

Chicago White Sox - 1985

Batter	1	2	3	4	5	6	7	8	9	AB R H RBI BB SO LOB	TOP
Ozzie Guillen, L OBP: 0.200, SLG: 0.200 (1, 6)	0-0 F9	0-0 E3		0-3 K2-3			0-0 F7		0-0 G5-3 1B	5 0 1 0 0 1 0	
Rudy Law, L OBP: 0.250, SLG: 0.250 (1, 7)	0-0 E4	0-0 E5			0-0 F8		0-0 4-3		0-3 K	4 1 1 0 0 0 0 1 0 0 0 0 1 2 0 0 0 0 0 0 0	
Tom Paciorek, R (9, PH)	1B	1-3 1B									
Scott Fletcher, R (9, 5)											
Harold Baines, L OBP: 0.600, SLG: 0.333 (1, 9)	4-0 1B FC5-4 BB	0-0 6-3			0-0 1B G4-6-3		0-0 4-3		4-0 1-2 BB	3 1 1 0 2 0 2	
Greg Walker, L OBP: 0.200, SLG: 0.200 (1, 3)	0-0 FC5-4 1-3 2-H 1B		0-0 F4		0-0 G4-6-3 1-2f		0-0 F7		0-0 G5-3 2-3f	5 0 1 1 0 0 4	
Ron Kittle, R (1, 10)	0-0 FC5-4 1-2f 3-H		0-3 K		0-3 K		0-0 6-3			4 0 0 1 0 2 1	
Luis Salazar, R OBP: 0.250, SLG: 0.250 (1, 5)	0-0 E4 1-2		0-3 K		0-0 5-3 BB 1B		0-0 E1 1B			4 1 1 0 0 1 1	
Daryl Boston, L OBP: 0.750, SLG: 1.000 (1, 8)	0-0 F5			0-0 SH1-3 SF8 2B		4-0 1-2 BB	0-0 5-3 BB 1B	0-0 2-H 1B		3 1 2 1 1 0 2	
Marc Hill, R (1, 2)		0-3 K		0-0 SH1-3 2-3		0-0 5-3 1-2 2-3	0-0 3-1			3 0 0 0 0 1 3	
Julio Cruz, S OBP: 0.250, SLG: 0.333 (1, 4)		0-0 4-3		0-0 SF8 3-H		0-0 4-3			0-0 1B S 1B	3 0 1 1 0 0 2	
<b>Inning Stats</b>	R: 2 E: 2 K: 0 S: 6 H: 1 LOB: 2 BB: 1 P: 10	R: 0 E: 2 K: 1 S: 7 H: 1 LOB: 2 BB: 0 P: 7	R: 0 E: 0 K: 2 S: 7 H: 0 LOB: 0 BB: 0 P: 7	R: 1 E: 0 K: 1 S: 6 H: 1 LOB: 0 BB: 0 P: 6	R: 0 E: 0 K: 0 S: 3 H: 1 LOB: 0 BB: 0 P: 3	R: 0 E: 0 K: 1 S: 6 H: 1 LOB: 2 BB: 1 P: 10	R: 0 E: 0 K: 0 S: 3 H: 0 LOB: 0 BB: 0 P: 3	R: 1 E: 1 K: 0 S: 5 H: 1 LOB: 1 BB: 0 P: 5	R: 0 E: 0 K: 1 S: 6 H: 2 LOB: 2 BB: 1 P: 10	1B: 7 2B: 1 3B: 0 HR: 0 SF: 1 SAC: 1 DP: 2 HBP: 0	WP: 0 PB: 0 SB: 1 CS: 0 PA: 40
<b>PITCHER</b>	IP WLS BF H R ER SO BB IBB HBP BLK WP HR S P ERA WHIP	IP WLS BF H R ER SO BB IBB HBP BLK WP HR S P ERA WHIP	IP WLS BF H R ER SO BB IBB HBP BLK WP HR S P ERA WHIP	IP WLS BF H R ER SO BB IBB HBP BLK WP HR S P ERA WHIP	IP WLS BF H R ER SO BB IBB HBP BLK WP HR S P ERA WHIP	IP WLS BF H R ER SO BB IBB HBP BLK WP HR S P ERA WHIP	IP WLS BF H R ER SO BB IBB HBP BLK WP HR S P ERA WHIP	IP WLS BF H R ER SO BB IBB HBP BLK WP HR S P ERA WHIP	IP WLS BF H R ER SO BB IBB HBP BLK WP HR S P ERA WHIP	ERA WHIP	ERA WHIP
Moose Haas, R ERA: 1.13 (1, 1)	8.0 L										
Ray Searage, L ERA: (9, 1)	1.0 5										

**Chicago White Sox @ Milwaukee Brewers**  
Milwaukee County Stadium, Milwaukee, WI

Tue Apr 09 1985, 4:33 AM EST  
Att: 53,027 - Unknown

AB	35
R	4
H	8
RBI	4
BB	3
SO	6
LOB	17



BOTTOM

Chicago White Sox @ Milwaukee Brewers  
Milwaukee County Stadium, Milwaukee, WI

AB 31  
R 2  
H 6  
RBI 0  
BB 2  
SO 6  
LOB 10



WP: 2 PA: 33  
PB: 0  
SB: 2  
CS: 0

ERA WHIP

Tue Apr 09 1985, 4:33 AM EST  
Att. 53,027 - Unknown

AB R H RBI BB SO LOB

4 0 1 0 0 1 1  
3 0 0 0 1 0 2  
0 0 0 0 0 0 0

4 0 0 0 0 1 2

4 0 0 0 0 1 1

4 1 2 0 0 0 0

4 1 1 0 0 1 1

2 0 1 0 1 1 0

3 0 0 0 0 1 2

2 0 1 0 0 0 1  
1 0 0 0 0 0 0

1B: 4 SF: 0  
2B: 2 SAC: 0  
3B: 0 DP: 2  
HR: 0 HBP: 0

Batter	1	2	3	4	5	6	7	8	9
Paul Molitor, R OBP: 0.250, SLG: 0.250 (1, 5)	0-0 4-3 1B			0-0 1B		0-0 F9 1-2		0-3 K	
Robin Yount, R Ed Romero, R (1, 7) (9, 6)	4-0 G4-6-3 BB			0-0 F8 1-2		0-0 6-3		0-0 F8	
Cecil Cooper, L (1, 3)	0-0 G4-6-3 1-2f			0-0 4-3			0-0 F7	0-3 K	
Ben Oglivie, L (1, 9) (9, 7)		0-0 F7		0-0 F8			0-0 4-3	0-3 K	
Ted Simmons, S OBP: 0.500, SLG: 0.750 (1, 10)		0-0 F2			0-0 F6		0-0 2B WP 1B	0-0 2B	
Doug Loman, L OBP: 0.250, SLG: 0.500 (1, 8) (9, 9)		0-0 F9			0-3 K		0-0 1-3 WP 2B	0-0 G3	
Bill Schroeder, R OBP: 0.667, SLG: 0.500 (1, 2)			0-0 G6-4-3 1B		0-3 K		4-0 2-H 3-H BB		
Jim Gantner, L (1, 4)			0-3 K			0-0 3-1	0-0 G3		
Brian Giles, R OBP: 0.500, SLG: 0.500 Rick Manning, L (8, PH) (9, 8)			0-0 G6-4-3 1-2f			0-0 1B		0-0 F7	

Inning Stats	R: 0	H: 0	E: 0	K: 0	S: 2	LOB: 0	BB: 1	P: 6
	R: 0	H: 0	E: 0	K: 0	S: 3 <td>LOB: 0</td> <td>BB: 0</td> <td>P: 3 </td>	LOB: 0	BB: 0	P: 3
	R: 0	H: 1	E: 0	K: 1	S: 5 <td>LOB: 0</td> <td>BB: 0</td> <td>P: 5 </td>	LOB: 0	BB: 0	P: 5
	R: 0	H: 1	E: 0	K: 0	S: 4 <td>LOB: 1</td> <td>BB: 0</td> <td>P: 4 </td>	LOB: 1	BB: 0	P: 4
	R: 0	H: 0	E: 0	K: 2	S: 7 <td>LOB: 0</td> <td>BB: 0</td> <td>P: 7 </td>	LOB: 0	BB: 0	P: 7
	R: 0	H: 1	E: 0	K: 0	S: 4 <td>LOB: 1</td> <td>BB: 0</td> <td>P: 4 </td>	LOB: 1	BB: 0	P: 4
	R: 2	H: 2	E: 0	K: 0	S: 5 <td>LOB: 1</td> <td>BB: 1</td> <td>P: 9 </td>	LOB: 1	BB: 1	P: 9
	R: 0	H: 0	E: 0	K: 1	S: 5 <td>LOB: 0</td> <td>BB: 0</td> <td>P: 5 </td>	LOB: 0	BB: 0	P: 5
	R: 0	H: 1	E: 0	K: 2	S: 8 <td>LOB: 1</td> <td>BB: 0</td> <td>P: 8 </td>	LOB: 1	BB: 0	P: 8

PITCHER	IP	WLS	BF	H	R	ER	SO	BB	IBB	HBP	BLK	WP	HR	S	P	ERA	WHIP
Tom Seaver, R ERA: 2.7 (1, 1)	6.2	W	25	5	2	2	3	2	0	0	0	1	0	29	37	2.70	1.050
Bob James, R ERA: (7, 1)	2.1	S	8	1	0	0	3	0	0	0	0	0	0	14	14	0.00	0.429

Batter	1	2	3	4	5	6	7	8	9	AB R H RBI BB SO LOB	TOP	
Ozzie Guillen, L (1, 6) OBP: 0.300, SLG: 0.400	0-0 F7		0-0 1B		0-0 4-3			0-0 E 2B	0-0 1-3	5 1 2 0 0 0 3		
Rudy Law, L (1, 7) OBP: 0.125, SLG: 0.125 Joseph DeSa, L (8, 7)	0-0 6-3		0-0 F5			0-0 F8		0-0 4-3		4 0 0 0 0 0 2 0 0 0 0 0 0 0		
Harold Baines, L (1, 9) OBP: 0.333, SLG: 0.143	0-0 6-3			0-0 F7		0-0 4-3		0-0 E6 FC4-8		4 0 0 1 0 0 0		
Greg Walker, L (1, 3) OBP: 0.111, SLG: 0.111		0-0 F7		0-0 F5		0-0 F7		0-0 FC4-6 1-2f		4 0 0 0 0 0 1		
Ron Kittle, R (1, 10) OBP: 0.250, SLG: 0.375		0-0 E4 5-3 1B		0-0 2B			0-0 F3	0-3 K		4 0 2 0 0 1 1		
Luis Salazar, R (1, 5) OBP: 0.143, SLG: 0.143 Tim Hulett, R (7, 5) Jerry Hairston, S (9, PH)		0-0 5-3 2-3		0-0 F7			0-0 F4		0-0 F7	3 0 0 0 0 0 2 0 0 0 0 0 0 0 1 0 0 0 0 0 0		
Daryl Boston, L (1, 8) OBP: 0.500, SLG: 0.714		0-0 F7			0-0 F6		0-0 E3 BB		0-0 2B	4 0 1 0 0 0 1		
Marc Hill, R (1, 2) Oscar Gamble, L (9, PH)			0-0 6-3		0-0 F9		4-0 BB 1-2		0-0 F8	2 0 0 0 1 0 0 1 0 0 0 0 0 1		
Julio Cruz, S (1, 4) OBP: 0.250, SLG: 0.167			0-3 K		0-0 E3		0-3 K BB		4-0 BB	3 0 0 0 1 2 2		
<b>Inning Stats</b>	R: 0 E: 0 K: 0 S: 3 H: 0 LOB: 0 BB: 0 P: 3	R: 0 E: 1 K: 0 S: 4 H: 1 LOB: 1 BB: 0 P: 4	R: 0 E: 0 K: 1 S: 6 H: 1 LOB: 1 BB: 0 P: 6	R: 0 E: 0 K: 0 S: 4 H: 1 LOB: 1 BB: 0 P: 4	R: 0 E: 1 K: 0 S: 4 H: 0 LOB: 1 BB: 0 P: 4	R: 0 E: 0 K: 0 S: 3 H: 0 LOB: 0 BB: 0 P: 3	R: 0 E: 1 K: 1 S: 6 H: 0 LOB: 2 BB: 1 P: 10	R: 1 E: 1 K: 0 S: 7 H: 1 LOB: 1 BB: 0 P: 7	R: 0 E: 0 K: 0 S: 4 H: 1 LOB: 2 BB: 1 P: 8	1B: 2 2B: 3 3B: 0 HR: 0 SF: 0 SAC: 0 DP: 0 HBP: 0	WP: 0 PB: 0 SB: 0 CS: 0 PA: 37	
<b>PITCHER</b> Ray Burris, R (1, 1) ERA: 1.0	IP: 9.0 WLS: W BF: 37 H: 5 R: 1 ER: 1 SO: 3 BB: 2 IBB: 0 HBP: 0 BLK: 0 WP: 0 HR: 0 S: 41 P: 49 ERA: 1.00 WHIP: 0.778											<b>PITCHER</b> IP: WLS: BF: H: R: ER: SO: BB: IBB: HBP: BLK: WP: HR: S: P: ERA: WHIP

Chicago White Sox @ Milwaukee Brewers  
 Milwaukee County Stadium, Milwaukee, WI  
 Thu Apr 11 1985, 7:05 PM EST  
 Att. 9,695 - Unknown

AB	35
R	1
H	5
RBI	1
BB	2
SO	3
LOB	13



Batter	1	2	3	4	5	6	7	8	9
<b>Paul Molitor, R</b> OBP: 0.556, SLG: 0.500 (1, 5) X	0-0 1B 2B 1B	4-0 CS BB		0-0 1-3 2-H 1B		0-0 1-2 1B		0-0 4-3	
<b>Robin Yount, R</b> OBP: 0.333, SLG: 0.143 (1, 7) X	0-0 1-2 2B 1B	0-0 CS	4-0 BB		0-0 E5 2B BB	0-0 E4 6-3 1B 1-3 2-H		0-0 5-3	
<b>Cecil Cooper, L</b> OBP: 0.111, SLG: 0.222 (1, 3) X	0-0 F7		0-0 F5		0-0 BB 1-3 SF9 2B	0-0 F8		0-0 F4	
<b>Mark Brouhard, R</b> OBP: 0.500, SLG: 1.000 (1, 9) X <b>Doug Loman, L</b> OBP: 0.333, SLG: 0.500 (5, PH) (6, 9)	0-0 WP 1-H 2-H 2B		0-3 K		0-0 6-3	0-0 6-3 1B 1-2 3-H			
<b>Ted Simmons, S</b> OBP: 0.375, SLG: 0.429 (1, 10) X	0-0 F4 2-3		0-3 K2-3		4-0 BB IBB	0-0 6-3			
<b>Paul Householder, S</b> OBP: 0.750, SLG: 1.000 (1, 8) X	0-0 3-H 2B			4-0 BB 1B BB BLK	4-0 1-2 2-3 3-H BB	0-3 K			
<b>Bill Schroeder, R</b> OBP: 0.286, SLG: 0.200 (1, 2) X	0-0 F8			0-3 K 1-2	0-0 SF9		0-0 5-3		
<b>Jim Gantner, L</b> (1, 4)				0-0 F8	0-0 4-3		0-0 F8		
<b>Brian Giles, R</b> OBP: 0.500, SLG: 0.250 (1, 6)				4-0 1B BB		4-0 1B E BB	0-3 K		

Inning Stats	R: 3 E: 0 K: 0 S: 7	H: 4 LOB: 1 BB: 0 P: 7	R: 0 E: 0 K: 0 S: 2	H: 0 LOB: 0 BB: 1 P: 6	R: 0 E: 0 K: 2 S: 7	H: 0 LOB: 1 BB: 1 P: 11	R: 1 E: 0 K: 1 S: 5	H: 1 LOB: 2 BB: 2 P: 13	R: 2 E: 1 K: 0 S: 5	H: 1 LOB: 2 BB: 2 P: 13	R: 2 E: 1 K: 1 S: 8	H: 2 LOB: 2 BB: 1 P: 12	R: 0 E: 0 K: 1 S: 5	H: 0 LOB: 0 BB: 0 P: 5	R: 0 E: 0 K: 0 S: 3	H: 0 LOB: 0 BB: 0 P: 3
--------------	------------------------------	---------------------------------	------------------------------	---------------------------------	------------------------------	----------------------------------	------------------------------	----------------------------------	------------------------------	----------------------------------	------------------------------	----------------------------------	------------------------------	---------------------------------	------------------------------	---------------------------------

PITCHER	IP	WLS	BF	H	R	ER	SO	BB	IBB	HBP	BLK	WP	HR	S	P	ERA	WHIP
<b>Tim Lollar, L</b> ERA: 9.0	(1, 1)	4.0	L 21	6	6	4	3	4	0	0	1	1	0	23	39	9.00	2.500
<b>Dan Spillner, R</b> ERA:	(5, 1)	1.0		5	0	0	0	1	1	0	0	0	0	3	11	0.00	1.000
<b>Gene Nelson, R</b> ERA: 9.0	(6, 1)	1.0		7	2	2	1	1	0	0	0	0	0	8	12	9.00	3.000
<b>Al Jones, R</b> ERA:	(7, 1)	1.0		3	0	0	0	0	0	0	0	0	0	5	5	0.00	0.000
<b>Juan Agosto, L</b> ERA:	(8, 1)	1.0		3	0	0	0	0	0	0	0	0	0	3	3	0.00	0.000

**BOTTOM**

AB	R	H	RBI	BB	SO	LOB
4	2	3	1	1	0	0
4	2	1	0	1	0	1
5	1	1	0	0	0	5
2	1	1	2	0	1	1
2	0	1	1	0	0	2
3	0	0	0	1	1	4
2	1	1	2	2	1	2
3	0	0	1	0	1	2
4	0	0	0	0	0	3
2	1	0	0	2	1	0

<b>AB</b>	31
<b>R</b>	8
<b>H</b>	8
<b>RBI</b>	7
<b>BB</b>	7
<b>SO</b>	5
<b>LOB</b>	20



1B	2B	3B	HR	SF	SAC	DP	HBP	WP	HR	S	P	ERA	WHIP
5	3	0	0	1	0	0	0	1	0	0	0	9.00	2.500
1	0	0	0	0	0	0	0	0	0	0	0	0.00	1.000
0	0	0	0	0	0	0	0	0	0	0	0	9.00	3.000
0	0	0	0	0	0	0	0	0	0	0	0	0.00	0.000
0	0	0	0	0	0	0	0	0	0	0	0	0.00	0.000

**Chicago White Sox @ Milwaukee Brewers**  
**Milwaukee County Stadium, Milwaukee, WI**  
 Thu Apr 11 1985, 7:05 PM EST  
 Att. 9,695 - Unknown

livebaseballscorecards.com

Batter	1	2	3	4	5	6	7	8	9	AB R H RBI BB SO LOB	TOP																					
Ozzie Guillen, L (1, 6) OBP: 0.286, SLG: 0.357	0-3 K		0-0 4-3		0-0 1-3 2-H 1B			0-0 F3		4 0 1 0 0 1 0																						
Tom Paciorek, R (1, 10)	0-0 6-3		0-3 K		0-0 4-3			0-0 F5		4 0 0 0 0 1 2																						
Harold Baines, L (1, 9) OBP: 0.231, SLG: 0.091	0-3 K			0-0 4-3				0-0 F2	0-0 F6	4 0 0 0 0 1 0																						
Greg Walker, L (1, 3) OBP: 0.154, SLG: 0.231		0-0 S 1B 2B		0-0 F5				0-0 4-3	0-0 F9	4 1 1 0 0 0 0																						
Ron Kittle, R (1, 7) OBP: 0.167, SLG: 0.250		0-0 5-3		0-0 5-3				0-0 F5	0-0 F3	4 0 0 0 0 0 1																						
Luis Salazar, R (1, 5) OBP: 0.100, SLG: 0.100		0-0 F8			0-0 F6			0-0 F8		3 0 0 0 0 0 1																						
Daryl Boston, L (1, 8) OBP: 0.545, SLG: 0.900		0-0 2-3			0-0 E5			0-0 4-3		3 1 2 1 0 0 0																						
Marc Hill, R (1, 2)		0-3 3-H 1B			4-0 3B			0-0 F8		2 0 0 0 1 1 1																						
Julio Cruz, S (1, 4) OBP: 0.273, SLG: 0.222			0-0 F7		0-0 1-2 1B 1B			0-3 K		3 0 1 0 0 1 0																						
<b>Inning Stats</b>	R: 0 E: 0 K: 2 S: 7	H: 0 LOB: 0 BB: 0 P: 7	R: 1 E: 0 K: 1 S: 7	H: 2 LOB: 1 BB: 0 P: 7	R: 0 E: 0 K: 1 S: 5	H: 0 LOB: 0 BB: 0 P: 5	R: 0 E: 0 K: 0 S: 3	H: 0 LOB: 0 BB: 0 P: 3	R: 1 E: 1 K: 0 S: 5	H: 3 LOB: 2 BB: 1 P: 9	R: 0 E: 0 K: 0 S: 3	H: 0 LOB: 0 BB: 0 P: 3	R: 0 E: 0 K: 0 S: 5	H: 0 LOB: 0 BB: 0 P: 5	R: 0 E: 0 K: 0 S: 3	H: 0 LOB: 0 BB: 0 P: 3	1B: 3 2B: 1 3B: 1 HR: 0	SF: 0 SAC: 0 DP: 0 HBP: 0	WP: 0 PB: 0 SB: 1 CS: 0	PA: 32												
<b>PITCHER</b> Oil Can Boyd, R (1, 1) ERA: 2.25	IP 9.0	WLS W	BF 32	H 5	R 2	ER 2	SO 5	BB 1	IBB 0	HBP 0	BLK 0	WP 0	HR 0	S 41	P 45	ERA 2.00	WHIP 0.667															
											<b>PITCHER</b>	IP	WLS	BF	H	R	ER	SO	BB	IBB	HBP	BLK	WP	HR	S	P	ERA	WHIP				

Chicago White Sox @ Boston Red Sox  
 Fenway Park, Boston, MA  
 Sat Apr 13 1985, 3:33 AM EST  
 Att. 24,718 - Unknown

livebaseballscorecards.com

AB	31
R	2
H	5
RBI	1
BB	1
SO	5
LOB	5



Batter	1	2	3	4	5	6	7	8	9	AB	R	H	RBI	BB	SO	LOB
Wade Boggs, L (1, 5) OBP: 0.474, SLG: 0.429	0-0 F7		0-3 K		0-0 1B 2B		4-0 1B BB			3	1	1	1	1	1	0
Dwight Evans, R (1, 9) OBP: 0.421, SLG: 0.857	0-0 F5		4-0 BB		4-0 7-4 1B BB		0-0 F9			2	0	0	0	2	0	2
Jim Rice, R (1, 7) OBP: 0.412, SLG: 0.600	0-0 G1-6-3		0-0 3-1		0-0 1-2 2-3 3-H 1B		0-0 E5 1B			4	0	2	2	0	0	1
Mike Easter, L (1, 10) OBP: 0.412, SLG: 0.500		0-0 HR 1B		0-0 6-3	0-0 7-4		0-0 6-3			4	1	1	0	0	0	4
Tony Armas, R (1, 8) OBP: 0.353, SLG: 0.938		0-0 HR		0-0 F8		0-0 1-3		0-0 1B SF7 1B		4	2	2	2	0	0	0
Bill Buckner, L (1, 3) OBP: 0.471, SLG: 0.600		0-0 K2-3 1B		0-0 4-3		0-0 G4-6-3 1B		0-0 1B 1B		4	0	3	0	0	0	0
Rich Gedman, L (1, 2) OBP: 0.529, SLG: 0.643		0-3 K2-3			0-0 FC6-5 2B		0-0 G4-6-3		0-0 SF7	3	0	1	1	0	1	2
Marty Barrett, R (1, 4) OBP: 0.375, SLG: 0.333		0-3 K			0-0 FC6-5 2B BB		0-0 SH1-4 1B		0-0 1B 1B	4	2	2	0	0	1	1
Jackie Gutierrez, R (1, 6) OBP: 0.333, SLG: 0.385			0-0 4-3		4-0 2B 1B BB		0-0 SH1-4		0-3 K	2	1	0	0	1	1	1


Inning Stats	R: 0	H: 0	E: 0	K: 0	S: 3	LOB: 0	BB: 0	P: 3	R: 2	H: 3	E: 0	K: 2	S: 9	LOB: 0	BB: 0	P: 9	R: 0	H: 0	E: 0	K: 1	S: 5	LOB: 1	BB: 1	P: 9	R: 0	H: 0	E: 0	K: 0	S: 3	LOB: 0	BB: 0	P: 3	R: 2	H: 3	E: 0	K: 0	S: 5	LOB: 2	BB: 2	P: 13	R: 0	H: 1	E: 0	K: 0	S: 3	LOB: 0	BB: 0	P: 3	R: 2	H: 2	E: 1	K: 0	S: 5	LOB: 1	BB: 1	P: 9	R: 1	H: 3	E: 0	K: 1	S: 7	LOB: 1	BB: 0	P: 7
--------------	------	------	------	------	------	--------	-------	------	------	------	------	------	------	--------	-------	------	------	------	------	------	------	--------	-------	------	------	------	------	------	------	--------	-------	------	------	------	------	------	------	--------	-------	-------	------	------	------	------	------	--------	-------	------	------	------	------	------	------	--------	-------	------	------	------	------	------	------	--------	-------	------

PITCHER	IP	WLS	BF	H	R	ER	SO	BB	IBB	HBP	BLK	WP	HR	S	P	ERA	WHIP
Floyd Bannister, L (1, 1) ERA: 7.2	5.0	L	22	6	4	4	3	3	0	0	0	0	1	25	37	7.20	1.800
Gene Nelson, R (6, 1) ERA: 6.75	1.2		8	3	2	1	0	1	0	0	0	0	0	7	11	5.40	2.400
Juan Agosto, L (7, 1) ERA: 5.4	0.2		4	2	1	1	0	0	0	0	0	0	0	4	4	13.50	3.000
Dan Spillner, R (8, 1) ERA:	0.2		2	1	0	0	1	0	0	0	0	0	0	4	4	0.00	1.500

**BOTTOM**

**Chicago White Sox @ Boston Red Sox**  
 Fenway Park, Boston, MA  
 Sat Apr 13 1985, 3:33 AM EST  
 Att. 24,718 - Unknown

AB	30
R	7
H	12
RBI	6
BB	4
SO	4
LOB	11



1B	9	SF	1	WP	0	PA	36
2B	3	SAC	1	PB	0		
3B	0	DP	2	SB	0		
HR	1	HBP	0	CS	0		

livebaseballscorecards.com

Batter	1	2	3	4	5	6	7	8	9	AB R H RBI BB SO LOB	TOP
--------	---	---	---	---	---	---	---	---	---	----------------------	-----

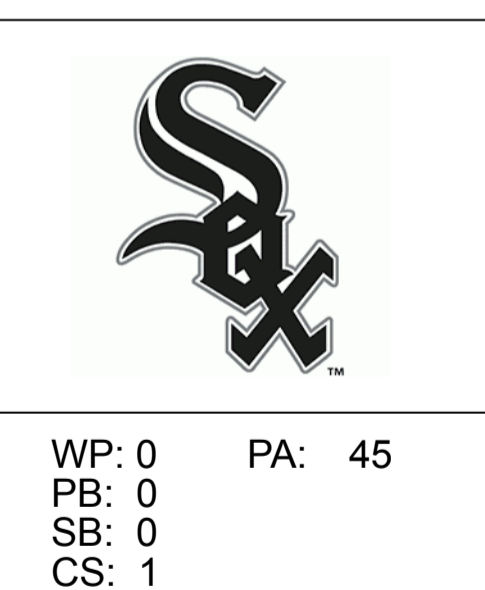
<b>Rudy Law, L</b> (1, 7) X OBP: 0.333, SLG: 0.417 <b>Luis Salazar, R</b> (7, PH) OBP: 0.091, SLG: 0.091 (7, 7)	0-0 1-6-3 1B 2B	0-0 G1-2-3 3-H			0-0 FC1-6 1-3 2-H 3-H 1B	0-0 G3 SH1-4 1B	0-3 K 2-3			4 1 3 2 0 0 3 1 0 0 0 0 1 1	
<b>Scott Fletcher, R</b> (1, 5) X	0-0 B2			0-0 4-3 1-2f 3-H 1B	0-0 FC1-6 E 1B 1B	0-0 SH1-4 1-2			4-0 4-3 G1-4-3 BB	3 1 0 1 1 0 2	
<b>Harold Baines, L</b> (1, 9) X OBP: 0.278, SLG: 0.250	0-0 1-6-3 2-3			0-0 1B 2B	0-0 E8 E 1B HR 1B	0-0 G3 2-3			0-0 G1-4-3 1-2	5 2 2 0 0 0 3	
<b>Greg Walker, L</b> (1, 3) X OBP: 0.222, SLG: 0.278	0-0 FC6-4 3-H 1B			0-0 4-3 1-3 3-H 1B	0-0 E9 HR 1B	0-0 3-1			0-0 4-3 2-3	5 1 2 2 0 0 3	
<b>Carlton Fisk, R</b> (1, 2) X OBP: 0.500, SLG: 1.250 <b>Marc Hill, R</b> (7, 2)	0-0 FC6-4 1-2f			0-0 1B CS 2-H 1B	0-0 1B HR 3-H			0-0 F3 1-2f	0-0 F7	4 1 2 4 0 0 1 1 0 0 0 0 0 1	
<b>Oscar Gamble, L</b> (1, 10) X OBP: 0.500, SLG: 0.400			0-0 CS 1-2	0-0 1B 1B F7			0-0 2B 1B			0-0 F8	4 2 2 0 1 0 0
<b>Daryl Boston, L</b> (1, 8) X OBP: 0.563, SLG: 0.857					0-0 F3 1-2	0-0 1B 1B	0-0 F3 1-H	0-0 1B 2B	0-3 K	4 2 2 1 1 1 0	
<b>Julio Cruz, S</b> (1, 4) X OBP: 0.188, SLG: 0.143			0-0 FC1-5 BB 1-2 2-3f	0-0 F8 1-2 2-3f	0-0 6-3	0-3 K	0-3 K	0-3 K	5 0 0 0 0 2 5		
<b>Ozzie Guillen, L</b> (1, 6) X OBP: 0.389, SLG: 0.412			0-0 1B FC1-6 1-2 2-3 BB	0-0 1B FC1-6 1-2 2-3 1B	0-0 F7	0-0 BLK 2-H 1B			3 1 2 1 1 0 0		

Inning Stats	R: 1	H: 2	R: 0	H: 0	R: 1	H: 2	R: 7	H: 7	R: 0	H: 0	R: 0	H: 1	R: 2	H: 3	R: 0	H: 0	R: 0	H: 0	1B: 11	SF: 0	WP: 0	PA: 45
E: 0	LOB: 1	E: 0	LOB: 2	E: 0	LOB: 0	E: 2	LOB: 0	E: 0	LOB: 0	E: 0	LOB: 0	E: 0	LOB: 1	E: 0	LOB: 1	E: 0	LOB: 0	E: 0	LOB: 0	2B: 3	SAC: 1	PB: 0
K: 0	BB: 0	K: 0	BB: 3	K: 0	BB: 0	K: 0	BB: 0	K: 0	BB: 0	K: 0	BB: 0	K: 0	BB: 0	K: 2	BB: 1	K: 0	BB: 0	K: 2	BB: 0	3B: 0	DP: 1	SB: 0
S: 5	P: 5	S: 2	P: 14	S: 4	P: 4	S: 10	P: 10	S: 3	P: 3	S: 4	P: 4	S: 10	P: 10	S: 7	P: 7	S: 7	P: 7	S: 7	P: 7	HR: 1	HBP: 0	CS: 1

PITCHER	IP	WLS	BF	H	R	ER	SO	BB	IBB	HBP	BLK	WP	HR	S	P	ERA	WHIP
<b>Bruce Kison, R</b> (1, 1) ERA: 6.75	1.1		9	2	1	1	0	3	0	0	0	0	0	6	18	6.75	3.750
<b>Steve Crawford, R</b> (2, 1) ERA: 23.14	2.1	L	12	7	6	6	0	0	0	0	0	0	0	12	12	23.14	3.000
<b>Mike Trujillo, R</b> (4, 1) ERA: 12.0	3.0		15	6	4	4	1	0	0	0	0	0	1	17	17	12.00	2.000
<b>Bob Ojeda, L</b> (7, 1) ERA:	0.2		3	0	0	0	1	1	0	0	1	0	0	4	8	0.00	1.500
<b>Mark Clear, R</b> (8, 1) ERA: 3.38	1.2		5	0	0	0	2	0	0	0	0	0	0	9	9	0.00	0.000

**Chicago White Sox @ Boston Red Sox**  
 Fenway Park, Boston, MA  
 Sun Apr 14 1985, 3:33 AM EST  
 Att: 18,401 - Unknown

AB	39
R	11
H	15
RBI	11
BB	4
SO	4
LOB	19





Batter	1	2	3	4	5	6	7	8	9	AB	R	H	RBI	BB	SO	LOB
Wade Boggs, L (1, 5) OBP: 0.500, SLG: 0.474	0-0 6-3	0-0 E 1B		0-0 1B		0-0 1-2 1B		0-0 1-3		5	1	3	0	0	0	0
Dwight Evans, R (1, 9) OBP: 0.417, SLG: 0.737	0-0 BB 2B	0-0 E4 1B		0-0 G6-4-3 1B		0-0 1-3		0-3 K		5	1	2	0	0	1	3
Jim Rice, R (1, 7) OBP: 0.500, SLG: 0.632	4-0 1-2 2B	0-0 1-3 2-H 1B		0-0 G6-4-3 1-2f			0-0 G3 3-1 1B		0-0 G6-4-3 1B	4	2	3	1	1	0	2
Mike Easter, L (1, 10) OBP: 0.318, SLG: 0.381	0-3 K	0-0 F8			0-3 K		0-0 3-1		0-0 F9	5	0	0	0	0	2	6
Tony Armas, R (1, 8) OBP: 0.364, SLG: 0.789	4-0 1-2 2-3 2B		0-0 F3		0-0 4-3		4-0 1B G3 BB		0-0 G6-4-3 1-2f	3	1	0	0	2	0	1
Bill Buckner, L (1, 3) OBP: 0.476, SLG: 0.684	0-0 1-H 2-H 3-H 1B		0-0 4-3 2B		0-0 4-3		0-0 G3			4	1	2	3	0	0	2
Rich Gedman, L (1, 2) OBP: 0.524, SLG: 0.611	0-0 2-H 1B		0-0 4-3		0-0 4-3		0-0 F8		0-0 2-3 3-H 1B	4	0	2	2	0	0	1
Marty Barrett, R (1, 4) OBP: 0.350, SLG: 0.278		0-3 K	0-0 F8		0-0 F8		4-0 1B BB		0-3 K	3	0	0	0	1	2	3
Jackie Gutierrez, R (1, 6) OBP: 0.278, SLG: 0.313 Reid Nichols, R (8, PH) Glenn Hoffman, R (9, 6)		0-0 F8		0-0 F9		0-0 F8		0-3 K		3	0	0	0	0	0	1
										1	0	0	0	0	1	0
										0	0	0	0	0	0	0


Inning Stats	R: 4	H: 3	LOB: 1	K: 1	S: 7	P: 15	R: 1	H: 2	LOB: 2	K: 1	S: 8	P: 8	R: 0	H: 1	LOB: 1	K: 0	S: 4	R: 0	H: 2	LOB: 1	K: 0	S: 4	R: 0	H: 0	LOB: 0	K: 1	S: 5	R: 0	H: 1	LOB: 2	K: 1	S: 4	R: 1	H: 2	LOB: 2	K: 1	S: 7	R: 0	H: 0	LOB: 0	K: 2	S: 7	R: 0	H: 1	LOB: 0	K: 0	S: 3	1B: 10	SF: 0	2B: 2	SAC: 0	3B: 0	DP: 2	HR: 0	HBP: 0	WP: 0	PA: 41
--------------	------	------	--------	------	------	-------	------	------	--------	------	------	------	------	------	--------	------	------	------	------	--------	------	------	------	------	--------	------	------	------	------	--------	------	------	------	------	--------	------	------	------	------	--------	------	------	------	------	--------	------	------	--------	-------	-------	--------	-------	-------	-------	--------	-------	--------

PITCHER	IP	WLS	BF	H	R	ER	SO	BB	IBB	HBP	BLK	WP	HR	S	P	ERA	WHIP
Britt Burns, L (1, 1) ERA: 6.35	5.2		28	9	5	4	3	3	0	0	0	0	0	31	43	6.35	2.118
Al Jones, R (6, 1) ERA: 5.4	0.2		4	1	1	1	0	1	0	0	0	0	0	3	7	13.50	3.000
Juan Agosto, L (7, 1) ERA: 2.7	1.2		6	1	0	0	3	0	0	0	0	0	0	12	12	0.00	0.600
Bob James, R (9, 1) ERA:	1.0		3	1	0	0	0	0	0	0	0	0	0	3	3	0.00	1.000

**BOTTOM**

**Chicago White Sox @ Boston Red Sox**  
**Fenway Park, Boston, MA**  
 Sun Apr 14 1985, 3:33 AM EST  
 Att. 18,401 - Unknown

<b>AB</b>	<b>37</b>
<b>R</b>	<b>6</b>
<b>H</b>	<b>12</b>
<b>RBI</b>	<b>6</b>
<b>BB</b>	<b>4</b>
<b>SO</b>	<b>6</b>
<b>LOB</b>	<b>19</b>



PITCHER	IP	WLS	BF	H	R	ER	SO	BB	IBB	HBP	BLK	WP	HR	S	P	ERA	WHIP
---------	----	-----	----	---	---	----	----	----	-----	-----	-----	----	----	---	---	-----	------

Batter	1	2	3	4	5	6	7	8	9	10	11	AB R H RBI BB SO LOB	TOP			
Julio Cruz, S (1, 4) OBP: 0.182, SLG: 0.150	0-0 6-3		0-0 6-3		0-0 1-3		0-0 F8		0-0 3-1		0-0 2-H 3-H 1B	6 0 1 2 0 0 0	<b>Chicago White Sox @ Boston Red Sox</b> Fenway Park, Boston, MA Mon Apr 15 1985, 3:33 AM EST Att. 33,535 - Unknown			
Scott Fletcher, R (1, 6) OBP: 0.222, SLG: 0.125	0-0 5-3		0-0 6-3			0-0 6-3		0-0 1B 1B	0-3 K			5 1 1 0 0 1 0				
Harold Baines, L (1, 9) OBP: 0.348, SLG: 0.333	0-0 F8		0-0 1B			0-0 PB 5-3 2B 1B		0-0 SH5-3 1B 1-3 1B		0-0 F7		5 1 3 0 0 0 0				
Tom Paciorek, R (1, 10) OBP: 0.125, SLG: 0.125		0-0 2B 1B	0-0 F9			0-0 5-3 1-2 1B		0-0 FC5 SH5-3 1B		0-0 F7		3 1 1 0 0 0 2				
Jerry Hairston, S (8, PH) OBP: 0.333, SLG: 0.333												2 0 1 1 0 0 0				
Carlton Fisk, R (1, 2) OBP: 0.500, SLG: 1.125		0-0 1-3 1B 2B		0-3 K		0-0 2-H 2B		0-0 SH5-3 1-2 2-3 1B		0-0 F7		4 1 2 1 0 1 0				
Ron Kittle, R (1, 7) OBP: 0.188, SLG: 0.200		0-3 K		0-0 F4		4-0 IBB		0-3 K			4-0 3-1 1B BB	3 0 0 0 1 2 4				
Ozzie Guillen, L (9, 6) OBP: 0.421, SLG: 0.412												0 1 0 0 1 0 0				
Greg Walker, L (1, 3) OBP: 0.261, SLG: 0.273		0-3 K		0-0 1-3		0-0 F5		4-0 IBB			0-0 1-2 1B 3-1 1B	4 1 1 0 1 1 4				
Luis Salazar, R (1, 8) OBP: 0.143, SLG: 0.143		0-0 WP 2-H 3-H 1B					0-0 F7		0-0 4-3 FC5		0-3 K	3 0 1 2 0 0 0				
Oscar Gamble, L (8, PH) OBP: 0.429, SLG: 0.333												1 0 0 0 0 0 3				
Daryl Boston, L (8, 8) OBP: 0.529, SLG: 0.800												1 0 0 0 0 1 2				
Tim Hulett, R (1, 5) OBP: 0.286, SLG: 0.357		0-0 F7					0-0 6-3		0-0 F5		0-0 1-3 1-2 2-3	3 0 0 0 0 0 1				
Rudy Law, L (9, PH) OBP: 0.286, SLG: 0.357												2 0 0 0 0 0 2				
<b>Inning Stats</b>	R: 0 H: 0 E: 0 K: 0 S: 3	R: 2 H: 3 E: 0 K: 2 S: 10	R: 0 H: 1 E: 0 K: 0 S: 4	R: 0 H: 0 E: 0 K: 1 S: 5	R: 0 H: 0 E: 0 K: 0 S: 3	R: 1 H: 2 E: 0 K: 0 S: 5	R: 0 H: 0 E: 0 K: 0 S: 3	R: 1 H: 3 E: 0 K: 1 S: 8	R: 0 H: 0 E: 0 K: 1 S: 5	R: 0 H: 0 E: 0 K: 0 S: 3	R: 2 H: 2 E: 0 K: 1 S: 6	1B: 9 SF: 0 2B: 2 SAC: 1 3B: 0 DP: 0 HR: 0 HBP: 0	WP: 1 PA: 46 PB: 1 SB: 0 CS: 0			
<b>PITCHER</b>	IP WLS BF H R ER SO BB IBB HBP BLK WP HR S P ERA WHIP															
Bruce Hurst, L (1, 1) ERA: 5.14	7.0	30	8	4	4	3	0	1	0	0	1	0	35	39	5.14	1.143
Bob Stanley, R (8, 1) ERA: 2.0	4.0	L	16	3	2	2	3	1	1	0	0	0	20	28	4.50	1.000

livebaseballscorecards.com

AB	42
R	6
H	11
RBI	6
BB	3
SO	6
LOB	18




Batter	1	2	3	4	5	6	7	8	9	10	11	AB	R	H	RBI	BB	SO	LOB
Wade Boggs, L (1, 5) OBP: 0.500, SLG: 0.480	0-0 G6-4-3 1B		0-0 F7		0-0 1B		0-0 2-H 1B		0-3 K		0-0 4-3	6	0	3	2	0	1	2
Dwight Evans, R (1, 9) OBP: 0.400, SLG: 0.680	0-0 G6-4-3 1-2f		0-0 2B		0-0 F9		0-0 1-2 1B		0-0 F8		0-0 5-3	6	0	2	0	0	0	3
Jim Rice, R (1, 7) OBP: 0.500, SLG: 0.720	0-0 1B		0-0 F9		0-0 HR		0-0 F8		0-0 2-H BB 1B		0-0 F8	6	1	3	2	0	0	3
Mike Easler, L (1, 10) OBP: 0.333, SLG: 0.360	0-0 1-3 1B		0-0 1-3 1B		0-0 1-3 1B		0-0 E3 G6-4-3		0-0 4-3		0-0 1-2 BB	4	0	1	0	1	0	0
Tony Armas, R (1, 8) OBP: 0.296, SLG: 0.625	0-0 F8		0-0 F8		0-0 5-3		0-0 G6-4-3 1-2f		0-0 F5		0-0 F6	5	0	0	0	0	0	5
Bill Buckner, L (1, 3) OBP: 0.423, SLG: 0.583		0-0 4-3		0-0 F6		0-0 3-1		0-0 1B		0-3 K	5	0	1	0	0	1	0	
Rich Gedman, L (1, 2) OBP: 0.520, SLG: 0.636		0-3 K		0-0 4-3 1B		0-0 4-3 1B		0-0 F8		0-0 4-3	4	1	2	0	0	1	0	
Steve Lyons, L (8, PR)											0	0	0	0	0	0	0	
Marc Sullivan, R (9, 2)											1	0	0	0	0	0	0	
Marty Barrett, R (1, 4) OBP: 0.320, SLG: 0.227		0-0 4-3		0-0 6-3		0-0 5-3		0-0 F2		4-0 CS BB	4	0	0	0	1	0	3	
Jackie Gutierrez, R (1, 6) OBP: 0.286, SLG: 0.316			0-0 4-3		0-0 4-3		0-0 E9 1B		0-0 1B		0-0 CS	3	1	1	0	0	0	1
Rick Miller, L (9, PH) OBP: 1.000, SLG: 2.000											1	1	1	0	0	0	0	
Glenn Hoffman, R (10, 6) OBP: 1.000, SLG: 2.000											1	1	1	0	0	0	0	

Inning Stats	R: 0	H: 3	R: 0	H: 0	R: 0	H: 1	R: 0	H: 0	R: 1	H: 2	R: 1	H: 1	R: 0	H: 2	R: 1	H: 2	R: 0	H: 0	R: 1	H: 1	1B: 10	SF: 0	WP: 0	PA: 49			
	E: 0	LOB: 2	E: 0	LOB: 0	E: 0	LOB: 1	E: 0	LOB: 0	E: 1	LOB: 1	E: 1	LOB: 0	E: 0	LOB: 2	E: 0	LOB: 2	E: 0	LOB: 0	E: 0	LOB: 0	2B: 4	SAC: 0	PB: 1				
	K: 0	BB: 0	K: 1	BB: 0	K: 0	BB: 0	K: 0	BB: 0	K: 0	BB: 0	K: 0	BB: 0	K: 0	BB: 0	K: 1	BB: 1	K: 1	BB: 1	K: 0	BB: 0	3B: 0	DP: 2	SB: 0				
	S: 5	P: 5	S: 5	P: 5	S: 4	P: 4	S: 3	P: 3	S: 5	P: 5	S: 4	P: 4	S: 5	P: 5	S: 7	P: 11	S: 4	P: 8	S: 4	P: 4	HR: 1	HBP: 0	CS: 1				
PITCHER	IP	WLS	BF	H	R	ER	SO	BB	IBB	HBP	BLK	WP	HR	S	P	ERA	WHIP										
Tom Seaver, R (1, 1) ERA: 2.7	6.2		27	8	3	2	1	0	0	0	0	0	1	29	29	2.70	1.200										
Bob James, R (7, 1) ERA: 1.69	2.0		12	6	1	1	1	0	0	0	0	0	0	14	14	4.50	3.000										
Juan Agosto, L (9, 1) ERA: 2.7	0.0		1	0	0	0	0	1	0	0	0	0	0	0	4	∞	∞										
Al Jones, R (9, 1) ERA: 2.25	2.1	W	8	1	1	0	1	1	0	0	0	0	0	9	13	0.00	0.857										

**Chicago White Sox @ Boston Red Sox**  
 Fenway Park, Boston, MA  
 Mon Apr 15 1985, 3:33 AM EST  
 Att. 33,535 - Unknown

AB	46
R	5
H	15
RBI	4
BB	2
SO	3
LOB	17



Batter	1	2	3	4	5	6	7	8	9	AB R H RBI BB SO LOB	TOP											
<b>Ozzie Guillen, L</b> (1, 6) <small>OBP: 0.391, SLG: 0.381</small> <b>Scott Fletcher, R</b> (8, PH) <small>OBP: 0.200, SLG: 0.111</small>	0-0 E4 SH1-4 1B	0-0 6-3		0-0 1-3 1B		0-0 F8		0-0 F9		4 1 1 0 0 0 1 1 0 0 0 0 0 1												
<b>Rudy Law, L</b> (1, 7) <small>OBP: 0.235, SLG: 0.294</small> <b>Tom Paciorek, R</b> (8, PH) <small>OBP: 0.222, SLG: 0.222</small>	0-0 SH1-4 1-2		0-0 4-3	0-0 F6			0-0 E5 HR	0-0 FC4-6 1B		3 1 0 0 0 0 2 1 0 1 0 0 0 0												
<b>Harold Baines, L</b> (1, 9) <small>OBP: 0.393, SLG: 0.480</small>	0-0 1B 2-H 1B		0-0 HR		4-0 1B BB		0-0 F7	0-0 FC4-6 1-2f		4 1 2 2 1 0 3												
<b>Greg Walker, L</b> (1, 3) <small>OBP: 0.286, SLG: 0.407</small>	0-0 1-2 1B		0-0 F7		0-0 F6		0-0 1-H HR		0-3 K	5 1 2 2 0 1 1												
<b>Carlton Fisk, R</b> (1, 2) <small>OBP: 0.385, SLG: 0.769</small>	0-3 K		0-0 E6	1-2 1B		0-0 F7		0-0 F6		5 0 1 0 0 1 2												
<b>Ron Kittle, R</b> (1, 10) <small>OBP: 0.190, SLG: 0.250</small>	0-0 F3		0-0 6-3		0-3 K		0-0 2B	0-0 F7		5 0 1 0 0 1 5												
<b>Daryl Boston, L</b> (1, 8) <small>OBP: 0.476, SLG: 0.684</small>		0-0 CS 1B 1B		0-0 F6	0-0 F4		0-0 F7			4 0 1 0 0 0 3												
<b>Luis Salazar, R</b> (1, 5) <small>OBP: 0.167, SLG: 0.167</small>		0-0 4-3 CS 1-2 1B		0-0 F8		0-0 6-3		0-0 1-3		4 0 1 0 0 0 0												
<b>Julio Cruz, S</b> (1, 4) <small>OBP: 0.231, SLG: 0.174</small>		0-0 4-3 1-3 2-3		0-0 1B 1B		0-0 4-3		4-0 1B BB		3 0 1 0 1 0 2												
<b>Inning Stats</b>	R: 1 E: 1 K: 1 S: 8	H: 2 LOB: 2 BB: 0 P: 8	R: 0 E: 0 K: 0 S: 4	H: 2 LOB: 1 BB: 0 P: 4	R: 1 E: 1 K: 0 S: 5	H: 1 LOB: 1 BB: 0 P: 5	R: 0 E: 0 K: 0 S: 5	H: 2 LOB: 2 BB: 0 P: 5	R: 0 E: 0 K: 1 S: 6	H: 1 LOB: 2 BB: 1 P: 10	R: 0 E: 0 K: 0 S: 3	H: 0 LOB: 0 BB: 0 P: 3	R: 2 E: 1 K: 0 S: 6	H: 2 LOB: 1 BB: 0 P: 6	R: 0 E: 0 K: 0 S: 4	H: 1 LOB: 2 BB: 1 P: 8	R: 0 E: 0 K: 1 S: 5	H: 0 LOB: 0 BB: 0 P: 5	1B: 8 2B: 1 3B: 0 HR: 2	SF: 0 SAC: 1 DP: 0 HBP: 0	WP: 0 PB: 0 SB: 0 CS: 2	PA: 42
<b>PITCHER</b> <b>Ed Whitson, R</b> (1, 1) <small>ERA: 5.4</small> <b>Bob Shirley, L</b> (7, 1) <small>ERA: 10.8</small> <b>Dave Righetti, L</b> (8, 1) <small>ERA:</small>	IP 6.2	WLS 0	BF 33	H 10	R 4	ER 2	SO 2	BB 1	IBB 0	HBP 0	BLK 0	WP 0	HR 2	S 36	P 40	ERA 2.70	WHIP 1.650					
<b>PITCHER</b> <b>Ed Whitson, R</b> (1, 1) <small>ERA: 5.4</small> <b>Bob Shirley, L</b> (7, 1) <small>ERA: 10.8</small> <b>Dave Righetti, L</b> (8, 1) <small>ERA:</small>	IP 6.2	WLS 0	BF 33	H 10	R 4	ER 2	SO 2	BB 1	IBB 0	HBP 0	BLK 0	WP 0	HR 2	S 36	P 40	ERA 2.70	WHIP 1.650					

**Chicago White Sox @ New York Yankees**  
Yankee Stadium, Bronx, NY  
Tue Apr 16 1985, 3:33 AM EST  
Att: 53,019 - Unknown

<b>AB</b>	39
<b>R</b>	4
<b>H</b>	11
<b>RBI</b>	4
<b>BB</b>	2
<b>SO</b>	3
<b>LOB</b>	20



[livebaseballscorecards.com](http://livebaseballscorecards.com)

BOTTOM

Chicago White Sox @ New York Yankees  
Yankee Stadium, Bronx, NY

Tue Apr 16 1985, 3:33 AM EST  
Att. 53,019 - Unknown

livebaseballscorecards.com

AB	34
R	5
H	10
RBI	5
BB	7
SO	3
LOB	19



WP:	0	PA:	41
PB:	0		
SB:	1		
CS:	1		

AB R H RBI BB SO LOB

5	0	2	0	0	0	1
3	0	0	0	2	0	3
5	1	1	0	0	0	5
4	1	2	2	1	1	0
4	1	2	1	1	1	3
2	1	1	0	2	0	1
4	0	0	0	0	0	4
4	1	2	2	0	0	0
2	0	0	0	1	1	0
0	0	0	0	0	0	0
1	0	0	0	0	0	2

Batter	1	2	3	4	5	6	7	8	9
Willie Randolph, R OBP: 0.346, SLG: 0.261 (1, 4)	0-0 F4	0-0 BLK 1B		0-0 E5 1-2		0-0 FC5-4 1B		0-0 F9	
Bobby Meacham, S OBP: 0.522, SLG: 0.474 (1, 6)	4-0 S BB	4-0 1-2 BB		0-0 F8 2-3		0-0 FC5-4 1-2f		0-0 B3	
Don Mattingly, L OBP: 0.222, SLG: 0.423 (1, 3)	0-0 F5	0-0 F3		0-0 F6			0-0 HR 2B	0-0 F7	
Dave Winfield, R OBP: 0.462, SLG: 0.762 (1, 9)	4-0 1-2 BB		0-0 G5-4-3 1B		0-0 F2		0-0 2-H HR	0-3 K	
Don Baylor, R OBP: 0.370, SLG: 0.500 (1, 10)	0-3 K		0-0 G5-4-3 1-2f		0-0 2B		4-0 CS BB	0-0 HR	
Ken Griffey, L OBP: 0.429, SLG: 0.474 (1, 7)		0-0 HR 1B	4-0 BB		0-0 F8		4-0 1-2 1B BB		
Dale Berra, R OBP: 0.250, SLG: 0.250 (1, 5)		0-0 F8	0-0 F5		0-0 6-3		0-0 F2		
Butch Wynegar, S OBP: 0.348, SLG: 0.476 (1, 2)		0-0 1-H HR		0-0 5-3		0-0 F8	0-0 1-3 1B		
Henry Cotto, R OBP: 0.429, SLG: 0.500 (7, PH) Ron Hassey, L Victor Mata, R (8, 8)		0-0 5-3		4-0 F8 E BB		0-3 K	0-0 5-3		

Inning Stats	R: 0	H: 0	E: 0	K: 5	S: 5	LOB: 2	BB: 2	P: 13
	R: 2	H: 3	E: 0	K: 0	S: 6	LOB: 2	BB: 1	P: 10
	R: 0	H: 1	E: 0	K: 0	S: 3	LOB: 1	BB: 1	P: 7
	R: 0	H: 0	E: 1	K: 0	S: 4	LOB: 2	BB: 1	P: 8
	R: 0	H: 1	E: 0	K: 0	S: 4	LOB: 1	BB: 0	P: 4
	R: 0	H: 1	E: 0	K: 1	S: 6	LOB: 1	BB: 0	P: 6
	R: 2	H: 3	E: 0	K: 0	S: 5	LOB: 2	BB: 2	P: 13
	R: 0	H: 0	E: 0	K: 0	S: 3	LOB: 0	BB: 0	P: 3
	R: 1	H: 1	E: 0	K: 1	S: 4	LOB: 0	BB: 0	P: 4

PITCHER	IP	WLS	BF	H	R	ER	SO	BB	IBB	HBP	BLK	WP	HR	S	P	ERA	WHIP
Tim Lollar, L ERA: 6.3 (1, 1)	6.0		30	7	3	3	2	5	0	0	1	0	1	29	49	4.50	2.000
Gene Nelson, R ERA: 8.1 (7, 1)	0.2		5	2	1	1	0	2	0	0	0	0	1	3	11	13.50	6.000
Britt Burns, L ERA: 6.0 (7, 1)	0.1		1	0	0	0	0	0	0	0	0	0	0	1	1	0.00	0.000
Dan Spillner, R ERA: 3.0 (8, 1)	1.1	L	5	1	1	1	1	0	0	0	0	0	1	7	7	6.75	0.750

1B:	5	SF:	0
2B:	2	SAC:	0
3B:	0	DP:	1
HR:	3	HBP:	0

Chicago White Sox @ New York Yankees  
 Yankee Stadium, Bronx, NY

Thu Apr 18 1985, 3:33 AM EST  
 Att. 15,126 - Unknown

livebaseballscorecards.com

AB	33
R	2
H	10
RBI	0
BB	2
SO	4
LOB	12



Batter	1	2	3	4	5	6	7	8	9	AB	R	H	RBI	BB	SO	LOB	TOP								
Julio Cruz, S (1, 4) OBP: 0.233, SLG: 0.185	0-0 F4		0-0 F1		0-0 CS 1B		0-0 CS	0-0 6-3		4	0	1	0	0	0	1									
Scott Fletcher, R (1, 5) Oscar Gamble, L (8, PH) Tim Hulett, R (8, 5)	0-0 4-3			0-0 F3	0-0 CS	0-0 FC5-4 1B		0-0 F9		3	0	1	0	0	0	0									
Harold Baines, L (1, 9)	0-0 4-3			0-0 4-3		0-0 FC5-4 BB 1-2f		0-0 PB 1B		4	0	1	0	0	0	1									
Tom Paciorek, R (1, 7)		0-3 K		0-0 1B E 1B		4-0 7-4-3 BB 1-2		0-3 K 1-2		3	1	1	0	1	2	1									
Carlton Fisk, R (1, 2)		0-0 F4		0-0 1-3 E 1B		0-0 7-4-3 1-2f		0-0 BB 1B		4	1	2	0	0	0	2									
Ron Kittle, R (1, 10)		0-3 K		0-0 E5 BLK 2-H 3-H		0-0 E8 1B		4-0 CS BB 1-2		3	0	1	0	1	1	0									
Greg Walker, L (1, 3)			0-0 4-3	0-0 F4 1-2		0-0 1B CS 1B		0-0 F7		4	0	1	0	0	0	3									
Luis Salazar, R (1, 8) Jerry Hairston, S (7, PH) Daryl Boston, L (7, 8) Marc Hill, R (9, PH)			0-0 F5		0-0 4-3		0-0 F7	0-0 F4 1-2		2	0	0	0	0	0	0									
Ozzie Guillen, L (1, 6)			0-0 2B		0-3 K		0-0 CS 1B 1-3			3	0	2	0	0	1	0									
<b>Inning Stats</b>	R: 0 E: 0 K: 0 S: 3	H: 0 LOB: 0 BB: 0 P: 3	R: 0 E: 0 K: 2 S: 7	H: 0 LOB: 0 BB: 0 P: 7	R: 0 E: 0 K: 0 S: 4	H: 1 LOB: 1 BB: 0 P: 4	R: 2 E: 1 K: 0 S: 6	H: 2 LOB: 1 BB: 0 P: 6	R: 0 E: 0 K: 1 S: 5	H: 1 LOB: 0 BB: 0 P: 5	R: 0 E: 0 K: 0 S: 3	H: 1 LOB: 1 BB: 1 P: 7	R: 0 E: 1 K: 0 S: 4	H: 3 LOB: 2 BB: 0 P: 4	R: 0 E: 0 K: 0 S: 6	H: 1 LOB: 1 BB: 0 P: 6	R: 0 E: 0 K: 0 S: 3	H: 1 LOB: 1 BB: 1 P: 7	1B: 9 2B: 2 3B: 0 HR: 0	SF: 0 SAC: 0 DP: 1 HBP: 0	WP: 0 PB: 1 SB: 0 CS: 4	PA: 37			
<b>PITCHER</b>	IP	WLS	BF	H	R	ER	SO	BB	IBB	HBP	BLK	WP	HR	S	P	ERA	WHIP								
Dennis Rasmussen, L (1, 1) ERA: 4.38	6.1		25	7	2	0	3	1	0	0	1	0	0	30	34	0.00	1.263								
Rich Bordi, R (7, 1) ERA:	1.0	W	3	1	0	0	0	0	0	0	0	0	0	3	3	0.00	1.000								
Dave Righetti, L (8, 1) ERA:	1.2	S	7	2	0	0	1	1	0	0	0	0	0	8	12	0.00	1.800								

Batter	1	2	3	4	5	6	7	8	9	AB R H RBI BB SO LOB	BOTTOM
--------	---	---	---	---	---	---	---	---	---	----------------------	--------

<b>Willie Randolph, R</b> <small>(1, 4) OBP: 0.323, SLG: 0.286</small>	0-0  <small>(1)</small>		0-0  <small>(2B)</small>	0-0  <small>(3)</small>		0-0  <small>(3)</small> <small>1-2f</small>		0-0  <small>(3)</small>		5 1 1 0 0 0 3	<b>Chicago White Sox @ New York Yankees</b> Yankee Stadium, Bronx, NY <small>Thu Apr 18 1985, 3:33 AM EST Att. 15,126 - Unknown</small>
<b>Bobby Meacham, S</b> <small>(1, 6) OBP: 0.444, SLG: 0.391</small>	0-0  <small>(2)</small>		<small>SS</small> 0-3  <small>(1)</small>		0-0  <small>(1)</small>		0-0  <small>(1)</small>		4 0 0 0 0 1 1		
<b>Don Mattingly, L</b> <small>(1, 3) OBP: 0.258, SLG: 0.467</small>	0-0  <small>(3)</small>		0-0  <small>(2B)</small> <small>2-H</small>		0-0  <small>(2)</small>		0-0  <small>(1B)</small> <small>BB</small>		4 1 2 1 0 0 0		
<b>Dave Winfield, R</b> <small>(1, 9) OBP: 0.433, SLG: 0.667</small>		0-0  <small>(1)</small>	0-0  <small>(2)</small>		4-0  <small>(BB)</small>		0-3  <small>(2)</small>		3 0 0 0 1 1 2		
<b>Don Baylor, R</b> <small>(1, 10) OBP: 0.419, SLG: 0.478</small>		1-0  <small>(1B)</small> <small>HBP</small>	4-0  <small>(IBB)</small>		0-0  <small>(3)</small>		4-0  <small>(1B)</small> <small>1-2</small> <small>BB</small>		1 1 0 0 2 0 1		
<b>Ken Griffey, L</b> <small>(1, 7) OBP: 0.440, SLG: 0.478</small>		0-0  <small>(1B)</small> <small>1-3</small>	0-0  <small>(3)</small>			0-0  <small>(1)</small>		0-0  <small>(1B)</small> <small>1-3</small> <small>2-H</small>	4 0 2 1 0 0 2		
<b>Dale Berra, R</b> <small>(1, 5) OBP: 0.300, SLG: 0.400</small>		0-0  <small>(1B)</small> <small>1-3</small> <small>3-H</small>		0-0  <small>(3B)</small>		0-0  <small>(2)</small>		0-0  <small>(3)</small>	4 0 2 1 0 0 2		
<b>Butch Wynegar, S</b> <small>(1, 2) OBP: 0.333, SLG: 0.440</small>		<small>SS</small> 0-3  <small>(2)</small>		<small>SS</small> 0-3  <small>(1)</small>		0-0  <small>(1B)</small>		<small>SS</small> 0-3  <small>(1)</small>	4 0 1 0 0 3 3		
<b>Henry Cotto, R</b> <small>(1, 8) OBP: 0.364, SLG: 0.400</small>		<small>SS</small> 0-3  <small>(3)</small>		<small>SS</small> 0-3  <small>(2)</small>		0-0  <small>(1B)</small> <small>1-2</small>		<small>SS</small> 0-0  <small>(2)</small>	4 0 1 0 0 2 3		

Inning Stats	R: 0 E: 0 K: 0 S: 3	H: 0 LOB: 0 BB: 0 P: 3	R: 1 E: 0 K: 2 S: 9	H: 2 LOB: 2 BB: 0 P: 10	R: 1 E: 0 K: 1 S: 7	H: 2 LOB: 2 BB: 1 P: 11	R: 0 E: 0 K: 2 S: 8	H: 1 LOB: 1 BB: 0 P: 8	R: 0 E: 0 K: 0 S: 3	H: 0 LOB: 1 BB: 1 P: 7	R: 0 E: 0 K: 0 S: 5	H: 2 LOB: 2 BB: 0 P: 5	R: 1 E: 0 K: 1 S: 7	H: 2 LOB: 2 BB: 1 P: 11	R: 0 E: 0 K: 1 S: 5	H: 0 LOB: 0 BB: 0 P: 5	1B: 6 2B: 2 3B: 1 HR: 0	SF: 0 SAC: 0 DP: 0 HBP: 1	WP: 0 PB: 0 SB: 0 CS: 0	PA: 37
--------------	------------------------------	---------------------------------	------------------------------	----------------------------------	------------------------------	----------------------------------	------------------------------	---------------------------------	------------------------------	---------------------------------	------------------------------	---------------------------------	------------------------------	----------------------------------	------------------------------	---------------------------------	----------------------------------	------------------------------------	----------------------------------	--------

PITCHER	IP	WLS	BF	H	R	ER	SO	BB	IBB	HBP	BLK	WP	HR	S	P	ERA	WHIP	PITCHER	IP	WLS	BF	H	R	ER	SO	BB	IBB	HBP	BLK	WP	HR	S	P	ERA	WHIP		
<b>Floyd Bannister, L</b> <small>(1, 1) ERA: 4.85</small>	8.0	L	37	9	3	3	7	2	1	1	0	0	0	47	60	3.38	1.375																				



Batter	1	2	3	4	5	6	7	8	9	AB R H RBI BB SO LOB	TOP
Wade Boggs, L (1, 5) OBP: 0.438, SLG: 0.359	0-0 F7		0-0 F5			0-0 G4-6-3 1B		0-0 FC6-4 2B 1-2f		4 0 1 0 0 0 1	<b>Boston Red Sox @ Chicago White Sox</b> Comiskey Park, Chicago, IL Fri Apr 19 1985, 4:33 AM EST Att: 40,087 - Unknown
Dwight Evans, R (1, 9) OBP: 0.367, SLG: 0.500	4-0 BB		0-3 K			0-0 G4-6-3 1-2f		0-0 2B		3 0 1 0 1 1 1	
Jim Rice, R (1, 7) OBP: 0.404, SLG: 0.561	0-3 K		0-3 K		0-3 K	0-0 F3		0-3 K		4 0 0 0 0 3 3	
Mike Easler, L (1, 10) OBP: 0.295, SLG: 0.317 Dave Stapleton, R (7, PH)	0-3 K		0-3 K		0-3 K		0-0 5-3		0-0 5-3	2 0 0 0 0 2 1 2 0 0 0 0 0 0	
Tony Armas, R (1, 8) OBP: 0.244, SLG: 0.476		0-0 6-3		0-0 1-3		0-0 2B		0-0 F7		4 0 1 0 0 0 0	
Bill Buckner, L (1, 3) OBP: 0.349, SLG: 0.537		0-0 1B			0-0 HR		0-0 1-3		0-0 1-3	4 1 2 1 0 0 1	
Rich Gedman, L (1, 2) OBP: 0.405, SLG: 0.471		0-0 F8		0-0 6-3		0-0 K				3 0 0 0 0 1 2	
Marty Barrett, R (1, 4) OBP: 0.300, SLG: 0.229		0-0 F7		0-0 6-3				0-0 FC6-4 1B		3 0 1 0 0 0 1	
Glenn Hoffman, R (1, 6) OBP: 0.333, SLG: 0.500			0-0 F3		0-0 F7			0-0 F5		3 0 0 0 0 0 1	
<b>Inning Stats</b>	R: 0 E: 0 K: 2 S: 7 H: 0 LOB: 1 BB: 1 P: 11	R: 0 E: 0 K: 0 S: 4 H: 1 LOB: 1 BB: 0 P: 4	R: 0 E: 0 K: 1 S: 5 H: 0 LOB: 0 BB: 0 P: 5	R: 0 E: 0 K: 2 S: 7 H: 0 LOB: 0 BB: 0 P: 7	R: 1 E: 0 K: 0 S: 4 H: 1 LOB: 0 BB: 0 P: 4	R: 0 E: 0 K: 0 S: 3 H: 1 LOB: 0 BB: 0 P: 3	R: 0 E: 0 K: 1 S: 6 H: 1 LOB: 1 BB: 0 P: 6	R: 0 E: 0 K: 1 S: 7 H: 2 LOB: 2 BB: 0 P: 7	R: 0 E: 0 K: 0 S: 3 H: 0 LOB: 0 BB: 0 P: 3	1B: 3 2B: 2 3B: 0 HR: 1 SF: 0 SAC: 0 DP: 1 HBP: 0	WP: 0 PB: 0 SB: 0 CS: 0 PA: 33
<b>PITCHER</b> Britt Burns, L (1, 1) ERA: 3.0	IP: 9.0 WLS: W BF: 33 H: 6 R: 1 ER: 1 SO: 7 BB: 1 IBB: 0 HBP: 0 BLK: 0 WP: 0 HR: 1 S: 46 P: 50 ERA: 1.00 WHIP: 0.778										

AB	32
R	1
H	6
RBI	1
BB	1
SO	7
LOB	11



livebaseballscorecards.com



Batter	1	2	3	4	5	6	7	8	9	AB	R	H	RBI	BB	SO	LOB
Ozzie Guillen, L OBP: 0.367, SLG: 0.393 (1, 6)	0-0 4-3	0-0 F7			0-0 F7		0-0 6-3			4	0	0	0	0	0	0
Rudy Law, L OBP: 0.286, SLG: 0.476 (1, 7)	0-0 HR		0-0 F7		0-0 3B 1B		0-0 4-3			4	2	2	1	0	0	0
Harold Baines, L OBP: 0.389, SLG: 0.531 (1, 9)	0-3 K		4-0 G4-6-3 BB		0-0 3B		0-0 HR			3	2	1	1	1	1	1
Greg Walker, L OBP: 0.306, SLG: 0.457 (1, 3)	0-0 HR 1B		0-0 G4-6-3		0-0 FC5-2 3B		0-0 6-3			4	1	2	2	0	0	1
Carlton Fisk, R OBP: 0.476, SLG: 0.842 (1, 2)	0-0 HR		4-0 G6-4-3 BB		0-0 FC5-2		4-0 1B BB			2	1	1	2	2	0	1
Ron Kittle, R OBP: 0.241, SLG: 0.231 (1, 10)	4-0 FC5-4 BB		0-0 G6-4-3		0-0 4-3		0-0 F8			3	0	0	0	1	0	3
Daryl Boston, L OBP: 0.480, SLG: 0.696 (1, 8)	0-0 FC5-4		0-0 HR 2B		0-3 K		0-0 1B			4	1	2	0	0	1	1
Luis Salazar, R OBP: 0.167, SLG: 0.292 (1, 5)		0-0 4-3		0-0 HR	0-3 K		0-0 F9			4	1	1	2	0	1	2
Julio Cruz, S OBP: 0.206, SLG: 0.161 (1, 4)		0-0 6-3		0-0 1-3	0-3 K		0-3 K			4	0	0	0	0	2	2

Inning Stats	R: 3	H: 3	E: 0	K: 1	S: 8	LOB: 1	P: 12	R: 0	H: 0	E: 0	K: 0	S: 3	LOB: 0	BB: 0	P: 3	R: 0	H: 0	E: 0	K: 0	S: 2	LOB: 0	BB: 1	P: 6	R: 2	H: 2	E: 1	K: 0	S: 6	LOB: 1	BB: 0	P: 6	R: 0	H: 0	E: 0	K: 3	S: 9	LOB: 0	BB: 0	P: 9	R: 1	H: 1	E: 0	K: 0	S: 4	LOB: 0	BB: 0	P: 4	R: 0	H: 1	E: 0	K: 1	S: 6	LOB: 2	BB: 1	P: 10
--------------	------	------	------	------	------	--------	-------	------	------	------	------	------	--------	-------	------	------	------	------	------	------	--------	-------	------	------	------	------	------	------	--------	-------	------	------	------	------	------	------	--------	-------	------	------	------	------	------	------	--------	-------	------	------	------	------	------	------	--------	-------	-------

PITCHER	IP	WLS	BF	H	R	ER	SO	BB	IBB	HBP	BLK	WP	HR	S	P	ERA	WHIP
Mike Trujillo, R ERA: 11.57 (1, 1)	4.0	L	18	5	5	5	1	3	0	0	0	0	3	17	29	11.25	2.000
Steve Crawford, R ERA: 13.5 (5, 1)	3.0		13	3	3	2	3	0	0	0	0	0	1	19	19	6.00	1.000
Mark Clear, R ERA: 3.38 (8, 1)	1.0		5	1	0	0	1	1	0	0	0	0	0	6	10	0.00	2.000

**BOTTOM**

**Boston Red Sox @ Chicago White Sox**  
Comiskey Park, Chicago, IL

Fri Apr 19 1985, 4:33 AM EST  
Att. 40,087 - Unknown

livebaseballscorecards.com

AB	32
R	8
H	9
RBI	8
BB	4
SO	5
LOB	11

WP: 0 PA: 36  
PB: 0  
SB: 0  
CS: 0



Batter	1	2	3	4	5	6	7	8	9	AB R H RBI BB SO LOB	TOP																
Wade Boggs, L (1, 5) OBP: 0.426, SLG: 0.341	0-0 1B 2B 1B	0-0 4-3		0-0 6-3		0-0 6-3		4-0 G6-4-3 IBB	0-0 4-3	5 1 1 0 1 0 1																	
Dwight Evans, R (1, 9) OBP: 0.370, SLG: 0.477	0-0 1-3 2B 1B	0-3 K			0-3 K		4-0 G6-4-3 BB	0-0 G6-4-3 1-2f		4 1 1 0 1 2 3																	
Jim Rice, R (1, 7) OBP: 0.423, SLG: 0.545	4-0 1-2 2B SF9 BB		0-0 WP 1B		0-0 1-3		0-0 G6-4-3 1-2f		4-0 2B HR BB	3 2 1 0 2 0 1																	
Mike Easler, L (1, 10) OBP: 0.306, SLG: 0.413	0-3 K		0-0 F9		0-0 HR		0-3 K		0-0 1-3 HR 2B	5 2 2 1 0 2 4																	
Tony Armas, R (1, 8) OBP: 0.271, SLG: 0.578 Steve Lyons, L (5, 8)	0-0 1-3 2-H 3-H SF9 2B		0-3 K		0-0 HR			4-0 E S FC BB	0-0 F9	3 1 2 3 0 1 1 1 1 0 0 1 0 2																	
Bill Buckner, L (1, 3) OBP: 0.354, SLG: 0.512	0-0 2-3 3-H SF9		4-0 1-2 BB		0-0 F5			0-0 G3	4-0 HR IBB	2 1 0 1 2 0 1																	
Rich Gedman, L (1, 2) OBP: 0.405, SLG: 0.526	4-0 IBB		0-0 5-3				0-0 HR	0-0 FC BLK 2B	0-0 F5	4 2 1 2 1 0 5																	
Marty Barrett, R (1, 4) OBP: 0.289, SLG: 0.300	0-0 F7		0-0 5-3		0-0 5-3		0-3 K	0-0 E5 2B	0-0 HR	5 1 1 4 0 1 3																	
Glenn Hoffman, R (1, 6) OBP: 0.300, SLG: 0.500 Jackie Gutierrez, R (8, PR) OBP: 0.258, SLG: 0.250		0-0 F4		0-0 5-3		0-0 5-3		0-0 1-3 2-H 2B	0-0 1B	4 0 1 1 0 0 0 1 0 1 0 0 0 0																	
<b>Inning Stats</b>	R: 3 E: 0 K: 1 S: 8	H: 3 LOB: 2 BB: 2 P: 16	R: 0 E: 0 K: 1 S: 5	H: 0 LOB: 0 BB: 0 P: 5	R: 0 E: 0 K: 1 S: 6	H: 1 LOB: 2 BB: 1 P: 10	R: 0 E: 0 K: 0 S: 3	H: 0 LOB: 0 BB: 0 P: 3	R: 2 E: 0 K: 1 S: 7	H: 2 LOB: 0 BB: 0 P: 7	R: 1 E: 0 K: 1 S: 6	H: 1 LOB: 0 BB: 0 P: 6	R: 0 E: 0 K: 1 S: 4	H: 0 LOB: 0 BB: 1 P: 8	R: 2 E: 1 K: 0 S: 5	H: 1 LOB: 2 BB: 2 P: 13	R: 4 E: 0 K: 0 S: 6	H: 3 LOB: 1 BB: 2 P: 14	1B: 4 2B: 3 3B: 0 HR: 4	SF: 1 SAC: 0 DP: 2 HBP: 0	WP: 1 PB: 0 SB: 1 CS: 0	PA: 46					
<b>PITCHER</b>	IP WLS BF H R ER SO BB IBB HBP BLK WP HR S P ERA WHIP																										
Tom Seaver, R (1, 1) ERA: 4.42	5.0		24	6	5	5	4	2	1	0	0	1	2	29	41	9.00	1.600										
Gene Nelson, R (6, 1) ERA: 7.2	1.2	L	6	1	1	1	1	1	0	0	0	0	1	7	11	5.40	1.200										
Juan Agosto, L (7, 1) ERA: 4.5	0.2		4	0	2	1	1	1	0	0	0	0	0	5	9	13.50	1.500										
Bob James, R (8, 1) ERA: 6.43	1.2		12	4	4	4	0	1	2	0	1	0	1	9	21	21.60	3.000										
Bob James, R (9, 1) ERA: 6.43	1.2		12	4	4	4	0	1	2	0	1	0	1	9	21	21.60	3.000										

**Boston Red Sox @ Chicago White Sox**  
 Comiskey Park, Chicago, IL  
 Sat Apr 20 1985, 4:33 AM EST  
 Att: 19,343 - Unknown

AB	37
R	12
H	11
RBI	12
BB	8
SO	6
LOB	21



Batter	1	2	3	4	5	6	7	8	9	AB	R	H	RBI	BB	SO	LOB
Julio Cruz, S OBP: 0.225, SLG: 0.167 (1, 4)	0-0 1-3 BB 1B	0-0 F9		0-0 FC1-6 1-2f		0-0 F8		4-0 1B F8 1-2 E BB	0-0 6-3	5	1	1	0	1	0	2
Scott Fletcher, R OBP: 0.313, SLG: 0.286 (1, 6) (6, 5)	4-0 1-3 BB		0-0 1B 2B	0-0 F7		0-0 F5		0-0 F8		2	1	1	0	1	0	1
Daryl Boston, L OBP: 0.444, SLG: 0.640 (6, PH) (7, 8)	1-2 1-3 BB							1-2 2-3		2	0	0	0	0	0	2
Harold Baines, L OBP: 0.415, SLG: 0.541 (1, 9)	0-0 1-3 1-2 2-3		0-0 2-H 1B HR		0-0 6-3	0-0 1B 1B		0-0 E E 1B		5	1	3	2	0	0	2
Tom Paciorek, R OBP: 0.353, SLG: 0.313 (1, 10) Oscar Gamble, L OBP: 0.333, SLG: 0.250 (8, PH) Rudy Law, L OBP: 0.286, SLG: 0.476 (8, PR) (9, 7)	0-0 5-3		0-0 F8		0-0 1B 1B	1-2 1B		0-0 E3 1-2 3-H E		4	1	2	0	0	0	3
Carlton Fisk, R OBP: 0.500, SLG: 0.913 (1, 2)	4-0 BB		0-0 1-H HR		0-0 1B 1B	1-2 1B		0-0 E5 G6-4-3 1-2 2-3		4	2	2	2	1	0	4
Ron Kittle, R OBP: 0.241, SLG: 0.231 (1, 7) Jerry Hairston, S OBP: 0.222, SLG: 0.222 (1, 7) Bob James, R (9, 1)	0-3 K		0-3 K		0-0 1B 1B	1-2 2-H 1B		0-0 G6-4-3 1-2f		0	0	0	0	0	0	0
Greg Walker, L OBP: 0.293, SLG: 0.500 (1, 3)		0-3 K	0-0 F8		0-3 K			0-0 F7		5	1	1	1	0	2	2
Luis Salazar, R OBP: 0.172, SLG: 0.276 (1, 8) (7, 5)		0-3 K		0-0 6-3	0-0 1B	1-2 2-H 1B		0-3 K		5	0	1	1	0	2	0
Tim Hulett, R OBP: 0.400, SLG: 0.400 (1, 5) Ozzie Guillen, L OBP: 0.364, SLG: 0.387 (5, PH) (6, 6)		0-0 1B		0-0 FC1-6 1B	0-0 F7			0-0 F8 BB 1B 1B		2	0	2	0	0	0	0
		0-0 6-3						0-0 6-3		3	1	1	0	0	0	2

Inning Stats	R: 0	H: 1	E: 0	LOB: 3	K: 1	BB: 2	S: 6	R: 0	H: 1	E: 0	LOB: 1	K: 2	BB: 0	S: 8	R: 3	H: 3	E: 0	LOB: 0	K: 1	BB: 0	S: 8	R: 0	H: 1	E: 0	LOB: 1	K: 0	BB: 0	S: 4	R: 2	H: 4	E: 0	LOB: 2	K: 1	BB: 0	S: 9	R: 0	H: 2	E: 0	LOB: 2	K: 0	BB: 0	S: 5	R: 0	H: 0	E: 0	LOB: 0	K: 1	BB: 0	S: 5	R: 2	H: 2	E: 2	LOB: 2	K: 0	BB: 1	S: 6	R: 1	H: 1	E: 0	LOB: 0	K: 0	BB: 0	S: 4	R: 0	H: 1	E: 0	LOB: 0	K: 0	BB: 0	S: 4	1B: 12	SF: 0	2B: 1	SAC: 0	3B: 0	DP: 1	HR: 2	HBP: 0	WP: 0	PA: 46
--------------	------	------	------	--------	------	-------	------	------	------	------	--------	------	-------	------	------	------	------	--------	------	-------	------	------	------	------	--------	------	-------	------	------	------	------	--------	------	-------	------	------	------	------	--------	------	-------	------	------	------	------	--------	------	-------	------	------	------	------	--------	------	-------	------	------	------	------	--------	------	-------	------	------	------	------	--------	------	-------	------	--------	-------	-------	--------	-------	-------	-------	--------	-------	--------

PITCHER	IP	WLS	BF	H	R	ER	SO	BB	IBB	HBP	BLK	WP	HR	S	P	ERA	WHIP
Bruce Hurst, L ERA: 6.27 (1, 1)	4.2		26	10	5	5	5	2	0	0	0	0	1	34	42	9.64	2.571
Steve Crawford, R ERA: 9.39 (5, 1)	2.1	W	9	2	0	0	1	0	0	0	0	0	0	11	11	0.00	0.857
Bob Ojeda, L ERA: 3.0 (8, 1)	0.1		4	2	2	2	0	1	0	0	0	0	0	3	7	54.00	9.000
Bob Stanley, R ERA: 1.84 (8, 1)	1.2	S	7	1	1	1	0	0	0	0	0	0	1	7	7	5.40	0.600

**BOTTOM**

**Boston Red Sox @ Chicago White Sox**  
Comiskey Park, Chicago, IL

Sat Apr 20 1985, 4:33 AM EST  
Att. 19,343 - Unknown

livebaseballscorecards.com

AB	43
R	8
H	15
RBI	8
BB	3
SO	6
LOB	25



Batter	1	2	3	4	5	6	7	8	9	AB R H RBI BB SO LOB	TOP	
Wade Boggs, L (1, 5) OBP: 0.397, SLG: 0.313	0-0 B1-3		0-3 K		0-0 6-3			0-0 F7		4 0 0 0 0 1 2		
Dwight Evans, R (1, 9) OBP: 0.379, SLG: 0.457	4-0 G5-4-3 BB		0-0 6-3			4-0 G6-4-3 BB			0-0 4-3	2 0 0 0 2 0 1		
Jim Rice, R (1, 7) OBP: 0.411, SLG: 0.511	0-0 G5-4-3 1-2f			0-0 F8		0-0 G6-4-3 1-2f			4-0 WP 1B BB	3 1 0 0 1 0 2		
Mike Easler, L (1, 10) OBP: 0.283, SLG: 0.380		0-3 K		0-3 K		0-3 K			0-3 K 1-2	4 0 0 0 0 4 1		
Tony Armas, R (1, 8) OBP: 0.288, SLG: 0.633 Dave Sax, R (9, PR)		0-3 K		0-0 HR			0-0 F2		0-0 1B	4 1 2 2 0 1 0 0 0 0 0 0 0 0		
Bill Buckner, L (1, 3) OBP: 0.346, SLG: 0.489		0-0 S 1B		0-0 F7			0-3 K		0-0 F8	4 0 1 0 0 1 1		
Rich Gedman, L (1, 2) OBP: 0.378, SLG: 0.488		0-3 K 1-2			0-0 F8		0-0 3-1			3 0 0 0 0 1 1		
Marty Barrett, R (1, 4) OBP: 0.313, SLG: 0.326			0-0 E8 3-1			0-0 2-3 1B		0-0 G5-4-3 1B		3 0 2 0 0 0 0		
Jackie Gutierrez, R (1, 6) OBP: 0.235, SLG: 0.226			0-0 3-1		0-0 2-3			0-0 G5-4-3 1-2f		3 0 0 0 0 0 3		
<b>Inning Stats</b>	R: 0 E: 0 K: 0 S: 2 H: 0 LOB: 0 BB: 1 P: 6	R: 0 E: 0 K: 3 S: 10 H: 1 LOB: 1 BB: 0 P: 10	R: 0 E: 1 K: 1 S: 6 H: 0 LOB: 1 BB: 0 P: 6	R: 1 E: 0 K: 1 S: 6 H: 1 LOB: 0 BB: 0 P: 6	R: 0 E: 0 K: 0 S: 4 H: 1 LOB: 1 BB: 0 P: 4	R: 0 E: 0 K: 1 S: 4 H: 0 LOB: 0 BB: 1 P: 8	R: 0 E: 0 K: 1 S: 5 H: 0 LOB: 0 BB: 0 P: 5	R: 0 E: 0 K: 0 S: 3 H: 1 LOB: 0 BB: 0 P: 3	R: 1 E: 0 K: 1 S: 6 H: 1 LOB: 1 BB: 1 P: 10	1B: 4 2B: 0 3B: 0 HR: 1 SF: 0 SAC: 0 DP: 3 HBP: 0	WP: 1 PB: 0 SB: 1 CS: 0 PA: 33	
<b>PITCHER</b>	IP WLS BF H R ER SO BB IBB HBP BLK WP HR S P ERA WHIP											
Tim Lollar, L (1, 1) ERA: 4.24	7.0 W 25 3 1 1 7 2 0 0 0 0 1 37 45 1.29 0.714											
Al Jones, R (8, 1) ERA: 1.8	1.0 3 1 0 0 0 0 0 0 0 0 0 3 3 0.00 1.000											
Gene Nelson, R (9, 1) ERA: 7.5	1.0 5 1 1 1 1 1 0 0 0 1 0 6 10 9.00 2.000											

**Boston Red Sox @ Chicago White Sox**  
 Comiskey Park, Chicago, IL  
 Sun Apr 21 1985, 4:33 AM EST  
 Att: 22,987 - Unknown

AB	30
R	2
H	5
RBI	2
BB	3
SO	8
LOB	11



livebaseballscorecards.com

Batter	1	2	3	4	5	6	7	8	9	AB R H RBI BB SO LOB	BOTTOM
--------	---	---	---	---	---	---	---	---	---	----------------------	--------

<b>Rudy Law, L</b> <small>OBP: 0.308, SLG: 0.440</small> (1, 7)										4 1 1 1 1 1 4	<b>Boston Red Sox @ Chicago White Sox</b> Comiskey Park, Chicago, IL Sun Apr 21 1985, 4:33 AM EST Att. 22,987 - Unknown
<b>Scott Fletcher, R</b> <small>OBP: 0.368, SLG: 0.267</small> (1, 5) <b>Joseph DeSa, L</b> (7, PH) <b>Tim Hulett, R</b> <small>OBP: 0.333, SLG: 0.333</small> (8, 5)										1 0 0 0 2 1 0 1 1 0 0 0 0 0 1 0 0 0 0 0 0	
<b>Harold Baines, L</b> <small>OBP: 0.391, SLG: 0.500</small> (1, 9)										5 0 1 0 0 1 3	
<b>Greg Walker, L</b> <small>OBP: 0.283, SLG: 0.455</small> (1, 3)										4 1 0 0 1 2 4	
<b>Carlton Fisk, R</b> <small>OBP: 0.467, SLG: 0.852</small> <b>Marc Hill, R</b> (9, 2)										4 1 1 2 0 1 4 0 0 0 0 0 0 0	
<b>Oscar Gamble, L</b> <small>OBP: 0.308, SLG: 0.182</small> <b>Luis Salazar, R</b> <small>OBP: 0.172, SLG: 0.276</small> (7, PR)										3 0 0 0 0 0 0 0 1 0 0 0 0 0	
<b>Daryl Boston, L</b> <small>OBP: 0.452, SLG: 0.621</small> (1, 8)										4 0 2 1 0 0 0	
<b>Julio Cruz, S</b> <small>OBP: 0.295, SLG: 0.189</small> (1, 4)										1 1 1 0 3 0 0	
<b>Ozzie Guillen, L</b> <small>OBP: 0.351, SLG: 0.382</small> (1, 6)										3 1 1 1 0 0 3	

Inning Stats	R: 0 E: 0 K: 2 S: 8	H: 1 LOB: 2 BB: 1 P: 12	R: 0 E: 0 K: 0 S: 3	H: 0 LOB: 1 BB: 1 P: 7	R: 0 E: 0 K: 1 S: 5	H: 0 LOB: 2 BB: 2 P: 13	R: 0 E: 0 K: 0 S: 4	H: 1 LOB: 2 BB: 1 P: 8	R: 0 E: 0 K: 2 S: 7	H: 0 LOB: 0 BB: 0 P: 7	R: 0 E: 0 K: 0 S: 3	H: 0 LOB: 0 BB: 0 P: 3	R: 7 E: 1 K: 1 S: 11	H: 5 LOB: 3 BB: 2 P: 20	R: 0 E: 0 K: 0 S: 3	H: 0 LOB: 0 BB: 0 P: 3	1B: 6 2B: 1 3B: 0 HR: 0	SF: 1 SAC: 0 DP: 0 HBP: 1	WP: 1 PB: 0 SB: 3 CS: 0	PA: 40
--------------	------------------------------	----------------------------------	------------------------------	---------------------------------	------------------------------	----------------------------------	------------------------------	---------------------------------	------------------------------	---------------------------------	------------------------------	---------------------------------	-------------------------------	----------------------------------	------------------------------	---------------------------------	----------------------------------	------------------------------------	----------------------------------	--------

PITCHER	IP	WLS	BF	H	R	ER	SO	BB	IBB	HBP	BLK	WP	HR	S	P	ERA	WHIP
<b>Roger Clemens, R</b> <small>ERA: 3.6</small> (1, 1)	6.0	L	27	3	2	2	5	6	0	0	0	0	0	31	55	3.00	1.500
<b>Mark Clear, R</b> <small>ERA: 7.94</small> (7, 1)	0.1		7	3	4	3	0	0	1	1	0	0	0	5	10	81.00	9.000
<b>Mike Trujillo, R</b> <small>ERA: 9.35</small> (7, 1)	1.2		6	1	1	0	1	0	0	0	0	1	0	8	8	0.00	0.600

livebaseballscorecards.com

<b>AB</b>	<b>31</b>
<b>R</b>	<b>7</b>
<b>H</b>	<b>7</b>
<b>RBI</b>	<b>5</b>
<b>BB</b>	<b>7</b>
<b>SO</b>	<b>6</b>
<b>LOB</b>	<b>18</b>



Batter	1	2	3	4	5	6	7	8	9	AB R H RBI BB SO LOB	TOP
Paul Molitor, R (1, 5) OBP: 0.449, SLG: 0.419	0-0 F9		0-0 S 1B		0-0 1B FC4-6 1B		0-0 6-3	0-0 PO 1-2	0-0 B2	5 1 2 0 0 0 0	<b>Milwaukee Brewers @ Chicago White Sox</b> Comiskey Park, Chicago, IL Mon Apr 22 1985, 7:05 PM EST Att. 13,455 - Unknown <a href="http://livebaseballscorecards.com">livebaseballscorecards.com</a>
Robin Yount, R (1, 7) OBP: 0.286, SLG: 0.205 Rick Manning, L (8, 8) OBP: 0.222, SLG: 0.125	0-0 1B		4-0 1-2 FC6 BB		0-0 F8		4-0 BB		0-0 F8	2 0 1 0 2 0 1 1 0 0 0 0 0 0	
Cecil Cooper, L (1, 3) OBP: 0.273, SLG: 0.286	0-3 K		0-0 1-2f FC6		0-0 1-3 FC4-6 1B		0-3 K		0-0 1B	5 0 2 0 0 2 4	
Ben Oglivie, L (1, 9) OBP: 0.211, SLG: 0.118 (8, 7)	0-3 K				0-0 1-2f 3-H FC4-6 BB		0-3 K		0-0 4-3	5 0 0 1 0 2 4	
Ted Simmons, S (1, 10) OBP: 0.302, SLG: 0.300 Randy Ready, R (8, PR) OBP: 0.286, SLG: 0.400		0-0 F4		0-0 E 1B 1B		4-0 1-2 BB		4-0 SH1 HR BB		2 1 1 0 2 0 0 0 1 0 0 0 0 0	
Doug Loman, L (1, 8) OBP: 0.219, SLG: 0.313 (8, 9)		0-3 K		0-0 1-3 E4 1B		0-0 4-3		0-0 SH1 1-2		3 0 0 0 0 1 3	
Bill Schroeder, R (1, 2) OBP: 0.257, SLG: 0.438		0-0 6-3		0-3 K		0-0 B5		0-0 HR 2-H		4 1 1 2 0 1 2	
Jim Gantner, L (1, 4) OBP: 0.229, SLG: 0.219			0-0 F9		0-0 1-3 3-H 1B		0-0 4-3		0-0 FC6-4 1B	4 0 2 1 0 0 0	
Brian Giles, R (1, 6) OBP: 0.222, SLG: 0.125			0-0 F7		0-3 K		0-0 F3		0-0 FC6-4 PO 1-2f	4 0 0 0 0 1 3	
<b>Inning Stats</b>	R: 0 E: 0 K: 2 S: 8 H: 1 LOB: 1 BB: 0 P: 8	R: 0 E: 0 K: 1 S: 5 H: 0 LOB: 0 BB: 0 P: 5	R: 0 E: 0 K: 0 S: 4 H: 1 LOB: 2 BB: 1 P: 8	R: 1 E: 1 K: 2 S: 10 H: 2 LOB: 2 BB: 0 P: 10	R: 1 E: 0 K: 0 S: 5 H: 2 LOB: 2 BB: 1 P: 9	R: 0 E: 0 K: 0 S: 3 H: 0 LOB: 0 BB: 0 P: 3	R: 0 E: 0 K: 2 S: 7 H: 0 LOB: 1 BB: 1 P: 11	R: 2 E: 0 K: 0 S: 4 H: 2 LOB: 1 BB: 1 P: 8	R: 0 E: 0 K: 0 S: 4 H: 1 LOB: 1 BB: 0 P: 4	1B: 8 2B: 0 3B: 0 HR: 1 SF: 0 SAC: 1 DP: 0 HBP: 0	
<b>PITCHER</b> Richard Dotson, R (1, 1) ERA: 1.42 Juan Agosto, L (7, 1) ERA: 5.4	IP 6.1 WLS L BF 29 H 3 R 2 ER 2 SO 5 BB 1 IBB 0 HBP 0 BLK 0 WP 0 HR 1 S 36 P 48 ERA 6.75 WHIP 1.500					<b>PITCHER</b> IP 2.2 WLS L BF 11 H 3 R 2 ER 2 SO 2 BB 1 IBB 0 HBP 0 BLK 0 WP 0 HR 0 S 14 P 18 ERA 6.75 WHIP 1.500					



Batter	1	2	3	4	5	6	7	8	9	AB	R	H	RBI	BB	SO	LOB
<b>Rudy Law, L</b> (1, 7) OBP: 0.300, SLG: 0.414	0-0 F9		0-0 B5-3		0-0 4-3 1B		0-0 5-3			4	0	1	0	0	0	1
<b>Scott Fletcher, R</b> (1, 5) OBP: 0.318, SLG: 0.222	0-3 K		0-0 F4		0-0 4-3			0-0 4-3		3	0	0	1	0	1	1
<b>Joseph DeSa, L</b> (8, PH) <b>Tim Hulett, R</b> (9, 4) OBP: 0.333, SLG: 0.333					1-2 3-H 0-0 4-3					1	0	0	0	0	0	0
<b>Harold Baines, L</b> (1, 9) OBP: 0.380, SLG: 0.478	0-0 F8			0-0 1B 1B			0-0 F6		0-0 1-3	4	0	1	0	0	0	1
<b>Greg Walker, L</b> (1, 3) OBP: 0.300, SLG: 0.500		0-0 2B 3B		0-0 1B 1B		0-0 4-3		0-0 F7		4	1	2	0	0	0	0
<b>Carlton Fisk, R</b> (1, 2) OBP: 0.441, SLG: 0.806		0-0 2B		0-0 F6		0-0 F2			0-3 K	4	0	1	1	0	1	2
<b>Oscar Gamble, L</b> (1, 10) OBP: 0.235, SLG: 0.133		0-3 K		0-0 F6		0-0 F7			0-0 5-3	4	0	0	0	0	1	3
<b>Daryl Boston, L</b> (1, 8) OBP: 0.400, SLG: 0.545		0-0 F7		0-0 F7			0-3 K		0-0 4-3	4	0	0	0	0	1	3
<b>Julio Cruz, S</b> (1, 4) OBP: 0.289, SLG: 0.184		0-0 B1-3			0-0 4-3		0-0 1B			1	0	0	0	0	0	1
<b>Luis Salazar, R</b> (5, 5) OBP: 0.194, SLG: 0.290										2	0	1	0	0	0	0
<b>Ozzie Guillen, L</b> (1, 6) OBP: 0.350, SLG: 0.378			0-0 4-3		0-0 1B 4-3 1B		0-0 F8			3	1	1	0	0	0	1

**BOTTOM**

**Milwaukee Brewers @ Chicago White Sox**  
Comiskey Park, Chicago, IL

Mon Apr 22 1985, 7:05 PM EST  
Att. 13,455 - Unknown

livebaseballscorecards.com

<b>AB</b>	<b>34</b>
<b>R</b>	<b>2</b>
<b>H</b>	<b>7</b>
<b>RBI</b>	<b>2</b>
<b>BB</b>	<b>0</b>
<b>SO</b>	<b>4</b>
<b>LOB</b>	<b>13</b>




Inning Stats	R: 0	H: 0	E: 0	K: 1	S: 5	R: 1	H: 2	E: 0	K: 1	S: 7	R: 0	H: 0	E: 0	K: 0	S: 3	R: 0	H: 2	E: 0	K: 0	S: 5	R: 1	H: 2	E: 0	K: 0	S: 5	R: 0	H: 0	E: 0	K: 0	S: 3	R: 0	H: 0	E: 0	K: 0	S: 3	R: 0	H: 1	E: 0	K: 1	S: 6	R: 0	H: 0	E: 0	K: 0	S: 3	R: 0	H: 0	E: 0	K: 1	S: 5	1B: 5	SF: 0	2B: 1	SAC: 0	3B: 1	DP: 0	HR: 0	HBP: 0	WP: 0	PA: 34
<b>PITCHER</b>	<b>IP</b>	<b>WLS</b>	<b>BF</b>	<b>H</b>	<b>R</b>	<b>ER</b>	<b>SO</b>	<b>BB</b>	<b>IBB</b>	<b>HBP</b>	<b>BLK</b>	<b>WP</b>	<b>HR</b>	<b>S</b>	<b>P</b>	<b>ERA</b>	<b>WHIP</b>																																											
<b>Danny Darwin, R</b> (1, 1) ERA: 3.48	7.0	W	28	7	2	2	3	0	0	0	0	0	0	34	34	2.57	1.000																																											
<b>Rollie Fingers, R</b> (8, 1) ERA:	2.0	S	6	0	0	0	1	0	0	0	0	0	0	8	8	0.00	0.000																																											

**WP: 0 PA: 34**





Batter	1	2	3	4	5	6	7	8	9	10	AB R H RBI BB SO LOB
<b>Scott Fletcher, R</b> (1, 5) OBP: 0.308, SLG: 0.227 <b>Rudy Law, L</b> (10, PH) OBP: 0.323, SLG: 0.467	0-3 K		X 0-0 1B		X 0-0 F3		S.S. 0-3 K			X 0-0 SH1-3 1B 2B	4 0 1 0 0 2 1 1 1 1 0 0 0 0
<b>Luis Salazar, R</b> (1, 8) OBP: 0.171, SLG: 0.257 <b>Harold Baines, L</b> (1, 9) OBP: 0.382, SLG: 0.460	X 0-0 5-3		X 0-0 F7		X 0-0 F8		X 0-0 F3			X 0-0 SH1-3 2-3	4 0 0 0 0 0 2 4 2 1 1 1 1 1
<b>Tom Paciorek, R</b> (1, 7) OBP: 0.286, SLG: 0.250 <b>Daryl Boston, L</b> (9, 8) OBP: 0.417, SLG: 0.559		S.S. 0-3 K		S.S. 4-0 WP 1B BB	S.S. 0-3 K		X 0-0 F3		X 0-0 F9	X 0-0 1B IBB 1B	4 0 0 0 0 2 1 1 0 1 0 0 0 0
<b>Carlton Fisk, R</b> (1, 10) OBP: 0.410, SLG: 0.714 <b>Marc Hill, R</b> (1, 2) OBP: 0.333, SLG: 0.167 <b>Oscar Gamble, L</b> (10, PH) OBP: 0.278, SLG: 0.188		X 0-0 F8		X 0-0 6-3		X 0-0 F7		X 0-0 F7		X 4-0 1B IBB	4 0 0 0 1 0 1 3 1 2 1 1 1 0 1 0 1 1 0 0 0
<b>Greg Walker, L</b> (1, 3) OBP: 0.296, SLG: 0.500 <b>Tim Hulett, R</b> (1, 4) OBP: 0.400, SLG: 0.500		X 0-0 4-3		S.S. 0-3 K		X 0-0 1B 2B		S.S. 0-3 K		S.S. 0-3 K	4 1 1 0 0 2 2 4 1 2 2 0 1 0
<b>Ozzie Guillen, L</b> (1, 6) OBP: 0.341, SLG: 0.366			X 0-0 F9		X 0-0 1B 2B		X 0-0 1B		X 0-3 K	X 0-0 K	4 0 1 1 0 0 1
			X 0-0 F6		X 0-0 F3 1B		X 0-0 4-3		X 0-0 F4		

BOTTOM	
<b>Milwaukee Brewers @ Chicago White Sox</b> Comiskey Park, Chicago, IL Tue Apr 23 1985, 7:05 PM EST Att: 10,719 - Unknown	
<b>AB</b> 38 <b>R</b> 6 <b>H</b> 11 <b>RBI</b> 6 <b>BB</b> 3 <b>SO</b> 9 <b>LOB</b> 9	

Inning Stats	R: 0	H: 0	E: 0	K: 1	S: 5	R: 0	H: 0	E: 0	K: 1	S: 5	R: 0	H: 1	E: 0	K: 0	S: 4	R: 1	H: 1	E: 0	K: 2	S: 8	R: 1	H: 2	E: 0	K: 1	S: 7	R: 2	H: 3	E: 0	K: 0	S: 6	R: 0	H: 0	E: 0	K: 1	S: 5	R: 0	H: 0	E: 0	K: 1	S: 5	R: 0	H: 0	E: 0	K: 2	S: 7	R: 2	H: 4	E: 0	K: 0	S: 5	1B: 8	2B: 3	3B: 0	HR: 0	SF: 0	SAC: 1	DP: 0	HBP: 0	WP: 1	PA: 42
<b>Teddy Higuera, L</b> (1, 1) ERA: 6.35 <b>Bob McClure, L</b> (6, 1) ERA: <b>Rollie Fingers, R</b> (10, 1) ERA: 3.38	IP	WLS	BF	H	R	ER	SO	BB	IBB	HBP	BLK	WP	HR	S	P	ERA	WHIP																																											
	5.2		26	7	4	4	5	2	0	0	0	1	0	34	42	6.35	1.588																																											
	3.1		10	0	0	0	4	0	0	0	0	0	0	18	18	0.00	0.000																																											
	0.1	L	6	4	2	2	0	0	1	0	0	0	0	5	9	54.00	12.000																																											

PITCHER	IP	WLS	BF	H	R	ER	SO	BB	IBB	HBP	BLK	WP	HR	S	P	ERA	WHIP
	5.2		26	7	4	4	5	2	0	0	0	1	0	34	42	6.35	1.588
	3.1		10	0	0	0	4	0	0	0	0	0	0	18	18	0.00	0.000
	0.1	L	6	4	2	2	0	0	1	0	0	0	0	5	9	54.00	12.000

Batter	1	2	3	4	5	6	7	8	9	AB R H RBI BB SO LOB	TOP	
Paul Molitor, R (1, 5) OBP: 0.424, SLG: 0.385	0-0 5-3	0-0 FC5		4-0 CS BB			0-0 F9		0-0 G1-6-3 1B	4 0 1 0 1 0 2		
Robin Yount, R (1, 7) OBP: 0.316, SLG: 0.269 Ben Oglivie, L (7, 7) OBP: 0.205, SLG: 0.114	0-0 FC2-5 2B		0-0 5-3	0-0 CS	0-0 F8		0-0 CS 1B		0-0 G1-6-3 1B	4 0 2 0 0 0 0 1 0 0 0 0 0 2		
Ted Simmons, S (1, 10) OBP: 0.367, SLG: 0.326	4-0 FC2-5 BB		0-0 1B 2B 1B		0-0 F3		4-0 FC6-4 BB			2 1 1 0 2 0 0		
Bill Schroeder, R (1, 3) OBP: 0.295, SLG: 0.575	0-0 FC2-5 FC4 1-2 2-3f		0-0 2B 1B		0-0 F3		0-0 FC6-4			4 1 1 0 0 0 3		
Mark Brouhard, R (1, 9) OBP: 0.375, SLG: 0.467 Doug Loman, L (7, 9) OBP: 0.212, SLG: 0.303	0-0 FC4 1-2f		0-0 F3		0-0 G1-3 2B			0-3 K		3 1 1 0 0 0 4 1 0 0 0 0 1 0		
Charlie Moore, R (1, 2) OBP: 0.182, SLG: 0.364		0-0 6-3	0-0 1-H 2-H 2B		0-0 G1-3			0-0 5-3		4 0 1 3 0 0 0		
Jim Gantner, L (1, 4) OBP: 0.256, SLG: 0.231		4-0 FC5 1B BB	0-0 F3		0-0 F7			0-0 4-3		3 0 0 0 1 0 1		
Ed Romero, R (1, 6) OBP: 0.391, SLG: 0.316		0-0 F6		0-0 F7		0-0 1B		0-0 F9		4 0 1 0 0 0 1		
Rick Manning, L (1, 8) OBP: 0.286, SLG: 0.231		0-0 1B		0-0 1-3		0-3 K		0-0 1B		4 0 2 0 0 1 1		
<b>Inning Stats</b>	R: 0 E: 0 K: 0 S: 4 H: 1 LOB: 2 BB: 1 P: 8	R: 0 E: 0 K: 0 S: 4 H: 1 LOB: 2 BB: 1 P: 8	R: 2 E: 0 K: 0 S: 6 H: 3 LOB: 1 BB: 0 P: 6	R: 0 E: 0 K: 0 S: 2 H: 0 LOB: 0 BB: 1 P: 6	R: 0 E: 0 K: 0 S: 3 H: 0 LOB: 0 BB: 0 P: 3	R: 1 E: 0 K: 1 S: 7 H: 2 LOB: 1 BB: 0 P: 7	R: 0 E: 0 K: 0 S: 3 H: 1 LOB: 1 BB: 1 P: 7	R: 0 E: 0 K: 1 S: 5 H: 0 LOB: 0 BB: 0 P: 5	R: 0 E: 0 K: 0 S: 4 H: 2 LOB: 1 BB: 0 P: 4	1B: 7 2B: 3 3B: 0 HR: 0 SF: 0 SAC: 0 DP: 1 HBP: 0	WP: 0 PB: 0 SB: 0 CS: 2 PA: 39	
<b>PITCHER</b>	IP WLS BF H R ER SO BB IBB HBP BLK WP HR S P ERA WHIP											
Britt Burns, L (1, 1) ERA: 3.43	6.0 L 27 7 3 3 1 3 0 0 0 0 0 0 26 38 4.50 1.667											
Dan Spillner, R (7, 1) ERA: 2.25	1.0 4 1 0 0 0 1 0 0 0 0 0 0 3 7 0.00 2.000											
Bob Fallon, L (8, 1) ERA:	2.0 7 2 0 0 0 1 0 0 0 0 0 0 9 9 0.00 1.000											

Milwaukee Brewers @ Chicago White Sox  
Comiskey Park, Chicago, IL  
Wed Apr 24 1985, 7:05 PM EST  
Att: 10,707 - Unknown

AB	34
R	3
H	10
RBI	3
BB	4
SO	2
LOB	14



Batter	1	2	3	4	5	6	7	8	9	AB R H RBI BB SO LOB
<b>Rudy Law, L</b> (1, 7) OBP: 0.343, SLG: 0.465	4-0 E S HR BB	0-0 F8 1-2			0-0 F8		0-0 CS 1B			3 1 1 0 1 0 1
<b>Luis Salazar, R</b> (1, 5) OBP: 0.179, SLG: 0.256	0-3 K		0-3 K		0-0 1B 1B		0-0 CS 1-2	0-0 F5		4 0 1 0 0 2 1
<b>Harold Baines, L</b> (1, 9) OBP: 0.390, SLG: 0.519	0-0 1-H HR		0-0 4-3		0-0 1-2 1B			0-3 K		4 1 2 2 0 1 0
<b>Greg Walker, L</b> (1, 3) OBP: 0.293, SLG: 0.500	0-0 F6		0-0 F1		0-0 F2			0-0 2B		4 0 1 0 0 0 2
<b>Carlton Fisk, R</b> (1, 2) OBP: 0.395, SLG: 0.667	0-0 S 1B			0-0 F9		0-0 F7		0-3 K		4 0 1 0 0 1 1
<b>Oscar Gamble, L</b> (1, 10) OBP: 0.286, SLG: 0.167 <b>Ron Kittle, R</b> (9, PH) OBP: 0.233, SLG: 0.222	0-0 F8 1-2		4-0 E BB		0-0 F9		0-0 F9		0-3 K	2 0 0 0 1 0 1 1 0 0 0 0 1 0
<b>Daryl Boston, L</b> (1, 8) OBP: 0.385, SLG: 0.514 <b>Tom Paciorek, R</b> (9, PH) OBP: 0.318, SLG: 0.250		0-0 4-3		0-0 E6 G6-4-3 1-2		0-0 6-3		4-0 BB		3 0 0 0 0 0 1 0 0 0 0 1 0 0
<b>Tim Hulett, R</b> (1, 4) OBP: 0.286, SLG: 0.357		0-3 K		0-0 G6-4-3 1-2f			0-0 F7		0-3 K	4 0 0 0 0 2 3
<b>Ozzie Guillen, L</b> (1, 6) OBP: 0.333, SLG: 0.356		0-0 E 1B			0-0 1-3		0-0 F9		0-0 F7	4 0 1 0 0 0 1

Inning Stats	R: 2 E: 0 K: 1 S: 7	H: 2 LOB: 1 BB: 1 P: 11	R: 0 E: 1 K: 1 S: 6	H: 1 LOB: 1 BB: 0 P: 6	R: 0 E: 0 K: 1 S: 5	H: 0 LOB: 0 BB: 0 P: 5	R: 0 E: 1 K: 0 S: 3	H: 0 LOB: 1 BB: 1 P: 7	R: 0 E: 0 K: 0 S: 5	H: 2 LOB: 2 BB: 0 P: 5	R: 0 E: 0 K: 0 S: 3	H: 0 LOB: 0 BB: 0 P: 3	R: 0 E: 0 K: 0 S: 3	H: 1 LOB: 0 BB: 0 P: 3	R: 0 E: 0 K: 2 S: 8	H: 1 LOB: 1 BB: 0 P: 8	R: 0 E: 0 K: 2 S: 7	H: 0 LOB: 1 BB: 1 P: 11	1B: 5 2B: 1 3B: 0 HR: 1	SF: 0 SAC: 0 DP: 1 HBP: 0	WP: 0 PB: 0 SB: 2 CS: 1	PA: 37
--------------	------------------------------	----------------------------------	------------------------------	---------------------------------	------------------------------	---------------------------------	------------------------------	---------------------------------	------------------------------	---------------------------------	------------------------------	---------------------------------	------------------------------	---------------------------------	------------------------------	---------------------------------	------------------------------	----------------------------------	----------------------------------	------------------------------------	----------------------------------	--------

PITCHER	IP	WLS	BF	H	R	ER	SO	BB	IBB	HBP	BLK	WP	HR	S	P	ERA	WHIP
<b>Pete Vuckovich, R</b> (1, 1) ERA: 3.32	7.0	W	28	6	2	2	3	2	0	0	0	0	1	32	40	2.57	1.143
<b>Ray Searge, L</b> (8, 1) ERA: 5.4	2.0	S	8	1	0	0	4	1	0	0	0	0	0	15	19	0.00	1.000

**BOTTOM**

**Milwaukee Brewers @ Chicago White Sox**  
Comiskey Park, Chicago, IL  
Wed Apr 24 1985, 7:05 PM EST  
Att. 10,707 - Unknown

<b>AB</b>	<b>33</b>
<b>R</b>	<b>2</b>
<b>H</b>	<b>7</b>
<b>RBI</b>	<b>2</b>
<b>BB</b>	<b>3</b>
<b>SO</b>	<b>7</b>
<b>LOB</b>	<b>11</b>



Batter	1	2	3	4	5	6	7	8	9	AB R H RBI BB SO LOB	TOP
Rickey Henderson, R OBP: 0.238, SLG: 0.111 (1, 8) X	0-0 F4	0-0 F9		4-0 S BB		4-0 S BB		0-0 F7		3 0 0 0 2 0 3	
Willie Randolph, R OBP: 0.314, SLG: 0.267 (1, 4) X	0-0 PB 1B	4-0 1-2 BB		0-0 6-3		0-0 1-3		0-0 F9		4 1 1 0 1 0 3	
Don Mattingly, L OBP: 0.283, SLG: 0.386 (1, 3) X	0-0 F7	0-0 F9			0-0 F7		0-0 F3		0-0 1B SF7 1B	5 1 1 0 0 0 4	
Dave Winfield, R OBP: 0.350, SLG: 0.472 (1, 9) X	0-0 1B 1-H 1B		0-0 F4 2B		0-0 E5		0-3 K		0-0 1B 1B	5 0 3 1 0 1 0	
Don Baylor, R OBP: 0.373, SLG: 0.469 (1, 10) X	0-0 1-3 1B		0-0 F4 2-3		0-0 F8 1-2		0-0 E5		0-0 1-2 2-3 1B	5 0 2 0 0 0 2	
Ken Griffey, L OBP: 0.353, SLG: 0.457 (1, 7) S S	0-3 K		0-0 4-3		0-0 1-3		0-0 4-3		0-0 SF7 3-H	4 0 0 1 0 1 5	
Mike Pagliarulo, L OBP: 0.481, SLG: 0.600 (1, 5) S S		0-3 K	0-0 F9			4-0 WP 5-3 BB		4-0 BB	0-3 K	3 0 0 0 2 2 3	
Ron Hassey, L OBP: 0.375, SLG: 0.375 (1, 2) X		0-0 F9 E 1B		0-3 K		0-0 5-3		0-0 F8		4 0 1 0 0 1 2	
Bobby Meacham, S OBP: 0.373, SLG: 0.318 (1, 6) X		0-0 E6 BB		0-3 K		0-3 K		0-0 F8		3 0 0 0 0 2 2	
Butch Wynegar, S OBP: 0.340, SLG: 0.426 (8, PH)										1 0 0 0 0 0 1	
Dale Berra, R OBP: 0.367, SLG: 0.467 (8, 6)										0 0 0 0 0 0 0	
<b>Inning Stats</b>	R: 1 H: 3 E: 0 LOB: 2 K: 1 BB: 0 S: 8 P: 8	R: 0 H: 1 E: 1 LOB: 3 K: 1 BB: 1 S: 7 P: 11	R: 0 H: 1 E: 0 LOB: 1 K: 0 BB: 0 S: 4 P: 4	R: 0 H: 0 E: 0 LOB: 1 K: 2 BB: 1 S: 7 P: 11	R: 0 H: 0 E: 1 LOB: 1 K: 0 BB: 0 S: 4 P: 4	R: 0 H: 0 E: 0 LOB: 2 K: 1 BB: 2 S: 5 P: 13	R: 0 H: 0 E: 1 LOB: 1 K: 1 BB: 0 S: 6 P: 6	R: 0 H: 0 E: 0 LOB: 1 K: 0 BB: 1 S: 3 P: 7	R: 1 H: 3 E: 0 LOB: 2 K: 1 BB: 0 S: 8 P: 8	1B: 7 SF: 1 2B: 1 SAC: 0 3B: 0 DP: 0 HR: 0 HBP: 0	WP: 1 PA: 43 PB: 1 SB: 3 CS: 0
<b>PITCHER</b> Tom Seaver, R ERA: 3.55 (1, 1)	IP 7.0 WLS 34 BF 5 H 1 ER 1 SO 6 BB 5 IBB 0 HBP 0 BLK 0 WP 1 HR 0 S 41 P 61 ERA 1.29 WHIP 1.429										
Bob James, R ERA: 5.4 (8, 1)	IP 2.0 WLS 9 BF 3 H 1 ER 1 SO 1 BB 0 IBB 0 HBP 0 BLK 0 WP 0 HR 0 S 11 P 11 ERA 4.50 WHIP 1.500										

**New York Yankees @ Chicago White Sox**  
 Comiskey Park, Chicago, IL  
 Fri Apr 26 1985, 7:05 PM EST  
 Att. 19,174 - Unknown

AB	37
R	2
H	8
RBI	2
BB	5
SO	7
LOB	25



livebaseballscorecards.com

Batter	1	2	3	4	5	6	7	8	9
<b>Rudy Law, L</b> OBP: 0.308, SLG: 0.405 (1, 7) X	0-0 F3 ①			0-0 F8 ①		0-3 K ②		0-0 F2 ①	
<b>Scott Fletcher, R</b> OBP: 0.367, SLG: 0.250 (1, 5) X	0-0 3-1 ②			4-0 BB		4-0 HR BB		0-0 4-3 S 1B	
<b>Harold Baines, L</b> OBP: 0.381, SLG: 0.552 (1, 9) X	0-0 F7 ③			0-0 F8 ②		0-0 HR		0-0 4-3 ②	
<b>Greg Walker, L</b> OBP: 0.290, SLG: 0.483 (1, 3)		0-3 K ①		0-3 K ③		0-0 4-3 ③		0-0 FC6-4 1B	
<b>Carlton Fisk, R</b> OBP: 0.362, SLG: 0.605 (1, 2)		0-0 F3 ②			0-0 5-3 ①		0-3 K ①	0-0 FC6-4 1B	
<b>Oscar Gamble, L</b> OBP: 0.292, SLG: 0.190 (1, 10)		0-3 K ③			0-0 F2 ②		0-0 1B		
<b>Luis Salazar, R</b> OBP: 0.179, SLG: 0.256 (7, PR)									
<b>Daryl Boston, L</b> OBP: 0.381, SLG: 0.500 (1, 8)			0-0 4-3 ①		0-0 F3 ③		0-0 1B		
<b>Julio Cruz, S</b> OBP: 0.271, SLG: 0.171 (1, 4)			0-3 K ②			0-0 4-3 ①	0-0 F8 ②		
<b>Ozzie Guillen, L</b> OBP: 0.333, SLG: 0.354 (1, 6)			0-0 F3 ③			0-0 HR 1B	0-0 F6 ③		

AB	R	H	RBI	BB	SO	LOB
4	0	0	0	0	1	1
2	2	1	0	2	0	0
4	1	1	3	0	0	2
4	0	1	1	0	2	1
4	0	0	0	0	1	1
3	0	1	0	0	1	0
0	0	0	0	0	0	0
3	0	1	0	0	0	0
3	0	0	0	0	1	2
3	1	1	0	0	0	2

**BOTTOM**

**New York Yankees @ Chicago White Sox**  
Comiskey Park, Chicago, IL  
Fri Apr 26 1985, 7:05 PM EST  
Att. 19,174 - Unknown

<b>AB</b>	<b>30</b>
<b>R</b>	<b>4</b>
<b>H</b>	<b>6</b>
<b>RBI</b>	<b>4</b>
<b>BB</b>	<b>2</b>
<b>SO</b>	<b>6</b>
<b>LOB</b>	<b>9</b>



1B: 5	SF: 0
2B: 0	SAC: 0
3B: 0	DP: 0
HR: 1	HBP: 0


WP: 0	PA: 32
PB: 0	
SB: 2	
CS: 0	

Inning Stats	R: 0	H: 0	E: 0	K: 0	S: 3	H: 0	LOB: 0	BB: 0	P: 3	R: 0	H: 0	E: 0	K: 1	S: 5	H: 0	LOB: 0	BB: 0	P: 7	R: 0	H: 0	E: 0	K: 1	S: 5	H: 0	LOB: 1	BB: 1	P: 9	R: 0	H: 0	E: 0	K: 0	S: 3	H: 2	LOB: 0	BB: 1	P: 11	R: 0	H: 2	E: 0	K: 1	S: 7	H: 2	LOB: 2	BB: 0	P: 7	R: 1	H: 2	E: 0	K: 0	S: 5	H: 2	LOB: 1	BB: 0	P: 5
--------------	------	------	------	------	------	------	--------	-------	------	------	------	------	------	------	------	--------	-------	------	------	------	------	------	------	------	--------	-------	------	------	------	------	------	------	------	--------	-------	-------	------	------	------	------	------	------	--------	-------	------	------	------	------	------	------	------	--------	-------	------

PITCHER	IP	WLS	BF	H	R	ER	SO	BB	IBB	HBP	BLK	WP	HR	S	P	ERA	WHIP
<b>Ed Whitson, R</b> ERA: 4.43 (1, 1)	6.2	L	26	4	3	3	6	2	0	0	0	0	1	36	44	4.05	0.900
<b>Bob Shirley, L</b> ERA: 2.89 (7, 1)	1.1		6	2	1	1	0	0	0	0	0	0	0	6	6	6.75	1.500

PITCHER	IP	WLS	BF	H	R	ER	SO	BB	IBB	HBP	BLK	WP	HR	S	P	ERA	WHIP
---------	----	-----	----	---	---	----	----	----	-----	-----	-----	----	----	---	---	-----	------

WP: 0	PA: 32
PB: 0	
SB: 2	
CS: 0	

Batter	1	2	3	4	5	6	7	8	9	10	11	AB R H RBI BB SO LOB	TOP												
Rickey Henderson, R OBP: 0.296, SLG: 0.273 (1, 8)	4-0 6-3 S SF8 BB		0-3 K		0-0 1-H HR		0-0 4-3			0-0 F7	4-0 1-2 2-3 3-H BB	4 2 1 3 2 1 0													
Willie Randolph, R OBP: 0.333, SLG: 0.286 (1, 4)	0-0 6-3		4-0 1B BB		0-0 2B			4-0 3-1 BB		0-3 K	0-3 K	4 0 1 0 2 2 4													
Don Mattingly, L OBP: 0.292, SLG: 0.393 (1, 3)	0-0 SF8		0-0 G4-6-3 1B		0-0 F8			0-0 3-1		0-0 FC6-4 1B		4 0 2 1 0 0 2													
Dave Winfield, R OBP: 0.338, SLG: 0.448 (1, 9)	0-0 6-3		0-0 G4-6-3 1-2f		0-0 F7			0-0 1B		0-0 FC6-4 1-2f		5 0 1 0 0 0 4													
Don Baylor, R OBP: 0.375, SLG: 0.463 (1, 10)		0-0 WP BB 1B		0-0 5-3		0-0 F8		0-0 F5			0-0 WP SH1-4 BB 1B	5 1 2 0 0 0 1													
Bill Sample, R OBP: 0.278, SLG: 0.188 Henry Cotto, R OBP: 0.357, SLG: 0.385 (1, 7) (10, 7)		4-0 1-2 WP BB		0-3 K		0-0 6-3			0-0 F7		0-0 SH1-4 1-2	3 0 0 0 1 1 0 0 0 0 0 0 0 0													
Dale Berra, R OBP: 0.343, SLG: 0.457 (1, 5) (11, 6)		0-3 K		0-0 4-3		0-0 4-3			0-0 2B		0-0 F4	5 0 1 0 0 1 3	AB 35 R 4 H 8 RBI 4 BB 10 SO 5 LOB 19												
Butch Wynegar, S OBP: 0.364, SLG: 0.408 (1, 2)		4-0 1-2 2-3 BB		0-0 5-3		0-0 4-3			4-0 G4-3 BB		4-0 BB WP IBB	2 0 0 0 3 0 0													
Bobby Meacham, S OBP: 0.364, SLG: 0.298 Ken Griffey, L OBP: 0.365, SLG: 0.457 Mike Pagliarulo, L OBP: 0.481, SLG: 0.600 (1, 6) (11, PH) (11, 5)		0-0 G4-6-3 1-2f		4-0 HR BB		0-0 F5			0-0 G4-3		4-0 BB 1-2 2-3 BB	3 1 0 0 1 0 5 0 0 0 0 1 0 0 0 0 0 0 0 0 0													
Inning Stats	R: 1 E: 0 K: 0 S: 3	H: 0 LOB: 0 BB: 1 P: 7	R: 0 E: 0 K: 1 S: 5	H: 1 LOB: 2 BB: 2 P: 13	R: 0 E: 0 K: 1 S: 5	H: 1 LOB: 1 BB: 1 P: 9	R: 0 E: 0 K: 1 S: 5	H: 0 LOB: 0 BB: 0 P: 5	R: 2 E: 0 K: 0 S: 5	H: 2 LOB: 1 BB: 1 P: 9	R: 0 E: 0 K: 0 S: 3	H: 0 LOB: 0 BB: 0 P: 3	R: 0 E: 0 K: 0 S: 3	H: 1 LOB: 1 BB: 1 P: 7	R: 0 E: 0 K: 0 S: 3	H: 1 LOB: 1 BB: 1 P: 7	R: 0 E: 0 K: 1 S: 6	H: 1 LOB: 1 BB: 0 P: 6	R: 1 E: 0 K: 1 S: 6	H: 1 LOB: 3 BB: 3 P: 18	1B: 5 2B: 2 3B: 0 HR: 1	SF: 1 SAC: 1 DP: 3 HBP: 0	WP: 2 PB: 0 SB: 1 CS: 0	PA: 47	
PITCHER	IP	WLS	BF	H	R	ER	SO	BB	IBB	HBP	BLK	WP	HR	S	P	ERA	WHIP								
Tim Lollar, L ERA: 4.57 (1, 1)	4.2		21	4	3	3	3	5	0	0	0	1	1	22	42	5.79	1.929								
Dan Spillner, R ERA: 1.42 (5, 1)	2.1		8	0	0	0	0	1	0	0	0	0	0	7	11	0.00	0.429								
Juan Agosto, L ERA: 4.91 (8, 1)	0.2		2	1	0	0	0	0	0	0	0	0	0	2	2	0.00	1.500								
Gene Nelson, R ERA: 5.79 (8, 1)	3.1	W	16	3	1	1	2	3	1	0	0	1	0	16	32	2.70	1.800								

New York Yankees @ Chicago White Sox  
Comiskey Park, Chicago, IL  
Sat Apr 27 1985, 4:33 AM EST  
Att. 22,788 - Unknown

livebaseballscorecards.com

Batter	1	2	3	4	5	6	7	8	9	10	11	AB R H RBI BB SO LOB	BOTTOM														
<b>Julio Cruz, S</b> (1, 4) OBP: 0.288, SLG: 0.163 <b>Ron Kittle, R</b> (9, PH) OBP: 0.226, SLG: 0.214 <b>Tim Hulett, R</b> (10, 4) OBP: 0.333, SLG: 0.400	4-0 CS BB		0-3 K		4-0 1B BB		0-0 F8		0-3 K		0-0 1B 1B 1B	2 0 0 0 2 1 2 1 0 0 0 0 1 2 1 1 1 0 0 0 0															
<b>Scott Fletcher, R</b> (1, 5) OBP: 0.417, SLG: 0.333 <b>Rudy Law, L</b> (11, PR) OBP: 0.308, SLG: 0.405	0-3 K		0-3 K		0-0 1B		0-0 1B		0-0 2B 1B		0-0 1B 1B 1B	6 0 4 2 0 2 1 0 1 0 0 0 0 0															
<b>Harold Baines, L</b> (1, 9) OBP: 0.377, SLG: 0.547	0-0 5-3		0-0 F7		0-0 F8		0-0 F3		0-0 2B		0-0 1B 1B	6 0 2 1 0 0 4															
<b>Tom Paciorek, R</b> (1, 7) OBP: 0.357, SLG: 0.280		4-0 SH5-3 BB BB		0-0 4-3 S 1B		0-0 F9		0-0 5-3		0-0 6-3		0-0 1B 1B	5 0 2 1 1 0 3														
<b>Carlton Fisk, R</b> (1, 10) OBP: 0.358, SLG: 0.563		4-0 SH5-3 BB		0-0 F5		0-0 F3		0-0 5-3		0-0 F7		0-0 1B	5 0 1 1 1 0 1														
<b>Marc Hill, R</b> (1, 2) OBP: 0.263, SLG: 0.125		0-0 SH5-3		0-0 4-3		0-0 6-3		0-0 F7		0-3 K			4 0 0 0 0 1 1														
<b>Greg Walker, L</b> (1, 3) OBP: 0.284, SLG: 0.462		0-3 K		0-0 F7			0-3 K		0-0 6-3		0-0 BB 1B	5 0 1 0 0 2 3															
<b>Luis Salazar, R</b> (1, 8) OBP: 0.227, SLG: 0.262		4-0 IBB		0-0 F4		0-0 E6 1B		0-0 1B 1B		4-0 BB 1B		3 2 1 0 2 0 0															
<b>Ozzie Guillen, L</b> (1, 6) OBP: 0.333, SLG: 0.353 <b>Jerry Hairston, S</b> (9, PH) OBP: 0.300, SLG: 0.222 <b>Daryl Boston, L</b> (9, PR) OBP: 0.372, SLG: 0.488		0-0 4-3		0-0 B5-3		0-0 1B 1B		0-0 1B 2B BB		0-3 K		3 0 1 0 0 0 3 0 0 0 0 1 0 0 1 1 0 0 0 1 2															
<b>Inning Stats</b>	R: 0 E: 0 K: 1 S: 4	H: 0 LOB: 0 BB: 1 P: 8	R: 0 E: 0 K: 1 S: 5	H: 0 LOB: 3 BB: 3 P: 17	R: 0 E: 0 K: 2 S: 7	H: 0 LOB: 0 BB: 0 P: 7	R: 0 E: 0 K: 0 S: 4	H: 1 LOB: 1 BB: 0 P: 4	R: 0 E: 0 K: 0 S: 3	H: 0 LOB: 0 BB: 0 P: 3	R: 1 E: 1 K: 1 S: 8	H: 2 LOB: 2 BB: 0 P: 8	R: 0 E: 0 K: 0 S: 3	H: 0 LOB: 0 BB: 0 P: 3	R: 2 E: 0 K: 1 S: 8	H: 3 LOB: 3 BB: 1 P: 12	R: 0 E: 0 K: 2 S: 8	H: 1 LOB: 2 BB: 1 P: 12	R: 2 E: 0 K: 0 S: 5	H: 5 LOB: 3 BB: 0 P: 5	1B: 12 2B: 1 3B: 0 HR: 0	SF: 0 SAC: 1 DP: 0 HBP: 0	WP: 0 PB: 0 SB: 1 CS: 1	PA: 50			
<b>PITCHER</b>	IP	WLS	BF	H	R	ER	SO	BB	IBB	HBP	BLK	WP	HR	S	P	ERA	WHIP										
Dennis Rasmussen, L (1, 1)	6.2		29	4	1	0	5	4	1	0	0	0	0	34	54	0.00	1.200										
Dave Righetti, L (7, 1)	2.1		11	3	2	2	1	1	0	0	0	0	0	12	16	7.71	1.714										
Don Cooper, R (10, 1)	0.2		4	1	0	0	1	1	0	0	0	0	0	5	9	0.00	3.000										
Bob Shirley, L (10, 1)	0.1	L	5	4	2	2	1	0	0	0	0	0	0	7	7	54.00	12.000										
Dale Murray, R (11, 1)	0.0		1	1	0	0	0	0	0	0	0	0	0	1	1	∞	∞										

New York Yankees @ Chicago White Sox  
 Comiskey Park, Chicago, IL  
 Sat Apr 27 1985, 4:33 AM EST  
 Att. 22,788 - Unknown

AB	42
R	5
H	13
RBI	5
BB	7
SO	8
LOB	22



1B	12
2B	1
3B	0
HR	0

Batter	1	2	3	4	5	6	7	8	9	AB R H RBI BB SO LOB	TOP		
Rickey Henderson, R OBP: 0.258, SLG: 0.240 (1, 8) X	0-0 4-3		0-0 F6		0-0 5-3		0-0 SF9			3 0 0 1 0 0 1			
Willie Randolph, R OBP: 0.328, SLG: 0.283 (1, 4) X	0-0 1B 1B		0-0 F8			0-0 1-3	0-0 FC6-4			4 1 1 0 0 0 2			
Don Mattingly, L OBP: 0.290, SLG: 0.385 (1, 3) X	0-0 1B 1-2 1B		0-0 F5			0-0 4-3		0-0 F5		4 0 1 0 0 0 0			
Dave Winfield, R OBP: 0.319, SLG: 0.419 (1, 9) X	0-0 F8			0-0 4-3		0-3 K		0-3 K		4 0 0 0 0 2 2			
Don Baylor, R OBP: 0.382, SLG: 0.466 (1, 10) X	0-0 1-3 2-H 1B			0-0 F5			0-0 CS 1B	0-0 4-3		4 0 2 1 0 0 0			
Ken Griffey, L OBP: 0.357, SLG: 0.440 (1, 7) X	0-0 4-3		0-0 F7				0-0 BB 1-2 1B 1B	0-0 4-3		4 1 1 0 0 0 2			
Mike Pagliarulo, L OBP: 0.452, SLG: 0.542 (1, 5) X		0-0 F7			0-0 F8		0-0 1B 1-2 BB SF9 1B	0-3 K		4 1 1 0 0 1 0			
Butch Wynegar, S OBP: 0.373, SLG: 0.404 (1, 2) X		0-0 4-3			0-0 SH5-3 1B		4-0 BB BB BB 1-2 2-3 BB	0-0 F9		3 0 1 0 1 0 0			
Bobby Meacham, S OBP: 0.368, SLG: 0.306 (1, 6) X		0-3 K			0-0 SH5-3		0-0 1-2 2-3 3-H 1B			2 0 1 1 0 1 0			
<b>Inning Stats</b>	R: 1 E: 0 K: 0 S: 6 H: 3 LOB: 2 BB: 0 P: 6	R: 0 E: 0 K: 1 S: 5 H: 0 LOB: 0 BB: 0 P: 5	R: 0 E: 0 K: 0 S: 3 H: 0 LOB: 0 BB: 0 P: 3	R: 0 E: 0 K: 0 S: 3 H: 0 LOB: 0 BB: 0 P: 3	R: 0 E: 0 K: 0 S: 4 H: 1 LOB: 1 BB: 0 P: 4	R: 0 E: 0 K: 1 S: 5 H: 0 LOB: 0 BB: 0 P: 5	R: 2 E: 0 K: 0 S: 6 H: 4 LOB: 2 BB: 1 P: 10	R: 0 E: 0 K: 1 S: 5 H: 0 LOB: 0 BB: 0 P: 5	R: 0 E: 0 K: 1 S: 5 H: 0 LOB: 0 BB: 0 P: 5	1B: 8 2B: 0 3B: 0 HR: 0 SF: 1 SAC: 1 DP: 0 HBP: 0	WP: 0 PB: 0 SB: 0 CS: 1 PA: 35		
<b>PITCHER</b> Richard Dotson, R ERA: 2.7 (1, 1)	IP: 7.0 WLS: 29 BF: 8 H: 3 R: 3 ER: 3 SO: 2 BB: 1 IBB: 0 HBP: 0 BLK: 0 WP: 0 HR: 0 S: 32 P: 36 ERA: 3.86 WHIP: 1.286											<b>PITCHER</b> Britt Burns, L ERA: 3.13 (8, 1)	IP: 2.0 WLS: 6 BF: 0 H: 0 R: 0 ER: 0 SO: 2 BB: 0 IBB: 0 HBP: 0 BLK: 0 WP: 0 HR: 0 S: 10 P: 10 ERA: 0.00 WHIP: 0.000

**New York Yankees @ Chicago White Sox**  
 Comiskey Park, Chicago, IL  
 Sun Apr 28 1985, 4:33 AM EDT  
 Att. 27,367 - Unknown

AB	32
R	3
H	8
RBI	3
BB	1
SO	4
LOB	7



WP: 0	PA: 35
PB: 0	
SB: 0	
CS: 1	

ERA	WHIP
3.86	1.286
0.00	0.000

1B	8
2B	0
3B	0
HR	0
SF	1
SAC	1
DP	0
HBP	0





Batter	1	2	3	4	5	6	7	8	9	AB R H RBI BB SO LOB	TOP							
Rudy Law, L (1, 7) OBP: 0.319, SLG: 0.357 Tom Paciorek, R (8, PH) OBP: 0.367, SLG: 0.296 (8, 7)	4-0 SH1-3 WP S BB		0-0 1-3 1-2		4-0 1B S BB		0-3 K 1	0-0 F8 3-H	0-0 1B	2 2 0 0 2 1 1 2 0 1 1 0 0 1								
Scott Fletcher, R (1, 5)	0-0 SH1-3 1-3		0-0 F8		0-0 1B 1B 1-H		0-3 K		0-0 F6 K	5 0 1 1 0 2 3								
Harold Baines, L (1, 9) OBP: 0.397, SLG: 0.562	0-3 K 3-H			0-0 F8	0-0 1B 1-2		0-0 1B BB 1B		0-0 2B	5 1 3 0 0 1 0								
Greg Walker, L (1, 3)	0-0 1-3			0-0 1B 5-3	0-0 F7		4-0 1B 1-2 BB		0-0 1B HR 2B 2-H	4 1 2 1 1 0 2								
Carlton Fisk, R (1, 2) OBP: 0.377, SLG: 0.600		0-3 K		0-0 5-3 1-3		0-0 F4	0-0 1B 1-2 2-3		0-0 HR 1B 2-3	5 1 2 0 0 1 1								
Oscar Gamble, L (1, 10) OBP: 0.387, SLG: 0.423 Ron Kittle, R (7, PH) OBP: 0.212, SLG: 0.200		0-0 F9		4-0 BB BB		0-0 BB 1B	0-3 K		0-3 K	2 0 1 0 1 0 0 2 0 0 0 0 2 5								
Daryl Boston, L (1, 8) OBP: 0.320, SLG: 0.417 Luis Salazar, R (8, PH) OBP: 0.239, SLG: 0.341 (8, 8)		0-0 F9		0-0 4-3		0-0 F7		0-0 F9	0-0 HR 1-H 3-H	3 0 0 0 0 0 3 2 1 1 3 0 0 0								
Julio Cruz, S (1, 4) OBP: 0.317, SLG: 0.220			0-0 1B 1-3		0-0 3-1 1-2 BB			0-0 1B	0-0 1B 2B	4 1 3 0 1 0 0								
Ozzie Guillen, L (1, 6) OBP: 0.306, SLG: 0.310 Jerry Hairston, S (9, PH) OBP: 0.417, SLG: 0.300 Tim Hulett, R (9, PR) OBP: 0.333, SLG: 0.400			0-0 F8		0-0 G3	0-0 4-3		0-3 K	0-0 1B 1B 2-3	4 0 0 0 0 1 4 1 0 1 0 0 0 0 0 0 0 0 0 0 0								
Inning Stats	R: 1 E: 0 K: 1 S: 5	H: 0 LOB: 0 BB: 1 P: 9	R: 0 E: 0 K: 1 S: 5	H: 0 LOB: 0 BB: 0 P: 5	R: 0 E: 0 K: 0 S: 4	H: 1 LOB: 1 BB: 0 P: 4	R: 0 E: 0 K: 0 S: 4	H: 1 LOB: 2 BB: 1 P: 8	R: 1 E: 0 K: 3 S: 11	H: 2 LOB: 3 BB: 1 P: 15	R: 0 E: 0 K: 1 S: 6	H: 1 LOB: 1 BB: 0 P: 6	R: 5 E: 0 K: 2 S: 14	H: 7 LOB: 2 BB: 0 P: 14	1B: 11 2B: 3 3B: 0 HR: 1	SF: 0 SAC: 1 DP: 0 HBP: 0	WP: 1 PB: 0 SB: 2 CS: 0	PA: 47
PITCHER	IP WLS BF H R ER SO BB IBB HBP BLK WP HR S P ERA WHIP																	
Mike Boddicker, R (1, 1) ERA: 3.09	6.2 W 32 7 2 2 4 5 0 0 0 1 0 35 55 2.70 1.800																	
Tippy Martinez, L (7, 1) ERA: 5.23	2.0 13 7 5 5 3 0 0 0 0 0 1 19 19 22.50 3.500																	
Sammy Stewart, R (9, 1) ERA: 2.05	0.1 S 2 1 0 0 1 0 0 0 0 0 0 4 4 0.00 3.000																	

Chicago White Sox @ Baltimore Orioles  
 Memorial Stadium, Baltimore, MD  
 Tue Apr 30 1985, 7:05 PM EDT  
 Att. 18,093 - Unknown

livebaseballscorecards.com

AB	41
R	7
H	15
RBI	6
BB	5
SO	8
LOB	20



Batter	1	2	3	4	5	6	7	8	9
<b>Dan Ford, R</b> OBP: 0.304, SLG: 0.372 (1, 10)	0-0 G5-4-3 1B		0-0 F9	0-3 K		0-0 1-2 2B 1B	0-3 K		
<b>Rich Dauer, R</b> OBP: 0.310, SLG: 0.229 (1, 4) <b>Lenn Sakata, R</b> OBP: 0.207, SLG: 0.148 (8, PH) (9, 4)	0-0 G5-4-3 1-2f		0-3 K	0-0 1B		0-0 1-H 2-H 1B 2B	0-3 K		
<b>Cal Ripken Jr., R</b> OBP: 0.366, SLG: 0.414 (1, 6)	4-0 WP BB		0-3 K	0-0 F8		0-0 2-H 1B 1B	0-3 K		
<b>Eddie Murray, S</b> OBP: 0.350, SLG: 0.500 (1, 3)	0-0 F8 1-2			4-0 HR BB	0-0 F8	0-0 1-2 1B	0-3 K		
<b>Gary Roenicke, R</b> OBP: 0.188, SLG: 0.448 (1, 7)		0-0 4-3		0-0 1-H HR	0-0 F3	0-0 F7			
<b>Fred Lynn, L</b> OBP: 0.383, SLG: 0.472 (1, 8)		0-0 F7		0-0 SH5-3 1B 2B	0-3 K		0-0 HR		
<b>Mike Young, S</b> OBP: 0.329, SLG: 0.367 (1, 9)		0-0 BB 1B		4-0 SH5-3 1B BB		0-3 K	0-0 4-3		
<b>Fritzie Connally, R</b> OBP: 0.436, SLG: 0.469 (1, 5) <b>Wayne Gross, L</b> OBP: 0.414, SLG: 0.444 (7, PH) (8, 5)		4-0 1-2 BB		0-0 SH5-3 1-2 2-3		0-0 3-1	0-0 E3 2B		
<b>Rick Dempsey, R</b> OBP: 0.397, SLG: 0.542 (1, 2)		0-3 K		0-0 2-H 3-H 1B 1B		4-0 1B 2B BB	0-0 F8		

Inning Stats	R: 0 E: 0 K: 0 S: 3	H: 1 LOB: 1 BB: 1 P: 7	R: 0 E: 0 K: 1 S: 6	H: 1 LOB: 2 BB: 1 P: 10	R: 0 E: 0 K: 2 S: 7	H: 0 LOB: 0 BB: 0 P: 7	R: 5 E: 0 K: 1 S: 9	H: 4 LOB: 1 BB: 2 P: 17	R: 0 E: 0 K: 1 S: 5	H: 0 LOB: 0 BB: 0 P: 5	R: 3 E: 0 K: 1 S: 9	H: 4 LOB: 2 BB: 1 P: 13	R: 1 E: 1 K: 1 S: 7	H: 2 LOB: 1 BB: 0 P: 7	R: 0 E: 0 K: 3 S: 9	H: 0 LOB: 0 BB: 0 P: 9
--------------	------------------------------	---------------------------------	------------------------------	----------------------------------	------------------------------	---------------------------------	------------------------------	----------------------------------	------------------------------	---------------------------------	------------------------------	----------------------------------	------------------------------	---------------------------------	------------------------------	---------------------------------

PITCHER	IP	WLS	BF	H	R	ER	SO	BB	IBB	HBP	BLK	WP	HR	S	P	ERA	WHIP
<b>Floyd Bannister, L</b> ERA: 6.08 (1, 1)	3.1	L	18	5	5	5	3	4	0	0	0	1	1	20	36	13.50	2.700
<b>Tim Lollar, L</b> ERA: 5.18 (4, 1)	2.2		14	5	3	3	3	1	0	0	0	0	0	19	23	10.12	2.250
<b>Tom Seaver, R</b> ERA: 3.76 (7, 1)	1.0		5	2	1	1	1	0	0	0	0	0	1	7	7	9.00	2.000
<b>Bob James, R</b> ERA: 4.97 (8, 1)	1.0		3	0	0	0	3	0	0	0	0	0	0	9	9	0.00	0.000

**BOTTOM**

AB	R	H	RBI	BB	SO	LOB
5	1	2	0	0	2	2
4	1	2	3	0	1	1
1	0	0	0	0	1	0
4	0	1	1	1	2	1
4	1	1	0	1	1	1
4	1	1	2	0	0	2
4	2	2	1	0	1	0
3	1	1	0	1	1	0
1	0	0	0	1	0	0
1	0	1	0	0	0	0
3	2	1	2	1	1	3

**AB 34**  
**R 9**  
**H 12**  
**RBI 9**  
**BB 5**  
**SO 10**  
**LOB 10**

**WP: 1** **PA: 40**  
**PB: 0**  
**SB: 0**  
**CS: 0**

**Orioles**

**Chicago White Sox @ Baltimore Orioles**  
Memorial Stadium, Baltimore, MD  
Tue Apr 30 1985, 7:05 PM EDT  
Att. 18,093 - Unknown

[livebaseballscorecards.com](http://livebaseballscorecards.com)

Batter	1	2	3	4	5	6	7	8	9	AB R H RBI BB SO LOB	TOP									
Rudy Law, L (1, 7) OBP: 0.314, SLG: 0.370	0-3 K		0-0 E1			0-0 1B	0-0 G6-3			4 1 1 0 0 1 2										
Scott Fletcher, R (1, 5) Jerry Hairston, S (8, PH) Tim Hulett, R (8, 5) OBP: 0.375, SLG: 0.293 OBP: 0.385, SLG: 0.273 OBP: 0.333, SLG: 0.400	0-0 1B		0-0 6-3			4-0 1B		0-0 F8		2 0 1 0 1 0 1 1 0 0 0 0 0 0 0 0 0 0 0 0 0										
Harold Baines, L (1, 9) OBP: 0.378, SLG: 0.532	0-3 K			0-0 6-3		0-0 F7		0-0 G4-1		4 0 0 0 0 1 3										
Greg Walker, L (1, 3) OBP: 0.300, SLG: 0.455	0-3 K			0-0 4-3		0-0 1B		0-3 K		4 0 1 0 0 2 1										
Carlton Fisk, R (1, 2) OBP: 0.369, SLG: 0.576		0-3 K		0-0 F6		0-0 1B			0-0 6-3	4 0 1 1 0 1 0										
Oscar Gamble, L (1, 10) OBP: 0.343, SLG: 0.367		0-0 F3			0-0 F7		0-3 K		0-0 F1	4 0 0 0 0 1 2										
Daryl Boston, L (1, 8) OBP: 0.315, SLG: 0.404		0-0 1-3			0-0 CS		0-0 E6		0-3 K	4 0 1 0 0 1 0										
Julio Cruz, S (1, 4) OBP: 0.317, SLG: 0.212			0-0 4-3		4-0 BB		0-0 F9			2 0 0 0 1 0 1										
Ozzie Guillen, L (1, 6) OBP: 0.308, SLG: 0.311			0-0 F6		0-0 F7		0-0 G6-3			3 0 1 0 0 0 1										
<b>Inning Stats</b>	R: 0 E: 0 K: 3 S: 10	H: 1 LOB: 1 BB: 0 P: 10	R: 0 E: 0 K: 1 S: 5	H: 0 LOB: 0 BB: 0 P: 5	R: 0 E: 1 K: 0 S: 4	H: 0 LOB: 1 BB: 0 P: 4	R: 0 E: 0 K: 0 S: 3	H: 1 LOB: 1 BB: 1 P: 7	R: 1 E: 0 K: 1 S: 7	H: 3 LOB: 2 BB: 1 P: 11	R: 0 E: 1 K: 0 S: 4	H: 1 LOB: 1 BB: 0 P: 4	R: 0 E: 0 K: 1 S: 5	H: 0 LOB: 0 BB: 0 P: 5	R: 0 E: 0 K: 1 S: 5	H: 0 LOB: 0 BB: 0 P: 5	1B: 5 2B: 1 3B: 0 HR: 0	SF: 0 SAC: 0 DP: 1 HBP: 0	WP: 0 PB: 0 SB: 1 CS: 1	PA: 34
<b>PITCHER</b>	IP WLS BF H R ER SO BB IBB HBP BLK WP HR S P ERA WHIP																			
Ken Dixon, R (1, 1) ERA: 1.25	6.0 W 24 5 1 1 5 2 0 0 0 0 0 0 32 40 1.50 1.167																			
Don Aase, R (7, 1) ERA: 5.91	3.0 S 10 1 0 0 2 0 0 0 0 0 0 0 14 14 0.00 0.333																			

Chicago White Sox @ Baltimore Orioles  
 Memorial Stadium, Baltimore, MD  
 Wed May 01 1985, 7:05 PM EDT  
 Att: 18,381 - Unknown

livebaseballscorecards.com

AB	32
R	1
H	6
RBI	1
BB	2
SO	7
LOB	11





Batter	1	2	3	4	5	6	7	8	9	AB R H RBI BB SO LOB	TOP																
Ozzie Guillen, L (1, 6) OBP: 0.300, SLG: 0.303	0-0 F9		0-0 4-3			0-0 5-3		0-0 BB 5-3 1B	0-0 FC4-2 SF8 1B	5 2 1 0 0 0 4																	
Tom Paciorek, R (1, 7) OBP: 0.324, SLG: 0.258	0-3 K			0-0 F8		0-0 1-3		0-0 5-3	0-0 SF8	4 0 0 0 0 1 1																	
Rudy Law, L (8, 7) OBP: 0.314, SLG: 0.370								1-2 5-3	1-2 2-3 3-H	0 0 0 0 0 0 0																	
Luis Salazar, R (9, PH) OBP: 0.234, SLG: 0.341										0 0 0 1 0 0 0																	
Harold Baines, L (1, 9) OBP: 0.379, SLG: 0.519	0-0 1-3			0-0 4-3		0-3 K		4-0 BB 1B	0-0 WP 1B	4 1 1 2 1 1 0																	
Greg Walker, L (1, 3) OBP: 0.306, SLG: 0.438		0-3 K		4-0 HR BB			0-0 1-3	0-0 F7	4-0 BB BB BB BB	3 1 0 0 2 1 2																	
Carlton Fisk, R (1, 2) OBP: 0.386, SLG: 0.619		0-0 F8		0-0 HR			0-0 BB S FC2 1B	4-0 1B CS BB	0-0 F7	4 1 2 2 1 0 2																	
Oscar Gamble, L (1, 10) OBP: 0.333, SLG: 0.353		0-0 F9		0-0 6-3			0-0 F7	0-0 1-3 2-H 3-H 1B		4 0 1 2 0 0 1																	
Daryl Boston, L (1, 8) OBP: 0.345, SLG: 0.396			4-0 3-1 S FC4-2 BB		0-0 F7		4-0 FC2 BB IBB	0-0 CS	4-0 1B 1B FC4-2 BB	1 0 0 0 3 0 0																	
Scott Fletcher, R (1, 5) OBP: 0.380, SLG: 0.302			0-0 3-1		0-0 L4-3 1B		4-0 FC2 BB		0-0 FC4-2 1B	2 0 1 0 0 0 1																	
Jerry Hairston, S (7, PH) OBP: 0.429, SLG: 0.273			1-3				1-2 2-3 BB		1-2 SF8 1B	0 0 0 0 1 0 0																	
Tim Hulett, R (7, PR) OBP: 0.375, SLG: 0.438										1 1 1 0 0 0 0																	
Julio Cruz, S (1, 4) OBP: 0.313, SLG: 0.214			0-0 FC4-2		0-0 L4-3		0-0 FC2		0-0 SF8 FC4-2 1B 1B	4 1 1 0 0 0 5																	
Inning Stats	R: 0 E: 0 K: 1 S: 5	H: 0 LOB: 0 BB: 0 P: 5	R: 0 E: 0 K: 1 S: 5	H: 0 LOB: 0 BB: 1 P: 5	R: 0 E: 0 K: 0 S: 3	H: 0 LOB: 1 BB: 1 P: 7	R: 2 E: 0 K: 0 S: 4	H: 1 LOB: 0 BB: 1 P: 8	R: 0 E: 0 K: 0 S: 3	H: 1 LOB: 0 BB: 0 P: 3	R: 0 E: 0 K: 1 S: 5	H: 0 LOB: 0 BB: 0 P: 5	R: 0 E: 0 K: 0 S: 4	H: 1 LOB: 3 BB: 2 P: 12	R: 2 E: 0 K: 0 S: 4	H: 2 LOB: 1 BB: 2 P: 12	R: 3 E: 0 K: 0 S: 6	H: 3 LOB: 2 BB: 2 P: 14	1B: 7 2B: 1 3B: 0 HR: 1	SF: 1 SAC: 0 DP: 1 HBP: 0	WP: 1 PB: 0 SB: 2 CS: 1	PA: 42					
PITCHER	IP	WLS	BF	H	R	ER	SO	BB	IBB	HBP	BLK	WP	HR	S	P	ERA	WHIP										
Dan Petry, R (1, 1) ERA: 3.26	7.2	L	33	5	4	4	3	4	2	0	0	0	1	33	57	4.70	1.174										
Bill Scherrer, L (8, 1) ERA: 13.5	0.2		4	2	3	3	0	1	0	0	0	0	0	3	7	40.50	4.500										
Aurelio Lopez, R (9, 1) ERA: 4.41	0.2		4	1	0	0	0	1	0	0	0	1	0	3	7	0.00	3.000										

Chicago White Sox @ Detroit Tigers  
Tiger Stadium, Detroit, MI  
Fri May 03 1985, 7:05 PM EDT  
Att. 34,273 - Unknown

livebaseballscorecards.com

AB	32
R	7
H	8
RBI	7
BB	8
SO	3
LOB	16



Batter	1	2	3	4	5	6	7	8	9	AB R H RBI BB SO LOB
Lou Whitaker, L (1, 4) OBP: 0.405, SLG: 0.507	0-0 B2-6 1B		0-0 F8			0-0 F9		0-0 G6-4-3 2-3 1B		4 0 2 0 0 0 0
Alan Trammell, R (1, 6) OBP: 0.372, SLG: 0.549	0-0 B2-6 1-2f		0-0 S 1B			0-0 F9		0-0 G6-4-3 1-2f		4 0 1 0 0 0 3
Kirk Gibson, L (1, 9) OBP: 0.287, SLG: 0.338	0-0 4-3		0-0 F5 1-2			0-0 F8			0-0 F7	4 0 0 0 0 0 1
Lance Parrish, R (1, 2) OBP: 0.278, SLG: 0.378		0-0 F9 SF7 2B		0-0 4-3		0-0 6-3			0-0 1-3	4 1 1 0 0 0 0
Darrell Evans, L (1, 3) OBP: 0.263, SLG: 0.288		4-0 BB BB		0-0 G6-4-3 1B		0-0 F9			0-0 F8	3 0 1 0 1 0 0
Larry Herndon, R (1, 7) OBP: 0.269, SLG: 0.351		0-0 F9 2-3		0-0 G6-4-3 1-2f		0-0 1B				3 0 1 0 0 0 3
Nelson Simmons, S (1, 10) OBP: 0.182, SLG: 0.200		0-0 SF7 3-H			0-0 5-3		0-0 5-3			2 0 0 1 0 0 1
Chet Lemon, R (1, 8) OBP: 0.321, SLG: 0.382		0-0 F4			0-0 6-3		0-3 K			3 0 0 0 0 1 1
Tom Brookens, R (1, 5) OBP: 0.400, SLG: 0.500			0-0 6-3			0-0 F9		0-0 1B 2B		3 0 1 0 0 0 0

Inning Stats	R: 0	H: 1	E: 0	LOB: 0	K: 0	S: 3	P: 3	R: 1	H: 1	E: 0	LOB: 1	K: 0	S: 4	P: 8	R: 0	H: 1	E: 0	LOB: 1	K: 0	S: 4	P: 4	R: 0	H: 1	E: 0	LOB: 0	K: 0	S: 3	P: 3	R: 0	H: 0	E: 0	LOB: 0	K: 0	S: 3	P: 3	R: 0	H: 0	E: 0	LOB: 0	K: 0	S: 3	P: 3	R: 0	H: 1	E: 0	LOB: 1	K: 0	S: 4	P: 4	R: 0	H: 2	E: 0	LOB: 1	K: 1	S: 6	P: 6	R: 0	H: 0	E: 0	LOB: 0	K: 0	S: 3	P: 3	1B: 5	SF: 1	2B: 3	SAC: 0	3B: 0	DP: 3	HR: 0	HBP: 0	WP: 0	PA: 32
PITCHER Tom Seaver, R (1, 1) ERA: 3.06	IP	WLS	BF	H	R	ER	SO	BB	IBB	HBP	BLK	WP	HR	S	P	ERA	WHIP	IP	WLS	BF	H	R	ER	SO	BB	IBB	HBP	BLK	WP	HR	S	P	ERA	WHIP	IP	WLS	BF	H	R	ER	SO	BB	IBB	HBP	BLK	WP	HR	S	P	ERA	WHIP																						

**BOTTOM**

**Chicago White Sox @ Detroit Tigers**  
Tiger Stadium, Detroit, MI  
Fri May 03 1985, 7:05 PM EDT  
Att. 34,273 - Unknown

AB	30
R	1
H	7
RBI	1
BB	1
SO	1
LOB	9



WP: 0	PA: 32
PB: 0	
SB: 1	
CS: 0	

livebaseballscorecards.com

Batter	1	2	3	4	5	6	7	8	9	AB R H RBI BB SO LOB	TOP		
Rudy Law, L (1, 7) OBP: 0.309, SLG: 0.360	0-0 F7		0-3 K			0-0 F3		0-0 2-H 1B		4 0 1 1 0 1 0			
Luis Salazar, R (1, 5) OBP: 0.255, SLG: 0.340	0-3 K			0-0 FC6-4 1B		4-0 BB		0-0 5-3		3 0 1 0 1 1 1			
Harold Baines, L (1, 9) OBP: 0.374, SLG: 0.518	0-0 1-3			0-0 FC6-4 1-2f		0-0 4-3			0-0 F9 2B	4 0 1 0 0 0 2			
Greg Walker, L (1, 3) OBP: 0.292, SLG: 0.417		0-3 K		0-0 F8			0-0 4-3		0-0 F9 2-3	4 0 0 0 0 1 2			
Carlton Fisk, R (1, 2) OBP: 0.365, SLG: 0.582		0-3 K		0-0 FC6-4 1-2f			0-0 5-3		0-0 F8	4 0 0 0 0 1 2			
Oscar Gamble, L (1, 10) OBP: 0.333, SLG: 0.333		4-0 BB			0-0 F3		0-0 F5		0-3 K	2 0 0 0 1 0 0			
Ron Kittle, R (9, PH) OBP: 0.206, SLG: 0.194										1 0 0 0 0 1 1			
Daryl Boston, L (1, 8) OBP: 0.328, SLG: 0.375		0-0 F7			0-0 F5			0-0 F3		3 0 0 0 0 0 1			
Julio Cruz, S (1, 4) OBP: 0.304, SLG: 0.207			0-0 4-3		0-0 6-3			4-0 G3 1B BB		2 0 0 0 0 0 0			
Jerry Hairston, S (8, PH) OBP: 0.467, SLG: 0.273										0 0 0 0 1 0 0			
Tim Hulett, R (8, PR) OBP: 0.375, SLG: 0.438										0 1 0 0 0 0 0			
Ozzie Guillen, L (1, 6) OBP: 0.288, SLG: 0.290			0-0 4-3			0-3 K		0-0 G3 1-2		3 0 0 0 0 1 1			
Inning Stats	R: 0 E: 0 K: 1 S: 5 H: 0 LOB: 0 BB: 0 P: 5	R: 0 E: 0 K: 2 S: 7 H: 0 LOB: 1 BB: 1 P: 11	R: 0 E: 0 K: 1 S: 5 H: 0 LOB: 0 BB: 0 P: 5	R: 0 E: 0 K: 0 S: 4 H: 1 LOB: 1 BB: 0 P: 4	R: 0 E: 0 K: 0 S: 3 H: 0 LOB: 0 BB: 0 P: 3	R: 0 E: 0 K: 1 S: 5 H: 0 LOB: 1 BB: 1 P: 9	R: 0 E: 0 K: 0 S: 3 H: 0 LOB: 0 BB: 0 P: 3	R: 1 E: 0 K: 0 S: 4 H: 1 LOB: 1 BB: 1 P: 8	R: 0 E: 0 K: 1 S: 6 H: 1 LOB: 1 BB: 0 P: 6	1B: 2 2B: 1 3B: 0 HR: 0 SF: 0 SAC: 0 DP: 0 HBP: 0	WP: 0 PB: 0 SB: 0 CS: 0	PA: 33	
PITCHER	IP WLS BF H R ER SO BB IBB HBP BLK WP HR S P ERA WHIP											PITCHER	IP WLS BF H R ER SO BB IBB HBP BLK WP HR S P ERA WHIP
Walt Terrell, R (1, 1) ERA: 3.25	8.0 W 29 2 1 1 5 3 0 0 0 0 0 0 36 48 1.12 0.625												
Willie Hernandez, L (9, 1) ERA: 1.8	1.0 4 1 0 0 1 0 0 0 0 0 0 0 6 6 0.00 1.000												

**Chicago White Sox @ Detroit Tigers**  
 Tiger Stadium, Detroit, MI  
 Sat May 04 1985, 7:05 PM EDT  
 Att: 37,865 - Unknown

AB	30
R	1
H	3
RBI	1
BB	3
SO	6
LOB	10



WP: 0	PA: 33
PB: 0	
SB: 0	
CS: 0	

ERA	WHIP
-----	------

ERA	WHIP
-----	------




Batter	1	2	3	4	5	6	7	8	9	AB	R	H	RBI	BB	SO	LOB
Lou Whitaker, L (1, 4) OBP: 0.405, SLG: 0.493	4-0 BB	0-0 FC5-4		0-0 G3		0-0 FC5-4 1B		0-0 F7		4	0	1	0	1	0	4
Alan Trammell, R (1, 6) OBP: 0.354, SLG: 0.517	0-0 F9		0-0 F7		0-0 3-1	0-0 FC5-4		0-0 F9		5	0	0	0	0	0	2
Kirk Gibson, L (1, 9) OBP: 0.275, SLG: 0.321	0-3 K		0-3 K		0-3 K	0-0 F4				4	0	0	0	0	3	2
Lance Parrish, R (1, 2) OBP: 0.277, SLG: 0.372	0-0 F8		0-0 F9		0-0 HR 1B		0-0 F3			4	1	1	0	0	0	1
Larry Herndon, R (1, 7) OBP: 0.293, SLG: 0.416		0-0 F8 2B		4-0 1B 1B	0-0 HR		0-0 6-3			3	3	2	2	1	0	0
Chet Lemon, R (1, 8) OBP: 0.341, SLG: 0.385		0-3 K		0-0 1B 1B	4-0 BB		4-0 HR BB			2	1	1	0	2	1	1
Alejandro Sanchez, R (1, 10) Nelson Simmons, S (7, PH) OBP: 0.269, SLG: 0.577 OBP: 0.250, SLG: 0.545		0-0 F8		0-0 F3	0-0 F8		0-0 HR			3	0	0	0	0	0	4
Barbaro Garbey, R (1, 3) OBP: 0.310, SLG: 0.464		0-0 FC5-4 2B		0-0 1-2 3-H 1B		0-0 HR		0-0 6-3		4	1	3	3	0	0	0
Tom Brookens, R (1, 5) OBP: 0.385, SLG: 0.457		4-0 BB		0-3 K		0-0 F3		0-0 6-3		3	0	0	0	1	1	2

Inning Stats	R: 0	H: 0	E: 0	K: 1	S: 5	LOB: 1	BB: 1	P: 9	R: 1	H: 2	E: 0	K: 1	S: 7	LOB: 2	BB: 1	P: 11	R: 0	H: 0	E: 0	K: 1	S: 5	LOB: 0	BB: 0	P: 5	R: 1	H: 2	E: 0	K: 1	S: 7	LOB: 2	BB: 1	P: 11	R: 2	H: 2	E: 0	K: 1	S: 7	LOB: 1	BB: 1	P: 11	R: 1	H: 2	E: 0	K: 0	S: 5	LOB: 1	BB: 0	P: 5	R: 2	H: 1	E: 0	K: 0	S: 4	LOB: 0	BB: 1	P: 8	R: 0	H: 0	E: 0	K: 0	S: 3	LOB: 0	BB: 0	P: 3
1B: 4	2B: 2	3B: 0	HR: 3	SF: 0	SAC: 0	DP: 0	HBP: 0	WP: 0	PA: 38																																																							

PITCHER	IP	WLS	BF	H	R	ER	SO	BB	IBB	HBP	BLK	WP	HR	S	P	ERA	WHIP
Tim Lollar, L (1, 1) ERA: 5.83	5.0	L	26	7	5	5	5	4	0	0	0	0	2	32	48	9.00	2.200
Gene Nelson, R (6, 1) ERA: 6.35	2.0		9	2	2	2	0	1	0	0	0	0	1	8	12	9.00	1.500
Juan Agosto, L (8, 1) ERA: 4.32	1.0		3	0	0	0	0	0	0	0	0	0	0	3	3	0.00	0.000

**Chicago White Sox @ Detroit Tigers**  
Tiger Stadium, Detroit, MI  
Sat May 04 1985, 7:05 PM EDT  
Att. 37,865 - Unknown

<b>AB</b>	<b>33</b>
<b>R</b>	<b>7</b>
<b>H</b>	<b>9</b>
<b>RBI</b>	<b>7</b>
<b>BB</b>	<b>5</b>
<b>SO</b>	<b>5</b>
<b>LOB</b>	<b>16</b>



Batter	1	2	3	4	5	6	7	8	9	AB R H RBI BB SO LOB	TOP	
Rudy Law, L (1, 7) OBP: 0.310, SLG: 0.346 Tom Paciorek, R (8, PH) OBP: 0.314, SLG: 0.250 (8, 7)	0-0 F7		4-0 2B BB		0-0 F7			0-3 K		2 1 0 0 1 0 0 1 0 0 0 0 1 0		
Scott Fletcher, R (1, 4) OBP: 0.389, SLG: 0.340	0-0 FC5-4 1B		0-0 1B 2B		0-3 K			0-0 5-3		4 1 2 2 0 1 0		
Harold Baines, L (1, 9) OBP: 0.368, SLG: 0.506	0-0 FC5-4 1-2f		0-0 1B					0-0 4-3		4 0 1 1 0 0 1		
Greg Walker, L (1, 3) OBP: 0.290, SLG: 0.409	0-3 K		0-0 F8					0-0 F7		4 0 1 0 0 1 2		
Jerry Hairston, S (1, 10) OBP: 0.368, SLG: 0.200		0-0 F9	0-0 G3					0-0 F6		4 0 0 0 0 0 2		
Daryl Boston, L (1, 8) OBP: 0.328, SLG: 0.362 Ron Kittle, R (9, PH) OBP: 0.200, SLG: 0.188		4-0 6-3 BB		0-0 F9				0-3 K		2 0 0 0 1 0 1 1 0 0 0 0 1 0		
Marc Hill, R (1, 2) OBP: 0.238, SLG: 0.111 Carlton Fisk, R (7, PH) OBP: 0.360, SLG: 0.574 (7, 2)		0-0 6-3 1-2f		0-3 K				0-0 5-3		2 0 0 0 0 1 1 1 0 0 0 0 0 0		
Luis Salazar, R (1, 5) OBP: 0.241, SLG: 0.320			0-3 K		0-3 K			0-0 5-3		3 0 0 0 0 2 0		
Ozzie Guillen, L (1, 6) OBP: 0.289, SLG: 0.282			4-0 2B BB		0-0 6-3			0-0 F8		2 1 0 0 1 0 0		
<b>Inning Stats</b>	R: 0 E: 0 K: 1 S: 6 H: 1 LOB: 1 BB: 0 P: 6	R: 0 E: 0 K: 0 S: 2 H: 0 LOB: 0 BB: 1 P: 6	R: 3 E: 0 K: 1 S: 7 H: 2 LOB: 1 BB: 2 P: 15	R: 0 E: 0 K: 2 S: 7 H: 0 LOB: 0 BB: 0 P: 7	R: 0 E: 0 K: 1 S: 5 H: 0 LOB: 0 BB: 0 P: 5	R: 0 E: 0 K: 0 S: 4 H: 1 LOB: 1 BB: 0 P: 4	R: 0 E: 0 K: 0 S: 3 H: 0 LOB: 0 BB: 0 P: 3	R: 0 E: 0 K: 1 S: 5 H: 0 LOB: 0 BB: 0 P: 5	R: 0 E: 0 K: 1 S: 5 H: 0 LOB: 0 BB: 0 P: 5	1B: 3 2B: 2 3B: 0 HR: 0 SF: 0 SAC: 0 DP: 1 HBP: 0	WP: 0 PB: 0 SB: 0 CS: 0 PA: 33	
<b>PITCHER</b>	IP WLS BF H R ER SO BB IBB HBP BLK WP HR S P ERA WHIP											
Juan Berenguer, R (1, 1) ERA: 6.6	6.0 W 24 4 3 3 5 3 0 0 0 0 0 0 31 43 4.50 1.167											
Aurelio Lopez, R (7, 1) ERA: 4.15	1.0 3 0 0 0 0 0 0 0 0 0 0 0 3 3 0.00 0.000											
Willie Hernandez, L (8, 1) ERA: 1.59	2.0 S 6 0 0 0 2 0 0 0 0 0 0 0 10 10 0.00 0.000											

Chicago White Sox @ Detroit Tigers  
Tiger Stadium, Detroit, MI  
Sun May 05 1985, 3:33 AM EDT  
Att. 29,376 - Unknown

AB	30
R	3
H	4
RBI	3
BB	3
SO	7
LOB	7



Batter	1	2	3	4	5	6	7	8	9
<b>Lou Whitaker, L</b> (1, 4) OBP: 0.398, SLG: 0.481	0-0 G3			0-0 4-3		0-0 FC3-6 1B		0-0 F8	
<b>Alan Trammell, R</b> (1, 6) OBP: 0.359, SLG: 0.511	0-0 F3			4-0 G6-3 BB		0-0 FC3-6 1B		0-0 F9	
<b>Kirk Gibson, L</b> (1, 9) OBP: 0.263, SLG: 0.306	0-0 F8			0-0 G6-3 1-2f		0-0 FC3-6 HR		0-3 K	
<b>Lance Parrish, R</b> (1, 2) OBP: 0.267, SLG: 0.358		0-0 5-3			0-3 K	0-0 F6			
<b>Darrell Evans, L</b> (1, 3) OBP: 0.267, SLG: 0.345		0-0 F4			0-3 K	0-0 HR			
<b>Larry Herndon, R</b> (1, 7) OBP: 0.294, SLG: 0.405		0-0 F9			4-0 1B BB	0-0 6-3			
<b>Nelson Simmons, S</b> (1, 10) OBP: 0.267, SLG: 0.500			0-0 4-3		0-0 1B 1B		0-0 F8		
<b>Chet Lemon, R</b> (1, 8) OBP: 0.341, SLG: 0.383		0-0 5-3			0-0 1B 1B		0-0 6-3		
<b>Chris Pittaro, S</b> (1, 5) OBP: 0.353, SLG: 0.370			0-0 F9		0-3 K		0-0 F7		
<b>Tom Brookens, R</b> (8, 5) OBP: 0.385, SLG: 0.457									

Inning Stats	R: 0	H: 0	E: 0	LOB: 0	K: 0	BB: 0	S: 3	P: 3
	R: 0	H: 0	E: 0	LOB: 0	K: 0	BB: 0	S: 3	P: 3
	R: 0	H: 0	E: 0	LOB: 0	K: 0	BB: 0	S: 3	P: 3
	R: 0	H: 0	E: 0	LOB: 0	K: 0	BB: 1	S: 2	P: 6
	R: 1	H: 2	E: 0	LOB: 2	K: 3	BB: 1	S: 11	P: 15
	R: 3	H: 3	E: 0	LOB: 0	K: 0	BB: 0	S: 6	P: 6
	R: 0	H: 0	E: 0	LOB: 0	K: 0	BB: 0	S: 3	P: 3
	R: 0	H: 0	E: 0	LOB: 0	K: 1	BB: 0	S: 5	P: 5


PITCHER	IP	WLS	BF	H	R	ER	SO	BB	IBB	HBP	BLK	WP	HR	S	P	ERA	WHIP
<b>Richard Dotson, R</b> (1, 1) ERA: 3.54	7.0	L	27	5	4	4	3	2	0	0	0	0	1	31	39	5.14	1.000
<b>Bob James, R</b> (8, 1) ERA: 4.61	1.0		3	0	0	0	1	0	0	0	0	0	0	5	5	0.00	0.000

**BOTTOM**

**Chicago White Sox @ Detroit Tigers**  
Tiger Stadium, Detroit, MI  
Sun May 05 1985, 3:33 AM EDT  
Att. 29,376 - Unknown

AB	R	H	RBI	BB	SO	LOB
4	1	1	0	0	0	0
3	0	1	0	1	0	0
4	1	0	1	0	1	2
3	0	0	0	0	1	1
3	1	1	2	0	1	0
2	1	0	0	1	0	0
3	0	1	0	0	0	0
3	0	1	1	0	0	0
3	0	0	0	0	1	2
0	0	0	0	0	0	0

AB	28
R	4
H	5
RBI	4
BB	2
SO	4
LOB	5



1B	2B	3B	HR	SF	SAC	DP	HBP	WP	HR	S	P	ERA	WHIP
4	0	0	1	0	0	1	0	0	0	0	0	0	0

Batter	1	2	3	4	5	6	7	8	9	AB R H RBI BB SO LOB	TOP
Rudy Law, L (1, 7) OBP: 0.302, SLG: 0.333	0-0 F6		0-0 WP S 1-3 1B		0-0 4-3		0-3 K		0-0 F6	5 0 1 0 0 1 2	
Scott Fletcher, R (1, 5) OBP: 0.368, SLG: 0.320 Jerry Hairston, S (7, PH) OBP: 0.350, SLG: 0.200 Tim Hulett, R (7, 5) OBP: 0.375, SLG: 0.438	0-3 K		0-0 B2-3		0-0 5-3		0-0 SF9		0-0 2-H	3 0 0 0 0 1 2 0 0 0 1 0 0 0 0 0 0 0 0 0 0	
Harold Baines, L (1, 9) OBP: 0.364, SLG: 0.495	0-3 K		0-0 4-3		0-0 HR 1B		0-3 K			4 1 1 0 0 2 1	
Greg Walker, L (1, 3) OBP: 0.289, SLG: 0.435		0-0 4-3		0-3 K		0-0 1-H HR		0-0 F2		4 1 1 2 0 1 0	
Carlton Fisk, R (1, 2) OBP: 0.342, SLG: 0.542		0-0 5-3		0-0 6-3		0-3 K		0-0 5-3		4 0 0 0 0 1 0	
Ron Kittle, R (1, 10) OBP: 0.231, SLG: 0.286		0-0 HR		4-0 1B 1B BB		0-3 K		0-0 F3		3 2 1 1 1 1 0	
Daryl Boston, L (1, 8) OBP: 0.338, SLG: 0.371		0-0 CS 1B		0-0 S 1B 1B		0-0 4-3		0-0 F9		4 1 2 0 0 0 0	
Julio Cruz, S (1, 4) OBP: 0.301, SLG: 0.210		0-0 CS		0-0 F9		0-0 F7		0-0 F8		4 0 1 2 0 0 0	
Ozzie Guillen, L (1, 6) OBP: 0.288, SLG: 0.280			0-0 E3 1B WP		0-0 FC6		0-0 E5 WP SF9		0-0 1B	4 2 1 0 0 0 1	
<b>Inning Stats</b>	R: 0 E: 0 K: 2 S: 7 H: 0 LOB: 0 BB: 0 P: 7	R: 1 E: 0 K: 0 S: 4 H: 2 LOB: 0 BB: 0 P: 4	R: 1 E: 1 K: 0 S: 5 H: 1 LOB: 1 BB: 0 P: 5	R: 2 E: 0 K: 1 S: 7 H: 2 LOB: 1 BB: 1 P: 11	R: 2 E: 0 K: 1 S: 7 H: 2 LOB: 0 BB: 0 P: 7	R: 0 E: 0 K: 1 S: 5 H: 0 LOB: 0 BB: 0 P: 5	R: 1 E: 1 K: 2 S: 8 H: 0 LOB: 0 BB: 0 P: 8	R: 0 E: 0 K: 0 S: 3 H: 0 LOB: 0 BB: 0 P: 3	R: 0 E: 0 K: 0 S: 4 H: 1 LOB: 1 BB: 0 P: 4	1B: 6 2B: 0 3B: 0 HR: 2 SF: 1 SAC: 0 DP: 0 HBP: 0	WP: 2 PB: 0 SB: 2 CS: 1 PA: 38
<b>PITCHER</b>	IP WLS BF H R ER SO BB IBB HBP BLK WP HR S P ERA WHIP										
Bert Blyleven, R (1, 1) ERA: 4.87	5.0 L 23 7 6 5 4 1 0 0 0 1 2 30 34 9.00 1.600										
Keith Creel, R (6, 1) ERA:	4.0 14 1 1 0 3 0 0 0 0 1 0 20 20 0.00 0.250										

Chicago White Sox @ Cleveland Indians  
Cleveland Municipal Stadium, Cleveland, OH  
Tue May 07 1985, 7:05 PM EDT  
Att. 5,076 - Unknown

livebaseballscorecards.com

AB	35
R	7
H	8
RBI	6
BB	1
SO	7
LOB	6



Batter	1	2	3	4	5	6	7	8	9	AB R H RBI BB SO LOB
<b>Brett Butler, L</b> (1, 8) OBP: 0.330, SLG: 0.392	0-3 K	0-0 S 1B		0-0 2B			0-0 F2		0-0 F9	5 0 2 0 0 1 1
<b>Julio Franco, R</b> (1, 6) OBP: 0.443, SLG: 0.477	0-0 1-6-3 HR 1B	4-0 1-2 BB		0-3 K			4-0 WP BB		0-0 F8	3 1 1 0 2 1 1
<b>Joe Carter, R</b> (1, 7) OBP: 0.234, SLG: 0.293 <b>Mel Hall, L</b> (7, PH) OBP: 0.387, SLG: 0.409 (8, 7)	4-0 1-6-3 HR BB	0-3 K			0-3 K2-3		0-3 K			2 1 0 0 1 2 2 1 0 0 0 0 1 2
<b>Andre Thornton, R</b> (1, 10) OBP: 0.154, SLG: 0.154	0-0 1-6-3 1-2 2-3		0-0 F3		0-0 F7		0-0 F3			4 0 0 0 0 0 4
<b>Pat Tabler, R</b> (1, 3) OBP: 0.346, SLG: 0.396	4-0 HR BB		0-0 F8		0-0 F7			0-3 K		3 1 0 0 1 1 0
<b>Brook Jacoby, R</b> (1, 5) OBP: 0.323, SLG: 0.378	0-0 HR		0-0 PB 2B		0-3 K		0-3 K			4 1 2 4 0 2 0
<b>Carmen Castillo, R</b> (1, 9) OBP: 0.192, SLG: 0.167 <b>George Vukovich, L</b> (8, PH) OBP: 0.304, SLG: 0.260 (9, 9)	0-3 K2-3		0-3 K		0-3 K		0-0 1B			3 0 0 0 0 3 1 1 0 1 0 0 0 0
<b>Chris Bando, S</b> (1, 2) OBP: 0.205, SLG: 0.111 <b>Mike Hargrove, L</b> (8, PH) OBP: 0.259, SLG: 0.217 <b>Butch Benton, R</b> (9, 2) OBP: 0.320, SLG: 0.348		0-0 F8		0-0 F7		0-3 K		0-3 K		3 0 0 0 0 1 0 1 0 0 0 0 1 1 0 0 0 0 0 0 0
<b>Tony Bernazard, S</b> (1, 4) OBP: 0.392, SLG: 0.556		0-0 F8		0-3 K			0-0 WP 2B		0-3 K	4 0 1 0 0 2 0

Inning Stats	R: 4	H: 2	E: 0	K: 2	S: 9	LOB: 0	BB: 2	P: 17	R: 0	H: 1	E: 0	K: 1	S: 6	LOB: 2	BB: 1	P: 10	R: 0	H: 1	E: 0	K: 1	S: 6	LOB: 1	BB: 0	P: 6	R: 0	H: 1	E: 0	K: 2	S: 8	LOB: 1	BB: 0	P: 8	R: 0	H: 0	E: 0	K: 1	S: 5	LOB: 0	BB: 0	P: 5	R: 0	H: 0	E: 0	K: 3	S: 9	LOB: 0	BB: 0	P: 9	R: 0	H: 1	E: 0	K: 1	S: 6	LOB: 2	BB: 1	P: 10	R: 0	H: 1	E: 0	K: 3	S: 10	LOB: 1	BB: 0	P: 10	R: 0	H: 0	E: 0	K: 1	S: 5	LOB: 0	BB: 0	P: 5	1B: 3	SF: 0	2B: 3	SAC: 0	3B: 0	DP: 0	HR: 1	HBP: 0	WP: 1	PA: 38
--------------	------	------	------	------	------	--------	-------	-------	------	------	------	------	------	--------	-------	-------	------	------	------	------	------	--------	-------	------	------	------	------	------	------	--------	-------	------	------	------	------	------	------	--------	-------	------	------	------	------	------	------	--------	-------	------	------	------	------	------	------	--------	-------	-------	------	------	------	------	-------	--------	-------	-------	------	------	------	------	------	--------	-------	------	-------	-------	-------	--------	-------	-------	-------	--------	-------	--------

PITCHER	IP	WLS	BF	H	R	ER	SO	BB	IBB	HBP	BLK	WP	HR	S	P	ERA	WHIP
<b>Floyd Bannister, L</b> (1, 1) ERA: 6.0	6.1	W	29	6	4	4	10	4	0	0	0	0	1	45	61	5.68	1.579
<b>Tom Seaver, R</b> (7, 1) ERA: 3.0	0.2		2	0	0	0	1	0	0	0	0	1	0	4	4	0.00	0.000
<b>Bob James, R</b> (8, 1) ERA: 4.02	2.0	S	7	1	0	0	4	0	0	0	0	0	0	15	15	0.00	0.500

**BOTTOM**

**Chicago White Sox @ Cleveland Indians**  
Cleveland Municipal Stadium, Cleveland, OH

livebaseballscores.com

**AB 34**  
**R 4**  
**H 7**  
**RBI 4**  
**BB 4**  
**SO 15**  
**LOB 12**



Tue May 07 1985, 7:05 PM EDT  
Att. 5,076 - Unknown

Batter	1	2	3	4	5	6	7	8	9	AB R H RBI BB SO LOB	TOP											
Scott Fletcher, R (1, 6) OBP: 0.339, SLG: 0.291	0-0 6-3		0-0 F9		0-3 K		0-0 F9		0-0 F8	5 0 0 0 0 1 4												
Tom Paciorek, R (1, 3) OBP: 0.308, SLG: 0.250	0-0 F8		0-0 F7		0-0 CS	0-0 1B		0-0 5-3		4 0 1 0 0 0 0												
Harold Baines, L (1, 9) OBP: 0.369, SLG: 0.495	0-3 K			0-0 3-1		0-0 1B		0-0 PO		4 0 2 0 0 1 0												
Ron Kittle, R (1, 7) Daryl Boston, L (8, 8) OBP: 0.256, SLG: 0.368 OBP: 0.338, SLG: 0.371		0-0 HR		4-0 E BB		0-3 K		0-3 K		3 1 1 1 1 2 2 0 0 0 0 0 0 0												
Carlton Fisk, R (1, 2) OBP: 0.337, SLG: 0.539		0-3 K		0-0 F5		0-0 F3		0-0 PO	0-0 1B	4 1 1 0 0 1 2												
Jerry Hairston, S (1, 10) Rudy Law, L (9, PR) OBP: 0.417, SLG: 0.444 OBP: 0.302, SLG: 0.333		0-0 HR		4-0 1-2 BB		0-0 F5			0-0 G3-6-1 1B	3 1 2 2 1 0 0 0 0 0 0 0 0 0												
Luis Salazar, R (1, 8) Greg Walker, L (9, PH) Juan Agosto, L (9, 1) Bob James, R (9, 1)		0-0 F8		0-0 F6		0-3 K			0-0 G3-6-1 1B	3 0 0 0 0 1 2 1 0 0 0 0 0 1 0 0 0 0 0 0 0 0 0 0 0 0 0 0												
Julio Cruz, S (1, 4) OBP: 0.312, SLG: 0.203		0-0 4-3			0-0 F8		4-0 2B BB		4-0 1B BB	2 1 0 0 2 0 0												
Tim Hulett, R (1, 5) OBP: 0.450, SLG: 0.526			0-0 F7		4-0 CS BB		0-0 2B		0-0 1B	3 0 2 1 1 0 0												
<b>Inning Stats</b>	R: 0 E: 0 K: 1 S: 5	H: 0 LOB: 0 BB: 0 P: 5	R: 2 E: 0 K: 1 S: 7	H: 2 LOB: 0 BB: 0 P: 7	R: 0 E: 0 K: 0 S: 3	H: 0 LOB: 0 BB: 0 P: 3	R: 0 E: 0 K: 0 S: 3	H: 0 LOB: 2 BB: 2 P: 11	R: 0 E: 0 K: 1 S: 4	H: 0 LOB: 0 BB: 1 P: 8	R: 0 E: 0 K: 1 S: 6	H: 2 LOB: 1 BB: 0 P: 6	R: 1 E: 0 K: 1 S: 6	H: 1 LOB: 1 BB: 1 P: 10	R: 0 E: 0 K: 1 S: 5	H: 1 LOB: 0 BB: 0 P: 5	R: 1 E: 0 K: 0 S: 5	H: 3 LOB: 2 BB: 1 P: 9	1B: 5 2B: 2 3B: 0 HR: 2	SF: 0 SAC: 0 DP: 1 HBP: 0	WP: 0 PB: 0 SB: 0 CS: 1	PA: 39
<b>PITCHER</b>	IP WLS BF H R ER SO BB IBB HBP BLK WP HR S P ERA WHIP																					
Neal Heaton, L (1, 1) ERA: 2.23	7.1 L 30 6 3 3 5 4 0 0 0 0 0 2 36 52 3.68 1.364																					
Tom Waddell, R (8, 1) ERA: 5.21	0.2 3 2 1 1 1 0 0 0 0 0 0 0 5 5 13.50 3.000																					
Jamie Easterly, L (9, 1) ERA: 3.07	1.0 4 1 0 0 0 1 0 0 0 0 0 0 3 7 0.00 2.000																					

Chicago White Sox @ Cleveland Indians  
Cleveland Municipal Stadium, Cleveland, OH

Wed May 08 1985, 7:05 PM EDT  
Att. 4,808 - Unknown



livebaseballscorecards.com

Batter	1	2	3	4	5	6	7	8	9	AB	R	H	RBI	BB	SO	LOB
Otis Nixon, S (1, 7) Tony Bernazard, S (9, PH) OBP: 0.280, SLG: 0.320 OBP: 0.387, SLG: 0.547	0-0 F9		0-0 4-3			0-3 K			0-0 F9	3	0	0	0	0	1	0
Brett Butler, L (1, 8) OBP: 0.318, SLG: 0.376	0-3 K		0-0 4-3			0-3 K			0-0 4-3	4	0	0	0	0	2	0
Julio Franco, R (1, 4) OBP: 0.427, SLG: 0.456	0-3 K				0-0 F9	0-0 6-3			0-0 4-3	4	0	0	0	0	1	0
Andre Thornton, R (1, 10) OBP: 0.167, SLG: 0.167		0-0 FC5-4 1B			0-0 5-3			0-0 F7		3	0	1	0	0	0	0
Pat Tabler, R (1, 3) OBP: 0.336, SLG: 0.384		0-0 FC5-4 1B 1-2f FC5-2			0-0 4-3			0-0 6-3		3	0	0	0	0	0	1
Brook Jacoby, R (1, 5) OBP: 0.324, SLG: 0.376						0-3 K2-3			0-0 F2	3	0	1	0	0	1	0
Joe Carter, R (1, 9) Mike Hargrove, L (8, PH) Mike Fischlin, R (9, 6) OBP: 0.242, SLG: 0.300 OBP: 0.250, SLG: 0.208 OBP: 0.200, SLG: 0.214		0-0 FC5-2 FC6-4 1-2 3-H				0-0 FC6-4 1B			0-0 F8	2	0	1	0	0	0	2
Butch Benton, R (1, 2) OBP: 0.286, SLG: 0.308		0-0 FC6-4 1-2f				0-0 F6			0-0 F6	3	0	0	0	0	0	3
Johnnie LeMaster, R (1, 6) George Vukovich, L (8, PH) OBP: 0.300, SLG: 0.257						0-0 FC6-4 1-2f			0-3 K	2	0	0	0	0	1	0

Inning Stats	R: 0	H: 0	E: 0	K: 2	S: 7	LOB: 0	BB: 0	P: 7	R: 0	H: 2	E: 0	K: 0	S: 5	LOB: 2	BB: 0	P: 5	R: 0	H: 0	E: 0	K: 0	S: 3	LOB: 0	BB: 0	P: 3	R: 0	H: 0	E: 0	K: 0	S: 3	LOB: 0	BB: 0	P: 7	R: 0	H: 0	E: 0	K: 0	S: 3	LOB: 0	BB: 0	P: 3	R: 0	H: 1	E: 0	K: 1	S: 6	LOB: 1	BB: 0	P: 6	R: 0	H: 0	E: 0	K: 2	S: 7	LOB: 0	BB: 0	P: 7	R: 0	H: 0	E: 0	K: 0	S: 3	LOB: 0	BB: 0	P: 3	R: 0	H: 0	E: 0	K: 1	S: 5	LOB: 0	BB: 0	P: 5	R: 0	H: 0	E: 0	K: 0	S: 3	LOB: 0	BB: 0	P: 3
--------------	------	------	------	------	------	--------	-------	------	------	------	------	------	------	--------	-------	------	------	------	------	------	------	--------	-------	------	------	------	------	------	------	--------	-------	------	------	------	------	------	------	--------	-------	------	------	------	------	------	------	--------	-------	------	------	------	------	------	------	--------	-------	------	------	------	------	------	------	--------	-------	------	------	------	------	------	------	--------	-------	------	------	------	------	------	------	--------	-------	------


PITCHER	IP	WLS	BF	H	R	ER	SO	BB	IBB	HBP	BLK	WP	HR	S	P	ERA	WHIP
Britt Burns, L (1, 1) ERA: 2.75	5.0		18	3	0	0	3	0	0	0	0	0	0	24	24	0.00	0.600
Gene Nelson, R (6, 1) ERA: 5.02	3.0		9	0	0	0	3	0	0	0	0	0	0	15	15	0.00	0.000
Juan Agosto, L (9, 1) ERA: 4.0	0.2		2	0	0	0	0	0	0	0	0	0	0	2	2	0.00	0.000
Bob James, R (9, 1) ERA: 3.94	0.1		1	0	0	0	0	0	0	0	0	0	0	1	1	0.00	0.000

**BOTTOM**

**Chicago White Sox @ Cleveland Indians**  
Cleveland Municipal Stadium, Cleveland, OH

Wed May 08 1985, 7:05 PM EDT  
Att. 4,808 - Unknown

AB	30
R	0
H	3
RBI	0
BB	0
SO	6
LOB	7



WP: 0	PA: 30
PB: 0	
SB: 0	
CS: 0	

PITCHER	IP	WLS	BF	H	R	ER	SO	BB	IBB	HBP	BLK	WP	HR	S	P	ERA	WHIP
---------	----	-----	----	---	---	----	----	----	-----	-----	-----	----	----	---	---	-----	------

Batter	1	2	3	4	5	6	7	8	9	AB R H RBI BB SO LOB	TOP		
Lou Whitaker, L (1, 4) OBP: 0.413, SLG: 0.500	0-0 F7		0-0 F3		0-0 1B			4-0 2B E BB	0-0 FC6-4	4 0 1 0 1 0 2			
Alan Trammell, R (1, 6) OBP: 0.339, SLG: 0.476	0-0 1B 1B		0-3 K		0-0 1-3			0-0 B3	0-0 F9	5 1 1 0 0 1 4			
Kirk Gibson, L (1, 9) OBP: 0.312, SLG: 0.375	0-0 BB 1B 1B		0-0 HR			4-0 S BB		4-0 2B IBB		2 2 2 1 2 0 0			
Lance Parrish, R (1, 2) OBP: 0.303, SLG: 0.468	0-0 1-2 2-H BB 1B		0-3 K			0-0 F7		0-0 1-H 2-3 2B		4 0 2 2 0 1 1			
Darrell Evans, L (1, 3) OBP: 0.268, SLG: 0.302	4-0 1-2 2-3 G6-4-3 BB			0-3 K		4-0 1-2 G6-4-3 IBB		4-0 IBB		1 0 0 0 3 1 0			
Larry Herndon, R (1, 7) OBP: 0.286, SLG: 0.407	0-0 1-2f G6-4-3			0-0 F8		0-0 1-2f G6-4-3		0-3 K		4 0 0 0 0 1 7			
Nelson Simmons, S (1, 10) OBP: 0.250, SLG: 0.522		0-0 F8		0-0 4-3			0-0 4-3		0-0 4-3	4 0 0 0 0 0 0			
Chet Lemon, R (1, 8) OBP: 0.340, SLG: 0.363		0-0 F8			0-0 CS 1B		0-0 F8		0-0 FC6-4 1B 1B	4 0 2 0 0 0 0			
Chris Pittaro, S (1, 5) OBP: 0.333, SLG: 0.346		0-0 F6			0-3 K 1-2		0-3 K		0-0 FC6-4 1B	3 0 0 0 0 2 1			
Tom Brookens, R (7, 5) OBP: 0.348, SLG: 0.405										1 0 1 0 0 0 0			
<b>Inning Stats</b>	R: 1 H: 3 E: 0 LOB: 2 K: 0 BB: 1 S: 5 P: 9	R: 0 H: 0 E: 0 LOB: 0 K: 0 BB: 0 S: 3 P: 3	R: 1 H: 1 E: 0 LOB: 0 K: 2 BB: 0 S: 8 P: 8	R: 0 H: 0 E: 0 LOB: 0 K: 1 BB: 0 S: 5 P: 5	R: 0 H: 2 E: 0 LOB: 1 K: 1 BB: 0 S: 6 P: 6	R: 0 H: 0 E: 0 LOB: 1 K: 0 BB: 2 S: 2 P: 10	R: 0 H: 0 E: 0 LOB: 0 K: 1 BB: 0 S: 5 P: 5	R: 1 H: 1 E: 1 LOB: 2 K: 1 BB: 3 S: 5 P: 17	R: 0 H: 2 E: 0 LOB: 2 K: 0 BB: 0 S: 5 P: 5	1B: 7 SF: 0 2B: 1 SAC: 0 3B: 0 DP: 2 HR: 1 HBP: 0	WP: 0 PA: 38 PB: 0 SB: 1 CS: 1		
<b>PITCHER</b>	IP WLS BF H R ER SO BB IBB HBP BLK WP HR S P ERA WHIP											<b>PITCHER</b>	IP WLS BF H R ER SO BB IBB HBP BLK WP HR S P ERA WHIP
Tom Seaver, R (1, 1) ERA: 3.09	7.2 L 32 7 3 3 5 3 3 0 0 0 1 36 60 3.52 1.304												
Bob James, R (8, 1) ERA: 3.63	1.1 6 2 0 0 1 0 0 0 0 0 0 8 8 0.00 1.500												

**Detroit Tigers @ Chicago White Sox**  
 Comiskey Park, Chicago, IL  
 Fri May 10 1985, 8:05 PM EDT  
 Att: 28,241 - Unknown

livebaseballscorecards.com

**AB 32**  
**R 3**  
**H 9**  
**RBI 3**  
**BB 6**  
**SO 6**  
**LOB 15**






Batter	1	2	3	4	5	6	7	8	9	AB	R	H	RBI	BB	SO	LOB
Rudy Law, L OBP: 0.299, SLG: 0.344 (1, 7)	0-0 SH3-1 1B 2B	0-0 FC4 1-2f			0-0 B2-3		0-0 E9			4	1	1	0	0	0	1
Scott Fletcher, R OBP: 0.369, SLG: 0.316 (1, 5)	0-0 SH3-1 2-3		0-0 FC3-6 1B		0-0 5-4 1B		4-0 BB			2	0	2	0	1	0	0
Harold Baines, L OBP: 0.355, SLG: 0.475 (1, 9)	0-3 K		0-0 FC3-6 1B 1-2f		0-0 5-4 1-2f		0-0 F9			4	0	0	0	0	1	5
Greg Walker, L OBP: 0.304, SLG: 0.454 (1, 3)	0-0 BB 1B 3-H		0-0 G1-4-3 1B 1-3		0-0 2B		0-0 3-1			4	0	3	1	0	0	0
Carlton Fisk, R OBP: 0.333, SLG: 0.519 (1, 2)	4-0 BB 1-2		0-0 G1-4-3 1-2f		0-0 6-3		0-0 5-3			3	0	0	0	1	0	3
Ron Kittle, R OBP: 0.234, SLG: 0.333 (1, 10)	0-3 K			0-3 K		0-0 5-3		0-3 K		4	0	0	0	0	3	3
Daryl Boston, L OBP: 0.338, SLG: 0.385 (1, 8)		0-0 G3 FC3-2 2B		0-0 4-3		0-0 F7		0-0 F8		3	0	1	0	0	0	1
Tom Paciorek, R OBP: 0.300, SLG: 0.243 (9, PH)										1	0	0	0	0	0	0
Julio Cruz, S OBP: 0.316, SLG: 0.200 (1, 4)		0-0 G3		4-0 BB		0-0 3-1		0-0 6-3		1	0	0	0	1	0	1
Oscar Gamble, L OBP: 0.326, SLG: 0.324 (7, PH)		2-3								1	0	0	0	0	0	0
Tim Hulett, R OBP: 0.429, SLG: 0.500 (8, 4)										1	0	0	0	0	0	0
Ozzie Guillen, L OBP: 0.277, SLG: 0.269 (1, 6)		0-0 FC3-2 FC4 3-H		0-0 G1-4-3		0-0 F7		0-0 F4		3	0	0	0	0	0	2
Luis Salazar, R OBP: 0.224, SLG: 0.296 (9, PH)										1	0	0	0	0	0	0

Inning Stats	R: 1	H: 2	E: 0	K: 2	S: 9	H: 2	LOB: 2	BB: 1	P: 13	R: 0	H: 1	E: 0	K: 0	S: 4	R: 0	H: 2	E: 0	K: 0	S: 4	R: 0	H: 0	E: 0	K: 1	S: 5	R: 0	H: 1	E: 0	K: 0	S: 3	R: 0	H: 1	E: 0	K: 0	S: 4	R: 0	H: 0	E: 1	K: 0	S: 4	R: 0	H: 0	E: 0	K: 1	S: 5	R: 0	H: 0	E: 0	K: 0	S: 3	R: 0	H: 0	E: 0	K: 0	S: 3
--------------	------	------	------	------	------	------	--------	-------	-------	------	------	------	------	------	------	------	------	------	------	------	------	------	------	------	------	------	------	------	------	------	------	------	------	------	------	------	------	------	------	------	------	------	------	------	------	------	------	------	------	------	------	------	------	------

PITCHER	IP	WLS	BF	H	R	ER	SO	BB	IBB	HBP	BLK	WP	HR	S	P	ERA	WHIP
Walt Terrell, R ERA: 2.95 (1, 1)	6.2	W	29	7	1	1	3	3	0	0	0	0	0	32	44	1.35	1.500
Bill Scherrer, L ERA: 12.71 (7, 1)	0.1		1	0	0	0	0	0	0	0	0	0	0	1	1	0.00	0.000
Willie Hernandez, L ERA: 1.33 (8, 1)	2.0	S	6	0	0	0	1	0	0	0	0	0	0	8	8	0.00	0.000

**DETROIT TIGERS @ CHICAGO WHITE SOX**  
**Comiskey Park, Chicago, IL**  
 Fri May 10 1985, 8:05 PM EDT  
 Att. 28,241 - Unknown

<b>AB</b>	<b>32</b>
<b>R</b>	<b>1</b>
<b>H</b>	<b>7</b>
<b>RBI</b>	<b>1</b>
<b>BB</b>	<b>3</b>
<b>SO</b>	<b>4</b>
<b>LOB</b>	<b>16</b>



WP	HR	S	P	ERA	WHIP
0	0	0	0	0.00	0.000
0	0	0	0	0.00	0.000

Batter	1	2	3	4	5	6	7	8	9	AB R H RBI BB SO LOB	TOP														
Lou Whitaker, L (1, 4) OBP: 0.422, SLG: 0.495	1-0 3-1 S HBP			X 0-0 F8		B B B B 4-0 3B BB		X 0-0 6-3	X 0-0 1B 2-H 3-H	3 1 1 2 1 0 0															
Alan Trammell, R (1, 6) OBP: 0.333, SLG: 0.459	0-0 6-3		X 0-0 6-3		X 0-0 F7		B B B B 4-0 FC6-4 BB	X 0-3 K	X 0-3 K	4 0 0 0 1 1 3															
Kirk Gibson, L (1, 9) OBP: 0.310, SLG: 0.390	0-0 3-1		S S S S 0-3 K		X 0-0 5-3		B B B B 4-0 BB BB	X 0-0 F8	X 0-0 F3	4 0 1 1 0 2 2															
Lance Parrish, R (1, 2) OBP: 0.291, SLG: 0.449		S S S S 0-3 K		X 0-0 4-3		X 0-0 F9		X 0-0 K	X 0-0 1B 2B	4 0 0 0 0 1 2															
Nelson Simmons, S (1, 7) OBP: 0.250, SLG: 0.462		X 0-0 F3		X 0-0 3-1		X 0-0 F3		X 0-0 E5	X 0-0 G3	3 0 0 0 1 0 0															
Johnny Grubb, L (1, 10) OBP: 0.283, SLG: 0.306		S S S S 0-3 K		X 0-0 3-1		X 0-0 6-3		X 0-0 G3	X 0-0 G3	2 0 1 0 0 1 0															
Alejandro Sanchez, R (7, PH) OBP: 0.344, SLG: 0.813		S S S S 0-3 K		X 0-0 3-1		X 0-0 6-3		X 0-0 G3	X 0-0 G3	2 1 1 0 0 0 1															
Darrell Evans, L (1, 3) OBP: 0.274, SLG: 0.297			X 0-0 3-1		X 0-0 F3		X 0-0 F3	X 0-0 E5	X 0-0 G3	1 0 0 0 1 0 0															
Barbaro Garbey, R (7, PH) OBP: 0.364, SLG: 0.484			X 0-0 3-1		X 0-0 F3		X 0-0 F3	X 0-0 E5	X 0-0 G3	2 1 1 1 0 1 1															
Chet Lemon, R (1, 8) OBP: 0.337, SLG: 0.351			X 0-0 F3		X 0-0 F3		X 0-0 F3	X 0-0 E5	X 0-0 G3	3 1 0 0 1 0 3															
Tom Brookens, R (1, 5) OBP: 0.333, SLG: 0.386			X 0-0 6-3		X 0-0 6-3		X 0-3 K	X 0-3 K	X 0-0 G3	2 0 0 0 0 1 0															
Jim Weaver, L (7, PH) OBP: 0.250, SLG: 0.500			X 0-0 6-3		X 0-3 K		X 0-3 K	X 0-0 G3	X 0-0 G3	1 0 0 0 0 1 2															
Chris Pittaro, S (7, 5) OBP: 0.328, SLG: 0.340			X 0-0 6-3		X 0-3 K		X 0-3 K	X 0-0 G3	X 0-0 G3	1 0 0 0 0 0 2															
Inning Stats	R: 0 E: 0 K: 0 S: 2	H: 0 LOB: 0 BB: 0 P: 3	R: 0 E: 0 K: 2 S: 7	H: 0 LOB: 0 BB: 0 P: 7	R: 0 E: 0 K: 0 S: 3	H: 0 LOB: 0 BB: 0 P: 3	R: 0 E: 0 K: 1 S: 5	H: 0 LOB: 0 BB: 0 P: 5	R: 0 E: 0 K: 0 S: 4	H: 1 LOB: 2 BB: 1 P: 8	R: 1 E: 0 K: 1 S: 6	H: 1 LOB: 1 BB: 1 P: 10	R: 0 E: 0 K: 2 S: 7	H: 0 LOB: 2 BB: 2 P: 15	R: 0 E: 0 K: 1 S: 5	H: 0 LOB: 1 BB: 1 P: 9	R: 3 E: 1 K: 1 S: 9	H: 3 LOB: 1 BB: 0 P: 9	1B: 3 2B: 1 3B: 1 HR: 0	SF: 0 SAC: 0 DP: 0 HBP: 1	WP: 0 PB: 0 SB: 1 CS: 0	PA: 38			
PITCHER	IP	WLS	BF	H	R	ER	SO	BB	IBB	HBP	BLK	WP	HR	S	P	ERA	WHIP								
Richard Dotson, R (1, 1) ERA: 3.08	6.0	W	22	2	1	1	4	2	0	1	0	0	0	27	36	1.50	0.667								
Juan Agosto, L (7, 1) ERA: 3.86	0.1		2	0	0	0	0	1	0	0	0	0	0	1	5	0.00	3.000								
Gene Nelson, R (7, 1) ERA: 4.5	1.2		7	0	0	0	3	2	0	0	0	0	0	11	19	0.00	1.200								
Dan Spillner, R (9, 1) ERA: 2.57	0.2		6	3	3	1	0	0	0	0	0	0	0	6	6	13.50	4.500								
Bob James, R (9, 1) ERA: 3.57	0.1	S	1	0	0	0	1	0	0	0	0	0	0	3	3	0.00	0.000								

**Detroit Tigers @ Chicago White Sox**  
 Comiskey Park, Chicago, IL  
 Sat May 11 1985, 4:33 AM EDT  
 Att: 33,636 - Unknown

livebaseballscorecards.com

AB	32
R	4
H	5
RBI	4
BB	5
SO	8
LOB	16



Batter	1	2	3	4	5	6	7	8	9
<b>Rudy Law, L</b> OBP: 0.333, SLG: 0.359 (1, 7)	0-0 CS 1B	4-0 E 1B BB		0-0 S 1B			0-0 1-3 BBB	4-0 BB	
<b>Scott Fletcher, R</b> OBP: 0.357, SLG: 0.306 (1, 5)	0-3 K 1-2	0-0 E9 1B 1B 1-3 2-H 3-H		0-3 K 1-2			0-0 6-3	0-0 F7	
<b>Harold Baines, L</b> OBP: 0.369, SLG: 0.495 (1, 9)	0-0 1B 2B	0-0 1B 2-H 3-H			0-0 4-3		0-0 1B 1B		
<b>Greg Walker, L</b> OBP: 0.311, SLG: 0.455 (1, 3)	0-0 1B 2-H	0-0 F3			0-3 K		0-0 1B 1B 1-3 E		
<b>Ron Kittle, R</b> OBP: 0.255, SLG: 0.348 (1, 10)	0-0 F3		0-3 K		0-0 1B		0-0 1B 1B 1-2 3-H		
<b>Daryl Boston, L</b> OBP: 0.324, SLG: 0.368 (1, 8)		0-3 K	0-3 K		0-3 K		0-0 E9 1-3 2-H		
<b>Jerry Hairston, S</b> OBP: 0.400, SLG: 0.421 (7, PH)									
<b>Luis Salazar, R</b> OBP: 0.224, SLG: 0.296 (7, PR)									
<b>Marc Hill, R</b> OBP: 0.200, SLG: 0.091 (1, 2)		0-0 F9	0-0 F8			0-0 F9	0-0 F4		
<b>Julio Cruz, S</b> OBP: 0.313, SLG: 0.203 (1, 4)		0-0 1B E 1B		0-0 4-3		0-0 F9		0-3 K	
<b>Ozzie Guillen, L</b> OBP: 0.276, SLG: 0.268 (1, 6)		0-0 1B BB E 1B		0-0 1-3		0-0 3-1		0-0 6-3	

AB	R	H	RBI	BB	SO	LOB
3	1	2	0	2	0	0
5	1	1	2	0	2	3
4	2	3	2	0	0	0
4	1	2	1	0	1	1
4	0	2	1	0	1	1
3	0	0	0	0	3	1
1	0	0	0	0	0	1
0	0	0	0	0	0	0
4	0	0	0	0	0	2
4	1	1	0	0	1	0
4	1	1	0	0	0	0

**BOTTOM**

**Detroit Tigers @ Chicago White Sox**  
Comiskey Park, Chicago, IL  
Sat May 11 1985, 4:33 AM EDT  
Att. 33,636 - Unknown

<b>AB</b>	<b>36</b>
<b>R</b>	<b>7</b>
<b>H</b>	<b>12</b>
<b>RBI</b>	<b>6</b>
<b>BB</b>	<b>2</b>
<b>SO</b>	<b>8</b>
<b>LOB</b>	<b>9</b>



1B: 11	SF: 0	WP: 0	PA: 38
2B: 1	SAC: 0	PB: 0	
3B: 0	DP: 0	SB: 1	
HR: 0	HBP: 0	CS: 1	

Inning Stats	R: 1	H: 3	LOB: 1	K: 1	S: 7	R: 4	H: 4	LOB: 1	K: 1	S: 9	R: 0	H: 0	LOB: 0	K: 2	S: 7	R: 0	H: 1	LOB: 1	K: 2	S: 8	R: 0	H: 0	LOB: 0	K: 0	S: 3	R: 2	H: 3	LOB: 2	K: 0	S: 7	R: 0	H: 0	LOB: 1	K: 1	S: 5
<b>PITCHER</b>	IP	WLS	BF	H	R	ER	SO	BB	IBB	HBP	BLK	WP	HR	S	P	ERA	WHIP																		
<b>Juan Berenguer, R</b> ERA: 8.1 (1, 1)	1.2	L	12	7	5	4	2	1	0	0	0	0	0	15	19	21.60	4.800																		
<b>Bill Scherrer, L</b> ERA: 7.59 (2, 1)	5.0		21	5	2	1	5	0	0	0	0	0	0	31	31	1.80	1.000																		
<b>Aurelio Lopez, R</b> ERA: 3.66 (7, 1)	1.1		5	0	0	0	1	1	0	0	0	0	0	6	10	0.00	0.750																		

WP	HR	S	P	ERA	WHIP
0	0	0	0	0.00	0.750

Batter	1	2	3	4	5	6	7	8	9	AB R H RBI BB SO LOB	TOP																				
Tom Brookens, R (1, 5) OBP: 0.308, SLG: 0.354	0-0 F8			0-3 K		0-0 F9		0-0 F8		4 0 0 0 0 1 0																					
Alan Trammell, R (1, 6) OBP: 0.346, SLG: 0.469	0-0 F9			0-0 WP 1B		0-0 7-4 1B		0-0 1B		4 0 3 0 0 0 0																					
Chet Lemon, R (1, 8) OBP: 0.333, SLG: 0.347	0-3 K			0-0 5-3 1-2		0-0 1-2 1B		0-0 F8		4 0 1 0 0 1 2																					
Lance Parrish, R (1, 10) OBP: 0.280, SLG: 0.431		0-0 5-3		0-0 F8		0-0 7-4 2-3f			0-3 K	4 0 0 0 0 1 3																					
Larry Herndon, R (1, 7) OBP: 0.284, SLG: 0.394		0-3 K			4-0 1B BB		0-0 F9		0-0 5-3	3 0 0 0 1 1 0																					
Alejandro Sanchez, R (1, 9) OBP: 0.333, SLG: 0.750		0-0 1B			0-3 K		0-0 F9		0-3 K	4 0 1 0 0 2 1																					
Barbaro Garbey, R (1, 3) OBP: 0.389, SLG: 0.500			0-3 K		0-0 1-2 1B		0-0 1B			3 0 2 0 0 1 0																					
Marty Castillo, R (1, 2) OBP: 0.091, SLG: 0.048			0-0 F9		0-3 K		0-3 K			3 0 0 0 0 2 3																					
Chris Pittaro, S (1, 4) OBP: 0.311, SLG: 0.321			0-0 F4		0-3 K			0-3 K		3 0 0 0 0 2 2																					
<b>Inning Stats</b>	R: 0 E: 0 K: 1 S: 5	H: 0 LOB: 0 BB: 0 P: 5	R: 0 E: 0 K: 1 S: 5	H: 1 LOB: 1 BB: 0 P: 5	R: 0 E: 0 K: 1 S: 5	H: 0 LOB: 0 BB: 0 P: 5	R: 0 E: 0 K: 1 S: 6	H: 1 LOB: 1 BB: 0 P: 6	R: 0 E: 0 K: 3 S: 10	H: 1 LOB: 2 BB: 1 P: 14	R: 0 E: 0 K: 0 S: 4	H: 2 LOB: 1 BB: 0 P: 4	R: 0 E: 0 K: 1 S: 6	H: 1 LOB: 1 BB: 0 P: 6	R: 0 E: 0 K: 1 S: 6	H: 1 LOB: 1 BB: 0 P: 6	R: 0 E: 0 K: 2 S: 7	H: 0 LOB: 0 BB: 0 P: 7	1B: 7 2B: 1 3B: 0 HR: 0	SF: 0 SAC: 0 DP: 1 HBP: 0	WP: 1 PB: 0 SB: 0 CS: 0	PA: 33									
PITCHER Floyd Bannister, L (1, 1) ERA: 4.62	IP 9.0	WLS W	BF 33	H 7	R 0	ER 0	SO 11	BB 1	IBB 0	HBP 0	BLK 0	WP 1	HR 0	S 54	P 58	ERA 0.00	WHIP 0.889														
											PITCHER	IP	WLS	BF	H	R	ER	SO	BB	IBB	HBP	BLK	WP	HR	S	P	ERA	WHIP			

**Detroit Tigers @ Chicago White Sox**  
 Comiskey Park, Chicago, IL  
 Sun May 12 1985, 8:05 PM EDT  
 Att. 21,216 - Unknown

[livebaseballscorecards.com](http://livebaseballscorecards.com)

**AB** 32  
**R** 0  
**H** 7  
**RBI** 0  
**BB** 1  
**SO** 11  
**LOB** 11



Batter	1	2	3	4	5	6	7	8	9	AB	R	H	RBI	BB	SO	LOB					
<b>Rudy Law, L</b> OBP: 0.329, SLG: 0.353 (1, 7) X	0-0 S 1B		0-0 4-3		0-3 K	0-3 K				4	1	1	0	0	2	2					
<b>Scott Fletcher, R</b> OBP: 0.365, SLG: 0.323 (1, 5) B B B	4-0 FC3-6 1-2 1B BB		0-0 2B		0-0 G3 1-2		0-0 F7			3	0	1	0	1	0	1					
<b>Harold Baines, L</b> OBP: 0.383, SLG: 0.495 (1, 9) X	0-0 FC3-6 1-2 2-H 1B		0-0 F7		4-0 WP IBB		4-0 G6-4-3 BB			2	0	1	1	2	0	1					
<b>Greg Walker, L</b> OBP: 0.309, SLG: 0.442 (1, 3) X	0-0 FC3-6 G5-3 WP 1-2f 2-3		4-0 BB		0-0 6-3 1-2 2-3		0-0 G6-4-3 1-2f			3	0	0	0	1	0	5					
<b>Oscar Gamble, L</b> OBP: 0.340, SLG: 0.308 (1, 10) X	4-0 1-2 IBB		0-0 F5		4-0 E 1B BB		0-0 6-3			2	1	0	0	2	0	2					
<b>Carlton Fisk, R</b> OBP: 0.330, SLG: 0.542 (1, 2) X	0-0 G5-3 2-3f		0-0 F5		0-0 E1 1B E		0-0 HR			4	2	1	1	0	0	4					
<b>Daryl Boston, L</b> OBP: 0.321, SLG: 0.352 (1, 8) S S S		0-3 K		0-0 4-3		0-3 K		4-0 E BB		3	0	0	0	1	2	2					
<b>Ozzie Guillen, L</b> OBP: 0.275, SLG: 0.267 (1, 6) S S S		0-3 K		0-0 F8		0-0 E9 CS 1B		0-0 6-3 1-3		4	0	1	1	0	1	1					
<b>Tim Hulett, R</b> OBP: 0.440, SLG: 0.478 (1, 4) X		0-0 1-3		0-0 WP G3 1B		1-0 HBP 3-H		0-0 F5		3	0	1	0	0	0	1					
<b>Inning Stats</b>	R: 1 E: 0 K: 0 S: 4	H: 2 LOB: 2 BB: 2 P: 12	R: 0 E: 0 K: 2 S: 7	H: 0 LOB: 0 BB: 0 P: 7	R: 0 E: 0 K: 0 S: 4	H: 1 LOB: 2 BB: 1 P: 8	R: 0 E: 0 K: 0 S: 3	H: 0 LOB: 0 BB: 0 P: 3	R: 0 E: 0 K: 1 S: 6	H: 1 LOB: 2 BB: 1 P: 10	R: 2 E: 2 K: 2 S: 8	H: 1 LOB: 1 BB: 1 P: 13	R: 0 E: 0 K: 0 S: 2	H: 0 LOB: 0 BB: 1 P: 6	R: 1 E: 1 K: 0 S: 4	H: 1 LOB: 1 BB: 1 P: 8	1B: 4 2B: 1 3B: 0 HR: 1	SF: 0 SAC: 0 DP: 2 HBP: 1	WP: 2 PB: 0 SB: 1 CS: 1	PA: 36	
<b>PITCHER</b> <b>Jack Morris, R</b> ERA: 2.8 (1, 1)	IP 8.0	WLS L	BF 36	H 6	R 4	ER 3	SO 5	BB 5	IBB 2	HBP 1	BLK 0	WP 2	HR 1	S 38	P 67	ERA 3.38	WHIP 1.375				

**BOTTOM**

**Detroit Tigers @ Chicago White Sox**  
Comiskey Park, Chicago, IL  
Sun May 12 1985, 8:05 PM EDT  
Att. 21,216 - Unknown

[livebaseballscorecards.com](http://livebaseballscorecards.com)

<b>AB</b>	<b>28</b>
<b>R</b>	<b>4</b>
<b>H</b>	<b>6</b>
<b>RBI</b>	<b>3</b>
<b>BB</b>	<b>7</b>
<b>SO</b>	<b>5</b>
<b>LOB</b>	<b>19</b>



Batter	1	2	3	4	5	6	7	8	9	AB R H RBI BB SO LOB	TOP
<b>Brett Butler, L</b> (1, 8) <small>OBP: 0.323, SLG: 0.410</small> <b>Otis Nixon, S</b> (8, 8) <small>OBP: 0.235, SLG: 0.265</small>	0-0 		0-3 			0-0 			0-3 	3 0 1 0 0 1 0 1 0 0 0 0 1 0	<b>Cleveland Indians @ Chicago White Sox</b> Comiskey Park, Chicago, IL Mon May 13 1985, 8:05 PM EDT Att. 14,389 - Unknown
<b>Julio Franco, R</b> (1, 4) <small>OBP: 0.391, SLG: 0.449</small>	0-3 			0-0 		0-0 			0-0 	4 0 0 0 0 1 1	
<b>Joe Carter, R</b> (1, 7) <small>OBP: 0.225, SLG: 0.277</small>	0-3 			0-3 			0-0 			3 0 0 0 0 2 0	
<b>Andre Thornton, R</b> (1, 10) <small>OBP: 0.207, SLG: 0.179</small>		0-3 		0-0 			0-0 			3 0 0 0 0 1 0	
<b>Brook Jacoby, R</b> (1, 5) <small>OBP: 0.342, SLG: 0.377</small>					0-0 		0-3 			3 0 1 0 0 1 0	
<b>Pat Tabler, R</b> (1, 3) <small>OBP: 0.333, SLG: 0.402</small>					0-0 			0-0 		3 0 1 0 0 0 0	
<b>George Vukovich, L</b> (1, 9) <small>OBP: 0.323, SLG: 0.322</small>			0-0 		0-0 			0-0 		3 0 1 0 0 0 2	
<b>Butch Benton, R</b> (1, 2) <small>OBP: 0.262, SLG: 0.282</small>			0-0 		0-0 			0-3 		3 0 0 0 0 1 1	
<b>Johnnie LeMaster, R</b> (1, 6) <small>OBP: 0.097, SLG: 0.067</small>			0-3 			0-3 		0-0 		3 0 0 0 0 2 0	
<b>Inning Stats</b>	R: 0 H: 0 E: 0 LOB: 0 K: 2 BB: 0 S: 7 P: 7	R: 0 H: 2 E: 0 LOB: 1 K: 1 BB: 0 S: 6 P: 6	R: 0 H: 0 E: 0 LOB: 0 K: 2 BB: 0 S: 7 P: 7	R: 0 H: 0 E: 0 LOB: 0 K: 1 BB: 0 S: 5 P: 5	R: 0 H: 1 E: 0 LOB: 1 K: 0 BB: 0 S: 4 P: 4	R: 0 H: 1 E: 0 LOB: 0 K: 1 BB: 0 S: 5 P: 5	R: 0 H: 0 E: 0 LOB: 0 K: 1 BB: 0 S: 5 P: 5	R: 0 H: 0 E: 0 LOB: 0 K: 1 BB: 0 S: 5 P: 5	R: 0 H: 0 E: 0 LOB: 0 K: 1 BB: 0 S: 5 P: 5	1B: 4 SF: 0 2B: 0 SAC: 0 3B: 0 DP: 2 HR: 0 HBP: 0	WP: 0 PA: 29 PB: 0 SB: 0 CS: 0
<b>PITCHER</b> <b>Britt Burns, L</b> (1, 1) <small>ERA: 2.2</small>	IP WLS BF H R ER SO BB IBB HBP BLK WP HR S P ERA WHIP 9.0 W 29 4 0 0 10 0 0 0 0 0 0 0 49 49 0.00 0.444										

livebaseballscorecards.com

<b>AB</b>	29
<b>R</b>	0
<b>H</b>	4
<b>RBI</b>	0
<b>BB</b>	0
<b>SO</b>	10
<b>LOB</b>	4



Batter	1	2	3	4	5	6	7	8	9
Scott Fletcher, R OBP: 0.367, SLG: 0.309 (1, 5)	0-0 F7	0-0 5-3		0-3 K		4-0 BB		4-0 1B BB	
Tom Paciorek, R OBP: 0.289, SLG: 0.262 (1, 3)	0-0 F7		0-0 F9		0-0 4-3 1B 2B	0-0 F1		0-0 F8	
Harold Baines, L OBP: 0.383, SLG: 0.500 (1, 9)	0-0 F1		0-0 2B		0-0 4-3 2-3		0-0 1-3 1B	0-3 K	
Ron Kittle, R OBP: 0.255, SLG: 0.340 (1, 7)		0-0 E4 2B	0-3 K		0-0 1B		0-0 1-3	0-0 1B	
Daryl Boston, L OBP: 0.329, SLG: 0.361 (8, 8)					0-0 1B		1-2	1-3 1B	
Carlton Fisk, R OBP: 0.333, SLG: 0.540 (1, 2)		0-0 SF8 2B	0-0 F9		0-0 G5-4-3 1-2f 1B		4-0 1B 1BB	0-0 5-3	
Jerry Hairston, S OBP: 0.448, SLG: 0.429 (1, 10)		4-0 3B BB			4-0 1B BB		0-0 4-3	0-0 1B 1B	
Greg Walker, L OBP: 0.309, SLG: 0.442 (7, PR)							1-2 2-H	1-2 1B	
Luis Salazar, R OBP: 0.210, SLG: 0.281 (1, 8)		0-0 SF8			0-0 F6		0-0 5-3	0-0 F8	
Tim Hulett, R OBP: 0.483, SLG: 0.577 (1, 4)		0-0 SH1-4 3B			0-0 F5		1-0 PB 1B HBP	0-0 1-3 2-H 1B	
Ozzie Guillen, L OBP: 0.298, SLG: 0.292 (1, 6)		0-0 SH1-4			0-0 1B		0-0 PB 1B	0-0 2-H 3-H 1B	

Inning Stats	R: 0	H: 0	E: 0	K: 0	S: 3	LOB: 0	BB: 0	P: 3
	R: 4	H: 2	E: 1	K: 0	S: 6	LOB: 0	BB: 1	P: 10
	R: 0	H: 1	E: 0	K: 1	S: 6	LOB: 1	BB: 0	P: 6
	R: 0	H: 1	E: 0	K: 1	S: 6	LOB: 2	BB: 1	P: 10
	R: 1	H: 2	E: 0	K: 0	S: 4	LOB: 0	BB: 0	P: 4
	R: 0	H: 1	E: 0	K: 0	S: 4	LOB: 3	BB: 1	P: 9
	R: 3	H: 4	E: 0	K: 0	S: 6	LOB: 2	BB: 1	P: 10
	R: 0	H: 1	E: 0	K: 1	S: 6	LOB: 2	BB: 1	P: 10

PITCHER	IP	WLS	BF	H	R	ER	SO	BB	IBB	HBP	BLK	WP	HR	S	P	ERA	WHIP
Neal Heaton, L ERA: 2.59 (1, 1)	4.1	L	22	6	5	3	2	2	0	0	0	0	0	24	32	6.23	1.846
Rich Thompson, R ERA: 1.93 (5, 1)	1.2		7	1	0	0	0	1	0	1	0	0	0	5	10	0.00	1.200
Dave Vonohlen, L ERA: 3.86 (7, 1)	2.0		12	5	3	3	1	1	1	0	0	0	0	12	20	13.50	3.000

**BOTTOM**

**Cleveland Indians @ Chicago White Sox**  
Comiskey Park, Chicago, IL  
Mon May 13 1985, 8:05 PM EDT  
Att. 14,389 - Unknown

AB	R	H	RBI	BB	SO	LOB
3	0	0	0	2	1	2
5	1	1	0	0	0	4
5	1	2	0	0	1	2
4	1	1	1	0	1	2
1	0	1	0	0	0	0
4	2	1	1	1	0	4
2	1	1	1	2	0	0
0	1	0	0	0	0	0
3	0	0	1	0	0	3
3	1	2	2	0	0	1
3	0	3	2	0	0	0

AB	33
R	8
H	12
RBI	8
BB	5
SO	3
LOB	18



WP: 0	PA: 41
PB: 1	CS: 0
1B: 8	SF: 1
2B: 3	SAC: 1
3B: 1	DP: 1
HR: 0	HBP: 1

livebaseballscorecards.com

Batter	1	2	3	4	5	6	7	8	9	AB R H RBI BB SO LOB	TOP																									
<b>Brett Butler, L</b> (1, 8) OBP: 0.318, SLG: 0.410	0-0 6-4 2B		0-0 4-3		0-0 4-3		0-0 F3		0-0 4-3	5 0 1 0 0 0 3																										
<b>Julio Franco, R</b> (1, 4) OBP: 0.386, SLG: 0.450	0-3 K		0-0 F8		0-0 FC5 2B		0-0 6-3			4 0 1 0 0 1 2																										
<b>Brook Jacoby, R</b> (1, 5) OBP: 0.347, SLG: 0.376	0-0 6-4 2-3f			0-0 F9 1B BB	4-0 BB 1B BB			0-0 F7		3 1 1 0 1 0 1																										
<b>Andre Thornton, R</b> (1, 10) OBP: 0.210, SLG: 0.169		0-0 F9		4-0 BB 1B BB 1-2	0-0 F8		0-0 F8			3 0 0 0 1 0 2																										
<b>Pat Tabler, R</b> (1, 3) OBP: 0.331, SLG: 0.414		0-0 G3		0-0 F9 2-3	0-0 FC5 2-3f		0-0 3B			4 0 1 0 0 0 4																										
<b>Joe Carter, R</b> (1, 7) OBP: 0.240, SLG: 0.290		0-0 1B		0-0 FC5 1B BB 1-2 3-H		0-0 F9		0-0 4-3		4 0 2 1 0 0 1																										
<b>George Vukovich, L</b> (1, 9) OBP: 0.330, SLG: 0.315		0-0 4-3		4-0 BB 1B BB 1-2 2-3		0-3 K		4-0 SH3-4 BB	2 0 0 0 2 1 1		<b>AB 31</b>																									
<b>Otis Nixon, S</b> (9, PR) OBP: 0.235, SLG: 0.265									0 0 0 0 0 0 0		<b>R 1</b>																									
<b>Butch Benton, R</b> (1, 2) OBP: 0.267, SLG: 0.310			0-0 SH1-4 2B	0-0 F5		0-0 B4-3		0-0 SH3-4 1-2	3 0 1 0 0 0 3		<b>H 7</b>																									
<b>Johnnie LeMaster, R</b> (1, 6) OBP: 0.091, SLG: 0.063			0-0 SH1-4 2-3	0-0 FC5 2-3f				0-0 F8	2 0 0 0 0 1 3		<b>RBI 1</b>																									
<b>Tony Bernazard, S</b> (9, PH) OBP: 0.385, SLG: 0.537									1 0 0 0 0 0 2		<b>BB 4</b>																									
<b>Inning Stats</b>	R: 0 E: 0 K: 1 S: 5	H: 1 LOB: 0 BB: 0 P: 5	R: 0 E: 0 K: 0 S: 4	H: 1 LOB: 1 BB: 0 P: 4	R: 0 E: 0 K: 0 S: 4	H: 1 LOB: 1 BB: 0 P: 4	R: 1 E: 0 K: 0 S: 5	H: 2 LOB: 3 BB: 2 P: 13	R: 0 E: 0 K: 1 S: 5	H: 0 LOB: 0 BB: 0 P: 5	R: 0 E: 0 K: 1 S: 5	H: 0 LOB: 0 BB: 0 P: 5	R: 0 E: 0 K: 0 S: 4	H: 1 LOB: 1 BB: 0 P: 4	R: 0 E: 0 K: 0 S: 3	H: 0 LOB: 2 BB: 1 P: 7	1B: 3 2B: 4 3B: 1 HR: 0	SF: 0 SAC: 2 DP: 1 HBP: 0	WP: 0 PB: 0 SB: 0 CS: 0	PA: 37																
<b>PITCHER</b>	IP WLS BF H R ER SO BB IBB HBP BLK WP HR S P ERA WHIP																																			
<b>Tim Lollar, L</b> (1, 1) ERA: 5.09	6.0	26	6	1	1	2	3	0	0	0	0	0	0	27	39	1.50	1.500																			
<b>Gene Nelson, R</b> (7, 1) ERA: 4.0	2.0	W	7	1	0	0	1	0	0	0	0	0	0	9	9	0.00	0.500																			
<b>Bob James, R</b> (9, 1) ERA: 3.38	1.0	S	4	0	0	0	0	1	0	0	0	0	0	3	7	0.00	1.000																			

**Cleveland Indians @ Chicago White Sox**  
Comiskey Park, Chicago, IL  
Tue May 14 1985, 8:05 PM EDT  
Att. 13,007 - Unknown

livebaseballscorecards.com





Batter	1	2	3	4	5	6	7	8	9
Rudy Law, L (1, 7) OBP: 0.333, SLG: 0.371 Luis Salazar, R (6, PH) OBP: 0.222, SLG: 0.293 (7, 7)	0-0 1B 2B		0-0 F4			0-0 6-3 1B		0-0 SH3-4	
Scott Fletcher, R (1, 5) OBP: 0.361, SLG: 0.306	0-0 G3-6-3 2-H 1B		0-3 K			0-0 6-3 1-2		0-3 K	
Harold Baines, L (1, 9) OBP: 0.379, SLG: 0.487	0-0 G3-6-3 1-2f				0-0 F8	0-0 F7		4-0 1B 1B IBB	
Greg Walker, L (1, 3) OBP: 0.316, SLG: 0.444	0-0 1B				0-0 6-3	0-0 4-3		0-0 1B	
Carlton Fisk, R (1, 2) OBP: 0.333, SLG: 0.533	0-3 K				0-0 F8			0-0 1B	
Ron Kittle, R (1, 10) OBP: 0.263, SLG: 0.333 Oscar Gamble, L (7, PH) OBP: 0.333, SLG: 0.300		H 1-0 G3-6-3 HBP			0-0 F8	0-0 F9		0-0 F9	
Daryl Boston, L (1, 8) OBP: 0.317, SLG: 0.347		X 0-0 G3-6-3 1-2f			0-3 K	0-0 F5		0-0 F5	
Tim Hulett, R (1, 4) OBP: 0.469, SLG: 0.552		X 0-0 5-3			0-0 1B	0-0 F6		0-0 F6	
Ozzie Guillen, L (1, 6) OBP: 0.299, SLG: 0.293			X 0-0 F6			X 0-0 4-3		X 0-0 SH3-4 1B 1B	

Inning Stats	R: 1 E: 0 K: 1 S: 7	H: 3 LOB: 1 BB: 0 P: 7	R: 0 E: 0 K: 0 S: 2	H: 0 LOB: 0 BB: 0 P: 3	R: 0 E: 0 K: 1 S: 5	H: 0 LOB: 0 BB: 0 P: 5	R: 0 E: 0 K: 0 S: 3	H: 0 LOB: 0 BB: 0 P: 3	R: 0 E: 0 K: 1 S: 6	H: 1 LOB: 1 BB: 0 P: 6	R: 0 E: 0 K: 0 S: 4	H: 1 LOB: 1 BB: 0 P: 4	R: 0 E: 0 K: 0 S: 4	H: 1 LOB: 1 BB: 0 P: 4	R: 1 E: 0 K: 1 S: 6	H: 2 LOB: 2 BB: 1 P: 10
1B: 7 2B: 1 3B: 0 HR: 0	SF: 0 SAC: 1 DP: 2 HBP: 1	WP: 0 PA: 31														

PITCHER	IP	WLS	BF	H	R	ER	SO	BB	IBB	HBP	BLK	WP	HR	S	P	ERA	WHIP
Vern Ruhle, R (1, 1) ERA: 3.27	4.0		14	3	1	1	2	0	0	0	0	0	0	17	18	2.25	0.750
Jamie Easterly, L (5, 1) ERA: 3.0	2.0		8	2	0	0	1	0	0	0	0	0	0	10	10	0.00	1.000
Rich Thompson, R (7, 1) ERA: 2.53	1.1	L	6	2	1	1	0	0	0	0	0	0	0	6	6	6.75	1.500
Tom Waddell, R (8, 1) ERA: 4.37	0.2		3	1	0	0	1	0	1	0	0	0	0	4	8	0.00	1.500

BOTTOM

Cleveland Indians @ Chicago White Sox  
Comiskey Park, Chicago, IL  
Tue May 14 1985, 8:05 PM EDT  
Att. 13,007 - Unknown

livebaseballscorecards.com

AB	28
R	2
H	8
RBI	2
BB	1
SO	4
LOB	11



Batter	1	2	3	4	5	6	7	8	9	AB R H RBI BB SO LOB	TOP											
Lee Lacy, R (1, 9) OBP: 0.167, SLG: 0.182	0-0 F7		0-0 5-3		0-0 E5			0-0 4-3		4 0 0 0 0 0 0												
Jim Dwyer, L (1, 7) OBP: 0.344, SLG: 0.492	0-0 3-1		0-3 K		0-0 F6			0-0 HR		4 1 1 1 0 1 1												
Cal Ripken Jr., R (1, 6) OBP: 0.385, SLG: 0.566	0-0 4-3			0-0 F8 BB 1B		0-0 HR		0-3 K		4 1 2 1 0 1 0												
Eddie Murray, S (1, 3) OBP: 0.319, SLG: 0.406		4-0 BB G3 BB		0-0 F8		0-0 G3		0-3 K		3 0 0 0 1 1 1												
Fred Lynn, L (1, 8) OBP: 0.361, SLG: 0.491		0-0 G3		4-0 BB		0-0 F5		0-3 K		3 0 0 0 1 1 1												
Larry Sheets, L (1, 10) OBP: 0.366, SLG: 0.591		0-0 1-2		0-0 BB		0-3 F8		0-0 5-3		3 0 1 0 0 1 2												
Dan Ford, R (9, PH) OBP: 0.273, SLG: 0.283		0-0 6-4 BB 1B		0-0 2-3		0-3 K				1 0 0 0 0 0 0												
Wayne Gross, L (1, 5) OBP: 0.375, SLG: 0.408		4-0 BB BB		0-0 F2		0-0 6-3		0-0 1B		2 0 0 0 1 0 2												
Fritzie Connally, R (9, PH) OBP: 0.467, SLG: 0.413		1-2 2-3 BB		0-0 F8		0-0 6-3		0-0 F8		1 0 1 0 0 0 0												
Rich Dauer, R (1, 4) OBP: 0.293, SLG: 0.292		0-0 6-4		0-0 F8		0-0 6-3		0-0 F8		3 0 0 0 0 0 3												
Gary Roenicke, R (9, PH) OBP: 0.315, SLG: 0.500										0 0 0 0 0 0 0												
Joe Nolan, L (9, PH) OBP: 0.348, SLG: 0.350										1 0 0 0 0 0 1												
Rick Dempsey, R (1, 2) OBP: 0.340, SLG: 0.393			0-0 F8		0-0 5-3		0-3 K			3 0 0 0 0 1 0												
<b>Inning Stats</b>	R: 0 E: 0 K: 0 S: 3	H: 0 LOB: 0 BB: 0 P: 3	R: 0 E: 0 K: 0 S: 3	H: 1 LOB: 2 BB: 2 P: 11	R: 0 E: 0 K: 1 S: 5	H: 0 LOB: 0 BB: 0 P: 5	R: 0 E: 0 K: 0 S: 4	H: 1 LOB: 2 BB: 1 P: 8	R: 0 E: 1 K: 0 S: 4	H: 0 LOB: 1 BB: 0 P: 4	R: 1 E: 0 K: 1 S: 6	H: 1 LOB: 0 BB: 0 P: 6	R: 0 E: 0 K: 1 S: 5	H: 0 LOB: 0 BB: 0 P: 5	R: 1 E: 0 K: 2 S: 8	H: 1 LOB: 0 BB: 0 P: 8	R: 0 E: 0 K: 1 S: 6	H: 1 LOB: 1 BB: 0 P: 6	1B: 3 2B: 1 3B: 0 HR: 2	SF: 0 SAC: 0 DP: 1 HBP: 0	WP: 0 PB: 0 SB: 0 CS: 0	PA: 35
<b>PITCHER</b>	IP WLS BF H R ER SO BB IBB HBP BLK WP HR S P ERA WHIP																				ERA WHIP	
Tom Seaver, R (1, 1) ERA: 2.96	8.0 W 31 4 2 2 5 3 0 0 0 0 2 38 50 2.25 0.875																					
Juan Agosto, L (9, 1) ERA: 3.6	0.2 S 3 1 0 0 1 0 0 0 0 0 0 5 5 0.00 1.500																					
Bob James, R (9, 1) ERA: 3.32	0.1 S 1 0 0 0 0 0 0 0 0 0 0 1 1 0.00 0.000																					

**Baltimore Orioles @ Chicago White Sox**  
 Comiskey Park, Chicago, IL  
 Wed May 15 1985, 8:05 PM EDT  
 Att. 16,120 - Unknown

AB	32
R	2
H	5
RBI	2
BB	3
SO	6
LOB	11





Batter	1	2	3	4	5	6	7	8	9	AB R H RBI BB SO LOB	TOP
Lee Lacy, R (1, 9) OBP: 0.188, SLG: 0.143	0-0 6-3		4-0 BB E 1B BB		0-3 K	0-0 F9				3 1 0 0 1 1 3	
Dan Ford, R (1, 10) OBP: 0.275, SLG: 0.286	0-0 4-3		0-0 E 1-2 1B		0-3 K					3 0 1 0 0 1 0	
Cal Ripken Jr., R (1, 6) OBP: 0.391, SLG: 0.573	4-0 BB		0-3 K 1-3 2-H			0-0 2B				2 1 1 0 1 1 1	
Eddie Murray, S (1, 3) OBP: 0.319, SLG: 0.413	0-3 K		0-0 6-3			0-0 2B 1B				3 1 1 1 0 1 3	
Gary Roenicke, R (1, 7) OBP: 0.316, SLG: 0.510		0-0 F3		0-0 2B		0-3 K				3 0 1 0 0 1 1	
Fred Lynn, L (1, 8) OBP: 0.380, SLG: 0.487		0-0 F7		0-3 K		0-0 BB BB 1B				3 0 1 1 0 1 1	
Fritz Connally, R (1, 5) OBP: 0.444, SLG: 0.388		0-3 K		0-3 K		0-0 F9				3 0 0 0 0 2 2	
Rich Dauer, R (1, 4) OBP: 0.294, SLG: 0.284			0-3 K		0-0 F9	4-0 BB BB BB				2 0 0 0 1 1 1	
Rick Dempsey, R (1, 2) OBP: 0.340, SLG: 0.385			0-0 F7		0-3 K	4-0 BB BB BB				2 0 0 0 1 1 0	
<b>Inning Stats</b>	R: 0 E: 0 K: 1 S: 5 H: 0 LOB: 1 BB: 1 P: 9	R: 0 E: 0 K: 1 S: 5 H: 0 LOB: 0 BB: 0 P: 5	R: 1 E: 1 K: 2 S: 9 H: 1 LOB: 2 BB: 1 P: 13	R: 0 E: 0 K: 2 S: 8 H: 1 LOB: 1 BB: 0 P: 8	R: 0 E: 0 K: 3 S: 9 H: 0 LOB: 0 BB: 0 P: 9	R: 2 E: 0 K: 1 S: 8 H: 3 LOB: 3 BB: 2 P: 16				1B: 2 2B: 3 3B: 0 HR: 0 SF: 0 SAC: 0 DP: 0 HBP: 0	WP: 0 PB: 0 SB: 0 CS: 0 PA: 28
<b>PITCHER</b>	IP WLS BF H R ER SO BB IBB HBP BLK WP HR S P ERA WHIP										
Floyd Bannister, L (1, 1) ERA: 4.43	5.2 L 26 5 3 2 10 3 0 0 0 0 0 43 55 3.18 1.412										
Gene Nelson, R (6, 1) ERA: 3.93	0.1 2 0 0 0 0 0 1 0 0 0 0 0 1 5 0.00 3.000										

**Baltimore Orioles @ Chicago White Sox**  
 Comiskey Park, Chicago, IL  
 Thu May 16 1985, 8:05 PM EDT  
 Att. 18,733 - Unknown

<b>AB</b>	24
<b>R</b>	3
<b>H</b>	5
<b>RBI</b>	2
<b>BB</b>	4
<b>SO</b>	10
<b>LOB</b>	12



[livebaseballscorecards.com](http://livebaseballscorecards.com)

Batter	1	2	3	4	5	6	7	8	9
<b>Rudy Law, L</b> (1, 7) OBP: 0.341, SLG: 0.382	0-0 6-3		0-0 F7			0-0 B1-3			
<b>Scott Fletcher, R</b> (1, 5) OBP: 0.348, SLG: 0.295	0-0 6-3			0-0 F6		0-0 G6-3 1B			
<b>Harold Baines, L</b> (1, 9) OBP: 0.362, SLG: 0.479	0-0 G3			0-0 G1		0-0 G6-3 1-2f			
<b>Greg Walker, L</b> (1, 3) OBP: 0.333, SLG: 0.478		0-0 1B		0-0 F7					
<b>Oscar Gamble, L</b> (1, 10) OBP: 0.333, SLG: 0.372		0-0 F8			0-0 HR				
<b>Carlton Fisk, R</b> (1, 2) OBP: 0.327, SLG: 0.522		0-3 K			0-0 F4				
<b>Daryl Boston, L</b> (1, 8) OBP: 0.295, SLG: 0.321		0-0 6-3			0-0 1-3				
<b>Tim Hulett, R</b> (1, 4) OBP: 0.486, SLG: 0.647			0-0 F7		0-0 S 1B				
<b>Ozzie Guillen, L</b> (1, 6) OBP: 0.284, SLG: 0.278			0-0 F7		0-0 4-3 1-2				

Inning Stats	R: 0	H: 0	E: 0	K: 0	S: 3	R: 0	H: 1	E: 0	K: 1	S: 6	R: 0	H: 0	E: 0	K: 0	S: 3	R: 1	H: 2	E: 0	K: 0	S: 5	R: 0	H: 1	E: 0	K: 0	S: 3	
	LOB: 0	BB: 0	P: 3	LOB: 1	BB: 0	P: 6	LOB: 0	BB: 0	P: 3		LOB: 0	BB: 0	P: 3	LOB: 1	BB: 0	P: 5	LOB: 0	BB: 0	P: 3		LOB: 0	BB: 0	P: 3			

PITCHER	IP	WLS	BF	H	R	ER	SO	BB	IBB	HBP	BLK	WP	HR	S	P	ERA	WHIP	PITCHER																IP	WLS	BF	H	R	ER	SO	BB	IBB	HBP	BLK	WP	HR	S	P	ERA	WHIP
<b>Mike Boddicker, R</b> (1, 1) ERA: 2.98	6.0	W	21	4	1	1	1	0	0	0	0	0	1	23	23	1.50	0.667																																	

**BOTTOM**

AB	R	H	RBI	BB	SO	LOB
3	0	0	0	0	0	0
3	0	1	0	0	0	0
3	0	0	0	0	0	1
2	0	1	0	0	0	0
2	1	1	1	0	0	1
2	0	0	0	0	1	1
2	0	0	0	0	0	1
2	0	1	0	0	0	0
2	0	0	0	0	0	1

<b>AB</b>	<b>21</b>
<b>R</b>	<b>1</b>
<b>H</b>	<b>4</b>
<b>RBI</b>	<b>1</b>
<b>BB</b>	<b>0</b>
<b>SO</b>	<b>1</b>
<b>LOB</b>	<b>5</b>



WP: 0	PA: 21
PB: 0	SB: 1
CS: 0	

**Baltimore Orioles @ Chicago White Sox**  
**Comiskey Park, Chicago, IL**  
 Thu May 16 1985, 8:05 PM EDT  
 Att. 18,733 - Unknown

[livebaseballscorecards.com](http://livebaseballscorecards.com)

Batter	1	2	3	4	5	6	7	8	9	AB R H RBI BB SO LOB	TOP																
<b>Curtis Wilkerson, S</b> (1, 6) OBP: 0.333, SLG: 0.370	0-0 6-3		0-0 1B 1-2 1B		0-0 B3			0-0 5-3 1B		4 0 2 0 0 0 0																	
<b>Toby Harrah, R</b> (1, 4) OBP: 0.477, SLG: 0.409	4-0 1B BB		0-3 K		0-0 6-3			0-0 F4		3 0 0 0 1 1 3																	
<b>Buddy Bell, R</b> (1, 5) OBP: 0.362, SLG: 0.452	0-0 CS 1-3 1B		0-0 1-3 2-H 1B		0-0 F8			0-0 5-3 1-2		4 0 2 1 0 0 1																	
<b>Larry Parrish, R</b> (1, 9) OBP: 0.287, SLG: 0.386	0-3 K 1-2		0-3 K		0-0 6-3			0-3 K		4 0 0 0 0 3 5																	
<b>Pete O'Brien, L</b> (1, 3) OBP: 0.258, SLG: 0.299		0-0 F8		0-0 F4		0-0 3-1		4-0 1B BB		3 0 0 0 1 0 0																	
<b>Cliff Johnson, R</b> (1, 10) OBP: 0.320, SLG: 0.464		0-0 5-3		0-0 6-3		0-0 F5		0-3 K		4 0 0 0 0 1 1																	
<b>George Wright, S</b> (1, 8) OBP: 0.231, SLG: 0.206		0-0 F2		0-3 K		4-0 1B BB		0-0 1-2 1B		3 0 1 0 1 1 0																	
<b>Don Slaught, R</b> (1, 2) OBP: 0.286, SLG: 0.348			0-0 6-3		0-0 F9		0-0 G4-6-3 1-3 1B	0-3 K		3 0 1 0 0 0 0 1 0 0 0 0 1 2																	
<b>Bob Jones, L</b> (9, PH) OBP: 0.240, SLG: 0.250																											
<b>Tom Dunbar, L</b> (1, 7) OBP: 0.362, SLG: 0.357			4-0 1B 1B BB		0-0 G4-6-3 1-2f			0-0 F9		2 2 1 1 1 0 2 1 0 0 0 0 0 2																	
<b>Gary Ward, R</b> (7, 7) OBP: 0.279, SLG: 0.333																											
<b>Inning Stats</b>	R: 0 E: 0 K: 1 S: 5	H: 1 LOB: 2 BB: 1 P: 9	R: 0 E: 0 K: 0 S: 3	H: 0 LOB: 0 BB: 0 P: 3	R: 1 E: 0 K: 2 S: 9	H: 2 LOB: 2 BB: 1 P: 13	R: 0 E: 0 K: 1 S: 5	H: 0 LOB: 0 BB: 0 P: 5	R: 1 E: 0 K: 0 S: 4	H: 1 LOB: 0 BB: 0 P: 4	R: 0 E: 0 K: 0 S: 3	H: 0 LOB: 0 BB: 0 P: 3	R: 0 E: 0 K: 0 S: 3	H: 1 LOB: 1 BB: 1 P: 7	R: 0 E: 0 K: 1 S: 6	H: 1 LOB: 1 BB: 0 P: 6	R: 0 E: 0 K: 2 S: 8	H: 1 LOB: 2 BB: 1 P: 12	1B: 6 2B: 1 3B: 0 HR: 1	SF: 0 SAC: 0 DP: 2 HBP: 0	WP: 0 PB: 0 SB: 0 CS: 1	PA: 36					
<b>PITCHER</b> <b>Richard Dotson, R</b> (1, 1) ERA: 2.97	IP: 7.0 WLS: W BF: 28 H: 6 R: 2 ER: 2 SO: 4 BB: 3 IBB: 0 HBP: 0 BLK: 0 WP: 0 HR: 1 S: 33 P: 45 ERA: 2.57 WHIP: 1.286	<b>PITCHER</b> <b>Bob James, R</b> (8, 1) ERA: 3.0	IP: 2.0 WLS: S BF: 8 H: 1 R: 0 ER: 0 SO: 3 BB: 1 IBB: 0 HBP: 0 BLK: 0 WP: 0 HR: 0 S: 13 P: 17 ERA: 0.00 WHIP: 1.000	<b>PITCHER</b> <b>Richard Dotson, R</b> (1, 1) ERA: 2.97	IP: 7.0 WLS: W BF: 28 H: 6 R: 2 ER: 2 SO: 4 BB: 3 IBB: 0 HBP: 0 BLK: 0 WP: 0 HR: 1 S: 33 P: 45 ERA: 2.57 WHIP: 1.286	<b>PITCHER</b> <b>Bob James, R</b> (8, 1) ERA: 3.0	IP: 2.0 WLS: S BF: 8 H: 1 R: 0 ER: 0 SO: 3 BB: 1 IBB: 0 HBP: 0 BLK: 0 WP: 0 HR: 0 S: 13 P: 17 ERA: 0.00 WHIP: 1.000	<b>PITCHER</b> <b>Richard Dotson, R</b> (1, 1) ERA: 2.97	IP: 7.0 WLS: W BF: 28 H: 6 R: 2 ER: 2 SO: 4 BB: 3 IBB: 0 HBP: 0 BLK: 0 WP: 0 HR: 1 S: 33 P: 45 ERA: 2.57 WHIP: 1.286	<b>PITCHER</b> <b>Bob James, R</b> (8, 1) ERA: 3.0	IP: 2.0 WLS: S BF: 8 H: 1 R: 0 ER: 0 SO: 3 BB: 1 IBB: 0 HBP: 0 BLK: 0 WP: 0 HR: 0 S: 13 P: 17 ERA: 0.00 WHIP: 1.000	<b>PITCHER</b> <b>Richard Dotson, R</b> (1, 1) ERA: 2.97	IP: 7.0 WLS: W BF: 28 H: 6 R: 2 ER: 2 SO: 4 BB: 3 IBB: 0 HBP: 0 BLK: 0 WP: 0 HR: 1 S: 33 P: 45 ERA: 2.57 WHIP: 1.286	<b>PITCHER</b> <b>Bob James, R</b> (8, 1) ERA: 3.0	IP: 2.0 WLS: S BF: 8 H: 1 R: 0 ER: 0 SO: 3 BB: 1 IBB: 0 HBP: 0 BLK: 0 WP: 0 HR: 0 S: 13 P: 17 ERA: 0.00 WHIP: 1.000	<b>PITCHER</b> <b>Richard Dotson, R</b> (1, 1) ERA: 2.97	IP: 7.0 WLS: W BF: 28 H: 6 R: 2 ER: 2 SO: 4 BB: 3 IBB: 0 HBP: 0 BLK: 0 WP: 0 HR: 1 S: 33 P: 45 ERA: 2.57 WHIP: 1.286	<b>PITCHER</b> <b>Bob James, R</b> (8, 1) ERA: 3.0	IP: 2.0 WLS: S BF: 8 H: 1 R: 0 ER: 0 SO: 3 BB: 1 IBB: 0 HBP: 0 BLK: 0 WP: 0 HR: 0 S: 13 P: 17 ERA: 0.00 WHIP: 1.000	<b>PITCHER</b> <b>Richard Dotson, R</b> (1, 1) ERA: 2.97	IP: 7.0 WLS: W BF: 28 H: 6 R: 2 ER: 2 SO: 4 BB: 3 IBB: 0 HBP: 0 BLK: 0 WP: 0 HR: 1 S: 33 P: 45 ERA: 2.57 WHIP: 1.286	<b>PITCHER</b> <b>Bob James, R</b> (8, 1) ERA: 3.0	IP: 2.0 WLS: S BF: 8 H: 1 R: 0 ER: 0 SO: 3 BB: 1 IBB: 0 HBP: 0 BLK: 0 WP: 0 HR: 0 S: 13 P: 17 ERA: 0.00 WHIP: 1.000	<b>PITCHER</b> <b>Richard Dotson, R</b> (1, 1) ERA: 2.97	IP: 7.0 WLS: W BF: 28 H: 6 R: 2 ER: 2 SO: 4 BB: 3 IBB: 0 HBP: 0 BLK: 0 WP: 0 HR: 1 S: 33 P: 45 ERA: 2.57 WHIP: 1.286	<b>PITCHER</b> <b>Bob James, R</b> (8, 1) ERA: 3.0	IP: 2.0 WLS: S BF: 8 H: 1 R: 0 ER: 0 SO: 3 BB: 1 IBB: 0 HBP: 0 BLK: 0 WP: 0 HR: 0 S: 13 P: 17 ERA: 0.00 WHIP: 1.000

**Texas Rangers @ Chicago White Sox**  
Comiskey Park, Chicago, IL  
Fri May 17 1985, 8:05 PM EDT  
Att: 21,834 - Unknown

livebaseballscorecards.com

AB	32
R	2
H	7
RBI	2
BB	4
SO	7
LOB	16



Batter	1	2	3	4	5	6	7	8	9
<b>Rudy Law, L</b> OBP: 0.348, SLG: 0.425 (1, 7) S S S	0-3 K		0-0 G6-4-3 1B		0-0 F3			0-0 HR	
<b>Scott Fletcher, R</b> OBP: 0.344, SLG: 0.293 (1, 5) X	0-0 1B		0-0 G6-4-3 1-2f		0-0 4-3			0-0 F8	
<b>Harold Baines, L</b> OBP: 0.370, SLG: 0.463 (1, 9) S S S	0-3 K		0-0 F8		0-0 4-3			0-0 1-3	
<b>Greg Walker, L</b> OBP: 0.339, SLG: 0.487 (1, 3) X	0-0 4-3			0-0 1B HR 2B		0-3 K		0-0 1B	
<b>Oscar Gamble, L</b> OBP: 0.345, SLG: 0.383 (1, 10) X		0-0 1B 1B		0-0 2-3 HR 1B		0-0 F8		0-0 F5	
<b>Carlton Fisk, R</b> OBP: 0.327, SLG: 0.547 (1, 2) X		0-0 F7		0-0 1-H 3-H HR		0-3 K			
<b>Daryl Boston, L</b> OBP: 0.286, SLG: 0.310 (1, 8) X		0-0 L6		0-0 4-3		0-3 K			
<b>Tim Hulett, R</b> OBP: 0.475, SLG: 0.622 (1, 4) X		0-0 1-2 1B		0-0 F8		0-0 5-3			
<b>Ozzie Guillen, L</b> OBP: 0.276, SLG: 0.270 (1, 6) X		0-0 F6		0-0 4-3		0-0 F3			

AB	R	H	RBI	BB	SO	LOB
4	1	2	1	0	1	0
4	0	1	0	0	0	1
4	0	0	0	0	1	1
4	1	2	0	0	1	1
4	1	2	0	0	0	1
3	1	1	3	0	1	1
3	0	0	0	0	1	1
3	0	1	0	0	0	0
3	0	0	0	0	0	2

**TEXAS RANGERS @ CHICAGO WHITE SOX**  
Comiskey Park, Chicago, IL  
Fri May 17 1985, 8:05 PM EDT  
Att. 21,834 - Unknown

AB	32
R	4
H	9
RBI	4
BB	0
SO	5
LOB	8



Inning Stats	R	H	E	K	S	P	IP	WLS	BF	H	R	ER	SO	BB	IBB	HBP	BLK	WP	HR	S	P	ERA	WHIP
	0	1	0	2	5	3	7.2	L	31	9	4	4	5	0	0	0	0	0	2	41	41	4.70	1.174
	0	2	0	5	3	3	0.1		1	0	0	0	0	0	0	0	0	0	0	1	1	0.00	0.000

WP	HR	S	P	ERA	WHIP
0	0	1	2	0.00	1.174
0	0	0	0	0.00	0.000

Batter	1	2	3	4	5	6	7	8	9	AB R H RBI BB SO LOB	TOP											
<b>Curtis Wilkerson, S</b> (1, 6) OBP: 0.333, SLG: 0.391	0-3 K		0-3 K		0-0 G6-4-3 1-3 1B		0-0 1B 3B	0-3 K	0-0 4-3	6 1 2 0 0 3 2												
<b>Toby Harrah, R</b> (1, 4) OBP: 0.481, SLG: 0.400	0-0 F3			4-0 1B 2B BB	4-0 G6-4-3 BB		0-0 1-3	4-0 1B BB		2 2 0 0 3 0 1												
<b>George Wright, S</b> (1, 8) OBP: 0.229, SLG: 0.206	0-0 F3			0-0 F5	0-0 G6-4-3		0-0 4-3	0-0 1B 1B		5 0 1 0 0 0 4												
<b>Larry Parrish, R</b> (1, 9) OBP: 0.315, SLG: 0.410		0-0 F8 2B		0-0 2B 1B FC6-4	4-0 BB		4-0 1B BB	0-0 1B		3 2 3 1 2 0 0												
<b>Gary Ward, R</b> (1, 7) OBP: 0.283, SLG: 0.338	0-0 F9			0-0 FC6-4 2B	0-0 6-3		4-0 BB 1B	0-0 F8		4 0 1 1 1 0 5												
<b>Cliff Johnson, R</b> (1, 10) OBP: 0.331, SLG: 0.466	0-0 F8			4-0 FC6-4 IBB		0-0 5-3	0-0 BB 1B	0-0 FC3-6 BB 1B		4 0 2 2 1 0 1												
<b>Don Slaught, R</b> (1, 2) OBP: 0.290, SLG: 0.353	0-3 K			0-0 FC6-4		0-0 2B	4-0 BB	0-0 F7		4 1 1 1 1 1 4												
<b>Pete O'Brien, L</b> (1, 3) OBP: 0.263, SLG: 0.306			0-0 F8	0-0 F8		0-0 CS 2B	0-0 F8	4-0 FC3-6 BB		4 0 1 1 1 0 5												
<b>Bill Stein, R</b> (1, 5) OBP: 0.400, SLG: 0.400			0-0 6-3			0-0 F7		0-0 FC3-6		2 1 1 0 0 0 0												
<b>Wayne Tolleson, S</b> (6, PH) OBP: 0.308, SLG: 0.308					0-0 1B G6-4-3 1B	0-0 F7		0-0 FC3-6		3 0 0 0 0 0 3												
<b>Inning Stats</b>	R: 0 E: 0 K: 1 S: 5	H: 0 LOB: 0 BB: 0 P: 5	R: 0 E: 0 K: 1 S: 6	H: 1 LOB: 1 BB: 0 P: 6	R: 0 E: 0 K: 1 S: 5	H: 0 LOB: 0 BB: 0 P: 5	R: 2 E: 0 K: 0 S: 5	H: 2 LOB: 2 BB: 2 P: 13	R: 1 E: 0 K: 0 S: 4	H: 2 LOB: 2 BB: 2 P: 12	R: 1 E: 0 K: 0 S: 4	H: 2 LOB: 0 BB: 0 P: 4	R: 2 E: 0 K: 0 S: 5	H: 2 LOB: 3 BB: 3 P: 17	R: 1 E: 0 K: 1 S: 7	H: 2 LOB: 2 BB: 1 P: 11	R: 0 E: 0 K: 0 S: 4	H: 1 LOB: 2 BB: 1 P: 8	1B: 7 2B: 4 3B: 1 HR: 0	SF: 0 SAC: 0 DP: 1 HBP: 0	WP: 0 PB: 0 SB: 0 CS: 1	PA: 46
<b>PITCHER</b>	IP WLS BF H R ER SO BB IBB HBP BLK WP HR S P ERA WHIP																					
<b>Britt Burns, L</b> (1, 1) ERA: 2.54	4.2 L 22 5 3 3 3 3 3 1 0 0 0 0 0 24 40 5.79 1.714																					
<b>Dan Spillner, R</b> (5, 1) ERA: 5.0	2.0 11 4 3 3 0 2 0 0 0 0 0 0 9 17 13.50 3.000																					
<b>Juan Agosto, L</b> (7, 1) ERA: 3.97	1.1 8 2 1 1 1 2 0 0 0 0 0 0 8 16 6.75 3.000																					
<b>Bob Fallon, L</b> (9, 1) ERA:	1.0 5 1 0 0 0 1 0 0 0 0 0 0 4 8 0.00 2.000																					

**Texas Rangers @ Chicago White Sox**  
 Comiskey Park, Chicago, IL  
 Sat May 18 1985, 8:05 PM EDT  
 Att: 21,581 - Unknown

livebaseballscorecards.com

AB	37
R	7
H	12
RBI	6
BB	9
SO	4
LOB	25





BOTTOM

Texas Rangers @ Chicago White Sox  
Comiskey Park, Chicago, IL  
Sat May 18 1985, 8:05 PM EDT  
Att. 21,581 - Unknown

livebaseballscorecards.com

AB 32  
R 2  
H 5  
RBI 2  
BB 4  
SO 5  
LOB 10



WP: 0 PA: 36  
PB: 0  
SB: 0  
CS: 0

AB R H RBI BB SO LOB

4 0 1 1 0 0 1

4 0 1 1 0 0 1

3 0 0 0 1 0 0

4 0 0 0 0 1 2  
0 0 0 0 0 0 0

3 0 0 0 1 1 2

2 0 0 0 1 1 0  
1 0 0 0 0 0 0

3 0 0 0 1 1 0

2 0 0 0 0 0 0  
1 0 0 0 0 1 3  
1 0 1 0 0 0 0

4 2 2 0 0 0 1

1B: 4 SF: 0  
2B: 0 SAC: 0  
3B: 1 DP: 0  
HR: 0 HBP: 0

Batter	1	2	3	4	5	6	7	8	9
Rudy Law, L (1, 7) OBP: 0.344, SLG: 0.417	0-0 F8		0-0 G3		0-0 1B		0-0 4-3		
Scott Fletcher, R (1, 5) OBP: 0.340, SLG: 0.291	0-0 BB 1B		0-0 6-3		0-0 F8		0-0 F7		
Harold Baines, L (1, 9) OBP: 0.367, SLG: 0.452	4-0 BB 1-2		0-0 F5			0-0 4-3		0-0 F8	
Greg Walker, L (1, 3) OBP: 0.328, SLG: 0.471 Marc Hill, R (9, 2) OBP: 0.185, SLG: 0.083	0-0 F6			0-0 F9		0-0 3-1		0-3 K	
Oscar Gamble, L (1, 10) OBP: 0.339, SLG: 0.360	0-0 F8			0-3 K		4-0 BB BB BB		0-0 G3	
Carlton Fisk, R (1, 2) OBP: 0.327, SLG: 0.536 Tom Paciorek, R (9, 3) OBP: 0.283, SLG: 0.256		0-3 K2-3		0-0 F7		4-0 BB BB		0-0 6-3	
Daryl Boston, L (1, 8) OBP: 0.284, SLG: 0.299		0-3 K			0-0 F9	4-0 BB BB BB		0-0 F7	
Tim Hulett, R (1, 4) OBP: 0.452, SLG: 0.590 Jerry Hairston, S (6, PH) OBP: 0.433, SLG: 0.409 Bryan Little, S (7, 4) OBP: 1.000, SLG: 1.000		0-0 F8			0-0 F8	0-3 K		0-0 1B	
Ozzie Guillen, L (1, 6) OBP: 0.284, SLG: 0.298			0-0 E1 G3 6-3 1B		0-0 1B 3B		0-0 5-3	0-0 4-3	

Inning Stats	R: 0	H: 1	E: 0	K: 0	S: 4	LOB: 2	BB: 1	P: 8	R: 0	H: 0	E: 0	K: 2	S: 7	LOB: 0	BB: 0	P: 7	R: 1	H: 1	E: 1	K: 0	S: 4	LOB: 0	BB: 0	P: 4	R: 0	H: 0	E: 0	K: 1	S: 5	LOB: 0	BB: 0	P: 5	R: 1	H: 2	E: 0	K: 0	S: 5	LOB: 1	BB: 0	P: 5	R: 0	H: 0	E: 0	K: 1	S: 5	LOB: 3	BB: 3	P: 17	R: 0	H: 0	E: 0	K: 0	S: 3	LOB: 0	BB: 0	P: 3	R: 0	H: 0	E: 0	K: 1	S: 5	LOB: 0	BB: 0	P: 5	R: 0	H: 1	E: 0	K: 0	S: 4	LOB: 1	BB: 0	P: 4	1B: 4	2B: 0	3B: 1	HR: 0	SF: 0	SAC: 0	DP: 0	HBP: 0	WP: 0	PA: 36
--------------	------	------	------	------	------	--------	-------	------	------	------	------	------	------	--------	-------	------	------	------	------	------	------	--------	-------	------	------	------	------	------	------	--------	-------	------	------	------	------	------	------	--------	-------	------	------	------	------	------	------	--------	-------	-------	------	------	------	------	------	--------	-------	------	------	------	------	------	------	--------	-------	------	------	------	------	------	------	--------	-------	------	-------	-------	-------	-------	-------	--------	-------	--------	-------	--------

PITCHER	IP	WLS	BF	H	R	ER	SO	BB	IBB	HBP	BLK	WP	HR	S	P	ERA	WHIP
Burt Hooton, R (1, 1) ERA: 2.7	5.2	W	24	4	2	1	3	3	0	0	0	0	0	27	39	1.59	1.235
Greg Harris, R (6, 1) ERA: 2.3	3.1	S	12	1	0	0	2	1	0	0	0	0	0	15	19	0.00	0.600

Batter	1	2	3	4	5	6	7	8	9	AB R H RBI BB SO LOB	TOP														
Oddibe McDowell, L (1, 8) 0-3 K			0-3 K		0-3 K		H 1-0 K S HBP			3 0 0 0 0 3 0															
Curtis Wilkerson, S (1, 6) Buddy Bell, R (7, PH) Wayne Tolleson, S (7, 6) 0-3 K			4-0 BB BB		0-0 F9		0-3 K 1-2			2 0 0 0 1 1 0 1 0 0 0 0 1 1 0 0 0 0 0 0 0															
Toby Harrah, R (1, 4) 0-0 BB			4-0 BB		0-0 F9		0-0 4-3			2 0 0 0 2 0 0															
Larry Parrish, R (1, 10) 0-3 K			0-3 K		0-3 K		0-3 K			4 0 0 0 0 4 3															
Gary Ward, R (1, 7) 0-0 F9		X 0-0 F9	X 0-0 F9		B 4-0 2B BB		X 0-0 F9			3 1 0 0 1 0 2															
Don Slaught, R (1, 2) Glenn Brummer, R (4, 2) 0-0 1B BB		B 4-0 1B BB		S 0-3 K		X 0-0 2B 1-H		B 4-0 3-1 BB		1 0 0 0 1 1 0 1 0 1 1 1 0 0															
Pete O'Brien, L (1, 3) 0-0 S 1B		X 0-0 S 1B		X 0-0 G3		X 0-0 4-3		X 0-0 3-1		4 0 1 0 0 0 1															
Bill Stein, R (1, 5) Bob Jones, L (9, PH) 0-3 K		0-3 K		X 0-0 1B		X 0-0 4-3		S 0-3 K		3 0 1 0 0 1 2 1 0 0 0 0 1 1															
George Wright, S (1, 9) 0-0 F8		X 0-0 F8		X 0-0 F8		X 0-0 5-3		X 0-0 L6		4 0 0 0 0 0 4															
<b>Inning Stats</b>	R: 0 E: 0 K: 3 S: 9	H: 0 LOB: 1 BB: 1 P: 13	R: 0 E: 0 K: 1 S: 6	H: 1 LOB: 2 BB: 1 P: 10	R: 0 E: 0 K: 2 S: 7	H: 0 LOB: 2 BB: 2 P: 15	R: 0 E: 0 K: 1 S: 6	H: 1 LOB: 1 BB: 0 P: 6	R: 0 E: 0 K: 1 S: 5	H: 0 LOB: 0 BB: 0 P: 5	R: 1 E: 0 K: 1 S: 5	H: 1 LOB: 0 BB: 1 P: 9	R: 0 E: 0 K: 1 S: 5	H: 0 LOB: 1 BB: 0 P: 6	R: 0 E: 0 K: 1 S: 5	H: 0 LOB: 0 BB: 0 P: 5	R: 0 E: 0 K: 1 S: 5	H: 0 LOB: 1 BB: 1 P: 9	1B: 2 2B: 1 3B: 0 HR: 0	SF: 0 SAC: 0 DP: 0 HBP: 1	WP: 0 PB: 0 SB: 2 CS: 0	PA: 36			
<b>PITCHER</b>	IP WLS BF H R ER SO BB IBB HBP BLK WP HR S P ERA WHIP																								
Tim Lollar, L (1, 1) ERA: 4.5	6.2	28	3	1	1	9	5	0	1	0	0	0	0	40	61	1.35	1.200								
Gene Nelson, R (7, 1) ERA: 3.66	1.1	W	5	0	0	2	1	0	0	0	0	0	0	8	12	0.00	0.750								
Bob James, R (9, 1) ERA: 2.86	1.0		3	0	0	1	0	0	0	0	0	0	0	5	5	0.00	0.000								

Texas Rangers @ Chicago White Sox  
Comiskey Park, Chicago, IL  
Sun May 19 1985, 8:05 PM EDT  
Att. 23,952 - Unknown

livebaseballscorecards.com

AB 29  
R 1  
H 3  
RBI 1  
BB 6  
SO 12  
LOB 14



Batter	1	2	3	4	5	6	7	8	9
<b>Rudy Law, L</b> (1, 7) OBP: 0.330, SLG: 0.398	0-0 F4		0-0 4-3		0-3 K			0-0 6-3	
<b>Bryan Little, S</b> (1, 4) OBP: 0.600, SLG: 0.500	0-0 B1-3		0-0 F3			0-0 6-3 1B		4-0 1B HR BB	
<b>Harold Baines, L</b> (1, 9) OBP: 0.364, SLG: 0.446	0-0 F7			0-0 3-1		0-0 6-3		0-0 1-2 HR 1B	
<b>Greg Walker, L</b> (1, 3) OBP: 0.326, SLG: 0.488		0-3 K		0-0 F8		0-0 F7		0-0 1-2 HR	
<b>Jerry Hairston, S</b> (1, 10) OBP: 0.412, SLG: 0.385		0-0 BB 1B		0-0 F8		0-0 1-3		0-0 6-3	
<b>Carlton Fisk, R</b> (1, 2) OBP: 0.333, SLG: 0.560		4-0 BB 1-2 BB			0-0 HR		0-0 5-3	0-0 F4	
<b>Daryl Boston, L</b> (1, 8) OBP: 0.286, SLG: 0.333		0-3 K			0-0 F8		0-0 HR		
<b>Luis Salazar, R</b> (1, 5) OBP: 0.212, SLG: 0.279		0-0 5-3			0-0 F7		0-0 F4		
<b>Ozzie Guillen, L</b> (1, 6) OBP: 0.286, SLG: 0.299			0-0 G3		0-0 1B		0-0 F9		

Inning Stats	R: 0	H: 0	E: 0	K: 0	S: 3	R: 0	H: 1	E: 0	K: 2	S: 8	R: 0	H: 0	E: 0	K: 0	S: 3	R: 1	H: 2	E: 0	K: 1	S: 7	R: 0	H: 1	E: 0	K: 0	S: 4	R: 1	H: 1	E: 0	K: 0	S: 4	R: 3	H: 2	E: 0	K: 0	S: 5
	LOB: 0	BB: 0	P: 3	LOB: 2	BB: 1	P: 12	LOB: 0	BB: 0	P: 3		LOB: 0	BB: 0	P: 3	LOB: 1	BB: 0	P: 7	LOB: 1	BB: 0	P: 4		LOB: 0	BB: 0	P: 4	LOB: 0	BB: 1	P: 9									

PITCHER	IP	WLS	BF	H	R	ER	SO	BB	IBB	HBP	BLK	WP	HR	S	P	ERA	WHIP	PITCHER	IP	WLS	BF	H	R	ER	SO	BB	IBB	HBP	BLK	WP	HR	S	P	ERA	WHIP	
<b>Charlie Hough, R</b> (1, 1) ERA: 3.55	8.0	L	33	7	5	5	3	2	0	0	0	0	3	37	45	5.62	1.125																			

AB R H RBI BB SO LOB

4	0	0	0	0	1	1
3	1	1	0	1	0	0
4	1	1	0	0	0	1
4	1	1	3	0	1	1
4	0	1	0	0	0	1
3	1	1	1	1	0	0
3	1	1	1	0	1	2
3	0	0	0	0	0	2
3	0	1	0	0	0	0

AB	R	H	RBI	BB	SO	LOB
31	5	7	5	2	3	8



**Texas Rangers @ Chicago White Sox**  
Comiskey Park, Chicago, IL  
Sun May 19 1985, 8:05 PM EDT  
Att. 23,952 - Unknown

livebaseballscorecards.com

WP	PA
0	33

Batter	1	2	3	4	5	6	7	8	9	AB R H RBI BB SO LOB	TOP
<b>Scott Fletcher, R</b> (1, 5) <small>OBP: 0.327, SLG: 0.278</small> (8, 6)	0-0 		0-0 			0-0 		0-0 		4 0 0 0 0 0 1	<b>Chicago White Sox @ Toronto Blue Jays</b> Exhibition Stadium, Toronto, ON Mon May 20 1985, 3:33 AM EDT Att: 44,715 - Unknown <a href="http://livebaseballscorecards.com">livebaseballscorecards.com</a>
<b>Tom Paciorek, R</b> (1, 9) <small>OBP: 0.280, SLG: 0.255</small>	0-0 		0-0 			0-0 		0-0 		4 0 1 0 0 0 1	
<b>Greg Walker, L</b> (1, 3) <small>OBP: 0.331, SLG: 0.508</small>	4-0 		0-0 			0-0 		0-0 		3 1 1 1 1 0 0	
<b>Ron Kittle, R</b> (1, 7) <small>OBP: 0.231, SLG: 0.288</small>	0-0 			0-0 		0-0 		0-3 		4 0 0 0 0 1 2	
<b>Carlton Fisk, R</b> (1, 10) <small>OBP: 0.322, SLG: 0.538</small>	0-0 			0-0 			0-0 	0-0 		4 0 0 0 0 0 2	
<b>Luis Salazar, R</b> (1, 8) <small>OBP: 0.203, SLG: 0.266</small>		0-0 		0-3 			0-0 			3 0 0 0 0 1 0	
<b>Marc Hill, R</b> (1, 2) <small>OBP: 0.200, SLG: 0.148</small>		0-0 			0-0 		0-0 			3 0 1 0 0 0 0	
<b>Tim Hulett, R</b> (1, 4) <small>OBP: 0.444, SLG: 0.571</small> (8, 5)		0-3 			0-0 			0-0 		3 0 1 0 0 1 1	
<b>Ozzie Guillen, L</b> (1, 6) <small>OBP: 0.281, SLG: 0.294</small> <b>Jerry Hairston, S</b> (8, PH) <small>OBP: 0.400, SLG: 0.370</small> <b>Bryan Little, S</b> (8, 4) <small>OBP: 0.600, SLG: 0.500</small>		0-0 			0-0 			0-0 		2 0 0 0 0 0 1 1 0 0 0 0 0 1 0 0 0 0 0 0 0	
<b>Inning Stats</b>	R: 0 H: 1 E: 0 LOB: 2 K: 0 BB: 1 S: 4 P: 8	R: 0 H: 1 E: 0 LOB: 1 K: 1 BB: 0 S: 6 P: 6	R: 0 H: 0 E: 0 LOB: 0 K: 0 BB: 0 S: 3 P: 3	R: 0 H: 0 E: 0 LOB: 0 K: 1 BB: 0 S: 5 P: 5	R: 0 H: 0 E: 0 LOB: 0 K: 0 BB: 0 S: 3 P: 3	R: 1 H: 1 E: 0 LOB: 0 K: 0 BB: 0 S: 4 P: 4	R: 0 H: 0 E: 0 LOB: 0 K: 0 BB: 0 S: 3 P: 3	R: 0 H: 1 E: 0 LOB: 1 K: 0 BB: 0 S: 4 P: 4	R: 0 H: 0 E: 0 LOB: 0 K: 1 BB: 0 S: 5 P: 5	1B: 2 SF: 0 2B: 1 SAC: 0 3B: 0 DP: 0 HR: 1 HBP: 0	WP: 0 PA: 32 PB: 0 SB: 1 CS: 0
<b>PITCHER</b> <b>Jimmy Key, L</b> (1, 1) <small>ERA: 1.96</small>	IP WLS BF H R ER SO BB IBB HBP BLK WP HR S P ERA WHIP 9.0 W 32 4 1 1 3 1 0 0 0 0 1 37 41 1.00 0.556										

<b>AB</b>	<b>31</b>
<b>R</b>	<b>1</b>
<b>H</b>	<b>4</b>
<b>RBI</b>	<b>1</b>
<b>BB</b>	<b>1</b>
<b>SO</b>	<b>3</b>
<b>LOB</b>	<b>9</b>



Batter	1	2	3	4	5	6	7	8	9	AB	R	H	RBI	BB	SO	LOB
Damaso Garcia, R OBP: 0.311, SLG: 0.365 (1, 4)	F6		2B	1-3			FC1-5 BB			4	1	2	0	0	0	2
Rance Mulliniks, L OBP: 0.383, SLG: 0.463 (1, 5) Garth Iorg, R OBP: 0.383, SLG: 0.407 (7, PH) (8, 5)	G3		K			K	WP FC1-5			3	0	0	0	0	2	1
Lloyd Moseby, L OBP: 0.361, SLG: 0.433 (1, 8)	CS BB		1B			L4	FC1-5 WP			3	1	1	1	1	0	2
Willie Upshaw, L OBP: 0.299, SLG: 0.417 (1, 3)	CS	3-1	F5			F8	K			4	0	0	0	0	1	3
George Bell, R OBP: 0.331, SLG: 0.496 (1, 7)		6-3				K				3	0	1	1	1	1	0
Len Matuszek, L OBP: 0.293, SLG: 0.308 (1, 10) Jeff Burroughs, R OBP: 0.397, SLG: 0.492 (7, PH)		E1	F4			1B SF7	F9			3	2	1	0	0	0	1
Ernie Whitt, L OBP: 0.326, SLG: 0.476 (1, 2)		HR								1	0	0	0	0	0	3
Jesse Barfield, R OBP: 0.350, SLG: 0.528 (1, 9)										4	1	3	1	0	0	0
Tony Fernandez, S OBP: 0.280, SLG: 0.325 (1, 6)										2	1	1	3	1	1	0
										4	0	0	0	0	0	3

Inning Stats	R: 0	H: 0	E: 0	K: 0	S: 2	R: 3	H: 2	E: 1	K: 0	S: 6	R: 2	H: 3	E: 0	K: 1	S: 8	R: 0	H: 1	E: 0	K: 0	S: 3	R: 0	H: 0	E: 0	K: 1	S: 5	R: 1	H: 2	E: 0	K: 1	S: 7	R: 0	H: 1	E: 0	K: 1	S: 6	R: 0	H: 0	E: 0	K: 1	S: 5		
	0	0	0	0	6	3	2	1	0	6	2	3	0	1	8	0	1	0	0	3	0	0	0	0	5	0	2	0	1	7	0	1	0	6	0	0	0	5	0	0	0	5

PITCHER	IP	WLS	BF	H	R	ER	SO	BB	IBB	HBP	BLK	WP	HR	S	P	ERA	WHIP
Tom Seaver, R ERA: 3.16 (1, 1)	5.1	L	24	7	6	3	3	2	0	0	0	0	1	28	36	5.06	1.688
Bob Fallon, L ERA: (6, 1)	1.1		8	2	0	0	1	1	1	0	0	1	0	8	16	0.00	2.250
Dan Spillner, R ERA: 4.35 (7, 1)	1.1		4	0	0	0	1	0	0	0	0	0	0	6	6	0.00	0.000


**BOTTOM**

**Chicago White Sox @ Toronto Blue Jays**  
Exhibition Stadium, Toronto, ON

Mon May 20 1985, 3:33 AM EDT  
Att. 44,715 - Unknown

AB	31
R	6
H	9
RBI	6
BB	4
SO	5
LOB	15

livebaseballscorecards.com



WP	PA	ERA	WHIP
1	37		

Batter	1	2	3	4	5	6	7	8	9	AB R H RBI BB SO LOB	TOP																									
Rudy Law, L (1, 7) OBP: 0.317, SLG: 0.380	0-3 K		0-0 L3		0-0 4-3		0-3 K			4 0 0 0 0 2 1	<b>Chicago White Sox @ Toronto Blue Jays</b> Exhibition Stadium, Toronto, ON Tue May 21 1985, 7:05 PM EDT Att. 20,159 - Unknown																									
Scott Fletcher, R (1, 5) OBP: 0.327, SLG: 0.272 Jerry Hairston, S (7, PH) OBP: 0.389, SLG: 0.357 Luis Salazar, R (7, 5) OBP: 0.203, SLG: 0.266	4-0 BB		0-3 K		0-0 4-3		0-0 F8			2 0 0 0 1 1 0 1 0 0 0 0 0 1 0 0 0 0 0 0 0																										
Harold Baines, L (1, 9) OBP: 0.354, SLG: 0.433	0-0 G4-6-3 BB		0-3 K		0-0 F4			0-0 F8		4 0 0 0 0 1 1																										
Greg Walker, L (1, 3) OBP: 0.329, SLG: 0.500		0-0 F9		0-0 1B 1B		0-0 F9		0-0 4-3		4 1 1 0 0 0 0																										
Carlton Fisk, R (1, 2) OBP: 0.328, SLG: 0.537		0-0 HR 1B		0-0 1B 1-2 1B		0-0 F9		0-0 4-3		4 1 2 0 0 0 0																										
Oscar Gamble, L (1, 10) OBP: 0.355, SLG: 0.423 Ron Kittle, R (9, PH) OBP: 0.227, SLG: 0.283		0-0 HR		0-0 F9		4-0 BB		0-3 K		2 1 1 2 1 0 2 1 0 0 0 0 1 0																										
Daryl Boston, L (1, 8) OBP: 0.284, SLG: 0.330		0-0 S 1B		0-0 L8		0-0 G3		0-0 B5-3		4 0 1 0 0 0 3																										
Tim Hulett, R (1, 4) OBP: 0.429, SLG: 0.543		0-0 F8		0-0 S 1B			0-0 6-3		0-3 K	4 0 1 1 0 1 1																										
Ozzie Guillen, L (1, 6) OBP: 0.282, SLG: 0.295		0-3 K		0-0 G3			0-0 WP 1B			3 0 1 0 0 1 3																										
<b>Inning Stats</b>	R: 0 E: 0 K: 1 S: 4	H: 0 LOB: 0 BB: 1 P: 8	R: 2 E: 0 K: 1 S: 8	H: 3 LOB: 1 BB: 0 P: 8	R: 0 E: 0 K: 2 S: 7	H: 0 LOB: 0 BB: 0 P: 7	R: 1 E: 0 K: 0 S: 6	H: 3 LOB: 2 BB: 0 P: 6	R: 0 E: 0 K: 0 S: 3	H: 0 LOB: 0 BB: 1 P: 7	R: 0 E: 0 K: 1 S: 6	H: 1 LOB: 1 BB: 0 P: 6	R: 0 E: 0 K: 0 S: 3	H: 0 LOB: 0 BB: 0 P: 3	R: 0 E: 0 K: 2 S: 7	H: 0 LOB: 0 BB: 0 P: 7	1B: 6 2B: 0 3B: 0 HR: 1	SF: 0 SAC: 0 DP: 1 HBP: 0	WP: 1 PB: 0 SB: 2 CS: 0	PA: 35																
<b>PITCHER</b>	IP WLS BF H R ER SO BB IBB HBP BLK WP HR S P ERA WHIP																																			
Luis Leal, R (1, 1) ERA: 4.5	5.2		24	6	3	3	4	2	0	0	0	0	1	30	38	4.76	1.412																			
Dennis Lamp, R (6, 1) ERA: 1.42	2.1		8	1	0	0	1	0	0	0	0	1	0	10	10	0.00	0.429																			
Gary Lavelle, L (9, 1) ERA: 2.93	1.0	W	3	0	0	0	2	0	0	0	0	0	0	7	7	0.00	0.000																			

livebaseballscorecards.com

<b>AB</b>	33
<b>R</b>	3
<b>H</b>	7
<b>RBI</b>	3
<b>BB</b>	2
<b>SO</b>	7
<b>LOB</b>	12



Batter	1	2	3	4	5	6	7	8	9	AB	R	H	RBI	BB	SO	LOB
Damaso Garcia, R OBP: 0.327, SLG: 0.381 (1, 4)	0-0 6-3 HR 1B		0-0 G4-6-3 1B			0-0 G4-6-3 1B		0-0 3-H 1B		4	1	4	1	0	0	0
Lloyd Moseby, L OBP: 0.352, SLG: 0.420 (1, 8)	0-0 6-3 1-2		0-0 G4-6-3 1-2f			0-0 G4-6-3 1-2f		0-0 F8 1-2		4	0	0	0	0	0	4
George Bell, R OBP: 0.329, SLG: 0.497 (1, 7)	0-0 L7		0-0 F7			0-0 F8			0-0 F8 1B 2B	4	1	1	0	0	0	1
Jesse Barfield, R OBP: 0.347, SLG: 0.543 (1, 9)	0-0 2-H HR			0-3 K			0-0 F4		0-0 F8 2-3	4	1	1	2	0	1	1
Jeff Burroughs, R OBP: 0.417, SLG: 0.492 (1, 10)	4-0 BB			4-0 G4-6-3 BB			0-0 L5		0-0 1B 3-H	2	0	1	1	2	0	0
Willie Upshaw, L OBP: 0.293, SLG: 0.407 (1, 3)	0-0 F8			0-0 G4-6-3 1-2f			0-0 4-3			3	0	0	0	0	0	2
Buck Martinez, R OBP: 0.109, SLG: 0.135 (1, 2)		0-0 F8			4-0 BB BB		4-0 G5-4-3 BB		4-0 3-1 6-3 1B BB	1	0	0	0	1	0	0
Rance Mulliniks, L OBP: 0.389, SLG: 0.463 (8, PH)										0	0	0	0	1	0	0
Manuel Lee, S (8, PR)										0	1	0	0	0	0	0
(9, 5)																
Garth Iorg, R OBP: 0.371, SLG: 0.393 (1, 5)		0-0 F7				0-0 G5-4-3 1-2f		0-0 6-3 1-2		2	0	0	0	0	0	1
Len Matuszek, L OBP: 0.293, SLG: 0.308 (8, PH)										0	0	0	0	0	0	0
Ron Shepherd, R (8, PH)										1	0	0	0	0	0	1
Ernie Whitt, L OBP: 0.326, SLG: 0.476 (9, 2)										0	0	0	0	0	0	0
Tony Fernandez, S OBP: 0.274, SLG: 0.318 (1, 6)		0-0 F7				0-0 F9		0-0 3-1 2-3		3	0	0	0	0	0	2

Inning Stats	R: 2	H: 2	E: 0	K: 0	S: 5	LOB: 1	BB: 1	P: 9	R: 0	H: 0	E: 0	K: 0	S: 3	LOB: 0	BB: 0	P: 3	R: 0	H: 1	E: 0	K: 1	S: 4	LOB: 0	BB: 1	P: 8	R: 0	H: 0	E: 0	K: 0	S: 2	LOB: 0	BB: 1	P: 6	R: 0	H: 1	E: 0	K: 0	S: 3	LOB: 0	BB: 0	P: 3	R: 0	H: 0	E: 0	K: 0	S: 3	LOB: 0	BB: 0	P: 3	R: 1	H: 1	E: 0	K: 0	S: 4	LOB: 2	BB: 1	P: 8	R: 1	H: 2	E: 0	K: 0	S: 3	LOB: 1	BB: 0	P: 3	1B: 5	2B: 1	3B: 0	HR: 1	SF: 0	SAC: 0	DP: 4	HBP: 0	WP: 0	PB: 0	SB: 1	CS: 0	PA: 32
--------------	------	------	------	------	------	--------	-------	------	------	------	------	------	------	--------	-------	------	------	------	------	------	------	--------	-------	------	------	------	------	------	------	--------	-------	------	------	------	------	------	------	--------	-------	------	------	------	------	------	------	--------	-------	------	------	------	------	------	------	--------	-------	------	------	------	------	------	------	--------	-------	------	-------	-------	-------	-------	-------	--------	-------	--------	-------	-------	-------	-------	--------


PITCHER	IP	WLS	BF	H	R	ER	SO	BB	IBB	HBP	BLK	WP	HR	S	P	ERA	WHIP
Floyd Bannister, L ERA: 4.35 (1, 1)	5.0		18	3	2	2	1	3	0	0	0	0	1	17	29	3.60	1.200
Gene Nelson, R ERA: 3.74 (6, 1)	2.0		7	1	1	1	0	1	0	0	0	0	0	6	10	4.50	1.000
Juan Agosto, L ERA: 3.86 (8, 1)	0.1		1	0	0	0	0	0	0	0	0	0	0	1	1	0.00	0.000
Bob James, R ERA: 3.13 (8, 1)	1.0	L	6	3	1	1	0	0	0	0	0	0	0	6	6	9.00	3.000

**BOTTOM**

**Chicago White Sox @ Toronto Blue Jays**  
Exhibition Stadium, Toronto, ON

Tue May 21 1985, 7:05 PM EDT  
Att. 20,159 - Unknown

<b>AB</b>	<b>28</b>
<b>R</b>	<b>4</b>
<b>H</b>	<b>7</b>
<b>RBI</b>	<b>4</b>
<b>BB</b>	<b>4</b>
<b>SO</b>	<b>1</b>
<b>LOB</b>	<b>12</b>



PITCHER	IP	WLS	BF	H	R	ER	SO	BB	IBB	HBP	BLK	WP	HR	S	P	ERA	WHIP
---------	----	-----	----	---	---	----	----	----	-----	-----	-----	----	----	---	---	-----	------

Batter	1	2	3	4	5	6	7	8	9	AB R H RBI BB SO LOB	TOP											
Rudy Law, L (1, 7) OBP: 0.314, SLG: 0.385	0-0 F9		0-0 F9		0-0 1-3			0-0 2B		4 0 1 0 0 0 1												
Bryan Little, S (1, 5) OBP: 0.444, SLG: 0.500	0-0 1-3		0-0 2B			0-0 F9		0-0 4-3		4 0 1 0 0 0 1												
Harold Baines, L (1, 9) Luis Salazar, R (7, 9) OBP: 0.347, SLG: 0.423 OBP: 0.200, SLG: 0.262	0-0 L8		0-0 3-1			0-0 F8			0-3 K	3 0 0 0 0 0 1 1 0 0 0 0 1 0												
Greg Walker, L (1, 3) OBP: 0.319, SLG: 0.485		0-0 F9		0-0 F7		0-0 F7			0-0 G3	4 0 0 0 0 0 0												
Carlton Fisk, R (1, 2) Marc Hill, R (7, 2) Oscar Gamble, L (9, PH) OBP: 0.328, SLG: 0.532 OBP: 0.200, SLG: 0.148 OBP: 0.349, SLG: 0.415		0-0 BB 1B		0-3 K			0-0 L4		0-0 F3	3 0 1 0 0 1 0 0 0 0 0 0 0 0 1 0 0 0 0 0 0												
Jerry Hairston, S (1, 10) OBP: 0.385, SLG: 0.333		4-0 BB 1-2 BB		0-0 L9			0-0 G3			2 0 0 0 1 0 0												
Daryl Boston, L (1, 8) OBP: 0.276, SLG: 0.320		0-3 K		0-3 K			0-0 1-3			3 0 0 0 0 2 2												
Tim Hulett, R (1, 4) OBP: 0.404, SLG: 0.510		0-3 K		0-0 1-3			0-0 F8			3 0 0 0 0 1 2												
Ozzie Guillen, L (1, 6) OBP: 0.283, SLG: 0.296			0-0 F9		0-0 S 1B		0-0 F2			3 0 1 0 0 0 0												
<b>Inning Stats</b>	R: 0 E: 0 K: 0 S: 3	H: 0 LOB: 0 BB: 0 P: 3	R: 0 E: 0 K: 2 S: 8	H: 1 LOB: 2 BB: 1 P: 12	R: 0 E: 0 K: 0 S: 4	H: 1 LOB: 1 BB: 0 P: 4	R: 0 E: 0 K: 1 S: 5	H: 0 LOB: 0 BB: 0 P: 5	R: 0 E: 0 K: 1 S: 6	H: 1 LOB: 1 BB: 0 P: 6	R: 0 E: 0 K: 0 S: 3	H: 0 LOB: 0 BB: 0 P: 3	R: 0 E: 0 K: 0 S: 3	H: 0 LOB: 0 BB: 0 P: 3	R: 0 E: 0 K: 0 S: 4	H: 1 LOB: 1 BB: 0 P: 4	R: 0 E: 0 K: 1 S: 5	H: 0 LOB: 0 BB: 0 P: 5	1B: 2 2B: 2 3B: 0 HR: 0	SF: 0 SAC: 0 DP: 0 HBP: 0	WP: 0 PB: 0 SB: 1 CS: 0	PA: 32
<b>PITCHER</b>	IP WLS BF H R ER SO BB IBB HBP BLK WP HR S P ERA WHIP																					
Dave Stieb, R (1, 1) ERA: 2.52	7.0 W 25 3 0 0 4 1 0 0 0 0 0 0 32 36 0.00 0.571																					
Ron Musselman, R (8, 1) ERA: 7.31	1.0 4 1 0 0 0 0 0 0 0 0 0 0 4 4 0.00 1.000																					
Bill Caudill, R (9, 1) ERA: 4.84	1.0 3 0 0 0 0 1 0 0 0 0 0 0 5 5 0.00 0.000																					

Chicago White Sox @ Toronto Blue Jays  
Exhibition Stadium, Toronto, ON  
Wed May 22 1985, 7:05 PM EDT  
Att: 22,447 - Unknown

AB	31
R	0
H	4
RBI	0
BB	1
SO	5
LOB	7



livebaseballscorecards.com



Batter	1	2	3	4	5	6	7	8	9	AB	R	H	RBI	BB	SO	LOB
Damaso Garcia, R (1, 4) Manuel Lee, S (5, 4)	0-0 F7	0-0 2-H 1B		0-0 FC3-6 1B	0-3 K		0-0 4-3			3	0	2	2	0	0	0
Rance Mulliniks, L (1, 5) Garth Iorg, R (6, PH) (7, 5)	0-0 F9	0-3 K		0-0 FC3-6 2B		0-0 6-3		0-0 1B		3	1	0	0	0	1	2
Lloyd Moseby, L (1, 8) Ron Shepherd, R (6, PH) (7, 8)	4-0 BB		0-0 1B	0-0 F9 2B		4-0 2B		0-3 K		2	1	2	1	1	0	0
Willie Upshaw, L (1, 3) Bill Caudill, R (9, 1)	0-0 4-3		0-0 SF7 1B	0-0 F9 2B		0-0 2B		0-0 F8		5	2	2	0	0	0	3
George Bell, R (1, 7) Lou Thornton, L (6, PR) (7, 7)		0-0 E5 2B	0-0 SF7	0-0 6-3		0-0 2B		0-3 K		3	1	1	3	0	0	1
Len Matuszek, L (1, 10) (9, 3)		0-0 F8 1B	0-0 HR		0-0 2B	0-0 1B		0-0 3-1		4	1	2	1	0	0	2
Ernie Whitt, L (1, 2) (9, 2)		0-0 1B	0-0 L3		0-3 K	0-3 K				4	1	1	1	0	2	3
Jesse Barfield, R (1, 9) (9, 1)		0-3 K	0-3 K		0-0 2B		0-0 6-3			4	0	1	0	0	2	1
Tony Fernandez, S (1, 6) (9, 6)		0-0 1B		0-0 1B	0-0 3B		0-0 F9			4	2	2	1	0	0	2

Inning Stats	R: 0	H: 0	E: 0	K: 3	S: 3	R: 3	H: 3	E: 1	K: 1	S: 8	R: 3	H: 3	E: 1	K: 1	S: 8	R: 2	H: 3	E: 0	K: 0	S: 6	R: 0	H: 2	E: 0	K: 2	S: 9	R: 2	H: 2	E: 0	K: 1	S: 7	R: 0	H: 0	E: 0	K: 0	S: 3	R: 0	H: 1	E: 0	K: 2	S: 8
	LOB: 1	BB: 1	P: 7	LOB: 1	BB: 0	P: 11	LOB: 0	BB: 0	P: 8	LOB: 1	BB: 0	P: 6	LOB: 2	BB: 0	P: 9	LOB: 2	BB: 1	P: 11	LOB: 0	BB: 0	P: 3	LOB: 0	BB: 0	P: 8	LOB: 1	BB: 0	P: 8	LOB: 0	BB: 0	P: 8	LOB: 0	BB: 0	P: 8	LOB: 1	BB: 0	P: 8	LOB: 0	BB: 0	P: 8	

PITCHER	IP	WLS	BF	H	R	ER	SO	BB	IBB	HBP	BLK	WP	HR	S	P	ERA	WHIP
Richard Dotson, R (1, 1) ERA: 3.96	3.0	L	19	8	8	5	3	1	0	0	0	0	1	24	28	15.00	3.000
Bob Fallon, L (4, 1) ERA: 2.45	3.0		15	5	2	2	3	1	0	0	0	0	0	20	24	6.00	2.000
Dan Spillner, R (7, 1) ERA: 3.97	1.0		3	0	0	0	0	0	0	0	0	0	0	3	3	0.00	0.000
Juan Agosto, L (8, 1) ERA: 3.55	1.0		4	1	0	0	2	0	0	0	0	0	0	8	8	0.00	1.000


**BOTTOM**

**Chicago White Sox @ Toronto Blue Jays**  
Exhibition Stadium, Toronto, ON

Wed May 22 1985, 7:05 PM EDT  
Att. 22,447 - Unknown

livebaseballscorecards.com

<b>AB</b>	<b>38</b>
<b>R</b>	<b>10</b>
<b>H</b>	<b>14</b>
<b>RBI</b>	<b>9</b>
<b>BB</b>	<b>2</b>
<b>SO</b>	<b>8</b>
<b>LOB</b>	<b>18</b>



WP: 0	PA: 41
PB: 0	SB: 2
CS: 0	

Batter	1	2	3	4	5	6	7	8	9	AB R H RBI BB SO LOB	TOP												
<b>Scott Fletcher, R</b> (1, 5) <small>OBP: 0.333, SLG: 0.281</small> <b>Oscar Gamble, L</b> (9, PH) <small>OBP: 0.359, SLG: 0.426</small>	0-0 F9		0-0 3-1		0-0 E9		0-0 FC1-6 1B		0-0 1B	4 0 2 1 0 0 0 1 0 1 0 0 0 0	<b>Chicago White Sox @ Kansas City Royals</b> Royals Stadium, Kansas City, MO Fri May 24 1985, 8:05 PM EDT Att: 32,599 - Unknown <a href="http://livebaseballscorecards.com">livebaseballscorecards.com</a>												
<b>Tom Paciorek, R</b> (1, 7) <small>OBP: 0.283, SLG: 0.260</small> <b>Rudy Law, L</b> (7, PH) <small>OBP: 0.308, SLG: 0.378</small>	0-0 1B			0-0 F9	0-0 L8		0-0 FC1-6 FC4-6 1B		0-0 4-3	3 0 1 0 0 0 2 2 0 0 0 0 0 3													
<b>Harold Baines, L</b> (1, 9) <small>OBP: 0.338, SLG: 0.411</small>	0-0 F8			0-3 K		0-0 3-1	0-0 FC4-6 1B			4 0 0 1 0 1 2													
<b>Carlton Fisk, R</b> (1, 2) <small>OBP: 0.333, SLG: 0.530</small>	0-0 L7			0-0 1B		0-0 BB 1B	0-0 5-3			4 0 2 0 0 0 2													
<b>Ron Kittle, R</b> (1, 10) <small>OBP: 0.229, SLG: 0.270</small>		0-0 F8		0-0 F6		4-0 BB BB BB 1B		0-0 6-3		3 0 0 0 1 0 1													
<b>Greg Walker, L</b> (1, 3) <small>OBP: 0.318, SLG: 0.479</small>		0-3 K			0-0 1B E 1B		0-0 G6-4-3 1B		0-0 6-3	4 1 1 0 0 1 2													
<b>Luis Salazar, R</b> (1, 8) <small>OBP: 0.216, SLG: 0.290</small>		0-0 5-3			0-0 FC6-4 1B		0-0 1B 2B		0-0 1-3	4 1 2 0 0 0 0													
<b>Tim Hulett, R</b> (1, 4) <small>OBP: 0.400, SLG: 0.500</small> <b>Jerry Hairston, S</b> (9, PH) <small>OBP: 0.375, SLG: 0.323</small>			0-0 6-3		0-0 FC6-4 FC6-4 1B		0-0 E FC3 1B		0-3 K	3 1 1 1 0 0 1 1 0 0 0 0 1 0													
<b>Ozzie Guillen, L</b> (1, 6) <small>OBP: 0.274, SLG: 0.286</small>			0-0 B1-3		0-0 FC6-4 1B		0-0 FC3 FC1-6 1B FC4-6		0-0 4-3	4 1 0 0 0 0 2													
<b>Inning Stats</b>	R: 0 E: 0 K: 0 S: 4	H: 1 LOB: 1 BB: 0 P: 4	R: 0 E: 0 K: 1 S: 5	H: 0 LOB: 0 BB: 0 P: 5	R: 0 E: 0 K: 0 S: 3	H: 0 LOB: 0 BB: 0 P: 3	R: 0 E: 0 K: 1 S: 6	H: 1 LOB: 1 BB: 0 P: 6	R: 1 E: 2 K: 0 S: 6	H: 3 LOB: 2 BB: 0 P: 6		R: 0 E: 0 K: 0 S: 3	H: 1 LOB: 1 BB: 1 P: 7	R: 3 E: 1 K: 0 S: 7	H: 3 LOB: 1 BB: 0 P: 7	R: 0 E: 0 K: 0 S: 3	H: 0 LOB: 0 BB: 0 P: 3	R: 0 E: 0 K: 1 S: 6	H: 1 LOB: 1 BB: 0 P: 6	1B: 9 2B: 1 3B: 0 HR: 0	SF: 0 SAC: 0 DP: 1 HBP: 0	WP: 0 PB: 0 SB: 0 CS: 0	PA: 38
<b>PITCHER</b> <b>Danny Jackson, L</b> (1, 1) <small>ERA: 3.76</small> <b>Dan Quisenberry, R</b> (7, 1) <small>ERA: 3.3</small>	IP WLS BF H R ER SO BB IBB HBP BLK WP HR S P ERA WHIP	6.0 W 28 9 4 2 2 1 0 0 0 0 0 0 31 35 3.00 1.667	3.0 S 10 1 0 0 1 0 0 0 0 0 0 0 12 12 0.00 0.333																				

**Chicago White Sox @ Kansas City Royals**  
 Royals Stadium, Kansas City, MO  
 Fri May 24 1985, 8:05 PM EDT  
 Att: 32,599 - Unknown  
[livebaseballscorecards.com](http://livebaseballscorecards.com)

<b>AB</b>	37
<b>R</b>	4
<b>H</b>	10
<b>RBI</b>	3
<b>BB</b>	1
<b>SO</b>	3
<b>LOB</b>	15



Batter	1	2	3	4	5	6	7	8	9
Willie Wilson, S OBP: 0.324, SLG: 0.462 (1, 8)	0-0 5-3		0-0 FC6-4 1B		0-3 K		0-0 E 1B	0-3 K	
Lonnie Smith, R OBP: 0.378, SLG: 0.325 (1, 7) Lynn Jones, R OBP: 0.209, SLG: 0.231 (8, 7)	0-0 L8		4-0 1B BB		0-0 S 1B		0-0 4-3	0-0 1-3	
George Brett, L OBP: 0.415, SLG: 0.527 (1, 5) Greg Pryor, R OBP: 0.286, SLG: 0.346 (9, 5)	0-0 4-3		0-0 BB 1B		0-0 1-H 1B		0-0 1B BB 1B	4-0 1B IBB	
Steve Balboni, R OBP: 0.301, SLG: 0.446 (1, 3)		0-0 F5	4-0 BB BB		0-0 1-3		4-0 1B 1B BB	0-0 1-3 FC4-6 1B	
Frank White, R OBP: 0.263, SLG: 0.432 (1, 4)		0-3 K	4-0 1-2 2-3 3-H BB		0-0 2-H 1B		0-0 1-2 2-3 1B	0-0 FC4-6 1-2f 1B	
Darryl Motley, R OBP: 0.244, SLG: 0.374 (1, 9)		0-0 4-3	0-3 K		0-0 6-3		0-0 1-2 2-3 3-H 1B		
Hal McRae, R OBP: 0.321, SLG: 0.326 (1, 10)			0-0 FC6-4 1B 2B	0-3 K		0-0 F8	0-0 L9		
Jim Sundberg, R OBP: 0.289, SLG: 0.400 (1, 2)			4-0 FC6-4 BB	0-0 6-3		0-0 F2	0-0 F7		
Onix Concepcion, R OBP: 0.215, SLG: 0.236 (1, 6)			0-0 B2	0-0 5-3		0-0 5-3		0-0 1-3 S 1B	

Inning Stats	R: 0 E: 0 K: 0 S: 3	H: 0 LOB: 0 BB: 0 P: 3	R: 0 E: 0 K: 1 S: 5	H: 0 LOB: 0 BB: 0 P: 5	R: 3 E: 0 K: 1 S: 7	H: 2 LOB: 3 BB: 4 P: 23	R: 0 E: 0 K: 1 S: 5	H: 0 LOB: 0 BB: 0 P: 5	R: 2 E: 0 K: 1 S: 8	H: 3 LOB: 1 BB: 0 P: 8	R: 0 E: 0 K: 0 S: 3	H: 0 LOB: 0 BB: 0 P: 3	R: 2 E: 1 K: 0 S: 7	H: 4 LOB: 3 BB: 1 P: 11	R: 1 E: 0 K: 1 S: 7	H: 2 LOB: 2 BB: 1 P: 11
1B: 10 2B: 1 3B: 0 HR: 0	SF: 0 SAC: 0 DP: 0 HBP: 0	WP: 0 PA: 41														

PITCHER	IP	WLS	BF	H	R	ER	SO	BB	IBB	HBP	BLK	WP	HR	S	P	ERA	WHIP
Britt Burns, L ERA: 3.15 (1, 1)	4.2	L	23	5	5	5	4	4	0	0	0	0	0	27	43	9.64	1.929
Dan Spillner, R ERA: 4.26 (5, 1)	1.1		5	1	1	1	0	0	0	0	0	0	0	5	5	6.75	0.750
Juan Agosto, L ERA: 4.15 (7, 1)	0.1		2	1	0	0	0	0	0	0	0	0	0	2	2	0.00	3.000
Gene Nelson, R ERA: 3.86 (7, 1)	1.2		11	4	2	2	1	1	1	0	0	0	0	11	19	10.80	3.000

**BOTTOM**

AB	R	H	RBI	BB	SO	LOB
5	2	1	0	0	2	3
3	2	1	0	1	0	1
1	0	0	0	0	0	1
4	2	3	4	1	0	0
0	0	0	0	0	0	0
3	0	1	1	2	0	1
4	0	2	2	1	1	2
4	0	1	1	0	1	4
4	1	1	0	0	1	3
3	0	0	0	1	0	3
4	1	1	0	0	0	2

<b>AB</b>	<b>35</b>
<b>R</b>	<b>8</b>
<b>H</b>	<b>11</b>
<b>RBI</b>	<b>8</b>
<b>BB</b>	<b>6</b>
<b>SO</b>	<b>5</b>
<b>LOB</b>	<b>20</b>



WP	PA	ERA	WHIP
0	41		

**Chicago White Sox @ Kansas City Royals**  
**Royals Stadium, Kansas City, MO**  
 Fri May 24 1985, 8:05 PM EDT  
 Att. 32,599 - Unknown

livebaseballscorecards.com

Batter	1	2	3	4	5	6	7	8	9	AB R H RBI BB SO LOB	TOP
<b>Scott Fletcher, R</b> (1, 5) <small>OBP: 0.330, SLG: 0.280</small> (8, 6)	0-0  1B		0-0 1-3			0-0 L5			0-0 1-3	4 0 1 0 0 0 1	<b>Chicago White Sox @ Kansas City Royals</b> Royals Stadium, Kansas City, MO Sat May 25 1985, 4:33 AM EDT Att: 25,920 - Unknown <a href="http://livebaseballscorecards.com">livebaseballscorecards.com</a>
<b>Tom Paciorek, R</b> (1, 3) <small>OBP: 0.263, SLG: 0.241</small>	0-0 F8			0-0 5-3		0-0 5-3			0-0 F9	4 0 0 0 0 0 2	
<b>Harold Baines, L</b> (1, 9) <small>OBP: 0.329, SLG: 0.400</small>	0-0 F5 1-2			0-0 F6			0-0 4-3		0-0 1-3	4 0 0 0 0 0 1	
<b>Carlton Fisk, R</b> (1, 10) <small>OBP: 0.326, SLG: 0.517</small>	0-0 F7			0-0 5-3			0-0 5-3			3 0 0 0 0 0 1	
<b>Ron Kittle, R</b> (1, 7) <small>OBP: 0.233, SLG: 0.262</small>		0-0 4-3			0-0 F9		4-0  BB			2 0 0 0 1 0 0	
<b>Luis Salazar, R</b> (1, 8) <small>OBP: 0.208, SLG: 0.278</small>		0-0 6-3			0-0 6-3		0-3 K			3 0 0 0 0 1 1	
<b>Marc Hill, R</b> (1, 2) <small>OBP: 0.182, SLG: 0.133</small>		0-0 1-3			0-0 4-3			0-0 L7		3 0 0 0 0 0 0	
<b>Tim Hulett, R</b> (1, 4) <small>OBP: 0.414, SLG: 0.509</small>			0-0  CS 1B			0-0  SH1-4 1B		0-0 F9		3 0 2 0 0 0 0	
<b>Ozzie Guillen, L</b> (1, 6) <small>OBP: 0.272, SLG: 0.283</small> <b>Greg Walker, L</b> (8, PH) <small>OBP: 0.315, SLG: 0.475</small> <b>Bryan Little, S</b> (8, 5) <small>OBP: 0.444, SLG: 0.500</small>			0-0 6-3 1-2			0-0 SH1-4 1-2		0-3 K		1 0 0 0 0 0 1 1 0 0 0 0 1 0 0 0 0 0 0 0 0	
<b>Inning Stats</b>	R: 0 H: 1 E: 0 LOB: 1 K: 0 BB: 0 S: 4 P: 4	R: 0 H: 0 E: 0 LOB: 0 K: 0 BB: 0 S: 3 P: 3	R: 0 H: 1 E: 0 LOB: 0 K: 0 BB: 0 S: 3 P: 3	R: 0 H: 0 E: 0 LOB: 0 K: 0 BB: 0 S: 3 P: 3	R: 0 H: 0 E: 0 LOB: 0 K: 0 BB: 0 S: 3 P: 3	R: 0 H: 1 E: 0 LOB: 1 K: 0 BB: 0 S: 4 P: 4	R: 0 H: 0 E: 0 LOB: 1 K: 1 BB: 1 S: 5 P: 9	R: 0 H: 0 E: 0 LOB: 0 K: 1 BB: 0 S: 5 P: 5	R: 0 H: 0 E: 0 LOB: 0 K: 0 BB: 0 S: 3 P: 3	1B: 3 SF: 0 2B: 0 SAC: 1 3B: 0 DP: 0 HR: 0 HBP: 0	
<b>PITCHER</b> <b>Charlie Leibrandt, L</b> (1, 1) <small>ERA: 2.45</small>	IP WLS BF H R ER SO BB IBB HBP BLK WP HR S P ERA WHIP 9.0 W 30 3 0 0 2 1 0 0 0 0 0 0 33 37 0.00 0.444										

AB	28
R	0
H	3
RBI	0
BB	1
SO	2
LOB	7



Batter	1	2	3	4	5	6	7	8	9
Willie Wilson, S OBP: 0.317, SLG: 0.452 (1, 8)	0-0 3-1	0-0 1-3			0-0 4-3			0-3 K	
Lonnie Smith, R OBP: 0.367, SLG: 0.314 (1, 7)	0-0 F9		0-0 6-3		0-0 5-3			0-3 K	
Lynn Jones, R OBP: 0.209, SLG: 0.231 (9, 7)									
George Brett, L OBP: 0.411, SLG: 0.527 (1, 5)	0-0 F7		0-0 F7		0-0 4-3			0-0 E 2B	
Jorge Orta, L OBP: 0.333, SLG: 0.438 (1, 10)		0-0 1B 2B	0-0 4-3		0-0 6-3			1-0 E 2B HBP	
Steve Balboni, R OBP: 0.300, SLG: 0.441 (1, 3)		0-0 F7		0-0 E 1B		0-0 L8		0-0 E5 2B 1-2 2-3	
Pat Sheridan, L OBP: 0.325, SLG: 0.350 (1, 9)		0-0 2B 1B		0-0 6-3 1-2		0-0 4-3		0-0 2B 1-3 2-H 3-H	
Frank White, R OBP: 0.270, SLG: 0.438 (1, 4)		0-0 1-3 2B		0-0 F8		0-0 6-3		0-0 FC6-4 BB	
Jim Sundberg, R OBP: 0.288, SLG: 0.395 (1, 2)		0-3 K		0-0 5-3		0-0 1B		0-0 FC6-4 1-2f	
Onix Concepcion, R OBP: 0.219, SLG: 0.231 (1, 6)		4-0 BB		0-0 5-3		0-0 L6			

Inning Stats	R: 0	H: 0	E: 0	K: 0	S: 3	H: 0	LOB: 0	BB: 0	P: 3	R: 1	H: 3	E: 0	K: 1	S: 8	H: 0	LOB: 0	BB: 0	P: 3	R: 0	H: 1	E: 1	K: 0	S: 4	R: 0	H: 0	E: 0	K: 0	S: 3	R: 0	H: 0	E: 0	K: 0	S: 3	R: 0	H: 1	E: 0	K: 0	S: 4	R: 2	H: 2	E: 1	K: 2	S: 10	H: 2	LOB: 3	BB: 1	P: 15							
	0	0	0	0	3	0	0	0	3	1	3	0	1	8	0	0	0	0	3	0	1	1	0	4	0	0	0	0	3	0	0	0	0	3	0	0	0	0	3	0	1	0	0	4	2	2	1	2	10	2	3	1	1	15

PITCHER	IP	WLS	BF	H	R	ER	SO	BB	IBB	HBP	BLK	WP	HR	S	P	ERA	WHIP
Tom Seaver, R ERA: 2.91 (1, 1)	8.0	L	35	7	3	1	3	2	0	1	0	0	0	38	47	1.12	1.125


**BOTTOM**

**Chicago White Sox @ Kansas City Royals**  
**Royals Stadium, Kansas City, MO**

Sat May 25 1985, 4:33 AM EDT  
Att. 25,920 - Unknown

AB	R	H	RBI	BB	SO	LOB
4	0	0	0	0	1	3
4	0	0	0	0	1	0
0	0	0	0	0	0	0
4	1	1	0	0	0	0
3	2	1	0	0	0	0
4	0	1	0	0	0	3
4	0	2	3	0	0	1
3	0	1	0	1	0	1
4	0	1	0	0	1	6
2	0	0	0	1	0	1

AB	32
R	3
H	7
RBI	3
BB	2
SO	3
LOB	15



WP	PA
0	35

1B	SF	WP	PA
3	0	0	35
2B	SAC	PB	
4	0	0	
3B	DP	SB	
0	0	0	
HR	HBP	CS	
0	1	0	

Batter	1	2	3	4	5	6	7	8	9	AB R H RBI BB SO LOB	TOP
Rudy Law, L (1, 7) OBP: 0.300, SLG: 0.366 Jerry Hairston, S (8, PH) OBP: 0.390, SLG: 0.375 Daryl Boston, L (8, PR) OBP: 0.276, SLG: 0.320 (8, 8)	0-0 4-3		0-0 L7		0-0 F9			0-0 2B		3 0 0 0 0 0 0	<b>Chicago White Sox @ Kansas City Royals</b> Royals Stadium, Kansas City, MO Sun May 26 1985, 4:33 AM EDT Att. 32,563 - Unknown
Scott Fletcher, R (1, 5) OBP: 0.319, SLG: 0.269	0-0 F9		0-0 F9		0-0 5-3			0-0 5-3		4 0 0 0 0 0 1	
Tom Paciorek, R (1, 9) OBP: 0.246, SLG: 0.224	0-3 K		0-0 F9		0-0 5-3			0-3 K		4 0 0 0 0 2 1	
Carlton Fisk, R (1, 2) OBP: 0.323, SLG: 0.504		0-0 6-3		1-0 1B HBP		0-0 L5		0-0 5-3		3 1 0 0 0 0 0	
Ron Kittle, R (1, 10) OBP: 0.237, SLG: 0.265 Oscar Gamble, L (9, PH) OBP: 0.354, SLG: 0.418		0-0 2B 1B 1B		0-3 K		0-0 F8		0-0 G3		3 1 1 0 0 1 1 1 0 0 0 0 0 0	
Greg Walker, L (1, 3) OBP: 0.320, SLG: 0.483		0-0 1B 1-3 2B		0-3 K		0-0 G5-4-3 1B		0-0 4-3		4 0 2 0 0 1 1	
Tim Hulett, R (1, 4) OBP: 0.426, SLG: 0.517		0-0 2-3 3-H 1B		0-0 FC6-4 1B		0-0 L9				3 0 2 2 0 0 1	
Luis Salazar, R (1, 8) OBP: 0.200, SLG: 0.267 (8, 7)		0-0 F4		0-0 FC6-4 1-2f		0-0 G5-4-3				3 0 0 0 0 0 4	
Ozzie Guillen, L (1, 6) OBP: 0.266, SLG: 0.276		0-0 6-3		0-0 F9		0-0 B5-3				3 0 0 0 0 0 2	
<b>Inning Stats</b>	R: 0 H: 0 E: 0 LOB: 0 K: 1 BB: 0 S: 5 P: 5	R: 1 H: 3 E: 0 LOB: 2 K: 0 BB: 0 S: 6 P: 6	R: 0 H: 0 E: 0 LOB: 0 K: 0 BB: 0 S: 3 P: 3	R: 1 H: 1 E: 0 LOB: 1 K: 2 BB: 0 S: 8 P: 9	R: 0 H: 0 E: 0 LOB: 0 K: 0 BB: 0 S: 3 P: 3	R: 0 H: 0 E: 0 LOB: 0 K: 0 BB: 0 S: 3 P: 3	R: 0 H: 1 E: 0 LOB: 0 K: 0 BB: 0 S: 3 P: 3	R: 0 H: 1 E: 0 LOB: 1 K: 1 BB: 0 S: 6 P: 6	R: 0 H: 0 E: 0 LOB: 0 K: 0 BB: 0 S: 3 P: 3	1B: 4 SF: 0 2B: 2 SAC: 0 3B: 0 DP: 1 HR: 0 HBP: 1	WP: 0 PA: 33 PB: 0 SB: 1 CS: 0
<b>PITCHER</b>	IP WLS BF H R ER SO BB IBB HBP BLK WP HR S P ERA WHIP										
Bud Black, L (1, 1) ERA: 2.48	8.0 W 30 6 2 2 4 0 0 1 0 0 0 0 37 38 2.25 0.750										
Dan Quisenberry, R (9, 1) ERA: 3.19	1.0 S 3 0 0 0 0 0 0 0 0 0 0 0 3 3 0.00 0.000										

<b>AB</b>	32
<b>R</b>	2
<b>H</b>	6
<b>RBI</b>	2
<b>BB</b>	0
<b>SO</b>	4
<b>LOB</b>	11



Batter	1	2	3	4	5	6	7	8	9	AB	R	H	RBI	BB	SO	LOB
Willie Wilson, S OBP: 0.326, SLG: 0.456 (1, 8)	0-0 1B		0-0 5-3		4-0 F9 S 3-1 BB		0-0 E8 6-3 1B			3	1	2	0	1	0	0
Lonnie Smith, R OBP: 0.364, SLG: 0.306 (1, 7) Lynn Jones, R OBP: 0.209, SLG: 0.231 (9, 7)	0-0 F7		4-0 E S SF9 BB		0-0 F9 1-3		0-0 6-3 2-3			3	1	0	0	1	0	3
George Brett, L OBP: 0.408, SLG: 0.520 (1, 5)	0-0 F3 1-2		0-0 SF9 1-H		0-0 3-1 3-H		4-0 BB			2	0	0	2	1	0	1
Steve Balboni, R OBP: 0.299, SLG: 0.433 (1, 3)	4-0 BB		0-0 F5		0-3 K		0-0 F4			3	0	0	0	1	1	2
Frank White, R OBP: 0.270, SLG: 0.455 (1, 4)	0-0 F9			0-0 E6 1B		0-0 F4		0-0 HR		4	1	1	1	0	0	2
Darryl Motley, R OBP: 0.239, SLG: 0.365 (1, 9) Pat Sheridan, L OBP: 0.322, SLG: 0.347 (8, PH) (9, 9)		0-0 F3		0-0 F8		0-3 K2-3		0-3 K		3	0	0	0	0	1	1
Hal McRae, R OBP: 0.333, SLG: 0.327 (1, 10)		0-0 5-3		0-0 1-2 1B		4-0 BB		0-0 F9		3	0	1	0	1	0	0
John Wathan, R OBP: 0.429, SLG: 0.313 (1, 2)		0-0 2B		0-0 F7		0-0 F4		0-0 F9		4	0	1	0	0	0	3
Onix Concepcion, R OBP: 0.212, SLG: 0.223 (1, 6)		0-3 K		0-0 F6			0-0 6-3			3	0	0	0	0	1	3

Inning Stats	R: 0	H: 1	E: 0	LOB: 2	K: 0	BB: 1	S: 4	P: 8	R: 0	H: 1	E: 0	LOB: 1	K: 1	BB: 0	S: 6	P: 6	R: 1	H: 0	E: 0	LOB: 0	K: 0	BB: 1	S: 3	P: 7	R: 0	H: 1	E: 1	LOB: 2	K: 0	BB: 0	S: 5	P: 5	R: 1	H: 0	E: 0	LOB: 0	K: 1	BB: 1	S: 5	P: 9	R: 0	H: 0	E: 0	LOB: 1	K: 1	BB: 1	S: 5	P: 9	R: 0	H: 1	E: 1	LOB: 2	K: 0	BB: 1	S: 4	P: 8	R: 1	H: 1	E: 0	LOB: 0	K: 1	BB: 0	S: 6	P: 6
PITCHER	IP	WLS	BF	H	R	ER	SO	BB	IBB	HBP	BLK	WP	HR	S	P	ERA	WHIP																																															
Floyd Bannister, L ERA: 3.97 (1, 1)	7.0		31	4	2	1	3	5	0	0	0	0	0	32	52	1.29	1.286																																															
Bob James, R ERA: 3.38 (8, 1)	1.0	L	4	1	1	1	1	0	0	0	0	0	1	6	6	9.00	1.000																																															

**BOTTOM**

**Chicago White Sox @ Kansas City Royals**  
**Royals Stadium, Kansas City, MO**

Sun May 26 1985, 4:33 AM EDT  
 Att. 32,563 - Unknown

livebaseballscorecards.com

AB	29
R	3
H	5
RBI	3
BB	5
SO	4
LOB	15

WP: 0 PA: 35  
 PB: 0  
 SB: 3  
 CS: 0



Batter	1	2	3	4	5	6	7	8	9	AB R H RBI BB SO LOB	TOP											
<b>Damaso Garcia, R</b> (1, 4) OBP: 0.320, SLG: 0.362	0-0 6-3		0-0 6-3			0-3 K	0-0 5-3		0-0 F8	5 0 0 0 0 1 1												
<b>Rance Mulliniks, L</b> (1, 5) OBP: 0.407, SLG: 0.469 <b>Garth Iorg, R</b> (7, PH) OBP: 0.403, SLG: 0.446	4-0 HBP BB		0-3 K			0-0 2B FC6-5 1B	0-0 2B BB 1B		0-0 1B	2 1 1 0 1 1 0 2 1 2 1 0 0 0												
<b>Lloyd Moseby, L</b> (1, 8) OBP: 0.368, SLG: 0.447	0-3 K			0-0 F7		0-0 FC6-5 2B	4-0 2B BB		0-3 K	4 1 1 0 1 2 2												
<b>Willie Upshaw, L</b> (1, 3) OBP: 0.299, SLG: 0.409	1-0 FC6-4 HBP			0-0 F7		4-0 FC6-5 1B IBB	0-0 1B 2B		0-0 6-3	3 0 1 2 1 0 1												
<b>George Bell, R</b> (1, 7) OBP: 0.319, SLG: 0.491	0-0 FC6-4 1-2f			0-0 F8		0-0 FC6-5 1B 1-2 2-3f 3-H	4-0 FC6-4 IBB			3 0 0 1 1 0 4												
<b>Len Matuszek, L</b> (1, 10) OBP: 0.324, SLG: 0.412 <b>Jeff Burroughs, R</b> (7, PH) OBP: 0.420, SLG: 0.463		0-0 4-3			0-0 1B 3B	0-0 1B 1-2 2-H	0-0 FC6-4 1-2f			3 1 2 0 0 0 0 1 0 0 0 0 0 2												
<b>Ernie Whitt, L</b> (1, 2) OBP: 0.349, SLG: 0.563		0-0 F5			0-0 CS 1B 3-H		0-0 HR	0-0 G5-4-3 1B		4 1 3 2 0 0 0												
<b>Jesse Barfield, R</b> (1, 9) OBP: 0.355, SLG: 0.540		0-3 K			0-3 K 1-2		0-3 K	0-0 G5-4-3 1-2f		4 0 0 0 0 3 2												
<b>Tony Fernandez, S</b> (1, 6) OBP: 0.294, SLG: 0.333			0-0 F7		0-0 F6		4-0 S 1B BB	0-0 F7		3 1 0 0 1 0 0												
<b>Inning Stats</b>	R: 0 E: 0 K: 1 S: 5	H: 0 LOB: 2 BB: 1 P: 10	R: 0 E: 0 K: 1 S: 5	H: 0 LOB: 0 BB: 0 P: 5	R: 0 E: 0 K: 1 S: 5	H: 0 LOB: 0 BB: 0 P: 5	R: 0 E: 0 K: 0 S: 3	H: 0 LOB: 0 BB: 0 P: 3	R: 1 E: 0 K: 1 S: 6	H: 2 LOB: 0 BB: 0 P: 6	R: 1 E: 0 K: 1 S: 7	H: 3 LOB: 2 BB: 1 P: 11	R: 4 E: 0 K: 1 S: 8	H: 3 LOB: 2 BB: 3 P: 20	R: 0 E: 0 K: 0 S: 3	H: 1 LOB: 0 BB: 0 P: 3	R: 0 E: 0 K: 1 S: 6	H: 1 LOB: 1 BB: 0 P: 6	1B: 6 2B: 3 3B: 1 HR: 1	SF: 0 SAC: 0 DP: 2 HBP: 1	WP: 0 PB: 0 SB: 1 CS: 1	PA: 40
<b>PITCHER</b>	IP WLS BF H R ER SO BB IBB HBP BLK WP HR S P ERA WHIP																					
<b>Richard Dotson, R</b> (1, 1) ERA: 4.19	6.2 L 28 6 4 4 6 2 1 1 0 0 1 36 49 5.40 1.200																					
<b>Juan Agosto, L</b> (7, 1) ERA: 5.54	0.0 4 2 2 2 0 1 1 0 0 0 0 2 10 ∞ ∞																					
<b>Dan Spillner, R</b> (7, 1) ERA: 3.6	2.1 8 2 0 0 1 0 0 0 0 0 0 10 10 0.00 0.857																					

**Toronto Blue Jays @ Chicago White Sox**  
Comiskey Park, Chicago, IL  
Tue May 28 1985, 8:05 PM EDT  
Att. 14,598 - Unknown

AB	34
R	6
H	10
RBI	6
BB	5
SO	7
LOB	12



livebaseballscorecards.com



Batter	1	2	3	4	5	6	7	8	9	AB	R	H	RBI	BB	SO	LOB
Rudy Law, L (1, 7) OBP: 0.289, SLG: 0.352	0-0 L1			0-0 G3		0-0 6-3			0-0 F8	4	0	0	1	0	0	0
Scott Fletcher, R (1, 5) OBP: 0.311, SLG: 0.262 Jerry Hairston, S (9, PH) OBP: 0.381, SLG: 0.364	0-0 3-1			0-3 K		0-0 B1-3			0-0 F2	3	0	0	0	0	1	0
Harold Baines, L (1, 9) OBP: 0.321, SLG: 0.389	0-0 F8			0-0 6-3		0-0 F4			0-3 K	4	0	0	0	0	1	0
Greg Walker, L (1, 3) OBP: 0.321, SLG: 0.480		0-0 5-3			0-0 1B		0-0 F7			3	0	1	0	0	0	0
Carlton Fisk, R (1, 2) OBP: 0.324, SLG: 0.500		0-0 CS			0-3 K		0-0 1-3			3	0	1	0	0	1	1
Ron Kittle, R (1, 10) OBP: 0.228, SLG: 0.254		0-0 F8			0-0 F8		0-0 F9			3	0	0	0	0	0	2
Daryl Boston, L (1, 8) OBP: 0.278, SLG: 0.320		0-0 CS	0-0 F7		0-0 1B			0-0 6-3		3	0	1	0	0	0	0
Tim Hulett, R (1, 4) OBP: 0.413, SLG: 0.500 Oscar Gamble, L (8, PH) OBP: 0.348, SLG: 0.411 Bryan Little, S (9, 4) OBP: 0.444, SLG: 0.500			0-0 1-3		0-3 K			0-3 K		2	0	0	0	0	1	2
Ozzie Guillen, L (1, 6) OBP: 0.267, SLG: 0.272			0-0 4-3			4-0 BB		0-0 F7		1	0	0	0	1	0	0

Inning Stats	R: 0	H: 0	E: 0	K: 0	S: 3	R: 0	H: 1	E: 0	K: 0	S: 3	R: 0	H: 0	E: 0	K: 0	S: 3	R: 0	H: 0	E: 0	K: 1	S: 5	R: 0	H: 2	E: 0	K: 2	S: 9	R: 1	H: 0	E: 1	K: 0	S: 3	R: 0	H: 0	E: 0	K: 0	S: 3	R: 0	H: 0	E: 0	K: 1	S: 5	R: 0	H: 0	E: 0	K: 1	S: 5	1B: 3	2B: 0	3B: 0	HR: 0	SF: 0	SAC: 0	DP: 0	HBP: 0	WP: 0	PA: 31
PITCHER Dave Stieb, R (1, 1) ERA: 2.21	IP	WLS	BF	H	R	ER	SO	BB	IBB	HBP	BLK	WP	HR	S	P	ERA	WHIP																																						

**BOTTOM**

**Toronto Blue Jays @ Chicago White Sox**

Comiskey Park, Chicago, IL

Tue May 28 1985, 8:05 PM EDT  
Att. 14,598 - Unknown

<b>AB</b>	<b>29</b>
<b>R</b>	<b>1</b>
<b>H</b>	<b>3</b>
<b>RBI</b>	<b>1</b>
<b>BB</b>	<b>1</b>
<b>SO</b>	<b>5</b>
<b>LOB</b>	<b>5</b>

[livebaseballscorecards.com](http://livebaseballscorecards.com)

Batter	1	2	3	4	5	6	7	8	9	AB R H RBI BB SO LOB	TOP											
<b>Damaso Garcia, R</b> (1, 4) OBP: 0.312, SLG: 0.353	0-0 5-3		0-0 E5 PB		0-3 K		0-0 F9		0-0 F3	5 0 0 0 0 1 3												
<b>Lloyd Moseby, L</b> (1, 8) OBP: 0.364, SLG: 0.440	0-0 CS 1B		0-3 K 1-2		0-0 F7		0-0 F5		0-0 F7	5 0 1 0 0 1 4												
<b>George Bell, R</b> (1, 7) OBP: 0.321, SLG: 0.489	0-0 E8 1-2			0-0 WP SF7 1B	0-0 5-3		0-0 1B		0-3 K	5 1 2 1 0 1 3												
<b>Jesse Barfield, R</b> (1, 9) OBP: 0.353, SLG: 0.529	0-3 K			4-0 SF7 2B BB		0-0 F3	0-3 K			3 1 0 0 1 2 2												
<b>Jeff Burroughs, R</b> (1, 10) OBP: 0.424, SLG: 0.464		4-0 CS BB		0-0 SF7 1-2 3-H		0-0 HR 1B		0-0 3-1		2 1 1 1 1 0 0												
<b>Willie Upshaw, L</b> (1, 3) OBP: 0.298, SLG: 0.411		0-3 K 1-2		0-0 2B		0-0 F9		0-3 K		4 0 1 1 0 2 2												
<b>Buck Martinez, R</b> (1, 2) OBP: 0.141, SLG: 0.190 <b>Ernie Whitt, L</b> (8, PH) OBP: 0.345, SLG: 0.558 (8, 2)		0-3 K		4-0 BB		0-0 HR 1-H		0-3 K		2 1 1 2 1 1 0 1 0 0 0 0 1 0												
<b>Garth Iorg, R</b> (1, 5) OBP: 0.387, SLG: 0.426 <b>Rance Mulliniks, L</b> (9, PH) OBP: 0.412, SLG: 0.469			0-0 L3	0-3 K		0-0 F9		4-0 1B BB		3 0 0 0 0 1 2 0 0 0 0 1 0 0												
<b>Tony Fernandez, S</b> (1, 6) OBP: 0.299, SLG: 0.344			0-3 K	0-0 4-3		0-0 1B 2B		0-0 1B		4 1 2 0 0 1 2												
<b>Inning Stats</b>	R: 0 E: 1 K: 1 S: 6	H: 1 LOB: 1 BB: 0 P: 6	R: 0 E: 0 K: 2 S: 6	H: 0 LOB: 0 BB: 1 P: 10	R: 0 E: 1 K: 2 S: 8	H: 0 LOB: 1 BB: 0 P: 8	R: 2 E: 0 K: 1 S: 7	H: 2 LOB: 2 BB: 2 P: 15	R: 0 E: 0 K: 1 S: 5	H: 0 LOB: 0 BB: 0 P: 5	R: 2 E: 0 K: 0 S: 5	H: 2 LOB: 0 BB: 0 P: 5	R: 1 E: 0 K: 1 S: 7	H: 2 LOB: 1 BB: 0 P: 7	R: 0 E: 0 K: 2 S: 7	H: 0 LOB: 0 BB: 0 P: 7	R: 0 E: 0 K: 1 S: 6	H: 1 LOB: 2 BB: 1 P: 10	1B: 5 2B: 3 3B: 0 HR: 1	SF: 1 SAC: 0 DP: 1 HBP: 0	WP: 2 PB: 1 SB: 0 CS: 2	PA: 39
<b>PITCHER</b>	IP WLS BF H R ER SO BB IBB HBP BLK WP HR S P ERA WHIP																					
<b>Britt Burns, L</b> (1, 1) ERA: 3.43	6.0 W 26 5 4 4 7 3 0 0 0 1 1 37 49 6.00 1.333																					
<b>Tim Lollar, L</b> (7, 1) ERA: 4.64	0.2 3 1 1 1 0 0 0 0 0 0 0 3 3 13.50 1.500																					
<b>Bob James, R</b> (7, 1) ERA: 3.08	2.1 S 10 2 0 0 4 1 0 0 0 0 0 17 21 0.00 1.286																					

Toronto Blue Jays @ Chicago White Sox  
Comiskey Park, Chicago, IL  
Wed May 29 1985, 8:05 PM EDT  
Att. 18,953 - Unknown

livebaseballscorecards.com

AB	34
R	5
H	8
RBI	5
BB	4
SO	11
LOB	18



Batter	1	2	3	4	5	6	7	8	9	AB	R	H	RBI	BB	SO	LOB
<b>Rudy Law, L</b> OBP: 0.288, SLG: 0.358 (1, 8) (9, 7)	0-0 G3		0-0 1B 2B	0-0 F9		0-3 K				4	1	1	0	0	1	1
<b>Tim Hulett, R</b> OBP: 0.388, SLG: 0.469 (1, 4)	0-3 K		0-0 4-3 2-3	0-0 F5				0-3 K		4	0	0	0	0	2	2
<b>Harold Baines, L</b> OBP: 0.325, SLG: 0.384 (1, 9)	4-0 BB		4-0 BB 1B BB		0-3 K		0-0 6-3			2	1	0	0	2	1	0
<b>Greg Walker, L</b> OBP: 0.319, SLG: 0.474 (1, 3)	0-3 K		0-0 F4		0-0 HR 1B		0-3 K			4	1	1	0	0	2	3
<b>Oscar Gamble, L</b> OBP: 0.348, SLG: 0.397 <b>Tom Paciorek, R</b> OBP: 0.242, SLG: 0.220 (1, 10) (8, PH)		0-0 G3	4-0 1B 1-2 BB		0-0 F3			0-0 3-1		2	0	0	0	1	0	1
<b>Carlton Fisk, R</b> OBP: 0.343, SLG: 0.559 (1, 2)		0-0 HR	0-0 1-3 2-H 3-H 1B		0-0 HR		1-0 HR HBP			3	3	3	5	0	0	0
<b>Ron Kittle, R</b> OBP: 0.241, SLG: 0.347 <b>Daryl Boston, L</b> OBP: 0.278, SLG: 0.320 (1, 7) (9, 8)		0-0 HR	0-3 K		0-0 6-3		0-0 HR			4	2	2	3	0	1	2
<b>Ozzie Guillen, L</b> OBP: 0.267, SLG: 0.271 (1, 6)		0-0 F8			0-0 1B		0-0 6-3		0-0 1-3	4	0	1	0	0	0	0
<b>Luis Salazar, R</b> OBP: 0.190, SLG: 0.253 (1, 5)		0-3 K		0-0 F8		0-0 B1-3		0-3 K		4	0	0	0	0	2	1

Inning Stats	R: 0	H: 0	E: 0	K: 2	S: 7	H: 0	LOB: 1	BB: 1	P: 11	R: 2	H: 2	E: 0	K: 1	S: 7	H: 2	LOB: 0	BB: 0	P: 7	R: 2	H: 2	E: 0	K: 1	S: 7	H: 2	LOB: 0	BB: 0	P: 7	R: 0	H: 0	E: 0	K: 2	S: 7	H: 1	LOB: 0	BB: 0	P: 5	R: 2	H: 1	E: 0	K: 1	S: 6	H: 1	LOB: 0	BB: 0	P: 7
--------------	------	------	------	------	------	------	--------	-------	-------	------	------	------	------	------	------	--------	-------	------	------	------	------	------	------	------	--------	-------	------	------	------	------	------	------	------	--------	-------	------	------	------	------	------	------	------	--------	-------	------

PITCHER	IP	WLS	BF	H	R	ER	SO	BB	IBB	HBP	BLK	WP	HR	S	P	ERA	WHIP
<b>Jim Clancy, R</b> ERA: 5.58 (1, 1)	4.2	L	24	7	6	6	5	3	0	0	0	0	3	31	43	11.57	2.143
<b>Dennis Lamp, R</b> ERA: 2.3 (5, 1)	1.2		5	0	0	0	2	0	0	0	0	0	0	9	9	0.00	0.000
<b>Gary Lavelle, L</b> ERA: 2.29 (7, 1)	0.2		2	0	0	0	1	0	0	0	0	0	0	4	4	0.00	0.000
<b>Jim Acker, R</b> ERA: 2.87 (8, 1)	1.0		5	1	2	2	1	0	0	1	0	0	1	6	7	18.00	1.000

**BOTTOM**

**Toronto Blue Jays @ Chicago White Sox**  
Comiskey Park, Chicago, IL  
Wed May 29 1985, 8:05 PM EDT  
Att. 18,953 - Unknown

<b>AB</b>	<b>32</b>
<b>R</b>	<b>8</b>
<b>H</b>	<b>8</b>
<b>RBI</b>	<b>8</b>
<b>BB</b>	<b>3</b>
<b>SO</b>	<b>9</b>
<b>LOB</b>	<b>10</b>



1B: 3	SF: 0	WP: 0	PA: 36
2B: 1	SAC: 0	PB: 0	
3B: 0	DP: 0	SB: 0	
HR: 4	HBP: 1	CS: 0	

Batter	1	2	3	4	5	6	7	8	9	AB R H RBI BB SO LOB	TOP		
Willie Wilson, S (1, 8) OBP: 0.314, SLG: 0.444	4-0 1B SF7 6-3 BB	0-0 L5			0-0 G3		0-0 G3		0-3 K	4 1 0 0 1 1 2	<b>Kansas City Royals @ Chicago White Sox</b> Comiskey Park, Chicago, IL Thu May 30 1985, 8:05 PM EDT Att: 16,041 - Unknown <a href="http://livebaseballscorecards.com">livebaseballscorecards.com</a>		
Lonnie Smith, R (1, 7) OBP: 0.354, SLG: 0.291	0-0 6-3		0-0 6-3		0-0 1B 1B		0-0 B1-3			4 0 1 0 0 0 1			
George Brett, L (1, 5) OBP: 0.420, SLG: 0.545	0-0 2B 1B		0-0 F7		0-0 1B 1B		0-0 6-3			4 1 2 0 0 0 0			
Jorge Orta, L (1, 10) OBP: 0.326, SLG: 0.416	0-0 SF7		0-0 1B		0-0 G3			0-0 G3		3 0 1 1 0 0 2			
Steve Balboni, R (1, 3) OBP: 0.305, SLG: 0.436	0-0 1B 2B		0-0 F9		0-0 F2			4-0 FC6-5 WP BB		3 0 1 1 1 0 1			
Pat Sheridan, L (1, 9) OBP: 0.298, SLG: 0.310	0-3 K			0-0 6-3		0-0 4-3		0-0 FC6-5 CS		4 0 0 0 0 1 2			
Frank White, R (1, 4) OBP: 0.269, SLG: 0.445		0-0 F5		0-0 6-3		0-0 3B 3B		0-0 CS	4-0 FC3-6 BB	3 1 1 0 1 0 0			
Jim Sundberg, R (1, 2) OBP: 0.288, SLG: 0.401		0-0 5-3		0-0 5-3		0-0 3B		0-3 K		4 0 1 1 0 1 1			
Onix Concepcion, R (1, 6) OBP: 0.209, SLG: 0.219 Dane Iorg, L (9, PH) OBP: 0.250, SLG: 0.333 Buddy Biancalana, S (9, PR) OBP: 0.211, SLG: 0.206		0-0 S 1B			0-0 6-3	0-0 5-3			0-0 FC3-6	3 0 1 0 0 0 1 1 0 0 0 0 0 1 0 0 0 0 0 0 0			
<b>Inning Stats</b>	R: 2 H: 2 E: 0 LOB: 1 K: 1 BB: 1 S: 7 P: 11	R: 0 H: 1 E: 0 LOB: 1 K: 0 BB: 0 S: 4 P: 4	R: 0 H: 1 E: 0 LOB: 1 K: 0 BB: 0 S: 4 P: 4	R: 0 H: 0 E: 0 LOB: 0 K: 0 BB: 0 S: 3 P: 3	R: 0 H: 2 E: 0 LOB: 2 K: 0 BB: 0 S: 5 P: 5	R: 1 H: 2 E: 0 LOB: 1 K: 0 BB: 0 S: 5 P: 5	R: 0 H: 0 E: 0 LOB: 0 K: 0 BB: 1 S: 3 P: 3	R: 0 H: 0 E: 0 LOB: 0 K: 2 BB: 1 S: 7 P: 6	R: 0 H: 0 E: 0 LOB: 1 K: 2 BB: 1 S: 7 P: 11	1B: 5 SF: 1 2B: 1 SAC: 0 3B: 2 DP: 0 HR: 0 HBP: 0	WP: 1 PA: 38 PB: 0 SB: 1 CS: 1		
<b>PITCHER</b>	IP WLS BF H R ER SO BB IBB HBP BLK WP HR S P ERA WHIP											<b>PITCHER</b>	IP WLS BF H R ER SO BB IBB HBP BLK WP HR S P ERA WHIP
Tom Seaver, R (1, 1) ERA: 2.99	7.1 W 32 8 3 3 1 2 0 0 0 0 0 0 32 40 3.68 1.364												
Gene Nelson, R (8, 1) ERA: 3.75	0.2 2 0 0 0 0 1 0 0 0 1 0 1 5 0.00 1.500												
Bob James, R (9, 1) ERA: 2.96	1.0 S 3 0 0 0 2 0 0 0 0 0 0 7 7 0.00 0.000												



Batter	1	2	3	4	5	6	7	8	9	AB R H RBI BB SO LOB	TOP											
Willie Wilson, S (1, 8) OBP: 0.311, SLG: 0.438	0-0 F4		0-0 F9		0-0 L6		0-0 FC5-4 1B		0-0 6-3	5 0 1 0 0 0 1	<b>Kansas City Royals @ Chicago White Sox</b> Comiskey Park, Chicago, IL Fri May 31 1985, 8:05 PM EDT Att: 25,493 - Unknown <a href="http://livebaseballscorecards.com">livebaseballscorecards.com</a>											
Lonnie Smith, R (1, 7) OBP: 0.352, SLG: 0.290	0-0 CS 1B		0-3 K		0-3 K		0-0 FC5-4			4 0 1 0 0 2 2												
George Brett, L (1, 5) OBP: 0.422, SLG: 0.556	0-0 1-2 2B				0-0 WP 1B 2B		0-0 F8			4 1 2 0 0 0 2												
Steve Balboni, R (1, 3) OBP: 0.299, SLG: 0.426	0-3 K				0-3 K				0-0 F8	4 0 0 0 0 3 2												
Frank White, R (1, 4) OBP: 0.269, SLG: 0.440					0-0 BB 1B 1B		0-0 E5 F9 PB		0-0 F2	4 1 1 1 0 0 0												
Darryl Motley, R (1, 9) OBP: 0.241, SLG: 0.359					4-0 1B 1-2 BB		0-0 F9		0-0 4-3	2 0 0 0 1 0 1												
Pat Sheridan, L (8, PH) OBP: 0.295, SLG: 0.308							1-3			1 0 0 0 0 0 0												
Hal McRae, R (1, 10) OBP: 0.313, SLG: 0.302					0-0 F3		0-0 6-3			3 0 0 0 0 0 3												
Jorge Orta, L (9, PH) OBP: 0.331, SLG: 0.421									0-0 FC6-4 1B	1 0 1 0 0 0 0												
Jim Sundberg, R (1, 2) OBP: 0.293, SLG: 0.426					0-0 HR 1-3 2-H 1B		0-3 K		0-0 FC6-4 G3	4 1 2 2 0 1 1												
Onix Concepcion, R (1, 6) OBP: 0.212, SLG: 0.215					0-3 K		4-0 FC5-4 1B BB		0-0 G3	2 0 0 0 1 1 2												
Dane Iorg, L (9, PH) OBP: 0.243, SLG: 0.324					0-0 5-3				1-2	1 0 0 0 0 0 1												
<b>Inning Stats</b>	R: 0 E: 0 K: 1 S: 6	H: 2 LOB: 1 BB: 0 P: 6	R: 0 E: 0 K: 0 S: 3	H: 0 LOB: 0 BB: 0 P: 3	R: 1 E: 0 K: 2 S: 8	H: 1 LOB: 0 BB: 0 P: 8	R: 2 E: 0 K: 1 S: 8	H: 3 LOB: 2 BB: 1 P: 12	R: 0 E: 0 K: 1 S: 5	H: 0 LOB: 0 BB: 0 P: 5	R: 0 E: 1 K: 1 S: 6	H: 0 LOB: 1 BB: 0 P: 6	R: 0 E: 0 K: 1 S: 6	H: 1 LOB: 2 BB: 1 P: 10	R: 0 E: 0 K: 0 S: 3	H: 0 LOB: 0 BB: 0 P: 3	R: 0 E: 0 K: 0 S: 4	H: 1 LOB: 1 BB: 0 P: 4	1B: 5 2B: 2 3B: 0 HR: 1	SF: 0 SAC: 0 DP: 0 HBP: 0	WP: 1 PB: 1 SB: 0 CS: 1	PA: 37
<b>PITCHER</b>	IP WLS BF H R ER SO BB IBB HBP BLK WP HR S P ERA WHIP																					
Floyd Bannister, L (1, 1) ERA: 4.0	6.1 W 28 7 3 3 7 2 0 0 0 1 1 40 48 4.26 1.421																					
Gene Nelson, R (7, 1) ERA: 3.38	2.2 S 9 1 0 0 0 0 0 0 0 0 0 0 9 9 0.00 0.375																					

AB	35
R	3
H	8
RBI	3
BB	2
SO	7
LOB	15





**Kansas City Royals @ Chicago White Sox**  
 Comiskey Park, Chicago, IL  
 Sat Jun 01 1985, 8:05 PM EDT  
 Att. 32,398 - Unknown

AB	35
R	7
H	9
RBI	7
BB	5
SO	9
LOB	18



WP:	0	PA:	41
PB:	0		
SB:	2		
CS:	1		

AB R H RBI BB SO LOB

4	2	1	1	1	2	1
1	1	0	1	1	0	0
2	0	1	0	0	1	0
3	1	1	1	2	0	0
4	0	0	0	1	3	7
5	0	1	3	0	1	2
4	1	2	1	0	0	2
2	0	1	0	0	0	2
2	0	0	0	0	0	2
4	1	0	0	0	1	1
3	1	2	0	0	0	1
1	0	0	0	0	1	0

Batter	1	2	3	4	5	6	7	8	9
Willie Wilson, S OBP: 0.313, SLG: 0.439 (1, 8) BB	4-0 1B BB		0-0 6-3		0-0 SF8 1B 2B	0-3 K		0-3 K	
Lonnie Smith, R OBP: 0.352, SLG: 0.288 Lynn Jones, R OBP: 0.239, SLG: 0.286 (1, 7) (5, 7) BB	4-0 1B FC4-6 BB		0-0 5-3		0-0 SF8	0-0 BB 1B		0-3 K	
George Brett, L OBP: 0.426, SLG: 0.552 (1, 5) X	0-0 FC4-6 1B		0-0 F7		4-0 1B BB	4-0 BB			0-0 6-3
Steve Balboni, R OBP: 0.296, SLG: 0.417 (1, 3) S	0-3 K			4-0 1B BB	0-3 K	0-3 K			0-0 F6
Frank White, R OBP: 0.267, SLG: 0.432 (1, 4) X	0-0 FC4-6 1-2f 3-H			0-0 F7	0-0 E 1B			0-3 K	0-0 4-3
Darryl Motley, R OBP: 0.248, SLG: 0.386 (1, 9) X	0-0 FC6-4 1-2f			0-0 G4-6-3 1B	0-0 E5				
Hal McRae, R OBP: 0.318, SLG: 0.309 Jorge Orta, L OBP: 0.326, SLG: 0.414 (1, 10) (5, PH)		0-0 CS 1B		0-0 G4-6-3 1-2f	0-0 F8			0-0 F7	
Jim Sundberg, R OBP: 0.286, SLG: 0.414 (1, 2) X		0-0 F4			0-0 E5 1B 2B	0-0 6-3		0-3 K	
Greg Pryor, R OBP: 0.323, SLG: 0.379 Onix Concepcion, R OBP: 0.211, SLG: 0.213 (1, 6) (6, PR) (6, 6) X		0-0 F7			0-0 2B SF8 1B	0-0 1B 1B		0-3 K	

Inning Stats	R: 2 E: 0 K: 1 S: 6	H: 1 LOB: 1 BB: 2 P: 14	R: 0 E: 0 K: 0 S: 3	H: 1 LOB: 0 BB: 0 P: 3	R: 0 E: 0 K: 0 S: 3	H: 1 LOB: 1 BB: 1 P: 7	R: 4 E: 2 K: 1 S: 10	H: 3 LOB: 2 BB: 1 P: 14	R: 0 E: 0 K: 2 S: 9	H: 2 LOB: 3 BB: 1 P: 13	R: 1 E: 0 K: 2 S: 8	H: 1 LOB: 0 BB: 0 P: 8	R: 0 E: 0 K: 3 S: 9	H: 0 LOB: 0 BB: 0 P: 9	R: 0 E: 0 K: 0 S: 3	H: 0 LOB: 0 BB: 0 P: 3	1B: 7 2B: 1 3B: 0 HR: 1	SF: 1 SAC: 0 DP: 1 HBP: 0
--------------	------------------------------	----------------------------------	------------------------------	---------------------------------	------------------------------	---------------------------------	-------------------------------	----------------------------------	------------------------------	----------------------------------	------------------------------	---------------------------------	------------------------------	---------------------------------	------------------------------	---------------------------------	----------------------------------	------------------------------------

PITCHER	IP	WLS	BF	H	R	ER	SO	BB	IBB	HBP	BLK	WP	HR	S	P	ERA	WHIP
Tim Lollar, L ERA: 4.79 (1, 1)	4.1		21	5	6	3	1	4	0	0	0	0	0	19	35	6.23	2.077
Dan Spillner, R ERA: 3.57 (5, 1)	2.2		14	4	1	1	5	1	0	0	0	0	1	23	27	3.38	1.875
Bob James, R ERA: 2.76 (8, 1)	2.0	W	6	0	0	0	3	0	0	0	0	0	0	12	12	0.00	0.000

PITCHER	IP	WLS	BF	H	R	ER	SO	BB	IBB	HBP	BLK	WP	HR	S	P	ERA	WHIP
---------	----	-----	----	---	---	----	----	----	-----	-----	-----	----	----	---	---	-----	------



Batter	1	2	3	4	5	6	7	8	9	AB	R	H	RBI	BB	SO	LOB
Rudy Law, L OBP: 0.290, SLG: 0.357 (1, 8) Luis Salazar, R OBP: 0.189, SLG: 0.282 (8, PH) (9, 7)	0-0 1B 2B 1B	0-0 F5		0-0 3-1			0-0 S 1B 1B	0-0 F7		4	2	2	0	0	0	2
Bryan Little, S OBP: 0.643, SLG: 0.600 (1, 4)	0-0 2B SF9 1B		4-0 HR BB		4-0 FC5-4 BB		0-0 2B 1B 1B 1-H	4-0 3-1 1B BB		2	4	2	1	3	0	0
Harold Baines, L OBP: 0.324, SLG: 0.399 (1, 9)	0-0 2B		0-0 F8		0-0 F8		0-0 1B 2B 1-3	0-0 3-1 1-2		5	1	2	1	0	0	3
Greg Walker, L OBP: 0.337, SLG: 0.481 (1, 3)	0-0 F7		0-0 F7		0-3 K		0-0 BB FC5-2 1B 2-3 3-H	0-0 1B		5	0	2	2	0	1	4
Carlton Fisk, R OBP: 0.346, SLG: 0.612 (1, 2)	0-0 SF9		0-0 HR		0-0 FC5-4 1-2f		0-0 FC5-2 BB 1B 1-2 3-H	0-0 F3		4	1	2	4	0	0	2
Oscar Gamble, L OBP: 0.360, SLG: 0.387 (1, 10)	0-0 F6		0-3 K			4-0 BB	4-0 FC5-2 BB 1-2 2-3			2	0	0	0	2	1	1
Ron Kittle, R OBP: 0.234, SLG: 0.360 (1, 7) Jerry Hairston, S OBP: 0.364, SLG: 0.353 (7, PH) Daryl Boston, L OBP: 0.278, SLG: 0.320 (8, 8)		0-0 6-3		0-3 K		0-3 K	0-0 FC5-2 1-2 2-3 3-Hf			3	0	0	0	0	2	1
Tim Hulett, R OBP: 0.392, SLG: 0.539 (1, 5)		0-3 K		0-0 CS 2B		0-3 K	0-3 K			4	0	1	0	0	3	4
Ozzie Guillen, L OBP: 0.264, SLG: 0.268 (1, 6) Tom Paciorek, R OBP: 0.261, SLG: 0.231 (7, PH) Scott Fletcher, R OBP: 0.302, SLG: 0.248 (8, 6)		0-0 1B		0-0 E3		0-3 K	0-3 K			3	0	1	0	0	1	2

Inning Stats	R: 2	H: 3	E: 0	K: 0	S: 6	H: 3	LOB: 1	BB: 0	P: 6	R: 0	H: 1	E: 0	K: 1	S: 6	H: 1	LOB: 0	BB: 0	P: 6	R: 0	H: 1	E: 1	K: 1	S: 6	R: 0	H: 0	E: 0	K: 1	S: 5	H: 0	LOB: 1	BB: 1	P: 9	R: 0	H: 0	E: 0	K: 3	S: 9	H: 0	LOB: 1	BB: 1	P: 13	R: 3	H: 5	E: 0	K: 2	S: 12	H: 5	LOB: 3	BB: 1	P: 16	R: 1	H: 1	E: 0	K: 0	S: 4	H: 1	LOB: 1	BB: 1	P: 8
--------------	------	------	------	------	------	------	--------	-------	------	------	------	------	------	------	------	--------	-------	------	------	------	------	------	------	------	------	------	------	------	------	--------	-------	------	------	------	------	------	------	------	--------	-------	-------	------	------	------	------	-------	------	--------	-------	-------	------	------	------	------	------	------	--------	-------	------

PITCHER	IP	WLS	BF	H	R	ER	SO	BB	IBB	HBP	BLK	WP	HR	S	P	ERA	WHIP
Bret Saberhagen, R ERA: 3.74 (1, 1)	6.0		27	6	4	4	7	3	0	0	0	0	0	38	50	6.00	1.500
Dan Quisenberry, R ERA: 3.5 (7, 1)	0.0		6	5	3	3	0	1	0	0	0	0	0	5	9	∞	∞
Mike Jones, L ERA: 3.32 (7, 1)	2.0	L	8	1	1	1	2	1	0	0	0	0	0	11	15	4.50	1.000


**BOTTOM**

**Kansas City Royals @ Chicago White Sox**  
Comiskey Park, Chicago, IL

Sat Jun 01 1985, 8:05 PM EDT  
Att. 32,398 - Unknown

AB	R	H	RBI	BB	SO	LOB
35	8	12	8	5	9	25

WP: 0 PA: 41  
PB: 0 SB: 1  
CS: 1



Batter	1	2	3	4	5	6	7	8	9	AB R H RBI BB SO LOB	TOP													
Willie Wilson, S (1, 8) OBP: 0.315, SLG: 0.435	0-0 F7		0-3 K		H 1-0 1-2 2-3 HBP		X 0-0 FC3-6 1-2f 2-3		X 0-0 1B	4 0 1 0 0 1 2	<b>Kansas City Royals @ Chicago White Sox</b> Comiskey Park, Chicago, IL Sun Jun 02 1985, 4:33 AM EDT Att. 23,153 - Unknown <a href="http://livebaseballscorecards.com">livebaseballscorecards.com</a>													
Lonnie Smith, R (1, 7) OBP: 0.341, SLG: 0.278	0-3 K			X 0-0 6-3	X 0-0 5-3		X 0-3 K	X 0-3 K	5 0 0 1 0 3 6															
George Brett, L (1, 5) OBP: 0.418, SLG: 0.539	0-0 G1-5-3			X 0-0 4-3	X 0-0 F8			X 0-0 F7	4 0 0 0 0 0 2															
Jorge Orta, L (1, 10) OBP: 0.338, SLG: 0.420		B B B B B		X 0-0 1B 1B	S S S	X 0-3 K		X 0-0 FC6-4 1B	3 0 2 0 1 1 0															
Dane Iorg, L (1, 3) OBP: 0.244, SLG: 0.316		X 0-0 F5		X 0-0 1B 1B	X 0-0 G1-5-3		X 0-0 FC6-4 1-2f		4 0 1 0 0 0 2															
Pat Sheridan, L (1, 9) OBP: 0.287, SLG: 0.298		S S S		S S S	X 0-0 K		X 0-0 F8	X 0-0 F7	4 0 0 0 0 2 4															
Frank White, R (1, 4) OBP: 0.266, SLG: 0.428		X 0-0 F5		X 0-0 6-3		X 0-0 FC3-6 1B 1B		X 0-0 6-3	4 0 1 0 0 0 1															
Greg Pryor, R (1, 6) OBP: 0.314, SLG: 0.364			X 0-0 F4		X 0-0 HBP 5-3 1B 1B		X 0-0 F3	X 0-0 F8	4 1 1 0 0 0 1															
John Wathan, R (1, 2) OBP: 0.480, SLG: 0.400			S S S		X 0-0 5-3 HBP 1B 1B		X 0-0 FC3-6 1B	X 0-0 1B 1B	4 0 3 0 0 1 0															
<b>Inning Stats</b>	R: 0 E: 0 K: 1 S: 5	H: 0 LOB: 0 BB: 0 P: 5	R: 0 E: 0 K: 1 S: 5	H: 0 LOB: 1 BB: 1 P: 9	R: 0 E: 0 K: 2 S: 7	H: 0 LOB: 0 BB: 0 P: 7	R: 0 E: 0 K: 1 S: 7	H: 2 LOB: 2 BB: 0 P: 7	R: 1 E: 0 K: 0 S: 5	H: 2 LOB: 2 BB: 0 P: 6	R: 0 E: 0 K: 1 S: 5	H: 0 LOB: 0 BB: 0 P: 5	R: 0 E: 0 K: 1 S: 7	H: 2 LOB: 2 BB: 0 P: 7	R: 0 E: 0 K: 0 S: 4	H: 1 LOB: 1 BB: 0 P: 4	R: 0 E: 0 K: 1 S: 7	H: 2 LOB: 2 BB: 0 P: 7	R: 0 E: 0 K: 1 S: 7	H: 2 LOB: 2 BB: 0 P: 7	1B: 9 2B: 0 3B: 0 HR: 0	SF: 0 SAC: 0 DP: 0 HBP: 1	WP: 0 PB: 0 SB: 0 CS: 0	PA: 38
<b>PITCHER</b>	IP WLS BF H R ER SO BB IBB HBP BLK WP HR S P ERA WHIP																				<b>PITCHER</b>	IP WLS BF H R ER SO BB IBB HBP BLK WP HR S P ERA WHIP		
Richard Dotson, R (1, 1) ERA: 3.83	6.1 W 27 6 1 1 6 1 0 1 0 0 0 37 42 1.42 1.105																							
Gene Nelson, R (7, 1) ERA: 3.18	1.2 S 6 1 0 0 1 0 0 0 0 0 0 8 8 0.00 0.600																							
Bob James, R (9, 1) ERA: 2.67	1.0 S 5 2 0 0 1 0 0 0 0 0 0 7 7 0.00 2.000																							

AB	36
R	1
H	9
RBI	1
BB	1
SO	8
LOB	18



Batter	1	2	3	4	5	6	7	8	9
<b>Rudy Law, L</b> OBP: 0.305, SLG: 0.359 (1, 8) (7, 7)	0-0 BB 2B 1B	4-0 1-2 BB		0-0 L8			4-0 1-2 CS BB		
<b>Bryan Little, S</b> OBP: 0.556, SLG: 0.462 (1, 4)	4-0 1-2 2B HR BB	0-3 K			0-0 F9		0-3 1-2 K		
<b>Harold Baines, L</b> OBP: 0.322, SLG: 0.401 (1, 9)	0-0 1-3 2-H HR 2B	0-3 K			0-3 K			0-0 1-3	
<b>Greg Walker, L</b> OBP: 0.335, SLG: 0.494 (1, 3)	0-0 2-H 3-H HR		0-3 K		0-0 4-3			0-0 3-1	
<b>Oscar Gamble, L</b> OBP: 0.380, SLG: 0.381 <b>Luis Salazar, R</b> OBP: 0.189, SLG: 0.282 (1, 10) (8, PR)	4-0 G1-4-3 BB		4-0 G1-4-3 BB		0-0 4-3		4-0 BB	4-0 BB	
<b>Ron Kittle, R</b> OBP: 0.227, SLG: 0.348 <b>Daryl Boston, L</b> OBP: 0.275, SLG: 0.317 (1, 7) (7, 8)	0-3 K		0-0 G1-4-3 1-2f		0-0 F6		0-0 F7		
<b>Tim Hulett, R</b> OBP: 0.390, SLG: 0.526 (1, 5)	0-0 G1-4-3 1-2f			0-0 4-3		4-0 BB			
<b>Marc Hill, R</b> OBP: 0.222, SLG: 0.156 (1, 2)				0-0 BB 1B		0-0 F8			
<b>Ozzie Guillen, L</b> OBP: 0.265, SLG: 0.264 (1, 6)		0-0 F8		0-0 F6			4-0 CS BB		

Inning Stats	R: 4 E: 0 K: 1 S: 7	H: 3 LOB: 0 BB: 2 P: 15	R: 0 E: 0 K: 2 S: 7	H: 0 LOB: 2 BB: 2 P: 15	R: 0 E: 0 K: 1 S: 4	H: 0 LOB: 0 BB: 1 P: 8	R: 0 E: 0 K: 0 S: 4	H: 1 LOB: 1 BB: 0 P: 4	R: 0 E: 0 K: 1 S: 5	H: 0 LOB: 0 BB: 0 P: 5	R: 0 E: 0 K: 0 S: 3	H: 0 LOB: 1 BB: 1 P: 7	R: 0 E: 0 K: 1 S: 3	H: 0 LOB: 0 BB: 2 P: 11	R: 0 E: 0 K: 0 S: 3	H: 0 LOB: 1 BB: 1 P: 7
1B: 2 2B: 1 3B: 0 HR: 1	SF: 0 SAC: 0 DP: 2 HBP: 0	WP: 0 PB: 0 SB: 0 CS: 2														


PITCHER	IP	WLS	BF	H	R	ER	SO	BB	IBB	HBP	BLK	WP	HR	S	P	ERA	WHIP
<b>Mark Gubicza, R</b> ERA: 4.95 (1, 1)	7.0	L	29	4	4	4	6	8	0	0	0	0	1	33	65	5.14	1.714
<b>Michael LaCoss, R</b> ERA: 2.04 (8, 1)	1.0		4	0	0	0	0	1	0	0	0	0	0	3	7	0.00	1.000

**BOTTOM**

**Kansas City Royals @ Chicago White Sox**  
Comiskey Park, Chicago, IL

Sun Jun 02 1985, 4:33 AM EDT  
Att. 23,153 - Unknown

AB	24
R	4
H	4
RBI	4
BB	9
SO	6
LOB	13



WP	HR	S	P	ERA	WHIP
0	0	0	0	0	0



Batter	1	2	3	4	5	6	7	8	9
Oddibe McDowell, L (1, 8) OBP: 0.172, SLG: 0.217	0-0 L8		0-0 SH1-3		0-0 L8			0-0 B5-3	
Toby Harrah, R (1, 4) OBP: 0.474, SLG: 0.384	0-0 F4		0-0 6-3		0-3 K			0-0 HR 1B	
Buddy Bell, R (1, 5) OBP: 0.369, SLG: 0.438	4-0 BB		0-0 4-3			0-0 FC6-4 1B		0-0 E8 HR 1B	
Larry Parrish, R (1, 9) OBP: 0.317, SLG: 0.428	0-0 F8			0-3 K		0-0 FC6-4 G6-4-3		0-0 HR	
Gary Ward, R (1, 7) OBP: 0.322, SLG: 0.409		0-0 F9		0-0 2B 1B		0-0 G6-4-3		0-0 3B 1B	
Cliff Johnson, R (1, 10) OBP: 0.333, SLG: 0.445		0-0 1-3		0-0 1-H 2B 2B		0-3 K		0-0 1-H SF7 3B	
Bill Stein, R (1, 3) OBP: 0.471, SLG: 0.529		0-0 FC6-4 1B		0-0 2-H 2B		0-3 K		0-0 SF7	
Pete O'Brien, L (8, PH) OBP: 0.278, SLG: 0.341								0-0 3-H	
Don Slaught, R (1, 2) OBP: 0.281, SLG: 0.326		0-0 FC6-4		0-3 K		0-0 S 1B		0-0 6-3	
Wayne Tolleson, S (1, 6) OBP: 0.368, SLG: 0.403			0-0 SH1-3 6-3 2B		0-0 L7		0-0 F8		

Inning Stats	R: 0	H: 0	E: 0	K: 0	S: 3	LOB: 1	BB: 1	P: 7	R: 0	H: 1	E: 0	K: 0	S: 4	LOB: 1	BB: 0	P: 4	R: 1	H: 1	E: 0	K: 0	S: 4	LOB: 0	BB: 0	P: 4	R: 1	H: 3	E: 0	K: 2	S: 9	LOB: 1	BB: 0	P: 9	R: 0	H: 0	E: 0	K: 1	S: 5	LOB: 0	BB: 0	P: 5	R: 0	H: 1	E: 0	K: 0	S: 3	LOB: 0	BB: 0	P: 3	R: 0	H: 1	E: 0	K: 2	S: 8	LOB: 1	BB: 0	P: 8	R: 5	H: 5	E: 1	K: 0	S: 8	LOB: 0	BB: 0	P: 8
--------------	------	------	------	------	------	--------	-------	------	------	------	------	------	------	--------	-------	------	------	------	------	------	------	--------	-------	------	------	------	------	------	------	--------	-------	------	------	------	------	------	------	--------	-------	------	------	------	------	------	------	--------	-------	------	------	------	------	------	------	--------	-------	------	------	------	------	------	------	--------	-------	------

PITCHER	IP	WLS	BF	H	R	ER	SO	BB	IBB	HBP	BLK	WP	HR	S	P	ERA	WHIP
Britt Burns, L (1, 1) ERA: 3.86	7.1	L	32	11	6	6	5	1	0	0	0	0	1	41	45	7.36	1.636
Dan Spillner, R (8, 1) ERA: 3.93	0.2		3	1	1	1	0	0	0	0	0	0	0	3	3	13.50	1.500

**BOTTOM**


**Chicago White Sox @ Texas Rangers**  
Arlington Stadium, Arlington, TX

Mon Jun 03 1985, 8:05 PM EDT  
Att. 11,653 - Unknown

AB	R	H	RBI	BB	SO	LOB
3	0	0	0	0	0	0
4	1	1	1	0	1	0
3	1	2	0	1	0	0
4	1	1	3	0	1	2
4	2	2	0	0	0	1
4	1	2	2	0	1	0
3	0	2	0	0	1	0
0	0	0	1	0	0	0
4	0	1	0	0	1	2
3	1	1	0	0	0	1

AB	32
R	7
H	12
RBI	7
BB	1
SO	5
LOB	6

WP: 0 PA: 35  
PB: 0 SB: 1 CS: 0  
SF: 1 SAC: 1 DP: 1 HBP: 0



1B	2B	3B	HR	SF	SAC	DP	HBP
7	3	1	1	1	1	1	0

WP	HR	S	P	ERA	WHIP
0	1	1	1	13.50	1.500

Batter	1	2	3	4	5	6	7	8	9	AB R H RBI BB SO LOB	TOP
Ozzie Guillen, L OBP: 0.253, SLG: 0.252 (1, 6) X	0-0 F8 ①		0-0 4-3 ③			0-0 4-3 ②		0-0 B6-3 ①		4 0 0 0 0 0 2	<p><b>Chicago White Sox @ Texas Rangers</b> Arlington Stadium, Arlington, TX</p> <p>Tue Jun 04 1985, 8:05 PM EDT Att. 14,249 - Unknown</p> <p>livebaseballscorecards.com</p>
Jerry Hairston, S OBP: 0.375, SLG: 0.447 (1, 7) X	0-0 G4-6-3 1B			0-0 G3 ①		0-0 E3 ②		0-0 HR		4 1 2 1 0 0 0	
Harold Baines, L OBP: 0.314, SLG: 0.385 (1, 9) X	0-0 G4-6-3 ② ③ 1-2f			0-0 F8 ②		0-0 G3 ③		0-0 F8 ②		4 0 0 0 0 0 2	
Greg Walker, L OBP: 0.332, SLG: 0.486 (1, 3) X		0-0 F8 ①		0-0 G3 ③			4-0 BB 1B BB	0-0 F3 ③		3 1 0 0 1 0 0	
Carlton Fisk, R OBP: 0.329, SLG: 0.578 (1, 2) SSS		0-3 K ②			0-0 F8 ①		0-3 K ①		0-3 K ①	4 0 0 0 0 3 1	
Oscar Gamble, L OBP: 0.368, SLG: 0.348 (1, 10) X		0-0 4-3 ③			0-3 K ②		4-0 1B BB 1-2	0-0 F5 ②		3 0 0 0 1 1 0	
Daryl Boston, L OBP: 0.270, SLG: 0.308 (1, 8) SSS			0-3 K ①		0-0 3-1 ③		0-0 1B 1-2 2-H	0-0 F3 ③		4 0 1 1 0 1 0	
Tim Hulett, R OBP: 0.386, SLG: 0.524 (1, 5) X			0-0 6-3 ②			0-0 E3 ② 4-3 S E		0-3 K ②		3 1 0 0 0 1 2	
Julio Cruz, S OBP: 0.314, SLG: 0.208 (1, 4) X			0-0 1B			0-0 F8 ① 1-2		0-0 F9 ③		3 0 1 0 0 0 3	
<b>Inning Stats</b>	R: 0 H: 1 E: 0 LOB: 0 K: 0 BB: 0 S: 3 P: 3	R: 0 H: 0 E: 0 LOB: 0 K: 1 BB: 0 S: 5 P: 5	R: 0 H: 1 E: 0 LOB: 1 K: 1 BB: 0 S: 6 P: 6	R: 0 H: 0 E: 0 LOB: 0 K: 0 BB: 0 S: 3 P: 3	R: 0 H: 0 E: 0 LOB: 0 K: 1 BB: 0 S: 5 P: 5	R: 1 H: 0 E: 2 LOB: 1 K: 0 BB: 0 S: 5 P: 5	R: 1 H: 1 E: 0 LOB: 2 K: 2 BB: 2 S: 8 P: 16	R: 1 H: 1 E: 0 LOB: 0 K: 0 BB: 0 S: 4 P: 4	R: 0 H: 0 E: 0 LOB: 0 K: 1 BB: 0 S: 5 P: 5	1B: 3 SF: 0 2B: 0 SAC: 0 3B: 0 DP: 1 HR: 1 HBP: 0	WP: 0 PA: 34 PB: 0 SB: 1 CS: 0
<b>PITCHER</b> Charlie Hough, R (1, 1) ERA: 3.13	IP WLS BF H R ER SO BB IBB HBP BLK WP HR S P ERA WHIP										

AB	32
R	3
H	4
RBI	2
BB	2
SO	6
LOB	10



Batter	1	2	3	4	5	6	7	8	9
<b>Oddibe McDowell, L</b> OBP: 0.188, SLG: 0.206 (1, 8)	4-0 FC6-4 BB E BB	0-0 3-1		0-0 1-3			4-0 S 1B 1-2 1B BB	0-0 L9	
<b>Toby Harrah, R</b> OBP: 0.472, SLG: 0.380 (1, 4)	4-0 FC6-4 BB 1-2 BB	0-0 4-3		0-0 5-3			0-0 S 1-2 1B 1B	0-3 K	
<b>Buddy Bell, R</b> OBP: 0.361, SLG: 0.428 (1, 5)	0-0 FC6-4 1-2f 1B 2-3		0-3 K		0-0 5-3		0-3 K 1-2 2-3		
<b>Larry Parrish, R</b> OBP: 0.315, SLG: 0.420 (1, 9)	0-3 K		0-0 6-3		0-0 F7		4-0 F9 1B IBB		
<b>Gary Ward, R</b> OBP: 0.325, SLG: 0.411 (1, 7)	0-0 E5 1-2 2B 3-H		0-0 1B		0-0 F9		0-0 F9 1-2 2-H 3-H 1B		
<b>Bob Jones, L</b> OBP: 0.229, SLG: 0.235 (1, 10)	0-0 2B 1B 1-2 2-H		0-0 S 1B 1-3		0-3 K		0-0 F9 1-2 2-3		
<b>Pete O'Brien, L</b> OBP: 0.283, SLG: 0.347 (1, 3)	0-0 2B 1-H 2-H		4-0 BB 1-2 BB		0-3 K		0-0 F7 2-3		
<b>Don Slaught, R</b> OBP: 0.280, SLG: 0.331 (1, 2)	0-0 6-3		0-0 F5		0-3 K			0-0 2B	
<b>Wayne Tolleson, S</b> OBP: 0.375, SLG: 0.400 (1, 6)		0-3 K		4-0 CS BB			0-0 S 1B 1B	0-0 5-3	

Inning Stats	R: 4	H: 2	E: 1	LOB: 1	K: 1	BB: 2	S: 8	P: 16	R: 0	H: 0	E: 0	LOB: 0	K: 1	BB: 0	S: 5	P: 5	R: 0	H: 2	E: 0	LOB: 3	K: 1	BB: 1	S: 7	P: 11	R: 0	H: 0	E: 0	LOB: 0	K: 0	BB: 1	S: 2	P: 6	R: 0	H: 0	E: 0	LOB: 0	K: 3	BB: 0	S: 9	P: 9	R: 3	H: 3	E: 0	LOB: 2	K: 1	BB: 2	S: 8	P: 16	R: 0	H: 1	E: 0	LOB: 1	K: 1	BB: 0	S: 6	P: 6
--------------	------	------	------	--------	------	-------	------	-------	------	------	------	--------	------	-------	------	------	------	------	------	--------	------	-------	------	-------	------	------	------	--------	------	-------	------	------	------	------	------	--------	------	-------	------	------	------	------	------	--------	------	-------	------	-------	------	------	------	--------	------	-------	------	------

PITCHER	IP	WLS	BF	H	R	ER	SO	BB	IBB	HBP	BLK	WP	HR	S	P	ERA	WHIP
<b>Tom Seaver, R</b> ERA: 3.1 (1, 1)	6.0	L	29	6	7	3	6	5	0	0	0	0	0	36	56	4.50	1.833
<b>Gene Nelson, R</b> ERA: 3.1 (7, 1)	0.2		4	1	0	0	1	0	1	0	0	0	0	5	9	0.00	1.500
<b>Tim Lollar, L</b> ERA: 4.66 (7, 1)	1.1		5	1	0	0	1	0	0	0	0	0	0	7	7	0.00	0.750

**BOTTOM**

AB	R	H	RBI	BB	SO	LOB
3	2	0	0	2	0	2
4	1	1	1	1	1	1
4	1	0	0	0	2	4
3	0	0	0	1	1	2
4	1	2	2	0	0	1
4	1	2	1	0	1	2
3	0	1	2	1	1	2
4	0	1	0	0	1	4
3	1	1	0	1	1	1

<b>AB</b>	<b>32</b>
<b>R</b>	<b>7</b>
<b>H</b>	<b>8</b>
<b>RBI</b>	<b>6</b>
<b>BB</b>	<b>6</b>
<b>SO</b>	<b>8</b>
<b>LOB</b>	<b>19</b>



WP	PA	3B	HR	S	P	ERA	WHIP
0	38	0	0	0	0	0	0
0	0	0	0	0	0	0	0
0	0	0	0	0	0	0	0
0	0	0	0	0	0	0	0

**Chicago White Sox @ Texas Rangers**  
Arlington Stadium, Arlington, TX  
Tue Jun 04 1985, 8:05 PM EDT  
Att. 14,249 - Unknown

livebaseballscorecards.com

Batter	1	2	3	4	5	6	7	8	9	AB R H RBI BB SO LOB	TOP											
<b>Scott Fletcher, R</b> (1, 6) <small>OBP: 0.295, SLG: 0.241</small> <b>Ozzie Guillen, L</b> (7, PH) <small>OBP: 0.252, SLG: 0.250</small> (7, 6)	0-3 K		0-3 K			0-0 F9	0-0 1-3			3 0 0 0 0 2 0 1 0 0 0 0 0 1												
<b>Tim Hulett, R</b> (1, 5) <small>OBP: 0.380, SLG: 0.511</small>	0-0 F4		0-0 4-3			0-0 1B HR 1B		0-0 6-3		4 1 1 0 0 0 0												
<b>Harold Baines, L</b> (1, 9) <small>OBP: 0.323, SLG: 0.390</small>	4-0 BB			0-0 BB 1B		0-0 1-2 HR 1B		0-0 F6		3 1 2 0 1 0 0												
<b>Ron Kittle, R</b> (1, 10) <small>OBP: 0.243, SLG: 0.376</small>	0-0 1-3			4-0 1-2 BB G6-3		0-0 1-H 2-H HR		4-0 BB		2 1 1 3 2 0 1												
<b>Carlton Fisk, R</b> (1, 2) <small>OBP: 0.321, SLG: 0.563</small>		0-0 F8		0-0 F7		0-3 K		0-0 F8		4 0 0 0 0 1 3												
<b>Tom Paciorek, R</b> (1, 7) <b>Daryl Boston, L</b> (7, 8) <small>OBP: 0.264, SLG: 0.250</small> <small>OBP: 0.267, SLG: 0.306</small>		0-0 WP G3 2B		0-0 G6-3 1-2f		0-3 K		0-0 F2		3 1 1 0 0 1 2 1 0 0 0 0 0 0												
<b>Greg Walker, L</b> (1, 3) <small>OBP: 0.324, SLG: 0.475</small>		0-0 G3 2-H			0-0 F6		0-3 K		0-0 4-3	4 0 0 1 0 1 0												
<b>Luis Salazar, R</b> (1, 8) <small>OBP: 0.185, SLG: 0.276</small> <b>Rudy Law, L</b> (7, PH) <small>OBP: 0.291, SLG: 0.341</small> (7, 7)		0-0 4-3			0-0 F9		0-0 6-3		0-0 F7	2 0 0 0 0 0 0 2 0 0 0 0 0 0												
<b>Julio Cruz, S</b> (1, 4) <small>OBP: 0.315, SLG: 0.213</small>			0-0 6-3		0-3 K		0-0 1B			3 0 1 0 0 1 0												
<b>Inning Stats</b>	R: 0 E: 0 K: 1 S: 5	H: 0 LOB: 1 BB: 1 P: 9	R: 1 E: 0 K: 0 S: 4	H: 1 LOB: 0 BB: 0 P: 4	R: 0 E: 0 K: 1 S: 5	H: 0 LOB: 0 BB: 0 P: 5	R: 0 E: 0 K: 0 S: 3	H: 1 LOB: 1 BB: 1 P: 7	R: 0 E: 0 K: 1 S: 5	H: 0 LOB: 0 BB: 0 P: 5	R: 3 E: 0 K: 2 S: 10	H: 3 LOB: 0 BB: 0 P: 10	R: 0 E: 0 K: 1 S: 6	H: 1 LOB: 1 BB: 0 P: 6	R: 0 E: 0 K: 0 S: 3	H: 0 LOB: 1 BB: 1 P: 7	R: 0 E: 0 K: 0 S: 3	H: 0 LOB: 0 BB: 0 P: 3	1B: 4 2B: 1 3B: 0 HR: 1	SF: 0 SAC: 0 DP: 1 HBP: 0	WP: 1 PB: 0 SB: 0 CS: 0	PA: 35
<b>PITCHER</b>	IP WLS BF H R ER SO BB IBB HBP BLK WP HR S P ERA WHIP																					
<b>Mike Mason, L</b> (1, 1) <small>ERA: 5.05</small> <b>Greg Harris, R</b> (7, 1) <small>ERA: 1.72</small> <b>Dave Stewart, R</b> (9, 1) <small>ERA: 5.64</small>	6.0 L 24 5 4 4 5 2 0 0 0 1 1 32 40 6.00 1.167																					
	2.0 8 1 0 0 1 1 0 0 0 0 0 9 13 0.00 1.000																					
	1.0 3 0 0 0 0 0 0 0 0 0 0 3 3 0.00 0.000																					

Chicago White Sox @ Texas Rangers  
Arlington Stadium, Arlington, TX  
Thu Jun 06 1985, 8:05 PM EDT  
Att. 6,492 - Unknown

livebaseballscorecards.com

AB	32
R	4
H	6
RBI	4
BB	3
SO	6
LOB	7





**BOTTOM**

**Chicago White Sox @ Texas Rangers**  
 Arlington Stadium, Arlington, TX

Thu Jun 06 1985, 8:05 PM EDT  
 Att. 6,492 - Unknown

[livebaseballscorecards.com](http://livebaseballscorecards.com)

<b>AB</b>	<b>32</b>
<b>R</b>	<b>3</b>
<b>H</b>	<b>8</b>
<b>RBI</b>	<b>3</b>
<b>BB</b>	<b>2</b>
<b>SO</b>	<b>10</b>
<b>LOB</b>	<b>14</b>



AB	R	H	RBI	BB	SO	LOB
4	1	1	0	0	1	0
3	0	2	0	1	0	2
4	0	1	1	0	0	3
4	1	1	1	0	2	4
4	0	2	1	0	1	0
1	0	0	0	1	1	0
2	0	0	0	0	1	2
4	0	0	0	0	2	2
3	0	0	0	0	1	1
3	1	1	0	0	1	0

Batter	1	2	3	4	5	6	7	8	9
<b>Oddibe McDowell, L</b> (1, 8) OBP: 0.192, SLG: 0.209	0-0 4-3		0-3 K			0-0 1B 1B		0-0 F8	
<b>Curtis Wilkerson, S</b> (1, 6) OBP: 0.298, SLG: 0.314	4-0 G5-4-3 BB			0-0 CS 1B		0-0 F9		0-0 1B	
<b>Buddy Bell, R</b> (1, 5) OBP: 0.359, SLG: 0.424	0-0 G5-4-3 1-2f			0-0 F6		0-0 1B 1B		0-0 F8	
<b>Larry Parrish, R</b> (1, 9) OBP: 0.314, SLG: 0.434		0-0 HR		0-3 K		0-0 F7		0-3 K	
<b>Gary Ward, R</b> (1, 7) OBP: 0.329, SLG: 0.413		0-3 K		0-0 CS 1-2	0-0 CS BB 1B	0-0 1B 1B		0-0 L3	
<b>Alan Bannister, R</b> (1, 10) <b>Tom Dunbar, L</b> (6, PH) OBP: 0.347, SLG: 0.341		0-3 K		1-2 BB	4-0 CS BB	0-0 4-3		0-3 K	
<b>Pete O'Brien, L</b> (1, 3) OBP: 0.277, SLG: 0.339		0-3 K		1-2 2-3	0-3 K		0-0 G3	0-0 4-3	
<b>Don Slaught, R</b> (1, 2) OBP: 0.275, SLG: 0.325			0-3 K		0-0 F9		0-0 L6		
<b>Wayne Tolleson, S</b> (1, 4) OBP: 0.373, SLG: 0.397			0-0 F7			0-0 1B 1B	0-3 K		

Inning Stats	R: 0	H: 0	E: 0	K: 0	S: 2	R: 1	H: 1	E: 0	K: 3	S: 10	R: 0	H: 0	E: 0	K: 2	S: 7	R: 0	H: 1	E: 0	K: 1	S: 5	R: 0	H: 1	E: 0	K: 1	S: 5	R: 2	H: 4	E: 0	K: 0	S: 7	R: 0	H: 0	E: 0	K: 1	S: 5	R: 0	H: 1	E: 0	K: 1	S: 6	R: 0	H: 0	E: 0	K: 1	S: 5	R: 0	H: 0	E: 0	K: 1	S: 5	1B: 7	2B: 0	3B: 0	HR: 1	SF: 0	SAC: 0	DP: 1	HBP: 0	WP: 0	PB: 0	SB: 0	CS: 3	PA: 35
--------------	------	------	------	------	------	------	------	------	------	-------	------	------	------	------	------	------	------	------	------	------	------	------	------	------	------	------	------	------	------	------	------	------	------	------	------	------	------	------	------	------	------	------	------	------	------	------	------	------	------	------	-------	-------	-------	-------	-------	--------	-------	--------	-------	-------	-------	-------	--------

PITCHER	IP	WLS	BF	H	R	ER	SO	BB	IBB	HBP	BLK	WP	HR	S	P	ERA	WHIP
<b>Floyd Bannister, L</b> (1, 1) ERA: 4.08	5.1	W	21	6	3	3	7	2	0	0	0	0	1	33	41	5.06	1.500
<b>Gene Nelson, R</b> (6, 1) ERA: 2.93	1.2		6	1	0	0	1	0	0	0	0	0	0	8	8	0.00	0.600
<b>Bob James, R</b> (8, 1) ERA: 2.51	2.0	S	7	1	0	0	2	0	0	0	0	0	0	11	11	0.00	0.500

Batter	1	2	3	4	5	6	7	8	9	AB R H RBI BB SO LOB	TOP
Julio Cruz, S (1, 4) OBP: 0.309, SLG: 0.213	0-0 L9		0-0 G5-4-3 1B		0-0 5-3		0-0 6-3		0-0 F6	5 0 1 0 0 0 1	
Tom Paciorek, R (1, 7) OBP: 0.276, SLG: 0.264	0-0 1B 1B		0-0 G5-4-3 1-2f		0-0 1B 1B		0-0 L6			4 0 2 0 0 0 1	
Harold Baines, L (1, 9) OBP: 0.327, SLG: 0.392	0-0 FC5-4 1-2 1B			0-0 F8	0-0 FC5-4 1-3 1B			0-3 K		4 0 2 0 0 1 0	
Ron Kittle, R (1, 10) OBP: 0.243, SLG: 0.402	0-0 L8			0-0 HR	0-0 FC5-4 1-2f			0-3 K		4 1 1 1 0 1 4	
Carlton Fisk, R (1, 2) OBP: 0.320, SLG: 0.574	0-0 FC5-4 1-2f			0-0 HR		0-0 F3		0-0 F5		4 1 1 1 0 0 2	
Greg Walker, L (1, 3) OBP: 0.323, SLG: 0.470		0-0 4-3		0-0 F7		0-0 S 1B			0-0 4-3	4 0 1 0 0 0 0	
Tim Hulett, R (1, 5) OBP: 0.375, SLG: 0.500		0-0 F4		0-0 FC5-4 1B		0-0 F9			0-0 L7	4 0 1 0 0 0 1	
Luis Salazar, R (1, 8) OBP: 0.188, SLG: 0.308		0-0 F9		0-0 FC5-4 1-2f		0-0 L5			0-0 HR	4 1 1 1 0 0 2	
Ozzie Guillen, L (1, 6) OBP: 0.248, SLG: 0.247 Scott Fletcher, R (7, PH) OBP: 0.298, SLG: 0.254			0-3 K		0-0 F8		0-0 6-3		0-0 2B	2 0 0 0 0 1 0 2 0 1 0 0 0 0	
<b>Inning Stats</b>	R: 0 E: 0 K: 0 S: 5 H: 2 LOB: 2 BB: 0 P: 5	R: 0 E: 0 K: 0 S: 3 H: 0 LOB: 0 BB: 0 P: 3	R: 0 E: 0 K: 1 S: 5 H: 1 LOB: 0 BB: 0 P: 5	R: 2 E: 0 K: 0 S: 6 H: 3 LOB: 1 BB: 0 P: 6	R: 0 E: 0 K: 0 S: 5 H: 2 LOB: 2 BB: 0 P: 5	R: 0 E: 0 K: 0 S: 4 H: 1 LOB: 1 BB: 0 P: 4	R: 0 E: 0 K: 0 S: 3 H: 0 LOB: 0 BB: 0 P: 3	R: 0 E: 0 K: 2 S: 7 H: 0 LOB: 0 BB: 0 P: 7	R: 1 E: 0 K: 0 S: 5 H: 2 LOB: 1 BB: 0 P: 5	1B: 7 2B: 1 3B: 0 HR: 3 SF: 0 SAC: 0 DP: 1 HBP: 0	WP: 0 PB: 0 SB: 1 CS: 0 PA: 37
<b>PITCHER</b> Pete Filson, L (1, 1) ERA: 4.05	IP 9.0 WLS W BF 37 H 11 R 3 ER 3 SO 3 BB 0 IBB 0 HBP 0 BLK 0 WP 0 HR 3 S 43 P 43 ERA 3.00 WHIP 1.222										

Chicago White Sox @ Minnesota Twins  
 Hubert H. Humphrey Metrodome, Minneapolis, MN  
 Fri Jun 07 1985, 8:05 PM EDT  
 Att. 19,103 - Unknown

livebaseballscorecards.com

AB 37  
 R 3  
 H 11  
 RBI 3  
 BB 0  
 SO 3  
 LOB 11



Batter	1	2	3	4	5	6	7	8	9	AB	R	H	RBI	BB	SO	LOB
<b>Kirby Puckett, R</b> OBP: 0.328, SLG: 0.390 (1, 8) BB	4-0 2B BB	0-0 4-3 2B		0-0 3-1		0-0 3-1 1B		0-0 WP 1B		4	1	3	1	1	0	0
<b>Mickey Hatcher, R</b> OBP: 0.326, SLG: 0.391 (1, 7) 1-H	0-0 4-3 1B 2B	0-0 4-3 2B		0-0 F3		0-0 3-1 1B		0-0 L6 1-3		5	1	2	2	0	0	2
<b>Kent Hrbek, L</b> OBP: 0.309, SLG: 0.408 (1, 3) 2-3	0-0 4-3 1B	0-0 1-3				0-0 F7 BB 1B		0-0 F3 1-2 2-3 3-H		5	0	1	1	0	0	5
<b>Tom Brunansky, R</b> OBP: 0.410, SLG: 0.586 (1, 9) 3-H	0-0 FC3-6 E 1B	0-0 6-3				4-0 F7 BB IBB		0-0 F7		3	0	1	1	2	0	2
<b>Randy Bush, L</b> OBP: 0.272, SLG: 0.533 (1, 10) <b>Dave Meier, R</b> OBP: 0.235, SLG: 0.188 (6, PH)	0-0 E5 FC3-6 1-2		0-0 F9			0-0 F7 1-2 2-3		0-0 1-3		3	0	0	0	0	0	3
<b>Roy Smalley, S</b> OBP: 0.385, SLG: 0.433 (1, 6) 1-2f 2-3	0-0 FC3-6		0-0 L4			4-0 G5-4-3 IBB		0-3 K		3	0	0	0	1	1	2
<b>Gary Gaetti, R</b> OBP: 0.369, SLG: 0.492 (1, 5) 1-2f	0-0 F6		0-0 HR			0-0 G5-4-3 1-2f		0-0 F3		4	1	1	1	0	0	5
<b>Tim Teufel, R</b> OBP: 0.351, SLG: 0.407 (1, 4)		0-0 1B 2B 1B	0-0 6-3			0-0 1B 3-1 1B		0-0 2B		4	2	3	0	0	0	0
<b>Mark Salas, L</b> OBP: 0.342, SLG: 0.462 (1, 2) 1-2		0-0 2B 4-3 1B		0-0 F4		0-0 F4		0-0 4-3		4	1	1	0	0	0	2

Inning Stats	R: 2	H: 2	LOB: 2	K: 0	P: 10	R: 2	H: 3	LOB: 1	K: 0	P: 6	R: 1	H: 1	LOB: 0	K: 0	P: 4	R: 0	H: 1	LOB: 2	K: 0	P: 11	R: 1	H: 3	LOB: 3	K: 0	P: 10	R: 0	H: 1	LOB: 1	K: 1	P: 6	R: 0	H: 1	LOB: 1	K: 0	P: 4
	1	2	2	0	10	0	3	1	0	6	1	1	0	0	4	0	1	2	0	11	1	3	3	0	10	0	1	0	1	0	1	0	1	0	4

PITCHER	IP	WLS	BF	H	R	ER	SO	BB	IBB	HBP	BLK	WP	HR	S	P	ERA	WHIP
<b>Richard Dotson, R</b> ERA: 4.47 (1, 1)	3.0	L	17	6	5	5	0	1	0	0	0	0	1	16	20	15.00	2.333
<b>Dan Spillner, R</b> ERA: 3.92 (4, 1)	2.1		12	4	1	1	0	1	1	0	0	0	0	10	18	3.86	2.143
<b>Tim Lollar, L</b> ERA: 4.41 (6, 1)	2.2		11	2	0	0	1	0	1	0	0	1	0	12	16	0.00	0.750


**BOTTOM**

**Chicago White Sox @ Minnesota Twins**  
Hubert H. Humphrey Metrodome, Minneapolis, MN

Fri Jun 07 1985, 8:05 PM EDT  
Att. 19,103 - Unknown

livebaseballscorecards.com

<b>AB</b>	<b>36</b>
<b>R</b>	<b>6</b>
<b>H</b>	<b>12</b>
<b>RBI</b>	<b>6</b>
<b>BB</b>	<b>4</b>
<b>SO</b>	<b>1</b>
<b>LOB</b>	<b>24</b>



1B: 8	SF: 0	WP: 2	PA: 40
2B: 3	SAC: 0	PB: 0	
3B: 0	DP: 1	SB: 0	
HR: 1	HBP: 0	CS: 0	

Batter	1	2	3	4	5	6	7	8	9	AB R H RBI BB SO LOB	TOP
Rudy Law, L (1, 7) X OBP: 0.283, SLG: 0.331	0-0 1-3 ①		0-0 F9 ①		0-0 F3 ①		0-0 4-3 ②			4 0 0 0 0 0 0	<b>Chicago White Sox @ Minnesota Twins</b> Hubert H. Humphrey Metrodome, Minneapolis, MN Sat Jun 08 1985, 8:05 PM EDT Att. 29,001 - Unknown <a href="http://livebaseballscorecards.com">livebaseballscorecards.com</a>
Tim Hulett, R (1, 5) SSS	0-3 K ②		0-0 F3 ②		0-0 F9 ②		0-0 L9 ③			4 0 0 0 0 1 0	
Harold Baines, L (1, 9) X	0-0 HR 2B		4-0 BB		0-0 3-1			0-0 6-3 ①		3 1 1 0 1 0 0	
Greg Walker, L (1, 3) X	0-0 HR		0-0 F3 ③			0-0 4-3 ①		0-0 F5 ②		4 1 1 2 0 0 1	
Carlton Fisk, R (1, 2) SSS	0-3 K ③			0-0 CS 1B		H 1-0 HBP HBP		0-0 6-3 ③		3 0 1 0 0 1 0	
Ron Kittle, R (1, 10) X		0-0 F8 ①		0-0 HR 1-2		H 1-0 HBP		0-0 5-3 ①		3 1 1 1 0 0 0	
Daryl Boston, L (1, 8) X		0-0 L9 ②		0-3 K		X 0-0 L6 ②		X 0-0 4-3 ②		4 0 0 0 0 1 2	
Julio Cruz, S (1, 4) X		0-0 1B		0-0 1B		X 0-0 1-3 ③		X 0-0 6-3 ③		4 0 2 0 0 0 2	
Ozzie Guillen, L (1, 6) X		0-0 F5 ③		0-0 4-3 ③			X 0-0 4-3 ①			3 0 0 0 0 0 2	
<b>Inning Stats</b>	R: 2 H: 2 E: 0 LOB: 0 K: 2 BB: 0 S: 9 P: 9	R: 0 H: 1 E: 0 LOB: 1 K: 0 BB: 0 S: 4 P: 4	R: 0 H: 0 E: 0 LOB: 1 K: 0 BB: 1 S: 3 P: 7	R: 1 H: 3 E: 0 LOB: 1 K: 1 BB: 0 S: 7 P: 7	R: 0 H: 0 E: 0 LOB: 0 K: 0 BB: 0 S: 3 P: 3	R: 0 H: 0 E: 0 LOB: 2 K: 0 BB: 0 S: 3 P: 5	R: 0 H: 0 E: 0 LOB: 0 K: 0 BB: 0 S: 3 P: 3	R: 0 H: 0 E: 0 LOB: 0 K: 0 BB: 0 S: 3 P: 3	R: 0 H: 0 E: 0 LOB: 0 K: 0 BB: 0 S: 3 P: 3	1B: 3 SF: 0 2B: 1 SAC: 0 3B: 0 DP: 0 HR: 2 HBP: 2	WP: 0 PA: 35 PB: 0 SB: 0 CS: 1
<b>PITCHER</b> John Butcher, R (1, 1) ERA: 4.23	IP WLS BF H R ER SO BB IBB HBP BLK WP HR S P ERA WHIP										


Batter	1	2	3	4	5	6	7	8	9	AB	R	H	RBI	BB	SO	LOB
Kirby Puckett, R OBP: 0.327, SLG: 0.388 (1, 8)	0-0 4-3		0-0 B2			0-0 G5-4-3 1B		0-3 K		4	0	1	0	0	1	2
Tim Teufel, R OBP: 0.349, SLG: 0.404 (1, 4)	0-0 BB 1B		0-0 F6			0-0 G5-4-3 1-2f		0-0 G6-4-3 1-2f		4	1	1	0	0	0	3
Mickey Hatcher, R OBP: 0.325, SLG: 0.386 (1, 7)	4-0 1B 1-2 BB		0-0 5-3			0-0 L4			0-0 F9	3	0	0	0	1	0	0
Tom Brunansky, R OBP: 0.403, SLG: 0.574 (1, 9)	0-0 F8			0-0 F3			0-0 F8		0-0 F4	4	0	0	0	0	0	2
Roy Smalley, S OBP: 0.388, SLG: 0.431 (1, 10)	0-0 1-2 2-H 1B			0-0 F9			4-0 BB		0-0 L4	3	0	1	1	1	0	0
Kent Hrbek, L OBP: 0.305, SLG: 0.402 (1, 3)	0-0 3-1			0-3 K			0-3 K			3	0	0	0	0	2	3
Gary Gaetti, R OBP: 0.364, SLG: 0.484 (1, 5)		0-0 F5			0-0 L4		0-0 L6			3	0	0	0	0	0	1
Greg Gagne, R OBP: 0.360, SLG: 0.384 (1, 6)		0-3 K				0-0 6-3		0-0 1B		2	0	0	0	0	1	0
Randy Bush, L (8, PH) OBP: 0.280, SLG: 0.539 (8, PR)								0-0 1B		1	0	1	0	0	0	0
Ron Washington, R (8, PR) OBP: 0.313, SLG: 0.286 (9, 6)								0-0 1B		0	0	0	0	0	0	0
Tim Laudner, R OBP: 0.273, SLG: 0.371 (1, 2)		0-0 5-3						0-0 1B		2	0	0	0	0	0	0
Mike Stenhouse, L (8, PH) OBP: 0.338, SLG: 0.426 (8, PR)						0-0 F8		0-0 1B		1	0	1	0	0	0	0
Dave Meier, R (8, PR) OBP: 0.235, SLG: 0.188 (9, 2)								0-0 1B		0	0	0	0	0	0	0
Mark Salas, L (9, 2)								1-2 1B		0	0	0	0	0	0	0

Inning Stats	R: 1	H: 2	E: 0	LOB: 2	K: 0	S: 5	P: 9	R: 0	H: 0	E: 0	LOB: 0	K: 1	S: 5	R: 0	H: 0	E: 0	LOB: 0	K: 0	S: 3	R: 0	H: 0	E: 0	LOB: 0	K: 0	S: 3	R: 0	H: 1	E: 0	LOB: 0	K: 0	S: 3	R: 0	H: 0	E: 0	LOB: 1	K: 1	S: 5	R: 0	H: 2	E: 0	LOB: 2	K: 1	S: 6	R: 0	H: 0	E: 0	LOB: 0	K: 0	S: 3	1B: 5	SF: 0	2B: 0	SAC: 0	3B: 0	DP: 2	HR: 0	HBP: 0	WP: 0	PA: 32
PITCHER	IP	WLS	BF	H	R	ER	SO	BB	IBB	HBP	BLK	WP	HR	S	P	ERA	WHIP																																										
Britt Burns, L (1, 1) ERA: 3.63	6.2	W	24	3	1	1	3	2	0	0	0	0	0	28	36	1.35	0.750																																										
Bob James, R (7, 1) ERA: 2.34	2.1	S	8	2	0	0	1	0	0	0	0	0	0	10	10	0.00	0.857																																										

**Chicago White Sox @ Minnesota Twins**  
 Hubert H. Humphrey Metrodome, Minneapolis, MN

Sat Jun 08 1985, 8:05 PM EDT  
 Att. 29,001 - Unknown

<b>AB</b>	<b>30</b>
<b>R</b>	<b>1</b>
<b>H</b>	<b>5</b>
<b>RBI</b>	<b>1</b>
<b>BB</b>	<b>2</b>
<b>SO</b>	<b>4</b>
<b>LOB</b>	<b>11</b>



WP	PA	ERA	WHIP
0	32		

Batter	1	2	3	4	5	6	7	8	9	AB R H RBI BB SO LOB	TOP									
Rudy Law, L (1, 7) OBP: 0.298, SLG: 0.357 Luis Salazar, R (7, PH) OBP: 0.194, SLG: 0.344 (7, 7)	0-0 1B 7-2 1B		4-0 1B SF8 BB		0-0 SF8 3B		0-0 HR		0-3 K	2 2 2 0 1 0 0 2 1 1 1 0 1 1										
Scott Fletcher, R (1, 5) OBP: 0.304, SLG: 0.262	0-0 1-3 1B		0-0 1-3 1B		0-3 K		0-0 F9			4 0 2 0 0 1 1										
Harold Baines, L (1, 9) OBP: 0.324, SLG: 0.392	0-0 7-2 1-2 3-Hf		0-0 SF8		0-0 SF8		0-3 K			2 0 0 2 0 1 2										
Greg Walker, L (1, 3) OBP: 0.315, SLG: 0.471	0-0 F9		0-0 F5		0-0 F9			0-0 3-1		4 0 0 0 0 0 2										
Ron Kittle, R (1, 10) OBP: 0.261, SLG: 0.442		0-0 1B 2B	0-0 4-3		0-0 F8			0-0 CS 1B		4 1 2 0 0 0 1										
Daryl Boston, L (1, 8) OBP: 0.266, SLG: 0.328		0-0 F6		0-0 E S 1B		0-0 HR		0-0 F3 1-2		4 1 2 1 0 0 2										
Marc Hill, R (1, 2) OBP: 0.231, SLG: 0.171 Jerry Hairston, S (9, PH) OBP: 0.388, SLG: 0.447 Carlton Fisk, R (9, PR) OBP: 0.324, SLG: 0.570 (9, 2)		0-0 FC4 2-H 1B		0-0 F9		0-0 F8			4-0 BB	3 0 1 1 0 0 1 0 0 0 0 1 0 0 0 0 0 0 0 0 0	AB 33 R 5 H 10 RBI 5 BB 2 SO 5 LOB 16									
Julio Cruz, S (1, 4) OBP: 0.304, SLG: 0.216		0-0 FC4 1-2f		0-3 K 1-3		0-0 F7			0-0 F7	4 0 0 0 0 1 3										
Ozzie Guillen, L (1, 6) OBP: 0.238, SLG: 0.236		0-3 K		0-0 F7			0-0 5-3		0-0 F9	4 0 0 0 0 1 3										
Inning Stats	R: 0 E: 0 K: 0 S: 4	H: 2 LOB: 1 BB: 0 P: 4	R: 1 E: 0 K: 1 S: 7	H: 2 LOB: 1 BB: 0 P: 7	R: 1 E: 0 K: 0 S: 4	H: 1 LOB: 1 BB: 1 P: 8	R: 0 E: 1 K: 1 S: 6	H: 1 LOB: 1 BB: 0 P: 6	R: 1 E: 0 K: 1 S: 6	H: 1 LOB: 0 BB: 0 P: 6	R: 1 E: 0 K: 1 S: 6	H: 1 LOB: 0 BB: 0 P: 6	R: 0 E: 0 K: 0 S: 3	H: 1 LOB: 0 BB: 0 P: 3	R: 0 E: 0 K: 1 S: 5	H: 0 LOB: 1 BB: 1 P: 9	1B: 6 2B: 2 3B: 1 HR: 2	SF: 2 SAC: 0 DP: 1 HBP: 0	WP: 0 PB: 0 SB: 1 CS: 1	PA: 37
PITCHER	IP WLS BF H R ER SO BB IBB HBP BLK WP HR S P ERA WHIP																			
Ken Schrom, R (1, 1) ERA: 5.61	6.0 L 26 8 4 4 3 1 0 0 0 0 0 1 31 35 6.00 1.500																			
Curt Wardle, L (7, 1) ERA: 5.04	2.0 7 2 1 1 1 0 0 0 0 0 0 1 9 9 4.50 1.000																			
Frank Eufemia, R (9, 1) ERA: 2.08	1.0 4 0 0 0 0 1 1 0 0 0 0 0 5 9 0.00 1.000																			

Chicago White Sox @ Minnesota Twins  
 Hubert H. Humphrey Metrodome, Minneapolis, MN  
 Sun Jun 09 1985, 4:33 AM EDT  
 Att. 21,812 - Unknown

livebaseballscorecards.com



Batter	1	2	3	4	5	6	7	8	9	AB	R	H	RBI	BB	SO	LOB
Kirby Puckett, R OBP: 0.320, SLG: 0.380 (1, 8)	0-0 B1-3		0-0 4-3		0-0 F9		0-0 1-3		0-0 F9	5	0	0	0	0	0	3
Mickey Hatcher, R OBP: 0.323, SLG: 0.381 (1, 7)	0-0 F7		4-0 BB		0-0 F8			0-0 6-3		3	0	0	0	1	0	0
Kent Hrbek, L OBP: 0.300, SLG: 0.394 (1, 3)	0-0 F8		0-0 F7			0-0 F7		0-3 K		4	0	0	0	0	1	1
Tom Brunansky, R OBP: 0.396, SLG: 0.562 (1, 9)		0-0 5-3		0-0 F7		0-0 F9		0-0 E5 1B		4	0	0	0	0	0	0
Randy Bush, L OBP: 0.294, SLG: 0.551 (1, 10)		0-0		1-0 HBP		0-0 F7		0-0		2	0	1	0	0	0	0
Greg Gagne, R OBP: 0.366, SLG: 0.390 (8, PH)								1-3 1B		1	0	1	0	0	0	0
Roy Smalley, S OBP: 0.385, SLG: 0.427 (1, 6)		0-3 K		0-0 4-3 1B			0-0 F3	0-0 F4		4	0	1	0	0	1	3
Gary Gaetti, R OBP: 0.362, SLG: 0.479 (1, 5)		0-3 K		0-0 4-3 1-2			0-0 1B 1B		0-0 6-3	4	0	1	0	0	1	3
Tim Teufel, R OBP: 0.347, SLG: 0.417 (1, 4)			0-0 HR		0-0 F7		0-0 L7		0-3 K	4	1	1	1	0	1	3
Mark Salas, L OBP: 0.347, SLG: 0.458 (1, 2)			0-0 F4		0-0 3-1		0-0 1-2 1B		4-0 BB	3	0	1	0	1	0	0

**BOTTOM**

**Chicago White Sox @ Minnesota Twins**  
 Hubert H. Humphrey Metrodome, Minneapolis, MN  
 Sun Jun 09 1985, 4:33 AM EDT  
 Att. 21,812 - Unknown

livebaseballscorecards.com

<b>AB</b>	<b>34</b>
<b>R</b>	<b>1</b>
<b>H</b>	<b>6</b>
<b>RBI</b>	<b>1</b>
<b>BB</b>	<b>2</b>
<b>SO</b>	<b>4</b>
<b>LOB</b>	<b>13</b>



Inning Stats																	1B	2B	3B	HR	SF	SAC	DP	HBP	WP	HR	S	P	ERA	WHIP																																																							
R: 0	H: 0	E: 0	K: 0	S: 3	H: 0	LOB: 0	BB: 0	P: 3	R: 0	H: 1	E: 0	K: 2	S: 8	H: 1	LOB: 1	BB: 0	P: 8	R: 1	H: 1	E: 0	K: 0	S: 4	H: 1	LOB: 1	BB: 1	P: 8	R: 0	H: 1	E: 0	K: 0	S: 4	H: 0	LOB: 2	BB: 0	P: 5	R: 0	H: 0	E: 0	K: 0	S: 3	H: 0	LOB: 0	BB: 0	P: 3	R: 0	H: 2	E: 0	K: 0	S: 5	H: 2	LOB: 2	BB: 0	P: 5	R: 0	H: 1	E: 1	K: 1	S: 7	H: 1	LOB: 2	BB: 0	P: 7	R: 0	H: 0	E: 0	K: 1	S: 5	H: 0	LOB: 1	BB: 1	P: 9	1B: 4	2B: 1	3B: 0	HR: 1	SF: 0	SAC: 0	DP: 0	HBP: 1	WP: 0	HR: 1	S: 3	P: 9	ERA: 1.17	WHIP: 0.783
<b>PITCHER</b>	<b>IP</b>	<b>WLS</b>	<b>BF</b>	<b>H</b>	<b>R</b>	<b>ER</b>	<b>SO</b>	<b>BB</b>	<b>IBB</b>	<b>HBP</b>	<b>BLK</b>	<b>WP</b>	<b>HR</b>	<b>S</b>	<b>P</b>	<b>ERA</b>	<b>WHIP</b>																																																																				
Tom Seaver, R ERA: 2.93 (1, 1)	7.2	W	31	5	1	1	3	1	0	0	0	0	0	2	2	0.00	3.000																																																																				
Bob Fallon, L ERA: 2.35 (8, 1)	0.1		2	1	0	0	0	0	0	0	0	0	0	2	2	0.00	3.000																																																																				
Gene Nelson, R ERA: 2.84 (9, 1)	1.0		4	0	0	0	1	1	0	0	0	0	0	5	9	0.00	1.000																																																																				

Chicago White Sox @ Seattle Mariners  
 The Kingdome, Seattle, WA  
 Mon Jun 10 1985, 10:05 PM EDT  
 Att. 13,433 - Unknown

AB	37
R	9
H	12
RBI	7
BB	3
SO	9
LOB	17



WP:	0	PA:	45
PB:	0		
SB:	0		
CS:	1		

Batter	1	2	3	4	5	6	7	8	9	AB	R	H	RBI	BB	SO	LOB				
Scott Fletcher, R OBP: 0.314, SLG: 0.270 (1, 6) (9, 5)	0-0 4-3	0-0 CS 1B		0-0 1-3 1B			4-0 HBP 1B 1B BB	0-0 F8		4	1	2	0	1	0	1				
Jerry Hairston, S OBP: 0.389, SLG: 0.439 (1, 10)	0-0 5-3	1-0 1B HBP		0-0 SF8			0-0 1-2 1B HBP	0-0 5-3		3	1	1	1	0	0	1				
Harold Baines, L OBP: 0.330, SLG: 0.398 (1, 9)	0-0 HBP 1B 1B	0-0 1-2 1B		0-3 K			0-0 F8		0-0 FC5-4 1B	5	1	3	0	0	1	3				
Ron Kittle, R OBP: 0.261, SLG: 0.435 Daryl Boston, L OBP: 0.264, SLG: 0.325 (1, 7) (7, 8)	0-0 1B HBP 1B	0-3 K		0-0 1-3			0-3 K		0-0 FC5-4 1B FC5-4 1B	4	1	1	0	0	2	4				
Carlton Fisk, R OBP: 0.331, SLG: 0.565 (1, 2)	1-0 E HBP		0-3 K		0-0 5-3		1-0 1B HBP		0-0 FC5-4 1B	3	1	1	0	0	1	0				
Tom Paciorek, R OBP: 0.278, SLG: 0.267 Greg Walker, L OBP: 0.317, SLG: 0.471 (1, 3) (7, PH) (7, 3)	0-0 E2 1B		0-0 L7		0-3 K		0-0 1-3 2-H 3-H 1B		0-0 FC5-4 1B	3	1	1	1	0	1	0				
Tim Hulett, R OBP: 0.356, SLG: 0.470 Oscar Gamble, L OBP: 0.375, SLG: 0.348 Ozzie Guillen, L OBP: 0.238, SLG: 0.236 (1, 5) (9, PH) (9, PR) (9, 6)	0-0 1B		0-3 K		0-0 F9		0-0 F9		4-0 1B BB	4	0	1	1	0	1	2				
Luis Salazar, R OBP: 0.186, SLG: 0.330 Rudy Law, L OBP: 0.303, SLG: 0.362 (1, 8) (7, 7) (9, PH) (9, 7)	0-3 K		0-3 K		0-0 6-3		0-0 F7		0-0 1-3 2-H 3-H 1B	4	0	0	0	0	2	1				
Julio Cruz, S OBP: 0.308, SLG: 0.209 (1, 4)		0-0 1-3		4-0 1B SF8 BB		0-3 K		1-0 HBP	0-0 4-3	3	1	0	0	1	1	2				
<b>Inning Stats</b>	R: 4 E: 1 K: 1 S: 9	H: 4 LOB: 1 BB: 0 P: 10	R: 0 E: 0 K: 1 S: 6	H: 2 LOB: 2 BB: 0 P: 7	R: 0 E: 0 K: 2 S: 7	H: 0 LOB: 0 BB: 0 P: 7	R: 1 E: 0 K: 2 S: 8	H: 1 LOB: 1 BB: 1 P: 12	R: 0 E: 0 K: 1 S: 5	H: 0 LOB: 0 BB: 0 P: 5	R: 2 E: 0 K: 1 S: 7	H: 2 LOB: 2 BB: 1 P: 12	R: 0 E: 0 K: 0 S: 3	H: 0 LOB: 1 BB: 0 P: 4	R: 2 E: 0 K: 0 S: 6	H: 3 LOB: 2 BB: 1 P: 10	1B: 12 2B: 0 3B: 0 HR: 0	SF: 1 SAC: 0 DP: 0 HBP: 4	WP: 0 PB: 0 SB: 0 CS: 1	PA: 45
<b>PITCHER</b>	IP WLS BF H R ER SO BB IBB HBP BLK WP HR S P ERA WHIP																			IP WLS BF H R ER SO BB IBB HBP BLK WP HR S P ERA WHIP
Matt Young, L ERA: 5.2 (1, 1)	6.2 L 32 8 7 4 9 2 0 3 0 0 0 45 56 5.40 1.500																			
Bob Long, R ERA: (7, 1)	1.1 6 1 0 0 0 0 0 0 1 0 0 0 5 6 0.00 0.750																			
Ed Vande Berg, L ERA: 2.93 (9, 1)	0.2 4 2 2 2 0 0 0 0 0 0 0 0 4 4 27.00 3.000																			
Mike Stanton, R ERA: 5.28 (9, 1)	0.1 3 1 0 0 0 0 1 0 0 0 0 0 2 6 0.00 6.000																			

livebaseballscorecards.com



Batter	1	2	3	4	5	6	7	8	9	AB R H RBI BB SO LOB
Domingo Ramos, R (1, 4) OBP: 0.271, SLG: 0.318	0-3 K		0-0 HBP BB BB 1B	0-0 F7		0-0 4-3			0-0 6-3	5 1 1 0 0 1 3
Phil Bradley, R (1, 7) OBP: 0.398, SLG: 0.571	0-0 5-3		4-0 BB HBP BB	0-0 5-3			0-0 1B 1B		0-0 5-3	4 0 1 0 1 0 2
Dave Henderson, R (1, 8) OBP: 0.308, SLG: 0.398	0-0 F5		1-0 BB HBP		0-0 5-3		0-3 K		4-0 2B BB	3 0 0 1 1 1 1
Alvin Davis, L (1, 3) OBP: 0.368, SLG: 0.376		0-0 4-3	4-0 BB	1-2 2-3 3-H	0-0 F7		0-0 1B		0-0 1-3 2B	4 0 2 1 1 0 0
Barry Bonnell, R (1, 9) OBP: 0.292, SLG: 0.317		0-0 6-3	0-3 K		0-0 F8		0-3 K		0-0 5-3	5 0 0 0 0 2 7
Darnell Coles, R (1, 10) OBP: 0.317, SLG: 0.343		0-3 K		0-3 K		0-3 K			0-0 F4	3 0 0 0 0 3 0
Ken Phelps, L (7, PH) OBP: 0.337, SLG: 0.507										1 0 0 0 0 0 2
Jim Presley, R (1, 5) OBP: 0.315, SLG: 0.510			0-0 BB HBP 1B	0-0 1B		0-0 HR			0-0 F9	4 3 3 1 0 0 0
Bob Kearney, R (1, 2) OBP: 0.225, SLG: 0.271			0-3 K	0-0 1B		0-0 3-1 2B			0-0 5-3	3 0 2 1 0 1 1
Donnie Scott, S (8, PH) OBP: 0.231, SLG: 0.300				2-H 1B						1 0 0 0 0 0 0
Spike Owen, S (1, 6) OBP: 0.287, SLG: 0.281			0-0 F9	0-0 1B		0-0 3-1			0-0 4-3	4 0 1 0 0 0 2

Inning Stats	R: 0	H: 0	E: 0	K: 1	S: 5	LOB: 0	BB: 0	P: 5	R: 0	H: 0	E: 0	K: 1	S: 5	LOB: 0	BB: 0	P: 5	R: 2	H: 2	E: 0	K: 2	S: 9	LOB: 3	BB: 2	P: 18	R: 1	H: 3	E: 0	K: 1	S: 8	LOB: 2	BB: 0	P: 8	R: 0	H: 0	E: 0	K: 0	S: 3	LOB: 0	BB: 0	P: 3	R: 1	H: 2	E: 0	K: 1	S: 7	LOB: 1	BB: 0	P: 7	R: 0	H: 2	E: 0	K: 2	S: 9	LOB: 2	BB: 0	P: 9	R: 0	H: 0	E: 0	K: 0	S: 3	LOB: 0	BB: 0	P: 3	R: 0	H: 1	E: 0	K: 0	S: 4	LOB: 2	BB: 1	P: 8	1B: 6	SF: 0	2B: 3	SAC: 0	3B: 0	DP: 0	HR: 1	HBP: 1	WP: 0	PA: 41
PITCHER	IP	WLS	BF	H	R	ER	SO	BB	IBB	HBP	BLK	WP	HR	S	P	ERA	WHIP																																																																	
Floyd Bannister, L (1, 1) ERA: 4.17	5.0	W	23	5	3	3	5	2	0	1	0	0	0	30	39	5.40	1.400																																																																	
Gene Nelson, R (6, 1) ERA: 2.97	1.2		9	4	1	1	3	0	0	0	0	0	1	15	15	5.40	2.400																																																																	
Bob Fallon, L (7, 1) ERA: 2.25	0.1		1	0	0	0	0	0	0	0	0	0	0	1	1	0.00	0.000																																																																	
Bob James, R (8, 1) ERA: 2.21	2.0	S	8	1	0	0	0	1	0	0	0	0	0	7	11	0.00	1.000																																																																	

BOTTOM

Chicago White Sox @ Seattle Mariners  
The Kingdome, Seattle, WA  
Mon Jun 10 1985, 10:05 PM EDT  
Att. 13,433 - Unknown

livebaseballscorecards.com

AB	37
R	4
H	10
RBI	4
BB	3
SO	8
LOB	18



Batter	1	2	3	4	5	6	7	8	9	AB R H RBI BB SO LOB	TOP	
Rudy Law, L (1, 7) OBP: 0.310, SLG: 0.379 Luis Salazar, R (7, PH) OBP: 0.183, SLG: 0.323 (7, 7)	4-0 F9 5-3 BB	0-0 BLK 3B			0-0 F3		0-3 K 1-3		0-0 5-3	2 1 1 2 1 0 0 2 0 0 0 0 1 1		
Tim Hulett, R (1, 5) OBP: 0.358, SLG: 0.462	0-0 5-3 1-2	0-0 6-3			0-0 1B		4-0 FC4-6 BB		0-3 K	4 0 1 0 1 1 1		
Harold Baines, L (1, 9) OBP: 0.323, SLG: 0.388	0-0 F9 2-3		0-0 1-3		0-0 1-3		0-0 FC4-6 1-2f 3-H		0-0 F9	5 0 0 1 0 0 3		
Greg Walker, L (1, 3) OBP: 0.316, SLG: 0.467	0-0 4-3		0-0 4-3			0-0 G3 4-3 2B 1B		0-0 F8		4 1 1 0 0 0 2		
Carlton Fisk, R (1, 2) OBP: 0.330, SLG: 0.558		0-0 F8	0-0 2-6 1B			0-0 4-3 1-2		0-0 F9		4 0 1 0 0 0 1		
Oscar Gamble, L (1, 10) OBP: 0.374, SLG: 0.347 Tom Paciorek, R (8, PH) OBP: 0.288, SLG: 0.276		0-0 BB 1B	0-0 2-6 1-2	0-0 F9		0-0 G3 2-3		0-0 BB E 1B		3 1 1 0 0 0 1 1 1 1 0 0 0 0		
Daryl Boston, L (1, 8) OBP: 0.271, SLG: 0.333		0-3 K		0-0 F4		0-0 2B 3-H		4-0 E FC1-2-4 BB		3 0 1 1 1 1 1		
Julio Cruz, S (1, 4) OBP: 0.315, SLG: 0.213		4-0 1B 3B BB		0-0 F7		0-0 6-3		0-0 E9 1-3 2-H 1B		3 1 1 1 1 0 1		
Ozzie Guillen, L (1, 6) OBP: 0.244, SLG: 0.242		0-0 3B 1B			0-0 4-3		0-0 E S FC4-6 1B		0-0 FC1-2-4 3-H	4 2 2 1 0 0 2		
<b>Inning Stats</b>	R: 0 E: 0 K: 0 S: 3 H: 0 LOB: 1 BB: 1 P: 7	R: 4 E: 0 K: 1 S: 8 H: 3 LOB: 0 BB: 1 P: 12	R: 0 E: 0 K: 0 S: 3 H: 1 LOB: 1 BB: 0 P: 3	R: 0 E: 0 K: 0 S: 3 H: 0 LOB: 0 BB: 0 P: 3	R: 0 E: 0 K: 0 S: 4 H: 1 LOB: 1 BB: 0 P: 4	R: 1 E: 0 K: 0 S: 5 H: 2 LOB: 1 BB: 0 P: 5	R: 1 E: 0 K: 1 S: 6 H: 1 LOB: 1 BB: 1 P: 10	R: 1 E: 1 K: 0 S: 4 H: 2 LOB: 1 BB: 1 P: 8	R: 0 E: 0 K: 1 S: 5 H: 0 LOB: 0 BB: 0 P: 5	1B: 8 2B: 2 3B: 1 HR: 0 SF: 0 SAC: 0 DP: 1 HBP: 0	WP: 0 PB: 0 SB: 1 CS: 0 PA: 39	
<b>PITCHER</b>	IP WLS BF H R ER SO BB IBB HBP BLK WP HR S P ERA WHIP											
Bill Swift, R (1, 1) ERA: 4.22	5.2 L 26 7 5 5 1 2 0 0 0 0 0 0 25 33 7.94 1.588											
Ed Vande Berg, L (6, 1) ERA: 3.0	2.1 11 3 2 1 1 2 0 0 0 0 0 0 11 19 3.86 2.143											
Bob Long, R (9, 1) ERA:	1.0 3 0 0 0 0 1 0 0 0 0 0 0 5 5 0.00 0.000											

Chicago White Sox @ Seattle Mariners  
The Kingdome, Seattle, WA  
Tue Jun 11 1985, 10:05 PM EDT  
Att. 9,174 - Unknown

[livebaseballscorecards.com](http://livebaseballscorecards.com)

AB	35
R	7
H	10
RBI	6
BB	4
SO	3
LOB	13



Batter	1	2	3	4	5	6	7	8	9	AB	R	H	RBI	BB	SO	LOB
Jack Perconte, L (1, 4) OBP: 0.281, SLG: 0.347	0-0 1B		0-3 K		0-0 F8			0-0 F8		4	0	1	0	0	1	2
Phil Bradley, R (1, 7) OBP: 0.395, SLG: 0.564	0-0 F9		4-0 BB		0-0 FC6-4			0-0 G3		3	0	0	0	1	0	2
Dave Henderson, R (1, 8) OBP: 0.307, SLG: 0.392	4-0 1B BB		0-3 K				0-0 F4		0-0 F8	3	0	0	0	1	1	1
Gorman Thomas, R (1, 10) OBP: 0.348, SLG: 0.500	0-0 1-2 1B			4-0 L5-3 BB			0-0 F9		0-0 1B	3	0	2	0	1	0	0
Alvin Davis, L (1, 3) OBP: 0.361, SLG: 0.368	0-0 3-1			0-0 L5-3			0-0 F7		0-0 F7	4	0	0	0	0	0	4
Barry Bonnell, R (1, 9) OBP: 0.275, SLG: 0.299		0-0 1-3		0-0 4-3				0-0 F5	0-3 K	4	0	0	0	0	1	1
Jim Presley, R (1, 5) OBP: 0.316, SLG: 0.524		0-3 K			0-0 WP 1B			0-0 HR	0-0 4-3	4	1	2	1	0	1	1
Bob Kearney, R (1, 2) OBP: 0.229, SLG: 0.273		0-3 K			0-0 F8			0-0 G4-3 1B		3	0	1	0	0	1	1
Spike Owen, S (1, 6) OBP: 0.287, SLG: 0.277			0-0 F8		4-0 FC6-4 BB			0-0 G4-3		2	0	0	0	1	0	1

Inning Stats	R: 0	H: 2	R: 0	H: 0	R: 0	H: 0	R: 0	H: 1	R: 0	H: 0	R: 1	H: 2	R: 0	H: 0	R: 0	H: 1	1B: 5	SF: 0	WP: 1	PA: 34
	E: 0	LOB: 2	E: 0	LOB: 0	E: 0	LOB: 0	E: 0	LOB: 2	E: 0	LOB: 0	E: 0	LOB: 0	E: 0	LOB: 1	E: 0	LOB: 1	2B: 1	SAC: 0	PB: 0	
	K: 0	BB: 1	K: 2	BB: 0	K: 0	BB: 1	K: 0	BB: 1	K: 0	BB: 0	K: 0	BB: 0	K: 1	BB: 0	K: 1	BB: 0	3B: 0	DP: 2	SB: 0	
	S: 4	P: 8	S: 7	P: 7	S: 7	P: 11	S: 4	P: 8	S: 3	P: 3	S: 4	P: 4	S: 3	P: 3	S: 6	P: 6	HR: 1	HBP: 0	CS: 0	

PITCHER	IP	WLS	BF	H	R	ER	SO	BB	IBB	HBP	BLK	WP	HR	S	P	ERA	WHIP	IP	WLS	BF	H	R	ER	SO	BB	IBB	HBP	BLK	WP	HR	S	P	ERA	WHIP	
Tim Lollar, L (1, 1) ERA: 4.08	6.1	W	26	5	1	1	4	4	0	0	0	1	1	30	46	1.42	1.421																		
Dan Spillner, R (7, 1) ERA: 3.47	2.2		8	1	0	0	1	0	0	0	0	0	0	10	10	0.00	0.375																		

BOTTOM

Chicago White Sox @ Seattle Mariners  
The Kingdome, Seattle, WA  
Tue Jun 11 1985, 10:05 PM EDT  
Att. 9,174 - Unknown

livebaseballscorecards.com

AB	30
R	1
H	6
RBI	1
BB	4
SO	5
LOB	13



Batter	1	2	3	4	5	6	7	8	9	AB	R	H	RBI	BB	SO	LOB	TOP					
<b>Scott Fletcher, R</b> (1, 6) <small>OBP: 0.322, SLG: 0.279</small> <b>Ozzie Guillen, L</b> (6, PH) <small>OBP: 0.241, SLG: 0.239</small>	0-0  <small>BLK 2B 1B</small>	0-0  <small>E 1-H S 1B</small>			0-0  <small>F9</small>	0-0  <small>F7</small>		0-0  <small>F6</small>		3	1	2	1	0	0	1						
<b>Tim Hulett, R</b> (1, 5) <small>OBP: 0.368, SLG: 0.463</small>	4-0  <small>2B 1-2 BB</small>	0-3  <small>K 1-3</small>			0-0  <small>1B 2B 1B</small>		0-0  <small>4-3 1B</small>	0-3  <small>K 1-2</small>		4	1	2	0	1	2	2						
<b>Harold Baines, L</b> (1, 9) <small>OBP: 0.320, SLG: 0.383</small>	0-3  <small>K</small>		0-0  <small>F7</small>		0-0  <small>2B 1-2 2-3 1B</small>		0-3  <small>K</small>		0-0  <small>F8</small>	5	0	1	0	0	2	3						
<b>Tom Paciorek, R</b> (1, 7) <small>OBP: 0.280, SLG: 0.269</small> <b>Rudy Law, L</b> (5, PH) <small>OBP: 0.311, SLG: 0.385</small>	0-3  <small>K</small>		0-0  <small>F7</small>		0-0  <small>2B 1-3 2-H 3-H</small>		0-0  <small>4-3</small>	0-0  <small>5-3</small>		2	0	0	0	0	1	2						
<b>Carlton Fisk, R</b> (1, 10) <small>OBP: 0.328, SLG: 0.556</small> <b>Jerry Hairston, S</b> (9, PH) <small>OBP: 0.382, SLG: 0.429</small>	0-0  <small>2B 1-3 2-H</small>		0-0  <small>F7</small>		0-3  <small>K</small>		0-0  <small>F4</small>	0-0  <small>F9</small>		4	0	1	1	0	1	3						
<b>Greg Walker, L</b> (1, 3) <small>OBP: 0.324, SLG: 0.475</small>	0-0  <small>1-3</small>			0-0  <small>FC5-4 1B</small>	4-0  <small>IBB</small>			0-0  <small>HR 2B</small>		3	1	2	0	1	0	2						
<b>Luis Salazar, R</b> (1, 8) <small>OBP: 0.179, SLG: 0.317</small> <b>Daryl Boston, L</b> (5, PH) <small>OBP: 0.275, SLG: 0.361</small>		0-0  <small>L6</small>		0-0  <small>FC5-4 1-2 F7 1B</small>	0-3  <small>K</small>			0-0  <small>HR 2-H</small>		2	0	0	0	0	0	1						
<b>Marc Hill, R</b> (1, 2) <small>OBP: 0.209, SLG: 0.154</small>		0-3  <small>K</small>		0-0  <small>F7 1-2</small>		0-0  <small>F7</small>		0-0  <small>6-3</small>		4	0	0	0	0	1	1						
<b>Julio Cruz, S</b> (1, 4) <small>OBP: 0.330, SLG: 0.219</small>		0-0  <small>WP 1B 1B</small>		4-0  <small>1B 2B 1B BB</small>		0-0  <small>F7</small>		1-0  <small>HBP S</small>		2	2	1	0	1	0	0						
<b>Inning Stats</b>	R: 1 E: 0 K: 2 S: 9	H: 2 LOB: 2 BB: 1 P: 13	R: 1 E: 0 K: 2 S: 9	H: 2 LOB: 1 BB: 0 P: 9	R: 0 E: 0 K: 0 S: 3	H: 0 LOB: 0 BB: 0 P: 3	R: 0 E: 0 K: 0 S: 3	H: 1 LOB: 0 BB: 0 P: 3	R: 2 E: 0 K: 2 S: 10	H: 3 LOB: 3 BB: 2 P: 18	R: 0 E: 0 K: 0 S: 3	H: 0 LOB: 0 BB: 0 P: 3	R: 0 E: 0 K: 1 S: 6	H: 1 LOB: 1 BB: 0 P: 6	R: 2 E: 0 K: 1 S: 7	H: 2 LOB: 1 BB: 0 P: 8	R: 0 E: 0 K: 0 S: 3	H: 0 LOB: 0 BB: 0 P: 3	1B: 7 2B: 3 3B: 0 HR: 1	SF: 0 SAC: 0 DP: 0 HBP: 1	WP: 1 PB: 0 SB: 2 CS: 0	PA: 41
<b>PITCHER</b>	IP	WLS	BF	H	R	ER	SO	BB	IBB	HBP	BLK	WP	HR	S	P	ERA	WHIP					
<b>Brian Snyder, L</b> (1, 1) <small>ERA: 6.28</small>	4.1	L	21	7	4	4	4	2	0	0	1	1	0	27	35	8.31	2.077					
<b>Roy Thomas, R</b> (5, 1) <small>ERA: 5.17</small>	3.2		17	4	2	2	4	0	1	1	0	0	1	23	28	4.91	1.091					
<b>Ed Nunez, R</b> (9, 1) <small>ERA: 3.29</small>	1.0		3	0	0	0	0	0	0	0	0	0	0	3	3	0.00	0.000					

Chicago White Sox @ Seattle Mariners  
The Kingdome, Seattle, WA  
Wed Jun 12 1985, 10:05 PM EDT  
Att. 9,808 - Unknown

livebaseballscorecards.com

AB	37
R	6
H	11
RBI	6
BB	3
SO	8
LOB	20



Batter	1	2	3	4	5	6	7	8	9	AB R H RBI BB SO LOB
Jack Perconte, L OBP: 0.284, SLG: 0.344 (1, 4)	F8			E5 1B 1B	G3		BB BB 4-0 BB 1B BB		G3 1-2	4 1 1 0 1 0 1
Phil Bradley, R OBP: 0.399, SLG: 0.565 (1, 7)	L4			1B 1B	6-3		1-2 BB 1B		WP 1B	5 1 3 1 0 0 0
Alvin Davis, L OBP: 0.366, SLG: 0.371 (1, 3)	L4			6-3 1B 1-2 3-H 1B		2B 1B	1-2 BB		F9 1-2	4 0 2 1 1 0 1
Gorman Thomas, R OBP: 0.353, SLG: 0.509 (1, 10)		6-3		6-3 1-2 2-H 1B		1-3 2B	F6			4 0 2 1 0 0 3
Dave Henderson, R OBP: 0.301, SLG: 0.384 (1, 8)		6-3		F8		K		F9		4 0 0 0 0 1 4
Barry Bonnell, R OBP: 0.260, SLG: 0.282 (1, 9)		6-3		6-3 1-2 2-3		F9		F6		4 0 0 0 0 0 4
Jim Presley, R OBP: 0.317, SLG: 0.517 (1, 5)			L8	IBB		1-3		K		3 0 0 0 1 1 2
Bob Kearney, R OBP: 0.224, SLG: 0.267 (1, 2)			K	K			4-3		K	2 0 0 0 0 2 3
Donnie Scott, S OBP: 0.225, SLG: 0.292 (7, PH) (8, 2)										2 0 0 0 0 1 0
Spike Owen, S OBP: 0.282, SLG: 0.272 (1, 6)			F4				G3		G3 1B BB	3 0 0 0 0 0 0
Darnell Coles, R OBP: 0.333, SLG: 0.343 (9, PH)										0 1 0 0 1 0 0

Inning Stats	R: 0	H: 0	E: 0	K: 0	S: 3	LOB: 0	BB: 0	P: 3	R: 0	H: 0	E: 0	K: 1	S: 5	LOB: 0	BB: 0	P: 5	R: 2	H: 4	E: 1	K: 1	S: 9	LOB: 3	BB: 1	P: 13	R: 0	H: 2	E: 0	K: 1	S: 7	LOB: 2	BB: 0	P: 7	R: 0	H: 1	E: 0	K: 0	S: 4	LOB: 3	BB: 2	P: 12	R: 0	H: 0	E: 0	K: 1	S: 5	LOB: 0	BB: 0	P: 5	R: 1	H: 1	E: 0	K: 1	S: 6	LOB: 1	BB: 1	P: 10	1B: 7	2B: 1	3B: 0	HR: 0	SF: 0	SAC: 0	DP: 0	HBP: 0	WP: 1	PB: 0	SB: 0	CS: 0	PA: 39
--------------	------	------	------	------	------	--------	-------	------	------	------	------	------	------	--------	-------	------	------	------	------	------	------	--------	-------	-------	------	------	------	------	------	--------	-------	------	------	------	------	------	------	--------	-------	-------	------	------	------	------	------	--------	-------	------	------	------	------	------	------	--------	-------	-------	-------	-------	-------	-------	-------	--------	-------	--------	-------	-------	-------	-------	--------


PITCHER	IP	WLS	BF	H	R	ER	SO	BB	IBB	HBP	BLK	WP	HR	S	P	ERA	WHIP
Bruce Tanner, R ERA: 2.7 (1, 1)	6.2	W	29	7	2	2	3	1	1	0	0	0	0	33	41	2.70	1.200
Bob Fallon, L ERA: 2.25 (7, 1)	0.0		1	0	0	0	0	1	0	0	0	0	0	4	4	∞	∞
Bob James, R ERA: 2.31 (7, 1)	2.1	S	9	1	1	1	2	1	0	0	0	1	0	12	16	3.86	0.857

**BOTTOM**

**Chicago White Sox @ Seattle Mariners**  
The Kingdome, Seattle, WA  
Wed Jun 12 1985, 10:05 PM EDT  
Att. 9,808 - Unknown

livebaseballscorecards.com

<b>AB</b>	<b>35</b>
<b>R</b>	<b>3</b>
<b>H</b>	<b>8</b>
<b>RBI</b>	<b>3</b>
<b>BB</b>	<b>4</b>
<b>SO</b>	<b>5</b>
<b>LOB</b>	<b>18</b>



Batter	1	2	3	4	5	6	7	8	9	AB R H RBI BB SO LOB	TOP		
Rudy Law, L (1, 7) OBP: 0.307, SLG: 0.379	0-0 4-3		0-0 F9		0-3 K			0-0 SH3-4 1B	0-3 K	5 0 1 0 0 2 2			
Tim Hulett, R (1, 5) OBP: 0.368, SLG: 0.455	4-0 BB 1B BB		0-0 F9		0-0 F8			0-0 SH3-4 1-2		2 0 0 0 1 0 0			
Harold Baines, L (1, 9) OBP: 0.332, SLG: 0.386	0-0 BB 1-2 1B		4-0 BB		4-0 BB		4-0 4-3 BB	4-0 IBB		1 0 1 0 3 0 0			
Oscar Gamble, L (1, 10) OBP: 0.358, SLG: 0.329	0-0 F4		0-0 4-3		0-0 4-3		0-0 4-3	0-0 F7		4 0 0 0 0 0 6			
Greg Walker, L (1, 3) OBP: 0.322, SLG: 0.468	4-0 FC6-4 1-2 2-3 BB			0-0 L3		0-0 F7		0-0 F5		3 0 0 0 1 0 2			
Carlton Fisk, R (1, 2) OBP: 0.332, SLG: 0.570	0-0 FC6-4 1-2f			0-0 HR			0-0 F5		4-0 E BB	3 1 1 1 1 0 3			
Daryl Boston, L (1, 8) OBP: 0.267, SLG: 0.349		0-3 K		0-0 L8		0-0 G3		0-0 F9		4 0 0 0 0 1 1			
Julio Cruz, S (1, 4) OBP: 0.328, SLG: 0.220		0-0 G3		0-0 3-1		0-0 1B		0-0 F7		4 0 1 0 0 0 1			
Ozzie Guillen, L (1, 6) OBP: 0.236, SLG: 0.234		0-0 4-3		0-0 L8		0-0 F9		0-0 E1		4 0 0 0 0 0 2			
<b>Inning Stats</b>	R: 0 H: 1 E: 0 LOB: 3 K: 0 BB: 2 S: 4 P: 12	R: 0 H: 0 E: 0 LOB: 0 K: 1 BB: 0 S: 5 P: 5	R: 0 H: 0 E: 0 LOB: 1 K: 1 BB: 1 S: 3 P: 7	R: 1 H: 1 E: 0 LOB: 0 K: 0 BB: 0 S: 4 P: 4	R: 0 H: 0 E: 0 LOB: 0 K: 1 BB: 0 S: 5 P: 5	R: 0 H: 0 E: 0 LOB: 0 K: 0 BB: 1 S: 2 P: 6	R: 0 H: 1 E: 0 LOB: 1 K: 0 BB: 0 S: 4 P: 4	R: 0 H: 1 E: 0 LOB: 2 K: 0 BB: 1 S: 4 P: 8	R: 0 H: 0 E: 1 LOB: 2 K: 1 BB: 1 S: 6 P: 10	1B: 3 SF: 0 2B: 1 SAC: 1 3B: 0 DP: 1 HR: 1 HBP: 0	WP: 0 PA: 37 PB: 0 SB: 0 CS: 0		
<b>PITCHER</b>	IP WLS BF H R ER SO BB IBB HBP BLK WP HR S P ERA WHIP											<b>PITCHER</b>	IP WLS BF H R ER SO BB IBB HBP BLK WP HR S P ERA WHIP
Jim Slaton, R (1, 1) ERA: 3.71	8.0 32 4 1 1 2 4 1 0 0 0 1 31 51 1.12 1.000												
Donnie Moore, R (9, 1) ERA: 1.64	1.0 W 5 0 0 0 1 1 0 0 0 0 0 6 10 0.00 1.000												

Chicago White Sox @ California Angels  
Anaheim Stadium, Anaheim, CA  
Thu Jun 13 1985, 10:05 PM EDT  
Att. 28,269 - Unknown

livebaseballscorecards.com

AB 30  
R 1  
H 4  
RBI 1  
BB 6  
SO 3  
LOB 17



BOTTOM

Chicago White Sox @ California Angels  
Anaheim Stadium, Anaheim, CA  
Thu Jun 13 1985, 10:05 PM EDT  
Att. 28,269 - Unknown

livebaseballscorecards.com

AB 32  
R 2  
H 8  
RBI 2  
BB 3  
SO 7  
LOB 12



WP: 0 PA: 37  
PB: 1  
SB: 0  
CS: 0

AB R H RBI BB SO LOB  
4 0 2 0 0 2 0  
1 0 1 1 0 0 0

3 0 1 0 0 0 2

4 0 0 0 0 0 2

4 0 0 0 0 0 2

4 1 2 0 0 1 0

4 1 2 1 0 2 1

3 0 0 0 1 0 1

3 0 0 0 1 1 2

2 0 0 0 0 1 2

0 0 0 0 1 0 0

0 0 0 0 0 0 0

1B: 7 SF: 0  
2B: 1 SAC: 1  
3B: 0 DP: 1  
HR: 0 HBP: 1

Batter	1	2	3	4	5	6	7	8	9
Gary Pettis, S (1, 8) OBP: 0.356, SLG: 0.333 Reggie Jackson, L (9, PH) OBP: 0.343, SLG: 0.424	0-3 K ①		0-3 K ①		0-0 G6-4-3 1B			0-0 SH3 1B	0-0 1B
Rod Carew, L (1, 3)	0-0 F7		0-0 F7 1B		0-0 G6-4-3 1B			0-0 SH3 1B	
Juan Beniquez, R (1, 7) OBP: 0.339, SLG: 0.394	0-0 6-3		0-0 F7 1B					0-0 6-3	
Brian Downing, R (1, 10) OBP: 0.335, SLG: 0.308		0-0 F9	0-0 F7 ③					0-0 F9 ②	0-0 5-3 ③
Doug DeCinces, R (1, 5) OBP: 0.319, SLG: 0.421		0-0 1B 2B		0-0 F8 ①				0-0 1B	0-3 K ①
Bobby Grich, R (1, 4) OBP: 0.360, SLG: 0.359		0-0 BB 1B		0-3 K ②				0-3 K ③	0-0 BB PB 1B
Mike Brown, R (1, 9) OBP: 0.292, SLG: 0.357		4-0 BB		0-0 4-3 ③				0-0 6-3 ①	0-0 F8 ②
Bob Boone, R (1, 2) OBP: 0.326, SLG: 0.314		0-3 K ②			0-0 F6 ①			0-0 F3 ②	4-0 BB 1B BB
Dick Schofield, R (1, 6) OBP: 0.262, SLG: 0.324 Daryl Sconiers, L (9, PH) OBP: 0.391, SLG: 0.353 Craig Gerber, L (9, PR) OBP: 0.143, SLG: 0.190		0-3 K ③			1-0 1B HBP			0-0 1-3 ③	4-0 BB 1B

Inning Stats	R: 0	H: 0	E: 0	K: 1	S: 5	H: 0	LOB: 0	BB: 0	P: 5	R: 1	H: 2	E: 0	K: 2	S: 9	H: 1	LOB: 1	BB: 0	P: 6	R: 0	H: 0	E: 0	K: 1	S: 6	H: 0	LOB: 0	BB: 0	P: 5	R: 0	H: 1	E: 0	K: 0	S: 3	H: 1	LOB: 1	BB: 0	P: 4	R: 0	H: 1	E: 0	K: 1	S: 6	H: 0	LOB: 0	BB: 0	P: 3	R: 0	H: 1	E: 0	K: 0	S: 4	H: 1	LOB: 1	BB: 0	P: 4	R: 1	H: 2	E: 0	K: 1	S: 6	H: 2	LOB: 3	BB: 2	P: 14	1B: 7	SF: 0	2B: 1	SAC: 1	3B: 0	DP: 1	HR: 0	HBP: 1	WP: 0	PA: 37
--------------	------	------	------	------	------	------	--------	-------	------	------	------	------	------	------	------	--------	-------	------	------	------	------	------	------	------	--------	-------	------	------	------	------	------	------	------	--------	-------	------	------	------	------	------	------	------	--------	-------	------	------	------	------	------	------	------	--------	-------	------	------	------	------	------	------	------	--------	-------	-------	-------	-------	-------	--------	-------	-------	-------	--------	-------	--------

PITCHER	IP	WLS	BF	H	R	ER	SO	BB	IBB	HBP	BLK	WP	HR	S	P	ERA	WHIP
Britt Burns, L (1, 1) ERA: 3.39	8.0		31	6	1	1	6	1	0	1	0	0	0	41	46	1.12	0.875
Gene Nelson, R (9, 1) ERA: 3.18	0.2	L	5	1	1	1	1	2	0	0	0	0	0	5	13	13.50	4.500
Bob Fallon, L (9, 1) ERA: 2.25	0.0		1	1	0	0	0	0	0	0	0	0	0	1	1	∞	∞

Batter	1	2	3	4	5	6	7	8	9	AB R H RBI BB SO LOB	TOP	
Rudy Law, L (1, 7) OBP: 0.306, SLG: 0.375 Luis Salazar, R (9, PH) OBP: 0.187, SLG: 0.324 (9, 7)	0-0 4-3		0-0 F9	0-0 F8		0-0 BLK 1B			0-0 G4-1 1B	4 0 1 1 0 0 0 1 0 1 0 0 0 0		
Tim Hulett, R (1, 5)	0-0 L8		0-0 F3	0-0 FC6 1B		0-0 6-3			0-0 G4-1	5 0 1 0 0 0 2		
Harold Baines, L (1, 9)	0-3 K		0-0 HR 1B	0-0 FC6 1-2f					0-0 F7	5 1 1 0 0 1 2		
Greg Walker, L (1, 3)		0-0 FC4-6 HBP 1B	0-0 1-H HR		0-0 L7				0-0 F4	4 1 2 2 0 0 0		
Carlton Fisk, R (1, 2)		1-0 FC4-6 HBP 1-2	0-0 1B 1B 1B		0-0 F3				0-3 K	3 1 1 0 0 1 0		
Oscar Gamble, L (1, 10) Tom Paciorek, R (8, PH) OBP: 0.277, SLG: 0.266		0-3 K	0-0 1B 1-3 1B		0-0 F7				0-0 F8	3 0 1 0 0 1 2 1 0 0 0 0 0 0		
Daryl Boston, L (1, 8)		0-0 FC4-6 1-2f 2-3	0-0 1-3 3-H 1B						0-0 G6-3 1B	4 0 2 1 0 0 2		
Julio Cruz, S (1, 4)		4-0 BB 1-2 BB	0-3 K						0-0 G6-3 1-2f	2 1 0 0 2 1 3		
Ozzie Guillen, L (1, 6)		0-0 F5		0-3 K					0-0 B1-3	4 0 1 0 0 1 3		
<b>Inning Stats</b>	R: 0 E: 0 K: 1 S: 5 H: 0 LOB: 0 BB: 0 P: 5	R: 0 E: 0 K: 1 S: 6 H: 1 LOB: 3 BB: 1 P: 11	R: 3 E: 0 K: 1 S: 10 H: 5 LOB: 2 BB: 0 P: 10	R: 0 E: 0 K: 1 S: 6 H: 1 LOB: 1 BB: 0 P: 6	R: 0 E: 0 K: 0 S: 3 H: 0 LOB: 0 BB: 0 P: 3	R: 1 E: 0 K: 0 S: 4 H: 2 LOB: 1 BB: 1 P: 8	R: 0 E: 0 K: 1 S: 5 H: 0 LOB: 0 BB: 0 P: 5	R: 0 E: 0 K: 0 S: 3 H: 1 LOB: 0 BB: 0 P: 3	R: 0 E: 0 K: 0 S: 4 H: 1 LOB: 1 BB: 0 P: 4	1B: 9 2B: 1 3B: 0 HR: 1 SF: 0 SAC: 0 DP: 1 HBP: 1	WP: 0 PB: 0 SB: 1 CS: 0 PA: 39	
<b>PITCHER</b> Ron Romanick, R (1, 1) ERA: 3.34 Pat Clements, L (7, 1) ERA: 3.5	IP 6.0 WLS L BF 29 H 9 R 4 ER 4 SO 4 BB 2 IBB 0 HBP 1 BLK 1 WP 0 HR 1 S 34 P 43 ERA 6.00 WHIP 1.833	IP 3.0 WLS L BF 10 H 2 R 0 ER 0 SO 1 BB 0 IBB 0 HBP 0 BLK 0 WP 0 HR 0 S 12 P 12 ERA 0.00 WHIP 0.667	<b>PITCHER</b> IP WLS BF H R ER SO BB IBB HBP BLK WP HR S P ERA WHIP									

Chicago White Sox @ California Angels  
Anaheim Stadium, Anaheim, CA  
Fri Jun 14 1985, 10:05 PM EDT  
Att. 33,846 - Unknown

livebaseballscorecards.com

AB	36
R	4
H	11
RBI	4
BB	2
SO	5
LOB	14





Batter	1	2	3	4	5	6	7	8	9	AB	R	H	RBI	BB	SO	LOB
--------	---	---	---	---	---	---	---	---	---	----	---	---	-----	----	----	-----

<b>Gary Pettis, S</b> (1, 8) <small>OBP: 0.351, SLG: 0.328</small> <b>Rob Wilfong, L</b> (8, PH) <small>OBP: 0.262, SLG: 0.229</small> (9, 4)	0-3 	0-3 			0-3 			0-0 		3	0	0	0	0	3	1
<b>Rod Carew, L</b> (1, 3) <small>OBP: 0.381, SLG: 0.353</small>	0-0 		0-0 			0-0 		0-0 		3	0	0	0	0	0	0
<b>Daryl Sconiers, L</b> (1, 10) <small>OBP: 0.407, SLG: 0.400</small>	0-0 		4-0 			0-0 		0-0 		3	1	1	0	1	0	3
<b>Bobby Grich, R</b> (1, 4) <small>OBP: 0.358, SLG: 0.353</small> <b>Craig Gerber, L</b> (9, 6) <small>OBP: 0.143, SLG: 0.190</small>	4-0 		0-0 			0-0 		0-0 		3	1	0	0	1	0	3
<b>Reggie Jackson, L</b> (1, 9) <small>OBP: 0.335, SLG: 0.413</small>	0-0 				0-3 			0-0 		4	0	0	0	0	2	2
<b>Doug DeCinces, R</b> (1, 5) <small>OBP: 0.323, SLG: 0.420</small>	0-0 				0-3 			0-0 		3	0	1	2	1	1	0
<b>Ruppert Jones, L</b> (1, 7) <small>OBP: 0.373, SLG: 0.462</small>	0-0 				0-0 			4-0 		3	0	0	0	1	1	3
<b>Bob Boone, R</b> (1, 2) <small>OBP: 0.326, SLG: 0.310</small> <b>Jerry Narron, L</b> (9, PH) <small>OBP: 0.311, SLG: 0.424</small>		1-0 			0-0 			0-0 		2	0	0	0	0	0	1
<b>Dick Schofield, R</b> (1, 6) <small>OBP: 0.259, SLG: 0.320</small> <b>Juan Beniquez, R</b> (8, PH) <small>OBP: 0.342, SLG: 0.394</small> (9, 8)		0-0 			0-3 			4-0 		2	0	0	0	0	1	1

Inning Stats	R: 2	H: 2	R: 0	H: 0	R: 0	H: 0	R: 0	H: 0	R: 0	H: 0	R: 0	H: 0	R: 0	H: 1	R: 0	H: 0
	E: 1	LOB: 2	E: 0	LOB: 0	E: 0	LOB: 0	E: 0	LOB: 0	E: 0	LOB: 0	E: 0	LOB: 1	E: 1	LOB: 2	E: 0	LOB: 1
	K: 1	BB: 1	K: 1	BB: 0	K: 0	BB: 1	K: 2	BB: 0	K: 0	BB: 1	K: 0	BB: 1	K: 2	BB: 1	K: 2	BB: 1
	S: 8	P: 12	S: 4	P: 5	S: 2	P: 6	S: 7	P: 7	S: 7	P: 7	S: 3	P: 3	S: 4	P: 8	S: 7	P: 11

PITCHER	IP	WLS	BF	H	R	ER	SO	BB	IBB	HBP	BLK	WP	HR	S	P	ERA	WHIP
<b>Tom Seaver, R</b> (1, 1) <small>ERA: 2.71</small>	7.0	W	27	2	2	0	6	4	0	1	0	0	0	34	51	0.00	0.857
<b>Bob James, R</b> (8, 1) <small>ERA: 2.2</small>	2.0	S	8	1	0	0	2	1	0	0	0	0	0	11	15	0.00	1.000

**BOTTOM**

**Chicago White Sox @ California Angels**  
 Anaheim Stadium, Anaheim, CA  
 Fri Jun 14 1985, 10:05 PM EDT  
 Att. 33,846 - Unknown

<b>AB</b>	<b>28</b>
<b>R</b>	<b>2</b>
<b>H</b>	<b>3</b>
<b>RBI</b>	<b>2</b>
<b>BB</b>	<b>5</b>
<b>SO</b>	<b>8</b>
<b>LOB</b>	<b>15</b>



WP	PA	3B	SF	SAC	DP	HBP
0	35	0	0	1	2	1

Batter	1	2	3	4	5	6	7	8	9	AB R H RBI BB SO LOB	TOP			
Rudy Law, L (1, 7) OBP: 0.317, SLG: 0.392 Luis Salazar, R (9, PH) OBP: 0.185, SLG: 0.320 (9, 7)	0-0 BB S 1B	0-0 2-H 1B			0-0 2B		0-0 FC3-6 1-2f 2B		0-0 L5	4 1 3 1 0 0 1 1 0 0 0 0 0 0				
Tim Hulett, R (1, 5) OBP: 0.349, SLG: 0.429	0-0 F9	0-3 K			0-3 K		0-0 F9			4 0 0 0 0 2 4				
Harold Baines, L (1, 9) OBP: 0.328, SLG: 0.384	0-3 K 1-2		0-0 4-3		0-3 K		0-0 1-H 2B			4 0 1 1 0 2 2				
Greg Walker, L (1, 3) OBP: 0.329, SLG: 0.486	4-0 BB BB		0-0 4-3		0-0 2B		0-3 K			3 1 1 0 1 1 1				
Carlton Fisk, R (1, 2) OBP: 0.333, SLG: 0.556	4-0 1-2 2-3 BB		0-0 L9		0-0 F8		0-0 F9			3 0 0 0 1 0 1				
Oscar Gamble, L (1, 10) OBP: 0.356, SLG: 0.341 Tom Paciorek, R (8, PH) OBP: 0.274, SLG: 0.263	0-3 K		0-0 4-3		0-0 2B 2-H		0-0 5-3			3 0 1 1 0 1 3 1 0 0 0 0 0 0				
Daryl Boston, L (1, 8) OBP: 0.266, SLG: 0.343		0-3 K		0-3 K		0-0 F8		0-0 6-3		4 0 0 0 0 2 1				
Julio Cruz, S (1, 4) OBP: 0.323, SLG: 0.208		0-0 F7		0-0 1-3		0-3 K		0-0 5-3		4 0 0 0 0 1 1				
Ozzie Guillen, L (1, 6) OBP: 0.242, SLG: 0.251		0-0 1B 2B		0-0 4-3		0-0 FC3-6 1B		0-0 4-3		4 1 2 0 0 0 0				
<b>Inning Stats</b>	R: 0 H: 1 E: 0 LOB: 3 K: 2 BB: 2 S: 8 P: 16	R: 1 H: 2 E: 0 LOB: 1 K: 2 BB: 0 S: 9 P: 9	R: 0 H: 0 E: 0 LOB: 0 K: 0 BB: 0 S: 3 P: 3	R: 0 H: 0 E: 0 LOB: 0 K: 1 BB: 0 S: 5 P: 5	R: 0 H: 1 E: 0 LOB: 1 K: 2 BB: 0 S: 8 P: 8	R: 1 H: 2 E: 0 LOB: 1 K: 1 BB: 0 S: 7 P: 7	R: 1 H: 2 E: 0 LOB: 1 K: 1 BB: 0 S: 7 P: 7	R: 0 H: 0 E: 0 LOB: 0 K: 0 BB: 0 S: 3 P: 3	R: 0 H: 0 E: 0 LOB: 0 K: 0 BB: 0 S: 3 P: 3	1B: 3 SF: 0 2B: 5 SAC: 0 3B: 0 DP: 0 HR: 0 HBP: 0	WP: 0 PA: 37 PB: 0 SB: 1 CS: 0			
<b>PITCHER</b>	IP WLS BF H R ER SO BB IBB HBP BLK WP HR S P ERA WHIP												<b>PITCHER</b>	IP WLS BF H R ER SO BB IBB HBP BLK WP HR S P ERA WHIP
Kirk McCaskill, R (1, 1) ERA: 4.88 Pat Clements, L (7, 1) ERA: 3.29	6.2 L 30 8 3 3 8 2 0 0 0 0 0 0 44 52 4.05 1.500													

Chicago White Sox @ California Angels  
Anaheim Stadium, Anaheim, CA  
Sat Jun 15 1985, 6:33 AM EDT  
Att: 27,206 - Unknown

livebaseballscorecards.com

AB 35  
R 3  
H 8  
RBI 3  
BB 2  
SO 9  
LOB 14



BOTTOM

Chicago White Sox @ California Angels  
Anaheim Stadium, Anaheim, CA

Sat Jun 15 1985, 6:33 AM EDT  
Att. 27,206 - Unknown

livebaseballscorecards.com

AB	30
R	2
H	5
RBI	2
BB	1
SO	6
LOB	7



WP:	0	PA:	33
PB:	0		
SB:	1		
CS:	0		

AB R H RBI BB SO LOB

4	0	0	0	0	2	0
4	0	2	0	0	0	0
4	0	1	0	0	1	2
4	0	0	0	0	0	2
3	0	0	0	0	0	1
1	0	0	0	0	1	0
2	1	1	0	1	1	0
1	0	0	0	0	0	0
3	1	1	0	0	0	1
2	0	0	1	0	0	1
1	0	0	1	0	1	0
1	0	0	0	0	0	0

1B:	3	SF:	2
2B:	2	SAC:	0
3B:	0	DP:	0
HR:	0	HBP:	0

WP	0	PA	33
PB	0		
SB	1		
CS	0		

Batter	1	2	3	4	5	6	7	8	9
Brian Downing, R OBP: 0.329, SLG: 0.301 (1, 7)	F2		K		K			F5	
Juan Beniquez, R OBP: 0.345, SLG: 0.397 (1, 3) (9, 8)	L6			S 1B		6-3		FC6 1B	
Doug DeCinces, R OBP: 0.321, SLG: 0.422 (1, 5)				K 1-2		F8		FC6 1-2f	
Bobby Grich, R OBP: 0.351, SLG: 0.345 (1, 4) (9, 3)	F9			F7		4-3		L8	
Mike Brown, R OBP: 0.283, SLG: 0.345 Rod Carew, L OBP: 0.379, SLG: 0.350 (9, PH)		6-3		F9		6-3		K	
Bob Boone, R OBP: 0.331, SLG: 0.313 Jerry Narron, L OBP: 0.307, SLG: 0.418 (9, PH)		K			2B SF8 1B	4-0 FC4-6 BB		F7	
Reggie Jackson, L OBP: 0.335, SLG: 0.418 (1, 10)		4-3			SF8 SF7 2B	0-0 FC4-6 1-2f			
Dick Schofield, R OBP: 0.255, SLG: 0.316 (1, 6)			5-3		SF8	0-0 4-3			
Gary Pettis, S OBP: 0.347, SLG: 0.326 Rob Wilfong, L OBP: 0.260, SLG: 0.227 (8, PH) (9, 4)			K		SF7	0-0 SF7		F6	

Inning Stats	R: 0	H: 1	E: 0	K: 0	S: 4	R: 0	H: 0	E: 0	K: 1	S: 5	R: 0	H: 0	E: 0	K: 2	S: 7	R: 0	H: 1	E: 0	K: 1	S: 6	R: 2	H: 2	E: 0	K: 1	S: 7	R: 0	H: 0	E: 0	K: 0	S: 3	R: 0	H: 0	E: 0	K: 0	S: 3	R: 0	H: 1	E: 0	K: 0	S: 4	R: 0	H: 0	E: 0	K: 1	S: 5
--------------	------	------	------	------	------	------	------	------	------	------	------	------	------	------	------	------	------	------	------	------	------	------	------	------	------	------	------	------	------	------	------	------	------	------	------	------	------	------	------	------	------	------	------	------	------

PITCHER	IP	WLS	BF	H	R	ER	SO	BB	IBB	HBP	BLK	WP	HR	S	P	ERA	WHIP
Floyd Bannister, L ERA: 4.14 (1, 1)	5.0		19	4	2	2	5	0	0	0	0	0	0	29	29	3.60	0.800
Dan Spillner, R ERA: 3.28 (6, 1)	1.1	W	5	0	0	0	0	1	0	0	0	0	0	4	8	0.00	0.750
Juan Agosto, L ERA: 5.27 (7, 1)	0.2		2	0	0	0	0	0	0	0	0	0	0	2	2	0.00	0.000
Bob James, R ERA: 2.09 (8, 1)	2.0	S	7	1	0	0	1	0	0	0	0	0	0	9	9	0.00	0.500

Batter	1	2	3	4	5	6	7	8	9	AB R H RBI BB SO LOB	TOP		
Rudy Law, L (1, 7) OBP: 0.315, SLG: 0.384	0-0 F4		0-0 F4			0-0 G3		4-0 FC5-4 BB		3 0 0 0 1 0 0			
Luis Salazar, R (1, 5) OBP: 0.188, SLG: 0.318	0-0 S 1B		0-0 L7			0-0 F5		0-0 FC5-4 1-2f		4 0 1 0 0 0 2			
Harold Baines, L (1, 9) OBP: 0.326, SLG: 0.391	0-3 K 1-2			0-0 G3		0-3 K			0-0 4-3 3B	4 1 1 0 0 2 1			
Greg Walker, L (1, 3) OBP: 0.323, SLG: 0.476	0-0 F8			0-0 3-1			0-0 F5		0-0 4-3	4 0 0 1 0 0 1			
Carlton Fisk, R (1, 2) OBP: 0.337, SLG: 0.552		H 1-0 HBP		0-0 F7			0-0 F2		0-0 G6-4-3 1B	3 0 1 0 0 0 0			
Oscar Gamble, L (1, 10) OBP: 0.350, SLG: 0.333		S 0-3 K			0-3 K		S 0-3 K		0-0 G6-4-3	2 0 0 0 0 2 1			
Tom Paciorek, R (7, PH) OBP: 0.267, SLG: 0.256		S 0-3 K					S 0-3 K		1-2f G6-4-3	2 0 0 0 0 1 1			
Daryl Boston, L (1, 8) OBP: 0.267, SLG: 0.350		X 0-0 F5			0-3 K			0-0 2B		3 0 1 0 0 1 1			
Julio Cruz, S (1, 4) OBP: 0.323, SLG: 0.211		S 0-3 K			0-0 1B			0-3 K		3 0 1 0 0 2 2			
Ozzie Guillen, L (1, 6) OBP: 0.238, SLG: 0.247			S 0-3 K		0-0 F8			0-0 F6		3 0 0 0 0 1 2			
<b>Inning Stats</b>	R: 0 E: 0 K: 1 S: 6 H: 1 LOB: 1 BB: 0 P: 6	R: 0 E: 0 K: 2 S: 7 H: 0 LOB: 1 BB: 0 P: 8	R: 0 E: 0 K: 1 S: 5 H: 0 LOB: 0 BB: 0 P: 5	R: 0 E: 0 K: 0 S: 3 H: 0 LOB: 0 BB: 0 P: 3	R: 0 E: 0 K: 2 S: 8 H: 1 LOB: 1 BB: 0 P: 8	R: 0 E: 0 K: 1 S: 5 H: 0 LOB: 0 BB: 0 P: 5	R: 0 E: 0 K: 1 S: 5 H: 0 LOB: 0 BB: 0 P: 5	R: 0 E: 0 K: 1 S: 6 H: 1 LOB: 2 BB: 1 P: 10	R: 1 E: 0 K: 0 S: 4 H: 2 LOB: 0 BB: 0 P: 4	1B: 3 2B: 1 3B: 1 HR: 0 SF: 0 SAC: 0 DP: 1 HBP: 1	WP: 0 PB: 0 SB: 1 CS: 0 PA: 33		
<b>PITCHER</b>	IP WLS BF H R ER SO BB IBB HBP BLK WP HR S P ERA WHIP											<b>PITCHER</b>	IP WLS BF H R ER SO BB IBB HBP BLK WP HR S P ERA WHIP
Urbano Lugo, R (1, 1) ERA: 1.8	8.0 W 30 4 1 1 9 1 0 1 0 0 0 46 51 1.12 0.625												
Donnie Moore, R (9, 1) ERA: 1.6	1.0 S 3 1 0 0 0 0 0 0 0 0 0 3 3 0.00 1.000												

Chicago White Sox @ California Angels  
Anaheim Stadium, Anaheim, CA  
Sun Jun 16 1985, 6:33 AM EDT  
Att. 40,212 - Unknown

livebaseballscorecards.com

AB	31
R	1
H	5
RBI	1
BB	1
SO	9
LOB	11



Batter	1	2	3	4	5	6	7	8	9
Dick Schofield, R OBP: 0.259, SLG: 0.315 (1, 6)	0-0 1B 1B		0-0 F7		0-3 K	4-0 BB 1-2		0-0 F4	
Juan Beniquez, R OBP: 0.347, SLG: 0.397 (1, 3)	0-0 1-2 1B		0-0 1B		0-0 F7	0-0 L5		0-0 G4-6-3 1-2f	
Doug DeCinces, R OBP: 0.320, SLG: 0.417 (1, 5)	0-0 F7		0-3 K		0-0 1B		0-0 4-3		
Mike Brown, R OBP: 0.271, SLG: 0.330 (1, 9)	0-3 K			0-0 5-3	0-0 F8		0-0 5-3		
Reggie Jackson, L OBP: 0.339, SLG: 0.435 (1, 10)	0-3 K			0-0 HR		4-0 BB 1B BB	0-0 F5		
Bobby Grich, R OBP: 0.354, SLG: 0.344 (1, 4)		0-3 K		4-0 1B BB		0-3 K		0-0 1B FC 1B	
Brian Downing, R OBP: 0.332, SLG: 0.302 (1, 7)		0-3 K		0-0 F5		4-0 F9 1B 1-2 BB		0-0 1B FC 1B	
Bob Boone, R OBP: 0.335, SLG: 0.317 (1, 2)		0-0 F8		0-0 1-2 1B		0-0 BB 1B		0-0 FC 1B	
Gary Pettis, S OBP: 0.346, SLG: 0.324 (1, 8)			0-0 1-3	0-0 L6		0-0 F9		0-0 G4-6-3 1B	

Inning Stats	R: 0	H: 2	E: 0	LOB: 2	K: 2	BB: 0	S: 9	P: 9
	R: 0	H: 0	E: 0	LOB: 0	K: 2	BB: 0	S: 7	P: 7
	R: 0	H: 1	E: 0	LOB: 1	K: 1	BB: 0	S: 6	P: 6
	R: 1	H: 2	E: 0	LOB: 2	K: 0	BB: 1	S: 5	P: 9
	R: 0	H: 1	E: 0	LOB: 1	K: 1	BB: 0	S: 6	P: 6
	R: 1	H: 1	E: 0	LOB: 3	K: 1	BB: 3	S: 6	P: 18
	R: 0	H: 0	E: 0	LOB: 0	K: 0	BB: 0	S: 3	P: 3
	R: 1	H: 3	E: 0	LOB: 2	K: 0	BB: 0	S: 6	P: 6

PITCHER	IP	WLS	BF	H	R	ER	SO	BB	IBB	HBP	BLK	WP	HR	S	P	ERA	WHIP
Tim Lollar, L ERA: 4.0 (1, 1)	5.2	L	28	7	2	2	7	4	0	0	0	0	1	38	54	3.18	1.941
Dan Spillner, R ERA: 3.33 (6, 1)	2.1		10	3	1	1	0	0	0	0	0	0	0	10	10	3.86	1.286


**BOTTOM**

**Chicago White Sox @ California Angels**  
Anaheim Stadium, Anaheim, CA

Sun Jun 16 1985, 6:33 AM EDT  
Att. 40,212 - Unknown

AB	R	H	RBI	BB	SO	LOB
4	0	1	0	1	1	3
5	0	2	0	0	0	6
4	0	1	0	0	1	3
4	0	0	0	0	1	3
3	2	1	1	1	1	2
3	1	1	0	1	2	1
3	0	1	0	1	1	1
4	0	2	2	0	0	1
4	0	1	0	0	0	4

AB	34
R	3
H	10
RBI	3
BB	4
SO	7
LOB	24



WP: 0	PA: 38
PB: 0	CS: 0
SB: 0	
1B: 9	SF: 0
2B: 0	SAC: 0
3B: 0	DP: 1
HR: 1	HBP: 0

livebaseballscorecards.com

Batter	1	2	3	4	5	6	7	8	9	10	11	12	13	AB	R	H	RBI	BB	SO	LOB	TOP							
Dave Collins, S (1, 7) OBP: 0.290, SLG: 0.342	1-3	L1		L4			K		K			K		6	0	0	0	0	3	4								
Carney Lansford, R (1, 5) OBP: 0.294, SLG: 0.390	1-3				F7			5-3		K		F4		6	0	1	0	0	1	0								
Bruce Bochte, L (1, 3) OBP: 0.387, SLG: 0.388														4	1	2	0	1	0	1								
Rob Picciolo, R (10, PR) OBP: 0.326, SLG: 0.378	3-1		4-3											1	0	1	0	0	0	0								
Dave Kingman, R (1, 10) Dusty Baker Jr., R (3, PH) OBP: 0.373, SLG: 0.522																												
Mike Davis, L (1, 9) (13, 8)																												
Dwayne Murphy, L (1, 8) Steve Henderson, R (13, PH) OBP: 0.356, SLG: 0.370																												
Mike Heath, R (1, 2) OBP: 0.294, SLG: 0.377																												
Donnie Hill, S (1, 4) OBP: 0.272, SLG: 0.293																												
Alfredo Griffin, S (1, 6) OBP: 0.332, SLG: 0.358																												
Inning Stats	R: 0 E: 0 K: 0 S: 3	H: 0 LOB: 0 BB: 0 P: 3	R: 1 E: 0 K: 0 S: 5	H: 2 LOB: 3 BB: 2 P: 13	R: 0 E: 0 K: 1 S: 6	H: 1 LOB: 3 BB: 2 P: 14	R: 0 E: 0 K: 0 S: 3	H: 0 LOB: 0 BB: 0 P: 3	R: 0 E: 0 K: 2 S: 7	H: 0 LOB: 0 BB: 0 P: 7	R: 0 E: 0 K: 1 S: 5	H: 0 LOB: 0 BB: 0 P: 5	R: 2 E: 0 K: 0 S: 5	H: 2 LOB: 0 BB: 0 P: 5	R: 0 E: 0 K: 1 S: 6	H: 1 LOB: 1 BB: 0 P: 6	R: 0 E: 0 K: 1 S: 4	H: 0 LOB: 2 BB: 2 P: 12	R: 0 E: 0 K: 0 S: 2	H: 0 LOB: 0 BB: 0 P: 3	R: 0 E: 0 K: 2 S: 7	H: 0 LOB: 0 BB: 0 P: 7	R: 0 E: 0 K: 1 S: 6	H: 1 LOB: 1 BB: 0 P: 6	1B: 6 2B: 1 3B: 0 HR: 1	SF: 0 SAC: 2 DP: 2 HBP: 1	WP: 1 PB: 0 SB: 0 CS: 1	PA: 51
PITCHER	PITCHER																											
Bruce Tanner, R (1, 1) ERA: 2.31	IP	WLS	BF	H	R	ER	SO	BB	IBB	HBP	BLK	WP	HR	S	P	ERA	WHIP											
Juan Agosto, L (6, 1) ERA: 5.06	2.1		8	1	1	1	3	0	0	0	0	0	0	14	14	3.86	0.429											
Bob James, R (8, 1) ERA: 2.22	1.2		7	2	1	1	1	0	0	0	0	0	1	9	9	5.40	1.200											
Gene Nelson, R (10, 1) ERA: 2.84	4.0	W	14	1	0	0	4	2	0	1	0	1	0	19	28	0.00	0.750											

Oakland Athletics @ Chicago White Sox  
Comiskey Park, Chicago, IL

Tue Jun 18 1985, 8:05 PM EDT  
Att. 22,171 - Unknown

livebaseballscorecards.com

AB	42
R	3
H	8
RBI	3
BB	6
SO	9
LOB	22



Batter	1	2	3	4	5	6	7	8	9	10	11	12	13	AB R H RBI BB SO LOB
Rudy Law, L OBP: 0.316, SLG: 0.382 (1, 7)	0-0 4-3 WP 6-3 1B		0-0 F8		0-0 4-3 S 1B 1B		0-0 4-3			0-0 F9		0-0 F9		6 2 2 0 0 0 1
Tim Hulett, R OBP: 0.348, SLG: 0.432 (1, 5) (12, 4)	0-0 6-3 1-2		0-0 1B G3 1B		0-0 4-3 1-3		0-0 2B			0-0 F8		0-3 K 1-3		6 1 2 0 0 1 3
Harold Baines, L OBP: 0.335, SLG: 0.409 (1, 9)	0-0 4-3 2-3		0-0 G3 1B		0-0 1B 3-H		0-3 K			4-0 FC6 BB		0-0 HR		5 1 3 2 1 1 2
Greg Walker, L OBP: 0.320, SLG: 0.468 (1, 3)	4-0 BB		0-0 G3 1-2 3-H		0-0 F8 1-2		0-3 K			0-0 FC6 1-2f				4 0 0 1 1 1 3
Carlton Fisk, R OBP: 0.329, SLG: 0.538 (1, 2)	0-0 6-3		0-0 F6		0-0 F8		0-0 F2				0-0 1-3			5 0 0 0 0 0 3
Jerry Hairston, S OBP: 0.350, SLG: 0.383 (1, 10)		0-0 4-3		0-0 F8		0-0 4-3		0-0 G3			0-0 4-3			5 0 0 0 0 0 0
Daryl Boston, L OBP: 0.278, SLG: 0.355 (1, 8)		4-0 G3 BB		0-0 4-3 1B		0-0 CS 1B		0-3 K			0-0 F9			4 0 2 0 1 1 0
Ozzie Guillen, L OBP: 0.238, SLG: 0.247 (1, 6)		0-0 G3		0-0 4-3 1-2		0-0 1-3 1-2		0-0 G1-6-3 1B			4-0 E S BB			4 0 1 0 0 0 3
Luis Salazar, R OBP: 0.195, SLG: 0.318 (12, 5)		1-2												0 0 0 0 1 0 0
Julio Cruz, S OBP: 0.316, SLG: 0.205 (1, 4)		0-0 1-3		0-3 K		0-0 5-3		0-0 G1-6-3 1-2f			0-3 K			3 0 0 0 0 1 2
Oscar Gamble, L OBP: 0.346, SLG: 0.329 (9, PH)														1 0 0 0 0 0 1
Scott Fletcher, R OBP: 0.319, SLG: 0.277 (10, 4) (12, 6)														1 0 0 0 0 1 1


Inning Stats	R: 1	H: 1	E: 0	LOB: 1	K: 0	BB: 1	S: 4	P: 8	R: 0	H: 0	E: 0	LOB: 1	K: 0	BB: 1	S: 3	P: 7	R: 1	H: 2	E: 0	LOB: 1	K: 0	BB: 0	S: 5	P: 5	R: 0	H: 1	E: 0	LOB: 1	K: 1	BB: 0	S: 6	P: 6	R: 1	H: 2	E: 0	LOB: 1	K: 0	BB: 0	S: 5	P: 5	R: 0	H: 1	E: 0	LOB: 0	K: 0	BB: 0	S: 3	P: 3	R: 0	H: 1	E: 0	LOB: 1	K: 1	BB: 0	S: 6	P: 6	R: 0	H: 0	E: 0	LOB: 0	K: 1	BB: 0	S: 5	P: 5	R: 0	H: 1	E: 0	LOB: 0	K: 1	BB: 0	S: 5	P: 5	R: 0	H: 0	E: 0	LOB: 0	K: 0	BB: 1	S: 3	P: 7	R: 0	H: 0	E: 1	LOB: 1	K: 2	BB: 1	S: 7	P: 11	R: 1	H: 1	E: 0	LOB: 0	K: 0	BB: 0	S: 1	P: 1	1B: 8	SF: 0	2B: 1	SAC: 0	3B: 0	DP: 1	HR: 1	HBP: 0	WP: 1	PA: 48
--------------	------	------	------	--------	------	-------	------	------	------	------	------	--------	------	-------	------	------	------	------	------	--------	------	-------	------	------	------	------	------	--------	------	-------	------	------	------	------	------	--------	------	-------	------	------	------	------	------	--------	------	-------	------	------	------	------	------	--------	------	-------	------	------	------	------	------	--------	------	-------	------	------	------	------	------	--------	------	-------	------	------	------	------	------	--------	------	-------	------	------	------	------	------	--------	------	-------	------	-------	------	------	------	--------	------	-------	------	------	-------	-------	-------	--------	-------	-------	-------	--------	-------	--------

PITCHER	IP	WLS	BF	H	R	ER	SO	BB	IBB	HBP	BLK	WP	HR	S	P	ERA	WHIP
Chris Codiroli, R ERA: 4.19 (1, 1)	8.0		33	8	3	3	3	2	0	0	0	1	0	37	45	3.38	1.250
Jay Howell, R ERA: 1.91 (9, 1)	3.0		10	1	0	0	1	1	0	0	0	0	0	11	15	0.00	0.667
Keith Atherton, R ERA: 3.94 (12, 1)	1.0	L	5	1	1	1	2	1	0	0	0	0	1	8	12	9.00	2.000

**BOTTOM**

**Oakland Athletics @ Chicago White Sox**  
Comiskey Park, Chicago, IL  
Tue Jun 18 1985, 8:05 PM EDT  
Att: 22,171 - Unknown

AB	44
R	4
H	10
RBI	3
BB	4
SO	6
LOB	19



PITCHER	IP	WLS	BF	H	R	ER	SO	BB	IBB	HBP	BLK	WP	HR	S	P	ERA	WHIP
---------	----	-----	----	---	---	----	----	----	-----	-----	-----	----	----	---	---	-----	------

Batter	1	2	3	4	5	6	7	8	9	10	11	12	AB	R	H	RBI	BB	SO	LOB	TOP								
<b>Alfredo Griffin, S</b> OBP: 0.328, SLG: 0.353 (1, 6)	F4		F9	F9		2-H 1B			6-3		6-3		6	0	1	1	0	0	1									
<b>Carney Lansford, R</b> OBP: 0.292, SLG: 0.385 (1, 5)	F3		E1 BB HR		1B HR	5-3			5-3		F4		6	2	1	0	0	0	0									
<b>Mike Davis, L</b> OBP: 0.382, SLG: 0.565 (1, 8) (7, 9)	F9		4-0 HR BB		1-2 HR 1B				4-3				5	2	1	0	1	0	0									
<b>Dave Kingman, R</b> OBP: 0.328, SLG: 0.481 (1, 10)		F3			1-2 HR				5-3				6	2	2	6	0	1	0									
<b>Dusty Baker Jr., R</b> OBP: 0.371, SLG: 0.504 (1, 3) (8, 7) (10, 3)		4-0 WP 1B BB							F7				4	0	0	0	2	1	0									
<b>Mike Heath, R</b> OBP: 0.293, SLG: 0.374 (1, 9) (7, 7)		F3							K				4	0	1	0	0	1	2									
<b>Bruce Bochte, L</b> OBP: 0.390, SLG: 0.399 <b>Mike Gallego, R</b> (10, PR)													1	0	1	0	0	0	0									
<b>Dave Collins, S</b> OBP: 0.290, SLG: 0.342 (10, 7)													0	0	0	0	0	0	0									
<b>Steve Henderson, R</b> OBP: 0.371, SLG: 0.386 <b>Dwayne Murphy, L</b> OBP: 0.351, SLG: 0.389 (1, 7) (7, 8)													3	0	2	0	0	0	0									
<b>Mickey Tettleton, S</b> OBP: 0.364, SLG: 0.354 (1, 2)													1	0	0	0	1	0	1									
<b>Rob Picciolo, R</b> OBP: 0.313, SLG: 0.362 <b>Donnie Hill, S</b> OBP: 0.268, SLG: 0.288 (6, PH) (6, 4)													5	1	1	0	0	1	6									
<b>Inning Stats</b>	R: 0 E: 0 K: 0 S: 3	H: 0 LOB: 0 BB: 0 P: 3	R: 0 E: 0 K: 1 S: 6	H: 1 LOB: 2 BB: 1 P: 10	R: 3 E: 1 K: 0 S: 5	H: 1 LOB: 1 BB: 2 P: 13	R: 0 E: 0 K: 1 S: 6	H: 1 LOB: 1 BB: 0 P: 6	R: 3 E: 0 K: 1 S: 8	H: 3 LOB: 0 BB: 0 P: 8	R: 1 E: 0 K: 0 S: 4	H: 2 LOB: 0 BB: 0 P: 4	R: 0 E: 0 K: 0 S: 3	H: 0 LOB: 0 BB: 0 P: 3	R: 0 E: 0 K: 0 S: 4	H: 1 LOB: 1 BB: 0 P: 4	R: 0 E: 0 K: 0 S: 3	H: 0 LOB: 0 BB: 0 P: 3	R: 0 E: 0 K: 0 S: 3	H: 0 LOB: 0 BB: 0 P: 3	R: 0 E: 0 K: 0 S: 3	H: 0 LOB: 0 BB: 0 P: 3	R: 0 E: 0 K: 0 S: 3	H: 0 LOB: 0 BB: 0 P: 3	1B: 6 2B: 2 3B: 0 HR: 2	SF: 0 SAC: 0 DP: 0 HBP: 0	WP: 1 PB: 0 SB: 1 CS: 0	PA: 50
<b>PITCHER</b>	IP	WLS	BF	H	R	ER	SO	BB	IBB	HBP	BLK	WP	HR	S	P	ERA	WHIP											
<b>Britt Burns, L</b> ERA: 3.61 (1, 1)	5.0		26	7	7	4	3	3	0	0	0	1	2	29	41	7.20	2.000											
<b>Dan Spillner, R</b> ERA: 2.9 (6, 1)	4.0		13	2	0	0	0	0	0	0	0	0	0	13	13	0.00	0.500											
<b>Bob James, R</b> ERA: 2.08 (10, 1)	3.0	W	11	1	0	0	2	0	1	0	0	0	0	14	18	0.00	0.333											

Oakland Athletics @ Chicago White Sox  
Comiskey Park, Chicago, IL  
Wed Jun 19 1985, 8:05 PM EDT  
Att. 22,239 - Unknown

AB	46
R	7
H	10
RBI	7
BB	4
SO	5
LOB	13





Batter	1	2	3	4	5	6	7	8	9	10	11	12	AB R H RBI BB SO LOB
<b>Scott Fletcher, R</b> (1, 6) OBP: 0.318, SLG: 0.271 <b>Jerry Hairston, S</b> (8, PH) OBP: 0.344, SLG: 0.375 <b>Marc Hill, R</b> (9, 5) OBP: 0.227, SLG: 0.154	0-0 L9		0-0 4-3		4-0 1B 1B 1B BB	0-3 K		0-0 E3		4-0 BB		0-0 SH1-3	3 1 0 0 1 1 0
<b>Tim Hulett, R</b> (1, 5) OBP: 0.355, SLG: 0.446	0-0 6-3		0-0 4-3 3B		0-0 1B 1B 1B BB			0-0 F6		0-0 F9		0-0 WP	6 2 2 0 1 0 3
<b>Harold Baines, L</b> (1, 9) OBP: 0.331, SLG: 0.403	0-3 K2-3		0-0 4-3		0-0 BB 1B 1B	0-3 K			0-3 K	0-0 F4			6 0 1 1 0 3 2
<b>Ron Kittle, R</b> (1, 7) OBP: 0.272, SLG: 0.434		4-0 FC6-4 BB	0-0 1B		0-0 BB 1B		0-0 F3		0-3 K		0-3 K		5 0 2 1 1 2 0
<b>Carlton Fisk, R</b> (1, 2) OBP: 0.324, SLG: 0.542		0-0 FC6-4 SF9	0-0 6-3		0-3 K		0-0 F9		0-0 HR		0-0 F6		6 2 1 1 0 1 5
<b>Tom Paciorek, R</b> (1, 10) OBP: 0.273, SLG: 0.256 <b>Oscar Gamble, L</b> (5, PH) OBP: 0.361, SLG: 0.345 <b>Daryl Boston, L</b> (11, PR) OBP: 0.276, SLG: 0.355		0-0 SF9		4-0 BB	4-0 BB		0-0 F8		4-0 HR BB		0-0 2B		0 0 0 1 1 0 0
<b>Greg Walker, L</b> (1, 3) OBP: 0.329, SLG: 0.489		0-0 S 1B		0-3 K	0-0 F6			0-0 E 2B	0-0 HR		4-0 IBB		5 1 3 2 1 1 4
<b>Luis Salazar, R</b> (1, 8) OBP: 0.200, SLG: 0.315 <b>Rudy Law, L</b> (5, PH) OBP: 0.314, SLG: 0.385		4-0 BB		0-3 K	0-3 K			0-0 F2	0-0 HR 2B		0-0 G3		1 0 0 0 1 1 1
<b>Julio Cruz, S</b> (1, 4) OBP: 0.309, SLG: 0.200 <b>Ozzie Guillen, L</b> (8, PH) OBP: 0.240, SLG: 0.249		0-0 F3		0-0 F9		0-0 1-3		0-3 K		0-0 F8		0-0 SH1-3 WP 1B	3 0 0 0 0 0 3

Inning Stats	R: 0	H: 0	E: 0	K: 1	S: 5	R: 1	H: 1	E: 0	K: 0	S: 4	R: 1	H: 2	E: 0	K: 0	S: 5	R: 0	H: 0	E: 0	K: 2	S: 7	R: 2	H: 3	E: 0	K: 2	S: 10	R: 0	H: 0	E: 0	K: 0	S: 7	R: 0	H: 0	E: 0	K: 1	S: 7	R: 0	H: 1	E: 1	K: 1	S: 7	R: 3	H: 3	E: 0	K: 2	S: 9	R: 0	H: 0	E: 0	K: 0	S: 3	R: 0	H: 1	E: 0	K: 1	S: 7	R: 0	H: 1	E: 0	K: 0	S: 6	R: 1	H: 1	E: 0	K: 0	S: 2	1B: 6	2B: 3	3B: 1	HR: 2	SF: 1	SAC: 1	DP: 0	HBP: 0	WP: 2	PA: 56
--------------	------	------	------	------	------	------	------	------	------	------	------	------	------	------	------	------	------	------	------	------	------	------	------	------	-------	------	------	------	------	------	------	------	------	------	------	------	------	------	------	------	------	------	------	------	------	------	------	------	------	------	------	------	------	------	------	------	------	------	------	------	------	------	------	------	------	-------	-------	-------	-------	-------	--------	-------	--------	-------	--------

PITCHER	IP	WLS	BF	H	R	ER	SO	BB	IBB	HBP	BLK	WP	HR	S	P	ERA	WHIP
<b>Bill Krueger, L</b> (1, 1) ERA: 5.25	4.0		21	5	4	4	3	4	0	0	0	0	0	23	39	9.00	2.250
<b>Mike Warren, R</b> (5, 1) ERA: 6.28	4.2		22	4	3	3	7	3	0	0	0	0	2	33	45	5.79	1.500
<b>Keith Atherton, R</b> (9, 1) ERA: 3.75	2.1		10	2	0	0	1	1	1	0	0	0	0	10	18	0.00	1.286
<b>Rick Langford, R</b> (12, 1) ERA: 1.8	0.1	L	3	1	1	1	0	0	0	0	0	1	0	2	2	27.00	3.000


**BOTTOM**

**Oakland Athletics @ Chicago White Sox**  
 Comiskey Park, Chicago, IL

Wed Jun 19 1985, 8:05 PM EDT  
 Att: 22,239 - Unknown

livebaseballscorecards.com

**AB** 45  
**R** 8  
**H** 12  
**RBI** 7  
**BB** 9  
**SO** 11  
**LOB** 26



Batter	1	2	3	4	5	6	7	8	9	AB R H RBI BB SO LOB	TOP											
<b>Dave Collins, S</b> (1, 7) OBP: 0.289, SLG: 0.341	0-0 FC4-6 1B	0-0 G3		0-0 SF7		0-0 L6-4		0-0 HR		4 1 1 1 0 1 0												
<b>Carney Lansford, R</b> (1, 5) OBP: 0.297, SLG: 0.401 <b>Rob Picciolo, R</b> (9, 5) OBP: 0.313, SLG: 0.362	0-0 FC4-6 1B		0-0 E5	0-0 WP			0-0 L9	0-3 K		6 3 3 1 0 0 1 0 0 0 0 0 0 0												
<b>Bruce Bochte, L</b> (1, 3) OBP: 0.396, SLG: 0.425	0-0 FC4-6 1B		0-0 G4-6-3		0-0 6-3		0-0 HR	0-0 HR		5 1 3 2 0 0 1												
<b>Dave Kingman, R</b> (1, 10) OBP: 0.330, SLG: 0.477	0-3 K		0-0 1B		0-0 6-3		0-0 HR	0-0 1B		4 0 1 0 1 1 3												
<b>Mike Davis, L</b> (1, 9) OBP: 0.382, SLG: 0.561	0-0 FC4-6 1B		0-0 1B		0-0 4-3		0-0 6-3		4-0 FC3-6 BB	5 1 2 1 0 2 3												
<b>Dwayne Murphy, L</b> (1, 8) OBP: 0.348, SLG: 0.385	0-0 S 1B		0-0 4-3			0-0 FC1-6 1B	0-3 K		0-3 K	5 1 1 1 0 1 4												
<b>Mickey Tettleton, S</b> (1, 2) OBP: 0.367, SLG: 0.346	0-0 G3			0-0 4-3		0-0 FC1-6 1B		0-3 K	0-0 FC3-6	4 2 1 0 1 1 2												
<b>Donnie Hill, S</b> (1, 4) OBP: 0.278, SLG: 0.294			0-0 F9		0-0 1B	0-0 1B		4-0 HR	0-3 K	3 2 2 1 1 0 0												
<b>Alfredo Griffin, S</b> (1, 6) OBP: 0.331, SLG: 0.369 <b>Mike Gallego, R</b> (8, 6)			0-3 K		0-0 WP	0-0 E7		4-0 HR		4 1 2 3 0 1 1 0 0 0 0 0 0 0												
<b>Inning Stats</b>	R: 3 E: 0 K: 1 S: 9	H: 4 LOB: 1 BB: 0 P: 9	R: 0 E: 0 K: 1 S: 5	H: 0 LOB: 0 BB: 0 P: 5	R: 0 E: 1 K: 0 S: 5	H: 2 LOB: 2 BB: 0 P: 5	R: 1 E: 0 K: 0 S: 4	H: 2 LOB: 0 BB: 0 P: 4	R: 0 E: 0 K: 0 S: 3	H: 0 LOB: 0 BB: 0 P: 3	R: 2 E: 1 K: 0 S: 5	H: 3 LOB: 0 BB: 0 P: 5	R: 2 E: 0 K: 1 S: 7	H: 2 LOB: 0 BB: 0 P: 7	R: 4 E: 0 K: 2 S: 9	H: 3 LOB: 1 BB: 2 P: 17	R: 0 E: 0 K: 2 S: 7	H: 0 LOB: 1 BB: 1 P: 11	1B: 13 2B: 1 3B: 0 HR: 3	SF: 1 SAC: 0 DP: 2 HBP: 0	WP: 1 PB: 0 SB: 4 CS: 0	PA: 44
<b>PITCHER</b>	IP WLS BF H R ER SO BB IBB HBP BLK WP HR S P ERA WHIP																					
<b>Tom Seaver, R</b> (1, 1) ERA: 3.08 <b>Bob Fallon, L</b> (7, 1) ERA: 5.91	6.1 L 30 12 7 6 2 0 0 0 0 1 0 33 33 8.53 1.895																					
	2.2 14 4 5 5 5 3 0 0 0 0 3 21 33 16.88 2.625																					

**Oakland Athletics @ Chicago White Sox**  
 Comiskey Park, Chicago, IL  
 Thu Jun 20 1985, 8:05 PM EDT  
 Att: 17,734 - Unknown

livebaseballscorecards.com

AB	40
R	12
H	16
RBI	10
BB	3
SO	7
LOB	15



Batter	1	2	3	4	5	6	7	8	9	AB R H RBI BB SO LOB
Scott Fletcher, R (1, 6) OBP: 0.320, SLG: 0.265	4-0 1B BB	4-0 BB 1-2 2-3 3-H		0-3 K			0-0 F9		0-0 FC5-4 1-2f	3 0 0 1 2 1 4
Tim Hulett, R (1, 5) OBP: 0.345, SLG: 0.433	0-0 F7	0-0 L8		0-0 F9			0-0 L7			4 0 0 0 0 0 7
Harold Baines, L (1, 9) OBP: 0.331, SLG: 0.402	0-0 G4-6-3 1B		0-0 G3		0-0 F7			0-0 F3		3 0 1 0 0 0 0
Jerry Hairston, S (8, PH) OBP: 0.339, SLG: 0.367										1 0 0 0 0 0 0
Daryl Boston, L (9, 9) OBP: 0.278, SLG: 0.355										0 0 0 0 0 0 0
Ron Kittle, R (1, 7) OBP: 0.271, SLG: 0.436	0-0 G4-6-3 1-2f		0-0 F8		0-0 F9			0-0 2B		4 0 1 0 0 0 2
Carlton Fisk, R (1, 10) OBP: 0.318, SLG: 0.531		0-0 F8	0-0 F4		0-0 F4			0-0 F7		4 0 0 0 0 0 1
Tom Paciorek, R (1, 3) OBP: 0.272, SLG: 0.256		0-3 K		0-0 BB S 1B		0-0 F4		0-0 F9		4 0 1 0 0 1 1
Marc Hill, R (1, 2) OBP: 0.255, SLG: 0.150		4-0 BB 1B BB BB		4-0 BB 1B BB		0-0 F8			0-0 6-3	1 1 0 0 2 0 0
Greg Walker, L (9, PH) OBP: 0.328, SLG: 0.486				1-2 BB BB						1 0 0 0 0 0 0
Luis Salazar, R (1, 8) OBP: 0.202, SLG: 0.313		0-0 BB BB 1B		0-0 F3		0-3 K			0-3 K	4 0 1 0 0 2 2
Julio Cruz, S (1, 4) OBP: 0.321, SLG: 0.205		4-0 BB 1B		4-0 BB 1B		0-3 K			0-0 FC5-4 1B	2 0 1 0 2 1 0

Inning Stats	R: 0	H: 1	E: 0	LOB: 1	K: 0	BB: 1	S: 3	R: 1	H: 1	E: 0	LOB: 3	K: 1	BB: 3	S: 6	R: 0	H: 0	E: 0	LOB: 0	K: 0	BB: 0	S: 3	R: 0	H: 1	E: 0	LOB: 3	K: 1	BB: 2	S: 6	R: 0	H: 0	E: 0	LOB: 0	K: 0	BB: 0	S: 3	R: 0	H: 0	E: 0	LOB: 0	K: 1	BB: 0	S: 5	R: 0	H: 0	E: 0	LOB: 0	K: 1	BB: 0	S: 5	R: 0	H: 1	E: 0	LOB: 1	K: 0	BB: 0	S: 4	R: 0	H: 1	E: 0	LOB: 1	K: 1	BB: 0	S: 6	R: 0	H: 1	E: 0	LOB: 1	K: 1	BB: 0	S: 6	1B: 4	SF: 0	2B: 1	SAC: 0	3B: 0	DP: 1	HR: 0	HBP: 0	WP: 0	PA: 37
--------------	------	------	------	--------	------	-------	------	------	------	------	--------	------	-------	------	------	------	------	--------	------	-------	------	------	------	------	--------	------	-------	------	------	------	------	--------	------	-------	------	------	------	------	--------	------	-------	------	------	------	------	--------	------	-------	------	------	------	------	--------	------	-------	------	------	------	------	--------	------	-------	------	------	------	------	--------	------	-------	------	-------	-------	-------	--------	-------	-------	-------	--------	-------	--------


PITCHER	IP	WLS	BF	H	R	ER	SO	BB	IBB	HBP	BLK	WP	HR	S	P	ERA	WHIP
Tim Birtsas, L (1, 1) ERA: 2.64	8.0	W	33	4	1	1	4	6	0	0	0	0	0	35	59	1.12	1.250
Steve Ontiveros, R (9, 1) ERA:	1.0		4	1	0	0	1	0	0	0	0	0	0	6	6	0.00	1.000

**BOTTOM**

**Oakland Athletics @ Chicago White Sox**  
**Comiskey Park, Chicago, IL**  
 Thu Jun 20 1985, 8:05 PM EDT  
 Att. 17,734 - Unknown

livebaseballscorecards.com

<b>AB</b>	<b>31</b>
<b>R</b>	<b>1</b>
<b>H</b>	<b>5</b>
<b>RBI</b>	<b>1</b>
<b>BB</b>	<b>6</b>
<b>SO</b>	<b>5</b>
<b>LOB</b>	<b>17</b>



Batter	1	2	3	4	5	6	7	8	9	AB R H RBI BB SO LOB	TOP		
Juan Beniquez, R OBP: 0.352, SLG: 0.399 (1, 3) X	0-0 SH 1B		0-0 BB BB 1B		0-0 FC1-5 1B	0-0 BB 1B		0-3 K		5 1 4 1 0 1 0			
Dick Schofield, R OBP: 0.269, SLG: 0.323 (1, 6) X	0-0 SH G6-4-3		0-0 BB BB 1B		0-0 FC1-5 FC6-4	4-0 BB 1B		0-0 6-3		3 0 1 0 1 0 2			
Brian Downing, R OBP: 0.331, SLG: 0.291 (1, 7) S S S	0-3 K		4-0 BB BB		0-0 L7	0-0 F3			0-0 F4	4 0 0 0 1 1 6			
Doug DeCinces, R OBP: 0.328, SLG: 0.437 (1, 5) X	0-0 G6-4-3 1-2f		4-0 BB BB		0-0 FC6-4 1-2f			0-0 E6 SH1-4	0-0 HR	4 1 1 2 1 0 4			
Bob Boone, R OBP: 0.328, SLG: 0.318 (1, 2) S S S		0-3 K	0-0 F3			0-0 5-3		0-0 SH1-4	0-0 F9	4 0 0 0 0 1 3			
Reggie Jackson, L OBP: 0.350, SLG: 0.474 (1, 10) X		0-0 F8		0-3 K		0-0 3B 2B			0-0 F7	4 1 1 0 1 1 0			
Bobby Grich, R OBP: 0.344, SLG: 0.335 (1, 4) X		0-0 F9		0-0 G3		4-0 3B BB		0-0 F8		3 1 0 0 1 0 2			
Mike Brown, R OBP: 0.286, SLG: 0.360 (1, 9) S S S			0-3 K		0-0 1-3	0-0 1B 3B		0-3 K		4 1 1 2 0 2 2			
Gary Pettis, S OBP: 0.349, SLG: 0.323 (1, 8) X			0-0 CS 1B		0-0 FC1-5 1B	0-3 K		0-3 K		4 0 2 0 0 2 1			
<b>Inning Stats</b>	R: 0 H: 1 E: 0 LOB: 1 K: 1 BB: 0 S: 6 P: 6	R: 0 H: 0 E: 0 LOB: 0 K: 1 BB: 0 S: 5 P: 5	R: 1 H: 3 E: 0 LOB: 3 K: 1 BB: 2 S: 7 P: 15	R: 0 H: 0 E: 0 LOB: 0 K: 1 BB: 0 S: 5 P: 5	R: 0 H: 2 E: 0 LOB: 2 K: 0 BB: 0 S: 5 P: 5	R: 3 H: 3 E: 0 LOB: 2 K: 1 BB: 2 S: 8 P: 16	R: 0 H: 0 E: 1 LOB: 2 K: 1 BB: 1 S: 6 P: 10	R: 0 H: 0 E: 0 LOB: 0 K: 2 BB: 0 S: 7 P: 7	R: 1 H: 1 E: 0 LOB: 0 K: 0 BB: 0 S: 4 P: 4	1B: 7 SF: 0 2B: 1 SAC: 2 3B: 1 DP: 1 HR: 1 HBP: 0	WP: 0 PA: 42 PB: 0 SB: 0 CS: 1		
<b>PITCHER</b>	IP WLS BF H R ER SO BB IBB HBP BLK WP HR S P ERA WHIP											<b>PITCHER</b>	IP WLS BF H R ER SO BB IBB HBP BLK WP HR S P ERA WHIP
Floyd Bannister, L ERA: 4.29 (1, 1)	5.2 L 29 9 4 4 5 4 0 0 0 0 0 0 35 51 6.35 2.294												
Gene Nelson, R ERA: 2.83 (6, 1)	3.1 13 1 1 1 3 0 1 0 0 0 0 1 18 22 2.70 0.300												

California Angels @ Chicago White Sox  
Comiskey Park, Chicago, IL  
Fri Jun 21 1985, 8:05 PM EDT  
Att. 33,252 - Unknown

AB	35
R	5
H	10
RBI	5
BB	5
SO	8
LOB	20



Batter	1	2	3	4	5	6	7	8	9	AB	R	H	RBI	BB	SO	LOB
Rudy Law, L (1, 7) OBP: 0.318, SLG: 0.388	0-0 1B		0-0 G3		0-0 1B			0-0 G3		4	0	2	0	0	0	2
Tim Hulett, R (1, 4) OBP: 0.342, SLG: 0.428	0-3 K		0-0 F1		0-0 1B			0-0 L8		4	0	1	0	0	1	3
Harold Baines, L (1, 9) OBP: 0.333, SLG: 0.408	0-0 5-3		0-0 1B		0-0 F7			0-0 2B		4	0	2	2	0	0	3
Greg Walker, L (1, 3) OBP: 0.322, SLG: 0.478	0-0 L7		0-0 F7			0-0 L4		0-0 F8		4	0	0	0	0	0	3
Carlton Fisk, R (1, 2) OBP: 0.312, SLG: 0.520		0-0 5-3		0-0 5-3		0-0 L8		0-3 K		4	0	0	0	0	1	0
Ron Kittle, R (1, 10) OBP: 0.263, SLG: 0.421		0-0 L4		0-0 6-3		0-3 K		0-0 L6		4	0	0	0	0	1	0
Daryl Boston, L (1, 8) OBP: 0.277, SLG: 0.359		0-0 4-3		0-0 4-3			0-0 F9		0-0 2B	4	0	1	0	0	0	0
Ozzie Guillen, L (1, 6) OBP: 0.240, SLG: 0.249			0-0 G3 BB 1B		0-0 L8		0-0 5-3		0-0 F7	4	1	1	0	0	0	1
Luis Salazar, R (1, 5) OBP: 0.207, SLG: 0.310			4-0 BB 1B		0-0 4-3		0-0 4-3			1	1	0	0	1	0	0
Oscar Gamble, L (7, PH) OBP: 0.358, SLG: 0.341										1	0	0	0	0	0	0
Scott Fletcher, R (8, 5) OBP: 0.320, SLG: 0.265			1-2 BB 1B							0	0	0	0	0	0	0

Inning Stats	R: 0	H: 1	E: 0	K: 1	S: 6	R: 0	H: 0	E: 0	K: 0	S: 3	R: 2	H: 2	E: 0	K: 0	S: 5	R: 0	H: 0	E: 0	K: 1	S: 5	R: 0	H: 2	E: 0	K: 0	S: 5	R: 0	H: 0	E: 0	K: 1	S: 5	R: 0	H: 1	E: 0	K: 0	S: 4	R: 0	H: 1	E: 0	K: 1	S: 6	1B: 5	2B: 2	3B: 0	HR: 0	SF: 0	SAC: 0	DP: 0	HBP: 0	WP: 0	PB: 0	SB: 1	CS: 0	PA: 35
--------------	------	------	------	------	------	------	------	------	------	------	------	------	------	------	------	------	------	------	------	------	------	------	------	------	------	------	------	------	------	------	------	------	------	------	------	------	------	------	------	------	-------	-------	-------	-------	-------	--------	-------	--------	-------	-------	-------	-------	--------


PITCHER	IP	WLS	BF	H	R	ER	SO	BB	IBB	HBP	BLK	WP	HR	S	P	ERA	WHIP
Kirk McCaskill, R (1, 1) ERA: 4.55	7.2	W	30	6	2	2	2	1	0	0	0	0	0	33	37	2.35	0.913
Pat Clements, L (8, 1) ERA: 3.15	0.1		1	0	0	0	0	0	0	0	0	0	0	1	1	0.00	0.000
Donnie Moore, R (9, 1) ERA: 1.51	1.0	S	4	1	0	0	1	0	0	0	0	0	0	6	6	0.00	1.000

**BOTTOM**

**California Angels @ Chicago White Sox**  
Comiskey Park, Chicago, IL

Fri Jun 21 1985, 8:05 PM EDT  
Att. 33,252 - Unknown

<b>AB</b>	<b>34</b>
<b>R</b>	<b>2</b>
<b>H</b>	<b>7</b>
<b>RBI</b>	<b>2</b>
<b>BB</b>	<b>1</b>
<b>SO</b>	<b>3</b>
<b>LOB</b>	<b>12</b>



PITCHER	IP	WLS	BF	H	R	ER	SO	BB	IBB	HBP	BLK	WP	HR	S	P	ERA	WHIP
---------	----	-----	----	---	---	----	----	----	-----	-----	-----	----	----	---	---	-----	------

Batter	1	2	3	4	5	6	7	8	9	AB R H RBI BB SO LOB	TOP	
Juan Beniquez, R (1, 3) OBP: 0.358, SLG: 0.429	0-0 1B	0-0 1-H HR		0-0 F9			0-0 SF7 3B	0-0 F9		5 2 3 2 0 0 0		
Dick Schofield, R (1, 6) OBP: 0.262, SLG: 0.315	0-0 F8	0-3 K			0-0 F4		0-0 F3		0-0 4-3	5 0 0 0 0 1 2		
Brian Downing, R (1, 7) OBP: 0.332, SLG: 0.300	0-0 1-2 1B	0-0 2B			0-0 F8		0-0 SF7		0-3 K	4 0 2 1 0 1 0		
Doug DeCinces, R (1, 5) OBP: 0.330, SLG: 0.429	0-0 F7	0-0 F4			4-0 BB		4-0 3-H BB BB		0-0 6-3	3 0 0 0 2 0 3		
Reggie Jackson, L (1, 10) OBP: 0.353, SLG: 0.469	0-3 K		4-0 BB BB BB	4-0 G5-4-3 BB		0-3 K	4-0 1-2 BB			2 0 0 0 2 2 3		
Bobby Grich, R (1, 4) OBP: 0.346, SLG: 0.332		4-0 BB BB BB	0-3 K			4-0 SH3-4 BB	0-0 F9			2 0 0 0 2 1 3		
Bob Boone, R (1, 2) OBP: 0.328, SLG: 0.335		0-0 FC6 1-2f HR	0-0 G5-4-3			0-0 SH3-4		0-0 HR		3 2 1 1 0 0 2		
Mike Brown, R (1, 9) OBP: 0.294, SLG: 0.388		0-0 1-H HR		0-0 F7		4-0 BB BB BB	4-0 G5-4-3 BB	0-0 F8		3 1 1 2 1 0 0		
Gary Pettis, S (1, 8) OBP: 0.347, SLG: 0.322		0-0 HR 1B		0-0 6-3		0-0 G5-4-3		0-3 K		4 1 1 0 0 1 2		
<b>Inning Stats</b>	R: 0 E: 0 K: 1 S: 7 H: 2 LOB: 2 BB: 0 P: 7	R: 4 E: 0 K: 1 S: 9 H: 4 LOB: 1 BB: 1 P: 13	R: 0 E: 0 K: 1 S: 4 H: 0 LOB: 0 BB: 1 P: 8	R: 0 E: 0 K: 0 S: 3 H: 0 LOB: 0 BB: 0 P: 3	R: 0 E: 0 K: 1 S: 5 H: 0 LOB: 1 BB: 1 P: 9	R: 0 E: 0 K: 0 S: 2 H: 0 LOB: 1 BB: 2 P: 10	R: 1 E: 0 K: 0 S: 4 H: 1 LOB: 2 BB: 2 P: 12	R: 1 E: 0 K: 1 S: 6 H: 1 LOB: 0 BB: 0 P: 6	R: 0 E: 0 K: 1 S: 5 H: 0 LOB: 0 BB: 0 P: 5	1B: 3 2B: 1 3B: 1 HR: 3 SF: 1 SAC: 1 DP: 2 HBP: 0	WP: 0 PB: 0 SB: 0 CS: 0 PA: 40	
<b>PITCHER</b>	IP WLS BF H R ER SO BB IBB HBP BLK WP HR S P ERA WHIP											
Tim Lollar, L (1, 1) ERA: 4.26	6.2 L 32 7 5 5 4 7 0 0 0 0 0 2 33 61 6.75 2.100											
Dan Spillner, R (7, 1) ERA: 2.97	2.1 8 1 1 1 2 0 0 0 0 0 0 1 12 12 3.86 0.429											

California Angels @ Chicago White Sox  
 Comiskey Park, Chicago, IL  
 Sat Jun 22 1985, 4:33 AM EDT  
 Att. 30,578 - Unknown

livebaseballscorecards.com

AB	31
R	6
H	8
RBI	6
BB	7
SO	6
LOB	15





Batter	1	2	3	4	5	6	7	8	9	AB R H RBI BB SO LOB	TOP		
Gary Pettis, S OBP: 0.351, SLG: 0.327 (1, 8) X	0-0 E S 6-3 1B	0-0 2-3 6-3 1B	0-0 1-3 1B		0-3 K		0-0 1B 1B		0-0 F9	6 2 3 0 0 1 2			
Rod Carew, L OBP: 0.373, SLG: 0.336 (1, 3) X	0-0 1-H 6-3	0-0 3-H 2B 1B		0-3 K	0-3 K		0-0 1-H 1B			5 1 2 3 0 2 1			
Daryl Sconiers, L OBP: 0.410, SLG: 0.433 (1, 10) X	0-0 4-3	4-0 1-2 2B BB		0-0 3B		0-0 HR 1B	0-3 K			4 2 2 0 1 1 1			
Reggie Jackson, L OBP: 0.357, SLG: 0.478 Mike Brown, R OBP: 0.297, SLG: 0.419 (1, 9) X (4, 9)	0-0 2B E 1B	0-0 1-H 2-H 2B		0-3 K		0-0 1-H HR		0-0 3-1		3 1 2 2 0 1 1 2 1 1 2 0 0 0			
Doug DeCinces, R OBP: 0.338, SLG: 0.436 Dick Schofield, R OBP: 0.261, SLG: 0.313 (1, 5) X (7, 6)	0-0 1-H E4 2B	4-0 1B IBB		4-0 IBB		0-0 F8		0-0 6-3		2 1 1 0 2 0 0 1 0 0 0 0 0 0			
Ruppert Jones, L OBP: 0.369, SLG: 0.479 (1, 7) X	0-0 HR	0-0 F9		0-0 L3		0-3 K		0-0 2B		5 1 2 1 0 1 4			
Rob Wilfong, L OBP: 0.252, SLG: 0.244 (1, 4) X	0-0 G3		0-0 6-3		0-0 HR	0-3 K		0-3 K		5 1 1 1 0 2 1			
Craig Gerber, L OBP: 0.231, SLG: 0.269 (1, 6) (7, 5)		0-0 6-3 5-3 1B 1B	0-0 1B 1B		0-0 1B		0-0 3-1		0-0 L1	5 1 3 0 0 0 0			
Bob Boone, R OBP: 0.322, SLG: 0.328 Jerry Narron, L OBP: 0.303, SLG: 0.412 (1, 2) (8, 2)		0-0 5-3 1-2	0-0 F7		0-0 F9		0-0 F7		0-3 K	4 0 0 0 0 0 3 1 0 0 0 0 1 0			
<b>Inning Stats</b>	R: 4 E: 1 K: 0 S: 7 H: 4 LOB: 0 BB: 0 P: 7	R: 3 E: 0 K: 0 S: 6 H: 3 LOB: 2 BB: 2 P: 14	R: 0 E: 0 K: 0 S: 4 H: 2 LOB: 2 BB: 0 P: 4	R: 0 E: 0 K: 2 S: 8 H: 1 LOB: 2 BB: 1 P: 12	R: 1 E: 0 K: 2 S: 9 H: 2 LOB: 1 BB: 0 P: 9	R: 2 E: 0 K: 2 S: 9 H: 2 LOB: 0 BB: 0 P: 9	R: 1 E: 0 K: 1 S: 7 H: 2 LOB: 1 BB: 0 P: 7	R: 0 E: 0 K: 1 S: 6 H: 1 LOB: 1 BB: 0 P: 6	R: 0 E: 0 K: 1 S: 5 H: 0 LOB: 0 BB: 0 P: 5	1B: 10 2B: 3 3B: 1 HR: 3 SF: 0 SAC: 0 DP: 0 HBP: 0	WP: 0 PB: 0 SB: 1 CS: 0 PA: 46		
<b>PITCHER</b>	IP WLS BF H R ER SO BB IBB HBP BLK WP HR S P ERA WHIP											<b>PITCHER</b>	IP WLS BF H R ER SO BB IBB HBP BLK WP HR S P ERA WHIP
Bruce Tanner, R ERA: 6.75 (1, 1)	1.2 L 14 7 7 7 0 1 1 0 0 0 1 12 20 37.80 4.800												
Bob Fallon, L ERA: 6.19 (2, 1)	5.1 25 9 4 4 7 0 1 0 0 0 0 2 38 42 6.75 1.688												
Bob James, R ERA: 2.03 (8, 1)	1.0 4 1 0 0 1 0 0 0 0 0 0 0 6 6 0.00 1.000												
Juan Agosto, L ERA: 4.76 (9, 1)	1.0 3 0 0 0 0 1 0 0 0 0 0 0 5 5 0.00 0.000												

California Angels @ Chicago White Sox  
Comiskey Park, Chicago, IL  
Sun Jun 23 1985, 4:33 AM EDT  
Att. 26,888 - Unknown

AB	43
R	11
H	17
RBI	9
BB	3
SO	9
LOB	13



WP	0	PA	46
PB	0		
SB	1		
CS	0		

1B	10	SF	0	2B	3	SAC	0	3B	1	DP	0	HR	3	HBP	0
----	----	----	---	----	---	-----	---	----	---	----	---	----	---	-----	---

WP	0	PA	46
----	---	----	----



Batter	1	2	3	4	5	6	7	8	9	AB	R	H	RBI	BB	SO	LOB
--------	---	---	---	---	---	---	---	---	---	----	---	---	-----	----	----	-----

<b>Rudy Law, L</b> <small>OBP: 0.321, SLG: 0.395</small> (1, 7)	0-0 <b>6-3</b> 		0-0  2B		0-0 <b>4-3</b>  1-2		0-0  2B			4	1	2	0	0	0	1
<b>Tim Hulett, R</b> <small>OBP: 0.344, SLG: 0.431</small> (1, 4) (8, 5)	0-0 <b>F8</b> 		0-3 <b>K</b> 		4-0  BB		0-0  2-H 2B			3	0	1	1	1	1	1
<b>Harold Baines, L</b> <small>OBP: 0.323, SLG: 0.394</small> <b>Scott Fletcher, R</b> <small>OBP: 0.320, SLG: 0.265</small> (1, 9) (8, 4)	0-0 <b>4-3</b> 			0-0 <b>F7</b> 	0-3 <b>K</b> 		0-0 <b>F8</b> 			4	0	0	0	0	1	3
<b>Greg Walker, L</b> <small>OBP: 0.320, SLG: 0.481</small> (1, 3)		0-3 <b>K</b> 		0-0 <b>4-3</b> 		4-0  FC5-4 BB		0-0 <b>L7</b> 		3	0	0	0	1	1	0
<b>Ron Kittle, R</b> <small>OBP: 0.270, SLG: 0.426</small> (1, 10)		0-0  FC5-4 1B		0-0  1B		0-3 <b>K</b> 		0-0 <b>5-3</b> 		4	0	2	0	0	1	1
<b>Daryl Boston, L</b> <small>OBP: 0.272, SLG: 0.349</small> (1, 8) (8, 9)		0-3 <b>K</b> 		0-0  1-3 1B		0-3 <b>K</b> 		0-0 <b>5-3</b> 		4	0	1	0	0	2	2
<b>Luis Salazar, R</b> <small>OBP: 0.213, SLG: 0.319</small> (1, 5) (8, 8)		0-0 <b>FC5-4</b>  1-2f		0-0 <b>F8</b> 		0-0 <b>FC5-4</b>  1-2f			4-0  FC4-6 BB	3	0	0	0	0	0	4
<b>Jerry Hairston, S</b> <small>OBP: 0.344, SLG: 0.360</small> (9, PH)										0	0	0	0	1	0	0
<b>Ozzie Guillen, L</b> <small>OBP: 0.245, SLG: 0.250</small> (1, 6)			0-0 <b>4-3</b> 		0-3 <b>K</b> 		0-0 <b>1-3</b> 		0-0  1-2f FC4-6 BB 8-3	4	0	0	0	0	1	1
<b>Marc Hill, R</b> <small>OBP: 0.260, SLG: 0.143</small> <b>Oscar Gamble, L</b> <small>OBP: 0.351, SLG: 0.333</small> (1, 2) (9, PH)			0-3 <b>K</b> 		4-0  4-3 BB		0-0 <b>5-3</b> 		0-0  1-2f 8-3	2	0	0	0	1	1	0
										1	0	0	0	0	0	1

Inning Stats	R: 0	H: 0	E: 0	K: 0	S: 3	R: 0	H: 1	E: 0	K: 2	S: 8	R: 0	H: 1	E: 0	K: 2	S: 8	R: 0	H: 2	E: 0	K: 0	S: 5	R: 0	H: 0	E: 0	K: 2	S: 7	R: 0	H: 0	E: 0	K: 2	S: 7	R: 1	H: 2	E: 0	K: 0	S: 5	R: 0	H: 0	E: 0	K: 0	S: 3	R: 0	H: 0	E: 0	K: 0	S: 2	R: 0	H: 0	E: 0	K: 0	S: 2	1B: 3	2B: 4	3B: 0	HR: 0	SF: 0	SAC: 0	DP: 1	HBP: 0	WP: 0	PB: 0	SB: 0	CS: 0	PA: 36
--------------	------	------	------	------	------	------	------	------	------	------	------	------	------	------	------	------	------	------	------	------	------	------	------	------	------	------	------	------	------	------	------	------	------	------	------	------	------	------	------	------	------	------	------	------	------	------	------	------	------	------	-------	-------	-------	-------	-------	--------	-------	--------	-------	-------	-------	-------	--------

PITCHER	IP	WLS	BF	H	R	ER	SO	BB	IBB	HBP	BLK	WP	HR	S	P	ERA	WHIP
<b>Mike Witt, R</b> <small>ERA: 3.25</small>	(1, 1)	7.0	30	6	1	1	8	3	0	0	0	0	0	43	55	1.29	1.286
<b>Doug Corbett, R</b> <small>ERA: 4.26</small>	(8, 1)	2.0	6	0	0	0	0	1	0	0	0	0	0	5	9	0.00	0.500

**BOTTOM**

**California Angels @ Chicago White Sox**  
 Comiskey Park, Chicago, IL  
 Sun Jun 23 1985, 4:33 AM EDT  
 Att. 26,888 - Unknown

<b>AB</b>	<b>32</b>
<b>R</b>	<b>1</b>
<b>H</b>	<b>6</b>
<b>RBI</b>	<b>1</b>
<b>BB</b>	<b>4</b>
<b>SO</b>	<b>8</b>
<b>LOB</b>	<b>14</b>



PITCHER	IP	WLS	BF	H	R	ER	SO	BB	IBB	HBP	BLK	WP	HR	S	P	ERA	WHIP
---------	----	-----	----	---	---	----	----	----	-----	-----	-----	----	----	---	---	-----	------

Batter	1	2	3	4	5	6	7	8	9	AB R H RBI BB SO LOB	TOP		
<b>Scott Fletcher, R</b> (1, 6) <small>OBP: 0.321, SLG: 0.268</small>										6 1 2 0 0 0 5	<b>Chicago White Sox @ Oakland Athletics</b> Oakland-Alameda County Coliseum, Oakland, CA Mon Jun 24 1985, 7:05 PM PDT Att. 15,232 - Unknown		
<b>Tim Hulett, R</b> (1, 5) <small>OBP: 0.352, SLG: 0.446</small>										4 3 2 0 1 1 1			
<b>Harold Baines, L</b> (1, 9) <small>OBP: 0.325, SLG: 0.408</small>										4 1 2 3 0 0 1			
<b>Ron Kittle, R</b> (1, 10) <small>OBP: 0.260, SLG: 0.414</small>										4 0 0 1 0 2 2			
<b>Carlton Fisk, R</b> (1, 2) <small>OBP: 0.317, SLG: 0.510</small>										2 1 1 0 3 1 1			
<b>Tom Paciorek, R</b> (1, 7) <small>OBP: 0.295, SLG: 0.273</small>										2 1 2 1 1 0 0			
<b>Rudy Law, L</b> (4, PR) <small>OBP: 0.319, SLG: 0.393</small>										1 0 0 0 0 0 1			
<b>Jerry Hairston, S</b> (8, PH) <small>OBP: 0.338, SLG: 0.353</small>										1 0 0 0 0 0 1			
<b>Daryl Boston, L</b> (8, 8) <small>OBP: 0.272, SLG: 0.349</small>										0 0 0 0 0 0 0			
<b>Greg Walker, L</b> (1, 3) <small>OBP: 0.325, SLG: 0.489</small>										4 0 2 2 1 0 3			
<b>Luis Salazar, R</b> (1, 8) <small>OBP: 0.212, SLG: 0.309</small>										4 0 0 0 1 1 5			
<b>Julio Cruz, S</b> (1, 4) <small>OBP: 0.324, SLG: 0.200</small>										3 0 0 0 2 1 1			
<b>Inning Stats</b>	R: 2 H: 2 E: 0 LOB: 2 K: 1 BB: 2 S: 7 P: 15	R: 0 H: 0 E: 0 LOB: 1 K: 1 BB: 1 S: 5 P: 9	R: 2 H: 3 E: 0 LOB: 3 K: 0 BB: 2 S: 6 P: 14	R: 1 H: 1 E: 0 LOB: 3 K: 1 BB: 3 S: 6 P: 18	R: 2 H: 3 E: 0 LOB: 0 K: 2 BB: 0 S: 9 P: 9	R: 0 H: 0 E: 0 LOB: 1 K: 0 BB: 1 S: 3 P: 7	R: 0 H: 0 E: 0 LOB: 0 K: 0 BB: 0 S: 3 P: 3	R: 0 H: 1 E: 0 LOB: 1 K: 1 BB: 0 S: 6 P: 6	R: 0 H: 1 E: 0 LOB: 1 K: 0 BB: 0 S: 4 P: 4	1B: 6 SF: 2 2B: 4 SAC: 0 3B: 0 DP: 0 HR: 1 HBP: 0	WP: 1 PA: 46 PB: 2 SB: 2 CS: 1		
<b>PITCHER</b>	IP WLS BF H R ER SO BB IBB HBP BLK WP HR S P ERA WHIP											<b>PITCHER</b>	IP WLS BF H R ER SO BB IBB HBP BLK WP HR S P ERA WHIP
<b>Tim Birtsas, L</b> (1, 1) <small>ERA: 3.26</small>	2.2 L 17 5 4 4 2 4 0 0 0 0 0 0 17 33 13.50 3.375												
<b>Mike Warren, R</b> (3, 1) <small>ERA: 6.4</small>	2.0 12 3 2 2 2 4 0 0 0 1 0 12 28 9.00 3.500												
<b>Bill Krueger, L</b> (5, 1) <small>ERA: 5.09</small>	4.1 17 3 1 1 2 1 0 0 0 0 1 20 24 2.08 0.923												

livebaseballscorecards.com



Batter	1	2	3	4	5	6	7	8	9	AB	R	H	RBI	BB	SO	LOB
Steve Henderson, R (1, 7) OBP: 0.417, SLG: 0.429	0-0 G4-6-3 1B 1B		0-0 2B		4-0 BB			0-0 6-3		3	1	2	0	1	0	0
Carney Lansford, R (1, 5) OBP: 0.311, SLG: 0.431	0-0 G4-6-3 1-2 1B		0-0 L6		0-0 F2			0-0 FC6-4 1B		4	0	2	0	0	0	2
Mike Davis, L (1, 9) OBP: 0.383, SLG: 0.547	0-0 G4-6-3 1-2f 2-3		0-3 K		0-0 G3			0-0 FC6-4 FC5-4 1-2f		4	0	0	0	0	1	4
Dave Kingman, R (1, 10) OBP: 0.328, SLG: 0.471	4-0 1B BB		0-0 F5		0-0 F4			0-0 FC5-4 1-2f		3	0	0	0	1	0	2
Dusty Baker Jr., R (1, 3) OBP: 0.388, SLG: 0.523	0-0 1-2 3-H 1B		0-0 F9		0-0 3B			0-3 K		4	0	2	1	0	1	0
Dwayne Murphy, L (1, 8) OBP: 0.352, SLG: 0.395	0-0 F5		0-0 F8		0-0 4-3			4-0 BB BB		3	0	0	0	1	0	3
Mike Heath, R (1, 2) OBP: 0.298, SLG: 0.401		0-0 5-3		0-0 F3			0-0 5-3	4-0 BB BB BB		3	0	0	0	1	0	0
Donnie Hill, S (1, 4) OBP: 0.280, SLG: 0.302		0-0 L5		0-0 F9			0-0 4-3	0-0 F8		3	0	0	0	0	0	0
Bruce Bochte, L (9, PH) OBP: 0.386, SLG: 0.413		0-0 5-3		0-0 L9			0-0 G3	0-0 5-3		1	0	0	0	0	0	2
Alfredo Griffin, S (1, 6) OBP: 0.328, SLG: 0.374										4	0	0	0	0	0	2

Inning Stats	R: 1	H: 3	E: 0	K: 0	S: 5	LOB: 2	BB: 1	P: 9	R: 0	H: 0	E: 0	K: 0	S: 3	LOB: 0	BB: 0	P: 3	R: 0	H: 1	E: 0	K: 1	S: 6	LOB: 1	BB: 0	P: 6	R: 0	H: 0	E: 0	K: 0	S: 3	LOB: 0	BB: 0	P: 3	R: 0	H: 0	E: 0	K: 0	S: 3	LOB: 1	BB: 1	P: 7	R: 0	H: 1	E: 0	K: 0	S: 4	LOB: 1	BB: 0	P: 4	R: 0	H: 0	E: 0	K: 0	S: 3	LOB: 0	BB: 0	P: 3	R: 0	H: 1	E: 0	K: 0	S: 4	LOB: 1	BB: 0	P: 4	R: 0	H: 1	E: 0	K: 1	S: 5	LOB: 2	BB: 2	P: 13	1B: 4	SF: 0	2B: 1	SAC: 0	3B: 1	DP: 1	HR: 0	HBP: 0	WP: 0	PA: 36
--------------	------	------	------	------	------	--------	-------	------	------	------	------	------	------	--------	-------	------	------	------	------	------	------	--------	-------	------	------	------	------	------	------	--------	-------	------	------	------	------	------	------	--------	-------	------	------	------	------	------	------	--------	-------	------	------	------	------	------	------	--------	-------	------	------	------	------	------	------	--------	-------	------	------	------	------	------	------	--------	-------	-------	-------	-------	-------	--------	-------	-------	-------	--------	-------	--------

PITCHER	IP	WLS	BF	H	R	ER	SO	BB	IBB	HBP	BLK	WP	HR	S	P	ERA	WHIP
Britt Burns, L (1, 1) ERA: 3.68	0.2		3	2	1	1	0	0	0	0	0	0	0	3	3	13.50	3.000
Dan Spillner, R (1, 1) ERA: 2.56	5.1	W	21	3	0	0	1	2	0	0	0	0	0	21	29	0.00	0.938
Gene Nelson, R (7, 1) ERA: 2.64	3.0	S	12	1	0	0	1	2	0	0	0	0	0	12	20	0.00	1.000

BOTTOM

Chicago White Sox @ Oakland Athletics  
Oakland-Alameda County Coliseum, Oakland, CA

livebaseballscores.com

AB	32
R	1
H	6
RBI	1
BB	4
SO	2
LOB	15



Mon Jun 24 1985, 7:05 PM PDT  
Att. 15,232 - Unknown

Batter	1	2	3	4	5	6	7	8	9	10	11	12	13	AB R H RBI BB SO LOB
Rudy Law, L (1, 7) OBP: 0.320, SLG: 0.397	G3		G6-3					4-3		L9			FC3-6 1B	6 0 2 1 0 0 2
Tim Hulett, R (1, 5) OBP: 0.344, SLG: 0.434	K			K	F8			K		L7			FC3-6 2B	4 0 0 0 0 3 1
Oscar Gamble, L (10, PH) OBP: 0.348, SLG: 0.330														1 0 0 0 0 0 1
Luis Salazar, R (10, 5) OBP: 0.211, SLG: 0.306														1 1 0 0 0 0 1
Harold Baines, L (1, 9) OBP: 0.332, SLG: 0.410	BB			F7				F7					2B 1-2 BB	4 0 2 0 2 0 0
Greg Walker, L (1, 3) OBP: 0.326, SLG: 0.502	G3				HR			L6		6-3			K	6 1 2 2 0 1 3
Carlton Fisk, R (1, 2) OBP: 0.318, SLG: 0.517			F8		HR			L8		F8			F5	5 1 1 1 1 0 2
Ron Kittle, R (1, 10) OBP: 0.257, SLG: 0.403			5-3		F7			4-3					K	6 0 1 0 0 2 5
Daryl Boston, L (1, 8) OBP: 0.268, SLG: 0.342			F8							K			K	6 0 1 0 0 2 4
Ozzie Guillen, L (1, 6) OBP: 0.249, SLG: 0.254			G3					G3					6	5 0 2 0 0 0 1
Julio Cruz, S (1, 4) OBP: 0.331, SLG: 0.211								G6-3 1B		FC4-6 1B				
Jerry Hairston, S (10, PH) OBP: 0.333, SLG: 0.346													F3	3 1 2 0 0 0 1
Scott Fletcher, R (10, PR) OBP: 0.319, SLG: 0.266			G6-3 1B		E6 2B 1B			G6-3 1-2f		FC4-6 1-2f				1 0 0 0 0 0 1

AB	R	H	RBI	BB	SO	LOB
6	0	2	1	0	0	2
4	0	0	0	0	3	1
1	0	0	0	0	0	1
1	1	0	0	0	0	1
4	0	2	0	2	0	0
6	1	2	2	0	1	3
5	1	1	1	1	0	2
6	0	1	0	0	2	5
6	0	1	0	0	2	4
5	0	2	0	0	0	1
3	1	2	0	0	0	1
1	0	0	0	0	0	1
1	0	0	0	0	0	0

WP	PA
0	52

Inning Stats	R	H	E	K	S	P	IP	WLS	BF	H	R	ER	SO	BB	IBB	HBP	BLK	WP	HR	S	P	ERA	WHIP			
R: 0 E: 0 K: 1 S: 5	H: 0 LOB: 1 BB: 1 P: 9	R: 0 E: 0 K: 0 S: 3	H: 0 LOB: 0 BB: 0 P: 3	R: 0 E: 0 K: 0 S: 3	H: 1 LOB: 0 BB: 0 P: 3	R: 2 E: 0 K: 1 S: 7	H: 2 LOB: 0 BB: 0 P: 7	R: 1 E: 0 K: 0 S: 5	H: 2 LOB: 1 BB: 0 P: 5	R: 0 E: 0 K: 0 S: 4	H: 1 LOB: 1 BB: 0 P: 4	R: 0 E: 0 K: 1 S: 5	H: 0 LOB: 0 BB: 0 P: 5	R: 0 E: 0 K: 1 S: 6	H: 1 LOB: 1 BB: 0 P: 6	R: 0 E: 0 K: 0 S: 4	H: 1 LOB: 1 BB: 0 P: 4	R: 0 E: 0 K: 2 S: 8	H: 1 LOB: 1 BB: 0 P: 8	R: 0 E: 0 K: 0 S: 3	H: 1 LOB: 0 BB: 0 P: 3	R: 1 E: 0 K: 2 S: 9	H: 2 LOB: 3 BB: 2 P: 17	1B: 9 2B: 3 3B: 0 HR: 2	SF: 0 SAC: 0 DP: 3 HBP: 0	WP: 0 PB: 0 SB: 0 CS: 0
PITCHER	IP	WLS	BF	H	R	ER	SO	BB	IBB	HBP	BLK	WP	HR	S	P	ERA	WHIP									
Rick Langford, R (1, 1) ERA: 3.6	5.0		21	6	3	3	2	1	0	0	0	0	0	24	28	5.40	1.400									
Steve Ontiveros, R (6, 1) ERA:	3.0		9	1	0	0	1	0	0	0	0	0	0	11	11	0.00	0.333									
Jay Howell, R (9, 1) ERA: 1.87	3.0		12	3	0	0	3	0	0	0	0	0	0	18	18	0.00	1.000									
Keith Atherton, R (12, 1) ERA: 3.52	2.0	W	10	3	1	1	2	1	1	0	0	0	0	12	20	4.50	2.000									

Chicago White Sox @ Oakland Athletics  
Oakland-Alameda County Coliseum, Oakland, CA  
Tue Jun 25 1985, 7:05 PM PDT  
Att. 12,178 - Unknown

livebaseballscorecards.com



Batter	1	2	3	4	5	6	7	8	9	10	11	12	13	AB R H RBI BB SO LOB
<b>Dave Collins, S</b> (1, 7) <small>OBP: 0.297, SLG: 0.340</small>	0-0 HR 1B		0-0 B1-3		0-0 G3		0-0 S 1-3 1B	0-0 G1-6-3			0-0 S 1B		0-0 BB HBP 1B	7 1 4 0 0 0 3
<b>Carney Lansford, R</b> (1, 5) <small>OBP: 0.310, SLG: 0.438</small> <b>Mickey Tettleton, S</b> (13, PR) <small>OBP: 0.375, SLG: 0.345</small>	0-0 1-H HR		0-0 F8		0-3 K		0-0 SF8		0-0 F8		0-0 5-3		1-0 BB HBP	5 1 1 3 0 1 1 0 0 0 0 0 0 0
<b>Bruce Bochte, L</b> (1, 3) <small>OBP: 0.385, SLG: 0.412</small> <b>Rob Picciolo, R</b> (12, PR) <small>OBP: 0.313, SLG: 0.362</small> <b>Dusty Baker Jr., R</b> (13, PH) <small>OBP: 0.392, SLG: 0.523</small>	0-0 F8		0-0 2B			0-3 K	4-0 3-H BB		0-0 G3			0-0 E6 2B	4-0 BB	5 0 1 0 1 1 0 0 0 0 0 0 0 0 0 0 0 1 1 0 0
<b>Dave Kingman, R</b> (1, 10) <small>OBP: 0.324, SLG: 0.464</small>	0-0 F3		0-0 F8			0-0 BB 1B	0-3 K		0-0 6-3			0-0 F7		6 0 1 0 0 1 4
<b>Mike Davis, L</b> (1, 9) <small>OBP: 0.386, SLG: 0.552</small>	0-0 4-3			0-0 2B		4-0 BB		0-0 F8		0-0 4-3		0-0 2B		5 0 2 0 1 0 0
<b>Dwayne Murphy, L</b> (1, 8) <small>OBP: 0.348, SLG: 0.389</small>		0-0 4-3		0-3 K		0-3 K		0-0 1B 1B 1B		0-0 4-3		0-0 5-3		6 0 1 0 0 2 5
<b>Mike Heath, R</b> (1, 2) <small>OBP: 0.299, SLG: 0.413</small>		0-0 1B		0-0 F9		0-0 L9		0-0 F8		0-0 6-3			0-0 HR	6 1 2 1 0 0 4
<b>Donnie Hill, S</b> (1, 4) <small>OBP: 0.280, SLG: 0.301</small> <b>Steve Henderson, R</b> (11, PH) <small>OBP: 0.411, SLG: 0.422</small> <b>Mike Gallego, R</b> (12, 4)		0-0 F9		0-3 K			0-0 6-3	0-0 1B 1B			0-0 5-3		4-0 HBP BB 1B BB	4 0 1 0 0 1 2 1 0 0 0 0 0 0 0 1 0 0 1 0 0
<b>Alfredo Griffin, S</b> (1, 6) <small>OBP: 0.328, SLG: 0.373</small>		0-0 L8			0-0 F6		0-0 1B SF8 1B	1-2 2-3 1B			0-0 5-3		0-3 K	6 1 2 0 0 1 2

Inning Stats	R: 2	H: 2	E: 0	LOB: 0	K: 0	P: 5	R: 0	H: 1	E: 0	LOB: 1	K: 0	P: 4	R: 0	H: 1	E: 0	LOB: 1	K: 0	P: 4	R: 0	H: 1	E: 0	LOB: 2	K: 2	P: 8	R: 0	H: 0	E: 0	LOB: 0	K: 1	P: 5	R: 0	H: 1	E: 0	LOB: 2	K: 2	P: 12	R: 1	H: 2	E: 0	LOB: 2	K: 1	P: 11	R: 0	H: 3	E: 0	LOB: 3	K: 0	P: 6	R: 0	H: 0	E: 0	LOB: 0	K: 0	P: 3	R: 0	H: 0	E: 0	LOB: 0	K: 0	P: 3	R: 0	H: 1	E: 1	LOB: 2	K: 0	P: 4	R: 2	H: 2	E: 0	LOB: 3	K: 1	P: 14	R: 0	H: 2	E: 0	LOB: 0	K: 1	P: 14	R: 2	H: 10	E: 0	LOB: 3	2B: 3	3B: 0	HR: 2	SF: 1	SAC: 0	DP: 0	HBP: 1	WP: 0	PA: 57
--------------	------	------	------	--------	------	------	------	------	------	--------	------	------	------	------	------	--------	------	------	------	------	------	--------	------	------	------	------	------	--------	------	------	------	------	------	--------	------	-------	------	------	------	--------	------	-------	------	------	------	--------	------	------	------	------	------	--------	------	------	------	------	------	--------	------	------	------	------	------	--------	------	------	------	------	------	--------	------	-------	------	------	------	--------	------	-------	------	-------	------	--------	-------	-------	-------	-------	--------	-------	--------	-------	--------

PITCHER	IP	WLS	BF	H	R	ER	SO	BB	IBB	HBP	BLK	WP	HR	S	P	ERA	WHIP
<b>Tom Seaver, R</b> (1, 1) ERA: 3.15	6.1		28	8	3	3	5	1	0	0	0	0	1	37	41	4.26	1.421
<b>Bob James, R</b> (7, 1) ERA: 1.93	2.2		12	3	0	0	1	1	0	0	0	0	0	13	17	0.00	1.500
<b>Juan Agosto, L</b> (10, 1) ERA: 4.05	3.0		11	2	0	0	0	0	0	0	0	0	0	11	11	0.00	0.667
<b>Gene Nelson, R</b> (13, 1) ERA: 3.02	0.1	L	6	2	2	2	1	2	0	1	0	0	1	5	14	54.00	12.000


**BOTTOM**

**Chicago White Sox @ Oakland Athletics**  
 Oakland-Alameda County Coliseum, Oakland, CA

Tue Jun 25 1985, 7:05 PM PDT  
 Att: 12,178 - Unknown

livebaseballscorecards.com

AB	51
R	5
H	15
RBI	5
BB	4
SO	7
LOB	21



Batter	1	2	3	4	5	6	7	8	9	AB R H RBI BB SO LOB	TOP
Rudy Law, L (1, 7) OBP: 0.318, SLG: 0.393	0-0 B2-3		0-0 F5			0-0 4-3 S 1B		0-0 L3		4 0 1 0 0 0 0	
Ozzie Guillen, L (1, 6) OBP: 0.249, SLG: 0.254	0-0 1B		0-0 F8			0-0 F8		0-0 G3		4 0 1 0 0 0 1	
Harold Baines, L (1, 9) OBP: 0.327, SLG: 0.403	0-0 L7		0-0 4-3			0-0 4-3 1-3		0-0 F8		4 0 0 0 0 0 2	
Greg Walker, L (1, 3) OBP: 0.321, SLG: 0.494	0-3 K			0-3 K		0-0 F7		0-0 F5		4 0 0 0 0 2 2	
Oscar Gamble, L (1, 10) OBP: 0.357, SLG: 0.326		4-0 BB G4-3 1B BB		0-0 F8		4-0 BB G6-3 BB				1 0 0 0 2 0 0	
Tim Hulett, R (1, 5) OBP: 0.343, SLG: 0.432		0-0 1-2 G4-3 1B		0-0 F4		0-0 F3				3 0 1 0 0 0 1	
Marc Hill, R (1, 2) OBP: 0.264, SLG: 0.156		0-0 1-2f 2-3 G4-3			0-0 FC3-6 1B		0-0 1-2f G6-3			3 0 1 0 0 0 3	
Daryl Boston, L (1, 8) OBP: 0.269, SLG: 0.338		4-0 BB BB BB BB			0-0 FC3-6 CS 1-2f		0-0 F4			2 0 0 0 1 0 1	
Julio Cruz, S (1, 4) OBP: 0.325, SLG: 0.206		0-0 3-1			0-0 G3 1-2		0-0 1-3			3 0 0 0 0 0 3	
<b>Inning Stats</b>	R: 0 E: 0 K: 1 S: 6 H: 1 LOB: 1 BB: 0 P: 6	R: 0 E: 0 K: 0 S: 3 H: 1 LOB: 2 BB: 2 P: 11	R: 0 E: 0 K: 0 S: 3 H: 0 LOB: 0 BB: 0 P: 3	R: 0 E: 0 K: 1 S: 5 H: 0 LOB: 0 BB: 0 P: 5	R: 0 E: 0 K: 0 S: 3 H: 1 LOB: 0 BB: 0 P: 3	R: 0 E: 0 K: 0 S: 4 H: 1 LOB: 1 BB: 0 P: 4	R: 0 E: 0 K: 0 S: 2 H: 0 LOB: 0 BB: 1 P: 6	R: 0 E: 0 K: 0 S: 3 H: 0 LOB: 0 BB: 0 P: 3	R: 0 E: 0 K: 0 S: 3 H: 0 LOB: 0 BB: 0 P: 3	1B: 4 2B: 0 3B: 0 HR: 0 SF: 0 SAC: 0 DP: 2 HBP: 0	WP: 0 PB: 0 SB: 1 CS: 1 PA: 31
<b>PITCHER</b> Don Sutton, R (1, 1) ERA: 4.39	IP: 9.0 WLS: W BF: 31 H: 4 R: 0 ER: 0 SO: 2 BB: 3 IBB: 0 HBP: 0 BLK: 0 WP: 0 HR: 0 S: 32 P: 44 ERA: 0.00 WHIP: 0.778										

Chicago White Sox @ Oakland Athletics  
Oakland-Alameda County Coliseum, Oakland, CA

Wed Jun 26 1985, 3:33 AM PDT  
Att: 16,476 - Unknown

livebaseballscorecards.com

AB	28
R	0
H	4
RBI	0
BB	3
SO	2
LOB	13



Batter	1	2	3	4	5	6	7	8	9
Dave Collins, S (1, 7) OBP: 0.295, SLG: 0.335	0-0 F7		4-0 2B BB	0-0 G6-3		0-0 FC5-4		0-0 FC4-6	
Rob Picciolo, R (1, 5) OBP: 0.340, SLG: 0.404	0-0 2B 1B		0-0 E 2B	0-0 F9		0-0 FC6-4		0-0 1B	
Mike Davis, L (1, 8) OBP: 0.383, SLG: 0.549	0-0 2B		0-0 E4 HR		0-0 F8		0-0 F8	0-3 K	
Dave Kingman, R (1, 10) OBP: 0.323, SLG: 0.474	0-0 SF8-2-5		0-0 HR		0-0 F8		0-3 K		
Dusty Baker Jr., R (1, 3) OBP: 0.382, SLG: 0.507		0-0 F7	0-3 K		0-0 5-3		0-0 F8		
Mike Heath, R (1, 9) OBP: 0.303, SLG: 0.419		0-3 K	0-0 F8			0-0 FC5-4 1B		0-0 1B 2B	
Mickey Tettleton, S (1, 2) OBP: 0.368, SLG: 0.328		0-0 5-3	4-0 BB			0-0 FC5-4 1B		0-3 K	
Donnie Hill, S (1, 4) OBP: 0.288, SLG: 0.303						4-0 FC5-4 1B BB		0-0 FC4-6 1B BB	
Alfredo Griffin, S (1, 6) OBP: 0.336, SLG: 0.385 Mike Gallego, R (8, PH) (9, 6)			0-0 2B 2B	0-0 G6-3 1B		0-0 FC5-4 1B		4-0 FC4-6 BB	

Inning Stats	R: 1	H: 2	E: 0	K: 0	S: 4	LOB: 0	BB: 0	P: 4	R: 0	H: 0	E: 0	K: 1	S: 5	LOB: 0	BB: 0	P: 5	R: 6	H: 3	E: 1	K: 1	S: 9	LOB: 1	BB: 3	P: 21	R: 0	H: 1	E: 0	K: 0	S: 3	LOB: 0	BB: 0	P: 3	R: 0	H: 0	E: 0	K: 0	S: 3	LOB: 0	BB: 0	P: 3	R: 1	H: 2	E: 0	K: 0	S: 5	LOB: 2	BB: 1	P: 9	R: 0	H: 0	E: 0	K: 1	S: 5	LOB: 0	BB: 0	P: 5	R: 2	H: 3	E: 0	K: 2	S: 10	LOB: 2	BB: 1	P: 14
--------------	------	------	------	------	------	--------	-------	------	------	------	------	------	------	--------	-------	------	------	------	------	------	------	--------	-------	-------	------	------	------	------	------	--------	-------	------	------	------	------	------	------	--------	-------	------	------	------	------	------	------	--------	-------	------	------	------	------	------	------	--------	-------	------	------	------	------	------	-------	--------	-------	-------

PITCHER	IP	WLS	BF	H	R	ER	SO	BB	IBB	HBP	BLK	WP	HR	S	P	ERA	WHIP
Floyd Bannister, L (1, 1) ERA: 4.7	6.0	L	29	8	8	7	2	4	0	0	0	0	1	29	45	10.50	2.000
Mike Stanton, R (7, 1) ERA: 5.52	2.0		10	3	2	2	3	1	0	0	0	0	0	15	19	9.00	2.000

AB R H RBI BB SO LOB

4	1	0	0	1	0	5
5	2	3	4	0	0	2
5	1	1	0	0	1	2
3	1	1	3	0	1	0
4	0	0	0	0	1	0
4	1	2	0	0	1	0
3	1	0	0	1	1	2
2	2	1	1	2	0	1
3	1	3	1	0	0	0
0	0	0	0	1	0	0

AB	33
R	10
H	11
RBI	9
BB	5
SO	5
LOB	12



WP	PA	ERA	WHIP
0	39		

Chicago White Sox @ Oakland Athletics  
Oakland-Alameda County Coliseum, Oakland, CA  
Wed Jun 26 1985, 3:33 AM PDT  
Att. 16,476 - Unknown

livebaseballscorecards.com

Batter	1	2	3	4	5	6	7	8	9	AB R H RBI BB SO LOB	TOP	
Kirby Puckett, R OBP: 0.321, SLG: 0.390 (1, 8) X	0-0 E 1B SF9 1B	0-0 BB 1B		0-0 FC6-4 1-2f		0-0 FC BB	0-0 9-2			5 1 2 1 0 0 4		
Roy Smalley, S OBP: 0.396, SLG: 0.432 (1, 10) X	0-0 E7 FC6-4 1B	4-0 BB 1B			0-0 1B 2B	4-0 FC4 BB		4-0 CS BB		2 1 2 0 3 0 0		
Kent Hrbek, L OBP: 0.331, SLG: 0.423 (1, 3) X	0-0 SF9	0-0 F9			0-0 F7	0-0 FC4 BB		0-3 K		4 0 0 2 0 1 7		
Tom Brunansky, R OBP: 0.384, SLG: 0.549 (1, 9) X	0-0 FC6-4 1B				0-0 1B	4-0 BB		4-0 BB		3 0 1 1 2 0 1		
Mickey Hatcher, R OBP: 0.326, SLG: 0.381 (1, 7) X Dave Meier, R OBP: 0.345, SLG: 0.240 (8, 7)	0-0 FC6-4 1B				0-0 G1-4-3 1B	0-3 K		0-0 F2		5 0 2 0 0 1 4 0 0 0 0 0 0 0		
Gary Gaetti, R OBP: 0.331, SLG: 0.442 (1, 5) X	0-0 FC6-4				0-0 G1-4-3 1B					5 1 1 0 0 1 4		
Tim Teufel, R OBP: 0.333, SLG: 0.376 (1, 4)					0-0 B1					4 0 0 0 1 1 1		
Greg Gagne, R OBP: 0.337, SLG: 0.412 (1, 6)					1-0 FC6-4 HBP					3 1 3 1 1 0 0		
Mark Salas, L OBP: 0.340, SLG: 0.423 (1, 2) Dave Engle, R OBP: 0.167, SLG: 0.118 (9, PH) Tim Laudner, R OBP: 0.294, SLG: 0.377 (9, 2)					0-0 L8					4 1 2 0 0 1 3 1 0 0 0 0 0 1 0 0 0 0 0 0 0		
<b>Inning Stats</b>	R: 1 H: 3 E: 1 LOB: 2 K: 0 BB: 0 S: 6 P: 6	R: 0 H: 2 E: 0 LOB: 3 K: 1 BB: 2 S: 6 P: 14	R: 0 H: 0 E: 0 LOB: 0 K: 1 BB: 0 S: 5 P: 5	R: 0 H: 0 E: 0 LOB: 1 K: 0 BB: 0 S: 3 P: 4	R: 1 H: 3 E: 0 LOB: 1 K: 0 BB: 0 S: 5 P: 5	R: 2 H: 1 E: 0 LOB: 3 K: 1 BB: 3 S: 7 P: 19	R: 1 H: 3 E: 0 LOB: 1 K: 0 BB: 0 S: 5 P: 5	R: 0 H: 0 E: 0 LOB: 1 K: 1 BB: 2 S: 4 P: 12	R: 0 H: 1 E: 0 LOB: 1 K: 1 BB: 0 S: 6 P: 6	1B: 10 SF: 1 2B: 4 SAC: 0 3B: 0 DP: 2 HR: 0 HBP: 1	WP: 1 PA: 45 PB: 0 SB: 0 CS: 2	
<b>PITCHER</b>	IP WLS BF H R ER SO BB IBB HBP BLK WP HR S P ERA WHIP											
Bruce Tanner, R ERA: 6.75 (1, 1)	5.1 L 28 9 4 4 2 3 0 1 0 0 0 0 28 41 6.75 2.250											
Juan Agosto, L ERA: 3.98 (6, 1)	0.1 2 0 0 0 0 1 0 0 0 0 0 0 1 5 0.00 3.000											
Dan Spillner, R ERA: 2.7 (6, 1)	1.1 7 3 1 1 1 1 0 0 0 1 0 8 12 6.75 3.000											
Tim Lollar, L ERA: 4.14 (8, 1)	2.0 8 1 0 0 0 2 2 0 0 0 0 0 10 18 0.00 1.500											

Minnesota Twins @ Chicago White Sox  
Comiskey Park, Chicago, IL  
Fri Jun 28 1985, 8:05 PM EDT  
Att: 31,097 - Unknown

livebaseballscorecards.com

AB 36  
R 5  
H 13  
RBI 5  
BB 7  
SO 5  
LOB 25





Batter	1	2	3	4	5	6	7	8	9	AB R H RBI BB SO LOB
Scott Fletcher, R (1, 6) OBP: 0.317, SLG: 0.265 Jerry Hairston, S (9, PH) OBP: 0.328, SLG: 0.340	0-3 K ①		0-0 5-3 ①		0-0 5-3 ②		0-0 1-2 1B		0-3 K ①	4 0 1 0 0 1 1 1 0 0 0 0 1 1
Tim Hulett, R (1, 5) OBP: 0.335, SLG: 0.421 Oscar Gamble, L (9, PH) OBP: 0.353, SLG: 0.323	0-3 K2-3 ②		0-0 6-3 ②		0-0 L7 ③		0-0 F8 ③		0-0 4-3 ②	4 0 0 0 0 1 3 1 0 0 0 0 0 1
Harold Baines, L (1, 9) OBP: 0.329, SLG: 0.401	4-0 BB		0-3 K ③			0-0 1B		0-0 F6 ①	0-3 K ③	4 0 1 0 1 2 1
Ron Kittle, R (1, 10) OBP: 0.263, SLG: 0.401	0-0 L5 ③			4-0 CS BB		0-0 F6 ①		0-0 WP 1B 1B		3 1 1 0 1 0 2
Carlton Fisk, R (1, 2) OBP: 0.317, SLG: 0.512		0-0 2B 1B		0-0 F7 ①		0-0 F8 ②		0-0 F7 ②		4 1 1 0 0 0 3
Tom Paciorek, R (1, 7) OBP: 0.303, SLG: 0.283		0-0 F8 ①		0-0 1-2 1B ②		0-0 F3 ③		0-0 1-H HR 1B		4 1 2 1 0 0 2
Greg Walker, L (1, 3) OBP: 0.323, SLG: 0.510		0-0 1-H 2B		0-0 4-3 ③			0-3 K ①	0-0 1-H HR		4 1 2 3 0 1 1
Julio Cruz, S (1, 4) OBP: 0.323, SLG: 0.202		0-0 L4 ②			4-0 SH5-3 BB		0-3 K ②	0-3 K ③		3 0 0 0 1 2 1
Rudy Law, L (1, 8) OBP: 0.323, SLG: 0.398		0-0 F7 ③			0-0 SH5-3 ①		0-0 1B 1B		0-0 4-3 S 1B	3 0 2 0 0 0 1

Inning Stats	R: 0 E: 0 K: 2 S: 7	H: 0 LOB: 1 BB: 1 P: 11	R: 1 E: 0 K: 0 S: 5	H: 2 LOB: 1 BB: 0 P: 5	R: 0 E: 0 K: 1 S: 5	H: 0 LOB: 0 BB: 0 P: 5	R: 0 E: 0 K: 0 S: 3	H: 1 LOB: 1 BB: 1 P: 7	R: 0 E: 0 K: 0 S: 3	H: 0 LOB: 1 BB: 1 P: 7	R: 0 E: 0 K: 0 S: 4	H: 1 LOB: 1 BB: 0 P: 4	R: 0 E: 0 K: 2 S: 9	H: 2 LOB: 2 BB: 0 P: 9	R: 3 E: 0 K: 1 S: 8	H: 3 LOB: 0 BB: 0 P: 8	R: 0 E: 0 K: 2 S: 8	H: 1 LOB: 1 BB: 0 P: 8	1B: 8 2B: 1 3B: 0 HR: 1	SF: 0 SAC: 1 DP: 0 HBP: 0
--------------	------------------------------	----------------------------------	------------------------------	---------------------------------	------------------------------	---------------------------------	------------------------------	---------------------------------	------------------------------	---------------------------------	------------------------------	---------------------------------	------------------------------	---------------------------------	------------------------------	---------------------------------	------------------------------	---------------------------------	----------------------------------	------------------------------------

PITCHER	IP	WLS	BF	H	R	ER	SO	BB	IBB	HBP	BLK	WP	HR	S	P	ERA	WHIP
Frank Viola, L (1, 1) ERA: 4.14	8.0	W	35	9	4	4	6	3	0	0	0	1	1	44	56	4.50	1.500
Ron Davis, R (9, 1) ERA: 5.4	1.0	S	4	1	0	0	2	0	0	0	0	0	0	8	8	0.00	1.000


**BOTTOM**

**Minnesota Twins @ Chicago White Sox**  
Comiskey Park, Chicago, IL

Fri Jun 28 1985, 8:05 PM EDT  
Att. 31,097 - Unknown

<b>AB</b>	<b>35</b>
<b>R</b>	<b>4</b>
<b>H</b>	<b>10</b>
<b>RBI</b>	<b>4</b>
<b>BB</b>	<b>3</b>
<b>SO</b>	<b>8</b>
<b>LOB</b>	<b>17</b>

WP: 1 PA: 39  
PB: 0  
SB: 1  
CS: 1



PITCHER	IP	WLS	BF	H	R	ER	SO	BB	IBB	HBP	BLK	WP	HR	S	P	ERA	WHIP
---------	----	-----	----	---	---	----	----	----	-----	-----	-----	----	----	---	---	-----	------

Batter	1	2	3	4	5	6	7	8	9	AB R H RBI BB SO LOB	TOP	
Kirby Puckett, R OBP: 0.319, SLG: 0.390 (1, 8) X	0-0 FC6-5 2B		0-3 K		0-3 K		X 0-0 4-3		X 0-0 6-3	5 0 1 0 0 2 1		
Ron Washington, R OBP: 0.267, SLG: 0.200 Gary Gaetti, R OBP: 0.331, SLG: 0.442 (1, 5) X (9, 5)	0-0 FC6-5 BB 2-3		4-0 BB BB		X 0-0 F8		X 0-0 L7			3 0 0 0 1 0 1 0 0 0 0 0 0 0		
Roy Smalley, S OBP: 0.397, SLG: 0.428 (1, 10) B B B	4-0 1-2 BB		0-3 K		B B B B 4-0 BB BB		0-3 K			2 0 0 0 2 2 1		
Tom Brunansky, R OBP: 0.382, SLG: 0.543 (1, 9) S S	0-3 K		X 0-0 F9		B B B B 4-0 1-2 BB		X 0-0 F6			3 0 0 0 1 1 3		
Mickey Hatcher, R OBP: 0.321, SLG: 0.376 Kent Hrbek, L OBP: 0.331, SLG: 0.423 (1, 3) X (8, 3)	0-0 F4		X 0-0 F9		X 0-0 F9		X 0-0 4-3			4 0 0 0 0 0 4 0 0 0 0 0 0 0		
Dave Engle, R OBP: 0.227, SLG: 0.300 (1, 2) X		X 0-0 F5		X 0-0 HR		X 0-0 E5 5-3 SH1-4		B B B B 4-0 CS BB		3 1 1 1 1 0 0		
Tim Teufel, R OBP: 0.337, SLG: 0.381 (1, 4) B B B		B B B 4-0 FC5-4 BB		X 0-0 2B		X 0-0 SH1-4		0-0 CS 1-2	X 0-0 F7	2 0 1 0 1 0 0		
Greg Gagne, R OBP: 0.335, SLG: 0.404 (1, 6) X		X 0-0 FC5-4 1-2		S S 0-3 K		X 0-0 5-3		B B B B 4-0 S BB		3 0 0 0 1 1 3		
Dave Meier, R OBP: 0.303, SLG: 0.207 (1, 7) X		X 0-0 5-3		X 0-0 6-3		S S 0-3 K		X 0-0 F4		4 0 0 0 0 1 4		
<b>Inning Stats</b>	R: 0 E: 0 K: 1 S: 6 H: 1 LOB: 2 BB: 1 P: 10	R: 0 E: 0 K: 0 S: 3 H: 0 LOB: 1 BB: 1 P: 7	R: 0 E: 0 K: 2 S: 7 H: 0 LOB: 1 BB: 1 P: 11	R: 1 E: 0 K: 1 S: 7 H: 2 LOB: 1 BB: 0 P: 7	R: 0 E: 0 K: 1 S: 5 H: 0 LOB: 2 BB: 2 P: 13	R: 0 E: 1 K: 1 S: 6 H: 0 LOB: 1 BB: 0 P: 6	R: 0 E: 0 K: 1 S: 5 H: 0 LOB: 0 BB: 0 P: 5	R: 0 E: 0 K: 0 S: 2 H: 0 LOB: 0 BB: 1 P: 6	R: 0 E: 0 K: 0 S: 3 H: 0 LOB: 1 BB: 1 P: 7	1B: 0 2B: 2 3B: 0 HR: 1 SF: 0 SAC: 1 DP: 0 HBP: 0	WP: 0 PB: 0 SB: 1 CS: 1 PA: 38	
<b>PITCHER</b> Britt Burns, L ERA: 3.47 Bob James, R ERA: 1.89 (1, 1) (9, 1)	IP WLS BF H R ER SO BB IBB HBP BLK WP HR S P ERA WHIP	8.0 L 33 3 1 1 7 6 0 0 0 0 0 1 41 65 1.12 1.125	1.0 4 0 0 0 0 1 0 0 0 0 0 0 3 7 0.00 1.000	<b>PITCHER</b> IP WLS BF H R ER SO BB IBB HBP BLK WP HR S P ERA WHIP								

Minnesota Twins @ Chicago White Sox  
Comiskey Park, Chicago, IL  
Sat Jun 29 1985, 8:05 PM EDT  
Att. 28,402 - Unknown

livebaseballscorecards.com

AB 29  
R 1  
H 3  
RBI 1  
BB 7  
SO 7  
LOB 17



Batter	1	2	3	4	5	6	7	8	9	AB	R	H	RBI	BB	SO	LOB
Rudy Law, L OBP: 0.322, SLG: 0.392 (1, 7)	0-0 4-3		0-0 6-3		0-3 K			1-0 B2-6-4 HBP		3	0	0	0	0	1	0
Tim Hulett, R OBP: 0.328, SLG: 0.411 (1, 5)	0-3 K		0-0 6-3			0-0 4-3		0-0 B2-6-4 1-2f		4	0	0	0	0	1	1
Harold Baines, L OBP: 0.328, SLG: 0.396 (1, 9)	4-0 BB			0-0 4-3		0-0 4-3		0-0 G3		3	0	0	0	1	0	0
Greg Walker, L OBP: 0.326, SLG: 0.506 (1, 3)	0-0 4-3			1-0 BB HBP		4-0 BB			0-3 K	2	0	0	0	1	1	1
Carlton Fisk, R OBP: 0.316, SLG: 0.505 (1, 2)		0-3 K		0-0 F3		0-3 K			4-0 1B BB	3	0	0	0	1	2	2
Ron Kittle, R OBP: 0.275, SLG: 0.403 (1, 10)		4-0 FC6-4 BB		4-0 1-2 BB			0-0 F7		0-0 1B	2	0	1	0	2	0	0
Daryl Boston, L OBP: 0.264, SLG: 0.331 (1, 8)		0-0 F7		0-0 5-3			0-3 K		0-0 1B	3	0	0	0	0	1	3
Jerry Hairston, S OBP: 0.338, SLG: 0.352 (9, PH)									1-2 2-3 1B	1	0	1	0	0	0	0
Luis Salazar, R OBP: 0.211, SLG: 0.306 (9, PR)									0-0 F8	0	0	0	0	0	0	0
Ozzie Guillen, L OBP: 0.249, SLG: 0.254 (1, 6)		0-0 FC6-4 1-2f			0-0 L7		0-0 1B			4	0	1	0	0	0	3
Julio Cruz, S OBP: 0.316, SLG: 0.197 (1, 4)			0-3 K			0-0 F7		0-0 4-3		3	0	0	0	0	1	1

**BOTTOM**

**Minnesota Twins @ Chicago White Sox**  
 Comiskey Park, Chicago, IL  
 Sat Jun 29 1985, 8:05 PM EDT  
 Att. 28,402 - Unknown

[livebaseballscorecards.com](http://livebaseballscorecards.com)

<b>AB</b>	<b>28</b>
<b>R</b>	<b>0</b>
<b>H</b>	<b>3</b>
<b>RBI</b>	<b>0</b>
<b>BB</b>	<b>5</b>
<b>SO</b>	<b>7</b>
<b>LOB</b>	<b>11</b>



Inning Stats	R: 0	H: 0	E: 0	K: 1	S: 5	LOB: 1	BB: 1	P: 9	R: 0	H: 0	E: 0	K: 1	S: 5	LOB: 1	BB: 1	P: 9	R: 0	H: 0	E: 0	K: 1	S: 5	LOB: 0	BB: 0	P: 5	R: 0	H: 0	E: 0	K: 0	S: 3	LOB: 2	BB: 1	P: 8	R: 0	H: 0	E: 0	K: 1	S: 5	LOB: 0	BB: 0	P: 5	R: 0	H: 0	E: 0	K: 1	S: 5	LOB: 1	BB: 1	P: 9	R: 0	H: 1	E: 0	K: 1	S: 6	LOB: 1	BB: 0	P: 6	R: 0	H: 0	E: 0	K: 0	S: 2	LOB: 0	BB: 0	P: 3	R: 0	H: 2	E: 0	K: 1	S: 6	LOB: 2	BB: 1	P: 10	1B: 3	SF: 0	2B: 0	SAC: 0	3B: 0	DP: 1	HR: 0	HBP: 2	WP: 0	PA: 35
--------------	------	------	------	------	------	--------	-------	------	------	------	------	------	------	--------	-------	------	------	------	------	------	------	--------	-------	------	------	------	------	------	------	--------	-------	------	------	------	------	------	------	--------	-------	------	------	------	------	------	------	--------	-------	------	------	------	------	------	------	--------	-------	------	------	------	------	------	------	--------	-------	------	------	------	------	------	------	--------	-------	-------	-------	-------	-------	--------	-------	-------	-------	--------	-------	--------

PITCHER	IP	WLS	BF	H	R	ER	SO	BB	IBB	HBP	BLK	WP	HR	S	P	ERA	WHIP
Mike Smithson, R ERA: 4.99 (1, 1)	8.1	W	32	1	0	0	7	5	0	2	0	0	0	39	61	0.00	0.720
Frank Eufemia, R ERA: 2.7 (9, 1)	0.2	S	3	2	0	0	0	0	0	0	0	0	0	3	3	0.00	3.000

Batter	1	2	3	4	5	6	7	8	9	AB R H RBI BB SO LOB	TOP											
<b>Kirby Puckett, R</b> (1, 8) OBP: 0.320, SLG: 0.388	0-0 5-3		0-0 1B		0-0 L1		1-0 2B BB HBP	0-3 K		4 1 1 0 0 1 2												
<b>Roy Smalley, S</b> (1, 10) OBP: 0.393, SLG: 0.427	0-0 F7		0-3 K		0-3 K		0-0 BB 2B	0-3 K		5 0 1 2 0 3 2												
<b>Kent Hrbek, L</b> (1, 3) OBP: 0.332, SLG: 0.420	0-0 L4		0-0 1B		0-0 F8		4-0 BB IBB	0-0 4-3		4 0 1 0 1 0 1												
<b>Tom Brunansky, R</b> (1, 9) OBP: 0.385, SLG: 0.540		4-0 1B BB	0-3 K		0-0 G3-6 1B		4-0 1-2 2-3 3-H BB	0-3 K		3 0 1 1 2 2 2												
<b>Randy Bush, L</b> (1, 7) OBP: 0.255, SLG: 0.457		0-3 K		0-0 4-3		0-0 G3-6	0-0 F3			4 0 0 0 0 1 5												
<b>Dave Meier, R</b> (7, 7) OBP: 0.303, SLG: 0.207										0 0 0 0 0 0 0												
<b>Gary Gaetti, R</b> (1, 5) OBP: 0.333, SLG: 0.447		0-0 1-2 1B		0-0 1B 2B		0-0 F2	0-0 1-3			4 1 2 0 0 0 3												
<b>Tim Teufel, R</b> (1, 4) OBP: 0.344, SLG: 0.389		0-0 F7		0-0 G4-6-3 1B		4-0 FC1-6 BB	0-0 F9 2B			3 0 2 1 1 0 2												
<b>Greg Gagne, R</b> (1, 6) OBP: 0.327, SLG: 0.394		0-0 4-3		0-0 G4-6-3		0-0 FC1-6 1B 2B	0-3 K2-3			4 1 0 0 0 1 5												
<b>Mark Salas, L</b> (1, 2) OBP: 0.343, SLG: 0.431			0-0 3-1		0-0 2B	0-0 2B HBP 1B	0-0 F9			4 1 2 0 0 0 1												
<b>Inning Stats</b>	R: 0 E: 0 K: 0 S: 3	H: 0 LOB: 0 BB: 0 P: 3	R: 0 E: 0 K: 1 S: 6	H: 1 LOB: 2 BB: 1 P: 10	R: 0 E: 0 K: 2 S: 9	H: 2 LOB: 2 BB: 0 P: 9	R: 1 E: 0 K: 0 S: 4	H: 2 LOB: 0 BB: 0 P: 4	R: 0 E: 0 K: 1 S: 6	H: 1 LOB: 1 BB: 0 P: 6	R: 0 E: 0 K: 0 S: 3	H: 1 LOB: 0 BB: 0 P: 3	R: 3 E: 0 K: 0 S: 5	H: 2 LOB: 3 BB: 3 P: 18	R: 0 E: 0 K: 2 S: 8	H: 1 LOB: 1 BB: 0 P: 8	R: 0 E: 0 K: 2 S: 7	H: 0 LOB: 0 BB: 0 P: 7	1B: 6 2B: 4 3B: 0 HR: 0	SF: 0 SAC: 0 DP: 2 HBP: 1	WP: 0 PB: 0 SB: 0 CS: 0	PA: 40
<b>PITCHER</b>	IP WLS BF H R ER SO BB IBB HBP BLK WP HR S P ERA WHIP																					
<b>Tom Seaver, R</b> (1, 1) ERA: 3.28	7.0 L 33 9 4 4 4 3 1 1 0 0 0 0 36 53 5.14 1.714																					
<b>Gene Nelson, R</b> (8, 1) ERA: 2.89	2.0 7 1 0 0 4 0 0 0 0 0 0 0 15 15 0.00 0.500																					

**Minnesota Twins @ Chicago White Sox**  
Comiskey Park, Chicago, IL  
Sun Jun 30 1985, 4:33 AM EDT  
Att. 26,038 - Unknown

[livebaseballscorecards.com](http://livebaseballscorecards.com)

<b>AB</b>	35
<b>R</b>	4
<b>H</b>	10
<b>RBI</b>	4
<b>BB</b>	4
<b>SO</b>	8
<b>LOB</b>	23



Batter	1	2	3	4	5	6	7	8	9	AB R H RBI BB SO LOB
Rudy Law, L (1, 7) OBP: 0.321, SLG: 0.389	0-0 SH1-3 1B		0-0 G3			0-0 3-1		0-0 F3		4 1 1 0 0 0 2
John Cangelosi, S (1, 8) Jerry Hairston, S (8, PH) Luis Salazar, R (8, PR) OBP: 0.348, SLG: 0.364 OBP: 0.211, SLG: 0.306	0-0 SH1-3 1-3		0-3 K			0-0 G3		0-0 G4-6-3 1-2 3-H 1B		2 0 0 0 0 1 0 1 0 1 1 0 0 0 0 0 0 0 0 0 0
Harold Baines, L (1, 9) OBP: 0.330, SLG: 0.398	0-0 1B				0-0 F7		0-0 1B	0-0 G4-6-3 1-2f		4 0 2 1 0 0 2
Greg Walker, L (1, 3) OBP: 0.325, SLG: 0.502	0-0 1-2 1B				0-0 4-3		0-0 4-3		0-0 F8	4 0 1 0 0 0 1
Carlton Fisk, R (1, 2) OBP: 0.315, SLG: 0.514	0-0 G6-4-3 1-2f				0-0 HR		0-0 6-3		0-3 K	4 1 1 1 0 1 2
Ron Kittle, R (1, 10) OBP: 0.268, SLG: 0.392		0-0 F5			0-0 F6		0-0 4-3		0-0 L7	4 0 0 0 0 0 0
Tim Hulett, R (1, 5) OBP: 0.322, SLG: 0.404		0-3 K			0-0 F5		0-0 5-3			3 0 0 0 0 1 0
Ozzie Guillen, L (1, 6) OBP: 0.250, SLG: 0.255		0-0 3-1			0-0 4-3			0-0 E BB 1B		3 1 1 0 0 0 0
Julio Cruz, S (1, 4) Oscar Gamble, L (8, PH) Scott Fletcher, R (8, PR) OBP: 0.313, SLG: 0.194 OBP: 0.359, SLG: 0.323 OBP: 0.317, SLG: 0.265			0-0 F7		0-0 6-3			4-0 1-2 BB		2 0 0 0 0 0 0 0 0 0 0 1 0 0 0 0 0 0 0 0 0

Inning Stats	R: 1 E: 0 K: 0 S: 5	H: 3 LOB: 1 BB: 0 P: 5	R: 0 E: 0 K: 1 S: 5	H: 0 LOB: 0 BB: 0 P: 5	R: 0 E: 0 K: 1 S: 5	H: 0 LOB: 0 BB: 0 P: 5	R: 1 E: 0 K: 0 S: 4	H: 1 LOB: 0 BB: 0 P: 4	R: 0 E: 0 K: 0 S: 3	H: 0 LOB: 0 BB: 0 P: 3	R: 0 E: 0 K: 0 S: 4	H: 1 LOB: 1 BB: 0 P: 4	R: 0 E: 0 K: 0 S: 3	H: 0 LOB: 0 BB: 0 P: 3	R: 1 E: 1 K: 0 S: 4	H: 2 LOB: 2 BB: 1 P: 8	R: 0 E: 0 K: 1 S: 5	H: 0 LOB: 0 BB: 0 P: 5	1B: 6 2B: 0 3B: 0 HR: 1	SF: 0 SAC: 1 DP: 2 HBP: 0	WP: 0 PB: 0 SB: 1 CS: 0	PA: 33
--------------	------------------------------	---------------------------------	------------------------------	---------------------------------	------------------------------	---------------------------------	------------------------------	---------------------------------	------------------------------	---------------------------------	------------------------------	---------------------------------	------------------------------	---------------------------------	------------------------------	---------------------------------	------------------------------	---------------------------------	----------------------------------	------------------------------------	----------------------------------	--------


PITCHER	IP	WLS	BF	H	R	ER	SO	BB	IBB	HBP	BLK	WP	HR	S	P	ERA	WHIP
John Butcher, R (1, 1) ERA: 4.69	7.1	W	29	7	3	3	2	1	0	0	0	0	1	32	36	3.68	1.091
Curt Wardle, L (8, 1) ERA: 4.63	1.0		2	0	0	0	0	0	0	0	0	0	0	2	2	0.00	0.000
Ron Davis, R (9, 1) ERA: 5.28	0.2	S	2	0	0	0	1	0	0	0	0	0	0	4	4	0.00	0.000

**BOTTOM**

**Minnesota Twins @ Chicago White Sox**  
Comiskey Park, Chicago, IL

Sun Jun 30 1985, 4:33 AM EDT  
Att. 26,038 - Unknown

AB	31
R	3
H	7
RBI	3
BB	1
SO	3
LOB	7



PITCHER	IP	WLS	BF	H	R	ER	SO	BB	IBB	HBP	BLK	WP	HR	S	P	ERA	WHIP
---------	----	-----	----	---	---	----	----	----	-----	-----	-----	----	----	---	---	-----	------

Batter	1	2	3	4	5	6	7	8	9	AB R H RBI BB SO LOB	TOP											
Jack Perconte, L (1, 4) OBP: 0.297, SLG: 0.321	0-0 F6		4-0 5-3 BB		0-3 K		0-0 1-3		0-0 F9	4 0 0 0 1 1 1												
Phil Bradley, R (1, 8) OBP: 0.378, SLG: 0.522	0-3 K		0-0 5-3 1-2		4-0 S BB			0-3 K		3 0 0 0 1 2 1												
Ivan Calderon, R (1, 7) OBP: 0.355, SLG: 0.525	4-0 BB		4-0 BB		0-0 F7 1-2			0-0 BB HR 1B		2 1 1 0 2 0 1												
Gorman Thomas, R (1, 10) OBP: 0.371, SLG: 0.473	0-3 K		0-3 K			0-0 L7		4-0 1-2 HR BB		3 1 0 0 1 2 3												
Al Cowens, R (1, 9) OBP: 0.289, SLG: 0.452		0-0 F8		0-0 L7		4-0 G4-6-3 BB		0-0 1-H 2-H HR		3 1 1 3 1 0 0												
Alvin Davis, L (1, 3) OBP: 0.360, SLG: 0.378		0-0 L6		0-0 2B		0-0 G4-6-3 1-2f		0-0 L9		4 0 1 0 0 0 1												
Jim Presley, R (1, 5) OBP: 0.337, SLG: 0.523		0-0 FC5-4 1B		0-0 L9			0-0 F8	0-3 K		4 0 1 0 0 1 1												
Bob Kearney, R (1, 2) OBP: 0.234, SLG: 0.313		0-0 FC5-4 1-2f		0-0 L8			0-0 6-3 1B		0-0 5-3	4 0 1 0 0 0 2												
Spike Owen, S (1, 6) OBP: 0.315, SLG: 0.352			0-0 F4		0-0 5-3		0-0 6-3		0-0 F8	4 0 0 0 0 0 1												
<b>Inning Stats</b>	R: 0 E: 0 K: 2 S: 7	H: 0 LOB: 1 BB: 1 P: 11	R: 0 E: 0 K: 0 S: 4	H: 1 LOB: 1 BB: 0 P: 4	R: 0 E: 0 K: 1 S: 5	H: 0 LOB: 2 BB: 2 P: 13	R: 0 E: 0 K: 0 S: 4	H: 1 LOB: 1 BB: 0 P: 4	R: 0 E: 0 K: 1 S: 5	H: 0 LOB: 1 BB: 1 P: 9	R: 0 E: 0 K: 0 S: 2	H: 0 LOB: 0 BB: 1 P: 6	R: 0 E: 0 K: 0 S: 4	H: 1 LOB: 1 BB: 0 P: 4	R: 3 E: 0 K: 2 S: 9	H: 2 LOB: 0 BB: 1 P: 13	R: 0 E: 0 K: 0 S: 3	H: 0 LOB: 0 BB: 0 P: 3	1B: 3 2B: 1 3B: 0 HR: 1	SF: 0 SAC: 0 DP: 1 HBP: 0	WP: 0 PB: 0 SB: 1 CS: 0	PA: 37
<b>PITCHER</b>	IP WLS BF H R ER SO BB IBB HBP BLK WP HR S P ERA WHIP																					
Floyd Bannister, L (1, 1) ERA: 4.61	7.2 L 33 5 3 3 5 6 0 0 0 0 0 1 37 61 3.52 1.435																					
Dan Spillner, R (8, 1) ERA: 2.61	1.1 4 0 0 0 1 0 0 0 0 0 0 0 6 6 0.00 0.000																					

Seattle Mariners @ Chicago White Sox  
Comiskey Park, Chicago, IL  
Mon Jul 01 1985, 8:05 PM EDT  
Att: 30,041 - Unknown

livebaseballscorecards.com

AB	31
R	3
H	5
RBI	3
BB	6
SO	6
LOB	11



Batter	1	2	3	4	5	6	7	8	9
<b>Rudy Law, L</b> (1, 8) OBP: 0.324, SLG: 0.396	0-0 L4		0-0 B1-3			0-0 L7-4 2B		0-0 1B	
<b>Oscar Gamble, L</b> (1, 10) OBP: 0.358, SLG: 0.316 <b>Ron Kittle, R</b> (8, PH) OBP: 0.267, SLG: 0.389	0-0 6-3		0-3 K			4-0 BB		0-0 F4	
<b>Harold Baines, L</b> (1, 9) OBP: 0.329, SLG: 0.396	0-3 K			0-3 K		0-0 L7-4 2-3		0-0 FC4-6 1B	
<b>Greg Walker, L</b> (1, 3) OBP: 0.320, SLG: 0.494		0-3 K		0-0 4-3		0-0 L6		0-0 FC4-6 1-2	
<b>Carlton Fisk, R</b> (1, 2) OBP: 0.317, SLG: 0.511		4-0 1B BB		0-0 6-3		0-0 CS 1B		0-0 F7	
<b>Tom Paciorek, R</b> (1, 7) OBP: 0.291, SLG: 0.271		0-0 F9			0-0 L8		0-3 K	0-0 L8	
<b>Tim Hulett, R</b> (1, 5) OBP: 0.322, SLG: 0.402		0-0 1-2 1B			0-0 5-3		0-0 CS 1-2	0-3 K	
<b>Ozzie Guillen, L</b> (1, 6) OBP: 0.247, SLG: 0.251		0-0 4-3			0-0 4-3			0-0 L8	
<b>Scott Fletcher, R</b> (1, 4) OBP: 0.313, SLG: 0.262 <b>Jerry Hairston, S</b> (8, PH) OBP: 0.357, SLG: 0.364 <b>Julio Cruz, S</b> (8, PR) OBP: 0.313, SLG: 0.194			0-0 5-3			0-0 L9		4-0 S 1B BB	

Inning Stats	R: 0 E: 0 K: 1 S: 5	H: 0 LOB: 0 BB: 0 P: 5	R: 0 E: 0 K: 1 S: 6	H: 1 LOB: 2 BB: 1 P: 10	R: 0 E: 0 K: 1 S: 5	H: 0 LOB: 0 BB: 0 P: 5	R: 0 E: 0 K: 1 S: 5	H: 0 LOB: 0 BB: 0 P: 5	R: 0 E: 0 K: 0 S: 3	H: 0 LOB: 0 BB: 0 P: 3	R: 0 E: 0 K: 0 S: 3	H: 1 LOB: 1 BB: 1 P: 7	R: 0 E: 0 K: 1 S: 5	H: 1 LOB: 0 BB: 0 P: 5	R: 1 E: 0 K: 1 S: 6	H: 1 LOB: 1 BB: 1 P: 10	R: 0 E: 0 K: 0 S: 4	H: 1 LOB: 1 BB: 0 P: 4
1B: 4 2B: 2 3B: 0 HR: 0	SF: 0 SAC: 0 DP: 1 HBP: 0	WP: 0 PB: 0 SB: 1 CS: 1	PA: 34															

PITCHER	IP	WLS	BF	H	R	ER	SO	BB	IBB	HBP	BLK	WP	HR	S	P	ERA	WHIP
<b>Frank Wills, R</b> (1, 1) ERA: 4.15	7.2	W	28	4	1	1	6	3	0	0	0	0	0	37	49	1.17	0.913
<b>Ed Vande Berg, L</b> (8, 1) ERA: 2.78	0.2		3	1	0	0	0	0	0	0	0	0	0	3	3	0.00	1.500
<b>Ed Nunez, R</b> (9, 1) ERA: 2.44	0.2	S	2	0	0	0	0	0	0	0	0	0	0	2	2	0.00	0.000

**BOTTOM**

**Seattle Mariners @ Chicago White Sox**  
Comiskey Park, Chicago, IL

Mon Jul 01 1985, 8:05 PM EDT  
Att. 30,041 - Unknown

AB	30
R	1
H	5
RBI	1
BB	3
SO	6
LOB	10



PITCHER	IP	WLS	BF	H	R	ER	SO	BB	IBB	HBP	BLK	WP	HR	S	P	ERA	WHIP
<b>Frank Wills, R</b> (1, 1) ERA: 4.15	7.2	W	28	4	1	1	6	3	0	0	0	0	0	37	49	1.17	0.913
<b>Ed Vande Berg, L</b> (8, 1) ERA: 2.78	0.2		3	1	0	0	0	0	0	0	0	0	0	3	3	0.00	1.500
<b>Ed Nunez, R</b> (9, 1) ERA: 2.44	0.2	S	2	0	0	0	0	0	0	0	0	0	0	2	2	0.00	0.000





Batter	1	2	3	4	5	6	7	8	9
<b>Scott Fletcher, R</b> (1, 4) <small>OBP: 0.312, SLG: 0.257</small> <b>Jerry Hairston, S</b> (8, PH) <small>OBP: 0.366, SLG: 0.364</small> <b>John Cangelosi, S</b> (8, PR) <small>(9, 8)</small>	4-0  BB		0-0 6-3  K	0-3  K		0-0 B1-3  K		4-0  HR IBB	
<b>Tim Hulett, R</b> (1, 5) <small>OBP: 0.335, SLG: 0.407</small> <small>(9, 4)</small>	0-0 G5-4-3  K			0-0  K	0-0  K	4-0  K		4-0  HR BB	
<b>Harold Baines, L</b> (1, 9) <small>OBP: 0.333, SLG: 0.410</small> <small>(9, 4)</small>	0-0  K			0-0 F8  K	0-0  K	0-0 4-3  K		0-0  HR	
<b>Greg Walker, L</b> (1, 3) <small>OBP: 0.325, SLG: 0.511</small> <small>(9, 4)</small>	0-3  K			0-0  K	0-0  K		0-3  K	0-0  K	
<b>Carlton Fisk, R</b> (1, 10) <small>OBP: 0.315, SLG: 0.502</small> <small>(9, 4)</small>		0-0 F7  K		4-0  K	0-0 5-3  K		0-3  K	0-0 6-3  K	
<b>Tom Paciorek, R</b> (1, 7) <small>OBP: 0.299, SLG: 0.273</small> <b>Rudy Law, L</b> (8, 7) <small>OBP: 0.324, SLG: 0.396</small> <small>(9, 4)</small>		0-0 F8  K		4-0  K	0-0  K		0-0 F4  K		
<b>Marc Hill, R</b> (1, 2) <small>OBP: 0.246, SLG: 0.143</small> <small>(9, 4)</small>		0-0 1-3  K		0-3  K	0-0 FC6-4  K			0-0 4-3  K	
<b>Luis Salazar, R</b> (1, 8) <small>OBP: 0.212, SLG: 0.299</small> <small>(9, 5)</small>			0-0 F9  K	4-0  K	0-0 F8  K			0-3  K	
<b>Ozzie Guillen, L</b> (1, 6) <small>OBP: 0.251, SLG: 0.269</small> <small>(9, 5)</small>			0-0 L1  K	0-0  K		0-0 F3  K		0-0  K	

Inning Stats	R: 0	H: 1	E: 0	K: 1	S: 5	LOB: 1	BB: 1	P: 9	R: 0	H: 0	E: 0	K: 0	S: 3	LOB: 0	BB: 0	P: 3	R: 0	H: 0	E: 0	K: 0	S: 3	LOB: 0	BB: 0	P: 3	R: 5	H: 3	E: 0	K: 2	S: 10	LOB: 1	BB: 3	P: 22	R: 3	H: 4	E: 0	K: 0	S: 7	LOB: 1	BB: 0	P: 7	R: 0	H: 0	E: 0	K: 0	S: 3	LOB: 1	BB: 1	P: 7	R: 0	H: 0	E: 0	K: 2	S: 7	LOB: 0	BB: 0	P: 7	R: 4	H: 3	E: 0	K: 1	S: 8	LOB: 2	BB: 2	P: 16
--------------	------	------	------	------	------	--------	-------	------	------	------	------	------	------	--------	-------	------	------	------	------	------	------	--------	-------	------	------	------	------	------	-------	--------	-------	-------	------	------	------	------	------	--------	-------	------	------	------	------	------	------	--------	-------	------	------	------	------	------	------	--------	-------	------	------	------	------	------	------	--------	-------	-------

AB	R	H	RBI	BB	SO	LOB
3	0	0	0	1	1	1
0	0	0	0	1	0	0
0	1	0	0	0	0	0
3	3	2	0	2	0	1
5	2	3	5	0	0	2
5	2	3	1	0	2	1
4	1	0	0	1	1	3
3	1	1	2	1	0	0
0	0	0	0	0	0	0
4	0	0	0	0	1	3
3	1	0	0	1	1	1
4	1	2	3	0	0	0

**BOTTOM**

**Seattle Mariners @ Chicago White Sox**  
 Comiskey Park, Chicago, IL  
 Tue Jul 02 1985, 8:05 PM EDT  
 Att. 20,360 - Unknown

<b>AB</b>	<b>34</b>
<b>R</b>	<b>12</b>
<b>H</b>	<b>11</b>
<b>RBI</b>	<b>11</b>
<b>BB</b>	<b>7</b>
<b>SO</b>	<b>6</b>
<b>LOB</b>	<b>12</b>



PITCHER	IP	WLS	BF	H	R	ER	SO	BB	IBB	HBP	BLK	WP	HR	S	P	ERA	WHIP
<b>Brian Snyder, L</b> (1, 1) <small>ERA: 6.46</small>	3.2	L	18	4	5	5	2	2	2	0	0	0	0	18	34	12.27	1.636
<b>Roy Thomas, R</b> (4, 1) <small>ERA: 4.18</small>	1.1		8	4	3	3	1	0	0	0	0	0	0	10	10	20.25	3.000
<b>Bob Long, R</b> (6, 1) <small>ERA: 2.2</small>	2.0		7	0	0	0	2	1	0	0	0	0	0	10	14	0.00	0.500
<b>Salome Barojas, R</b> (8, 1) <small>ERA: 6.02</small>	1.0		8	3	4	4	1	1	1	0	0	0	1	8	16	36.00	4.000

Batter	1	2	3	4	5	6	7	8	9	AB R H RBI BB SO LOB	TOP											
<b>Jack Perconte, L</b> (1, 4) OBP: 0.290, SLG: 0.320	0-0 F8		0-0 2B 3B		0-0 F8			0-0 F5	0-0 F3	5 1 1 0 0 0 0												
<b>Phil Bradley, R</b> (1, 7) OBP: 0.375, SLG: 0.516	0-3 K		0-3 K		0-0 F9			0-0 FC4-6 1B	0-3 K2-3	5 0 1 0 0 3 1												
<b>Alvin Davis, L</b> (1, 3) OBP: 0.364, SLG: 0.383 <b>Domingo Ramos, R</b> (8, PR) OBP: 0.236, SLG: 0.275	0-0 BB 1B		0-0 3-H 2B		0-0 3-1			0-0 FC4-6 WP BB 2B	0-0 6-3	4 0 2 1 0 0 1 1 1 0 0 0 0 0												
<b>Gorman Thomas, R</b> (1, 10) OBP: 0.371, SLG: 0.462	4-0 1-2 BB		0-3 K			0-3 K		4-0 1-2 WP BB 2B		2 1 0 0 2 2 1												
<b>Al Cowens, R</b> (1, 9) OBP: 0.297, SLG: 0.464	0-0 F2		0-0 4-3			0-3 K		0-0 1-H 2-H 2B 2B		4 1 1 2 0 1 3												
<b>Dave Henderson, R</b> (1, 8) OBP: 0.321, SLG: 0.397		0-3 K		0-3 K		0-0 F9		0-0 2-H 1B 2B		4 1 1 1 0 2 0												
<b>Jim Presley, R</b> (1, 5) OBP: 0.336, SLG: 0.526		0-3 K		0-3 K			0-0 5-3	4-0 1B BB		3 0 0 0 1 2 0												
<b>Bob Kearney, R</b> (1, 2) OBP: 0.244, SLG: 0.320		0-0 1B		0-0 1B			0-0 6-3	0-0 1-2 2-H 1B		4 0 3 1 0 0 0												
<b>Spike Owen, S</b> (1, 6) OBP: 0.308, SLG: 0.348		0-0 6-3		0-0 F9			0-0 5-3	0-0 F8		4 0 0 0 0 0 4												
<b>Inning Stats</b>	R: 0 E: 0 K: 1 S: 6	H: 1 LOB: 2 BB: 1 P: 10	R: 0 E: 0 K: 2 S: 8	H: 1 LOB: 1 BB: 0 P: 8	R: 1 E: 0 K: 2 S: 9	H: 2 LOB: 1 BB: 0 P: 9	R: 0 E: 0 K: 2 S: 8	H: 1 LOB: 1 BB: 0 P: 8	R: 0 E: 0 K: 2 S: 7	H: 0 LOB: 0 BB: 0 P: 7	R: 0 E: 0 K: 0 S: 3	H: 0 LOB: 0 BB: 0 P: 3	R: 0 E: 0 K: 0 S: 3	H: 0 LOB: 0 BB: 0 P: 3	R: 4 E: 0 K: 0 S: 7	H: 4 LOB: 2 BB: 2 P: 15	R: 0 E: 0 K: 1 S: 5	H: 0 LOB: 0 BB: 0 P: 5	1B: 5 2B: 3 3B: 1 HR: 0	SF: 0 SAC: 0 DP: 0 HBP: 0	WP: 1 PB: 0 SB: 0 CS: 0	PA: 39
<b>PITCHER</b>	IP WLS BF H R ER SO BB IBB HBP BLK WP HR S P ERA WHIP																					ERA WHIP
<b>Gene Nelson, R</b> (1, 1) ERA: 2.79	5.0		21 5 1 1 7 1 0 0 0 0 0 0 34 38 1.80 1.200																			
<b>Dan Spillner, R</b> (6, 1) ERA: 3.27	2.2	L	12 3 4 4 2 1 0 0 0 0 1 0 15 19 13.50 1.500																			
<b>Steve Fireovid, R</b> (8, 1) ERA:	0.1		3 1 0 0 0 1 0 0 0 0 0 0 2 6 0.00 6.000																			
<b>Juan Agosto, L</b> (9, 1) ERA: 3.8	1.0		3 0 0 0 0 1 0 0 0 0 0 0 5 5 0.00 0.000																			

Seattle Mariners @ Chicago White Sox  
Comiskey Park, Chicago, IL  
Wed Jul 03 1985, 8:05 PM EDT  
Att: 22,909 - Unknown

livebaseballscorecards.com

**AB** 36  
**R** 5  
**H** 9  
**RBI** 5  
**BB** 3  
**SO** 10  
**LOB** 10



Batter	1	2	3	4	5	6	7	8	9	AB	R	H	RBI	BB	SO	LOB
Rudy Law, L OBP: 0.318, SLG: 0.388 (1, 8)	0-0 L6	0-0 G3			0-0 G3		0-0 B5-3			4	0	0	0	0	0	2
Oscar Gamble, L OBP: 0.355, SLG: 0.313 (1, 10)	0-3 K		0-0 4-3		0-0 E4 1B			0-0 F4		4	0	1	1	0	1	0
Harold Baines, L OBP: 0.339, SLG: 0.415 (1, 9)	0-0 BB 1B		0-0 CS 1B		0-0 F7			0-0 1B		4	0	3	0	0	0	1
Greg Walker, L OBP: 0.328, SLG: 0.515 (1, 3)	0-0 BB 1-2 1B		0-3 K 1-2			0-0 6-3 2B		0-0 F8		4	0	2	0	0	1	2
Carlton Fisk, R OBP: 0.314, SLG: 0.496 (1, 2)	4-0 BB 1-2 2-3			0-0 F8		0-0 F6		0-0 F8		3	0	0	0	1	0	2
Tom Paciorek, R OBP: 0.288, SLG: 0.262 (1, 7)	0-3 K			0-0 6-3		0-0 6-3 2-3		0-0 F8		4	0	0	0	0	1	4
Tim Hulett, R OBP: 0.333, SLG: 0.409 (1, 5)		0-0 SH3 2B		0-0 5-3		0-3 K		0-3 K		4	0	1	0	0	2	1
Ozzie Guillen, L OBP: 0.252, SLG: 0.275 (1, 6)		0-0 SH3 2-3			0-0 F9 E 2B		0-0 F6		0-3 K	3	1	1	0	0	1	0
Scott Fletcher, R OBP: 0.306, SLG: 0.252 (1, 4)		0-0 4-3			0-0 F9 2-3		0-0 6-3			3	0	0	0	0	0	2

Inning Stats	R: 0	H: 2	E: 0	K: 2	S: 9	H: 1	LOB: 3	BB: 1	P: 13	R: 0	H: 1	E: 0	K: 0	S: 4	R: 0	H: 1	E: 0	K: 1	S: 5	R: 0	H: 0	E: 0	K: 0	S: 3	R: 0	H: 1	E: 0	K: 1	S: 6	R: 0	H: 0	E: 0	K: 0	S: 3	R: 0	H: 1	E: 0	K: 0	S: 4	R: 0	H: 0	E: 0	K: 2	S: 7	R: 0	H: 0	E: 0	K: 0	S: 7	1B: 5	SF: 0	2B: 4	SAC: 1	3B: 0	DP: 1	HR: 0	HBP: 0	WP: 0	PA: 35
--------------	------	------	------	------	------	------	--------	-------	-------	------	------	------	------	------	------	------	------	------	------	------	------	------	------	------	------	------	------	------	------	------	------	------	------	------	------	------	------	------	------	------	------	------	------	------	------	------	------	------	------	-------	-------	-------	--------	-------	-------	-------	--------	-------	--------

PITCHER	IP	WLS	BF	H	R	ER	SO	BB	IBB	HBP	BLK	WP	HR	S	P	ERA	WHIP
Bill Swift, R ERA: 3.5 (1, 1)	7.1		30	8	1	1	4	1	0	0	0	0	0	37	41	1.23	1.227
Ed Vande Berg, L ERA: 2.75 (8, 1)	0.1		1	0	0	0	0	0	0	0	0	0	0	1	1	0.00	0.000
Ed Nunez, R ERA: 2.38 (8, 1)	1.1		4	0	0	0	2	0	0	0	0	0	0	8	8	0.00	0.000


**BOTTOM**

**Seattle Mariners @ Chicago White Sox**  
 Comiskey Park, Chicago, IL  
 Wed Jul 03 1985, 8:05 PM EDT  
 Att. 22,909 - Unknown

livebaseballscorecards.com

AB	33
R	1
H	8
RBI	1
BB	1
SO	6
LOB	14



Batter	1	2	3	4	5	6	7	8	9	AB R H RBI BB SO LOB	TOP	
Rudy Law, L OBP: 0.320, SLG: 0.395 (1, 8) (7, 7)	0-0 6-3		0-0 3-1		0-0 2-H 3B			1-0 SH5-4 1B S HBP	0-0 6-3	4 1 1 1 0 0 1		
Scott Fletcher, R OBP: 0.301, SLG: 0.247 (1, 4)	0-0 5-3		0-0 F9		0-0 4-3			0-0 SH5-4 1-3		3 0 0 0 0 0 1		
Harold Baines, L OBP: 0.338, SLG: 0.413 (1, 9)	0-0 4-3		0-3 K		0-0 L6			0-0 3-H 2B 1B F7		4 1 1 1 0 1 1		
Greg Walker, L OBP: 0.327, SLG: 0.515 (1, 3)		0-0 1B 2B		0-0 F7		0-0 F8		0-0 1-2 F7		4 1 1 0 0 0 1		
Oscar Gamble, L OBP: 0.359, SLG: 0.324 (1, 10)		4-0 1B SF8 BB		0-3 K		0-0 4-3		0-0 2-H 2B		3 1 1 1 1 1 0		
Carlton Fisk, R OBP: 0.317, SLG: 0.496 (1, 2)		0-0 E 1-3 2-H 1B		0-0 1B		0-0 6-3		0-0 F8		4 0 2 1 0 0 1		
Tom Paciorek, R OBP: 0.281, SLG: 0.255 Luis Salazar, R OBP: 0.217, SLG: 0.313 (1, 7) (7, 8)		0-3 K		0-0 L4		0-0 F8			0-0 2B	3 0 0 0 0 1 3 1 0 1 0 0 0 0	AB 33 R 5 H 8 RBI 5 BB 1 SO 6 LOB 11	
Tim Hulett, R OBP: 0.326, SLG: 0.402 (1, 5)		0-0 SF8 1-3 3-H		0-3 K		0-0 F8			0-3 K	3 0 0 1 0 2 1		
Ozzie Guillen, L OBP: 0.252, SLG: 0.279 (1, 6)		0-0 6-3		0-0 3B 2B		0-0 6-3			0-3 K	4 1 1 0 0 1 2		
Inning Stats	R: 0 E: 0 K: 0 S: 3 H: 0 LOB: 0 BB: 0 P: 3	R: 2 E: 1 K: 1 S: 7 H: 2 LOB: 1 BB: 1 P: 11	R: 0 E: 0 K: 1 S: 5 H: 0 LOB: 0 BB: 0 P: 5	R: 0 E: 0 K: 1 S: 6 H: 1 LOB: 1 BB: 0 P: 6	R: 1 E: 0 K: 1 S: 7 H: 2 LOB: 1 BB: 0 P: 7	R: 0 E: 0 K: 0 S: 3 H: 0 LOB: 0 BB: 0 P: 3	R: 0 E: 0 K: 0 S: 3 H: 0 LOB: 0 BB: 0 P: 3	R: 2 E: 0 K: 0 S: 5 H: 2 LOB: 1 BB: 0 P: 6	R: 0 E: 0 K: 2 S: 8 H: 1 LOB: 1 BB: 0 P: 8	1B: 3 2B: 4 3B: 1 HR: 0 SF: 1 SAC: 1 DP: 0 HBP: 1	WP: 0 PB: 0 SB: 1 CS: 0 PA: 37	
PITCHER Bert Blyleven, R ERA: 3.18 (1, 1)	IP 9.0 WLS L BF 37 H 8 R 5 ER 5 SO 6 BB 1 IBB 0 HBP 1 BLK 0 WP 0 HR 0 S 47 P 52 ERA 5.00 WHIP 1.000	PITCHER										IP WLS BF H R ER SO BB IBB HBP BLK WP HR S P ERA WHIP

Chicago White Sox @ Cleveland Indians  
Cleveland Municipal Stadium, Cleveland, OH

Thu Jul 04 1985, 7:05 PM EDT  
Att. 30,167 - Unknown

livebaseballscorecards.com



Batter	1	2	3	4	5	6	7	8	9	AB R H RBI BB SO LOB	TOP							
Rudy Law, L (1, 8) OBP: 0.314, SLG: 0.388 Jerry Hairston, S (9, PH) Tom Seaver, R (9, 1) Mike Stanton, S (9, 1)	0-0 3-1			0-0 F8	0-0 4-3			0-0 G3	0-0 5-3	4 0 0 0 0 0 1 1 0 0 0 0 0 1 0 0 0 0 0 0 0 0 0 0 0 0 0 0								
Scott Fletcher, R (1, 4) OBP: 0.294, SLG: 0.241	0-0 1-3			0-0 F9		0-0 6-3		0-3 K		4 0 0 0 0 1 0								
Harold Baines, L (1, 9) OBP: 0.340, SLG: 0.414	0-0 F8			0-0 HR 1B		0-0 1B SF9 1B		0-0 F7		4 2 2 0 0 0 0								
Greg Walker, L (1, 3) OBP: 0.332, SLG: 0.529		0-0 1-3		0-0 HR 1B		0-0 FC6-4 1B			0-0 1B SF7 1B	4 2 3 2 0 0 0								
Oscar Gamble, L (1, 10) John Cangelosi, S (9, PR)		0-0 4-3		0-0 G3		0-0 SF9			0-0 BB HR 1B	3 0 1 1 0 0 0 0 1 0 0 0 0 0								
Carlton Fisk, R (1, 2) OBP: 0.316, SLG: 0.490		0-0 F9			0-0 L7	0-0 FC6-4			4-0 HR BB	3 1 0 0 1 0 1								
Tom Paciorek, R (1, 7) Luis Salazar, R (7, 8)			0-0 F8		0-0 1B WP 1B		0-3 K		0-0 SF7	3 1 1 0 0 1 0 0 0 0 1 0 0 0								
Tim Hulett, R (1, 5) OBP: 0.325, SLG: 0.415		0-0 F8			0-0 5-3				0-0 HR	4 1 1 3 0 0 1								
Ozzie Guillen, L (1, 6) OBP: 0.252, SLG: 0.278			0-0 G3		0-0 1B		0-0 F4		0-0 G3	4 0 1 1 0 0 1								
<b>Inning Stats</b>	R: 0 E: 0 K: 0 S: 3	H: 0 LOB: 0 BB: 0 P: 3	R: 0 E: 0 K: 0 S: 3	H: 0 LOB: 0 BB: 0 P: 3	R: 2 E: 0 K: 0 S: 5	H: 2 LOB: 0 BB: 0 P: 5	R: 1 E: 0 K: 0 S: 5	H: 2 LOB: 1 BB: 0 P: 5	R: 1 E: 0 K: 1 S: 5	H: 0 LOB: 0 BB: 0 P: 5	R: 0 E: 0 K: 1 S: 5	H: 0 LOB: 0 BB: 0 P: 5	R: 4 E: 0 K: 0 S: 6	H: 3 LOB: 1 BB: 1 P: 10	1B: 7 2B: 0 3B: 0 HR: 2	SF: 2 SAC: 0 DP: 0 HBP: 0	WP: 1 PB: 0 SB: 0 CS: 0	PA: 37
<b>PITCHER</b>	IP WLS BF H R ER SO BB IBB HBP BLK WP HR S P ERA WHIP																	
Jerry Reed, R (1, 1) ERA: 6.75	6.0 L 24 6 4 4 0 0 0 0 0 0 1 1 24 24 6.00 1.000																	
Jeff Barkley, R (7, 1) ERA: 4.68	2.0 6 0 0 0 2 0 0 0 0 0 0 0 10 10 0.00 0.000																	
Tom Waddell, R (9, 1) ERA: 4.6	0.1 5 3 4 4 0 1 0 0 0 0 1 4 8 108.00 12.000																	
Bryan Clark, L (9, 1) ERA: 5.59	0.2 2 0 0 0 0 0 0 0 0 0 0 0 2 2 0.00 0.000																	

Chicago White Sox @ Cleveland Indians  
Cleveland Municipal Stadium, Cleveland, OH

Fri Jul 05 1985, 7:05 PM EDT  
Att. 6,025 - Unknown

AB	34
R	8
H	9
RBI	8
BB	1
SO	2
LOB	5



livebaseballscorecards.com

Batter	1	2	3	4	5	6	7	8	9	AB R H RBI BB SO LOB
<b>Brett Butler, L</b> (1, 8) OBP: 0.352, SLG: 0.425	0-0 F7		0-0 F8			0-0 G6-4-3 1B			0-0 HR 1B	4 1 2 0 0 0 0
<b>Julio Franco, R</b> (1, 6) OBP: 0.345, SLG: 0.373	0-0 F8 1B			0-0 F8 1B		0-0 G6-4-3 1-2f			0-0 F2	4 0 2 0 0 0 3
<b>Tony Bernazard, S</b> (1, 4) OBP: 0.359, SLG: 0.452	0-0 F8 1-3			0-0 F8 1-2			0-0 3-1		0-0 HR 1-H 2-H	4 1 1 3 0 0 2
<b>Brook Jacoby, R</b> (1, 5) OBP: 0.340, SLG: 0.436	0-3 K			0-0 1-3			0-0 6-3		0-0 5-3	4 0 0 0 0 1 2
<b>George Vukovich, L</b> (1, 9) OBP: 0.303, SLG: 0.324		0-0 F5		0-0 4-3			0-0 4-3		0-0 FC6-4 1B	4 0 1 0 0 0 1
<b>Pat Tabler, R</b> (1, 10) OBP: 0.311, SLG: 0.340		0-0 5-3			0-0 6-3			0-0 F4	0-0 FC6-4 1-2f	4 0 0 0 0 0 1
<b>Mike Hargrove, L</b> (1, 3) OBP: 0.339, SLG: 0.284		0-0 F7			0-0 4-3			0-0 1-3		3 0 0 0 0 0 0
<b>Joe Carter, R</b> (1, 7) OBP: 0.278, SLG: 0.362			0-0 F9		0-0 5-3			0-0 5-3		3 0 0 0 0 0 0
<b>Jerry Willard, L</b> (1, 2) OBP: 0.317, SLG: 0.336			0-3 K			0-0 F8			0-0 HR 1B 1B	3 1 1 0 0 1 0

Inning Stats	R: 0	H: 1	E: 0	K: 1	S: 6	LOB: 1	BB: 0	P: 6	R: 0	H: 0	E: 0	K: 0	S: 3	LOB: 0	BB: 0	P: 3	R: 0	H: 1	E: 0	K: 0	S: 4	LOB: 1	BB: 0	P: 4	R: 0	H: 0	E: 0	K: 0	S: 3	LOB: 0	BB: 0	P: 3	R: 0	H: 1	E: 0	K: 0	S: 3	LOB: 0	BB: 0	P: 3	R: 0	H: 0	E: 0	K: 0	S: 3	LOB: 0	BB: 0	P: 3	R: 3	H: 4	E: 0	K: 0	S: 7	LOB: 1	BB: 1	P: 7	1B: 6	SF: 0	2B: 0	SAC: 0	3B: 0	DP: 1	HR: 1	HBP: 0
--------------	------	------	------	------	------	--------	-------	------	------	------	------	------	------	--------	-------	------	------	------	------	------	------	--------	-------	------	------	------	------	------	------	--------	-------	------	------	------	------	------	------	--------	-------	------	------	------	------	------	------	--------	-------	------	------	------	------	------	------	--------	-------	------	-------	-------	-------	--------	-------	-------	-------	--------


PITCHER	IP	WLS	BF	H	R	ER	SO	BB	IBB	HBP	BLK	WP	HR	S	P	ERA	WHIP
<b>Tom Seaver, R</b> (1, 1) ERA: 3.27	8.1	W	30	6	3	3	2	0	0	0	0	0	1	34	34	3.24	0.720
<b>Tom Seaver, R</b> (9, 1) ERA: 3.27	8.1	W	30	6	3	3	2	0	0	0	0	0	1	34	34	3.24	0.720
<b>Mike Stanton, R</b> (9, 1) ERA: 5.08	0.2		3	1	0	0	0	0	0	0	0	0	0	3	3	0.00	1.500

**BOTTOM**

**Chicago White Sox @ Cleveland Indians**  
Cleveland Municipal Stadium, Cleveland, OH

Fri Jul 05 1985, 7:05 PM EDT  
Att. 6,025 - Unknown

<b>AB</b>	<b>33</b>
<b>R</b>	<b>3</b>
<b>H</b>	<b>7</b>
<b>RBI</b>	<b>3</b>
<b>BB</b>	<b>0</b>
<b>SO</b>	<b>2</b>
<b>LOB</b>	<b>9</b>



WP	PA	ERA	WHIP
0	33		
0			
1			
0			

Batter	1	2	3	4	5	6	7	8	9	10	AB R H RBI BB SO LOB	TOP												
Rudy Law, L OBP: 0.312, SLG: 0.383 (1, 8) (10, 7)	G3	4-3			SH5-4	K			K	CS 1B	5 0 1 1 0 2 3	<b>Chicago White Sox @ Cleveland Indians</b> Cleveland Municipal Stadium, Cleveland, OH Sat Jul 06 1985, 7:05 PM EDT Att: 8,030 - Unknown <a href="http://livebaseballscorecards.com">livebaseballscorecards.com</a>												
Bryan Little, S OBP: 0.480, SLG: 0.500 Scott Fletcher, R OBP: 0.290, SLG: 0.236 (1, 4) (7, PH) (7, 4) (10, 6)	G3		G3		1B	3B	6-3		6-3	6-3	3 1 1 1 0 0 0 3 0 0 0 0 0 1													
Harold Baines, L OBP: 0.341, SLG: 0.417 (1, 9)	G3		4-3		F8	BB	1-3		BB	2B	5 0 2 1 0 0 0													
Greg Walker, L OBP: 0.333, SLG: 0.523 (1, 3)		F7	4-3		4-0	BB	L7		BB	IBB	3 0 0 0 2 0 0													
Oscar Gamble, L OBP: 0.360, SLG: 0.324 John Cangelosi, S Jerry Hairston, S OBP: 0.370, SLG: 0.357 (1, 10) (8, PR) (9, PH)		HR		F9	F8			1B	1B	BB	3 1 1 0 1 0 2 0 0 0 0 0 0 0 0 0 0 0 1 0 0													
Carlton Fisk, R OBP: 0.318, SLG: 0.500 (1, 2)		HR		F7	5-3			1B	1B	F8	5 1 2 2 0 0 5													
Tom Paciorek, R OBP: 0.295, SLG: 0.259 Julio Cruz, S OBP: 0.313, SLG: 0.194 (1, 7) (10, PR) (10, 4)		2B		FC6-4		F9		FC5-2-5		WP	3 0 1 0 1 0 2 0 1 0 0 0 0 0													
Tim Hulett, R OBP: 0.323, SLG: 0.409 (1, 5)		F7		FC6-4		5-3		F7		SH1-4	3 0 0 0 1 0 4													
Ozzie Guillen, L OBP: 0.256, SLG: 0.286 Luis Salazar, R OBP: 0.221, SLG: 0.326 (1, 6) (10, PH) (10, 8)		2B			SH5-4	3B	5-3	4-3		S	4 1 2 0 0 0 3 1 1 1 1 0 0 0													
<b>Inning Stats</b>	R: 0 E: 0 K: 0 S: 3	H: 0 LOB: 0 BB: 0 P: 3	R: 2 E: 0 K: 0 S: 5	H: 2 LOB: 2 BB: 2 P: 13	R: 0 E: 0 K: 0 S: 3	H: 0 LOB: 0 BB: 0 P: 3	R: 0 E: 0 K: 0 S: 4	H: 1 LOB: 1 BB: 0 P: 4	R: 2 E: 0 K: 0 S: 6	H: 3 LOB: 2 BB: 1 P: 10	R: 0 E: 0 K: 1 S: 5		H: 0 LOB: 1 BB: 1 P: 9	R: 0 E: 0 K: 0 S: 3	H: 0 LOB: 0 BB: 0 P: 3	R: 0 E: 0 K: 0 S: 5	H: 2 LOB: 2 BB: 0 P: 5	R: 0 E: 0 K: 1 S: 6	H: 1 LOB: 3 BB: 2 P: 14	R: 2 E: 0 K: 0 S: 4	H: 2 LOB: 1 BB: 0 P: 5	1B: 6 2B: 3 3B: 1 HR: 1	SF: 0 SAC: 2 DP: 0 HBP: 1	WP: 1 PB: 0 SB: 1 CS: 1
<b>PITCHER</b>	IP WLS BF H R ER SO BB IBB HBP BLK WP HR S P ERA WHIP												IP WLS BF H R ER SO BB IBB HBP BLK WP HR S P ERA WHIP											
Vern Ruhle, R ERA: 4.5 Bryan Clark, L ERA: 5.12 Jeff Barkley, R ERA: 4.41 Rich Thompson, R ERA: 3.56 Jamie Easterly, L ERA: 2.08	(1, 1) (5, 1) (8, 1) (10, 1) (10, 1)	4.1 2.2 2.0 0.1 0.2	L	21 12 9 2 3	6 2 1 0 2	4 0 0 2 0	4 0 0 2 0	0 1 1 0 0	0 2 1 0 0	0 0 1 0 0	0 0 0 1 0	19 12 9 1 3	27 20 17 2 3	8.31 0.00 0.00 54.00 0.00	1.846 1.500 1.000 0.000 3.000									

AB	38
R	6
H	11
RBI	6
BB	6
SO	2
LOB	20





Chicago White Sox @ Cleveland Indians  
Cleveland Municipal Stadium, Cleveland, OH

Sat Jul 06 1985, 7:05 PM EDT  
Att. 8,030 - Unknown

livebaseballscorecards.com

AB	39
R	4
H	9
RBI	4
BB	2
SO	7
LOB	13



WP	0	PA	41
PB	0		
SB	2		
CS	0		

Batter	1	2	3	4	5	6	7	8	9	10	AB	R	H	RBI	BB	SO	LOB
Brett Butler, L (1, 8) OBP: 0.347, SLG: 0.419	K	F4			F8		F7		5-3		5	0	0	0	0	1	2
Julio Franco, R (1, 6) OBP: 0.346, SLG: 0.377	2B	5-3			BB 2B 1B		1-3		F9		5	2	2	0	0	0	2
Tony Bernazard, S (1, 4) OBP: 0.365, SLG: 0.457										F5	2	1	1	1	2	0	0
Mike Fischlin, R (7, PR) OBP: 0.235, SLG: 0.194					2B						0	0	0	0	0	0	0
Mike Hargrove, L (10, PH) OBP: 0.336, SLG: 0.281	HR				BB						1	0	0	0	0	0	0
Brook Jacoby, R (1, 5) OBP: 0.334, SLG: 0.428	F9				K		K			4-3	5	0	0	0	0	2	4
Andre Thornton, R (1, 10) OBP: 0.215, SLG: 0.235	HR				F7				6-3		5	1	2	3	0	0	0
Pat Tabler, R (1, 3) OBP: 0.306, SLG: 0.335	1-3				G3				L7		4	0	0	0	0	0	2
Joe Carter, R (1, 7) OBP: 0.282, SLG: 0.364							K				4	0	2	0	0	1	0
Carmen Castillo, R (1, 9) OBP: 0.231, SLG: 0.300											2	0	1	0	0	1	1
George Vukovich, L (6, 9) OBP: 0.300, SLG: 0.321											2	0	0	0	0	0	1
Chris Bando, S (1, 2) OBP: 0.172, SLG: 0.105										3-1	4	0	1	0	0	2	1

Inning	R	H	E	K	S	P	1B	2B	3B	HR	BB	IBB	HBP	BLK	WP	HR	S	P	ERA	WHIP
1	3	3	0	1	8	8	0	0	0	0	0	0	0	0	0	0	0	0	7.71	1.929
2	0	2	0	0	5	5	0	0	0	0	0	0	0	0	0	0	0	0	0.00	0.500
3	0	0	0	0	3	3	0	0	0	0	0	0	0	0	0	0	0	0	0.00	0.300
4	0	1	0	2	8	8	0	0	0	0	0	0	0	0	0	0	0	0	0.00	0.300
5	1	2	0	1	7	7	0	0	0	0	0	0	0	0	0	0	0	0	0.00	0.300
6	0	0	0	2	7	7	0	0	0	0	0	0	0	0	0	0	0	0	0.00	0.300
7	0	0	0	1	9	9	0	0	0	0	0	0	0	0	0	0	0	0	0.00	0.300
8	0	1	0	0	4	4	0	0	0	0	0	0	0	0	0	0	0	0	0.00	0.300
9	0	0	0	0	3	3	0	0	0	0	0	0	0	0	0	0	0	0	0.00	0.300
10	0	0	0	0	3	3	0	0	0	0	0	0	0	0	0	0	0	0	0.00	0.300

PITCHER	IP	WLS	BF	H	R	ER	SO	BB	IBB	HBP	BLK	WP	HR	S	P	ERA	WHIP
Floyd Bannister, L (1, 1) ERA: 4.75	4.2		23	8	4	4	4	1	0	0	0	0	1	30	34	7.71	1.929
Dan Spillner, R (5, 1) ERA: 3.13	2.0		7	0	0	0	2	1	0	0	0	0	0	10	14	0.00	0.500
Bob James, R (7, 1) ERA: 1.73	3.1	W	11	1	0	0	1	0	0	0	0	0	0	13	13	0.00	0.300

Batter	1	2	3	4	5	6	7	8	9	AB R H RBI BB SO LOB	TOP
<b>Scott Fletcher, R</b> (1, 6) <small>OBP: 0.285, SLG: 0.232</small> <b>Bryan Little, S</b> (7, PH) <small>OBP: 0.444, SLG: 0.455</small>	0-0 <b>F8</b>		0-0 <b>G3</b>		0-0 <b>F7</b>		0-0 <b>1-3</b>	0-0 <b>G4-6-3</b>		3 0 0 0 0 0 2 2 0 0 0 0 0 3	
<b>Tom Paciorek, R</b> (1, 7) <small>OBP: 0.296, SLG: 0.261</small> <b>Carlton Fisk, R</b> (6, 2) <small>OBP: 0.315, SLG: 0.496</small>	0-0 <b>BB</b> <b>1B</b>		0-3 <b>K</b>		0-0 <b>F9</b>	0-0 <b>F2</b>		0-0 <b>6-3</b>		3 0 1 0 0 1 1 2 0 0 0 0 0 0	
<b>Harold Baines, L</b> (1, 9) <small>OBP: 0.346, SLG: 0.418</small> <b>Dan Spillner, R</b> (9, PH)	4-0 <b>BB</b> <b>1-2</b> <b>BB</b>		0-3 <b>K</b>		0-0 <b>BB</b> <b>WP</b> <b>1B</b>	4-0 <b>BB</b>		4-0 <b>BB</b> <b>3</b> <b>BB</b>		2 1 1 0 2 1 1 0 0 0 0 1 0 0	
<b>Greg Walker, L</b> (1, 3) <small>OBP: 0.329, SLG: 0.516</small> <b>Gene Nelson, R</b> (9, PH)	0-3 <b>K</b>			0-0 <b>1-3</b>	0-0 <b>F9</b>	0-0 <b>F8</b>		0-0 <b>3</b>		4 0 0 0 0 1 4 1 0 0 0 0 0 1	
<b>Jerry Hairston, S</b> (1, 10) <small>OBP: 0.364, SLG: 0.339</small>	0-0 <b>F2</b>			0-0 <b>L8</b>	4-0 <b>BB</b> <b>1B</b> <b>BB</b>		0-0 <b>3-1</b>		3 1 0 0 1 0 2		
<b>Tim Hulett, R</b> (1, 5) <small>OBP: 0.327, SLG: 0.404</small>		0-0 <b>4-3</b>		0-3 <b>K</b>	4-0 <b>BB</b> <b>1B</b> <b>BB</b>		4-0 <b>HBP</b> <b>1B</b> <b>HBP</b> <b>BB</b>		2 1 0 0 2 1 0		
<b>Luis Salazar, R</b> (1, 8) <small>OBP: 0.229, SLG: 0.331</small>		0-0 <b>F9</b>			0-0 <b>6-3</b>	0-0 <b>1B</b>		0-0 <b>HBP</b> <b>HBP</b> <b>1B</b>		4 0 2 2 0 0 0	
<b>Marc Hill, R</b> (1, 2) <small>OBP: 0.254, SLG: 0.140</small> <b>Rudy Law, L</b> (6, PH) <small>OBP: 0.315, SLG: 0.383</small> <b>John Cangelosi, S</b> (8, PH)		0-0 <b>F9</b>			4-0 <b>BB</b>	4-0 <b>BB</b>		1-0 <b>HBP</b> <b>HBP</b>		1 0 0 0 1 0 0 0 0 0 0 1 0 0 0 0 0 0 0 0 0	
<b>Julio Cruz, S</b> (1, 4) <small>OBP: 0.315, SLG: 0.199</small> <b>Ozzie Guillen, L</b> (6, PH) <small>OBP: 0.258, SLG: 0.285</small> <b>Steve Fireovid, S</b> (8, 1)			0-0 <b>G3</b> <b>1B</b>		0-0 <b>F8</b>	0-0 <b>4-3</b>		1-0 <b>G4-6-3</b> <b>HBP</b>		2 0 1 0 0 0 1 1 0 0 1 0 0 3 0 0 0 0 0 0 0	
<b>Inning Stats</b>	R: 0 H: 1 E: 0 LOB: 2 K: 1 BB: 1 S: 6 P: 10	R: 0 H: 0 E: 0 LOB: 0 K: 0 BB: 0 S: 3 P: 3	R: 0 H: 1 E: 0 LOB: 1 K: 2 BB: 0 S: 8 P: 8	R: 0 H: 0 E: 0 LOB: 0 K: 1 BB: 0 S: 5 P: 5	R: 0 H: 0 E: 0 LOB: 1 K: 0 BB: 1 S: 3 P: 7	R: 2 H: 2 E: 0 LOB: 3 K: 0 BB: 3 S: 5 P: 17	R: 0 H: 0 E: 0 LOB: 1 K: 0 BB: 1 S: 3 P: 7	R: 1 H: 1 E: 0 LOB: 2 K: 0 BB: 1 S: 3 P: 9	R: 0 H: 0 E: 0 LOB: 0 K: 0 BB: 1 S: 2 P: 6	1B: 5 SF: 0 2B: 1 SAC: 0 3B: 0 DP: 2 HR: 0 HBP: 2	WP: 1 PA: 40 PB: 0 SB: 0 CS: 0
<b>PITCHER</b> <b>Ramon Romero, L</b> (1, 1) <small>ERA: 6.0</small> <b>Tom Waddell, R</b> (6, 1) <small>ERA: 4.47</small> <b>Jamie Easterly, L</b> (8, 1) <small>ERA: 2.18</small>	IP WLS BF H R ER SO BB IBB HBP BLK WP HR S P ERA WHIP 5.2 0 25 4 2 2 4 4 0 0 0 1 0 29 45 3.18 1.412										

**Chicago White Sox @ Cleveland Indians**  
 Cleveland Municipal Stadium, Cleveland, OH  
 Sun Jul 07 1985, 3:33 AM EDT  
 Att. 9,705 - Unknown

<b>AB</b>	<b>30</b>
<b>R</b>	<b>3</b>
<b>H</b>	<b>5</b>
<b>RBI</b>	<b>3</b>
<b>BB</b>	<b>8</b>
<b>SO</b>	<b>4</b>
<b>LOB</b>	<b>18</b>



livebaseballscorecards.com

Batter	1	2	3	4	5	6	7	8	9	AB	R	H	RBI	BB	SO	LOB	BOTTOM										
Brett Butler, L OBP: 0.351, SLG: 0.428 (1, 8)	0-0 F9		0-0 4-3 3B		0-0 1-3 1B		0-0 1-2 2-3 3-H 1B 1B	0-0 F7		5	2	3	1	0	0	0											
Julio Franco, R OBP: 0.349, SLG: 0.376 (1, 6)	4-0 1B BB		0-0 4-3		4-0 1-2 BB		0-0 1-3 2-H 3-H 1B 1B	0-0 G4-6-3 1B		3	2	1	2	2	0	1											
Brook Jacoby, R OBP: 0.335, SLG: 0.426 (1, 5)	4-0 8-5 1B 1-2 BB		0-0 5-3		0-0 F9		0-0 1-2 3-H 1B 1B	0-0 G4-6-3		4	1	1	1	1	0	4											
Andre Thornton, R OBP: 0.221, SLG: 0.240 (1, 10)	0-0 1-2 2-H 1B			0-0 L6		0-0 F9	0-0 1-2 2-H 1B 1B			4	1	2	2	0	0	0											
Pat Tabler, R OBP: 0.306, SLG: 0.333 Mike Hargrove, L OBP: 0.336, SLG: 0.281 (1, 3) (8, 3)	0-0 8-5 2-3f			0-0 6-3		0-3 K	0-0 1-2 2-H 1B 4-3 1B			4	1	1	1	0	1	2											
Joe Carter, R OBP: 0.281, SLG: 0.362 (1, 7)		0-3 K		0-0 F5		0-0 F9	0-0 1-3 2-H 4-3 PB 1B			4	0	1	1	0	1	0											
Carmen Castillo, R OBP: 0.236, SLG: 0.288 George Vukovich, L OBP: 0.299, SLG: 0.320 (1, 9) (7, PH) (8, 9)		0-3 K			0-0 F7		0-0 1B SH BB K			2	1	0	0	1	1	0											
Chris Bando, S OBP: 0.167, SLG: 0.101 (1, 2)		0-0 F9			0-3 K		0-0 SH 1B E 4-3			3	1	0	1	0	1	1											
Mike Fischlin, R OBP: 0.263, SLG: 0.229 (1, 4)			0-0 F8		0-0 1B 1B		0-0 1-2 3-H 1B 1B 4-3			4	1	2	0	0	0	1											
Inning Stats	R: 1 E: 0 K: 3	H: 1 LOB: 1 BB: 2 P: 11	R: 0 E: 0 K: 2 S: 7	H: 0 LOB: 0 BB: 0 P: 7	R: 1 E: 0 K: 0 S: 4	H: 1 LOB: 0 BB: 0 P: 4	R: 0 E: 0 K: 0 S: 3	H: 0 LOB: 0 BB: 0 P: 3	R: 0 E: 0 K: 1 S: 5	H: 0 LOB: 0 BB: 0 P: 5	R: 8 E: 1 K: 1 S: 13	H: 6 LOB: 1 BB: 1 P: 17	R: 0 E: 0 K: 0 S: 3	H: 1 LOB: 0 BB: 0 P: 3	1B: 10 2B: 1 3B: 1 HR: 0	SF: 0 SAC: 1 DP: 2 HBP: 0	WP: 0 PB: 1 SB: 1 CS: 0	PA: 39									
PITCHER	IP	WLS	BF	H	R	ER	SO	BB	IBB	HBP	BLK	WP	HR	S	P	ERA	WHIP										
Tim Lollar, L ERA: 4.66 (1, 1)	6.0	L	28	6	6	6	4	4	0	0	0	0	0	32	48	9.00	1.667										
Mike Stanton, R ERA: 5.88 (7, 1)	0.0		4	3	2	1	0	0	0	0	0	0	0	4	4	∞	∞										
Steve Fireovid, R ERA: (7, 1)	2.0		7	2	2	2	1	0	0	0	0	0	0	9	9	9.00	1.000										
Steve Fireovid, R ERA: (8, 1)	2.0		7	2	2	2	1	0	0	0	0	0	0	9	9	9.00	1.000										

**Chicago White Sox @ Cleveland Indians**  
Cleveland Municipal Stadium, Cleveland, OH

Sun Jul 07 1985, 3:33 AM EDT  
Att. 9,705 - Unknown

livebaseballscorecards.com

AB	34
R	10
H	11
RBI	9
BB	4
SO	5
LOB	11



Batter	1	2	3	4	5	6	7	8	9	AB R H RBI BB SO LOB	TOP														
Rudy Law, L OBP: 0.316, SLG: 0.381 (1, 8) (6, 7)	0-0 5-3		4-0 PO BB			0-0 1B 1B	0-0 G3		0-0 1-3	4 1 1 0 1 0 0															
Bryan Little, S OBP: 0.438, SLG: 0.423 (1, 4)	0-0 G3		0-0 PO 1-2	4-0 CS BB		0-0 1B 1B	0-0 F7		0-0 F7	4 1 1 0 1 0 0															
Harold Baines, L OBP: 0.348, SLG: 0.419 (1, 9)	0-0 6-3			0-3 K 1-2		0-0 FC 1B 1-2 2-H		0-0 BB 1B SF7 1B		4 2 2 1 0 1 1															
Greg Walker, L OBP: 0.331, SLG: 0.516 (1, 3)		0-0 4-3		0-0 G3		0-0 FC 1B 1-2 2-H		0-0 SF7 BB 1B		4 1 2 1 0 0 0															
Oscar Gamble, L OBP: 0.350, SLG: 0.313 (1, 10)		0-3 K			0-3 K	0-0 FC 1B 1-2 2-3		0-0 F8		4 1 0 0 0 2 4															
Carlton Fisk, R OBP: 0.325, SLG: 0.530 (1, 2)		0-0 HR			0-0 WP SF8 2B	0-0 HR		4-0 SF7 BB		3 3 3 5 1 0 0															
Tom Paciorek, R OBP: 0.289, SLG: 0.256 (1, 7)		0-0 F8			0-0 SF8	0-0 F8		0-0 SF7		2 0 0 1 0 0 0															
Luis Salazar, R OBP: 0.228, SLG: 0.331 (6, 8)					0-0 2-H			1-2 2-3 3-H		0 0 0 1 0 0 0															
Tim Hulett, R OBP: 0.321, SLG: 0.396 (1, 5)			0-0 L7		0-0 6-3	0-3 K		0-3 K		4 0 0 0 0 2 2															
Ozzie Guillen, L OBP: 0.255, SLG: 0.282 (1, 6)			0-0 F7			0-0 F5			0-0 L4	3 0 0 0 0 1 0															
Jerry Hairston, S OBP: 0.359, SLG: 0.333 (9, PH)										1 0 0 0 0 0 0															
Scott Fletcher, R OBP: 0.285, SLG: 0.232 (9, 6)										0 0 0 0 0 0 0															
Inning Stats	R: 0 E: 0 K: 0 S: 3	H: 0 LOB: 0 BB: 0 P: 3	R: 1 E: 0 K: 1 S: 6	H: 1 LOB: 0 BB: 0 P: 6	R: 0 E: 0 K: 0 S: 2	H: 0 LOB: 0 BB: 1 P: 6	R: 0 E: 0 K: 1 S: 4	H: 0 LOB: 0 BB: 1 P: 8	R: 1 E: 0 K: 1 S: 6	H: 1 LOB: 0 BB: 0 P: 6	R: 6 E: 0 K: 1 S: 11	H: 5 LOB: 0 BB: 0 P: 11	R: 0 E: 0 K: 1 S: 5	H: 0 LOB: 0 BB: 0 P: 5	R: 1 E: 0 K: 1 S: 7	H: 2 LOB: 2 BB: 1 P: 11	R: 0 E: 0 K: 0 S: 3	H: 0 LOB: 0 BB: 0 P: 3	1B: 6 2B: 2 3B: 0 HR: 2	SF: 2 SAC: 0 DP: 1 HBP: 0	WP: 1 PB: 0 SB: 0 CS: 1	PA: 39			
PITCHER	IP	WLS	BF	H	R	ER	SO	BB	IBB	HBP	BLK	WP	HR	S	P	ERA	WHIP								
Dan Petry, R ERA: 3.29 (1, 1)	5.1	L	22	6	6	6	3	2	0	0	0	1	1	26	34	10.12	1.500								
Aurelio Lopez, R ERA: 4.15 (6, 1)	1.2		7	1	2	2	2	0	0	0	0	0	1	11	11	10.80	0.600								
Doug Bair, R ERA: 5.55 (8, 1)	1.0		6	2	1	1	1	1	0	0	0	0	0	7	11	9.00	3.000								
Juan Berenguer, R ERA: 6.31 (9, 1)	1.0		3	0	0	0	0	0	0	0	0	0	0	3	3	0.00	0.000								

Chicago White Sox @ Detroit Tigers  
Tiger Stadium, Detroit, MI  
Mon Jul 08 1985, 7:05 PM EDT  
Att: 32,699 - Unknown

livebaseballscorecards.com

AB 33  
R 9  
H 9  
RBI 9  
BB 3  
SO 6  
LOB 7



BOTTOM

Chicago White Sox @ Detroit Tigers

Tiger Stadium, Detroit, MI

Mon Jul 08 1985, 7:05 PM EDT

Att. 32,699 - Unknown

livebaseballscorecards.com

AB	37
R	4
H	13
RBI	3
BB	2
SO	8
LOB	21



WP	2	PA	40
PB	0		
SB	0		
CS	2		


AB R H RBI BB SO LOB

5	1	2	0	0	1	3
3	1	1	0	1	2	1
5	0	4	2	0	1	1
2	0	0	0	0	1	2
2	0	0	0	0	1	3
1	0	0	0	0	0	3
3	0	0	0	1	2	2
3	0	0	0	0	0	1
1	0	0	0	0	0	1
4	1	2	1	0	0	1
4	1	2	0	0	0	1
4	0	2	0	0	0	2

Batter	1	2	3	4	5	6	7	8	9
Lou Whitaker, L (1, 4) OBP: 0.394, SLG: 0.508	0-0 1B		0-0 WP 2B 1B	0-0 F9			0-3 K		0-0 F8
Alan Trammell, R (1, 6) OBP: 0.327, SLG: 0.412	0-3 K		1-0 2B WP HBP 1B		0-0 CS 1B 1B		0-3 K	4-0 1B BB	4-0 1B BB
Kirk Gibson, L (1, 9) OBP: 0.365, SLG: 0.548	0-3 K		0-0 WP 1-3 2-H 2B		0-0 CS 1-2 1B		0-0 E6 1B	0-0 G4-6-3 1B	0-0 G4-6-3 1B
Lance Parrish, R (1, 2) OBP: 0.315, SLG: 0.427	0-0 F7		0-3 K		0-3 K		0-0 5-3	0-0 G4-6-3	0-0 G4-6-3
Bob Melvin, R (5, 2) OBP: 0.241, SLG: 0.345			2-3 3-H		1-2 2-3			1-2 2-3 3-H	1-2 2-3 3-H
Dave Bergman, L (9, PH) OBP: 0.304, SLG: 0.319			2-3 3-H		0-3 K			1-2 2-3	1-2 2-3
Darrell Evans, L (1, 3) OBP: 0.357, SLG: 0.504		0-0 F6	0-3 K		0-3 K			4-0 FC5-4 BB	4-0 FC5-4 BB
Scotti Madison, S (1, 10)		0-0 F5	0-0 F7			0-0 F7		0-0 FC5-4 G5-4-3	0-0 FC5-4 G5-4-3
Alejandro Sanchez, R (8, PH) OBP: 0.244, SLG: 0.487								1-2 1-2f	1-2 1-2f
Larry Herndon, R (1, 7) OBP: 0.289, SLG: 0.381		0-0 HR		0-0 F8		0-0 B5-3 1B		0-0 G5-4-3	0-0 G5-4-3
Chet Lemon, R (1, 8) OBP: 0.309, SLG: 0.381		0-0 FC5-4 1B		0-0 1-3		0-0 B5-3		0-0 BB 1B 1B	0-0 BB 1B 1B
Tom Brookens, R (1, 5) OBP: 0.318, SLG: 0.450		0-0 FC5-4		0-0 3B		0-0 F7		0-0 1B BB 1B	0-0 1B BB 1B

Inning Stats	R: 0	H: 1	E: 0	K: 2	S: 8	P: 8	R: 1	H: 2	E: 0	K: 0	S: 5	R: 2	H: 2	E: 0	K: 2	S: 9	R: 0	H: 1	E: 0	K: 0	S: 4	R: 0	H: 2	E: 0	K: 2	S: 8	R: 0	H: 1	E: 0	K: 0	S: 4	R: 0	H: 1	E: 1	K: 2	S: 8	R: 0	H: 0	E: 0	K: 0	S: 2	R: 1	H: 3	E: 0	K: 0	S: 5	1B: 10	SF: 0	2B: 1	SAC: 0	3B: 1	DP: 2	HR: 1	HBP: 1	WP: 2	PA: 40
--------------	------	------	------	------	------	------	------	------	------	------	------	------	------	------	------	------	------	------	------	------	------	------	------	------	------	------	------	------	------	------	------	------	------	------	------	------	------	------	------	------	------	------	------	------	------	------	--------	-------	-------	--------	-------	-------	-------	--------	-------	--------

PITCHER	IP	WLS	BF	H	R	ER	SO	BB	IBB	HBP	BLK	WP	HR	S	P	ERA	WHIP
Gene Nelson, R (1, 1) ERA: 2.97	6.0	W	27	9	3	3	6	0	0	1	0	2	1	38	39	4.50	1.500
Juan Agosto, L (7, 1) ERA: 3.63	1.0		5	1	0	0	2	1	0	0	0	0	0	8	12	0.00	2.000
Mike Stanton, R (8, 1) ERA: 5.91	1.1		6	2	1	1	0	1	0	0	0	0	0	5	9	6.75	2.250
Bob James, R (9, 1) ERA: 1.71	0.2		2	1	0	0	0	0	0	0	0	0	0	2	2	0.00	1.500

Batter	1	2	3	4	5	6	7	8	9	AB R H RBI BB SO LOB	TOP
Rudy Law, L (1, 8) OBP: 0.310, SLG: 0.372 Luis Salazar, R (9, 8) OBP: 0.228, SLG: 0.331	0-0 4-3	0-0 F6		0-0 E3			0-0 4-3		0-0 3-1	5 0 0 1 0 0 2 0 0 0 0 0 0 0	
Bryan Little, S (1, 4) OBP: 0.444, SLG: 0.393 Jerry Hairston, S (9, PH) OBP: 0.367, SLG: 0.344 Julio Cruz, S (9, PR) OBP: 0.315, SLG: 0.199	4-0	4-0		0-0 F5			0-3 K		0-0	2 1 0 0 2 1 2 1 0 1 1 0 0 0 0 0 0 0 0 0 0	
Harold Baines, L (1, 9) OBP: 0.345, SLG: 0.415	0-0	0-0		0-0 4-3			0-0 F6		0-0	5 1 1 0 0 0 4	
Greg Walker, L (1, 3) OBP: 0.333, SLG: 0.517	0-0			0-0 4-3			0-0 F8		4-0	3 1 1 2 1 0 0	
Oscar Gamble, L (1, 10) OBP: 0.347, SLG: 0.304	4-0			0-3 K			0-0 F6		0-0	3 0 0 0 1 1 1	
Carlton Fisk, R (1, 2) OBP: 0.320, SLG: 0.522	0-0			0-0 F3			0-0 1-3		0-3	4 0 0 0 0 1 3	
Mark Ryal, L (1, 7) OBP: 0.250, SLG: 0.250	0-0			0-0 E3			0-3 K		0-0	4 1 1 1 0 1 1	
Tim Hulett, R (1, 5) OBP: 0.324, SLG: 0.392	0-0			1-0			0-3 K		1-0	2 1 0 0 0 1 2	
Ozzie Guillen, L (1, 6) OBP: 0.253, SLG: 0.279				0-0			0-0 F8		0-0	2 0 0 0 0 0 0	
<b>Inning Stats</b>	R: 3 H: 3 E: 0 LOB: 2 K: 0 BB: 2 S: 6 P: 14	R: 0 H: 0 E: 0 LOB: 1 K: 0 BB: 1 S: 3 P: 7	R: 0 H: 0 E: 0 LOB: 0 K: 1 BB: 0 S: 5 P: 5	R: 1 H: 0 E: 2 LOB: 2 K: 0 BB: 0 S: 5 P: 6	R: 0 H: 0 E: 0 LOB: 0 K: 0 BB: 0 S: 3 P: 3	R: 0 H: 0 E: 0 LOB: 0 K: 2 BB: 0 S: 7 P: 7	R: 0 H: 0 E: 0 LOB: 0 K: 1 BB: 0 S: 5 P: 5	R: 0 H: 0 E: 0 LOB: 1 K: 1 BB: 1 S: 5 P: 9	R: 1 H: 1 E: 0 LOB: 1 K: 0 BB: 0 S: 4 P: 5	1B: 3 SF: 0 2B: 1 SAC: 2 3B: 0 DP: 0 HR: 0 HBP: 2	WP: 0 PA: 39 PB: 0 SB: 0 CS: 0
<b>PITCHER</b>	IP WLS BF H R ER SO BB IBB HBP BLK WP HR S P ERA WHIP										
Walt Terrell, R (1, 1) ERA: 3.92 Willie Hernandez, L (9, 1) ERA: 1.84	8.2 37 3 5 4 5 4 0 2 0 0 0 0 41 59 4.15 0.808										
											

**Chicago White Sox @ Detroit Tigers**  
 Tiger Stadium, Detroit, MI  
 Tue Jul 09 1985, 7:05 PM EDT  
 Att. 29,408 - Unknown

[livebaseballscorecards.com](http://livebaseballscorecards.com)

AB	31
R	5
H	4
RBI	5
BB	4
SO	5
LOB	15

Batter	1	2	3	4	5	6	7	8	9	AB R H RBI BB SO LOB
Lou Whitaker, L OBP: 0.394, SLG: 0.505 (1, 4)	0-0 F2	0-0 F4			0-0 1B		0-0 F7		4-0 1B BB	4 1 1 0 1 0 2
Alan Trammell, R OBP: 0.328, SLG: 0.412 (1, 6)	0-0 FC4-6 1B		0-0 L8		0-0 F9		0-0 5-3		0-0 SH 1B 1B	5 1 2 1 0 0 2
Kirk Gibson, L OBP: 0.363, SLG: 0.544 (1, 9)	0-0 FC4-6 BB		0-3 K		0-0 SF8		0-0 4-3		0-0 1B SH 1B	4 0 1 3 0 1 1
Lance Parrish, R OBP: 0.315, SLG: 0.423 (1, 2)	4-0 1-2 BB		0-3 K		0-0 F6			0-3 K	0-0 SH 1B	3 0 0 0 1 2 1
Larry Herndon, R OBP: 0.291, SLG: 0.392 (1, 7)	0-0 F9			0-0 6-3		0-0 HR		0-0 1B	0-3 K	5 1 2 1 0 1 5
Chet Lemon, R OBP: 0.311, SLG: 0.382 (1, 8)		0-3 K		0-0 4-3 1B		0-0 L6		0-0 F4	0-0 1B	5 0 2 1 0 1 1
Darrell Evans, L OBP: 0.352, SLG: 0.496 (1, 3)		0-3 K		0-0 4-3 1-2		0-3 K		0-3 K		4 0 0 0 0 3 2
Barbaro Garbey, R OBP: 0.337, SLG: 0.400 (1, 10)		4-0 2B BB		0-3 K		0-0 2B			0-0 WP E 1B 1B	2 0 1 0 1 1 1
Dave Bergman, L OBP: 0.316, SLG: 0.333 (9, PH)										1 1 1 0 0 0 0
Tom Brookens, R OBP: 0.321, SLG: 0.453 (1, 5)		0-0 1-3 2B			4-0 F9 1B SF8 BB		0-0 L8		0-0 E5 1B WP 1B	3 2 1 0 1 0 2

Inning Stats	R: 0	H: 1	E: 0	LOB: 2	K: 0	BB: 1	S: 4	P: 8	R: 0	H: 1	E: 0	LOB: 2	K: 2	BB: 1	S: 8	P: 12	R: 0	H: 0	E: 0	LOB: 0	K: 2	BB: 0	S: 7	P: 7	R: 0	H: 1	E: 0	LOB: 1	K: 1	BB: 0	S: 6	P: 6	R: 1	H: 1	E: 0	LOB: 1	K: 0	BB: 1	S: 4	P: 8	R: 1	H: 2	E: 0	LOB: 1	K: 1	BB: 0	S: 7	P: 7	R: 0	H: 0	E: 0	LOB: 0	K: 0	BB: 0	S: 3	P: 3	R: 0	H: 1	E: 0	LOB: 1	K: 2	BB: 0	S: 8	P: 8	R: 4	H: 4	E: 2	LOB: 3	K: 1	BB: 1	S: 9	P: 13	1B: 8	SF: 1	2B: 2	SAC: 1	3B: 0	DP: 0	HR: 1	HBP: 0	WP: 1	PA: 42
--------------	------	------	------	--------	------	-------	------	------	------	------	------	--------	------	-------	------	-------	------	------	------	--------	------	-------	------	------	------	------	------	--------	------	-------	------	------	------	------	------	--------	------	-------	------	------	------	------	------	--------	------	-------	------	------	------	------	------	--------	------	-------	------	------	------	------	------	--------	------	-------	------	------	------	------	------	--------	------	-------	------	-------	-------	-------	-------	--------	-------	-------	-------	--------	-------	--------

PITCHER	IP	WLS	BF	H	R	ER	SO	BB	IBB	HBP	BLK	WP	HR	S	P	ERA	WHIP
Britt Burns, L ERA: 3.13 (1, 1)	7.0		30	6	2	2	6	3	0	0	0	0	1	39	51	2.57	1.286
Bob James, R ERA: 1.98 (8, 1)	1.0	L	9	4	4	2	2	1	0	0	0	1	0	12	16	18.00	5.000
Dan Spillner, R ERA: 3.11 (9, 1)	0.1		3	1	0	0	1	0	0	0	0	0	0	5	5	0.00	3.000

BOTTOM

Chicago White Sox @ Detroit Tigers  
Tiger Stadium, Detroit, MI  
Tue Jul 09 1985, 7:05 PM EDT  
Att. 29,408 - Unknown

livebaseballscorecards.com

AB	36
R	6
H	11
RBI	6
BB	4
SO	9
LOB	17



Batter	1	2	3	4	5	6	7	8	9	AB R H RBI BB SO LOB	TOP	
Rudy Law, L (1, 8) OBP: 0.305, SLG: 0.366	0-3 K		0-0 G3			0-0 L7		0-0 6-3		4 0 0 0 0 1 2		
Bryan Little, S (1, 4) OBP: 0.410, SLG: 0.355 Carlton Fisk, R (8, PH) OBP: 0.323, SLG: 0.522 (8, 2)	0-3 K		0-0 F6			0-0 L4		4-0 1B BB		3 0 0 0 0 1 1 0 0 0 0 1 0 0		
Harold Baines, L (1, 9) OBP: 0.347, SLG: 0.416	0-0 1B				0-0 3-1		0-0 4-3		0-0 1-3 1B	4 0 2 0 0 0 0		
Greg Walker, L (1, 3) OBP: 0.329, SLG: 0.510	0-3 K				0-3 K			0-0 6-3	0-3 K	4 0 0 0 0 3 3		
Oscar Gamble, L (1, 10) OBP: 0.345, SLG: 0.297		0-3 K			4-0 BB		0-0 F7		0-3 K	3 0 0 0 1 2 0		
Mark Ryal, L (1, 7) OBP: 0.375, SLG: 0.286		0-0 1B			0-0 G3		4-0 1B BB		0-0 E3	3 0 1 0 1 0 1		
Tim Hulett, R (1, 5) OBP: 0.323, SLG: 0.389		0-0 1B			0-0 F9		0-0 1-2 1B		0-3 K	4 0 1 0 0 1 2		
Ozzie Guillen, L (1, 6) OBP: 0.254, SLG: 0.277 Tom Paciorek, R (9, PH) OBP: 0.287, SLG: 0.254			4-0 G3 SH3-4 BB		0-0 L7		0-0 4-3		0-3 K	2 0 0 0 1 0 2 1 0 0 0 0 1 1		
Marc Hill, R (1, 2) OBP: 0.250, SLG: 0.137 Jerry Hairston, S (8, PH) OBP: 0.375, SLG: 0.355 Julio Cruz, S (8, PR) OBP: 0.315, SLG: 0.199 (8, 4)			0-0 SH3-4		0-0 F8			0-0 CS 1B		1 0 0 0 0 0 0 1 0 1 0 0 0 0 0 0 0 0 0 0 0		
Inning Stats	R: 0 H: 1 E: 0 LOB: 1 K: 3 BB: 0 S: 10 P: 10	R: 0 H: 1 E: 0 LOB: 0 K: 1 BB: 0 S: 5 P: 5	R: 0 H: 0 E: 0 LOB: 1 K: 0 BB: 1 S: 3 P: 7	R: 0 H: 0 E: 0 LOB: 1 K: 1 BB: 1 S: 5 P: 9	R: 0 H: 0 E: 0 LOB: 0 K: 0 BB: 0 S: 3 P: 3	R: 0 H: 0 E: 0 LOB: 0 K: 0 BB: 0 S: 3 P: 3	R: 0 H: 1 E: 0 LOB: 2 K: 0 BB: 1 S: 4 P: 8	R: 0 H: 2 E: 0 LOB: 2 K: 1 BB: 1 S: 6 P: 10	R: 0 H: 0 E: 1 LOB: 1 K: 3 BB: 0 S: 10 P: 10	1B: 5 SF: 0 2B: 1 SAC: 1 3B: 0 DP: 1 HR: 0 HBP: 0	WP: 0 PA: 35 PB: 0 SB: 0 CS: 1	
PITCHER Jack Morris, R (1, 1) ERA: 3.04	IP WLS BF H R ER SO BB IBB HBP BLK WP HR S P ERA WHIP	9.0 W 35 5 0 0 9 4 0 0 0 0 0 0 49 65 0.00 1.000										

**Chicago White Sox @ Detroit Tigers**  
 Tiger Stadium, Detroit, MI  
 Wed Jul 10 1985, 7:05 PM EDT  
 Att: 33,748 - Unknown

livebaseballscorecards.com

AB	30
R	0
H	5
RBI	0
BB	4
SO	9
LOB	12





Batter	1	2	3	4	5	6	7	8	9
Lou Whitaker, L (1, 4) OBP: 0.392, SLG: 0.502	0-0 F9		0-0 4-3			0-0 F4		0-0 2-H 1B	
Alan Trammell, R (1, 6) OBP: 0.325, SLG: 0.407	0-0 F6			0-3 K		0-0 L3		0-3 K	
Kirk Gibson, L (1, 10) OBP: 0.359, SLG: 0.538	0-0 B1-3			0-0 F4		0-0 F8			
Lance Parrish, R (1, 2) OBP: 0.315, SLG: 0.422		0-0 5-3		0-0 HBP 1B		0-3 K			
Darrell Evans, L (1, 3) OBP: 0.352, SLG: 0.492		0-3 K		1-0 FC5-4 HBP		0-0 4-3			
Larry Herndon, R (1, 7) OBP: 0.288, SLG: 0.388		0-0 F8		0-0 FC5-4		0-0 6-3			
Barbaro Garbey, R (1, 9) OBP: 0.326, SLG: 0.386			0-0 F3		0-0 6-3		0-0 L6		
Chet Lemon, R (1, 8) OBP: 0.311, SLG: 0.381			0-0 1B		0-0 F2		0-0 6-3		
Tom Brookens, R (1, 5) OBP: 0.321, SLG: 0.456			0-3 K		0-0 5-3		0-0 1B 2B		

Inning Stats	R: 0	H: 0	E: 0	K: 0	S: 3	R: 0	H: 0	E: 0	K: 1	S: 5	R: 0	H: 1	E: 0	K: 1	S: 6	R: 0	H: 1	E: 0	K: 1	S: 6	R: 0	H: 0	E: 0	K: 0	S: 3	R: 0	H: 0	E: 0	K: 1	S: 5	R: 1	H: 2	E: 0	K: 1	S: 7	R: 0	H: 0	E: 0	K: 0	S: 3	R: 0	H: 0	E: 0	K: 1	S: 5	R: 0	H: 1	E: 0	K: 1	S: 7	
	0	0	0	0	3	0	0	0	1	5	0	1	0	1	6	0	1	0	1	6	0	0	0	0	0	3	0	0	0	0	3	1	2	0	1	7	0	0	0	0	3	0	0	0	0	5	0	1	0	1	7

PITCHER	IP	WLS	BF	H	R	ER	SO	BB	IBB	HBP	BLK	WP	HR	S	P	ERA	WHIP	PITCHER	IP	WLS	BF	H	R	ER	SO	BB	IBB	HBP	BLK	WP	HR	S	P	ERA	WHIP																				
Tom Seaver, R (1, 1) ERA: 3.14	8.0	L	29	4	1	1	5	0	0	1	0	0	0	38	39	1.12	0.500																																						

**BOTTOM**

AB	R	H	RBI	BB	SO	LOB
4	0	1	1	0	0	1
4	0	0	0	0	2	1
3	0	0	0	0	0	0
3	0	1	0	0	1	0
2	0	0	0	0	1	0
3	0	0	0	0	0	2
3	0	0	0	0	0	0
3	0	1	0	0	0	0
3	0	1	0	0	0	0
3	1	1	0	0	1	1

<b>AB</b>	<b>28</b>
<b>R</b>	<b>1</b>
<b>H</b>	<b>4</b>
<b>RBI</b>	<b>1</b>
<b>BB</b>	<b>0</b>
<b>SO</b>	<b>5</b>
<b>LOB</b>	<b>5</b>



1B: 3	SF: 0	WP: 0	PA: 29
2B: 1	SAC: 0	PB: 0	
3B: 0	DP: 0	SB: 0	
HR: 0	HBP: 1	CS: 0	

**Chicago White Sox @ Detroit Tigers**  
**Tiger Stadium, Detroit, MI**  
 Wed Jul 10 1985, 7:05 PM EDT  
 Att. 33,748 - Unknown

[livebaseballscorecards.com](http://livebaseballscorecards.com)

Batter	1	2	3	4	5	6	7	8	9	AB R H RBI BB SO LOB	TOP	
Rudy Law, L (1, 7) OBP: 0.308, SLG: 0.372 Mark Ryal, L (7, PR) OBP: 0.333, SLG: 0.250 (7, 7)	0-0 F7		0-0 F6		0-0 G5-4-3 1B		0-0 2-H 2B		0-3 K	4 0 2 1 0 0 0 1 0 0 0 0 1 0		
Tim Hulett, R (1, 5) OBP: 0.326, SLG: 0.396	0-0 1B SF7 1B		0-0 HR 2B		0-0 G5-4-3 1-2f		0-3 K		0-3 K	4 2 2 0 0 1 2		
Harold Baines, L (1, 9) OBP: 0.346, SLG: 0.414	0-0 1-3 1B		0-3 K		0-3 K		0-0 L7		0-3 L7	4 0 1 0 0 2 2		
Carlton Fisk, R (1, 2) OBP: 0.322, SLG: 0.531	0-0 SF7		0-0 HR		0-0 F6		0-0 K		0-3 K	3 1 1 3 0 1 0		
Greg Walker, L (1, 3) OBP: 0.328, SLG: 0.505	0-0 F9		0-0 L8		0-0 1-3		0-0 1-3		4-0 CS BB	3 0 0 0 1 0 1		
Tom Paciorek, R (1, 10) OBP: 0.293, SLG: 0.262		0-0 6-3		0-0 L6		0-0 SH5-3 1B		0-0 1-2 1B	0-0 1B	4 1 2 0 0 0 0		
Luis Salazar, R (1, 8) OBP: 0.230, SLG: 0.331		0-0 CS 1B 1B		0-3 K		0-0 SH5-3		0-0 F9	0-0 F9	3 0 1 0 0 1 1		
Scott Fletcher, R (1, 6) OBP: 0.291, SLG: 0.240 Jerry Hairston, S (9, PH) OBP: 0.370, SLG: 0.349 Ozzie Guillen, L (9, 6) OBP: 0.254, SLG: 0.277		0-0 1-2 1B		0-3 K		0-0 2-H 2B 1B		0-0 2B 1B	0-0 F7	3 1 2 1 0 1 0 1 0 0 0 0 0 0 0 0 0 0 0 0 0		
Julio Cruz, S (1, 4) OBP: 0.313, SLG: 0.207		0-3 K		0-0 L3		0-0 1-H 2B 2B		0-0 1-3	0-0 1-3	4 1 1 1 0 1 2		
<b>Inning Stats</b>	R: 1 H: 2 E: 0 LOB: 1 K: 0 BB: 0 S: 5 P: 5	R: 0 H: 2 E: 0 LOB: 1 K: 1 BB: 0 S: 6 P: 6	R: 2 H: 2 E: 0 LOB: 0 K: 1 BB: 0 S: 7 P: 7	R: 0 H: 0 E: 0 LOB: 0 K: 2 BB: 0 S: 7 P: 7	R: 0 H: 1 E: 0 LOB: 0 K: 0 BB: 0 S: 3 P: 3	R: 0 H: 0 E: 0 LOB: 0 K: 1 BB: 0 S: 5 P: 5	R: 3 H: 4 E: 0 LOB: 1 K: 1 BB: 0 S: 9 P: 9	R: 0 H: 1 E: 0 LOB: 1 K: 1 BB: 1 S: 5 P: 9	R: 0 H: 0 E: 0 LOB: 0 K: 1 BB: 0 S: 5 P: 5	1B: 8 SF: 1 2B: 3 SAC: 1 3B: 0 DP: 1 HR: 1 HBP: 0	WP: 0 PA: 37 PB: 0 SB: 0 CS: 2	
<b>PITCHER</b> Scott McGregor, L (1, 1) ERA: 4.62 Sammy Stewart, R (7, 1) ERA: 3.52	IP WLS BF H R ER SO BB IBB HBP BLK WP HR S P ERA WHIP	6.1 28 11 6 6 5 0 0 0 0 0 0 1 38 38 8.53 1.737	2.2 9 1 0 0 3 1 0 0 0 0 0 0 0 14 18 0.00 0.750	<b>PITCHER</b> IP WLS BF H R ER SO BB IBB HBP BLK WP HR S P ERA WHIP								

Chicago White Sox @ Baltimore Orioles  
 Memorial Stadium, Baltimore, MD  
 Thu Jul 11 1985, 7:05 PM EDT  
 Att. 23,958 - Unknown

AB	34
R	6
H	12
RBI	6
BB	1
SO	8
LOB	8



BOTTOM

Chicago White Sox @ Baltimore Orioles  
Memorial Stadium, Baltimore, MD

Thu Jul 11 1985, 7:05 PM EDT  
Att. 23,958 - Unknown

livebaseballscorecards.com

AB	33
R	7
H	10
RBI	7
BB	7
SO	9
LOB	19



WP	0	PA	42
PB	0		
SB	2		
CS	1		

AB R H RBI BB SO LOB

3	2	1	0	2	0	0
5	1	4	0	0	0	0
3	1	1	3	1	0	2
3	1	1	1	2	0	2
4	1	1	3	1	2	5
2	0	0	0	1	0	3
1	0	0	0	0	1	1
4	0	1	0	0	2	3
4	0	0	0	0	3	2
3	1	1	0	0	1	1
1	0	0	0	0	0	0

Batter	1	2	3	4	5	6	7	8	9
Alan Wiggins, S (1, 4) OBP: 0.222, SLG: 0.182	4-0 1B S SF8 BB		x 0-0 6-3		x 0-0 1B 1B	0-0 CS	4-0 4 1B BB		x 0-0 1-3
Lee Lacy, R (1, 9) OBP: 0.351, SLG: 0.424	0-0 S 1-3 1B		x 0-0 F8		x 0-0 1B 1B		x 0-0 FC4-6 1B		x 0-0 BB 1B
Cal Ripken Jr., R (1, 6) OBP: 0.338, SLG: 0.451	0-0 SF8			x 0-0 F8	0-0 1B		x 0-0 4		4-0 1B 1-2 HR BB
Eddie Murray, S (1, 3) OBP: 0.355, SLG: 0.476	0-0 F7			4-0 BB BB	4-0 IBB		x 0-0 FC4-6		0-0 HR 1B
Fred Lynn, L (1, 8) OBP: 0.328, SLG: 0.448	0-0 F7			0-3 K	0-3 K			4-0 BB	x 0-0 HR
Gary Roenicke, R (1, 7) OBP: 0.329, SLG: 0.417		x 0-0 5-3		4-0 BB	0-0 F2			0-3 K	
Jim Dwyer, L (8, PH) OBP: 0.345, SLG: 0.422				1-2 BB					
Mike Young, S (1, 10) OBP: 0.330, SLG: 0.441		x 0-0 F9		0-3 K		x 0-0 CS 1B		0-3 K	
Floyd Rayford, R (1, 5) OBP: 0.347, SLG: 0.541			0-3 K		0-3 K	0-3 K		x 0-0 F9	
Rick Dempsey, R (1, 2) OBP: 0.336, SLG: 0.376			x 0-0 F6		x 0-0 1B 1B 1B	0-3 K			x 0-0 F8
Wayne Gross, L (9, PH) OBP: 0.401, SLG: 0.465									

Inning Stats	R: 1	H: 1	E: 0	K: 0	S: 4	H: 1	LOB: 1	BB: 1	P: 8	R: 0	H: 0	E: 0	K: 1	S: 5	H: 0	LOB: 0	BB: 0	P: 5	R: 0	H: 0	E: 0	K: 0	S: 3	R: 0	H: 0	E: 0	K: 2	S: 7	H: 0	LOB: 2	BB: 2	P: 15	R: 2	H: 4	E: 0	K: 2	S: 11	H: 1	LOB: 0	BB: 0	P: 7	R: 0	H: 1	E: 0	K: 0	S: 3	R: 0	H: 0	E: 0	K: 2	S: 7	H: 0	LOB: 1	BB: 1	P: 7	R: 0	H: 0	E: 0	K: 0	S: 7	R: 4	H: 3	E: 0	K: 0	S: 5	H: 3	LOB: 0	BB: 1	P: 9	1B: 9	SF: 1	2B: 1	SAC: 0	3B: 0	DP: 1	HR: 1	HBP: 0
--------------	------	------	------	------	------	------	--------	-------	------	------	------	------	------	------	------	--------	-------	------	------	------	------	------	------	------	------	------	------	------	------	--------	-------	-------	------	------	------	------	-------	------	--------	-------	------	------	------	------	------	------	------	------	------	------	------	------	--------	-------	------	------	------	------	------	------	------	------	------	------	------	------	--------	-------	------	-------	-------	-------	--------	-------	-------	-------	--------

PITCHER	IP	WLS	BF	H	R	ER	SO	BB	IBB	HBP	BLK	WP	HR	S	P	ERA	WHIP
Floyd Bannister, L (1, 1) ERA: 4.74	6.0		28	6	3	3	7	4	1	0	0	0	0	37	57	4.50	1.667
Dan Spillner, R (7, 1) ERA: 3.06	0.2		2	1	0	0	0	0	0	0	0	0	0	2	2	0.00	1.500
Juan Agosto, L (7, 1) ERA: 3.57	0.1		2	0	0	0	0	1	0	0	0	0	0	1	5	0.00	3.000
Bob James, R (8, 1) ERA: 1.93	1.2		5	0	0	0	2	0	0	0	0	0	0	9	9	0.00	0.000
Mike Stanton, R (9, 1) ERA: 6.94	0.0	L	4	3	4	4	0	1	0	0	0	0	1	3	7	∞	∞

Batter	1	2	3	4	5	6	7	8	9	AB R H RBI BB SO LOB	TOP													
Reid Nichols, R (1, 8) OBP: 0.275, SLG: 0.294	4-0 SH1-3 S BB		x 0-0 F7		0-0 K			4-0 G6-3 BB		2 0 0 0 2 1 2														
Scott Fletcher, R (1, 4) OBP: 0.292, SLG: 0.241	0-0 SH1-3 1-3		x 0-0 G3 2-H 3-H 1B		x 0-0 F7			x 0-0 L6		3 0 1 2 0 0 1														
Harold Baines, L (1, 9) OBP: 0.345, SLG: 0.410	0-3 K		x 0-0 G3 1-2			4-0 BB BB		x 0-0 G6-3 1-2f		3 0 0 0 1 1 3														
Greg Walker, L (1, 3) OBP: 0.330, SLG: 0.502	0-0 4-3		x 0-0 6-3			4-0 BB BB		4-0 BB BB		2 0 0 0 2 0 2														
Carlton Fisk, R (1, 2) OBP: 0.324, SLG: 0.541		H 1-0 8-3 HBP		x 0-0 HR		0-3 K		x 0-0 G6-4-3 1-2f		3 1 1 1 0 1 3														
Jerry Hairston, S (1, 10) OBP: 0.353, SLG: 0.328		x 0-0 F8		x 0-0 G3		x 0-0 G4-6-3 1-2f		x 0-0 3-1		4 0 0 0 0 0 3														
Mark Ryal, L (1, 7) OBP: 0.250, SLG: 0.182		x 0-0 8-3 1-2f		x 0-0 F8			x 0-0 F8			3 0 0 0 0 0 1														
Tim Hulett, R (1, 5) OBP: 0.326, SLG: 0.395			x 0-0 2B 1B 1B		x 0-0 6-3			x 0-0 6-3		3 1 1 0 0 0 0														
Ozzie Guillen, L (1, 6) OBP: 0.255, SLG: 0.282			x 0-0 1B 2B			x 0-0 F9		0-3 K		3 1 1 0 0 1 0														
<b>Inning Stats</b>	R: 0 E: 0 K: 1 S: 5	H: 0 LOB: 1 BB: 1 P: 9	R: 0 E: 0 K: 0 S: 2	H: 0 LOB: 0 BB: 0 P: 3	R: 2 E: 0 K: 0 S: 6	H: 3 LOB: 1 BB: 0 P: 6	R: 1 E: 0 K: 0 S: 4	H: 1 LOB: 0 BB: 0 P: 4	R: 0 E: 0 K: 1 S: 5	H: 0 LOB: 0 BB: 0 P: 5	R: 0 E: 0 K: 1 S: 4	H: 0 LOB: 1 BB: 2 P: 12	R: 0 E: 0 K: 1 S: 5	H: 0 LOB: 0 BB: 0 P: 5	R: 0 E: 0 K: 0 S: 2	H: 0 LOB: 0 BB: 1 P: 6	R: 0 E: 0 K: 0 S: 2	H: 0 LOB: 0 BB: 1 P: 6	R: 0 E: 0 K: 0 S: 2	H: 0 LOB: 0 BB: 1 P: 6	1B: 2 2B: 2 3B: 0 HR: 1	SF: 0 SAC: 1 DP: 4 HBP: 1	WP: 0 PB: 0 SB: 1 CS: 0	PA: 33
<b>PITCHER</b>	IP WLS BF H R ER SO BB IBB HBP BLK WP HR S P ERA WHIP																							
Ken Dixon, R (1, 1) ERA: 4.63	5.0 W 22 4 3 3 2 3 0 1 0 0 1 22 35 5.40 1.400																							
Don Aase, R (6, 1) ERA: 5.32	4.0 S 11 0 0 0 2 2 0 0 0 0 0 0 13 21 0.00 0.500																							

**Chicago White Sox @ Baltimore Orioles**  
 Memorial Stadium, Baltimore, MD  
 Fri Jul 12 1985, 7:05 PM EDT  
 Att: 48,744 - Unknown

AB	26
R	3
H	4
RBI	3
BB	5
SO	4
LOB	15



WP: 0	PA: 33
-------	--------

ERA	WHIP
-----	------

livebaseballscorecards.com

Batter	1	2	3	4	5	6	7	8	9	AB	R	H	RBI	BB	SO	LOB
Alan Wiggins, S (1, 4) OBP: 0.211, SLG: 0.171	0-0 F6	0-0 FC4-2		0-0 4-3		0-0 SH5-4	0-0 F7			4	0	0	0	0	0	4
Lee Lacy, R (1, 9) OBP: 0.352, SLG: 0.426	4-0 WP BB	0-3 K		0-0 6-3		0-0 1B 2B		0-0 6-3		4	0	1	2	1	1	2
Cal Ripken Jr., R (1, 6) OBP: 0.341, SLG: 0.465	0-3 K		0-0 F5		0-0 HR	0-0 1B		0-0 1B 2B		5	2	3	1	0	1	1
Eddie Murray, S (1, 3) OBP: 0.353, SLG: 0.471	0-0 L3		0-0 4-3		0-0 F8	0-0 4-3		0-0 1B		5	0	1	0	0	0	2
Fred Lynn, L (1, 8) John Shelby, S (7, PH) OBP: 0.334, SLG: 0.466 OBP: 0.321, SLG: 0.444		1-0 BB CI FC1-2 HBP		0-0 2B		0-0 HR		0-0 1B		2	1	2	1	0	0	0
Larry Sheets, L (1, 10) OBP: 0.316, SLG: 0.426		0-1 CI FC1-2 BB		0-0 4-3		0-3 K		0-0 L9		4	2	1	0	0	1	3
Wayne Gross, L (1, 5) Floyd Rayford, R (5, PH) OBP: 0.407, SLG: 0.468 OBP: 0.333, SLG: 0.519		4-0 FC1-2 BB		0-0 HR		0-0 6-3		0-0 F3		1	2	1	0	1	0	0
Mike Young, S (1, 7) Gary Roenicke, R (8, 7) OBP: 0.339, SLG: 0.463 OBP: 0.329, SLG: 0.417		0-0 FC1-2		0-0 1B		0-0 SH5-4 1B	0-0 2B BB			3	2	2	2	1	0	3
Rick Dempsey, R (1, 2) OBP: 0.343, SLG: 0.392		0-0 K		0-3 K		0-0 SH5-4 1B	0-0 2B			0	0	0	0	0	0	0

Inning Stats	R: 0	H: 0	E: 0	K: 1	S: 5	LOB: 1	BB: 1	P: 9	R: 2	H: 1	E: 1	K: 1	S: 7	LOB: 2	BB: 1	P: 12	R: 0	H: 1	E: 0	K: 0	S: 4	LOB: 1	BB: 0	P: 4	R: 2	H: 2	E: 0	K: 1	S: 7	LOB: 0	BB: 0	P: 7	R: 2	H: 4	E: 0	K: 0	S: 6	LOB: 1	BB: 0	P: 6	R: 1	H: 2	E: 0	K: 0	S: 5	LOB: 2	BB: 1	P: 9	R: 1	H: 3	E: 0	K: 0	S: 6	LOB: 2	BB: 0	P: 6
--------------	------	------	------	------	------	--------	-------	------	------	------	------	------	------	--------	-------	-------	------	------	------	------	------	--------	-------	------	------	------	------	------	------	--------	-------	------	------	------	------	------	------	--------	-------	------	------	------	------	------	------	--------	-------	------	------	------	------	------	------	--------	-------	------

PITCHER	IP	WLS	BF	H	R	ER	SO	BB	IBB	HBP	BLK	WP	HR	S	P	ERA	WHIP
Gene Nelson, R (1, 1) ERA: 3.63	4.1	L	23	6	6	6	3	2	0	1	0	1	3	26	35	12.46	1.846
Jerry Don Gleaton, L (5, 1) ERA: 18.0	1.0		5	2	2	2	1	0	0	0	0	0	0	7	7	18.00	2.000
Steve Fireovid, R (6, 1) ERA: 3.6	2.2		15	7	2	2	0	1	0	0	0	0	0	14	18	6.75	3.000

**BOTTOM**

**Chicago White Sox @ Baltimore Orioles**  
**Memorial Stadium, Baltimore, MD**  
 Fri Jul 12 1985, 7:05 PM EDT  
 Att. 48,744 - Unknown

AB	37
R	10
H	15
RBI	10
BB	3
SO	4
LOB	18



1B: 7	SF: 0	WP: 1	PA: 43
2B: 5	SAC: 1	PB: 0	
3B: 0	DP: 0	SB: 0	
HR: 3	HBP: 1	CS: 0	

PITCHER	IP	WLS	BF	H	R	ER	SO	BB	IBB	HBP	BLK	WP	HR	S	P	ERA	WHIP
---------	----	-----	----	---	---	----	----	----	-----	-----	-----	----	----	---	---	-----	------

Batter	1	2	3	4	5	6	7	8	9	AB R H RBI BB SO LOB	TOP											
Reid Nichols, R (1, 8) OBP: 0.283, SLG: 0.282	0-0 F6		0-0 F7	4-0 1B IBB		0-0 5-3		0-0 SH3-4 1B	0-3 K	5 1 1 0 1 1 3												
Scott Fletcher, R (1, 4) OBP: 0.296, SLG: 0.243 Jerry Hairston, S (9, PH) OBP: 0.349, SLG: 0.324 Bryan Little, S (9, 4) OBP: 0.410, SLG: 0.355	0-0 F3		0-0 HR 1B	4-0 1B SF7 BB		0-0 6-3		0-0 SH3-4 1-2	0-0 5-3	3 2 1 1 1 0 0 1 0 0 0 0 0 3 0 0 0 0 0 0 0												
Harold Baines, L (1, 9) OBP: 0.346, SLG: 0.420	0-3 K		0-0 HR	0-0 FC6-4 1B		0-0 4-3		0-3 K		5 1 2 4 0 2 1												
Greg Walker, L (1, 3) OBP: 0.331, SLG: 0.500		0-0 BB 1B BB	0-0 4-3	0-0 SF7			0-0 4-3	4-0 IBB		3 1 1 1 1 0 0												
Carlton Fisk, R (1, 2) OBP: 0.321, SLG: 0.534 Marc Hill, R (5, 2) OBP: 0.258, SLG: 0.135	0-0 F9		0-0 F3	0-0 FC6-4			4-0 G3 2B BB	0-0 5-3		3 0 0 0 0 0 2 1 1 0 0 1 0 2												
Oscar Gamble, L (1, 10) OBP: 0.353, SLG: 0.306 Julio Cruz, S (9, PR) OBP: 0.313, SLG: 0.207		4-0 BB 1B BB		0-0 2B		0-0 4-3		0-0 G3	4-0 1B 1B BB	3 2 1 0 2 0 1 0 0 0 0 0 0 0												
Mark Ryal, L (1, 7) OBP: 0.267, SLG: 0.154 Luis Salazar, R (7, PH) OBP: 0.233, SLG: 0.341	4-0 1B BB		0-0 F8	0-0 4-3		0-0 4-3		0-0 2B	0-0 G3	2 0 0 0 1 0 1 2 0 1 1 0 0 1												
Tim Hulett, R (1, 5) OBP: 0.341, SLG: 0.404	0-0 1B		0-0 2B BB	4-0 E4 1B		0-0 4-3		4-0 IBB	0-0 1B 1B	3 1 3 2 2 0 0												
Ozzie Guillen, L (1, 6) OBP: 0.258, SLG: 0.288	0-0 F5		0-0 1B 2B	0-0 4-3		0-0 4-3		0-0 F8	0-0 1B	5 1 2 1 0 0 4												
<b>Inning Stats</b>	R: 0 E: 0 K: 1 S: 5	H: 0 LOB: 0 BB: 0 P: 5	R: 2 E: 0 K: 0 S: 4	H: 2 LOB: 1 BB: 2 P: 12	R: 2 E: 0 K: 0 S: 5	H: 2 LOB: 0 BB: 0 P: 5	R: 5 E: 0 K: 0 S: 6	H: 3 LOB: 1 BB: 3 P: 18	R: 0 E: 1 K: 0 S: 4	H: 1 LOB: 1 BB: 0 P: 4	R: 0 E: 0 K: 0 S: 3	H: 0 LOB: 0 BB: 0 P: 3	R: 1 E: 0 K: 0 S: 4	H: 1 LOB: 2 BB: 2 P: 12	R: 0 E: 0 K: 1 S: 6	H: 1 LOB: 2 BB: 1 P: 10	R: 0 E: 0 K: 1 S: 7	H: 2 LOB: 3 BB: 1 P: 11	1B: 8 2B: 3 3B: 0 HR: 1	SF: 1 SAC: 1 DP: 0 HBP: 0	WP: 0 PB: 0 SB: 0 CS: 0	PA: 47
<b>PITCHER</b>	IP WLS BF H R ER SO BB IBB HBP BLK WP HR S P ERA WHIP																				<b>PITCHER</b>	IP WLS BF H R ER SO BB IBB HBP BLK WP HR S P ERA WHIP
Dennis Martinez, R (1, 1) ERA: 5.05	3.0 L 15 5 5 5 1 2 0 0 0 0 1 15 23 15.00 2.333																					
Phil Huffman, R (4, 1) ERA: 108.0	0.1 6 2 3 3 0 2 1 0 0 0 0 0 3 15 81.00 12.000																					
Tippy Martinez, L (4, 1) ERA: 4.97	3.2 16 3 2 2 0 1 1 0 0 0 0 0 14 22 4.91 1.091																					
Sammy Stewart, R (8, 1) ERA: 3.42	2.0 10 2 0 0 0 2 1 1 0 0 0 0 12 20 0.00 1.500																					

Chicago White Sox @ Baltimore Orioles  
 Memorial Stadium, Baltimore, MD  
 Sat Jul 13 1985, 7:05 PM EDT  
 Att. 32,705 - Unknown

AB	36
R	10
H	12
RBI	10
BB	9
SO	3
LOB	18



WP: 0	PA: 47
-------	--------

Batter	1	2	3	4	5	6	7	8	9
<b>Alan Wiggins, S</b> (1, 4) <small>OBP: 0.200, SLG: 0.162</small> <b>Floyd Rayford, R</b> (9, PH) <small>OBP: 0.329, SLG: 0.513</small>	0-0 F7		0-0 F9		0-0 F4	0-0 5-3			0-0 F8
<b>Lee Lacy, R</b> (1, 9) <small>OBP: 0.350, SLG: 0.423</small>	0-0 1B			0-0 F9	0-0 5-3			0-0 F9	
<b>Cal Ripken Jr., R</b> (1, 6) <small>OBP: 0.340, SLG: 0.463</small>	0-0 F8			0-0 6-3	0-0 BB HR 1B			0-0 6-3	
<b>Eddie Murray, S</b> (1, 3) <small>OBP: 0.358, SLG: 0.472</small>		0-0 BB 1B		4-0 HR BB	4-0 1-2 HR BB			0-0 6-3	
<b>Gary Roenicke, R</b> (1, 7) <small>OBP: 0.333, SLG: 0.468</small>		0-0 F5		0-0 1-H HR	0-0 1-H 2-H 3-H HR			0-0 F7	
<b>Mike Young, S</b> (1, 10) <small>OBP: 0.342, SLG: 0.479</small>		4-0 BB BB BB G6-3 1-2 BB		0-0 HR	0-3 K			0-0 4-3	
<b>John Shelby, S</b> (1, 8) <small>OBP: 0.300, SLG: 0.414</small>		0-0 G6-3 1-2f		0-3 K		0-0 F8		0-0 6-3	
<b>Rick Dempsey, R</b> (1, 2) <small>OBP: 0.346, SLG: 0.392</small>			0-0 G5-4-3 1B		4-0 5-3 BB 1B BB	0-3 K		0-3 K	
<b>Rich Dauer, R</b> (1, 5) <small>OBP: 0.299, SLG: 0.273</small>			0-0 G5-4-3 1-2f		4-0 1B 5-3 HR BB	0-0 1B		0-0 5-3	

Inning Stats	R: 0 E: 0 K: 0 S: 3	H: 1 LOB: 0 BB: 0 P: 3	R: 0 E: 0 K: 0 S: 3	H: 1 LOB: 1 BB: 1 P: 7	R: 0 E: 0 K: 0 S: 3	H: 1 LOB: 0 BB: 0 P: 3	R: 3 E: 0 K: 1 S: 7	H: 2 LOB: 0 BB: 1 P: 11	R: 5 E: 0 K: 1 S: 7	H: 2 LOB: 0 BB: 3 P: 19	R: 0 E: 0 K: 1 S: 6	H: 1 LOB: 1 BB: 0 P: 6	R: 0 E: 0 K: 0 S: 3	H: 0 LOB: 0 BB: 0 P: 3	R: 0 E: 0 K: 1 S: 5	H: 0 LOB: 0 BB: 0 P: 5	1B: 5 2B: 0 3B: 0 HR: 3	SF: 0 SAC: 0 DP: 2 HBP: 0
--------------	------------------------------	---------------------------------	------------------------------	---------------------------------	------------------------------	---------------------------------	------------------------------	----------------------------------	------------------------------	----------------------------------	------------------------------	---------------------------------	------------------------------	---------------------------------	------------------------------	---------------------------------	----------------------------------	------------------------------------

PITCHER	IP	WLS	BF	H	R	ER	SO	BB	IBB	HBP	BLK	WP	HR	S	P	ERA	WHIP
<b>Britt Burns, L</b> (1, 1) <small>ERA: 3.5</small>	9.0	W	37	8	8	8	4	5	0	0	0	0	3	40	60	8.00	1.444

**BOTTOM**

**Chicago White Sox @ Baltimore Orioles**  
**Memorial Stadium, Baltimore, MD**

Sat Jul 13 1985, 7:05 PM EDT  
 Att. 32,705 - Unknown

AB	32
R	8
H	8
RBI	8
BB	5
SO	4
LOB	9

WP: 0 PA: 37  
 PB: 0  
 SB: 0  
 CS: 0



Batter	1	2	3	4	5	6	7	8	9	AB R H RBI BB SO LOB	TOP	
<b>Bryan Little, S</b> (1, 4) OBP: 0.419, SLG: 0.353	1-0 G6-4-3 1B HBP		0-0 FC6 1B		0-0 FC3-6 BB		0-0 4-3		0-0 SH1-3	3 0 1 2 0 0 2		
<b>Jerry Hairston, S</b> (1, 7) OBP: 0.367, SLG: 0.329	0-0		0-0 FC6		4-0 G6-4-3 BB		4-0 1B BB		0-0 F6	2 0 1 0 2 0 1 1 0 0 0 0 0 1		
<b>Reid Nichols, R</b> (7, PR) OBP: 0.277, SLG: 0.275	1-2 G6-4-3 1B		1-2f		1-2		1-2		3-H			
<b>Harold Baines, L</b> (1, 9) OBP: 0.349, SLG: 0.421	0-0 G6-4-3		0-0		0-0 G6-4-3		0-0 G6-4-3		4-0	4 0 2 1 1 0 4		
<b>Greg Walker, L</b> (1, 3) OBP: 0.326, SLG: 0.492	0-0 F9		0-0 G3-6-3		0-3 K		0-0 F5		0-0 F7	5 0 0 0 0 1 6		
<b>Carlton Fisk, R</b> (1, 2) OBP: 0.320, SLG: 0.528		0-3 K	0-3 K		4-0 BB		0-3 K			3 0 0 0 1 3 0		
<b>Oscar Gamble, L</b> (1, 10) OBP: 0.353, SLG: 0.306		0-0 F8			0-0 2B 1B		0-0 F6		0-0 F9	3 1 1 0 0 0 1 1 0 0 0 0 0 0		
<b>Luis Salazar, R</b> (8, PH) OBP: 0.232, SLG: 0.338					0-0 2B 1B 2B		0-3 K		0-0 F9	4 1 1 0 0 1 1		
<b>Mark Ryal, L</b> (1, 8) OBP: 0.263, SLG: 0.235		0-0 F5			0-0 1B FC3-6 2B		0-3 K			4 2 1 1 0 2 0		
<b>Tim Hulett, R</b> (1, 5) OBP: 0.339, SLG: 0.406			0-3 K		0-0 1B FC3-6 2B		0-3 K		0-0 E4 1B SH1-3	4 1 3 1 0 1 0		
<b>Ozzie Guillen, L</b> (1, 6) OBP: 0.265, SLG: 0.295			0-3 K		0-0 FC3-6 1B		0-0 4-3 1B		0-0 SH1-3 1B			
<b>Inning Stats</b>	R: 0 E: 0 K: 0 S: 3 H: 1 LOB: 1 P: 4	R: 0 E: 0 K: 1 S: 5 H: 0 LOB: 0 P: 5	R: 0 E: 0 K: 2 S: 8 H: 1 LOB: 1 P: 8	R: 0 E: 0 K: 1 S: 5 H: 1 LOB: 0 P: 5	R: 3 E: 0 K: 0 S: 6 H: 4 LOB: 1 P: 10	R: 0 E: 0 K: 2 S: 7 H: 0 LOB: 1 P: 11	R: 1 E: 0 K: 1 S: 7 H: 2 LOB: 1 P: 11	R: 0 E: 0 K: 1 S: 5 H: 0 LOB: 0 P: 5	R: 1 E: 1 K: 0 S: 5 H: 1 LOB: 2 P: 9	1B: 8 2B: 2 3B: 0 HR: 0 SF: 0 SAC: 1 DP: 3 HBP: 1	WP: 0 PB: 0 SB: 1 CS: 0 PA: 40	
<b>PITCHER</b>	IP WLS BF H R ER SO BB IBB HBP BLK WP HR S P ERA WHIP											
<b>Mike Boddicker, R</b> (1, 1) ERA: 4.04	6.2 L 30 9 4 4 7 3 0 1 0 0 0 0 40 53 5.40 1.800											
<b>Scott McGregor, L</b> (7, 1) ERA: 4.57	1.1 4 0 0 0 1 0 0 0 0 0 0 6 6 0.00 0.000											
<b>Don Aase, R</b> (9, 1) ERA: 5.21	1.0 6 1 1 0 0 1 0 0 0 0 0 5 9 0.00 2.000											

Chicago White Sox @ Baltimore Orioles  
 Memorial Stadium, Baltimore, MD  
 Sun Jul 14 1985, 3:33 AM EDT  
 Att: 45,149 - Unknown

livebaseballscorecards.com

AB	34
R	5
H	10
RBI	5
BB	4
SO	8
LOB	16





Batter	1	2	3	4	5	6	7	8	9	AB R H RBI BB SO LOB
Alan Wiggins, S (1, 4) OBP: 0.190, SLG: 0.154	0-0 B1-3		0-0 1-3		0-0 F9			0-3 K		4 0 0 0 0 1 2
Lee Lacy, R (1, 9) OBP: 0.353, SLG: 0.428	0-0 1B		0-0 2B		0-0 4-3			0-3 K		4 0 2 1 0 1 1
Cal Ripken Jr., R (1, 6) OBP: 0.342, SLG: 0.472	0-0 1B		0-0 F5			0-3 K		0-0 HR		4 1 2 1 0 1 1
Eddie Murray, S (1, 3) OBP: 0.353, SLG: 0.465	0-0 F8		0-3 K			0-3 K		0-0 4-3		4 0 0 0 0 2 2
Fred Lynn, L (1, 8) OBP: 0.330, SLG: 0.459		0-3 K		0-3 K		0-3 K			0-3 K	4 0 0 0 0 4 0
Larry Sheets, L (1, 10) OBP: 0.315, SLG: 0.423		0-0 F7		0-0 F6			0-0 FC3-6 1B		0-3 K	4 0 1 0 0 1 0
Wayne Gross, L (1, 5) OBP: 0.404, SLG: 0.459		0-3 K		0-0 1-3			0-0 FC3-6		4-0 BB	3 0 0 0 1 1 1
Lenn Sakata, R (9, PR) OBP: 0.274, SLG: 0.318							0-0 1-2		4-0 BB	0 0 0 0 0 0 0
Mike Young, S (1, 7) OBP: 0.351, SLG: 0.479			0-0 E 1B		4-0 SH1-3 BB		0-0 F7		4-0 BB	2 1 1 0 2 0 1
Floyd Rayford, R (1, 2) OBP: 0.338, SLG: 0.532			0-0 E9		0-0 SH1-3		0-0 4-3		0-3 K	1 1 1 1 0 0 0
Jim Dwyer, L (7, PH) OBP: 0.344, SLG: 0.420			0-0 2B		1-2					1 0 0 0 0 0 1
Rick Dempsey, R (8, 2) OBP: 0.346, SLG: 0.392										0 0 0 0 0 0 0
John Shelby, S (9, PH) OBP: 0.295, SLG: 0.407										1 0 0 0 0 1 2

Inning Stats	R: 0	H: 2	E: 0	LOB: 1	K: 0	BB: 0	S: 4	P: 4	R: 0	H: 0	E: 0	LOB: 0	K: 2	BB: 0	S: 7	P: 7	R: 2	H: 3	E: 1	LOB: 1	K: 1	BB: 0	S: 8	P: 8	R: 0	H: 0	E: 0	LOB: 0	K: 1	BB: 0	S: 5	P: 5	R: 0	H: 0	E: 0	LOB: 1	K: 0	BB: 1	S: 3	P: 7	R: 0	H: 0	E: 0	LOB: 0	K: 3	BB: 0	S: 9	P: 9	R: 0	H: 1	E: 0	LOB: 1	K: 0	BB: 0	S: 4	P: 4	R: 1	H: 1	E: 0	LOB: 0	K: 2	BB: 0	S: 8	P: 8	R: 0	H: 0	E: 0	LOB: 2	K: 3	BB: 2	S: 9	P: 17	1B: 4	SF: 0	2B: 2	SAC: 1	3B: 0	DP: 0	HR: 1	HBP: 0
--------------	------	------	------	--------	------	-------	------	------	------	------	------	--------	------	-------	------	------	------	------	------	--------	------	-------	------	------	------	------	------	--------	------	-------	------	------	------	------	------	--------	------	-------	------	------	------	------	------	--------	------	-------	------	------	------	------	------	--------	------	-------	------	------	------	------	------	--------	------	-------	------	------	------	------	------	--------	------	-------	------	-------	-------	-------	-------	--------	-------	-------	-------	--------


PITCHER	IP	WLS	BF	H	R	ER	SO	BB	IBB	HBP	BLK	WP	HR	S	P	ERA	WHIP
Tom Seaver, R (1, 1) ERA: 3.14	8.2	W	35	7	3	3	11	3	0	0	0	0	1	54	66	3.12	1.154
Dan Spillner, R (9, 1) ERA: 3.04	0.1	S	1	0	0	0	1	0	0	0	0	0	0	3	3	0.00	0.000

**BOTTOM**

**Chicago White Sox @ Baltimore Orioles**  
**Memorial Stadium, Baltimore, MD**

Sun Jul 14 1985, 3:33 AM EDT  
 Att. 45,149 - Unknown

AB	32
R	3
H	7
RBI	3
BB	3
SO	12
LOB	11



WP	PA	ERA	WHIP
0	36		

Batter	1	2	3	4	5	6	7	8	9	AB R H RBI BB SO LOB	TOP	
<b>Brett Butler, L</b> (1, 8) OBP: 0.356, SLG: 0.420 <b>Otis Nixon, S</b> (7, 8) OBP: 0.185, SLG: 0.204	0-3 K		0-0 6-3 1B		4-0 E S BB		0-0 F8			3 0 1 0 1 1 1 0 0 0 0 0 0 0		
<b>Julio Franco, R</b> (1, 6) OBP: 0.345, SLG: 0.372 <b>Mike Fischlin, R</b> (8, 6) OBP: 0.262, SLG: 0.282	0-0 5-3		0-0 L4		0-0 F8			0-0 L7		4 0 0 0 0 0 2 0 0 0 0 0 0 0		
<b>Tony Bernazard, S</b> (1, 4) OBP: 0.358, SLG: 0.437	4-0 BB BB		0-0 6-3 1-2		0-0 F6 1-3			0-0 5-3		3 0 0 0 1 0 2		
<b>Andre Thornton, R</b> (1, 10) OBP: 0.245, SLG: 0.270	4-0 1-2 BB		0-3 K		0-3 K			4-0 FC5-4 BB		2 0 0 0 2 2 1		
<b>Carmen Castillo, R</b> (1, 9) OBP: 0.292, SLG: 0.420	0-3 K2-3			0-0 S 1B	0-0 F9			0-0 FC5-4 1-2f		4 0 1 0 0 1 3		
<b>Brook Jacoby, R</b> (1, 5) OBP: 0.329, SLG: 0.407		0-0 2B		0-3 K 1-2	0-0 5-3			0-0 L8		4 0 1 0 0 1 1		
<b>Joe Carter, R</b> (1, 7) OBP: 0.269, SLG: 0.345		0-0 5-3		0-0 L8			0-0 F9		0-0 6-3	4 0 0 0 0 0 2		
<b>Pat Tabler, R</b> (1, 3) OBP: 0.324, SLG: 0.365		0-3 K		0-0 L7			0-0 FC5-4 1B		0-0 1B	4 0 2 0 0 1 2		
<b>Chris Bando, S</b> (1, 2) OBP: 0.158, SLG: 0.099 <b>Benny Ayala, R</b> (7, PH) OBP: 0.200, SLG: 0.325 <b>Jerry Willard, L</b> (7, 2) OBP: 0.336, SLG: 0.353		0-0 1-3			0-0 6-3		0-0 FC5-4 1-2f		0-0 F9	2 0 0 0 0 0 1 1 0 0 0 0 0 1 1 0 0 0 0 0 1		
<b>Inning Stats</b>	R: 0 E: 0 K: 2 S: 7 H: 0 LOB: 2 BB: 2 P: 15	R: 0 E: 0 K: 1 S: 6 H: 1 LOB: 1 BB: 0 P: 6	R: 0 E: 0 K: 1 S: 6 H: 1 LOB: 1 BB: 0 P: 6	R: 0 E: 0 K: 1 S: 6 H: 1 LOB: 1 BB: 0 P: 6	R: 0 E: 0 K: 1 S: 3 H: 0 LOB: 1 BB: 1 P: 7	R: 0 E: 0 K: 1 S: 5 H: 0 LOB: 0 BB: 0 P: 5	R: 0 E: 0 K: 0 S: 4 H: 1 LOB: 1 BB: 0 P: 4	R: 0 E: 0 K: 0 S: 3 H: 0 LOB: 1 BB: 1 P: 7	R: 0 E: 0 K: 0 S: 4 H: 1 LOB: 1 BB: 0 P: 4	1B: 4 2B: 1 3B: 0 HR: 0 SF: 0 SAC: 0 DP: 0 HBP: 0	WP: 0 PB: 0 SB: 2 CS: 0 PA: 36	
<b>PITCHER</b> <b>Britt Burns, L</b> (1, 1) ERA: 3.25	IP WLS BF H R ER SO BB IBB HBP BLK WP HR S P ERA WHIP	9.0 W 36 5 0 0 6 4 0 0 0 0 0 0 44 60 0.00 1.000										

**Cleveland Indians @ Chicago White Sox**  
Comiskey Park, Chicago, IL  
Thu Jul 18 1985, 4:33 AM EDT  
Att: 25,410 - Unknown

livebaseballscorecards.com

<b>AB</b>	32
<b>R</b>	0
<b>H</b>	5
<b>RBI</b>	0
<b>BB</b>	4
<b>SO</b>	6
<b>LOB</b>	17



Batter	1	2	3	4	5	6	7	8	9
Reid Nichols, R OBP: 0.327, SLG: 0.356 (1, 8)									
Bryan Little, S OBP: 0.413, SLG: 0.351 Scott Fletcher, R OBP: 0.293, SLG: 0.240 (6, PH) (7, 4)									
Harold Baines, L OBP: 0.347, SLG: 0.417 (1, 9)									
Greg Walker, L OBP: 0.328, SLG: 0.494 (1, 3)									
Carlton Fisk, R OBP: 0.322, SLG: 0.526 Marc Hill, R OBP: 0.258, SLG: 0.135 (1, 2) (9, 2)									
Oscar Gamble, L OBP: 0.352, SLG: 0.307 Jerry Hairston, S OBP: 0.363, SLG: 0.324 (1, 10) (7, PH)									
Tim Lincecum, R OBP: 0.346, SLG: 0.421 (1, 5)									
Mark Ryal, L OBP: 0.263, SLG: 0.235 Luis Salazar, R OBP: 0.232, SLG: 0.336 (1, 7) (1, PH) (2, 7)									
Ozzie Guillen, L OBP: 0.272, SLG: 0.306 (1, 6)									

AB	R	H	RBI	BB	SO	LOB
5	1	4	3	0	0	1
3	1	1	0	0	1	2
2	0	0	0	0	0	2
5	1	1	1	0	1	2
3	1	1	0	1	1	0
3	1	1	2	1	0	0
0	0	0	0	0	0	0
3	1	1	1	0	0	0
1	0	0	0	0	0	2
4	2	3	1	0	0	0
0	0	0	0	0	0	0
4	1	1	0	0	0	3
4	1	3	2	0	0	1

AB	R	H	RBI	BB	SO	LOB
37	10	16	10	2	3	13

Inning Stats	R	H	E	K	S	LOB	BB	P	R	H	E	K	S	LOB	BB	P
1	6	7	0	9	13	1	0	0	0	0	0	0	3	0	0	0
2	0	0	0	3	3	0	0	0	0	0	0	0	0	0	0	0
3	0	0	0	3	3	0	0	0	0	0	0	0	0	0	0	0
4	0	2	0	2	9	0	0	0	0	0	0	2	0	0	0	0
5	0	0	0	5	5	0	0	0	0	0	0	0	0	0	0	0
6	1	2	0	5	5	0	0	0	0	0	0	0	0	0	0	0
7	0	1	0	3	7	0	0	0	0	0	0	0	0	0	0	0
8	3	4	0	6	6	0	0	0	0	0	0	0	0	0	0	0
9	0	0	0	0	0	0	0	0	0	0	0	0	0	0	0	0

**Cleveland Indians @ Chicago White Sox**  
 Comiskey Park, Chicago, IL  
 Thu Jul 18 1985, 4:33 AM EDT  
 Att. 25,410 - Unknown

WP: 0 PA: 39  
 PB: 0 SB: 0  
 CS: 0

PITCHER	IP	WLS	BF	H	R	ER	SO	BB	IBB	HBP	BLK	WP	HR	S	P	ERA	WHIP
Vern Ruhle, R ERA: 4.73 (1, 1)	0.0	L	7	6	6	6	0	1	0	0	0	0	0	6	10	∞	∞
Neal Heaton, L ERA: 4.63 (1, 1)	6.0		22	5	1	1	3	0	0	0	0	0	0	28	28	1.50	0.833
Bryan Clark, L ERA: 4.86 (7, 1)	1.0		4	1	0	0	0	1	0	0	0	0	0	3	7	0.00	2.000
Rich Thompson, R ERA: 4.09 (8, 1)	1.0		6	4	3	3	0	0	0	0	0	0	0	6	6	27.00	4.000

Batter	1	2	3	4	5	6	7	8	9	AB R H RBI BB SO LOB	TOP								
<b>Brett Butler, L</b> (1, 8) OBP: 0.352, SLG: 0.415	0-0 L7			0-3 K			0-3 K		0-0 4-3	4 0 0 0 0 2 1									
<b>Julio Franco, R</b> (1, 6) OBP: 0.341, SLG: 0.367	0-0 F9			0-0 L6			0-0 4-3		0-0 F8	4 0 0 0 0 0 2									
<b>Tony Bernazard, S</b> (1, 4) OBP: 0.358, SLG: 0.440	0-0 6-3			0-0 F7			0-0 2B			3 0 1 0 0 0 0									
<b>Andre Thornton, R</b> (1, 10) OBP: 0.246, SLG: 0.271		0-0 3-1			0-0 1B		0-0 5-3			3 0 1 0 0 0 1									
<b>Pat Tabler, R</b> (1, 3) OBP: 0.321, SLG: 0.361		0-0 L3			0-3 K			0-0 F9		3 0 0 0 0 1 1									
<b>Brook Jacoby, R</b> (1, 5) OBP: 0.326, SLG: 0.403		0-0 6-3			0-0 G4-6-3			0-0 F2		3 0 0 0 0 0 1									
<b>George Vukovich, L</b> (1, 9) OBP: 0.293, SLG: 0.313			0-0 1B			0-0 4-3		0-0 CS		3 0 2 0 0 0 0									
<b>Otis Nixon, S</b> (8, PR) OBP: 0.185, SLG: 0.204			0-0 1B							0 0 0 0 0 0 0	<b>AB 28</b>								
<b>Joe Carter, R</b> (1, 7) OBP: 0.266, SLG: 0.341			0-0 9-3			0-0 G3		0-0 CS	0-0 4-3	3 0 0 0 0 0 1	<b>R 0</b>								
<b>Jerry Willard, L</b> (1, 2) OBP: 0.336, SLG: 0.347			0-0 L7			0-3 K		0-0 BB		2 0 0 0 1 1 0	<b>H 4</b>								
<b>Mike Fischlin, R</b> (9, PR) OBP: 0.262, SLG: 0.282										0 0 0 0 0 0 0	<b>RBI 0</b>								
<b>Inning Stats</b>	R: 0 E: 0 K: 0 S: 3	H: 0 LOB: 0 BB: 0 P: 3	R: 0 E: 0 K: 0 S: 3	H: 0 LOB: 0 BB: 0 P: 3	R: 0 E: 0 K: 1 S: 5	H: 1 LOB: 0 BB: 0 P: 5	R: 0 E: 0 K: 1 S: 5	H: 1 LOB: 0 BB: 0 P: 5	R: 0 E: 0 K: 1 S: 6	H: 1 LOB: 1 BB: 0 P: 6	R: 0 E: 0 K: 0 S: 3	H: 1 LOB: 1 BB: 0 P: 3	R: 0 E: 0 K: 0 S: 3	H: 0 LOB: 2 BB: 1 P: 7	1B: 3 2B: 2 3B: 0 HR: 0	SF: 0 SAC: 0 DP: 2 HBP: 0	WP: 0 PB: 0 SB: 1 CS: 1	PA: 30	
<b>PITCHER Tom Seaver, R</b> (1, 1) ERA: 2.95	IP: 9.0 WLS: W BF: 29 H: 4 R: 0 ER: 0 SO: 4 BB: 1 IBB: 0 HBP: 0 BLK: 0 WP: 0 HR: 0 S: 36 P: 40 ERA: 0.00 WHIP: 0.556																		

**Cleveland Indians @ Chicago White Sox**  
Comiskey Park, Chicago, IL  
Fri Jul 19 1985, 8:05 PM EDT  
Att: 26,459 - Unknown

<b>AB</b>	28
<b>R</b>	0
<b>H</b>	4
<b>RBI</b>	0
<b>BB</b>	1
<b>SO</b>	4
<b>LOB</b>	7



WP: 0	PA: 30
PB: 0	
SB: 1	
CS: 1	

ERA: 0.00	WHIP: 0.556
-----------	-------------

Batter	1	2	3	4	5	6	7	8	9
Reid Nichols, R OBP: 0.309, SLG: 0.333 (1, 8)	0-0 F8		0-0 SH2-3		0-0 F9			0-3 K	
Bryan Little, S OBP: 0.400, SLG: 0.341 (1, 4)	0-0 F7		0-0 F7			0-0 B5-4		0-0 1B	
Harold Baines, L OBP: 0.346, SLG: 0.413 (1, 9)	0-3 K			0-0 G3		4-0 1B BB		0-0 F5	
Greg Walker, L OBP: 0.328, SLG: 0.491 (1, 3)		0-3 K		0-0 F8		0-0 1B		0-0 F7	
Carlton Fisk, R OBP: 0.322, SLG: 0.535 (1, 2)		0-0 HR		0-0 L7		0-3 K			
Oscar Gamble, L OBP: 0.346, SLG: 0.300 (1, 10)		0-0 F7			0-0 F6	0-0 G3			
Tim Hulett, R OBP: 0.342, SLG: 0.416 (1, 5)		0-0 F8			0-0 F8		0-0 F4		
Mark Ryal, L OBP: 0.273, SLG: 0.211 (1, 7)			0-0 4-3		4-0 2B BB		0-0 F7		
Ozzie Guillen, L OBP: 0.277, SLG: 0.314 (1, 6)			0-0 SH2-3 1B		0-0 1-3 2B		0-0 F4		

Inning Stats	R: 0	H: 0	E: 0	K: 1	S: 5	R: 1	H: 1	E: 0	K: 1	S: 6	R: 0	H: 1	E: 0	K: 0	S: 4	R: 0	H: 0	E: 0	K: 0	S: 3	R: 0	H: 1	E: 0	K: 1	S: 6	R: 0	H: 0	E: 0	K: 0	S: 3	R: 0	H: 1	E: 0	K: 1	S: 6	R: 0	H: 1	E: 0	K: 1	S: 6
	LOB: 0	BB: 0	P: 5	LOB: 0	BB: 0	P: 6	LOB: 1	BB: 0	P: 4	LOB: 0	BB: 0	P: 3	LOB: 2	BB: 1	P: 8	LOB: 2	BB: 1	P: 10	LOB: 0	BB: 0	P: 3	LOB: 1	BB: 0	P: 6	LOB: 0	BB: 0	P: 3	LOB: 1	BB: 0	P: 6	LOB: 0	BB: 0	P: 6	LOB: 0	BB: 0	P: 6	LOB: 0	BB: 0	P: 6	

PITCHER	IP	WLS	BF	H	R	ER	SO	BB	IBB	HBP	BLK	WP	HR	S	P	ERA	WHIP
Bert Blyleven, R ERA: 3.11 (1, 1)	8.0	L	31	5	1	1	4	2	0	0	0	0	1	37	45	1.12	0.875

AB R H RBI BB SO LOB

3	0	0	0	0	1	2
4	0	1	0	0	0	1
3	0	0	0	1	1	1
4	0	1	0	0	1	1
3	1	1	1	0	1	2
3	0	0	0	0	0	2
3	0	0	0	0	0	0
2	0	0	0	1	0	0
3	0	2	0	0	0	0

WP	HR	S	P	ERA	WHIP
0	1	37	45	1.12	0.875

**Cleveland Indians @ Chicago White Sox**  
 Comiskey Park, Chicago, IL  
 Fri Jul 19 1985, 8:05 PM EDT  
 Att. 26,459 - Unknown

livebaseballscorecards.com

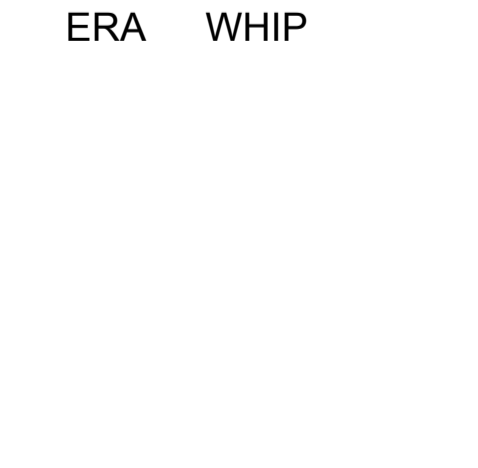
AB	28
R	1
H	5
RBI	1
BB	2
SO	4
LOB	9



**Cleveland Indians @ Chicago White Sox**  
 Comiskey Park, Chicago, IL  
 Sat Jul 20 1985, 8:05 PM EDT  
 Att: 28,120 - Unknown

AB	36
R	6
H	11
RBI	6
BB	5
SO	7
LOB	17

WP:	0	PA:	43
PB:	0		
SB:	1		
CS:	1		



Batter	1	2	3	4	5	6	7	8	9	AB	R	H	RBI	BB	SO	LOB
Otis Nixon, S (1, 8) OBP: 0.224, SLG: 0.293 Mike Hargrove, L (8, PH) OBP: 0.333, SLG: 0.275 Benny Ayala, R (8, PH) OBP: 0.195, SLG: 0.317 George Vukovich, L (8, PR) OBP: 0.293, SLG: 0.313 (8, 9)	0-0 HR	0-0 4-3			0-0 1B		0-0 1B	0-0 FC5-2 BB		4	2	3	1	0	0	1
Tony Bernazard, S (1, 4) OBP: 0.362, SLG: 0.438	0-0 L7		0-0 F7		4-0 1B		0-0 1B	4-0 BB		3	0	1	1	2	0	0
Julio Franco, R (1, 6) OBP: 0.340, SLG: 0.365	0-0 1B		0-3 K		0-0 F8		0-0 FC6-4 FC4-6	0-0 4-3		5	0	1	0	0	1	7
Andre Thornton, R (1, 10) OBP: 0.241, SLG: 0.266	0-0 F7		0-3 K			0-0 F2	0-0 SF7		0-0 L6	4	0	0	1	0	1	1
Brook Jacoby, R (1, 5) OBP: 0.324, SLG: 0.398	4-0 FC6-4 1-2 BB			0-0 5-3		0-3 K	0-0 FC4-6		0-3 K	4	0	0	0	1	2	1
Pat Tabler, R (1, 3) OBP: 0.323, SLG: 0.361	0-0 FC6-4 1-2f			0-0 L8		0-1 CI 1B HR		4-0 CS BB		3	1	1	0	1	0	2
Joe Carter, R (1, 7) OBP: 0.269, SLG: 0.342		0-3 K		0-3 K		0-0 1-2 HR 1B		0-0 BB 1B FC5-2 1B	0-0 L6	5	1	2	0	0	2	1
Carmen Castillo, R (1, 9) OBP: 0.316, SLG: 0.479 Brett Butler, L (8, 8) OBP: 0.352, SLG: 0.415		0-0 1B			0-3 K		0-0 1-1 2-H HR		0-0 FC5-2 BB 1B	4	2	3	3	0	1	0
Chris Bando, S (1, 2) OBP: 0.161, SLG: 0.096		0-0 L8			0-0 6-3		0-0 F8		4-0 BB FC5-2 BB	3	0	0	0	1	0	1

Inning	1	2	3	4	5	6	7	8	9	1B	2B	3B	HR	SF	SAC	DP	HBP			
1	R: 1 E: 0 K: 0 S: 5	H: 2 LOB: 2 BB: 1 P: 9	R: 0 E: 0 K: 1 S: 6	H: 1 LOB: 1 BB: 0 P: 6	R: 0 E: 0 K: 2 S: 7	H: 0 LOB: 0 BB: 0 P: 7	R: 0 E: 0 K: 1 S: 5	H: 0 LOB: 0 BB: 0 P: 5	R: 0 E: 0 K: 1 S: 6	H: 1 LOB: 2 BB: 1 P: 10	R: 3 E: 1 K: 1 S: 8	H: 2 LOB: 0 BB: 0 P: 8	R: 1 E: 0 K: 0 S: 5	H: 2 LOB: 1 BB: 0 P: 5	R: 1 E: 0 K: 0 S: 4	H: 2 LOB: 3 BB: 3 P: 16	R: 0 E: 0 K: 1 S: 6	H: 1 LOB: 1 BB: 0 P: 6	1B: 9 2B: 0 3B: 0 HR: 2	SF: 1 SAC: 0 DP: 0 HBP: 0

PITCHER	IP	WLS	BF	H	R	ER	SO	BB	IBB	HBP	BLK	WP	HR	S	P	ERA	WHIP
Floyd Bannister, L (1, 1) ERA: 4.6	7.0		33	8	6	3	6	3	0	0	0	0	2	42	54	3.86	1.571
Dan Spillner, R (8, 1) ERA: 3.21	0.1		3	2	0	0	0	1	0	0	0	0	0	2	6	0.00	9.000
Juan Agosto, L (8, 1) ERA: 3.33	1.2	W	7	1	0	0	1	1	0	0	0	0	0	8	12	0.00	1.200
Juan Agosto, L (9, 1) ERA: 3.33	1.2	W	7	1	0	0	1	1	0	0	0	0	0	8	12	0.00	1.200

Batter	1	2	3	4	5	6	7	8	9	AB R H RBI BB SO LOB
Reid Nichols, R (1, 8) OBP: 0.321, SLG: 0.333 Mark Ryal, L (2, 7) OBP: 0.240, SLG: 0.182	4-0 1B 2B BB		0-0 L7	0-0 F4			0-0 F9		0-0 SH1-4	0 1 0 0 1 0 0 3 0 0 0 0 0 2
Scott Fletcher, R (1, 6) OBP: 0.294, SLG: 0.238 Ozzie Guillen, L (7, PH) OBP: 0.276, SLG: 0.313	0-0 L7		4-0 HR BB			0-0 F9	0-0 F4		4-0 HR BB	2 1 0 0 1 0 1 1 0 0 0 0 0 0 0 0 0 0 1 0 0 0 1 0 0 0 0 0
Jerry Hairston, S (9, PH) OBP: 0.370, SLG: 0.324 Bryan Little, S (9, PR) OBP: 0.400, SLG: 0.341	0-0 2B 1-2 4-3-5 1B		0-0 F7			0-0 1B	0-0 F9		0-0 HR	5 2 3 3 0 0 1
Carlton Fisk, R (1, 10) OBP: 0.328, SLG: 0.556	0-0 4-3-5 1-3 2-H 2B		0-0 HR			0-0 F6		0-0 2B 2B		4 2 3 3 0 0 1
Tim Lincecum, R (1, 5) OBP: 0.340, SLG: 0.410	4-0 BB		0-0 F8			0-0 F8		0-3 K		3 0 0 0 1 1 2
Greg Walker, L (1, 3) OBP: 0.330, SLG: 0.492	0-0 4-3-5			0-0 F7			4-0 BB	0-0 2B		3 0 1 2 1 0 2
Luis Salazar, R (1, 7) OBP: 0.233, SLG: 0.333		0-3 K		0-0 S S 1B			0-0 F3	0-0 B2		4 0 1 0 0 1 2
Marc Hill, R (1, 2) OBP: 0.246, SLG: 0.127 Oscar Gamble, L (8, PH) OBP: 0.344, SLG: 0.298 Juan Agosto, L (9, 1)		0-0 1-3		0-0 F8			0-0 F4	0-0 4-3		3 0 0 0 0 0 2 1 0 0 0 0 0 1 0 0 0 0 0 0 0
Julio Cruz, S (1, 4) OBP: 0.318, SLG: 0.204		0-0 F8		4-0 1-2 BB			0-0 F7	4-0 SH1-4 HR BB		2 1 0 0 2 0 1

Inning Stats	R: 2 E: 0 K: 0 S: 4	H: 2 LOB: 1 BB: 2 P: 12	R: 0 E: 0 K: 1 S: 5	H: 0 LOB: 0 BB: 0 P: 5	R: 2 E: 0 K: 0 S: 4	H: 1 LOB: 0 BB: 1 P: 8	R: 0 E: 0 K: 0 S: 4	H: 1 LOB: 2 BB: 0 P: 8	R: 0 E: 0 K: 0 S: 4	H: 0 LOB: 1 BB: 1 P: 7	R: 0 E: 0 K: 0 S: 3	H: 0 LOB: 0 BB: 0 P: 3	R: 1 E: 0 K: 1 S: 7	H: 2 LOB: 1 BB: 0 P: 7	R: 3 E: 0 K: 0 S: 2	H: 1 LOB: 1 BB: 2 P: 10	1B: 3 2B: 4 3B: 0 HR: 2	SF: 0 SAC: 1 DP: 1 HBP: 0
--------------	------------------------------	----------------------------------	------------------------------	---------------------------------	------------------------------	---------------------------------	------------------------------	---------------------------------	------------------------------	---------------------------------	------------------------------	---------------------------------	------------------------------	---------------------------------	------------------------------	----------------------------------	----------------------------------	------------------------------------

PITCHER	IP	WLS	BF	H	R	ER	SO	BB	IBB	HBP	BLK	WP	HR	S	P	ERA	WHIP
Ramon Romero, L (1, 1) ERA: 5.79	4.1		21	5	4	4	1	4	0	0	0	0	1	19	35	8.31	2.077
Tom Waddell, R (5, 1) ERA: 4.17	3.1		13	2	1	1	1	1	0	0	0	0	0	14	18	2.70	0.900
Bryan Clark, L (8, 1) ERA: 5.56	0.2	L	5	1	3	3	0	2	0	0	0	0	1	3	11	40.50	4.500

**BOTTOM**

**Cleveland Indians @ Chicago White Sox**

Comiskey Park, Chicago, IL

Sat Jul 20 1985, 8:05 PM EDT  
Att. 28,120 - Unknown

AB	31
R	8
H	8
RBI	8
BB	7
SO	2
LOB	15



WP	PA	ERA	WHIP
0	39		
0			
2			

Batter	1	2	3	4	5	6	7	8	9	10	AB	R	H	RBI	BB	SO	LOB	TOP							
<b>Brett Butler, L</b> (1, 8) OBP: 0.353, SLG: 0.421	0-0 4-3		0-0 SF9 3B		0-0 F8		0-0 FC5-4-6-5 1B			0-0 F8	5	1	2	1	0	0	1								
<b>Julio Franco, R</b> (1, 6) OBP: 0.340, SLG: 0.367	0-0 CS 1B		0-0 SF9		0-0 1-H 1B		0-0 1-3			0-0 3-1	4	0	2	2	0	0	1								
<b>Tony Bernazard, S</b> (1, 4) OBP: 0.366, SLG: 0.455	0-3 1-2 K		0-0 2B		4-0 1-2 BB				0-0 F7	0-0 HR	4	1	2	1	1	1	1								
<b>Andre Thornton, R</b> (1, 10) OBP: 0.244, SLG: 0.270 <b>Mike Fischlin, R</b> (10, PR) OBP: 0.262, SLG: 0.282		0-0 2B	0-0 F7		0-3 K				0-0 F8	4-0 BB	4	0	1	0	1	1	3								
<b>George Vukovich, L</b> (1, 7) OBP: 0.290, SLG: 0.309 <b>Joe Carter, R</b> (8, PH) OBP: 0.267, SLG: 0.340		0-3 K		0-0 F8		0-0 4-3			0-0 F8	0-0 BB	3	0	0	0	0	1	1								
<b>Brook Jacoby, R</b> (1, 5) OBP: 0.324, SLG: 0.396		0-3 K		0-0 F3		0-3 K				0-0 4-3 SH3-4 1B	4	0	1	0	0	2	1								
<b>Mike Hargrove, L</b> (1, 3) OBP: 0.333, SLG: 0.276		0-0 L7		0-0 1-3		0-0 1B			0-0 SH3-4	1-2	3	0	1	0	0	0	1								
<b>Carmen Castillo, R</b> (1, 9) OBP: 0.325, SLG: 0.494 <b>Otis Nixon, S</b> (9, 7) OBP: 0.224, SLG: 0.293			0-0 SH4-3 3B 2B		0-0 1B 1B		0-0 F4		0-0 4-3	2-3	4	2	2	0	0	0	2								
<b>Jerry Willard, L</b> (1, 2) OBP: 0.329, SLG: 0.339			0-0 SH4-3		0-3 K		0-3 K		0-0 F6		3	0	0	0	0	2	2								
<b>Inning Stats</b>	R: 0 E: 0 K: 1 S: 5	H: 1 LOB: 1 BB: 0 P: 5	R: 0 E: 0 K: 2 S: 8	H: 1 LOB: 1 BB: 0 P: 8	R: 2 E: 0 K: 0 S: 6	H: 3 LOB: 1 BB: 0 P: 6	R: 0 E: 0 K: 0 S: 3	H: 0 LOB: 0 BB: 0 P: 3	R: 1 E: 0 K: 2 S: 9	H: 2 LOB: 2 BB: 1 P: 13	R: 0 E: 0 K: 1 S: 6	H: 1 LOB: 1 BB: 0 P: 6	R: 0 E: 0 K: 1 S: 5	H: 1 LOB: 0 BB: 0 P: 5	R: 0 E: 0 K: 0 S: 3	H: 0 LOB: 0 BB: 0 P: 3	R: 0 E: 0 K: 0 S: 4	H: 1 LOB: 1 BB: 0 P: 4	R: 1 E: 0 K: 0 S: 4	H: 1 LOB: 1 BB: 1 P: 8	1B: 6 2B: 5 3B: 1 HR: 1	SF: 1 SAC: 2 DP: 2 HBP: 0	WP: 0 PB: 0 SB: 3 CS: 1	PA: 41	
<b>PITCHER</b>	IP	WLS	BF	H	R	ER	SO	BB	IBB	HBP	BLK	WP	HR	S	P	ERA	WHIP								
<b>Bill Long, R</b> (1, 1) ERA: 5.4	5.0		22	7	3	3	5	1	0	0	0	0	0	31	35	5.40	1.600								
<b>Jerry Don Gleaton, L</b> (6, 1) ERA: 4.5	3.0		10	2	0	0	2	0	0	0	0	0	0	14	14	0.00	0.667								
<b>Dan Spillner, R</b> (9, 1) ERA: 3.26	2.0	L	9	2	1	1	0	1	0	0	0	0	1	8	12	4.50	1.500								

**Cleveland Indians @ Chicago White Sox**  
Comiskey Park, Chicago, IL  
Sun Jul 21 1985, 4:33 AM EDT  
Att. 19,374 - Unknown

livebaseballscorecards.com

AB 36  
R 4  
H 11  
RBI 4  
BB 2  
SO 7  
LOB 14







Batter	1	2	3	4	5	6	7	8	9	AB R H RBI BB SO LOB	TOP											
Lou Whitaker, L (1, 4) OBP: 0.394, SLG: 0.501	0-0 1B 2B		4-0 FC4-6 BB		0-0 F7			0-0 4-3	4-0 BB BB BB 1-2 BB BB	3 0 1 0 2 0 0												
Alan Trammell, R (1, 6) OBP: 0.329, SLG: 0.407	0-3 K		0-0 F9		0-0 F7			0-0 6-3	4-0 BB BB 1-2 2-3 BB BB	4 0 0 0 1 1 2												
Kirk Gibson, L (1, 9) OBP: 0.370, SLG: 0.554 Alejandro Sanchez, R (8, 9) OBP: 0.290, SLG: 0.512 Johnny Grubb, L (9, PH) OBP: 0.265, SLG: 0.244	0-0 HBP 2-3 1B		0-0 FC4-6 CS 1-2f		0-3 K			0-0 1B 2B 1B	0-3 K	4 1 2 0 0 1 1 0 0 0 0 0 0 0 1 0 0 0 0 1 3												
Barbaro Garbey, R (1, 10) OBP: 0.338, SLG: 0.390	1-0 G4-6-3 1-2 HBP		0-0 CS 1-2	0-0 6-3				0-0 2B 1-3 2B 1B	4-0 BB 1-2 2-3 3-H BB	3 1 2 1 1 0 0												
Darrell Evans, L (1, 3) OBP: 0.353, SLG: 0.474	0-0 G4-6-3 1-2f			0-0 F7				0-0 F7 1-3 2B 2B	0-0 F7	5 1 1 1 0 0 7												
Larry Herndon, R (1, 7) OBP: 0.294, SLG: 0.400		0-0 5-3		0-0 1B				0-0 5-3		4 0 2 2 0 0 0												
Chet Lemon, R (1, 8) OBP: 0.309, SLG: 0.364		0-0 1-3		0-0 F9				0-0 5-3 2-H 3-H K		4 0 0 0 0 1 2												
Tom Brookens, R (1, 5) OBP: 0.295, SLG: 0.408		4-0 BB			0-0 F8			0-0 FC6-4 1B	0-3 K	3 0 1 0 1 1 0												
Marty Castillo, R (1, 2) OBP: 0.100, SLG: 0.079 Dave Bergman, L (7, PH) OBP: 0.268, SLG: 0.274 Bob Melvin, R (7, 2) OBP: 0.217, SLG: 0.304		0-3 K			0-0 F7			0-0 FC6-4	0-3 K BB BB BB	2 0 0 0 0 1 1 1 0 0 0 0 0 1 1 1 0 0 0 1 0												
<b>Inning Stats</b>	R: 0 E: 0 K: 1 S: 6	H: 2 LOB: 2 BB: 0 P: 7	R: 0 E: 0 K: 1 S: 5	H: 0 LOB: 1 BB: 1 P: 9	R: 0 E: 0 K: 0 S: 2	H: 0 LOB: 0 BB: 1 P: 6	R: 0 E: 0 K: 0 S: 4	H: 1 LOB: 1 BB: 0 P: 4	R: 0 E: 0 K: 0 S: 3	H: 0 LOB: 0 BB: 0 P: 3	R: 0 E: 0 K: 1 S: 6	H: 1 LOB: 1 BB: 0 P: 6	R: 0 E: 0 K: 0 S: 4	H: 1 LOB: 1 BB: 0 P: 4	R: 3 E: 0 K: 1 S: 9	H: 4 LOB: 1 BB: 0 P: 9	R: 1 E: 0 K: 3 S: 10	H: 0 LOB: 3 BB: 3 P: 22	1B: 6 2B: 3 3B: 0 HR: 0	SF: 0 SAC: 0 DP: 1 HBP: 1	WP: 0 PB: 1 SB: 0 CS: 1	PA: 42
<b>PITCHER</b>	IP WLS BF H R ER SO BB IBB HBP BLK WP HR S P ERA WHIP																					
Gene Nelson, R (1, 1) ERA: 3.26	7.0 W 27 5 0 0 3 2 0 1 0 0 0 30 39 0.00 1.000																					
Juan Agosto, L (8, 1) ERA: 4.32	0.2 6 4 3 3 0 0 0 0 0 0 0 6 6 40.50 6.000																					
Mike Stanton, R (8, 1) ERA: 6.75	1.0 7 0 1 0 4 3 0 0 0 0 0 12 24 0.00 3.000																					
Jerry Don Gleaton, L (9, 1) ERA: 4.15	0.1 S 1 0 0 0 0 0 0 0 0 0 0 1 1 0.00 0.000																					

**Detroit Tigers @ Chicago White Sox**  
 Comiskey Park, Chicago, IL  
 Mon Jul 22 1985, 8:05 PM EDT  
 Att: 35,202 - Unknown

livebaseballscorecards.com

**AB 35**  
**R 4**  
**H 9**  
**RBI 4**  
**BB 5**  
**SO 7**  
**LOB 17**



Batter	1	2	3	4	5	6	7	8	9	AB	R	H	RBI	BB	SO	LOB	BOTTOM
Mark Gilbert, S OBP: 0.429, SLG: 0.200 (1, 8)	4-0 E BB		X 0-0 4-3		X 0-0 PB WP FC1-5 1B	X 0-0 1-3	4-0 BB BB			3	1	1	0	2	0	2	<p>Detroit Tigers @ Chicago White Sox</p> <p>Comiskey Park, Chicago, IL</p> <p>Mon Jul 22 1985, 8:05 PM EDT</p> <p>Att. 35,202 - Unknown</p>
Bryan Little, S OBP: 0.397, SLG: 0.333 (1, 4)	0-3 K		X 0-0 1B		X 0-0 FC1-5 WP PB 1-2 2-3f		FC1-5 BB			4	0	1	0	1	2	5	
Harold Baines, L OBP: 0.346, SLG: 0.419 (1, 9)	0-3 K		X 0-0 L5		X 0-3 K		X 0-0 FC4-6 1B 1-2f	0-3 K		5	1	0	0	0	3	5	
Greg Walker, L OBP: 0.326, SLG: 0.483 (1, 3)	0-0 F8			X 0-0 F7	X 0-3 K		X 0-0 E 1B	0-0 6-3		5	1	1	0	0	1	2	
Carlton Fisk, R OBP: 0.330, SLG: 0.557 (1, 2)		X 0-0 HR		X 4-0 2B BB		X 0-3 K	X 0-3 K	0-0 F2		4	2	1	1	1	2	2	
Jerry Hairston, S OBP: 0.400, SLG: 0.385 (1, 10)		X 0-0 B1-3-5 2B		X 0-0 6-3 1-H 2B		X 4-0 1B BB G3	X 0-0 E2 2B 1B 1-H 2-H			3	2	3	2	1	0	0	
Mark Ryal, L OBP: 0.250, SLG: 0.276 (1, 7)		X 0-0 B1-3-5 2-3f		X 0-0 6-3 2-3		X 0-0 G3 1-2	X 0-0 WP 3B 2B 2-H			4	1	1	1	0	0	3	
Tim Hulett, R OBP: 0.341, SLG: 0.404 (1, 5)		X 0-0 F3		X 0-3 K		X 4-0 1B BB	X 4-0 3B BB 2-3			2	1	0	0	2	1	1	
Ozzie Guillen, L OBP: 0.282, SLG: 0.326 (1, 6)			X 0-0 4-3		X 0-0 FC1-5 1B	X 0-0 1-3 2-H 1B	X 0-0 1-H 3-H 3B			4	0	3	3	0	0	0	

Inning Stats	R: 0 E: 1 K: 2 S: 7	H: 0 LOB: 1 BB: 1 P: 11	R: 1 E: 0 K: 0 S: 4	H: 2 LOB: 0 BB: 0 P: 4	R: 0 E: 0 K: 0 S: 4	H: 1 LOB: 1 BB: 0 P: 4	R: 1 E: 0 K: 1 S: 6	H: 1 LOB: 1 BB: 1 P: 10	R: 1 E: 0 K: 2 S: 9	H: 2 LOB: 1 BB: 0 P: 9	R: 1 E: 0 K: 1 S: 6	H: 1 LOB: 2 BB: 2 P: 14	R: 5 E: 1 K: 2 S: 11	H: 4 LOB: 2 BB: 3 P: 23	R: 0 E: 0 K: 1 S: 5	H: 0 LOB: 0 BB: 0 P: 5	1B: 6 2B: 4 3B: 1 HR: 1	SF: 0 SAC: 0 DP: 1 HBP: 0	WP: 2 PB: 1 SB: 0 CS: 0	PA: 41
--------------	------------------------------	----------------------------------	------------------------------	---------------------------------	------------------------------	---------------------------------	------------------------------	----------------------------------	------------------------------	---------------------------------	------------------------------	----------------------------------	-------------------------------	----------------------------------	------------------------------	---------------------------------	----------------------------------	------------------------------------	----------------------------------	--------

PITCHER	IP	WLS	BF	H	R	ER	SO	BB	IBB	HBP	BLK	WP	HR	S	P	ERA	WHIP
Randy O'Neal, R ERA: 2.81 (1, 1)	6.0	L	28	7	4	3	6	4	0	0	0	1	1	36	52	4.50	1.833
Doug Bair, R ERA: 6.23 (7, 1)	1.0		10	4	5	5	2	3	0	0	0	1	0	11	23	45.00	7.000
Juan Berenguer, R ERA: 6.05 (8, 1)	1.0		3	0	0	0	1	0	0	0	0	0	0	5	5	0.00	0.000

AB	34
R	9
H	11
RBI	7
BB	7
SO	9
LOB	20



livebaseballscorecards.com

Batter	1	2	3	4	5	6	7	8	9	AB R H RBI BB SO LOB	TOP									
Lou Whitaker, L (1, 4) OBP: 0.391, SLG: 0.496	4-0 FC5-4 BB		0-0 B1-3		0-3 K		0-0 F2		0-3 K	4 0 0 0 1 2 1										
Alan Trammell, R (1, 6) OBP: 0.331, SLG: 0.406	0-0 FC5-4 SH1-3 1-2f		0-0 1-3			0-0 2-3 1B	4-0 BB			3 0 1 0 1 0 1										
Kirk Gibson, L (1, 9) OBP: 0.369, SLG: 0.552	0-0 SH1-3 1-2			0-0 FC1-6 1B		0-0 2-3 1-2	0-0 F4			3 0 1 0 0 0 2										
Barbaro Garbey, R (1, 10) OBP: 0.328, SLG: 0.377	0-3 K			0-0 FC1-6 1-2f		0-0 5-3	0-3 K2-3			4 0 0 0 0 2 4										
Larry Herndon, R (1, 7) OBP: 0.294, SLG: 0.396		0-0 F8		0-3 K		4-0 BB		0-3 K		3 0 0 0 1 2 1										
Chet Lemon, R (1, 8) OBP: 0.308, SLG: 0.366		0-0 2B		0-3 K		0-3 K		0-0 1-3		4 0 1 0 0 2 3										
Darrell Evans, L (1, 3) OBP: 0.352, SLG: 0.482		0-3 K			0-0 F5		0-0 HR	0-0 F9		4 1 1 1 0 1 1										
Tom Brookens, R (1, 5) OBP: 0.298, SLG: 0.411		0-3 K			0-0 2B		4-0 HR BB		0-0 F7	3 1 1 0 1 1 1										
Marty Castillo, R (1, 2) OBP: 0.095, SLG: 0.075			0-0 F9		0-3 K		0-0 HR		0-0 4-3	2 0 0 0 0 1 1										
Alejandro Sanchez, R (7, PH) OBP: 0.259, SLG: 0.553										1 1 1 2 0 0 0										
Bob Melvin, R (7, 2) OBP: 0.213, SLG: 0.298										1 0 0 0 0 0 0										
<b>Inning Stats</b>	R: 0 E: 0 K: 1 S: 5	H: 0 LOB: 1 BB: 1 P: 9	R: 0 E: 0 K: 2 S: 8	H: 1 LOB: 1 BB: 0 P: 8	R: 0 E: 0 K: 0 S: 3	H: 0 LOB: 0 BB: 0 P: 3	R: 0 E: 0 K: 2 S: 8	H: 1 LOB: 1 BB: 0 P: 8	R: 0 E: 0 K: 1 S: 6	H: 1 LOB: 2 BB: 1 P: 10	R: 3 E: 0 K: 1 S: 7	H: 2 LOB: 1 BB: 2 P: 15	R: 0 E: 0 K: 1 S: 5	H: 0 LOB: 0 BB: 0 P: 5	R: 0 E: 0 K: 1 S: 5	H: 0 LOB: 0 BB: 0 P: 5	1B: 2 2B: 2 3B: 0 HR: 2	SF: 0 SAC: 1 DP: 0 HBP: 0	WP: 0 PB: 0 SB: 0 CS: 0	PA: 37
<b>PITCHER</b> Britt Burns, L (1, 1) ERA: 3.24	IP: 9.0 WLS: W BF: 37 H: 6 R: 3 ER: 3 SO: 11 BB: 4 IBB: 0 HBP: 0 BLK: 0 WP: 0 HR: 2 S: 55 P: 71 ERA: 3.00 WHIP: 1.111																			
<b>PITCHER</b>	IP: 0.0 WLS: 0 BF: 0 H: 0 R: 0 ER: 0 SO: 0 BB: 0 IBB: 0 HBP: 0 BLK: 0 WP: 0 HR: 0 S: 0 P: 0 ERA: 0.00 WHIP: 0.000																			

**Detroit Tigers @ Chicago White Sox**  
 Comiskey Park, Chicago, IL  
 Tue Jul 23 1985, 8:05 PM EDT  
 Att. 23,577 - Unknown

livebaseballscorecards.com

AB	32
R	3
H	6
RBI	3
BB	4
SO	11
LOB	15



Batter	1	2	3	4	5	6	7	8	9
Scott Fletcher, R OBP: 0.295, SLG: 0.241 (1, 6)	0-0 F7		0-0 G3-6-3 1B		0-0 4-3			0-0 SH 1B	
Luis Salazar, R OBP: 0.230, SLG: 0.327 (1, 8)	0-3 K		0-0 F8		0-0 1B			0-0 SH FC5-2	
Harold Baines, L OBP: 0.342, SLG: 0.414 (1, 9)	0-3 K		0-0 G3-6-3 1-2f		0-3 K			0-3 K	
Carlton Fisk, R OBP: 0.329, SLG: 0.551 (1, 10)		0-0 F8		0-0 F6		0-3 K		4-0 FC5-2 IBB	
Tim Lincecum, R OBP: 0.340, SLG: 0.401 (1, 5)		0-3 K		0-3 K		0-0 G4-6-3 1B		0-0 FC5-2	
Greg Walker, L OBP: 0.325, SLG: 0.480 (1, 3)		0-0 E 3B 1B		0-0 F9		0-0 G4-6-3 1-2f		0-3 K	
Marc Hill, R OBP: 0.250, SLG: 0.138 (1, 2)		0-0 E5 1-2 3B			0-0 4-3 1B 1B		0-0 5-3		
Julio Cruz, S OBP: 0.318, SLG: 0.221 (1, 4)		0-0 1-H 2-H 3B		0-3 K		0-0 5-3		0-0 5-3	
Mark Gilbert, S OBP: 0.400, SLG: 0.250 (1, 7)		0-3 K		0-0 1-2 4-3 1B		0-3 K			

Inning Stats	R: 0	H: 0	E: 0	LOB: 0	K: 2	BB: 0	S: 7	P: 7
	R: 2	H: 2	E: 1	LOB: 1	K: 2	BB: 0	S: 10	P: 10
	R: 0	H: 1	E: 0	LOB: 0	K: 0	BB: 0	S: 3	P: 3
	R: 0	H: 0	E: 0	LOB: 0	K: 1	BB: 0	S: 5	P: 5
	R: 2	H: 3	E: 0	LOB: 1	K: 2	BB: 0	S: 10	P: 10
	R: 0	H: 1	E: 0	LOB: 0	K: 1	BB: 0	S: 5	P: 5
	R: 0	H: 0	E: 0	LOB: 0	K: 1	BB: 0	S: 5	P: 5
	R: 1	H: 1	E: 1	LOB: 2	K: 2	BB: 1	S: 9	P: 13

PITCHER	IP	WLS	BF	H	R	ER	SO	BB	IBB	HBP	BLK	WP	HR	S	P	ERA	WHIP
Frank Tanana, L ERA: 4.74 (1, 1)	8.0	L	33	8	5	2	11	0	1	0	0	0	0	54	58	2.25	1.000


**BOTTOM**

**Detroit Tigers @ Chicago White Sox**  
Comiskey Park, Chicago, IL

Tue Jul 23 1985, 8:05 PM EDT  
Att. 23,577 - Unknown

AB	R	H	RBI	BB	SO	LOB
4	1	2	0	0	0	2
3	0	1	2	0	1	1
4	0	0	0	0	3	3
3	0	0	0	1	1	0
4	0	1	0	0	2	2
4	1	1	0	0	1	3
3	2	1	0	0	0	1
3	0	1	2	0	1	1
3	1	1	0	0	2	1

AB	31
R	5
H	8
RBI	4
BB	1
SO	11
LOB	14



WP	PA	3B	SF	SAC	DP	HBP
0	33	1	0	1	2	0

Batter	1	2	3	4	5	6	7	8	9	AB R H RBI BB SO LOB	TOP											
Lou Whitaker, L OBP: 0.391, SLG: 0.500 (1, 4) X	0-0 F5		0-0 L7		0-0 SF9 1-H 3B	0-0 4-3		0-0 1B		5 1 2 1 0 0 0												
Alan Trammell, R OBP: 0.329, SLG: 0.404 (1, 6) X	0-0 F7		0-0 5-3		0-0 SF9 3-H		0-0 WP FC6-2 1B	0-0 5-3		4 0 1 1 0 0 2												
Kirk Gibson, L OBP: 0.370, SLG: 0.548 (1, 9) X	0-0 S 1B		4-0 S 1B BB		0-3 S E 1B		0-0 F4 1-3		0-0 4-3	4 1 1 0 1 1 1												
Barbaro Garbey, R OBP: 0.324, SLG: 0.370 (1, 7) S S	0-3 K 1-2		0-0 CS 1B		0-0 E5 E 1B		0-0 FC6-2 3-H		0-3 K	5 1 1 1 0 2 2												
Darrell Evans, L OBP: 0.356, SLG: 0.480 (1, 10) B B B		4-0 BB BB	0-0 CS 1-2	4-0 4-3 BB	0-0 E3 1B		0-0 F6 3-H		0-0 FC6 1B	3 0 1 0 2 0 2												
Dave Bergman, L OBP: 0.263, SLG: 0.269 (1, 3) X		0-0 L8		0-0 F5	0-0 1B			0-3 K	0-0 FC6 1-2f	5 0 1 1 0 1 3												
Chet Lemon, R OBP: 0.307, SLG: 0.367 (1, 8) X		0-0 F7		0-0 4-3 1-2	0-0 4-3			0-0 F9 1B 2B		4 1 1 0 0 0 4												
Tom Brookens, R OBP: 0.297, SLG: 0.406 (1, 5) B B B		4-0 FC6-4 1-2 BB		0-0 L8		0-0 F4		0-0 F9 2-3		3 0 0 0 1 0 2												
Marty Castillo, R OBP: 0.130, SLG: 0.114 (1, 2) X		0-0 FC6-4 1-2f		0-0 3B 1B		0-3 K		0-0 1B 3-H		4 1 2 1 0 1 2												
<b>Inning Stats</b>	R: 0 E: 0 K: 1 S: 6	H: 1 LOB: 1 BB: 0 P: 6	R: 0 E: 0 K: 0 S: 3	H: 0 LOB: 2 BB: 2 P: 11	R: 1 E: 0 K: 0 S: 3	H: 1 LOB: 0 BB: 1 P: 7	R: 0 E: 0 K: 0 S: 3	H: 0 LOB: 1 BB: 1 P: 7	R: 3 E: 2 K: 1 S: 10	H: 3 LOB: 2 BB: 0 P: 10	R: 0 E: 0 K: 1 S: 5	H: 0 LOB: 0 BB: 0 P: 5	R: 0 E: 0 K: 0 S: 4	H: 1 LOB: 1 BB: 0 P: 4	R: 1 E: 0 K: 1 S: 8	H: 3 LOB: 2 BB: 0 P: 8	R: 0 E: 0 K: 1 S: 6	H: 1 LOB: 1 BB: 0 P: 6	1B: 8 2B: 1 3B: 1 HR: 0	SF: 1 SAC: 0 DP: 0 HBP: 0	WP: 1 PB: 0 SB: 3 CS: 1	PA: 43
<b>PITCHER</b>	IP WLS BF H R ER SO BB IBB HBP BLK WP HR S P ERA WHIP																					
Tom Seaver, R ERA: 3.03 (1, 1)	8.0 L 38 9 5 4 4 4 0 0 0 1 0 42 58 4.50 1.625																					
Jerry Don Gleaton, L ERA: 3.38 (9, 1)	1.0 4 1 0 0 1 0 0 0 0 0 0 6 6 0.00 1.000																					

**Detroit Tigers @ Chicago White Sox**  
 Comiskey Park, Chicago, IL  
 Wed Jul 24 1985, 8:05 PM EDT  
 Att: 27,214 - Unknown

livebaseballscorecards.com

AB	37
R	5
H	10
RBI	5
BB	4
SO	5
LOB	18



Batter	1	2	3	4	5	6	7	8	9	AB	R	H	RBI	BB	SO	LOB
Mark Gilbert, S (1, 8) OBP: 0.357, SLG: 0.182	4-0 HR BB		0-0 6-3		0-0 G4-6-3			0-0 F7		3	1	0	0	1	0	1
Ozzie Guillen, L (1, 6) OBP: 0.282, SLG: 0.322	0-0 4-3		0-0 F6			0-0 3-1		4-0 2B BB		3	1	0	0	1	0	1
Harold Baines, L (1, 9) OBP: 0.344, SLG: 0.416	0-0 5-3		0-0 F7			4-0 BB		0-0 1-H 2B		3	0	1	1	1	0	1
Greg Walker, L (1, 3) OBP: 0.327, SLG: 0.493	0-0 HR			0-0 WP 2B		0-3 K		0-0 4-3		4	2	2	2	0	1	2
Carlton Fisk, R (1, 2) OBP: 0.325, SLG: 0.543	0-0 L4			0-0 1-3		0-0 5-3			0-0 5-3	4	0	0	0	0	0	2
Jerry Hairston, S (1, 10) OBP: 0.394, SLG: 0.370		0-3 K		4-0 BB		0-3 K			0-0 4-3	3	0	0	0	1	2	0
Mark Ryal, L (1, 7) OBP: 0.222, SLG: 0.242		0-0 4-3		0-0 G6-4-3		0-0 L9			0-0 6-3	4	0	0	0	0	0	1
Tim Hulett, R (1, 5) Luis Salazar, R (4, 5) OBP: 0.342, SLG: 0.401 OBP: 0.234, SLG: 0.329		4-0 BB			0-0 G4-6-3	0-3 K				0	0	0	0	1	0	0
Julio Cruz, S (1, 4) Oscar Gamble, L (8, PH) Bryan Little, S (9, 4) OBP: 0.314, SLG: 0.218 OBP: 0.345, SLG: 0.301 OBP: 0.397, SLG: 0.333		0-0 L7				0-3 K		0-0 F8		2	0	0	0	0	1	2


Inning Stats	R: 2	H: 1	E: 0	K: 0	S: 4	LOB: 0	BB: 1	P: 8	R: 0	H: 0	E: 0	K: 1	S: 5	LOB: 1	BB: 1	P: 9	R: 0	H: 0	E: 0	K: 0	S: 3	LOB: 0	BB: 0	P: 3	R: 1	H: 1	E: 0	K: 0	S: 3	LOB: 0	BB: 1	P: 7	R: 0	H: 1	E: 0	K: 1	S: 5	LOB: 0	BB: 0	P: 5	R: 0	H: 0	E: 0	K: 1	S: 5	LOB: 1	BB: 1	P: 9	R: 0	H: 0	E: 0	K: 2	S: 7	LOB: 0	BB: 0	P: 7	R: 1	H: 1	E: 0	K: 0	S: 4	LOB: 1	BB: 1	P: 8	R: 0	H: 0	E: 0	K: 0	S: 3	LOB: 0	BB: 0	P: 3
PITCHER Dan Petry, R (1, 1) ERA: 3.48	IP	WLS	BF	H	R	ER	SO	BB	IBB	HBP	BLK	WP	HR	S	P	ERA	WHIP	IP	WLS	BF	H	R	ER	SO	BB	IBB	HBP	BLK	WP	HR	S	P	ERA	WHIP	IP	WLS	BF	H	R	ER	SO	BB	IBB	HBP	BLK	WP	HR	S	P	ERA	WHIP																					

**BOTTOM**

**Detroit Tigers @ Chicago White Sox**  
Comiskey Park, Chicago, IL

Wed Jul 24 1985, 8:05 PM EDT  
Att. 27,214 - Unknown

AB	29
R	4
H	4
RBI	3
BB	5
SO	5
LOB	10



WP: 1 PA: 34  
PB: 0  
SB: 1  
CS: 0

livebaseballscorecards.com

Batter	1	2	3	4	5	6	7	8	9	AB R H RBI BB SO LOB	TOP
<b>Alan Wiggins, S</b> (1, 4) <small>OBP: 0.202, SLG: 0.167</small>	0-0 F5			0-0 E PB 2B	0-0 F3			4-0 E S HR BB		3 2 1 0 1 0 1	<b>Baltimore Orioles @ Chicago White Sox</b> Comiskey Park, Chicago, IL Thu Jul 25 1985, 8:05 PM EDT Att. 17,275 - Unknown
<b>Lee Lacy, R</b> (1, 9) <small>OBP: 0.356, SLG: 0.430</small>	0-0 F9			0-3 K 2-3		0-0 G6-4-3 1B		4-0 BB HR BB		3 1 1 0 1 1 1	
<b>Cal Ripken Jr., R</b> (1, 6) <small>OBP: 0.333, SLG: 0.454</small>	0-0 4-3			0-0 1-3		0-0 G6-4-3 1-2f		4-0 HR BB		3 1 0 0 1 0 1	
<b>Eddie Murray, S</b> (1, 3) <small>OBP: 0.368, SLG: 0.508</small>		0-0 F4		4-0 BB BB		0-0 6-3		0-0 HR		3 1 1 4 1 0 0	
<b>Gary Roenicke, R</b> (1, 7) <small>OBP: 0.348, SLG: 0.474</small>		4-0 G6-4-3 BB		4-0 1-2 BB		0-3 K		0-0 F7		2 0 0 0 2 1 0	
<b>Mike Young, S</b> (1, 10) <small>OBP: 0.354, SLG: 0.492</small>		0-0 G6-4-3 1-2f		0-3 K		0-0 G3			0-3 K	4 0 0 0 0 2 3	
<b>John Shelby, S</b> (1, 8) <small>OBP: 0.292, SLG: 0.414</small>			0-0 5-3		0-0 4-3		0-0 F6		0-3 K	4 0 0 0 0 1 0	
<b>Floyd Rayford, R</b> (1, 5) <small>OBP: 0.301, SLG: 0.446</small>			0-0 F8		0-0 F4			0-3 K 1-3		4 0 0 0 0 1 0	
<b>Rick Dempsey, R</b> (1, 2) <small>OBP: 0.337, SLG: 0.373</small>			0-0 4-3		0-0 1B			0-3 K		3 0 1 0 0 1 0	
<b>Inning Stats</b>	R: 0 E: 0 K: 0 S: 3 H: 0 LOB: 0 BB: 0 P: 3	R: 0 E: 0 K: 0 S: 2 H: 0 LOB: 0 BB: 1 P: 6	R: 0 E: 0 K: 0 S: 3 H: 0 LOB: 0 BB: 0 P: 3	R: 1 E: 1 K: 2 S: 8 H: 1 LOB: 2 BB: 2 P: 16	R: 0 E: 0 K: 0 S: 4 H: 1 LOB: 1 BB: 0 P: 4	R: 0 E: 0 K: 0 S: 3 H: 1 LOB: 0 BB: 0 P: 3	R: 0 E: 0 K: 1 S: 5 H: 0 LOB: 0 BB: 0 P: 5	R: 4 E: 0 K: 2 S: 8 H: 1 LOB: 0 BB: 3 P: 20	R: 0 E: 0 K: 2 S: 7 H: 0 LOB: 0 BB: 0 P: 7	1B: 2 2B: 1 3B: 0 HR: 1 SF: 0 SAC: 0 DP: 2 HBP: 0	WP: 0 PB: 1 SB: 1 CS: 0 PA: 35
<b>PITCHER</b> <b>Floyd Bannister, L</b> (1, 1) <small>ERA: 4.56</small>	IP 9.0 WLS L BF 35 H 4 R 5 ER 4 SO 7 BB 6 IBB 0 HBP 0 BLK 0 WP 0 HR 1 S 43 P 67 ERA 4.00 WHIP 1.111										


livebaseballscorecards.com

AB	29
R	5
H	4
RBI	4
BB	6
SO	7
LOB	6







Batter	1	2	3	4	5	6	7	8	9	AB R H RBI BB SO LOB	TOP						
Alan Wiggins, S (1, 4) OBP: 0.220, SLG: 0.188	0-3 K	0-0 1B	0-0 1B		0-0 1B		0-0 5-3			5 0 3 2 0 1 0							
Lee Lacy, R (1, 9) OBP: 0.357, SLG: 0.430	0-0 E6 WP BB 3-1	0-0 1B	0-0 1B		0-0 B2			0-0 5-3		5 1 2 2 0 0 2							
Cal Ripken Jr., R (1, 6) OBP: 0.332, SLG: 0.449	4-0 3-1 WP 1-2 BB	0-3 K	0-0 F7		0-0 F9			0-0 E5		4 0 0 0 1 1 6							
Eddie Murray, S (1, 3) OBP: 0.366, SLG: 0.512	0-0 3-1		0-0 HR	0-0 6-3	0-0 4-3			0-0 F9		5 1 1 2 0 0 4							
Fred Lynn, L (1, 8) OBP: 0.331, SLG: 0.444	0-3 K		0-0 1B 1B	0-0 FC4-6 1B		0-0 F8		0-0 L6		5 1 2 0 0 1 2							
Mike Young, S (1, 7) OBP: 0.355, SLG: 0.490		0-0 F7	0-0 1B 1B	0-0 FC4-6		0-0 K 1B		0-0 F9	5 1 2 0 0 0 1								
John Shelby, S (9, 7) OBP: 0.292, SLG: 0.414			1-3 1B	1-2f					0 0 0 0 0 0 0								
Larry Sheets, L (1, 10) OBP: 0.319, SLG: 0.425		4-0 1B 1B BB	0-0 G3	0-0 4-3		0-3 K		0-0 6-3	2 1 0 0 1 0 3								
Gary Roenicke, R (6, PH) OBP: 0.344, SLG: 0.467						1-2			2 0 0 0 0 1 1		AB 42 R 8 H 14 RBI 8 BB 2 SO 7 LOB 22						
Floyd Rayford, R (1, 5) OBP: 0.315, SLG: 0.453		0-0 1B 1B S 1B	0-0 1B 1B		0-0 1B 1B		0-0 6-3		0-3 K	5 3 3 2 0 1 0							
Al Pardo, S (1, 2) OBP: 0.200, SLG: 0.250		0-3 K	0-3 K		0-0 1B 1B		0-0 5-3			4 0 1 0 0 2 3							
Rick Dempsey, R (9, 2) OBP: 0.337, SLG: 0.373									0 0 0 0 0 0 0								
<b>Inning Stats</b>	R: 1 E: 1 K: 2 S: 8 H: 0 LOB: 1 BB: 1 P: 12	R: 2 E: 0 K: 2 S: 10 H: 3 LOB: 2 BB: 1 P: 14	R: 4 E: 0 K: 1 S: 11 H: 6 LOB: 2 BB: 0 P: 11	R: 0 E: 0 K: 0 S: 4 H: 1 LOB: 1 BB: 0 P: 4	R: 1 E: 0 K: 0 S: 6 H: 3 LOB: 2 BB: 0 P: 6	R: 0 E: 0 K: 1 S: 5 H: 1 LOB: 0 BB: 0 P: 5	R: 0 E: 0 K: 0 S: 3 H: 0 LOB: 0 BB: 0 P: 3	R: 0 E: 1 K: 0 S: 4 H: 0 LOB: 1 BB: 0 P: 4	R: 0 E: 0 K: 1 S: 5 H: 0 LOB: 0 BB: 0 P: 5	1B: 13 2B: 0 3B: 0 HR: 1 SF: 0 SAC: 0 DP: 0 HBP: 0	WP: 1 PB: 0 SB: 1 CS: 0 PA: 44						
<b>PITCHER</b>	IP WLS BF H R ER SO BB IBB HBP BLK WP HR S P ERA WHIP																
Bill Long, R (1, 1) ERA: 10.29	2.0		15	6	6	5	4	2	0	0	0	1	1	21	29	22.50	4.000
Steve Fireovid, R (3, 1) ERA: 5.14	2.0		13	7	2	2	1	0	0	0	0	0	0	15	15	9.00	3.500
Juan Agosto, L (5, 1) ERA: 3.6	5.0	W	16	1	0	0	2	0	0	0	0	0	0	20	20	0.00	0.200

**Baltimore Orioles @ Chicago White Sox**  
Comiskey Park, Chicago, IL  
Fri Jul 26 1985, 8:05 PM EDT  
Att: 31,099 - Unknown

livebaseballscorecards.com

BOTTOM

Baltimore Orioles @ Chicago White Sox  
Comiskey Park, Chicago, IL  
Fri Jul 26 1985, 8:05 PM EDT  
Att. 31,099 - Unknown

livebaseballscorecards.com

AB 35  
R 9  
H 12  
RBI 9  
BB 5  
SO 3  
LOB 15



WP: 0 PA: 41  
PB: 0  
SB: 0  
CS: 0

AB R H RBI BB SO LOB

5 0 1 2 0 0 0  
3 1 1 1 0 0 0  
1 0 0 0 0 0 0

5 2 2 1 0 0 1

2 2 1 0 3 0 0

5 0 3 3 0 1 1

0 1 0 0 2 0 0  
2 0 1 0 0 0 2

4 1 2 1 0 0 5

4 1 1 1 0 2 2


4 1 0 0 0 0 4

1B: 6 SF: 1  
2B: 6 SAC: 0  
3B: 1 DP: 2  
HR: 0 HBP: 0

Batter	1	2	3	4	5	6	7	8	9
Mark Gilbert, S OBP: 0.364, SLG: 0.278 (1, 8)	0-0 1-3 1B	0-0 F7 2B		0-0 2B 1-3 2-H 3-H		0-0 L5 1B		0-0 F7 2B	
Bryan Little, S OBP: 0.387, SLG: 0.333 (1, 4) Jerry Hairston, S OBP: 0.387, SLG: 0.361 (9, PH)	0-0 2B 1B		0-0 G3 1B	0-0 SF7 2B		0-0 B1 1B			0-0 4-3 1B
Harold Baines, L OBP: 0.344, SLG: 0.421 (1, 9)	0-0 2B 1-H		0-0 6-3 1B	0-0 6-3 1B		0-0 F7 1B			0-0 1B 3B 2B
Greg Walker, L OBP: 0.333, SLG: 0.494 (1, 3)	4-0 2B BB		0-0 F7 1B		4-0 1B 2B BB		4-0 FC1-5 1B BB		0-0 3B 1B 2-3
Carlton Fisk, R OBP: 0.328, SLG: 0.554 (1, 2)	0-0 2B 1-3 2-H			0-3 K 1-2		0-0 F7 1-2		0-0 FC1-5 1B	0-0 3B 1-H 3-H
Oscar Gamble, L OBP: 0.351, SLG: 0.299 (1, 10) Luis Salazar, R OBP: 0.233, SLG: 0.325 (5, PH)	4-0 5-3 IBB			4-0 1B BB		0-0 2B 1B		0-0 FC1-5 1-2 2-3f G5-4-3	
Ron Kittle, R OBP: 0.267, SLG: 0.391 (1, 7)	0-0 5-3 1-2f			0-0 1B 2B 1B		0-0 1B 2B		0-0 G5-4-3 1-2f	
Tim Hulett, R OBP: 0.337, SLG: 0.393 (1, 5)				0-0 2B 1B 1-2 3-H		0-3 K 2		0-3 K 1	
Ozzie Guillen, L OBP: 0.278, SLG: 0.318 (1, 6)				0-0 E3 2B SF7 1-2 2-3		0-0 F7 1B		0-0 4-3 1B	

Inning Stats	R: 2	H: 3	E: 0	LOB: 2	K: 0	P: 13	R: 0	H: 0	E: 0	LOB: 0	K: 0	P: 3	R: 0	H: 0	E: 0	LOB: 0	K: 0	P: 3	R: 4	H: 3	E: 1	LOB: 1	K: 1	P: 13	R: 1	H: 2	E: 0	LOB: 2	K: 1	P: 11	R: 0	H: 0	E: 0	LOB: 0	K: 0	P: 3	R: 0	H: 1	E: 0	LOB: 1	K: 0	P: 7	R: 0	H: 0	E: 0	LOB: 0	K: 1	P: 5	R: 2	H: 3	E: 0	LOB: 1	K: 0	P: 4
	S: 5	BB: 2	S: 3	BB: 0	S: 3	BB: 0	S: 3	BB: 0	S: 3	BB: 0	S: 3	BB: 0	S: 3	BB: 0	S: 3	BB: 0	S: 3	BB: 0	S: 9	BB: 1	S: 9	BB: 1	S: 7	BB: 1	S: 7	BB: 1	S: 7	BB: 1	S: 7	BB: 1	S: 3	BB: 0	S: 3	BB: 0	S: 3	BB: 0	S: 3	BB: 0	S: 3	BB: 0	S: 3	BB: 0	S: 5	BB: 0	S: 5	BB: 0	S: 4	BB: 0	S: 4	BB: 0	S: 4	BB: 0	S: 4	BB: 0


PITCHER	IP	WLS	BF	H	R	ER	SO	BB	IBB	HBP	BLK	WP	HR	S	P	ERA	WHIP
Dennis Martinez, R ERA: 5.17 (1, 1)	3.1		19	6	6	4	1	2	1	0	0	0	0	18	30	10.80	2.400
Tippy Martinez, L ERA: 5.11 (4, 1)	1.0		4	0	1	1	0	1	0	0	0	0	0	3	7	9.00	1.000
Ken Dixon, R ERA: 4.56 (5, 1)	1.2		7	2	0	0	1	0	0	0	0	0	0	9	9	0.00	1.200
Sammy Stewart, R ERA: 3.36 (7, 1)	2.1		9	2	1	1	1	1	0	0	0	0	0	10	14	3.86	1.286
Don Aase, R ERA: 4.86 (9, 1)	0.0	L	2	2	1	1	0	0	0	0	0	0	0	2	2	∞	∞

Batter	1	2	3	4	5	6	7	8	9	AB R H RBI BB SO LOB	TOP											
Alan Wiggins, S (1, 4) OBP: 0.235, SLG: 0.234	0-0 1-3	0-0 F6		0-3 K		0-0 F9 1B 2B		0-0 FC5-4 1B SF8	0-0 3B 1-H 2-H	6 2 3 2 0 1 2												
Lee Lacy, R (1, 9) OBP: 0.363, SLG: 0.436	0-0 2B	0-0 FC6-4		0-0 WP 1B		0-0 F9		0-0 FC5-4 1B	4-0 BB FC6-4	5 1 3 0 1 0 3												
Cal Ripken Jr., R (1, 6) OBP: 0.336, SLG: 0.459	0-0 2B		0-0 3B	4-0 1-2 BB		0-0 1B		0-0 FC5-4	0-0 FC6-4	5 1 3 2 1 0 4												
Eddie Murray, S (1, 3) OBP: 0.364, SLG: 0.512	0-0 6-3 2B		0-3 K	0-0 F8		0-0 F3		0-0 SF8		4 0 1 2 0 1 4												
Fred Lynn, L (1, 8) OBP: 0.329, SLG: 0.441	0-0 6-3 2-3		0-3 K		0-0 1B 1B	0-0 F8		0-0 F7		5 0 1 0 0 1 4												
Mike Young, S (1, 7) OBP: 0.352, SLG: 0.498	0-3 K		0-3 K		0-3 K		0-0 HR		0-0 4-3	5 1 1 1 0 3 3 0 0 0 0 0 0 0												
John Shelby, S (9, 7) OBP: 0.292, SLG: 0.414																						
Wayne Gross, L (1, 10) OBP: 0.386, SLG: 0.449		0-0 BB 1B		0-0 4-3	0-0 F3		0-0 F4		0-0 L8	4 0 1 0 0 0 1 1 0 0 0 0 0 0	AB 44 R 9 H 18 RBI 9 BB 3 SO 6 LOB 24											
Gary Roenicke, R (9, PH) OBP: 0.341, SLG: 0.463																						
Floyd Rayford, R (1, 5) OBP: 0.327, SLG: 0.459		0-0 F7		0-0 HR 1B	0-0 FC5-4 1B		0-0 L9		0-0 1B 3B 1B	5 2 3 0 0 0 1												
Rick Dempsey, R (1, 2) OBP: 0.342, SLG: 0.388		4-0 FC6-4 BB		0-0 HR	0-0 FC5-4		0-0 F7		0-0 3B 1B	4 2 2 2 1 0 2												
Inning Stats	R: 2 E: 0 K: 1 S: 8	H: 3 LOB: 1 BB: 0 P: 8	R: 0 E: 0 K: 0 S: 4	H: 1 LOB: 2 BB: 1 P: 8	R: 0 E: 0 K: 3 S: 10	H: 1 LOB: 1 BB: 0 P: 10	R: 2 E: 0 K: 1 S: 8	H: 3 LOB: 2 BB: 1 P: 12	R: 0 E: 0 K: 1 S: 7	H: 2 LOB: 2 BB: 0 P: 7	R: 1 E: 0 K: 0 S: 5	H: 2 LOB: 1 BB: 0 P: 5	R: 1 E: 0 K: 0 S: 4	H: 1 LOB: 0 BB: 0 P: 4	R: 1 E: 0 K: 0 S: 5	H: 2 LOB: 1 BB: 0 P: 5	R: 2 E: 0 K: 0 S: 6	H: 3 LOB: 2 BB: 1 P: 10	1B: 10 2B: 4 3B: 2 HR: 2	SF: 1 SAC: 0 DP: 0 HBP: 0	WP: 1 PB: 0 SB: 0 CS: 0	PA: 48
PITCHER	IP WLS BF H R ER SO BB IBB HBP BLK WP HR S P ERA WHIP																					
Gene Nelson, R (1, 1) ERA: 3.58	4.0 L 23 9 4 4 5 2 0 0 0 1 1 31 39 9.00 2.750																					
Dan Spillner, R (5, 1) ERA: 3.42	3.0 13 4 2 2 1 0 0 0 0 0 0 1 15 15 6.00 1.333																					
Mike Stanton, R (8, 1) ERA: 6.81	1.0 5 2 1 1 0 0 0 0 0 0 0 0 5 5 9.00 2.000																					
Jerry Don Gleaton, L (9, 1) ERA: 5.68	1.0 7 3 2 2 0 1 0 0 0 0 0 0 6 10 18.00 4.000																					

**Baltimore Orioles @ Chicago White Sox**  
 Comiskey Park, Chicago, IL  
 Sat Jul 27 1985, 8:05 PM EDT  
 Att: 36,239 - Unknown


[livebaseballscorecards.com](http://livebaseballscorecards.com)

Batter	1	2	3	4	5	6	7	8	9	AB	R	H	RBI	BB	SO	LOB
Mark Gilbert, S OBP: 0.385, SLG: 0.318 (1, 8)	0-3 K		0-0 1B		0-0 FC6-4 1B		0-3 K			4	0	2	1	0	2	1
Bryan Little, S OBP: 0.364, SLG: 0.309 (1, 4)	0-0 4-3		0-0 F8		0-0 F7		0-0 5-3			4	0	0	0	0	0	3
Harold Baines, L OBP: 0.341, SLG: 0.417 (1, 9)	0-0 4-3		0-0 4-3		0-0 FC6-4 1-2f			0-0 3-1		4	0	0	0	0	0	2
Greg Walker, L OBP: 0.335, SLG: 0.494 (1, 3)		0-0 FC6-4 1B		0-0 BB 1B		0-0 L7		0-3 K		4	0	2	0	0	1	0
Carlton Fisk, R OBP: 0.325, SLG: 0.546 (1, 2)		0-0 FC6-4 1-2f		0-0 F9		0-0 6-3		0-0 L5		4	0	0	0	0	0	2
Jerry Hairston, S OBP: 0.391, SLG: 0.372 (1, 10)		0-0 4-3 2-3		4-0 BB 1-2 BB		0-0 2B		0-0 F9		3	0	1	0	1	0	1
Ron Kittle, R OBP: 0.267, SLG: 0.384 (1, 7)		0-0 F3		0-0 F6		0-0 L7		4-0 WP BB		3	0	0	0	1	0	4
Tim Hulett, R OBP: 0.336, SLG: 0.391 (1, 5)			0-0 L5		0-0 F8		0-0 FC6-4 1B		0-0 L9		4	0	1	0	0	3
Ozzie Guillen, L OBP: 0.277, SLG: 0.320 (1, 6)			0-0 1B 2B		0-0 4-3		0-0 FC6-4 1-2f		0-0 F7		4	1	1	0	0	2

BOTTOM	
<p><b>Baltimore Orioles @ Chicago White Sox</b>  Comiskey Park, Chicago, IL  Sat Jul 27 1985, 8:05 PM EDT  Att. 36,239 - Unknown</p>	
<b>AB</b> 34 <b>R</b> 1 <b>H</b> 7 <b>RBI</b> 1 <b>BB</b> 2 <b>SO</b> 3 <b>LOB</b> 18	

Inning Stats	R: 0	H: 0	E: 0	K: 1	S: 5	R: 0	H: 1	E: 1	K: 0	S: 4	R: 1	H: 2	E: 0	K: 0	S: 5	R: 0	H: 1	E: 0	K: 0	S: 4	R: 0	H: 1	E: 0	K: 0	S: 4	R: 0	H: 1	E: 0	K: 1	S: 6	R: 0	H: 0	E: 0	K: 1	S: 5	R: 0	H: 0	E: 0	K: 0	S: 3
	LOB: 0	BB: 0	P: 5	ER: 1	SO: 4	LOB: 1	BB: 0	P: 4	ER: 0	SO: 3	LOB: 1	BB: 0	P: 5	ER: 0	SO: 3	LOB: 1	BB: 0	P: 4	ER: 0	SO: 6	LOB: 1	BB: 0	P: 6	LOB: 1	BB: 0	P: 5	LOB: 0	BB: 0	P: 5	LOB: 1	BB: 1	P: 7	LOB: 0	BB: 0	P: 7	LOB: 0	BB: 0	P: 7		
	1B: 5	2B: 2	3B: 0	HR: 0	SF: 0	1B: 5	2B: 2	3B: 0	HR: 0	SF: 0	1B: 5	2B: 2	3B: 0	HR: 0	SF: 0	1B: 5	2B: 2	3B: 0	HR: 0	SF: 0	1B: 5	2B: 2	3B: 0	HR: 0	SF: 0	1B: 5	2B: 2	3B: 0	HR: 0	SF: 0	1B: 5	2B: 2	3B: 0	HR: 0	SF: 0	1B: 5	2B: 2	3B: 0	HR: 0	SF: 0
	WP: 1	PB: 0	SB: 0	CS: 0	PA: 36	WP: 1	PB: 0	SB: 0	CS: 0	PA: 36	WP: 1	PB: 0	SB: 0	CS: 0	PA: 36	WP: 1	PB: 0	SB: 0	CS: 0	PA: 36	WP: 1	PB: 0	SB: 0	CS: 0	PA: 36	WP: 1	PB: 0	SB: 0	CS: 0	PA: 36	WP: 1	PB: 0	SB: 0	CS: 0	PA: 36	WP: 1	PB: 0	SB: 0	CS: 0	PA: 36

PITCHER	IP	WLS	BF	H	R	ER	SO	BB	IBB	HBP	BLK	WP	HR	S	P	ERA	WHIP
Storm Davis, R ERA: 4.82 (1, 1)	9.0	W	36	7	1	1	3	2	0	0	0	1	0	40	48	1.00	1.000

Batter	1	2	3	4	5	6	7	8	9	AB R H RBI BB SO LOB	TOP														
Alan Wiggins, S (1, 4) OBP: 0.244, SLG: 0.243	0-0 F9		0-0 E S 1B			0-0 E S SF8 1B		0-0 5-3		4 1 2 0 0 0 0	<p><b>Baltimore Orioles @ Chicago White Sox</b> Comiskey Park, Chicago, IL</p> <p>Sun Jul 28 1985, 4:33 AM EDT Att: 29,153 - Unknown</p> <p>livebaseballscorecards.com</p> <table border="1"> <tr><td>AB</td><td>32</td></tr> <tr><td>R</td><td>6</td></tr> <tr><td>H</td><td>8</td></tr> <tr><td>RBI</td><td>6</td></tr> <tr><td>BB</td><td>1</td></tr> <tr><td>SO</td><td>7</td></tr> <tr><td>LOB</td><td>5</td></tr> </table> 	AB	32	R	6	H	8	RBI	6	BB	1	SO	7	LOB	5
AB	32																								
R	6																								
H	8																								
RBI	6																								
BB	1																								
SO	7																								
LOB	5																								
Lee Lacy, R (1, 10) OBP: 0.365, SLG: 0.435	1-0 BB HBP		0-3 K			0-0 F6		0-0 2B 1B		3 1 1 0 0 1 2															
Cal Ripken Jr., R (1, 6) OBP: 0.338, SLG: 0.462	4-0 BB BB BB G5-4-3 BB		0-3 K			0-0 SF8 1-H		0-0 1B 2B		2 1 1 2 1 1 0															
Eddie Murray, S (1, 3) OBP: 0.365, SLG: 0.520	0-0 G5-4-3 1-2f		0-0 6-3			0-0 HR		0-0 G5-4-3 1B 2-H		4 1 2 2 0 0 2															
Gary Roenicke, R (1, 9) OBP: 0.339, SLG: 0.479		0-0 F7		0-0 L1		0-0 HR		0-0 G5-4-3 1-2f		4 1 1 1 0 0 1															
Mike Young, S (1, 7) OBP: 0.346, SLG: 0.488		0-3 K		0-3 K		0-0 6-3		0-0 4-3		4 0 0 0 0 2 0															
Rick Dempsey, R (1, 2) OBP: 0.337, SLG: 0.381		0-0 5-3		0-0 6-3		0-0 6-3		0-0 F7		4 0 0 0 0 1 0															
John Shelby, S (1, 8) OBP: 0.276, SLG: 0.392		0-3 K		0-0 6-3		0-0 6-3		0-0 F4		4 0 0 0 0 2 0															
Rich Dauer, R (1, 5) OBP: 0.294, SLG: 0.286		0-0 6-3		0-0 6-3		0-0 HR		0-0 5-3		3 1 1 1 0 0 0															
<b>Inning Stats</b>	R: 0 E: 0 K: 0 S: 2 H: 0 LOB: 1 BB: 1 P: 7	R: 0 E: 0 K: 1 S: 5 H: 0 LOB: 0 BB: 0 P: 5	R: 0 E: 0 K: 2 S: 8 H: 1 LOB: 1 BB: 0 P: 8	R: 0 E: 0 K: 1 S: 5 H: 0 LOB: 0 BB: 0 P: 5	R: 0 E: 0 K: 1 S: 5 H: 0 LOB: 0 BB: 0 P: 5	R: 4 E: 0 K: 0 S: 7 H: 4 LOB: 0 BB: 0 P: 7	R: 0 E: 0 K: 0 S: 3 H: 0 LOB: 0 BB: 0 P: 3	R: 2 E: 0 K: 0 S: 5 H: 3 LOB: 0 BB: 0 P: 5	R: 0 E: 0 K: 2 S: 7 H: 0 LOB: 0 BB: 0 P: 7	1B: 4 2B: 1 3B: 0 HR: 3 SF: 1 SAC: 0 DP: 2 HBP: 1	WP: 0 PB: 0 SB: 2 CS: 0 PA: 35														
<b>PITCHER</b>	IP WLS BF H R ER SO BB IBB HBP BLK WP HR S P ERA WHIP																								
Britt Burns, L (1, 1) ERA: 3.44	7.1 L 30 7 6 6 5 1 0 1 0 0 3 38 43 7.36 1.091																								
Bill Long, R (8, 1) ERA: 8.31	1.2 5 1 0 0 2 0 0 0 0 0 0 0 9 9 0.00 0.600																								

Batter	1	2	3	4	5	6	7	8	9	AB R H RBI BB SO LOB
Luis Salazar, R OBP: 0.227, SLG: 0.317 (1, 8) X	0-0 F9		0-3 K			0-0 1-3		0-0 F4		4 0 0 0 0 1 1
Scott Fletcher, R OBP: 0.299, SLG: 0.244 (1, 6) BBB	4-0 BB			0-0 G4-6-3 1B		0-0 1B			0-3 K	3 0 2 1 1 1 0
Harold Baines, L OBP: 0.338, SLG: 0.412 (1, 9) X	0-0 L8			0-0 G4-6-3 1-2f		0-0 F8			0-0 L7	4 0 0 0 0 0 3
Carlton Fisk, R OBP: 0.321, SLG: 0.539 (1, 10) X	0-0 F9			0-0 F8		0-0 1-3			0-0 F8	4 0 0 0 0 0 2
Tim Lincecum, R OBP: 0.336, SLG: 0.394 (1, 5) SSS		0-3 K			0-0 2B				0-0 6-3	3 0 1 0 0 1 0
Ron Kittle, R OBP: 0.263, SLG: 0.377 (1, 7) X		0-0 F8			0-0 F7				0-0 5-3	3 0 0 0 0 0 1
Greg Walker, L OBP: 0.332, SLG: 0.490 (1, 3) X		0-0 F8			0-0 F8				0-0 3-1	3 0 0 0 0 0 1
Julio Cruz, S OBP: 0.304, SLG: 0.209 (1, 4) X			0-0 F9		0-0 L9				0-0 6-3	3 0 0 0 0 0 1
Joel Skinner, R OBP: 0.333, SLG: 0.667 (1, 2) X			0-0 F8			0-0 1-3 1B 2B			0-0 6-3	3 1 1 0 0 0 0

Inning Stats	R: 0	H: 0	E: 0	K: 0	S: 3	LOB: 1	BB: 1	P: 7	R: 0	H: 0	E: 0	K: 1	S: 5	LOB: 0	BB: 0	P: 5	R: 0	H: 1	E: 0	K: 0	S: 3	LOB: 0	BB: 0	P: 3	R: 0	H: 1	E: 0	K: 0	S: 4	LOB: 1	BB: 0	P: 4	R: 1	H: 2	E: 0	K: 0	S: 5	LOB: 1	BB: 0	P: 5	R: 0	H: 0	E: 0	K: 0	S: 3	LOB: 0	BB: 0	P: 3	R: 0	H: 0	E: 0	K: 1	S: 5	LOB: 0	BB: 0	P: 5	R: 0	H: 0	E: 0	K: 1	S: 5	LOB: 0	BB: 0	P: 5	1B: 2	2B: 2	3B: 0	HR: 0	SF: 0	SAC: 0	DP: 1	HBP: 0	WP: 0	PB: 0	SB: 0	CS: 0	PA: 31
PITCHER Scott McGregor, L ERA: 4.47 (1, 1)	IP	WLS	BF	H	R	ER	SO	BB	IBB	HBP	BLK	WP	HR	S	P	ERA	WHIP	IP	WLS	BF	H	R	ER	SO	BB	IBB	HBP	BLK	WP	HR	S	P	ERA	WHIP																																											

**BOTTOM**

**Baltimore Orioles @ Chicago White Sox**  
Comiskey Park, Chicago, IL  
Sun Jul 28 1985, 4:33 AM EDT  
Att. 29,153 - Unknown

[livebaseballscorecards.com](http://livebaseballscorecards.com)

<b>AB</b>	<b>30</b>
<b>R</b>	<b>1</b>
<b>H</b>	<b>4</b>
<b>RBI</b>	<b>1</b>
<b>BB</b>	<b>1</b>
<b>SO</b>	<b>3</b>
<b>LOB</b>	<b>9</b>



Batter	1	2	3	4	5	6	7	8	9	10	AB R H RBI BB SO LOB	TOP										
Luis Salazar, R (1, 8) OBP: 0.238, SLG: 0.343	0-0 3-1 1B		0-0 1-H HR		0-3 K		0-0 F9			0-0 1B 1-2 SF8 1B	5 3 3 3 0 1 0											
Bryan Little, S (1, 4) OBP: 0.352, SLG: 0.300	0-0 3-1		0-0 4-3		0-0 F4			0-0 6-3		0-0 FC5-4 1-3 2-H 1B	5 0 1 1 0 0 1											
Harold Baines, L (1, 9) OBP: 0.341, SLG: 0.413	0-0 G3-6-3 2-H 1B		0-0 1B		0-3 K			0-0 G3		1-0 FC5-4 HBP	4 0 2 1 0 1 0											
Greg Walker, L (1, 3) OBP: 0.331, SLG: 0.486	0-0 G3-6-3 1-2f		0-0 G3			4-0 FC5-4 BB		0-0 4-3		0-0 SF8 3-H	3 0 0 1 1 0 2											
Carlton Fisk, R (1, 2) OBP: 0.319, SLG: 0.543		0-0 F7		0-0 HR		0-0 FC5-4 1-2f		0-0 6-3		0-0 FC5-4 1-2f 2-3	5 1 1 1 0 0 3											
Jerry Hairston, S (1, 10) OBP: 0.383, SLG: 0.356		0-0 G3		0-0 F8		0-3 K		0-0 4-3		4-0 1-2 IBB	4 0 0 0 1 1 1											
Ron Kittle, R (1, 7) OBP: 0.262, SLG: 0.370 Reid Nichols, R (9, PR) OBP: 0.316, SLG: 0.327 (9, 7)		0-0 F9		0-3 K		0-3 K		4-0 CS BB		0-0 F6	3 0 0 0 1 2 1 0 0 0 0 0 0 0											
Tim Hulett, R (1, 5) OBP: 0.338, SLG: 0.396 Julio Cruz, S (10, PR) OBP: 0.304, SLG: 0.209 Scott Fletcher, R (10, 5) OBP: 0.299, SLG: 0.244			0-3 K	0-0 1B		0-3 K		0-0 CS		0-0 1B 1B 1B	4 0 2 0 0 2 0 0 1 0 0 0 0 0 0 0 0 0 0 0 0											
Ozzie Guillen, L (1, 6) OBP: 0.280, SLG: 0.323			0-0 HR 1B	0-0 1-3			0-0 4-3			0-0 1B 2-3 1B	4 2 2 0 0 0 1											
<b>Inning Stats</b>	R: 1 E: 0 K: 0 S: 4	H: 2 LOB: 0 BB: 0 P: 4	R: 0 E: 0 K: 0 S: 3	H: 0 LOB: 0 BB: 0 P: 3	R: 2 E: 0 K: 1 S: 8	H: 3 LOB: 1 BB: 0 P: 8	R: 1 E: 0 K: 1 S: 7	H: 2 LOB: 1 BB: 0 P: 7	R: 0 E: 0 K: 2 S: 7	H: 0 LOB: 1 BB: 1 P: 11	R: 0 E: 0 K: 1 S: 5	H: 0 LOB: 0 BB: 0 P: 5	R: 0 E: 0 K: 0 S: 3	H: 0 LOB: 0 BB: 0 P: 3	R: 0 E: 0 K: 0 S: 2	H: 0 LOB: 1 BB: 1 P: 6	R: 3 E: 1 K: 0 S: 7	H: 4 LOB: 3 BB: 1 P: 12	1B: 9 2B: 0 3B: 0 HR: 2	SF: 1 SAC: 0 DP: 1 HBP: 1	WP: 0 PB: 0 SB: 1 CS: 1	PA: 44
<b>PITCHER</b> Oil Can Boyd, R (1, 1) ERA: 3.43 Mark Clear, R (10, 1) ERA: 2.72	IP 9.0	WLS L	BF 38	H 11	R 7	ER 7	SO 7	BB 2	IBB 0	HBP 0	BLK 0	WP 0	HR 2	S 50	P 58	ERA 7.00	WHIP 1.444					

**Chicago White Sox @ Boston Red Sox**  
 Fenway Park, Boston, MA  
 Tue Jul 30 1985, 7:05 PM EDT  
 Att. 29,610 - Unknown

livebaseballscorecards.com

AB	37
R	7
H	11
RBI	7
BB	3
SO	7
LOB	9





BOTTOM

Chicago White Sox @ Boston Red Sox  
Fenway Park, Boston, MA  
Tue Jul 30 1985, 7:05 PM EDT  
Att. 29,610 - Unknown

livebaseballscorecards.com

AB 40  
R 5  
H 10  
RBI 5  
BB 1  
SO 3  
LOB 13



WP: 0 PA: 42  
PB: 0  
SB: 0  
CS: 0

AB R H RBI BB SO LOB

5 0 1 1 0 1 0

5 3 3 1 0 0 2

3 0 1 2 1 0 1

5 0 0 0 0 0 5

5 0 1 0 0 1 0

5 1 2 1 0 0 1

4 0 1 0 0 1 1

3 1 1 0 0 0 1

1 0 0 0 0 0 0

0 0 0 0 0 0 0

AB R H RBI BB SO LOB

5 0 0 0 0 0 5

5 0 1 0 0 1 0

5 1 2 1 0 0 1

4 0 1 0 0 1 1

3 1 1 0 0 0 1

1 0 0 0 0 0 0

0 0 0 0 0 0 0

3 0 0 0 0 0 2

1 0 0 0 0 0 0

0 0 0 0 0 0 0

1B: 6 SF: 1  
2B: 2 SAC: 0  
3B: 0 DP: 0  
HR: 2 HBP: 0

Batter	1	2	3	4	5	6	7	8	9	10
Dwight Evans, R OBP: 0.380, SLG: 0.381 (1, 9)	0-0 5-3		0-0 5-3		0-0 FC5 BB 1-2 2-H 1B		0-0 3-1		0-3 K	
Wade Boggs, L OBP: 0.439, SLG: 0.455 (1, 5)	0-0 FC5-4 1B			0-0 HR	0-0 F7		0-0 E5 1B		0-0 E8 SF9 2B	
Jim Rice, R OBP: 0.320, SLG: 0.438 (1, 7)	0-0 FC5-4 1-2f			0-0 5-3 BB	4-0 1-2 2-3 BB		0-0 2-H 1B		0-0 SF9 3-H	
Bill Buckner, L OBP: 0.313, SLG: 0.442 (1, 3)	0-0 F6			0-0 F8	0-0 FC5 2-3f		0-0 1-3		0-0 6-3	
Mike Easler, L OBP: 0.328, SLG: 0.425 (1, 10)		0-3 K		0-0 L6		0-0 F6		0-0 F7		0-0 FC5-4 1B
Marty Barrett, R OBP: 0.364, SLG: 0.367 (1, 4)		0-0 5-3			0-0 HR	0-0 2B		0-0 F6		0-0 FC5-4 1-2f
Steve Lyons, L OBP: 0.341, SLG: 0.363 (1, 8)		0-3 K			0-0 FC1-5 1B	0-0 F9		0-0 4-3		
Jackie Gutierrez, R OBP: 0.263, SLG: 0.290 (1, 6)			0-0 4-3		0-0 FC1-5 1B	0-0 F9		0-0 1-3		
Rick Miller, L OBP: 0.381, SLG: 0.385 (9, PH)					1-2 1B					
Ed Jurak, R OBP: 0.167, SLG: 0.167 (10, 6)					1-2 2-3f BB 1B					
Marc Sullivan, R OBP: 0.211, SLG: 0.250 (1, 2)			0-0 5-3				0-0 F4		0-0 4-3	
Tony Armas, R OBP: 0.265, SLG: 0.525 (9, PH)										
Dave Sax, R OBP: 0.304, SLG: 0.348 (10, 2)										

Inning Stats	R: 0	H: 1	E: 0	LOB: 1	K: 0	BB: 0	S: 4	P: 4
	R: 0	H: 0	E: 0	LOB: 0	K: 2	BB: 0	S: 7	P: 7
	R: 0	H: 0	E: 0	LOB: 0	K: 0	BB: 0	S: 3	P: 3
	R: 1	H: 1	E: 0	LOB: 1	K: 0	BB: 0	S: 4	P: 4
	R: 2	H: 4	E: 0	LOB: 3	K: 0	BB: 1	S: 7	P: 11
	R: 0	H: 1	E: 0	LOB: 1	K: 0	BB: 0	S: 4	P: 4
	R: 1	H: 1	E: 1	LOB: 1	K: 0	BB: 0	S: 5	P: 5
	R: 0	H: 0	E: 0	LOB: 0	K: 0	BB: 0	S: 3	P: 3
	R: 0	H: 0	E: 0	LOB: 0	K: 1	BB: 0	S: 5	P: 5
	R: 1	H: 2	E: 1	LOB: 1	K: 0	BB: 0	S: 5	P: 5

PITCHER	IP	WLS	BF	H	R	ER	SO	BB	IBB	HBP	BLK	WP	HR	S	P	ERA	WHIP
Tom Seaver, R ERA: 3.02 (1, 1)	9.0	W	37	8	4	3	3	1	0	0	0	0	2	42	46	3.00	1.000
Juan Agosto, L ERA: 3.77 (10, 1)	1.0	S	5	2	1	1	0	0	0	0	0	0	0	5	5	9.00	2.000

Batter	1	2	3	4	5	6	7	8	9	AB R H RBI BB SO LOB	TOP
Luis Salazar, R OBP: 0.239, SLG: 0.349 (1, 8) X	0-0 1B 2B		0-3 K		0-0 F9					3 1 1 0 0 1 3	
Reid Nichols, R OBP: 0.317, SLG: 0.327 (1, 9) X	0-0 2-H 1B		0-0 4-3			0-3 K				0 0 0 0 0 0 0	
Harold Baines, L OBP: 0.338, SLG: 0.410 (1, 10) X	0-0 F7			0-0 F9		0-0 F4				3 0 0 0 0 0 1	
Carlton Fisk, R OBP: 0.316, SLG: 0.538 (1, 2) S S	0-3 K			0-0 F6		0-0 F9				3 0 0 0 0 1 1	
Tim Lincecum, R OBP: 0.335, SLG: 0.391 (1, 5) X	0-0 CS 1-2	0-0 F8		0-0 F9			0-3 K			3 0 0 0 0 1 0	
Ron Kittle, R OBP: 0.258, SLG: 0.363 (1, 7) S S		0-3 K			0-0 F5		0-0 F6			3 0 0 0 0 1 0	
Greg Walker, L OBP: 0.331, SLG: 0.485 (1, 3) X		0-0 6-3			0-0 FC6-4 1B		0-0 6-3			3 0 1 0 0 0 0	
Scott Fletcher, R OBP: 0.306, SLG: 0.251 (1, 6) X			0-0 1B		0-0 FC6-4 1B					2 0 2 0 0 0 0	
Julio Cruz, S OBP: 0.301, SLG: 0.206 (1, 4) X			0-0 L5		0-0 FC6-4 1-2f 2-3					2 0 0 0 0 0 3	
<b>Inning Stats</b>	R: 1 H: 2 E: 0 LOB: 0 K: 1 BB: 0 S: 6 P: 6	R: 0 H: 0 E: 0 LOB: 0 K: 1 BB: 0 S: 5 P: 5	R: 0 H: 1 E: 0 LOB: 1 K: 1 BB: 0 S: 6 P: 6	R: 0 H: 0 E: 0 LOB: 0 K: 0 BB: 0 S: 3 P: 3	R: 0 H: 2 E: 0 LOB: 2 K: 0 BB: 0 S: 5 P: 5	R: 0 H: 0 E: 0 LOB: 0 K: 1 BB: 0 S: 5 P: 5	R: 0 H: 0 E: 0 LOB: 0 K: 1 BB: 0 S: 5 P: 5			1B: 4 SF: 0 2B: 1 SAC: 0 3B: 0 DP: 0 HR: 0 HBP: 0	WP: 0 PA: 26 PB: 0 SB: 0 CS: 1
<b>PITCHER</b> Bob Ojeda, L ERA: 4.07 (1, 1)	IP 7.0 WLS BF 25 H 5 R 1 ER 1 SO 5 BB 0 IBB 0 HBP 0 BLK 0 WP 0 HR 0 S 35 P 35 ERA 1.29 WHIP 0.714										
<b>PITCHER</b>	IP WLS BF H R ER SO BB IBB HBP BLK WP HR S P ERA WHIP										

Chicago White Sox @ Boston Red Sox  
Fenway Park, Boston, MA  
Wed Jul 31 1985, 7:05 PM EDT  
Att: 19,777 - Unknown

livebaseballscorecards.com

AB	22
R	1
H	4
RBI	0
BB	0
SO	4
LOB	8



Batter	1	2	3	4	5	6	7	8	9
Dwight Evans, R OBP: 0.378, SLG: 0.377 Dave Sax, R OBP: 0.292, SLG: 0.348	0-3 K		0-0 5-3		0-0 F5		0-0 SF9		
Wade Boggs, L OBP: 0.440, SLG: 0.454	0-0 BB 1B		0-0 4-3		0-0 FC6		4-0 3-H BB		
Bill Buckner, L OBP: 0.314, SLG: 0.441	4-0 1-2 BB			0-0 G6-4-3 1B		0-0 F8	0-0 G3		
Jim Rice, R OBP: 0.320, SLG: 0.436	0-3 K			0-0 F9		4-0 BB			
Tony Armas, R OBP: 0.261, SLG: 0.517	0-0 F6			0-0 G6-4-3		0-3 K			
Marty Barrett, R OBP: 0.364, SLG: 0.367		0-0 F8			0-0 1B SH1-4 1B	0-0 F9			
Jackie Gutierrez, R OBP: 0.266, SLG: 0.293		0-3 K			0-0 SH1-4		0-0 SH3-4 BB SF9 1B		
Steve Lyons, L OBP: 0.345, SLG: 0.361		0-0 F5			4-0 1B BB		4-0 SH3-4 1-2 BB		
Marc Sullivan, R OBP: 0.225, SLG: 0.263			0-3 K		0-0 FC6 1B		0-0 SH3-4		

Inning Stats	R: 0 E: 0 K: 2 S: 8	H: 1 LOB: 2 BB: 1 P: 12	R: 0 E: 0 K: 1 S: 5	H: 0 LOB: 0 BB: 0 P: 5	R: 0 E: 0 K: 1 S: 5	H: 0 LOB: 0 BB: 0 P: 5	R: 0 E: 0 K: 0 S: 3	H: 1 LOB: 0 BB: 0 P: 3	R: 0 E: 0 K: 0 S: 5	H: 2 LOB: 3 BB: 1 P: 9	R: 0 E: 0 K: 1 S: 5	H: 0 LOB: 1 BB: 1 P: 9	R: 1 E: 0 K: 0 S: 4	H: 1 LOB: 2 BB: 2 P: 12
1B: 5 2B: 0 3B: 0 HR: 0	SF: 1 SAC: 2 DP: 1 HBP: 0	WP: 0 PB: 0 SB: 0 CS: 0												

PITCHER	IP	WLS	BF	H	R	ER	SO	BB	IBB	HBP	BLK	WP	HR	S	P	ERA	WHIP
Floyd Bannister, L ERA: 4.42	(1, 1)	6.0	25	5	1	1	5	3	0	0	0	0	0	32	44	1.50	1.333
Juan Agosto, L ERA: 3.66	(7, 1)	1.0	5	0	0	0	0	2	0	0	0	0	0	3	11	0.00	2.000

**BOTTOM**

**Chicago White Sox @ Boston Red Sox**  
 Fenway Park, Boston, MA  
 Wed Jul 31 1985, 7:05 PM EDT  
 Att. 19,777 - Unknown

AB	22
R	1
H	5
RBI	1
BB	5
SO	5
LOB	16



WP: 0	PA: 30
PB: 0	
SB: 0	
CS: 0	

Batter	1	2	3	4	5	6	7	8	9	AB R H RBI BB SO LOB	TOP
<b>Reid Nichols, R</b> (1, 8) <small>OBP: 0.297, SLG: 0.304</small> <b>Jerry Hairston, S</b> (8, PH) <small>OBP: 0.388, SLG: 0.356</small> <b>Bob James, R</b> (8, 1) <b>Juan Agosto, L</b> (9, 1)	0-0 		0-0 			0-0 		4-0 		0 0 0 0 0 0 0 0 0 0 1 0 0 0 0 0 0 0 0 0 0 0 0 0	
<b>Scott Fletcher, R</b> (1, 6) <small>OBP: 0.306, SLG: 0.253</small> <b>Ozzie Guillen, L</b> (8, PH) <small>OBP: 0.286, SLG: 0.328</small>	0-0 			0-3 		0-0 		0-0 		3 0 1 0 0 1 1 0 0 0 0 2	
<b>Harold Baines, L</b> (1, 9) <small>OBP: 0.345, SLG: 0.415</small>	0-0 			0-3 		4-0 		0-0 		3 1 1 1 1 1	
<b>Carlton Fisk, R</b> (1, 10) <small>OBP: 0.314, SLG: 0.537</small>		0-3 		0-0 		0-3 		0-0 		4 1 1 2 0 2	
<b>Luis Salazar, R</b> (1, 5) <small>OBP: 0.229, SLG: 0.333</small>		0-0 			0-0 		0-3 	0-0 		4 0 0 0 0 1	
<b>Greg Walker, L</b> (1, 3) <small>OBP: 0.333, SLG: 0.486</small>		0-3 			0-0 		0-0 		0-0 	4 0 1 0 0 1	
<b>Ron Kittle, R</b> (1, 7) <small>OBP: 0.263, SLG: 0.356</small>			4-0 		0-0 		4-0 	0-0 		2 0 1 0 2 0	
<b>Julio Cruz, S</b> (1, 4) <small>OBP: 0.294, SLG: 0.201</small>			0-0 		0-3 		0-0 	0-3 		4 0 0 0 0 2	
<b>Joel Skinner, R</b> (1, 2) <small>OBP: 0.667, SLG: 0.800</small> <b>Bryan Little, S</b> (8, PR) <small>OBP: 0.355, SLG: 0.286</small> <b>Tim Hulett, R</b> (8, 5) <small>OBP: 0.330, SLG: 0.385</small>			0-0 		0-0 		0-0 	4-0 		2 0 2 0 1 0 0 1 0 0 0 0 0 0 0 0 0 0	
<b>Inning Stats</b>	R: 0 H: 1 E: 0 LOB: 0 K: 0 BB: 0 S: 3 P: 3	R: 0 H: 0 E: 0 LOB: 0 K: 2 BB: 0 S: 7 P: 7	R: 0 H: 1 E: 0 LOB: 1 K: 0 BB: 1 S: 3 P: 7	R: 0 H: 0 E: 0 LOB: 0 K: 2 BB: 0 S: 7 P: 7	R: 0 H: 1 E: 0 LOB: 1 K: 1 BB: 0 S: 6 P: 6	R: 0 H: 1 E: 0 LOB: 2 K: 1 BB: 1 S: 6 P: 10	R: 0 H: 0 E: 0 LOB: 1 K: 1 BB: 1 S: 5 P: 9	R: 3 H: 2 E: 0 LOB: 1 K: 0 BB: 2 S: 4 P: 12	R: 0 H: 1 E: 0 LOB: 0 K: 1 BB: 0 S: 5 P: 5	1B: 6 SF: 0 2B: 0 SAC: 0 3B: 0 DP: 4 HR: 1 HBP: 0	WP: 1 PA: 35 PB: 0 SB: 0 CS: 0
<b>PITCHER</b> <b>Tim Lollar, L</b> (1, 1) <small>ERA: 4.79</small> <b>Steve Crawford, R</b> (8, 1) <small>ERA: 3.42</small>	IP WLS BF H R ER SO BB IBB HBP BLK WP HR S P ERA WHIP 7.0 0 27 4 1 1 7 4 0 0 0 1 0 37 53 1.29 1.143							<b>PITCHER</b> IP WLS BF H R ER SO BB IBB HBP BLK WP HR S P ERA WHIP 2.0 W 8 3 2 2 1 1 0 0 0 0 1 9 13 9.00 2.000			

**Chicago White Sox @ Boston Red Sox**  
 Fenway Park, Boston, MA  
 Thu Aug 01 1985, 7:05 PM EDT  
 Att: 25,216 - Unknown

[livebaseballscorecards.com](http://livebaseballscorecards.com)

<b>AB</b>	27
<b>R</b>	3
<b>H</b>	7
<b>RBI</b>	3
<b>BB</b>	5
<b>SO</b>	8
<b>LOB</b>	11





Batter	1	2	3	4	5	6	7	8	9	10	11	AB R H RBI BB SO LOB	TOP				
Luis Salazar, R OBP: 0.234, SLG: 0.335 (1, 8)												5 1 2 1 0 0 3	Chicago White Sox @ New York Yankees Yankee Stadium, Bronx, NY Fri Aug 02 1985, 7:05 PM EDT Att. 27,118 - Unknown				
Bryan Little, S OBP: 0.354, SLG: 0.288 Julio Cruz, S OBP: 0.289, SLG: 0.198 (1, 4) (8, PH) (8, 4)												3 1 1 0 0 0 2 3 0 0 0 0 0 2					
Harold Baines, L OBP: 0.351, SLG: 0.419 (1, 9)												4 2 3 1 1 0 0					
Greg Walker, L OBP: 0.334, SLG: 0.485 (1, 3)												5 0 2 2 0 1 2					
Carlton Fisk, R OBP: 0.315, SLG: 0.540 (1, 2)												4 0 2 2 0 1 1					
Oscar Gamble, L OBP: 0.352, SLG: 0.298 Scott Fletcher, R OBP: 0.303, SLG: 0.250 (1, 10) (9, PH)												3 0 0 0 0 1 2 2 0 0 0 0 0 3					
Ron Kittle, R OBP: 0.269, SLG: 0.354 Reid Nichols, R OBP: 0.288, SLG: 0.293 (1, 7) (7, PR) (7, 7)												1 0 0 0 1 1 0 2 0 0 0 0 0 1					
Tim Hulett, R OBP: 0.324, SLG: 0.378 (1, 5)												5 0 0 0 0 3 3					
Ozzie Guillen, L OBP: 0.291, SLG: 0.332 (1, 6)												5 2 3 0 0 0 1					
<b>Inning Stats</b>	R: 2 H: 3 E: 0 LOB: 1 K: 0 BB: 0 S: 6 P: 6	R: 0 H: 0 E: 0 LOB: 0 K: 0 BB: 0 S: 2 P: 3	R: 1 H: 2 E: 0 LOB: 0 K: 0 BB: 0 S: 4 P: 4	R: 0 H: 0 E: 0 LOB: 0 K: 1 BB: 0 S: 5 P: 5	R: 0 H: 1 E: 0 LOB: 1 K: 1 BB: 0 S: 6 P: 6	R: 0 H: 1 E: 0 LOB: 1 K: 2 BB: 0 S: 8 P: 8	R: 0 H: 0 E: 0 LOB: 2 K: 1 BB: 1 S: 5 P: 9	R: 0 H: 0 E: 0 LOB: 0 K: 1 BB: 0 S: 5 P: 5	R: 0 H: 1 E: 0 LOB: 1 K: 1 BB: 0 S: 6 P: 6	R: 2 H: 3 E: 0 LOB: 2 K: 0 BB: 1 S: 6 P: 10	R: 1 H: 2 E: 0 LOB: 1 K: 0 BB: 0 S: 5 P: 5	1B: 12 SF: 1 2B: 1 SAC: 1 3B: 0 DP: 2 HR: 0 HBP: 1		WP: 0 PA: 47 PB: 0 SB: 6 CS: 0			
<b>PITCHER</b>	IP WLS BF H R ER SO BB IBB HBP BLK WP HR S P ERA WHIP																
Marty Bystrom, R ERA: 8.22 (1, 1)	6.0	24	7	3	3	4	0	0	1	0	0	0	0	31	32	4.50	1.167
Brian Fisher, R ERA: 2.33 (7, 1)	1.0	4	0	0	0	1	1	0	0	0	0	0	0	5	9	0.00	1.000
Dave Righetti, L ERA: 3.25 (8, 1)	3.0	14	4	2	2	2	0	1	0	0	0	0	0	17	21	6.00	1.333
Rich Bordi, R ERA: 3.18 (11, 1)	1.0	L 5	2	1	1	0	0	0	0	0	0	0	0	5	5	9.00	2.000

AB	42
R	6
H	13
RBI	6
BB	2
SO	7
LOB	20



Batter	1	2	3	4	5	6	7	8	9	10	11	AB R H RBI BB SO LOB
Rickey Henderson, R OBP: 0.437, SLG: 0.566 (1, 8) BB	4-0 HR BB		0-3 K		0-0 4-3		0-0 1B			0-0 F9		4 1 1 0 1 1 1
Don Mattingly, L OBP: 0.397, SLG: 0.511 (1, 3) X	0-0 1H HR		0-0 1-3			0-0 HR	0-0 F8			0-0 HR 1B		5 3 3 3 0 0 1
Dave Winfield, R OBP: 0.339, SLG: 0.472 (1, 9) SSS	0-3 K		0-0 6-3			4-0 CS BB				0-0 1H HR		4 1 1 2 1 2 0
Don Baylor, R OBP: 0.338, SLG: 0.460 (1, 10) X	0-0 L8			0-0 F8		0-0 F9				0-3 K		5 0 0 0 0 1 1
Bill Sample, R OBP: 0.323, SLG: 0.329 Dan Pasqua, L OBP: 0.286, SLG: 0.393 (1, 7) X (11, PH)	0-0 1B			0-0 6-3		0-0 BB 1B					0-0 3-1	4 0 2 0 0 0 0 1 0 0 0 0 0 0
Butch Wynegar, S OBP: 0.339, SLG: 0.329 (1, 2) X	0-0 F8			0-0 F6		4-0 1-2 BB				0-0 F7		4 0 0 0 1 1 1
Willie Randolph, R OBP: 0.375, SLG: 0.359 (1, 4) SSS		0-3 K			0-0 FC6-4 1B		0-0 F8			0-0 B2-3		5 0 1 0 0 1 2
Andre Robertson, R OBP: 0.397, SLG: 0.528 Bobby Meacham, S OBP: 0.329, SLG: 0.286 (1, 6) SSS (7, PR) (8, 6)		0-3 K			0-0 FC6-4 1-2		0-0 E 1B 1B			0-0 F6		3 0 1 0 0 1 1 1 0 0 0 0 0 0
Dale Berra, R OBP: 0.270, SLG: 0.315 Mike Pagliarulo, L OBP: 0.318, SLG: 0.418 (1, 5) X (8, 5)		0-0 6-3			0-3 K		0-0 E5 1B			0-3 K		3 0 0 0 0 1 2 1 0 0 0 0 1 0

Inning Stats	R: 2 E: 0 K: 1 S: 7	H: 2 LOB: 1 BB: 1 P: 11	R: 0 E: 0 K: 2 S: 7	H: 0 LOB: 0 BB: 0 P: 7	R: 0 E: 0 K: 1 S: 5	H: 0 LOB: 0 BB: 0 P: 5	R: 0 E: 0 K: 0 S: 3	H: 0 LOB: 0 BB: 0 P: 3	R: 0 E: 0 K: 1 S: 6	H: 1 LOB: 1 BB: 0 P: 6	R: 1 E: 0 K: 0 S: 4	H: 2 LOB: 2 BB: 2 P: 12	R: 0 E: 1 K: 0 S: 4	H: 2 LOB: 1 BB: 0 P: 4	R: 0 E: 0 K: 1 S: 5	H: 0 LOB: 0 BB: 0 P: 5	R: 0 E: 0 K: 0 S: 3	H: 0 LOB: 0 BB: 0 P: 3	R: 2 E: 0 K: 2 S: 9	H: 2 LOB: 0 BB: 0 P: 9	R: 0 E: 0 K: 1 S: 5	H: 0 LOB: 0 BB: 0 P: 5	1B: 6 2B: 0 3B: 0 HR: 3	SF: 0 SAC: 0 DP: 0 HBP: 0	WP: 0 PB: 0 SB: 0 CS: 1	PA: 43
--------------	------------------------------	----------------------------------	------------------------------	---------------------------------	------------------------------	---------------------------------	------------------------------	---------------------------------	------------------------------	---------------------------------	------------------------------	----------------------------------	------------------------------	---------------------------------	------------------------------	---------------------------------	------------------------------	---------------------------------	------------------------------	---------------------------------	------------------------------	---------------------------------	----------------------------------	------------------------------------	----------------------------------	--------

PITCHER	IP	WLS	BF	H	R	ER	SO	BB	IBB	HBP	BLK	WP	HR	S	P	ERA	WHIP
Britt Burns, L ERA: 3.42 (1, 1)	9.0		35	7	3	3	6	3	0	0	0	0	2	44	56	3.00	1.111
Jerry Don Gleaton, L ERA: 6.75 (10, 1)	0.2		3	1	1	1	1	0	0	0	0	0	0	5	5	13.50	1.500
Mike Stanton, R ERA: 6.99 (10, 1)	0.1		2	1	1	1	1	0	0	0	0	0	1	4	4	27.00	3.000
Juan Agosto, L ERA: 4.05 (11, 1)	1.0	W	3	0	0	0	1	0	0	0	0	0	0	5	5	0.00	0.000

BOTTOM

Chicago White Sox @ New York Yankees  
Yankee Stadium, Bronx, NY  
Fri Aug 02 1985, 7:05 PM EDT  
Att. 27,118 - Unknown

livebaseballscores.com

AB	40
R	5
H	9
RBI	5
BB	3
SO	9
LOB	9



Batter	1	2	3	4	5	6	7	8	9	AB R H RBI BB SO LOB	TOP											
Luis Salazar, R (1, 8) OBP: 0.238, SLG: 0.337	0-0 F9		0-0 FC5-4		0-0 1B		0-0 F2		0-0 1B	5 0 2 0 0 0 2												
Bryan Little, S (1, 4) OBP: 0.337, SLG: 0.271	0-0 B5-3		0-0 F9		0-0 F5		0-0 F7		4-0 1B	4 0 0 0 0 0 4												
Jerry Hairston, S (9, PH) OBP: 0.393, SLG: 0.356									1-2 BB	0 0 0 0 1 0 0												
Julio Cruz, S (9, PR) OBP: 0.289, SLG: 0.198										0 0 0 0 0 0 0												
Harold Baines, L (1, 9) OBP: 0.349, SLG: 0.421	0-0 4-3			0-0 4-3		0-0 F7		0-0 3B	0-0 F8	5 0 1 1 0 0 4												
Greg Walker, L (1, 3) OBP: 0.333, SLG: 0.481		0-0 1B		0-0 F6		0-0 F6	0-3 K		0-0 F8	5 0 1 0 0 1 3												
Oscar Gamble, L (1, 10) OBP: 0.350, SLG: 0.317		0-0 F8		0-0 F8		0-0 F8		0-0 HR		4 1 1 1 0 0 1												
Ron Kittle, R (1, 7) OBP: 0.274, SLG: 0.358		0-0 F6			0-0 2B	0-0 1B		0-3 K		4 1 2 0 0 1 1												
Tim Hulett, R (1, 5) OBP: 0.326, SLG: 0.380		0-0 F9			0-0 L9	0-0 1B		0-0 1B		4 0 2 0 0 0 2												
Ozzie Guillen, L (1, 6) OBP: 0.294, SLG: 0.339			0-0 FC5-4		0-0 2B	0-0 2B		0-0 G4-3-6-3		3 1 2 0 0 0 2												
Scott Fletcher, R (8, PH) OBP: 0.302, SLG: 0.249					1-3 2B			1-2f		1 0 0 0 0 0 1												
Joel Skinner, R (1, 2) OBP: 0.600, SLG: 0.750			0-3 K		0-0 1B		0-0 3B		0-3 K	3 1 1 2 1 2 1												
Inning Stats	R: 0 E: 0 K: 0 S: 3	H: 0 LOB: 0 BB: 0 P: 3	R: 0 E: 0 K: 0 S: 4	H: 1 LOB: 1 BB: 0 P: 4	R: 0 E: 0 K: 1 S: 6	H: 1 LOB: 1 BB: 0 P: 6	R: 0 E: 0 K: 0 S: 3	H: 0 LOB: 0 BB: 0 P: 3	R: 2 E: 0 K: 0 S: 7	H: 4 LOB: 2 BB: 0 P: 7	R: 0 E: 0 K: 0 S: 5	H: 2 LOB: 2 BB: 0 P: 5	R: 1 E: 0 K: 1 S: 6	H: 1 LOB: 1 BB: 1 P: 10	R: 1 E: 0 K: 1 S: 6	H: 2 LOB: 0 BB: 0 P: 6	R: 0 E: 0 K: 1 S: 6	H: 1 LOB: 2 BB: 1 P: 10	1B: 8 2B: 2 3B: 1 HR: 1	SF: 0 SAC: 0 DP: 1 HBP: 0	WP: 0 PB: 0 SB: 1 CS: 0	PA: 40
PITCHER	IP WLS BF H R ER SO BB IBB HBP BLK WP HR S P ERA WHIP																					
Ed Whitson, R (1, 1) ERA: 4.0	8.1 W 38 12 4 4 4 2 0 0 0 0 0 1 44 52 4.32 1.680																					
Dave Righetti, L (9, 1) ERA: 3.21	0.2 S 2 0 0 0 0 0 0 0 0 0 0 0 2 2 0.00 0.000																					

Chicago White Sox @ New York Yankees  
Yankee Stadium, Bronx, NY  
Sat Aug 03 1985, 3:33 AM EDT  
Att: 37,276 - Unknown

AB	38
R	4
H	12
RBI	4
BB	2
SO	4
LOB	21



[livebaseballscorecards.com](http://livebaseballscorecards.com)



Batter	1	2	3	4	5	6	7	8	9	AB	R	H	RBI	BB	SO	LOB	BOTTOM			
Rickey Henderson, R OBP: 0.438, SLG: 0.569 Omar Moreno, L OBP: 0.212, SLG: 0.338	0-0 1-3 S 1B	0-0 S 2B		0-0 6-3		0-0 5-3		0-3 K		4	1	2	0	0	0	1				
Ken Griffey, L OBP: 0.322, SLG: 0.405	0-0 1-3	0-0 3-1			0-0 1-4-3 1B	0-0 1B WP 1B		0-0 F7		5	2	2	0	0	0	2				
Don Mattingly, L OBP: 0.360, SLG: 0.520	0-0 FC5-4 1B		0-0 HR		0-0 L4	0-0 WP 1B		0-0 1-3		5	1	3	2	0	0	1				
Dave Winfield, R OBP: 0.336, SLG: 0.467	0-0 FC5-4 HR		0-3 K		0-0 1-4-3	0-3 K		0-3 K		4	1	0	0	0	2	3				
Dan Pasqua, L OBP: 0.297, SLG: 0.446	0-0 HR		0-0 F9		0-0 2B 1B	0-0 F7				4	2	2	3	0	0	1				
Ron Hassey, L OBP: 0.344, SLG: 0.463	0-0 HR		0-0 L4		4-0 2B IBB		0-0 F5			3	1	1	1	1	0	0				
Willie Randolph, R OBP: 0.376, SLG: 0.366	0-0 5-3			0-0 F8	0-0 1-3 2-H 2B		0-0 CS 2B			4	0	2	1	0	0	0				
Mike Pagliarulo, L OBP: 0.324, SLG: 0.419		0-3 K		0-0 4-3 1B	4-0 IBB		4-0 BB BB BB			2	0	1	0	2	1	0				
Bobby Meacham, S OBP: 0.325, SLG: 0.282		0-0 F7		0-0 4-3	0-0 G3		0-3 K			4	0	0	0	0	1	5				
<b>Inning Stats</b>	R: 4 E: 0 K: 0 S: 7	H: 4 LOB: 0 BB: 0 P: 7	R: 0 E: 0 K: 1 S: 6	H: 1 LOB: 1 BB: 0 P: 6	R: 1 E: 0 K: 1 S: 6	H: 1 LOB: 0 BB: 0 P: 6	R: 0 E: 0 K: 0 S: 4	H: 1 LOB: 1 BB: 0 P: 4	R: 2 E: 0 K: 0 S: 6	H: 3 LOB: 3 BB: 2 P: 14	R: 1 E: 0 K: 1 S: 7	H: 2 LOB: 1 BB: 0 P: 7	R: 0 E: 0 K: 1 S: 5	H: 1 LOB: 1 BB: 1 P: 9	R: 0 E: 0 K: 1 S: 5	H: 0 LOB: 0 BB: 0 P: 5	1B: 7 2B: 3 3B: 0 HR: 3	SF: 0 SAC: 0 DP: 0 HBP: 0	WP: 1 PB: 0 SB: 2 CS: 1	PA: 39
<b>PITCHER</b>	IP WLS BF H R ER SO	IP WLS BF H R ER SO	IP WLS BF H R ER SO	IP WLS BF H R ER SO	IP WLS BF H R ER SO	IP WLS BF H R ER SO	IP WLS BF H R ER SO	IP WLS BF H R ER SO	IP WLS BF H R ER SO	IP WLS BF H R ER SO	IP WLS BF H R ER SO	IP WLS BF H R ER SO	IP WLS BF H R ER SO	IP WLS BF H R ER SO	IP WLS BF H R ER SO	IP WLS BF H R ER SO	WP HR S P	ERA WHIP		
Bill Long, R ERA: 10.29	(1, 1) 5.1 L																			
Jerry Don Gleaton, L ERA: 5.99	(6, 1) 1.2																			
Mike Stanton, R ERA: 6.81	(8, 1) 1.0																			

Chicago White Sox @ New York Yankees  
Yankee Stadium, Bronx, NY  
Sat Aug 03 1985, 3:33 AM EDT  
Att. 37,276 - Unknown

AB	36
R	8
H	13
RBI	7
BB	3
SO	5
LOB	13



WP	1	PA	39
PB	0		
SB	2		
CS	1		

ERA	WHIP
-----	------

Batter	1	2	3	4	5	6	7	8	9	AB R H RBI BB SO LOB	TOP		
Rudy Law, L (1, 7) OBP: 0.315, SLG: 0.376 Reid Nichols, R (8, PH) OBP: 0.299, SLG: 0.305 (8, 7)	0-0 BB 1B		0-0 CS 1B		0-0 F7	1B 1B BB		0-0 1B		3 0 2 0 1 0 1 1 0 1 0 0 0 0			
Bryan Little, S (1, 4) OBP: 0.356, SLG: 0.278 Scott Fletcher, R (8, PH) OBP: 0.300, SLG: 0.248 (8, 4)	4-0 1B BB		0-0 F9		4-0 BB	1B 1B		0-0 F9		2 0 1 2 2 0 1 1 0 0 0 0 0 1			
Harold Baines, L (1, 9) OBP: 0.350, SLG: 0.421	0-0 1-3 1B		0-0 L6		0-0 4-3	1B			0-0 G3	5 0 2 0 0 0 2			
Greg Walker, L (1, 3) OBP: 0.336, SLG: 0.480	4-0 BB			0-0 1B		4-0 FC4-6 BB		0-0 F7	0-3 K	3 0 1 0 2 1 0			
Carlton Fisk, R (1, 2) OBP: 0.314, SLG: 0.538	0-3 K			0-0 F6		0-0 FC4-6 1B 2B		0-0 2B	0-0 L9	5 1 1 0 0 1 4			
Oscar Gamble, L (1, 10) OBP: 0.355, SLG: 0.320 Ron Kittle, R (7, PH) OBP: 0.272, SLG: 0.356		4-0 G6-3 1B BB		0-0 F4		0-0 2B 1B 1B		0-3 K		2 1 1 0 1 0 1 1 0 0 0 0 1 1			
Tim Hulett, R (1, 5) OBP: 0.329, SLG: 0.385		0-0 G6-3 1B		0-0 4-3		0-0 FC6-4 1B 2B		0-3 K		4 1 2 1 0 1 2			
Ozzie Guillen, L (1, 6) OBP: 0.294, SLG: 0.338		0-0 G6-3			0-0 F7	FC6-4 1B		0-0 L7		4 0 1 1 0 0 2			
Luis Salazar, R (1, 8) OBP: 0.238, SLG: 0.340		0-3 K			0-0 2B	FC6-4 1B BB		0-0 F3		4 1 1 0 0 1 3			
<b>Inning Stats</b>	R: 0 H: 2 E: 0 LOB: 2 K: 1 BB: 2 S: 5 P: 13	R: 0 H: 1 E: 0 LOB: 1 K: 1 BB: 1 S: 5 P: 9	R: 0 H: 1 E: 0 LOB: 0 K: 0 BB: 0 S: 3 P: 3	R: 0 H: 1 E: 0 LOB: 1 K: 0 BB: 0 S: 4 P: 4	R: 0 H: 1 E: 0 LOB: 2 K: 0 BB: 1 S: 4 P: 8	R: 4 H: 5 E: 0 LOB: 2 K: 0 BB: 2 S: 7 P: 15	R: 0 H: 1 E: 0 LOB: 1 K: 2 BB: 0 S: 8 P: 8	R: 0 H: 1 E: 0 LOB: 1 K: 0 BB: 0 S: 4 P: 4	R: 0 H: 0 E: 0 LOB: 0 K: 1 BB: 0 S: 5 P: 5	1B: 10 SF: 0 2B: 3 SAC: 0 3B: 0 DP: 1 HR: 0 HBP: 0	WP: 0 PA: 41 PB: 0 SB: 0 CS: 1		
<b>PITCHER</b>	IP WLS BF H R ER SO BB IBB HBP BLK WP HR S P ERA WHIP											<b>PITCHER</b>	IP WLS BF H R ER SO BB IBB HBP BLK WP HR S P ERA WHIP
Joe Cowley, R (1, 1) ERA: 3.86	5.1 L 24 7 2 2 2 5 0 0 0 0 0 0 23 43 3.38 2.250												
Brian Fisher, R (6, 1) ERA: 2.61	0.2 6 4 2 2 0 1 0 0 0 0 0 0 5 9 27.00 7.500												
Bob Shirley, L (7, 1) ERA: 3.41	2.0 8 2 0 0 2 0 0 0 0 0 0 0 12 12 0.00 1.000												
Neil Allen, R (9, 1) ERA: 5.03	1.0 3 0 0 0 1 0 0 0 0 0 0 0 5 5 0.00 0.000												

Chicago White Sox @ New York Yankees  
 Yankee Stadium, Bronx, NY  
 Sun Aug 04 1985, 3:33 AM EDT  
 Att: 54,032 - Unknown

livebaseballscorecards.com

AB	35
R	4
H	13
RBI	4
BB	6
SO	5
LOB	18




Batter	1	2	3	4	5	6	7	8	9	AB	R	H	RBI	BB	SO	LOB
Rickey Henderson, R OBP: 0.433, SLG: 0.562 (1, 8)	0-0 F3		0-0 4-3		0-0 5-3			0-3 K		4	0	0	0	0	1	2
Ken Griffey, L OBP: 0.321, SLG: 0.403 (1, 10)	0-3 K		0-0 1B		0-0 F7			0-0 FC4-6 1B		4	0	1	1	0	1	1
Don Mattingly, L OBP: 0.361, SLG: 0.520 (1, 3)	0-0 1B		0-0 4-3					0-0 1B		4	0	2	0	0	0	1
Dave Winfield, R OBP: 0.333, SLG: 0.463 (1, 9)	0-0 F8				0-0 E5 3-1 G3			0-3 K		4	0	0	0	0	1	3
Dan Pasqua, L OBP: 0.295, SLG: 0.435 (1, 7)		0-0 F8			0-0 G3			0-3 K		4	0	1	0	0	1	1
Ron Hassey, L OBP: 0.337, SLG: 0.452 (1, 2)		0-0 F7			0-0 3-1			0-0 F9		4	0	0	0	0	1	2
Willie Randolph, R OBP: 0.375, SLG: 0.363 (1, 4)		0-0 6-3			1-0 HBP			0-0 F7		3	0	0	0	0	0	1
Mike Pagliarulo, L OBP: 0.327, SLG: 0.417 (1, 5)			0-0 1B		0-3 K			0-0 F8		3	1	1	0	1	1	2
Bobby Meacham, S OBP: 0.326, SLG: 0.283 Don Baylor, R (9, PH) OBP: 0.337, SLG: 0.459 (1, 6)			0-0 F8		0-3 K			0-0 FC4-6 1B		3	0	1	0	0	1	1
										1	0	0	0	0	0	2

Inning Stats	R: 0	H: 1	E: 0	K: 1	S: 6	R: 0	H: 0	E: 0	K: 0	S: 3	R: 1	H: 2	E: 0	K: 0	S: 5	R: 0	H: 0	E: 1	K: 1	S: 6	R: 0	H: 0	E: 0	K: 1	S: 5	R: 0	H: 0	E: 0	K: 0	S: 3	R: 0	H: 2	E: 0	K: 1	S: 9	R: 0	H: 1	E: 0	K: 1	S: 6	1B: 6	2B: 0	3B: 0	HR: 0	SF: 0	SAC: 0	DP: 0	HBP: 1	WP: 0	PB: 0	SB: 0	CS: 0	PA: 36
PITCHER Tom Seaver, R ERA: 2.92 (1, 1)	IP	WLS	BF	H	R	ER	SO	BB	IBB	HBP	BLK	WP	HR	S	P	ERA	WHIP																																				
																		PITCHER	IP	WLS	BF	H	R	ER	SO	BB	IBB	HBP	BLK	WP	HR	S	P	ERA	WHIP																		

**Chicago White Sox @ New York Yankees**  
 Yankee Stadium, Bronx, NY  
 Sun Aug 04 1985, 3:33 AM EDT  
 Att. 54,032 - Unknown

livebaseballscorecards.com

AB	34
R	1
H	6
RBI	1
BB	1
SO	7
LOB	16



Batter	1	2	3	4	5	6	7	8	9	AB R H RBI BB SO LOB	TOP												
Luis Salazar, R OBP: 0.238, SLG: 0.338 (1, 8) X	0-0 F2 ①		0-0 CS ③ X 1-2	0-0 S 1B		0-3 K ①			0-3 K ②	4 0 1 0 0 2 2													
Scott Fletcher, R OBP: 0.300, SLG: 0.248 (1, 6) X (8, 4)	0-0 L8 ②			0-3 K ① 1-2		0-0 G6-4-3 ② ③ 1-2f			0-0 1B HR 1B	4 1 1 0 0 1 3													
Harold Baines, L OBP: 0.351, SLG: 0.422 (1, 9) X	0-0 L6 ③			0-0 F9 ②			0-0 G6-4-3 1B		0-0 1B HR 1B	4 1 2 0 0 0 1													
Carlton Fisk, R OBP: 0.313, SLG: 0.543 (1, 2)		0-3 K ①		0-0 F8 ③			0-0 F5 ①		0-0 1B HR 1B	4 1 1 3 0 1 2													
Tim Lincecum, R OBP: 0.324, SLG: 0.380 (1, 5)		0-0 F8 ②			0-3 K ①		0-0 G6-4-3 ② ③ 1-2f		0-0 6-3 ③	4 0 0 0 0 1 1													
Ron Kittle, R OBP: 0.273, SLG: 0.355 (1, 10)		0-0 F8 ③			0-0 E5 ① G4-6-3			0-0 1B FC1-6 1B		3 0 1 0 0 0 0													
Greg Walker, L OBP: 0.333, SLG: 0.476 (1, 3)			0-3 K ①		0-0 G4-6-3 ② ③ 1-2f			0-0 1B FC1-6 1B		3 0 0 0 0 1 2													
Julio Cruz, S OBP: 0.297, SLG: 0.207 (8, PH) Ozzie Guillen, L OBP: 0.293, SLG: 0.337 (8, 6)			0-0 CS 1B			0-0 1B 1B		0-0 1B G6-3 1-2f		2 0 2 0 0 0 0 1 0 0 0 0 0 1													
Reid Nichols, R OBP: 0.300, SLG: 0.306 (1, 7)			0-3 K ②			0-0 1B G6-4-3			0-0 5-3 ①	3 0 1 0 0 1 1													
<b>Inning Stats</b>	R: 0 E: 0 K: 0 S: 3	H: 0 LOB: 0 BB: 0 P: 3	R: 0 E: 0 K: 1 S: 5	H: 0 LOB: 0 BB: 0 P: 5	R: 0 E: 0 K: 2 S: 7	H: 1 LOB: 0 BB: 0 P: 7	R: 0 E: 0 K: 1 S: 6	H: 1 LOB: 1 BB: 0 P: 6	R: 0 E: 1 K: 1 S: 5	H: 0 LOB: 0 BB: 0 P: 5	R: 0 E: 0 K: 1 S: 6	H: 2 LOB: 1 BB: 0 P: 6	R: 0 E: 0 K: 0 S: 3	H: 1 LOB: 0 BB: 0 P: 3	R: 0 E: 0 K: 0 S: 3	H: 1 LOB: 0 BB: 0 P: 3	R: 3 E: 0 K: 1 S: 8	H: 3 LOB: 0 BB: 0 P: 8	1B: 8 2B: 0 3B: 0 HR: 1	SF: 0 SAC: 0 DP: 4 HBP: 0	WP: 0 PB: 0 SB: 1 CS: 1	PA: 33	
<b>PITCHER</b> Ron Guidry, L ERA: 3.08 (1, 1)	IP 9.0	WLS W	BF 32	H 9	R 3	ER 3	SO 7	BB 0	IBB 0	HBP 0	BLK 0	WP 0	HR 1	S 46	P 46	ERA 3.00	WHIP 1.000						<b>PITCHER</b> IP WLS BF H R ER SO BB IBB HBP BLK WP HR S P ERA WHIP

Chicago White Sox @ New York Yankees  
 Yankee Stadium, Bronx, NY  
 Mon Aug 05 1985, 7:05 PM EDT  
 Att: 28,320 - Unknown

AB	32
R	3
H	9
RBI	3
BB	0
SO	7
LOB	13



livebaseballscorecards.com

Batter	1	2	3	4	5	6	7	8	9
Rickey Henderson, R OBP: 0.434, SLG: 0.569 (1, 8) BBB	4-0 2B BB		0-0 F3		0-0 HR		0-0 F8		
Don Mattingly, L OBP: 0.362, SLG: 0.529 (1, 3) X	0-0 PB 1-H 2B		0-0 5-3		0-0 HR		0-3 K		
Dave Winfield, R OBP: 0.332, SLG: 0.463 (1, 9) X	0-0 5-3			0-0 2B	0-3 K		0-0 5-3		
Don Baylor, R OBP: 0.339, SLG: 0.461 (1, 10) X	0-0 F6			0-0 1B 2B	0-0 4-3		1-0 WP 2B HBP		
Willie Randolph, R OBP: 0.374, SLG: 0.360 (1, 4) X	0-0 F9 2-3			4-0 1B SF8 BB	0-0 G1-6-3		0-0 L9		
Andre Robertson, R OBP: 0.417, SLG: 0.545 Mike Pagliarulo, L OBP: 0.325, SLG: 0.414 (6, PH) (7, 5)		0-0 CS 1B		0-0 1-3 2-H SF8 1B		0-3 K	0-0 F5		
Butch Wynegar, S OBP: 0.341, SLG: 0.335 (1, 2) X	0-0 L7			0-0 1-2 3-H SF8		4-0 FC4-6 BB	0-0 1-H 2B		
Bill Sample, R OBP: 0.316, SLG: 0.322 Ken Griffey, L OBP: 0.319, SLG: 0.400 (6, PH) (7, 7)		0-3 K		0-0 L8		0-0 1-2f FC4-6	0-0 G3		
Bobby Meacham, S OBP: 0.323, SLG: 0.280 (1, 6) S			0-3 K2-3		0-0 4-3		0-0 4-3		

Inning Stats	R: 1	H: 1	R: 0	H: 1	R: 0	H: 0	R: 3	H: 3	R: 2	H: 2	R: 0	H: 0	R: 0	H: 0	R: 1	H: 1
	E: 0	LOB: 1	E: 0	LOB: 1	E: 0	LOB: 0	E: 0	LOB: 1	E: 0	LOB: 0	E: 0	LOB: 1	E: 0	LOB: 0	E: 0	LOB: 1
	K: 0	BB: 1	K: 1	BB: 0	K: 1	BB: 0	K: 0	BB: 1	K: 1	BB: 1	K: 1	BB: 0	K: 1	BB: 0	K: 0	BB: 0
	S: 4	P: 8	S: 5	P: 5	S: 5	P: 5	S: 6	P: 10	S: 7	P: 7	S: 5	P: 9	S: 5	P: 5	S: 4	P: 5

PITCHER	IP	WLS	BF	H	R	ER	SO	BB	IBB	HBP	BLK	WP	HR	S	P	ERA	WHIP
Floyd Bannister, L ERA: 4.69 (1, 1)	4.0	L	20	7	6	6	2	2	0	0	0	0	2	22	30	13.50	2.250
Dan Spillner, R ERA: 3.13 (5, 1)	2.0		7	0	0	0	2	1	0	0	0	0	0	10	14	0.00	0.500
Dave Wehmeister, R ERA: (7, 1)	1.0		3	0	0	0	1	0	0	0	0	0	0	5	5	0.00	0.000
Bob James, R ERA: 2.0 (8, 1)	1.0		5	1	1	1	0	0	0	1	0	1	0	4	5	9.00	1.000

**BOTTOM**


**Chicago White Sox @ New York Yankees**  
Yankee Stadium, Bronx, NY

Mon Aug 05 1985, 7:05 PM EDT  
Att. 28,320 - Unknown

AB	R	H	RBI	BB	SO	LOB
3	2	1	1	1	0	0
4	1	2	2	0	1	0
4	1	1	0	0	1	1
3	2	1	1	0	0	1
3	1	0	0	1	0	2
2	0	2	1	0	0	0
2	0	0	0	0	1	1
2	0	1	2	1	0	1
2	0	0	0	0	1	2
2	0	0	0	0	0	2
3	0	0	0	0	1	2

AB	30
R	7
H	8
RBI	7
BB	3
SO	5
LOB	12

WP: 1 PA: 35  
PB: 1  
SB: 0  
CS: 1



PITCHER	IP	WLS	BF	H	R	ER	SO	BB	IBB	HBP	BLK	WP	HR	S	P	ERA	WHIP
Floyd Bannister, L ERA: 4.69 (1, 1)	4.0	L	20	7	6	6	2	2	0	0	0	0	2	22	30	13.50	2.250
Dan Spillner, R ERA: 3.13 (5, 1)	2.0		7	0	0	0	2	1	0	0	0	0	0	10	14	0.00	0.500
Dave Wehmeister, R ERA: (7, 1)	1.0		3	0	0	0	1	0	0	0	0	0	0	5	5	0.00	0.000
Bob James, R ERA: 2.0 (8, 1)	1.0		5	1	1	1	0	0	0	1	0	1	0	4	5	9.00	1.000

Batter	1	2	3	4	5	6	7	8	9	AB R H RBI BB SO LOB	TOP																										
Dwight Evans, R (1, 9) OBP: 0.376, SLG: 0.373	0-0 F9		0-0 F3		0-0 G3	4-0 FC4-6 BB		0-3 K		4 0 0 0 1 1 2	<b>Boston Red Sox @ Chicago White Sox</b> Comiskey Park, Chicago, IL Thu Aug 08 1985, 8:05 PM EDT Unknown																										
Wade Boggs, L (1, 5) OBP: 0.440, SLG: 0.457	0-0 F8			0-3 K	4-0 BB	0-0 FC4-6 1B		0-0 F7		4 0 0 1 1 1 2																											
Bill Buckner, L (1, 3) OBP: 0.314, SLG: 0.445	0-0 F9			0-3 K	0-0 F2	0-0 1B			0-0 1B	5 0 2 1 0 1 2																											
Jim Rice, R (1, 7) OBP: 0.324, SLG: 0.430		0-0 F8		0-0 2B 1B	0-0 1-3	0-0 L7			0-3 K	5 1 1 0 0 1 5																											
Tony Armas, R (1, 10) OBP: 0.260, SLG: 0.511		0-0 4-3		0-0 1B 2B		0-0 HR	0-3 K		0-3 K	5 2 2 1 0 2 1																											
Marty Barrett, R (1, 4) OBP: 0.357, SLG: 0.365		0-0 F8		0-0 S 1B		4-0 1B BB	0-0 4-3		0-0 4-3	4 1 1 2 1 0 1																											
Dave Sax, R (1, 2) OBP: 0.333, SLG: 0.387			0-0 5-3	4-0 1-2 BB		0-3 K				2 0 0 0 1 1 1																											
Rich Gedman, L (7, PH) OBP: 0.374, SLG: 0.476										1 0 1 0 0 0 0																											
Steve Lyons, L (1, 8) OBP: 0.335, SLG: 0.345			0-0 F4	0-0 F7		0-0 1B FC4-6 1B			0-0 F9	4 1 1 0 0 0 3																											
Jackie Gutierrez, R (1, 6) OBP: 0.276, SLG: 0.291			0-0 1B		4-0 G3 BB	0-0 FC4-6 BB 1B		0-3 K		2 1 2 1 1 0 0																											
Mike Easler, L (8, PH) OBP: 0.329, SLG: 0.427										1 0 0 0 0 1 0																											
Ed Jurak, R (8, 6) OBP: 0.143, SLG: 0.143										0 0 0 0 0 0 0																											
<b>Inning Stats</b>	R: 0 E: 0 K: 0 S: 3	H: 0 LOB: 0 BB: 0 P: 3	R: 0 E: 0 K: 0 S: 3	H: 0 LOB: 0 BB: 0 P: 3	R: 0 E: 0 K: 0 S: 4	H: 1 LOB: 1 BB: 0 P: 4	R: 2 E: 0 K: 2 S: 10	H: 3 LOB: 2 BB: 1 P: 14	R: 0 E: 0 K: 0 S: 3	H: 0 LOB: 2 BB: 2 P: 11	R: 4 E: 0 K: 1 S: 9	H: 4 LOB: 2 BB: 2 P: 17	R: 0 E: 0 K: 1 S: 6	H: 1 LOB: 1 BB: 0 P: 6	R: 0 E: 0 K: 2 S: 7	H: 0 LOB: 0 BB: 0 P: 7	R: 0 E: 0 K: 2 S: 8	H: 1 LOB: 1 BB: 0 P: 8	1B: 8 2B: 1 3B: 0 HR: 1	SF: 0 SAC: 0 DP: 0 HBP: 0	WP: 0 PB: 0 SB: 1 CS: 0	PA: 42															
<b>PITCHER</b>	IP WLS BF H R ER SO BB IBB HBP BLK WP HR S P ERA WHIP																																				
Britt Burns, L (1, 1) ERA: 3.59	5.1		26	6	5	5	3	4	0	0	0	0	1	28	44	8.44	1.875																				
Dan Spillner, R (6, 1) ERA: 3.28	0.0		2	1	0	0	0	1	0	0	0	0	0	1	5	∞	∞																				
Jerry Don Gleaton, L (6, 1) ERA: 5.4	0.1		2	1	1	1	0	0	0	0	0	0	0	2	2	27.00	3.000																				
Dave Wehmeister, R (6, 1) ERA:	2.1	W	9	2	0	0	3	0	0	0	0	0	0	15	15	0.00	0.857																				
Bob James, R (9, 1) ERA: 1.97	1.0	S	3	0	0	0	2	0	0	0	0	0	0	7	7	0.00	0.000																				

livebaseballscorecards.com

AB	37
R	6
H	10
RBI	6
BB	5
SO	8
LOB	17



Batter	1	2	3	4	5	6	7	8	9	AB	R	H	RBI	BB	SO	LOB
Rudy Law, L OBP: 0.315, SLG: 0.376 (1, 7)	0-0 SH 1B	0-0 4-3		0-0 F3			0-0 SH5-4 1-2			3	1	1	0	0	0	0
Luis Salazar, R OBP: 0.235, SLG: 0.333 (1, 8)	0-0 SH 3B		0-0 6-3		0-0 6-3		0-0 6-3 2-3			3	1	0	0	0	0	1
Harold Baines, L OBP: 0.352, SLG: 0.430 (1, 9)	0-0 SF8 3B		0-0 F9		0-0 F4		0-0 PO 2B			4	1	2	2	0	0	0
Carlton Fisk, R OBP: 0.318, SLG: 0.547 (1, 2)	0-0 F9		0-0 2B		0-0 1B		4-0 IBB			3	0	2	0	1	0	1
Tim Lincecum, R OBP: 0.320, SLG: 0.375 (1, 5)	0-0 SF8 3B		0-0 F9		0-0 F7		0-0 PO 2-3	0-0 6-3		3	0	0	1	0	0	2
Greg Walker, L OBP: 0.333, SLG: 0.477 (1, 3)	0-3 K			0-0 HR 2B		0-3 K		0-0 F7		4	1	1	0	0	2	0
Ron Kittle, R OBP: 0.287, SLG: 0.401 (1, 10)		0-0 HR		0-0 HR 2B		0-0 G4-3 1B		0-0 BB 1B		4	2	4	3	0	0	0
Scott Fletcher, R OBP: 0.296, SLG: 0.244 (1, 4)		0-0 5-3		0-0 F3		0-0 G4-3		4-0 BB		3	0	0	0	0	0	1
Jerry Hairston, S OBP: 0.398, SLG: 0.356 (8, PH)										0	0	0	0	1	0	0
Bryan Little, S OBP: 0.356, SLG: 0.278 (8, PR)										0	0	0	0	0	0	0
Ozzie Guillen, L OBP: 0.292, SLG: 0.336 (1, 6)		0-0 1-3		0-0 4-3				0-0 6-3 SH5-4 2B 1B	0-3 K	4	1	1	0	0	1	2

Inning Stats	R: 3	H: 2	E: 1	LOB: 0	K: 1	BB: 0	S: 8	P: 8	R: 1	H: 1	E: 0	LOB: 0	K: 0	BB: 0	S: 4	P: 4	R: 0	H: 1	E: 0	LOB: 1	K: 0	BB: 0	S: 4	P: 4	R: 2	H: 2	E: 0	LOB: 0	K: 0	BB: 0	S: 5	P: 5	R: 0	H: 1	E: 0	LOB: 0	K: 1	BB: 0	S: 5	P: 5	R: 1	H: 2	E: 0	LOB: 1	K: 0	BB: 1	S: 4	P: 8	R: 0	H: 1	E: 0	LOB: 2	K: 1	BB: 1	S: 6	P: 10
--------------	------	------	------	--------	------	-------	------	------	------	------	------	--------	------	-------	------	------	------	------	------	--------	------	-------	------	------	------	------	------	--------	------	-------	------	------	------	------	------	--------	------	-------	------	------	------	------	------	--------	------	-------	------	------	------	------	------	--------	------	-------	------	-------

PITCHER	IP	WLS	BF	H	R	ER	SO	BB	IBB	HBP	BLK	WP	HR	S	P	ERA	WHIP
Bob Ojeda, L ERA: 4.24 (1, 1)	5.0		23	7	6	4	1	0	0	0	0	0	2	25	25	7.20	1.400
Bruce Kison, R ERA: 4.46 (6, 1)	1.2	L	8	3	1	1	1	0	1	0	0	0	0	9	13	5.40	1.800
Mark Clear, R ERA: 2.76 (7, 1)	1.1		5	1	0	0	1	1	0	0	0	0	0	6	10	0.00	1.500

**BOTTOM**

**Boston Red Sox @ Chicago White Sox**  
Comiskey Park, Chicago, IL  
Thu Aug 08 1985, 8:05 PM EDT  
Unknown

AB	31
R	7
H	11
RBI	6
BB	2
SO	3
LOB	7



WP	HR	S	P	ERA	WHIP
0	0	1	37	0	0

Batter	1	2	3	4	5	6	7	8	9	AB R H RBI BB SO LOB	TOP											
Dwight Evans, R OBP: 0.376, SLG: 0.374 (1, 9) X	0-0 1B 2B	0-0 F6		0-0 FC4		4-0 1B BB		0-0 5-3		4 1 1 0 1 0 4												
Wade Boggs, L OBP: 0.442, SLG: 0.465 (1, 5) X	0-0 1B 2-H 1B	0-0 G6-4-3			0-0 HR	0-0 1B G4-6-3		0-3 K		5 1 3 3 0 1 3												
Jim Rice, R OBP: 0.321, SLG: 0.425 (1, 7) X	0-0 F8		0-0 6-3		0-0 5-3	0-0 G4-6-3		0-0 6-3		5 0 0 0 0 0 3												
Bill Buckner, L OBP: 0.315, SLG: 0.449 (1, 3) X	0-0 FC6-4 1-2 1B		0-0 F7		0-0 4-3		0-0 6-3 3B		0-0 L9	5 1 2 0 0 0 0												
Mike Easler, L OBP: 0.330, SLG: 0.426 (1, 10) X	0-0 L1		0-3 K		0-0 2B 1B		0-0 6-3		4-0 3-1 WP BB	4 1 1 1 1 1 2												
Rich Gedman, L OBP: 0.375, SLG: 0.487 (1, 2) X	0-0 FC6-4 1-2f			0-0 HR	0-0 2B		0-0 6-3		0-0 3-1	5 1 2 2 0 0 3												
Marty Barrett, R OBP: 0.360, SLG: 0.367 (1, 4) X		0-0 BB BB 1B		4-0 FC4 BB	0-0 6-3		0-0 FC5 1B 1B		0-0 F4	4 0 2 0 1 0 2												
Steve Lyons, L OBP: 0.341, SLG: 0.349 (1, 8) X		4-0 BB 1-2 BB		0-3 K		0-0 SH1-4 1B	0-0 1-2 1B			3 1 2 0 1 1 1												
Jackie Gutierrez, R OBP: 0.277, SLG: 0.287 (1, 6) X		4-0 BB 1-2 2-3 BB		0-0 F8		0-0 SH1-4	0-0 FC5			2 0 0 0 1 0 3												
<b>Inning Stats</b>	R: 1 E: 0 K: 0 S: 6	H: 3 LOB: 2 BB: 0 P: 6	R: 0 E: 0 K: 0 S: 3	H: 1 LOB: 2 BB: 2 P: 11	R: 0 E: 0 K: 1 S: 5	H: 0 LOB: 0 BB: 0 P: 5	R: 1 E: 0 K: 1 S: 6	H: 1 LOB: 1 BB: 1 P: 10	R: 2 E: 0 K: 0 S: 6	H: 3 LOB: 1 BB: 0 P: 6	R: 1 E: 0 K: 0 S: 4	H: 2 LOB: 1 BB: 1 P: 8	R: 1 E: 0 K: 0 S: 6	H: 3 LOB: 2 BB: 0 P: 6	R: 0 E: 0 K: 1 S: 5	H: 0 LOB: 0 BB: 0 P: 5	R: 0 E: 0 K: 0 S: 3	H: 0 LOB: 1 BB: 1 P: 7	1B: 8 2B: 2 3B: 1 HR: 2	SF: 0 SAC: 1 DP: 2 HBP: 0	WP: 1 PB: 0 SB: 0 CS: 0	PA: 43
<b>PITCHER</b>	IP WLS BF H R ER SO BB IBB HBP BLK WP HR S P ERA WHIP																					
Gene Nelson, R ERA: 3.71 (1, 1)	5.1 L 28 9 5 5 2 4 0 0 0 0 0 2 28 44 8.44 2.438																					
Juan Agosto, L ERA: 4.15 (6, 1)	1.1 7 4 1 1 0 0 0 0 0 0 0 0 7 7 6.75 3.000																					
Mike Stanton, R ERA: 6.42 (7, 1)	2.1 8 0 0 0 1 1 0 0 0 1 0 9 13 0.00 0.429																					
Mike Stanton, R ERA: 6.42 (8, 1)	2.1 8 0 0 0 1 1 0 0 0 1 0 9 13 0.00 0.429																					

**Boston Red Sox @ Chicago White Sox**  
 Comiskey Park, Chicago, IL  
 Thu Aug 08 1985, 8:05 PM EDT  
 Att: 20,927 - Unknown

livebaseballscorecards.com

**AB 37**  
**R 6**  
**H 13**  
**RBI 6**  
**BB 5**  
**SO 3**  
**LOB 21**





Batter	1	2	3	4	5	6	7	8	9	AB	R	H	RBI	BB	SO	LOB
Reid Nichols, R OBP: 0.301, SLG: 0.308 (1, 9) (7, 8)	0-0 1B		0-0 L6		0-0 F5		0-0 1B		0-0 6-3	3	0	1	0	0	0	1
Jerry Hairston, S OBP: 0.403, SLG: 0.363 Mike Stanton, S (8, 1) Oscar Gamble, L OBP: 0.353, SLG: 0.318 (9, PH)	4-0 1B		0-0 E6		0-0 L8		0-0 F5			2	0	0	0	1	0	1
Scott Fletcher, R OBP: 0.296, SLG: 0.242 Bryan Little, S OBP: 0.352, SLG: 0.274 (7, PH) (8, 4)	0-3 K		0-0 5-3		0-0 F8		4-0 1B BB			3	0	0	0	1	1	2
Tim Hulett, R OBP: 0.319, SLG: 0.371 (1, 5)		0-0 F3		0-0 4-3		0-0 PB BB 1B		0-0 F5		4	0	1	0	0	0	1
Carlton Fisk, R OBP: 0.317, SLG: 0.544 (8, 2)		4-0 2B BB		0-0 G3 2B		4-0 PB BB 1B		0-0 F4		2	1	1	0	2	0	1
Ron Kittle, R OBP: 0.296, SLG: 0.407 (1, 7)		0-0 2B		0-0 G3		0-0 F7		0-0 FC6-4 1B		4	0	2	1	0	0	3
Greg Walker, L OBP: 0.334, SLG: 0.479 (1, 3)		0-0 F9		0-0 F7		0-0 F7		0-0 FC6-4		2	0	0	0	0	0	2
Luis Salazar, R OBP: 0.233, SLG: 0.330 Harold Baines, L OBP: 0.351, SLG: 0.428 (6, PH) (7, 9)		0-0 5-3		0-0 F7		4-0 4-3 BB		0-0 6-3		1	0	0	0	1	0	1
Marc Hill, R OBP: 0.247, SLG: 0.129 Rudy Law, L OBP: 0.313, SLG: 0.372 (7, PH) (8, 8)		0-0 F7		0-0 4-3		0-0 F8		0-0 1-3		2	0	0	0	0	0	0
Ozzie Guillen, L OBP: 0.289, SLG: 0.331 (1, 6)										4	0	0	0	0	0	1

BOTTOM	
<b>Boston Red Sox @ Chicago White Sox</b>	
Comiskey Park, Chicago, IL	
Thu Aug 08 1985, 8:05 PM EDT	
Att. 20,927 - Unknown	
AB	32
R	1
H	6
RBI	1
BB	5
SO	1
LOB	18
	

Inning Stats		R: 0	H: 1	R: 1	H: 1	R: 0	H: 0	R: 0	H: 1	R: 0	H: 1	R: 0	H: 1	R: 0	H: 1	R: 0	H: 0	R: 0	H: 1	R: 0	H: 1	R: 0	H: 0	1B: 4	SF: 0	WP: 0	PA: 37
		E: 0	LOB: 1	E: 0	LOB: 1	E: 1	LOB: 1	E: 0	LOB: 1	E: 0	LOB: 2	E: 0	LOB: 1	E: 0	LOB: 2	E: 0	LOB: 0	E: 0	LOB: 0	E: 0	LOB: 0	E: 0	LOB: 0	2B: 3	SAC: 0	PB: 1	PA: 37
		K: 1	BB: 1	K: 0	BB: 1	K: 0	BB: 0	K: 0	BB: 0	K: 0	BB: 1	K: 0	BB: 0	K: 0	BB: 1	K: 0	BB: 0	K: 0	BB: 1	K: 0	BB: 0	K: 0	BB: 0	3B: 0	DP: 1	SB: 0	PA: 37
		S: 4	P: 8	S: 4	P: 8	S: 4	P: 4	S: 4	P: 4	S: 3	P: 7	S: 4	P: 8	S: 4	P: 8	S: 3	P: 3	S: 4	P: 8	S: 3	P: 3	S: 4	P: 8	HR: 0	HBP: 0	CS: 2	PA: 37
PITCHER	IP	WLS	BF	H	R	ER	SO	BB	IBB	HBP	BLK	WP	HR	S	P	ERA	WHIP										
Tim Lollar, L ERA: 4.62 (1, 1)	5.2	W	24	4	1	1	1	4	0	0	0	0	0	22	38	1.59	1.412										
Steve Crawford, R ERA: 3.06 (6, 1)	3.1	S	13	2	0	0	0	1	0	0	0	0	0	12	16	0.00	0.900										

Batter	1	2	3	4	5	6	7	8	9	AB R H RBI BB SO LOB	TOP																
Paul Molitor, R (1, 5) OBP: 0.361, SLG: 0.411	0-3 K		0-0 FC1-6-5 S	0-0 F7		0-0 F9		0-0 SH5-4		4 1 0 0 0 1 2																	
Robin Yount, R (1, 10) OBP: 0.329, SLG: 0.438	0-0 HR		0-0 6-3		0-0 5-3	0-0 L6		0-0 SF7		4 1 1 3 0 0 0																	
Cecil Cooper, L (1, 3) OBP: 0.332, SLG: 0.473	0-0 4-3 2B		0-0 HR		0-0 WP 1B 1B	0-0 F7		0-0 4-3		5 2 3 1 0 0 1																	
Ben Oglivie, L (1, 7) OBP: 0.368, SLG: 0.457	0-0 4-3		0-0 2B 1B		0-0 1-2 WP 1B 1B	0-0 F8		0-0 SH1-4 1B		5 1 3 0 0 0 1																	
Ernest Riles, L (1, 6) OBP: 0.333, SLG: 0.408	0-0 1-3		0-0 1-3 2B		0-0 1-H 2-H WP HR 1B	0-0 F7		0-0 SH1-4		4 1 2 2 0 0 1																	
Paul Householder, S (1, 9) OBP: 0.307, SLG: 0.338		0-3 K	0-3 K		0-0 1-H HR	0-0 1B		0-0 F4		5 1 2 2 0 2 3																	
Rick Manning, L (1, 8) OBP: 0.282, SLG: 0.297		0-0 G4-1		0-0 SH1-4 1B		0-0 F8		0-0 4-3		5 0 1 0 0 0 2																	
Charlie Moore, R (1, 2) OBP: 0.288, SLG: 0.283		0-0 5-3		0-0 SH1-4	0-0 1-2 1B BB	4-0 1B BB		4-0 SH5-4 1B SF7 BB		1 1 0 0 2 0 0																	
Ed Romero, R (1, 4) OBP: 0.292, SLG: 0.250			0-0 FC1-6-5 2B	0-0 F9	0-0 1-3 1B			0-0 SF7 SH5-4 1B		4 0 3 0 0 0 1																	
<b>Inning Stats</b>	R: 1 E: 0 K: 1 S: 7	H: 2 LOB: 1 BB: 0 P: 7	R: 0 E: 0 K: 1 S: 5	H: 0 LOB: 0 BB: 0 P: 5	R: 2 E: 0 K: 1 S: 9	H: 4 LOB: 2 BB: 0 P: 9	R: 0 E: 0 K: 0 S: 4	H: 1 LOB: 1 BB: 0 P: 4	R: 4 E: 0 K: 0 S: 7	H: 5 LOB: 2 BB: 1 P: 11	R: 0 E: 0 K: 0 S: 3	H: 0 LOB: 0 BB: 0 P: 3	R: 0 E: 0 K: 0 S: 4	H: 1 LOB: 1 BB: 0 P: 4	R: 1 E: 0 K: 0 S: 4	H: 1 LOB: 1 BB: 1 P: 8	R: 0 E: 0 K: 0 S: 4	H: 1 LOB: 1 BB: 0 P: 4	1B: 9 2B: 3 3B: 0 HR: 3	SF: 1 SAC: 3 DP: 0 HBP: 0	WP: 2 PB: 0 SB: 1 CS: 0	PA: 43					
<b>PITCHER</b>	IP WLS BF H R ER SO BB IBB HBP BLK WP HR S P ERA WHIP																										
Tom Seaver, R (1, 1) ERA: 3.15	4.1		23	10	6	6	3	0	0	0	0	1	2	29	29	12.46	2.308										
Jerry Don Gleaton, L (5, 1) ERA: 4.97	2.2		11	3	1	1	0	1	0	0	0	1	1	10	14	3.38	1.500										
Bob James, R (8, 1) ERA: 2.05	2.0	L	9	2	1	1	0	1	0	0	0	0	0	8	12	4.50	1.500										

Milwaukee Brewers @ Chicago White Sox  
 Comiskey Park, Chicago, IL  
 Fri Aug 09 1985, 8:05 PM EDT  
 Att: 21,330 - Unknown

AB	37
R	8
H	15
RBI	8
BB	2
SO	3
LOB	11



Batter	1	2	3	4	5	6	7	8	9	AB	R	H	RBI	BB	SO	LOB
Rudy Law, L OBP: 0.309, SLG: 0.368 Reid Nichols, R OBP: 0.307, SLG: 0.328 (1, 7) (6, PH) (7, 7)	0-0 4-3		0-0 F7		0-0 FC4-6 1B BB 1B	0-0 1B 2B		0-0 FC5-4 FC6-4		3	1	0	0	0	0	2
Bryan Little, S OBP: 0.363, SLG: 0.303 Scott Fletcher, R OBP: 0.298, SLG: 0.244 (1, 4) (6, PH) (7, 4)	0-0 F9			0-0 1B 2B	0-0 BB 1B 1B	0-0 2B 1B		0-0 FC6-4		3	1	2	1	0	0	0
Harold Baines, L OBP: 0.351, SLG: 0.428 (1, 9)	0-0 F8			0-0 1B	0-0 BB 1B	0-0 6-3			0-0 F7	5	0	2	1	0	0	1
Greg Walker, L OBP: 0.333, SLG: 0.474 (1, 3)		0-0 1-3		0-0 L7	0-0 BB BB BB		0-0 5-3		0-0 4-3	4	0	0	1	1	0	1
Carlton Fisk, R OBP: 0.313, SLG: 0.536 (1, 2)		0-0 5-3		0-0 F7	0-0 G5-4-3 BB		0-0 F9		0-3 K	5	0	0	0	0	1	4
Ron Kittle, R OBP: 0.304, SLG: 0.415 (1, 10)		0-0 1B		0-0 L8		0-0 5-3 BB 2B 1B		0-0 1B		4	1	3	0	0	0	1
Tim Hulett, R OBP: 0.322, SLG: 0.371 (1, 5)		0-3 K				0-0 E5 1B 1B		0-0 4-3		3	2	1	0	1	1	2
Ozzie Guillen, L OBP: 0.291, SLG: 0.333 (1, 6)			0-0 F7		0-0 FC4-6 1B 1B	0-0 B5		0-0 E4 FC1-5 1B		4	1	2	1	0	0	2
Luis Salazar, R OBP: 0.233, SLG: 0.329 (1, 8)			0-0 B1		0-0 FC4-6 1B	0-0 5-3		0-0 FC1-5 FC5-4		4	0	1	0	0	0	3

Inning Stats	R: 0	H: 0	E: 0	K: 3	S: 3	R: 0	H: 1	E: 0	K: 1	S: 6	R: 0	H: 0	E: 0	K: 0	S: 3	R: 1	H: 2	E: 0	K: 0	S: 5	R: 3	H: 5	E: 1	K: 0	S: 7	R: 3	H: 3	E: 0	K: 0	S: 6	R: 0	H: 1	E: 0	K: 0	S: 4	R: 0	H: 1	E: 1	K: 0	S: 4	R: 0	H: 1	E: 0	K: 0	S: 5	R: 0	H: 0	E: 0	K: 1	S: 5	1B: 11	SF: 0	2B: 2	SAC: 0	3B: 0	DP: 1	HR: 0	HBP: 0	WP: 0	PA: 41
--------------	------	------	------	------	------	------	------	------	------	------	------	------	------	------	------	------	------	------	------	------	------	------	------	------	------	------	------	------	------	------	------	------	------	------	------	------	------	------	------	------	------	------	------	------	------	------	------	------	------	------	--------	-------	-------	--------	-------	-------	-------	--------	-------	--------

PITCHER	IP	WLS	BF	H	R	ER	SO	BB	IBB	HBP	BLK	WP	HR	S	P	ERA	WHIP
Danny Darwin, R ERA: 3.9 (1, 1)	4.1		21	8	4	4	1	0	0	0	0	0	0	23	23	8.31	1.846
Bob McClure, L ERA: 4.66 (5, 1)	1.1		8	3	3	3	0	2	0	0	0	0	0	6	14	20.25	3.750
Rick Waits, L ERA: 5.14 (6, 1)	3.0	W	11	2	0	0	0	0	0	0	0	0	0	11	11	0.00	0.667
Rollie Fingers, R ERA: 4.53 (9, 1)	0.1	S	1	0	0	0	1	0	0	0	0	0	0	3	3	0.00	0.000

**BOTTOM**

**Milwaukee Brewers @ Chicago White Sox**  
Comiskey Park, Chicago, IL  
Fri Aug 09 1985, 8:05 PM EDT  
Att. 21,330 - Unknown

livebaseballscorecards.com

<b>AB</b>	<b>39</b>
<b>R</b>	<b>7</b>
<b>H</b>	<b>13</b>
<b>RBI</b>	<b>7</b>
<b>BB</b>	<b>2</b>
<b>SO</b>	<b>2</b>
<b>LOB</b>	<b>18</b>



Batter	1	2	3	4	5	6	7	8	9	10	11	AB R H RBI BB SO LOB	TOP																	
Paul Molitor, R OBP: 0.358, SLG: 0.410 (1, 5)	L1-3		6-3		K		K			2B	F9	6 0 1 0 0 2 2	<b>Milwaukee Brewers @ Chicago White Sox</b> Comiskey Park, Chicago, IL Sat Aug 10 1985, 8:05 PM EDT Att. 25,381 - Unknown																	
Robin Yount, R OBP: 0.330, SLG: 0.445 (1, 10)	HR		WP 1B		5-3			K		6-3		5 1 2 1 0 1 2																		
Cecil Cooper, L OBP: 0.328, SLG: 0.467 (1, 3)	K		K			G3		6-3		1-3		5 0 0 0 0 2 2																		
Ben Oglivie, L OBP: 0.365, SLG: 0.456 (1, 9)	2B				K	L5		3-1			K	5 0 1 0 0 2 0																		
Ernest Riles, L OBP: 0.338, SLG: 0.417 (1, 6)	6-3				1-3	1B 3B			G4-6-3 1B		HR HBP	4 2 2 0 0 0 1																		
Randy Ready, R OBP: 0.429, SLG: 0.611 (1, 7)		3-1				1B			G4-6-3 1-2f		HR	5 1 3 3 0 0 1																		
Paul Householder, S OBP: 0.304, SLG: 0.339 (1, 8)		5-3			L8	1B		F6		2B	K	5 0 1 0 0 1 2																		
Charlie Moore, R OBP: 0.290, SLG: 0.280 (1, 2)		5-3				SH1-4 BB		F6		L7	1B S BB	3 1 0 0 2 0 1																		
Ed Romero, R OBP: 0.291, SLG: 0.250 (1, 4)			5-3		SH1-4	1-2		F3		F7	1B	4 0 1 1 0 0 0																		
<b>Inning Stats</b>	R: 1 E: 0 K: 1 S: 7	H: 2 LOB: 1 BB: 0 P: 7	R: 0 E: 0 K: 0 S: 3	H: 0 LOB: 0 BB: 0 P: 3	R: 0 E: 0 K: 1 S: 6	H: 1 LOB: 1 BB: 0 P: 6	R: 0 E: 0 K: 1 S: 6	H: 1 LOB: 1 BB: 0 P: 6	R: 0 E: 0 K: 1 S: 5	H: 0 LOB: 1 BB: 1 P: 9	R: 1 E: 0 K: 0 S: 5	H: 2 LOB: 1 BB: 0 P: 5		R: 0 E: 0 K: 1 S: 5	H: 0 LOB: 0 BB: 0 P: 5	R: 0 E: 0 K: 1 S: 5	H: 0 LOB: 0 BB: 0 P: 5	R: 0 E: 0 K: 0 S: 4	H: 2 LOB: 1 BB: 0 P: 4	R: 0 E: 0 K: 0 S: 4	H: 1 LOB: 1 BB: 0 P: 4	R: 3 E: 0 K: 2 S: 9	H: 2 LOB: 1 BB: 1 P: 14	1B: 5 2B: 3 3B: 1 HR: 2	SF: 0 SAC: 1 DP: 1 HBP: 1	WP: 1 PB: 0 SB: 1 CS: 0	PA: 46			
<b>PITCHER</b>	IP WLS BF H R ER SO BB IBB HBP BLK WP HR S P ERA WHIP																													
Floyd Bannister, L ERA: 4.52 (1, 1)	9.0	35	8	2	2	6	1	0	0	0	1	1	46	50	2.00	1.000														
Dave Wehrmeister, R ERA: (10, 1)	0.2	3	1	0	0	0	0	0	0	0	0	0	3	3	0.00	1.500														
Juan Agosto, L ERA: 4.79 (10, 1)	1.0	L	6	1	3	3	2	1	0	1	0	0	1	8	13	27.00	2.000													
Dan Spillner, R ERA: 3.26 (11, 1)	0.1		2	1	0	0	0	0	0	0	0	0	2	2	0.00	3.000														

livebaseballscorecards.com

AB	42
R	5
H	11
RBI	5
BB	2
SO	8
LOB	11



Batter	1	2	3	4	5	6	7	8	9	10	11	AB R H RBI BB SO LOB	BOTTOM	
Luis Salazar, R OBP: 0.232, SLG: 0.325 (1, 3)	L8		K			F7		F9		4-3 1B		5 0 1 0 0 1 2	<b>Milwaukee Brewers @ Chicago White Sox</b> Comiskey Park, Chicago, IL Sat Aug 10 1985, 8:05 PM EDT Att. 25,381 - Unknown	
Scott Fletcher, R OBP: 0.304, SLG: 0.252 (1, 6)	FC6-4 1B		6-3			FC6-4 1B		E 1-2 1B		4-3		5 1 3 0 0 0 2		
Harold Baines, L OBP: 0.347, SLG: 0.422 (1, 9)	F5			G3		F7		K		F8		5 0 0 0 0 1 4		
Carlton Fisk, R OBP: 0.311, SLG: 0.531 (1, 10)	FC6-4 1-2f			F8		FC6-4 1-2f		3-H 1B			F8	5 0 1 1 0 0 2		
Ron Kittle, R OBP: 0.297, SLG: 0.404 (1, 7)		K		K			K	L7			5-3	5 0 0 0 0 3 1		
Tim Hulett, R OBP: 0.321, SLG: 0.367 Greg Walker, L OBP: 0.332, SLG: 0.473 (11, PH)		F4			4-0 BB	FC5-4 BB		F8			6-3	3 0 0 0 1 0 0 1 0 0 0 0 0 0		
Reid Nichols, R OBP: 0.304, SLG: 0.324 (1, 8)		L9				F7		1B		4-3		4 0 1 0 0 0 1		
Marc Hill, R OBP: 0.247, SLG: 0.123 (1, 2)					4-0 BB	F6		F8		F8		3 0 0 0 1 0 2		
Julio Cruz, S OBP: 0.296, SLG: 0.204 (1, 4)			L4			FC5-4 1-2f		S E 1B BB		F8		3 1 0 0 1 0 2		
<b>Inning Stats</b>	R: 0 H: 1 E: 0 LOB: 1 K: 0 BB: 0 S: 4 P: 4	R: 0 H: 0 E: 0 LOB: 0 K: 1 BB: 0 S: 5 P: 5	R: 0 H: 0 E: 0 LOB: 1 K: 1 BB: 1 S: 5 P: 9	R: 0 H: 0 E: 0 LOB: 0 K: 1 BB: 0 S: 5 P: 5	R: 0 H: 0 E: 0 LOB: 1 K: 0 BB: 1 S: 3 P: 7	R: 0 H: 1 E: 0 LOB: 1 K: 0 BB: 0 S: 4 P: 4	R: 0 H: 1 E: 0 LOB: 1 K: 1 BB: 0 S: 6 P: 6	R: 2 H: 2 E: 0 LOB: 1 K: 1 BB: 1 S: 7 P: 11	R: 0 H: 0 E: 0 LOB: 0 K: 0 BB: 0 S: 3 P: 3	R: 0 H: 1 E: 0 LOB: 1 K: 0 BB: 0 S: 4 P: 4	R: 0 H: 0 E: 0 LOB: 0 K: 0 BB: 0 S: 3 P: 3	1B: 6 SF: 0 2B: 0 SAC: 0 3B: 0 DP: 0 HR: 0 HBP: 0		WP: 0 PA: 42 PB: 0 SB: 1 CS: 0
<b>PITCHER</b>	IP WLS BF H R ER SO BB IBB HBP BLK WP HR S P ERA WHIP													
Teddy Higuera, L ERA: 4.59 Bob Gibson, R ERA: 3.3	(1, 1) (11, 1)	10.0 W 39 6 2 1 5 3 0 0 0 0 0 0 46 58 0.90 0.900												

AB	39
R	2
H	6
RBI	1
BB	3
SO	5
LOB	16



livebaseballscorecards.com

Batter	1	2	3	4	5	6	7	8	9	AB R H RBI BB SO LOB	TOP		
Paul Molitor, R (1, 5) OBP: 0.355, SLG: 0.407	0-3 K		0-3 K			x 0-0 F8		x 0-0 4-3		4 0 0 0 0 2 0	<b>Milwaukee Brewers @ Chicago White Sox</b> Comiskey Park, Chicago, IL Sun Aug 11 1985, 4:33 AM EDT Att: 21,170 - Unknown <a href="http://livebaseballscorecards.com">livebaseballscorecards.com</a>		
Robin Yount, R (1, 3) OBP: 0.330, SLG: 0.443	0-0 CS 1B		0-0 5-3			x 0-0 G3		x 0-0 F8		4 0 1 0 0 0 0			
Cecil Cooper, L (1, 10) OBP: 0.327, SLG: 0.465	0-3 K			x 0-0 4-3		x 0-0 2B 1B		s s s s 0-3 K		4 1 1 0 0 2 1			
Ben Oglivie, L (1, 9) OBP: 0.367, SLG: 0.458		B B B B 4-0 G3 BB BB		x 0-0 L1		x 0-0 1-H 2B		s s s s 0-3 K		3 0 1 1 1 1 0			
Ernest Riles, L (1, 6) OBP: 0.337, SLG: 0.412		B B B B 4-0 G3 BB 1-2		x 0-0 3-1		x 0-0 L9		x 0-0 3-1		3 0 0 0 1 0 1			
Randy Ready, R (1, 7) OBP: 0.400, SLG: 0.545		s s s s 0-3 K		x 0-0 E4 1B		x 0-0 4-3		x 0-0 F3		4 0 1 0 0 1 2			
Paul Householder, S (1, 8) OBP: 0.304, SLG: 0.339		x 0-0 G3		x 0-0 F5		x 0-0 1B				3 0 1 0 0 0 3			
Charlie Moore, R (1, 2) OBP: 0.287, SLG: 0.276		x 0-0 G3		x 0-0 F3		s s s s 0-3 K				3 0 0 0 0 1 4			
Ed Romero, R (1, 4) OBP: 0.285, SLG: 0.244			s s s s 0-3 K		x 0-0 5-3		x 0-0 F7			3 0 0 0 0 1 2			
<b>Inning Stats</b>	R: 0 H: 1 E: 0 LOB: 0 K: 2 BB: 0 S: 7 P: 7	R: 0 H: 0 E: 0 LOB: 2 K: 1 BB: 2 S: 5 P: 13	R: 0 H: 0 E: 0 LOB: 0 K: 2 BB: 0 S: 7 P: 7	R: 0 H: 0 E: 0 LOB: 0 K: 0 BB: 0 S: 3 P: 3	R: 0 H: 1 E: 1 LOB: 1 K: 0 BB: 0 S: 4 P: 4	R: 1 H: 2 E: 0 LOB: 1 K: 0 BB: 0 S: 5 P: 5	R: 0 H: 1 E: 0 LOB: 1 K: 1 BB: 0 S: 6 P: 6	R: 0 H: 0 E: 0 LOB: 0 K: 1 BB: 0 S: 5 P: 5	R: 0 H: 0 E: 0 LOB: 0 K: 1 BB: 0 S: 5 P: 5	1B: 4 SF: 0 2B: 1 SAC: 0 3B: 0 DP: 0 HR: 0 HBP: 0	WP: 0 PA: 33 PB: 0 SB: 0 CS: 1		
<b>PITCHER</b>	IP WLS BF H R ER SO BB IBB HBP BLK WP HR S P ERA WHIP											<b>PITCHER</b>	IP WLS BF H R ER SO BB IBB HBP BLK WP HR S P ERA WHIP
Joel Davis, R (1, 1) ERA: 1.29	7.0 W 27 5 1 1 6 2 0 0 0 0 0 0 37 45 1.29 1.000												
Dan Spillner, R (8, 1) ERA: 3.21	1.0 3 0 0 0 1 0 0 0 0 0 0 0 5 5 0.00 0.000												
Bob James, R (9, 1) ERA: 2.01	1.0 S 3 0 0 0 1 0 0 0 0 0 0 0 5 5 0.00 0.000												



Batter	1	2	3	4	5	6	7	8	9
<b>Rudy Law, L</b> OBP: 0.305, SLG: 0.362 (1, 8) (9, 7)	0-0 4-3 ①		0-0 3-1 ①		0-0 F8 ②			0-0 5-3 ①	
<b>Bryan Little, S</b> OBP: 0.358, SLG: 0.300 (1, 4)	0-0 HR 1B		0-3 K ②		0-0 F8 ③			0-3 K ②	
<b>Harold Baines, L</b> OBP: 0.344, SLG: 0.418 (1, 9)	0-0 F6 ②		0-3 K ③			0-0 L9 ①		0-0 F8 ③	
<b>Greg Walker, L</b> OBP: 0.332, SLG: 0.480 (1, 10)	0-0 HR 1-H			0-0 F7 ①		0-0 F7 ②			
<b>Carlton Fisk, R</b> OBP: 0.317, SLG: 0.542 (1, 2)	0-0 CS 1B			0-0 HR		4-0 BB			
<b>Ron Kittle, R</b> OBP: 0.293, SLG: 0.398 <b>Luis Salazar, R</b> OBP: 0.232, SLG: 0.325 (1, 7) (9, 8)	0-0 CS 1-2	0-0 4-3 ①		0-0 F4 ②		0-3 K ③			
<b>Joseph DeSa, L</b> OBP: 0.400, SLG: 1.200 (1, 3)		0-0 HR		0-0 2B			0-0 5-3 ①		
<b>Ozzie Guillen, L</b> OBP: 0.292, SLG: 0.340 (1, 6)		0-0 3B		0-3 K ③			0-0 5-3 ②		
<b>Scott Fletcher, R</b> OBP: 0.300, SLG: 0.249 (1, 5)		0-0 6-3 ③			0-0 6-3 ①		0-0 F7 ③		

AB	R	H	RBI	BB	SO	LOB
4	0	0	0	0	0	0
4	1	1	0	0	2	0
4	0	0	0	0	1	1
3	1	1	2	0	0	0
2	1	2	1	1	0	0
3	0	0	0	0	1	1
0	0	0	0	0	0	0
3	1	2	1	0	0	0
3	0	1	0	0	1	1
3	0	0	0	0	0	0

**BOTTOM**

**Milwaukee Brewers @ Chicago White Sox**  
Comiskey Park, Chicago, IL  
Sun Aug 11 1985, 4:33 AM EDT  
Att. 21,170 - Unknown

<b>AB</b>	<b>29</b>
<b>R</b>	<b>4</b>
<b>H</b>	<b>7</b>
<b>RBI</b>	<b>4</b>
<b>BB</b>	<b>1</b>
<b>SO</b>	<b>5</b>
<b>LOB</b>	<b>3</b>



1B: 2	SF: 0
2B: 1	SAC: 0
3B: 1	DP: 0
HR: 3	HBP: 0

WP: 0	PA: 31
PB: 0	
SB: 0	
CS: 1	

Inning Stats	R: 2	H: 3	E: 0	LOB: 0	K: 0	P: 5	R: 1	H: 2	E: 0	LOB: 0	K: 0	P: 4	R: 0	H: 0	E: 0	LOB: 0	K: 2	P: 7	R: 1	H: 2	E: 0	LOB: 1	K: 1	P: 7	R: 0	H: 0	E: 0	LOB: 0	K: 0	P: 3	R: 0	H: 0	E: 0	LOB: 1	K: 1	P: 9	R: 0	H: 0	E: 0	LOB: 0	K: 0	P: 3	R: 0	H: 0	E: 0	LOB: 0	K: 1	P: 5	
<b>PITCHER</b> <b>Ray Burris, R</b> ERA: 3.9 (1, 1)	IP	WLS	BF	H	R	ER	SO	BB	IBB	HBP	BLK	WP	HR	S	P	ERA	WHIP																																
	8.0	L	30	7	4	4	5	1	0	0	0	0	3	39	43	4.50	1.000																																

WP	HR	S	P	ERA	WHIP
0	0	0	0	0	0

**TOP**

**New York Yankees @ Chicago White Sox**

Comiskey Park, Chicago, IL

Mon Aug 12 1985, 8:05 PM EDT  
Att: 28,801 - Unknown

AB	38
R	10
H	12
RBI	10
BB	3
SO	2
LOB	10



WP:	0	PA:	42
PB:	0		
SB:	1		
CS:	1		

AB	R	H	RBI	BB	SO	LOB
4	1	1	1	1	0	0
5	1	2	0	0	0	2
4	1	0	0	1	0	2
5	1	2	3	0	0	1
4	1	0	0	0	0	2
5	2	3	4	0	0	0
4	1	2	0	0	0	0
3	1	1	2	1	1	2
4	1	1	0	0	1	1
1B:	7	SF:	0			
2B:	2	SAC:	0			
3B:	0	DP:	2			
HR:	3	HBP:	1			

Batter	1	2	3	4	5	6	7	8	9
Rickey Henderson, R OBP: 0.434, SLG: 0.559 (1, 8)	0-0 E6 CS S		0-0 F9		0-0 1-H 2B		4-0 1B 2B BB	0-0 5-3	
Don Mattingly, L OBP: 0.377, SLG: 0.547 (1, 3)	0-0 F7			0-0 F8	0-0 G3		0-0 1-3 2B 1B	0-0 1B	
Dave Winfield, R OBP: 0.340, SLG: 0.483 (1, 9)	0-0 E5 1-3			0-0 5-3		0-0 3-1	4-0 2B IBB	0-0 F2	
Ken Griffey, L OBP: 0.325, SLG: 0.406 (1, 7)	0-0 F8			0-0 4-3		0-0 F8	0-0 6-3 1B 2B 1-H 2-H 3-H	0-0 G5-4-3 1B	
Don Baylor, R OBP: 0.337, SLG: 0.459 (1, 10)		0-0 F4			1-0 HR HBP	0-0 F7	0-0 6-3 2-3	0-0 G5-4-3 1-2f	
Ron Hassey, L OBP: 0.347, SLG: 0.497 (1, 2)		0-0 4-3			0-0 1-H HR		0-0 HR 1B 1B	0-0 4-3	
Willie Randolph, R OBP: 0.383, SLG: 0.368 (1, 4)		0-0 1-3			0-0 5-3		0-0 HR 1B 1B		
Mike Pagliarulo, L OBP: 0.317, SLG: 0.412 (1, 5)			4-0 G3-6 BB		0-0 F9		0-0 HR K		
Bobby Meacham, S OBP: 0.322, SLG: 0.279 (1, 6)			0-0 G3-6 1-2f		0-0 2B 1B		0-3 K	0-0 F8	

Inning Stats	R: 0	H: 0	E: 2	LOB: 1	K: 0	P: 4	R: 0	H: 0	E: 0	LOB: 0	K: 0	P: 3	R: 0	H: 0	E: 0	LOB: 0	K: 0	P: 3	R: 3	H: 3	E: 0	LOB: 1	K: 0	P: 7	R: 0	H: 0	E: 0	LOB: 0	K: 0	P: 3	R: 7	H: 7	E: 0	LOB: 2	K: 2	P: 22	R: 0	H: 1	E: 0	LOB: 1	K: 0	P: 4	R: 0	H: 1	E: 0	LOB: 0	K: 0	P: 3	
	0	0	2	1	0	4	0	0	0	0	0	3	0	0	0	0	0	3	3	3	0	1	0	7	0	0	0	0	0	0	3	7	7	0	2	2	22	0	1	0	1	0	4	0	1	0	0	0	3

PITCHER	IP	WLS	BF	H	R	ER	SO	BB	IBB	HBP	BLK	WP	HR	S	P	ERA	WHIP
Gene Nelson, R ERA: 3.95 (1, 1)	6.0	L	25	5	5	5	0	1	0	1	0	0	2	23	28	7.50	1.000
Jerry Don Gleaton, L ERA: 8.31 (7, 1)	0.1		6	3	4	4	1	1	1	0	0	0	1	6	14	108.00	12.000
Dave Wehmeister, R ERA: (7, 1)	1.2		8	3	1	1	1	0	0	0	0	0	0	10	10	5.40	1.800
Juan Agosto, L ERA: 4.66 (9, 1)	1.0		3	1	0	0	0	0	0	0	0	0	0	3	3	0.00	1.000



Batter	1	2	3	4	5	6	7	8	9	AB	R	H	RBI	BB	SO	LOB
Rudy Law, L OBP: 0.304, SLG: 0.360 (1, 8) X	0-0 1-3 ①			0-3 K ①		0-0 F9 ②		0-0 G3-6 1B		4	0	1	0	0	1	0
Bryan Little, S OBP: 0.354, SLG: 0.298 (1, 4) X	0-0 4-3 ②			0-0 G3 ②		0-0 2B 1B		0-0 G3-6 ① ②		4	1	1	0	0	0	1
Harold Baines, L OBP: 0.346, SLG: 0.421 (1, 9) X	0-0 4-3 ③			0-0 1B		0-0 PB 2B		0-0 3-1 ③		4	1	2	1	0	0	0
Greg Walker, L OBP: 0.331, SLG: 0.476 (1, 10)		0-3 K ①		0-0 G3 ③		4-0 BB			0-0 F3 ①	3	0	0	0	1	1	1
Carlton Fisk, R OBP: 0.313, SLG: 0.536 (1, 2)		0-0 4-3 ②			0-0 F4 ①	0-3 K ③			0-0 F7 ②	4	0	0	0	0	1	1
Ron Kittle, R OBP: 0.301, SLG: 0.434 (1, 7)		0-3 K ③			0-0 HR		0-0 1B		0-0 HR	4	2	3	2	0	1	0
Joseph DeSa, L OBP: 0.222, SLG: 0.667 (1, 3)			0-0 F7 ①		0-0 L9 ②		0-3 K ①		0-0 G3 ③	4	0	0	0	0	1	1
Tim Hulett, R OBP: 0.318, SLG: 0.363 (1, 5)			0-3 K ②		0-0 F7 ③		0-3 K ②			3	0	0	0	0	2	1
Ozzie Guillen, L OBP: 0.289, SLG: 0.336 (1, 6)			0-0 G3 ③			0-0 F7 ①	0-0 F8 ③			3	0	0	0	0	0	1

<b>Inning Stats</b>	R: 0 E: 0 K: 0 S: 3	H: 0 LOB: 0 BB: 0 P: 3	R: 0 E: 0 K: 2 S: 7	H: 0 LOB: 0 BB: 0 P: 7	R: 0 E: 0 K: 1 S: 5	H: 0 LOB: 0 BB: 0 P: 5	R: 0 E: 0 K: 1 S: 6	H: 1 LOB: 1 BB: 0 P: 6	R: 1 E: 0 K: 0 S: 4	H: 1 LOB: 0 BB: 0 P: 4	R: 2 E: 0 K: 1 S: 7	H: 2 LOB: 1 BB: 1 P: 11	R: 0 E: 0 K: 2 S: 8	H: 1 LOB: 1 BB: 0 P: 8	R: 0 E: 0 K: 0 S: 3	H: 1 LOB: 0 BB: 0 P: 3	R: 1 E: 0 K: 0 S: 4	H: 1 LOB: 0 BB: 0 P: 4	1B: 4 2B: 1 3B: 0 HR: 2	SF: 0 SAC: 0 DP: 1 HBP: 0	WP: 0 PB: 2 SB: 0 CS: 0	PA: 34
<b>PITCHER</b> Phil Niekro, R ERA: 4.4 (1, 1)	IP 9.0	WLS W	BF 34	H 7	R 4	ER 3	SO 7	BB 1	IBB 0	HBP 0	BLK 0	WP 0	HR 2	S 47	P 51	ERA 3.00	WHIP 0.889					


**BOTTOM**

**New York Yankees @ Chicago White Sox**  
Comiskey Park, Chicago, IL

Mon Aug 12 1985, 8:05 PM EDT  
Att. 28,801 - Unknown

livebaseballscores.com

<b>AB</b>	<b>33</b>
<b>R</b>	<b>4</b>
<b>H</b>	<b>7</b>
<b>RBI</b>	<b>3</b>
<b>BB</b>	<b>1</b>
<b>SO</b>	<b>7</b>
<b>LOB</b>	<b>6</b>



Batter	1	2	3	4	5	6	7	8	9	AB R H RBI BB SO LOB	TOP	
Rickey Henderson, R OBP: 0.435, SLG: 0.558 (1, 8) X	0-0 E5 PB 6-3		0-0 HR 1B		0-0 4-3 S 1B		0-0 6-3 ①		4-0 BB	4 1 2 0 1 0 0		
Don Mattingly, L OBP: 0.375, SLG: 0.550 (1, 3) X	0-0 F9 ①		0-0 1-H HR		0-0 4-3 ②		0-0 F8 ②		0-0 F7 ③	5 1 1 2 0 0 3		
Dave Winfield, R OBP: 0.339, SLG: 0.479 (1, 9) X	0-0 6-3 ②		0-3 K ①		4-0 BB BB		0-0 6-3 ③			3 0 0 0 1 1 1		
Don Baylor, R OBP: 0.337, SLG: 0.455 (1, 10) X	0-0 L8 ③		0-0 6-3 ②		4-0 1-2 BB			0-0 F3 ①		3 0 0 0 1 0 1		
Willie Randolph, R OBP: 0.384, SLG: 0.369 (1, 4) X		0-0 FC4-6 S 1B	0-0 4-3 ③		0-0 2-3 ③			0-0 1B		4 1 2 0 0 0 3		
Bill Sample, R OBP: 0.336, SLG: 0.353 (1, 7) X		0-0 1-2 FC4-6 1B		0-0 6-3 ①		0-0 F3 ①		0-3 K ②		4 0 1 0 0 1 1		
Andre Robertson, R OBP: 0.408, SLG: 0.508 (1, 5) X		0-0 FC4-6 S 1-2f 2-3	0-0 G5-4-3 1B		0-3 K ②		0-3 K ③			4 0 1 0 0 2 3		
Butch Wynegar, S OBP: 0.344, SLG: 0.328 (1, 2) X		0-3 K ②	0-0 G5-4-3 1-2f		0-0 K ②		0-0 1B			4 0 1 0 0 2 3		
Bobby Meacham, S OBP: 0.320, SLG: 0.276 (1, 6) X		0-3 K ③	0-3 K ①		0-3 K ①		0-3 K ③			3 0 0 0 0 3 2		
Ken Griffey, L OBP: 0.324, SLG: 0.404 (9, PH) X		1-2 3-H K	0-3 K ②		0-3 K ③		0-3 K ③			1 0 0 0 0 1 0		
<b>Inning Stats</b>	R: 0 H: 0 E: 1 LOB: 1 K: 0 BB: 0 S: 4 P: 4	R: 1 H: 2 E: 0 LOB: 1 K: 2 BB: 0 S: 9 P: 9	R: 2 H: 2 E: 0 LOB: 0 K: 1 BB: 0 S: 7 P: 7	R: 0 H: 1 E: 0 LOB: 0 K: 0 BB: 0 S: 3 P: 3	R: 0 H: 1 E: 0 LOB: 3 K: 1 BB: 2 S: 6 P: 14	R: 0 H: 1 E: 0 LOB: 1 K: 2 BB: 0 S: 8 P: 8	R: 0 H: 0 E: 0 LOB: 0 K: 0 BB: 0 S: 3 P: 3	R: 0 H: 1 E: 0 LOB: 1 K: 2 BB: 0 S: 8 P: 8	R: 0 H: 0 E: 0 LOB: 1 K: 2 BB: 1 S: 7 P: 11	1B: 7 SF: 0 2B: 0 SAC: 0 3B: 0 DP: 1 HR: 1 HBP: 0	WP: 0 PA: 38 PB: 1 SB: 3 CS: 0	
<b>PITCHER</b> Britt Burns, L (1, 1) ERA: 3.58 Bob James, R (9, 1) ERA: 1.99	IP WLS BF H R ER SO BB IBB HBP BLK WP HR S P ERA WHIP	8.0 W 34 8 3 3 8 2 0 0 0 0 0 1 48 56 3.38 1.250	1.0 S 4 0 0 0 2 1 0 0 0 0 0 0 7 11 0.00 1.000	<b>PITCHER</b> IP WLS BF H R ER SO BB IBB HBP BLK WP HR S P ERA WHIP								

**New York Yankees @ Chicago White Sox**  
Comiskey Park, Chicago, IL  
Tue Aug 13 1985, 8:05 PM EDT  
Att: 18,294 - Unknown

AB	35
R	3
H	8
RBI	2
BB	3
SO	10
LOB	17





Batter	1	2	3	4	5	6	7	8	9	AB	R	H	RBI	BB	SO	LOB	TOP								
Rickey Henderson, R OBP: 0.437, SLG: 0.559 (1, 8)	0-0 5-3	0-0 CS 1B			0-0 F9		0-0 S 1B	0-0 PO 1B		5	1	3	2	0	0	0									
Don Mattingly, L OBP: 0.381, SLG: 0.559 (1, 3)	4-0 1B BB	1-0 3-H 1-2 HBP			0-0 HR		0-0 1-H BB 1B	0-0 PO 1-2	4-0 HBP 1B BB	2	2	2	2	2	0	0									
Dave Winfield, R OBP: 0.338, SLG: 0.475 (1, 9)	0-0 F5	0-0 6-3			0-0 4-3		0-0 1-2 BB		0-0 F6	4	0	0	0	1	0	3									
Ken Griffey, L OBP: 0.325, SLG: 0.404 (1, 7)	0-0 1-2 1B		0-3 K		0-0 3-1		0-0 F8		0-0 HBP 1B	5	1	2	0	0	1	2									
Don Baylor, R OBP: 0.340, SLG: 0.452 (1, 10)	0-0 F9		4-0 G4-6-3 BB		4-0 E BB BB		0-0 F3		1-0 1B HBP	2	1	0	0	2	0	4									
Ron Hassey, L OBP: 0.348, SLG: 0.511 (1, 2)		0-0 HR	0-0 G4-6-3		0-3 K		0-3 K		0-0 1-2 2-H 3-H 2B 1B	5	2	2	3	0	2	4									
Willie Randolph, R OBP: 0.384, SLG: 0.366 (1, 4)		0-0 F4		0-0 F1		4-0 1-2 E BB		4-0 S 1B BB	0-0 F8	3	1	0	0	2	0	2	AB 36								
Mike Pagliarulo, L OBP: 0.318, SLG: 0.424 (1, 5)		0-0 E 3B		0-3 K		0-3 1-2 2-3 K		0-0 F3	0-0 1-H 2-H 2B	5	1	2	2	0	2	3	RBI 10								
Bobby Meacham, S OBP: 0.321, SLG: 0.280 (1, 6)		0-0 E6 1B		0-0 1-3		0-0 6-3		0-3 K	0-3 K	2	1	1	1	0	0	0	BB 7								
Butch Wynegar, S OBP: 0.343, SLG: 0.326 (6, PH)										1	0	0	0	0	0	2	SO 7								
Dale Berra, R OBP: 0.270, SLG: 0.315 (6, 6)										0	0	0	0	0	0	0	LOB 22								
Omar Moreno, L OBP: 0.209, SLG: 0.333 (8, PH)										1	0	0	0	0	1	1									
Andre Robertson, R OBP: 0.403, SLG: 0.500 (8, 6)										1	0	0	0	0	1	1									
<b>Inning Stats</b>	R: 0 E: 0 K: 0 S: 4	H: 1 LOB: 2 BB: 1 P: 8	R: 3 E: 1 K: 0 S: 6	H: 4 LOB: 1 BB: 0 P: 7	R: 0 E: 0 K: 1 S: 4	H: 0 LOB: 0 BB: 1 P: 8	R: 0 E: 0 K: 1 S: 5	H: 0 LOB: 0 BB: 0 P: 5	R: 1 E: 0 K: 0 S: 4	H: 1 LOB: 0 BB: 0 P: 4	R: 0 E: 1 K: 2 S: 7	H: 0 LOB: 2 BB: 2 P: 15	R: 1 E: 0 K: 1 S: 7	H: 2 LOB: 2 BB: 1 P: 11	R: 1 E: 0 K: 1 S: 5	H: 1 LOB: 0 BB: 1 P: 9	R: 4 E: 0 K: 1 S: 8	H: 3 LOB: 1 BB: 1 P: 13	1B: 7 2B: 2 3B: 1 HR: 2	SF: 0 SAC: 0 DP: 1 HBP: 2	WP: 0 PB: 0 SB: 2 CS: 1	PA: 46			
<b>PITCHER</b>	IP	WLS	BF	H	R	ER	SO	BB	IBB	HBP	BLK	WP	HR	S	P	ERA	WHIP								
Dan Spillner, R ERA: 3.57 (1, 1)	1.1		10	5	3	3	0	1	0	0	0	0	1	9	13	20.25	4.500								
Juan Agosto, L ERA: 4.35 (2, 1)	4.2		17	1	1	1	4	3	0	1	0	0	1	21	34	1.93	0.857								
Dave Wehmeister, R ERA: 1.42 (7, 1)	0.2		5	2	1	1	0	1	0	0	0	0	0	4	8	13.50	4.500								
Jerry Don Gleaton, L ERA: 8.56 (7, 1)	0.2		3	0	1	1	1	1	0	0	0	0	0	4	8	13.50	1.500								
Bob James, R ERA: 2.45 (8, 1)	1.2	L	10	4	4	4	2	1	0	1	0	0	0	12	17	21.60	3.000								

**New York Yankees @ Chicago White Sox**  
 Comiskey Park, Chicago, IL  
 Wed Aug 14 1985, 8:05 PM EDT  
 Att: 21,184 - Unknown

AB	36
R	10
H	12
RBI	10
BB	7
SO	7
LOB	22



BOTTOM

New York Yankees @ Chicago White Sox  
Comiskey Park, Chicago, IL  
Wed Aug 14 1985, 8:05 PM EDT  
Att. 21,184 - Unknown

livebaseballscorecards.com

AB 39  
R 7  
H 14  
RBI 7  
BB 1  
SO 4  
LOB 16



WP: 1 PA: 42  
PB: 0  
SB: 1  
CS: 0

AB R H RBI BB SO LOB

3 1 1 0 0 0 2  
2 0 1 0 0 0 0

2 1 1 1 0 0 0  
2 0 0 1 0 0 3

5 0 1 0 0 1 2

5 0 2 1 0 0 0

4 1 2 1 0 1 2

4 0 0 0 0 1 2  
1 1 0 0 0 0 1

3 1 1 0 1 1 1

4 2 4 2 0 0 0

4 0 1 1 0 0 3

1B: 8 SF: 1  
2B: 5 SAC: 0  
3B: 1 DP: 2  
HR: 2 HBP: 1

Batter	1	2	3	4	5	6	7	8	9
Rudy Law, L OBP: 0.301, SLG: 0.363 Reid Nichols, R OBP: 0.305, SLG: 0.329	0-0 F9		0-0 2B 3B	0-0 4-3		0-0 F7		0-0 1B	
Bryan Little, S OBP: 0.346, SLG: 0.303 Scott Fletcher, R OBP: 0.297, SLG: 0.247	0-0 F5		0-0 1B 2B	0-0 SF9			0-0 5-3	0-0 6-3	
Harold Baines, L OBP: 0.344, SLG: 0.418	0-0 1B 1B		0-0 F7	0-0 F4			0-0 4-3		0-3 K
Greg Walker, L OBP: 0.332, SLG: 0.473	0-0 1B		0-0 1B		0-0 F7		0-0 F7		0-0 5-3
Carlton Fisk, R OBP: 0.317, SLG: 0.551	0-0 F9		1-0 HBP		0-0 1B			0-0 HR	0-3 K FC4-6
Ron Kittle, R OBP: 0.297, SLG: 0.439 Julio Cruz, S OBP: 0.293, SLG: 0.201		0-0 G3	0-0 F7		0-3 K			0-0 E6 1B	0-0 FC4-6
Jerry Hairston, S OBP: 0.411, SLG: 0.379		0-0 4-3		0-0 1B 2B	0-3 K			4-0 7-4 1B BB	
Ozzie Guillen, L OBP: 0.298, SLG: 0.354		0-0 HR		0-0 2B SF9 1B		0-0 L4-3 1B		0-0 1B 1B	
Luis Salazar, R OBP: 0.230, SLG: 0.326		0-0 F4		0-0 SF9 2B		0-0 L4-3		0-0 7-4	

Inning Stats	R: 0	H: 2	E: 0	K: 5	S: 5	R: 1	H: 1	E: 0	K: 4	S: 4	R: 2	H: 3	E: 0	K: 5	S: 5	R: 2	H: 3	E: 0	K: 6	S: 6	R: 0	H: 1	E: 0	K: 8	S: 8	R: 0	H: 1	E: 0	K: 3	S: 3	R: 0	H: 0	E: 0	K: 3	S: 3	R: 2	H: 3	E: 1	K: 6	S: 6	R: 0	H: 0	E: 0	K: 8	S: 8
	LOB: 2	BB: 0	P: 5			LOB: 0	BB: 0	P: 4			LOB: 1	BB: 0	P: 6			LOB: 0	BB: 0	P: 8			LOB: 0	BB: 0	P: 3			LOB: 0	BB: 0	P: 3			LOB: 2	BB: 1	P: 10			LOB: 1	BB: 0	P: 8			LOB: 1	BB: 0	P: 8		

PITCHER	IP	WLS	BF	H	R	ER	SO	BB	IBB	HBP	BLK	WP	HR	S	P	ERA	WHIP
Ed Whitson, R ERA: 4.43	3.0		18	9	5	5	0	0	0	1	0	0	0	17	18	15.00	3.000
Bob Shirley, L ERA: 3.06	4.0		13	2	0	0	2	0	0	0	0	0	0	17	17	0.00	0.500
Brian Fisher, R ERA: 2.58	1.0	W	7	3	2	1	0	1	0	0	0	0	1	6	10	9.00	4.000
Dave Righetti, L ERA: 3.07	1.0	S	4	0	0	0	2	0	0	0	0	1	0	8	8	0.00	0.000

Batter	1	2	3	4	5	6	7	8	9	AB R H RBI BB SO LOB	TOP		
Luis Salazar, R (1, 8) OBP: 0.231, SLG: 0.324 Joseph DeSa, L (9, PH) OBP: 0.182, SLG: 0.545	0-0 CS 1B		0-3 K		0-0 6-3		0-3 K2-3		0-0 F8	4 0 1 0 0 2 2 1 0 0 0 0 0 0			
Scott Fletcher, R (1, 6) OBP: 0.307, SLG: 0.269	4-0 1B 2B BB		0-0 G4-6-3 1B			0-0 HR	0-0 5-3		0-0 1B	4 2 3 1 1 0 1			
Harold Baines, L (1, 9) OBP: 0.347, SLG: 0.420	0-0 2B 5-3 1B		0-0 G4-6-3 1-2f			0-0 1B 1B		0-0 1B 1B	0-0 F9	5 2 3 0 0 0 2			
Carlton Fisk, R (1, 10) OBP: 0.318, SLG: 0.551	0-0 5-3 2B		0-3 K			0-0 F8		0-0 1B S 1B	0-0 F7	5 1 2 1 0 1 2			
Ron Kittle, R (1, 7) OBP: 0.296, SLG: 0.435	0-0 5-3 2-3 3-H		0-0 F3			0-0 1B		0-0 F4		4 0 1 1 0 0 3			
Greg Walker, L (1, 3) OBP: 0.329, SLG: 0.468	0-3 K		0-0 3-1			0-3 K		0-3 K		4 0 0 0 0 3 5			
Tim Hulett, R (1, 5) OBP: 0.315, SLG: 0.357		0-0 F9			0-0 F7	0-0 F4		4-0 1B BB		3 0 0 0 1 0 2			
Julio Cruz, S (1, 4) OBP: 0.302, SLG: 0.209		0-0 4-3			0-0 5-3 1B		4-0 SH3 S BB	0-0 1-3 2-H 3-H 1B		3 0 2 2 1 0 0			
Marc Hill, R (1, 2) OBP: 0.241, SLG: 0.119 Jerry Hairston, S (8, PH) OBP: 0.408, SLG: 0.375 Floyd Bannister, L (8, 1)		0-0 F5			0-0 5-3		0-0 SH3	0-0 4-3		2 0 0 0 0 0 1 1 0 0 0 0 0 2 0 0 0 0 0 0 0			
<b>Inning Stats</b>	R: 2 H: 3 E: 0 LOB: 1 K: 1 BB: 1 S: 7 P: 11	R: 0 H: 0 E: 0 LOB: 0 K: 0 BB: 0 S: 3 P: 3	R: 0 H: 1 E: 0 LOB: 0 K: 1 BB: 0 S: 5 P: 5	R: 0 H: 0 E: 0 LOB: 0 K: 1 BB: 0 S: 5 P: 5	R: 0 H: 1 E: 0 LOB: 1 K: 0 BB: 0 S: 4 P: 4	R: 1 H: 3 E: 0 LOB: 2 K: 1 BB: 0 S: 8 P: 8	R: 0 H: 0 E: 0 LOB: 1 K: 1 BB: 1 S: 5 P: 9	R: 2 H: 3 E: 0 LOB: 2 K: 1 BB: 1 S: 8 P: 12	R: 0 H: 1 E: 0 LOB: 1 K: 0 BB: 0 S: 4 P: 4	1B: 10 SF: 0 2B: 1 SAC: 1 3B: 0 DP: 1 HR: 1 HBP: 0	WP: 0 PA: 40 PB: 0 SB: 2 CS: 1		
<b>PITCHER</b>	IP WLS BF H R ER SO BB IBB HBP BLK WP HR S P ERA WHIP											<b>PITCHER</b>	IP WLS BF H R ER SO BB IBB HBP BLK WP HR S P ERA WHIP
Teddy Higuera, L (1, 1) ERA: 4.66	7.2 W 35 11 5 5 6 3 0 0 0 0 0 1 44 56 5.87 1.826												
Rollie Fingers, R (8, 1) ERA: 4.5	1.1 S 5 1 0 0 0 0 0 0 0 0 0 0 5 5 0.00 0.750												

Chicago White Sox @ Milwaukee Brewers  
Milwaukee County Stadium, Milwaukee, WI

Thu Aug 15 1985, 8:05 PM EDT  
Att: 12,734 - Unknown

AB	36
R	5
H	12
RBI	5
BB	3
SO	6
LOB	20



Batter	1	2	3	4	5	6	7	8	9
<b>Robin Yount, R</b> OBP: 0.336, SLG: 0.447 (1, 8) BBB	4-0 G5-4-3 BB		0-0 1-H HR		0-0 1-2f FC4		4-0 HR IBB		
<b>Carlos Ponce, R</b> (1, 10) X	0-0 G5-4-3 1-2f		0-0 L7			0-0 6-3	0-3 K		
<b>Cecil Cooper, L</b> OBP: 0.332, SLG: 0.476 (1, 3) X	0-0 4-3			0-0 4-3		0-0 3B 1B	0-0 1-H 2-H 3-H HR		
<b>Ben Oglivie, L</b> OBP: 0.358, SLG: 0.452 (1, 9) X		0-0 F7		0-0 4-3		0-0 1-H 3B	0-0 F7		
<b>Ernest Riles, L</b> OBP: 0.337, SLG: 0.407 (1, 6) X		0-0 4-3		0-0 4-3		0-0 6-3	0-3 K		
<b>Randy Ready, R</b> OBP: 0.302, SLG: 0.368 (1, 7) S		0-3 K			0-0 L6	0-0 4-3	0-0 G6-4-3 1B		
<b>Jim Gantner, L</b> OBP: 0.293, SLG: 0.310 (1, 5) X			0-0 F7		0-0 4-3		0-0 F8	0-0 G6-4-3	
<b>Charlie Moore, R</b> OBP: 0.286, SLG: 0.273 (1, 2) BBB			4-0 HR BB		0-0 1B 1B		0-0 1B HR 1B		
<b>Ed Romero, R</b> OBP: 0.298, SLG: 0.277 (1, 4) X			0-0 F6		0-0 1-2 FC4 1B		0-0 1-3 HR 1B		

Inning Stats	R: 0	H: 0	E: 0	K: 0	S: 2	LOB: 0	BB: 1	P: 6
	R: 0	H: 0	E: 0	K: 1	S: 5 <td>LOB: 0</td> <td>BB: 0</td> <td>P: 5 </td>	LOB: 0	BB: 0	P: 5
	R: 2	H: 1	E: 0	K: 0	S: 4 <td>LOB: 0</td> <td>BB: 1</td> <td>P: 8 </td>	LOB: 0	BB: 1	P: 8
	R: 0	H: 0	E: 0	K: 0	S: 3 <td>LOB: 0</td> <td>BB: 0</td> <td>P: 3 </td>	LOB: 0	BB: 0	P: 3
	R: 0	H: 2	E: 0	K: 0	S: 5 <td>LOB: 2</td> <td>BB: 0</td> <td>P: 5 </td>	LOB: 2	BB: 0	P: 5
	R: 1	H: 2	E: 0	K: 0	S: 5 <td>LOB: 1</td> <td>BB: 0</td> <td>P: 5 </td>	LOB: 1	BB: 0	P: 5
	R: 4	H: 3	E: 0	K: 1	S: 8 <td>LOB: 0</td> <td>BB: 1</td> <td>P: 12 </td>	LOB: 0	BB: 1	P: 12
	R: 0	H: 1	E: 0	K: 1	S: 5 <td>LOB: 0</td> <td>BB: 0</td> <td>P: 5 </td>	LOB: 0	BB: 0	P: 5

PITCHER	IP	WLS	BF	H	R	ER	SO	BB	IBB	HBP	BLK	WP	HR	S	P	ERA	WHIP
<b>Floyd Bannister, L</b> ERA: 4.7 (1, 1)	8.0	L	34	9	7	7	3	2	1	0	0	0	2	37	49	7.88	1.375
<b>Floyd Bannister, L</b> ERA: 4.7 (8, 1)	8.0	L	34	9	7	7	3	2	1	0	0	0	2	37	49	7.88	1.375

**BOTTOM**


**Chicago White Sox @ Milwaukee Brewers**  
Milwaukee County Stadium, Milwaukee, WI

Thu Aug 15 1985, 8:05 PM EDT  
Att. 12,734 - Unknown

AB	R	H	RBI	BB	SO	LOB
2	2	1	2	2	0	2
4	0	0	0	0	1	4
4	2	2	4	0	0	0
4	0	1	1	0	0	0
4	0	0	0	0	1	1
4	0	1	0	0	1	1
4	0	0	0	0	0	1
2	2	2	0	1	0	0
3	1	2	0	0	0	1

AB	31
R	7
H	9
RBI	7
BB	3
SO	3
LOB	10

WP: 0 PA: 34  
PB: 0  
SB: 0  
CS: 0



1B	2B	3B	HR	SF	SAC	DP	HBP	WP	HR	S	P	ERA	WHIP
6	0	1	2	0	2	0	0	0	2	37	49	7.88	1.375

Batter	1	2	3	4	5	6	7	8	9	AB R H RBI BB SO LOB	TOP
Rudy Law, L (1, 8) X OBP: 0.304, SLG: 0.363	0-0 F9 ①		X 0-0 FC6-4 1B		BBB 4-0 E BB		0-3 K ②			3 0 1 0 1 1 1	
Scott Fletcher, R (1, 5) S S OBP: 0.306, SLG: 0.265	0-3 K ②		X 0-0 FC6-4 ③ 1-2f		BBB 4-0 BB		0-3 K ③			3 0 0 0 1 2 2	
Harold Baines, L (1, 9) X OBP: 0.344, SLG: 0.416	0-0 L7 ③			S S 0-3 K ①	S S 0-3 K ③			X 0-0 L8 ①		4 0 0 0 0 2 2	
Greg Walker, L (1, 10) X OBP: 0.328, SLG: 0.466		X 0-0 F4 ①		X 0-0 F8 ②		X 0-0 F9 ①		X 0-0 1B		4 0 1 0 0 0 0	
Carlton Fisk, R (1, 2) X OBP: 0.320, SLG: 0.550		X 0-0 1B		X 0-0 5-3 ③		H 1-0 HBP		X 0-0 F9 ②		3 0 1 0 0 0 1	
Joseph DeSa, L (1, 3) X OBP: 0.200, SLG: 0.429		X 0-0 F8 ②			BBB 4-0 HR BB	X 0-0 F3 ②		X 0-0 F7 ③		3 1 0 0 1 0 3	
Ron Kittle, R (1, 7) X OBP: 0.295, SLG: 0.445		X 0-0 F6 ③			X 0-0 HR ①	S S 0-3 K ③			S S 0-3 K ①	4 1 1 2 0 2 2	
Ozzie Guillen, L (1, 6) X OBP: 0.300, SLG: 0.358			X 0-0 3-1 ①		X 0-0 G4-3 1B		X 0-0 PB 2B		X 0-0 F5 ②	4 0 2 0 0 0 0	
Julio Cruz, S (1, 4) X OBP: 0.298, SLG: 0.206			X 0-0 4-3 ②		X 0-0 G4-3 ①		X 0-0 G3 ①		X 0-0 F5 ③	3 0 0 0 0 0 2	
Jerry Hairston, S (9, PH) X OBP: 0.405, SLG: 0.371									X 0-0 F5 ③	1 0 0 0 0 0 0	
Inning Stats	R: 0 H: 0 E: 0 LOB: 0 K: 1 BB: 0 S: 5 P: 5	R: 0 H: 1 E: 0 LOB: 1 K: 0 BB: 0 S: 4 P: 4	R: 0 H: 1 E: 0 LOB: 1 K: 0 BB: 0 S: 4 P: 4	R: 0 H: 0 E: 0 LOB: 0 K: 1 BB: 0 S: 5 P: 5	R: 2 H: 2 E: 1 LOB: 2 K: 1 BB: 3 S: 6 P: 18	R: 0 H: 0 E: 0 LOB: 1 K: 1 BB: 0 S: 5 P: 6	R: 0 H: 1 E: 0 LOB: 1 K: 2 BB: 0 S: 8 P: 8	R: 0 H: 1 E: 0 LOB: 1 K: 0 BB: 0 S: 4 P: 4	R: 0 H: 0 E: 0 LOB: 0 K: 1 BB: 0 S: 5 P: 5	1B: 4 SF: 0 2B: 1 SAC: 0 3B: 0 DP: 1 HR: 1 HBP: 1	WP: 0 PA: 36 PB: 1 SB: 0 CS: 0
PITCHER Ray Burris, R (1, 1) ERA: 3.77	IP 9.0 WLS W BF 36 H 6 R 2 ER 2 SO 7 BB 3 IBB 0 HBP 1 BLK 0 WP 0 HR 1 S 46 P 59 ERA 2.00 WHIP 1.000										

Chicago White Sox @ Milwaukee Brewers  
 Milwaukee County Stadium, Milwaukee, WI  
 Fri Aug 16 1985, 8:05 PM EDT  
 Att. 23,390 - Unknown

AB	32
R	2
H	6
RBI	2
BB	3
SO	7
LOB	13



livebaseballscorecards.com



Batter	1	2	3	4	5	6	7	8	9
Randy Ready, R OBP: 0.298, SLG: 0.341 (1, 10) X	0-0 4-3 ①		4-0 BB BBB			0-3 K SS		0-0 B3 X	
Robin Yount, R OBP: 0.340, SLG: 0.450 (1, 8) BBB	4-0 G3 BB		0-0 F8 X			4-0 1B 1B BB		0-0 2B 1-3 2B	
Ernest Riles, L OBP: 0.336, SLG: 0.404 (1, 6) X	0-0 G3 1-2			0-3 K SS		0-0 1B 1-3 1B		0-0 6-3 X	
Ben Oglivie, L OBP: 0.363, SLG: 0.459 (1, 7) X	0-0 4-3 ③			0-0 G6-3 1B		0-0 1B 1-3 1B		0-0 2B 3-H 2-H	
Carlos Ponce, R (1, 3)		0-0 F4 ①		0-0 G6-3 1-2f		0-0 L5 ③		0-0 4-3 ③	
Paul Householder, S OBP: 0.292, SLG: 0.324 (1, 9) X		0-0 6-3 ②			0-0 F5 ①		0-0 G3 ①		
Jim Gantner, L OBP: 0.291, SLG: 0.308 (1, 5) SSS		0-3 K ③			0-3 K ②		0-0 F7 ②		
Charlie Moore, R OBP: 0.283, SLG: 0.270 (1, 2) SSS			0-3 K ①		0-0 6-3 ③		0-0 5-3 ③		
Ed Romero, R OBP: 0.299, SLG: 0.273 (1, 4) X			0-0 F3 ②			0-0 6-3 ①		4-0 2B 6-3 BB	

Inning Stats	R: 0	H: 0	E: 0	K: 0	S: 3	R: 0	H: 0	E: 0	K: 1	S: 5	R: 0	H: 1	E: 0	K: 1	S: 5	R: 0	H: 0	E: 0	K: 1	S: 5	R: 1	H: 2	E: 0	K: 1	S: 7	R: 0	H: 0	E: 0	K: 0	S: 3	R: 2	H: 2	E: 0	K: 0	S: 5
	LOB: 1	BB: 1	BB: 1	BB: 1	BB: 7	LOB: 0	BB: 0	LOB: 0	BB: 0	BB: 5	LOB: 0	BB: 0	LOB: 0	BB: 0	BB: 5	LOB: 2	BB: 1	LOB: 0	BB: 0	BB: 3	LOB: 1	LOB: 1	LOB: 1	LOB: 1	LOB: 11	LOB: 0	LOB: 0	LOB: 0	LOB: 3	LOB: 1	LOB: 1	LOB: 1	LOB: 1	LOB: 9	

PITCHER	IP	WLS	BF	H	R	ER	SO	BB	IBB	HBP	BLK	WP	HR	S	P	ERA	WHIP
Joel Davis, R ERA: 1.93 (1, 1)	7.0		27	3	2	2	5	4	0	0	0	0	0	33	49	2.57	1.000
Dave Wehmeister, R ERA: 2.7 (8, 1)	0.1	L	2	1	0	0	0	0	0	0	0	0	0	2	2	0.00	3.000
Juan Agosto, L ERA: 4.29 (8, 1)	0.2		3	1	1	1	0	0	0	0	0	0	0	3	3	13.50	1.500


**BOTTOM**

**Chicago White Sox @ Milwaukee Brewers**  
Milwaukee County Stadium, Milwaukee, WI

Fri Aug 16 1985, 8:05 PM EDT  
Att. 23,390 - Unknown

livebaseballscorecards.com

AB	28
R	3
H	5
RBI	3
BB	4
SO	5
LOB	9



1B: 3	SF: 0	WP: 0	PA: 32
2B: 2	SAC: 0	PB: 0	
3B: 0	DP: 1	SB: 0	
HR: 0	HBP: 0	CS: 0	

Batter	1	2	3	4	5	6	7	8	9	AB R H RBI BB SO LOB	TOP																
Rudy Law, L (1, 8) OBP: 0.306, SLG: 0.363 Reid Nichols, R (7, PH) OBP: 0.310, SLG: 0.333 (7, 8)	4-0 E 1B BB	0-0 3-1 2-3	0-0 F8 2		0-0 WP 1B 1-2 1B		0-0 6-3 2		0-0 1B 2B 1B	3 1 1 0 1 0 1 2 1 1 0 0 0 0																	
Bryan Little, S (1, 4) OBP: 0.339, SLG: 0.298 Scott Fletcher, R (9, PH) OBP: 0.309, SLG: 0.268 (9, 4)	0-0 E6 FC6-4 1B 1-3 4-3	0-0 1B 2B 1B	0-0 5-3 3		0-3 K 2		0-3 K 3		0-0 2B E 1B 1-3	5 2 1 1 0 2 3 1 1 1 0 0 0 0																	
Harold Baines, L (1, 9) OBP: 0.350, SLG: 0.427	0-0 FC6-4 1-2 1B 3-H	0-0 2B BB 1B 1-3		0-0 F1 1	0-0 WP 1B 1-2 2-H			0-0 3-1 1B 2B	0-0 E8 2B 1-H 3-H	6 2 5 3 0 0 0																	
Greg Walker, L (1, 3) OBP: 0.328, SLG: 0.469	0-0 FC6-4 1-2 1B 1-2f 2-3	0-0 BB WP 2B 1-3 3-H		0-0 1B 2B	0-0 4-3 3			0-0 3-1 2-3	0-0 G3 2	6 3 2 1 0 0 6																	
Carlton Fisk, R (1, 2) OBP: 0.327, SLG: 0.549	0-0 4-3 1-2 3-H	4-0 WP BB IBB		0-0 1B 2-H		H 1-0 FC5-4 HBP		4-0 1B IBB	4-0 IBB	2 0 1 2 3 0 1																	
Joseph DeSa, L (1, 10) OBP: 0.250, SLG: 0.467 Luis Salazar, R (2, PH) OBP: 0.231, SLG: 0.320 Jerry Hairston, S (9, PH) OBP: 0.402, SLG: 0.367	0-0 2-H 1B	4-0 WP BB 1-2 2-3 3-H		0-3 K 2		0-0 FC5-4 1-2f		0-3 K 2	0-0 F7 3	1 0 1 1 0 0 0 3 0 0 1 1 2 4 1 0 0 0 0 0 2																	
Ron Kittle, R (1, 7) OBP: 0.297, SLG: 0.442	0-0 F8 3	4-0 1-2 2-3 3-H BB		0-0 F9 3		0-0 F7 2		0-0 FC4-6 1B 1-2 3-H		4 0 1 1 1 0 3																	
Ozzie Guillen, L (1, 6) OBP: 0.299, SLG: 0.356		3-1 SH2-4 1B F4			0-0 G3 1	0-0 F6 3		0-0 FC4-6 1-2f		5 1 1 0 0 0 6																	
Tim Hulett, R (1, 5) OBP: 0.314, SLG: 0.354		0-0 SH2-4 1-2	0-0 F2 1		4-0 1B BB		0-0 F9 1		0-0 4-3 1	3 1 0 0 1 0 0																	
Inning Stats	R: 3 E: 1 K: 0 S: 6	H: 2 LOB: 1 BB: 1 P: 10	R: 4 E: 0 K: 0 S: 7	H: 4 LOB: 3 BB: 3 P: 19	R: 0 E: 0 K: 0 S: 3	H: 0 LOB: 0 BB: 0 P: 3	R: 1 E: 0 K: 1 S: 7	H: 2 LOB: 1 BB: 0 P: 7	R: 1 E: 0 K: 1 S: 7	H: 2 LOB: 2 BB: 1 P: 11	R: 0 E: 0 K: 0 S: 3	H: 0 LOB: 1 BB: 0 P: 4	R: 0 E: 0 K: 1 S: 5	H: 0 LOB: 0 BB: 0 P: 5	R: 1 E: 0 K: 1 S: 7	H: 2 LOB: 2 BB: 1 P: 11	R: 2 E: 1 K: 0 S: 6	H: 3 LOB: 2 BB: 1 P: 10	1B: 11 2B: 4 3B: 0 HR: 0	SF: 0 SAC: 1 DP: 0 HBP: 1	WP: 2 PB: 0 SB: 0 CS: 0	PA: 51					
PITCHER	IP	WLS	BF	H	R	ER	SO	BB	IBB	HBP	BLK	WP	HR	S	P	ERA	WHIP										
Jaime Cocanower, R (1, 1) ERA: 4.25	1.2	L	12	5	6	4	0	1	0	0	0	0	0	11	15	21.60	3.600										
Bob McClure, L (2, 1) ERA: 4.79	0.1		5	1	1	1	0	2	1	0	0	1	0	2	14	27.00	9.000										
Moose Haas, R (3, 1) ERA: 3.63	4.0		18	4	2	2	2	1	0	1	0	1	0	20	25	4.50	1.250										
Rick Waits, L (7, 1) ERA: 5.25	2.0		9	2	1	1	2	0	1	0	0	0	0	12	16	4.50	1.000										
Ray Searge, L (9, 1) ERA: 8.68	1.0		7	3	2	1	0	0	1	0	0	0	0	6	10	9.00	3.000										

Chicago White Sox @ Milwaukee Brewers  
 Milwaukee County Stadium, Milwaukee, WI  
 Sat Aug 17 1985, 4:33 AM EDT  
 Att: 33,467 - Unknown

AB	42
R	12
H	15
RBI	10
BB	7
SO	4
LOB	26



Batter	1	2	3	4	5	6	7	8	9	AB R H RBI BB SO LOB
<b>Ernest Riles, L</b> (1, 6) OBP: 0.340, SLG: 0.413	0-0 4-3	0-0 BB 1-3 2-H 1B		0-0 1-H E 3B		0-0 F9			4-0 HR BB	4 2 2 2 1 0 0
<b>Robin Yount, R</b> (1, 8) OBP: 0.343, SLG: 0.465	0-0 HR	4-0 1-2 BB		0-0 3-H E5 G3		0-0 F9			0-0 1-H HR	4 2 2 4 1 0 0
<b>Cecil Cooper, L</b> (1, 10) OBP: 0.328, SLG: 0.470	0-3 K	0-0 F7		0-0 1-2 G3			0-0 L6		0-3 K	5 0 0 0 0 2 4
<b>Ben Oglivie, L</b> (1, 7) OBP: 0.360, SLG: 0.455	0-0 G3		0-0 1B	0-0 6-3			0-0 F3		0-3 K	5 0 1 0 0 1 1
<b>Bill Schroeder, R</b> (1, 2) OBP: 0.321, SLG: 0.472		0-0 FC4-6 SF8 1B	0-3 K		0-0 F9		0-0 1B		0-3 K	5 1 2 0 0 2 1
<b>Carlos Ponce, R</b> (1, 3) OBP: 0.154, SLG: 0.154		0-0 1-2 FC4-6 1B	0-0 F5		0-0 1B		0-0 4-3			4 0 2 0 0 0 2
<b>Rick Manning, L</b> (1, 9) OBP: 0.281, SLG: 0.295		0-0 1-2f 2-3 FC4-6 1B	0-0 4-3		0-0 F9			0-0 FC3-6 1B		4 1 1 0 0 0 4
<b>Jim Gantner, L</b> (1, 5) OBP: 0.286, SLG: 0.305		0-0 3-H SF8		0-3 K	0-0 F8			0-0 1-2f FC3-6 G4-6-3		3 0 0 1 0 1 2
<b>Ed Romero, R</b> (1, 4) OBP: 0.304, SLG: 0.280		0-0 1-2 1B 1B		0-0 3B 1B		0-0 L4		0-0 1-2f G4-6-3		4 1 2 0 0 0 1

Inning Stats	R: 1	H: 1	E: 0	K: 1	S: 6	LOB: 0	BB: 0	P: 6	R: 2	H: 4	E: 0	K: 0	S: 7	LOB: 3	BB: 1	P: 11	R: 0	H: 1	E: 0	K: 1	S: 6	LOB: 1	BB: 0	P: 6	R: 2	H: 2	E: 1	K: 1	S: 8	LOB: 1	BB: 0	P: 8	R: 0	H: 1	E: 0	K: 0	S: 4	LOB: 1	BB: 0	P: 4	R: 0	H: 0	E: 0	K: 0	S: 3	LOB: 0	BB: 0	P: 3	R: 0	H: 1	E: 0	K: 0	S: 4	LOB: 1	BB: 0	P: 4	R: 0	H: 1	E: 0	K: 0	S: 3	LOB: 0	BB: 0	P: 3	R: 2	H: 1	E: 0	K: 3	S: 10	LOB: 0	BB: 1	P: 14	1B: 9	SF: 1	2B: 0	SAC: 0	3B: 1	DP: 1	HR: 2	HBP: 0	WP: 0	PA: 41
--------------	------	------	------	------	------	--------	-------	------	------	------	------	------	------	--------	-------	-------	------	------	------	------	------	--------	-------	------	------	------	------	------	------	--------	-------	------	------	------	------	------	------	--------	-------	------	------	------	------	------	------	--------	-------	------	------	------	------	------	------	--------	-------	------	------	------	------	------	------	--------	-------	------	------	------	------	------	-------	--------	-------	-------	-------	-------	-------	--------	-------	-------	-------	--------	-------	--------

PITCHER	IP	WLS	BF	H	R	ER	SO	BB	IBB	HBP	BLK	WP	HR	S	P	ERA	WHIP
<b>Gene Nelson, R</b> (1, 1) ERA: 4.28	3.1		20	8	5	5	3	1	0	0	0	0	1	25	29	13.50	2.700
<b>Dan Spillner, R</b> (4, 1) ERA: 3.99	4.2	W	18	4	2	2	0	1	0	0	0	0	1	17	21	3.86	1.071
<b>Jerry Don Gleaton, L</b> (9, 1) ERA: 7.98	1.0		3	0	0	0	3	0	0	0	0	0	0	9	9	0.00	0.000


**BOTTOM**

**Chicago White Sox @ Milwaukee Brewers**  
Milwaukee County Stadium, Milwaukee, WI

Sat Aug 17 1985, 4:33 AM EDT  
Att. 33,467 - Unknown

livebaseballscorecards.com

<b>AB</b>	<b>38</b>
<b>R</b>	<b>7</b>
<b>H</b>	<b>12</b>
<b>RBI</b>	<b>7</b>
<b>BB</b>	<b>2</b>
<b>SO</b>	<b>6</b>
<b>LOB</b>	<b>15</b>



Main game log table with columns for batter names, statistics, and play diagrams. Includes entries for Rudy Law, Bryan Little, Harold Baines, Greg Walker, Carlton Fisk, Joseph DeSa, Reid Nichols, Ron Kittle, Tim Hulett, Ozzie Guillen, and Scott Fletcher. Play diagrams show fielding positions and ball paths.

Inning Stats table showing runs, hits, errors, strikeouts, and other statistics for each inning.

PITCHER table showing pitcher names, IP, WLS, BF, H, R, ER, SO, BB, IBB, HBP, BLK, WP, HR, S, P, ERA, WHIP.

Chicago White Sox @ Milwaukee Brewers  
Milwaukee County Stadium, Milwaukee, WI  
Sun Aug 18 1985, 4:33 AM EDT  
Att: 27,658 - Unknown

Summary statistics table: AB 38, R 8, H 14, RBI 8, BB 4, SO 4, LOB 13.



Batter	1	2	3	4	5	6	7	8	9	AB R H RBI BB SO LOB
Randy Ready, R OBP: 0.314, SLG: 0.378 (1, 5) X	0-0 F9 2B		0-0 5-3 1-2		0-0 5-3		0-0 1-2 2-3 1B			4 0 2 0 0 0 1
Robin Yount, R OBP: 0.342, SLG: 0.462 (1, 8) X	0-0 F9 2-3		4-0 HR BB		0-0 5-3		0-0 F5			3 1 0 0 1 0 4
Cecil Cooper, L OBP: 0.328, SLG: 0.475 (1, 3) X	0-0 5-3		0-0 1-H 2-H HR			0-0 F6	0-0 F8			4 1 1 3 0 0 4
Ben Oglivie, L OBP: 0.356, SLG: 0.449 (1, 7) S S S	0-3 K		0-0 5-3			0-0 F8		0-0 6-3		4 0 0 0 0 1 1
Ernest Riles, L OBP: 0.336, SLG: 0.407 (1, 6) S S S		0-0 4-3		0-3 K		0-0 6-3		0-0 3-1		4 0 0 0 0 1 0
Bill Schroeder, R OBP: 0.313, SLG: 0.459 (1, 2) S S S		0-3 K		0-3 K			0-3 K	0-0 F2		4 0 0 0 0 3 0
Carlos Ponce, R OBP: 0.235, SLG: 0.412 (1, 10) X		0-0 F6		0-0 1B			0-0 HR			4 1 2 1 0 0 0
Paul Householder, S OBP: 0.291, SLG: 0.319 (1, 9) S S S			0-0 F4	0-0 5-3			4-0 1B 1B BB	0-3 K		3 0 0 0 1 1 1
Ed Romero, R OBP: 0.309, SLG: 0.286 (1, 4) X			0-0 HR 1B		0-0 F4		0-0 1-2 1B 1B			4 1 2 0 0 0 0

Inning Stats	R: 0 E: 0 K: 1 S: 6	H: 1 LOB: 1 BB: 0 P: 6	R: 0 E: 0 K: 1 S: 5	H: 0 LOB: 0 BB: 0 P: 5	R: 3 E: 0 K: 0 S: 5	H: 2 LOB: 0 BB: 1 P: 9	R: 0 E: 0 K: 2 S: 8	H: 1 LOB: 1 BB: 0 P: 8	R: 0 E: 0 K: 0 S: 3	H: 0 LOB: 0 BB: 0 P: 3	R: 0 E: 0 K: 0 S: 3	H: 0 LOB: 0 BB: 0 P: 3	R: 1 E: 0 K: 1 S: 8	H: 3 LOB: 3 BB: 1 P: 12	R: 0 E: 0 K: 0 S: 3	H: 0 LOB: 0 BB: 0 P: 3	R: 0 E: 0 K: 1 S: 5	H: 0 LOB: 0 BB: 0 P: 5	1B: 4 2B: 1 3B: 0 HR: 2	SF: 0 SAC: 0 DP: 0 HBP: 0	WP: 0 PB: 0 SB: 1 CS: 0	PA: 36
PITCHER	IP	WLS	BF	H	R	ER	SO	BB	IBB	HBP	BLK	WP	HR	S	P	ERA	WHIP					
Britt Burns, L ERA: 3.65 (1, 1)	6.1	W	26	5	4	4	5	2	0	0	0	0	2	34	42	5.68	1.105					
Dave Wehmeister, R ERA: 2.7 (7, 1)	0.0		1	1	0	0	0	0	0	0	0	0	0	1	1	∞	∞					
Bob James, R ERA: 2.36 (7, 1)	2.2	S	9	1	0	0	1	0	0	0	0	0	0	11	11	0.00	0.375					

**BOTTOM**

**Chicago White Sox @ Milwaukee Brewers**  
Milwaukee County Stadium, Milwaukee, WI

Sun Aug 18 1985, 4:33 AM EDT  
Att. 27,658 - Unknown

livebaseballscores.com

<b>AB</b>	<b>34</b>
<b>R</b>	<b>4</b>
<b>H</b>	<b>7</b>
<b>RBI</b>	<b>4</b>
<b>BB</b>	<b>2</b>
<b>SO</b>	<b>6</b>
<b>LOB</b>	<b>11</b>



Batter	1	2	3	4	5	6	7	8	9	AB R H RBI BB SO LOB
Willie Wilson, S (1, 8) OBP: 0.324, SLG: 0.416 Lynn Jones, R (3, 8) OBP: 0.267, SLG: 0.296	0-0 F5		0-0 FC5-4			0-0 SH1-4		0-0 5-3		2 0 0 0 0 0 1 1 0 0 0 0 0 0
Lonnie Smith, R (1, 7) OBP: 0.349, SLG: 0.354	0-0 1-3		0-3 K			0-0 FC5-2		0-0 F7		4 0 0 0 0 1 2
George Brett, L (1, 5) OBP: 0.448, SLG: 0.570	0-0 1B			0-0 4-3		4-0 1-2 BB			0-0 4-3	3 0 1 0 1 0 0
Hal McRae, R (1, 10) OBP: 0.338, SLG: 0.455	0-0 1-3			0-0 6-3		0-0 F3			0-0 F8	4 0 0 0 0 0 3
Dane Iorg, L (1, 9) OBP: 0.273, SLG: 0.336 Darryl Motley, R (7, 9) OBP: 0.263, SLG: 0.407		0-0 1B G5-4-3 1B		0-3 K		0-3 K			0-0 F9	3 1 1 0 0 2 0 1 0 0 0 0 0 0
Frank White, R (1, 4) OBP: 0.274, SLG: 0.406		0-0 1-3 1B G5-4-3		0-0 4-3		0-0 L5				3 0 1 0 0 0 0
Steve Balboni, R (1, 3) OBP: 0.304, SLG: 0.473		0-0 G5-4-3		0-0 F9		0-0 FC6-4 1B				3 0 1 0 0 0 1
John Wathan, R (1, 2) OBP: 0.344, SLG: 0.325		0-0 6-3		0-3 K		0-0 FC6-4				3 0 0 0 0 1 1
Buddy Biancalana, S (1, 6) OBP: 0.240, SLG: 0.242			4-0 BB FC5-4			0-0 SH1-4 FC5-2 2B		0-0 6-3		2 0 1 0 1 0 0

Inning Stats	R: 0 E: 0 K: 0 S: 4	H: 1 LOB: 1 BB: 0 P: 4	R: 1 E: 0 K: 0 S: 4	H: 2 LOB: 0 BB: 0 P: 4	R: 0 E: 0 K: 1 S: 4	H: 0 LOB: 0 BB: 1 P: 8	R: 0 E: 0 K: 1 S: 5	H: 0 LOB: 0 BB: 0 P: 5	R: 0 E: 0 K: 1 S: 5	H: 0 LOB: 0 BB: 0 P: 5	R: 0 E: 0 K: 0 S: 4	H: 1 LOB: 2 BB: 1 P: 8	R: 0 E: 0 K: 1 S: 6	H: 1 LOB: 1 BB: 0 P: 6	R: 0 E: 0 K: 0 S: 3	H: 0 LOB: 0 BB: 0 P: 3	R: 0 E: 0 K: 0 S: 3	H: 0 LOB: 0 BB: 0 P: 3	1B: 4 2B: 1 3B: 0 HR: 0	SF: 0 SAC: 1 DP: 1 HBP: 0	WP: 0 PB: 0 SB: 1 CS: 1	PA: 32
--------------	------------------------------	---------------------------------	------------------------------	---------------------------------	------------------------------	---------------------------------	------------------------------	---------------------------------	------------------------------	---------------------------------	------------------------------	---------------------------------	------------------------------	---------------------------------	------------------------------	---------------------------------	------------------------------	---------------------------------	----------------------------------	------------------------------------	----------------------------------	--------

PITCHER	IP	WLS	BF	H	R	ER	SO	BB	IBB	HBP	BLK	WP	HR	S	P	ERA	WHIP
Tom Seaver, R (1, 1) ERA: 3.06	8.0		29	5	1	1	4	2	0	0	0	0	0	35	43	1.12	0.875
Bob James, R (9, 1) ERA: 2.33	1.0	W	3	0	0	0	0	0	0	0	0	0	0	3	3	0.00	0.000

**TOP**

**Kansas City Royals @ Chicago White Sox**  
Comiskey Park, Chicago, IL

Tue Aug 20 1985, 8:05 PM EDT  
Att: 19,318 - Unknown

<b>AB</b>	<b>29</b>
<b>R</b>	<b>1</b>
<b>H</b>	<b>5</b>
<b>RBI</b>	<b>0</b>
<b>BB</b>	<b>2</b>
<b>SO</b>	<b>4</b>
<b>LOB</b>	<b>8</b>

Batter	1	2	3	4	5	6	7	8	9	AB R H RBI BB SO LOB
Reid Nichols, R (1, 7) OBP: 0.311, SLG: 0.325 Joseph DeSa, L (9, PH) OBP: 0.300, SLG: 0.474	0-0 4-3		0-3 K		0-0 F9		0-3 K2-3		0-0 FC4-2	4 0 0 0 0 2 2 1 0 0 0 0 0 3
Luis Salazar, R (1, 8) OBP: 0.238, SLG: 0.338	0-3 K		0-0 WP 1B			0-0 FC1-5 3B		0-0 4-3 SF8 2B	0-0 E4	5 1 3 0 0 1 2
Harold Baines, L (1, 9) OBP: 0.352, SLG: 0.428	0-0 WP 1B		0-3 K			0-0 FC1-5		0-0 4-3		4 0 1 0 0 1 3
Carlton Fisk, R (1, 2) OBP: 0.325, SLG: 0.543	0-0 5-3			0-0 FC5-4 1B		0-3 K		0-0 SF8		3 0 1 1 0 1 2
Ron Kittle, R (1, 10) OBP: 0.289, SLG: 0.429		0-0 6-3		0-0 FC5-4 4-3 1-2f		0-0 F9		0-3 K2-3		4 0 0 0 0 1 2
Greg Walker, L (1, 3) OBP: 0.324, SLG: 0.462		0-3 K		0-0 4-3			0-3 K		0-0 6-3	4 0 0 0 0 2 1
Tim Hulett, R (1, 5) OBP: 0.320, SLG: 0.361 Rudy Law, L (9, PR) OBP: 0.311, SLG: 0.375		4-0 BB		0-3 K			0-0 4-3 2B		0-0 2B FC4-2 1B	3 0 2 0 1 1 1 0 0 0 0 0 0 0
Julio Cruz, S (1, 4) OBP: 0.293, SLG: 0.202 Jerry Hairston, S (9, PH) OBP: 0.411, SLG: 0.390 Scott Fletcher, R (9, PR) OBP: 0.312, SLG: 0.269		0-0 1-3			0-0 F9		0-0 4-3		0-0 FC4-2 E 2B	3 0 0 0 0 0 2 1 0 1 0 0 0 0 0 1 0 0 0 0 0
Ozzie Guillen, L (1, 6) OBP: 0.301, SLG: 0.354			0-3 K		0-0 L7			4-0 BB	4-0 E FC4-2 IBB	2 0 0 0 2 1 0

Inning Stats	R: 0 E: 0 K: 1 S: 6	H: 1 LOB: 1 BB: 0 P: 6	R: 0 E: 0 K: 1 S: 5	H: 0 LOB: 1 BB: 1 P: 9	R: 0 E: 0 K: 3 S: 10	H: 1 LOB: 1 BB: 0 P: 10	R: 0 E: 0 K: 1 S: 6	H: 1 LOB: 1 BB: 0 P: 6	R: 0 E: 0 K: 0 S: 3	H: 0 LOB: 0 BB: 0 P: 3	R: 0 E: 0 K: 1 S: 6	H: 1 LOB: 1 BB: 0 P: 6	R: 0 E: 0 K: 2 S: 8	H: 1 LOB: 2 BB: 1 P: 12	R: 1 E: 0 K: 1 S: 6	H: 1 LOB: 0 BB: 0 P: 6	R: 1 E: 1 K: 0 S: 5	H: 2 LOB: 3 BB: 1 P: 9	1B: 4 2B: 3 3B: 1 HR: 0	SF: 1 SAC: 0 DP: 0 HBP: 0
--------------	------------------------------	---------------------------------	------------------------------	---------------------------------	-------------------------------	----------------------------------	------------------------------	---------------------------------	------------------------------	---------------------------------	------------------------------	---------------------------------	------------------------------	----------------------------------	------------------------------	---------------------------------	------------------------------	---------------------------------	----------------------------------	------------------------------------

PITCHER	IP	WLS	BF	H	R	ER	SO	BB	IBB	HBP	BLK	WP	HR	S	P	ERA	WHIP
Bud Black, L (1, 1) ERA: 4.14	7.1		30	6	1	1	9	2	0	0	0	2	0	46	54	1.23	1.091
Dan Quisenberry, R (8, 1) ERA: 2.4	1.1	L	8	2	1	0	1	0	1	0	0	0	0	9	13	0.00	1.500

**BOTTOM**

**Kansas City Royals @ Chicago White Sox**  
Comiskey Park, Chicago, IL  
Tue Aug 20 1985, 8:05 PM EDT  
Att. 19,318 - Unknown

AB	34
R	2
H	8
RBI	1
BB	3
SO	10
LOB	18



WP	PA	38
PB		0
SB		0
CS		0

Batter	1	2	3	4	5	6	7	8	9	AB R H RBI BB SO LOB	TOP		
Lonnie Smith, R (1, 7) OBP: 0.347, SLG: 0.351	0-0 F7		0-0 SF9		0-0 FC6-4		0-0 CS	4-0 WP S BB	0-0 F8	3 0 0 1 1 0 3			
Lynn Jones, R (1, 8) OBP: 0.266, SLG: 0.294	0-0 4-3		0-0 6-3			0-0 FC5-4 WP 1B		0-0 F9		4 0 1 0 0 0 1			
George Brett, L (1, 5) OBP: 0.453, SLG: 0.578	4-0 BB			0-0 HR		4-0 FC5-4 1-2 BB		4-0 2-3 IBB		1 1 1 1 3 0 0			
Hal McRae, R (1, 10) OBP: 0.332, SLG: 0.447	0-3 K			0-3 K		0-0 F9		0-0 F4		4 0 0 0 0 2 5			
Frank White, R (1, 4) OBP: 0.271, SLG: 0.402		0-3 K		0-3 K		0-0 FC5-4 1-2f 2-3		0-0 F4		4 0 0 0 0 2 4			
Steve Balboni, R (1, 3) OBP: 0.302, SLG: 0.469		0-3 K		0-3 K		0-3 K			0-0 F3	4 0 0 0 0 3 2			
Darryl Motley, R (1, 9) OBP: 0.263, SLG: 0.408		0-0 F6			0-0 F9		0-0 F7		0-0 1B 2B	4 0 1 0 0 0 0			
John Wathan, R (1, 2) OBP: 0.351, SLG: 0.337			0-0 SH1-3 SF9 2B		4-0 FC5-4 BB		0-3 K		0-0 5-3	3 1 1 0 1 1 1			
Buddy Biancalana, S (1, 6) OBP: 0.243, SLG: 0.245			0-0 SH1-3		0-0 FC5-4 FC6-4		0-3 K CS		0-0 2-3 1B	3 0 1 0 0 1 1			
<b>Inning Stats</b>	R: 0 E: 0 K: 1 S: 5 H: 0 LOB: 1 BB: 1 P: 9	R: 0 E: 0 K: 2 S: 7 H: 0 LOB: 0 BB: 0 P: 7	R: 1 E: 0 K: 0 S: 4 H: 1 LOB: 0 BB: 0 P: 4	R: 1 E: 0 K: 3 S: 10 H: 1 LOB: 0 BB: 0 P: 10	R: 0 E: 0 K: 1 S: 6 H: 0 LOB: 1 BB: 1 P: 7	R: 0 E: 0 K: 1 S: 6 H: 1 LOB: 2 BB: 1 P: 10	R: 0 E: 0 K: 2 S: 7 H: 0 LOB: 0 BB: 0 P: 7	R: 0 E: 0 K: 0 S: 3 H: 0 LOB: 2 BB: 2 P: 11	R: 0 E: 0 K: 0 S: 5 H: 2 LOB: 2 BB: 0 P: 5	1B: 2 2B: 2 3B: 0 HR: 1 SF: 1 SAC: 1 DP: 0 HBP: 0	WP: 3 PA: 38 PB: 0 SB: 1 CS: 1		
<b>PITCHER</b>	IP WLS BF H R ER SO BB IBB HBP BLK WP HR S P ERA WHIP											<b>PITCHER</b>	IP WLS BF H R ER SO BB IBB HBP BLK WP HR S P ERA WHIP
Floyd Bannister, L (1, 1) ERA: 4.59	7.1 L 30 3 2 2 9 4 1 0 0 3 1 43 63 2.46 0.955												
Bob James, R (8, 1) ERA: 2.28	1.2 7 2 0 0 0 0 0 0 0 0 0 0 7 7 0.00 1.200												

**Kansas City Royals @ Chicago White Sox**  
Comiskey Park, Chicago, IL  
Wed Aug 21 1985, 8:05 PM EDT  
Att. 16,243 - Unknown

AB	30
R	2
H	5
RBI	2
BB	5
SO	9
LOB	17





Batter	1	2	3	4	5	6	7	8	9	AB	R	H	RBI	BB	SO	LOB
Reid Nichols, R OBP: 0.312, SLG: 0.325 (1, 7)	0-0 6-3		0-0 SH3		0-3 K			0-0 G6-4-3 1B		3	0	1	1	0	1	0
Luis Salazar, R OBP: 0.238, SLG: 0.340 (1, 8)	0-0 F4		0-0 3-H 2B			0-0 F9		0-0 G6-4-3 1-2f		4	0	1	0	0	0	2
Harold Baines, L OBP: 0.353, SLG: 0.429 (1, 9)	0-0 1B		0-0 F6			0-0 F8			0-0 G6-4-3 1B	4	0	2	0	0	0	1
Carlton Fisk, R OBP: 0.324, SLG: 0.539 (1, 2)	0-0 F4			4-0 BB G3		0-3 K			0-0 G6-4-3 1-2f	3	0	0	0	1	1	2
Ron Kittle, R OBP: 0.286, SLG: 0.423 (1, 10) Jerry Hairston, S OBP: 0.408, SLG: 0.386 (9, PH)		0-0 1-3		0-3 K			0-0 F9		0-0 6-3	3	0	0	0	0	1	1
Greg Walker, L OBP: 0.322, SLG: 0.458 (1, 3)		0-0 F9		0-0 G3 1-2			0-0 4-3			3	0	0	0	0	0	1
Tim Hulett, R OBP: 0.318, SLG: 0.357 (1, 5)		0-0 6-3		0-3 K			0-3 K			3	0	0	0	0	2	1
Julio Cruz, S OBP: 0.299, SLG: 0.221 (1, 4)			0-0 SH3 3B		0-0 6-3			0-0 FC1-6 1B		3	1	2	0	0	0	0
Ozzie Guillen, L OBP: 0.299, SLG: 0.351 (1, 6)			0-0 5-3		0-0 L8			0-0 FC1-6 1B 1-2f		3	0	0	0	0	0	2

Inning Stats		R: 0	H: 1	R: 0	H: 0	R: 1	H: 2	R: 0	H: 0	R: 0	H: 0	R: 0	H: 0	R: 0	H: 2	R: 0	H: 1	1B: 4	SF: 0
		E: 0	LOB: 1	E: 0	LOB: 0	E: 0	LOB: 1	E: 0	LOB: 1	E: 0	LOB: 0	E: 0	LOB: 0	E: 0	LOB: 1	E: 0	LOB: 0	2B: 1	SAC: 1
		K: 0	BB: 0	K: 0	BB: 0	K: 0	BB: 0	K: 2	BB: 1	K: 1	BB: 0	K: 1	BB: 0	K: 0	BB: 0	K: 0	BB: 0	3B: 1	DP: 2
		S: 4	P: 4	S: 3	P: 3	S: 5	P: 5	S: 7	P: 11	S: 5	P: 5	S: 5	P: 5	S: 5	P: 5	S: 4	P: 3	HR: 0	HBP: 0

PITCHER										PITCHER																								
IP	WLS	BF	H	R	ER	SO	BB	IBB	HBP	BLK	WP	HR	S	P	ERA	WHIP	IP	WLS	BF	H	R	ER	SO	BB	IBB	HBP	BLK	WP	HR	S	P	ERA	WHIP	
Charlie Leibrandt, L ERA: 2.91 (1, 1)	8.0	W	30	6	1	1	5	1	0	0	0	0	0	39	43	1.12	0.875																	
Dan Quisenberry, R ERA: 2.38 (9, 1)	1.0	S	2	0	0	0	0	0	0	0	0	0	0	2	2	0.00	0.000																	

**BOTTOM**

**Kansas City Royals @ Chicago White Sox**  
Comiskey Park, Chicago, IL

Wed Aug 21 1985, 8:05 PM EDT  
Att. 16,243 - Unknown

livebaseballscorecards.com

AB	30
R	1
H	6
RBI	1
BB	1
SO	5
LOB	10



Batter	1	2	3	4	5	6	7	8	9	AB R H RBI BB SO LOB	TOP											
Willie Wilson, S (1, 8) OBP: 0.326, SLG: 0.426	0-0 E 3B	0-0 F7		0-0 F8		0-0 FC3-2 3B			0-0 FC5-4 1B	5 1 3 2 0 0 3												
Lonnie Smith, R (1, 7) OBP: 0.346, SLG: 0.350 Lynn Jones, R (6, 7) OBP: 0.264, SLG: 0.291	0-0 E6 G4-6-3		0-0 1B 1B		0-0 5-3	0-0 FC3-2			0-0 FC5-4	4 1 1 1 0 0 1 1 0 0 0 0 0 1												
George Brett, L (1, 5) OBP: 0.450, SLG: 0.574	0-0 G4-6-3		0-0 1B 1B		0-0 F6				0-0 F8	5 0 1 0 0 0 2												
Hal McRae, R (1, 10) OBP: 0.333, SLG: 0.445	0-0 FC6-4 1B		0-0 1B 5-3 1B		0-0 5-3				0-3 K	5 0 2 1 0 1 1												
Dane Iorg, L (1, 9) OBP: 0.266, SLG: 0.328 Darryl Motley, R (6, 9) OBP: 0.262, SLG: 0.407	0-0 FC6-4		0-3 K			0-0 L9			0-0 F4	3 0 0 0 0 1 3 1 0 0 0 0 0 0												
Frank White, R (1, 4) OBP: 0.271, SLG: 0.399		0-0 F8	0-0 5-3			4-0 HR BB			0-0 F4	3 1 0 0 1 0 2												
Steve Balboni, R (1, 3) OBP: 0.301, SLG: 0.473		0-3 K		0-0 F9		0-0 HR			0-3 K	4 1 1 2 0 2 0												
John Wathan, R (1, 2) OBP: 0.366, SLG: 0.341		0-0 BB 1B		1-0 FC4-6 HBP		4-0 CI 3B BB			0-3 K	2 1 1 0 1 1 0												
Buddy Biancalana, S (1, 6) OBP: 0.255, SLG: 0.250		4-0 BB		0-0 FC4-6		0-1 CI 3B			0-0 1B E 1B	2 2 1 0 1 0 1												
<b>Inning Stats</b>	R: 1 E: 1 K: 0 S: 5	H: 2 LOB: 1 BB: 0 P: 5	R: 0 E: 0 K: 1 S: 6	H: 1 LOB: 2 BB: 1 P: 10	R: 1 E: 0 K: 1 S: 7	H: 3 LOB: 1 BB: 0 P: 7	R: 0 E: 0 K: 0 S: 3	H: 0 LOB: 1 BB: 0 P: 4	R: 0 E: 0 K: 0 S: 3	H: 0 LOB: 0 BB: 0 P: 3	R: 4 E: 1 K: 0 S: 5	H: 2 LOB: 0 BB: 2 P: 13	R: 0 E: 0 K: 0 S: 3	H: 0 LOB: 0 BB: 0 P: 3	R: 0 E: 0 K: 2 S: 7	H: 0 LOB: 0 BB: 0 P: 7	R: 1 E: 1 K: 1 S: 7	H: 2 LOB: 1 BB: 0 P: 7	1B: 7 2B: 2 3B: 2 HR: 1	SF: 0 SAC: 0 DP: 3 HBP: 1	WP: 0 PB: 0 SB: 0 CS: 0	PA: 40
<b>PITCHER</b>	IP WLS BF H R ER SO BB IBB HBP BLK WP HR S P ERA WHIP																					
Joel Davis, R (1, 1) ERA: 3.72	5.1 L 26 7 5 5 2 3 0 1 0 0 1 26 39 8.44 1.875																					
Dan Spillner, R (6, 1) ERA: 3.5	1.2 6 1 1 0 0 0 0 0 0 0 0 6 6 0.00 0.600																					
Dave Wehmeister, R (8, 1) ERA: 2.35	1.0 3 0 0 0 2 0 0 0 0 0 0 7 7 0.00 0.000																					
Juan Agosto, L (9, 1) ERA: 4.5	0.0 2 2 1 1 0 0 0 0 0 0 0 2 2 ∞ ∞																					
Jerry Don Gleaton, L (9, 1) ERA: 7.47	1.0 3 0 0 0 1 0 0 0 0 0 0 5 5 0.00 0.000																					

**Kansas City Royals @ Chicago White Sox**  
 Comiskey Park, Chicago, IL  
 Thu Aug 22 1985, 8:05 PM EDT  
 Att: 22,505 - Unknown

AB	35
R	7
H	10
RBI	6
BB	3
SO	5
LOB	14



livebaseballscorecards.com

Batter	1	2	3	4	5	6	7	8	9
<b>Reid Nichols, R</b> (1, 7) <small>OBP: 0.330, SLG: 0.341</small> <b>Joseph DeSa, L</b> (9, PH) <small>OBP: 0.286, SLG: 0.450</small>	0-0 F8	0-0 2B			4-0 FC4-6 BB		4-0 BB		0-0 1-3
<b>Scott Fletcher, R</b> (1, 6) <small>OBP: 0.307, SLG: 0.265</small>	0-3 K	0-0 4-3			0-0 B3		0-3 K		
<b>Harold Baines, L</b> (1, 9) <small>OBP: 0.354, SLG: 0.429</small>	0-0 1B				0-0 FC4-6 1-2f		0-0 4-3		
<b>Carlton Fisk, R</b> (1, 2) <small>OBP: 0.321, SLG: 0.533</small>	0-3 K				0-0 L8		0-0 F9		
<b>Tim Lincecum, R</b> (1, 5) <small>OBP: 0.317, SLG: 0.354</small>		0-3 K			0-0 5-3 1-2f		0-0 F7		
<b>Ron Kittle, R</b> (1, 10) <small>OBP: 0.285, SLG: 0.418</small>		0-0 E7 1B 1B			4-0 BB		0-3 K		
<b>Greg Walker, L</b> (1, 3) <small>OBP: 0.321, SLG: 0.456</small>		0-0 1B 1-2 4-3 1B			0-3 K		0-3 K		
<b>Luis Salazar, R</b> (1, 8) <small>OBP: 0.239, SLG: 0.340</small> <b>Rudy Law, L</b> (9, PH) <small>OBP: 0.310, SLG: 0.373</small>		0-0 4-3 2B 1-3 2-H 1B			0-0 F7		0-0 F9		
<b>Julio Cruz, S</b> (1, 4) <small>OBP: 0.294, SLG: 0.217</small> <b>Jerry Hairston, S</b> (9, PH) <small>OBP: 0.412, SLG: 0.386</small>		0-0 4-3			0-0 4-3		0-3 K		

AB	R	H	RBI	BB	SO	LOB
2	0	1	1	2	0	0
1	0	0	0	0	0	1
4	0	0	0	0	2	3
4	0	2	0	0	0	1
4	0	0	0	0	1	3
3	0	0	0	1	1	1
3	1	0	0	1	1	1
4	1	1	0	0	2	1
3	1	1	1	0	0	1
1	0	0	0	0	1	0
3	0	0	1	0	1	2
0	0	0	0	1	0	0

**BOTTOM**

**Kansas City Royals @ Chicago White Sox**  
**Comiskey Park, Chicago, IL**  
 Thu Aug 22 1985, 8:05 PM EDT  
 Att. 22,505 - Unknown

[livebaseballscorecards.com](http://livebaseballscorecards.com)

<b>AB</b>	<b>32</b>
<b>R</b>	<b>3</b>
<b>H</b>	<b>5</b>
<b>RBI</b>	<b>3</b>
<b>BB</b>	<b>5</b>
<b>SO</b>	<b>9</b>
<b>LOB</b>	<b>14</b>



Inning	R	H	E	K	S	P	BB	IBB	HBP	BLK	WP	HR	S	P	ERA	WHIP
1	0	1	0	2	8	3	0	0	0	0	0	0	44	60	0.00	1.174
2	3	3	1	1	9	3	0	0	0	0	0	0	6	10	0.00	0.750
3	0	1	0	0	3	3	0	0	0	0	0	0	9	7		
4	0	0	0	1	9	7	0	0	0	0	0	0	11	7		
5	0	0	0	2	7	7	0	0	0	0	0	0	11	7		
6	0	0	0	2	7	7	0	0	0	0	0	0	11	7		
7	0	0	0	3	11	7	0	0	0	0	0	0	11	7		
8	0	0	0	3	7	7	0	0	0	0	0	0	7	7		
9	0	0	0	5	9	9	0	0	0	0	0	0	9	9		

PITCHER	IP	WLS	BF	H	R	ER	SO	BB	IBB	HBP	BLK	WP	HR	S	P	ERA	WHIP
<b>Danny Jackson, L</b> (1, 1) <small>ERA: 3.05</small>	7.2	W	32	5	3	0	8	4	0	0	0	0	0	44	60	0.00	1.174
<b>Dan Quisenberry, R</b> (8, 1) <small>ERA: 2.35</small>	1.1	S	5	0	0	0	1	1	0	0	0	0	0	6	10	0.00	0.750

WP	PA	3B	SF	SAC	DP	HBP	CS
0	37	0	0	0	1	0	0

Batter	1	2	3	4	5	6	7	8	9	AB R H RBI BB SO LOB	TOP		
<b>Damaso Garcia, R</b> (1, 4) OBP: 0.307, SLG: 0.369	0-0 6-3			0-0 S 1B 1B	0-0 6-3		0-0 1B 1B		0-0 5-3	5 2 2 0 0 0 0	<b>Toronto Blue Jays @ Chicago White Sox</b> Comiskey Park, Chicago, IL Fri Aug 23 1985, 8:05 PM EDT Unknown <a href="http://livebaseballscorecards.com">livebaseballscorecards.com</a>		
<b>Lloyd Moseby, L</b> (1, 8) OBP: 0.341, SLG: 0.388	0-3 K			0-0 F7	0-0 4-3		0-0 1-2 1B 1B		0-0 5-3	5 1 1 0 0 1 1			
<b>Cecil Fielder, R</b> (1, 3) OBP: 0.394, SLG: 0.500 <b>Willie Upshaw, L</b> (7, PR) OBP: 0.333, SLG: 0.423	0-3 K			0-0 L6	0-0 F7		0-0 1-2 2-H 1B 1B		0-0 L9	4 0 1 1 0 1 1 1 0 0 0 0 0 0			
<b>George Bell, R</b> (1, 7) OBP: 0.337, SLG: 0.503				0-0 F9		0-0 5-3		0-0 1-2 2-H 1B 1B		4 1 2 1 0 0 0			
<b>Jesse Barfield, R</b> (1, 9) OBP: 0.365, SLG: 0.517				0-0 G6-4-3 1B		0-0 2B		0-3 K		4 1 3 2 0 1 2			
<b>Jeff Burroughs, R</b> (1, 10) OBP: 0.375, SLG: 0.422 <b>Al Oliver, L</b> (7, PH) OBP: 0.299, SLG: 0.389				0-0 G6-4-3 1-2f		0-0 BB		0-0 4-3		2 1 1 0 1 0 1 1 0 0 0 0 0 2			
<b>Garth Iorg, R</b> (1, 5) OBP: 0.353, SLG: 0.414				0-0 F9		0-0 F4		0-0 F4		4 0 1 2 0 0 2			
<b>Tony Fernandez, S</b> (1, 6) OBP: 0.325, SLG: 0.378				0-0 4-3		0-0 1-3		0-0 L8		3 0 0 0 1 0 2			
<b>Gary Allenson, R</b> (1, 2) OBP: 0.118, SLG: 0.147				0-0 F8				0-0 5-3		4 0 0 0 0 1 2			
<b>Inning Stats</b>	R: 0 E: 0 K: 2 S: 7 H: 0 LOB: 0 BB: 0 P: 7	R: 0 E: 0 K: 0 S: 3 H: 1 LOB: 0 BB: 0 P: 3	R: 0 E: 0 K: 0 S: 3 H: 0 LOB: 0 BB: 0 P: 3	R: 4 E: 0 K: 1 S: 10 H: 5 LOB: 2 BB: 1 P: 14	R: 0 E: 0 K: 0 S: 3 H: 0 LOB: 0 BB: 0 P: 3	R: 0 E: 0 K: 0 S: 4 H: 1 LOB: 2 BB: 1 P: 8	R: 2 E: 0 K: 1 S: 9 H: 4 LOB: 2 BB: 0 P: 9	R: 0 E: 0 K: 0 S: 3 H: 0 LOB: 0 BB: 0 P: 3	R: 0 E: 0 K: 0 S: 3 H: 0 LOB: 0 BB: 0 P: 3	1B: 9 2B: 1 3B: 1 HR: 0 SF: 0 SAC: 0 DP: 1 HBP: 0	WP: 0 PB: 0 SB: 2 CS: 0 PA: 39		
<b>PITCHER</b>	IP WLS BF H R ER SO BB IBB HBP BLK WP HR S P ERA WHIP											<b>PITCHER</b>	IP WLS BF H R ER SO BB IBB HBP BLK WP HR S P ERA WHIP
<b>Britt Burns, L</b> (1, 1) ERA: 3.82	6.1 L 30 10 6 6 3 2 0 0 0 0 0 0 34 42 8.53 1.895												
<b>Dan Spillner, R</b> (7, 1) ERA: 3.38	2.2 9 1 0 0 1 0 0 0 0 0 0 0 11 11 0.00 0.375												



Batter	1	2	3	4	5	6	7	8	9	AB	R	H	RBI	BB	SO	LOB
Rudy Law, L OBP: 0.307, SLG: 0.369 Reid Nichols, R OBP: 0.327, SLG: 0.337 (1, 7) (7, PH) (8, 8)	0-0 G3		0-0 4-3		0-0 4-3		0-0 6-3			3	0	0	1	0	0	2
Bryan Little, S OBP: 0.339, SLG: 0.293 Scott Fletcher, R OBP: 0.306, SLG: 0.264 (1, 4) (8, PH) (9, 4)	0-0 G3		0-0 F8			0-0 G4-3 1B		0-3 K		3	0	1	0	0	0	1
Harold Baines, L OBP: 0.353, SLG: 0.434 (1, 9)	0-0 4-3			0-0 HR		0-0 G4-3 1-2f		0-0 4-3		4	1	1	1	0	0	1
Greg Walker, L OBP: 0.321, SLG: 0.455 (1, 3)		0-0 G6-4-3 1B		0-0 F8		0-0 F7		0-0 3-1		4	0	1	0	0	0	0
Carlton Fisk, R OBP: 0.321, SLG: 0.529 (1, 2)		0-0 F2		0-0 L8			4-0 1B BB		0-3 K	3	1	0	0	1	1	1
Ron Kittle, R OBP: 0.285, SLG: 0.415 (1, 10)		0-0 G6-4-3 1-2f		0-0 6-3			0-0 FC6-4 1B 1-2		0-3 K	4	0	1	0	0	1	1
Ozzie Guillen, L OBP: 0.301, SLG: 0.352 (1, 6)			0-0 SH3 BB 4-3 1B		0-0 6-3		0-0 FC6-4 1B 1-2 2-H		0-3 K	4	1	2	1	0	1	0
Tim Hulett, R OBP: 0.321, SLG: 0.356 Jerry Hairston, S OBP: 0.409, SLG: 0.382 (1, 5) (7, PH) (8, 7)			4-0 4-3 SH3 BB 1-2		0-0 1B		0-3 K			1	0	1	0	1	0	0
Luis Salazar, R OBP: 0.237, SLG: 0.338 (1, 8) (8, 5)			0-0 SH3 1-2 2-3		0-0 F9		0-0 FC6-4 1-2f 2-3			1	0	0	0	0	0	3


Inning Stats	R: 0	H: 0	E: 0	K: 0	S: 3	P: 3	R: 0	H: 1	E: 0	K: 0	S: 3	R: 0	H: 1	E: 0	K: 0	S: 4	R: 0	H: 1	E: 0	K: 0	S: 4	R: 0	H: 1	E: 0	K: 0	S: 3	R: 0	H: 0	E: 0	K: 1	S: 5	R: 0	H: 0	E: 0	K: 3	S: 9	R: 0	H: 0	E: 0	K: 3	S: 9	1B: 6	SF: 0	2B: 0	SAC: 1	3B: 0	DP: 2	HR: 1	HBP: 0	WP: 0	PA: 34
--------------	------	------	------	------	------	------	------	------	------	------	------	------	------	------	------	------	------	------	------	------	------	------	------	------	------	------	------	------	------	------	------	------	------	------	------	------	------	------	------	------	------	-------	-------	-------	--------	-------	-------	-------	--------	-------	--------

PITCHER	IP	WLS	BF	H	R	ER	SO	BB	IBB	HBP	BLK	WP	HR	S	P	ERA	WHIP
Tom Filer, R ERA: 3.71 (1, 1)	5.0	W	19	4	2	2	0	1	0	0	0	0	1	18	22	3.60	1.000
Dennis Lamp, R ERA: 3.29 (6, 1)	1.2		8	3	1	1	1	1	0	0	0	0	0	9	13	5.40	2.400
Gary Lavelle, L ERA: 2.95 (7, 1)	1.1		4	0	0	0	1	0	0	0	0	0	0	6	6	0.00	0.000
Tom Henke, R ERA: (9, 1)	1.0	S	3	0	0	0	3	0	0	0	0	0	0	9	9	0.00	0.000

**BOTTOM**

**Toronto Blue Jays @ Chicago White Sox**  
Comiskey Park, Chicago, IL  
Fri Aug 23 1985, 8:05 PM EDT  
Unknown

AB	31
R	3
H	7
RBI	3
BB	2
SO	5
LOB	13



PITCHER	IP	WLS	BF	H	R	ER	SO	BB	IBB	HBP	BLK	WP	HR	S	P	ERA	WHIP
---------	----	-----	----	---	---	----	----	----	-----	-----	-----	----	----	---	---	-----	------

Batter	1	2	3	4	5	6	7	8	9	AB R H RBI BB SO LOB	TOP	
Damaso Garcia, R (1, 4) OBP: 0.308, SLG: 0.370 Manuel Lee, S (7, 4) OBP: 0.152, SLG: 0.125	0-0 4-3		0-0 3B 1B		0-0 1B 1B	0-0 FC6-4		0-0 F7		4 2 2 0 0 0 1 1 0 0 0 0 0 0		
Lloyd Moseby, L (1, 8) OBP: 0.345, SLG: 0.396	0-0 F4		0-0 WP 3B		0-0 1B 1B		0-0 S HR 1B	1-0 HBP BB HBP		4 2 3 2 0 0 0		
Rance Mulliniks, L (1, 5) OBP: 0.393, SLG: 0.489 Garth Iorg, R (5, PH) OBP: 0.362, SLG: 0.417	0-3 K		0-0 F2		0-0 1B		4-0 HR BB	4-0 HBP BB		2 0 0 0 0 1 0 1 1 1 1 2 0 0		
George Bell, R (1, 7) OBP: 0.336, SLG: 0.508 Lou Thornton, L (8, PH) OBP: 0.267, SLG: 0.316		0-0 6-3	0-0 5-3		0-0 F6		0-0 1-H 2-H HR	1-0 1-2 2-3 HBP		4 1 1 3 0 0 2 0 0 0 0 0 0 0		
Al Oliver, L (1, 10) OBP: 0.297, SLG: 0.384		0-0 G3 WP 1B	0-0 4-3		0-3 K		0-0 F7	0-3 K		5 0 1 0 0 2 5		
Willie Upshaw, L (1, 3) OBP: 0.334, SLG: 0.432		0-0 G3		0-0 SH1-3 SF8 2B		0-0 F6		0-0 HR		5 2 2 1 0 0 3		
Ernie Whitt, L (1, 2) OBP: 0.334, SLG: 0.492		0-0 F6		0-0 SH1-3		0-0 4-3	0-0 4-3		0-0 6-3	4 0 0 0 0 0 1		
Jesse Barfield, R (1, 9) OBP: 0.363, SLG: 0.517			0-0 1B 2B		0-0 SF8		0-3 K	0-3 K		4 1 1 1 0 2 0		
Tony Fernandez, S (1, 6) OBP: 0.326, SLG: 0.379			0-0 1B 3B 1B		0-3 K		0-0 FC6-4 1B		0-0 4-3	4 1 2 1 0 1 0		
<b>Inning Stats</b>	R: 0 H: 0 E: 0 LOB: 0 K: 1 BB: 0 S: 5 P: 5	R: 0 H: 1 E: 0 LOB: 1 K: 0 BB: 0 S: 4 P: 4	R: 4 H: 4 E: 0 LOB: 0 K: 0 BB: 0 S: 7 P: 7	R: 1 H: 1 E: 0 LOB: 0 K: 1 BB: 0 S: 6 P: 6	R: 1 H: 3 E: 0 LOB: 2 K: 1 BB: 0 S: 8 P: 8	R: 0 H: 1 E: 0 LOB: 1 K: 1 BB: 0 S: 6 P: 6	R: 4 H: 3 E: 0 LOB: 0 K: 1 BB: 1 S: 8 P: 12	R: 0 H: 0 E: 0 LOB: 3 K: 1 BB: 1 S: 5 P: 11	R: 0 H: 0 E: 0 LOB: 0 K: 0 BB: 0 S: 3 P: 3	1B: 8 SF: 1 2B: 2 SAC: 1 3B: 1 DP: 0 HR: 2 HBP: 2	WP: 2 PA: 44 PB: 0 SB: 1 CS: 0	
<b>PITCHER</b>	IP WLS BF H R ER SO BB IBB HBP BLK WP HR S P ERA WHIP											
Gene Nelson, R (1, 1) ERA: 4.61	3.0 L 15 6 5 5 1 0 0 0 0 0 2 0 17 17 15.00 2.000											
Jerry Don Gleaton, L (4, 1) ERA: 7.23	3.0 14 5 2 2 3 0 0 0 0 0 0 0 20 20 6.00 1.667											
Dave Wehmeister, R (7, 1) ERA: 4.82	1.2 10 2 3 3 1 2 0 1 0 0 2 9 18 16.20 2.400											
Juan Agosto, L (8, 1) ERA: 4.36	1.1 5 0 0 0 1 0 0 1 0 0 0 6 7 0.00 0.000											

Toronto Blue Jays @ Chicago White Sox  
Comiskey Park, Chicago, IL  
Fri Aug 23 1985, 8:05 PM EDT  
Att: 22,021 - Unknown

livebaseballscorecards.com

AB	38
R	10
H	13
RBI	9
BB	2
SO	6
LOB	12



Batter	1	2	3	4	5	6	7	8	9	AB	R	H	RBI	BB	SO	LOB
Rudy Law, L OBP: 0.310, SLG: 0.369 (1, 8)	4-0 2B SF8 BB	0-0 F5			0-0 G4-6-3 1-2 1B		0-0 3-1			3	1	1	0	1	0	1
Bryan Little, S OBP: 0.353, SLG: 0.320 (1, 4)	0-0 SF8 1-3 2B		0-0 1B		0-0 G4-6-3 1-2f 2-3			0-0 G4-6-3 1B		4	1	3	0	0	0	2
Harold Baines, L OBP: 0.350, SLG: 0.431 (1, 9)	0-0 SF8		0-0 F6		0-0 1-3			0-0 G4-6-3 1-2f		3	0	0	1	0	0	3
Reid Nichols, R OBP: 0.327, SLG: 0.337 (9, 9)	2-3 3-H SF8		0-0 L7					1-0 HBP		0	0	0	0	0	0	0
Greg Walker, L OBP: 0.320, SLG: 0.452 (1, 10)	0-0 SF8		0-0 L7			0-0 4-3				2	0	0	1	0	0	1
Joseph DeSa, L OBP: 0.280, SLG: 0.391 (1, 3)	0-0 F8		0-0 4-3			4-0 BB BB		0-0 HBP		3	0	0	0	1	0	2
Ron Kittle, R OBP: 0.284, SLG: 0.410 (1, 7)		0-0 F7		0-0 F7		4-0 BB BB		0-3 K		3	0	0	0	1	1	0
Ozzie Guillen, L OBP: 0.301, SLG: 0.351 (1, 6)		0-0 S 1B 1B		0-0 4-3		4-0 BB BB		0-0 G6-4-3 1-2f		4	1	1	0	0	0	2
Tim Hulett, R OBP: 0.320, SLG: 0.353 (1, 5)		0-3 S K		0-3 K				0-0 F7		3	0	0	0	1	2	1
Marc Hill, R OBP: 0.256, SLG: 0.143 (1, 2)		0-0 2-H 1B						0-0 F9		3	0	2	1	0	0	0
Jerry Hairston, S OBP: 0.406, SLG: 0.379 (9, PH)					0-0 G4-6-3 1B 1B				0-0 3-1	1	0	0	0	0	0	1

Inning Stats	R: 2	H: 1	E: 0	K: 0	S: 4	H: 1	LOB: 0	BB: 1	P: 8	R: 1	H: 2	E: 0	K: 1	S: 7	R: 0	H: 1	E: 0	K: 0	S: 4	R: 0	H: 0	E: 0	K: 1	S: 5	R: 0	H: 2	E: 0	K: 0	S: 4	R: 0	H: 0	E: 0	K: 0	S: 2	R: 0	H: 0	E: 0	K: 0	S: 3	R: 0	H: 1	E: 0	K: 0	S: 3	R: 0	H: 0	E: 0	K: 1	S: 5	1B: 6	SF: 2	2B: 1	SAC: 0	3B: 0	DP: 3	HR: 0	HBP: 1	WP: 0	PA: 36
PITCHER	IP	WLS	BF	H	R	ER	SO	BB	IBB	HBP	BLK	WP	HR	S	P	ERA	WHIP																																										
Ron Musselman, R ERA: 4.47 (1, 1)	4.0		18	5	3	3	2	1	0	0	0	0	0	21	25	6.75	1.500																																										
Jim Acker, R ERA: 2.78 (5, 1)	4.0	W	14	2	0	0	0	2	0	1	0	0	0	11	20	0.00	1.000																																										
Bill Caudill, R ERA: 3.48 (9, 1)	1.0		4	0	0	0	1	1	0	0	0	0	0	5	9	0.00	1.000																																										

**Toronto Blue Jays @ Chicago White Sox**  
Comiskey Park, Chicago, IL

Fri Aug 23 1985, 8:05 PM EDT  
Att. 22,021 - Unknown

AB	29
R	3
H	7
RBI	3
BB	4
SO	3
LOB	13

Batter	1	2	3	4	5	6	7	8	9	AB R H RBI BB SO LOB	TOP											
<b>Damaso Garcia, R</b> (1, 4) OBP: 0.309, SLG: 0.371	0-0 F8		0-0 G1-6-3 1B		0-0 FC5		0-0 CS 1B	0-0 3-1		5 0 2 0 0 0 5												
<b>Lloyd Moseby, L</b> (1, 8) OBP: 0.342, SLG: 0.391	0-0 F4		0-0 G1-6-3			0-0 F9	0-0 CS	0-0 F9	0-3 K	5 0 0 0 0 1 2												
<b>Rance Mulliniks, L</b> (1, 5) OBP: 0.387, SLG: 0.480	0-3 K			0-3 K		0-0 4-3		0-0 F7	0-0 L7	5 0 0 0 0 2 0												
<b>George Bell, R</b> (1, 7) OBP: 0.339, SLG: 0.513		4-0 FC4-6 BB		0-0 3-1		0-0 HR		4-0 1B 1B	0-3 K	3 2 1 1 2 1 0												
<b>Al Oliver, L</b> (1, 10) OBP: 0.296, SLG: 0.381		0-0 FC4-6		0-0 3-1		0-0 3-1		0-0 1B 1B		4 1 1 0 0 0 1												
<b>Willie Upshaw, L</b> (1, 3) OBP: 0.335, SLG: 0.431		0-0 F9			4-0 FC5 1B BB		0-0 4-3	0-0 1B 1B		3 1 1 1 1 0 1												
<b>Ernie Whitt, L</b> (1, 2) OBP: 0.336, SLG: 0.490		0-0 4-3			0-0 F8		4-0 3B BB	0-0 1B 1B		3 1 1 1 1 0 2												
<b>Jesse Barfield, R</b> (1, 9) OBP: 0.365, SLG: 0.522			0-0 5-3		0-3 K		0-0 WP 3B	0-0 1B 1B		4 1 2 2 0 1 1												
<b>Tony Fernandez, S</b> (1, 6) OBP: 0.330, SLG: 0.382			0-0 1B		0-0 1B		0-0 1-3	0-0 1B		4 0 3 0 0 0 1												
<b>Inning Stats</b>	R: 0 E: 0 K: 1 S: 5	H: 0 LOB: 0 BB: 0 P: 5	R: 0 E: 0 K: 0 S: 3	H: 0 LOB: 1 BB: 1 P: 7	R: 0 E: 0 K: 0 S: 4	H: 2 LOB: 1 BB: 0 P: 4	R: 0 E: 0 K: 1 S: 5	H: 0 LOB: 0 BB: 0 P: 5	R: 0 E: 0 K: 1 S: 6	H: 1 LOB: 2 BB: 1 P: 10	R: 1 E: 0 K: 0 S: 4	H: 1 LOB: 0 BB: 0 P: 4	R: 2 E: 0 K: 0 S: 4	H: 2 LOB: 0 BB: 1 P: 8	R: 3 E: 0 K: 0 S: 8	H: 5 LOB: 3 BB: 1 P: 12	R: 0 E: 0 K: 2 S: 7	H: 0 LOB: 0 BB: 0 P: 7	1B: 9 2B: 0 3B: 1 HR: 1	SF: 0 SAC: 0 DP: 1 HBP: 0	WP: 1 PB: 0 SB: 0 CS: 1	PA: 41
<b>PITCHER</b>	IP WLS BF H R ER SO BB IBB HBP BLK WP HR S P ERA WHIP												<b>PITCHER</b>	IP WLS BF H R ER SO BB IBB HBP BLK WP HR S P ERA WHIP								
<b>Tom Seaver, R</b> (1, 1) ERA: 3.22	7.2 L 35 10 6 6 3 4 0 0 0 1 1 37 53 7.04 1.826																					
<b>Juan Agosto, L</b> (8, 1) ERA: 4.23	1.1 5 1 0 0 2 0 0 0 0 0 0 9 9 0.00 0.750																					

**Toronto Blue Jays @ Chicago White Sox**  
Comiskey Park, Chicago, IL  
Sat Aug 24 1985, 8:05 PM EDT  
Att: 26,113 - Unknown

[livebaseballscorecards.com](http://livebaseballscorecards.com)

<b>AB</b>	36
<b>R</b>	6
<b>H</b>	11
<b>RBI</b>	5
<b>BB</b>	4
<b>SO</b>	5
<b>LOB</b>	13





Batter	1	2	3	4	5	6	7	8	9	AB R H RBI BB SO LOB
Rudy Law, L OBP: 0.309, SLG: 0.378 (1, 8)	0-0 1-3			0-3 K		0-0 6-3			0-0 HR	4 1 1 1 0 1 0
Bryan Little, S OBP: 0.366, SLG: 0.352 (1, 4)	4-0 G1-6-3 BB			0-0 E1		4-0 BB			0-0 HR	2 1 1 1 2 0 0
Harold Baines, L OBP: 0.350, SLG: 0.436 (1, 9)	0-0 G1-6-3 1-2f			0-3 K		0-0 F7			0-0 HR	4 1 1 1 0 1 3
Greg Walker, L OBP: 0.318, SLG: 0.448 (1, 3)		0-0 4-3		0-3 K		0-3 K2-3			0-0 6-3	4 0 0 0 0 2 1
Carlton Fisk, R OBP: 0.322, SLG: 0.528 (1, 2)		0-0 5-3			4-0 SH2-3 BB	0-0 5-3			0-0 1B 1B	3 0 1 0 1 0 0
Joseph DeSa, L OBP: 0.259, SLG: 0.360 (1, 10)		0-0 F8			0-0 SH2-3 1-2	0-3 K			0-0 F5	2 0 0 0 0 1 0 1 0 0 0 0 0 1
Luis Salazar, R OBP: 0.236, SLG: 0.336 (9, PH)										
Ron Kittle, R OBP: 0.284, SLG: 0.407 (1, 7)			0-0 F9		0-0 F4			0-0 F6	0-0 1-2 1B	4 0 1 0 0 0 1
Ozzie Guillen, L OBP: 0.297, SLG: 0.347 (1, 6)			0-3 K		0-0 4-3			0-0 F9	0-0 F7	4 0 0 0 0 1 3
Tim Hulett, R OBP: 0.318, SLG: 0.350 (1, 5)			0-3 K			0-0 L4		0-0 F8		2 0 0 0 0 1 0 1 0 0 0 0 0 0 0 0 0 0 0 0 0
Jerry Hairston, S OBP: 0.403, SLG: 0.375 (8, PH)										
Scott Fletcher, R OBP: 0.306, SLG: 0.264 (9, 5)										

**BOTTOM**

**Toronto Blue Jays @ Chicago White Sox**  
Comiskey Park, Chicago, IL  
Sat Aug 24 1985, 8:05 PM EDT  
Att. 26,113 - Unknown

AB	31
R	3
H	5
RBI	3
BB	3
SO	7
LOB	9



Inning Stats	R: 0	H: 0	E: 0	K: 0	S: 2	LOB: 0	BB: 1	P: 6	R: 0	H: 0	E: 0	K: 0	S: 3	LOB: 0	BB: 0	P: 3	R: 0	H: 0	E: 0	K: 2	S: 7	LOB: 0	BB: 0	P: 7	R: 0	H: 0	E: 1	K: 3	S: 10	LOB: 1	BB: 1	P: 10	R: 0	H: 0	E: 0	K: 0	S: 3	LOB: 1	BB: 1	P: 7	R: 0	H: 0	E: 0	K: 0	S: 3	LOB: 1	BB: 1	P: 7	R: 0	H: 0	E: 0	K: 2	S: 7	LOB: 0	BB: 0	P: 7	R: 0	H: 0	E: 0	K: 0	S: 3	LOB: 0	BB: 0	P: 3	R: 3	H: 5	E: 0	K: 0	S: 8	LOB: 2	BB: 0	P: 8	1B: 2	SF: 0	2B: 0	SAC: 1	3B: 0	DP: 1	HR: 3	HBP: 0	WP: 0	PA: 35
--------------	------	------	------	------	------	--------	-------	------	------	------	------	------	------	--------	-------	------	------	------	------	------	------	--------	-------	------	------	------	------	------	-------	--------	-------	-------	------	------	------	------	------	--------	-------	------	------	------	------	------	------	--------	-------	------	------	------	------	------	------	--------	-------	------	------	------	------	------	------	--------	-------	------	------	------	------	------	------	--------	-------	------	-------	-------	-------	--------	-------	-------	-------	--------	-------	--------

PITCHER	IP	WLS	BF	H	R	ER	SO	BB	IBB	HBP	BLK	WP	HR	S	P	ERA	WHIP
Dave Stieb, R ERA: 2.34 (1, 1)	8.0	W	29	2	2	2	7	3	0	0	0	0	2	40	52	2.25	0.625
Gary Lavelle, L ERA: 3.09 (9, 1)	0.1		3	2	1	1	0	0	0	0	0	0	1	3	3	27.00	6.000
Tom Henke, R ERA: (9, 1)	0.2	S	3	1	0	0	0	0	0	0	0	0	0	3	3	0.00	1.500

PITCHER	IP	WLS	BF	H	R	ER	SO	BB	IBB	HBP	BLK	WP	HR	S	P	ERA	WHIP
---------	----	-----	----	---	---	----	----	----	-----	-----	-----	----	----	---	---	-----	------

Batter	1	2	3	4	5	6	7	8	9	AB R H RBI BB SO LOB	TOP											
Damaso Garcia, R (1, 4) OBP: 0.308, SLG: 0.369	0-3 K		0-3 K			0-0 HR 1B	0-0 F7		0-0 G4-6-3 1-2f	5 1 1 0 0 2 2												
Lloyd Moseby, L (1, 8) OBP: 0.341, SLG: 0.390	0-3 K		0-0 F8			0-0 HR 1B	0-0 F7			4 1 1 0 0 1 0												
Cecil Fielder, R (1, 3) OBP: 0.389, SLG: 0.469	0-0 5-3					0-3 K				2 0 0 0 1 1 2												
Willie Upshaw, L (7, 3) OBP: 0.335, SLG: 0.430										1 0 0 0 0 1 0												
George Bell, R (1, 7) OBP: 0.342, SLG: 0.519						0-0 F8				2 1 1 3 2 0 1												
Lou Thornton, L (8, 7) OBP: 0.267, SLG: 0.316						1-H 2-H HR				0 0 0 0 0 0 0												
Jesse Barfield, R (1, 9) OBP: 0.366, SLG: 0.523						0-3 K				3 0 1 0 1 2 2												
Jeff Burroughs, R (1, 10) OBP: 0.374, SLG: 0.417						4-0 1B BB				2 0 0 0 1 0 2												
Al Oliver, L (8, PH) OBP: 0.295, SLG: 0.379						0-0 F8				1 0 0 0 0 0 1												
Garth Iorg, R (1, 5) OBP: 0.362, SLG: 0.416						0-0 F7				3 0 1 0 0 1 3												
Rance Mulliniks, L (9, PH) OBP: 0.389, SLG: 0.482						1-2 1B				1 0 1 0 0 0 0												
Tony Fernandez, S (1, 6) OBP: 0.329, SLG: 0.381						0-3 K2-3				4 0 1 0 0 1 5												
Jeff Hearn, R (1, 2) OBP: 0.335, SLG: 0.488						0-0 5-3				3 0 0 0 0 2 0												
Ernie Whitt, L (9, PH)						0-3 K				1 0 0 0 0 0 2												
<b>Inning Stats</b>	R: 0 E: 0 K: 2 S: 7	H: 0 LOB: 0 BB: 0 P: 7	R: 0 E: 0 K: 1 S: 5	H: 1 LOB: 2 BB: 2 P: 13	R: 0 E: 0 K: 2 S: 7	H: 0 LOB: 0 BB: 0 P: 7	R: 0 E: 0 K: 1 S: 5	H: 0 LOB: 1 BB: 1 P: 9	R: 0 E: 0 K: 1 S: 5	H: 0 LOB: 0 BB: 0 P: 5	R: 3 E: 0 K: 1 S: 9	H: 4 LOB: 2 BB: 1 P: 13	R: 0 E: 0 K: 1 S: 5	H: 0 LOB: 0 BB: 0 P: 5	R: 0 E: 0 K: 2 S: 7	H: 0 LOB: 1 BB: 1 P: 11	R: 0 E: 0 K: 0 S: 4	H: 2 LOB: 1 BB: 0 P: 4	1B: 5 2B: 1 3B: 0 HR: 1	SF: 0 SAC: 0 DP: 2 HBP: 0	WP: 0 PB: 0 SB: 0 CS: 0	PA: 37
<b>PITCHER</b>	IP WLS BF H R ER SO BB IBB HBP BLK WP HR S P ERA WHIP																					
Floyd Bannister, L (1, 1) ERA: 4.61	5.1 W 23 4 3 3 8 4 0 0 0 0 1 35 51 5.06 1.500																					
Jerry Don Gleaton, L (6, 1) ERA: 6.86	1.0 4 1 0 0 1 0 0 0 0 0 0 6 6 0.00 1.000																					
Bob James, R (7, 1) ERA: 2.2	2.2 S 10 2 0 0 2 1 0 0 0 0 0 0 13 17 0.00 1.125																					

Toronto Blue Jays @ Chicago White Sox  
Comiskey Park, Chicago, IL  
Sun Aug 25 1985, 4:33 AM EDT  
Att: 22,529 - Unknown

livebaseballscorecards.com

AB	32
R	3
H	7
RBI	3
BB	5
SO	11
LOB	20



Batter	1	2	3	4	5	6	7	8	9	AB	R	H	RBI	BB	SO	LOB
Reid Nichols, R OBP: 0.324, SLG: 0.333 (1, 8)	0-0 BB HR 1B	0-0 6-3		0-0 F7		0-0 CS 1-2	0-0 F4			4	1	1	0	0	0	0
Scott Fletcher, R OBP: 0.309, SLG: 0.264 (1, 5) (7, 4) (8, 6)	4-0 HR BB 1-2	0-0 BB 1B		0-0 6-3			0-0 F8			3	1	1	0	1	0	0
Harold Baines, L OBP: 0.349, SLG: 0.441 (1, 9)	0-0 HR 1-H 2-H	0-0 L6			0-3 K		0-0 G1-6-3			4	1	1	3	0	1	1
Carlton Fisk, R OBP: 0.322, SLG: 0.524 (1, 10)	0-0 5-3	4-0 BB 1-2			0-0 6-3			0-3 K		3	0	0	0	1	1	0
Ron Kittle, R OBP: 0.281, SLG: 0.402 (1, 7)	0-0 E5 2B	0-0 F3			0-0 F2			0-0 F9		3	1	0	0	0	0	2
Rudy Law, L OBP: 0.308, SLG: 0.376 (8, 7)										1	0	0	0	0	0	0
Luis Salazar, R OBP: 0.238, SLG: 0.337 (1, 3)	0-3 K		0-0 SH1-3 FC4-2 S 1B			0-0 3-1 SH1-4 1B		0-0 F7		2	0	1	0	0	1	1
Greg Walker, L OBP: 0.318, SLG: 0.449 (6, PH) (7, 3)										2	1	1	0	0	0	0
Marc Hill, R OBP: 0.265, SLG: 0.169 (1, 2)	0-0 1B 1-H 2B		0-0 SH1-3 1-3			0-0 SH1-4 1-2				1	0	1	1	0	0	0
Julio Cruz, S OBP: 0.296, SLG: 0.220 (1, 4)	0-0		0-0 FC4-2 CS			0-0 3-1 2-3				2	0	1	0	0	0	1
Joseph DeSa, L OBP: 0.250, SLG: 0.346 (6, PH)										1	0	0	0	0	0	1
Tim Hulett, R OBP: 0.318, SLG: 0.350 (7, 5)	0-0 2-3 1B		0-0 CS 3-H			0-0 F2 3-H				0	0	0	0	0	0	0
Ozzie Guillen, L OBP: 0.298, SLG: 0.347 (1, 6)	0-0 1-3		0-0 CS 1-2			0-0 F2				3	0	1	1	0	0	2
Bryan Little, S OBP: 0.366, SLG: 0.352 (8, 4)										0	0	0	0	0	0	0

Inning Stats	R: 4	H: 4	E: 1	LOB: 2	K: 1	S: 10	P: 14	R: 0	H: 1	E: 0	LOB: 2	K: 0	S: 4	P: 8	R: 0	H: 1	E: 0	LOB: 0	K: 0	S: 3	P: 3	R: 0	H: 0	E: 0	LOB: 0	K: 0	S: 3	R: 1	H: 2	E: 0	LOB: 0	K: 0	S: 4	P: 4	R: 0	H: 0	E: 0	LOB: 0	K: 0	S: 3	P: 3	R: 0	H: 0	E: 0	LOB: 0	K: 1	S: 5	P: 5
--------------	------	------	------	--------	------	-------	-------	------	------	------	--------	------	------	------	------	------	------	--------	------	------	------	------	------	------	--------	------	------	------	------	------	--------	------	------	------	------	------	------	--------	------	------	------	------	------	------	--------	------	------	------


PITCHER	IP	WLS	BF	H	R	ER	SO	BB	IBB	HBP	BLK	WP	HR	S	P	ERA	WHIP
Jimmy Key, L ERA: 2.92 (1, 1)	3.0	L	17	6	4	3	1	2	0	0	0	0	1	17	25	9.00	2.667
Steve Davis, L ERA: (4, 1)	2.0		6	0	0	0	1	0	0	0	0	0	0	8	8	0.00	0.000
Dennis Lamp, R ERA: 3.32 (6, 1)	2.0		7	2	1	1	0	0	0	0	0	0	0	7	7	4.50	1.000
Bill Caudill, R ERA: 3.42 (8, 1)	1.0		3	0	0	0	1	0	0	0	0	0	0	5	5	0.00	0.000

**BOTTOM**

**Toronto Blue Jays @ Chicago White Sox**  
Comiskey Park, Chicago, IL

Sun Aug 25 1985, 4:33 AM EDT  
Att. 22,529 - Unknown

AB	29
R	5
H	8
RBI	5
BB	2
SO	3
LOB	8



1B:	6	SF:	0	WP:	0	PA:	35
2B:	1	SAC:	2	PB:	0		
3B:	0	DP:	0	SB:	1		
HR:	1	HBP:	0	CS:	2		

PITCHER	IP	WLS	BF	H	R	ER	SO	BB	IBB	HBP	BLK	WP	HR	S	P	ERA	WHIP
---------	----	-----	----	---	---	----	----	----	-----	-----	-----	----	----	---	---	-----	------

Batter	1	2	3	4	5	6	7	8	9	10	AB	R	H	RBI	BB	SO	LOB
Dwight Evans, R OBP: 0.372, SLG: 0.409 (1, 9)	0-0 1B 3B	0-0 F8		0-0 5-3		4-0 FC6-4 BB		0-0 HR		0-0 F7	5	2	2	1	1	0	2
Wade Boggs, L OBP: 0.445, SLG: 0.472 (1, 5)	0-0 1B SF7	0-0 F7			0-0 6-3	0-0 FC6-4 FC4-6		4-0 FC1-6 BB		0-0 6-3	5	1	1	2	1	0	2
Bill Buckner, L OBP: 0.308, SLG: 0.442 (1, 3)	0-0 F8		0-0 F8		4-0 BB 1B BB	0-0 FC4-6		0-0 FC1-6 8-6 S			4	0	0	0	1	0	4
Rich Gedman, L OBP: 0.374, SLG: 0.480 (1, 2)	0-0 BB E 1-3 1B		0-0 G1-6-3 1B		4-0 1B BB 1-2		0-0 2B 1B		0-0 8-6		4	1	3	0	1	0	1
Mike Easler, L OBP: 0.321, SLG: 0.409 (1, 7)	0-0 SF7		0-0 G1-6-3		0-0 1-3 2-H 1B		0-3 K		0-0 3-1		4	0	1	1	0	1	2
Tony Armas, R OBP: 0.240, SLG: 0.461 (1, 10)	0-0 E6 BB 1-2		0-0 F9		0-0 L7		0-3 K		0-0 6-3		5	0	0	0	0	1	4
Marty Barrett, R OBP: 0.350, SLG: 0.358 (1, 4)	4-0 1-2 2-3 BB		0-0 E4 1B		4-0 BB FC6-4 1B BB		0-0 1B 2B		0-0 BLK 1B		3	2	2	1	2	0	0
Steve Lyons, L OBP: 0.339, SLG: 0.361 (1, 8)	0-0 F9		0-0 1-2 1B		0-0 F8		0-0 S 1B		0-0 3-1		5	0	2	1	0	0	5
Jackie Cutierrez, R OBP: 0.277, SLG: 0.288 (1, 6)		0-3 K		0-3 K		0-0 FC6-4 BB 1-2 1B		0-3 K		0-0 L8	5	0	1	0	0	3	3

Inning Stats	R: 2	H: 3	R: 0	H: 0	R: 0	H: 1	R: 0	H: 1	R: 1	H: 1	R: 2	H: 3	R: 0	H: 1	R: 0	H: 1	R: 0	H: 0	1B: 9	SF: 1	WP: 0	PA: 47
E: 1	LOB: 3	E: 0	LOB: 0	E: 0	LOB: 0	E: 1	LOB: 2	E: 0	LOB: 2	E: 0	LOB: 1	E: 0	LOB: 1	E: 0	LOB: 0	E: 0	LOB: 0	E: 0	LOB: 0	2B: 2 <td>SAC: 0 <td>PB: 0 </td></td>	SAC: 0 <td>PB: 0 </td>	PB: 0
K: 0	BB: 1	K: 1	BB: 0	K: 0	BB: 0	K: 1	BB: 0	K: 0	BB: 2	K: 3	BB: 0	K: 0	BB: 1	K: 0	BB: 0	K: 0	BB: 0	K: 0	BB: 0	3B: 1	DP: 2 <td>SB: 2 </td>	SB: 2
S: 7	P: 11	S: 5	P: 5	S: 3	P: 3	S: 7	P: 7	S: 3	P: 11	S: 4	P: 12	S: 12	P: 7	S: 4	P: 4	S: 3	P: 3	S: 3	P: 3	HR: 1	HBP: 0	CS: 0

PITCHER	IP	WLS	BF	H	R	ER	SO	BB	IBB	HBP	BLK	WP	HR	S	P	ERA	WHIP
Joel Davis, R ERA: 4.01 (1, 1)	5.1		28	7	3	3	2	5	0	0	0	0	0	27	47	5.06	2.250
Jerry Don Gleaton, L ERA: 6.97 (6, 1)	1.0		4	1	1	1	1	0	0	0	0	0	0	6	6	9.00	1.000
Dan Spillner, R ERA: 3.59 (7, 1)	0.2		5	3	2	2	2	0	0	0	0	0	1	9	9	27.00	4.500
Juan Agosto, L ERA: 4.11 (8, 1)	1.1		4	0	0	0	0	1	0	0	0	0	0	3	7	0.00	0.750
Bob James, R ERA: 2.16 (9, 1)	1.2	W	6	1	0	0	0	0	0	0	1	0	0	6	6	0.00	0.600


**TOP**

**Boston Red Sox @ Chicago White Sox**  
Comiskey Park, Chicago, IL

Mon Aug 26 1985, 8:05 PM EDT  
Att: 7,889 - Unknown

[livebaseballscorecards.com](http://livebaseballscorecards.com)

<b>AB</b>	<b>40</b>
<b>R</b>	<b>6</b>
<b>H</b>	<b>12</b>
<b>RBI</b>	<b>6</b>
<b>BB</b>	<b>6</b>
<b>SO</b>	<b>5</b>
<b>LOB</b>	<b>23</b>



Batter	1	2	3	4	5	6	7	8	9	10	AB	R	H	RBI	BB	SO	LOB
Rudy Law, L OBP: 0.306, SLG: 0.371 (1, 8) (9, 7)	0-3 K		0-0 5-3		0-0 F4		4-0 1B BB		0-3 K		4	0	0	0	1	2	2
Bryan Little, S OBP: 0.367, SLG: 0.364 (1, 4)	0-0 L9		0-0 1B 2B		0-0 F7		0-0 1-3 1B		0-0 B4-3		5	1	2	1	0	0	1
Harold Baines, L OBP: 0.349, SLG: 0.447 (1, 9)	0-0 F7		0-0 2-H 1B		0-0 1-H HR		0-3 K		0-0 4-3		5	1	2	3	0	1	2
Greg Walker, L OBP: 0.317, SLG: 0.453 (1, 3)		0-0 F2	0-0 4-3		0-0 L9		0-0 5-3		0-0 HR		5	1	1	1	0	0	3
Carlton Fisk, R OBP: 0.321, SLG: 0.529 (1, 2)		0-0 F5		0-0 E6 FC6-4		0-0 5-3		0-0 HR			4	1	1	1	0	0	0
Joseph DeSa, L OBP: 0.219, SLG: 0.300 (1, 10)	0-3 K		0-0 FC6-4		0-0 F7		0-0 F9				4	0	0	0	0	1	1
Ron Kittle, R OBP: 0.284, SLG: 0.404 Reid Nichols, R OBP: 0.324, SLG: 0.333 (1, 7) (9, 8)			0-0 4-3 2B 1B		0-0 F7		0-0 1B		0-0 4-3		4	1	2	0	0	0	1
Ozzie Guillen, L OBP: 0.294, SLG: 0.343 (1, 6)			0-0 4-3		0-0 1-3		0-0 F8		0-0 5-3		4	0	0	0	0	0	3
Luis Salazar, R OBP: 0.246, SLG: 0.348 (1, 5)			0-0 2-H 2B		0-0 HR		0-0 CS 1B		0-0 F9		4	2	3	1	0	0	0

Inning Stats	R: 0	H: 0	E: 0	K: 1	S: 5	R: 0	H: 0	E: 0	K: 1	S: 5	R: 3	H: 4	E: 0	K: 0	S: 7	R: 0	H: 0	E: 1	K: 0	S: 4	R: 2	H: 2	E: 0	K: 0	S: 5	R: 0	H: 1	E: 0	K: 0	S: 4	R: 0	H: 2	E: 0	K: 1	S: 6	R: 1	H: 1	E: 0	K: 0	S: 4	R: 0	H: 0	E: 0	K: 1	S: 5	R: 1	H: 1	E: 0	K: 0	S: 2	1B: 6	SF: 0	2B: 2	3B: 0	HR: 3	WP: 0	PA: 40
	LOB: 0	BB: 0	P: 5	LOB: 0	BB: 0	P: 5	LOB: 1	BB: 0	P: 7	LOB: 1	BB: 0	P: 4	LOB: 0	BB: 0	P: 5	LOB: 1	BB: 0	P: 4	LOB: 0	BB: 0	P: 4	LOB: 2	BB: 1	P: 10	LOB: 0	BB: 0	P: 4	LOB: 0	BB: 0	P: 4	LOB: 0	BB: 0	P: 5	LOB: 0	BB: 0	P: 5	LOB: 0	BB: 0	P: 2	LOB: 0	BB: 0	P: 2	SAC: 0	DP: 0	HBP: 0	CS: 1											

PITCHER	IP	WLS	BF	H	R	ER	SO	BB	IBB	HBP	BLK	WP	HR	S	P	ERA	WHIP
Oil Can Boyd, R ERA: 3.66 (1, 1)	6.1		28	8	5	5	2	1	0	0	0	0	1	31	35	7.11	1.421
Bob Stanley, R ERA: 2.91 (7, 1)	3.0	L	12	3	2	2	2	0	0	0	0	0	2	16	16	6.00	1.000

PITCHER	IP	WLS	BF	H	R	ER	SO	BB	IBB	HBP	BLK	WP	HR	S	P	ERA	WHIP

BOTTOM

Boston Red Sox @ Chicago White Sox  
Comiskey Park, Chicago, IL  
Mon Aug 26 1985, 8:05 PM EDT  
Att. 7,889 - Unknown

livebaseballscorecards.com

AB	39
R	7
H	11
RBI	7
BB	1
SO	4
LOB	13



Batter	1	2	3	4	5	6	7	8	9	AB R H RBI BB SO LOB	TOP											
<b>Oddibe McDowell, L</b> (1, 8) OBP: 0.291, SLG: 0.410	0-0 2B		0-0 1B		4-0 1B BB		0-0 F2			3 0 2 1 1 0 0												
<b>Toby Harrah, R</b> (1, 4) OBP: 0.440, SLG: 0.398	0-3 K		0-0 G6-4-3 1B		0-0 F4		0-0 F2			4 0 0 0 0 1 5												
<b>Pete O'Brien, L</b> (1, 3) OBP: 0.328, SLG: 0.435	0-0 F8		0-0 3-1		0-0 SF8			0-0 4-3		3 0 0 1 0 0 1												
<b>Cliff Johnson, R</b> (1, 10) OBP: 0.334, SLG: 0.449	4-0 BB			0-0 4-3	0-0 1B			0-0 6-3		3 0 1 1 1 0 0												
<b>Gary Ward, R</b> (1, 7) OBP: 0.319, SLG: 0.409	0-0 6-3			0-3 K	0-0 F8			0-0 F8		4 0 0 0 0 1 4												
<b>George Wright, S</b> (1, 9) OBP: 0.256, SLG: 0.262		0-0 6-3		0-0 F8		0-0 4-3			0-0 G3	4 0 0 0 0 0 0												
<b>Glenn Brummer, R</b> (1, 2) OBP: 0.356, SLG: 0.321		0-0			0-0 BB 1B	0-0 F8			0-0 F8	2 1 2 0 0 0 0												
<b>Geno Petralli, L</b> (6, PH) OBP: 0.300, SLG: 0.238										1 0 0 0 0 0 0												
<b>Wayne Tolleson, S</b> (9, PH) OBP: 0.373, SLG: 0.399					BB 1B					1 0 0 0 0 0 0												
<b>Steve Buechele, R</b> (1, 5) OBP: 0.297, SLG: 0.314		0-3 K			BB SF8 1B	0-3 K			4-0	3 1 1 0 0 2 1												
<b>Bob Jones, L</b> (9, PH) OBP: 0.271, SLG: 0.261									BB	0 0 0 0 1 0 0												
<b>Curtis Wilkerson, S</b> (1, 6) OBP: 0.295, SLG: 0.299			0-0 1B		4-0 1B BB		0-0 F7			2 2 1 0 1 0 0												
<b>Duane Walker, L</b> (9, PH) OBP: 0.297, SLG: 0.369									0-3 K	1 0 0 0 0 1 1												
<b>Inning Stats</b>	R: 0 E: 0 K: 1 S: 6	H: 1 LOB: 2 BB: 1 P: 10	R: 0 E: 0 K: 1 S: 5	H: 1 LOB: 1 BB: 0 P: 5	R: 1 E: 0 K: 0 S: 4	H: 2 LOB: 0 BB: 0 P: 4	R: 0 E: 0 K: 1 S: 5	H: 0 LOB: 0 BB: 0 P: 5	R: 3 E: 0 K: 0 S: 6	H: 3 LOB: 2 BB: 2 P: 14	R: 0 E: 0 K: 1 S: 5	H: 0 LOB: 0 BB: 0 P: 5	R: 0 E: 0 K: 0 S: 3	H: 0 LOB: 0 BB: 0 P: 3	R: 0 E: 0 K: 0 S: 3	H: 0 LOB: 0 BB: 0 P: 3	R: 0 E: 0 K: 1 S: 5	H: 0 LOB: 1 BB: 1 P: 9	1B: 6 2B: 2 3B: 0 HR: 0	SF: 1 SAC: 0 DP: 2 HBP: 0	WP: 0 PB: 0 SB: 0 CS: 1	PA: 36
<b>PITCHER</b>	IP WLS BF H R ER SO BB IBB HBP BLK WP HR S P ERA WHIP																					
<b>Britt Burns, L</b> (1, 1) ERA: 3.91	5.0 W 23 7 4 4 3 3 0 0 0 0 0 0 26 38 7.20 2.000																					
<b>Dave Wehmeister, R</b> (6, 1) ERA: 3.38	4.0 S 13 0 0 0 2 1 0 0 0 0 0 0 16 20 0.00 0.250																					

**Texas Rangers @ Chicago White Sox**  
 Comiskey Park, Chicago, IL  
 Tue Aug 27 1985, 8:05 PM EDT  
 Att: 15,040 - Unknown

livebaseballscorecards.com

**AB 31**  
**R 4**  
**H 7**  
**RBI 3**  
**BB 4**  
**SO 5**  
**LOB 12**





Batter	1	2	3	4	5	6	7	8	9	AB R H RBI BB SO LOB	TOP									
Oddibe McDowell, L (1, 8) OBP: 0.295, SLG: 0.412	0-0 F8 2B		4-0 1B BB	4-0 1-2 BB		0-0 FC6 1-2f			0-0 F9	3 0 1 0 2 0 3										
George Wright, S (1, 9) OBP: 0.252, SLG: 0.257	0-0 F7		0-0 F7	0-0 F7			0-0 5-3		0-3 K	5 0 0 0 0 1 5										
Pete O'Brien, L (1, 3) OBP: 0.329, SLG: 0.434	4-0 BB BB		0-0 BB 1B		0-0 F8		0-0 F1			3 0 1 0 1 0 0										
Cliff Johnson, R (1, 10) OBP: 0.330, SLG: 0.443	0-0 F8 2-3		0-3 K		0-3 K		0-0 1-3			4 0 0 0 0 2 4										
Duane Walker, L (1, 7) OBP: 0.298, SLG: 0.363 Alan Bannister, R (8, PH) OBP: 0.362, SLG: 0.355 (8, 7)	0-0 F8		4-0 FC4 BB		0-3 K			0-0 G6-4-3 1B		2 0 0 0 1 1 2 1 0 1 0 0 0 0										
Steve Buechele, R (1, 5) OBP: 0.304, SLG: 0.333		0-0 SF8 3B	0-0 FC4 1-2f		4-0 1B G3 BB			0-0 G6-4-3 1-2f		3 1 1 0 1 0 4										
Geno Petrali, L (1, 2) OBP: 0.287, SLG: 0.229		0-0 SF8 3-H		0-0 4-3		0-0 G3 1-2		0-0 G4-1		3 0 0 1 0 0 1										
Curtis Wilkerson, S (1, 4) OBP: 0.292, SLG: 0.296 Bob Jones, L (9, PH) OBP: 0.268, SLG: 0.258		0-0 F7 3-H		0-0 4-3		0-3 K		0-3 K		3 0 0 0 0 1 1 1 0 0 0 0 1 0										
Wayne Tolleson, S (1, 6) OBP: 0.379, SLG: 0.403		0-0 G3		4-0 S BB		0-0 FC6 1B 2-3		0-0 1B		3 0 2 0 1 0 0										
<b>Inning Stats</b>	R: 0 E: 0 K: 0 S: 4	H: 1 LOB: 2 BB: 1 P: 8	R: 1 E: 0 K: 0 S: 4	H: 1 LOB: 0 BB: 0 P: 4	R: 0 E: 0 K: 1 S: 6	H: 1 LOB: 3 BB: 2 P: 14	R: 0 E: 0 K: 0 S: 3	H: 0 LOB: 2 BB: 2 P: 11	R: 0 E: 0 K: 1 S: 6	H: 1 LOB: 2 BB: 1 P: 10	R: 0 E: 0 K: 0 S: 3	H: 0 LOB: 0 BB: 0 P: 3	R: 0 E: 0 K: 0 S: 3	H: 1 LOB: 0 BB: 0 P: 3	R: 0 E: 0 K: 2 S: 8	H: 1 LOB: 1 BB: 0 P: 8	1B: 4 2B: 1 3B: 1 HR: 0	SF: 1 SAC: 0 DP: 1 HBP: 0	WP: 0 PB: 0 SB: 1 CS: 0	PA: 38
<b>PITCHER</b>	IP WLS BF H R ER SO BB IBB HBP BLK WP HR S P ERA WHIP																			
Gene Nelson, R (1, 1) ERA: 4.44	5.2 W 27 4 1 1 4 6 0 0 0 0 0 0 29 53 1.59 1.765																			
Juan Agosto, L (6, 1) ERA: 3.99	1.1 5 1 0 0 0 0 0 0 0 0 0 0 5 5 0.00 0.750																			
Bob James, R (8, 1) ERA: 2.1	2.0 6 1 0 0 0 2 0 0 0 0 0 0 10 10 0.00 0.500																			

Texas Rangers @ Chicago White Sox  
Comiskey Park, Chicago, IL  
Wed Aug 28 1985, 8:05 PM EDT  
Att: 11,548 - Unknown

livebaseballscorecards.com

AB 31  
R 1  
H 6  
RBI 1  
BB 6  
SO 6  
LOB 20





Batter	1	2	3	4	5	6	7	8	9
<b>Rudy Law, L</b> OBP: 0.309, SLG: 0.376 (1, 8) (7, 7)	0-0 F2		0-0 G3-6-1 S E 1B		0-0 G3		0-0 CS 1B		
<b>Bryan Little, S</b> OBP: 0.385, SLG: 0.400 (1, 4)	0-0 1B		4-0 G3-6-1 1-2 BB		0-0 HR		0-0 CS 1-2	0-3 K	
<b>Harold Baines, L</b> OBP: 0.348, SLG: 0.444 (1, 9)	0-0 L4		0-0 G3-6-1 1-2 2-H		0-0 F8			0-0 F6	
<b>Greg Walker, L</b> OBP: 0.316, SLG: 0.448 (1, 3)	0-0 4-3		0-3 K		0-0 G3			0-0 6-3	
<b>Carlton Fisk, R</b> OBP: 0.316, SLG: 0.520 (1, 2)		0-3 K		0-0 F2		0-0 5-3			
<b>Jerry Hairston, S</b> OBP: 0.390, SLG: 0.355 (1, 10)		4-0 BB		0-0 3-1		0-0 G3			
<b>Ron Kittle, R</b> OBP: 0.280, SLG: 0.401 (1, 7)		0-3 K		0-3 K		0-3 K			
<b>Tim Hulett, R</b> OBP: 0.318, SLG: 0.350 (7, 5)									
<b>Ozzie Guillen, L</b> OBP: 0.297, SLG: 0.345 (1, 6)		0-0 F8			0-0 G3 BB HR 1B		0-0 1-3		
<b>Luis Salazar, R</b> OBP: 0.255, SLG: 0.365 (1, 5) (7, 8)			0-0 HR		4-0 G3 1-2 HR BB		0-3 K		

Inning Stats	R: 0	H: 1	E: 0	K: 0	S: 4	R: 0	H: 0	E: 0	K: 2	S: 7	R: 2	H: 2	E: 1	K: 1	S: 6	R: 0	H: 0	E: 0	K: 1	S: 5	R: 3	H: 2	E: 0	K: 0	S: 5	R: 0	H: 0	E: 0	K: 1	S: 5	R: 0	H: 1	E: 0	K: 1	S: 5	R: 0	H: 0	E: 0	K: 1	S: 5
	LOB: 1	BB: 0	P: 4	LOB: 1	BB: 1	P: 11	LOB: 0	BB: 1	P: 10	LOB: 0	BB: 1	P: 9	LOB: 0	BB: 1	P: 5	LOB: 0	BB: 0	P: 5	LOB: 0	BB: 0	P: 5	LOB: 0	BB: 0	P: 5	LOB: 0	BB: 0	P: 5	LOB: 0	BB: 0	P: 5	LOB: 0	BB: 0	P: 5	LOB: 0	BB: 0	P: 5	LOB: 0	BB: 0	P: 5	

PITCHER	IP	WLS	BF	H	R	ER	SO	BB	IBB	HBP	BLK	WP	HR	S	P	ERA	WHIP
<b>Dave Stewart, R</b> ERA: 5.16 (1, 1)	6.0	L	25	5	5	4	5	3	0	0	0	0	2	32	44	6.00	1.333
<b>Greg Harris, R</b> ERA: 2.18 (7, 1)	2.0		6	1	0	0	2	0	0	0	0	0	0	10	10	0.00	0.500

**BOTTOM**

AB	R	H	RBI	BB	SO	LOB
4	1	2	0	0	0	2
3	1	2	3	1	1	0
4	0	0	0	0	0	2
4	0	0	0	0	1	1
3	0	0	0	0	1	0
2	0	0	0	1	0	0
3	0	0	0	0	3	1
0	0	0	0	0	0	0
3	1	1	0	0	0	1
2	2	1	1	1	1	0

<b>AB</b>	<b>28</b>
<b>R</b>	<b>5</b>
<b>H</b>	<b>6</b>
<b>RBI</b>	<b>4</b>
<b>BB</b>	<b>3</b>
<b>SO</b>	<b>7</b>
<b>LOB</b>	<b>7</b>



WP	PA	3B	DP	HR	S	P	ERA	WHIP
0	32	0	1	2	5	10	0.00	0.500

**Texas Rangers @ Chicago White Sox**  
Comiskey Park, Chicago, IL  
Wed Aug 28 1985, 8:05 PM EDT  
Att. 11,548 - Unknown

livebaseballscorecards.com

Batter	1	2	3	4	5	6	7	8	9	10	AB R H RBI BB SO LOB	TOP													
<b>Oddibe McDowell, L</b> (1, 8) OBP: 0.291, SLG: 0.406	0-0 B1-3		0-0 F8		0-0 G3		0-0 B1-3		0-0 4-3		5 0 0 0 0 0 2	<b>Texas Rangers @ Chicago White Sox</b> Comiskey Park, Chicago, IL Thu Aug 29 1985, 8:05 PM EDT Att. 10,978 - Unknown  <b>AB 38</b> <b>R 5</b> <b>H 9</b> <b>RBI 4</b> <b>BB 4</b> <b>SO 3</b> <b>LOB 13</b>													
<b>Wayne Tolleson, S</b> (1, 6) OBP: 0.372, SLG: 0.394	0-0 5-3		0-3 K			0-3 K	0-0 F8		0-0 F8		5 0 0 0 0 2 2														
<b>Pete O'Brien, L</b> (1, 3) OBP: 0.328, SLG: 0.438	0-0 HR		0-0 F8			0-0 L8		0-0 4-3	0-0 4-3		5 1 1 1 0 0 0														
<b>George Wright, S</b> (1, 9) OBP: 0.251, SLG: 0.256	0-0 F9			0-0 F8		0-0 4-3		0-0 1B 1B		0-0 6-3	5 1 1 0 0 0 0														
<b>Gary Ward, R</b> (1, 7) OBP: 0.319, SLG: 0.408		0-0 5-3		0-0 L8			4-0 CS BB	0-0 1B 2B		0-0 F9	4 1 1 0 1 0 0														
<b>Duane Walker, L</b> (1, 10) OBP: 0.310, SLG: 0.370 <b>Alan Bannister, R</b> (10, PH) OBP: 0.371, SLG: 0.381		0-0 L4		0-0 FC4-6 1B			4-0 HBP 1B BB	0-0 2B 1B		0-0 2B	3 1 2 1 1 0 0 1 0 1 0 0 0 0														
<b>Don Slaught, R</b> (1, 2) OBP: 0.320, SLG: 0.386		1-0 BB HBP		0-0 FC4-6			0-0 1B HBP WP 1B	0-0 2B		4-0 FC6-4 BB	3 1 2 1 1 0 1														
<b>Steve Buechele, R</b> (1, 5) OBP: 0.308, SLG: 0.324		4-0 BB			0-0 F9		1-0 WP 1B HBP	0-3 K		0-0 FC6-4	3 0 0 0 1 1 4														
<b>Curtis Wilkerson, S</b> (1, 4) OBP: 0.290, SLG: 0.294 <b>Bob Jones, L</b> (7, PH) OBP: 0.268, SLG: 0.258 <b>Toby Harrah, R</b> (7, PH) OBP: 0.440, SLG: 0.398		0-0 BB		0-0 F7		0-0 6-3	0-0 WP 1B	0-0 F6			2 0 0 0 0 0 2 0 0 0 0 0 0 0 2 0 1 1 0 0 2														
<b>Inning Stats</b>	R: 1 E: 0 K: 0 S: 4	H: 1 LOB: 0 BB: 0 P: 4	R: 0 E: 0 K: 0 S: 3	H: 0 LOB: 2 BB: 1 P: 8	R: 0 E: 0 K: 1 S: 5	H: 0 LOB: 0 BB: 0 P: 5	R: 0 E: 0 K: 0 S: 4	H: 1 LOB: 1 BB: 0 P: 4	R: 0 E: 0 K: 1 S: 5	H: 0 LOB: 0 BB: 0 P: 3	R: 0 E: 0 K: 1 S: 5		H: 0 LOB: 0 BB: 0 P: 5	R: 2 E: 0 K: 0 S: 4	H: 2 LOB: 2 BB: 2 P: 13	R: 2 E: 0 K: 1 S: 9	H: 4 LOB: 2 BB: 0 P: 9	R: 0 E: 0 K: 0 S: 3	H: 0 LOB: 0 BB: 0 P: 3	R: 0 E: 0 K: 0 S: 4	H: 1 LOB: 2 BB: 1 P: 8	1B: 6 2B: 2 3B: 0 HR: 1	SF: 0 SAC: 0 DP: 0 HBP: 2	WP: 1 PB: 0 SB: 0 CS: 1	PA: 44
<b>PITCHER</b>	IP	WLS	BF	H	R	ER	SO	BB	IBB	HBP	BLK	WP	HR	S	P	ERA	WHIP								
<b>Tom Seaver, R</b> (1, 1) ERA: 3.26	6.1		25	3	3	3	2	3	0	1	0	0	1	25	38	4.26	0.947								
<b>Dave Wehrmeister, R</b> (7, 1) ERA: 3.38	0.0		1	0	0	0	0	0	0	1	0	0	0	0	1	∞	∞								
<b>Jerry Don Gleaton, L</b> (7, 1) ERA: 7.06	1.0		5	2	1	1	0	0	0	0	0	1	0	5	5	9.00	2.000								
<b>Bob James, R</b> (8, 1) ERA: 2.2	0.2		5	3	1	1	1	0	0	0	0	0	0	7	7	13.50	4.500								
<b>Juan Agosto, L</b> (9, 1) ERA: 3.86	1.2		5	0	0	0	0	0	0	0	0	0	0	5	5	0.00	0.000								
<b>PITCHER</b>	IP	WLS	BF	H	R	ER	SO	BB	IBB	HBP	BLK	WP	HR	S	P	ERA	WHIP								
<b>Dan Spillner, R</b> (10, 1) ERA: 3.58	0.1		3	1	0	0	0	1	0	0	0	0	0	1	6	0.00	6.000								

**Texas Rangers @ Chicago White Sox**  
Comiskey Park, Chicago, IL  
Thu Aug 29 1985, 8:05 PM EDT  
Att. 10,978 - Unknown

livebaseballscorecards.com



**BOTTOM**

**Texas Rangers @ Chicago White Sox**  
 Comiskey Park, Chicago, IL  
 Thu Aug 29 1985, 8:05 PM EDT  
 Att: 10,978 - Unknown

[livebaseballscorecards.com](http://livebaseballscorecards.com)

<b>AB</b>	<b>38</b>
<b>R</b>	<b>6</b>
<b>H</b>	<b>12</b>
<b>RBI</b>	<b>6</b>
<b>BB</b>	<b>5</b>
<b>SO</b>	<b>5</b>
<b>LOB</b>	<b>25</b>



<b>WP</b>	<b>1</b>	<b>PA</b>	<b>46</b>
<b>PB</b>	<b>0</b>		
<b>SB</b>	<b>0</b>		
<b>CS</b>	<b>0</b>		

AB R H RBI BB SO LOB

3	0	0	0	0	0	2
2	0	1	1	1	0	2
1	1	0	0	2	0	0
1	0	0	0	0	0	1
1	0	1	0	0	0	0
0	1	0	0	0	0	0
5	1	2	2	0	0	3
5	0	3	2	0	1	3
4	0	0	0	0	1	4
4	1	1	0	1	1	1
3	0	2	1	1	0	1
1	0	0	0	0	0	2
4	2	1	0	0	0	3
4	0	1	0	0	2	3
1B: 6	SF: 0					
2B: 6	SAC: 2					
3B: 0	DP: 1					
HR: 1	HBP: 1					

Batter	1	2	3	4	5	6	7	8	9	10
<b>Rudy Law, L</b> OBP: 0.306, SLG: 0.372 <b>Reid Nichols, R</b> OBP: 0.327, SLG: 0.330	F7		1-3	3-1		4-3 BB		F9		1B
<b>Bryan Little, S</b> OBP: 0.297, SLG: 0.222 <b>Julio Cruz, S</b> OBP: 0.297, SLG: 0.222 <b>Jerry Hairston, S</b> OBP: 0.394, SLG: 0.369 <b>Tim Lincecum, R</b> OBP: 0.318, SLG: 0.350	E 2B BB		F8	1B BB		4-3		2B 2B		
<b>Harold Baines, L</b> OBP: 0.348, SLG: 0.449	E4 2B 1-2 6-5		HR	1B		4-3		F7		
<b>Greg Walker, L</b> OBP: 0.319, SLG: 0.454	1-3 2-H 2B		FC6-4 1B	F5		K		2B		
<b>Carlton Fisk, R</b> OBP: 0.315, SLG: 0.514	6-5		FC6-4	HBP		6-3		K		
<b>Joseph DeSa, L</b> OBP: 0.243, SLG: 0.324			K	WP 1B 2B		F5		G3		
<b>Ron Kittle, R</b> OBP: 0.287, SLG: 0.404 <b>Scott Fletcher, R</b> OBP: 0.307, SLG: 0.263				FC4-6 1B		F5		SH1-4 BB		L4
<b>Ozzie Guillen, L</b> OBP: 0.296, SLG: 0.347			F8	FC4-6 3-1 1B 1B		F9		SH1-4		SH1-4 1B 2B
<b>Luis Salazar, R</b> OBP: 0.255, SLG: 0.363			F9	1B 3-1 1B		K		K		SH1-4

Inning Stats	R: 1	H: 1	E: 1	K: 0	S: 4	R: 0	H: 1	E: 0	K: 1	S: 6	R: 1	H: 2	E: 0	K: 0	S: 5	R: 2	H: 4	E: 0	K: 0	S: 7	R: 0	H: 0	E: 0	K: 1	S: 5	R: 0	H: 0	E: 0	K: 1	S: 5	R: 0	H: 0	E: 0	K: 1	S: 5	R: 0	H: 0	E: 0	K: 1	S: 5	R: 1	H: 2	E: 0	K: 1	S: 7	R: 1	H: 2	E: 0	K: 0	S: 3	1B: 6	SF: 0	2B: 6	SAC: 2	3B: 0	DP: 1	HR: 1	HBP: 1	WP: 1	PA: 46
--------------	------	------	------	------	------	------	------	------	------	------	------	------	------	------	------	------	------	------	------	------	------	------	------	------	------	------	------	------	------	------	------	------	------	------	------	------	------	------	------	------	------	------	------	------	------	------	------	------	------	------	-------	-------	-------	--------	-------	-------	-------	--------	-------	--------

PITCHER	IP	WLS	BF	H	R	ER	SO	BB	IBB	HBP	BLK	WP	HR	S	P	ERA	WHIP
<b>Burt Hooton, R</b> ERA: 5.22	(1, 1)	3.2	20	7	4	4	1	2	0	0	0	1	1	20	28	9.82	2.455
<b>Chris Welsh, L</b> ERA: 4.16	(4, 1)	2.1	10	1	0	0	1	1	0	1	0	0	0	10	15	0.00	0.857
<b>Dwayne Henry, R</b> ERA: 1.74	(7, 1)	2.1	10	2	1	1	2	1	0	0	0	0	0	13	17	3.86	1.286
<b>Dave Schmidt, R</b> ERA: 2.7	(9, 1)	1.0	L 6	2	1	1	1	0	1	0	0	0	0	7	11	9.00	2.000



Batter	1	2	3	4	5	6	7	8	9	AB	R	H	RBI	BB	SO	LOB
<b>Damaso Garcia, R</b> (1, 4) OBP: 0.306, SLG: 0.367	0-0 F9		0-0 FC4-6		0-3 K		0-0 F4			4	0	0	0	0	1	2
<b>Lloyd Moseby, L</b> (1, 8) OBP: 0.343, SLG: 0.399	0-3 K			0-0 HR	0-3 K		0-0 1B			4	1	2	1	0	2	0
<b>Cliff Johnson, R</b> (1, 10) OBP: 0.329, SLG: 0.438	0-0 F8			4-0 BB G6-4-3 BB	0-3 K		0-0 F6			3	1	0	0	1	1	2
<b>George Bell, R</b> (1, 7) OBP: 0.340, SLG: 0.514		0-3 K		4-0 BB G6-4-3 1-2 2B BB		0-0 F7	0-0 F5			3	1	0	0	1	1	2
<b>Jesse Barfield, R</b> (1, 9) OBP: 0.368, SLG: 0.523		0-3 K		4-0 BB G6-4-3 1-2 2-3 BB		0-0 2B		0-0 S 1B 1B		3	1	2	0	1	1	0
<b>Cecil Fielder, R</b> (1, 3) OBP: 0.364, SLG: 0.425			0-0 L7		0-0 G6-4-3		0-0 F4		0-3 K	3	0	0	0	0	0	3
<b>Willie Upshaw, L</b> (8, PH) OBP: 0.335, SLG: 0.433					0-0 G6-4-3			0-0 1B		1	0	0	0	0	1	1
<b>Garth Iorg, R</b> (1, 5) OBP: 0.363, SLG: 0.428			0-0 1-3		0-0 2B		0-0 F9		0-0 1B	4	0	2	2	0	0	1
<b>Tony Fernandez, S</b> (1, 6) OBP: 0.335, SLG: 0.388			0-3 K		4-0 BB			0-0 1B 3B	0-0 6-3	3	1	1	0	1	1	1
<b>Ernie Whitt, L</b> (1, 2) OBP: 0.343, SLG: 0.489			0-0 FC4-6 1B		0-0 F6			0-0 1B 1B	0-0 G3	4	0	2	1	0	0	3

Inning Stats	R: 0	H: 0	E: 0	K: 1	S: 5	LOB: 0	BB: 0	P: 5	R: 0	H: 0	E: 0	K: 2	S: 7	LOB: 0	BB: 0	P: 7	R: 0	H: 1	E: 0	K: 1	S: 6	LOB: 1	BB: 0	P: 6	R: 3	H: 2	E: 0	K: 0	S: 4	LOB: 2	BB: 4	P: 20	R: 0	H: 0	E: 0	K: 3	S: 9	LOB: 0	BB: 0	P: 9	R: 0	H: 1	E: 0	K: 0	S: 4	LOB: 1	BB: 0	P: 4	R: 1	H: 3	E: 0	K: 0	S: 6	LOB: 2	BB: 0	P: 6	R: 1	H: 2	E: 0	K: 1	S: 7	LOB: 1	BB: 0	P: 7	1B: 5	SF: 0	2B: 2	SAC: 0	3B: 1	DP: 1	HR: 1	HBP: 0
--------------	------	------	------	------	------	--------	-------	------	------	------	------	------	------	--------	-------	------	------	------	------	------	------	--------	-------	------	------	------	------	------	------	--------	-------	-------	------	------	------	------	------	--------	-------	------	------	------	------	------	------	--------	-------	------	------	------	------	------	------	--------	-------	------	------	------	------	------	------	--------	-------	------	-------	-------	-------	--------	-------	-------	-------	--------


PITCHER	IP	WLS	BF	H	R	ER	SO	BB	IBB	HBP	BLK	WP	HR	S	P	ERA	WHIP
<b>Floyd Bannister, L</b> (1, 1) ERA: 4.65	6.1	L	29	7	4	4	7	4	0	0	0	0	1	39	55	5.68	1.737
<b>Gene Nelson, R</b> (7, 1) ERA: 4.49	1.0		5	2	1	1	1	0	0	0	0	0	0	7	7	9.00	2.000
<b>Juan Agosto, L</b> (8, 1) ERA: 3.81	0.2		2	0	0	0	0	0	0	0	0	0	0	2	2	0.00	0.000

**BOTTOM**

**Chicago White Sox @ Toronto Blue Jays**  
Exhibition Stadium, Toronto, ON

Fri Aug 30 1985, 7:05 PM EDT  
Att. 33,254 - Unknown

<b>AB</b>	<b>32</b>
<b>R</b>	<b>5</b>
<b>H</b>	<b>9</b>
<b>RBI</b>	<b>4</b>
<b>BB</b>	<b>4</b>
<b>SO</b>	<b>8</b>
<b>LOB</b>	<b>15</b>



WP	HR	S	P	ERA	WHIP
0	0	0	0	0	0

Batter	1	2	3	4	5	6	7	8	9	AB R H RBI BB SO LOB	TOP
--------	---	---	---	---	---	---	---	---	---	----------------------	-----

<b>Rudy Law, L</b> (1, 7) <small>OBP: 0.308, SLG: 0.374</small> <b>Ron Kittle, R</b> (9, PH) <small>OBP: 0.282, SLG: 0.396</small>	0-0 4-3		0-0 BB 1B		0-0 1-2 3-H FC6 1B		0-0 F6		0-0 FC6-4 1-2f	4 0 2 1 0 0 1 1 0 0 0 0 0 2	
<b>Bryan Little, S</b> (1, 4) <small>OBP: 0.394, SLG: 0.395</small> <b>Julio Cruz, S</b> (8, PR) <small>OBP: 0.296, SLG: 0.223</small> (8, 4)	0-0 F9		4-0 BB 1-2 BB		0-0 FC6 1-2f 2-H			0-0 FC6-4 1B		3 0 1 0 1 0 1 0 0 0 0 0 0 0	
<b>Harold Baines, L</b> (1, 9) <small>OBP: 0.345, SLG: 0.444</small>	0-0 4-3		0-0 G3		0-3 K			0-3 K		4 0 0 0 0 2 4	

<b>Greg Walker, L</b> (1, 10) <small>OBP: 0.316, SLG: 0.449</small>		0-0 F7		0-0 F6		0-0 L8		0-0 F5		4 0 0 0 0 0 1	
<b>Carlton Fisk, R</b> (1, 2) <small>OBP: 0.314, SLG: 0.509</small>		0-0 1B		0-0 F5		0-0 F4		0-0 FC6-4 1-2f		4 0 1 0 0 0 1	
<b>Joseph DeSa, L</b> (1, 3) <small>OBP: 0.225, SLG: 0.297</small> <b>Reid Nichols, R</b> (9, PH) <small>OBP: 0.321, SLG: 0.323</small>		0-0 F8		0-0 F4		0-0 F7			0-0 FC5-4 1B 1B	3 0 0 0 0 0 1 1 0 1 0 0 0 0	

<b>Scott Fletcher, R</b> (1, 5) <small>OBP: 0.317, SLG: 0.287</small>		0-3 K			0-0 1B 1B 1B		0-0 1-3		0-0 FC5-4 1-2 1B	4 1 2 0 0 1 1	
<b>Ozzie Guillen, L</b> (1, 6) <small>OBP: 0.297, SLG: 0.349</small> <b>Tim Hulett, R</b> (9, PH) <small>OBP: 0.317, SLG: 0.349</small>			0-0 L9		0-0 F9		0-0 1B 2B		0-0 FC5-4 FC6-4 1-2f 2-3	3 0 1 0 0 0 1 1 0 0 0 0 0 2	
<b>Luis Salazar, R</b> (1, 8) <small>OBP: 0.262, SLG: 0.371</small>			0-0 4-3		0-0 1B E 1B		0-0 1B		0-0 F5	4 1 2 0 0 0 2	

<b>Inning Stats</b>	R: 0 E: 0 K: 0 S: 3	H: 0 LOB: 0 BB: 0 P: 3	R: 0 E: 0 K: 1 S: 6	H: 1 LOB: 1 BB: 0 P: 6	R: 0 E: 0 K: 0 S: 4	H: 1 LOB: 2 BB: 1 P: 8	R: 0 E: 0 K: 0 S: 3	H: 0 LOB: 0 BB: 0 P: 3	R: 2 E: 1 K: 1 S: 8	H: 3 LOB: 1 BB: 0 P: 8	R: 0 E: 0 K: 0 S: 3	H: 0 LOB: 0 BB: 0 P: 3	R: 0 E: 0 K: 0 S: 4	H: 2 LOB: 1 BB: 0 P: 4	R: 0 E: 0 K: 1 S: 6	H: 1 LOB: 1 BB: 0 P: 6	R: 0 E: 0 K: 0 S: 5	H: 2 LOB: 2 BB: 0 P: 5	1B: 9 2B: 1 3B: 0 HR: 0	SF: 0 SAC: 0 DP: 0 HBP: 0	WP: 0 PB: 0 SB: 0 CS: 0	PA: 37
---------------------	------------------------------	---------------------------------	------------------------------	---------------------------------	------------------------------	---------------------------------	------------------------------	---------------------------------	------------------------------	---------------------------------	------------------------------	---------------------------------	------------------------------	---------------------------------	------------------------------	---------------------------------	------------------------------	---------------------------------	----------------------------------	------------------------------------	----------------------------------	--------

<b>DOYLE ALEXANDER, R</b> (1, 1) <small>ERA: 3.87</small> <b>GARY LAVELLE, L</b> (8, 1) <small>ERA: 3.13</small>	IP	WLS	BF	H	R	ER	SO	BB	IBB	HBP	BLK	WP	HR	S	P	ERA	WHIP										
	7.0		29	8	2	1	2	1	0	0	0	0	0	32	36	1.29	1.286										
	2.0	W	8	2	0	0	1	0	0	0	0	0	0	10	10	0.00	1.000										

Chicago White Sox @ Toronto Blue Jays  
 Exhibition Stadium, Toronto, ON  
 Sat Aug 31 1985, 3:33 AM EDT  
 Att: 36,153 - Unknown

[livebaseballscorecards.com](http://livebaseballscorecards.com)

<b>AB</b>	36
<b>R</b>	2
<b>H</b>	10
<b>RBI</b>	1
<b>BB</b>	1
<b>SO</b>	3
<b>LOB</b>	17





Batter	1	2	3	4	5	6	7	8	9	AB R H RBI BB SO LOB	TOP																																																																																											
<b>Reid Nichols, R</b> (1, 7) <small>OBP: 0.316, SLG: 0.317</small> <b>Rudy Law, L</b> (5, PH) <small>OBP: 0.306, SLG: 0.370</small>	0-0 <b>F8</b> 		0-0 <b>L7</b> 		0-0 <b>1-3</b> 		0-0 <b>FC</b> 		0-0 <b>F4</b> 	2 0 0 0 0 0 3 0 0 0 0 0																																																																																												
<b>Scott Fletcher, R</b> (1, 6) <small>OBP: 0.321, SLG: 0.290</small> <b>Ozzie Guillen, L</b> (5, PH) <small>OBP: 0.297, SLG: 0.349</small>	0-0 <b>2B</b> <b>1B</b> 		4-0 <b>HR</b> <b>BB</b> 		0-0 <b>6-3</b> 		0-0 		0-0 <b>F4</b> 	1 2 1 0 1 0 3 0 1 0 0 0																																																																																												
<b>Harold Baines, L</b> (1, 9) <small>OBP: 0.344, SLG: 0.448</small>	0-3 <b>K</b> 		0-0 		0-0 <b>6-3</b> 		0-3 <b>K</b> 			4 1 1 2 0 2																																																																																												
<b>Carlton Fisk, R</b> (1, 2) <small>OBP: 0.313, SLG: 0.509</small>	0-0 <b>1B</b> <b>2B</b> 		0-0 <b>5-3</b> 		0-0 <b>6-3</b> 		0-0 <b>F4</b> 			4 0 1 1 0 0																																																																																												
<b>Luis Salazar, R</b> (1, 8) <small>OBP: 0.261, SLG: 0.369</small>	0-0 		0-0 <b>L8</b> 		0-0 <b>6-3</b> 			0-0 <b>F4</b> 		4 0 1 0 0 0																																																																																												
<b>Greg Walker, L</b> (1, 3) <small>OBP: 0.315, SLG: 0.447</small>	0-0 <b>G3</b> 			0-0 <b>G3</b> 		0-0 		0-0 <b>G3</b> 		4 0 1 0 0 0																																																																																												
<b>Ron Kittle, R</b> (1, 10) <small>OBP: 0.281, SLG: 0.405</small>		0-3 <b>K</b> 		0-0 		0-0 <b>1-3</b> 		0-3 <b>K</b> 		4 1 1 1 0 2																																																																																												
<b>Tim Lulett, R</b> (1, 5) <small>OBP: 0.318, SLG: 0.348</small> <b>Daryl Boston, L</b> (7, PH) <small>OBP: 0.267, SLG: 0.333</small>		0-3 <b>K</b> 		4-0 			0-0 		0-3 <b>K</b> 	1 0 0 0 1 1 2 0 1 0 0 1																																																																																												
<b>Julio Cruz, S</b> (1, 4) <small>OBP: 0.300, SLG: 0.224</small>		0-0 <b>5-3</b> 		0-0 <b>G6-4-3</b> 		4-0 		0-0 		3 0 1 0 1 0																																																																																												
<b>Inning Stats</b>	R: 1 H: 3 E: 0 LOB: 2 K: 1 BB: 0 S: 8 P: 8	R: 0 H: 0 E: 0 LOB: 0 K: 2 BB: 0 S: 7 P: 7	R: 2 H: 1 E: 0 LOB: 0 K: 0 BB: 1 S: 4 P: 8	R: 1 H: 1 E: 0 LOB: 0 K: 0 BB: 1 S: 3 P: 7	R: 0 H: 0 E: 0 LOB: 0 K: 0 BB: 0 S: 3 P: 3	R: 0 H: 1 E: 0 LOB: 1 K: 0 BB: 0 S: 4 P: 4	R: 0 H: 2 E: 0 LOB: 3 K: 1 BB: 1 S: 7 P: 11	R: 0 H: 0 E: 0 LOB: 0 K: 1 BB: 0 S: 5 P: 5	R: 0 H: 1 E: 0 LOB: 1 K: 1 BB: 0 S: 6 P: 6	1B: 6 SF: 0 2B: 1 SAC: 0 3B: 0 DP: 1 HR: 2 HBP: 0	WP: 0 PA: 38 PB: 0 SB: 1 CS: 1																																																																																											
<b>PITCHER</b>	<table border="1"> <thead> <tr> <th>PITCHER</th> <th>IP</th> <th>WLS</th> <th>BF</th> <th>H</th> <th>R</th> <th>ER</th> <th>SO</th> <th>BB</th> <th>IBB</th> <th>HBP</th> <th>BLK</th> <th>WP</th> <th>HR</th> <th>S</th> <th>P</th> <th>ERA</th> <th>WHIP</th> </tr> </thead> <tbody> <tr> <td>Steve Davis, L</td> <td>3.1</td> <td>L</td> <td>17</td> <td>5</td> <td>4</td> <td>4</td> <td>3</td> <td>2</td> <td>0</td> <td>0</td> <td>0</td> <td>0</td> <td>2</td> <td>21</td> <td>29</td> <td>10.80</td> <td>2.100</td> </tr> <tr> <td>Jim Acker, R</td> <td>3.0</td> <td></td> <td>12</td> <td>3</td> <td>0</td> <td>0</td> <td>0</td> <td>1</td> <td>0</td> <td>0</td> <td>0</td> <td>0</td> <td>0</td> <td>11</td> <td>15</td> <td>0.00</td> <td>1.333</td> </tr> <tr> <td>John Cerutti, L</td> <td>0.1</td> <td></td> <td>1</td> <td>0</td> <td>0</td> <td>0</td> <td>1</td> <td>0</td> <td>0</td> <td>0</td> <td>0</td> <td>0</td> <td>0</td> <td>3</td> <td>3</td> <td>0.00</td> <td>0.000</td> </tr> <tr> <td>Bill Caudill, R</td> <td>2.1</td> <td></td> <td>8</td> <td>1</td> <td>0</td> <td>0</td> <td>2</td> <td>0</td> <td>0</td> <td>0</td> <td>0</td> <td>0</td> <td>0</td> <td>12</td> <td>12</td> <td>0.00</td> <td>0.429</td> </tr> </tbody> </table>												PITCHER	IP	WLS	BF	H	R	ER	SO	BB	IBB	HBP	BLK	WP	HR	S	P	ERA	WHIP	Steve Davis, L	3.1	L	17	5	4	4	3	2	0	0	0	0	2	21	29	10.80	2.100	Jim Acker, R	3.0		12	3	0	0	0	1	0	0	0	0	0	11	15	0.00	1.333	John Cerutti, L	0.1		1	0	0	0	1	0	0	0	0	0	0	3	3	0.00	0.000	Bill Caudill, R	2.1		8	1	0	0	2	0	0	0	0	0	0	12	12	0.00	0.429
PITCHER	IP	WLS	BF	H	R	ER	SO	BB	IBB	HBP	BLK	WP	HR	S	P	ERA	WHIP																																																																																					
Steve Davis, L	3.1	L	17	5	4	4	3	2	0	0	0	0	2	21	29	10.80	2.100																																																																																					
Jim Acker, R	3.0		12	3	0	0	0	1	0	0	0	0	0	11	15	0.00	1.333																																																																																					
John Cerutti, L	0.1		1	0	0	0	1	0	0	0	0	0	0	3	3	0.00	0.000																																																																																					
Bill Caudill, R	2.1		8	1	0	0	2	0	0	0	0	0	0	12	12	0.00	0.429																																																																																					

**Chicago White Sox @ Toronto Blue Jays**  
 Exhibition Stadium, Toronto, ON  
 Sun Sep 01 1985, 3:33 AM EDT  
 Att: 44,182 - Unknown

<b>AB</b>	<b>35</b>
<b>R</b>	<b>4</b>
<b>H</b>	<b>9</b>
<b>RBI</b>	<b>4</b>
<b>BB</b>	<b>3</b>
<b>SO</b>	<b>6</b>
<b>LOB</b>	<b>14</b>



[livebaseballscorecards.com](http://livebaseballscorecards.com)



Batter	1	2	3	4	5	6	7	8	9	AB	R	H	RBI	BB	SO	LOB
Damaso Garcia, R (1, 4) OBP: 0.305, SLG: 0.366	0-0 F9		0-0 P3			0-3 K		0-0 5-3 1B		4	1	1	0	0	1	2
Lloyd Moseby, L (1, 8) OBP: 0.339, SLG: 0.398	0-0 F9		0-0 FC4-6 FC1-2			0-0 F7		0-0 5-3		4	0	0	0	0	0	3
Cliff Johnson, R (1, 10) OBP: 0.331, SLG: 0.439 Ron Shepherd, R (8, PR) OBP: 0.167, SLG: 0.143	0-0 5-3		0-0 FC1-2			0-0 2B 1B		0-0 2-H 1B		4	0	2	1	0	0	2
George Bell, R (1, 7) OBP: 0.336, SLG: 0.510		0-3 K		0-3 K		0-0 1-3 2B		0-0 F8		4	0	1	0	0	2	1
Jesse Barfield, R (1, 9) OBP: 0.365, SLG: 0.520		0-0 6-3		0-0 F9		0-0 6-3		0-3 K		4	0	0	0	0	1	3
Cecil Fielder, R (1, 3) OBP: 0.362, SLG: 0.419 Willie Upshaw, L (9, 3) OBP: 0.336, SLG: 0.433		0-0 E5		0-0 F9			0-0 G3 1B		0-0 6-3	3	0	1	0	0	0	0
Garth Iorg, R (1, 5) OBP: 0.358, SLG: 0.422 Rance Mulliniks, L (9, PH) OBP: 0.386, SLG: 0.485		0-3 K		0-0 F9		0-0 F9		0-0 F9		1	0	0	0	0	0	0
Tony Fernandez, S (1, 6) OBP: 0.336, SLG: 0.387			0-0 FC4-6 FC1-2 1B		0-0 6-3		0-0 G3 1-2		0-0 FC6-4 1B	4	0	1	0	0	0	2
Steve Nicosia, R (1, 2) OBP: 0.247, SLG: 0.203 Ernie Whitt, L (9, PH) OBP: 0.338, SLG: 0.481			0-0 FC4-6 1B		0-0 6-3		0-0 4-3		0-0 3-1	3	0	1	0	0	0	1

Inning Stats	R: 0	H: 0	E: 0	K: 0	S: 3	R: 0	H: 0	E: 1	K: 2	S: 8	R: 0	H: 2	E: 0	K: 0	S: 5	R: 0	H: 0	E: 0	K: 1	S: 5	R: 0	H: 0	E: 0	K: 0	S: 3	R: 0	H: 2	E: 0	K: 1	S: 7	R: 0	H: 1	E: 0	K: 0	S: 4	R: 1	H: 2	E: 0	K: 1	S: 7	R: 0	H: 1	E: 0	K: 0	S: 4	R: 0	H: 1	E: 0	K: 0	S: 4	1B: 7	SF: 0	2B: 1	SAC: 0	3B: 0	DP: 0	HR: 0	HBP: 0	WP: 0	PA: 36
--------------	------	------	------	------	------	------	------	------	------	------	------	------	------	------	------	------	------	------	------	------	------	------	------	------	------	------	------	------	------	------	------	------	------	------	------	------	------	------	------	------	------	------	------	------	------	------	------	------	------	------	-------	-------	-------	--------	-------	-------	-------	--------	-------	--------

PITCHER	IP	WLS	BF	H	R	ER	SO	BB	IBB	HBP	BLK	WP	HR	S	P	ERA	WHIP
Britt Burns, L (1, 1) ERA: 3.77	7.0	W	27	5	0	0	4	0	0	0	0	0	0	35	35	0.00	0.714
Bob James, R (8, 1) ERA: 2.25	2.0		9	3	1	1	1	0	0	0	0	0	0	11	11	4.50	1.500


**BOTTOM**

**Chicago White Sox @ Toronto Blue Jays**  
Exhibition Stadium, Toronto, ON

Sun Sep 01 1985, 3:33 AM EDT  
Att. 44,182 - Unknown

livebaseballscorecards.com

<b>AB</b>	<b>36</b>
<b>R</b>	<b>1</b>
<b>H</b>	<b>8</b>
<b>RBI</b>	<b>1</b>
<b>BB</b>	<b>0</b>
<b>SO</b>	<b>5</b>
<b>LOB</b>	<b>17</b>



Batter	1	2	3	4	5	6	7	8	9	AB R H RBI BB SO LOB	TOP											
Rudy Law, L (1, 7) OBP: 0.304, SLG: 0.367	0-0 6-3		0-0 WP BB 2-H 1B		0-0 F7		0-0 F9		0-0 4-3	5 0 1 1 0 0 1												
Bryan Little, S (1, 4) OBP: 0.397, SLG: 0.388	0-0 4-3		4-0 WP BB 1-2			4-0 FC6-4 BB		0-0 F8		2 0 0 0 2 0 0												
Harold Baines, L (1, 9) OBP: 0.344, SLG: 0.446	0-0 5-3		4-0 BB BB 1-2 2-3			0-0 FC6-4 WP 1B 1-2f		0-0 4-3		3 0 0 0 1 0 1												
Greg Walker, L (1, 3) OBP: 0.317, SLG: 0.454		0-0 L8	0-0 L8			0-0 WP 1B 1-2		0-0 HR		4 1 2 1 0 0 3												
Carlton Fisk, R (1, 2) OBP: 0.313, SLG: 0.506		0-0 4-3		0-0 4-3		0-0 F2 1-2 2-3		4-0 S BB		3 0 0 0 1 0 2												
Jerry Hairston, S (1, 10) OBP: 0.388, SLG: 0.357		0-0 F5		0-0 4-3		H 1-0 HBP		0-0 4-3 1-2		3 0 0 0 0 0 1												
Daryl Boston, L (1, 8) OBP: 0.272, SLG: 0.337			0-0 4-3 1B 1B		0-0 F5		0-0 F9		0-0 G1-6-3 1B	4 1 2 0 0 0 3												
Ozzie Guillen, L (1, 6) OBP: 0.294, SLG: 0.345			0-0 4-3 1-2		0-3 K		0-0 F8		0-0 G1-6-3 1-2	4 0 0 0 0 1 2												
Luis Salazar, R (1, 5) OBP: 0.258, SLG: 0.364			0-0 F6		0-0 1-3		0-0 F9		0-0 L7	4 0 0 0 0 0 2												
<b>Inning Stats</b>	R: 0 E: 0 K: 0 S: 3	H: 0 LOB: 0 BB: 0 P: 3	R: 0 E: 0 K: 0 S: 3	H: 0 LOB: 0 BB: 0 P: 3	R: 1 E: 0 K: 0 S: 5	H: 2 LOB: 3 BB: 2 P: 13	R: 0 E: 0 K: 0 S: 3	H: 0 LOB: 0 BB: 0 P: 3	R: 0 E: 0 K: 1 S: 5	H: 0 LOB: 0 BB: 0 P: 5	R: 0 E: 0 K: 0 S: 4	H: 1 LOB: 3 BB: 1 P: 9	R: 0 E: 0 K: 0 S: 3	H: 0 LOB: 0 BB: 0 P: 3	R: 1 E: 0 K: 0 S: 4	H: 1 LOB: 1 BB: 1 P: 8	R: 0 E: 0 K: 0 S: 4	H: 1 LOB: 1 BB: 0 P: 4	1B: 4 2B: 0 3B: 0 HR: 1	SF: 0 SAC: 0 DP: 0 HBP: 1	WP: 2 PB: 0 SB: 1 CS: 0	PA: 37
<b>PITCHER</b>	IP WLS BF H R ER SO BB IBB HBP BLK WP HR S P ERA WHIP																					
Mark Gubicza, R (1, 1) ERA: 3.78	7.2 W 32 4 2 2 1 4 0 1 0 2 1 29 46 2.35 1.043																					
Dan Quisenberry, R (8, 1) ERA: 2.31	1.1 S 5 1 0 0 0 0 0 0 0 0 0 5 5 0.00 0.750																					

Chicago White Sox @ Kansas City Royals  
 Royals Stadium, Kansas City, MO  
 Mon Sep 02 1985, 8:05 PM EDT  
 Att: 32,681 - Unknown

AB	32
R	2
H	5
RBI	2
BB	4
SO	1
LOB	15



Batter	1	2	3	4	5	6	7	8	9
Lonnie Smith, R OBP: 0.342, SLG: 0.352 (1, 7)	0-0 1-3		0-0 5-3		0-0 CS 1B			0-0 F8	
Lynn Jones, R OBP: 0.276, SLG: 0.289 (1, 8)	0-0 6-3		0-0 6-3		0-0 F8 1-2			0-0 4-3	
George Brett, L OBP: 0.457, SLG: 0.608 (1, 5)	0-0 4-3			0-0 HR	0-0 4-3			0-0 F7	
Hal McRae, R OBP: 0.347, SLG: 0.456 (1, 10)		0-0 HR		0-3 K		0-0 F9			
Steve Balboni, R OBP: 0.307, SLG: 0.482 (1, 3)		0-3 K		0-0 2B		0-3 K			
Darryl Motley, R OBP: 0.259, SLG: 0.420 (1, 9)		0-0 L7		0-0 2B 2-H		0-0 L7			
Greg Pryor, R OBP: 0.279, SLG: 0.268 (1, 4)		0-0 F6		0-3 K			0-0 G6-3 1B		
Jamie Quirk, L OBP: 0.273, SLG: 0.300 (1, 2)			0-0 SH2-4 2B	0-0 FC6-4 BB		0-3 K			
Onix Concepcion, R OBP: 0.250, SLG: 0.241 (1, 6)			0-0 SH2-4 2-3	0-0 FC6-4 1-2f		0-0 G6-3 1-2f			

Inning Stats	R: 0	H: 0	E: 0	K: 0	S: 3	R: 1	H: 1	E: 0	K: 1	S: 6	R: 0	H: 1	E: 0	K: 0	S: 4	R: 2	H: 3	E: 0	K: 2	S: 10	R: 0	H: 1	E: 0	K: 1	S: 5	R: 0	H: 0	E: 0	K: 1	S: 5	R: 0	H: 0	E: 0	K: 0	S: 3	R: 0	H: 0	E: 0	K: 0	S: 3		
	LOB: 0	BB: 0	BB: 0	BB: 0	BB: 0	LOB: 0	BB: 0	LOB: 2	BB: 0	LOB: 0	LOB: 0	LOB: 0	LOB: 0	LOB: 0	LOB: 0	LOB: 0	LOB: 0	LOB: 0	LOB: 0	LOB: 0	LOB: 0	LOB: 0	LOB: 0	LOB: 0	LOB: 0	LOB: 0	LOB: 0	LOB: 0	LOB: 0	LOB: 0	LOB: 0	LOB: 0	LOB: 0	LOB: 0	LOB: 0	LOB: 0	LOB: 0	LOB: 0	LOB: 0	LOB: 0	LOB: 0	LOB: 0


PITCHER	IP	WLS	BF	H	R	ER	SO	BB	IBB	HBP	BLK	WP	HR	S	P	ERA	WHIP
Gene Nelson, R ERA: 4.57 (1, 1)	4.0	L	19	6	3	3	3	1	0	0	0	0	2	24	28	6.75	1.750
Dave Wehmeister, R ERA: 2.6 (5, 1)	4.0		11	1	0	0	2	0	0	0	0	0	0	15	15	0.00	0.250

**BOTTOM**

**Chicago White Sox @ Kansas City Royals**  
**Royals Stadium, Kansas City, MO**  
 Mon Sep 02 1985, 8:05 PM EDT  
 Att. 32,681 - Unknown

AB	R	H	RBI	BB	SO	LOB
4	0	1	0	0	0	1
4	0	0	0	0	0	2
4	1	1	1	0	0	0
3	1	1	1	0	1	0
3	1	1	0	0	2	0
3	0	1	1	0	0	0
3	0	1	0	0	1	1
2	0	1	0	1	1	1
2	0	0	0	0	0	3

<b>AB</b>	<b>28</b>
<b>R</b>	<b>3</b>
<b>H</b>	<b>7</b>
<b>RBI</b>	<b>3</b>
<b>BB</b>	<b>1</b>
<b>SO</b>	<b>5</b>
<b>LOB</b>	<b>8</b>



WP	HR	S	P	ERA	WHIP
0	0	0	0	0.00	0.250

Batter	1	2	3	4	5	6	7	8	9	AB R H RBI BB SO LOB	TOP							
Rudy Law, L (1, 7) OBP: 0.306, SLG: 0.369	0-3 K		0-0 SF7 1B		0-0 F4			0-0 PO 1B		4 1 2 0 0 1 0	<b>Chicago White Sox @ Kansas City Royals</b> Royals Stadium, Kansas City, MO Tue Sep 03 1985, 8:05 PM EDT Att: 17,521 - Unknown <a href="http://livebaseballscorecards.com">livebaseballscorecards.com</a>							
Bryan Little, S (1, 4) OBP: 0.400, SLG: 0.392	0-0 1B		0-0 1B			0-0 L7		0-0 PO 1-2	0-0 1-3	4 0 2 0 0 0 0								
Harold Baines, L (1, 9) OBP: 0.343, SLG: 0.451	0-0 L8		0-0 SF7			0-0 L7			0-0 HR	3 1 1 2 0 0 1								
Greg Walker, L (1, 3) OBP: 0.314, SLG: 0.450	0-0 L7		0-0 5-3			0-0 6-3			0-0 4-3	4 0 0 0 0 0 2								
Carlton Fisk, R (1, 2) OBP: 0.314, SLG: 0.506		0-0 B2-3 1B		0-0 F8			0-0 CS 1B		0-3 K	4 0 2 0 0 1 0								
Jerry Hairston, S (1, 10) OBP: 0.380, SLG: 0.347		0-0 F8		0-0 F4			0-3 K			3 0 0 0 0 1 2								
Daryl Boston, L (1, 8) OBP: 0.268, SLG: 0.331		0-0 B2-3 1-2		0-0 L9			0-3 K 1-2			3 0 0 0 0 1 2								
Ozzie Guillen, L (1, 6) OBP: 0.292, SLG: 0.343		0-0 4-3			0-0 B4			0-0 6-3		3 0 0 0 0 0 1								
Scott Fletcher, R (1, 5) OBP: 0.319, SLG: 0.287			0-0 6-3		0-0 6-3			0-0 L8		2 0 0 0 0 0 0								
Joseph DeSa, L (8, PH) OBP: 0.220, SLG: 0.289										1 0 0 0 0 0 0								
Tim Hulett, R (8, 5) OBP: 0.318, SLG: 0.348										0 0 0 0 0 0 0								
<b>Inning Stats</b>	R: 0 E: 0 K: 1 S: 6	H: 1 LOB: 1 BB: 0 P: 6	R: 0 E: 0 K: 0 S: 4	H: 1 LOB: 1 BB: 0 P: 4	R: 1 E: 0 K: 0 S: 5	H: 2 LOB: 1 BB: 0 P: 5	R: 0 E: 0 K: 0 S: 3	H: 0 LOB: 0 BB: 0 P: 3	R: 0 E: 0 K: 2 S: 7	H: 1 LOB: 1 BB: 0 P: 7	R: 0 E: 0 K: 0 S: 3	H: 1 LOB: 0 BB: 0 P: 3	R: 1 E: 0 K: 1 S: 6	H: 1 LOB: 0 BB: 0 P: 6	1B: 6 2B: 1 3B: 0 HR: 1	SF: 1 SAC: 0 DP: 1 HBP: 0	WP: 0 PB: 0 SB: 1 CS: 1	PA: 33
<b>PITCHER</b> Bret Saberhagen, R (1, 1) ERA: 2.77	IP: 9.0 WLS: W BF: 32 H: 7 R: 2 ER: 2 SO: 4 BB: 0 IBB: 0 HBP: 0 BLK: 0 WP: 0 HR: 1 S: 40 P: 40 ERA: 2.00 WHIP: 0.778																	

AB	31
R	2
H	7
RBI	2
BB	0
SO	4
LOB	8



Batter	1	2	3	4	5	6	7	8	9
Lynn Jones, R OBP: 0.278, SLG: 0.291 (1, 8)	0-0 6-3		0-0 5-3			0-0 FC5-4 1-2 1B		0-0 SH 1B	
Pat Sheridan, L OBP: 0.310, SLG: 0.330 (1, 9)	0-0 4-3		0-0 F8			0-0 FC5-4 BB 1-2f 2-3		0-0 SF7 3-H	
George Brett, L OBP: 0.459, SLG: 0.607 (1, 5)	4-0 HR BB			0-0 F9		4-0 G5-4-3 1-2 BB		4-0 1B IBB	
Hal McRae, R OBP: 0.349, SLG: 0.468 (1, 10)	0-0 1-H HR			0-3 K		0-0 G5-4-3 1-2f		0-0 1-2 2-3 1B	
Steve Balboni, R OBP: 0.305, SLG: 0.479 (1, 3)	0-0 6-3			0-0 F3			0-0 5-3	0-0 F2	
Darryl Motley, R OBP: 0.256, SLG: 0.416 (1, 7)		0-0 6-3			0-0 L7		0-0 F6		
Jamie Quirk, L OBP: 0.286, SLG: 0.308 (1, 2)		0-0 F5			0-0 G5-4-3 1B		0-0 6-3		
Greg Pryor, R OBP: 0.271, SLG: 0.260 (1, 4)		0-0 L9			0-0 G5-4-3 1-2f		0-0 6-3		
Onix Concepcion, R OBP: 0.254, SLG: 0.245 (1, 6)			0-0 5-3			0-0 FC5-4 1B 1B		0-0 SH SF7 1B	

Inning Stats	R: 2 E: 0 K: 0 S: 4	H: 1 LOB: 0 BB: 1 P: 8	R: 0 E: 0 K: 0 S: 3	H: 0 LOB: 0 BB: 0 P: 3	R: 0 E: 0 K: 1 S: 5	H: 0 LOB: 0 BB: 0 P: 5	R: 0 E: 0 K: 0 S: 3	H: 1 LOB: 0 BB: 0 P: 3	R: 0 E: 0 K: 0 S: 4	H: 2 LOB: 2 BB: 1 P: 8	R: 0 E: 0 K: 0 S: 3	H: 0 LOB: 0 BB: 0 P: 3	R: 1 E: 1 K: 0 S: 6	H: 2 LOB: 3 BB: 1 P: 10
1B: 5 2B: 0 3B: 0 HR: 1	SF: 1 SAC: 1 DP: 2 HBP: 0	WP: 0 PA: 32 PB: 0 SB: 0 CS: 0												

PITCHER	IP	WLS	BF	H	R	ER	SO	BB	IBB	HBP	BLK	WP	HR	S	P	ERA	WHIP
Tom Seaver, R ERA: 3.22 (1, 1)	8.0	L	32	6	3	2	1	2	1	0	0	0	1	31	43	2.25	1.000

**BOTTOM**

**Chicago White Sox @ Kansas City Royals**  
**Royals Stadium, Kansas City, MO**

Tue Sep 03 1985, 8:05 PM EDT  
Att. 17,521 - Unknown

livebaseballscorecards.com

AB	27
R	3
H	6
RBI	3
BB	3
SO	1
LOB	9



Batter	1	2	3	4	5	6	7	8	9	10	AB	R	H	RBI	BB	SO	LOB	TOP							
<b>Reid Nichols, R</b> (1, 7) <small>OBP: 0.325, SLG: 0.337</small> <b>Joseph DeSa, L</b> (6, PH) <small>OBP: 0.214, SLG: 0.282</small> <b>Bryan Little, S</b> (6, 4) <small>OBP: 0.395, SLG: 0.386</small>	0-0 4-3		0-0 2B	0-0 2B 2-H 3-H		0-0 F7			0-0 G3	0-0 F7	3	1	2	2	0	0	0								
<b>Tim Hulett, R</b> (1, 5) <small>OBP: 0.322, SLG: 0.355</small>	0-0 1B 1B		0-0 2B 2-H		0-0 6-3			0-0 F9	0-0 1B 1B		5	1	3	1	0	0	0								
<b>Harold Baines, L</b> (1, 9) <small>OBP: 0.343, SLG: 0.450</small>	0-0 1B 1-2 1B		0-0 5-3		0-0 3-1			0-0 4-3	0-0 1-2 1B		5	0	2	0	0	0	1								
<b>Carlton Fisk, R</b> (1, 2) <small>OBP: 0.311, SLG: 0.500</small>	0-0 L5		0-0 6-3		0-0 E6 FC5-4		0-3 K	0-3 K	0-3 K		5	0	0	0	0	2	5								
<b>Luis Salazar, R</b> (1, 8) <small>OBP: 0.260, SLG: 0.372</small> (10, 7)	0-0 1-2 2-H 1B		0-0 F8		0-0 FC5-4 1-2f			0-0 1B 3B	0-0 5-3		5	1	2	1	0	0	4								
<b>Greg Walker, L</b> (1, 3) <small>OBP: 0.315, SLG: 0.449</small>	0-3 K			0-0 F4		0-0 1B 1B		0-0 G3		4-0 1B SH5-4 FC5-2 BB	4	0	1	0	1	1	3								
<b>Ron Kittle, R</b> (1, 10) <small>OBP: 0.284, SLG: 0.404</small> <b>Daryl Boston, L</b> (8, PR) <small>OBP: 0.268, SLG: 0.331</small> (10, 8)		0-0 5-3		4-0 2B 1B BB		0-0 F5		0-0 1B	0-0 SH5-4	0-0 1-2	3	1	1	1	1	0	1								
<b>Scott Fletcher, R</b> (1, 6) <small>OBP: 0.320, SLG: 0.293</small> <b>Ozzie Guillen, L</b> (6, PH) <small>OBP: 0.295, SLG: 0.345</small> (6, 6)		0-0 5-3		0-0 1B 2B		0-0 1B		0-0 F7	0-0 FC5-2 1B	0-0 2-3	2	1	1	0	0	0	0								
<b>Julio Cruz, S</b> (1, 4) <small>OBP: 0.297, SLG: 0.222</small> <b>Rudy Law, L</b> (6, PH) <small>OBP: 0.304, SLG: 0.367</small> (6, 7)		0-3 K		0-3 K		0-3 K		0-0 4-3	0-0 FC5-2	0-0 1-3 3-H	2	0	0	0	0	2	2								
<b>Jerry Hairston, S</b> (10, PH) <small>OBP: 0.377, SLG: 0.345</small> <b>Bob James, R</b> (10, 1)											1	0	0	0	0	0	2								
<b>Inning Stats</b>	R: 1 E: 0 K: 1 S: 8	H: 3 LOB: 2 BB: 0 P: 8	R: 0 E: 0 K: 1 S: 5	H: 0 LOB: 0 BB: 0 P: 5	R: 1 E: 0 K: 0 S: 5	H: 2 LOB: 1 BB: 0 P: 5	R: 2 E: 0 K: 1 S: 6	H: 2 LOB: 1 BB: 1 P: 10	R: 0 E: 1 K: 0 S: 4	H: 0 LOB: 1 BB: 0 P: 4	R: 0 E: 0 K: 1 S: 7	H: 2 LOB: 2 BB: 0 P: 7	R: 0 E: 0 K: 1 S: 5	H: 0 LOB: 0 BB: 0 P: 5	R: 1 E: 0 K: 0 S: 5	H: 2 LOB: 1 BB: 0 P: 5	R: 0 E: 0 K: 1 S: 7	H: 2 LOB: 2 BB: 0 P: 7	R: 0 E: 0 K: 0 S: 4	H: 1 LOB: 2 BB: 1 P: 8	1B: 10 2B: 3 3B: 1 HR: 0	SF: 0 SAC: 1 DP: 0 HBP: 0	WP: 0 PB: 0 SB: 0 CS: 0	PA: 46	
<b>PITCHER</b>	IP WLS BF H R ER SO ERA WHIP	IP WLS BF H R ER SO ERA WHIP	IP WLS BF H R ER SO ERA WHIP	IP WLS BF H R ER SO ERA WHIP	IP WLS BF H R ER SO ERA WHIP	IP WLS BF H R ER SO ERA WHIP	IP WLS BF H R ER SO ERA WHIP	IP WLS BF H R ER SO ERA WHIP	IP WLS BF H R ER SO ERA WHIP	IP WLS BF H R ER SO ERA WHIP	IP WLS BF H R ER SO ERA WHIP	IP WLS BF H R ER SO ERA WHIP	IP WLS BF H R ER SO ERA WHIP	IP WLS BF H R ER SO ERA WHIP	IP WLS BF H R ER SO ERA WHIP	IP WLS BF H R ER SO ERA WHIP	IP WLS BF H R ER SO ERA WHIP	IP WLS BF H R ER SO ERA WHIP	IP WLS BF H R ER SO ERA WHIP	IP WLS BF H R ER SO ERA WHIP	IP WLS BF H R ER SO ERA WHIP	IP WLS BF H R ER SO ERA WHIP	IP WLS BF H R ER SO ERA WHIP	IP WLS BF H R ER SO ERA WHIP	
<b>Bud Black, L</b> (1, 1) <small>ERA: 4.33</small>	4.0																								
<b>Joe Beckwith, R</b> (5, 1) <small>ERA: 4.31</small>	3.0																								
<b>Dan Quisenberry, R</b> (8, 1) <small>ERA: 2.35</small>	2.0																								
<b>Mike Jones, L</b> (10, 1) <small>ERA: 4.42</small>	1.0	W																							

Chicago White Sox @ Kansas City Royals  
Royals Stadium, Kansas City, MO  
Wed Sep 04 1985, 8:05 PM EDT  
Att. 19,940 - Unknown

AB	43
R	5
H	14
RBI	5
BB	2
SO	6
LOB	26



# Chicago White Sox @ Kansas City Royals

## Royals Stadium, Kansas City, MO

Wed Sep 04 1985, 8:05 PM EDT  
Att: 19,940 - Unknown

[livebaseballscorecards.com](http://livebaseballscorecards.com)

**AB** 40  
**R** 6  
**H** 11  
**RBI** 4  
**BB** 3  
**SO** 4  
**LOB** 23



WP: 1 PA: 45  
PB: 0  
SB: 0  
CS: 0

Batter	1	2	3	4	5	6	7	8	9	10	AB	R	H	RBI	BB	SO	LOB
<b>Onix Concepcion, R</b> (1, 6) OBP: 0.258, SLG: 0.249	0-0 F7 1B WP 1B	0-0 G3 1B		0-0 4-3		0-0 F6			0-0 SH1-4		4	1	2	1	0	0	1
<b>Lynn Jones, R</b> (1, 8) OBP: 0.285, SLG: 0.298	0-0 WP 1B	0-0 G3 1B		0-0 G3			0-0 FC3-6 1B		0-0 F7		4	1	2	1	0	0	2
<b>Omar Moreno, L</b> (9, PH) OBP: 0.206, SLG: 0.328	1-2 1B	1-2 3-H 1B							2-3 F7		1	0	0	0	0	0	1
<b>George Brett, L</b> (1, 5) OBP: 0.459, SLG: 0.603	0-0 F7	4-0 BB			0-0 F7		0-0 FC3-6 1B		4-0 FC4-6 IBB		3	0	0	0	2	0	3
<b>Hal McRae, R</b> (1, 10) OBP: 0.347, SLG: 0.463	0-0 L5	0-0 F9			0-0 5-3		0-0 G5-4-3 1B		0-0 FC4-6		5	0	1	0	0	0	5
<b>Darryl Motley, R</b> (1, 7) OBP: 0.259, SLG: 0.419	0-0 2-H 1B		0-0 5-3		0-0 E5		0-0 G5-4-3			0-0 F8 E 2B	5	1	2	1	0	0	2
<b>Steve Balboni, R</b> (1, 3) OBP: 0.302, SLG: 0.474	0-3 K		0-0 F8		0-0 L6			0-3 K		0-0 5-3	5	0	0	0	0	2	3
<b>Greg Pryor, R</b> (1, 4) OBP: 0.273, SLG: 0.272		0-0 FC 1B 2B		0-0 F9		0-0 F8		0-0 4-3		4-0 E BB	3	1	1	0	0	0	0
<b>Jorge Orta, L</b> (8, PH) OBP: 0.313, SLG: 0.367											1	0	0	0	0	0	0
<b>Buddy Biancalana, S</b> (9, 4) OBP: 0.272, SLG: 0.257											0	0	0	0	1	0	0
<b>John Wathan, R</b> (1, 2) OBP: 0.348, SLG: 0.356		0-0 FC 1B G3		0-0 SH5-3 1B		0-0 HR		0-0 G4-1		0-0 F8	5	2	2	1	0	0	3
<b>Pat Sheridan, L</b> (1, 9) OBP: 0.309, SLG: 0.328		0-3 K		0-0 SH5-3		0-3 K			0-0 F7 SH1-4 1B	0-0 E7	4	0	1	0	0	2	3

Inning Stats	R: 2	H: 3	E: 0	K: 1	S: 8	H: 1	LOB: 1	BB: 0	P: 8	R: 2	H: 2	E: 0	K: 1	S: 8	R: 0	H: 0	E: 0	K: 0	S: 3	R: 0	H: 1	E: 0	K: 0	S: 4	R: 1	H: 1	E: 0	K: 1	S: 6	R: 0	H: 2	E: 0	K: 0	S: 4	R: 0	H: 0	E: 0	K: 1	S: 5	R: 0	H: 1	E: 0	K: 0	S: 4	R: 1	H: 1	E: 1	K: 0	S: 4	R: 0	H: 1	E: 0	K: 0	S: 4	R: 0	H: 1	E: 1	K: 0	S: 4	1B: 8	2B: 2	3B: 0	HR: 1	SF: 0	SAC: 2	DP: 1	HBP: 0	WP: 1	PA: 45
--------------	------	------	------	------	------	------	--------	-------	------	------	------	------	------	------	------	------	------	------	------	------	------	------	------	------	------	------	------	------	------	------	------	------	------	------	------	------	------	------	------	------	------	------	------	------	------	------	------	------	------	------	------	------	------	------	------	------	------	------	------	-------	-------	-------	-------	-------	--------	-------	--------	-------	--------

PITCHER	IP	WLS	BF	H	R	ER	SO	BB	IBB	HBP	BLK	WP	HR	S	P	ERA	WHIP
<b>Floyd Bannister, L</b> (1, 1) ERA: 4.75	6.0		29	8	5	5	3	1	0	0	0	1	1	34	38	7.50	1.500
<b>Jerry Don Gleaton, L</b> (7, 1) ERA: 6.85	0.1		1	0	0	0	0	0	0	0	0	0	0	1	1	0.00	0.000
<b>Dan Spillner, R</b> (7, 1) ERA: 3.5	1.2		6	2	0	0	1	0	0	0	0	0	0	8	8	0.00	1.200
<b>Bob James, R</b> (9, 1) ERA: 2.21	1.2	L	9	1	1	0	0	1	1	0	0	0	0	7	15	0.00	1.200
<b>Bob James, R</b> (10, 1) ERA: 2.21	1.2	L	9	1	1	0	0	1	1	0	0	0	0	7	15	0.00	1.200

**Chicago White Sox @ Texas Rangers**  
 Arlington Stadium, Arlington, TX  
 Thu Sep 05 1985, 8:05 PM EDT  
 Att. 7,334 - Unknown

[livebaseballscorecards.com](http://livebaseballscorecards.com)



AB	41
R	11
H	16
RBI	11
BB	2
SO	3
LOB	14

WP:	0	PA:	44
PB:	0		
SB:	1		
CS:	0		

AB R H RBI BB SO LOB

4	2	2	1	0	0	1
1	0	0	0	0	0	1
3	0	1	1	0	0	3
1	1	1	1	0	0	0
5	1	4	4	0	1	1
0	0	0	0	0	0	0
4	0	0	0	1	0	2
0	0	0	0	0	0	0
5	1	1	0	0	0	3
5	2	2	1	0	0	0
5	2	2	2	0	0	0
5	0	1	0	0	2	2
3	2	2	1	1	0	1

Batter	1	2	3	4	5	6	7	8	9
Rudy Law, L (1, 7) OBP: 0.307, SLG: 0.371 Reid Nichols, R (7, PH) OBP: 0.322, SLG: 0.333 (7, 7) (8, 9)	0-0 F7	0-0 4-3 1B 2B	0-0 1-2 HR 1B		0-0 L4		0-0 FC6-4 1-2f		
Bryan Little, S (1, 4) OBP: 0.397, SLG: 0.392 Tim Hulett, R (8, PH) OBP: 0.324, SLG: 0.366 (8, 5)	0-0 2B	0-0 4-3	0-0 F9		1-0 1B HBP			0-0 HR	
Harold Baines, L (1, 9) OBP: 0.348, SLG: 0.460 Scott Fletcher, R (8, PR) OBP: 0.320, SLG: 0.293 (8, 4)	0-3 K	0-0 1B	0-0 HR		0-0 1B			0-0 G4-6-3 1B	
Greg Walker, L (1, 3) OBP: 0.314, SLG: 0.445 Joseph DeSa, L (8, 3) OBP: 0.214, SLG: 0.282	4-0 BB	0-0 L7	0-0 G3		0-0 F8			0-0 G4-6-3 1-2f	
Ron Kittle, R (1, 10) OBP: 0.283, SLG: 0.401	0-0 6-3		0-0 2B 1B		0-0 F8			0-0 F7	
Daryl Boston, L (1, 8) OBP: 0.271, SLG: 0.339		0-0 1B 1B	0-0 1H 3B 2B		0-0 F8			0-0 L4	
Ozzie Guillen, L (1, 6) OBP: 0.296, SLG: 0.351		0-0 1H 2B 1B	0-0 2H 1B 3B		0-0 6-3		0-0 6-3	0-0 F9	
Luis Salazar, R (1, 5) OBP: 0.259, SLG: 0.369 (8, 7)		0-0 L7	0-0 6-3		0-3 K		0-0 FC6-4 1B	0-3 K	
Joel Skinner, R (1, 2) OBP: 0.643, SLG: 0.727		4-0 2B 4-3 BB	0-0 F9 HR 1B		0-0 1B HBP 1B		0-0 L6		

Inning Stats	R: 0	H: 1	E: 0	K: 1	S: 6	P: 10	R: 4	H: 4	E: 0	K: 0	S: 7	P: 11	R: 6	H: 6	E: 0	K: 0	S: 9	P: 9	R: 0	H: 0	E: 0	K: 0	S: 3	P: 3	R: 0	H: 2	E: 0	K: 1	S: 6	P: 7	R: 0	H: 0	E: 0	K: 0	S: 3	P: 3	R: 0	H: 1	E: 0	K: 0	S: 4	P: 4	R: 1	H: 2	E: 0	K: 0	S: 4	P: 4	R: 0	H: 0	E: 0	K: 1	S: 5	P: 5	1B: 10	SF: 0	2B: 3	SAC: 0	3B: 1	DP: 1	HR: 2	HBP: 1	WP: 0	PA: 44
--------------	------	------	------	------	------	-------	------	------	------	------	------	-------	------	------	------	------	------	------	------	------	------	------	------	------	------	------	------	------	------	------	------	------	------	------	------	------	------	------	------	------	------	------	------	------	------	------	------	------	------	------	------	------	------	------	--------	-------	-------	--------	-------	-------	-------	--------	-------	--------

PITCHER	IP	WLS	BF	H	R	ER	SO	BB	IBB	HBP	BLK	WP	HR	S	P	ERA	WHIP
Jeff Russell, R (1, 1) ERA: 9.85	2.0	L	16	8	7	7	1	2	0	0	0	0	0	16	24	31.50	5.000
Dickie Noles, R (3, 1) ERA: 4.85	0.2		5	3	3	3	0	0	0	0	0	0	1	5	5	40.50	4.500
Chris Welsh, L (3, 1) ERA: 4.14	5.1		20	5	1	1	1	0	0	1	0	0	1	21	22	1.69	0.938
Dave Schmidt, R (9, 1) ERA: 2.56	1.0		3	0	0	0	1	0	0	0	0	0	0	5	5	0.00	0.000

PITCHER	IP	WLS	BF	H	R	ER	SO	BB	IBB	HBP	BLK	WP	HR	S	P	ERA	WHIP
---------	----	-----	----	---	---	----	----	----	-----	-----	-----	----	----	---	---	-----	------



Batter	1	2	3	4	5	6	7	8	9	AB R H RBI BB SO LOB
Oddibe McDowell, L (1, 8) OBP: 0.308, SLG: 0.451	0-0 F7		0-0 F8	0-0 F3					0-3 K	5 1 1 1 0 1 1
Wayne Tolleson, S (1, 6) OBP: 0.372, SLG: 0.409	0-0 FC3-6 1B		0-0 4-3		0-0 6-3		0-0 5-3		0-0 G4-6-3 1B	5 1 2 0 0 0 0
Pete O'Brien, L (1, 3) OBP: 0.330, SLG: 0.437	4-0 FC3-6 BB		0-0 1B		0-0 F8		0-0 2B		0-0 G4-6-3 1-2f	4 0 2 0 1 0 1
Duane Walker, L (1, 10) OBP: 0.301, SLG: 0.356	0-0 FC3-6 1B		0-3 K		0-3 K		0-0 4-3			4 0 0 0 0 2 4
Gary Ward, R (1, 7) OBP: 0.316, SLG: 0.410	0-0 1-2 1B			0-0 HR 1B		0-3 K		0-0 FC4-6 1B		4 1 3 1 0 1 0
George Wright, S (1, 9) OBP: 0.248, SLG: 0.251	0-0 4-3		0-0 F8		0-0 4-3		0-0 FC4-6 1B			4 0 0 0 0 0 4
Don Slaught, R (1, 2) OBP: 0.321, SLG: 0.401		0-0 F6		0-0 HR 1-2		0-0 1B		0-0 1-2 1B		3 1 2 2 0 0 0
Geno Petrali, L (7, 2) OBP: 0.295, SLG: 0.238										1 0 1 0 0 0 0
Steve Buechele, R (1, 5) OBP: 0.288, SLG: 0.294		0-0 4-3		0-0 6-3		0-0 L6		0-3 K		4 0 0 0 0 1 3
Curtis Wilkerson, S (1, 4) OBP: 0.288, SLG: 0.292		0-0 6-3		0-0 1B			0-0 L8	0-3 K		4 0 1 0 0 1 2

Inning Stats	R: 1	H: 2	E: 0	K: 0	S: 5	LOB: 2	BB: 1	P: 9	R: 0	H: 0	E: 0	K: 0	S: 3	LOB: 0	BB: 0	P: 3	R: 0	H: 1	E: 0	K: 1	S: 6	LOB: 1	BB: 0	P: 6	R: 2	H: 3	E: 0	K: 0	S: 6	LOB: 1	BB: 0	P: 6	R: 0	H: 0	E: 0	K: 1	S: 5	LOB: 0	BB: 0	P: 5	R: 0	H: 1	E: 0	K: 1	S: 6	LOB: 1	BB: 0	P: 6	R: 1	H: 2	E: 0	K: 0	S: 5	LOB: 1	BB: 0	P: 5	R: 0	H: 2	E: 0	K: 2	S: 9	LOB: 2	BB: 0	P: 9	R: 0	H: 1	E: 0	K: 1	S: 5	LOB: 0	BB: 0	P: 5	1B: 9	SF: 0	2B: 1	SAC: 0	3B: 0	DP: 1	HR: 2	HBP: 0	WP: 0	PA: 39
--------------	------	------	------	------	------	--------	-------	------	------	------	------	------	------	--------	-------	------	------	------	------	------	------	--------	-------	------	------	------	------	------	------	--------	-------	------	------	------	------	------	------	--------	-------	------	------	------	------	------	------	--------	-------	------	------	------	------	------	------	--------	-------	------	------	------	------	------	------	--------	-------	------	------	------	------	------	------	--------	-------	------	-------	-------	-------	--------	-------	-------	-------	--------	-------	--------

PITCHER	IP	WLS	BF	H	R	ER	SO	BB	IBB	HBP	BLK	WP	HR	S	P	ERA	WHIP
Joel Davis, R (1, 1) ERA: 4.81	7.0	W	31	9	4	4	3	1	0	0	0	0	2	36	40	5.14	1.429
Dave Wehmeister, R (8, 1) ERA: 2.45	1.0		5	2	0	0	2	0	0	0	0	0	0	9	9	0.00	2.000
Juan Agosto, L (9, 1) ERA: 3.73	1.0		3	1	0	0	1	0	0	0	0	0	0	5	5	0.00	1.000

BOTTOM

Chicago White Sox @ Texas Rangers  
Arlington Stadium, Arlington, TX  
Thu Sep 05 1985, 8:05 PM EDT  
Att. 7,334 - Unknown

livebaseballscorecards.com

AB	38
R	4
H	12
RBI	4
BB	1
SO	6
LOB	15



Chicago White Sox @ Texas Rangers  
 Arlington Stadium, Arlington, TX

Fri Sep 06 1985, 8:05 PM EDT  
 Att: 11,101 - Unknown

AB	39
R	12
H	15
RBI	12
BB	2
SO	4
LOB	8



AB R H RBI BB SO LOB

TOP

Batter	1	2	3	4	5	6	7	8	9
Reid Nichols, R OBP: 0.325, SLG: 0.339 (1, 8) (7, 7) (9, 9)	0-0 1B HR 2B	0-0 F3		4-0 1B BB		0-0 5-3			0-3 K
Tim Hulett, R OBP: 0.325, SLG: 0.367 (1, 5)	0-0 1-3	0-3 K		0-0 1B HR 1B		0-0 5-3			0-0 1B 1B
Harold Baines, L OBP: 0.350, SLG: 0.461 Rudy Law, L OBP: 0.307, SLG: 0.371 (1, 9) (9, 7)	0-0 HR 1B		0-0 L6	0-0 HR 1B			0-0 F8		0-0 1B 1B
Carlton Fisk, R OBP: 0.316, SLG: 0.517 (1, 10)	0-0 HR		0-0 1B	0-0 HR 1B			0-0 5-3		0-0 2B 1B
Ron Kittle, R OBP: 0.283, SLG: 0.399 Daryl Boston, L OBP: 0.275, SLG: 0.348 (1, 7) (7, 8)	0-0 1B		0-0 G5-4-3 1B	0-0 5-3			0-0 F6		0-0 2B
Luis Salazar, R OBP: 0.258, SLG: 0.366 Greg Walker, L OBP: 0.315, SLG: 0.445 (1, 3) (4, 3)	0-0 F3			0-0 F7 1B				0-0 6-3	
Joel Skinner, R OBP: 0.556, SLG: 0.571 (1, 2)	0-3 K			4-0 3B BB		0-0 G6-4-3		0-0 L4	
Julio Cruz, S OBP: 0.296, SLG: 0.233 (1, 4)		0-3 K		0-0 1B 3B		0-0 1-3		0-0 G3	
Ozzie Guillen, L OBP: 0.296, SLG: 0.350 (1, 6)		0-0 WP 1B		0-0 4-3		0-0 6-3		0-0 4-3	

Inning Stats	R: 3	H: 4	E: 0	K: 1	S: 9	R: 0	H: 1	E: 0	K: 2	S: 8	R: 0	H: 1	E: 0	K: 0	S: 3	R: 6	H: 4	E: 0	K: 0	S: 7	R: 0	H: 1	E: 0	K: 0	S: 3	R: 0	H: 0	E: 0	K: 0	S: 3	R: 0	H: 0	E: 0	K: 0	S: 3	R: 0	H: 0	E: 0	K: 0	S: 3	R: 3	H: 4	E: 0	K: 1	S: 8
	LOB: 1	BB: 0	P: 9	LOB: 1	BB: 0	P: 8	LOB: 0	BB: 0	P: 3	LOB: 0	BB: 2	P: 15	LOB: 0	BB: 0	P: 3	LOB: 0	BB: 0	P: 3	LOB: 0	BB: 0	P: 3	LOB: 0	BB: 0	P: 3	LOB: 0	BB: 0	P: 3	LOB: 0	BB: 0	P: 3	LOB: 1	BB: 0	P: 8	LOB: 1	BB: 0	P: 8	LOB: 0	BB: 0	P: 8	LOB: 1	BB: 0	P: 8			

PITCHER	IP	WLS	BF	H	R	ER	SO	BB	IBB	HBP	BLK	WP	HR	S	P	ERA	WHIP
Mike Mason, L ERA: 5.24 (1, 1)	3.2	L	21	9	8	8	3	2	0	0	0	1	1	25	33	19.64	3.000
Burt Hooton, R ERA: 5.23 (4, 1)	2.1		8	2	1	1	0	0	0	0	0	0	1	8	8	3.86	0.857
Dave Schmidt, R ERA: 2.87 (7, 1)	3.0		12	4	3	3	1	0	0	0	0	0	0	14	14	9.00	1.333

WP: 1	PA: 41
PB: 0	
SB: 0	
CS: 0	

livebaseballscorecards.com

Batter	1	2	3	4	5	6	7	8	9
Oddibe McDowell, L (1, 8) OBP: 0.307, SLG: 0.448	0-0 F8 1B 1B		0-0 F9		0-0 4-3			0-0 F6	
Toby Harrah, R (1, 4) OBP: 0.439, SLG: 0.395	0-0 FC5 1B 1-2 1B		0-0 F9				0-0 F6	0-0 1B 2B	
Pete O'Brien, L (1, 3) OBP: 0.330, SLG: 0.434	0-0 F8 2-3		0-0 6-3				0-0 4-3	4-0 1B BB	
Gary Ward, R (1, 7) OBP: 0.316, SLG: 0.409	0-3 K			0-0 L3			0-0 F9	0-0 1-2 2-3 1B	
Don Slaught, R (1, 2) OBP: 0.322, SLG: 0.402	0-0			0-0 5-3			0-3 K	0-3 K	
Glenn Brummer, R (5, 2) OBP: 0.350, SLG: 0.315									
Duane Walker, L (8, PH) OBP: 0.299, SLG: 0.353									
Geno Petrali, L (9, 2) OBP: 0.295, SLG: 0.238	1-2 3-H 1B								
Alan Bannister, R (1, 10) OBP: 0.341, SLG: 0.346	0-0 FC5			0-0 F8			0-0 1B 1B	0-0 F8	
Bob Jones, L (8, PH) OBP: 0.270, SLG: 0.253	2-3f								
George Wright, S (1, 9) OBP: 0.245, SLG: 0.247		0-0 5-3			0-0 F7		0-0 F7	0-0 F7	
Steve Buechele, R (1, 5) OBP: 0.287, SLG: 0.292		0-0 6-3			0-0 E1		0-0 1-3 S 1B	0-0 F8	
Curtis Wilkerson, S (1, 6) OBP: 0.284, SLG: 0.288		0-0 F9			0-0 F9		0-0 L3 1-2	0-0 4-3	

Inning Stats	R: 1	H: 3	E: 0	K: 1	S: 8	LOB: 2	BB: 0	P: 8	R: 0	H: 0	E: 0	K: 0	S: 3	LOB: 0	BB: 0	P: 3	R: 0	H: 0	E: 0	K: 0	S: 3	LOB: 0	BB: 0	P: 3	R: 0	H: 0	E: 1	K: 0	S: 4	LOB: 1	BB: 0	P: 4	R: 0	H: 0	E: 0	K: 0	S: 3	LOB: 0	BB: 0	P: 3	R: 0	H: 2	E: 0	K: 1	S: 7	LOB: 2	BB: 0	P: 7	R: 0	H: 2	E: 0	K: 1	S: 7	LOB: 3	BB: 1	P: 11	R: 0	H: 0	E: 0	K: 0	S: 3	LOB: 0	BB: 0	P: 3
--------------	------	------	------	------	------	--------	-------	------	------	------	------	------	------	--------	-------	------	------	------	------	------	------	--------	-------	------	------	------	------	------	------	--------	-------	------	------	------	------	------	------	--------	-------	------	------	------	------	------	------	--------	-------	------	------	------	------	------	------	--------	-------	-------	------	------	------	------	------	--------	-------	------

PITCHER	IP	WLS	BF	H	R	ER	SO	BB	IBB	HBP	BLK	WP	HR	S	P	ERA	WHIP
Britt Burns, L (1, 1) ERA: 3.68	7.0	W	27	5	1	1	2	0	0	0	0	0	0	31	31	1.29	0.714
Bruce Tanner, R (8, 1) ERA: 6.1	2.0		9	2	0	0	1	1	0	0	0	0	0	10	14	0.00	1.500

**BOTTOM**

AB	R	H	RBI	BB	SO	LOB
4	1	1	0	0	0	1
4	0	2	0	0	0	0
3	0	0	0	1	0	2
4	0	1	0	0	1	2
2	0	1	1	0	0	0
1	0	0	0	0	1	0
1	0	0	0	0	1	3
0	0	0	0	0	0	0
3	0	1	0	0	0	2
1	0	0	0	0	0	3

AB	35
R	1
H	7
RBI	1
BB	1
SO	3
LOB	17



WP	PA
0	36

**Chicago White Sox @ Texas Rangers**  
Arlington Stadium, Arlington, TX  
Fri Sep 06 1985, 8:05 PM EDT  
Att. 11,101 - Unknown

livebaseballscorecards.com

Batter	1	2	3	4	5	6	7	8	9	AB R H RBI BB SO LOB	TOP																									
Rudy Law, L (1, 7) OBP: 0.308, SLG: 0.368	0-0 F7		4-0 BB		4-0 BB		0-0 E7		0-0 F5	3 0 0 0 2 0 0																										
Bryan Little, S (1, 4) OBP: 0.391, SLG: 0.381	4-0 BB		0-0 F7		0-0 F9		0-3 K		0-0 4-3	4 0 0 0 1 1 4																										
Harold Baines, L (1, 9) OBP: 0.349, SLG: 0.459 Reid Nichols, R (8, PR) OBP: 0.325, SLG: 0.339	0-0 G3-6-3 BB		0-0 L7		0-3 K		0-0 3-1 BLK 2B 1B			4 0 1 0 0 1 2 0 1 0 0 0 0 0																										
Greg Walker, L (1, 3) OBP: 0.314, SLG: 0.444		0-0 4-3		0-0 G3		0-0 1B 1B		0-0 3-1		4 0 1 0 0 0 1																										
Carlton Fisk, R (1, 10) OBP: 0.317, SLG: 0.518		1-0 HBP		0-0 4-3		0-3 K		0-0 G3 WP 2B		3 2 1 1 0 1 1																										
Daryl Boston, L (1, 8) OBP: 0.280, SLG: 0.348		0-3 K		0-0 F6		0-0 1B		4-0 WP G3 BB		3 0 1 0 1 1 1																										
Ozzie Guillen, L (1, 6) OBP: 0.295, SLG: 0.349		0-0 1B		0-0 4-3		0-0 F3		0-0 G3		4 0 1 1 0 0 4																										
Luis Salazar, R (1, 5) OBP: 0.254, SLG: 0.361		0-3 K		0-3 K		0-3 K		0-3 K		4 0 0 0 0 4 3																										
Joel Skinner, R (1, 2) OBP: 0.550, SLG: 0.563 Joseph DeSa, L (7, PH) OBP: 0.209, SLG: 0.275 Marc Hill, R (7, 2) OBP: 0.256, SLG: 0.162			0-3 K		0-0 1B		0-3 K		0-0 F8	2 0 1 0 0 1 0 1 0 0 0 0 1 0 1 0 0 0 0 0 0																										
<b>Inning Stats</b>	R: 0 E: 0 K: 0 S: 2	H: 0 LOB: 0 BB: 1 P: 6	R: 1 E: 0 K: 2 S: 8	H: 1 LOB: 1 BB: 0 P: 9	R: 0 E: 0 K: 1 S: 5	H: 0 LOB: 1 BB: 1 P: 9	R: 0 E: 0 K: 0 S: 3	H: 0 LOB: 0 BB: 0 P: 3	R: 0 E: 0 K: 1 S: 6	H: 1 LOB: 2 BB: 1 P: 10	R: 0 E: 0 K: 2 S: 9	H: 2 LOB: 2 BB: 0 P: 9	R: 0 E: 1 K: 3 S: 10	H: 0 LOB: 1 BB: 0 P: 10	R: 2 E: 0 K: 1 S: 7	H: 2 LOB: 2 BB: 1 P: 11	R: 0 E: 0 K: 0 S: 3	H: 0 LOB: 0 BB: 0 P: 3	1B: 5 2B: 1 3B: 0 HR: 0	SF: 0 SAC: 0 DP: 1 HBP: 1	WP: 1 PB: 0 SB: 2 CS: 0	PA: 38														
<b>PITCHER</b>	IP WLS BF H R ER SO BB IBB HBP BLK WP HR S P ERA WHIP																																			
Dave Stewart, R (1, 1) ERA: 5.5	5.0		20	2	1	1	4	3	0	1	0	0	0	24	37	1.80	1.000																			
Greg Harris, R (6, 1) ERA: 2.19	2.1		11	3	2	2	5	0	0	0	1	0	0	21	21	7.71	1.286																			
Dwayne Henry, R (8, 1) ERA: 1.8	1.2	L	7	1	0	0	1	1	0	0	0	1	0	8	12	0.00	1.200																			

Chicago White Sox @ Texas Rangers  
Arlington Stadium, Arlington, TX  
Sat Sep 07 1985, 8:05 PM EDT  
Att: 11,424 - Unknown

livebaseballscorecards.com

AB	33
R	3
H	6
RBI	2
BB	4
SO	10
LOB	16



Batter	1	2	3	4	5	6	7	8	9	AB	R	H	RBI	BB	SO	LOB
Oddibe McDowell, L (1, 8) OBP: 0.306, SLG: 0.445	0-0 G3		0-3 K			4-0 SH5-3 WP FC3-2 BB	0-0 5-3			3	0	0	0	1	1	1
Toby Harrah, R (1, 4) OBP: 0.438, SLG: 0.392	0-0 6-3			0-0 5-3		4-0 FC3-2 SH5-3 1-2 BB		0-3 K		3	0	0	0	1	1	0
Pete O'Brien, L (1, 3) OBP: 0.328, SLG: 0.432	0-0 G3			0-0 G3		0-0 SH5-3 1-2 2-3		0-0 G3		3	0	0	0	0	0	0
George Wright, S (1, 9) OBP: 0.248, SLG: 0.252		0-0 3-1		0-0 2B 2B		4-0 FC3-2 IBB		0-3 K		3	1	1	0	1	1	0
Gary Ward, R (1, 7) OBP: 0.317, SLG: 0.418		0-0 HR		0-0 2B		0-0 FC3-2 1-2 2-3 3-H		0-3 K		4	1	2	2	0	1	3
Duane Walker, L (1, 10) OBP: 0.291, SLG: 0.343		0-3 K		0-0 F5		0-0 F5		0-0 F3		4	0	0	0	0	1	4
Don Slaught, R (1, 2) OBP: 0.318, SLG: 0.395		0-3 K			0-0 F8		0-3 K		0-0 F9	4	0	0	0	0	2	0
Steve Buechele, R (1, 5) OBP: 0.281, SLG: 0.286			0-3 K		0-0 5-3		0-0 F6			3	0	0	0	0	1	0
Wayne Tolleson, S (1, 6) OBP: 0.372, SLG: 0.408			0-3 K		0-3 K		0-0 1B			3	0	1	0	0	2	0

Inning Stats	R: 0	H: 0	E: 0	K: 0	S: 3	H: 0	LOB: 0	BB: 0	P: 3	R: 1	H: 1	E: 0	K: 2	S: 8	H: 0	LOB: 0	BB: 0	P: 8	R: 0	H: 0	E: 0	K: 3	S: 9	R: 1	H: 2	E: 0	K: 0	S: 5	H: 0	LOB: 1	BB: 0	P: 5	R: 0	H: 0	E: 0	K: 1	S: 5	H: 0	LOB: 3	BB: 3	P: 15	R: 0	H: 1	E: 0	K: 1	S: 6	H: 0	LOB: 1	BB: 0	P: 6	R: 0	H: 0	E: 0	K: 2	S: 7	H: 0	LOB: 0	BB: 0	P: 7	R: 0	H: 0	E: 0	K: 1	S: 5	H: 0	LOB: 0	BB: 0	P: 5	1B: 1	2B: 2	3B: 0	HR: 1	SF: 0	SAC: 1	DP: 0	HBP: 0	WP: 1	PB: 0	SB: 0	CS: 0	PA: 34
--------------	------	------	------	------	------	------	--------	-------	------	------	------	------	------	------	------	--------	-------	------	------	------	------	------	------	------	------	------	------	------	------	--------	-------	------	------	------	------	------	------	------	--------	-------	-------	------	------	------	------	------	------	--------	-------	------	------	------	------	------	------	------	--------	-------	------	------	------	------	------	------	------	--------	-------	------	-------	-------	-------	-------	-------	--------	-------	--------	-------	-------	-------	-------	--------

PITCHER	IP	WLS	BF	H	R	ER	SO	BB	IBB	HBP	BLK	WP	HR	S	P	ERA	WHIP
Gene Nelson, R (1, 1) ERA: 4.53	5.0		20	3	2	2	6	2	0	0	0	1	1	30	38	3.60	1.000
Jerry Don Gleaton, L (6, 1) ERA: 6.75	0.1		2	0	0	0	0	0	1	0	0	0	0	1	5	0.00	0.000
Dave Wehmeister, R (6, 1) ERA: 2.29	1.1		5	1	0	0	1	0	0	0	0	0	0	7	7	0.00	0.750
Juan Agosto, L (7, 1) ERA: 3.71	0.1	W	1	0	0	0	0	0	0	0	0	0	0	1	1	0.00	0.000
Bob James, R (8, 1) ERA: 2.16	2.0	S	6	0	0	0	3	0	0	0	0	0	0	12	12	0.00	0.000

**BOTTOM**

**Chicago White Sox @ Texas Rangers**  
Arlington Stadium, Arlington, TX

Sat Sep 07 1985, 8:05 PM EDT  
Att. 11,424 - Unknown

livebaseballscorecards.com

AB	30
R	2
H	4
RBI	2
BB	3
SO	10
LOB	8



Batter	1	2	3	4	5	6	7	8	9	AB R H RBI BB SO LOB	TOP									
Rudy Law, L (1, 7) OBP: 0.307, SLG: 0.370 Tim Hulett, R (8, 5) OBP: 0.324, SLG: 0.366	0-0 1B E 2B	0-0 L5			0-0 6-3		0-3 K		0-0 F7	4 1 1 0 0 1 0 1 0 0 0 0 0 1										
Daryl Boston, L (1, 8) OBP: 0.283, SLG: 0.355	0-0 WP E G3 1B	0-0 F8			0-0 1-3			0-0 F7 1B 2B	0-0 G3	5 2 2 0 0 0 1										
Harold Baines, L (1, 9) OBP: 0.347, SLG: 0.456	0-0 E6 G3 WP 1B		0-0 F8		0-3 K			0-0 F7 2-3		4 1 0 1 0 1 2										
Greg Walker, L (1, 3) OBP: 0.312, SLG: 0.440	0-0 G3		0-0 6-3		0-0 F7			0-0 4-3		4 0 0 1 0 0 2										
Carlton Fisk, R (1, 2) OBP: 0.319, SLG: 0.517	0-0 FC6-4 BB S 1B		0-0 6-3		0-0 1-4-3			4-0 S 1B IBB		3 2 1 1 1 0 0										
Jerry Hairston, S (1, 10) OBP: 0.381, SLG: 0.344 Scott Fletcher, R (8, PR) OBP: 0.320, SLG: 0.293	4-0 FC6-4 BB		0-3 K		0-3 K			0-0 1B 1-H 3-H		3 0 1 2 1 2 0 0 0 0 0 0 0 0										
Luis Salazar, R (1, 5) OBP: 0.254, SLG: 0.370	0-0 FC6-4 S		0-3 K		0-0 K		0-0 HR	0-0 4-3		4 1 1 1 0 1 3										
Ozzie Guillen, L (1, 6) OBP: 0.295, SLG: 0.353	0-3 K		0-0 3B		0-0 K		0-0 B5		0-0 F7	4 0 1 0 0 1 1										
Julio Cruz, S (1, 4) OBP: 0.295, SLG: 0.233		0-0 1-3		0-3 K		0-0 G3		0-0 1B		4 0 1 0 0 1 1										
<b>Inning Stats</b>	R: 4 E: 1 K: 1 S: 9	H: 3 LOB: 1 BB: 1 P: 13	R: 0 E: 0 K: 0 S: 3	H: 0 LOB: 0 BB: 0 P: 3	R: 0 E: 0 K: 0 S: 3	H: 0 LOB: 0 BB: 0 P: 3	R: 0 E: 0 K: 3 S: 10	H: 1 LOB: 1 BB: 0 P: 10	R: 0 E: 0 K: 1 S: 5	H: 0 LOB: 0 BB: 0 P: 5	R: 1 E: 0 K: 1 S: 6	H: 1 LOB: 0 BB: 0 P: 6	R: 2 E: 0 K: 0 S: 5	H: 2 LOB: 1 BB: 1 P: 9	R: 0 E: 0 K: 0 S: 4	H: 1 LOB: 1 BB: 0 P: 4	1B: 4 2B: 2 3B: 1 HR: 1	SF: 0 SAC: 0 DP: 0 HBP: 0	WP: 1 PB: 0 SB: 3 CS: 0	PA: 38
<b>PITCHER</b>	IP WLS BF H R ER SO BB IBB HBP BLK WP HR S P ERA WHIP																			
Charlie Hough, R (1, 1) ERA: 3.3	7.0 L 29 6 6 4 7 1 0 0 0 1 1 42 46 5.14 1.000																			
Chris Welsh, L (8, 1) ERA: 4.14	2.0 9 2 1 1 0 0 0 1 0 0 0 0 8 12 4.50 1.000																			

Chicago White Sox @ Texas Rangers  
Arlington Stadium, Arlington, TX  
Sun Sep 08 1985, 8:05 PM EDT  
Att. 7,132 - Unknown

livebaseballscorecards.com

AB	36
R	7
H	8
RBI	6
BB	2
SO	7
LOB	11



Batter	1	2	3	4	5	6	7	8	9	AB R H RBI BB SO LOB
Oddibe McDowell, L OBP: 0.312, SLG: 0.447 (1, 8)	0-0 B4-3		0-0 BB S 1B		0-0 S 1B		4-0 L4-6 BB 1-2 BB		4-0 HR BB	3 1 2 0 2 0 0
Wayne Tolleson, S OBP: 0.371, SLG: 0.407 Larry Parrish, R OBP: 0.315, SLG: 0.416 Curtis Wilkerson, S OBP: 0.284, SLG: 0.288 Bob Jones, L OBP: 0.277, SLG: 0.293	0-0 HR 1B		0-3 K		0-3 K		4-0 1-2 BB 2-3 BB 3-H		0-0 1-H HR 3-H	3 1 1 0 0 2 2 0 0 0 1 1 0 0 0 0 0 0 0 0 0 1 1 1 3 0 0 0
Pete O'Brien, L OBP: 0.328, SLG: 0.436 (1, 3)	0-0 1-H HR		4-0 BB BB		0-0 3-1		0-0 L4-6 2-3		0-0 1-3	4 1 1 2 1 0 4
Gary Ward, R OBP: 0.320, SLG: 0.418 (1, 7)	0-3 K		4-0 FC4-6 BB 1-2 2-3		0-0 G6-4-3 1B		0-0 1B		0-3 K	4 0 2 0 1 2 0
George Wright, S OBP: 0.245, SLG: 0.248 (1, 9)	0-0 F4		0-0 FC4-6 1-2f		0-0 G6-4-3 1-2f		0-0 F9			4 0 0 0 0 0 5
Toby Harrah, R OBP: 0.434, SLG: 0.388 (1, 4)		0-0 F9		0-0 5-3		0-0 F7		0-0 F4		4 0 0 0 0 0 1
Duane Walker, L OBP: 0.284, SLG: 0.333 (1, 10)		0-0 F8		0-0 F8		0-0 F7		0-0 3-1		4 0 0 0 0 0 1
Don Slaught, R OBP: 0.320, SLG: 0.397 (1, 2)		0-0 F9		0-0 1B		0-0 1B BB 1B		0-3 K		4 1 2 0 0 1 0
Steve Buechele, R OBP: 0.287, SLG: 0.307 (1, 5)			0-0 F8		0-0 6-3		0-0 BB BB 1-3 1B		0-0 HR 3B	4 1 2 0 0 0 0

Inning Stats	R: 2	H: 2	E: 0	K: 1	S: 7	LOB: 0	BB: 0	P: 7	R: 0	H: 0	E: 0	K: 0	S: 3	LOB: 0	BB: 0	P: 3	R: 0	H: 1	E: 0	K: 1	S: 6	LOB: 3	BB: 2	P: 14	R: 0	H: 1	E: 0	K: 0	S: 3	LOB: 1	BB: 0	P: 3	R: 0	H: 1	E: 0	K: 1	S: 6	LOB: 1	BB: 0	P: 6	R: 0	H: 1	E: 0	K: 0	S: 3	LOB: 0	BB: 0	P: 3	R: 1	H: 2	E: 0	K: 0	S: 4	LOB: 2	BB: 2	P: 12	R: 0	H: 1	E: 0	K: 0	S: 4	LOB: 1	BB: 0	P: 4	R: 3	H: 2	E: 0	K: 2	S: 9	LOB: 0	BB: 1	P: 13	1B: 8	2B: 1	3B: 1	HR: 2	SF: 0	SAC: 0	DP: 2	HBP: 0	WP: 0	PB: 0	SB: 2	CS: 0	PA: 40
--------------	------	------	------	------	------	--------	-------	------	------	------	------	------	------	--------	-------	------	------	------	------	------	------	--------	-------	-------	------	------	------	------	------	--------	-------	------	------	------	------	------	------	--------	-------	------	------	------	------	------	------	--------	-------	------	------	------	------	------	------	--------	-------	-------	------	------	------	------	------	--------	-------	------	------	------	------	------	------	--------	-------	-------	-------	-------	-------	-------	-------	--------	-------	--------	-------	-------	-------	-------	--------

PITCHER	IP	WLS	BF	H	R	ER	SO	BB	IBB	HBP	BLK	WP	HR	S	P	ERA	WHIP
Tom Seaver, R ERA: 3.25	(1, 1)	6.1	27	8	3	3	3	2	0	0	0	0	1	31	39	4.26	1.579
Jerry Don Gleaton, L ERA: 6.75	(7, 1)	0.0	1	0	0	0	0	1	0	0	0	0	0	0	4	∞	∞
Dan Spillner, R ERA: 3.5	(7, 1)	0.0	1	0	0	0	0	1	0	0	0	0	0	0	4	∞	∞
Juan Agosto, L ERA: 3.66	(7, 1)	0.2	1	0	0	0	0	0	0	0	0	0	0	1	1	0.00	0.000
Dave Wehmeister, R ERA: 3.0	(8, 1)	1.1	7	2	2	2	1	1	0	0	0	0	0	8	12	13.50	2.250


**BOTTOM**

**Chicago White Sox @ Texas Rangers**  
Arlington Stadium, Arlington, TX

Sun Sep 08 1985, 8:05 PM EDT  
Att. 7,132 - Unknown

livebaseballscorecards.com

AB	35
R	6
H	11
RBI	6
BB	5
SO	5
LOB	13



Batter	1	2	3	4	5	6	7	8	9	AB R H RBI BB SO LOB	TOP	
<b>Kirby Puckett, R</b> OBP: 0.320, SLG: 0.367 (1, 8) X	0-0 4-3		0-0 1B	0-0 4-3		0-0 CS 1B			0-0 F9	5 0 2 0 0 0 3		
<b>Dave Meier, R</b> OBP: 0.371, SLG: 0.288 (1, 7) X	0-0 F9		0-0 F4		0-0 HR 1B	0-0 CS 1-2	0-0 5-3		4-0 BB 1-2	4 1 1 0 1 0 2		
<b>Kent Hrbek, L</b> OBP: 0.350, SLG: 0.444 (1, 3) X	0-0 1B		0-0 L4		0-0 HR 1-H		0-0 F9		0-0 4-3	5 1 2 2 0 0 4		
<b>Tom Brunansky, R</b> OBP: 0.327, SLG: 0.468 (1, 9) X	0-0 F7			4-0 HR BB	0-3 K		0-3 K			3 1 0 0 1 2 1		
<b>Gary Gaetti, R</b> OBP: 0.305, SLG: 0.409 (1, 5) X		0-0 F3		0-0 HR 1-H	0-0 HR			0-0 F3		4 2 2 3 0 0 0		
<b>Mark Funderburk, R</b> OBP: 0.438, SLG: 0.643 (1, 10) SSS		0-3 K		0-0 5-3	0-0 F9			0-0 6-3		4 0 0 0 0 1 0		
<b>Tim Laudner, R</b> OBP: 0.300, SLG: 0.411 (1, 2) SSS		0-3 K		0-3 K	0-0 5-3			0-0 4-3		4 0 0 0 0 2 0		
<b>Greg Gagne, R</b> OBP: 0.288, SLG: 0.342 (1, 6) SSS			0-3 K SH1-4	0-0 1B 1B		0-0 5-3		0-3 K		4 0 1 0 0 2 0		
<b>Steve Lombardozzi, R</b> OBP: 0.333, SLG: 0.250 (1, 4) X			0-0 SH1-4 1-2	0-0 1B 1-3		0-0 F9		4-0 WP BB		2 0 1 0 1 0 0		
<b>Inning Stats</b>	R: 0 E: 0 K: 0 S: 4 H: 1 LOB: 1 BB: 0 P: 4	R: 0 E: 0 K: 2 S: 7 H: 0 LOB: 0 BB: 0 P: 7	R: 0 E: 0 K: 1 S: 7 H: 1 LOB: 2 BB: 0 P: 7	R: 2 E: 0 K: 1 S: 8 H: 3 LOB: 2 BB: 1 P: 12	R: 3 E: 0 K: 1 S: 8 H: 3 LOB: 0 BB: 0 P: 8	R: 0 E: 0 K: 0 S: 3 H: 1 LOB: 0 BB: 0 P: 3	R: 0 E: 0 K: 1 S: 5 H: 0 LOB: 0 BB: 0 P: 5	R: 0 E: 0 K: 0 S: 3 H: 0 LOB: 0 BB: 0 P: 3	R: 0 E: 0 K: 1 S: 5 H: 0 LOB: 2 BB: 2 P: 13	1B: 6 2B: 0 3B: 0 HR: 3 SF: 0 SAC: 1 DP: 0 HBP: 0	WP: 2 PB: 0 SB: 0 CS: 1 PA: 40	
<b>PITCHER</b>	IP WLS BF H R ER SO BB IBB HBP BLK WP HR S P ERA WHIP											
<b>Floyd Bannister, L</b> ERA: 4.88 (1, 1)	4.1 L 23 8 5 5 5 1 0 0 0 1 3 32 36 10.38 2.077											
<b>Dan Spillner, R</b> ERA: 3.3 (5, 1)	4.1 15 1 0 0 2 2 0 0 0 1 0 17 25 0.00 0.692											
<b>Juan Agosto, L</b> ERA: 3.63 (9, 1)	0.1 1 0 0 0 0 0 0 0 0 0 0 1 1 0.00 0.000											

**Minnesota Twins @ Chicago White Sox**  
Comiskey Park, Chicago, IL  
Mon Sep 09 1985, 8:05 PM EDT  
Att. 13,487 - Unknown

[livebaseballscorecards.com](http://livebaseballscorecards.com)

AB	35
R	5
H	9
RBI	5
BB	3
SO	7
LOB	10





Batter	1	2	3	4	5	6	7	8	9	AB R H RBI BB SO LOB
Rudy Law, L OBP: 0.304, SLG: 0.365 (1, 7)	0-0 B1-3		0-0 4-3			0-0 F9			0-0 F7	4 0 0 0 0 0 1
Bryan Little, S OBP: 0.382, SLG: 0.370 (1, 4)	0-0 B1-3			0-0 G3		0-0 FC1-6-5 FC4-6			0-0 B5-3	4 0 0 0 0 0 1
Harold Baines, L OBP: 0.346, SLG: 0.456 (1, 9)	0-0 2B			0-0 L6		0-0 FC4-6 1-2f			0-0 4-3	4 0 1 0 0 0 1
Greg Walker, L OBP: 0.310, SLG: 0.437 (1, 3)	0-0 L7			0-0 4-3			0-3 K			3 0 0 0 0 0 1 1
Carlton Fisk, R OBP: 0.319, SLG: 0.515 (1, 10)		0-3 K			0-0 CS 1B		0-0 F7			3 0 1 0 0 0 1 0
Daryl Boston, L OBP: 0.279, SLG: 0.349 (1, 8)		0-0 4-3		0-0 3-1 1-2		0-0 G3				3 0 0 0 0 0 0 1
Ozzie Guillen, L OBP: 0.295, SLG: 0.357 (1, 6)		0-0 4-3		0-0 3B				0-0 G3		3 0 1 0 0 0 0 0
Luis Salazar, R OBP: 0.252, SLG: 0.366 (1, 5)			0-0 F7		0-0 F7			0-0 F7		3 0 0 0 0 0 0 1
Joel Skinner, R OBP: 0.522, SLG: 0.579 (1, 2)			0-3 K			0-0 FC1-6-5 2B		0-3 K		3 0 1 0 0 0 2 0

Inning Stats	R: 0 E: 0 K: 0 S: 4	H: 1 LOB: 1 BB: 0 P: 4	R: 0 E: 0 K: 1 S: 5	H: 0 LOB: 0 BB: 0 P: 5	R: 0 E: 0 K: 1 S: 5	H: 0 LOB: 0 BB: 0 P: 5	R: 0 E: 0 K: 0 S: 3	H: 0 LOB: 0 BB: 0 P: 3	R: 0 E: 0 K: 0 S: 4	H: 2 LOB: 1 BB: 0 P: 4	R: 0 E: 0 K: 0 S: 4	H: 1 LOB: 1 BB: 0 P: 4	R: 0 E: 0 K: 1 S: 5	H: 0 LOB: 0 BB: 0 P: 5	R: 0 E: 0 K: 0 S: 3	H: 0 LOB: 0 BB: 0 P: 3	1B: 1 2B: 2 3B: 1 HR: 0	SF: 0 SAC: 0 DP: 0 HBP: 0	WP: 0 PB: 0 SB: 0 CS: 1	PA: 30
--------------	------------------------------	---------------------------------	------------------------------	---------------------------------	------------------------------	---------------------------------	------------------------------	---------------------------------	------------------------------	---------------------------------	------------------------------	---------------------------------	------------------------------	---------------------------------	------------------------------	---------------------------------	----------------------------------	------------------------------------	----------------------------------	--------

PITCHER	IP	WLS	BF	H	R	ER	SO	BB	IBB	HBP	BLK	WP	HR	S	P	ERA	WHIP
John Butcher, R ERA: 4.58 (1, 1)	9.0	W	30	4	0	0	4	0	0	0	0	0	0	38	38	0.00	0.444

**BOTTOM**

**Minnesota Twins @ Chicago White Sox**  
Comiskey Park, Chicago, IL  
Mon Sep 09 1985, 8:05 PM EDT  
Att. 13,487 - Unknown

livebaseballscorecards.com

AB	30
R	0
H	4
RBI	0
BB	0
SO	4
LOB	6



Batter	1	2	3	4	5	6	7	8	9	AB R H RBI BB SO LOB	TOP											
<b>Kirby Puckett, R</b> OBP: 0.319, SLG: 0.368 (1, 8) X	0-0 B2		0-0 4-3			0-0 4-3 1B 2B	0-3 K			4 1 1 0 0 1 0												
<b>Roy Smalley, S</b> OBP: 0.358, SLG: 0.408 (1, 5) X	0-0 F7			0-0 1B		0-0 4-3		0-0 4-3		4 0 1 1 0 0 1												
<b>Kent Hrbek, L</b> OBP: 0.349, SLG: 0.443 (1, 3) X	0-0 F9			0-0 F7		0-0 1B 1B		0-0 6-3		4 0 1 1 0 0 1												
<b>Tom Brunansky, R</b> OBP: 0.324, SLG: 0.464 (1, 9) X		0-0 4-3		0-0 F9		0-0 F7		0-0 L4		4 0 0 0 0 0 2												
<b>Mike Stenhouse, L</b> OBP: 0.337, SLG: 0.336 (1, 10) SSS		0-3 K		0-0 F8		0-0 BB 1B		0-0 4-3		4 0 1 0 0 1 1												
<b>Mark Salas, L</b> OBP: 0.336, SLG: 0.436 (1, 2) X		0-0 1B			0-0 F9	4-0 FC6-4 BB		0-3 K		3 0 1 0 1 1 0												
<b>Gary Gaetti, R</b> OBP: 0.303, SLG: 0.406 (1, 7) X		0-0 F7			0-3 K	0-0 FC6-4		0-0 5-3		4 0 0 0 0 1 4												
<b>Tim Teufel, R</b> OBP: 0.339, SLG: 0.396 (1, 4) X			0-0 F8		0-0 6-3		0-0 6-3			3 0 0 0 0 0 0												
<b>Greg Gagne, R</b> OBP: 0.288, SLG: 0.339 (1, 6) X			0-0 F8			4-0 2B 4-3 BB	0-3 K			2 1 0 0 1 1 0												
<b>Inning Stats</b>	R: 0 E: 0 K: 0 S: 3	H: 0 LOB: 0 BB: 0 P: 3	R: 0 E: 0 K: 1 S: 6	H: 1 LOB: 1 BB: 0 P: 6	R: 0 E: 0 K: 0 S: 3	H: 0 LOB: 0 BB: 0 P: 3	R: 0 E: 0 K: 0 S: 4	H: 1 LOB: 1 BB: 0 P: 4	R: 0 E: 0 K: 1 S: 5	H: 0 LOB: 0 BB: 0 P: 5	R: 2 E: 0 K: 0 S: 6	H: 3 LOB: 3 BB: 2 P: 14	R: 0 E: 0 K: 2 S: 7	H: 0 LOB: 0 BB: 0 P: 7	R: 0 E: 0 K: 0 S: 3	H: 0 LOB: 0 BB: 0 P: 3	R: 0 E: 0 K: 1 S: 5	H: 0 LOB: 0 BB: 0 P: 5	1B: 4 2B: 1 3B: 0 HR: 0	SF: 0 SAC: 0 DP: 0 HBP: 0	WP: 0 PB: 0 SB: 0 CS: 0	PA: 34
<b>PITCHER</b>	IP WLS BF H R ER SO BB IBB HBP BLK WP HR S P ERA WHIP																					
<b>Joel Davis, R</b> ERA: 4.47 (1, 1)	7.0 W 28 5 2 2 4 2 0 0 0 0 0 0 34 42 2.57 1.000																					
<b>Bob James, R</b> ERA: 2.19 (8, 1)	2.0 S 6 0 0 0 1 0 0 0 0 0 0 0 8 8 0.00 0.000																					

**Minnesota Twins @ Chicago White Sox**  
Comiskey Park, Chicago, IL  
Tue Sep 10 1985, 8:05 PM EDT  
Att: 11,251 - Unknown

[livebaseballscorecards.com](http://livebaseballscorecards.com)

AB	32
R	2
H	5
RBI	2
BB	2
SO	5
LOB	9



Batter	1	2	3	4	5	6	7	8	9	AB	R	H	RBI	BB	SO	LOB
Rudy Law, L OBP: 0.311, SLG: 0.375 (1, 7)	0-0 G3 1B 1B		0-0 S SF9 1-H 2B	0-0 F9			0-0 E S 2B 1B	0-0 1-3 3-H 1B		5	2	4	2	0	0	1
Bryan Little, S OBP: 0.385, SLG: 0.383 (1, 4) Reid Nichols, R OBP: 0.323, SLG: 0.336 (8, PH) Tim Hulett, R OBP: 0.324, SLG: 0.366 (9, 5)	0-0 F4		0-0 SF9 2-H	0-0 CS 1-2	0-0 G1-6-3 1B		0-0 PB 1-H 2B	0-3 3-H 1B		3	0	2	2	0	0	1
Harold Baines, L OBP: 0.348, SLG: 0.458 (1, 9)	0-0 G3 1-2 1B		0-0 HBP BB 1B		0-0 F8		0-3 K 2-3	0-0 1-2 3-H 1B		5	0	3	1	0	1	2
Greg Walker, L OBP: 0.309, SLG: 0.434 (1, 3)	0-0 G3 1-2 2-3		4-0 HBP BB 1-2		0-0 G1-6-3 1-2		0-0 4-3	0-0 F7		4	0	0	0	1	0	6
Carlton Fisk, R OBP: 0.318, SLG: 0.512 (1, 2)	0-0 5-3		1-0 HBP 1-2 2-3			0-0 L7	0-0 5-3			3	0	0	0	0	0	3
Ron Kittle, R OBP: 0.285, SLG: 0.408 (1, 10) Luis Salazar, R OBP: 0.252, SLG: 0.366 (8, PR)		0-0 1-3	0-0 F6			0-0 HR		4-0 E 1B BB		3	1	1	1	1	0	3
Daryl Boston, L OBP: 0.278, SLG: 0.344 (1, 8)		0-3 K	0-0 F8			4-0 BB		0-0 F5		3	0	0	0	1	1	4
Ozzie Guillen, L OBP: 0.295, SLG: 0.356 (1, 6)		0-0 6-3		0-0 F8		0-0 F8		0-0 E9 1B 1B		4	1	1	0	0	0	1
Scott Fletcher, R OBP: 0.326, SLG: 0.297 (9, 4)			0-0 E 2B 1B	4-0 CS BB		0-0 5-3		0-0 1B 1B		3	2	2	1	1	0	1
<b>Inning Stats</b>	R: 0 H: 2 E: 0 LOB: 2 K: 0 BB: 0 S: 5 P: 5	R: 0 H: 0 E: 0 LOB: 0 K: 1 BB: 0 S: 5 P: 5	R: 2 H: 3 E: 1 LOB: 3 K: 0 BB: 1 S: 6 P: 11	R: 0 H: 0 E: 0 LOB: 0 K: 0 BB: 1 S: 2 P: 6	R: 0 H: 1 E: 0 LOB: 0 K: 0 BB: 0 S: 3 P: 3	R: 1 H: 1 E: 0 LOB: 1 K: 0 BB: 1 S: 4 P: 8	R: 1 H: 2 E: 0 LOB: 1 K: 1 BB: 0 S: 7 P: 7	R: 3 H: 4 E: 1 LOB: 2 K: 1 BB: 1 S: 9 P: 13	1B: 10 SF: 1 2B: 2 SAC: 0 3B: 0 DP: 1 HR: 1 HBP: 1							
<b>PITCHER</b> Bert Blyleven, R ERA: 3.34 (1, 1) Steve Howe, L ERA: 5.49 (8, 1)	IP WLS BF H R ER SO 7.1 L 37 12 7 7 2	IP WLS BF H R ER SO 0.2 3 1 0 0 1	IP WLS BF H R ER SO 4 0 0 0 0 0	IP WLS BF H R ER SO 0 0 0 0 0 0	IP WLS BF H R ER SO 0 0 5 5 0 0	IP WLS BF H R ER SO 0 0 0 0 0 0	IP WLS BF H R ER SO 0 0 0 0 0 0	IP WLS BF H R ER SO 0 0 0 0 0 0	WP: 0 PA: 41 PB: 1 SB: 2 CS: 1							

**BOTTOM**

**Minnesota Twins @ Chicago White Sox**  
Comiskey Park, Chicago, IL  
Tue Sep 10 1985, 8:05 PM EDT  
Att. 11,251 - Unknown

[livebaseballscorecards.com](http://livebaseballscorecards.com)

**AB 34**  
**R 7**  
**H 13**  
**RBI 7**  
**BB 4**  
**SO 3**  
**LOB 24**



Batter	1	2	3	4	5	6	7	8	9	AB R H RBI BB SO LOB	TOP
--------	---	---	---	---	---	---	---	---	---	----------------------	-----

**Kirby Puckett, R** (1, 8)  
OBP: 0.319, SLG: 0.367

**Gary Gaetti, R** (1, 5)  
OBP: 0.300, SLG: 0.403

**Kent Hrbek, L** (1, 3)  
OBP: 0.350, SLG: 0.441

**Tom Brunansky, R** (1, 9)  
OBP: 0.322, SLG: 0.460

**Dave Engle, R** (1, 2)  
OBP: 0.331, SLG: 0.433

**Mark Funderburk, R** (1, 10)  
OBP: 0.368, SLG: 0.529

**Tim Teufel, R** (1, 4)  
OBP: 0.339, SLG: 0.395

**Steve Lombardozzi, R** (8, 4)  
OBP: 0.333, SLG: 0.250

**Dave Meier, R** (1, 7)  
OBP: 0.370, SLG: 0.289

**Alvaro Espinoza, R** (1, 6)  
OBP: 0.268, SLG: 0.259

**Ron Washington, R** (8, PH)  
OBP: 0.326, SLG: 0.419

**Inning Stats**

**PITCHER** **Britt Burns, L** (1, 1)  
ERA: 3.53

IP	WLS	BF	H	R	ER	SO	BB	IBB	HBP	BLK	WP	HR	S	P	ERA	WHIP
9.0	W	32	4	0	0	10	2	0	0	0	0	0	50	58	0.00	0.667

0-3

0-0

0-3

0-0

0-3

0-3

0-0

0-0

0-0

0-0

0-0

0-0

0-0

4-0

0-0

0-0

0-0

0-0

0-0

0-0

0-0

0-0

0-0

0-3

0-0

0-0

0-0

0-0

0-0

0-0

0-0

0-0

0-0

0-0

0-3

0-0

4	0	1	0	0	2	0
4	0	0	0	0	0	1
2	0	0	0	2	1	0
4	0	0	0	0	2	3
4	0	1	0	0	1	2
3	0	0	0	0	2	1
3	0	1	0	0	0	0
0	0	0	0	0	0	0
3	0	1	0	0	1	1
2	0	0	0	0	1	1
1	0	0	0	0	0	0

1B: 3	SF: 0
2B: 0	SAC: 0
3B: 1	DP: 1
HR: 0	HBP: 0

WP: 0	PA: 32
PB: 0	
SB: 0	
CS: 0	

**Minnesota Twins @ Chicago White Sox**  
Comiskey Park, Chicago, IL  
Wed Sep 11 1985, 8:05 PM EDT  
Att. 12,407 - Unknown

AB	30
R	0
H	4
RBI	0
BB	2
SO	10
LOB	9



**BOTTOM**

**Minnesota Twins @ Chicago White Sox**  
 Comiskey Park, Chicago, IL  
 Wed Sep 11 1985, 8:05 PM EDT  
 Att. 12,407 - Unknown

[livebaseballscorecards.com](http://livebaseballscorecards.com)

<b>AB</b>	<b>31</b>
<b>R</b>	<b>5</b>
<b>H</b>	<b>9</b>
<b>RBI</b>	<b>5</b>
<b>BB</b>	<b>5</b>
<b>SO</b>	<b>5</b>
<b>LOB</b>	<b>17</b>



WP:	1	PA:	38
PB:	0	SB:	1
CS:	0		

AB	R	H	RBI	BB	SO	LOB
4	0	1	0	1	0	0
3	0	1	1	1	0	0
3	1	1	0	1	0	3
3	1	1	0	1	0	5
4	1	1	1	0	1	4
2	1	1	1	0	1	0
2	0	1	0	0	1	1
4	0	1	2	0	0	2
2	0	0	0	0	1	1
2	1	1	0	0	0	1
2	0	0	0	1	1	0
1B:	9	SF:	0			
2B:	0	SAC:	2			
3B:	0	DP:	0			
HR:	0	HBP:	0			

Batter	1	2	3	4	5	6	7	8	9
<b>Reid Nichols, R</b> OBP: 0.326, SLG: 0.333 (1, 7) (7, 8)	0-0 F4	0-0 SH1 1B		0-0 F7		4-0 1B BB		0-0 L5	
<b>Scott Fletcher, R</b> OBP: 0.329, SLG: 0.298 (1, 6) (6, 5)	0-0 6-3	0-0 SH1		4-0 BB		0-0 1B		0-0 6-3	
<b>Harold Baines, L</b> OBP: 0.349, SLG: 0.457 (1, 9)	0-0 1B 1B	4-0 IBB		0-0 4-3		0-0 F7			
<b>Carlton Fisk, R</b> OBP: 0.320, SLG: 0.511 (1, 2)	0-0 1B 1B	0-0 F4			4-0 BB	0-0 F9			
<b>Ron Kittle, R</b> OBP: 0.285, SLG: 0.406 (1, 10)	0-0 E 1B 1B	0-0 F3			0-0 F6		0-3 K		
<b>Tim Hulett, R</b> OBP: 0.325, SLG: 0.367 <b>Ozzie Guillen, L</b> OBP: 0.296, SLG: 0.357 (5, PH) (6, 6)	0-0 E 1B 1B		0-3 K		0-3 K		0-0 4-3 WP 1B		
<b>Greg Walker, L</b> OBP: 0.309, SLG: 0.432 (1, 3)	0-0 1B		0-0 L5		0-0 F8		0-0 4-3		
<b>Luis Salazar, R</b> OBP: 0.250, SLG: 0.364 <b>Rudy Law, L</b> OBP: 0.312, SLG: 0.375 (6, PH) (7, 7)	0-3 K		0-0 4-3			0-0 SH1-3 1B	0-0 F7		
<b>Julio Cruz, S</b> OBP: 0.296, SLG: 0.231 (1, 4)		4-0 SH1 1B BB		0-3 K		0-0 SH1-3		0-0 F7	

Inning Stats	R	H	E	K	S	L	R	H	E	K	S	L	R	H	E	K	S	L	R	H	E	K	S	L
1	4	5	1	1	10		0	1	0	0	4		0	0	0	0	3		0	0	0	0	1	
2	0	0	0	0	4		0	0	0	0	3		0	0	0	0	2		0	0	0	0	1	
3	0	0	0	1	5		0	0	0	1	5		0	0	0	1	9		0	0	0	0	0	
4	0	0	0	1	5		0	0	0	1	5		0	0	0	1	9		0	0	0	0	0	
5	0	0	0	1	5		0	0	0	1	5		0	0	0	1	9		0	0	0	0	0	
6	1	2	0	1	5		0	0	0	1	5		0	0	0	1	9		0	0	0	0	0	
7	0	1	0	1	6		0	0	0	1	6		0	0	0	1	6		0	0	0	0	0	
8	0	0	0	0	3		0	0	0	0	3		0	0	0	0	3		0	0	0	0	0	
9	0	0	0	0	0		0	0	0	0	0		0	0	0	0	0		0	0	0	0	0	

PITCHER	IP	WLS	BF	H	R	ER	SO	BB	IBB	HBP	BLK	WP	HR	S	P	ERA	WHIP
<b>Frank Viola, L</b> ERA: 4.59 (1, 1)	1.0		10	6	4	3	1	1	0	0	0	0	0	11	15	27.00	7.000
<b>Ken Schrom, R</b> ERA: 4.99 (2, 1)	5.0		21	2	1	1	3	3	1	0	0	0	0	23	39	1.80	1.000
<b>Rick Lysander, R</b> ERA: 5.9 (7, 1)	2.0		7	1	0	0	1	0	0	0	0	1	0	9	9	0.00	0.500

Batter	1	2	3	4	5	6	7	8	9	AB R H RBI BB SO LOB	TOP											
<b>Kirby Puckett, R</b> (1, 8) OBP: 0.317, SLG: 0.364	0-3 <b>K</b>		0-0 SH2-4 1-2 2-3		0-0 6-3			0-0 4-3	0-3 <b>K</b>	4 0 0 0 0 2 2												
<b>Roy Smalley, S</b> (1, 10) OBP: 0.362, SLG: 0.412	0-0 1B		0-0 4-3 2-3 3-H		0-0 1B			0-0 1B		4 0 3 1 0 0 1												
<b>Kent Hrbek, L</b> (1, 3) OBP: 0.347, SLG: 0.438	0-3 <b>K</b>		0-0 F8		0-0 G3			0-3 <b>K</b>		4 0 0 0 0 2 4												
<b>Tom Brunansky, R</b> (1, 9) OBP: 0.320, SLG: 0.456	0-0 F7			0-0 F8		0-0 F8		0-0 F7		4 0 0 0 0 0 2												
<b>Mark Salas, L</b> (1, 2) OBP: 0.335, SLG: 0.434		0-0 4-3		0-0 1B 1B		0-0 F9			0-0 L3	4 0 1 0 0 0 0												
<b>Gary Gaetti, R</b> (1, 5) OBP: 0.302, SLG: 0.403		0-0 G3		0-0 1B		0-3 <b>K</b>			0-0 1B 1B	4 1 2 0 0 1 0												
<b>Dave Meier, R</b> (1, 7) OBP: 0.373, SLG: 0.286		4-0 BB BB BB CS BB		0-3 <b>K</b>		0-0 G3			0-0 1B 1B	1 0 0 0 1 1 2 2 0 1 0 0 0 0	<b>AB 34</b>											
<b>Mike Stenhouse, L</b> (7, PH) OBP: 0.339, SLG: 0.338											<b>R 2</b>											
<b>Greg Gagne, R</b> (1, 6) OBP: 0.290, SLG: 0.340		0-0 CS	0-0 SH2-4 SH 4-3 1B	0-3 <b>K</b>		0-0 F8		0-0 F8	0-0 F7	2 1 1 0 0 1 2 2 0 0 0 0 0 2	<b>H 9</b>											
<b>Tim Teufel, R</b> (7, PH) OBP: 0.338, SLG: 0.393											<b>RBI 2</b>											
<b>Steve Lombardozzi, R</b> (1, 4) OBP: 0.300, SLG: 0.222			0-0 SH		0-0 F8		0-0 F8		0-0 1B	1 0 0 0 0 0 0 1 0 0 0 0 0 0	<b>BB 1</b>											
<b>Ron Washington, R</b> (7, PH) OBP: 0.324, SLG: 0.416											<b>SO 7</b>											
<b>Dave Engle, R</b> (9, PH) OBP: 0.335, SLG: 0.437			4-3 SH2-4						1-2 2-H	1 0 1 1 0 0 0 0 0 0 0 0 0 0	<b>LOB 15</b>											
<b>Alvaro Espinoza, R</b> (9, PR) OBP: 0.268, SLG: 0.259																						
<b>Inning Stats</b>	R: 0 E: 0 K: 2 S: 8	H: 1 LOB: 1 BB: 0 P: 8	R: 0 E: 0 K: 0 S: 2	H: 0 LOB: 0 BB: 1 P: 6	R: 1 E: 1 K: 0 S: 5	H: 1 LOB: 1 BB: 0 P: 5	R: 0 E: 0 K: 2 S: 9	H: 2 LOB: 2 BB: 0 P: 9	R: 0 E: 0 K: 0 S: 4	H: 1 LOB: 1 BB: 0 P: 4	R: 0 E: 0 K: 1 S: 5	H: 0 LOB: 0 BB: 0 P: 5	R: 0 E: 0 K: 0 S: 3	H: 0 LOB: 0 BB: 0 P: 3	R: 0 E: 0 K: 1 S: 6	H: 1 LOB: 1 BB: 0 P: 6	R: 1 E: 0 K: 1 S: 8	H: 3 LOB: 2 BB: 0 P: 8	1B: 9 2B: 0 3B: 0 HR: 0	SF: 0 SAC: 2 DP: 0 HBP: 0	WP: 0 PB: 0 SB: 0 CS: 1	PA: 38
<b>PITCHER</b>	IP WLS BF H R ER SO BB IBB HBP BLK WP HR S P ERA WHIP																					
<b>Gene Nelson, R</b> (1, 1) ERA: 4.29	8.1 W 33 7 2 1 6 1 0 0 0 0 0 0 44 48 1.08 0.960																					
<b>Bob James, R</b> (9, 1) ERA: 2.18	0.2 S 4 2 0 0 1 0 0 0 0 0 0 0 6 6 0.00 3.000																					

**Minnesota Twins @ Chicago White Sox**  
**Comiskey Park, Chicago, IL**  
 Thu Sep 12 1985, 8:05 PM EDT  
 Att. 10,293 - Unknown

[livebaseballscorecards.com](http://livebaseballscorecards.com)





Batter	1	2	3	4	5	6	7	8	9	AB R H RBI BB SO LOB	TOP
<b>Reid Nichols, R</b> (1, 8) <small>OBP: 0.323, SLG: 0.325</small> <small>BB</small>	4-0 		0-0 			0-0 		0-0 		3 0 0 0 1 0 3	
<b>Tim Hulett, R</b> (1, 5) <small>OBP: 0.324, SLG: 0.365</small>	0-0 			0-0 		0-0 			0-0 	4 1 1 0 0 0 1	
<b>Harold Baines, L</b> (1, 9) <small>OBP: 0.349, SLG: 0.458</small>	0-3 			0-0 		0-0 			0-0 	4 1 2 0 0 1 0	
<b>Carlton Fisk, R</b> (1, 2) <small>OBP: 0.319, SLG: 0.505</small>		0-0 		0-0 		0-0 			0-0 	4 1 1 0 0 0 1	
<b>Ron Kittle, R</b> (1, 7) <small>OBP: 0.291, SLG: 0.425</small> <b>Greg Walker, L</b> (9, PH) <small>OBP: 0.310, SLG: 0.438</small>					0-0 		0-0 		0-3 	3 1 1 1 0 0 0 1 0 0 0 0 1 3	
<b>Jerry Hairston, S</b> (1, 10) <small>OBP: 0.386, SLG: 0.352</small> <b>Rudy Law, L</b> (8, PR) <small>OBP: 0.309, SLG: 0.371</small> <b>Julio Cruz, S</b> (9, PH) <small>OBP: 0.299, SLG: 0.234</small>		0-0 			0-0 			0-0 	0-0 	3 0 2 0 0 0 0 0 0 0 0 0 0 0 1 1 1 1 0 0 0	
<b>Luis Salazar, R</b> (1, 3) <small>OBP: 0.251, SLG: 0.367</small> <b>Joseph DeSa, L</b> (9, PH) <small>OBP: 0.227, SLG: 0.366</small> <b>Daryl Boston, L</b> (9, 8) <small>OBP: 0.278, SLG: 0.344</small>		0-0 			0-0 			0-0 	0-0 	3 0 1 0 0 0 1 1 1 1 4 0 0 0 0 0 0 0 0 0 0	
<b>Scott Fletcher, R</b> (1, 4) <small>OBP: 0.328, SLG: 0.295</small>			0-0 		0-0 			4-0 	0-3 	3 0 0 0 1 1 1	
<b>Ozzie Guillen, L</b> (1, 6) <small>OBP: 0.292, SLG: 0.352</small> <b>Joel Skinner, R</b> (8, PH) <small>OBP: 0.481, SLG: 0.609</small> <b>Bryan Little, S</b> (8, 4) <small>OBP: 0.379, SLG: 0.377</small>			0-3 			0-3 		0-0 	0-3 	2 0 0 0 0 2 0 1 0 0 0 0 0 2 1 0 0 0 0 1 0	
<b>Inning Stats</b>	R: 0 H: 0 E: 0 LOB: 0 K: 1 BB: 1 S: 4 P: 8	R: 1 H: 1 E: 0 LOB: 0 K: 0 BB: 0 S: 4 P: 4	R: 0 H: 0 E: 0 LOB: 0 K: 1 BB: 0 S: 5 P: 5	R: 0 H: 1 E: 0 LOB: 0 K: 0 BB: 0 S: 3 P: 3	R: 0 H: 1 E: 0 LOB: 1 K: 0 BB: 0 S: 4 P: 4	R: 0 H: 0 E: 0 LOB: 0 K: 1 BB: 0 S: 5 P: 5	R: 0 H: 0 E: 0 LOB: 0 K: 0 BB: 0 S: 3 P: 3	R: 0 H: 2 E: 0 LOB: 3 K: 0 BB: 1 S: 4 P: 8	R: 5 H: 5 E: 0 LOB: 0 K: 3 BB: 0 S: 14 P: 14	1B: 7 SF: 0 2B: 2 SAC: 0 3B: 0 DP: 2 HR: 2 HBP: 0	WP: 0 PA: 36 PB: 0 SB: 0 CS: 0
<b>PITCHER</b> <b>Matt Young, L</b> (1, 1) <small>ERA: 4.79</small> <b>Ed Nunez, R</b> (9, 1) <small>ERA: 2.62</small> <b>Ed Vande Berg, L</b> (9, 1) <small>ERA: 3.81</small> <b>Dave Tobik, R</b> (9, 1) <small>ERA: 2.7</small>	IP WLS BF H R ER SO BB IBB HBP BLK WP HR S P ERA WHIP 8.0 L 31 8 4 4 3 2 0 0 0 0 0 1 35 43 4.50 1.250 0.1 1 0 0 0 1 0 0 0 0 0 0 0 3 3 0.00 0.000 0.0 1 1 0 0 0 0 0 0 0 0 0 0 1 1 ∞ ∞ 0.2 3 1 2 2 2 0 0 0 0 0 0 1 7 7 27.00 1.500	<b>PITCHER</b> IP WLS BF H R ER SO BB IBB HBP BLK WP HR S P ERA WHIP									

Chicago White Sox @ Seattle Mariners  
 The Kingdome, Seattle, WA  
 Fri Sep 13 1985, 10:05 PM EDT  
 Att. 8,156 - Unknown

livebaseballscorecards.com





BOTTOM

Chicago White Sox @ Seattle Mariners  
The Kingdome, Seattle, WA

livebaseballscorecards.com

AB	30
R	1
H	6
RBI	1
BB	4
SO	7
LOB	15



WP	0	PA	35
PB	0		
SB	0		
CS	0		

Fri Sep 13 1985, 10:05 PM EDT  
Att. 8,156 - Unknown

AB R H RBI BB SO LOB

4 0 1 0 0 1 0

3 0 1 0 1 1 0

4 0 0 0 0 1 4

2 0 1 0 2 1 0

4 0 0 0 0 0 4

3 0 1 0 1 0 2

4 0 0 0 0 2 3

3 0 1 0 0 0 0

0 0 0 0 0 0 0

0 0 0 0 0 0 0

1 0 0 0 0 1 2

2 1 1 1 0 0 0

1B	4	SF	0
2B	1	SAC	1
3B	0	DP	2
HR	1	HBP	0

Batter	1	2	3	4	5	6	7	8	9
Jack Perconte, L (1, 4) OBP: 0.330, SLG: 0.333	0-0 L5		0-3 K			0-0 1-3		0-0 IBB 1B	
Phil Bradley, R (1, 7) OBP: 0.366, SLG: 0.482	0-0 6-3			0-0 FC5-4 2B		0-3 K		4-0 IBB G4-6-3	
Alvin Davis, L (1, 3) OBP: 0.390, SLG: 0.455	0-0 F7			0-3 K		0-0 1-3		0-0 G4-6-3	
Gorman Thomas, R (1, 10) OBP: 0.342, SLG: 0.491		4-0 G6-4-3 BB		4-0 FC5-4 BB		0-3 K		0-0 1B 1B	
Al Cowens, R (1, 9) OBP: 0.308, SLG: 0.451		0-0 G6-4-3		0-0 FC5-4		0-0 F8		0-0 F4	
Jim Presley, R (1, 5) OBP: 0.327, SLG: 0.495		0-0 L9		0-0 5-3		4-0 BB		0-0 1B	
Dave Henderson, R (1, 8) OBP: 0.314, SLG: 0.385			0-0 F9			0-0 F8		0-3 K	
Donnie Scott, S (1, 2) OBP: 0.274, SLG: 0.353			0-0 F7			0-0 F6		0-0 1B SH5-3 1B	
John Moses, S (8, PR) OBP: 0.083, SLG: 0.083									0-3 K
Dave Valle, R (9, 2) OBP: 0.226, SLG: 0.207									
Ken Phelps, L (9, PH) OBP: 0.328, SLG: 0.432									
Spike Owen, S (1, 6) OBP: 0.325, SLG: 0.350						0-0 4-3		0-0 SH5-3	

Inning Stats	R: 0	H: 0	E: 0	LOB: 0	K: 0	BB: 0	S: 3	R: 0	H: 0	E: 0	LOB: 0	K: 1	BB: 0	S: 3	R: 0	H: 1	E: 0	LOB: 2	K: 1	BB: 1	S: 6	R: 0	H: 0	E: 0	LOB: 0	K: 0	BB: 0	S: 3	R: 0	H: 0	E: 0	LOB: 0	K: 1	BB: 0	S: 5	R: 0	H: 0	E: 0	LOB: 1	K: 2	BB: 1	S: 7	R: 0	H: 2	E: 0	LOB: 3	K: 0	BB: 1	S: 4	R: 0	H: 2	E: 0	LOB: 2	K: 2	BB: 0	S: 9	1B: 4	SF: 0	2B: 1	SAC: 1	3B: 0	DP: 2	HR: 1	HBP: 0	WP: 0	PA: 35
--------------	------	------	------	--------	------	-------	------	------	------	------	--------	------	-------	------	------	------	------	--------	------	-------	------	------	------	------	--------	------	-------	------	------	------	------	--------	------	-------	------	------	------	------	--------	------	-------	------	------	------	------	--------	------	-------	------	------	------	------	--------	------	-------	------	-------	-------	-------	--------	-------	-------	-------	--------	-------	--------

PITCHER	IP	WLS	BF	H	R	ER	SO	BB	IBB	HBP	BLK	WP	HR	S	P	ERA	WHIP
Dan Spillner, R (1, 1) ERA: 3.21	5.0		18	2	1	1	2	2	0	0	0	0	0	20	28	1.80	0.800
Juan Agosto, L (6, 1) ERA: 3.57	1.0		3	0	0	0	1	0	0	0	0	0	0	5	5	0.00	0.000
Dave Wehrmeister, R (7, 1) ERA: 2.92	1.1		7	2	0	0	2	1	0	0	0	0	0	10	14	0.00	2.250
Jerry Don Gleaton, L (8, 1) ERA: 6.46	1.0	W	5	2	0	0	0	0	1	0	0	0	0	4	8	0.00	2.000
Bob James, R (9, 1) ERA: 2.16	0.2		2	0	0	0	2	0	0	0	0	0	0	6	6	0.00	0.000

Batter	1	2	3	4	5	6	7	8	9	AB R H RBI BB SO LOB	TOP											
Rudy Law, L (1, 7) OBP: 0.304, SLG: 0.365	0-0 G3		0-0 6-3		0-0 G3			0-0 1-3	0-0 L7	5 0 0 0 0 0 1												
Bryan Little, S (1, 4) OBP: 0.371, SLG: 0.367	0-0 F8		0-0 4-3		0-0 3-1			0-0 4-3		4 0 0 0 0 0 1												
Harold Baines, L (1, 9) OBP: 0.352, SLG: 0.465	0-0 3-1			0-0 FC3-6 1B		0-0 FC6-4 1B		0-0 HR		4 1 3 1 0 0 0												
Greg Walker, L (1, 3) OBP: 0.311, SLG: 0.444		0-0 HR		0-0 FC3-6 2B 1B		0-0 L8		0-0 1B HR		4 2 2 1 0 0 2												
Carlton Fisk, R (1, 2) OBP: 0.322, SLG: 0.510		0-0 1B 1B		0-0 1-3 2B		0-0 F7		0-0 1-2 HR 1B		4 1 3 0 0 0 1												
Ron Kittle, R (1, 10) OBP: 0.293, SLG: 0.436		0-0 F4		0-0 1B		0-0 FC6-4		0-0 1-1 2-H HR		4 1 2 3 0 0 2												
Daryl Boston, L (1, 8) OBP: 0.278, SLG: 0.342		0-0 G3-6-3 1B		0-0 3-1		0-0 F7		0-0 F8		4 0 1 0 0 0 2												
Ozzie Guillen, L (1, 6) OBP: 0.289, SLG: 0.349		0-0 G3-6-3		0-0 F5		0-0 F7		0-0 F8		4 0 0 0 0 0 2												
Tim Hulett, R (1, 5) OBP: 0.324, SLG: 0.365			0-0 6-3		0-0 G3 1B		0-0 F9		0-0 F8	3 0 1 0 0 0 0												
Jerry Hairston, S (9, PH) OBP: 0.384, SLG: 0.349									0-0 F8	1 0 0 0 0 0 0												
<b>Inning Stats</b>	R: 0 E: 0 K: 0 S: 3	H: 0 LOB: 0 BB: 0 P: 3	R: 1 E: 0 K: 0 S: 5	H: 3 LOB: 1 BB: 0 P: 5	R: 0 E: 0 K: 0 S: 3	H: 0 LOB: 0 BB: 0 P: 3	R: 0 E: 0 K: 0 S: 5	H: 3 LOB: 2 BB: 0 P: 5	R: 0 E: 0 K: 0 S: 4	H: 1 LOB: 1 BB: 0 P: 4	R: 0 E: 0 K: 0 S: 4	H: 1 LOB: 1 BB: 0 P: 4	R: 0 E: 0 K: 0 S: 3	H: 0 LOB: 0 BB: 0 P: 3	R: 4 E: 0 K: 0 S: 7	H: 4 LOB: 0 BB: 0 P: 7	R: 0 E: 0 K: 0 S: 3	H: 0 LOB: 0 BB: 0 P: 3	1B: 8 2B: 1 3B: 0 HR: 3	SF: 0 SAC: 0 DP: 1 HBP: 0	WP: 0 PB: 0 SB: 0 CS: 0	PA: 37
<b>PITCHER</b>	IP WLS BF H R ER SO BB IBB HBP BLK WP HR S P ERA WHIP																					
Bill Swift, R (1, 1) ERA: 5.02	7.2 W 32 11 4 4 0 0 0 0 0 0 0 2 32 32 4.70 1.435																					
Ed Nunez, R (8, 1) ERA: 2.69	1.1 S 5 1 1 1 0 0 0 0 0 0 0 1 5 5 6.75 0.750																					

Chicago White Sox @ Seattle Mariners  
The Kingdom, Seattle, WA  
Sat Sep 14 1985, 10:05 PM EDT  
Att: 11,262 - Unknown

livebaseballscorecards.com

AB	37
R	5
H	12
RBI	5
BB	0
SO	0
LOB	11



Batter	1	2	3	4	5	6	7	8	9
<b>Jack Perconte, L</b> (1, 4) <small>OBP: 0.333, SLG: 0.339</small> <b>Harold Reynolds, S</b> (9, 4) <small>OBP: 0.263, SLG: 0.196</small>	0-0 1B 2B	0-0 E6 1-3 1B		0-0 FC4-6 1-2f 2-3 S			0-0 1B FC6-4 1B	0-0 6-3	
<b>Phil Bradley, R</b> (1, 7) <small>OBP: 0.367, SLG: 0.482</small>	0-0 2B S 2-H 1B	0-3 K		0-3 K 1-2			0-0 FC6-4 1-3 S HR 1B		
<b>Al Cowens, R</b> (1, 9) <small>OBP: 0.310, SLG: 0.453</small>	0-3 K 1-2		0-0 2B				4-0 FC6-4 1-2 IBB		
<b>Gorman Thomas, R</b> (1, 10) <small>OBP: 0.342, SLG: 0.491</small>	0-0 4-3 2B 2-H		0-3 K				0-0 FC6-4 1-2f 2-3 3-H HR		
<b>Alvin Davis, L</b> (1, 3) <small>OBP: 0.389, SLG: 0.459</small>	0-0 4-3 2-3		0-0 5-3				0-0 HR 1-H 3-H		
<b>Jim Presley, R</b> (1, 5) <small>OBP: 0.324, SLG: 0.491</small> <b>Domingo Ramos, R</b> (9, 5) <small>OBP: 0.257, SLG: 0.236</small>	0-3 K		0-3 K				0-3 K 6-3		
<b>Dave Henderson, R</b> (1, 8) <small>OBP: 0.314, SLG: 0.382</small>		0-0 6-3		H 1-0 FC1-5 1B HBP			0-0 F3	0-0 6-3	
<b>Danny Tartabull, R</b> (1, 6) <small>OBP: 0.412, SLG: 0.517</small>		4-0 E BB		0-0 FC4-6 1-2 FC1-5 1B			0-0 F8	0-0 5-3 2B	
<b>Dave Valle, R</b> (1, 2) <small>OBP: 0.200, SLG: 0.182</small>		0-3 K		0-0 FC1-5 1-2 2-3f FC4-6			0-3 K	0-0 5-3	

Inning Stats	R: 2 E: 0 K: 2 S: 10	H: 3 LOB: 1 BB: 0 P: 10	R: 0 E: 1 K: 2 S: 8	H: 1 LOB: 2 BB: 1 P: 12	R: 0 E: 0 K: 2 S: 8	H: 1 LOB: 1 BB: 0 P: 8	R: 0 E: 0 K: 1 S: 6	H: 1 LOB: 2 BB: 0 P: 7	R: 0 E: 0 K: 1 S: 5	H: 0 LOB: 0 BB: 0 P: 5	R: 0 E: 0 K: 1 S: 5	H: 0 LOB: 0 BB: 0 P: 5	R: 4 E: 0 K: 1 S: 8	H: 3 LOB: 0 BB: 1 P: 12	R: 0 E: 0 K: 0 S: 4	H: 1 LOB: 1 BB: 0 P: 4
--------------	-------------------------------	----------------------------------	------------------------------	----------------------------------	------------------------------	---------------------------------	------------------------------	---------------------------------	------------------------------	---------------------------------	------------------------------	---------------------------------	------------------------------	----------------------------------	------------------------------	---------------------------------

PITCHER	IP	WLS	BF	H	R	ER	SO	BB	IBB	HBP	BLK	WP	HR	S	P	ERA	WHIP
<b>Floyd Bannister, L</b> (1, 1) <small>ERA: 5.0</small>	6.2	L	32	9	6	6	10	1	1	1	0	0	1	49	58	8.10	1.500
<b>Bruce Tanner, R</b> (7, 1) <small>ERA: 5.82</small>	1.0		4	1	0	0	0	0	0	0	0	0	0	4	4	0.00	1.000
<b>Jerry Don Gleaton, L</b> (8, 1) <small>ERA: 6.38</small>	0.1		1	0	0	0	0	0	0	0	0	0	0	1	1	0.00	0.000


**BOTTOM**

**Chicago White Sox @ Seattle Mariners**  
The Kingdome, Seattle, WA  
Sat Sep 14 1985, 10:05 PM EDT  
Att. 11,262 - Unknown

AB	R	H	RBI	BB	SO	LOB
5	2	3	0	0	0	3
0	0	0	0	0	0	0
4	2	2	1	0	2	4
3	0	1	0	1	1	1
4	1	1	2	0	2	3
4	1	1	3	0	0	2
4	0	0	0	0	3	2
0	0	0	0	0	0	0
3	0	0	0	0	0	0
3	0	2	0	1	0	0
4	0	0	0	0	2	4

AB	34
R	6
H	10
RBI	6
BB	2
SO	10
LOB	19

WP: 0 PA: 37  
PB: 0  
SB: 3  
CS: 0

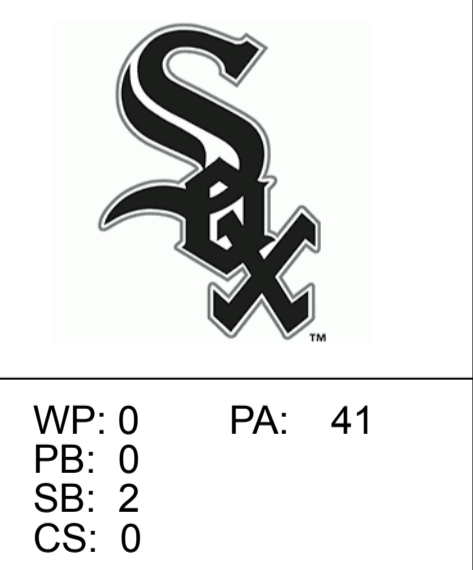


WP	HR	S	P	ERA	WHIP
0	0	0	0	0.00	0.000

Batter	1	2	3	4	5	6	7	8	9	AB R H RBI BB SO LOB	TOP
<b>Scott Fletcher, R</b> (1, 6) <small>OBP: 0.331, SLG: 0.294</small> <b>Ozzie Guillen, L</b> (6, PH) <small>OBP: 0.288, SLG: 0.347</small>	 <small>BB</small>	 <small>BB</small>		 <small>BB</small>		 <small>1-2f</small>			 <small>BB</small>	1 1 0 0 2 1 1 2 0 0 0 0 0 1	
<b>Tim Hulett, R</b> (1, 5) <small>OBP: 0.323, SLG: 0.363</small>	 <small>BB</small>	 <small>BB</small>		 <small>BB</small>		 <small>BB</small>			 <small>BB</small>	5 1 1 0 0 1 6	
<b>Harold Baines, L</b> (1, 9) <small>OBP: 0.353, SLG: 0.465</small>	 <small>BB</small>	 <small>BB</small>		 <small>BB</small>			 <small>BB</small>		 <small>BB</small>	4 0 2 2 0 1 1	
<b>Carlton Fisk, R</b> (1, 10) <small>OBP: 0.325, SLG: 0.513</small>	 <small>BB</small>	 <small>BB</small>		 <small>BB</small>			 <small>BB</small>		 <small>BB</small>	5 1 3 2 0 0 3	
<b>Ron Kittle, R</b> (1, 7) <small>OBP: 0.296, SLG: 0.436</small> <b>Daryl Boston, L</b> (7, 8) <small>OBP: 0.276, SLG: 0.340</small>	 <small>BB</small>		 <small>BB</small>		 <small>BB</small>		 <small>BB</small>		 <small>BB</small>	4 1 2 1 0 1 1 1 0 0 0 0 0 2	
<b>Reid Nichols, R</b> (1, 8) <small>OBP: 0.326, SLG: 0.322</small> <b>Greg Walker, L</b> (5, PH) <small>OBP: 0.312, SLG: 0.444</small>	 <small>BB</small>		 <small>BB</small>		 <small>BB</small>		 <small>BB</small>			1 0 0 0 1 0 1 2 0 1 0 0 0 1	
<b>Luis Salazar, R</b> (1, 3) <small>OBP: 0.252, SLG: 0.366</small> <b>Rudy Law, L</b> (8, PH) <small>OBP: 0.304, SLG: 0.364</small>	 <small>BB</small>		 <small>BB</small>		 <small>BB</small>		 <small>BB</small>			3 0 1 0 0 1 1 1 0 0 0 0 0 0	
<b>Joel Skinner, R</b> (1, 2) <small>OBP: 0.484, SLG: 0.577</small>	 <small>BB</small>			 <small>BB</small>	 <small>BB</small>	 <small>BB</small>		 <small>BB</small>		3 1 1 0 1 0 2	
<b>Julio Cruz, S</b> (1, 4) <small>OBP: 0.302, SLG: 0.236</small>		 <small>BB</small>		 <small>BB</small>		 <small>BB</small>		 <small>BB</small>		3 1 1 0 1 2 1	
<b>Inning Stats</b>	R: 3 H: 3 E: 1 LOB: 2 K: 1 BB: 2 S: 8 P: 16	R: 1 H: 1 E: 1 LOB: 1 K: 2 BB: 1 S: 8 P: 12	R: 0 H: 1 E: 0 LOB: 0 K: 0 BB: 0 S: 3 P: 3	R: 1 H: 1 E: 0 LOB: 2 K: 0 BB: 2 S: 4 P: 12	R: 0 H: 1 E: 0 LOB: 1 K: 1 BB: 0 S: 5 P: 5	R: 0 H: 1 E: 1 LOB: 1 K: 1 BB: 0 S: 6 P: 6	R: 0 H: 1 E: 0 LOB: 1 K: 1 BB: 0 S: 6 P: 6	R: 0 H: 0 E: 0 LOB: 0 K: 1 BB: 0 S: 5 P: 5	R: 1 H: 3 E: 0 LOB: 1 K: 0 BB: 0 S: 5 P: 5	1B: 11 SF: 1 2B: 1 SAC: 0 3B: 0 DP: 2 HR: 0 HBP: 0	WP: 0 PA: 41 PB: 0 SB: 2 CS: 0
<b>PITCHER</b>	IP WLS BF H R ER SO BB IBB HBP BLK WP HR S P ERA WHIP										
<b>Mark Langston, L</b> (1, 1) <small>ERA: 5.11</small>	3.0 L 19 6 5 3 3 5 0 0 0 0 0 0 20 40 9.00 3.667										
<b>Frank Wills, R</b> (4, 1) <small>ERA: 6.09</small>	5.1 22 6 1 1 4 0 0 0 0 0 0 0 29 29 1.69 1.125										
<b>Ed Vande Berg, L</b> (9, 1) <small>ERA: 3.77</small>	0.2 1 0 0 0 0 0 0 0 0 0 0 0 1 1 0.00 0.000										

**Chicago White Sox @ Seattle Mariners**  
 The Kingdome, Seattle, WA  
 Sun Sep 15 1985, 6:33 AM EDT  
 Att. 6,862 - Unknown

<b>AB</b>	35
<b>R</b>	6
<b>H</b>	12
<b>RBI</b>	5
<b>BB</b>	5
<b>SO</b>	7
<b>LOB</b>	21



Batter	1	2	3	4	5	6	7	8	9	AB	R	H	RBI	BB	SO	LOB
Jack Perconte, L (1, 4) OBP: 0.333, SLG: 0.338	0-0 4-3	0-0 1B		0-3 K			0-0 6-3			4	0	1	2	0	1	1
Phil Bradley, R (1, 7) OBP: 0.367, SLG: 0.483	0-0 F3	4-0 BB			0-0 2B		0-0 F8			3	0	1	0	1	0	0
Alvin Davis, L (1, 3) OBP: 0.390, SLG: 0.462	0-0 2B	0-3 K			0-0 1B			0-0 4-3		4	0	2	0	0	1	2
Gorman Thomas, R (1, 10) OBP: 0.339, SLG: 0.487	0-0 6-3		0-0 F7		0-3 K			0-0 5-3		4	0	0	0	0	1	3
Dave Henderson, R (1, 9) OBP: 0.315, SLG: 0.383		0-0 1B	0-0 1B	0-0 1B	0-0 1B			0-0 1-3		4	1	2	0	0	0	2
Danny Tartabull, R (1, 5) OBP: 0.421, SLG: 0.500 (8, 6)		0-0 1B	0-0 1B	0-0 1B	0-0 1B			0-0 F9		3	1	1	0	1	0	1
John Moses, S (1, 8) OBP: 0.133, SLG: 0.133 (9, PH) Al Chambers, L		0-0 1B	0-0 1B	0-0 1B	0-0 1B			0-0 F2		3	1	1	1	0	0	1
Donnie Scott, S (1, 2) OBP: 0.275, SLG: 0.359 Dave Valle, R (7, 2) OBP: 0.194, SLG: 0.176		0-0 G3	0-0 G3	0-0 2B	0-0 2B			0-0 F6		3	0	1	0	0	1	2
Spike Owen, S (1, 6) OBP: 0.324, SLG: 0.348 (7, PH) Domingo Ramos, R (8, 5) OBP: 0.256, SLG: 0.234		0-0 5-3	0-0 5-3	0-0 F4	0-0 F4			0-3 K		2	0	0	0	0	0	3

Inning Stats	R: 0	H: 1	E: 0	LOB: 1	K: 0	BB: 0	S: 4	P: 4	R: 3	H: 4	E: 0	LOB: 2	K: 1	BB: 1	S: 9	P: 13	R: 0	H: 1	E: 0	LOB: 0	K: 0	BB: 0	S: 3	P: 3	R: 0	H: 1	E: 0	LOB: 1	K: 1	BB: 0	S: 6	P: 6	R: 0	H: 2	E: 0	LOB: 1	K: 1	BB: 0	S: 6	P: 6	R: 0	H: 0	E: 0	LOB: 0	K: 1	BB: 1	S: 4	P: 8	R: 0	H: 0	E: 0	LOB: 0	K: 1	BB: 0	S: 5	P: 5	R: 0	H: 0	E: 0	LOB: 0	K: 0	BB: 0	S: 3	P: 3	R: 0	H: 0	E: 0	LOB: 0	K: 0	BB: 0	S: 3	P: 3	1B: 6	SF: 0	2B: 3	SAC: 0	3B: 0	DP: 3	HR: 0	HBP: 0	WP: 0	PA: 35
--------------	------	------	------	--------	------	-------	------	------	------	------	------	--------	------	-------	------	-------	------	------	------	--------	------	-------	------	------	------	------	------	--------	------	-------	------	------	------	------	------	--------	------	-------	------	------	------	------	------	--------	------	-------	------	------	------	------	------	--------	------	-------	------	------	------	------	------	--------	------	-------	------	------	------	------	------	--------	------	-------	------	------	-------	-------	-------	--------	-------	-------	-------	--------	-------	--------

PITCHER	IP	WLS	BF	H	R	ER	SO	BB	IBB	HBP	BLK	WP	HR	S	P	ERA	WHIP
Joel Davis, R (1, 1) ERA: 4.88	1.2		11	5	3	3	0	1	0	0	0	0	0	10	14	16.20	3.600
Dave Wehmeister, R (2, 1) ERA: 2.36	4.1	W	15	4	0	0	4	1	0	0	0	0	0	22	26	0.00	1.154
Juan Agosto, L (7, 1) ERA: 3.48	1.1		4	0	0	0	1	0	0	0	0	0	0	6	6	0.00	0.000
Bob James, R (8, 1) ERA: 2.12	1.2	S	5	0	0	0	0	0	0	0	0	0	0	5	5	0.00	0.000

BOTTOM

Chicago White Sox @ Seattle Mariners  
The Kingdome, Seattle, WA  
Sun Sep 15 1985, 6:33 AM EDT  
Att. 6,862 - Unknown

livebaseballscorecards.com

AB	33
R	3
H	9
RBI	3
BB	2
SO	5
LOB	15




Batter	1	2	3	4	5	6	7	8	9	AB R H RBI BB SO LOB	TOP											
<b>Rod Carew, L</b> (1, 3) OBP: 0.369, SLG: 0.344	0-0 1B CS 1B		0-0 1-2 G4-6-3 1B		0-0 F7			0-0 G3		4 0 2 0 0 0 1												
<b>Juan Beniquez, R</b> (1, 9) OBP: 0.357, SLG: 0.408	0-3 K		0-0 G4-6-3 1-2			0-3 K		0-0 1B 2B		4 1 1 0 0 2 3												
<b>Doug DeCinces, R</b> (1, 5) OBP: 0.321, SLG: 0.421	0-0 1-3 1B			0-0 6-3		0-3 K		0-0 2-H 1B		4 0 2 1 0 1 0												
<b>Bobby Grich, R</b> (1, 4) OBP: 0.348, SLG: 0.361	0-3 K 3-H			4-0 BB		0-0 G3		0-0 F9		3 0 0 0 1 1 3												
<b>Brian Downing, R</b> (1, 7) OBP: 0.378, SLG: 0.440		0-3 K		0-0 F8			0-0 HR		0-0 6-3	4 1 1 1 0 1 1												
<b>Reggie Jackson, L</b> (1, 10) OBP: 0.356, SLG: 0.481		0-3 K		0-3 K			0-3 K		0-0 F7	4 0 0 0 0 3 1												
<b>Gary Pettis, S</b> (1, 8) OBP: 0.354, SLG: 0.326		0-0 6-3			0-3 K		0-3 K		4-0 1B BB	3 0 0 0 1 2 0												
<b>Bob Boone, R</b> (1, 2) OBP: 0.300, SLG: 0.309			0-0 1B 1B		0-0 1B		0-0 F4		0-0 1-2 1B	4 0 3 0 0 0 0												
<b>Dick Schofield, R</b> (1, 6) OBP: 0.279, SLG: 0.328			0-0 F7		0-0 F8			0-0 F9		2 0 0 0 0 0 2												
<b>Ruppert Jones, L</b> (8, PH) OBP: 0.347, SLG: 0.481									0-3 K	1 0 0 0 0 0 0												
<b>Craig Gerber, L</b> (8, 6) OBP: 0.279, SLG: 0.333										0 0 0 0 0 0 0												
<b>Daryl Sconiers, L</b> (9, PH) OBP: 0.366, SLG: 0.416										1 0 0 0 0 1 2												
<b>Inning Stats</b>	R: 0 E: 0 K: 2 S: 8	H: 2 LOB: 2 BB: 0 P: 8	R: 0 E: 0 K: 2 S: 7	H: 0 LOB: 0 BB: 0 P: 7	R: 0 E: 0 K: 0 S: 4	H: 2 LOB: 1 BB: 0 P: 4	R: 0 E: 0 K: 1 S: 5	H: 0 LOB: 1 BB: 1 P: 9	R: 0 E: 0 K: 1 S: 6	H: 1 LOB: 1 BB: 0 P: 6	R: 0 E: 0 K: 2 S: 7	H: 0 LOB: 0 BB: 0 P: 7	R: 1 E: 0 K: 2 S: 8	H: 1 LOB: 0 BB: 0 P: 8	R: 1 E: 0 K: 0 S: 5	H: 2 LOB: 1 BB: 0 P: 5	R: 0 E: 0 K: 1 S: 6	H: 1 LOB: 2 BB: 1 P: 10	1B: 7 2B: 2 3B: 0 HR: 1	SF: 0 SAC: 0 DP: 2 HBP: 0	WP: 0 PB: 0 SB: 0 CS: 1	PA: 36
<b>PITCHER</b>	IP WLS BF H R ER SO BB IBB HBP BLK WP HR S P ERA WHIP																				ERA WHIP	
<b>Britt Burns, L</b> (1, 1) ERA: 3.46	6.2 W 25 6 1 1 10 1 0 0 0 0 1 44 48 1.35 1.050																					
<b>Bob James, R</b> (7, 1) ERA: 2.16	2.1 S 11 3 1 1 1 1 0 0 0 0 0 0 12 16 3.86 1.714																					

California Angels @ Chicago White Sox  
Comiskey Park, Chicago, IL  
Tue Sep 17 1985, 8:05 PM EDT  
Att. 12,091 - Unknown

livebaseballscorecards.com

AB	34
R	2
H	9
RBI	2
BB	2
SO	11
LOB	13



Batter	1	2	3	4	5	6	7	8	9	AB	R	H	RBI	BB	SO	LOB
<b>Rudy Law, L</b> OBP: 0.306, SLG: 0.363 (1, 7) BBB	4-0 G3 1B BB	0-0 SF8 3-H			0-0 E6 B2-3		4-0 1B HR BB			1	2	0	1	2	0	0
<b>Bryan Little, S</b> OBP: 0.368, SLG: 0.364 (1, 4) X	0-0 G3 1-2	0-0 4-3			0-0 B2-3 2-3		0-0 HR 1B			4	1	1	0	0	0	3
<b>Harold Baines, L</b> OBP: 0.354, SLG: 0.471 (1, 9) X	0-0 F7 2-H 1B		0-0 L6		0-0 4-3		0-0 HR 1-H 2-H			4	1	2	4	0	0	1
<b>Greg Walker, L</b> OBP: 0.309, SLG: 0.441 (1, 3) X	0-0 F7 1-2		0-0 4-3		0-3 K		0-3 K			4	0	0	0	0	2	1
<b>Carlton Fisk, R</b> OBP: 0.324, SLG: 0.509 (1, 2) S	4-0 IBB		0-3 K		0-0 3-1			0-0 6-3		3	0	0	0	1	1	0
<b>Ron Kittle, R</b> OBP: 0.298, SLG: 0.441 (1, 10) X	0-0 F7			0-0 4-3 1B		0-0 2B		0-0 6-3		4	0	2	0	0	0	2
<b>Daryl Boston, L</b> OBP: 0.276, SLG: 0.338 (1, 8) X		0-0 E1 S SF8 1B		0-0 4-3 1-2f		0-0 F5		0-0 G3		4	1	1	0	0	0	2
<b>Ozzie Guillen, L</b> OBP: 0.286, SLG: 0.345 (1, 6) X		0-0 B2		0-0 F9		0-3 K				3	0	0	0	0	1	1
<b>Tim Hulett, R</b> OBP: 0.323, SLG: 0.360 (1, 5) BBB		4-0 BB			0-0 4-3		0-3 K			2	0	0	0	1	1	0

Inning Stats	R: 1	H: 1	R: 1	H: 1	R: 0	H: 0	R: 0	H: 1	R: 0	H: 2	R: 0	H: 0	R: 0	H: 0	R: 3	H: 2	R: 0	H: 0	1B: 4	SF: 1	WP: 0	PA: 34
	E: 0	LOB: 2	E: 1	LOB: 1	E: 0	LOB: 0	E: 1	LOB: 1	E: 0	LOB: 0	E: 0	LOB: 1	E: 0	LOB: 0	E: 0	LOB: 0	E: 0	LOB: 0	2B: 2	SAC: 0	PB: 0	
	K: 0	BB: 2	K: 0	BB: 1	K: 1	BB: 0	K: 0	BB: 0	K: 1	BB: 0	K: 3	BB: 1	K: 0	BB: 0	K: 3	BB: 1	K: 0	BB: 0	3B: 0	DP: 1	SB: 1	
	S: 4	P: 12	S: 4	P: 8	S: 5	P: 5	S: 3	P: 3	S: 6	P: 6	S: 11	P: 15	S: 3	P: 3	S: 11	P: 15	S: 3	P: 3	HR: 1	HBP: 0	CS: 0	

PITCHER	IP	WLS	BF	H	R	ER	SO	BB	IBB	HBP	BLK	WP	HR	S	P	ERA	WHIP	IP	WLS	BF	H	R	ER	SO	BB	IBB	HBP	BLK	WP	HR	S	P	ERA	WHIP	
<b>Mike Witt, R</b> ERA: 3.18 (1, 1)	6.2	L	29	5	4	3	4	3	1	0	0	0	0	33	49	4.05	1.200																		
<b>Stu Cliburn, R</b> ERA: 1.9 (7, 1)	1.1		5	1	1	1	1	0	0	0	0	0	1	7	7	6.75	0.750																		

**BOTTOM**

**California Angels @ Chicago White Sox**  
Comiskey Park, Chicago, IL

Tue Sep 17 1985, 8:05 PM EDT  
Att. 12,091 - Unknown

livebaseballscorecards.com

**AB 29**  
**R 5**  
**H 6**  
**RBI 5**  
**BB 4**  
**SO 5**  
**LOB 10**



Batter	1	2	3	4	5	6	7	8	9	AB R H RBI BB SO LOB	TOP									
Gary Pettis, S OBP: 0.356, SLG: 0.329 (1, 8)	0-0 F7	0-0 1B		0-3 K		0-0 1B		0-0 1B	0-0 FC6-4	6 2 3 1 0 1 2										
Daryl Sconiers, L OBP: 0.361, SLG: 0.407 (1, 3)	0-0 4-3	0-0 F7		0-0 G3		0-0 1B		4-0 1B		4 0 1 1 0 0 4										
Juan Beniquez, R OBP: 0.357, SLG: 0.408 (8, PH)										0 0 0 0 0 0 0										
Rod Carew, L OBP: 0.370, SLG: 0.344 (8, PH)										0 1 0 0 1 0 0										
Craig Gerber, L OBP: 0.279, SLG: 0.333 (8, 5)										0 0 0 0 0 0 0										
Brian Downing, R OBP: 0.378, SLG: 0.446 (1, 7)	0-0 F7		0-0 1B		0-0 HR	0-0 1-3		0-0 1B	0-0 FC1-2	5 3 2 1 0 0 4										
Devon White, S (8, 7)										0 0 0 0 0 0 0										
Reggie Jackson, L OBP: 0.361, SLG: 0.482 (1, 10)		1-0 1B	0-0 1B		4-0 BB	0-0 4-3		0-0 1B		3 1 2 2 1 0 1										
Doug DeCinces, R OBP: 0.318, SLG: 0.416 (1, 5)		0-0 F5	0-0 G5-4-3		0-0 F4		0-0 5-3	0-0 1B		4 0 0 0 0 0 3										
Rob Wilfong, L OBP: 0.240, SLG: 0.259 (7, 4)										1 0 1 1 0 0 0										
Ruppert Jones, L OBP: 0.343, SLG: 0.474 (1, 9)		0-3 K	0-0 3-1		0-3 K		0-0 4-3	0-0 G3		5 0 0 0 0 2 4										
Darrell Miller, R OBP: 0.306, SLG: 0.371 (8, 9)										0 0 0 0 0 0 0										
Bobby Grich, R OBP: 0.351, SLG: 0.361 (1, 4)		4-0 1B		0-0 1B	4-0 1B		0-3 K		0-3 K	3 2 1 0 2 2 0										
Bob Boone, R OBP: 0.302, SLG: 0.309 (1, 2)		0-0 1B		0-0 SH1-3	0-0 F7			0-0 5-3	4-0 FC6-4	3 0 1 0 1 0 2										
Dick Schofield, R OBP: 0.283, SLG: 0.330 (1, 6)		4-0 1B		0-0 S		0-3 K		0-0 1B	0-0 F6	4 0 2 2 1 1 1										
<b>Inning Stats</b>	R: 0 E: 0 K: 0 S: 3	H: 0 LOB: 0 BB: 0 P: 3	R: 2 E: 0 K: 1 S: 7	H: 2 LOB: 3 BB: 2 P: 16	R: 1 E: 0 K: 0 S: 4	H: 2 LOB: 0 BB: 0 P: 4	R: 1 E: 0 K: 1 S: 7	H: 2 LOB: 1 BB: 0 P: 7	R: 1 E: 0 K: 1 S: 6	H: 1 LOB: 2 BB: 2 P: 14	R: 0 E: 0 K: 1 S: 5	H: 0 LOB: 0 BB: 0 P: 5	R: 3 E: 0 K: 0 S: 7	H: 4 LOB: 2 BB: 1 P: 11	R: 0 E: 0 K: 1 S: 5	H: 0 LOB: 1 BB: 1 P: 9	1B: 12 2B: 0 3B: 0 HR: 1	SF: 0 SAC: 1 DP: 1 HBP: 1	WP: 1 PB: 0 SB: 2 CS: 1	PA: 46
<b>PITCHER</b>	IP WLS BF H R ER SO BB IBB HBP BLK WP HR S P ERA WHIP																			
Gene Nelson, R ERA: 4.32 (1, 1)	3.1 L 18 6 4 2 1 2 2 0 1 0 1 0 17 26 5.40 2.400																			
Jerry Don Gleaton, L ERA: 6.39 (4, 1)	1.1 6 1 1 1 2 1 0 0 0 0 1 9 13 6.75 1.500																			
Dan Spillner, R ERA: 3.3 (5, 1)	0.2 4 1 1 1 1 1 0 0 0 0 0 5 9 13.50 3.000																			
Juan Agosto, L ERA: 3.67 (6, 1)	2.0 9 3 2 2 1 0 0 0 0 0 0 11 11 9.00 1.500																			
Bruce Tanner, R ERA: 6.04 (8, 1)	0.2 5 2 1 1 0 0 0 1 0 0 0 0 4 8 13.50 3.000																			
<b>PITCHER</b>	IP WLS BF H R ER SO BB IBB HBP BLK WP HR S P ERA WHIP																			
Ed Correa, R ERA: (9, 1)	1.0 4 0 0 0 1 1 0 0 0 0 0 9 9 0.00 1.000																			


California Angels @ Chicago White Sox  
Comiskey Park, Chicago, IL  
Wed Sep 18 1985, 8:05 PM EDT  
Att: 13,232 - Unknown

livebaseballscorecards.com







Batter	1	2	3	4	5	6	7	8	9	AB R H RBI BB SO LOB	TOP									
Ruppert Jones, L (1, 9) OBP: 0.343, SLG: 0.473 Darrell Miller, R (8, PH) OBP: 0.316, SLG: 0.378 (8, 9)	0-0 G3		0-0 SH1-3		0-0 F9		0-0 1B	0-0 BB	0-0 L4	3 1 1 1 0 0 0 2 0 1 0 0 0 2										
Daryl Sconiers, L (1, 3) OBP: 0.366, SLG: 0.417 Rod Carew, L (7, 3) OBP: 0.369, SLG: 0.343	0-0 4-3		0-0 SF8		0-0 PO		0-0 1B	0-3 K		3 1 2 2 0 0 0 1 0 0 0 0 1 2										
Bobby Grich, R (1, 4) OBP: 0.353, SLG: 0.361	0-0 5-3		0-0 F9		0-0 PO	1-0 SH1-3	0-0 1B	4-0 BB		3 0 1 1 1 0 0										
Doug DeCinces, R (1, 5) OBP: 0.315, SLG: 0.412 Craig Gerber, L (8, 5) OBP: 0.279, SLG: 0.333		0-0 6-3		0-0 F8		0-0 SH1-3	0-3 K	0-3 K		4 0 0 0 0 2 4 0 0 0 0 0 0 0										
Brian Downing, R (1, 7) OBP: 0.381, SLG: 0.449 Devon White, S (8, PR) (8, 7)		0-0 2B		4-0 1B	4-0 FC1-2	0-0 6-3		0-0 HR	0-0 F7	3 0 2 0 1 0 1 1 1 0 0 0 0 0										
Reggie Jackson, L (1, 10) OBP: 0.365, SLG: 0.499		4-0 BB		0-0 FC1-2	1-3 1B	0-0 G3		0-0 HR	0-0 HR	4 2 3 3 1 0 1										
Bob Boone, R (1, 2) OBP: 0.301, SLG: 0.315		0-0 F9		0-0 FC1-2	1-2 3-H		0-0 E5	0-0 HR	0-0 6-3	5 2 1 1 0 0 4	AB 38 R 8 H 15 RBI 8 BB 3 SO 5 LOB 20									
Dick Schofield, R (1, 6) OBP: 0.283, SLG: 0.329		0-3 K		0-0 F9			0-0 SH3	0-0 F7	0-0 WP	4 0 1 0 0 1 5										
Gary Pettis, S (1, 8) OBP: 0.358, SLG: 0.332			0-0 SH1-3		0-0 F8		0-3 K	0-0 BB	0-0 WP	5 1 3 0 0 1 1										
<b>Inning Stats</b>	R: 0 E: 0 K: 0 S: 3	H: 0 LOB: 0 BB: 0 P: 3	R: 0 E: 0 K: 1 S: 6	H: 1 LOB: 2 BB: 1 P: 10	R: 1 E: 0 K: 0 S: 4	H: 1 LOB: 0 BB: 0 P: 4	R: 0 E: 0 K: 0 S: 4	H: 1 LOB: 2 BB: 1 P: 8	R: 0 E: 0 K: 0 S: 3	H: 0 LOB: 1 BB: 0 P: 4	R: 3 E: 1 K: 2 S: 11	H: 3 LOB: 1 BB: 0 P: 11	R: 3 E: 0 K: 2 S: 12	H: 5 LOB: 3 BB: 1 P: 16	R: 1 E: 0 K: 0 S: 6	H: 3 LOB: 2 BB: 0 P: 6	1B: 11 2B: 1 3B: 0 HR: 3	SF: 1 SAC: 3 DP: 0 HBP: 1	WP: 1 PB: 0 SB: 2 CS: 0	PA: 47
<b>PITCHER</b>	IP WLS BF H R ER SO BB IBB HBP BLK WP HR S P ERA WHIP																			
Tom Seaver, R (1, 1) ERA: 3.19	6.2 L 29 6 4 1 2 2 0 1 0 0 0 0 30 39 1.35 1.200																			
Dave Wehmeister, R (7, 1) ERA: 3.33	0.1 5 4 3 3 1 0 0 0 0 0 2 7 7 81.00 12.000																			
Jerry Don Gleaton, L (8, 1) ERA: 6.23	0.2 5 2 0 0 1 1 0 0 0 0 0 6 10 0.00 4.500																			
Ed Correa, R (8, 1) ERA: 3.86	1.1 7 3 1 1 1 0 0 0 0 1 1 9 9 6.75 2.250																			

California Angels @ Chicago White Sox  
Comiskey Park, Chicago, IL  
Thu Sep 19 1985, 8:05 PM EDT  
Att: 11,404 - Unknown

livebaseballscorecards.com

Batter	1	2	3	4	5	6	7	8	9	AB	R	H	RBI	BB	SO	LOB
Reid Nichols, R OBP: 0.317, SLG: 0.311 (1, 7)	0-0 4-3		0-0 F9			0-0 F9		0-0 F3		4	0	0	0	0	0	0
Scott Fletcher, R OBP: 0.333, SLG: 0.292 (1, 6)	0-0 G3		0-0 4-3			4-0 FC5-4 BB		4-0 1B BB		2	0	0	0	2	0	0
Harold Baines, L OBP: 0.354, SLG: 0.471 (1, 9)	0-0				0-3 K	0-0 FC5-4		0-0		4	0	2	0	0	1	1
Daryl Boston, L OBP: 0.276, SLG: 0.338 (9, 9)						1-2f		1-3 1B		0	0	0	0	0	0	0
Carlton Fisk, R OBP: 0.319, SLG: 0.501 (1, 2)	0-3 K				0-0 F9	0-0 F8		0-0 F5		4	0	0	0	0	1	4
Joel Skinner, R OBP: 0.500, SLG: 0.690 (9, 2)										0	0	0	0	0	0	0
Ron Kittle, R OBP: 0.291, SLG: 0.429 (1, 10)		0-0 5-3			0-0 5-3			0-0 F4		4	0	0	0	0	1	2
Luis Salazar, R OBP: 0.258, SLG: 0.374 (1, 8)						0-0 6-3		0-0 E 1B 1B		4	0	2	0	0	1	0
Greg Walker, L OBP: 0.307, SLG: 0.436 (1, 3)		0-0 4-3 2B			0-3 K	0-0 K		0-0 FC6-4 1B		4	0	1	0	0	1	1
Tim Hulett, R OBP: 0.322, SLG: 0.359 (1, 5)		0-3 K				0-0 1B		0-0 F5		4	0	1	0	0	1	3
Julio Cruz, S OBP: 0.298, SLG: 0.233 (1, 4)			0-0 L1			0-0 F9		0-0 FC6-4		3	0	0	0	0	0	3

<b>Inning Stats</b>	R: 0 E: 0 K: 1 S: 6	H: 1 LOB: 1 BB: 0 P: 6	R: 0 E: 0 K: 1 S: 6	H: 1 LOB: 1 BB: 0 P: 6	R: 0 E: 0 K: 0 S: 3	H: 0 LOB: 0 BB: 0 P: 3	R: 0 E: 0 K: 1 S: 5	H: 0 LOB: 0 BB: 0 P: 5	R: 0 E: 0 K: 1 S: 6	H: 1 LOB: 1 BB: 0 P: 6	R: 0 E: 0 K: 0 S: 3	H: 0 LOB: 1 BB: 1 P: 7	R: 0 E: 1 K: 0 S: 5	H: 2 LOB: 2 BB: 0 P: 5	R: 0 E: 0 K: 1 S: 6	H: 1 LOB: 2 BB: 1 P: 10	R: 0 E: 0 K: 1 S: 5	H: 0 LOB: 0 BB: 0 P: 5	1B: 4 2B: 2 3B: 0 HR: 0	SF: 0 SAC: 0 DP: 0 HBP: 0	WP: 0 PB: 0 SB: 0 CS: 0	PA: 35
---------------------	------------------------------	---------------------------------	------------------------------	---------------------------------	------------------------------	---------------------------------	------------------------------	---------------------------------	------------------------------	---------------------------------	------------------------------	---------------------------------	------------------------------	---------------------------------	------------------------------	----------------------------------	------------------------------	---------------------------------	----------------------------------	------------------------------------	----------------------------------	--------

<b>PITCHER</b> John Candelaria, L ERA: 3.62 (1, 1)	IP 9.0	WLS W	BF 35	H 6	R 0	ER 0	SO 6	BB 2	IBB 0	HBP 0	BLK 0	WP 0	HR 0	S 45	P 53	ERA 0.00	WHIP 0.889	<b>PITCHER</b>	IP 9.0	WLS W	BF 35	H 6	R 0	ER 0	SO 6	BB 2	IBB 0	HBP 0	BLK 0	WP 0	HR 0	S 45	P 53	ERA 0.00	WHIP 0.889
--	-----------	----------	----------	--------	--------	---------	---------	---------	----------	----------	----------	---------	---------	---------	---------	-------------	---------------	----------------	-----------	----------	----------	--------	--------	---------	---------	---------	----------	----------	----------	---------	---------	---------	---------	-------------	---------------


**BOTTOM**

**California Angels @ Chicago White Sox**  
Comiskey Park, Chicago, IL

Thu Sep 19 1985, 8:05 PM EDT  
Att. 11,404 - Unknown

livebaseballscorecards.com

<b>AB</b>	<b>33</b>
<b>R</b>	<b>0</b>
<b>H</b>	<b>6</b>
<b>RBI</b>	<b>0</b>
<b>BB</b>	<b>2</b>
<b>SO</b>	<b>6</b>
<b>LOB</b>	<b>14</b>



Batter	1	2	3	4	5	6	7	8	9	AB	R	H	RBI	BB	SO	LOB
Alfredo Griffin, S (1, 6) OBP: 0.287, SLG: 0.329 Mike Gallego, R (7, 6) OBP: 0.321, SLG: 0.238	0-0 1-3		0-0 6-3		0-0 E 1B		0-0 2B	0-0 F9		4	0	2	0	0	0	1
Tony Phillips, S (1, 4) OBP: 0.288, SLG: 0.410	0-0 5-3		4-0 BB BB		0-0 F4		0-3 K		0-0 F7	4	0	0	0	1	1	2
Steve Henderson, R (1, 7) OBP: 0.355, SLG: 0.388	0-3 K		4-0 BB		0-0 E5		0-0 L3	0-0 F8	0-0 F8	4	0	0	0	1	1	1
Dave Kingman, R (1, 10) OBP: 0.305, SLG: 0.409		4-0 BB BB	0-3 K		0-3 K		0-0 WP 1B	0-0 F8		4	1	1	0	1	2	5
Dusty Baker Jr., R (1, 3) OBP: 0.363, SLG: 0.450 Rob Picciolo, R (8, PR) OBP: 0.310, SLG: 0.353		4-0 BB BB		0-0 5-3		0-0 F8		0-0 DI HR 1B		3	0	1	1	1	0	0
Mike Heath, R (1, 2) OBP: 0.297, SLG: 0.384 Charlie O'Brien, R (8, 2) OBP: 0.333, SLG: 0.400		0-3 K		0-0 4-3		0-3 K		0-0 F8		4	0	0	0	0	2	3
Dwayne Murphy, L (1, 8) OBP: 0.342, SLG: 0.410		0-0 G4-6-3		0-0 1B		0-0 F7		0-0 HR		4	1	2	2	0	0	2
Jose Canseco, R (1, 9) OBP: 0.282, SLG: 0.378			0-0 BB 2B		0-3 K		0-3 K	0-0 1B		4	1	2	0	0	2	1
Steve Kiefer, R (1, 5) OBP: 0.194, SLG: 0.234			0-3 K		0-0 F9		0-0 F8	0-0 1B		4	0	1	1	0	1	1
<b>Inning Stats</b>	R: 0 H: 0 E: 0 LOB: 0 K: 1 BB: 0 S: 5 P: 5	R: 0 H: 0 E: 0 LOB: 1 K: 1 BB: 2 S: 4 P: 12	R: 0 H: 1 E: 0 LOB: 3 K: 2 BB: 2 S: 8 P: 16	R: 0 H: 1 E: 0 LOB: 1 K: 1 BB: 0 S: 6 P: 6	R: 0 H: 1 E: 1 LOB: 2 K: 1 BB: 0 S: 7 P: 7	R: 0 H: 0 E: 0 LOB: 0 K: 1 BB: 0 S: 5 P: 5	R: 0 H: 1 E: 0 LOB: 1 K: 2 BB: 0 S: 8 P: 8	R: 4 H: 5 E: 0 LOB: 1 K: 0 BB: 0 S: 8 P: 8	R: 0 H: 0 E: 0 LOB: 0 K: 0 BB: 0 S: 3 P: 3	1B: 5 SF: 0 2B: 3 SAC: 0 3B: 0 DP: 1 HR: 1 HBP: 0	WP: 1 PA: 40 PB: 0 SB: 0 CS: 0					
<b>PITCHER</b>	IP WLS BF H R ER SO BB IBB HBP BLK WP HR S P ERA WHIP															
Floyd Bannister, L (1, 1) ERA: 4.84	6.0 W 25 3 0 0 7 4 0 0 0 0 0 0 35 51 0.00 1.167															
Dan Spillner, R (7, 1) ERA: 3.65	1.2 11 6 4 4 2 0 0 0 0 1 1 15 15 21.60 3.600															
Bruce Tanner, R (8, 1) ERA: 5.7	1.1 4 0 0 0 0 0 0 0 0 0 0 4 4 0.00 0.000															

**Oakland Athletics @ Chicago White Sox**  
Comiskey Park, Chicago, IL  
Fri Sep 20 1985, 8:05 PM EDT  
Att. 16,998 - Unknown

<b>AB</b>	36
<b>R</b>	4
<b>H</b>	9
<b>RBI</b>	4
<b>BB</b>	4
<b>SO</b>	9
<b>LOB</b>	17



livebaseballscorecards.com

Batter	1	2	3	4	5	6	7	8	9	AB R H RBI BB SO LOB
Reid Nichols, R (1, 7) OBP: 0.333, SLG: 0.325	0-0 CS 1B	0-0 BB 1B		0-0 E6 E 1B		4-0 2B SF7 BB	0-0 5-3			4 2 3 1 1 0 0
Luis Salazar, R (1, 8) OBP: 0.261, SLG: 0.377	0-3 K 1-2	4-0 BB 1B		0-0 SF9		0-0 WP 1B 2B	0-0 F7			3 1 1 1 1 1 1
Harold Baines, L (1, 9) OBP: 0.353, SLG: 0.470 Joel Skinner, R (8, PH) OBP: 0.486, SLG: 0.667 (9, 2)	0-0 4-3	0-3 K		4-0 E BB		0-0 SF7		0-3 K		2 0 0 1 1 1 3 1 0 0 0 0 1 0
Carlton Fisk, R (1, 2) OBP: 0.318, SLG: 0.498 Daryl Boston, L (9, 9) OBP: 0.276, SLG: 0.338		0-0 HR 1B	0-0 4-3	0-0 F7		0-0 F3	0-0 F8			5 1 1 0 0 0 3 0 0 0 0 0 0 0
Ron Kittle, R (1, 10) OBP: 0.296, SLG: 0.440		0-0 HR	4-0 G4-3 BB	0-0 E5		0-0 1B 2B 1B	0-3 K			4 2 2 3 1 1 1
Tim Hulett, R (1, 5) OBP: 0.321, SLG: 0.358		0-0 6-3	0-0 G4-3	0-0 F6		0-0 2B 1B				4 0 1 0 0 0 3
Greg Walker, L (1, 3) OBP: 0.310, SLG: 0.442		0-0 E FC1 1B		0-0 1B 1B 2B	0-0 F6	0-0 1-3 2-H 2B				4 1 3 1 0 0 0
Julio Cruz, S (1, 4) OBP: 0.302, SLG: 0.237		0-0 E5 FC1 1B 1B		0-0 1B 1B 1B	0-0 4-3	0-0 L4				4 2 2 0 0 0 2
Ozzie Guillen, L (1, 6) OBP: 0.285, SLG: 0.345		0-0 FC1 1B		0-0 E SF9 1B	0-0 F9		0-3 K			4 1 1 1 0 1 2

Inning Stats	R: 0 E: 0 K: 1 S: 5	H: 1 LOB: 0 BB: 0 P: 5	R: 3 E: 1 K: 1 S: 10	H: 5 LOB: 3 BB: 1 P: 14	R: 0 E: 0 K: 0 S: 2	H: 0 LOB: 0 BB: 1 P: 6	R: 4 E: 2 K: 0 S: 8	H: 4 LOB: 2 BB: 1 P: 12	R: 0 E: 0 K: 0 S: 3	H: 0 LOB: 0 BB: 0 P: 3	R: 3 E: 0 K: 0 S: 7	H: 4 LOB: 2 BB: 1 P: 11	R: 0 E: 0 K: 1 S: 5	H: 0 LOB: 0 BB: 0 P: 5	R: 0 E: 0 K: 2 S: 7	H: 0 LOB: 0 BB: 0 P: 7
1B: 10 2B: 3 3B: 0 HR: 1	SF: 2 SAC: 0 DP: 1 HBP: 0	WP: 1 PB: 0 SB: 0 CS: 1	PA: 41													

PITCHER	IP	WLS	BF	H	R	ER	SO	BB	IBB	HBP	BLK	WP	HR	S	P	ERA	WHIP
Tommy John, L (1, 1) ERA: 4.96	3.1	L	21	10	7	5	2	3	0	0	0	0	1	22	34	13.50	3.900
Steve Mura, R (4, 1) ERA: 4.69	1.2		8	1	2	2	0	1	0	0	0	0	0	7	11	10.80	1.200
Bill Krueger, L (6, 1) ERA: 4.71	3.0		12	3	1	1	3	0	0	0	0	1	0	18	18	3.00	1.000

BOTTOM

Oakland Athletics @ Chicago White Sox  
Comiskey Park, Chicago, IL  
Fri Sep 20 1985, 8:05 PM EDT  
Att. 16,998 - Unknown

livebaseballscorecards.com

AB	35
R	10
H	14
RBI	8
BB	4
SO	5
LOB	15



Batter	1	2	3	4	5	6	7	8	9	AB R H RBI BB SO LOB	TOP		
Alfredo Griffin, S OBP: 0.289, SLG: 0.333 (1, 6) X	0-0 SH1-3 3B 2B	0-0 G6-4-3 1B 1-3 2-H		0-0 F4			0-0 F8		0-0 E S 1B 1-3	5 2 3 1 0 0 0			
Tony Phillips, S OBP: 0.306, SLG: 0.423 (1, 5) X	0-0 SH1-3 2-3	0-0 G6-4-3 1B 1-2 3-H			0-0 BB 1B		0-0 G4-6-3 1B		0-3 K 1-H 3-H	4 1 3 1 0 1 0			
Steve Henderson, R OBP: 0.356, SLG: 0.401 (1, 7) X	0-0 1B 3B 3-H	0-0 G6-4-3 1-2f 2-3			4-0 G6-4-3 1B 1-2 BB		0-0 G4-6-3 1-2f			2 1 1 1 0 0 2			
Dwayne Murphy, L OBP: 0.342, SLG: 0.409 (5, PH) (5, 8) X										1 0 0 0 1 0 1			
Dave Kingman, R OBP: 0.305, SLG: 0.408 (1, 10) X	0-0 F4	0-0 F8			0-0 G6-4-3 1B 1-2 2-H			0-0 F8		4 0 1 1 0 0 2			
Dusty Baker Jr., R OBP: 0.363, SLG: 0.448 (1, 3) B B B	4-0 S 1B BB		0-0 F9		0-0 G6-4-3 1-2f 2-3			0-0 F8		2 1 0 0 1 0 2			
Bruce Bochte, L OBP: 0.377, SLG: 0.442 (7, 3) X										1 0 0 0 0 0 0			
Mike Davis, L OBP: 0.354, SLG: 0.493 (1, 8) (5, 9) X	0-0 1B 1-H 3-H		0-3 K					0-0 F9		4 0 1 2 0 2 1			
Jose Canseco, R OBP: 0.256, SLG: 0.341 (1, 9) (5, 7) X	0-0 F8		0-0 F6			0-3 K				4 0 0 0 0 1 1			
Mickey Tettleton, S OBP: 0.327, SLG: 0.333 (1, 2) X		0-0 1B 2B		0-0 F7		0-0 4-3			0-0 G3	4 0 0 0 0 1 1	AB 34		
Mike Gallego, R OBP: 0.333, SLG: 0.244 (1, 4) X		4-0 1B 1B BB		0-0 F9		0-0 F1			0-0 F8	4 1 1 0 0 0 0	R 8		
									0-0 S 1B	3 2 1 0 1 0 0	H 11		
											RBI 6		
											BB 3		
											SO 4		
											LOB 9		
<b>Inning Stats</b>	R: 3 H: 3 E: 0 LOB: 1 K: 0 BB: 1 S: 6 P: 10	R: 2 H: 3 E: 0 LOB: 1 K: 0 BB: 1 S: 5 P: 9	R: 0 H: 0 E: 0 LOB: 0 K: 1 BB: 0 S: 5 P: 5	R: 0 H: 0 E: 0 LOB: 0 K: 0 BB: 0 S: 3 P: 3	R: 1 H: 2 E: 0 LOB: 1 K: 1 BB: 1 S: 6 P: 10	R: 0 H: 0 E: 0 LOB: 0 K: 1 BB: 0 S: 5 P: 5	R: 0 H: 1 E: 0 LOB: 0 K: 0 BB: 0 S: 3 P: 3	R: 0 H: 0 E: 0 LOB: 0 K: 0 BB: 0 S: 3 P: 3	R: 2 H: 2 E: 0 LOB: 0 K: 1 BB: 0 S: 7 P: 7	1B: 8 SF: 0 2B: 2 SAC: 1 3B: 1 DP: 3 HR: 0 HBP: 0	WP: 0 PA: 38 PB: 0 SB: 3 CS: 0		
<b>PITCHER</b>	IP WLS BF H R ER SO BB IBB HBP BLK WP HR S P ERA WHIP											<b>PITCHER</b>	IP WLS BF H R ER SO BB IBB HBP BLK WP HR S P ERA WHIP
Britt Burns, L ERA: 3.63 (1, 1)	2.0 L 13 6 5 5 0 2 0 0 0 0 0 0 11 19 22.50 4.000												
Dave Wehmeister, R ERA: 3.0 (3, 1)	6.0 20 3 1 1 3 1 0 0 0 0 0 0 25 29 1.50 0.667												
Bob James, R ERA: 2.23 (9, 1)	1.0 5 2 2 1 1 0 0 0 0 0 0 0 7 7 9.00 2.000												

Oakland Athletics @ Chicago White Sox  
Comiskey Park, Chicago, IL  
Sat Sep 21 1985, 8:05 PM EDT  
Att: 27,443 - Unknown

livebaseballscorecards.com



Batter	1	2	3	4	5	6	7	8	9	AB R H RBI BB SO LOB
<b>Rudy Law, L</b> (1, 7) OBP: 0.306, SLG: 0.371	0-0 IHR	0-0 1-3		0-0 G3		0-0 4-3			0-0 6-3	5 1 1 1 0 0 4
<b>Bryan Little, S</b> (1, 4) OBP: 0.356, SLG: 0.346	0-0 4-3		0-0 B2		0-3 K		4-0 G4-6-3 BB		0-3 K	4 0 0 0 1 2 0
<b>Harold Baines, L</b> (1, 9) OBP: 0.352, SLG: 0.468	0-0 PB S 1B		0-0 E6 4-3 1B		0-0 F5		0-0 G4-6-3 1-2f			4 1 1 0 0 0 1
<b>Greg Walker, L</b> (1, 3) OBP: 0.308, SLG: 0.439	0-3 K 1-2		0-0 4-3		0-0 4-3		0-0 6-3			4 0 0 0 0 1 2
<b>Carlton Fisk, R</b> (1, 2) OBP: 0.321, SLG: 0.501	4-0 2-3 BB		0-0 2-H 1B		0-0 WP SF7 2B		0-0 F5			3 1 2 1 1 0 0
<b>Ron Kittle, R</b> (1, 10) OBP: 0.295, SLG: 0.437	0-0 6-3		0-3 K		0-0 SF7 2-H		1-0 HBP			2 0 0 1 0 1 3
<b>Daryl Boston, L</b> (1, 8) OBP: 0.280, SLG: 0.341		0-3 K		0-0 G4-6-3 1B		0-0 1B 1B		0-0 F7		4 0 2 0 0 1 1
<b>Ozzie Guillen, L</b> (1, 6) OBP: 0.287, SLG: 0.347		0-0 1B		0-0 G4-6-3 1-2 1B		0-0 1-2 1B		0-3 K		4 0 2 0 0 1 2
<b>Tim Hulett, R</b> (1, 5) OBP: 0.320, SLG: 0.356		0-3 K		0-0 6-3		0-3 K		0-0 5-3		2 0 0 0 0 1 2
<b>Joseph DeSa, L</b> (6, PH) OBP: 0.222, SLG: 0.357										1 0 0 0 0 1 2
<b>Scott Fletcher, R</b> (7, 5) OBP: 0.333, SLG: 0.292										0 0 0 0 0 0 0
<b>Jerry Hairston, S</b> (9, PH) OBP: 0.381, SLG: 0.346										1 0 0 0 0 0 0


**BOTTOM**

**Oakland Athletics @ Chicago White Sox**  
Comiskey Park, Chicago, IL  
Sat Sep 21 1985, 8:05 PM EDT  
Att. 27,443 - Unknown

AB	34
R	3
H	8
RBI	3
BB	2
SO	8
LOB	17



<b>Inning Stats</b>	R: 1 E: 0 K: 1 S: 7	H: 2 LOB: 2 BB: 1 P: 11	R: 0 E: 0 K: 2 S: 8	H: 1 LOB: 1 BB: 0 P: 8	R: 1 E: 1 K: 1 S: 7	H: 1 LOB: 1 BB: 0 P: 7	R: 0 E: 0 K: 0 S: 4	H: 1 LOB: 1 BB: 0 P: 4	R: 0 E: 0 K: 1 S: 5	H: 0 LOB: 0 BB: 0 P: 5	R: 1 E: 0 K: 1 S: 8	H: 3 LOB: 2 BB: 0 P: 8	R: 0 E: 0 K: 0 S: 2	H: 0 LOB: 0 BB: 1 P: 6	R: 0 E: 0 K: 1 S: 5	H: 0 LOB: 1 BB: 0 P: 6	R: 0 E: 0 K: 1 S: 5	H: 0 LOB: 0 BB: 0 P: 5	1B: 6 2B: 1 3B: 0 HR: 1	SF: 1 SAC: 0 DP: 1 HBP: 1	WP: 1 PB: 1 SB: 1 CS: 0	PA: 38
<b>PITCHER</b>	IP	WLS	BF	H	R	ER	SO	BB	IBB	HBP	BLK	WP	HR	S	P	ERA	WHIP					
<b>Chris Codiroli, R</b> (1, 1) ERA: 4.43	5.1	W	24	6	3	2	5	1	0	0	0	1	0	33	37	3.38	1.312					
<b>Steve Ontiveros, R</b> (6, 1) ERA: 1.58	3.2	S	14	2	0	0	3	1	0	1	0	0	0	18	23	0.00	0.818					

Batter	1	2	3	4	5	6	7	8	9	10	AB R H RBI BB SO LOB	TOP														
Alfredo Griffin, S (1, 6) OBP: 0.289, SLG: 0.332	0-0 6-3		0-0 B4		0-0 B4-3		0-0 SF7 2-3 1B		0-0 F8		5 0 1 0 0 0 1	<p><b>Oakland Athletics @ Chicago White Sox</b> Comiskey Park, Chicago, IL Sun Sep 22 1985, 4:33 AM EDT Att. 15,770 - Unknown</p> <p>livebaseballscorecards.com</p> <table border="1"> <tr><td>AB</td><td>37</td></tr> <tr><td>R</td><td>5</td></tr> <tr><td>H</td><td>10</td></tr> <tr><td>RBI</td><td>5</td></tr> <tr><td>BB</td><td>2</td></tr> <tr><td>SO</td><td>3</td></tr> <tr><td>LOB</td><td>12</td></tr> </table> 	AB	37	R	5	H	10	RBI	5	BB	2	SO	3	LOB	12
AB	37																									
R	5																									
H	10																									
RBI	5																									
BB	2																									
SO	3																									
LOB	12																									
Tony Phillips, S (1, 5) OBP: 0.292, SLG: 0.407 (7, 4)	0-0 F9			0-3 K	0-3 K		0-0 SF7 1-2 3-H		0-0 CS	0-0 3-1	4 0 0 1 0 2 0															
Bruce Bochte, L (1, 3) OBP: 0.375, SLG: 0.439	0-0 4-3			0-0 1B FC4-6 1B		0-0 4-3	0-3 K			0-0 F7	5 1 1 0 0 1 1															
Dave Kingman, R (1, 10) OBP: 0.309, SLG: 0.415		0-0 1B		0-0 1B FC4-6 1B		4-0 1B BB		0-0 HR		0-0 F6	4 1 3 1 1 0 0															
Mike Davis, L (1, 9) OBP: 0.351, SLG: 0.489		0-0 L7		0-0 FC4-6 1-2 2-H		0-0 F8		0-0 F5			4 0 0 1 0 0 3															
Dwayne Murphy, L (1, 8) OBP: 0.341, SLG: 0.407		0-0 F2		0-0 F8		0-0 1B		0-0 4-3			4 0 1 0 0 0 2															
Jose Canseco, R (1, 7) OBP: 0.255, SLG: 0.400		0-0 F8			0-0 HR		0-0 F7		0-0 F9		4 1 1 1 0 0 3															
Mickey Tettleton, S (1, 2) OBP: 0.332, SLG: 0.341 Dave Collins, S (9, PH) OBP: 0.303, SLG: 0.349 Mike Heath, R (9, 2) OBP: 0.297, SLG: 0.384			4-0 CS BB		0-0 F7		0-0 1B SF7 2B		0-0 F7		2 1 1 0 1 0 0 1 0 0 0 0 0 0 0 0 0 0 0 0 0															
Mike Gallego, R (1, 4) OBP: 0.339, SLG: 0.319 Steve Henderson, R (7, PH) OBP: 0.254, SLG: 0.359 Steve Krieger, R (7, 5) OBP: 0.194, SLG: 0.234 Dusty Baker Jr., R (9, PH) OBP: 0.364, SLG: 0.449 Rob Piccolo, R (9, PR) OBP: 0.310, SLG: 0.353			0-0 6-3 1-2		0-0 HR		0-0 5-3		0-0 CS 1B		2 1 1 1 0 0 1 1 0 0 0 0 0 1 0 0 0 0 0 0 0 1 0 1 0 0 0 0 0 0 0 0 0 0 0															
<b>Inning Stats</b>	R: 0 E: 0 K: 0 S: 3	H: 0 LOB: 0 BB: 0 P: 3	R: 0 E: 0 K: 0 S: 4	H: 1 LOB: 1 BB: 0 P: 4	R: 0 E: 0 K: 0 S: 2	H: 0 LOB: 0 BB: 1 P: 6	R: 1 E: 0 K: 1 S: 7	H: 2 LOB: 1 BB: 0 P: 7	R: 2 E: 0 K: 1 S: 7	H: 2 LOB: 0 BB: 0 P: 7	R: 0 E: 0 K: 0 S: 4	H: 1 LOB: 2 BB: 1 P: 8	R: 1 E: 0 K: 1 S: 4	H: 1 LOB: 0 BB: 0 P: 4	R: 0 E: 0 K: 0 S: 3	H: 1 LOB: 1 BB: 0 P: 3	R: 0 E: 0 K: 0 S: 3	H: 0 LOB: 0 BB: 0 P: 3	1B: 6 2B: 1 3B: 0 HR: 3	SF: 1 SAC: 0 DP: 0 HBP: 0	WP: 0 PB: 0 SB: 0 CS: 2	PA: 41				
<b>PITCHER</b>	IP WLS BF H R ER SO BB IBB HBP BLK WP HR S P ERA WHIP	IP WLS BF H R ER SO BB IBB HBP BLK WP HR S P ERA WHIP	IP WLS BF H R ER SO BB IBB HBP BLK WP HR S P ERA WHIP	IP WLS BF H R ER SO BB IBB HBP BLK WP HR S P ERA WHIP	IP WLS BF H R ER SO BB IBB HBP BLK WP HR S P ERA WHIP	IP WLS BF H R ER SO BB IBB HBP BLK WP HR S P ERA WHIP	IP WLS BF H R ER SO BB IBB HBP BLK WP HR S P ERA WHIP	IP WLS BF H R ER SO BB IBB HBP BLK WP HR S P ERA WHIP	IP WLS BF H R ER SO BB IBB HBP BLK WP HR S P ERA WHIP	IP WLS BF H R ER SO BB IBB HBP BLK WP HR S P ERA WHIP	IP WLS BF H R ER SO BB IBB HBP BLK WP HR S P ERA WHIP	IP WLS BF H R ER SO BB IBB HBP BLK WP HR S P ERA WHIP	IP WLS BF H R ER SO BB IBB HBP BLK WP HR S P ERA WHIP	IP WLS BF H R ER SO BB IBB HBP BLK WP HR S P ERA WHIP	IP WLS BF H R ER SO BB IBB HBP BLK WP HR S P ERA WHIP	IP WLS BF H R ER SO BB IBB HBP BLK WP HR S P ERA WHIP	IP WLS BF H R ER SO BB IBB HBP BLK WP HR S P ERA WHIP	IP WLS BF H R ER SO BB IBB HBP BLK WP HR S P ERA WHIP	IP WLS BF H R ER SO BB IBB HBP BLK WP HR S P ERA WHIP	IP WLS BF H R ER SO BB IBB HBP BLK WP HR S P ERA WHIP	IP WLS BF H R ER SO BB IBB HBP BLK WP HR S P ERA WHIP	IP WLS BF H R ER SO BB IBB HBP BLK WP HR S P ERA WHIP	IP WLS BF H R ER SO BB IBB HBP BLK WP HR S P ERA WHIP	IP WLS BF H R ER SO BB IBB HBP BLK WP HR S P ERA WHIP		
Joel Davis, R (1, 1) ERA: 4.97	6.1																									
Bob James, R (7, 1) ERA: 2.24	3.2	W	12	2	1	1	1	0	0	0	0	0	0	1	14	14	2.46	0.545								



BOTTOM

Oakland Athletics @ Chicago White Sox  
Comiskey Park, Chicago, IL  
Sun Sep 22 1985, 4:33 AM EDT  
Att: 15,770 - Unknown

livebaseballscorecards.com

AB 36  
R 7  
H 10  
RBI 7  
BB 2  
SO 5  
LOB 7



WP: 0 PA: 38  
PB: 0  
SB: 1  
CS: 1

AB R H RBI BB SO LOB  
1 1 0 0 1 0 0  
3 1 2 0 0 0 0

5 2 4 4 0 0 1

3 1 1 2 1 0 2

4 0 0 0 0 0 2

4 0 0 0 0 2 0

3 0 0 0 0 1 0  
1 0 0 0 0 0 0

4 1 1 1 0 1 1

1 0 0 0 0 1 0  
3 0 1 0 0 0 0

3 1 1 0 0 0 0  
1 0 0 0 0 0 1

1B: 6 SF: 0  
2B: 1 SAC: 0  
3B: 0 DP: 3  
HR: 3 HBP: 0

Batter	1	2	3	4	5	6	7	8	9	10
Reid Nichols, R (1, 7) OBP: 0.336, SLG: 0.323 Rudy Law, L (5, PH) OBP: 0.309, SLG: 0.374 (6, 7)	0-0 6-3		4-0 2B BB		0-0 1B		0-0 F6			0-0 HR 1B
Luis Salazar, R (1, 8) OBP: 0.269, SLG: 0.396 (10, 5)	0-0 G3-6-3 1B		0-0 HR 2B		0-0 F9 1B			0-0 G4-6-3 1B		0-0 HR 1B
Harold Baines, L (1, 9) OBP: 0.353, SLG: 0.473	0-0 G3-6-3 1-2f		0-0 HR 2-H		4-0 FC6-4 IBB			0-0 G4-6-3 1-2f		
Carlton Fisk, R (1, 2) OBP: 0.319, SLG: 0.497		0-0 5-3	0-0 F3		0-0 FC6-4 1-2f			0-0 L5		
Ron Kittle, R (1, 10) OBP: 0.292, SLG: 0.432		0-3 K	0-0 6-3			0-0 F6			0-3 K	
Tim Hulett, R (1, 5) OBP: 0.317, SLG: 0.353 Daryl Boston, L (9, PH) OBP: 0.279, SLG: 0.340 (10, 8)		0-0 1-3		0-0 F3		0-3 K			0-0 E3 G4-3	
Greg Walker, L (1, 3) OBP: 0.307, SLG: 0.443			0-0 HR	0-3 K		0-0 F7			0-0 G4-3 1-2f	
Scott Fletcher, R (1, 6) OBP: 0.332, SLG: 0.290 Ozzie Guillen, L (4, PH) OBP: 0.287, SLG: 0.347 (5, 6)			0-3 K	0-0 F8			0-0 F9			0-0 CS 1B
Julio Cruz, S (1, 4) OBP: 0.302, SLG: 0.239 Bryan Little, S (10, PH) OBP: 0.354, SLG: 0.344			0-0 BB 2B 1B		0-0 4-3		0-0 L3			0-0 L6 1-2

Inning Stats	R: 0	H: 1	E: 0	LOB: 0	K: 0	S: 3	P: 3	R: 0	H: 0	E: 0	LOB: 0	K: 1	S: 5	P: 5	R: 5	H: 4	E: 0	LOB: 0	K: 1	S: 9	P: 13	R: 0	H: 0	E: 0	LOB: 0	K: 1	S: 5	P: 5	R: 0	H: 1	E: 0	LOB: 2	K: 0	S: 4	P: 8	R: 0	H: 0	E: 0	LOB: 0	K: 0	S: 3	P: 3	R: 0	H: 1	E: 0	LOB: 0	K: 0	S: 3	P: 3	R: 0	H: 0	E: 1	LOB: 0	K: 1	S: 5	P: 5	R: 2	H: 3	E: 0	LOB: 0	K: 0	S: 4	P: 4	1B: 6	SF: 0	2B: 1	SAC: 0	3B: 0	DP: 3	HR: 3	HBP: 0	WP: 0	PA: 38
--------------	------	------	------	--------	------	------	------	------	------	------	--------	------	------	------	------	------	------	--------	------	------	-------	------	------	------	--------	------	------	------	------	------	------	--------	------	------	------	------	------	------	--------	------	------	------	------	------	------	--------	------	------	------	------	------	------	--------	------	------	------	------	------	------	--------	------	------	------	-------	-------	-------	--------	-------	-------	-------	--------	-------	--------

PITCHER	IP	WLS	BF	H	R	ER	SO	BB	IBB	HBP	BLK	WP	HR	S	P	ERA	WHIP
Tim Birtsas, L (1, 1) ERA: 4.04	3.0		14	5	5	5	2	1	0	0	0	0	2	17	21	15.00	2.000
Rick Langford, R (4, 1) ERA: 3.48	2.0		8	1	0	0	1	0	1	0	0	0	0	9	13	0.00	0.500
Keith Atherton, R (6, 1) ERA: 4.39	3.0		9	1	0	0	1	0	0	0	0	0	0	11	11	0.00	0.333
Jay Howell, R (9, 1) ERA: 2.38	1.2	L	7	3	2	2	1	0	0	0	0	0	1	9	9	10.80	1.800

Batter	1		2		3		4		5		6		7		8		9		AB R H RBI BB SO LOB	TOP		
Rudy Law, L <small>(1, 8) OBP: 0.311, SLG: 0.375</small> <small>(6, 7)</small>	0-0 6-3				0-0 HR 1B				0-0 FC5-4 1B				0-0 SH 9-3-6				0-0 F8	4 1 2 0 0 0 0				
Luis Salazar, R <small>(1, 5) OBP: 0.269, SLG: 0.405</small> Tim Hulett, R <small>(6, 5) OBP: 0.318, SLG: 0.354</small>	0-3 K				0-0 HR 1-H 2-H				0-0 FC5-4 CS 1-2f				0-0 9-3-6 1-2f				0-0 FC6 1B	3 1 1 3 0 1 1 2 0 1 0 0 0 3				
Harold Baines, L <small>(1, 9) OBP: 0.355, SLG: 0.480</small>	0-0 HR				0-0 F3				0-0 1B 1-2				0-0 FC6-4 1B 3-H				0-0 FC6 1-2f	5 2 3 2 0 0 1				
Greg Walker, L <small>(1, 3) OBP: 0.309, SLG: 0.444</small>	0-0 L8				0-0 1B				0-0 1B 2-H				0-0 FC6-4 1-2f					4 0 2 1 0 0 2				
Carlton Fisk, R <small>(1, 10) OBP: 0.317, SLG: 0.493</small> <small>(9, 2)</small>				0-0 F7		0-0 F8					0-0 5-3				0-0 6-3			4 0 0 0 0 0 1				
Ron Kittle, R <small>(1, 7) OBP: 0.290, SLG: 0.428</small> Daryl Boston, L <small>(6, 8) OBP: 0.277, SLG: 0.338</small>				0-0 4-3				0-0 F6			0-0 F9				0-0 G1-6-3			3 0 0 0 0 0 0 1 0 0 0 0 0 0				
Ozzie Guillen, L <small>(1, 6) OBP: 0.291, SLG: 0.351</small>				0-0 6-3			4-0 BB				0-0 2B				0-0 1B			3 0 2 0 1 0 0				
Bryan Little, S <small>(1, 4) OBP: 0.347, SLG: 0.335</small>					0-3 K			0-0 F2 1-3			0-0 6-3				0-0 B5-3			4 0 0 0 0 1 3				
Joel Skinner, R <small>(1, 2) OBP: 0.500, SLG: 0.697</small> Mike Squires, L <small>(7, PR)</small> Marc Hill, R <small>(7, 2) OBP: 0.256, SLG: 0.162</small> Jerry Hairston, S <small>(9, PH) OBP: 0.379, SLG: 0.344</small> Bob James, R <small>(9, 1)</small>					0-0 HR 1B			0-0 4-3					0-0 SH 1B 2B				0-0 L9	3 1 2 0 0 0 1 0 1 0 0 0 0 0 0 0 0 0 0 0 0 1 0 0 0 0 0 0 0 0 0 0 0 0 0				
<b>Inning Stats</b>	R: 1 E: 0 K: 1 S: 6	H: 1 LOB: 0 BB: 0 P: 6	R: 0 E: 0 K: 0 S: 3	H: 0 LOB: 0 BB: 0 P: 3	R: 3 E: 0 K: 1 S: 9	H: 4 LOB: 1 BB: 0 P: 9	R: 0 E: 1 K: 0 S: 3	H: 0 LOB: 1 BB: 1 P: 7	R: 1 E: 0 K: 0 S: 4	H: 3 LOB: 1 BB: 0 P: 4	R: 0 E: 0 K: 0 S: 4	H: 1 LOB: 1 BB: 0 P: 4	R: 1 E: 1 K: 0 S: 5	H: 2 LOB: 2 BB: 0 P: 5	R: 0 E: 0 K: 0 S: 4	H: 1 LOB: 1 BB: 0 P: 4	R: 0 E: 0 K: 0 S: 4	H: 1 LOB: 1 BB: 0 P: 4	1B: 8 2B: 4 3B: 0 HR: 2	SF: 0 SAC: 1 DP: 1 HBP: 0	WP: 0 PB: 0 SB: 0 CS: 1	PA: 39
<b>PITCHER</b>	IP WLS BF H R ER SO BB IBB HBP BLK WP HR S P ERA WHIP																					
Don Sutton, R <small>(1, 1) ERA: 3.91</small>	6.0 L 27 10 6 6 2 1 0 0 0 0 0 2 30 34 9.00 1.833																					
Al Holland, L <small>(7, 1) ERA: 2.94</small>	1.0 4 1 0 0 0 0 0 0 0 0 0 0 4 4 0.00 1.000																					
Doug Corbett, R <small>(8, 1) ERA: 4.89</small>	2.0 8 2 0 0 0 0 0 0 0 0 0 0 8 8 0.00 1.000																					

Chicago White Sox @ California Angels  
 Anaheim Stadium, Anaheim, CA  
 Mon Sep 23 1985, 10:05 PM EDT  
 Att. 22,802 - Unknown

livebaseballscorecards.com

AB	37
R	6
H	13
RBI	6
BB	1
SO	2
LOB	12



BOTTOM

Chicago White Sox @ California Angels  
Anaheim Stadium, Anaheim, CA  
Mon Sep 23 1985, 10:05 PM EDT  
Att. 22,802 - Unknown

livebaseballscorecards.com

AB 33  
R 5  
H 7  
RBI 5  
BB 10  
SO 7  
LOB 23



WP: 0 PA: 44  
PB: 0  
SB: 1  
CS: 1

AB	R	H	RBI	BB	SO	LOB
4	0	0	0	1	0	2
3	0	0	0	2	1	0
4	1	0	0	1	0	3
5	1	1	0	0	1	4
4	2	2	1	1	1	1
0	0	0	0	0	0	0
2	1	0	0	1	1	1
1	0	1	1	0	0	0
0	0	0	0	0	0	0
3	0	2	1	2	0	2
3	0	1	2	2	2	3
2	0	0	0	0	0	2
0	0	0	0	0	0	0
1	0	0	0	0	1	2
1	0	0	0	0	0	3

Batter	1	2	3	4	5	6	7	8	9
Gary Pettis, S OBP: 0.359, SLG: 0.333 (1, 8)	0-0 F7 1		0-0 1-3 1		4-0 BLK BB	0-0 F9 3		0-0 F3 1	
Rod Carew, L OBP: 0.370, SLG: 0.341 (1, 3)	4-0 CS BB		0-0 6-3 2		4-0 1-2 BB		0-3 K 1	0-0 6-3 2	
Brian Downing, R OBP: 0.378, SLG: 0.442 (1, 7)	0-0 L4 1-2		0-0 6-3 3		0-0 F7 2		0-0 E5 4-3 1B	4-0 BB	
Reggie Jackson, L OBP: 0.360, SLG: 0.491 (1, 10)				0-0 4-3 1B 2B	0-0 3-1 3		0-0 4-3 2	0-0 F7 3	
Doug DeCinces, R OBP: 0.323, SLG: 0.439 Devon White, S (9, PR)				0-3 K 1		0-0 F8 1	4-0 1B BB		0-0 F9 SH5-3 1B
Ruppert Jones, L OBP: 0.339, SLG: 0.465 Rufino Linares, R OBP: 0.258, SLG: 0.500 (7, PH) (8, 9) Rob Wilfong, L OBP: 0.239, SLG: 0.258 (9, PH)			0-3 K 2	0-0 4-3 2		4-0 1B 2B BB	0-0 BB S 1B		0-0 SH5-3 1-2
Bobby Grich, R OBP: 0.360, SLG: 0.366 (1, 4)			4-0 BB BB	0-0 1B		0-0 2B 1-2 1B	4-0 BB BB		0-0 F9 2-3
Bob Boone, R OBP: 0.306, SLG: 0.319 (1, 2)			4-0 1-2 BB	0-3 K 3		0-0 1-3 2-H 2B	4-0 1-2 2-3 3-H BB		0-3 K 3
Dick Schofield, R OBP: 0.283, SLG: 0.325 Daryl Sconiers, L OBP: 0.373, SLG: 0.417 (6, PH) Juan Beniquez, R OBP: 0.365, SLG: 0.418 (6, PH) Craig Gerber, L OBP: 0.276, SLG: 0.329 (7, 6)			0-0 F8 3		0-0 6-3 1	0-3 K 2		0-0 G3 3	

Inning	R	H	E	K	S	H	LOB	BB	P
1	0	0	0	0	2	1	0	0	9
2	1	1	0	2	16	2	2	2	16
3	0	0	0	0	3	0	0	0	3
4	1	2	0	2	9	1	1	0	9
5	0	0	0	0	11	0	2	2	11
6	1	2	0	1	11	2	2	1	11
7	2	1	1	3	19	1	3	3	19
8	0	0	0	1	7	0	1	1	7
9	0	1	0	2	6	0	2	0	6

PITCHER	IP	WLS	BF	H	R	ER	SO	BB	IBB	HBP	BLK	WP	HR	S	P	ERA	WHIP
Gene Nelson, R ERA: 4.35 (1, 1)	5.1	W	26	5	3	3	4	6	0	0	1	0	1	28	52	5.06	2.062
Juan Agosto, L ERA: 3.59 (6, 1)	1.1		7	1	2	0	2	1	0	0	0	0	0	10	14	0.00	1.500
Dan Spillner, R ERA: 3.63 (7, 1)	0.1		3	0	0	0	0	2	0	0	0	0	0	1	9	0.00	6.000
Jerry Don Gleaton, L ERA: 6.0 (8, 1)	1.0		4	0	0	0	0	1	0	0	0	0	0	3	7	0.00	1.000
Bob James, R ERA: 2.22 (9, 1)	1.0	S	4	1	0	0	1	0	0	0	0	0	0	6	6	0.00	1.000

Chicago White Sox @ California Angels  
 Anaheim Stadium, Anaheim, CA

Tue Sep 24 1985, 10:05 PM EDT  
 Att: 28,864 - Unknown

AB	36
R	8
H	13
RBI	8
BB	2
SO	5
LOB	17



Batter	1	2	3	4	5	6	7	8	9	AB R H RBI BB SO LOB
Reid Nichols, R OBP: 0.331, SLG: 0.318 (1, 8) (7, 7)	0-0 F3		0-0 F8		0-0 SH1-4 HR 1B	0-0 F9		0-0 1-3		5 1 1 0 0 0 1
Scott Fletcher, R OBP: 0.334, SLG: 0.304 (1, 4)	0-0 3B			0-0 2B	0-0 SH1-4 1-2		0-0 L4	0-0 4-3		4 1 2 0 0 0 0
Harold Baines, L OBP: 0.356, SLG: 0.481 (1, 9) S S S	0-3 K			0-0 F5	0-0 F8		0-0 2B		0-0 FC2-4 1B	5 1 2 0 0 1 3
Carlton Fisk, R OBP: 0.319, SLG: 0.501 Mike Squires, L (9, PR) Joel Skinner, R OBP: 0.500, SLG: 0.697 (9, 2)	0-0 F8			1-0 2B 1B HBP	0-0 HR		0-0 WP SF9 2B		0-0 FC2-4 G3 1B 1-2f	4 3 2 3 0 0 2 0 0 0 0 0 0 0 0 0 0 0 0 0 0
Ron Kittle, R OBP: 0.297, SLG: 0.434 Daryl Boston, L OBP: 0.281, SLG: 0.341 (7, 8)		0-0 G6-3 1B		0-0 1B 2B 1-3 2-H	1-0 HBP		4-0 1B BB 2-3		0-0 G3 1B 1-2	2 1 2 1 1 0 0 1 0 1 0 0 0 0
Jerry Hairston, S OBP: 0.373, SLG: 0.336 (1, 10)		0-0 F6		4-0 1B SH5-3 IBB	0-3 K		0-0 SF9		0-0 G3 1-2 2-3	3 1 0 1 1 1 4
Greg Walker, L OBP: 0.309, SLG: 0.443 (1, 3)		0-0 G6-3 1-2f		0-0 SH5-3 1B 1-3 2-H 3-H		0-3 K2-3	0-0 1B		0-0 4-3	5 0 2 2 0 1 4
Tim Hulett, R OBP: 0.316, SLG: 0.351 (1, 5)			0-3 K	0-0 SH5-3 1-2 3-H		0-0 F7	0-0 F9			3 0 0 1 0 1 2
Ozzie Guillen, L OBP: 0.291, SLG: 0.350 (1, 6)			0-3 K	0-0 F9		0-0 1B		0-0 F8		4 0 1 0 0 1 1

Inning Stats	R: 0 E: 0 K: 1 S: 6	H: 1 LOB: 1 BB: 0 P: 6	R: 0 E: 0 K: 0 S: 3	H: 1 LOB: 0 BB: 0 P: 3	R: 0 E: 0 K: 2 S: 7	H: 0 LOB: 0 BB: 0 P: 7	R: 4 E: 0 K: 0 S: 6	H: 3 LOB: 1 BB: 1 P: 11	R: 2 E: 0 K: 1 S: 7	H: 2 LOB: 1 BB: 0 P: 8	R: 0 E: 0 K: 1 S: 6	H: 1 LOB: 1 BB: 0 P: 6	R: 2 E: 0 K: 0 S: 6	H: 3 LOB: 2 BB: 1 P: 10	R: 0 E: 0 K: 0 S: 3	H: 0 LOB: 0 BB: 0 P: 3	R: 0 E: 0 K: 0 S: 5	H: 2 LOB: 3 BB: 0 P: 5	1B: 7 2B: 4 3B: 1 HR: 1	SF: 1 SAC: 2 DP: 1 HBP: 2	WP: 1 PB: 0 SB: 0 CS: 0	PA: 43
--------------	------------------------------	---------------------------------	------------------------------	---------------------------------	------------------------------	---------------------------------	------------------------------	----------------------------------	------------------------------	---------------------------------	------------------------------	---------------------------------	------------------------------	----------------------------------	------------------------------	---------------------------------	------------------------------	---------------------------------	----------------------------------	------------------------------------	----------------------------------	--------

PITCHER	IP	WLS	BF	H	R	ER	SO	BB	IBB	HBP	BLK	WP	HR	S	P	ERA	WHIP
John Candelaria, L ERA: 3.9 (1, 1)	6.0	L	28	8	6	6	5	0	1	2	0	0	1	35	41	9.00	1.333
Kirk McCaskill, R ERA: 4.74 (7, 1)	2.0		10	3	2	2	0	1	0	0	0	1	0	9	13	9.00	2.000
Luis Sanchez, R ERA: 5.97 (9, 1)	1.0		5	2	0	0	0	0	0	0	0	0	0	5	5	0.00	2.000

Batter	1	2	3	4	5	6	7	8	9	AB	R	H	RBI	BB	SO	LOB
Gary Pettis, S OBP: 0.356, SLG: 0.330 (1, 8)	0-3 K		0-3 K2-6		0-0 F6			0-0 F9		4	0	0	0	0	2	3
Ruppert Jones, L OBP: 0.337, SLG: 0.462 (1, 9) Rufino Linares, R OBP: 0.250, SLG: 0.484 (8, PH) (9, 9)	0-0 L3			0-0 F4		0-0 G3		0-0 G3		3	0	0	0	0	0	0
Daryl Sconiers, L OBP: 0.361, SLG: 0.437 (1, 3) Juan Beniquez, R OBP: 0.364, SLG: 0.417 (8, PH) (9, 3)	0-0 4-3			0-0 1B		0-0 1B		0-0 F4		1	0	0	0	0	0	0
Doug DeCinces, R OBP: 0.320, SLG: 0.434 (1, 5)		0-0 6-3		0-0 F9		0-3 K			0-0 F3	4	0	0	0	0	1	2
Brian Downing, R OBP: 0.378, SLG: 0.442 (1, 7)		0-0 F3		0-0 1B		0-0 1B			0-3 K	4	0	2	1	0	1	0
Reggie Jackson, L OBP: 0.357, SLG: 0.486 (1, 10)		0-3 K		0-3 K		0-3 K			0-3 K	4	0	0	0	0	4	3
Bobby Grich, R OBP: 0.358, SLG: 0.363 (1, 4)			0-0 6-3		0-3 K			0-3 K		3	0	0	0	0	2	0
Bob Boone, R OBP: 0.309, SLG: 0.323 (1, 2)			0-0 1B		0-0 1B		0-0 6-3			3	0	2	0	0	0	0
Dick Schofield, R OBP: 0.284, SLG: 0.325 (1, 6)			0-0 1B		0-0 1-3		0-0 L6			3	0	1	0	0	0	1


Inning Stats		R: 0	H: 0	E: 0	LOB: 0	K: 1	BB: 0	S: 5	P: 5	R: 0	H: 0	E: 0	LOB: 0	K: 1	BB: 0	S: 5	P: 5	R: 0	H: 2	E: 0	LOB: 2	K: 1	BB: 0	S: 7	P: 7	R: 0	H: 1	E: 0	LOB: 1	K: 1	BB: 0	S: 6	P: 6	R: 1	H: 2	E: 0	LOB: 1	K: 2	BB: 0	S: 9	P: 9	R: 0	H: 0	E: 0	LOB: 0	K: 1	BB: 0	S: 5	P: 5	R: 0	H: 0	E: 0	LOB: 0	K: 0	BB: 0	S: 3	P: 3	R: 0	H: 0	E: 0	LOB: 0	K: 2	BB: 0	S: 7	P: 7	R: 0	H: 0	E: 0	LOB: 0	K: 2	BB: 0	S: 7	P: 7	R: 0	H: 0	E: 0	LOB: 0	K: 2	BB: 0	S: 7	P: 7
PITCHER		IP	WLS	BF	H	R	ER	SO	BB	IBB	HBP	BLK	WP	HR	S	P	ERA	WHIP	PITCHER		IP	WLS	BF	H	R	ER	SO	BB	IBB	HBP	BLK	WP	HR	S	P	ERA	WHIP																																												
Tom Seaver, R ERA: 3.13 (1, 1)	7.0	W	27	7	1	1	8	8	0	0	0	0	0	0	43	43	1.29	1.000	PITCHER		IP	WLS	BF	H	R	ER	SO	BB	IBB	HBP	BLK	WP	HR	S	P	ERA	WHIP																																												
Jerry Don Gleaton, L ERA: 5.79 (8, 1)	1.0		3	0	0	0	0	0	0	0	0	0	0	0	3	3	0.00	0.000	PITCHER		IP	WLS	BF	H	R	ER	SO	BB	IBB	HBP	BLK	WP	HR	S	P	ERA	WHIP																																												
Dave Wehmeister, R ERA: 2.91 (9, 1)	1.0		3	0	0	0	2	2	0	0	0	0	0	0	7	7	0.00	0.000	PITCHER		IP	WLS	BF	H	R	ER	SO	BB	IBB	HBP	BLK	WP	HR	S	P	ERA	WHIP																																												

**BOTTOM**

**Chicago White Sox @ California Angels**  
Anaheim Stadium, Anaheim, CA

Tue Sep 24 1985, 10:05 PM EDT  
Att. 28,864 - Unknown

AB 33  
R 1  
H 7  
RBI 1  
BB 0  
SO 10  
LOB 9



WP: 0 PA: 33  
PB: 0  
SB: 0  
CS: 0

livebaseballscorecards.com

Batter	1	2	3	4	5	6	7	8	9	AB R H RBI BB SO LOB	TOP											
Rudy Law, L (1, 7) OBP: 0.310, SLG: 0.379	0-0 F2		0-0 1-H 3B		0-3 K		0-0 4-3			4 0 1 1 0 1 1												
Scott Fletcher, R (1, 4) OBP: 0.331, SLG: 0.301 Jerry Hairston, S (8, PH) OBP: 0.371, SLG: 0.333 Bryan Little, S (8, 4) OBP: 0.347, SLG: 0.335	0-0 F9		0-0 F9			0-0 F7		0-3 K		3 0 0 0 0 0 1 1 0 0 0 0 1 0 0 0 0 0 0 0 0												
Harold Baines, L (1, 9) OBP: 0.353, SLG: 0.478	0-0 L5		0-0 4-3			0-0 4-3		0-3 K		4 0 0 0 0 1 1												
Greg Walker, L (1, 3) OBP: 0.309, SLG: 0.442		0-0 1B		0-0 6-3		0-0 4-3		0-3 K		4 0 1 0 0 1 0												
Carlton Fisk, R (1, 2) OBP: 0.322, SLG: 0.508		0-0 F9		1-0 G5-4-3 HBP			0-0 HR		0-0 2-3 1B	3 1 2 1 0 0 1												
Ron Kittle, R (1, 10) OBP: 0.297, SLG: 0.441		0-0 F8		0-0 G5-4-3 1-2f			0-0 HR		0-0 2-3 1-2	4 1 1 1 0 0 3												
Daryl Boston, L (1, 8) OBP: 0.276, SLG: 0.335		0-3 K			0-3 K		0-0 F8		0-0 F7	4 0 0 0 0 2 2												
Ozzie Guillen, L (1, 6) OBP: 0.288, SLG: 0.347			0-0 5-3			0-0 F9		0-0 4-3	0-0 6-3	4 0 0 0 0 0 1												
Tim Hulett, R (1, 5) OBP: 0.321, SLG: 0.364			0-0 3B 1B			0-0 HR		0-0 1B		3 2 3 1 0 0 0												
<b>Inning Stats</b>	R: 0 E: 0 K: 0 S: 3	H: 0 LOB: 0 BB: 0 P: 3	R: 0 E: 0 K: 1 S: 6	H: 1 LOB: 1 BB: 0 P: 6	R: 1 E: 0 K: 0 S: 5	H: 2 LOB: 1 BB: 0 P: 5	R: 0 E: 0 K: 0 S: 2	H: 0 LOB: 0 BB: 0 P: 3	R: 1 E: 0 K: 2 S: 8	H: 1 LOB: 0 BB: 0 P: 8	R: 0 E: 0 K: 0 S: 3	H: 0 LOB: 0 BB: 0 P: 3	R: 2 E: 0 K: 0 S: 6	H: 3 LOB: 1 BB: 0 P: 6	R: 0 E: 0 K: 3 S: 9	H: 0 LOB: 0 BB: 0 P: 9	R: 0 E: 0 K: 0 S: 4	H: 1 LOB: 1 BB: 0 P: 4	1B: 4 2B: 0 3B: 1 HR: 3	SF: 0 SAC: 0 DP: 1 HBP: 1	WP: 0 PB: 0 SB: 0 CS: 0	PA: 35
<b>PITCHER</b>	IP WLS BF H R ER SO BB IBB HBP BLK WP HR S P ERA WHIP																					
Ron Romanick, R (1, 1) ERA: 4.09	6.2 W 26 6 4 4 3 0 0 1 0 0 3 31 32 5.40 0.900																					
Donnie Moore, R (7, 1) ERA: 1.55	2.1 S 9 2 0 0 3 0 0 0 0 0 0 0 15 15 0.00 0.857																					

Chicago White Sox @ California Angels  
Anaheim Stadium, Anaheim, CA  
Wed Sep 25 1985, 10:05 PM EDT  
Att: 33,028 - Unknown

AB	34
R	4
H	8
RBI	4
BB	0
SO	6
LOB	10



Batter	1	2	3	4	5	6	7	8	9
Rod Carew, L OBP: 0.371, SLG: 0.344 (1, 3) X	0-0 4-3 SUS	0-3 K		0-0 HR 1B		0-0 2B		0-0 FC6-4 1-2f	
Juan Beniquez, R OBP: 0.368, SLG: 0.426 (1, 9) X	0-0 FC6-4 1B		0-3 K	0-0 HR 1B		4-0 G4-3 BB			
Brian Downing, R OBP: 0.378, SLG: 0.440 Devon White, S (9, 7) X	0-0 FC6-4 1-2f		4-0 3B BB	0-0 6-3		0-0 G4-3 1-2f			
Doug DeCinces, R OBP: 0.319, SLG: 0.438 (1, 5) X	0-0 5-3		0-0 3B	0-0 5-3			0-0 F9		
Bobby Grich, R OBP: 0.357, SLG: 0.361 (1, 4) X		0-0 6-3	0-0 F5		4-0 SH5-3 BB		0-0 F3		
Rufino Linares, R OBP: 0.265, SLG: 0.469 Daryl Sconiers, L (5, PH) X		0-0 L3	4-0 BB		0-3 K		0-3 K		
Bob Boone, R OBP: 0.311, SLG: 0.323 (1, 2) X		4-0 1B 2B BB	0-3 K		0-0 SH5-3 1-H		1-0 FC6-4 HBP		
Dick Schofield, R OBP: 0.286, SLG: 0.327 (1, 6) X		0-0 2B 1B		0-0 1B HR 1B SH1-4		0-3 K	0-0 F4		
Gary Pettis, S OBP: 0.356, SLG: 0.333 (1, 8) X		0-0 2B		0-0 SH1-4		0-0 3-1	0-0 L7		

Inning Stats	R: 0	H: 1	E: 0	K: 0	S: 4	LOB: 1	BB: 0	P: 4	R: 2	H: 2	E: 0	K: 1	S: 7	LOB: 1	BB: 1	P: 11	R: 1	H: 1	E: 0	K: 2	S: 8	LOB: 2	BB: 2	P: 16	R: 3	H: 3	E: 0	K: 0	S: 6	LOB: 0	BB: 0	P: 6	R: 1	H: 0	E: 0	K: 2	S: 7	LOB: 0	BB: 1	P: 11	R: 0	H: 1	E: 0	K: 0	S: 3	LOB: 1	BB: 1	P: 7	R: 0	H: 0	E: 0	K: 1	S: 5	LOB: 0	BB: 0	P: 5	R: 0	H: 0	E: 0	K: 0	S: 3	LOB: 1	BB: 0	P: 4
--------------	------	------	------	------	------	--------	-------	------	------	------	------	------	------	--------	-------	-------	------	------	------	------	------	--------	-------	-------	------	------	------	------	------	--------	-------	------	------	------	------	------	------	--------	-------	-------	------	------	------	------	------	--------	-------	------	------	------	------	------	------	--------	-------	------	------	------	------	------	------	--------	-------	------

PITCHER	IP	WLS	BF	H	R	ER	SO	BB	IBB	HBP	BLK	WP	HR	S	P	ERA	WHIP
Britt Burns, L ERA: 3.81 (1, 1)	4.0	L	22	7	6	6	3	3	0	0	0	0	1	25	37	13.50	2.500
Dan Spillner, R ERA: 3.58 (5, 1)	1.1		7	1	1	0	2	2	0	0	0	0	0	9	17	0.00	2.250
Bruce Tanner, R ERA: 5.13 (6, 1)	2.2		8	0	0	0	1	0	0	1	0	0	0	9	10	0.00	0.000

AB R H RBI BB SO LOB

5	1	2	0	0	1	2
3	1	2	3	1	1	0
3	1	0	0	1	0	3
0	0	0	0	0	0	0
4	0	1	1	0	0	1
3	1	0	0	1	0	1
1	0	0	0	1	0	0
2	0	0	0	0	2	1
1	1	0	1	1	1	2
4	2	2	0	0	1	1
3	0	1	2	0	0	1

AB	29
R	7
H	8
RBI	7
BB	5
SO	6
LOB	12



WP	PA	ERA	WHIP
0	37		

**Chicago White Sox @ California Angels**  
**Anaheim Stadium, Anaheim, CA**  
 Wed Sep 25 1985, 10:05 PM EDT  
 Att. 33,028 - Unknown

livebaseballscorecards.com

Batter	1	2	3	4	5	6	7	8	9	AB R H RBI BB SO LOB	TOP											
Rudy Law, L (1, 7) OBP: 0.311, SLG: 0.379 Reid Nichols, R (7, PH) OBP: 0.329, SLG: 0.316 (7, 7) (8, 9)	0-0 F3	0-0 SH3-4		0-0 F8		0-0 1B	0-0 F4			3 1 1 0 0 0 0 1 0 0 0 0 0 0												
Bryan Little, S (1, 4) OBP: 0.348, SLG: 0.343 Julio Cruz, S (6, PH) OBP: 0.304, SLG: 0.241 (6, 4)	0-0 1B	0-0 SH		0-0 4-3		0-0 1B		0-3 K		2 1 1 1 0 0 0 2 1 1 0 0 1 0												
Harold Baines, L (1, 9) OBP: 0.351, SLG: 0.475 Ed Correa, R (8, 1) Juan Agosto, L (9, 1)	0-0 F8	0-0 SF7		0-0 3-1		0-0 F7		0-0 F2		4 0 0 1 0 0 3 0 0 0 0 0 0 0 0 0 0 0 0 0 0												
Greg Walker, L (1, 3) OBP: 0.311, SLG: 0.449 Joseph DeSa, L (8, 3) OBP: 0.222, SLG: 0.357	0-0 E3	0-0 L6			0-0 HR	0-0 HR		0-0 E		5 3 3 2 0 0 2 0 0 0 0 0 0 0												
Carlton Fisk, R (1, 2) OBP: 0.321, SLG: 0.505 Joel Skinner, R (8, 2) OBP: 0.500, SLG: 0.697	4-0 1B		0-0 6-3		0-0 6-3	0-0 SF8		0-3 K		3 0 0 1 1 1 1 0 0 0 0 0 0 0												
Ron Kittle, R (1, 10) OBP: 0.303, SLG: 0.464 (8, 7)	0-0 1B		0-0 HR		0-0 2B	0-0 HR		0-3 K		5 3 4 5 0 1 0												
Daryl Boston, L (1, 8) OBP: 0.274, SLG: 0.336	0-0 4-3		0-0 2B		0-0 F5	0-0 4-3		0-0 G3		5 0 1 0 0 0 3												
Ozzie Guillen, L (1, 6) OBP: 0.290, SLG: 0.350		0-0 SH3-4	0-0 F8		0-0 2B		0-0 4-3		0-0 4-3	5 1 2 1 0 0 1												
Tim Hulett, R (1, 5) OBP: 0.319, SLG: 0.361		0-1 CI	0-0 F8		0-0 4-3		0-0 F7			3 1 0 0 0 0 2												
<b>Inning Stats</b>	R: 2 E: 1 K: 0 S: 6	H: 2 LOB: 2 BB: 1 P: 10	R: 2 E: 1 K: 0 S: 6	H: 1 LOB: 1 BB: 0 P: 6	R: 1 E: 0 K: 0 S: 5	H: 2 LOB: 1 BB: 0 P: 5	R: 0 E: 0 K: 0 S: 3	H: 0 LOB: 0 BB: 0 P: 3	R: 2 E: 0 K: 0 S: 6	H: 3 LOB: 1 BB: 0 P: 6	R: 4 E: 0 K: 0 S: 7	H: 4 LOB: 0 BB: 0 P: 7	R: 0 E: 0 K: 0 S: 3	H: 0 LOB: 0 BB: 0 P: 3	R: 0 E: 1 K: 2 S: 8	H: 1 LOB: 1 BB: 0 P: 8	R: 0 E: 0 K: 1 S: 5	H: 0 LOB: 0 BB: 0 P: 5	1B: 7 2B: 3 3B: 0 HR: 3	SF: 2 SAC: 2 DP: 0 HBP: 0	WP: 0 PB: 0 SB: 0 CS: 0	PA: 44
<b>PITCHER</b>	IP WLS BF H R ER SO BB IBB HBP BLK WP HR S P ERA WHIP																					
Chris Codiroli, R (1, 1) ERA: 4.46	4.2 L 26 8 7 3 0 1 0 0 0 0 0 2 25 29 5.79 1.929																					
Jeff Kaiser, L (5, 1) ERA: 14.58	0.2 5 3 3 3 0 0 0 0 0 0 0 0 5 5 40.50 4.500																					
Keith Atherton, R (6, 1) ERA: 4.41	1.2 6 1 1 1 0 0 0 0 0 0 0 1 6 6 5.40 0.600																					
Steve Mura, R (8, 1) ERA: 4.4	2.0 7 1 0 0 3 0 0 0 0 0 0 0 13 13 0.00 0.500																					

Chicago White Sox @ Oakland Athletics  
Oakland-Alameda County Coliseum, Oakland, CA

Thu Sep 26 1985, 7:05 PM PDT  
Att. 5,267 - Unknown

livebaseballscorecards.com

AB	38
R	11
H	13
RBI	11
BB	1
SO	3
LOB	12





Batter	1	2	3	4	5	6	7	8	9	AB	R	H	RBI	BB	SO	LOB
Alfredo Griffin, S (1, 6) OBP: 0.289, SLG: 0.332 Rob Picciolo, R (6, 6) OBP: 0.309, SLG: 0.348	0-0 F7		0-0 5-3		0-0 1B		0-0 F7		0-0 FC5-4	3	0	1	0	0	0	0
Tony Phillips, S (1, 5) OBP: 0.305, SLG: 0.440	0-3 K		0-0 1B		0-0 F8			0-0 G3	0-0 FC5-4	5	0	1	0	0	1	2
Bruce Bochte, L (1, 3) OBP: 0.380, SLG: 0.450	4-0 BB		0-3 K			0-0 G6-4-3 1B		0-3 K	0-3 K	4	0	1	0	1	3	2
Dave Kingman, R (1, 10) OBP: 0.308, SLG: 0.407 Mickey Tettleton, S (8, PH) OBP: 0.336, SLG: 0.353	0-0 F4			0-3 K		0-0 F9		0-3 K		3	0	0	0	0	1	2
Steve Henderson, R (1, 7) OBP: 0.360, SLG: 0.408		0-0 5-3		4-0 BB		0-0 G6-4-3			4-0 1B BB 1B BB	2	1	0	0	2	0	1
Mike Davis, L (1, 8) OBP: 0.347, SLG: 0.483 Charlie O'Brien, R (7, 2) OBP: 0.556, SLG: 0.500		0-3 K		0-0 F7			4-0 HR BB		4-0 1B 1B E BB	2	0	0	0	0	1	1
Jose Canseco, R (1, 9) OBP: 0.333, SLG: 0.557		0-0 HR		0-0 5-3			0-0 HR		0-0 1B E 1B	4	3	3	3	0	0	1
Mike Heath, R (1, 2) OBP: 0.300, SLG: 0.385		0-0 F9			0-0 F7		4-0 G5-4-3 BB		0-0 E FC5-4 1B	3	1	1	1	1	0	0
Mike Gallego, R (1, 4) OBP: 0.296, SLG: 0.259			0-0 6-3		0-3 K		0-0 G5-4-3		0-0 E5 FC5-4	4	0	0	1	0	1	2

Inning Stats	R: 0	H: 0	E: 0	K: 1	S: 5	R: 1	H: 1	E: 0	K: 1	S: 6	R: 0	H: 1	E: 0	K: 1	S: 6	R: 0	H: 0	E: 0	K: 1	S: 5	R: 0	H: 1	E: 0	K: 0	S: 3	R: 2	H: 1	E: 0	K: 0	S: 3	R: 0	H: 0	E: 0	K: 2	S: 7	R: 4	H: 2	E: 2	K: 1	S: 8	1B: 5	2B: 0	3B: 0	SF: 0	SAC: 0	DP: 2	HBP: 0	WP: 0	PB: 0	SB: 0	CS: 0	PA: 39
--------------	------	------	------	------	------	------	------	------	------	------	------	------	------	------	------	------	------	------	------	------	------	------	------	------	------	------	------	------	------	------	------	------	------	------	------	------	------	------	------	------	-------	-------	-------	-------	--------	-------	--------	-------	-------	-------	-------	--------

PITCHER	IP	WLS	BF	H	R	ER	SO	BB	IBB	HBP	BLK	WP	HR	S	P	ERA	WHIP
Floyd Bannister, L (1, 1) ERA: 4.74	6.0		23	4	1	1	5	2	0	0	0	0	1	31	39	1.50	1.000
Ed Correa, R (7, 1) ERA: 12.46	2.0		12	3	6	5	2	4	0	0	0	0	1	12	28	22.50	3.500
Ed Correa, R (8, 1) ERA: 12.46	2.0		12	3	6	5	2	4	0	0	0	0	1	12	28	22.50	3.500
Juan Agosto, L (9, 1) ERA: 3.53	1.0		4	0	0	0	1	0	0	0	0	0	0	6	6	0.00	0.000

BOTTOM

Chicago White Sox @ Oakland Athletics  
Oakland-Alameda County Coliseum, Oakland, CA

livebaseballscores.com

AB	33
R	7
H	7
RBI	6
BB	6
SO	8
LOB	12



Thu Sep 26 1985, 7:05 PM PDT  
Att. 5,267 - Unknown



Batter	1	2	3	4	5	6	7	8	9	AB R H RBI BB SO LOB
Alfredo Griffin, S (1, 6) OBP: 0.287, SLG: 0.329	0-0 6-3		0-0 SF8		0-0 F8		0-0 F3		0-0 F8	4 0 0 1 0 0 2
Tony Phillips, S (1, 5) OBP: 0.309, SLG: 0.450	0-0 3B		0-0 F7		0-3 K2-3		0-0 F7		4-0 G6-3 BB	4 0 1 0 1 1 3
Bruce Bochte, L (1, 3) OBP: 0.380, SLG: 0.450	0-0 1-3		0-0 F7			0-0 5-3 1B		0-0 BB FC5-2 1B	0-0 G6-3 1-2f	5 0 2 0 0 0 3
Dwayne Murphy, L (1, 8) OBP: 0.341, SLG: 0.404	0-0 F8			0-0 4-3		0-3 K		0-0 FC5-2 BB 1B		4 1 1 0 0 1 2
Dusty Baker Jr., R (1, 10) OBP: 0.363, SLG: 0.445		0-0 F8		0-0 F8		0-0 5-3		4-0 BB FC5-2 1B		3 0 0 0 1 0 1
Steve Kiefer, R (8, PR) OBP: 0.191, SLG: 0.231								1-2 2-3 BB		0 1 0 0 0 0 0
Mike Davis, L (1, 9) OBP: 0.348, SLG: 0.483		0-0 F6		0-0		4-0 BB		0-0 FC5-2 1B		2 0 1 0 1 0 0
Dave Kingman, R (8, PH) OBP: 0.305, SLG: 0.406								1-2 2-3 3-H		1 0 0 0 0 0 3
Mike Heath, R (8, PR) OBP: 0.300, SLG: 0.385								0-0 1B		0 0 0 0 0 0 0
Jose Canseco, R (1, 7) OBP: 0.328, SLG: 0.538		0-0 F9		0-0 FC6		0-3 K		0-0		4 0 1 2 0 1 3
Mickey Tettleton, S (1, 2) OBP: 0.339, SLG: 0.356			0-0 2B SF8 1B		0-0 4-3		0-0 1B	0-3 K		4 1 2 0 0 1 2
Mike Gallego, R (1, 4) OBP: 0.315, SLG: 0.300					0-0		0-3 K	0-3 K		2 0 2 0 0 0 0
Dave Collins, S (7, PH) OBP: 0.306, SLG: 0.348										1 0 0 0 0 1 1
Rob Picciolo, R (8, 5) OBP: 0.305, SLG: 0.344			0-0 1-3 2B							1 0 0 0 0 1 2

Inning Stats	R: 0	H: 1	E: 0	LOB: 1	K: 0	BB: 0	S: 4	R: 0	H: 0	E: 0	LOB: 0	K: 0	BB: 0	S: 3	R: 1	H: 2	E: 0	LOB: 1	K: 0	BB: 0	S: 5	R: 0	H: 1	E: 0	LOB: 1	K: 1	BB: 0	S: 6	R: 0	H: 1	E: 0	LOB: 2	K: 2	BB: 1	S: 8	R: 0	H: 1	E: 0	LOB: 1	K: 1	BB: 0	S: 6	R: 2	H: 3	E: 0	LOB: 2	K: 2	BB: 1	S: 10	R: 0	H: 0	E: 0	LOB: 0	K: 0	BB: 1	S: 2	1B: 8	SF: 1	2B: 1	SAC: 0	3B: 1	DP: 1	HR: 0	HBP: 0	WP: 0	PA: 39
--------------	------	------	------	--------	------	-------	------	------	------	------	--------	------	-------	------	------	------	------	--------	------	-------	------	------	------	------	--------	------	-------	------	------	------	------	--------	------	-------	------	------	------	------	--------	------	-------	------	------	------	------	--------	------	-------	-------	------	------	------	--------	------	-------	------	-------	-------	-------	--------	-------	-------	-------	--------	-------	--------

PITCHER	IP	WLS	BF	H	R	ER	SO	BB	IBB	HBP	BLK	WP	HR	S	P	ERA	WHIP
Joel Davis, R (1, 1) ERA: 4.62	6.0		26	7	1	1	3	1	0	0	0	0	0	31	35	1.50	1.333
Dave Wehmeister, R (7, 1) ERA: 3.34	1.0		6	2	2	2	1	1	0	0	0	0	0	7	11	18.00	3.000
Jerry Don Gleaton, L (8, 1) ERA: 5.72	0.1		1	0	0	0	0	0	0	0	0	0	0	1	1	0.00	0.000
Bob James, R (8, 1) ERA: 2.18	1.2	W	6	1	0	0	2	1	0	0	0	0	0	9	13	0.00	1.200

BOTTOM

Chicago White Sox @ Oakland Athletics  
Oakland-Alameda County Coliseum, Oakland, CA

Fri Sep 27 1985, 7:05 PM PDT  
Att. 6,151 - Unknown

livebaseballscorecards.com

AB	35
R	3
H	10
RBI	3
BB	3
SO	6
LOB	22



Batter	1	2	3	4	5	6	7	8	9	AB R H RBI BB SO LOB	TOP											
Rudy Law, L (1, 8) OBP: 0.316, SLG: 0.382 (8, 7)	0-3 K		H 1-0 HBP		X 0-0 FC3-6 BB 1-2f 1B		X 0-0 SH3-4 1B		X 0-0 S E 1B	4 2 2 0 0 1 1												
Bryan Little, S (1, 4) OBP: 0.351, SLG: 0.349	0-0 B3-1		X 0-0 F5		BBB 4-0 1B 1-2 BB		X 0-0 SH3-4		X 0-0 E9 1-H 2B	3 0 1 1 1 0 2												
Harold Baines, L (1, 9) OBP: 0.353, SLG: 0.477	0-0 2B		X 0-0 L4		X 0-0 1-3 2-H 1B		SS 0-3 K		SS 0-3 K	5 0 2 1 0 2 4												
Greg Walker, L (1, 3) OBP: 0.310, SLG: 0.450	0-0 F7			X 0-0 HR	SS 0-3 K		X 0-0 F7		SS 0-3 K	5 1 1 1 0 2 5												
Carlton Fisk, R (1, 10) OBP: 0.319, SLG: 0.499		X 0-0 5-3		SS 0-3 K		X 0-0 F7		X 0-0 F9		4 0 0 0 0 1 0												
Ron Kittle, R (1, 7) Daryl Boston, L (8, PR) OBP: 0.273, SLG: 0.335 (8, 8)		X 0-0 6-3		X 0-0 6-3		X 0-0 F8		X 0-0 E6 BLK		4 0 0 0 0 0 0 0 0 0 0 0 0 0												
Ozzie Guillen, L (1, 6) OBP: 0.289, SLG: 0.351		X 0-0 F8		X 0-0 F8		X 0-0 1B 2B		X 0-0 F5 1-2		4 1 1 0 0 0 1												
Tim Hulett, R (1, 5) Jerry Hairston, S (8, PH) Scott Fletcher, R (8, 5) OBP: 0.330, SLG: 0.304			X 0-0 SH3 2B		X 0-0 FC3-5 2B		X 0-0 2-H 1B		X 0-0 5-3	3 0 3 1 0 0 0 1 0 0 0 0 0 2 0 0 0 0 0 0 0												
Joel Skinner, R (1, 2) Joseph DeSa, L (9, PH) OBP: 0.217, SLG: 0.349			X 0-0 SH3 2-3		X 0-0 FC3-5 FC3-6 2-3		X 0-3 K		X 0-0 G3	2 0 0 0 0 1 2 1 0 0 0 0 0 0												
<b>Inning Stats</b>	R: 0 E: 0 K: 1 S: 6	H: 1 LOB: 1 BB: 0 P: 6	R: 0 E: 0 K: 0 S: 3	H: 0 LOB: 0 BB: 0 P: 3	R: 0 E: 0 K: 0 S: 4	H: 1 LOB: 2 BB: 0 P: 5	R: 1 E: 0 K: 1 S: 6	H: 1 LOB: 0 BB: 0 P: 6	R: 1 E: 0 K: 1 S: 7	H: 2 LOB: 2 BB: 1 P: 11	R: 1 E: 0 K: 1 S: 7	H: 2 LOB: 1 BB: 0 P: 7	R: 0 E: 0 K: 1 S: 6	H: 1 LOB: 1 BB: 0 P: 6	R: 0 E: 1 K: 0 S: 4	H: 0 LOB: 2 BB: 0 P: 4	R: 1 E: 1 K: 2 S: 9	H: 2 LOB: 1 BB: 0 P: 9	1B: 4 2B: 5 3B: 0 HR: 1	SF: 0 SAC: 2 DP: 0 HBP: 1	WP: 0 PB: 0 SB: 1 CS: 0	PA: 40
<b>PITCHER</b>	IP WLS BF H R ER SO BB IBB HBP BLK WP HR S P ERA WHIP																					
Jose Rijo, R (1, 1) ERA: 3.43	7.0 W 31 8 3 3 5 1 0 1 0 0 1 39 44 3.86 1.286																					
Jay Howell, R (8, 1) ERA: 2.51	2.0 S 9 2 1 1 2 0 0 0 1 0 0 13 13 4.50 1.000																					

Chicago White Sox @ Oakland Athletics  
Oakland-Alameda County Coliseum, Oakland, CA  
Sat Sep 28 1985, 3:33 AM PDT  
Att: 13,839 - Unknown

livebaseballscorecards.com

AB	36
R	4
H	10
RBI	4
BB	1
SO	7
LOB	17



Batter	1	2	3	4	5	6	7	8	9
Alfredo Griffin, S (1, 6) OBP: 0.288, SLG: 0.330	0-0 CS 1B		0-0 F4		0-0 F2		0-0 F9	0-0 S 1B	
Tony Phillips, S (1, 5) OBP: 0.312, SLG: 0.451	4-0 1-2 BB		0-0 G3		0-0 F9		0-0 1-H 2-H 3-H 2B	0-3 1-2 K	
Bruce Bochte, L (1, 3) OBP: 0.381, SLG: 0.450	0-3 K			0-0 G3 2B		0-0 4-3	0-3 K	4-0 BB	
Dwayne Murphy, L (1, 8) OBP: 0.342, SLG: 0.402	0-3 K			0-0 G3 2-3		4-0 3-1 BB	4-0 FC6-4 BB	0-0 F5	
Dusty Baker Jr., R (1, 10) OBP: 0.359, SLG: 0.440		0-0 F3		0-0 6-3		0-0 3-1	0-0 FC6-4		
Mike Davis, L (1, 9) OBP: 0.348, SLG: 0.480		0-0 4-3		0-0 1-4-3		0-0 L6		4-0 SH BB	
Jose Canseco, R (1, 7) OBP: 0.352, SLG: 0.588		0-3 K				0-0 HR	4-0 HBP 2B BB	0-0 SH 1B 1B	
Mickey Tettleton, S (1, 2) OBP: 0.348, SLG: 0.365 Mike Heath, R (7, PR) OBP: 0.300, SLG: 0.385			0-0 1B		0-0 SH3-4 1B		0-0 1-2 2B 1B	0-0 SH 1B	
Mike Gallego, R (1, 4) OBP: 0.316, SLG: 0.290			0-0 B5		0-0 SH3-4		1-0 1-2 2-3 2B HBP	0-0 6-3	

AB R H RBI BB SO LOB

5	0	2	2	0	0	5
4	0	1	3	1	1	3
4	0	1	0	1	2	3
3	0	0	0	2	1	4
4	0	0	0	0	0	4
3	1	0	0	1	0	2
3	3	2	1	1	1	0
3	0	3	0	0	0	0
0	2	0	0	0	0	0
2	1	0	0	0	0	3

1B: 6	SF: 0	WP: 0	PA: 40
2B: 2	SAC: 2	PB: 0	
3B: 0	DP: 0	SB: 1	
HR: 1	HBP: 1	CS: 1	

PITCHER	IP	WLS	BF	H	R	ER	SO	BB	IBB	HBP	BLK	WP	HR	S	P	ERA	WHIP
Gene Nelson, R (1, 1) ERA: 4.29	6.0		25	5	2	2	3	3	0	0	0	0	1	28	40	3.00	1.333
Dave Wehrmeister, R (7, 1) ERA: 3.82	0.1	L	4	2	2	2	0	0	0	1	0	0	0	3	4	54.00	6.000
Juan Agosto, L (7, 1) ERA: 3.64	0.2		4	0	1	1	1	2	0	0	0	0	0	4	12	13.50	3.000
Bruce Tanner, R (8, 1) ERA: 5.33	0.2		5	2	2	1	1	0	0	0	0	0	0	7	7	13.50	3.000
Jerry Don Gleaton, L (8, 1) ERA: 5.65	0.1		2	0	0	0	0	1	0	0	0	0	0	1	5	0.00	3.000

**Chicago White Sox @ Oakland Athletics**  
Oakland-Alameda County Coliseum, Oakland, CA

livebaseballscores.com

AB	31
R	7
H	9
RBI	6
BB	6
SO	5
LOB	24



Sat Sep 28 1985, 3:33 AM PDT  
Att. 13,839 - Unknown

Batter	1	2	3	4	5	6	7	8	9	AB R H RBI BB SO LOB	TOP									
Reid Nichols, R (1, 8) OBP: 0.344, SLG: 0.357	0-0 6-3 E 2B		4-0 BB 1B BB		0-0 F4		0-0 F3			3 1 1 0 1 0 1										
Luis Salazar, R (1, 7) Ozzie Guillen, L (6, 6) OBP: 0.270, SLG: 0.407 OBP: 0.289, SLG: 0.350	0-0 6-3		0-0 F9		0-0 FC6-3 1-H 2B			0-0 F5		3 0 1 1 0 0 2 1 0 0 0 0 0 0										
Harold Baines, L (1, 9) OBP: 0.354, SLG: 0.477	0-0 6-3 2-3		0-0 1-2 1B		0-0 FC6-3 2-3			0-0 1B		4 0 2 0 0 0 2										
Carlton Fisk, R (1, 2) OBP: 0.316, SLG: 0.495	0-0 E6 3-H		0-0 F8			0-0 F8		0-0 L5		4 0 0 0 0 0 3										
Ron Kittle, R (1, 10) OBP: 0.297, SLG: 0.449	0-0 F3			0-0 5-3		0-3 K		0-0 F4		4 0 0 0 0 1 2										
Greg Walker, L (1, 3) OBP: 0.310, SLG: 0.454		0-0 F7		0-0 F6		0-0 HR		0-0 6-3		4 1 1 1 0 0 0										
Tim Hulett, R (1, 5) OBP: 0.323, SLG: 0.373		0-0 6-3		0-0 1B		0-3 K		0-0 F6		4 0 1 0 0 1 0										
Scott Fletcher, R (1, 6) Rudy Law, L (6, 7) OBP: 0.328, SLG: 0.302 OBP: 0.314, SLG: 0.380		0-0 5-3		0-0 L7			0-3 K	0-3 K		2 0 0 0 0 0 1 2 0 0 0 0 2 0										
Julio Cruz, S (1, 4) OBP: 0.300, SLG: 0.236			0-0 4-3		4-0 2B BB		0-3 K			2 1 0 0 1 1 0										
<b>Inning Stats</b>	R: 1 E: 1 K: 0 S: 5	H: 1 LOB: 1 BB: 0 P: 5	R: 0 E: 0 K: 0 S: 3	H: 0 LOB: 0 BB: 0 P: 3	R: 0 E: 0 K: 0 S: 4	H: 1 LOB: 2 BB: 1 P: 8	R: 0 E: 0 K: 0 S: 4	H: 1 LOB: 1 BB: 0 P: 4	R: 1 E: 0 K: 2 S: 8	H: 1 LOB: 0 BB: 0 P: 8	R: 0 E: 0 K: 2 S: 7	H: 0 LOB: 0 BB: 0 P: 7	R: 0 E: 0 K: 0 S: 4	H: 1 LOB: 1 BB: 0 P: 4	R: 0 E: 0 K: 1 S: 5	H: 0 LOB: 0 BB: 0 P: 5	1B: 3 2B: 3 3B: 0 HR: 1	SF: 0 SAC: 0 DP: 1 HBP: 0	WP: 0 PB: 0 SB: 0 CS: 0	PA: 35
<b>PITCHER</b>	IP WLS BF H R ER SO BB IBB HBP BLK WP HR S P ERA WHIP																			
Curt Young, L (1, 1) ERA: 7.24	4.1 L 20 4 2 1 0 2 0 0 0 0 0 0 18 26 2.08 1.385																			
Keith Atherton, R (5, 1) ERA: 4.3	4.2 15 2 1 1 5 0 0 0 0 0 0 1 25 25 1.93 0.429																			

Chicago White Sox @ Oakland Athletics  
Oakland-Alameda County Coliseum, Oakland, CA  
Sun Sep 29 1985, 3:33 AM PDT  
Att. 15,255 - Unknown

livebaseballscorecards.com

AB	33
R	3
H	6
RBI	2
BB	2
SO	5
LOB	11





Batter	1	2	3	4	5	6	7	8	9	AB R H RBI BB SO LOB	TOP											
Rudy Law, L (1, 7) OBP: 0.311, SLG: 0.376	0-0 3-1		0-0 L3		0-0 L9		0-0 4-3			4 0 0 0 0 0 2	<b>Chicago White Sox @ Minnesota Twins</b> Hubert H. Humphrey Metrodome, Minneapolis, MN Mon Sep 30 1985, 8:05 PM EDT Att. 8,242 - Unknown <a href="http://livebaseballscorecards.com">livebaseballscorecards.com</a>											
Bryan Little, S (1, 4) OBP: 0.350, SLG: 0.343	0-3 K		1-0 1B HBP		0-0 E4		0-0 F2			3 1 0 0 0 1 2												
Harold Baines, L (1, 9) OBP: 0.353, SLG: 0.476	0-3 K		0-0 1B		0-3 K		0-0 4-3			4 0 1 0 0 2 3												
Greg Walker, L (1, 3) OBP: 0.311, SLG: 0.453		4-0 FC3-6 1B BB	0-0 1B		0-0 4-3		0-3 K			3 0 1 1 1 1 2												
Carlton Fisk, R (1, 2) OBP: 0.318, SLG: 0.495		0-0 FC3-6 1B	0-0 F8		0-0 S 1B		0-3 K			4 0 2 0 0 1 2												
Joel Skinner, R (8, 2) OBP: 0.455, SLG: 0.615		1-2 FC3-6 1B					0-0 K			0 0 0 0 0 0 0												
Ron Kittle, R (1, 10) OBP: 0.294, SLG: 0.444		0-3 K		0-0 1-3		0-0 L6		0-0 F3		4 0 0 0 0 1 3												
Daryl Boston, L (1, 8) OBP: 0.268, SLG: 0.329		0-0 FC3-6		0-0 4-3		0-3 K		0-0 F8		4 0 0 0 0 1 3												
Ozzie Guillen, L (1, 6) OBP: 0.286, SLG: 0.347		0-0 F4		0-0 4-3		0-0 F4		0-0 L9		4 0 0 0 0 0 3												
Scott Fletcher, R (1, 5) OBP: 0.328, SLG: 0.302			0-0 4-3		0-0 E6		0-0 E8			3 0 1 0 0 0 0												
Jerry Hairston, S (9, PH) OBP: 0.371, SLG: 0.333								0-0 6-3		1 0 0 0 0 0 0												
<b>Inning Stats</b>	R: 0 E: 0 K: 2 S: 7	H: 0 LOB: 0 BB: 0 P: 7	R: 0 E: 0 K: 1 S: 6	H: 1 LOB: 2 BB: 1 P: 10	R: 1 E: 0 K: 0 S: 5	H: 2 LOB: 2 BB: 0 P: 6	R: 0 E: 0 K: 0 S: 3	H: 0 LOB: 0 BB: 0 P: 3	R: 0 E: 2 K: 1 S: 7	H: 0 LOB: 2 BB: 0 P: 7	R: 0 E: 0 K: 1 S: 6	H: 1 LOB: 1 BB: 0 P: 6	R: 0 E: 1 K: 0 S: 4	H: 1 LOB: 1 BB: 0 P: 4	R: 0 E: 0 K: 2 S: 7	H: 0 LOB: 0 BB: 0 P: 7	R: 0 E: 0 K: 0 S: 3	H: 0 LOB: 0 BB: 0 P: 3	1B: 5 2B: 0 3B: 0 HR: 0	SF: 0 SAC: 0 DP: 0 HBP: 1	WP: 0 PB: 0 SB: 1 CS: 0	PA: 36
<b>PITCHER</b> Bert Blyleven, R (1, 1) ERA: 3.19	IP: 9.0 WLS: W BF: 36 H: 5 R: 1 ER: 1 SO: 7 BB: 1 IBB: 0 HBP: 1 BLK: 0 WP: 0 HR: 0 S: 48 P: 53 ERA: 1.00 WHIP: 0.667																					







Batter	1	2	3	4	5	6	7	8	9	AB	R	H	RBI	BB	SO	LOB	TOP										
Rudy Law, L (1, 7) OBP: 0.310, SLG: 0.373	0-0 G3		0-0 B2-3		0-0 HR 1B	0-0 G4-6-3		0-0 F8		5	1	1	0	0	0	2											
Bryan Little, S (1, 4) OBP: 0.341, SLG: 0.335	0-0 4-3			0-0 F5	0-0 SF9		0-0 F7	0-0 F7		4	0	0	1	0	0	0											
Harold Baines, L (1, 9) OBP: 0.352, SLG: 0.478	0-0 F7			0-0 3-1	0-0 HR		0-0 F6		0-0 F8	5	1	1	3	0	0	0											
Reid Nichols, R (9, 9) OBP: 0.344, SLG: 0.357										0	0	0	0	0	0	0											
Greg Walker, L (1, 3) OBP: 0.312, SLG: 0.456		0-0 1B G6-4-3 2B		0-0 F8	0-0 4-3		0-0 2B		0-0 4-3	5	2	2	0	0	0	0											
Joseph DeSa, L (9, 3) OBP: 0.217, SLG: 0.349										0	0	0	0	0	0	0											
Carlton Fisk, R (1, 2) OBP: 0.322, SLG: 0.498		0-0 G6-4-3 1B					0-0 HR 2B		4-0 BB	3	2	2	1	2	0	0											
Joel Skinner, R (9, 2) OBP: 0.455, SLG: 0.615										0	0	0	0	0	0	0											
Ron Kittle, R (1, 10) OBP: 0.295, SLG: 0.460		0-0 G6-4-3		0-0 F8	0-0 4-3	0-0 F9	0-0 HR	0-0 HR	0-3 K	5	2	2	4	0	1	2											
Daryl Boston, L (1, 8) OBP: 0.276, SLG: 0.341	0-0 F5				0-0 1B 1B	0-0 1B 2B	0-0 1B	0-0 1B		4	2	3	0	0	0	0											
Ozzie Guillen, L (1, 6) OBP: 0.290, SLG: 0.351			0-0 G4-6-3 1B		0-0 1B 1B 1B	0-0 1B 2B	0-0 BB 1B	0-0 G3		4	1	3	1	0	0	1											
Scott Fletcher, R (1, 5) OBP: 0.330, SLG: 0.302			0-0 G4-6-3		0-0 SF9 1B HR 1B	4-0 G4-6-3 BB		0-0 L6		3	1	1	1	1	0	1											
<b>Inning Stats</b>	R: 0 E: 0 K: 0 S: 3	H: 0 LOB: 0 BB: 0 P: 3	R: 1 E: 0 K: 0 S: 4	H: 2 LOB: 0 BB: 0 P: 4	R: 0 E: 0 K: 0 S: 3	H: 1 LOB: 0 BB: 0 P: 3	R: 0 E: 0 K: 0 S: 3	H: 0 LOB: 0 BB: 0 P: 3	R: 7 E: 0 K: 0 S: 9	H: 6 LOB: 0 BB: 1 P: 13	R: 1 E: 0 K: 0 S: 4	H: 2 LOB: 1 BB: 1 P: 8	R: 3 E: 0 K: 0 S: 7	H: 4 LOB: 1 BB: 0 P: 7	R: 0 E: 0 K: 0 S: 3	H: 0 LOB: 0 BB: 0 P: 3	R: 0 E: 0 K: 1 S: 5	H: 0 LOB: 1 BB: 1 P: 9	1B: 8 2B: 4 3B: 0 HR: 3	SF: 1 SAC: 0 DP: 3 HBP: 0	WP: 1 PB: 0 SB: 0 CS: 0	PA: 42					
<b>PITCHER</b>	IP	WLS	BF	H	R	ER	SO	BB	IBB	HBP	BLK	WP	HR	S	P	ERA	WHIP										
Mike Smithson, R (1, 1) ERA: 4.5	4.0	L	19	8	7	7	0	1	0	0	0	1	1	18	22	15.75	2.250										
Ken Schrom, R (5, 1) ERA: 4.99	1.1		7	3	2	2	0	0	0	0	0	0	1	7	7	13.50	2.250										
Mark Portugal, R (6, 1) ERA: 5.55	1.2		9	4	3	3	0	1	0	0	0	0	1	8	12	16.20	3.000										
Rick Lysander, R (8, 1) ERA: 6.05	1.0		3	0	0	0	0	0	0	0	0	0	0	3	3	0.00	0.000										
Frank Eufemia, R (9, 1) ERA: 3.79	1.0		4	0	0	0	1	1	0	0	0	0	0	5	9	0.00	1.000										

Chicago White Sox @ Minnesota Twins  
 Hubert H. Humphrey Metrodome, Minneapolis, MN  
 Tue Oct 01 1985, 8:05 PM EDT  
 Att. 8,278 - Unknown

livebaseballscorecards.com

AB	38
R	12
H	15
RBI	11
BB	3
SO	1
LOB	6



BOTTOM

Chicago White Sox @ Minnesota Twins  
Hubert H. Humphrey Metrodome, Minneapolis, MN

Tue Oct 01 1985, 8:05 PM EDT  
Att. 8,278 - Unknown

livebaseballscorecards.com

AB	36
R	6
H	8
RBI	6
BB	2
SO	9
LOB	15



WP	1	PA	39
PB	0		
SB	0		
CS	0		

AB R H RBI BB SO LOB

5	1	2	1	0	2	1
2	0	0	0	0	0	1
3	1	1	3	0	0	1
4	1	0	0	1	1	2
3	1	1	2	1	1	2
4	0	0	0	0	0	1
3	0	1	0	0	1	1
1	0	0	0	0	1	0
4	0	1	0	0	1	1
2	0	0	0	0	1	2
2	1	1	0	0	0	0
1	0	0	0	0	1	2
2	1	1	0	0	0	1

1B	3	SF	0
2B	3	SAC	1
3B	0	DP	1
HR	2	HBP	0

Batter	1	2	3	4	5	6	7	8	9
Kirby Puckett, R OBP: 0.326, SLG: 0.378 (1, 8)	0-3 K ①		0-3 K ②		0-0 F9 ①		0-0 HR 1B 2-3		0-0 4-3 2B 2-H
Mickey Hatcher, R OBP: 0.304, SLG: 0.361 Dave Meier, R OBP: 0.374, SLG: 0.346 (5, PH) (6, 7)	0-0 F8 ②		0-0 F8 ③		0-0 E5		0-0 HR 1-H 3-H		0-0 4-3 ② 2-3
Kent Hrbek, L OBP: 0.351, SLG: 0.443 (1, 3)	0-0 F8 ③			4-0 HR BB	0-3 K ②		0-0 E3 G4-6-3		0-0 5-3 ③
Tom Brunansky, R OBP: 0.324, SLG: 0.456 (1, 9)		4-0 WP BB		0-0 HR 1-H	0-3 K ③		0-0 G4-6-3 ② ③ 1-2f		
Mark Funderburk, R OBP: 0.352, SLG: 0.538 (1, 10)		0-0 F8 ①		0-0 5-3 ①		0-0 F7 ①		0-0 L9 ①	
Dave Engle, R OBP: 0.335, SLG: 0.456 Jeff Reed, L OBP: 0.167, SLG: 0.167 (8, PH) (9, 2)		0-3 K ②		0-0 1B 1B		0-0 F8 ②		0-3 K ②	
Gary Gaetti, R OBP: 0.302, SLG: 0.407 (1, 5)		0-0 F7 ③ 1-2		0-0 1B 1B		0-3 K ③		0-0 F5 ③	
Greg Gagne, R OBP: 0.275, SLG: 0.311 Ron Washington, R OBP: 0.310, SLG: 0.403 (7, PH) (8, 6)			0-0 E5 SH5-3	0-3 K ②		0-0 HR 1B 2B		0-0 L4 ①	
Steve Lombardozzi, R OBP: 0.383, SLG: 0.429 Tim Teufel, R OBP: 0.334, SLG: 0.390 (7, PH) (8, 4)			0-0 SH5-3 ① 1-2	0-3 K ③		0-0 F9 ①		0-0 2B 2B	

Inning Stats	R	H	E	K	S	H	LOB	BB	P	R	H	E	K	S	H	LOB	BB	P	R	H	E	K	S	H	LOB	BB	P	R	H	E	K	S	H	LOB	BB	P	R	H	E	K	S	R	H	E	K	S	R	H	E	K	S	1B	2B	3B	HR	SF	SAC	DP	HBP	WP	PB	SB	CS	PA																													
	0	0	0	1	5	0	0	0	5	2	3	0	2	10	0	0	0	8	0	0	0	5	3	3	1	0	6	0	0	0	5	0	0	0	5	1	2	0	0	5	0	0	0	5	0	0	0	5	0	0	0	5	0	0	0	5	0	0	0	5	0	0	0	5	0	0	0	5	0	0	0	5	0	0	0	5	0	0	0	5	3	3	0	2	0	1	0	0	1	0	0	0	39

PITCHER	IP	WLS	BF	H	R	ER	SO	BB	IBB	HBP	BLK	WP	HR	S	P	ERA	WHIP
Floyd Bannister, L ERA: 4.81 (1, 1)	6.1	W	30	6	5	5	8	2	0	0	0	1	2	44	52	7.11	1.263
Dan Spillner, R ERA: 3.47 (7, 1)	1.2		4	0	0	0	1	0	0	0	0	0	0	6	6	0.00	0.000
Jerry Don Gleaton, L ERA: 5.76 (8, 1)	1.0		5	2	1	1	0	0	0	0	0	0	0	5	5	9.00	2.000

Batter	1	2	3	4	5	6	7	8	9	AB R H RBI BB SO LOB	TOP							
Reid Nichols, R (1, 8) OBP: 0.335, SLG: 0.347	0-0 F8			0-0 F3		0-0 E5			0-0 L7	4 0 0 0 0 0 1	<b>Chicago White Sox @ Minnesota Twins</b> Hubert H. Humphrey Metrodome, Minneapolis, MN Wed Oct 02 1985, 8:05 PM EDT Att. 8,290 - Unknown <a href="http://livebaseballscorecards.com">livebaseballscorecards.com</a>							
Scott Fletcher, R (1, 6) OBP: 0.330, SLG: 0.303	0-0 F4			0-0 G6-4-3 1B		0-0 CS	0-0 F7			3 0 1 0 0 0 0								
Harold Baines, L (1, 9) OBP: 0.351, SLG: 0.476	0-0 G3			0-0 G6-4-3 1-2f			0-0 4-3			3 0 0 0 0 0 1								
Carlton Fisk, R (1, 2) OBP: 0.320, SLG: 0.495		0-0 L6			0-0 F6		0-0 5-3			3 0 0 0 0 0 0								
Ron Kittle, R (1, 10) OBP: 0.293, SLG: 0.456		0-0 F7			0-3 K		0-3 K			3 0 0 0 0 2 0								
Greg Walker, L (1, 3) OBP: 0.312, SLG: 0.461		0-3 K			0-0 HR		0-3 K			3 1 1 1 0 2 0								
Luis Salazar, R (1, 7) OBP: 0.267, SLG: 0.404			0-0 F3		0-0 4-3		0-0 F8			3 0 0 0 0 0 0								
Tim Hulett, R (1, 5) Daryl Boston, L (9, PR) OBP: 0.323, SLG: 0.373 OBP: 0.276, SLG: 0.341			0-3 K			0-0 6-3		0-0 G4-6-3 1B		3 0 1 0 0 1 0 0 0 0 0 0 0 0								
Julio Cruz, S (1, 4) OBP: 0.297, SLG: 0.233			0-0 5-3			0-0 6-3		0-0 G4-6-3 1-2f		3 0 0 0 0 0 1								
<b>Inning Stats</b>	R: 0 E: 0 K: 0 S: 3	H: 0 LOB: 0 BB: 0 P: 3	R: 0 E: 0 K: 1 S: 5	H: 0 LOB: 0 BB: 0 P: 5	R: 0 E: 0 K: 1 S: 5	H: 1 LOB: 0 BB: 0 P: 3	R: 1 E: 0 K: 1 S: 6	H: 1 LOB: 0 BB: 0 P: 6	R: 0 E: 1 K: 0 S: 3	H: 0 LOB: 0 BB: 0 P: 3	R: 0 E: 0 K: 0 S: 7	H: 0 LOB: 0 BB: 0 P: 7	R: 0 E: 0 K: 2 S: 3	H: 1 LOB: 1 BB: 0 P: 3	1B: 2 2B: 0 3B: 0 HR: 1	SF: 0 SAC: 0 DP: 2 HBP: 0	WP: 0 PB: 0 SB: 0 CS: 1	PA: 29
<b>PITCHER</b> Frank Viola, L (1, 1) ERA: 4.09	IP 9.0 WLS W BF 28 H 3 R 1 ER 1 SO 5 BB 0 IBB 0 HBP 0 BLK 0 WP 0 HR 1 S 38 P 38 ERA 1.00 WHIP 0.333											<b>PITCHER</b>	IP WLS BF H R ER SO BB IBB HBP BLK WP HR S P ERA WHIP					



Batter	1	2	3	4	5	6	7	8	9	AB	R	H	RBI	BB	SO	LOB
<b>Kirby Puckett, R</b> OBP: 0.327, SLG: 0.380 (1, 8) BBB	4-0 G3 S BB		X 0-0 4-3			X 0-0 2B		X 0-0 5-3		3	0	1	0	1	0	0
<b>Mark Salas, L</b> OBP: 0.330, SLG: 0.449 (1, 2) X	0-0 F4 1-2			X 0-0 G3		X 0-0 F5		X 0-0 F2		4	0	0	0	0	0	1
<b>Kent Hrbek, L</b> OBP: 0.354, SLG: 0.447 (1, 3) X	0-0 G3 2-3			X 0-0 FC6-4 1B			X 0-0 WP 1B	X 0-0 1B		4	2	3	0	0	0	1
<b>Tom Brunansky, R</b> OBP: 0.323, SLG: 0.454 (1, 9) X	0-0 5-3			X 0-0 FC6-4 1-2f			X 0-0 L6 1-2	X 0-0 2-H 1B		4	0	1	1	1	0	3
<b>Randy Bush, L</b> OBP: 0.322, SLG: 0.452 <b>Ron Washington, R</b> OBP: 0.308, SLG: 0.400 (1, 10) (7, PR)		X 0-0 6-3		X 0-0 F8			X 0-0 2-H 1B	X 0-0 5-3		3	0	1	1	0	0	1
<b>Mike Stenhouse, L</b> OBP: 0.329, SLG: 0.337 <b>Dave Meier, R</b> OBP: 0.374, SLG: 0.346 (1, 7) (7, PR) (8, 7)		X 0-0 4-3			0-0 K		X 0-0 1-H 1B			3	0	1	1	0	1	0
<b>Roy Smalley, S</b> OBP: 0.359, SLG: 0.405 <b>Gary Gaetti, R</b> OBP: 0.302, SLG: 0.407 (1, 5) (8, 5)		0-0 K			0-0 F4		X 0-0 1-2			3	0	0	0	0	1	1
<b>Greg Gagne, R</b> OBP: 0.273, SLG: 0.309 <b>Mark Funderburk, R</b> OBP: 0.361, SLG: 0.538 <b>Alvaro Espinoza, R</b> OBP: 0.288, SLG: 0.298 (1, 6) (7, PH) (7, PR) (8, 6)			X 0-0 F8		X 0-0 E5		BBB 4-0 BB			2	0	0	0	0	0	0
<b>Steve Lombardozzi, R</b> OBP: 0.360, SLG: 0.400 (1, 4) X			X 0-0 6-3			X 0-0 F6	X 0-0 1-3			3	0	0	0	0	0	2

Inning Stats	R: 0	H: 0	E: 0	K: 0	S: 3	R: 0	H: 0	E: 0	K: 1	S: 5	R: 0	H: 0	E: 0	K: 0	S: 3	R: 0	H: 1	E: 0	K: 0	S: 4	R: 0	H: 0	E: 1	K: 1	S: 5	R: 0	H: 1	E: 0	K: 0	S: 3	R: 2	H: 3	E: 1	K: 0	S: 6	R: 1	H: 2	E: 0	K: 0	S: 5	
	0	0	0	0	3	0	0	0	0	5	0	0	0	0	3	0	1	0	0	4	0	0	1	1	0	5	0	0	0	0	3	2	3	1	0	6	1	2	0	0	5

**BOTTOM**

**Chicago White Sox @ Minnesota Twins**  
 Hubert H. Humphrey Metrodome, Minneapolis, MN  
 Wed Oct 02 1985, 8:05 PM EDT  
 Att. 8,290 - Unknown

[livebaseballscorecards.com](http://livebaseballscorecards.com)

<b>AB</b>	<b>30</b>
<b>R</b>	<b>3</b>
<b>H</b>	<b>7</b>
<b>RBI</b>	<b>3</b>
<b>BB</b>	<b>2</b>
<b>SO</b>	<b>2</b>
<b>LOB</b>	<b>10</b>



1B: 5	SF: 0	WP: 1	PA: 32
2B: 2	SAC: 0	PB: 0	
3B: 0	DP: 0	SB: 1	
HR: 0	HBP: 0	CS: 0	

PITCHER	IP	WLS	BF	H	R	ER	SO	BB	IBB	HBP	BLK	WP	HR	S	P	ERA	WHIP
<b>Joel Davis, R</b> ERA: 4.35 (1, 1)	8.0	L	32	7	3	2	2	2	0	0	0	1	0	34	42	2.25	1.125

Batter	1	2	3	4	5	6	7	8	9	AB R H RBI BB SO LOB	TOP	
<b>Jack Perconte, L</b> (1, 4) <small>OBP: 0.330, SLG: 0.338</small> <b>Dave Valle, R</b> (8, 2) <small>OBP: 0.188, SLG: 0.177</small>	4-0  BB		0-0 F9			0-0 4-3		0-0 SF8		2 0 0 1 1 0 0 0 0 0 0 0 0 0		
<b>Phil Bradley, R</b> (1, 7) <small>OBP: 0.367, SLG: 0.497</small>	0-3 K		0-0 F9			0-0 F9		0-0 6-3		4 0 0 0 0 1 2		
<b>Alvin Davis, L</b> (1, 3) <small>OBP: 0.383, SLG: 0.448</small>	0-0 G4-6-3 1-2f			0-0 F6			0-0 L4		0-0 4-3	4 0 0 0 0 0 1		
<b>Gorman Thomas, R</b> (1, 10) <small>OBP: 0.335, SLG: 0.457</small>		0-0 2-3		0-0 4-3			0-0 F8		0-3 K	4 0 0 0 0 1 0		
<b>Al Cowens, R</b> (1, 9) <small>OBP: 0.307, SLG: 0.447</small> <b>John Moses, S</b> (8, 8) <small>OBP: 0.213, SLG: 0.186</small>		0-0 5-3		0-0 4-3			0-0 4-3		0-0 5-3	3 0 0 0 0 0 0 1 0 0 0 0 0 0		
<b>Jim Presley, R</b> (1, 5) <small>OBP: 0.324, SLG: 0.484</small>		0-3 K		0-0 4-3				0-3 K		3 0 0 0 0 2 0		
<b>Dave Henderson, R</b> (1, 8) <small>OBP: 0.309, SLG: 0.390</small>			0-3 K		0-0 6-3			0-0 2B 1B 2B		3 1 1 0 0 1 0		
<b>Donnie Scott, S</b> (1, 2) <small>OBP: 0.270, SLG: 0.341</small> <b>Harold Reynolds, S</b> (8, PR) <small>OBP: 0.269, SLG: 0.196</small>			4-0 HR BB		0-0 4-3			0-0 E 2B		2 1 1 0 1 0 0 0 1 0 0 0 0 0		
<b>Spike Owen, S</b> (1, 6) <small>OBP: 0.326, SLG: 0.378</small>			0-0 1-H HR			0-0 F8		0-0 E2 SF8 1B		3 2 2 3 0 0 0		
<b>Inning Stats</b>	R: 0 H: 0 E: 0 LOB: 0 K: 1 BB: 1 S: 4 P: 8	R: 0 H: 0 E: 0 LOB: 0 K: 1 BB: 0 S: 5 P: 5	R: 2 H: 1 E: 0 LOB: 0 K: 1 BB: 1 S: 6 P: 10	R: 0 H: 0 E: 0 LOB: 0 K: 0 BB: 0 S: 3 P: 3	R: 0 H: 0 E: 0 LOB: 0 K: 0 BB: 0 S: 3 P: 3	R: 0 H: 0 E: 0 LOB: 0 K: 0 BB: 0 S: 3 P: 3	R: 0 H: 0 E: 0 LOB: 0 K: 0 BB: 0 S: 3 P: 3	R: 0 H: 0 E: 0 LOB: 0 K: 0 BB: 0 S: 3 P: 3	R: 3 H: 3 E: 1 LOB: 1 K: 1 BB: 0 S: 8 P: 8	R: 0 H: 0 E: 0 LOB: 0 K: 1 BB: 0 S: 5 P: 5	1B: 1 SF: 1 2B: 2 SAC: 0 3B: 0 DP: 1 HR: 1 HBP: 0	WP: 0 PA: 32 PB: 0 SB: 0 CS: 0
<b>PITCHER</b> <b>Gene Nelson, R</b> (1, 1) <small>ERA: 4.26</small> <b>Bob James, R</b> (8, 1) <small>ERA: 2.21</small> <b>Juan Agosto, L</b> (9, 1) <small>ERA: 3.58</small>	IP WLS BF H R ER SO BB IBB HBP BLK WP HR S P ERA WHIP 7.1 0 25 2 3 3 4 2 0 0 0 0 1 31 39 3.68 0.545 0.2 L 4 2 2 1 0 0 0 0 0 0 0 0 4 4 13.50 3.000 1.0 3 0 0 0 0 1 0 0 0 0 0 0 5 5 0.00 0.000	<b>PITCHER</b> IP WLS BF H R ER SO BB IBB HBP BLK WP HR S P ERA WHIP 0 0 0 0 0 0 0 0 0 0 0 0 0 0 0 0 0 0										

Seattle Mariners @ Chicago White Sox  
 Comiskey Park, Chicago, IL  
 Thu Oct 03 1985, 8:05 PM EDT  
 Att. 9,666 - Unknown

livebaseballscorecards.com

AB 29  
 R 5  
 H 4  
 RBI 4  
 BB 2  
 SO 5  
 LOB 3



Batter	1	2	3	4	5	6	7	8	9	AB	R	H	RBI	BB	SO	LOB
Rudy Law, L (1, 8) OBP: 0.308, SLG: 0.370	F8		4-3		K			K2-3	1B	3	0	0	0	0	1	0
Reid Nichols, R (8, PH) OBP: 0.337, SLG: 0.349										2	0	1	0	0	1	1
Bryan Little, S (1, 4) OBP: 0.341, SLG: 0.335	G3			G3						3	0	1	0	0	0	0
Julio Cruz, S (8, PH) OBP: 0.300, SLG: 0.233										0	0	0	0	1	0	0
Scott Fletcher, R (9, PH) OBP: 0.329, SLG: 0.302										1	0	0	0	0	0	2
Harold Baines, L (1, 9) OBP: 0.353, SLG: 0.476	1B			BB 1B BB						2	1	1	0	2	0	1
Greg Walker, L (1, 3) OBP: 0.311, SLG: 0.459	K			BB 1B BB						3	1	0	0	1	2	4
Carlton Fisk, R (1, 10) OBP: 0.321, SLG: 0.494		4-3		BB 1B CS 1B						3	1	1	1	1	0	3
Ron Kittle, R (1, 7) OBP: 0.293, SLG: 0.455		F8		BB 1B CS 1B						3	0	1	1	0	0	1
Daryl Boston, L (8, 8) OBP: 0.275, SLG: 0.339				BB 1B CS 1B						1	0	0	0	0	0	0
Tim Hulett, R (1, 5) OBP: 0.322, SLG: 0.371		5-3		BB 1B CS 1B						4	0	1	0	0	0	1
Ozzie Guillen, L (1, 6) OBP: 0.290, SLG: 0.354			5-3	BB 1B CS 1B		4-3				4	1	1	0	0	0	1
Joel Skinner, R (1, 2) OBP: 0.435, SLG: 0.585			K							2	0	0	0	0	2	0
Jerry Hairston, S (8, PH) OBP: 0.374, SLG: 0.346										1	0	1	0	0	0	0
Marc Hill, R (9, 2) OBP: 0.256, SLG: 0.162										0	0	0	0	0	0	0
Joseph DeSa, L (9, PH) OBP: 0.234, SLG: 0.364										1	0	1	1	0	0	0

Inning Stats	R: 0	H: 1	E: 0	K: 1	S: 6	LOB: 1	BB: 0	P: 6	R: 0	H: 0	E: 0	K: 0	S: 3	LOB: 0	BB: 0	P: 3	R: 0	H: 0	E: 0	K: 1	S: 5	LOB: 0	BB: 0	P: 5	R: 3	H: 3	E: 0	K: 0	S: 4	LOB: 0	BB: 2	P: 12	R: 0	H: 0	E: 0	K: 2	S: 7	LOB: 0	BB: 0	P: 7	R: 0	H: 1	E: 0	K: 0	S: 3	LOB: 0	BB: 0	P: 3	R: 0	H: 0	E: 0	K: 0	S: 3	LOB: 1	BB: 1	P: 7	R: 0	H: 1	E: 0	K: 2	S: 8	LOB: 3	BB: 2	P: 16	R: 1	H: 3	E: 0	K: 0	S: 6	LOB: 2	BB: 0	P: 6	1B: 7	SF: 0	2B: 1	SAC: 0	3B: 1	DP: 1	HR: 0	HBP: 0	WP: 0	PA: 39
PITCHER	IP	WLS	BF	H	R	ER	SO	BB	IBB	HBP	BLK	WP	HR	S	P	ERA	WHIP																																																																	
Bill Swift, R (1, 1) ERA: 4.77	7.0		27	6	3	3	4	3	0	0	0	0	0	32	44	3.86	1.286																																																																	
Ed Vande Berg, L (8, 1) ERA: 3.92	0.1		3	0	0	0	1	2	0	0	0	0	0	3	11	0.00	6.000																																																																	
Ed Nunez, R (8, 1) ERA: 3.09	1.2	S	8	3	1	1	1	0	0	0	0	0	0	10	10	5.40	1.800																																																																	

**BOTTOM**

**Seattle Mariners @ Chicago White Sox**

Comiskey Park, Chicago, IL

Thu Oct 03 1985, 8:05 PM EDT

Att. 9,666 - Unknown

livebaseballscorecards.com

<b>AB</b>	<b>33</b>
<b>R</b>	<b>4</b>
<b>H</b>	<b>9</b>
<b>RBI</b>	<b>3</b>
<b>BB</b>	<b>5</b>
<b>SO</b>	<b>6</b>
<b>LOB</b>	<b>14</b>



Batter	1	2	3	4	5	6	7	8	9	AB R H RBI BB SO LOB	TOP
Jack Perconte, L (1, 4) OBP: 0.330, SLG: 0.337	0-0 4-3		0-0 1B	4-0 1B BB		0-0 F9			0-0 6-3	4 0 1 0 1 0 1	
Phil Bradley, R (1, 7) OBP: 0.367, SLG: 0.502	0-0 HR		0-0 1B	0-0 F8				0-3 K		4 1 2 1 0 1 1	
Alvin Davis, L (1, 3) OBP: 0.381, SLG: 0.445	0-3 K		0-3 K		0-0 6-3			0-3 K		4 0 0 0 0 3 2	
Gorman Thomas, R (1, 10) OBP: 0.335, SLG: 0.457	0-3 K			0-0 1B SF9 2B	0-3 K			0-0 F7		4 1 1 0 0 2 0	
Al Cowens, R (1, 9) OBP: 0.309, SLG: 0.449		0-0 G3		0-0 1B HR 1B	0-0 2B			0-0 6-3		4 1 2 0 0 0 0	
Jim Presley, R (1, 5) OBP: 0.321, SLG: 0.481		0-0 6-3		0-0 SF9	0-0 F9			0-3 K		3 0 0 1 0 1 1	
Dave Henderson, R (1, 8) OBP: 0.309, SLG: 0.389		0-3 K		0-0 1-3 HR 1B		0-0 F8		0-0 L8		4 1 1 0 0 1 0	
Donnie Scott, S (1, 2) OBP: 0.275, SLG: 0.357			0-3 K	0-0 1-H HR		4-0 E G3 BB			0-0 3-1	3 1 1 3 1 1 0	
Spike Owen, S (1, 6) OBP: 0.323, SLG: 0.374			0-3 K	0-0 F8		0-0 G3			0-0 F9	4 0 0 0 0 1 1	
<b>Inning Stats</b>	R: 1 H: 1 E: 0 LOB: 0 K: 2 BB: 0 S: 8 P: 8	R: 0 H: 0 E: 0 LOB: 0 K: 1 BB: 0 S: 5 P: 5	R: 0 H: 2 E: 0 LOB: 2 K: 3 BB: 0 S: 11 P: 11	R: 4 H: 4 E: 0 LOB: 1 K: 0 BB: 1 S: 7 P: 11	R: 0 H: 1 E: 0 LOB: 1 K: 1 BB: 0 S: 6 P: 6	R: 0 H: 0 E: 1 LOB: 1 K: 0 BB: 1 S: 3 P: 7	R: 0 H: 0 E: 0 LOB: 0 K: 2 BB: 0 S: 7 P: 7	R: 0 H: 0 E: 0 LOB: 0 K: 1 BB: 0 S: 5 P: 5	R: 0 H: 0 E: 0 LOB: 0 K: 0 BB: 0 S: 3 P: 3	1B: 4 SF: 1 2B: 2 SAC: 0 3B: 0 DP: 0 HR: 2 HBP: 0	WP: 0 PA: 37 PB: 0 SB: 0 CS: 0
<b>PITCHER</b>	IP WLS BF H R ER SO BB IBB HBP BLK WP HR S P ERA WHIP										
Tom Seaver, R (1, 1) ERA: 3.17	5.0 W 24 8 5 5 7 1 0 0 0 0 2 37 41 9.00 1.800										
Dave Wehmeister, R (6, 1) ERA: 3.43	4.0 S 13 0 0 0 3 1 0 0 0 0 0 18 22 0.00 0.250										

Seattle Mariners @ Chicago White Sox  
Comiskey Park, Chicago, IL  
Fri Oct 04 1985, 8:05 PM EDT  
Att. 11,974 - Unknown

livebaseballscorecards.com

AB	34
R	5
H	8
RBI	5
BB	2
SO	10
LOB	6





Batter	1	2	3	4	5	6	7	8	9	AB R H RBI BB SO LOB
--------	---	---	---	---	---	---	---	---	---	----------------------

<b>Reid Nichols, R</b> <small>OBP: 0.347, SLG: 0.380</small> <small>(1, 8)</small>										4 2 3 0 0 0 0
<b>Scott Fletcher, R</b> <small>OBP: 0.331, SLG: 0.308</small> <small>(1, 6)</small> <small>(7, 4)</small>										4 2 2 1 0 0 1
<b>Harold Baines, L</b> <small>OBP: 0.351, SLG: 0.473</small> <small>(1, 9)</small>										4 0 0 0 0 1 3
<b>Carlton Fisk, R</b> <small>OBP: 0.321, SLG: 0.493</small> <small>(1, 2)</small>										4 1 1 2 0 2 1
<b>Ron Kittle, R</b> <small>OBP: 0.295, SLG: 0.462</small> <small>(1, 7)</small>										3 2 1 2 1 1 0
<b>Rudy Law, L</b> <small>OBP: 0.308, SLG: 0.370</small> <small>(9, 7)</small>										0 0 0 0 0 0 0
<b>Jerry Hairston, S</b> <small>OBP: 0.371, SLG: 0.343</small> <small>(1, 10)</small>										4 0 1 2 0 0 0
<b>Tim Hulett, R</b> <small>OBP: 0.322, SLG: 0.371</small> <small>(1, 5)</small>										3 0 1 0 0 0 0
<b>Greg Walker, L</b> <small>OBP: 0.310, SLG: 0.456</small> <small>(1, 3)</small>										3 0 0 0 0 2 2
<b>Julio Cruz, S</b> <small>OBP: 0.297, SLG: 0.231</small> <small>(6, PH)</small> <small>(7, 6)</small>										2 0 0 0 0 0 0
<b>Ozzie Guillen, L</b> <small>OBP: 0.289, SLG: 0.353</small>										1 0 0 0 0 0 0

Inning Stats	R: 3 H: 4 E: 0 K: 1 S: 9	H: 4 LOB: 2 BB: 1 P: 13	R: 4 H: 4 E: 0 K: 1 S: 9	H: 4 LOB: 0 BB: 0 P: 9	R: 0 H: 0 E: 0 K: 1 S: 5	H: 0 LOB: 0 BB: 0 P: 5	R: 0 H: 0 E: 0 K: 0 S: 3	H: 0 LOB: 0 BB: 0 P: 3	R: 0 H: 0 E: 0 K: 1 S: 5	H: 0 LOB: 0 BB: 0 P: 5	R: 0 H: 1 E: 0 K: 0 S: 3	H: 0 LOB: 0 BB: 0 P: 3	R: 0 H: 0 E: 0 K: 2 S: 7	H: 0 LOB: 0 BB: 0 P: 7	1B: 5 SF: 0 2B: 2 SAC: 0 3B: 1 DP: 1 HR: 1 HBP: 0
--------------	--------------------------	-------------------------	--------------------------	------------------------	--------------------------	------------------------	--------------------------	------------------------	--------------------------	------------------------	--------------------------	------------------------	--------------------------	------------------------	--

PITCHER	<b>Matt Young, L</b> <small>ERA: 4.91</small> <small>(1, 1)</small>	<b>Roy Thomas, R</b> <small>ERA: 3.36</small> <small>(2, 1)</small>	IP	WLS	BF	H	R	ER	SO	BB	IBB	HBP	BLK	WP	HR	S	P	ERA	WHIP
			1.2	L	14	8	7	7	2	1	0	0	0	1	1	17	21	37.80	5.400
			6.1		19	1	0	0	4	0	0	0	0	0	0	27	27	0.00	0.158

**BOTTOM**

**Seattle Mariners @ Chicago White Sox**  
 Comiskey Park, Chicago, IL  
 Fri Oct 04 1985, 8:05 PM EDT  
 Att. 11,974 - Unknown

AB	32
R	7
H	9
RBI	7
BB	1
SO	6
LOB	7



WP: 1	PA: 33
PB: 1	
SB: 1	
CS: 0	

livebaseballscorecards.com

Batter	1	2	3	4	5	6	7	8	9	AB R H RBI BB SO LOB	TOP											
Jack Perconte, L (1, 4) OBP: 0.333, SLG: 0.337	4-0 SH1-3 S BB	4-0 BB		x 0-0 4-3			x 0-0 G5-4-3 1B			2 0 1 0 2 0 1												
Phil Bradley, R (1, 7) OBP: 0.366, SLG: 0.499	0-0 SH1-3 1-3	0-3 K			x 0-0 F9		x 0-0 G5-4-3 1-2f			3 0 0 0 0 1 3												
Alvin Davis, L (1, 3) OBP: 0.379, SLG: 0.442	0-3 K		0-3 K		x 0-0 F7		x 0-0 G4-1			4 0 0 0 0 2 1												
Gorman Thomas, R (1, 10) OBP: 0.332, SLG: 0.453	0-0 L7		0-3 K		x 0-0 F5		x 0-0 F7			4 0 0 0 0 1 1												
Al Cowens, R (1, 9) OBP: 0.308, SLG: 0.452		x 0-0 6-3	0-3 K		x 0-0 2B 3B		x 0-0 5-3			4 1 1 0 0 1 0												
Jim Presley, R (1, 5) OBP: 0.324, SLG: 0.484		4-0 2B 1B BB		x 0-0 G5-4-3 1B		x 0-0 2B	x 0-0 F9			3 1 2 1 1 0 0												
Dave Henderson, R (1, 8) OBP: 0.309, SLG: 0.390		x 0-0 1B 2B		x 0-0 G5-4-3 1-2f		x 0-0 6-3		x 0-3 K		4 1 1 0 0 1 2												
Danny Tartabull, R (1, 6) OBP: 0.406, SLG: 0.525		x 0-0 S 1B		x 0-0 1B 2B		x 0-0 F7		x 0-3 K		4 1 2 2 0 1 1												
Dave Valle, R (1, 2) OBP: 0.191, SLG: 0.182		0-3 K		x 0-0 1B		x 0-0 6-3		x 0-0 F3		4 0 1 1 0 1 2												
<b>Inning Stats</b>	R: 0 E: 0 K: 1 S: 5	H: 0 LOB: 1 BB: 1 P: 9	R: 2 E: 0 K: 2 S: 9	H: 2 LOB: 2 BB: 2 P: 17	R: 0 E: 0 K: 3 S: 9	H: 0 LOB: 0 BB: 0 P: 9	R: 1 E: 0 K: 0 S: 5	H: 3 LOB: 1 BB: 0 P: 5	R: 0 E: 0 K: 0 S: 3	H: 0 LOB: 0 BB: 0 P: 3	R: 1 E: 0 K: 0 S: 5	H: 2 LOB: 1 BB: 0 P: 5	R: 0 E: 0 K: 0 S: 3	H: 1 LOB: 0 BB: 0 P: 3	R: 0 E: 0 K: 2 S: 7	H: 0 LOB: 0 BB: 0 P: 7	R: 0 E: 0 K: 2 S: 7	H: 0 LOB: 0 BB: 0 P: 7	1B: 4 2B: 3 3B: 1 HR: 0	SF: 0 SAC: 1 DP: 2 HBP: 0	WP: 0 PB: 0 SB: 2 CS: 0	PA: 36
<b>PITCHER</b>	IP WLS BF H R ER SO BB IBB HBP BLK WP HR S P ERA WHIP																					
Floyd Bannister, L (1, 1) ERA: 4.87	5.0 W 24 7 4 4 6 3 0 0 0 0 0 0 33 45 7.20 2.000																					
Dan Spillner, R (6, 1) ERA: 3.44	1.0 3 0 0 0 0 0 0 0 0 0 0 0 3 3 0.00 0.000																					
Bob James, R (7, 1) ERA: 2.15	3.0 S 9 1 0 0 2 0 0 0 0 0 0 0 13 13 0.00 0.333																					

Seattle Mariners @ Chicago White Sox  
Comiskey Park, Chicago, IL  
Sat Oct 05 1985, 8:05 PM EDT  
Att. 15,649 - Unknown

livebaseballscorecards.com

AB 32  
R 4  
H 8  
RBI 4  
BB 3  
SO 8  
LOB 11



Batter	1	2	3	4	5	6	7	8	9
<b>Rudy Law, L</b> OBP: 0.311, SLG: 0.374 (1, 7)	4-0 WP BB		0-0 1B 2B	0-0 FC4-2	0-0 1B 1B		0-0 L6		
<b>Bryan Little, S</b> OBP: 0.341, SLG: 0.335 (1, 4)	0-0 F7		0-0 BB 1B	0-3 K	0-0 1B 1B			0-0 6-3	
<b>Scott Fletcher, R</b> OBP: 0.332, SLG: 0.309 (5, PH) (6, 4)	1-3		2-H 3-H		1-2 2-H 3-H				
<b>Harold Baines, L</b> OBP: 0.350, SLG: 0.470 (1, 9)	0-0 L4		0-0 F4		0-0 BB			0-0 6-3	
<b>Greg Walker, L</b> OBP: 0.311, SLG: 0.457 (1, 3)	0-3 K		4-0 BB	1-2 BB	0-0 E 2B	0-3 K		0-0 4-3	
<b>Carlton Fisk, R</b> OBP: 0.322, SLG: 0.491 (1, 2)		0-0 F4	0-0 F8		4-0 E IBB	4-0 WP BB			
<b>Ron Kittle, R</b> OBP: 0.295, SLG: 0.460 (1, 10)		0-0 G4-3-6 1B	0-0 F5		0-0 E6 1B 1B	0-0 6-3			
<b>Daryl Boston, L</b> OBP: 0.275, SLG: 0.336 (1, 8)		0-0 G4-3-6 1-2f		4-0 2B BB	0-0 SF8	0-0 F3			
<b>Tim Hulett, R</b> OBP: 0.324, SLG: 0.375 (1, 5)			0-0 1B 2B 1B	0-0 SH3-4 1-H FC4-2 2B	0-0 F9		0-0 L8		
<b>Ozzie Guillen, L</b> OBP: 0.291, SLG: 0.355 (1, 6)			0-0 2B 1B 1B	0-0 SH3-4	0-0 1B 1B		0-0 F1		

Inning Stats	R: 1	H: 0	E: 1	K: 1	S: 5	LOB: 0	BB: 1	P: 9	R: 0	H: 1	E: 0	K: 0	S: 3	LOB: 0	BB: 0	P: 3	R: 3	H: 4	E: 0	K: 0	S: 7	LOB: 2	BB: 1	P: 11	R: 1	H: 1	E: 0	K: 1	S: 6	LOB: 1	BB: 1	P: 10	R: 5	H: 4	E: 1	K: 0	S: 8	LOB: 2	BB: 2	P: 16	R: 0	H: 0	E: 0	K: 1	S: 5	LOB: 1	BB: 1	P: 9	R: 0	H: 0	E: 0	K: 0	S: 3	LOB: 0	BB: 0	P: 3	R: 0	H: 0	E: 0	K: 0	S: 3	LOB: 0	BB: 0	P: 3
--------------	------	------	------	------	------	--------	-------	------	------	------	------	------	------	--------	-------	------	------	------	------	------	------	--------	-------	-------	------	------	------	------	------	--------	-------	-------	------	------	------	------	------	--------	-------	-------	------	------	------	------	------	--------	-------	------	------	------	------	------	------	--------	-------	------	------	------	------	------	------	--------	-------	------

PITCHER	IP	WLS	BF	H	R	ER	SO	BB	IBB	HBP	BLK	WP	HR	S	P	ERA	WHIP
<b>Frank Wills, R</b> ERA: 6.0 (1, 1)	3.0	L	17	6	5	4	1	3	0	0	0	1	0	16	28	12.00	3.000
<b>Paul Mirabella, L</b> ERA: 1.32 (4, 1)	1.0		6	1	3	2	1	1	1	0	0	0	0	6	14	18.00	2.000
<b>Dave Tobik, R</b> ERA: 6.0 (5, 1)	0.2		4	1	0	0	0	0	0	0	0	0	0	4	4	0.00	1.500
<b>Ed Vande Berg, L</b> ERA: 3.72 (5, 1)	3.1		13	2	2	0	1	1	0	0	0	1	0	14	18	0.00	0.900

**BOTTOM**

**Seattle Mariners @ Chicago White Sox**  
Comiskey Park, Chicago, IL  
Sat Oct 05 1985, 8:05 PM EDT  
Att. 15,649 - Unknown

AB	R	H	RBI	BB	SO	LOB
4	2	2	1	1	0	1
3	0	1	2	0	1	2
2	0	1	2	0	0	0
4	1	0	0	1	0	3
4	1	1	0	1	2	0
2	1	0	0	2	0	2
4	1	1	1	0	0	4
2	1	0	1	1	0	2
4	1	2	1	0	0	1
3	2	2	0	0	0	0


AB	32
R	10
H	10
RBI	8
BB	6
SO	3
LOB	15



WP	PA
2	40

PITCHER	IP	WLS	BF	H	R	ER	SO	BB	IBB	HBP	BLK	WP	HR	S	P	ERA	WHIP
---------	----	-----	----	---	---	----	----	----	-----	-----	-----	----	----	---	---	-----	------

Batter	1	2	3	4	5	6	7	8	9	AB R H RBI BB SO LOB	TOP											
<b>Jack Perconte, L</b> (1, 4) <small>OBP: 0.335, SLG: 0.340</small> <b>Harold Reynolds, S</b> (5, PR) <small>OBP: 0.264, SLG: 0.192</small> (5, 4)	4-0 BB		0-0 6-3		0-0 1B G6-4-3 2B		0-3 K		0-3 K	2 0 1 0 1 0 0 2 1 0 0 0 2 1	<b>Seattle Mariners @ Chicago White Sox</b> Comiskey Park, Chicago, IL Sun Oct 06 1985, 4:33 AM EDT Att. 16,231 - Unknown <a href="http://livebaseballscorecards.com">livebaseballscorecards.com</a>											
<b>Phil Bradley, R</b> (1, 7) <small>OBP: 0.365, SLG: 0.498</small> <b>John Moses, S</b> (4, 7) <small>OBP: 0.219, SLG: 0.194</small>	0-3 K		0-3 K		0-0 G6-4-3 BB 2-3 1B		0-0 L6		0-0 G4-3 1-2f	2 0 0 0 0 2 1 3 0 1 0 0 0 1												
<b>Alvin Davis, L</b> (1, 3) <small>OBP: 0.381, SLG: 0.441</small> <b>Domingo Ramos, R</b> (7, PR) <small>OBP: 0.267, SLG: 0.250</small> (7, 3)	0-3 K			4-0 1B 2B BB	4-0 G6-4-3 BB 1-2		4-0 BB BB			1 1 0 0 3 1 1 0 0 0 0 0 0 0												
<b>Gorman Thomas, R</b> (1, 10) <small>OBP: 0.330, SLG: 0.450</small> <b>Ken Phelps, L</b> (7, PH) <small>OBP: 0.343, SLG: 0.466</small>	0-3 K			0-3 K	0-0 G6-4-3 1-2f 2-3 3-H		4-0 BB		1-2 BB	3 0 0 0 0 2 4 0 0 0 0 1 0 0												
<b>Al Cowens, R</b> (1, 9) <small>OBP: 0.310, SLG: 0.451</small> <b>Ricky Nelson, L</b> (7, 9)		0-0 F9		0-0 2B 1-2 1B	4-0 BB BB		0-3 K			3 0 1 0 1 1 2 0 0 0 0 0 0 0												
<b>Jim Presley, R</b> (1, 5) <small>OBP: 0.324, SLG: 0.484</small>		0-0 G3		0-0 1-3 2-H 2B	0-0 F9		0-3 K			4 0 1 1 0 1 3												
<b>Dave Henderson, R</b> (1, 8) <small>OBP: 0.310, SLG: 0.388</small>		4-0 FC6-4 BB		4-0 BB	0-0 F9		0-0 5-3			2 0 0 0 2 0 0												
<b>Dave Valle, R</b> (1, 2) <small>OBP: 0.181, SLG: 0.171</small>		0-0 FC6-4 1-2f		0-3 K	0-0 6-3		0-3 K			4 0 0 0 0 2 4												
<b>Spike Owen, S</b> (1, 6) <small>OBP: 0.322, SLG: 0.372</small>			0-0 F8	0-0 F8	0-0 4-3				0-0 G4-3 1B	4 0 1 0 0 0 3												
<b>Inning Stats</b>	R: 0 E: 0 K: 3 S: 9	H: 0 LOB: 1 BB: 1 P: 13	R: 0 E: 0 K: 0 S: 3	H: 0 LOB: 1 BB: 1 P: 7	R: 0 E: 0 K: 1 S: 5	H: 0 LOB: 0 BB: 0 P: 5	R: 1 E: 0 K: 2 S: 9	H: 2 LOB: 3 BB: 2 P: 17	R: 1 E: 0 K: 0 S: 4	H: 2 LOB: 3 BB: 2 P: 12	R: 0 E: 0 K: 0 S: 3	H: 0 LOB: 0 BB: 0 P: 3	R: 0 E: 0 K: 2 S: 7	H: 0 LOB: 2 BB: 2 P: 15	R: 0 E: 0 K: 2 S: 7	H: 0 LOB: 0 BB: 0 P: 7	R: 0 E: 0 K: 1 S: 5	H: 1 LOB: 0 BB: 0 P: 5	1B: 3 2B: 2 3B: 0 HR: 0	SF: 0 SAC: 0 DP: 2 HBP: 0	WP: 0 PB: 0 SB: 0 CS: 0	PA: 38
<b>PITCHER</b>	IP WLS BF H R ER SO BB IBB HBP BLK WP HR S P ERA WHIP																					
<b>Ed Correa, R</b> (1, 1) <small>ERA: 6.97</small>	5.0 W 24 4 2 2 6 6 0 0 0 0 0 0 30 54 3.60 2.000																					
<b>Joel Davis, R</b> (6, 1) <small>ERA: 4.16</small>	3.0 11 0 0 0 4 2 0 0 0 0 0 0 17 25 0.00 0.667																					
<b>Bob James, R</b> (9, 1) <small>ERA: 2.13</small>	1.0 S 3 1 0 0 1 0 0 0 0 0 0 0 5 5 0.00 1.000																					

Batter	1	2	3	4	5	6	7	8	9	AB	R	H	RBI	BB	SO	LOB	BOTTOM
<b>Ozzie Guillen, L</b> OBP: 0.291, SLG: 0.358 (1, 6)	0-0 1B 3B		0-3 K		0-0 B5-3			0-0 B1-3		4	1	1	0	0	1	0	
<b>Bryan Little, S</b> OBP: 0.345, SLG: 0.340 (1, 4)	0-0 F8 WP 1B		0-0 E4 6-3 1B		0-0 3-1			0-0 F4		3	0	2	1	0	0	0	
<b>Marc Hill, R</b> OBP: 0.253, SLG: 0.160 (8, PH)										1	0	0	0	0	0	0	
<b>Scott Fletcher, R</b> OBP: 0.332, SLG: 0.309 (9, 4)										0	0	0	0	0	0	0	
<b>Harold Baines, L</b> OBP: 0.348, SLG: 0.467 (1, 9)	0-0 F8 1-3		0-0 6-3		0-0 5-3			0-0 5-3		4	0	0	0	0	0	2	
<b>Greg Walker, L</b> OBP: 0.309, SLG: 0.454 (1, 3)	0-3 K		0-0 F6		0-0 L6			0-0 L6		3	0	0	0	0	1	2	
<b>Carlton Fisk, R</b> OBP: 0.320, SLG: 0.488 (1, 10)	0-0 F6		0-3 K		0-3 K			0-3 K		3	0	0	0	0	2	1	
<b>Ron Kittle, R</b> OBP: 0.295, SLG: 0.467 (1, 7)		0-0 HR		0-0 E9 1B		0-0 6-3		0-0 6-3		3	2	1	1	0	0	0	
<b>Rudy Law, L</b> OBP: 0.311, SLG: 0.374 (9, 7)										0	0	0	0	0	0	0	
<b>Daryl Boston, L</b> OBP: 0.271, SLG: 0.332 (1, 8)		0-0 F5		0-0 5-3		0-3 K		0-3 K		3	0	0	0	0	1	1	
<b>Tim Hulett, R</b> OBP: 0.324, SLG: 0.375 (1, 5)		0-0 6-3		0-0 1B		0-0 F4		0-0 F4		3	0	1	1	0	0	0	
<b>Joel Skinner, R</b> OBP: 0.408, SLG: 0.545 (1, 2)		0-0 1-3		0-0 F9		0-3 K		0-3 K		3	0	0	0	0	1	1	
<b>Inning Stats</b>	R: 1 E: 0 K: 1 S: 7	H: 2 LOB: 1 BB: 0 P: 7	R: 1 E: 0 K: 0 S: 4	H: 1 LOB: 0 BB: 0 P: 4	R: 0 E: 1 K: 1 S: 6	H: 1 LOB: 1 BB: 0 P: 6	R: 1 E: 1 K: 1 S: 7	H: 1 LOB: 1 BB: 0 P: 7	R: 0 E: 0 K: 0 S: 3	H: 0 LOB: 0 BB: 0 P: 3	R: 0 E: 0 K: 1 S: 5	H: 0 LOB: 0 BB: 0 P: 5	R: 0 E: 0 K: 2 S: 7	H: 0 LOB: 0 BB: 0 P: 7	R: 0 E: 0 K: 0 S: 3	H: 0 LOB: 0 BB: 0 P: 3	
<b>PITCHER</b> <b>Mike Moore, R</b> ERA: 3.46 (1, 1)	IP: 8.0 WLS: L BF: 30	H: 5 R: 3 ER: 2 SO: 6	BB: 0 IBB: 0 HBP: 0 BLK: 0	WP: 1 HR: 1 S: 42 P: 42	ERA: 2.25 WHIP: 0.625			<b>PITCHER</b> IP: 8.0 WLS: L BF: 30	H: 5 R: 3 ER: 2 SO: 6	BB: 0 IBB: 0 HBP: 0 BLK: 0	WP: 1 HR: 1 S: 42 P: 42	ERA: 2.25 WHIP: 0.625					
																	<b>AB 30</b> <b>R 3</b> <b>H 5</b> <b>RBI 3</b> <b>BB 0</b> <b>SO 6</b> <b>LOB 7</b>
																	

**Seattle Mariners @ Chicago White Sox**  
Comiskey Park, Chicago, IL

Sun Oct 06 1985, 4:33 AM EDT

Att. 16,231 - Unknown

[livebaseballscorecards.com](http://livebaseballscorecards.com)