Chicago White Sox - 1986

Batter	1	2	3	4	5	6	7	8	9	AB	R	H	RBI	BB	SO	LOB
Mike Felder, S (1, 7) OBP: 0.250, SLG: 0.250	4-3		S 1B		3-1		G5-4-3 1-2f			4	0	1	0	0	0	1
Robin Yount, R (1, 8) OBP: 0.250, SLG: 0.250	G6-4-3 1B		K 1-2			F7	6-3			4	0	1	0	0	1	1
Paul Molitor, R (1, 5) OBP: 0.250, SLG: 0.500	G6-4-3 1-2f			F8		1B 2B		K		4	1	1	0	0	1	1
Billy Jo Robidoux, L (1, 3) OBP: 0.500, SLG: 0.500		F8		HR 1B		FC4-6 2-H		K		4	1	2	1	0	1	0
Ernest Riles, L (1, 6) OBP: 0.250, SLG: 1.000		F7		1-H HR		FC4-6 1B 1-2f 1B		K		4	2	1	2	0	1	1
Rob Deer, R (1, 9) OBP: 0.500, SLG: 1.250		HR		K		1B 1-3 1B			K	4	1	2	1	0	2	0
Paul Householder, S (1, 10) OBP: 0.250, SLG: 0.250		6-3		K		1-3 3-H 1B			F7	4	0	1	1	0	1	0
Jim Gantner, L (1, 4)			4-3		G3	F7			3-1	4	0	0	0	0	0	2
Rick Cerone, R (1, 2) OBP: 0.333, SLG: 0.333			F7		F9		G5-4-3 1B			3	0	1	0	0	0	0
Inning Stats	R: 0 E: 0 K: 0 S: 3 H: 1 LOB: 0 BB: 0 P: 3	R: 1 E: 0 K: 0 S: 4 H: 1 LOB: 0 BB: 0 P: 4	R: 0 E: 0 K: 1 S: 6 H: 1 LOB: 1 BB: 0 P: 6	R: 2 E: 0 K: 2 S: 9 H: 2 LOB: 0 BB: 0 P: 9	R: 0 E: 0 K: 0 S: 3 H: 0 LOB: 0 BB: 0 P: 3	R: 2 E: 0 K: 0 S: 7 H: 4 LOB: 2 BB: 0 P: 7	R: 0 E: 0 K: 0 S: 3 H: 1 LOB: 0 BB: 0 P: 3	R: 0 E: 0 K: 3 S: 9 H: 0 LOB: 0 BB: 0 P: 9	R: 0 E: 0 K: 1 S: 5 H: 0 LOB: 0 BB: 0 P: 5	1B: 7 2B: 1 3B: 0 HR: 2 SF: 0 SAC: 0 DP: 2 HBP: 0						

PITCHER	IP	WLS	BF	H	R	ER	SO	BB	IBB	HBP	BLK	WP	HR	S	P	ERA	WHIP
Tom Seaver, R (1, 1) ERA: 8.44	5.1	L	22	7	5	5	3	0	0	0	0	0	2	28	28	8.44	1.312
Dave Schmidt, R (6, 1) ERA:	2.0		8	3	0	0	1	0	0	0	0	0	0	10	10	0.00	1.500
Juan Agosto, L (8, 1) ERA:	0.2		2	0	0	0	2	0	0	0	0	0	0	6	6	0.00	0.000
Neil Allen, R (9, 1) ERA:	1.0		3	0	0	0	1	0	0	0	0	0	0	5	5	0.00	0.000

PITCHER	IP	WLS	BF	H	R	ER	SO	BB	IBB	HBP	BLK	WP	HR	S	P	ERA	WHIP

TOP

Milwaukee Brewers @ Chicago White Sox

Comiskey Park, Chicago, IL

Mon Apr 07 1986, 4:33 AM EST

Att. 42,265 - Unknown

livebaseballscorecards.com

AB	35
R	5
H	10
RBI	5
BB	0
SO	7
LOB	6

WP: 0 PA: 35
PB: 0
SB: 1
CS: 0

Batter	1	2	3	4	5	6	7	8	9	AB	R	H	RBI	BB	SO	LOB
John Cangelosi, S (1, 8)	6-3		5-3	6-3		BBBB S BB			BBBB 1B SF7 BB	3	1	0	0	2	0	2
Wayne Tolleson, S (1, 5) (9, 6)	SSS K		BBBB F9 1B BB		BBBB 1B SF7 BB	F8 1-2			SSS K	3	1	0	0	2	2	2
Harold Baines, L (1, 9) OBP: 0.800, SLG: 0.800	1B		1-2 1B		1-3 1B		SSS K		FC6-4 1-3 1B	5	0	4	0	0	1	0
Carlton Fisk, R (1, 7)	F5		F9 2-3		SF7 3-H		G3		SF7 3-H	3	0	0	2	0	0	3
Ron Kittle, R (1, 10) OBP: 0.400, SLG: 0.600		1B 2B	L5		1-2 1B		5-3		FC6-4 1-2f	5	1	2	0	0	0	3
Greg Walker, L (1, 3) OBP: 0.250, SLG: 0.500		SSS K		G3	F7			F8 2B		4	0	1	0	0	1	3
Tim Hulett, R (1, 4) (9, 5) OBP: 0.500, SLG: 0.333		2-H 1B		BBBB 1B BB	F9			2-3 F8		3	0	1	1	1	0	3
Joel Skinner, R (1, 2)		SSS K		SSS K		1-3		1-3		3	0	0	0	0	2	2
Reid Nichols, R (8, PH) (9, 4)										1	0	0	0	0	0	1
Ozzie Guillen, L (1, 6) OBP: 0.333, SLG: 0.333		4-3		1-3 1B		4-3		F4		3	0	1	0	0	0	1
Jerry Hairston, S (8, PH)										1	0	0	0	0	0	1
Marc Hill, R (9, 2)										0	0	0	0	0	0	0
Inning Stats	R: 0 E: 0 K: 1 S: 6 H: 1 LOB: 1 BB: 0 P: 6	R: 1 E: 0 K: 2 S: 9 H: 2 LOB: 1 BB: 0 P: 9	R: 0 E: 0 K: 0 S: 4 H: 1 LOB: 2 BB: 1 P: 8	R: 0 E: 0 K: 1 S: 6 H: 1 LOB: 2 BB: 1 P: 10	R: 1 E: 0 K: 0 S: 5 H: 2 LOB: 2 BB: 1 P: 9	R: 0 E: 0 K: 0 S: 3 H: 0 LOB: 1 BB: 1 P: 7	R: 0 E: 0 K: 1 S: 5 H: 0 LOB: 0 BB: 0 P: 5	R: 0 E: 0 K: 0 S: 4 H: 1 LOB: 1 BB: 0 P: 4	R: 1 E: 0 K: 1 S: 6 H: 1 LOB: 1 BB: 1 P: 10	1B: 7 2B: 2 3B: 0 HR: 0	SF: 2 SAC: 0 DP: 0 HBP: 0						

PITCHER	IP	WLS	BF	H	R	ER	SO	BB	IBB	HBP	BLK	WP	HR	S	P	ERA	WHIP
Teddy Higuera, L (1, 1) ERA: 2.57	7.0	W	32	7	2	2	5	4	0	0	0	0	0	38	54	2.57	1.571
Ray Searage, L (8, 1) ERA: 6.75	1.1		7	2	1	1	1	1	0	0	0	0	0	8	12	6.75	2.250
Mark Clear, R (9, 1) ERA:	0.2	S	2	0	0	0	0	0	0	0	0	0	0	2	2	0.00	0.000

PITCHER	IP	WLS	BF	H	R	ER	SO	BB	IBB	HBP	BLK	WP	HR	S	P	ERA	WHIP

BOTTOM

Milwaukee Brewers @ Chicago White Sox

Comiskey Park, Chicago, IL

Mon Apr 07 1986, 4:33 AM EST

Att. 42,265 - Unknown

livebaseballscorecards.com

AB	34
R	3
H	9
RBI	3
BB	5
SO	6
LOB	21

Batter	1	2	3	4	5	6	7	8	9	AB	R	H	RBI	BB	SO	LOB
Mike Felder, S (1, 7) OBP: 0.333, SLG: 0.444	5-3		4-3		2B		1B 2-3 1B		K	5	0	2	0	0	1	1
Robin Yount, R (1, 8) OBP: 0.556, SLG: 0.556	S 1B			BB WP 5-3 1B	5-3		1-3 3-H 1B		1-2 1B	5	1	4	1	0	0	1
Paul Molitor, R (1, 5) OBP: 0.222, SLG: 0.250	5-3 1-2			5-3 BB 1-2 2B BB	5-3		K		G3	4	1	0	0	1	1	6
Billy Jo Robidoux, L (1, 3) OBP: 0.375, SLG: 0.286	4-3			5-3 1-2 2-3 2B BB		K	4-3			3	1	0	0	1	1	3
Ernest Riles, L (1, 6) OBP: 0.125, SLG: 0.500		F7		K		3-1		F6		4	0	0	0	0	1	3
Rob Deer, R (1, 9) OBP: 0.375, SLG: 0.714		K		5-3 1-2 2-3 3-H		BB		K		3	0	0	1	1	2	2
Paul Householder, S (1, 10) OBP: 0.250, SLG: 0.375		6-3		2-H 3-H 2B		F6		4-3		4	0	1	2	0	0	1
Jim Gantner, L (1, 4) OBP: 0.125, SLG: 0.125			K	F5			1B SH1-4 1B 1B		F7	4	1	1	0	0	1	1
Rick Cerone, R (1, 2) OBP: 0.333, SLG: 0.200			1-3		K		SH1-4 1-2		1B BB	2	0	0	0	1	1	0
Inning Stats	R: 0 E: 0 K: 0 S: 4 H: 1 LOB: 1 BB: 0 P: 4	R: 0 E: 0 K: 1 S: 5 H: 0 LOB: 0 BB: 0 P: 5	R: 0 E: 0 K: 1 S: 5 H: 0 LOB: 0 BB: 0 P: 5	R: 3 E: 0 K: 1 S: 7 H: 2 LOB: 1 BB: 2 P: 15	R: 0 E: 0 K: 1 S: 6 H: 1 LOB: 1 BB: 0 P: 6	R: 0 E: 0 K: 1 S: 5 H: 0 LOB: 1 BB: 1 P: 9	R: 1 E: 0 K: 1 S: 8 H: 3 LOB: 2 BB: 0 P: 8	R: 0 E: 0 K: 1 S: 5 H: 0 LOB: 0 BB: 0 P: 5	R: 0 E: 0 K: 1 S: 6 H: 1 LOB: 2 BB: 1 P: 10	1B: 6 2B: 2 3B: 0 HR: 0 SF: 0 SAC: 1 DP: 0 HBP: 0						

PITCHER	IP	WLS	BF	H	R	ER	SO	BB	IBB	HBP	BLK	WP	HR	S	P	ERA	WHIP
Richard Dotson, R (1, 1) ERA: 6.0	6.0	L	26	5	4	4	5	3	0	0	0	1	0	33	45	6.00	1.333
Gene Nelson, R (7, 1) ERA:	0.2		4	2	0	0	1	0	0	0	0	0	0	6	6	0.00	3.000
Juan Agosto, L (7, 1) ERA:	0.2		2	0	0	0	0	0	0	0	0	0	0	2	2	0.00	0.000
Neil Allen, R (8, 1) ERA:	0.2		2	0	0	0	1	0	0	0	0	0	0	4	4	0.00	0.000
Bob James, R (9, 1) ERA:	1.0		5	1	0	0	1	1	0	0	0	0	0	6	10	0.00	2.000

PITCHER	IP	WLS	BF	H	R	ER	SO	BB	IBB	HBP	BLK	WP	HR	S	P	ERA	WHIP

TOP

Milwaukee Brewers @ Chicago White Sox

Comiskey Park, Chicago, IL

Wed Apr 09 1986, 4:33 AM EST

Att. 9,007 - Unknown

livebaseballscorecards.com

AB	34
R	4
H	8
RBI	4
BB	4
SO	8
LOB	18

WP: 1 PA: 39
PB: 0
SB: 1
CS: 0

BOTTOM

Batter	1	2	3	4	5	6	7	8	9	AB	R	H	RBI	BB	SO	LOB
John Cangelosi, S (1, 8) OBP: 0.400, SLG: 0.571	x 0-0 ① 5-3		x 0-0 ① F3		BBB 4-0 S 2B BB		x 0-0 ① F7		x 0-0 HR	4	2	1	1	1	0	1
Wayne Tolleson, S (1, 5) OBP: 0.400, SLG: 0.286	x 0-0 ② 1-3		BBB 4-0 G4-6-3 1-2 BB		x 0-0 1-H 2B		x 0-0 ② 6-3		x 0-0 ③ F9	4	0	1	1	1	0	0
Harold Baines, L (1, 9) OBP: 0.556, SLG: 0.500	x 0-0 ③ 5-3		x 0-0 ②③ G4-6-3 1-2f		SSS 0-3 ② K		BBB 4-0 BB			3	0	0	0	1	1	3
Carlton Fisk, R (1, 7) OBP: 0.222, SLG: 0.167		x 0-0 3-1 BB 1B		H 1-0 FC6-4 1B HBP	x 0-0 ③ F9		x 0-0 ③ F8			3	0	1	0	0	0	2
Greg Walker, L (1, 3) OBP: 0.500, SLG: 0.857		BBB 4-0 3-1 1-2 BB		x 0-0 ① F7		x 0-0 1B 3B		x 0-0 G4-6-3 1B		3	1	2	0	1	0	1
Ron Kittle, R (1, 10) OBP: 0.333, SLG: 0.444		SSS 0-3 ① K		x 0-0 FC6-4 1-2 1B		SSS 0-3 ① K		x 0-0 ①② G4-6-3 1-2f		4	0	1	0	0	2	4
Tim Hulett, R (1, 4) OBP: 0.250, SLG: 0.143		x 0-0 ② 3-1 1-2 2-3		x 0-0 ② FC6-4 1-2f 2-3		SSS 0-3 ② K		SSS 0-3 ③ K		4	0	0	0	0	2	5
Ozzie Guillen, L (1, 6) OBP: 0.333, SLG: 0.333		x 0-0 ③ 4-3		x 0-0 ③ F9		x 0-0 3-H 1B			x 0-0 ① 1B	3	0	1	1	0	0	4
Reid Nichols, R (9, PH) OBP: 0.500, SLG: 0.500										1	0	1	0	0	0	0
Joel Skinner, R (1, 2)			H 1-0 BB HBP		SSS 0-3 ① K	x 0-0 ③ F4			x 0-0 ② 4-3	2	0	0	0	0	1	1
Bobby Bonilla, S (9, PH)										1	0	0	0	0	0	0

Inning Stats	1	2	3	4	5	6	7	8	9
	R: 0 H: 0 E: 0 LOB: 0 K: 0 BB: 0 S: 3 P: 3	R: 0 H: 1 E: 0 LOB: 2 K: 1 BB: 1 S: 6 P: 10	R: 0 H: 0 E: 0 LOB: 1 K: 0 BB: 1 S: 2 P: 7	R: 0 H: 1 E: 0 LOB: 2 K: 0 BB: 0 S: 4 P: 5	R: 1 H: 1 E: 0 LOB: 1 K: 2 BB: 1 S: 8 P: 12	R: 1 H: 2 E: 0 LOB: 1 K: 2 BB: 0 S: 9 P: 9	R: 0 H: 0 E: 0 LOB: 1 K: 0 BB: 1 S: 3 P: 7	R: 0 H: 1 E: 0 LOB: 0 K: 1 BB: 0 S: 5 P: 5	R: 1 H: 2 E: 0 LOB: 0 K: 0 BB: 0 S: 4 P: 4

1B: 5	SF: 0	WP: 0	PA: 38
2B: 1	SAC: 0	PB: 0	
3B: 1	DP: 2	SB: 2	
HR: 1	HBP: 2	CS: 0	

PITCHER	IP	WLS	BF	H	R	ER	SO	BB	IBB	HBP	BLK	WP	HR	S	P	ERA	WHIP
Tim Leary, R (1, 1) ERA: 2.57	7.0	W	31	5	2	2	5	4	0	2	0	0	0	35	53	2.57	1.286
Ray Searage, L (8, 1) ERA: 5.4	2.0	S	7	3	1	1	1	0	0	0	0	0	1	9	9	4.50	1.500

PITCHER	IP	WLS	BF	H	R	ER	SO	BB	IBB	HBP	BLK	WP	HR	S	P	ERA	WHIP

Milwaukee Brewers @ Chicago White Sox

Comiskey Park, Chicago, IL

Wed Apr 09 1986, 4:33 AM EST

Att. 9,007 - Unknown

livebaseballscorecards.com

AB	32
R	3
H	8
RBI	3
BB	4
SO	6
LOB	21

Batter	1	2	3	4	5	6	7	8	9	AB	R	H	RBI	BB	SO	LOB
Mike Felder, S (1, 7) OBP: 0.286, SLG: 0.357	SSS 0-3 K ①		x 0-0 1-3 ②			x 0-0 4-3 ①	x 0-0 E5 1-2 2B		x 0-0 1B 1B 1B	5	2	1	0	0	1	1
Robin Yount, R (1, 8) OBP: 0.571, SLG: 0.643	x 0-0 BB 1B 1B		x 0-0 6-3 ③			x 0-0 E6 1B BB	x 0-0 1-H 2-H 2B		x 0-0 1B 1-3 HR 1B	5	1	3	2	0	0	0
Paul Molitor, R (1, 5) OBP: 0.357, SLG: 0.500	x 0-0 1-2 BB 1B			x 0-0 G3 3B		BBBBB 4-0 1-2 1B BB	x 0-0 4-1 ③		SSS 0-3 K ②	4	1	2	0	1	1	3
Billy Jo Robidoux, L (1, 3) OBP: 0.385, SLG: 0.273	BBBB 4-0 1-2 2-3 G4-6-3 BB			x 0-0 G3 ① 3-H		SSS 0-3 K ②		x 0-0 F1 ①	x 0-0 1-2 3-H HR 1B	4	1	1	2	1	1	2
Ernest Riles, L (1, 6) OBP: 0.385, SLG: 0.846	x 0-0 G4-6-3 ② ③ 1-2f			x 0-0 CS 1B		x 0-0 1-2 2-3 1B		x 0-0 2B 1B	x 0-0 1-H 2-H HR	5	2	4	3	0	0	3
Rob Deer, R (1, 9) OBP: 0.308, SLG: 0.455		x 0-0 1-3 ①		SSS 0-3 K ② ③ 1-2		x 0-0 F6 ③		SSS 0-3 K ② H	1-0 FC4-6 HBP	4	0	0	0	0	2	5
Paul Householder, S (1, 10) OBP: 0.231, SLG: 0.385		x 0-0 3-1 ②			x 0-0 F7 ①		x 0-0 G3 ①	x 0-0 1-H 2B	x 0-0 1-2f FC4-6 ③	5	0	1	1	0	0	1
Jim Gantner, L (1, 4) OBP: 0.167, SLG: 0.091		x 0-0 F8 ③			x 0-0 F7 ②		BBBBB 4-0 E 2B BB	x 0-0 F6 ③		3	1	0	0	1	0	1
Rick Cerone, R (1, 2) OBP: 0.222, SLG: 0.125 Ben Oglivie, L (9, PH) Charlie Moore, R (9, 2)			SSS 0-3 K ①		x 0-0 6-3 ③		SSS 0-3 K ②		x 0-0 F8 ①	3 1 0	0 0 0	0 0 0	0 0 0	0 0 0	2 0 0	1 0 0
Inning Stats	R: 0 E: 0 K: 1 S: 6 H: 2 LOB: 2 BB: 1 P: 10	R: 0 E: 0 K: 0 S: 3 H: 0 LOB: 0 BB: 0 P: 3	R: 0 E: 0 K: 1 S: 5 H: 0 LOB: 0 BB: 0 P: 5	R: 1 E: 0 K: 1 S: 6 H: 2 LOB: 1 BB: 0 P: 6	R: 0 E: 0 K: 0 S: 3 H: 0 LOB: 0 BB: 0 P: 3	R: 0 E: 1 K: 1 S: 7 H: 1 LOB: 3 BB: 1 P: 11	R: 2 E: 1 K: 1 S: 7 H: 1 LOB: 1 BB: 1 P: 11	R: 1 E: 0 K: 1 S: 7 H: 2 LOB: 1 BB: 0 P: 7	R: 4 E: 0 K: 1 S: 9 H: 4 LOB: 1 BB: 0 P: 10	1B: 8 2B: 3 3B: 1 HR: 1 SF: 0 SAC: 0 DP: 2 HBP: 1						

PITCHER	IP	WLS	BF	H	R	ER	SO	BB	IBB	HBP	BLK	WP	HR	S	P	ERA	WHIP
Joel Davis, R (1, 1) ERA: 1.59	5.2		23	5	1	1	4	2	0	0	0	0	0	29	37	1.59	1.235
Dave Schmidt, R (6, 1) ERA:	1.1		7	1	2	0	1	1	0	0	0	0	0	8	12	0.00	1.500
Juan Agosto, L (8, 1) ERA: 5.4	0.1		2	1	1	1	0	0	0	0	0	0	0	2	2	27.00	3.000
Bob James, R (8, 1) ERA: 13.5	1.2	L	11	5	4	4	2	0	0	1	0	0	1	14	15	21.60	3.000

PITCHER	IP	WLS	BF	H	R	ER	SO	BB	IBB	HBP	BLK	WP	HR	S	P	ERA	WHIP

TOP

Milwaukee Brewers @ Chicago White Sox

Comiskey Park, Chicago, IL

Thu Apr 10 1986, 4:33 AM EST

Att. 8,914 - Unknown

livebaseballscorecards.com

AB	39
R	8
H	12
RBI	8
BB	3
SO	7
LOB	17

WP: 0 PB: 0 SB: 0 CS: 1 PA: 43

Batter	1	2	3	4	5	6	7	8	9	AB	R	H	RBI	BB	SO	LOB
John Cangelosi, S (1, 8) OBP: 0.333, SLG: 0.364	5-3		5-3	BB 1-2		4-3			K	4	0	0	0	1	1	3
Wayne Tolleson, S (1, 5) OBP: 0.400, SLG: 0.273	G4-6-3 1B			BB F6			5-3		6-3	4	1	1	0	1	0	2
Harold Baines, L (1, 9) OBP: 0.385, SLG: 0.333	G4-6-3 1-2f			K	F8		F7			4	0	0	0	0	1	2
Carlton Fisk, R (1, 7) OBP: 0.231, SLG: 0.200		K		BB 1B 1-2 1B	F4		4-3			4	1	1	0	0	1	0
Ron Kittle, R (1, 10) OBP: 0.308, SLG: 0.385		5-3		1B BB E 1-2 2-3 1B	K			F9		4	1	1	0	0	1	0
Greg Walker, L (1, 3) OBP: 0.583, SLG: 0.800		CS 1B		K		FC2-5 BB 1B		1B BB		3	0	2	0	1	1	3
Tim Hulett, R (1, 4) OBP: 0.500, SLG: 0.333		CS 1-2		FC4 1B E 1B 1-2 2-3 3-H BB		FC2-5 1-2 BB		G1-6-3 1-3 1B		2	1	2	1	2	0	0
Ozzie Guillen, L (1, 6) OBP: 0.333, SLG: 0.333 Reid Nichols, R (8, PH) OBP: 0.500, SLG: 0.500 Jerry Hairston, S (8, PH) Marc Hill, R (9, 2)			FC4 1-2f	E3 1B 1-3 2-H 3-H 1B		FC2-5 1-2 2-3f		G1-6-3 1-2f		3 0 1 0	1 0 0 0	1 0 0 0	1 0 0 0	0 0 0 0	0 0 0 0	3 0 2 0
Joel Skinner, R (1, 2) OBP: 0.222, SLG: 0.125 Bryan Little, S (9, 6)			F7	BB 2-H 3-H 1B		K			K	3 1	0 0	1 0	2 0	0 0	1 1	3 0
Inning Stats	R: 0 E: 0 K: 0 S: 3 H: 1 LOB: 0 BB: 0 P: 3	R: 0 E: 0 K: 1 S: 5 H: 1 LOB: 0 BB: 0 P: 5	R: 0 E: 0 K: 0 S: 4 H: 1 LOB: 1 BB: 0 P: 4	R: 5 E: 1 K: 2 S: 11 H: 4 LOB: 2 BB: 3 P: 23	R: 0 E: 0 K: 1 S: 5 H: 0 LOB: 0 BB: 0 P: 5	R: 0 E: 0 K: 1 S: 6 H: 1 LOB: 2 BB: 1 P: 10	R: 0 E: 0 K: 0 S: 3 H: 0 LOB: 0 BB: 0 P: 3	R: 0 E: 0 K: 0 S: 3 H: 1 LOB: 1 BB: 1 P: 7	R: 0 E: 0 K: 2 S: 7 H: 0 LOB: 0 BB: 0 P: 7	1B: 9 2B: 0 3B: 0 HR: 0	SF: 0 SAC: 0 DP: 2 HBP: 0			WP: 0 PB: 0 SB: 0 CS: 1	PA: 39		

PITCHER		IP	WLS	BF	H	R	ER	SO	BB	IBB	HBP	BLK	WP	HR	S	P	ERA	WHIP
Juan Nieves, L ERA: 9.0	(1, 1)	4.0		20	7	5	4	3	3	0	0	0	0	0	23	35	9.00	2.500
Bob McClure, L ERA:	(5, 1)	3.1		14	2	0	0	2	2	0	0	0	0	0	16	24	0.00	1.200
Danny Darwin, R ERA:	(8, 1)	1.2	W	4	0	0	0	2	0	0	0	0	0	0	8	8	0.00	0.000

PITCHER	IP	WLS	BF	H	R	ER	SO	BB	IBB	HBP	BLK	WP	HR	S	P	ERA	WHIP

BOTTOM

Milwaukee Brewers @ Chicago White Sox

Comiskey Park, Chicago, IL

Thu Apr 10 1986, 4:33 AM EST

Att. 8,914 - Unknown

livebaseballscorecards.com

AB	33
R	5
H	9
RBI	4
BB	5
SO	7
LOB	18

Batter	1	2	3	4	5	6	7	8	9	AB	R	H	RBI	BB	SO	LOB
Dwight Evans, R (1, 9) OBP: 0.524, SLG: 0.765	S S S 0-3 ① K	x 0-0 ③ FC6-4 1-2f		x 0-0 ② F8			x 0-0 ② 5-3		x 0-0 FC3-6 1-3 2B	5	0	1	0	0	1	2
Wade Boggs, L (1, 5) OBP: 0.429, SLG: 0.632	x 0-0 F3 2B		x 0-0 2B 6-3 1B	x 0-0 ③ 4-3			x 0-0 ③ 1-3		4-0 FC3-6 IBB	4	1	2	0	1	0	0
Bill Buckner, L (1, 3) OBP: 0.286, SLG: 0.450	x 0-0 ② F3 2-3		x 0-0 1-3 3B 2B		x 0-0 ① F8			x 0-0 ① F6	x 0-0 ② FC3-6 1-2f 2-3 3-H	5	1	1	1	0	0	3
Jim Rice, R (1, 7) OBP: 0.316, SLG: 0.375 Steve Lyons, L (9, 8)	B B B B 4-0 BB	x 0-0 ① 6-3 3-H			x 0-0 ② 5-3			x 0-0 ② F9	x 0-0 ③ F7	4 0	0 0	0 0	1 0	1 0	0 0	3 0
Don Baylor, R (1, 10) OBP: 0.353, SLG: 0.688	x 0-0 ③ F8		B B B B 4-0 3B BB		x 0-0 ③ F4			x 0-0 HR		3	2	1	1	1	0	2
Tony Armas, R (1, 8) OBP: 0.235, SLG: 0.294 (9, 7)		x 0-0 CS 1B	S S S 0-3 ② K			S S S 0-3 ① K		x 0-0 ③ 6-3		4	0	1	0	0	2	2
Marty Barrett, R (1, 4) OBP: 0.353, SLG: 0.563		x 0-0 ① ② F6 1-2	x 0-0 1-H 2-H E 3B			x 0-0 ② 4-3			x 0-0 1B 2B	4	2	2	2	0	0	1
Ed Romero, R (1, 6) OBP: 0.250, SLG: 0.286		B B B B 4-0 BB BB	x 0-0 ③ E5 3-H			x 0-0 ③ F7			x 0-0 ① 6-3	3	0	0	0	1	0	1
Marc Sullivan, R (1, 2) OBP: 0.500, SLG: 0.333		B B B B 4-0 FC6-4 1-2 BB		x 0-0 ① 6-3			S S S 0-3 ① K		x 0-0 2B FC3-6 2-H 1B	3	1	1	1	1	1	0

Inning Stats	1	2	3	4	5	6	7	8	9
	R: 0 E: 0 K: 1 S: 6	H: 1 LOB: 2 BB: 1 P: 10	R: 0 E: 0 K: 0 S: 3	H: 1 LOB: 2 BB: 2 P: 11	R: 4 E: 1 K: 1 S: 8	H: 3 LOB: 1 BB: 1 P: 12	R: 0 E: 0 K: 0 S: 3	H: 0 LOB: 0 BB: 0 P: 3	R: 0 E: 0 K: 0 S: 3	H: 0 LOB: 0 BB: 0 P: 3	R: 0 E: 0 K: 1 S: 5	H: 0 LOB: 0 BB: 0 P: 5	R: 0 E: 0 K: 1 S: 5	H: 0 LOB: 0 BB: 0 P: 5	R: 1 E: 0 K: 0 S: 4	H: 1 LOB: 0 BB: 0 P: 4	R: 2 E: 0 K: 0 S: 6	H: 3 LOB: 2 BB: 1 P: 10

PITCHER		IP	WLS	BF	H	R	ER	SO	BB	IBB	HBP	BLK	WP	HR	S	P	ERA	WHIP
Floyd Bannister, L ERA: 4.5	(1, 1)	8.0	L	33	6	5	4	4	4	0	0	0	0	1	37	53	4.50	1.250
Gene Nelson, R ERA: 10.8	(9, 1)	1.0		7	3	2	2	0	0	1	0	0	0	0	6	10	18.00	3.000

PITCHER	IP	WLS	BF	H	R	ER	SO	BB	IBB	HBP	BLK	WP	HR	S	P	ERA	WHIP

TOP

Boston Red Sox @ Chicago White Sox

Comiskey Park, Chicago, IL

Fri Apr 11 1986, 7:05 PM EST
Att. 12,928 - Unknown

livebaseballscorecards.com

AB	35
R	7
H	9
RBI	6
BB	5
SO	4
LOB	14

1B: 3	SF: 0	WP: 0	PA: 40
2B: 4	SAC: 0	PB: 0	
3B: 1	DP: 0	SB: 0	
HR: 1	HBP: 0	CS: 1	

Batter	1	2	3	4	5	6	7	8	9	AB	R	H	RBI	BB	SO	LOB
John Cangelosi, S (1, 8) OBP: 0.400, SLG: 0.357	CS 1B	WP BB 1-2		F9			F7		1B S BB	3	0	1	0	2	0	1
Wayne Tolleson, S (1, 5) OBP: 0.400, SLG: 0.267	F5	1-2 2-3 3-H BB			F6		E3		DI 1B 1-3	4	0	1	0	1	0	1
Harold Baines, L (1, 9) OBP: 0.333, SLG: 0.250	BB 1-2 BB	K			F7		F7		F9 1-2	4	0	0	0	1	1	6
Carlton Fisk, R (1, 7) OBP: 0.294, SLG: 0.462	1-2 BB		5-3		F7			HR		3	1	1	1	1	0	0
Greg Walker, L (1, 3) OBP: 0.500, SLG: 0.714	F6		2-3			2B		3-1		4	0	1	0	0	0	2
Ron Kittle, R (1, 10) OBP: 0.235, SLG: 0.294		F3	F7			F3		K		4	0	0	0	0	1	1
Ozzie Guillen, L (1, 6) OBP: 0.308, SLG: 0.308		E6 1B WP		5-3 1B		F7		4-3		4	1	1	0	0	0	1
Bryan Little, S (1, 4)		F7		F5		F9			F4	4	0	0	0	0	0	3
Marc Hill, R (1, 2) OBP: 0.500, SLG: 0.500 Bobby Bonilla, S (7, PH) Joel Skinner, R (8, 2) OBP: 0.222, SLG: 0.125 Jerry Hairston, S (9, PH)		WP BB 1-3 1B		5-3 1-2			4-3		F8	2 1 0 1	0 0 0 0	1 0 0 0	0 0 0 0	0 0 0 0	0 0 0 0	1 0 0 0
Inning Stats	R: 0 E: 0 K: 0 S: 3 H: 1 LOB: 2 BB: 2 P: 11	R: 1 E: 1 K: 1 S: 7 H: 1 LOB: 3 BB: 2 P: 15	R: 0 E: 0 K: 0 S: 3 H: 0 LOB: 0 BB: 0 P: 3	R: 0 E: 0 K: 0 S: 4 H: 1 LOB: 1 BB: 0 P: 4	R: 0 E: 0 K: 0 S: 3 H: 0 LOB: 0 BB: 0 P: 3	R: 0 E: 0 K: 0 S: 4 H: 1 LOB: 1 BB: 0 P: 4	R: 0 E: 1 K: 0 S: 4 H: 0 LOB: 1 BB: 0 P: 4	R: 1 E: 0 K: 1 S: 6 H: 1 LOB: 0 BB: 0 P: 6	R: 0 E: 0 K: 0 S: 4 H: 1 LOB: 2 BB: 1 P: 8	1B: 4 2B: 1 3B: 0 HR: 1	SF: 0 SAC: 0 DP: 0 HBP: 0						

PITCHER	IP	WLS	BF	H	R	ER	SO	BB	IBB	HBP	BLK	WP	HR	S	P	ERA	WHIP
Roger Clemens, R (1, 1) ERA: 1.04	8.2	W	38	6	2	1	2	5	0	0	0	1	1	37	57	1.04	1.269
Joe Sambito, L (9, 1) ERA: 6.75	0.1		1	0	0	0	0	0	0	0	0	0	0	1	1	0.00	0.000

PITCHER	IP	WLS	BF	H	R	ER	SO	BB	IBB	HBP	BLK	WP	HR	S	P	ERA	WHIP

BOTTOM

Boston Red Sox @ Chicago White Sox

Comiskey Park, Chicago, IL

Fri Apr 11 1986, 7:05 PM EST

Att. 12,928 - Unknown

livebaseballscorecards.com

AB	34
R	2
H	6
RBI	1
BB	5
SO	2
LOB	16

WP: 1	PA: 39					
PB: 0						
SB: 1						
CS: 1						

Boston Red Sox @ Chicago White Sox

Comiskey Park, Chicago, IL

Sat Apr 12 1986, 7:05 PM EST

Att. 14,094 - Unknown

livebaseballscorecards.com

Batter	1	2	3	4	5	6	7	8	9	AB	R	H	RBI	BB	SO	LOB
Dwight Evans, R (1, 9) OBP: 0.480, SLG: 0.650	S S S 0-3 ① K		S S S 0-3 ② K			B B B B 4-0 4-3 6-3 E BB	x 0-0 ③ FC6-4 1-2f			3	1	0	0	1	2	4
Wade Boggs, L (1, 5) OBP: 0.400, SLG: 0.545	x 0-0 ② F7		B B B B 4-0 1-2 2-3 BB			x 0-0 ① 6-3 1-2		x 0-0 ① 4-3		3	0	0	0	1	0	1
Bill Buckner, L (1, 3) OBP: 0.240, SLG: 0.375	x 0-0 ③ 3-1		x 0-0 ③ L6			x 0-0 ② 4-3 2-3		x 0-0 ② G3		4	0	0	0	0	0	4
Jim Rice, R (1, 7) OBP: 0.304, SLG: 0.350		x 0-0 ① 5-3		x 0-0 ① 5-3		x 0-0 E6 3-H 1B		x 0-0 ③ 6-3		4	0	1	1	0	0	0
Don Baylor, R (1, 10) OBP: 0.286, SLG: 0.550		x 0-0 ② F4		x 0-0 ② 6-3		x 0-0 ③ F6			x 0-0 ① F8	4	0	0	0	0	0	1
Tony Armas, R (1, 8) OBP: 0.238, SLG: 0.286		x 0-0 ③ 5-3		x 0-0 ③ F7			x 0-0 ① F7		x 0-0 G4-6-3 1B	4	0	1	0	0	0	0
Rich Gedman, L (1, 2) OBP: 0.353, SLG: 0.529			x 0-0 ① G3		x 0-0 ① 6-3		x 0-0 1B 1B		x 0-0 ② ③ G4-6-3 1-2f	4	0	1	0	0	0	1
Marty Barrett, R (1, 4) OBP: 0.400, SLG: 0.579			x 0-0 PB HBP 1B		x 0-0 ② 4-3		x 0-0 FC6-4 1-2 1B			3	0	2	0	0	0	0
Ed Romero, R (1, 6) OBP: 0.273, SLG: 0.222			H 1-0 PB 1-2 HBP		x 0-0 ③ F8		x 0-0 ② F8			2	0	0	0	0	0	2

Inning Stats	1	2	3	4	5	6	7	8	9		
	R: 0 H: 0 E: 0 LOB: 0 K: 1 BB: 0 S: 5 P: 5	R: 0 H: 0 E: 0 LOB: 0 K: 0 BB: 0 S: 3 P: 3	R: 0 H: 1 E: 0 LOB: 3 K: 1 BB: 1 S: 6 P: 11	R: 0 H: 0 E: 0 LOB: 0 K: 0 BB: 0 S: 3 P: 3	R: 0 H: 0 E: 0 LOB: 0 K: 0 BB: 0 S: 3 P: 3	R: 1 H: 1 E: 1 LOB: 1 K: 0 BB: 1 S: 4 P: 8	R: 0 H: 2 E: 0 LOB: 2 K: 0 BB: 0 S: 5 P: 5	R: 0 H: 0 E: 0 LOB: 0 K: 0 BB: 0 S: 3 P: 3	R: 0 H: 1 E: 0 LOB: 0 K: 0 BB: 0 S: 3 P: 3	1B: 5 SF: 0 2B: 0 SAC: 0 3B: 0 DP: 1 HR: 0 HBP: 1	WP: 0 PA: 34 PB: 1 SB: 0 CS: 0

PITCHER		IP	WLS	BF	H	R	ER	SO	BB	IBB	HBP	BLK	WP	HR	S	P	ERA	WHIP
Tom Seaver, R ERA: 4.38	(1, 1)	7.0	W	28	4	1	1	2	2	0	1	0	0	0	29	38	1.29	0.857
Dave Schmidt, R ERA:	(8, 1)	2.0	S	6	1	0	0	0	0	0	0	0	0	0	6	6	0.00	0.500

PITCHER	IP	WLS	BF	H	R	ER	SO	BB	IBB	HBP	BLK	WP	HR	S	P	ERA	WHIP

AB	31
R	1
H	5
RBI	1
BB	2
SO	2
LOB	13

Batter	1	2	3	4	5	6	7	8	9	AB	R	H	RBI	BB	SO	LOB
Wayne Tolleson, S (1, 5) OBP: 0.417, SLG: 0.389	0-0 1B 3B		BBBB 4-0 BB		0-0 ① 4-3 1-2 2-3			S S S 0-3 ① K		3	1	1	0	1	1	2
Reid Nichols, R (1, 8) OBP: 0.500, SLG: 0.500	0-0 3-H 1B		0-0 ① F7		0-0 ② 2-H 3-H 1B			S S S 0-3 ② K		4	0	2	3	0	1	1
Harold Baines, L (1, 9) OBP: 0.273, SLG: 0.200	S S S 0-3 ① K		0-0 ② F4		0-0 ③ 6-3			0-0 ③ 4-3		4	0	0	0	0	1	2
Carlton Fisk, R (1, 7) OBP: 0.250, SLG: 0.375	0-0 ② F3		S S S 0-3 ③ K			S S S 0-3 ① K				3	0	0	0	0	2	2
Ron Kittle, R (1, 10) OBP: 0.200, SLG: 0.250	S S S 0-3 ③ K			S S S 0-3 ① K		S S S 0-3 ② K				3	0	0	0	0	3	1
Tim Hulett, R (1, 4) OBP: 0.533, SLG: 0.364		BBBB 4-0 BB		X 0-0 G3-6-1 1B		S S S 0-3 ③ K				2	0	1	0	1	1	0
Greg Walker, L (1, 3) OBP: 0.421, SLG: 0.588		X 0-0 ① F8		X 0-0 ② ③ G3-6-1 1-2f			S S S 0-3 ① K			3	0	0	0	0	1	2
Joel Skinner, R (1, 2) OBP: 0.250, SLG: 0.182		S S S 0-3 ② K			X 0-0 4-3 SH 1B 1B		X 0-0 ② F9			3	1	1	0	0	1	1
Ozzie Guillen, L (1, 6) OBP: 0.267, SLG: 0.267		X 0-0 ③ F4			X 0-0 SH 4-3 1-2 1B		X 0-0 ③ G3			2	1	0	0	0	0	1
Inning Stats	R: 1 H: 2 E: 0 LOB: 1 K: 2 BB: 0 S: 9 P: 9	R: 0 H: 0 E: 0 LOB: 1 K: 1 BB: 1 S: 5 P: 9	R: 0 H: 0 E: 0 LOB: 1 K: 1 BB: 1 S: 5 P: 9	R: 0 H: 1 E: 0 LOB: 0 K: 1 BB: 0 S: 5 P: 5	R: 2 H: 2 E: 1 LOB: 0 K: 0 BB: 0 S: 5 P: 5	R: 0 H: 0 E: 0 LOB: 0 K: 3 BB: 0 S: 9 P: 9	R: 0 H: 0 E: 0 LOB: 0 K: 1 BB: 0 S: 5 P: 5	R: 0 H: 0 E: 0 LOB: 0 K: 2 BB: 0 S: 7 P: 7		1B: 4 SF: 0 2B: 0 SAC: 1 3B: 1 DP: 1 HR: 0 HBP: 0						

PITCHER	IP	WLS	BF	H	R	ER	SO	BB	IBB	HBP	BLK	WP	HR	S	P	ERA	WHIP
Bruce Hurst, L (1, 1) ERA: 4.26	8.0	L	30	5	3	2	11	2	0	0	0	0	0	50	58	2.25	0.875

PITCHER	IP	WLS	BF	H	R	ER	SO	BB	IBB	HBP	BLK	WP	HR	S	P	ERA	WHIP

BOTTOM

Boston Red Sox @ Chicago White Sox

Comiskey Park, Chicago, IL

Sat Apr 12 1986, 7:05 PM EST

Att. 14,094 - Unknown

livebaseballscorecards.com

AB	27
R	3
H	5
RBI	3
BB	2
SO	11
LOB	12

WP: 0	PA: 30					
PB: 0						
SB: 0						
CS: 0						

Boston Red Sox @ Chicago White Sox

Comiskey Park, Chicago, IL

Sun Apr 13 1986, 4:33 AM EST

Att. 25,153 - Unknown

TOP

livebaseballscorecards.com

Batter	1	2	3	4	5	6	7	8	9	AB	R	H	RBI	BB	SO	LOB
Dwight Evans, R (1, 9) OBP: 0.516, SLG: 0.640	F6		4-3 BB	SF9 1B	1B		K		L6	5	3	3	2	1	1	0
Wade Boggs, L (1, 5) OBP: 0.452, SLG: 0.556	BB		4-3 HR 1B	1B	1B		4-3		1B	5	1	3	4	1	0	2
Bill Buckner, L (1, 3) OBP: 0.233, SLG: 0.357	K		4-3	SF9	K			G4-6-3 1B		4	0	1	2	0	2	4
Dave Stapleton, R (9, 3)										0	0	0	0	0	0	0
Jim Rice, R (1, 7) OBP: 0.321, SLG: 0.480	5-3		HR	F9	1B			G4-6-3		5	1	2	3	0	0	3
Steve Lyons, L (8, 8)										0	0	0	0	0	0	0
Don Baylor, R (1, 10) OBP: 0.231, SLG: 0.440		6-3	1-3	K	F7			6-3		5	0	0	0	0	1	3
Tony Armas, R (1, 8) OBP: 0.269, SLG: 0.308		K	BB 1B		FC4-6 1B	K			5-3	5	0	2	0	0	2	0
(8, 7)																
Rich Gedman, L (1, 2) OBP: 0.318, SLG: 0.429		4-3	FC6-4 BB		FC4-6 1B	F2			G3	4	1	0	0	1	0	1
Marty Barrett, R (1, 4) OBP: 0.440, SLG: 0.565			BB S 1B FC6-4		1B 1B	4-3			1B BB	4	3	2	0	1	0	2
Ed Romero, R (1, 6) OBP: 0.438, SLG: 0.385			BB 1B	WP 1B	1B 1B		F3		1B	4	3	3	1	1	0	0
Inning Stats	R: 0 E: 0 K: 1 S: 5 H: 0 LOB: 1 BB: 1 P: 9	R: 0 E: 0 K: 1 S: 5 H: 0 LOB: 0 BB: 0 P: 5	R: 5 E: 0 K: 0 S: 7 H: 4 LOB: 2 BB: 3 P: 19	R: 2 E: 0 K: 1 S: 8 H: 3 LOB: 1 BB: 0 P: 8	R: 4 E: 0 K: 1 S: 11 H: 6 LOB: 2 BB: 0 P: 11	R: 0 E: 0 K: 1 S: 5 H: 0 LOB: 0 BB: 0 P: 5	R: 0 E: 0 K: 1 S: 5 H: 0 LOB: 0 BB: 0 P: 5	R: 0 E: 0 K: 0 S: 3 H: 1 LOB: 0 BB: 0 P: 3	R: 1 E: 0 K: 0 S: 5 H: 2 LOB: 2 BB: 1 P: 9	1B: 15 2B: 0 3B: 0 HR: 1 SF: 1 SAC: 0 DP: 1 HBP: 0							

	AB	41
	R	12
	H	16
	RBI	12
	BB	5
	SO	6
	LOB	15

WP: 1 PB: 0 SB: 1 CS: 0 PA: 47

PITCHER		IP	WLS	BF	H	R	ER	SO	BB	IBB	HBP	BLK	WP	HR	S	P	ERA	WHIP
Joe Cowley, R ERA: 19.29	(1, 1)	2.1	L	13	3	5	5	2	3	0	0	0	0	1	14	26	19.29	2.571
Neil Allen, R ERA: 14.73	(3, 1)	2.0		15	8	6	6	1	1	0	0	0	1	0	16	20	27.00	4.500
Gene Nelson, R ERA: 4.15	(5, 1)	2.2		10	2	0	0	3	0	0	0	0	0	0	16	16	0.00	0.750
Bob James, R ERA: 9.82	(8, 1)	1.0		3	1	0	0	0	0	0	0	0	0	0	3	3	0.00	1.000
Juan Agosto, L ERA: 6.75	(9, 1)	1.0		6	2	1	1	0	1	0	0	0	0	0	5	9	9.00	3.000

PITCHER	IP	WLS	BF	H	R	ER	SO	BB	IBB	HBP	BLK	WP	HR	S	P	ERA	WHIP

Batter	1	2	3	4	5	6	7	8	9	AB	R	H	RBI	BB	SO	LOB
John Cangelosi, S (1, 8) OBP: 0.440, SLG: 0.313	4-0 1-3 BLK BB		4-0 S 1B 1-3 BB		4-0 S BB 9-2 BB		0-3 ① K		x 0-0 ② FC4-6 1-2f	2	0	0	0	3	1	2
Wayne Tolleson, S (1, 5) OBP: 0.414, SLG: 0.381	x 0-0 ① 1-3 1-3		x 0-0 S 1-2 3-H 1B		4-0 S 1-2 BB		x 0-0 ② SF7 3-H		x 0-0 ③ G3	3	0	1	2	1	0	2
Reid Nichols, R (1, 9) OBP: 0.333, SLG: 0.333 Bobby Bonilla, S (7, PH) (8, 9)	0-3 ② K		x 0-0 ② B1-3 1-2 2-3		x 0-0 ②③ 9-2 1-2 2-Hf		x 0-0 ③ F6			3 1	0 0	0 0	0 0	0 0	1 0	5 0
Carlton Fisk, R (1, 7) OBP: 0.208, SLG: 0.300	0-3 ③ K		x 0-0 ③ 6-3			x 0-0 ① 6-3		x 0-0 ① F9		4	0	0	0	0	1	3
Ron Kittle, R (1, 10) OBP: 0.250, SLG: 0.304		x 0-0 ① F7		x 0-0 ① F2		B B B B 4-0 BB BB		x 0-0 2B		3	0	1	0	1	0	0
Tim Hulett, R (1, 4) OBP: 0.474, SLG: 0.286		x 0-0 ② F8		x 0-0 ② F8		B B B B 4-0 1-2 BB		x 0-0 ② 5-3		3	0	0	0	1	0	1
Greg Walker, L (1, 3) OBP: 0.391, SLG: 0.500		x 0-0 ③ 1-3		B B B B 4-0 BB		x 0-0 ② F9		x 0-0 ③ F9		3	0	0	0	1	0	3
Joel Skinner, R (1, 2) OBP: 0.200, SLG: 0.143 Jerry Hairston, S (9, PH) OBP: 0.250, SLG: 0.250			x 0-0 ① 4-3	x 0-0 ③ F4		x 0-0 ③ 5-3			x 0-0 FC3-6 1B	3 1	0 0	0 1	0 0	0 0	0 0	3 0
Ozzie Guillen, L (1, 6) OBP: 0.333, SLG: 0.444 Bryan Little, S (9, PH)			x 0-0 S WP 1B 1B		x 0-0 ① F5		x 0-0 SF7 3B		x 0-0 ① FC3-6 FC4-6 1-2f	3 1	2 0	2 0	0 0	0 0	0 0	0 1
Inning Stats	R: 0 E: 0 K: 2 S: 7 H: 0 LOB: 1 BB: 1 P: 11	R: 0 E: 0 K: 0 S: 3 H: 0 LOB: 0 BB: 0 P: 3	R: 1 E: 0 K: 0 S: 5 H: 2 LOB: 2 BB: 1 P: 9	R: 0 E: 0 K: 0 S: 3 H: 0 LOB: 1 BB: 1 P: 7	R: 0 E: 0 K: 0 S: 2 H: 0 LOB: 1 BB: 2 P: 10	R: 0 E: 0 K: 0 S: 3 H: 0 LOB: 2 BB: 2 P: 11	R: 1 E: 0 K: 1 S: 6 H: 1 LOB: 0 BB: 0 P: 6	R: 0 E: 0 K: 0 S: 4 H: 1 LOB: 1 BB: 0 P: 4	R: 0 E: 0 K: 0 S: 4 H: 1 LOB: 1 BB: 0 P: 4	1B: 3 2B: 2 3B: 1 HR: 0	SF: 1 SAC: 0 DP: 1 HBP: 0			WP: 1 PB: 0 SB: 5 CS: 0	PA: 38		

PITCHER		IP	WLS	BF	H	R	ER	SO	BB	IBB	HBP	BLK	WP	HR	S	P	ERA	WHIP
Tim Lollar, L ERA: 1.5	(1, 1)	6.0	W	26	2	1	1	2	7	0	0	1	1	0	23	51	1.50	1.500
Wes Gardner, R ERA: 9.0	(7, 1)	1.0		4	1	1	1	1	0	0	0	0	0	0	6	6	9.00	1.000
Steve Crawford, R ERA:	(8, 1)	1.0		4	1	0	0	0	0	0	0	0	0	0	4	4	0.00	1.000
Bob Stanley, R ERA: 6.75	(9, 1)	1.0		4	1	0	0	0	0	0	0	0	0	0	4	4	0.00	1.000

PITCHER	IP	WLS	BF	H	R	ER	SO	BB	IBB	HBP	BLK	WP	HR	S	P	ERA	WHIP

BOTTOM

Boston Red Sox @ Chicago White Sox

Comiskey Park, Chicago, IL

Sun Apr 13 1986, 4:33 AM EST

Att. 25,153 - Unknown

livebaseballscorecards.com

AB	30
R	2
H	5
RBI	2
BB	7
SO	3
LOB	20

Detroit Tigers @ Chicago White Sox

Comiskey Park, Chicago, IL

Mon Apr 14 1986, 7:05 PM EST

Att. 10,734 - Unknown

TOP

livebaseballscorecards.com

Batter	1	2	3	4	5	6	7	8	9	AB	R	H	RBI	BB	SO	LOB
Dave Collins, S (1, 9) OBP: 0.419, SLG: 0.360	6-3		2B 1B 1-2	F7		SH3-4 3B 1B 1-2 2-H 3-H		4-6 SH5-3 1B		5	1	3	2	0	0	2
Dave Engle, R (9, 9)										0	0	0	0	0	0	0
Darnell Coles, R (1, 5) OBP: 0.259, SLG: 0.370	5-3		1-3 2B		F8	SH3-4 1-2 2-3		SH5-3 1-2		3	0	1	0	0	0	0
Lou Whitaker, L (1, 4) OBP: 0.273, SLG: 0.344	3-1		4-3		G3	K		4-6 2-3f		5	0	0	0	0	1	5
Harry Spilman, L (1, 10) OBP: 0.800, SLG: 1.500		F3		HR 1B	HR	1B 3B 2-H 3-H			FC4-6 1B	3	2	2	1	0	0	0
Tom Brookens, R (6, PH) OBP: 0.500, SLG: 1.500										1	1	1	2	0	0	0
Dave Bergman, L (9, PH) OBP: 0.750, SLG: 0.667										1	0	1	0	0	0	0
Lance Parrish, R (1, 2) OBP: 0.214, SLG: 0.269		HR		K	6-3	1B 3-H			K	5	1	2	2	0	2	2
Darrell Evans, L (1, 3) OBP: 0.467, SLG: 0.778		K		HR 1-H		1B 4-3			FC4-6 1-2f	5	2	2	2	0	1	2
Larry Herndon, R (1, 7) OBP: 0.455, SLG: 0.524		F8		K		WP 1B 1B 1-3	4-3		K	5	1	1	0	0	2	1
Chet Lemon, R (1, 8) OBP: 0.280, SLG: 0.143			L6	BB BB		WP 1B 1B 1-2 3-H	6-3			3	1	1	1	1	0	0
Alan Trammell, R (1, 6) OBP: 0.292, SLG: 0.381			CS BB	1-2 BB		SH3-4 1B 3B 1-2 2-3 BB	4-3			1	1	0	0	3	0	0
Inning Stats	R: 0 H: 0 E: 0 LOB: 0 K: 0 BB: 0 S: 3 P: 3	R: 1 H: 1 E: 0 LOB: 0 K: 1 BB: 0 S: 6 P: 6	R: 0 H: 2 E: 0 LOB: 2 K: 0 BB: 1 S: 4 P: 8	R: 2 H: 2 E: 0 LOB: 2 K: 2 BB: 2 S: 9 P: 17	R: 1 H: 1 E: 0 LOB: 0 K: 0 BB: 0 S: 4 P: 4	R: 6 H: 6 E: 0 LOB: 1 K: 1 BB: 1 S: 11 P: 15	R: 0 H: 0 E: 0 LOB: 0 K: 0 BB: 0 S: 3 P: 3	R: 0 H: 1 E: 0 LOB: 0 K: 0 BB: 0 S: 3 P: 3	R: 0 H: 1 E: 0 LOB: 1 K: 2 BB: 0 S: 8 P: 8	1B: 9 SF: 0 2B: 2 SAC: 2 3B: 1 DP: 1 HR: 3 HBP: 0						

	AB	37
	R	10
	H	14
	RBI	10
	BB	4
	SO	6
	LOB	12

WP: 1 PA: 43
PB: 0
SB: 0
CS: 1

PITCHER		IP	WLS	BF	H	R	ER	SO	BB	IBB	HBP	BLK	WP	HR	S	P	ERA	WHIP
Richard Dotson, R ERA: 8.18	(1, 1)	5.0	L	25	8	6	6	3	3	0	0	0	0	3	28	40	10.80	2.200
Gene Nelson, R ERA: 5.79	(6, 1)	0.1		4	2	1	1	0	1	0	0	0	1	0	3	7	27.00	9.000
Juan Agosto, L ERA: 6.23	(6, 1)	1.2		7	2	3	1	1	0	0	0	0	0	0	9	9	5.40	1.200
Dave Schmidt, R ERA:	(8, 1)	2.0		7	2	0	0	2	0	0	0	0	0	0	11	11	0.00	1.000

PITCHER		IP	WLS	BF	H	R	ER	SO	BB	IBB	HBP	BLK	WP	HR	S	P	ERA	WHIP

Batter	1	2	3	4	5	6	7	8	9	AB	R	H	RBI	BB	SO	LOB
John Cangelosi, S (1, 8) OBP: 0.467, SLG: 0.368	L5		2B		BB	BB		5-3		3	1	1	0	2	0	0
Wayne Tolleson, S (1, 5) OBP: 0.441, SLG: 0.480	K		BB		3B	1B		1-3		4	0	2	3	1	1	0
Harold Baines, L (1, 9) OBP: 0.222, SLG: 0.160	K		1-3		G3	G4-6-3		K		5	0	0	0	0	2	5
Greg Walker, L (1, 3) OBP: 0.462, SLG: 0.818 Joel Skinner, R (7, 2) OBP: 0.250, SLG: 0.200 Reid Nichols, R (9, PH) OBP: 0.400, SLG: 0.400		HR	HR		FC5-4 IBB	1B 1B	1B		1B	2 1 1	2 1 0	2 1 1	2 0 0	1 0 0	0 0 0	0 0 0
Carlton Fisk, R (1, 7) OBP: 0.172, SLG: 0.240		K	1-3		FC5-4	F7		K		5	0	0	0	0	2	4
Jerry Hairston, S (1, 10) OBP: 0.500, SLG: 0.429 Ron Kittle, R (9, PH) OBP: 0.240, SLG: 0.292	G3-6-3		F6			2B 1B	1B	F6		3 1	1 0	2 0	0 0	1 0	0 0	0 1
Bryan Little, S (1, 4) OBP: 0.111, SLG: 0.222 Tim Hulett, R (7, PH) OBP: 0.429, SLG: 0.250 (8, 4)	G3-6-3		L8			1B SF9 2B	F6	K		3 2	1 0	1 0	0 0	0 0	0 1	1 3
Ozzie Guillen, L (1, 6) OBP: 0.364, SLG: 0.455			F7		3-1	BB 1B	1B			4	1	2	2	0	0	0
Marc Hill, R (1, 2) OBP: 0.500, SLG: 0.500 Bobby Bonilla, S (6, PH) (7, 3)			6-3		BB 3B	SF9	L7			2 1	1 0	1 0	0 1	0 0	0 0	0 2
Inning Stats	R: 0 E: 0 K: 2 S: 7 H: 0 LOB: 0 BB: 0 P: 7	R: 1 E: 0 K: 1 S: 5 H: 1 LOB: 0 BB: 1 P: 9	R: 0 E: 0 K: 0 S: 4 H: 1 LOB: 2 BB: 1 P: 8	R: 1 E: 0 K: 0 S: 4 H: 1 LOB: 0 BB: 0 P: 4	R: 2 E: 0 K: 0 S: 5 H: 2 LOB: 2 BB: 2 P: 13	R: 3 E: 0 K: 0 S: 6 H: 4 LOB: 1 BB: 1 P: 10	R: 1 E: 0 K: 0 S: 6 H: 3 LOB: 2 BB: 0 P: 6	R: 0 E: 0 K: 1 S: 5 H: 0 LOB: 0 BB: 0 P: 5	R: 0 E: 0 K: 2 S: 8 H: 1 LOB: 1 BB: 0 P: 8	1B: 8 2B: 2 3B: 1 HR: 2 SF: 1 SAC: 0 DP: 2 HBP: 0						WP: 0 PB: 0 SB: 0 CS: 0 PA: 43

PITCHER		IP	WLS	BF	H	R	ER	SO	BB	IBB	HBP	BLK	WP	HR	S	P	ERA	WHIP
Dan Petry, R ERA: 8.25	(1, 1)	5.0	W	26	8	7	7	3	3	1	0	0	0	2	28	44	12.60	2.200
Chuck Cary, L ERA: 2.08	(6, 1)	1.1		7	3	1	1	0	1	0	0	0	0	0	6	10	6.75	3.000
Randy O'Neal, R ERA: 1.69	(7, 1)	1.2		6	1	0	0	1	0	0	0	0	0	0	8	8	0.00	0.600
Willie Hernandez, L ERA: 4.91	(9, 1)	1.0	S	4	1	0	0	2	0	0	0	0	0	0	8	8	0.00	1.000

PITCHER	IP	WLS	BF	H	R	ER	SO	BB	IBB	HBP	BLK	WP	HR	S	P	ERA	WHIP

BOTTOM

Detroit Tigers @ Chicago White Sox

Comiskey Park, Chicago, IL

Mon Apr 14 1986, 7:05 PM EST

Att. 10,734 - Unknown

livebaseballscorecards.com

AB	37
R	8
H	13
RBI	8
BB	5
SO	6
LOB	16

Detroit Tigers @ Chicago White Sox

Comiskey Park, Chicago, IL

Wed Apr 16 1986, 7:05 PM EST

Att. 9,143 - Unknown

TOP

livebaseballscorecards.com

Batter	1	2	3	4	5	6	7	8	9	AB	R	H	RBI	BB	SO	LOB
Alan Trammell, R (1, 6) OBP: 0.286, SLG: 0.440	6-3 3B		F9		F8			K		4	1	1	0	0	1	2
Darnell Coles, R (1, 5) OBP: 0.226, SLG: 0.323	6-3 3-H		F2		F9			4-3		4	0	0	1	0	0	2
Kirk Gibson, L (1, 9) OBP: 0.517, SLG: 0.833	F9		E5 1-H 2-H		G3			BB		3	0	0	0	1	0	0
Lance Parrish, R (1, 2) OBP: 0.188, SLG: 0.233	K		L8			F3		5-3		4	0	0	0	0	1	2
Larry Herndon, R (1, 7) OBP: 0.423, SLG: 0.480		F9		FC1-6 4-3 1B		6-3			6-3	4	1	1	0	0	0	0
Chet Lemon, R (1, 8) OBP: 0.276, SLG: 0.160		F7		FC1-6 1-2 1B		6-3			K	4	0	1	0	0	1	0
Dave Engle, R (1, 3)		F8		FC1-6 4-3 1-2f 2-3			6-3		F9	3	0	0	0	0	0	2
Mike Laga, L (9, PH) OBP: 0.214, SLG: 0.167										1	0	0	0	0	0	0
Tom Brookens, R (1, 4) OBP: 0.400, SLG: 0.800			WP BB E 1B	4-3 1-2 3-H			B2			3	1	1	1	0	0	1
Dave Collins, S (1, 10) OBP: 0.424, SLG: 0.346			WP 1-2 E BB	L5			F3			1	1	0	0	1	0	1
Doug Baker, S (7, PH)										1	0	0	0	0	0	0

	AB	32
	R	4
	H	4
	RBI	2
	BB	2
	SO	3
	LOB	10

Inning Stats	1	2	3	4	5	6	7	8	9
	R: 1 E: 0 K: 1 S: 6 H: 1 LOB: 0 BB: 0 P: 6	R: 0 E: 0 K: 0 S: 3 H: 0 LOB: 0 BB: 0 P: 3	R: 2 E: 1 K: 0 S: 5 H: 1 LOB: 1 BB: 1 P: 9	R: 1 E: 0 K: 0 S: 5 H: 2 LOB: 1 BB: 0 P: 5	R: 0 E: 0 K: 0 S: 3 H: 0 LOB: 0 BB: 0 P: 3	R: 0 E: 0 K: 0 S: 3 H: 0 LOB: 0 BB: 0 P: 3	R: 0 E: 0 K: 0 S: 3 H: 0 LOB: 0 BB: 0 P: 3	R: 0 E: 0 K: 1 S: 5 H: 0 LOB: 1 BB: 1 P: 9	R: 0 E: 0 K: 1 S: 5 H: 0 LOB: 0 BB: 0 P: 5

	1B: 3	SF: 0	WP: 1	PA: 34
	2B: 0	SAC: 0	PB: 0	
	3B: 1	DP: 0	SB: 0	
	HR: 0	HBP: 0	CS: 0	

PITCHER		IP	WLS	BF	H	R	ER	SO	BB	IBB	HBP	BLK	WP	HR	S	P	ERA	WHIP
Floyd Bannister, L ERA: 3.6	(1, 1)	7.0	W	27	4	4	2	1	1	0	0	0	1	0	28	32	2.57	0.714
Bill Dawley, R ERA:	(8, 1)	1.0		4	0	0	0	1	1	0	0	0	0	0	5	9	0.00	1.000
Bob James, R ERA: 7.71	(9, 1)	1.0		3	0	0	0	1	0	0	0	0	0	0	5	5	0.00	0.000

PITCHER	IP	WLS	BF	H	R	ER	SO	BB	IBB	HBP	BLK	WP	HR	S	P	ERA	WHIP

BOTTOM

Detroit Tigers @ Chicago White Sox

Comiskey Park, Chicago, IL

Wed Apr 16 1986, 7:05 PM EST

Att. 9,143 - Unknown

livebaseballscorecards.com

Batter	1	2	3	4	5	6	7	8	9	AB	R	H	RBI	BB	SO	LOB
John Cangelosi, S (1, 8) OBP: 0.486, SLG: 0.391	0-0 1B E 1B	0-0 FC4-6 1-3 1B	0-0 E6 S 1B		H 1-0 FC6 HBP			x 0-0 ② 6-3		4	2	2	0	0	0	0
Wayne Tolleson, S (1, 6) OBP: 0.436, SLG: 0.467	0-0 E 1-3 SF7 1B	0-0 ② FC4-6 1B 1-2f HR 3-H	0-0 1-H 1B		x 0-0 ③ FC6 1-2f			x 0-0 ③ 1-3		5	2	2	2	0	0	2
Harold Baines, L (1, 9) OBP: 0.258, SLG: 0.207	0-0 E9 1-3 1B 3-H 1B	0-0 1-2 HR 1B	0-0 ③ F8			0-0 ① 6-3				4	2	2	1	0	0	1
Ron Kittle, R (1, 10) OBP: 0.276, SLG: 0.444	0-0 ① SF7 3-H	0-0 1-H 2-H HR		0-0 G6-4-3 1B 1B		0-0 ② F8				3	1	2	4	0	0	0
Bobby Bonilla, S (1, 3) OBP: 0.222, SLG: 0.250	0-0 1B 2-H 1B	0-0 ③ F9		0-0 G6-4-3 1-2 1B		0-0 ③ 3-1				4	0	2	1	0	0	0
Carlton Fisk, R (1, 7) OBP: 0.212, SLG: 0.379 Reid Nichols, R (8, 7) OBP: 0.400, SLG: 0.400	0-0 G3-6-1 1-3 1B		0-0 HR	0-0 ① ② G6-4-3 1-2f 2-3			0-0 ① G3			4 0	1 0	2 0	1 0	0 0	0 0	2 0
Bryan Little, S (1, 4) OBP: 0.077, SLG: 0.154	0-0 ② ③ G3-6-1 1-2f		0-0 ① 4-1	0-0 ③ F6			S S S 0-3 ② K			4	0	0	0	0	1	3
Tim Hulett, R (1, 5) OBP: 0.400, SLG: 0.250		S S S 0-3 ① K	0-0 E7 SF9 1B		x 0-0 ① 5-3		S S S 0-3 ③ K			4	1	1	0	0	2	0
Joel Skinner, R (1, 2) OBP: 0.250, SLG: 0.222		0-0 1B S FC4-6 1B	0-0 ② SF9 3-H		S S S 0-3 ② K			x 0-0 ① F8		3	1	1	1	0	1	0
Inning Stats	R: 3 H: 5 E: 1 LOB: 1 K: 0 BB: 0 S: 7 P: 7	R: 4 H: 4 E: 0 LOB: 0 K: 1 BB: 0 S: 9 P: 9	R: 3 H: 3 E: 2 LOB: 1 K: 0 BB: 0 S: 7 P: 7	R: 0 H: 2 E: 0 LOB: 1 K: 0 BB: 0 S: 4 P: 4	R: 0 H: 0 E: 0 LOB: 1 K: 1 BB: 0 S: 5 P: 6	R: 0 H: 0 E: 0 LOB: 0 K: 0 BB: 0 S: 3 P: 3	R: 0 H: 0 E: 0 LOB: 0 K: 2 BB: 0 S: 7 P: 7	R: 0 H: 0 E: 0 LOB: 0 K: 0 BB: 0 S: 3 P: 3		1B: 12 SF: 2 2B: 0 SAC: 0 3B: 0 DP: 2 HR: 2 HBP: 1						

	AB	35
	R	10
	H	14
	RBI	10
	BB	0
	SO	4
	LOB	8

WP: 0 PB: 0 SB: 2 CS: 0 PA: 38

PITCHER		IP	WLS	BF	H	R	ER	SO	BB	IBB	HBP	BLK	WP	HR	S	P	ERA	WHIP
Walt Terrell, R ERA: 7.59	(1, 1)	1.2	L	13	9	7	7	1	0	0	0	0	0	1	15	15	37.80	5.400
Randy O'Neal, R ERA: 1.86	(2, 1)	4.1		19	5	3	1	1	0	0	1	0	0	1	20	21	2.08	1.154
Chuck Cary, L ERA: 1.42	(7, 1)	2.0		6	0	0	0	2	0	0	0	0	0	0	10	10	0.00	0.000

PITCHER	IP	WLS	BF	H	R	ER	SO	BB	IBB	HBP	BLK	WP	HR	S	P	ERA	WHIP

Batter	1	2	3	4	5	6	7	8	9	AB	R	H	RBI	BB	SO	LOB
Larry Herndon, R (1, 7) OBP: 0.419, SLG: 0.533	0-0 FC6-5 SH1-3 1B		0-0 6-3 ③		0-0 4-3 ③		0-0 6-3 ①	0-0 2-H 3-H 3B		5	0	2	2	0	0	1
Darnell Coles, R (1, 5) OBP: 0.257, SLG: 0.324	0-0 SH1-3 ① 1-2			0-0 F3 ①		0-0 1B E 1B	4-0 G4-6-3 BB	0-0 L3 ②		3	1	1	0	1	0	2
Lou Whitaker, L (1, 4) OBP: 0.263, SLG: 0.324	0-0 FC6-5 ② 2-3			0-0 F8 ②		0-0 FC6 ② 1-3 1B	0-0 G4-6-3 ② ③ 1-2f	0-0 4-3 ③		5	0	1	0	0	0	4
Kirk Gibson, L (1, 9) OBP: 0.500, SLG: 0.759	0-0 F7 ③			0-0 2B 1B		0-0 FC6 ① 1-2f 1B 3-H		0-0 BB S 1B 1B	0-0 3-1 ①	5	3	2	0	0	0	2
Lance Parrish, R (1, 2) OBP: 0.216, SLG: 0.265		S S S 0-3 K ①		0-0 1-H 2B		0-0 6-3 ②	B B B B 4-0 BB 1-2 1B BB	S S S 0-3 K ②		4	1	1	1	1	2	1
Darrell Evans, L (1, 10) OBP: 0.471, SLG: 0.724 Tom Brookens, R (8, PR) OBP: 0.500, SLG: 0.833		0-0 4-3 ②		0-0 F8 ③		B B B B 4-0 1B 1B BB	B B B B 4-0 1B 2B BB 1-2 2-3	0-0 2B 1B		2 1	1 2	0 1	0 0	2 0	0 0	1 0
Chet Lemon, R (1, 8) OBP: 0.294, SLG: 0.233		0-0 6-3 ③			0-0 F7 ①	0-0 1B 1-2 2-H 1B	S S S 0-3 K ①	0-0 1-H 2B ③		5	0	2	2	0	1	3
Mike Laga, L (1, 3) OBP: 0.278, SLG: 0.250			0-0 F4 ①		0-0 4-3 ②	0-0 FC4-6 1-3 2-H 1B	0-0 2B 3B 1-2 2-H 3-H 1B			4	1	2	3	0	0	0
Doug Baker, S (1, 6) Harry Spilman, L (6, PH) OBP: 0.667, SLG: 1.200 Alan Trammell, R (6, 6) OBP: 0.310, SLG: 0.500			0-0 5-3 ②		B B B B 4-0 BB	0-0 FC4-6 ③ 1-2f	0-0 3B 1-3 2-H 2B			1 1 1	0 0 1	0 0 1	0 0 1	1 0 0	0 0 0	0 2 0
Inning Stats	R: 0 E: 0 K: 0 S: 4 H: 1 LOB: 1 BB: 0 P: 4	R: 0 E: 0 K: 1 S: 5 H: 0 LOB: 0 BB: 0 P: 5	R: 0 E: 0 K: 0 S: 3 H: 0 LOB: 0 BB: 0 P: 3	R: 1 E: 0 K: 0 S: 5 H: 2 LOB: 1 BB: 0 P: 5	R: 0 E: 0 K: 0 S: 3 H: 0 LOB: 1 BB: 1 P: 7	R: 3 E: 1 K: 0 S: 7 H: 4 LOB: 2 BB: 1 P: 11	R: 0 E: 0 K: 0 S: 2 H: 0 LOB: 0 BB: 1 P: 6	R: 5 E: 0 K: 1 S: 9 H: 4 LOB: 2 BB: 2 P: 17	R: 1 E: 0 K: 1 S: 6 H: 2 LOB: 1 BB: 0 P: 6	1B: 9 2B: 3 3B: 1 HR: 0 SF: 0 SAC: 1 DP: 1 HBP: 0							

TOP

Detroit Tigers @ Chicago White Sox

Comiskey Park, Chicago, IL

Thu Apr 17 1986, 7:05 PM EST

Att. 9,034 - Unknown

livebaseballscorecards.com

AB	37
R	10
H	13
RBI	9
BB	5
SO	3
LOB	16

WP: 0 PB: 0 SB: 1 CS: 0 PA: 43

PITCHER		IP	WLS	BF	H	R	ER	SO	BB	IBB	HBP	BLK	WP	HR	S	P	ERA	WHIP
Joel Davis, R ERA: 1.42	(1, 1)	7.0		30	7	4	1	1	3	0	0	0	0	0	29	41	1.29	1.429
Dave Schmidt, R ERA: 2.45	(8, 1)	0.0		2	1	2	2	0	1	0	0	0	0	0	1	5	∞	∞
Juan Agosto, L ERA: 8.31	(8, 1)	0.0	L	1	0	0	0	0	1	0	0	0	0	0	0	4	∞	∞
Bob James, R ERA: 10.8	(8, 1)	0.1		4	3	3	3	1	0	0	0	0	0	0	6	6	81.00	9.000
Gene Nelson, R ERA: 5.68	(8, 1)	1.2		6	2	1	1	1	0	0	0	0	0	0	8	8	5.40	1.200

PITCHER	IP	WLS	BF	H	R	ER	SO	BB	IBB	HBP	BLK	WP	HR	S	P	ERA	WHIP

Batter	1	2	3	4	5	6	7	8	9	AB	R	H	RBI	BB	SO	LOB
John Cangelosi, S (1, 8) OBP: 0.450, SLG: 0.357	S S S 0-3 K ①		x 0-0 F9 ③		x 0-0 4-3 1B		x 0-0 F7 ②		x 0-0 F8 ①	5	0	1	0	0	1	2
Wayne Tolleson, S (1, 5) (9, 6) OBP: 0.455, SLG: 0.471	x 0-0 6-3 ②			B B B B 4-0 1B 1B BB	x 0-0 ①② 4-3 1-2		x 0-0 1B 1-3 1B 1B		x 0-0 1B	4	2	2	0	1	0	1
Harold Baines, L (1, 9) OBP: 0.286, SLG: 0.242 Reid Nichols, R (7, PR) OBP: 0.400, SLG: 0.400 Marc Hill, R (8, 2) OBP: 0.500, SLG: 0.500 Jerry Hairston, S (9, PH) OBP: 0.444, SLG: 0.375	S S S 0-3 K ③			x 0-0 BB 1B 1-3 5-3 1B	x 0-0 ③ L9		x 0-0 1-H 3-H 1B		S S S 0-3 K ②	4 0 0 1	1 0 0 0	2 0 0 0	2 0 0 0	0 0 0 0	1 0 0 1	0 0 0 1
Ron Kittle, R (1, 10) OBP: 0.265, SLG: 0.406		S S S 0-3 K ①		x 0-0 5-3 BB 4-3 1-2 3-H 1B		S S S 0-3 K ①	S S S 0-3 K ③		S S S 0-3 K ③	5	1	1	1	0	4	2
Bobby Bonilla, S (1, 3) OBP: 0.308, SLG: 0.273		S S S 0-3 K ②		B B B B 4-0 4-3 5-3 1B 1-2 2-3 BB		S S S 0-3 K ②		x 0-0 1B 1B		3	1	1	0	1	2	0
Carlton Fisk, R (1, 7) OBP: 0.216, SLG: 0.394		S S S 0-3 K ③		x 0-0 5-3 ① 1-2 2-3 3-H		x 0-0 2B		S S S 0-3 K ①		4	0	1	1	0	2	3
Ozzie Guillen, L (1, 6) OBP: 0.320, SLG: 0.400 Tim Hulett, R (8, PH) OBP: 0.385, SLG: 0.238 (9, 5)			S S S 0-3 K ①	x 0-0 4-3 ② 2-3 3-H		x 0-0 G3 ③		x 0-0 L6 ②		3 1	0 0	0 0	1 0	0 0	1 0	2 1
Bryan Little, S (1, 4) OBP: 0.176, SLG: 0.235			x 0-0 F8 ②	x 0-0 1B 3-H			x 0-0 F9 ①	x 0-0 1B 1-2		4	0	2	1	0	0	0
Joel Skinner, R (1, 2) OBP: 0.227, SLG: 0.200 Rod Craig, S (7, PH) (8, 9)			x 0-0 E5	S S S 0-3 K ③			B B B B 4-0 1B 1B BB	S S S 0-3 K ③		2 1	0 1	0 1	0 0	0 1	1 1	1 2
Inning Stats	R: 0 H: 0 E: 0 LOB: 0 K: 2 BB: 0 S: 7 P: 7	R: 0 H: 0 E: 0 LOB: 0 K: 3 BB: 0 S: 9 P: 9	R: 0 H: 0 E: 1 LOB: 1 K: 1 BB: 0 S: 6 P: 6	R: 4 H: 3 E: 0 LOB: 1 K: 1 BB: 2 S: 8 P: 16	R: 0 H: 1 E: 0 LOB: 0 K: 0 BB: 0 S: 3 P: 3	R: 0 H: 1 E: 0 LOB: 1 K: 2 BB: 0 S: 8 P: 8	R: 2 H: 2 E: 0 LOB: 1 K: 1 BB: 1 S: 7 P: 11	R: 0 H: 2 E: 0 LOB: 2 K: 2 BB: 0 S: 9 P: 9	R: 0 H: 1 E: 0 LOB: 1 K: 2 BB: 0 S: 8 P: 8	1B: 9 2B: 1 3B: 0 HR: 0	SF: 0 SAC: 0 DP: 0 HBP: 0			WP: 0 PB: 0 SB: 0 CS: 0	PA: 40		

PITCHER		IP	WLS	BF	H	R	ER	SO	BB	IBB	HBP	BLK	WP	HR	S	P	ERA	WHIP
Jack Morris, R ERA: 6.75	(1, 1)	7.0	W	31	7	6	6	10	3	0	0	0	0	0	48	60	7.71	1.429
Willie Hernandez, L ERA: 3.18	(8, 1)	2.0	S	9	3	0	0	4	0	0	0	0	0	0	17	17	0.00	1.500

PITCHER	IP	WLS	BF	H	R	ER	SO	BB	IBB	HBP	BLK	WP	HR	S	P	ERA	WHIP

BOTTOM

Detroit Tigers @ Chicago White Sox

Comiskey Park, Chicago, IL

Thu Apr 17 1986, 7:05 PM EST

Att. 9,034 - Unknown

livebaseballscorecards.com

AB	37
R	6
H	10
RBI	6
BB	3
SO	14
LOB	15

Batter	1	2	3	4	5	6	7	8	9	AB	R	H	RBI	BB	SO	LOB
Wayne Tolleson, S (1, 5) OBP: 0.458, SLG: 0.500	K		2B			F2		1B		4	0	2	1	0	1	0
Reid Nichols, R (1, 8) OBP: 0.357, SLG: 0.308	K		F4			6-3			BB	3	0	0	0	1	1	2
Harold Baines, L (1, 9) OBP: 0.256, SLG: 0.216	K		F5			F8			F9	4	0	0	0	0	1	3
Carlton Fisk, R (1, 7) OBP: 0.220, SLG: 0.361		5-3		BB CS			F3		K	3	0	0	0	1	1	1
Ron Kittle, R (1, 10) OBP: 0.237, SLG: 0.361		F8		L5			K		K	4	0	0	0	0	2	2
Bobby Bonilla, S (1, 3) OBP: 0.250, SLG: 0.214		4-3		K			6-3			3	0	0	0	0	1	1
Tim Hulett, R (1, 4) OBP: 0.345, SLG: 0.208			K	F7				K		3	0	0	0	0	2	0
Bryan Little, S (1, 6) OBP: 0.211, SLG: 0.222 Rod Craig, S (8, PH) Ozzie Guillen, L (8, 6) OBP: 0.320, SLG: 0.400			BB 1B 2B		K			E9 1B		1 1 0	1 0 0	0 0 0	0 0 0	1 0 0	1 0 0	0 0 0
Joel Skinner, R (1, 2) OBP: 0.240, SLG: 0.217			2B 1B		K			5-3		3	0	1	0	0	1	1
Inning Stats	R: 0 E: 0 K: 3 S: 9 H: 0 LOB: 0 BB: 0 P: 9	R: 0 E: 0 K: 0 S: 3 H: 0 LOB: 0 BB: 0 P: 3	R: 1 E: 0 K: 1 S: 7 H: 2 LOB: 2 BB: 1 P: 11	R: 0 E: 0 K: 1 S: 4 H: 0 LOB: 0 BB: 1 P: 8	R: 0 E: 0 K: 2 S: 7 H: 0 LOB: 0 BB: 0 P: 7	R: 0 E: 0 K: 0 S: 3 H: 0 LOB: 0 BB: 0 P: 3	R: 0 E: 0 K: 1 S: 5 H: 0 LOB: 0 BB: 0 P: 5	R: 0 E: 1 K: 1 S: 6 H: 1 LOB: 2 BB: 0 P: 6	R: 0 E: 0 K: 2 S: 7 H: 0 LOB: 1 BB: 1 P: 11	1B: 2 2B: 1 3B: 0 HR: 0 SF: 0 SAC: 0 DP: 0 HBP: 0						

TOP

Chicago White Sox @ Boston Red Sox

Fenway Park, Boston, MA

Fri Apr 18 1986, 6:05 PM EST

Att. 17,978 - Unknown

livebaseballscorecards.com

AB	29
R	1
H	3
RBI	1
BB	3
SO	11
LOB	10

WP: 0 PB: 0 SB: 0 CS: 1 PA: 32

PITCHER	IP	WLS	BF	H	R	ER	SO	BB	IBB	HBP	BLK	WP	HR	S	P	ERA	WHIP
Bruce Hurst, L (1, 1) ERA: 2.91	9.0	W	32	3	1	1	11	3	0	0	0	0	0	51	63	1.00	0.667

PITCHER	IP	WLS	BF	H	R	ER	SO	BB	IBB	HBP	BLK	WP	HR	S	P	ERA	WHIP

Batter	1	2	3	4	5	6	7	8	9	AB	R	H	RBI	BB	SO	LOB
Dwight Evans, R (1, 9) OBP: 0.404, SLG: 0.462	F4		1-3			5-3		F4		4	0	0	0	0	0	1
Wade Boggs, L (1, 5) OBP: 0.362, SLG: 0.390	1-3			F9		6-3		6-3		4	0	0	0	0	0	0
Bill Buckner, L (1, 3) OBP: 0.267, SLG: 0.390	F9			K		1B 3B		E HBP		3	1	1	0	0	1	0
Jim Rice, R (1, 7) OBP: 0.279, SLG: 0.342		5-3		BB		1B 3-H		E5 1-2		3	0	1	1	1	0	1
Steve Lyons, L (8, PR) (9, 8)										0	0	0	0	0	0	0
Don Baylor, R (1, 10) OBP: 0.244, SLG: 0.436		K		L8		F3		1-3		4	0	0	0	0	1	4
Tony Armas, R (1, 8) OBP: 0.275, SLG: 0.289 (9, 7)		5-3			6-3		2B 2B			3	1	1	0	0	0	0
Rich Gedman, L (1, 2) OBP: 0.250, SLG: 0.371			F8		5-3		4-6 2-H			3	0	1	1	0	0	0
Marty Barrett, R (1, 4) OBP: 0.447, SLG: 0.606			BB		S 1B		4-6 2-3f			2	0	1	0	1	0	1
Ed Romero, R (1, 6) OBP: 0.308, SLG: 0.304			L5		F7 1-2		5-3			3	0	0	0	0	0	2
Inning Stats	R: 0 E: 0 K: 0 S: 3 H: 0 LOB: 0 BB: 0 P: 3	R: 0 E: 0 K: 1 S: 5 H: 0 LOB: 0 BB: 0 P: 5	R: 0 E: 0 K: 0 S: 3 H: 0 LOB: 1 BB: 1 P: 7	R: 0 E: 0 K: 1 S: 5 H: 0 LOB: 1 BB: 1 P: 9	R: 0 E: 0 K: 0 S: 4 H: 1 LOB: 1 BB: 0 P: 4	R: 1 E: 0 K: 0 S: 5 H: 2 LOB: 1 BB: 0 P: 5	R: 1 E: 0 K: 0 S: 4 H: 2 LOB: 0 BB: 0 P: 4	R: 0 E: 1 K: 0 S: 4 H: 0 LOB: 2 BB: 0 P: 5		1B: 2 2B: 3 3B: 1 HR: 0	SF: 0 SAC: 0 DP: 1 HBP: 1					

PITCHER	IP	WLS	BF	H	R	ER	SO	BB	IBB	HBP	BLK	WP	HR	S	P	ERA	WHIP
Tom Seaver, R (1, 1) ERA: 3.54	8.0	L	32	5	2	2	2	2	0	1	0	0	0	33	42	2.25	0.875

PITCHER	IP	WLS	BF	H	R	ER	SO	BB	IBB	HBP	BLK	WP	HR	S	P	ERA	WHIP

BOTTOM

Chicago White Sox @ Boston Red Sox

Fenway Park, Boston, MA

Fri Apr 18 1986, 6:05 PM EST

Att. 17,978 - Unknown

livebaseballscorecards.com

AB	29
R	2
H	5
RBI	2
BB	2
SO	2
LOB	9

1B: 2 2B: 3 3B: 1 HR: 0 | SF: 0 SAC: 0 DP: 1 HBP: 1

WP: 0 PB: 0 SB: 1 CS: 0 | PA: 32

Batter	1	2	3	4	5	6	7	8	9	AB	R	H	RBI	BB	SO	LOB
John Cangelosi, S (1, 8) OBP: 0.432, SLG: 0.333	B B B B 4-0 SH1-3 S 4-3 BB		x 0-0 ② SF8 3-H			x 0-0 ① F8		x 0-0 ① 3-1		2	1	0	1	1	0	0
Wayne Tolleson, S (1, 5) OBP: 0.471, SLG: 0.512	x 0-0 ① SH1-3 1-3		x 0-0 1B			x 0-0 ② F8		x 0-0 1B		3	0	2	0	0	0	0
Harold Baines, L (1, 9) OBP: 0.233, SLG: 0.195	x 0-0 ② 4-3 3-H		x 0-0 ③ F9			x 0-0 ③ 4-3		x 0-0 ② F9		4	0	0	1	0	0	2
Ron Kittle, R (1, 10) OBP: 0.238, SLG: 0.350	S S S 0-3 ③ K			S S S 0-3 ① K			x 0-0 2B FC1-2 1B	x 0-0 F4		4	0	1	0	0	2	1
Bobby Bonilla, S (1, 3) OBP: 0.300, SLG: 0.333		x 0-0 ① F8		x 0-0 ② 2-3			x 0-0 FC1-2 1-3 2B		x 0-0 G5-4-3 1B	4	0	2	0	0	0	0
Carlton Fisk, R (1, 7) OBP: 0.200, SLG: 0.325		S S S 0-3 ② K		x 0-0 ③ 6-3			x 0-0 ① F7		x 0-0 ①② G5-4-3 1-2f	4	0	0	0	0	1	3
Ozzie Guillen, L (1, 6) OBP: 0.310, SLG: 0.357		x 0-0 ③ F8			x 0-0 ① 4-3		4-0 FC1-2 IBB		x 0-0 ③ F8	3	0	0	0	1	0	0
Bryan Little, S (1, 4) OBP: 0.190, SLG: 0.200 Jerry Hairston, S (7, PH) OBP: 0.400, SLG: 0.333 Tim Hulett, R (7, 4) OBP: 0.345, SLG: 0.208			x 0-0 ① F3		x 0-0 ② 1-3		x 0-0 ② FC1-2 1-2 2-3 3-H			2 1 0	0 0 0	0 0 0	0 0 0	0 0 0	0 0 0	0 3 0
Joel Skinner, R (1, 2) OBP: 0.250, SLG: 0.308			x 0-0 SF8 3B		S S S 0-3 ③ K		x 0-0 ③ 5-3			3	1	1	0	0	1	3
Inning Stats	R: 1 H: 0 E: 0 LOB: 0 K: 1 BB: 1 S: 5 P: 9	R: 0 H: 0 E: 0 LOB: 0 K: 1 BB: 0 S: 5 P: 5	R: 1 H: 2 E: 0 LOB: 1 K: 0 BB: 0 S: 5 P: 5	R: 0 H: 0 E: 0 LOB: 0 K: 1 BB: 0 S: 5 P: 5	R: 0 H: 0 E: 0 LOB: 0 K: 1 BB: 0 S: 5 P: 5	R: 0 H: 0 E: 0 LOB: 0 K: 0 BB: 0 S: 3 P: 3	R: 0 H: 2 E: 0 LOB: 3 K: 0 BB: 1 S: 5 P: 9	R: 0 H: 1 E: 0 LOB: 1 K: 0 BB: 0 S: 4 P: 4	R: 0 H: 1 E: 0 LOB: 0 K: 0 BB: 0 S: 3 P: 3	1B: 4 SF: 1 2B: 1 SAC: 1 3B: 1 DP: 1 HR: 0 HBP: 0						

TOP

Chicago White Sox @ Boston Red Sox

Fenway Park, Boston, MA

Sat Apr 19 1986, 3:33 AM EST

Att. 20,667 - Unknown

livebaseballscorecards.com

AB	30
R	2
H	6
RBI	2
BB	2
SO	4
LOB	12

PITCHER		IP	WLS	BF	H	R	ER	SO	BB	IBB	HBP	BLK	WP	HR	S	P	ERA	WHIP
Oil Can Boyd, R ERA: 3.91	(1, 1)	9.0	W	34	6	2	2	4	1	1	0	0	0	0	40	48	2.00	0.778

PITCHER	IP	WLS	BF	H	R	ER	SO	BB	IBB	HBP	BLK	WP	HR	S	P	ERA	WHIP

Batter	1	2	3	4	5	6	7	8	9	AB	R	H	RBI	BB	SO	LOB
Dwight Evans, R (1, 9) OBP: 0.392, SLG: 0.429	F3		BB	6-3	F9					3	0	0	0	1	0	1
Wade Boggs, L (1, 5) OBP: 0.373, SLG: 0.409	FC6-4 BB		F8	6-3				1B FC6 2B		3	1	1	0	1	0	1
Bill Buckner, L (1, 3) OBP: 0.265, SLG: 0.364	FC6-4 1B 1-2f		K	F6				BB 1B E		3	1	0	0	1	1	2
Jim Rice, R (1, 7) OBP: 0.298, SLG: 0.357	1B 1-2			6-3		F7		FC6 1-2 2-3		4	0	2	0	0	0	0
Steve Lyons, L (8, PR) (9, 8)										0	0	0	0	0	0	0
Don Baylor, R (1, 10) OBP: 0.244, SLG: 0.419	F4			2B 1B		F7		FC6 WP 1-2f 2-H 3-H		4	1	1	1	0	0	3
Tony Armas, R (1, 8) (9, 7) OBP: 0.273, SLG: 0.310		F7		1-H 2B		5-3		K		4	0	1	1	0	1	1
Rich Gedman, L (1, 2) OBP: 0.250, SLG: 0.359		G6-4-3 1B		F7			4-3	4-3 1-2		4	0	1	0	0	0	2
Marty Barrett, R (1, 4) OBP: 0.439, SLG: 0.571		G6-4-3 1-2f		BB			F7			2	0	0	0	1	0	1
Ed Romero, R (1, 6) OBP: 0.310, SLG: 0.308			F8	F3			1B			3	0	1	0	0	0	2
Inning Stats	R: 0 H: 1 E: 0 LOB: 2 K: 0 BB: 1 S: 4 P: 8	R: 0 H: 1 E: 0 LOB: 0 K: 0 BB: 0 S: 3 P: 3	R: 0 H: 0 E: 0 LOB: 1 K: 1 BB: 1 S: 5 P: 9	R: 1 H: 2 E: 0 LOB: 2 K: 0 BB: 1 S: 5 P: 9	R: 0 H: 0 E: 0 LOB: 0 K: 0 BB: 0 S: 3 P: 3	R: 0 H: 0 E: 0 LOB: 0 K: 0 BB: 0 S: 3 P: 3	R: 0 H: 1 E: 0 LOB: 1 K: 0 BB: 0 S: 4 P: 4	R: 2 H: 2 E: 1 LOB: 2 K: 1 BB: 1 S: 7 P: 11		1B: 5 SF: 0 2B: 2 SAC: 0 3B: 0 DP: 1 HR: 0 HBP: 0						

PITCHER		IP	WLS	BF	H	R	ER	SO	BB	IBB	HBP	BLK	WP	HR	S	P	ERA	WHIP
Richard Dotson, R ERA: 6.0	(1, 1)	7.0		29	6	2	2	1	3	0	0	0	0	0	28	40	2.57	1.286
Juan Agosto, L ERA: 8.31	(8, 1)	0.0	L	1	0	0	0	0	1	0	0	0	0	0	0	4	∞	∞
Bob James, R ERA: 9.0	(8, 1)	1.0		4	1	1	0	1	0	0	0	0	1	0	6	6	0.00	1.000

PITCHER	IP	WLS	BF	H	R	ER	SO	BB	IBB	HBP	BLK	WP	HR	S	P	ERA	WHIP

BOTTOM

Chicago White Sox @ Boston Red Sox

Fenway Park, Boston, MA

Sat Apr 19 1986, 3:33 AM EST

Att. 20,667 - Unknown

livebaseballscorecards.com

AB	30
R	3
H	7
RBI	2
BB	4
SO	2
LOB	13

Batter	1	2	3	4	5	6	7	8	9	AB	R	H	RBI	BB	SO	LOB
John Cangelosi, S (1, 8) OBP: 0.417, SLG: 0.324	0-3 1B		L9			F8		G6-4-3 1-2f 2-3		4	0	1	0	0	0	3
Wayne Tolleson, S (1, 5) OBP: 0.436, SLG: 0.467	9-3 1-2f			F7		4-3		F7		4	0	0	0	0	0	3
Harold Baines, L (1, 9) OBP: 0.234, SLG: 0.267	F7			HR		3-1			3-1	4	1	1	1	0	0	0
Ron Kittle, R (1, 10) OBP: 0.239, SLG: 0.409		K		F3			HR		L5	4	1	1	1	0	1	0
Bobby Bonilla, S (1, 3) OBP: 0.250, SLG: 0.273		4-3		L6			K		4-3	4	0	0	0	0	1	0
Carlton Fisk, R (1, 7) OBP: 0.208, SLG: 0.326		PO 1B			6-3		F8			3	0	1	0	0	0	0
Ozzie Guillen, L (1, 6) OBP: 0.281, SLG: 0.323		PO 1-2	F8		6-3		L4			3	0	0	0	0	0	0
Bryan Little, S (1, 4) OBP: 0.292, SLG: 0.273			1B		BB			G6-4-3 1B		2	0	2	0	1	0	0
Joel Skinner, R (1, 2) OBP: 0.233, SLG: 0.286			K		5-3			G6-4-3 1-2		2	0	0	0	0	1	2
Jerry Hairston, S (8, PH) OBP: 0.455, SLG: 0.400										1	0	1	0	0	0	0
Reid Nichols, R (8, PR) OBP: 0.357, SLG: 0.308										0	0	0	0	0	0	0
Marc Hill, R (8, 2) OBP: 0.500, SLG: 0.500										0	0	0	0	0	0	0
Inning Stats	R: 0 E: 0 K: 0 S: 3 H: 1 LOB: 0 BB: 0 P: 3	R: 0 E: 0 K: 1 S: 5 H: 1 LOB: 0 BB: 0 P: 5	R: 0 E: 0 K: 1 S: 6 H: 1 LOB: 0 BB: 0 P: 6	R: 1 E: 0 K: 0 S: 4 H: 1 LOB: 0 BB: 0 P: 4	R: 0 E: 0 K: 0 S: 3 H: 0 LOB: 1 BB: 1 P: 7	R: 0 E: 0 K: 0 S: 3 H: 0 LOB: 0 BB: 0 P: 3	R: 1 E: 0 K: 1 S: 6 H: 1 LOB: 0 BB: 0 P: 6	R: 0 E: 0 K: 0 S: 4 H: 2 LOB: 2 BB: 0 P: 4	R: 0 E: 0 K: 0 S: 3 H: 0 LOB: 0 BB: 0 P: 3	1B: 5 2B: 1 3B: 0 HR: 2 SF: 0 SAC: 0 DP: 2 HBP: 0						

PITCHER	IP	WLS	BF	H	R	ER	SO	BB	IBB	HBP	BLK	WP	HR	S	P	ERA	WHIP
Mike Brown, R (1, 1) ERA: 2.57	7.0	W	25	5	2	2	3	1	0	0	0	0	2	30	34	2.57	0.857
Bob Stanley, R (8, 1) ERA: 5.4	2.0		7	2	0	0	0	0	0	0	0	0	0	7	7	0.00	1.000

PITCHER	IP	WLS	BF	H	R	ER	SO	BB	IBB	HBP	BLK	WP	HR	S	P	ERA	WHIP

TOP

Chicago White Sox @ Boston Red Sox

Fenway Park, Boston, MA

Sun Apr 20 1986, 3:33 AM EST

Att. 23,441 - Unknown

livebaseballscorecards.com

AB	31
R	2
H	7
RBI	2
BB	1
SO	3
LOB	8

WP: 0 PB: 0 SB: 0 CS: 0 PA: 33

BOTTOM

Chicago White Sox @ Boston Red Sox

Fenway Park, Boston, MA

Sun Apr 20 1986, 3:33 AM EST

Att. 23,441 - Unknown

livebaseballscorecards.com

Batter	1	2	3	4	5	6	7	8	9	AB	R	H	RBI	BB	SO	LOB
Dwight Evans, R (1, 9) OBP: 0.393, SLG: 0.444	5-3	BB		FC6-4 1-2f		SF9 2-3 3-H		2B		3	0	1	1	1	0	1
Wade Boggs, L (1, 5) OBP: 0.393, SLG: 0.404	L6	1-2 3-H 1B		G4-6-3 1-2 BB		1B BB		K		3	0	1	1	2	1	1
Bill Buckner, L (1, 3) OBP: 0.278, SLG: 0.388	6-3	6-3		G4-6-3 1-2f		1-2 3-H 1B		2-H 2B		5	0	2	1	0	0	4
Jim Rice, R (1, 7) OBP: 0.288, SLG: 0.326 Steve Lyons, L (8, PR) (9, 8)		E5 FC6-4	F9		5-3	K		BB		4 0	0 0	0 0	0 0	1 0	1 0	2 0
Don Baylor, R (1, 10) OBP: 0.260, SLG: 0.417		FC6-4 1B 1-2f 1B	BB 1B		1B		5-3	F7		5	1	2	0	0	0	3
Tony Armas, R (1, 8) OBP: 0.271, SLG: 0.304 (9, 7)		1B 1-3 2B 1B	F4		K		K			4	1	1	0	0	2	1
Marty Barrett, R (1, 4) OBP: 0.489, SLG: 0.632		2B E 1-2 3-H 1B	BB 1-2			1B SF9 2B		BB 1B		3	2	3	1	1	0	0
Ed Romero, R (1, 6) OBP: 0.364, SLG: 0.379		E7 1B 1-H 2-H 2B	6-3			SF9 WP 1B 2-3 1B		1-2 BB		3	2	2	1	1	0	2
Marc Sullivan, R (1, 2) OBP: 0.375, SLG: 0.286		4-3		FC6-4 1B		K 1-2		6-3		4	0	1	0	0	1	5
Inning Stats	R: 0 E: 0 K: 0 S: 3 H: 0 LOB: 0 BB: 0 P: 3	R: 4 E: 2 K: 0 S: 8 H: 4 LOB: 2 BB: 1 P: 12	R: 0 E: 0 K: 0 S: 4 H: 1 LOB: 2 BB: 1 P: 8	R: 0 E: 0 K: 0 S: 3 H: 1 LOB: 1 BB: 1 P: 7	R: 0 E: 0 K: 1 S: 5 H: 1 LOB: 0 BB: 0 P: 5	R: 2 E: 0 K: 2 S: 10 H: 3 LOB: 2 BB: 1 P: 14	R: 0 E: 0 K: 1 S: 6 H: 1 LOB: 2 BB: 1 P: 10	R: 0 E: 0 K: 1 S: 6 H: 2 LOB: 2 BB: 1 P: 10								

AB	34
R	6
H	13
RBI	5
BB	6
SO	5
LOB	19

1B: 9 SF: 1
2B: 4 SAC: 0
3B: 0 DP: 1
HR: 0 HBP: 0

WP: 1 PA: 41
PB: 0
SB: 0
CS: 0

PITCHER		IP	WLS	BF	H	R	ER	SO	BB	IBB	HBP	BLK	WP	HR	S	P	ERA	WHIP
Floyd Bannister, L ERA: 3.32	(1, 1)	4.0	L	21	6	4	1	0	3	0	0	0	0	0	18	30	2.25	2.250
Neil Allen, R ERA: 13.5	(5, 1)	1.2		7	3	2	2	2	0	0	0	0	1	0	11	11	10.80	1.800
Juan Agosto, L ERA: 8.31	(6, 1)	0.0		2	1	0	0	0	1	0	0	0	0	0	1	5	∞	∞
Bill Dawley, R ERA:	(6, 1)	2.1		11	3	0	0	3	2	0	0	0	0	0	15	23	0.00	2.143

PITCHER		IP	WLS	BF	H	R	ER	SO	BB	IBB	HBP	BLK	WP	HR	S	P	ERA	WHIP

Batter	1	2	3	4	5	6	7	8	9	AB	R	H	RBI	BB	SO	LOB
John Cangelosi, S (1, 8) OBP: 0.434, SLG: 0.324	K		6-3		CS FC5 1-2 2-3 BB		HR 1-2 1B		CS BB	3	1	1	0	2	1	0
Wayne Tolleson, S (1, 5) OBP: 0.417, SLG: 0.460	2B		K		FC5 CS 1-2 2-3f 3-H		F7		4-3 1-2	5	0	1	1	0	1	5
Harold Baines, L (1, 9) OBP: 0.250, SLG: 0.340	K		K		K 1-2 2-3		HR 1-H 2-H		1B	5	1	2	3	0	3	3
Carlton Fisk, R (1, 7) OBP: 0.189, SLG: 0.292	4-3			6-3		K	F3		K	5	0	0	0	0	2	2
Ron Kittle, R (1, 10) OBP: 0.220, SLG: 0.375 Reid Nichols, R (8, PR) OBP: 0.357, SLG: 0.308		K		K		F2		E5 S		4 0	0 0	0 0	0 0	0 0	2 0	0 0
Bobby Bonilla, S (1, 3) OBP: 0.300, SLG: 0.296		1B 1B		1B		F3		F4		4	0	2	0	0	0	1
Tim Hulett, R (1, 4) OBP: 0.364, SLG: 0.286		1-3 1B		F8			4-3 E 2B	F9		4	1	2	0	0	0	2
Ozzie Guillen, L (1, 6) OBP: 0.294, SLG: 0.313 Rod Craig, S (7, PH) Bryan Little, S (7, 6) OBP: 0.320, SLG: 0.273		B3			BB BB FC5 BB		4-3 2-3	1-2 BB		1 1 0	1 0 0	0 0 0	0 0 0	1 0 1	0 0 0	2 1 0
Joel Skinner, R (1, 2) OBP: 0.235, SLG: 0.258		L7			FC5 BB 1-2 BB		E5 1B HR 3-H	F4		3	1	0	1	1	0	4
Inning Stats	R: 0 E: 0 K: 2 S: 8 H: 1 LOB: 1 BB: 0 P: 8	R: 0 E: 0 K: 1 S: 7 H: 2 LOB: 2 BB: 0 P: 7	R: 0 E: 0 K: 2 S: 7 H: 0 LOB: 0 BB: 0 P: 7	R: 0 E: 0 K: 1 S: 6 H: 1 LOB: 1 BB: 0 P: 6	R: 1 E: 0 K: 1 S: 4 H: 0 LOB: 1 BB: 3 P: 16	R: 0 E: 0 K: 1 S: 5 H: 0 LOB: 0 BB: 0 P: 5	R: 4 E: 1 K: 0 S: 7 H: 3 LOB: 0 BB: 0 P: 7	R: 0 E: 1 K: 0 S: 4 H: 0 LOB: 2 BB: 1 P: 8	R: 0 E: 0 K: 1 S: 5 H: 1 LOB: 1 BB: 1 P: 9	1B: 5 2B: 2 3B: 0 HR: 1 SF: 0 SAC: 0 DP: 0 HBP: 0						

PITCHER		IP	WLS	BF	H	R	ER	SO	BB	IBB	HBP	BLK	WP	HR	S	P	ERA	WHIP
Juan Nieves, L ERA: 4.86	(1, 1)	6.1		28	6	4	3	8	3	0	0	0	0	0	41	53	4.26	1.421
Danny Darwin, R ERA: 4.0	(7, 1)	1.2	L	8	1	1	0	0	1	0	0	0	0	1	7	11	0.00	1.200
Mark Clear, R ERA: 1.69	(9, 1)	1.0		4	1	0	0	1	1	0	0	0	0	0	5	9	0.00	2.000

PITCHER	IP	WLS	BF	H	R	ER	SO	BB	IBB	HBP	BLK	WP	HR	S	P	ERA	WHIP

TOP

Chicago White Sox @ Milwaukee Brewers

Milwaukee County Stadium, Milwaukee, WI

Tue Apr 22 1986, 7:05 PM EST

Att. 5,561 - Unknown

livebaseballscorecards.com

AB	35
R	5
H	8
RBI	5
BB	5
SO	9
LOB	20

WP: 0 PB: 0 SB: 1 CS: 3 PA: 40

BOTTOM

Chicago White Sox @ Milwaukee Brewers

Milwaukee County Stadium, Milwaukee, WI

Tue Apr 22 1986, 7:05 PM EST

Att. 5,561 - Unknown

livebaseballscorecards.com

Batter	1	2	3	4	5	6	7	8	9	AB	R	H	RBI	BB	SO	LOB
Paul Molitor, R (1, 5) OBP: 0.358, SLG: 0.364	B B B B 4-0 HR BB	x 0-0 ③ 5-3		x 0-0 ③ F8			x 0-0 ② ③ G4-6-3 1-2f			3	1	0	0	1	0	3
Randy Ready, R (1, 7) OBP: 0.192, SLG: 0.125	x 0-0 ① L9		x 0-0 ① 5-3		x 0-0 ① L8			x 0-0 ① F8		4	0	0	0	0	0	1
Cecil Cooper, L (1, 10) OBP: 0.235, SLG: 0.333	x 0-0 1-H HR		S S S 0-3 ② K		x 0-0 ② F7			S S S 0-3 ② K		4	1	1	2	0	2	0
Robin Yount, R (1, 8) OBP: 0.385, SLG: 0.449	x 0-0 ② 6-3		x 0-0 ③ F9		x 0-0 ③ 6-3			x 0-0 ③ L8		4	0	0	0	0	0	0
Billy Jo Robidoux, L (1, 3) OBP: 0.490, SLG: 0.475 Mike Felder, S (9, PR) OBP: 0.297, SLG: 0.333	x 0-0 2B			B B B B 4-0 BB 1B BB		x 0-0 ① 6-3			x 0-0 E 1B	3 0	1 0	2 0	0 0	1 0	0 0	0 0
Ernest Riles, L (1, 6) OBP: 0.304, SLG: 0.409	x 0-0 ③ L7			B B B B 4-0 1B 1-2 5-3 BB		x 0-0 ② 3-1			x 0-0 ① F7 1-3	3	1	0	0	1	0	2
Rob Deer, R (1, 9) OBP: 0.250, SLG: 0.385 Paul Householder, S (9, PH) OBP: 0.179, SLG: 0.222		x 0-0 ① F4		x 0-0 ① F7		S S S 0-3 ③ K			S S S 0-3 ② K	3 1	0 0	0 0	0 0	0 0	1 1	2 2
Jim Gantner, L (1, 4) OBP: 0.297, SLG: 0.371		x 0-0 FC4-6 1B		x 0-0 5-3 1-3 2-H 1B			x 0-0 ① F8		S S S 0-3 ③ K	4	0	2	1	0	1	2
Rick Cerone, R (1, 2) OBP: 0.207, SLG: 0.214		x 0-0 ② FC4-6 1-2f		x 0-0 ② 5-3 1-2 3-H			x 0-0 G4-6-3 1B			3	0	1	1	0	0	2
Inning Stats	R: 2 E: 0 K: 0 S: 5 H: 2 LOB: 1 BB: 1 P: 9	R: 0 E: 0 K: 0 S: 4 H: 1 LOB: 1 BB: 0 P: 4	R: 0 E: 0 K: 1 S: 5 H: 0 LOB: 0 BB: 0 P: 5	R: 2 E: 0 K: 0 S: 4 H: 1 LOB: 1 BB: 2 P: 12	R: 0 E: 0 K: 0 S: 3 H: 0 LOB: 0 BB: 0 P: 3	R: 0 E: 0 K: 1 S: 5 H: 0 LOB: 0 BB: 0 P: 5	R: 0 E: 0 K: 0 S: 3 H: 1 LOB: 0 BB: 0 P: 3	R: 0 E: 0 K: 1 S: 5 H: 0 LOB: 0 BB: 0 P: 5	R: 0 E: 1 K: 2 S: 8 H: 1 LOB: 2 BB: 0 P: 8	1B: 4 2B: 1 3B: 0 HR: 1 SF: 0 SAC: 0 DP: 1 HBP: 0						

	AB	32
	R	4
	H	6
	RBI	4
	BB	3
	SO	5
	LOB	14

PITCHER		IP	WLS	BF	H	R	ER	SO	BB	IBB	HBP	BLK	WP	HR	S	P	ERA	WHIP
Joel Davis, R ERA: 2.61	(1, 1)	8.0	W	32	6	4	4	3	3	0	0	0	0	1	35	47	4.50	1.125
Juan Agosto, L ERA: 7.71	(9, 1)	0.1		1	0	0	0	0	0	0	0	0	0	0	1	1	0.00	0.000
Bob James, R ERA: 8.1	(9, 1)	0.2	S	2	0	0	0	2	0	0	0	0	0	0	6	6	0.00	0.000

PITCHER		IP	WLS	BF	H	R	ER	SO	BB	IBB	HBP	BLK	WP	HR	S	P	ERA	WHIP

Batter	1	2	3	4	5	6	7	8	9	AB	R	H	RBI	BB	SO	LOB
John Cangelosi, S (1, 8) OBP: 0.414, SLG: 0.310	S S S 0-3 ① K		x 0-0 8-3 1B			x 0-0 ① 4-3		x 0-0 ① 5-3	S S S 0-3 ③ K	5	0	1	0	0	2	2
Wayne Tolleson, S (1, 5) OBP: 0.406, SLG: 0.434	x 0-0 ② 6-3		x 0-0 ① ② 8-3 1-2f			x 0-0 ② F7		B B B B 4-0 S BB		3	0	0	0	1	0	1
Harold Baines, L (1, 9) OBP: 0.250, SLG: 0.333	S S S 0-3 ③ K		x 0-0 ③ F8			x 0-0 FC6 1B		S S S 0-3 ② K 1-2		4	0	1	0	0	2	1
Jerry Hairston, S (1, 10) OBP: 0.400, SLG: 0.571		x 0-0 HR		x 0-0 ① F9		x 0-0 ③ FC6 1-2f		S S S 0-3 ③ K		4	1	1	1	0	1	2
Carlton Fisk, R (1, 7) OBP: 0.193, SLG: 0.288		S S S 0-3 ① K		x 0-0 G6-3 1B			S S S 0-3 ① K		x 0-0 ① 6-3	4	0	1	0	0	2	0
Bobby Bonilla, S (1, 3) OBP: 0.353, SLG: 0.333		x 0-0 2B 1B		x 0-0 ② ③ G6-3 1-2f			x 0-0 1B 1B		B B B B 4-0 1B 2B BB	3	1	2	0	1	0	1
Tim Hulett, R (1, 4) OBP: 0.351, SLG: 0.281		x 0-0 ② F8			x 0-0 ① L9		x 0-0 ② F8		x 0-0 2B 1-2 1B	4	0	1	0	0	0	2
Ozzie Guillen, L (1, 6) OBP: 0.324, SLG: 0.371 Reid Nichols, R (9, PH) OBP: 0.400, SLG: 0.429 Bryan Little, S (9, 6) OBP: 0.320, SLG: 0.273		x 0-0 1-3 2B			x 0-0 ② F7		x 0-0 1-2 1B		x 0-0 1-3 2-H 2B	3 1 0	0 0 0	2 1 0	0 1 0	0 0 0	0 0 0	0 0 0
Joel Skinner, R (1, 2) OBP: 0.222, SLG: 0.242 Rod Craig, S (7, PH) Marc Hill, R (7, 2) OBP: 0.400, SLG: 0.400		x 0-0 ③ 6-3			x 0-0 ③ 5-3		x 0-0 ③ 4-3		x 0-0 ② F2	2 1 1	0 0 0	0 0 0	0 0 0	0 0 0	0 0 0	2 2 2
Inning Stats	R: 0 E: 0 K: 2 S: 7 H: 0 LOB: 0 BB: 0 P: 7	R: 1 E: 0 K: 1 S: 8 H: 3 LOB: 2 BB: 0 P: 8	R: 0 E: 0 K: 0 S: 3 H: 1 LOB: 0 BB: 0 P: 3	R: 0 E: 0 K: 0 S: 3 H: 1 LOB: 0 BB: 0 P: 3	R: 0 E: 0 K: 0 S: 3 H: 0 LOB: 0 BB: 0 P: 3	R: 0 E: 0 K: 0 S: 4 H: 1 LOB: 1 BB: 0 P: 4	R: 0 E: 0 K: 1 S: 7 H: 2 LOB: 2 BB: 0 P: 7	R: 0 E: 0 K: 2 S: 7 H: 0 LOB: 1 BB: 1 P: 11	R: 1 E: 0 K: 1 S: 7 H: 2 LOB: 2 BB: 1 P: 11	1B: 7 2B: 3 3B: 0 HR: 1	SF: 0 SAC: 0 DP: 2 HBP: 0						

TOP

Chicago White Sox @ Milwaukee Brewers

Milwaukee County Stadium, Milwaukee, WI

Wed Apr 23 1986, 7:05 PM EST

Att. 6,754 - Unknown

livebaseballscorecards.com

AB	35
R	2
H	10
RBI	2
BB	2
SO	7
LOB	15

PITCHER		IP	WLS	BF	H	R	ER	SO	BB	IBB	HBP	BLK	WP	HR	S	P	ERA	WHIP
Bill Wegman, R ERA: 4.08	(1, 1)	7.0		27	8	1	1	4	0	0	0	0	0	1	35	35	1.29	1.143
Dan Plesac, L ERA: 4.82	(8, 1)	2.0	L	10	2	1	1	3	2	0	0	0	0	0	14	22	4.50	2.000

PITCHER	IP	WLS	BF	H	R	ER	SO	BB	IBB	HBP	BLK	WP	HR	S	P	ERA	WHIP

Batter	1	2	3	4	5	6	7	8	9	AB	R	H	RBI	BB	SO	LOB
Paul Molitor, R (1, 5) OBP: 0.351, SLG: 0.354	F3		S, 1B		F8		F2			4	1	1	0	0	0	1
Randy Ready, R (1, 7) OBP: 0.200, SLG: 0.143	BB, 1B		E4, 1B 1-2		F9			F7		4	0	1	0	0	0	1
Cecil Cooper, L (1, 10) OBP: 0.238, SLG: 0.278	F8		F7		SSS, K			BBB, 1B, BB		3	0	0	0	1	1	3
Robin Yount, R (1, 8) OBP: 0.411, SLG: 0.462	BBBB, 1-2, BB		1-2, 2-H, 1B			5-3		1-2, G4-6-3, 1B		3	0	2	1	1	0	0
Billy Jo Robidoux, L (1, 3) OBP: 0.455, SLG: 0.432	F5		SSS, K			L8		G4-6-3 1-2f		4	0	0	0	0	1	6
Ernest Riles, L (1, 6) OBP: 0.280, SLG: 0.375		SSS, K	SSS, K			SSS, K			6-3	4	0	0	0	0	3	2
Rob Deer, R (1, 9) OBP: 0.255, SLG: 0.381 Mike Felder, S (7, PR) OBP: 0.289, SLG: 0.324 (8, 9)		SSS, K	6-3				SH1-4, 1B		1-3	3 1	0 0	1 0	0 0	0 0	1 0	0 0
Jim Gantner, L (1, 4) OBP: 0.325, SLG: 0.405	BBBB, BB		6-3				SH1-4 1-2		2B	2	0	1	0	1	0	0
Rick Cerone, R (1, 2) OBP: 0.188, SLG: 0.194 Ben Oglivie, L (9, PH) OBP: 0.286, SLG: 0.167	4-3		SSS, K				6-3		K	3 1	0 0	0 0	0 0	0 0	1 1	2 1
Inning Stats	R: 0 H: 1 E: 0 LOB: 2 K: 0 BB: 1 S: 4 P: 8	R: 0 H: 0 E: 0 LOB: 1 K: 2 BB: 1 S: 7 P: 11	R: 1 H: 2 E: 1 LOB: 2 K: 2 BB: 0 S: 10 P: 10	R: 0 H: 0 E: 0 LOB: 0 K: 1 BB: 0 S: 5 P: 5	R: 0 H: 0 E: 0 LOB: 0 K: 1 BB: 0 S: 5 P: 5	R: 0 H: 0 E: 0 LOB: 0 K: 1 BB: 0 S: 5 P: 5	R: 0 H: 1 E: 0 LOB: 1 K: 0 BB: 0 S: 4 P: 4	R: 0 H: 1 E: 0 LOB: 1 K: 0 BB: 1 S: 3 P: 7	R: 0 H: 1 E: 0 LOB: 1 K: 1 BB: 0 S: 6 P: 6	1B: 5 SF: 0 2B: 1 SAC: 1 3B: 0 DP: 1 HR: 0 HBP: 0						WP: 0 PA: 36 PB: 0 SB: 1 CS: 0	

PITCHER		IP	WLS	BF	H	R	ER	SO	BB	IBB	HBP	BLK	WP	HR	S	P	ERA	WHIP
Tom Seaver, R ERA: 2.79	(1, 1)	8.2	W	35	6	1	1	7	3	0	0	0	0	0	46	58	1.04	1.038
Bob James, R ERA: 7.71	(9, 1)	0.1	S	1	0	0	0	1	0	0	0	0	0	0	3	3	0.00	0.000

PITCHER	IP	WLS	BF	H	R	ER	SO	BB	IBB	HBP	BLK	WP	HR	S	P	ERA	WHIP

BOTTOM

Chicago White Sox @ Milwaukee Brewers

Milwaukee County Stadium, Milwaukee, WI

Wed Apr 23 1986, 7:05 PM EST

Att. 6,754 - Unknown

livebaseballscorecards.com

AB	32
R	1
H	6
RBI	1
BB	3
SO	8
LOB	16

Chicago White Sox @ Detroit Tigers

Tiger Stadium, Detroit, MI

Fri Apr 25 1986, 6:05 PM EST

Att. 21,656 - Unknown

TOP

livebaseballscorecards.com

Batter	1	2	3	4	5	6	7	8	9	AB	R	H	RBI	BB	SO	LOB
John Cangelosi, S (1, 8) OBP: 0.429, SLG: 0.326	4-3 1B	4-3		S 1B			BBBB 1B HR BB	4-3		4	1	2	0	1	0	2
Wayne Tolleson, S (1, 5) (7, 6) OBP: 0.391, SLG: 0.404	4-3 1-2		SSS K	4-3 1-2			F8	BBBB HR BB		4	1	0	0	1	1	3
Harold Baines, L (1, 9) OBP: 0.279, SLG: 0.458	F7	HR		4-3	3-1		1-3 HR 1B	1-H HR		5	3	3	3	0	0	1
Jerry Hairston, S (1, 10) OBP: 0.400, SLG: 0.684	G3	F8 1B 1B		5-3			1-H 3-H HR	F9		5	1	2	3	0	0	1
Carlton Fisk, R (1, 7) OBP: 0.226, SLG: 0.333		1B 2B	1-2 1B				E 1B 1B	SSS K		5	2	3	0	0	1	0
Bobby Bonilla, S (1, 3) OBP: 0.359, SLG: 0.324		SSS K	F8 2-3			BBBB 3-4-3 BB	F9		6-3 4-3 1B	4	0	1	0	1	1	4
Ozzie Guillen, L (1, 6) OBP: 0.300, SLG: 0.342		L9	L6			F6	1-3 E8 1B 1B		4-3 1-2	3	0	0	0	0	0	4
Rod Craig, S (7, PH) OBP: 0.333, SLG: 0.200										1	1	1	0	0	0	0
Tim Hulett, R (7, 5) OBP: 0.342, SLG: 0.273										1	0	0	0	0	0	1
Bryan Little, S (1, 4) OBP: 0.321, SLG: 0.280		2-H BB 1B		SSS K		1-2 3-4-3	2-H 3-H FC5-4 1B		2-3 6-3	3	0	1	1	0	1	1
Ron Kittle, R (7, PH) OBP: 0.235, SLG: 0.388										1	0	1	2	0	0	0
Julio Cruz, S (7, 4)										1	0	0	0	0	0	1
Marc Hill, R (1, 2) OBP: 0.300, SLG: 0.222	BBBB 1-2 BB			5-3		6-3	1-2f FC5-4		6-3	4	0	0	0	1	0	3

	1	2	3	4	5	6	7	8	9
Inning Stats	R: 0 E: 0 K: 0 S: 4 H: 1 LOB: 1 BB: 0 P: 4	R: 1 E: 0 K: 1 S: 7 H: 2 LOB: 2 BB: 1 P: 11	R: 1 E: 0 K: 1 S: 8 H: 3 LOB: 2 BB: 0 P: 8	R: 0 E: 0 K: 1 S: 6 H: 1 LOB: 1 BB: 0 P: 6	R: 0 E: 0 K: 0 S: 3 H: 0 LOB: 0 BB: 0 P: 3	R: 0 E: 0 K: 0 S: 3 H: 0 LOB: 1 BB: 1 P: 7	R: 5 E: 1 K: 0 S: 8 H: 5 LOB: 1 BB: 1 P: 12	R: 2 E: 0 K: 1 S: 6 H: 1 LOB: 0 BB: 1 P: 10	R: 0 E: 0 K: 0 S: 4 H: 1 LOB: 1 BB: 0 P: 4

	AB	41
	R	9
	H	14
	RBI	9
	BB	4
	SO	4
	LOB	21

	1B: 10	SF: 0	WP: 0	PA: 45
	2B: 1	SAC: 0	PB: 0	
	3B: 0	DP: 0	SB: 1	
	HR: 3	HBP: 0	CS: 0	

PITCHER		IP	WLS	BF	H	R	ER	SO	BB	IBB	HBP	BLK	WP	HR	S	P	ERA	WHIP
Dan Petry, R ERA: 7.43	(1, 1)	6.1		31	9	5	5	3	3	0	0	0	0	2	34	46	7.11	1.895
Chuck Cary, L ERA: 1.86	(7, 1)	0.1		3	2	0	0	0	0	0	0	0	0	0	3	3	0.00	6.000
Randy O'Neal, R ERA: 2.63	(7, 1)	2.1	L	11	3	4	3	1	1	0	0	0	0	1	12	16	11.57	1.714

PITCHER	IP	WLS	BF	H	R	ER	SO	BB	IBB	HBP	BLK	WP	HR	S	P	ERA	WHIP

BOTTOM

Chicago White Sox @ Detroit Tigers

Tiger Stadium, Detroit, MI

Fri Apr 25 1986, 6:05 PM EST

Att. 21,656 - Unknown

Batter	1	2	3	4	5	6	7	8	9	AB	R	H	RBI	BB	SO	LOB
Dave Collins, S (1, 7) OBP: 0.442, SLG: 0.381	4-3		G3		2B 1-2 2-3 3-H BB		4-3		BB	3	1	0	0	2	0	1
Darnell Coles, R (1, 5) OBP: 0.316, SLG: 0.482 Harry Spilman, L (9, PH) OBP: 0.400, SLG: 0.667	6-3			6-3	F6 1-H 2-H 3-H 2B		K		F5	4 1	0 0	1 0	3 0	0 0	1 0	0 1
Lou Whitaker, L (1, 4) OBP: 0.317, SLG: 0.339	1-3			K	F6 3-H		6-3			4	0	0	0	0	1	1
Lance Parrish, R (1, 2) OBP: 0.270, SLG: 0.291		5-3		5-3		HR 1B		BB		3	1	1	0	1	0	0
Darrell Evans, L (1, 10) OBP: 0.345, SLG: 0.458		F8			F2	F5		F9		4	0	0	0	0	0	2
Mike Laga, L (1, 3) OBP: 0.367, SLG: 0.538		K			BB 2B BB	1-H HR		F3		3	2	1	2	1	1	1
Chet Lemon, R (1, 8) OBP: 0.328, SLG: 0.423			F8		2B 1-2 WP BB	E5 4-3		K		3	1	0	0	1	1	1
Pat Sheridan, L (1, 9) OBP: 0.250, SLG: 0.500			4-3		WP 1-3 2-H 2B	4-3 1-2			G3	4	1	1	1	0	0	1
Alan Trammell, R (1, 6) OBP: 0.291, SLG: 0.510			1B		WP 2B BB	F2			5-3	3	1	1	0	1	0	1
Inning Stats	R: 0 E: 0 K: 0 S: 3 H: 0 LOB: 0 BB: 0 P: 3	R: 0 E: 0 K: 1 S: 5 H: 0 LOB: 0 BB: 0 P: 5	R: 0 E: 0 K: 0 S: 4 H: 1 LOB: 1 BB: 0 P: 4	R: 0 E: 0 K: 1 S: 5 H: 0 LOB: 0 BB: 0 P: 5	R: 5 E: 0 K: 0 S: 4 H: 2 LOB: 0 BB: 4 P: 20	R: 2 E: 1 K: 0 S: 6 H: 2 LOB: 1 BB: 0 P: 6	R: 0 E: 0 K: 1 S: 5 H: 0 LOB: 0 BB: 0 P: 5	R: 0 E: 0 K: 1 S: 5 H: 0 LOB: 1 BB: 1 P: 9	R: 0 E: 0 K: 0 S: 3 H: 0 LOB: 1 BB: 1 P: 7	1B: 2 2B: 2 3B: 0 HR: 1 SF: 0 SAC: 0 DP: 0 HBP: 0						

livebaseballscorecards.com

AB	32
R	7
H	5
RBI	6
BB	6
SO	4
LOB	9

WP: 1 PA: 38
PB: 0
SB: 0
CS: 0

PITCHER		IP	WLS	BF	H	R	ER	SO	BB	IBB	HBP	BLK	WP	HR	S	P	ERA	WHIP
Richard Dotson, R ERA: 7.33	(1, 1)	5.1		24	5	7	7	2	4	0	0	0	1	1	24	40	11.81	1.688
Gene Nelson, R ERA: 3.72	(6, 1)	3.1	W	13	0	0	0	2	2	0	0	0	0	0	15	23	0.00	0.600
Bob James, R ERA: 7.36	(9, 1)	0.1	S	1	0	0	0	0	0	0	0	0	0	0	1	1	0.00	0.000

PITCHER	IP	WLS	BF	H	R	ER	SO	BB	IBB	HBP	BLK	WP	HR	S	P	ERA	WHIP

Chicago White Sox @ Detroit Tigers

Tiger Stadium, Detroit, MI

Sat Apr 26 1986, 3:33 AM EST

Att. 21,770 - Unknown

TOP

livebaseballscorecards.com

Batter	1	2	3	4	5	6	7	8	9	10	11	AB	R	H	RBI	BB	SO	LOB
John Cangelosi, S (1, 8) OBP: 0.426, SLG: 0.353	B1-3		FC6-4 1B 1-2		1-3		F9			4-3 2B		5	0	2	0	0	0	1
Wayne Tolleson, S (1, 5) OBP: 0.378, SLG: 0.377	1-3		FC6-4 1-2f 2-3			F8		BBBB 4-0 FC1-6 BB		SSS 0-3 K		4	0	0	0	1	1	3
Harold Baines, L (1, 9) OBP: 0.273, SLG: 0.484	F7		G3			HR		0-0 FC1-6 HR 1-2f		0-0 4-3 2-3		5	2	1	1	0	0	4
Ron Kittle, R (1, 10) OBP: 0.250, SLG: 0.500		SSS 0-3 K		SSS 0-3 K		HR		0-0 HR 1-H		0-0 5-3		5	2	2	3	0	2	1
Carlton Fisk, R (1, 7) OBP: 0.239, SLG: 0.328		0-0 FC3-6 1B		6-3		F9		SSS 0-3 K			BBBB 4-0 SH S SF9 BB	4	1	1	0	1	1	0
Bobby Bonilla, S (1, 3) OBP: 0.349, SLG: 0.342		0-0 FC3-6 1-2f		L3		2B		0-0 4-3			0-0 SH 1-3	4	0	1	0	0	0	1
Ozzie Guillen, L (1, 6) OBP: 0.279, SLG: 0.317		0-0 G3			0-0 4-3	0-0 6-3			0-0 F9		0-0 F8	3	0	0	0	0	0	2
Reid Nichols, R (9, PH) OBP: 0.375, SLG: 0.400												1	0	0	0	0	0	0
Bryan Little, S (9, 6) OBP: 0.310, SLG: 0.269												1	0	0	0	0	0	2
Julio Cruz, S (1, 4) OBP: 0.400, SLG: 0.250			BBBB 4-0 FC6-4 1B BB		0-0 1B		0-0 F7		SSS 0-3 K		0-0 SF9 3-H	3	0	1	0	1	1	0
Jerry Hairston, S (11, PH) OBP: 0.381, SLG: 0.684												0	0	0	1	0	0	0
Tim Hulett, R (11, 4) OBP: 0.342, SLG: 0.273												0	0	0	0	0	0	0
Joel Skinner, R (1, 2) OBP: 0.205, SLG: 0.222			SSS 0-3 K		0-0 F4		0-0 4-3		SSS 0-3 K		0-0 L3	3	0	0	0	0	1	2
Rod Craig, S (9, PH) OBP: 0.286, SLG: 0.167												1	0	0	0	0	1	0
Marc Hill, R (9, 2) OBP: 0.273, SLG: 0.200												1	0	0	0	0	0	1
Inning Stats	R: 0 E: 0 K: 0 S: 3 H: 0 LOB: 0 BB: 0 P: 3	R: 0 E: 1 K: 1 S: 6 H: 1 LOB: 1 BB: 0 P: 6	R: 0 E: 0 K: 1 S: 6 H: 1 LOB: 2 BB: 1 P: 10	R: 0 E: 0 K: 1 S: 5 H: 0 LOB: 0 BB: 0 P: 5	R: 0 E: 0 K: 0 S: 4 H: 1 LOB: 1 BB: 0 P: 4	R: 2 E: 0 K: 0 S: 6 H: 3 LOB: 1 BB: 0 P: 6	R: 0 E: 0 K: 0 S: 3 H: 0 LOB: 0 BB: 0 P: 3	R: 2 E: 0 K: 1 S: 6 H: 1 LOB: 0 BB: 1 P: 10	R: 0 E: 0 K: 2 S: 7 H: 0 LOB: 0 BB: 0 P: 7	R: 0 E: 0 K: 1 S: 6 H: 1 LOB: 1 BB: 0 P: 6	R: 1 E: 1 K: 0 S: 4 H: 0 LOB: 1 BB: 1 P: 8							

AB	40
R	5
H	8
RBI	5
BB	3
SO	7
LOB	17

1B: 3 SF: 1 PA: 45
2B: 2 SAC: 1
3B: 0 DP: 0
HR: 3 HBP: 0

WP: 0
PB: 0
SB: 1
CS: 0

PITCHER		IP	WLS	BF	H	R	ER	SO	BB	IBB	HBP	BLK	WP	HR	S	P	ERA	WHIP
Walt Terrell, R ERA: 6.08	(1, 1)	7.0		29	6	3	3	3	2	0	0	0	0	2	33	41	3.86	1.143
Willie Hernandez, L ERA: 2.45	(8, 1)	3.0		11	2	1	1	4	0	0	0	0	0	1	19	19	3.00	0.667
Bill Campbell, R ERA:	(11, 1)	1.0	L	5	0	1	0	0	1	0	0	0	0	0	4	8	0.00	1.000

PITCHER		IP	WLS	BF	H	R	ER	SO	BB	IBB	HBP	BLK	WP	HR	S	P	ERA	WHIP

Batter	1	2	3	4	5	6	7	8	9	10	11	AB	R	H	RBI	BB	SO	LOB
Alan Trammell, R (1, 6) OBP: 0.283, SLG: 0.482	F8			G6-3 1B		6-3	6-3		5-3			5	0	1	0	0	0	2
Darnell Coles, R (1, 5) OBP: 0.323, SLG: 0.475	G4-6-3 1B			G6-3 1-2f		F9		4-3 1B 1B		F9		5	1	2	0	0	0	1
Larry Herndon, R (1, 7) OBP: 0.340, SLG: 0.412	G4-6-3 1-2f			K		2B		4-3 1-2		6-3		5	0	1	0	0	1	2
Lance Parrish, R (1, 2) OBP: 0.265, SLG: 0.283		F3			E6 4-3 1B 1B	K		F7		F8		5	1	1	0	0	1	2
Chet Lemon, R (1, 8) OBP: 0.317, SLG: 0.404		6-3			6-3		5-3	2-H 1B			5-3	5	0	1	1	0	0	1
Brian Harper, R (1, 9)		L5			4-3 2-3		HR	F8			F3	2	0	0	0	0	0	1
Darrell Evans, L (7, PH) OBP: 0.345, SLG: 0.510 (8, 3)												3	1	1	1	0	0	1
Dave Engle, R (1, 3) OBP: 0.313, SLG: 0.286			G4-3 1B		1B BB		G3		G3		F7	1	0	1	0	1	0	0
Pat Sheridan, L (7, PH) OBP: 0.143, SLG: 0.286 (8, 9)												3	0	0	0	0	0	0
Tom Brookens, R (1, 4) OBP: 0.400, SLG: 0.571			F8		FC6-4 1-2 3-H 1B		1B 2B		F9			2	0	1	1	0	0	1
Lou Whitaker, L (7, PH) OBP: 0.323, SLG: 0.362 (8, 4)												2	1	1	0	0	0	0
Dave Collins, S (1, 10) OBP: 0.446, SLG: 0.391			G4-3 1-2f		FC6-4 1-2f		2-H 1B		1B			4	0	2	1	0	0	3
Inning Stats	R: 0 H: 1 E: 0 LOB: 0 K: 0 BB: 0 S: 3 P: 3	R: 0 H: 0 E: 0 LOB: 0 K: 0 BB: 0 S: 3 P: 3	R: 0 H: 1 E: 0 LOB: 0 K: 0 BB: 0 S: 3 P: 3	R: 0 H: 1 E: 0 LOB: 0 K: 1 BB: 0 S: 5 P: 5	R: 1 H: 2 E: 1 LOB: 2 K: 0 BB: 1 S: 5 P: 9	R: 0 H: 1 E: 0 LOB: 1 K: 1 BB: 0 S: 6 P: 6	R: 2 H: 3 E: 0 LOB: 1 K: 0 BB: 0 S: 6 P: 6	R: 1 H: 2 E: 0 LOB: 1 K: 0 BB: 0 S: 5 P: 5	R: 0 H: 1 E: 0 LOB: 1 K: 0 BB: 0 S: 4 P: 4	R: 0 H: 0 E: 0 LOB: 0 K: 0 BB: 0 S: 3 P: 3	R: 0 H: 0 E: 0 LOB: 0 K: 0 BB: 0 S: 3 P: 3	1B: 9 SF: 0 2B: 2 SAC: 0 3B: 0 DP: 3 HR: 1 HBP: 0						

PITCHER		IP	WLS	BF	H	R	ER	SO	BB	IBB	HBP	BLK	WP	HR	S	P	ERA	WHIP
Floyd Bannister, L ERA: 3.0	(1, 1)	5.0		18	5	1	1	1	1	0	0	0	0	0	19	23	1.80	1.200
Dave Schmidt, R ERA: 4.0	(6, 1)	1.2		9	4	2	2	1	0	0	0	0	0	1	11	11	10.80	2.400
Bill Dawley, R ERA: 1.69	(7, 1)	2.0		9	3	1	1	0	0	0	0	0	0	0	9	9	4.50	1.500
Bob James, R ERA: 5.59	(9, 1)	2.1	W	7	0	0	0	0	0	0	0	0	0	0	7	7	0.00	0.000

PITCHER	IP	WLS	BF	H	R	ER	SO	BB	IBB	HBP	BLK	WP	HR	S	P	ERA	WHIP

BOTTOM

Chicago White Sox @ Detroit Tigers

Tiger Stadium, Detroit, MI

Sat Apr 26 1986, 3:33 AM EST
Att. 21,770 - Unknown

livebaseballscorecards.com

AB	42
R	4
H	12
RBI	4
BB	1
SO	2
LOB	14

Batter	1	2	3	4	5	6	7	8	9	AB	R	H	RBI	BB	SO	LOB
John Cangelosi, S (1, 8) OBP: 0.417, SLG: 0.345	3-1		F8		1B			K		4	0	1	0	0	1	0
Bryan Little, S (1, 5) (7, 4) OBP: 0.273, SLG: 0.233	F6		F6		F5			F9		4	0	0	0	0	0	2
Harold Baines, L (1, 9) OBP: 0.271, SLG: 0.471	K			F2		F7		1B		4	0	1	0	0	1	0
Ron Kittle, R (1, 10) OBP: 0.250, SLG: 0.534		HR		F9		K		L7		4	1	1	1	0	1	1
Carlton Fisk, R (1, 7) OBP: 0.239, SLG: 0.338		5-3		2B		F7			5-3	4	0	1	0	0	0	0
Bobby Bonilla, S (1, 3) OBP: 0.362, SLG: 0.341		FC1-6 1B		K			FC6-4 BB		K	3	0	1	0	1	2	1
Ozzie Guillen, L (1, 6) OBP: 0.255, SLG: 0.289		FC1-6 1-2f			F7		F7		G1	4	0	0	0	0	0	2
Julio Cruz, S (1, 4) OBP: 0.286, SLG: 0.167		F6			G3		F8			2	0	0	0	0	0	1
Rod Craig, S (7, PH) OBP: 0.250, SLG: 0.143										1	0	0	0	0	0	1
Tim Hulett, R (7, 5) OBP: 0.342, SLG: 0.273										0	0	0	0	0	0	0
Marc Hill, R (1, 2) OBP: 0.308, SLG: 0.250			K		1B		FC6-4 1-2f			2	0	1	0	0	1	0
Jerry Hairston, S (7, PH) OBP: 0.364, SLG: 0.650										1	0	0	0	0	0	1
Joel Skinner, R (7, 2) OBP: 0.205, SLG: 0.222										0	0	0	0	0	0	0
Inning Stats	R: 0 E: 0 K: 1 S: 5 H: 0 LOB: 0 BB: 0 P: 5	R: 1 E: 0 K: 0 S: 5 H: 2 LOB: 1 BB: 0 P: 5	R: 0 E: 0 K: 1 S: 5 H: 0 LOB: 0 BB: 0 P: 5	R: 0 E: 0 K: 1 S: 6 H: 1 LOB: 1 BB: 0 P: 6	R: 0 E: 0 K: 0 S: 5 H: 2 LOB: 2 BB: 0 P: 5	R: 0 E: 0 K: 1 S: 5 H: 0 LOB: 0 BB: 0 P: 5	R: 0 E: 0 K: 0 S: 3 H: 0 LOB: 1 BB: 1 P: 7	R: 0 E: 0 K: 1 S: 6 H: 1 LOB: 1 BB: 0 P: 6	R: 0 E: 0 K: 1 S: 5 H: 0 LOB: 0 BB: 0 P: 5	1B: 4 2B: 1 3B: 0 HR: 1 SF: 0 SAC: 0 DP: 0 HBP: 0	WP: 0 PB: 0 SB: 0 CS: 0 PA: 34					

Chicago White Sox @ Detroit Tigers

Tiger Stadium, Detroit, MI

Sun Apr 27 1986, 3:33 AM EDT

Att. 20,953 - Unknown

TOP

livebaseballscorecards.com

AB	33
R	1
H	6
RBI	1
BB	1
SO	6
LOB	9

PITCHER		IP	WLS	BF	H	R	ER	SO	BB	IBB	HBP	BLK	WP	HR	S	P	ERA	WHIP
Jack Morris, R ERA: 5.6	(1, 1)	9.0	W	34	6	1	1	6	1	0	0	0	0	1	45	49	1.00	0.778

PITCHER	IP	WLS	BF	H	R	ER	SO	BB	IBB	HBP	BLK	WP	HR	S	P	ERA	WHIP

Batter	1	2	3	4	5	6	7	8	9	AB	R	H	RBI	BB	SO	LOB
Dave Collins, S (1, 8) OBP: 0.450, SLG: 0.400	B5		1B			S 3B 1B	F8			4	1	2	0	0	0	1
Chet Lemon, R (8, 8) OBP: 0.317, SLG: 0.404										0	0	0	0	0	0	0
Darnell Coles, R (1, 5) OBP: 0.318, SLG: 0.453	K		F7			1-2 3B BB		K		3	1	0	0	1	2	1
Lou Whitaker, L (1, 4) OBP: 0.318, SLG: 0.387	F7			G3		1-H 2-H G3 3B		F8		4	1	1	2	0	0	0
Lance Parrish, R (1, 2) OBP: 0.250, SLG: 0.266		F2		6-3		G3 3-H		K		4	0	0	1	0	1	0
Darrell Evans, L (1, 3) OBP: 0.344, SLG: 0.491		BB		F9		K				2	0	0	0	1	1	0
Mike Laga, L (1, 10) OBP: 0.333, SLG: 0.483		K			K		F7			3	0	0	0	0	2	1
Larry Herndon, R (1, 7) OBP: 0.321, SLG: 0.389		K			K		6-3			3	0	0	0	0	2	1
Pat Sheridan, L (1, 9) OBP: 0.200, SLG: 0.222			4-3		L6		BB			2	1	0	0	1	0	0
Alan Trammell, R (1, 6) OBP: 0.286, SLG: 0.492			K			F7	1-H 2B			3	0	1	1	0	1	0
Inning Stats	R: 0 E: 0 K: 1 S: 5 H: 0 LOB: 0 BB: 0 P: 5	R: 0 E: 0 K: 2 S: 7 H: 0 LOB: 1 BB: 1 P: 11	R: 0 E: 0 K: 1 S: 6 H: 1 LOB: 1 BB: 0 P: 6	R: 0 E: 0 K: 0 S: 3 H: 0 LOB: 0 BB: 0 P: 3	R: 0 E: 0 K: 2 S: 7 H: 0 LOB: 0 BB: 0 P: 7	R: 3 E: 0 K: 1 S: 7 H: 2 LOB: 0 BB: 1 P: 11	R: 1 E: 0 K: 0 S: 4 H: 1 LOB: 1 BB: 1 P: 8	R: 0 E: 0 K: 2 S: 7 H: 0 LOB: 0 BB: 0 P: 7		1B: 2 2B: 1 3B: 1 HR: 0	SF: 0 SAC: 0 DP: 0 HBP: 0			WP: 0 PB: 0 SB: 1 CS: 0	PA: 31		

PITCHER		IP	WLS	BF	H	R	ER	SO	BB	IBB	HBP	BLK	WP	HR	S	P	ERA	WHIP
Joel Davis, R ERA: 3.29	(1, 1)	6.2	L	27	4	4	4	7	3	0	0	0	0	0	38	50	5.40	1.050
Gene Nelson, R ERA: 3.27	(7, 1)	1.1		4	0	0	0	2	0	0	0	0	0	0	8	8	0.00	0.000

PITCHER	IP	WLS	BF	H	R	ER	SO	BB	IBB	HBP	BLK	WP	HR	S	P	ERA	WHIP

BOTTOM

Chicago White Sox @ Detroit Tigers

Tiger Stadium, Detroit, MI

Sun Apr 27 1986, 3:33 AM EDT

Att. 20,953 - Unknown

livebaseballscorecards.com

AB	28
R	4
H	4
RBI	4
BB	3
SO	9
LOB	4

Batter	1	2	3	4	5	6	7	8	9	AB	R	H	RBI	BB	SO	LOB
Juan Bonilla, R (1, 4) OBP: 0.425, SLG: 0.441	B B B B 4-0 G4-6-3 BB		x 0-0 ② G3		x 0-0 ③ F7		B B B B 4-0 2B BB	x 0-0 ③ 5-3		3	1	0	0	2	0	1
Lee Lacy, R (1, 9) OBP: 0.328, SLG: 0.385	x 0-0 ① F7		x 0-0 ③ L4			x 0-0 FC4-6 1B FC4-6 1B	x 0-0 1-H 2-H HR 2B		x 0-0 ① 1-3	5	2	2	2	0	0	1
Cal Ripken Jr., R (1, 6) OBP: 0.313, SLG: 0.405	x 0-0 ② ③ G4-6-3 1-2f			x 0-0 ① 5-3		x 0-0 FC4-6 1-2 1B	x 0-0 2-H HR		x 0-0 ② F8	5	1	2	2	0	0	1
Eddie Murray, S (1, 3) OBP: 0.333, SLG: 0.403		S S S 0-3 ① K		B B B 4-0 1B BB		x 0-0 ① FC4-6 FC4-6 1-2f 2-3	x 0-0 ③ F7		x 0-0 1B	4	0	1	0	1	1	2
Fred Lynn, L (1, 8) OBP: 0.384, SLG: 0.422 Juan Beniquez, R (9, PH) OBP: 0.429, SLG: 0.364 (9, 7)		x 0-0 ② 4-3		x 0-0 G6-3 1-3 1B		x 0-0 ② FC4-6 1-2f 3-H		x 0-0 3B 2B	S S S 0-3 ③ K	4 1	1 0	2 0	1 0	0 0	0 1	1 1
Mike Young, S (1, 7) OBP: 0.441, SLG: 0.362 John Shelby, S (8, 7) OBP: 0.250, SLG: 0.283 (9, 8)		x 0-0 1B 1B		x 0-0 ② ③ G6-3 1-2f		S S S 0-3 ③ K		S S S 0-3 ① K		4 0	0 0	1 0	0 0	0 0	2 0	4 0
Larry Sheets, L (1, 10) OBP: 0.385, SLG: 0.600		x 0-0 FC6-4 1-3 1B			x 0-0 2B		B B B 4-0 SH1-4 2B BB	x 0-0 2-H HR 3B		3	2	3	1	1	0	0
Rick Dempsey, R (1, 2) OBP: 0.286, SLG: 0.412		x 0-0 ③ FC6-4 1-2			x 0-0 ① F8		x 0-0 ① SH1-4 1-2	S S S 0-3 ② K		3	0	0	0	0	1	4
Floyd Rayford, R (1, 5) OBP: 0.227, SLG: 0.333			x 0-0 ① 5-3		S S S 0-3 ② K2-3		x 0-0 ② 6-3	x 0-0 3-H HR		4	1	1	2	0	1	2
Inning Stats	R: 0 E: 0 K: 0 S: 2 H: 0 LOB: 0 BB: 1 P: 6	R: 0 E: 0 K: 1 S: 7 H: 2 LOB: 2 BB: 0 P: 7	R: 0 E: 0 K: 0 S: 3 H: 0 LOB: 0 BB: 0 P: 3	R: 0 E: 0 K: 0 S: 3 H: 1 LOB: 1 BB: 1 P: 7	R: 0 E: 0 K: 1 S: 6 H: 1 LOB: 1 BB: 0 P: 6	R: 1 E: 1 K: 1 S: 7 H: 2 LOB: 1 BB: 0 P: 7	R: 4 E: 0 K: 0 S: 5 H: 2 LOB: 0 BB: 2 P: 13	R: 3 E: 0 K: 2 S: 10 H: 3 LOB: 0 BB: 0 P: 10	R: 0 E: 0 K: 1 S: 6 H: 1 LOB: 1 BB: 0 P: 6	1B: 6 2B: 3 3B: 1 HR: 2 SF: 0 SAC: 1 DP: 2 HBP: 0						

PITCHER		IP	WLS	BF	H	R	ER	SO	BB	IBB	HBP	BLK	WP	HR	S	P	ERA	WHIP
Gene Nelson, R ERA: 4.08	(1, 1)	6.2	L	29	7	4	4	3	4	0	0	0	0	0	31	47	5.40	1.650
Dave Schmidt, R ERA: 6.97	(7, 1)	1.1		8	4	4	4	2	0	0	0	0	0	2	12	12	27.00	3.000
Bill Dawley, R ERA: 1.42	(9, 1)	1.0		4	1	0	0	1	0	0	0	0	0	0	6	6	0.00	1.000

PITCHER	IP	WLS	BF	H	R	ER	SO	BB	IBB	HBP	BLK	WP	HR	S	P	ERA	WHIP

TOP

Baltimore Orioles @ Chicago White Sox

Comiskey Park, Chicago, IL

Tue Apr 29 1986, 8:05 PM EDT

Att. 11,397 - Unknown

livebaseballscorecards.com

AB	36
R	8
H	12
RBI	8
BB	4
SO	6
LOB	17

WP: 0	PB: 0	SB: 0	CS: 0	PA: 41														

BOTTOM

Baltimore Orioles @ Chicago White Sox

Comiskey Park, Chicago, IL

Tue Apr 29 1986, 8:05 PM EDT

Att. 11,397 - Unknown

livebaseballscorecards.com

Batter	1	2	3	4	5	6	7	8	9	AB	R	H	RBI	BB	SO	LOB
Wayne Tolleson, S (1, 6) OBP: 0.372, SLG: 0.415	F8		F8			L8			HR	4	1	1	1	0	0	1
Reid Nichols, R (1, 8) OBP: 0.300, SLG: 0.316	6-3		6-3			F9			F9	4	0	0	0	0	0	1
Harold Baines, L (1, 9) OBP: 0.270, SLG: 0.458	3-1			F5			FC5-4 1B		6-3	4	0	1	0	0	0	0
Carlton Fisk, R (1, 7) OBP: 0.240, SLG: 0.348		2B		F9			K		F9	4	0	1	0	0	1	1
Ron Kittle, R (1, 10) OBP: 0.238, SLG: 0.508		F2		F6			K			3	0	0	0	0	1	2
Tim Hulett, R (1, 5) OBP: 0.317, SLG: 0.250		F6			F7		FC5-4 1-2f			3	0	0	0	0	0	2
Bobby Bonilla, S (1, 3) OBP: 0.340, SLG: 0.318		5-3			K			F6		3	0	0	0	0	1	1
Julio Cruz, S (1, 4) OBP: 0.200, SLG: 0.111			K		5-3			F7		3	0	0	0	0	1	0
Joel Skinner, R (1, 2) OBP: 0.214, SLG: 0.231			1B			6-3		F9		3	0	1	0	0	0	0
Inning Stats	R: 0 E: 0 K: 0 S: 3 H: 0 LOB: 0 BB: 0 P: 3	R: 0 E: 0 K: 0 S: 4 H: 1 LOB: 1 BB: 0 P: 4	R: 0 E: 0 K: 1 S: 6 H: 1 LOB: 1 BB: 0 P: 6	R: 0 E: 0 K: 0 S: 3 H: 0 LOB: 0 BB: 0 P: 3	R: 0 E: 0 K: 1 S: 5 H: 0 LOB: 0 BB: 0 P: 5	R: 0 E: 0 K: 0 S: 3 H: 0 LOB: 0 BB: 0 P: 3	R: 0 E: 0 K: 2 S: 8 H: 1 LOB: 1 BB: 0 P: 8	R: 0 E: 0 K: 0 S: 3 H: 0 LOB: 0 BB: 0 P: 3	R: 1 E: 0 K: 0 S: 4 H: 1 LOB: 0 BB: 0 P: 4	1B: 2 2B: 1 3B: 0 HR: 1 SF: 0 SAC: 0 DP: 0 HBP: 0						

	AB	31
	R	1
	H	4
	RBI	1
	BB	0
	SO	4
	LOB	8

PITCHER	IP	WLS	BF	H	R	ER	SO	BB	IBB	HBP	BLK	WP	HR	S	P	ERA	WHIP
Scott McGregor, L (1, 1) ERA: 4.32	9.0	W	31	4	1	1	4	0	0	0	0	0	1	39	39	1.00	0.444

PITCHER	IP	WLS	BF	H	R	ER	SO	BB	IBB	HBP	BLK	WP	HR	S	P	ERA	WHIP

Batter	1	2	3	4	5	6	7	8	9	AB	R	H	RBI	BB	SO	LOB
Juan Bonilla, R (1, 4) OBP: 0.386, SLG: 0.395	4-3	F2		G6-3 1-2f		K			F9	4	0	0	0	0	1	2
Jim Dwyer, L (9, PH) OBP: 0.241, SLG: 0.385										1	0	0	0	0	0	0
Lee Lacy, R (1, 9) OBP: 0.347, SLG: 0.391	BBBB 1B BB FC4-6 BB		BB HR 1B		4-3	3-1			FC5-4 1B	4	2	2	0	1	0	0
Cal Ripken Jr., R (1, 6) OBP: 0.330, SLG: 0.416	BBBB FC4-6 1B 1-2 BB		BBBB 1-2 HR BB		2B		F4		FC5-4 1-2f	3	1	1	0	2	0	1
Eddie Murray, S (1, 3) OBP: 0.360, SLG: 0.453	FC4-6 1-2 2-3 1B		1-H 2-H HR		BBBB 1B 1B BB		BBBB BB		4-3	3	2	2	3	2	0	1
Fred Lynn, L (1, 8) OBP: 0.377, SLG: 0.412	FC4-6 1-2f 2-3 3-H		K		1B 1-2 1B		F6			4	0	1	1	0	1	3
Larry Sheets, L (1, 10) OBP: 0.367, SLG: 0.552	4-3		G3		1-3 2-H 1B		F8			4	0	1	1	0	0	3
Mike Young, S (1, 7) OBP: 0.413, SLG: 0.333		K	K		L7			F6		4	0	0	0	0	2	2
Floyd Rayford, R (1, 5) OBP: 0.231, SLG: 0.320		1B	6-3		6-3			F9		4	0	1	0	0	0	0
Rick Dempsey, R (1, 2) OBP: 0.300, SLG: 0.463		F8	BB G6-3		HR			F8		3	1	1	1	1	0	1
Inning Stats	R: 1 E: 0 K: 0 S: 4 H: 1 LOB: 2 BB: 2 P: 12	R: 0 E: 0 K: 1 S: 6 H: 1 LOB: 1 BB: 0 P: 6	R: 3 E: 0 K: 2 S: 9 H: 2 LOB: 0 BB: 1 P: 13	R: 0 E: 0 K: 0 S: 2 H: 0 LOB: 0 BB: 1 P: 6	R: 1 E: 0 K: 0 S: 5 H: 3 LOB: 2 BB: 1 P: 9	R: 1 E: 0 K: 1 S: 6 H: 1 LOB: 0 BB: 0 P: 6	R: 0 E: 0 K: 0 S: 3 H: 0 LOB: 1 BB: 1 P: 7	R: 0 E: 0 K: 0 S: 3 H: 0 LOB: 0 BB: 0 P: 3	R: 0 E: 0 K: 0 S: 4 H: 1 LOB: 1 BB: 0 P: 4	1B: 6 2B: 1 3B: 0 HR: 2 SF: 0 SAC: 0 DP: 1 HBP: 0						

PITCHER	IP	WLS	BF	H	R	ER	SO	BB	IBB	HBP	BLK	WP	HR	S	P	ERA	WHIP
Richard Dotson, R (1, 1) ERA: 7.62	5.0	W	25	7	5	5	3	5	0	0	0	0	1	26	46	9.00	2.400
Bill Dawley, R (6, 1) ERA: 1.93	3.0		11	1	1	1	1	1	0	0	0	1	1	12	16	3.00	0.667
Bob James, R (9, 1) ERA: 5.06	1.0	S	4	1	0	0	0	0	0	0	0	0	0	4	4	0.00	1.000

PITCHER	IP	WLS	BF	H	R	ER	SO	BB	IBB	HBP	BLK	WP	HR	S	P	ERA	WHIP

TOP

Baltimore Orioles @ Chicago White Sox

Comiskey Park, Chicago, IL

Wed Apr 30 1986, 8:05 PM EDT

Att. 9,575 - Unknown

livebaseballscorecards.com

AB	34
R	6
H	9
RBI	6
BB	6
SO	4
LOB	13

WP: 1 PB: 0 SB: 0 CS: 0 PA: 40

Batter	1	2	3	4	5	6	7	8	9	AB	R	H	RBI	BB	SO	LOB
John Cangelosi, S (1, 8) OBP: 0.416, SLG: 0.328	x 0-0 ① F7		BBB 4-0 BB 2B 1-2 BB	BBB 4-0 4-3 S BB		SSS 0-3 ① K		x 0-0 ② F9		3	1	0	0	2	1	0
Wayne Tolleson, S (1, 5) OBP: 0.373, SLG: 0.406	x 0-0 ② 6-3		BBB 4-0 2B 3-1 1-2 2-3 BB	x 0-0 ② 4-3 1-3		x 0-0 S BB 1B		x 0-0 ③ 5-3		4	1	1	0	1	0	1
Harold Baines, L (1, 9) OBP: 0.282, SLG: 0.467	x 0-0 ③ G4-1		x 0-0 3-1 1B 1-3 2-H 3-H 2B	x 0-0 ③ 4-3		BBBB 4-0 1-2 BB				3	1	1	2	1	0	1
Carlton Fisk, R (1, 7) OBP: 0.241, SLG: 0.333		x 0-0 ① 5-3	x 0-0 ① 3-1 2-3 3-H		H 1-0 3B HBP	SSS 0-3 ② K 2-3				3	1	0	1	0	1	3
Bobby Bonilla, S (1, 3) OBP: 0.370, SLG: 0.383		BBBB 4-0 FC5-4 BB	x 0-0 HR 1B 3-H		x 0-0 1-H 2B 3B	x 0-0 ③ G3				3	2	2	2	1	0	2
Ron Kittle, R (1, 10) OBP: 0.239, SLG: 0.538		x 0-0 ② FC5-4 1B 1-2f	x 0-0 HR 1-H		x 0-0 ① 4-3		x 0-0 ① F4			4	1	1	2	0	0	2
Ozzie Guillen, L (1, 6) OBP: 0.275, SLG: 0.327		x 0-0 1-2 1B	x 0-0 ② 4-3		x 0-0 F9 3-H 2B		x 0-0 ② F5			4	0	2	1	0	0	0
Julio Cruz, S (1, 4) OBP: 0.143, SLG: 0.077		SSS 0-3 ③ K	x 0-0 ③ L9		x 0-0 ② F9 2-3		x 0-0 ③ B2			4	0	0	0	0	1	3
Joel Skinner, R (1, 2) OBP: 0.222, SLG: 0.220			BBB 4-0 BB BB 2B BB	x 0-0 ① L8	x 0-0 ③ 5-3			x 0-0 ① F3		2	1	0	0	1	0	1
Jerry Hairston, S (8, PH) OBP: 0.348, SLG: 0.619										1	0	0	0	0	0	0
Marc Hill, R (9, 2) OBP: 0.308, SLG: 0.250										0	0	0	0	0	0	0
Inning Stats	R: 0 H: 0 E: 0 LOB: 0 K: 0 BB: 0 S: 3 P: 3	R: 0 H: 1 E: 0 LOB: 2 K: 1 BB: 1 S: 6 P: 10	R: 6 H: 3 E: 0 LOB: 0 K: 0 BB: 3 S: 6 P: 18	R: 0 H: 0 E: 0 LOB: 1 K: 0 BB: 1 S: 3 P: 7	R: 2 H: 2 E: 0 LOB: 1 K: 0 BB: 0 S: 5 P: 6	R: 0 H: 1 E: 0 LOB: 2 K: 2 BB: 1 S: 8 P: 12	R: 0 H: 0 E: 0 LOB: 0 K: 0 BB: 0 S: 3 P: 3	R: 0 H: 0 E: 0 LOB: 0 K: 0 BB: 0 S: 3 P: 3		1B: 3 SF: 0 2B: 2 SAC: 0 3B: 1 DP: 0 HR: 1 HBP: 1						

PITCHER		IP	WLS	BF	H	R	ER	SO	BB	IBB	HBP	BLK	WP	HR	S	P	ERA	WHIP
Storm Davis, R ERA: 2.73	(1, 1)	2.1	L	14	3	5	5	1	4	0	0	0	0	0	12	28	19.29	3.000
Rich Bordi, R ERA: 2.65	(3, 1)	4.2		21	4	3	3	2	2	0	1	0	0	1	22	31	5.79	1.286
Don Aase, R ERA: 1.64	(8, 1)	1.0		3	0	0	0	0	0	0	0	0	0	0	3	3	0.00	0.000

PITCHER	IP	WLS	BF	H	R	ER	SO	BB	IBB	HBP	BLK	WP	HR	S	P	ERA	WHIP

BOTTOM

Baltimore Orioles @ Chicago White Sox

Comiskey Park, Chicago, IL

Wed Apr 30 1986, 8:05 PM EDT

Att. 9,575 - Unknown

livebaseballscorecards.com

AB	31
R	8
H	7
RBI	8
BB	6
SO	3
LOB	13

Batter	1	2	3	4	5	6	7	8	9	10	AB	R	H	RBI	BB	SO	LOB
Brett Butler, L (1, 8) OBP: 0.325, SLG: 0.361	B1-3		6-3		6-3		K		FC4 1B E 1-2f	FC6-2 FC6-4 1-2 3-H	6	1	0	0	0	1	5
Julio Franco, R (1, 6) OBP: 0.300, SLG: 0.386	5-3		F8			1B 1B		6-3	E 1B 1-3	FC6-4 1-2f	6	1	2	0	0	0	2
Joe Carter, R (1, 7) (7, 9) OBP: 0.317, SLG: 0.468	F9			F3		G4-6-3 1-3 1B		1B 2B	E6 1-H 3-H 2B		5	2	3	2	0	0	0
Andre Thornton, R (1, 10) OBP: 0.295, SLG: 0.274		F7		BB BB		K		E 1B BB	F8		3	0	0	0	2	1	2
Brook Jacoby, R (1, 5) OBP: 0.412, SLG: 0.532		1B 2B		1-2 BB		G4-6-3 1-2f		E7 1-3 2-H 1B		HBP 1B 1B	4	2	3	1	1	0	2
Pat Tabler, R (1, 3) OBP: 0.427, SLG: 0.568		2-H 1B		K			L4	F4		1B 1-2 1B HBP	4	1	1	1	0	1	4
Carmen Castillo, R (1, 9) OBP: 0.258, SLG: 0.367 Mel Hall, L (7, PH) (7, 7) OBP: 0.245, SLG: 0.386		BB		K			2B 1B	4-3		F8	1 3	0 0	0 1	0 0	1 0	1 0	2 4
Tony Bernazard, S (1, 4) OBP: 0.338, SLG: 0.386	B1-3				6-3		1-3 2B		F7	1B 1-2 2-H FC6-2 1B	5	0	2	1	0	0	1
Andy Allanson, R (1, 2) OBP: 0.377, SLG: 0.412 Dan Rohn, L (7, PH) Chris Bando, S (7, 2) OBP: 0.500, SLG: 0.550			F7		K		K		FC4 1B	FC6-2 1-3 2-H 1B	2 1 2	0 0 0	0 0 2	0 0 1	0 0 0	1 1 0	0 2 0
Inning Stats	R: 0 E: 0 K: 0 S: 3 H: 0 LOB: 0 BB: 0 P: 3	R: 1 E: 0 K: 0 S: 4 H: 2 LOB: 1 BB: 1 P: 8	R: 0 E: 0 K: 0 S: 3 H: 0 LOB: 0 BB: 0 P: 3	R: 0 E: 0 K: 2 S: 7 H: 0 LOB: 2 BB: 2 P: 15	R: 0 E: 0 K: 1 S: 5 H: 0 LOB: 0 BB: 0 P: 5	R: 0 E: 0 K: 1 S: 6 H: 2 LOB: 1 BB: 0 P: 6	R: 0 E: 0 K: 2 S: 9 H: 2 LOB: 2 BB: 0 P: 9	R: 1 E: 1 K: 0 S: 5 H: 2 LOB: 2 BB: 1 P: 9	R: 3 E: 1 K: 0 S: 6 H: 3 LOB: 0 BB: 0 P: 6	R: 2 E: 0 K: 0 S: 6 H: 3 LOB: 2 BB: 0 P: 7	1B: 10 2B: 4 3B: 0 HR: 0 SF: 0 SAC: 0 DP: 1 HBP: 1						

PITCHER	IP	WLS	BF	H	R	ER	SO	BB	IBB	HBP	BLK	WP	HR	S	P	ERA	WHIP
Floyd Bannister, L (1, 1) ERA: 2.79	5.0		21	4	1	1	3	3	0	0	0	0	0	24	36	1.80	1.400
Gene Nelson, R (6, 1) ERA: 3.66	2.0		7	2	0	0	3	0	0	0	0	0	0	13	13	0.00	1.000
Bob James, R (8, 1) ERA: 6.39	2.0		12	5	4	3	0	1	0	0	0	0	0	11	15	13.50	3.000
Dave Schmidt, R (10, 1) ERA: 8.44	0.1	L	5	3	2	2	0	0	0	1	0	0	0	4	5	54.00	9.000
Bill Dawley, R (10, 1) ERA: 1.8	0.2		2	0	0	0	0	0	0	0	0	0	0	2	2	0.00	0.000

PITCHER	IP	WLS	BF	H	R	ER	SO	BB	IBB	HBP	BLK	WP	HR	S	P	ERA	WHIP

TOP

Cleveland Indians @ Chicago White Sox

Comiskey Park, Chicago, IL

Fri May 02 1986, 8:05 PM EDT

Att. 16,981 - Unknown

livebaseballscorecards.com

AB	42
R	7
H	14
RBI	6
BB	4
SO	6
LOB	24

WP: 0 PB: 0 SB: 0 CS: 0 PA: 47

Batter	1	2	3	4	5	6	7	8	9	10	AB	R	H	RBI	BB	SO	LOB
Julio Cruz, S (1, 4) OBP: 0.111, SLG: 0.059	F9	F5			5-3	FC4-6 1-2f			FC6-5 4-3 2-3	G3 1-2 2-3	4	0	0	0	0	0	3
Bryan Little, S (9, PH) OBP: 0.257, SLG: 0.219 (10, 4)											2	0	0	0	0	0	4
Reid Nichols, R (1, 8) OBP: 0.292, SLG: 0.304	S 1B E 1B	F4			F8		F7		4-3 2-3		4	1	1	0	0	0	0
Rod Craig, S (9, PH) OBP: 0.222, SLG: 0.125											1	0	0	0	0	0	2
Marc Hill, R (10, 2) OBP: 0.308, SLG: 0.250											0	0	0	0	0	0	0
Harold Baines, L (1, 9) OBP: 0.301, SLG: 0.468	BB E 1-2 1B	F3			3-1		G6-4-3 1B			BB IBB	4	0	2	0	1	0	0
Ron Kittle, R (1, 10) OBP: 0.250, SLG: 0.536	K 1-2 2-H	F5				BB WP 2B	G6-4-3 1-2f			1-2 BB	4	1	1	0	1	1	2
Carlton Fisk, R (1, 7) OBP: 0.250, SLG: 0.320	BB IBB	F6				WP BB BB		F8	F3		3	0	0	0	2	0	3
Bobby Bonilla, S (1, 3) OBP: 0.390, SLG: 0.400	1-2 2-3 BB	HR 2B				F7		4-3		FC4-6 BB	3	1	1	0	2	0	2
Tim Hulett, R (1, 5) OBP: 0.326, SLG: 0.325	F7	2-H HR				WP 1-2 2-3 BB		6-3		FC4-6 FC6-4 1-2	4	1	1	2	1	0	4
Ozzie Guillen, L (1, 6) OBP: 0.291, SLG: 0.340		F9		G6-4-3 1B		F6 1-2 2-3 3-H			S E 1B	FC6-4 S DI 1-2f	4	0	2	0	0	0	2
John Cangelosi, S (9, PR) OBP: 0.410, SLG: 0.322 (10, 8)											1	1	0	0	0	0	1
Joel Skinner, R (1, 2) OBP: 0.229, SLG: 0.209		5-3		G6-4-3 1-2f		FC4-6 BB			E9 FC6-5 1-H 1B	S 1-2 BB	2	0	0	0	1	0	1
Jerry Hairston, S (9, PH) OBP: 0.375, SLG: 0.636											1	0	1	1	0	0	0
Wayne Tolleson, S (9, PR) OBP: 0.381, SLG: 0.406 (10, 6)											0	0	0	0	1	0	0
Inning Stats	R: 1 H: 2 E: 0 LOB: 3 K: 1 BB: 2 S: 7 P: 15	R: 0 H: 0 E: 0 LOB: 0 K: 0 BB: 0 S: 3 P: 3	R: 0 H: 0 E: 0 LOB: 0 K: 0 BB: 0 S: 3 P: 3	R: 2 H: 3 E: 0 LOB: 0 K: 0 BB: 0 S: 5 P: 5	R: 0 H: 0 E: 0 LOB: 0 K: 0 BB: 0 S: 3 P: 3	R: 1 H: 1 E: 0 LOB: 3 K: 0 BB: 3 S: 4 P: 16	R: 0 H: 1 E: 0 LOB: 0 K: 0 BB: 0 S: 3 P: 3	R: 0 H: 0 E: 0 LOB: 0 K: 0 BB: 0 S: 3 P: 3	R: 1 H: 2 E: 1 LOB: 3 K: 0 BB: 2 S: 5 P: 13	R: 0 H: 0 E: 0 LOB: 2 K: 0 BB: 2 S: 3 P: 11	1B: 6 SF: 0 2B: 2 SAC: 0 3B: 0 DP: 2 HR: 1 HBP: 0						

PITCHER		IP	WLS	BF	H	R	ER	SO	BB	IBB	HBP	BLK	WP	HR	S	P	ERA	WHIP
Neal Heaton, L ERA: 4.37	(1, 1)	5.1		25	6	4	4	1	3	1	0	0	0	1	23	39	6.75	1.688
Jamie Easterly, L ERA: 3.6	(6, 1)	2.2		9	1	0	0	0	1	0	0	0	1	0	8	12	0.00	0.750
Ernie Camacho, R ERA: 3.29	(9, 1)	2.0	W	12	2	1	1	0	3	1	0	0	0	0	8	24	4.50	2.500

PITCHER	IP	WLS	BF	H	R	ER	SO	BB	IBB	HBP	BLK	WP	HR	S	P	ERA	WHIP

BOTTOM

Cleveland Indians @ Chicago White Sox

Comiskey Park, Chicago, IL

Fri May 02 1986, 8:05 PM EDT

Att. 16,981 - Unknown

livebaseballscorecards.com

AB	37
R	5
H	9
RBI	3
BB	9
SO	1
LOB	24

WP: 1	PA:	46	
PB: 0			
SB: 4			
CS: 0			

Batter	1	2	3	4	5	6	7	8	9	AB	R	H	RBI	BB	SO	LOB
Brett Butler, L (1, 8) OBP: 0.330, SLG: 0.364	6-3	G6-3 1-2f 2-3 3-H			4-3		E1 1-H 2-H 1B	FC6-4 1-2 2-H		5	1	2	1	0	0	2
Tony Bernazard, S (1, 4) OBP: 0.341, SLG: 0.387	1B 1B	K 3-H			4-3		S 3-H	F7		5	1	2	1	0	1	2
Julio Franco, R (1, 6) OBP: 0.284, SLG: 0.364	K		6-3			6-3	K	FC6-4 1-2f		5	0	0	0	0	2	4
Andre Thornton, R (1, 10) OBP: 0.301, SLG: 0.273	1B 1-2		K			1B BB	K 1-2		F9	4	0	1	0	1	2	1
Brook Jacoby, R (1, 5) OBP: 0.411, SLG: 0.524	1-2 2-H		F9			1-2	F7		F8	5	0	2	1	0	0	1
Pat Tabler, R (1, 3) OBP: 0.402, SLG: 0.532	K			1-3		K		K	5-3	5	0	0	0	0	3	4
Mel Hall, L (1, 9) OBP: 0.264, SLG: 0.370 (8, 7)		G6-3 1B BB		3-1		F8		WP 1B BB		2	2	0	0	2	0	2
Chris Bando, S (1, 2) OBP: 0.522, SLG: 0.524 Andy Allanson, R (7, 2) OBP: 0.389, SLG: 0.412	G6-3 1-2 WP 1B BB			K			1B E BB	1-2 1B BB		1 0	2 1	0 0	0 0	2 1	1 0	0 0
Otis Nixon, S (1, 7) OBP: 0.333, SLG: 0.273 Joe Carter, R (8, PH) OBP: 0.325, SLG: 0.474 Carmen Castillo, R (8, PR) OBP: 0.258, SLG: 0.367 (8, 9)	G6-3 1-2 2-3 1B		B2				E 1-2 E BB	1B 1-2 2-H 1B		2 1 0	1 0 0	1 1 0	0 1 0	1 0 0	0 0 0	0 0 0
Inning Stats	R: 1 E: 0 K: 2 S: 10 H: 3 LOB: 2 BB: 0 P: 10	R: 2 E: 0 K: 1 S: 5 H: 1 LOB: 0 BB: 2 P: 13	R: 0 E: 0 K: 1 S: 5 H: 0 LOB: 0 BB: 0 P: 5	R: 0 E: 0 K: 1 S: 5 H: 0 LOB: 0 BB: 0 P: 5	R: 0 E: 0 K: 0 S: 3 H: 0 LOB: 0 BB: 0 P: 3	R: 0 E: 0 K: 1 S: 6 H: 1 LOB: 2 BB: 1 P: 10	R: 3 E: 1 K: 2 S: 9 H: 2 LOB: 1 BB: 2 P: 17	R: 2 E: 0 K: 1 S: 7 H: 2 LOB: 2 BB: 2 P: 15	R: 0 E: 0 K: 0 S: 3 H: 0 LOB: 0 BB: 0 P: 3	1B: 9 2B: 0 3B: 0 HR: 0	SF: 0 SAC: 0 DP: 1 HBP: 0					

PITCHER		IP	WLS	BF	H	R	ER	SO	BB	IBB	HBP	BLK	WP	HR	S	P	ERA	WHIP
Joel Davis, R ERA: 4.15	(1, 1)	7.1		34	7	7	6	9	6	0	0	0	1	0	46	70	7.36	1.773
Bill Dawley, R ERA: 2.31	(8, 1)	1.2	L	8	2	1	1	0	1	0	0	0	1	0	7	11	5.40	1.800

PITCHER	IP	WLS	BF	H	R	ER	SO	BB	IBB	HBP	BLK	WP	HR	S	P	ERA	WHIP

TOP

Cleveland Indians @ Chicago White Sox

Comiskey Park, Chicago, IL

Sat May 03 1986, 8:05 PM EDT

Att. 23,823 - Unknown

livebaseballscorecards.com

AB	35
R	8
H	9
RBI	4
BB	7
SO	9
LOB	16

Batter	1	2	3	4	5	6	7	8	9	AB	R	H	RBI	BB	SO	LOB
John Cangelosi, S (1, 8) OBP: 0.410, SLG: 0.317	F9		E1 FC4-6 1-2		1B		S 1B SF9 1-2 2-3 BB		6-3	4	1	1	0	1	0	1
Wayne Tolleson, S (1, 5) OBP: 0.371, SLG: 0.411	1B 2B		FC4-6 G4-6-3 1-2f 2-3		F7		SF9 2-3 3-H		6-3	4	1	1	1	0	0	3
Harold Baines, L (1, 9) OBP: 0.307, SLG: 0.464	G6-4-3 2-H 1B		G4-6-3 1-2f			F7	SF9 E 1-2 3-H 1B		F9	5	0	2	2	0	0	2
Ron Kittle, R (1, 10) OBP: 0.237, SLG: 0.514	G6-4-3 1-2f			K		F3	SF9 1-3 2-H			3	0	0	1	0	1	1
Carlton Fisk, R (1, 7) OBP: 0.273, SLG: 0.333 Marc Hill, R (8, 2) OBP: 0.308, SLG: 0.250		1-3		CS 1B		HR 1B	FC6-4 BB			3 0	1 0	2 0	0 0	1 0	0 0	0 0
Bobby Bonilla, S (1, 3) OBP: 0.413, SLG: 0.462		4-3 BB		FC6-4 1-2 BB		1-H HR	FC6-4 1-2f			2	1	1	2	2	0	2
Ozzie Guillen, L (1, 6) OBP: 0.271, SLG: 0.316		4-3 1-2f		FC6-4 1-2f		F7		F8		4	0	0	0	0	0	2
Julio Cruz, S (1, 4) OBP: 0.190, SLG: 0.105 Jerry Hairston, S (8, PH) OBP: 0.360, SLG: 0.609 Tim Hulett, R (9, 4) OBP: 0.326, SLG: 0.325			BLK 1B 1B		F6		BB BB SF9 BB	4-3		2 1 0	2 0 0	1 0 0	0 0 0	1 0 0	0 0 0	0 0 0
Joel Skinner, R (1, 2) OBP: 0.240, SLG: 0.222 Rod Craig, S (7, PH) OBP: 0.273, SLG: 0.111 (8, 7)			FC4-6 E 1-H 1B		6-3		SF9 BB 1-2 1B BB	F9		2 1	0 1	1 0	1 0	0 1	0 0	0 0
Inning Stats	R: 1 H: 2 E: 0 LOB: 0 K: 0 BB: 0 S: 4 P: 4	R: 0 H: 0 E: 0 LOB: 0 K: 0 BB: 1 S: 2 P: 6	R: 1 H: 2 E: 1 LOB: 1 K: 0 BB: 0 S: 5 P: 5	R: 0 H: 1 E: 0 LOB: 1 K: 1 BB: 1 S: 5 P: 9	R: 0 H: 1 E: 0 LOB: 1 K: 0 BB: 0 S: 4 P: 4	R: 2 H: 2 E: 0 LOB: 0 K: 0 BB: 0 S: 5 P: 5	R: 3 H: 1 E: 0 LOB: 2 K: 0 BB: 4 S: 4 P: 20	R: 0 H: 0 E: 0 LOB: 0 K: 0 BB: 0 S: 3 P: 3	R: 0 H: 0 E: 0 LOB: 0 K: 0 BB: 0 S: 3 P: 3	1B: 7 2B: 2 3B: 0 HR: 1	SF: 2 SAC: 0 DP: 3 HBP: 0			WP: 0 PB: 0 SB: 1 CS: 1	PA: 39		

PITCHER		IP	WLS	BF	H	R	ER	SO	BB	IBB	HBP	BLK	WP	HR	S	P	ERA	WHIP
Phil Niekro, R ERA: 3.44	(1, 1)	6.0		26	8	5	5	1	3	0	0	1	0	1	25	37	7.50	1.833
Scott Bailes, L ERA: 6.06	(7, 1)	0.1		4	1	1	1	0	2	0	0	0	0	0	2	10	27.00	9.000
Rich Yett, R ERA: 3.68	(7, 1)	2.2	W	9	0	1	1	0	1	0	0	0	0	0	8	12	3.38	0.375

PITCHER	IP	WLS	BF	H	R	ER	SO	BB	IBB	HBP	BLK	WP	HR	S	P	ERA	WHIP

BOTTOM

Cleveland Indians @ Chicago White Sox

Comiskey Park, Chicago, IL

Sat May 03 1986, 8:05 PM EDT

Att. 23,823 - Unknown

livebaseballscorecards.com

AB	31
R	7
H	9
RBI	7
BB	6
SO	1
LOB	11

Batter	1	2	3	4	5	6	7	8	9	10	AB	R	H	RBI	BB	SO	LOB
Brett Butler, L (1, 8) OBP: 0.351, SLG: 0.370	BBBB 4-0 L3 BB		x 0-0 E7 1B		x 0-0 4-3 SH2-4 1-2 1B		x 0-0 ② 5-3 2-3		x 0-0 S 1B	BBBB 4-0 1-2 2-3 BB	4	0	2	0	2	0	1
Tony Bernazard, S (1, 4) OBP: 0.333, SLG: 0.367	x 0-0 ① ② L3 1-2		x 0-0 ① F8		x 0-0 ① SH2-4 1-2 2-3		BBBB 4-0 BB		x 0-0 ② F2 1-2	x 0-0 ③ F7	4	0	0	0	1	0	6
Julio Franco, R (1, 6) OBP: 0.290, SLG: 0.366	x 0-0 E 1B		x 0-0 1-3 1B		x 0-0 ② 4-3 2-3 3-H		x 0-0 ③ 4-3		x 0-0 ③ F9		5	1	2	1	0	0	4
Andre Thornton, R (1, 10) OBP: 0.296, SLG: 0.280 Carmen Castillo, R (10, PR) OBP: 0.258, SLG: 0.367 (10, 9)	x 0-0 E7 1B 1-H		SSS 0-3 ② K		x 0-0 ③ 5-3			x 0-0 ① F6		x 0-0 E8 2B 2B	5 0	1 1	1 0	0 0	0 0	1 0	3 0
Brook Jacoby, R (1, 5) OBP: 0.421, SLG: 0.575	x 0-0 2-H 1B		x 0-0 ③ F4			SSS 0-3 ① K		x 0-0 HR		x 0-0 1B SF8 3-H 2B	5	2	3	3	0	1	2
Pat Tabler, R (1, 3) OBP: 0.391, SLG: 0.512	SSS 0-3 ③ K			x 0-0 ① 5-3		SSS 0-3 ② K		x 0-0 1B		x 0-0 ① 1-3	5	0	1	0	0	2	3
Mel Hall, L (1, 9) OBP: 0.259, SLG: 0.340 (10, 7)		SSS 0-3 ① K		SSS 0-3 ② K		SSS 0-3 ③ K		x 0-0 ② F8		IIII 4-0 WP 1B IBB	4	0	0	0	1	3	1
Andy Allanson, R (1, 2) OBP: 0.390, SLG: 0.411		x 0-0 ② 5-3		x 0-0 ③ F3			x 0-0 5-3 SH1-4 1B	SSS 0-3 ③ K		x 0-0 1-2 2-3 WP 1B	5	0	2	0	0	1	1
Otis Nixon, S (1, 7) OBP: 0.333, SLG: 0.286 Joe Carter, R (10, PH) OBP: 0.321, SLG: 0.474 Scott Bailes, L (10, 1)		x 0-0 ③ 6-3			x 0-0 SH2-4 1B 4-3 1B		x 0-0 ① SH1-4 1-2		x 0-0 ① F9	x 0-0 ② SF8 3-H	3 0 0	1 0 0	1 0 0	0 1 0	0 0 0	0 0 0	0 0 0
Inning Stats	R: 2 H: 2 E: 1 LOB: 1 K: 1 BB: 1 S: 7 P: 11	R: 0 H: 0 E: 0 LOB: 0 K: 1 BB: 0 S: 5 P: 5	R: 0 H: 1 E: 1 LOB: 2 K: 1 BB: 0 S: 7 P: 7	R: 0 H: 0 E: 0 LOB: 0 K: 1 BB: 0 S: 5 P: 5	R: 1 H: 2 E: 0 LOB: 1 K: 0 BB: 0 S: 5 P: 5	R: 0 H: 0 E: 0 LOB: 0 K: 3 BB: 0 S: 9 P: 9	R: 0 H: 1 E: 0 LOB: 2 K: 0 BB: 1 S: 4 P: 8	R: 1 H: 2 E: 0 LOB: 1 K: 1 BB: 0 S: 7 P: 7	R: 0 H: 1 E: 0 LOB: 1 K: 0 BB: 0 S: 4 P: 4	R: 2 H: 3 E: 1 LOB: 3 K: 0 BB: 2 S: 6 P: 14	1B: 9 2B: 3 3B: 0 HR: 1	SF: 1 SAC: 2 DP: 1 HBP: 0					

PITCHER	IP	WLS	BF	H	R	ER	SO	BB	IBB	HBP	BLK	WP	HR	S	P	ERA	WHIP
Neil Allen, R (1, 1) ERA: 7.11	7.1		33	8	4	2	7	2	0	0	0	0	1	45	53	2.46	1.364
Bob James, R (8, 1) ERA: 6.46	2.2	L	14	4	2	2	1	1	1	0	0	1	0	14	22	6.75	1.875

PITCHER	IP	WLS	BF	H	R	ER	SO	BB	IBB	HBP	BLK	WP	HR	S	P	ERA	WHIP

TOP

Cleveland Indians @ Chicago White Sox

Comiskey Park, Chicago, IL

Sun May 04 1986, 4:33 AM EDT

Att. 22,237 - Unknown

livebaseballscorecards.com

AB	40
R	6
H	12
RBI	5
BB	4
SO	8
LOB	21

1B: 9	SF: 1	WP: 1	PA: 47
2B: 3	SAC: 2	PB: 0	
3B: 0	DP: 1	SB: 1	
HR: 1	HBP: 0	CS: 0	

Batter	1	2	3	4	5	6	7	8	9	10	AB	R	H	RBI	BB	SO	LOB
John Cangelosi, S (1, 8) OBP: 0.420, SLG: 0.328	E SF8 1B		G3		FC4-6 BB		G4-6-3 1B		FC5-4		4	1	2	0	1	0	1
Wayne Tolleson, S (1, 5) OBP: 0.362, SLG: 0.397	E7 SF8 SF7 1B		F8		FC4-6		G4-6-3		6-3		5	1	1	0	0	0	4
Harold Baines, L (1, 9) OBP: 0.312, SLG: 0.506	SF8		HR		SF8			1B		K	3	1	2	3	0	1	0
Ron Kittle, R (1, 10) OBP: 0.222, SLG: 0.487	SF7		3-1		K			F8		6-3	4	0	0	1	0	1	2
Carlton Fisk, R (1, 7) OBP: 0.269, SLG: 0.325	K			F7		5-3		1B		K	5	0	1	0	0	2	0
Bobby Bonilla, S (1, 3) OBP: 0.403, SLG: 0.436		HBP		6-3		3-1		F7			3	0	0	0	0	0	2
Tim Hulett, R (1, 4) OBP: 0.347, SLG: 0.395		F8		2B		2B		F6			3	0	2	0	0	0	1
Jerry Hairston, S (8, PH) OBP: 0.346, SLG: 0.583											1	0	0	0	0	0	2
Bryan Little, S (9, 4) OBP: 0.257, SLG: 0.219											0	0	0	0	0	0	0
Ozzie Guillen, L (1, 6) OBP: 0.270, SLG: 0.311		F6		K		4-3			FC1-6 1B		4	0	1	0	0	1	3
Marc Hill, R (1, 2) OBP: 0.294, SLG: 0.200	F3				FC4-6 BB SF8 HBP		F7		FC1-6 FC5-4		3	1	0	0	0	0	2
Reid Nichols, R (9, PR) OBP: 0.292, SLG: 0.304											0	0	0	0	0	0	0
Joel Skinner, R (10, 2) OBP: 0.240, SLG: 0.222											0	0	0	0	0	0	0
Inning Stats	R: 2 H: 2 E: 1 LOB: 0 K: 1 BB: 0 S: 7 P: 7	R: 0 H: 0 E: 0 LOB: 1 K: 0 BB: 0 S: 3 P: 4	R: 1 H: 1 E: 0 LOB: 0 K: 0 BB: 0 S: 4 P: 4	R: 0 H: 1 E: 0 LOB: 1 K: 1 BB: 0 S: 6 P: 6	R: 1 H: 0 E: 0 LOB: 1 K: 1 BB: 1 S: 5 P: 10	R: 0 H: 1 E: 0 LOB: 1 K: 0 BB: 0 S: 4 P: 4	R: 0 H: 1 E: 0 LOB: 0 K: 0 BB: 0 S: 3 P: 3	R: 0 H: 2 E: 0 LOB: 2 K: 0 BB: 0 S: 5 P: 5	R: 0 H: 1 E: 0 LOB: 2 K: 0 BB: 0 S: 4 P: 4	R: 0 H: 0 E: 0 LOB: 0 K: 2 BB: 0 S: 7 P: 7	1B: 6 SF: 3 2B: 2 SAC: 0 3B: 0 DP: 1 HR: 1 HBP: 2						WP: 0 PA: 41 PB: 0 SB: 2 CS: 0

PITCHER	IP	WLS	BF	H	R	ER	SO	BB	IBB	HBP	BLK	WP	HR	S	P	ERA	WHIP
Ken Schrom, R (1, 1) ERA: 3.55	7.1		32	8	4	3	3	1	0	2	0	0	1	35	41	3.68	1.227
Ernie Camacho, R (8, 1) ERA: 3.14	0.2		2	0	0	0	0	0	0	0	0	0	0	2	2	0.00	0.000
Scott Bailes, L (9, 1) ERA: 5.4	2.0	W	7	1	0	0	2	0	0	0	0	0	0	11	11	0.00	0.500
Scott Bailes, L (10, 1) ERA: 5.4	2.0	W	7	1	0	0	2	0	0	0	0	0	0	11	11	0.00	0.500

PITCHER	IP	WLS	BF	H	R	ER	SO	BB	IBB	HBP	BLK	WP	HR	S	P	ERA	WHIP

BOTTOM

Cleveland Indians @ Chicago White Sox

Comiskey Park, Chicago, IL

Sun May 04 1986, 4:33 AM EDT

Att. 22,237 - Unknown

livebaseballscorecards.com

AB	35
R	4
H	9
RBI	4
BB	1
SO	5
LOB	17

Batter	1	2	3	4	5	6	7	8	9	AB	R	H	RBI	BB	SO	LOB
Rickey Henderson, R (1, 8) OBP: 0.373, SLG: 0.404	4-3		5-3 1-2		S 1-3 1B		HR		FC5-4 S 1B 1-2f 2-3	5	2	2	1	0	0	3
Willie Randolph, R (1, 4) OBP: 0.473, SLG: 0.391	BB		4-3 2-3		5-3 1-2		1B		1B 1-H 3-H	4	0	2	2	1	0	3
Don Mattingly, L (1, 3) OBP: 0.325, SLG: 0.376	K			FC3-6 1B	F8		1-3		F7	5	0	1	0	0	1	5
Dave Winfield, R (1, 9) OBP: 0.411, SLG: 0.444	L4			K		F8 4-3 BB		K		3	0	0	0	1	2	2
Mike Easler, L (1, 10) OBP: 0.282, SLG: 0.342		F7		FC3-6 FC6-4 1-2f		4-3 1-2		3-1		4	0	0	0	0	0	2
Ken Griffey, L (1, 7) OBP: 0.356, SLG: 0.390		G3		FC6-4 1-2f		F8 2-3		F8		4	0	0	0	0	0	2
Ron Hassey, L (1, 2) OBP: 0.338, SLG: 0.315		L7			F9	F7			K	4	0	0	0	0	1	1
Mike Pagliarulo, L (1, 5) OBP: 0.318, SLG: 0.444			F7		HR		F8		FC5-4 BB 1B BB	3	2	1	1	1	0	0
Bobby Meacham, S (1, 6) OBP: 0.352, SLG: 0.299			WP 5-3 1B		1B BB		F7		FC5-4 1-2 BB	2	0	1	0	2	0	0
Inning Stats	R: 0 E: 0 K: 1 S: 5 H: 0 LOB: 1 BB: 1 P: 9	R: 0 E: 0 K: 0 S: 3 H: 0 LOB: 0 BB: 0 P: 3	R: 0 E: 0 K: 0 S: 4 H: 1 LOB: 1 BB: 0 P: 4	R: 0 E: 0 K: 1 S: 6 H: 1 LOB: 1 BB: 0 P: 6	R: 1 E: 0 K: 0 S: 5 H: 2 LOB: 2 BB: 1 P: 9	R: 0 E: 0 K: 0 S: 3 H: 0 LOB: 1 BB: 1 P: 7	R: 1 E: 0 K: 0 S: 5 H: 2 LOB: 1 BB: 0 P: 5	R: 0 E: 0 K: 1 S: 5 H: 0 LOB: 0 BB: 0 P: 5	R: 2 E: 0 K: 1 S: 6 H: 1 LOB: 1 BB: 2 P: 14	1B: 5 2B: 0 3B: 0 HR: 2 SF: 0 SAC: 0 DP: 0 HBP: 0						

PITCHER		IP	WLS	BF	H	R	ER	SO	BB	IBB	HBP	BLK	WP	HR	S	P	ERA	WHIP
Richard Dotson, R ERA: 6.62	(1, 1)	7.0	L	30	6	2	2	2	3	0	0	0	1	2	31	43	2.57	1.286
Gene Nelson, R ERA: 4.15	(8, 1)	2.0		9	1	2	2	2	2	0	0	0	0	0	11	19	9.00	1.500

PITCHER	IP	WLS	BF	H	R	ER	SO	BB	IBB	HBP	BLK	WP	HR	S	P	ERA	WHIP

TOP

New York Yankees @ Chicago White Sox

Comiskey Park, Chicago, IL

Mon May 05 1986, 8:05 PM EDT

Att. 17,347 - Unknown

livebaseballscorecards.com

AB	34
R	4
H	7
RBI	4
BB	5
SO	4
LOB	18

WP: 1	PA: 39					
PB: 0						
SB: 2						
CS: 0						

BOTTOM

New York Yankees @ Chicago White Sox

Comiskey Park, Chicago, IL

Mon May 05 1986, 8:05 PM EDT

Att. 17,347 - Unknown

livebaseballscorecards.com

Batter	1	2	3	4	5	6	7	8	9	AB	R	H	RBI	BB	SO	LOB
John Cangelosi, S (1, 8) OBP: 0.413, SLG: 0.324	4-3		4-3			S S 1B		F8		4	0	1	0	0	0	1
Wayne Tolleson, S (1, 5) OBP: 0.347, SLG: 0.378	E4 S 2B		4-3			K 1-2			E5 K	4	1	0	0	0	1	1
Harold Baines, L (1, 9) OBP: 0.299, SLG: 0.484	F9			F3		F8 2-3			K 1-2	4	0	0	0	0	1	3
Jerry Hairston, S (1, 10) OBP: 0.367, SLG: 0.607	1-H 2B			G5-4-3 1B			F9		F8	4	0	2	1	0	0	1
Carlton Fisk, R (1, 7) OBP: 0.258, SLG: 0.310	5-3			G5-4-3 1-2f			5-3		K	4	0	0	0	0	1	3
Bobby Bonilla, S (1, 3) OBP: 0.386, SLG: 0.414		K			F8		K			3	0	0	0	0	2	0
Tim Hulett, R (1, 4) OBP: 0.327, SLG: 0.370		5-3			F4			F7		3	0	0	0	0	0	0
Ozzie Guillen, L (1, 6) OBP: 0.258, SLG: 0.297		F8			F4			F9		3	0	0	0	0	0	0
Joel Skinner, R (1, 2) OBP: 0.231, SLG: 0.213			K			F7		1B		2	0	0	0	0	1	0
Rod Craig, S (8, PH) OBP: 0.333, SLG: 0.200										1	0	1	0	0	0	0
Marc Hill, R (9, 2) OBP: 0.294, SLG: 0.200										0	0	0	0	0	0	0

Inning Stats	1	2	3	4	5	6	7	8	9
	R: 1 E: 1 K: 0 S: 5	R: 0 E: 0 K: 1 S: 5	R: 0 E: 0 K: 1 S: 5	R: 0 E: 0 K: 0 S: 3	R: 0 E: 0 K: 0 S: 3	R: 0 E: 0 K: 1 S: 6	R: 0 E: 0 K: 1 S: 5	R: 0 E: 0 K: 0 S: 4	R: 0 E: 1 K: 2 S: 8
	H: 1 LOB: 1 BB: 0 P: 5	H: 0 LOB: 0 BB: 0 P: 5	H: 0 LOB: 0 BB: 0 P: 5	H: 1 LOB: 0 BB: 0 P: 3	H: 0 LOB: 0 BB: 0 P: 3	H: 1 LOB: 1 BB: 0 P: 6	H: 0 LOB: 0 BB: 0 P: 5	H: 1 LOB: 1 BB: 0 P: 4	H: 0 LOB: 1 BB: 0 P: 8

1B: 3	SF: 0
2B: 1	SAC: 0
3B: 0	DP: 1
HR: 0	HBP: 0

WP: 0	PA: 32
PB: 0	
SB: 3	
CS: 0	

AB	32
R	1
H	4
RBI	1
BB	0
SO	6
LOB	9

PITCHER		IP	WLS	BF	H	R	ER	SO	BB	IBB	HBP	BLK	WP	HR	S	P	ERA	WHIP
Joe Niekro, R ERA: 2.54	(1, 1)	7.2	W	27	4	1	0	4	0	0	0	0	0	0	35	35	0.00	0.522
Dave Righetti, L ERA: 3.71	(8, 1)	1.1	S	5	0	0	0	2	0	0	0	0	0	0	9	9	0.00	0.000

PITCHER	IP	WLS	BF	H	R	ER	SO	BB	IBB	HBP	BLK	WP	HR	S	P	ERA	WHIP

New York Yankees @ Chicago White Sox

Comiskey Park, Chicago, IL

Tue May 06 1986, 8:05 PM EDT

Att. 17,850 - Unknown

TOP

livebaseballscorecards.com

Batter	1	2	3	4	5	6	7	8	9	AB	R	H	RBI	BB	SO	LOB
Rickey Henderson, R (1, 8) OBP: 0.387, SLG: 0.442	F8	1-2 1B		BBBB E 2B S BB		S SF5 1B	F7		1-H 2-H HR	5	3	3	3	1	0	2
Willie Randolph, R (1, 4) OBP: 0.466, SLG: 0.387	4-3	L8		L4 1-3		5-3 1-3		1B SF8 1B	1B	6	1	2	0	0	0	4
Don Mattingly, L (1, 3) OBP: 0.350, SLG: 0.415	WP 1B 2B		BB BB SF8 1B	3-H 1B 2B		SF5 IBB		1-3 1B	F9	5	3	4	1	1	0	1
Dave Winfield, R (1, 9) OBP: 0.415, SLG: 0.446	BBBB WP 1B BB		BBBB SF8 BB 1-2 BB	2-H 1B		SF5 1-2 3-H		3-H	F7	2	1	1	3	2	0	1
Mike Easler, L (1, 10) OBP: 0.289, SLG: 0.338	1-H 2-H 1B		BBBB SF8 1-2 2-3 BB	L8		F8		F9		4	0	1	2	1	0	3
Ken Griffey, L (1, 7) OBP: 0.337, SLG: 0.370	4-3		SF8 1-2 2-3 3-H		F9		F8	F7		4	0	0	1	0	0	2
Mike Pagliarulo, L (1, 5) OBP: 0.322, SLG: 0.427		F7	G4-6-3 IBB		3-1		5-3		BBBB FC1-5 BB BB	3	0	0	0	2	0	0
Butch Wynegar, S (1, 2) OBP: 0.317, SLG: 0.400		G3	G4-6-3 1-2f		1B		BBBB BB BB		BBBB 1-2 FC1-5 HR BB	3	1	1	0	2	0	3
Bobby Meacham, S (1, 6) OBP: 0.355, SLG: 0.296		1B 1B		F5	F9		BBBB 1-2 BB		1-2 2-3f FC1-5 HR	4	1	1	0	1	0	3

	AB	36
	R	10
	H	13
	RBI	10
	BB	10
	SO	0
	LOB	19

Inning Stats										
	R: 2 E: 0 K: 0 S: 5	H: 2 LOB: 1 BB: 1 P: 9	R: 0 E: 0 K: 0 S: 5	H: 2 LOB: 2 BB: 0 P: 5	R: 1 E: 0 K: 0 S: 3	H: 1 LOB: 2 BB: 3 P: 15	R: 2 E: 0 K: 0 S: 5	H: 2 LOB: 1 BB: 1 P: 9	R: 0 E: 0 K: 0 S: 4	H: 1 LOB: 1 BB: 0 P: 4
	R: 1 E: 0 K: 0 S: 4	H: 1 LOB: 1 BB: 1 P: 8	R: 0 E: 0 K: 0 S: 3	H: 0 LOB: 2 BB: 2 P: 11	R: 1 E: 0 K: 0 S: 5	H: 2 LOB: 1 BB: 0 P: 5	R: 3 E: 0 K: 0 S: 5	H: 2 LOB: 1 BB: 2 P: 13	1B: 10 2B: 2 3B: 0 HR: 1	SF: 3 SAC: 0 DP: 1 HBP: 0
	WP: 1 PB: 0 SB: 3 CS: 0	PA: 49								

PITCHER		IP	WLS	BF	H	R	ER	SO	BB	IBB	HBP	BLK	WP	HR	S	P	ERA	WHIP
Tom Seaver, R ERA: 3.86	(1, 1)	3.2		21	6	5	5	0	4	1	0	0	1	0	16	36	12.27	2.727
Dave Schmidt, R ERA: 7.62	(4, 1)	2.1		11	3	1	1	0	0	1	0	0	0	0	10	14	3.86	1.286
Joel McKeon, L ERA:	(7, 1)	0.2		4	0	0	0	0	2	0	0	0	0	0	2	10	0.00	3.000
Bill Dawley, R ERA: 3.0	(7, 1)	0.1	L	3	2	1	1	0	0	0	0	0	0	0	3	3	27.00	6.000
Bob James, R ERA: 7.27	(8, 1)	2.0		10	2	3	3	0	2	0	0	0	0	1	8	16	13.50	2.000

PITCHER	IP	WLS	BF	H	R	ER	SO	BB	IBB	HBP	BLK	WP	HR	S	P	ERA	WHIP

Batter	1	2	3	4	5	6	7	8	9	AB	R	H	RBI	BB	SO	LOB
John Cangelosi, S (1, 8) OBP: 0.433, SLG: 0.329	F4			E 1B BB		S S 2B BB	BB 1B BB		G5-4-3 1B	2	2	1	0	3	0	0
Carlton Fisk, R (1, 7) OBP: 0.255, SLG: 0.308	5-3			E7 1-3 1B		K 1-2	SF7 3-H		G5-4-3 1-2f	4	0	1	1	0	1	2
Harold Baines, L (1, 9) OBP: 0.294, SLG: 0.463	4-3			F7		K 2-3	1B 1B 1-2 2-3 BB		F8	4	1	0	0	1	1	3
Ron Kittle, R (1, 10) OBP: 0.235, SLG: 0.500		5-3		F4		2B 3-H	1B 1-2 2-H 3-H			4	0	2	3	0	0	2
Bobby Bonilla, S (1, 3) OBP: 0.392, SLG: 0.419		F9		L9		S 1B 2-H	1B 1-3 2-H			4	0	2	2	0	0	2
Tim Hulett, R (1, 5) OBP: 0.304, SLG: 0.340 Marc Hill, R (8, 2) OBP: 0.294, SLG: 0.200		F8			K	F4 1-2	5-3			4 0	0 0	0 0	0 0	0 0	1 0	3 0
Joel Skinner, R (1, 2) OBP: 0.222, SLG: 0.204 Wayne Tolleson, S (7, PH) OBP: 0.340, SLG: 0.369 (8, 5)			5-3		K		K	K		2 2	0 0	0 0	0 0	0 0	1 2	0 0
Julio Cruz, S (1, 4) OBP: 0.250, SLG: 0.100 Jerry Hairston, S (8, PH) OBP: 0.355, SLG: 0.586 Bryan Little, S (9, 4) OBP: 0.257, SLG: 0.219			F8		BB		2B SF7 BB	K		1 1 0	1 0 0	0 0 0	0 0 0	2 0 0	0 1 0	0 0 0
Ozzie Guillen, L (1, 6) OBP: 0.257, SLG: 0.309			G3		K		BB 1B 1-3 2B	F9		4	1	1	0	0	1	1
Inning Stats	R: 0 E: 0 K: 0 S: 3 H: 0 LOB: 0 BB: 0 P: 3	R: 0 E: 0 K: 0 S: 3 H: 0 LOB: 0 BB: 0 P: 3	R: 0 E: 0 K: 0 S: 3 H: 0 LOB: 0 BB: 0 P: 3	R: 0 E: 1 K: 0 S: 4 H: 1 LOB: 2 BB: 1 P: 8	R: 0 E: 0 K: 3 S: 9 H: 0 LOB: 1 BB: 1 P: 13	R: 2 E: 0 K: 2 S: 9 H: 2 LOB: 1 BB: 1 P: 13	R: 4 E: 0 K: 1 S: 8 H: 3 LOB: 2 BB: 3 P: 20	R: 0 E: 0 K: 2 S: 7 H: 0 LOB: 0 BB: 0 P: 7	R: 0 E: 0 K: 0 S: 3 H: 1 LOB: 0 BB: 0 P: 3	1B: 5 2B: 2 3B: 0 HR: 0	SF: 1 SAC: 0 DP: 1 HBP: 0						

PITCHER	IP	WLS	BF	H	R	ER	SO	BB	IBB	HBP	BLK	WP	HR	S	P	ERA	WHIP
Dennis Rasmussen, L (1, 1) ERA: 3.6	6.0		24	3	2	2	5	3	0	0	0	0	0	31	43	3.00	1.000
Brian Fisher, R (7, 1) ERA: 5.03	3.0	W	15	4	4	4	3	3	0	0	0	0	0	18	30	12.00	2.333

PITCHER	IP	WLS	BF	H	R	ER	SO	BB	IBB	HBP	BLK	WP	HR	S	P	ERA	WHIP

BOTTOM

New York Yankees @ Chicago White Sox

Comiskey Park, Chicago, IL

Tue May 06 1986, 8:05 PM EDT

Att. 17,850 - Unknown

livebaseballscorecards.com

AB	32
R	5
H	7
RBI	6
BB	6
SO	8
LOB	13

1B: 5	SF: 1	WP: 0	PA: 39
2B: 2	SAC: 0	PB: 0	
3B: 0	DP: 1	SB: 3	
HR: 0	HBP: 0	CS: 0	

Batter	1	2	3	4	5	6	7	8	9	AB	R	H	RBI	BB	SO	LOB
Rickey Henderson, R (1, 8) OBP: 0.372, SLG: 0.422	SSS 0-3 ① K		x 0-0 ① F8	x 0-0 ② F8	x 0-0 ③ F8			x 0-0 ③ 6-3		5	0	0	0	0	1	5
Willie Randolph, R (1, 4) OBP: 0.455, SLG: 0.371	x 0-0 ② L7		x 0-0 ② F3	BBBB 4-0 1-2 2-3 BB		x 0-0 ① L9			x 0-0 ① F9	4	0	0	0	1	0	0
Don Mattingly, L (1, 3) OBP: 0.352, SLG: 0.423	x 0-0 ③ 3-1		x 0-0 HBP BB 1B	SSS 0-3 ③ K		x 0-0 ② L6			x 0-0 4-3 1B 2B	5	1	2	0	0	1	3
Dave Winfield, R (1, 9) OBP: 0.415, SLG: 0.432		SSS 0-3 ① K	BBBB 4-0 HBP 1-2 BB		BBBB 4-0 1B 1B BB	SSS 0-3 ③ K			x 0-0 ② 4-3 2-3	3	1	0	0	2	2	1
Gary Roenicke, R (1, 10) OBP: 0.457, SLG: 0.280 Mike Easler, L (9, PH) OBP: 0.298, SLG: 0.346		x 0-0 WP HR 2B	H 1-0 1-2 2-3 HBP		x 0-0 BB 1B 1-3 1B		x 0-0 ① 6-3		x 0-0 3-H 1B	3	1	2	0	0	0	0
										1	0	1	1	0	0	0
Henry Cotto, R (1, 7) OBP: 0.182, SLG: 0.212		SSS 0-3 ② K 2-3	SSS 0-3 ③ K		x 0-0 BB 1-2 3-H 1B		x 0-0 ② B1-3		x 0-0 ③ 5-3	5	0	1	1	0	2	5
Dale Berra, R (1, 5) OBP: 0.409, SLG: 0.368 Mike Pagliarulo, L (5, PH) OBP: 0.315, SLG: 0.416		BBBB 4-0 HR BB		x 0-0 BB BB 1B	x 0-0 ① F9		SSS 0-3 ③ K			1	1	1	0	1	0	0
(5, 5)										2	0	0	0	0	1	2
Butch Wynegar, S (1, 2) OBP: 0.356, SLG: 0.486		x 0-0 1-H 3-H HR		BBBB 4-0 BB 1-2 BB	BBBB 4-0 1-2 2-3 BB			x 0-0 ① 3-1		2	1	1	3	2	0	0
Bobby Meacham, S (1, 6) OBP: 0.340, SLG: 0.282		SSS 0-3 ③ K		SSS 0-3 ① K	x 0-0 ② F7			SSS 0-3 ② K		4	0	0	0	0	3	5

Inning Stats	1	2	3	4	5	6	7	8	9	1B: 5	SF: 0	WP: 1	PA: 42
R:	0	3	0	0	1	0	0	0	1	2B: 2	SAC: 0	PB: 0	
E:	0	0	0	0	0	0	0	0	0	3B: 0	DP: 0	SB: 0	
K:	1	3	1	2	0	1	1	1	0	HR: 1	HBP: 1	CS: 0	
S:	5	11	6	8	5	5	5	5	5				
H:	0	2	1	1	2	0	0	0	2				
LOB:	0	0	3	3	3	0	0	0	2				
BB:	0	1	1	2	2	0	0	0	0				
P:	5	15	11	16	13	5	5	5	5				

PITCHER		IP	WLS	BF	H	R	ER	SO	BB	IBB	HBP	BLK	WP	HR	S	P	ERA	WHIP
Floyd Bannister, L ERA: 3.55	(1, 1)	4.0	L	24	6	4	4	7	5	0	1	0	1	1	32	53	9.00	2.750
Bill Dawley, R ERA: 2.65	(5, 1)	5.0		18	2	1	1	3	1	0	0	0	0	0	23	27	1.80	0.600

PITCHER	IP	WLS	BF	H	R	ER	SO	BB	IBB	HBP	BLK	WP	HR	S	P	ERA	WHIP

TOP

New York Yankees @ Chicago White Sox

Comiskey Park, Chicago, IL

Wed May 07 1986, 8:05 PM EDT

Att. 15,626 - Unknown

livebaseballscorecards.com

AB	35
R	5
H	8
RBI	5
BB	6
SO	10
LOB	21

Batter	1	2	3	4	5	6	7	8	9	AB	R	H	RBI	BB	SO	LOB
Wayne Tolleson, S (1, 5) OBP: 0.337, SLG: 0.364	S 6-3 SF7 1B		6-3			5-3		S S S 0-3 K		4	1	1	0	0	1	0
Carlton Fisk, R (1, 7) OBP: 0.255, SLG: 0.305	6-3 1-2		F2			FC4-6 1B		F7		4	0	1	0	0	0	1
Harold Baines, L (1, 9) OBP: 0.283, SLG: 0.449	SF7 2-H			F8		FC4-6 1B 1-2f			F7	3	0	0	1	0	0	1
Ron Kittle, R (1, 10) OBP: 0.247, SLG: 0.494	F8			5-3		1-2 1B			B B B B BB 4-0	3	0	1	0	1	0	0
Reid Nichols, R (1, 8) OBP: 0.250, SLG: 0.259		5-3		5-3		S S S 0-3 K			1- FC4-6	4	0	0	0	0	1	3
Bobby Bonilla, S (1, 3) OBP: 0.397, SLG: 0.415		S 1B			B B B B G1-6-3 BB 4-0		4-3		5-3	3	0	1	0	1	0	1
Tim Hulett, R (1, 4) OBP: 0.305, SLG: 0.340	S S S 0-3 K 1-2				G1-6-3 1-2f		4-3 1B			3	0	1	0	0	1	2
Ozzie Guillen, L (1, 6) OBP: 0.260, SLG: 0.300	G3				B B B B BB 4-0		4-3 1-2f			2	0	0	0	1	0	2
Marc Hill, R (1, 2) OBP: 0.263, SLG: 0.176		6-3			4-3			F8		2	0	0	0	0	0	1
John Cangelosi, S (8, PH) OBP: 0.429, SLG: 0.324										1	0	0	0	0	0	0
Joel Skinner, R (9, 2) OBP: 0.222, SLG: 0.204										0	0	0	0	0	0	0
Inning Stats	R: 1 H: 1 E: 0 LOB: 0 K: 0 BB: 0 S: 4 P: 4	R: 0 H: 1 E: 0 LOB: 1 K: 1 BB: 0 S: 6 P: 6	R: 0 H: 0 E: 0 LOB: 0 K: 0 BB: 0 S: 3 P: 3	R: 0 H: 0 E: 0 LOB: 0 K: 0 BB: 0 S: 3 P: 3	R: 0 H: 0 E: 0 LOB: 1 K: 0 BB: 2 S: 2 P: 10	R: 0 H: 2 E: 0 LOB: 2 K: 1 BB: 0 S: 7 P: 7	R: 0 H: 1 E: 0 LOB: 0 K: 0 BB: 0 S: 3 P: 3	R: 0 H: 0 E: 0 LOB: 0 K: 1 BB: 0 S: 5 P: 5	R: 0 H: 0 E: 0 LOB: 1 K: 0 BB: 1 S: 3 P: 7	1B: 5 SF: 1 2B: 1 SAC: 0 3B: 0 DP: 2 HR: 0 HBP: 0						

PITCHER		IP	WLS	BF	H	R	ER	SO	BB	IBB	HBP	BLK	WP	HR	S	P	ERA	WHIP
Tommy John, L ERA: 1.93	(1, 1)	7.0	W	26	5	1	1	2	2	0	0	0	0	0	28	36	1.29	1.000
Dave Righetti, L ERA: 3.32	(8, 1)	2.0	S	7	0	0	0	1	1	0	0	0	0	0	8	12	0.00	0.500

PITCHER	IP	WLS	BF	H	R	ER	SO	BB	IBB	HBP	BLK	WP	HR	S	P	ERA	WHIP

BOTTOM

New York Yankees @ Chicago White Sox

Comiskey Park, Chicago, IL

Wed May 07 1986, 8:05 PM EDT

Att. 15,626 - Unknown

livebaseballscorecards.com

AB	29
R	1
H	5
RBI	1
BB	3
SO	3
LOB	11

Chicago White Sox @ Cleveland Indians

Cleveland Municipal Stadium, Cleveland, OH

Fri May 09 1986, 7:05 PM EDT

Att. 48,146 - Unknown

TOP

livebaseballscorecards.com

Batter	1	2	3	4	5	6	7	8	9	AB	R	H	RBI	BB	SO	LOB
John Cangelosi, S (1, 8) OBP: 0.417, SLG: 0.316	6-3		L8		BB, SH1-3 2-H 1B		F8	FC5 2-3f		5	0	1	1	0	0	3
Wayne Tolleson, S (1, 5) OBP: 0.352, SLG: 0.374	F8		1B		SH1-3 1-2		1B		1B, 1B BB	3	1	2	0	1	0	0
Harold Baines, L (1, 9) OBP: 0.288, SLG: 0.441	3-1		F7		BB		F7		1B, 1B, 1B 1-3	4	1	1	0	1	0	2
Jerry Hairston, S (1, 10) OBP: 0.361, SLG: 0.531		F9		E BB	1-2 2-3 BB		4-3		F4	3	0	0	0	2	0	3
Carlton Fisk, R (1, 7) (9, 2) OBP: 0.261, SLG: 0.310		1B		F7	F7			K	1B, 1B 1-2 3-H	5	1	2	1	0	1	4
Bobby Bonilla, S (1, 3) OBP: 0.398, SLG: 0.414		1-2		E3 1-3 G4-6-3		K		BB	F8	5	0	2	0	0	1	3
Ozzie Guillen, L (1, 6) OBP: 0.273, SLG: 0.311	F7		G4-6-3 1-2f					FC5, BB 1-2	1B 1-2 2-3	4	0	2	0	0	0	4
Reid Nichols, R (9, PH) (9, 7) OBP: 0.276, SLG: 0.286										1	0	1	0	0	0	0
Julio Cruz, S (1, 4) OBP: 0.259, SLG: 0.130	F9				SH1-4 1B	F9		K	1-3 2-H 3-H	3	1	1	0	0	0	3
Ron Kittle, R (8, PH) OBP: 0.244, SLG: 0.488										1	0	0	0	0	1	2
Marc Hill, R (8, 2) OBP: 0.263, SLG: 0.176										0	0	0	0	0	0	0
Tim Hulett, R (9, PH) (9, 4) OBP: 0.317, SLG: 0.352										1	0	1	2	0	0	0
Joel Skinner, R (1, 2) OBP: 0.214, SLG: 0.196			6-3		SH1-4 1-2	5-3		1-2 2-3 BB	G3	2	0	0	0	0	0	1
Bryan Little, S (8, PH) (8, 4) (9, 6) OBP: 0.270, SLG: 0.212										1	0	0	0	1	0	2

	AB	38
	R	4
	H	13
	RBI	4
	BB	5
	SO	3
	LOB	27

Inning Stats																																		
	R: 0	H: 0	R: 0	H: 2	R: 0	H: 1	R: 0	H: 0	R: 1	H: 2	R: 0	H: 1	R: 0	H: 1	R: 0	H: 2	R: 3	H: 4	1B: 13	SF: 0	WP: 0	PA: 45
	E: 0	LOB: 0	E: 0	LOB: 2	E: 0	LOB: 1	E: 1	LOB: 1	E: 0	LOB: 3	E: 0	LOB: 1	E: 0	LOB: 1	E: 0	LOB: 3	E: 0	LOB: 2	2B: 0	SAC: 2	PB: 0	
	K: 0	BB: 0	K: 0	BB: 0	K: 0	BB: 0	K: 0	BB: 1	K: 0	BB: 2	K: 1	BB: 0	K: 0	BB: 0	K: 2	BB: 1	K: 0	BB: 1	3B: 0	DP: 1	SB: 0	
	S: 3	P: 3	S: 5	P: 5	S: 4	P: 4	S: 3	P: 7	S: 5	P: 13	S: 6	P: 6	S: 4	P: 4	S: 9	P: 13	S: 7	P: 11	HR: 0	HBP: 0	CS: 0	

PITCHER		IP	WLS	BF	H	R	ER	SO	BB	IBB	HBP	BLK	WP	HR	S	P	ERA	WHIP
Phil Niekro, R ERA: 2.98	(1, 1)	7.1		34	9	1	1	2	3	0	0	0	0	0	35	47	1.23	1.636
Ernie Camacho, R ERA: 4.32	(8, 1)	0.2		5	1	2	2	1	2	0	0	0	0	0	5	13	27.00	4.500
Scott Bailes, L ERA: 6.52	(9, 1)	0.2	L	4	2	0	0	0	0	0	0	0	0	0	4	4	0.00	3.000
Rich Yett, R ERA: 3.52	(9, 1)	0.1		2	1	1	1	0	0	0	0	0	0	0	2	2	27.00	3.000

PITCHER		IP	WLS	BF	H	R	ER	SO	BB	IBB	HBP	BLK	WP	HR	S	P	ERA	WHIP

Batter	1	2	3	4	5	6	7	8	9	AB	R	H	RBI	BB	SO	LOB
Brett Butler, L (1, 8) OBP: 0.367, SLG: 0.352	6-3	BBBB 3 BB		BBBB FC6-4 BB		BBBB G6-3 BB		BBBB FC6-4 BB		1	0	0	0	4	0	0
Julio Franco, R (1, 6) OBP: 0.293, SLG: 0.361	6-3	3 1-2f		FC6-4 1-2f		G6-3 1-2f		F9		5	0	0	0	0	0	8
Joe Carter, R (1, 9) OBP: 0.310, SLG: 0.435	BBBB BB BB BB		L9		6-3 5-3 1B 1B		2B 1B	FC6-4 1-2f		4	2	2	0	1	0	2
Andre Thornton, R (1, 10) OBP: 0.316, SLG: 0.385	BBBB BB 1-2 BB		F9 2B		5-3 1-2		1-H 2B		F9	4	0	2	1	1	0	1
Brook Jacoby, R (1, 5) OBP: 0.396, SLG: 0.545	BBBB FC6-4 1-2 2-3 BB		F9 2-3		6-3 2-3		5-3		F8	4	0	0	0	1	0	3
Pat Tabler, R (1, 3) OBP: 0.380, SLG: 0.490	FC6-4 1-2f		F3		3-H 1B		SSS K		6-3	5	0	1	1	0	1	5
Mel Hall, L (1, 7) OBP: 0.288, SLG: 0.397		E 2B		3-1	F9		F8			4	1	1	0	0	0	2
Otis Nixon, S (8, 7) OBP: 0.353, SLG: 0.313										0	0	0	0	0	0	0
Tony Bernazard, S (1, 4) OBP: 0.354, SLG: 0.416		E8 SH1-3 2-H 1B		S 1B		SH5-3 1B		BBBB SH3-4 BB		3	0	3	0	1	0	0
Chris Bando, S (1, 2) OBP: 0.500, SLG: 0.500		SH1-3 2-3		SSS K 1-2		SH5-3 1-2		SH3-4 1-2		1	0	0	0	0	1	1
Inning Stats	R: 0 E: 0 K: 0 S: 3 H: 0 LOB: 3 BB: 3 P: 15	R: 1 E: 1 K: 0 S: 4 H: 2 LOB: 1 BB: 1 P: 8	R: 0 E: 0 K: 0 S: 4 H: 1 LOB: 1 BB: 0 P: 4	R: 0 E: 0 K: 1 S: 6 H: 1 LOB: 2 BB: 1 P: 10	R: 1 E: 0 K: 0 S: 5 H: 2 LOB: 1 BB: 0 P: 5	R: 0 E: 0 K: 0 S: 3 H: 1 LOB: 1 BB: 1 P: 7	R: 1 E: 0 K: 1 S: 7 H: 2 LOB: 1 BB: 0 P: 7	R: 0 E: 0 K: 0 S: 3 H: 0 LOB: 2 BB: 2 P: 11	R: 0 E: 0 K: 0 S: 3 H: 0 LOB: 0 BB: 0 P: 3	1B: 6 2B: 4 3B: 0 HR: 0 SF: 0 SAC: 3 DP: 2 HBP: 0						

PITCHER		IP	WLS	BF	H	R	ER	SO	BB	IBB	HBP	BLK	WP	HR	S	P	ERA	WHIP
Joel Davis, R ERA: 3.83	(1, 1)	5.1		28	7	2	1	1	6	0	0	0	0	0	24	48	1.69	2.438
Dave Schmidt, R ERA: 7.2	(6, 1)	2.0		8	2	1	1	1	1	0	0	0	0	0	9	13	4.50	1.500
Joel McKeon, L ERA:	(8, 1)	0.0		1	0	0	0	0	1	0	0	0	0	0	0	4	∞	∞
Gene Nelson, R ERA: 3.86	(8, 1)	1.2	W	5	0	0	0	0	0	0	0	0	0	0	5	5	0.00	0.000

PITCHER	IP	WLS	BF	H	R	ER	SO	BB	IBB	HBP	BLK	WP	HR	S	P	ERA	WHIP

BOTTOM

Chicago White Sox @ Cleveland Indians

Cleveland Municipal Stadium, Cleveland, OH

Fri May 09 1986, 7:05 PM EDT

Att. 48,146 - Unknown

livebaseballscorecards.com

AB	31
R	3
H	9
RBI	2
BB	8
SO	2
LOB	22

Chicago White Sox @ Cleveland Indians

Cleveland Municipal Stadium, Cleveland, OH

Sat May 10 1986, 3:33 AM EDT

Att. 20,009 - Unknown

TOP

Batter	1	2	3	4	5	6	7	8	9	10	11	AB	R	H	RBI	BB	SO	LOB
John Cangelosi, S (1, 8) OBP: 0.402, SLG: 0.301	F8		7-3 1-2f		CS 3-H	4-3		B4-3			SH3-4 1-2	4	0	0	0	0	0	1
Wayne Tolleson, S (1, 5) OBP: 0.354, SLG: 0.375	S 1B			L7		F8			F9		E WP 1B 2-3	5	1	2	0	0	0	0
Harold Baines, L (1, 9) OBP: 0.293, SLG: 0.443	K 1-2			2B		3-1			K		WP E 1B IBB	4	1	1	0	1	2	1
Jerry Hairston, S (1, 7) OBP: 0.333, SLG: 0.486	3-1			K			E1 E S		6-3		E4 WP 1B 1-2 2-3 3-H	3	0	0	0	0	1	2
Reid Nichols, R (7, PR) OBP: 0.276, SLG: 0.286												0	0	0	0	0	0	0
Joel Skinner, R (7, 2) OBP: 0.211, SLG: 0.192												1	0	0	0	0	0	0
Bryan Little, S (11, PH) OBP: 0.263, SLG: 0.206												1	1	0	0	0	0	2
Marc Hill, R (11, 2) OBP: 0.263, SLG: 0.176												0	0	0	0	0	0	0
Ron Kittle, R (1, 10) OBP: 0.242, SLG: 0.466		K		K			K			F4	5-3 1B 1-2 2-3 3-H BB	4	0	0	0	1	3	2
Carlton Fisk, R (1, 2) (7, 7) OBP: 0.259, SLG: 0.305		6-3			F3		F6			F5	5-3 1B 1-2 2-H 3-H	5	0	1	2	0	0	1
Bobby Bonilla, S (1, 3) OBP: 0.398, SLG: 0.413		F3			1B G3 CS 1B		K 1-3			1B	5-3 1-2 2-3	5	0	2	0	0	1	3
Tim Hulett, R (1, 4) OBP: 0.292, SLG: 0.322			6-3		G3 1-2			F9		F7	4-3	5	0	0	0	0	0	4
Ozzie Guillen, L (1, 6) OBP: 0.284, SLG: 0.321			7-3 1B		2-3 1B			F2			E6 1B SH3-4 E	4	1	2	0	0	0	0

Inning Stats																								
	R: 0	H: 1	R: 0	H: 0	R: 0	H: 1	R: 0	H: 1	R: 0	H: 2	R: 0	H: 0	R: 0	H: 0	R: 0	H: 0	R: 0	H: 1	R: 4	H: 2	1B: 7	SF: 0	WP: 1	PA: 45
	E: 0	LOB: 1	E: 0	LOB: 0	E: 0	LOB: 0	E: 0	LOB: 1	E: 0	LOB: 1	E: 0	LOB: 0	E: 1	LOB: 2	E: 0	LOB: 0	E: 0	LOB: 0	E: 2	LOB: 2	2B: 2	SAC: 1	PB: 0	
	K: 1	BB: 0	K: 1	BB: 0	K: 0	BB: 0	K: 2	BB: 0	K: 0	BB: 0	K: 0	BB: 0	K: 2	BB: 0	K: 0	BB: 0	K: 1	BB: 0	K: 0	BB: 2	3B: 0	DP: 1	SB: 2	
	S: 6	P: 6	S: 5	P: 5	S: 3	P: 3	S: 8	P: 8	S: 4	P: 4	S: 3	P: 3	S: 8	P: 8	S: 3	P: 3	S: 5	P: 5	S: 7	P: 15	HR: 0	HBP: 0	CS: 1	

PITCHER	IP	WLS	BF	H	R	ER	SO	BB	IBB	HBP	BLK	WP	HR	S	P	ERA	WHIP
Ken Schrom, R (1, 1) ERA: 2.81	10.0		35	6	0	0	7	0	0	0	0	0	0	49	49	0.00	0.600
Scott Bailes, L (11, 1) ERA: 6.41	0.1	L	4	1	3	0	0	0	1	0	0	0	0	3	7	0.00	3.000
Jim Kern, R (11, 1) ERA: 3.46	0.2		5	1	1	0	0	1	0	0	0	1	0	4	8	0.00	3.000

PITCHER	IP	WLS	BF	H	R	ER	SO	BB	IBB	HBP	BLK	WP	HR	S	P	ERA	WHIP

AB	41
R	4
H	8
RBI	2
BB	2
SO	7
LOB	16

livebaseballscorecards.com

Batter	1	2	3	4	5	6	7	8	9	10	11	AB	R	H	RBI	BB	SO	LOB
Brett Butler, L (1, 8) OBP: 0.360, SLG: 0.337	BBBB 4-0 S BB		x 0-0 ② E6 CS 1-2			x 0-0 ① 6-3		x 0-0 ③ 6-3			x 0-0 E8	4	0	0	0	1	0	1
Julio Franco, R (1, 6) OBP: 0.281, SLG: 0.345	x 0-0 ① L9 1-2		x 0-0 ③ CS 1-2	x 0-0 ① 6-3		x 0-0 ② F3			x 0-0 ① 6-3		x 0-0 ③ 4-3	5	0	0	0	0	0	2
Joe Carter, R (1, 9) OBP: 0.317, SLG: 0.426	BBBB 4-0 G6-4-3 BB			BBBB 4-0 G6-4-3 BB		x 0-0 ③ F7			x 0-0 ② F8			2	0	0	0	2	0	0
Andre Thornton, R (1, 10) OBP: 0.305, SLG: 0.370	x 0-0 ②③ G6-4-3 1-2f			x 0-0 ②③ G6-4-3 1-2f			x 0-0 ① F2		x 0-0 ③ F7			4	0	0	0	0	0	3
Brook Jacoby, R (1, 5) OBP: 0.383, SLG: 0.524		x 0-0 ① F8			x 0-0 ① F7		x 0-0 ② L9			SSS 0-3 ① K		4	0	0	0	0	1	0
Pat Tabler, R (1, 3) OBP: 0.384, SLG: 0.490		SSS 0-3 ② K			x 0-0 FC1-6 1B		x 0-0 1B			x 0-0 ② 6-3		4	0	2	0	0	1	0
Mel Hall, L (1, 7) OBP: 0.271, SLG: 0.371		SSS 0-3 ③ K			x 0-0 ② FC1-6 1B 1-2f		x 0-0 ③ 4-3			x 0-0 ③ 4-3		4	0	0	0	0	1	2
Tony Bernazard, S (1, 4) OBP: 0.359, SLG: 0.413			BBBB 4-0 CS BB		x 0-0 1B 1-2			x 0-0 ① 4-3			x 0-0 ① L7	3	0	1	0	1	0	0
Andy Allanson, R (1, 2) OBP: 0.371, SLG: 0.388			x 0-0 ① F8		x 0-0 ③ L5			x 0-0 ② F9			x 0-0 ② 5-3	4	0	0	0	0	0	3
Inning Stats	R: 0 E: 0 K: 0 S: 2 H: 0 LOB: 1 BB: 2 P: 10	R: 0 E: 0 K: 2 S: 7 H: 0 LOB: 0 BB: 0 P: 7	R: 0 E: 1 K: 0 S: 2 H: 0 LOB: 0 BB: 1 P: 6	R: 0 E: 0 K: 0 S: 2 H: 0 LOB: 0 BB: 1 P: 6	R: 0 E: 0 K: 0 S: 5 H: 2 LOB: 2 BB: 0 P: 5	R: 0 E: 0 K: 0 S: 3 H: 0 LOB: 0 BB: 0 P: 3	R: 0 E: 0 K: 0 S: 4 H: 1 LOB: 1 BB: 0 P: 4	R: 0 E: 0 K: 0 S: 3 H: 0 LOB: 0 BB: 0 P: 3	R: 0 E: 0 K: 0 S: 3 H: 0 LOB: 0 BB: 0 P: 3	R: 0 E: 0 K: 1 S: 5 H: 0 LOB: 0 BB: 0 P: 5	R: 0 E: 1 K: 0 S: 4 H: 0 LOB: 1 BB: 0 P: 4	1B: 3 2B: 0 3B: 0 HR: 0	SF: 0 SAC: 0 DP: 2 HBP: 0	WP: 0 PB: 0 SB: 1 CS: 2	PA: 39			

PITCHER		IP	WLS	BF	H	R	ER	SO	BB	IBB	HBP	BLK	WP	HR	S	P	ERA	WHIP
Neil Allen, R ERA: 4.58	(1, 1)	7.0		25	3	0	0	2	4	0	0	0	0	0	25	41	0.00	1.000
Gene Nelson, R ERA: 3.42	(8, 1)	3.0	W	9	0	0	0	1	0	0	0	0	0	0	11	11	0.00	0.000
Bob James, R ERA: 6.87	(11, 1)	1.0		4	0	0	0	0	0	0	0	0	0	0	4	4	0.00	0.000

PITCHER	IP	WLS	BF	H	R	ER	SO	BB	IBB	HBP	BLK	WP	HR	S	P	ERA	WHIP

BOTTOM

Chicago White Sox @ Cleveland Indians

Cleveland Municipal Stadium, Cleveland, OH

Sat May 10 1986, 3:33 AM EDT

Att. 20,009 - Unknown

livebaseballscorecards.com

AB	34
R	0
H	3
RBI	0
BB	4
SO	3
LOB	11

Chicago White Sox @ Cleveland Indians

Cleveland Municipal Stadium, Cleveland, OH

Sun May 11 1986, 3:33 AM EDT

Att. 43,181 - Unknown

TOP

livebaseballscorecards.com

Batter	1	2	3	4	5	6	7	8	9	AB	R	H	RBI	BB	SO	LOB
John Cangelosi, S (1, 8) OBP: 0.411, SLG: 0.322	K 1B		BBB 4-0 FC6-4 1B 1-2 BB BB		F6		SSS 0-3 K		SH1-4 2B	4	1	2	0	1	1	0
Wayne Tolleson, S (1, 5) OBP: 0.350, SLG: 0.370	SSS 0-3 K 1-2		0-0 FC6-4 1-2 2-3 1B		F6		SSS 0-3 K		SH1-4 2-3	4	0	1	0	0	2	1
Harold Baines, L (1, 9) OBP: 0.298, SLG: 0.436	L3		0-0 FC6-4 BB BB 1B 1-2f 2-3 3-H		1B			BBBB 4-0 1B 1B BB	L3	4	2	1	1	1	0	3
Jerry Hairston, S (1, 10) OBP: 0.372, SLG: 0.486 Julio Cruz, S (8, PR) OBP: 0.250, SLG: 0.125		BBBB 4-0 F9 HBP BB	BBBB 4-0 BB 1B 1-2 BB		L3			0-0 1B 1B 1-2 1B	SSS 0-3 K	2 1	0 1	1 0	0 0	2 0	0 1	1 1
Carlton Fisk, R (1, 2) (6, 7) OBP: 0.275, SLG: 0.302		H 1-0 1-3 HBP 1-2	BBBB 4-0 1B 1-2 2-3 3-H BB			BBBB 4-0 DI 1B BB		0-0 F4		1	0	0	1	2	0	2
Ron Kittle, R (1, 7) OBP: 0.255, SLG: 0.473 Joel Skinner, R (6, 2) OBP: 0.211, SLG: 0.192 Bryan Little, S (8, PH) OBP: 0.256, SLG: 0.200 Marc Hill, R (8, 2) OBP: 0.263, SLG: 0.176		0-0 F9 2-3	0-0 1B 1-2 2-H 3-H			0-0 CS 1B 1-2		0-0 F7		3 0 1 0	0 0 0 0	2 0 0 0	1 0 0 0	0 0 0 0	0 0 0 0	2 0 2 0
Bobby Bonilla, S (1, 3) OBP: 0.391, SLG: 0.405		0-0 1-3 1-2f		0-0 3-1		0-0 F4		0-0 1B 1-3 2-H 1B		4	0	1	1	0	0	4
Tim Hulett, R (1, 4) OBP: 0.304, SLG: 0.333			0-0 F8	0-0 G4-6-3 1B		SSS 0-3 K 1-2 2-3		0-0 1-2 3-H 1B		4	0	2	1	0	1	2
Ozzie Guillen, L (1, 6) OBP: 0.282, SLG: 0.317			0-0 1B BB FC6-4 1B	0-0 G4-6-3 1-2f			0-0 G1-4-3	0-0 3-1		4	1	1	0	0	0	3

	AB	32
	R	5
	H	11
	RBI	5
	BB	6
	SO	5
	LOB	21

Inning Stats																																		
	R: 0	H: 1		R: 0	H: 0		R: 3	H: 3		R: 0	H: 1		R: 0	H: 1		R: 0	H: 1		R: 0	H: 0		R: 2	H: 3		R: 0	H: 1		1B: 10	SF: 0		WP: 0	PA: 40	
	E: 0	LOB: 0		E: 0	LOB: 1		E: 0	LOB: 2		E: 0	LOB: 1		E: 0	LOB: 1		E: 0	LOB: 0		E: 0	LOB: 0		E: 0	LOB: 2		E: 0	LOB: 1		2B: 2	SAC: 1		PB: 0		
	K: 1	BB: 0		K: 0	BB: 1		K: 0	BB: 3		K: 0	BB: 0		K: 0	BB: 0		K: 1	BB: 1		K: 2	BB: 0		K: 0	BB: 1		K: 1	BB: 0		3B: 0	DP: 2		SB: 0		
	S: 5	P: 5		S: 2	P: 7		S: 5	P: 17		S: 3	P: 3		S: 4	P: 4		S: 5	P: 9		S: 7	P: 7		S: 6	P: 10		S: 6	P: 6		HR: 0	HBP: 1		CS: 1		

PITCHER		IP	WLS	BF	H	R	ER	SO	BB	IBB	HBP	BLK	WP	HR	S	P	ERA	WHIP
Tom Candiotti, R ERA: 2.95	(1, 1)	7.0	L	31	8	5	5	4	6	0	1	0	0	0	32	57	6.43	2.000
Ernie Camacho, R ERA: 4.15	(8, 1)	0.2		4	2	0	0	0	0	0	0	0	0	0	4	4	0.00	3.000
Scott Bailes, L ERA: 6.0	(8, 1)	1.1		5	1	0	0	1	0	0	0	0	0	0	7	7	0.00	0.750

PITCHER		IP	WLS	BF	H	R	ER	SO	BB	IBB	HBP	BLK	WP	HR	S	P	ERA	WHIP

Batter	1	2	3	4	5	6	7	8	9	AB	R	H	RBI	BB	SO	LOB
Otis Nixon, S (1, 8) (8, 7) OBP: 0.318, SLG: 0.286	B1-3	FC4-6 S 1-2f		E1 1B 1B		E1 1B		L6		5	1	1	0	0	0	2
Julio Franco, R (1, 6) OBP: 0.294, SLG: 0.350	1B	BB 1-3		1B 1-3		K		F8 1-2		4	0	2	0	1	1	2
Joe Carter, R (1, 9) OBP: 0.312, SLG: 0.414	F3	L7		1-2 3-H			F8		F9	5	0	1	1	0	0	3
Andre Thornton, R (1, 10) OBP: 0.303, SLG: 0.365	F8		5-3	F9			1B		F6	4	0	1	0	0	0	3
Carmen Castillo, R (7, PR) OBP: 0.297, SLG: 0.371										1	0	0	0	0	0	0
Brook Jacoby, R (1, 5) OBP: 0.383, SLG: 0.518		E 2B 1B	F2		6-3		1-2 1B		K	5	1	2	0	0	1	0
Pat Tabler, R (1, 3) OBP: 0.379, SLG: 0.481		L6	1B		G3		F9			4	0	1	0	0	0	3
Mel Hall, L (1, 7) OBP: 0.260, SLG: 0.354		E6 1-3 2B	K		4-3		F8			3	1	0	0	0	1	2
Brett Butler, L (7, PH) (8, 8) OBP: 0.357, SLG: 0.333										1	0	0	0	0	0	2
Tony Bernazard, S (1, 4) OBP: 0.364, SLG: 0.421		1B 1-H 3-H 2B		4-3		4-3		S HBP		3	1	1	2	0	0	0
Chris Bando, S (1, 2) OBP: 0.481, SLG: 0.480		FC4-6 2-H 1B		4-3		6-3		F6		3	0	1	1	0	0	0
Andy Allanson, R (8, 2) OBP: 0.366, SLG: 0.382										1	0	0	0	0	0	1
Inning Stats	R: 0 E: 0 K: 0 S: 4 H: 1 LOB: 1 BB: 0 P: 4	R: 3 E: 1 K: 0 S: 7 H: 3 LOB: 2 BB: 1 P: 11	R: 0 E: 0 K: 1 S: 6 H: 1 LOB: 1 BB: 0 P: 6	R: 1 E: 1 K: 0 S: 6 H: 2 LOB: 2 BB: 0 P: 6	R: 0 E: 0 K: 0 S: 3 H: 0 LOB: 0 BB: 0 P: 3	R: 0 E: 1 K: 1 S: 6 H: 1 LOB: 1 BB: 0 P: 6	R: 0 E: 0 K: 0 S: 5 H: 2 LOB: 2 BB: 0 P: 5	R: 0 E: 0 K: 0 S: 3 H: 0 LOB: 1 BB: 0 P: 4	R: 0 E: 0 K: 1 S: 5 H: 0 LOB: 0 BB: 0 P: 5	1B: 9 2B: 1 3B: 0 HR: 0	SF: 0 SAC: 0 DP: 0 HBP: 1						

PITCHER		IP	WLS	BF	H	R	ER	SO	BB	IBB	HBP	BLK	WP	HR	S	P	ERA	WHIP
Richard Dotson, R ERA: 6.15	(1, 1)	5.2		28	8	4	2	1	1	0	0	0	0	0	29	33	3.18	1.588
Dave Schmidt, R ERA: 6.75	(6, 1)	1.0		5	2	0	0	1	0	0	0	0	0	0	7	7	0.00	2.000
Joel McKeon, L ERA:	(7, 1)	0.1	W	1	0	0	0	0	0	0	0	0	0	0	1	1	0.00	0.000
Bob James, R ERA: 6.2	(8, 1)	2.0	S	7	0	0	0	1	0	0	1	0	0	0	8	9	0.00	0.000

PITCHER	IP	WLS	BF	H	R	ER	SO	BB	IBB	HBP	BLK	WP	HR	S	P	ERA	WHIP

BOTTOM

Chicago White Sox @ Cleveland Indians

Cleveland Municipal Stadium, Cleveland, OH

Sun May 11 1986, 3:33 AM EDT

Att. 43,181 - Unknown

livebaseballscorecards.com

AB	39
R	4
H	10
RBI	4
BB	1
SO	3
LOB	18

1B: 9	SF: 0	WP: 0	PA: 41
2B: 1	SAC: 0	PB: 0	
3B: 0	DP: 0	SB: 3	
HR: 0	HBP: 1	CS: 0	

Batter	1	2	3	4	5	6	7	8	9	AB	R	H	RBI	BB	SO	LOB
John Cangelosi, S (1, 8) OBP: 0.414, SLG: 0.330	B1			F8			HR 1B		FC2-4 1B	4	1	2	0	0	0	0
Wayne Tolleson, S (1, 5) OBP: 0.347, SLG: 0.394	L9			F9			1-H HR		FC2-4 CS 1-2	4	1	1	2	0	0	1
Harold Baines, L (1, 9) OBP: 0.304, SLG: 0.474	L8			K			6-3 2B		1-2 HR	4	1	2	1	0	1	0
Carlton Fisk, R (1, 2) OBP: 0.266, SLG: 0.291		F3			F7		6-3 2-3		K	4	0	0	0	0	1	1
Reid Nichols, R (1, 7) OBP: 0.281, SLG: 0.290		4-3			G5-4-3 1B		K			3	0	1	0	0	1	1
Ron Kittle, R (1, 10) OBP: 0.248, SLG: 0.457		4-3			G5-4-3 1-2f		F3			3	0	0	0	0	0	2
Bobby Bonilla, S (1, 3) OBP: 0.389, SLG: 0.402			G6-4-3 1B			F3		B1-3		3	0	1	0	0	0	0
Tim Hulett, R (1, 4) OBP: 0.292, SLG: 0.318			G6-4-3 1-2f			6-3		F9		3	0	0	0	0	0	1
Ozzie Guillen, L (1, 6) OBP: 0.273, SLG: 0.306			B6-3			F9		4-3		3	0	0	0	0	0	0
Inning Stats	R: 0 E: 0 K: 0 S: 3 H: 0 LOB: 0 BB: 0 P: 3	R: 0 E: 0 K: 0 S: 3 H: 0 LOB: 0 BB: 0 P: 3	R: 0 E: 0 K: 0 S: 3 H: 1 LOB: 0 BB: 0 P: 3	R: 0 E: 0 K: 1 S: 5 H: 0 LOB: 0 BB: 0 P: 5	R: 0 E: 0 K: 0 S: 3 H: 1 LOB: 0 BB: 0 P: 3	R: 0 E: 0 K: 0 S: 3 H: 0 LOB: 0 BB: 0 P: 3	R: 2 E: 0 K: 1 S: 8 H: 3 LOB: 1 BB: 0 P: 8	R: 0 E: 0 K: 0 S: 3 H: 0 LOB: 0 BB: 0 P: 3	R: 1 E: 0 K: 1 S: 6 H: 2 LOB: 0 BB: 0 P: 6	1B: 4 2B: 1 3B: 0 HR: 2 SF: 0 SAC: 0 DP: 2 HBP: 0						

PITCHER		IP	WLS	BF	H	R	ER	SO	BB	IBB	HBP	BLK	WP	HR	S	P	ERA	WHIP
Scott McGregor, L ERA: 4.86	(1, 1)	8.2		30	7	3	3	2	0	0	0	0	0	2	34	34	3.12	0.808
Rich Bordi, R ERA: 3.22	(9, 1)	0.1	W	1	0	0	0	1	0	0	0	0	0	0	3	3	0.00	0.000

PITCHER	IP	WLS	BF	H	R	ER	SO	BB	IBB	HBP	BLK	WP	HR	S	P	ERA	WHIP

TOP

Chicago White Sox @ Baltimore Orioles

Memorial Stadium, Baltimore, MD

Mon May 12 1986, 7:05 PM EDT

Att. 16,609 - Unknown

livebaseballscorecards.com

AB	31
R	3
H	7
RBI	3
BB	0
SO	3
LOB	6

WP: 0	PA: 31					
PB: 0						
SB: 0						
CS: 1						

Batter	1	2	3	4	5	6	7	8	9	AB	R	H	RBI	BB	SO	LOB
Alan Wiggins, S (1, 4) OBP: 0.293, SLG: 0.275	S S S 0-3 ① K	x 0-0 ③ 1-3			B B B 4-0 CS BB		x 0-0 G5-4-3 1B		x 0-0 ② SH1-3 1-2	3	0	1	0	1	1	1
Lee Lacy, R (1, 9) OBP: 0.320, SLG: 0.378	x 0-0 ② 5-3		x 0-0 E6 HBP 1B		x 0-0 ① BB BB 1-2 1B		x 0-0 ① ② G5-4-3 1-2f		x 0-0 2-H 1B	5	0	2	1	0	0	1
Fred Lynn, L (1, 8) OBP: 0.355, SLG: 0.412	x 0-0 2B		x 0-0 HBP 1-2 1B		B B B 4-0 BB 1-2 BB		S S S 0-3 ③ K			3	0	2	0	1	1	0
Eddie Murray, S (1, 3) OBP: 0.325, SLG: 0.402	x 0-0 ③ F7		S S S 0-3 ① K		S S S 0-3 ② K			x 0-0 ① 6-3		4	0	0	0	0	2	5
Cal Ripken Jr., R (1, 6) OBP: 0.363, SLG: 0.404		B B B B 4-0 HR BB	H 1-0 G4-6-3 1-2 2-3 HBP		B B B 4-0 1-2 2-3 BB			x 0-0 ② 6-3		1	1	0	0	2	0	0
Larry Sheets, L (1, 10) OBP: 0.392, SLG: 0.571 Juan Beniquez, R (8, PH) OBP: 0.395, SLG: 0.324		x 0-0 1-H HR	x 0-0 ② ③ G4-6-3 1-2f		S S S 0-3 ③ K			x 0-0 ③ F7		3 1	1 0	1 0	2 0	0 0	1 0	6 0
John Shelby, S (1, 7) OBP: 0.221, SLG: 0.243		x 0-0 ① F9	x 0-0 ① F4			x 0-0 ① B1-3			x 0-0 ① F5	4	0	0	0	0	0	0
Floyd Rayford, R (1, 5) OBP: 0.216, SLG: 0.229 Jim Dwyer, L (9, PH) OBP: 0.278, SLG: 0.545		x 0-0 ② 6-3	x 0-0 ② F9			x 0-0 ② 5-3			x 0-0 HR	3 1	0 1	0 1	0 1	0 0	0 0	0 0
Rick Dempsey, R (1, 2) OBP: 0.313, SLG: 0.467 Mike Young, S (9, PH) OBP: 0.394, SLG: 0.303		x 0-0 1B	x 0-0 ③ 6-3			x 0-0 ③ 4-3			B B B B 4-0 SH1-3 1B BB	3 0	0 1	1 0	0 0	0 1	0 0	0 0
Inning Stats	R: 0 E: 0 K: 1 S: 6 H: 1 LOB: 1 BB: 0 P: 6	R: 2 E: 0 K: 0 S: 5 H: 2 LOB: 1 BB: 1 P: 9	R: 0 E: 1 K: 1 S: 6 H: 1 LOB: 2 BB: 0 P: 7	R: 0 E: 0 K: 0 S: 3 H: 0 LOB: 0 BB: 0 P: 3	R: 0 E: 0 K: 2 S: 7 H: 1 LOB: 3 BB: 3 P: 19	R: 0 E: 0 K: 0 S: 3 H: 0 LOB: 0 BB: 0 P: 3	R: 0 E: 0 K: 1 S: 5 H: 1 LOB: 0 BB: 0 P: 5	R: 0 E: 0 K: 0 S: 3 H: 0 LOB: 0 BB: 0 P: 3	R: 2 E: 0 K: 0 S: 4 H: 2 LOB: 1 BB: 1 P: 8	1B: 5 2B: 1 3B: 0 HR: 2	SF: 0 SAC: 1 DP: 2 HBP: 1						

PITCHER		IP	WLS	BF	H	R	ER	SO	BB	IBB	HBP	BLK	WP	HR	S	P	ERA	WHIP
Tom Seaver, R ERA: 3.72	(1, 1)	6.0		28	6	2	2	4	4	0	1	0	0	1	31	48	3.00	1.667
Joel McKeon, L ERA:	(7, 1)	2.0		5	0	0	0	1	0	0	0	0	0	0	7	7	0.00	0.000
Bob James, R ERA: 6.86	(9, 1)	0.2	L	5	2	2	2	0	1	0	0	0	0	1	4	8	27.00	4.500

PITCHER	IP	WLS	BF	H	R	ER	SO	BB	IBB	HBP	BLK	WP	HR	S	P	ERA	WHIP

BOTTOM

Chicago White Sox @ Baltimore Orioles

Memorial Stadium, Baltimore, MD

Mon May 12 1986, 7:05 PM EDT

Att. 16,609 - Unknown

livebaseballscorecards.com

AB	31
R	4
H	8
RBI	4
BB	5
SO	5
LOB	13

Batter	1	2	3	4	5	6	7	8	9	AB	R	H	RBI	BB	SO	LOB
John Cangelosi, S (1, 8) OBP: 0.405, SLG: 0.323	0-0 1B		0-0 ① 5-3		SSS 0-3 ③ K		0-0 ③ F3		0-0 ③ B3	5	0	1	0	0	1	2
Wayne Tolleson, S (1, 6) OBP: 0.360, SLG: 0.421	0-0 1-2 1B		BBBB 4-0 G6-3 BB			SSS 0-3 ① K		0-0 1B 3B		3	1	2	0	1	1	0
Harold Baines, L (1, 9) OBP: 0.302, SLG: 0.466	0-0 ① F6		0-0 ②③ G6-3 1-2f			0-0 FC5-4 1B		0-0 ① 3-4		4	0	1	0	0	0	4
Carlton Fisk, R (1, 10) OBP: 0.266, SLG: 0.289	0-0 ② F3			SSS 0-3 ① K		0-0 ② F4		0-0 1B 3-H 1B		4	0	1	1	0	1	3
Ron Kittle, R (1, 7) OBP: 0.257, SLG: 0.469	0-0 ③ 1-3			0-0 1B 2B		0-0 ③ FC5-4 1-2f		0-0 1-2 1B		4	0	2	0	0	0	3
Bobby Bonilla, S (1, 3) OBP: 0.384, SLG: 0.407		0-0 ① B2-3		0-0 ② 5-3			0-0 SH4-3 2B	SSS 0-3 ② K		4	0	1	0	0	1	3
Tim Hulett, R (1, 5) OBP: 0.307, SLG: 0.333		0-0 1B		0-0 ③ 2-H 1B			0-0 ① SH4-3 2-3	SSS 0-3 ③ K		3	0	2	0	0	1	2
Julio Cruz, S (1, 4) OBP: 0.258, SLG: 0.115 Jerry Hairston, S (9, PH) OBP: 0.364, SLG: 0.474	SSS 0-3 ② K				0-0 ① 6-3		BBBB 4-0 FC6-4 BB		0-0 ① F7	2 1	0 0	0 0	0 0	1 0	1 0	1 0
Joel Skinner, R (1, 2) OBP: 0.203, SLG: 0.185 Reid Nichols, R (7, PH) OBP: 0.273, SLG: 0.281 Marc Hill, R (7, 2) OBP: 0.263, SLG: 0.176 Ozzie Guillen, L (9, PH) OBP: 0.270, SLG: 0.302	0-0 ③ F7				0-0 ② 6-3		0-0 ② FC6-4 1-2f		0-0 ② 4-3	2 1 0 1	0 0 0 0	0 0 0 0	0 0 0 0	0 0 0 0	0 0 0 0	1 2 0 0
Inning Stats	R: 0 E: 0 K: 0 S: 5 H: 2 LOB: 2 BB: 0 P: 5	R: 0 E: 0 K: 1 S: 6 H: 1 LOB: 1 BB: 0 P: 6	R: 0 E: 0 K: 0 S: 2 H: 0 LOB: 0 BB: 1 P: 6	R: 0 E: 0 K: 1 S: 6 H: 2 LOB: 2 BB: 0 P: 6	R: 0 E: 0 K: 1 S: 5 H: 0 LOB: 0 BB: 0 P: 5	R: 0 E: 0 K: 1 S: 6 H: 1 LOB: 1 BB: 0 P: 6	R: 0 E: 0 K: 0 S: 4 H: 1 LOB: 2 BB: 1 P: 8	R: 1 E: 0 K: 2 S: 10 H: 3 LOB: 2 BB: 0 P: 10	R: 0 E: 0 K: 0 S: 3 H: 0 LOB: 0 BB: 0 P: 3	1B: 7 2B: 2 3B: 1 HR: 0 SF: 0 SAC: 1 DP: 1 HBP: 0						

PITCHER		IP	WLS	BF	H	R	ER	SO	BB	IBB	HBP	BLK	WP	HR	S	P	ERA	WHIP
Mike Flanagan, L ERA: 4.15	(1, 1)	7.1		30	8	1	1	4	2	0	0	0	0	0	36	44	1.23	1.364
Don Aase, R ERA: 1.04	(8, 1)	1.2	W	7	2	0	0	2	0	0	0	0	0	0	11	11	0.00	1.200

PITCHER	IP	WLS	BF	H	R	ER	SO	BB	IBB	HBP	BLK	WP	HR	S	P	ERA	WHIP

TOP

Chicago White Sox @ Baltimore Orioles

Memorial Stadium, Baltimore, MD

Tue May 13 1986, 7:05 PM EDT

Att. 24,851 - Unknown

livebaseballscorecards.com

AB	34
R	1
H	10
RBI	1
BB	2
SO	6
LOB	21

WP: 0	PA: 37		
PB: 0			
SB: 0			
CS: 0			

Batter	1	2	3	4	5	6	7	8	9	AB	R	H	RBI	BB	SO	LOB
Alan Wiggins, S (1, 4) OBP: 0.284, SLG: 0.266 Larry Sheets, L (8, PH) OBP: 0.385, SLG: 0.560 Juan Bonilla, R (8, PR) OBP: 0.358, SLG: 0.413 (9, 4)	6-3		FC, CS 2-H			5-3		E3, 1B, 1B 2-H		3 1 0	0 0 1	0 0 0	1 0 0	0 0 0	0 0 0	0 0 0
Lee Lacy, R (1, 9) OBP: 0.308, SLG: 0.363	F3		L9 1-2			E4, G5-4-3		SSS K		4	0	0	0	0	1	2
Cal Ripken Jr., R (1, 6) OBP: 0.359, SLG: 0.398	6-3			SSS K		G5-4-3 1-2f		1B 1-3		4	0	1	0	0	1	1
Eddie Murray, S (1, 3) OBP: 0.331, SLG: 0.405		FC1-4, 1B		5-3			SSS K	1B 1-2 3-H		4	0	2	1	0	1	0
Juan Beniquez, R (1, 7) OBP: 0.383, SLG: 0.316		FC1-4, FC5-4 1-2f		5-3			BB, 1B	F8		4	0	1	0	0	0	3
Mike Young, S (1, 10) OBP: 0.392, SLG: 0.295		FC5-4 1-2f			F7		BBBB G5-4-3 1-2			2	0	0	0	1	0	1
Floyd Rayford, R (1, 5) OBP: 0.222, SLG: 0.235		SSS K			1B		G5-4-3 1-2f			3	0	1	0	0	1	3
John Shelby, S (1, 8) OBP: 0.238, SLG: 0.260			S, S, FC 1B		F8			SH3-4, E 1B		3	2	2	0	0	0	1
Rick Dempsey, R (1, 2) OBP: 0.306, SLG: 0.455			F7 1-2		F5			SH3-4 1-2		2	0	0	0	0	0	2
Inning Stats	R: 0 H: 0 E: 0 LOB: 0 K: 0 BB: 0 S: 3 P: 3	R: 0 H: 1 E: 0 LOB: 1 K: 1 BB: 0 S: 6 P: 6	R: 1 H: 1 E: 0 LOB: 0 K: 0 BB: 0 S: 4 P: 4	R: 0 H: 0 E: 0 LOB: 0 K: 1 BB: 0 S: 5 P: 5	R: 0 H: 1 E: 0 LOB: 1 K: 0 BB: 0 S: 4 P: 4	R: 0 H: 0 E: 1 LOB: 0 K: 0 BB: 0 S: 3 P: 3	R: 0 H: 1 E: 0 LOB: 1 K: 1 BB: 1 S: 5 P: 9	R: 2 H: 3 E: 1 LOB: 2 K: 1 BB: 0 S: 9 P: 9		1B: 7 SF: 0 2B: 0 SAC: 1 3B: 0 DP: 2 HR: 0 HBP: 0						WP: 0 PA: 32 PB: 0 SB: 2 CS: 1	

PITCHER		IP	WLS	BF	H	R	ER	SO	BB	IBB	HBP	BLK	WP	HR	S	P	ERA	WHIP
Floyd Bannister, L ERA: 3.12	(1, 1)	7.1	L	27	5	2	1	3	1	0	0	0	0	0	32	36	1.23	0.818
Gene Nelson, R ERA: 3.33	(8, 1)	0.2		5	2	1	0	1	0	0	0	0	0	0	7	7	0.00	3.000

PITCHER	IP	WLS	BF	H	R	ER	SO	BB	IBB	HBP	BLK	WP	HR	S	P	ERA	WHIP

BOTTOM

Chicago White Sox @ Baltimore Orioles

Memorial Stadium, Baltimore, MD

Tue May 13 1986, 7:05 PM EDT

Att. 24,851 - Unknown

livebaseballscorecards.com

AB	30
R	3
H	7
RBI	2
BB	1
SO	4
LOB	13

Batter	1	2	3	4	5	6	7	8	9	AB	R	H	RBI	BB	SO	LOB
John Cangelosi, S (1, 8) OBP: 0.397, SLG: 0.310	5-3	BBB 1-2 2-3 BB			6-3			F2	4-3	4	0	0	0	1	0	1
Wayne Tolleson, S (1, 5) OBP: 0.357, SLG: 0.414	BB 1B	SSS K			L4			SSS K		4	0	1	0	0	2	3
Harold Baines, L (1, 9) OBP: 0.293, SLG: 0.451	SSS K		SSS K		4-3			F9		4	0	0	0	0	2	1
Carlton Fisk, R (1, 2) OBP: 0.273, SLG: 0.291	BBBB 1-2 FC3-6 BB		F9			F8			1B 1B 1B	3	1	1	0	1	0	0
Bobby Bonilla, S (1, 7) OBP: 0.379, SLG: 0.400	FC3-6 1-2f		5-3			F9			1B 3B 1B 1-2	4	1	1	0	0	0	2
Ron Kittle, R (1, 10) OBP: 0.250, SLG: 0.455 Jerry Hairston, S (9, PH) OBP: 0.356, SLG: 0.462		SSS K		F8		F8			F5	0 1	0 0	0 0	0 0	0 0	0 0	0 2
Greg Walker, L (1, 3) OBP: 0.467, SLG: 0.760		H BB 1B HBP 1-0		4-3			SSS K		3B 1B 1-3 2-H	3	1	1	1	0	1	0
Tim Hulett, R (1, 4) OBP: 0.316, SLG: 0.342		BB 1B 0-0 1-2					F4		F3	4	0	2	0	0	0	2
Ozzie Guillen, L (1, 6) OBP: 0.269, SLG: 0.322		F9		F9			SSS K		3B 1-H 3-H	4	0	1	2	0	1	3
Inning Stats	R: 0 H: 1 E: 0 LOB: 2 K: 1 BB: 1 S: 6 P: 10	R: 0 H: 1 E: 0 LOB: 3 K: 2 BB: 1 S: 8 P: 13	R: 0 H: 0 E: 0 LOB: 0 K: 1 BB: 0 S: 5 P: 5	R: 0 H: 1 E: 0 LOB: 1 K: 0 BB: 0 S: 4 P: 4	R: 0 H: 0 E: 0 LOB: 0 K: 0 BB: 0 S: 3 P: 3	R: 0 H: 0 E: 0 LOB: 0 K: 0 BB: 0 S: 3 P: 3	R: 0 H: 0 E: 0 LOB: 0 K: 2 BB: 0 S: 7 P: 7	R: 0 H: 0 E: 0 LOB: 0 K: 1 BB: 0 S: 5 P: 5	R: 3 H: 4 E: 0 LOB: 1 K: 0 BB: 0 S: 7 P: 7	1B: 6 SF: 0 2B: 0 SAC: 0 3B: 1 DP: 0 HR: 0 HBP: 1						

PITCHER	IP	WLS	BF	H	R	ER	SO	BB	IBB	HBP	BLK	WP	HR	S	P	ERA	WHIP
Bob Shirley, L (1, 1) ERA: 6.29	8.0		32	5	2	2	7	2	0	1	0	0	0	43	52	2.25	0.875
Brian Fisher, R (9, 1) ERA: 5.4	1.0	L	5	2	1	1	0	0	0	0	0	0	0	5	5	9.00	2.000

PITCHER	IP	WLS	BF	H	R	ER	SO	BB	IBB	HBP	BLK	WP	HR	S	P	ERA	WHIP

TOP

Chicago White Sox @ New York Yankees

Yankee Stadium, Bronx, NY

Wed May 14 1986, 7:05 PM EDT

Att. 20,188 - Unknown

livebaseballscorecards.com

AB	31
R	3
H	7
RBI	3
BB	2
SO	6
LOB	14

Batter	1	2	3	4	5	6	7	8	9	AB	R	H	RBI	BB	SO	LOB
Rickey Henderson, R (1, 8) OBP: 0.357, SLG: 0.456	4-3		F8		F2		S 2B 2-H		K	5	0	1	1	0	1	1
Willie Randolph, R (1, 4) OBP: 0.448, SLG: 0.365	G3 1B 1B		BBBB 1B BB		1B 1B		1-3 2-3		L6	4	0	2	0	1	0	2
Don Mattingly, L (1, 3) OBP: 0.362, SLG: 0.452	G3 1-2		1-2		F9		2-3			4	0	2	0	0	0	2
Mike Easler, L (1, 10) OBP: 0.305, SLG: 0.354	G3 1-2 2-3		F9		1-3		K			4	0	1	0	0	1	5
Dave Winfield, R (1, 9) OBP: 0.373, SLG: 0.392	6-3			5-3	F7			6-3		4	0	0	0	0	0	4
Ken Griffey, L (1, 7) OBP: 0.339, SLG: 0.379		F7		G3		3-1		K		4	0	0	0	0	1	0
Mike Pagliarulo, L (1, 5) OBP: 0.310, SLG: 0.412		F7		HR		F7		K		4	1	1	1	0	1	0
Butch Wynegar, S (1, 2) OBP: 0.328, SLG: 0.418		3-1		BBBB BB		F9			F2	3	0	0	0	1	0	0
Bobby Meacham, S (1, 6) OBP: 0.322, SLG: 0.275 Gary Roenicke, R (9, PH) OBP: 0.452, SLG: 0.267 Henry Cotto, R (9, PR) OBP: 0.222, SLG: 0.229			SSS K	SSS K			2B 2B		BBBB BB	3 0 0	1 0 0	1 0 0	0 0 0	0 1 0	2 0 0	1 0 0
Inning Stats	R: 0 E: 0 K: 0 S: 5 H: 2 LOB: 2 BB: 0 P: 5	R: 0 E: 0 K: 0 S: 3 H: 0 LOB: 0 BB: 0 P: 3	R: 0 E: 0 K: 1 S: 6 H: 1 LOB: 2 BB: 1 P: 10	R: 1 E: 0 K: 1 S: 6 H: 1 LOB: 1 BB: 1 P: 10	R: 0 E: 0 K: 0 S: 5 H: 2 LOB: 2 BB: 0 P: 5	R: 0 E: 0 K: 0 S: 3 H: 0 LOB: 0 BB: 0 P: 3	R: 1 E: 0 K: 1 S: 7 H: 2 LOB: 1 BB: 0 P: 7	R: 0 E: 0 K: 2 S: 7 H: 0 LOB: 0 BB: 0 P: 7	R: 0 E: 0 K: 1 S: 5 H: 0 LOB: 1 BB: 1 P: 9	1B: 5 2B: 2 3B: 0 HR: 1 SF: 0 SAC: 0 DP: 0 HBP: 0						

PITCHER		IP	WLS	BF	H	R	ER	SO	BB	IBB	HBP	BLK	WP	HR	S	P	ERA	WHIP
Joel Davis, R ERA: 3.69	(1, 1)	6.1		29	8	2	2	2	2	0	0	0	0	1	31	39	2.84	1.579
Joel McKeon, L ERA:	(7, 1)	2.0	W	7	0	0	0	3	1	0	0	0	0	0	12	16	0.00	0.500
Bob James, R ERA: 6.65	(9, 1)	0.2	S	2	0	0	0	1	0	0	0	0	0	0	4	4	0.00	0.000

PITCHER	IP	WLS	BF	H	R	ER	SO	BB	IBB	HBP	BLK	WP	HR	S	P	ERA	WHIP

BOTTOM

Chicago White Sox @ New York Yankees

Yankee Stadium, Bronx, NY

Wed May 14 1986, 7:05 PM EDT

Att. 20,188 - Unknown

livebaseballscorecards.com

AB	35
R	2
H	8
RBI	2
BB	3
SO	6
LOB	15

1B: 5	SF: 0	WP: 0	PA: 38
2B: 2	SAC: 0	PB: 0	
3B: 0	DP: 0	SB: 1	
HR: 1	HBP: 0	CS: 0	

Batter	1	2	3	4	5	6	7	8	9	AB	R	H	RBI	BB	SO	LOB
Wayne Tolleson, S (1, 5) OBP: 0.366, SLG: 0.417	4-3		E 6-3 1B		WP E 1B	1B 1-2 BB			K	4	2	2	0	1	1	0
Tim Hulett, R (1, 4) OBP: 0.321, SLG: 0.372	K		6-3 1-H		E1 E 1-H 1B 1B	K			SF7 3B	5	2	2	1	0	2	2
Harold Baines, L (1, 9) OBP: 0.297, SLG: 0.452 Reid Nichols, R (9, 9) OBP: 0.273, SLG: 0.281	F6		2B SF7 1B		E4 1B 2-3	1B 1-2 2-H			SF7 3-H	4 0	1 0	2 0	1 0	0 0	0 0	1 0
Carlton Fisk, R (1, 2) OBP: 0.285, SLG: 0.311 Joel Skinner, R (9, 2) OBP: 0.203, SLG: 0.185		1B HR 1B	SF7 1-3 2B		1-2 3-H 1B		5-3		F3	5 0	1 0	3 0	1 0	0 0	0 0	0 0
Ron Kittle, R (1, 10) OBP: 0.250, SLG: 0.452		1-2 1B	SF7 2-3 3-H		K	6-3				0	1	0	0	0	0	0
Greg Walker, L (1, 3) OBP: 0.441, SLG: 0.793		1-H 2-H HR	K		F8	F4				4	1	1	3	0	1	3
Bobby Bonilla, S (1, 7) OBP: 0.364, SLG: 0.383		5-3		6-3	K			6-3		4	0	0	0	0	1	2
Ozzie Guillen, L (1, 6) OBP: 0.258, SLG: 0.309		F9		4-3		L9		L5		4	0	0	0	0	0	0
John Cangelosi, S (1, 8) OBP: 0.392, SLG: 0.308		5-3		K		E 1B 1B		K		4	0	1	0	0	2	0
Inning Stats	R: 0 E: 0 K: 1 S: 5 H: 0 LOB: 0 BB: 0 P: 5	R: 3 E: 0 K: 0 S: 6 H: 3 LOB: 0 BB: 0 P: 6	R: 2 E: 0 K: 1 S: 8 H: 3 LOB: 1 BB: 0 P: 8	R: 0 E: 0 K: 1 S: 5 H: 0 LOB: 0 BB: 0 P: 5	R: 2 E: 2 K: 2 S: 11 H: 3 LOB: 2 BB: 0 P: 11	R: 0 E: 0 K: 1 S: 6 H: 2 LOB: 2 BB: 1 P: 10	R: 0 E: 0 K: 0 S: 3 H: 0 LOB: 0 BB: 0 P: 3	R: 0 E: 0 K: 1 S: 5 H: 0 LOB: 0 BB: 0 P: 5	R: 1 E: 0 K: 1 S: 6 H: 1 LOB: 0 BB: 0 P: 6	1B: 9 2B: 1 3B: 1 HR: 1 SF: 2 SAC: 0 DP: 0 HBP: 0						

TOP

Chicago White Sox @ New York Yankees

Yankee Stadium, Bronx, NY

Thu May 15 1986, 7:05 PM EDT

Att. 17,123 - Unknown

livebaseballscorecards.com

AB	34
R	8
H	11
RBI	6
BB	1
SO	7
LOB	8

WP: 2 PB: 0 SB: 1 CS: 0 PA: 40

PITCHER		IP	WLS	BF	H	R	ER	SO	BB	IBB	HBP	BLK	WP	HR	S	P	ERA	WHIP
Ron Guidry, L ERA: 3.63	(1, 1)	4.0	L	21	8	7	6	3	0	0	0	0	1	1	27	27	13.50	2.000
Mike Armstrong, R ERA: 3.6	(5, 1)	3.0		12	3	0	0	3	1	0	0	0	0	0	17	21	0.00	1.333
Al Holland, L ERA: 4.5	(8, 1)	2.0		7	1	1	1	2	0	0	0	0	0	0	11	11	4.50	0.500

PITCHER	IP	WLS	BF	H	R	ER	SO	BB	IBB	HBP	BLK	WP	HR	S	P	ERA	WHIP

Batter	1	2	3	4	5	6	7	8	9	AB	R	H	RBI	BB	SO	LOB
Rickey Henderson, R (1, 8) OBP: 0.348, SLG: 0.443	G3	F7			F6			6-3		4	0	0	0	0	0	1
Willie Randolph, R (1, 4) OBP: 0.442, SLG: 0.356	BB		F9		6-3			F4		3	1	0	0	1	0	0
Don Mattingly, L (1, 3) OBP: 0.359, SLG: 0.453	2B		G3			K		F7		4	0	1	0	0	1	0
Mike Easler, L (1, 10) OBP: 0.321, SLG: 0.364	IBB		1B			3-1			1B	3	0	2	0	1	0	0
Dave Winfield, R (1, 9) OBP: 0.364, SLG: 0.382	SF8 3-H		F7			5-3			F6	3	0	0	1	0	0	2
Ken Griffey, L (1, 7) OBP: 0.345, SLG: 0.383	L7			6-3			1B		1B	4	0	2	0	0	0	2
Ron Hassey, L (1, 2) OBP: 0.319, SLG: 0.295		4-3		F7			F7		F7	4	0	0	0	0	0	3
Mike Pagliarulo, L (1, 5) OBP: 0.299, SLG: 0.396		4-3		K			F8		F7	4	0	0	0	0	1	3
Bobby Meacham, S (1, 6) OBP: 0.322, SLG: 0.286		2B			K		F7			3	0	1	0	0	1	1
Inning Stats	R: 1 H: 1 E: 0 LOB: 2 K: 0 BB: 2 S: 4 P: 12	R: 0 H: 1 E: 0 LOB: 1 K: 0 BB: 0 S: 4 P: 4	R: 0 H: 1 E: 0 LOB: 1 K: 0 BB: 0 S: 4 P: 4	R: 0 H: 0 E: 0 LOB: 0 K: 1 BB: 0 S: 5 P: 5	R: 0 H: 0 E: 0 LOB: 0 K: 1 BB: 0 S: 5 P: 5	R: 0 H: 0 E: 0 LOB: 0 K: 1 BB: 0 S: 5 P: 5	R: 0 H: 1 E: 0 LOB: 1 K: 0 BB: 0 S: 4 P: 4	R: 0 H: 0 E: 0 LOB: 0 K: 0 BB: 0 S: 3 P: 3	R: 0 H: 2 E: 0 LOB: 2 K: 0 BB: 0 S: 5 P: 5	1B: 4 SF: 1 2B: 2 SAC: 0 3B: 0 DP: 0 HR: 0 HBP: 0						

PITCHER		IP	WLS	BF	H	R	ER	SO	BB	IBB	HBP	BLK	WP	HR	S	P	ERA	WHIP
Neil Allen, R ERA: 3.71	(1, 1)	7.0	W	27	4	1	1	3	1	1	0	0	0	0	31	39	1.29	0.714
Bill Dawley, R ERA: 2.37	(8, 1)	2.0		8	2	0	0	0	0	0	0	0	0	0	8	8	0.00	1.000

PITCHER	IP	WLS	BF	H	R	ER	SO	BB	IBB	HBP	BLK	WP	HR	S	P	ERA	WHIP

BOTTOM

Chicago White Sox @ New York Yankees

Yankee Stadium, Bronx, NY

Thu May 15 1986, 7:05 PM EDT

Att. 17,123 - Unknown

livebaseballscorecards.com

AB	32
R	1
H	6
RBI	1
BB	2
SO	3
LOB	12

Batter	1	2	3	4	5	6	7	8	9	AB	R	H	RBI	BB	SO	LOB
Willie Wilson, S (1, 8) OBP: 0.287, SLG: 0.306	BB S SF7 1B	2-H 1B		G6-3 1-2f			K		G3	5	1	2	1	0	1	3
Rudy Law, L (1, 9) OBP: 0.345, SLG: 0.390	BBBB E BB 1-2 BB	4-3			F2		K			3	0	0	0	1	1	1
George Brett, L (1, 5) OBP: 0.418, SLG: 0.495	BBBB E 1-2 2-3 BB		G4-6-3 1B		K		F8			3	0	1	0	1	1	0
Frank White, R (1, 4) OBP: 0.313, SLG: 0.463	F7		G4-6-3 1-2f		F7			F6		4	0	0	0	0	0	4
Jorge Orta, L (1, 10) OBP: 0.385, SLG: 0.394	SF7 1-2 2-3 3-H		FC6-4 1B			BBBB 4-3 6-3 BB		F4		2	0	1	1	1	0	0
Steve Balboni, R (1, 3) OBP: 0.311, SLG: 0.393	F8		FC6-4 1-2f			6-3 1-2		F9		4	0	0	0	0	0	4
Lonnie Smith, R (1, 7) OBP: 0.263, SLG: 0.216		L6		SSS K		4-3 2-3			BBBB 31-4-6-3 BB	3	0	0	0	1	1	1
Jamie Quirk, L (1, 2) OBP: 0.286, SLG: 0.474		4-3		1B 1B		BBBB BB			G1-4-6-3 1-2f	3	0	1	0	1	0	1
Angel Salazar, R (1, 6) OBP: 0.294, SLG: 0.313 Hal McRae, R (6, PH) OBP: 0.253, SLG: 0.368 Buddy Biancalana, S (6, 6) OBP: 0.182, SLG: 0.182 Jim Sundberg, R (9, PH) OBP: 0.286, SLG: 0.337		1B 2B		G6-3 1-3 1B		SSS K			BBBB BB	2 1 0 0	1 0 0 0	2 0 0 0	0 0 0 0	0 1 0 1	0 2 0 0	0 2 0 0
Inning Stats	R: 1 E: 1 K: 0 S: 4 H: 1 LOB: 2 BB: 2 P: 12	R: 1 E: 0 K: 0 S: 5 H: 2 LOB: 1 BB: 0 P: 5	R: 0 E: 0 K: 0 S: 4 H: 2 LOB: 1 BB: 0 P: 4	R: 0 E: 0 K: 1 S: 6 H: 2 LOB: 1 BB: 0 P: 6	R: 0 E: 0 K: 1 S: 5 H: 0 LOB: 0 BB: 0 P: 5	R: 0 E: 0 K: 1 S: 5 H: 0 LOB: 2 BB: 2 P: 13	R: 0 E: 0 K: 2 S: 7 H: 0 LOB: 0 BB: 0 P: 7	R: 0 E: 0 K: 0 S: 3 H: 0 LOB: 0 BB: 0 P: 3	R: 0 E: 0 K: 0 S: 2 H: 0 LOB: 1 BB: 2 P: 10	1B: 6 2B: 1 3B: 0 HR: 0 SF: 1 SAC: 0 DP: 3 HBP: 0						

PITCHER	IP	WLS	BF	H	R	ER	SO	BB	IBB	HBP	BLK	WP	HR	S	P	ERA	WHIP
Richard Dotson, R (1, 1) ERA: 5.87	5.0	W	23	7	2	2	2	3	0	0	0	0	0	24	36	3.60	2.000
Gene Nelson, R (6, 1) ERA: 2.93	3.2		13	0	0	0	3	3	0	0	0	0	0	16	28	0.00	0.818
Bob James, R (9, 1) ERA: 6.55	0.1	S	1	0	0	0	0	0	0	0	0	0	0	1	1	0.00	0.000

PITCHER	IP	WLS	BF	H	R	ER	SO	BB	IBB	HBP	BLK	WP	HR	S	P	ERA	WHIP

TOP

Kansas City Royals @ Chicago White Sox

Comiskey Park, Chicago, IL

Fri May 16 1986, 8:05 PM EDT

Att. 24,215 - Unknown

livebaseballscorecards.com

AB	30
R	2
H	7
RBI	2
BB	6
SO	5
LOB	16

WP: 0 PA: 37
PB: 0
SB: 1
CS: 0

Batter	1	2	3	4	5	6	7	8	9	AB	R	H	RBI	BB	SO	LOB
Wayne Tolleson, S (1, 5) OBP: 0.367, SLG: 0.412	0-0 1B 2B 1B	0-3 K		0-0 F8		4-0 G5-4-3 BB		0-0 G6-4-3 1-2f		4	1	1	0	1	1	2
Tim Hulett, R (1, 4) OBP: 0.318, SLG: 0.366	0-0 2B 1-3 1B		0-0 4-3		0-0 F9	0-0 G5-4-3 1-2f				4	0	1	0	0	0	1
Harold Baines, L (1, 9) OBP: 0.317, SLG: 0.485	0-0 1-3 3-H 2B		0-0 BB BB 1B		0-0 BB BB 2B 1B		0-0 WP 2B			4	1	4	1	0	0	0
Carlton Fisk, R (1, 10) OBP: 0.277, SLG: 0.302	0-3 K		0-3 K		0-0 F7		0-3 K			4	0	0	0	0	3	5
Ron Kittle, R (1, 7) OBP: 0.259, SLG: 0.443 John Cangelosi, S (8, 8) OBP: 0.392, SLG: 0.308	0-0 5-3		4-0 BB 1-2 BB		4-0 BB 1-2 2B BB		0-0 L5			2 0	1 0	0 0	0 0	2 0	0 0	3 0
Greg Walker, L (1, 3) OBP: 0.474, SLG: 0.767	0-0 F9		4-0 1-2 2-3 BB		4-0 1-2 2-3 2B BB		4-0 WP IBB			1	1	0	0	3	0	2
Reid Nichols, R (1, 8) OBP: 0.278, SLG: 0.314 Bobby Bonilla, S (7, PH) OBP: 0.361, SLG: 0.379 (8, 7)		0-0 2-3	0-3 K		0-0 1-H 2-H 3-H 2B		0-0 3-1 1-2 2-3			3 1	0 0	1 0	3 0	0 0	1 0	3 2
Ozzie Guillen, L (1, 6) OBP: 0.257, SLG: 0.306		0-0 WP 1B		0-0 F4	0-0 1-3			0-0 F6		4	0	1	0	0	0	1
Joel Skinner, R (1, 2) OBP: 0.206, SLG: 0.190		0-0 4-3 1-3		0-0 5-3		0-0 F3		0-0 G6-4-3 1B		4	0	1	0	0	0	1
Inning Stats	R: 1 E: 0 K: 1 S: 8 H: 3 LOB: 2 BB: 0 P: 8	R: 0 E: 0 K: 1 S: 6 H: 1 LOB: 1 BB: 0 P: 6	R: 0 E: 0 K: 2 S: 8 H: 1 LOB: 3 BB: 2 P: 16	R: 0 E: 0 K: 0 S: 3 H: 0 LOB: 0 BB: 0 P: 3	R: 3 E: 0 K: 0 S: 5 H: 2 LOB: 1 BB: 2 P: 13	R: 0 E: 0 K: 0 S: 2 H: 0 LOB: 0 BB: 1 P: 6	R: 0 E: 0 K: 1 S: 6 H: 1 LOB: 2 BB: 1 P: 10	R: 0 E: 0 K: 0 S: 3 H: 1 LOB: 0 BB: 0 P: 3		1B: 6 2B: 3 3B: 0 HR: 0	SF: 0 SAC: 0 DP: 2 HBP: 0					

BOTTOM

Kansas City Royals @ Chicago White Sox

Comiskey Park, Chicago, IL

Fri May 16 1986, 8:05 PM EDT

Att. 24,215 - Unknown

livebaseballscorecards.com

AB	31
R	4
H	9
RBI	4
BB	6
SO	5
LOB	20

WP: 3 PB: 0 SB: 0 CS: 0 PA: 37

PITCHER		IP	WLS	BF	H	R	ER	SO	BB	IBB	HBP	BLK	WP	HR	S	P	ERA	WHIP
Charlie Leibrandt, L ERA: 3.79	(1, 1)	5.0	L	26	7	4	4	4	4	0	0	0	1	0	30	46	7.20	2.200
Steve Farr, R ERA: 1.52	(6, 1)	3.0		11	2	0	0	1	1	1	0	0	1	0	11	19	0.00	1.000

PITCHER	IP	WLS	BF	H	R	ER	SO	BB	IBB	HBP	BLK	WP	HR	S	P	ERA	WHIP

Kansas City Royals @ Chicago White Sox

Comiskey Park, Chicago, IL

Sat May 17 1986, 4:33 AM EDT

Att. 22,014 - Unknown

TOP

livebaseballscorecards.com

Batter	1	2	3	4	5	6	7	8	9	AB	R	H	RBI	BB	SO	LOB
Willie Wilson, S (1, 8) OBP: 0.297, SLG: 0.314	F6		1B FC3-6 2B		BBB 4-0 FC4-6 1-2 BB	F4			BBB 4-0 3B BB	3	2	1	0	2	0	2
Rudy Law, L (1, 9) (9, 7) OBP: 0.347, SLG: 0.409	3-1		FC3-6 2-3 1B		FC4-6 G4-6-3 1-2f		F7		2B 1-H 3B	5	1	2	1	0	0	2
George Brett, L (1, 5) OBP: 0.425, SLG: 0.514	2B		FC3-6 1-2f 3-H		G4-6-3 1-2f		BBB 4-0 1B SF8 BB		4-3 3-H 2B	4	1	2	2	1	0	3
Frank White, R (1, 4) OBP: 0.324, SLG: 0.465	BBBB 4-0 FC4-6 BB		L5			BB 1B 1B 1B	1-3 1B		F3	4	1	2	0	1	0	2
Jorge Orta, L (1, 10) OBP: 0.364, SLG: 0.378	FC4-6 1-2f			4-3		1-2 BB 1B 1B	SF8 3-H		4-3 2-3	4	1	1	1	0	0	3
Steve Balboni, R (1, 3) OBP: 0.300, SLG: 0.378		F6		F9		F7	6-3		L5	5	0	0	0	0	0	4
Jim Sundberg, R (1, 2) OBP: 0.293, SLG: 0.330		F8		BBBB 4-0 FC6-4 BB		BBBB 4-0 E 1B 1-2 2-3 BB		F2		2	0	0	0	2	0	0
Lonnie Smith, R (1, 7) OBP: 0.262, SLG: 0.218 Lynn Jones, R (9, 9)	5-3			FC6-4 1-2f		E7 1-3 2-H 3-H 1B		F9		4	0	1	2	0	0	1
										0	0	0	0	0	0	0
Angel Salazar, R (1, 6) OBP: 0.295, SLG: 0.313 Jamie Quirk, L (8, PH) OBP: 0.273, SLG: 0.450 Buddy Biancalana, S (8, 6) OBP: 0.182, SLG: 0.182			G3		BB 1B	SSS 0-3 K		4-3		3	0	1	0	0	1	2
										1	0	0	0	0	0	0
										0	0	0	0	0	0	0
Inning Stats	R: 0 E: 0 K: 0 S: 4 H: 1 LOB: 2 BB: 1 P: 8	R: 0 E: 0 K: 0 S: 3 H: 0 LOB: 0 BB: 0 P: 3	R: 1 E: 0 K: 0 S: 5 H: 2 LOB: 1 BB: 0 P: 5	R: 0 E: 0 K: 0 S: 3 H: 0 LOB: 1 BB: 1 P: 7	R: 0 E: 0 K: 0 S: 3 H: 1 LOB: 1 BB: 1 P: 7	R: 2 E: 1 K: 1 S: 8 H: 3 LOB: 2 BB: 1 P: 12	R: 1 E: 0 K: 0 S: 4 H: 1 LOB: 1 BB: 1 P: 8	R: 0 E: 0 K: 0 S: 3 H: 0 LOB: 0 BB: 0 P: 3	R: 2 E: 0 K: 0 S: 5 H: 2 LOB: 1 BB: 1 P: 9	1B: 6 2B: 3 3B: 1 HR: 0	SF: 1 SAC: 0 DP: 1 HBP: 0					

AB	35
R	6
H	10
RBI	6
BB	6
SO	1
LOB	19

WP: 0 PB: 0 SB: 0 CS: 0 PA: 42

PITCHER	IP	WLS	BF	H	R	ER	SO	BB	IBB	HBP	BLK	WP	HR	S	P	ERA	WHIP
Tom Seaver, R (1, 1) ERA: 3.67	3.0		13	3	1	1	0	1	0	0	0	0	0	12	16	3.00	1.333
Dave Schmidt, R (4, 1) ERA: 7.0	2.0		10	3	2	2	0	2	0	0	0	0	0	8	16	9.00	2.500
Bill Dawley, R (6, 1) ERA: 2.57	2.0		10	2	1	1	1	2	0	0	0	0	0	10	18	4.50	2.000
Bob James, R (8, 1) ERA: 6.75	2.0	W	9	2	2	2	0	1	0	0	0	0	0	8	12	9.00	1.500

PITCHER	IP	WLS	BF	H	R	ER	SO	BB	IBB	HBP	BLK	WP	HR	S	P	ERA	WHIP

Batter	1	2	3	4	5	6	7	8	9	AB	R	H	RBI	BB	SO	LOB
Wayne Tolleson, S (1, 5) OBP: 0.375, SLG: 0.415	6-3		F8		CS SH1-3 BB		1B 1B 1B		1B 1B 1B	4	2	2	0	1	0	0
Tim Hulett, R (1, 4) OBP: 0.308, SLG: 0.353 Jerry Hairston, S (9, PH) OBP: 0.348, SLG: 0.450	E3 BB		F8		SH1-3		K		F7	3 1	0 0	0 0	0 0	0 0	1 0	2 1
Harold Baines, L (1, 9) OBP: 0.333, SLG: 0.493 John Cangelosi, S (9, PR) OBP: 0.392, SLG: 0.308	BB			1B 1B 1B	F8		1B SF8 1B		F9 1B 1B	4 0	2 1	3 0	1 0	1 0	0 0	1 0
Carlton Fisk, R (1, 2) OBP: 0.288, SLG: 0.313	K			1B 1B 1B		5-3	1B		1B 1B	5	1	3	2	0	1	2
Ron Kittle, R (1, 10) OBP: 0.248, SLG: 0.427	K			F4		K 5-3 PB	SF8		F9	4	0	0	1	0	2	6
Greg Walker, L (1, 3) OBP: 0.488, SLG: 0.735		L7		1B 1B 1B		BB 5-3	K		1B 1B	4	0	2	2	1	1	1
Bobby Bonilla, S (1, 7) OBP: 0.366, SLG: 0.384		5-3		FC6-4 1B		5-3		G3-6 1B		4	0	2	1	0	0	2
Reid Nichols, R (1, 8) OBP: 0.250, SLG: 0.282		K		FC6-4		K		L7		4	0	0	0	0	2	5
Ozzie Guillen, L (1, 6) OBP: 0.257, SLG: 0.304			K	6-3			1B 1B 1B	G3-6		4	1	1	0	0	1	3
Inning Stats	R: 0 E: 1 K: 2 S: 8 H: 0 LOB: 2 BB: 1 P: 12	R: 0 E: 0 K: 1 S: 5 H: 0 LOB: 0 BB: 0 P: 5	R: 0 E: 0 K: 1 S: 5 H: 0 LOB: 0 BB: 0 P: 5	R: 2 E: 0 K: 0 S: 7 H: 4 LOB: 2 BB: 0 P: 7	R: 0 E: 0 K: 0 S: 2 H: 0 LOB: 0 BB: 1 P: 6	R: 0 E: 0 K: 2 S: 8 H: 0 LOB: 2 BB: 1 P: 12	R: 3 E: 0 K: 2 S: 11 H: 4 LOB: 1 BB: 0 P: 11	R: 0 E: 0 K: 0 S: 3 H: 1 LOB: 0 BB: 0 P: 3	R: 2 E: 0 K: 0 S: 6 H: 4 LOB: 2 BB: 0 P: 6	1B: 13 2B: 0 3B: 0 HR: 0	SF: 1 SAC: 1 DP: 1 HBP: 0					

PITCHER		IP	WLS	BF	H	R	ER	SO	BB	IBB	HBP	BLK	WP	HR	S	P	ERA	WHIP
Danny Jackson, L ERA: 4.12	(1, 1)	6.0		28	6	4	4	6	3	0	0	0	0	0	37	49	6.00	1.500
Dan Quisenberry, R ERA: 2.81	(7, 1)	2.0		8	3	1	1	2	0	0	0	0	0	0	12	12	4.50	1.500
Mark Huismann, R ERA: 4.15	(9, 1)	0.2	L	6	4	2	2	0	0	0	0	0	0	0	6	6	27.00	6.000

PITCHER	IP	WLS	BF	H	R	ER	SO	BB	IBB	HBP	BLK	WP	HR	S	P	ERA	WHIP

BOTTOM

Kansas City Royals @ Chicago White Sox

Comiskey Park, Chicago, IL

Sat May 17 1986, 4:33 AM EDT

Att. 22,014 - Unknown

livebaseballscorecards.com

AB	37
R	7
H	13
RBI	7
BB	3
SO	8
LOB	23

Batter	1	2	3	4	5	6	7	8	9	AB	R	H	RBI	BB	SO	LOB
Willie Wilson, S (1, 8) OBP: 0.314, SLG: 0.352	F9		HR		F8 1-2 1B		1B		1B	5	1	4	1	0	0	0
Lonnie Smith, R (1, 7) OBP: 0.246, SLG: 0.203	K		K		F8 1-2 2-3		K		F9	4	0	0	0	0	3	3
Rudy Law, L (9, PH) OBP: 0.344, SLG: 0.405										1	0	0	0	0	0	1
George Brett, L (1, 5) OBP: 0.420, SLG: 0.504	6-3		FC6-4 1B		1-3		L9			4	0	1	0	0	0	3
Frank White, R (1, 4) OBP: 0.314, SLG: 0.450		6-3	FC6-4 1-2f		K			K		4	0	0	0	0	2	3
Steve Balboni, R (1, 3) OBP: 0.306, SLG: 0.377		FC5-4 1B BB		K		1B		K		3	0	1	0	1	2	0
Hal McRae, R (1, 10) OBP: 0.264, SLG: 0.375		FC5-4 1-2 1B		F9		K		1B		4	0	2	0	0	1	1
Jim Sundberg, R (1, 2) OBP: 0.292, SLG: 0.321		FC5-4 1-2f 2-3		BB		F3		F8		3	0	0	0	1	0	4
Darryl Motley, R (1, 9) OBP: 0.250, SLG: 0.423		F8		L6		F4			K	4	0	0	0	0	1	4
Angel Salazar, R (1, 6) OBP: 0.297, SLG: 0.314			F4		F8 1B 1B		F3		F5	3	0	1	0	0	0	0
Jorge Orta, L (9, PH) OBP: 0.356, SLG: 0.368										1	0	0	0	0	0	0
Inning Stats	R: 0 E: 0 K: 1 S: 5 H: 0 LOB: 0 BB: 0 P: 5	R: 0 E: 0 K: 0 S: 4 H: 1 LOB: 2 BB: 1 P: 8	R: 1 E: 0 K: 1 S: 7 H: 2 LOB: 1 BB: 0 P: 7	R: 0 E: 0 K: 1 S: 5 H: 0 LOB: 1 BB: 1 P: 9	R: 0 E: 0 K: 1 S: 7 H: 2 LOB: 2 BB: 0 P: 7	R: 0 E: 0 K: 1 S: 6 H: 1 LOB: 1 BB: 0 P: 6	R: 0 E: 0 K: 1 S: 6 H: 1 LOB: 1 BB: 0 P: 6	R: 0 E: 0 K: 2 S: 8 H: 1 LOB: 1 BB: 0 P: 8	R: 0 E: 0 K: 1 S: 6 H: 1 LOB: 1 BB: 0 P: 6	1B: 8 2B: 0 3B: 0 HR: 1	SF: 0 SAC: 0 DP: 0 HBP: 0					

TOP

Kansas City Royals @ Chicago White Sox

Comiskey Park, Chicago, IL

Sun May 18 1986, 4:33 AM EDT

Att. 18,425 - Unknown

livebaseballscorecards.com

AB	36
R	1
H	9
RBI	1
BB	2
SO	9
LOB	19

WP: 0 PB: 0 SB: 0 CS: 0 PA: 38

PITCHER	IP	WLS	BF	H	R	ER	SO	BB	IBB	HBP	BLK	WP	HR	S	P	ERA	WHIP
Floyd Bannister, L (1, 1) ERA: 2.85	7.0	W	30	7	1	1	6	2	0	0	0	0	1	40	48	1.29	1.286
Gene Nelson, R (8, 1) ERA: 2.76	2.0		8	2	0	0	3	0	0	0	0	0	0	14	14	0.00	1.000

PITCHER	IP	WLS	BF	H	R	ER	SO	BB	IBB	HBP	BLK	WP	HR	S	P	ERA	WHIP

Batter	1	2	3	4	5	6	7	8	9	AB	R	H	RBI	BB	SO	LOB
John Cangelosi, S (1, 8) OBP: 0.381, SLG: 0.296	6-3		6-3	4-3			6-3			4	0	0	0	0	0	0
Jerry Hairston, S (1, 10) OBP: 0.340, SLG: 0.432	F7		1B 1B		G3		F7			4	1	1	0	0	0	0
Harold Baines, L (1, 9) OBP: 0.338, SLG: 0.493 Reid Nichols, R (8, 9) OBP: 0.250, SLG: 0.282	4-3		1B HR 1-3 1B		F9		2B 1B			4 0	1 0	2 0	0 0	0 0	0 0	0 0
Greg Walker, L (1, 3) OBP: 0.532, SLG: 0.811		BB BB	HR 1-3 3-H 1B		2B		2B 1-H			3	1	3	1	1	0	0
Carlton Fisk, R (1, 2) OBP: 0.293, SLG: 0.336		F7	HR 1-H 3-H		6-3			G4-3 BB		3	1	1	3	1	0	2
Bobby Bonilla, S (1, 7) OBP: 0.371, SLG: 0.376		BB 1-2	K			BB G3 6-3		G4-3 1-2f		2	0	0	0	2	1	1
Tim Hulett, R (1, 4) OBP: 0.305, SLG: 0.371		F9		SH1-3 3B		6-3 1-2		K		4	1	1	0	0	1	3
Ozzie Guillen, L (1, 6) OBP: 0.250, SLG: 0.295		4-3		1-3		G3 2-3				3	0	0	0	0	0	4
Wayne Tolleson, S (1, 5) OBP: 0.370, SLG: 0.408			K	SH1-3 3-H		F9				2	0	0	1	0	1	1
Inning Stats	R: 0 H: 0 E: 0 LOB: 0 K: 0 BB: 0 S: 3 P: 3	R: 0 H: 0 E: 0 LOB: 2 K: 0 BB: 2 S: 3 P: 11	R: 4 H: 4 E: 0 LOB: 0 K: 2 BB: 0 S: 11 P: 11	R: 1 H: 1 E: 0 LOB: 0 K: 0 BB: 0 S: 4 P: 4	R: 0 H: 1 E: 0 LOB: 1 K: 0 BB: 0 S: 4 P: 4	R: 0 H: 0 E: 0 LOB: 1 K: 0 BB: 1 S: 3 P: 7	R: 0 H: 2 E: 0 LOB: 2 K: 0 BB: 0 S: 4 P: 4	R: 0 H: 0 E: 0 LOB: 0 K: 1 BB: 1 S: 4 P: 8		1B: 4 SF: 0 2B: 2 SAC: 1 3B: 1 DP: 1 HR: 1 HBP: 0						

PITCHER		IP	WLS	BF	H	R	ER	SO	BB	IBB	HBP	BLK	WP	HR	S	P	ERA	WHIP
Bret Saberhagen, R ERA: 3.76	(1, 1)	6.0	L	27	6	5	5	2	3	0	0	0	0	1	28	40	7.50	1.500
Dan Quisenberry, R ERA: 2.65	(7, 1)	1.0		4	2	0	0	0	0	0	0	0	0	0	4	4	0.00	2.000
Bud Black, L ERA: 5.54	(8, 1)	1.0		3	0	0	0	1	1	0	0	0	0	0	4	8	0.00	1.000

PITCHER	IP	WLS	BF	H	R	ER	SO	BB	IBB	HBP	BLK	WP	HR	S	P	ERA	WHIP

BOTTOM

Kansas City Royals @ Chicago White Sox

Comiskey Park, Chicago, IL

Sun May 18 1986, 4:33 AM EDT

Att. 18,425 - Unknown

livebaseballscorecards.com

AB	29
R	5
H	8
RBI	5
BB	4
SO	3
LOB	11

Toronto Blue Jays @ Chicago White Sox

Comiskey Park, Chicago, IL

Tue May 20 1986, 8:05 PM EDT

Att. 12,837 - Unknown

TOP

livebaseballscorecards.com

Batter	1	2	3	4	5	6	7	8	9	AB	R	H	RBI	BB	SO	LOB
Damaso Garcia, R (1, 4) OBP: 0.298, SLG: 0.267	F8		F3		CS 1-2	6-3		2B 1B		4	0	1	0	0	0	1
Lloyd Moseby, L (1, 8) OBP: 0.403, SLG: 0.488	FC4-6 BB		F2 1-2			3B		1-H 2B		3	0	2	0	1	0	1
Rance Mulliniks, L (1, 5) OBP: 0.325, SLG: 0.356	FC4-6 1-2f			K		K			G5-4-3 1B 1B	4	0	1	0	0	2	2
Kelly Gruber, R (9, PR) OBP: 0.222, SLG: 0.429										0	1	0	0	0	0	0
Willie Upshaw, L (1, 3) OBP: 0.386, SLG: 0.377	K			G3		4-3			G5-4-3 1-2 1B	4	0	1	0	0	1	2
George Bell, R (1, 7) OBP: 0.366, SLG: 0.477		G6-4-3 1B		FC4 1B			1-3		G5-4-3 1-2f 2-3	4	0	2	0	0	0	2
Jesse Barfield, R (1, 9) OBP: 0.311, SLG: 0.503		G6-4-3 1-2f		FC4 1-2f			K		3-H 1B	4	0	1	1	0	1	2
Fred McGriff, L (1, 10) OBP: 0.200, SLG: 0.200		1-3			K		F8		K	4	0	0	0	0	2	1
Ernie Whitt, L (1, 2) OBP: 0.235, SLG: 0.305			L9		CS BB			F8		2	0	0	0	1	0	0
Tony Fernandez, S (1, 6) OBP: 0.317, SLG: 0.335			S BB		F7			6-3		2	0	0	0	1	0	1

AB	31
R	1
H	8
RBI	1
BB	3
SO	6
LOB	12

Inning Stats										
	R: 0 E: 0 K: 1 S: 5	H: 0 LOB: 1 BB: 1 P: 9	R: 0 E: 0 K: 0 S: 3	H: 1 LOB: 0 BB: 0 P: 3	R: 0 E: 0 K: 0 S: 3	H: 0 LOB: 1 BB: 1 P: 7	R: 0 E: 0 K: 1 S: 6	H: 1 LOB: 1 BB: 0 P: 6	R: 0 E: 0 K: 1 S: 4	H: 0 LOB: 0 BB: 1 P: 8
	R: 0 E: 0 K: 1 S: 6	H: 1 LOB: 1 BB: 0 P: 6	R: 0 E: 0 K: 1 S: 5	H: 0 LOB: 0 BB: 0 P: 5	R: 0 E: 0 K: 0 S: 4	H: 2 LOB: 2 BB: 0 P: 4	R: 1 E: 0 K: 1 S: 7	H: 3 LOB: 1 BB: 0 P: 7	1B: 6 2B: 1 3B: 1 HR: 0	SF: 0 SAC: 0 DP: 2 HBP: 0
									WP: 0 PB: 0 SB: 1 CS: 1	PA: 35

PITCHER	IP	WLS	BF	H	R	ER	SO	BB	IBB	HBP	BLK	WP	HR	S	P	ERA	WHIP
Joel Davis, R (1, 1) ERA: 3.25	9.0	W	34	8	1	1	6	3	0	0	0	0	0	43	55	1.00	1.222

PITCHER	IP	WLS	BF	H	R	ER	SO	BB	IBB	HBP	BLK	WP	HR	S	P	ERA	WHIP

Batter	1	2	3	4	5	6	7	8	9	AB	R	H	RBI	BB	SO	LOB
Wayne Tolleson, S (1, 5) OBP: 0.373, SLG: 0.406	BBBB 4-0 1B 1B BB	x 0-0 ③ 5-3			x 0-0 CS 1B		x 0-0 ② 4-3			3	1	1	0	1	0	0
Tim Hulett, R (1, 4) OBP: 0.313, SLG: 0.387	x 0-0 ① F8		x 0-0 WP 2B		x 0-0 ① 1-2 1B		x 0-0 ③ F8			4	0	2	0	0	0	1
Harold Baines, L (1, 9) OBP: 0.335, SLG: 0.486	x 0-0 BB 1B 1-2 1B		SSS 0-3 ① K 2-3		x 0-0 ② F9			x 0-0 ① F8		4	0	1	0	0	1	2
Carlton Fisk, R (1, 2) OBP: 0.299, SLG: 0.336	x 0-0 FC5 BB 1-2 2-H 1B		BBBB 4-0 G4-6-3 BB		SSS 0-3 ③ K			SSS 0-3 ② K		3	0	1	1	1	2	1
Greg Walker, L (1, 3) OBP: 0.510, SLG: 0.750	BBBB 4-0 1-2 2-3 BB		x 0-0 ② ③ G4-6-3 1-2f			x 0-0 ① F7		SSS 0-3 ③ K		3	0	0	0	1	1	2
Ron Kittle, R (1, 10) OBP: 0.250, SLG: 0.425	SSS 0-3 ② K			x 0-0 1B		x 0-0 ② F3				3	0	1	0	0	1	3
Bobby Bonilla, S (1, 7) OBP: 0.361, SLG: 0.365	x 0-0 ③ FC5 2-3f			x 0-0 ① L9		x 0-0 ③ F7				3	0	0	0	0	0	4
Reid Nichols, R (1, 8) OBP: 0.233, SLG: 0.262		x 0-0 ① F9		SSS 0-3 ② K			SSS 0-3 ① K			3	0	0	0	0	2	1
Ozzie Guillen, L (1, 6) OBP: 0.252, SLG: 0.324		x 0-0 ② 1-3		x 0-0 ③ B5-3			x 0-0 HR			3	1	1	1	0	0	1
Inning Stats	R: 1 H: 2 E: 0 LOB: 3 K: 1 BB: 2 S: 7 P: 15	R: 0 H: 0 E: 0 LOB: 0 K: 0 BB: 0 S: 3 P: 3	R: 0 H: 1 E: 0 LOB: 1 K: 1 BB: 1 S: 5 P: 9	R: 0 H: 1 E: 0 LOB: 1 K: 1 BB: 0 S: 6 P: 6	R: 0 H: 2 E: 0 LOB: 1 K: 1 BB: 0 S: 6 P: 6	R: 0 H: 0 E: 0 LOB: 0 K: 0 BB: 0 S: 3 P: 3	R: 1 H: 1 E: 0 LOB: 0 K: 1 BB: 0 S: 6 P: 6	R: 0 H: 0 E: 0 LOB: 0 K: 2 BB: 0 S: 7 P: 7		1B: 5 SF: 0 2B: 1 SAC: 0 3B: 0 DP: 1 HR: 1 HBP: 0						

PITCHER		IP	WLS	BF	H	R	ER	SO	BB	IBB	HBP	BLK	WP	HR	S	P	ERA	WHIP
John Cerutti, L ERA: 2.57	(1, 1)	7.0	L	29	7	2	2	5	3	0	0	0	1	1	36	48	2.57	1.429
Mark Eichhorn, R ERA: 0.93	(8, 1)	1.0		3	0	0	0	2	0	0	0	0	0	0	7	7	0.00	0.000

PITCHER	IP	WLS	BF	H	R	ER	SO	BB	IBB	HBP	BLK	WP	HR	S	P	ERA	WHIP

BOTTOM

Toronto Blue Jays @ Chicago White Sox

Comiskey Park, Chicago, IL

Tue May 20 1986, 8:05 PM EDT

Att. 12,837 - Unknown

livebaseballscorecards.com

AB	29
R	2
H	7
RBI	2
BB	3
SO	7
LOB	15

Batter	1	2	3	4	5	6	7	8	9	AB	R	H	RBI	BB	SO	LOB
Damaso Garcia, R (1, 4) OBP: 0.294, SLG: 0.273	F7	3-H 2B			K		5-3		G6-4-3 1-2f	5	0	1	1	0	1	1
Lloyd Moseby, L (1, 8) OBP: 0.400, SLG: 0.482	G3	F9			1B 1B		B1-3			4	0	1	0	0	0	1
Rance Mulliniks, L (1, 5) OBP: 0.325, SLG: 0.355	K		F7		1-2 1B		F8			3	0	1	0	0	1	0
Garth Iorg, R (7, PH) OBP: 0.302, SLG: 0.267 (7, 5)										1	0	0	0	0	0	0
Willie Upshaw, L (1, 3) OBP: 0.394, SLG: 0.392		BB HR S	3B		F8			WP BB		2	1	1	0	2	0	2
George Bell, R (1, 7) OBP: 0.358, SLG: 0.464		K	5-3		F3			F9		4	0	0	0	0	1	5
Jesse Barfield, R (1, 9) OBP: 0.309, SLG: 0.493		BB 1-2 HR	4-3			5-3		F4		3	1	0	0	1	0	2
Cliff Johnson, R (1, 10) OBP: 0.427, SLG: 0.593		HR 1-H 2-H		6-3		BB		6-3 1-2		3	1	1	3	1	0	1
Ernie Whitt, L (1, 2) OBP: 0.236, SLG: 0.317		2B 4-3		F8		F7			F8	4	1	1	0	0	0	1
Tony Fernandez, S (1, 6) OBP: 0.316, SLG: 0.333		4-3 2-3		F8		F9			G6-4-3 1B	4	0	1	0	0	0	2
Inning Stats	R: 0 E: 0 K: 1 S: 5 H: 0 LOB: 0 BB: 0 P: 5	R: 4 E: 0 K: 1 S: 8 H: 3 LOB: 1 BB: 2 P: 16	R: 0 E: 0 K: 0 S: 4 H: 1 LOB: 1 BB: 0 P: 4	R: 0 E: 0 K: 0 S: 3 H: 0 LOB: 0 BB: 0 P: 3	R: 0 E: 0 K: 1 S: 7 H: 2 LOB: 2 BB: 0 P: 7	R: 0 E: 0 K: 0 S: 3 H: 0 LOB: 1 BB: 1 P: 7	R: 0 E: 0 K: 0 S: 3 H: 0 LOB: 0 BB: 0 P: 3	R: 0 E: 0 K: 0 S: 3 H: 0 LOB: 1 BB: 1 P: 7	R: 0 E: 0 K: 0 S: 3 H: 1 LOB: 0 BB: 0 P: 3	1B: 3 2B: 2 3B: 1 HR: 1 SF: 0 SAC: 0 DP: 1 HBP: 0	WP: 1 PB: 0 SB: 1 CS: 0 PA: 37					

TOP

Toronto Blue Jays @ Chicago White Sox

Comiskey Park, Chicago, IL

Wed May 21 1986, 8:05 PM EDT

Att. 13,976 - Unknown

livebaseballscorecards.com

AB	33
R	4
H	7
RBI	4
BB	4
SO	3
LOB	15

PITCHER		IP	WLS	BF	H	R	ER	SO	BB	IBB	HBP	BLK	WP	HR	S	P	ERA	WHIP
Neil Allen, R ERA: 4.76	(1, 1)	1.2		10	3	4	4	2	2	0	0	0	0	1	12	20	21.60	3.000
Dave Schmidt, R ERA: 5.91	(2, 1)	3.1		13	3	0	0	1	0	0	0	0	0	0	15	15	0.00	0.900
Joel McKeon, L ERA:	(6, 1)	2.0		8	0	0	0	0	2	0	0	0	0	0	6	14	0.00	1.000
Gene Nelson, R ERA: 2.6	(8, 1)	2.0	W	6	1	0	0	0	0	0	0	0	1	0	6	6	0.00	0.500

PITCHER	IP	WLS	BF	H	R	ER	SO	BB	IBB	HBP	BLK	WP	HR	S	P	ERA	WHIP

Batter	1	2	3	4	5	6	7	8	9	AB	R	H	RBI	BB	SO	LOB
John Cangelosi, S (1, 8) OBP: 0.391, SLG: 0.313 Jerry Hairston, S (8, PH) OBP: 0.353, SLG: 0.444 Reid Nichols, R (8, PR) OBP: 0.233, SLG: 0.262 (9, 8)	x 0-0 S 1B 1B	x 0-0 1-3 2-H 1B			x 0-0 E S 4-3 1B	x 0-0 ② G3 1-2 3-H		x 0-0 S 3-H 1B		4 1 0	2 0 0	3 1 0	2 1 0	0 0 0	0 0 0	1 0 0
Ozzie Guillen, L (1, 6) OBP: 0.241, SLG: 0.310	x 0-0 ① F8	x 0-0 ③ L3			x 0-0 ① 4-3 1-H	x 0-0 ③ 4-3		x 0-0 ② F8		5	0	0	1	0	0	5
Harold Baines, L (1, 9) OBP: 0.350, SLG: 0.493	x 0-0 1-H 1B		x 0-0 ① L6		x 0-0 2B 1B		x 0-0 1B 1B	4-0 1-2 IBB		4	0	3	1	1	0	0
Greg Walker, L (1, 3) OBP: 0.500, SLG: 0.733	x 0-0 ② F7		x 0-0 ② F6		x 0-0 1-3 2B		x 0-0 1-3 1B	x 0-0 ③ F9		5	0	2	0	0	0	3
Carlton Fisk, R (1, 2) OBP: 0.291, SLG: 0.326	x 0-0 ③ 5-3		x 0-0 ③ F7		x 0-0 ② F6		x 0-0 ① F7			4	0	0	0	0	0	5
Bobby Bonilla, S (1, 7) OBP: 0.358, SLG: 0.361		x 0-0 FC6-4 1B		S S S 0-3 ① K	S S S 0-3 ③ K		x 0-0 ② F6			4	0	1	0	0	2	4
Ron Kittle, R (1, 10) OBP: 0.258, SLG: 0.422		x 0-0 ① F4		x 0-0 S 1B	H 1-0 FC3-6 1B G3 HBP		x 0-0 ③ L8			3	1	1	0	0	0	3
Tim Hulett, R (1, 4) OBP: 0.320, SLG: 0.392		x 0-0 ② FC6-4 1B 1-2f 1B		S S S 0-3 ② K 1-2	x 0-0 FC3-6 1-2 1B			x 0-0 SH1-3 PB 1B 1B		4	2	2	0	0	1	2
Wayne Tolleson, S (1, 5) OBP: 0.373, SLG: 0.405		x 0-0 1B 1-2 1B		x 0-0 ③ G3	x 0-0 ① FC3-6 G3 1-2f 2-3			x 0-0 ① SH1-3 1-3		3	0	1	0	0	0	3
Inning Stats	R: 1 E: 0 K: 0 S: 5 H: 2 LOB: 1 BB: 0 P: 5	R: 1 E: 0 K: 0 S: 6 H: 3 LOB: 2 BB: 0 P: 6	R: 0 E: 0 K: 0 S: 3 H: 0 LOB: 0 BB: 0 P: 3	R: 0 E: 0 K: 2 S: 8 H: 1 LOB: 1 BB: 0 P: 8	R: 1 E: 0 K: 1 S: 8 H: 3 LOB: 2 BB: 0 P: 8	R: 1 E: 0 K: 0 S: 4 H: 1 LOB: 1 BB: 0 P: 5	R: 0 E: 0 K: 0 S: 5 H: 2 LOB: 2 BB: 0 P: 5	R: 1 E: 0 K: 0 S: 5 H: 2 LOB: 2 BB: 1 P: 9		1B: 13 2B: 1 3B: 0 HR: 0	SF: 0 SAC: 1 DP: 0 HBP: 1						

PITCHER		IP	WLS	BF	H	R	ER	SO	BB	IBB	HBP	BLK	WP	HR	S	P	ERA	WHIP
Doyle Alexander, R ERA: 4.2	(1, 1)	5.0		25	9	4	4	3	0	0	1	0	0	0	30	31	7.20	1.800
Jim Acker, R ERA: 3.68	(6, 1)	2.1	L	11	4	1	1	0	0	0	0	0	0	0	11	11	3.86	1.714
Mark Eichhorn, R ERA: 0.92	(8, 1)	0.2		4	1	0	0	0	0	1	0	0	0	0	3	7	0.00	1.500

PITCHER	IP	WLS	BF	H	R	ER	SO	BB	IBB	HBP	BLK	WP	HR	S	P	ERA	WHIP

BOTTOM

Toronto Blue Jays @ Chicago White Sox

Comiskey Park, Chicago, IL

Wed May 21 1986, 8:05 PM EDT

Att. 13,976 - Unknown

livebaseballscorecards.com

AB	37
R	5
H	14
RBI	5
BB	1
SO	3
LOB	26

TOP

Toronto Blue Jays @ Chicago White Sox

Comiskey Park, Chicago, IL

Thu May 22 1986, 8:05 PM EDT

Att. 12,605 - Unknown

livebaseballscorecards.com

Batter	1	2	3	4	5	6	7	8	9	AB	R	H	RBI	BB	SO	LOB
Damaso Garcia, R (1, 4) OBP: 0.306, SLG: 0.281	1B 1B 1B		CS 1B	S BB			F9		4-3 2-3	4	0	2	0	1	0	1
Lloyd Moseby, L (1, 8) OBP: 0.395, SLG: 0.473	1B 1-2 1B		F7 1-2	K 1-2			3-1		6-3	5	0	1	0	0	1	3
Willie Upshaw, L (1, 3) OBP: 0.391, SLG: 0.388	G4-3 1-2 2-3 1B		F8		4-3		6-3			4	0	1	0	0	0	0
Cliff Johnson, R (1, 10) OBP: 0.430, SLG: 0.585	G4-3 1-2f			FC3-6 1B HR BB	3-1			1B		3	1	1	0	1	0	2
Jesse Barfield, R (1, 9) OBP: 0.314, SLG: 0.494		G3 E 1B		FC3-6 1-2 1B	4-3			F9		4	1	2	0	0	0	1
Rick Leach, L (1, 7) OBP: 0.342, SLG: 0.361		G3 1-2		FC3-6 BB 1-2f 2-3 HR		4-3		F7		4	1	0	0	0	0	4
Rance Mulliniks, L (1, 5) OBP: 0.328, SLG: 0.352		1-3		HR 1-2 BB		PB BB		L6		1	1	0	0	1	0	1
Garth Iorg, R (6, PH) OBP: 0.308, SLG: 0.262 (6, 5)										1	0	0	0	1	0	1
Ernie Whitt, L (1, 2) OBP: 0.263, SLG: 0.394		WP BB		1-H 2-H 3-H HR		K 1-2			4-3 2B	3	1	2	4	1	1	1
Tony Fernandez, S (1, 6) OBP: 0.309, SLG: 0.325		K 1-2 2-H		6-3		6-3			F9	4	0	0	0	0	1	3

	AB	R	H	RBI	BB	SO	LOB
	33	5	9	4	5	3	17

Inning Stats	1	2	3	4	5	6	7	8	9
	R: 0 E: 0 K: 0 S: 4 H: 3 LOB: 1 BB: 0 P: 4	R: 1 E: 0 K: 1 S: 6 H: 1 LOB: 1 BB: 1 P: 10	R: 0 E: 0 K: 0 S: 3 H: 1 LOB: 0 BB: 0 P: 3	R: 4 E: 0 K: 1 S: 7 H: 2 LOB: 1 BB: 3 P: 19	R: 0 E: 0 K: 0 S: 3 H: 0 LOB: 0 BB: 0 P: 3	R: 0 E: 0 K: 1 S: 5 H: 0 LOB: 1 BB: 1 P: 9	R: 0 E: 0 K: 0 S: 3 H: 0 LOB: 0 BB: 0 P: 3	R: 0 E: 0 K: 0 S: 4 H: 1 LOB: 1 BB: 0 P: 4	R: 0 E: 0 K: 0 S: 4 H: 1 LOB: 1 BB: 0 P: 4

	1B	2B	3B	HR	SF	SAC	DP	HBP	PA
	7	1	0	1	0	0	1	0	38

	WP	PB	SB	CS
	1	1	1	1

PITCHER	IP	WLS	BF	H	R	ER	SO	BB	IBB	HBP	BLK	WP	HR	S	P	ERA	WHIP
Richard Dotson, R (1, 1) ERA: 6.16	3.2	L	19	7	5	4	1	4	0	0	0	1	1	17	33	9.82	3.000
Bryan Clark, L (4, 1) ERA:	3.1		11	0	0	0	2	1	0	0	0	0	0	14	18	0.00	0.300
Bill Dawley, R (8, 1) ERA: 2.45	1.0		4	1	0	0	0	0	0	0	0	0	0	4	4	0.00	1.000
Bob James, R (9, 1) ERA: 6.48	1.0		4	1	0	0	0	0	0	0	0	0	0	4	4	0.00	1.000

PITCHER	IP	WLS	BF	H	R	ER	SO	BB	IBB	HBP	BLK	WP	HR	S	P	ERA	WHIP

BOTTOM

Toronto Blue Jays @ Chicago White Sox

Comiskey Park, Chicago, IL

Thu May 22 1986, 8:05 PM EDT

Att. 12,605 - Unknown

livebaseballscorecards.com

	AB	R	H	RBI	BB	SO	LOB
Wayne Tolleson, S (1, 5) (9, 6) OBP: 0.363, SLG: 0.393	4	0	0	0	0	0	3
Tim Hulett, R (1, 4) (9, 5) OBP: 0.308, SLG: 0.376	4	0	0	0	0	2	0
Harold Baines, L (1, 9) OBP: 0.350, SLG: 0.486	2	0	0	0	0	0	0
John Cangelosi, S (8, 8) OBP: 0.396, SLG: 0.313	0	0	0	0	1	0	0
Carlton Fisk, R (1, 2) OBP: 0.286, SLG: 0.319	3	0	0	0	0	1	1
Joel Skinner, R (9, 2) OBP: 0.203, SLG: 0.186	1	0	0	0	0	0	1
Greg Walker, L (1, 3) OBP: 0.483, SLG: 0.688	3	0	0	0	1	2	1
Ron Kittle, R (1, 10) OBP: 0.260, SLG: 0.415	2	0	0	0	1	1	0
Bobby Bonilla, S (1, 7) OBP: 0.349, SLG: 0.351	3	0	0	0	0	1	2
Reid Nichols, R (1, 8) (8, 9) (9, 4) OBP: 0.217, SLG: 0.244	3	0	0	0	0	0	2
Ozzie Guillen, L (1, 6) OBP: 0.246, SLG: 0.313	2	0	1	0	0	1	0
Jerry Hairston, S (8, PH) (9, 9) OBP: 0.346, SLG: 0.435	1	0	0	0	0	0	0

	AB	28
	R	0
	H	1
	RBI	0
	BB	3
	SO	8
	LOB	10

Inning Stats	1	2	3	4	5	6	7	8	9
	R: 0 E: 0 K: 1 S: 5	H: 0 LOB: 1 BB: 0 P: 6	R: 0 E: 0 K: 2 S: 7	H: 0 LOB: 0 BB: 0 P: 7	R: 0 E: 0 K: 1 S: 5	H: 0 LOB: 0 BB: 0 P: 5	R: 0 E: 0 K: 1 S: 5	H: 0 LOB: 0 BB: 0 P: 5	R: 0 E: 0 K: 1 S: 4	H: 1 LOB: 3 BB: 2 P: 12	R: 0 E: 0 K: 1 S: 5	H: 0 LOB: 0 BB: 0 P: 5	R: 0 E: 0 K: 2 S: 7	H: 0 LOB: 0 BB: 0 P: 7	R: 0 E: 0 K: 0 S: 3	H: 0 LOB: 0 BB: 0 P: 3	R: 0 E: 0 K: 0 S: 3	H: 0 LOB: 1 BB: 1 P: 7

	1B: 1	SF: 0	WP: 0	PA: 32
	2B: 0	SAC: 0	PB: 0	
	3B: 0	DP: 0	SB: 0	
	HR: 0	HBP: 1	CS: 0	

PITCHER	IP	WLS	BF	H	R	ER	SO	BB	IBB	HBP	BLK	WP	HR	S	P	ERA	WHIP
Jimmy Key, L (1, 1) ERA: 7.01	9.0	W	32	1	0	0	8	3	0	1	0	0	0	44	57	0.00	0.444

PITCHER	IP	WLS	BF	H	R	ER	SO	BB	IBB	HBP	BLK	WP	HR	S	P	ERA	WHIP

Batter	1	2	3	4	5	6	7	8	9	AB	R	H	RBI	BB	SO	LOB
John Cangelosi, S (1, 8) OBP: 0.382, SLG: 0.299	4-3	F8		L8		F8		F8		5	0	0	0	0	0	5
Jerry Hairston, S (1, 10) OBP: 0.316, SLG: 0.392	4-3	K			F7		F9		F8	5	0	0	0	0	1	2
Harold Baines, L (1, 9) OBP: 0.345, SLG: 0.477 Reid Nichols, R (9, PR) OBP: 0.217, SLG: 0.244 (9, 9)	G4-1		G3		6-3		K		BB, 1B	5	0	1	0	0	1	0
										0	0	0	0	0	0	0
Greg Walker, L (1, 3) OBP: 0.523, SLG: 0.712		1B, 2B, 1B	1B, 1B		1B		1B		BB	4	1	4	0	1	0	0
Carlton Fisk, R (1, 2) OBP: 0.289, SLG: 0.322		2B, 2B, 1B	1B, 1B		F5		K		K	5	1	2	0	0	2	4
Bobby Bonilla, S (1, 7) OBP: 0.351, SLG: 0.362		1-3, 2-H, 2B	F8			4-3, PB, 1B		G3	4-3	5	1	2	1	0	0	4
Tim Hulett, R (1, 4) OBP: 0.306, SLG: 0.381		1-3	F8			4-3, 1-3		F9, 1B, 2B		4	1	1	0	0	0	5
Ozzie Guillen, L (1, 6) OBP: 0.246, SLG: 0.319		2-H, 3-H, 2B		K		B1-3		F9, 2-3		4	0	1	2	0	1	2
Wayne Tolleson, S (1, 5) OBP: 0.373, SLG: 0.394		BB		K		BB		3-H, 1B		2	0	1	1	2	1	0
Inning Stats	R: 0 E: 0 K: 0 S: 3 H: 0 LOB: 0 BB: 0 P: 3	R: 3 E: 0 K: 1 S: 9 H: 4 LOB: 2 BB: 1 P: 13	R: 0 E: 0 K: 0 S: 5 H: 2 LOB: 2 BB: 0 P: 5	R: 0 E: 0 K: 2 S: 7 H: 0 LOB: 0 BB: 0 P: 7	R: 0 E: 0 K: 0 S: 4 H: 1 LOB: 1 BB: 0 P: 4	R: 0 E: 0 K: 0 S: 4 H: 1 LOB: 2 BB: 1 P: 8	R: 0 E: 0 K: 2 S: 8 H: 1 LOB: 1 BB: 0 P: 8	R: 1 E: 0 K: 0 S: 5 H: 2 LOB: 1 BB: 0 P: 5	R: 0 E: 0 K: 1 S: 6 H: 1 LOB: 2 BB: 1 P: 10	1B: 9 2B: 3 3B: 0 HR: 0 SF: 0 SAC: 0 DP: 0 HBP: 0	WP: 0 PB: 1 SB: 0 CS: 0 PA: 42					

PITCHER	IP	WLS	BF	H	R	ER	SO	BB	IBB	HBP	BLK	WP	HR	S	P	ERA	WHIP
Bret Saberhagen, R (1, 1) ERA: 3.77	7.0	L	32	9	3	3	5	2	0	0	0	0	0	40	48	3.86	1.571
Steve Farr, R (8, 1) ERA: 2.05	2.0		10	3	1	1	1	1	0	0	0	0	0	11	15	4.50	2.000

PITCHER	IP	WLS	BF	H	R	ER	SO	BB	IBB	HBP	BLK	WP	HR	S	P	ERA	WHIP

TOP

Chicago White Sox @ Kansas City Royals

Royals Stadium, Kansas City, MO

Fri May 23 1986, 8:05 PM EDT

Att. 25,311 - Unknown

livebaseballscorecards.com

AB	39
R	4
H	12
RBI	4
BB	3
SO	6
LOB	22

Batter	1	2	3	4	5	6	7	8	9	AB	R	H	RBI	BB	SO	LOB
Willie Wilson, S (1, 8) OBP: 0.309, SLG: 0.340	S S S 0-3 ① K	x 0-0 ③ F6			x 0-0 ① F7			x 0-0 ① 4-3		4	0	0	0	0	1	3
Jorge Orta, L (1, 10) OBP: 0.350, SLG: 0.412	x 0-0 ② F9		B B B B 4-0 FC4-6 BB		x 0-0 ② FC4-6 1-2f			x 0-0 BB 1B		3	0	1	0	1	0	1
Rudy Law, L (1, 7) OBP: 0.345, SLG: 0.402 Steve Balboni, R (8, PH) OBP: 0.291, SLG: 0.361 (9, 3)	B B B B 4-0 BB		x 0-0 ① FC4-6 FC4-6 1-2f		x 0-0 ③ F7			x 0-0 ② F4		2 1	0 0	0 0	0 0	1 0	0 0	2 1
George Brett, L (1, 5) OBP: 0.404, SLG: 0.458	x 0-0 ③ F6		x 0-0 ② FC4-6 1-2f			S S S 0-3 ① K		B B B B 4-0 1-2 BB		3	0	0	0	1	1	2
Frank White, R (1, 4) OBP: 0.298, SLG: 0.450		x 0-0 ① F6	x 0-0 ③ F2			x 0-0 ② 5-3		x 0-0 ③ L9		4	0	0	0	0	0	3
Jamie Quirk, L (1, 3) OBP: 0.303, SLG: 0.414 (9, 7)		B B B B 4-0 BB 1B BB		x 0-0 ① 6-3		x 0-0 ③ 3-1			S S S 0-3 ① K	3	1	0	0	1	1	0
Jim Sundberg, R (1, 2) OBP: 0.290, SLG: 0.312		B B B B 4-0 1-2 1B BB		x 0-0 ② 6-3			x 0-0 ① 5-3		x 0-0 G1-4-3 1B	3	0	1	0	1	0	0
Darryl Motley, R (1, 9) OBP: 0.242, SLG: 0.402		S S S 0-3 ② K		x 0-0 ③ F8			x 0-0 ② 6-3		x 0-0 ② ③ G1-4-3 1-2f	4	0	0	0	0	1	3
Angel Salazar, R (1, 6) OBP: 0.302, SLG: 0.310		x 0-0 1-2 2-H 1B			x 0-0 FC4-6 1B		x 0-0 ③ 4-3			3	0	2	1	0	0	0
Inning Stats	R: 0 H: 0 E: 0 LOB: 1 K: 1 BB: 1 S: 5 P: 9	R: 1 H: 1 E: 0 LOB: 2 K: 1 BB: 2 S: 6 P: 14	R: 0 H: 0 E: 0 LOB: 1 K: 0 BB: 1 S: 3 P: 7	R: 0 H: 0 E: 0 LOB: 0 K: 0 BB: 0 S: 3 P: 3	R: 0 H: 1 E: 0 LOB: 1 K: 0 BB: 0 S: 4 P: 4	R: 0 H: 0 E: 0 LOB: 0 K: 1 BB: 0 S: 5 P: 5	R: 0 H: 0 E: 0 LOB: 0 K: 0 BB: 0 S: 3 P: 3	R: 0 H: 1 E: 0 LOB: 2 K: 0 BB: 1 S: 4 P: 8	R: 0 H: 1 E: 0 LOB: 0 K: 1 BB: 0 S: 5 P: 5	1B: 4 2B: 0 3B: 0 HR: 0	SF: 0 SAC: 0 DP: 1 HBP: 0						

PITCHER		IP	WLS	BF	H	R	ER	SO	BB	IBB	HBP	BLK	WP	HR	S	P	ERA	WHIP
Joe Cowley, R ERA: 5.59	(1, 1)	7.1	W	29	3	1	1	3	4	0	0	0	0	0	31	47	1.23	0.955
Joel McKeon, L ERA:	(8, 1)	0.1		2	0	0	0	0	1	0	0	0	0	0	1	5	0.00	3.000
Gene Nelson, R ERA: 2.5	(8, 1)	1.1	S	4	1	0	0	1	0	0	0	0	0	0	6	6	0.00	0.750

PITCHER	IP	WLS	BF	H	R	ER	SO	BB	IBB	HBP	BLK	WP	HR	S	P	ERA	WHIP

BOTTOM

Chicago White Sox @ Kansas City Royals

Royals Stadium, Kansas City, MO

Fri May 23 1986, 8:05 PM EDT

Att. 25,311 - Unknown

livebaseballscorecards.com

AB	30
R	1
H	4
RBI	1
BB	5
SO	4
LOB	15

1B: 4	SF: 0	WP: 0	PA: 35
2B: 0	SAC: 0	PB: 0	
3B: 0	DP: 1	SB: 0	
HR: 0	HBP: 0	CS: 0	

Batter	1	2	3	4	5	6	7	8	9	AB	R	H	RBI	BB	SO	LOB
John Cangelosi, S (1, 8) OBP: 0.378, SLG: 0.298	x 0-0 ① 4-3		x 0-0 ① G3		x 0-0 ③ G1-6-3			x 0-0 1B S 1B 2-H 1B		4	1	1	1	0	0	1
Tim Hulett, R (9, 4) OBP: 0.306, SLG: 0.381										0	0	0	0	0	0	0
Wayne Tolleson, S (1, 5) OBP: 0.370, SLG: 0.390	S S S 0-3 ② K		x 0-0 ② 5-3			x 0-0 ① 4-3		x 0-0 1B 1-3 HR 1B		4	1	1	0	0	1	0
Jerry Hairston, S (1, 10) OBP: 0.311, SLG: 0.382	x 0-0 ③ G3		x 0-0 ③ 3-1			x 0-0 ② 4-3		x 0-0 1-3 HR 3-H 1B		4	1	1	1	0	0	0
Greg Walker, L (1, 3) OBP: 0.507, SLG: 0.679		x 0-0 FC5-4 1B	S S S 0-3 ① K			x 0-0 ③ 1-3		x 0-0 ② L5		4	0	1	0	0	1	2
Carlton Fisk, R (1, 2) OBP: 0.288, SLG: 0.340		x 0-0 ① FC5-4 WP 1B 1-2f	x 0-0 ② 6-3				x 0-0 ① F4	x 0-0 1-H 3-H HR		4	2	1	3	0	0	1
Bobby Bonilla, S (1, 9) OBP: 0.348, SLG: 0.353		B B B 4-0 1B 1-2 BB	x 0-0 ③ F7				S S S 0-3 ② K	x 0-0 ③ 6-3		3	0	0	0	1	1	0
Ron Kittle, R (1, 7) OBP: 0.267, SLG: 0.413		x 0-0 1-3 2-H 1B			S S S 0-3 ① K		x 0-0 ③ 6-3		B B B 4-0 FC1-6 BB	3	0	1	1	1	1	0
Ozzie Guillen, L (1, 6) OBP: 0.254, SLG: 0.325		x 0-0 ② 1-3			x 0-0 S 1B			x 0-0 1-3 1B 1B	x 0-0 ① FC1-6 G4-6-3 1-2f	4	1	2	0	0	0	3
Julio Cruz, S (1, 4) OBP: 0.235, SLG: 0.103		x 0-0 ③ 3-1			S S S 0-3 ② K 1-2			x 0-0 ① 1-3 1-2	x 0-0 ② ③ G4-6-3 1-2f	3	0	0	0	0	1	4
Reid Nichols, R (9, PH) OBP: 0.213, SLG: 0.239 (9, 8)										1	0	0	0	0	0	1
Inning Stats	R: 0 E: 0 K: 1 S: 5 H: 0 LOB: 0 BB: 0 P: 5	R: 1 E: 0 K: 0 S: 5 H: 2 LOB: 2 BB: 1 P: 9	R: 0 E: 0 K: 0 S: 3 H: 0 LOB: 0 BB: 0 P: 3	R: 0 E: 0 K: 1 S: 5 H: 0 LOB: 0 BB: 0 P: 5	R: 0 E: 0 K: 2 S: 8 H: 1 LOB: 1 BB: 0 P: 8	R: 0 E: 0 K: 0 S: 3 H: 0 LOB: 0 BB: 0 P: 3	R: 0 E: 0 K: 1 S: 5 H: 0 LOB: 0 BB: 0 P: 5	R: 5 E: 0 K: 0 S: 8 H: 5 LOB: 0 BB: 0 P: 8	R: 0 E: 0 K: 0 S: 2 H: 0 LOB: 0 BB: 1 P: 6	1B: 7 2B: 0 3B: 0 HR: 1	SF: 0 SAC: 0 DP: 1 HBP: 0						

PITCHER		IP	WLS	BF	H	R	ER	SO	BB	IBB	HBP	BLK	WP	HR	S	P	ERA	WHIP
Mark Gubicza, R ERA: 5.21	(1, 1)	7.1		29	6	4	4	5	1	0	0	0	1	0	38	42	4.91	0.955
Bud Black, L ERA: 5.79	(8, 1)	1.2	W	7	2	2	2	0	1	0	0	0	0	1	6	10	10.80	1.800

PITCHER	IP	WLS	BF	H	R	ER	SO	BB	IBB	HBP	BLK	WP	HR	S	P	ERA	WHIP

TOP

Chicago White Sox @ Kansas City Royals

Royals Stadium, Kansas City, MO

Sat May 24 1986, 8:05 PM EDT

Att. 37,011 - Unknown

livebaseballscorecards.com

AB	34
R	6
H	8
RBI	6
BB	2
SO	5
LOB	12

WP: 1 PA: 36
PB: 0
SB: 2
CS: 0

Batter	1	2	3	4	5	6	7	8	9	AB	R	H	RBI	BB	SO	LOB
Willie Wilson, S (1, 8) OBP: 0.317, SLG: 0.347	G6-3 1B		4-3 ①	4-3 ③			F9 S 1B 1B	2B 1B		5	1	3	0	0	0	4
Jorge Orta, L (1, 10) OBP: 0.354, SLG: 0.418	G6-3 ①② 1-2f		F5 ②		BBB HR BB		F9 ① 1-3	1-H 2B		4	1	1	0	1	0	3
Rudy Law, L (1, 7) OBP: 0.354, SLG: 0.432	S 1B		3-1 ③		1-H HR		1B 1B 3-H 1B		4-3 ①	5	2	3	3	0	0	1
George Brett, L (1, 5) OBP: 0.403, SLG: 0.452	3-1 ③ 1-2			3-1 ①	F8 ①		1B 1B 1-2 1B		BBBB 2B BB	4	2	1	0	1	0	1
Frank White, R (1, 4) OBP: 0.307, SLG: 0.474		SSS K ①		HR	CS 1B		1B 1-3 2-H 1B		SSS K ②	5	1	3	2	0	2	1
Jim Sundberg, R (1, 2) OBP: 0.301, SLG: 0.326		BBBB FC6-4 BB		F8 ②	F9 ②③ 1-2		G6-4-3 1-2 3-H 1B		1-H 2B	4	0	2	2	1	0	1
Steve Balboni, R (1, 3) OBP: 0.290, SLG: 0.354	L5 ②		BBBB 1B BB			6-3 ①	G6-4-3 ②③ 1-2f			3	0	0	0	1	0	3
Darryl Motley, R (1, 9) OBP: 0.243, SLG: 0.392	FC6-4 ③ 1-2f		BBBB 1B 1-2 BB			4-3 ②		F8 ①		3	0	0	0	1	0	1
Angel Salazar, R (1, 6) OBP: 0.309, SLG: 0.327		2B	1-2 2-3 1B		SSS K ③			L9 ②		4	0	2	0	0	1	0
Inning Stats	R: 0 E: 0 K: 0 S: 4 H: 2 LOB: 1 BB: 0 P: 4	R: 0 E: 0 K: 1 S: 5 H: 0 LOB: 1 BB: 1 P: 9	R: 0 E: 0 K: 0 S: 4 H: 1 LOB: 1 BB: 0 P: 4	R: 1 E: 0 K: 0 S: 5 H: 2 LOB: 3 BB: 2 P: 13	R: 2 E: 0 K: 0 S: 4 H: 2 LOB: 0 BB: 1 P: 8	R: 0 E: 0 K: 1 S: 5 H: 0 LOB: 0 BB: 0 P: 5	R: 3 E: 0 K: 0 S: 7 H: 5 LOB: 1 BB: 0 P: 7	R: 0 E: 0 K: 0 S: 4 H: 2 LOB: 2 BB: 0 P: 4	R: 1 E: 0 K: 1 S: 5 H: 1 LOB: 1 BB: 1 P: 9	1B: 10 2B: 3 3B: 0 HR: 2	SF: 0 SAC: 0 DP: 2 HBP: 0						

PITCHER		IP	WLS	BF	H	R	ER	SO	BB	IBB	HBP	BLK	WP	HR	S	P	ERA	WHIP
Neil Allen, R ERA: 4.96	(1, 1)	4.1		23	7	3	3	1	4	0	0	0	0	2	21	37	6.23	2.538
Bill Dawley, R ERA: 2.63	(5, 1)	2.0		6	1	1	1	1	0	0	0	0	0	0	8	8	4.50	0.500
Bryan Clark, L ERA: 4.5	(7, 1)	0.2		5	4	2	2	0	0	0	0	0	0	0	5	5	27.00	6.000
Bob James, R ERA: 6.41	(8, 1)	1.2	L	8	3	1	1	1	1	0	0	0	0	0	9	13	5.40	2.400

PITCHER	IP	WLS	BF	H	R	ER	SO	BB	IBB	HBP	BLK	WP	HR	S	P	ERA	WHIP

BOTTOM

Chicago White Sox @ Kansas City Royals

Royals Stadium, Kansas City, MO

Sat May 24 1986, 8:05 PM EDT

Att. 37,011 - Unknown

livebaseballscorecards.com

AB	37
R	7
H	15
RBI	7
BB	5
SO	3
LOB	15

WP: 0 PA: 42
PB: 0
SB: 2
CS: 1

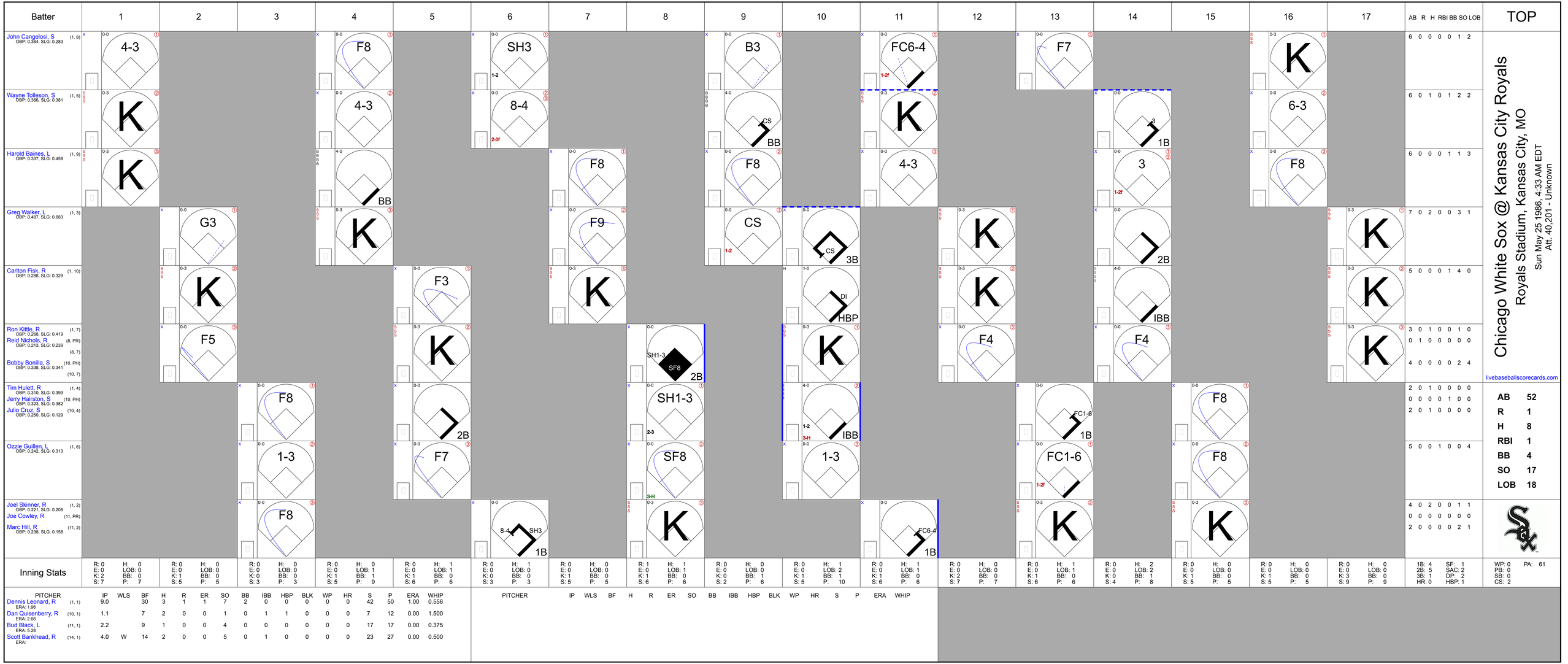
Batter
1
2
3
4
5
6
7
8
9
10
11
12
13
14
15
16
17
AB R H RBI BB SO LOB
TOP
John Cangelosi, S (1, 8)
OBP: 0.384, SLG: 0.283
4-3
F8
SH3
1-2
B3
FC6-4
1-2f
F7
K
6-3
6 0 0 0 0 1 2
Wayne Tolleson, S (1, 5)
OBP: 0.366, SLG: 0.381
K
4-3
8-4
2-3f
CS
BB
K
3
1B
6 0 1 0 1 2 2
Harold Baines, L (1, 9)
OBP: 0.337, SLG: 0.459
K
BB
F8
F8
4-3
3
1-2f
F8
6 0 0 0 1 1 3
Greg Walker, L (1, 3)
OBP: 0.487, SLG: 0.683
G3
K
F9
CS
1-2
CS
3B
K
2B
K
7 0 2 0 0 3 1
Carlton Fisk, R (1, 10)
OBP: 0.288, SLG: 0.329
K
F3
K
DI
HBP
K
IBB
K
K
5 0 0 0 1 4 0
Ron Kittle, R (1, 7)
OBP: 0.268, SLG: 0.419
Reid Nichols, R (8, PR)
OBP: 0.213, SLG: 0.239
(8, 7)
Bobby Bonilla, S (10, PH)
OBP: 0.338, SLG: 0.341
(10, 7)
F5
K
SH1-3
SF8
2B
K
F4
F4
K
3 0 1 0 0 1 0
0 1 0 0 0 0 0
4 0 0 0 0 2 4
Tim Hulett, R (1, 4)
OBP: 0.310, SLG: 0.393
Jerry Hairston, S (10, PH)
OBP: 0.323, SLG: 0.382
Julio Cruz, S (10, 4)
OBP: 0.250, SLG: 0.129
F8
2B
SH1-3
2-3
1-2
3-H
IBB
FC1-6
1B
F8
2 0 1 0 0 0 0
0 0 0 0 1 0 0
2 0 1 0 0 0 0
Ozzie Guillen, L (1, 6)
OBP: 0.242, SLG: 0.313
1-3
F7
SF8
3-H
1-3
FC1-6
1-2f
F8
5 0 0 1 0 0 4
Joel Skinner, R (1, 2)
OBP: 0.221, SLG: 0.206
Joe Cowley, R (11, PR)
Marc Hill, R (11, 2)
OBP: 0.238, SLG: 0.158
F8
8-4
SH3
1B
K
FC6-4
1B
K
K
4 0 2 0 0 1 1
0 0 0 0 0 0 0
2 0 0 0 0 2 1
Chicago White Sox @ Kansas City Royals
Royals Stadium, Kansas City, MO
Sun May 25 1986, 4:33 AM EDT
Att: 40,201 - Unknown
livebaseballscorecards.com
AB 52
R 1
H 8
RBI 1
BB 4
SO 17
LOB 18
Inning Stats
R: 0 H: 0 E: 0 LOB: 0 K: 2 BB: 0 S: 7 P: 7
R: 0 H: 0 E: 0 LOB: 0 K: 5 BB: 0 S: 5 P: 5
R: 0 H: 0 E: 0 LOB: 0 K: 0 BB: 0 S: 3 P: 3
R: 0 H: 0 E: 0 LOB: 0 K: 1 BB: 1 S: 5 P: 9
R: 0 H: 1 E: 0 LOB: 1 K: 1 BB: 0 S: 6 P: 6
R: 0 H: 1 E: 0 LOB: 1 K: 0 BB: 0 S: 3 P: 3
R: 0 H: 0 E: 0 LOB: 0 K: 1 BB: 0 S: 5 P: 5
R: 1 H: 1 E: 0 LOB: 1 K: 1 BB: 0 S: 6 P: 6
R: 0 H: 0 E: 0 LOB: 1 K: 0 BB: 1 S: 2 P: 6
R: 0 H: 1 E: 0 LOB: 2 K: 1 BB: 1 S: 5 P: 10
R: 0 H: 1 E: 0 LOB: 1 K: 1 BB: 0 S: 6 P: 6
R: 0 H: 0 E: 0 LOB: 0 K: 2 BB: 0 S: 7 P: 7
R: 0 H: 1 E: 0 LOB: 1 K: 1 BB: 0 S: 6 P: 6
R: 0 H: 2 E: 0 LOB: 2 K: 0 BB: 1 S: 4 P: 8
R: 0 H: 0 E: 0 LOB: 0 K: 1 BB: 0 S: 5 P: 5
R: 0 H: 0 E: 0 LOB: 0 K: 1 BB: 0 S: 5 P: 5
R: 0 H: 0 E: 0 LOB: 0 K: 3 BB: 0 S: 9 P: 9
1B: 4 SF: 1
2B: 5 SAC: 2
3B: 1 DP: 2
HR: 0 HBP: 1
WP: 0 PA: 61
PB: 0
SB: 0
CS: 2
PITCHER IP WLS BF H R ER SO BB IBB HBP BLK WP HR S P ERA WHIP
Dennis Leonard, R (1, 1) ERA: 1.96 9.0 30 3 1 0 0 7 2 0 0 0 0 0 42 50 1.00 0.556
Dan Quisenberry, R (10, 1) ERA: 2.66 1.1 7 2 0 0 1 0 1 1 0 0 0 0 7 12 0.00 1.500
Bud Black, L (11, 1) ERA: 5.28 2.2 9 1 0 0 4 0 0 0 0 0 0 0 17 17 0.00 0.375
Scott Bankhead, R (14, 1) ERA: 4.0 W 14 2 0 0 5 0 1 0 0 0 0 0 23 27 0.00 0.500
PITCHER IP WLS BF H R ER SO BB IBB HBP BLK WP HR S P ERA WHIP

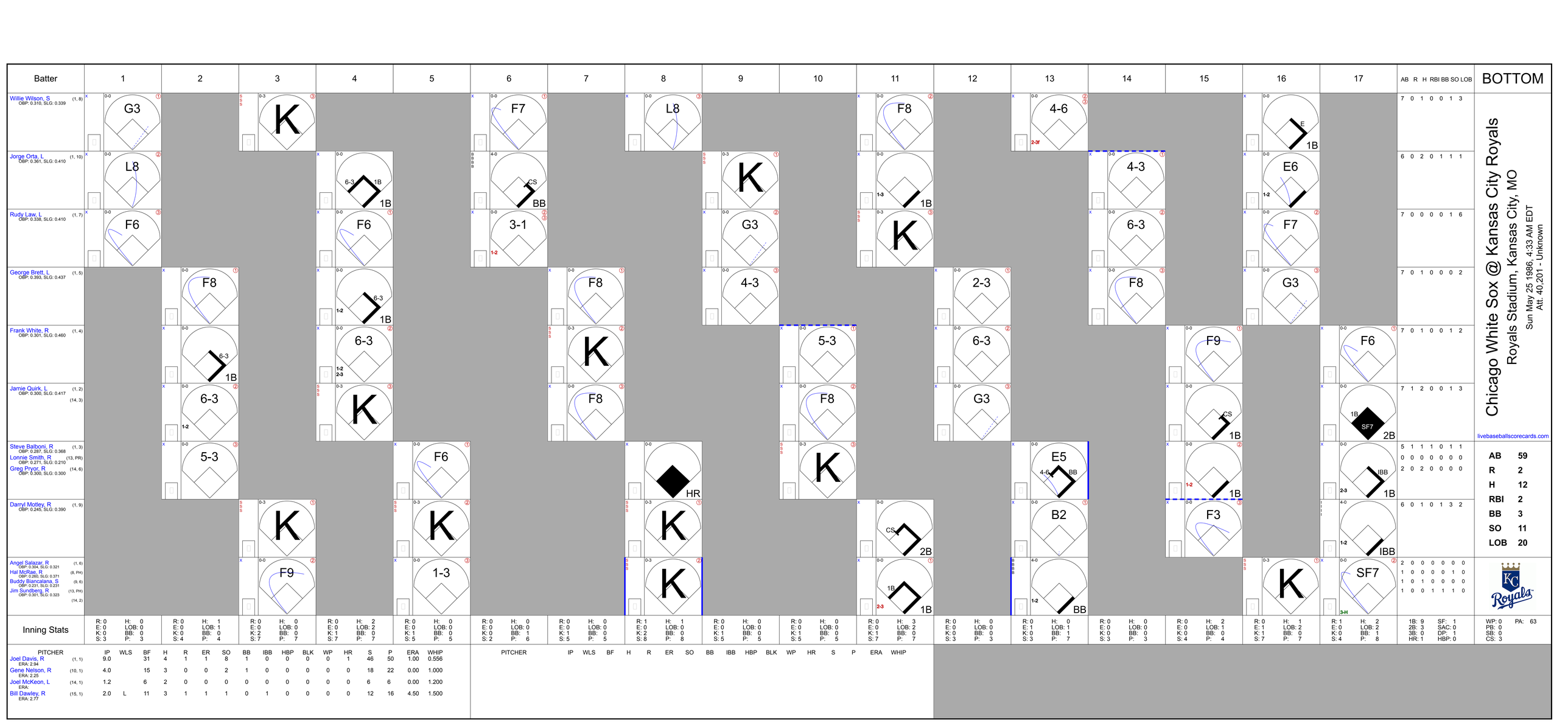
Batter
1
2
3
4
5
6
7
8
9
10
11
12
13
14
15
16
17
AB R H RBI BB SO LOB
BOTTOM
Willie Wilson, S (1, 8) OBP: 0.310, SLG: 0.339
G3
K
F7
L8
4-6
E 1B
7 0 1 0 0 1 3
Jorge Orta, L (1, 10) OBP: 0.361, SLG: 0.410
L8
6-3 1B
CS BB
K
F8
4-3
E6
6 0 2 0 1 1 1
Rudy Law, L (1, 7) OBP: 0.338, SLG: 0.410
F6
F6
3-1
G3
F8
K
F7
7 0 0 0 0 1 6
George Brett, L (1, 5) OBP: 0.393, SLG: 0.437
F8
6-3 1B
F8
4-3
2-3
F8
G3
7 0 1 0 0 0 2
Frank White, R (1, 4) OBP: 0.301, SLG: 0.460
6-3 1B
6-3
K
5-3
6-3
F9
F6
7 0 1 0 0 1 2
Jamie Quirk, L (1, 2) (14, 3) OBP: 0.300, SLG: 0.417
6-3
K
F8
G3
CS 1B
1B SF7 2B
7 1 2 0 0 1 3
Steve Balboni, R (1, 3) OBP: 0.287, SLG: 0.368
5-3
F6
HR
K
E5 4-6 BB
IBB 1B
5 1 1 1 0 1 1
Lonnie Smith, R (13, PR) OBP: 0.271, SLG: 0.210
0 0 0 0 0 0 0
Greg Pryor, R (14, 6) OBP: 0.300, SLG: 0.300
2 0 2 0 0 0 0
Darryl Motley, R (1, 9) OBP: 0.245, SLG: 0.390
K
K
K
CS 2B
B2
F3
IBB
6 0 1 0 1 3 2
Angel Salazar, R (1, 6) OBP: 0.304, SLG: 0.321
Hal McRae, R (8, PH) OBP: 0.260, SLG: 0.371
Buddy Biancalana, S (9, 6) OBP: 0.231, SLG: 0.231
Jim Sundberg, R (13, PH) (14, 2) OBP: 0.301, SLG: 0.323
F9
1-3
K
1B 1B
BB
K
SF7
2 0 0 0 0 0 0
1 0 0 0 0 1 0
1 0 1 0 0 0 0
1 0 0 1 1 1 0
Chicago White Sox @ Kansas City Royals
Royals Stadium, Kansas City, MO
Sun May 25 1986, 4:33 AM EDT
Att. 40,201 - Unknown
livebaseballscorecards.com
AB 59
R 2
H 12
RBI 2
BB 3
SO 11
LOB 20
Inning Stats
1: R: 0 E: 0 K: 0 S: 3 | H: 0 LOB: 0 BB: 0 P: 3
2: R: 0 E: 0 K: 0 S: 4 | H: 1 LOB: 1 BB: 0 P: 4
3: R: 0 E: 0 K: 2 S: 7 | H: 0 LOB: 0 BB: 0 P: 7
4: R: 0 E: 0 K: 1 S: 7 | H: 2 LOB: 2 BB: 0 P: 7
5: R: 0 E: 0 K: 1 S: 5 | H: 0 LOB: 0 BB: 0 P: 5
6: R: 0 E: 0 K: 0 S: 2 | H: 0 LOB: 0 BB: 1 P: 6
7: R: 0 E: 0 K: 1 S: 5 | H: 0 LOB: 0 BB: 0 P: 5
8: R: 1 E: 0 K: 2 S: 8 | H: 1 LOB: 0 BB: 0 P: 8
9: R: 0 E: 0 K: 1 S: 5 | H: 0 LOB: 0 BB: 0 P: 5
10: R: 0 E: 0 K: 1 S: 5 | H: 0 LOB: 0 BB: 0 P: 5
11: R: 0 E: 0 K: 1 S: 7 | H: 3 LOB: 2 BB: 0 P: 7
12: R: 0 E: 0 K: 0 S: 3 | H: 0 LOB: 0 BB: 0 P: 3
13: R: 0 E: 1 K: 0 S: 3 | H: 0 LOB: 1 BB: 1 P: 7
14: R: 0 E: 0 K: 0 S: 3 | H: 0 LOB: 0 BB: 0 P: 3
15: R: 0 E: 0 K: 0 S: 4 | H: 2 LOB: 1 BB: 0 P: 4
16: R: 0 E: 1 K: 1 S: 7 | H: 1 LOB: 2 BB: 0 P: 7
17: R: 1 E: 0 K: 0 S: 4 | H: 2 LOB: 2 BB: 1 P: 8
1B: 9 2B: 3 3B: 0 HR: 1 | SF: 1 SAC: 0 DP: 1 HBP: 0
WP: 0 PB: 0 SB: 0 CS: 3 | PA: 63
PITCHER IP WLS BF H R ER SO BB IBB HBP BLK WP HR S P ERA WHIP
Joel Davis, R (1, 1) ERA: 2.94 9.0 31 4 1 1 1 8 1 0 0 0 0 1 46 50 1.00 0.556
Gene Nelson, R (10, 1) ERA: 2.25 4.0 15 3 0 0 2 1 0 0 0 0 0 0 18 22 0.00 1.000
Joel McKeon, L (14, 1) ERA: 1.2 6 2 0 0 0 0 0 0 0 0 0 0 6 6 0.00 1.200
Bill Dawley, R (15, 1) ERA: 2.77 2.0 L 11 3 1 1 1 0 1 0 0 0 0 0 12 16 4.50 1.500
PITCHER IP WLS BF H R ER SO BB IBB HBP BLK WP HR S P ERA WHIP

Chicago White Sox @ Texas Rangers

Arlington Stadium, Arlington, TX

Mon May 26 1986, 8:05 PM EDT

Att. 16,619 - Unknown

TOP

livebaseballscorecards.com

Batter	1	2	3	4	5	6	7	8	9	AB	R	H	RBI	BB	SO	LOB
Wayne Tolleson, S (1, 5) OBP: 0.358, SLG: 0.371	6-3		6-3		SH5-3 1-2	F7		1-3		4	0	0	0	0	0	4
Tim Hulett, R (1, 4) OBP: 0.314, SLG: 0.387	6-3		6-3		BB 2-3	1B 1-2 2-3 3-H			5-3	4	0	1	1	1	0	0
Harold Baines, L (1, 9) OBP: 0.344, SLG: 0.463	1B		5-3		1B 1-2 3-H	4-3			E 1B	5	0	3	1	0	0	3
Greg Walker, L (1, 3) OBP: 0.469, SLG: 0.647	FC4-6 1-3 1B			K	F6		F7		E4 G5-4-3 1-2	5	0	1	0	0	1	3
Carlton Fisk, R (1, 2) OBP: 0.286, SLG: 0.325	FC4-6 1-2f			BB 1B	F8		K		G5-4-3 1-2f	5	0	1	0	0	1	6
Bobby Bonilla, S (1, 7) (8, 8) OBP: 0.343, SLG: 0.336		F9		BB 1-2		1B BB FC3-2 BB	F5			2	0	0	0	2	0	0
Ron Kittle, R (1, 10) OBP: 0.268, SLG: 0.409		F9		F3		FC3-2 1B 1-2 1B BB		5-3		3	1	0	0	1	0	2
Ozzie Guillen, L (1, 6) OBP: 0.257, SLG: 0.326		1B		F8		1B FC3-2 1-2 2-3 1B		S 1B		4	0	3	0	0	0	2
John Cangelosi, S (1, 8) OBP: 0.363, SLG: 0.279		K			S SH5-3 1B BB	FC3-2 1B 1-2 2-3 3-Hf		K 1-2		2	1	0	0	1	1	4
Jerry Hairston, S (8, PH) (8, 7) OBP: 0.317, SLG: 0.375										1	0	0	0	0	1	1
Inning Stats	R: 0 H: 2 E: 0 LOB: 2 K: 0 BB: 0 S: 5 P: 5	R: 0 H: 1 E: 0 LOB: 1 K: 1 BB: 0 S: 6 P: 6	R: 0 H: 0 E: 0 LOB: 0 K: 0 BB: 0 S: 3 P: 3	R: 0 H: 1 E: 0 LOB: 2 K: 1 BB: 1 S: 6 P: 10	R: 1 H: 1 E: 0 LOB: 2 K: 0 BB: 2 S: 4 P: 12	R: 1 H: 2 E: 0 LOB: 3 K: 0 BB: 2 S: 5 P: 13	R: 0 H: 0 E: 0 LOB: 0 K: 1 BB: 0 S: 5 P: 5	R: 0 H: 1 E: 0 LOB: 1 K: 1 BB: 0 S: 6 P: 6	R: 0 H: 1 E: 1 LOB: 1 K: 0 BB: 0 S: 4 P: 4	1B: 9 SF: 0 2B: 0 SAC: 1 3B: 0 DP: 1 HR: 0 HBP: 0						

	AB	35
	R	2
	H	9
	RBI	2
	BB	5
	SO	4
	LOB	25

PITCHER	IP	WLS	BF	H	R	ER	SO	BB	IBB	HBP	BLK	WP	HR	S	P	ERA	WHIP
Jose Guzman, R (1, 1) ERA: 3.73	5.0	W	25	5	2	2	2	5	0	0	0	0	0	24	44	3.60	2.000
Greg Harris, R (6, 1) ERA: 3.58	4.0	S	16	4	0	0	2	0	0	0	0	0	0	20	20	0.00	1.000

PITCHER	IP	WLS	BF	H	R	ER	SO	BB	IBB	HBP	BLK	WP	HR	S	P	ERA	WHIP

WP: 0 PA: 41
PB: 0
SB: 2
CS: 0

Batter	1	2	3	4	5	6	7	8	9	AB	R	H	RBI	BB	SO	LOB
Oddibe McDowell, L (1, 8) OBP: 0.352, SLG: 0.404	F7		G3		WP 6-3 1B 1-2 1B		SH3 S 3B 1B	5-3 2-3		5	2	2	0	0	0	1
Scott Fletcher, R (1, 6) OBP: 0.368, SLG: 0.400	4-3 2B		5-3		6-3 1-2 2-3		SH3 1-3			3	0	1	0	0	0	2
Pete O'Brien, L (1, 3) OBP: 0.399, SLG: 0.520	4-3 2-3			F7	WP 1B IBB		B B B 3B BB			2	2	0	0	2	0	1
Pete Incaviglia, R (1, 9) George Wright, S (8, 9) OBP: 0.344, SLG: 0.561 OBP: 0.208, SLG: 0.310	S S S K			HR	K 1B 1-2 2-3 3-H		2B 1-H 3-H 3B			4 0	2 0	2 0	3 0	0 0	2 0	3 0
Gary Ward, R (1, 7) OBP: 0.351, SLG: 0.346		F7		S 1B	1-3 2-H 3-H 1B		CS 3-H 2B			4	0	3	3	0	0	0
Tom Paciorek, R (1, 10) OBP: 0.328, SLG: 0.364	S S S K			2-3 1-2	F7		S S S K			4	0	0	0	0	2	4
Toby Harrah, R (1, 4) OBP: 0.317, SLG: 0.298	E6			S S S K		F6	CS 2-3	G4-6-3 1B		4	0	1	0	0	1	1
Orlando Mercado, R (1, 2) OBP: 0.364, SLG: 0.222	4-3				6-3 1B WP 1B	4-3		G4-6-3 1-2f		4	1	1	0	0	0	2
Steve Buechele, R (1, 5) OBP: 0.275, SLG: 0.423			5-3		L4	F8		PB 2B		4	0	1	0	0	0	1
Inning Stats	R: 0 H: 1 E: 0 LOB: 1 K: 1 BB: 0 S: 6 P: 6	R: 0 H: 0 E: 1 LOB: 1 K: 1 BB: 0 S: 6 P: 6	R: 0 H: 0 E: 0 LOB: 0 K: 0 BB: 0 S: 3 P: 3	R: 1 H: 2 E: 0 LOB: 1 K: 1 BB: 0 S: 7 P: 7	R: 3 H: 3 E: 0 LOB: 2 K: 1 BB: 1 S: 9 P: 13	R: 0 H: 0 E: 0 LOB: 0 K: 0 BB: 0 S: 3 P: 3	R: 3 H: 3 E: 0 LOB: 0 K: 1 BB: 1 S: 7 P: 11	R: 0 H: 2 E: 0 LOB: 1 K: 0 BB: 0 S: 4 P: 4		1B: 6 SF: 0 2B: 3 SAC: 1 3B: 1 DP: 1 HR: 1 HBP: 0						

PITCHER		IP	WLS	BF	H	R	ER	SO	BB	IBB	HBP	BLK	WP	HR	S	P	ERA	WHIP
Dave Schmidt, R ERA: 6.23	(1, 1)	4.2	L	23	6	4	4	4	0	1	0	0	1	1	30	34	7.71	1.286
Neil Allen, R ERA: 4.98	(5, 1)	1.2		6	1	1	1	0	0	0	0	0	0	0	6	6	5.40	0.600
Bryan Clark, L ERA: 6.35	(7, 1)	1.2		8	4	2	2	1	1	0	0	0	0	0	9	13	10.80	3.000

PITCHER	IP	WLS	BF	H	R	ER	SO	BB	IBB	HBP	BLK	WP	HR	S	P	ERA	WHIP

BOTTOM

Chicago White Sox @ Texas Rangers

Arlington Stadium, Arlington, TX

Mon May 26 1986, 8:05 PM EDT

Att. 16,619 - Unknown

livebaseballscorecards.com

AB	34
R	7
H	11
RBI	6
BB	2
SO	5
LOB	15

WP: 1	PA: 38		
PB: 1			
SB: 2			
CS: 1			

Batter	1	2	3	4	5	6	7	8	9	AB	R	H	RBI	BB	SO	LOB
John Cangelosi, S (1, 8) OBP: 0.356, SLG: 0.273	F8			F5	5-3			F7		3	0	0	0	0	0	1
Scott Bradley, L (8, PH) (8, 7)					1-2					1	0	0	0	0	0	0
Bobby Bonilla, S (1, 7) (8, 8) OBP: 0.340, SLG: 0.328	3-1			BBBB 4-0 F8 1B BB	F2			F2		3	0	0	0	1	0	1
Harold Baines, L (1, 9) OBP: 0.342, SLG: 0.458	6-3			1-2 1B		F8		F6		4	0	1	0	0	0	0
Greg Walker, L (1, 3) OBP: 0.459, SLG: 0.667		F9		F8 2-3		4-3			HR	4	1	1	1	0	0	2
Jerry Hairston, S (1, 10) OBP: 0.313, SLG: 0.356		SSS K		SSS K		BBBB 4-0 BB			F3	3	0	0	0	1	2	2
Carlton Fisk, R (1, 2) OBP: 0.285, SLG: 0.323		5-3			HR 1B	F6			SSS K	4	1	1	0	0	1	1
Tim Hulett, R (1, 4) OBP: 0.311, SLG: 0.409			F7		1-H HR		5-3		L7	4	1	1	2	0	0	0
Ozzie Guillen, L (1, 6) OBP: 0.259, SLG: 0.321			F7	BBBB 4-0 5-3 BB			F2			2	0	0	0	1	0	0
Wayne Tolleson, S (1, 5) OBP: 0.352, SLG: 0.364			SSS K		F8		F4			3	0	0	0	0	1	1
Inning Stats	R: 0 H: 0 E: 0 LOB: 0 K: 0 BB: 0 S: 3 P: 3	R: 0 H: 0 E: 0 LOB: 0 K: 1 BB: 0 S: 5 P: 5	R: 0 H: 0 E: 0 LOB: 0 K: 1 BB: 0 S: 5 P: 5	R: 0 H: 1 E: 0 LOB: 2 K: 1 BB: 1 S: 6 P: 10	R: 2 H: 2 E: 0 LOB: 1 K: 0 BB: 1 S: 5 P: 9	R: 0 H: 0 E: 0 LOB: 1 K: 0 BB: 1 S: 3 P: 7	R: 0 H: 0 E: 0 LOB: 0 K: 0 BB: 0 S: 3 P: 3	R: 0 H: 0 E: 0 LOB: 0 K: 0 BB: 0 S: 3 P: 3	R: 1 H: 1 E: 0 LOB: 0 K: 1 BB: 0 S: 6 P: 6	1B: 2 SF: 0 2B: 0 SAC: 0 3B: 0 DP: 0 HR: 2 HBP: 0						

PITCHER	IP	WLS	BF	H	R	ER	SO	BB	IBB	HBP	BLK	WP	HR	S	P	ERA	WHIP
Charlie Hough, R (1, 1) ERA: 5.23	9.0	W	34	4	3	3	4	3	0	0	0	0	2	39	51	3.00	0.778

PITCHER	IP	WLS	BF	H	R	ER	SO	BB	IBB	HBP	BLK	WP	HR	S	P	ERA	WHIP

TOP

Chicago White Sox @ Texas Rangers

Arlington Stadium, Arlington, TX

Tue May 27 1986, 8:05 PM EDT

Att. 9,741 - Unknown

livebaseballscorecards.com

AB	31
R	3
H	4
RBI	3
BB	3
SO	4
LOB	8

Chicago White Sox @ Texas Rangers

Arlington Stadium, Arlington, TX

Tue May 27 1986, 8:05 PM EDT

Att. 9,741 - Unknown

livebaseballscorecards.com

BOTTOM

Batter	1	2	3	4	5	6	7	8	9	AB	R	H	RBI	BB	SO	LOB
Oddibe McDowell, L (1, 8) OBP: 0.359, SLG: 0.435	S S S 0-3 ① K		X 0-0 HR		X 0-0 F8 6-3 2B		X 0-0 E 1B 1B	S S S 0-3 ③ K		5	3	3	1	0	2	1
Scott Fletcher, R (1, 6) OBP: 0.372, SLG: 0.398	X 0-0 ② 4-3		X 0-0 ① 1-3		H 1-0 6-3 F8 2B HBP		X 0-0 E3 4-3 1-H BLK 1B			3	2	1	0	0	0	0
Pete O'Brien, L (1, 3) OBP: 0.401, SLG: 0.526	X 0-0 2B		X 0-0 CS 1B		X 0-0 ① F8 1-2 2-3		X 0-0 ① 4-3 2-3			4	0	2	0	0	0	3
Pete Incaviglia, R (1, 9) OBP: 0.335, SLG: 0.545 George Wright, S (9, 9) OBP: 0.208, SLG: 0.310	S S S 0-3 ③ K		S S S 0-3 ② K		X 0-0 ② 6-3 2-3 3-H		X 0-0 ② F4			4 0	0 0	0 0	1 0	0 0	2 0	4 0
Gary Ward, R (1, 7) OBP: 0.348, SLG: 0.350		X 0-0 ① 6-3	0-0 ③ CS 1-2	X 0-0 ① 6-3	X 0-0 3-H 2B		X 0-0 ③ 6-3 3-H			4	0	1	1	0	0	0
Darrell Porter, L (1, 10) OBP: 0.338, SLG: 0.542		X 0-0 BB 1B		B B B 4-0 1B BB	X 0-0 ③ L4			X 0-0 HR		3	1	2	1	1	0	1
Toby Harrah, R (1, 4) OBP: 0.323, SLG: 0.299		B B B B 4-0 1-2 BB		X 0-0 1-2 1B		X 0-0 ① 5-3		X 0-0 ① F8		3	0	1	0	1	0	0
Orlando Mercado, R (1, 2) OBP: 0.267, SLG: 0.154		S S S 0-3 ② K		S S S 0-3 ② K		X 0-0 ② 5-3		S S S 0-3 ② K		4	0	0	0	0	3	4
Steve Buechele, R (1, 5) OBP: 0.274, SLG: 0.425		S S S 0-3 ③ K		X 0-0 ③ F8		X 0-0 ③ F8		X 0-0 2B		4	0	1	0	0	1	4
Inning Stats	R: 0 E: 0 K: 2 S: 8 H: 1 LOB: 1 BB: 0 P: 8	R: 0 E: 0 K: 2 S: 8 H: 1 LOB: 2 BB: 1 P: 12	R: 1 E: 0 K: 1 S: 6 H: 2 LOB: 0 BB: 0 P: 6	R: 0 E: 0 K: 1 S: 6 H: 1 LOB: 2 BB: 1 P: 10	R: 2 E: 0 K: 0 S: 5 H: 2 LOB: 1 BB: 0 P: 6	R: 0 E: 0 K: 0 S: 3 H: 0 LOB: 0 BB: 0 P: 3	R: 2 E: 1 K: 0 S: 5 H: 2 LOB: 0 BB: 0 P: 5	R: 1 E: 0 K: 2 S: 9 H: 2 LOB: 1 BB: 0 P: 9		1B: 5 2B: 4 3B: 0 HR: 2	SF: 0 SAC: 0 DP: 0 HBP: 1			WP: 0 PB: 0 SB: 0 CS: 1	PA: 38	

	AB	34
	R	6
	H	11
	RBI	4
	BB	2
	SO	8
	LOB	17

PITCHER		IP	WLS	BF	H	R	ER	SO	BB	IBB	HBP	BLK	WP	HR	S	P	ERA	WHIP
Richard Dotson, R ERA: 5.98	(1, 1)	6.0	L	27	7	3	3	6	2	0	1	0	0	1	36	45	4.50	1.500
Joel McKeon, L ERA: 0.96	(7, 1)	0.1		3	2	2	1	0	0	0	0	0	0	0	3	3	27.00	6.000
Bob James, R ERA: 6.35	(7, 1)	1.2		7	2	1	1	2	0	0	0	1	0	1	11	11	5.40	1.200

PITCHER		IP	WLS	BF	H	R	ER	SO	BB	IBB	HBP	BLK	WP	HR	S	P	ERA	WHIP

Chicago White Sox @ Texas Rangers

Arlington Stadium, Arlington, TX

Wed May 28 1986, 8:05 PM EDT

Att. 25,028 - Unknown

TOP

livebaseballscorecards.com

Batter	1	2	3	4	5	6	7	8	9	AB	R	H	RBI	BB	SO	LOB
Wayne Tolleson, S (1, 5) OBP: 0.359, SLG: 0.363	F7		BBB 4-0 1B E BB		BBB 4-0 1B 1-2 4-3 BB		0-0 E 1B 1B		SSS 0-3 K	3	2	1	0	2	1	1
Scott Bradley, L (1, 10) OBP: 0.400, SLG: 0.400	4-3		0-0 F8		0-0 4-3 1-2 2-3 PB 1B		0-0 E4 1-3 1B			4	1	2	0	0	0	1
Harold Baines, L (1, 9) OBP: 0.340, SLG: 0.453	4-3		0-0 E 1-3 1B		0-0 4-3 1-3 2-H 3-H		0-0 1-3			4	0	1	1	0	0	4
Greg Walker, L (1, 3) OBP: 0.438, SLG: 0.632		SSS 0-3 K2-3	0-0 E4 1-2 3-H		SSS 0-3 K 3-H			SSS 0-3 K		4	0	0	0	0	3	1
Carlton Fisk, R (1, 2) OBP: 0.284, SLG: 0.318		BBBB 4-0 S 1B BB	SSS 0-3 K			0-0 F8		0-0 F3		3	0	0	0	1	1	2
Bobby Bonilla, S (1, 8) OBP: 0.338, SLG: 0.326		0-0 S 1-2 1B		0-0 F6		0-0 3-1		0-0 F9		4	0	1	0	0	0	0
Ron Kittle, R (1, 7) OBP: 0.260, SLG: 0.397		SSS 0-3 K		SSS 0-3 K		0-0 5-3			SSS 0-3 K	4	0	0	0	0	3	2
Tim Hulett, R (1, 4) OBP: 0.310, SLG: 0.420		SSS 0-3 K 1-2 2-3		0-0 L5			0-0 6-3		0-0 3B	4	0	1	0	0	1	2
Ozzie Guillen, L (1, 6) OBP: 0.261, SLG: 0.321			SSS 0-3 K		0-0 1B BB 4-3 1B		SSS 0-3 K		SSS 0-3 K	3	0	1	0	0	2	0
Reid Nichols, R (9, PH) OBP: 0.208, SLG: 0.234										1	0	0	0	0	1	1
Inning Stats	R: 0 E: 0 K: 0 S: 3 H: 0 LOB: 0 BB: 0 P: 3	R: 0 E: 0 K: 3 S: 10 H: 1 LOB: 2 BB: 1 P: 14	R: 1 E: 1 K: 2 S: 9 H: 1 LOB: 2 BB: 1 P: 13	R: 0 E: 0 K: 1 S: 5 H: 0 LOB: 0 BB: 0 P: 5	R: 2 E: 0 K: 1 S: 6 H: 2 LOB: 0 BB: 1 P: 10	R: 0 E: 0 K: 0 S: 3 H: 0 LOB: 0 BB: 0 P: 3	R: 0 E: 1 K: 1 S: 7 H: 2 LOB: 2 BB: 0 P: 7	R: 0 E: 0 K: 1 S: 5 H: 0 LOB: 0 BB: 0 P: 5	R: 0 E: 0 K: 3 S: 10 H: 1 LOB: 1 BB: 0 P: 10	1B: 6 2B: 0 3B: 1 HR: 0 SF: 0 SAC: 0 DP: 0 HBP: 0						

	AB	34
	R	3
	H	7
	RBI	1
	BB	3
	SO	12
	LOB	14

WP: 0 PB: 1 SB: 2 CS: 0 PA: 37

PITCHER		IP	WLS	BF	H	R	ER	SO	BB	IBB	HBP	BLK	WP	HR	S	P	ERA	WHIP
Ed Correa, R ERA: 2.86	(1, 1)	6.2	W	29	6	3	1	8	3	0	0	0	0	0	42	54	1.35	1.350
Mitch Williams, L ERA: 1.86	(7, 1)	2.1	S	8	1	0	0	4	0	0	0	0	0	0	16	16	0.00	0.429

PITCHER	IP	WLS	BF	H	R	ER	SO	BB	IBB	HBP	BLK	WP	HR	S	P	ERA	WHIP

Batter	1	2	3	4	5	6	7	8	9	AB	R	H	RBI	BB	SO	LOB
Oddibe McDowell, L (1, 8) OBP: 0.351, SLG: 0.424	S S S 0-3 K ①		x 0-0 1-3 ③		S S S 0-3 K ② 1-2		x 0-0 F8 ①			4	0	0	0	0	2	2
Scott Fletcher, R (1, 6) OBP: 0.376, SLG: 0.397	S S S 0-3 K ②			x 0-0 F9 ①	B B B 4-0 2B BB		x 0-0 PB 3-1 1B			3	1	1	0	1	1	0
Pete O'Brien, L (1, 3) OBP: 0.398, SLG: 0.526	S S S 0-3 K ③			x 0-0 1-3 ②	x 0-0 1B 1-H 2-H 2B		x 0-0 3-1 ② 1-2			4	1	1	2	0	1	1
Pete Incaviglia, R (1, 10) OBP: 0.340, SLG: 0.551		S S 0-3 K ①		x 0-0 1B 2B	x 0-0 2-H 1B		x 0-0 F9 ③ 2-3			4	1	2	1	0	1	1
Gary Ward, R (1, 7) OBP: 0.352, SLG: 0.354		S S S 0-3 K ②		x 0-0 E WP 2-H 1B	S S S 0-3 K ③			x 0-0 FC3-6 1B		4	1	2	1	0	2	1
George Wright, S (1, 9) OBP: 0.197, SLG: 0.293		S S 0-3 K ③		x 0-0 F7 ③ 1-H		x 0-0 F9 ①		x 0-0 FC3-6 CS ① 1-2f		4	0	0	0	0	1	1
Steve Buechele, R (1, 5) OBP: 0.281, SLG: 0.450			S S S 0-3 K ①		x 0-0 HR	x 0-0 F8 ②		x 0-0 ② 1-2 1B		4	1	2	1	0	1	0
Orlando Mercado, R (1, 2) OBP: 0.263, SLG: 0.176			x 0-0 F7 ②		x 0-0 F6 ①	x 0-0 1B		x 0-0 F6 ③		4	0	1	0	0	0	1
Curtis Wilkerson, S (1, 4) OBP: 0.247, SLG: 0.247			x 0-0 1B		x 0-0 S 2B 1B	x 0-0 5-3 ③				3	1	2	0	0	0	1
Inning Stats	R: 0 H: 0 E: 0 LOB: 0 K: 3 BB: 0 S: 9 P: 9	R: 0 H: 0 E: 0 LOB: 0 K: 3 BB: 0 S: 9 P: 9	R: 0 H: 1 E: 0 LOB: 1 K: 1 BB: 0 S: 6 P: 6	R: 2 H: 2 E: 1 LOB: 0 K: 0 BB: 0 S: 5 P: 5	R: 4 H: 4 E: 0 LOB: 1 K: 2 BB: 1 S: 11 P: 15	R: 0 H: 1 E: 0 LOB: 1 K: 0 BB: 0 S: 4 P: 4	R: 0 H: 1 E: 0 LOB: 1 K: 0 BB: 0 S: 4 P: 4	R: 0 H: 2 E: 0 LOB: 1 K: 0 BB: 0 S: 4 P: 4		1B: 8 SF: 0 2B: 2 SAC: 0 3B: 0 DP: 0 HR: 1 HBP: 0						WP: 1 PA: 35 PB: 1 SB: 1 CS: 1

PITCHER		IP	WLS	BF	H	R	ER	SO	BB	IBB	HBP	BLK	WP	HR	S	P	ERA	WHIP
Joe Cowley, R ERA: 6.91	(1, 1)	4.2	L	21	6	6	5	8	1	0	0	0	1	1	36	40	9.64	1.500
Gene Nelson, R ERA: 2.16	(5, 1)	1.2		8	3	0	0	1	0	0	0	0	0	0	10	10	0.00	1.800
Joel McKeon, L ERA: 0.93	(7, 1)	0.1		1	0	0	0	0	0	0	0	0	0	0	1	1	0.00	0.000
Bill Dawley, R ERA: 2.63	(7, 1)	1.1		5	2	0	0	0	0	0	0	0	0	0	5	5	0.00	1.500

PITCHER	IP	WLS	BF	H	R	ER	SO	BB	IBB	HBP	BLK	WP	HR	S	P	ERA	WHIP

BOTTOM

Chicago White Sox @ Texas Rangers

Arlington Stadium, Arlington, TX

Wed May 28 1986, 8:05 PM EDT

Att. 25,028 - Unknown

livebaseballscorecards.com

AB	34
R	6
H	11
RBI	5
BB	1
SO	9
LOB	8

Batter	1	2	3	4	5	6	7	8	9	AB	R	H	RBI	BB	SO	LOB
John Cangelosi, S (1, 8) OBP: 0.366, SLG: 0.281	CS 1B			BBBB 4-0 CS BB		x 0-0 4-3 1B		SSS 0-3 K		3	0	2	0	1	1	0
Scott Bradley, L (1, 10) OBP: 0.333, SLG: 0.250	0-0 ① F7			H 1-0 ① 2B 1-2 HBP		x 0-0 ②③ 4-3 1-2f			x 0-0 ① F7	3	0	0	0	0	0	2
Harold Baines, L (1, 9) OBP: 0.339, SLG: 0.455	0-0 ②③ F7 1-2			x 0-0 1-3 2B			x 0-0 ① G3		x 0-0 ② 3-1	4	0	1	0	0	0	1
Greg Walker, L (1, 3) OBP: 0.430, SLG: 0.613		x 0-0 ① 4-3		x 0-0 ② F6			x 0-0 6-3 BB 1B		x 0-0 ③ 6-3	4	0	1	0	0	0	2
Carlton Fisk, R (1, 2) OBP: 0.290, SLG: 0.316		BBBB 4-0 G1-4-3 BB		x 0-0 ③ F8			BBBB 4-0 6-3 1-2 BB			1	0	0	0	2	0	2
Ron Kittle, R (1, 7) OBP: 0.255, SLG: 0.388		x 0-0 ②③ G1-4-3 1-2f			x 0-0 ① 6-3		x 0-0 ② 6-3 1-2 2-3			3	0	0	0	0	0	3
Tim Hulett, R (1, 4) OBP: 0.302, SLG: 0.410			SSS 0-3 ① K		x 0-0 ② G1-6-3		x 0-0 ③ F8			3	0	0	0	0	1	2
Ozzie Guillen, L (1, 6) OBP: 0.255, SLG: 0.314			x 0-0 ② G3		x 0-0 ③ F9			x 0-0 ① F7		3	0	0	0	0	0	0
Wayne Tolleson, S (1, 5) OBP: 0.353, SLG: 0.356			SSS 0-3 ③ K			SSS 0-3 ① K		SSS 0-3 ② K		3	0	0	0	0	3	0
Inning Stats	R: 0 H: 1 E: 0 LOB: 0 K: 0 BB: 0 S: 3 P: 3	R: 0 H: 0 E: 0 LOB: 0 K: 0 BB: 1 S: 2 P: 6	R: 0 H: 0 E: 0 LOB: 0 K: 2 BB: 0 S: 7 P: 7	R: 0 H: 1 E: 0 LOB: 2 K: 0 BB: 1 S: 3 P: 8	R: 0 H: 0 E: 0 LOB: 0 K: 0 BB: 0 S: 3 P: 3	R: 0 H: 1 E: 0 LOB: 0 K: 1 BB: 0 S: 5 P: 5	R: 0 H: 1 E: 0 LOB: 2 K: 0 BB: 1 S: 4 P: 8	R: 0 H: 0 E: 0 LOB: 0 K: 2 BB: 0 S: 7 P: 7	R: 0 H: 0 E: 0 LOB: 0 K: 0 BB: 0 S: 3 P: 3	1B: 3 SF: 0 2B: 2 SAC: 0 3B: 0 DP: 2 HR: 0 HBP: 1						

Chicago White Sox @ Toronto Blue Jays

Exhibition Stadium, Toronto, ON

Fri May 30 1986, 7:05 PM EDT

Att. 31,125 - Unknown

TOP

livebaseballscorecards.com

AB	27
R	0
H	4
RBI	0
BB	3
SO	5
LOB	12

WP: 0 PB: 0 SB: 0 CS: 2 PA: 31

PITCHER	IP	WLS	BF	H	R	ER	SO	BB	IBB	HBP	BLK	WP	HR	S	P	ERA	WHIP
Dave Stieb, R (1, 1) ERA: 5.91	9.0	W	31	4	0	0	5	3	0	1	0	0	0	37	50	0.00	0.778

PITCHER	IP	WLS	BF	H	R	ER	SO	BB	IBB	HBP	BLK	WP	HR	S	P	ERA	WHIP

Batter	1	2	3	4	5	6	7	8	9	AB	R	H	RBI	BB	SO	LOB
Damaso Garcia, R (1, 4) OBP: 0.308, SLG: 0.319	F9	6-3		HR 1-2 1B		G6-3 1B				4	1	2	0	0	0	2
Rance Mulliniks, L (1, 5) OBP: 0.333, SLG: 0.391	F7		F9	HR 1-H 2-H		G6-3 1-2f				4	1	1	3	0	0	1
Lloyd Moseby, L (1, 8) OBP: 0.382, SLG: 0.459	BB 1B S WP		2B	K			4-3			3	1	1	0	1	1	0
George Bell, R (1, 7) OBP: 0.372, SLG: 0.533	WP 1-3 1B		3B		F3		6-3			4	1	2	0	0	0	0
Cliff Johnson, R (1, 10) OBP: 0.400, SLG: 0.508 Kelly Gruber, R (3, PH) OBP: 0.196, SLG: 0.341	1-H 3-H 1B		F3		4-3		BB			1 2	0 0	1 0	1 0	0 1	0 0	0 1
Rick Leach, L (1, 3) OBP: 0.357, SLG: 0.500		F7		HR	2B		G3			4	1	2	1	0	0	1
Jesse Barfield, R (1, 9) OBP: 0.328, SLG: 0.511		BB G3 S	K	BB				K		2	0	0	0	2	2	0
Ernie Whitt, L (1, 2) OBP: 0.277, SLG: 0.360		G3 1-2 BB		F6	G3			F9		3	0	0	0	1	0	2
Tony Fernandez, S (1, 6) OBP: 0.309, SLG: 0.339		G3 1-2 2-3		1B HR BB		K		K		3	1	0	0	1	2	2
Inning Stats	R: 2 E: 0 K: 0 S: 4 H: 2 LOB: 1 BB: 1 P: 8	R: 0 E: 0 K: 0 S: 3 H: 0 LOB: 2 BB: 2 P: 11	R: 0 E: 0 K: 0 S: 4 H: 2 LOB: 1 BB: 0 P: 4	R: 4 E: 0 K: 2 S: 10 H: 3 LOB: 0 BB: 1 P: 14	R: 0 E: 0 K: 0 S: 4 H: 1 LOB: 2 BB: 1 P: 8	R: 0 E: 0 K: 1 S: 5 H: 1 LOB: 0 BB: 0 P: 5	R: 0 E: 0 K: 0 S: 3 H: 0 LOB: 1 BB: 1 P: 7	R: 0 E: 0 K: 2 S: 7 H: 0 LOB: 0 BB: 0 P: 7		1B: 4 2B: 2 3B: 1 HR: 2 SF: 0 SAC: 0 DP: 1 HBP: 0						

PITCHER		IP	WLS	BF	H	R	ER	SO	BB	IBB	HBP	BLK	WP	HR	S	P	ERA	WHIP
Joel Davis, R ERA: 3.57	(1, 1)	3.2	L	20	7	6	6	1	4	0	0	0	1	2	18	34	14.73	3.000
Dave Schmidt, R ERA: 5.59	(4, 1)	3.0		12	2	0	0	2	2	0	0	0	0	0	14	22	0.00	1.333
Bryan Clark, L ERA: 5.14	(7, 1)	1.1		4	0	0	0	2	0	0	0	0	0	0	8	8	0.00	0.000

PITCHER	IP	WLS	BF	H	R	ER	SO	BB	IBB	HBP	BLK	WP	HR	S	P	ERA	WHIP

BOTTOM

Chicago White Sox @ Toronto Blue Jays

Exhibition Stadium, Toronto, ON

Fri May 30 1986, 7:05 PM EDT

Att. 31,125 - Unknown

livebaseballscorecards.com

AB	30
R	6
H	9
RBI	5
BB	6
SO	5
LOB	9

WP: 2	PA: 36		
PB: 0			
SB: 2			
CS: 0			

Batter	1	2	3	4	5	6	7	8	9	10	11	AB	R	H	RBI	BB	SO	LOB
John Cangelosi, S (1, 8) OBP: 0.361, SLG: 0.279	G6-3, 1B			L3		B3			F6		4-3	5	0	1	0	0	0	0
Ozzie Guillen, L (1, 6) OBP: 0.247, SLG: 0.303	G6-3, 1-2f			K		F6			6-3		4-3	5	0	0	0	0	1	1
Harold Baines, L (1, 9) OBP: 0.335, SLG: 0.464	F8			4-3			K		HR		4-3	5	1	1	1	0	1	0
Greg Walker, L (1, 3) OBP: 0.423, SLG: 0.595		G4-6-3, 1B			F8		4-3		F8			4	0	1	0	0	0	0
Scott Bradley, L (1, 10) OBP: 0.308, SLG: 0.250		G4-6-3, 1-2f			F6		F8			6-3, 1B, 1B		4	0	1	0	0	0	1
Reid Nichols, R (10, PR) OBP: 0.208, SLG: 0.234												0	0	0	0	0	0	0
Ron Kittle, R (1, 7) OBP: 0.255, SLG: 0.384		K			G3			F8		1-2, 6-3, 1B		4	0	1	0	0	1	0
Tim Hulett, R (1, 5) OBP: 0.308, SLG: 0.421			F9			HR, 2B		1B		6-3		4	1	2	0	0	0	2
(8, 4)										1-2, 2-3								
Joel Skinner, R (1, 2) OBP: 0.225, SLG: 0.258			F8			HR		K		K		3	1	1	2	0	1	1
Bobby Bonilla, S (10, PH) OBP: 0.336, SLG: 0.323						2-H						1	0	0	0	0	1	3
Carlton Fisk, R (10, 2) OBP: 0.290, SLG: 0.316												0	0	0	0	0	0	0
Julio Cruz, S (1, 4) OBP: 0.237, SLG: 0.121			F9			G3		F4		K		2	0	0	0	0	0	0
Jerry Hairston, S (8, PH) OBP: 0.309, SLG: 0.350												1	0	0	0	0	0	1
Wayne Tolleson, S (8, 5) OBP: 0.351, SLG: 0.354												1	0	0	0	0	1	3
Inning Stats	R: 0 E: 0 K: 0 S: 3 H: 1 LOB: 0 BB: 0 P: 3	R: 0 E: 0 K: 1 S: 5 H: 1 LOB: 0 BB: 0 P: 5	R: 0 E: 0 K: 0 S: 3 H: 0 LOB: 0 BB: 0 P: 3	R: 0 E: 0 K: 1 S: 5 H: 0 LOB: 0 BB: 0 P: 5	R: 0 E: 0 K: 0 S: 3 H: 0 LOB: 0 BB: 0 P: 3	R: 2 E: 0 K: 0 S: 5 H: 2 LOB: 0 BB: 0 P: 5	R: 0 E: 0 K: 1 S: 5 H: 0 LOB: 0 BB: 0 P: 5	R: 0 E: 0 K: 1 S: 6 H: 1 LOB: 1 BB: 0 P: 6	R: 1 E: 0 K: 0 S: 4 H: 1 LOB: 0 BB: 0 P: 4	R: 0 E: 0 K: 2 S: 9 H: 2 LOB: 3 BB: 0 P: 9	R: 0 E: 0 K: 0 S: 3 H: 0 LOB: 0 BB: 0 P: 3	1B: 5 2B: 1 3B: 0 HR: 2	SF: 0 SAC: 0 DP: 2 HBP: 0					

PITCHER		IP	WLS	BF	H	R	ER	SO	BB	IBB	HBP	BLK	WP	HR	S	P	ERA	WHIP
Doyle Alexander, R ERA: 4.42	(1, 1)	9.0		31	6	3	3	4	0	0	0	0	0	2	39	39	3.00	0.667
Mark Eichhorn, R ERA: 1.0	(10, 1)	0.1		3	2	0	0	0	0	0	0	0	0	0	3	3	0.00	6.000
Tom Henke, R ERA: 6.29	(10, 1)	1.2	W	5	0	0	0	2	0	0	0	0	0	0	9	9	0.00	0.000

PITCHER	IP	WLS	BF	H	R	ER	SO	BB	IBB	HBP	BLK	WP	HR	S	P	ERA	WHIP

TOP

Chicago White Sox @ Toronto Blue Jays

Exhibition Stadium, Toronto, ON

Sat May 31 1986, 3:33 AM EDT
Att. 40,145 - Unknown

livebaseballscorecards.com

AB	39
R	3
H	8
RBI	3
BB	0
SO	6
LOB	12

1B: 5	SF: 0	WP: 0	PA: 39
2B: 1	SAC: 0	PB: 0	
3B: 0	DP: 2	SB: 0	
HR: 2	HBP: 0	CS: 0	

Batter	1	2	3	4	5	6	7	8	9	10	11	AB	R	H	RBI	BB	SO	LOB
Damaso Garcia, R (1, 4) OBP: 0.302, SLG: 0.311	5-3	G3		SF7 3-H		1B BB		F3			F9	4	0	0	1	1	0	4
Rance Mulliniks, L (1, 10) OBP: 0.340, SLG: 0.391	HR 1B		F7	1-3		1-2 1B			F7		2B BB	5	1	2	0	1	0	0
Lloyd Moseby, L (1, 8) OBP: 0.386, SLG: 0.477	1-H HR		BB 1B BB		4-3	F8			F7		1-3 2-H 2B	5	1	2	3	1	0	2
George Bell, R (1, 7) OBP: 0.373, SLG: 0.530	F9		F8		WP BB 1B		6-4 4-3 1B		F8			5	0	2	0	0	0	1
Rick Leach, L (1, 3) OBP: 0.344, SLG: 0.474	6-3		1-2 BB 1B		K		4-3 1-2				F7	5	0	1	0	0	1	2
Jesse Barfield, R (1, 9) OBP: 0.335, SLG: 0.506		CS BB	1-2 2-3 BB		WP 1-2 BB		6-4 2-3f				F3	2	0	0	0	3	0	1
Ernie Whitt, L (1, 2) OBP: 0.264, SLG: 0.340	F9	F2			3-1 1-2 2-3			F8			G3	5	0	0	0	0	0	6
Garth Iorg, R (1, 5) OBP: 0.319, SLG: 0.294	1B 1-2 1B			SH4-3 SF7 2B		F9		K			SH1-3 2B 1B	5	2	3	0	0	1	0
Tony Fernandez, S (1, 6) OBP: 0.314, SLG: 0.344	1-3 1B			SH4-3 2-3		G3		1B			SH1-3 1-2	3	0	2	0	0	0	0
Inning Stats	R: 2 H: 2 E: 0 LOB: 0 K: 0 BB: 0 S: 5 P: 5	R: 0 H: 2 E: 0 LOB: 2 K: 0 BB: 1 S: 4 P: 8	R: 0 H: 1 E: 0 LOB: 3 K: 0 BB: 2 S: 4 P: 12	R: 1 H: 1 E: 0 LOB: 0 K: 0 BB: 0 S: 4 P: 4	R: 0 H: 1 E: 0 LOB: 2 K: 1 BB: 1 S: 6 P: 10	R: 0 H: 1 E: 0 LOB: 2 K: 0 BB: 1 S: 4 P: 8	R: 0 H: 1 E: 0 LOB: 0 K: 0 BB: 0 S: 3 P: 3	R: 0 H: 1 E: 0 LOB: 1 K: 1 BB: 0 S: 6 P: 6	R: 0 H: 0 E: 0 LOB: 0 K: 0 BB: 0 S: 3 P: 3	R: 0 H: 0 E: 0 LOB: 0 K: 0 BB: 0 S: 3 P: 3	R: 1 H: 2 E: 0 LOB: 2 K: 0 BB: 1 S: 4 P: 8	1B: 9 SF: 1 2B: 3 SAC: 2 3B: 0 DP: 1 HR: 1 HBP: 0						

PITCHER		IP	WLS	BF	H	R	ER	SO	BB	IBB	HBP	BLK	WP	HR	S	P	ERA	WHIP
Neil Allen, R ERA: 4.95	(1, 1)	5.2		29	8	3	3	1	5	0	0	0	1	1	26	46	4.76	2.294
Joel McKeon, L ERA: 0.87	(6, 1)	0.2		3	1	0	0	0	0	0	0	0	0	0	3	3	0.00	1.500
Gene Nelson, R ERA: 2.15	(7, 1)	4.1	L	16	3	1	1	1	1	0	0	0	0	0	17	21	2.08	0.923

PITCHER	IP	WLS	BF	H	R	ER	SO	BB	IBB	HBP	BLK	WP	HR	S	P	ERA	WHIP

BOTTOM

Chicago White Sox @ Toronto Blue Jays

Exhibition Stadium, Toronto, ON

Sat May 31 1986, 3:33 AM EDT

Att. 40,145 - Unknown

livebaseballscorecards.com

AB	39
R	4
H	12
RBI	4
BB	6
SO	2
LOB	16

Batter	1	2	3	4	5	6	7	8	9	AB	R	H	RBI	BB	SO	LOB
Wayne Tolleson, S (1, 6) (9, 5) OBP: 0.352, SLG: 0.380	F3			F4		1-H 2-H HR		SH5-3 E 2B	G3	5	2	2	3	0	0	1
Tim Hulett, R (1, 5) (9, 4) OBP: 0.316, SLG: 0.426	6-3			G4-6-3 1B		S 1B		SH5-3 2-3		3	0	2	0	0	0	0
Harold Baines, L (1, 9) OBP: 0.328, SLG: 0.454	K			G4-6-3 1-2f		F8 1-2		E3 E S HR 3-H		4	1	0	0	0	1	2
Carlton Fisk, R (1, 10) (9, 2) OBP: 0.284, SLG: 0.309		K			4-3	F7		K 1-3		4	0	0	0	0	2	2
Ron Kittle, R (1, 7) OBP: 0.256, SLG: 0.383		K			5-3		S SH1-3 1B	HR 3-H		3	0	1	0	0	1	0
John Cangelosi, S (7, PR) (7, 8) OBP: 0.361, SLG: 0.279										0	0	0	0	0	0	0
Greg Walker, L (8, PH) (8, 3) OBP: 0.429, SLG: 0.635										1	1	1	2	0	0	0
Bobby Bonilla, S (1, 3) (8, 7) OBP: 0.329, SLG: 0.316		K			L3		SH1-3 1-2	G3		3	0	0	0	0	1	0
Reid Nichols, R (1, 8) (7, 7) (8, 8) OBP: 0.212, SLG: 0.220			K			F9	BB 2-3		K	3	0	0	0	1	2	0
Joel Skinner, R (1, 2) OBP: 0.240, SLG: 0.271			5-3			1B HR 1B	F3			4	1	2	0	0	0	2
Ozzie Guillen, L (9, PR) (9, 6) OBP: 0.247, SLG: 0.303									1B	0	0	0	0	0	0	0
Julio Cruz, S (1, 4) OBP: 0.244, SLG: 0.139			K			1-2 HR 1B	3-1		F7	3	1	1	0	0	1	2
Jerry Hairston, S (9, PH) OBP: 0.304, SLG: 0.344										1	0	0	0	0	0	1
Bob James, R (9, 1)										0	0	0	0	0	0	0
Inning Stats	R: 0 E: 0 K: 1 S: 5 H: 0 LOB: 0 BB: 0 P: 5	R: 0 E: 0 K: 3 S: 9 H: 0 LOB: 0 BB: 0 P: 9	R: 0 E: 0 K: 2 S: 7 H: 0 LOB: 0 BB: 0 P: 7	R: 0 E: 0 K: 0 S: 3 H: 1 LOB: 0 BB: 0 P: 3	R: 0 E: 0 K: 0 S: 3 H: 0 LOB: 0 BB: 0 P: 3	R: 3 E: 0 K: 0 S: 7 H: 4 LOB: 1 BB: 0 P: 7	R: 0 E: 0 K: 0 S: 4 H: 1 LOB: 2 BB: 1 P: 8	R: 3 E: 2 K: 1 S: 8 H: 2 LOB: 0 BB: 0 P: 8	R: 0 E: 0 K: 1 S: 6 H: 1 LOB: 1 BB: 0 P: 6	1B: 6 2B: 1 3B: 0 HR: 2	SF: 0 SAC: 2 DP: 1 HBP: 0						

TOP

Chicago White Sox @ Toronto Blue Jays

Exhibition Stadium, Toronto, ON

Sun Jun 01 1986, 3:33 AM EDT

Att. 31,302 - Unknown

livebaseballscorecards.com

AB	34
R	6
H	9
RBI	5
BB	1
SO	8
LOB	10

PITCHER		IP	WLS	BF	H	R	ER	SO	BB	IBB	HBP	BLK	WP	HR	S	P	ERA	WHIP
Jimmy Key, L ERA: 6.75	(1, 1)	6.1	L	25	6	3	3	6	1	0	0	0	0	1	36	40	4.26	1.105
Jim Acker, R ERA: 3.66	(7, 1)	1.2		8	2	3	0	1	0	0	0	0	0	1	10	10	0.00	1.200
Bill Caudill, R ERA: 6.57	(9, 1)	1.0		4	1	0	0	1	0	0	0	0	0	0	6	6	0.00	1.000

PITCHER	IP	WLS	BF	H	R	ER	SO	BB	IBB	HBP	BLK	WP	HR	S	P	ERA	WHIP

Batter	1	2	3	4	5	6	7	8	9	AB	R	H	RBI	BB	SO	LOB
Damaso Garcia, R (1, 4) (9, 3) OBP: 0.299, SLG: 0.314	0-0 1B SF8 2B		0-0 4-3 ①		0-0 4-3 ②		0-0 F6 ③ 1-2		0-0 6-3 ①	5	1	1	0	0	0	1
Rance Mulliniks, L (1, 10) OBP: 0.348, SLG: 0.394	0-0 G3 2-3 1B		4-0 BB BB		0-0 G3 ③			0-0 1B SF8 1B	0-0 6-3 ②	4	1	2	0	1	0	0
Lloyd Moseby, L (1, 8) OBP: 0.390, SLG: 0.483	0-0 G3 1B		4-0 1-2 BB			0-0 F2 2B		0-0 F5 ①	0-3 K ③	4	0	2	0	1	1	1
George Bell, R (1, 7) OBP: 0.371, SLG: 0.527	0-0 SF8 ① 3-H		0-0 F9 ②			0-0 F2 ① 2-3		0-0 1-3 HR 1B		3	1	1	1	0	0	3
Rick Leach, L (1, 3) Cliff Johnson, R (8, PH) Buck Martinez, R (9, 2) OBP: 0.328, SLG: 0.450 OBP: 0.397, SLG: 0.508 OBP: 0.294, SLG: 0.233	0-0 G3 ② 1-2 2-3		0-0 4-3 ③			0-0 1-3 ②		0-0 SF8 ② 3-H		3 0 0	0 0 0	0 0 0	0 1 0	0 0 0	0 0 0	5 0 0
Jesse Barfield, R (1, 9) OBP: 0.333, SLG: 0.516	0-3 K ③			0-0 F4 ①		0-3 K ③		0-0 1-H HR		4	1	1	2	0	2	3
Ernie Whitt, L (1, 2) Kelly Gruber, R (8, PR) (9, 5) OBP: 0.255, SLG: 0.327 OBP: 0.196, SLG: 0.341		0-0 F2 ①		0-0 3-1 ②			0-0 4-3 ①	0-0 E4		4 0	0 0	0 0	0 0	0 0	0 0	0 0
Garth Iorg, R (1, 5) (9, 4) OBP: 0.316, SLG: 0.282		0-3 K ②		0-0 F7 ③			0-0 4-3 ②	4-0 BB		3	0	0	0	1	1	0
Tony Fernandez, S (1, 6) OBP: 0.313, SLG: 0.342		0-3 K ③			0-0 4-3 ①		0-0 S 1B	0-0 4-3 ③		4	0	1	0	0	1	2
Inning Stats	R: 1 E: 0 K: 1 S: 8 H: 3 LOB: 2 BB: 0 P: 8	R: 0 E: 0 K: 2 S: 7 H: 0 LOB: 0 BB: 0 P: 7	R: 0 E: 0 K: 0 S: 3 H: 0 LOB: 2 BB: 2 P: 11	R: 0 E: 0 K: 0 S: 3 H: 0 LOB: 0 BB: 0 P: 3	R: 0 E: 0 K: 0 S: 3 H: 0 LOB: 0 BB: 0 P: 3	R: 0 E: 0 K: 1 S: 6 H: 1 LOB: 1 BB: 0 P: 6	R: 0 E: 0 K: 0 S: 4 H: 1 LOB: 1 BB: 0 P: 4	R: 3 E: 1 K: 0 S: 7 H: 3 LOB: 2 BB: 1 P: 11	R: 0 E: 0 K: 1 S: 5 H: 0 LOB: 0 BB: 0 P: 5	1B: 5 2B: 2 3B: 0 HR: 1	SF: 2 SAC: 0 DP: 0 HBP: 0						

PITCHER	IP	WLS	BF	H	R	ER	SO	BB	IBB	HBP	BLK	WP	HR	S	P	ERA	WHIP
Richard Dotson, R (1, 1) ERA: 5.71	7.1	W	31	7	3	3	4	2	0	0	0	0	0	37	45	3.68	1.227
Joel McKeon, L (8, 1) ERA: 0.84	0.1		1	0	0	0	0	0	0	0	0	0	0	1	1	0.00	0.000
Bob James, R (8, 1) ERA: 6.37	1.1		7	1	1	1	1	1	0	0	0	0	1	8	12	6.75	1.500
Bob James, R (9, 1) ERA: 6.37	1.1		7	1	1	1	1	1	0	0	0	0	1	8	12	6.75	1.500

PITCHER	IP	WLS	BF	H	R	ER	SO	BB	IBB	HBP	BLK	WP	HR	S	P	ERA	WHIP

BOTTOM

Chicago White Sox @ Toronto Blue Jays

Exhibition Stadium, Toronto, ON

Sun Jun 01 1986, 3:33 AM EDT

Att. 31,302 - Unknown

livebaseballscorecards.com

AB	34
R	4
H	8
RBI	4
BB	3
SO	5
LOB	15

1B: 5	SF: 2	WP: 0	PA: 39
2B: 2	SAC: 0	PB: 0	
3B: 0	DP: 0	SB: 1	
HR: 1	HBP: 0	CS: 0	

Batter	1	2	3	4	5	6	7	8	9	AB	R	H	RBI	BB	SO	LOB
Oddibe McDowell, L (1, 8) OBP: 0.345, SLG: 0.415	BBBB 4-0 SH1-3 2B BB		x 0-0 1B			SSS 0-3 ① K		x 0-0 ① F7		3	1	1	0	1	1	2
Scott Fletcher, R (1, 6) OBP: 0.355, SLG: 0.368	x 0-0 ① SH1-3 1-2		SSS 0-3 ② K			x 0-0 ② 6-3		SSS 0-3 ②③ K 1-2 2-3		3	0	0	0	0	2	3
Pete O'Brien, L (1, 3) OBP: 0.391, SLG: 0.509	x 0-0 2-H 2B		x 0-0 ③ 4-3			BBBB 4-0 FC5-4 BB			x 0-0 F7 1B	3	0	2	1	1	0	1
Pete Incaviglia, R (1, 10) OBP: 0.324, SLG: 0.516	SSS 0-3 ② K			x 0-0 ① F6		x 0-0 ③ FC5-4 1-2f			x 0-0 ① F7 1-2	4	0	0	0	0	1	3
Gary Ward, R (1, 7) OBP: 0.345, SLG: 0.342	x 0-0 ③ F9			SSS 0-3 ② K			SSS 0-3 ① K		SSS 0-3 ② K	4	0	0	0	0	3	2
Ruben Sierra, S (1, 9) OBP: 0.375, SLG: 0.857		x 0-0 ① L1		x 0-0 ③ F3			SSS 0-3 ② K		x 0-0 ③ F8	4	0	0	0	0	1	1
Steve Buechele, R (1, 5) OBP: 0.300, SLG: 0.461		x 0-0 ② F9			x 0-0 5-3 1B		x 0-0 ③ 5-3			3	0	1	0	0	0	0
Orlando Mercado, R (1, 2) OBP: 0.276, SLG: 0.222		SSS 0-3 ③ K			x 0-0 ①② 5-3 1-2f			x 0-0 CS 1B 1B		3	0	1	0	0	1	1
Curtis Wilkerson, S (1, 4) OBP: 0.260, SLG: 0.272			SSS 0-3 ① K		x 0-0 ③ 4-3			x 0-0 CS 1-2 1B		3	0	1	0	0	1	0
Inning Stats	R: 1 H: 1 E: 0 LOB: 1 K: 1 BB: 1 S: 6 P: 10	R: 0 H: 0 E: 0 LOB: 0 K: 1 BB: 0 S: 5 P: 5	R: 0 H: 1 E: 0 LOB: 1 K: 2 BB: 0 S: 8 P: 8	R: 0 H: 0 E: 0 LOB: 0 K: 1 BB: 0 S: 5 P: 5	R: 0 H: 1 E: 0 LOB: 0 K: 0 BB: 0 S: 3 P: 3	R: 0 H: 0 E: 0 LOB: 1 K: 1 BB: 1 S: 5 P: 9	R: 0 H: 0 E: 0 LOB: 0 K: 2 BB: 0 S: 7 P: 7	R: 0 H: 2 E: 0 LOB: 1 K: 1 BB: 0 S: 6 P: 6	R: 0 H: 1 E: 0 LOB: 1 K: 1 BB: 0 S: 6 P: 6	1B: 5 SF: 0 2B: 2 SAC: 1 3B: 0 DP: 1 HR: 0 HBP: 0						

PITCHER	IP	WLS	BF	H	R	ER	SO	BB	IBB	HBP	BLK	WP	HR	S	P	ERA	WHIP
Joe Cowley, R (1, 1) ERA: 4.63	9.0	L	33	6	1	1	10	2	0	0	0	0	0	51	59	1.00	0.889

PITCHER	IP	WLS	BF	H	R	ER	SO	BB	IBB	HBP	BLK	WP	HR	S	P	ERA	WHIP

TOP

Texas Rangers @ Chicago White Sox

Comiskey Park, Chicago, IL

Mon Jun 02 1986, 8:05 PM EDT

Att. 13,238 - Unknown

livebaseballscorecards.com

AB	30
R	1
H	6
RBI	1
BB	2
SO	10
LOB	13

WP: 0	PA: 33
PB: 0	
SB: 0	
CS: 2	

Batter	1	2	3	4	5	6	7	8	9	AB	R	H	RBI	BB	SO	LOB
Wayne Tolleson, S (1, 5) OBP: 0.352, SLG: 0.379	6-3			3-1 S 1B		SH1-3 (1-2)		F7		3	0	1	0	0	0	0
Carlton Fisk, R (1, 2) OBP: 0.279, SLG: 0.302	F4			K		K			F7	4	0	0	0	0	2	2
Harold Baines, L (1, 9) OBP: 0.327, SLG: 0.450	F7			3-1 (1-3)		4-3			S 1B	4	0	1	0	0	0	2
Reid Nichols, R (9, PR) OBP: 0.212, SLG: 0.220										0	0	0	0	0	0	0
Greg Walker, L (1, 3) OBP: 0.412, SLG: 0.607		K G1-6-3		G3			G3		L5	4	0	0	0	0	1	2
Jerry Hairston, S (1, 10) OBP: 0.315, SLG: 0.359		G1-6-3 (1-2f)			F2		WP 2B		BB (1-2)	3	0	1	0	1	0	1
Julio Cruz, S (9, PR) OBP: 0.244, SLG: 0.139										0	0	0	0	0	0	0
Ron Kittle, R (1, 7) OBP: 0.250, SLG: 0.372		F8			L7		F8 (2-3)		F2	4	0	0	0	0	0	3
Tim Hulett, R (1, 4) OBP: 0.324, SLG: 0.423			BB G4-6-3		BB		6-3			1	0	0	0	2	0	1
Ozzie Guillen, L (1, 6) OBP: 0.242, SLG: 0.297			G4-6-3 (1-2f)		F7			4-3		3	0	0	0	0	0	2
John Cangelosi, S (1, 8) OBP: 0.360, SLG: 0.275			L4			SH1-3 HBP		F8		2	0	0	0	0	0	0
Inning Stats	R: 0 E: 0 K: 0 S: 3 H: 0 LOB: 0 BB: 0 P: 3	R: 0 E: 0 K: 1 S: 5 H: 0 LOB: 0 BB: 0 P: 5	R: 0 E: 0 K: 0 S: 2 H: 0 LOB: 0 BB: 1 P: 6	R: 0 E: 0 K: 1 S: 6 H: 1 LOB: 1 BB: 0 P: 6	R: 0 E: 0 K: 0 S: 3 H: 0 LOB: 1 BB: 1 P: 7	R: 0 E: 0 K: 1 S: 5 H: 0 LOB: 1 BB: 0 P: 6	R: 0 E: 0 K: 0 S: 4 H: 1 LOB: 1 BB: 0 P: 4	R: 0 E: 0 K: 0 S: 3 H: 0 LOB: 0 BB: 0 P: 3	R: 0 E: 0 K: 0 S: 4 H: 1 LOB: 2 BB: 1 P: 8	1B: 2 2B: 1 3B: 0 HR: 0	SF: 0 SAC: 1 DP: 2 HBP: 1						

PITCHER	IP	WLS	BF	H	R	ER	SO	BB	IBB	HBP	BLK	WP	HR	S	P	ERA	WHIP
Charlie Hough, R (1, 1) ERA: 4.12	8.1	W	30	3	0	0	3	2	0	1	0	1	0	33	42	0.00	0.600
Mitch Williams, L (9, 1) ERA: 2.11	0.1		2	0	0	0	0	1	0	0	0	0	0	1	5	0.00	3.000
Greg Harris, R (9, 1) ERA: 3.46	0.1	S	1	0	0	0	0	0	0	0	0	0	0	1	1	0.00	0.000

PITCHER	IP	WLS	BF	H	R	ER	SO	BB	IBB	HBP	BLK	WP	HR	S	P	ERA	WHIP

BOTTOM

Texas Rangers @ Chicago White Sox

Comiskey Park, Chicago, IL

Mon Jun 02 1986, 8:05 PM EDT

Att. 13,238 - Unknown

livebaseballscorecards.com

AB	28
R	0
H	3
RBI	0
BB	3
SO	3
LOB	13

Batter	1	2	3	4	5	6	7	8	9	AB	R	H	RBI	BB	SO	LOB
Oddibe McDowell, L (1, 8) OBP: 0.348, SLG: 0.413	BBBB 4-0 CS BB		x 0-0 SF9 BB 1-3 1B 1B	x 0-0 ② F2			x 0-0 ① F8			3	1	1	0	1	0	0
Scott Fletcher, R (1, 6) OBP: 0.359, SLG: 0.367	x 0-0 ① 1B 1-2 1B		BBBB 4-0 1B 1-2 2B BB	x 0-0 ③ 4-3			x 0-0 ② 5-3			3	1	1	0	1	0	0
Pete O'Brien, L (1, 3) OBP: 0.388, SLG: 0.503	x 0-0 ② F4		x 0-0 ① SF9 2-3 3-H		BBBB 4-0 FC5-4 BB		x 0-0 ③ F8			2	0	0	1	1	0	1
Pete Incaviglia, R (1, 10) OBP: 0.328, SLG: 0.516	x 0-0 FC6-4 1-3 1B		x 0-0 1-2 2B 3-H 1B		x 0-0 ① FC5-4 HBP 1-2f			SSS 0-3 ① K		4	1	2	1	0	1	1
Gary Ward, R (1, 7) OBP: 0.349, SLG: 0.348	x 0-0 ③ FC6-4 1-2f		x 0-0 WP 1-H 2-H 2B		H 1-0 G6-3 1-2 HBP			SSS 0-3 ② K		3	0	1	2	0	1	2
Ruben Sierra, S (1, 9) OBP: 0.250, SLG: 0.545		x 0-0 ① 5-3	x 0-0 ② F7		x 0-0 ②③ G6-3 1-2f			SSS 0-3 ③ K		4	0	0	0	0	1	3
Darrell Porter, L (1, 2) OBP: 0.360, SLG: 0.530		x 0-0 ② F7	BBBB 4-0 WP BB			x 0-0 ① F8			SSS 0-3 ① K	1	0	0	0	1	0	0
Orlando Mercado, R (5, 2) OBP: 0.258, SLG: 0.207										2	0	0	0	0	1	0
Steve Buechele, R (1, 5) OBP: 0.292, SLG: 0.448		x 0-0 ③ F8	SSS 0-3 ③ K 1-2 2-3			SSS 0-3 ② K			SSS 0-3 ② K	4	0	0	0	0	3	2
Curtis Wilkerson, S (1, 4) OBP: 0.260, SLG: 0.263			BBBB 4-0 1B SF9 BB	SSS 0-3 ① K		x 0-0 ③ 4-3			x 0-0 ③ 4-3	3	1	0	0	1	1	0
Inning Stats	R: 0 E: 0 K: 0 S: 4 H: 2 LOB: 2 BB: 1 P: 8	R: 0 E: 0 K: 0 S: 3 H: 0 LOB: 0 BB: 0 P: 3	R: 4 E: 0 K: 1 S: 8 H: 3 LOB: 2 BB: 3 P: 20	R: 0 E: 0 K: 1 S: 5 H: 0 LOB: 0 BB: 0 P: 5	R: 0 E: 0 K: 0 S: 2 H: 0 LOB: 1 BB: 1 P: 7	R: 0 E: 0 K: 1 S: 5 H: 0 LOB: 0 BB: 0 P: 5	R: 0 E: 0 K: 0 S: 3 H: 0 LOB: 0 BB: 0 P: 3	R: 0 E: 0 K: 3 S: 9 H: 0 LOB: 0 BB: 0 P: 9	R: 0 E: 0 K: 2 S: 7 H: 0 LOB: 0 BB: 0 P: 7	1B: 4 2B: 1 3B: 0 HR: 0	SF: 1 SAC: 0 DP: 1 HBP: 1						

Texas Rangers @ Chicago White Sox

Comiskey Park, Chicago, IL

Tue Jun 03 1986, 8:05 PM EDT

Att. 15,556 - Unknown

TOP

livebaseballscorecards.com

AB	29
R	4
H	5
RBI	4
BB	5
SO	8
LOB	9

WP: 1	PA: 36
PB: 0	
SB: 0	
CS: 1	

PITCHER		IP	WLS	BF	H	R	ER	SO	BB	IBB	HBP	BLK	WP	HR	S	P	ERA	WHIP
Joel Davis, R ERA: 3.97	(1, 1)	2.1	L	14	5	4	4	0	3	0	0	0	0	0	11	23	15.43	3.429
Dave Schmidt, R ERA: 4.96	(3, 1)	3.2		13	0	0	0	3	2	0	1	0	1	0	16	25	0.00	0.545
Bryan Clark, L ERA: 4.5	(7, 1)	1.0		3	0	0	0	0	0	0	0	0	0	0	3	3	0.00	0.000
Bill Dawley, R ERA: 2.45	(8, 1)	2.0		6	0	0	0	5	0	0	0	0	0	0	16	16	0.00	0.000

PITCHER	IP	WLS	BF	H	R	ER	SO	BB	IBB	HBP	BLK	WP	HR	S	P	ERA	WHIP

Texas Rangers @ Chicago White Sox

Comiskey Park, Chicago, IL

Tue Jun 03 1986, 8:05 PM EDT

Att. 15,556 - Unknown

BOTTOM

livebaseballscorecards.com

Batter	1	2	3	4	5	6	7	8	9	AB	R	H	RBI	BB	SO	LOB
John Cangelosi, S (1, 8) OBP: 0.358, SLG: 0.269	BBBB 4-0 5-3 WP BB	x 0-0 ③ FC6 1-2f			x 0-0 ① F5		x 0-0 ③ 1-3			3	0	0	0	1	0	3
Carlton Fisk, R (1, 2) OBP: 0.273, SLG: 0.295	x 0-0 ①② 5-3 1-3		x 0-0 ① 5-3		SSS 0-3 ② K			x 0-0 ① L8		4	0	0	0	0	1	1
Harold Baines, L (1, 9) OBP: 0.330, SLG: 0.451	x 0-0 ③ G3		x 0-0 FC5 BB 1B		x 0-0 1B			SSS 0-3 ② K		4	0	2	0	0	1	0
Greg Walker, L (1, 3) OBP: 0.406, SLG: 0.587		x 0-0 ① 1-3	BBBB 4-0 1-2 BB		x 0-0 ③ G3			x 0-0 ③ 6-3		3	0	0	0	1	0	1
Scott Bradley, L (1, 10) OBP: 0.375, SLG: 0.286 Reid Nichols, R (9, PH) OBP: 0.226, SLG: 0.220 Julio Cruz, S (9, PR) OBP: 0.244, SLG: 0.139		BBBB 4-0 1B BB BB BB	x 0-0 ② F9			x 0-0 CS 1B			BBBB 4-0 BB	2 0 0	1 0 0	1 0 0	0 0 0	1 1 0	0 0 0	2 0 0
Ron Kittle, R (1, 7) OBP: 0.250, SLG: 0.365		BBBB 4-0 BB 1B 1-2 BB	x 0-0 ③ FC5 2-3f			SSS 0-3 ① K			SSS 0-3 ① K 1-1	3	0	0	0	1	2	4
Tim Hulett, R (1, 4) OBP: 0.322, SLG: 0.418		x 0-0 BB 1-2 2-3 1B		x 0-0 ① F9		SSS 0-3 ②③ K 1-2			SSS 0-3 ② K	4	0	1	0	0	2	2
Ozzie Guillen, L (1, 6) OBP: 0.237, SLG: 0.291 Jerry Hairston, S (9, PH) OBP: 0.311, SLG: 0.354		x 0-0 ② F7		x 0-0 ② L4			x 0-0 ① 1-3		SSS 0-3 ③ K	3 1	0 0	0 0	0 0	0 0	0 1	3 1
Wayne Tolleson, S (1, 5) OBP: 0.352, SLG: 0.374		BBBB 4-0 FC6 1-2 2-3 3-H BB		x 0-0 ③ F7			SSS 0-3 ② K			2	0	0	1	1	1	0

	AB	29
	R	1
	H	4
	RBI	1
	BB	6
	SO	8
	LOB	17

Inning Stats	1	2	3	4	5	6	7	8	9
	R: 0 H: 0 E: 0 LOB: 0 K: 0 BB: 1 S: 2 P: 6	R: 1 H: 1 E: 0 LOB: 3 K: 0 BB: 3 S: 4 P: 16	R: 0 H: 1 E: 0 LOB: 2 K: 0 BB: 1 S: 4 P: 8	R: 0 H: 0 E: 0 LOB: 0 K: 0 BB: 0 S: 3 P: 3	R: 0 H: 1 E: 0 LOB: 1 K: 1 BB: 0 S: 6 P: 6	R: 0 H: 1 E: 0 LOB: 1 K: 2 BB: 0 S: 7 P: 7	R: 0 H: 0 E: 0 LOB: 0 K: 1 BB: 0 S: 5 P: 5	R: 0 H: 0 E: 0 LOB: 0 K: 1 BB: 0 S: 5 P: 5	R: 0 H: 0 E: 0 LOB: 1 K: 3 BB: 1 S: 9 P: 13

	1B: 4	SF: 0	WP: 1	PA: 35
	2B: 1	SAC: 0	PB: 0	
	3B: 0	DP: 1	SB: 0	
	HR: 0	HBP: 0	CS: 2	

PITCHER		IP	WLS	BF	H	R	ER	SO	BB	IBB	HBP	BLK	WP	HR	S	P	ERA	WHIP
Ed Correa, R ERA: 2.7	(1, 1)	7.0	W	28	4	1	1	4	5	0	0	0	1	0	31	51	1.29	1.286
Mitch Williams, L ERA: 1.93	(8, 1)	2.0	S	7	0	0	0	4	1	0	0	0	0	0	14	18	0.00	0.500

PITCHER		IP	WLS	BF	H	R	ER	SO	BB	IBB	HBP	BLK	WP	HR	S	P	ERA	WHIP

Batter	1	2	3	4	5	6	7	8	9	AB	R	H	RBI	BB	SO	LOB
Oddibe McDowell, L (1, 8) OBP: 0.354, SLG: 0.432	F8		F7 4-3 HR 1B		BBB 1B S 1-2 BB		4-3		HR	4	2	2	1	1	0	0
Scott Fletcher, R (1, 6) OBP: 0.354, SLG: 0.361	6-3		4-3 1-2		1-3 1B		L4		F7	5	0	1	0	0	0	1
Pete O'Brien, L (1, 3) OBP: 0.380, SLG: 0.492	4-3		F7 2-3		F4		SSS K			4	0	0	0	0	1	3
Pete Incaviglia, R (1, 10) OBP: 0.326, SLG: 0.527		SSS K	3-H HR		F2			F7		4	1	1	2	0	1	2
Gary Ward, R (1, 7) OBP: 0.352, SLG: 0.358		F7	L6			4-3 6-3 2B		FC6-4 1B		4	1	2	0	0	0	0
Ruben Sierra, S (1, 9) OBP: 0.250, SLG: 0.667		HR		4-3		4-3 2-3		FC6-4 1-2f		4	1	1	1	0	0	2
Steve Buechele, R (1, 5) OBP: 0.304, SLG: 0.449		1B 1B		BBB G5-4-3 BB		BBB S BB		L9		2	0	1	0	2	0	1
Orlando Mercado, R (1, 2) OBP: 0.257, SLG: 0.212		FC6-4 1-2 1B		G5-4-3 1-2f		6-3 1-2 3-H			6-3	4	0	1	1	0	0	2
Curtis Wilkerson, S (1, 4) OBP: 0.260, SLG: 0.263		FC6-4 1-2f			CS 1B	1-3			SSS K	4	0	1	0	0	1	3
Inning Stats	R: 0 E: 0 K: 0 S: 3 H: 0 LOB: 0 BB: 0 P: 3	R: 1 E: 0 K: 1 S: 8 H: 3 LOB: 2 BB: 0 P: 8	R: 2 E: 0 K: 0 S: 5 H: 2 LOB: 0 BB: 0 P: 5	R: 0 E: 0 K: 0 S: 2 H: 0 LOB: 0 BB: 1 P: 6	R: 0 E: 0 K: 0 S: 4 H: 2 LOB: 2 BB: 1 P: 8	R: 1 E: 0 K: 0 S: 4 H: 1 LOB: 1 BB: 1 P: 8	R: 0 E: 0 K: 1 S: 5 H: 0 LOB: 0 BB: 0 P: 5	R: 0 E: 0 K: 0 S: 4 H: 1 LOB: 1 BB: 0 P: 4	R: 1 E: 0 K: 1 S: 6 H: 1 LOB: 0 BB: 0 P: 6	1B: 6 2B: 1 3B: 0 HR: 3	SF: 0 SAC: 0 DP: 1 HBP: 0						

TOP

Texas Rangers @ Chicago White Sox

Comiskey Park, Chicago, IL

Wed Jun 04 1986, 8:05 PM EDT

Att. 12,634 - Unknown

livebaseballscorecards.com

AB	35
R	5
H	10
RBI	5
BB	3
SO	3
LOB	14

WP: 0 PB: 0 SB: 2 CS: 1 PA: 38

PITCHER		IP	WLS	BF	H	R	ER	SO	BB	IBB	HBP	BLK	WP	HR	S	P	ERA	WHIP
Tom Seaver, R ERA: 3.91	(1, 1)	4.1	L	20	7	3	3	1	2	0	0	0	0	2	20	28	6.23	2.077
Gene Nelson, R ERA: 2.27	(5, 1)	1.2		7	1	1	1	0	1	0	0	0	0	0	6	10	5.40	1.200
Joel McKeon, L ERA: 0.77	(7, 1)	1.0		3	0	0	0	1	0	0	0	0	0	0	5	5	0.00	0.000
Bill Dawley, R ERA: 2.37	(8, 1)	1.0		4	1	0	0	0	0	0	0	0	0	0	4	4	0.00	1.000
Bob James, R ERA: 6.46	(9, 1)	1.0		4	1	1	1	1	0	0	0	0	0	1	6	6	9.00	1.000

PITCHER	IP	WLS	BF	H	R	ER	SO	BB	IBB	HBP	BLK	WP	HR	S	P	ERA	WHIP

Batter	1	2	3	4	5	6	7	8	9	AB	R	H	RBI	BB	SO	LOB
John Cangelosi, S (1, 8) OBP: 0.354, SLG: 0.262	S S S 0-3 K ①	B B B B 4-0 1-3 BB		S S S 0-3 K ③		x 0-0 FC5-4 ② 1-2f			S S S 0-3 K ②	4	0	0	0	1	3	3
Wayne Tolleson, S (1, 5) (9, 6) OBP: 0.343, SLG: 0.364	x 0-0 6-3 ②	x 0-0 4-3 ③			x 0-0 L6 ①	S S S 0-3 K ③			x 0-0 F7 ③	5	0	0	0	0	1	3
Harold Baines, L (1, 9) OBP: 0.333, SLG: 0.457	x 0-0 WP 2B		x 0-0 6-3 ①		x 0-0 BB BB 1B		x 0-0 G3 ①			4	0	2	0	0	0	0
Greg Walker, L (1, 3) OBP: 0.391, SLG: 0.563	S S S 0-3 K ③ 2-3		x 0-0 G3 ②		x 0-0 L8 ②		x 0-0 4-3 ②			4	0	0	0	0	1	2
Jerry Hairston, S (1, 10) OBP: 0.321, SLG: 0.343		B B B B 4-0 WP 2B BB	x 0-0 F8 ③		B B B B 4-0 1-2 BB		S S S 0-3 K ③			2	1	0	0	2	1	0
Ron Kittle, R (1, 7) OBP: 0.256, SLG: 0.360		S S S 0-3 K ① 1-2		B B B B 4-0 BB BB	B B B B 4-0 1-2 2-3 BB			S S S 0-3 K ①		2	0	0	0	2	2	1
Ozzie Guillen, L (1, 6) OBP: 0.233, SLG: 0.286 Tim Hulett, R (8, PH) (9, 5) OBP: 0.319, SLG: 0.415		x 0-0 F7 ②		x 0-0 F9 ①	x 0-0 F7 ③			x 0-0 F9 ②		3	0	0	0	0	0	5
										1	0	0	0	0	0	0
Joel Skinner, R (1, 2) OBP: 0.253, SLG: 0.297		x 0-0 WP 1B 2-H 2B		S S S 0-3 K ②		x 0-0 FC5-4 1B		S S S 0-3 K ③		4	1	2	1	0	2	1
Julio Cruz, S (1, 4) OBP: 0.267, SLG: 0.154		x 0-0 S 2-H 1B		B B B B 4-0 1-2 BB		x 0-0 F6 ①			x 0-0 L5 ①	3	0	1	1	1	0	1
Inning Stats	R: 0 H: 1 E: 0 LOB: 1 K: 2 BB: 0 S: 8 P: 8	R: 2 H: 2 E: 0 LOB: 2 K: 1 BB: 2 S: 7 P: 15	R: 0 H: 0 E: 0 LOB: 0 K: 0 BB: 0 S: 3 P: 3	R: 0 H: 0 E: 0 LOB: 2 K: 2 BB: 2 S: 7 P: 15	R: 0 H: 1 E: 0 LOB: 3 K: 0 BB: 2 S: 4 P: 12	R: 0 H: 1 E: 0 LOB: 1 K: 1 BB: 0 S: 6 P: 6	R: 0 H: 0 E: 0 LOB: 0 K: 1 BB: 0 S: 5 P: 5	R: 0 H: 0 E: 0 LOB: 0 K: 2 BB: 0 S: 7 P: 7	R: 0 H: 0 E: 0 LOB: 0 K: 1 BB: 0 S: 5 P: 5	1B: 3 SF: 0 2B: 2 SAC: 0 3B: 0 DP: 0 HR: 0 HBP: 0						

PITCHER	IP	WLS	BF	H	R	ER	SO	BB	IBB	HBP	BLK	WP	HR	S	P	ERA	WHIP
Bobby Witt, R (1, 1) ERA: 5.73	5.0	W	25	4	2	2	5	6	0	0	0	3	0	29	53	3.60	2.000
Mickey Mahler, L (6, 1) ERA: 2.94	4.0	S	13	1	0	0	5	0	0	0	0	0	0	23	23	0.00	0.250

PITCHER	IP	WLS	BF	H	R	ER	SO	BB	IBB	HBP	BLK	WP	HR	S	P	ERA	WHIP

BOTTOM

Texas Rangers @ Chicago White Sox

Comiskey Park, Chicago, IL

Wed Jun 04 1986, 8:05 PM EDT

Att. 12,634 - Unknown

livebaseballscorecards.com

AB	32
R	2
H	5
RBI	2
BB	6
SO	10
LOB	16

Batter	1	2	3	4	5	6	7	8	9	AB	R	H	RBI	BB	SO	LOB
Tony Phillips, S (1, 5) OBP: 0.389, SLG: 0.368	L8	4-3			F9		F7		1B	5	1	1	2	0	0	4
Donnie Hill, S (1, 4) OBP: 0.369, SLG: 0.429	3-1		6-3		1-2 1B			1B	1B SF7	5	1	3	0	0	0	0
Bruce Bochte, L (1, 3) OBP: 0.355, SLG: 0.377	1B		G3		4-3			L4	FC6-4	5	0	2	2	0	0	3
Jose Canseco, R (1, 9) OBP: 0.369, SLG: 0.547	1-2 1B		F6			F8		F8	SF7	4	0	1	1	0	0	1
Dave Kingman, R (1, 10) OBP: 0.247, SLG: 0.420	F3			6-3		F7		5-3	FC6-4	5	0	0	0	0	0	4
Dusty Baker Jr., R (1, 7) OBP: 0.267, SLG: 0.260		5-3		F8		F8			BB	3	1	0	0	1	0	0
Alfredo Griffin, S (1, 6) OBP: 0.350, SLG: 0.368		2B		6-3			WP 2B		F5	4	0	2	0	0	0	1
Bill Bathe, R (1, 2) OBP: 0.202, SLG: 0.370		2B BB			1-3		F8		1B 2B	2	0	0	0	1	0	1
Jerry Willard, L (9, PH) OBP: 0.296, SLG: 0.217										1	1	1	0	0	0	0
Stan Javier, S (1, 8) OBP: 0.315, SLG: 0.267		1-3 2B			1B BB		K		1B 1B 1B BB	2	1	1	0	2	1	1
Inning Stats	R: 0 E: 0 K: 0 S: 5 H: 2 LOB: 2 BB: 0 P: 5	R: 0 E: 0 K: 0 S: 4 H: 2 LOB: 2 BB: 1 P: 8	R: 0 E: 0 K: 0 S: 3 H: 0 LOB: 0 BB: 0 P: 3	R: 0 E: 0 K: 0 S: 3 H: 0 LOB: 0 BB: 0 P: 3	R: 0 E: 0 K: 0 S: 4 H: 1 LOB: 2 BB: 1 P: 8	R: 0 E: 0 K: 0 S: 3 H: 0 LOB: 0 BB: 0 P: 3	R: 0 E: 0 K: 1 S: 6 H: 1 LOB: 1 BB: 0 P: 6	R: 0 E: 0 K: 0 S: 4 H: 1 LOB: 1 BB: 0 P: 4	R: 5 E: 0 K: 0 S: 7 H: 4 LOB: 1 BB: 2 P: 15	1B: 7 2B: 4 3B: 0 HR: 0 SF: 1 SAC: 0 DP: 0 HBP: 0						

TOP

Oakland Athletics @ Chicago White Sox

Comiskey Park, Chicago, IL

Thu Jun 05 1986, 8:05 PM EDT

Att. 13,761 - Unknown

livebaseballscorecards.com

AB	36
R	5
H	11
RBI	5
BB	4
SO	1
LOB	15

WP: 1 PB: 0 SB: 0 CS: 0 PA: 41

PITCHER		IP	WLS	BF	H	R	ER	SO	BB	IBB	HBP	BLK	WP	HR	S	P	ERA	WHIP
Neil Allen, R ERA: 5.03	(1, 1)	8.1	W	39	11	5	5	1	4	0	0	0	1	0	37	53	5.40	1.800
Bob James, R ERA: 6.32	(9, 1)	0.2		2	0	0	0	0	0	0	0	0	0	0	2	2	0.00	0.000

PITCHER	IP	WLS	BF	H	R	ER	SO	BB	IBB	HBP	BLK	WP	HR	S	P	ERA	WHIP

Batter	1	2	3	4	5	6	7	8	9	AB	R	H	RBI	BB	SO	LOB
John Cangelosi, S (1, 8) OBP: 0.360, SLG: 0.268	S 5-3 SF8 1B	1B 1B 1-2 2-3		E6 S		BBBB 4-0 1B 1B 1-2 BB	F8 ②			4	2	2	0	1	0	0
Tim Hulett, R (1, 5) OBP: 0.315, SLG: 0.410	5-3 ① 1-2	SF9 ② 2-3 3-H		F7 ② 1-2		0-0 BB 1B 1B 1-2 2-3	F8 ③			4	1	1	1	0	0	2
Harold Baines, L (1, 9) OBP: 0.336, SLG: 0.460 Wayne Tolleson, S (8, 7) OBP: 0.346, SLG: 0.373	SF8 ② 2-H	BB 1B 1-3 3-H		6-3 ③		BB 1B 1B 1-2 2-H 3-H		2B		3 1	1 0	2 1	4 0	0 0	0 0	1 0
Greg Walker, L (1, 3) OBP: 0.409, SLG: 0.596	HR	BBBB 4-0 BB 1-2			WP 1B	BBBB 4-0 1B BB 1-2 2-3		F7 ①		3	1	2	1	2	0	1
Bobby Bonilla, S (1, 7) OBP: 0.331, SLG: 0.319 (8, 9)	1B	F7 ③			SSS 0-3 K ①	0-0 WP 1B ① 1-3 2-H 3-H		5-3 ②		5	1	2	2	0	1	5
Ron Kittle, R (1, 10) OBP: 0.254, SLG: 0.351	F8 ③		F8 ①		BBBB 4-0 BB 1-2	SSS 0-3 K ② 1-2		F6 ③		4	0	0	0	1	1	3
Ozzie Guillen, L (1, 6) OBP: 0.233, SLG: 0.285		SSS 0-3 K ① E3 CS			F8 ②	0-0 2-H 1B				4	0	1	1	0	1	2
Joel Skinner, R (1, 2) OBP: 0.253, SLG: 0.295		1B BB SF9 1B	F8 ②③ 1-2		1-3 ③	F5 ③				4	1	1	0	0	0	4
Julio Cruz, S (1, 4) OBP: 0.286, SLG: 0.167		BBBB 4-0 SF9 1B BB 1-2		4-3 ①		1B BB 1B 1B	4-3 ①			3	2	1	0	1	0	0
Inning Stats	R: 2 E: 0 K: 0 S: 6 H: 3 LOB: 1 BB: 0 P: 6	R: 2 E: 0 K: 1 S: 8 H: 3 LOB: 3 BB: 2 P: 16	R: 0 E: 1 K: 0 S: 3 H: 0 LOB: 0 BB: 0 P: 3	R: 0 E: 1 K: 0 S: 4 H: 0 LOB: 1 BB: 0 P: 4	R: 0 E: 0 K: 1 S: 6 H: 1 LOB: 2 BB: 1 P: 10	R: 5 E: 0 K: 1 S: 9 H: 5 LOB: 1 BB: 2 P: 17	R: 0 E: 0 K: 0 S: 3 H: 0 LOB: 0 BB: 0 P: 3	R: 0 E: 0 K: 0 S: 4 H: 1 LOB: 1 BB: 0 P: 4		1B: 11 2B: 1 3B: 0 HR: 1 SF: 2 SAC: 0 DP: 0 HBP: 0						

BOTTOM

Oakland Athletics @ Chicago White Sox

Comiskey Park, Chicago, IL

Thu Jun 05 1986, 8:05 PM EDT

Att. 13,761 - Unknown

livebaseballscorecards.com

AB	35
R	9
H	13
RBI	9
BB	5
SO	3
LOB	18

WP: 2 PA: 42
PB: 0
SB: 2
CS: 1

PITCHER		IP	WLS	BF	H	R	ER	SO	BB	IBB	HBP	BLK	WP	HR	S	P	ERA	WHIP
Moose Haas, R ERA: 2.98	(1, 1)	3.0	L	17	6	4	4	1	2	0	0	0	0	1	17	25	12.00	2.667
Dave Stewart, R ERA: 6.04	(4, 1)	2.0		13	4	4	4	1	2	0	0	0	1	0	13	21	18.00	3.000
Dave Leiper, L ERA: 6.75	(6, 1)	3.0		12	3	1	1	1	1	0	0	0	1	0	13	17	3.00	1.333

PITCHER	IP	WLS	BF	H	R	ER	SO	BB	IBB	HBP	BLK	WP	HR	S	P	ERA	WHIP

Batter	1	2	3	4	5	6	7	8	9	AB	R	H	RBI	BB	SO	LOB
Tony Phillips, S (1, 5) OBP: 0.381, SLG: 0.359	3-1		F9		F9			E1 G3 1B	F7	5	1	0	0	0	0	2
Donnie Hill, S (1, 4) OBP: 0.357, SLG: 0.413	4-3		4-3			1-3		G3 1-2		4	0	0	0	0	0	2
Bruce Bochte, L (1, 3) OBP: 0.353, SLG: 0.373	4-3			K		F7		G6-4-3 2-H 1B		4	0	1	1	0	1	0
Jose Canseco, R (1, 9) OBP: 0.375, SLG: 0.554		2B		1B 1B BB		1B		G6-4-3 1-2f		3	1	2	0	1	0	1
Dave Kingman, R (1, 10) OBP: 0.247, SLG: 0.416		F8		1B 1-2 1B		K			6-3	4	0	1	0	0	1	2
Dusty Baker Jr., R (1, 7) OBP: 0.275, SLG: 0.270		5-3		G6-4-3 1-3 2-H 1B			F9		1B 2B 1B	4	1	2	1	0	0	1
Alfredo Griffin, S (1, 6) OBP: 0.352, SLG: 0.368		L5		G6-4-3 1-2f			BB		1-2 2B 1B	3	1	1	0	1	0	3
Bill Bathe, R (1, 2) OBP: 0.206, SLG: 0.368 Jerry Willard, L (9, PH) OBP: 0.321, SLG: 0.292			1B	F9		F7			G3 1-H 2-H 2B	3 1	0 0	1 1	0 2	0 0	0 0	1 0
Stan Javier, S (1, 8) OBP: 0.298, SLG: 0.250 Mike Davis, L (9, PH) OBP: 0.302, SLG: 0.412			L8	4-3		F7			G3 2-3	3 1	0 0	0 0	0 0	0 0	0 0	2 1
Inning Stats	R: 0 E: 0 K: 0 S: 3 H: 0 LOB: 0 BB: 0 P: 3	R: 0 E: 0 K: 0 S: 4 H: 1 LOB: 1 BB: 0 P: 4	R: 0 E: 0 K: 0 S: 4 H: 1 LOB: 1 BB: 0 P: 4	R: 1 E: 0 K: 1 S: 6 H: 2 LOB: 1 BB: 1 P: 10	R: 0 E: 0 K: 0 S: 3 H: 0 LOB: 0 BB: 0 P: 3	R: 0 E: 0 K: 1 S: 6 H: 1 LOB: 1 BB: 0 P: 6	R: 0 E: 0 K: 0 S: 3 H: 0 LOB: 1 BB: 1 P: 7	R: 1 E: 1 K: 0 S: 4 H: 1 LOB: 0 BB: 0 P: 4	R: 2 E: 0 K: 0 S: 6 H: 3 LOB: 1 BB: 0 P: 6	1B: 7 2B: 2 3B: 0 HR: 0 SF: 0 SAC: 0 DP: 2 HBP: 0							WP: 0 PB: 0 SB: 0 CS: 0 PA: 37

PITCHER	IP	WLS	BF	H	R	ER	SO	BB	IBB	HBP	BLK	WP	HR	S	P	ERA	WHIP
Richard Dotson, R (1, 1) ERA: 5.43	8.1	W	34	8	4	3	2	2	0	0	0	0	0	36	44	3.24	1.200
Bob James, R (9, 1) ERA: 6.32	0.0		1	1	0	0	0	0	0	0	0	0	0	1	1	∞	∞
Joel McKeon, L (9, 1) ERA: 0.73	0.2	S	2	0	0	0	0	0	0	0	0	0	0	2	2	0.00	0.000

PITCHER	IP	WLS	BF	H	R	ER	SO	BB	IBB	HBP	BLK	WP	HR	S	P	ERA	WHIP

TOP

Oakland Athletics @ Chicago White Sox

Comiskey Park, Chicago, IL

Fri Jun 06 1986, 8:05 PM EDT

Att. 19,880 - Unknown

livebaseballscorecards.com

AB	35
R	4
H	9
RBI	4
BB	2
SO	2
LOB	15

Oakland Athletics @ Chicago White Sox

Comiskey Park, Chicago, IL

Fri Jun 06 1986, 8:05 PM EDT

Att. 19,880 - Unknown

BOTTOM

Batter	1	2	3	4	5	6	7	8	9	AB	R	H	RBI	BB	SO	LOB
John Cangelosi, S (1, 8) OBP: 0.363, SLG: 0.265	BBBB 4-0 L5 BLK BB		x 0-0 ① G3	BBBB 4-0 G6-3 1-2 2-3 3-H BB		x 0-0 ② FC4-6 FC6-4 1-2f 3-H				2	0	0	2	2	0	1
Tim Hulett, R (1, 5) OBP: 0.307, SLG: 0.399	x 0-0 ①② L5 1-3		x 0-0 ② 6-3	x 0-0 ②③ G6-3 1-2f		x 0-0 ③ FC6-4 1-2f				4	0	0	0	0	0	5
Harold Baines, L (1, 9) OBP: 0.330, SLG: 0.451	x 0-0 ③ L4		SSS 0-3 ③ K		x 0-0 ① 4-3		x 0-0 ① 5-3			4	0	0	0	0	1	0
Greg Walker, L (1, 3) OBP: 0.395, SLG: 0.573		x 0-0 ① F8		x 0-0 ① 3-1	x 0-0 ② 6-3		x 0-0 ② 4-3			4	0	0	0	0	0	0
Bobby Bonilla, S (1, 7) OBP: 0.335, SLG: 0.324		x 0-0 WP 2B 1B		x 0-0 E 1B 1B	x 0-0 ③ 4-3		x 0-0 ③ F8			4	2	2	0	0	0	0
Ron Kittle, R (1, 10) OBP: 0.254, SLG: 0.344		SSS 0-3 ② K		x 0-0 E6 E 1B 1B 1-2		BBBB 4-0 E 1B 1B BB		SSS 0-3 ① K		3	2	0	0	1	2	2
Ozzie Guillen, L (1, 6) OBP: 0.246, SLG: 0.302		x 0-0 1-H 2B		x 0-0 1B E 1-2 2-H BB 1B		x 0-0 E6 1B 1-3 FC4-6 1B		x 0-0 ② F8		4	2	3	2	0	0	0
Joel Skinner, R (1, 2) OBP: 0.253, SLG: 0.284		BBBB 4-0 BB		x 0-0 E5 BB 1B 1-2 2-3		SSS 0-3 ① K		x 0-0 ③ 4-3		3	0	0	0	1	1	4
Julio Cruz, S (1, 4) OBP: 0.308, SLG: 0.200		x 0-0 ③ F7		x 0-0 BB 1-2 2-3 3-H 1B		x 0-0 FC4-6 2-3 3-H 1B				3	0	2	2	0	0	2
Inning Stats	R: 0 H: 0 E: 0 LOB: 0 K: 0 BB: 1 S: 2 P: 6	R: 1 H: 2 E: 0 LOB: 2 K: 1 BB: 1 S: 7 P: 11	R: 0 H: 0 E: 0 LOB: 0 K: 1 BB: 0 S: 5 P: 5	R: 3 H: 3 E: 2 LOB: 2 K: 0 BB: 1 S: 7 P: 11	R: 0 H: 0 E: 0 LOB: 0 K: 0 BB: 0 S: 3 P: 3	R: 2 H: 2 E: 1 LOB: 1 K: 1 BB: 1 S: 7 P: 11	R: 0 H: 0 E: 0 LOB: 0 K: 0 BB: 0 S: 3 P: 3	R: 0 H: 0 E: 0 LOB: 0 K: 1 BB: 0 S: 5 P: 5		1B: 6 SF: 0 2B: 1 SAC: 0 3B: 0 DP: 1 HR: 0 HBP: 0						

livebaseballscorecards.com

AB	31
R	6
H	7
RBI	6
BB	4
SO	4
LOB	14

WP: 1 PA: 35
PB: 0
SB: 0
CS: 0

PITCHER		IP	WLS	BF	H	R	ER	SO	BB	IBB	HBP	BLK	WP	HR	S	P	ERA	WHIP
Joaquin Andujar, R ERA: 3.83	(1, 1)	0.0		1	0	0	0	0	1	0	0	0	0	0	0	4	∞	∞
Rick Langford, R ERA: 6.12	(1, 1)	3.1	L	15	4	4	1	2	1	0	0	1	1	0	18	22	2.70	1.500
Bill Mooneyham, R ERA: 3.09	(4, 1)	4.2		19	3	2	1	2	2	0	0	0	0	0	21	29	1.93	1.071

PITCHER	IP	WLS	BF	H	R	ER	SO	BB	IBB	HBP	BLK	WP	HR	S	P	ERA	WHIP

Batter	1	2	3	4	5	6	7	8	9	AB	R	H	RBI	BB	SO	LOB
Tony Phillips, S (1, 5) OBP: 0.381, SLG: 0.357	BBBB 4-0 FC6-4 SH5-3 BB BB	x 0-0 BB 1B		x 0-0 ① 5-3 1-2			x 0-0 ① 4-3		x 0-0 ① 6-3	4	1	1	0	1	0	1
Donnie Hill, S (1, 4) OBP: 0.370, SLG: 0.429	x 0-0 ① SH5-3 1-2	BBBB 4-0 FC5-4 1-2 BB		x 0-0 ② 4-3 2-3			x 0-0 4-3 2B 2B		x 0-0 1B	3	1	2	0	1	0	1
Bruce Bochte, L (1, 3) OBP: 0.348, SLG: 0.362	BBBB 4-0 FC6-4 BB	SSS 0-3 ② K		x 0-0 ③ L1			x 0-0 ② 4-3 2-3		x 0-0 ② F8	4	0	0	0	1	1	5
Jose Canseco, R (1, 9) OBP: 0.371, SLG: 0.550	x 0-0 ② FC6-4 BB BB BB 1-2f 2-3	x 0-0 ③ FC5-4 1-2f			SSS 0-3 ① K		x 0-0 2B 3-H		SSS 0-3 ③ K	5	1	1	1	0	2	5
Dave Kingman, R (1, 10) OBP: 0.248, SLG: 0.410	BBBB 4-0 BB BB BB 1-2		x 0-0 ① 5-3		x 0-0 ② L5		x 0-0 ③ F3			3	0	0	0	1	0	1
Dusty Baker Jr., R (1, 7) OBP: 0.283, SLG: 0.272	BBBB 4-0 BB BB 1-2 2-3 3-H		x 0-0 1B		x 0-0 ③ F8			SSS 0-3 ① K		3	0	1	1	1	1	0
Alfredo Griffin, S (1, 6) OBP: 0.360, SLG: 0.372	BBBB 4-0 BB 1-2 2-3 3-H		x 0-0 ② F8			x 0-0 4-3 1B		x 0-0 1B 1B		3	0	2	1	1	0	1
Jerry Willard, L (1, 2) OBP: 0.313, SLG: 0.286	SSS 0-3 ③ K		SSS 0-3 ③ K			x 0-0 ①② 4-3 1-2f		x 0-0 G6-4-3 1-2 1B		4	0	1	0	0	2	5
Stan Javier, S (1, 8) OBP: 0.295, SLG: 0.250		SSS 0-3 ① K		x 0-0 4-3 5-3 1B		x 0-0 ③ 4-3		x 0-0 ②③ G6-4-3 1-2f		4	0	1	0	0	1	2
Inning Stats	R: 2 E: 0 K: 1 S: 5 H: 0 LOB: 3 BB: 5 P: 25	R: 0 E: 0 K: 2 S: 8 H: 1 LOB: 2 BB: 1 P: 12	R: 0 E: 0 K: 1 S: 6 H: 1 LOB: 1 BB: 0 P: 6	R: 0 E: 0 K: 0 S: 4 H: 1 LOB: 1 BB: 0 P: 4	R: 0 E: 0 K: 1 S: 5 H: 0 LOB: 0 BB: 0 P: 5	R: 0 E: 0 K: 0 S: 3 H: 1 LOB: 0 BB: 0 P: 3	R: 1 E: 0 K: 0 S: 5 H: 2 LOB: 1 BB: 0 P: 5	R: 0 E: 0 K: 1 S: 6 H: 2 LOB: 1 BB: 0 P: 6	R: 0 E: 0 K: 1 S: 6 H: 1 LOB: 1 BB: 0 P: 6	1B: 7 2B: 3 3B: 0 HR: 0 SF: 0 SAC: 1 DP: 2 HBP: 0						

TOP

Oakland Athletics @ Chicago White Sox

Comiskey Park, Chicago, IL

Sat Jun 07 1986, 8:05 PM EDT

Att. 26,773 - Unknown

livebaseballscorecards.com

AB	33
R	3
H	9
RBI	3
BB	6
SO	7
LOB	21

PITCHER		IP	WLS	BF	H	R	ER	SO	BB	IBB	HBP	BLK	WP	HR	S	P	ERA	WHIP
Joe Cowley, R ERA: 4.5	(1, 1)	6.2	W	31	6	3	3	5	6	0	0	0	0	0	35	59	4.05	1.800
Bill Dawley, R ERA: 2.2	(7, 1)	2.1		9	3	0	0	2	0	0	0	0	0	0	13	13	0.00	1.286

PITCHER	IP	WLS	BF	H	R	ER	SO	BB	IBB	HBP	BLK	WP	HR	S	P	ERA	WHIP

Batter	1	2	3	4	5	6	7	8	9	AB	R	H	RBI	BB	SO	LOB
John Cangelosi, S (1, 8) OBP: 0.369, SLG: 0.272 Wayne Tolleson, S (8, 8) OBP: 0.346, SLG: 0.373	BBBB 4-0 1B BB BB	x 0-0 ③ 4-3			x 0-0 2B 2B	x 0-0 ① F6	H 1-0 1-2 HBP			3 0	2 0	1 0	0 0	1 0	0 0	2 0
Carlton Fisk, R (1, 2) OBP: 0.271, SLG: 0.289	BBBB 4-0 1B 1-2 FC1-6 BB		x 0-0 ① F8		SSS 0-3 ① K	SSS 0-3 ② K	x 0-0 ③ 5-3			4	1	0	0	1	2	5
Harold Baines, L (1, 9) OBP: 0.333, SLG: 0.457 Jerry Hairston, S (8, PH) OBP: 0.316, SLG: 0.338 (9, 9)	x 0-0 FC1-6 1-3 2-H 1B		x 0-0 ② L6		x 0-0 HR 2-H 2B	x 0-0 ③ 6-3		x 0-0 ① F9		4 1	1 0	2 0	2 0	0 0	0 0	1 0
Greg Walker, L (1, 3) OBP: 0.403, SLG: 0.617	x 0-0 ① F8		x 0-0 HR		4-0 HR IBB		x 0-0 2B 3B	x 0-0 ② F8		4	3	2	1	1	0	2
Bobby Bonilla, S (1, 7) OBP: 0.343, SLG: 0.349	x 0-0 ② FC1-6 1-2f 3-H		x 0-0 ③ G3		x 0-0 1-H 2-H HR		BBBB 4-0 2B SF8 BB	x 0-0 1B		4	2	2	4	1	0	1
Ron Kittle, R (1, 10) OBP: 0.253, SLG: 0.346	x 0-0 ③ F8			x 0-0 ① F6	x 0-0 ② F5		x 0-0 SF8 1-3 3-H 2B	SSS 0-3 ③ K		5	0	1	1	0	1	2
Ozzie Guillen, L (1, 6) OBP: 0.246, SLG: 0.297		x 0-0 ① F9		x 0-0 ② F9	x 0-0 ③ F4		BBBB 4-0 HBP BB			3	0	0	0	1	0	0
Tim Hulett, R (1, 5) OBP: 0.312, SLG: 0.429		x 0-0 ② 4-3		x 0-0 3B		x 0-0 1B 3B	SSS 0-3 ① K			4	1	2	0	0	1	3
Julio Cruz, S (1, 4) OBP: 0.321, SLG: 0.213		BBBB 4-0 BB		x 0-0 ③ 5-3		x 0-0 3-H 1B	x 0-0 ② SF8 2-3 3-H			2	0	1	2	1	0	1
Inning Stats	R: 2 E: 0 K: 0 S: 4 H: 1 LOB: 1 BB: 2 P: 12	R: 0 E: 0 K: 0 S: 3 H: 0 LOB: 1 BB: 1 P: 7	R: 1 E: 0 K: 0 S: 4 H: 1 LOB: 0 BB: 0 P: 4	R: 0 E: 0 K: 0 S: 4 H: 1 LOB: 1 BB: 0 P: 4	R: 4 E: 0 K: 1 S: 8 H: 3 LOB: 0 BB: 1 P: 12	R: 1 E: 0 K: 1 S: 7 H: 2 LOB: 1 BB: 0 P: 7	R: 2 E: 0 K: 1 S: 7 H: 2 LOB: 3 BB: 2 P: 16	R: 0 E: 0 K: 1 S: 6 H: 1 LOB: 1 BB: 0 P: 6		1B: 3 2B: 3 3B: 3 HR: 2	SF: 1 SAC: 0 DP: 0 HBP: 1			WP: 0 PB: 0 SB: 0 CS: 0	PA: 42		

BOTTOM

Oakland Athletics @ Chicago White Sox

Comiskey Park, Chicago, IL

Sat Jun 07 1986, 8:05 PM EDT

Att. 26,773 - Unknown

livebaseballscorecards.com

AB	34
R	10
H	11
RBI	10
BB	6
SO	4
LOB	17

PITCHER		IP	WLS	BF	H	R	ER	SO	BB	IBB	HBP	BLK	WP	HR	S	P	ERA	WHIP
Chris Codiroli, R ERA: 4.12	(1, 1)	4.1	L	23	6	7	7	1	3	1	0	0	0	2	21	37	14.54	2.077
Dave Stewart, R ERA: 6.75	(5, 1)	1.2		10	4	3	3	1	1	0	0	0	0	0	11	15	16.20	3.000
Dave Leiper, L ERA: 4.5	(7, 1)	2.0		9	1	0	0	2	1	0	1	0	0	0	11	16	0.00	1.000

PITCHER	IP	WLS	BF	H	R	ER	SO	BB	IBB	HBP	BLK	WP	HR	S	P	ERA	WHIP

Oakland Athletics @ Chicago White Sox

Comiskey Park, Chicago, IL

Sun Jun 08 1986, 4:33 AM EDT

Att. 20,975 - Unknown

TOP

livebaseballscorecards.com

Batter	1	2	3	4	5	6	7	8	9	AB	R	H	RBI	BB	SO	LOB
Tony Phillips, S (1, 5) OBP: 0.382, SLG: 0.367	S S S 0-3 ① K		x 0-0 1B 3B	x 0-0 1-3 BB 1B		x 0-0 ② F9			S S S 0-3 ① K	5	1	2	0	0	2	0
Donnie Hill, S (1, 4) OBP: 0.379, SLG: 0.440	x 0-0 1B 1B		S S S 0-3 ② K	B B B 4-0 1-2 BB		x 0-0 2B			x 0-0 ② F8	4	0	2	0	1	1	1
Bruce Bochte, L (1, 3) OBP: 0.349, SLG: 0.359	x 0-0 1-3 1B		B B B B 4-0 1B 1B BB	x 0-0 ③ F9		S S S 0-3 ③ K			x 0-0 ③ F7	4	1	1	0	1	1	4
Jose Canseco, R (1, 7) OBP: 0.373, SLG: 0.547	S S S 0-3 ② K		x 0-0 1B 1-2 3-H 1B		B B B 4-0 FC5-4 BB		S S S 0-3 ① K			3	0	1	1	1	2	2
Dave Kingman, R (1, 10) OBP: 0.248, SLG: 0.406	S S S 0-3 ③ K		x 0-0 ③ 1-3 2-H 1B		x 0-0 ① FC5-4 1-2f HR		x 0-0 ② 6-3			4	1	1	1	0	1	3
Mike Davis, L (1, 9) OBP: 0.307, SLG: 0.441		x 0-0 ① F8		x 0-0 WP SF7 2B	x 0-0 1-H HR		x 0-0 ③ F9			4	2	2	2	0	0	0
Alfredo Griffin, S (1, 6) OBP: 0.353, SLG: 0.365		x 0-0 ② F2		x 0-0 ① F9	x 0-0 ② 1-3			x 0-0 ① 5-3		4	0	0	0	0	0	1
Jerry Willard, L (1, 2) OBP: 0.278, SLG: 0.258		x 0-0 ③ 4-3		x 0-0 ② SF7 2-H	x 0-0 ③ 4-3			S S S 0-3 ② K		3	0	0	1	0	1	0
Stan Javier, S (1, 8) OBP: 0.297, SLG: 0.241			x 0-0 ① 1-3	B B B 4-0 1B BB		S S S 0-3 ① K		S S S 0-3 ③ K		2	0	0	0	1	1	0
Rick Peters, S (8, PH) OBP: 0.316, SLG: 0.242 (8, 8)										1	0	0	0	0	1	0

	AB	34
	R	5
	H	9
	RBI	5
	BB	4
	SO	10
	LOB	11

Inning Stats																																		
	R: 0	H: 2		R: 0	H: 0		R: 2	H: 3		R: 1	H: 2		R: 2	H: 1		R: 0	H: 1		R: 0	H: 0		R: 0	H: 0		R: 0	H: 0		1B: 5	SF: 1		WP: 1	PA: 39	
	E: 0	LOB: 2		E: 0	LOB: 0		E: 0	LOB: 2		E: 0	LOB: 3		E: 0	LOB: 0		E: 0	LOB: 1		E: 0	LOB: 0		E: 0	LOB: 0		E: 0	LOB: 0		2B: 2	SAC: 0		PB: 0		
	K: 3	BB: 0		K: 0	BB: 0		K: 1	BB: 1		K: 0	BB: 2		K: 0	BB: 1		K: 2	BB: 0		K: 1	BB: 0		K: 2	BB: 0		K: 1	BB: 0		3B: 1	DP: 0		SB: 0		
	S: 11	P: 11		S: 3	P: 3		S: 7	P: 11		S: 5	P: 13		S: 4	P: 8		S: 8	P: 8		S: 5	P: 5		S: 7	P: 7		S: 5	P: 5		HR: 1	HBP: 0		CS: 0		

PITCHER		IP	WLS	BF	H	R	ER	SO	BB	IBB	HBP	BLK	WP	HR	S	P	ERA	WHIP
Joel Davis, R ERA: 4.3	(1, 1)	5.0	W	26	8	5	5	4	4	0	0	0	1	1	30	46	9.00	2.400
Dave Schmidt, R ERA: 4.42	(6, 1)	4.0	S	13	1	0	0	6	0	0	0	0	0	0	25	25	0.00	0.250

PITCHER	IP	WLS	BF	H	R	ER	SO	BB	IBB	HBP	BLK	WP	HR	S	P	ERA	WHIP

Batter	1	2	3	4	5	6	7	8	9	AB	R	H	RBI	BB	SO	LOB
Wayne Tolleson, S (1, 6) OBP: 0.343, SLG: 0.365	BBB 4-0 2B 1-3 BB	x 0-0 ② F9		x 0-0 ① 1-3	x 0-0 ③ 6-3			SSS 0-3 ① K		4	1	0	0	1	1	1
Tim Hulett, R (1, 5) OBP: 0.321, SLG: 0.447	x 0-0 1-3 SF8 1-3 2B	x 0-0 ③ F9		x 0-0 1B 2B 1B		x 0-0 ① L9		x 0-0 2B		5	2	3	0	0	0	1
Harold Baines, L (1, 9) OBP: 0.343, SLG: 0.457	x 0-0 ① 1-3 2-3 3-H		BBB 4-0 6-3 1B E BB	x 0-0 2B 1-3 1B		BBB 4-0 CS BB		III 4-0 IBB		2	2	1	1	3	0	1
Carlton Fisk, R (1, 10) OBP: 0.274, SLG: 0.298	x 0-0 ② SF8 3-H		x 0-0 6-3 E 1-2 1B	SSS 0-3 ② K		x 0-0 ② 2B 1-2		SSS 0-3 ② K		4	1	2	1	0	2	4
Bobby Bonilla, S (1, 8) (5, 7) OBP: 0.351, SLG: 0.355	BBB 4-0 2B BB	x 0-0 ① 6-3 1-2 2-3	x 0-0 2B 2-H 3-H 2B			III 4-0 FC4-6 IBB		SSS 0-3 ③ K		3	1	1	2	2	1	4
Greg Walker, L (1, 3) OBP: 0.414, SLG: 0.627	x 0-0 1-H 2B	x 0-0 E7 1B 2-H 3-H 1B	BBB 4-0 BB			x 0-0 ③ FC4-6 1-2f				3	1	2	3	1	0	2
Ron Kittle, R (1, 7) OBP: 0.249, SLG: 0.339	SSS 0-3 ③ K	SSS 0-3 ② K	SSS 0-3 ③ K				x 0-0 ① 4-3			3	0	0	0	0	3	4
John Cangelosi, S (5, 8) OBP: 0.367, SLG: 0.270										1	0	0	0	0	0	0
Julio Cruz, S (1, 4) OBP: 0.333, SLG: 0.220		BBB 4-0 SH1-4 BB	x 0-0 3-H 1B		x 0-0 ① F8		x 0-0 ② F7			3	0	1	1	1	0	0
Joel Skinner, R (1, 2) OBP: 0.244, SLG: 0.274		x 0-0 ① SH1-4 1-2	x 0-0 ③ L8		x 0-0 ② 4-3		SSS 0-3 ③ K			3	0	0	0	0	1	1
Inning Stats	R: 3 H: 2 E: 0 LOB: 1 K: 1 BB: 2 S: 7 P: 15	R: 0 H: 0 E: 0 LOB: 1 K: 0 BB: 1 S: 3 P: 7	R: 3 H: 3 E: 1 LOB: 1 K: 1 BB: 1 S: 8 P: 12	R: 2 H: 3 E: 0 LOB: 2 K: 2 BB: 1 S: 10 P: 14	R: 0 H: 0 E: 0 LOB: 0 K: 0 BB: 0 S: 3 P: 3	R: 0 H: 1 E: 0 LOB: 2 K: 0 BB: 2 S: 3 P: 11	R: 0 H: 0 E: 0 LOB: 0 K: 1 BB: 0 S: 5 P: 5	R: 0 H: 1 E: 0 LOB: 2 K: 3 BB: 1 S: 10 P: 14		1B: 5 SF: 1 2B: 5 SAC: 1 3B: 0 DP: 0 HR: 0 HBP: 0						

BOTTOM

Oakland Athletics @ Chicago White Sox

Comiskey Park, Chicago, IL

Sun Jun 08 1986, 4:33 AM EDT

Att. 20,975 - Unknown

livebaseballscorecards.com

AB	31
R	8
H	10
RBI	8
BB	8
SO	8
LOB	18

PITCHER		IP	WLS	BF	H	R	ER	SO	BB	IBB	HBP	BLK	WP	HR	S	P	ERA	WHIP
Curt Young, L ERA: 4.0	(1, 1)	4.0	L	25	8	8	8	4	5	0	0	0	0	0	28	48	18.00	3.250
Dave Leiper, L ERA: 3.38	(5, 1)	2.0		8	1	0	0	0	1	1	0	0	0	0	6	14	0.00	1.000
Steve Ontiveros, R ERA: 5.09	(7, 1)	1.0		3	0	0	0	1	0	0	0	0	0	0	5	5	0.00	0.000
Jose Rijo, R ERA: 4.19	(8, 1)	1.0		5	1	0	0	3	0	1	0	0	0	0	10	14	0.00	1.000

PITCHER	IP	WLS	BF	H	R	ER	SO	BB	IBB	HBP	BLK	WP	HR	S	P	ERA	WHIP

Batter	1	2	3	4	5	6	7	8	9	AB	R	H	RBI	BB	SO	LOB
Ruppert Jones, L (1, 9) OBP: 0.359, SLG: 0.405	2B		F5		F6			SH5-3 BB	K	4	0	1	0	1	1	2
Wally Joyner, L (1, 3) OBP: 0.327, SLG: 0.556	F7		6-3		L4			SH5-3 1-2		3	0	0	0	0	0	1
Brian Downing, R (1, 7) OBP: 0.394, SLG: 0.443	5-3			SH3 1B HR HBP		5-3		6-3		3	1	0	0	0	0	2
Reggie Jackson, L (1, 10) OBP: 0.424, SLG: 0.500	FC5-4 BB			SH3 HR 1-2 1B		S HBP		BB		1	1	1	0	2	0	0
Bobby Grich, R (1, 4) OBP: 0.330, SLG: 0.382	FC5-4 1-2f			SH3 1-2 2-3		F9		L9		3	0	0	0	0	0	5
Doug DeCinces, R (1, 5) OBP: 0.311, SLG: 0.398		F8		HR 2-H 3-H		5-3 1-2			FC1-6 1B	4	1	2	3	0	0	1
Bob Boone, R (1, 2) OBP: 0.274, SLG: 0.261		K		6-3			5-3		FC1-6 BB 1-2f	4	0	0	0	0	1	1
Dick Schofield, R (1, 6) OBP: 0.315, SLG: 0.420		F7		F6			6-3		F8	4	0	0	0	0	0	1
Gary Pettis, S (1, 8) OBP: 0.278, SLG: 0.297			G3		F7		6-3		BB 1-2	3	0	0	0	1	0	0
Inning Stats	R: 0 E: 0 K: 0 S: 4 H: 1 LOB: 2 BB: 1 P: 8	R: 0 E: 0 K: 1 S: 5 H: 0 LOB: 0 BB: 0 P: 5	R: 0 E: 0 K: 0 S: 3 H: 0 LOB: 0 BB: 0 P: 3	R: 3 E: 0 K: 0 S: 5 H: 2 LOB: 0 BB: 0 P: 6	R: 0 E: 0 K: 0 S: 3 H: 0 LOB: 0 BB: 0 P: 3	R: 0 E: 0 K: 0 S: 3 H: 0 LOB: 1 BB: 0 P: 4	R: 0 E: 0 K: 0 S: 3 H: 0 LOB: 0 BB: 0 P: 3	R: 0 E: 0 K: 0 S: 3 H: 0 LOB: 2 BB: 2 P: 11	R: 0 E: 0 K: 1 S: 6 H: 1 LOB: 2 BB: 1 P: 10	1B: 2 2B: 1 3B: 0 HR: 1 SF: 0 SAC: 2 DP: 0 HBP: 2	WP: 0 PB: 0 SB: 1 CS: 0 PA: 37					

PITCHER		IP	WLS	BF	H	R	ER	SO	BB	IBB	HBP	BLK	WP	HR	S	P	ERA	WHIP
Tom Seaver, R ERA: 3.91	(1, 1)	7.0	L	27	3	3	3	1	1	0	2	0	0	1	26	32	3.86	0.571
Joel McKeon, L ERA: 0.69	(8, 1)	0.2		4	0	0	0	0	2	0	0	0	0	0	2	10	0.00	3.000
Gene Nelson, R ERA: 2.2	(8, 1)	1.1		6	1	0	0	1	1	0	0	0	0	0	7	11	0.00	1.500

PITCHER	IP	WLS	BF	H	R	ER	SO	BB	IBB	HBP	BLK	WP	HR	S	P	ERA	WHIP

TOP

California Angels @ Chicago White Sox

Comiskey Park, Chicago, IL

Mon Jun 09 1986, 8:05 PM EDT

Att. 19,611 - Unknown

livebaseballscorecards.com

AB	29
R	3
H	4
RBI	3
BB	4
SO	2
LOB	13

Batter	1	2	3	4	5	6	7	8	9	AB	R	H	RBI	BB	SO	LOB
John Cangelosi, S (1, 8) OBP: 0.360, SLG: 0.264	S S S 0-3 ① K		x 0-0 ③ F7			x 0-0 ① 6-3		x 0-0 ③ 1-3		4	0	0	0	0	1	0
Carlton Fisk, R (1, 2) OBP: 0.269, SLG: 0.292	x 0-0 ② F3			S S S 0-3 ① K		x 0-0 ② F8			x 0-0 ① F7	4	0	0	0	0	1	0
Harold Baines, L (1, 9) OBP: 0.342, SLG: 0.451	B B B B 4-0 BB			x 0-0 ② 4-3		x 0-0 ③ 3-1			x 0-0 ② F7	3	0	0	0	1	0	0
Greg Walker, L (1, 3) OBP: 0.402, SLG: 0.605	x 0-0 ③ F9			x 0-0 ③ F8			x 0-0 ① F9		S S S 0-3 ③ K	4	0	0	0	0	1	1
Bobby Bonilla, S (1, 7) OBP: 0.356, SLG: 0.357		S S S 0-3 ① K			x 0-0 ① 1B 1B		B B B B 4-0 BB			2	0	1	0	1	1	0
Scott Bradley, L (1, 10) OBP: 0.368, SLG: 0.294		x 0-0 ② F7			x 0-0 ② 1-3 1B		x 0-0 ② F9			3	0	1	0	0	0	1
Tim Hulett, R (1, 5) OBP: 0.315, SLG: 0.439		x 0-0 ③ L8			S S S 0-3 ① K		x 0-0 ③ F8			3	0	0	0	0	1	3
Ozzie Guillen, L (1, 6) OBP: 0.241, SLG: 0.292			x 0-0 ① F5		S S S 0-3 ② K			S S S 0-3 ① K		3	0	0	0	0	2	2
Julio Cruz, S (1, 4) OBP: 0.317, SLG: 0.208			x 0-0 ② 4-3		S S S 0-3 ③ K			x 0-0 ② G3		3	0	0	0	0	1	2
Inning Stats	R: 0 H: 0 E: 0 LOB: 1 K: 1 BB: 1 S: 5 P: 9	R: 0 H: 0 E: 0 LOB: 0 K: 1 BB: 0 S: 5 P: 5	R: 0 H: 0 E: 0 LOB: 0 K: 0 BB: 0 S: 3 P: 3	R: 0 H: 0 E: 0 LOB: 0 K: 1 BB: 0 S: 5 P: 5	R: 0 H: 2 E: 0 LOB: 2 K: 3 BB: 0 S: 11 P: 11	R: 0 H: 0 E: 0 LOB: 0 K: 0 BB: 0 S: 3 P: 3	R: 0 H: 0 E: 0 LOB: 1 K: 0 BB: 1 S: 3 P: 7	R: 0 H: 0 E: 0 LOB: 0 K: 1 BB: 0 S: 5 P: 5	R: 0 H: 0 E: 0 LOB: 0 K: 1 BB: 0 S: 5 P: 5	1B: 2 SF: 0 2B: 0 SAC: 0 3B: 0 DP: 0 HR: 0 HBP: 0						WP: 0 PA: 31 PB: 0 SB: 0 CS: 0	

PITCHER	IP	WLS	BF	H	R	ER	SO	BB	IBB	HBP	BLK	WP	HR	S	P	ERA	WHIP
Don Sutton, R (1, 1) ERA: 5.4	9.0	W	31	2	0	0	8	2	0	0	0	0	0	45	53	0.00	0.444

PITCHER	IP	WLS	BF	H	R	ER	SO	BB	IBB	HBP	BLK	WP	HR	S	P	ERA	WHIP

BOTTOM

California Angels @ Chicago White Sox

Comiskey Park, Chicago, IL

Mon Jun 09 1986, 8:05 PM EDT

Att. 19,611 - Unknown

livebaseballscorecards.com

AB	29
R	0
H	2
RBI	0
BB	2
SO	8
LOB	9

Batter	1	2	3	4	5	6	7	8	9	AB	R	H	RBI	BB	SO	LOB
Gary Pettis, S (1, 8) OBP: 0.276, SLG: 0.299	4-3		K		G3		4-3 2B 2-H		4-3	5	0	1	1	0	1	3
Ruppert Jones, L (1, 9) (5, 7) OBP: 0.361, SLG: 0.415	CS BB			F8		5-3 3B	4-3 2-3		3-1	4	1	1	0	1	0	1
Brian Downing, R (1, 7) OBP: 0.395, SLG: 0.444	K 1-2			1B		5-3 3-H	6-3		1B BB	2	0	1	0	0	1	1
George Hendrick, R (5, 9) OBP: 0.323, SLG: 0.504										2	0	0	1	1	0	1
Reggie Jackson, L (1, 10) OBP: 0.418, SLG: 0.489		K		K		6-3		4-3	1B 1-3	5	0	1	0	0	2	1
Doug DeCinces, R (1, 5) OBP: 0.313, SLG: 0.400		K		K		2B 2B		FC4-6 BB	F7	4	1	1	0	1	2	3
Wally Joyner, L (1, 3) OBP: 0.333, SLG: 0.561		4-3			5-3 BB 1B	2B 2B 2-H		FC4-6 BB 1-2		3	0	2	1	1	0	0
Bobby Grich, R (1, 4) OBP: 0.319, SLG: 0.368			6-3		K	6-3		FC4-6 BB 1-2f 2-3		4	0	0	0	0	1	4
Dick Schofield, R (1, 6) OBP: 0.321, SLG: 0.428			6-3		5-3 BB 1-2		2B 2B	FC5-4 BB 1-2		2	1	1	0	1	0	0
Jerry Narron, L (8, PH) OBP: 0.375, SLG: 0.350										0	0	0	0	1	0	0
Rick Burleson, R (8, PR) (8, 6) OBP: 0.362, SLG: 0.384										0	0	0	0	0	0	0
Bob Boone, R (1, 2) OBP: 0.274, SLG: 0.261			1B		5-3 1-2 2-3		L9	FC5-4 1-2f		4	0	1	0	0	0	6
Inning Stats	R: 0 E: 0 K: 1 S: 4 H: 0 LOB: 1 BB: 1 P: 8	R: 0 E: 0 K: 2 S: 7 H: 0 LOB: 0 BB: 0 P: 7	R: 0 E: 0 K: 1 S: 6 H: 1 LOB: 1 BB: 0 P: 6	R: 0 E: 0 K: 2 S: 8 H: 1 LOB: 1 BB: 0 P: 8	R: 0 E: 0 K: 1 S: 6 H: 1 LOB: 2 BB: 1 P: 10	R: 2 E: 0 K: 0 S: 6 H: 3 LOB: 1 BB: 0 P: 6	R: 1 E: 0 K: 0 S: 5 H: 2 LOB: 1 BB: 0 P: 5	R: 0 E: 0 K: 0 S: 3 H: 0 LOB: 3 BB: 3 P: 15	R: 0 E: 0 K: 0 S: 4 H: 1 LOB: 2 BB: 1 P: 8	1B: 4 2B: 5 3B: 1 HR: 0	SF: 0 SAC: 0 DP: 1 HBP: 0						

TOP

California Angels @ Chicago White Sox

Comiskey Park, Chicago, IL

Tue Jun 10 1986, 8:05 PM EDT

Att. 13,497 - Unknown

livebaseballscorecards.com

AB	35
R	3
H	9
RBI	3
BB	6
SO	7
LOB	20

PITCHER		IP	WLS	BF	H	R	ER	SO	BB	IBB	HBP	BLK	WP	HR	S	P	ERA	WHIP
Neil Allen, R ERA: 4.83	(1, 1)	5.2	W	24	6	2	2	7	2	0	0	0	0	0	36	44	3.18	1.412
Gene Nelson, R ERA: 2.31	(6, 1)	1.2		9	2	1	1	0	2	0	0	0	0	0	7	15	5.40	2.400
Bob James, R ERA: 6.0	(8, 1)	1.2	S	8	1	0	0	0	2	0	0	0	0	0	6	14	0.00	1.800

PITCHER	IP	WLS	BF	H	R	ER	SO	BB	IBB	HBP	BLK	WP	HR	S	P	ERA	WHIP

Batter	1	2	3	4	5	6	7	8	9	AB	R	H	RBI	BB	SO	LOB
John Cangelosi, S (1, 8) OBP: 0.363, SLG: 0.269	0-0 1B 3B 1B		0-0 G6-4-3 1B		0-0 ② F5		0-0 ① F8			4	1	2	0	0	0	2
Carlton Fisk, R (1, 2) OBP: 0.278, SLG: 0.302	0-0 1-2 3B 1B		0-0 ① F8		0-0 FC5 1B 2-H 3-H 1B		0-0 1B			4	1	3	2	0	0	1
Harold Baines, L (1, 9) OBP: 0.345, SLG: 0.461	0-0 1-H 2-H 4-3 3B		0-0 ② ③ G6-4-3 1-2f		0-0 1-2 1B		0-0 ② F5			4	1	2	2	0	0	2
Greg Walker, L (1, 3) OBP: 0.390, SLG: 0.585	0-0 ① 4-3 3-H			S S S 0-3 ① K	0-0 ③ FC5 2-3f		0-0 ③ F8			4	0	0	1	0	1	3
Bobby Bonilla, S (1, 7) OBP: 0.354, SLG: 0.350	0-0 ② F7			0-0 ② 4-3		0-0 ① 4-3		B B B B 4-0 FC5-4 BB		3	0	0	0	1	0	0
Scott Bradley, L (1, 10) OBP: 0.364, SLG: 0.300 Wayne Tolleson, S (8, PH) OBP: 0.341, SLG: 0.363	0-0 ③ G4-1			0-0 ③ 4-3		0-0 CS 1B		0-0 ① FC5-4 1B 1-2f 1B		3 1	0 1	1 0	0 0	0 0	0 0	0 1
Tim Hulett, R (1, 5) OBP: 0.320, SLG: 0.443		0-0 ① F8			0-0 1B 1B 2B	B B B 4-0 ② 1B 1-2 1B BB		S S S 0-3 ② K		3	2	1	0	1	1	1
Ozzie Guillen, L (1, 6) OBP: 0.253, SLG: 0.302		0-0 ② 4-3			0-0 G3 1B 2-3 1B	0-0 1B 1-2 1B		0-0 1B 1-3 1B		4	1	3	0	0	0	0
Julio Cruz, S (1, 4) OBP: 0.328, SLG: 0.228		0-0 ③ F9			0-0 ① G3 1-2	0-0 ③ 1-3 2-H 1B		0-0 ③ 1-3 3-H 1B		4	0	2	2	0	0	2
Inning Stats	R: 3 E: 0 K: 0 S: 6 H: 3 LOB: 0 BB: 0 P: 6	R: 0 E: 0 K: 0 S: 3 H: 0 LOB: 0 BB: 0 P: 3	R: 0 E: 0 K: 0 S: 3 H: 1 LOB: 0 BB: 0 P: 3	R: 0 E: 0 K: 1 S: 5 H: 0 LOB: 0 BB: 0 P: 5	R: 2 E: 0 K: 0 S: 7 H: 4 LOB: 2 BB: 0 P: 7	R: 1 E: 0 K: 0 S: 4 H: 3 LOB: 2 BB: 1 P: 8	R: 0 E: 0 K: 0 S: 4 H: 1 LOB: 1 BB: 0 P: 4	R: 1 E: 0 K: 1 S: 6 H: 2 LOB: 2 BB: 1 P: 10		1B: 12 2B: 1 3B: 1 HR: 0	SF: 0 SAC: 0 DP: 1 HBP: 0					

PITCHER		IP	WLS	BF	H	R	ER	SO	BB	IBB	HBP	BLK	WP	HR	S	P	ERA	WHIP
Ron Romanick, R ERA: 4.91	(1, 1)	4.2	L	20	7	5	5	1	0	0	0	0	0	0	22	22	9.64	1.500
Chuck Finley, L ERA: 5.4	(5, 1)	2.1		11	5	1	1	0	1	0	0	0	0	0	10	14	3.86	2.571
Terry Forster, L ERA: 4.87	(8, 1)	1.0		5	2	1	1	1	1	0	0	0	0	0	6	10	9.00	3.000

PITCHER	IP	WLS	BF	H	R	ER	SO	BB	IBB	HBP	BLK	WP	HR	S	P	ERA	WHIP

BOTTOM

California Angels @ Chicago White Sox

Comiskey Park, Chicago, IL

Tue Jun 10 1986, 8:05 PM EDT

Att. 13,497 - Unknown

livebaseballscorecards.com

AB	34
R	7
H	14
RBI	7
BB	2
SO	2
LOB	12

WP: 0 PB: 0 SB: 0 CS: 1 PA: 36

Batter	1	2	3	4	5	6	7	8	9	AB	R	H	RBI	BB	SO	LOB
Gary Pettis, S (1, 8) OBP: 0.285, SLG: 0.309	G3 1B		E3 HR 1-H	S 3B 2-H		K		SH1-3 1-2		4	3	3	1	0	1	1
Ruppert Jones, L (1, 7) OBP: 0.366, SLG: 0.459 Brian Downing, R (6, PH) OBP: 0.396, SLG: 0.460 (6, 7)	F8		HR 2-H	1B 1-H		K		HR 2-H		3 2	2 1	2 1	3 2	0 0	0 1	1 1
Wally Joyner, L (1, 3) OBP: 0.335, SLG: 0.558	G3 1-2		K	FC4-6 1B 3-H		1B 3-H		F7		5	0	2	2	0	1	1
Reggie Jackson, L (1, 10) OBP: 0.417, SLG: 0.486	1B 2-H		G6-4-3 1B	FC4-6 1-2f		K		4-3		5	0	2	1	0	1	2
Jerry Narron, L (1, 2) OBP: 0.333, SLG: 0.304 Bob Boone, R (6, 2) OBP: 0.271, SLG: 0.258	6-3		G6-4-3 1-2f		4-3		F7		F8	3 2	0 0	0 0	0 0	0 0	0 0	2 0
George Hendrick, R (1, 9) OBP: 0.319, SLG: 0.492		F8		SH5-3 2B 1B	K		4-3		K	5	1	1	0	0	2	0
Rob Wilfong, L (1, 4) OBP: 0.296, SLG: 0.368		F5	SH5-3 1-2	1B		K		F8		4	0	1	0	0	1	0
Jack Howell, L (1, 5) OBP: 0.217, SLG: 0.364		K	1B 2-H 2B	F7		1B 3B		1B 3B		4	2	2	1	0	1	1
Dick Schofield, R (1, 6) OBP: 0.325, SLG: 0.443			E5 1B E	F7		1B 3B		SH1-3 HR 3-H 1B		4	3	2	1	0	0	1
Inning Stats	R: 1 E: 0 K: 0 S: 5 H: 2 LOB: 1 BB: 0 P: 5	R: 0 E: 0 K: 1 S: 5 H: 0 LOB: 0 BB: 0 P: 5	R: 3 E: 2 K: 1 S: 8 H: 3 LOB: 0 BB: 0 P: 8	R: 4 E: 0 K: 0 S: 8 H: 5 LOB: 1 BB: 0 P: 8	R: 0 E: 0 K: 1 S: 6 H: 1 LOB: 1 BB: 0 P: 6	R: 1 E: 0 K: 3 S: 11 H: 2 LOB: 1 BB: 0 P: 11	R: 0 E: 0 K: 1 S: 5 H: 0 LOB: 0 BB: 0 P: 5	R: 3 E: 0 K: 0 S: 6 H: 3 LOB: 0 BB: 0 P: 6	R: 0 E: 0 K: 1 S: 5 H: 0 LOB: 0 BB: 0 P: 5	1B: 10 2B: 1 3B: 3 HR: 2 SF: 0 SAC: 2 DP: 1 HBP: 0						

PITCHER		IP	WLS	BF	H	R	ER	SO	BB	IBB	HBP	BLK	WP	HR	S	P	ERA	WHIP
Richard Dotson, R ERA: 5.88	(1, 1)	3.2	L	19	8	7	6	2	0	0	0	0	0	1	23	23	14.73	2.182
Dave Schmidt, R ERA: 4.7	(4, 1)	1.2		9	4	2	2	2	0	0	0	0	0	0	13	13	10.80	2.400
Joel McKeon, L ERA: 1.23	(6, 1)	1.2		7	2	1	1	3	0	0	0	0	0	0	13	13	5.40	1.200
Bill Dawley, R ERA: 2.6	(8, 1)	2.0		8	2	2	2	1	0	0	0	0	0	1	10	10	9.00	1.000

PITCHER	IP	WLS	BF	H	R	ER	SO	BB	IBB	HBP	BLK	WP	HR	S	P	ERA	WHIP

TOP

California Angels @ Chicago White Sox

Comiskey Park, Chicago, IL

Wed Jun 11 1986, 4:33 AM EDT

Att. 14,177 - Unknown

livebaseballscorecards.com

AB	41
R	12
H	16
RBI	11
BB	0
SO	8
LOB	10

WP: 0	PB: 0	SB: 1	CS: 0
PA: 43			

Batter	1	2	3	4	5	6	7	8	9	AB	R	H	RBI	BB	SO	LOB
John Cangelosi, S (1, 8) OBP: 0.365, SLG: 0.271 Jerry Hairston, S (9, PH) OBP: 0.325, SLG: 0.362	4-3		SF9 BB 1B 1B		WP 1B 4-3 BB	E3			F8 HR 2B	3 1	2 1	1 1	0 0	1 0	0 0	0 0
Carlton Fisk, R (1, 10) OBP: 0.281, SLG: 0.300	F8		CS 1B BB		4-3 WP 1B 1B	K			F8 2B	4	1	1	1	1	1	2
Harold Baines, L (1, 9) OBP: 0.346, SLG: 0.471	K		K		1B 4-3 BB		4-3		HR	4	1	1	2	1	2	3
Greg Walker, L (1, 3) OBP: 0.390, SLG: 0.579		2B 1B	SF9		K		L8		1B HR BB	3	1	1	1	1	1	3
Bobby Bonilla, S (1, 7) OBP: 0.360, SLG: 0.364		1B FC4-6 2B			4-3		K		HR 1B	5	2	3	2	0	1	2
Tim Hulett, R (1, 5) OBP: 0.328, SLG: 0.466		FC4-6 1B	CS	5-3				L7	HR	5	1	3	4	0	0	0
Wayne Tolleson, S (1, 6) OBP: 0.333, SLG: 0.353		FC4-6		5-3	G3			4-3	F4	5	0	0	1	0	0	3
Joel Skinner, R (1, 2) OBP: 0.255, SLG: 0.276 Ron Kittle, R (9, PH) OBP: 0.253, SLG: 0.339 Ozzie Guillen, L (9, PR) OBP: 0.253, SLG: 0.302		K		F9		G4-6-3 1B				3 0 0	0 0 0	1 0 0	0 0 0	1 0 0	1 0 0	1 0 0
Julio Cruz, S (1, 4) OBP: 0.333, SLG: 0.242			1B SF9 1B		BB 1B 1B	G4-6-3		4-3	L7	5	2	2	0	0	0	3
Inning Stats	R: 0 E: 0 K: 1 S: 5 H: 0 LOB: 0 BB: 0 P: 5	R: 1 E: 0 K: 1 S: 7 H: 3 LOB: 1 BB: 0 P: 7	R: 2 E: 0 K: 1 S: 7 H: 3 LOB: 1 BB: 1 P: 11	R: 0 E: 0 K: 0 S: 3 H: 0 LOB: 0 BB: 0 P: 3	R: 3 E: 0 K: 1 S: 8 H: 3 LOB: 2 BB: 2 P: 16	R: 0 E: 1 K: 1 S: 6 H: 1 LOB: 1 BB: 0 P: 6	R: 0 E: 0 K: 1 S: 5 H: 0 LOB: 0 BB: 0 P: 5	R: 0 E: 0 K: 0 S: 3 H: 0 LOB: 1 BB: 1 P: 7	R: 5 E: 0 K: 0 S: 7 H: 4 LOB: 1 BB: 1 P: 12	1B: 10 2B: 2 3B: 0 HR: 2	SF: 1 SAC: 0 DP: 1 HBP: 1						

PITCHER		IP	WLS	BF	H	R	ER	SO	BB	IBB	HBP	BLK	WP	HR	S	P	ERA	WHIP
Kirk McCaskill, R ERA: 4.26	(1, 1)	5.0	W	25	9	6	6	4	3	0	0	0	1	0	30	42	10.80	2.400
Doug Corbett, R ERA: 4.4	(6, 1)	3.1		17	5	5	5	2	2	0	0	0	0	2	19	27	13.50	2.100
Terry Forster, L ERA: 4.71	(9, 1)	0.2	S	3	0	0	0	0	0	0	1	0	0	0	2	3	0.00	0.000

PITCHER	IP	WLS	BF	H	R	ER	SO	BB	IBB	HBP	BLK	WP	HR	S	P	ERA	WHIP

BOTTOM

California Angels @ Chicago White Sox

Comiskey Park, Chicago, IL

Wed Jun 11 1986, 4:33 AM EDT

Att. 14,177 - Unknown

livebaseballscorecards.com

AB	38
R	11
H	14
RBI	11
BB	5
SO	6
LOB	17

Chicago White Sox @ Seattle Mariners

The Kingdome, Seattle, WA

Thu Jun 12 1986, 10:05 PM EDT

Att. 8,439 - Unknown

livebaseballscorecards.com

Batter	1	2	3	4	5	6	7	8	9	AB	R	H	RBI	BB	SO	LOB
John Cangelosi, S (1, 8) OBP: 0.366, SLG: 0.270	L4		6-3			L4		BB 1-2 2B	1-3 2-H 2B 1B	4	2	1	1	1	0	0
Carlton Fisk, R (1, 2) OBP: 0.292, SLG: 0.319	4-3 HBP			1B 1B		K		E 1-H 2-H 2B	HR 1-H 3-H 2B	4	2	3	4	0	1	0
Harold Baines, L (1, 9) OBP: 0.347, SLG: 0.482	4-3 1-2			1B 1-2 1B		G3		E1 2-H	HR 2-H	5	1	2	2	0	0	1
Greg Walker, L (1, 3) OBP: 0.389, SLG: 0.573	K			F9			1B S	G6-4-3 HBP	3-1	3	0	1	0	0	1	3
Jerry Hairston, S (8, PH) OBP: 0.329, SLG: 0.357 (8, 7)		F9		K			F7	G6-4-3 1-2f		4	0	0	0	0	1	5
Ron Kittle, R (1, 10) OBP: 0.253, SLG: 0.337		6-3		F8			F8		HBP 1B 1B	4	0	1	0	0	0	3
Ozzie Guillen, L (9, PR) OBP: 0.253, SLG: 0.302 (9, 6)										0	1	0	0	0	0	0
Tim Hulett, R (1, 5) OBP: 0.320, SLG: 0.455		F9			L4		F8 1-2		L9	4	0	0	0	0	0	2
Wayne Tolleson, S (1, 6) OBP: 0.333, SLG: 0.353			4-3		L8			S 2B 1B	1B 1-2 2B HBP	3	1	1	0	0	0	0
Scott Bradley, L (9, PH) OBP: 0.391, SLG: 0.300										0	1	0	0	0	0	0
Bob James, R (9, 1)										0	0	0	0	0	0	0
Julio Cruz, S (1, 4) OBP: 0.316, SLG: 0.227			F9		3-1			L4	K	4	0	0	0	0	1	3

TOP	
AB	36
R	8
H	9
RBI	7
BB	1
SO	4
LOB	18

Inning Stats	1	2	3	4	5	6	7	8	9	1B: 6	SF: 0	WP: 0	PA: 40
R	0	0	0	0	0	0	0	3	5	2B: 2	SAC: 0	PB: 0	
E	0	0	0	0	0	0	0	1	0	3B: 0	DP: 1	SB: 2	
K	1	0	0	1	0	1	0	0	1	HR: 1	HBP: 3	CS: 0	
S	5	3	3	7	3	5	4	5	9				
H	0	0	0	2	0	0	1	2	4				
LOB	1	0	0	2	0	0	1	1	1				
BB	0	0	0	0	0	0	0	1	0				
P	6	3	3	7	3	5	4	10	10				

PITCHER		IP	WLS	BF	H	R	ER	SO	BB	IBB	HBP	BLK	WP	HR	S	P	ERA	WHIP
Jim Beattie, R ERA:	(1, 1)	7.0		25	3	0	0	3	0	0	1	0	0	0	30	31	0.00	0.429
Mark Huismann, R ERA: 3.86	(8, 1)	0.1		4	2	3	2	0	1	0	0	0	0	0	3	7	54.00	9.000
Matt Young, L ERA: 4.93	(8, 1)	0.2		3	0	0	0	0	0	0	1	0	0	0	2	3	0.00	0.000
Pete Ladd, R ERA: 3.66	(9, 1)	0.1		2	1	1	1	0	0	0	0	0	0	0	2	2	27.00	3.000
Lee Guetterman, L ERA: 6.06	(9, 1)	0.1	L	3	1	0	0	1	0	0	1	0	0	0	4	5	0.00	3.000

PITCHER		IP	WLS	BF	H	R	ER	SO	BB	IBB	HBP	BLK	WP	HR	S	P	ERA	WHIP
Milt Wilcox, R ERA: 5.5	(9, 1)	0.1		3	2	4	4	0	0	0	0	0	0	1	3	3	108.00	6.000

Batter	1	2	3	4	5	6	7	8	9	AB	R	H	RBI	BB	SO	LOB
Harold Reynolds, S (1, 4) OBP: 0.298, SLG: 0.328	S S S 0-3 ① K		x 0-0 ① 1-3		x 0-0 ③ 3-1			x 0-0 ① 4-3		4	0	0	0	0	1	0
John Moses, S (1, 8) OBP: 0.304, SLG: 0.359	S S S 0-3 ② K		x 0-0 ② 5-3			x 0-0 ① L4		x 0-0 ② 4-3		4	0	0	0	0	1	0
Phil Bradley, R (1, 7) OBP: 0.346, SLG: 0.346	S S S 0-3 ③ K		x 0-0 ③ 5-3			x 0-0 ② 6-3		S S S 0-3 ③ K		4	0	0	0	0	2	0
Alvin Davis, L (1, 3) OBP: 0.401, SLG: 0.500		x 0-0 1B 2B 2B		x 0-0 ① F8		S S S 0-3 ③ K			x 0-0 ① F8	4	1	1	0	0	1	0
Jim Presley, R (1, 5) OBP: 0.303, SLG: 0.477		x 0-0 2B SH 1B 2-3		x 0-0 HR			x 0-0 ① F8		x 0-0 1B	4	2	3	1	0	0	0
Danny Tartabull, R (1, 10) OBP: 0.361, SLG: 0.485		x 0-0 SH CS 2B 1-3 3-H		x 0-0 ② F2			S S S 0-3 ② K		x 0-0 G6-4-3 1B 1-2	4	0	2	1	0	1	0
Dave Henderson, R (1, 9) OBP: 0.332, SLG: 0.463		x 0-0 ① 1-3		S S S 0-3 ③ K			x 0-0 2B 2B		x 0-0 ② ③ G6-4-3 1-2f	4	1	1	0	0	1	4
Spike Owen, S (1, 6) OBP: 0.318, SLG: 0.373		x 0-0 SH CS 2-3 3-H			x 0-0 ① 1-3		x 0-0 2-H 2B			2	0	1	2	0	0	0
Steve Yeager, R (1, 2) OBP: 0.267, SLG: 0.260		x 0-0 ② ③ F7 1-2 3-H			x 0-0 ② F9		x 0-0 ③ F7			3	0	0	0	0	0	3
Inning Stats	R: 0 H: 0 E: 0 LOB: 0 K: 3 BB: 0 S: 9 P: 9	R: 2 H: 3 E: 1 LOB: 1 K: 0 BB: 0 S: 6 P: 6	R: 0 H: 0 E: 0 LOB: 0 K: 0 BB: 0 S: 3 P: 3	R: 1 H: 1 E: 0 LOB: 0 K: 1 BB: 0 S: 6 P: 6	R: 0 H: 0 E: 0 LOB: 0 K: 0 BB: 0 S: 3 P: 3	R: 0 H: 0 E: 0 LOB: 0 K: 1 BB: 0 S: 5 P: 5	R: 1 H: 2 E: 0 LOB: 1 K: 1 BB: 0 S: 7 P: 7	R: 0 H: 0 E: 0 LOB: 0 K: 1 BB: 0 S: 5 P: 5	R: 0 H: 2 E: 0 LOB: 1 K: 0 BB: 0 S: 4 P: 4	1B: 3 SF: 0 2B: 4 SAC: 1 3B: 0 DP: 1 HR: 1 HBP: 0						WP: 0 PA: 34 PB: 0 SB: 0 CS: 2	

BOTTOM

Chicago White Sox @ Seattle Mariners

The Kingdome, Seattle, WA

Thu Jun 12 1986, 10:05 PM EDT

Att. 8,439 - Unknown

livebaseballscorecards.com

AB	33
R	4
H	8
RBI	4
BB	0
SO	7
LOB	7

PITCHER		IP	WLS	BF	H	R	ER	SO	BB	IBB	HBP	BLK	WP	HR	S	P	ERA	WHIP
Joe Cowley, R ERA: 4.5	(1, 1)	8.0	W	30	6	4	4	7	0	0	0	0	0	1	44	44	4.50	0.750
Bob James, R ERA: 5.82	(9, 1)	1.0		4	2	0	0	0	0	0	0	0	0	0	4	4	0.00	2.000

PITCHER	IP	WLS	BF	H	R	ER	SO	BB	IBB	HBP	BLK	WP	HR	S	P	ERA	WHIP

Chicago White Sox @ Seattle Mariners

The Kingdome, Seattle, WA

Fri Jun 13 1986, 10:05 PM EDT

Att. 10,242 - Unknown

livebaseballscorecards.com

Batter	1	2	3	4	5	6	7	8	9	AB	R	H	RBI	BB	SO	LOB
John Cangelosi, S (1, 8) OBP: 0.372, SLG: 0.275	4-3		F8	1B	1B		E 9-3-2 BB			4	0	2	2	1	0	1
Carlton Fisk, R (1, 2) OBP: 0.290, SLG: 0.318	K		4-3	6-3	FC4-6 1B		SF9			4	0	1	2	0	1	3
Harold Baines, L (1, 9) OBP: 0.348, SLG: 0.485	F7			BB 1B	G3 2B FC4-6		9-3-2	5-3		5	2	2	0	0	0	2
Greg Walker, L (1, 3) OBP: 0.376, SLG: 0.550		3-1		L4	G3	4-3		K		5	0	0	0	0	1	2
Jerry Hairston, S (1, 7) OBP: 0.345, SLG: 0.356 Bobby Bonilla, S (8, 7) OBP: 0.353, SLG: 0.355		BB FC6-4		BB 2B 1B	HR	K		5-3		3 0	2 0	1 0	1 0	2 0	1 0	0 0
Ron Kittle, R (1, 10) OBP: 0.262, SLG: 0.358		K		2B 1B	HR	BB FC6			F3	4	2	2	3	1	1	1
Tim Hulett, R (1, 5) OBP: 0.311, SLG: 0.442		FC6-4		K	K	FC6			K	5	0	0	0	0	3	4
Ozzie Guillen, L (1, 6) OBP: 0.262, SLG: 0.333			F8	1B 2B	HR		4-3 S SF9 1B		K	5	3	3	2	0	1	0
Julio Cruz, S (1, 4) OBP: 0.338, SLG: 0.250			F8 2B	BB 1B	BB 1B 1B		4-3			2	1	1	0	2	0	1
Inning Stats	R: 0 E: 0 K: 1 S: 5 H: 0 LOB: 0 BB: 0 P: 5	R: 0 E: 0 K: 1 S: 5 H: 0 LOB: 1 BB: 1 P: 9	R: 0 E: 0 K: 0 S: 4 H: 1 LOB: 1 BB: 0 P: 4	R: 4 E: 0 K: 1 S: 9 H: 4 LOB: 2 BB: 2 P: 17	R: 5 E: 0 K: 1 S: 11 H: 6 LOB: 2 BB: 1 P: 15	R: 0 E: 0 K: 1 S: 5 H: 0 LOB: 1 BB: 1 P: 9	R: 1 E: 1 K: 0 S: 3 H: 1 LOB: 1 BB: 1 P: 7	R: 0 E: 0 K: 1 S: 5 H: 0 LOB: 0 BB: 0 P: 5	R: 0 E: 0 K: 2 S: 7 H: 0 LOB: 0 BB: 0 P: 7	1B: 7 2B: 3 3B: 0 HR: 2 SF: 1 SAC: 0 DP: 0 HBP: 0	WP: 0 PB: 0 SB: 1 CS: 0 PA: 44					

TOP	
AB	37
R	10
H	12
RBI	10
BB	6
SO	8
LOB	14

PITCHER		IP	WLS	BF	H	R	ER	SO	BB	IBB	HBP	BLK	WP	HR	S	P	ERA	WHIP
Mike Moore, R ERA: 4.73	(1, 1)	4.2		27	9	9	9	4	4	0	0	0	0	2	31	47	17.36	2.786
Lee Guetterman, L ERA: 6.03	(5, 1)	1.2		10	3	1	1	1	2	0	0	0	0	0	10	18	5.40	3.000
Mark Huismann, R ERA: 3.82	(7, 1)	0.1		1	0	0	0	0	0	0	0	0	0	0	1	1	0.00	0.000
Matt Young, L ERA: 4.69	(7, 1)	2.1	W	7	0	0	0	3	0	0	0	0	0	0	12	12	0.00	0.000

PITCHER	IP	WLS	BF	H	R	ER	SO	BB	IBB	HBP	BLK	WP	HR	S	P	ERA	WHIP

BOTTOM

Batter	1	2	3	4	5	6	7	8	9	AB	R	H	RBI	BB	SO	LOB
Harold Reynolds, S (1, 4) OBP: 0.300, SLG: 0.322	G3	F8	L5			F7		BB, 3B, 1B	1B, 1-2, BB	5	1	1	0	1	0	4
John Moses, S (1, 8) OBP: 0.333, SLG: 0.406	5-3	1-2, 2-H, 3-H, 1B		3-1		1B, 3B		1-2, 3B, BB	1-2, 2-3, 3-H, 1B	5	2	3	2	1	0	0
Phil Bradley, R (1, 7) OBP: 0.347, SLG: 0.359	E5		4-3	K		3-H, 1B		1-H, 2-H, 3B		5	0	2	3	0	1	0
Alvin Davis, L (1, 3) OBP: 0.401, SLG: 0.495	F8		BB, E, 3B, 1B	G3		1-3		IBB, BB		4	1	1	0	1	0	2
Jim Presley, R (1, 5) OBP: 0.308, SLG: 0.496		HR	E1, BB, 1-2, 3B		2B		F8	F5		3	2	2	1	0	0	1
Domingo Ramos, R (7, 5) OBP: 0.188, SLG: 0.191										2	0	0	0	0	0	2
Ken Phelps, L (1, 10) OBP: 0.404, SLG: 0.613		BB, 1B, 1B, BB	1-2, 2-3, 3B, BB		K		1B, 2B	G4-6-3, 1-2, IBB		2	3	1	0	3	1	1
Dave Henderson, R (1, 9) OBP: 0.329, SLG: 0.467		L4	1-H, 2-H, 3-H, 1B, 3B		K		K	G4-6-3, 1-2f		5	1	1	3	0	2	6
Spike Owen, S (1, 6) OBP: 0.324, SLG: 0.384		BB, 1-2, 1B, 1B	4-3		F8		2-H, 1B		1B, 1B, 2B	5	1	3	1	0	0	2
Bob Kearney, R (1, 2) OBP: 0.237, SLG: 0.283		1B, 1-2, 2-3, BB	3-H, 1B			F6	L8		1B, BB, 2-3, 1B	2	0	1	1	1	0	0
Gorman Thomas, R (7, PH) OBP: 0.302, SLG: 0.389										1	0	0	0	0	0	1
Steve Yeager, R (8, 2) OBP: 0.274, SLG: 0.267										1	0	1	0	0	0	0
Inning Stats	R: 0 E: 1 K: 0 S: 4 H: 0 LOB: 1 BB: 0 P: 4	R: 2 E: 0 K: 0 S: 5 H: 3 LOB: 2 BB: 2 P: 13	R: 4 E: 1 K: 0 S: 7 H: 3 LOB: 1 BB: 1 P: 11	R: 0 E: 0 K: 1 S: 5 H: 0 LOB: 0 BB: 0 P: 5	R: 0 E: 0 K: 2 S: 8 H: 1 LOB: 1 BB: 0 P: 8	R: 1 E: 0 K: 0 S: 5 H: 2 LOB: 1 BB: 0 P: 5	R: 1 E: 0 K: 1 S: 7 H: 2 LOB: 1 BB: 0 P: 7	R: 2 E: 0 K: 0 S: 4 H: 2 LOB: 2 BB: 3 P: 16	R: 1 E: 0 K: 0 S: 3 H: 3 LOB: 3 BB: 1 P: 7	1B: 9 2B: 3 3B: 3 HR: 1 SF: 0 SAC: 0 DP: 1 HBP: 0	WP: 0 PB: 0 SB: 0 CS: 0 PA: 47					

PITCHER		IP	WLS	BF	H	R	ER	SO	BB	IBB	HBP	BLK	WP	HR	S	P	ERA	WHIP
Joel Davis, R ERA: 4.64	(1, 1)	2.1		16	5	6	4	0	3	0	0	0	0	1	13	25	15.43	3.429
Dave Schmidt, R ERA: 4.54	(3, 1)	3.1		14	4	1	1	3	0	0	0	0	0	0	20	20	2.70	1.200
Gene Nelson, R ERA: 2.77	(6, 1)	1.1		9	4	3	3	1	1	0	0	0	0	0	10	14	20.25	3.750
Joel McKeon, L ERA: 1.23	(8, 1)	0.0		1	0	0	0	0	1	0	0	0	0	0	0	4	∞	∞
Bill Dawley, R ERA: 2.78	(8, 1)	1.0	L	7	3	1	1	0	1	1	0	0	0	0	5	13	9.00	4.000

PITCHER	IP	WLS	BF	H	R	ER	SO	BB	IBB	HBP	BLK	WP	HR	S	P	ERA	WHIP

Chicago White Sox @ Seattle Mariners

The Kingdome, Seattle, WA

Fri Jun 13 1986, 10:05 PM EDT

Att. 10,242 - Unknown

livebaseballscorecards.com

AB	40
R	11
H	16
RBI	11
BB	7
SO	4
LOB	19

Batter	1	2	3	4	5	6	7	8	9	AB	R	H	RBI	BB	SO	LOB
John Cangelosi, S (1, 8) OBP: 0.368, SLG: 0.273	S S S 0-3 ① K			S S S 0-3 ① K		x 0-0 1-2 HR 1B	S S S 0-3 ② 1-2 K	x 0-0 ③ 6-3		5	1	1	0	0	3	1
Carlton Fisk, R (1, 10) OBP: 0.289, SLG: 0.330	S S S 0-3 ② K			x 0-0 ② 6-3		x 0-0 1-H 2-H HR	x 0-0 ③ 5-3			4	1	1	3	0	1	1
Harold Baines, L (1, 9) OBP: 0.350, SLG: 0.485	S S S 0-3 ③ K			x 0-0 BB 1B		x 0-0 ① F8		x 0-0 2B 1B		4	0	2	0	0	1	0
Ron Kittle, R (1, 7) OBP: 0.266, SLG: 0.364		x 0-0 ① G3		B B B 4-0 1-2 BB		x 0-0 ② 5-3		x 0-0 1-3 2B		3	0	1	0	1	0	0
Bobby Bonilla, S (1, 3) OBP: 0.352, SLG: 0.351 Ozzie Guillen, L (6, 6) OBP: 0.261, SLG: 0.331		S S S 0-3 ② K		S S S 0-3 ③ K		B B B 4-0 1B BB		x 0-0 ① F9		2 1	0 0	0 0	0 0	1 0	2 0	2 2
Tim Hulett, R (1, 5) OBP: 0.310, SLG: 0.438		x 0-0 ③ F9			x 0-0 ① 5-3	x 0-0 1-2 1B		S S S 0-3 ② K		4	0	1	0	0	1	2
Wayne Tolleson, S (1, 6) OBP: 0.335, SLG: 0.354 Greg Walker, L (6, PH) OBP: 0.373, SLG: 0.546 (6, 3) Jerry Hairston, S (8, PH) OBP: 0.341, SLG: 0.351 (8, 3)		S S S 0-3 ① K			x 0-0 CS 1B	x 0-0 ③ 4-3		x 0-0 ③ 1-3		2 1 1	0 0 0	1 0 0	0 0 0	0 0 0	1 0 0	0 2 2
Joel Skinner, R (1, 2) OBP: 0.245, SLG: 0.264		S S S 0-3 ② K			S S S 0-3 ② ③ K 1-2		x 0-0 ① 6-3		x 0-0 ① 6-3	4	0	0	0	0	2	1
Julio Cruz, S (1, 4) OBP: 0.345, SLG: 0.264		S S S 0-3 ③ K				x 0-0 1B HR 1B	x 0-0 S 1B		S S S 0-3 ② K	4	1	2	0	0	2	0
Inning Stats	R: 0 E: 0 K: 3 S: 9 H: 0 LOB: 0 BB: 0 P: 9	R: 0 E: 0 K: 1 S: 5 H: 0 LOB: 0 BB: 0 P: 5	R: 0 E: 0 K: 3 S: 9 H: 0 LOB: 0 BB: 0 P: 9	R: 0 E: 0 K: 2 S: 8 H: 1 LOB: 2 BB: 1 P: 12	R: 0 E: 0 K: 1 S: 5 H: 1 LOB: 1 BB: 0 P: 5	R: 3 E: 0 K: 0 S: 7 H: 4 LOB: 2 BB: 1 P: 11	R: 0 E: 0 K: 1 S: 6 H: 1 LOB: 1 BB: 0 P: 6	R: 0 E: 0 K: 1 S: 7 H: 2 LOB: 2 BB: 0 P: 7	R: 0 E: 0 K: 1 S: 5 H: 0 LOB: 0 BB: 0 P: 5	1B: 7 2B: 2 3B: 0 HR: 1	SF: 0 SAC: 0 DP: 1 HBP: 0						

PITCHER	IP	WLS	BF	H	R	ER	SO	BB	IBB	HBP	BLK	WP	HR	S	P	ERA	WHIP
Mark Langston, L (1, 1) ERA: 5.24	5.2	W	24	6	3	3	10	2	0	0	0	0	1	42	50	4.76	1.412
Mark Huismann, R (6, 1) ERA: 3.62	2.0		9	3	0	0	2	0	0	0	0	0	0	13	13	0.00	1.500
Matt Young, L (8, 1) ERA: 4.56	1.1	S	4	0	0	0	1	0	0	0	0	0	0	6	6	0.00	0.000

PITCHER	IP	WLS	BF	H	R	ER	SO	BB	IBB	HBP	BLK	WP	HR	S	P	ERA	WHIP

TOP

Chicago White Sox @ Seattle Mariners

The Kingdome, Seattle, WA

Sat Jun 14 1986, 10:05 PM EDT

Att. 21,304 - Unknown

livebaseballscorecards.com

AB	35
R	3
H	9
RBI	3
BB	2
SO	13
LOB	13

Batter	1	2	3	4	5	6	7	8	9	AB	R	H	RBI	BB	SO	LOB
Harold Reynolds, S (1, 4) OBP: 0.296, SLG: 0.317	4-3 S 4-3 1B		F7 ①	4-3 ②		4-3 ①		6-3 ② 2-3		5	1	1	0	0	0	2
John Moses, S (1, 8) OBP: 0.338, SLG: 0.405	4-3 ① 1-3		6-3 ②	1B 3-H 1B		F8 ②		S 3-H 1B		5	0	2	2	0	0	1
Phil Bradley, R (1, 7) OBP: 0.343, SLG: 0.355	4-3 ② 3-H		L9 ③	BB 1-3 1B		4-3 ③		6-3 1-2		5	0	1	1	0	0	1
Alvin Davis, L (1, 3) OBP: 0.406, SLG: 0.495	BBB 4-0 FC6-4 BB			2B HR 1B 4-0 FC5-4 1-2 BB			L5 ①			2	1	1	0	2	0	0
Danny Tartabull, R (1, 5) OBP: 0.359, SLG: 0.486	FC6-4 ③ 1-2f			HR 1-3 2B FC5-4 1-2f			SSS K ②			4	1	1	0	0	1	4
Ken Phelps, L (1, 10) OBP: 0.407, SLG: 0.639		SSS K ①		HR 2-H 3-H	F6 ①		BBBB 4-0 BB			3	1	1	3	1	1	0
Dave Henderson, R (1, 9) OBP: 0.332, SLG: 0.465		BBBB 4-0 BB		3B 1B	SSS K ②		SSS K ③			3	1	1	0	1	2	1
Spike Owen, S (1, 6) OBP: 0.332, SLG: 0.398		F7 ②		1B 1-H 3B	1B			BBBB 4-0 6-3 SH1-4 1B BB		3	2	2	1	1	0	1
Bob Kearney, R (1, 2) OBP: 0.230, SLG: 0.274		F8 ③		F4 ①	SSS K ③			SH1-4 ① 1-2		3	0	0	0	0	1	3
Inning Stats	R: 1 H: 1 E: 0 LOB: 1 K: 0 BB: 1 S: 4 P: 8	R: 0 H: 0 E: 0 LOB: 1 K: 1 BB: 1 S: 5 P: 9	R: 0 H: 0 E: 0 LOB: 0 K: 0 BB: 0 S: 3 P: 3	R: 5 H: 7 E: 0 LOB: 3 K: 0 BB: 1 S: 10 P: 14	R: 0 H: 1 E: 0 LOB: 1 K: 2 BB: 0 S: 8 P: 8	R: 0 H: 0 E: 0 LOB: 0 K: 0 BB: 0 S: 3 P: 3	R: 0 H: 0 E: 0 LOB: 1 K: 2 BB: 1 S: 7 P: 11	R: 1 H: 1 E: 0 LOB: 1 K: 0 BB: 1 S: 4 P: 8		1B: 7 SF: 0 2B: 1 SAC: 1 3B: 1 DP: 0 HR: 1 HBP: 0						WP: 0 PA: 39 PB: 0 SB: 2 CS: 0	

PITCHER		IP	WLS	BF	H	R	ER	SO	BB	IBB	HBP	BLK	WP	HR	S	P	ERA	WHIP
Tom Seaver, R ERA: 4.35	(1, 1)	7.0	L	34	9	6	6	5	4	0	0	0	0	1	40	56	7.71	1.857
Bob James, R ERA: 5.91	(8, 1)	1.0		5	1	1	1	0	1	0	0	0	0	0	4	8	9.00	2.000

PITCHER	IP	WLS	BF	H	R	ER	SO	BB	IBB	HBP	BLK	WP	HR	S	P	ERA	WHIP

BOTTOM

Chicago White Sox @ Seattle Mariners

The Kingdome, Seattle, WA

Sat Jun 14 1986, 10:05 PM EDT

Att. 21,304 - Unknown

livebaseballscorecards.com

AB	33
R	7
H	10
RBI	7
BB	5
SO	5
LOB	13

Batter	1	2	3	4	5	6	7	8	9	AB	R	H	RBI	BB	SO	LOB
John Cangelosi, S (1, 8) OBP: 0.370, SLG: 0.274	1-3			HBP	1B		G3			3	1	1	0	0	0	0
Carlton Fisk, R (1, 2) OBP: 0.293, SLG: 0.330	F5			BB	6-3		CS 1B			3	1	1	0	1	0	1
Harold Baines, L (1, 9) OBP: 0.345, SLG: 0.477	L6			3-1		4-3	K			4	0	0	0	0	1	3
Greg Walker, L (1, 3) OBP: 0.383, SLG: 0.568		G4-6-3 BB		HR		2B BB		F7		2	2	1	3	2	0	0
Jerry Hairston, S (1, 7) OBP: 0.359, SLG: 0.385		G4-6-3		4-3 1B		4-3 1B 2B		G4-6-3 1B		4	1	3	1	0	0	1
Bobby Bonilla, S (8, PR) OBP: 0.352, SLG: 0.351 (8, 7)										0	0	0	0	0	0	0
Ron Kittle, R (1, 10) OBP: 0.261, SLG: 0.356		6-3		4-3		4-3		G4-6-3		4	0	0	0	0	0	3
Ozzie Guillen, L (1, 6) OBP: 0.262, SLG: 0.331			G3	G3		BB 1B			K	3	0	1	1	0	0	1
Tim Hulett, R (9, PH) OBP: 0.309, SLG: 0.435										1	0	0	0	0	1	0
Wayne Tolleson, S (1, 5) OBP: 0.338, SLG: 0.354			FC		G4-6-3 1B	BB			3-1	3	0	1	0	1	0	0
Julio Cruz, S (1, 4) OBP: 0.330, SLG: 0.250			F7		G4-6-3	4-3			6-3	4	0	0	0	0	0	3
Inning Stats	R: 0 E: 0 K: 0 S: 3 H: 0 LOB: 0 BB: 0 P: 3	R: 0 E: 0 K: 0 S: 2 H: 0 LOB: 0 BB: 1 P: 6	R: 0 E: 0 K: 0 S: 3 H: 0 LOB: 0 BB: 0 P: 3	R: 3 E: 0 K: 0 S: 5 H: 2 LOB: 1 BB: 1 P: 10	R: 0 E: 0 K: 0 S: 4 H: 2 LOB: 1 BB: 0 P: 4	R: 2 E: 0 K: 0 S: 5 H: 2 LOB: 2 BB: 2 P: 13	R: 0 E: 0 K: 1 S: 5 H: 1 LOB: 0 BB: 0 P: 5	R: 0 E: 0 K: 0 S: 3 H: 1 LOB: 1 BB: 0 P: 3	R: 0 E: 0 K: 1 S: 5 H: 0 LOB: 0 BB: 0 P: 5	1B: 6 2B: 1 3B: 0 HR: 1	SF: 0 SAC: 0 DP: 3 HBP: 1						

PITCHER	IP	WLS	BF	H	R	ER	SO	BB	IBB	HBP	BLK	WP	HR	S	P	ERA	WHIP
Bill Swift, R (1, 1) ERA: 5.4	5.1		23	5	5	5	0	3	0	1	0	0	1	19	32	8.44	1.500
Steve Fireovid, R (6, 1) ERA:	2.2	W	10	3	0	0	1	1	0	0	0	0	0	11	15	0.00	1.500
Lee Guetterman, L (9, 1) ERA: 5.87	1.0		3	0	0	0	1	0	0	0	0	0	0	5	5	0.00	0.000

PITCHER	IP	WLS	BF	H	R	ER	SO	BB	IBB	HBP	BLK	WP	HR	S	P	ERA	WHIP

TOP

Chicago White Sox @ Seattle Mariners

The Kingdome, Seattle, WA

Sun Jun 15 1986, 6:33 AM EDT

Att. 18,190 - Unknown

livebaseballscorecards.com

AB	31
R	5
H	8
RBI	5
BB	4
SO	2
LOB	12

WP: 0 PB: 0 SB: 2 CS: 1 PA: 36

BOTTOM

Chicago White Sox @ Seattle Mariners

The Kingdome, Seattle, WA

Sun Jun 15 1986, 6:33 AM EDT

Att. 18,190 - Unknown

Batter	1	2	3	4	5	6	7	8	9	AB	R	H	RBI	BB	SO	LOB
Harold Reynolds, S (1, 4) OBP: 0.286, SLG: 0.305	K			B4-3		4-3		F9		5	0	0	0	0	1	1
John Moses, S (1, 8) OBP: 0.345, SLG: 0.403	CS 1B			4-3		F5		2B BB		3	1	1	0	1	0	0
Phil Bradley, R (1, 7) OBP: 0.347, SLG: 0.360	6-3 1-2			K		BB		1-H 1B 2B		3	1	1	1	1	1	1
Alvin Davis, L (1, 3) OBP: 0.408, SLG: 0.493		E 7-2-4 BB			BB 2B 1B	G3		F6		3	1	1	0	1	0	2
Jim Presley, R (1, 5) OBP: 0.311, SLG: 0.492		E3 7-2-4 1-3			2B SF8 1-2 BB		F9	WP 1B 1B IBB		2	2	0	0	2	0	1
Ken Phelps, L (1, 10) OBP: 0.420, SLG: 0.667 Domingo Ramos, R (8, PR) OBP: 0.188, SLG: 0.191	7-2-4 1-2f 3-Hf				1-3 2-H 2B	HR 2B		WP 1-2 1B 2-H 1B		4 0	1 1	3 0	2 0	0 0	0 0	2 0
Dave Henderson, R (1, 9) OBP: 0.339, SLG: 0.485		CS 1B			K	2-H HR		2B 1-H 1B 2-H 1B		4	2	3	4	0	1	2
Spike Owen, S (1, 6) OBP: 0.330, SLG: 0.402		F8 1-2			SF8 3-H	E3 G6-4-3		1-3 1B 2B		3	1	1	1	0	0	1
Bob Kearney, R (1, 2) OBP: 0.225, SLG: 0.268 Danny Tartabull, R (7, PH) OBP: 0.357, SLG: 0.483 Steve Yeager, R (8, 2) OBP: 0.280, SLG: 0.274		F7			F8	G6-4-3 1-2f		2-H 3-H 1B		2 1 1	0 0 0	0 0 1	0 0 2	0 0 0	0 0 0	1 1 0
Inning Stats	R: 0 H: 1 E: 0 LOB: 0 K: 1 BB: 0 S: 5 P: 5	R: 0 H: 0 E: 1 LOB: 0 K: 0 BB: 1 S: 2 P: 6	R: 0 H: 1 E: 0 LOB: 0 K: 0 BB: 0 S: 3 P: 3	R: 0 H: 0 E: 0 LOB: 0 K: 1 BB: 0 S: 5 P: 5	R: 2 H: 2 E: 0 LOB: 1 K: 1 BB: 1 S: 7 P: 11	R: 0 H: 0 E: 0 LOB: 1 K: 0 BB: 1 S: 3 P: 7	R: 2 H: 2 E: 1 LOB: 0 K: 0 BB: 0 S: 5 P: 5	R: 6 H: 5 E: 0 LOB: 1 K: 0 BB: 2 S: 8 P: 16		1B: 6 SF: 1 2B: 4 SAC: 0 3B: 1 DP: 1 HR: 1 HBP: 0				WP: 1 PA: 37 PB: 0 SB: 0 CS: 2		

livebaseballscorecards.com

AB	31
R	10
H	11
RBI	10
BB	5
SO	3
LOB	12

PITCHER		IP	WLS	BF	H	R	ER	SO	BB	IBB	HBP	BLK	WP	HR	S	P	ERA	WHIP
Neil Allen, R ERA: 4.73	(1, 1)	5.0		18	4	2	2	3	2	0	0	0	0	0	22	30	3.60	1.200
Gene Nelson, R ERA: 3.0	(6, 1)	2.0		9	2	2	2	0	1	0	0	0	0	1	8	12	9.00	1.500
Joel McKeon, L ERA: 3.52	(8, 1)	0.2	L	6	2	4	4	0	1	1	0	0	0	0	4	12	54.00	4.500
Bob James, R ERA: 6.37	(8, 1)	0.1		4	3	2	2	0	0	0	0	0	1	0	4	4	54.00	9.000

PITCHER	IP	WLS	BF	H	R	ER	SO	BB	IBB	HBP	BLK	WP	HR	S	P	ERA	WHIP

Chicago White Sox @ Minnesota Twins

Hubert H. Humphrey Metrodome, Minneapolis, MN

Tue Jun 17 1986, 8:05 PM EDT

Att. 14,303 - Unknown

TOP

livebaseballscorecards.com

Batter	1	2	3	4	5	6	7	8	9	AB	R	H	RBI	BB	SO	LOB
John Cangelosi, S (1, 8) OBP: 0.372, SLG: 0.275	S S S 0-3 ① K		x 0-0 ② F5		x 0-0 CS 1B 1B		B B B B 4-0 1-2 BB			3	0	1	0	1	1	1
Carlton Fisk, R (1, 2) OBP: 0.292, SLG: 0.329	x 0-0 ② F5		x 0-0 ③ L9		x 0-0 1B 1-2 1B		S S S 0-3 ② K			4	0	1	0	0	1	4
Harold Baines, L (1, 9) OBP: 0.347, SLG: 0.481	x 0-0 ③ F8			x 0-0 1B 2B	x 0-0 ② 1-2 1B		S S S 0-3 ③ K			4	1	2	0	0	1	3
Greg Walker, L (1, 3) OBP: 0.373, SLG: 0.551		S S S 0-3 ① K		x 0-0 ① F7	x 0-0 ③ CS 2-3	x 0-0 ① G3		S S S 0-3 ① K		4	0	0	0	0	2	1
Jerry Hairston, S (1, 7) OBP: 0.365, SLG: 0.402		x 0-0 WP 2B		x 0-0 FC3-6 1B 2-H 1B		x 0-0 ② 6-3		x 0-0 ② F8		4	0	2	1	0	0	0
Ron Kittle, R (1, 10) OBP: 0.261, SLG: 0.353		S S S 0-3 ② K 2-3		x 0-0 FC3-6 1-2 1B		x 0-0 ③ F7		x 0-0 ③ F8		4	0	1	0	0	1	1
Wayne Tolleson, S (1, 5) OBP: 0.333, SLG: 0.348	x 0-0 ③ 5-3			x 0-0 ② FC3-6 FC4-6 1-2f 2-3			x 0-0 ① 1-3		x 0-0 ① L7	3	0	0	0	0	0	3
Scott Bradley, L (9, PH) OBP: 0.375, SLG: 0.286										1	0	0	0	0	0	0
Ozzie Guillen, L (1, 6) OBP: 0.267, SLG: 0.335			x 0-0 1B	x 0-0 ③ FC4-6 1-2f			x 0-0 1B 1B		x 0-0 ② F7	4	0	2	0	0	0	2
Julio Cruz, S (1, 4) OBP: 0.326, SLG: 0.250			x 0-0 ① F8		x 0-0 ① 4-3		x 0-0 BB 1-3 1B		x 0-0 ③ F7	4	0	1	0	0	0	1

Inning Stats	1	2	3	4	5	6	7	8	9
	R: 0 E: 0 K: 1 S: 5	H: 0 LOB: 0 BB: 0 P: 5	R: 0 E: 0 K: 2 S: 8	H: 1 LOB: 1 BB: 0 P: 8	R: 0 E: 0 K: 0 S: 4	H: 1 LOB: 1 BB: 0 P: 4	R: 1 E: 0 K: 0 S: 6	H: 3 LOB: 2 BB: 0 P: 6	R: 0 E: 0 K: 0 S: 4	H: 3 LOB: 1 BB: 0 P: 4	R: 0 E: 0 K: 0 S: 3	H: 0 LOB: 0 BB: 0 P: 3	R: 0 E: 0 K: 2 S: 9	H: 2 LOB: 3 BB: 1 P: 13	R: 0 E: 0 K: 1 S: 5	H: 0 LOB: 0 BB: 0 P: 5	R: 0 E: 0 K: 0 S: 3	H: 0 LOB: 0 BB: 0 P: 3

PITCHER		IP	WLS	BF	H	R	ER	SO	BB	IBB	HBP	BLK	WP	HR	S	P	ERA	WHIP	PITCHER	IP	WLS	BF	H	R	ER	SO	BB	IBB	HBP	BLK	WP	HR	S	P	ERA	WHIP
Mike Smithson, R ERA: 3.94	(1, 1)	6.1	W	27	10	1	1	3	0	0	0	0	1	0	33	33	1.42	1.579																	
Keith Atherton, R ERA: 3.28	(7, 1)	2.2	S	9	0	0	0	3	1	0	0	0	0	0	14	18	0.00	0.375																	

AB	35
R	1
H	10
RBI	1
BB	1
SO	6
LOB	16

1B: 8	SF: 0	WP: 1	PA: 37
2B: 2	SAC: 0	PB: 0	
3B: 0	DP: 0	SB: 0	
HR: 0	HBP: 0	CS: 1	

Batter	1	2	3	4	5	6	7	8	9	AB	R	H	RBI	BB	SO	LOB
Kirby Puckett, R (1, 8) OBP: 0.390, SLG: 0.574	4-3	G4-6-3 1-2f			K			K2-3		4	0	0	0	0	2	2
Steve Lombardozzi, R (1, 4) OBP: 0.351, SLG: 0.447	PB HR 1B		5-3			F3		WP 1B 1B		4	2	2	0	0	0	0
Kent Hrbek, L (1, 3) OBP: 0.422, SLG: 0.566	1-H HR		F7			K		BB 1B 1-2 IBB		3	1	1	2	1	1	0
Tom Brunansky, R (1, 9) OBP: 0.344, SLG: 0.553	HR		6-3			BB		1-2 2-H BB 1B		3	1	2	2	1	0	0
Roy Smalley, S (1, 10) OBP: 0.337, SLG: 0.489 Ron Washington, R (8, PR) OBP: 0.233, SLG: 0.367	F6			6-3		F5		1-2 2-3 BB		3 0	0 0	0 0	0 0	1 0	0 0	1 0
Gary Gaetti, R (1, 5) OBP: 0.341, SLG: 0.527	6-3			5-3			5-3	5-3		4	0	0	0	0	0	3
Randy Bush, L (1, 7) OBP: 0.325, SLG: 0.403 Billy Beane, R (9, 7) OBP: 0.217, SLG: 0.219		G3		4-3			F5			3 0	0 0	0 0	0 0	0 0	0 0	0 0
Greg Gagne, R (1, 6) OBP: 0.300, SLG: 0.371		1B 1B			6-3		1-3			3	0	1	0	0	0	0
Jeff Reed, L (1, 2) OBP: 0.321, SLG: 0.340		G4-6-3 1-2 1B			6-3			F5		3	0	1	0	0	0	0
Inning Stats	R: 3 H: 3 E: 0 LOB: 0 K: 0 BB: 0 S: 6 P: 6	R: 0 H: 2 E: 0 LOB: 1 K: 0 BB: 0 S: 4 P: 4	R: 0 H: 0 E: 0 LOB: 0 K: 0 BB: 0 S: 3 P: 3	R: 0 H: 0 E: 0 LOB: 0 K: 0 BB: 0 S: 3 P: 3	R: 0 H: 0 E: 0 LOB: 0 K: 1 BB: 0 S: 5 P: 5	R: 0 H: 0 E: 0 LOB: 1 K: 1 BB: 1 S: 5 P: 9	R: 0 H: 0 E: 0 LOB: 0 K: 0 BB: 0 S: 3 P: 3	R: 1 H: 2 E: 0 LOB: 3 K: 1 BB: 2 S: 7 P: 15		1B: 5 SF: 0 2B: 0 SAC: 0 3B: 0 DP: 1 HR: 2 HBP: 0						

PITCHER		IP	WLS	BF	H	R	ER	SO	BB	IBB	HBP	BLK	WP	HR	S	P	ERA	WHIP
Richard Dotson, R ERA: 5.77	(1, 1)	7.2	L	32	7	4	4	3	2	1	0	0	1	2	35	47	4.70	1.174
Bob James, R ERA: 6.31	(8, 1)	0.1		1	0	0	0	0	0	0	0	0	0	0	1	1	0.00	0.000

PITCHER	IP	WLS	BF	H	R	ER	SO	BB	IBB	HBP	BLK	WP	HR	S	P	ERA	WHIP

BOTTOM

Chicago White Sox @ Minnesota Twins

Hubert H. Humphrey Metrodome, Minneapolis, MN

Tue Jun 17 1986, 8:05 PM EDT

Att. 14,303 - Unknown

livebaseballscorecards.com

AB	30
R	4
H	7
RBI	4
BB	3
SO	3
LOB	6

WP: 1 PA: 33
PB: 1
SB: 0
CS: 0

Batter	1	2	3	4	5	6	7	8	9	10	AB	R	H	RBI	BB	SO	LOB
John Cangelosi, S (1, 8) OBP: 0.384, SLG: 0.294	x 0-0 S E 1B	B B B B 4-0 1-2 BB		x 0-0 2B		x 0-0 ① FC4 1-2 1B		x 0-0 1B S 1-3 2B 1B	x 0-0 ② L4		5	2	4	0	1	0	2
Carlton Fisk, R (1, 2) OBP: 0.293, SLG: 0.326	H 1-0 E 1-2 HBP	x 0-0 ③ F4		x 0-0 ③ 6-3		x 0-0 ② F9		x 0-0 1-3 3-H 2B 1B	x 0-0 ③ F7		5	1	1	1	0	0	6
Harold Baines, L (1, 9) OBP: 0.343, SLG: 0.472	x 0-0 E6 1-2 2-H		x 0-0 ① F8		x 0-0 ① F7	x 0-0 ③ FC4 1-2f		I I I 4-0 2B IBB		x 0-0 ① 6-3	5	0	0	0	1	0	2
Greg Walker, L (1, 10) OBP: 0.372, SLG: 0.549	x 0-0 ① F6		x 0-0 ② 4-3		x 0-0 2B 1B 1B		x 0-0 ① F5	x 0-0 1-3 2-H 3-H 2B		x 0-0 ② 3-1	6	1	2	2	0	0	2
Bobby Bonilla, S (1, 3) OBP: 0.357, SLG: 0.345	x 0-0 ② F5		B B B B 4-0 HR BB		S S S 0-3 ② K		S S S 0-3 ② K	I I I 4-0 G5-4-3 IBB		B B B B 4-0 PO BB	3	1	0	0	3	2	3
Ron Kittle, R (1, 7) OBP: 0.269, SLG: 0.397	x 0-0 ③ 1-3		x 0-0 1-H HR		x 0-0 1B 1-3 S 2B		x 0-0 HR	x 0-0 ② ③ G5-4-3 1-2f		x 0-0 ③ PO 1-2	5	3	3	3	0	0	5
Ozzie Guillen, L (1, 6) OBP: 0.265, SLG: 0.332		x 0-0 ① L6	x 0-0 ③ F7		x 0-0 E S 2-3 3-H 1B		x 0-0 ③ F8		x 0-0 ① F8		5	0	1	1	0	0	0
Tim Hulett, R (1, 5) OBP: 0.306, SLG: 0.425		x 0-0 ② 5-3		x 0-0 ① F6	x 0-0 ③ 4-3 1-3 3-H			x 0-0 ① F8	B B B B 4-0 BB BB		4	0	0	0	1	0	1
Julio Cruz, S (1, 4) OBP: 0.351, SLG: 0.265		x 0-0 S 1B		x 0-0 ② 4-3		x 0-0 CS 1B		B B B B 4-0 1B S 1B BB	B B B B 4-0 1-2 BB		3	1	2	0	2	0	0
Inning Stats	R: 1 E: 1 K: 0 S: 5 H: 1 LOB: 2 BB: 0 P: 6	R: 0 E: 0 K: 0 S: 4 H: 1 LOB: 2 BB: 1 P: 8	R: 2 E: 0 K: 0 S: 4 H: 1 LOB: 0 BB: 1 P: 8	R: 0 E: 0 K: 0 S: 4 H: 1 LOB: 1 BB: 0 P: 4	R: 2 E: 0 K: 1 S: 8 H: 3 LOB: 1 BB: 0 P: 8	R: 0 E: 0 K: 0 S: 4 H: 2 LOB: 1 BB: 0 P: 4	R: 1 E: 0 K: 1 S: 6 H: 1 LOB: 0 BB: 0 P: 6	R: 3 E: 0 K: 0 S: 5 H: 3 LOB: 2 BB: 3 P: 17	R: 0 E: 0 K: 0 S: 3 H: 0 LOB: 2 BB: 2 P: 11	R: 0 E: 0 K: 0 S: 2 H: 0 LOB: 0 BB: 1 P: 6	1B: 8 2B: 3 3B: 0 HR: 2 SF: 0 SAC: 0 DP: 1 HBP: 1						

PITCHER		IP	WLS	BF	H	R	ER	SO	BB	IBB	HBP	BLK	WP	HR	S	P	ERA	WHIP
Bert Blyleven, R ERA: 5.0	(1, 1)	7.0		34	10	6	5	2	2	0	1	0	0	2	35	44	6.43	1.714
Frank Pastore, R ERA: 2.93	(8, 1)	0.1		7	3	3	3	0	1	2	0	0	0	0	4	16	81.00	12.000
Ron Davis, R ERA: 7.52	(8, 1)	2.2	W	9	0	0	0	0	3	0	0	0	0	0	6	18	0.00	1.125

PITCHER	IP	WLS	BF	H	R	ER	SO	BB	IBB	HBP	BLK	WP	HR	S	P	ERA	WHIP

TOP

Chicago White Sox @ Minnesota Twins

Hubert H. Humphrey Metrodome, Minneapolis, MN

Wed Jun 18 1986, 8:05 PM EDT

Att. 13,123 - Unknown

livebaseballscorecards.com

AB	41
R	9
H	13
RBI	7
BB	8
SO	2
LOB	21

Batter	1	2	3	4	5	6	7	8	9	10	AB	R	H	RBI	BB	SO	LOB
Kirby Puckett, R (1, 8) OBP: 0.392, SLG: 0.572	0-0 S 1B 1B	0-3 ② K 1-2		0-0 FC4-6 E 1B		0-0 ③ 6-3		0-0 ③ 6-3		0-0 3B 1B	6	2	3	0	0	1	3
Steve Lombardozzi, R (1, 4) OBP: 0.361, SLG: 0.459	4-0 1B FC3-6 1-2 BB	0-0 ③ F6		4-0 FC4-6 1-2 BB			0-0 ① F9		0-0 HR 1B	0-0 1-H 3B	4	2	2	1	2	0	1
Kent Hrbek, L (1, 3) OBP: 0.425, SLG: 0.592	0-0 FC3-6 BB 1-3 2-H 1B		0-0 ① F5	0-0 ② FC4-6 1-2f 2-3			0-0 HR		0-0 1-H HR		5	2	3	4	0	0	2
Tom Brunansky, R (1, 9) OBP: 0.349, SLG: 0.550	4-0 FC3-6 1-2 BB		4-0 1B SF7 BB	0-0 ③ 5-3			0-0 ② F3		0-0 G3 1B E 1B		3	2	1	0	2	0	2
Randy Bush, L (1, 7) OBP: 0.327, SLG: 0.403 Billy Beane, R (9, PR) OBP: 0.217, SLG: 0.219 (10, 7)	0-0 ① FC3-6 1-2f 2-3 3-H		0-0 SF7 1-3 1B		0-0 ① F8		0-3 ③ K		0-0 G3 E 1-2 1B		5 0	0 1	2 0	1 0	0 0	1 0	2 0
Gary Gaetti, R (1, 5) OBP: 0.335, SLG: 0.519 (10, 6)	0-0 ② L4		0-0 ② SF7 1-2 3-H		0-0 ② F4			0-0 ① F6	0-0 ① F3		4	0	0	1	0	0	4
Roy Smalley, S (1, 10) OBP: 0.333, SLG: 0.492	0-3 ③ K		0-0 ③ F7		0-0 ③ F5			0-0 ② 3B	0-0 ② G3 1-2 2-3		5	0	1	0	0	1	5
Jeff Reed, L (1, 2) OBP: 0.333, SLG: 0.396 Ron Washington, R (8, PR) OBP: 0.233, SLG: 0.367 (9, 6) Mickey Hatcher, R (9, PH) OBP: 0.264, SLG: 0.295 (10, 5)		0-0 ① 4-3		0-0 HR		0-0 ① F9		4-0 BB BB	0-0 E9 2-H 3-H 1B		3 0 1	1 0 0	1 0 1	1 0 2	1 0 0	0 0 0	0 0 0
Greg Gagne, R (1, 6) OBP: 0.300, SLG: 0.368 Mark Salas, L (8, PH) OBP: 0.299, SLG: 0.404 (9, 2)		4-0 S BB		0-3 ① K		0-0 ② 5-3		4-0 1-2 BB	0-0 ③ 3-1		2 1	0 0	0 0	0 1	1 0	1 2	0 2
Inning Stats	R: 2 E: 0 K: 1 S: 7 H: 2 LOB: 2 BB: 2 P: 15	R: 0 E: 0 K: 1 S: 5 H: 0 LOB: 1 BB: 1 P: 9	R: 1 E: 0 K: 0 S: 4 H: 1 LOB: 1 BB: 1 P: 8	R: 1 E: 1 K: 1 S: 7 H: 2 LOB: 2 BB: 1 P: 11	R: 0 E: 0 K: 0 S: 3 H: 0 LOB: 0 BB: 0 P: 3	R: 0 E: 0 K: 0 S: 3 H: 0 LOB: 0 BB: 0 P: 3	R: 1 E: 0 K: 1 S: 6 H: 1 LOB: 0 BB: 0 P: 6	R: 0 E: 0 K: 0 S: 3 H: 1 LOB: 2 BB: 2 P: 11	R: 4 E: 1 K: 0 S: 8 H: 5 LOB: 2 BB: 0 P: 8	R: 1 E: 0 K: 0 S: 2 H: 2 LOB: 1 BB: 0 P: 2	1B: 9 2B: 0 3B: 2 HR: 3	SF: 1 SAC: 0 DP: 0 HBP: 0						

PITCHER	IP	WLS	BF	H	R	ER	SO	BB	IBB	HBP	BLK	WP	HR	S	P	ERA	WHIP
Joe Cowley, R (1, 1) ERA: 4.91	2.1		14	3	3	3	2	4	0	0	0	0	0	14	30	11.57	3.000
Dave Schmidt, R (3, 1) ERA: 4.4	5.1		21	4	2	2	2	2	0	0	0	0	2	23	31	3.38	1.125
Bob James, R (8, 1) ERA: 6.5	0.1		3	1	1	1	0	1	0	0	0	0	0	2	6	27.00	6.000
Joel McKeon, L (9, 1) ERA: 4.11	0.0		1	1	1	1	0	0	0	0	0	0	1	1	1	∞	∞
Gene Nelson, R (9, 1) ERA: 3.44	1.0	L	8	5	3	3	0	0	0	0	0	0	0	8	8	27.00	5.000

PITCHER	IP	WLS	BF	H	R	ER	SO	BB	IBB	HBP	BLK	WP	HR	S	P	ERA	WHIP

BOTTOM

Chicago White Sox @ Minnesota Twins

Hubert H. Humphrey Metrodome, Minneapolis, MN

Wed Jun 18 1986, 8:05 PM EDT

Att. 13,123 - Unknown

livebaseballscorecards.com

AB	39
R	10
H	14
RBI	10
BB	7
SO	4
LOB	21

WP: 0	PB: 0	SB: 2	CS: 0
PA: 47			

Batter	1	2	3	4	5	6	7	8	9	AB	R	H	RBI	BB	SO	LOB
John Cangelosi, S (1, 8) OBP: 0.384, SLG: 0.307	F2		F3		CS, 1-H, 2B	SF7, 1-3, 2-H, 2B		F9		5	0	2	2	0	0	0
Carlton Fisk, R (1, 10) OBP: 0.295, SLG: 0.339	K			HR	BB	SF7, 2-3, 3-H			K	3	1	1	2	1	2	0
Harold Baines, L (1, 9) OBP: 0.348, SLG: 0.476	1B			6-3	CS, 2-3	2B; L4			WP, BB	4	1	2	0	1	0	1
Ron Kittle, R (1, 7) OBP: 0.276, SLG: 0.411	K			HR		2B, 6-3, BB	5-3		1-2, G4-6-3, BB	3	2	1	1	2	1	1
Bobby Bonilla, S (1, 3) OBP: 0.361, SLG: 0.356 Ozzie Guillen, L (6, 6) OBP: 0.263, SLG: 0.328		F3		G6-4-3, 1B		1-3, 2-H, 1B, 2B	F7		G4-6-3, 1-2f	3 2	1 0	2 0	1 0	0 0	0 0	0 2
Tim Hulett, R (1, 5) OBP: 0.303, SLG: 0.421 Greg Walker, L (6, PH) OBP: 0.367, SLG: 0.542 (6, 3)		F3		G6-4-3, 1-2f		6-3, 3-H	E6			2 2	0 0	0 0	0 1	0 0	0 0	1 1
Wayne Tolleson, S (1, 6) OBP: 0.332, SLG: 0.347 (6, 5)		6-3			K	1B, 2-H, 1B	5-3			4	1	1	1	0	1	1
Julio Cruz, S (1, 4) OBP: 0.356, SLG: 0.276			6-3		2B, 1B	1B, 1-2, 2B, 1B		K		4	2	2	0	0	1	0
Joel Skinner, R (1, 2) OBP: 0.245, SLG: 0.263			K		L6	2B, SF7, 1-2, 2-H, 1B		F3		4	1	1	1	0	1	1
Inning Stats	R: 0 E: 0 K: 2 S: 8 H: 1 LOB: 1 BB: 0 P: 8	R: 0 E: 0 K: 0 S: 3 H: 0 LOB: 0 BB: 0 P: 3	R: 0 E: 0 K: 1 S: 5 H: 0 LOB: 0 BB: 0 P: 5	R: 2 E: 0 K: 0 S: 5 H: 3 LOB: 0 BB: 0 P: 5	R: 1 E: 0 K: 1 S: 6 H: 2 LOB: 1 BB: 1 P: 10	R: 6 E: 0 K: 0 S: 9 H: 6 LOB: 1 BB: 1 P: 13	R: 0 E: 1 K: 0 S: 4 H: 0 LOB: 1 BB: 0 P: 4	R: 0 E: 0 K: 1 S: 5 H: 0 LOB: 0 BB: 0 P: 5	R: 0 E: 0 K: 1 S: 4 H: 0 LOB: 1 BB: 2 P: 12	1B: 6 2B: 4 3B: 0 HR: 2 SF: 1 SAC: 0 DP: 2 HBP: 0						

TOP

Chicago White Sox @ Minnesota Twins

Hubert H. Humphrey Metrodome, Minneapolis, MN

Thu Jun 19 1986, 4:33 AM EDT

Att. 17,432 - Unknown

livebaseballscorecards.com

AB	36
R	9
H	12
RBI	9
BB	4
SO	6
LOB	8

WP: 1 PB: 0 SB: 0 CS: 1 PA: 42

PITCHER		IP	WLS	BF	H	R	ER	SO	BB	IBB	HBP	BLK	WP	HR	S	P	ERA	WHIP
Allan Anderson, L ERA: 4.8	(1, 1)	5.0	L	23	8	6	6	4	2	0	0	0	0	2	29	37	10.80	2.000
John Butcher, R ERA: 6.3	(6, 1)	0.1		3	2	0	0	0	0	0	0	0	0	0	3	3	0.00	6.000
Keith Atherton, R ERA: 3.35	(6, 1)	1.2		8	2	3	3	0	0	0	0	0	0	0	8	8	16.20	1.200
Roy Lee Jackson, R ERA: 4.91	(8, 1)	1.1		6	0	0	0	2	2	0	0	0	1	0	8	16	0.00	1.500
Frank Pastore, R ERA: 2.86	(9, 1)	0.2		1	0	0	0	0	0	0	0	0	0	0	1	1	0.00	0.000

PITCHER	IP	WLS	BF	H	R	ER	SO	BB	IBB	HBP	BLK	WP	HR	S	P	ERA	WHIP

Batter	1	2	3	4	5	6	7	8	9	AB	R	H	RBI	BB	SO	LOB
Kirby Puckett, R (1, 8) OBP: 0.392, SLG: 0.571	K		2B	F3		6-3		HBP		4	0	1	0	0	1	1
Steve Lombardozzi, R (1, 4) OBP: 0.362, SLG: 0.455	F9		5-3		FC4-6 BB		HR 1B	L5		4	2	1	0	1	0	2
Kent Hrbek, L (1, 3) OBP: 0.432, SLG: 0.599	2B			4-3 WP 5-3 HBP	FC4-6 1B		HR 1B	F9		4	2	3	0	0	0	1
Tom Brunansky, R (1, 9) OBP: 0.346, SLG: 0.548	4-3			5-3	FC4-6 S		K		FC6-4 FC5-2 2B	5	0	1	1	0	1	5
Randy Bush, L (1, 7) OBP: 0.331, SLG: 0.427 Tim Laudner, R (9, PH) OBP: 0.407, SLG: 0.537		G5-4-3 1B		4-3	F8		HR		FC6-4 BB	4 0	1 0	2 0	3 0	0 1	0 0	2 0
Gary Gaetti, R (1, 5) OBP: 0.336, SLG: 0.512		G5-4-3		4-3 HR BB	4-3 BB		K		FC6-4 FC5-2	3	1	0	0	2	1	3
Mark Salas, L (1, 10) OBP: 0.303, SLG: 0.434 Mickey Hatcher, R (5, PH) OBP: 0.266, SLG: 0.296		L5		HR	F3		1B		FC5-2	2 3	1 0	1 1	2 0	0 0	0 0	0 4
Jeff Reed, L (1, 2) OBP: 0.323, SLG: 0.379			4-3	E 1B		3-1	F6		F6	5	1	1	0	0	0	3
Greg Gagne, R (1, 6) OBP: 0.296, SLG: 0.362 Roy Smalley, S (8, PH) OBP: 0.332, SLG: 0.489 (9, 6)			4-3	E8		F8		F5		3 1	0 0	0 0	0 0	0 0	0 0	0 0
Inning Stats	R: 0 E: 0 K: 1 S: 6 H: 1 LOB: 1 BB: 0 P: 6	R: 0 E: 0 K: 0 S: 3 H: 1 LOB: 0 BB: 0 P: 3	R: 0 E: 0 K: 0 S: 4 H: 1 LOB: 1 BB: 0 P: 4	R: 4 E: 1 K: 0 S: 6 H: 2 LOB: 1 BB: 1 P: 11	R: 1 E: 0 K: 0 S: 4 H: 1 LOB: 2 BB: 2 P: 12	R: 0 E: 0 K: 0 S: 3 H: 0 LOB: 0 BB: 0 P: 3	R: 3 E: 0 K: 2 S: 11 H: 4 LOB: 1 BB: 0 P: 11	R: 0 E: 0 K: 0 S: 3 H: 0 LOB: 1 BB: 0 P: 4	R: 0 E: 0 K: 0 S: 4 H: 1 LOB: 2 BB: 1 P: 8	1B: 6 2B: 3 3B: 0 HR: 2 SF: 0 SAC: 0 DP: 1 HBP: 2	WP: 1 PB: 0 SB: 2 CS: 0 PA: 44					

PITCHER		IP	WLS	BF	H	R	ER	SO	BB	IBB	HBP	BLK	WP	HR	S	P	ERA	WHIP
Joel Davis, R ERA: 4.81	(1, 1)	4.2		24	6	5	4	1	3	0	1	0	1	1	22	35	7.71	1.929
Floyd Bannister, L ERA: 2.96	(5, 1)	1.1	W	5	1	1	1	0	0	0	0	0	0	0	5	5	6.75	0.750
Bill Dawley, R ERA: 3.13	(7, 1)	1.2		9	3	2	2	2	0	0	1	0	0	1	12	13	10.80	1.800
Joel McKeon, L ERA: 4.02	(8, 1)	0.1		2	1	0	0	0	0	0	0	0	0	0	2	2	0.00	3.000
Bob James, R ERA: 6.32	(9, 1)	1.0	S	4	0	0	0	0	1	0	0	0	0	0	3	7	0.00	1.000

PITCHER	IP	WLS	BF	H	R	ER	SO	BB	IBB	HBP	BLK	WP	HR	S	P	ERA	WHIP

BOTTOM

Chicago White Sox @ Minnesota Twins

Hubert H. Humphrey Metrodome, Minneapolis, MN

Thu Jun 19 1986, 4:33 AM EDT

Att. 17,432 - Unknown

livebaseballscorecards.com

AB	38
R	8
H	11
RBI	6
BB	4
SO	3
LOB	21

Batter	1	2	3	4	5	6	7	8	9	AB	R	H	RBI	BB	SO	LOB
Harold Reynolds, S (1, 4) OBP: 0.285, SLG: 0.293	BBBB 4-0 S BB	BBB 4-0 1B BB		x 0-0 ② 3-1 SSS 0-3 ③ K			x 0-0 ② 5-3 x 0-0 ③ 4-3		SSS 0-3 ③ K	3	0	0	0	2	1	2
John Moses, S (1, 8) OBP: 0.337, SLG: 0.374	x 0-0 ① L6 1-2	x 0-0 ② SF7 3-H								3	0	0	1	0	1	1
Phil Bradley, R (1, 7) OBP: 0.347, SLG: 0.368	SSS 0-3 ② K	x 0-0 1-3 2-H 1B			SSS 0-3 ① K			SSS 0-3 ① K		4	0	1	1	0	3	1
Alvin Davis, L (1, 3) OBP: 0.408, SLG: 0.487	x 0-0 ③ F8	SSS 0-3 ③ K			x 0-0 ② F6			x 0-0 ② F8		4	0	0	0	0	1	3
Jim Presley, R (1, 5) OBP: 0.310, SLG: 0.492		x 0-0 2B 2B	x 0-0 HR		x 0-0 ③ F8			SSS 0-3 ③ K		4	2	2	1	0	1	0
Ken Phelps, L (1, 10) OBP: 0.414, SLG: 0.659 Gorman Thomas, R (2, PR) OBP: 0.314, SLG: 0.404		x 0-0 1B E 2-H 2B	SSS 0-3 ① K			x 0-0 ① F9			x 0-0 2B 1B	1 3	0 1	1 1	1 0	0 0	0 1	0 0
Dave Henderson, R (1, 9) OBP: 0.338, SLG: 0.488		x 0-0 ① 6-3	x 0-0 ② 4-3			x 0-0 ② F8			x 0-0 1-3 2B	4	0	1	0	0	0	1
Spike Owen, S (1, 6) OBP: 0.315, SLG: 0.381		x 0-0 E SF7 2-3 1B	x 0-0 ③ F7			x 0-0 ③ L9			x 0-0 ① F7	4	1	1	0	0	0	2
Bob Kearney, R (1, 2) OBP: 0.214, SLG: 0.280		x 0-0 E5 1-3 1B 3-H		x 0-0 ① 5-3			SSS 0-3 ① K		x 0-0 ② 5-3	4	1	0	1	0	1	3

TOP

Seattle Mariners @ Chicago White Sox

Comiskey Park, Chicago, IL

Fri Jun 20 1986, 8:05 PM EDT

Att. 26,391 - Unknown

livebaseballscorecards.com

AB	34
R	5
H	7
RBI	5
BB	2
SO	9
LOB	13

Inning Stats	1	2	3	4	5	6	7	8	9	1B: 3 SF: 1	WP: 0 PA: 37
R:	0	4	1	0	0	0	0	0	0	2B: 3 SAC: 0	PB: 0
E:	0	1	0	0	0	0	0	0	0	3B: 0 DP: 0	SB: 1
K:	1	1	1	1	1	0	1	2	1	HR: 1 HBP: 0	CS: 0
S:	5	10	6	5	5	3	5	7	7		
H:	0	4	1	0	0	0	0	0	2		
LOB:	1	2	0	0	0	0	0	0	0		
BB:	1	1	0	0	0	0	0	0	0		
P:	9	14	6	5	5	3	5	7	7		

PITCHER		IP	WLS	BF	H	R	ER	SO	BB	IBB	HBP	BLK	WP	HR	S	P	ERA	WHIP
Tom Seaver, R ERA: 4.3	(1, 1)	7.0	L	29	5	5	3	6	2	0	0	0	0	1	39	47	3.86	1.000
Gene Nelson, R ERA: 3.32	(8, 1)	2.0		8	2	0	0	3	0	0	0	0	0	0	14	14	0.00	1.000

PITCHER	IP	WLS	BF	H	R	ER	SO	BB	IBB	HBP	BLK	WP	HR	S	P	ERA	WHIP

Batter	1	2	3	4	5	6	7	8	9	AB	R	H	RBI	BB	SO	LOB
John Cangelosi, S (1, 8) OBP: 0.389, SLG: 0.315	SSS 0-3 ① K		BBBB 4-0 FC4-6 1-2 BB		x 0-0 ① F9		x 0-0 E 1-2 2-H 1B		x 0-0 2B	4	0	2	1	1	1	0
Wayne Tolleson, S (1, 6) (9, 5) OBP: 0.325, SLG: 0.338	x 0-0 ② F9		x 0-0 ① FC4-6 P3 1B E 1-2f 2-3		SSS 0-3 ② K		x 0-0 E3 FC6-4 1-2 2-3		SSS 0-3 ② K	5	1	0	0	0	2	5
Carlton Fisk, R (1, 2) OBP: 0.293, SLG: 0.336	x 0-0 ③ F9		x 0-0 ③ E 1-2 3-H 1B		x 0-0 ③ F6		SSS 0-3 ② K		x 0-0 ③ 4-3	5	0	1	1	0	1	4
Ron Kittle, R (1, 7) OBP: 0.276, SLG: 0.405		BBBB 4-0 FC4-6 BB	x 0-0 ② P3 2-3			SSS 0-3 ① K	x 0-0 ③ FC6-4 1-2f			3	0	0	0	1	1	5
Greg Walker, L (1, 3) OBP: 0.359, SLG: 0.527		x 0-0 ① FC4-6 1B 1-2f	x 0-0 E4 1-3 3-H			SSS 0-3 ② K		x 0-0 ① F8		4	0	0	0	0	1	2
Jerry Hairston, S (1, 10) OBP: 0.360, SLG: 0.395		x 0-0 1-2 1B	SSS 0-3 ③ K			x 0-0 ③ F7		x 0-0 ② G1		4	0	1	0	0	1	2
Bobby Bonilla, S (1, 9) OBP: 0.359, SLG: 0.350		SSS 0-3 ② K		x 0-0 ① 4-3			SSS 0-3 ① K	BBBB 4-0 BB		3	0	0	0	1	2	2
Tim Hulett, R (1, 5) OBP: 0.303, SLG: 0.419 Harold Baines, L (8, PH) OBP: 0.347, SLG: 0.474 Ozzie Guillen, L (9, 6) OBP: 0.263, SLG: 0.328		x 0-0 ③ F8		x 0-0 ② F8			x 0-0 BB 1B 1B	SSS 0-3 ③ K		3 1 0	1 0 0	1 0 0	0 0 0	0 1 0	0 1 0	2 1 0
Julio Cruz, S (1, 4) OBP: 0.362, SLG: 0.270			BBBB 4-0 FC4-6 BB 1B BB	x 0-0 ③ L4			BBBB 4-0 E 1B 1-2 BB		x 0-0 ① F9	2	1	0	0	2	0	0
Inning Stats	R: 0 E: 0 K: 1 S: 5 H: 0 LOB: 0 BB: 0 P: 5	R: 0 E: 0 K: 1 S: 6 H: 1 LOB: 2 BB: 1 P: 10	R: 2 E: 1 K: 1 S: 7 H: 1 LOB: 2 BB: 2 P: 15	R: 0 E: 0 K: 0 S: 3 H: 0 LOB: 0 BB: 0 P: 3	R: 0 E: 0 K: 1 S: 5 H: 0 LOB: 0 BB: 0 P: 5	R: 0 E: 0 K: 2 S: 7 H: 0 LOB: 0 BB: 0 P: 7	R: 1 E: 1 K: 2 S: 10 H: 2 LOB: 3 BB: 1 P: 14	R: 0 E: 0 K: 1 S: 5 H: 0 LOB: 1 BB: 1 P: 9	R: 0 E: 0 K: 1 S: 6 H: 1 LOB: 1 BB: 0 P: 6	1B: 4 2B: 1 3B: 0 HR: 0	SF: 0 SAC: 0 DP: 0 HBP: 0						

PITCHER		IP	WLS	BF	H	R	ER	SO	BB	IBB	HBP	BLK	WP	HR	S	P	ERA	WHIP
Mark Langston, L ERA: 5.07	(1, 1)	6.1	W	29	4	3	2	7	4	0	0	0	0	0	39	55	2.84	1.263
Mark Huismann, R ERA: 3.6	(7, 1)	1.1		5	0	0	0	1	1	0	0	0	0	0	6	10	0.00	0.750
Matt Young, L ERA: 4.44	(8, 1)	1.1	S	5	1	0	0	2	0	0	0	0	0	0	9	9	0.00	0.750

PITCHER	IP	WLS	BF	H	R	ER	SO	BB	IBB	HBP	BLK	WP	HR	S	P	ERA	WHIP

BOTTOM

Seattle Mariners @ Chicago White Sox

Comiskey Park, Chicago, IL

Fri Jun 20 1986, 8:05 PM EDT

Att. 26,391 - Unknown

livebaseballscorecards.com

AB	34
R	3
H	5
RBI	2
BB	5
SO	10
LOB	23

Batter	1	2	3	4	5	6	7	8	9	AB	R	H	RBI	BB	SO	LOB
Harold Reynolds, S (1, 4) OBP: 0.278, SLG: 0.285	G3	4-3			B3		4-3			4	0	0	0	0	0	1
John Moses, S (1, 8) OBP: 0.343, SLG: 0.379	5-3	CS 1B 3-H			1B 1B		B5-3			4	1	2	1	0	0	0
Phil Bradley, R (1, 7) OBP: 0.350, SLG: 0.387	HR	CS 1-2	6-3		1B 1-3		K S S S			4	1	2	1	0	1	0
Alvin Davis, L (1, 3) OBP: 0.402, SLG: 0.478	F7		3-1		L6			F8		4	0	0	0	0	0	2
Jim Presley, R (1, 5) OBP: 0.316, SLG: 0.492		BB 2B HBP H	BB B B B		1B 1-2 3-H			F8		2	1	1	1	1	0	0
Danny Tartabull, R (1, 10) OBP: 0.355, SLG: 0.470		2B E BB B B B B 1-2	K S S S		F9			G3		3	1	0	0	1	1	3
Dave Henderson, R (1, 9) OBP: 0.336, SLG: 0.488		E9 1B 2B 1-H 2-H	K S S S		K S S S				F9	4	1	1	1	0	2	0
Spike Owen, S (1, 6) OBP: 0.314, SLG: 0.378		4-3 SH1-3 1B 1B 3-H	K S S S		6-3				4-3	4	1	1	1	0	1	0
Bob Kearney, R (1, 2) OBP: 0.211, SLG: 0.275 Ken Phelps, L (9, PH) OBP: 0.410, SLG: 0.652		SH1-3 1-2	5-3		F9				F8	2 1	0 0	0 0	0 0	0 0	0 0	0 0
Inning Stats	R: 1 E: 0 K: 0 S: 4 H: 1 LOB: 0 BB: 0 P: 4	R: 4 E: 1 K: 0 S: 5 H: 3 LOB: 0 BB: 1 P: 10	R: 0 E: 0 K: 1 S: 5 H: 0 LOB: 1 BB: 1 P: 9	R: 0 E: 0 K: 2 S: 7 H: 0 LOB: 0 BB: 0 P: 7	R: 1 E: 0 K: 0 S: 6 H: 3 LOB: 2 BB: 0 P: 6	R: 0 E: 0 K: 1 S: 5 H: 0 LOB: 0 BB: 0 P: 5	R: 0 E: 0 K: 1 S: 5 H: 0 LOB: 0 BB: 0 P: 5	R: 0 E: 0 K: 0 S: 3 H: 0 LOB: 0 BB: 0 P: 3	R: 0 E: 0 K: 0 S: 3 H: 0 LOB: 0 BB: 0 P: 3	1B: 5 2B: 1 3B: 0 HR: 1 SF: 0 SAC: 1 DP: 0 HBP: 1							

PITCHER	IP	WLS	BF	H	R	ER	SO	BB	IBB	HBP	BLK	WP	HR	S	P	ERA	WHIP
Neil Allen, R (1, 1) ERA: 5.2	5.0	W	24	7	6	6	3	2	0	1	0	0	1	27	36	10.80	1.800
Bill Dawley, R (6, 1) ERA: 2.83	4.0	S	12	0	0	0	2	0	0	0	0	0	0	16	16	0.00	0.000

PITCHER	IP	WLS	BF	H	R	ER	SO	BB	IBB	HBP	BLK	WP	HR	S	P	ERA	WHIP

TOP

Seattle Mariners @ Chicago White Sox

Comiskey Park, Chicago, IL

Sat Jun 21 1986, 4:33 AM EDT

Att. 21,934 - Unknown

livebaseballscorecards.com

AB	32
R	6
H	7
RBI	5
BB	2
SO	5
LOB	6

Batter	1	2	3	4	5	6	7	8	9	AB	R	H	RBI	BB	SO	LOB
John Cangelosi, S (1, 8) OBP: 0.390, SLG: 0.316	4-3 S SF8 1B	G4-6-3 1-2f		BBBB 4-0 1B BB		SSS 0-3 K 1-2				3	1	1	0	1	1	2
Carlton Fisk, R (1, 10) OBP: 0.293, SLG: 0.335	0-0 4-3 1-3		0-0 5-3	0-0 G5-4-3 1-2 2-H 3-H 1B		0-0 F9				4	0	1	2	0	0	2
Harold Baines, L (1, 9) OBP: 0.345, SLG: 0.471	0-0 SF8 3-H		0-0 3-1	0-0 G5-4-3 1-2f			BBBB 4-0 FC6 BB			2	0	0	1	1	0	2
Greg Walker, L (1, 3) OBP: 0.362, SLG: 0.523	H 1-0 E HBP		0-0 F7		0-0 FC5-4 1B		0-0 FC6 1-2f			3	1	1	0	0	0	1
Jerry Hairston, S (1, 7) OBP: 0.356, SLG: 0.382	0-0 E8 1-H 1B			BBBB 4-0 BB 2B BB	0-0 F9		0-0 F8			3	2	0	0	1	0	2
Tim Hulett, R (1, 4) OBP: 0.307, SLG: 0.418	0-0 3-H 1B			BBBB 4-0 2B 1-2 1B BB	0-0 F3		SSS 0-3 K			3	1	1	1	1	1	2
Joel Skinner, R (1, 2) OBP: 0.245, SLG: 0.273	0-0 5-3			0-0 1B 1-3 2-H 1B 2B	0-0 FC5-4 1-2f			SSS 0-3 K		4	1	1	1	0	1	2
Ozzie Guillen, L (1, 6) OBP: 0.262, SLG: 0.327		0-0 4-3		0-0 SH1-3 2-3 3-H 1B		0-0 G3		SSS 0-3 K		4	1	1	1	0	1	0
Wayne Tolleson, S (1, 5) OBP: 0.329, SLG: 0.340		BBBB 4-0 G4-6-3 BB		0-0 SH1-3 1-2		0-0 S 1B		0-0 4-3		2	0	1	0	1	0	0
Inning Stats	R: 3 H: 2 E: 1 LOB: 1 K: 0 BB: 0 S: 6 P: 7	R: 0 H: 0 E: 0 LOB: 0 K: 0 BB: 1 S: 2 P: 6	R: 0 H: 0 E: 0 LOB: 0 K: 0 BB: 0 S: 3 P: 3	R: 4 H: 3 E: 0 LOB: 1 K: 0 BB: 3 S: 5 P: 17	R: 0 H: 1 E: 0 LOB: 1 K: 0 BB: 0 S: 4 P: 4	R: 0 H: 1 E: 0 LOB: 1 K: 1 BB: 1 S: 6 P: 9	R: 0 H: 0 E: 1 LOB: 1 K: 1 BB: 0 S: 5 P: 6	R: 0 H: 0 E: 0 LOB: 0 K: 2 BB: 0 S: 7 P: 7		1B: 6 SF: 1 2B: 1 SAC: 1 3B: 0 DP: 2 HR: 0 HBP: 1				WP: 0 PA: 36 PB: 0 SB: 2 CS: 0		

PITCHER		IP	WLS	BF	H	R	ER	SO	BB	IBB	HBP	BLK	WP	HR	S	P	ERA	WHIP
Bill Swift, R ERA: 5.69	(1, 1)	3.0	L	16	3	6	4	0	3	0	1	0	0	0	12	25	12.00	2.000
Lee Guetterman, L ERA: 5.71	(4, 1)	2.2		12	4	1	1	1	1	0	0	0	0	0	13	17	3.38	1.875
Steve Fireovid, R ERA:	(6, 1)	0.1		1	0	0	0	0	0	0	0	0	0	0	1	1	0.00	0.000
Matt Young, L ERA: 4.27	(7, 1)	2.0		7	0	0	0	3	1	0	0	0	0	0	12	16	0.00	0.500

PITCHER	IP	WLS	BF	H	R	ER	SO	BB	IBB	HBP	BLK	WP	HR	S	P	ERA	WHIP

BOTTOM

Seattle Mariners @ Chicago White Sox

Comiskey Park, Chicago, IL

Sat Jun 21 1986, 4:33 AM EDT

Att. 21,934 - Unknown

livebaseballscorecards.com

AB	28
R	7
H	7
RBI	6
BB	5
SO	4
LOB	13

Batter	1	2	3	4	5	6	7	8	9	AB	R	H	RBI	BB	SO	LOB
John Moses, S (1, 8) OBP: 0.336, SLG: 0.370	4-3		FC1-4 1-2 1B		F7		2-3 1-2		G6-4-3 1-2f	5	0	1	0	0	0	2
Phil Bradley, R (1, 7) OBP: 0.352, SLG: 0.389	F9		FC1-4 1B 3B 1-2f 2-3		F8 1B		2-3 1B			4	1	2	0	0	0	2
Alvin Davis, L (1, 3) OBP: 0.400, SLG: 0.476	6-3		3B 1-3 3-H 1B		F8 1-2		SF9 3-H			3	1	1	2	0	0	1
Jim Presley, R (1, 5) OBP: 0.315, SLG: 0.496		1-3	1-H 3-H 3B		4-3		5-3			4	0	1	2	0	0	2
Ken Phelps, L (1, 10) OBP: 0.405, SLG: 0.632		E3 E S	BBB FC6-4 BB			SSS K		4-3		3	0	0	0	1	1	0
Dave Henderson, R (1, 9) OBP: 0.331, SLG: 0.479		SSS K 1-3	FC6-4 1-2			F8		F9		4	0	0	0	0	1	3
Spike Owen, S (1, 6) OBP: 0.313, SLG: 0.376		F7		F6		1B		6-3		4	0	1	0	0	0	1
Dave Valle, R (1, 2) OBP: 0.500, SLG: 0.333			FC1-4 1B 1B	F9		6-3			BBBB G6-4-3 BB	3	1	1	0	1	0	1
Harold Reynolds, S (1, 4) OBP: 0.277, SLG: 0.284			SSS K	SSS K			1B 2-3 SF9 1B		F8	4	1	1	0	0	2	2
Inning Stats	R: 0 E: 0 K: 0 S: 3 H: 0 LOB: 0 BB: 0 P: 3	R: 0 E: 2 K: 1 S: 6 H: 0 LOB: 1 BB: 0 P: 6	R: 3 E: 0 K: 1 S: 9 H: 4 LOB: 2 BB: 1 P: 13	R: 0 E: 0 K: 1 S: 5 H: 0 LOB: 0 BB: 0 P: 5	R: 0 E: 0 K: 0 S: 4 H: 1 LOB: 1 BB: 0 P: 4	R: 0 E: 0 K: 1 S: 6 H: 1 LOB: 1 BB: 0 P: 6	R: 1 E: 0 K: 0 S: 5 H: 2 LOB: 1 BB: 0 P: 5	R: 0 E: 0 K: 0 S: 3 H: 0 LOB: 0 BB: 0 P: 3	R: 0 E: 0 K: 0 S: 2 H: 0 LOB: 0 BB: 1 P: 6	1B: 7 2B: 0 3B: 1 HR: 0 SF: 1 SAC: 0 DP: 1 HBP: 0	WP: 0 PB: 0 SB: 1 CS: 0 PA: 37					

PITCHER		IP	WLS	BF	H	R	ER	SO	BB	IBB	HBP	BLK	WP	HR	S	P	ERA	WHIP
Richard Dotson, R ERA: 5.76	(1, 1)	6.1	W	29	8	4	4	4	1	0	0	0	0	0	36	40	5.68	1.421
Joel McKeon, L ERA: 3.44	(7, 1)	2.2		8	0	0	0	0	1	0	0	0	0	0	7	11	0.00	0.375

PITCHER	IP	WLS	BF	H	R	ER	SO	BB	IBB	HBP	BLK	WP	HR	S	P	ERA	WHIP

TOP

Seattle Mariners @ Chicago White Sox

Comiskey Park, Chicago, IL

Sun Jun 22 1986, 4:33 AM EDT

Att. 25,522 - Unknown

livebaseballscorecards.com

AB	34
R	4
H	8
RBI	4
BB	2
SO	4
LOB	14

BOTTOM

Seattle Mariners @ Chicago White Sox

Comiskey Park, Chicago, IL

Sun Jun 22 1986, 4:33 AM EDT

Att. 25,522 - Unknown

livebaseballscorecards.com

Batter	1	2	3	4	5	6	7	8	9	AB	R	H	RBI	BB	SO	LOB
John Cangelosi, S (1, 8) OBP: 0.398, SLG: 0.325	BBBB 4-0 G3 S SF7 BB	x 0-0 1B 1-2 2-3 1B		x 0-0 ③ F4		x 0-0 CS 3-H 2B		H 1-0 E 1-3 HBP		3	1	2	1	1	0	0
Carlton Fisk, R (1, 2) OBP: 0.291, SLG: 0.332	x 0-0 ① G3 1-3	x 0-0 1-2 2-H 3-H 1B			x 0-0 ① 6-3	SSS 0-3 ②③ K 2-3		x 0-0 E3 1-2 3-H		5	0	1	1	0	1	3
Harold Baines, L (1, 9) OBP: 0.346, SLG: 0.475	x 0-0 ② SF7 3-H	x 0-0 ② F7			x 0-0 1B 2B 1B		x 0-0 3-1 SF7 2B	x 0-0 ③ F8		4	2	2	1	0	0	4
Greg Walker, L (1, 3) OBP: 0.360, SLG: 0.516	x 0-0 ③ F7	x 0-0 ③ F7			x 0-0 1-3 2B 1B		x 0-0 ① 3-1 2-3			4	1	1	0	0	0	3
Ron Kittle, R (1, 10) OBP: 0.276, SLG: 0.401		BBBB 4-0 FC6-4 BB	x 0-0 ① F8		x 0-0 ② F8		x 0-0 ② SF7 3-H			2	0	0	1	1	0	2
Bobby Bonilla, S (1, 7) OBP: 0.357, SLG: 0.354		x 0-0 ① FC6-4 E 1-2f 1B	x 0-0 ② F7		x 0-0 1-H 3-H 2B		x 0-0 ③ F8			4	1	1	2	0	0	1
Tim Hulett, R (1, 5) OBP: 0.306, SLG: 0.415		x 0-0 E5 1-3 1B	x 0-0 ③ F8		x 0-0 ③ F7			x 0-0 3 1B		4	1	1	0	0	0	2
Ozzie Guillen, L (1, 6) OBP: 0.267, SLG: 0.335		x 0-0 1B WP 2-H 3-H 1B		x 0-0 ① G4-1		x 0-0 6-3 2B 2B		x 0-0 ①② 3 1-2f		4	2	2	2	0	0	1
Julio Cruz, S (1, 4) OBP: 0.367, SLG: 0.264		BBBB 4-0 WP 1B 1B BB		x 0-0 ② B1-3		x 0-0 ① 6-3 2-3		BBBB 4-0 E E BB		2	2	0	0	2	0	1
Inning Stats	R: 1 H: 0 E: 0 LOB: 0 K: 0 BB: 1 S: 3 P: 7	R: 4 H: 3 E: 1 LOB: 2 K: 0 BB: 2 S: 7 P: 15	R: 0 H: 0 E: 0 LOB: 0 K: 0 BB: 0 S: 3 P: 3	R: 0 H: 0 E: 0 LOB: 0 K: 0 BB: 0 S: 3 P: 3	R: 2 H: 3 E: 0 LOB: 1 K: 0 BB: 0 S: 6 P: 6	R: 1 H: 2 E: 0 LOB: 0 K: 1 BB: 0 S: 6 P: 6	R: 1 H: 1 E: 0 LOB: 0 K: 0 BB: 0 S: 4 P: 4	R: 1 H: 1 E: 2 LOB: 2 K: 0 BB: 1 S: 4 P: 9		1B: 6 SF: 2 2B: 5 SAC: 0 3B: 0 DP: 1 HR: 0 HBP: 1						

	AB	32
	R	10
	H	10
	RBI	8
	BB	4
	SO	1
	LOB	17

WP: 1 PA: 39
PB: 0
SB: 1
CS: 1

PITCHER		IP	WLS	BF	H	R	ER	SO	BB	IBB	HBP	BLK	WP	HR	S	P	ERA	WHIP
Mike Morgan, R ERA: 4.17	(1, 1)	1.1	L	11	3	5	4	0	3	0	0	0	1	0	8	20	27.00	4.500
Steve Fireovid, R ERA: 3.52	(2, 1)	4.2		18	5	3	3	1	0	0	0	0	0	0	20	20	5.79	1.071
Pete Ladd, R ERA: 4.37	(7, 1)	2.0		10	2	2	1	0	1	0	1	0	0	0	8	13	4.50	1.500

PITCHER	IP	WLS	BF	H	R	ER	SO	BB	IBB	HBP	BLK	WP	HR	S	P	ERA	WHIP

Batter	1	2	3	4	5	6	7	8	9	AB	R	H	RBI	BB	SO	LOB
Kirby Puckett, R (1, 8) OBP: 0.383, SLG: 0.549	F9		5-3			K			6-3	4	0	0	0	0	1	0
Steve Lombardozzi, R (1, 4) OBP: 0.349, SLG: 0.450	K			SF9 3B		F6			HR	3	1	1	0	0	1	0
Randy Bush, L (9, PH) OBP: 0.337, SLG: 0.473										1	1	1	1	0	0	0
Kent Hrbek, L (1, 3) OBP: 0.429, SLG: 0.603	BB			SF9 3-H		F2			K	2	0	0	1	1	1	0
Tom Brunansky, R (1, 9) OBP: 0.343, SLG: 0.545	K			BB 1B			F7		WP 2B	3	0	1	0	1	1	1
Mark Salas, L (1, 10) OBP: 0.299, SLG: 0.421		G3		G6-4-3 1-2 1B			F6		K 2-3	4	0	1	0	0	1	1
Gary Gaetti, R (1, 5) OBP: 0.329, SLG: 0.508		F5		G6-4-3 1-2f			5-3			3	0	0	0	0	0	2
Roy Smalley, S (1, 6) OBP: 0.324, SLG: 0.493		F7			F8			K		3	0	0	0	0	1	0
Mark Davidson, R (1, 7)			K		F7			F6		3	0	0	0	0	1	0
Jeff Reed, L (1, 2) OBP: 0.300, SLG: 0.349			4-3		F2			F6		3	0	0	0	0	0	0
Inning Stats	R: 0 E: 0 K: 2 S: 7 H: 0 LOB: 1 BB: 1 P: 11	R: 0 E: 0 K: 0 S: 3 H: 0 LOB: 0 BB: 0 P: 3	R: 0 E: 0 K: 1 S: 5 H: 0 LOB: 0 BB: 0 P: 5	R: 1 E: 0 K: 0 S: 4 H: 2 LOB: 1 BB: 1 P: 8	R: 0 E: 0 K: 0 S: 3 H: 0 LOB: 0 BB: 0 P: 3	R: 0 E: 0 K: 1 S: 5 H: 0 LOB: 0 BB: 0 P: 5	R: 0 E: 0 K: 0 S: 3 H: 0 LOB: 0 BB: 0 P: 3	R: 0 E: 0 K: 1 S: 5 H: 0 LOB: 0 BB: 0 P: 5	R: 1 E: 0 K: 2 S: 9 H: 2 LOB: 1 BB: 0 P: 9	1B: 1 2B: 1 3B: 1 HR: 1 SF: 1 SAC: 0 DP: 1 HBP: 0						

PITCHER		IP	WLS	BF	H	R	ER	SO	BB	IBB	HBP	BLK	WP	HR	S	P	ERA	WHIP
Joe Cowley, R ERA: 4.28	(1, 1)	8.0	W	27	2	1	1	5	2	0	0	0	0	0	35	43	1.12	0.500
Bob James, R ERA: 6.39	(9, 1)	1.0		5	2	1	1	2	0	0	0	0	1	1	9	9	9.00	2.000

PITCHER		IP	WLS	BF	H	R	ER	SO	BB	IBB	HBP	BLK	WP	HR	S	P	ERA	WHIP

TOP

Minnesota Twins @ Chicago White Sox

Comiskey Park, Chicago, IL

Mon Jun 23 1986, 8:05 PM EDT

Att. 18,687 - Unknown

livebaseballscorecards.com

AB	29
R	2
H	4
RBI	2
BB	2
SO	7
LOB	4

WP: 1 PA: 32
PB: 0
SB: 0
CS: 0

Batter	1	2	3	4	5	6	7	8	9	AB	R	H	RBI	BB	SO	LOB
John Cangelosi, S (1, 8) OBP: 0.398, SLG: 0.329	BBB 4-0 E S 1B BB	x 0-0 ② F7	x 0-0 FC5-2-6-5 1-3 2B		SSS 0-3 ③ K			x 0-0 ① 4-3 1-2 2-3		4	1	1	0	1	1	3
Carlton Fisk, R (1, 2) OBP: 0.289, SLG: 0.329	x 0-0 ① F4	x 0-0 WP 1-2 HR 1B	x 0-0 ② FC5-2-6-5 2-3 3-H			SSS 0-3 ① K		x 0-0 ② F6		5	1	1	0	0	1	5
Harold Baines, L (1, 9) OBP: 0.347, SLG: 0.471	x 0-0 ② F8	4-0 1-2 2-3 HR IBB	x 0-0 ③ F5			x 0-0 ② 4-3		x 0-0 2-H 3-H 1B		4	1	1	2	1	0	3
Greg Walker, L (1, 3) OBP: 0.361, SLG: 0.531	x 0-0 1-H HR 1B	x 0-0 1-H 2-H 3-H HR		x 0-0 ① F5		x 0-0 ③ L9		x 0-0 ③ F8		5	2	2	5	0	0	1
Ron Kittle, R (1, 10) OBP: 0.284, SLG: 0.443	x 0-0 1-H HR	x 0-0 HR		x 0-0 2B			x 0-0 ① F9			4	2	3	3	0	0	0
Bobby Bonilla, S (1, 7) OBP: 0.355, SLG: 0.362	x 0-0 3B	x 0-0 ③ 6-3		x 0-0 ② 6-3			SSS 0-3 ② K			4	0	1	0	0	1	1
Tim Hulett, R (1, 5) OBP: 0.300, SLG: 0.406	x 0-0 ③ F8		x 0-0 ① 5-3	x 0-0 ③ 6-3			x 0-0 ③ F4			4	0	0	0	0	0	2
Ozzie Guillen, L (1, 6) OBP: 0.267, SLG: 0.333		x 0-0 ① F8	x 0-0 E8 1B		x 0-0 ① F6			x 0-0 4-3 1B 1B		4	2	1	0	0	0	0
Julio Cruz, S (1, 4) OBP: 0.381, SLG: 0.284		x 0-0 WP 1B HR 1B	x 0-0 2B 2-H FC5-2-6-5 1B		x 0-0 ② F8			x 0-0 4-3 1-2 1B 1B		4	2	3	1	0	0	0
Inning Stats	R: 3 E: 0 K: 0 S: 6 H: 3 LOB: 1 BB: 1 P: 10	R: 5 E: 0 K: 0 S: 7 H: 4 LOB: 0 BB: 1 P: 11	R: 1 E: 1 K: 0 S: 6 H: 2 LOB: 2 BB: 0 P: 6	R: 0 E: 0 K: 0 S: 4 H: 1 LOB: 1 BB: 0 P: 4	R: 0 E: 0 K: 1 S: 5 H: 0 LOB: 0 BB: 0 P: 5	R: 0 E: 0 K: 1 S: 5 H: 0 LOB: 0 BB: 0 P: 5	R: 0 E: 0 K: 1 S: 5 H: 0 LOB: 0 BB: 0 P: 5	R: 2 E: 0 K: 0 S: 6 H: 3 LOB: 1 BB: 0 P: 6		1B: 7 2B: 2 3B: 1 HR: 3	SF: 0 SAC: 0 DP: 0 HBP: 0			WP: 1 PB: 0 SB: 1 CS: 0	PA: 40	

PITCHER		IP	WLS	BF	H	R	ER	SO	BB	IBB	HBP	BLK	WP	HR	S	P	ERA	WHIP
Bert Blyleven, R ERA: 5.56	(1, 1)	1.2	L	14	7	8	8	0	1	1	0	0	1	3	12	20	43.20	4.800
Neal Heaton, L ERA: 3.95	(2, 1)	5.1		20	3	1	0	3	0	0	0	0	0	0	26	26	0.00	0.562
Ron Davis, R ERA: 7.81	(8, 1)	1.0		6	3	2	2	0	0	0	0	0	0	0	6	6	18.00	3.000

PITCHER	IP	WLS	BF	H	R	ER	SO	BB	IBB	HBP	BLK	WP	HR	S	P	ERA	WHIP

BOTTOM

Minnesota Twins @ Chicago White Sox

Comiskey Park, Chicago, IL

Mon Jun 23 1986, 8:05 PM EDT

Att. 18,687 - Unknown

livebaseballscorecards.com

AB	38
R	11
H	13
RBI	11
BB	2
SO	3
LOB	15

Batter	1	2	3	4	5	6	7	8	9	AB	R	H	RBI	BB	SO	LOB
Kirby Puckett, R (1, 8) OBP: 0.378, SLG: 0.542	L9		1-3		F9		CS 1-2	5-3		4	0	0	0	0	0	1
Randy Bush, L (1, 7) OBP: 0.335, SLG: 0.463	L9		4-3			6-3		BBBB 4-0 4-3 BB		3	0	0	0	1	0	0
Mark Davidson, R (8, PR) (8, 7)										0	0	0	0	0	0	0
Kent Hrbek, L (1, 3) OBP: 0.423, SLG: 0.594	F7			4-3		F9		0-0 4-3 1-2		4	0	0	0	0	0	1
Tom Brunansky, R (1, 9) OBP: 0.342, SLG: 0.541		1B 1B		4-3		F7		SSS 0-3 K		4	0	1	0	0	1	2
Roy Smalley, S (1, 10) OBP: 0.328, SLG: 0.498		F8		FC5-4 1B			F8		2B	4	0	2	0	0	0	1
Gary Gaetti, R (1, 5) OBP: 0.328, SLG: 0.508		F8		FC5-4 1-2f			1B 2B		SSS 0-3 K	4	1	1	0	0	1	3
Mark Salas, L (1, 2) OBP: 0.313, SLG: 0.427		1-3 1B	F9				1B FC6-4 2-H 1B		IBB	3	1	2	1	1	0	0
Steve Lombardozzi, R (1, 4) OBP: 0.352, SLG: 0.451		F4		1B			FC6-4 2-3 1B		F9	4	0	2	0	0	0	4
Greg Gagne, R (1, 6) OBP: 0.291, SLG: 0.353			1-3		F3		FC6-4 CS 1-2f 3-H		SSS 0-3 K	4	0	0	1	0	1	4

Inning Stats									
	R: 0 H: 0 E: 0 LOB: 0 K: 0 BB: 0 S: 3 P: 3	R: 0 H: 2 E: 0 LOB: 2 K: 0 BB: 0 S: 5 P: 5	R: 0 H: 0 E: 0 LOB: 0 K: 0 BB: 0 S: 3 P: 3	R: 0 H: 1 E: 0 LOB: 1 K: 0 BB: 0 S: 4 P: 4	R: 0 H: 1 E: 0 LOB: 1 K: 0 BB: 0 S: 4 P: 4	R: 0 H: 0 E: 0 LOB: 0 K: 0 BB: 0 S: 3 P: 3	R: 2 H: 3 E: 0 LOB: 0 K: 0 BB: 0 S: 5 P: 5	R: 0 H: 0 E: 0 LOB: 2 K: 1 BB: 1 S: 5 P: 9	R: 0 H: 1 E: 0 LOB: 2 K: 2 BB: 1 S: 8 P: 12	1B: 6 SF: 0 2B: 2 SAC: 0 3B: 0 DP: 0 HR: 0 HBP: 0	WP: 0 PA: 37 PB: 0 SB: 0 CS: 1

PITCHER	IP	WLS	BF	H	R	ER	SO	BB	IBB	HBP	BLK	WP	HR	S	P	ERA	WHIP
Joel Davis, R (1, 1) ERA: 4.67	6.1	L	26	7	2	2	0	0	0	0	0	0	0	26	26	2.84	1.105
Gene Nelson, R (7, 1) ERA: 3.17	2.2		10	1	0	0	3	1	1	0	0	0	0	14	22	0.00	0.750

PITCHER	IP	WLS	BF	H	R	ER	SO	BB	IBB	HBP	BLK	WP	HR	S	P	ERA	WHIP

TOP

Minnesota Twins @ Chicago White Sox

Comiskey Park, Chicago, IL

Tue Jun 24 1986, 8:05 PM EDT

Att. 14,174 - Unknown

livebaseballscorecards.com

AB	34
R	2
H	8
RBI	2
BB	2
SO	3
LOB	16

Batter	1	2	3	4	5	6	7	8	9	AB	R	H	RBI	BB	SO	LOB
John Cangelosi, S (1, 8) OBP: 0.392, SLG: 0.323	F9		K			F9		F3		4	0	0	0	0	1	0
Ozzie Guillen, L (1, 6) OBP: 0.266, SLG: 0.337	PB, 2B			1-3		B1-3		4-3		4	0	1	0	0	0	0
Harold Baines, L (1, 9) OBP: 0.349, SLG: 0.474	8-4, 2-3, BB			F7		2B			G3	3	0	1	0	1	0	0
Ron Kittle, R (1, 7) OBP: 0.279, SLG: 0.434	8-4, 1-2f			K		K			K	4	0	0	0	0	3	3
Carlton Fisk, R (1, 10) OBP: 0.285, SLG: 0.324		F5			5-3		K		F7	4	0	0	0	0	1	0
Tim Hulett, R (1, 5) OBP: 0.305, SLG: 0.422		K			HR		BB			2	1	1	1	1	1	0
Greg Walker, L (1, 3) OBP: 0.355, SLG: 0.521		F7			3-1		K			3	0	0	0	0	1	1
Joel Skinner, R (1, 2) OBP: 0.248, SLG: 0.267			K		FC6-4, BB		K			2	0	0	0	1	2	1
Julio Cruz, S (1, 4) OBP: 0.371, SLG: 0.276			F7		FC6-4, 1-2f			F7		3	0	0	0	0	0	1
Inning Stats	R: 0 E: 0 K: 0 S: 3	R: 0 E: 0 K: 1 S: 5	R: 0 E: 0 K: 2 S: 7	R: 0 E: 0 K: 1 S: 5	R: 1 E: 0 K: 0 S: 4	R: 0 E: 0 K: 1 S: 6	R: 0 E: 0 K: 3 S: 9	R: 0 E: 0 K: 0 S: 3	R: 0 E: 0 K: 1 S: 5							
	H: 1 LOB: 1 BB: 1 P: 7	H: 0 LOB: 0 BB: 0 P: 5	H: 0 LOB: 0 BB: 0 P: 7	H: 0 LOB: 0 BB: 0 P: 5	H: 1 LOB: 1 BB: 1 P: 8	H: 1 LOB: 1 BB: 0 P: 6	H: 0 LOB: 1 BB: 1 P: 13	H: 0 LOB: 0 BB: 0 P: 3	H: 0 LOB: 0 BB: 0 P: 5							

PITCHER		IP	WLS	BF	H	R	ER	SO	BB	IBB	HBP	BLK	WP	HR	S	P	ERA	WHIP
Allan Anderson, L ERA: 3.38	(1, 1)	9.0	W	32	3	1	1	9	3	0	0	0	0	1	47	59	1.00	0.667

PITCHER	IP	WLS	BF	H	R	ER	SO	BB	IBB	HBP	BLK	WP	HR	S	P	ERA	WHIP

BOTTOM

Minnesota Twins @ Chicago White Sox

Comiskey Park, Chicago, IL

Tue Jun 24 1986, 8:05 PM EDT

Att. 14,174 - Unknown

livebaseballscorecards.com

AB	29
R	1
H	3
RBI	1
BB	3
SO	9
LOB	6

1B: 0	SF: 0	WP: 0	PA: 32
2B: 3	SAC: 0	PB: 1	
3B: 0	DP: 1	SB: 0	
HR: 1	HBP: 0	CS: 0	

Minnesota Twins @ Chicago White Sox

Comiskey Park, Chicago, IL

Wed Jun 25 1986, 8:05 PM EDT

Att. 19,294 - Unknown

TOP

livebaseballscorecards.com

Batter	1	2	3	4	5	6	7	8	9	AB	R	H	RBI	BB	SO	LOB
Kirby Puckett, R (1, 8) OBP: 0.380, SLG: 0.542	4-3		1B			3B 1B		F8		4	1	2	0	0	0	0
Randy Bush, L (1, 7) OBP: 0.339, SLG: 0.474	F8		F7			G3 3B 1-H		BBBB 4-3 BB		3	1	1	1	1	0	1
Mark Davidson, R (8, PR) (8, 7)										0	0	0	0	0	0	0
Kent Hrbek, L (1, 3) OBP: 0.421, SLG: 0.587	BBBB 4-0 FC6-4 BB			4-3		G3 3-H		4-3 1-2		3	0	0	1	1	0	1
Tom Brunansky, R (1, 9) OBP: 0.338, SLG: 0.533	FC6-4 1-2f			6-3		F7		SSS 0-3 K		4	0	0	0	0	1	3
Mark Salas, L (1, 2) OBP: 0.311, SLG: 0.421		F9		F5		2-3			1B 1B	4	0	1	0	0	0	0
Ron Washington, R (9, PR) OBP: 0.258, SLG: 0.484										0	0	0	0	0	0	0
Gary Gaetti, R (1, 5) OBP: 0.330, SLG: 0.517		F3			HR		BBBB 4-0 S BB		SSS 0-3 K	3	1	1	1	1	1	1
Roy Smalley, S (1, 10) OBP: 0.322, SLG: 0.488		F5			F5		SSS 0-3 K 1-2		F7	4	0	0	0	0	1	2
Steve Lombardozzi, R (1, 4) OBP: 0.352, SLG: 0.450			5-3		G6-4-3 1B		6-3		FC6 1B 1-3	3	0	1	0	0	0	1
Tim Laudner, R (9, PH) OBP: 0.402, SLG: 0.562										1	0	1	0	0	0	0
Greg Gagne, R (1, 6) OBP: 0.288, SLG: 0.348			6-3		G6-4-3 1-2f		SSS 0-3 K		FC6 1-2	3	0	0	0	0	1	2
Mickey Hatcher, R (9, PH) OBP: 0.267, SLG: 0.291										1	0	0	0	0	0	2
Inning Stats	R: 0 E: 0 K: 0 S: 3 H: 0 LOB: 1 BB: 1 P: 7	R: 0 E: 0 K: 0 S: 3 H: 0 LOB: 0 BB: 0 P: 3	R: 0 E: 0 K: 0 S: 4 H: 1 LOB: 1 BB: 0 P: 4	R: 0 E: 0 K: 0 S: 3 H: 0 LOB: 0 BB: 0 P: 3	R: 1 E: 0 K: 0 S: 4 H: 2 LOB: 0 BB: 0 P: 4	R: 2 E: 0 K: 0 S: 5 H: 2 LOB: 0 BB: 0 P: 5	R: 0 E: 0 K: 2 S: 7 H: 0 LOB: 1 BB: 1 P: 11	R: 0 E: 0 K: 1 S: 5 H: 0 LOB: 2 BB: 1 P: 9	R: 0 E: 0 K: 1 S: 7 H: 2 LOB: 2 BB: 0 P: 7	1B: 5 2B: 0 3B: 1 HR: 1 SF: 0 SAC: 0 DP: 1 HBP: 0	WP: 0 PB: 0 SB: 1 CS: 0 PA: 36					

	AB	33
	R	3
	H	7
	RBI	3
	BB	3
	SO	4
	LOB	13

PITCHER		IP	WLS	BF	H	R	ER	SO	BB	IBB	HBP	BLK	WP	HR	S	P	ERA	WHIP
Tom Seaver, R ERA: 4.38	(1, 1)	5.0		20	5	3	3	0	1	0	0	0	0	1	19	23	5.40	1.200
Joel McKeon, L ERA: 3.26	(6, 1)	1.0	W	3	0	0	0	0	0	0	0	0	0	0	3	3	0.00	0.000
Bill Dawley, R ERA: 2.76	(7, 1)	1.0		4	0	0	0	2	1	0	0	0	0	0	7	11	0.00	1.000
Bob James, R ERA: 6.08	(8, 1)	2.0	S	9	2	0	0	2	1	0	0	0	0	0	12	16	0.00	1.500

PITCHER		IP	WLS	BF	H	R	ER	SO	BB	IBB	HBP	BLK	WP	HR	S	P	ERA	WHIP

Batter	1	2	3	4	5	6	7	8	9	AB	R	H	RBI	BB	SO	LOB
John Cangelosi, S (1, 8) OBP: 0.394, SLG: 0.320	BBBB 4-0 1B G3 BB		BBBB 4-0 1B 1-2 1B BB		x 0-0 ① 6-3		x 0-0 ① F8			2	2	0	0	2	0	1
Ozzie Guillen, L (1, 6) OBP: 0.271, SLG: 0.340	x 0-0 CS 1-3 1B		x 0-0 1B 1-3 2-H 1B		x 0-0 ② 4-3		x 0-0 ② F7			4	0	2	1	0	0	1
Harold Baines, L (1, 9) OBP: 0.348, SLG: 0.470	x 0-0 ① ② G3 1-2 3-H		x 0-0 1-2 3-H 1B		x 0-0 ③ 4-3		x 0-0 ③ F8			4	0	1	2	0	0	2
Ron Kittle, R (1, 10) OBP: 0.274, SLG: 0.426	SSS 0-3 ③ K		x 0-0 ② F5			x 0-0 ① F7		SSS 0-3 ① K		4	0	0	0	0	2	2
Carlton Fisk, R (1, 2) OBP: 0.285, SLG: 0.323		x 0-0 ① F4	SSS 0-3 ③ K			SSS 0-3 ② K		x 0-0 G3-6-3 1B		4	0	1	0	0	2	2
Bobby Bonilla, S (1, 7) OBP: 0.358, SLG: 0.365		x 0-0 ② 6-3		x 0-0 2B 4-5 1B		x 0-0 2B 1B		x 0-0 ② ③ G3-6-3 1-2f		4	1	2	0	0	0	1
Greg Walker, L (1, 3) OBP: 0.354, SLG: 0.524	SSS 0-3 ③ K		SSS 0-3 ① K			x 0-0 1-H 2B				3	0	1	0	0	2	1
Tim Hulett, R (1, 5) OBP: 0.310, SLG: 0.428			BBBB 4-0 FC1-4 BB	x 0-0 1-3 2B		SSS 0-3 ③ K				2	0	1	0	1	1	1
Julio Cruz, S (1, 4) OBP: 0.370, SLG: 0.270			x 0-0 ① FC1-4 BB 1B 1-2f	x 0-0 ② ③ 4-5 3-Hf			BBBB 4-0 BB			2	1	0	0	1	0	3
Inning Stats	R: 1 H: 1 E: 0 LOB: 0 K: 1 BB: 1 S: 5 P: 9	R: 0 H: 0 E: 0 LOB: 0 K: 1 BB: 0 S: 5 P: 5	R: 2 H: 2 E: 0 LOB: 2 K: 1 BB: 2 S: 7 P: 15	R: 0 H: 2 E: 0 LOB: 1 K: 1 BB: 0 S: 6 P: 6	R: 0 H: 0 E: 0 LOB: 0 K: 0 BB: 0 S: 3 P: 3	R: 1 H: 2 E: 0 LOB: 1 K: 2 BB: 0 S: 9 P: 9	R: 0 H: 0 E: 0 LOB: 1 K: 0 BB: 1 S: 3 P: 7	R: 0 H: 1 E: 0 LOB: 0 K: 1 BB: 0 S: 5 P: 5		1B: 6 SF: 0 2B: 3 SAC: 0 3B: 0 DP: 2 HR: 0 HBP: 0				WP: 0 PA: 33 PB: 0 SB: 0 CS: 1		

PITCHER		IP	WLS	BF	H	R	ER	SO	BB	IBB	HBP	BLK	WP	HR	S	P	ERA	WHIP
Frank Viola, L ERA: 4.85	(1, 1)	5.2	L	25	7	4	4	5	3	0	0	0	0	0	32	44	6.35	1.765
Keith Atherton, R ERA: 3.08	(6, 1)	2.1		8	1	0	0	2	1	0	0	0	0	0	11	15	0.00	0.857

PITCHER	IP	WLS	BF	H	R	ER	SO	BB	IBB	HBP	BLK	WP	HR	S	P	ERA	WHIP

BOTTOM

Minnesota Twins @ Chicago White Sox

Comiskey Park, Chicago, IL

Wed Jun 25 1986, 8:05 PM EDT

Att. 19,294 - Unknown

livebaseballscorecards.com

AB	29
R	4
H	8
RBI	3
BB	4
SO	7
LOB	14

Chicago White Sox @ Oakland Athletics

Oakland-Alameda County Coliseum, Oakland, CA

Fri Jun 27 1986, 7:05 PM PDT

Att. 30,130 - Unknown

TOP

livebaseballscorecards.com

Batter	1	2	3	4	5	6	7	8	9	AB	R	H	RBI	BB	SO	LOB
John Cangelosi, S (1, 8) OBP: 0.394, SLG: 0.315	G3-4-1		L6			1B; 1-2; 1B; BB	FC4-6-5; 1-2; BB		G6-4-3; 1-2f; 2-3; 3-H	3	1	0	0	2	0	3
Ozzie Guillen, L (1, 6) OBP: 0.269, SLG: 0.336	F9			K; G3		L3	FC4-6-5; 1-2; 2-3		BB; 1B; 3-H; 1B	5	1	1	1	0	1	4
Harold Baines, L (1, 9) OBP: 0.349, SLG: 0.467	K			F8		L8; 1B; 1-2; 2-3; 1B		5-3	1B; 1-2; BB	4	1	1	0	1	1	1
Greg Walker, L (1, 3) OBP: 0.361, SLG: 0.524		4-3		G3; 1-2		1B; 1-2; 2-H; 3-H; 1B		BB	1B; 1-3; 2-H	4	0	2	3	1	0	1
Ron Kittle, R (1, 10) OBP: 0.269, SLG: 0.416		F5		1-3		L8; 2-3		K	K	5	0	0	0	0	2	6
Carlton Fisk, R (1, 2) OBP: 0.284, SLG: 0.322		1-3			6-3	1B; 1-2; 3-H		F8		4	0	1	1	0	0	1
Bobby Bonilla, S (1, 7) OBP: 0.360, SLG: 0.365			FC5-4; BB		K	K			BB; G6-4-3; BB; 1B	3	1	1	0	1	2	2
Tim Hulett, R (1, 5) OBP: 0.306, SLG: 0.422 Wayne Tolleson, S (9, PH) OBP: 0.332, SLG: 0.340			FC5-4; E; S; 1-2f		L5		4-3		G6-4-3; BB; 1-2; 1B; BB	3 0	0 1	0 0	0 0	0 1	0 0	1 0
Julio Cruz, S (1, 4) OBP: 0.377, SLG: 0.267 Jerry Hairston, S (9, PH) OBP: 0.362, SLG: 0.382 Reid Nichols, R (9, PR) OBP: 0.226, SLG: 0.220			K; 1-3			1B; BB; 1B; BB	FC4-6-3; BB		G6-4-3; 1-2; 2-3; BB	1 0 0	1 0 0	0 0 0	0 0 0	2 1 0	1 0 0	1 0 0
Inning Stats	R: 0 E: 0 K: 1 S: 5 H: 0 LOB: 0 BB: 0 P: 5	R: 0 E: 0 K: 0 S: 3 H: 0 LOB: 0 BB: 0 P: 3	R: 0 E: 0 K: 1 S: 5 H: 0 LOB: 1 BB: 1 P: 9	R: 0 E: 0 K: 1 S: 6 H: 0 LOB: 1 BB: 0 P: 6	R: 0 E: 0 K: 1 S: 5 H: 0 LOB: 0 BB: 0 P: 5	R: 3 E: 0 K: 1 S: 8 H: 3 LOB: 2 BB: 2 P: 16	R: 0 E: 0 K: 0 S: 2 H: 0 LOB: 1 BB: 2 P: 10	R: 0 E: 0 K: 1 S: 5 H: 0 LOB: 1 BB: 1 P: 9	R: 3 E: 0 K: 1 S: 7 H: 3 LOB: 2 BB: 3 P: 19	1B: 6 2B: 0 3B: 0 HR: 0 SF: 0 SAC: 0 DP: 2 HBP: 0						

	AB	32
	R	6
	H	6
	RBI	5
	BB	9
	SO	7
	LOB	20

WP: 1 PB: 0 SB: 1 CS: 0 PA: 41

PITCHER		IP	WLS	BF	H	R	ER	SO	BB	IBB	HBP	BLK	WP	HR	S	P	ERA	WHIP
Chris Codiroli, R ERA: 4.03	(1, 1)	5.1		20	0	2	2	4	3	0	0	0	1	0	25	37	3.38	0.562
Dave Leiper, L ERA: 2.84	(6, 1)	0.0		2	2	0	0	0	0	0	0	0	0	0	2	2	∞	∞
Bill Mooneyham, R ERA: 3.42	(6, 1)	2.2	W	14	2	4	4	2	5	0	0	0	0	0	13	33	13.50	2.625
Steve Ontiveros, R ERA: 4.31	(9, 1)	1.0	S	5	2	0	0	1	1	0	0	0	0	0	6	10	0.00	3.000

PITCHER	IP	WLS	BF	H	R	ER	SO	BB	IBB	HBP	BLK	WP	HR	S	P	ERA	WHIP

BOTTOM

Chicago White Sox @ Oakland Athletics

Oakland-Alameda County Coliseum, Oakland, CA

Fri Jun 27 1986, 7:05 PM PDT

Att. 30,130 - Unknown

livebaseballscorecards.com

Batter	1	2	3	4	5	6	7	8	9	AB	R	H	RBI	BB	SO	LOB
Tony Phillips, S (1, 4) OBP: 0.356, SLG: 0.328	F7		4-3			HR, BB	K	G4-6-3, 1-2, 2-3, 3-H		4	1	1	1	1	1	1
Carney Lansford, R (1, 5) OBP: 0.337, SLG: 0.396	6-3			K		HR, 1-3	E5, S	G4-6-3, 1-2f		5	1	1	0	0	1	3
Jose Canseco, R (1, 9) OBP: 0.362, SLG: 0.527 (7, 7)	F8			5-3		HR, 1-H, 3-H	K			4	1	1	3	0	1	1
Dave Kingman, R (1, 10) OBP: 0.255, SLG: 0.432		F7		K		HR, G3	F7, 1-2			4	1	1	0	0	1	1
Bruce Bochte, L (1, 3) OBP: 0.347, SLG: 0.352		BB			F7	G3, 1-2	K			3	0	0	0	1	1	2
Dusty Baker Jr., R (1, 7) OBP: 0.313, SLG: 0.308 Stan Javier, S (6, PR) OBP: 0.314, SLG: 0.250 (7, 8)		K			L7	HR, BB		K		2 1	0 1	0 0	0 0	1 0	1 0	1 0
Mike Davis, L (1, 8) OBP: 0.308, SLG: 0.458 (7, 9)		F6			2B	1-H, 2-H, HR		HBP, 1B, BB		3	2	2	3	1	0	1
Alfredo Griffin, S (1, 6) OBP: 0.335, SLG: 0.364			4-3		3-1	F7		1B, HBP, 1-2		4	0	1	0	0	0	2
Jerry Willard, L (1, 2) OBP: 0.393, SLG: 0.400			B1-3			HR		1B, 1-2, 2-3, HBP		3	1	2	1	0	0	0
Inning Stats	R: 0 E: 0 K: 0 S: 3 H: 0 LOB: 0 BB: 0 P: 3	R: 0 E: 0 K: 1 S: 5 H: 0 LOB: 1 BB: 1 P: 9	R: 0 E: 0 K: 0 S: 3 H: 0 LOB: 0 BB: 0 P: 3	R: 0 E: 0 K: 2 S: 7 H: 0 LOB: 0 BB: 0 P: 7	R: 0 E: 0 K: 0 S: 4 H: 1 LOB: 1 BB: 0 P: 4	R: 7 E: 0 K: 1 S: 11 H: 6 LOB: 1 BB: 2 P: 19	R: 0 E: 1 K: 2 S: 8 H: 0 LOB: 1 BB: 0 P: 8	R: 1 E: 0 K: 1 S: 6 H: 2 LOB: 2 BB: 1 P: 11		1B: 5 2B: 1 3B: 0 HR: 3	SF: 0 SAC: 0 DP: 1 HBP: 1						

	AB	33
	R	8
	H	9
	RBI	8
	BB	4
	SO	7
	LOB	12

PITCHER		IP	WLS	BF	H	R	ER	SO	BB	IBB	HBP	BLK	WP	HR	S	P	ERA	WHIP
Neil Allen, R ERA: 5.09	(1, 1)	5.0		19	2	2	2	3	2	0	0	0	0	1	23	31	3.60	0.800
Gene Nelson, R ERA: 3.62	(6, 1)	0.0	L	3	3	2	2	0	0	0	0	0	0	1	3	3	∞	∞
Joel McKeon, L ERA: 3.98	(6, 1)	1.0		6	2	3	3	1	1	0	0	0	0	1	7	11	27.00	3.000
Dave Schmidt, R ERA: 4.41	(7, 1)	2.0		10	2	1	1	3	1	0	1	0	0	0	14	19	4.50	1.500

PITCHER	IP	WLS	BF	H	R	ER	SO	BB	IBB	HBP	BLK	WP	HR	S	P	ERA	WHIP

Chicago White Sox @ Oakland Athletics

Oakland-Alameda County Coliseum, Oakland, CA

Sat Jun 28 1986, 3:33 AM PDT

Att. 19,479 - Unknown

TOP

livebaseballscorecards.com

Batter	1	2	3	4	5	6	7	8	9	AB	R	H	RBI	BB	SO	LOB
John Cangelosi, S (1, 8) OBP: 0.392, SLG: 0.311	F7		F7		BB S FC1-5 1B		F3			3	1	0	0	1	0	0
Ozzie Guillen, L (1, 6) OBP: 0.264, SLG: 0.330	4-3			K	FC1-5 S 1B 1-2 2-3f		6-3			4	1	0	0	0	1	2
Harold Baines, L (1, 9) OBP: 0.351, SLG: 0.466	K			1B	BB 1B 1-2 2-3		5-3			3	0	1	0	1	1	0
Ron Kittle, R (1, 10) OBP: 0.268, SLG: 0.413		F5		F3	1B 1-2 2-H 3-H			K		4	0	1	2	0	1	1
Greg Walker, L (1, 3) OBP: 0.354, SLG: 0.511		F8		K	F7			F8		4	0	0	0	0	1	3
Bobby Bonilla, S (1, 7) OBP: 0.363, SLG: 0.364		BB			1B 2B 1B	4-3		K		3	1	1	0	1	1	0
Tim Hulett, R (1, 4) OBP: 0.305, SLG: 0.418		F9			F8 1B				F8	4	0	1	0	0	0	2
Wayne Tolleson, S (1, 5) OBP: 0.331, SLG: 0.338			F9		2B 1B 1-2	F9			F9	4	1	1	0	0	0	1
Joel Skinner, R (1, 2) OBP: 0.248, SLG: 0.276			5-3		2B FC1-5 1-H 2-H	6-3			K	4	0	1	2	0	1	1

AB	33
R	4
H	6
RBI	4
BB	3
SO	6
LOB	10

Inning Stats	1	2	3	4	5	6	7	8	9
	R: 0 E: 0 K: 1 S: 5	H: 0 LOB: 0 BB: 0 P: 5	R: 0 E: 0 K: 0 S: 3	H: 0 LOB: 1 BB: 1 P: 7	R: 0 E: 0 K: 0 S: 3	H: 0 LOB: 0 BB: 0 P: 3	R: 0 E: 0 K: 2 S: 8	H: 1 LOB: 1 BB: 0 P: 8	R: 4 E: 0 K: 0 S: 7	H: 4 LOB: 2 BB: 2 P: 15	R: 0 E: 0 K: 0 S: 4	H: 1 LOB: 1 BB: 0 P: 4	R: 0 E: 0 K: 0 S: 3	H: 0 LOB: 0 BB: 0 P: 3	R: 0 E: 0 K: 2 S: 7	H: 0 LOB: 0 BB: 0 P: 7	R: 0 E: 0 K: 1 S: 5	H: 0 LOB: 0 BB: 0 P: 5

| | | | |

Chicago White Sox @ Oakland Athletics

Oakland-Alameda County Coliseum, Oakland, CA

Sat Jun 28 1986, 3:33 AM PDT
Att. 19,479 - Unknown

livebaseballscorecards.com

Batter	1	2	3	4	5	6	7	8	9	AB	R	H	RBI	BB	SO	LOB
Tony Phillips, S (1, 4) OBP: 0.360, SLG: 0.329	G5-4-3 1B	BB			G6-4-3 1B BB		1-3			2	0	1	0	2	0	0
Carney Lansford, R (1, 5) OBP: 0.336, SLG: 0.394	G5-4-3 1-2f	FC5 2-3f			G6-4-3 1-2 1B			5-3		4	0	1	0	0	0	4
Jose Canseco, R (1, 9) OBP: 0.360, SLG: 0.521	S HBP		F8		G6-4-3 1-2f 2-3			6-3		3	0	0	0	0	0	2
Dave Kingman, R (1, 10) OBP: 0.252, SLG: 0.425	6-3 1-2		F2		6-3			F5		4	0	0	0	0	0	2
Bruce Bochte, L (1, 3) OBP: 0.354, SLG: 0.362		1B SF7 1B	F8			5-3 BB			2B	3	1	2	0	1	0	0
Dusty Baker Jr., R (1, 7) OBP: 0.311, SLG: 0.307		4-3 1B 1-3 1B		6-3		5-3 1-2f			F9	4	0	1	0	0	0	2
Mike Davis, L (1, 8) OBP: 0.307, SLG: 0.457		SF7 3-H		4-3 1B		3-1			F5	3	0	1	1	0	0	1
Alfredo Griffin, S (1, 6) OBP: 0.337, SLG: 0.364		FC5 4-3 1-2 1B		4-3 1-2			G6-4-3 BB		K	3	0	1	0	1	1	2
Jerry Willard, L (1, 2) OBP: 0.375, SLG: 0.377		4-3 1-2 2-3		F9			G6-4-3 1-2f			3	0	0	0	0	0	4

Inning Stats	1	2	3	4	5	6	7	8	9		
	R: 0 H: 1	R: 1 H: 3	R: 0 H: 0	R: 0 H: 1	R: 0 H: 1	R: 0 H: 0	R: 0 H: 0	R: 0 H: 0	R: 0 H: 1	1B: 6 SF: 1	WP: 0 PA: 35
	E: 0 LOB: 1	E: 0 LOB: 3	E: 0 LOB: 0	E: 0 LOB: 1	E: 0 LOB: 1	E: 0 LOB: 0	E: 0 LOB: 0	E: 0 LOB: 0	E: 0 LOB: 1	2B: 2 SAC: 0	PB: 0
	K: 0 BB: 0	K: 0 BB: 1	K: 0 BB: 0	K: 0 BB: 0	K: 0 BB: 1	K: 0 BB: 1	K: 0 BB: 1	K: 0 BB: 0	K: 1 BB: 0	3B: 0 DP: 4	SB: 1
	S: 3 P: 4	S: 6 P: 10	S: 3 P: 3	S: 4 P: 4	S: 3 P: 7	S: 2 P: 6	S: 2 P: 6	S: 3 P: 3	S: 6 P: 6	HR: 0 HBP: 1	CS: 0

PITCHER		IP	WLS	BF	H	R	ER	SO	BB	IBB	HBP	BLK	WP	HR	S	P	ERA	WHIP
Richard Dotson, R ERA: 5.38	(1, 1)	8.0	W	32	7	1	1	0	4	0	1	0	0	0	27	44	1.12	1.375
Bob James, R ERA: 5.93	(9, 1)	1.0	S	3	0	0	0	1	0	0	0	0	0	0	5	5	0.00	0.000

PITCHER	IP	WLS	BF	H	R	ER	SO	BB	IBB	HBP	BLK	WP	HR	S	P	ERA	WHIP

AB	29
R	1
H	7
RBI	1
BB	4
SO	1
LOB	17

Batter	1	2	3	4	5	6	7	8	9	10	AB	R	H	RBI	BB	SO	LOB
John Cangelosi, S (1, 8) OBP: 0.394, SLG: 0.308	4-3	1-2 BB		1-2 FC4-6 BB		1-2f 2-3 FC3-6 S		FC5 S BB		3-H SF8	2	0	0	1	3	0	2
Ozzie Guillen, L (1, 6) OBP: 0.262, SLG: 0.323	1B BB	F9		F6		1-2 F8		1-3 FC5		4-3	5	0	0	0	1	0	9
Harold Baines, L (1, 9) OBP: 0.355, SLG: 0.468	1-2 1B		FC6 1B	1-2f FC4-6			HR 1B		F5		5	1	3	0	0	0	2
Greg Walker, L (1, 3) OBP: 0.350, SLG: 0.500	K		1-2f FC6 HR		G5-4-3 BB		F8		K		4	1	0	0	1	2	4
Ron Kittle, R (1, 10) OBP: 0.267, SLG: 0.422	K		1-H HR		K		K		K		5	1	1	2	0	4	4
Carlton Fisk, R (1, 2) OBP: 0.286, SLG: 0.332 Reid Nichols, R (10, PR) OBP: 0.226, SLG: 0.220 Tim Hulett, R (10, 4) OBP: 0.305, SLG: 0.418		F9	F7		1-2f G5-4-3		1-H HR			1B BB SF8 BB	4 0 0	1 1 0	1 0 0	2 0 0	1 0 0	0 0 0	1 0 0
Bobby Bonilla, S (1, 7) OBP: 0.364, SLG: 0.362		5-3 1B BB	L4			FC3-6 5-3 1B	K			B1	4	1	1	0	1	1	1
Wayne Tolleson, S (1, 5) OBP: 0.328, SLG: 0.332		1-2 5-3		4-3		1-2 5-3		4-3		1-2 1B BB	4	0	0	0	1	0	2
Julio Cruz, S (1, 4) OBP: 0.389, SLG: 0.272 Jerry Hairston, S (10, PH) OBP: 0.368, SLG: 0.389 Joel Skinner, R (10, 2) OBP: 0.248, SLG: 0.276		2-H WP 1B		BB BB		FC3-6 BB		K		1-2 2-3 1B	2 1 0	0 0 0	1 1 0	1 0 0	2 0 0	1 0 0	0 0 0
Inning Stats	R: 0 E: 0 K: 2 S: 8 H: 1 LOB: 2 BB: 1 P: 12	R: 1 E: 0 K: 0 S: 4 H: 1 LOB: 2 BB: 2 P: 12	R: 2 E: 0 K: 0 S: 5 H: 2 LOB: 0 BB: 0 P: 5	R: 0 E: 0 K: 0 S: 3 H: 0 LOB: 2 BB: 2 P: 11	R: 0 E: 0 K: 1 S: 4 H: 0 LOB: 0 BB: 1 P: 8	R: 0 E: 0 K: 0 S: 4 H: 1 LOB: 2 BB: 1 P: 8	R: 2 E: 0 K: 2 S: 9 H: 2 LOB: 0 BB: 0 P: 9	R: 0 E: 0 K: 1 S: 5 H: 0 LOB: 1 BB: 1 P: 9	R: 0 E: 0 K: 2 S: 7 H: 0 LOB: 0 BB: 0 P: 7	R: 1 E: 0 K: 0 S: 4 H: 1 LOB: 2 BB: 2 P: 12	1B: 6 2B: 0 3B: 0 HR: 2 SF: 1 SAC: 0 DP: 1 HBP: 0						

PITCHER	IP	WLS	BF	H	R	ER	SO	BB	IBB	HBP	BLK	WP	HR	S	P	ERA	WHIP
Eric Plunk, R (1, 1) ERA: 5.18	7.0		34	7	5	5	5	7	0	0	0	1	2	37	65	6.43	2.000
Doug Bair, R (8, 1) ERA: 3.38	3.0	L	13	1	1	1	3	3	0	0	0	0	0	16	28	3.00	1.333

PITCHER	IP	WLS	BF	H	R	ER	SO	BB	IBB	HBP	BLK	WP	HR	S	P	ERA	WHIP

TOP

Chicago White Sox @ Oakland Athletics

Oakland-Alameda County Coliseum, Oakland, CA

Sun Jun 29 1986, 3:33 AM PDT
Att. 27,582 - Unknown

livebaseballscorecards.com

AB	36
R	6
H	8
RBI	6
BB	10
SO	8
LOB	25

WP: 1 PB: 0 SB: 2 CS: 0 PA: 47

Batter	1	2	3	4	5	6	7	8	9	10	AB	R	H	RBI	BB	SO	LOB
Tony Phillips, S (1, 4) OBP: 0.364, SLG: 0.331	B B B B 4-0 2B G3 BB	x 0-0 ③ 6-3		x 0-0 S 2-H 3-H 1B			x 0-0 1B		x 0-0 E4 2B		4	2	2	2	1	0	2
Carney Lansford, R (1, 5) OBP: 0.333, SLG: 0.394	x 0-0 G3 1-3 2B	S S S 0-3 ① K	x 0-0 ③ F7 1-2				x 0-0 ② F6		x 0-0 ② F9		5	0	1	0	0	1	3
Jose Canseco, R (1, 9) (7, 7) OBP: 0.358, SLG: 0.519	x 0-0 ① G3 2-3 3-H	S S S 0-3 ② K		x 0-0 ① F2			S S S 0-3 ③ K		x 0-0 WP 1-H 2B		5	0	1	2	0	2	2
Dave Kingman, R (1, 10) OBP: 0.252, SLG: 0.420 Rick Peters, S (8, PR) OBP: 0.311, SLG: 0.211 Donnie Hill, S (9, PH) OBP: 0.344, SLG: 0.392	x 0-0 ② B1-3	S S S 0-3 ③ K		S S S 0-3 ② K				B B B B 4-0 FC6-4 S BB	x 0-0 ③ 4-3 2-3		3 0 1	0 0 0	0 0 0	0 0 0	1 0 0	2 0 1	1 0 1
Bruce Bochte, L (1, 3) OBP: 0.355, SLG: 0.360	S S S 0-3 ③ K			x 0-0 4-3 E 1B 1B	x 0-0 ③ F8			B B B B 4-0 FC6-4 1-2 BB		S S S 0-3 ① K	4	1	1	0	1	2	1
Dusty Baker Jr., R (1, 7) OBP: 0.312, SLG: 0.307 Stan Javier, S (7, 8) OBP: 0.318, SLG: 0.257		x 0-0 ① F7		x 0-0 E 4-3 1-2 1B 1B		x 0-0 ① F8		S S S 0-3 ① K		x 0-0 G4-6-3 1B	3 2	1 0	1 1	0 0	0 1	0 2	0 2
Mike Davis, L (1, 8) (7, 9) OBP: 0.305, SLG: 0.448	B B B B 4-0 5-3 S BB	x 0-0 ① 4-3 1-2 2-3		x 0-0 ② F8			x 0-0 ② FC6-4 1-2f 2-3		x 0-0 ② ③ G4-6-3 1-2f		4	0	0	0	1	0	5
Alfredo Griffin, S (1, 6) OBP: 0.332, SLG: 0.358	x 0-0 ② 5-3 1-3	x 0-0 E4 S 2-3 3-H 1B		x 0-0 ③ 6-3			x 0-0 ③ F8				4	1	0	1	0	0	4
Jerry Willard, L (1, 2) OBP: 0.368, SLG: 0.357	B B B B 4-0 BB	S S S 0-3 ② K 1-2			x 0-0 ① F5			x 0-0 ① F8			3	0	0	0	1	1	2
Inning Stats	R: 1 H: 1 E: 0 LOB: 1 K: 1 BB: 1 S: 6 P: 10	R: 0 H: 0 E: 0 LOB: 2 K: 0 BB: 2 S: 3 P: 11	R: 0 H: 0 E: 0 LOB: 0 K: 3 BB: 0 S: 9 P: 9	R: 3 H: 3 E: 1 LOB: 1 K: 1 BB: 0 S: 9 P: 9	R: 0 H: 0 E: 0 LOB: 0 K: 1 BB: 0 S: 5 P: 5	R: 0 H: 0 E: 0 LOB: 0 K: 0 BB: 0 S: 3 P: 3	R: 0 H: 1 E: 0 LOB: 1 K: 1 BB: 0 S: 6 P: 6	R: 0 H: 0 E: 0 LOB: 2 K: 1 BB: 2 S: 5 P: 13	R: 1 H: 1 E: 1 LOB: 1 K: 0 BB: 0 S: 5 P: 5	R: 0 H: 1 E: 0 LOB: 0 K: 1 BB: 0 S: 5 P: 5	1B: 5 2B: 2 3B: 0 HR: 0	SF: 0 SAC: 0 DP: 1 HBP: 0					

PITCHER	IP	WLS	BF	H	R	ER	SO	BB	IBB	HBP	BLK	WP	HR	S	P	ERA	WHIP
Joe Cowley, R (1, 1) ERA: 4.07	7.0		30	5	4	2	7	3	0	0	0	0	0	41	53	2.57	1.143
Bob James, R (8, 1) ERA: 5.52	3.0	W	13	2	1	0	2	2	0	0	0	1	0	15	23	0.00	1.333

PITCHER	IP	WLS	BF	H	R	ER	SO	BB	IBB	HBP	BLK	WP	HR	S	P	ERA	WHIP

BOTTOM

Chicago White Sox @ Oakland Athletics

Oakland-Alameda County Coliseum, Oakland, CA

Sun Jun 29 1986, 3:33 AM PDT

Att. 27,582 - Unknown

livebaseballscorecards.com

AB	38
R	5
H	7
RBI	5
BB	5
SO	9
LOB	23

WP: 1 PA: 43
PB: 0
SB: 4
CS: 0

Chicago White Sox @ California Angels

Anaheim Stadium, Anaheim, CA

Mon Jun 30 1986, 10:05 PM EDT

Att. 22,289 - Unknown

livebaseballscorecards.com

Batter	1	2	3	4	5	6	7	8	9	AB	R	H	RBI	BB	SO	LOB
John Cangelosi, S (1, 8) OBP: 0.392, SLG: 0.304	K		L1		3B 1-2 BB		G3-6-3 1-2f			3	1	0	0	1	1	2
Ozzie Guillen, L (1, 6) OBP: 0.262, SLG: 0.330	K			F7	3B 1-H 2-H 3-H			K		4	0	1	3	0	2	0
Harold Baines, L (1, 9) OBP: 0.353, SLG: 0.465	K			F5	F8			FC6-4 1B		4	0	1	0	0	1	1
Greg Walker, L (1, 3) OBP: 0.343, SLG: 0.489		F9		3-1		4-3		K		4	0	0	0	0	1	1
Ron Kittle, R (1, 10) OBP: 0.263, SLG: 0.414		K			L8	F9		FC6-4 1-2f		4	0	0	0	0	1	1
Carlton Fisk, R (1, 2) OBP: 0.292, SLG: 0.336		1B			BB FC3-6 BB 1B	F8			5-3 BB	3	1	2	0	1	0	0
Bobby Bonilla, S (1, 7) OBP: 0.366, SLG: 0.358		K			FC3-6 BB 3B 1-2 BB		1B SH5-4 BB		K	2	1	0	0	2	2	2
Wayne Tolleson, S (1, 5) OBP: 0.328, SLG: 0.329			F7		FC3-6 1-2 2-3 BB		SH5-4 1-2		5-3 1-2f	2	0	0	0	1	0	1
Julio Cruz, S (1, 4) OBP: 0.388, SLG: 0.274			4-3		FC3-6 BB 3B 1-2f 2-3 3-H		G3-6-3 2-3 1B			3	1	1	1	0	0	2
Inning Stats	R: 0 E: 0 K: 3 S: 9 H: 0 LOB: 0 BB: 0 P: 9	R: 0 E: 0 K: 2 S: 8 H: 1 LOB: 1 BB: 0 P: 8	R: 0 E: 0 K: 0 S: 3 H: 0 LOB: 0 BB: 0 P: 3	R: 0 E: 0 K: 0 S: 3 H: 0 LOB: 0 BB: 0 P: 3	R: 4 E: 0 K: 0 S: 5 H: 2 LOB: 1 BB: 3 P: 17	R: 0 E: 0 K: 0 S: 3 H: 0 LOB: 0 BB: 0 P: 3	R: 0 E: 0 K: 0 S: 3 H: 1 LOB: 1 BB: 1 P: 7	R: 0 E: 0 K: 2 S: 8 H: 1 LOB: 1 BB: 0 P: 8	R: 0 E: 0 K: 1 S: 4 H: 0 LOB: 0 BB: 1 P: 8	1B: 4 2B: 1 3B: 1 HR: 0 SF: 0 SAC: 1 DP: 2 HBP: 0						

TOP

AB	29
R	4
H	5
RBI	4
BB	5
SO	8
LOB	10

PITCHER		IP	WLS	BF	H	R	ER	SO	BB	IBB	HBP	BLK	WP	HR	S	P	ERA	WHIP
Kirk McCaskill, R ERA: 3.69	(1, 1)	8.0	L	32	5	4	4	7	4	0	0	0	0	0	42	58	4.50	1.125
Donnie Moore, R ERA: 4.95	(9, 1)	1.0		3	0	0	0	1	1	0	0	0	0	0	4	8	0.00	1.000

PITCHER	IP	WLS	BF	H	R	ER	SO	BB	IBB	HBP	BLK	WP	HR	S	P	ERA	WHIP

Batter	1	2	3	4	5	6	7	8	9	AB	R	H	RBI	BB	SO	LOB
Ruppert Jones, L (1, 9) OBP: 0.370, SLG: 0.495	HR	K		F9			F8 1B BB 1B		1-3 SH 1B	5	2	3	1	0	1	2
Gary Pettis, S (1, 8) OBP: 0.312, SLG: 0.315	B1-3		5-3		K		BB BB 1-2 1B		SH 1-3 1-2	4	0	1	0	0	1	0
Wally Joyner, L (1, 3) OBP: 0.345, SLG: 0.537	BB BB 1B		1B 2B		6-3		F8 2-3		K	5	1	2	0	0	1	4
Reggie Jackson, L (1, 10) OBP: 0.435, SLG: 0.445	BB 1-2 BB		K		F2		BB 1-2 BB		1-3 1-2 2-3	3	0	0	0	2	1	3
Brian Downing, R (1, 7) OBP: 0.416, SLG: 0.500	G6-4-3 1-2 2-3 BB		1B 2-H			F9	BB 1-2 2-3 3-H		IBB	2	0	1	2	3	0	0
Doug DeCinces, R (1, 5) OBP: 0.317, SLG: 0.411	G6-4-3 1-2f		F3			6-3	K		K	5	0	0	0	0	2	10
Rob Wilfong, L (1, 4) OBP: 0.299, SLG: 0.358		K		6-3		2B		6-3		4	0	1	0	0	1	0
Dick Schofield, R (1, 6) OBP: 0.313, SLG: 0.379		S 1B		S BLK BB		F7		K		3	0	1	0	1	1	1
Bob Boone, R (1, 2) OBP: 0.266, SLG: 0.269		F3 1-2		6-3 1-3			F7	F2		3	0	0	0	0	0	2
Jerry Narron, L (8, PH) OBP: 0.342, SLG: 0.424 (9, 2)										1	0	0	0	0	0	0
Inning Stats	R: 1 E: 0 K: 0 S: 4 H: 2 LOB: 2 BB: 2 P: 12	R: 0 E: 0 K: 2 S: 8 H: 1 LOB: 1 BB: 0 P: 8	R: 1 E: 0 K: 1 S: 7 H: 2 LOB: 1 BB: 0 P: 7	R: 0 E: 0 K: 0 S: 3 H: 0 LOB: 1 BB: 1 P: 7	R: 0 E: 0 K: 1 S: 5 H: 0 LOB: 0 BB: 0 P: 5	R: 0 E: 0 K: 0 S: 4 H: 1 LOB: 1 BB: 0 P: 4	R: 1 E: 0 K: 1 S: 7 H: 2 LOB: 3 BB: 2 P: 15	R: 0 E: 0 K: 1 S: 5 H: 0 LOB: 0 BB: 0 P: 5	R: 0 E: 1 K: 2 S: 9 H: 1 LOB: 3 BB: 1 P: 13	1B: 6 2B: 2 3B: 0 HR: 1 SF: 0 SAC: 1 DP: 1 HBP: 0						

PITCHER		IP	WLS	BF	H	R	ER	SO	BB	IBB	HBP	BLK	WP	HR	S	P	ERA	WHIP
Joel Davis, R ERA: 4.56	(1, 1)	6.0	W	26	6	2	2	4	3	0	0	1	0	1	31	43	3.00	1.500
Gene Nelson, R ERA: 3.73	(7, 1)	0.2		6	2	1	1	0	2	0	0	0	0	0	4	12	13.50	6.000
Bill Dawley, R ERA: 2.68	(7, 1)	1.1		6	1	0	0	2	0	0	0	0	0	0	10	10	0.00	0.750
Joel McKeon, L ERA: 3.86	(9, 1)	0.2		3	0	0	0	1	0	1	0	0	0	0	4	8	0.00	0.000
Dave Schmidt, R ERA: 4.38	(9, 1)	0.1	S	1	0	0	0	1	0	0	0	0	0	0	3	3	0.00	0.000

PITCHER	IP	WLS	BF	H	R	ER	SO	BB	IBB	HBP	BLK	WP	HR	S	P	ERA	WHIP

BOTTOM

Chicago White Sox @ California Angels

Anaheim Stadium, Anaheim, CA

Mon Jun 30 1986, 10:05 PM EDT

Att. 22,289 - Unknown

livebaseballscorecards.com

AB	35
R	3
H	9
RBI	3
BB	6
SO	8
LOB	22

WP: 0	PA: 42					
PB: 0						
SB: 2						
CS: 0						

Batter	1	2	3	4	5	6	7	8	9	AB	R	H	RBI	BB	SO	LOB
John Cangelosi, S (1, 8) OBP: 0.386, SLG: 0.298	SSS 0-3 ① K		x 0-0 ① L8	x 0-0 ③ F8			x 0-0 ② F3		x 0-0 ① F9	5	0	0	0	0	1	5
Ozzie Guillen, L (1, 6) OBP: 0.264, SLG: 0.333	x 0-0 ② F8		x 0-0 E 1-3 2-H 3-H 2B		SSS 0-3 ① K		BBBB 4-0 BB		x 0-0 ② ③ G4-6-3 1-2f	4	1	1	2	1	1	1
Harold Baines, L (1, 9) OBP: 0.352, SLG: 0.460	x 0-0 ③ F7		IIII 4-0 E IBB		x 0-0 ② 1-3		x 0-0 ③ F6			3	1	0	0	1	0	1
Greg Walker, L (1, 3) OBP: 0.346, SLG: 0.486		x 0-0 G5-4-3 1B	x 0-0 ② E3 1-H 2-H 3-H		BBBB 4-0 BB			SSS 0-3 ① K		3	0	1	1	1	1	0
Ron Kittle, R (1, 10) OBP: 0.266, SLG: 0.416 Wayne Tolleson, S (8, PR) OBP: 0.328, SLG: 0.329		x 0-0 ① ② G5-4-3 1-2f	x 0-0 1B		SSS 0-3 ③ K			x 0-0 S 1B		4 0	0 0	2 0	0 0	0 0	1 0	2 0
Carlton Fisk, R (1, 2) OBP: 0.289, SLG: 0.331		x 0-0 ③ L4	x 0-0 ③ F7		SSS 0-3 ① K			x 0-0 ② F4		4	0	0	0	0	1	2
Bobby Bonilla, S (1, 7) OBP: 0.372, SLG: 0.363			x 0-0 BB 1B 2B 1B	x 0-0 6-3 S 1B	x 0-0 ② F8			BBBB 4-0 1-2 BB		3	1	2	0	1	0	0
Steve Lyons, L (1, 5) OBP: 0.310, SLG: 0.359			x 0-0 BB 1-2 2B 1B	SSS 0-3 ① K 1-2	x 0-0 ③ 4-3			SSS 0-3 ③ K		4	1	1	0	0	2	3
Julio Cruz, S (1, 4) OBP: 0.391, SLG: 0.269			BBBB 4-0 2B E 1-2 2-3 BB	x 0-0 ② 6-3 2-3			x 0-0 ① F3		BBBB 4-0 G4-6-3 BB	2	1	0	0	2	0	1
Inning Stats	R: 0 E: 0 K: 1 S: 5 H: 0 LOB: 0 BB: 0 P: 5	R: 0 E: 0 K: 0 S: 3 H: 1 LOB: 0 BB: 0 P: 3	R: 5 E: 1 K: 0 S: 7 H: 4 LOB: 1 BB: 2 P: 15	R: 0 E: 0 K: 1 S: 6 H: 1 LOB: 1 BB: 0 P: 6	R: 0 E: 0 K: 2 S: 7 H: 0 LOB: 1 BB: 1 P: 11	R: 0 E: 0 K: 1 S: 5 H: 0 LOB: 0 BB: 0 P: 5	R: 0 E: 0 K: 0 S: 3 H: 0 LOB: 1 BB: 1 P: 7	R: 0 E: 0 K: 2 S: 8 H: 1 LOB: 2 BB: 1 P: 12	R: 0 E: 0 K: 0 S: 2 H: 0 LOB: 0 BB: 1 P: 6	1B: 6 2B: 1 3B: 0 HR: 0	SF: 0 SAC: 0 DP: 2 HBP: 0	WP: 0 PB: 0 SB: 2 CS: 0	PA: 38				

TOP

Chicago White Sox @ California Angels

Anaheim Stadium, Anaheim, CA

Tue Jul 01 1986, 10:05 PM EDT

Att. 28,421 - Unknown

livebaseballscorecards.com

AB	32
R	5
H	7
RBI	3
BB	6
SO	7
LOB	15

PITCHER		IP	WLS	BF	H	R	ER	SO	BB	IBB	HBP	BLK	WP	HR	S	P	ERA	WHIP
Mike Cook, R ERA: 12.0	(1, 1)	3.0	L	15	5	5	4	1	1	1	0	0	0	0	15	23	12.00	2.000
Chuck Finley, L ERA: 3.52	(4, 1)	5.0		21	2	0	0	6	4	0	0	0	0	0	29	45	0.00	1.200
Terry Forster, L ERA: 3.9	(9, 1)	1.0		2	0	0	0	0	0	0	0	0	0	0	2	2	0.00	0.000

PITCHER	IP	WLS	BF	H	R	ER	SO	BB	IBB	HBP	BLK	WP	HR	S	P	ERA	WHIP

BOTTOM

Chicago White Sox @ California Angels

Anaheim Stadium, Anaheim, CA

Tue Jul 01 1986, 10:05 PM EDT

Att. 28,421 - Unknown

Batter	1	2	3	4	5	6	7	8	9	AB	R	H	RBI	BB	SO	LOB
Rick Burleson, R (1, 10) OBP: 0.372, SLG: 0.413	HR		6-3		E 4-3 1B 1B	6-3			F3	5	2	2	1	0	0	3
Dick Schofield, R (1, 6) OBP: 0.316, SLG: 0.378 Jack Howell, L (9, PH) OBP: 0.234, SLG: 0.409	5-3		BBBB 4-0 S BB		4-3 E 1-2 1B 1B		B5-3		3-1	3 1	1 0	1 0	0 0	1 0	0 0	0 1
Brian Downing, R (1, 7) OBP: 0.410, SLG: 0.492	F8		F2		4-3 1-3 2-H		F8			4	0	0	1	0	0	2
Doug DeCinces, R (1, 5) OBP: 0.316, SLG: 0.409	1-3		4-3 1-2		FC5-4 3-H 1B		5-3			4	0	1	1	0	0	1
George Hendrick, R (1, 9) OBP: 0.315, SLG: 0.438		FC6-4 1B		F9	FC5-4 1-2f			6-3		4	0	1	0	0	0	1
Bobby Grich, R (1, 4) OBP: 0.299, SLG: 0.346		FC6-4 1-2f 1B		7-4 1B		3-1		6-3		4	0	1	0	0	0	1
Wally Joyner, L (1, 3) OBP: 0.347, SLG: 0.535		SSS K		1-2 1B		BBBB 4-0 BB		F8		3	0	1	0	1	1	1
Bob Boone, R (1, 2) OBP: 0.268, SLG: 0.271 Ruppert Jones, L (6, PH) OBP: 0.373, SLG: 0.495 Jerry Narron, L (7, 2) OBP: 0.333, SLG: 0.412		FC5-4 1-2 1B		7-4 2-3f		BBBB 4-0 1-2 BB			F5	2 0 1	0 0 0	1 0 0	0 0 0	0 1 0	0 0 0	2 0 0
Gary Pettis, S (1, 8) OBP: 0.309, SLG: 0.311 Reggie Jackson, L (9, PH) OBP: 0.438, SLG: 0.445		FC5-4 1-2f			SSS K	F7			BBBB 4-0 BB	3 0	0 0	0 0	0 0	0 1	1 0	4 0
Inning Stats	R: 1 H: 1 E: 0 LOB: 0 K: 0 BB: 0 S: 4 P: 4	R: 0 H: 2 E: 0 LOB: 2 K: 1 BB: 0 S: 7 P: 7	R: 0 H: 0 E: 0 LOB: 1 K: 0 BB: 1 S: 3 P: 7	R: 0 H: 2 E: 0 LOB: 1 K: 0 BB: 0 S: 4 P: 4	R: 2 H: 3 E: 1 LOB: 1 K: 1 BB: 0 S: 8 P: 8	R: 0 H: 0 E: 0 LOB: 2 K: 0 BB: 2 S: 3 P: 11	R: 0 H: 0 E: 0 LOB: 0 K: 0 BB: 0 S: 3 P: 3	R: 0 H: 0 E: 0 LOB: 0 K: 0 BB: 0 S: 3 P: 3	R: 0 H: 0 E: 0 LOB: 1 K: 0 BB: 1 S: 3 P: 7	1B: 7 SF: 0 2B: 1 SAC: 0 3B: 0 DP: 1 HR: 1 HBP: 0						WP: 0 PA: 38 PB: 0 SB: 1 CS: 0	

livebaseballscorecards.com

AB	34
R	3
H	8
RBI	3
BB	4
SO	2
LOB	16

PITCHER		IP	WLS	BF	H	R	ER	SO	BB	IBB	HBP	BLK	WP	HR	S	P	ERA	WHIP
Floyd Bannister, L ERA: 3.02	(1, 1)	5.0	W	23	8	3	2	2	1	0	0	0	0	1	26	30	3.60	1.800
Dave Schmidt, R ERA: 4.21	(6, 1)	2.0		8	0	0	0	0	2	0	0	0	0	0	6	14	0.00	1.000
Bob James, R ERA: 5.28	(8, 1)	2.0	S	7	0	0	0	0	1	0	0	0	0	0	6	10	0.00	0.500

PITCHER	IP	WLS	BF	H	R	ER	SO	BB	IBB	HBP	BLK	WP	HR	S	P	ERA	WHIP

Batter	1	2	3	4	5	6	7	8	9	AB	R	H	RBI	BB	SO	LOB
John Cangelosi, S (1, 8) OBP: 0.380, SLG: 0.293	L8		F7		5-3			K		4	0	0	0	0	1	0
Ozzie Guillen, L (1, 6) OBP: 0.264, SLG: 0.332	BB, HR, 1B		4-3		F7			L9		4	1	1	0	0	0	0
Harold Baines, L (1, 9) OBP: 0.354, SLG: 0.459	BBBB, 1-2 HR, BB		1B, 1B			G3		3-1		3	1	1	0	1	0	0
Greg Walker, L (1, 3) OBP: 0.353, SLG: 0.505	1-H 2-H HR		1-2 1B			BBBB, BB			SSS, K	3	1	2	3	1	1	0
Ron Kittle, R (1, 10) OBP: 0.262, SLG: 0.409	F8		1-3			SSS, K			3-1	4	0	0	0	0	1	3
Carlton Fisk, R (1, 2) OBP: 0.285, SLG: 0.326	SSS, K			SSS, K		F8			6-3	4	0	0	0	0	2	1
Bobby Bonilla, S (1, 7) OBP: 0.368, SLG: 0.357		SSS, K		4-3			SSS, K			3	0	0	0	0	2	0
Steve Lyons, L (1, 5) OBP: 0.310, SLG: 0.359		CS, 1B		SSS, K			SSS, K			3	0	1	0	0	2	0
Julio Cruz, S (1, 4) OBP: 0.382, SLG: 0.261		F7, 1-2			SSS, K		SSS, K			3	0	0	0	0	2	1
Inning Stats	R: 3 E: 0 K: 1 S: 7 H: 2 LOB: 0 BB: 1 P: 11	R: 0 E: 0 K: 1 S: 5 H: 1 LOB: 0 BB: 0 P: 5	R: 0 E: 0 K: 0 S: 5 H: 2 LOB: 2 BB: 0 P: 5	R: 0 E: 0 K: 2 S: 7 H: 0 LOB: 0 BB: 0 P: 7	R: 0 E: 0 K: 1 S: 5 H: 0 LOB: 0 BB: 0 P: 5	R: 0 E: 0 K: 1 S: 5 H: 0 LOB: 1 BB: 1 P: 9	R: 0 E: 0 K: 3 S: 9 H: 0 LOB: 0 BB: 0 P: 9	R: 0 E: 0 K: 1 S: 5 H: 0 LOB: 0 BB: 0 P: 5	R: 0 E: 0 K: 1 S: 5 H: 0 LOB: 0 BB: 0 P: 5	1B: 4 2B: 0 3B: 0 HR: 1	SF: 0 SAC: 0 DP: 0 HBP: 0						

PITCHER		IP	WLS	BF	H	R	ER	SO	BB	IBB	HBP	BLK	WP	HR	S	P	ERA	WHIP
Mike Witt, R ERA: 3.27	(1, 1)	9.0	W	33	5	3	3	11	2	0	0	0	0	1	53	61	3.00	0.778

PITCHER		IP	WLS	BF	H	R	ER	SO	BB	IBB	HBP	BLK	WP	HR	S	P	ERA	WHIP

TOP

Chicago White Sox @ California Angels

Anaheim Stadium, Anaheim, CA

Wed Jul 02 1986, 10:05 PM EDT

Att. 27,596 - Unknown

livebaseballscorecards.com

AB	31
R	3
H	5
RBI	3
BB	2
SO	11
LOB	5

1B: 4 SF: 0
2B: 0 SAC: 0
3B: 0 DP: 0
HR: 1 HBP: 0

WP: 0 PA: 33
PB: 0
SB: 0
CS: 1

Batter	1	2	3	4	5	6	7	8	9	AB	R	H	RBI	BB	SO	LOB
Ruppert Jones, L (1, 9) OBP: 0.366, SLG: 0.484	3-1	3-1			F8		F8			4	0	0	0	0	0	0
Gary Pettis, S (1, 8) OBP: 0.315, SLG: 0.315	BB 1B 3B		4-3		1B			WP BB 1B		3	1	2	0	1	0	0
Wally Joyner, L (1, 3) OBP: 0.345, SLG: 0.531	HBP 1-3 3B 1B		G3		F9			B2		4	1	1	0	0	0	2
Brian Downing, R (1, 7) OBP: 0.415, SLG: 0.492	HBP 1-2 3B		K			1B 1B		BB 1-2 WP		2	1	1	0	1	1	0
Reggie Jackson, L (1, 10) OBP: 0.434, SLG: 0.451	3B 1-H 2-H 3-H SF9			K		F7		K		4	1	1	3	0	2	3
Doug DeCinces, R (1, 5) OBP: 0.315, SLG: 0.408	SF9 3-H			6-3		G4-6-3 1-3 1B		4-3 1-2 2-3		3	0	1	1	0	0	2
Rob Wilfong, L (1, 4) OBP: 0.300, SLG: 0.357	F8			1B		G4-6-3 1-2f				3	0	1	0	0	0	2
Rick Burleson, R (1, 6) OBP: 0.365, SLG: 0.404		2-3		6-3			L8			3	0	0	0	0	0	1
Jerry Narron, L (1, 2) OBP: 0.310, SLG: 0.378		K			K2-3		G4			3	0	0	0	0	2	0
Inning Stats	R: 4 H: 2 E: 0 LOB: 0 K: 0 BB: 1 S: 5 P: 10	R: 0 H: 0 E: 0 LOB: 0 K: 1 BB: 0 S: 5 P: 5	R: 0 H: 0 E: 0 LOB: 0 K: 1 BB: 0 S: 5 P: 5	R: 0 H: 1 E: 0 LOB: 1 K: 1 BB: 0 S: 6 P: 6	R: 0 H: 1 E: 0 LOB: 1 K: 1 BB: 0 S: 6 P: 6	R: 0 H: 2 E: 0 LOB: 1 K: 0 BB: 0 S: 4 P: 4	R: 0 H: 0 E: 0 LOB: 0 K: 0 BB: 0 S: 3 P: 3	R: 0 H: 1 E: 0 LOB: 2 K: 1 BB: 1 S: 6 P: 10		1B: 6 SF: 1 2B: 0 SAC: 0 3B: 1 DP: 1 HR: 0 HBP: 1						

PITCHER		IP	WLS	BF	H	R	ER	SO	BB	IBB	HBP	BLK	WP	HR	S	P	ERA	WHIP
Neil Allen, R ERA: 5.09	(1, 1)	7.0	L	29	7	4	4	4	1	0	1	0	0	0	35	40	5.14	1.143
Joel McKeon, L ERA: 3.74	(8, 1)	0.2		3	0	0	0	1	1	0	0	0	0	0	4	8	0.00	1.500
Bill Dawley, R ERA: 2.66	(8, 1)	0.1		1	0	0	0	0	0	0	0	0	1	0	1	1	0.00	0.000

PITCHER	IP	WLS	BF	H	R	ER	SO	BB	IBB	HBP	BLK	WP	HR	S	P	ERA	WHIP

BOTTOM

Chicago White Sox @ California Angels

Anaheim Stadium, Anaheim, CA

Wed Jul 02 1986, 10:05 PM EDT

Att. 27,596 - Unknown

livebaseballscorecards.com

AB	29
R	4
H	7
RBI	4
BB	2
SO	5
LOB	10

WP: 1 PA: 33
PB: 0
SB: 0
CS: 0

Batter	1	2	3	4	5	6	7	8	9	AB	R	H	RBI	BB	SO	LOB
Rickey Henderson, R (1, 8) OBP: 0.374, SLG: 0.500	5-3		L3			4-3		1-3		4	0	0	0	0	0	2
Claudell Washington, L (1, 9) OBP: 0.329, SLG: 0.461	K		1-3			3-1			F8	4	0	0	0	0	1	1
Don Mattingly, L (1, 3) OBP: 0.383, SLG: 0.530	L4			G3		F7			4-3	4	0	0	0	0	0	0
Mike Easler, L (1, 10) OBP: 0.385, SLG: 0.479		G3		G4-6-3 1B			6-3		1B	4	0	2	0	0	0	0
Ron Hassey, L (1, 2) OBP: 0.397, SLG: 0.500		4-3		G4-6-3 1-2f			F8		G3	4	0	0	0	0	0	2
Dan Pasqua, L (1, 7) OBP: 0.386, SLG: 0.500		2-3			FC1-6 1B		F6			3	0	1	0	0	0	0
Mike Pagliarulo, L (1, 5) OBP: 0.326, SLG: 0.515			HR		FC1-6 6-3 1-2f			F9		3	1	1	1	0	0	1
Willie Randolph, R (1, 4) OBP: 0.404, SLG: 0.330			SH2-3 1B		6-3 1-2			F9		3	0	1	0	0	0	1
Paul Zuvella, R (1, 6)			SH2-3 1-2		6-3			BB		1	0	0	0	1	0	1
Inning Stats	R: 0 E: 0 K: 1 S: 5 H: 0 LOB: 0 BB: 0 P: 5	R: 0 E: 0 K: 0 S: 3 H: 0 LOB: 0 BB: 0 P: 3	R: 1 E: 0 K: 0 S: 5 H: 2 LOB: 1 BB: 0 P: 5	R: 0 E: 0 K: 0 S: 3 H: 1 LOB: 0 BB: 0 P: 3	R: 0 E: 0 K: 0 S: 4 H: 1 LOB: 1 BB: 0 P: 4	R: 0 E: 0 K: 0 S: 3 H: 0 LOB: 0 BB: 0 P: 3	R: 0 E: 0 K: 0 S: 3 H: 0 LOB: 0 BB: 0 P: 3	R: 0 E: 0 K: 0 S: 3 H: 0 LOB: 1 BB: 1 P: 7	R: 0 E: 0 K: 0 S: 4 H: 1 LOB: 1 BB: 0 P: 4	1B: 4 2B: 0 3B: 0 HR: 1 SF: 0 SAC: 1 DP: 1 HBP: 0						

PITCHER	IP	WLS	BF	H	R	ER	SO	BB	IBB	HBP	BLK	WP	HR	S	P	ERA	WHIP
Richard Dotson, R (1, 1) ERA: 5.01	9.0	W	32	5	1	1	1	1	0	0	0	0	1	33	37	1.00	0.667

PITCHER	IP	WLS	BF	H	R	ER	SO	BB	IBB	HBP	BLK	WP	HR	S	P	ERA	WHIP

TOP

New York Yankees @ Chicago White Sox

Comiskey Park, Chicago, IL

Fri Jul 04 1986, 4:33 AM EDT

Att. 31,971 - Unknown

livebaseballscorecards.com

AB	30
R	1
H	5
RBI	1
BB	1
SO	1
LOB	8

Batter	1	2	3	4	5	6	7	8	9	AB	R	H	RBI	BB	SO	LOB
John Cangelosi, S (1, 8) OBP: 0.379, SLG: 0.300	G3		4-3		1-3			SF8 3B		4	1	1	0	0	0	0
Ozzie Guillen, L (1, 6) OBP: 0.264, SLG: 0.332	1B 1B 1B		F8		1-3			SF8 3-H		3	1	1	1	0	0	0
Harold Baines, L (1, 9) OBP: 0.356, SLG: 0.458	1B 1-3 1B		BBB 4-0 BB			SSS 0-3 K		6-3		3	0	1	0	1	1	0
Greg Walker, L (1, 3) OBP: 0.347, SLG: 0.495	F5		F4			F7		F8		4	0	0	0	0	0	3
Ron Kittle, R (1, 10) OBP: 0.271, SLG: 0.416	1-3 3-H 1B			1B		1B				3	0	3	1	0	0	0
Carlton Fisk, R (1, 2) OBP: 0.282, SLG: 0.323	F6			FC6-4 FC3-6 1-		G3				3	0	0	0	0	0	4
Bobby Bonilla, S (1, 7) OBP: 0.363, SLG: 0.352		4-3		F7			F8			3	0	0	0	0	0	1
Steve Lyons, L (1, 5) OBP: 0.304, SLG: 0.351		4-3		FC3-6 1-2f			3-1			3	0	0	0	0	0	1
Julio Cruz, S (1, 4) OBP: 0.374, SLG: 0.254		SSS 0-3 K			4-3		F7			3	0	0	0	0	1	0
Inning Stats	R: 1 E: 0 K: 0 S: 6 H: 3 LOB: 2 BB: 0 P: 6	R: 0 E: 0 K: 1 S: 5 H: 0 LOB: 0 BB: 0 P: 5	R: 0 E: 0 K: 0 S: 3 H: 0 LOB: 1 BB: 1 P: 7	R: 0 E: 0 K: 0 S: 4 H: 1 LOB: 1 BB: 0 P: 4	R: 0 E: 0 K: 0 S: 3 H: 0 LOB: 0 BB: 0 P: 3	R: 0 E: 0 K: 1 S: 6 H: 1 LOB: 1 BB: 0 P: 6	R: 0 E: 0 K: 0 S: 3 H: 0 LOB: 0 BB: 0 P: 3	R: 1 E: 0 K: 0 S: 4 H: 1 LOB: 0 BB: 0 P: 4		1B: 5 2B: 0 3B: 1 HR: 0	SF: 1 SAC: 0 DP: 0 HBP: 0						

PITCHER	IP	WLS	BF	H	R	ER	SO	BB	IBB	HBP	BLK	WP	HR	S	P	ERA	WHIP
Bob Tewksbury, R (1, 1) ERA: 3.36	8.0	L	31	6	2	2	2	1	0	0	0	0	0	34	38	2.25	0.875

PITCHER	IP	WLS	BF	H	R	ER	SO	BB	IBB	HBP	BLK	WP	HR	S	P	ERA	WHIP

BOTTOM

New York Yankees @ Chicago White Sox

Comiskey Park, Chicago, IL

Fri Jul 04 1986, 4:33 AM EDT

Att. 31,971 - Unknown

livebaseballscorecards.com

AB	29
R	2
H	6
RBI	2
BB	1
SO	2
LOB	9

WP: 0 PB: 0 SB: 0 CS: 0 PA: 31

Batter	1	2	3	4	5	6	7	8	9	AB	R	H	RBI	BB	SO	LOB
Claudell Washington, L (1, 8) OBP: 0.337, SLG: 0.490	K		E S 1B		5-3			HR	3-1 2B	5	2	3	1	0	1	0
Don Mattingly, L (1, 3) OBP: 0.384, SLG: 0.536	K		F7		3B			F9 1B 2B	3-1 2-3	5	1	2	0	0	1	2
Mike Easler, L (1, 10) OBP: 0.382, SLG: 0.472	3-1		E1 1-H HR		3-1			1B 1B BB	G1-4-3	4	2	0	0	1	0	2
Ron Hassey, L (1, 2) OBP: 0.393, SLG: 0.513		1-3	1-H HR			F7		F7		4	1	1	2	0	0	2
Dave Winfield, R (1, 9) OBP: 0.339, SLG: 0.427		3-1	1-4-3			F7		F9 2-3		4	0	0	0	0	0	2
Dan Pasqua, L (1, 7) OBP: 0.390, SLG: 0.533		HR		F7		K		1B 1-3 3-H 1B		4	1	2	2	0	1	0
Mike Pagliarulo, L (1, 5) OBP: 0.329, SLG: 0.527		HR		4-3			F9	1-2 3-H 1B		4	1	2	2	0	0	0
Willie Randolph, R (1, 4) OBP: 0.399, SLG: 0.325		5-3		L6			5-3	K		4	0	0	0	0	1	2
Paul Zuvella, R (1, 6)			F7		F7		K		5-3	4	0	0	0	0	1	0
Inning Stats	R: 0 E: 0 K: 2 S: 7 H: 0 LOB: 0 BB: 0 P: 7	R: 2 E: 0 K: 0 S: 5 H: 2 LOB: 0 BB: 0 P: 5	R: 3 E: 1 K: 0 S: 6 H: 2 LOB: 0 BB: 0 P: 6	R: 0 E: 0 K: 0 S: 3 H: 0 LOB: 0 BB: 0 P: 3	R: 0 E: 0 K: 0 S: 4 H: 1 LOB: 1 BB: 0 P: 4	R: 0 E: 0 K: 1 S: 5 H: 0 LOB: 0 BB: 0 P: 5	R: 0 E: 0 K: 1 S: 5 H: 0 LOB: 0 BB: 0 P: 5	R: 3 E: 0 K: 1 S: 9 H: 4 LOB: 2 BB: 1 P: 13	R: 0 E: 0 K: 0 S: 4 H: 1 LOB: 1 BB: 0 P: 4	1B: 3 2B: 2 3B: 1 HR: 4 SF: 0 SAC: 0 DP: 0 HBP: 0						

PITCHER	IP	WLS	BF	H	R	ER	SO	BB	IBB	HBP	BLK	WP	HR	S	P	ERA	WHIP
Joe Cowley, R (1, 1) ERA: 4.17	3.0	L	14	4	5	2	2	0	0	0	0	0	3	18	18	6.00	1.333
Joel McKeon, L (4, 1) ERA: 3.16	4.0		13	1	0	0	2	0	0	0	0	0	0	17	17	0.00	0.250
Gene Nelson, R (8, 1) ERA: 4.04	2.0		12	5	3	3	1	1	0	0	0	0	1	13	17	13.50	3.000

PITCHER	IP	WLS	BF	H	R	ER	SO	BB	IBB	HBP	BLK	WP	HR	S	P	ERA	WHIP

TOP

New York Yankees @ Chicago White Sox

Comiskey Park, Chicago, IL

Sat Jul 05 1986, 4:33 AM EDT

Att. 21,759 - Unknown

livebaseballscorecards.com

AB	38
R	8
H	10
RBI	7
BB	1
SO	5
LOB	10

WP: 0 PA: 39
PB: 0
SB: 1
CS: 0

BOTTOM

New York Yankees @ Chicago White Sox

Comiskey Park, Chicago, IL

Sat Jul 05 1986, 4:33 AM EDT

Att. 21,759 - Unknown

livebaseballscorecards.com

Batter	1	2	3	4	5	6	7	8	9	AB	R	H	RBI	BB	SO	LOB
John Cangelosi, S (1, 8) OBP: 0.380, SLG: 0.298	x 0-0 ① F8		x 0-0 ③ FC5-4 1-2f			B B B B 4-0 BB		H 1-0 HBP		2	0	0	0	1	0	1
Steve Lyons, L (9, 8) OBP: 0.304, SLG: 0.351										0	0	0	0	0	0	0
Ozzie Guillen, L (1, 6) OBP: 0.264, SLG: 0.335	x 0-0 7-4 2B			x 0-0 ① F8		x 0-0 ① F3		x 0-0 ② F9		4	0	1	0	0	0	2
Harold Baines, L (1, 9) OBP: 0.351, SLG: 0.452	x 0-0 ② ③ 7-4 2-3f			x 0-0 ② F3		S S S 0-3 ② K		S S S 0-3 ③ K		4	0	0	0	0	2	3
Ron Kittle, R (1, 10) OBP: 0.270, SLG: 0.411		B B B B 4-0 BB		S S S 0-3 ③ K		S S S 0-3 ③ K			S S S 0-3 ① K	3	0	0	0	1	3	1
Bobby Bonilla, S (1, 3) OBP: 0.357, SLG: 0.346		x 0-0 ① F3			x 0-0 ① 4-3		x 0-0 ① F5		x 0-0 ② 1-3	4	0	0	0	0	0	1
Tim Hulett, R (1, 4) OBP: 0.304, SLG: 0.412		x 0-0 ② ③ G6-4-3 1-			B B B B 4-0 BB BB		x 0-0 ② F4		x 0-0 ③ F8	3	0	0	0	1	0	1
Reid Nichols, R (1, 7) OBP: 0.232, SLG: 0.226			x 0-0 ① F7		S S S 0-3 ② K		x 0-0 1B			3	0	1	0	0	1	1
Wayne Tolleson, S (1, 5) OBP: 0.332, SLG: 0.330			x 0-0 FC5-4 1B		B B B B 4-0 1-2 BB		x 0-0 ③ F9			2	0	1	0	1	0	1
Joel Skinner, R (1, 2) OBP: 0.241, SLG: 0.269			S S S 0-3 ② K		x 0-0 ③ 4-3			x 0-0 ① F8		3	0	0	0	0	1	3

	AB	28
	R	0
	H	3
	RBI	0
	BB	4
	SO	7
	LOB	14

Inning Stats	1	2	3	4	5	6	7	8	9	1B	2	SF	0	WP	0	PA	33
R	0	0	0	0	0	0	0	0	0	2B	2	SAC	0	PB	0		
E	0	0	0	0	0	0	0	0	0	3B	0	DP	2	SB	0		
H	1	0	1	0	0	0	1	0	0	HR	0	HBP	1	CS	0		
K	0	0	1	0	1	2	0	1	1								
LOB	0	0	1	0	2	1	1	1	0								
BB	0	1	0	0	2	1	1	0	0								
S	3	2	6	5	5	7	4	5	5								
P	3	6	6	5	13	11	6	6	5								

PITCHER		IP	WLS	BF	H	R	ER	SO	BB	IBB	HBP	BLK	WP	HR	S	P	ERA	WHIP
Dennis Rasmussen, L ERA: 3.47	(1, 1)	9.0	W	33	3	0	0	7	4	0	1	0	0	0	42	59	0.00	0.778

PITCHER		IP	WLS	BF	H	R	ER	SO	BB	IBB	HBP	BLK	WP	HR	S	P	ERA	WHIP

Batter	1	2	3	4	5	6	7	8	9	AB	R	H	RBI	BB	SO	LOB
Rickey Henderson, R (1, 8) OBP: 0.373, SLG: 0.497	5-3		S 1B			K		K		4	0	1	0	0	2	0
Willie Randolph, R (1, 4) OBP: 0.398, SLG: 0.322	F7		F9			BB			L9	3	0	0	0	1	0	1
Don Mattingly, L (1, 10) OBP: 0.382, SLG: 0.533	HR 1B		6-3 1-2			F9			1-3	4	1	1	0	0	0	2
Dave Winfield, R (1, 9) OBP: 0.341, SLG: 0.442	1-H HR			1-3		K			2B	4	1	2	2	0	1	1
Gary Roenicke, R (1, 3) OBP: 0.467, SLG: 0.463	5-3			G3-6-3 BB			G1-4-3		K	1	0	0	0	1	0	0
Dan Pasqua, L (7, PH) OBP: 0.383, SLG: 0.522 (7, 3)										2	0	0	0	0	1	1
Claudell Washington, L (1, 7) OBP: 0.331, SLG: 0.481		K		G3-6-3 1-2f			F8			3	0	0	0	0	1	1
Dale Berra, R (1, 5) OBP: 0.315, SLG: 0.398		F3			K		K			2	0	0	0	0	1	0
Mike Pagliarulo, L (7, PH) OBP: 0.328, SLG: 0.525 (7, 5)										1	0	0	0	0	1	0
Butch Wynegar, S (1, 2) OBP: 0.326, SLG: 0.366		5-3			6-3			K		2	0	0	0	0	0	0
Mike Easler, L (8, PH) OBP: 0.381, SLG: 0.470										1	0	0	0	0	1	0
Mike Fischlin, R (8, 6) OBP: 0.328, SLG: 0.288										0	0	0	0	0	0	0
Paul Zuvella, R (1, 6)			5-3		5-3				L5	2	0	0	0	0	0	0
Ron Hassey, L (8, PH) OBP: 0.391, SLG: 0.510 (8, 2)										1	0	0	0	0	0	0
Inning Stats	R: 2 E: 0 K: 0 S: 5 H: 2 LOB: 0 BB: 0 P: 5	R: 0 E: 0 K: 1 S: 5 H: 0 LOB: 0 BB: 0 P: 5	R: 0 E: 0 K: 0 S: 4 H: 1 LOB: 1 BB: 0 P: 4	R: 0 E: 0 K: 0 S: 2 H: 0 LOB: 0 BB: 1 P: 6	R: 0 E: 0 K: 1 S: 5 H: 0 LOB: 0 BB: 0 P: 5	R: 0 E: 0 K: 2 S: 7 H: 0 LOB: 1 BB: 1 P: 11	R: 0 E: 0 K: 1 S: 5 H: 0 LOB: 0 BB: 0 P: 5	R: 0 E: 0 K: 2 S: 7 H: 0 LOB: 0 BB: 0 P: 7	R: 0 E: 0 K: 1 S: 6 H: 1 LOB: 1 BB: 0 P: 6	1B: 2 2B: 1 3B: 0 HR: 1 SF: 0 SAC: 0 DP: 1 HBP: 0							

TOP

New York Yankees @ Chicago White Sox

Comiskey Park, Chicago, IL

Sun Jul 06 1986, 4:33 AM EDT

Att. 26,335 - Unknown

livebaseballscorecards.com

AB	30
R	2
H	4
RBI	2
BB	2
SO	8
LOB	6

WP: 0 PB: 0 SB: 1 CS: 0 PA: 32

PITCHER		IP	WLS	BF	H	R	ER	SO	BB	IBB	HBP	BLK	WP	HR	S	P	ERA	WHIP
Floyd Bannister, L ERA: 3.03	(1, 1)	5.2	W	21	3	2	2	3	2	0	0	0	0	1	25	33	3.18	0.882
Dave Schmidt, R ERA: 4.1	(6, 1)	1.1		4	0	0	0	2	0	0	0	0	0	0	8	8	0.00	0.000
Bob James, R ERA: 5.06	(8, 1)	2.0	S	7	1	0	0	3	0	0	0	0	0	0	13	13	0.00	0.500

PITCHER	IP	WLS	BF	H	R	ER	SO	BB	IBB	HBP	BLK	WP	HR	S	P	ERA	WHIP

Batter	1	2	3	4	5	6	7	8	9	AB	R	H	RBI	BB	SO	LOB
John Cangelosi, S (1, 8) OBP: 0.379, SLG: 0.297	F9	BB, 1-H, 3-H, 1B		K			F8			4	0	1	1	0	1	0
Ozzie Guillen, L (1, 6) OBP: 0.267, SLG: 0.335	6-3	BBB, 1-2, BB		F8			1B			3	0	1	0	1	0	0
Harold Baines, L (1, 9) OBP: 0.350, SLG: 0.452	2B	SSS, K			SSS, K		4-3			4	0	1	0	0	2	3
Greg Walker, L (1, 3) OBP: 0.341, SLG: 0.485	F9		F5		1-3			F5		4	0	0	0	0	0	1
Jerry Hairston, S (1, 10) OBP: 0.382, SLG: 0.409		WP, 1B, 2B	BBB, 1B, SF7, BB		6-3			1B, 1B		3	3	2	0	1	0	0
Carlton Fisk, R (1, 2) OBP: 0.282, SLG: 0.322		6-3	1-3, 1B			F8		F9		4	0	1	0	0	0	2
Wayne Tolleson, S (1, 5) OBP: 0.335, SLG: 0.335		F7	SF7, 3-H			CS, 1B		1-2, 1B		3	0	2	1	0	0	1
Steve Lyons, L (1, 7) OBP: 0.309, SLG: 0.350		BBBB, 1B, WP, 2-3, BB	SSS, K			F8, 1-2		1-2, 2-H, 1B		3	1	1	1	1	1	2
Julio Cruz, S (1, 4) OBP: 0.371, SLG: 0.254		WP, 1-3, 1B, 3-H, 1B		SSS, K			F8	4-3		4	1	1	1	0	1	2
Inning Stats	R: 0 E: 0 K: 0 S: 4 H: 1 LOB: 1 BB: 0 P: 4	R: 3 E: 0 K: 1 S: 8 H: 3 LOB: 2 BB: 2 P: 16	R: 1 E: 0 K: 1 S: 6 H: 1 LOB: 1 BB: 1 P: 10	R: 0 E: 0 K: 2 S: 7 H: 0 LOB: 0 BB: 0 P: 7	R: 0 E: 0 K: 1 S: 5 H: 0 LOB: 0 BB: 0 P: 5	R: 0 E: 0 K: 0 S: 3 H: 1 LOB: 0 BB: 0 P: 3	R: 0 E: 0 K: 0 S: 4 H: 1 LOB: 1 BB: 0 P: 4	R: 1 E: 0 K: 0 S: 6 H: 3 LOB: 2 BB: 0 P: 6		1B: 8 2B: 2 3B: 0 HR: 0 SF: 1 SAC: 0 DP: 0 HBP: 0						

PITCHER	IP	WLS	BF	H	R	ER	SO	BB	IBB	HBP	BLK	WP	HR	S	P	ERA	WHIP
Doug Drabek, R (1, 1) ERA: 6.34	1.2	L	10	4	3	3	0	1	0	0	0	2	0	9	13	16.20	3.000
Bob Shirley, L (2, 1) ERA: 5.77	5.2		22	4	2	2	5	2	0	0	0	0	0	30	38	3.18	1.059
Brian Fisher, R (8, 1) ERA: 5.48	0.2		4	2	0	0	0	0	0	0	0	0	0	4	4	0.00	3.000

PITCHER	IP	WLS	BF	H	R	ER	SO	BB	IBB	HBP	BLK	WP	HR	S	P	ERA	WHIP

BOTTOM

New York Yankees @ Chicago White Sox

Comiskey Park, Chicago, IL

Sun Jul 06 1986, 4:33 AM EDT

Att. 26,335 - Unknown

livebaseballscorecards.com

AB	32
R	5
H	10
RBI	4
BB	3
SO	5
LOB	11

PA: 36

WP: 2
PB: 0
SB: 0
CS: 1

Batter	1	2	3	4	5	6	7	8	9	AB	R	H	RBI	BB	SO	LOB
Tony Bernazard, S (1, 4) OBP: 0.376, SLG: 0.465	F7		F6		F8			1B SF7 1B 1-3		4	1	1	0	0	0	0
Julio Franco, R (1, 6) OBP: 0.318, SLG: 0.380	1-3			1B 3B		F8		HBP 1B 1-3 3-H		4	1	2	1	0	0	0
Joe Carter, R (1, 3) OBP: 0.341, SLG: 0.492	K			F9		1-3		1-2 HBP		3	0	0	0	0	1	1
Andre Thornton, R (1, 10) OBP: 0.338, SLG: 0.417		6-3		F3		K		SF7 3-H		3	0	0	1	0	1	1
Mel Hall, L (1, 7) OBP: 0.355, SLG: 0.575		K		1B 1B 3-H			F2	4-3		4	0	1	1	0	1	2
Brook Jacoby, R (1, 5) OBP: 0.321, SLG: 0.429		2B		1-2 1B			F9		F6	4	0	2	0	0	0	0
Brett Butler, L (1, 8) OBP: 0.332, SLG: 0.328		3-1		6-3			6-3		K	4	0	0	0	0	1	3
Cory Snyder, R (1, 9) OBP: 0.310, SLG: 0.619			6-3		F8			1B 1B 1B	BB	3	1	1	0	1	0	0
Andy Allanson, R (1, 2) OBP: 0.288, SLG: 0.335			6-3		F8			K	F8	2	0	0	0	0	0	0
Chris Bando, S (8, PH) OBP: 0.344, SLG: 0.348 (8, 2)										2	0	0	0	0	1	2
Inning Stats	R: 0 E: 0 K: 1 S: 5 H: 0 LOB: 0 BB: 0 P: 5	R: 0 E: 0 K: 1 S: 6 H: 1 LOB: 1 BB: 0 P: 6	R: 0 E: 0 K: 0 S: 3 H: 0 LOB: 0 BB: 0 P: 3	R: 1 E: 0 K: 0 S: 6 H: 3 LOB: 2 BB: 0 P: 6	R: 0 E: 0 K: 0 S: 3 H: 0 LOB: 0 BB: 0 P: 3	R: 0 E: 0 K: 1 S: 5 H: 0 LOB: 0 BB: 0 P: 5	R: 0 E: 0 K: 0 S: 3 H: 0 LOB: 0 BB: 0 P: 3	R: 2 E: 0 K: 1 S: 8 H: 3 LOB: 2 BB: 0 P: 9	R: 0 E: 0 K: 1 S: 5 H: 0 LOB: 1 BB: 1 P: 9	1B: 5 2B: 1 3B: 1 HR: 0 SF: 1 SAC: 0 DP: 0 HBP: 1						

TOP

Cleveland Indians @ Chicago White Sox

Comiskey Park, Chicago, IL

Mon Jul 07 1986, 8:05 PM EDT

Att. 19,721 - Unknown

livebaseballscorecards.com

AB	33
R	3
H	7
RBI	3
BB	1
SO	5
LOB	9

PITCHER		IP	WLS	BF	H	R	ER	SO	BB	IBB	HBP	BLK	WP	HR	S	P	ERA	WHIP	PITCHER		IP	WLS	BF	H	R	ER	SO	BB	IBB	HBP	BLK	WP	HR	S	P	ERA	WHIP
Joel Davis, R ERA: 4.43	(1, 1)	7.0		26	5	2	2	3	0	0	0	0	0	0	32	32	2.57	0.714																			
Bob James, R ERA: 5.04	(8, 1)	2.0	W	10	2	1	1	2	1	0	1	0	0	0	12	17	4.50	1.500																			

Cleveland Indians @ Chicago White Sox

Comiskey Park, Chicago, IL

Mon Jul 07 1986, 8:05 PM EDT

Att. 19,721 - Unknown

BOTTOM

livebaseballscorecards.com

Batter	1	2	3	4	5	6	7	8	9	AB	R	H	RBI	BB	SO	LOB
John Cangelosi, S (1, 8) OBP: 0.380, SLG: 0.300	CS 1B	F8 1-3		E1 1-H 1B		F9			SH3-4 1-2	4	0	2	0	0	0	2
Ozzie Guillen, L (1, 6) OBP: 0.270, SLG: 0.336	1B 1B 1-2 1B	5-3		F4			B2-3		IBB 2-3 1B	5	1	2	0	0	0	2
Harold Baines, L (1, 9) OBP: 0.357, SLG: 0.469	1B BB 1-3 1B		4-1 1B 2B		HR		S S S K		I I I IBB 1-2 IBB	4	2	3	1	1	1	0
Greg Walker, L (1, 3) OBP: 0.338, SLG: 0.477	B B B B FC5 1B 1-2 BB		4-1 2-3		4-3		F6		SF7 3-H	3	0	0	1	1	0	1
Jerry Hairston, S (1, 10) OBP: 0.386, SLG: 0.412	1-2 2-3 3-H 1B		3-H 1B		G3			F8		4	0	2	2	0	0	0
Carlton Fisk, R (1, 2) OBP: 0.278, SLG: 0.317	F9	F9			F6			F7		4	0	0	0	0	0	4
Wayne Tolleson, S (1, 5) OBP: 0.333, SLG: 0.330	FC5 2-3f		4-3			5-3		B B B B BB		3	0	0	0	1	0	4
Steve Lyons, L (1, 7) OBP: 0.314, SLG: 0.355		F8 E 1B		E 1B 1B		F7		4-3		4	0	2	0	0	0	1
Julio Cruz, S (1, 4) OBP: 0.374, SLG: 0.262		B2		F7					1B SH3-4 SF7 1B	4	1	2	0	0	0	2
Inning Stats	R: 1 E: 0 K: 0 S: 6 H: 4 LOB: 3 BB: 1 P: 10	R: 0 E: 1 K: 0 S: 4 H: 1 LOB: 1 BB: 0 P: 4	R: 1 E: 0 K: 0 S: 5 H: 2 LOB: 1 BB: 0 P: 5	R: 0 E: 1 K: 0 S: 4 H: 2 LOB: 1 BB: 0 P: 4	R: 1 E: 0 K: 0 S: 4 H: 1 LOB: 0 BB: 0 P: 4	R: 0 E: 0 K: 0 S: 4 H: 1 LOB: 1 BB: 0 P: 4	R: 0 E: 0 K: 1 S: 5 H: 0 LOB: 0 BB: 0 P: 5	R: 0 E: 0 K: 0 S: 3 H: 0 LOB: 1 BB: 1 P: 7	R: 1 E: 0 K: 0 S: 4 H: 2 LOB: 2 BB: 1 P: 8	1B: 11 2B: 1 3B: 0 HR: 1 SF: 1 SAC: 1 DP: 0 HBP: 0						

	AB	35
	R	4
	H	13
	RBI	4
	BB	3
	SO	1
	LOB	16

PITCHER		IP	WLS	BF	H	R	ER	SO	BB	IBB	HBP	BLK	WP	HR	S	P	ERA	WHIP
John Butcher, R ERA: 5.46	(1, 1)	7.0		31	11	3	3	1	1	0	0	0	0	1	32	36	3.86	1.714
Ernie Camacho, R ERA: 4.39	(8, 1)	1.1	L	6	1	1	1	0	1	0	0	0	0	0	5	9	6.75	1.500
Scott Bailes, L ERA: 4.7	(9, 1)	0.1		3	1	0	0	0	0	1	0	0	0	0	2	6	0.00	3.000

PITCHER		IP	WLS	BF	H	R	ER	SO	BB	IBB	HBP	BLK	WP	HR	S	P	ERA	WHIP

WP: 0 PB: 0 SB: 0 CS: 1 PA: 40

Batter	1	2	3	4	5	6	7	8	9	AB	R	H	RBI	BB	SO	LOB
Tony Bernazard, S (1, 4) OBP: 0.371, SLG: 0.458	SSS 0-3 ① K		x 0-0 ③ 6-3			x 0-0 ② F9		SSS 0-3 ② K		4	0	0	0	0	2	1
Julio Franco, R (1, 6) OBP: 0.323, SLG: 0.389	BBBB 4-0 FC5-4 BB			x 0-0 G3 SF7 2B		x 0-0 2B		x 0-0 ③ FC4-6 1-2f		3	1	2	0	1	0	1
Joe Carter, R (1, 3) OBP: 0.340, SLG: 0.492	x 0-0 ② F8			x 0-0 ① G3 2-3		x 0-0 ③ F9			x 0-0 1B 2B	4	1	1	0	0	0	3
Andre Thornton, R (1, 10) OBP: 0.336, SLG: 0.416 Fran Mullins, R (9, PR) OBP: 0.130, SLG: 0.182	x 0-0 ③ FC5-4 1-2f			x 0-0 ② SF7 3-H			x 0-0 ① F3		x 0-0 FC6-4 2-H 1B	3 0	0 0	1 0	2 0	0 0	0 0	1 0
Mel Hall, L (1, 7) OBP: 0.350, SLG: 0.567 Pat Tabler, R (9, PH) OBP: 0.327, SLG: 0.412		x 0-0 ① F8		x 0-0 ③ F7			x 0-0 ② G3		x 0-0 ① FC6-4 FC5 BB 1-2f	3 1	0 0	0 0	0 0	0 0	0 0	0 1
Brook Jacoby, R (1, 5) OBP: 0.323, SLG: 0.428		x 0-0 ② 6-3			x 0-0 ① F8		x 0-0 1B		BBBB 4-0 1-2 BB	3	0	1	0	1	0	0
Brett Butler, L (1, 8) OBP: 0.329, SLG: 0.324 Carmen Castillo, R (9, PH) OBP: 0.321, SLG: 0.438		x 0-0 ③ 4-3			x 0-0 ② 4-3		x 0-0 ③ F7		SSS 0-3 ② K	3 1	0 0	0 0	0 0	0 0	0 1	1 2
Cory Snyder, R (1, 9) OBP: 0.297, SLG: 0.591			x 0-0 ① F7		x 0-0 ③ F9			SSS 0-3 ① K	x 0-0 ③ FC5 2-3f	4	0	0	0	0	1	2
Andy Allanson, R (1, 2) OBP: 0.289, SLG: 0.331			x 0-0 ② 6-3			x 0-0 ① F8		BBBB 4-0 FC4-6 BB		2	0	0	0	1	0	0
Inning Stats	R: 0 H: 0 E: 0 LOB: 1 K: 1 BB: 1 S: 5 P: 9	R: 0 H: 0 E: 0 LOB: 0 K: 0 BB: 0 S: 3 P: 3	R: 0 H: 0 E: 0 LOB: 0 K: 0 BB: 0 S: 3 P: 3	R: 1 H: 1 E: 0 LOB: 0 K: 0 BB: 0 S: 4 P: 4	R: 0 H: 0 E: 0 LOB: 0 K: 0 BB: 0 S: 3 P: 3	R: 0 H: 1 E: 0 LOB: 1 K: 0 BB: 0 S: 4 P: 4	R: 0 H: 1 E: 0 LOB: 1 K: 0 BB: 0 S: 4 P: 4	R: 0 H: 0 E: 0 LOB: 1 K: 2 BB: 1 S: 7 P: 11	R: 1 H: 2 E: 0 LOB: 2 K: 1 BB: 1 S: 7 P: 11	1B: 2 SF: 1 2B: 3 SAC: 0 3B: 0 DP: 0 HR: 0 HBP: 0						

TOP

Cleveland Indians @ Chicago White Sox

Comiskey Park, Chicago, IL

Tue Jul 08 1986, 8:05 PM EDT

Att. 14,534 - Unknown

livebaseballscorecards.com

AB	31
R	2
H	5
RBI	2
BB	3
SO	4
LOB	12

PITCHER		IP	WLS	BF	H	R	ER	SO	BB	IBB	HBP	BLK	WP	HR	S	P	ERA	WHIP
Neil Allen, R ERA: 4.82	(1, 1)	8.0	W	31	5	2	2	3	2	0	0	0	0	0	35	43	2.25	0.875
Joel McKeon, L ERA: 3.12	(9, 1)	0.1		2	0	0	0	0	1	0	0	0	0	0	1	5	0.00	3.000
Dave Schmidt, R ERA: 4.05	(9, 1)	0.2	S	2	0	0	0	1	0	0	0	0	0	0	4	4	0.00	0.000

PITCHER	IP	WLS	BF	H	R	ER	SO	BB	IBB	HBP	BLK	WP	HR	S	P	ERA	WHIP

Batter	1	2	3	4	5	6	7	8	9	AB	R	H	RBI	BB	SO	LOB
John Cangelosi, S (1, 8) OBP: 0.380, SLG: 0.298 Steve Lyons, L (5, PR) OBP: 0.310, SLG: 0.350 (6, 8)	6-3		G5-4-3 1-2f		HR 1-2 HBP	K		F8		2 2	0 1	0 0	0 0	0 0	0 1	1 3
Ozzie Guillen, L (1, 6) OBP: 0.266, SLG: 0.331	K			G1-5-3	K		4-3			4	0	0	0	0	2	2
Harold Baines, L (1, 9) OBP: 0.361, SLG: 0.489	1B			1B 3B	HR 1-H 2-H		4-3			4	2	3	3	0	0	0
Ron Kittle, R (1, 10) OBP: 0.274, SLG: 0.412	K			FC5-4 3-H 1B	L6		BB 1B 1B			4	1	2	1	0	1	2
Bobby Bonilla, S (1, 7) OBP: 0.356, SLG: 0.341		F9		FC5-4 1-2	K		1B 1-2 BB			3	0	0	0	1	1	1
Greg Walker, L (1, 3) OBP: 0.341, SLG: 0.478		F6		3-1	BB 1B 1B		FC6-4 1-2 2-H 1B			4	0	2	1	0	0	1
Tim Hulett, R (1, 5) OBP: 0.303, SLG: 0.423		6-3			HR	F8	FC6-4 1-2f			4	1	1	1	0	0	3
Joel Skinner, R (1, 2) OBP: 0.242, SLG: 0.268			K		F9	BB 1-2 1B		5-3		4	0	1	0	0	1	0
Julio Cruz, S (1, 4) OBP: 0.384, SLG: 0.266			G5-4-3 1B		HBP HR BB	BB 1-2 2-3 BB		4-3		2	1	1	0	2	0	0
Inning Stats	R: 0 E: 0 K: 2 S: 8 H: 1 LOB: 1 BB: 0 P: 8	R: 0 E: 0 K: 0 S: 3 H: 0 LOB: 0 BB: 0 P: 3	R: 0 E: 0 K: 1 S: 5 H: 1 LOB: 0 BB: 0 P: 5	R: 1 E: 1 K: 0 S: 5 H: 2 LOB: 1 BB: 0 P: 5	R: 4 E: 0 K: 1 S: 7 H: 2 LOB: 1 BB: 1 P: 12	R: 0 E: 0 K: 2 S: 9 H: 2 LOB: 3 BB: 1 P: 13	R: 1 E: 0 K: 0 S: 5 H: 2 LOB: 2 BB: 1 P: 9	R: 0 E: 0 K: 0 S: 3 H: 0 LOB: 0 BB: 0 P: 3		1B: 7 2B: 0 3B: 1 HR: 2	SF: 0 SAC: 0 DP: 1 HBP: 1						

PITCHER		IP	WLS	BF	H	R	ER	SO	BB	IBB	HBP	BLK	WP	HR	S	P	ERA	WHIP
Bryan Oelkers, L ERA: 3.46	(1, 1)	4.1	L	18	5	3	3	3	1	0	0	0	0	1	23	27	6.23	1.385
Dickie Noles, R ERA: 6.28	(5, 1)	1.2		10	3	2	2	3	1	0	1	0	0	1	14	19	10.80	2.400
Rich Yett, R ERA: 4.41	(7, 1)	2.0		9	2	1	1	0	1	0	0	0	0	0	8	12	4.50	1.500

PITCHER	IP	WLS	BF	H	R	ER	SO	BB	IBB	HBP	BLK	WP	HR	S	P	ERA	WHIP

BOTTOM

Cleveland Indians @ Chicago White Sox

Comiskey Park, Chicago, IL

Tue Jul 08 1986, 8:05 PM EDT

Att. 14,534 - Unknown

livebaseballscorecards.com

AB	33
R	6
H	10
RBI	6
BB	3
SO	6
LOB	13

WP: 0	PB: 0	SB: 0	CS: 0
PA: 37			

Batter	1	2	3	4	5	6	7	8	9	AB	R	H	RBI	BB	SO	LOB
Tony Bernazard, S (1, 4) OBP: 0.375, SLG: 0.459	0-0 1B 4-3 1B	0-0 ③ F4			0-0 1B 2B 1B		B B B B 4-0 E 1B BB	0-0 ③ F8		4	2	2	0	1	0	2
Julio Franco, R (1, 6) OBP: 0.333, SLG: 0.399	0-0 1-3 4-3 1B 1B		0-0 G6-4-3 1B		0-0 1-3 2B 1B		0-0 1-3 E4 1B		0-0 1B 1B	5	2	5	0	0	0	0
Joe Carter, R (1, 8) (9, 7) OBP: 0.344, SLG: 0.495	0-0 ① F3		0-0 ①② G6-4-3 1-2f		0-0 1-H HR 3-H 2B		B B B B 4-0 BB		0-0 CS 1-3 1B	4	1	2	2	1	0	3
Mel Hall, L (1, 7) Brett Butler, L (9, 8) OBP: 0.351, SLG: 0.577 OBP: 0.329, SLG: 0.324	0-0 ② 4-3 1-2 3-H		0-0 FC5-4 1B		0-0 2-H HR		0-0 ① F9		S S S 0-3 ① K	5 0	1 0	2 0	3 0	0 0	1 0	6 0
Brook Jacoby, R (1, 5) OBP: 0.321, SLG: 0.424	0-0 2-H 1B		0-0 ③ FC5-4 1-2f		S S S 0-3 ② K		S S S 0-3 ② K		S S S 0-3 ②③ K 1-2	5	0	1	1	0	3	6
Pat Tabler, R (1, 3) OBP: 0.322, SLG: 0.405	0-0 ③ 4-3			0-0 ① 5-3	0-0 ③ F9		0-0 ③ F8			4	0	0	0	0	0	4
Cory Snyder, R (1, 9) OBP: 0.295, SLG: 0.576		0-0 G5-4-3 1B		S S S 0-3 ② K	S S S 0-3 ① K			S S S 0-3 ① K		4	0	1	0	0	3	0
Carmen Castillo, R (1, 10) OBP: 0.319, SLG: 0.431		0-0 ①② G5-4-3 1-2f		0-0 ③ F2	0-0 4-3 1B			0-0 ② 6-3		4	0	1	0	0	0	1
Chris Bando, S (1, 2) OBP: 0.350, SLG: 0.341		B B B B 4-0 BB			0-0 ① 4-3	0-0 ②③ 4-3 1-2f		H 1-0 HBP		2	0	0	0	1	0	1
Inning Stats	R: 2 E: 0 K: 0 S: 6 H: 3 LOB: 1 BB: 0 P: 6	R: 0 E: 0 K: 0 S: 3 H: 1 LOB: 1 BB: 1 P: 7	R: 0 E: 0 K: 0 S: 4 H: 2 LOB: 1 BB: 0 P: 4	R: 0 E: 0 K: 1 S: 5 H: 0 LOB: 0 BB: 0 P: 5	R: 4 E: 0 K: 1 S: 9 H: 4 LOB: 0 BB: 0 P: 9	R: 0 E: 0 K: 1 S: 5 H: 1 LOB: 0 BB: 0 P: 5	R: 0 E: 1 K: 1 S: 6 H: 1 LOB: 3 BB: 2 P: 14	R: 0 E: 0 K: 1 S: 5 H: 0 LOB: 1 BB: 0 P: 6	R: 0 E: 0 K: 2 S: 8 H: 2 LOB: 1 BB: 0 P: 8	1B: 12 2B: 2 3B: 0 HR: 1	SF: 0 SAC: 0 DP: 3 HBP: 1						

TOP

Cleveland Indians @ Chicago White Sox

Comiskey Park, Chicago, IL

Wed Jul 09 1986, 4:33 AM EDT

Att. 19,409 - Unknown

livebaseballscorecards.com

AB	37
R	6
H	14
RBI	6
BB	3
SO	7
LOB	23

PITCHER		IP	WLS	BF	H	R	ER	SO	BB	IBB	HBP	BLK	WP	HR	S	P	ERA	WHIP
Richard Dotson, R ERA: 5.22	(1, 1)	4.1	L	21	9	5	5	1	1	0	0	0	0	0	22	26	10.38	2.308
Bill Dawley, R ERA: 2.76	(5, 1)	1.2		9	3	1	1	2	2	0	0	0	0	1	11	19	5.40	3.000
Gene Nelson, R ERA: 3.86	(7, 1)	3.0		11	2	0	0	4	0	0	1	0	0	0	18	19	0.00	0.667

PITCHER	IP	WLS	BF	H	R	ER	SO	BB	IBB	HBP	BLK	WP	HR	S	P	ERA	WHIP

WP: 0	PB: 0	SB: 0	CS: 1	PA: 41		

Batter	1	2	3	4	5	6	7	8	9	AB	R	H	RBI	BB	SO	LOB
Steve Lyons, L (1, 8) OBP: 0.309, SLG: 0.342	F7		F9		S HBP			3-1		3	0	0	0	0	0	1
Ozzie Guillen, L (1, 6) OBP: 0.266, SLG: 0.330	G1-6-3			1B 1B 1B	F9			F8		4	1	1	0	0	0	1
Harold Baines, L (1, 9) OBP: 0.360, SLG: 0.486	G3			1B 1B 1B 1-2	K 1-2			F7		4	1	1	0	0	1	1
Greg Walker, L (1, 3) OBP: 0.339, SLG: 0.473		G3		G6-4-3 1B 1B 1-3 2-H		F7			G3	4	1	1	1	0	0	0
Jerry Hairston, S (1, 10) OBP: 0.381, SLG: 0.406		F8		G6-4-3 1B 1-2 3-H		K			4-3	4	0	1	1	0	1	0
Ron Kittle, R (1, 7) OBP: 0.270, SLG: 0.406		6-3		G6-4-3 1-2f 2-3		5-3			5-3	4	0	0	0	0	0	2
Tim Hulett, R (1, 4) OBP: 0.303, SLG: 0.422			F8	1B 3-H			F7			3	0	1	1	0	0	0
Wayne Tolleson, S (1, 5) OBP: 0.330, SLG: 0.326			F8	K			F9			3	0	0	0	0	1	1
Joel Skinner, R (1, 2) OBP: 0.244, SLG: 0.270			1B		5-3		L5			3	0	1	0	0	0	0
Inning Stats	R: 0 H: 0 E: 0 LOB: 0 K: 0 BB: 0 S: 3 P: 3	R: 0 H: 0 E: 0 LOB: 0 K: 0 BB: 0 S: 3 P: 3	R: 0 H: 1 E: 0 LOB: 1 K: 0 BB: 0 S: 4 P: 4	R: 3 H: 5 E: 0 LOB: 1 K: 1 BB: 0 S: 9 P: 9	R: 0 H: 0 E: 0 LOB: 1 K: 1 BB: 0 S: 5 P: 6	R: 0 H: 0 E: 0 LOB: 0 K: 1 BB: 0 S: 5 P: 5	R: 0 H: 0 E: 0 LOB: 0 K: 0 BB: 0 S: 3 P: 3	R: 0 H: 0 E: 0 LOB: 0 K: 0 BB: 0 S: 3 P: 3	R: 0 H: 0 E: 0 LOB: 0 K: 0 BB: 0 S: 3 P: 3	1B: 6 SF: 0 2B: 0 SAC: 0 3B: 0 DP: 1 HR: 0 HBP: 1						WP: 0 PA: 33 PB: 0 SB: 1 CS: 0	

PITCHER	IP	WLS	BF	H	R	ER	SO	BB	IBB	HBP	BLK	WP	HR	S	P	ERA	WHIP
Phil Niekro, R (1, 1) ERA: 4.34	9.0	W	33	6	3	3	3	0	0	1	0	0	0	38	39	3.00	0.667

PITCHER	IP	WLS	BF	H	R	ER	SO	BB	IBB	HBP	BLK	WP	HR	S	P	ERA	WHIP

BOTTOM

Cleveland Indians @ Chicago White Sox

Comiskey Park, Chicago, IL

Wed Jul 09 1986, 4:33 AM EDT

Att. 19,409 - Unknown

livebaseballscorecards.com

AB	32
R	3
H	6
RBI	3
BB	0
SO	3
LOB	6

Batter	1	2	3	4	5	6	7	8	9	AB	R	H	RBI	BB	SO	LOB
John Shelby, S (1, 9) OBP: 0.253, SLG: 0.339	BBBB 4-0 1B G3 BB	x 0-0 ③ F8		x 0-0 ③ F8			SSS 0-3 ③ K		x 0-0 1-H 2-H 3-H FC 3B	4	1	1	3	1	1	4
Tom O'Malley, L (1, 5) OBP: 0.311, SLG: 0.333	x 0-0 ① G3 1-2		x 0-0 ① F7		x 0-0 ① L9			x 0-0 ① 3-1	x 0-0 FC FC4-6 3-H	5	0	0	1	0	0	1
Fred Lynn, L (1, 8) OBP: 0.390, SLG: 0.543	x 0-0 2-3 1B		x 0-0 ② G3		x 0-0 ② F9			x 0-0 ② F8	x 0-0 ② FC4-6 1-2f	5	0	1	0	0	0	1
Cal Ripken Jr., R (1, 6) OBP: 0.380, SLG: 0.484	x 0-0 ② F4		x 0-0 ③ F2		x 0-0 ③ F8			x 0-0 1B	x 0-0 ③ F9	5	0	1	0	0	0	3
Jim Dwyer, L (1, 10) OBP: 0.372, SLG: 0.602	x 0-0 ③ G3			x 0-0 1B BB 1B		x 0-0 ① 4-3		x 0-0 ③ F7		4	0	1	0	0	0	3
Juan Beniquez, R (1, 3) OBP: 0.379, SLG: 0.411		x 0-0 ① F4		x 0-0 ① F6		SSS 0-3 ② K			x 0-0 1B 3B 2B	4	1	1	0	0	1	1
Mike Young, S (1, 7) OBP: 0.344, SLG: 0.354		x 0-0 ② G3		BBB 4-0 1-2 1B BB		SSS 0-3 ③ K			BBB 4-0 1B 3B BB	2	1	0	0	2	1	0
Al Pardo, S (1, 2) OBP: 0.167, SLG: 0.278		x 0-0 HR		SSS 0-3 ② K			x 0-0 ① 4-3		SSS 0-3 ① K	4	1	1	1	0	2	4
Juan Bonilla, R (1, 4) OBP: 0.338, SLG: 0.353		x 0-0 1B		x 0-0 1-2 2-3 1B			x 0-0 ② 5-3		x 0-0 1-2 2-3 3B 1B	4	1	3	0	0	0	0
Inning Stats	R: 0 H: 1 E: 0 LOB: 2 K: 0 BB: 1 S: 4 P: 8	R: 1 H: 2 E: 0 LOB: 1 K: 0 BB: 0 S: 5 P: 5	R: 0 H: 0 E: 0 LOB: 0 K: 0 BB: 0 S: 3 P: 3	R: 0 H: 2 E: 0 LOB: 3 K: 1 BB: 1 S: 7 P: 11	R: 0 H: 0 E: 0 LOB: 0 K: 0 BB: 0 S: 3 P: 3	R: 0 H: 0 E: 0 LOB: 0 K: 2 BB: 0 S: 7 P: 7	R: 0 H: 0 E: 0 LOB: 0 K: 1 BB: 0 S: 5 P: 5	R: 0 H: 1 E: 0 LOB: 1 K: 0 BB: 0 S: 4 P: 4	R: 4 H: 3 E: 0 LOB: 1 K: 1 BB: 1 S: 9 P: 13	1B: 6 SF: 0 2B: 1 SAC: 0 3B: 1 DP: 0 HR: 1 HBP: 0						

PITCHER	IP	WLS	BF	H	R	ER	SO	BB	IBB	HBP	BLK	WP	HR	S	P	ERA	WHIP
Joe Cowley, R (1, 1) ERA: 4.07	8.0	L	34	7	3	3	4	3	0	0	0	0	1	39	51	3.38	1.250
Bob James, R (9, 1) ERA: 5.36	0.1		4	2	2	2	1	0	0	0	0	0	0	6	6	54.00	6.000
Joel McKeon, L (9, 1) ERA: 3.04	0.2		2	0	0	0	0	0	0	0	0	0	0	2	2	0.00	0.000

PITCHER	IP	WLS	BF	H	R	ER	SO	BB	IBB	HBP	BLK	WP	HR	S	P	ERA	WHIP

TOP

Baltimore Orioles @ Chicago White Sox

Comiskey Park, Chicago, IL

Thu Jul 10 1986, 8:05 PM EDT

Att. 18,038 - Unknown

livebaseballscorecards.com

AB	37
R	5
H	9
RBI	5
BB	3
SO	5
LOB	17



Batter	1	2	3	4	5	6	7	8	9	AB	R	H	RBI	BB	SO	LOB
John Cangelosi, S (1, 8) OBP: 0.380, SLG: 0.308	F4		1B		K			6-3 3B	FC1-2 1-2 2-3 3-Hf	5	1	2	0	0	1	3
Ozzie Guillen, L (1, 6) OBP: 0.268, SLG: 0.331	2B 1B		1-3 G3-6-3 1B			F4		6-3 3-H	1-3	5	0	2	1	0	0	3
Harold Baines, L (1, 9) OBP: 0.359, SLG: 0.486	1-3 2B		G3-6-3 1-2f			G3		F5		4	0	1	0	0	0	2
Ron Kittle, R (1, 10) OBP: 0.273, SLG: 0.405	K			5-3		BB			1B 2B 1B	3	1	1	0	1	1	2
Tim Hulett, R (1, 4) OBP: 0.303, SLG: 0.419	6-3			F3		F8			2B 1B 1-3	4	1	1	0	0	0	3
Greg Walker, L (1, 3) OBP: 0.342, SLG: 0.476		4-3		BB			F8		1B FC1-2 2B 1-3 3-H	3	0	1	1	1	0	0
Reid Nichols, R (1, 7) OBP: 0.237, SLG: 0.218 Jerry Hairston, S (9, PH) OBP: 0.387, SLG: 0.412	K		F9				CS BB		FC1-2 BB 1B 2-3 3-H	2 1	0 0	0 1	0 1	1 0	1 0	1 0
Wayne Tolleson, S (1, 5) OBP: 0.332, SLG: 0.326	K				G5-4-3 1B		K 1-2		FC1-2 BB 1-2	3	0	1	0	1	2	1
Joel Skinner, R (1, 2) OBP: 0.236, SLG: 0.261			F9		G5-4-3 1-2f			6-3	K	4	0	0	0	0	1	4
Inning Stats	R: 0 H: 2 E: 0 LOB: 2 K: 1 BB: 0 S: 7 P: 7	R: 0 H: 0 E: 0 LOB: 0 K: 2 BB: 0 S: 7 P: 7	R: 0 H: 2 E: 0 LOB: 1 K: 0 BB: 0 S: 4 P: 4	R: 0 H: 0 E: 0 LOB: 1 K: 0 BB: 1 S: 3 P: 7	R: 0 H: 1 E: 0 LOB: 0 K: 1 BB: 0 S: 5 P: 5	R: 0 H: 0 E: 0 LOB: 1 K: 0 BB: 1 S: 3 P: 7	R: 0 H: 0 E: 0 LOB: 1 K: 1 BB: 1 S: 4 P: 8	R: 1 H: 1 E: 0 LOB: 0 K: 0 BB: 0 S: 4 P: 4	R: 2 H: 4 E: 0 LOB: 3 K: 1 BB: 1 S: 9 P: 13	1B: 7 SF: 0 2B: 3 SAC: 0 3B: 1 DP: 3 HR: 0 HBP: 0						WP: 0 PA: 38 PB: 0 SB: 0 CS: 1	

PITCHER		IP	WLS	BF	H	R	ER	SO	BB	IBB	HBP	BLK	WP	HR	S	P	ERA	WHIP
Mike Flanagan, L ERA: 4.07	(1, 1)	8.0	W	30	6	1	1	5	3	0	0	0	0	0	37	49	1.12	1.125
Don Aase, R ERA: 2.44	(9, 1)	0.0		4	4	2	2	0	0	0	0	0	0	0	4	4	∞	∞
Brad Havens, L ERA: 4.71	(9, 1)	1.0	S	4	0	0	0	1	1	0	0	0	0	0	5	9	0.00	1.000

PITCHER	IP	WLS	BF	H	R	ER	SO	BB	IBB	HBP	BLK	WP	HR	S	P	ERA	WHIP

BOTTOM

Baltimore Orioles @ Chicago White Sox

Comiskey Park, Chicago, IL

Thu Jul 10 1986, 8:05 PM EDT

Att. 18,038 - Unknown

livebaseballscorecards.com

AB	34
R	3
H	10
RBI	3
BB	4
SO	6
LOB	19

Baltimore Orioles @ Chicago White Sox

Comiskey Park, Chicago, IL

Fri Jul 11 1986, 8:05 PM EDT

Att. 23,671 - Unknown

TOP

livebaseballscorecards.com

Batter	1	2	3	4	5	6	7	8	9	AB	R	H	RBI	BB	SO	LOB
Mike Young, S (1, 7) OBP: 0.344, SLG: 0.354	K		SH1-4 1-2 2-3		1B 3-H 1B		F7		F6	3	0	1	1	0	1	1
Fred Lynn, L (9, PH) (9, 8) OBP: 0.388, SLG: 0.540										1	0	0	0	0	0	1
Lee Lacy, R (1, 9) OBP: 0.311, SLG: 0.374	F3		SF9 2-3 3-H		1-2 1B			1B 1B 2B		3	1	2	1	0	0	0
John Shelby, S (1, 8) (9, 7) OBP: 0.253, SLG: 0.338	F8		F5		F8			1B 2-3 1B		4	0	1	0	0	0	3
Cal Ripken Jr., R (1, 6) OBP: 0.384, SLG: 0.497		HR		G6-4-3 1B		1-3		5-3 1-3 3-H 1B		4	1	3	2	0	0	0
Juan Beniquez, R (1, 3) OBP: 0.377, SLG: 0.407		6-3		F9		CS 1B		5-3 1-2		4	0	1	0	0	0	2
Juan Bonilla, R (1, 4) OBP: 0.335, SLG: 0.357		9-6 2B		G6-4-3 1-2f		5-3 1-2		K		4	0	1	0	0	1	3
Floyd Rayford, R (1, 5) OBP: 0.198, SLG: 0.218		9-6 2-3f			6-3		1B		BB	3	0	1	0	1	0	1
Al Pardo, S (1, 10) OBP: 0.175, SLG: 0.275			SH1-4 1B SF9 1B		F9		K		F9	4	1	1	0	0	1	2
Rick Dempsey, R (1, 2) OBP: 0.313, SLG: 0.392			SF9 SH1-4 1-2 1B		1B 3B		K		F8	4	1	2	0	0	1	2
Inning Stats	R: 0 E: 0 K: 1 S: 5 H: 0 LOB: 0 BB: 0 P: 5	R: 1 E: 0 K: 0 S: 4 H: 2 LOB: 0 BB: 0 P: 4	R: 1 E: 0 K: 0 S: 5 H: 2 LOB: 1 BB: 0 P: 5	R: 0 E: 0 K: 0 S: 3 H: 1 LOB: 0 BB: 0 P: 3	R: 1 E: 0 K: 0 S: 6 H: 3 LOB: 2 BB: 0 P: 6	R: 0 E: 0 K: 0 S: 3 H: 1 LOB: 0 BB: 0 P: 3	R: 0 E: 0 K: 2 S: 8 H: 1 LOB: 1 BB: 0 P: 8	R: 1 E: 0 K: 1 S: 7 H: 3 LOB: 1 BB: 0 P: 7	R: 0 E: 0 K: 0 S: 3 H: 0 LOB: 1 BB: 1 P: 7	1B: 9 2B: 3 3B: 1 HR: 1	SF: 1 SAC: 1 DP: 2 HBP: 0						

	AB	34
	R	4
	H	13
	RBI	4
	BB	1
	SO	4
	LOB	15

WP: 0 PB: 0 SB: 0 CS: 1 PA: 37

PITCHER		IP	WLS	BF	H	R	ER	SO	BB	IBB	HBP	BLK	WP	HR	S	P	ERA	WHIP
Floyd Bannister, L (1, 1) ERA: 3.17		6.0	L	24	9	3	3	1	0	0	0	0	0	1	26	26	4.50	1.500
Bill Dawley, R (7, 1) ERA: 2.77		3.0		13	4	1	1	3	1	0	0	0	0	0	18	22	3.00	1.667

PITCHER	IP	WLS	BF	H	R	ER	SO	BB	IBB	HBP	BLK	WP	HR	S	P	ERA	WHIP

Batter	1	2	3	4	5	6	7	8	9	AB	R	H	RBI	BB	SO	LOB
John Cangelosi, S (1, 8) OBP: 0.378, SLG: 0.307	S 1B		K ③			K ①		F7 ③		4	0	1	0	0	2	0
Ozzie Guillen, L (1, 6) OBP: 0.268, SLG: 0.330	B3 ① 1-2			F6 ①		F5 ②			1B 1B 1B	4	1	1	0	0	0	1
Harold Baines, L (1, 9) OBP: 0.358, SLG: 0.483	F8 ②			3B 1B		G4-1 ③			K ①	4	1	1	0	0	1	2
Greg Walker, L (1, 3) OBP: 0.340, SLG: 0.481	3-1 ③			1-H 3B			F8 ①		K ②	4	0	1	1	0	1	2
Ron Kittle, R (1, 10) OBP: 0.276, SLG: 0.404		K ①		K ②			FC5-4 BB		1B 1-2 1B	3	0	1	0	1	2	1
Tim Hulett, R (1, 5) OBP: 0.299, SLG: 0.413		F4 ②		K ③			F8 ②		1-3 2-H 1B	3	0	0	0	0	1	2
Jerry Hairston, S (9, PH) OBP: 0.392, SLG: 0.417										1	0	1	1	0	0	0
Steve Lyons, L (1, 7) OBP: 0.301, SLG: 0.333		6-3 ③			K ①		FC5-4 ③ 1-2f		6-3 ③	4	0	0	0	0	1	3
Julio Cruz, S (1, 4) OBP: 0.377, SLG: 0.260			K ①		K ②			G1-4-3 ①		3	0	0	0	0	2	0
Joel Skinner, R (1, 2) OBP: 0.233, SLG: 0.256			K ②		K ③			K ②		2	0	0	0	0	2	0
Bobby Bonilla, S (8, PH) OBP: 0.354, SLG: 0.339										1	0	0	0	0	1	0
Carlton Fisk, R (9, 2) OBP: 0.278, SLG: 0.317										0	0	0	0	0	0	0
Inning Stats	R: 0 E: 0 K: 0 S: 4 H: 1 LOB: 1 BB: 0 P: 4	R: 0 E: 0 K: 1 S: 5 H: 0 LOB: 0 BB: 0 P: 5	R: 0 E: 0 K: 3 S: 9 H: 0 LOB: 0 BB: 0 P: 9	R: 1 E: 0 K: 2 S: 9 H: 2 LOB: 1 BB: 0 P: 9	R: 0 E: 0 K: 3 S: 9 H: 0 LOB: 0 BB: 0 P: 9	R: 0 E: 0 K: 1 S: 5 H: 0 LOB: 0 BB: 0 P: 5	R: 0 E: 0 K: 0 S: 3 H: 0 LOB: 1 BB: 1 P: 7	R: 0 E: 0 K: 1 S: 5 H: 0 LOB: 0 BB: 0 P: 5	R: 1 E: 0 K: 2 S: 10 H: 3 LOB: 2 BB: 0 P: 10	1B: 5 2B: 0 3B: 1 HR: 0	SF: 0 SAC: 0 DP: 0 HBP: 0						

PITCHER	IP	WLS	BF	H	R	ER	SO	BB	IBB	HBP	BLK	WP	HR	S	P	ERA	WHIP
Ken Dixon, R (1, 1) ERA: 4.12	8.2	W	32	5	2	2	13	1	0	0	0	0	0	57	61	2.08	0.692
Don Aase, R (9, 1) ERA: 2.42	0.1	S	2	1	0	0	0	0	0	0	0	0	0	2	2	0.00	3.000

PITCHER	IP	WLS	BF	H	R	ER	SO	BB	IBB	HBP	BLK	WP	HR	S	P	ERA	WHIP

BOTTOM

Baltimore Orioles @ Chicago White Sox

Comiskey Park, Chicago, IL

Fri Jul 11 1986, 8:05 PM EDT

Att. 23,671 - Unknown

livebaseballscorecards.com

AB	33
R	2
H	6
RBI	2
BB	1
SO	13
LOB	11

Batter	1	2	3	4	5	6	7	8	9	AB	R	H	RBI	BB	SO	LOB
Tom O'Malley, L (1, 5) OBP: 0.324, SLG: 0.360	4-3		F8 1B 2B		5-3		BBB 4-0 B1-4 1B BB		2B	4	2	2	0	1	0	0
Lee Lacy, R (1, 9) OBP: 0.313, SLG: 0.372	5-3		BBB 4-0 1B 2B BB		F8 1B		B1-4 1-2		6-3	4	1	1	0	1	0	2
Fred Lynn, L (1, 8) OBP: 0.388, SLG: 0.535	4-3		F8 2-3		F8 1-2		FC4-6 2-H 1B		BBB 4-0 BB	4	0	1	1	1	0	3
Cal Ripken Jr., R (1, 6) OBP: 0.382, SLG: 0.492		1-3	2B 1-2 3-H 1B		F4		FC4-6 1-2f		F9	5	0	1	1	0	0	4
Jim Dwyer, L (1, 10) OBP: 0.388, SLG: 0.612		BBB 4-0 1B BB	1-3 2-H 2B			BBB 4-0 FC1-5 1B BB	SSS 0-3 K			2	0	1	1	2	1	1
Juan Beniquez, R (1, 3) OBP: 0.379, SLG: 0.409		1-2 1B	6-3			FC1-5 1-2 1B		5-3		4	0	2	0	0	0	2
John Shelby, S (1, 7) OBP: 0.249, SLG: 0.332		F8		SSS 0-3 K		FC1-5 1-2 2-3f		3-1		4	0	0	0	0	1	4
Al Pardo, S (1, 2) OBP: 0.159, SLG: 0.250		4-3		F7		F7		SSS 0-3 K		4	0	0	0	0	1	4
Juan Bonilla, R (1, 4) OBP: 0.327, SLG: 0.347			1-3	6-3		SSS 0-3 K			F9	4	0	0	0	0	1	2

TOP

Baltimore Orioles @ Chicago White Sox

Comiskey Park, Chicago, IL

Sat Jul 12 1986, 8:05 PM EDT

Att. 30,392 - Unknown

livebaseballscorecards.com

AB	35
R	3
H	8
RBI	3
BB	5
SO	4
LOB	22

Inning Stats	1	2	3	4	5	6	7	8	9
	R: 0 E: 0 K: 0 S: 3	H: 0 LOB: 0 BB: 0 P: 3	R: 0 E: 0 K: 0 S: 4	H: 1 LOB: 2 BB: 1 P: 8	R: 2 E: 0 K: 0 S: 6	H: 3 LOB: 2 BB: 1 P: 10	R: 0 E: 0 K: 1 S: 5	H: 0 LOB: 0 BB: 0 P: 5	R: 0 E: 0 K: 0 S: 4	H: 1 LOB: 1 BB: 0 P: 4
	R: 0 E: 0 K: 1 S: 6	H: 1 LOB: 2 BB: 1 P: 10	R: 1 E: 0 K: 1 S: 6	H: 1 LOB: 1 BB: 1 P: 10	R: 0 E: 0 K: 1 S: 5	H: 0 LOB: 0 BB: 0 P: 5	R: 0 E: 0 K: 0 S: 4	H: 1 LOB: 2 BB: 1 P: 8	1B: 5 2B: 3 3B: 0 HR: 0	SF: 0 SAC: 0 DP: 0 HBP: 0

		WP: 0	PA: 40
		PB: 0	
		SB: 0	
		CS: 0	

PITCHER		IP	WLS	BF	H	R	ER	SO	BB	IBB	HBP	BLK	WP	HR	S	P	ERA	WHIP
Joel Davis, R ERA: 4.49	(1, 1)	2.2		14	4	2	2	0	2	0	0	0	0	0	12	20	6.75	2.250
Gene Nelson, R ERA: 3.78	(3, 1)	3.2	W	16	3	1	1	2	2	0	0	0	0	0	18	26	2.46	1.364
Dave Schmidt, R ERA: 3.86	(7, 1)	2.2	S	10	1	0	0	2	1	0	0	0	0	0	13	17	0.00	0.750

PITCHER	IP	WLS	BF	H	R	ER	SO	BB	IBB	HBP	BLK	WP	HR	S	P	ERA	WHIP

Batter	1	2	3	4	5	6	7	8	9	AB	R	H	RBI	BB	SO	LOB
John Cangelosi, S (1, 8) OBP: 0.376, SLG: 0.305	0-0 S 1B 1B		0-0 F4 ②		0-0 6-3 ③		0-0 F2 ①	0-0 4-3 ③		5	1	1	0	0	0	2
Ozzie Guillen, L (1, 6) OBP: 0.268, SLG: 0.328	0-0 1-3 ① 1-2		0-0 4-3 ③			0-0 2B WP 3-1 1B	0-0 4-3 ②			4	1	1	0	0	0	1
Harold Baines, L (1, 9) OBP: 0.365, SLG: 0.492	0-0 2-H 1B			0-0 1B 1B		0-0 3-1 1-3 2B 2B	0-0 FC5-4 1B			4	1	4	1	0	0	0
Greg Walker, L (1, 3) OBP: 0.335, SLG: 0.472	0-0 F5 ②			0-0 F9 ①		0-0 3-1 ① 2-3 3-H	0-0 FC5-4 ③ 1-2f			4	0	0	1	0	0	4
Jerry Hairston, S (1, 10) OBP: 0.395, SLG: 0.430	S S S 0-3 K ③			0-0 1B 1-2 1B ②		0-0 1B 3-H 2B		S S S 0-3 K ①		4	1	2	1	0	2	1
Tim Hulett, R (1, 5) OBP: 0.302, SLG: 0.428		0-0 6-3 ①		0-0 1-3 1B ②		S S S 0-3 K ②		0-0 HR ③		4	1	2	1	0	1	1
Steve Lyons, L (1, 7) OBP: 0.306, SLG: 0.338		S S S 0-3 K ②		0-0 4-3 ③		0-0 S 1B 2-H 1B		0-0 BB 1B		4	1	2	1	0	1	2
Julio Cruz, S (1, 4) OBP: 0.380, SLG: 0.262		0-0 5-3 ③			0-0 4-3 ①	0-0 1-H 1B		B B B 4-0 1-2 BB		3	0	1	1	1	0	0
Joel Skinner, R (1, 2) OBP: 0.226, SLG: 0.248			0-0 6-3 ①		0-0 F2 ②	0-0 L4 ③		S S S 0-3 K ②		4	0	0	0	0	1	3
Inning Stats	R: 1 H: 2 E: 0 LOB: 1 K: 1 BB: 0 S: 7 P: 7	R: 0 H: 0 E: 0 LOB: 0 K: 1 BB: 0 S: 5 P: 5	R: 0 H: 0 E: 0 LOB: 0 K: 0 BB: 0 S: 3 P: 3	R: 0 H: 3 E: 0 LOB: 2 K: 0 BB: 0 S: 5 P: 5	R: 0 H: 0 E: 0 LOB: 0 K: 0 BB: 0 S: 3 P: 3	R: 4 H: 5 E: 0 LOB: 1 K: 1 BB: 0 S: 10 P: 10	R: 0 H: 1 E: 0 LOB: 1 K: 0 BB: 0 S: 4 P: 4	R: 1 H: 2 E: 0 LOB: 2 K: 2 BB: 1 S: 9 P: 13		1B: 10 SF: 0 2B: 2 SAC: 0 3B: 0 DP: 0 HR: 1 HBP: 0						

PITCHER		IP	WLS	BF	H	R	ER	SO	BB	IBB	HBP	BLK	WP	HR	S	P	ERA	WHIP
Mike Boddicker, R ERA: 4.44	(1, 1)	5.2	L	25	9	5	5	3	0	0	0	0	1	0	31	31	7.94	1.588
Brad Havens, L ERA: 4.74	(6, 1)	1.2		9	4	1	1	1	0	0	0	0	0	1	11	11	5.40	2.400
Odell Jones, R ERA:	(8, 1)	0.2		3	0	0	0	1	1	0	0	0	0	0	4	8	0.00	1.500

PITCHER	IP	WLS	BF	H	R	ER	SO	BB	IBB	HBP	BLK	WP	HR	S	P	ERA	WHIP

BOTTOM

Baltimore Orioles @ Chicago White Sox

Comiskey Park, Chicago, IL

Sat Jul 12 1986, 8:05 PM EDT

Att. 30,392 - Unknown

livebaseballscorecards.com

AB	36
R	6
H	13
RBI	6
BB	1
SO	5
LOB	14

WP: 1 PA: 37
PB: 0
SB: 2
CS: 0

Batter	1	2	3	4	5	6	7	8	9	AB	R	H	RBI	BB	SO	LOB
Juan Bonilla, R (1, 4) OBP: 0.325, SLG: 0.344	S S S 0-3 ① K		x 0-0 ② 4-3			x 0-0 ① 4-3		x 0-0 1B		4	0	1	0	0	1	0
Lee Lacy, R (1, 9) OBP: 0.309, SLG: 0.368	x 0-0 ② 6-3		x 0-0 ③ 6-3			x 0-0 ② F3		x 0-0 ③ G1-6-3		4	0	0	0	0	0	1
Fred Lynn, L (1, 8) OBP: 0.390, SLG: 0.532	B B B B 4-0 BB			x 0-0 ① F3		x 0-0 1B			x 0-0 ① 3-1	3	0	1	0	1	0	0
Cal Ripken Jr., R (1, 6) OBP: 0.380, SLG: 0.489	x 0-0 ③ L8			x 0-0 ② F4		x 0-0 ③ F9			x 0-0 1B	4	0	1	0	0	0	2
Jim Dwyer, L (1, 10) OBP: 0.373, SLG: 0.584		x 0-0 ① F8		S S S 0-3 ③ K			x 0-0 ① 3-1		x 0-0 ② F2	4	0	0	0	0	1	1
Juan Beniquez, R (1, 3) OBP: 0.377, SLG: 0.411		x 0-0 ② L1			x 0-0 G3 2B		x 0-0 ② 1-3		x 0-0 ③ F7	4	0	1	0	0	0	1
Tom O'Malley, L (1, 5) OBP: 0.325, SLG: 0.359		x 0-0 1B			x 0-0 ① G3 2-3		x 0-0 ③ 4-3			3	0	1	0	0	0	1
Mike Young, S (1, 7) OBP: 0.340, SLG: 0.350		S S S 0-3 ③ K			x 0-0 ② 6-3			x 0-0 ① F8		3	0	0	0	0	1	2
Al Pardo, S (1, 2) OBP: 0.149, SLG: 0.234			x 0-0 ① F6		S S S 0-3 ③ K			x 0-0 ② 3-1		3	0	0	0	0	1	1
Inning Stats	R: 0 H: 0 E: 0 LOB: 1 K: 1 BB: 1 S: 5 P: 9	R: 0 H: 1 E: 0 LOB: 1 K: 1 BB: 0 S: 6 P: 6	R: 0 H: 0 E: 0 LOB: 0 K: 0 BB: 0 S: 3 P: 3	R: 0 H: 0 E: 0 LOB: 0 K: 1 BB: 0 S: 5 P: 5	R: 0 H: 1 E: 0 LOB: 1 K: 1 BB: 0 S: 6 P: 6	R: 0 H: 1 E: 0 LOB: 1 K: 0 BB: 0 S: 4 P: 4	R: 0 H: 0 E: 0 LOB: 0 K: 0 BB: 0 S: 3 P: 3	R: 0 H: 1 E: 0 LOB: 1 K: 0 BB: 0 S: 4 P: 4	R: 0 H: 1 E: 0 LOB: 1 K: 0 BB: 0 S: 4 P: 4	1B: 4 SF: 0 2B: 1 SAC: 0 3B: 0 DP: 0 HR: 0 HBP: 0						

PITCHER	IP	WLS	BF	H	R	ER	SO	BB	IBB	HBP	BLK	WP	HR	S	P	ERA	WHIP
Neil Allen, R (1, 1) ERA: 4.35	9.0	W	33	5	0	0	4	1	0	0	0	0	0	40	44	0.00	0.667

PITCHER	IP	WLS	BF	H	R	ER	SO	BB	IBB	HBP	BLK	WP	HR	S	P	ERA	WHIP

TOP

Baltimore Orioles @ Chicago White Sox

Comiskey Park, Chicago, IL

Sun Jul 13 1986, 4:33 AM EDT

Att. 23,011 - Unknown

livebaseballscorecards.com

AB	32
R	0
H	5
RBI	0
BB	1
SO	4
LOB	9

WP: 0 PA: 33
PB: 0
SB: 0
CS: 0

Batter	1	2	3	4	5	6	7	8	9	AB	R	H	RBI	BB	SO	LOB
John Cangelosi, S (1, 8) OBP: 0.379, SLG: 0.309	BBBB 4-0 BB	SSS 0-3 ② K		BBBB 4-0 E S SF9 BB		x 0-0 4-3 2B	x 0-0 ③ 4-3			3	1	1	0	2	1	1
Ozzie Guillen, L (1, 6) OBP: 0.270, SLG: 0.335	x 0-0 ① F2	x 0-0 2B		x 0-0 ② SF9 1-H		x 0-0 ① 4-3 2-3		x 0-0 G3-6-3 1B		4	0	2	1	0	0	2
Harold Baines, L (1, 9) OBP: 0.362, SLG: 0.491	x 0-0 ② F8	x 0-0 ③ F8		x 0-0 2B		x 0-0 ② F5		x 0-0 ① ② G3-6-3 1-2f		5	0	1	0	0	0	4
Ron Kittle, R (1, 10) OBP: 0.275, SLG: 0.398	x 0-0 ③ F9		x 0-0 ① G3	SSS 0-3 ③ K		BBBB 4-0 BB		x 0-0 ③ 6-3		4	0	0	0	1	1	2
Tim Hulett, R (1, 5) OBP: 0.301, SLG: 0.425		SSS 0-3 ① K	x 0-0 1B		x 0-0 ① F7	x 0-0 ③ F8				4	0	1	0	0	1	2
Greg Walker, L (1, 3) OBP: 0.341, SLG: 0.495		x 0-0 1B 1B	SSS 0-3 ② K		x 0-0 1B 3B		x 0-0 1B 3B			4	3	3	0	0	1	1
Bobby Bonilla, S (1, 7) OBP: 0.360, SLG: 0.347		x 0-0 1B 1-2 HR 1B	x 0-0 1-3 1B		SSS 0-3 ② K		x 0-0 6-3 WP 3-H 1B			4	1	3	1	0	1	1
Julio Cruz, S (1, 4) OBP: 0.383, SLG: 0.269		x 0-0 1-2 2-H HR 1B	SSS 0-3 ③ K		x 0-0 3-H 1B		x 0-0 ① 1-3 1-2			4	1	2	2	0	1	3
Joel Skinner, R (1, 2) OBP: 0.226, SLG: 0.271		x 0-0 1-H 2-H HR		SSS 0-3 ① K	SSS 0-3 ③ K		x 0-0 ② 6-3 2-3			4	1	1	3	0	2	2
Inning Stats	R: 0 E: 0 K: 0 S: 3 H: 0 LOB: 1 BB: 1 P: 7	R: 4 E: 0 K: 2 S: 12 H: 5 LOB: 1 BB: 0 P: 12	R: 0 E: 0 K: 2 S: 9 H: 2 LOB: 2 BB: 0 P: 9	R: 1 E: 0 K: 2 S: 8 H: 1 LOB: 1 BB: 1 P: 12	R: 1 E: 0 K: 2 S: 9 H: 2 LOB: 1 BB: 0 P: 9	R: 0 E: 0 K: 0 S: 4 H: 1 LOB: 2 BB: 1 P: 8	R: 1 E: 0 K: 0 S: 5 H: 2 LOB: 1 BB: 0 P: 5	R: 0 E: 0 K: 0 S: 3 H: 1 LOB: 0 BB: 0 P: 3		1B: 8 2B: 3 3B: 2 HR: 1	SF: 1 SAC: 0 DP: 1 HBP: 0					

BOTTOM

Baltimore Orioles @ Chicago White Sox

Comiskey Park, Chicago, IL

Sun Jul 13 1986, 4:33 AM EDT

Att. 23,011 - Unknown

livebaseballscorecards.com

AB	36
R	7
H	14
RBI	7
BB	3
SO	8
LOB	18

PITCHER		IP	WLS	BF	H	R	ER	SO	BB	IBB	HBP	BLK	WP	HR	S	P	ERA	WHIP
Scott McGregor, L ERA: 4.46	(1, 1)	2.0	L	12	5	4	4	2	1	0	0	0	0	1	15	19	18.00	3.000
Rich Bordi, R ERA: 3.88	(3, 1)	3.0		15	5	2	2	6	1	0	0	0	0	0	26	30	6.00	2.000
Tippy Martinez, L ERA: 5.63	(6, 1)	1.1		8	3	1	1	0	1	0	0	0	1	0	7	11	6.75	3.000
Nate Snell, R ERA: 3.28	(7, 1)	1.2		5	1	0	0	0	0	0	0	0	0	0	5	5	0.00	0.600

PITCHER	IP	WLS	BF	H	R	ER	SO	BB	IBB	HBP	BLK	WP	HR	S	P	ERA	WHIP

Batter	1	2	3	4	5	6	7	8	9	AB	R	H	RBI	BB	SO	LOB
John Cangelosi, S (1, 8) OBP: 0.380, SLG: 0.317	K	2B 1B		2B			K		6-3	5	0	2	0	0	2	0
Ozzie Guillen, L (1, 6) OBP: 0.269, SLG: 0.336	FC 1B	1-3 2B		1-3			B1-3			4	0	2	0	0	0	1
Harold Baines, L (1, 9) OBP: 0.363, SLG: 0.494	K	IBB		K			HR			3	1	1	1	1	2	2
Greg Walker, L (1, 3) OBP: 0.342, SLG: 0.491	FC 1-2	F4			G6-3 1B		K			4	0	1	0	0	1	4
Jerry Hairston, S (1, 10) OBP: 0.388, SLG: 0.429	4-3	F7			G6-3 1-2f			L8		4	0	0	0	0	0	6
Tim Hulett, R (1, 5) OBP: 0.296, SLG: 0.427		4-3	L6		F2			K		4	0	0	0	0	1	0
Steve Lyons, L (1, 7) OBP: 0.306, SLG: 0.338		PB HR 1B	F6			K		1-3		3	1	1	0	0	1	0
Bobby Bonilla, S (8, PH) OBP: 0.365, SLG: 0.357										1	0	0	0	0	0	0
(8, 7)																
Julio Cruz, S (1, 4) OBP: 0.375, SLG: 0.259		1-2 HR BB	1-3			F8			K	2	1	0	0	1	0	0
Wayne Tolleson, S (9, PH) OBP: 0.331, SLG: 0.325										1	0	0	0	0	1	0
Joel Skinner, R (1, 2) OBP: 0.231, SLG: 0.291		1-H 2-H HR		K		K			F8	0	1	0	0	0	0	0
Ron Kittle, R (9, PH) OBP: 0.274, SLG: 0.392										0	0	0	0	0	0	0

TOP

Chicago White Sox @ New York Yankees

Yankee Stadium, Bronx, NY

Fri Jul 18 1986, 7:05 PM EDT

Att. 30,124 - Unknown

livebaseballscorecards.com

AB	31
R	4
H	7
RBI	1
BB	2
SO	8
LOB	13

Inning Stats	1	2	3	4	5	6	7	8	9
	R: 0 E: 0 K: 2 S: 9	H: 1 LOB: 2 BB: 0 P: 9	R: 3 E: 0 K: 0 S: 7	H: 4 LOB: 3 BB: 2 P: 15	R: 0 E: 0 K: 0 S: 3	H: 0 LOB: 0 BB: 0 P: 3	R: 0 E: 0 K: 2 S: 8	H: 1 LOB: 1 BB: 0 P: 8	R: 0 E: 0 K: 0 S: 3	H: 1 LOB: 0 BB: 0 P: 3
	R: 0 E: 0 K: 2 S: 7	H: 0 LOB: 0 BB: 0 P: 7	R: 1 E: 0 K: 2 S: 8	H: 1 LOB: 0 BB: 0 P: 8	R: 0 E: 0 K: 1 S: 5	H: 0 LOB: 0 BB: 0 P: 5	R: 0 E: 0 K: 1 S: 5	H: 0 LOB: 0 BB: 0 P: 5	1B: 4 2B: 2 3B: 0 HR: 2	SF: 0 SAC: 0 DP: 1 HBP: 0

WP: 0 PB: 1 SB: 0 CS: 0 PA: 37

PITCHER	IP	WLS	BF	H	R	ER	SO	BB	IBB	HBP	BLK	WP	HR	S	P	ERA	WHIP
Joe Niekro, R (1, 1) ERA: 4.39	5.0	W	24	7	3	3	4	1	1	0	0	0	1	30	38	5.40	1.600
Al Holland, L (6, 1) ERA: 4.03	2.0		7	1	1	1	4	0	0	0	0	0	1	15	15	4.50	0.500
Dave Righetti, L (8, 1) ERA: 3.46	2.0	S	6	0	0	0	2	0	0	0	0	0	0	10	10	0.00	0.000

PITCHER	IP	WLS	BF	H	R	ER	SO	BB	IBB	HBP	BLK	WP	HR	S	P	ERA	WHIP

Batter	1	2	3	4	5	6	7	8	9	AB	R	H	RBI	BB	SO	LOB
Rickey Henderson, R (1, 8) OBP: 0.377, SLG: 0.493	S 4-3 2B		F9	F3			5-3	9-2 3-Hf		5	1	1	0	0	0	4
Willie Randolph, R (1, 4) OBP: 0.389, SLG: 0.312	F8		6-3		6-3		3-H 1B			4	0	1	0	0	0	1
Don Mattingly, L (1, 3) OBP: 0.380, SLG: 0.550	4-3 2-H		HR		1-3		L3			4	1	1	2	0	0	1
Dave Winfield, R (1, 9) OBP: 0.342, SLG: 0.445	FC5-4 1B		F9		F7			2B 1B 1B		4	1	2	0	0	0	0
Gary Roenicke, R (1, 7) OBP: 0.434, SLG: 0.433	FC5-4 1-2f			5-3		F7		K		3	0	0	0	0	0	1
Dan Pasqua, L (8, PH) OBP: 0.405, SLG: 0.574										1	0	0	0	0	1	1
(9, 7)																
Mike Easler, L (1, 10) OBP: 0.391, SLG: 0.475		F6		2B HR 1B		K		1B 1-3 1B 2B		4	2	2	0	0	1	0
Butch Wynegar, S (1, 2) OBP: 0.325, SLG: 0.373		F3		1-3 HR 2B		F7		1B 1B 9-2 2-3 3-H 1B		4	1	2	1	0	0	0
Mike Pagliarulo, L (1, 5) OBP: 0.340, SLG: 0.557		B B B 4-0 BB		2-H 3-H HR			SH2-3 WP 2B	1B 1-2 3-H 1B		3	2	3	4	1	0	0
Dale Berra, R (1, 6) OBP: 0.311, SLG: 0.375		F7		5-3			SH2-3 2-3	1-2 2-3 1B		2	0	0	0	0	0	1
Paul Zuvella, R (8, PH) OBP: 0.200, SLG: 0.114										1	0	1	0	0	0	0
(9, 6)																
Inning Stats	R: 1 H: 2 E: 0 LOB: 1 K: 0 BB: 0 S: 5 P: 5	R: 0 H: 0 E: 0 LOB: 1 K: 0 BB: 1 S: 3 P: 7	R: 1 H: 1 E: 0 LOB: 0 K: 0 BB: 0 S: 4 P: 4	R: 3 H: 3 E: 0 LOB: 0 K: 0 BB: 0 S: 6 P: 6	R: 0 H: 0 E: 0 LOB: 0 K: 0 BB: 0 S: 3 P: 3	R: 0 H: 0 E: 0 LOB: 0 K: 1 BB: 0 S: 5 P: 5	R: 1 H: 2 E: 0 LOB: 1 K: 0 BB: 0 S: 5 P: 5	R: 2 H: 5 E: 0 LOB: 2 K: 1 BB: 0 S: 9 P: 9		1B: 7 SF: 0 2B: 5 SAC: 1 3B: 0 DP: 1 HR: 2 HBP: 0						

PITCHER		IP	WLS	BF	H	R	ER	SO	BB	IBB	HBP	BLK	WP	HR	S	P	ERA	WHIP
Floyd Bannister, L ERA: 3.64	(1, 1)	6.1	L	27	7	6	6	1	1	0	0	0	0	2	28	32	8.53	1.263
Dave Schmidt, R ERA: 4.11	(7, 1)	1.0		9	6	2	2	1	0	0	0	0	1	0	11	11	18.00	6.000
Bill Dawley, R ERA: 2.74	(8, 1)	0.2		1	0	0	0	0	0	0	0	0	0	0	1	1	0.00	0.000

PITCHER	IP	WLS	BF	H	R	ER	SO	BB	IBB	HBP	BLK	WP	HR	S	P	ERA	WHIP

BOTTOM

Chicago White Sox @ New York Yankees

Yankee Stadium, Bronx, NY

Fri Jul 18 1986, 7:05 PM EDT

Att. 30,124 - Unknown

livebaseballscorecards.com

AB	35
R	8
H	13
RBI	7
BB	1
SO	2
LOB	9

WP: 1 PA: 37
PB: 0
SB: 1
CS: 0

Batter	1	2	3	4	5	6	7	8	9	AB	R	H	RBI	BB	SO	LOB
John Cangelosi, S (1, 8) OBP: 0.386, SLG: 0.323	S 1B 1B	E4 2-H 3-H 1B		FC6-4 1-2 1B		F7			B B B B 1B BB	4	1	3	1	1	0	0
Ozzie Guillen, L (1, 6) OBP: 0.268, SLG: 0.333	B5 1-2	G3		FC6-4 1-2f		L4			1-2 1B	5	0	1	0	0	0	4
Harold Baines, L (1, 9) OBP: 0.361, SLG: 0.490	G1-6-3 2-H 1B		6-3		F6		S S S K		F8	5	0	1	1	0	1	2
Greg Walker, L (1, 3) OBP: 0.340, SLG: 0.498	G1-6-3 1-2f		HR		4-3		G3		F8	5	1	1	1	0	0	3
Jerry Hairston, S (1, 10) OBP: 0.383, SLG: 0.431		4-3 1B 2B	F9		F5		F9			4	1	1	0	0	0	0
Tim Hulett, R (1, 4) OBP: 0.295, SLG: 0.424		S S S K	F7			1-3 1B 1B		4-3		4	1	1	0	0	1	1
Steve Lyons, L (1, 7) OBP: 0.299, SLG: 0.329		4-3 2-3		F7		1-3 1-2		S S S K		4	0	0	0	0	1	2
Wayne Tolleson, S (1, 5) OBP: 0.337, SLG: 0.332		2B 1B 3-H 1B				HR 2-H 1B		5-3		4	2	3	2	0	0	0
Joel Skinner, R (1, 2) OBP: 0.245, SLG: 0.333		1-3 2B				1-H HR			6-3	0	2	0	0	0	0	0
Inning Stats	R: 1 E: 0 K: 0 S: 4 H: 2 LOB: 0 BB: 0 P: 4	R: 3 E: 1 K: 1 S: 9 H: 4 LOB: 1 BB: 0 P: 9	R: 1 E: 0 K: 0 S: 4 H: 1 LOB: 0 BB: 0 P: 4	R: 0 E: 0 K: 0 S: 5 H: 3 LOB: 2 BB: 0 P: 5	R: 0 E: 0 K: 0 S: 3 H: 0 LOB: 0 BB: 0 P: 3	R: 3 E: 0 K: 0 S: 6 H: 3 LOB: 0 BB: 0 P: 6	R: 0 E: 0 K: 1 S: 5 H: 0 LOB: 0 BB: 0 P: 5	R: 0 E: 0 K: 1 S: 5 H: 0 LOB: 0 BB: 0 P: 5	R: 0 E: 0 K: 0 S: 4 H: 1 LOB: 2 BB: 1 P: 8	1B: 10 2B: 2 3B: 0 HR: 2 SF: 0 SAC: 0 DP: 1 HBP: 0						

TOP

Chicago White Sox @ New York Yankees

Yankee Stadium, Bronx, NY

Sat Jul 19 1986, 3:33 AM EDT

Att. 46,530 - Unknown

livebaseballscorecards.com

AB	35
R	8
H	11
RBI	5
BB	1
SO	3
LOB	12

PITCHER		IP	WLS	BF	H	R	ER	SO	BB	IBB	HBP	BLK	WP	HR	S	P	ERA	WHIP
Scott Nielsen, R ERA: 4.22	(1, 1)	5.1	L	27	13	8	7	1	0	0	0	0	0	2	29	29	11.81	2.438
Al Holland, L ERA: 3.75	(6, 1)	1.2		5	0	0	0	1	0	0	0	0	0	0	7	7	0.00	0.000
Brian Fisher, R ERA: 5.01	(8, 1)	2.0		8	1	0	0	1	1	0	0	0	0	0	9	13	0.00	1.000

PITCHER	IP	WLS	BF	H	R	ER	SO	BB	IBB	HBP	BLK	WP	HR	S	P	ERA	WHIP

Batter	1	2	3	4	5	6	7	8	9	AB	R	H	RBI	BB	SO	LOB
Rickey Henderson, R (1, 8) OBP: 0.378, SLG: 0.489	F6		BB, S, 2B		BB, 1-2		G5-4-3, 1-2f		F6	3	1	0	0	2	0	2
Don Mattingly, L (1, 3) OBP: 0.385, SLG: 0.555	BB, 2B		2B, 1-H		F7		1B		1B, 2-3	4	1	3	1	1	0	2
Mike Easler, L (1, 10) OBP: 0.388, SLG: 0.474	2B, F8, 1-H		F9		4-3		4-3		F7	5	0	1	1	0	0	6
Ron Hassey, L (1, 2) OBP: 0.384, SLG: 0.480	F8, 2-3		F7			2B, 1B		G3		4	1	1	0	0	0	2
Mike Pagliarulo, L (1, 5) OBP: 0.342, SLG: 0.557	K			F7		1B, 2B, 5-3-2, 2-3		E9, F7		4	0	2	0	0	1	1
Dave Winfield, R (1, 9) OBP: 0.341, SLG: 0.446		6-3		K		2B, 1-3, 3-H		F7, 2-3		4	0	1	1	0	1	1
Dan Pasqua, L (1, 7) OBP: 0.392, SLG: 0.554		F7		L9	K			F7		4	0	0	0	0	1	3
Willie Randolph, R (1, 4) OBP: 0.385, SLG: 0.308		K			F9	5-3-2, 3-Hf			F4	4	0	0	0	0	1	2
Paul Zuvella, R (1, 6) OBP: 0.214, SLG: 0.135 Claudell Washington, L (7, PH) OBP: 0.332, SLG: 0.480 Mike Fischlin, R (8, 6) OBP: 0.328, SLG: 0.288 Butch Wynegar, S (9, PH) OBP: 0.328, SLG: 0.382			5-3		BB, 1B		BB, G5-4-3		1B, 2B	2 0 0 1	0 0 0 0	1 0 0 1	0 1 0 0	0 0 0 0	0 0 0 0	0 0 0 0
Inning Stats	R: 1 E: 0 K: 1 S: 6 H: 1 LOB: 1 BB: 1 P: 10	R: 0 E: 0 K: 1 S: 5 H: 0 LOB: 0 BB: 0 P: 5	R: 1 E: 0 K: 0 S: 4 H: 1 LOB: 1 BB: 1 P: 8	R: 0 E: 0 K: 1 S: 5 H: 0 LOB: 0 BB: 0 P: 5	R: 0 E: 0 K: 0 S: 4 H: 1 LOB: 2 BB: 1 P: 8	R: 1 E: 0 K: 1 S: 7 H: 3 LOB: 1 BB: 0 P: 7	R: 0 E: 0 K: 0 S: 3 H: 1 LOB: 1 BB: 1 P: 7	R: 0 E: 1 K: 0 S: 4 H: 1 LOB: 1 BB: 0 P: 4	R: 0 E: 0 K: 0 S: 5 H: 2 LOB: 2 BB: 0 P: 5	1B: 5 2B: 6 3B: 0 HR: 0 SF: 0 SAC: 0 DP: 2 HBP: 0						

PITCHER	IP	WLS	BF	H	R	ER	SO	BB	IBB	HBP	BLK	WP	HR	S	P	ERA	WHIP
Joe Cowley, R (1, 1) ERA: 4.16	5.0	W	24	6	3	3	3	3	0	0	0	0	0	27	39	5.40	1.800
Gene Nelson, R (6, 1) ERA: 3.58	4.0	S	15	4	0	0	1	1	0	0	0	0	0	16	20	0.00	1.250

PITCHER	IP	WLS	BF	H	R	ER	SO	BB	IBB	HBP	BLK	WP	HR	S	P	ERA	WHIP

BOTTOM

Chicago White Sox @ New York Yankees

Yankee Stadium, Bronx, NY

Sat Jul 19 1986, 3:33 AM EDT

Att. 46,530 - Unknown

livebaseballscorecards.com

AB	35
R	3
H	10
RBI	3
BB	4
SO	4
LOB	19

PA: 39

WP: 0
PB: 0
SB: 1
CS: 0

Batter	1	2	3	4	5	6	7	8	9	AB	R	H	RBI	BB	SO	LOB
John Cangelosi, S (1, 8) OBP: 0.383, SLG: 0.324	F7		1B 1B 2B	K		F8		6-3		5	1	1	0	0	1	1
Ozzie Guillen, L (1, 6) OBP: 0.270, SLG: 0.334	F6		1B 1B 1B 2-3	2B 1B		K		F7		5	2	2	0	0	1	1
Harold Baines, L (1, 9) OBP: 0.361, SLG: 0.491	K		G6-4-3 E 1B 1-2 3-H	1-H 2B			K		F7	5	1	2	2	0	2	0
Ron Kittle, R (1, 10) OBP: 0.279, SLG: 0.418		HR	1-2 2-H 1B	5-3			HR		K	0	2	0	0	0	0	0
Tim Hulett, R (1, 4) OBP: 0.293, SLG: 0.420		1B 1B 1B	G6-4-3 1-2f 2-3	K			6-3		F8	5	1	1	0	0	1	3
Greg Walker, L (1, 3) OBP: 0.342, SLG: 0.498		1B 1-3 1B	E4 1B 2B 3-H		1-3		1B			4	1	2	0	0	0	0
Bobby Bonilla, S (1, 7) OBP: 0.367, SLG: 0.359		1-3 1-2 3-H 1B	2B 1-2 1B		F6		F6			4	0	2	1	0	0	1
Wayne Tolleson, S (1, 5) OBP: 0.339, SLG: 0.339		1-3 1-2f	1-3 2-H 2B		F8			4-3 1B		4	0	2	1	0	0	2
Joel Skinner, R (1, 2) OBP: 0.238, SLG: 0.324		F4	K			F8		4-3 1-2		0	0	0	0	0	0	0
Inning Stats	R: 0 H: 0 E: 0 LOB: 0 K: 1 BB: 0 S: 5 P: 5	R: 2 H: 4 E: 0 LOB: 1 K: 0 BB: 0 S: 6 P: 6	R: 4 H: 6 E: 1 LOB: 2 K: 1 BB: 0 S: 11 P: 11	R: 1 H: 2 E: 0 LOB: 1 K: 2 BB: 0 S: 9 P: 9	R: 0 H: 0 E: 0 LOB: 0 K: 0 BB: 0 S: 3 P: 3	R: 0 H: 0 E: 0 LOB: 1 K: 1 BB: 0 S: 5 P: 5	R: 1 H: 2 E: 0 LOB: 1 K: 1 BB: 0 S: 7 P: 7	R: 0 H: 1 E: 0 LOB: 1 K: 0 BB: 0 S: 4 P: 4	R: 0 H: 0 E: 0 LOB: 0 K: 1 BB: 0 S: 5 P: 5	1B: 10 SF: 0 2B: 4 SAC: 0 3B: 0 DP: 2 HR: 2 HBP: 0						

TOP

Chicago White Sox @ New York Yankees

Yankee Stadium, Bronx, NY

Sun Jul 20 1986, 3:33 AM EDT

Att. 31,158 - Unknown

livebaseballscorecards.com

AB	32
R	8
H	12
RBI	4
BB	0
SO	5
LOB	8

PITCHER		IP	WLS	BF	H	R	ER	SO	BB	IBB	HBP	BLK	WP	HR	S	P	ERA	WHIP
Bob Shirley, L ERA: 6.14	(1, 1)	2.0	L	12	7	5	4	1	0	0	0	0	0	1	14	14	18.00	3.500
Tim Stoddard, R ERA: 3.58	(3, 1)	5.0		22	7	3	2	5	0	0	0	0	0	1	32	32	3.60	1.400
Brian Fisher, R ERA: 4.92	(8, 1)	1.0		4	1	0	0	0	0	0	0	0	0	0	4	4	0.00	1.000
Al Holland, L ERA: 3.6	(9, 1)	1.0		3	0	0	0	1	0	0	0	0	0	0	5	5	0.00	0.000

PITCHER	IP	WLS	BF	H	R	ER	SO	BB	IBB	HBP	BLK	WP	HR	S	P	ERA	WHIP

Batter	1	2	3	4	5	6	7	8	9	AB	R	H	RBI	BB	SO	LOB
Rickey Henderson, R (1, 8) OBP: 0.376, SLG: 0.489	6-3			G3		2B			F6	4	0	1	0	0	0	0
Claudell Washington, L (1, 7) OBP: 0.325, SLG: 0.470	5-3			L4		F8			4-3	4	0	0	0	0	0	1
Don Mattingly, L (1, 3) OBP: 0.382, SLG: 0.551	F7			F7			F8			3	0	0	0	0	0	0
Mike Easler, L (1, 10) OBP: 0.385, SLG: 0.469		4-3			G3		F8			3	0	0	0	0	0	0
Mike Pagliarulo, L (1, 5) OBP: 0.339, SLG: 0.551		4-3			L4		F9			3	0	0	0	0	0	0
Dave Winfield, R (1, 9) OBP: 0.340, SLG: 0.444		6-3			1B			F7		3	0	1	0	0	0	0
Butch Wynegar, S (1, 2) OBP: 0.323, SLG: 0.376			F8		F9			F9		3	0	0	0	0	0	1
Willie Randolph, R (1, 4) OBP: 0.382, SLG: 0.305			4-3			6-3		6-3		3	0	0	0	0	0	0
Paul Zuvella, R (1, 6) OBP: 0.205, SLG: 0.128			F8			5-3			F7	2	0	0	0	0	0	0
Dan Pasqua, L (9, PH) OBP: 0.389, SLG: 0.549										1	0	0	0	0	0	0
Inning Stats	R: 0 E: 0 K: 0 S: 3 H: 0 LOB: 0 BB: 0 P: 3	R: 0 E: 0 K: 0 S: 3 H: 0 LOB: 0 BB: 0 P: 3	R: 0 E: 0 K: 0 S: 3 H: 0 LOB: 0 BB: 0 P: 3	R: 0 E: 0 K: 0 S: 3 H: 0 LOB: 0 BB: 0 P: 3	R: 0 E: 0 K: 0 S: 4 H: 1 LOB: 1 BB: 0 P: 4	R: 0 E: 0 K: 0 S: 4 H: 1 LOB: 1 BB: 0 P: 4	R: 0 E: 0 K: 0 S: 3 H: 0 LOB: 0 BB: 0 P: 3	R: 0 E: 0 K: 0 S: 3 H: 0 LOB: 0 BB: 0 P: 3	R: 0 E: 0 K: 0 S: 3 H: 0 LOB: 0 BB: 0 P: 3	1B: 1 2B: 1 3B: 0 HR: 0	SF: 0 SAC: 0 DP: 0 HBP: 0		WP: 0 PB: 0 SB: 0 CS: 0		PA: 29		

PITCHER	IP	WLS	BF	H	R	ER	SO	BB	IBB	HBP	BLK	WP	HR	S	P	ERA	WHIP
Neil Allen, R (1, 1) ERA: 3.97	9.0	W	29	2	0	0	0	0	0	0	0	0	0	29	29	0.00	0.222

PITCHER	IP	WLS	BF	H	R	ER	SO	BB	IBB	HBP	BLK	WP	HR	S	P	ERA	WHIP

BOTTOM

Chicago White Sox @ New York Yankees

Yankee Stadium, Bronx, NY

Sun Jul 20 1986, 3:33 AM EDT

Att. 31,158 - Unknown

livebaseballscorecards.com

AB	29
R	0
H	2
RBI	0
BB	0
SO	0
LOB	2

Batter	1	2	3	4	5	6	7	8	9	AB	R	H	RBI	BB	SO	LOB
John Cangelosi, S (1, 8) OBP: 0.382, SLG: 0.321	x 0-0 ① F9		S S S 0-3 ① K		B B B 4-0 1-2 2-3 BB		S S S 0-3 ③ K			3	0	0	0	1	2	2
Ozzie Guillen, L (1, 6) OBP: 0.270, SLG: 0.334	x 0-0 ② F7		x 0-0 ② ③ G4-6-3 1-2f		x 0-0 ② SF8 3-H			x 0-0 1B		3	0	1	1	0	0	2
Harold Baines, L (1, 9) OBP: 0.357, SLG: 0.486	S S S 0-3 ③ K			x 0-0 ① G3	x 0-0 ③ G3			x 0-0 ① L9		4	0	0	0	0	1	3
Ron Kittle, R (1, 10) OBP: 0.275, SLG: 0.412		S S S 0-3 ① K		x 0-0 ② 6-3		x 0-0 ① 1-3		x 0-0 ② L4		4	0	0	0	0	1	1
Tim Hulett, R (1, 4) OBP: 0.293, SLG: 0.429		x 0-0 ② F9		x 0-0 HR		x 0-0 ② 5-3		S S S 0-3 ③ K		4	1	1	1	0	1	1
Greg Walker, L (1, 3) OBP: 0.344, SLG: 0.498		x 0-0 1B		x 0-0 ③ F9		x 0-0 1B			x 0-0 ① F9	4	0	2	0	0	0	0
Bobby Bonilla, S (1, 7) OBP: 0.362, SLG: 0.353		x 0-0 ③ 5-3			S S S 0-3 ① K	x 0-0 ③ F9			S S S 0-3 ② K	4	0	0	0	0	2	2
Wayne Tolleson, S (1, 5) OBP: 0.342, SLG: 0.336			B B B B 4-0 BB BB		B B B B 4-0 BB BB SF8 BB		x 0-0 ① F8		S S S 0-3 ③ K	2	1	0	0	2	1	0
Joel Skinner, R (1, 2) OBP: 0.247, SLG: 0.322			B B B B 4-0 1-2 G4-6-3 BB		B B B B 4-0 1-2 BB BB		x 0-0 ② F9			1	0	0	0	2	0	0
Inning Stats	R: 0 H: 0 E: 0 LOB: 0 K: 1 BB: 0 S: 5 P: 5	R: 0 H: 1 E: 0 LOB: 1 K: 1 BB: 0 S: 6 P: 6	R: 0 H: 0 E: 0 LOB: 1 K: 1 BB: 2 S: 4 P: 12	R: 1 H: 1 E: 0 LOB: 0 K: 0 BB: 0 S: 4 P: 4	R: 1 H: 0 E: 0 LOB: 2 K: 1 BB: 3 S: 5 P: 17	R: 0 H: 1 E: 0 LOB: 1 K: 0 BB: 0 S: 4 P: 4	R: 0 H: 0 E: 0 LOB: 0 K: 1 BB: 0 S: 5 P: 5	R: 0 H: 1 E: 0 LOB: 1 K: 1 BB: 0 S: 6 P: 6	R: 0 H: 0 E: 0 LOB: 0 K: 2 BB: 0 S: 7 P: 7	1B: 3 SF: 1 2B: 0 SAC: 0 3B: 0 DP: 1 HR: 1 HBP: 0						WP: 0 PA: 35 PB: 0 SB: 0 CS: 0	

PITCHER		IP	WLS	BF	H	R	ER	SO	BB	IBB	HBP	BLK	WP	HR	S	P	ERA	WHIP
Bryan Oelkers, L ERA: 3.24	(1, 1)	4.1		19	2	2	2	4	5	0	0	0	0	1	22	42	4.15	1.615
Rich Yett, R ERA: 4.23	(5, 1)	4.2	W	16	2	0	0	4	0	0	0	0	0	0	24	24	0.00	0.429

PITCHER	IP	WLS	BF	H	R	ER	SO	BB	IBB	HBP	BLK	WP	HR	S	P	ERA	WHIP

TOP

Chicago White Sox @ Cleveland Indians

Cleveland Municipal Stadium, Cleveland, OH

Mon Jul 21 1986, 7:05 PM EDT
Att. 13,451 - Unknown

livebaseballscorecards.com

AB	29
R	2
H	4
RBI	2
BB	5
SO	8
LOB	11

Batter	1	2	3	4	5	6	7	8	9	AB	R	H	RBI	BB	SO	LOB
Tony Bernazard, S (1, 4) OBP: 0.376, SLG: 0.446	G1-6-3, 1B; 1B	BB; 1B 3-H		G3 ②			F8 ①			4	1	2	1	0	0	0
Brett Butler, L (1, 8) OBP: 0.351, SLG: 0.346	G1-6-3; 1B 1-2	BBBB; BB 1-2		BBBB; CS; BB			F4 ②			2	0	1	0	2	0	0
Joe Carter, R (1, 3) OBP: 0.351, SLG: 0.520 (3, 9)	G1-6-3 ①② 1-2f 2-3	F8 ②		CS ③ 1-2	F6 ①		2B			4	0	1	0	0	0	5
Mel Hall, L (1, 7) OBP: 0.358, SLG: 0.576	1B 3-H	F7 ③			HR		IBB			3	1	2	2	1	0	3
Brook Jacoby, R (1, 5) OBP: 0.325, SLG: 0.425	F8 ③	F8 ①			F7 ②		K ③			4	0	0	0	0	1	3
Julio Franco, R (1, 6) OBP: 0.326, SLG: 0.386		1B; E; 1B F9 ②			F9 ③			G3; SH1-4; 1B		4	1	2	0	0	0	0
Cory Snyder, R (1, 9) OBP: 0.297, SLG: 0.524 Pat Tabler, R (2, PR) OBP: 0.304, SLG: 0.391 (3, 3)	E; SF9; 1B 1-2	1B				G4-6-3; 1B		SH1-4 ① 1-2		1 2	0 1	1 2	0 0	0 0	0 0	0 0
Carmen Castillo, R (1, 10) OBP: 0.300, SLG: 0.398	E8; SF9; 1B 1-3 2-H	F9 ③				G4-6-3 ①② 1-2f		G3 ② 2-3		4	1	1	1	0	0	3
Andy Allanson, R (1, 2) OBP: 0.288, SLG: 0.321	SF9 ① 2-3 3-H			F8 ①		4-3 ③		F4 ③		3	0	0	1	0	0	1
Inning Stats	R: 1 E: 0 K: 0 S: 5 H: 3 LOB: 1 BB: 0 P: 5	R: 3 E: 1 K: 0 S: 7 H: 4 LOB: 3 BB: 1 P: 11	R: 0 E: 0 K: 0 S: 4 H: 1 LOB: 1 BB: 0 P: 4	R: 0 E: 0 K: 0 S: 2 H: 0 LOB: 0 BB: 1 P: 6	R: 1 E: 0 K: 0 S: 4 H: 1 LOB: 0 BB: 0 P: 4	R: 0 E: 0 K: 0 S: 3 H: 1 LOB: 0 BB: 0 P: 3	R: 0 E: 0 K: 1 S: 6 H: 1 LOB: 2 BB: 1 P: 10	R: 0 E: 0 K: 0 S: 4 H: 1 LOB: 1 BB: 0 P: 4		1B: 10 2B: 1 3B: 0 HR: 1 SF: 1 SAC: 1 DP: 2 HBP: 0						

PITCHER		IP	WLS	BF	H	R	ER	SO	BB	IBB	HBP	BLK	WP	HR	S	P	ERA	WHIP
Joel Davis, R ERA: 4.7	(1, 1)	1.0	L	8	6	4	3	0	0	0	0	0	0	0	8	8	27.00	6.000
Bill Dawley, R ERA: 2.7	(2, 1)	4.0		16	3	1	1	0	2	0	0	0	0	1	14	22	2.25	1.250
Dave Schmidt, R ERA: 3.97	(6, 1)	2.0		8	2	0	0	1	0	1	0	0	0	0	9	13	0.00	1.000
Bob James, R ERA: 5.26	(8, 1)	1.0		4	1	0	0	0	0	0	0	0	0	0	4	4	0.00	1.000

PITCHER	IP	WLS	BF	H	R	ER	SO	BB	IBB	HBP	BLK	WP	HR	S	P	ERA	WHIP

BOTTOM

Chicago White Sox @ Cleveland Indians

Cleveland Municipal Stadium, Cleveland, OH

Mon Jul 21 1986, 7:05 PM EDT

Att. 13,451 - Unknown

livebaseballscorecards.com

AB	31
R	5
H	12
RBI	5
BB	3
SO	1
LOB	15

PA: 37

WP: 0 PB: 0 SB: 0 CS: 1

Batter	1	2	3	4	5	6	7	8	9	AB	R	H	RBI	BB	SO	LOB
John Cangelosi, S (1, 7) OBP: 0.379, SLG: 0.319	0-0 2-3 SF8 BB 1B	0-0 F8 ②		0-3 K ③ 1-2			0-0 F8 ①		0-3 K ②	5	1	1	0	0	2	3
Ozzie Guillen, L (1, 6) OBP: 0.269, SLG: 0.330	4-0 SF8 2-3 1-2 2B BB	0-0 4-3 ③			0-0 3-1 ①		0-0 G3 ②		0-0 4-3 ③	4	1	0	0	1	0	2
Harold Baines, L (1, 9) OBP: 0.354, SLG: 0.480	0-0 2-3 ① 1-2 2-3		0-3 K ①		0-0 F2 ②		0-0 1-3 ③			4	0	0	0	0	1	2
Greg Walker, L (1, 3) OBP: 0.339, SLG: 0.492	0-0 SF8 ② 2-3 3-H		0-0 G3 ②		0-0 F7 ③			0-0 4-3 ①		3	0	0	1	0	0	0
Ron Kittle, R (1, 10) OBP: 0.278, SLG: 0.428	0-0 3-H 2B		0-0 F8 ③			0-0 HR		0-0 F8 ②		4	1	2	2	0	0	0
Carlton Fisk, R (1, 2) OBP: 0.280, SLG: 0.316 Joel Skinner, R (1, 2) OBP: 0.255, SLG: 0.336	4-0 BB			0-0 1B SF9 2B		0-3 K ①		0-0 PB 1B		0 3	0 1	0 2	0 0	1 1	0 0	0 0
Tim Hulett, R (1, 5) OBP: 0.296, SLG: 0.430	0-0 F4 ③			0-0 S 2-3 1B		0-0 FC4-6 1B		0-0 F9 ③ 1-2		4	0	2	0	0	0	3
Steve Lyons, L (1, 8) OBP: 0.298, SLG: 0.335		0-0 FC1-5-6 2B		0-0 SF9 ① 3-H		0-0 FC4-6 ② 1-2f			0-0 1-3 ①	3	0	1	1	0	0	1
Julio Cruz, S (1, 4) OBP: 0.368, SLG: 0.254 Ivan Calderon, R (9, PH) OBP: 0.281, SLG: 0.321		0-0 FC1-5-6 ① 2-3		0-3 K ②		0-0 F7 ③			4-0 BB	3 0	0 0	0 0	0 0	0 1	1 0	3 0
Inning Stats	R: 2 E: 0 K: 0 S: 5 H: 2 LOB: 2 BB: 2 P: 13	R: 0 E: 0 K: 0 S: 4 H: 1 LOB: 1 BB: 0 P: 4	R: 0 E: 0 K: 1 S: 5 H: 0 LOB: 0 BB: 0 P: 5	R: 1 E: 0 K: 2 S: 9 H: 2 LOB: 1 BB: 0 P: 9	R: 0 E: 0 K: 0 S: 3 H: 0 LOB: 0 BB: 0 P: 3	R: 1 E: 0 K: 1 S: 7 H: 2 LOB: 1 BB: 0 P: 7	R: 0 E: 0 K: 0 S: 3 H: 0 LOB: 0 BB: 0 P: 3	R: 0 E: 0 K: 0 S: 4 H: 1 LOB: 1 BB: 0 P: 4	R: 0 E: 0 K: 1 S: 5 H: 0 LOB: 1 BB: 1 P: 9	1B: 4 2B: 3 3B: 0 HR: 1 SF: 2 SAC: 0 DP: 0 HBP: 0						

PITCHER	IP	WLS	BF	H	R	ER	SO	BB	IBB	HBP	BLK	WP	HR	S	P	ERA	WHIP
Tom Candiotti, R (1, 1) ERA: 3.76	9.0	W	38	8	4	4	5	3	0	0	0	0	1	45	57	4.00	1.222

PITCHER	IP	WLS	BF	H	R	ER	SO	BB	IBB	HBP	BLK	WP	HR	S	P	ERA	WHIP

TOP

Chicago White Sox @ Cleveland Indians

Cleveland Municipal Stadium, Cleveland, OH

Tue Jul 22 1986, 7:05 PM EDT

Att. 13,376 - Unknown

livebaseballscorecards.com

AB	33
R	4
H	8
RBI	4
BB	3
SO	5
LOB	14

1B: 4	SF: 2	WP: 0	PA: 38
2B: 3	SAC: 0	PB: 1	
3B: 0	DP: 0	SB: 1	
HR: 1	HBP: 0	CS: 0	

BOTTOM

Chicago White Sox @ Cleveland Indians

Cleveland Municipal Stadium, Cleveland, OH

Tue Jul 22 1986, 7:05 PM EDT

Att. 13,376 - Unknown

livebaseballscorecards.com

Batter	1	2	3	4	5	6	7	8	9	AB	R	H	RBI	BB	SO	LOB
Tony Bernazard, S (1, 4) OBP: 0.378, SLG: 0.447	E6 1B	1B	F5			F8				4	1	2	0	0	0	0
Brett Butler, L (1, 8) OBP: 0.355, SLG: 0.362	BB 1B	FC 3B	9-2 3B			K				3	2	2	0	1	1	0
Joe Carter, R (1, 9) OBP: 0.350, SLG: 0.517	1-3 3-H 1B	K	L5				6-3			4	1	1	1	0	1	2
Mel Hall, L (1, 7) OBP: 0.360, SLG: 0.574	G4-6-3 1-2 3-H 1B	FC FC4-6 3-H	9-2 3-Hf				2B 1B			4	1	2	2	0	0	1
Otis Nixon, S (9, 7) OBP: 0.240, SLG: 0.191										0	0	0	0	0	0	0
Brook Jacoby, R (1, 5) OBP: 0.330, SLG: 0.432	G4-6-3 1-2 2-H 1B	K			FC6-4 1B		1-H 2B			4	0	3	1	0	1	1
Julio Franco, R (1, 6) OBP: 0.323, SLG: 0.381	G4-6-3 1-2f 2-3	FC4-6 1-2f			F9		6-3			4	0	0	0	0	0	5
Pat Tabler, R (1, 3) OBP: 0.307, SLG: 0.397	3-H 1B	F9 SF7 2B			L5			F7		4	2	2	1	0	0	1
Carmen Castillo, R (1, 10) OBP: 0.299, SLG: 0.394	1-2 2B	F9 2-3			FC6-4 1-2f			K		4	1	1	0	0	1	2
Chris Bando, S (1, 2) OBP: 0.336, SLG: 0.340	1-H 2-H 1B	SF7 3-H				K		F8		3	0	1	3	0	1	0
Inning Stats	R: 6 E: 1 K: 0 S: 9 H: 8 LOB: 2 BB: 1 P: 13	R: 1 E: 0 K: 2 S: 9 H: 1 LOB: 1 BB: 0 P: 9	R: 1 E: 0 K: 0 S: 4 H: 1 LOB: 0 BB: 0 P: 4	R: 0 E: 0 K: 0 S: 3 H: 1 LOB: 0 BB: 0 P: 3	R: 0 E: 0 K: 0 S: 4 H: 1 LOB: 1 BB: 0 P: 4	R: 0 E: 0 K: 2 S: 7 H: 0 LOB: 0 BB: 0 P: 7	R: 0 E: 0 K: 0 S: 4 H: 2 LOB: 1 BB: 0 P: 4	R: 0 E: 0 K: 1 S: 5 H: 0 LOB: 0 BB: 0 P: 5		1B: 9 2B: 4 3B: 2 HR: 0	SF: 1 SAC: 0 DP: 2 HBP: 0					

	AB	34
	R	8
	H	14
	RBI	8
	BB	1
	SO	5
	LOB	12

PITCHER		IP	WLS	BF	H	R	ER	SO	BB	IBB	HBP	BLK	WP	HR	S	P	ERA	WHIP
Richard Dotson, R ERA: 5.84	(1, 1)	0.2	L	8	6	6	6	0	1	0	0	0	0	0	7	11	81.00	10.500
Gene Nelson, R ERA: 3.61	(1, 1)	4.1		18	6	2	2	2	0	0	0	0	0	0	22	22	4.15	1.385
Joel McKeon, L ERA: 2.45	(6, 1)	3.0		10	2	0	0	3	0	0	0	0	0	0	16	16	0.00	0.667

PITCHER	IP	WLS	BF	H	R	ER	SO	BB	IBB	HBP	BLK	WP	HR	S	P	ERA	WHIP

Batter	1	2	3	4	5	6	7	8	9	AB	R	H	RBI	BB	SO	LOB
Wayne Tolleson, S (1, 5) OBP: 0.337, SLG: 0.331	4-3		K		6-3			L4		4	0	0	0	0	1	1
Ozzie Guillen, L (1, 6) OBP: 0.272, SLG: 0.332	F6		1-2 2B 1B		WP 1B			G3		4	1	2	0	0	0	0
Harold Baines, L (1, 9) OBP: 0.353, SLG: 0.481	F7		1-H 2-H 2B		1-2 K			F2		4	0	1	2	0	1	1
Greg Walker, L (1, 3) OBP: 0.335, SLG: 0.484		F5	F7			F7			4-3	4	0	0	0	0	0	1
Ron Kittle, R (1, 10) OBP: 0.281, SLG: 0.427		FC6-4 1B		FC5-4 HBP		F7			F8	3	0	1	0	0	0	0
Carlton Fisk, R (1, 2) OBP: 0.276, SLG: 0.312		FC6-4 1-2f		FC5-4 1-2f		B2			F3	4	0	0	0	0	0	2
Tim Hulett, R (1, 4) OBP: 0.292, SLG: 0.425		F8		F7			K			3	0	0	0	0	1	2
Ivan Calderon, R (1, 7) OBP: 0.282, SLG: 0.321			1B 2B 1B	L4			F3			3	1	1	0	0	0	1
Steve Lyons, L (1, 8) OBP: 0.293, SLG: 0.329			F8		K		F8			3	0	0	0	0	1	1
Inning Stats	R: 0 E: 0 K: 0 S: 3 H: 0 LOB: 0 BB: 0 P: 3	R: 0 E: 0 K: 0 S: 4 H: 1 LOB: 1 BB: 0 P: 4	R: 2 E: 0 K: 1 S: 8 H: 3 LOB: 1 BB: 0 P: 8	R: 0 E: 0 K: 0 S: 3 H: 0 LOB: 1 BB: 0 P: 4	R: 0 E: 0 K: 2 S: 8 H: 1 LOB: 1 BB: 0 P: 8	R: 0 E: 0 K: 0 S: 3 H: 0 LOB: 0 BB: 0 P: 3	R: 0 E: 0 K: 1 S: 5 H: 0 LOB: 0 BB: 0 P: 5	R: 0 E: 0 K: 0 S: 3 H: 0 LOB: 0 BB: 0 P: 3	R: 0 E: 0 K: 0 S: 3 H: 0 LOB: 0 BB: 0 P: 3	1B: 4 2B: 1 3B: 0 HR: 0	SF: 0 SAC: 0 DP: 0 HBP: 1			WP: 1 PB: 0 SB: 0 CS: 0	PA: 33		

PITCHER	IP	WLS	BF	H	R	ER	SO	BB	IBB	HBP	BLK	WP	HR	S	P	ERA	WHIP
Ken Schrom, R (1, 1) ERA: 3.94	9.0	W	33	5	2	2	4	0	0	1	0	1	0	40	41	2.00	0.556

PITCHER	IP	WLS	BF	H	R	ER	SO	BB	IBB	HBP	BLK	WP	HR	S	P	ERA	WHIP

TOP

Chicago White Sox @ Cleveland Indians

Cleveland Municipal Stadium, Cleveland, OH

Wed Jul 23 1986, 7:05 PM EDT

Att. 20,524 - Unknown

livebaseballscorecards.com

AB	32
R	2
H	5
RBI	2
BB	0
SO	4
LOB	9

BOTTOM

Chicago White Sox @ Cleveland Indians

Cleveland Municipal Stadium, Cleveland, OH

Wed Jul 23 1986, 7:05 PM EDT

Att. 20,524 - Unknown

livebaseballscorecards.com

Batter	1	2	3	4	5	6	7	8	9	AB	R	H	RBI	BB	SO	LOB
Tony Bernazard, S (1, 4) OBP: 0.378, SLG: 0.446	PB, E, 1B	CS, FC2-5, 1-2, 2-H, 1B	F7 ②			F9 ①		4-3 ②		5	1	2	1	0	0	1
Brett Butler, L (1, 8) OBP: 0.350, SLG: 0.356	K ①, 1-2	FC2-5 ①, WP, CS, 1B, 1-2, 2-3f	K ③, 1-2			4-3 ②		4-3 ③		5	1	0	0	0	2	4
Joe Carter, R (1, 7) OBP: 0.351, SLG: 0.515 (5, 9)	E7, FC6-4, 2-H, 1B	WP, 1B, 1-2, 2-3, BB ②		F4 ①		F9 ③				3	1	1	0	1	0	0
Andre Thornton, R (1, 10) OBP: 0.341, SLG: 0.422	FC6-4 ②, 1B, E, 1-2f	1B, 1B, 1-2, 2-3, BB		HR ①			K ①, S, S, S			3	3	1	1	1	1	1
Brook Jacoby, R (1, 5) OBP: 0.332, SLG: 0.432	E, 1-2, 1B	1B, 1-2, 2-H, 3-H, 1B		F7 ②			F9 ②			4	0	2	2	0	0	0
Julio Franco, R (1, 6) OBP: 0.324, SLG: 0.385	E8, 1-3, 2-H	1-2, 2-H, 1B		K ③, S, S, S			2B			4	0	2	1	0	1	1
Pat Tabler, R (1, 3) OBP: 0.307, SLG: 0.392	F9 ③, S, S, S	K ③			F8 ①		IBB			3	0	0	0	1	1	4
Carmen Castillo, R (1, 9) OBP: 0.301, SLG: 0.395 Mel Hall, L (5, 7) OBP: 0.357, SLG: 0.570		1B, 1B, 1B, S, S, S, K ①			F9 ②		K ③, S, S, S			2 2	1 0	1 0	0 0	0 0	1 1	0 2
Andy Allanson, R (1, 2) OBP: 0.292, SLG: 0.325		FC2-5, 1B, 1-2, 1B	S, 1B		4-3 ③			6-3 ①		4	0	2	0	0	0	0
Inning Stats	R: 2 E: 2 K: 1 S: 9 H: 3 LOB: 2 BB: 0 P: 9	R: 4 E: 0 K: 1 S: 9 H: 5 LOB: 2 BB: 2 P: 17	R: 0 E: 0 K: 2 S: 8 H: 1 LOB: 1 BB: 0 P: 8	R: 1 E: 0 K: 1 S: 6 H: 1 LOB: 0 BB: 0 P: 6	R: 0 E: 0 K: 0 S: 3 H: 0 LOB: 0 BB: 0 P: 3	R: 0 E: 0 K: 0 S: 3 H: 0 LOB: 0 BB: 0 P: 3	R: 0 E: 0 K: 2 S: 8 H: 1 LOB: 2 BB: 1 P: 12	R: 0 E: 0 K: 0 S: 3 H: 0 LOB: 0 BB: 0 P: 3		1B: 9 2B: 1 3B: 0 HR: 1	SF: 0 SAC: 0 DP: 0 HBP: 0						

	AB	35
	R	7
	H	11
	RBI	5
	BB	3
	SO	7
	LOB	13

WP: 1 PB: 1 SB: 1 CS: 2 PA: 38

PITCHER		IP	WLS	BF	H	R	ER	SO	BB	IBB	HBP	BLK	WP	HR	S	P	ERA	WHIP
Floyd Bannister, L ERA: 4.17	(1, 1)	1.2	L	14	7	6	5	1	2	0	0	0	1	0	14	22	27.00	5.400
Dave Schmidt, R ERA: 3.84	(2, 1)	4.1		16	3	1	1	4	0	0	0	0	0	1	24	24	2.08	0.692
Ray Searage, L ERA: 6.65	(7, 1)	1.0		5	1	0	0	2	0	1	0	0	0	0	8	12	0.00	1.000
Bob James, R ERA: 5.16	(8, 1)	1.0		3	0	0	0	0	0	0	0	0	0	0	3	3	0.00	0.000

PITCHER	IP	WLS	BF	H	R	ER	SO	BB	IBB	HBP	BLK	WP	HR	S	P	ERA	WHIP

Batter	1	2	3	4	5	6	7	8	9	AB	R	H	RBI	BB	SO	LOB
John Cangelosi, S (1, 8) OBP: 0.378, SLG: 0.328	6-3		F7		5-3			1-H HR		4	1	1	2	0	0	0
Ozzie Guillen, L (1, 6) Wayne Tolleson, S (6, 6) OBP: 0.336, SLG: 0.329	K			4-3 1B SF9 1B	F6			F9		3 1	1 0	1 0	0 0	0 0	1 0	0 0
Harold Baines, L (1, 9) Reid Nichols, R (4, 9) OBP: 0.246, SLG: 0.214	1-3			SF9 4-3 E 1-2 1B		BBBB G5-4-3 BB		E4		2 1	1 0	1 0	0 0	0 1	0 0	0 0
Ron Kittle, R (1, 10) OBP: 0.281, SLG: 0.422		BBBB BB		4-3 1-2 2-3		G5-4-3 1-2f		SSS K		3	0	0	0	1	1	4
Tim Hulett, R (1, 5) OBP: 0.288, SLG: 0.420		L9		SF9 2-3 3-H		F7		F8		3	0	0	1	0	0	2
Carlton Fisk, R (1, 2) OBP: 0.273, SLG: 0.307		F9		E8 WP HR 3-H			F8		SSS K	4	1	0	0	0	1	1
Greg Walker, L (1, 3) OBP: 0.333, SLG: 0.492		4-3		1-H HR			F9		1-3	4	1	1	2	0	0	1
Ivan Calderon, R (1, 7) OBP: 0.281, SLG: 0.314			F8	4-3			F9		BBBB BB	3	0	0	0	1	0	0
Julio Cruz, S (1, 4) OBP: 0.366, SLG: 0.253			4-3		6-3			HR 1B	F9	4	1	1	0	0	0	1
Inning Stats	R: 0 E: 0 K: 1 S: 5 H: 0 LOB: 0 BB: 0 P: 5	R: 0 E: 0 K: 0 S: 3 H: 0 LOB: 1 BB: 1 P: 7	R: 0 E: 0 K: 0 S: 3 H: 0 LOB: 0 BB: 0 P: 3	R: 4 E: 1 K: 0 S: 7 H: 3 LOB: 0 BB: 0 P: 7	R: 0 E: 0 K: 0 S: 3 H: 0 LOB: 0 BB: 0 P: 3	R: 0 E: 0 K: 0 S: 2 H: 0 LOB: 0 BB: 1 P: 6	R: 0 E: 0 K: 0 S: 3 H: 0 LOB: 0 BB: 0 P: 3	R: 2 E: 1 K: 1 S: 8 H: 2 LOB: 1 BB: 0 P: 8	R: 0 E: 0 K: 1 S: 5 H: 0 LOB: 1 BB: 1 P: 9	1B: 3 2B: 0 3B: 0 HR: 2	SF: 1 SAC: 0 DP: 1 HBP: 0						

TOP

Chicago White Sox @ Baltimore Orioles

Memorial Stadium, Baltimore, MD

Thu Jul 24 1986, 7:05 PM EDT

Att. 23,881 - Unknown

livebaseballscorecards.com

AB	32
R	6
H	5
RBI	5
BB	3
SO	3
LOB	9

PITCHER		IP	WLS	BF	H	R	ER	SO	BB	IBB	HBP	BLK	WP	HR	S	P	ERA	WHIP
Mike Flanagan, L ERA: 3.8	(1, 1)	7.1	W	30	5	6	3	1	2	0	0	0	1	2	30	38	3.68	0.955
Rich Bordi, R ERA: 3.36	(8, 1)	1.2		6	0	0	0	2	1	0	0	0	0	0	9	13	0.00	0.600

PITCHER	IP	WLS	BF	H	R	ER	SO	BB	IBB	HBP	BLK	WP	HR	S	P	ERA	WHIP

Chicago White Sox @ Baltimore Orioles

Memorial Stadium, Baltimore, MD

Thu Jul 24 1986, 7:05 PM EDT

Att. 23,881 - Unknown

Batter	1	2	3	4	5	6	7	8	9	AB	R	H	RBI	BB	SO	LOB
Juan Bonilla, R (1, 4) OBP: 0.322, SLG: 0.335	FC3-6 1B 1B 1B		1-3 HR 1B		4-3		FC6-4 1-2f			5	2	3	0	0	0	1
Alan Wiggins, S (8, 4) OBP: 0.309, SLG: 0.272	1B									0	0	0	0	0	0	0
Lee Lacy, R (1, 9) OBP: 0.320, SLG: 0.391	FC3-6 1-2 1B F9		1-H 3-H HR		1B		BB			4	1	3	3	1	0	1
Fred Lynn, L (1, 8) OBP: 0.366, SLG: 0.517	FC3-6 BB 1-2f 2-3 1B	K	F7		G3		K			5	1	0	0	0	2	5
Cal Ripken Jr., R (1, 6) OBP: 0.390, SLG: 0.510	K	F3	K			3-1 1B		F6		5	0	1	0	0	2	2
Jim Traber, L (1, 3) OBP: 0.458, SLG: 1.000	1B 1-2 1B BB	HR		4-3		F6		K		4	2	1	1	1	1	1
Jim Dwyer, L (1, 10) OBP: 0.374, SLG: 0.580	BB 1-3 2-H 3-H 1B 1B	1B		HR		3-1 1-2		1-3		5	2	3	3	0	0	1
Larry Sheets, L (1, 7) OBP: 0.352, SLG: 0.530	1B 1-2 HR BB	F8		K		G3-4-1				3	1	0	0	1	1	2
John Shelby, S (7, 7) OBP: 0.242, SLG: 0.333										0	0	0	0	0	0	0
Tom O'Malley, L (1, 5) OBP: 0.321, SLG: 0.352	HR 1-3 2-H 3-H 1B		1B WP HR 1B	F9			F4			4	2	2	2	0	0	0
Rick Dempsey, R (1, 2) OBP: 0.323, SLG: 0.418	HR 1-H 3-H		K		F3		FC6-4 BB			3	1	1	3	1	1	1

Inning Stats	1	2	3	4	5	6	7	8	9	AB	R	H	RBI	BB	SO	LOB
	R: 7 E: 0 K: 1 S: 11	R: 1 E: 0 K: 1 S: 7	R: 3 E: 0 K: 2 S: 10	R: 1 E: 0 K: 1 S: 6	R: 0 E: 0 K: 0 S: 4	R: 0 E: 0 K: 0 S: 4	R: 0 E: 1 K: 1 S: 5	R: 0 E: 0 K: 1 S: 5	R: 0 E: 0 K: 0 S: 5	1B: 10 2B: 0 3B: 0 HR: 4	SF: 0 SAC: 0 DP: 0 HBP: 0	WP: 1 PB: 0 SB: 0 CS: 0	PA: 42			

PITCHER		IP	WLS	BF	H	R	ER	SO	BB	IBB	HBP	BLK	WP	HR	S	P	ERA	WHIP
Joe Cowley, R ERA: 5.03	(1, 1)	2.0	L	16	8	8	8	2	2	0	0	0	0	2	18	26	36.00	5.000
Bill Dawley, R ERA: 3.14	(3, 1)	4.0		18	6	4	4	3	0	0	0	0	1	2	24	24	9.00	1.500
Ray Searage, L ERA: 6.12	(7, 1)	2.0		8	0	0	0	2	2	0	0	0	0	0	10	18	0.00	1.000

livebaseballscorecards.com

AB	38
R	12
H	14
RBI	12
BB	4
SO	7
LOB	14

Batter	1	2	3	4	5	6	7	8	9	AB	R	H	RBI	BB	SO	LOB
John Cangelosi, S (1, 8) OBP: 0.376, SLG: 0.327	K	K			F9			G4-6-3 1B		4	0	1	0	0	2	1
Ozzie Guillen, L (1, 6) OBP: 0.269, SLG: 0.328	4-3		3-1		F8			G4-6-3 1-2f		4	0	0	0	0	0	1
Harold Baines, L (1, 10) OBP: 0.355, SLG: 0.479	1B 1B		E BB		F6			F7		3	0	1	0	1	0	0
Greg Walker, L (1, 3) OBP: 0.336, SLG: 0.492	1-2 1B		E3 1-3			G3			1B 1B	4	1	2	0	0	0	1
Jerry Hairston, S (1, 7) OBP: 0.380, SLG: 0.425	K		F6			F7			1-3 1B	4	0	1	0	0	1	4
Tim Hulett, R (1, 4) OBP: 0.288, SLG: 0.418		1-3 1B	G1			4-3			F4	4	1	1	0	0	0	4
Steve Lyons, L (1, 9) OBP: 0.293, SLG: 0.327		1-3 1-2		F1			G4-6-3 1B		K	4	0	1	0	0	1	3
Wayne Tolleson, S (1, 5) OBP: 0.338, SLG: 0.332		FC1-4 2-H 1B		3-1			G4-6-3 1-2f		1-2 3-H 1B	4	0	2	2	0	0	1
Joel Skinner, R (1, 2) OBP: 0.250, SLG: 0.329		FC1-4 1-2f		K			K		K	3	0	0	0	0	2	1
Carlton Fisk, R (9, PH) OBP: 0.272, SLG: 0.306										1	0	0	0	0	1	2

TOP

Chicago White Sox @ Baltimore Orioles
Memorial Stadium, Baltimore, MD
Fri Jul 25 1986, 7:05 PM EDT
Att. 36,406 - Unknown

livebaseballscorecards.com

	AB	35
	R	2
	H	9
	RBI	2
	BB	1
	SO	7
	LOB	18

Inning Stats	1	2	3	4	5	6	7	8	9	1B: 9	SF: 0	WP: 0	PA: 36
	R: 0 E: 0 K: 2 S: 9 H: 2 LOB: 2 BB: 0 P: 9	R: 1 E: 1 K: 1 S: 7 H: 2 LOB: 1 BB: 0 P: 7	R: 0 E: 1 K: 0 S: 4 H: 0 LOB: 2 BB: 1 P: 8	R: 0 E: 0 K: 1 S: 5 H: 0 LOB: 0 BB: 0 P: 5	R: 0 E: 0 K: 0 S: 3 H: 0 LOB: 0 BB: 0 P: 3	R: 0 E: 0 K: 0 S: 3 H: 0 LOB: 0 BB: 0 P: 3	R: 0 E: 0 K: 1 S: 5 H: 1 LOB: 0 BB: 0 P: 5	R: 0 E: 0 K: 0 S: 3 H: 1 LOB: 0 BB: 0 P: 3	R: 1 E: 0 K: 2 S: 10 H: 3 LOB: 2 BB: 0 P: 10	2B: 0 3B: 0 HR: 0	SAC: 0 DP: 2 HBP: 0	PB: 0 SB: 0 CS: 0	

PITCHER	IP	WLS	BF	H	R	ER	SO	BB	IBB	HBP	BLK	WP	HR	S	P	ERA	WHIP
Mike Boddicker, R (1, 1) ERA: 4.09	7.0	W	28	6	1	1	5	1	0	0	0	0	0	37	41	1.29	1.000
Don Aase, R (8, 1) ERA: 2.21	2.0	S	8	3	1	1	2	0	0	0	0	0	0	12	12	4.50	1.500

PITCHER	IP	WLS	BF	H	R	ER	SO	BB	IBB	HBP	BLK	WP	HR	S	P	ERA	WHIP

Batter	1	2	3	4	5	6	7	8	9	AB	R	H	RBI	BB	SO	LOB
Juan Bonilla, R (1, 4) (9, 5) OBP: 0.326, SLG: 0.339	FC4-6 1B		4-3			4-3		SH5-3 2B 1B		4	1	2	0	0	0	0
Lee Lacy, R (1, 9) OBP: 0.321, SLG: 0.391	K			1B G6-4-3 1B		6-3		SH5-3 1-2		3	1	1	0	0	1	1
Fred Lynn, L (1, 8) OBP: 0.372, SLG: 0.531	K			G6-4-3 1-3 1B		HR		2B 1B IBB		3	2	2	1	1	1	1
Cal Ripken Jr., R (1, 6) OBP: 0.388, SLG: 0.510	FC4-6 1-2f			G6-4-3 1-2f 3-H		4-3		1B SF7 1-3 2-H 2B		4	1	1	1	0	0	2
Jim Dwyer, L (1, 7) OBP: 0.373, SLG: 0.583 John Shelby, S (7, PR) (8, 7) OBP: 0.245, SLG: 0.333		F7		F5			G3 2B	BB 1B HBP		3 0	0 0	1 0	0 0	0 0	0 0	0 0
Jim Traber, L (1, 10) OBP: 0.444, SLG: 0.957 Juan Beniquez, R (8, PH) OBP: 0.371, SLG: 0.400		F7			F8 2B		F9	FC5 BB 1-2 2-3 3-H 1B		3 1	0 0	1 1	0 1	0 0	0 0	1 0
Larry Sheets, L (1, 3) OBP: 0.345, SLG: 0.522		4-3			F8 2-3		G3 2-3	SF7 3-H		3	0	0	1	0	0	2
Tom O'Malley, L (1, 5) OBP: 0.314, SLG: 0.344 Tom Dodd, R (8, PH) Jackie Gutierrez, R (9, 4) OBP: 0.154, SLG: 0.167			L5		G3		G3	1-2 2-3 BB		3 0 0	0 0 0	0 0 0	0 0 0	0 1 0	0 0 0	3 0 0
Rick Dempsey, R (1, 2) OBP: 0.322, SLG: 0.429			K		K			HR FC5		4	1	1	1	0	2	4
Inning Stats	R: 0 E: 0 K: 2 S: 8 H: 1 LOB: 1 BB: 0 P: 8	R: 0 E: 0 K: 0 S: 3 H: 0 LOB: 0 BB: 0 P: 3	R: 0 E: 0 K: 1 S: 5 H: 0 LOB: 0 BB: 0 P: 5	R: 1 E: 0 K: 0 S: 4 H: 2 LOB: 0 BB: 0 P: 4	R: 0 E: 0 K: 1 S: 6 H: 1 LOB: 1 BB: 0 P: 6	R: 1 E: 0 K: 0 S: 4 H: 1 LOB: 0 BB: 0 P: 4	R: 0 E: 0 K: 0 S: 4 H: 1 LOB: 2 BB: 0 P: 4	R: 4 E: 0 K: 0 S: 7 H: 4 LOB: 3 BB: 2 P: 16		1B: 5 2B: 3 3B: 0 HR: 2	SF: 1 SAC: 1 DP: 1 HBP: 1						

PITCHER		IP	WLS	BF	H	R	ER	SO	BB	IBB	HBP	BLK	WP	HR	S	P	ERA	WHIP
Neil Allen, R ERA: 3.92	(1, 1)	6.0	L	22	5	2	2	4	0	0	0	0	0	1	30	30	3.00	0.833
Bob James, R ERA: 5.7	(7, 1)	1.1		10	4	4	4	0	0	1	1	0	0	1	8	13	27.00	3.000
Ray Searage, L ERA: 5.96	(8, 1)	0.2		4	1	0	0	0	1	0	0	0	0	0	3	7	0.00	3.000

PITCHER	IP	WLS	BF	H	R	ER	SO	BB	IBB	HBP	BLK	WP	HR	S	P	ERA	WHIP

BOTTOM

Chicago White Sox @ Baltimore Orioles

Memorial Stadium, Baltimore, MD

Fri Jul 25 1986, 7:05 PM EDT

Att. 36,406 - Unknown

livebaseballscorecards.com

AB	31
R	6
H	10
RBI	5
BB	2
SO	4
LOB	14

1B: 5	SF: 1	WP: 0	PA: 36
2B: 3	SAC: 1	PB: 0	
3B: 0	DP: 1	SB: 0	
HR: 2	HBP: 1	CS: 0	

Chicago White Sox @ Baltimore Orioles

Memorial Stadium, Baltimore, MD

Sat Jul 26 1986, 3:33 AM EDT

Att. 24,527 - Unknown

TOP

livebaseballscorecards.com

Batter	1	2	3	4	5	6	7	8	9	AB	R	H	RBI	BB	SO	LOB
John Cangelosi, S (1, 8) OBP: 0.380, SLG: 0.330	E 1B		2B WP BB		K		CS 1B			3	1	2	0	1	1	0
Ozzie Guillen, L (1, 6) OBP: 0.269, SLG: 0.330	G3 1-3		WP 2B 1-3		F8		K			4	0	1	0	0	1	2
Harold Baines, L (1, 10) OBP: 0.354, SLG: 0.476	K		F7		1B BB		CS 1-2	K		3	0	0	0	1	2	3
Greg Walker, L (1, 3) OBP: 0.338, SLG: 0.490	K		WP IBB		1-3 1B			F8		3	0	1	0	1	1	1
Ron Kittle, R (1, 7) OBP: 0.280, SLG: 0.418		F8	1-2 2-3 3-H BB		K			K		3	0	0	0	1	2	2
Carlton Fisk, R (1, 2) OBP: 0.269, SLG: 0.302		K	K			F4			F6	4	0	0	0	0	2	3
Tim Hulett, R (1, 5) OBP: 0.287, SLG: 0.415		1B		K		F7			F7	4	0	1	0	0	1	0
Steve Lyons, L (1, 9) OBP: 0.292, SLG: 0.326		K		F9		G3			1B	4	0	1	0	0	1	1
Julio Cruz, S (1, 4) OBP: 0.358, SLG: 0.247			1-3	1-3			F4		1-3	4	0	0	0	0	0	1

	AB	32
	R	1
	H	6
	RBI	0
	BB	4
	SO	11
	LOB	13

Inning Stats	1	2	3	4	5	6	7	8	9
	R: 0 E: 1 K: 2 S: 8	H: 1 LOB: 1 BB: 0 P: 8	R: 0 E: 0 K: 2 S: 8	H: 1 LOB: 1 BB: 0 P: 8	R: 1 E: 0 K: 1 S: 6	H: 1 LOB: 3 BB: 3 P: 18	R: 0 E: 0 K: 1 S: 5	H: 0 LOB: 0 BB: 0 P: 5	R: 0 E: 0 K: 2 S: 8	H: 1 LOB: 2 BB: 1 P: 12	R: 0 E: 0 K: 0 S: 3	H: 0 LOB: 0 BB: 0 P: 3	R: 0 E: 0 K: 1 S: 5	H: 1 LOB: 0 BB: 0 P: 5	R: 0 E: 0 K: 2 S: 7	H: 0 LOB: 0 BB: 0 P: 7	R: 0 E: 0 K: 0 S: 4	H: 1 LOB: 1 BB: 0 P: 4

	1B: 5	SF: 0
	2B: 1	SAC: 0
	3B: 0	DP: 0
	HR: 0	HBP: 0

	WP: 1	PA: 37
	PB: 0	
	SB: 0	
	CS: 1	

PITCHER		IP	WLS	BF	H	R	ER	SO	BB	IBB	HBP	BLK	WP	HR	S	P	ERA	WHIP
Ken Dixon, R ERA: 3.91	(1, 1)	6.0		26	4	1	1	8	3	1	0	0	1	0	38	54	1.50	1.167
Brad Havens, L ERA: 4.82	(7, 1)	1.2		5	1	0	0	2	0	0	0	0	0	0	9	9	0.00	0.600
Rich Bordi, R ERA: 3.3	(8, 1)	1.1	W	5	1	0	0	1	0	0	0	0	0	0	7	7	0.00	0.750

PITCHER		IP	WLS	BF	H	R	ER	SO	BB	IBB	HBP	BLK	WP	HR	S	P	ERA	WHIP

Batter	1	2	3	4	5	6	7	8	9	AB	R	H	RBI	BB	SO	LOB
Juan Bonilla, R (1, 4) OBP: 0.328, SLG: 0.341	5-3		2B, BB, 1B 1-3	K		1B 1-2			3-1	5	0	2	0	0	1	3
Juan Beniquez, R (1, 7) OBP: 0.372, SLG: 0.394 John Shelby, S (9, PR) OBP: 0.245, SLG: 0.333	BB		K	K		3-1			1B, FC6-2, BB	3 0	0 0	0 0	0 0	2 0	2 0	7 0
Fred Lynn, L (1, 8) OBP: 0.379, SLG: 0.536	FC6-4 1-2		BB, 2B 1-3 3-H	FC5-4			3-1		FC6-2, IBB, 1B 1-3	3	1	2	1	2	0	0
Cal Ripken Jr., R (1, 6) OBP: 0.388, SLG: 0.506	F7		2-3 3-H	K		F9			1B, FC6-2 1-2	3	0	0	0	2	1	3
Jim Dwyer, L (1, 9) OBP: 0.367, SLG: 0.571 Lee Lacy, R (4, 9) OBP: 0.318, SLG: 0.387	FC6-4 1-2f		F6	FC5-4 1-2f		4-3			FC6-2, 1B 1-2 2-3 3-Hf	2 3	0 0	0 0	0 0	0 0	0 0	4 4
Jim Traber, L (1, 3) OBP: 0.469, SLG: 0.889		K	BB, 1B	BB	L8			1B	1B 1-2 2-3 3-H	4	0	2	1	1	1	1
Larry Sheets, L (1, 10) OBP: 0.343, SLG: 0.516		F8	BB 1-2		L7			K		4	0	1	0	0	1	1
Tom O'Malley, L (1, 5) OBP: 0.305, SLG: 0.333		F6	F8		3-1			K		4	0	0	0	0	1	3
Rick Dempsey, R (1, 2) OBP: 0.329, SLG: 0.431 John Stefero, L (6, PR) OBP: 0.267, SLG: 0.296 (7, 2)			1B, 2B, 1B	BB 1-2 2-3		HBP 1-0			K	1 1	1 0	1 0	0 0	1 0	0 1	0 1
Inning Stats	R: 0 E: 0 K: 0 S: 3 H: 0 LOB: 2 BB: 2 P: 11	R: 0 E: 0 K: 1 S: 5 H: 0 LOB: 0 BB: 0 P: 5	R: 1 E: 0 K: 1 S: 7 H: 3 LOB: 2 BB: 1 P: 11	R: 0 E: 0 K: 2 S: 8 H: 1 LOB: 3 BB: 2 P: 16	R: 0 E: 0 K: 1 S: 5 H: 0 LOB: 1 BB: 1 P: 9	R: 0 E: 0 K: 0 S: 4 H: 1 LOB: 2 BB: 0 P: 5	R: 0 E: 0 K: 0 S: 3 H: 0 LOB: 0 BB: 0 P: 3	R: 0 E: 0 K: 3 S: 10 H: 1 LOB: 1 BB: 0 P: 10	R: 1 E: 0 K: 0 S: 4 H: 2 LOB: 3 BB: 2 P: 12	1B: 7 2B: 1 3B: 0 HR: 0 SF: 0 SAC: 0 DP: 0 HBP: 1						

PITCHER		IP	WLS	BF	H	R	ER	SO	BB	IBB	HBP	BLK	WP	HR	S	P	ERA	WHIP
Jose DeLeon, R ERA: 7.08	(1, 1)	4.0		21	4	1	1	4	6	0	0	0	0	0	23	47	2.25	2.500
Gene Nelson, R ERA: 3.47	(5, 1)	3.0		11	1	0	0	1	0	0	1	0	0	0	12	13	0.00	0.333
Dave Schmidt, R ERA: 3.88	(8, 1)	1.2	L	10	3	1	1	3	1	1	0	0	0	0	14	22	5.40	2.400

PITCHER	IP	WLS	BF	H	R	ER	SO	BB	IBB	HBP	BLK	WP	HR	S	P	ERA	WHIP

BOTTOM

Chicago White Sox @ Baltimore Orioles

Memorial Stadium, Baltimore, MD

Sat Jul 26 1986, 3:33 AM EDT

Att. 24,527 - Unknown

livebaseballscorecards.com

AB	33
R	2
H	8
RBI	2
BB	8
SO	8
LOB	27

Chicago White Sox @ Baltimore Orioles

Memorial Stadium, Baltimore, MD

Sun Jul 27 1986, 3:33 AM EDT

Att. 27,362 - Unknown

livebaseballscorecards.com

Batter	1	2	3	4	5	6	7	8	9	AB	R	H	RBI	BB	SO	LOB
John Cangelosi, S (1, 8) OBP: 0.383, SLG: 0.332	0-0 1B 1B		0-0 S 1B		0-0 FC6-4 1-2f		4-0 G5-4-3 1-2 BB		0-0 F8	4	0	2	0	1	0	2
Ozzie Guillen, L (1, 6) OBP: 0.266, SLG: 0.327	0-0 B2		0-3 K 1-2			0-0 F3	0-0 G5-4-3 1-2f		0-0 F7	3	0	0	0	0	1	2
Julio Cruz, S (6, 4) OBP: 0.354, SLG: 0.243										2	0	0	0	0	0	4
Harold Baines, L (1, 9) OBP: 0.351, SLG: 0.472	0-0 F2		0-0 F2			0-0 F8		4-0 1B 1B BB		3	0	0	0	0	0	2
Reid Nichols, R (6, 9) OBP: 0.258, SLG: 0.214										0	1	0	0	1	0	0
Ron Kittle, R (1, 10) OBP: 0.283, SLG: 0.419	0-0 FC6-4 1-2 1B			0-0 F8		0-0 F4		0-0 G5-4-3 1-2 1B		4	0	2	0	0	0	0
Tim Hulett, R (1, 4) (6, 5)	0-0 FC6-4 1-2f			0-0 F8			0-0 HR	0-0 G5-4-3 1-2 2-H 1B		4	1	2	2	0	0	2
Carlton Fisk, R (1, 2) OBP: 0.265, SLG: 0.298		0-3 K		0-0 F4			0-0 F7	0-0 G5-4-3 1-2f 2-3		4	0	0	0	0	1	2
Joel Skinner, R (8, 2) OBP: 0.250, SLG: 0.329										0	0	0	0	0	0	0
Greg Walker, L (1, 3) OBP: 0.338, SLG: 0.489		0-0 F8			0-0 F5		0-0 1B 1B 1B	0-0 6-3		3	0	1	0	0	0	0
Jerry Hairston, S (7, PR) OBP: 0.377, SLG: 0.421 (7, 3)										1	1	0	0	0	0	1
Ivan Calderon, R (1, 7) OBP: 0.280, SLG: 0.312		0-0 F3			0-0 F7		0-0 1B 1-2 1B		0-0 F9	4	0	1	0	0	0	0
Wayne Tolleson, S (1, 5) OBP: 0.343, SLG: 0.336 (6, 6)			0-0 L6		4-0 FC6-4 BB		0-0 BB 1-3 2-H 1B		0-0 1B	3	0	2	1	1	0	0

Inning Stats	1	2	3	4	5	6	7	8	9	
	R: 0 E: 0 K: 0 S: 5	R: 0 E: 0 K: 1 S: 5	R: 0 E: 0 K: 1 S: 6	R: 0 E: 0 K: 0 S: 3	R: 0 E: 0 K: 0 S: 3	R: 0 E: 0 K: 0 S: 3	R: 2 E: 0 K: 0 S: 6	R: 1 E: 0 K: 0 S: 4	R: 0 E: 0 K: 0 S: 4	1B: 9 2B: 0 3B: 0 HR: 1
	H: 2 LOB: 2 BB: 0 P: 5	H: 0 LOB: 0 BB: 0 P: 5	H: 1 LOB: 1 BB: 0 P: 6	H: 0 LOB: 0 BB: 0 P: 3	H: 0 LOB: 1 BB: 1 P: 7	H: 0 LOB: 0 BB: 0 P: 3	H: 4 LOB: 3 BB: 1 P: 10	H: 2 LOB: 1 BB: 1 P: 8	H: 1 LOB: 1 BB: 0 P: 4	SF: 0 SAC: 0 DP: 2 HBP: 0

PITCHER		IP	WLS	BF	H	R	ER	SO	BB	IBB	HBP	BLK	WP	HR	S	P	ERA	WHIP
Scott McGregor, L ERA: 4.81	(1, 1)	6.1	W	27	7	2	2	2	1	0	0	0	0	1	30	34	2.84	1.263
Nate Snell, R ERA: 3.56	(7, 1)	2.2		11	3	1	1	0	2	0	0	0	0	0	9	17	3.38	1.875

PITCHER	IP	WLS	BF	H	R	ER	SO	BB	IBB	HBP	BLK	WP	HR	S	P	ERA	WHIP

AB	35
R	3
H	10
RBI	3
BB	3
SO	2
LOB	15

WP: 0 PB: 0 SB: 1 CS: 0 PA: 38

Batter	1	2	3	4	5	6	7	8	9	AB	R	H	RBI	BB	SO	LOB
Juan Bonilla, R (1, 4) OBP: 0.335, SLG: 0.345	E8 5-3 2B 1B		FC5-4 BB	BB BB HR 2-H 3-H 1B	6-3		F3			4	2	2	2	1	0	0
Lee Lacy, R (1, 9) OBP: 0.322, SLG: 0.387	5-3 2-3		FC5-4 1-2f 1B	BB HR 1-2 BB	1B BB		1B 1B			3	1	1	0	2	0	2
Fred Lynn, L (1, 8) OBP: 0.380, SLG: 0.539 Juan Beniquez, R (4, PH) OBP: 0.371, SLG: 0.391 (5, 7)	2B 3-H		F7	HR 1-2 2-3 BB	K		F7			2 2	0 1	1 0	1 0	0 1	0 1	1 2
Cal Ripken Jr., R (1, 6) OBP: 0.391, SLG: 0.507	K		1B 1-2	K	1B 1-2		1B 1-2			5	0	3	0	0	2	3
Jim Traber, L (1, 3) OBP: 0.432, SLG: 0.875		F7	F9	HR 1-H 2-H 3-H	F1		1-3			5	1	1	4	0	0	6
Larry Sheets, L (1, 10) OBP: 0.351, SLG: 0.526 Tom Dodd, R (8, PH)	1B 4-3 1B		1B 2B 1B 2B	F9	F7					4 1	3 0	3 0	0 0	0 0	0 0	0 0
Tom O'Malley, L (1, 5) OBP: 0.322, SLG: 0.346	4-3 1-3 1B		2B 1-2 1B 2B BB	G3 1B	3-1					4	2	3	0	1	0	0
John Shelby, S (1, 7) OBP: 0.244, SLG: 0.335 (5, 8)	4-3 1-2 3-H		K 1-H 2-H 2B	G3 1-2	F4					5	0	1	3	0	1	4
Rick Dempsey, R (1, 2) OBP: 0.328, SLG: 0.432	K		1-3 2-H 2B F7	F2						4	1	1	1	0	1	3
Inning Stats	R: 1 E: 1 K: 1 S: 6 H: 2 LOB: 0 BB: 0 P: 6	R: 1 E: 0 K: 1 S: 7 H: 2 LOB: 1 BB: 0 P: 7	R: 0 E: 0 K: 0 S: 4 H: 1 LOB: 2 BB: 1 P: 8	R: 9 E: 0 K: 2 S: 14 H: 7 LOB: 1 BB: 3 P: 26	R: 0 E: 0 K: 1 S: 6 H: 1 LOB: 2 BB: 1 P: 10	R: 0 E: 0 K: 0 S: 4 H: 1 LOB: 1 BB: 0 P: 4	R: 0 E: 0 K: 0 S: 5 H: 2 LOB: 2 BB: 0 P: 5	R: 0 E: 0 K: 0 S: 3 H: 0 LOB: 0 BB: 0 P: 3		1B: 11 2B: 4 3B: 0 HR: 1 SF: 0 SAC: 0 DP: 0 HBP: 0						

PITCHER	IP	WLS	BF	H	R	ER	SO	BB	IBB	HBP	BLK	WP	HR	S	P	ERA	WHIP
Richard Dotson, R (1, 1) ERA: 6.2	3.1	L	20	9	7	7	3	2	0	0	0	0	0	24	32	18.90	3.300
Bill Dawley, R (4, 1) ERA: 3.54	3.2		21	7	4	4	2	3	0	0	0	0	1	22	34	9.82	2.727
Ray Searage, L (8, 1) ERA: 5.74	1.0		3	0	0	0	0	0	0	0	0	0	0	3	3	0.00	0.000

PITCHER	IP	WLS	BF	H	R	ER	SO	BB	IBB	HBP	BLK	WP	HR	S	P	ERA	WHIP

BOTTOM

Chicago White Sox @ Baltimore Orioles

Memorial Stadium, Baltimore, MD

Sun Jul 27 1986, 3:33 AM EDT

Att. 27,362 - Unknown

livebaseballscorecards.com

AB	39
R	11
H	16
RBI	11
BB	5
SO	5
LOB	21



Batter	1	2	3	4	5	6	7	8	9	AB	R	H	RBI	BB	SO	LOB
Marty Barrett, R (1, 4) OBP: 0.343, SLG: 0.378	L3		5-3			F7		L9		4	0	0	0	0	0	0
Wade Boggs, L (1, 5) OBP: 0.453, SLG: 0.471	4-3			1-3		K		K		4	0	0	0	0	2	0
Bill Buckner, L (1, 3) OBP: 0.288, SLG: 0.403	L4			L8		S 1B			F8	4	0	1	0	0	0	0
Jim Rice, R (1, 7) OBP: 0.386, SLG: 0.491		1B		HR BB		F7 1-2			K	3	1	1	0	1	1	1
Don Baylor, R (1, 10) OBP: 0.344, SLG: 0.440		F4		1-H HR			K		F9	4	1	1	2	0	1	1
Dwight Evans, R (1, 9) OBP: 0.370, SLG: 0.458		F9		K			HR			3	1	1	1	0	1	1
Tony Armas, R (1, 8) OBP: 0.326, SLG: 0.405		F9			K		K			3	0	0	0	0	2	1
Kevin Romine, R (9, 8) OBP: 0.286, SLG: 0.281										0	0	0	0	0	0	0
Rich Gedman, L (1, 2) OBP: 0.309, SLG: 0.405			5-3		3-1		4-3			3	0	0	0	0	0	0
Ed Romero, R (1, 6) OBP: 0.275, SLG: 0.258			L7		K			K		3	0	0	0	0	2	0
Inning Stats	R: 0 E: 0 K: 0 S: 3 H: 0 LOB: 0 BB: 0 P: 3	R: 0 E: 0 K: 0 S: 4 H: 1 LOB: 1 BB: 0 P: 4	R: 0 E: 0 K: 0 S: 3 H: 0 LOB: 0 BB: 0 P: 3	R: 2 E: 0 K: 1 S: 6 H: 1 LOB: 0 BB: 1 P: 10	R: 0 E: 0 K: 2 S: 7 H: 0 LOB: 0 BB: 0 P: 7	R: 0 E: 0 K: 1 S: 6 H: 1 LOB: 1 BB: 0 P: 6	R: 1 E: 0 K: 2 S: 8 H: 1 LOB: 0 BB: 0 P: 8	R: 0 E: 0 K: 2 S: 7 H: 0 LOB: 0 BB: 0 P: 7	R: 0 E: 0 K: 1 S: 5 H: 0 LOB: 0 BB: 0 P: 5	1B: 2 2B: 0 3B: 0 HR: 2	SF: 0 SAC: 0 DP: 0 HBP: 0					

PITCHER	IP	WLS	BF	H	R	ER	SO	BB	IBB	HBP	BLK	WP	HR	S	P	ERA	WHIP
Floyd Bannister, L (1, 1) ERA: 4.04	9.0	L	32	4	3	3	9	1	0	0	0	0	2	49	53	3.00	0.556

PITCHER	IP	WLS	BF	H	R	ER	SO	BB	IBB	HBP	BLK	WP	HR	S	P	ERA	WHIP

TOP

Boston Red Sox @ Chicago White Sox

Comiskey Park, Chicago, IL

Mon Jul 28 1986, 8:05 PM EDT

Att. 28,714 - Unknown

livebaseballscorecards.com

AB	31
R	3
H	4
RBI	3
BB	1
SO	9
LOB	4

PA: 32

WP: 0
PB: 0
SB: 1
CS: 0

Batter	1	2	3	4	5	6	7	8	9	AB	R	H	RBI	BB	SO	LOB
John Cangelosi, S (1, 8) OBP: 0.382, SLG: 0.331	S S S 0-3 ① K		x 0-0 ① 4-3		x 0-0 ① F7			x 0-0 ① 3-1 4-3 1B 1B		4	1	1	0	0	1	2
Ozzie Guillen, L (1, 6) OBP: 0.263, SLG: 0.323	x 0-0 ② F7		x 0-0 ② 3-1		x 0-0 ② F6			x 0-0 ① 4-3 1-2		4	0	0	0	0	0	3
Harold Baines, L (1, 9) OBP: 0.350, SLG: 0.468	B B B B 4-0 BB		x 0-0 ③ F8		x 0-0 ③ 4-3			x 0-0 ② 3-1 2-3		3	0	0	0	1	0	3
Greg Walker, L (1, 3) OBP: 0.337, SLG: 0.485	x 0-0 ③ L7			x 0-0 ① L8		S S S 0-3 ① K		x 0-0 3-H 1B		4	0	1	1	0	1	1
Ron Kittle, R (1, 10) OBP: 0.280, SLG: 0.413		x 0-0 ① F8		x 0-0 ② F8		x 0-0 ② F8		x 0-0 ③ F8		4	0	0	0	0	0	1
Carlton Fisk, R (1, 2) OBP: 0.265, SLG: 0.298		x 0-0 ② 5-3		x 0-0 1B		x 0-0 ③ 4-3			x 0-0 ① 6-3	4	0	1	0	0	0	0
Wayne Tolleson, S (1, 5) OBP: 0.342, SLG: 0.335		x 0-0 1B 1B		x 0-0 ③ 1-3			x 0-0 ① 5-3		x 0-0 ② 3-1	4	0	1	0	0	0	1
Tim Hulett, R (1, 4) OBP: 0.293, SLG: 0.429		x 0-0 1-2 1B			x 0-0 1B 1B		x 0-0 ② 5-3		S S S 0-3 ③ K	4	0	2	0	0	1	0
Steve Lyons, L (1, 7) OBP: 0.292, SLG: 0.326		S S S 0-3 ③ K			x 0-0 1-3 1B		x 0-0 ③ 1-3			3	0	1	0	0	1	2
Inning Stats	R: 0 H: 0 E: 0 LOB: 1 K: 1 BB: 1 S: 5 P: 9	R: 0 H: 2 E: 0 LOB: 2 K: 1 BB: 0 S: 7 P: 7	R: 0 H: 0 E: 0 LOB: 0 K: 0 BB: 0 S: 3 P: 3	R: 0 H: 1 E: 0 LOB: 1 K: 0 BB: 0 S: 4 P: 4	R: 0 H: 2 E: 0 LOB: 2 K: 0 BB: 0 S: 5 P: 5	R: 0 H: 0 E: 0 LOB: 0 K: 1 BB: 0 S: 5 P: 5	R: 0 H: 0 E: 0 LOB: 0 K: 0 BB: 0 S: 3 P: 3	R: 1 H: 2 E: 0 LOB: 1 K: 0 BB: 0 S: 5 P: 5	R: 0 H: 0 E: 0 LOB: 0 K: 1 BB: 0 S: 5 P: 5	1B: 7 2B: 0 3B: 0 HR: 0	SF: 0 SAC: 0 DP: 0 HBP: 0						

PITCHER		IP	WLS	BF	H	R	ER	SO	BB	IBB	HBP	BLK	WP	HR	S	P	ERA	WHIP
Al Nipper, R ERA: 4.74	(1, 1)	9.0	W	35	7	1	1	4	1	0	0	0	0	0	42	46	1.00	0.889

PITCHER	IP	WLS	BF	H	R	ER	SO	BB	IBB	HBP	BLK	WP	HR	S	P	ERA	WHIP

BOTTOM

Boston Red Sox @ Chicago White Sox

Comiskey Park, Chicago, IL

Mon Jul 28 1986, 8:05 PM EDT

Att. 28,714 - Unknown

livebaseballscorecards.com

AB	34
R	1
H	7
RBI	1
BB	1
SO	4
LOB	13

WP: 0	PA: 35					
PB: 0						
SB: 0						
CS: 0						

Batter	1	2	3	4	5	6	7	8	9	AB	R	H	RBI	BB	SO	LOB
Marty Barrett, R (1, 4) OBP: 0.339, SLG: 0.374	5-3			E5 4-3 SH1-3 1B		F9			F4	4	1	0	0	0	0	1
Wade Boggs, L (1, 5) OBP: 0.449, SLG: 0.467	K			SH1-3 1-2		3-1			FC5-4 BB 1-2f	3	0	0	0	0	1	1
Bill Buckner, L (1, 3) OBP: 0.288, SLG: 0.400	6-3			4-3 2-3			3-1		BB 1-2	3	0	0	0	1	0	1
Jim Rice, R (1, 7) OBP: 0.387, SLG: 0.491		9-3 1B		3-H 1B			K		4-3	4	0	2	1	0	1	2
Don Baylor, R (1, 10) OBP: 0.341, SLG: 0.437		9-3 1-2f		K			5-3			3	0	0	0	0	1	2
Dwight Evans, R (1, 9) OBP: 0.367, SLG: 0.454		5-3			K			K		3	0	0	0	0	2	0
Tony Armas, R (1, 8) OBP: 0.321, SLG: 0.399			5-3		K			F4		3	0	0	0	0	1	0
Rich Gedman, L (1, 2) OBP: 0.306, SLG: 0.401			4-3		6-3			F8		3	0	0	0	0	0	0
Ed Romero, R (1, 6) OBP: 0.272, SLG: 0.255			F4			F9			FC5-4 BB	2	0	0	0	0	0	0
Mike Greenwell, L (9, PH)										0	0	0	0	1	0	0
Inning Stats	R: 0 E: 0 K: 1 S: 5 H: 0 LOB: 0 BB: 0 P: 5	R: 0 E: 0 K: 0 S: 3 H: 1 LOB: 0 BB: 0 P: 3	R: 0 E: 0 K: 0 S: 3 H: 0 LOB: 0 BB: 0 P: 3	R: 1 E: 1 K: 1 S: 7 H: 1 LOB: 1 BB: 0 P: 7	R: 0 E: 0 K: 2 S: 7 H: 0 LOB: 0 BB: 0 P: 7	R: 0 E: 0 K: 0 S: 3 H: 0 LOB: 0 BB: 0 P: 3	R: 0 E: 0 K: 1 S: 5 H: 0 LOB: 0 BB: 0 P: 5	R: 0 E: 0 K: 1 S: 5 H: 0 LOB: 0 BB: 0 P: 5	R: 0 E: 0 K: 0 S: 3 H: 0 LOB: 2 BB: 2 P: 11	1B: 2 2B: 1 3B: 0 HR: 0	SF: 0 SAC: 1 DP: 1 HBP: 0						

PITCHER	IP	WLS	BF	H	R	ER	SO	BB	IBB	HBP	BLK	WP	HR	S	P	ERA	WHIP
Joe Cowley, R (1, 1) ERA: 4.5	8.2	W	30	2	1	0	6	2	0	0	0	0	0	40	48	0.00	0.462
Bob James, R (9, 1) ERA: 5.67	0.1	S	1	0	0	0	0	0	0	0	0	0	0	1	1	0.00	0.000

PITCHER	IP	WLS	BF	H	R	ER	SO	BB	IBB	HBP	BLK	WP	HR	S	P	ERA	WHIP

TOP

Boston Red Sox @ Chicago White Sox

Comiskey Park, Chicago, IL

Tue Jul 29 1986, 8:05 PM EDT

Att. 21,650 - Unknown

livebaseballscorecards.com

AB	28
R	1
H	2
RBI	1
BB	2
SO	6
LOB	7

WP: 0 PB: 0 SB: 0 CS: 0 PA: 31

BOTTOM

Boston Red Sox @ Chicago White Sox

Comiskey Park, Chicago, IL

Tue Jul 29 1986, 8:05 PM EDT

Att. 21,650 - Unknown

Batter	1	2	3	4	5	6	7	8	9	AB	R	H	RBI	BB	SO	LOB
John Cangelosi, S (1, 8) OBP: 0.378, SLG: 0.327	SSS 0-3 K ①	x 0-0 5-3 ③		x 0-0 6-3 ①		x 0-0 4-3 ②		0-0 PO ③ 1-2		4	0	0	0	0	1	3
Steve Lyons, L (1, 7) OBP: 0.296, SLG: 0.331	SSS 0-3 K ②		x 0-0 1B 2B	x 0-0 F3 ②		BBB 4-0 CS BB				3	1	1	0	1	1	0
Harold Baines, L (1, 9) OBP: 0.352, SLG: 0.471	x 0-0 4-3 ③		x 0-0 F8 ①	x 0-0 WP 2B		0-0 CS ③ 1-2	x 0-0 S 1B			4	0	2	0	0	0	1
Greg Walker, L (1, 3) OBP: 0.339, SLG: 0.483		BBBB 4-0 1B WP SF8 BB	x 0-0 PB HR 1B 2-H	x 0-0 3-1 ③ 2-3			x 0-0 F6 ①			3	2	1	1	1	0	2
Ron Kittle, R (1, 10) OBP: 0.282, SLG: 0.422		x 0-0 F9 ①	x 0-0 HR 1-H		BBBB 4-0 1B BB		SSS 0-3 K ② 1-2			3	1	1	2	1	1	2
Carlton Fisk, R (1, 2) OBP: 0.268, SLG: 0.300		x 0-0 BLK 1B 1B 1-3	x 0-0 1B 4-3 1B		x 0-0 F6 ①		x 0-0 F8 ③			4	0	2	0	0	0	2
Tim Hulett, R (1, 5) OBP: 0.292, SLG: 0.428		x 0-0 SF8 ② 3-H	x 0-0 4-3 ② 1-2		x 0-0 G4-6-3 1B 1-3			x 0-0 F3 ①		3	0	1	1	0	0	1
Ozzie Guillen, L (1, 6) OBP: 0.266, SLG: 0.325		x 0-0 BLK 1B 1-2	x 0-0 1B 2-3		x 0-0 G4-6-3 ②③ 1-2f			x 0-0 F7 ②		4	0	2	0	0	0	2
Julio Cruz, S (1, 4) OBP: 0.357, SLG: 0.240		BBBB 4-0 BB 1-2 2-3	x 0-0 F9 ③			x 0-0 B3 ①		BBBB 4-0 PO BB		2	0	0	0	2	0	2
Inning Stats	R: 0 H: 0 E: 0 LOB: 0 K: 2 BB: 0 S: 7 P: 7	R: 1 H: 2 E: 0 LOB: 3 K: 0 BB: 2 S: 5 P: 13	R: 3 H: 5 E: 0 LOB: 2 K: 0 BB: 0 S: 8 P: 8	R: 0 H: 1 E: 0 LOB: 1 K: 0 BB: 0 S: 4 P: 4	R: 0 H: 1 E: 0 LOB: 1 K: 0 BB: 1 S: 3 P: 7	R: 0 H: 0 E: 0 LOB: 0 K: 0 BB: 1 S: 2 P: 6	R: 0 H: 1 E: 0 LOB: 1 K: 1 BB: 0 S: 6 P: 6	R: 0 H: 0 E: 0 LOB: 0 K: 0 BB: 1 S: 2 P: 6		1B: 7 SF: 1 2B: 2 SAC: 0 3B: 0 DP: 1 HR: 1 HBP: 0						

livebaseballscorecards.com

AB	30
R	4
H	10
RBI	4
BB	5
SO	3
LOB	15

PITCHER		IP	WLS	BF	H	R	ER	SO	BB	IBB	HBP	BLK	WP	HR	S	P	ERA	WHIP
Jeff Sellers, R ERA: 4.64	(1, 1)	2.2	L	16	6	4	4	2	2	0	0	1	1	1	18	26	13.50	3.000
Tim Lollar, L ERA: 5.5	(3, 1)	1.1		6	2	0	0	0	0	0	0	0	1	0	6	6	0.00	1.500
Calvin Schiraldi, R ERA: 0.71	(5, 1)	4.0		14	2	0	0	1	3	0	0	0	0	0	13	25	0.00	1.250

PITCHER	IP	WLS	BF	H	R	ER	SO	BB	IBB	HBP	BLK	WP	HR	S	P	ERA	WHIP

Batter	1	2	3	4	5	6	7	8	9	AB	R	H	RBI	BB	SO	LOB
Ed Romero, R (1, 6) OBP: 0.271, SLG: 0.261	WP 4-3 2B		F8		FC6-4 1-2f			F9		4	1	1	0	0	0	1
Wade Boggs, L (1, 5) OBP: 0.450, SLG: 0.466	F7 2-3		6-3			BB		G4-6-3 1B		3	0	1	0	1	0	1
Bill Buckner, L (1, 3) OBP: 0.285, SLG: 0.396	4-3 3-H			K		F7		G4-6-3 1-2f		4	0	0	1	0	1	2
Jim Rice, R (1, 7) OBP: 0.383, SLG: 0.486	L4			L6		F2			6-3	4	0	0	0	0	0	1
Don Baylor, R (1, 10) OBP: 0.345, SLG: 0.447		BB		HR		K			G5-4-3 1B	3	1	2	1	1	1	1
Dwight Evans, R (1, 9) OBP: 0.364, SLG: 0.449		K		F2			L6		G5-4-3 1-2f	4	0	0	0	0	1	2
Tony Armas, R (1, 8) OBP: 0.317, SLG: 0.393		F4			5-3		1-3			3	0	0	0	0	0	1
Rich Gedman, L (1, 2) OBP: 0.310, SLG: 0.402		F9			FC6-4 1B		HBP			2	0	1	0	0	0	1
Dave Stapleton, R (1, 4) OBP: 0.190, SLG: 0.200			F5		K		5-3			3	0	0	0	0	1	2
Inning Stats	R: 1 H: 1 E: 0 LOB: 0 K: 0 BB: 0 S: 4 P: 4	R: 0 H: 0 E: 0 LOB: 1 K: 1 BB: 1 S: 5 P: 9	R: 0 H: 0 E: 0 LOB: 0 K: 0 BB: 0 S: 3 P: 3	R: 1 H: 1 E: 0 LOB: 0 K: 1 BB: 0 S: 6 P: 6	R: 0 H: 1 E: 0 LOB: 1 K: 1 BB: 0 S: 6 P: 6	R: 0 H: 0 E: 0 LOB: 1 K: 1 BB: 1 S: 5 P: 9	R: 0 H: 0 E: 0 LOB: 0 K: 0 BB: 0 S: 3 P: 4	R: 0 H: 1 E: 0 LOB: 0 K: 0 BB: 0 S: 3 P: 3	R: 0 H: 1 E: 0 LOB: 0 K: 0 BB: 0 S: 3 P: 3	1B: 3 SF: 0 2B: 1 SAC: 0 3B: 0 DP: 2 HR: 1 HBP: 1						

TOP

Boston Red Sox @ Chicago White Sox

Comiskey Park, Chicago, IL

Wed Jul 30 1986, 8:05 PM EDT

Att. 30,889 - Unknown

livebaseballscorecards.com

AB	30
R	2
H	5
RBI	2
BB	2
SO	4
LOB	12

WP: 1 PA: 33
PB: 0
SB: 0
CS: 0

PITCHER		IP	WLS	BF	H	R	ER	SO	BB	IBB	HBP	BLK	WP	HR	S	P	ERA	WHIP
Jose DeLeon, R ERA: 6.15	(1, 1)	6.0	W	23	3	2	2	4	2	0	0	0	1	1	29	37	3.00	0.833
Dave Schmidt, R ERA: 3.71	(7, 1)	3.0	S	10	2	0	0	0	0	0	1	0	0	0	9	10	0.00	0.667

PITCHER		IP	WLS	BF	H	R	ER	SO	BB	IBB	HBP	BLK	WP	HR	S	P	ERA	WHIP

Batter	1	2	3	4	5	6	7	8	9	AB	R	H	RBI	BB	SO	LOB
John Cangelosi, S (1, 8) OBP: 0.378, SLG: 0.328	1-3		1B (1-2)		FC4-6 (SF8, S, E) (1-2f, 2-3, 3-H)	4-3		E8 (1-H, 2-H) 1B		5	1	2	2	0	0	3
Steve Lyons, L (1, 7) OBP: 0.294, SLG: 0.326	G3		K (S S S)		SF8 (1-3, 3-H)		F8 (B B B B)	BB		3	0	0	1	1	1	2
Harold Baines, L (1, 9) OBP: 0.350, SLG: 0.467	1-3			G4-6-3 1B	E1 (3-H)		F8	F8		5	0	1	0	0	0	2
Greg Walker, L (1, 3) OBP: 0.344, SLG: 0.487		G6-4-3 1B		G4-6-3 (1-2) 1B	F7		1B			4	0	3	0	0	0	1
Ron Hassey, L (1, 10) OBP: 0.378, SLG: 0.459		G6-4-3 (1-2f)		G4-6-3 (1-2f, 2-3)		HR (B B B B)	G3			3	1	0	0	1	0	4
Carlton Fisk, R (1, 2) OBP: 0.265, SLG: 0.297		F5		L8		F9		F4		4	0	0	0	0	0	2
Tim Hulett, R (1, 5) OBP: 0.302, SLG: 0.446			FC3-6 1B		1B FC4-6 1B	1-H HR		BB 1B 1B		4	3	4	2	0	0	0
Ozzie Guillen, L (1, 6) OBP: 0.269, SLG: 0.327			FC3-6 CS (1-2f)		FC4-6 1B (1-2) SF8 1B	G3		F9		4	1	2	0	0	0	2
Julio Cruz, S (1, 4) OBP: 0.365, SLG: 0.244			BB (B B B B, 1-2)		FC4-6 (1-2, 2-3) 1B	G3 (1-2)		1B E (B B B B, 1-2) BB		2	1	1	0	2	0	1
Inning Stats	R: 0 E: 0 K: 0 S: 3 H: 0 LOB: 0 BB: 0 P: 3	R: 0 E: 0 K: 0 S: 3 H: 1 LOB: 0 BB: 0 P: 3	R: 0 E: 0 K: 1 S: 6 H: 2 LOB: 2 BB: 1 P: 10	R: 0 E: 0 K: 0 S: 4 H: 2 LOB: 1 BB: 0 P: 4	R: 3 E: 1 K: 0 S: 7 H: 3 LOB: 1 BB: 0 P: 7	R: 2 E: 0 K: 0 S: 5 H: 2 LOB: 1 BB: 1 P: 9	R: 0 E: 0 K: 0 S: 4 H: 1 LOB: 1 BB: 0 P: 4	R: 2 E: 1 K: 0 S: 5 H: 2 LOB: 2 BB: 2 P: 13		1B: 12 2B: 0 3B: 0 HR: 1	SF: 1 SAC: 0 DP: 2 HBP: 0					

BOTTOM

Boston Red Sox @ Chicago White Sox

Comiskey Park, Chicago, IL

Wed Jul 30 1986, 8:05 PM EDT

Att. 30,889 - Unknown

AB	34
R	7
H	13
RBI	5
BB	4
SO	1
LOB	17

WP: 0 PB: 0 SB: 1 CS: 1 PA: 39

livebaseballscorecards.com

PITCHER		IP	WLS	BF	H	R	ER	SO	BB	IBB	HBP	BLK	WP	HR	S	P	ERA	WHIP
Roger Clemens, R ERA: 2.54	(1, 1)	4.2	L	21	8	3	2	1	1	0	0	0	0	0	22	26	3.86	1.929
Sammy Stewart, R ERA: 2.43	(5, 1)	1.1		7	2	2	2	0	1	0	0	0	0	1	6	10	13.50	2.250
Tim Lollar, L ERA: 5.35	(7, 1)	1.0		4	1	0	0	0	0	0	0	0	0	0	4	4	0.00	1.000
Bob Stanley, R ERA: 3.99	(8, 1)	1.0		7	2	2	1	0	2	0	0	0	0	0	5	13	9.00	4.000

PITCHER	IP	WLS	BF	H	R	ER	SO	BB	IBB	HBP	BLK	WP	HR	S	P	ERA	WHIP

Batter	1	2	3	4	5	6	7	8	9	AB	R	H	RBI	BB	SO	LOB
Lou Whitaker, L (1, 4) OBP: 0.326, SLG: 0.441	HR	1-H 1B			4-3		SSS K		F7	5	1	2	2	0	1	1
Alan Trammell, R (1, 6) OBP: 0.332, SLG: 0.415	4-3 3B	F9			2B		L5			4	1	2	0	0	0	2
Kirk Gibson, L (1, 9) OBP: 0.397, SLG: 0.526	4-3 3-H		CS 1B		F9			BBBB 3-1 S BB		3	0	1	1	1	0	1
Johnny Grubb, L (1, 10) OBP: 0.388, SLG: 0.667 Larry Herndon, R (5, PH) OBP: 0.305, SLG: 0.384	G3	4-3 1-2			F3			3-1 1-3		2 2	0 0	0 0	0 0	0 0	0 0	1 2
Darrell Evans, L (1, 3) OBP: 0.360, SLG: 0.440	F5	F5				F8		F7 IBB		3	0	0	0	1	0	0
Dave Collins, S (1, 7) OBP: 0.369, SLG: 0.359		BBBB F8 4-3 WP BB		SH3 S G1-3-4 1B		CS 1B		F7 1-2		3	2	2	0	1	0	2
Dwight Lowry, L (1, 2) OBP: 0.405, SLG: 0.458		4-3 1-2		SH3 1-3		F9 1-2		F7		3	0	0	0	0	0	4
Tom Brookens, R (1, 5) OBP: 0.316, SLG: 0.326		F8 2-3		G1-3-4 3-H			6-3		5-3	4	0	0	1	0	0	1
Pat Sheridan, L (1, 8) OBP: 0.270, SLG: 0.360 Chet Lemon, R (7, PH) OBP: 0.313, SLG: 0.355 (7, 8)	S 1B 3-H 1B			SSS K			1B		F9	2 2	1 0	1 1	0 0	0 0	1 0	0 0
Inning Stats	R: 2 E: 0 K: 0 S: 5 H: 2 LOB: 0 BB: 0 P: 5	R: 2 E: 0 K: 0 S: 5 H: 2 LOB: 1 BB: 1 P: 9	R: 0 E: 0 K: 0 S: 3 H: 1 LOB: 0 BB: 0 P: 3	R: 1 E: 0 K: 1 S: 6 H: 1 LOB: 0 BB: 0 P: 6	R: 0 E: 0 K: 0 S: 4 H: 1 LOB: 1 BB: 0 P: 4	R: 0 E: 0 K: 0 S: 3 H: 1 LOB: 0 BB: 0 P: 3	R: 0 E: 0 K: 1 S: 6 H: 1 LOB: 1 BB: 0 P: 6	R: 0 E: 0 K: 0 S: 3 H: 0 LOB: 2 BB: 2 P: 11	R: 0 E: 0 K: 0 S: 3 H: 0 LOB: 0 BB: 0 P: 3	1B: 6 2B: 1 3B: 1 HR: 1 SF: 0 SAC: 1 DP: 0 HBP: 0						

PITCHER	IP	WLS	BF	H	R	ER	SO	BB	IBB	HBP	BLK	WP	HR	S	P	ERA	WHIP
Richard Dotson, R (1, 1) ERA: 6.41	1.2	L	10	4	4	4	0	1	0	0	0	1	1	9	13	21.60	3.000
Gene Nelson, R (2, 1) ERA: 3.5	2.0		7	2	1	1	0	0	0	0	0	0	0	7	7	4.50	1.000
Ray Searage, L (4, 1) ERA: 5.1	3.1		13	3	0	0	2	1	0	0	0	0	0	16	20	0.00	1.200
Bob James, R (8, 1) ERA: 5.46	2.0		7	0	0	0	0	0	1	0	0	0	0	6	10	0.00	0.000

PITCHER	IP	WLS	BF	H	R	ER	SO	BB	IBB	HBP	BLK	WP	HR	S	P	ERA	WHIP

Detroit Tigers @ Chicago White Sox

Comiskey Park, Chicago, IL

Fri Aug 01 1986, 8:05 PM EDT

Att. 28,244 - Unknown

TOP

livebaseballscorecards.com

AB	33
R	5
H	9
RBI	4
BB	3
SO	2
LOB	14

WP: 1 PB: 0 SB: 3 CS: 2 PA: 37

BOTTOM

Detroit Tigers @ Chicago White Sox

Comiskey Park, Chicago, IL

Fri Aug 01 1986, 8:05 PM EDT

Att. 28,244 - Unknown

Batter	1	2	3	4	5	6	7	8	9	AB	R	H	RBI	BB	SO	LOB
John Cangelosi, S (1, 7) (9, 8) OBP: 0.377, SLG: 0.330	B3		G3			1B	L8			4	1	1	0	0	0	1
Daryl Boston, L (1, 8) OBP: 0.667, SLG: 1.000 Reid Nichols, R (8, PH) (9, 7) OBP: 0.254, SLG: 0.211	6-3			3-1		HR		SSS K		3	1	2	1	0	0	0
				2B		2-H 1B				1	0	0	0	0	1	0
Harold Baines, L (1, 9) OBP: 0.347, SLG: 0.463	3-1			3-1		SSS K		SSS K		4	0	0	0	0	2	2
				2-3												
Greg Walker, L (1, 3) OBP: 0.349, SLG: 0.500 Steve Lyons, L (8, PR) (9, 3) OBP: 0.294, SLG: 0.326		BBBB G5-3 1B BB		SSS K		1-H HR		CS 1B		3	1	2	2	1	1	1
										0	0	0	0	0	0	0
Jerry Hairston, S (1, 10) OBP: 0.387, SLG: 0.464		G5-3 1-2 1B		4-3		HR		CS 1-2	F9 2B	4	1	3	1	0	0	1
Tim Hulett, R (1, 5) OBP: 0.298, SLG: 0.440		G5-3 1-2 2-3f			F7	F3			F9 2-3	4	0	0	0	0	0	3
Carlton Fisk, R (1, 2) OBP: 0.262, SLG: 0.293		6-3			F8		F7		F4	4	0	0	0	0	0	2
Ozzie Guillen, L (1, 6) OBP: 0.266, SLG: 0.324 Ivan Calderon, R (9, PH) OBP: 0.278, SLG: 0.310			F7		3-1		6-3		F9	3	0	0	0	0	0	0
										1	0	0	0	0	0	1
Julio Cruz, S (1, 4) OBP: 0.365, SLG: 0.241			3-1			SSS K	BBBB BB			2	0	0	0	1	1	0
Inning Stats	R: 0 H: 0 E: 0 LOB: 0 K: 0 BB: 0 S: 3 P: 3	R: 0 H: 1 E: 0 LOB: 1 K: 0 BB: 1 S: 3 P: 7	R: 0 H: 0 E: 0 LOB: 0 K: 0 BB: 0 S: 3 P: 3	R: 0 H: 1 E: 0 LOB: 1 K: 1 BB: 0 S: 6 P: 6	R: 0 H: 0 E: 0 LOB: 0 K: 0 BB: 0 S: 3 P: 3	R: 4 H: 4 E: 0 LOB: 0 K: 2 BB: 0 S: 11 P: 11	R: 0 H: 0 E: 0 LOB: 1 K: 0 BB: 1 S: 3 P: 7	R: 0 H: 1 E: 0 LOB: 1 K: 2 BB: 0 S: 7 P: 7	R: 0 H: 1 E: 0 LOB: 1 K: 0 BB: 0 S: 4 P: 4	1B: 3 SF: 0 2B: 3 SAC: 0 3B: 0 DP: 1 HR: 2 HBP: 0						

livebaseballscorecards.com

	AB	33
	R	4
	H	8
	RBI	4
	BB	2
	SO	5
	LOB	11

PITCHER		IP	WLS	BF	H	R	ER	SO	BB	IBB	HBP	BLK	WP	HR	S	P	ERA	WHIP
Walt Terrell, R ERA: 4.21	(1, 1)	7.0	W	28	6	4	4	3	2	0	0	0	0	2	32	40	5.14	1.143
Willie Hernandez, L ERA: 2.88	(8, 1)	2.0	S	7	2	0	0	2	0	0	0	0	0	0	11	11	0.00	1.000

PITCHER	IP	WLS	BF	H	R	ER	SO	BB	IBB	HBP	BLK	WP	HR	S	P	ERA	WHIP

Batter	1	2	3	4	5	6	7	8	9	AB	R	H	RBI	BB	SO	LOB
Dave Collins, S (1, 10) OBP: 0.371, SLG: 0.364	S S S 0-3 ① K	x 0-0 ③ F8			x 0-0 2B			x 0-0 1B		4	0	2	0	0	1	0
Alan Trammell, R (1, 6) OBP: 0.331, SLG: 0.416	x 0-0 WP 1B 2B		x 0-0 ① 4-3		x 0-0 ③ 6-3			x 0-0 ① F4		4	1	1	0	0	0	2
Kirk Gibson, L (1, 9) OBP: 0.395, SLG: 0.520	B B B B 4-0 1B 1B 2-3 BB		S S S 0-3 ② K			x 0-0 ① 4-3		S S S 0-3 ② K		3	1	0	0	1	2	1
Chet Lemon, R (1, 8) OBP: 0.312, SLG: 0.353	x 0-0 1B SF9 1-2 3-H 1B		S S S 0-3 ③ K			x 0-0 ② F8		x 0-0 ③ 6-3		4	1	1	1	0	1	1
Darnell Coles, R (1, 5) OBP: 0.321, SLG: 0.440	x 0-0 S 1-3 2-H 1B			x 0-0 ① 6-3		S S S 0-3 ③ K			x 0-0 ① F7	4	0	1	1	0	1	0
Larry Herndon, R (1, 7) OBP: 0.299, SLG: 0.379	x 0-0 ② SF9 3-H			x 0-0 ② 6-3			S S S 0-3 ① K		x 0-0 ② G3	3	0	0	1	0	1	0
Tom Brookens, R (1, 4) OBP: 0.314, SLG: 0.325	x 0-0 ③ F9 1-2			x 0-0 ③ 1-3			x 0-0 1B		S S S 0-3 ③ K	4	0	1	0	0	1	1
Dave Engle, R (1, 3) OBP: 0.315, SLG: 0.341		S S S 0-3 ① K			x 0-0 G1-4-3 1B		x 0-0 ② F8			3	0	1	0	0	1	1
Dwight Lowry, L (1, 2) OBP: 0.390, SLG: 0.440		x 0-0 ② F5			x 0-0 ① ② G1-4-3 1-2f		x 0-0 ③ L9			3	0	0	0	0	0	2
Inning Stats	R: 3 H: 3 E: 0 LOB: 1 K: 1 BB: 1 S: 8 P: 12	R: 0 H: 0 E: 0 LOB: 0 K: 1 BB: 0 S: 5 P: 5	R: 0 H: 0 E: 0 LOB: 0 K: 2 BB: 0 S: 7 P: 7	R: 0 H: 0 E: 0 LOB: 0 K: 0 BB: 0 S: 3 P: 3	R: 0 H: 2 E: 0 LOB: 1 K: 0 BB: 0 S: 4 P: 4	R: 0 H: 0 E: 0 LOB: 0 K: 1 BB: 0 S: 5 P: 5	R: 0 H: 1 E: 0 LOB: 1 K: 1 BB: 0 S: 6 P: 6	R: 0 H: 1 E: 0 LOB: 1 K: 1 BB: 0 S: 6 P: 6	R: 0 H: 0 E: 0 LOB: 0 K: 1 BB: 0 S: 5 P: 5	1B: 5 SF: 1 2B: 2 SAC: 0 3B: 0 DP: 1 HR: 0 HBP: 0						WP: 1 PA: 34 PB: 0 SB: 1 CS: 0	

PITCHER	IP	WLS	BF	H	R	ER	SO	BB	IBB	HBP	BLK	WP	HR	S	P	ERA	WHIP
Floyd Bannister, L (1, 1) ERA: 3.94	9.0	W	34	7	3	3	8	1	0	0	0	1	0	49	53	3.00	0.889

PITCHER	IP	WLS	BF	H	R	ER	SO	BB	IBB	HBP	BLK	WP	HR	S	P	ERA	WHIP

TOP

Detroit Tigers @ Chicago White Sox

Comiskey Park, Chicago, IL

Sat Aug 02 1986, 8:05 PM EDT

Att. 33,597 - Unknown

livebaseballscorecards.com

AB	32
R	3
H	7
RBI	3
BB	1
SO	8
LOB	8

Detroit Tigers @ Chicago White Sox

Comiskey Park, Chicago, IL

Sat Aug 02 1986, 8:05 PM EDT

Att. 33,597 - Unknown

BOTTOM

Batter	1	2	3	4	5	6	7	8	9	AB	R	H	RBI	BB	SO	LOB
John Cangelosi, S (1, 7) OBP: 0.377, SLG: 0.336	L7		SH1 1-3		SF7 3B		K 1-3			3	1	1	0	0	1	1
Daryl Boston, L (1, 8) OBP: 0.571, SLG: 1.200	G3		3B 3-H		SF7 3-H		1B IBB			2	0	1	2	1	0	0
Harold Baines, L (1, 9) OBP: 0.350, SLG: 0.472	HR		BB		F8		1B 1-3 3-H			3	1	2	2	1	0	0
Greg Walker, L (1, 3) OBP: 0.345, SLG: 0.493	K		F7		K		F6			4	0	0	0	0	2	4
Jerry Hairston, S (1, 10) OBP: 0.384, SLG: 0.453		F9		1B B1-3 BB		6-3		F8		3	1	0	0	1	0	0
Tim Hulett, R (1, 5) OBP: 0.297, SLG: 0.437		F8		B1-3 1-3 1B		5-3		F3		4	0	1	0	0	0	0
Carlton Fisk, R (1, 2) OBP: 0.259, SLG: 0.289		5-3		F7		F6		2-3		4	0	0	0	0	0	2
Ozzie Guillen, L (1, 6) OBP: 0.264, SLG: 0.322			5-3	B1-3 1-2 3-H			F7			3	0	0	1	0	0	1
Julio Cruz, S (1, 4) OBP: 0.369, SLG: 0.248			SH1 S 3B 1B	F9			WP E 1B 1B			3	2	2	0	0	0	1
Inning Stats	R: 1 E: 0 K: 1 S: 6 H: 1 LOB: 0 BB: 0 P: 6	R: 0 E: 0 K: 0 S: 3 H: 0 LOB: 0 BB: 0 P: 3	R: 1 E: 0 K: 0 S: 5 H: 2 LOB: 2 BB: 1 P: 9	R: 1 E: 0 K: 0 S: 4 H: 1 LOB: 1 BB: 1 P: 8	R: 1 E: 0 K: 1 S: 6 H: 1 LOB: 0 BB: 0 P: 6	R: 0 E: 0 K: 0 S: 3 H: 0 LOB: 0 BB: 0 P: 3	R: 1 E: 1 K: 1 S: 7 H: 2 LOB: 2 BB: 1 P: 11	R: 0 E: 0 K: 0 S: 3 H: 0 LOB: 0 BB: 0 P: 3		1B: 4 2B: 0 3B: 2 HR: 1 SF: 1 SAC: 1 DP: 0 HBP: 0						

livebaseballscorecards.com

	AB	29
	R	5
	H	7
	RBI	5
	BB	3
	SO	3
	LOB	9

WP: 1 PB: 0 SB: 1 CS: 0 PA: 34

PITCHER		IP	WLS	BF	H	R	ER	SO	BB	IBB	HBP	BLK	WP	HR	S	P	ERA	WHIP
Jack Morris, R ERA: 3.35	(1, 1)	6.2	L	30	7	5	5	3	2	1	0	0	1	1	33	45	6.75	1.350
Mark Thurmond, L ERA: 5.99	(7, 1)	1.1		4	0	0	0	0	0	0	0	0	0	0	4	4	0.00	0.000

PITCHER	IP	WLS	BF	H	R	ER	SO	BB	IBB	HBP	BLK	WP	HR	S	P	ERA	WHIP

Detroit Tigers @ Chicago White Sox

Comiskey Park, Chicago, IL

Sun Aug 03 1986, 4:33 AM EDT

Att. 26,737 - Unknown

TOP

livebaseballscorecards.com

Batter	1	2	3	4	5	6	7	8	9	AB	R	H	RBI	BB	SO	LOB
Lou Whitaker, L (1, 4) OBP: 0.327, SLG: 0.439	BBBB 4-0 CS BB		x 0-0 1-3 1B		x 0-0 ③ F6		x 0-0 ① F5		x 0-0 ② F5	4	0	1	0	1	0	1
Alan Trammell, R (1, 6) OBP: 0.328, SLG: 0.412 Dave Bergman, L (9, PH) OBP: 0.345, SLG: 0.346	x 0-0 ① F4	SSS 0-3 ② K				x 0-0 ① 6-3	x 0-0 ② F8		x 0-0 ③ F5	4 1	0 0	0 0	0 0	0 0	1 0	4 0
Kirk Gibson, L (1, 9) OBP: 0.393, SLG: 0.527	x 0-0 ② F6		x 0-0 ③ 4-3			x 0-0 HR	SSS 0-3 ③ K			4	1	1	1	0	1	4
Johnny Grubb, L (1, 10) OBP: 0.396, SLG: 0.674 Larry Herndon, R (8, PH) OBP: 0.302, SLG: 0.379	0-0 ③ CS 1-2	SSS 0-3 ① K		x 0-0 2B		BBBB 4-0 BB WP BB		BBBB 4-0 BB 1B BB		2 0	0 0	1 0	0 0	1 1	1 0	0 0
Darrell Evans, L (1, 3) OBP: 0.361, SLG: 0.439		x 0-0 G3 1B		SSS 0-3 ① K		BBBB 4-0 1-2 BB		SSS 0-3 ① K		3	0	1	0	1	2	2
Dave Collins, S (1, 7) OBP: 0.372, SLG: 0.364		x 0-0 ② G3 1-2		SSS 0-3 ② K		BBBB 4-0 1-2 2-3 BB		x 0-0 1-2 BB 1B		3	0	1	0	1	1	2
Darnell Coles, R (1, 5) OBP: 0.320, SLG: 0.436		x 0-0 ③ F8		x 0-0 ③ F7		x 0-0 ② F9		BBBB 4-0 1-2 2-3 G6-4-3 BB		3	0	0	0	1	0	5
Chet Lemon, R (1, 8) OBP: 0.307, SLG: 0.348			SSS 0-3 ① K		x 0-0 ① F9	x 0-0 ③ F8		x 0-0 ②③ G6-4-3 1-2f		4	0	0	0	0	1	6
Dwight Lowry, L (1, 2) OBP: 0.395, SLG: 0.436			x 0-0 1B 1B		x 0-0 ② 1-3		BBBB 4-0 BB		x 0-0 ① 4-3	3	0	1	0	1	0	0
Inning Stats	R: 0 E: 0 K: 0 S: 2 H: 0 LOB: 0 BB: 1 P: 6	R: 0 E: 0 K: 1 S: 6 H: 1 LOB: 1 BB: 0 P: 6	R: 0 E: 0 K: 2 S: 9 H: 2 LOB: 2 BB: 0 P: 9	R: 0 E: 0 K: 2 S: 8 H: 1 LOB: 1 BB: 0 P: 8	R: 0 E: 0 K: 0 S: 3 H: 0 LOB: 0 BB: 0 P: 3	R: 1 E: 0 K: 0 S: 4 H: 1 LOB: 3 BB: 3 P: 16	R: 0 E: 0 K: 1 S: 5 H: 0 LOB: 1 BB: 1 P: 9	R: 0 E: 0 K: 1 S: 5 H: 1 LOB: 2 BB: 2 P: 13	R: 0 E: 0 K: 0 S: 3 H: 0 LOB: 0 BB: 0 P: 3	1B: 4 2B: 1 3B: 0 HR: 1	SF: 0 SAC: 0 DP: 1 HBP: 0			WP: 1 PB: 0 SB: 0 CS: 1	PA: 39		

	AB	31
	R	1
	H	6
	RBI	1
	BB	7
	SO	7
	LOB	24

PITCHER		IP	WLS	BF	H	R	ER	SO	BB	IBB	HBP	BLK	WP	HR	S	P	ERA	WHIP
Joe Cowley, R ERA: 4.25	(1, 1)	7.0	W	30	5	1	1	6	5	0	0	0	1	1	37	57	1.29	1.429
Ray Searage, L ERA: 5.04	(8, 1)	0.1		4	1	0	0	1	2	0	0	0	0	0	4	12	0.00	9.000
Bill Dawley, R ERA: 3.45	(8, 1)	1.2		4	0	0	0	0	0	0	0	0	0	0	4	4	0.00	0.000

PITCHER	IP	WLS	BF	H	R	ER	SO	BB	IBB	HBP	BLK	WP	HR	S	P	ERA	WHIP

Detroit Tigers @ Chicago White Sox

Comiskey Park, Chicago, IL

Sun Aug 03 1986, 4:33 AM EDT

Att. 26,737 - Unknown

BOTTOM

Batter	1	2	3	4	5	6	7	8	9	AB	R	H	RBI	BB	SO	LOB
John Cangelosi, S (1, 7) OBP: 0.377, SLG: 0.337	5-3		FC6-5 1-3 1B	1-2 3B 1B	F8			3-1		5	1	2	0	0	0	1
Daryl Boston, L (1, 8) OBP: 0.417, SLG: 0.900	F8		FC6-5 HR 2-3 3-H	1-H 2-H SF9 3B	F8			4-3		5	2	1	3	0	0	2
Harold Baines, L (1, 9) OBP: 0.349, SLG: 0.477	F9		1-H HR	SF9 3-H		3-1		6-3		4	1	1	3	0	0	0
Jerry Hairston, S (1, 10) OBP: 0.387, SLG: 0.450		F7	BB	1B 1B		F6				3	1	1	0	1	0	0
Tim Hulett, R (1, 5) OBP: 0.297, SLG: 0.435		5-3	F8	1B 1-2 1B		F3				4	0	1	0	0	0	1
Russ Morman, R (1, 3) OBP: 0.750, SLG: 1.500		1B	HR / 1-3 2-H 1B				F7			4	1	3	2	0	0	0
Carlton Fisk, R (1, 2) OBP: 0.262, SLG: 0.301		F6	1B SF7 1B / F7					HR		4	2	2	1	0	0	3
Ozzie Guillen, L (1, 6) OBP: 0.264, SLG: 0.321			G1-4-3	1B 1-3 3B 1B	F7			F8		4	1	1	0	0	0	0
Julio Cruz, S (1, 4) OBP: 0.372, SLG: 0.247			BB 1B FC6-5	SF7 3-H	BB			6-3		1	1	0	1	2	0	0
Inning Stats	R: 0 E: 0 K: 0 S: 3 H: 0 LOB: 0 BB: 0 P: 3	R: 0 E: 0 K: 0 S: 4 H: 1 LOB: 1 BB: 0 P: 4	R: 3 E: 0 K: 0 S: 5 H: 2 LOB: 1 BB: 2 P: 13	R: 6 E: 0 K: 0 S: 11 H: 8 LOB: 2 BB: 0 P: 11	R: 0 E: 0 K: 0 S: 3 H: 0 LOB: 1 BB: 1 P: 7	R: 0 E: 0 K: 0 S: 3 H: 0 LOB: 0 BB: 0 P: 3	R: 1 E: 0 K: 0 S: 4 H: 1 LOB: 0 BB: 0 P: 4	R: 0 E: 0 K: 0 S: 3 H: 0 LOB: 0 BB: 0 P: 3		1B: 8 2B: 0 3B: 1 HR: 3	SF: 2 SAC: 0 DP: 0 HBP: 0						

	AB	34
	R	10
	H	12
	RBI	10
	BB	3
	SO	0
	LOB	7

WP: 0 PB: 0 SB: 0 CS: 0 PA: 39

livebaseballscorecards.com

PITCHER		IP	WLS	BF	H	R	ER	SO	BB	IBB	HBP	BLK	WP	HR	S	P	ERA	WHIP
Randy O'Neal, R ERA: 4.92	(1, 1)	3.1	L	19	7	7	7	0	2	0	0	0	0	2	17	25	18.90	2.700
Jim Slaton, R ERA: 5.36	(4, 1)	4.2		20	5	3	3	0	1	0	0	0	0	1	19	23	5.79	1.286

PITCHER	IP	WLS	BF	H	R	ER	SO	BB	IBB	HBP	BLK	WP	HR	S	P	ERA	WHIP

Batter	1	2	3	4	5	6	7	8	9	AB	R	H	RBI	BB	SO	LOB
John Cangelosi, S (1, 7) OBP: 0.376, SLG: 0.336	5-3		CS 1B			F2		G3 2-3		4	0	1	0	0	0	1
Daryl Boston, L (1, 8) OBP: 0.375, SLG: 0.714	S 1B		F5 1-2			L8		F8		4	0	1	0	0	0	2
Harold Baines, L (1, 9) OBP: 0.348, SLG: 0.475	K 1-2			1B		K			4-3	4	0	1	0	0	2	1
Jerry Hairston, S (1, 10) OBP: 0.377, SLG: 0.437	F7			K			G3		F9	4	0	0	0	0	1	2
Tim Hulett, R (1, 5) OBP: 0.293, SLG: 0.429		4-3		K			F9		F8	4	0	0	0	0	1	1
Russ Morman, R (1, 3) OBP: 0.571, SLG: 1.000		1B		6-3			F9			3	0	1	0	0	0	1
Carlton Fisk, R (1, 2) OBP: 0.260, SLG: 0.298		K			1-3			E5 SH SF8		3	1	0	0	0	1	1
Ozzie Guillen, L (1, 6) OBP: 0.263, SLG: 0.319		K			L7			SH G3 1-3		2	0	0	0	0	1	1
Julio Cruz, S (1, 4) OBP: 0.366, SLG: 0.244			6-3		F8			SF8 3-H		2	0	0	1	0	0	0
Inning Stats	R: 0 H: 1 E: 0 LOB: 1 K: 1 BB: 0 S: 6 P: 6	R: 0 H: 1 E: 0 LOB: 1 K: 2 BB: 0 S: 8 P: 8	R: 0 H: 1 E: 0 LOB: 0 K: 0 BB: 0 S: 3 P: 3	R: 0 H: 1 E: 0 LOB: 1 K: 2 BB: 0 S: 8 P: 8	R: 0 H: 0 E: 0 LOB: 0 K: 0 BB: 0 S: 3 P: 3	R: 0 H: 0 E: 0 LOB: 0 K: 1 BB: 0 S: 5 P: 5	R: 0 H: 0 E: 0 LOB: 0 K: 0 BB: 0 S: 3 P: 3	R: 1 H: 0 E: 2 LOB: 1 K: 0 BB: 0 S: 5 P: 5	R: 0 H: 0 E: 0 LOB: 0 K: 0 BB: 0 S: 3 P: 3	1B: 4 SF: 1 2B: 0 SAC: 1 3B: 0 DP: 0 HR: 0 HBP: 0						

PITCHER	IP	WLS	BF	H	R	ER	SO	BB	IBB	HBP	BLK	WP	HR	S	P	ERA	WHIP
Roger Clemens, R (1, 1) ERA: 2.41	9.0	L	32	4	1	0	6	0	0	0	0	0	0	44	44	0.00	0.444

PITCHER	IP	WLS	BF	H	R	ER	SO	BB	IBB	HBP	BLK	WP	HR	S	P	ERA	WHIP

TOP

Chicago White Sox @ Boston Red Sox

Fenway Park, Boston, MA

Mon Aug 04 1986, 7:05 PM EDT

Att. 34,780 - Unknown

livebaseballscorecards.com

AB	30
R	1
H	4
RBI	1
BB	0
SO	6
LOB	10

WP: 0 PA: 32
PB: 0
SB: 1
CS: 1

Batter	1	2	3	4	5	6	7	8	9	AB	R	H	RBI	BB	SO	LOB
Marty Barrett, R (1, 4) OBP: 0.339, SLG: 0.370	S S S 0-3 K HBP BB	x 0-0 ③ FC6-4 1-2f			x 0-0 ② F5			x 0-0 ① G3		4	0	0	0	0	1	1
Wade Boggs, L (1, 5) OBP: 0.447, SLG: 0.467	x 0-0 ① F8		x 0-0 E8 1B		S S S 0-3 ③ K			x 0-0 ② 6-3		4	0	1	0	0	1	1
Bill Buckner, L (1, 3) OBP: 0.282, SLG: 0.385	B B B B 4-0 HBP 1-2 BB		x 0-0 ① F8			x 0-0 ① 3-1		x 0-0 ③ F5		3	0	0	0	1	0	1
Jim Rice, R (1, 7) OBP: 0.385, SLG: 0.493	S S S 0-3 ② K		x 0-0 ② F8			x 0-0 ② F8			S S S 0-3 ① K	4	0	0	0	0	2	3
Don Baylor, R (1, 10) OBP: 0.337, SLG: 0.432	H 1-0 FC6-4 1-2 2-3 HBP		S S S 0-3 ③ K			S S S 0-3 ③ K			x 0-0 ② L7	3	0	0	0	0	2	1
Dwight Evans, R (1, 9) OBP: 0.362, SLG: 0.447	x 0-0 ③ FC6-4 1-2f			x 0-0 ① F7			x 0-0 ① 5-3		x 0-0 1B	4	0	1	0	0	0	3
Tony Armas, R (1, 8) OBP: 0.318, SLG: 0.402		x 0-0 FC5-4 1B		S S S 0-3 ② K			B B B B 4-0 FC4-6 BB		x 0-0 ③ F6	3	0	1	0	1	1	1
Rich Gedman, L (1, 2) OBP: 0.301, SLG: 0.390		x 0-0 ① F9		x 0-0 ③ F5			x 0-0 ② FC4-6 1-2f			3	0	0	0	0	0	2
Rey Quinones, R (1, 6) OBP: 0.314, SLG: 0.346		x 0-0 ② FC5-4 FC6-4 1-2f			x 0-0 ① F6		x 0-0 ③ F8			3	0	0	0	0	0	2
Inning Stats	R: 0 H: 0 E: 0 LOB: 3 K: 2 BB: 1 S: 8 P: 13	R: 0 H: 1 E: 0 LOB: 1 K: 0 BB: 0 S: 4 P: 4	R: 0 H: 1 E: 1 LOB: 1 K: 1 BB: 0 S: 6 P: 6	R: 0 H: 0 E: 0 LOB: 0 K: 1 BB: 0 S: 5 P: 5	R: 0 H: 0 E: 0 LOB: 0 K: 1 BB: 0 S: 5 P: 5	R: 0 H: 0 E: 0 LOB: 0 K: 1 BB: 0 S: 5 P: 5	R: 0 H: 0 E: 0 LOB: 1 K: 0 BB: 1 S: 3 P: 7	R: 0 H: 0 E: 0 LOB: 0 K: 0 BB: 0 S: 3 P: 3	R: 0 H: 1 E: 0 LOB: 1 K: 1 BB: 0 S: 6 P: 6	1B: 3 SF: 0 2B: 0 SAC: 0 3B: 0 DP: 0 HR: 0 HBP: 1						WP: 0 PA: 34 PB: 1 SB: 0 CS: 0	

BOTTOM

Chicago White Sox @ Boston Red Sox

Fenway Park, Boston, MA

Mon Aug 04 1986, 7:05 PM EDT

Att. 34,780 - Unknown

livebaseballscorecards.com

AB	31
R	0
H	3
RBI	0
BB	2
SO	7
LOB	15

PITCHER		IP	WLS	BF	H	R	ER	SO	BB	IBB	HBP	BLK	WP	HR	S	P	ERA	WHIP
Jose DeLeon, R ERA: 4.86	(1, 1)	7.0	W	27	2	0	0	6	2	0	1	0	0	0	36	45	0.00	0.571
Bob James, R ERA: 5.34	(8, 1)	1.1		4	0	0	0	1	0	0	0	0	0	0	6	6	0.00	0.000
Dave Schmidt, R ERA: 3.67	(9, 1)	0.2	S	3	1	0	0	0	0	0	0	0	0	0	3	3	0.00	1.500

PITCHER	IP	WLS	BF	H	R	ER	SO	BB	IBB	HBP	BLK	WP	HR	S	P	ERA	WHIP

Batter	1	2	3	4	5	6	7	8	9	AB	R	H	RBI	BB	SO	LOB
John Cangelosi, S (1, 7) OBP: 0.374, SLG: 0.335	F8 S 1B		F8		F8			F7		4	0	1	0	0	0	1
Daryl Boston, L (1, 8) OBP: 0.300, SLG: 0.556	F8 1-3			K	G1-6-3 1-2			4-3		4	0	0	0	0	1	2
Harold Baines, L (1, 9) OBP: 0.347, SLG: 0.480	K			F6		F8		HR		4	1	1	1	0	1	1
Jerry Hairston, S (1, 10) OBP: 0.380, SLG: 0.446	3-1			2B		F5		1B		4	0	2	0	0	0	1
Tim Hulett, R (1, 5) OBP: 0.289, SLG: 0.423		6-3		F8		6-3		F3		4	0	0	0	0	0	2
Russ Morman, R (1, 3) OBP: 0.455, SLG: 0.727		5-3			HR 1B		F3		F8	4	1	1	0	0	0	0
Carlton Fisk, R (1, 2) OBP: 0.262, SLG: 0.310		5-3			1-H HR		1B		6-3	4	1	2	2	0	0	0
Ozzie Guillen, L (1, 6) OBP: 0.262, SLG: 0.318			4-3		S 1B		F6		6-3	4	0	1	0	0	0	1
Julio Cruz, S (1, 4) OBP: 0.361, SLG: 0.240			B1-3		K		4-3			3	0	0	0	0	1	2
Inning Stats	R: 0 H: 1 E: 0 LOB: 1 K: 1 BB: 0 S: 6 P: 6	R: 0 H: 0 E: 0 LOB: 0 K: 0 BB: 0 S: 3 P: 3	R: 0 H: 0 E: 0 LOB: 0 K: 0 BB: 0 S: 3 P: 3	R: 0 H: 1 E: 0 LOB: 1 K: 1 BB: 0 S: 6 P: 6	R: 2 H: 3 E: 0 LOB: 1 K: 1 BB: 0 S: 8 P: 8	R: 0 H: 0 E: 0 LOB: 0 K: 0 BB: 0 S: 3 P: 3	R: 0 H: 1 E: 0 LOB: 1 K: 0 BB: 0 S: 4 P: 4	R: 1 H: 2 E: 0 LOB: 1 K: 0 BB: 0 S: 5 P: 5	R: 0 H: 0 E: 0 LOB: 0 K: 0 BB: 0 S: 3 P: 3	1B: 5 SF: 0 2B: 1 SAC: 0 3B: 0 DP: 0 HR: 2 HBP: 0			WP: 0 PA: 35 PB: 0 SB: 2 CS: 0			

TOP

Chicago White Sox @ Boston Red Sox

Fenway Park, Boston, MA

Tue Aug 05 1986, 7:05 PM EDT

Att. 35,236 - Unknown

livebaseballscorecards.com

AB	35
R	3
H	8
RBI	3
BB	0
SO	3
LOB	10

PITCHER		IP	WLS	BF	H	R	ER	SO	BB	IBB	HBP	BLK	WP	HR	S	P	ERA	WHIP
Oil Can Boyd, R ERA: 3.7	(1, 1)	7.2	L	31	8	3	3	3	0	0	0	0	0	2	37	37	3.52	1.043
Calvin Schiraldi, R ERA: 0.53	(8, 1)	1.1		4	0	0	0	0	0	0	0	0	0	0	4	4	0.00	0.000

PITCHER	IP	WLS	BF	H	R	ER	SO	BB	IBB	HBP	BLK	WP	HR	S	P	ERA	WHIP

Batter	1	2	3	4	5	6	7	8	9	AB	R	H	RBI	BB	SO	LOB
Marty Barrett, R (1, 4) OBP: 0.336, SLG: 0.366	F9		F2			6-3			F8	4	0	0	0	0	0	0
Wade Boggs, L (1, 5) OBP: 0.443, SLG: 0.462	E6			F8		4-3			6-3	4	0	0	0	0	0	0
Bill Buckner, L (1, 3) OBP: 0.281, SLG: 0.384	F8			F8			S 1B		F8	4	0	1	0	0	0	1
Jim Rice, R (1, 7) OBP: 0.382, SLG: 0.489	4-3			F9			F9			3	0	0	0	0	0	2
Don Baylor, R (1, 10) OBP: 0.335, SLG: 0.429		F5			6-3		F9			3	0	0	0	0	0	1
Dwight Evans, R (1, 9) OBP: 0.359, SLG: 0.443		6-3			F9		SSS K 1-2			3	0	0	0	0	1	1
Rich Gedman, L (1, 2) OBP: 0.299, SLG: 0.386		F8			3-1			6-3		3	0	0	0	0	0	0
Tony Armas, R (1, 8) OBP: 0.318, SLG: 0.414			5-3			HR		6-3		3	1	1	1	0	0	0
Rey Quinones, R (1, 6) OBP: 0.316, SLG: 0.348			F9			1 1B		SSS K		2	0	1	0	0	0	0
Mike Greenwell, L (8, PH)										1	0	0	0	0	1	0
Ed Romero, R (9, 6) OBP: 0.271, SLG: 0.261										0	0	0	0	0	0	0
Inning Stats	R: 0 E: 1 K: 0 S: 4 H: 0 LOB: 1 BB: 0 P: 4	R: 0 E: 0 K: 0 S: 3 H: 0 LOB: 0 BB: 0 P: 3	R: 0 E: 0 K: 0 S: 3 H: 0 LOB: 0 BB: 0 P: 3	R: 0 E: 0 K: 0 S: 3 H: 0 LOB: 0 BB: 0 P: 3	R: 0 E: 0 K: 0 S: 3 H: 0 LOB: 0 BB: 0 P: 3	R: 1 E: 0 K: 0 S: 4 H: 2 LOB: 0 BB: 0 P: 4	R: 0 E: 0 K: 1 S: 6 H: 1 LOB: 1 BB: 0 P: 6	R: 0 E: 0 K: 1 S: 5 H: 0 LOB: 0 BB: 0 P: 5	R: 0 E: 0 K: 0 S: 3 H: 0 LOB: 0 BB: 0 P: 3	1B: 2 2B: 0 3B: 0 HR: 1 SF: 0 SAC: 0 DP: 0 HBP: 0				WP: 0 PB: 0 SB: 1 CS: 0		PA: 30

PITCHER		IP	WLS	BF	H	R	ER	SO	BB	IBB	HBP	BLK	WP	HR	S	P	ERA	WHIP
Richard Dotson, R ERA: 6.13	(1, 1)	7.0	W	24	3	1	1	1	0	0	0	0	0	1	26	26	1.29	0.429
Gene Nelson, R ERA: 3.42	(8, 1)	2.0	S	6	0	0	0	1	0	0	0	0	0	0	8	8	0.00	0.000

PITCHER	IP	WLS	BF	H	R	ER	SO	BB	IBB	HBP	BLK	WP	HR	S	P	ERA	WHIP

BOTTOM

Chicago White Sox @ Boston Red Sox

Fenway Park, Boston, MA

Tue Aug 05 1986, 7:05 PM EDT

Att. 35,236 - Unknown

livebaseballscorecards.com

AB	30
R	1
H	3
RBI	1
BB	0
SO	2
LOB	5

Chicago White Sox @ Boston Red Sox

Fenway Park, Boston, MA

Wed Aug 06 1986, 7:05 PM EDT

Att. 33,517 - Unknown

livebaseballscorecards.com

Batter	1	2	3	4	5	6	7	8	9	AB	R	H	RBI	BB	SO	LOB
John Cangelosi, S (1, 8) OBP: 0.373, SLG: 0.334	F9			L5			F9		1B	4	0	1	0	0	0	0
Reid Nichols, R (1, 7) OBP: 0.254, SLG: 0.230	F9			4-3			F8 2B		F4	4	0	1	0	0	0	1
Harold Baines, L (1, 9) OBP: 0.345, SLG: 0.477	F7			F4			F8 2-3			3	0	0	0	0	0	1
Carlton Fisk, R (1, 2) OBP: 0.263, SLG: 0.310		G6-4-3 1B			F7		4-3			3	0	1	0	0	0	1
Tim Hulett, R (1, 5) OBP: 0.287, SLG: 0.419		G6-4-3 1-2f			F8			F7		3	0	0	0	0	0	1
Russ Morman, R (1, 3) OBP: 0.357, SLG: 0.571		K			K			F7		3	0	0	0	0	2	0
Ivan Calderon, R (1, 10) OBP: 0.273, SLG: 0.303			K			F3		F8		3	0	0	0	0	1	0
Ozzie Guillen, L (1, 6) OBP: 0.261, SLG: 0.316			4-3			F5			F4	2	0	0	0	0	0	0
Brian Giles, R (9, PH)										1	0	0	0	0	0	0
Julio Cruz, S (1, 4) OBP: 0.356, SLG: 0.235			K			5-3			6-3	3	0	0	0	0	1	0

Inning Stats	1	2	3	4	5	6	7	8	9		
	R: 0 H: 0 E: 0 LOB: 0 K: 0 BB: 0 S: 3 P: 3	R: 0 H: 1 E: 0 LOB: 0 K: 1 BB: 0 S: 5 P: 5	R: 0 H: 0 E: 0 LOB: 0 K: 2 BB: 0 S: 7 P: 7	R: 0 H: 0 E: 0 LOB: 0 K: 0 BB: 0 S: 3 P: 3	R: 0 H: 0 E: 0 LOB: 0 K: 1 BB: 0 S: 5 P: 5	R: 0 H: 0 E: 0 LOB: 0 K: 0 BB: 0 S: 3 P: 3	R: 0 H: 1 E: 0 LOB: 1 K: 0 BB: 0 S: 4 P: 4	R: 0 H: 0 E: 0 LOB: 0 K: 0 BB: 0 S: 3 P: 3	R: 0 H: 1 E: 0 LOB: 1 K: 0 BB: 0 S: 4 P: 4	1B: 2 SF: 0 2B: 1 SAC: 0 3B: 0 DP: 1 HR: 0 HBP: 0	WP: 0 PA: 29 PB: 0 SB: 0 CS: 0

PITCHER	IP	WLS	BF	H	R	ER	SO	BB	IBB	HBP	BLK	WP	HR	S	P	ERA	WHIP
Bruce Hurst, L (1, 1) ERA: 3.1	9.0	W	29	3	0	0	4	0	0	0	0	0	0	37	37	0.00	0.333

PITCHER	IP	WLS	BF	H	R	ER	SO	BB	IBB	HBP	BLK	WP	HR	S	P	ERA	WHIP

AB	29
R	0
H	3
RBI	0
BB	0
SO	4
LOB	4

BOTTOM

Batter	1	2	3	4	5	6	7	8	9	AB	R	H	RBI	BB	SO	LOB
Wade Boggs, L (1, 5) OBP: 0.449, SLG: 0.465	BBBB 4-0 HR BB	BBBB 4-0 1B PB 2B BB	x 0-0 ② 1-3 1B			x 0-0 F8 1B 1B		BBBB 4-0 BB 1B BB		2	3	2	0	3	0	0
Marty Barrett, R (1, 4) OBP: 0.341, SLG: 0.377	x 0-0 1-H HR	x 0-0 BB 1-3 2B 1B	x 0-0 ③ F8			x 0-0 F8 1-2 1B		BBBB 4-0 1B 1B 1-2 BB		4	3	3	2	1	0	1
Jim Rice, R (1, 7) OBP: 0.381, SLG: 0.486 Mike Greenwell, L (8, 7) OBP: 0.400, SLG: 0.250	x 0-0 1B WP 1B 1B	SSS 0-3 ① K		x 0-0 ① F3		x 0-0 ② F8 1-2 2-3		x 0-0 1B 1-3 2-H 1B		4 1	1 0	1 1	0 1	0 0	1 0	4 0
Don Baylor, R (1, 10) OBP: 0.336, SLG: 0.428	x 0-0 1B 1-3 1B 1B	x 0-0 ② F3		x 0-0 ② 6-3		x 0-0 ③ L3		x 0-0 G4-6-3 1-2 3-H 1B		5	1	2	1	0	0	4
Dwight Evans, R (1, 9) OBP: 0.360, SLG: 0.441	x 0-0 1B 1-2 3-H 1B	BBBB 4-0 1-2 2B BB		x 0-0 ③ 6-3			SSS 0-3 ① K	x 0-0 ② ③ G4-6-3 1-2f		4	1	1	1	1	1	2
Bill Buckner, L (1, 3) OBP: 0.285, SLG: 0.392 Dave Stapleton, R (8, 3) OBP: 0.190, SLG: 0.200	x 0-0 1-2 2-H 1B	x 0-0 1-H 2-H 3-H 2B			x 0-0 8-6 2B		x 0-0 ② F7			4 0	0 0	3 0	4 0	0 0	0 0	0 0
Tony Armas, R (1, 8) OBP: 0.317, SLG: 0.412 Kevin Romine, R (9, 8) OBP: 0.286, SLG: 0.281	x 0-0 ① F9	x 0-0 ③ 6-3			x 0-0 ① F6		x 0-0 1B			4 0	0 0	1 0	0 0	0 0	0 0	4 0
Ed Romero, R (1, 6) OBP: 0.271, SLG: 0.261	x 0-0 ② L8		x 0-0 1B 1B		x 0-0 ② ③ 8-6 2-3f		x 0-0 ③ F6			4	0	1	0	0	0	4
Marc Sullivan, R (1, 2) OBP: 0.235, SLG: 0.231	x 0-0 ③ F2		SSS 0-3 ① K			x 0-0 ① L8		SSS 0-3 ① K		4	0	0	0	0	2	3
Inning Stats	R: 4 E: 0 K: 0 S: 8 H: 5 LOB: 2 BB: 1 P: 12	R: 3 E: 0 K: 1 S: 7 H: 2 LOB: 1 BB: 2 P: 15	R: 0 E: 0 K: 1 S: 6 H: 2 LOB: 1 BB: 0 P: 6	R: 0 E: 0 K: 0 S: 3 H: 0 LOB: 0 BB: 0 P: 3	R: 0 E: 0 K: 0 S: 3 H: 1 LOB: 0 BB: 0 P: 3	R: 0 E: 0 K: 0 S: 5 H: 2 LOB: 2 BB: 0 P: 5	R: 0 E: 0 K: 1 S: 6 H: 1 LOB: 1 BB: 0 P: 6	R: 2 E: 0 K: 1 S: 6 H: 2 LOB: 1 BB: 2 P: 14		1B: 12 2B: 3 3B: 0 HR: 1 SF: 0 SAC: 0 DP: 2 HBP: 0						

PITCHER		IP	WLS	BF	H	R	ER	SO	BB	IBB	HBP	BLK	WP	HR	S	P	ERA	WHIP
Floyd Bannister, L ERA: 4.34	(1, 1)	0.0	L	6	5	4	4	0	1	0	0	0	1	1	5	9	∞	∞
Bill Dawley, R ERA: 3.59	(1, 1)	5.0		20	5	3	3	2	2	0	0	0	0	0	22	30	5.40	1.400
Bobby Thigpen, R ERA: 6.0	(6, 1)	3.0		15	5	2	2	2	2	0	0	0	0	0	17	25	6.00	2.333

PITCHER	IP	WLS	BF	H	R	ER	SO	BB	IBB	HBP	BLK	WP	HR	S	P	ERA	WHIP

Chicago White Sox @ Boston Red Sox

Fenway Park, Boston, MA

Wed Aug 06 1986, 7:05 PM EDT

Att. 33,517 - Unknown

livebaseballscorecards.com

AB	36
R	9
H	15
RBI	9
BB	5
SO	4
LOB	22

WP: 1 PA: 41
PB: 1
SB: 0
CS: 0

Batter	1	2	3	4	5	6	7	8	9	AB	R	H	RBI	BB	SO	LOB
John Cangelosi, S (1, 7) OBP: 0.373, SLG: 0.332	B B B B 4-0 S 1B BB	x 0-0 ① F9	x 0-0 WP 1-3 HR 3-H 1B	S S S 0-3 ③ K			x 0-0 ③ 3-1		x 0-0 ③ G3	5	2	1	1	1	1	3
Daryl Boston, L (1, 8) OBP: 0.320, SLG: 0.652	x 0-0 1B 1-H 1B 1B	S S S 0-3 ② K	x 0-0 1-H 3-H HR		x 0-0 ① 4-3			S S S 0-3 ① K		5	2	2	4	0	2	0
Harold Baines, L (1, 9) OBP: 0.347, SLG: 0.484	x 0-0 1B 1-3 SF 1B	H 1-0 1B HBP	x 0-0 ③ 6-3		x 0-0 ② F8			x 0-0 HR		4	2	2	1	0	0	0
Ron Hassey, L (1, 10) OBP: 0.383, SLG: 0.462	x 0-0 SF 1-3 1B 3-H 1B	x 0-0 FC6-4 1-2 1B		x 0-0 2B 1B 1B	x 0-0 ③ 6-3			x 0-0 ② 6-3		5	2	3	1	0	0	0
Tim Hulett, R (1, 5) OBP: 0.288, SLG: 0.432	S S S 0-3 ① K	x 0-0 ③ FC6-4 1-2f		x 0-0 1B 1-3 FC5-2 2B		x 0-0 ① F9		x 0-0 HR		5	1	2	1	0	1	4
Russ Morman, R (1, 3) OBP: 0.368, SLG: 0.556	x 0-0 SF 1-3 1B 3-H	x 0-0 ① F8	x 0-0 BB FC5-2 2-3 3-H 1B		x 0-0 ② 4-3			x 0-0 1B		4	1	2	2	0	0	0
Carlton Fisk, R (1, 2) OBP: 0.259, SLG: 0.305	x 0-0 ② F3	x 0-0 ② 6-3	x 0-0 ① FC5-2 BB 1-2 3-H		S S S 0-3 ③ K			x 0-0 ③ F4		5	0	0	0	0	1	5
Ozzie Guillen, L (1, 6) OBP: 0.260, SLG: 0.315	x 0-0 2-H 3-H 1B	x 0-0 E5 1B 1B	x 0-0 ② F7				x 0-0 ① F7		x 0-0 ① G3	5	1	1	2	0	0	2
Julio Cruz, S (1, 4) OBP: 0.357, SLG: 0.236	S S S 0-3 ③ K	x 0-0 1B 1-3 HR 1B	B B B 4-0 1-2 2-3 BB				x 0-0 ② 4-3		x 0-0 ② G3	4	1	1	0	1	1	1
Inning Stats	R: 5 E: 1 K: 2 S: 12 H: 4 LOB: 1 BB: 1 P: 16	R: 0 E: 0 K: 1 S: 6 H: 1 LOB: 2 BB: 0 P: 7	R: 4 E: 1 K: 0 S: 7 H: 3 LOB: 0 BB: 0 P: 7	R: 1 E: 0 K: 1 S: 8 H: 3 LOB: 3 BB: 1 P: 12	R: 0 E: 0 K: 0 S: 3 H: 0 LOB: 0 BB: 0 P: 3	R: 0 E: 0 K: 1 S: 5 H: 0 LOB: 0 BB: 0 P: 5	R: 0 E: 0 K: 0 S: 3 H: 0 LOB: 0 BB: 0 P: 3	R: 2 E: 0 K: 1 S: 8 H: 3 LOB: 1 BB: 0 P: 8	R: 0 E: 0 K: 0 S: 3 H: 0 LOB: 0 BB: 0 P: 3	1B: 10 2B: 1 3B: 0 HR: 3 SF: 1 SAC: 0 DP: 0 HBP: 1						

PITCHER		IP	WLS	BF	H	R	ER	SO	BB	IBB	HBP	BLK	WP	HR	S	P	ERA	WHIP
Danny Darwin, R ERA: 3.46	(1, 1)	2.2	L	20	8	9	3	3	1	0	1	0	1	1	24	29	10.12	3.375
Bryan Clutterbuck, R ERA: 2.7	(3, 1)	5.1		23	6	3	3	3	1	0	0	0	0	2	28	32	5.06	1.312
Mark Clear, R ERA: 1.76	(9, 1)	1.0		3	0	0	0	0	0	0	0	0	0	0	3	3	0.00	0.000

PITCHER	IP	WLS	BF	H	R	ER	SO	BB	IBB	HBP	BLK	WP	HR	S	P	ERA	WHIP

TOP

Chicago White Sox @ Milwaukee Brewers

Milwaukee County Stadium, Milwaukee, WI

Fri Aug 08 1986, 8:05 PM EDT
Att. 23,707 - Unknown

livebaseballscorecards.com

AB	42
R	12
H	14
RBI	12
BB	2
SO	6
LOB	15

WP: 1 PB: 0 SB: 1 CS: 0 PA: 46

BOTTOM

Batter	1	2	3	4	5	6	7	8	9	AB	R	H	RBI	BB	SO	LOB
Paul Molitor, R (1, 5) OBP: 0.337, SLG: 0.413	HR	K		F5			F8		5-3	5	1	1	1	0	1	2
Robin Yount, R (1, 8) Rick Manning, L (5, 8) OBP: 0.314, SLG: 0.418	1B HBP		L6		4-3		2B		1B	1 3	0 0	0 2	0 0	0 0	0 0	0 0
Cecil Cooper, L (1, 3) OBP: 0.315, SLG: 0.387	F7		HR		1B		5-3		F5	5	1	2	1	0	0	3
Gorman Thomas, R (1, 10) OBP: 0.323, SLG: 0.399	F7		FC4-6 BB		F3		6-3		F9	4	0	0	0	1	0	3
Ernest Riles, L (1, 6) OBP: 0.328, SLG: 0.361	1-3 1B		FC4-6 1-2f			HR BB		HR 1B		3	2	2	0	1	0	1
Rob Deer, R (1, 9) OBP: 0.342, SLG: 0.527	K		F5			1-H HR		1-H HR		4	2	2	4	0	1	3
Glenn Braggs, R (1, 7) OBP: 0.289, SLG: 0.356		K		5-3		5-3		6-3		4	0	0	0	0	1	0
Jim Gantner, L (1, 4) OBP: 0.338, SLG: 0.407		2B		2B		G3		3-1		4	0	2	0	0	0	0
Bill Schroeder, R (1, 2) OBP: 0.245, SLG: 0.321		F8		F7		6-3		K		4	0	0	0	0	1	2
Inning Stats	R: 1 E: 0 K: 1 S: 7	H: 2 LOB: 2 BB: 0 P: 8	R: 0 E: 0 K: 2 S: 8	H: 1 LOB: 1 BB: 0 P: 8	R: 1 E: 0 K: 0 S: 4	H: 1 LOB: 1 BB: 1 P: 8	R: 0 E: 0 K: 0 S: 4	H: 1 LOB: 1 BB: 0 P: 4	R: 0 E: 0 K: 0 S: 3	H: 1 LOB: 0 BB: 0 P: 3	R: 2 E: 0 K: 0 S: 4	H: 1 LOB: 0 BB: 1 P: 8	R: 0 E: 0 K: 0 S: 4	H: 1 LOB: 1 BB: 0 P: 4	R: 2 E: 0 K: 1 S: 7	H: 2 LOB: 0 BB: 0 P: 7	R: 0 E: 0 K: 0 S: 4	H: 1 LOB: 1 BB: 0 P: 4

PITCHER	IP	WLS	BF	H	R	ER	SO	BB	IBB	HBP	BLK	WP	HR	S	P	ERA	WHIP
Joe Cowley, R (1, 1) ERA: 4.36	6.0	W	27	7	4	4	3	2	0	1	0	0	3	30	39	6.00	1.500
Gene Nelson, R (7, 1) ERA: 3.5	3.0	S	13	4	2	2	1	0	0	0	0	0	1	15	15	6.00	1.333

PITCHER	IP	WLS	BF	H	R	ER	SO	BB	IBB	HBP	BLK	WP	HR	S	P	ERA	WHIP

Chicago White Sox @ Milwaukee Brewers

Milwaukee County Stadium, Milwaukee, WI

Fri Aug 08 1986, 8:05 PM EDT

Att. 23,707 - Unknown

livebaseballscorecards.com

AB	37
R	6
H	11
RBI	6
BB	2
SO	4
LOB	14

1B: 4	SF: 0	WP: 0	PA: 40
2B: 3	SAC: 0	PB: 0	
3B: 0	DP: 0	SB: 0	
HR: 4	HBP: 1	CS: 0	

Batter	1	2	3	4	5	6	7	8	9	AB	R	H	RBI	BB	SO	LOB
John Cangelosi, S (1, 8) OBP: 0.370, SLG: 0.330	5-3		5-3			F4		K		3	0	0	0	0	0	2
Ivan Calderon, R (8, PH) OBP: 0.271, SLG: 0.301										1	0	0	0	0	1	2
(8, 7)																
Reid Nichols, R (1, 7) OBP: 0.254, SLG: 0.231	K		2-H 1B			F4		K		4	0	1	0	0	2	3
(8, 8)																
Harold Baines, L (1, 9) OBP: 0.344, SLG: 0.479	F3			F5		4-3			G3	4	0	0	0	0	0	1
Carlton Fisk, R (1, 2) OBP: 0.262, SLG: 0.307		1B		F3			K		S 1B	4	0	2	0	0	1	0
Daryl Boston, L (9, PR) OBP: 0.320, SLG: 0.652										0	0	0	0	0	0	0
Tim Hulett, R (1, 5) OBP: 0.285, SLG: 0.426		K		F8			F4		F4	4	0	0	0	0	1	2
Russ Morman, R (1, 3) OBP: 0.348, SLG: 0.476		K			F4		F8		1-2 BB	3	0	0	0	1	1	1
Luis Salazar, R (1, 10) OBP: 0.333, SLG: 0.333		K			5-3			FC1-6 1B	K	3	0	1	0	0	1	1
Steve Lyons, L (8, PR) OBP: 0.294, SLG: 0.326										0	0	0	0	0	0	0
Ron Hassey, L (9, PH) OBP: 0.382, SLG: 0.460										1	0	0	0	0	1	2
Ozzie Guillen, L (1, 6) OBP: 0.258, SLG: 0.312			K		F9			1-2f FC1-6 1B		3	0	0	0	0	1	1
Julio Cruz, S (1, 4) OBP: 0.363, SLG: 0.250			1B 2B			1B		1-2 1B		2	0	2	0	0	0	0
Jerry Hairston, S (8, PH) OBP: 0.384, SLG: 0.450										1	0	1	0	0	0	0
Brian Giles, R (8, PR)										0	0	0	0	0	0	0
(8, 4)																
Inning Stats	R: 0 E: 0 K: 1 S: 5 H: 0 LOB: 0 BB: 0 P: 5	R: 0 E: 0 K: 3 S: 10 H: 1 LOB: 1 BB: 0 P: 10	R: 0 E: 0 K: 1 S: 6 H: 2 LOB: 2 BB: 0 P: 6	R: 0 E: 0 K: 0 S: 3 H: 0 LOB: 0 BB: 0 P: 3	R: 0 E: 0 K: 0 S: 3 H: 0 LOB: 0 BB: 0 P: 3	R: 0 E: 0 K: 0 S: 4 H: 1 LOB: 1 BB: 0 P: 4	R: 0 E: 0 K: 1 S: 5 H: 0 LOB: 0 BB: 0 P: 5	R: 0 E: 0 K: 2 S: 9 H: 2 LOB: 2 BB: 0 P: 9	R: 0 E: 0 K: 1 S: 6 H: 1 LOB: 2 BB: 1 P: 10	1B: 6 2B: 1 3B: 0 HR: 0	SF: 0 SAC: 0 DP: 0 HBP: 0					

PITCHER	IP	WLS	BF	H	R	ER	SO	BB	IBB	HBP	BLK	WP	HR	S	P	ERA	WHIP
Teddy Higuera, L (1, 1) ERA: 2.54	9.0	W	34	7	0	0	9	1	0	0	0	0	0	51	55	0.00	0.889

PITCHER	IP	WLS	BF	H	R	ER	SO	BB	IBB	HBP	BLK	WP	HR	S	P	ERA	WHIP

TOP

Chicago White Sox @ Milwaukee Brewers

Milwaukee County Stadium, Milwaukee, WI

Sat Aug 09 1986, 8:05 PM EDT

Att. 37,499 - Unknown

livebaseballscorecards.com

AB	33
R	0
H	7
RBI	0
BB	1
SO	9
LOB	15

1B: 6 SF: 0
2B: 1 SAC: 0
3B: 0 DP: 0
HR: 0 HBP: 0

WP: 0 PA: 34
PB: 0
SB: 1
CS: 0

Batter	1	2	3	4	5	6	7	8	9	AB	R	H	RBI	BB	SO	LOB
Jim Gantner, L (1, 4) OBP: 0.337, SLG: 0.405	4-3		E WP S 1B	K			F7			4	1	1	0	0	1	2
Charlie Moore, R (1, 2) OBP: 0.346, SLG: 0.404	PB 1B		K 1-2		F7		5-3			4	0	1	0	0	1	2
Cecil Cooper, L (1, 3) OBP: 0.314, SLG: 0.385	F8 1-2		E6 WP 2-3		F7			SH2-3 1B		4	0	1	0	0	0	2
Gorman Thomas, R (1, 10) OBP: 0.324, SLG: 0.396	K		BB 1-2 3-H		F7			SH2-3 1-2		2	0	0	0	1	1	1
Ben Oglivie, L (1, 7) OBP: 0.352, SLG: 0.396		FC6-4 BB BB	F3			F9		FC5-4 IBB		2	0	0	0	2	0	2
Rick Manning, L (8, PR) (9, 8) OBP: 0.314, SLG: 0.418										0	0	0	0	0	0	0
Rob Deer, R (1, 9) OBP: 0.341, SLG: 0.521		FC6-4 1-2 BB	1-3			K		F8		3	0	0	0	1	1	4
Glenn Braggs, R (1, 8) (9, 7) OBP: 0.288, SLG: 0.351		FC6-4 1-2f 2-3		B1-5-4 FC 1B		K		FC5-4 1-2f		4	0	1	0	0	1	4
Ernest Riles, L (1, 6) OBP: 0.328, SLG: 0.359		F3		FC B1-5-4 1-2			SH1-3 BB			2	0	0	0	1	0	3
Dale Sveum, S (1, 5) OBP: 0.333, SLG: 0.391		K		B1-5-4 1-2 2-3f			SH1-3 1-2			2	0	0	0	0	1	4
Inning Stats	R: 0 E: 0 K: 1 S: 6 H: 1 LOB: 1 BB: 0 P: 6	R: 0 E: 0 K: 1 S: 5 H: 0 LOB: 2 BB: 2 P: 13	R: 1 E: 1 K: 1 S: 7 H: 1 LOB: 2 BB: 1 P: 11	R: 0 E: 0 K: 1 S: 6 H: 1 LOB: 1 BB: 0 P: 6	R: 0 E: 0 K: 0 S: 3 H: 0 LOB: 0 BB: 0 P: 3	R: 0 E: 0 K: 2 S: 7 H: 0 LOB: 0 BB: 0 P: 7	R: 0 E: 0 K: 0 S: 3 H: 0 LOB: 1 BB: 1 P: 7	R: 0 E: 0 K: 0 S: 4 H: 1 LOB: 2 BB: 1 P: 8		1B: 4 2B: 0 3B: 0 HR: 0	SF: 0 SAC: 2 DP: 1 HBP: 0					

PITCHER		IP	WLS	BF	H	R	ER	SO	BB	IBB	HBP	BLK	WP	HR	S	P	ERA	WHIP
Jose DeLeon, R ERA: 4.31	(1, 1)	6.1	L	27	3	1	1	6	4	0	0	0	1	0	35	51	1.42	1.105
Ray Searage, L ERA: 4.99	(7, 1)	0.1		1	0	0	0	0	0	0	0	0	0	0	1	1	0.00	0.000
Dave Schmidt, R ERA: 3.6	(7, 1)	1.1		6	1	0	0	0	0	1	0	0	0	0	5	9	0.00	0.750

PITCHER	IP	WLS	BF	H	R	ER	SO	BB	IBB	HBP	BLK	WP	HR	S	P	ERA	WHIP

BOTTOM

Chicago White Sox @ Milwaukee Brewers

Milwaukee County Stadium, Milwaukee, WI

Sat Aug 09 1986, 8:05 PM EDT

Att. 37,499 - Unknown

livebaseballscorecards.com

AB	27
R	1
H	4
RBI	0
BB	5
SO	6
LOB	24

1B: 4 SF: 0
2B: 0 SAC: 2
3B: 0 DP: 1
HR: 0 HBP: 0

WP: 1 PA: 34
PB: 1
SB: 1
CS: 0

Chicago White Sox @ Milwaukee Brewers

Milwaukee County Stadium, Milwaukee, WI

Sun Aug 10 1986, 4:33 AM EDT

Att. 26,352 - Unknown

TOP

livebaseballscorecards.com

Batter	1	2	3	4	5	6	7	8	9	10	11	AB	R	H	RBI	BB	SO	LOB
John Cangelosi, S (1, 7) (8, 8) OBP: 0.367, SLG: 0.326	L6			F7		4-3		SH3-4 1-2		B1-3		4	0	0	0	0	0	0
Daryl Boston, L (1, 8) OBP: 0.321, SLG: 0.615	F5			3-1		E S 1B 1B		K		K		3	1	1	0	0	0	0
Jerry Hairston, S (8, PH) OBP: 0.381, SLG: 0.447												1	0	0	0	0	1	2
Reid Nichols, R (8, 7) OBP: 0.250, SLG: 0.227												1	0	0	0	0	1	0
Harold Baines, L (1, 9) OBP: 0.343, SLG: 0.476	3-1			K		1B 1B 1-H		K2-3			4-3	5	0	1	1	0	2	2
Ron Hassey, L (1, 10) OBP: 0.384, SLG: 0.466		K			F7				WP SF8 2B		FC5-4 1B	4	0	2	0	0	1	0
Ivan Calderon, R (9, PR) OBP: 0.276, SLG: 0.306												1	1	1	0	0	0	0
Tim Hulett, R (1, 5) OBP: 0.284, SLG: 0.432		F9			HR	F8			K 2-3		FC5-4 1-2f	5	1	1	1	0	1	4
Russ Morman, R (1, 3) OBP: 0.286, SLG: 0.400		1-3			F9		L4		SF8 3-H		K	4	0	0	1	0	1	1
Carlton Fisk, R (1, 2) OBP: 0.264, SLG: 0.318			K		HR		F8		1B			4	1	2	1	0	1	0
Ozzie Guillen, L (1, 6) OBP: 0.255, SLG: 0.309			4-3		K		6-3		4-3			4	0	0	0	0	1	2
Julio Cruz, S (1, 4) OBP: 0.359, SLG: 0.247			4-3			4-3		E6 SH3-4			F8	2	0	0	0	0	0	0
Luis Salazar, R (8, PH) OBP: 0.250, SLG: 0.250												1	0	0	0	0	0	0
Brian Giles, R (8, PR) (8, 4)												1	0	0	0	0	0	0
Inning Stats	R: 0 E: 0 K: 0 S: 3 H: 0 LOB: 0 BB: 0 P: 3	R: 0 E: 0 K: 1 S: 5 H: 0 LOB: 0 BB: 0 P: 5	R: 0 E: 0 K: 1 S: 5 H: 0 LOB: 0 BB: 0 P: 5	R: 0 E: 0 K: 1 S: 5 H: 0 LOB: 0 BB: 0 P: 5	R: 2 E: 0 K: 1 S: 7 H: 2 LOB: 0 BB: 0 P: 7	R: 1 E: 0 K: 0 S: 6 H: 3 LOB: 2 BB: 0 P: 6	R: 0 E: 0 K: 0 S: 3 H: 0 LOB: 0 BB: 0 P: 3	R: 0 E: 1 K: 2 S: 8 H: 0 LOB: 2 BB: 0 P: 8	R: 1 E: 0 K: 1 S: 7 H: 2 LOB: 2 BB: 0 P: 7	R: 0 E: 0 K: 1 S: 5 H: 0 LOB: 0 BB: 0 P: 5	R: 0 E: 0 K: 1 S: 6 H: 1 LOB: 1 BB: 0 P: 6							

	AB	40
	R	4
	H	8
	RBI	4
	BB	0
	SO	9
	LOB	11

1B: 5 SF: 1
2B: 1 SAC: 1
3B: 0 DP: 0
HR: 2 HBP: 0

WP: 1 PA: 42
PB: 0
SB: 1
CS: 0

PITCHER		IP	WLS	BF	H	R	ER	SO	BB	IBB	HBP	BLK	WP	HR	S	P	ERA	WHIP
Bill Wegman, R ERA: 4.93	(1, 1)	5.2		21	4	3	3	4	0	0	0	0	0	2	29	29	4.76	0.706
Dan Plesac, L ERA: 3.34	(6, 1)	2.1		10	2	1	1	2	0	0	0	0	0	0	14	14	3.86	0.857
Mark Clear, R ERA: 1.65	(9, 1)	3.0	W	11	2	0	0	3	0	0	0	0	1	0	17	17	0.00	0.667

Batter	1	2	3	4	5	6	7	8	9	10	11	AB	R	H	RBI	BB	SO	LOB
Paul Molitor, R (1, 5) OBP: 0.338, SLG: 0.425	K		1-H 2-H HR		3-H S 1B		K			F4		5	1	2	4	0	2	2
Jim Gantner, L (1, 4) OBP: 0.332, SLG: 0.399	1-3		G3		1-2 K		F8			F9		5	0	0	0	0	1	3
Cecil Cooper, L (1, 3) OBP: 0.313, SLG: 0.383	4-3		K			F7		G6-4-3 1B			K	5	0	1	0	0	2	0
Gorman Thomas, R (1, 10) OBP: 0.321, SLG: 0.404		K		3-1		K		G6-4-3 1-2f			HR	5	1	1	1	0	2	1
Ben Oglivie, L (1, 7) OBP: 0.351, SLG: 0.396		K		K		S 1B		F8				3	0	1	0	0	2	0
Rick Manning, L (6, PR) (7, 8) OBP: 0.311, SLG: 0.414												1	0	0	0	0	0	0
Rob Deer, R (1, 9) OBP: 0.337, SLG: 0.515		K		K		F9 1-2			4-3			4	0	0	0	0	2	1
Glenn Braggs, R (1, 8) (7, 7) OBP: 0.286, SLG: 0.346			F8		SH3 S 1B 1B		K		F9			4	1	1	0	0	1	0
Ernest Riles, L (1, 6) OBP: 0.330, SLG: 0.359			HR 1B BB		SH3 1-3		1B 1B		F6			2	1	1	0	1	0	0
Rick Cerone, R (1, 2) OBP: 0.275, SLG: 0.333			1-2 HR 1B		F7		1-3 1B				K	4	1	2	0	0	1	1
Inning Stats	R: 0 E: 0 K: 1 S: 5 H: 0 LOB: 0 BB: 0 P: 5	R: 0 E: 0 K: 3 S: 9 H: 0 LOB: 0 BB: 0 P: 9	R: 3 E: 0 K: 1 S: 7 H: 2 LOB: 0 BB: 1 P: 11	R: 0 E: 0 K: 2 S: 7 H: 0 LOB: 0 BB: 0 P: 7	R: 1 E: 0 K: 1 S: 7 H: 2 LOB: 1 BB: 0 P: 7	R: 0 E: 0 K: 1 S: 6 H: 1 LOB: 2 BB: 0 P: 6	R: 0 E: 0 K: 2 S: 9 H: 2 LOB: 2 BB: 0 P: 9	R: 0 E: 0 K: 0 S: 3 H: 1 LOB: 0 BB: 0 P: 3	R: 0 E: 0 K: 0 S: 3 H: 0 LOB: 0 BB: 0 P: 3	R: 0 E: 0 K: 1 S: 5 H: 0 LOB: 0 BB: 0 P: 5	R: 1 E: 0 K: 1 S: 4 H: 1 LOB: 0 BB: 0 P: 4	1B: 7 2B: 0 3B: 0 HR: 2	SF: 0 SAC: 1 DP: 1 HBP: 0		WP: 0 PB: 0 SB: 3 CS: 0	PA: 40		

PITCHER		IP	WLS	BF	H	R	ER	SO	BB	IBB	HBP	BLK	WP	HR	S	P	ERA	WHIP
Richard Dotson, R ERA: 6.11	(1, 1)	6.1		27	7	4	4	10	1	0	0	0	0	1	46	50	5.68	1.263
Bobby Thigpen, R ERA: 2.7	(7, 1)	3.2		11	1	0	0	2	0	0	0	0	0	0	15	15	0.00	0.273
Ray Searage, L ERA: 4.94	(11, 1)	0.1		1	0	0	0	1	0	0	0	0	0	0	3	3	0.00	0.000
Dave Schmidt, R ERA: 3.73	(11, 1)	0.0	L	1	1	1	1	0	0	0	0	0	0	1	1	1	∞	∞

PITCHER	IP	WLS	BF	H	R	ER	SO	BB	IBB	HBP	BLK	WP	HR	S	P	ERA	WHIP

BOTTOM

Chicago White Sox @ Milwaukee Brewers

Milwaukee County Stadium, Milwaukee, WI

Sun Aug 10 1986, 4:33 AM EDT

Att. 26,352 - Unknown

livebaseballscorecards.com

AB	38
R	5
H	9
RBI	5
BB	1
SO	13
LOB	8

Chicago White Sox @ Milwaukee Brewers

Milwaukee County Stadium, Milwaukee, WI

Mon Aug 11 1986, 8:05 PM EDT

Att. 23,922 - Unknown

TOP

livebaseballscorecards.com

Batter	1	2	3	4	5	6	7	8	9	AB	R	H	RBI	BB	SO	LOB
John Cangelosi, S (1, 7) OBP: 0.363, SLG: 0.322	4-3			6-3		F7		K		4	0	0	0	0	1	3
Daryl Boston, L (1, 8) OBP: 0.344, SLG: 0.586	4-3			CS BB		K		1-2 2-H 3-H 1B		3	0	1	2	1	1	0
Harold Baines, L (1, 9) OBP: 0.340, SLG: 0.472	4-3			F8 1-2			3-1	L8 2-3		4	0	0	0	0	0	3
Ron Hassey, L (1, 10) OBP: 0.381, SLG: 0.459		3-1			HR BB		F7	F8		3	1	0	0	1	0	2
Carlton Fisk, R (1, 2) OBP: 0.264, SLG: 0.326		K			K		5-3		HR	4	1	1	1	0	2	1
Tim Hulett, R (1, 5) OBP: 0.283, SLG: 0.428		5-3			F9			WP 1B BB	K	3	1	0	0	1	1	1
Russ Morman, R (1, 3) OBP: 0.313, SLG: 0.517			L8		1-H HR			BB SH 1-H 1B	6-3	4	2	2	3	0	0	0
Ozzie Guillen, L (1, 6) OBP: 0.256, SLG: 0.309			F7		4-3			SH BB 1-2 1B	1B	3	1	1	0	0	0	0
Julio Cruz, S (1, 4) OBP: 0.357, SLG: 0.243			L6			F8		L8 1B 1-2 2-3 BB	4-3	3	0	0	0	1	0	1

AB	31
R	6
H	5
RBI	6
BB	4
SO	5
LOB	11

Inning Stats	1	2	3	4	5	6	7	8	9
	R: 0 E: 0 K: 0 S: 3	H: 0 LOB: 0 BB: 0 P: 3	R: 0 E: 0 K: 1 S: 5	H: 0 LOB: 0 BB: 0 P: 5	R: 0 E: 0 K: 0 S: 3	H: 0 LOB: 0 BB: 0 P: 3	R: 0 E: 0 K: 0 S: 2	H: 0 LOB: 0 BB: 1 P: 6	R: 2 E: 0 K: 1 S: 6	H: 1 LOB: 0 BB: 1 P: 10	R: 0 E: 0 K: 1 S: 5	H: 0 LOB: 0 BB: 0 P: 5	R: 0 E: 0 K: 0 S: 3	H: 0 LOB: 0 BB: 0 P: 3	R: 3 E: 0 K: 1 S: 8	H: 2 LOB: 2 BB: 2 P: 16	R: 1 E: 0 K: 1 S: 7	H: 2 LOB: 1 BB: 0 P: 7

PITCHER		IP	WLS	BF	H	R	ER	SO	BB	IBB	HBP	BLK	WP	HR	S	P	ERA	WHIP	PITCHER	IP	WLS	BF	H	R	ER	SO	BB	IBB	HBP	BLK	WP	HR	S	P	ERA	WHIP
Chris Bosio, R ERA: 2.45	(1, 1)	5.0	L	17	1	2	2	2	2	0	0	0	0	1	19	27	3.60	0.600																	
John Henry Johnson, L ERA: 3.68	(6, 1)	3.0		14	2	3	3	2	2	0	0	0	1	0	16	24	9.00	1.333																	
Bryan Clutterbuck, R ERA: 3.0	(9, 1)	1.0		5	2	1	1	1	0	0	0	0	0	1	7	7	9.00	2.000																	

1B: 3	SF: 0	WP: 1	PA: 36		
2B: 0	SAC: 1	PB: 0			
3B: 0	DP: 0	SB: 0			
HR: 2	HBP: 0	CS: 1			

Batter	1	2	3	4	5	6	7	8	9	AB	R	H	RBI	BB	SO	LOB
Paul Molitor, R (1, 5) OBP: 0.337, SLG: 0.422	S 1B		4-3 ①		6-3 ② 3-H		F7 ③			4	0	1	1	0	0	0
Jim Gantner, L (1, 4) OBP: 0.332, SLG: 0.398	S S S K ①		G6-3 1B		4-3 ③			4-3 ①		4	0	1	0	0	1	1
Glenn Braggs, R (1, 7) OBP: 0.284, SLG: 0.341	S S S K ② 1-2		G6-3 ② ③ 1-2f			F9 ①		FC1-4 1B		4	0	1	0	0	1	2
Gorman Thomas, R (1, 3) OBP: 0.320, SLG: 0.399	F4 ③			F6 ①		B B B B 4-0 1B BB		FC1-4 ② 1B 1-2f		3	0	0	0	1	0	2
Rob Deer, R (1, 9) OBP: 0.336, SLG: 0.511		F6 ①		S S S K ②		F2 ②		1-2 1B		4	0	1	0	0	1	1
Bill Schroeder, R (1, 10) OBP: 0.252, SLG: 0.333		F9 ②		2B		1-2 1B		F8 ③		4	0	2	0	0	0	2
Dale Sveum, S (1, 6) OBP: 0.332, SLG: 0.393		2B		F9 ③		F7 ③			F4 ①	4	0	1	0	0	0	3
Rick Manning, L (1, 8) OBP: 0.317, SLG: 0.421		B B B B 4-0 BB			F9 6-3 2B		S S S K ①		F8 ②	3	1	1	0	1	1	0
Rick Cerone, R (1, 2) OBP: 0.269, SLG: 0.325		L8 ③			F9 ① 2-3		F9 ②		6-3 ③	4	0	0	0	0	0	3
Inning Stats	R: 0 H: 1 E: 0 LOB: 1 K: 2 BB: 0 S: 8 P: 8	R: 0 H: 1 E: 0 LOB: 2 K: 0 BB: 1 S: 4 P: 8	R: 0 H: 1 E: 0 LOB: 0 K: 0 BB: 0 S: 3 P: 3	R: 0 H: 1 E: 0 LOB: 1 K: 1 BB: 0 S: 6 P: 6	R: 1 H: 1 E: 0 LOB: 0 K: 0 BB: 0 S: 4 P: 4	R: 0 H: 1 E: 0 LOB: 2 K: 0 BB: 1 S: 4 P: 8	R: 0 H: 0 E: 0 LOB: 0 K: 1 BB: 0 S: 5 P: 5	R: 0 H: 2 E: 0 LOB: 2 K: 0 BB: 0 S: 5 P: 5	R: 0 H: 0 E: 0 LOB: 0 K: 0 BB: 0 S: 3 P: 3	1B: 5 SF: 0 2B: 3 SAC: 0 3B: 0 DP: 1 HR: 0 HBP: 0						

PITCHER	IP	WLS	BF	H	R	ER	SO	BB	IBB	HBP	BLK	WP	HR	S	P	ERA	WHIP
Floyd Bannister, L (1, 1) ERA: 4.04	9.0	W	36	8	1	1	4	2	0	0	0	0	0	42	50	1.00	1.111

PITCHER	IP	WLS	BF	H	R	ER	SO	BB	IBB	HBP	BLK	WP	HR	S	P	ERA	WHIP

BOTTOM

Chicago White Sox @ Milwaukee Brewers

Milwaukee County Stadium, Milwaukee, WI

Mon Aug 11 1986, 8:05 PM EDT

Att. 23,922 - Unknown

livebaseballscorecards.com

AB	34
R	1
H	8
RBI	1
BB	2
SO	4
LOB	14

Chicago White Sox @ Detroit Tigers

Tiger Stadium, Detroit, MI

Tue Aug 12 1986, 7:05 PM EDT

Att. 20,715 - Unknown

TOP

livebaseballscorecards.com

Batter	1	2	3	4	5	6	7	8	9	AB	R	H	RBI	BB	SO	LOB
John Cangelosi, S (1, 7) OBP: 0.360, SLG: 0.319	5-3		F7		FC6-4 G6-4-3 1-2f 2-3 3-H			K		4	0	0	1	0	1	2
Daryl Boston, L (1, 8) OBP: 0.333, SLG: 0.636	F9			HR	G6-4-3 1-2f			6-3		4	1	1	1	0	0	2
Harold Baines, L (1, 9) OBP: 0.339, SLG: 0.469	1B			4-3		K		F8		4	0	1	0	0	1	0
Carlton Fisk, R (1, 2) OBP: 0.264, SLG: 0.325	F7			FC5-4 1B		F7			G1-4-3	4	0	1	0	0	0	1
Tim Hulett, R (1, 5) OBP: 0.286, SLG: 0.436		G4-6-3 BB		L8		HR			K	3	1	1	1	1	1	1
Russ Morman, R (1, 3) OBP: 0.278, SLG: 0.455		G4-6-3 1-2f		FC5-4 1-2f		F4			F8	4	0	0	0	0	0	2
Luis Salazar, R (1, 10) OBP: 0.286, SLG: 0.167		K			1B FC6-4 BB		F9			2	1	0	0	1	1	0
Ozzie Guillen, L (1, 6) OBP: 0.257, SLG: 0.309			4-3		FC6-4 BB 1-3 1B		4-3			3	0	1	0	0	0	0
Julio Cruz, S (1, 4) OBP: 0.357, SLG: 0.240			F3		FC6-4 1-2 BB		5-3			2	0	0	0	1	0	0

AB	30
R	3
H	5
RBI	3
BB	3
SO	4
LOB	8

Inning Stats	1	2	3	4	5	6	7	8	9
	R: 0 E: 0 K: 0 S: 4	H: 1 LOB: 1 BB: 0 P: 4	R: 0 E: 0 K: 1 S: 4	H: 0 LOB: 0 BB: 1 P: 8	R: 0 E: 0 K: 0 S: 3	H: 0 LOB: 0 BB: 0 P: 3	R: 1 E: 0 K: 0 S: 5	H: 2 LOB: 1 BB: 0 P: 5	R: 1 E: 0 K: 0 S: 3	H: 1 LOB: 1 BB: 2 P: 11	R: 1 E: 0 K: 1 S: 6	H: 1 LOB: 0 BB: 0 P: 6	R: 0 E: 0 K: 0 S: 3	H: 0 LOB: 0 BB: 0 P: 3	R: 0 E: 0 K: 1 S: 5	H: 0 LOB: 0 BB: 0 P: 5	R: 0 E: 0 K: 1 S: 5	H: 0 LOB: 0 BB: 0 P: 5

1B: 3 SF: 0
2B: 0 SAC: 0
3B: 0 DP: 2
HR: 2 HBP: 0

WP: 0 PA: 33
PB: 0
SB: 0
CS: 0

PITCHER		IP	WLS	BF	H	R	ER	SO	BB	IBB	HBP	BLK	WP	HR	S	P	ERA	WHIP
Mark Thurmond, L ERA: 5.22	(1, 1)	8.0	W	30	5	3	3	3	3	0	0	0	0	2	33	45	3.38	1.000
Bill Campbell, R ERA: 3.71	(9, 1)	1.0		3	0	0	0	1	0	0	0	0	0	0	5	5	0.00	0.000

PITCHER		IP	WLS	BF	H	R	ER	SO	BB	IBB	HBP	BLK	WP	HR	S	P	ERA	WHIP

Batter	1	2	3	4	5	6	7	8	9	AB	R	H	RBI	BB	SO	LOB
Lou Whitaker, L (1, 4) OBP: 0.331, SLG: 0.454	F7	FC4-6 WP 1-2f 3-H		F8		L8		9-2 1-Hf		5	0	0	1	0	0	3
Alan Trammell, R (1, 6) OBP: 0.333, SLG: 0.427	HR 2B	5-3 1-2		1B 1B		FC3-6 FC6-4 1-2f				4	1	2	0	0	0	2
Mike Heath, R (1, 2) OBP: 0.295, SLG: 0.338	HR 2-H		BLK S HR 1B	K		FC6-4 1-2f				4	2	2	2	0	1	2
Darnell Coles, R (1, 5) OBP: 0.331, SLG: 0.440	K		F4 1-2	1B 1-2			5-3			4	0	1	0	0	1	1
Larry Herndon, R (1, 7) OBP: 0.308, SLG: 0.373	BB		5-3 2-3	F9			F8			3	0	0	0	1	0	3
Darrell Evans, L (1, 3) OBP: 0.352, SLG: 0.434	K		HR BB		F2		F8			3	1	0	0	1	1	1
Chet Lemon, R (1, 8) OBP: 0.318, SLG: 0.363		1B FC4-6 1B	1-H 3-H HR	F8				E6 1B 1B		4	3	3	3	0	0	0
Tom Brookens, R (1, 10) OBP: 0.318, SLG: 0.343		FC4-6 1-3 1B	1B	6-3				F1		4	0	2	0	0	0	1
Dave Collins, S (1, 9) OBP: 0.367, SLG: 0.356 Pat Sheridan, L (9, 9) OBP: 0.286, SLG: 0.358		K	K			E6 FC3-6		S 9-2 2-H 1B		4 0	0 0	1 0	1 0	0 0	2 0	3 0
Inning Stats	R: 2 E: 0 K: 2 S: 9 H: 2 LOB: 1 BB: 1 P: 13	R: 1 E: 0 K: 1 S: 7 H: 2 LOB: 1 BB: 0 P: 7	R: 3 E: 0 K: 1 S: 8 H: 3 LOB: 1 BB: 1 P: 12	R: 0 E: 0 K: 1 S: 7 H: 2 LOB: 2 BB: 0 P: 7	R: 0 E: 0 K: 0 S: 3 H: 0 LOB: 0 BB: 0 P: 3	R: 0 E: 1 K: 0 S: 4 H: 0 LOB: 1 BB: 0 P: 4	R: 0 E: 0 K: 0 S: 3 H: 0 LOB: 0 BB: 0 P: 3	R: 1 E: 1 K: 0 S: 4 H: 2 LOB: 0 BB: 0 P: 4		1B: 8 2B: 2 3B: 0 HR: 2 SF: 0 SAC: 0 DP: 1 HBP: 0						

BOTTOM

Chicago White Sox @ Detroit Tigers

Tiger Stadium, Detroit, MI

Tue Aug 12 1986, 7:05 PM EDT

Att. 20,715 - Unknown

livebaseballscorecards.com

AB	35
R	7
H	11
RBI	7
BB	2
SO	5
LOB	16

WP: 1	PA: 37
PB: 0	
SB: 3	
CS: 0	

PITCHER		IP	WLS	BF	H	R	ER	SO	BB	IBB	HBP	BLK	WP	HR	S	P	ERA	WHIP
Steve Carlton, L ERA: 6.21	(1, 1)	3.0	L	18	7	6	6	4	2	0	0	1	1	2	24	32	18.00	3.000
Bill Dawley, R ERA: 3.38	(4, 1)	4.1		18	4	1	0	1	0	0	0	0	0	0	20	20	0.00	0.923
Ray Searage, L ERA: 4.83	(8, 1)	0.2		1	0	0	0	0	0	0	0	0	0	0	1	1	0.00	0.000

PITCHER	IP	WLS	BF	H	R	ER	SO	BB	IBB	HBP	BLK	WP	HR	S	P	ERA	WHIP

Batter	1	2	3	4	5	6	7	8	9	AB	R	H	RBI	BB	SO	LOB
John Cangelosi, S (1, 7) OBP: 0.357, SLG: 0.316 Jerry Hairston, S (9, PH) OBP: 0.385, SLG: 0.451	G3		K			4-3			HR 1B	3 1	0 1	0 1	0 1	0 0	1 0	0 0
Daryl Boston, L (1, 8) OBP: 0.350, SLG: 0.622	4-3			G4-6-3 1B		G3-6-3 1B			F8	4	0	2	0	0	0	1
Harold Baines, L (1, 9) OBP: 0.338, SLG: 0.474	F9			G4-6-3 1-2f		G3-6-3 1-2f			1-H HR	4	1	1	2	0	0	2
Ron Hassey, L (1, 10) OBP: 0.383, SLG: 0.464		G6-4-3 1B 1B		2B			F8		K	4	0	2	0	0	1	0
Carlton Fisk, R (1, 2) OBP: 0.266, SLG: 0.330		G6-4-3 1-2 1B		K			L7		2B	4	0	2	0	0	1	1
Tim Hulett, R (1, 5) OBP: 0.282, SLG: 0.431		G6-4-3 1-2f 2-3			F7		6-3		L8	4	0	0	0	0	0	3
Russ Morman, R (1, 3) OBP: 0.256, SLG: 0.417		6-3			K			K		3	0	0	0	0	2	1
Ozzie Guillen, L (1, 6) OBP: 0.257, SLG: 0.309			K2-3		1B			G3		3	0	1	0	0	1	0
Julio Cruz, S (1, 4) OBP: 0.354, SLG: 0.238 Steve Lyons, L (8, PH) OBP: 0.293, SLG: 0.324 Brian Giles, R (8, 4)			F7		F8			G3		2 1 0	0 0 0	0 0 0	0 0 0	0 0 0	0 0 0	1 0 0
Inning Stats	R: 0 E: 0 K: 0 S: 3 H: 0 LOB: 0 BB: 0 P: 3	R: 0 E: 0 K: 0 S: 4 H: 2 LOB: 1 BB: 0 P: 4	R: 0 E: 0 K: 2 S: 7 H: 0 LOB: 0 BB: 0 P: 7	R: 0 E: 0 K: 1 S: 6 H: 2 LOB: 1 BB: 0 P: 6	R: 0 E: 0 K: 1 S: 6 H: 1 LOB: 1 BB: 0 P: 6	R: 0 E: 0 K: 0 S: 3 H: 1 LOB: 0 BB: 0 P: 3	R: 0 E: 0 K: 0 S: 3 H: 0 LOB: 0 BB: 0 P: 3	R: 0 E: 0 K: 1 S: 5 H: 0 LOB: 0 BB: 0 P: 5	R: 2 E: 0 K: 1 S: 8 H: 3 LOB: 1 BB: 0 P: 8	1B: 6 2B: 2 3B: 0 HR: 1	SF: 0 SAC: 0 DP: 3 HBP: 0			WP: 0 PB: 0 SB: 0 CS: 0	PA: 33		

PITCHER		IP	WLS	BF	H	R	ER	SO	BB	IBB	HBP	BLK	WP	HR	S	P	ERA	WHIP
Randy O'Neal, R ERA: 4.69	(1, 1)	8.1	W	30	8	2	2	5	0	0	0	0	0	1	40	40	2.16	0.960
Willie Hernandez, L ERA: 3.42	(9, 1)	0.2		3	1	0	0	1	0	0	0	0	0	0	5	5	0.00	1.500

PITCHER		IP	WLS	BF	H	R	ER	SO	BB	IBB	HBP	BLK	WP	HR	S	P	ERA	WHIP

Chicago White Sox @ Detroit Tigers

Tiger Stadium, Detroit, MI

Wed Aug 13 1986, 7:05 PM EDT

Att. 23,500 - Unknown

TOP

livebaseballscorecards.com

AB	33
R	2
H	9
RBI	2
BB	0
SO	6
LOB	9

Batter	1	2	3	4	5	6	7	8	9	AB	R	H	RBI	BB	SO	LOB
Lou Whitaker, L (1, 4) OBP: 0.329, SLG: 0.450	K	1B WP BB		K			F9	F7		4	1	0	0	1	2	1
Alan Trammell, R (1, 6) OBP: 0.337, SLG: 0.429	F8	WP S CS 1-3 1B			4-3 S BB		BB BB 1B			3	1	2	0	1	0	0
Kirk Gibson, L (1, 9) OBP: 0.384, SLG: 0.498	S BB 1B	CS 1-3 3-H BB			K		BB 1-2 BB			2	0	1	0	2	1	1
Johnny Grubb, L (1, 10) OBP: 0.418, SLG: 0.684 Larry Herndon, R (7, PH) OBP: 0.311, SLG: 0.373	BB 1-2 BB	G3 1-2 3-H			4-3 1-3		BB 1-2 2-3 BB			2 0	0 0	0 0	0 0	1 1	0 0	2 0
Darrell Evans, L (1, 3) OBP: 0.351, SLG: 0.430	BB 1-2 2-3 BB		F9		K		K			3	0	0	0	1	2	4
Dave Collins, S (1, 7) OBP: 0.363, SLG: 0.352 Pat Sheridan, L (8, 7) OBP: 0.286, SLG: 0.358	F8	4-3				L9	L5			4 0	0 0	0 0	0 0	0 0	0 0	6 0
Darnell Coles, R (1, 5) OBP: 0.332, SLG: 0.452		F7	6-3			HR		2B		4	1	2	1	0	0	0
Chet Lemon, R (1, 8) OBP: 0.317, SLG: 0.373		HR		F8		F7		5-3		4	1	1	1	0	0	1
Dwight Lowry, L (1, 2) OBP: 0.398, SLG: 0.434		HR		5-3		4-3		K		4	1	1	1	0	1	1
Inning Stats	R: 0 E: 0 K: 1 S: 6 H: 1 LOB: 3 BB: 2 P: 14	R: 4 E: 0 K: 0 S: 5 H: 3 LOB: 0 BB: 2 P: 13	R: 0 E: 0 K: 0 S: 3 H: 0 LOB: 0 BB: 0 P: 3	R: 0 E: 0 K: 1 S: 5 H: 0 LOB: 0 BB: 0 P: 5	R: 0 E: 0 K: 2 S: 7 H: 0 LOB: 1 BB: 1 P: 11	R: 1 E: 0 K: 0 S: 4 H: 1 LOB: 0 BB: 0 P: 4	R: 0 E: 0 K: 1 S: 6 H: 1 LOB: 3 BB: 2 P: 14	R: 0 E: 0 K: 1 S: 6 H: 1 LOB: 1 BB: 0 P: 6		1B: 3 2B: 1 3B: 0 HR: 3	SF: 0 SAC: 0 DP: 0 HBP: 0						

PITCHER		IP	WLS	BF	H	R	ER	SO	BB	IBB	HBP	BLK	WP	HR	S	P	ERA	WHIP
Joe Cowley, R ERA: 4.67	(1, 1)	1.1	L	12	4	4	4	1	4	0	0	0	1	2	10	26	27.00	6.000
Gene Nelson, R ERA: 3.42	(2, 1)	4.2		15	1	1	1	3	1	0	0	0	0	1	20	24	1.93	0.429
Ray Searage, L ERA: 4.68	(7, 1)	1.0		6	1	0	0	1	2	0	0	0	0	0	6	14	0.00	3.000
Dave Schmidt, R ERA: 3.68	(8, 1)	1.0		4	1	0	0	1	0	0	0	0	0	0	6	6	0.00	1.000

PITCHER	IP	WLS	BF	H	R	ER	SO	BB	IBB	HBP	BLK	WP	HR	S	P	ERA	WHIP

BOTTOM

Chicago White Sox @ Detroit Tigers

Tiger Stadium, Detroit, MI

Wed Aug 13 1986, 7:05 PM EDT

Att. 23,500 - Unknown

livebaseballscorecards.com

AB	30
R	5
H	7
RBI	3
BB	7
SO	6
LOB	16

1B: 3	SF: 0	WP: 1	PA: 37
2B: 1	SAC: 0	PB: 0	
3B: 0	DP: 0	SB: 3	
HR: 3	HBP: 0	CS: 2	

Batter	1	2	3	4	5	6	7	8	9	AB	R	H	RBI	BB	SO	LOB
Daryl Boston, L (1, 8) OBP: 0.333, SLG: 0.595	F8	F9		4-3		F8		2B		5	0	1	0	0	0	1
Reid Nichols, R (1, 7) OBP: 0.260, SLG: 0.239	FC5-4 1B 1B	1B 1-3 1B		F8			K	4-3		5	1	2	0	0	1	1
John Cangelosi, S (8, 7) OBP: 0.357, SLG: 0.316										0	0	0	0	0	0	0
Harold Baines, L (1, 9) OBP: 0.341, SLG: 0.476	FC5-4 1-3 1B	1-2 3-H 1B		K			4-3		FC6-4 1B 1B	5	0	3	1	0	1	0
Carlton Fisk, R (1, 2) OBP: 0.268, SLG: 0.331	FC5-4 1B 1-2f 1B 3-H	F7			1B		B2		FC6-4 1-2 1B	5	1	2	1	0	0	3
Tim Hulett, R (1, 5) OBP: 0.284, SLG: 0.440	1B 1-2 2B 1B	F2			F8			HR	FC6-4 G6-4-3 1-2f 2-3	5	2	2	1	0	0	5
Russ Morman, R (1, 3) OBP: 0.295, SLG: 0.463	1-3 2-H 2B 1B		1B		F8			2B 2B	G6-4-3 1-2f	5	2	3	1	0	0	3
Ron Hassey, L (1, 10) OBP: 0.385, SLG: 0.474	1-H 3-H 2B		F9		F8			4-3 4-3 2-H 2B		4	1	2	3	0	0	2
Brian Giles, R (1, 6)	K		F9			F7		4-3 2-3		2	0	0	0	0	1	2
Ozzie Guillen, L (6, PH) OBP: 0.256, SLG: 0.307 (6, 6)										2	0	0	0	0	0	1
Julio Cruz, S (1, 4) OBP: 0.352, SLG: 0.238		1B 1B 1B	F8			1-3		4-3 3-H		4	1	1	1	0	0	1
Inning Stats	R: 4 E: 0 K: 1 S: 10 H: 5 LOB: 1 BB: 0 P: 10	R: 1 E: 0 K: 0 S: 6 H: 3 LOB: 2 BB: 0 P: 6	R: 0 E: 0 K: 0 S: 4 H: 1 LOB: 1 BB: 0 P: 4	R: 0 E: 0 K: 1 S: 5 H: 0 LOB: 0 BB: 0 P: 5	R: 0 E: 0 K: 0 S: 4 H: 1 LOB: 1 BB: 0 P: 4	R: 0 E: 0 K: 0 S: 3 H: 0 LOB: 0 BB: 0 P: 3	R: 0 E: 0 K: 1 S: 5 H: 0 LOB: 0 BB: 0 P: 5	R: 3 E: 0 K: 0 S: 7 H: 4 LOB: 1 BB: 0 P: 7	R: 0 E: 0 K: 0 S: 4 H: 2 LOB: 1 BB: 0 P: 4	1B: 11 2B: 4 3B: 0 HR: 1 SF: 0 SAC: 0 DP: 1 HBP: 0						

PITCHER	IP	WLS	BF	H	R	ER	SO	BB	IBB	HBP	BLK	WP	HR	S	P	ERA	WHIP
Frank Tanana, L (1, 1) ERA: 4.79	1.1	L	12	8	5	5	1	0	0	0	0	0	0	14	14	33.75	6.000
Jim Slaton, R (2, 1) ERA: 5.12	5.2		21	4	2	2	2	0	0	0	0	0	1	25	25	3.18	0.706
Jack Lazorko, R (8, 1) ERA: 7.36	2.0		9	4	1	1	0	0	0	0	0	0	0	9	9	4.50	2.000

PITCHER	IP	WLS	BF	H	R	ER	SO	BB	IBB	HBP	BLK	WP	HR	S	P	ERA	WHIP

TOP

Chicago White Sox @ Detroit Tigers

Tiger Stadium, Detroit, MI

Thu Aug 14 1986, 3:33 AM EDT

Att. 32,284 - Unknown

livebaseballscorecards.com

AB	42
R	8
H	16
RBI	8
BB	0
SO	3
LOB	19

PA: 42

WP: 0
PB: 0
SB: 0
CS: 0

Batter	1	2	3	4	5	6	7	8	9	AB	R	H	RBI	BB	SO	LOB
Lou Whitaker, L (1, 4) OBP: 0.330, SLG: 0.446	BBBB 4-0 BB	x 0-0 ③ G3			x 0-0 ① F4	x 0-0 ②③ G4-6-3 1-2f		BBBB 4-0 BB 1-2 BB		3	0	0	0	2	0	5
Alan Trammell, R (1, 6) OBP: 0.340, SLG: 0.429	SSS 0-3 ① K		x 0-0 ① L4		x 0-0 F7 S WP 1B		x 0-0 1B 1B	BBBB 4-0 FC4-6 1-2 2-3 BB		4	1	2	0	1	1	1
Kirk Gibson, L (1, 9) OBP: 0.381, SLG: 0.493	SSS 0-3 ② K		x 0-0 S 1B		x 0-0 ② F7 1-3		SSS 0-3 ① K	x 0-0 ③ FC4-6 1-2f		5	0	1	0	0	2	6
Darrell Evans, L (1, 10) OBP: 0.352, SLG: 0.428	SSS 0-3 ③ K		SSS 0-3 ② K 1-2		BBBB 4-0 3-H BB		x 0-0 1-3 1B		SSS 0-3 ① K	4	0	1	0	1	3	2
Dave Collins, S (1, 7) OBP: 0.361, SLG: 0.348		x 0-0 E3 S 2B	BBBB 4-0 BB		SSS 0-3 ③ K	x 0-0 ② F6			x 0-0 ② 6-3	4	1	0	0	1	1	3
Darnell Coles, R (1, 5) OBP: 0.331, SLG: 0.447		H 1-0 2B 1-2 HBP	x 0-0 ③ 3-1			x 0-0 ① F7	x 0-0 ③ F9		x 0-0 ③ F9	4	0	0	0	0	0	4
Dave Bergman, L (1, 3) OBP: 0.341, SLG: 0.351		x 0-0 ① L7		x 0-0 ① 4-3		x 0-0 BB 2B		x 0-0 ① 4-3		4	0	1	0	0	0	2
Pat Sheridan, L (1, 8) OBP: 0.290, SLG: 0.363		x 0-0 1-3 2-H 2B		SSS 0-3 ② K		BBBB 4-0 BB		x 0-0 ② 4-3		3	0	1	1	1	1	0
Dwight Lowry, L (1, 2) OBP: 0.402, SLG: 0.426		SSS 0-3 ② K		x 0-0 ③ 1-3		BBBB 4-0 G4-6-3 1-2 2-3 BB		BBBB 4-0 BB BB BB		2	0	0	0	2	1	2
Inning Stats	R: 0 E: 0 K: 3 S: 9 H: 0 LOB: 1 BB: 1 P: 13	R: 1 E: 1 K: 1 S: 7 H: 1 LOB: 2 BB: 0 P: 8	R: 0 E: 0 K: 1 S: 6 H: 1 LOB: 2 BB: 1 P: 10	R: 0 E: 0 K: 1 S: 5 H: 0 LOB: 0 BB: 0 P: 5	R: 1 E: 0 K: 1 S: 6 H: 1 LOB: 1 BB: 1 P: 10	R: 0 E: 0 K: 0 S: 3 H: 1 LOB: 2 BB: 2 P: 11	R: 0 E: 0 K: 1 S: 7 H: 2 LOB: 2 BB: 0 P: 7	R: 0 E: 0 K: 0 S: 3 H: 0 LOB: 3 BB: 3 P: 15	R: 0 E: 0 K: 1 S: 5 H: 0 LOB: 0 BB: 0 P: 5	1B: 4 2B: 2 3B: 0 HR: 0	SF: 0 SAC: 0 DP: 1 HBP: 1					

PITCHER		IP	WLS	BF	H	R	ER	SO	BB	IBB	HBP	BLK	WP	HR	S	P	ERA	WHIP
Jose DeLeon, R ERA: 4.0	(1, 1)	5.1	W	25	4	2	1	7	3	0	1	0	1	0	35	48	1.69	1.312
Bobby Thigpen, R ERA: 2.0	(6, 1)	2.1		13	2	0	0	1	5	0	0	0	0	0	10	30	0.00	3.000
Ray Searage, L ERA: 4.5	(8, 1)	1.1		4	0	0	0	1	0	0	0	0	0	0	6	6	0.00	0.000

PITCHER	IP	WLS	BF	H	R	ER	SO	BB	IBB	HBP	BLK	WP	HR	S	P	ERA	WHIP

BOTTOM

Chicago White Sox @ Detroit Tigers

Tiger Stadium, Detroit, MI

Thu Aug 14 1986, 3:33 AM EDT

Att. 32,284 - Unknown

livebaseballscorecards.com

AB	33
R	2
H	6
RBI	1
BB	8
SO	9
LOB	25

Batter	1	2	3	4	5	6	7	8	9	AB	R	H	RBI	BB	SO	LOB
Paul Molitor, R (1, 5) OBP: 0.348, SLG: 0.415	K	FC4-6 1-2f			6-3		K		WP 1-3 2-H 1B	5	0	1	1	0	2	2
Robin Yount, R (1, 8) OBP: 0.390, SLG: 0.423	1B 1B		F8		F9		F7		WP 2-H 3-H	5	0	1	0	0	0	2
Cecil Cooper, L (1, 3) OBP: 0.311, SLG: 0.380	1-2 1B		F7			F8		F7		4	0	1	0	0	0	0
Gorman Thomas, R (1, 10) OBP: 0.316, SLG: 0.406	F8		K			1B 2B		K		4	1	1	0	0	2	2
Ernest Riles, L (1, 6) OBP: 0.325, SLG: 0.352	4-3			K		F8		F7		4	0	0	0	0	1	3
Glenn Braggs, R (1, 7) OBP: 0.295, SLG: 0.402		G6-3 1B		F7		WP 2-H 1B			5-3	4	0	2	1	0	0	0
Jim Gantner, L (1, 4) OBP: 0.333, SLG: 0.394		G6-3 1-2f		6-3		BBBB 1-2 BB			BB 1B 1B	3	1	1	0	1	0	1
Rick Manning, L (1, 9) OBP: 0.323, SLG: 0.441		S 1B			SF9 3B	F8			F7	4	1	2	0	0	0	3
Rick Cerone, R (1, 2) OBP: 0.270, SLG: 0.323		BBBB 1-2 FC4-6 BB			SF9 3-H		F9		BBBB 1-2 1B WP BB	1	0	0	1	1	0	0
Ben Oglivie, L (9, PH) OBP: 0.354, SLG: 0.393										0	0	0	0	1	0	0
Charlie Moore, R (9, PR) OBP: 0.342, SLG: 0.393 (9, 2)										0	1	0	0	0	0	0
Inning Stats	R: 0 E: 0 K: 1 S: 7 H: 2 LOB: 2 BB: 0 P: 7	R: 0 E: 0 K: 0 S: 4 H: 2 LOB: 2 BB: 1 P: 8	R: 0 E: 0 K: 1 S: 5 H: 0 LOB: 0 BB: 0 P: 5	R: 0 E: 0 K: 1 S: 5 H: 0 LOB: 0 BB: 0 P: 5	R: 1 E: 0 K: 0 S: 4 H: 1 LOB: 0 BB: 0 P: 4	R: 1 E: 0 K: 0 S: 5 H: 2 LOB: 2 BB: 1 P: 9	R: 0 E: 0 K: 1 S: 5 H: 0 LOB: 0 BB: 0 P: 5	R: 0 E: 0 K: 1 S: 5 H: 0 LOB: 0 BB: 0 P: 5	R: 2 E: 0 K: 0 S: 4 H: 2 LOB: 1 BB: 1 P: 8	1B: 7 2B: 1 3B: 1 HR: 0 SF: 1 SAC: 0 DP: 1 HBP: 0						

PITCHER		IP	WLS	BF	H	R	ER	SO	BB	IBB	HBP	BLK	WP	HR	S	P	ERA	WHIP
Richard Dotson, R ERA: 5.99	(1, 1)	5.2		25	7	2	2	3	2	0	0	0	1	0	29	37	3.18	1.588
Bill Dawley, R ERA: 3.48	(6, 1)	3.0	L	11	1	2	2	2	1	0	0	0	0	0	14	18	6.00	0.667
Dave Schmidt, R ERA: 3.66	(9, 1)	0.1		2	1	0	0	0	0	0	0	0	1	0	1	1	0.00	3.000

PITCHER	IP	WLS	BF	H	R	ER	SO	BB	IBB	HBP	BLK	WP	HR	S	P	ERA	WHIP

TOP

Milwaukee Brewers @ Chicago White Sox

Comiskey Park, Chicago, IL

Fri Aug 15 1986, 8:05 PM EDT

Att. 22,187 - Unknown

livebaseballscorecards.com

AB	34
R	4
H	9
RBI	3
BB	3
SO	5
LOB	13

WP: 2 PB: 0 SB: 1 CS: 0 PA: 38

Batter	1	2	3	4	5	6	7	8	9	AB	R	H	RBI	BB	SO	LOB
Daryl Boston, L (1, 8) OBP: 0.367, SLG: 0.667	HR		CS 1B		G3		IBB			3	1	2	1	1	0	1
Tim Hulett, R (1, 5) OBP: 0.284, SLG: 0.437	5-3		1B			L8	K			4	0	1	0	0	1	3
Harold Baines, L (1, 9) OBP: 0.338, SLG: 0.472	4-3		F6			F7		F7		4	0	0	0	0	0	1
George Foster, R (1, 7) OBP: 0.292, SLG: 0.443	F8			HR		1B		4-3		4	1	2	1	0	0	0
John Cangelosi, S (9, 7) OBP: 0.357, SLG: 0.316										0	0	0	0	0	0	0
Ron Hassey, L (1, 10) OBP: 0.387, SLG: 0.486		HR		F7		F5		BB		3	1	1	1	1	0	1
Carlton Fisk, R (1, 2) OBP: 0.265, SLG: 0.327		F7		5-3			F8	F7		4	0	0	0	0	0	1
Russ Morman, R (1, 3) OBP: 0.292, SLG: 0.444		K		F7			6-3 1B		2-3	4	0	1	0	0	1	0
Ozzie Guillen, L (1, 6) OBP: 0.256, SLG: 0.308		F5			F7		6-3		K	3	0	1	0	0	0	0
Luis Salazar, R (9, PH) OBP: 0.250, SLG: 0.143										1	0	0	0	0	1	0
Julio Cruz, S (1, 4) OBP: 0.352, SLG: 0.236			F6		BB		6-3		K	2	0	0	0	1	0	2
Jerry Hairston, S (9, PH) OBP: 0.383, SLG: 0.448										1	0	0	0	0	1	0
Inning Stats	R: 1 H: 1 E: 0 LOB: 0 K: 0 BB: 0 S: 4 P: 4	R: 1 H: 1 E: 0 LOB: 0 K: 1 BB: 0 S: 6 P: 6	R: 0 H: 2 E: 0 LOB: 1 K: 0 BB: 0 S: 4 P: 4	R: 1 H: 1 E: 0 LOB: 0 K: 0 BB: 0 S: 4 P: 4	R: 0 H: 0 E: 0 LOB: 0 K: 0 BB: 1 S: 2 P: 6	R: 0 H: 1 E: 0 LOB: 1 K: 0 BB: 0 S: 4 P: 4	R: 0 H: 2 E: 0 LOB: 3 K: 1 BB: 1 S: 7 P: 11	R: 0 H: 0 E: 0 LOB: 1 K: 0 BB: 1 S: 3 P: 7	R: 0 H: 0 E: 0 LOB: 0 K: 2 BB: 0 S: 7 P: 7	1B: 5 SF: 0 2B: 0 SAC: 0 3B: 0 DP: 0 HR: 3 HBP: 0						WP: 0 PA: 36 PB: 0 SB: 0 CS: 2	

PITCHER		IP	WLS	BF	H	R	ER	SO	BB	IBB	HBP	BLK	WP	HR	S	P	ERA	WHIP
Bill Wegman, R ERA: 4.88	(1, 1)	7.0		29	8	3	3	2	1	1	0	0	0	3	31	39	3.86	1.286
Dan Plesac, L ERA: 3.09	(8, 1)	2.0	W	7	0	0	0	2	1	0	0	0	0	0	10	14	0.00	0.500

PITCHER	IP	WLS	BF	H	R	ER	SO	BB	IBB	HBP	BLK	WP	HR	S	P	ERA	WHIP

BOTTOM

Milwaukee Brewers @ Chicago White Sox

Comiskey Park, Chicago, IL

Fri Aug 15 1986, 8:05 PM EDT

Att. 22,187 - Unknown

livebaseballscorecards.com

AB	33
R	3
H	8
RBI	3
BB	3
SO	4
LOB	9

Batter	1	2	3	4	5	6	7	8	9	AB	R	H	RBI	BB	SO	LOB
Paul Molitor, R (1, 5) OBP: 0.349, SLG: 0.412	B B B B 4-0 1B BB	x 0-0 ③ 4-3			S S S 0-3 ① K		x 0-0 ① 6-3	x 0-0 3-H 1B		4	0	1	1	1	1	2
Robin Yount, R (1, 8) OBP: 0.392, SLG: 0.427	x 0-0 1-2 1B		x 0-0 ① F8		B B B B 4-0 BB		x 0-0 6-3 2B	x 0-0 ③ F8		4	0	2	0	1	0	1
Cecil Cooper, L (1, 3) OBP: 0.307, SLG: 0.375	x 0-0 ① F7		S S S 0-3 ② K		S S S 0-3 ② K		x 0-0 ② 6-3 2-3		x 0-0 ① 5-3	5	0	0	0	0	2	5
Gorman Thomas, R (1, 10) OBP: 0.318, SLG: 0.404	x 0-0 ② F6		x 0-0 1B		x 0-0 ③ F7		x 0-0 ③ F8		B B B B 4-0 1B BB	4	0	1	0	1	0	5
Rob Deer, R (1, 9) OBP: 0.338, SLG: 0.523	x 0-0 ③ F9		S S S 0-3 ③ K			x 0-0 HR		x 0-0 ① F8	x 0-0 1-3 FC5-4 1B	5	1	2	1	0	1	3
Glenn Braggs, R (1, 7) OBP: 0.291, SLG: 0.402		x 0-0 ① 1-3		S S S 0-3 ① K		x 0-0 SH3-4 SF 2B		x 0-0 ② F6	x 0-0 ② F2	5	1	1	0	0	1	2
Dale Sveum, S (1, 6) OBP: 0.335, SLG: 0.403 (8, 4)		x 0-0 FC3-2 3B		x 0-0 ② 5-3		x 0-0 ① SH3-4 2-3		x 0-0 1B 3B 1B	x 0-0 ③ FC5-4 1-2	4	1	2	0	0	0	2
Jim Gantner, L (1, 4) OBP: 0.333, SLG: 0.393 Ernest Riles, L (8, 6) OBP: 0.325, SLG: 0.352		x 0-0 ② FC3-2 1B E 3-H		S S S 0-3 ③ K		x 0-0 SF CS 3-H		x 0-0 1-2 3B 1B		3 0	2 0	1 0	1 0	0 0	1 0	1 0
Rick Cerone, R (1, 2) OBP: 0.276, SLG: 0.335 Ben Oglivie, L (8, PH) OBP: 0.356, SLG: 0.403 Bill Schroeder, R (8, 2) OBP: 0.250, SLG: 0.329		x 0-0 E8 1-H 1B			x 0-0 2B	x 0-0 ②③ F8 2-3		x 0-0 1-H 2-H 1B 3B		3 1 0	0 1 0	2 1 0	0 2 0	0 0 0	0 0 0	1 0 0
Inning Stats	R: 0 E: 0 K: 0 S: 4 H: 1 LOB: 2 BB: 1 P: 8	R: 1 E: 1 K: 0 S: 5 H: 2 LOB: 1 BB: 0 P: 5	R: 0 E: 0 K: 2 S: 8 H: 1 LOB: 1 BB: 0 P: 8	R: 0 E: 0 K: 2 S: 7 H: 0 LOB: 0 BB: 0 P: 7	R: 0 E: 0 K: 2 S: 8 H: 1 LOB: 2 BB: 1 P: 12	R: 2 E: 1 K: 0 S: 5 H: 2 LOB: 0 BB: 0 P: 5	R: 0 E: 0 K: 0 S: 4 H: 1 LOB: 1 BB: 0 P: 4	R: 3 E: 0 K: 0 S: 7 H: 4 LOB: 1 BB: 0 P: 7	R: 0 E: 0 K: 0 S: 4 H: 1 LOB: 2 BB: 1 P: 8	1B: 7 2B: 3 3B: 2 HR: 1 SF: 1 SAC: 1 DP: 0 HBP: 0						

TOP

Milwaukee Brewers @ Chicago White Sox

Comiskey Park, Chicago, IL

Sat Aug 16 1986, 8:05 PM EDT

Att. 28,225 - Unknown

livebaseballscorecards.com

AB	38
R	6
H	13
RBI	5
BB	3
SO	6
LOB	22

PITCHER		IP	WLS	BF	H	R	ER	SO	BB	IBB	HBP	BLK	WP	HR	S	P	ERA	WHIP
Floyd Bannister, L ERA: 3.98	(1, 1)	6.0		27	7	3	2	6	2	0	0	0	0	1	37	45	3.00	1.500
Gene Nelson, R ERA: 3.65	(7, 1)	1.2	L	9	4	3	3	0	0	0	0	0	0	0	9	9	16.20	2.400
Bobby Thigpen, R ERA: 1.74	(8, 1)	1.1		7	2	0	0	0	1	0	0	0	0	0	6	10	0.00	2.250

PITCHER	IP	WLS	BF	H	R	ER	SO	BB	IBB	HBP	BLK	WP	HR	S	P	ERA	WHIP

WP: 0 PB: 0 SB: 0 CS: 1 PA: 43

Batter	1	2	3	4	5	6	7	8	9	AB	R	H	RBI	BB	SO	LOB
Daryl Boston, L (1, 8) OBP: 0.358, SLG: 0.653	K		F8			HR 2B		K		4	1	1	0	0	2	1
Reid Nichols, R (1, 7) OBP: 0.259, SLG: 0.243	G6-3 1B		6-3			SF8		F8		3	0	1	1	0	0	1
Harold Baines, L (1, 9) OBP: 0.342, SLG: 0.481	G6-3			G4-6-3 1B		HR		3B 1B		4	2	3	2	0	0	1
George Foster, R (1, 10) OBP: 0.292, SLG: 0.448		K		G4-6-3		K		3B		4	0	1	1	0	2	1
Carlton Fisk, R (1, 2) OBP: 0.265, SLG: 0.326		6-3		5-3		1B		F7		4	0	1	0	0	0	1
Tim Hulett, R (1, 5) OBP: 0.283, SLG: 0.444		HR			K	F9			K	4	1	1	1	0	2	1
Russ Morman, R (1, 3) OBP: 0.275, SLG: 0.417 Jerry Hairston, S (9, PH) OBP: 0.380, SLG: 0.444		K			K	4-3		6-3		3 1	0 0	0 0	0 0	0 0	2 0	0 0
Ozzie Guillen, L (1, 6) OBP: 0.259, SLG: 0.310			SH1-3 1B		K	B5-3		1B		4	0	2	0	0	1	0
Julio Cruz, S (1, 4) OBP: 0.353, SLG: 0.234 Ron Hassey, L (9, PH) OBP: 0.386, SLG: 0.484			SH1-3			2B SF8 BB		5-3	1-3	1 1	1 0	0 0	0 0	1 0	0 0	0 1
Inning Stats	R: 0 E: 0 K: 1 S: 5 H: 1 LOB: 0 BB: 0 P: 5	R: 1 E: 0 K: 2 S: 8 H: 1 LOB: 0 BB: 0 P: 8	R: 0 E: 0 K: 0 S: 4 H: 1 LOB: 1 BB: 0 P: 4	R: 0 E: 0 K: 0 S: 3 H: 1 LOB: 0 BB: 0 P: 3	R: 0 E: 0 K: 3 S: 9 H: 0 LOB: 0 BB: 0 P: 9	R: 3 E: 0 K: 1 S: 8 H: 3 LOB: 1 BB: 1 P: 12	R: 0 E: 0 K: 0 S: 3 H: 0 LOB: 0 BB: 0 P: 3	R: 1 E: 0 K: 1 S: 7 H: 2 LOB: 1 BB: 0 P: 7	R: 0 E: 0 K: 1 S: 6 H: 1 LOB: 1 BB: 0 P: 6	1B: 6 2B: 1 3B: 1 HR: 2	SF: 1 SAC: 1 DP: 2 HBP: 0						

BOTTOM

Milwaukee Brewers @ Chicago White Sox

Comiskey Park, Chicago, IL

Sat Aug 16 1986, 8:05 PM EDT

Att. 28,225 - Unknown

livebaseballscorecards.com

AB	33
R	5
H	10
RBI	5
BB	1
SO	9
LOB	7

WP: 0 PB: 0 SB: 0 CS: 0 PA: 36

PITCHER		IP	WLS	BF	H	R	ER	SO	BB	IBB	HBP	BLK	WP	HR	S	P	ERA	WHIP
Juan Nieves, L ERA: 4.35	(1, 1)	5.1		21	6	4	4	6	1	0	0	0	0	2	32	36	6.75	1.312
John Henry Johnson, L ERA: 4.15	(6, 1)	2.1	W	9	2	1	1	2	0	0	0	0	0	0	13	13	3.86	0.857
Mark Clear, R ERA: 1.52	(8, 1)	1.1	S	6	2	0	0	1	0	0	0	0	0	0	8	8	0.00	1.500

PITCHER	IP	WLS	BF	H	R	ER	SO	BB	IBB	HBP	BLK	WP	HR	S	P	ERA	WHIP

Batter	1	2	3	4	5	6	7	8	9	AB	R	H	RBI	BB	SO	LOB
Paul Molitor, R (1, 5) OBP: 0.351, SLG: 0.414	x 0-0 G5-4-3 1B		x 0-0 ② 6-3		x 0-0 ③ 6-3			x 0-0 1B 2-H 1B		4	0	2	1	0	0	0
Robin Yount, R (1, 8) OBP: 0.391, SLG: 0.425	x 0-0 ① ② G5-4-3 1-2f		x 0-0 ③ 5-3			S S S 0-3 ① K		x 0-0 FC6-4 1-2 1B		4	0	1	0	0	1	1
Ben Oglivie, L (1, 10) OBP: 0.352, SLG: 0.397	S S S 0-3 ③ K			x 0-0 ① F8		x 0-0 ② 6-3		x 0-0 ② F6		4	0	0	0	0	1	2
Gorman Thomas, R (1, 3) OBP: 0.320, SLG: 0.401		B B B B 4-0 HR BB		B B B B 4-0 WP S SF8 BB		S S S 0-3 ③ K		x 0-0 ③ FC6-4 1-2f		2	2	0	0	2	1	2
Rob Deer, R (1, 9) OBP: 0.339, SLG: 0.530		x 0-0 1-H HR		B B B B B 4-0 FC6-4 1-3 BB			x 0-0 ① F3		x 0-0 ① F8	3	1	1	2	1	0	0
Glenn Braggs, R (1, 7) OBP: 0.281, SLG: 0.391		x 0-0 ① F8		x 0-0 ② SF8 3-H			x 0-0 ② 5-3		x 0-0 ② F9	3	0	0	1	0	0	0
Dale Sveum, S (1, 4) OBP: 0.329, SLG: 0.396		x 0-0 ② L5		x 0-0 ③ FC6-4 1-2f			x 0-0 ③ 6-3		S S S 0-3 ③ K	4	0	0	0	0	1	1
Bill Schroeder, R (1, 2) OBP: 0.252, SLG: 0.324		S S S 0-3 ③ K			x 0-0 ① 4-3			B B B B 4-0 5-3 1B BB		2	1	0	0	1	1	0
Ernest Riles, L (1, 6) OBP: 0.322, SLG: 0.350			x 0-0 ① 4-3		x 0-0 ② F6			x 0-0 ① 5-3 1-2		3	0	0	0	0	0	1

TOP

Milwaukee Brewers @ Chicago White Sox

Comiskey Park, Chicago, IL

Sun Aug 17 1986, 4:33 AM EDT

Att. 19,064 - Unknown

livebaseballscorecards.com

AB	29
R	4
H	4
RBI	4
BB	4
SO	5
LOB	7

Inning Stats																				
	R: 0	H: 1	R: 2	H: 1	R: 0	H: 0	R: 1	H: 0	R: 0	H: 0	R: 0	H: 0	R: 0	H: 0	R: 1	H: 2	R: 0	H: 0	1B: 3	SF: 1	WP: 1	PA: 34
	E: 0	LOB: 0	E: 0	LOB: 0	E: 0	LOB: 0	E: 0	LOB: 1	E: 0	LOB: 0	E: 0	LOB: 0	E: 0	LOB: 0	E: 0	LOB: 2	E: 0	LOB: 0	2B: 0	SAC: 0	PB: 0	
	K: 1	BB: 0	K: 1	BB: 1	K: 0	BB: 0	K: 0	BB: 2	K: 0	BB: 0	K: 2	BB: 0	K: 0	BB: 0	K: 0	BB: 1	K: 1	BB: 0	3B: 0	DP: 1	SB: 1	
	S: 5	P: 5	S: 6	P: 10	S: 3	P: 3	S: 3	P: 11	S: 3	P: 3	S: 7	P: 7	S: 3	P: 3	S: 5	P: 9	S: 5	P: 5	HR: 1	HBP: 0	CS: 0	

PITCHER		IP	WLS	BF	H	R	ER	SO	BB	IBB	HBP	BLK	WP	HR	S	P	ERA	WHIP
Steve Carlton, L ERA: 6.13	(1, 1)	7.1	W	28	3	4	4	4	4	0	0	0	1	1	32	48	4.91	0.955
Bobby Thigpen, R ERA: 1.5	(8, 1)	1.2	S	6	1	0	0	1	0	0	0	0	0	0	8	8	0.00	0.600

PITCHER	IP	WLS	BF	H	R	ER	SO	BB	IBB	HBP	BLK	WP	HR	S	P	ERA	WHIP

Batter	1	2	3	4	5	6	7	8	9	AB	R	H	RBI	BB	SO	LOB
Daryl Boston, L (1, 8) OBP: 0.397, SLG: 0.660	E7 1B 1B		4-3 1B 1B	1B 1-2 1B	BBB 4-0 BB		2-3			4	1	3	0	1	0	1
Tim Hulett, R (1, 5) OBP: 0.285, SLG: 0.443	1B 3-H 1B		4-3 1-2 1B	F3 1B	F3			1-3 1B		5	0	2	1	0	0	4
Harold Baines, L (1, 9) OBP: 0.344, SLG: 0.482	F8 1-3 1B		F6 1B	1-3 2-H 1B		4-3 1B		4-3 1B		5	1	3	1	0	0	2
George Foster, R (1, 7) OBP: 0.286, SLG: 0.439 John Cangelosi, S (9, 7) OBP: 0.357, SLG: 0.316	F8 2-3		4-3 1-2 2-3	F8		SSS K		4-3 1-2		5 0	0 0	0 0	0 0	0 0	1 0	6 0
Ron Hassey, L (1, 10) OBP: 0.398, SLG: 0.505	BBBB 4-0 BB		IIII 4-0 IBB		HR	FC5-4 1B		BB 2-H 1B		3	2	3	2	2	0	0
Russ Morman, R (1, 3) OBP: 0.268, SLG: 0.385	FC5-4 1-2f		F9		F8	FC5-4 1-2f		BBBB 4-0 1B 1-2 BB		4	0	0	0	1	0	6
Ozzie Guillen, L (1, 6) OBP: 0.263, SLG: 0.319		L9		SH5-3 1B 2B	1B 2B		1-3	1-3 2-H 1B		5	2	3	1	0	0	0
Julio Cruz, S (1, 4) OBP: 0.357, SLG: 0.237		F8		SH5-3 2-3	1-3 2-H 1B		BBBB 4-0 S BB			2	0	1	1	1	0	0
Ron Karkovice, R (1, 2) OBP: 0.250, SLG: 0.250		SSS 0-3 K		1B 3-H 1B	1-3 1-2		SSS 0-3 K 1-2			4	1	1	1	0	2	2
Inning Stats	R: 1 H: 3 E: 1 LOB: 2 K: 0 BB: 1 S: 5 P: 9	R: 0 H: 0 E: 0 LOB: 0 K: 1 BB: 0 S: 5 P: 5	R: 0 H: 2 E: 0 LOB: 3 K: 0 BB: 1 S: 5 P: 9	R: 2 H: 4 E: 0 LOB: 2 K: 0 BB: 0 S: 7 P: 7	R: 2 H: 3 E: 0 LOB: 2 K: 0 BB: 1 S: 6 P: 10	R: 0 H: 1 E: 0 LOB: 1 K: 1 BB: 0 S: 6 P: 6	R: 0 H: 0 E: 0 LOB: 1 K: 1 BB: 1 S: 5 P: 9	R: 2 H: 3 E: 0 LOB: 2 K: 0 BB: 1 S: 5 P: 9		1B: 13 SF: 0 2B: 2 SAC: 1 3B: 0 DP: 0 HR: 1 HBP: 0						

PITCHER		IP	WLS	BF	H	R	ER	SO	BB	IBB	HBP	BLK	WP	HR	S	P	ERA	WHIP
Tim Leary, R ERA: 4.64	(1, 1)	3.2		21	9	3	3	1	1	1	0	0	0	0	21	29	7.36	2.727
Bryan Clutterbuck, R ERA: 3.65	(4, 1)	1.1	L	8	3	2	2	0	1	0	0	0	0	1	7	11	13.50	3.000
Mike Birkbeck, R ERA: 3.38	(6, 1)	2.2		11	2	1	1	2	1	0	0	0	0	0	14	18	3.38	1.125
Dan Plesac, L ERA: 3.22	(8, 1)	0.1		3	2	1	1	0	1	0	0	0	0	0	2	6	27.00	9.000

PITCHER	IP	WLS	BF	H	R	ER	SO	BB	IBB	HBP	BLK	WP	HR	S	P	ERA	WHIP

BOTTOM

Milwaukee Brewers @ Chicago White Sox

Comiskey Park, Chicago, IL

Sun Aug 17 1986, 4:33 AM EDT

Att. 19,064 - Unknown

livebaseballscorecards.com

AB	37
R	7
H	16
RBI	7
BB	5
SO	3
LOB	21

Batter	1	2	3	4	5	6	7	8	9	AB	R	H	RBI	BB	SO	LOB
Daryl Boston, L (1, 8) OBP: 0.403, SLG: 0.661	0-0 2B		0-0 ① 6-3		BBB 4-0 BB		SSS 0-3 ③ K			3	1	1	0	1	1	0
Tim Hulett, R (1, 5) OBP: 0.282, SLG: 0.438	0-0 ① F9		SSS 0-3 ② K		0-0 ② F9			SSS 0-3 ① K		4	0	0	0	0	2	2
Harold Baines, L (1, 9) OBP: 0.343, SLG: 0.482	0-0 FC1-5 2-H 2B		0-0 ③ 6-3		0-0 ③ 4-3			0-0 ② 4-3		4	0	1	1	0	0	1
George Foster, R (1, 7) OBP: 0.286, SLG: 0.436	0-0 ② FC1-5 2-3			0-0 ① F7		0-0 G3-6-3 1B		0-0 ③ L7		4	0	1	0	0	0	1
Ron Hassey, L (1, 10) OBP: 0.395, SLG: 0.500	0-0 ③ G3			0-0 BB 1B 1B		0-0 ① ② G3-6-3 1-2f			0-0 ① 3-1	4	0	1	0	0	0	2
Russ Morman, R (1, 3) OBP: 0.283, SLG: 0.370		0-0 ① 5-3		BBB 4-0 1B 1-2 BB		BBB 4-0 BB			SSS 0-3 ② K	2	0	0	0	2	1	0
Ozzie Guillen, L (1, 6) OBP: 0.263, SLG: 0.318		0-0 ② F7		0-0 ② 1-3 2-H 1B		0-0 ③ F6			0-0 ③ F6	4	0	1	0	0	0	1
Julio Cruz, S (1, 4) OBP: 0.357, SLG: 0.235		BBB 4-0 BB		0-0 ③ 4-3			0-0 ① 4-3			2	0	0	0	1	0	2
Ron Karkovice, R (1, 2) OBP: 0.143, SLG: 0.143		SSS 0-3 ③ K			SSS 0-3 ① K		SSS 0-3 ② K			3	0	0	0	0	3	1
Inning Stats	R: 1 E: 0 K: 0 S: 5 H: 2 LOB: 1 BB: 0 P: 5	R: 0 E: 0 K: 1 S: 5 H: 0 LOB: 1 BB: 1 P: 9	R: 0 E: 0 K: 1 S: 5 H: 0 LOB: 0 BB: 0 P: 5	R: 0 E: 0 K: 0 S: 4 H: 2 LOB: 2 BB: 1 P: 8	R: 0 E: 0 K: 1 S: 5 H: 0 LOB: 1 BB: 1 P: 9	R: 0 E: 0 K: 0 S: 3 H: 1 LOB: 1 BB: 1 P: 7	R: 0 E: 0 K: 2 S: 7 H: 0 LOB: 0 BB: 0 P: 7	R: 0 E: 0 K: 1 S: 5 H: 0 LOB: 0 BB: 0 P: 5	R: 0 E: 0 K: 1 S: 5 H: 0 LOB: 0 BB: 0 P: 5	1B: 3 2B: 2 3B: 0 HR: 0	SF: 0 SAC: 0 DP: 1 HBP: 0						

PITCHER		IP	WLS	BF	H	R	ER	SO	BB	IBB	HBP	BLK	WP	HR	S	P	ERA	WHIP
Dave Stieb, R ERA: 5.44	(1, 1)	7.0	W	28	5	1	1	5	4	0	0	0	0	0	34	50	1.29	1.286
Tom Henke, R ERA: 3.46	(8, 1)	2.0		6	0	0	0	2	0	0	0	0	0	0	10	10	0.00	0.000

PITCHER	IP	WLS	BF	H	R	ER	SO	BB	IBB	HBP	BLK	WP	HR	S	P	ERA	WHIP

TOP

Chicago White Sox @ Toronto Blue Jays

Exhibition Stadium, Toronto, ON

Tue Aug 19 1986, 7:05 PM EDT

Att. 34,158 - Unknown

livebaseballscorecards.com

AB	30
R	1
H	5
RBI	1
BB	4
SO	7
LOB	10

1B: 3 SF: 0
2B: 2 SAC: 0
3B: 0 DP: 1
HR: 0 HBP: 0

WP: 0 PA: 34
PB: 0
SB: 0
CS: 0

Batter	1	2	3	4	5	6	7	8	9	AB	R	H	RBI	BB	SO	LOB
Tony Fernandez, S (1, 6) OBP: 0.342, SLG: 0.439	0-0 S 1B 1B	0-0 6-3 ③			0-0 G1 ① 1-2	0-0 4-3 ③				4	1	1	0	0	0	2
Willie Upshaw, L (1, 3) OBP: 0.350, SLG: 0.379	0-0 F7 ①		0-0 HR		0-0 G3 ②		0-0 F3 ①			4	1	1	1	0	0	2
Lloyd Moseby, L (1, 8) OBP: 0.354, SLG: 0.443	0-0 BB 1-H 1B		0-0 G5-4-3 1B		0-0 1B 2-H 1B		0-0 1B 2B			4	2	4	2	0	0	0
George Bell, R (1, 7) OBP: 0.364, SLG: 0.561	B B B B 4-0 BB BB		0-0 G5-4-3 ① ② 1-2f		0-0 1B 2-H 1B		0-0 WP 2-H 1B			3	0	2	2	1	0	1
Jesse Barfield, R (1, 9) OBP: 0.388, SLG: 0.586	S S S 0-3 K ②		0-0 F5 ③		0-0 1-2 1B		0-0 F6 ② 1-2			4	0	1	0	0	1	3
Cliff Johnson, R (1, 10) OBP: 0.376, SLG: 0.464	B B B 4-0 1-2 2-3 BB			0-0 F4 ①	0-0 F8 ③		0-0 5-3 ③			3	0	0	0	1	0	3
Ernie Whitt, L (1, 2) OBP: 0.308, SLG: 0.425	0-0 G3 ③			0-0 G6-4-3 1B		0-0 4-3 ①		0-0 F7 ①		4	0	1	0	0	0	3
Garth Iorg, R (1, 5) OBP: 0.278, SLG: 0.290		S S S 0-3 K ①		0-0 G6-4-3 ② ③ 1-2f		0-0 F3 ②		0-0 3-1 ②		4	0	0	0	0	1	1
Manuel Lee, S (1, 4) OBP: 0.500, SLG: 0.500		S S S 0-3 K ②			0-0 G1 1B 1B	0-0 1B		S S S 0-3 K ③		4	1	2	0	0	2	0
Inning Stats	R: 1 E: 0 K: 1 S: 7 H: 2 LOB: 3 BB: 2 P: 15	R: 0 E: 0 K: 2 S: 7 H: 0 LOB: 0 BB: 0 P: 7	R: 1 E: 0 K: 0 S: 4 H: 2 LOB: 0 BB: 0 P: 4	R: 0 E: 0 K: 0 S: 3 H: 1 LOB: 0 BB: 0 P: 3	R: 2 E: 0 K: 0 S: 7 H: 4 LOB: 2 BB: 0 P: 7	R: 0 E: 0 K: 0 S: 4 H: 1 LOB: 1 BB: 0 P: 4	R: 1 E: 0 K: 0 S: 5 H: 2 LOB: 1 BB: 0 P: 5	R: 0 E: 0 K: 1 S: 5 H: 0 LOB: 0 BB: 0 P: 5		1B: 10 2B: 1 3B: 0 HR: 1		SF: 0 SAC: 0 DP: 2 HBP: 0				

PITCHER		IP	WLS	BF	H	R	ER	SO	BB	IBB	HBP	BLK	WP	HR	S	P	ERA	WHIP
Joe Cowley, R ERA: 4.82	(1, 1)	6.1	L	31	12	5	5	3	2	0	0	0	0	1	35	43	7.11	2.211
Bill Dawley, R ERA: 3.4	(7, 1)	1.2		5	0	0	0	1	0	0	0	0	1	0	7	7	0.00	0.000

PITCHER	IP	WLS	BF	H	R	ER	SO	BB	IBB	HBP	BLK	WP	HR	S	P	ERA	WHIP

BOTTOM

Chicago White Sox @ Toronto Blue Jays

Exhibition Stadium, Toronto, ON

Tue Aug 19 1986, 7:05 PM EDT

Att. 34,158 - Unknown

livebaseballscorecards.com

AB	34
R	5
H	12
RBI	5
BB	2
SO	4
LOB	15

1B: 10 SF: 0
2B: 1 SAC: 0
3B: 0 DP: 2
HR: 1 HBP: 0

WP: 1 PA: 36
PB: 0
SB: 1
CS: 0

Batter	1	2	3	4	5	6	7	8	9	AB	R	H	RBI	BB	SO	LOB
Daryl Boston, L (1, 8) OBP: 0.394, SLG: 0.633	5-3		K			4-3			1B	4	1	1	0	0	1	1
Tim Hulett, R (1, 5) OBP: 0.282, SLG: 0.436	4-3			5-3		1B			F5	4	0	1	0	0	0	1
Harold Baines, L (1, 9) OBP: 0.343, SLG: 0.480	4-3			K		4-3			1-2 1B	4	0	1	0	0	1	1
George Foster, R (1, 7) OBP: 0.285, SLG: 0.433		K		1B			F4		F6	4	0	1	0	0	1	2
Ron Hassey, L (1, 10) OBP: 0.393, SLG: 0.496		3-1		F6			6-3		1-2 2-H 1B	4	0	1	1	0	0	1
Russ Morman, R (1, 3) OBP: 0.281, SLG: 0.362		K			1B		5-3		F9	4	0	1	0	0	1	2
Ozzie Guillen, L (1, 6) OBP: 0.264, SLG: 0.318			5-3		G4-6-3 1B			6-3		3	0	1	0	0	0	0
Julio Cruz, S (1, 4) OBP: 0.354, SLG: 0.232			L6		G4-6-3 1-2f			F6		2	0	0	0	0	0	1
Carlton Fisk, R (8, PH) OBP: 0.265, SLG: 0.325 (8, 2)										1	0	0	0	0	0	0
Ron Karkovice, R (1, 2) OBP: 0.222, SLG: 0.222			1B			F9		5-3		2	0	1	0	0	0	0
Jerry Hairston, S (8, PH) OBP: 0.378, SLG: 0.441										1	0	0	0	0	0	0
Brian Giles, R (8, 4)										0	0	0	0	0	0	0
Inning Stats	R: 0 E: 0 K: 0 S: 3 H: 0 LOB: 0 BB: 0 P: 3	R: 0 E: 0 K: 2 S: 7 H: 0 LOB: 0 BB: 0 P: 7	R: 0 E: 0 K: 1 S: 6 H: 1 LOB: 1 BB: 0 P: 6	R: 0 E: 0 K: 1 S: 6 H: 1 LOB: 1 BB: 0 P: 6	R: 0 E: 0 K: 0 S: 3 H: 2 LOB: 0 BB: 0 P: 3	R: 0 E: 0 K: 0 S: 4 H: 1 LOB: 1 BB: 0 P: 4	R: 0 E: 0 K: 0 S: 3 H: 0 LOB: 0 BB: 0 P: 3	R: 0 E: 0 K: 0 S: 3 H: 0 LOB: 0 BB: 0 P: 3	R: 1 E: 0 K: 0 S: 6 H: 3 LOB: 2 BB: 0 P: 6	1B: 8 2B: 0 3B: 0 HR: 0	SF: 0 SAC: 0 DP: 1 HBP: 0						

TOP

Chicago White Sox @ Toronto Blue Jays

Exhibition Stadium, Toronto, ON

Wed Aug 20 1986, 7:05 PM EDT

Att. 33,493 - Unknown

livebaseballscorecards.com

AB	33
R	1
H	8
RBI	1
BB	0
SO	4
LOB	9

PA: 33

WP: 0 PB: 0 SB: 0 CS: 0

PITCHER		IP	W/L/S	BF	H	R	ER	SO	BB	IBB	HBP	BLK	WP	HR	S	P	ERA	WHIP
Joe Johnson, R ERA: 4.51	(1, 1)	8.0	W	28	6	1	1	4	0	0	0	0	0	0	36	36	1.12	0.750
Tom Henke, R ERA: 3.41	(9, 1)	1.0		5	2	0	0	0	0	0	0	0	0	0	5	5	0.00	2.000

PITCHER	IP	W/L/S	BF	H	R	ER	SO	BB	IBB	HBP	BLK	WP	HR	S	P	ERA	WHIP

Batter	1	2	3	4	5	6	7	8	9	AB	R	H	RBI	BB	SO	LOB
Tony Fernandez, S (1, 6) OBP: 0.340, SLG: 0.435	F8		G3		F6		G3			4	0	0	0	0	0	1
Willie Upshaw, L (1, 3) OBP: 0.352, SLG: 0.381	F3		4-3		HR			E9 2B		3	2	1	0	1	0	0
Lloyd Moseby, L (1, 8) OBP: 0.357, SLG: 0.450	S BB		F6		HR			S 1B BB		2	2	1	2	2	0	0
George Bell, R (1, 7) OBP: 0.365, SLG: 0.560	1-2 BB			1B 1B	F2			F8		3	0	1	0	1	0	1
Jesse Barfield, R (1, 9) OBP: 0.387, SLG: 0.583	F7			K	K			1-H 1B		4	0	1	1	0	2	3
Cliff Johnson, R (1, 10) OBP: 0.378, SLG: 0.464		1B		1-2 1B	F7			F9		4	0	2	0	0	0	1
Ernie Whitt, L (1, 2) OBP: 0.304, SLG: 0.419		K		F8	K			G3		4	0	0	0	0	2	4
Garth Iorg, R (1, 5) OBP: 0.274, SLG: 0.286		L4		F9			F5			3	0	0	0	0	0	3
Manuel Lee, S (1, 4) OBP: 0.444, SLG: 0.444		K			CS 1B		6-3			3	0	1	0	0	1	1
Inning Stats	R: 0 E: 0 K: 0 S: 3 H: 0 LOB: 2 BB: 2 P: 11	R: 0 E: 0 K: 2 S: 8 H: 1 LOB: 1 BB: 0 P: 8	R: 0 E: 0 K: 0 S: 3 H: 0 LOB: 0 BB: 0 P: 3	R: 0 E: 0 K: 1 S: 7 H: 2 LOB: 2 BB: 0 P: 7	R: 2 E: 0 K: 0 S: 4 H: 2 LOB: 0 BB: 1 P: 8	R: 0 E: 0 K: 2 S: 7 H: 0 LOB: 0 BB: 0 P: 7	R: 0 E: 0 K: 0 S: 3 H: 0 LOB: 0 BB: 0 P: 3	R: 2 E: 1 K: 0 S: 5 H: 2 LOB: 1 BB: 1 P: 9		1B: 5 2B: 1 3B: 0 HR: 1	SF: 0 SAC: 0 DP: 0 HBP: 0						

PITCHER		IP	WLS	BF	H	R	ER	SO	BB	IBB	HBP	BLK	WP	HR	S	P	ERA	WHIP
Jose DeLeon, R ERA: 4.15	(1, 1)	7.0	L	30	6	4	4	5	4	0	0	0	0	1	36	52	5.14	1.429
Bobby Thigpen, R ERA: 1.38	(8, 1)	1.0		4	1	0	0	0	0	0	0	0	0	0	4	4	0.00	1.000

PITCHER	IP	WLS	BF	H	R	ER	SO	BB	IBB	HBP	BLK	WP	HR	S	P	ERA	WHIP

BOTTOM

Chicago White Sox @ Toronto Blue Jays

Exhibition Stadium, Toronto, ON

Wed Aug 20 1986, 7:05 PM EDT

Att. 33,493 - Unknown

livebaseballscorecards.com

AB	30
R	4
H	7
RBI	3
BB	4
SO	5
LOB	14

Batter	1	2	3	4	5	6	7	8	9	AB	R	H	RBI	BB	SO	LOB
John Cangelosi, S (1, 9) OBP: 0.354, SLG: 0.313	S S S 0-3 ① K		x 0-0 ② F3			x 0-0 ② 6-3	x 0-0 ③ 5-3			4	0	0	0	0	1	2
Daryl Boston, L (1, 8) OBP: 0.400, SLG: 0.619	x 0-0 S 1B		x 0-0 ③ G3			B B B B 4-0 BB		x 0-0 ① 4-3		3	0	1	0	1	0	1
Tim Hulett, R (1, 5) OBP: 0.281, SLG: 0.434	S S S 0-3 ② K 1-2			x 0-0 ① 1B		x 0-0 ③ F4		x 0-0 ② 6-3		4	0	1	0	0	1	2
George Foster, R (1, 7) OBP: 0.281, SLG: 0.426 Reid Nichols, R (8, 7) OBP: 0.259, SLG: 0.243	S S S 0-3 ③ K			x 0-0 ② 6-3			x 0-0 ① 1-3	x 0-0 ③ F8		4 0	0 0	0 0	0 0	0 0	1 0	1 0
Jerry Hairston, S (1, 10) OBP: 0.375, SLG: 0.443		x 0-0 ① F7		x 0-0 ③ F7			x 0-0 ② F8		x 0-0 SH3-4 1B 2B	4	1	1	0	0	0	0
Russ Morman, R (1, 3) OBP: 0.299, SLG: 0.367		x 0-0 ② L7			B B B B 4-0 K BB		x 0-0 1B HR 1B		x 0-0 ① SH3-4 2-3	2	1	1	0	1	0	0
Ozzie Guillen, L (1, 6) OBP: 0.266, SLG: 0.320		x 0-0 ③ 3-1			x 0-0 ① F9		x 0-0 1-2 HR 1B		x 0-0 4-3 3-H 1B	4	1	2	1	0	0	1
Brian Giles, R (1, 4) OBP: 0.167, SLG: 0.167 Carlton Fisk, R (7, PH) OBP: 0.266, SLG: 0.335 Julio Cruz, S (7, 4) OBP: 0.352, SLG: 0.231			x 0-0 1B		S S S 0-3 ② ③ K 1-2		x 0-0 1-H 2-H HR		x 0-0 ② ③ 4-3 1-2f	2 1 1	0 1 0	1 1 0	0 3 0	0 0 0	1 0 0	1 0 1
Ron Karkovice, R (1, 2) OBP: 0.250, SLG: 0.333			x 0-0 ① F6			x 0-0 ① 1-3	x 0-0 2B			3	0	1	0	0	0	1
Inning Stats	R: 0 H: 1 E: 0 LOB: 1 K: 3 BB: 0 S: 10 P: 10	R: 0 H: 0 E: 0 LOB: 0 K: 0 BB: 0 S: 3 P: 3	R: 0 H: 1 E: 0 LOB: 1 K: 0 BB: 0 S: 4 P: 4	R: 0 H: 1 E: 0 LOB: 0 K: 0 BB: 0 S: 3 P: 3	R: 0 H: 0 E: 0 LOB: 0 K: 1 BB: 1 S: 4 P: 8	R: 0 H: 0 E: 0 LOB: 1 K: 0 BB: 1 S: 3 P: 7	R: 3 H: 4 E: 0 LOB: 1 K: 0 BB: 0 S: 7 P: 7	R: 0 H: 0 E: 0 LOB: 0 K: 0 BB: 0 S: 3 P: 3	R: 1 H: 2 E: 0 LOB: 0 K: 0 BB: 0 S: 4 P: 4	1B: 6 SF: 0 2B: 3 SAC: 1 3B: 0 DP: 1 HR: 1 HBP: 0						

PITCHER	IP	WLS	BF	H	R	ER	SO	BB	IBB	HBP	BLK	WP	HR	S	P	ERA	WHIP
Jimmy Key, L (1, 1) ERA: 4.08	8.0	L	32	8	4	4	4	2	0	0	0	0	1	38	46	4.50	1.250
Mark Eichhorn, R (9, 1) ERA: 1.83	1.0		3	1	0	0	0	0	0	0	0	0	0	3	3	0.00	1.000

PITCHER	IP	WLS	BF	H	R	ER	SO	BB	IBB	HBP	BLK	WP	HR	S	P	ERA	WHIP

TOP

Chicago White Sox @ Toronto Blue Jays

Exhibition Stadium, Toronto, ON

Thu Aug 21 1986, 3:33 AM EDT

Att. 35,393 - Unknown

livebaseballscorecards.com

AB	32
R	4
H	9
RBI	4
BB	2
SO	4
LOB	10

PA: 35

WP: 0 PB: 0 SB: 1 CS: 0

Batter	1	2	3	4	5	6	7	8	9	AB	R	H	RBI	BB	SO	LOB
Tony Fernandez, S (1, 6) OBP: 0.339, SLG: 0.434	L7		6-3		1B			6-3		4	0	1	0	0	0	0
Willie Upshaw, L (1, 3) OBP: 0.353, SLG: 0.382	1-3		CS 1B		6-3			FC6-4 1B		4	0	2	0	0	0	0
Lloyd Moseby, L (1, 8) OBP: 0.358, SLG: 0.450	2B 1B		1-2 CS 1B		K			FC6-4 E' 1-2f E		4	2	2	0	0	1	1
George Bell, R (1, 7) OBP: 0.366, SLG: 0.562	1-H 2B		CS 1-2	G6-4-3 1B 1B		F6		E1 1-H		4	1	2	1	0	0	0
Jesse Barfield, R (1, 9) OBP: 0.386, SLG: 0.580	F4			1-2 G6-4-3 1B		K		K		4	0	1	0	0	2	2
Cliff Johnson, R (1, 10) OBP: 0.376, SLG: 0.461		1B 1B		G6-4-3 1-2f 2-3		F4			F8	4	0	1	0	0	0	2
Ernie Whitt, L (1, 2) OBP: 0.307, SLG: 0.422 Ron Shepherd, R (7, PR) OBP: 0.333, SLG: 0.480 Buck Martinez, R (8, 2) OBP: 0.279, SLG: 0.300 Kelly Gruber, R (9, PR) OBP: 0.165, SLG: 0.296		L4		1B 3-H 1B			G3-6-3 1B		B5-3 1B	3 0 1 0	0 0 0 0	2 0 1 0	1 0 0 0	0 0 0 0	0 0 0 0	1 0 0 0
Garth Iorg, R (1, 5) OBP: 0.280, SLG: 0.293 Rick Leach, L (7, PH) OBP: 0.309, SLG: 0.413 Manuel Lee, S (8, 5) OBP: 0.400, SLG: 0.400		G6-4-3 1-2 1B		FC5-4 1-2 1B			G3-6-3 1-2f		B5-3 1-2	2 1 1	0 0 0	2 0 0	0 0 0	0 0 0	0 0 0	0 1 1
Damaso Garcia, R (1, 4) OBP: 0.308, SLG: 0.385		G6-4-3 1-2f		FC5-4 1-2f			6-3		F8	4	0	0	0	0	0	7
Inning Stats	R: 1 E: 0 K: 0 S: 5 H: 2 LOB: 1 BB: 0 P: 5	R: 0 E: 0 K: 0 S: 4 H: 2 LOB: 1 BB: 0 P: 4	R: 0 E: 0 K: 0 S: 3 H: 2 LOB: 0 BB: 0 P: 3	R: 1 E: 0 K: 0 S: 6 H: 4 LOB: 2 BB: 0 P: 6	R: 0 E: 0 K: 1 S: 5 H: 1 LOB: 0 BB: 0 P: 5	R: 0 E: 0 K: 1 S: 5 H: 0 LOB: 0 BB: 0 P: 5	R: 0 E: 0 K: 0 S: 3 H: 1 LOB: 1 BB: 0 P: 3	R: 1 E: 2 K: 1 S: 7 H: 1 LOB: 1 BB: 0 P: 7	R: 0 E: 0 K: 0 S: 4 H: 1 LOB: 2 BB: 0 P: 4	1B: 13 2B: 1 3B: 0 HR: 0	SF: 0 SAC: 0 DP: 3 HBP: 0	WP: 0 PB: 0 SB: 0 CS: 2	PA: 37				

PITCHER		IP	WLS	BF	H	R	ER	SO	BB	IBB	HBP	BLK	WP	HR	S	P	ERA	WHIP
Richard Dotson, R ERA: 5.83	(1, 1)	7.0		27	12	2	2	2	0	0	0	0	0	0	31	31	2.57	1.714
Ray Searage, L ERA: 4.41	(8, 1)	0.2		3	1	1	0	0	0	0	0	0	0	0	3	3	0.00	1.500
Dave Schmidt, R ERA: 3.61	(8, 1)	1.0	W	5	1	0	0	1	0	0	0	0	0	0	7	7	0.00	1.000
Gene Nelson, R ERA: 3.64	(9, 1)	0.1	S	1	0	0	0	0	0	0	0	0	0	0	1	1	0.00	0.000

PITCHER	IP	WLS	BF	H	R	ER	SO	BB	IBB	HBP	BLK	WP	HR	S	P	ERA	WHIP

BOTTOM

Chicago White Sox @ Toronto Blue Jays

Exhibition Stadium, Toronto, ON

Thu Aug 21 1986, 3:33 AM EDT

Att. 35,393 - Unknown

livebaseballscorecards.com

AB	36
R	3
H	14
RBI	2
BB	0
SO	3
LOB	15

Chicago White Sox @ Texas Rangers

Arlington Stadium, Arlington, TX

Fri Aug 22 1986, 8:05 PM EDT

Att. 16,151 - Unknown

TOP

livebaseballscorecards.com

Batter	1	2	3	4	5	6	7	8	9	AB	R	H	RBI	BB	SO	LOB
Daryl Boston, L (1, 8) OBP: 0.400, SLG: 0.597	BBBB 4-0 FC4-6 BB	x 0-0 ③ F8		x 0-0 ③ F8		x 0-0 ③ L9			x 0-0 WP 1-2 1B	4	0	1	0	1	0	3
Tim Hulett, R (1, 5) OBP: 0.283, SLG: 0.434	SSS 0-3 ① K		x 0-0 1B 6-3 1B		x 0-0 1B 1B 1B		x 0-0 ① 6-3		x 0-0 ② F6 1-2 2-3	5	2	2	0	0	1	3
Harold Baines, L (1, 9) OBP: 0.345, SLG: 0.481 John Cangelosi, S (5, PR) OBP: 0.355, SLG: 0.312 (5, 9)	x 0-0 ② FC4-6 1B 1B 1-2f	x 0-0 1-3 1B		x 0-0 G4-3 1B 1-2 1B		x 0-0 ② 6-3		BBBB 4-0 BB	3 1	1 0	2 0	0 0	0 1	0 0	1 0
George Foster, R (1, 7) OBP: 0.283, SLG: 0.426	x 0-0 1B 1-3 1B	x 0-0 ① 6-3 3-H		x 0-0 G4-3 1-2 2-H 1B		x 0-0 ③ 6-3			x 0-0 ③ F9	5	0	2	2	0	0	4
Carlton Fisk, R (1, 10) OBP: 0.266, SLG: 0.334	x 0-0 FC6 1-3 3-H 1B	x 0-0 ② 5-3		x 0-0 ① ② G4-3 1-2f 2-3			SSS 0-3 ① K		4	0	1	1	0	1	3
Russ Morman, R (1, 3) OBP: 0.282, SLG: 0.344	x 0-0 ③ FC6 1-2	SSS 0-3 ③ K		x 0-0 ③ 1-3			x 0-0 ② 4-3		4	0	0	0	0	1	5
Ozzie Guillen, L (1, 6) OBP: 0.266, SLG: 0.318		BBBB 4-0 BB		x 0-0 ① B2-3		x 0-0 ① 6-3		SSS 0-3 ③ K		3	0	0	0	1	1	0
Brian Giles, R (1, 4) OBP: 0.222, SLG: 0.222 Jerry Hairston, S (9, PH) OBP: 0.373, SLG: 0.440		x 0-0 ① B1		x 0-0 ② 6-3		x 0-0 FC1-6 1B			x 0-0 ① F9	3 1	0 0	1 0	0 0	0 0	0 0	1 0
Ron Karkovice, R (1, 2) OBP: 0.267, SLG: 0.286 Ron Hassey, L (9, PH) OBP: 0.395, SLG: 0.498		SSS 0-3 ② K		BBBB 4-0 BB		x 0-0 ② FC1-6 1-2f			x 0-0 WP 1B 1B	2 1	0 0	0 1	0 0	1 0	1 0	2 0
Inning Stats	R: 1 E: 0 K: 1 S: 7 H: 2 LOB: 2 BB: 1 P: 11	R: 0 E: 0 K: 1 S: 5 H: 0 LOB: 1 BB: 1 P: 9	R: 1 E: 0 K: 1 S: 7 H: 2 LOB: 1 BB: 0 P: 7	R: 0 E: 0 K: 0 S: 3 H: 0 LOB: 1 BB: 1 P: 7	R: 1 E: 0 K: 0 S: 5 H: 3 LOB: 2 BB: 0 P: 5	R: 0 E: 0 K: 0 S: 4 H: 1 LOB: 1 BB: 0 P: 4	R: 0 E: 0 K: 0 S: 3 H: 0 LOB: 0 BB: 0 P: 3	R: 0 E: 0 K: 2 S: 7 H: 0 LOB: 0 BB: 0 P: 7	R: 0 E: 0 K: 0 S: 5 H: 2 LOB: 3 BB: 1 P: 9	1B: 10 2B: 0 3B: 0 HR: 0 SF: 0 SAC: 0 DP: 1 HBP: 0						

AB	36
R	3
H	10
RBI	3
BB	4
SO	5
LOB	22

WP: 1 PB: 0 SB: 0 CS: 0 PA: 40

PITCHER	IP	WLS	BF	H	R	ER	SO	BB	IBB	HBP	BLK	WP	HR	S	P	ERA	WHIP
Mike Mason, L (1, 1) ERA: 4.56	4.0		22	7	3	3	3	3	0	0	0	0	0	25	37	6.75	2.500
Jeff Russell, R (5, 1) ERA: 4.32	4.0	W	12	1	0	0	2	0	0	0	0	0	0	16	16	0.00	0.250
Greg Harris, R (9, 1) ERA: 2.88	1.0		6	2	0	0	0	1	0	0	0	1	0	5	9	0.00	3.000

PITCHER	IP	WLS	BF	H	R	ER	SO	BB	IBB	HBP	BLK	WP	HR	S	P	ERA	WHIP

BOTTOM

Chicago White Sox @ Texas Rangers

Arlington Stadium, Arlington, TX

Fri Aug 22 1986, 8:05 PM EDT

Att. 16,151 - Unknown

Batter	1	2	3	4	5	6	7	8	9	AB	R	H	RBI	BB	SO	LOB
Oddibe McDowell, L (1, 8) OBP: 0.348, SLG: 0.460	S S S 0-3 K ①		x 0-0 F7 ①		x 0-0 6-3 3B		x 0-0 F6 ①	4-0 E 1B IBB		4	2	1	0	1	1	1
Scott Fletcher, R (1, 6) OBP: 0.376, SLG: 0.434	x 0-0 F7 ②		x 0-0 G5-4-3 ②③ 1-2f		x 0-0 6-3 ① 3-H		B B B B 4-0 BB	x 0-0 E SF8 1B 1-2 2-3 3-H		4	1	1	2	1	0	1
Pete O'Brien, L (1, 3) OBP: 0.378, SLG: 0.489	x 0-0 4-3 ③			x 0-0 1B 2B 1B	S S S 0-3 K ②		x 0-0 F6 ②	x 0-0 E9 SF8 1B 1-3 2-H 3-H		5	1	2	2	0	1	1
Pete Incaviglia, R (1, 9) OBP: 0.322, SLG: 0.457 Ruben Sierra, S (8, 9) OBP: 0.294, SLG: 0.454		x 0-0 BB 1B 1B		x 0-0 1-2 2B 1B	x 0-0 1B		S S S 0-3 K ③	x 0-0 SF8 ② 2-3 3-H		4	2	3	0	0	1	1
								1B S 1B		0	0	0	1	0	0	0
Gary Ward, R (1, 7) OBP: 0.374, SLG: 0.416		B B B B 4-0 1B G6-4-3 1-2 BB		x 0-0 ① 1-H 2-H 2B	S S S 0-3 K ③					4	2	2	2	1	2	2
									K							
Larry Parrish, R (1, 10) OBP: 0.343, SLG: 0.512		x 0-0 G6-4-3 1-3 2-H 1B		S S S 0-3 K ②		x 0-0 1-4-3 2B		x 0-0 F7 ①		4	0	2	1	0	1	1
Don Slaught, R (1, 2) OBP: 0.317, SLG: 0.496		x 0-0 ① ② G6-4-3 1-2f 3-H		x 0-0 BB 1B		S S S 0-3 ① K		x 0-0 S 2B 1-3 1B		4	1	2	0	0	1	2
Steve Buechele, R (1, 5) OBP: 0.305, SLG: 0.412	S S S 0-3 K ③			B B B B 4-0 1-2 BB		x 0-0 ② 1-4-3 2-3		B B B B 4-0 2B 1B 1-2 3-H BB		2	1	0	0	2	1	1
Toby Harrah, R (1, 4) OBP: 0.299, SLG: 0.346			B B B B 4-0 G5-4-3 BB	x 0-0 F7 ③		x 0-0 3-1 ③		x 0-0 1B E 2B 1-3 2-H		3	1	1	1	1	0	3
Inning Stats	R: 0 H: 0 E: 0 LOB: 0 K: 1 BB: 0 S: 5 P: 5	R: 2 H: 2 E: 0 LOB: 0 K: 1 BB: 1 S: 6 P: 10	R: 0 H: 0 E: 0 LOB: 0 K: 0 BB: 1 S: 2 P: 6	R: 2 H: 4 E: 0 LOB: 2 K: 1 BB: 1 S: 8 P: 12	R: 1 H: 2 E: 0 LOB: 1 K: 2 BB: 0 S: 9 P: 9	R: 0 H: 1 E: 0 LOB: 1 K: 1 BB: 0 S: 6 P: 6	R: 0 H: 0 E: 0 LOB: 1 K: 1 BB: 1 S: 5 P: 9	R: 6 H: 5 E: 1 LOB: 1 K: 1 BB: 2 S: 10 P: 18		1B: 10 SF: 1 2B: 3 SAC: 0 3B: 1 DP: 2 HR: 0 HBP: 0						

livebaseballscorecards.com

AB	34
R	11
H	14
RBI	9
BB	6
SO	8
LOB	13

PITCHER		IP	WLS	BF	H	R	ER	SO	BB	IBB	HBP	BLK	WP	HR	S	P	ERA	WHIP
Floyd Bannister, L ERA: 4.17	(1, 1)	3.2	L	17	6	4	4	3	3	0	0	0	0	0	20	32	9.82	2.455
Bill Dawley, R ERA: 3.38	(4, 1)	3.1		14	3	1	1	4	1	0	0	0	0	0	21	25	2.70	1.200
Gene Nelson, R ERA: 4.2	(8, 1)	0.1		7	4	6	6	0	1	1	0	0	0	0	5	13	162.00	15.000
Ray Searage, L ERA: 4.33	(8, 1)	0.2		3	1	0	0	1	0	0	0	0	0	0	5	5	0.00	1.500

PITCHER	IP	WLS	BF	H	R	ER	SO	BB	IBB	HBP	BLK	WP	HR	S	P	ERA	WHIP

Chicago White Sox @ Texas Rangers

Arlington Stadium, Arlington, TX

Sat Aug 23 1986, 8:05 PM EDT

Att. 31,454 - Unknown

TOP

livebaseballscorecards.com

Batter	1	2	3	4	5	6	7	8	9	AB	R	H	RBI	BB	SO	LOB
Daryl Boston, L (1, 8) OBP: 0.380, SLG: 0.563	3-1			L4		F9			K	4	0	0	0	0	1	2
Tim Hulett, R (1, 5) OBP: 0.282, SLG: 0.432	F8			4-3 1B		G5-4-3			F9	4	0	1	0	0	0	2
Harold Baines, L (1, 9) OBP: 0.342, SLG: 0.477	K			4-3			K		G3	4	0	0	0	0	2	1
George Foster, R (1, 7) OBP: 0.284, SLG: 0.425		G6-4-3 1B			2-3		1-3			3	0	1	0	0	0	0
Ron Hassey, L (1, 2) OBP: 0.391, SLG: 0.491		F7			5-3		L7			3	0	0	0	0	0	1
Carlton Fisk, R (1, 10) OBP: 0.264, SLG: 0.332		G6-4-3			K			5-3		3	0	0	0	0	1	1
Ozzie Guillen, L (1, 6) OBP: 0.269, SLG: 0.320			F7			1B 1B		G5-3	BB	3	1	2	0	0	0	0
Russ Morman, R (1, 3) John Cangelosi, S (8, PR) OBP: 0.355, SLG: 0.312 Julio Cruz, S (8, 4) OBP: 0.352, SLG: 0.231			G6-4-3 1B			F9 1B				2	0	2	0	1	0	0
										0	0	0	0	0	0	0
										0	0	0	0	0	0	0
Brian Giles, R (1, 4) OBP: 0.273, SLG: 0.273 Jerry Hairston, S (8, PH) OBP: 0.371, SLG: 0.437 (8, 3)			G6-4-3			G5-4-3		G5-3		2	0	1	1	0	0	1
										1	0	0	0	0	0	2

Inning Stats																																
1	R: 0	E: 0	K: 1	S: 5	H: 0	LOB: 0	BB: 0	P: 5																								
2	R: 0	E: 0	K: 0	S: 3	H: 1	LOB: 0	BB: 0	P: 3																								
3	R: 0	E: 0	K: 0	S: 3	H: 1	LOB: 0	BB: 0	P: 3																								
4	R: 0	E: 0	K: 0	S: 3	H: 1	LOB: 0	BB: 0	P: 3																								
5	R: 0	E: 0	K: 1	S: 5	H: 0	LOB: 0	BB: 0	P: 5																								
6	R: 1	E: 0	K: 0	S: 5	H: 3	LOB: 1	BB: 0	P: 5																								
7	R: 0	E: 0	K: 1	S: 5	H: 0	LOB: 0	BB: 0	P: 5																								
8	R: 0	E: 0	K: 0	S: 3	H: 1	LOB: 1	BB: 1	P: 7																								
9	R: 0	E: 0	K: 1	S: 5	H: 0	LOB: 0	BB: 0	P: 5																								

	1B: 7	2B: 0	3B: 0	HR: 0	SF: 0	SAC: 0	DP: 4	HBP: 0	WP: 0	PB: 0	SB: 0	CS: 0	PA: 30

PITCHER		IP	WLS	BF	H	R	ER	SO	BB	IBB	HBP	BLK	WP	HR	S	P	ERA	WHIP
Jose Guzman, R ERA: 4.26	(1, 1)	7.1	W	26	7	1	1	3	1	0	0	0	0	0	31	35	1.23	1.091
Mitch Williams, L ERA: 3.21	(8, 1)	1.2	S	4	0	0	0	1	0	0	0	0	0	0	6	6	0.00	0.000

PITCHER	IP	WLS	BF	H	R	ER	SO	BB	IBB	HBP	BLK	WP	HR	S	P	ERA	WHIP

AB	29
R	1
H	7
RBI	1
BB	1
SO	4
LOB	10

Batter	1	2	3	4	5	6	7	8	9	AB	R	H	RBI	BB	SO	LOB
Scott Fletcher, R (1, 6) (8, 5) OBP: 0.372, SLG: 0.430	F9		6-3		5-3		F9			4	0	0	0	0	0	3
Toby Harrah, R (1, 4) OBP: 0.299, SLG: 0.342	4-3			F4		BB		L6		3	0	0	0	1	0	0
Tom Paciorek, R (1, 3) OBP: 0.305, SLG: 0.366 Pete O'Brien, L (8, 3) OBP: 0.377, SLG: 0.488	F9			L9		K		F9		3 1	0 0	0 0	0 0	0 0	1 0	1 0
Pete Incaviglia, R (1, 9) OBP: 0.322, SLG: 0.453		5-3		K		BB G6-4-3 1-2		6-3		3	0	0	0	1	1	0
Gary Ward, R (1, 7) OBP: 0.371, SLG: 0.412		F8			F8	G6-4-3 1-2f				3	0	0	0	0	0	2
Larry Parrish, R (1, 10) OBP: 0.346, SLG: 0.516		4-3			5-3 1B 1B		SH2-3 3B			3	2	2	0	0	0	0
Don Slaught, R (1, 2) OBP: 0.318, SLG: 0.496			K		5-3 1-2 1B		SH2-3 2-3			2	1	1	0	0	1	0
Ruben Sierra, S (1, 8) OBP: 0.294, SLG: 0.461			F9		5-3 1-2 2-3		3B 3-H			3	0	1	1	0	0	2
Steve Buechele, R (1, 5) OBP: 0.309, SLG: 0.416 Oddibe McDowell, L (7, PH) OBP: 0.348, SLG: 0.459 Curtis Wilkerson, S (8, 6) OBP: 0.283, SLG: 0.321			1B		1B 2-H 3-H		K			2 1 0	0 0 0	2 0 0	2 0 0	0 0 0	0 1 0	0 1 0
Inning Stats	R: 0 E: 0 K: 0 S: 3 H: 0 LOB: 0 BB: 0 P: 3	R: 0 E: 0 K: 0 S: 3 H: 0 LOB: 0 BB: 0 P: 3	R: 0 E: 0 K: 1 S: 6 H: 1 LOB: 1 BB: 0 P: 6	R: 0 E: 0 K: 1 S: 5 H: 0 LOB: 0 BB: 0 P: 5	R: 2 E: 0 K: 0 S: 6 H: 3 LOB: 1 BB: 0 P: 6	R: 0 E: 0 K: 1 S: 4 H: 0 LOB: 1 BB: 2 P: 12	R: 1 E: 0 K: 1 S: 7 H: 2 LOB: 1 BB: 0 P: 7	R: 0 E: 0 K: 0 S: 3 H: 0 LOB: 0 BB: 0 P: 3		1B: 4 2B: 1 3B: 1 HR: 0 SF: 0 SAC: 1 DP: 1 HBP: 0				WP: 0 PB: 0 SB: 0 CS: 0	PA: 31	

PITCHER		IP	WLS	BF	H	R	ER	SO	BB	IBB	HBP	BLK	WP	HR	S	P	ERA	WHIP
Steve Carlton, L ERA: 6.04	(1, 1)	6.1	L	26	6	3	3	3	2	0	0	0	0	0	30	38	4.26	1.263
Bobby Thigpen, R ERA: 1.23	(7, 1)	1.2		5	0	0	0	1	0	0	0	0	0	0	7	7	0.00	0.000

PITCHER	IP	WLS	BF	H	R	ER	SO	BB	IBB	HBP	BLK	WP	HR	S	P	ERA	WHIP

BOTTOM

Chicago White Sox @ Texas Rangers

Arlington Stadium, Arlington, TX

Sat Aug 23 1986, 8:05 PM EDT

Att. 31,454 - Unknown

livebaseballscorecards.com

AB	28
R	3
H	6
RBI	3
BB	2
SO	4
LOB	9

Batter	1	2	3	4	5	6	7	8	9	AB	R	H	RBI	BB	SO	LOB
Daryl Boston, L (1, 8) OBP: 0.386, SLG: 0.560	S 1B	G3 2-3			4-3		BB 1B			4	0	2	0	0	0	1
Tim Hulett, R (1, 5) OBP: 0.282, SLG: 0.428	K 1-2	F3			F2		BB 1-2			3	0	0	0	1	1	2
Harold Baines, L (1, 9) OBP: 0.341, SLG: 0.475	K		K		1B		K			4	0	1	0	0	3	3
George Foster, R (1, 7) OBP: 0.283, SLG: 0.420	BB		5-3		5-3			F2		3	0	0	0	1	0	1
Ron Hassey, L (1, 10) OBP: 0.389, SLG: 0.485	1-3		BB			K2-3		4-3		3	0	0	0	1	1	2
Russ Morman, R (1, 3) OBP: 0.295, SLG: 0.343		K	F6			K		K		4	0	0	0	0	3	1
Ozzie Guillen, L (1, 6) OBP: 0.269, SLG: 0.319		E HBP		F4		K			6-3	2	1	0	0	0	1	0
Jerry Hairston, S (9, PH) OBP: 0.368, SLG: 0.434										1	0	0	0	0	0	0
Julio Cruz, S (1, 4) OBP: 0.348, SLG: 0.228		E5 1-3		3-1			F7		F4	3	1	0	0	0	0	1
Reid Nichols, R (9, PH) OBP: 0.256, SLG: 0.240										1	0	0	0	0	0	0
Ron Karkovice, R (1, 2) OBP: 0.278, SLG: 0.294		E9 G3 2-H 3-H 1B		K			F9		F3	3	0	1	2	0	1	0
Carlton Fisk, R (9, PH) OBP: 0.264, SLG: 0.331										1	0	0	0	0	0	0
Inning Stats	R: 0 E: 0 K: 2 S: 8 H: 1 LOB: 2 BB: 1 P: 12	R: 2 E: 2 K: 1 S: 7 H: 1 LOB: 1 BB: 0 P: 8	R: 0 E: 0 K: 1 S: 5 H: 0 LOB: 1 BB: 1 P: 9	R: 0 E: 0 K: 1 S: 5 H: 0 LOB: 0 BB: 0 P: 5	R: 0 E: 0 K: 0 S: 4 H: 1 LOB: 1 BB: 0 P: 4	R: 0 E: 0 K: 3 S: 9 H: 0 LOB: 0 BB: 0 P: 9	R: 0 E: 0 K: 1 S: 6 H: 1 LOB: 2 BB: 1 P: 10	R: 0 E: 0 K: 1 S: 5 H: 0 LOB: 0 BB: 0 P: 5	R: 0 E: 0 K: 0 S: 3 H: 0 LOB: 0 BB: 0 P: 3	1B: 4 2B: 0 3B: 0 HR: 0 SF: 0 SAC: 0 DP: 0 HBP: 1							

TOP

Chicago White Sox @ Texas Rangers

Arlington Stadium, Arlington, TX

Sun Aug 24 1986, 8:05 PM EDT

Att. 13,893 - Unknown

livebaseballscorecards.com

AB	32
R	2
H	4
RBI	2
BB	3
SO	10
LOB	11

WP: 0	PA: 36
PB: 0	
SB: 1	
CS: 0	

PITCHER		IP	WLS	BF	H	R	ER	SO	BB	IBB	HBP	BLK	WP	HR	S	P	ERA	WHIP
Charlie Hough, R ERA: 3.93	(1, 1)	6.2	W	29	4	2	1	8	3	0	1	0	0	0	41	54	1.35	1.050
Mitch Williams, L ERA: 3.12	(7, 1)	2.1	S	7	0	0	0	2	0	0	0	0	0	0	11	11	0.00	0.000

PITCHER	IP	WLS	BF	H	R	ER	SO	BB	IBB	HBP	BLK	WP	HR	S	P	ERA	WHIP

Batter	1	2	3	4	5	6	7	8	9	AB	R	H	RBI	BB	SO	LOB
Oddibe McDowell, L (1, 8) OBP: 0.350, SLG: 0.460	F7 BB 1B	FC5-4 1B 1-2 2-3		F9	F8	F8		BB 1-2 2-3		4	0	2	0	1	0	1
Scott Fletcher, R (1, 6) OBP: 0.370, SLG: 0.426	F7 BB 1-2	F5		K 1-2	F8	F8		F9 2-3		4	0	0	0	1	1	6
Pete O'Brien, L (1, 3) OBP: 0.376, SLG: 0.485	F7 1-2 2-3	K			F8	1B		F9		5	0	1	0	0	1	7
Pete Incaviglia, R (1, 9) OBP: 0.321, SLG: 0.450 Gary Ward, R (9, 7) OBP: 0.371, SLG: 0.412	K	FC5-4 1-2f			1B 1B BB	K				3 0	1 0	0 0	0 0	1 0	2 0	6 0
Ruben Sierra, S (1, 7) OBP: 0.290, SLG: 0.453 (9, 9)	F9		K		K		L7			4	0	0	0	0	2	3
Larry Parrish, R (1, 10) OBP: 0.350, SLG: 0.530		HR	2B		BB 1B 1-2	1B	K			4	1	3	1	0	1	0
Don Slaught, R (1, 2) OBP: 0.321, SLG: 0.493		1B 1B BB	F5		BB 1-2 2-H	1B	1-3			3	1	1	1	1	0	1
Steve Buechele, R (1, 5) OBP: 0.313, SLG: 0.418		1B 1B 1B 1-3	K		FC6-4 BB 1-2 2-3			CS BB 1B		3	0	2	0	1	1	1
Toby Harrah, R (1, 4) OBP: 0.305, SLG: 0.343		1B 1B 1-2 3-H		CS BB	FC6-4 1-2f			F9 BB 1-2		2	0	1	1	2	0	3
Inning Stats	R: 0 H: 1 E: 0 LOB: 2 K: 1 BB: 1 S: 6 P: 10	R: 2 H: 4 E: 0 LOB: 3 K: 1 BB: 1 S: 9 P: 13	R: 0 H: 1 E: 0 LOB: 1 K: 2 BB: 0 S: 8 P: 8	R: 0 H: 0 E: 0 LOB: 0 K: 1 BB: 1 S: 4 P: 8	R: 1 H: 2 E: 0 LOB: 3 K: 1 BB: 2 S: 7 P: 15	R: 0 H: 1 E: 0 LOB: 1 K: 1 BB: 0 S: 6 P: 6	R: 0 H: 0 E: 0 LOB: 0 K: 1 BB: 0 S: 5 P: 5	R: 0 H: 1 E: 0 LOB: 2 K: 0 BB: 2 S: 3 P: 11		1B: 8 SF: 0 2B: 1 SAC: 0 3B: 0 DP: 0 HR: 1 HBP: 0						

PITCHER		IP	WLS	BF	H	R	ER	SO	BB	IBB	HBP	BLK	WP	HR	S	P	ERA	WHIP
Joe Cowley, R ERA: 4.95	(1, 1)	1.0		9	4	2	2	1	2	0	0	0	0	1	9	17	18.00	6.000
Dave Schmidt, R ERA: 3.54	(2, 1)	4.0	L	18	4	1	1	5	3	0	0	0	0	0	25	37	2.25	1.750
Ray Searage, L ERA: 4.06	(6, 1)	2.1		10	2	0	0	2	2	0	0	0	0	0	12	20	0.00	1.714
Bill Dawley, R ERA: 3.35	(8, 1)	0.2		2	0	0	0	0	0	0	0	0	0	0	2	2	0.00	0.000

PITCHER	IP	WLS	BF	H	R	ER	SO	BB	IBB	HBP	BLK	WP	HR	S	P	ERA	WHIP

BOTTOM

Chicago White Sox @ Texas Rangers

Arlington Stadium, Arlington, TX

Sun Aug 24 1986, 8:05 PM EDT

Att. 13,893 - Unknown

livebaseballscorecards.com

AB	32
R	3
H	10
RBI	3
BB	7
SO	8
LOB	28

WP: 0 PB: 0 SB: 0 CS: 2 PA: 39

Kansas City Royals @ Chicago White Sox

Comiskey Park, Chicago, IL

Mon Aug 25 1986, 8:05 PM EDT

Att. 18,405 - Unknown

TOP

livebaseballscorecards.com

Batter	1	2	3	4	5	6	7	8	9	AB	R	H	RBI	BB	SO	LOB
Lonnie Smith, R (1, 7) OBP: 0.343, SLG: 0.366	K		HBP		BB		5-3			2	0	0	0	1	1	1
Lynn Jones, R (9, 7) OBP: 0.220, SLG: 0.159										0	0	0	0	0	0	0
Willie Wilson, S (1, 8) OBP: 0.310, SLG: 0.353	L4		FC6-4 WP 3-1 1-2f		L7			G3		4	0	0	0	0	0	3
George Brett, L (1, 5) OBP: 0.411, SLG: 0.481	BB 1B		3-1 1-2		4-3			3-1		3	0	0	0	1	0	3
Jorge Orta, L (1, 10) OBP: 0.324, SLG: 0.413	1B 1-2		G3 2-3			BB CS		HR BB		2	1	1	0	2	0	1
Frank White, R (1, 4) OBP: 0.323, SLG: 0.461	F8			K		F9		HR 1-H		4	1	1	2	0	1	3
Steve Balboni, R (1, 3) OBP: 0.294, SLG: 0.460		F7		F3		F8		K		4	0	0	0	0	1	1
Mike Kingery, L (1, 9) OBP: 0.268, SLG: 0.358		F8		F9		CS 1-2	S 1B		K	4	0	1	0	0	1	0
Jim Sundberg, R (1, 2) OBP: 0.306, SLG: 0.294		BB			SH1-4 BB		F9		G1-6-3 BB	1	0	0	0	3	0	1
Buddy Biancalana, S (1, 6) OBP: 0.345, SLG: 0.340		K			SH1-4 1-2		K 1-2		G1-6-3 1-2f	2	0	0	0	0	2	2
Hal McRae, R (9, PH) OBP: 0.306, SLG: 0.390										1	0	0	0	0	0	1
Angel Salazar, R (9, 6) OBP: 0.264, SLG: 0.323										0	0	0	0	0	0	0

Inning Stats	1	2	3	4	5	6	7	8	9
	R: 0 E: 0 K: 1 S: 6	H: 1 LOB: 2 BB: 1 P: 10	R: 0 E: 0 K: 1 S: 5	H: 0 LOB: 1 BB: 1 P: 9	R: 0 E: 0 K: 0 S: 3	H: 0 LOB: 1 BB: 0 P: 4	R: 0 E: 0 K: 1 S: 5	H: 0 LOB: 0 BB: 0 P: 5	R: 0 E: 0 K: 0 S: 3	H: 0 LOB: 2 BB: 2 P: 11	R: 0 E: 0 K: 0 S: 2	H: 0 LOB: 0 BB: 1 P: 6	R: 0 E: 0 K: 1 S: 6	H: 1 LOB: 1 BB: 0 P: 6	R: 2 E: 0 K: 1 S: 6	H: 1 LOB: 0 BB: 1 P: 10	R: 0 E: 0 K: 1 S: 4	H: 0 LOB: 0 BB: 1 P: 8

	AB	27
	R	2
	H	3
	RBI	2
	BB	7
	SO	6
	LOB	16

	1B: 2	SF: 0
	2B: 0	SAC: 1
	3B: 0	DP: 1
	HR: 1	HBP: 1

	WP: 1	PA: 37
	PB: 0	
	SB: 1	
	CS: 1	

PITCHER		IP	WLS	BF	H	R	ER	SO	BB	IBB	HBP	BLK	WP	HR	S	P	ERA	WHIP
Jose DeLeon, R	(1, 1)	8.0	L	33	3	2	2	5	6	0	1	0	1	1	36	61	2.25	1.125
ERA: 3.9																		
Bobby Thigpen, R	(9, 1)	1.0		3	0	0	0	1	1	0	0	0	0	0	4	8	0.00	1.000
ERA: 1.15																		

PITCHER	IP	WLS	BF	H	R	ER	SO	BB	IBB	HBP	BLK	WP	HR	S	P	ERA	WHIP

Batter	1	2	3	4	5	6	7	8	9	AB	R	H	RBI	BB	SO	LOB
Daryl Boston, L (1, 8) OBP: 0.379, SLG: 0.544	G3 SH1-3 1B		1-3		6-3		L3			4	0	1	0	0	0	4
John Cangelosi, S (1, 7) OBP: 0.355, SLG: 0.312	SH1-3 1-2		K			G3 1B		F5		3	0	1	0	0	1	0
Harold Baines, L (1, 9) OBP: 0.340, SLG: 0.473	G3 2-3			F8		G3 1-2		G3 1B		4	0	1	0	0	0	2
Ron Hassey, L (1, 10) OBP: 0.388, SLG: 0.483 George Foster, R (8, PH) OBP: 0.282, SLG: 0.419	4-3			1B		3-1		G3 1-2		3 1	0 0	1 0	0 0	0 0	0 0	1 1
Jerry Hairston, S (1, 3) OBP: 0.366, SLG: 0.429		F8	K	K			BB 6-3 1B	F8		4	0	1	0	0	1	2
Tim Hulett, R (1, 5) OBP: 0.282, SLG: 0.429		1B 2B	F4	F4			6-3 1-2		5-3	4	0	1	0	0	0	2
Ozzie Guillen, L (1, 6) OBP: 0.269, SLG: 0.318		G4-3 2-3 1B			F5		F5		4-3	4	0	1	0	0	0	1
Jack Perconte, L (1, 4) Reid Nichols, R (9, PH) OBP: 0.253, SLG: 0.237		G4-3 1-2f			K		BB IBB		F8	2 1	0 0	0 0	0 0	1 0	1 0	2 0
Ron Karkovice, R (1, 2) OBP: 0.333, SLG: 0.368			K		2B		1-2 2-3 BB			2	0	1	0	1	1	0
Inning Stats	R: 0 H: 1 E: 0 LOB: 1 K: 0 BB: 0 S: 4 P: 4	R: 0 H: 2 E: 0 LOB: 1 K: 0 BB: 0 S: 4 P: 4	R: 0 H: 0 E: 0 LOB: 0 K: 2 BB: 0 S: 7 P: 7	R: 0 H: 1 E: 0 LOB: 1 K: 1 BB: 0 S: 6 P: 6	R: 0 H: 1 E: 0 LOB: 1 K: 1 BB: 0 S: 6 P: 6	R: 0 H: 1 E: 0 LOB: 0 K: 0 BB: 0 S: 3 P: 3	R: 0 H: 1 E: 0 LOB: 3 K: 0 BB: 2 S: 4 P: 12	R: 0 H: 1 E: 0 LOB: 1 K: 0 BB: 0 S: 4 P: 4	R: 0 H: 0 E: 0 LOB: 0 K: 0 BB: 0 S: 3 P: 3	1B: 6 SF: 0 2B: 2 SAC: 1 3B: 0 DP: 1 HR: 0 HBP: 0						

PITCHER		IP	WLS	BF	H	R	ER	SO	BB	IBB	HBP	BLK	WP	HR	S	P	ERA	WHIP
Scott Bankhead, R ERA: 4.37	(1, 1)	7.1	W	30	8	0	0	4	1	1	0	0	0	0	36	44	0.00	1.227
Bud Black, L ERA: 3.59	(8, 1)	1.2	S	5	0	0	0	0	0	0	0	0	0	0	5	5	0.00	0.000

PITCHER	IP	WLS	BF	H	R	ER	SO	BB	IBB	HBP	BLK	WP	HR	S	P	ERA	WHIP

BOTTOM

Kansas City Royals @ Chicago White Sox

Comiskey Park, Chicago, IL

Mon Aug 25 1986, 8:05 PM EDT

Att. 18,405 - Unknown

livebaseballscorecards.com

AB	32
R	0
H	8
RBI	0
BB	2
SO	4
LOB	15

Batter	1	2	3	4	5	6	7	8	9	AB	R	H	RBI	BB	SO	LOB
Lonnie Smith, R (1, 7) OBP: 0.346, SLG: 0.370	0-0 WP S 1B 1B	0-0 FC3-6 1-2 1B		0-0 ① F8		0-0 2B 1B		0-0 ② F9		5	1	3	0	0	0	0
Lynn Jones, R (9, 7) OBP: 0.220, SLG: 0.159										0	0	0	0	0	0	0
Willie Wilson, S (1, 8) OBP: 0.311, SLG: 0.355	S S S 0-3 ① K	0-0 ② FC3-6 1-2f 2-3		0-0 ② 6-3		0-0 ③ 1-H 2B		0-0 1B 1B		5	0	2	0	0	1	3
George Brett, L (1, 5) OBP: 0.415, SLG: 0.499	B B B B 4-0 1B 1-3 BB	S S S 0-3 ③ K		0-0 HR			0-0 HR	0-0 1-3 1B		4	2	3	2	1	1	2
Jorge Orta, L (1, 10) OBP: 0.326, SLG: 0.413	0-0 1-2 3-H 1B		0-0 HR 1B	0-0 ③ G3			0-0 E3 1B	0-0 ③ F9		5	1	2	1	0	0	2
Frank White, R (1, 4) OBP: 0.321, SLG: 0.458	S S S 0-3 ② K		S S S 0-3 ① K		0-0 ① F9		0-0 1-2 1B		0-0 ① 6-3	5	0	1	0	0	2	3
Steve Balboni, R (1, 3) OBP: 0.293, SLG: 0.463	0-0 ③ F7		0-0 1-H HR		S S S 0-3 ② K		0-0 ① F9		0-0 ② F7	5	1	1	2	0	1	4
Mike Kingery, L (1, 9) OBP: 0.265, SLG: 0.360		0-0 1B 2B	0-0 ② L5		0-0 ③ F7		0-0 ② F7		0-0 ③ F8	5	1	1	0	0	0	2
Jim Sundberg, R (1, 2) OBP: 0.308, SLG: 0.296		0-0 FC4-6 2-H 1B	0-0 1B			0-0 ① F7	0-0 ③ F9			4	0	2	1	0	0	2
Buddy Biancalana, S (1, 6) OBP: 0.333, SLG: 0.327		0-0 ① FC4-6 FC3-6 1B 1-2f	0-0 ③ F8			0-0 ② F9		S S S 0-3 ① K		4	0	0	0	0	1	2
Inning Stats	R: 1 H: 2 E: 0 LOB: 2 K: 2 BB: 1 S: 9 P: 13	R: 1 H: 3 E: 0 LOB: 2 K: 1 BB: 0 S: 8 P: 8	R: 2 H: 3 E: 0 LOB: 1 K: 1 BB: 0 S: 8 P: 8	R: 1 H: 1 E: 0 LOB: 0 K: 0 BB: 0 S: 4 P: 4	R: 0 H: 0 E: 0 LOB: 0 K: 1 BB: 0 S: 5 P: 5	R: 0 H: 2 E: 0 LOB: 2 K: 0 BB: 0 S: 4 P: 4	R: 1 H: 2 E: 1 LOB: 2 K: 0 BB: 0 S: 6 P: 6	R: 0 H: 2 E: 0 LOB: 2 K: 1 BB: 0 S: 7 P: 7	R: 0 H: 0 E: 0 LOB: 0 K: 0 BB: 0 S: 3 P: 3	1B: 10 SF: 0 2B: 2 SAC: 0 3B: 0 DP: 0 HR: 3 HBP: 0						

TOP

Kansas City Royals @ Chicago White Sox

Comiskey Park, Chicago, IL

Tue Aug 26 1986, 8:05 PM EDT

Att. 11,806 - Unknown

livebaseballscorecards.com

AB	42
R	6
H	15
RBI	6
BB	1
SO	6
LOB	20

WP: 1 PA: 43
PB: 0
SB: 1
CS: 0

PITCHER		IP	WLS	BF	H	R	ER	SO	BB	IBB	HBP	BLK	WP	HR	S	P	ERA	WHIP
Richard Dotson, R ERA: 5.97	(1, 1)	2.2	L	17	8	4	4	4	1	0	0	0	1	1	24	28	13.50	3.375
Gene Nelson, R ERA: 4.2	(3, 1)	4.1		18	5	2	2	1	0	0	0	0	0	2	20	20	4.15	1.154
Dave Schmidt, R ERA: 3.45	(8, 1)	2.0		8	2	0	0	1	0	0	0	0	0	0	10	10	0.00	1.000

PITCHER	IP	WLS	BF	H	R	ER	SO	BB	IBB	HBP	BLK	WP	HR	S	P	ERA	WHIP

Batter	1	2	3	4	5	6	7	8	9	AB	R	H	RBI	BB	SO	LOB
Daryl Boston, L (1, 8) OBP: 0.385, SLG: 0.542	SH5-3 1B		F6		1B 1B		B5-3			4	0	2	0	0	0	2
Reid Nichols, R (1, 7) OBP: 0.267, SLG: 0.253	SH5-3 1-2		1B 2-H 1B		 1-2 1B			6-3		3	0	2	1	0	0	0
Harold Baines, L (1, 9) OBP: 0.340, SLG: 0.472	F6		 1-2 1B		6-3			4-3		4	0	1	0	0	0	3
George Foster, R (1, 10) OBP: 0.279, SLG: 0.412	K		F4			F4		K		4	0	0	0	0	2	3
Tim Hulett, R (1, 5) OBP: 0.279, SLG: 0.424		K		5-3		K			F7	4	0	0	0	0	2	0
Russ Morman, R (1, 3) OBP: 0.280, SLG: 0.324		L6		L8		F9			F9	4	0	0	0	0	0	0
Ozzie Guillen, L (1, 6) OBP: 0.267, SLG: 0.316 Carlton Fisk, R (9, PH) OBP: 0.263, SLG: 0.330		6-3		1-3			F7		K	3 1	0 0	0 0	0 0	0 0	0 1	0 0
Julio Cruz, S (1, 4) OBP: 0.348, SLG: 0.229			6-3		5-3		 1B			3	0	1	0	0	0	0
Ron Karkovice, R (1, 2) OBP: 0.333, SLG: 0.409			 WP 1B 2B		K		F9			3	1	1	0	0	1	1
Inning Stats	R: 0 H: 1 E: 0 LOB: 1 K: 1 BB: 0 S: 6 P: 6	R: 0 H: 0 E: 0 LOB: 0 K: 1 BB: 0 S: 5 P: 5	R: 1 H: 3 E: 0 LOB: 2 K: 0 BB: 0 S: 6 P: 6	R: 0 H: 0 E: 0 LOB: 0 K: 0 BB: 0 S: 3 P: 3	R: 0 H: 2 E: 0 LOB: 2 K: 1 BB: 0 S: 7 P: 7	R: 0 H: 0 E: 0 LOB: 0 K: 1 BB: 0 S: 5 P: 5	R: 0 H: 1 E: 0 LOB: 1 K: 0 BB: 0 S: 4 P: 4	R: 0 H: 0 E: 0 LOB: 0 K: 1 BB: 0 S: 5 P: 5	R: 0 H: 0 E: 0 LOB: 0 K: 1 BB: 0 S: 5 P: 5	1B: 6 2B: 1 3B: 0 HR: 0	SF: 0 SAC: 1 DP: 0 HBP: 0					

PITCHER	IP	WLS	BF	H	R	ER	SO	BB	IBB	HBP	BLK	WP	HR	S	P	ERA	WHIP
Charlie Leibrandt, L (1, 1) ERA: 4.03	9.0	W	34	7	1	1	6	0	0	0	0	1	0	46	46	1.00	0.778

PITCHER	IP	WLS	BF	H	R	ER	SO	BB	IBB	HBP	BLK	WP	HR	S	P	ERA	WHIP

BOTTOM

Kansas City Royals @ Chicago White Sox

Comiskey Park, Chicago, IL

Tue Aug 26 1986, 8:05 PM EDT

Att. 11,806 - Unknown

livebaseballscorecards.com

AB	33
R	1
H	7
RBI	1
BB	0
SO	6
LOB	9

WP: 1	PA: 34		
PB: 0			
SB: 0			
CS: 0			

Batter	1	2	3	4	5	6	7	8	9	AB	R	H	RBI	BB	SO	LOB
Lonnie Smith, R (1, 7) OBP: 0.345, SLG: 0.368	S 1B		G6-4-3 1-2f		F9			F6		4	0	1	0	0	0	1
Willie Wilson, S (1, 8) OBP: 0.309, SLG: 0.353	K 1-2			F9		F8			4-3	4	0	0	0	0	1	1
George Brett, L (1, 5) OBP: 0.415, SLG: 0.499	F7			1B 1B		F5			1B	4	1	2	0	0	0	1
Hal McRae, R (1, 10) OBP: 0.305, SLG: 0.388	L7			5-3 1B 1-3		F9			F7	4	0	1	0	0	0	2
Frank White, R (1, 4) OBP: 0.321, SLG: 0.457		F8		5-3 1-2 3-H			L7		K	4	0	1	1	0	1	1
Steve Balboni, R (1, 3) OBP: 0.291, SLG: 0.460		K		5-3 1-2 2-3			5-3			3	0	0	0	0	1	2
Jim Sundberg, R (1, 2) OBP: 0.306, SLG: 0.294		K		K			F8			3	0	0	0	0	2	2
Darryl Motley, R (1, 9) OBP: 0.228, SLG: 0.328			F7		5-3			F8		3	0	0	0	0	0	0
Angel Salazar, R (1, 6) OBP: 0.264, SLG: 0.323			G6-4-3 1B		F9			5-3		3	0	1	0	0	0	0
Inning Stats	R: 0 E: 0 K: 1 S: 6 H: 1 LOB: 1 BB: 0 P: 6	R: 0 E: 0 K: 2 S: 7 H: 0 LOB: 0 BB: 0 P: 7	R: 0 E: 0 K: 0 S: 3 H: 1 LOB: 0 BB: 0 P: 3	R: 1 E: 0 K: 1 S: 8 H: 3 LOB: 2 BB: 0 P: 8	R: 0 E: 0 K: 0 S: 3 H: 0 LOB: 0 BB: 0 P: 3	R: 0 E: 0 K: 0 S: 3 H: 0 LOB: 0 BB: 0 P: 3	R: 0 E: 0 K: 0 S: 3 H: 0 LOB: 0 BB: 0 P: 3	R: 0 E: 0 K: 0 S: 3 H: 0 LOB: 0 BB: 0 P: 3	R: 0 E: 0 K: 1 S: 6 H: 1 LOB: 1 BB: 0 P: 6	1B: 6 2B: 0 3B: 0 HR: 0	SF: 0 SAC: 0 DP: 1 HBP: 0						

PITCHER	IP	WLS	BF	H	R	ER	SO	BB	IBB	HBP	BLK	WP	HR	S	P	ERA	WHIP
Floyd Bannister, L (1, 1) ERA: 3.93	9.0	W	32	6	1	1	5	0	0	0	0	0	0	42	42	1.00	0.667

PITCHER	IP	WLS	BF	H	R	ER	SO	BB	IBB	HBP	BLK	WP	HR	S	P	ERA	WHIP

TOP

Kansas City Royals @ Chicago White Sox

Comiskey Park, Chicago, IL

Wed Aug 27 1986, 8:05 PM EDT

Att. 13,600 - Unknown

livebaseballscorecards.com

AB	32
R	1
H	6
RBI	1
BB	0
SO	5
LOB	10

1B: 6	SF: 0	WP: 0	PA: 32
2B: 0	SAC: 0	PB: 0	
3B: 0	DP: 1	SB: 1	
HR: 0	HBP: 0	CS: 0	

Batter	1	2	3	4	5	6	7	8	9	AB	R	H	RBI	BB	SO	LOB
Daryl Boston, L (1, 8) OBP: 0.400, SLG: 0.547	CS 1B	CS 1B			BBBB 4-0 1B BB		X 0-0 ① 4-3			3	0	2	0	1	0	0
Reid Nichols, R (1, 7) OBP: 0.256, SLG: 0.241	0-0 ①② 6-3 1-2	0-0 ③ CS 1-2	X 0-0 ① 6-3		X 0-0 ① F8		SSS 0-3 ② K			4	0	0	0	0	1	2
Harold Baines, L (1, 9) OBP: 0.343, SLG: 0.473	0-0 1B		X 0-0 FC5 1B 1B		SSS 0-3 ② K		BBBB 4-0 BB			3	0	2	0	1	1	1
Carlton Fisk, R (1, 10) OBP: 0.263, SLG: 0.329	0-0 ③ 5-3		SSS 0-3 ② K		X 0-0 1-2 1B		SSS 0-3 ③ K			4	0	1	0	0	2	3
Tim Hulett, R (1, 5) OBP: 0.279, SLG: 0.423		X 0-0 ① F4	X 0-0 1-2 1B		X 0-0 ③ F9			X 0-0 ① 6-3		4	0	1	0	0	0	2
Russ Morman, R (1, 3) OBP: 0.302, SLG: 0.346		X 0-0 1B HR 1B	X 0-0 ③ FC5 2-3f			X 0-0 FC1-6 1B		X 0-0 1B		4	1	3	0	0	0	2
Ozzie Guillen, L (1, 6) OBP: 0.267, SLG: 0.315		X 0-0 1-2 HR 1B		X 0-0 ① 5-3		X 0-0 ① FC1-6 S 1-2f		X 0-0 ② F2		4	1	1	0	0	0	2
Julio Cruz, S (1, 4) OBP: 0.343, SLG: 0.225		X 0-0 ② F3		X 0-0 ② F9		SSS 0-3 ② K 1-2		X 0-0 ③ 4-3		4	0	0	0	0	1	4
Ron Karkovice, R (1, 2) OBP: 0.333, SLG: 0.520		X 0-0 1-H 2-H HR		SSS 0-3 ③ K		SSS 0-3 ③ K				3	1	1	3	0	2	1
Inning Stats	R: 0 H: 2 E: 0 LOB: 1 K: 0 BB: 0 S: 4 P: 4	R: 3 H: 4 E: 0 LOB: 0 K: 0 BB: 0 S: 6 P: 6	R: 0 H: 2 E: 0 LOB: 2 K: 1 BB: 0 S: 7 P: 7	R: 0 H: 0 E: 0 LOB: 0 K: 1 BB: 0 S: 5 P: 5	R: 0 H: 1 E: 0 LOB: 2 K: 1 BB: 1 S: 6 P: 10	R: 0 H: 1 E: 0 LOB: 1 K: 2 BB: 1 S: 8 P: 8	R: 0 H: 0 E: 0 LOB: 1 K: 2 BB: 1 S: 7 P: 11	R: 0 H: 1 E: 0 LOB: 1 K: 0 BB: 0 S: 4 P: 4		1B: 10 SF: 0 2B: 0 SAC: 0 3B: 0 DP: 0 HR: 1 HBP: 0						

BOTTOM

Kansas City Royals @ Chicago White Sox

Comiskey Park, Chicago, IL

Wed Aug 27 1986, 8:05 PM EDT

Att. 13,600 - Unknown

livebaseballscorecards.com

AB	33
R	3
H	11
RBI	3
BB	2
SO	7
LOB	17

PITCHER		IP	WLS	BF	H	R	ER	SO	BB	IBB	HBP	BLK	WP	HR	S	P	ERA	WHIP
Danny Jackson, L ERA: 3.79	(1, 1)	6.0	L	27	10	3	3	5	1	0	0	0	0	1	36	40	4.50	1.833
Steve Farr, R ERA: 2.59	(7, 1)	1.0		4	0	0	0	2	1	0	0	0	0	0	7	11	0.00	1.000
Dan Quisenberry, R ERA: 2.47	(8, 1)	1.0		4	1	0	0	0	0	0	0	0	0	0	4	4	0.00	1.000

PITCHER	IP	WLS	BF	H	R	ER	SO	BB	IBB	HBP	BLK	WP	HR	S	P	ERA	WHIP

Texas Rangers @ Chicago White Sox

Comiskey Park, Chicago, IL

Thu Aug 28 1986, 8:05 PM EDT

Att. 13,978 - Unknown

TOP

livebaseballscorecards.com

Batter	1	2	3	4	5	6	7	8	9	AB	R	H	RBI	BB	SO	LOB
Scott Fletcher, R (1, 6) OBP: 0.369, SLG: 0.420	F8		BB		F8		F8		F9	4	0	0	0	1	0	3
Ruben Sierra, S (1, 8) OBP: 0.295, SLG: 0.463	S 1B		K			F6	S 1B 1-3 2-H		3-1	5	0	2	1	0	1	2
Tom Paciorek, R (1, 3) OBP: 0.300, SLG: 0.360	K		F8			F8	BB 1-2		F8	3	0	0	0	0	1	3
Pete O'Brien, L (7, PH) OBP: 0.373, SLG: 0.477 (7, 3)										1	0	0	0	1	0	0
Pete Incaviglia, R (1, 9) OBP: 0.319, SLG: 0.442	5-3 1-2			L4		1B BB	1-3			3	0	0	0	1	0	4
Gary Ward, R (1, 7) OBP: 0.369, SLG: 0.405		G6-4-3 1B		K		1-3 1B		PB BB		3	0	2	0	1	1	0
Larry Parrish, R (1, 10) OBP: 0.349, SLG: 0.534		G6-4-3 1-2f		F9			1B 2B	F9		4	1	1	0	0	0	2
Don Slaught, R (1, 2) OBP: 0.319, SLG: 0.488		6-3			F8		6-3	F2		4	0	0	0	0	0	2
Steve Buechele, R (1, 5) OBP: 0.308, SLG: 0.407			K		L4		BB 1B 2-H	BB 1-2		3	1	1	1	1	1	0
Toby Harrah, R (1, 4) OBP: 0.322, SLG: 0.377			3B		BB		1B BB 1-2	K		1	0	1	0	2	0	0
Darrell Porter, L (8, PH) OBP: 0.330, SLG: 0.449										1	0	0	0	0	1	2
Curtis Wilkerson, S (8, 4) OBP: 0.283, SLG: 0.321										0	0	0	0	0	0	0
Inning Stats	R: 0 E: 0 K: 1 S: 6 H: 1 LOB: 1 BB: 0 P: 6	R: 0 E: 0 K: 0 S: 3 H: 1 LOB: 0 BB: 0 P: 3	R: 0 E: 0 K: 2 S: 8 H: 1 LOB: 2 BB: 1 P: 12	R: 0 E: 0 K: 1 S: 5 H: 0 LOB: 0 BB: 0 P: 5	R: 0 E: 0 K: 0 S: 3 H: 0 LOB: 1 BB: 1 P: 7	R: 0 E: 0 K: 0 S: 3 H: 1 LOB: 2 BB: 1 P: 7	R: 2 E: 0 K: 0 S: 6 H: 3 LOB: 3 BB: 2 P: 14	R: 0 E: 0 K: 1 S: 5 H: 0 LOB: 2 BB: 2 P: 13	R: 0 E: 0 K: 0 S: 3 H: 0 LOB: 0 BB: 0 P: 3	1B: 5 2B: 1 3B: 1 HR: 0 SF: 0 SAC: 0 DP: 1 HBP: 0						

	AB	32
	R	2
	H	7
	RBI	2
	BB	7
	SO	5
	LOB	18

WP: 0 PB: 1 SB: 2 CS: 0 PA: 39

PITCHER		IP	WLS	BF	H	R	ER	SO	BB	IBB	HBP	BLK	WP	HR	S	P	ERA	WHIP
Steve Carlton, L ERA: 5.89	(1, 1)	6.1	W	27	6	2	2	4	4	0	0	0	0	0	31	47	2.84	1.579
Bill Dawley, R ERA: 3.33	(7, 1)	0.1		3	1	0	0	0	1	0	0	0	0	0	2	6	0.00	6.000
Bobby Thigpen, R ERA: 1.0	(7, 1)	2.1	S	9	0	0	0	1	2	0	0	0	0	0	9	17	0.00	0.857

PITCHER	IP	WLS	BF	H	R	ER	SO	BB	IBB	HBP	BLK	WP	HR	S	P	ERA	WHIP

Texas Rangers @ Chicago White Sox

Comiskey Park, Chicago, IL

Thu Aug 28 1986, 8:05 PM EDT

Att. 13,978 - Unknown

BOTTOM

livebaseballscorecards.com

Batter	1	2	3	4	5	6	7	8	9	AB	R	H	RBI	BB	SO	LOB
Daryl Boston, L (1, 8) OBP: 0.414, SLG: 0.578	2B		F6		1B		B1-4-2 2B			4	1	3	0	0	0	0
John Cangelosi, S (1, 7) OBP: 0.354, SLG: 0.310	BB		6-3		4-3		B1-4-2 2-Hf			3	1	0	0	1	0	2
Harold Baines, L (1, 9) OBP: 0.342, SLG: 0.477	F7		HR			6-3	F5			4	1	1	1	0	0	2
Ron Hassey, L (1, 10) OBP: 0.394, SLG: 0.492	1-H 2-H 2B		4-3			1B BB FC5-2 1B		FC6-4 1B		4	0	3	2	0	0	0
Jerry Hairston, S (1, 3) OBP: 0.363, SLG: 0.421 Russ Morman, R (9, 3) OBP: 0.302, SLG: 0.346	F5			4-3		B B B B 4- 1B 1-2 E BB		F6		3 0	1 0	0 0	0 0	1 0	0 0	2 0
Tim Hulett, R (1, 5) OBP: 0.278, SLG: 0.421	F2			L1		0-0 E 1-2 2-3 1B		F7		4	1	1	0	0	0	2
Ozzie Guillen, L (1, 6) OBP: 0.264, SLG: 0.312		F6		4-3		FC5-2 1B 1-H 2-H 3-Hf		FC6-4 1-2f		4	1	0	0	0	0	2
Jack Perconte, L (1, 4) OBP: 0.333, SLG: 0.200		F9			6-3	3-H 1B				3	0	1	1	0	0	0
Ron Karkovice, R (1, 2) OBP: 0.300, SLG: 0.464		5-3			S S S K	S S K				3	0	0	0	0	2	1
Inning Stats	R: 2 H: 2 E: 0 LOB: 1 K: 0 BB: 1 S: 5 P: 9	R: 0 H: 0 E: 0 LOB: 0 K: 0 BB: 0 S: 3 P: 3	R: 1 H: 1 E: 0 LOB: 0 K: 0 BB: 0 S: 4 P: 4	R: 0 H: 0 E: 0 LOB: 0 K: 0 BB: 0 S: 3 P: 3	R: 0 H: 1 E: 0 LOB: 1 K: 1 BB: 0 S: 6 P: 6	R: 3 H: 3 E: 1 LOB: 1 K: 1 BB: 1 S: 8 P: 12	R: 0 H: 1 E: 0 LOB: 0 K: 0 BB: 0 S: 3 P: 3	R: 0 H: 1 E: 0 LOB: 1 K: 0 BB: 0 S: 4 P: 4		1B: 5 SF: 0 2B: 4 SAC: 0 3B: 0 DP: 1 HR: 1 HBP: 0						

	AB	32
	R	6
	H	9
	RBI	4
	BB	2
	SO	2
	LOB	11

WP: 0 PA: 34
PB: 0
SB: 0
CS: 0

PITCHER		IP	WLS	BF	H	R	ER	SO	BB	IBB	HBP	BLK	WP	HR	S	P	ERA	WHIP
Jose Guzman, R ERA: 4.35	(1, 1)	5.1	L	24	6	6	4	1	2	0	0	0	0	1	24	32	6.75	1.500
Mike Mason, L ERA: 4.45	(6, 1)	2.2		10	3	0	0	1	0	0	0	0	0	0	12	12	0.00	1.125

PITCHER	IP	WLS	BF	H	R	ER	SO	BB	IBB	HBP	BLK	WP	HR	S	P	ERA	WHIP

Batter	1	2	3	4	5	6	7	8	9	AB	R	H	RBI	BB	SO	LOB
Oddibe McDowell, L (1, 8) OBP: 0.344, SLG: 0.449	G3	K			HBP	F3		K		4	1	0	0	0	2	2
Scott Fletcher, R (1, 6) OBP: 0.370, SLG: 0.417	1B BB	K	K		SF 1B BB	K		4-3		3	1	0	0	2	2	0
Pete O'Brien, L (1, 3) OBP: 0.369, SLG: 0.473	F7	K	K		SF 1B	F8			F9	4	1	0	1	0	1	1
Pete Incaviglia, R (1, 9) OBP: 0.321, SLG: 0.445	1B	E5 2B			F7	B2-3 2B			4-3	4	0	2	0	0	0	2
Gary Ward, R (8, 7) OBP: 0.368, SLG: 0.404										1	0	0	0	0	0	0
Ruben Sierra, S (1, 7) (8, 9) OBP: 0.297, SLG: 0.464	K	2B			IBB	B2-3			F7	4	0	1	0	1	1	3
Larry Parrish, R (1, 10) OBP: 0.348, SLG: 0.529		K		F8	K		HBP			3	0	0	0	0	2	3
Geno Petralli, L (1, 2) OBP: 0.283, SLG: 0.409		K		G3	1B		F8			4	0	1	2	0	1	2
Steve Buechele, R (1, 5) OBP: 0.310, SLG: 0.409		2B		CS BB	1-3			6-3		3	0	1	0	1	0	2
Toby Harrah, R (1, 4) OBP: 0.328, SLG: 0.390		BB		CS	BB	F9		HR		2	2	1	1	2	0	0
Inning Stats	R: 0 E: 0 K: 1 S: 6 H: 1 LOB: 2 BB: 1 P: 10	R: 0 E: 0 K: 3 S: 10 H: 1 LOB: 2 BB: 1 P: 14	R: 0 E: 1 K: 2 S: 8 H: 1 LOB: 2 BB: 0 P: 8	R: 0 E: 0 K: 0 S: 2 H: 0 LOB: 0 BB: 1 P: 6	R: 4 E: 1 K: 1 S: 7 H: 1 LOB: 2 BB: 3 P: 20	R: 0 E: 0 K: 1 S: 5 H: 0 LOB: 0 BB: 0 P: 5	R: 0 E: 0 K: 0 S: 4 H: 1 LOB: 2 BB: 0 P: 5	R: 1 E: 0 K: 1 S: 6 H: 1 LOB: 0 BB: 0 P: 6	R: 0 E: 0 K: 0 S: 3 H: 0 LOB: 0 BB: 0 P: 3	1B: 2 2B: 3 3B: 0 HR: 1 SF: 1 SAC: 0 DP: 0 HBP: 2	WP: 0 PB: 0 SB: 0 CS: 1 PA: 42					

PITCHER		IP	WLS	BF	H	R	ER	SO	BB	IBB	HBP	BLK	WP	HR	S	P	ERA	WHIP
Joe Cowley, R ERA: 4.82	(1, 1)	4.2	L	25	4	4	1	7	5	1	1	0	0	0	32	57	1.93	1.929
Dave Schmidt, R ERA: 3.42	(5, 1)	3.1		13	2	1	1	2	0	0	1	0	0	1	16	17	2.70	0.600
Ray Searage, L ERA: 3.96	(9, 1)	1.0		3	0	0	0	0	0	0	0	0	0	0	3	3	0.00	0.000

PITCHER	IP	WLS	BF	H	R	ER	SO	BB	IBB	HBP	BLK	WP	HR	S	P	ERA	WHIP

Texas Rangers @ Chicago White Sox

Comiskey Park, Chicago, IL

Fri Aug 29 1986, 8:05 PM EDT

Att. 13,280 - Unknown

TOP

livebaseballscorecards.com

AB	32
R	5
H	6
RBI	4
BB	6
SO	9
LOB	15

Batter	1	2	3	4	5	6	7	8	9	AB	R	H	RBI	BB	SO	LOB
Daryl Boston, L (1, 8) OBP: 0.398, SLG: 0.553	F8		G3		K			K		4	0	0	0	0	2	2
John Cangelosi, S (1, 9) OBP: 0.357, SLG: 0.311	F8		BB, S		1B, 2-H, 3-H			BB, 1B		2	0	1	2	2	0	0
George Foster, R (1, 7) OBP: 0.281, SLG: 0.412	BB		K, 1-2		F2			FC6-4, 1-2		3	0	1	0	1	1	2
Ron Hassey, L (1, 10) OBP: 0.393, SLG: 0.488 Carlton Fisk, R (8, PH) OBP: 0.262, SLG: 0.328	BB, 1-2			F7		F7		F7		2 1	0 0	0 0	0 0	1 0	0 0	0 2
Jerry Hairston, S (1, 3) OBP: 0.355, SLG: 0.411	F8			F9		F2		FC6-4, 1-2f		4	0	0	0	0	0	4
Tim Hulett, R (1, 5) OBP: 0.276, SLG: 0.417		F6		F2		6-3			4-3	4	0	0	0	0	0	0
Ozzie Guillen, L (1, 6) OBP: 0.265, SLG: 0.312 Reid Nichols, R (9, PH) OBP: 0.253, SLG: 0.238		K			1B, 2B		K		F7	3 1	1 0	1 0	0 0	0 0	2 0	0 0
Jack Perconte, L (1, 4) OBP: 0.222, SLG: 0.125 Russ Morman, R (9, PH) OBP: 0.299, SLG: 0.342		F7			K	6-3			F8	3 1	0 0	0 0	0 0	0 0	1 0	1 0
Ron Karkovice, R (1, 2) OBP: 0.303, SLG: 0.484			F8		1B, 1-3, 2B	5-3				3	1	1	0	0	0	0
Inning Stats	R: 0 E: 0 K: 0 S: 3 H: 0 LOB: 2 BB: 0 P: 11	R: 0 E: 0 K: 1 S: 5 H: 0 LOB: 0 BB: 0 P: 5	R: 0 E: 0 K: 1 S: 5 H: 0 LOB: 1 BB: 1 P: 9	R: 0 E: 0 K: 0 S: 3 H: 0 LOB: 0 BB: 0 P: 3	R: 2 E: 0 K: 2 S: 10 H: 3 LOB: 1 BB: 0 P: 10	R: 0 E: 0 K: 0 S: 3 H: 0 LOB: 0 BB: 0 P: 3	R: 0 E: 0 K: 1 S: 5 H: 0 LOB: 0 BB: 0 P: 5	R: 0 E: 0 K: 1 S: 6 H: 1 LOB: 2 BB: 1 P: 10	R: 0 E: 0 K: 0 S: 3 H: 0 LOB: 0 BB: 0 P: 3	1B: 3 2B: 1 3B: 0 HR: 0	SF: 0 SAC: 0 DP: 0 HBP: 0			WP: 0 PB: 0 SB: 1 CS: 0	PA: 35		

PITCHER	IP	WLS	BF	H	R	ER	SO	BB	IBB	HBP	BLK	WP	HR	S	P	ERA	WHIP
Charlie Hough, R (1, 1) ERA: 3.86	7.1	W	30	4	2	2	6	4	0	0	0	0	0	38	54	2.46	1.091
Mitch Williams, L (8, 1) ERA: 3.0	1.2	S	5	0	0	0	0	0	0	0	0	0	0	5	5	0.00	0.000

PITCHER	IP	WLS	BF	H	R	ER	SO	BB	IBB	HBP	BLK	WP	HR	S	P	ERA	WHIP

BOTTOM

Texas Rangers @ Chicago White Sox

Comiskey Park, Chicago, IL

Fri Aug 29 1986, 8:05 PM EDT

Att. 13,280 - Unknown

livebaseballscorecards.com

AB	31
R	2
H	4
RBI	2
BB	4
SO	6
LOB	11

Texas Rangers @ Chicago White Sox

Comiskey Park, Chicago, IL

Sat Aug 30 1986, 8:05 PM EDT

Att. 16,771 - Unknown

TOP

livebaseballscorecards.com

Batter	1	2	3	4	5	6	7	8	9	AB	R	H	RBI	BB	SO	LOB
Oddibe McDowell, L (1, 8) OBP: 0.346, SLG: 0.450	B1-3	BBB CS BB		1-2 2-3 1B			1-3 1B		SSS K	4	0	2	0	1	1	0
Toby Harrah, R (1, 4) OBP: 0.329, SLG: 0.390	HR 1B	1-2 CS	SSS K	3-Hf G1-2-3			3-H BB 1B		F9	5	1	2	1	0	1	3
Pete O'Brien, L (1, 3) OBP: 0.372, SLG: 0.483	1-H HR		HR 2B		SSS K		BBBB 1-2 BB			3	2	2	2	1	1	0
Pete Incaviglia, R (1, 9) OBP: 0.320, SLG: 0.442	BBBB 1B BB		SSS K		6-3		SSS K			3	0	0	0	1	2	3
Ruben Sierra, S (1, 7) OBP: 0.300, SLG: 0.476	1-3 CS 1B		2-H HR		SSS K		F9			4	1	2	2	0	1	2
Larry Parrish, R (1, 5) OBP: 0.347, SLG: 0.525	BBBB 2-3 BB		4-3			F9		SSS K		3	0	0	0	1	1	0
Steve Buechele, R (8, 5) OBP: 0.310, SLG: 0.409										0	0	0	0	0	0	0
Darrell Porter, L (1, 10) OBP: 0.336, SLG: 0.480		HR		1B G1-2-3 1B		SSS K		SSS K		4	1	2	1	0	2	0
Don Slaught, R (1, 2) OBP: 0.314, SLG: 0.480		SSS K		F9		5-3		L8		4	0	0	0	0	1	1
Scott Fletcher, R (1, 6) OBP: 0.373, SLG: 0.421		1B		1-2 1B			1B 1B		L9	4	1	3	0	0	0	0

AB	34
R	6
H	13
RBI	6
BB	4
SO	10
LOB	9

Inning Stats	1	2	3	4	5	6	7	8	9
	R: 2 E: 0 K: 0 S: 4	H: 3 LOB: 1 BB: 2 P: 12	R: 1 E: 0 K: 1 S: 5	H: 2 LOB: 0 BB: 1 P: 9	R: 2 E: 0 K: 2 S: 9	H: 2 LOB: 0 BB: 0 P: 9	R: 0 E: 0 K: 0 S: 5	H: 3 LOB: 2 BB: 0 P: 5	R: 0 E: 0 K: 2 S: 7	H: 0 LOB: 0 BB: 0 P: 7
	R: 0 E: 0 K: 1 S: 5	H: 0 LOB: 0 BB: 0 P: 5	R: 1 E: 0 K: 1 S: 7	H: 3 LOB: 2 BB: 1 P: 11	R: 0 E: 0 K: 2 S: 7	H: 0 LOB: 0 BB: 0 P: 7	R: 0 E: 0 K: 1 S: 5	H: 0 LOB: 0 BB: 0 P: 5	1B: 9 2B: 1 3B: 0 HR: 3	SF: 0 SAC: 0 DP: 1 HBP: 0
									WP: 0 PB: 0 SB: 0 CS: 2	PA: 39

PITCHER		IP	WLS	BF	H	R	ER	SO	BB	IBB	HBP	BLK	WP	HR	S	P	ERA	WHIP
Jose DeLeon, R ERA: 4.45	(1, 1)	2.2	L	14	7	5	5	3	3	0	0	0	0	3	17	29	16.88	3.750
Gene Nelson, R ERA: 4.13	(3, 1)	3.2		15	6	1	1	3	0	0	0	0	0	0	21	21	2.46	1.636
Ray Searage, L ERA: 3.7	(7, 1)	2.2		9	0	0	0	4	1	0	0	0	0	0	16	20	0.00	0.375

PITCHER	IP	WLS	BF	H	R	ER	SO	BB	IBB	HBP	BLK	WP	HR	S	P	ERA	WHIP

Batter	1	2	3	4	5	6	7	8	9	AB	R	H	RBI	BB	SO	LOB
Daryl Boston, L (1, 8) OBP: 0.389, SLG: 0.531	S S S 0-3 ① K		B B B B 4-0 WP S BB	x 0-0 ③ L6		x 0-0 ③ FC4-6 1-2f			x 0-0 ② F5	4	0	0	0	1	1	3
John Cangelosi, S (1, 9) OBP: 0.358, SLG: 0.310	B B B B 4-0 3-1 S BB		S S S 0-3 ① K		S S S 0-3 ① K		x 0-0 CS 1B		x 0-0 ③ L6	4	0	1	0	1	2	1
Carlton Fisk, R (1, 7) OBP: 0.262, SLG: 0.327	x 0-0 ② 3-1 1-3		S S S 0-3 ② K 1-2		x 0-0 ② L4		x 0-0 ① 1-2 1B			4	0	1	0	0	1	2
Ron Hassey, L (1, 10) OBP: 0.391, SLG: 0.488	S S S 0-3 ③ K		S S S 0-3 ③ K 2-3		x 0-0 2B		x 0-0 ② F7			4	0	1	0	0	2	3
Jerry Hairston, S (1, 3) OBP: 0.358, SLG: 0.413		x 0-0 1B 1B		x 0-0 BB 1B 1B	x 0-0 ③ F8		x 0-0 ③ 4-3			4	1	2	0	0	0	2
Tim Hulett, R (1, 5) OBP: 0.276, SLG: 0.414		S S S 0-3 ① K		B B B B 4-0 1B 1-2 SF7 BB		x 0-0 ① F9		x 0-0 ① 6-3		3	1	0	0	1	1	1
Ozzie Guillen, L (1, 6) OBP: 0.265, SLG: 0.311		S S S 0-3 ② K		S S S 0-3 ① K		x 0-0 BB 1B		x 0-0 ② 6-3		4	0	1	0	0	2	3
Jack Perconte, L (1, 4) OBP: 0.385, SLG: 0.273		x 0-0 1-2 1B		x 0-0 S 1-3 2-H 1B		B B B B 4-0 FC4-6 1-2 BB		x 0-0 ③ G3		3	0	2	1	1	0	0
Ron Karkovice, R (1, 2) OBP: 0.270, SLG: 0.441		x 0-0 ③ F7		x 0-0 ② SF7 1-2 3-H		x 0-0 ② L9			S S S 0-3 ① K	3	0	0	1	0	1	4
Inning Stats	R: 0 E: 0 K: 2 S: 7 H: 0 LOB: 1 BB: 1 P: 11	R: 0 E: 0 K: 2 S: 9 H: 2 LOB: 2 BB: 0 P: 9	R: 0 E: 0 K: 3 S: 9 H: 0 LOB: 1 BB: 1 P: 13	R: 2 E: 0 K: 1 S: 7 H: 2 LOB: 1 BB: 1 P: 11	R: 0 E: 0 K: 1 S: 6 H: 1 LOB: 1 BB: 0 P: 6	R: 0 E: 0 K: 0 S: 4 H: 1 LOB: 2 BB: 1 P: 8	R: 0 E: 0 K: 0 S: 4 H: 2 LOB: 1 BB: 0 P: 4	R: 0 E: 0 K: 0 S: 3 H: 0 LOB: 0 BB: 0 P: 3	R: 0 E: 0 K: 1 S: 5 H: 0 LOB: 0 BB: 0 P: 5	1B: 7 2B: 1 3B: 0 HR: 0	SF: 1 SAC: 0 DP: 0 HBP: 0			WP: 1 PB: 0 SB: 3 CS: 1	PA: 38		

PITCHER	IP	WLS	BF	H	R	ER	SO	BB	IBB	HBP	BLK	WP	HR	S	P	ERA	WHIP
Bobby Witt, R (1, 1) ERA: 5.97	5.1	W	26	6	2	2	9	4	0	0	0	1	0	40	56	3.38	1.875
Dale Mohorcic, R (6, 1) ERA: 2.09	1.2		6	2	0	0	0	0	0	0	0	0	0	6	6	0.00	1.200
Greg Harris, R (8, 1) ERA: 2.76	2.0		6	0	0	0	1	0	0	0	0	0	0	8	8	0.00	0.000

PITCHER	IP	WLS	BF	H	R	ER	SO	BB	IBB	HBP	BLK	WP	HR	S	P	ERA	WHIP

BOTTOM

Texas Rangers @ Chicago White Sox

Comiskey Park, Chicago, IL

Sat Aug 30 1986, 8:05 PM EDT

Att. 16,771 - Unknown

livebaseballscorecards.com

AB	33
R	2
H	8
RBI	2
BB	4
SO	10
LOB	19

Batter	1	2	3	4	5	6	7	8	9	AB	R	H	RBI	BB	SO	LOB
Oddibe McDowell, L (1, 8) OBP: 0.344, SLG: 0.446	4-3		K 1-2		K			G3		4	0	0	0	0	2	1
Toby Harrah, R (1, 4) OBP: 0.326, SLG: 0.385 Geno Petralli, L (8, PH) OBP: 0.289, SLG: 0.409 Curtis Wilkerson, S (8, PR) OBP: 0.283, SLG: 0.321 (8, 4)	K		K		K			BB		3 0 0	0 0 0	0 0 0	0 0 0	0 1 0	3 0 0	1 0 0
Pete O'Brien, L (1, 3) OBP: 0.371, SLG: 0.481	K			4-3		4-3 1B		F8		4	0	1	0	0	1	1
Larry Parrish, R (1, 10) OBP: 0.346, SLG: 0.522		K		BB 1B 1B		K		K		4	1	1	0	0	3	2
Ruben Sierra, S (1, 7) OBP: 0.296, SLG: 0.469		F8		F7		4-3 1-2			G3	4	0	0	0	0	0	2
Pete Incaviglia, R (1, 9) OBP: 0.322, SLG: 0.440		BB		1B 1-2 BB		1-3			F8	2	0	0	0	2	0	1
Don Slaught, R (1, 2) OBP: 0.314, SLG: 0.478 Tom Paciorek, R (9, PH) OBP: 0.298, SLG: 0.358		K		1B 1-2 2-H			5-3		6-3	3 1	0 0	1 0	1 0	0 0	1 0	1 0
Steve Buechele, R (1, 5) OBP: 0.310, SLG: 0.408			FC4-6 1B	K			5-3			3	0	1	0	0	1	2
Scott Fletcher, R (1, 6) OBP: 0.371, SLG: 0.418			FC4-6 S 1-2f		6-3		4-3			3	0	0	0	0	0	1
Inning Stats	R: 0 E: 0 K: 2 S: 7 H: 0 LOB: 0 BB: 0 P: 7	R: 0 E: 0 K: 2 S: 7 H: 0 LOB: 1 BB: 1 P: 11	R: 0 E: 0 K: 2 S: 8 H: 1 LOB: 1 BB: 0 P: 8	R: 1 E: 0 K: 1 S: 7 H: 2 LOB: 2 BB: 1 P: 11	R: 0 E: 0 K: 2 S: 7 H: 0 LOB: 0 BB: 0 P: 7	R: 0 E: 0 K: 1 S: 6 H: 1 LOB: 1 BB: 0 P: 6	R: 0 E: 0 K: 0 S: 3 H: 0 LOB: 0 BB: 0 P: 3	R: 0 E: 0 K: 1 S: 5 H: 0 LOB: 1 BB: 1 P: 9	R: 0 E: 0 K: 0 S: 3 H: 0 LOB: 0 BB: 0 P: 3	1B: 4 2B: 0 3B: 0 HR: 0	SF: 0 SAC: 0 DP: 0 HBP: 0						

TOP

Texas Rangers @ Chicago White Sox

Comiskey Park, Chicago, IL

Sun Aug 31 1986, 4:33 AM EDT

Att. 17,187 - Unknown

livebaseballscorecards.com

AB	31
R	1
H	4
RBI	1
BB	3
SO	11
LOB	12

WP: 0 PB: 0 SB: 1 CS: 0 PA: 34

PITCHER		IP	WLS	BF	H	R	ER	SO	BB	IBB	HBP	BLK	WP	HR	S	P	ERA	WHIP
Richard Dotson, R ERA: 5.74	(1, 1)	7.1	W	29	4	1	1	10	3	0	0	0	0	0	46	58	1.23	0.955
Ray Searage, L ERA: 3.67	(8, 1)	0.1		1	0	0	0	0	0	0	0	0	0	0	1	1	0.00	0.000
Bobby Thigpen, R ERA: 0.93	(8, 1)	1.1	S	4	0	0	0	1	0	0	0	0	0	0	6	6	0.00	0.000

PITCHER	IP	WLS	BF	H	R	ER	SO	BB	IBB	HBP	BLK	WP	HR	S	P	ERA	WHIP

Batter	1	2	3	4	5	6	7	8	9	AB	R	H	RBI	BB	SO	LOB
Daryl Boston, L (1, 8) OBP: 0.389, SLG: 0.520	F4	FC6-4 S 1-2f 2-3		S 1B			K	BB 1-2 2-3 3-H		4	0	1	1	1	1	3
John Cangelosi, S (1, 9) OBP: 0.356, SLG: 0.309	F8	K 1-2		3-1 1-2			FC6-4 1B 1-2	F7		5	0	1	0	0	1	6
George Foster, R (1, 7) OBP: 0.281, SLG: 0.409 Reid Nichols, R (7, PR) OBP: 0.253, SLG: 0.238 (8, 7)	BB 1B 1B	L7			4-3		FC6-4 1-2f 2-3			4 0	1 0	1 0	0 0	0 0	0 0	4 0
Ron Hassey, L (1, 2) OBP: 0.389, SLG: 0.482	1B 1-2 1B BB		K		G3		G3			3	1	0	0	1	1	2
Carlton Fisk, R (1, 10) OBP: 0.262, SLG: 0.327	1B 1-3 2-H 1B		6-3		K			L9		4	0	1	1	0	1	0
Tim Hulett, R (1, 5) OBP: 0.280, SLG: 0.417	1-3 3-H 1B					K		HBP 1B BB 1B		4	1	3	1	0	1	0
Ozzie Guillen, L (1, 6) OBP: 0.265, SLG: 0.311	F9		G3			6-3		BB HBP 1-2 1B		4	0	1	0	0	0	3
Russ Morman, R (1, 3) OBP: 0.308, SLG: 0.341		FC6-4 1B 1B		K		K		BB 1-2 2-3 HBP		3	0	1	0	0	2	0
Jack Perconte, L (1, 4) OBP: 0.438, SLG: 0.308 Jerry Hairston, S (8, PH) OBP: 0.356, SLG: 0.411 Julio Cruz, S (9, 4) OBP: 0.343, SLG: 0.225		FC6-4 1-2 1B		G1-6-3			FC6-4 1B BB	F8		2 1 0	0 0 0	1 0 0	0 0 0	1 0 0	0 0 0	0 3 0
Inning Stats	R: 2 E: 0 K: 0 S: 6 H: 3 LOB: 2 BB: 1 P: 10	R: 0 E: 0 K: 1 S: 7 H: 2 LOB: 2 BB: 0 P: 7	R: 0 E: 0 K: 1 S: 6 H: 1 LOB: 1 BB: 0 P: 6	R: 0 E: 0 K: 1 S: 6 H: 1 LOB: 1 BB: 0 P: 6	R: 0 E: 0 K: 1 S: 5 H: 0 LOB: 0 BB: 0 P: 5	R: 0 E: 0 K: 2 S: 7 H: 0 LOB: 0 BB: 0 P: 7	R: 0 E: 0 K: 1 S: 6 H: 1 LOB: 2 BB: 1 P: 10	R: 1 E: 0 K: 0 S: 5 H: 2 LOB: 3 BB: 1 P: 10		1B: 10 2B: 0 3B: 0 HR: 0 SF: 0 SAC: 0 DP: 0 HBP: 1						

BOTTOM

Texas Rangers @ Chicago White Sox

Comiskey Park, Chicago, IL

Sun Aug 31 1986, 4:33 AM EDT

Att. 17,187 - Unknown

livebaseballscorecards.com

AB	34
R	3
H	10
RBI	3
BB	3
SO	7
LOB	21

WP: 0 PB: 0 SB: 2 CS: 0 PA: 38

PITCHER		IP	WLS	BF	H	R	ER	SO	BB	IBB	HBP	BLK	WP	HR	S	P	ERA	WHIP
Mike Loynd, R ERA: 5.92	(1, 1)	1.0	L	9	5	2	2	0	1	0	0	0	0	0	8	12	18.00	6.000
Jeff Russell, R ERA: 3.88	(2, 1)	5.0		18	2	0	0	6	1	0	0	0	0	0	29	33	0.00	0.600
Mitch Williams, L ERA: 3.05	(7, 1)	1.2		10	3	1	1	1	1	0	1	0	0	0	10	15	5.40	2.400
Dale Mohorcic, R ERA: 2.08	(8, 1)	0.1		1	0	0	0	0	0	0	0	0	0	0	1	1	0.00	0.000

PITCHER	IP	WLS	BF	H	R	ER	SO	BB	IBB	HBP	BLK	WP	HR	S	P	ERA	WHIP

Batter	1	2	3	4	5	6	7	8	9	AB	R	H	RBI	BB	SO	LOB
Daryl Boston, L (1, 8) OBP: 0.385, SLG: 0.528	K		1B 3B 2-H			G3		K		4	1	1	1	0	2	0
Reid Nichols, R (1, 9) OBP: 0.263, SLG: 0.250	G5-4-3 1B		CS 1B 3-H			F4		6-3		4	0	2	1	0	0	0
George Foster, R (1, 7) OBP: 0.282, SLG: 0.415	G5-4-3 1-2f		3-1 1-2			3B			1B 2B	3	0	1	0	0	0	2
John Cangelosi, S (6, PR) OBP: 0.357, SLG: 0.313 (6, 7)										1	1	1	0	0	0	0
Carlton Fisk, R (1, 10) OBP: 0.264, SLG: 0.331		1B 2B		F6		F3			G5-4-3 2-H 1B	4	1	2	1	0	0	1
Tim Hulett, R (1, 5) OBP: 0.277, SLG: 0.413		1-3		6-3			F7		F4	4	0	0	0	0	0	2
Russ Morman, R (1, 3) OBP: 0.316, SLG: 0.360		G1-6-3 2-H 1B		F7			2B		G5-4-3 1-2f	4	0	2	1	0	0	1
Ozzie Guillen, L (1, 6) OBP: 0.263, SLG: 0.309		G1-6-3 1-2f			3-1		F7			3	0	0	0	0	0	2
Ron Karkovice, R (1, 2) OBP: 0.275, SLG: 0.432			SH1-3 3B 1B		F3		G3			3	1	1	0	0	0	1
Jack Perconte, L (1, 4) OBP: 0.389, SLG: 0.267			SH1-3 1-2		5-3			K		2	0	0	0	0	1	0
Inning Stats	R: 0 E: 0 K: 1 S: 5	H: 1 LOB: 0 BB: 0 P: 5	R: 1 E: 0 K: 0 S: 4	H: 2 LOB: 0 BB: 0 P: 4	R: 2 E: 0 K: 0 S: 5	H: 3 LOB: 0 BB: 0 P: 5	R: 0 E: 0 K: 0 S: 3	H: 0 LOB: 0 BB: 0 P: 3	R: 0 E: 0 K: 0 S: 3	H: 0 LOB: 0 BB: 0 P: 3	R: 0 E: 0 K: 0 S: 4	H: 1 LOB: 1 BB: 0 P: 4	R: 0 E: 0 K: 0 S: 4	H: 1 LOB: 1 BB: 0 P: 4	R: 0 E: 0 K: 2 S: 7	H: 0 LOB: 0 BB: 0 P: 7	R: 1 E: 0 K: 0 S: 4	H: 2 LOB: 0 BB: 0 P: 4	1B: 5 2B: 3 3B: 2 HR: 0	SF: 0 SAC: 1 DP: 3 HBP: 0	WP: 0 PB: 0 SB: 0 CS: 1	PA: 33

PITCHER		IP	WLS	BF	H	R	ER	SO	BB	IBB	HBP	BLK	WP	HR	S	P	ERA	WHIP
Charlie Leibrandt, L ERA: 4.05	(1, 1)	8.0	L	31	10	4	4	3	0	0	0	0	0	0	37	37	4.50	1.250
Dan Quisenberry, R ERA: 2.43	(9, 1)	1.0		2	0	0	0	0	0	0	0	0	0	0	2	2	0.00	0.000

PITCHER		IP	WLS	BF	H	R	ER	SO	BB	IBB	HBP	BLK	WP	HR	S	P	ERA	WHIP

TOP

Chicago White Sox @ Kansas City Royals

Royals Stadium, Kansas City, MO

Mon Sep 01 1986, 8:05 PM EDT

Att. 30,453 - Unknown

livebaseballscorecards.com

AB	32
R	4
H	10
RBI	4
BB	0
SO	3
LOB	9

Batter	1	2	3	4	5	6	7	8	9	AB	R	H	RBI	BB	SO	LOB
Lonnie Smith, R (1, 7) OBP: 0.347, SLG: 0.372	B2-3		5-3		G5-4-3 1-2f			F9		4	0	0	0	0	0	1
Willie Wilson, S (1, 8) OBP: 0.314, SLG: 0.356	4-3		FC5-4 1B			2B		G4-6-3 1B		4	0	3	0	0	0	0
Hal McRae, R (1, 10) OBP: 0.300, SLG: 0.379	E5 2B		FC5-4 1-2f			F7		G4-6-3 1-2f		4	0	0	0	0	0	3
Steve Balboni, R (1, 3) OBP: 0.291, SLG: 0.463	1-3 2B			F8		K			5-3	4	0	1	0	0	1	1
Frank White, R (1, 4) OBP: 0.319, SLG: 0.451	F9			5-3		F8			6-3	4	0	0	0	0	0	3
Angel Salazar, R (1, 6) OBP: 0.265, SLG: 0.322		6-3		1B			4-3		F7	4	0	1	0	0	0	0
Jim Sundberg, R (1, 2) OBP: 0.304, SLG: 0.293		K		K			6-3			3	0	0	0	0	2	1
Darryl Motley, R (1, 9) OBP: 0.239, SLG: 0.349		F9			G5-4-3 1B		1B			3	0	2	0	0	0	0
Greg Pryor, R (1, 5) OBP: 0.188, SLG: 0.202			F3		L8		L6			3	0	0	0	0	0	2
Inning Stats	R: 0 H: 1 E: 1 LOB: 2 K: 0 BB: 0 S: 5 P: 5	R: 0 H: 0 E: 0 LOB: 0 K: 1 BB: 0 S: 5 P: 5	R: 0 H: 1 E: 0 LOB: 1 K: 0 BB: 0 S: 4 P: 4	R: 0 H: 1 E: 0 LOB: 1 K: 1 BB: 0 S: 6 P: 6	R: 0 H: 1 E: 0 LOB: 0 K: 0 BB: 0 S: 3 P: 3	R: 0 H: 1 E: 0 LOB: 1 K: 1 BB: 0 S: 6 P: 6	R: 0 H: 1 E: 0 LOB: 1 K: 0 BB: 0 S: 4 P: 4	R: 0 H: 1 E: 0 LOB: 0 K: 0 BB: 0 S: 3 P: 3	R: 0 H: 0 E: 0 LOB: 0 K: 0 BB: 0 S: 3 P: 3	1B: 5 SF: 0 2B: 2 SAC: 0 3B: 0 DP: 2 HR: 0 HBP: 0						

PITCHER	IP	WLS	BF	H	R	ER	SO	BB	IBB	HBP	BLK	WP	HR	S	P	ERA	WHIP
Floyd Bannister, L (1, 1) ERA: 3.66	9.0	W	33	7	0	0	3	0	0	0	0	0	0	39	39	0.00	0.778

PITCHER	IP	WLS	BF	H	R	ER	SO	BB	IBB	HBP	BLK	WP	HR	S	P	ERA	WHIP

BOTTOM

Chicago White Sox @ Kansas City Royals

Royals Stadium, Kansas City, MO

Mon Sep 01 1986, 8:05 PM EDT

Att. 30,453 - Unknown

livebaseballscorecards.com

AB	33
R	0
H	7
RBI	0
BB	0
SO	3
LOB	11

Batter	1	2	3	4	5	6	7	8	9	AB	R	H	RBI	BB	SO	LOB
Daryl Boston, L (1, 8) OBP: 0.372, SLG: 0.509	1-3			F7		F7		K		4	0	0	0	0	1	0
Reid Nichols, R (1, 7) OBP: 0.263, SLG: 0.242	4-3			G6-3, BB		K		F2		3	0	0	0	1	1	0
Russ Morman, R (1, 3) OBP: 0.323, SLG: 0.400	3-1			G6-3 1-2f		1B, 1B		HR		4	1	2	1	0	0	1
Carlton Fisk, R (1, 10) OBP: 0.264, SLG: 0.330		5-3			F5	1-2, 1B		F8		4	0	1	0	0	0	0
Tim Hulett, R (1, 4) OBP: 0.279, SLG: 0.415		L4			1B, 2B	F8			B B B B, SH3-4, E, BB	3	2	1	0	1	0	2
Dave Cochrane, S (1, 5)		6-3			5-3		F8		SH3-4 1-2	3	0	0	0	0	0	1
Ozzie Guillen, L (1, 6) OBP: 0.269, SLG: 0.315			F3, 1B		E, 1B 2-H		1B		E5 G5-3 2-H	4	0	4	2	0	0	0
Kenny Williams, R (1, 9) OBP: 0.250, SLG: 0.250			F3 1-2		E5 1-3		F8		G5-3 2-3f	4	0	1	0	0	0	3
Ron Karkovice, R (1, 2) OBP: 0.256, SLG: 0.400			K		F3		F7			3	0	0	0	0	1	3
Inning Stats	R: 0 E: 0 K: 0 S: 3 H: 0 LOB: 0 BB: 0 P: 3	R: 0 E: 0 K: 0 S: 3 H: 0 LOB: 0 BB: 0 P: 3	R: 0 E: 0 K: 1 S: 5 H: 1 LOB: 0 BB: 0 P: 5	R: 0 E: 0 K: 0 S: 2 H: 0 LOB: 0 BB: 1 P: 6	R: 1 E: 1 K: 0 S: 6 H: 3 LOB: 2 BB: 0 P: 6	R: 0 E: 0 K: 1 S: 7 H: 2 LOB: 2 BB: 0 P: 7	R: 0 E: 0 K: 0 S: 4 H: 1 LOB: 1 BB: 0 P: 4	R: 1 E: 0 K: 1 S: 6 H: 1 LOB: 0 BB: 0 P: 6	R: 1 E: 1 K: 0 S: 3 H: 1 LOB: 0 BB: 1 P: 7	1B: 7 2B: 1 3B: 0 HR: 1	SF: 0 SAC: 1 DP: 2 HBP: 0						

PITCHER	IP	WLS	BF	H	R	ER	SO	BB	IBB	HBP	BLK	WP	HR	S	P	ERA	WHIP
Danny Jackson, L (1, 1) ERA: 3.75	8.1	L	34	9	3	3	3	2	0	0	0	0	1	38	46	3.24	1.320
Dan Quisenberry, R (9, 1) ERA: 2.41	0.2		1	0	0	0	0	0	0	0	0	0	0	1	1	0.00	0.000

PITCHER	IP	WLS	BF	H	R	ER	SO	BB	IBB	HBP	BLK	WP	HR	S	P	ERA	WHIP

Chicago White Sox @ Kansas City Royals

Royals Stadium, Kansas City, MO

Tue Sep 02 1986, 8:05 PM EDT

Att. 17,418 - Unknown

TOP

livebaseballscorecards.com

AB	32
R	3
H	9
RBI	3
BB	2
SO	3
LOB	10

1B: 7 SF: 0
2B: 1 SAC: 1
3B: 0 DP: 2
HR: 1 HBP: 0

WP: 0 PA: 35
PB: 0
SB: 0
CS: 0

BOTTOM

Batter	1	2	3	4	5	6	7	8	9	AB	R	H	RBI	BB	SO	LOB
Lonnie Smith, R (1, 7) OBP: 0.351, SLG: 0.378	x 0-0 S 2B		x 0-0 CS 1B 1-2			x 0-0 ① F9		x 0-0 ③ 1B		4	0	3	0	0	0	0
Darryl Motley, R (9, 7) OBP: 0.239, SLG: 0.349										0	0	0	0	0	0	0
Willie Wilson, S (1, 8) OBP: 0.312, SLG: 0.353	x 0-0 ① F7		x 0-0 ① F9 2-3			S S S 0-3 ② K			S S S 0-3 ① K	4	0	0	0	0	2	3
Hal McRae, R (1, 10) OBP: 0.296, SLG: 0.375	S S S 0-3 ② K 2-3		x 0-0 ②③ 6-3 1-2 3-H			x 0-0 ③ 6-3			x 0-0 FC4-6 1B	3	0	0	0	0	1	3
Jorge Orta, L (9, PH) OBP: 0.340, SLG: 0.424										1	0	1	0	0	0	0
Steve Balboni, R (1, 3) OBP: 0.291, SLG: 0.461	x 0-0 ③ F8			x 0-0 ① F3			x 0-0 FC5-4 1B		S S S 0-3 ② K	4	0	1	0	0	1	2
Frank White, R (1, 4) OBP: 0.318, SLG: 0.449		x 0-0 ① F9		x 0-0 ② F9			x 0-0 FC5-4 1-2 1B		x 0-0 ③ FC4-6 1-2f	4	0	1	0	0	0	1
Bo Jackson, R (1, 9) OBP: 0.333, SLG: 0.333		x 0-0 1B		x 0-0 ③ 6-3			x 0-0 ①② FC5-4 1-2 2-3			3	0	1	0	0	0	2
Angel Salazar, R (1, 6) OBP: 0.262, SLG: 0.319		S S S 0-3 ② K			x 0-0 ① 6-3		x 0-0 ③ 4-3			3	0	0	0	0	1	2
Jim Sundberg, R (1, 2) OBP: 0.302, SLG: 0.291		x 0-0 ③ 6-3			x 0-0 ② F9			x 0-0 ① 6-3		3	0	0	0	0	0	1
Greg Pryor, R (1, 5) OBP: 0.193, SLG: 0.207			x 0-0 F9 1B CS 1B		x 0-0 ③ L6			x 0-0 ② 5-3		3	0	1	0	0	0	0

livebaseballscorecards.com

Chicago White Sox @ Kansas City Royals

Royals Stadium, Kansas City, MO

Tue Sep 02 1986, 8:05 PM EDT

Att. 17,418 - Unknown

	AB	32
	R	0
	H	8
	RBI	0
	BB	0
	SO	5
	LOB	14

Inning Stats	1	2	3	4	5	6	7	8	9
	R: 0 E: 0 K: 1 S: 6	H: 1 LOB: 1 BB: 0 P: 6	R: 0 E: 0 K: 1 S: 6	H: 1 LOB: 1 BB: 0 P: 6	R: 0 E: 0 K: 0 S: 4	H: 2 LOB: 1 BB: 0 P: 4	R: 0 E: 0 K: 0 S: 3	H: 0 LOB: 0 BB: 0 P: 3	R: 0 E: 0 K: 0 S: 3	H: 0 LOB: 0 BB: 0 P: 3	R: 0 E: 0 K: 1 S: 5	H: 0 LOB: 0 BB: 0 P: 5	R: 0 E: 0 K: 0 S: 4	H: 2 LOB: 1 BB: 0 P: 4	R: 0 E: 0 K: 0 S: 3	H: 1 LOB: 1 BB: 0 P: 3	R: 0 E: 0 K: 2 S: 8	H: 1 LOB: 1 BB: 0 P: 8

	1B: 7	SF: 0	WP: 0	PA: 32
	2B: 1	SAC: 0	PB: 0	
	3B: 0	DP: 1	SB: 1	
	HR: 0	HBP: 0	CS: 2	

PITCHER		IP	WLS	BF	H	R	ER	SO	BB	IBB	HBP	BLK	WP	HR	S	P	ERA	WHIP
Steve Carlton, L ERA: 5.56	(1, 1)	8.0	W	28	7	0	0	3	0	0	0	0	0	0	34	34	0.00	0.875
Bobby Thigpen, R ERA: 0.89	(9, 1)	1.0	S	4	1	0	0	2	0	0	0	0	0	0	8	8	0.00	1.000

PITCHER		IP	WLS	BF	H	R	ER	SO	BB	IBB	HBP	BLK	WP	HR	S	P	ERA	WHIP

Batter	1	2	3	4	5	6	7	8	9	10	AB	R	H	RBI	BB	SO	LOB
Daryl Boston, L (1, 8) OBP: 0.365, SLG: 0.496	6-3		3-1		2-H 1B			K		3-1	5	0	1	1	0	1	2
Steve Lyons, L (1, 7) OBP: 0.292, SLG: 0.323	FC4-6 1B		4-3			G1-5-3			F9		4	0	1	0	0	0	0
Jerry Hairston, S (10, 3) OBP: 0.356, SLG: 0.411											0	0	0	0	0	0	0
Harold Baines, L (1, 10) OBP: 0.340, SLG: 0.473	FC4-6 1-2f			L3		F8			6-3		4	0	0	0	0	0	1
Ron Hassey, L (1, 2) OBP: 0.387, SLG: 0.479	K			4-3		4-3			1B		4	0	1	0	0	1	1
Tim Hulett, R (1, 4) OBP: 0.281, SLG: 0.414		BB 1B 1B		WP 1B			F7		4-3		3	0	1	0	1	0	1
Russ Morman, R (1, 3) OBP: 0.330, SLG: 0.404		1B 1-2 1B		K 1-2			F4			SH1-3 1B	4	0	2	0	0	1	1
John Cangelosi, S (10, PR) (10, 7) OBP: 0.357, SLG: 0.313											0	0	0	0	0	0	0
Ozzie Guillen, L (1, 6) OBP: 0.270, SLG: 0.315		G4-6-3 1B 1-2 2-3			F7		4-3			SH1-3 1-2	3	0	1	0	0	0	0
Dave Cochrane, S (1, 5) OBP: 0.286, SLG: 0.333		G4-6-3 1-2f			1B 2B			4-3		IBB	3	1	1	0	1	0	2
Kenny Williams, R (1, 9) OBP: 0.125, SLG: 0.125			F7		6-3			F7		K	4	0	0	0	0	1	3
Inning Stats	R: 0 H: 1 E: 0 LOB: 1 K: 1 BB: 0 S: 6 P: 6	R: 0 H: 2 E: 0 LOB: 1 K: 0 BB: 1 S: 3 P: 7	R: 0 H: 0 E: 0 LOB: 0 K: 0 BB: 0 S: 3 P: 3	R: 0 H: 1 E: 0 LOB: 1 K: 1 BB: 0 S: 6 P: 6	R: 1 H: 2 E: 0 LOB: 1 K: 0 BB: 0 S: 4 P: 4	R: 0 H: 0 E: 0 LOB: 0 K: 0 BB: 0 S: 3 P: 3	R: 0 H: 0 E: 0 LOB: 0 K: 0 BB: 0 S: 3 P: 3	R: 0 H: 0 E: 0 LOB: 0 K: 1 BB: 0 S: 5 P: 5	R: 0 H: 1 E: 0 LOB: 1 K: 0 BB: 0 S: 4 P: 4	R: 0 H: 1 E: 0 LOB: 2 K: 1 BB: 1 S: 6 P: 10	1B: 7 SF: 0 2B: 1 SAC: 1 3B: 0 DP: 1 HR: 0 HBP: 0						WP: 1 PA: 37 PB: 0 SB: 0 CS: 0

PITCHER	IP	WLS	BF	H	R	ER	SO	BB	IBB	HBP	BLK	WP	HR	S	P	ERA	WHIP
Dennis Leonard, R (1, 1) ERA: 4.02	7.0		25	6	1	1	2	1	0	0	0	1	0	28	32	1.29	1.000
Bud Black, L (8, 1) ERA: 3.42	3.0	W	12	2	0	0	2	0	1	0	0	0	0	15	19	0.00	0.667

PITCHER	IP	WLS	BF	H	R	ER	SO	BB	IBB	HBP	BLK	WP	HR	S	P	ERA	WHIP

TOP

Chicago White Sox @ Kansas City Royals

Royals Stadium, Kansas City, MO

Wed Sep 03 1986, 8:05 PM EDT
Att. 18,022 - Unknown

livebaseballscorecards.com

AB	34
R	1
H	8
RBI	1
BB	2
SO	4
LOB	11

Batter	1	2	3	4	5	6	7	8	9	10	AB	R	H	RBI	BB	SO	LOB
Mike Kingery, L (1, 8) OBP: 0.280, SLG: 0.362 Terry Bell, R (9, 2)	G3		4-3			S 1B		G4-6-3 1-2f		BBB 4-0 2-3 1B BB	4 0	0 0	1 0	0 0	0 1	0 0	3 0
Kevin Seitzer, R (1, 7) OBP: 0.400, SLG: 0.400 (10, 5)	L9			F8		L9			2B 1B	1-2 3-H 1B	5	1	2	1	0	0	1
Jorge Orta, L (1, 10) OBP: 0.336, SLG: 0.420 Hal McRae, R (9, PH) OBP: 0.295, SLG: 0.373	G3			L9		F8 1-2			F8		3 1	0 0	0 0	0 0	0 0	0 0	1 1
Steve Balboni, R (1, 3) OBP: 0.291, SLG: 0.461 Lynn Jones, R (9, PR) OBP: 0.216, SLG: 0.156 (10, 7)		SSS 0-3 K		F7			F6		1-H 2B		4 0	0 0	1 0	1 0	0 0	1 0	0 0
Jamie Quirk, L (1, 5) OBP: 0.270, SLG: 0.307 (10, 3)		4-3			6-3		G3			IBB	3	0	0	0	1	0	0
Bo Jackson, R (1, 9) OBP: 0.143, SLG: 0.143		SSS 0-3 K			SSS 0-3 K		6-3			SSS 0-3 K	4	0	0	0	0	3	2
Rondin Johnson, S (1, 4) OBP: 0.667, SLG: 0.667 Frank White, R (9, PH) OBP: 0.317, SLG: 0.448 (10, 4)			3-1		1B			4-3 1B		5-3	3 1	0 0	2 0	0 0	0 0	0 0	0 2
Jim Sundberg, R (1, 2) OBP: 0.303, SLG: 0.290 Willie Wilson, S (8, PH) OBP: 0.313, SLG: 0.354 (9, 8)			BBBB 4-0 G3 BB		SSS 0-3 K			4-3 1-2		S SH1-3 1B 1B	1 2	0 1	0 1	0 1	1 0	1 0	1 1
Buddy Biancalana, S (1, 6) OBP: 0.331, SLG: 0.324 Rudy Law, L (6, PH) OBP: 0.332, SLG: 0.393 Angel Salazar, R (7, 6) OBP: 0.262, SLG: 0.319 Lonnie Smith, R (8, PH) OBP: 0.352, SLG: 0.379 Greg Pryor, R (9, 6) OBP: 0.193, SLG: 0.207			G3 1-2			4-3		G4-6-3 1B		SH1-3 1-2	1 1 0 1 0	0 0 0 0 0	0 0 0 1 0	0 0 0 0 0	0 0 0 0 0	0 0 0 0 0	1 0 0 0 0
Inning Stats	R: 0 E: 0 K: 0 S: 3 H: 0 LOB: 0 BB: 0 P: 3	R: 0 E: 0 K: 2 S: 7 H: 0 LOB: 0 BB: 0 P: 7	R: 0 E: 0 K: 0 S: 3 H: 0 LOB: 1 BB: 1 P: 7	R: 0 E: 0 K: 0 S: 3 H: 0 LOB: 0 BB: 0 P: 3	R: 0 E: 0 K: 2 S: 8 H: 1 LOB: 1 BB: 0 P: 8	R: 0 E: 0 K: 0 S: 4 H: 1 LOB: 1 BB: 0 P: 4	R: 0 E: 0 K: 0 S: 3 H: 0 LOB: 0 BB: 0 P: 3	R: 0 E: 0 K: 0 S: 4 H: 2 LOB: 1 BB: 0 P: 4	R: 1 E: 0 K: 1 S: 7 H: 2 LOB: 2 BB: 1 P: 11	R: 1 E: 0 K: 0 S: 3 H: 2 LOB: 2 BB: 1 P: 7	1B: 7 2B: 1 3B: 0 HR: 0	SF: 0 SAC: 1 DP: 1 HBP: 0	WP: 0 PB: 0 SB: 2 CS: 0	PA: 38				

PITCHER		IP	WLS	BF	H	R	ER	SO	BB	IBB	HBP	BLK	WP	HR	S	P	ERA	WHIP
Joe Cowley, R ERA: 4.56	(1, 1)	8.0		29	5	1	1	4	1	0	0	0	0	0	36	40	1.12	0.750
Ray Searage, L ERA: 3.64	(9, 1)	0.1		1	0	0	0	0	0	0	0	0	0	0	1	1	0.00	0.000
Gene Nelson, R ERA: 4.18	(9, 1)	1.0	L	8	3	1	1	1	1	1	0	0	0	0	8	16	9.00	4.000

PITCHER	IP	WLS	BF	H	R	ER	SO	BB	IBB	HBP	BLK	WP	HR	S	P	ERA	WHIP

BOTTOM

Chicago White Sox @ Kansas City Royals

Royals Stadium, Kansas City, MO

Wed Sep 03 1986, 8:05 PM EDT

Att. 18,022 - Unknown

livebaseballscorecards.com

AB	34
R	2
H	8
RBI	2
BB	3
SO	5
LOB	13

Chicago White Sox @ Kansas City Royals

Royals Stadium, Kansas City, MO

Thu Sep 04 1986, 8:05 PM EDT

Att. 21,348 - Unknown

TOP

Batter	1	2	3	4	5	6	7	8	9	AB	R	H	RBI	BB	SO	LOB
Daryl Boston, L (1, 8) OBP: 0.362, SLG: 0.483	K		G4-6-3 1-2f		IBB		F9			3	0	0	0	1	1	4
Tim Hulett, R (1, 4) OBP: 0.281, SLG: 0.412	G4-6-3 1B			L8	F3			F8		4	0	1	0	0	0	3
Harold Baines, L (1, 9) OBP: 0.339, SLG: 0.473	G4-6-3 1-2f			4-3		K		2B		4	0	1	0	0	1	1
Ron Hassey, L (1, 10) OBP: 0.389, SLG: 0.475		F8		BB		4-3		BB		2	0	0	0	2	0	0
Carlton Fisk, R (1, 7) (7, 2) OBP: 0.262, SLG: 0.327		F8		F9		K		K		4	0	0	0	0	2	3
Dave Cochrane, S (1, 5) OBP: 0.364, SLG: 0.250		F8			WP BB BB		F9 SH1-4 BB	K		2	0	0	0	2	1	2
Ozzie Guillen, L (1, 6) OBP: 0.270, SLG: 0.315			WP 1B		K		SH1-4 1-2		F8	3	0	1	0	0	1	1
Russ Morman, R (1, 3) OBP: 0.336, SLG: 0.396			K 1-2		WP 1-2 BB		BB		L7	2	0	0	0	2	1	1
Ron Karkovice, R (1, 2) OBP: 0.267, SLG: 0.390					K 1-2 2-3		F9 2-3		K	1	0	0	0	1	1	2
Jerry Hairston, S (7, PH) OBP: 0.354, SLG: 0.408										1	0	0	0	0	0	2
Steve Lyons, L (7, 7) OBP: 0.290, SLG: 0.321			BB							1	0	0	0	0	1	0

	AB	27
	R	0
	H	3
	RBI	0
	BB	8
	SO	9
	LOB	19

Inning Stats	1	2	3	4	5	6	7	8	9	1B: 2	SF: 0	WP: 2	PA: 36
R:	0	0	0	0	0	0	0	0	0	2B: 1	SAC: 1	PB: 0	
E:	0	0	0	0	0	0	0	0	0	3B: 0	DP: 2	SB: 0	
K:	1	0	1	0	2	2	3	2	1	HR: 0	HBP: 0	CS: 0	
S:	5	3	5	3	7	7	3	8	5				
H:	1	0	1	0	0	0	0	1	0				
LOB:	0	0	1	1	3	0	2	2	0				
BB:	0	0	1	1	3	0	0	1	0				
P:	5	3	9	7	19	7	11	12	5				

PITCHER		IP	WLS	BF	H	R	ER	SO	BB	IBB	HBP	BLK	WP	HR	S	P	ERA	WHIP
Mark Gubicza, R ERA: 3.94	(1, 1)	7.1		31	3	0	0	6	7	1	0	0	2	0	35	67	0.00	1.364
Steve Farr, R ERA: 2.55	(8, 1)	1.2	W	5	0	0	0	3	0	0	0	0	0	0	11	11	0.00	0.000

PITCHER		IP	WLS	BF	H	R	ER	SO	BB	IBB	HBP	BLK	WP	HR	S	P	ERA	WHIP

livebaseballscorecards.com

Batter	1	2	3	4	5	6	7	8	9	AB	R	H	RBI	BB	SO	LOB
Lonnie Smith, R (1, 7) OBP: 0.351, SLG: 0.378 Jim Sundberg, R (9, 2) OBP: 0.303, SLG: 0.290	F9		F9			K		HBP, 1B 2-3 3-H		4 0	0 0	1 0	1 0	0 0	1 0	1 0
Willie Wilson, S (1, 8) OBP: 0.312, SLG: 0.352	8-3, BB		F9			F4		K		3	0	0	0	1	1	4
Jorge Orta, L (1, 10) OBP: 0.333, SLG: 0.416 Hal McRae, R (8, PH) OBP: 0.298, SLG: 0.373	8-3 1-2f		K			L3		FC6-4, HBP 1-2		3 0	0 0	0 0	0 0	0 0	1 0	2 0
Steve Balboni, R (1, 3) OBP: 0.288, SLG: 0.458		K		F7			K	K		4	0	0	0	0	3	3
Frank White, R (1, 4) OBP: 0.315, SLG: 0.444		K		L7			F5	FC6-4 1-2f		4	0	0	0	0	1	3
Mike Kingery, L (1, 9) OBP: 0.287, SLG: 0.368		S, 1B		G3			1B			3	0	2	0	0	0	0
Jamie Quirk, L (1, 2) OBP: 0.271, SLG: 0.302 (9, 5)		1-2 BB			L9		K			2	0	0	0	1	1	1
Greg Pryor, R (1, 5) OBP: 0.189, SLG: 0.202 Kevin Seitzer, R (8, PH) OBP: 0.500, SLG: 0.500 (9, 7)		F4			F7			SH, 1B	1B	2 1	0 1	0 1	0 0	0 0	0 0	2 0
Buddy Biancalana, S (1, 6) OBP: 0.333, SLG: 0.327 Rudy Law, L (8, PH) OBP: 0.332, SLG: 0.393 Angel Salazar, R (8, PR) OBP: 0.262, SLG: 0.319 (9, 6)			1B		K2-3			SH, 1B 1-3		2 0 0	0 0 0	1 0 0	0 0 0	0 0 0	1 0 0	0 0 0
Inning Stats	R: 0 E: 0 K: 0 S: 2 H: 0 LOB: 0 BB: 1 P: 6	R: 0 E: 0 K: 2 S: 8 H: 1 LOB: 2 BB: 1 P: 12	R: 0 E: 0 K: 1 S: 6 H: 1 LOB: 1 BB: 0 P: 6	R: 0 E: 0 K: 0 S: 3 H: 0 LOB: 0 BB: 0 P: 3	R: 0 E: 0 K: 1 S: 5 H: 0 LOB: 0 BB: 0 P: 5	R: 0 E: 0 K: 1 S: 5 H: 0 LOB: 0 BB: 0 P: 5	R: 0 E: 0 K: 2 S: 8 H: 1 LOB: 1 BB: 0 P: 8	R: 1 E: 1 K: 2 S: 10 H: 2 LOB: 3 BB: 0 P: 11		1B: 5 2B: 1 3B: 0 HR: 0 SF: 0 SAC: 1 DP: 1 HBP: 1						

PITCHER		IP	WLS	BF	H	R	ER	SO	BB	IBB	HBP	BLK	WP	HR	S	P	ERA	WHIP
Jose DeLeon, R ERA: 4.06	(1, 1)	6.0		21	2	0	0	5	2	0	0	0	0	0	29	37	0.00	0.667
Bill Dawley, R ERA: 3.29	(7, 1)	1.0	L	7	3	1	0	2	0	0	0	0	0	0	11	11	0.00	3.000
Ray Searage, L ERA: 3.61	(8, 1)	0.1		1	0	0	0	1	0	0	0	0	0	0	3	3	0.00	0.000
Bobby Thigpen, R ERA: 0.86	(8, 1)	0.2		3	0	0	0	1	0	0	1	0	0	0	4	5	0.00	0.000

PITCHER	IP	WLS	BF	H	R	ER	SO	BB	IBB	HBP	BLK	WP	HR	S	P	ERA	WHIP

BOTTOM

Chicago White Sox @ Kansas City Royals

Royals Stadium, Kansas City, MO

Thu Sep 04 1986, 8:05 PM EDT

Att. 21,348 - Unknown

livebaseballscorecards.com

AB	28
R	1
H	5
RBI	1
BB	2
SO	9
LOB	16

Batter	1	2	3	4	5	6	7	8	9	AB	R	H	RBI	BB	SO	LOB
Tony Fernandez, S (1, 6) OBP: 0.345, SLG: 0.437	4-3		F5		F8			4-3		4	0	0	0	0	0	0
Willie Upshaw, L (1, 3) OBP: 0.342, SLG: 0.367	1B		BB			K		4-3		3	0	1	0	1	1	0
Lloyd Moseby, L (1, 8) OBP: 0.351, SLG: 0.449	F7		B2-3			F8			F8	4	0	0	0	0	0	2
George Bell, R (1, 7) OBP: 0.370, SLG: 0.570	4-3			F6		1B			F8	4	0	1	0	0	0	1
Jesse Barfield, R (1, 9) OBP: 0.384, SLG: 0.559		G3 2B		K		K			K	4	0	1	0	0	3	1
Cliff Johnson, R (1, 10) OBP: 0.369, SLG: 0.457		G3 2-3		2B			5-3			3	0	1	0	0	0	1
Ernie Whitt, L (1, 2) OBP: 0.311, SLG: 0.437		K		3-1			F3			3	0	0	0	0	1	2
Rance Mulliniks, L (1, 5) OBP: 0.340, SLG: 0.427		F8			4-3		4-3			3	0	0	0	0	0	1
Damaso Garcia, R (1, 4) OBP: 0.304, SLG: 0.374			1-3		F8			6-3		3	0	0	0	0	0	0
Inning Stats	R: 0 E: 0 K: 0 S: 4 H: 1 LOB: 1 BB: 0 P: 4	R: 0 E: 0 K: 1 S: 6 H: 1 LOB: 1 BB: 0 P: 6	R: 0 E: 0 K: 0 S: 3 H: 0 LOB: 1 BB: 1 P: 7	R: 0 E: 0 K: 1 S: 6 H: 1 LOB: 1 BB: 0 P: 6	R: 0 E: 0 K: 0 S: 3 H: 0 LOB: 0 BB: 0 P: 3	R: 0 E: 0 K: 2 S: 8 H: 1 LOB: 1 BB: 0 P: 8	R: 0 E: 0 K: 0 S: 3 H: 0 LOB: 0 BB: 0 P: 3	R: 0 E: 0 K: 0 S: 3 H: 0 LOB: 0 BB: 0 P: 3	R: 0 E: 0 K: 1 S: 5 H: 0 LOB: 0 BB: 0 P: 5	1B: 2 2B: 2 3B: 0 HR: 0 SF: 0 SAC: 0 DP: 0 HBP: 0						

PITCHER	IP	WLS	BF	H	R	ER	SO	BB	IBB	HBP	BLK	WP	HR	S	P	ERA	WHIP
Richard Dotson, R (1, 1) ERA: 5.43	9.0	W	32	4	0	0	5	1	0	0	0	0	0	41	45	0.00	0.556

PITCHER	IP	WLS	BF	H	R	ER	SO	BB	IBB	HBP	BLK	WP	HR	S	P	ERA	WHIP

TOP

Toronto Blue Jays @ Chicago White Sox

Comiskey Park, Chicago, IL

Fri Sep 05 1986, 8:05 PM EDT

Att. 11,650 - Unknown

livebaseballscorecards.com

AB	31
R	0
H	4
RBI	0
BB	1
SO	5
LOB	8

PA: 32

WP: 0
PB: 0
SB: 0
CS: 0

Batter	1	2	3	4	5	6	7	8	9	AB	R	H	RBI	BB	SO	LOB
Daryl Boston, L (1, 8) OBP: 0.358, SLG: 0.471	F7	FC3-6 SF8 BB 1-2 2-3		K			4-3			3	1	0	0	1	1	0
Steve Lyons, L (1, 7) OBP: 0.294, SLG: 0.325	E7 4-3 1B	FC3-6 BB 1-2 2-3 3-H		1B			5-3			1	1	1	0	0	0	0
Reid Nichols, R (2, PH) (3, 7) OBP: 0.275, SLG: 0.247										2	0	1	1	1	0	0
Harold Baines, L (1, 9) OBP: 0.338, SLG: 0.472	4-3 3-H	FC3-6 1-2f 2-3 3-H		K			1B			4	0	1	2	0	1	3
Ron Hassey, L (1, 10) OBP: 0.387, SLG: 0.473	1B 1B	SF8 3-H			G3		F8			3	0	1	1	0	0	1
Tim Hulett, R (1, 4) OBP: 0.281, SLG: 0.411	1B 1-3	K			F7			K		4	0	1	0	0	2	1
Dave Cochrane, S (1, 5) OBP: 0.267, SLG: 0.167	K		L1		K			K		4	0	0	0	0	3	2
Ozzie Guillen, L (1, 6) OBP: 0.270, SLG: 0.315		1B 1B	6-3			E4 FC4-6		4-3		4	1	1	0	0	0	0
Russ Morman, R (1, 3) OBP: 0.336, SLG: 0.394		BB 1B BB 1-3	K			FC4-6 G5-4-3 1-2f				3	1	1	0	0	1	1
Ron Karkovice, R (1, 2) OBP: 0.271, SLG: 0.386		BB BB FC3-6 1-2 3-H		F3		G5-4-3 1-2f				3	1	1	1	0	0	1
Inning Stats	R: 1 E: 1 K: 1 S: 8 H: 3 LOB: 2 BB: 0 P: 8	R: 4 E: 0 K: 1 S: 8 H: 3 LOB: 1 BB: 2 P: 16	R: 0 E: 0 K: 1 S: 5 H: 0 LOB: 0 BB: 0 P: 5	R: 0 E: 0 K: 2 S: 8 H: 1 LOB: 1 BB: 0 P: 8	R: 0 E: 0 K: 1 S: 5 H: 0 LOB: 0 BB: 0 P: 5	R: 0 E: 1 K: 0 S: 3 H: 0 LOB: 0 BB: 0 P: 3	R: 0 E: 0 K: 0 S: 4 H: 1 LOB: 1 BB: 0 P: 4	R: 0 E: 0 K: 2 S: 7 H: 0 LOB: 0 BB: 0 P: 7		1B: 8 2B: 0 3B: 0 HR: 0 SF: 1 SAC: 0 DP: 1 HBP: 0						

PITCHER		IP	WLS	BF	H	R	ER	SO	BB	IBB	HBP	BLK	WP	HR	S	P	ERA	WHIP
Joe Johnson, R ERA: 4.9	(1, 1)	1.0	L	10	6	5	5	1	1	0	0	0	0	0	11	15	45.00	7.000
John Cerutti, L ERA: 4.1	(2, 1)	6.0		21	2	0	0	5	1	0	0	0	0	0	30	34	0.00	0.500
Mark Eichhorn, R ERA: 1.72	(8, 1)	1.0		3	0	0	0	2	0	0	0	0	0	0	7	7	0.00	0.000

PITCHER	IP	WLS	BF	H	R	ER	SO	BB	IBB	HBP	BLK	WP	HR	S	P	ERA	WHIP

BOTTOM

Toronto Blue Jays @ Chicago White Sox

Comiskey Park, Chicago, IL

Fri Sep 05 1986, 8:05 PM EDT

Att. 11,650 - Unknown

livebaseballscorecards.com

AB	31
R	5
H	8
RBI	5
BB	2
SO	8
LOB	9

WP: 0 PB: 0 SB: 0 CS: 0 PA: 34

Toronto Blue Jays @ Chicago White Sox

Comiskey Park, Chicago, IL

Sat Sep 06 1986, 4:33 AM EDT

Att. 22,014 - Unknown

TOP

livebaseballscorecards.com

Batter	1	2	3	4	5	6	7	8	9	AB	R	H	RBI	BB	SO	LOB
Tony Fernandez, S (1, 6) OBP: 0.343, SLG: 0.434	L3		F9			6-3			L4	4	0	0	0	0	0	0
Lloyd Moseby, L (1, 8) OBP: 0.350, SLG: 0.446	S HBP			F7		4-3			F7	3	0	0	0	0	0	0
Cliff Johnson, R (1, 10) OBP: 0.365, SLG: 0.451	F9			1-3			F8		E5 1B 2B	4	0	0	0	0	0	1
Kelly Gruber, R (9, PR) OBP: 0.194, SLG: 0.314										0	1	0	0	0	0	0
George Bell, R (1, 7) OBP: 0.371, SLG: 0.575	F8 1-2			HR			K		1-3 2B 1B	4	2	2	1	0	1	1
Jesse Barfield, R (1, 9) OBP: 0.383, SLG: 0.555		5-3		4-3			5-3		BBBB 2B BB	3	1	0	0	1	0	0
Garth Iorg, R (1, 5) OBP: 0.292, SLG: 0.322		F8			E6 G4-6-3			BBBB SH3 BB	1-H 2-H 3-H 2B	3	0	1	3	1	0	0
Buck Martinez, R (1, 2) OBP: 0.280, SLG: 0.295		F8			F9			SH3 1-2 BBBB BB	2B	2	0	0	0	1	0	1
Willie Upshaw, L (1, 3) OBP: 0.339, SLG: 0.364			4-3		G4-6-3 1-2f			F8	5-3	4	0	0	0	0	0	4
Damaso Garcia, R (1, 4) OBP: 0.302, SLG: 0.372			F8			F5		K		3	0	0	0	0	1	1

	AB	30
	R	4
	H	3
	RBI	4
	BB	3
	SO	2
	LOB	8

Inning Stats										
	R: 0 E: 0 K: 0 S: 3	H: 0 LOB: 1 BB: 0 P: 4	R: 0 E: 0 K: 0 S: 3	H: 0 LOB: 0 BB: 0 P: 3	R: 0 E: 0 K: 0 S: 3	H: 0 LOB: 0 BB: 0 P: 3	R: 1 E: 0 K: 0 S: 4	H: 1 LOB: 0 BB: 0 P: 4	R: 0 E: 1 K: 0 S: 3	H: 0 LOB: 0 BB: 0 P: 3
	R: 0 E: 0 K: 0 S: 3	H: 0 LOB: 0 BB: 0 P: 3	R: 0 E: 0 K: 1 S: 5	H: 0 LOB: 0 BB: 0 P: 5	R: 0 E: 0 K: 1 S: 5	H: 0 LOB: 1 BB: 1 P: 9	R: 3 E: 1 K: 0 S: 6	H: 2 LOB: 2 BB: 2 P: 14	1B: 1 2B: 1 3B: 0 HR: 1	SF: 0 SAC: 1 DP: 1 HBP: 1
	WP: 0 PB: 0 SB: 1 CS: 0	PA: 35								

PITCHER	IP	WLS	BF	H	R	ER	SO	BB	IBB	HBP	BLK	WP	HR	S	P	ERA	WHIP
Floyd Bannister, L (1, 1) ERA: 3.48	9.0	L	35	3	4	1	2	3	0	1	0	0	1	35	48	1.00	0.667

PITCHER	IP	WLS	BF	H	R	ER	SO	BB	IBB	HBP	BLK	WP	HR	S	P	ERA	WHIP

Batter	1	2	3	4	5	6	7	8	9	AB	R	H	RBI	BB	SO	LOB
Daryl Boston, L (1, 8) OBP: 0.358, SLG: 0.476	6-3 2B		6-3			4-3		SH5-3 1-2		3	0	1	0	0	0	0
Reid Nichols, R (1, 7) OBP: 0.274, SLG: 0.247	6-3 2-3			FC4-6 1B		6-3		F7		4	0	1	0	0	0	3
Harold Baines, L (1, 9) OBP: 0.338, SLG: 0.470	F7			FC4-6 FC5-4 1-2f		1B		4-3		4	0	1	0	0	0	4
Carlton Fisk, R (1, 10) OBP: 0.259, SLG: 0.324	K			F9		F6			F9	4	0	0	0	0	1	3
Tim Hulett, R (1, 4) OBP: 0.281, SLG: 0.409		F9		FC5-4 1-2f			4-3 1B		6-3	4	0	1	0	0	0	1
Russ Morman, R (1, 3) OBP: 0.342, SLG: 0.392		K			5-3 SH1-4 BB		K		1B	3	0	1	0	1	2	1
Ozzie Guillen, L (1, 6) OBP: 0.268, SLG: 0.313		6-3			SH1-4 1-2		4-3 1-2		4-3	3	0	0	0	0	0	2
Dave Cochrane, S (1, 5) OBP: 0.222, SLG: 0.133			K		5-3 2-3		K			3	0	0	0	0	2	2
Ron Karkovice, R (1, 2) OBP: 0.260, SLG: 0.370			F3		K			SH5-3 BB		2	0	0	0	0	1	1
George Foster, R (8, PH) OBP: 0.284, SLG: 0.415										0	0	0	0	1	0	0
John Cangelosi, S (8, PR) OBP: 0.357, SLG: 0.313										0	0	0	0	0	0	0
Ron Hassey, L (9, 2) OBP: 0.387, SLG: 0.473										0	0	0	0	0	0	0
Inning Stats	R: 0 E: 0 K: 1 S: 6 H: 1 LOB: 1 BB: 0 P: 6	R: 0 E: 0 K: 1 S: 5 H: 0 LOB: 0 BB: 0 P: 5	R: 0 E: 0 K: 1 S: 5 H: 0 LOB: 0 BB: 0 P: 5	R: 0 E: 0 K: 0 S: 4 H: 1 LOB: 1 BB: 0 P: 4	R: 0 E: 0 K: 1 S: 5 H: 0 LOB: 1 BB: 1 P: 9	R: 0 E: 0 K: 0 S: 4 H: 1 LOB: 1 BB: 0 P: 4	R: 0 E: 0 K: 2 S: 8 H: 1 LOB: 1 BB: 0 P: 8	R: 0 E: 0 K: 0 S: 3 H: 0 LOB: 2 BB: 1 P: 7	R: 0 E: 0 K: 0 S: 4 H: 1 LOB: 1 BB: 0 P: 4	1B: 4 2B: 1 3B: 0 HR: 0	SF: 0 SAC: 2 DP: 0 HBP: 0					

PITCHER	IP	WLS	BF	H	R	ER	SO	BB	IBB	HBP	BLK	WP	HR	S	P	ERA	WHIP
Jimmy Key, L (1, 1) ERA: 3.92	8.0	W	30	4	0	0	6	2	0	0	0	0	0	40	48	0.00	0.750
Tom Henke, R (9, 1) ERA: 3.17	1.0		4	1	0	0	0	0	0	0	0	0	0	4	4	0.00	1.000

PITCHER	IP	WLS	BF	H	R	ER	SO	BB	IBB	HBP	BLK	WP	HR	S	P	ERA	WHIP

BOTTOM

Toronto Blue Jays @ Chicago White Sox

Comiskey Park, Chicago, IL

Sat Sep 06 1986, 4:33 AM EDT

Att. 22,014 - Unknown

livebaseballscorecards.com

AB	30
R	0
H	5
RBI	0
BB	2
SO	6
LOB	17

PA: 34

Toronto Blue Jays @ Chicago White Sox

Comiskey Park, Chicago, IL

Sun Sep 07 1986, 4:33 AM EDT

Att. 13,553 - Unknown

TOP

livebaseballscorecards.com

Batter	1	2	3	4	5	6	7	8	9	AB	R	H	RBI	BB	SO	LOB
Tony Fernandez, S (1, 6) OBP: 0.340, SLG: 0.430	4-3		K		F8		F8		1-3	5	0	0	0	0	1	0
Lloyd Moseby, L (1, 8) OBP: 0.349, SLG: 0.445	K			1B BB 1B 1B	K		4-3			4	1	1	0	0	2	0
Cliff Johnson, R (1, 10) OBP: 0.369, SLG: 0.450	BB			1B 1B 1B 1-2 BB	1B BB		5-3			1	1	0	0	3	0	0
George Bell, R (1, 7) OBP: 0.373, SLG: 0.578	F9			1B 1B 1-2 2-3 1B	FC6-4 1-2 1B			2B		4	1	3	0	0	0	1
Jesse Barfield, R (1, 9) OBP: 0.382, SLG: 0.552		G6-4-3 BB		F3	FC6-4 1-2f			K		3	0	0	0	1	1	6
Garth Iorg, R (1, 5) OBP: 0.296, SLG: 0.330		F9		1B 1-2 2-3 3-H 1B		2B		4-3		3	0	2	1	0	0	1
Rance Mulliniks, L (8, PH) (8, 5) OBP: 0.339, SLG: 0.426										1	0	0	0	0	0	1
Buck Martinez, R (1, 2) OBP: 0.277, SLG: 0.291		G6-4-3 1-2f		K		K		F8		2	0	0	0	0	1	4
Ernie Whitt, L (6, PH) (6, 2) OBP: 0.310, SLG: 0.435										2	0	0	0	0	1	2
Willie Upshaw, L (1, 3) OBP: 0.339, SLG: 0.363			F7	1B 1-3 2-H 3-H		F5			F8	4	0	1	2	0	0	1
Manuel Lee, S (1, 4) OBP: 0.317, SLG: 0.436			5-3	G3		K			K	3	0	0	0	0	1	3
Ron Shepherd, R (9, PH) OBP: 0.350, SLG: 0.541										1	0	0	0	0	1	0

	AB	33
	R	3
	H	7
	RBI	3
	BB	4
	SO	8
	LOB	19

Inning Stats																				
	R: 0	H: 0	R: 0	H: 0	R: 0	H: 0	R: 3	H: 4	R: 0	H: 1	R: 0	H: 1	R: 0	H: 0	R: 0	H: 1	R: 0	H: 0	1B: 5	SF: 0	WP: 0	PA: 37
	E: 0	LOB: 1	E: 0	LOB: 0	E: 0	LOB: 0	E: 0	LOB: 2	E: 0	LOB: 2	E: 0	LOB: 0	E: 0	LOB: 1	E: 0	LOB: 1	E: 0	LOB: 0	2B: 2	SAC: 0	PB: 0	
	K: 1	BB: 1	K: 0	BB: 1	K: 1	BB: 0	K: 1	BB: 1	K: 1	BB: 1	K: 2	BB: 0	K: 0	BB: 0	K: 1	BB: 0	K: 1	BB: 0	3B: 0	DP: 1	SB: 0	
	S: 5	P: 9	S: 2	P: 6	S: 5	P: 5	S: 9	P: 13	S: 6	P: 10	S: 8	P: 8	S: 3	P: 3	S: 6	P: 6	S: 5	P: 5	HR: 0	HBP: 0	CS: 0	

PITCHER		IP	WLS	BF	H	R	ER	SO	BB	IBB	HBP	BLK	WP	HR	S	P	ERA	WHIP
Steve Carlton, L (1, 1) ERA: 5.61		3.2		17	4	3	3	3	3	0	0	0	0	0	20	32	7.36	1.909
Dave Schmidt, R (4, 1) ERA: 3.4		0.1		1	0	0	0	0	0	0	0	0	0	0	1	1	0.00	0.000
Gene Nelson, R (5, 1) ERA: 4.06		3.0	W	12	2	0	0	3	1	0	0	0	0	0	17	21	0.00	1.000
Bobby Thigpen, R (8, 1) ERA: 0.78		2.0	S	7	1	0	0	2	0	0	0	0	0	0	11	11	0.00	0.500

PITCHER	IP	WLS	BF	H	R	ER	SO	BB	IBB	HBP	BLK	WP	HR	S	P	ERA	WHIP

Batter	1	2	3	4	5	6	7	8	9	AB	R	H	RBI	BB	SO	LOB
Daryl Boston, L (1, 8) OBP: 0.359, SLG: 0.469	F9		BB, SH1-4, 2B, 1-2		G3		BB, 1B, BB, 1-2, 1B	4-3, 1-2		4	2	1	0	1	0	1
Steve Lyons, L (1, 7) OBP: 0.299, SLG: 0.340	FC1-5-2-6, 3B		SH1-4, 1-2, 2-3		1B		SSS, K			3	0	2	0	0	1	2
Harold Baines, L (1, 9) OBP: 0.337, SLG: 0.468	FC1-5-2-6, 3-H		SSS, K		F9		BB, BB, 1B, 1-2, 2-H			4	0	1	1	0	1	4
Ron Hassey, L (1, 2) OBP: 0.388, SLG: 0.475	F7		2B, 2-H, 3-H		F9		BBBB, BB, 1-2, 2-3			3	0	1	2	1	0	2
Jerry Hairston, S (1, 10) OBP: 0.358, SLG: 0.404		BBBB, BB	4-3			5-3	BBBB, BB, 1-2, 2-3, 3-H			2	0	0	1	2	0	1
Tim Hulett, R (1, 5) OBP: 0.278, SLG: 0.406		SSS, K		L6		F8	F7			4	0	0	0	0	1	4
Ozzie Guillen, L (1, 6) OBP: 0.266, SLG: 0.310		F9		6-3		SSS, K		6-3		4	0	0	0	0	1	1
Russ Morman, R (1, 3) OBP: 0.347, SLG: 0.390		F9		BBBB, BB			F6	S, 1B		3	0	1	0	1	0	1
Jack Perconte, L (1, 4) OBP: 0.409, SLG: 0.235			BBBB, SH1-4, BB, 2B, BB	3-1			BBBB, 1B, 1B, BB	SSS, K		2	2	0	0	2	1	2
Inning Stats	R: 0 E: 0 K: 0 S: 4 H: 1 LOB: 1 BB: 0 P: 4	R: 0 E: 0 K: 1 S: 5 H: 0 LOB: 1 BB: 1 P: 9	R: 2 E: 0 K: 1 S: 6 H: 1 LOB: 1 BB: 2 P: 14	R: 0 E: 0 K: 0 S: 3 H: 0 LOB: 1 BB: 1 P: 7	R: 0 E: 0 K: 0 S: 4 H: 1 LOB: 1 BB: 0 P: 4	R: 0 E: 0 K: 1 S: 5 H: 0 LOB: 0 BB: 0 P: 5	R: 2 E: 0 K: 1 S: 7 H: 2 LOB: 3 BB: 3 P: 19	R: 0 E: 0 K: 1 S: 6 H: 1 LOB: 1 BB: 0 P: 6		1B: 4 2B: 1 3B: 1 HR: 0	SF: 0 SAC: 1 DP: 0 HBP: 0			WP: 0 PB: 0 SB: 1 CS: 0	PA: 37	

PITCHER		IP	WLS	BF	H	R	ER	SO	BB	IBB	HBP	BLK	WP	HR	S	P	ERA	WHIP
Jim Clancy, R ERA: 3.89	(1, 1)	6.1	L	28	4	4	4	3	5	0	0	0	0	0	29	49	5.68	1.421
Mark Eichhorn, R ERA: 1.7	(7, 1)	1.2		9	2	0	0	2	2	0	0	0	0	0	11	19	0.00	2.400

PITCHER	IP	WLS	BF	H	R	ER	SO	BB	IBB	HBP	BLK	WP	HR	S	P	ERA	WHIP

BOTTOM

Toronto Blue Jays @ Chicago White Sox

Comiskey Park, Chicago, IL

Sun Sep 07 1986, 4:33 AM EDT

Att. 13,553 - Unknown

livebaseballscorecards.com

AB	29
R	4
H	6
RBI	4
BB	7
SO	5
LOB	18

Batter	1	2	3	4	5	6	7	8	9	AB	R	H	RBI	BB	SO	LOB
Alfredo Griffin, S (1, 6) OBP: 0.324, SLG: 0.349	S S S 0-3 ① K			S S S 0-3 ① K		x 0-0 1B 1B 1B		B B B B 4-0 6-3 S BB		3	0	1	0	1	2	0
Mike Davis, L (1, 9) OBP: 0.324, SLG: 0.483	x 0-0 K E 1B			x 0-0 S 1B		x 0-0 1-2 1B 1B		x 0-0 ② 6-3 1-3		4	0	3	0	0	0	1
Carney Lansford, R (1, 5) OBP: 0.338, SLG: 0.432	S S S 0-3 ②③ K 1-3			x 0-0 ② F8		x 0-0 FC6-4 1-2 2-3 1B		x 0-0 ③ L9		4	0	1	0	0	1	3
Bruce Bochte, L (1, 3) OBP: 0.366, SLG: 0.350 Mark McGwire, R (9, PH) OBP: 0.265, SLG: 0.516		x 0-0 ① F7		x 0-0 ③ 3-1 1-2		x 0-0 ③ FC6-4 1-2f			x 0-0 HR	3 1	0 1	0 1	0 1	0 0	0 0	4 0
Dave Kingman, R (1, 10) OBP: 0.263, SLG: 0.442		x 0-0 ② 6-3			x 0-0 ① F7		x 0-0 ① L7		x 0-0 ① 5-3	4	0	0	0	0	0	0
Jose Canseco, R (1, 7) OBP: 0.324, SLG: 0.469		S S S 0-3 ③ K			S S S 0-3 ② K		S S S 0-3 ② K		x 0-0 BB 1B	4	0	1	0	0	3	0
Dwayne Murphy, L (1, 8) OBP: 0.361, SLG: 0.364			S S S 0-3 ① K		x 0-0 ③ 4-3		x 0-0 1B 2B		B B B B 4-0 1-2 BB	3	0	1	0	1	1	0
Donnie Hill, S (1, 4) OBP: 0.329, SLG: 0.384			x 0-0 ② 4-3			x 0-0 ① L6	x 0-0 ③ 2-H 1B		x 0-0 ② F9	4	0	1	0	0	0	2
Jerry Willard, L (1, 2) OBP: 0.350, SLG: 0.383 Dusty Baker Jr., R (8, PH) OBP: 0.301, SLG: 0.312 Mickey Tettleton, S (8, 2) OBP: 0.319, SLG: 0.369 Rob Nelson, L (9, PH)			x 0-0 ③ 1-3			x 0-0 ② 6-3		x 0-0 ① S S S 5-3	0-3 ③ K	2 1 0 1	0 0 0 0	0 0 0 0	0 0 0 0	0 0 0 1	0 0 0 2	0 0 0 0
Inning Stats	R: 0 E: 1 K: 2 S: 7 H: 1 LOB: 1 BB: 0 P: 7	R: 0 E: 0 K: 1 S: 5 H: 0 LOB: 0 BB: 0 P: 5	R: 0 E: 0 K: 1 S: 5 H: 0 LOB: 0 BB: 0 P: 5	R: 0 E: 0 K: 1 S: 6 H: 1 LOB: 1 BB: 0 P: 6	R: 0 E: 0 K: 1 S: 5 H: 0 LOB: 0 BB: 0 P: 5	R: 0 E: 0 K: 0 S: 6 H: 3 LOB: 3 BB: 0 P: 6	R: 0 E: 0 K: 1 S: 6 H: 2 LOB: 2 BB: 0 P: 6	R: 0 E: 0 K: 0 S: 3 H: 0 LOB: 1 BB: 1 P: 7	R: 1 E: 0 K: 1 S: 7 H: 2 LOB: 2 BB: 1 P: 11	1B: 7 2B: 1 3B: 0 HR: 1 SF: 0 SAC: 0 DP: 0 HBP: 0						

PITCHER	IP	WLS	BF	H	R	ER	SO	BB	IBB	HBP	BLK	WP	HR	S	P	ERA	WHIP
Joe Cowley, R (1, 1) ERA: 4.31	7.0	W	26	7	0	0	7	0	0	0	0	0	0	40	40	0.00	1.000
Ray Searage, L (8, 1) ERA: 3.74	1.0		5	1	1	1	0	1	0	0	0	0	1	4	8	9.00	2.000
Bobby Thigpen, R (9, 1) ERA: 0.75	1.0	S	5	1	0	0	1	1	0	0	0	0	0	6	10	0.00	2.000

PITCHER	IP	WLS	BF	H	R	ER	SO	BB	IBB	HBP	BLK	WP	HR	S	P	ERA	WHIP

TOP

Oakland Athletics @ Chicago White Sox

Comiskey Park, Chicago, IL

Tue Sep 09 1986, 8:05 PM EDT

Att. 10,110 - Unknown

livebaseballscorecards.com

AB	34
R	1
H	9
RBI	1
BB	2
SO	8
LOB	12

WP: 0 PB: 0 SB: 2 CS: 0 PA: 36

Batter	1	2	3	4	5	6	7	8	9	AB	R	H	RBI	BB	SO	LOB
Daryl Boston, L (1, 8) OBP: 0.363, SLG: 0.473	G3		K		2B		FC3 BB 1-2			3	0	1	1	1	1	0
Steve Lyons, L (1, 7) OBP: 0.295, SLG: 0.335	F7		L7		L9		SF8 2-3 3-H			3	0	0	0	0	0	1
Reid Nichols, R (7, PH) (8, 7) OBP: 0.271, SLG: 0.247										0	0	0	1	0	0	0
Harold Baines, L (1, 9) OBP: 0.335, SLG: 0.464	K			1-3	4-3		FC3 1-2			4	0	0	0	0	1	3
Ron Hassey, L (1, 10) OBP: 0.396, SLG: 0.489		BB G4-6-3 2B 1B		1B 3B		G6-4-3 1B		1-3 1B		3	2	3	0	1	0	0
John Cangelosi, S (8, PR) OBP: 0.357, SLG: 0.313										0	0	0	0	0	0	0
Tim Hulett, R (1, 5) OBP: 0.278, SLG: 0.404		G4-6-3 1-2 1B		F8		F7		1-3 1-2f		4	0	1	0	0	0	3
Ozzie Guillen, L (1, 6) OBP: 0.266, SLG: 0.309		G4-6-3 1-2f 2-3		1B 3H		G6-4-3 1-2f		4-3		4	0	1	1	0	0	4
Russ Morman, R (1, 3) OBP: 0.355, SLG: 0.417		2B 3-H		K			1B SF8 2B			3	1	2	1	0	1	1
Jack Perconte, L (1, 4) OBP: 0.440, SLG: 0.300		F7			SH2-4 2B 1B		SF8 BB 2-3 1B			3	1	2	0	0	0	1
Ron Karkovice, R (1, 2) OBP: 0.250, SLG: 0.354			K		SH2-4 1-2		F4			2	0	0	0	0	1	2
Inning Stats	R: 0 H: 0 E: 0 LOB: 0 K: 1 BB: 0 S: 5 P: 5	R: 1 H: 2 E: 0 LOB: 1 K: 0 BB: 1 S: 4 P: 8	R: 0 H: 0 E: 0 LOB: 0 K: 2 BB: 0 S: 7 P: 7	R: 1 H: 2 E: 0 LOB: 1 K: 1 BB: 0 S: 7 P: 7	R: 1 H: 2 E: 0 LOB: 1 K: 0 BB: 0 S: 5 P: 5	R: 0 H: 1 E: 0 LOB: 0 K: 0 BB: 0 S: 3 P: 3	R: 1 H: 2 E: 0 LOB: 2 K: 0 BB: 1 S: 5 P: 9	R: 0 H: 1 E: 0 LOB: 1 K: 0 BB: 0 S: 3 P: 3		1B: 6 SF: 1 2B: 4 SAC: 1 3B: 1 DP: 3 HR: 0 HBP: 0						

PITCHER		IP	WLS	BF	H	R	ER	SO	BB	IBB	HBP	BLK	WP	HR	S	P	ERA	WHIP
Dave Stewart, R ERA: 3.78	(1, 1)	6.1	L	27	9	4	4	4	1	0	0	0	0	0	34	38	5.68	1.579
Bill Krueger, L ERA: 5.81	(7, 1)	1.2		6	1	0	0	0	1	0	0	0	0	0	5	9	0.00	1.200

PITCHER	IP	WLS	BF	H	R	ER	SO	BB	IBB	HBP	BLK	WP	HR	S	P	ERA	WHIP

BOTTOM

Oakland Athletics @ Chicago White Sox

Comiskey Park, Chicago, IL

Tue Sep 09 1986, 8:05 PM EDT

Att. 10,110 - Unknown

livebaseballscorecards.com

AB	29
R	4
H	10
RBI	4
BB	2
SO	4
LOB	15

Batter	1	2	3	4	5	6	7	8	9	AB	R	H	RBI	BB	SO	LOB
Alfredo Griffin, S (1, 6) OBP: 0.321, SLG: 0.346	F8	FC6-4 1-2f		1-3			F5		SH1-3 1-2	4	0	0	0	0	0	2
Carney Lansford, R (1, 3) OBP: 0.336, SLG: 0.432	F7		WP 2B	F9			5-3		L7	5	1	1	0	0	0	1
Jose Canseco, R (1, 7) OBP: 0.325, SLG: 0.468	K		5-3 2-H		F3		1B		HBP	4	0	1	0	0	1	0
Dave Kingman, R (1, 10) OBP: 0.262, SLG: 0.442		K	1B HR 2B		K		F5		K	5	1	1	0	0	3	3
Mark McGwire, R (1, 5) OBP: 0.237, SLG: 0.457		F9	K		K			K		4	0	0	0	0	3	1
Mike Gallego, R (8, 4) OBP: 0.333, SLG: 0.333										0	0	0	0	0	0	0
Mike Davis, L (1, 9) OBP: 0.325, SLG: 0.483		BB 1B 1B	HR 2-3 1B			F7		F7		4	2	2	0	0	0	0
Donnie Hill, S (1, 4) OBP: 0.334, SLG: 0.398 (8, 5)		1B E 1-2 BB	1-H 3-H HR			K		1B		3	2	2	3	1	1	0
Dwayne Murphy, L (1, 8) OBP: 0.363, SLG: 0.366		E9 1-H 2-H 1B	3-1			1B		F7		4	0	2	1	0	0	1
Mickey Tettleton, S (1, 2) OBP: 0.323, SLG: 0.365		FC6-4 BB		K		F8			SH1-3 BB	2	0	0	0	2	1	1
Inning Stats	R: 0 E: 0 K: 1 S: 5 H: 0 LOB: 0 BB: 0 P: 5	R: 2 E: 1 K: 1 S: 7 H: 2 LOB: 2 BB: 2 P: 15	R: 4 E: 0 K: 1 S: 9 H: 4 LOB: 0 BB: 0 P: 9	R: 0 E: 0 K: 1 S: 5 H: 0 LOB: 0 BB: 0 P: 5	R: 0 E: 0 K: 2 S: 7 H: 0 LOB: 0 BB: 0 P: 7	R: 0 E: 0 K: 1 S: 6 H: 1 LOB: 1 BB: 0 P: 6	R: 0 E: 0 K: 0 S: 4 H: 1 LOB: 1 BB: 0 P: 4	R: 0 E: 0 K: 1 S: 6 H: 1 LOB: 1 BB: 0 P: 6	R: 0 E: 0 K: 1 S: 5 H: 0 LOB: 2 BB: 1 P: 10	1B: 6 2B: 2 3B: 0 HR: 1 SF: 0 SAC: 1 DP: 0 HBP: 1						

PITCHER	IP	WLS	BF	H	R	ER	SO	BB	IBB	HBP	BLK	WP	HR	S	P	ERA	WHIP
Pete Filson, L (1, 1) ERA: 8.68	3.0	L	17	6	6	5	3	2	0	0	0	1	1	21	29	15.00	2.667
Bill Dawley, R (4, 1) ERA: 3.14	4.0		14	2	0	0	4	0	0	0	0	0	0	22	22	0.00	0.500
Gene Nelson, R (8, 1) ERA: 3.99	2.0		9	1	0	0	2	1	0	1	0	0	0	11	16	0.00	1.000

PITCHER	IP	WLS	BF	H	R	ER	SO	BB	IBB	HBP	BLK	WP	HR	S	P	ERA	WHIP

TOP

Oakland Athletics @ Chicago White Sox

Comiskey Park, Chicago, IL

Wed Sep 10 1986, 8:05 PM EDT

Att. 9,659 - Unknown

livebaseballscorecards.com

AB	35
R	6
H	9
RBI	4
BB	3
SO	9
LOB	9

WP: 1 PA: 40
PB: 0
SB: 0
CS: 0

Batter	1	2	3	4	5	6	7	8	9	AB	R	H	RBI	BB	SO	LOB
Daryl Boston, L (1, 8) OBP: 0.360, SLG: 0.467	CS 1B		K		FC4-6 BB 1B 1-2f		6-3			4	1	1	0	0	1	2
Steve Lyons, L (1, 7) OBP: 0.294, SLG: 0.330	F9 1-2		K		1B BB 1-2			G3		3	0	0	0	1	1	2
Harold Baines, L (1, 9) OBP: 0.334, SLG: 0.463	K			E6 2B	1-3 2-H 1B			4-3		4	1	1	1	0	1	0
Ron Hassey, L (1, 10) OBP: 0.397, SLG: 0.493		FC4-6 1B		2-H 2B	K			F7		4	0	2	1	0	1	2
Tim Hulett, R (1, 5) OBP: 0.275, SLG: 0.400		FC4-6 1-2f		K		F8			F9	4	0	0	0	0	1	2
Ozzie Guillen, L (1, 6) OBP: 0.265, SLG: 0.309 Dave Cochrane, S (3, 6) OBP: 0.190, SLG: 0.111		K		K		3-1			4-3	1 3	0 0	0 0	0 0	0 0	1 1	1 1
Russ Morman, R (1, 3) OBP: 0.344, SLG: 0.402		1-3		F3		F9			4-3	4	0	0	0	0	0	2
Jack Perconte, L (1, 4) OBP: 0.464, SLG: 0.318			BB		FC4-6 1B		6-3			2	0	1	0	1	0	0
Ron Karkovice, R (1, 2) OBP: 0.236, SLG: 0.333			K		K		K			3	0	0	0	0	3	2
Inning Stats	R: 0 H: 1 E: 0 LOB: 0 K: 1 BB: 0 S: 5 P: 5	R: 0 H: 1 E: 0 LOB: 1 K: 1 BB: 0 S: 6 P: 6	R: 0 H: 0 E: 0 LOB: 1 K: 3 BB: 1 S: 9 P: 13	R: 1 H: 1 E: 1 LOB: 1 K: 2 BB: 0 S: 9 P: 9	R: 1 H: 2 E: 0 LOB: 2 K: 2 BB: 1 S: 9 P: 13	R: 0 H: 0 E: 0 LOB: 0 K: 0 BB: 0 S: 3 P: 3	R: 0 H: 0 E: 0 LOB: 0 K: 1 BB: 0 S: 5 P: 5	R: 0 H: 0 E: 0 LOB: 0 K: 0 BB: 0 S: 3 P: 3	R: 0 H: 0 E: 0 LOB: 0 K: 0 BB: 0 S: 3 P: 3	1B: 4 SF: 0 2B: 1 SAC: 0 3B: 0 DP: 0 HR: 0 HBP: 0						WP: 0 PA: 34 PB: 0 SB: 0 CS: 1	

PITCHER	IP	WLS	BF	H	R	ER	SO	BB	IBB	HBP	BLK	WP	HR	S	P	ERA	WHIP
Jose Rijo, R (1, 1) ERA: 4.54	9.0	W	34	5	2	1	10	2	0	0	0	0	0	52	60	1.00	0.778

PITCHER	IP	WLS	BF	H	R	ER	SO	BB	IBB	HBP	BLK	WP	HR	S	P	ERA	WHIP

BOTTOM

Oakland Athletics @ Chicago White Sox

Comiskey Park, Chicago, IL

Wed Sep 10 1986, 8:05 PM EDT

Att. 9,659 - Unknown

livebaseballscorecards.com

AB	32
R	2
H	5
RBI	2
BB	2
SO	10
LOB	14

Batter	1	2	3	4	5	6	7	8	9	AB	R	H	RBI	BB	SO	LOB
Alfredo Griffin, S (1, 6) OBP: 0.319, SLG: 0.344	6-3		4-3		4-3			5-3		4	0	0	0	0	0	1
Mike Davis, L (1, 9) OBP: 0.322, SLG: 0.479	F8		3-1			4-3		F9		4	0	0	0	0	0	0
Carney Lansford, R (1, 5) OBP: 0.336, SLG: 0.430	6-3			CS 1B		6-3			F8	4	0	1	0	0	0	0
Bruce Bochte, L (1, 3) OBP: 0.362, SLG: 0.346		K		6-3 1-2		F7			K	4	0	0	0	0	2	1
Jose Canseco, R (1, 7) OBP: 0.324, SLG: 0.472		HR		6-3			K		K	4	1	1	1	0	2	0
Dwayne Murphy, L (1, 8) OBP: 0.362, SLG: 0.364		K			BB 2B		F7			2	1	0	0	1	1	0
Dusty Baker Jr., R (1, 10) OBP: 0.309, SLG: 0.330		1B			1-H 2B		2B			3	0	3	1	0	0	0
Donnie Hill, S (1, 4) OBP: 0.331, SLG: 0.394 Mike Gallego, R (7, 4) OBP: 0.333, SLG: 0.333		4-3			F5		F7			3 0	0 0	0 0	0 0	0 0	0 0	3 0
Jerry Willard, L (1, 2) OBP: 0.343, SLG: 0.375			K		1-3			F9		3	0	0	0	0	1	1
Inning Stats	R: 0 E: 0 K: 0 S: 3 H: 0 LOB: 0 BB: 0 P: 3	R: 1 E: 0 K: 2 S: 9 H: 2 LOB: 1 BB: 0 P: 9	R: 0 E: 0 K: 1 S: 5 H: 0 LOB: 0 BB: 0 P: 5	R: 0 E: 0 K: 0 S: 3 H: 1 LOB: 0 BB: 0 P: 3	R: 1 E: 0 K: 0 S: 4 H: 1 LOB: 1 BB: 1 P: 8	R: 0 E: 0 K: 0 S: 3 H: 0 LOB: 0 BB: 0 P: 3	R: 0 E: 0 K: 1 S: 6 H: 1 LOB: 1 BB: 0 P: 6	R: 0 E: 0 K: 0 S: 3 H: 0 LOB: 0 BB: 0 P: 3	R: 0 E: 0 K: 2 S: 7 H: 0 LOB: 0 BB: 0 P: 7	1B: 2 2B: 2 3B: 0 HR: 1 SF: 0 SAC: 0 DP: 0 HBP: 0						

PITCHER	IP	WLS	BF	H	R	ER	SO	BB	IBB	HBP	BLK	WP	HR	S	P	ERA	WHIP
Richard Dotson, R (1, 1) ERA: 5.26	9.0	L	32	5	2	2	6	1	0	0	0	0	1	43	47	2.00	0.667

PITCHER	IP	WLS	BF	H	R	ER	SO	BB	IBB	HBP	BLK	WP	HR	S	P	ERA	WHIP

Oakland Athletics @ Chicago White Sox

Comiskey Park, Chicago, IL

Thu Sep 11 1986, 8:05 PM EDT

Att. 9,013 - Unknown

TOP

livebaseballscorecards.com

AB	31
R	2
H	5
RBI	2
BB	1
SO	6
LOB	6

PA: 32

WP: 0
PB: 0
SB: 0
CS: 1

Batter	1	2	3	4	5	6	7	8	9	AB	R	H	RBI	BB	SO	LOB
Daryl Boston, L (1, 8) OBP: 0.364, SLG: 0.468	G3 1B		FC1-6 1-2 1B		F9		F8			4	0	2	0	0	0	2
Steve Lyons, L (1, 7) OBP: 0.293, SLG: 0.328	G3 1-2		FC1-6 1-2 2-H 1B		F8			4-3		4	0	1	1	0	0	1
Harold Baines, L (1, 9) OBP: 0.332, SLG: 0.459	4-3		FC1-6 1-2f 2-3			4-3		6-3		4	0	0	0	0	0	2
Ron Hassey, L (1, 10) OBP: 0.396, SLG: 0.487		BBBB FC6-4 BB	F4			G1		L6		3	0	0	0	1	0	2
Carlton Fisk, R (1, 2) OBP: 0.259, SLG: 0.323		F7		5-3 1B		F8			F2	4	0	1	0	0	0	1
Ozzie Guillen, L (1, 6) OBP: 0.265, SLG: 0.308		SSS K		L7			FC6-4 SH1-4 1B		4-3	4	0	1	0	0	1	2
Tim Hulett, R (1, 5) OBP: 0.274, SLG: 0.398		FC6-4 1-2f		5-3 1-2			SH1-4 1-2		SSS K	3	0	0	0	0	1	2
Russ Morman, R (1, 3) OBP: 0.344, SLG: 0.395			SSS K	F9			BBBB FC6-4 BB			2	0	0	0	1	1	1
Jack Perconte, L (1, 4) OBP: 0.452, SLG: 0.320			1B 1B 1B		6-3		FC6-4 1-2f 2-3			3	1	1	0	0	0	2
Inning Stats	R: 0 E: 0 K: 0 S: 3 H: 1 LOB: 0 BB: 0 P: 3	R: 0 E: 0 K: 1 S: 5 H: 0 LOB: 1 BB: 1 P: 9	R: 1 E: 0 K: 1 S: 8 H: 3 LOB: 2 BB: 0 P: 8	R: 0 E: 0 K: 0 S: 4 H: 1 LOB: 1 BB: 0 P: 4	R: 0 E: 0 K: 0 S: 3 H: 0 LOB: 0 BB: 0 P: 3	R: 0 E: 0 K: 0 S: 3 H: 0 LOB: 0 BB: 0 P: 3	R: 0 E: 0 K: 0 S: 4 H: 1 LOB: 2 BB: 1 P: 8	R: 0 E: 0 K: 0 S: 3 H: 0 LOB: 0 BB: 0 P: 3	R: 0 E: 0 K: 1 S: 5 H: 0 LOB: 0 BB: 0 P: 5	1B: 6 2B: 0 3B: 0 HR: 0 SF: 0 SAC: 1 DP: 0 HBP: 0						

PITCHER	IP	WLS	BF	H	R	ER	SO	BB	IBB	HBP	BLK	WP	HR	S	P	ERA	WHIP
Joaquin Andujar, R (1, 1) ERA: 3.75	9.0	W	34	6	1	1	3	2	0	0	0	0	0	38	46	1.00	0.889

PITCHER	IP	WLS	BF	H	R	ER	SO	BB	IBB	HBP	BLK	WP	HR	S	P	ERA	WHIP

BOTTOM

Oakland Athletics @ Chicago White Sox

Comiskey Park, Chicago, IL

Thu Sep 11 1986, 8:05 PM EDT

Att. 9,013 - Unknown

livebaseballscorecards.com

AB	31
R	1
H	6
RBI	1
BB	2
SO	3
LOB	15

WP: 0	PB: 0	SB: 0	CS: 0
PA: 34			

Batter	1	2	3	4	5	6	7	8	9	10	AB	R	H	RBI	BB	SO	LOB
Rick Burleson, R (1, 10) OBP: 0.362, SLG: 0.413	5-3			F9		4-3 2-3	K			K	3	0	0	0	0	0	1
Reggie Jackson, L (7, PH) OBP: 0.394, SLG: 0.407											2	0	0	0	0	2	2
Dick Schofield, R (1, 6) OBP: 0.326, SLG: 0.412	1-3			S 1B		BB		F7			3	0	1	0	1	0	0
Brian Downing, R (1, 7) OBP: 0.384, SLG: 0.442	F9			F9		SF8 3-H		K			3	0	0	1	0	1	1
Doug DeCinces, R (1, 5) OBP: 0.327, SLG: 0.464		F8		4-3 1-2		F4		1-3			4	0	0	0	0	0	2
George Hendrick, R (1, 9) OBP: 0.343, SLG: 0.486 (7, 3)		F8			5-3		BB 1B 1B		F3		4	1	1	0	0	0	0
Bobby Grich, R (1, 4) OBP: 0.369, SLG: 0.437		K			5-3 2B		1B 1-2		F9		3	0	1	0	1	1	0
Wally Joyner, L (1, 3) OBP: 0.347, SLG: 0.474			4-3		5-3 2-3		1B 1-3 2-H		F2		2	0	0	0	0	0	1
Darrell Miller, R (7, PH) (7, 9) OBP: 0.265, SLG: 0.283											1	0	1	1	0	0	0
Ruppert Jones, L (9, PH) (9, 9) OBP: 0.344, SLG: 0.445											1	0	0	0	0	0	0
Devon White, S (1, 8) OBP: 0.333, SLG: 0.286			5-3		F8		1B 1-2			G3	4	0	1	0	0	0	1
Bob Boone, R (1, 2) OBP: 0.282, SLG: 0.310			F9			4-3 SF8	1-3 2-H			F8	4	1	2	0	0	0	0
Inning Stats	R: 0 E: 0 K: 0 S: 3 H: 0 LOB: 0 BB: 0 P: 3	R: 0 E: 0 K: 1 S: 5 H: 0 LOB: 0 BB: 0 P: 5	R: 0 E: 0 K: 0 S: 3 H: 0 LOB: 0 BB: 0 P: 3	R: 0 E: 0 K: 0 S: 4 H: 1 LOB: 1 BB: 0 P: 4	R: 0 E: 0 K: 0 S: 4 H: 1 LOB: 1 BB: 0 P: 4	R: 1 E: 0 K: 0 S: 4 H: 1 LOB: 1 BB: 1 P: 8	R: 1 E: 0 K: 1 S: 7 H: 4 LOB: 2 BB: 1 P: 11	R: 0 E: 0 K: 1 S: 5 H: 0 LOB: 0 BB: 0 P: 5	R: 0 E: 0 K: 0 S: 3 H: 0 LOB: 0 BB: 0 P: 3	R: 0 E: 0 K: 1 S: 5 H: 0 LOB: 0 BB: 0 P: 5	1B: 5 2B: 2 3B: 0 HR: 0	SF: 1 SAC: 0 DP: 0 HBP: 0						

PITCHER	IP	WLS	BF	H	R	ER	SO	BB	IBB	HBP	BLK	WP	HR	S	P	ERA	WHIP
Floyd Bannister, L (1, 1) ERA: 3.45	6.1		26	6	2	2	1	2	0	0	0	0	0	26	34	2.84	1.263
Gene Nelson, R (7, 1) ERA: 3.98	0.1		1	1	0	0	0	0	0	0	0	0	0	1	1	0.00	3.000
Ray Searage, L (7, 1) ERA: 3.71	0.1		1	0	0	0	1	0	0	0	0	0	0	3	3	0.00	0.000
Bobby Thigpen, R (8, 1) ERA: 0.67	3.0	W	9	0	0	0	2	0	0	0	0	0	0	13	13	0.00	0.000

PITCHER	IP	WLS	BF	H	R	ER	SO	BB	IBB	HBP	BLK	WP	HR	S	P	ERA	WHIP

TOP

California Angels @ Chicago White Sox

Comiskey Park, Chicago, IL

Fri Sep 12 1986, 8:05 PM EDT
Att. 11,609 - Unknown

livebaseballscorecards.com

AB	34
R	2
H	7
RBI	2
BB	2
SO	4
LOB	8

WP: 0 PB: 0 SB: 1 CS: 0 PA: 37

Batter	1	2	3	4	5	6	7	8	9	10	AB	R	H	RBI	BB	SO	LOB
Daryl Boston, L (1, 8) OBP: 0.371, SLG: 0.465	0-0 1B	0-0 ③ F8			B B B B 4-0 1B BB		x 0-0 ② F9			B B B B 4-0 WP SH1-3 1B BB	3	2	1	0	2	0	0
Steve Lyons, L (1, 7) OBP: 0.288, SLG: 0.322	x 0-0 ① F8		x 0-0 ① F4		x 0-0 ② F9		x 0-0 ③ G3			x 0-0 ① SH1-3 1-2	4	0	0	0	0	0	2
Harold Baines, L (1, 9) OBP: 0.334, SLG: 0.462	x 0-0 ② F7		x 0-0 6-3 2B		x 0-0 1-3 1B			x 0-0 ① G3-4-1		x 0-0 2-H 1B	5	0	3	1	0	0	1
Ron Hassey, L (1, 10) OBP: 0.397, SLG: 0.487 John Cangelosi, S (8, PR) OBP: 0.357, SLG: 0.313	x 0-0 1B 1-3 E 1B		x 0-0 ② 6-3 2-3		x 0-0 ③ 4-3			x 0-0 CS S 1B			4 0	1 0	2 0	0 0	0 0	0 0	3 0
Jerry Hairston, S (1, 3) OBP: 0.360, SLG: 0.402	x 0-0 E 1-2 3-H 1B		x 0-0 ③ 4-3			B B B B 4-0 BB		x 0-0 ②③ F8 1-3			3	0	1	1	1	0	2
Carlton Fisk, R (1, 2) OBP: 0.257, SLG: 0.320	x 0-0 E5 1-3 2-H			x 0-0 ① F3		x 0-0 ① F7			x 0-0 ① L4		4	0	0	0	0	0	2
Ozzie Guillen, L (1, 6) OBP: 0.263, SLG: 0.306	x 0-0 ③ F7			x 0-0 ② L4		x 0-0 ② F5			S S S 0-3 ② K		4	0	0	0	0	1	3
Tim Hulett, R (1, 5) OBP: 0.274, SLG: 0.395		x 0-0 ① F2		x 0-0 ③ 5-3		x 0-0 ③ F7			H 1-0 HBP		3	0	0	0	0	0	1
Jack Perconte, L (1, 4) OBP: 0.400, SLG: 0.276		x 0-0 ② 6-3			x 0-0 ① F9		x 0-0 ① F7		x 0-0 ③ G3		4	0	0	0	0	0	1
Inning Stats	R: 2 E: 1 K: 0 S: 7 H: 3 LOB: 2 BB: 0 P: 7	R: 0 E: 0 K: 0 S: 3 H: 0 LOB: 0 BB: 0 P: 3	R: 0 E: 0 K: 0 S: 4 H: 1 LOB: 1 BB: 0 P: 4	R: 0 E: 0 K: 0 S: 3 H: 0 LOB: 0 BB: 0 P: 3	R: 0 E: 0 K: 0 S: 4 H: 1 LOB: 2 BB: 1 P: 8	R: 0 E: 0 K: 0 S: 3 H: 0 LOB: 1 BB: 1 P: 7	R: 0 E: 0 K: 0 S: 3 H: 0 LOB: 0 BB: 0 P: 3	R: 0 E: 0 K: 0 S: 3 H: 1 LOB: 1 BB: 0 P: 3	R: 0 E: 0 K: 1 S: 5 H: 0 LOB: 1 BB: 0 P: 6	R: 1 E: 0 K: 0 S: 2 H: 1 LOB: 1 BB: 1 P: 6	1B: 6 2B: 1 3B: 0 HR: 0	SF: 0 SAC: 1 DP: 0 HBP: 1			WP: 1 PB: 0 SB: 1 CS: 1		PA: 39	

PITCHER		IP	WLS	BF	H	R	ER	SO	BB	IBB	HBP	BLK	WP	HR	S	P	ERA	WHIP
Don Sutton, R ERA: 3.77	(1, 1)	6.0		26	5	2	1	0	2	0	0	0	0	0	24	32	1.50	1.167
Gary Lucas, L ERA: 2.7	(7, 1)	2.0		6	1	0	0	0	0	0	0	0	0	0	6	6	0.00	0.500
Vern Ruhle, R ERA: 4.72	(9, 1)	1.0		4	0	0	0	1	0	0	1	0	0	0	5	6	0.00	0.000
Chuck Finley, L ERA: 3.69	(10, 1)	0.1	L	3	1	1	1	0	1	0	0	0	1	0	2	6	27.00	6.000

PITCHER	IP	WLS	BF	H	R	ER	SO	BB	IBB	HBP	BLK	WP	HR	S	P	ERA	WHIP

BOTTOM

California Angels @ Chicago White Sox

Comiskey Park, Chicago, IL

Fri Sep 12 1986, 8:05 PM EDT

Att. 11,609 - Unknown

livebaseballscorecards.com

AB	34
R	3
H	7
RBI	2
BB	3
SO	1
LOB	15

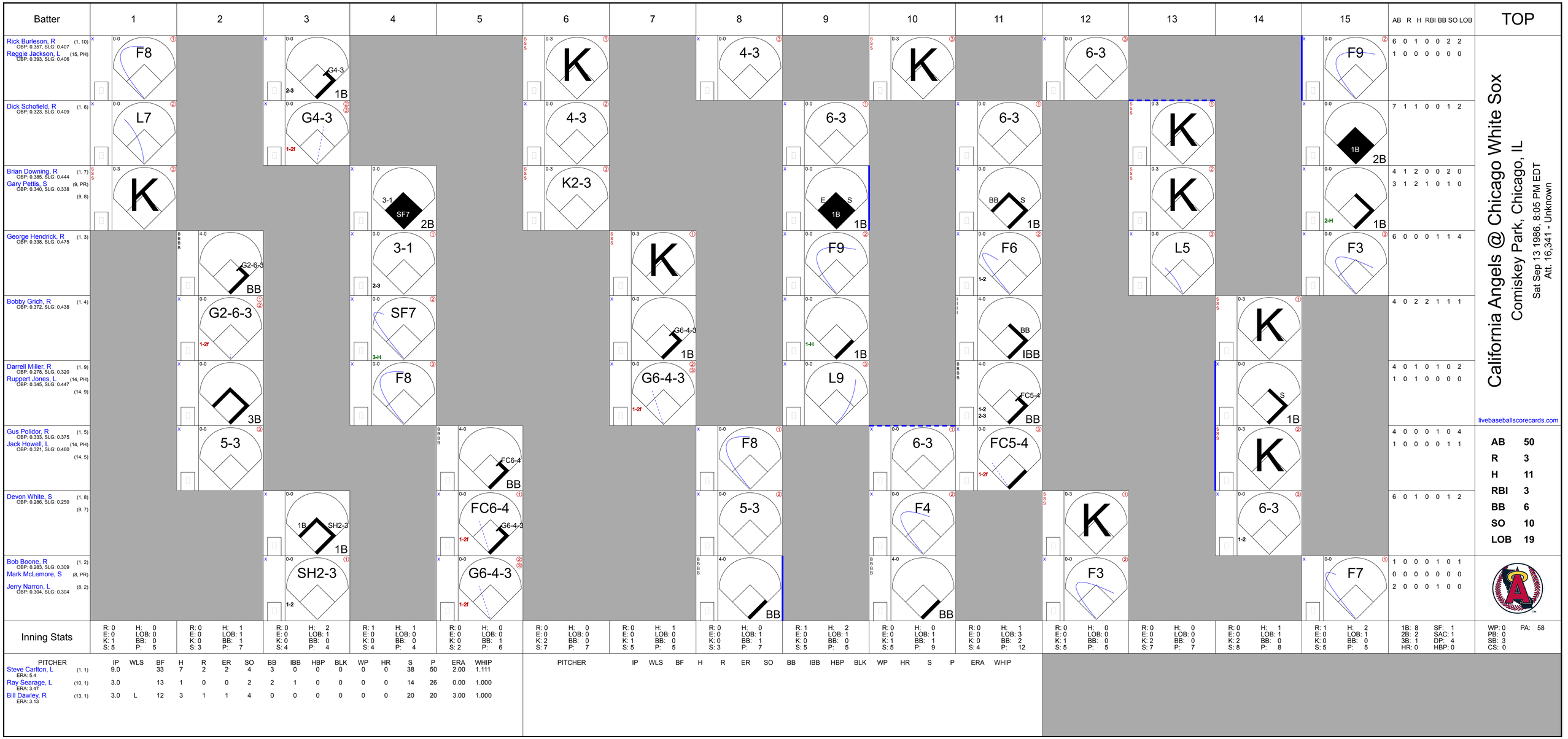
Batter
1
2
3
4
5
6
7
8
9
10
11
12
13
14
15
AB R H RBI BB SO LOB
TOP
Rick Burleson, R (1, 10)
OBP: 0.357, SLG: 0.407
Reggie Jackson, L (15, PH)
OBP: 0.393, SLG: 0.406
F8
4-3
K
6-3
K
F9
6 0 1 0 0 2 2
1 0 0 0 0 0 0
Dick Schofield, R (1, 6)
OBP: 0.323, SLG: 0.409
L7
G4-3
4-3
6-3
6-3
K
2B
7 1 1 0 0 1 2
Brian Downing, R (1, 7)
OBP: 0.385, SLG: 0.444
Gary Pettis, S (9, PR)
OBP: 0.340, SLG: 0.338
(9, 8)
K
SF7
K2-3
E S
1B
BB S
1B
K
K
1B
4 1 2 0 0 2 0
3 1 2 1 0 1 0
George Hendrick, R (1, 3)
OBP: 0.338, SLG: 0.475
G2-6-3
3-1
K
F9
F6
L5
F3
6 0 0 0 1 1 4
Bobby Grich, R (1, 4)
OBP: 0.372, SLG: 0.438
G2-6-3
SF7
G6-4-3
1B
BB
IBB
K
4 0 2 2 1 1 1
Darrell Miller, R (1, 9)
OBP: 0.276, SLG: 0.320
Ruppert Jones, L (14, PH)
OBP: 0.345, SLG: 0.447
(14, 9)
3B
F8
G6-4-3
L9
FC5-4
BB
S
1B
4 0 1 0 1 0 2
1 0 1 0 0 0 0
Gus Polidor, R (1, 5)
OBP: 0.333, SLG: 0.375
Jack Howell, L (14, PH)
OBP: 0.321, SLG: 0.460
(14, 5)
5-3
FC6-4
BB
F8
6-3
FC5-4
K
4 0 0 0 1 0 4
1 0 0 0 0 1 1
Devon White, S (1, 8)
OBP: 0.286, SLG: 0.250
(9, 7)
1B SH2-3
1B
FC6-4
G6-4-3
5-3
F4
K
6-3
6 0 1 0 0 1 2
Bob Boone, R (1, 2)
OBP: 0.283, SLG: 0.309
Mark McLemore, S (8, PR)
Jerry Narron, L (8, 2)
OBP: 0.304, SLG: 0.304
SH2-3
G6-4-3
BB
BB
F3
F7
1 0 0 0 1 0 1
0 0 0 0 0 0 0
2 0 0 0 1 0 0
Inning Stats
R: 0 H: 0
E: 0 LOB: 0
K: 1 BB: 0
S: 5 P: 5
R: 0 H: 1
E: 0 LOB: 1
K: 0 BB: 1
S: 3 P: 7
R: 0 H: 2
E: 0 LOB: 1
K: 0 BB: 0
S: 4 P: 4
R: 1 H: 1
E: 0 LOB: 0
K: 0 BB: 0
S: 4 P: 4
R: 0 H: 1
E: 0 LOB: 0
K: 0 BB: 1
S: 2 P: 6
R: 0 H: 0
E: 0 LOB: 0
K: 2 BB: 0
S: 7 P: 7
R: 0 H: 1
E: 0 LOB: 0
K: 1 BB: 0
S: 5 P: 5
R: 0 H: 0
E: 0 LOB: 1
K: 3 BB: 1
S: 3 P: 7
R: 1 H: 2
E: 0 LOB: 1
K: 0 BB: 0
S: 5 P: 5
R: 0 H: 0
E: 0 LOB: 1
K: 1 BB: 1
S: 5 P: 9
R: 0 H: 1
E: 0 LOB: 3
K: 0 BB: 2
S: 4 P: 12
R: 0 H: 0
E: 0 LOB: 0
K: 1 BB: 0
S: 5 P: 5
R: 0 H: 0
E: 0 LOB: 0
K: 2 BB: 0
S: 7 P: 7
R: 0 H: 1
E: 0 LOB: 1
K: 2 BB: 0
S: 8 P: 8
R: 1 H: 2
E: 0 LOB: 1
K: 0 BB: 0
S: 5 P: 5
1B: 8 SF: 1
2B: 2 SAC: 1
3B: 1 DP: 4
HR: 0 HBP: 0
WP: 0 PA: 58
PB: 0
SB: 3
CS: 0
PITCHER IP WLS BF H R ER SO BB IBB HBP BLK WP HR S P ERA WHIP
Steve Carlton, L (1, 1) 9.0 33 7 2 2 4 3 0 0 0 0 0 38 50 2.00 1.111
ERA: 5.4
Ray Searage, L (10, 1) 3.0 13 1 0 0 2 2 1 0 0 0 0 14 26 0.00 1.000
ERA: 3.47
Bill Dawley, R (13, 1) 3.0 L 12 3 1 1 4 0 0 0 0 0 0 20 20 3.00 1.000
ERA: 3.13
PITCHER IP WLS BF H R ER SO BB IBB HBP BLK WP HR S P ERA WHIP
California Angels @ Chicago White Sox
Comiskey Park, Chicago, IL
Sat Sep 13 1986, 8:05 PM EDT
Att. 16,341 - Unknown
livebaseballscorecards.com
AB 50
R 3
H 11
RBI 3
BB 6
SO 10
LOB 19

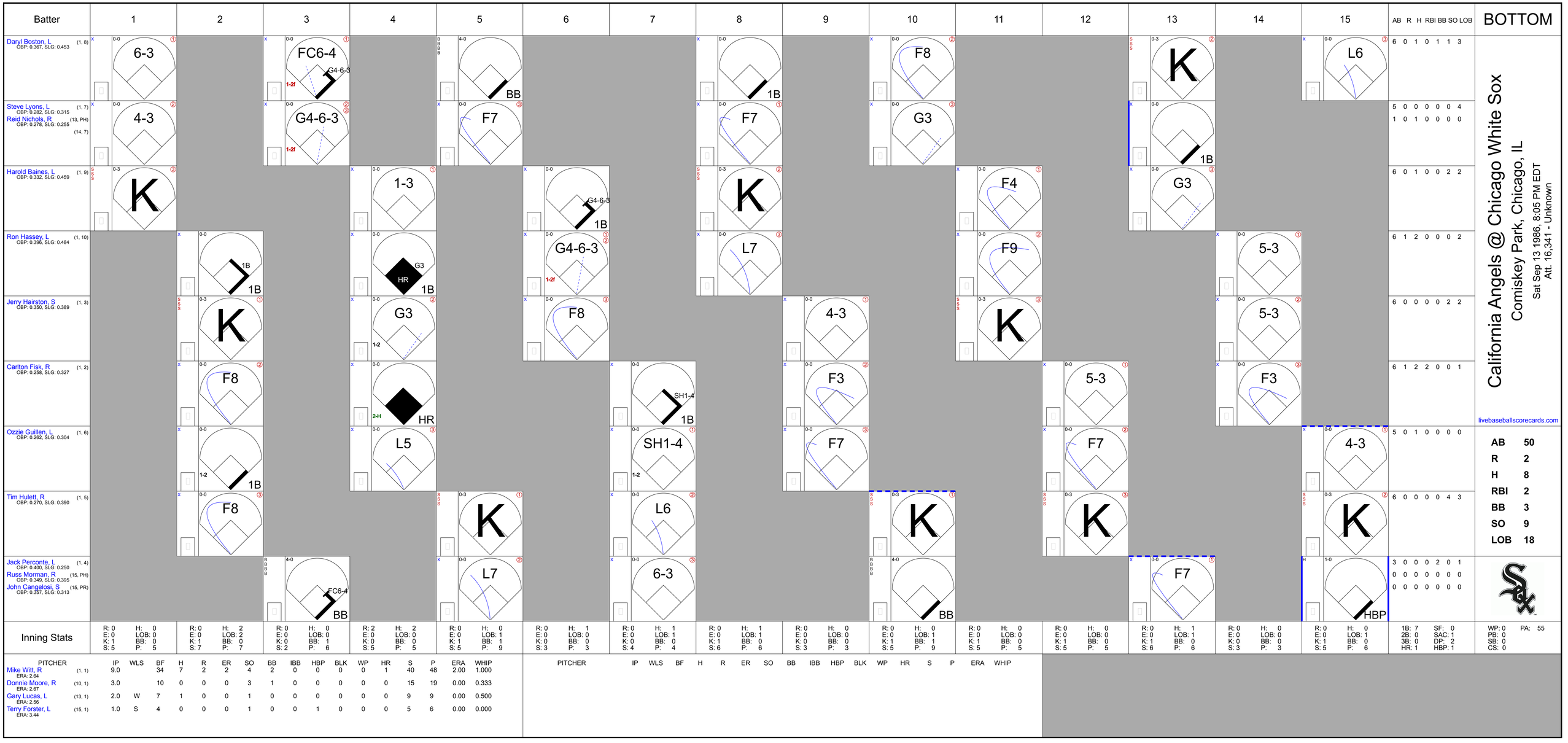
Batter
1
2
3
4
5
6
7
8
9
10
11
12
13
14
15
AB R H RBI BB SO LOB
BOTTOM
Daryl Boston, L (1, 8) OBP: 0.367, SLG: 0.453
6-3
FC6-4
G4-6-3
1-2f
BB
1B
F8
F4
K
L6
6 0 1 0 1 1 3
Steve Lyons, L (1, 7) OBP: 0.282, SLG: 0.315
Reid Nichols, R (13, PH) OBP: 0.278, SLG: 0.255
(14, 7)
4-3
G4-6-3
F7
G3
1B
5 0 0 0 0 0 4
1 0 1 0 0 0 0
Harold Baines, L (1, 9) OBP: 0.332, SLG: 0.459
K
1-3
G4-6-3
1B
F4
G3
6 0 1 0 0 2 2
Ron Hassey, L (1, 10) OBP: 0.396, SLG: 0.484
1B
HR
G3
L7
F9
5-3
6 1 2 0 0 0 2
Jerry Hairston, S (1, 3) OBP: 0.350, SLG: 0.389
K
G3
1-2
F8
4-3
K
5-3
F3
6 0 0 0 0 2 2
Carlton Fisk, R (1, 2) OBP: 0.258, SLG: 0.327
F8
HR
2-H
SH1-4
F3
5-3
F3
6 1 2 2 0 0 1
Ozzie Guillen, L (1, 6) OBP: 0.262, SLG: 0.304
1-2
L5
SH1-4
F7
F7
4-3
5 0 1 0 0 0 0
Tim Hulett, R (1, 5) OBP: 0.270, SLG: 0.390
F8
K
L6
K
K
K
6 0 0 0 0 4 3
Jack Perconte, L (1, 4) OBP: 0.400, SLG: 0.250
Russ Morman, R (15, PH) OBP: 0.349, SLG: 0.395
John Cangelosi, S (15, PR) OBP: 0.357, SLG: 0.313
FC6-4
BB
L7
6-3
BB
F7
HBP
3 0 0 0 2 0 1
0 0 0 0 0 0 0
0 0 0 0 0 0 0
Inning Stats
R: 0 H: 0 E: 0 LOB: 0 K: 1 BB: 0 S: 5 P: 5
R: 0 H: 2 E: 0 LOB: 2 K: 1 BB: 0 S: 7 P: 7
R: 0 H: 0 E: 0 LOB: 0 K: 0 BB: 1 S: 2 P: 6
R: 2 H: 2 E: 0 LOB: 0 K: 0 BB: 0 S: 5 P: 5
R: 0 H: 0 E: 0 LOB: 1 K: 1 BB: 1 S: 5 P: 9
R: 0 H: 1 E: 0 LOB: 0 K: 0 BB: 0 S: 3 P: 3
R: 0 H: 1 E: 0 LOB: 1 K: 0 BB: 0 S: 4 P: 4
R: 0 H: 1 E: 0 LOB: 1 K: 1 BB: 0 S: 6 P: 6
R: 0 H: 0 E: 0 LOB: 0 K: 0 BB: 0 S: 3 P: 3
R: 0 H: 0 E: 0 LOB: 0 K: 1 BB: 1 S: 5 P: 9
R: 0 H: 0 E: 0 LOB: 0 K: 1 BB: 0 S: 5 P: 5
R: 0 H: 0 E: 0 LOB: 0 K: 1 BB: 0 S: 5 P: 5
R: 0 H: 1 E: 0 LOB: 1 K: 1 BB: 0 S: 6 P: 6
R: 0 H: 0 E: 0 LOB: 0 K: 0 BB: 0 S: 3 P: 3
R: 0 H: 0 E: 0 LOB: 1 K: 1 BB: 0 S: 5 P: 6
1B: 7 2B: 0 3B: 0 HR: 1
SF: 0 SAC: 1 DP: 2 HBP: 1
WP: 0 PB: 0 SB: 0 CS: 0
PA: 55
PITCHER IP WLS BF H R ER SO BB IBB HBP BLK WP HR S P ERA WHIP
Mike Witt, R (1, 1) ERA: 2.64 9.0 34 7 2 2 4 2 0 0 0 0 1 40 48 2.00 1.000
Donnie Moore, R (10, 1) ERA: 2.67 3.0 10 0 0 0 3 1 0 0 0 0 0 15 19 0.00 0.333
Gary Lucas, L (13, 1) ERA: 2.56 2.0 W 7 1 0 0 1 0 0 0 0 0 0 9 9 0.00 0.500
Terry Forster, L (15, 1) ERA: 3.44 1.0 S 4 0 0 0 1 0 0 1 0 0 0 5 6 0.00 0.000
PITCHER IP WLS BF H R ER SO BB IBB HBP BLK WP HR S P ERA WHIP
California Angels @ Chicago White Sox
Comiskey Park, Chicago, IL
Sat Sep 13 1986, 8:05 PM EDT
Att. 16,341 - Unknown
livebaseballscorecards.com
AB 50
R 2
H 8
RBI 2
BB 3
SO 9
LOB 18

Batter	1	2	3	4	5	6	7	8	9	AB	R	H	RBI	BB	SO	LOB
Ruppert Jones, L (1, 9) OBP: 0.342, SLG: 0.442	x 0-0 ① G3		x 0-0 ① 4-3		x 0-0 ② F8		SSS 0-3 ③ K			4	0	0	0	0	1	2
Gary Pettis, S (1, 8) OBP: 0.341, SLG: 0.339	x 0-0 1B		x 0-0 1B 1B		SSS 0-3 ③ K			SSS 0-3 ① K		4	0	2	0	0	2	1
Jack Howell, L (1, 5) OBP: 0.319, SLG: 0.454	x 0-0 ② F8		x 0-0 G6-4-3 1-3 1B			x 0-0 ① F9		x 0-0 ② F2		4	0	1	0	0	0	1
Reggie Jackson, L (1, 10) OBP: 0.392, SLG: 0.403	x 0-0 ③ 6-3		x 0-0 ②③ G6-4-3 1-2f			BBBB 4-0 G4-6-3 BB		x 0-0 ③ 6-3		3	0	0	0	1	0	3
Mark Ryal, L (1, 3) OBP: 0.400, SLG: 0.667		SSS 0-3 ① K		x 0-0 ① F3		x 0-0 ②③ G4-6-3 1-2f			x 0-0 ① 3-1	4	0	0	0	0	1	1
Rob Wilfong, L (1, 4) OBP: 0.272, SLG: 0.318		x 0-0 E3 FC4-6		x 0-0 ② 6-3			x 0-0 ① G3		x 0-0 ② B1-3	4	0	0	0	0	0	0
Jerry Narron, L (1, 2) OBP: 0.289, SLG: 0.288		x 0-0 ② FC4-6 BB 1-2f		x 0-0 ③ F8			x 0-0 ② F2		x 0-0 ③ F9	4	0	0	0	0	0	1
Devon White, S (1, 7) OBP: 0.375, SLG: 0.364		BBBB 4-0 1-2 BB			x 0-0 SH5-3 1B		x 0-0 2B 2B			2	1	2	0	1	0	0
Dick Schofield, R (1, 6) OBP: 0.324, SLG: 0.412		x 0-0 ③ F7			x 0-0 ① SH5-3 1-2		x 0-0 2-H 2B			2	0	1	1	0	0	2
Inning Stats	R: 0 H: 1 E: 0 LOB: 1 K: 0 BB: 0 S: 4 P: 4	R: 0 H: 0 E: 1 LOB: 2 K: 1 BB: 1 S: 6 P: 10	R: 0 H: 2 E: 0 LOB: 1 K: 0 BB: 0 S: 4 P: 4	R: 0 H: 0 E: 0 LOB: 0 K: 0 BB: 0 S: 3 P: 3	R: 0 H: 1 E: 0 LOB: 1 K: 1 BB: 0 S: 6 P: 6	R: 0 H: 0 E: 0 LOB: 0 K: 0 BB: 1 S: 2 P: 6	R: 1 H: 2 E: 0 LOB: 1 K: 1 BB: 0 S: 7 P: 7	R: 0 H: 0 E: 0 LOB: 0 K: 1 BB: 0 S: 5 P: 5	R: 0 H: 0 E: 0 LOB: 0 K: 0 BB: 0 S: 3 P: 3	1B: 4 SF: 0 2B: 2 SAC: 1 3B: 0 DP: 2 HR: 0 HBP: 0						WP: 0 PA: 34 PB: 0 SB: 0 CS: 0	

TOP

California Angels @ Chicago White Sox

Comiskey Park, Chicago, IL

Sun Sep 14 1986, 4:33 AM EDT

Att. 17,307 - Unknown

livebaseballscorecards.com

AB	31
R	1
H	6
RBI	1
BB	2
SO	4
LOB	11

PITCHER		IP	WLS	BF	H	R	ER	SO	BB	IBB	HBP	BLK	WP	HR	S	P	ERA	WHIP
Joe Cowley, R ERA: 4.08	(1, 1)	9.0	W	34	6	1	1	4	2	0	0	0	0	0	40	48	1.00	0.889

PITCHER	IP	WLS	BF	H	R	ER	SO	BB	IBB	HBP	BLK	WP	HR	S	P	ERA	WHIP

Batter	1	2	3	4	5	6	7	8	9	AB	R	H	RBI	BB	SO	LOB
John Cangelosi, S (1, 7) OBP: 0.354, SLG: 0.310	K	L5			B5-3	6-3 2-3 3-H				4	0	0	0	0	1	3
Daryl Boston, L (1, 8) OBP: 0.359, SLG: 0.441	K		F8		F8		4-3			4	0	0	0	0	1	0
Harold Baines, L (1, 9) OBP: 0.333, SLG: 0.460	K		F9		2B		1-6 BB BB			3	0	1	0	1	1	0
Ron Hassey, L (1, 10) OBP: 0.403, SLG: 0.491		1B WP 2B	1B		IBB		1-2 BB			2	1	2	0	2	0	0
Russ Morman, R (1, 3) OBP: 0.346, SLG: 0.390		SH1-3 1B 2-3 1B	K		L8		1-6 2-3f			4	1	1	0	0	1	5
Dave Cochrane, S (1, 5) OBP: 0.240, SLG: 0.182 Kenny Williams, R (8, PR) OBP: 0.125, SLG: 0.125 Tim Hulett, R (9, 5) OBP: 0.270, SLG: 0.390	K	K		FC4-6 1B WP 1B		4-3 SH1-3 1B				4 0 0	1 0 0	2 0 0	0 0 0	0 0 0	2 0 0	2 0 0
Ozzie Guillen, L (1, 6) OBP: 0.265, SLG: 0.307		SH1-3 1-2		BLK 1B		FC4-6 1-2 1B		SH1-3 1-2		2	0	2	0	0	0	0
Jack Perconte, L (1, 4) OBP: 0.386, SLG: 0.250		WP 2-H 3-H 1B		K 1-2		FC4-6 WP S 1-2f 2-3		4-3 2-3		4	0	1	1	0	1	5
Ron Karkovice, R (1, 2) OBP: 0.237, SLG: 0.315		BB 2-3		K		K 1-2		5-3		3	0	0	0	1	2	5
Inning Stats	R: 0 E: 0 K: 3 S: 9 H: 0 LOB: 0 BB: 0 P: 9	R: 2 E: 0 K: 1 S: 8 H: 3 LOB: 2 BB: 1 P: 12	R: 0 E: 0 K: 1 S: 6 H: 1 LOB: 1 BB: 0 P: 6	R: 0 E: 0 K: 3 S: 10 H: 1 LOB: 1 BB: 0 P: 10	R: 0 E: 0 K: 0 S: 4 H: 1 LOB: 2 BB: 1 P: 8	R: 1 E: 0 K: 1 S: 7 H: 2 LOB: 1 BB: 0 P: 7	R: 0 E: 0 K: 0 S: 2 H: 0 LOB: 1 BB: 2 P: 10	R: 0 E: 0 K: 0 S: 4 H: 1 LOB: 2 BB: 0 P: 4								

BOTTOM

California Angels @ Chicago White Sox

Comiskey Park, Chicago, IL

Sun Sep 14 1986, 4:33 AM EDT

Att. 17,307 - Unknown

livebaseballscorecards.com

AB	30
R	3
H	9
RBI	1
BB	4
SO	9
LOB	20

PITCHER		IP	WLS	BF	H	R	ER	SO	BB	IBB	HBP	BLK	WP	HR	S	P	ERA	WHIP	PITCHER	IP	WLS	BF	H	R	ER	SO	BB	IBB	HBP	BLK	WP	HR	S	P	ERA	WHIP
Kirk McCaskill, R ERA: 3.36	(1, 1)	6.1	L	30	8	3	3	9	2	1	0	1	3	0	45	57	4.26	1.579																		
Terry Forster, L ERA: 3.28	(7, 1)	1.2		6	1	0	0	0	1	0	0	0	0	0	5	9	0.00	1.200																		

1B: 7	SF: 0	WP: 3	PA: 36
2B: 3	SAC: 2	PB: 0	
3B: 0	DP: 1	SB: 1	
HR: 0	HBP: 0	CS: 0	

Batter	1	2	3	4	5	6	7	8	9	AB	R	H	RBI	BB	SO	LOB
Gary Pettis, S (1, 8) OBP: 0.341, SLG: 0.338	B1-3		K		CS 2-H 1B		SF7 1B 1-2 2-3 3-H BB		B1-3	4	1	1	2	1	1	1
Ruppert Jones, L (1, 9) OBP: 0.338, SLG: 0.437	F8			F3	CS 1-2	G3	SF7 1-2 2-H 3-H		G3	4	0	0	2	0	0	0
Brian Downing, R (1, 7) OBP: 0.388, SLG: 0.445	K			E BB		G4-6-3 BB	2-H 1B			2	0	1	1	2	1	0
Devon White, S (7, PR) OBP: 0.375, SLG: 0.364 (7, 7)										0	0	0	0	0	0	0
Reggie Jackson, L (1, 10) OBP: 0.388, SLG: 0.398		F6		E3 FC4-6 1-2		G4-6-3 1-2f	F8			4	0	0	0	0	0	3
Doug DeCinces, R (1, 5) OBP: 0.327, SLG: 0.466		K		K			1B 3B	F7		4	1	1	0	0	2	2
Mark Ryal, L (1, 3) OBP: 0.429, SLG: 0.615		F7		FC4-6 1-2f			1B SH1-4 BB 3-H 1B	1B		4	1	2	1	0	0	2
Bobby Grich, R (1, 4) OBP: 0.375, SLG: 0.436			FC5-6 BB		SH3-4 1B BB		SH1-4 1-2	K		1	1	0	0	2	1	1
Dick Schofield, R (1, 6) OBP: 0.322, SLG: 0.409			FC5-6 FC4-6 1-2f		SH3-4 1-2		E5 BB 1B SF7	F8		3	1	0	0	0	0	3
Bob Boone, R (1, 2) OBP: 0.283, SLG: 0.308			FC4-6 1-2f		K		BB SF7 1B 1-2 2-3		K	4	1	1	0	0	2	2
Inning Stats	R: 0 E: 0 K: 1 S: 5 H: 0 LOB: 0 BB: 0 P: 5	R: 0 E: 0 K: 1 S: 5 H: 0 LOB: 0 BB: 0 P: 5	R: 0 E: 0 K: 1 S: 5 H: 0 LOB: 1 BB: 1 P: 9	R: 0 E: 1 K: 1 S: 6 H: 0 LOB: 2 BB: 1 P: 10	R: 1 E: 0 K: 1 S: 5 H: 1 LOB: 0 BB: 1 P: 9	R: 0 E: 0 K: 0 S: 2 H: 0 LOB: 0 BB: 1 P: 6	R: 5 E: 1 K: 0 S: 8 H: 4 LOB: 1 BB: 1 P: 12	R: 0 E: 0 K: 1 S: 6 H: 1 LOB: 1 BB: 0 P: 6	R: 0 E: 0 K: 1 S: 5 H: 0 LOB: 0 BB: 0 P: 5	1B: 5 2B: 0 3B: 1 HR: 0	SF: 1 SAC: 2 DP: 1 HBP: 0						

TOP

California Angels @ Chicago White Sox

Comiskey Park, Chicago, IL

Mon Sep 15 1986, 8:05 PM EDT

Att. 10,069 - Unknown

livebaseballscorecards.com

AB	30
R	6
H	6
RBI	6
BB	5
SO	7
LOB	14

WP: 0 PB: 0 SB: 0 CS: 1 PA: 39

PITCHER		IP	WLS	BF	H	R	ER	SO	BB	IBB	HBP	BLK	WP	HR	S	P	ERA	WHIP
Jose DeLeon, R ERA: 4.08	(1, 1)	6.1	L	27	4	5	4	5	4	0	0	0	0	0	33	49	5.68	1.263
Dave Schmidt, R ERA: 3.4	(7, 1)	2.2		11	2	1	0	2	1	0	0	0	0	0	14	18	0.00	1.125

PITCHER	IP	WLS	BF	H	R	ER	SO	BB	IBB	HBP	BLK	WP	HR	S	P	ERA	WHIP

BOTTOM

California Angels @ Chicago White Sox

Comiskey Park, Chicago, IL

Mon Sep 15 1986, 8:05 PM EDT

Att. 10,069 - Unknown

Batter	1	2	3	4	5	6	7	8	9	AB	R	H	RBI	BB	SO	LOB
John Cangelosi, S (1, 7) OBP: 0.351, SLG: 0.307	F8		F8		L4		F7		1B	4	0	0	0	0	0	1
Jerry Hairston, S (9, PH) OBP: 0.353, SLG: 0.392										1	0	1	0	0	0	0
Kenny Williams, R (9, PR) OBP: 0.125, SLG: 0.125										0	0	0	0	0	0	0
Daryl Boston, L (1, 8) OBP: 0.360, SLG: 0.436	K		S BB		F6			6-3 WP 2B 1B	F8	4	1	1	0	1	1	2
Harold Baines, L (1, 9) OBP: 0.332, SLG: 0.458	F8		F8 1-2			G4-6-3 1B		6-3 1-3	F8	5	0	1	0	0	0	3
Ron Hassey, L (1, 10) OBP: 0.407, SLG: 0.495		4-3 1B BB		FC4-6 BB		F8		E 1B 2B 3-H		2	1	1	1	2	0	1
Carlton Fisk, R (1, 2) OBP: 0.259, SLG: 0.327		4-3 1-2 1B		F9		G4-6-3 1-2f		E5 1B SF9 2-3		3	0	1	0	0	0	2
Ron Karkovice, R (7, 2) OBP: 0.233, SLG: 0.309										1	1	0	0	0	0	1
Russ Morman, R (1, 3) OBP: 0.343, SLG: 0.385	K		K				F6	FC5-4 1-3 3-H 1B		4	0	1	1	0	2	3
Ozzie Guillen, L (1, 6) OBP: 0.265, SLG: 0.306	4-3 1-2 2-3		FC4-6 1-2f				HR BB	SF9 3-H		2	1	0	1	1	0	3
Tim Hulett, R (1, 4) OBP: 0.268, SLG: 0.386	K				F7		F9	FC5-4 1-2f		4	0	0	0	0	1	4
Dave Cochrane, S (1, 5) OBP: 0.276, SLG: 0.346			F7		1B		HR 1-H		K	4	1	2	2	0	1	0

Inning Stats	1	2	3	4	5	6	7	8	9
	R: 0 H: 0 E: 0 LOB: 0 K: 1 BB: 0 S: 5 P: 5	R: 0 H: 1 E: 0 LOB: 2 K: 2 BB: 1 S: 8 P: 12	R: 0 H: 0 E: 0 LOB: 1 K: 0 BB: 1 S: 3 P: 7	R: 0 H: 0 E: 0 LOB: 1 K: 1 BB: 1 S: 5 P: 9	R: 0 H: 1 E: 0 LOB: 1 K: 0 BB: 0 S: 4 P: 4	R: 0 H: 1 E: 0 LOB: 0 K: 0 BB: 0 S: 3 P: 3	R: 2 H: 1 E: 0 LOB: 0 K: 0 BB: 1 S: 4 P: 8	R: 3 H: 3 E: 1 LOB: 1 K: 0 BB: 0 S: 7 P: 7	R: 0 H: 1 E: 0 LOB: 1 K: 1 BB: 0 S: 6 P: 6

1B: 6	SF: 1	WP: 1
2B: 1	SAC: 0	PB: 0
3B: 0	DP: 1	SB: 1
HR: 1	HBP: 0	CS: 0

PA: 39

PITCHER		IP	WLS	BF	H	R	ER	SO	BB	IBB	HBP	BLK	WP	HR	S	P	ERA	WHIP
Urbano Lugo, R ERA: 2.35	(1, 1)	6.2	W	27	4	2	2	4	4	0	0	0	0	1	31	47	2.70	1.200
Gary Lucas, L ERA: 2.97	(7, 1)	0.2		4	2	2	2	0	0	0	0	0	1	0	4	4	27.00	3.000
Donnie Moore, R ERA: 2.6	(8, 1)	1.2	S	8	2	1	0	1	0	0	0	0	0	0	10	10	0.00	1.200

PITCHER	IP	WLS	BF	H	R	ER	SO	BB	IBB	HBP	BLK	WP	HR	S	P	ERA	WHIP

AB	34
R	5
H	8
RBI	5
BB	4
SO	5
LOB	20

livebaseballscorecards.com

Batter	1	2	3	4	5	6	7	8	9	AB	R	H	RBI	BB	SO	LOB
Daryl Boston, L (1, 8) OBP: 0.352, SLG: 0.425	4-3		E3 BLK			K		F7		4	0	0	0	0	1	1
Ozzie Guillen, L (1, 6) OBP: 0.265, SLG: 0.306	3-1		6-3 1-2			FC6-4 1-2f			6-3 1B	4	0	1	0	0	0	2
Harold Baines, L (1, 9) OBP: 0.332, SLG: 0.456	1B			F8		4-3			6-3 1-2f	4	0	1	0	0	0	2
Ron Hassey, L (1, 10) OBP: 0.405, SLG: 0.491	K			4-3			G4-6-3 1B		F7	4	0	1	0	0	1	1
Jerry Hairston, S (1, 3) OBP: 0.348, SLG: 0.386		K		K			G4-6-3 1-2f			3	0	0	0	0	2	1
Dave Cochrane, S (1, 5) OBP: 0.250, SLG: 0.310		F8			K		E4			3	0	0	0	0	1	0
Reid Nichols, R (1, 7) OBP: 0.270, SLG: 0.248		4-3			E6 G4-6-3		F8			3	0	0	0	0	0	1
Jack Perconte, L (1, 4) OBP: 0.362, SLG: 0.231			1-3		G4-6-3 1-2f			4-3		3	0	0	0	0	0	1
Ron Karkovice, R (1, 2) OBP: 0.238, SLG: 0.310			K			FC6-4 1B		5-3		3	0	1	0	0	1	0
Inning Stats	R: 0 H: 1 E: 0 LOB: 1 K: 1 BB: 0 S: 6 P: 6	R: 0 H: 0 E: 0 LOB: 0 K: 1 BB: 0 S: 5 P: 5	R: 0 H: 0 E: 1 LOB: 1 K: 1 BB: 0 S: 6 P: 6	R: 0 H: 0 E: 0 LOB: 0 K: 1 BB: 0 S: 5 P: 5	R: 0 H: 0 E: 1 LOB: 0 K: 1 BB: 0 S: 5 P: 5	R: 0 H: 1 E: 0 LOB: 1 K: 1 BB: 0 S: 6 P: 6	R: 0 H: 1 E: 1 LOB: 1 K: 0 BB: 0 S: 4 P: 4	R: 0 H: 0 E: 0 LOB: 0 K: 0 BB: 0 S: 3 P: 3	R: 0 H: 1 E: 0 LOB: 0 K: 0 BB: 0 S: 3 P: 3	1B: 4 SF: 0 2B: 1 SAC: 0 3B: 0 DP: 3 HR: 0 HBP: 0						

PITCHER	IP	WLS	BF	H	R	ER	SO	BB	IBB	HBP	BLK	WP	HR	S	P	ERA	WHIP
Mike Morgan, R (1, 1) ERA: 4.23	9.0	W	31	4	0	0	6	0	0	0	1	0	0	43	43	0.00	0.444

PITCHER	IP	WLS	BF	H	R	ER	SO	BB	IBB	HBP	BLK	WP	HR	S	P	ERA	WHIP

TOP

Chicago White Sox @ Seattle Mariners

The Kingdome, Seattle, WA

Tue Sep 16 1986, 10:05 PM EDT

Att. 5,818 - Unknown

livebaseballscorecards.com

AB	31
R	0
H	4
RBI	0
BB	0
SO	6
LOB	9

Batter	1	2	3	4	5	6	7	8	9	AB	R	H	RBI	BB	SO	LOB
John Moses, S (1, 8) OBP: 0.318, SLG: 0.318	0-0 2B 1B	0-0 F6		0-0 3-1	0-0 BB 1B 1-2		0-0 F9			5	1	2	0	0	0	1
Phil Bradley, R (1, 7) OBP: 0.397, SLG: 0.433	0-3 K		0-0 BB S 1B		0-0 WP 1B 1B 4-0 1-2 BB 2-3		0-0 F9			4	1	2	0	1	1	1
Alvin Davis, L (1, 3) OBP: 0.390, SLG: 0.456	0-0 F7		0-0 F7		0-0 L4 0-0 F7			0-3 K		5	0	0	0	0	1	6
Jim Presley, R (1, 5) OBP: 0.318, SLG: 0.489	0-0 2B 1-H		4-0 BB 1B 1-2		0-0 WP BB 1B 1B 1-H	0-0 5-3		0-0 BB 1B		4	1	3	2	1	0	0
Ken Phelps, L (1, 10) OBP: 0.411, SLG: 0.524	4-0 FC6-4 BB		4-0 1-2 BB 2-3		4-0 WP 1B BB 1-2	0-0 E6 1B		4-0 1-2 BB		1	1	0	0	4	0	0
Danny Tartabull, R (1, 9) OBP: 0.351, SLG: 0.501	0-0 FC6-4 1-2f		0-3 K		0-0 HR 1B 1-H 2-H	0-0 G4-6-3 1B 1-3		0-0 F7		5	1	2	2	0	1	7
Scott Bradley, L (1, 2) OBP: 0.342, SLG: 0.451		0-0 E6	0-0 4-3		0-0 HR 1-H	0-0 G4-6-3 1-2f		0-0 F9		5	1	1	2	0	0	7
Rey Quinones, R (1, 6) OBP: 0.289, SLG: 0.304		0-0 F9		0-0 F4	0-0 F6		0-0 F6			4	0	0	0	0	0	1
Harold Reynolds, S (1, 4) OBP: 0.273, SLG: 0.285		0-0 F5		0-0 G3	0-0 BB 1B 1B		0-0 HR			4	1	2	1	0	0	1
Inning Stats	R: 1 E: 0 K: 1 S: 7 H: 2 LOB: 2 BB: 1 P: 11	R: 0 E: 1 K: 0 S: 4 H: 0 LOB: 1 BB: 0 P: 4	R: 0 E: 0 K: 1 S: 6 H: 1 LOB: 3 BB: 2 P: 14	R: 0 E: 0 K: 0 S: 3 H: 0 LOB: 0 BB: 0 P: 3	R: 5 E: 0 K: 0 S: 9 H: 6 LOB: 3 BB: 2 P: 17	R: 0 E: 1 K: 0 S: 4 H: 1 LOB: 1 BB: 0 P: 4	R: 1 E: 0 K: 0 S: 4 H: 1 LOB: 0 BB: 0 P: 4	R: 0 E: 0 K: 1 S: 6 H: 1 LOB: 2 BB: 1 P: 10		1B: 9 2B: 1 3B: 0 HR: 2 SF: 0 SAC: 0 DP: 1 HBP: 0					WP: 2 PB: 0 SB: 1 CS: 0 PA: 43	

PITCHER		IP	WLS	BF	H	R	ER	SO	BB	IBB	HBP	BLK	WP	HR	S	P	ERA	WHIP
Richard Dotson, R ERA: 5.43	(1, 1)	4.1	L	25	7	6	6	2	4	0	0	0	2	1	25	41	12.46	2.538
Pete Filson, L ERA: 6.92	(5, 1)	3.2		18	5	1	1	1	2	0	0	0	0	1	18	26	2.46	1.909

PITCHER	IP	WLS	BF	H	R	ER	SO	BB	IBB	HBP	BLK	WP	HR	S	P	ERA	WHIP

BOTTOM

Chicago White Sox @ Seattle Mariners

The Kingdome, Seattle, WA

Tue Sep 16 1986, 10:05 PM EDT

Att. 5,818 - Unknown

livebaseballscorecards.com

AB	37
R	7
H	12
RBI	7
BB	6
SO	3
LOB	24

Chicago White Sox @ Seattle Mariners

The Kingdome, Seattle, WA

Wed Sep 17 1986, 10:05 PM EDT

Att. 6,033 - Unknown

livebaseballscorecards.com

Batter	1	2	3	4	5	6	7	8	9	AB	R	H	RBI	BB	SO	LOB
Kenny Williams, R (1, 8) OBP: 0.083, SLG: 0.083	0-0 F8		0-3 K			0-3 K		0-0 F7		4	0	0	0	0	2	0
Reid Nichols, R (1, 7) OBP: 0.270, SLG: 0.248	0-0 CS 1B			0-0 F3		0-0 F2		0-0 F8		4	0	1	0	0	0	0
Harold Baines, L (1, 9) OBP: 0.329, SLG: 0.453	0-3 K			0-3 K			0-0 6-3	0-0 F8		4	0	0	0	0	2	1
Russ Morman, R (1, 3) OBP: 0.348, SLG: 0.408	0-0 CS 1-2	0-3 K		0-3 K			4-0 2B BB		0-0 HR	3	2	1	1	1	2	0
Ivan Calderon, R (1, 10) OBP: 0.281, SLG: 0.331		0-3 K2-3			0-0 3B		0-0 1-H SF8 2B		0-3 K	4	1	2	1	0	2	0
Tim Hulett, R (1, 4) OBP: 0.270, SLG: 0.390		0-0 1B			0-3 K		0-0 SF8 3-H		0-0 1B 2B	3	0	2	1	0	1	1
Dave Cochrane, S (1, 5) OBP: 0.250, SLG: 0.303		0-3 K			0-3 K		0-0 2B 1B		0-0 F4	4	0	1	0	0	2	3
Ozzie Guillen, L (1, 6) OBP: 0.267, SLG: 0.309			0-0 F9		0-0 L3		0-0 1-3 2B		0-0 2-H 1B	4	0	2	0	0	0	1
Ron Karkovice, R (1, 2) OBP: 0.227, SLG: 0.295			0-3 K			0-3 K	0-3 K			3	0	0	0	0	3	2

Inning Stats	1	2	3	4	5	6	7	8	9		
	R: 0 H: 1 E: 0 LOB: 0 K: 1 BB: 0 S: 5 P: 5	R: 0 H: 1 E: 0 LOB: 1 K: 3 BB: 0 S: 10 P: 10	R: 0 H: 0 E: 0 LOB: 0 K: 2 BB: 0 S: 7 P: 7	R: 0 H: 0 E: 0 LOB: 0 K: 2 BB: 0 S: 7 P: 7	R: 0 H: 1 E: 0 LOB: 1 K: 2 BB: 0 S: 8 P: 8	R: 0 H: 0 E: 0 LOB: 0 K: 2 BB: 0 S: 7 P: 7	R: 2 H: 3 E: 0 LOB: 2 K: 1 BB: 1 S: 8 P: 12	R: 0 H: 0 E: 0 LOB: 0 K: 0 BB: 0 S: 3 P: 3	R: 1 H: 3 E: 0 LOB: 2 K: 1 BB: 0 S: 7 P: 7	1B: 4 SF: 1 2B: 3 SAC: 0 3B: 1 DP: 0 HR: 1 HBP: 0	WP: 0 PA: 36 PB: 0 SB: 0 CS: 1

PITCHER	IP	WLS	BF	H	R	ER	SO	BB	IBB	HBP	BLK	WP	HR	S	P	ERA	WHIP
Mark Langston, L (1, 1) ERA: 4.93	9.0	L	35	9	3	3	14	1	0	0	0	0	1	62	66	3.00	1.111

PITCHER	IP	WLS	BF	H	R	ER	SO	BB	IBB	HBP	BLK	WP	HR	S	P	ERA	WHIP

AB	33
R	3
H	9
RBI	3
BB	1
SO	14
LOB	8

Batter	1	2	3	4	5	6	7	8	9	AB	R	H	RBI	BB	SO	LOB
John Moses, S (1, 8) OBP: 0.320, SLG: 0.316	F8		6-4 BB BB		1B BB			F6		2	0	0	0	2	0	0
Phil Bradley, R (1, 7) OBP: 0.398, SLG: 0.433	F8		1-2 BB		1-2 2-3 1B			5-3		3	0	1	0	1	0	0
Alvin Davis, L (1, 3) OBP: 0.389, SLG: 0.453	BB		6-4 2-3f		4-3			6-3		3	0	0	0	1	0	4
Jim Presley, R (1, 5) OBP: 0.315, SLG: 0.486	F9			5-3		F8			5-3	4	0	0	0	0	0	1
Danny Tartabull, R (1, 9) OBP: 0.352, SLG: 0.503		PB 1B		2B		6-3			K	4	0	2	0	0	1	0
Dave Hengel, R (1, 10) OBP: 0.083, SLG: 0.083		K 1-2		K		6-3			F2	4	0	0	0	0	2	2
Bob Kearney, R (1, 2) OBP: 0.296, SLG: 0.399		5-3		K			4-3			2	0	0	0	0	1	2
Scott Bradley, L (7, PH) (8, 2) OBP: 0.340, SLG: 0.448										1	0	0	0	0	0	0
Rey Quinones, R (1, 6) OBP: 0.286, SLG: 0.300		G3			K		5-3			3	0	0	0	0	1	1
Harold Reynolds, S (1, 4) OBP: 0.274, SLG: 0.288			B4-3		1B 2B		4-3			3	0	1	0	0	0	0
Inning Stats	R: 0 H: 0 E: 0 LOB: 1 K: 0 BB: 1 S: 3 P: 7	R: 0 H: 1 E: 0 LOB: 1 K: 1 BB: 0 S: 6 P: 6	R: 0 H: 0 E: 0 LOB: 1 K: 0 BB: 2 S: 2 P: 10	R: 0 H: 1 E: 0 LOB: 1 K: 2 BB: 0 S: 8 P: 8	R: 0 H: 2 E: 0 LOB: 2 K: 1 BB: 1 S: 6 P: 10	R: 0 H: 0 E: 0 LOB: 0 K: 0 BB: 0 S: 3 P: 3	R: 0 H: 0 E: 0 LOB: 0 K: 0 BB: 0 S: 3 P: 3	R: 0 H: 0 E: 0 LOB: 0 K: 0 BB: 0 S: 3 P: 3	R: 0 H: 0 E: 0 LOB: 0 K: 1 BB: 0 S: 5 P: 5	1B: 2 SF: 0 2B: 3 SAC: 0 3B: 0 DP: 1 HR: 0 HBP: 0						

PITCHER	IP	WLS	BF	H	R	ER	SO	BB	IBB	HBP	BLK	WP	HR	S	P	ERA	WHIP
Floyd Bannister, L (1, 1) ERA: 3.31	6.0	W	24	4	0	0	4	4	0	0	0	0	0	28	44	0.00	1.333
Bobby Thigpen, R (7, 1) ERA: 0.6	3.0	S	9	0	0	0	1	0	0	0	0	0	0	11	11	0.00	0.000

PITCHER	IP	WLS	BF	H	R	ER	SO	BB	IBB	HBP	BLK	WP	HR	S	P	ERA	WHIP

BOTTOM

Chicago White Sox @ Seattle Mariners

The Kingdome, Seattle, WA

Wed Sep 17 1986, 10:05 PM EDT

Att. 6,033 - Unknown

livebaseballscorecards.com

AB	29
R	0
H	4
RBI	0
BB	4
SO	5
LOB	10

Batter	1	2	3	4	5	6	7	8	9	AB	R	H	RBI	BB	SO	LOB
Daryl Boston, L (1, 8) OBP: 0.353, SLG: 0.430	0-0 1B 1B 2B	0-0 4-3 2B 1B 1-2 2-3		0-0 L9 ①	S S S 0-3 K ③		0-0 G3 ②			5	2	2	0	0	1	2
Steve Lyons, L (1, 7) OBP: 0.285, SLG: 0.317	0-0 1B 2-3 1B	0-0 4-3 ② 1-2 2-3 3-H		0-0 1B 1B	S S S 0-3 K ①		0-0 F7 ③			5	0	2	1	0	1	2
Harold Baines, L (1, 9) OBP: 0.335, SLG: 0.460	0-0 BB ① 1-3 3-H 1B	0-0 2-H 3-H 2B		0-0 1-2 1B		0-0 WP 2B 1B		0-0 G3-6-1 1B		5	1	5	3	0	0	0
Ron Hassey, L (1, 2) OBP: 0.399, SLG: 0.483	0-0 F5 ②	0-0 G3 ③		0-0 F7 ②	S S S 0-3 K ② 1-2			0-0 G3-6-1 ① ② 1-2f		5	0	0	0	0	1	6
Russ Morman, R (1, 3) OBP: 0.363, SLG: 0.422	B B B B 4-0 FC4-6 1-2 BB		B B B B 4-0 1B BB	S S S 0-3 K ③		0-0 1B E 2B 2-H		0-0 WP 1B		3	1	2	1	2	1	2
Ivan Calderon, R (1, 10) OBP: 0.279, SLG: 0.323	0-0 FC4-6 ③ 1-2f		S S S 0-3 K ①		0-0 6-3 ①	4-0 E IBB		0-0 F3 ③ 1-2		4	0	0	0	1	1	4
Ozzie Guillen, L (1, 6) OBP: 0.270, SLG: 0.314		0-0 1B FC5-2 2B	0-0 1-2 1B		0-0 G3 ②	0-0 E2 1-3 2-H 1B			0-0 F9 ①	5	0	3	0	0	0	0
Tim Hulett, R (1, 5) OBP: 0.269, SLG: 0.388		0-0 S S S 1B FC5-2 4-3 2-3 1B	0-3 K ②		0-0 E6 1B	0-0 F9 ③			S S S 0-3 K ②	5	1	1	0	0	2	4
Jack Perconte, L (1, 4) OBP: 0.346, SLG: 0.227		0-0 FC5-2 ① 4-3 1B 1-2 2B 3-H	0-0 F8 ③		0-0 1-2 1B		0-0 G3 ①		0-0 F7 ③	5	1	1	0	0	0	4
Inning Stats	R: 1 H: 3 E: 0 LOB: 2 K: 0 BB: 1 S: 5 P: 9	R: 3 H: 4 E: 0 LOB: 1 K: 0 BB: 0 S: 7 P: 7	R: 0 H: 1 E: 0 LOB: 2 K: 2 BB: 1 S: 8 P: 12	R: 0 H: 2 E: 0 LOB: 2 K: 1 BB: 0 S: 7 P: 7	R: 0 H: 1 E: 1 LOB: 2 K: 1 BB: 0 S: 7 P: 7	R: 2 H: 3 E: 1 LOB: 2 K: 2 BB: 1 S: 10 P: 14	R: 0 H: 0 E: 0 LOB: 0 K: 0 BB: 0 S: 3 P: 3	R: 0 H: 2 E: 0 LOB: 1 K: 0 BB: 0 S: 4 P: 4	R: 0 H: 0 E: 0 LOB: 0 K: 1 BB: 0 S: 5 P: 5	1B: 12 SF: 0 2B: 4 SAC: 0 3B: 0 DP: 1 HR: 0 HBP: 0						

TOP

Chicago White Sox @ Seattle Mariners

The Kingdome, Seattle, WA

Thu Sep 18 1986, 10:05 PM EDT

Att. 5,903 - Unknown

livebaseballscorecards.com

AB	42
R	6
H	16
RBI	5
BB	3
SO	7
LOB	24

WP: 2 PA: 45
PB: 0
SB: 0
CS: 0

PITCHER		IP	WLS	BF	H	R	ER	SO	BB	IBB	HBP	BLK	WP	HR	S	P	ERA	WHIP
Bill Swift, R ERA: 5.58	(1, 1)	2.0	L	14	7	4	4	0	2	0	0	0	0	0	12	20	18.00	4.500
Mark Huismann, R ERA: 3.8	(3, 1)	3.0		14	4	0	0	4	0	0	0	0	0	0	22	22	0.00	1.333
Lee Guetterman, L ERA: 6.96	(6, 1)	3.0		14	5	2	1	2	0	1	0	0	2	0	17	21	3.00	1.667
Ed Nunez, R ERA: 4.8	(9, 1)	1.0		3	0	0	0	1	0	0	0	0	0	0	5	5	0.00	0.000

PITCHER	IP	WLS	BF	H	R	ER	SO	BB	IBB	HBP	BLK	WP	HR	S	P	ERA	WHIP

Batter	1	2	3	4	5	6	7	8	9	AB	R	H	RBI	BB	SO	LOB
John Moses, S (1, 8) OBP: 0.319, SLG: 0.313	BBBB 4-0 BB 1B BB		x 0-0 ① B1-3		SSS 0-3 ③ K		x 0-0 ③ 5-3			3	1	0	0	1	1	0
Phil Bradley, R (1, 7) OBP: 0.401, SLG: 0.440	BBBB 4-0 CS 1B 1-2 BB		x 0-0 E5 1B			x 0-0 HR		x 0-0 ① 1-3		3	1	2	1	1	0	0
Alvin Davis, L (1, 3) OBP: 0.388, SLG: 0.451	x 0-0 CS 1-2 2-H 1B		x 0-0 ② 5-3			SSS 0-3 ① K		x 0-0 ② 6-3		4	0	1	1	0	1	1
Jim Presley, R (1, 5) OBP: 0.315, SLG: 0.486	SSS 0-3 ① K		SSS 0-3 ③ K			x 0-0 2B		x 0-0 ③ 5-3		4	0	1	0	0	2	3
Danny Tartabull, R (1, 9) OBP: 0.354, SLG: 0.509	BBBBB 4-0 ② 1-2 2-3 BB			x 0-0 ① 1-3		x 0-0 ② F9			x 0-0 HR	3	1	1	1	1	0	1
Dave Hengel, R (1, 10) OBP: 0.074, SLG: 0.074 Scott Bradley, L (9, PH) OBP: 0.338, SLG: 0.446	x 0-0 ③ F7			x 0-0 ② 6-3		x 0-0 ③ 6-3			x 0-0 ① F7	3 1	0 0	0 0	0 0	0 0	0 0	3 0
Dave Valle, R (1, 2) OBP: 0.440, SLG: 0.650		SSS 0-3 ① K		SSS 0-3 ③ K			x 0-0 HR		x 0-0 1B	4	1	2	1	0	2	0
Rey Quinones, R (1, 6) OBP: 0.283, SLG: 0.297 Ken Phelps, L (9, PH) OBP: 0.410, SLG: 0.523		x 0-0 ② F3			SSS 0-3 ① K		SSS 0-3 ① K		SSS 0-3 ② K	3 1	0 0	0 0	0 0	0 0	2 1	0 1
Harold Reynolds, S (1, 4) OBP: 0.272, SLG: 0.286 Bob Kearney, R (9, PH) OBP: 0.295, SLG: 0.397		SSS 0-3 ③ K			x 0-0 ② G3		x 0-0 ② F7		SSS 0-3 ③ K	3 1	0 0	0 0	0 0	0 0	1 1	0 1
Inning Stats	R: 1 E: 0 K: 1 S: 5 H: 1 LOB: 2 BB: 3 P: 17	R: 0 E: 0 K: 2 S: 7 H: 0 LOB: 0 BB: 0 P: 7	R: 0 E: 1 K: 1 S: 6 H: 1 LOB: 1 BB: 0 P: 6	R: 0 E: 0 K: 1 S: 5 H: 0 LOB: 0 BB: 0 P: 5	R: 0 E: 0 K: 2 S: 7 H: 0 LOB: 0 BB: 0 P: 7	R: 1 E: 0 K: 1 S: 7 H: 2 LOB: 1 BB: 0 P: 7	R: 1 E: 0 K: 1 S: 6 H: 1 LOB: 0 BB: 0 P: 6	R: 0 E: 0 K: 0 S: 3 H: 0 LOB: 0 BB: 0 P: 3	R: 1 E: 0 K: 2 S: 9 H: 2 LOB: 1 BB: 0 P: 9	1B: 3 2B: 1 3B: 0 HR: 3 SF: 0 SAC: 0 DP: 0 HBP: 0						WP: 0 PB: 0 SB: 0 CS: 2 PA: 36

PITCHER		IP	WLS	BF	H	R	ER	SO	BB	IBB	HBP	BLK	WP	HR	S	P	ERA	WHIP
Steve Carlton, L ERA: 5.33	(1, 1)	7.0	W	28	5	3	3	9	3	0	0	0	0	2	43	55	3.86	1.143
Dave Schmidt, R ERA: 3.45	(8, 1)	1.1		6	2	1	1	0	0	0	0	0	0	1	6	6	6.75	1.500
Ray Searage, L ERA: 3.45	(9, 1)	0.1		1	0	0	0	1	0	0	0	0	0	0	3	3	0.00	0.000
Gene Nelson, R ERA: 3.96	(9, 1)	0.1	S	1	0	0	0	1	0	0	0	0	0	0	3	3	0.00	0.000

PITCHER	IP	WLS	BF	H	R	ER	SO	BB	IBB	HBP	BLK	WP	HR	S	P	ERA	WHIP

BOTTOM

Chicago White Sox @ Seattle Mariners

The Kingdome, Seattle, WA

Thu Sep 18 1986, 10:05 PM EDT

Att. 5,903 - Unknown

livebaseballscorecards.com

AB	33
R	4
H	7
RBI	4
BB	3
SO	11
LOB	10

Batter	1	2	3	4	5	6	7	8	9	AB	R	H	RBI	BB	SO	LOB
Daryl Boston, L (1, 8) OBP: 0.356, SLG: 0.438	K			1B	2B			SH1-3	1-3	4	1	2	1	0	1	0
Steve Lyons, L (1, 7) OBP: 0.285, SLG: 0.317	B2-3			FC3-6, FC6-4	F9			BB		3	1	1	0	0	0	1
Reid Nichols, R (8, PH) (8, 7) OBP: 0.276, SLG: 0.248								E		0	1	0	0	1	0	0
Harold Baines, L (1, 9) OBP: 0.334, SLG: 0.458	L5			FC3-6		F7		K		4	0	1	1	0	1	2
Ron Hassey, L (1, 10) OBP: 0.401, SLG: 0.483		G6-4-3		FC3-6		F6		E9		4	1	2	1	0	0	2
Russ Morman, R (1, 3) OBP: 0.360, SLG: 0.417		G6-4-3		FC6-4		6-3		FC6-4		4	0	1	2	0	0	2
Ozzie Guillen, L (1, 6) OBP: 0.268, SLG: 0.312		L7		K			5-3	FC6-4		4	0	0	0	0	1	2
Tim Hulett, R (1, 5) OBP: 0.269, SLG: 0.387			K		E S 2B 1B		1-3		F9	4	1	1	0	0	1	0
Jack Perconte, L (1, 4) OBP: 0.321, SLG: 0.208			K	K			G3		4-3	4	0	0	0	0	2	1
Ron Karkovice, R (1, 2) OBP: 0.243, SLG: 0.344			4-3	K 1-3				E SH1-3 BB	HR	3	2	1	1	1	1	1
Inning Stats	R: 0 E: 0 K: 1 S: 5 H: 0 LOB: 0 BB: 0 P: 5	R: 0 E: 0 K: 0 S: 3 H: 1 LOB: 0 BB: 0 P: 3	R: 0 E: 0 K: 2 S: 7 H: 0 LOB: 0 BB: 0 P: 7	R: 2 E: 0 K: 1 S: 8 H: 3 LOB: 1 BB: 0 P: 8	R: 1 E: 1 K: 2 S: 9 H: 2 LOB: 1 BB: 0 P: 9	R: 0 E: 0 K: 0 S: 3 H: 0 LOB: 0 BB: 0 P: 3	R: 0 E: 0 K: 0 S: 3 H: 0 LOB: 0 BB: 0 P: 3	R: 3 E: 1 K: 1 S: 7 H: 2 LOB: 1 BB: 2 P: 15	R: 1 E: 0 K: 0 S: 4 H: 1 LOB: 0 BB: 0 P: 4	1B: 7 2B: 1 3B: 0 HR: 1 SF: 0 SAC: 1 DP: 1 HBP: 0						

TOP

Chicago White Sox @ California Angels

Anaheim Stadium, Anaheim, CA

Fri Sep 19 1986, 10:05 PM EDT

Att. 28,647 - Unknown

livebaseballscorecards.com

AB	34
R	7
H	9
RBI	6
BB	2
SO	7
LOB	11

WP: 0 PB: 0 SB: 1 CS: 0 PA: 37

PITCHER		IP	WLS	BF	H	R	ER	SO	BB	IBB	HBP	BLK	WP	HR	S	P	ERA	WHIP
Kirk McCaskill, R ERA: 3.41	(1, 1)	7.1	L	28	6	4	4	6	1	0	0	0	0	0	39	43	4.91	0.955
Chuck Finley, L ERA: 3.92	(8, 1)	0.0		1	0	0	0	0	1	0	0	0	0	0	0	4	∞	∞
Terry Forster, L ERA: 3.29	(8, 1)	0.2		4	2	2	1	1	0	0	0	0	0	0	6	6	13.50	3.000
Vern Ruhle, R ERA: 4.5	(9, 1)	1.0		4	1	1	1	0	0	0	0	0	0	1	4	4	9.00	1.000

PITCHER	IP	WLS	BF	H	R	ER	SO	BB	IBB	HBP	BLK	WP	HR	S	P	ERA	WHIP

Batter	1	2	3	4	5	6	7	8	9	AB	R	H	RBI	BB	SO	LOB
Gary Pettis, S (1, 8) OBP: 0.339, SLG: 0.333	G3		K			SF8 BB 1-2 BB		K		3	0	0	0	1	2	1
Wally Joyner, L (1, 3) OBP: 0.347, SLG: 0.468	4-3			PB BB		 1-2 2-3 BB		L6		2	0	0	0	2	0	0
Brian Downing, R (1, 7) OBP: 0.388, SLG: 0.446	F5			F9		F4			G6-4-3 BB	3	0	0	0	1	0	4
Reggie Jackson, L (1, 10) OBP: 0.391, SLG: 0.423		F7		F5 1-2		SF8 2-3 3-H			F8	3	0	0	1	0	0	2
Doug DeCinces, R (1, 5) OBP: 0.323, SLG: 0.466		F4		K		F4			G6-4-3 1-2f	4	0	0	0	0	1	4
Bobby Grich, R (1, 4) OBP: 0.372, SLG: 0.429		F9			K		K			3	0	0	0	0	2	0
Devon White, S (1, 9) OBP: 0.333, SLG: 0.393			K		G3		K			3	0	0	0	0	2	0
Dick Schofield, R (1, 6) OBP: 0.331, SLG: 0.412			CS S BB		K		F8			2	0	0	0	1	1	0
Bob Boone, R (1, 2) OBP: 0.289, SLG: 0.314			1-3 BB			BB BB SF8 BB		F7		1	1	0	0	2	0	0
Inning Stats	R: 0 E: 0 K: 0 S: 3 H: 0 LOB: 0 BB: 0 P: 3	R: 0 E: 0 K: 0 S: 3 H: 0 LOB: 0 BB: 0 P: 3	R: 0 E: 0 K: 2 S: 6 H: 0 LOB: 1 BB: 2 P: 14	R: 0 E: 0 K: 1 S: 5 H: 0 LOB: 1 BB: 1 P: 9	R: 0 E: 0 K: 2 S: 7 H: 0 LOB: 0 BB: 0 P: 7	R: 1 E: 0 K: 0 S: 3 H: 0 LOB: 2 BB: 3 P: 15	R: 0 E: 0 K: 2 S: 7 H: 0 LOB: 0 BB: 0 P: 7	R: 0 E: 0 K: 1 S: 5 H: 0 LOB: 0 BB: 0 P: 5	R: 0 E: 0 K: 0 S: 2 H: 0 LOB: 1 BB: 1 P: 6	1B: 0 2B: 0 3B: 0 HR: 0 SF: 1 SAC: 0 DP: 1 HBP: 0	WP: 0 PB: 1 SB: 1 CS: 1 PA: 32					

PITCHER	IP	WLS	BF	H	R	ER	SO	BB	IBB	HBP	BLK	WP	HR	S	P	ERA	WHIP
Joe Cowley, R (1, 1) ERA: 3.88	9.0	W	32	0	1	1	8	7	0	0	0	0	0	41	69	1.00	0.778

PITCHER	IP	WLS	BF	H	R	ER	SO	BB	IBB	HBP	BLK	WP	HR	S	P	ERA	WHIP

BOTTOM

Chicago White Sox @ California Angels

Anaheim Stadium, Anaheim, CA

Fri Sep 19 1986, 10:05 PM EDT

Att. 28,647 - Unknown

livebaseballscorecards.com

AB	24
R	1
H	0
RBI	1
BB	7
SO	8
LOB	11

Batter	1	2	3	4	5	6	7	8	9	AB	R	H	RBI	BB	SO	LOB
Daryl Boston, L (1, 8) OBP: 0.347, SLG: 0.425	S S S 0-3 K ①	x 0-0 F7 ③			x 0-0 E4 FC5 1B 2-3	S S S 0-3 K ②		x 0-0 4-3 ③		5	1	0	0	0	2	4
Steve Lyons, L (1, 7) OBP: 0.287, SLG: 0.315	B B B 4-0 BB		x 0-0 F8 ①		x 0-0 FC5 1B 1-2 3-H ①	x 0-0 5-3 ③			x 0-0 F9 ①	1	0	0	0	1	0	0
Reid Nichols, R (5, PH) OBP: 0.271, SLG: 0.243										2	0	0	0	0	0	4
(5, 7)																
Jerry Hairston, S (9, PH) OBP: 0.346, SLG: 0.384										1	0	0	0	0	0	0
Kenny Williams, R (9, 7) OBP: 0.083, SLG: 0.083										0	0	0	0	0	0	0
Harold Baines, L (1, 9) OBP: 0.337, SLG: 0.465	S S S 0-3 K ②		S S S 0-3 K ②		x 0-0 WP 1B 1-3 2-H		x 0-0 E 1B 1B		x 0-0 HR	5	2	3	2	0	2	1
Ron Hassey, L (1, 10) OBP: 0.401, SLG: 0.482	x 0-0 F7 ③		x 0-0 F5 ③		x 0-0 L3 ② 1-2		x 0-0 E9 1B 1-H		x 0-0 CS 1B	5	0	2	0	0	0	3
John Cangelosi, S (9, PR) OBP: 0.351, SLG: 0.307										0	0	0	0	0	0	0
Russ Morman, R (1, 3) OBP: 0.348, SLG: 0.401		x 0-0 F8 ①		x 0-0 5-3 ①	S S S 0-3 K ③		x 0-0 5-3 ①		S S S 0-3 K ② ③ 1-2	5	0	0	0	0	2	4
Ozzie Guillen, L (1, 6) OBP: 0.270, SLG: 0.313		x 0-0 HR 1B		x 0-0 4-3 ②		x 0-0 1B 1B 1B	x 0-0 G3 ②			4	2	2	0	0	0	1
Tim Hulett, R (1, 5) OBP: 0.271, SLG: 0.401		x 0-0 1-H HR		x 0-0 HR	S S S 0-3 K ①	x 0-0 F8 ③				4	2	2	3	0	1	2
Jack Perconte, L (1, 4) OBP: 0.333, SLG: 0.250		x 0-0 FC6-5 2B		x 0-0 3-1 ③		x 0-0 1B 1B 1-2		x 0-0 1-3 ①		4	0	2	0	0	0	0
Ron Karkovice, R (1, 2) OBP: 0.257, SLG: 0.368		x 0-0 FC6-5 ② 2-3			x 0-0 E FC5 2B	x 0-0 1B 1B 1-3 2-H		S S S 0-3 K ②		4	0	2	1	0	1	1

TOP

Chicago White Sox @ California Angels
Anaheim Stadium, Anaheim, CA
Sat Sep 20 1986, 6:33 AM EDT
Att. 34,219 - Unknown

livebaseballscorecards.com

	AB	40
	R	7
	H	13
	RBI	6
	BB	1
	SO	8
	LOB	20

Inning Stats										
	R: 0 E: 0 K: 2 S: 7	H: 0 LOB: 1 BB: 1 P: 11	R: 2 E: 0 K: 0 S: 6	H: 3 LOB: 1 BB: 0 P: 6	R: 0 E: 0 K: 1 S: 5	H: 0 LOB: 0 BB: 0 P: 5	R: 1 E: 0 K: 0 S: 4	H: 1 LOB: 0 BB: 0 P: 4	R: 1 E: 1 K: 1 S: 8	H: 2 LOB: 2 BB: 0 P: 8
	R: 1 E: 0 K: 2 S: 10	H: 3 LOB: 2 BB: 0 P: 10	R: 1 E: 1 K: 0 S: 5	H: 2 LOB: 1 BB: 0 P: 5	R: 0 E: 0 K: 1 S: 5	H: 0 LOB: 0 BB: 0 P: 5	R: 1 E: 0 K: 1 S: 6	H: 2 LOB: 1 BB: 0 P: 6	1B: 8 2B: 2 3B: 0 HR: 3	SF: 0 SAC: 0 DP: 0 HBP: 0
	WP: 1 PB: 0 SB: 0 CS: 1	PA: 41								

PITCHER		IP	WLS	BF	H	R	ER	SO	BB	IBB	HBP	BLK	WP	HR	S	P	ERA	WHIP
Urbano Lugo, R ERA: 3.86	(1, 1)	4.0		18	5	4	3	3	1	0	0	0	0	2	23	27	6.75	1.500
Gary Lucas, L ERA: 2.98	(5, 1)	2.0		13	6	2	1	3	0	0	0	0	1	0	19	19	4.50	3.000
Doug Corbett, R ERA: 3.53	(7, 1)	2.0		6	0	0	0	1	0	0	0	0	0	0	8	8	0.00	0.000
Donnie Moore, R ERA: 2.83	(9, 1)	1.0	W	4	2	1	1	1	0	0	0	0	0	1	6	6	9.00	2.000

PITCHER	IP	WLS	BF	H	R	ER	SO	BB	IBB	HBP	BLK	WP	HR	S	P	ERA	WHIP

BOTTOM

Chicago White Sox @ California Angels

Anaheim Stadium, Anaheim, CA

Sat Sep 20 1986, 6:33 AM EDT

Att. 34,219 - Unknown

livebaseballscorecards.com

Batter	1	2	3	4	5	6	7	8	9	AB	R	H	RBI	BB	SO	LOB
Gary Pettis, S (1, 8) OBP: 0.340, SLG: 0.331	BBBB 4-0 L9 S SF9 BB		x 0-0 ③ F8		x 0-0 ① F2		BBBB 4-0 S BB		x 0-0 ① F7	3	1	0	0	2	0	1
Wally Joyner, L (1, 3) OBP: 0.347, SLG: 0.468	x 0-0 ① L9 1-3			x 0-0 ① F4	BBBB 4-0 1-2 BB		x 0-0 ③ 6-3 1-2		x 0-0 WP PB 2B	4	1	1	0	1	0	2
Brian Downing, R (1, 7) OBP: 0.389, SLG: 0.447 Devon White, S (9, 7) OBP: 0.333, SLG: 0.393 Mark Ryal, L (9, PH) OBP: 0.529, SLG: 0.667	x 0-0 ② SF9 3-H			x 0-0 5-3 1B 1B	x 0-0 ②③ G5-3 2-3f			x 0-0 1B 1B 1B	4-0 IBB 2-3 IBB	3 0 0	2 0 0	2 0 0	1 0 0	0 0 1	0 0 0	2 0 0
Reggie Jackson, L (1, 10) OBP: 0.389, SLG: 0.418	SSS 0-3 ③ K			x 0-0 ② 5-3 1-2		x 0-0 ① F8		x 0-0 ① F6	4-0 1-2 IBB	4	0	0	0	1	1	2
Doug DeCinces, R (1, 5) OBP: 0.324, SLG: 0.466		x 0-0 ① F7		x 0-0 PB 1B 2-H 1B		SSS 0-3 ② K		x 0-0 1B 1-3 1B	0-0 PB 3-H	5	2	2	1	0	1	2
Ruppert Jones, L (1, 9) OBP: 0.345, SLG: 0.438		x 0-0 ② F8		x 0-0 PB 1-2 1B		x 0-0 ③ F5		x 0-0 1B 1-3 3-H 1B		4	1	2	1	0	0	0
Rick Burleson, R (1, 6) OBP: 0.358, SLG: 0.402		x 0-0 ③ 5-3		x 0-0 1-H 2-H 1B			x 0-0 ① 6-3	x 0-0 ② L4		4	0	1	2	0	0	2
Rob Wilfong, L (1, 4) OBP: 0.276, SLG: 0.330			SSS 0-3 ① K	x 0-0 ③ 4-3			x 0-0 HR	x 0-0 1-3 3-H 1B		4	1	2	2	0	1	1
Bob Boone, R (1, 2) OBP: 0.289, SLG: 0.312			x 0-0 ② F3		BBBB 4-0 G5-3 BB BB		x 0-0 ② F9	x 0-0 ③ F7		3	0	0	0	1	0	2
Inning Stats	R: 1 H: 0 E: 0 LOB: 0 K: 1 BB: 1 S: 5 P: 9	R: 0 H: 0 E: 0 LOB: 0 K: 0 BB: 0 S: 3 P: 3	R: 0 H: 0 E: 0 LOB: 0 K: 1 BB: 0 S: 5 P: 5	R: 3 H: 4 E: 0 LOB: 1 K: 0 BB: 0 S: 7 P: 7	R: 0 H: 0 E: 0 LOB: 1 K: 0 BB: 2 S: 2 P: 10	R: 0 H: 0 E: 0 LOB: 0 K: 1 BB: 0 S: 5 P: 5	R: 1 H: 1 E: 0 LOB: 1 K: 0 BB: 1 S: 4 P: 8	R: 2 H: 4 E: 0 LOB: 2 K: 0 BB: 0 S: 7 P: 7	R: 1 H: 1 E: 0 LOB: 2 K: 0 BB: 2 S: 2 P: 10	1B: 8 2B: 1 3B: 0 HR: 1	SF: 1 SAC: 0 DP: 1 HBP: 0						

	AB	34
	R	8
	H	10
	RBI	7
	BB	6
	SO	3
	LOB	14

WP: 1 PB: 2 SB: 2 CS: 0 PA: 41

PITCHER		IP	WLS	BF	H	R	ER	SO	BB	IBB	HBP	BLK	WP	HR	S	P	ERA	WHIP
Jose DeLeon, R ERA: 4.2	(1, 1)	4.1		20	4	4	3	2	3	0	0	0	0	0	21	33	6.23	1.615
Bill Dawley, R ERA: 3.15	(5, 1)	2.1		8	1	1	1	1	1	0	0	0	0	1	9	13	3.86	0.857
Bobby Thigpen, R ERA: 1.16	(7, 1)	1.0		7	4	2	2	0	0	0	0	0	0	0	7	7	18.00	4.000
Dave Schmidt, R ERA: 3.43	(8, 1)	0.2	L	6	1	1	0	0	0	2	0	0	1	0	3	11	0.00	1.500

PITCHER	IP	WLS	BF	H	R	ER	SO	BB	IBB	HBP	BLK	WP	HR	S	P	ERA	WHIP

Batter	1	2	3	4	5	6	7	8	9	AB	R	H	RBI	BB	SO	LOB
Kenny Williams, R (1, 8) OBP: 0.067, SLG: 0.067	F7		K			F8			4-3	3	0	0	0	0	1	0
Jerry Hairston, S (9, PH) OBP: 0.344, SLG: 0.382										1	0	0	0	0	0	0
Reid Nichols, R (1, 7) OBP: 0.264, SLG: 0.236	F9			5-3			F4		F8	3	0	0	0	0	0	0
Ron Hassey, L (9, PH) OBP: 0.399, SLG: 0.481										1	0	0	0	0	0	0
Harold Baines, L (1, 9) OBP: 0.337, SLG: 0.463	BB			F7			K			2	0	0	0	1	1	0
Russ Morman, R (1, 3) OBP: 0.342, SLG: 0.393	F4			K			F8			3	0	0	0	0	1	1
Ivan Calderon, R (1, 10) OBP: 0.280, SLG: 0.323		G5-4-3 1B			F8			K		3	0	1	0	0	1	0
Dave Cochrane, S (1, 5) OBP: 0.256, SLG: 0.306		G5-4-3 1-2f			K			1B		3	0	1	0	0	1	1
Tim Hulett, R (1, 4) OBP: 0.269, SLG: 0.398		L8			F8			F8		3	0	0	0	0	0	1
Ozzie Guillen, L (1, 6) OBP: 0.268, SLG: 0.311			K			K		F8		3	0	0	0	0	2	1
Ron Karkovice, R (1, 2) OBP: 0.250, SLG: 0.357			K			K			F7	2	0	0	0	0	2	0
Daryl Boston, L (9, PH) OBP: 0.345, SLG: 0.423										1	0	0	0	0	0	0
Inning Stats	R: 0 E: 0 K: 0 S: 3 H: 0 LOB: 1 BB: 1 P: 7	R: 0 E: 0 K: 0 S: 3 H: 1 LOB: 0 BB: 0 P: 3	R: 0 E: 0 K: 3 S: 9 H: 0 LOB: 0 BB: 0 P: 9	R: 0 E: 0 K: 1 S: 5 H: 0 LOB: 0 BB: 0 P: 5	R: 0 E: 0 K: 1 S: 5 H: 0 LOB: 0 BB: 0 P: 5	R: 0 E: 0 K: 2 S: 7 H: 0 LOB: 0 BB: 0 P: 7	R: 0 E: 0 K: 1 S: 5 H: 0 LOB: 0 BB: 0 P: 5	R: 0 E: 0 K: 1 S: 6 H: 1 LOB: 1 BB: 0 P: 6	R: 0 E: 0 K: 0 S: 3 H: 0 LOB: 0 BB: 0 P: 3	1B: 2 2B: 0 3B: 0 HR: 0 SF: 0 SAC: 0 DP: 1 HBP: 0	WP: 0 PB: 0 SB: 0 CS: 0 PA: 29					

PITCHER		IP	WLS	BF	H	R	ER	SO	BB	IBB	HBP	BLK	WP	HR	S	P	ERA	WHIP
John Candelaria, L ERA: 2.75	(1, 1)	7.0	W	22	1	0	0	8	1	0	0	0	0	0	37	41	0.00	0.286
Donnie Moore, R ERA: 2.74	(8, 1)	2.0	S	7	1	0	0	1	0	0	0	0	0	0	9	9	0.00	0.500

PITCHER	IP	WLS	BF	H	R	ER	SO	BB	IBB	HBP	BLK	WP	HR	S	P	ERA	WHIP

TOP

Chicago White Sox @ California Angels

Anaheim Stadium, Anaheim, CA

Sun Sep 21 1986, 6:33 AM EDT

Att. 25,322 - Unknown

livebaseballscorecards.com

AB	28
R	0
H	2
RBI	0
BB	1
SO	9
LOB	4

BOTTOM

Chicago White Sox @ California Angels

Anaheim Stadium, Anaheim, CA

Sun Sep 21 1986, 6:33 AM EDT

Att. 25,322 - Unknown

livebaseballscorecards.com

Batter	1	2	3	4	5	6	7	8	9	AB	R	H	RBI	BB	SO	LOB
Gary Pettis, S (1, 8) OBP: 0.341, SLG: 0.333	K		1B		G3			BB S BB 1B		4	1	2	0	0	1	1
Wally Joyner, L (1, 3) OBP: 0.347, SLG: 0.467	4-3		FC6-4 1B 1-2			G3		K		4	0	1	0	0	1	1
Brian Downing, R (1, 7) OBP: 0.386, SLG: 0.444	F4		FC6-4 1-2f			F7		5-3 1-2		4	0	0	0	0	0	3
Devon White, S (9, 7) OBP: 0.333, SLG: 0.393										0	0	0	0	0	0	0
Reggie Jackson, L (1, 10) OBP: 0.390, SLG: 0.425		K		K		HR		IBB		3	1	1	1	1	2	0
Doug DeCinces, R (1, 5) OBP: 0.326, SLG: 0.472		K		4-3		HR		BB 1-2 2-3		3	1	1	1	1	1	0
Ruppert Jones, L (1, 9) OBP: 0.345, SLG: 0.436		BB		K		K		FC6 BB 1-2 2-3 3-H		2	0	0	0	1	2	0
George Hendrick, R (8, PH) OBP: 0.339, SLG: 0.472 (9, 9)										0	0	0	1	1	0	0
Rob Wilfong, L (1, 4) OBP: 0.273, SLG: 0.326		F3			4-3		4-3	FC6 1-2f		3	0	0	0	0	0	1
Bobby Grich, R (8, PH) OBP: 0.371, SLG: 0.427 (9, 4)										1	0	0	0	0	0	3
Jerry Narron, L (1, 2) OBP: 0.279, SLG: 0.276			K		F6		3-1			3	0	0	0	0	1	0
Bob Boone, R (9, 2) OBP: 0.289, SLG: 0.312										0	0	0	0	0	0	0
Dick Schofield, R (1, 6) OBP: 0.331, SLG: 0.411			6-3		1B		6-3			3	0	1	0	0	0	0
Inning Stats	R: 0 H: 0 E: 0 LOB: 0 K: 1 BB: 0 S: 5 P: 5	R: 0 H: 0 E: 0 LOB: 1 K: 2 BB: 1 S: 7 P: 11	R: 0 H: 2 E: 0 LOB: 2 K: 1 BB: 0 S: 7 P: 7	R: 0 H: 0 E: 0 LOB: 0 K: 2 BB: 0 S: 7 P: 7	R: 0 H: 1 E: 0 LOB: 1 K: 0 BB: 0 S: 4 P: 4	R: 2 H: 2 E: 0 LOB: 0 K: 1 BB: 0 S: 7 P: 7	R: 0 H: 0 E: 0 LOB: 0 K: 0 BB: 0 S: 3 P: 3	R: 1 H: 1 E: 0 LOB: 3 K: 1 BB: 3 S: 6 P: 18		1B: 4 SF: 0 2B: 0 SAC: 0 3B: 0 DP: 0 HR: 2 HBP: 0						

AB	30
R	3
H	6
RBI	3
BB	4
SO	8
LOB	9

WP: 0 PA: 34
PB: 0
SB: 1
CS: 0

PITCHER		IP	WLS	BF	H	R	ER	SO	BB	IBB	HBP	BLK	WP	HR	S	P	ERA	WHIP
Richard Dotson, R ERA: 5.35	(1, 1)	7.2	L	32	6	3	3	8	2	1	0	0	0	2	45	57	3.52	1.043
Ray Searage, L ERA: 3.45	(8, 1)	0.0		1	0	0	0	0	1	0	0	0	0	0	0	4	∞	∞
Gene Nelson, R ERA: 3.95	(8, 1)	0.1		1	0	0	0	0	0	0	0	0	0	0	1	1	0.00	0.000

PITCHER	IP	WLS	BF	H	R	ER	SO	BB	IBB	HBP	BLK	WP	HR	S	P	ERA	WHIP

Chicago White Sox @ Oakland Athletics

Oakland-Alameda County Coliseum, Oakland, CA

Mon Sep 22 1986, 7:05 PM PDT

Att. 8,818 - Unknown

TOP

livebaseballscorecards.com

Batter	1	2	3	4	5	6	7	8	9	AB	R	H	RBI	BB	SO	LOB
Daryl Boston, L (1, 8) OBP: 0.342, SLG: 0.413	6-3	L9		BB			F8		K	4	0	0	0	1	1	3
John Cangelosi, S (1, 7) OBP: 0.351, SLG: 0.305	S BB		6-3	1-3			4-3 1-2f			3	0	0	0	1	0	2
Harold Baines, L (1, 9) OBP: 0.338, SLG: 0.462	K 1-2		1B BB		K			G3 WP 1B BB		2	1	0	0	2	2	1
Ron Hassey, L (1, 10) OBP: 0.398, SLG: 0.478	G3		1-2 1B		F9			G3 1-3		4	0	1	0	0	0	2
Russ Morman, R (1, 3) OBP: 0.340, SLG: 0.389		2B FC6-5 1B	F7		G3			F4		4	1	1	0	0	0	3
Ozzie Guillen, L (1, 6) OBP: 0.270, SLG: 0.315		FC6-5 1-3 2B	F8			4-3		3-H 1B		4	0	2	1	0	0	2
Tim Hulett, R (1, 5) OBP: 0.267, SLG: 0.395		K		F4		F9		K		4	0	0	0	0	2	3
Jack Perconte, L (1, 4) OBP: 0.317, SLG: 0.236		FC6-5 1B 2-3 3-H		1-3		F7			4-3	3	0	0	1	0	0	1
Steve Lyons, L (9, PH) OBP: 0.286, SLG: 0.314										1	0	0	0	0	0	0
Ron Karkovice, R (1, 2) OBP: 0.278, SLG: 0.417									G3	2	1	2	1	1	0	0
Jerry Hairston, S (9, PH) OBP: 0.343, SLG: 0.380		1-3 1B		HR			4-3 BB			1	0	0	0	0	0	0

	AB	32
	R	3
	H	6
	RBI	3
	BB	5
	SO	5
	LOB	17

Inning Stats										
	R: 0	H: 0	R: 1	H: 3	R: 0	H: 1	R: 1	H: 1	R: 0	H: 0
	E: 0	LOB: 1	E: 0	LOB: 2	E: 0	LOB: 1	E: 0	LOB: 1	E: 0	LOB: 0
	K: 1	BB: 1	K: 1	BB: 0	K: 0	BB: 1	K: 0	BB: 1	K: 1	BB: 0
	S: 5	P: 9	S: 8	P: 8	S: 4	P: 8	S: 4	P: 8	S: 5	P: 5

Inning Stats										
	R: 0	H: 0	R: 0	H: 0	R: 1	H: 1	R: 0	H: 0	1B: 4	SF: 0
	E: 0	LOB: 0	E: 0	LOB: 0	E: 0	LOB: 1	E: 0	LOB: 0	2B: 2	SAC: 0
	K: 0	BB: 0	K: 0	BB: 1	K: 1	BB: 1	K: 1	BB: 0	3B: 0	DP: 1
	S: 3	P: 3	S: 2	P: 6	S: 6	P: 10	S: 5	P: 5	HR: 1	HBP: 0

	WP: 1	PA: 37
	PB: 0	
	SB: 1	
	CS: 0	

PITCHER		IP	WLS	BF	H	R	ER	SO	BB	IBB	HBP	BLK	WP	HR	S	P	ERA	WHIP
Jose Rijo, R ERA: 4.47	(1, 1)	7.0	W	30	5	3	3	3	5	0	0	0	0	1	31	51	3.86	1.429
Dave Vonohlen, L ERA: 3.86	(8, 1)	0.1		1	0	0	0	0	0	0	0	0	1	0	1	1	0.00	0.000
Jay Howell, R ERA: 3.75	(8, 1)	1.2	S	6	1	0	0	2	0	0	0	0	0	0	10	10	0.00	0.600

PITCHER	IP	WLS	BF	H	R	ER	SO	BB	IBB	HBP	BLK	WP	HR	S	P	ERA	WHIP

Batter	1	2	3	4	5	6	7	8	9	AB	R	H	RBI	BB	SO	LOB
Alfredo Griffin, S (1, 6) OBP: 0.318, SLG: 0.348	K		F8		4-3	F6				4	0	0	0	0	1	0
Carney Lansford, R (1, 3) OBP: 0.334, SLG: 0.424	L6		4-3		F9	K				4	0	0	0	0	1	0
Jose Canseco, R (1, 7) OBP: 0.323, SLG: 0.473	F8		HR			1B 1B 2B		5-3		4	2	2	1	0	0	0
Dave Kingman, R (1, 10) OBP: 0.259, SLG: 0.441		E5 1B 1B	G3			FC4-6 1B 2-3 1B		K		4	1	1	0	0	1	0
Dusty Baker Jr., R (1, 9) OBP: 0.308, SLG: 0.325		1B 1-2 E 1B		1B		FC4-6 1-2 3-H 1B		5-3		2	1	2	0	0	0	0
Rusty Tillman, R (4, PR) OBP: 0.208, SLG: 0.250 (5, 9)										2	0	1	1	0	0	0
Mark McGwire, R (1, 5) OBP: 0.244, SLG: 0.429		E8 SF8 1-H 2-H 1B	K			F7				3	1	1	1	0	1	3
Mickey Tettleton, S (1, 2) OBP: 0.329, SLG: 0.407		SF8 3-H	F8			FC4-6 1-2f 2-3				2	0	0	1	0	0	3
Stan Javier, S (1, 8) OBP: 0.310, SLG: 0.260		K	1-4-3			F7				3	0	0	0	0	1	3
Mike Gallego, R (1, 4) OBP: 0.217, SLG: 0.182		K			F9		K			3	0	0	0	0	2	0
Inning Stats	R: 0 E: 0 K: 1 S: 5 H: 0 LOB: 0 BB: 0 P: 5	R: 3 E: 2 K: 2 S: 10 H: 2 LOB: 0 BB: 0 P: 10	R: 1 E: 0 K: 0 S: 4 H: 1 LOB: 0 BB: 0 P: 4	R: 0 E: 0 K: 1 S: 6 H: 1 LOB: 1 BB: 0 P: 6	R: 0 E: 0 K: 0 S: 3 H: 0 LOB: 0 BB: 0 P: 3	R: 1 E: 0 K: 0 S: 6 H: 3 LOB: 2 BB: 0 P: 6	R: 0 E: 0 K: 2 S: 7 H: 0 LOB: 0 BB: 0 P: 7	R: 0 E: 0 K: 1 S: 5 H: 0 LOB: 0 BB: 0 P: 5		1B: 5 2B: 1 3B: 0 HR: 1 SF: 1 SAC: 0 DP: 0 HBP: 0						

PITCHER		IP	WLS	BF	H	R	ER	SO	BB	IBB	HBP	BLK	WP	HR	S	P	ERA	WHIP
Floyd Bannister, L ERA: 3.32	(1, 1)	5.0	L	23	7	5	2	4	0	0	0	0	0	1	31	31	3.60	1.400
Dave Schmidt, R ERA: 3.31	(6, 1)	3.0		9	0	0	0	3	0	0	0	0	0	0	15	15	0.00	0.000

PITCHER	IP	WLS	BF	H	R	ER	SO	BB	IBB	HBP	BLK	WP	HR	S	P	ERA	WHIP

BOTTOM

Chicago White Sox @ Oakland Athletics

Oakland-Alameda County Coliseum, Oakland, CA

Mon Sep 22 1986, 7:05 PM PDT

Att. 8,818 - Unknown

livebaseballscorecards.com

AB	31
R	5
H	7
RBI	4
BB	0
SO	7
LOB	9

WP: 0 PA: 32
PB: 0
SB: 0
CS: 0

Batter	1	2	3	4	5	6	7	8	9	AB	R	H	RBI	BB	SO	LOB
Daryl Boston, L (1, 8) OBP: 0.337, SLG: 0.407	F7		G3		F8		BB G3 1-2			3	0	0	0	0	0	2
Reid Nichols, R (7, PH) OBP: 0.270, SLG: 0.236 (7, 8)										0	0	0	0	1	0	0
John Cangelosi, S (1, 7) OBP: 0.351, SLG: 0.303	BB 4-3			4-3	4-3		G3 1-2 2-3			2	0	0	0	1	0	1
Ivan Calderon, R (7, PH) OBP: 0.278, SLG: 0.321 (7, 7)										1	0	0	0	0	0	2
Harold Baines, L (1, 9) OBP: 0.339, SLG: 0.464	4-3 1-2			1B WP 1B		4-3 3B 2B	F5			4	2	2	0	0	0	3
Ron Hassey, L (1, 10) OBP: 0.396, SLG: 0.475		F6		WP E 1-3 1B		4-3 2-3		F5		4	1	1	0	0	0	1
Russ Morman, R (1, 3) OBP: 0.331, SLG: 0.378		4-3		F4 1-2 3-H		5-3		6-3		4	0	0	0	0	0	2
Ozzie Guillen, L (1, 6) OBP: 0.272, SLG: 0.322		4-1		E7 2-H 2B		3B 3-H		K		4	0	2	2	0	1	0
Tim Hulett, R (1, 4) OBP: 0.265, SLG: 0.392			L8	F8		L6			F5	4	0	0	0	0	0	2
Dave Cochrane, S (1, 5) OBP: 0.279, SLG: 0.325			F8		1-3		G3 BB 1B		1B 1B	4	0	2	0	0	0	0
Kenny Williams, R (9, PR) OBP: 0.067, SLG: 0.067										0	0	0	0	0	0	0
Ron Karkovice, R (1, 2) OBP: 0.280, SLG: 0.413			1B		E5		K		1-2 1B	3	0	1	0	0	1	1
Jerry Hairston, S (9, PH) OBP: 0.346, SLG: 0.383										1	0	1	0	0	0	0
Inning Stats	R: 0 E: 0 K: 0 S: 2 H: 0 LOB: 0 BB: 1 P: 6	R: 0 E: 0 K: 0 S: 3 H: 0 LOB: 0 BB: 0 P: 3	R: 0 E: 0 K: 0 S: 4 H: 1 LOB: 1 BB: 0 P: 4	R: 2 E: 1 K: 0 S: 6 H: 3 LOB: 1 BB: 0 P: 6	R: 0 E: 1 K: 0 S: 4 H: 0 LOB: 1 BB: 0 P: 4	R: 1 E: 0 K: 0 S: 5 H: 2 LOB: 1 BB: 0 P: 5	R: 0 E: 0 K: 1 S: 6 H: 1 LOB: 2 BB: 1 P: 10	R: 0 E: 0 K: 1 S: 5 H: 0 LOB: 0 BB: 0 P: 5	R: 0 E: 0 K: 0 S: 3 H: 2 LOB: 1 BB: 0 P: 3	1B: 6 2B: 2 3B: 1 HR: 0 SF: 0 SAC: 0 DP: 0 HBP: 0						

PITCHER		IP	WLS	BF	H	R	ER	SO	BB	IBB	HBP	BLK	WP	HR	S	P	ERA	WHIP
Rick Rodriguez, R ERA: 4.61	(1, 1)	6.0	W	26	7	3	3	0	1	0	0	0	1	0	25	29	4.50	1.333
Bill Mooneyham, R ERA: 4.48	(7, 1)	0.1		1	0	0	0	1	0	0	0	0	0	0	3	3	0.00	0.000
Bill Krueger, L ERA: 6.03	(7, 1)	2.2	S	9	2	0	0	1	1	0	0	0	0	0	10	14	0.00	1.125

PITCHER	IP	WLS	BF	H	R	ER	SO	BB	IBB	HBP	BLK	WP	HR	S	P	ERA	WHIP

TOP

Chicago White Sox @ Oakland Athletics

Oakland-Alameda County Coliseum, Oakland, CA

Tue Sep 23 1986, 3:33 AM PDT

Att. 4,753 - Unknown

livebaseballscorecards.com

AB	34
R	3
H	9
RBI	2
BB	2
SO	2
LOB	14

WP: 1 PA: 36
PB: 0
SB: 0
CS: 0

Batter	1	2	3	4	5	6	7	8	9	AB	R	H	RBI	BB	SO	LOB
Alfredo Griffin, S (1, 6) OBP: 0.319, SLG: 0.349	0-0 1B / 1B		0-0 B1-3 ②		0-0 1-3 / 1B		0-0 E4 K2-3-2			4	0	2	0	0	0	0
Carney Lansford, R (1, 3) OBP: 0.336, SLG: 0.425	0-0 G6-4-3 / 1-3 1B		0-0 5-3 ③		0-0 CS ③ / 3-H	0-0 G3 E / 1B 1B	0-3 K2-3-2 ①② / 1-1			4	1	2	0	0	1	1
Jose Canseco, R (1, 7) OBP: 0.323, SLG: 0.471	0-0 F6 ①			BBBB 4-0 G1-4-3 BB		0-0 L9 ①	0-0 E4			3	0	0	0	1	0	3
Dave Kingman, R (1, 10) OBP: 0.259, SLG: 0.438	0-0 G6-4-3 ②③ / 1-2f			0-0 G1-4-3 ①② / 1-2f		0-0 E5 G3 / 1-2 1B	4-0 IBB			3	1	0	0	1	0	4
Rusty Tillman, R (1, 9) OBP: 0.222, SLG: 0.370 Lenn Sakata, R (7, 4) OBP: 0.405, SLG: 0.424 Donnie Hill, S (7, PH) (8, 4) OBP: 0.332, SLG: 0.383		SSS 0-3 K ①		0-0 HR		0-0 G3 ② / 1-2 2-3	0-0 F8 ③			3 0 1	1 0 0	1 0 0	1 0 0	0 0 0	1 0 0	2 0 2
Mark McGwire, R (1, 5) OBP: 0.245, SLG: 0.413		SSS 0-3 K ②		SSS 0-3 K ③		0-0 E 1B / 2-H 3-H		0-0 F2 ①		4	1	1	2	0	2	0
Mickey Tettleton, S (1, 2) OBP: 0.332, SLG: 0.411		BBBB 4-0 FC6-4 BB			0-0 F8 ①	0-0 E8 / 1-H 2B		0-0 L3 ②		3	0	1	0	1	0	0
Stan Javier, S (1, 8) OBP: 0.308, SLG: 0.252		0-0 FC6-4 ③ / 1-2f			0-0 F8 ②	BBBB 4-0 BB		0-0 F7 ③		3	0	0	0	1	0	1
Mike Gallego, R (1, 4) OBP: 0.240, SLG: 0.208 Mike Davis, L (6, PH) (7, 9) OBP: 0.318, SLG: 0.460			0-0 4-3 ①		0-0 1B CS / 1B	0-0 F9 ③				2 1	0 0	1 0	0 0	0 0	0 0	0 2
Inning Stats	R: 0 H: 2 E: 0 LOB: 1 K: 0 BB: 0 S: 4 P: 4	R: 0 H: 0 E: 0 LOB: 1 K: 2 BB: 1 S: 7 P: 11	R: 0 H: 0 E: 0 LOB: 0 K: 0 BB: 0 S: 3 P: 3	R: 1 H: 1 E: 0 LOB: 0 K: 1 BB: 1 S: 5 P: 9	R: 0 H: 2 E: 0 LOB: 1 K: 0 BB: 0 S: 4 P: 4	R: 3 H: 3 E: 2 LOB: 2 K: 0 BB: 1 S: 7 P: 11	R: 0 H: 0 E: 2 LOB: 2 K: 1 BB: 1 S: 6 P: 10	R: 0 H: 0 E: 0 LOB: 0 K: 0 BB: 0 S: 3 P: 3		1B: 6 SF: 0 2B: 2 SAC: 0 3B: 0 DP: 3 HR: 1 HBP: 0				WP: 0 PA: 36 PB: 0 SB: 0 CS: 1		

BOTTOM

Chicago White Sox @ Oakland Athletics

Oakland-Alameda County Coliseum, Oakland, CA

Tue Sep 23 1986, 3:33 AM PDT

Att. 4,753 - Unknown

livebaseballscorecards.com

AB	31
R	4
H	8
RBI	3
BB	4
SO	4
LOB	15

PITCHER	IP	WLS	BF	H	R	ER	SO	BB	IBB	HBP	BLK	WP	HR	S	P	ERA	WHIP
Steve Carlton, L (1, 1) ERA: 5.21	5.2	L	26	8	4	1	3	3	0	0	0	0	1	29	41	1.59	1.941
Bill Dawley, R (6, 1) ERA: 3.07	2.1		9	0	0	0	1	0	1	0	0	0	0	10	14	0.00	0.000

PITCHER	IP	WLS	BF	H	R	ER	SO	BB	IBB	HBP	BLK	WP	HR	S	P	ERA	WHIP

Chicago White Sox @ Oakland Athletics

Oakland-Alameda County Coliseum, Oakland, CA

Wed Sep 24 1986, 3:33 AM PDT

Att. 5,306 - Unknown

TOP

livebaseballscorecards.com

Batter	1	2	3	4	5	6	7	8	9	AB	R	H	RBI	BB	SO	LOB
Kenny Williams, R (1, 8) OBP: 0.053, SLG: 0.053	S S S 0-3 ① K	x 0-0 ③ F9		S S S 0-3 ② K		S S S 0-3 ② K		B B B 4-0 1B BB		4	0	0	0	0	3	4
Ron Hassey, L (8, PH) OBP: 0.398, SLG: 0.475										0	0	0	0	1	0	0
Daryl Boston, L (8, PR) OBP: 0.337, SLG: 0.407										0	0	0	0	0	0	0
(8, 8)																
Reid Nichols, R (1, 7) OBP: 0.278, SLG: 0.239	B B B B 4-0 2B BB		x 0-0 ① F4	x 0-0 ③ L5		x 0-0 1-2 1B		x 0-0 1-2 ③ 2-3 1B		3	1	1	0	1	0	2
Jerry Hairston, S (8, PH) OBP: 0.349, SLG: 0.386										1	0	1	0	0	0	0
John Cangelosi, S (8, 7) OBP: 0.351, SLG: 0.303										0	0	0	0	0	0	0
Harold Baines, L (1, 9) OBP: 0.338, SLG: 0.463	x 0-0 1-H 1B 2B		x 0-0 ② F8		x 0-0 E3 F8 1B	x 0-0 ③ F7			x 0-0 ① 6-3	5	1	1	1	0	0	2
Ivan Calderon, R (1, 10) OBP: 0.293, SLG: 0.341	x 0-0 2-H 1B		x 0-0 BB 1B		x 0-0 1-2 1B		x 0-0 ① L4		x 0-0 2B	5	0	4	1	0	0	0
Russ Morman, R (1, 3) OBP: 0.327, SLG: 0.368	x 0-0 ② F2		B B B B 4-0 1-2 BB		x 0-0 ① F8 2-3		x 0-0 ② F9		x 0-0 ② F3	4	0	0	0	1	0	4
Tim Hulett, R (1, 4) OBP: 0.262, SLG: 0.388	x 0-0 ③ 6-3		x 0-0 ③ F4		S S S 0-3 ② K		x 0-0 ③ 5-3		S S S 0-3 ③ K	5	0	0	0	0	2	6
Dave Cochrane, S (1, 5) OBP: 0.277, SLG: 0.302		x 0-0 ① F8		B B B 4-0 SH BB	x 0-0 ③ F8			x 0-0 ① 4-3		3	0	0	0	1	0	2
Ozzie Guillen, L (1, 6) OBP: 0.272, SLG: 0.322		S S S 0-3 ② K		x 0-0 1-2 SH		x 0-0 CS 1B		x 0-0 ② 4-3		3	0	1	0	0	1	0
Ron Karkovice, R (1, 2) OBP: 0.291, SLG: 0.410		B B B B 4-0 BB		S S S 0-3 ① K		x 0-0 ① 1-2 1B 1B		x 0-0 E7 1B		3	0	1	0	1	1	2
Inning Stats	R: 2 E: 0 K: 1 S: 7 H: 2 LOB: 1 BB: 1 P: 11	R: 0 E: 0 K: 1 S: 5 H: 0 LOB: 1 BB: 1 P: 9	R: 0 E: 0 K: 0 S: 4 H: 1 LOB: 2 BB: 1 P: 8	R: 0 E: 1 K: 2 S: 8 H: 0 LOB: 2 BB: 1 P: 12	R: 0 E: 1 K: 1 S: 7 H: 1 LOB: 2 BB: 0 P: 7	R: 0 E: 0 K: 1 S: 7 H: 3 LOB: 2 BB: 0 P: 7	R: 0 E: 0 K: 0 S: 3 H: 0 LOB: 0 BB: 0 P: 3	R: 0 E: 1 K: 0 S: 4 H: 1 LOB: 2 BB: 1 P: 8	R: 0 E: 0 K: 1 S: 6 H: 1 LOB: 1 BB: 0 P: 6	1B: 7 2B: 2 3B: 0 HR: 0 SF: 0 SAC: 1 DP: 0 HBP: 0						

	AB	36
	R	2
	H	9
	RBI	2
	BB	5
	SO	7
	LOB	22

WP: 0 PB: 0 SB: 0 CS: 1 PA: 42

PITCHER		IP	WLS	BF	H	R	ER	SO	BB	IBB	HBP	BLK	WP	HR	S	P	ERA	WHIP
Curt Young, L ERA: 3.73	(1, 1)	6.0		30	7	2	2	6	4	0	0	0	0	0	38	54	3.00	1.833
Steve Ontiveros, R ERA: 4.29	(7, 1)	1.2	W	7	0	0	0	0	1	0	0	0	0	0	6	10	0.00	0.600
Dave Vonohlen, L ERA: 3.68	(8, 1)	0.2		2	1	0	0	0	0	0	0	0	0	0	2	2	0.00	1.500
Jay Howell, R ERA: 3.7	(9, 1)	0.2	S	3	1	0	0	1	0	0	0	0	0	0	5	5	0.00	1.500

PITCHER	IP	WLS	BF	H	R	ER	SO	BB	IBB	HBP	BLK	WP	HR	S	P	ERA	WHIP

BOTTOM

Chicago White Sox @ Oakland Athletics

Oakland-Alameda County Coliseum, Oakland, CA

Wed Sep 24 1986, 3:33 AM PDT

Att. 5,306 - Unknown

livebaseballscorecards.com

Batter	1	2	3	4	5	6	7	8	9	AB	R	H	RBI	BB	SO	LOB
Mike Davis, L (1, 9) OBP: 0.315, SLG: 0.456	F7		F9			K	1-3			4	0	0	0	0	1	0
Dwayne Murphy, L (1, 8) OBP: 0.367, SLG: 0.382	3-1			F7		FC5-4 BB		FC5-4 BB		2	0	0	0	2	0	0
Carney Lansford, R (1, 5) (8, 3) OBP: 0.335, SLG: 0.429	F8			HR		FC5-4 S 1-2f		FC5-4 1-2f		4	1	1	1	0	0	2
Dave Kingman, R (1, 10) OBP: 0.260, SLG: 0.443		5-3		HR		4-0		F6		3	1	1	1	1	0	1
Rob Nelson, L (1, 3) OBP: 0.300, SLG: 0.333 Mike Gallego, R (8, 4) OBP: 0.231, SLG: 0.200		4-0 BB		K		K		F9		2 1	0 0	0 0	0 0	1 0	2 0	2 1
Jose Canseco, R (1, 7) OBP: 0.323, SLG: 0.469		K		K			4-0 G1-6-3 HR BB			2	1	0	0	1	2	1
Donnie Hill, S (1, 4) (8, 5) OBP: 0.332, SLG: 0.381		F6			4-0 G4-6-3 BB		G1-6-3 1-2			2	0	0	0	1	0	2
Mickey Tettleton, S (1, 2) OBP: 0.328, SLG: 0.405			G3		F7		F8			3	0	0	0	0	0	2
Alfredo Griffin, S (1, 6) OBP: 0.319, SLG: 0.355			4-3		G4-6-3 1-2f		2-H HR			3	1	1	2	0	0	1
Inning Stats	R: 0 E: 0 K: 0 S: 3 H: 0 LOB: 0 BB: 0 P: 3	R: 0 E: 0 K: 1 S: 5 H: 0 LOB: 1 BB: 1 P: 9	R: 0 E: 0 K: 0 S: 3 H: 0 LOB: 0 BB: 0 P: 3	R: 2 E: 0 K: 2 S: 9 H: 2 LOB: 0 BB: 0 P: 9	R: 0 E: 0 K: 0 S: 2 H: 0 LOB: 0 BB: 1 P: 6	R: 0 E: 0 K: 2 S: 7 H: 0 LOB: 2 BB: 2 P: 15	R: 2 E: 0 K: 0 S: 4 H: 1 LOB: 0 BB: 1 P: 8	R: 0 E: 0 K: 0 S: 3 H: 0 LOB: 1 BB: 1 P: 7		1B: 0 2B: 0 3B: 0 HR: 3 SF: 0 SAC: 0 DP: 1 HBP: 0						

	AB	26
	R	4
	H	3
	RBI	4
	BB	6
	SO	5
	LOB	12

WP: 0 PB: 0 SB: 1 CS: 0 PA: 32

PITCHER	IP	WLS	BF	H	R	ER	SO	BB	IBB	HBP	BLK	WP	HR	S	P	ERA	WHIP
Joe Cowley, R (1, 1) ERA: 3.95	6.2	L	27	3	4	4	5	5	0	0	0	0	3	32	52	5.40	1.200
Ray Searage, L (7, 1) ERA: 3.35	1.1		5	0	0	0	0	1	0	0	0	0	0	4	8	0.00	0.750

PITCHER	IP	WLS	BF	H	R	ER	SO	BB	IBB	HBP	BLK	WP	HR	S	P	ERA	WHIP

Batter	1	2	3	4	5	6	7	8	9	AB	R	H	RBI	BB	SO	LOB
Steve Lombardozzi, R (1, 4) OBP: 0.303, SLG: 0.338 Al Woods, L (9, PH) OBP: 0.385, SLG: 0.500 Ron Washington, R (9, PR) OBP: 0.266, SLG: 0.450	S S S 0-3 ① K			x 0-0 ① 5-3		S S S 0-3 ② K			B B B B 4-0 G3 HR BB	3 0 0 0 0 2 2 0 0 0 0 1 0 0 0 1 0 0 0 0 0						
Randy Bush, L (1, 7) OBP: 0.336, SLG: 0.404	x 0-0 ② F9			x 0-0 ② 1-3		S S S 0-3 ③ K			x 0-0 ② G3 1-2	4 0 0 0 0 1 3						
Kirby Puckett, R (1, 8) OBP: 0.368, SLG: 0.536	x 0-0 ③ F8			S S S 0-3 ③ K			S S S 0-3 ① K		x 0-0 2-H HR	4 1 1 2 0 2 0						
Gary Gaetti, R (1, 5) OBP: 0.341, SLG: 0.518		S S S 0-3 ① K			x 0-0 ① 5-3		x 0-0 ② F8		S S S 0-3 ③ K	4 0 0 0 0 2 1						
Roy Smalley, S (1, 10) OBP: 0.339, SLG: 0.443		S S S 0-3 ② K			x 0-0 ② F6		x 0-0 ③ F5			3 0 0 0 0 1 0						
Tom Brunansky, R (1, 9) OBP: 0.317, SLG: 0.430		x 0-0 ③ F8			S S S 0-3 ③ K			x 0-0 ① B1-3		3 0 0 0 0 1 0						
Mickey Hatcher, R (1, 3) OBP: 0.314, SLG: 0.351			x 0-0 ① 5-3			x 0-0 ① F9		x 0-0 ② 6-3		3 0 0 0 0 0 0						
Jeff Reed, L (1, 2) OBP: 0.319, SLG: 0.338			x 0-0 ② F8			x 0-0 1B 1B		x 0-0 ③ 6-3		3 0 1 0 0 0 0						
Greg Gagne, R (1, 6) OBP: 0.292, SLG: 0.365			S S S 0-3 ③ K			x 0-0 1-2 1B			x 0-0 ① F7	3 0 1 0 0 1 0						
Inning Stats	R: 0 H: 0 E: 0 LOB: 0 K: 1 BB: 0 S: 5 P: 5	R: 0 H: 0 E: 0 LOB: 0 K: 2 BB: 0 S: 7 P: 7	R: 0 H: 0 E: 0 LOB: 0 K: 1 BB: 0 S: 5 P: 5	R: 0 H: 0 E: 0 LOB: 0 K: 1 BB: 0 S: 5 P: 5	R: 0 H: 0 E: 0 LOB: 0 K: 1 BB: 0 S: 5 P: 5	R: 0 H: 2 E: 0 LOB: 2 K: 2 BB: 0 S: 9 P: 9	R: 0 H: 0 E: 0 LOB: 0 K: 1 BB: 0 S: 5 P: 5	R: 0 H: 0 E: 0 LOB: 0 K: 0 BB: 0 S: 3 P: 3	R: 2 H: 1 E: 0 LOB: 1 K: 1 BB: 1 S: 6 P: 10	1B: 2 SF: 0 2B: 0 SAC: 0 3B: 0 DP: 0 HR: 1 HBP: 0						

TOP

Minnesota Twins @ Chicago White Sox

Comiskey Park, Chicago, IL

Sat Sep 27 1986, 4:33 AM EDT

Unknown

livebaseballscorecards.com

AB	30
R	2
H	3
RBI	2
BB	1
SO	10
LOB	6

PITCHER		IP	WLS	BF	H	R	ER	SO	BB	IBB	HBP	BLK	WP	HR	S	P	ERA	WHIP
Jose DeLeon, R ERA: 3.97	(1, 1)	9.0	W	31	3	2	2	10	1	0	0	0	0	1	50	54	2.00	0.444

PITCHER		IP	WLS	BF	H	R	ER	SO	BB	IBB	HBP	BLK	WP	HR	S	P	ERA	WHIP

Batter	1	2	3	4	5	6	7	8	9	AB	R	H	RBI	BB	SO	LOB
John Cangelosi, S (1, 8) OBP: 0.350, SLG: 0.301	6-3		BBBB 2B 3-1 BB	5-3			6-3			3	1	0	0	1	0	0
Reid Nichols, R (1, 7) OBP: 0.277, SLG: 0.248	5-3		3-1 1-3 FC5-2-6 2B	3-1			F4			4	0	1	0	0	0	0
Harold Baines, L (1, 9) OBP: 0.338, SLG: 0.465 Kenny Williams, R (5, PH) (6, 9) OBP: 0.095, SLG: 0.238	2B		3-1 2-3 3-H		SSS K			HR		2 2	0 1	1 1	1 1	0 0	0 1	1 0
Russ Morman, R (1, 3) OBP: 0.326, SLG: 0.365	SSS K		FC5-2-6 2B 3-H		F4			G5-4-3 1B		4	1	1	0	0	1	2
Ron Hassey, L (1, 2) OBP: 0.399, SLG: 0.478		4-3	HR 1-H 2B		1B			F4		4	1	2	1	0	0	1
Jerry Hairston, S (1, 10) OBP: 0.352, SLG: 0.404		1B 1B	HR 2-H			F7		G5-4-3 1-2f		4	1	2	2	0	0	1
Tim Hulett, R (1, 4) OBP: 0.265, SLG: 0.389		1B 1-2	1B			5-3				3	0	2	0	0	0	0
Dave Cochrane, S (1, 5) OBP: 0.260, SLG: 0.283		SSS K	5-3			4-3				3	0	0	0	0	1	3
Ozzie Guillen, L (1, 6) OBP: 0.271, SLG: 0.320		4-3		F7			G3			3	0	0	0	0	0	2
Inning Stats	R: 0 H: 1 E: 0 LOB: 1 K: 1 BB: 0 S: 6 P: 6	R: 0 H: 2 E: 0 LOB: 2 K: 1 BB: 0 S: 7 P: 7	R: 4 H: 4 E: 0 LOB: 1 K: 0 BB: 1 S: 7 P: 11	R: 0 H: 0 E: 0 LOB: 0 K: 0 BB: 0 S: 3 P: 3	R: 0 H: 1 E: 0 LOB: 1 K: 1 BB: 0 S: 5 P: 5	R: 0 H: 0 E: 0 LOB: 0 K: 0 BB: 0 S: 3 P: 3	R: 0 H: 0 E: 0 LOB: 0 K: 0 BB: 0 S: 3 P: 3	R: 1 H: 2 E: 0 LOB: 0 K: 0 BB: 0 S: 4 P: 4		1B: 5 SF: 0 2B: 3 SAC: 0 3B: 0 DP: 1 HR: 2 HBP: 0						WP: 0 PA: 33 PB: 0 SB: 0 CS: 0

PITCHER	IP	WLS	BF	H	R	ER	SO	BB	IBB	HBP	BLK	WP	HR	S	P	ERA	WHIP
Neal Heaton, L (1, 1) ERA: 4.04	8.0	L	33	10	5	5	3	1	0	0	0	0	2	38	42	5.62	1.375

PITCHER	IP	WLS	BF	H	R	ER	SO	BB	IBB	HBP	BLK	WP	HR	S	P	ERA	WHIP

BOTTOM

Minnesota Twins @ Chicago White Sox

Comiskey Park, Chicago, IL

Sat Sep 27 1986, 4:33 AM EDT

Unknown

livebaseballscorecards.com

AB	32
R	5
H	10
RBI	5
BB	1
SO	3
LOB	10

Minnesota Twins @ Chicago White Sox

Comiskey Park, Chicago, IL

Sat Sep 27 1986, 8:05 PM EDT

Att. 14,148 - Unknown

TOP

livebaseballscorecards.com

Batter	1	2	3	4	5	6	7	8	9	AB	R	H	RBI	BB	SO	LOB
Mark Davidson, R (1, 8) OBP: 0.186, SLG: 0.164	K		K			F7		1B 1-2	K	5	0	1	0	0	3	3
Ron Washington, R (1, 4) OBP: 0.250, SLG: 0.422	4-3		K			6-3		F9		4	0	0	0	0	1	3
Randy Bush, L (1, 9) OBP: 0.338, SLG: 0.408	2B		F6			K		1B 1-2 2-H		4	0	2	1	0	1	1
Kent Hrbek, L (1, 3) OBP: 0.359, SLG: 0.491	G3			1-3			4-3	F8		4	0	0	0	0	0	3
Gary Gaetti, R (1, 5) OBP: 0.342, SLG: 0.523		BB		G3			6-3		HR	3	1	1	1	1	0	0
Al Woods, L (1, 10) OBP: 0.333, SLG: 0.423		F8		K			F7		L1	4	0	0	0	0	1	1
Billy Beane, R (1, 7) OBP: 0.250, SLG: 0.290		K 1-2		K				HR	FC5-4 2B	4	1	2	1	0	2	1
Mark Salas, L (1, 2) OBP: 0.283, SLG: 0.385		F5		L4				1B 1B	FC5-4 IBB	3	1	1	0	0	0	1
Tom Brunansky, R (9, PH) OBP: 0.319, SLG: 0.430										0	0	0	0	1	0	0
Jeff Reed, L (9, 2) OBP: 0.319, SLG: 0.338										0	0	0	0	0	0	0
Alvaro Espinoza, R (1, 6) OBP: 0.167, SLG: 0.200			2B		K			K	FC5-4 1-2f 2-3	2	0	1	0	0	1	0
Roy Smalley, S (8, PH) OBP: 0.338, SLG: 0.442										1	0	0	0	0	1	1
(8, 6)										1	0	0	0	0	0	2
Kirby Puckett, R (9, PH) OBP: 0.368, SLG: 0.536										0	0	0	0	0	0	0
Greg Gagne, R (9, 6) OBP: 0.292, SLG: 0.365																
Inning Stats	R: 0 E: 0 K: 1 S: 6 H: 1 LOB: 1 BB: 0 P: 6	R: 0 E: 0 K: 1 S: 5 H: 0 LOB: 1 BB: 1 P: 9	R: 0 E: 0 K: 2 S: 8 H: 1 LOB: 1 BB: 0 P: 8	R: 0 E: 0 K: 1 S: 5 H: 0 LOB: 0 BB: 0 P: 5	R: 0 E: 0 K: 2 S: 7 H: 0 LOB: 0 BB: 0 P: 7	R: 0 E: 0 K: 1 S: 5 H: 0 LOB: 0 BB: 0 P: 5	R: 0 E: 0 K: 0 S: 3 H: 0 LOB: 0 BB: 0 P: 3	R: 2 E: 0 K: 1 S: 9 H: 4 LOB: 2 BB: 0 P: 9	R: 1 E: 0 K: 1 S: 7 H: 2 LOB: 2 BB: 1 P: 11	1B: 3 2B: 3 3B: 0 HR: 2 SF: 0 SAC: 0 DP: 0 HBP: 0						

	AB	35
	R	3
	H	8
	RBI	3
	BB	2
	SO	10
	LOB	16

WP: 0 PB: 0 SB: 1 CS: 0 PA: 37

PITCHER		IP	WLS	BF	H	R	ER	SO	BB	IBB	HBP	BLK	WP	HR	S	P	ERA	WHIP
Richard Dotson, R ERA: 5.24	(1, 1)	7.1		28	5	2	2	9	1	0	0	0	0	1	45	49	2.46	0.818
Bobby Thigpen, R ERA: 1.41	(8, 1)	1.0		6	3	1	1	0	0	0	0	0	0	1	6	6	9.00	3.000
Ray Searage, L ERA: 3.35	(9, 1)	0.0		1	0	0	0	0	0	1	0	0	0	0	0	4	∞	∞
Dave Schmidt, R ERA: 3.29	(9, 1)	0.2	W	2	0	0	0	1	0	0	0	0	0	0	4	4	0.00	0.000

PITCHER	IP	WLS	BF	H	R	ER	SO	BB	IBB	HBP	BLK	WP	HR	S	P	ERA	WHIP

Batter	1	2	3	4	5	6	7	8	9	AB	R	H	RBI	BB	SO	LOB
John Cangelosi, S (1, 8) OBP: 0.351, SLG: 0.303	1-3		CS, 1B 2-H 3-H		B2			CS, 1B		4	0	2	2	0	0	1
Kenny Williams, R (1, 9) OBP: 0.160, SLG: 0.250	BB CS, S		K 1-2		G5-4-3, 1B 1-2			F8 1-2		3	0	1	0	1	1	2
Reid Nichols, R (1, 7) OBP: 0.269, SLG: 0.240	F7 1-3		F7		G5-4-3 1-2f			F6		4	0	0	0	0	0	3
Jerry Hairston, S (1, 3) OBP: 0.350, SLG: 0.416		HR	F2	5-3					4-3	4	1	1	1	0	0	0
Carlton Fisk, R (1, 10) OBP: 0.261, SLG: 0.329 Daryl Boston, L (9, PR) OBP: 0.337, SLG: 0.407	F7		1B	5-3					G3, 1B, 1B 1B	4 0	0 1	2 0	0 0	0 0	0 0	0 0
Tim Hulett, R (1, 4) OBP: 0.264, SLG: 0.388	K		F9	F8					1B, G3 1-2	4	0	1	0	0	1	1
Dave Cochrane, S (1, 5) OBP: 0.264, SLG: 0.286 Ron Hassey, L (9, PH) OBP: 0.398, SLG: 0.477	6-3		1-2		K			G3 1-2 2-3		3 1	0 0	1 0	0 0	0 0	1 0	0 2
Ozzie Guillen, L (1, 6) OBP: 0.272, SLG: 0.322			1B 1B	1-3	5-3			2-3 3-H		4	1	2	1	0	0	2
Ron Karkovice, R (1, 2) OBP: 0.303, SLG: 0.420			1-3 1B		1B		K			3	1	2	0	0	1	0
Inning Stats	R: 0 E: 0 K: 0 S: 2 H: 0 LOB: 0 BB: 1 P: 6	R: 1 E: 0 K: 1 S: 6 H: 1 LOB: 0 BB: 0 P: 6	R: 2 E: 0 K: 1 S: 7 H: 3 LOB: 0 BB: 0 P: 7	R: 0 E: 0 K: 0 S: 5 H: 2 LOB: 2 BB: 0 P: 5	R: 0 E: 0 K: 0 S: 4 H: 2 LOB: 1 BB: 0 P: 4	R: 0 E: 0 K: 0 S: 3 H: 0 LOB: 0 BB: 0 P: 3	R: 0 E: 0 K: 2 S: 7 H: 0 LOB: 0 BB: 0 P: 7	R: 0 E: 0 K: 0 S: 3 H: 1 LOB: 0 BB: 0 P: 3	R: 1 E: 0 K: 0 S: 5 H: 3 LOB: 2 BB: 0 P: 5	1B: 11 2B: 0 3B: 0 HR: 1	SF: 0 SAC: 0 DP: 1 HBP: 0					

PITCHER	IP	WLS	BF	H	R	ER	SO	BB	IBB	HBP	BLK	WP	HR	S	P	ERA	WHIP
Allan Anderson, L (1, 1) ERA: 5.42	6.0		24	8	3	3	2	1	0	0	0	0	1	27	31	4.50	1.500
Roy Lee Jackson, R (7, 1) ERA: 3.83	2.0		6	1	0	0	2	0	0	0	0	0	0	10	10	0.00	0.500
Mark Portugal, R (9, 1) ERA: 4.42	0.2	L	5	3	1	1	0	0	0	0	0	0	0	5	5	13.50	4.500

PITCHER	IP	WLS	BF	H	R	ER	SO	BB	IBB	HBP	BLK	WP	HR	S	P	ERA	WHIP

BOTTOM

Minnesota Twins @ Chicago White Sox

Comiskey Park, Chicago, IL

Sat Sep 27 1986, 8:05 PM EDT

Att. 14,148 - Unknown

livebaseballscorecards.com

AB	34
R	4
H	12
RBI	4
BB	1
SO	4
LOB	11

Batter	1	2	3	4	5	6	7	8	9	AB	R	H	RBI	BB	SO	LOB
Mark Davidson, R (1, 9) OBP: 0.177, SLG: 0.155	L4		K		F3			SH3-4 1-2	SH2-3 1-3 2-H	3	0	0	1	0	1	2
Mickey Hatcher, R (1, 10) OBP: 0.316, SLG: 0.362	L4		F8		L9			BB WP 1B	HR 3-H	5	1	2	2	0	0	2
Kirby Puckett, R (1, 8) OBP: 0.368, SLG: 0.534	K			F8 1B FC1-6 1B		L9		BB 1-2 2-3 IBB	K	4	1	1	0	1	2	0
Gary Gaetti, R (1, 5) OBP: 0.344, SLG: 0.522		CS 1B		FC1-6 1-2 1B		6-3		FC6-4 1-2 2-3 3-H BB	K	4	0	2	1	1	1	0
Tim Laudner, R (1, 2) Randy Bush, L (8, PH) Tom Brunansky, R (8, PH) Jeff Reed, L (8, 2)		F9		F8 2-3		K		K		3 0 1 0	0 0 0 0	0 0 0 0	0 0 0 0	0 0 0 0	1 0 1 0	3 0 3 0
Kent Hrbek, L (1, 3) OBP: 0.358, SLG: 0.491		1-2 2B		FC1-6 1-2f 3-H			F6	FC6-4 1-2f		4	0	1	1	0	0	4
Billy Beane, R (1, 7) OBP: 0.250, SLG: 0.289		K		F9			K		2B 1B	4	1	1	0	0	2	2
Greg Gagne, R (1, 6) OBP: 0.293, SLG: 0.369			SH1-3 1B		F4		F6		S SH2-3 2B 1-H	4	1	2	1	0	0	0
Alvaro Espinoza, R (1, 4) OBP: 0.219, SLG: 0.226 Roy Smalley, S (9, PH) OBP: 0.339, SLG: 0.442 Steve Lombardozzi, R (9, 4) OBP: 0.303, SLG: 0.338			SH1-3 1-2		E4 1B			WP SH3-4 BB BB	SH2-3 S HR BB	1 0 0	1 1 0	1 0 0	0 0 0	1 1 0	0 0 0	0 0 0
Inning Stats	R: 0 E: 0 K: 1 S: 5 H: 0 LOB: 0 BB: 0 P: 5	R: 0 E: 0 K: 1 S: 6 H: 2 LOB: 1 BB: 0 P: 6	R: 0 E: 0 K: 1 S: 6 H: 1 LOB: 1 BB: 0 P: 6	R: 1 E: 0 K: 0 S: 5 H: 2 LOB: 1 BB: 0 P: 5	R: 0 E: 1 K: 0 S: 4 H: 1 LOB: 1 BB: 0 P: 4	R: 0 E: 0 K: 1 S: 5 H: 0 LOB: 0 BB: 0 P: 5	R: 0 E: 0 K: 1 S: 5 H: 0 LOB: 0 BB: 0 P: 5	R: 1 E: 0 K: 1 S: 6 H: 1 LOB: 3 BB: 3 P: 18	R: 4 E: 0 K: 2 S: 10 H: 3 LOB: 0 BB: 1 P: 14	1B: 7 2B: 2 3B: 0 HR: 1 SF: 0 SAC: 3 DP: 0 HBP: 0						

PITCHER		IP	WLS	BF	H	R	ER	SO	BB	IBB	HBP	BLK	WP	HR	S	P	ERA	WHIP
Floyd Bannister, L ERA: 3.28	(1, 1)	7.1	L	28	6	2	2	5	1	0	0	0	0	0	37	41	2.46	0.955
Gene Nelson, R ERA: 3.95	(8, 1)	0.0		3	1	0	0	0	1	1	0	0	1	0	1	9	∞	∞
Ray Searage, L ERA: 3.31	(8, 1)	0.2		2	0	0	0	1	0	0	0	0	0	0	4	4	0.00	0.000
Bill Dawley, R ERA: 3.42	(9, 1)	1.0		7	3	4	4	2	1	0	0	0	0	1	10	14	36.00	4.000

PITCHER	IP	WLS	BF	H	R	ER	SO	BB	IBB	HBP	BLK	WP	HR	S	P	ERA	WHIP

TOP

Minnesota Twins @ Chicago White Sox

Comiskey Park, Chicago, IL

Sun Sep 28 1986, 4:33 AM EDT

Att. 11,606 - Unknown

livebaseballscorecards.com

AB	33
R	6
H	10
RBI	6
BB	4
SO	8
LOB	16

1B: 7 SF: 0 WP: 1 PA: 40
2B: 2 SAC: 3 PB: 0
3B: 0 DP: 0 SB: 2
HR: 1 HBP: 0 CS: 1

Batter	1	2	3	4	5	6	7	8	9	AB	R	H	RBI	BB	SO	LOB
John Cangelosi, S (1, 7) OBP: 0.348, SLG: 0.300	F7		4-3		FC1-5, G4-6-3, 1-2, 2-3f		4-3			4	0	0	0	0	0	3
Daryl Boston, L (1, 8) OBP: 0.335, SLG: 0.409	4-3, 1B, 2B		F5		G4-6-3, 1-2f			S S S, 0-3, K		4	1	1	0	0	1	2
Jerry Hairston, S (1, 3) OBP: 0.344, SLG: 0.408	4-3, 2-3		F7			F7		1-3		4	0	0	0	0	0	1
Ron Hassey, L (1, 10) OBP: 0.402, SLG: 0.477	1B, 3-H			F7		B B B B, 4-0, BB		B B B B, 4-0, BB		2	0	1	1	2	0	0
Kenny Williams, R (8, PR) OBP: 0.160, SLG: 0.250										0	0	0	0	0	0	0
Steve Lyons, L (1, 9) OBP: 0.285, SLG: 0.310	F8			B B B B, 4-0, BB		F2		F7		3	0	0	0	1	0	3
Ozzie Guillen, L (1, 6) OBP: 0.270, SLG: 0.319		4-3		L9		F7			4-3	4	0	0	0	0	0	2
Tim Hulett, R (1, 5) OBP: 0.266, SLG: 0.389		1B		5-3			B1-6-3, 1B	S S S, 0-3, K		4	0	2	0	0	1	1
Jack Perconte, L (1, 4) OBP: 0.328, SLG: 0.241		L6			E9, FC1-5, 1B		1-2, B1-6-3, 1B	B B B B, 4-0, BB		3	0	1	0	1	0	1
Ron Karkovice, R (1, 2) OBP: 0.304, SLG: 0.417		1-3			1-2, FC1-5, 1B		1-2, 2-3f, B1-6-3		F6	3	0	1	0	0	0	3
Carlton Fisk, R (9, PH) OBP: 0.260, SLG: 0.328										1	0	0	0	0	0	1
Inning Stats	R: 1 E: 0 K: 0 S: 5 H: 2 LOB: 1 BB: 0 P: 5	R: 0 E: 0 K: 0 S: 4 H: 1 LOB: 1 BB: 0 P: 4	R: 0 E: 0 K: 0 S: 3 H: 0 LOB: 0 BB: 0 P: 3	R: 0 E: 0 K: 0 S: 3 H: 0 LOB: 1 BB: 1 P: 7	R: 0 E: 1 K: 0 S: 4 H: 1 LOB: 1 BB: 0 P: 4	R: 0 E: 0 K: 0 S: 3 H: 0 LOB: 1 BB: 1 P: 7	R: 0 E: 0 K: 0 S: 4 H: 2 LOB: 1 BB: 0 P: 4	R: 0 E: 0 K: 1 S: 5 H: 0 LOB: 1 BB: 1 P: 9	R: 0 E: 0 K: 1 S: 5 H: 0 LOB: 1 BB: 1 P: 9	1B: 5 2B: 1 3B: 0 HR: 0	SF: 0 SAC: 0 DP: 2 HBP: 0						

PITCHER	IP	WLS	BF	H	R	ER	SO	BB	IBB	HBP	BLK	WP	HR	S	P	ERA	WHIP
Mike Smithson, R (1, 1) ERA: 4.88	7.2	W	31	6	1	1	1	3	0	0	0	0	0	30	42	1.17	1.174
George Frazier, R (8, 1) ERA: 4.88	1.1	S	5	0	0	0	1	1	0	0	0	0	0	6	10	0.00	0.750

PITCHER	IP	WLS	BF	H	R	ER	SO	BB	IBB	HBP	BLK	WP	HR	S	P	ERA	WHIP

BOTTOM

Minnesota Twins @ Chicago White Sox

Comiskey Park, Chicago, IL

Sun Sep 28 1986, 4:33 AM EDT

Att. 11,606 - Unknown

livebaseballscorecards.com

AB	32
R	1
H	6
RBI	1
BB	4
SO	2
LOB	17

1B: 5	SF: 0	WP: 0	PA: 36
2B: 1	SAC: 0	PB: 0	
3B: 0	DP: 2	SB: 0	
HR: 0	HBP: 0	CS: 0	

Batter	1	2	3	4	5	6	7	8	9	10	AB	R	H	RBI	BB	SO	LOB
John Moses, S (1, 8) OBP: 0.313, SLG: 0.340	5-3		F7			F8		1-3 3B 2B		F8	5	1	1	0	0	0	0
Phil Bradley, R (1, 7) OBP: 0.405, SLG: 0.447	E6 3B			4-3		F8		S S S 0-3 K		4-3	5	1	1	0	0	1	2
Danny Tartabull, R (1, 9) OBP: 0.349, SLG: 0.498	S S S 0-3 K			5-3		FC5 1B 1B		2-H 3-H SF9 3B		S S S 0-3 K	5	1	2	2	0	2	0
Jim Presley, R (1, 5) OBP: 0.307, SLG: 0.468	6-3			1B		1-2 1B		3-H SF9			3	0	2	1	0	0	0
Dave Valle, R (1, 3) OBP: 0.388, SLG: 0.595		F2		F3		FC5 2-3f		F7			3	0	0	0	0	0	3
Alvin Davis, L (8, PH) (8, 3) OBP: 0.375, SLG: 0.429											1	0	0	0	0	0	0
Dave Hengel, R (1, 10) OBP: 0.130, SLG: 0.111		S S S 0-3 K			L4		F8		SH3-4 1B		4	0	1	0	0	1	0
Bob Kearney, R (1, 2) OBP: 0.285, SLG: 0.383		5-3			E5		F8		1-2 SH3-4		3	0	0	0	0	0	0
Rey Quinones, R (1, 6) OBP: 0.274, SLG: 0.290			F9		F9		S S S 0-3 K			F8	4	0	0	0	0	1	2
Harold Reynolds, S (1, 4) OBP: 0.276, SLG: 0.293			F9		1-3		B B B 4-0 2B 3B BB			4-3	3	1	0	0	1	0	2
Inning Stats	R: 1 E: 1 K: 1 S: 6 H: 1 LOB: 0 BB: 0 P: 6	R: 0 E: 0 K: 1 S: 5 H: 0 LOB: 0 BB: 0 P: 5	R: 0 E: 0 K: 0 S: 3 H: 0 LOB: 0 BB: 0 P: 3	R: 0 E: 0 K: 0 S: 4 H: 1 LOB: 1 BB: 0 P: 4	R: 0 E: 1 K: 0 S: 4 H: 0 LOB: 1 BB: 0 P: 4	R: 0 E: 0 K: 0 S: 5 H: 2 LOB: 2 BB: 0 P: 5	R: 0 E: 0 K: 1 S: 5 H: 0 LOB: 0 BB: 0 P: 5	R: 3 E: 0 K: 1 S: 7 H: 2 LOB: 0 BB: 1 P: 11	R: 0 E: 0 K: 0 S: 4 H: 1 LOB: 1 BB: 0 P: 4	R: 0 E: 0 K: 1 S: 5 H: 0 LOB: 0 BB: 0 P: 5	1B: 4 2B: 1 3B: 2 HR: 0 SF: 1 SAC: 1 DP: 0 HBP: 0						

PITCHER		IP	WLS	BF	H	R	ER	SO	BB	IBB	HBP	BLK	WP	HR	S	P	ERA	WHIP
Steve Carlton, L ERA: 5.1	(1, 1)	7.0		28	5	3	2	3	1	0	0	0	0	0	33	37	2.57	0.857
Bobby Thigpen, R ERA: 1.59	(8, 1)	2.0		8	2	1	1	1	0	0	0	0	0	0	10	10	4.50	1.000
Dave Schmidt, R ERA: 3.25	(10, 1)	1.0	W	3	0	0	0	1	0	0	0	0	0	0	5	5	0.00	0.000

PITCHER	IP	WLS	BF	H	R	ER	SO	BB	IBB	HBP	BLK	WP	HR	S	P	ERA	WHIP

TOP

Seattle Mariners @ Chicago White Sox

Comiskey Park, Chicago, IL

Tue Sep 30 1986, 4:33 AM EDT

Unknown

livebaseballscorecards.com

AB	36
R	4
H	7
RBI	3
BB	1
SO	5
LOB	9

1B: 4 SF: 1
2B: 1 SAC: 1
3B: 2 DP: 0
HR: 0 HBP: 0

WP: 0 PA: 39
PB: 0
SB: 0
CS: 0

Batter	1	2	3	4	5	6	7	8	9	10	AB	R	H	RBI	BB	SO	LOB
Daryl Boston, L (1, 8) OBP: 0.329, SLG: 0.400 Reid Nichols, R (9, PH) OBP: 0.279, SLG: 0.252 (10, 9)	4-3	G4-6-3 1-2f			6-3			K	BB 1-2 2-H	1-2 2-3 3-H	4 2	0 0	0 2	0 2	0 0	1 0	3 0
Ozzie Guillen, L (1, 6) OBP: 0.270, SLG: 0.318	6-3		G3		L7			1B	K		5	0	1	0	0	1	2
Steve Lyons, L (1, 9) OBP: 0.289, SLG: 0.310 Russ Morman, R (9, PH) OBP: 0.330, SLG: 0.365 (10, 3)	G3		E4 4-3			1B G4-6-3 BB		F9	1-2 2-3 BB		3 0	1 0	1 0	0 0	1 1	0 0	1 0
Ron Hassey, L (1, 2) OBP: 0.405, SLG: 0.489 Kenny Williams, R (8, PR) OBP: 0.160, SLG: 0.250 Ron Karkovice, R (9, 2) OBP: 0.301, SLG: 0.412		HR	4-3 2-3			G4-6-3 1-3 1B		1-3 1B	K		4 0 1	1 0 0	3 0 0	1 0 0	0 0 1	0 0 3	1 0 3
Jerry Hairston, S (1, 3) OBP: 0.349, SLG: 0.415 (10, 7)		SH E 1B 1B	F7			G4-6-3 1-2f 3-H		FC5-4 IBB		1B 1B 2B	4	2	2	0	1	0	2
Carlton Fisk, R (1, 10) OBP: 0.262, SLG: 0.329		E SH 1-2 1B	F7			K		FC5-4 1-2f		1B BB 2-3 1B	5	0	2	0	0	1	3
Tim Hulett, R (1, 4) OBP: 0.266, SLG: 0.388 (10, 5)		SH E 1-2 2-3	K				4-3		CS 1B	F4	4	0	1	0	0	1	2
Dave Cochrane, S (1, 5) OBP: 0.250, SLG: 0.269 Jack Perconte, L (9, PH) OBP: 0.333, SLG: 0.237 (10, 4)		L4	K				4-3		BB 1-2 1B BB	L3	3 1	0 1	0 0	0 0	0 1	1 0	3 2
John Cangelosi, S (1, 7) OBP: 0.349, SLG: 0.298 (10, 8)		E3 G4-6-3 1-2 2-3 3-H			K		K		BB 1-2 1B BB	1B 1-2 BB	3	0	0	1	2	2	2
Inning Stats	R: 0 E: 0 K: 0 S: 3 H: 0 LOB: 0 BB: 0 P: 3	R: 2 E: 2 K: 0 S: 7 H: 3 LOB: 2 BB: 0 P: 7	R: 0 E: 1 K: 0 S: 4 H: 1 LOB: 1 BB: 0 P: 4	R: 0 E: 0 K: 2 S: 7 H: 0 LOB: 0 BB: 0 P: 7	R: 0 E: 0 K: 1 S: 5 H: 0 LOB: 0 BB: 0 P: 5	R: 1 E: 0 K: 1 S: 5 H: 1 LOB: 0 BB: 1 P: 9	R: 0 E: 0 K: 1 S: 5 H: 0 LOB: 0 BB: 0 P: 5	R: 0 E: 0 K: 1 S: 7 H: 2 LOB: 3 BB: 1 P: 11	R: 1 E: 0 K: 2 S: 8 H: 2 LOB: 3 BB: 3 P: 20	R: 1 E: 0 K: 0 S: 5 H: 3 LOB: 3 BB: 1 P: 9	1B: 10 2B: 1 3B: 0 HR: 1	SF: 0 SAC: 1 DP: 2 HBP: 0		WP: 0 PB: 0 SB: 0 CS: 1	PA: 46		

PITCHER		IP	WLS	BF	H	R	ER	SO	BB	IBB	HBP	BLK	WP	HR	S	P	ERA	WHIP
Mike Moore, R ERA: 4.29	(1, 1)	8.1		35	8	4	3	6	2	1	0	0	0	1	44	56	3.24	1.200
Matt Young, L ERA: 3.88	(9, 1)	0.1		3	1	0	0	1	1	0	0	0	0	0	4	8	0.00	6.000
Pete Ladd, R ERA: 3.84	(9, 1)	0.2	L	5	2	1	1	1	1	0	0	0	0	0	6	10	13.50	4.500
Lee Guetterman, L ERA: 7.34	(10, 1)	0.1		2	0	0	0	0	1	0	0	0	0	0	1	5	0.00	3.000
Ed Nunez, R ERA: 5.4	(10, 1)	0.0		1	1	0	0	0	0	0	0	0	0	0	1	1	∞	∞

PITCHER	IP	WLS	BF	H	R	ER	SO	BB	IBB	HBP	BLK	WP	HR	S	P	ERA	WHIP

BOTTOM

Seattle Mariners @ Chicago White Sox

Comiskey Park, Chicago, IL

Tue Sep 30 1986, 4:33 AM EDT

Unknown

livebaseballscorecards.com

AB	39
R	5
H	12
RBI	4
BB	6
SO	8
LOB	24

Seattle Mariners @ Chicago White Sox

Comiskey Park, Chicago, IL

Tue Sep 30 1986, 8:05 PM EDT

Att. 8,528 - Unknown

livebaseballscorecards.com

Batter	1	2	3	4	5	6	7	8	9	AB	R	H	RBI	BB	SO	LOB
John Moses, S (1, 8) OBP: 0.317, SLG: 0.342	0-0 BB BB SF7 1B		0-0 L4		4-0 1B BB		0-0 G6-4-3 2-H 1B		0-0 F7	4	1	2	1	1	0	1
Scott Bradley, L (1, 2) OBP: 0.354, SLG: 0.444	4-0 BB 1-2 BB		0-0 F7		0-0 1-3 1B		0-0 G6-4-3 1-2f			2	0	1	0	1	0	0
Dave Valle, R (7, PH) OBP: 0.380, SLG: 0.581 (7, 2)										1	0	0	0	0	0	1
Jim Presley, R (1, 5) OBP: 0.305, SLG: 0.464	0-3 K		0-0 F9		0-3 K			0-3 K		4	0	0	0	0	3	4
Ken Phelps, L (1, 3) OBP: 0.412, SLG: 0.534	4-0 1-2 2-3 BB			4-0 2B BB	0-3 K			0-0 4-3		2	1	0	0	2	1	2
Alvin Davis, L (1, 10) OBP: 0.374, SLG: 0.430	0-0 SF7 3-H			0-0 1-H 2B		0-3 K		0-3 K		3	0	1	2	0	2	0
Danny Tartabull, R (1, 9) OBP: 0.348, SLG: 0.496	0-0 F4			0-3 K		0-3 K			0-0 2B 6-3 1B	4	1	1	0	0	2	3
Dave Hengel, R (1, 7) OBP: 0.140, SLG: 0.143		0-0 F9		0-3 K		0-0 1-3			0-0 1-3 2B	4	0	1	0	0	1	1
Domingo Ramos, R (1, 6) OBP: 0.252, SLG: 0.204		0-0 F2		0-3 K			4-0 SH1-3 1B BB		0-0 1-3	3	1	0	0	1	1	3
Harold Reynolds, S (1, 4) OBP: 0.275, SLG: 0.292		0-0 3-1			0-3 K		0-0 SH1-3 1-2		0-0 6-3 3-H	2	0	0	0	0	1	0
Phil Bradley, R (9, PH) OBP: 0.404, SLG: 0.446										1	0	0	1	0	0	1

TOP	
AB	30
R	4
H	6
RBI	4
BB	5
SO	11
LOB	16

Inning Stats	1	2	3	4	5	6	7	8	9		
	R: 1 H: 1 E: 0 LOB: 2 K: 1 BB: 2 S: 6 P: 14	R: 0 H: 0 E: 0 LOB: 0 K: 0 BB: 0 S: 3 P: 3	R: 0 H: 0 E: 0 LOB: 0 K: 0 BB: 0 S: 3 P: 3	R: 1 H: 1 E: 0 LOB: 1 K: 3 BB: 1 S: 10 P: 14	R: 0 H: 1 E: 0 LOB: 2 K: 3 BB: 1 S: 10 P: 14	R: 0 H: 0 E: 0 LOB: 0 K: 2 BB: 0 S: 7 P: 7	R: 1 H: 1 E: 0 LOB: 0 K: 0 BB: 1 S: 3 P: 7	R: 0 H: 0 E: 0 LOB: 0 K: 2 BB: 0 S: 7 P: 7	R: 1 H: 2 E: 0 LOB: 1 K: 0 BB: 0 S: 5 P: 5	1B: 4 SF: 1 2B: 2 SAC: 1 3B: 0 DP: 1 HR: 0 HBP: 0	WP: 0 PA: 37 PB: 0 SB: 0 CS: 0

PITCHER		IP	WLS	BF	H	R	ER	SO	BB	IBB	HBP	BLK	WP	HR	S	P	ERA	WHIP
Joe Cowley, R ERA: 3.97	(1, 1)	6.1		28	4	3	3	9	5	0	0	0	0	0	41	61	4.26	1.421
Ray Searage, L ERA: 3.38	(7, 1)	1.2	W	6	2	1	1	2	0	0	0	0	0	0	10	10	5.40	1.200
Dave Schmidt, R ERA: 3.22	(9, 1)	1.0	S	3	0	0	0	0	0	0	0	0	0	0	3	3	0.00	0.000

PITCHER	IP	WLS	BF	H	R	ER	SO	BB	IBB	HBP	BLK	WP	HR	S	P	ERA	WHIP

Batter	1	2	3	4	5	6	7	8	9	AB	R	H	RBI	BB	SO	LOB
Steve Lyons, L (1, 8) OBP: 0.288, SLG: 0.309	G3		4-3		F7		4-3 SH1-4 PB 1B			4	1	1	0	0	0	0
Ozzie Guillen, L (1, 6) OBP: 0.270, SLG: 0.317	BBBB FC4-6 1B BB		F8		L5		SH1-4 1-2			2	1	0	0	1	0	0
Ron Hassey, L (1, 10) OBP: 0.409, SLG: 0.491	FC4-6 1-3 1B		2B 1B 1B		H 1B HBP		4-3 2-3			3	1	2	0	0	0	1
Jerry Hairston, S (1, 3) OBP: 0.356, SLG: 0.423	FC4-6 2B 1-2f 3-H		1B 1-3 2B		FC5-4 1-2 1B		PB IBB			3	1	2	1	1	0	1
Carlton Fisk, R (1, 7) OBP: 0.263, SLG: 0.333 John Cangelosi, S (8, 7) OBP: 0.349, SLG: 0.298	1-3 2B		FC6-4 2-H 3-H 1B		FC5-4 1-2f		5-3 1-2 3-H			4 0	0 0	2 0	2 0	0 0	0 0	3 0
Reid Nichols, R (1, 9) OBP: 0.279, SLG: 0.276	5-3		FC6-4 1-2f		SSS K			HR		4	1	1	1	0	1	3
Tim Hulett, R (1, 5) OBP: 0.264, SLG: 0.385		4-3		5-3		6-3		L1		4	0	0	0	0	0	0
Jack Perconte, L (1, 4) OBP: 0.329, SLG: 0.238		F8		F7		1B		F7		4	0	1	0	0	0	0
Ron Karkovice, R (1, 2) OBP: 0.289, SLG: 0.393		F3		1-3		4-3		F8		4	0	0	0	0	0	1
Inning Stats	R: 1 H: 2 E: 0 LOB: 2 K: 0 BB: 1 S: 5 P: 9	R: 0 H: 0 E: 0 LOB: 0 K: 0 BB: 0 S: 3 P: 3	R: 2 H: 3 E: 0 LOB: 1 K: 0 BB: 0 S: 6 P: 6	R: 0 H: 0 E: 0 LOB: 0 K: 0 BB: 0 S: 3 P: 3	R: 0 H: 1 E: 0 LOB: 2 K: 0 BB: 0 S: 4 P: 5	R: 0 H: 1 E: 0 LOB: 1 K: 1 BB: 0 S: 6 P: 6	R: 1 H: 1 E: 0 LOB: 1 K: 0 BB: 1 S: 4 P: 8	R: 1 H: 1 E: 0 LOB: 0 K: 0 BB: 0 S: 4 P: 4		1B: 6 SF: 0 2B: 2 SAC: 1 3B: 0 DP: 0 HR: 1 HBP: 1						

PITCHER	IP	WLS	BF	H	R	ER	SO	BB	IBB	HBP	BLK	WP	HR	S	P	ERA	WHIP
Bill Swift, R (1, 1) ERA: 5.46	8.0	L	36	9	5	4	1	1	1	1	0	0	1	35	44	4.50	1.250

PITCHER	IP	WLS	BF	H	R	ER	SO	BB	IBB	HBP	BLK	WP	HR	S	P	ERA	WHIP

BOTTOM

Seattle Mariners @ Chicago White Sox

Comiskey Park, Chicago, IL

Tue Sep 30 1986, 8:05 PM EDT

Att. 8,528 - Unknown

livebaseballscorecards.com

AB	32
R	5
H	9
RBI	4
BB	2
SO	1
LOB	9

WP: 0 PA: 36
PB: 1
SB: 0
CS: 0

Batter	1	2	3	4	5	6	7	8	9	AB	R	H	RBI	BB	SO	LOB
John Moses, S (1, 8) OBP: 0.316, SLG: 0.339	0-0 ① 1-3		0-0 ③ 4-3			4-0 BBBB 1B BB	0-0 ③ F9			3	0	0	0	1	0	3
Scott Bradley, L (1, 2) OBP: 0.352, SLG: 0.441	0-0 ② 1-3			0-0 ① G3		0-0 FC6-4 1-2 1B		0-0 ① 1-3		4	0	1	0	0	0	0
Danny Tartabull, R (1, 9) OBP: 0.348, SLG: 0.494	0-0 1B			0-0 ② 6-3		0-0 ① F3		0-3 SSS ② K		4	0	1	0	0	1	2
Ken Phelps, L (1, 3) OBP: 0.408, SLG: 0.528	0-0 ③ F4			0-3 SSS ③ K		0-3 SSS ② K		0-0 ③ F7		4	0	0	0	0	2	3
Jim Presley, R (1, 5) OBP: 0.305, SLG: 0.462		4-0 BBBB CS BB			0-0 ① 6-3	0-0 ③ FC6-4 1-2f			0-3 SSS ① K	3	0	0	0	1	1	2
Alvin Davis, L (1, 10) OBP: 0.376, SLG: 0.430 Ross Jones, R (7, PR) OBP: 0.111, SLG: 0.111		0-3 SSS ① ② K 1-2			4-0 BBBB G5-6-3 1B BB		0-0 SH1-4 1B 1B		0-3 SSS ② K	2 1	1 0	1 0	0 0	1 0	1 1	1 0
Dave Hengel, R (1, 7) OBP: 0.167, SLG: 0.170		0-0 ③ 6-3			0-0 ② G5-6-3 1-2		0-0 SH1-4 1-2 1B		0-0 1B 1B	4	0	2	0	0	0	1
Rey Quinones, R (1, 6) OBP: 0.276, SLG: 0.291 Dave Valle, R (9, PH) OBP: 0.392, SLG: 0.591			0-3 SSS ① K		0-0 2-H 1B		0-0 ① SH1-4 1-2 2-3		0-0 1-2 1B	2 1	0 0	1 1	1 0	0 0	1 0	0 0
Harold Reynolds, S (1, 4) OBP: 0.274, SLG: 0.291 Phil Bradley, R (7, PH) OBP: 0.404, SLG: 0.445 Domingo Ramos, R (7, 4) OBP: 0.250, SLG: 0.202			0-3 SSS ② K		0-0 ③ F7		0-3 SSS ② K		0-0 ③ 6-3	2 1 1	0 0 0	0 0 0	0 0 0	1 1 0	1 3 2	1 3 2
Inning Stats	R: 0 E: 0 K: 0 S: 4 H: 1 LOB: 1 BB: 0 P: 4	R: 0 E: 0 K: 1 S: 4 H: 0 LOB: 0 BB: 1 P: 8	R: 0 E: 0 K: 2 S: 7 H: 0 LOB: 0 BB: 0 P: 7	R: 0 E: 0 K: 1 S: 5 H: 0 LOB: 0 BB: 0 P: 5	R: 1 E: 0 K: 0 S: 4 H: 1 LOB: 1 BB: 1 P: 8	R: 0 E: 0 K: 1 S: 6 H: 1 LOB: 2 BB: 1 P: 10	R: 0 E: 0 K: 1 S: 7 H: 2 LOB: 3 BB: 0 P: 7	R: 0 E: 0 K: 1 S: 5 H: 0 LOB: 0 BB: 0 P: 5	R: 0 E: 0 K: 2 S: 9 H: 2 LOB: 2 BB: 0 P: 9	1B: 7 2B: 1 3B: 0 HR: 0	SF: 0 SAC: 1 DP: 1 HBP: 0						

TOP

Seattle Mariners @ Chicago White Sox

Comiskey Park, Chicago, IL

Wed Oct 01 1986, 8:05 PM EDT

Att. 8,951 - Unknown

livebaseballscorecards.com

AB	32
R	1
H	7
RBI	1
BB	3
SO	9
LOB	18

PITCHER		IP	WLS	BF	H	R	ER	SO	BB	IBB	HBP	BLK	WP	HR	S	P	ERA	WHIP
Neil Allen, R ERA: 3.82	(1, 1)	5.0		18	2	1	1	4	2	0	0	0	0	0	24	32	1.80	0.800
Bob James, R ERA: 5.25	(6, 1)	1.0	W	5	1	0	0	1	1	0	0	0	0	0	6	10	0.00	2.000
Bill Dawley, R ERA: 3.32	(7, 1)	3.0	S	13	4	0	0	4	0	0	0	0	0	0	21	21	0.00	1.333
Bill Dawley, R ERA: 3.32	(7, 1)	3.0	S	13	4	0	0	4	0	0	0	0	0	0	21	21	0.00	1.333

PITCHER	IP	WLS	BF	H	R	ER	SO	BB	IBB	HBP	BLK	WP	HR	S	P	ERA	WHIP

WP: 0	PA: 36
PB: 0	
SB: 0	
CS: 1	

BOTTOM

Seattle Mariners @ Chicago White Sox

Comiskey Park, Chicago, IL

Wed Oct 01 1986, 8:05 PM EDT

Att. 8,951 - Unknown

livebaseballscorecards.com

Batter	1	2	3	4	5	6	7	8	9	AB	R	H	RBI	BB	SO	LOB
Daryl Boston, L (1, 8) OBP: 0.332, SLG: 0.399	SH1-3 1B	1-3		F6			E BB			3	0	1	0	1	0	2
Ozzie Guillen, L (1, 6) OBP: 0.269, SLG: 0.315	SH1-3 1-2		K		K		E5 G1-6-3 1-2			3	0	0	0	0	2	1
Ron Hassey, L (1, 10) OBP: 0.407, SLG: 0.486 (7, 2)	5-3		1B G3 1B BB		F6		G1-6-3 1-2f			3	1	0	0	1	0	3
Jerry Hairston, S (1, 3) OBP: 0.359, SLG: 0.419	BB		G3 1-2		6-3			WP SH2-3 1B BB		2	1	0	0	2	0	1
Steve Lyons, L (1, 7) OBP: 0.288, SLG: 0.309	F7		1B 2-3 1B			F9		SH2-3 1-2		3	0	1	0	0	0	2
Reid Nichols, R (1, 9) OBP: 0.292, SLG: 0.313		6-3	1-2 3-H 1B			HR		1B 2-H 1B		4	1	3	3	0	0	0
Tim Hulett, R (1, 5) OBP: 0.262, SLG: 0.382		K	K			K		F3		4	0	0	0	0	3	3
Jack Perconte, L (1, 4) OBP: 0.351, SLG: 0.258		2B BB		G5-4-3 1B		4-3		1-3 1B		3	0	2	0	1	0	0
Ron Karkovice, R (1, 2) OBP: 0.293, SLG: 0.407		1-3 2B		G5-4-3 1-2f			1-3	5-3		2	0	1	0	0	0	1
Bill Dawley, R (7, 1)										2	0	0	0	0	0	2
Inning Stats	R: 0 E: 0 K: 0 S: 4 H: 1 LOB: 2 BB: 1 P: 8	R: 0 E: 0 K: 1 S: 6 H: 1 LOB: 2 BB: 1 P: 10	R: 1 E: 0 K: 2 S: 9 H: 2 LOB: 2 BB: 1 P: 13	R: 0 E: 0 K: 0 S: 3 H: 1 LOB: 0 BB: 0 P: 3	R: 0 E: 0 K: 1 S: 5 H: 0 LOB: 0 BB: 0 P: 5	R: 1 E: 0 K: 1 S: 6 H: 1 LOB: 0 BB: 0 P: 6	R: 0 E: 1 K: 0 S: 3 H: 0 LOB: 1 BB: 1 P: 7	R: 1 E: 0 K: 0 S: 5 H: 2 LOB: 2 BB: 1 P: 9		1B: 6 2B: 1 3B: 0 HR: 1 SF: 0 SAC: 2 DP: 2 HBP: 0							

	AB	29
	R	3
	H	8
	RBI	3
	BB	5
	SO	5
	LOB	15

WP: 1 PB: 0 SB: 0 CS: 0 PA: 36

PITCHER	IP	WLS	BF	H	R	ER	SO	BB	IBB	HBP	BLK	WP	HR	S	P	ERA	WHIP
Mike Trujillo, R (1, 1) ERA: 3.09	6.1	L	29	6	2	2	5	4	0	0	0	0	1	35	51	2.84	1.579
Mark Langston, L (7, 1) ERA: 4.79	1.2		7	2	1	1	0	1	0	0	0	1	0	6	10	5.40	1.800

PITCHER	IP	WLS	BF	H	R	ER	SO	BB	IBB	HBP	BLK	WP	HR	S	P	ERA	WHIP

Batter	1	2	3	4	5	6	7	8	9	10	AB	R	H	RBI	BB	SO	LOB
John Cangelosi, S (1, 8) OBP: 0.349, SLG: 0.298	CS S 1B		F7		SF8 2-H			5-3		1-2 2-3 3-H 2B BB	3	1	1	2	1	0	0
Tim Hulett, R (1, 4) OBP: 0.263, SLG: 0.384	F9		1B		F7			F3		1-H 2-H 3-H 2B	5	0	2	3	0	0	1
Reid Nichols, R (1, 7) OBP: 0.282, SLG: 0.301	5-3 1-3		F8			F8			F3	1-3	5	0	0	0	0	0	3
Carlton Fisk, R (1, 10) OBP: 0.263, SLG: 0.338		HR		4-3		K			F9	K	5	1	1	1	0	2	1
Jerry Hairston, S (1, 3) OBP: 0.353, SLG: 0.411		K		F2		F8			F8		4	0	0	0	0	1	0
Kenny Williams, R (1, 9) OBP: 0.207, SLG: 0.259		K		K			H 1-0 K HBP			F9 BB BB 1B	3	1	1	0	0	2	0
Dave Cochrane, S (1, 5) OBP: 0.267, SLG: 0.273		K			FC1-6 1B		1-2 K			BB BB 1-2 2B BB	3	1	1	0	1	2	1
Ozzie Guillen, L (1, 6) OBP: 0.267, SLG: 0.313		F8			FC1-6 1-2f 2B		4-3			F9 2-3	4	1	0	0	0	0	3
Ron Karkovice, R (1, 2) OBP: 0.304, SLG: 0.457 Ron Hassey, L (10, PH) (10, 2) OBP: 0.409, SLG: 0.486		HR			E SF8 1-H 2B			F9		BB 1-2 2B BB	3 2 0 1	2	2	0	0	0	0 0
Inning Stats	R: 0 H: 1 E: 0 LOB: 0 K: 0 BB: 0 S: 3 P: 3	R: 1 H: 1 E: 0 LOB: 0 K: 3 BB: 0 S: 10 P: 10	R: 1 H: 2 E: 0 LOB: 1 K: 0 BB: 0 S: 5 P: 5	R: 0 H: 0 E: 0 LOB: 0 K: 1 BB: 0 S: 5 P: 5	R: 2 H: 2 E: 1 LOB: 0 K: 0 BB: 0 S: 5 P: 5	R: 0 H: 0 E: 0 LOB: 0 K: 1 BB: 0 S: 5 P: 5	R: 0 H: 0 E: 0 LOB: 0 K: 1 BB: 0 S: 4 P: 5	R: 0 H: 0 E: 0 LOB: 0 K: 0 BB: 0 S: 3 P: 3	R: 0 H: 0 E: 0 LOB: 0 K: 0 BB: 0 S: 3 P: 3	R: 4 H: 2 E: 0 LOB: 1 K: 1 BB: 3 S: 7 P: 19	1B: 4 SF: 1 2B: 2 SAC: 0 3B: 0 DP: 0 HR: 2 HBP: 1						

PITCHER	IP	WLS	BF	H	R	ER	SO	BB	IBB	HBP	BLK	WP	HR	S	P	ERA	WHIP
Neal Heaton, L (1, 1) ERA: 4.08	9.1	L	35	7	6	5	6	1	0	1	0	0	2	45	50	4.82	0.857
George Frazier, R (10, 1) ERA: 5.06	0.2		5	1	2	2	1	2	0	0	0	0	0	5	13	27.00	4.500

PITCHER	IP	WLS	BF	H	R	ER	SO	BB	IBB	HBP	BLK	WP	HR	S	P	ERA	WHIP

TOP

Chicago White Sox @ Minnesota Twins

Hubert H. Humphrey Metrodome, Minneapolis, MN

Thu Oct 02 1986, 8:05 PM EDT

Att. 5,673 - Unknown

livebaseballscorecards.com

AB	35
R	8
H	8
RBI	8
BB	3
SO	7
LOB	9

WP: 0	PA: 40					
PB: 0						
SB: 1						
CS: 1						

Chicago White Sox @ Minnesota Twins

Robert H. Humphrey Metrodome, Minneapolis, MN

Thu Oct 02 1986, 8:05 PM EDT

Att. 5,673 - Unknown

livebaseballscorecards.com

BOTTOM

Batter	1	2	3	4	5	6	7	8	9	10	AB	R	H	RBI	BB	SO	LOB
Kirby Puckett, R (1, 8) OBP: 0.369, SLG: 0.536	F8			WP 6-3 G3 1B		1-2 1B		1-3 1B	F4		5	1	3	0	0	0	2
Mark Davidson, R (1, 9) OBP: 0.157, SLG: 0.136	K			6-3 1-2		K		1-2 3-H 1B		G3	3	0	0	0	0	2	3
Al Woods, L (8, PH) OBP: 0.375, SLG: 0.571											1	0	1	1	0	0	0
Mickey Hatcher, R (8, PR) OBP: 0.310, SLG: 0.356 (9, 7)											1	0	0	0	0	0	0
Kent Hrbek, L (1, 3) OBP: 0.355, SLG: 0.485	K			G3 2-H		F8		K		G3	5	0	0	1	0	2	4
Gary Gaetti, R (1, 5) OBP: 0.347, SLG: 0.518		F5		5-3			F8 BB WP HBP	F8		BB 1B	4	1	1	0	0	0	2
Allan Anderson, L (10, PR)											0	0	0	0	0	0	0
Roy Smalley, S (1, 10) OBP: 0.344, SLG: 0.442		4-3			CS 1B		WP 1-2 BB	F9		1-2 BB	3	0	1	0	2	0	2
Billy Beane, R (1, 7) OBP: 0.253, SLG: 0.291 (9, 9)		5-3			K		K		F8	K	3	0	0	0	0	2	3
Mark Salas, L (9, PH) OBP: 0.283, SLG: 0.388 (10, 2)											2	0	0	0	0	1	2
Jeff Reed, L (1, 2) OBP: 0.309, SLG: 0.327			BB G6-4-3		K 1-2		F8 2-3		1B 2B		3	0	1	0	1	1	3
Ron Washington, R (9, PR) OBP: 0.297, SLG: 0.493 (10, 6)											0	1	0	0	0	0	0
Greg Gagne, R (1, 6) OBP: 0.295, SLG: 0.371			F7			1B	4-3 1-2 3-H		F8 2-H 1B		2	0	1	0	0	0	1
Randy Bush, L (7, PH) OBP: 0.345, SLG: 0.418											1	0	0	0	0	0	1
Alvaro Espinoza, R (8, 6) OBP: 0.233, SLG: 0.238											0	0	0	0	0	0	0
Tom Brunansky, R (9, PH) OBP: 0.317, SLG: 0.428 (10, 9)											1	0	1	1	0	0	0
Steve Lombardozzi, R (1, 4) OBP: 0.302, SLG: 0.336			G6-4-3 1-2f			F5		1B 1B	F3		4	1	1	0	0	0	4

Inning Stats																												
	R: 0	H: 0		R: 0	H: 0		R: 0	H: 0		R: 1	H: 1		R: 0	H: 1		R: 0	H: 2		R: 1	H: 0		R: 1	H: 3		R: 1	H: 2		R: 0	H: 1	
	E: 0	LOB: 0		E: 0	LOB: 0		E: 0	LOB: 0		E: 0	LOB: 1		E: 0	LOB: 1		E: 0	LOB: 2		E: 0	LOB: 1		E: 0	LOB: 2		E: 0	LOB: 2		E: 0	LOB: 2	
	K: 2	BB: 0		K: 0	BB: 0		K: 0	BB: 1		K: 0	BB: 0		K: 2	BB: 0		K: 1	BB: 0		K: 1	BB: 1		K: 1	BB: 0		K: 0	BB: 0		K: 1	BB: 1	
	S: 7	P: 7		S: 3	P: 3		S: 2	P: 6		S: 4	P: 4		S: 7	P: 7		S: 7	P: 7		S: 5	P: 10		S: 8	P: 8		S: 5	P: 5		S: 6	P: 10	

1B: 9	SF: 0
2B: 2	SAC: 0
3B: 0	DP: 2
HR: 0	HBP: 1

WP: 2 PA: 42
PB: 0
SB: 0
CS: 1

AB	38
R	4
H	10
RBI	3
BB	3
SO	8
LOB	27

PITCHER		IP	WLS	BF	H	R	ER	SO	BB	IBB	HBP	BLK	WP	HR	S	P	ERA	WHIP
Jose DeLeon, R ERA: 3.87	(1, 1)	7.0		26	4	2	2	6	2	0	1	0	2	0	35	44	2.57	0.857
Dave Schmidt, R ERA: 3.31	(8, 1)	0.0		3	3	1	1	0	0	0	0	0	0	0	3	3	∞	∞
Ray Searage, L ERA: 3.35	(8, 1)	0.1		1	0	0	0	1	0	0	0	0	0	0	3	3	0.00	0.000
Bobby Thigpen, R ERA: 1.77	(8, 1)	1.2	W	7	2	1	1	0	0	0	0	0	0	0	7	7	5.40	1.200
Gene Nelson, R ERA: 3.92	(10, 1)	1.0		5	1	0	0	1	1	0	0	0	0	0	6	10	0.00	2.000

PITCHER		IP	WLS	BF	H	R	ER	SO	BB	IBB	HBP	BLK	WP	HR	S	P	ERA	WHIP

Batter	1	2	3	4	5	6	7	8	9	AB	R	H	RBI	BB	SO	LOB
John Cangelosi, S (1, 7) OBP: 0.350, SLG: 0.300	HR 1B	4-3 1-2			L6			WP 1-2 1B		4	1	2	0	0	0	1
Daryl Boston, L (1, 8) OBP: 0.330, SLG: 0.411	1-H HR		F8			1-3		SSS K 1-2 2-3		4	1	1	2	0	1	2
Ron Hassey, L (1, 10) OBP: 0.407, SLG: 0.484	5-3		G3			G1-6-3 1B		F7		4	0	1	0	0	0	2
Jerry Hairston, S (1, 3) OBP: 0.351, SLG: 0.406	BBBB FC5-4 BB		4-3			G1-6-3 1-2f			F9	3	0	0	0	1	0	1
Steve Lyons, L (1, 9) OBP: 0.284, SLG: 0.304	F7			SSS K			4-3		F6	4	0	0	0	0	1	1
Tim Hulett, R (1, 5) OBP: 0.262, SLG: 0.381	FC5-4 1-2f			SSS K			SSS K		SSS K	4	0	0	0	0	3	1
Ozzie Guillen, L (1, 6) OBP: 0.265, SLG: 0.311		4-3		G3			4-3			3	0	0	0	0	0	0
Jack Perconte, L (1, 4) OBP: 0.338, SLG: 0.246		SSS K			SSS K			F9		3	0	0	0	0	2	0
Ron Karkovice, R (1, 2) OBP: 0.314, SLG: 0.453		H S HBP			SSS K			BBBB WP 1B BB		1	0	0	0	1	1	0
Inning Stats	R: 2 E: 0 K: 0 S: 5 H: 2 LOB: 1 BB: 1 P: 9	R: 0 E: 0 K: 1 S: 5 H: 0 LOB: 1 BB: 0 P: 6	R: 0 E: 0 K: 0 S: 3 H: 0 LOB: 0 BB: 0 P: 3	R: 0 E: 0 K: 2 S: 7 H: 0 LOB: 0 BB: 0 P: 7	R: 0 E: 0 K: 2 S: 7 H: 0 LOB: 0 BB: 0 P: 7	R: 0 E: 0 K: 0 S: 3 H: 1 LOB: 0 BB: 0 P: 3	R: 0 E: 0 K: 1 S: 5 H: 0 LOB: 0 BB: 0 P: 5	R: 0 E: 0 K: 1 S: 6 H: 1 LOB: 2 BB: 1 P: 10	R: 0 E: 0 K: 1 S: 5 H: 0 LOB: 0 BB: 0 P: 5	1B: 3 2B: 0 3B: 0 HR: 1 SF: 0 SAC: 0 DP: 1 HBP: 1						

PITCHER		IP	WLS	BF	H	R	ER	SO	BB	IBB	HBP	BLK	WP	HR	S	P	ERA	WHIP
Mike Smithson, R ERA: 4.77	(1, 1)	8.0	W	30	4	2	2	7	2	0	1	0	1	1	41	50	2.25	0.750
Mark Portugal, R ERA: 4.31	(9, 1)	1.0		3	0	0	0	1	0	0	0	0	0	0	5	5	0.00	0.000

PITCHER		IP	WLS	BF	H	R	ER	SO	BB	IBB	HBP	BLK	WP	HR	S	P	ERA	WHIP

TOP

Chicago White Sox @ Minnesota Twins

Hubert H. Humphrey Metrodome, Minneapolis, MN

Fri Oct 03 1986, 8:05 PM EDT

Att. 7,069 - Unknown

livebaseballscorecards.com

AB	30
R	2
H	4
RBI	2
BB	2
SO	8
LOB	8

WP: 1 PA: 33
PB: 0
SB: 1
CS: 0

BOTTOM

Chicago White Sox @ Minnesota Twins

Hubert H. Humphrey Metrodome, Minneapolis, MN

Fri Oct 03 1986, 8:05 PM EDT

Att. 7,069 - Unknown

livebaseballscorecards.com

Batter	1	2	3	4	5	6	7	8	9	AB	R	H	RBI	BB	SO	LOB
Kirby Puckett, R (1, 8) OBP: 0.369, SLG: 0.542	F9		1-H 2B 3B	HR		5-3		G3		5	2	2	2	0	0	0
Randy Bush, L (1, 10) OBP: 0.345, SLG: 0.420	K		F8 3-H 2B	4-3		2B				3	0	1	1	0	1	0
Mark Davidson, R (6, PH) OBP: 0.169, SLG: 0.164										1	0	1	0	0	0	0
Kent Hrbek, L (1, 3) OBP: 0.355, SLG: 0.483	6-3		F8 2-3	BBB BB		F8				3	0	0	0	1	0	2
Tom Brunansky, R (1, 9) OBP: 0.315, SLG: 0.425		F6	F8	F2		F7				4	0	0	0	0	0	3
Roy Smalley, S (1, 5) OBP: 0.343, SLG: 0.441		K	2B BB 1B F9				4-3			4	1	1	0	0	1	1
Billy Beane, R (1, 7) OBP: 0.258, SLG: 0.301		1B	BB 1-3 HR 2B		F9		G3			4	1	2	0	0	0	0
Mark Salas, L (1, 2) OBP: 0.282, SLG: 0.384		F9	BBB BB HR BB		F9		F9			3	1	0	0	1	0	1
Greg Gagne, R (1, 6) OBP: 0.296, SLG: 0.377			G1	BBB BB 1-2 2-3 3-H HR	HR			5-3		3	2	1	2	1	0	0
Steve Lombardozzi, R (1, 4) OBP: 0.303, SLG: 0.345			3B 1B	1-H 2-H 3-H HR	F8			F7		4	2	2	4	0	0	0
Inning Stats	R: 0 E: 0 K: 1 S: 5 H: 0 LOB: 0 BB: 0 P: 5	R: 0 E: 0 K: 1 S: 6 H: 1 LOB: 1 BB: 0 P: 6	R: 2 E: 0 K: 0 S: 6 H: 3 LOB: 1 BB: 0 P: 6	R: 6 E: 0 K: 0 S: 7 H: 4 LOB: 1 BB: 3 P: 19	R: 1 E: 0 K: 0 S: 4 H: 1 LOB: 0 BB: 0 P: 4	R: 0 E: 0 K: 0 S: 4 H: 1 LOB: 1 BB: 0 P: 4	R: 0 E: 0 K: 0 S: 3 H: 0 LOB: 0 BB: 0 P: 3	R: 0 E: 0 K: 0 S: 3 H: 0 LOB: 0 BB: 0 P: 3		1B: 3 2B: 3 3B: 1 HR: 3	SF: 0 SAC: 0 DP: 0 HBP: 0						

	AB	34
	R	9
	H	10
	RBI	9
	BB	3
	SO	2
	LOB	7

WP: 0 PB: 0 SB: 0 CS: 0 PA: 37

PITCHER		IP	WLS	BF	H	R	ER	SO	BB	IBB	HBP	BLK	WP	HR	S	P	ERA	WHIP
Richard Dotson, R ERA: 5.48	(1, 1)	3.0	L	18	7	7	7	2	2	0	0	0	0	1	20	28	21.00	3.000
Pete Filson, L ERA: 6.0	(4, 1)	5.0		19	3	2	2	0	1	0	0	0	0	2	18	22	3.60	0.800

PITCHER	IP	WLS	BF	H	R	ER	SO	BB	IBB	HBP	BLK	WP	HR	S	P	ERA	WHIP

Batter	1	2	3	4	5	6	7	8	9	AB	R	H	RBI	BB	SO	LOB
John Cangelosi, S (1, 7) OBP: 0.350, SLG: 0.300	SH1-3 S 1B 1B		L6		F7		3-1			4	1	1	0	0	0	1
Daryl Boston, L (1, 8) OBP: 0.335, SLG: 0.427	SH1-3 1-3		3-1		BBBB 4-0 G5-4-3 BB		HR			2	1	1	1	1	0	0
Ron Hassey, L (1, 2) OBP: 0.406, SLG: 0.481	1B 3-H 1B		6-3		G5-4-3 1-2f		3-1			4	0	1	1	0	0	2
Jerry Hairston, S (1, 3) OBP: 0.353, SLG: 0.412	1-2 1B			F7		1B 2B		G3		4	1	2	0	0	0	0
Carlton Fisk, R (1, 10) OBP: 0.263, SLG: 0.337	F4			F4		2-H 1B		6-3		4	0	1	1	0	0	2
Steve Lyons, L (1, 9) OBP: 0.284, SLG: 0.303	K			1B 1B		F8		5-3		4	0	1	0	0	1	3
Ozzie Guillen, L (1, 6) OBP: 0.265, SLG: 0.311		K		1-3 1B		F5			G3	4	0	1	0	0	1	1
Jack Perconte, L (1, 4) OBP: 0.321, SLG: 0.233		K		4-3		B5-3			1-3	4	0	0	0	0	1	3
Dave Cochrane, S (1, 5) OBP: 0.266, SLG: 0.288		K			2B		1-3		F6	4	0	1	0	0	1	0
Inning Stats	R: 1 E: 0 K: 1 S: 8 H: 3 LOB: 2 BB: 0 P: 8	R: 0 E: 0 K: 3 S: 9 H: 0 LOB: 0 BB: 0 P: 9	R: 0 E: 0 K: 0 S: 3 H: 0 LOB: 0 BB: 0 P: 3	R: 0 E: 0 K: 0 S: 5 H: 2 LOB: 2 BB: 0 P: 5	R: 0 E: 0 K: 0 S: 3 H: 1 LOB: 1 BB: 1 P: 7	R: 1 E: 0 K: 0 S: 5 H: 2 LOB: 1 BB: 0 P: 5	R: 1 E: 0 K: 0 S: 4 H: 1 LOB: 0 BB: 0 P: 4	R: 0 E: 0 K: 0 S: 3 H: 0 LOB: 0 BB: 0 P: 3	R: 0 E: 0 K: 0 S: 3 H: 0 LOB: 0 BB: 0 P: 3	1B: 6 2B: 2 3B: 0 HR: 1	SF: 0 SAC: 1 DP: 1 HBP: 0						

PITCHER	IP	WLS	BF	H	R	ER	SO	BB	IBB	HBP	BLK	WP	HR	S	P	ERA	WHIP
Bert Blyleven, R (1, 1) ERA: 4.01	9.0	W	36	9	3	3	4	1	0	0	0	0	1	43	47	3.00	1.111

PITCHER	IP	WLS	BF	H	R	ER	SO	BB	IBB	HBP	BLK	WP	HR	S	P	ERA	WHIP

TOP

Chicago White Sox @ Minnesota Twins

Hubert H. Humphrey Metrodome, Minneapolis, MN

Sat Oct 04 1986, 8:05 PM EDT

Att. 28,136 - Unknown

livebaseballscorecards.com

AB	34
R	3
H	9
RBI	3
BB	1
SO	4
LOB	12

WP: 0	PB: 0	SB: 1	CS: 0	PA:	36	

Batter	1	2	3	4	5	6	7	8	9	AB	R	H	RBI	BB	SO	LOB
Ron Washington, R (1, 5) OBP: 0.278, SLG: 0.459	K		F3	K		FC6-4 1-2f 3-H		FC6-4 1-2f		5	0	0	1	0	2	4
Mickey Hatcher, R (1, 10) OBP: 0.315, SLG: 0.367	E 3B		FC5-4 1B	1-3 1B		F8				4	1	3	0	0	0	1
Kirby Puckett, R (1, 8) OBP: 0.367, SLG: 0.539	E5 CS 3-H		K	K			K2-3			4	0	0	1	0	3	3
Tom Brunansky, R (1, 9) OBP: 0.315, SLG: 0.423	F9		FC5-4 1-2f		F6		L6-3 BB			3	0	0	0	1	0	2
Kent Hrbek, L (1, 3) OBP: 0.352, SLG: 0.479	CS 1-2	K		5-3	K		L6-3 1-2			4	0	0	0	0	2	1
Billy Beane, R (1, 7) OBP: 0.263, SLG: 0.302		CS BB		BB IHR 1B	F8			F3		3	1	1	0	1	0	0
Tim Laudner, R (1, 2) OBP: 0.333, SLG: 0.451		1-2 HR		1-2 IHR BB		K		1B 1B		3	2	2	1	1	1	0
Greg Gagne, R (1, 6) OBP: 0.300, SLG: 0.397		IHR		1-H 2-H IHR		FC6-4 3B		F9		4	3	3	4	0	0	1
Steve Lombardozzi, R (1, 4) OBP: 0.307, SLG: 0.347		K		1B 1B		FC6-4 BB		1-2 FC6-4 1B		3	0	2	0	1	1	0
Inning Stats	R: 1 E: 1 K: 1 S: 6 H: 1 LOB: 0 BB: 0 P: 6	R: 2 E: 0 K: 2 S: 8 H: 2 LOB: 0 BB: 1 P: 12	R: 0 E: 0 K: 1 S: 6 H: 1 LOB: 1 BB: 0 P: 6	R: 3 E: 0 K: 2 S: 11 H: 4 LOB: 2 BB: 1 P: 15	R: 0 E: 0 K: 1 S: 5 H: 0 LOB: 0 BB: 0 P: 5	R: 1 E: 0 K: 1 S: 6 H: 1 LOB: 1 BB: 1 P: 10	R: 0 E: 0 K: 1 S: 4 H: 0 LOB: 0 BB: 1 P: 8	R: 0 E: 0 K: 0 S: 5 H: 2 LOB: 2 BB: 0 P: 5		1B: 6 2B: 1 3B: 2 HR: 3 SF: 0 SAC: 0 DP: 1 HBP: 0						

PITCHER		IP	WLS	BF	H	R	ER	SO	BB	IBB	HBP	BLK	WP	HR	S	P	ERA	WHIP
Floyd Bannister, L ERA: 3.54	(1, 1)	3.2	L	20	8	6	6	5	2	0	0	0	0	1	28	36	14.73	2.727
Gene Nelson, R ERA: 3.85	(4, 1)	4.1		17	3	1	1	4	2	0	0	0	0	0	23	31	2.08	1.154

PITCHER	IP	WLS	BF	H	R	ER	SO	BB	IBB	HBP	BLK	WP	HR	S	P	ERA	WHIP

BOTTOM

Chicago White Sox @ Minnesota Twins

Hubert H. Humphrey Metrodome, Minneapolis, MN

Sat Oct 04 1986, 8:05 PM EDT

Att. 28,136 - Unknown

livebaseballscorecards.com

AB	33
R	7
H	11
RBI	7
BB	4
SO	9
LOB	12

Chicago White Sox @ Minnesota Twins

Hubert H. Humphrey Metrodome, Minneapolis, MN

Sun Oct 05 1986, 4:33 AM EDT

Att. 7,208 - Unknown

TOP

livebaseballscorecards.com

Batter	1	2	3	4	5	6	7	8	9	AB	R	H	RBI	BB	SO	LOB
John Cangelosi, S (1, 7) OBP: 0.349, SLG: 0.299	K			5-3 1B		5-3			F7	4	0	1	0	0	1	0
Kenny Williams, R (1, 8) OBP: 0.182, SLG: 0.226	4-3			F7		F4			F8	4	0	0	0	0	0	1
Jerry Hairston, S (1, 10) OBP: 0.348, SLG: 0.404	K			5-3 1-2			F3		F9	4	0	0	0	0	1	1
Russ Morman, R (1, 3) OBP: 0.324, SLG: 0.358		5-3		K			K			3	0	0	0	0	2	1
Tim Hulett, R (1, 4) OBP: 0.260, SLG: 0.379		F4			F4		F9			3	0	0	0	0	0	0
Dave Cochrane, S (1, 5) OBP: 0.254, SLG: 0.274		K			K			6-3		3	0	0	0	0	2	0
Ron Karkovice, R (1, 2) OBP: 0.315, SLG: 0.443			K		4-0 FC3-6 BB			6-3		2	0	0	0	1	1	0
Ozzie Guillen, L (1, 6) OBP: 0.265, SLG: 0.311			6-3		FC3-6 1-2f			1B		3	0	1	0	0	0	1
Steve Lyons, L (1, 9) OBP: 0.280, SLG: 0.300			F6			K		K		3	0	0	0	0	2	1

	AB	29
	R	0
	H	2
	RBI	0
	BB	1
	SO	9
	LOB	5

Inning Stats	1	2	3	4	5	6	7	8	9	1B: 2	SF: 0	WP: 0	PA: 30
R:	0	0	0	0	0	0	0	0	0	2B: 0	SAC: 0	PB: 0	
E:	0	0	0	0	0	0	0	0	0	3B: 0	DP: 0	SB: 0	
K:	2	1	1	1	1	1	1	1	0	HR: 0	HBP: 0	CS: 0	
S:	7	5	5	6	5	5	5	6	3				
H:	0	0	0	1	0	0	0	1	0				
LOB:	0	0	0	1	1	0	0	1	0				
BB:	0	0	0	0	1	0	0	0	0				
P:	7	5	5	6	9	5	5	6	3				

PITCHER	IP	WLS	BF	H	R	ER	SO	BB	IBB	HBP	BLK	WP	HR	S	P	ERA	WHIP
Frank Viola, L (1, 1) ERA: 4.51	9.0	W	30	2	0	0	9	1	0	0	0	0	0	47	51	0.00	0.333

PITCHER	IP	WLS	BF	H	R	ER	SO	BB	IBB	HBP	BLK	WP	HR	S	P	ERA	WHIP

BOTTOM

Chicago White Sox @ Minnesota Twins

Hubert H. Humphrey Metrodome, Minneapolis, MN

Sun Oct 05 1986, 4:33 AM EDT

Att. 7,208 - Unknown

livebaseballscorecards.com

Batter	1	2	3	4	5	6	7	8	9	AB	R	H	RBI	BB	SO	LOB
Steve Lombardozzi, R (1, 4) OBP: 0.308, SLG: 0.347	F9 ①	1B		FC6-4 BB 1-2 2-3 BB		K ③				3	0	1	0	1	1	0
Randy Bush, L (1, 9) OBP: 0.347, SLG: 0.420 Mark Davidson, R (1, PR) OBP: 0.189, SLG: 0.162 (2, 9)	BB BB HBP	F2 ③		FC6-4 1-2 2-3 3-H BB			WP 1B BB			0 1	0 0	0 0	0 1	0 2	0 0	0 1
Kirby Puckett, R (1, 8) OBP: 0.366, SLG: 0.537	F4 ②		S BB	FC6-4 ② 1-2f 2-3 3-H			K ①			3	0	0	1	1	1	4
Kent Hrbek, L (1, 3) OBP: 0.353, SLG: 0.478	BB 1-2 BB		K ① 1-2	4-3 ③			8-4 WP 1-2 1B			3	0	1	0	1	1	3
Roy Smalley, S (1, 5) OBP: 0.342, SLG: 0.438	1-2 2-3 BB		K ②		4-3 ①		8-4 ②③ 1-3f 2-3			3	0	0	0	1	1	3
Mickey Hatcher, R (1, 10) OBP: 0.315, SLG: 0.366	F9 ③		K ③		F9 ②			1B		4	0	1	0	0	1	4
Jeff Reed, L (1, 2) OBP: 0.308, SLG: 0.321		4-3 ①		BB 1B BB BB	4-3 ③			F4 ①		3	1	0	0	1	0	1
Billy Beane, R (1, 7) OBP: 0.258, SLG: 0.295		K ②		F9 ①		F3 ①		F9 ②		4	0	0	0	0	1	2
Greg Gagne, R (1, 6) OBP: 0.301, SLG: 0.398		E7 1B		BB BB 1-2 FC6-4 1B		K ②		K ③		4	2	2	0	0	2	1
Inning Stats	R: 0 H: 0 E: 0 LOB: 3 K: 0 BB: 2 S: 3 P: 12	R: 1 H: 2 E: 1 LOB: 1 K: 1 BB: 0 S: 7 P: 7	R: 0 H: 0 E: 0 LOB: 1 K: 3 BB: 1 S: 9 P: 13	R: 2 H: 1 E: 0 LOB: 2 K: 0 BB: 3 S: 4 P: 16	R: 0 H: 0 E: 0 LOB: 0 K: 0 BB: 0 S: 3 P: 3	R: 0 H: 0 E: 0 LOB: 0 K: 2 BB: 0 S: 7 P: 7	R: 0 H: 1 E: 0 LOB: 1 K: 1 BB: 1 S: 5 P: 9	R: 0 H: 1 E: 0 LOB: 1 K: 1 BB: 0 S: 6 P: 6		1B: 5 SF: 0 2B: 1 SAC: 0 3B: 0 DP: 1 HR: 0 HBP: 1						

	AB	28
	R	3
	H	5
	RBI	2
	BB	7
	SO	8
	LOB	19

WP: 1 PA: 36
PB: 0
SB: 1
CS: 0

PITCHER	IP	WLS	BF	H	R	ER	SO	BB	IBB	HBP	BLK	WP	HR	S	P	ERA	WHIP
Joe Cowley, R (1, 1) ERA: 3.88	8.0	L	36	5	3	2	8	7	0	1	0	1	0	44	73	2.25	1.500

PITCHER	IP	WLS	BF	H	R	ER	SO	BB	IBB	HBP	BLK	WP	HR	S	P	ERA	WHIP