

# Chicago White Sox - 1986

Batter	1	2	3	4	5	6	7	8	9	AB	R	H	RBI	BB	SO	LOB	TOP					
Mike Felder, S OBP: 0.250, SLG: 0.250 (1, 7)	0-0 4-3		0-0 S 1B		0-0 3-1		0-0 G5-4-3			4	0	1	0	0	0	1						
Robin Yount, R OBP: 0.250, SLG: 0.250 (1, 8)	0-0 G6-4-3 1B		0-3 K 1-2			0-0 F7	0-0 6-3			4	0	1	0	0	0	1						
Paul Molitor, R OBP: 0.250, SLG: 0.500 (1, 5)	0-0 G6-4-3 1-2			0-0 F8	0-0 HR 1B	0-0 2B		0-3 K		4	1	1	0	0	1	1						
Billy Jo Robidoux, L OBP: 0.500, SLG: 0.500 (1, 3)		0-0 F8		0-0 HR 1B	0-0 FC4-6 1B	0-0 FC4-6 1B		0-3 K		4	1	2	1	0	1	0						
Ernest Riles, L OBP: 0.250, SLG: 1.000 (1, 6)		0-0 F7		0-0 HR 1B	0-0 FC4-6 1B	0-0 FC4-6 1B		0-3 K		4	2	1	2	0	1	1						
Rob Deer, R OBP: 0.500, SLG: 1.250 (1, 9)		0-0 HR		0-3 K	0-3 K	0-0 1B	0-0 1B		0-3 K	4	1	2	1	0	2	0						
Paul Householder, S OBP: 0.250, SLG: 0.250 (1, 10)		0-0 6-3		0-3 K	0-3 K	0-0 1B	0-0 1B		0-0 F7	4	0	1	1	0	1	0						
Jim Gantner, L (1, 4)			0-0 4-3		0-0 G3	0-0 F7		0-0 3-1		4	0	0	0	0	0	2						
Rick Cerone, R OBP: 0.333, SLG: 0.333 (1, 2)			0-0 F7		0-0 F9		0-0 G5-4-3 1B			3	0	1	0	0	0	0						
<b>Inning Stats</b>	R: 0 E: 0 K: 0 S: 3	H: 1 LOB: 0 BB: 0 P: 3	R: 1 E: 0 K: 0 S: 4	H: 1 LOB: 0 BB: 0 P: 4	R: 0 E: 0 K: 1 S: 6	H: 1 LOB: 1 BB: 0 P: 6	R: 2 E: 0 K: 2 S: 9	H: 2 LOB: 0 BB: 0 P: 9	R: 0 E: 0 K: 0 S: 3	H: 0 LOB: 0 BB: 0 P: 3	R: 2 E: 0 K: 0 S: 7	H: 4 LOB: 2 BB: 0 P: 7	R: 0 E: 0 K: 0 S: 3	H: 1 LOB: 0 BB: 0 P: 3	R: 0 E: 0 K: 3 S: 9	H: 0 LOB: 0 BB: 0 P: 9	R: 0 E: 0 K: 1 S: 5	H: 0 LOB: 0 BB: 0 P: 5	1B: 7 2B: 1 3B: 0 HR: 2	SF: 0 SAC: 0 DP: 2 HBP: 0	WP: 0 PB: 0 CS: 1	PA: 35
<b>PITCHER</b>	IP WLS BF H R ER SO BB IBB HBP BLK WP HR S P ERA WHIP	<b>PITCHER</b>																ERA WHIP				
Tom Seaver, R ERA: 8.44 (1, 1)	5.1 L 22 7 5 5 3 0 0 0 0 0 2 28 10 8.44 1.312																					
Dave Schmidt, R ERA: (6, 1)	2.0 8 3 0 0 1 0 0 0 0 0 0 0 10 10 0.00 1.500																					
Juan Agosto, L ERA: (8, 1)	0.2 2 0 0 0 2 0 0 0 0 0 0 0 6 6 0.00 0.000																					
Neil Allen, R ERA: (9, 1)	1.0 3 0 0 0 1 0 0 0 0 0 0 0 5 5 0.00 0.000																					

Milwaukee Brewers @ Chicago White Sox  
Comiskey Park, Chicago, IL  
Mon Apr 07 1986, 4:33 AM EST  
Att: 42,265 - Unknown

AB 35  
R 5  
H 10  
RBI 5  
BB 0  
SO 7  
LOB 6



Batter	1	2	3	4	5	6	7	8	9	AB	R	H	RBI	BB	SO	LOB	BOTTOM					
John Cangelosi, S (1, 8)	0-0 6-3		0-0 5-3	0-0 6-3		4-0 S BB			4-0 1B SF7 BB	3	1	0	0	2	0	2						
Wayne Tolleson, S (1, 5) (9, 6)	0-3 K		4-0 F9 1B BB		4-0 1B SF7 BB	0-0 F8 1-2			0-3 K	3	1	0	0	2	2	2						
Harold Baines, L OBP: 0.800, SLG: 0.800 (1, 9)	0-0 1B		0-0 1-2 1B		0-0 1-3 1B		0-3 K		0-0 FC6-4 1B	5	0	4	0	0	1	0						
Carlton Fisk, R (1, 7)	0-0 F5		0-0 F9 2-3		0-0 SF7		0-0 G3		0-0 SF7	3	0	0	2	0	0	3						
Ron Kittle, R OBP: 0.400, SLG: 0.600 (1, 10)		0-0 1B 2B	0-0 L5		0-0 1-2 1B		0-0 5-3		0-0 FC6-4 1-2	5	1	2	0	0	0	3						
Greg Walker, L OBP: 0.250, SLG: 0.500 (1, 3)	0-3 K			0-0 G3	0-0 F7		0-0 F8 2B			4	0	1	0	0	1	3						
Tim Lulett, R OBP: 0.500, SLG: 0.333 (1, 4) (9, 5)		0-0 2H 1B		4-0 1B BB	0-0 F9		0-0 F8		0-0 F8 2-3	3	0	1	1	1	0	3						
Joel Skinner, R Reid Nichols, R (8, PH) (9, 4)		0-3 K		0-3 K		0-0 1-3		0-0 1-3		3	0	0	0	0	2	2						
Ozzie Guillen, L OBP: 0.333, SLG: 0.333 Jerry Hairston, S (8, PH) Marc Hill, R (9, 2)		0-0 4-3		0-0 1-3 1B		0-0 4-3		0-0 F4		3	0	1	0	0	0	1						
<b>Inning Stats</b>	R: 0 E: 0 K: 1 S: 6	H: 1 LOB: 1 BB: 0 P: 6	R: 1 E: 0 K: 2 S: 9	H: 2 LOB: 1 BB: 0 P: 9	R: 0 E: 0 K: 0 S: 4	H: 1 LOB: 2 BB: 1 P: 8	R: 0 E: 0 K: 1 S: 6	H: 1 LOB: 2 BB: 1 P: 10	R: 1 E: 0 K: 0 S: 5	H: 2 LOB: 2 BB: 1 P: 9	R: 0 E: 0 K: 0 S: 3	H: 0 LOB: 1 BB: 1 P: 7	R: 0 E: 0 K: 1 S: 5	H: 0 LOB: 0 BB: 0 P: 5	R: 0 E: 0 K: 0 S: 4	H: 1 LOB: 1 BB: 0 P: 4	R: 1 E: 0 K: 1 S: 6	H: 1 LOB: 1 BB: 1 P: 10	1B: 7 2B: 2 3B: 0 HR: 0	SF: 2 SAC: 0 DP: 0 HBP: 0	WP: 0 PB: 0 CS: 0	PA: 41
<b>PITCHER</b>	IP WLS BF H R ER SO BB IBB HBP BLK WP HR S P ERA WHIP	<b>PITCHER</b>																ERA WHIP				
Teddy Higuera, L ERA: 2.57 (1, 1)	7.0 W 32 7 2 2 5 4 0 0 0 0 0 8 12 6.75 2.250																					
Ray Seavage, L ERA: 6.75 (8, 1)	1.1 7 2 1 1 1 1 0 0 0 0 0 0 8 12 6.75 2.250																					
Mark Clear, R ERA: (9, 1)	0.2 S 2 0 0 0 0 0 0 0 0 0 0 2 2 0.00 0.000																					

Milwaukee Brewers @ Chicago White Sox  
Comiskey Park, Chicago, IL  
Mon Apr 07 1986, 4:33 AM EST  
Att: 42,265 - Unknown

AB 34  
R 3  
H 9  
RBI 3  
BB 5  
SO 6  
LOB 21





Batter	1	2	3	4	5	6	7	8	9	AB	R	H	RBI	BB	SO	LOB	TOP																					
Mike Felder, S (1,7) OBP: 0.333, SLG: 0.444	5-3		4-3						K	5	0	2	0	0	1	1	<b>Milwaukee Brewers @ Chicago White Sox</b> Comiskey Park, Chicago, IL Wed Apr 09 1986, 4:33 AM EST Att: 9,007 - Unknown <a href="http://livebaseballscorecards.com">livebaseballscorecards.com</a>																					
Robin Yount, R (1,8) OBP: 0.556, SLG: 0.556				BB WP 5-3	5-3					5	1	4	1	0	0	1																						
Paul Molitor, R (1,5) OBP: 0.222, SLG: 0.250	5-3			5-3 BB 2B BB	5-3				K	4	1	0	0	1	1	6																						
Billy Jo Rodoboux, L (1,3) OBP: 0.375, SLG: 0.286	4-3			5-3 BB 2B BB					4-3	3	1	0	0	1	1	3																						
Ernest Riles, L (1,6) OBP: 0.125, SLG: 0.500					K					4	0	0	0	0	1	3																						
Rob Deer, R (1,9) OBP: 0.375, SLG: 0.714					5-3					3	0	0	1	1	2	2																						
Paul Householder, S (1,10) OBP: 0.250, SLG: 0.375	6-3									4	0	1	2	0	0	1																						
Jim Gantner, L (1,4) OBP: 0.125, SLG: 0.125										4	1	1	0	0	1	1																						
Rick Cerone, R (1,2) OBP: 0.333, SLG: 0.200										2	0	0	0	1	1	0																						
<b>Inning Stats</b>	R: 0 E: 0 K: 0 S: 4	H: 1 LOB: 1 BB: 0 P: 4	R: 0 E: 0 K: 1 S: 5	H: 0 LOB: 0 BB: 0 P: 5	R: 0 E: 0 K: 1 S: 5	H: 0 LOB: 0 BB: 0 P: 5	R: 3 E: 0 K: 1 S: 7	H: 2 LOB: 1 BB: 2 P: 15	R: 0 E: 0 K: 1 S: 6	H: 1 LOB: 1 BB: 1 P: 6	R: 0 E: 0 K: 1 S: 5	H: 0 LOB: 1 BB: 1 P: 9	R: 1 E: 0 K: 1 S: 8	H: 3 LOB: 2 BB: 0 P: 8	R: 0 E: 0 K: 1 S: 5	H: 0 LOB: 0 BB: 0 P: 5	R: 0 E: 0 K: 1 S: 6	H: 1 LOB: 2 BB: 1 P: 10	1B: 6 2B: 2 3B: 0 HR: 0	SF: 0 SAC: 1 DP: 0 HBP: 0	WP: 1 PB: 0 CS: 1	PA: 39																
<b>PITCHER</b>	IP	WLS	BF	H	R	ER	SO	BB	IBB	HBP	BLK	WP	HR	S	P	ERA	WHIP	<b>PITCHER</b>				IP	WLS	BF	H	R	ER	SO	BB	IBB	HBP	BLK	WP	HR	S	P	ERA	WHIP
Richard Dotson, R (1,1) ERA: 6.0	6.0	L	26	5	4	4	5	3	0	0	0	1	0	33	45	6.00	1.333					6.00	1.333															
Gene Nelson, R (7,1) ERA:	0.2		4	2	0	0	1	0	0	0	0	0	0	6	6	0.00	3.000					0.00	3.000															
Juan Agosto, L (7,1) ERA:	0.2		2	0	0	0	0	0	0	0	0	0	0	2	2	0.00	0.000					0.00	0.000															
Neil Allen, R (8,1) ERA:	0.2		2	0	0	0	1	0	0	0	0	0	0	4	4	0.00	0.000					0.00	0.000															
Bob James, R (9,1) ERA:	1.0		5	1	0	0	1	1	0	0	0	0	0	6	10	0.00	2.000					0.00	2.000															

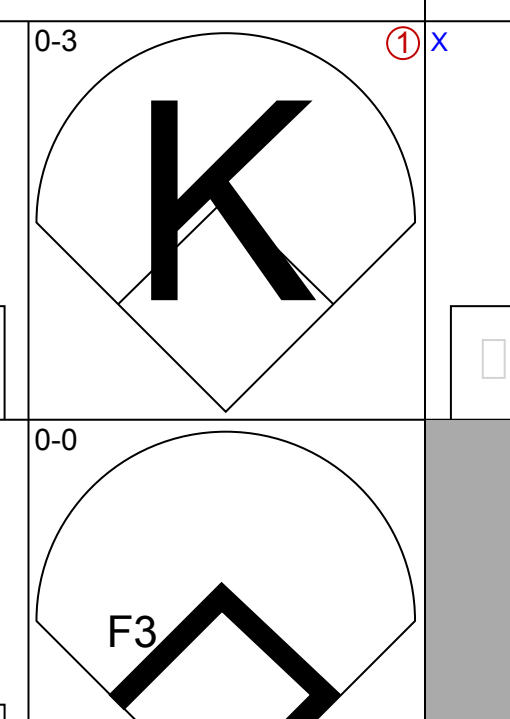
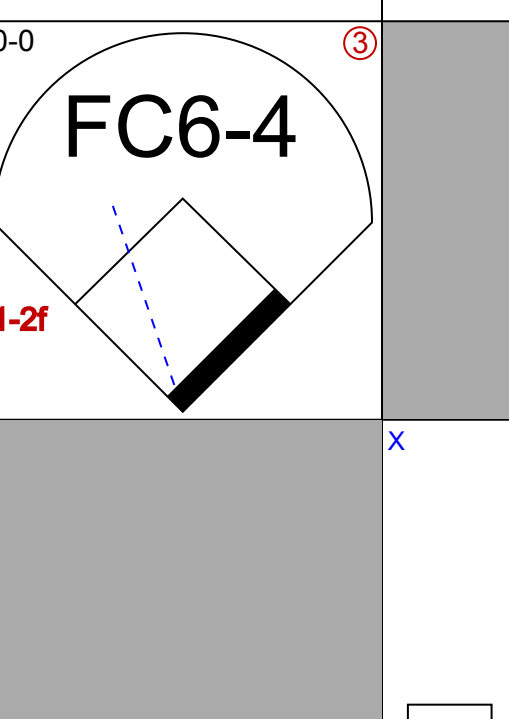
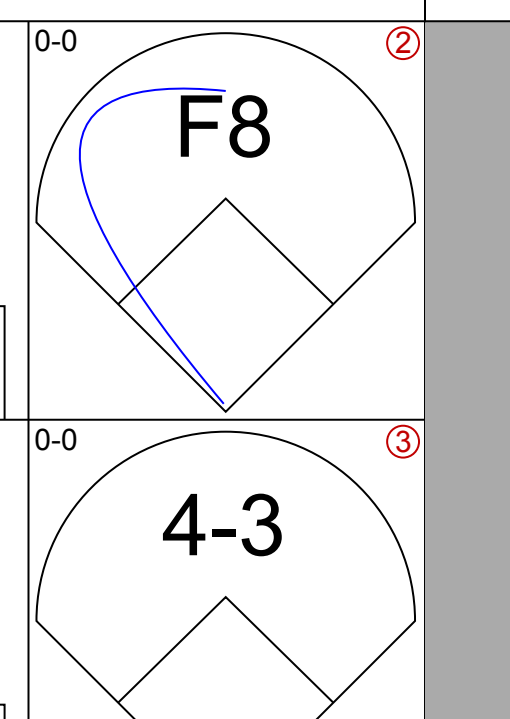
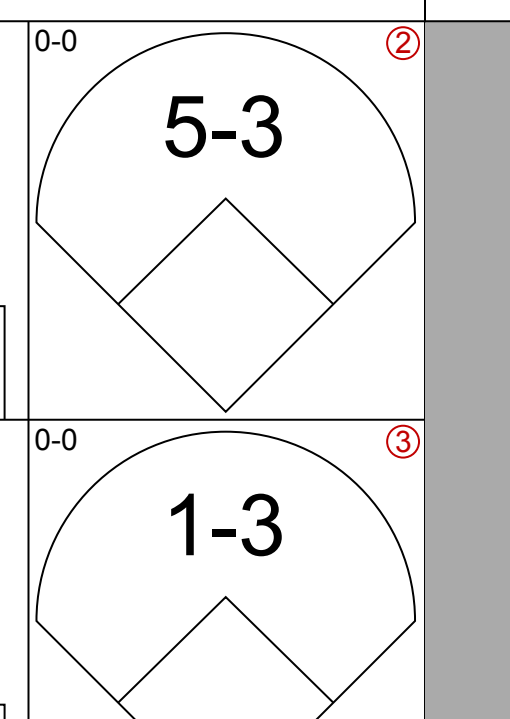
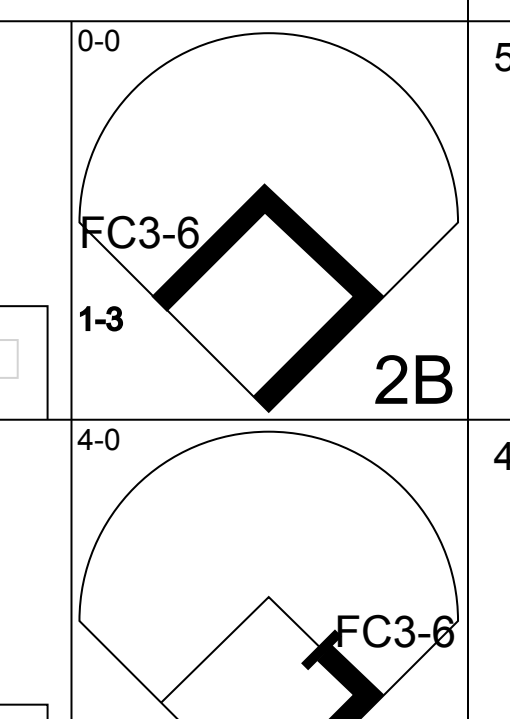
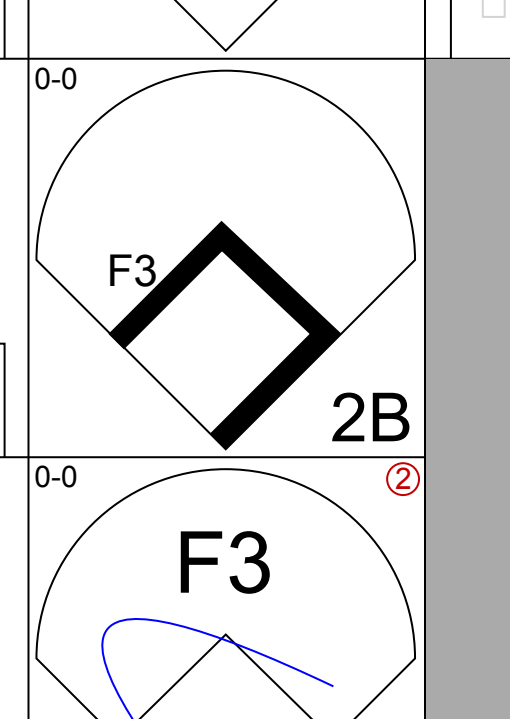
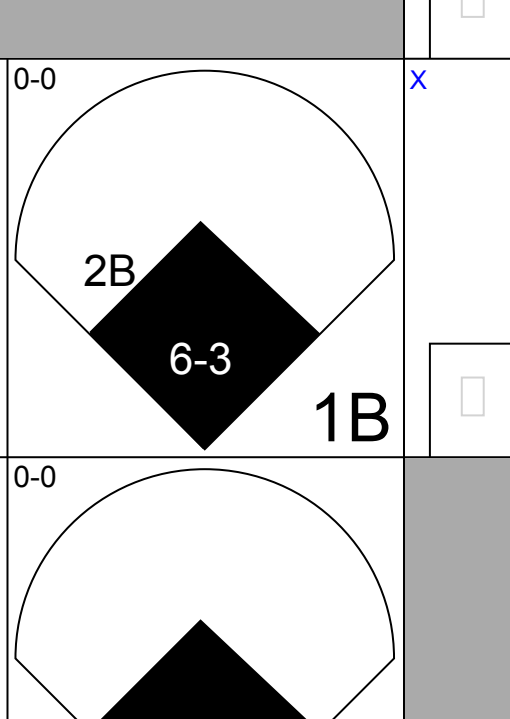
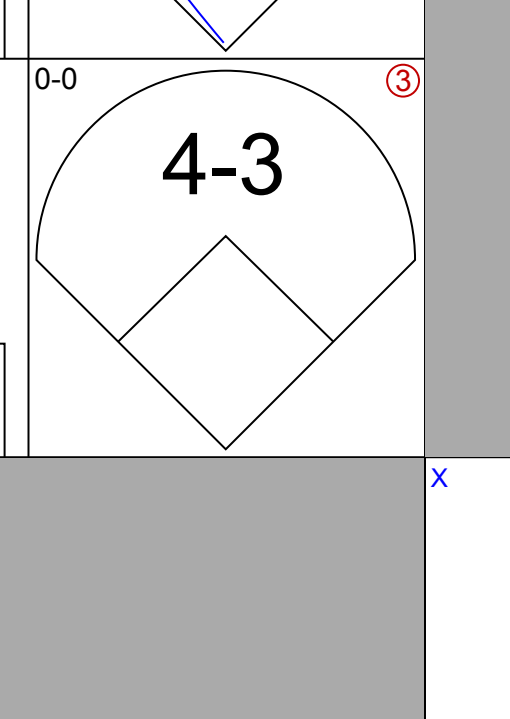
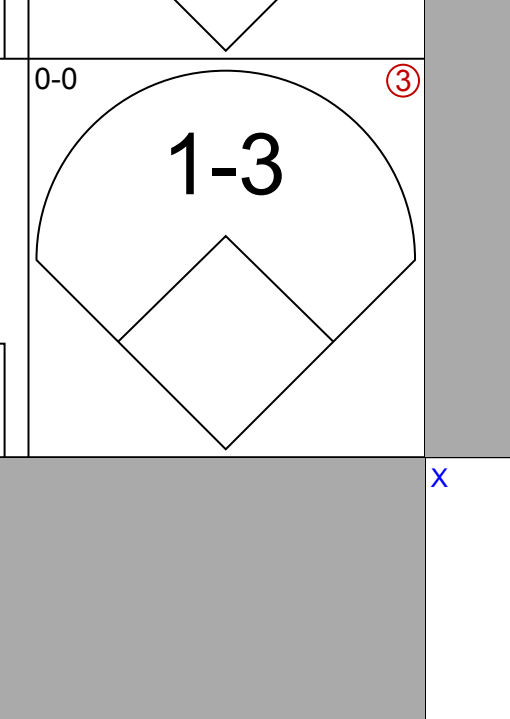
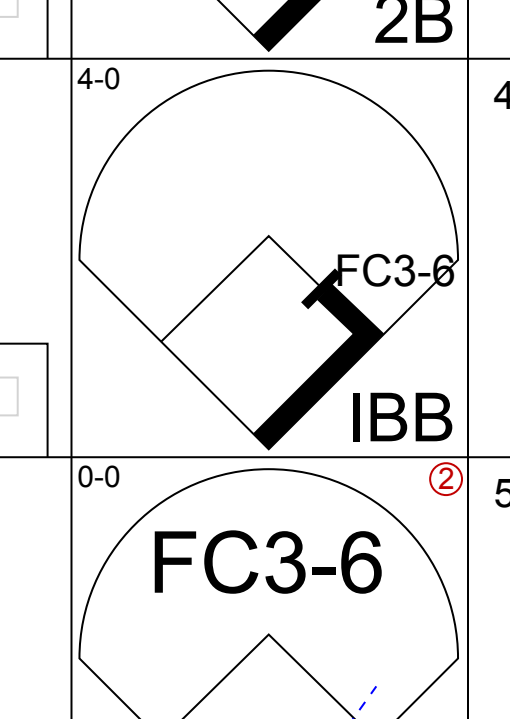
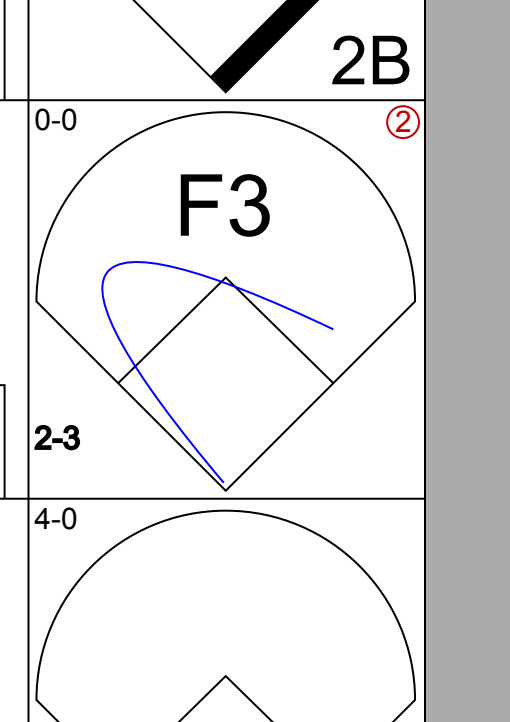
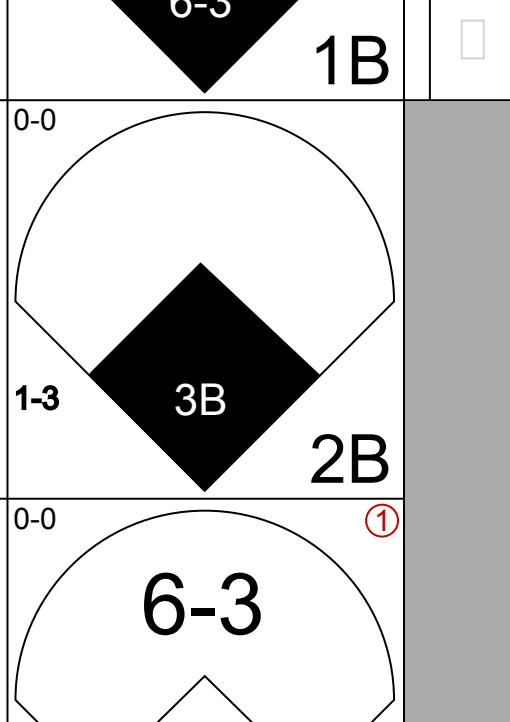
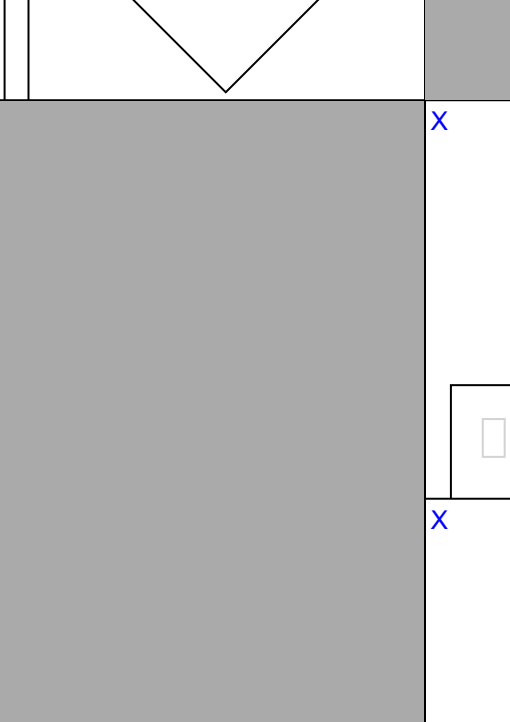
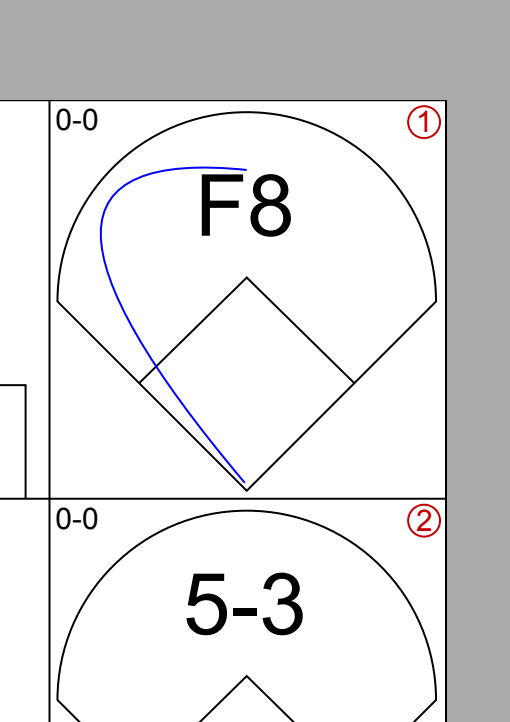
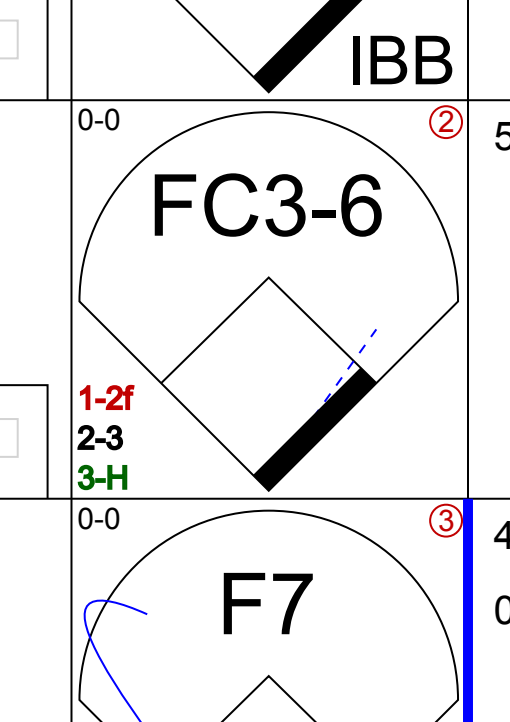
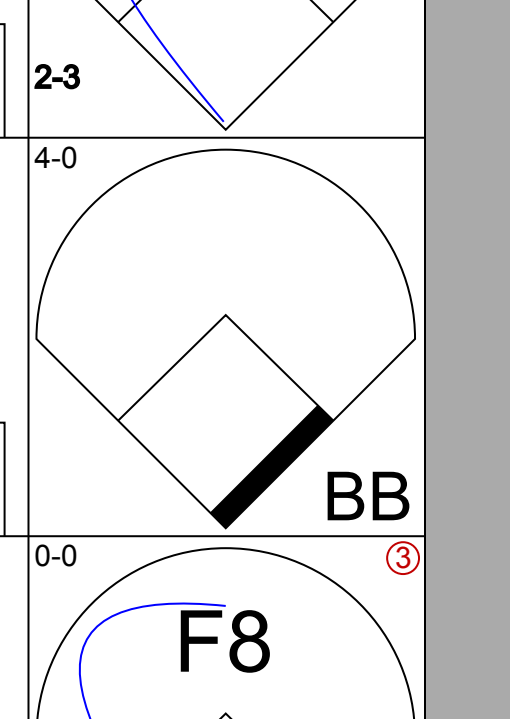
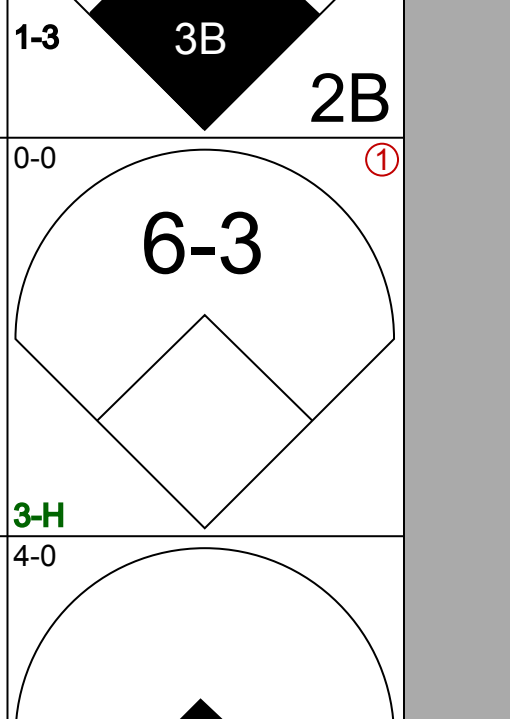
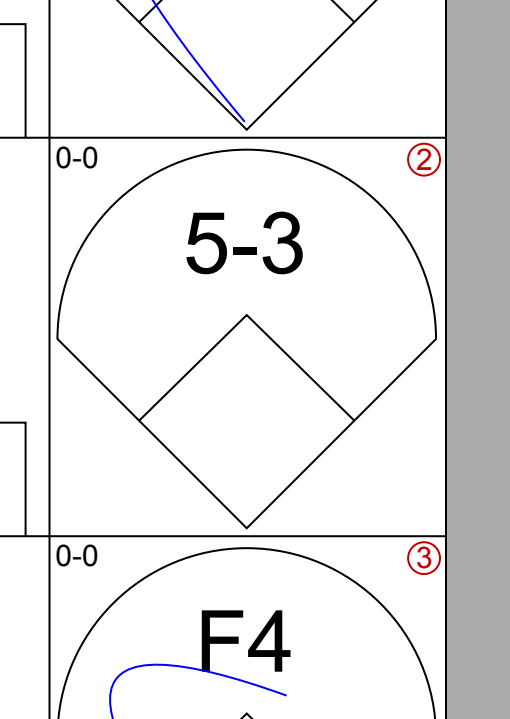
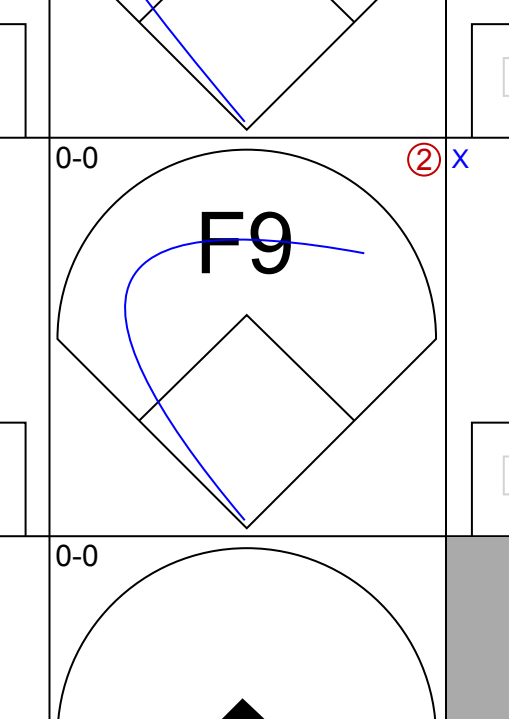
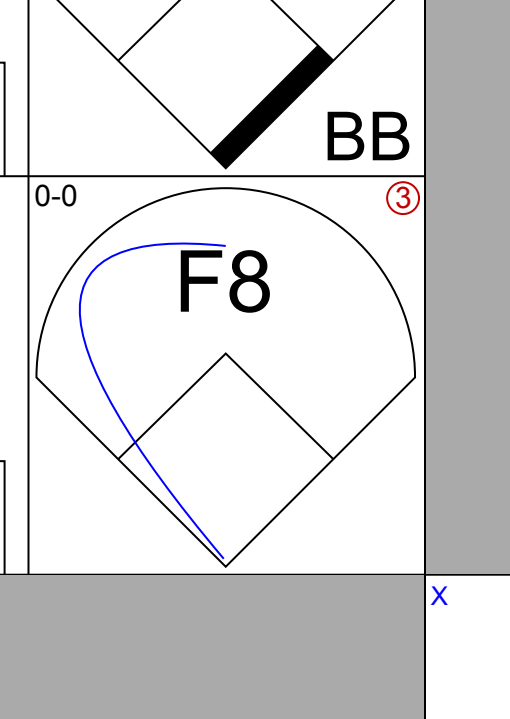
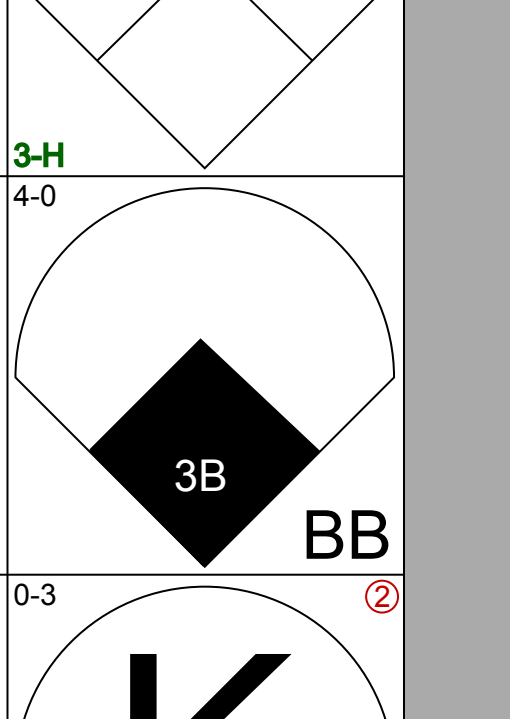
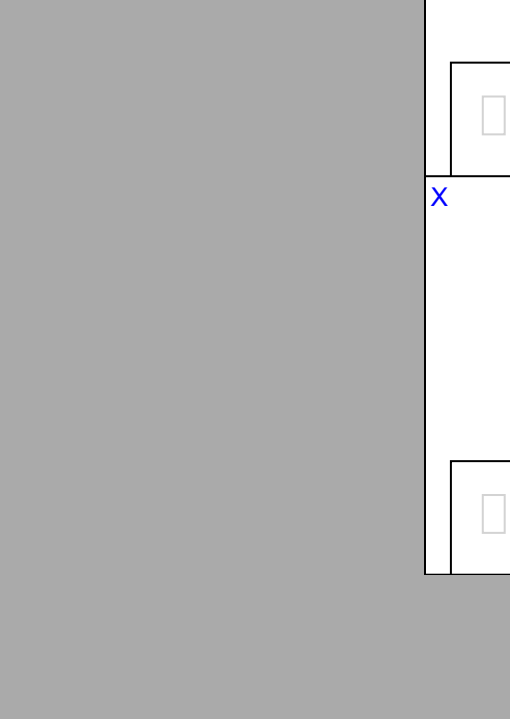
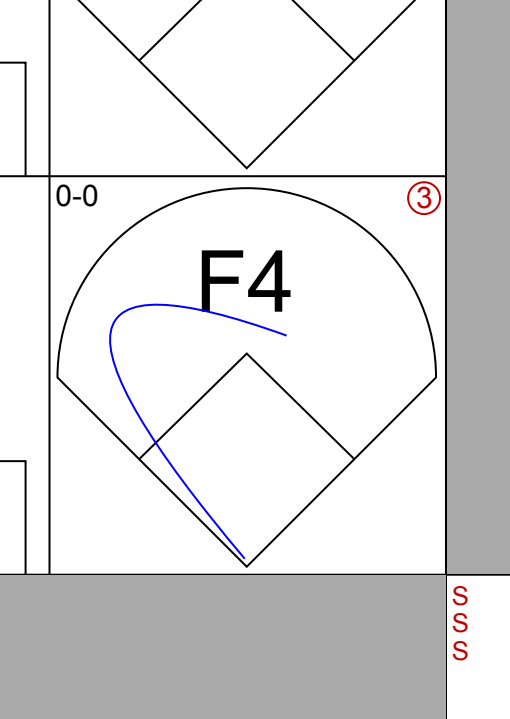
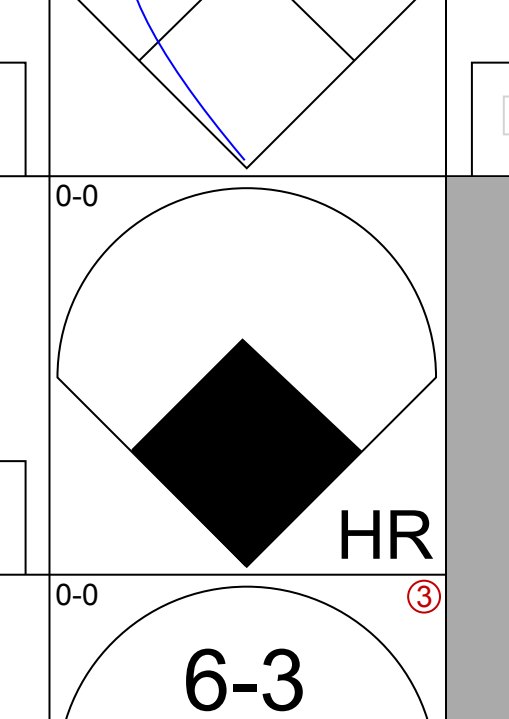
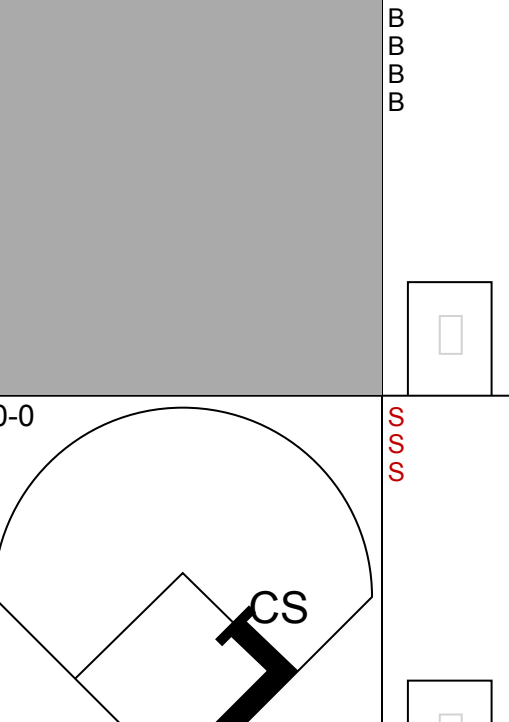
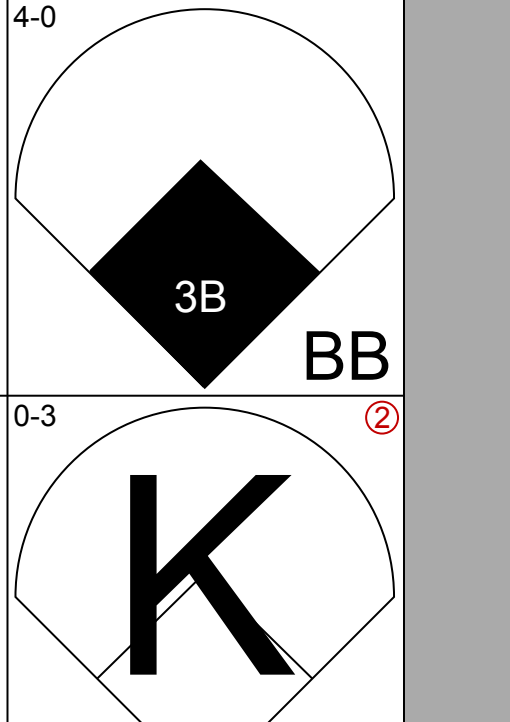
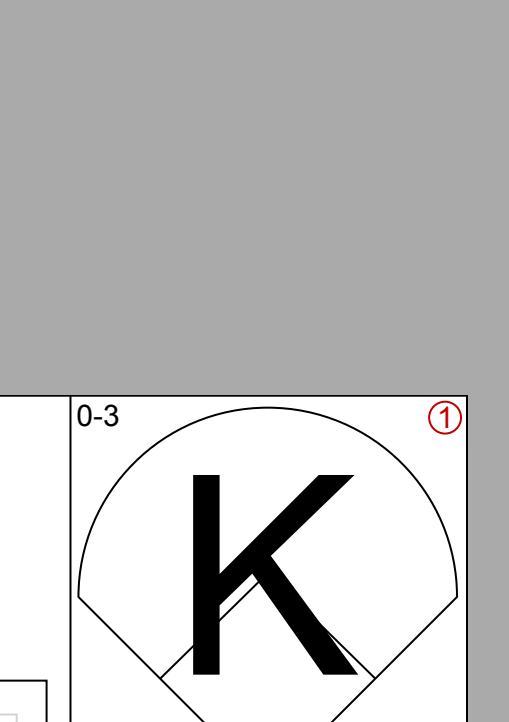
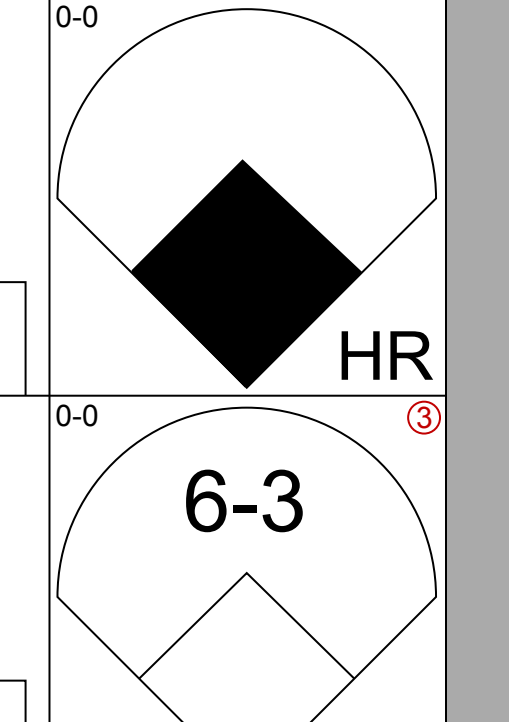
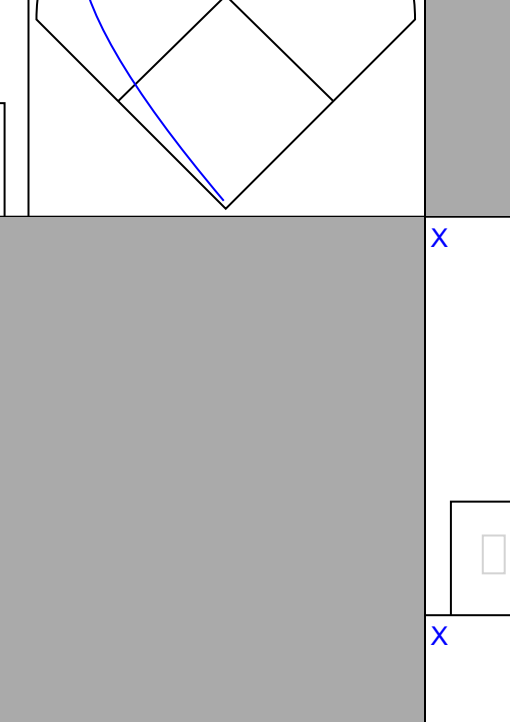
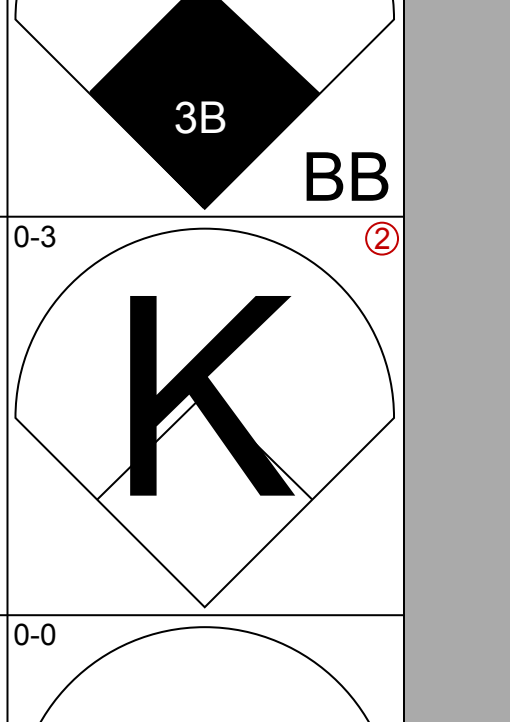
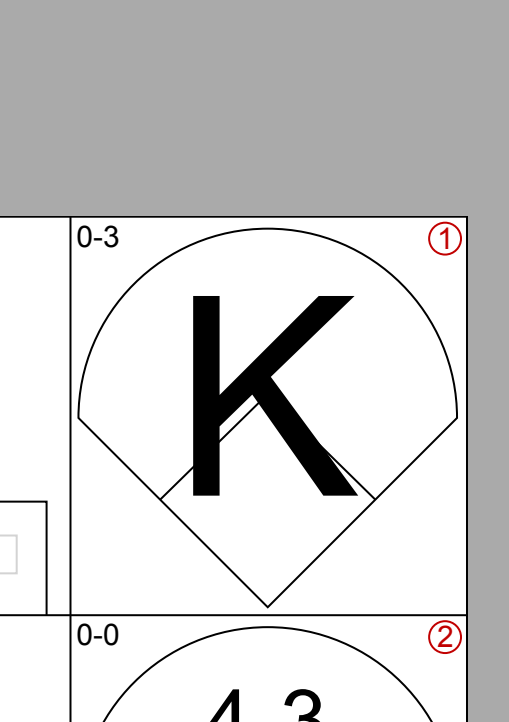

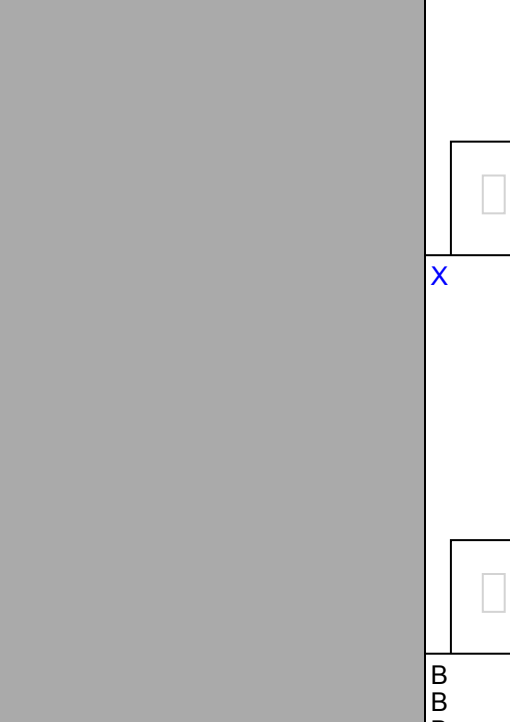
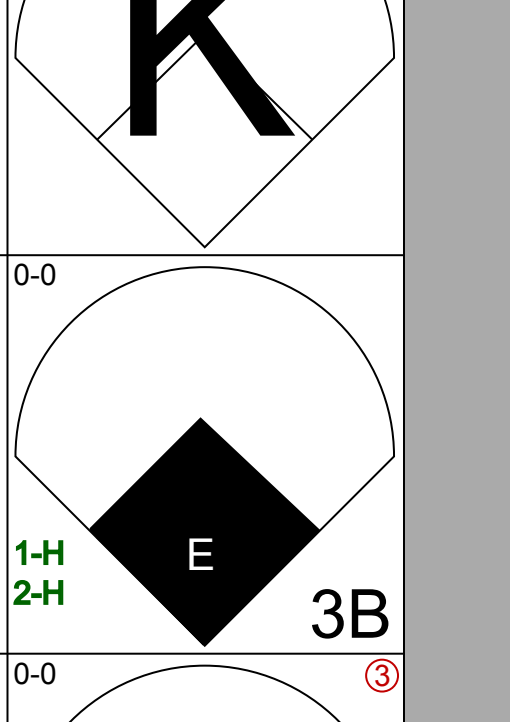
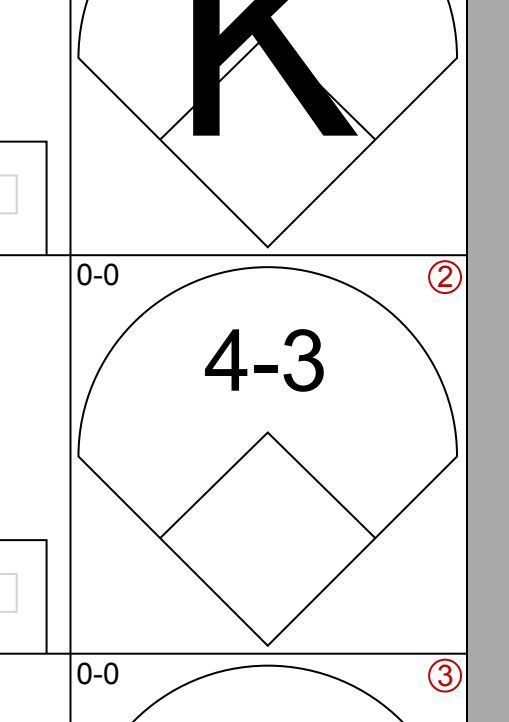
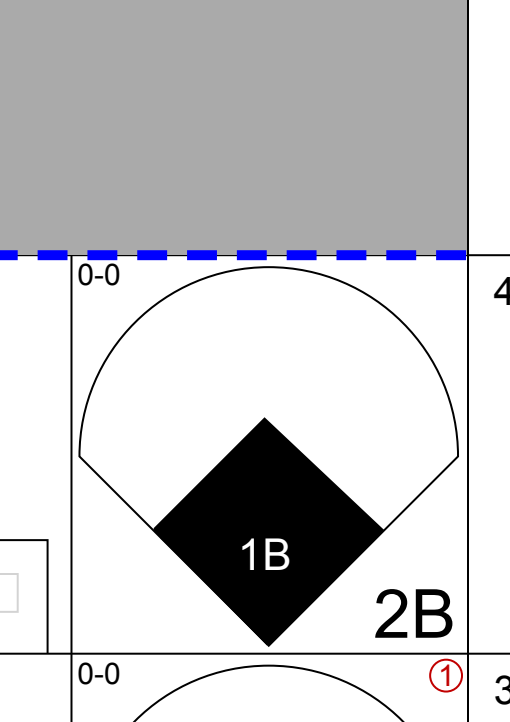



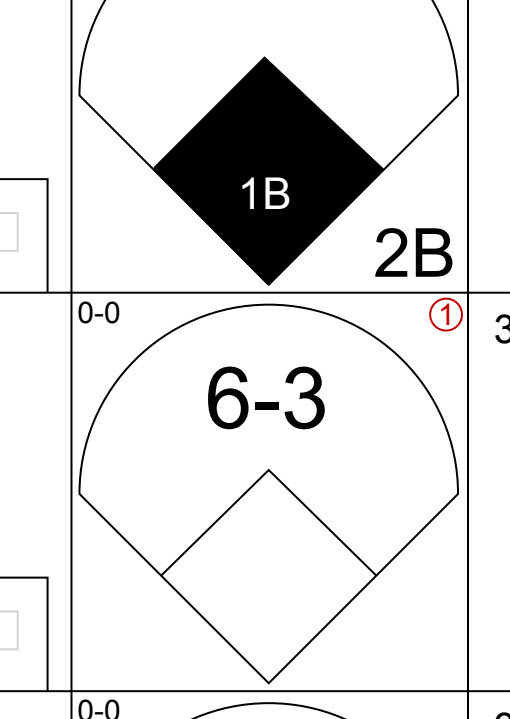
Batter	1	2	3	4	5	6	7	8	9	AB	R	H	RBI	BB	SO	LOB	BOTTOM																					
John Cangelosi, S (1,8) OBP: 0.400, SLG: 0.571	5-3		F3							4	2	1	1	1	0	1	<b>Milwaukee Brewers @ Chicago White Sox</b> Comiskey Park, Chicago, IL Wed Apr 09 1986, 4:33 AM EST Att: 9,007 - Unknown <a href="http://livebaseballscorecards.com">livebaseballscorecards.com</a>																					
Wayne Tolleson, S (1,5) OBP: 0.400, SLG: 0.286	1-3		G4-6-3 BB							4	0	1	1	1	0	0																						
Harold Baines, L (1,9) OBP: 0.556, SLG: 0.500	5-3		G4-6-3 1-2							3	0	0	0	1	1	3																						
Carlton Fisk, R (1,7) OBP: 0.222, SLG: 0.167										3	0	1	0	0	0	2																						
Greg Walker, L (1,3) OBP: 0.500, SLG: 0.857										3	1	2	0	1	0	1																						
Ron Kittle, R (1,10) OBP: 0.333, SLG: 0.444										4	0	1	0	0	2	4																						
Tim Hulett, R (1,4) OBP: 0.250, SLG: 0.143										4	0	0	0	0	2	5																						
Ozzie Guillen, L (1,6) OBP: 0.333, SLG: 0.333										3	0	1	1	0	0	4																						
Reid Nichols, R (9,PH) OBP: 0.500, SLG: 0.500	4-3									1	0	1	0	0	0	0																						
Joel Skinner, R (1,2) Bobby Bonilla, S (9,PH)										2	0	0	0	0	1	1																						
<b>Inning Stats</b>	R: 0 E: 0 K: 0 S: 3	H: 0 LOB: 0 BB: 0 P: 3	R: 0 E: 0 K: 1 S: 6	H: 1 LOB: 2 BB: 1 P: 10	R: 0 E: 0 K: 0 S: 2	H: 0 LOB: 1 BB: 1 P: 7	R: 0 E: 0 K: 0 S: 4	H: 1 LOB: 2 BB: 0 P: 5	R: 1 E: 0 K: 2 S: 8	H: 1 LOB: 1 BB: 1 P: 12	R: 1 E: 0 K: 2 S: 9	H: 2 LOB: 1 BB: 0 P: 9	R: 0 E: 0 K: 0 S: 3	H: 0 LOB: 1 BB: 1 P: 7	R: 0 E: 0 K: 1 S: 5	H: 1 LOB: 0 BB: 0 P: 5	R: 1 E: 0 K: 0 S: 4	H: 2 LOB: 0 BB: 0 P: 4	1B: 5 2B: 1 3B: 1 HR: 1	SF: 0 SAC: 0 DP: 2 HBP: 2	WP: 0 PB: 0 CS: 0	PA: 38																
<b>PITCHER</b>	IP	WLS	BF	H	R	ER	SO	BB	IBB	HBP	BLK	WP	HR	S	P	ERA	WHIP	<b>PITCHER</b>				IP	WLS	BF	H	R	ER	SO	BB	IBB	HBP	BLK	WP	HR	S	P	ERA	WHIP
Tim Leary, R (1,1) ERA: 2.57	7.0	W	31	5	2	2	5	4	0	0	0	0	0	35	53	2.57	1.286					2.57	1.286															
Ray Seavage, L (8,1) ERA: 5.4	2.0	S	7	3	1	1	1	0	0	0	0	0	1	9	9	4.50	1.500					4.50	1.500															

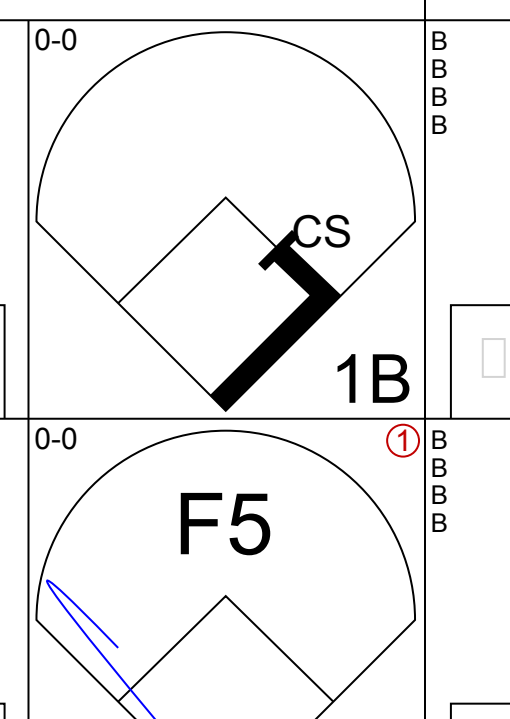
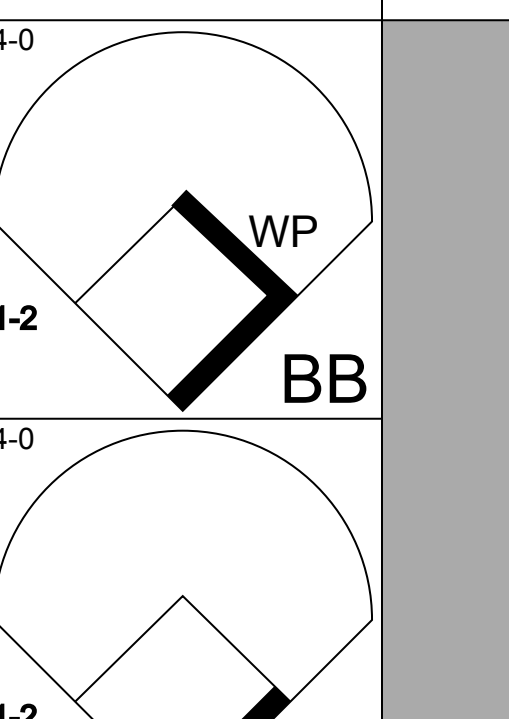
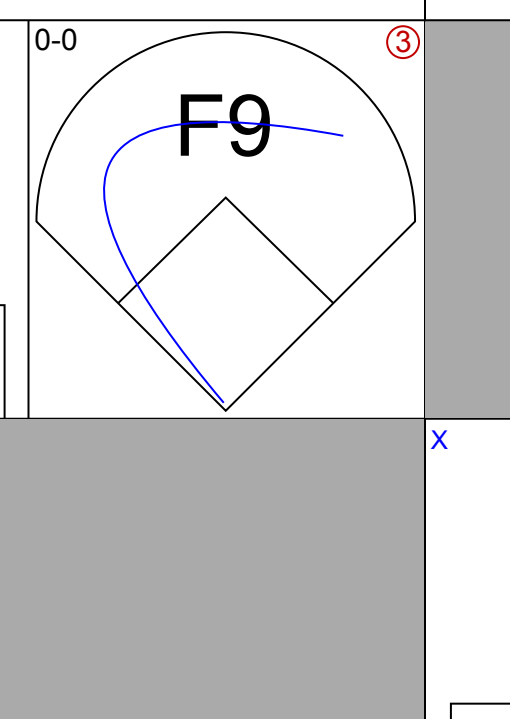
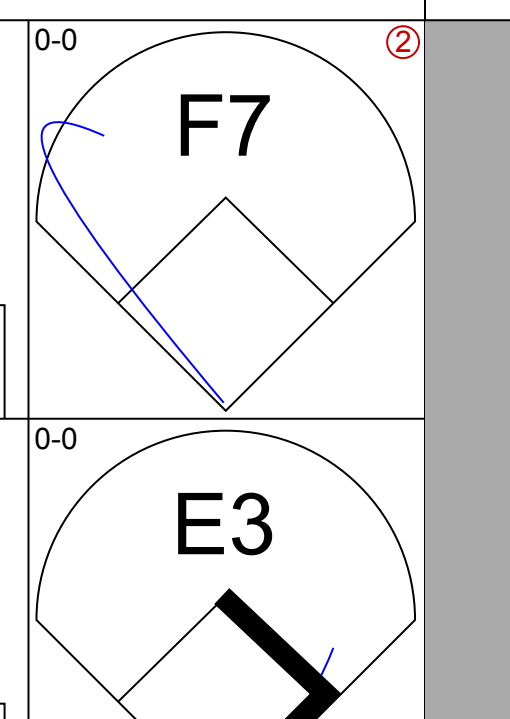
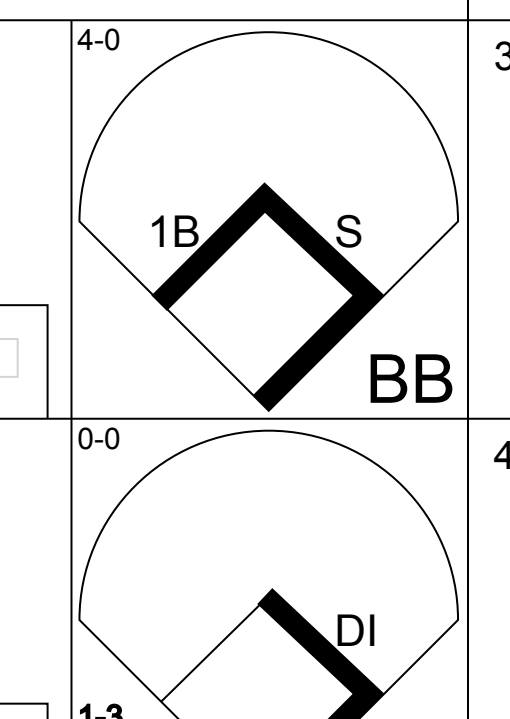
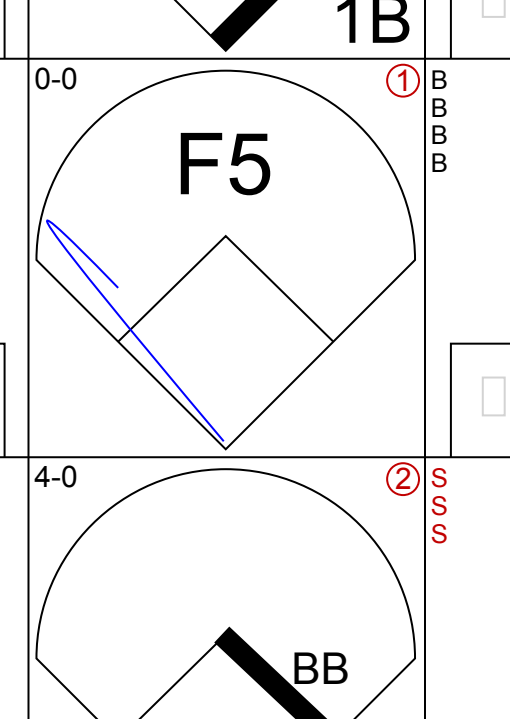
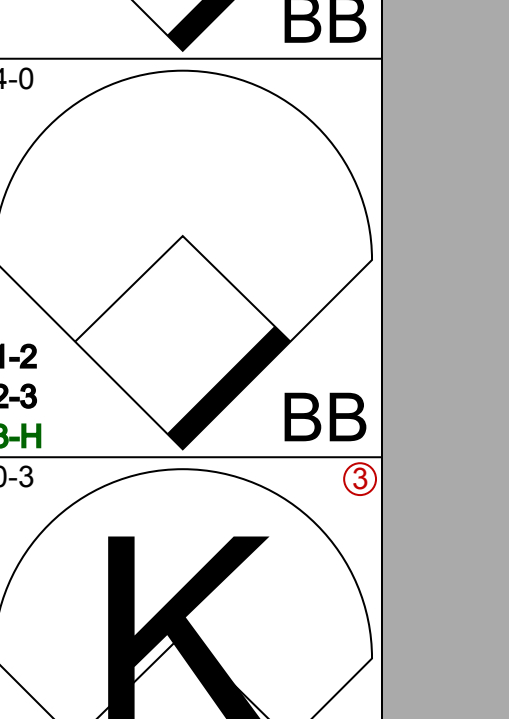
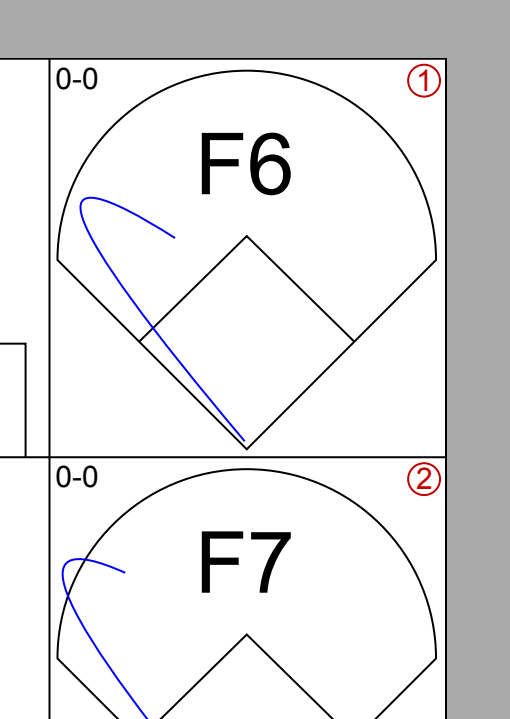
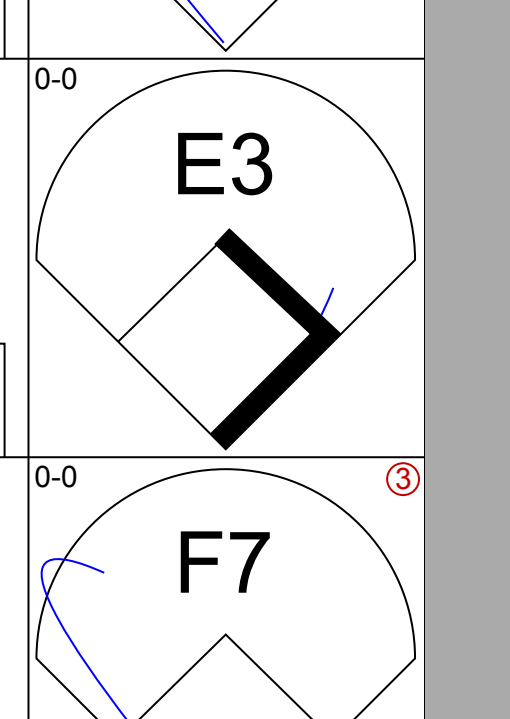
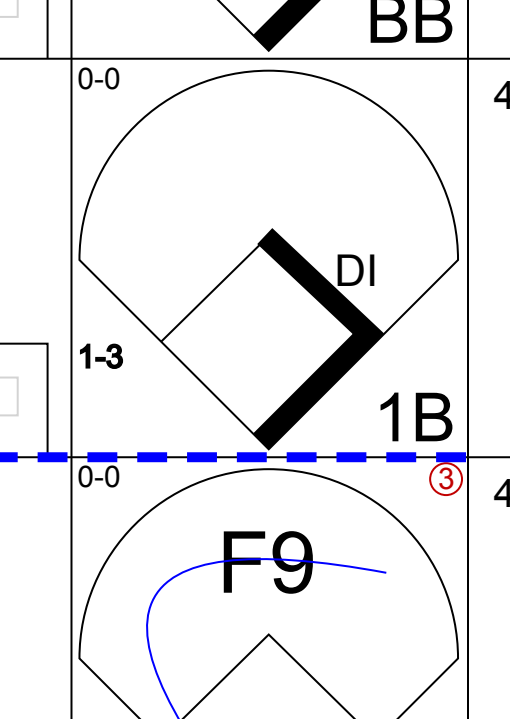
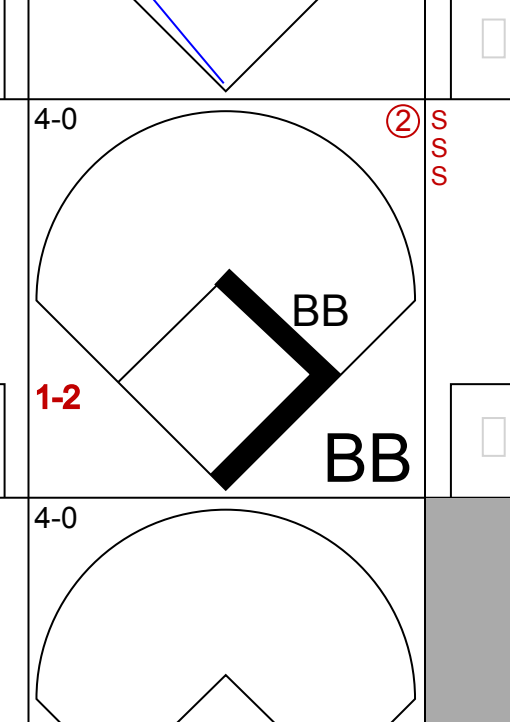
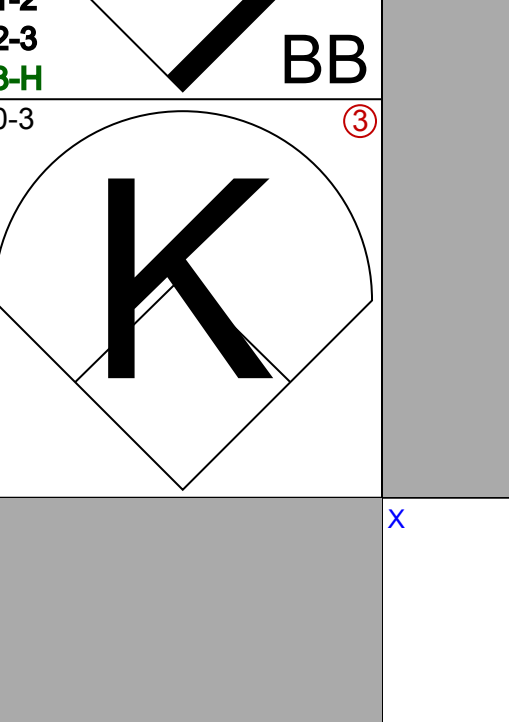
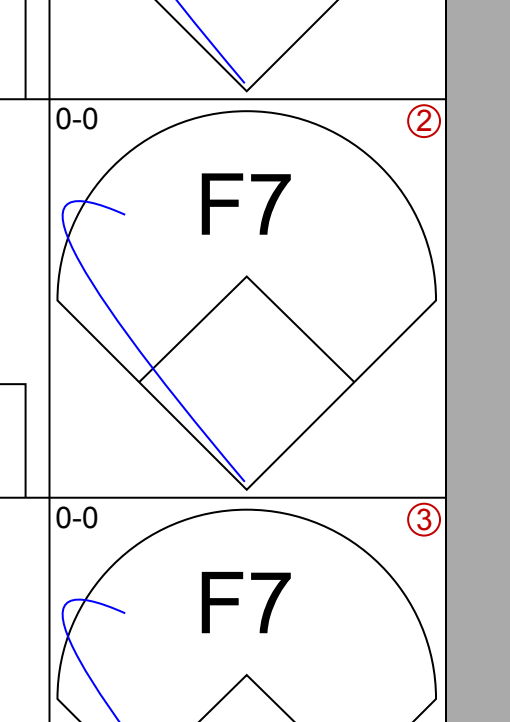
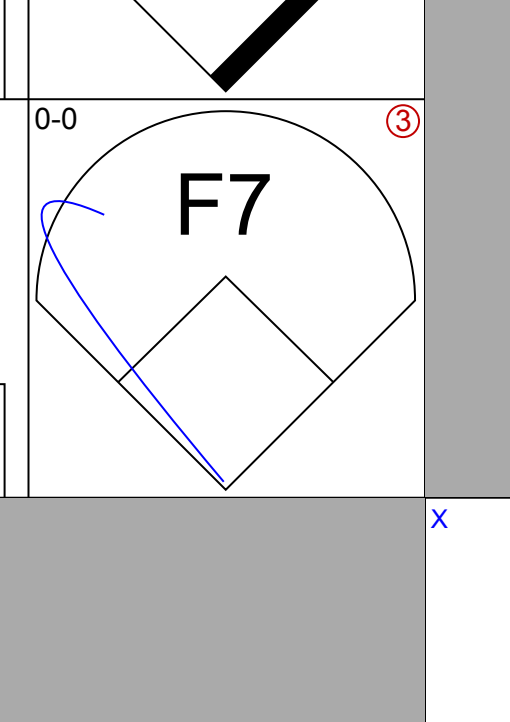
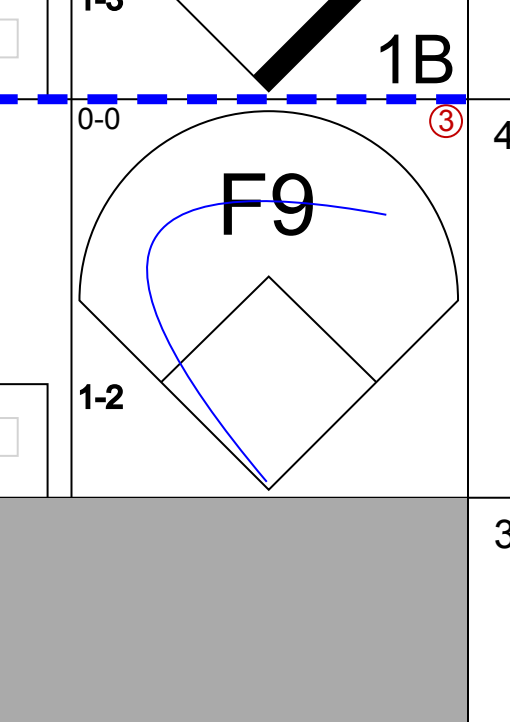
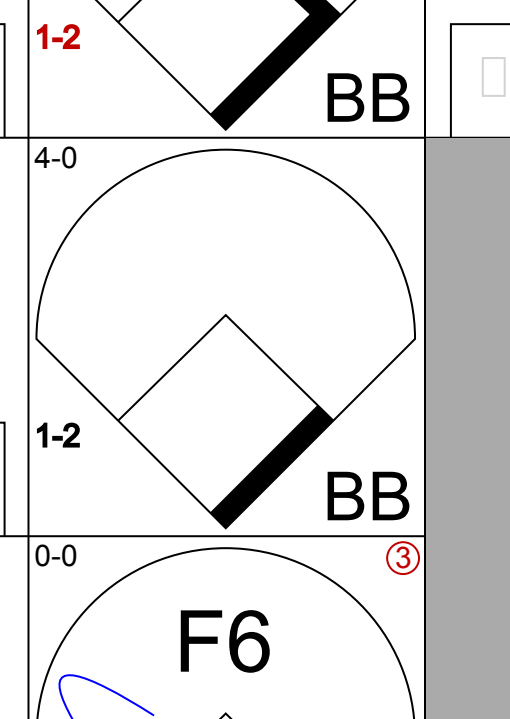
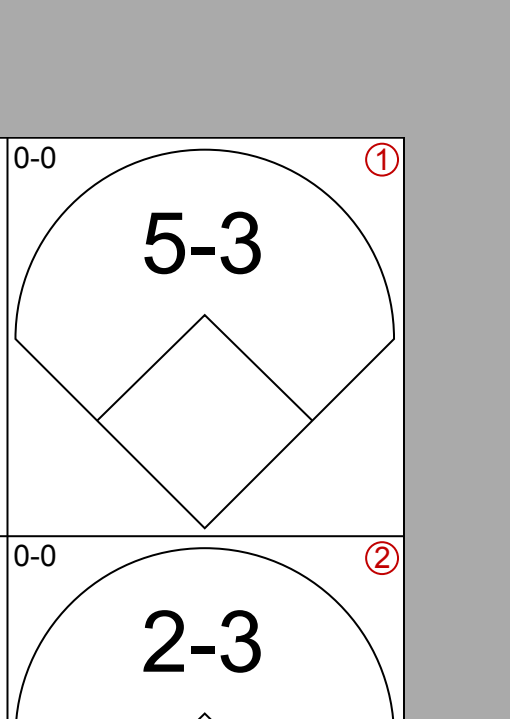
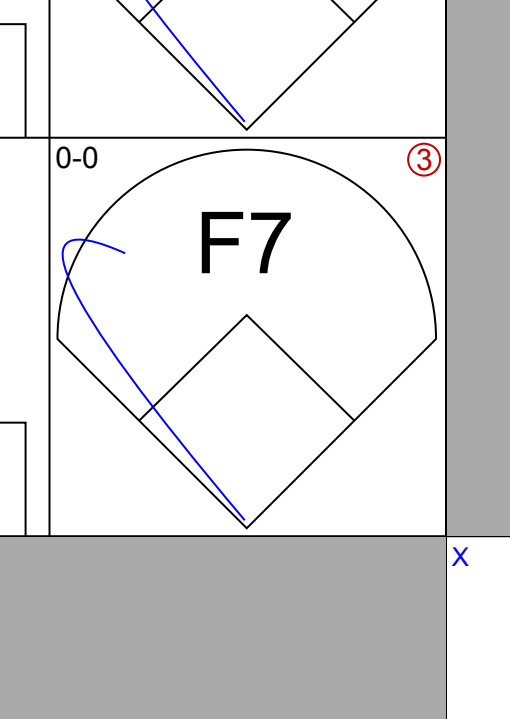
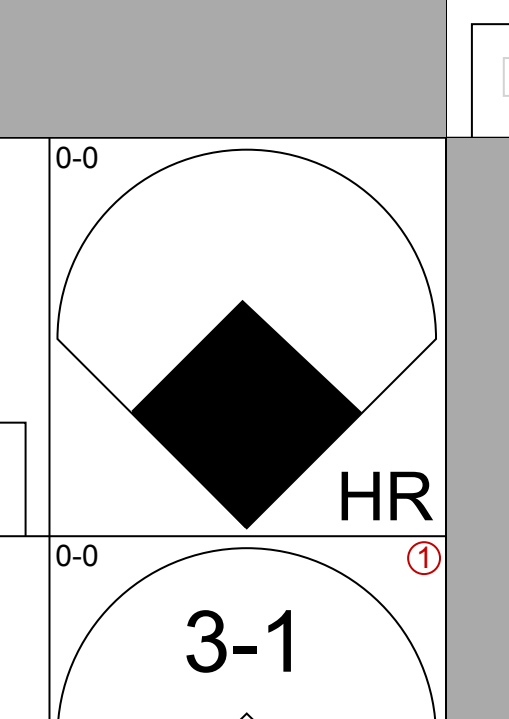
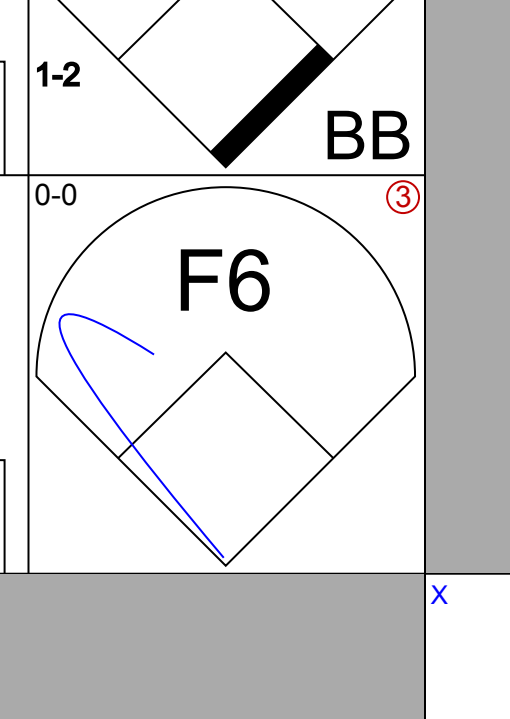
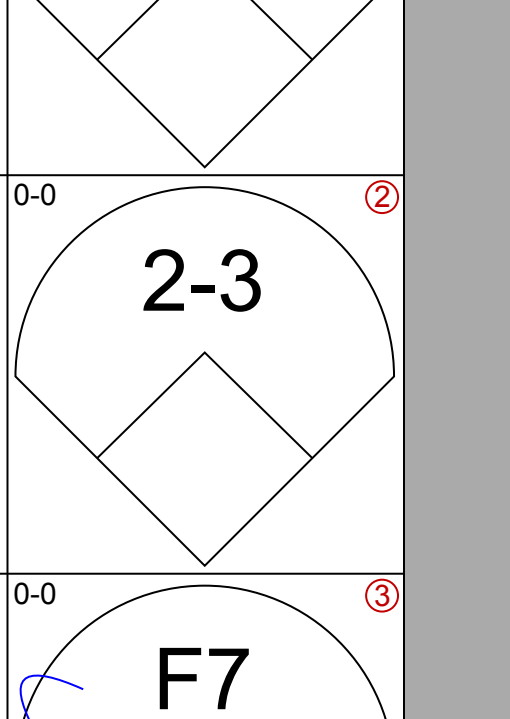
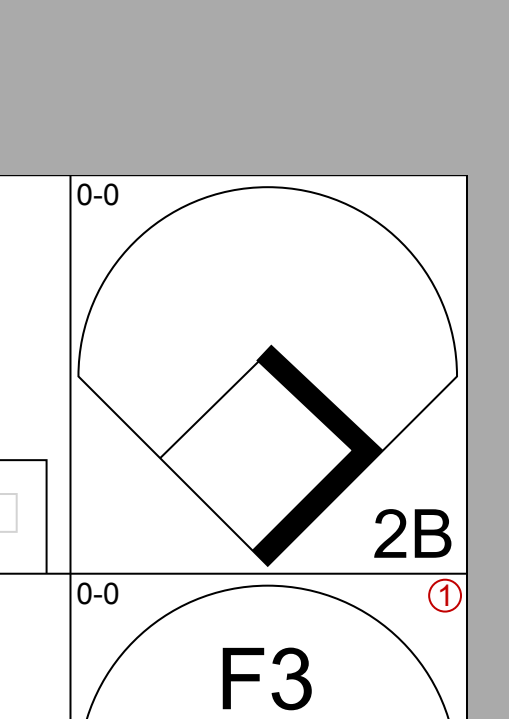
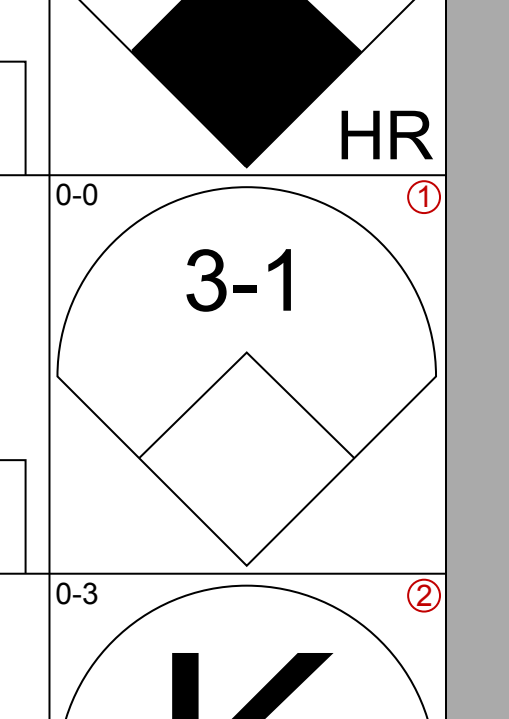
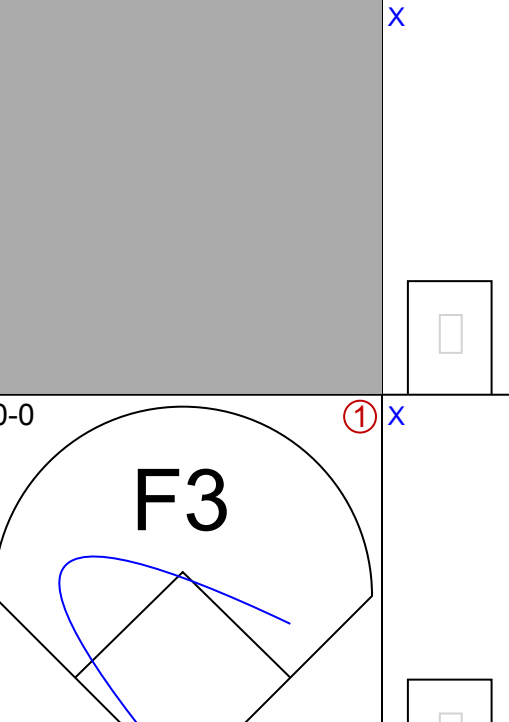
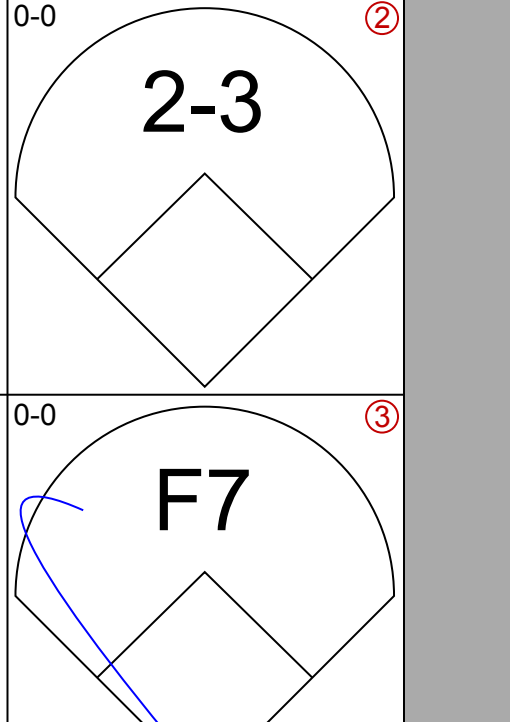
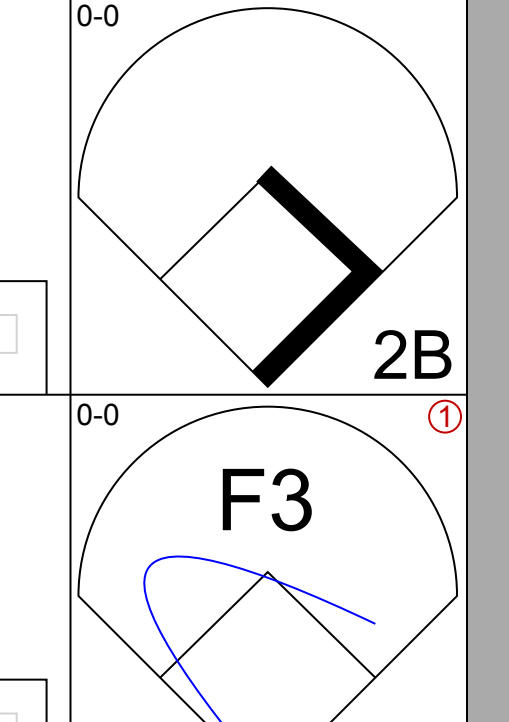
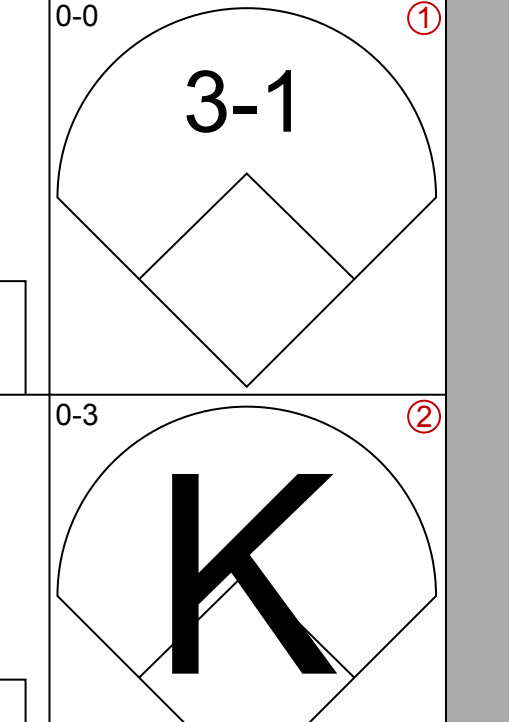
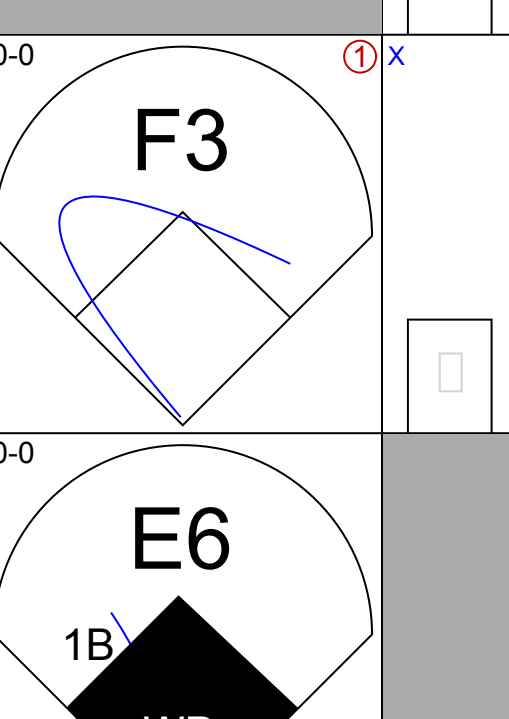
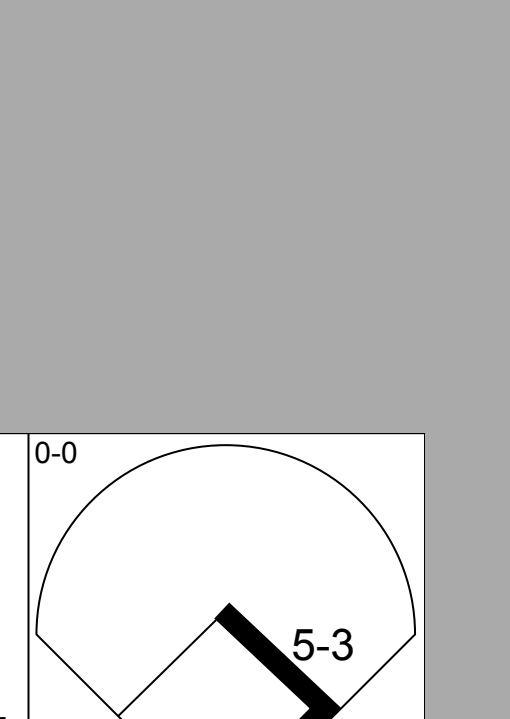
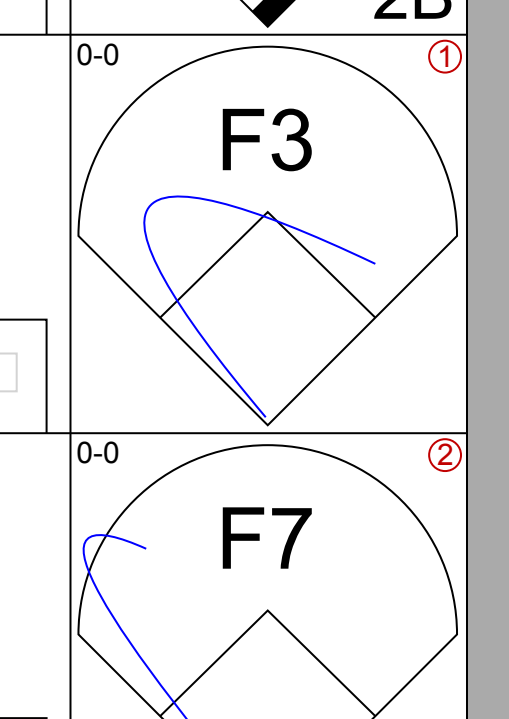
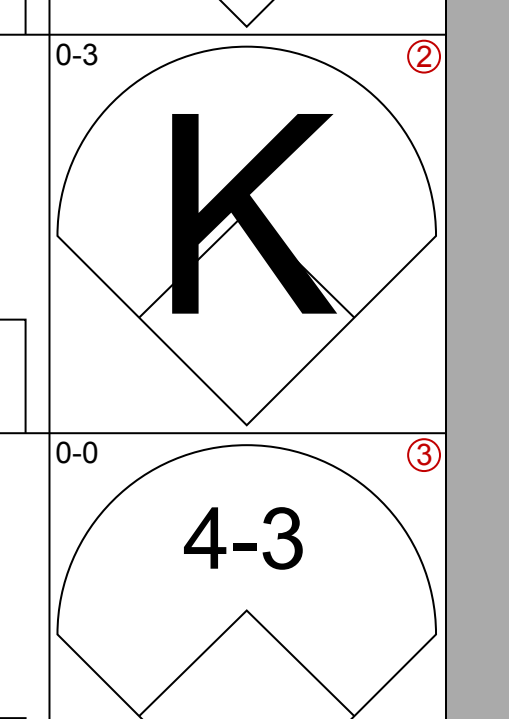
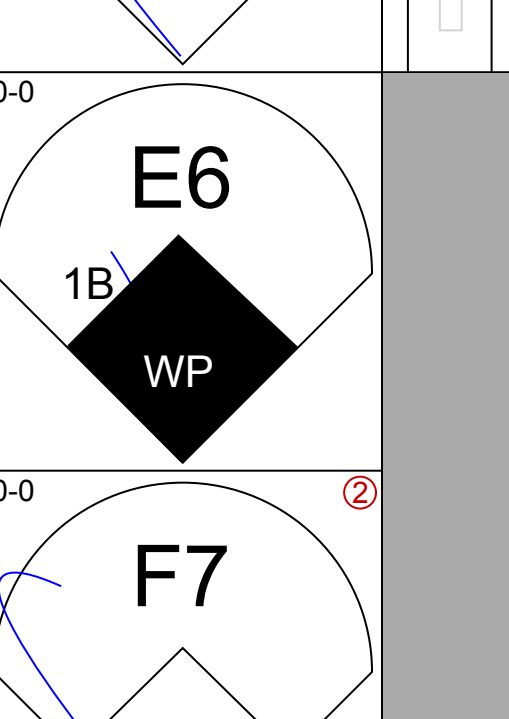
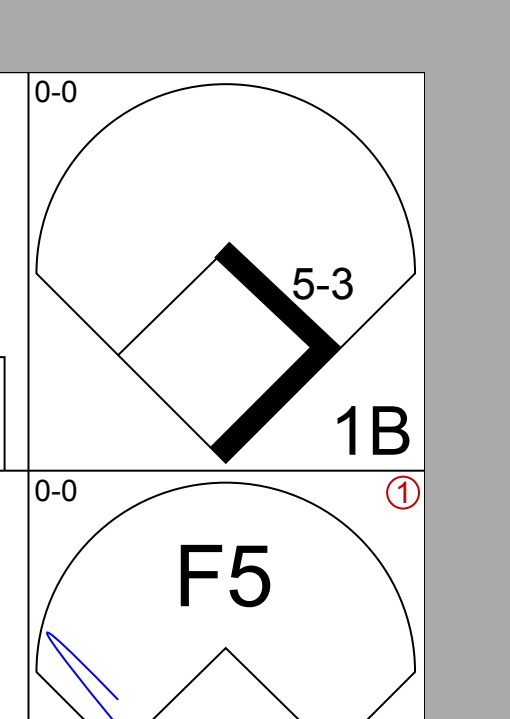
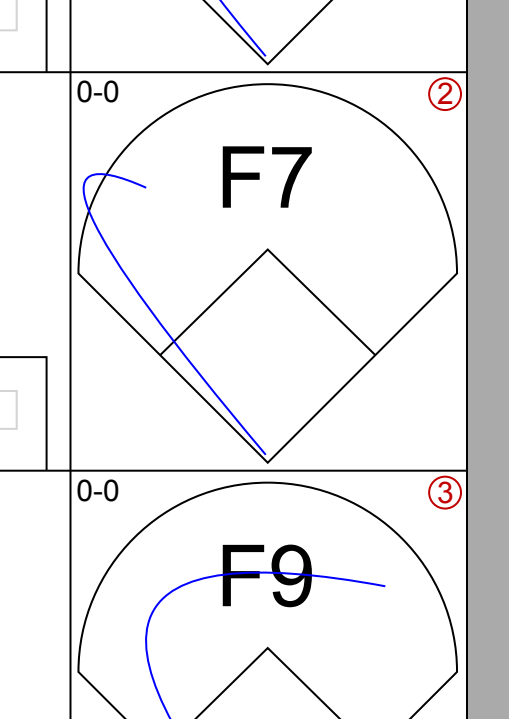
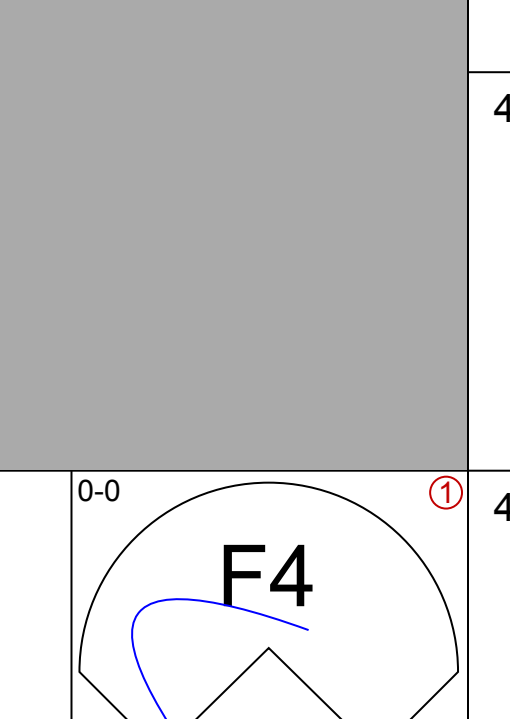
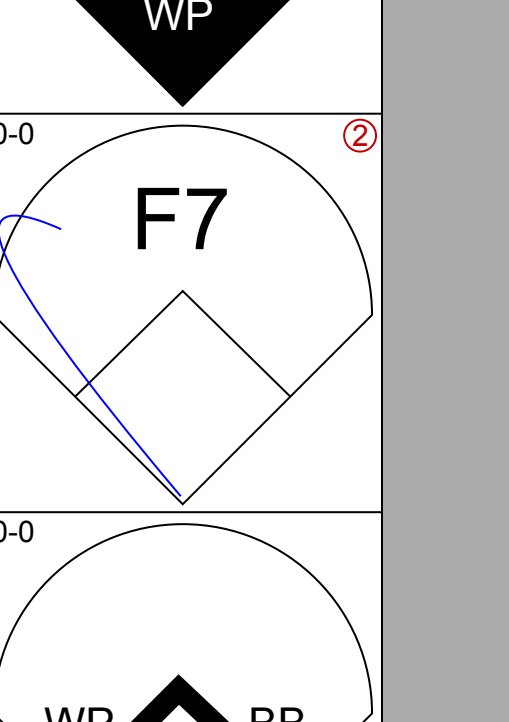
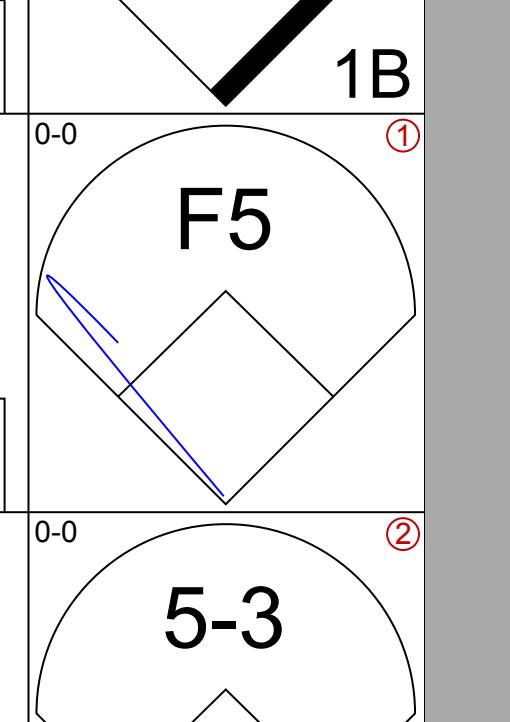
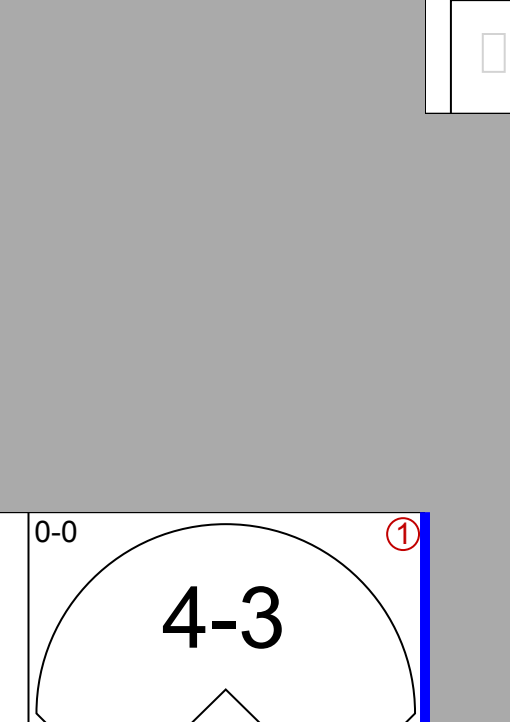
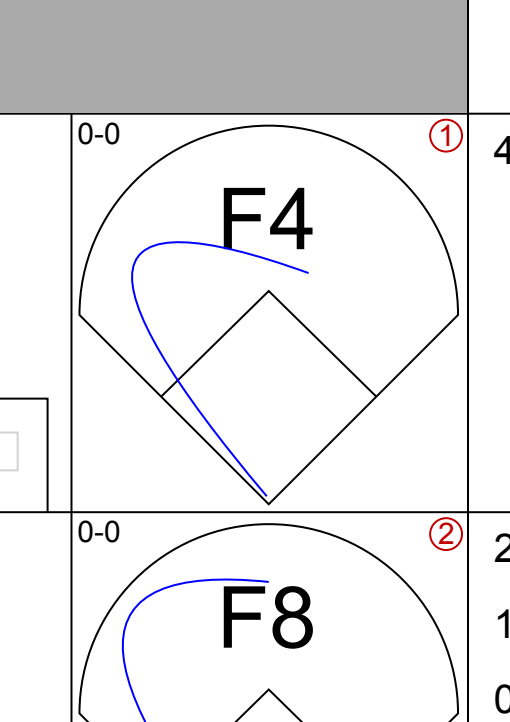
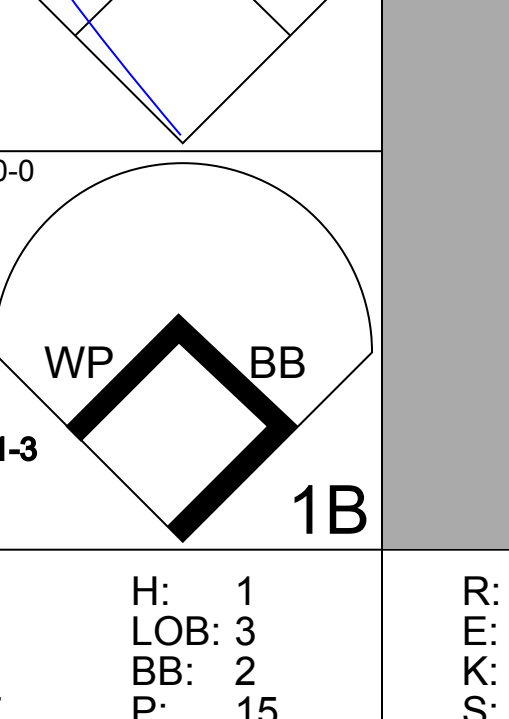
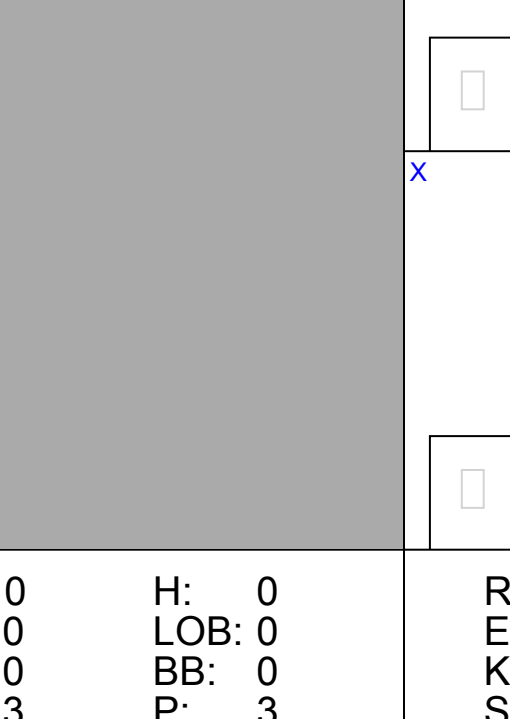








Batter	1	2	3	4	5	6	7	8	9	AB	R	H	RBI	BB	SO	LOB	TOP			
Dwight Evans, R OBP: 0.524, SLG: 0.765 (1, 9)										5	0	1	0	0	1	2	<b>Boston Red Sox @ Chicago White Sox</b> Comiskey Park, Chicago, IL Fri Apr 11 1986, 7:05 PM EST Att: 12,928 - Unknown			
Wade Boggs, L OBP: 0.235, SLG: 0.632 (1, 5)										4	1	2	0	1	0	0				
Bill Buckner, L OBP: 0.286, SLG: 0.450 (1, 3)										5	1	1	1	0	0	3				
Jim Rice, R OBP: 0.316, SLG: 0.375 Steve Lyons, L (9, 8)										4	0	0	1	1	0	3				
Don Baylor, R OBP: 0.353, SLG: 0.688 (1, 10)										3	2	1	1	1	0	2				
Tony Armas, R OBP: 0.235, SLG: 0.294 (9, 7)										4	0	1	0	0	2	2				
Marty Barrett, R OBP: 0.353, SLG: 0.563 (1, 4)										4	2	2	2	0	0	1				
Ed Romero, R OBP: 0.250, SLG: 0.286 (1, 6)										3	0	0	0	1	0	1				
Marc Sullivan, R OBP: 0.500, SLG: 0.333 (1, 2)										3	1	1	1	1	1	0				
<b>Inning Stats</b>	R: 0 E: 0 K: 1 S: 6	H: 1 LOB: 2 BB: 1 P: 10	R: 0 E: 0 K: 0 S: 3	H: 1 LOB: 2 BB: 2 P: 11	R: 4 E: 1 K: 1 S: 8	H: 3 LOB: 1 BB: 1 P: 12	R: 0 E: 0 K: 0 S: 3	H: 0 LOB: 0 BB: 0 P: 3	R: 0 E: 0 K: 0 S: 5	H: 0 LOB: 0 BB: 0 P: 5	R: 0 E: 0 K: 1 S: 5	H: 0 LOB: 0 BB: 0 P: 5	R: 0 E: 0 K: 0 S: 4	H: 1 LOB: 0 BB: 0 P: 4	R: 2 E: 0 K: 0 S: 6	H: 3 LOB: 2 BB: 1 P: 10		1B: 3 2B: 4 3B: 1 HR: 1	SF: 0 SAC: 0 DP: 0 HBP: 0	WP: 0 PB: 0 SB: 0 CS: 1
<b>PITCHER</b>	IP WLS BF H R ER SO BB IBB HBP BLK WP HR S P ERA WHIP																			
Floyd Bannister, L ERA: 4.5 (1, 1)	8.0 L 33 6 5 4 4 4 4 0 0 0 0 0 1 37 53 4.50 1.250																			
Gene Nelson, R ERA: 10.8 (9, 1)	1.0 7 3 2 2 0 0 1 0 0 0 0 0 6 10 18.00 3.000																			

Batter	1	2	3	4	5	6	7	8	9	AB	R	H	RBI	BB	SO	LOB	BOTTOM			
John Cangelosi, S OBP: 0.400, SLG: 0.357 (1, 8)										3	0	1	0	2	0	1	<b>Boston Red Sox @ Chicago White Sox</b> Comiskey Park, Chicago, IL Fri Apr 11 1986, 7:05 PM EST Att: 12,928 - Unknown			
Wayne Tolleson, S OBP: 0.400, SLG: 0.267 (1, 5)										4	0	1	0	1	0	1				
Harold Baines, L OBP: 0.333, SLG: 0.250 (1, 9)										4	0	0	0	1	1	6				
Carlton Fisk, R OBP: 0.294, SLG: 0.462 (1, 7)										3	1	1	1	1	0	0				
Greg Walker, L OBP: 0.500, SLG: 0.714 (1, 3)										4	0	1	0	0	0	2				
Ron Kittle, R OBP: 0.235, SLG: 0.294 (1, 10)										4	0	0	0	0	1	1				
Ozzie Guillen, L OBP: 0.308, SLG: 0.308 (1, 6)										4	1	1	0	0	0	1				
Bryan Little, S (1, 4)										4	0	0	0	0	0	3				
Marc Hill, R OBP: 0.500, SLG: 0.500 Bobby Bonilla, S (7, PH)										2	0	1	0	0	0	1				
Joel Skinner, R OBP: 0.222, SLG: 0.125 Jerry Hairston, S (9, PH)										1	0	0	0	0	0	0				
<b>Inning Stats</b>	R: 0 E: 0 K: 0 S: 3	H: 1 LOB: 3 BB: 2 P: 11	R: 1 E: 1 K: 1 S: 7	H: 1 LOB: 3 BB: 2 P: 15	R: 0 E: 0 K: 0 S: 3	H: 0 LOB: 0 BB: 0 P: 3	R: 0 E: 0 K: 0 S: 4	H: 1 LOB: 1 BB: 0 P: 4	R: 0 E: 0 K: 0 S: 3	H: 0 LOB: 0 BB: 0 P: 3	R: 0 E: 0 K: 0 S: 4	H: 1 LOB: 1 BB: 0 P: 4	R: 0 E: 0 K: 1 S: 6	H: 1 LOB: 0 BB: 0 P: 6	R: 0 E: 0 K: 0 S: 4	H: 1 LOB: 2 BB: 1 P: 8	1B: 4 2B: 1 3B: 0 HR: 1	SF: 0 SAC: 0 DP: 0 HBP: 0	WP: 1 PB: 0 SB: 1 CS: 1	PA: 39
<b>PITCHER</b>	IP WLS BF H R ER SO BB IBB HBP BLK WP HR S P ERA WHIP																			
Roger Clemens, R ERA: 1.04 (1, 1)	8.2 W 38 6 2 1 2 5 5 0 0 0 0 0 1 37 57 1.04 1.269																			
Joe Sambito, L ERA: 6.75 (9, 1)	0.1 1 0 0 0 0 0 0 0 0 0 0 0 1 1 0.00 0.000																			







Batter	1	2	3	4	5	6	7	8	9	AB	R	H	RBI	BB	SO	LOB	TOP										
Dwight Evans, R OBP: 0.516, SLG: 0.640 (1, 9)	F6		1B 4-3 BB	1B WP SF9 1B	1B		K		1B	5	3	3	2	1	1	0	<b>Boston Red Sox @ Chicago White Sox</b> Comiskey Park, Chicago, IL Sun Apr 13 1986, 4:33 AM EST Att: 25,153 - Unknown										
Wade Boggs, L OBP: 0.452, SLG: 0.556 (1, 5)	BB		4-3 HR 1B	1B	1B		4-3		L6	5	1	3	4	1	0	2											
Bill Buckner, L OBP: 0.233, SLG: 0.357 Dave Stapleton, R (9, 3)	K		4-3	SF9	K				G4-6-3 1B	4	0	1	2	0	2	4											
Jim Rice, R OBP: 0.321, SLG: 0.480 Steve Lyons, L (8, 8)	5-3		HR	F9	1B				G4-6-3 1B	5	1	2	3	0	0	3											
Don Baylor, R OBP: 0.231, SLG: 0.440 (1, 10)		6-3	1-3	K	F7				6-3	5	0	0	0	0	1	3											
Tony Armas, R OBP: 0.269, SLG: 0.308 (8, 7)	K		1B		FC4-6 1B				5-3	5	0	2	0	0	2	0											
Rich Gedman, L OBP: 0.318, SLG: 0.429 (1, 2)	4-3		FC6-4 BB		FC4-6 1B		F2		G3	4	1	0	0	1	0	1											
Marty Barrett, R OBP: 0.440, SLG: 0.565 (1, 4)			1B		1B		4-3		1B BB	4	3	2	0	1	0	2											
Ed Romero, R OBP: 0.438, SLG: 0.385 (1, 6)			BB 1B	WP 1B	1B				1B	4	3	3	1	1	0	0											
<b>Inning Stats</b>	R: 0 E: 0 K: 1 S: 5	H: 0 LOB: 1 BB: 1 P: 9	R: 0 E: 0 K: 0 S: 5	H: 0 LOB: 0 BB: 0 P: 5	R: 5 E: 0 K: 0 S: 7	H: 4 LOB: 2 BB: 3 P: 19	R: 2 E: 0 K: 1 S: 8	H: 3 LOB: 1 BB: 0 P: 8	R: 4 E: 0 K: 1 S: 11	H: 6 LOB: 2 BB: 0 P: 11	R: 0 E: 0 K: 1 S: 5	H: 0 LOB: 0 BB: 0 P: 5	R: 0 E: 0 K: 1 S: 5	H: 0 LOB: 0 BB: 0 P: 5	R: 0 E: 0 K: 0 S: 3	H: 1 LOB: 0 BB: 0 P: 3		R: 1 E: 0 K: 0 S: 5	H: 2 LOB: 2 BB: 1 P: 9	1B: 15 2B: 0 3B: 0 HR: 1	SF: 1 SAC: 0 DP: 1 HBP: 0	WP: 1 PB: 0 SB: 1 CS: 0	PA: 47				
<b>PITCHER</b>	IP	WLS	BF	H	R	ER	SO	BB	IBB	HBP	BLK	WP	HR	S	P	ERA	WHIP										
Joe Cowley, R ERA: 19.29 (1, 1)	2.1	L	13	3	5	5	2	3	0	0	0	0	1	14	26	19.29	2.571										
Neil Allen, R ERA: 14.73 (3, 1)	2.0		15	8	6	6	1	1	0	0	0	1	0	16	20	27.00	4.500										
Gene Nelson, R ERA: 4.15 (5, 1)	2.2		10	2	0	0	3	0	0	0	0	0	0	16	16	0.00	0.750										
Bob James, R ERA: 9.82 (8, 1)	1.0		3	1	0	0	0	0	0	0	0	0	0	3	3	0.00	1.000										
Juan Agosto, L ERA: 6.75 (9, 1)	1.0		6	2	1	1	0	1	0	0	0	0	0	5	9	9.00	3.000										

Batter	1	2	3	4	5	6	7	8	9	AB	R	H	RBI	BB	SO	LOB	BOTTOM										
John Cangelosi, S OBP: 0.440, SLG: 0.313 (1, 8)	1-3 BLK BB		S 1B BB		S 9-2 BB		K		FC4-6	2	0	0	0	3	1	2	<b>Boston Red Sox @ Chicago White Sox</b> Comiskey Park, Chicago, IL Sun Apr 13 1986, 4:33 AM EST Att: 25,153 - Unknown										
Wayne Tolleson, S OBP: 0.414, SLG: 0.381 (1, 5)	1-3		S		S BB		SF7		G3	3	0	1	2	1	0	2											
Reid Nichols, R OBP: 0.333, SLG: 0.333 Bobby Bonilla, S (7, PH) (8, 9)	K		B1-3		9-2		F6			3	0	0	0	0	1	5											
Carlton Fisk, R OBP: 0.208, SLG: 0.300 (1, 7)	K		6-3						F9	4	0	0	0	0	1	3											
Ron Kittle, R OBP: 0.250, SLG: 0.304 (1, 10)		F7			F2		BB BB		2B	3	0	1	0	1	0	0											
Tim Lueftl, R OBP: 0.474, SLG: 0.286 (1, 4)		F8			F8		BB		5-3	3	0	0	0	1	0	1											
Greg Walker, L OBP: 0.391, SLG: 0.500 (1, 3)	1-3				BB		F9		F9	3	0	0	0	1	0	3											
Joel Skinner, R OBP: 0.200, SLG: 0.143 Jerry Hairston, S (9, PH) (8, PH)			4-3		F4				FC3-6 1B	3	0	0	0	0	0	3											
Ozzie Guillen, L OBP: 0.333, SLG: 0.444 Bryan Little, S (9, PH)			S WP 1B		F5		SF7 3B		FC3-6 FC4-6	3	2	2	0	0	0	0											
<b>Inning Stats</b>	R: 0 E: 0 K: 2 S: 7	H: 0 LOB: 1 BB: 1 P: 11	R: 0 E: 0 K: 0 S: 3	H: 0 LOB: 0 BB: 0 P: 3	R: 1 E: 0 K: 0 S: 5	H: 2 LOB: 2 BB: 1 P: 9	R: 0 E: 0 K: 0 S: 3	H: 0 LOB: 1 BB: 1 P: 7	R: 0 E: 0 K: 0 S: 2	H: 0 LOB: 2 BB: 2 P: 10	R: 0 E: 0 K: 0 S: 3	H: 0 LOB: 2 BB: 2 P: 11	R: 1 E: 0 K: 1 S: 6	H: 1 LOB: 0 BB: 0 P: 6	R: 0 E: 0 K: 0 S: 4	H: 1 LOB: 1 BB: 0 P: 4		R: 0 E: 0 K: 0 S: 4	H: 1 LOB: 1 BB: 0 P: 4	1B: 3 2B: 2 3B: 1 HR: 0	SF: 1 SAC: 0 DP: 1 HBP: 0	WP: 1 PB: 0 SB: 5 CS: 0	PA: 38				
<b>PITCHER</b>	IP	WLS	BF	H	R	ER	SO	BB	IBB	HBP	BLK	WP	HR	S	P	ERA	WHIP										
Tim Lollar, L ERA: 1.5 (1, 1)	6.0	W	26	2	1	1	2	7	0	0	1	0	0	23	51	1.50	1.500										
Wes Gardner, R ERA: 9.0 (7, 1)	1.0		4	1	1	1	1	0	0	0	0	0	0	6	6	9.00	1.000										
Steve Crawford, R ERA: (8, 1)	1.0		4	1	0	0	0	0	0	0	0	0	0	4	4	0.00	1.000										
Bob Stanley, R ERA: 6.75 (9, 1)	1.0		4	1	0	0	0	0	0	0	0	0	0	4	4	0.00	1.000										

AB 41  
R 12  
H 16  
RBI 12  
BB 5  
SO 6  
LOB 15



AB 30  
R 2  
H 5  
RBI 2  
BB 7  
SO 3  
LOB 20





Batter	1	2	3	4	5	6	7	8	9	AB	R	H	RBI	BB	SO	LOB	TOP										
Dave Collins, S (1,9) OBP: 0.419, SLG: 0.360 Dave Engle, R (9,9)	0-0 6-3		0-0 2B 1B	0-0 F7		0-0 SH3-4 3B 1B		0-0 4-6 SH5-3 1B		5	1	3	2	0	0	2											
Darnell Coles, R (1,5) OBP: 0.299, SLG: 0.370	0-0 5-3		0-0 1-3 2B		0-0 F8	0-0 SH3-4		0-0 SH5-3		3	0	1	0	0	0	0											
Lou Whitaker, L (1,4) OBP: 0.273, SLG: 0.344	0-0 3-1		0-0 4-3		0-0 G3	0-3 K		0-0 4-6		5	0	0	0	0	1	5											
Harry Spilman, L (1,10) OBP: 0.800, SLG: 1.500 Tom Brookens, R (6,PH) OBP: 0.500, SLG: 1.500 Dave Bergman, L (9,PH) OBP: 0.750, SLG: 0.667		0-0 F3		0-0 HR 1B	0-0 HR	0-0 1B 3B		0-0 FC4-6 1B		3	2	2	1	0	0	0											
Lance Parrish, R (1,2) OBP: 0.214, SLG: 0.269		0-0 HR		0-3 K	0-0 6-3	0-0 1B		0-3 K		5	1	2	2	0	2	2											
Darrell Evans, L (1,3) OBP: 0.487, SLG: 0.778		0-3 K		0-0 HR		0-0 1B		0-0 FC4-6 1B		5	2	2	2	0	1	2											
Larry Hemdon, R (1,7) OBP: 0.455, SLG: 0.524		0-0 F8		0-3 K		0-0 WP 1B 1B	0-0 4-3	0-3 K		5	1	1	0	0	2	1											
Chet Lemon, R (1,8) OBP: 0.280, SLG: 0.143			0-0 L6	4-0 BB BB	0-0 WP 1B 1B	0-0 6-3				3	1	1	1	1	0	0											
Alan Trammell, R (1,6) OBP: 0.292, SLG: 0.381			4-0 CS BB	4-0 BB	4-0 SH3-4 3B BB	0-0 4-3				1	1	0	0	3	0	0											
<b>Inning Stats</b>	R: 0 E: 0 K: 0 S: 3	H: 0 LOB: 0 BB: 0 P: 3	R: 1 E: 0 K: 1 S: 6	H: 1 LOB: 0 BB: 0 P: 6	R: 0 E: 0 K: 0 S: 4	H: 2 LOB: 2 BB: 1 P: 8	R: 2 E: 0 K: 2 S: 9	H: 2 LOB: 2 BB: 2 P: 17	R: 1 E: 0 K: 0 S: 4	H: 1 LOB: 0 BB: 0 P: 4	R: 6 E: 0 K: 1 S: 11	H: 6 LOB: 1 BB: 1 P: 15	R: 0 E: 0 K: 0 S: 3	H: 0 LOB: 0 BB: 0 P: 3	R: 0 E: 0 K: 2 S: 8	H: 1 LOB: 1 BB: 0 P: 8	1B: 9 2B: 2 3B: 1 HR: 3	SF: 0 SAC: 2 DP: 1 HBP: 0	WP: 1 PB: 0 CS: 1	PA: 43							
<b>PITCHER</b>	IP	WLS	BF	H	R	ER	SO	BB	IBB	HBP	BLK	WP	HR	S	P	ERA	WHIP										
Richard Dotson, R (1,1) ERA: 8.18	5.0	L	25	8	6	6	3	3	0	0	0	0	3	28	40	10.80	2.200										
Gene Nelson, R (6,1) ERA: 5.79	0.1		4	2	1	1	0	1	0	0	0	1	0	3	7	27.00	9.000										
Juan Agosto, L (6,1) ERA: 6.23	1.2		7	2	3	1	1	0	0	0	0	0	0	9	9	5.40	1.200										
Dave Schmidt, R (8,1) ERA:	2.0		7	2	0	0	2	0	0	0	0	0	0	11	11	0.00	1.000										

Detroit Tigers @ Chicago White Sox  
Comiskey Park, Chicago, IL  
Mon Apr 14 1986, 7:05 PM EST  
Att: 10,734 - Unknown

AB 37  
R 10  
H 14  
RBI 10  
BB 4  
SO 6  
LOB 12



Batter	1	2	3	4	5	6	7	8	9	AB	R	H	RBI	BB	SO	LOB	BOTTOM										
John Cangelosi, S (1,8) OBP: 0.467, SLG: 0.368	0-0 L5		0-0 2B		4-0 3B BB	4-0 1B BB		0-0 5-3		3	1	1	0	2	0	0											
Wayne Tolleson, S (1,5) OBP: 0.441, SLG: 0.480	0-3 K		4-0 BB		0-0 1-3 2H 3B	0-0 G4-6-3 1B		0-0 1-3		4	0	2	3	1	1	0											
Harold Baines, L (1,9) OBP: 0.222, SLG: 0.160	0-3 K		0-0 1-3		0-0 G3	0-0 G4-6-3 1B		0-3 K		5	0	0	0	0	2	5											
Greg Walker, L (1,3) OBP: 0.462, SLG: 0.818 Joel Skinner, R (7,2) OBP: 0.250, SLG: 0.200 Reid Nichols, R (9,PH) OBP: 0.400, SLG: 0.400		0-0 HR		0-0 HR	4-0 FC5-4 1B	0-0 1B 1B		0-0 1B		2	2	2	2	1	0	0											
Carlton Fisk, R (1,7) OBP: 0.172, SLG: 0.240		0-3 K		0-0 1-3	0-0 FC5-4	0-0 F7		0-3 K		5	0	0	0	0	2	4											
Jerry Hairston, S (1,10) OBP: 0.500, SLG: 0.429 Ron Kittle, R (9,PH) OBP: 0.240, SLG: 0.292		4-0 BB		0-0 F6		0-0 2B 1B 1B		0-0 F6		3	1	2	0	1	0	0											
Bryan Little, S (1,4) OBP: 0.111, SLG: 0.222 Tim Lueft, R (7,PH) OBP: 0.429, SLG: 0.250		0-0 G3-6-3 BB		0-0 L8		0-0 1B SF9 2B		0-3 K		3	1	1	0	0	0	1											
Ozzie Guillen, L (1,6) OBP: 0.364, SLG: 0.455			0-0 F7		0-0 3-1	0-0 BB 1B 1B				4	1	2	2	0	0	0											
Marc Hill, R (1,2) OBP: 0.500, SLG: 0.500 Bobby Bonilla, S (6,PH) (7,3)		0-0 6-3		0-0 BB 3B 1B		0-0 SF9 1B		0-0 L7		2	1	1	0	0	0	0											
<b>Inning Stats</b>	R: 0 E: 0 K: 2 S: 7	H: 0 LOB: 0 BB: 0 P: 7	R: 1 E: 0 K: 1 S: 5	H: 1 LOB: 1 BB: 1 P: 9	R: 0 E: 0 K: 0 S: 4	H: 1 LOB: 2 BB: 1 P: 8	R: 1 E: 0 K: 0 S: 4	H: 1 LOB: 0 BB: 0 P: 4	R: 2 E: 0 K: 0 S: 5	H: 2 LOB: 2 BB: 2 P: 13	R: 3 E: 0 K: 0 S: 6	H: 4 LOB: 1 BB: 1 P: 10	R: 1 E: 0 K: 0 S: 6	H: 3 LOB: 2 BB: 0 P: 6	R: 0 E: 0 K: 1 S: 5	H: 0 LOB: 0 BB: 0 P: 5	R: 0 E: 0 K: 2 S: 8	H: 1 LOB: 1 BB: 0 P: 8	1B: 8 2B: 2 3B: 1 HR: 2	SF: 1 SAC: 0 DP: 2 HBP: 0	WP: 0 PB: 0 CS: 0	PA: 43					
<b>PITCHER</b>	IP	WLS	BF	H	R	ER	SO	BB	IBB	HBP	BLK	WP	HR	S	P	ERA	WHIP										
Dan Petry, R (1,1) ERA: 9.25	5.0	W	26	8	7	7	3	3	1	0	0	0	2	28	44	12.60	2.200										
Chuck Cary, L (6,1) ERA: 2.08	1.1		7	3	1	1	0	1	0	0	0	0	0	6	10	6.75	3.000										
Randy O'Neal, R (7,1) ERA: 1.69	1.2		6	1	0	0	1	0	0	0	0	0	0	8	8	0.00	0.600										
Willie Hernandez, L (9,1) ERA: 4.91	1.0	S	4	1	0	0	2	0	0	0	0	0	0	8	8	0.00	1.000										

Detroit Tigers @ Chicago White Sox  
Comiskey Park, Chicago, IL  
Mon Apr 14 1986, 7:05 PM EST  
Att: 10,734 - Unknown

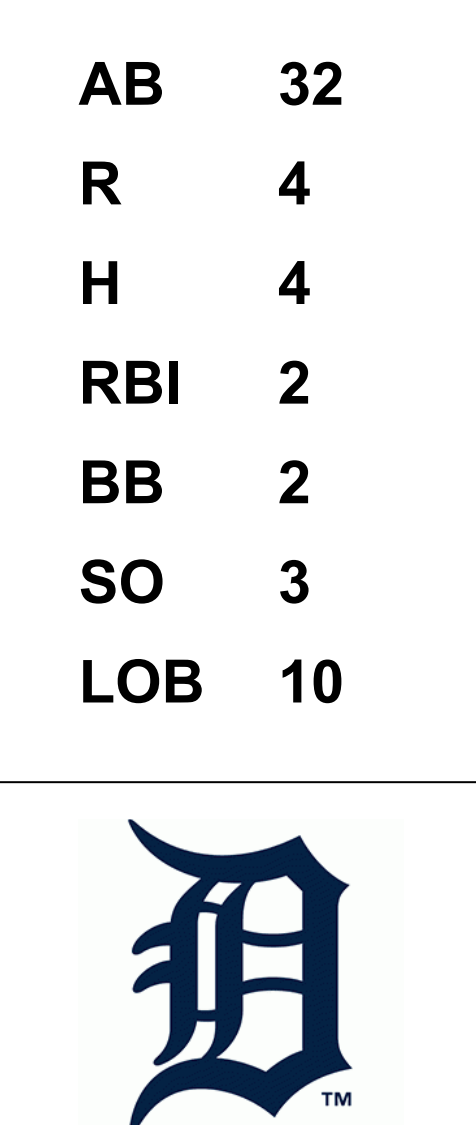
AB 37  
R 8  
H 13  
RBI 8  
BB 5  
SO 6  
LOB 16






Batter	1	2	3	4	5	6	7	8	9	AB	R	H	RBI	BB	SO	LOB	TOP	
Alan Trammell, R OBP: 0.286, SLG: 0.440	0-0 6-3 3B		0-0 F9		0-0 F8			0-3 K		4	1	1	0	0	1	2		
Darnell Coles, R OBP: 0.226, SLG: 0.323	0-0 6-3		0-0 F2		0-0 F9			0-0 4-3		4	0	0	1	0	0	2		
Kirk Gibson, L OBP: 0.517, SLG: 0.833	0-0 F9		0-0 E5		0-0 G3			4-0 BB		3	0	0	0	1	0	0		
Lance Parrish, R OBP: 0.188, SLG: 0.233	0-3 K		0-0 L8			0-0 F3		0-0 5-3		4	0	0	0	0	1	2		
Larry Herndon, R OBP: 0.423, SLG: 0.480		0-0 F9		0-0 FC1-6 4-3 1B		0-0 6-3		0-0 6-3		4	1	1	0	0	0	0		
Chet Lemon, R OBP: 0.276, SLG: 0.160		0-0 F7		0-0 FC1-6 1-2 1B		0-0 6-3		0-3 K		4	0	1	0	0	1	0		
Dave Engle, R Mike Laga, L OBP: 0.214, SLG: 0.167 (9, PH)		0-0 F8		0-0 FC1-6 4-3 1-2 2-3		0-0 6-3		0-0 F9		3	0	0	0	0	0	2	AB 32 R 4 H 4 RBI 2 BB 2 SO 3 LOB 10	
Tom Brookens, R OBP: 0.400, SLG: 0.800			0-0 WP E BB 1B		0-0 4-3		0-0 B2			3	1	1	1	0	0	1		
Dave Collins, S Doug Baker, S OBP: 0.424, SLG: 0.346 (7, PH)			4-0 1-2 E WP BB		0-0 L5		0-0 F3			1	1	0	0	1	0	1		
1B: 3 SF: 0 2B: 0 SAC: 0 3B: 1 DP: 0 HR: 0 HBP: 0																	WP: 1 PA: 34 FB: 0 SB: 0 CS: 0	
<b>Inning Stats</b>	R: 1 E: 0 K: 1 S: 6	H: 1 LOB: 0 BB: 0 P: 6	R: 0 E: 0 K: 0 S: 3	H: 0 LOB: 0 BB: 0 P: 3	R: 2 E: 1 K: 0 S: 5	H: 1 LOB: 1 BB: 1 P: 9	R: 1 E: 0 K: 0 S: 5	H: 2 LOB: 1 BB: 0 P: 5	R: 0 E: 0 K: 0 S: 3	H: 0 LOB: 0 BB: 0 P: 3	R: 0 E: 0 K: 0 S: 3	H: 0 LOB: 0 BB: 0 P: 3	R: 0 E: 0 K: 1 S: 5	H: 0 LOB: 1 BB: 0 P: 9	R: 0 E: 0 K: 1 S: 5	H: 0 LOB: 0 BB: 0 P: 5		
<b>PITCHER</b>	IP WLS BF H R ER SO BB IBB HBP BLK WP HR S P ERA WHIP																	
Floyd Bannister, L ERA: 3.6	(1, 1)	7.0 W 27 4 4 2 1 1 0 0 0 0 1 0 28 32 2.57 0.714																
Bill Dawley, R ERA:	(8, 1)	1.0 4 0 0 0 1 1 0 0 0 0 0 0 5 9 0.00 1.000																
Bob James, R ERA: 7.71	(9, 1)	1.0 3 0 0 0 1 0 0 0 0 0 0 0 5 5 0.00 0.000																

Detroit Tigers @ Chicago White Sox  
Comiskey Park, Chicago, IL  
Wed Apr 16 1986, 7:05 PM EST  
Att: 9,143 - Unknown



Batter	1	2	3	4	5	6	7	8	9	AB	R	H	RBI	BB	SO	LOB	BOTTOM	
John Cangelosi, S OBP: 0.486, SLG: 0.391	0-0 1B E 1B	0-0 FC4-6 1-3 1B	0-0 E6 S 1B		1-0 FC6 HBP			0-0 6-3		4	2	2	0	0	0	0		
Wayne Tolleson, S OBP: 0.436, SLG: 0.467	0-0 E SF7 1B	0-0 FC4-6 1-2 HR 1B	0-0 1-2 1-3 1B		0-0 FC6 1-2			0-0 1-3		5	2	2	2	0	0	2		
Harold Baines, L OBP: 0.258, SLG: 0.207	0-0 E9 1-3 1B	0-0 1-2 HR 1B	0-0 F8			0-0 6-3				4	2	2	1	0	0	1		
Ron Kittle, R OBP: 0.276, SLG: 0.444	0-0 SF7	0-0 1-2 HR 1B		0-0 G6-4-3 1B		0-0 F8				3	1	2	4	0	0	0		
Bobby Bonilla, S OBP: 0.222, SLG: 0.250	0-0 1B	0-0 F9		0-0 G6-4-3 1-2 1B		0-0 3-1				4	0	2	1	0	0	0		
Carlton Fisk, R Reid Nichols, R OBP: 0.212, SLG: 0.379 OBP: 0.400, SLG: 0.400	0-0 G3-6-1 1-3 1B		0-0 HR 1-2 2-3		0-0 G6-4-3 1-2 2-3		0-0 G3			4	1	2	1	0	0	2		
Bryan Little, S OBP: 0.077, SLG: 0.154	0-0 G3-6-1 1-2 1B		0-0 4-1		0-0 F6		0-3 K			4	0	0	0	0	1	3	AB 35 R 10 H 14 RBI 10 BB 0 SO 4 LOB 8	
Tim Lulett, R OBP: 0.400, SLG: 0.250		0-3 K	0-0 E7 SF9 1B		0-0 5-3		0-3 K			4	1	1	0	0	2	0		
Joel Skinner, R OBP: 0.250, SLG: 0.222		0-0 1B FC4-6 1B	0-0 SF9		0-3 K		0-0 F8			3	1	1	1	0	1	0		
<b>Inning Stats</b>	R: 3 E: 1 K: 0 S: 7	H: 5 LOB: 1 BB: 0 P: 7	R: 4 E: 0 K: 1 S: 9	H: 4 LOB: 0 BB: 0 P: 9	R: 3 E: 2 K: 0 S: 7	H: 3 LOB: 1 BB: 0 P: 7	R: 0 E: 0 K: 0 S: 4	H: 2 LOB: 1 BB: 0 P: 4	R: 0 E: 0 K: 1 S: 5	H: 0 LOB: 0 BB: 0 P: 6	R: 0 E: 0 K: 0 S: 3	H: 0 LOB: 0 BB: 0 P: 3	R: 0 E: 0 K: 2 S: 7	H: 0 LOB: 0 BB: 0 P: 7	R: 0 E: 0 K: 0 S: 3	H: 0 LOB: 0 BB: 0 P: 3		
<b>PITCHER</b>	IP WLS BF H R ER SO BB IBB HBP BLK WP HR S P ERA WHIP																	
Walt Terrell, R ERA: 7.59	(1, 1)	1.2 L 13 9 7 1 0 0 0 0 0 0 0 1 15 15 37.80 5.400																
Randy O'Neal, R ERA: 1.86	(2, 1)	4.1 19 5 3 1 1 0 0 1 0 0 0 1 20 21 2.08 1.154																
Chuck Cary, L ERA: 1.42	(7, 1)	2.0 6 0 0 0 2 0 0 0 0 0 0 0 10 10 0.00 0.000																
1B: 12 SF: 2 2B: 0 SAC: 0 3B: 0 DP: 2 HR: 2 HBP: 1																	WP: 0 PA: 38 FB: 0 SB: 0 CS: 0	

Detroit Tigers @ Chicago White Sox  
Comiskey Park, Chicago, IL  
Wed Apr 16 1986, 7:05 PM EST  
Att: 9,143 - Unknown





Batter	1	2	3	4	5	6	7	8	9	AB	R	H	RBI	BB	SO	LOB	TOP					
Larry Herndon, R OBP: 0.419, SLG: 0.533 (1, 7)	0-0 FC6-5 SH1-3 1B		0-0 6-3		0-0 4-3		0-0 6-3	2-H 2-H 3B		5	0	2	2	0	0	1						
Danell Coles, R OBP: 0.257, SLG: 0.324 (1, 5)	0-0 SH1-3 1-2			0-0 F3		0-0 1B E	4-0 G4-6-3 BB	0-0 L3		3	1	1	0	1	0	2						
Lou Whitaker, L OBP: 0.263, SLG: 0.324 (1, 4)	0-0 FC6-5 2-3			0-0 F8		0-0 FC6 1-3 1B	0-0 G4-6-3 1-2	0-0 4-3		5	0	1	0	0	0	4						
Kirk Gibson, L OBP: 0.500, SLG: 0.759 (1, 9)	0-0 F7			0-0 2B 1B		0-0 FC6 1-2 3-H 1B		0-0 BB S 1B 1B	0-0 3-1	5	3	2	0	0	0	2						
Lance Parrish, R OBP: 0.216, SLG: 0.265 (1, 2)		0-3 K		0-0 2B		0-0 6-3		4-0 BB 1-2 1B BB	0-3 K	4	1	1	1	1	2	1						
Darrell Evans, L OBP: 0.471, SLG: 0.724 (1, 10)		0-0 4-3		0-0 F8		4-0 1B BB		4-0 BB 1-2 2B BB	0-0	2	1	0	0	2	0	1						
Tom Brookens, R OBP: 0.500, SLG: 0.833 (8, PR)								1-2 2-3 BB	0-0 2B 1B	1	2	1	0	0	0	0						
Chet Lemon, R OBP: 0.294, SLG: 0.233 (1, 8)		0-0 6-3				0-0 F7	0-0 1B 1-2 2-H 1B	0-3 K	0-0 1-H 2B	5	0	2	2	0	1	3						
Mike Laga, L OBP: 0.276, SLG: 0.250 (1, 3)			0-0 F4		0-0 4-3	0-0 FC4-6 1-3 2-H 1B		0-0 2B 3B 1-2 2-H 3-H 1B		4	1	2	3	0	0	0						
Doug Baker, S (1, 6)				0-0 5-3		4-0 BB	0-0 FC4-6 1-2 1B	0-0 1-3 2-H 3B 2B		1	0	0	0	1	0	0						
Harry Spilman, L OBP: 0.697, SLG: 1.200 (6, PH)										1	0	0	0	0	0	2						
Alan Trammell, R OBP: 0.310, SLG: 0.500 (6, 6)										1	1	1	1	0	0	0						
<b>Inning Stats</b>	R: 0 E: 0 K: 0 S: 4	H: 1 LOB: 1 BB: 0 P: 4	R: 0 E: 0 K: 1 S: 5	H: 0 LOB: 0 BB: 0 P: 5	R: 0 E: 0 K: 0 S: 3	H: 0 LOB: 0 BB: 0 P: 3	R: 1 E: 0 K: 0 S: 5	H: 2 LOB: 1 BB: 0 P: 5	R: 0 E: 0 K: 0 S: 3	H: 0 LOB: 1 BB: 1 P: 7	R: 3 E: 1 K: 0 S: 7	H: 4 LOB: 2 BB: 1 P: 11	R: 0 E: 0 K: 0 S: 2	H: 0 LOB: 0 BB: 1 P: 6	R: 5 E: 0 K: 1 S: 9	H: 4 LOB: 2 BB: 2 P: 17	R: 1 E: 0 K: 1 S: 6	H: 2 LOB: 1 BB: 0 P: 6	1B: 9 2B: 3 3B: 1 HR: 0	SF: 0 SAC: 1 DP: 1 HBP: 0	WP: 0 PB: 0 SB: 1 CS: 0	PA: 43
<b>PITCHER</b>	IP WLS BF H R ER SO BB IBB HBP BLK WP HR S P ERA WHIP																					
Joel Davis, R ERA: 1.42 (1, 1)	7.0	30	7	4	1	1	3	0	0	0	0	0	0	0	29	41	1.29	1.429				
Dave Schmidt, R ERA: 2.45 (8, 1)	0.0	2	1	2	2	0	1	0	0	0	0	0	0	0	1	5	∞	∞				
Juan Agosto, L ERA: 8.31 (8, 1)	0.0	L	1	0	0	0	1	0	0	0	0	0	0	0	4	∞	∞					
Bob James, R ERA: 10.8 (8, 1)	0.1	4	3	3	3	1	0	0	0	0	0	0	0	6	6	81.00	9.000					
Gene Nelson, R ERA: 5.69 (8, 1)	1.2	6	2	1	1	1	0	0	0	0	0	0	0	8	8	5.40	1.200					

Detroit Tigers @ Chicago White Sox  
Comiskey Park, Chicago, IL  
Thu Apr 17 1986, 7:05 PM EST  
Att: 9,034 - Unknown

AB 37  
R 10  
H 13  
RBI 9  
BB 5  
SO 3  
LOB 16



Batter	1	2	3	4	5	6	7	8	9	AB	R	H	RBI	BB	SO	LOB	BOTTOM					
John Cangelosi, S OBP: 0.450, SLG: 0.357 (1, 8)	0-3 K		0-0 F9		0-0 4-3 1B		0-0 F7		0-0 F8	5	0	1	0	0	1	2						
Wayne Tolleson, S OBP: 0.455, SLG: 0.471 (1, 5)	0-0 6-3			4-0 1B BB	0-0 4-3		0-0 1B		0-0 1B	4	2	2	0	1	0	1						
Harold Baines, L OBP: 0.286, SLG: 0.242 (1, 9)	0-3 K			0-0 BB 1B	0-0 L9		0-0 1B		0-3 K	4	1	2	2	0	1	0						
Reid Nichols, R OBP: 0.400, SLG: 0.400 (7, PR)				0-0 BB 1B	0-0 L9		0-0 1B		0-3 K	0	0	0	0	0	0	0						
Marc Hill, R OBP: 0.500, SLG: 0.500 (8, 2)				1-3 5-3 1B			1-H 3-H 1B		0-3 K	1	0	0	0	0	0	1						
Jerry Hairston, S OBP: 0.444, SLG: 0.375 (9, PH)									0-3 K	5	1	1	1	0	4	2						
Ron Kittle, R OBP: 0.265, SLG: 0.406 (1, 10)		0-3 K		0-0 5-3 4-3 1B		0-3 K	0-3 K		0-3 K	3	1	1	0	1	2	0						
Bobby Bonilla, S OBP: 0.308, SLG: 0.273 (1, 3)		0-3 K		4-0 4-3 1B BB		0-3 K		0-0 1B 1B		3	1	1	0	1	2	0						
Carlton Fisk, R OBP: 0.216, SLG: 0.394 (1, 7)		0-3 K		0-0 5-3		0-0 2B		0-3 K		4	0	1	1	0	2	3						
Ozzie Guillen, L OBP: 0.320, SLG: 0.400 (1, 6)			0-3 K		0-0 4-3		0-0 G3		0-0 L6	3	0	0	1	0	1	2						
Tim Lulett, R OBP: 0.385, SLG: 0.238 (9, 5)				2-3 3-H 1B					0-0 1B	1	0	0	0	0	0	1						
Bryan Little, S OBP: 0.176, SLG: 0.235 (1, 4)			0-0 F8		0-0 1B		0-0 F9		0-0 1B	4	0	2	1	0	0	0						
Joel Skinner, R OBP: 0.227, SLG: 0.200 (1, 2)			0-0 E5		0-3 K		0-0 1B BB		0-3 K	2	0	0	0	0	1	1						
Rod Craig, S (7, PH)										1	1	0	0	1	1	2						
<b>Inning Stats</b>	R: 0 E: 0 K: 2 S: 7	H: 0 LOB: 0 BB: 0 P: 7	R: 0 E: 0 K: 3 S: 9	H: 0 LOB: 0 BB: 0 P: 9	R: 0 E: 1 K: 1 S: 6	H: 0 LOB: 1 BB: 0 P: 6	R: 4 E: 0 K: 1 S: 8	H: 3 LOB: 1 BB: 2 P: 16	R: 0 E: 0 K: 0 S: 3	H: 1 LOB: 0 BB: 0 P: 3	R: 0 E: 0 K: 2 S: 8	H: 1 LOB: 1 BB: 0 P: 8	R: 2 E: 0 K: 1 S: 7	H: 2 LOB: 1 BB: 1 P: 11	R: 0 E: 0 K: 2 S: 9	H: 2 LOB: 2 BB: 0 P: 9	R: 0 E: 0 K: 2 S: 8	H: 1 LOB: 1 BB: 0 P: 8	1B: 9 2B: 1 3B: 0 HR: 0	SF: 0 SAC: 0 DP: 0 HBP: 0	WP: 0 PB: 0 SB: 0 CS: 0	PA: 40
<b>PITCHER</b>	IP WLS BF H R ER SO BB IBB HBP BLK WP HR S P ERA WHIP																					
Jack Morris, R ERA: 6.75 (1, 1)	7.0	31	7	6	6	10	3	0	0	0	0	0	0	48	60	7.71	1.429					
Willie Hernandez, L ERA: 3.18 (8, 1)	2.0	S	9	3	0	0	4	0	0	0	0	0	0	17	17	0.00	1.500					

Detroit Tigers @ Chicago White Sox  
Comiskey Park, Chicago, IL  
Thu Apr 17 1986, 7:05 PM EST  
Att: 9,034 - Unknown

AB 37  
R 6  
H 10  
RBI 6  
BB 3  
SO 14  
LOB 15





Batter	1	2	3	4	5	6	7	8	9	AB	R	H	RBI	BB	SO	LOB	TOP			
Wayne Tolleson, S (1, 5) OBP: 0.458, SLG: 0.500	0-3 K		0-0 2B			0-0 F2		0-0 1B		4	0	2	1	0	1	0	Chicago White Sox @ Boston Red Sox Fenway Park, Boston, MA Fri Apr 18 1986, 6:05 PM EST Att: 17,978 - Unknown			
Reid Nichols, R (1, 8) OBP: 0.357, SLG: 0.308	0-3 K		0-0 F4			0-0 6-3			4-0 BB	3	0	0	0	1	1	2				
Harold Baines, L (1, 9) OBP: 0.256, SLG: 0.216	0-3 K		0-0 F5			0-0 F8			0-0 F9	4	0	0	0	0	1	3				
Carlton Fisk, R (1, 7) OBP: 0.220, SLG: 0.361		0-0 5-3		4-0 CS BB		0-0 F3			0-3 K	3	0	0	0	1	1	1				
Ron Kittle, R (1, 10) OBP: 0.237, SLG: 0.361		0-0 F8		0-0 L5		0-3 K			0-3 K	4	0	0	0	0	2	2				
Bobby Bonilla, S (1, 3) OBP: 0.250, SLG: 0.214		0-0 4-3		0-3 K		0-0 6-3				3	0	0	0	0	1	1				
Tim Lueft, R (1, 4) OBP: 0.345, SLG: 0.208			0-3 K		0-0 F7			0-3 K		3	0	0	0	0	2	0				
Bryan Little, S (1, 6) OBP: 0.211, SLG: 0.222			4-0 1B		0-3 K			0-0 E9 1B		1	1	0	0	1	1	0				
Rod Craig, S (8, PH)			0-0 2B BB							1	0	0	0	0	0	0				
Ozzie Guillen, L (8, 6) OBP: 0.320, SLG: 0.400			0-0 2B 1B		0-3 K			0-0 5-3		0	0	0	0	0	0	0				
Joel Skinner, R (1, 2) OBP: 0.240, SLG: 0.217										3	0	1	0	0	1	1				
<b>Inning Stats</b>	R: 0 E: 0 K: 3 S: 9	H: 0 LOB: 0 BB: 0 P: 9	R: 0 E: 0 K: 0 S: 3	H: 0 LOB: 0 BB: 0 P: 3	R: 1 E: 0 K: 1 S: 7	H: 2 LOB: 2 BB: 1 P: 11	R: 0 E: 0 K: 1 S: 4	H: 0 LOB: 0 BB: 1 P: 8	R: 0 E: 0 K: 2 S: 7	H: 0 LOB: 0 BB: 0 P: 7	R: 0 E: 0 K: 0 S: 3	H: 0 LOB: 0 BB: 0 P: 3	R: 0 E: 1 K: 1 S: 6	H: 1 LOB: 2 BB: 0 P: 6	R: 0 E: 0 K: 2 S: 7	H: 0 LOB: 1 BB: 1 P: 11	1B: 2 2B: 1 3B: 0 HR: 0	SF: 0 SAC: 0 DP: 0 HBP: 0	WP: 0 PB: 0 SB: 0 CS: 1	PA: 32
<b>PITCHER</b> Bruce Hurst, L (1, 1) ERA: 2.91	IP: 9.0 WLS: W BF: 32 H: 3 R: 1 ER: 1 SO: 11 BB: 3 IBB: 0 HBP: 0 BLK: 0 WP: 0 HR: 0 S: 51 P: 63 ERA: 1.00 WHIP: 0.667																			

Batter	1	2	3	4	5	6	7	8	9	AB	R	H	RBI	BB	SO	LOB	BOTTOM			
Dwight Evans, R (1, 9) OBP: 0.404, SLG: 0.462	0-0 F4		0-0 1-3			0-0 5-3		0-0 F4		4	0	0	0	0	0	1	Chicago White Sox @ Boston Red Sox Fenway Park, Boston, MA Fri Apr 18 1986, 6:05 PM EST Att: 17,978 - Unknown			
Wade Boggs, L (1, 5) OBP: 0.362, SLG: 0.390	0-0 1-3			0-0 F9		0-0 6-3		0-0 6-3		4	0	0	0	0	0	0				
Bill Buckner, L (1, 3) OBP: 0.267, SLG: 0.390	0-0 F9			0-3 K		0-0 1B 3B		1-0 E HBP		3	1	1	0	0	1	0				
Jim Rice, R (1, 7) OBP: 0.279, SLG: 0.342		0-0 5-3		4-0 BB		0-0 1B		0-0 E5		3	0	1	1	1	0	1				
Steve Lyons, L (8, PR) (9, 8)						3-H 1B		1-2 1B		0	0	0	0	0	0	0				
Don Baylor, R (1, 10) OBP: 0.244, SLG: 0.436		0-3 K		0-0 L8		0-0 F3		0-0 1-3		4	0	0	0	0	1	4				
Tony Armas, R (1, 8) (9, 7) OBP: 0.275, SLG: 0.289		0-0 5-3				0-0 6-3		0-0 2B 2B		3	1	1	0	0	0	0				
Rich Gedman, L (1, 2) OBP: 0.250, SLG: 0.371			0-0 F8		0-0 5-3		0-0 4-6 2B			3	0	1	1	0	0	0				
Marty Barrett, R (1, 4) OBP: 0.447, SLG: 0.606			4-0 BB		0-0 S 1B		0-0 4-6			2	0	1	0	1	0	1				
Ed Romero, R (1, 6) OBP: 0.308, SLG: 0.304			0-0 L5		0-0 F7		0-0 5-3			3	0	0	0	0	0	2				
<b>Inning Stats</b>	R: 0 E: 0 K: 0 S: 3	H: 0 LOB: 0 BB: 0 P: 3	R: 0 E: 0 K: 1 S: 5	H: 0 LOB: 0 BB: 0 P: 5	R: 0 E: 0 K: 0 S: 3	H: 0 LOB: 1 BB: 1 P: 7	R: 0 E: 0 K: 1 S: 5	H: 0 LOB: 1 BB: 1 P: 9	R: 0 E: 0 K: 0 S: 4	H: 1 LOB: 1 BB: 0 P: 4	R: 1 E: 0 K: 0 S: 5	H: 2 LOB: 1 BB: 0 P: 5	R: 1 E: 0 K: 0 S: 4	H: 2 LOB: 0 BB: 0 P: 4	R: 0 E: 1 K: 0 S: 4	H: 0 LOB: 2 BB: 0 P: 5	1B: 2 2B: 3 3B: 1 HR: 0	SF: 0 SAC: 0 DP: 1 HBP: 1	WP: 0 PB: 0 SB: 1 CS: 0	PA: 32
<b>PITCHER</b> Tom Seaver, R (1, 1) ERA: 3.54	IP: 8.0 WLS: L BF: 32 H: 5 R: 2 ER: 2 SO: 2 BB: 2 IBB: 0 HBP: 1 BLK: 0 WP: 0 HR: 0 S: 33 P: 42 ERA: 2.25 WHIP: 0.875																			



Batter	1	2	3	4	5	6	7	8	9	AB	R	H	RBI	BB	SO	LOB	TOP			
<b>John Cangelosi, S</b> (1, 8) OBP: 0.432, SLG: 0.333	4-0 SH1-3 S 4-3 BB		0-0 SF8 2			0-0 F8 1		0-0 3-1 1		2	1	0	1	1	0	0	<b>Chicago White Sox @ Boston Red Sox</b> Fenway Park, Boston, MA Sat Apr 19 1986, 3:33 AM EST Att: 20,667 - Unknown			
<b>Wayne Tolleson, S</b> (1, 5) OBP: 0.471, SLG: 0.512	0-0 SH1-3 1-3		0-0 3-H 1B			0-0 F8 2		0-0 1B		3	0	2	0	0	0	0				
<b>Harold Baines, L</b> (1, 9) OBP: 0.233, SLG: 0.195	0-0 4-3 3-H		0-0 F9 3			0-0 4-3 3		0-0 F9 2		4	0	0	1	0	0	2				
<b>Ron Kittle, R</b> (1, 10) OBP: 0.238, SLG: 0.350	0-3 K		0-3 K			0-0 2B FC1-2 1B		0-0 F4		4	0	1	0	0	2	1				
<b>Bobby Bonilla, S</b> (1, 3) OBP: 0.300, SLG: 0.333		0-0 F8 1		0-0 2-3 2		0-0 FC1-2 1-3 2B		0-0 G5-4-3 1B		4	0	2	0	0	0	0				
<b>Carlton Fisk, R</b> (1, 7) OBP: 0.200, SLG: 0.325		0-3 K		0-0 6-3 3		0-0 F7 1		0-0 G5-4-3 1-2		4	0	0	0	0	1	3				
<b>Ozzie Guillen, L</b> (1, 6) OBP: 0.310, SLG: 0.357		0-0 F8 3				4-0 FC1-2 IBB		0-0 F8 3		3	0	0	0	1	0	0				
<b>Bryan Little, S</b> (1, 4) OBP: 0.190, SLG: 0.200			0-0 F3 1		0-0 1-3 2	0-0 FC1-2 1-2 2-3 3-H				2	0	0	0	0	0	0				
<b>Jerry Hairston, S</b> (7, PH) OBP: 0.400, SLG: 0.333					0-0 1-3					1	0	0	0	0	0	3				
<b>Tim Hulett, R</b> (7, 4) OBP: 0.345, SLG: 0.208					0-0 K					0	0	0	0	0	0	0				
<b>Joel Skinner, R</b> (1, 2) OBP: 0.250, SLG: 0.308			0-0 SF8 3B		0-3 K			0-0 5-3 3		3	1	1	0	0	1	3				
<b>Inning Stats</b>	R: 1 E: 0 K: 1 S: 5	H: 0 LOB: 0 BB: 1 P: 9	R: 0 E: 0 K: 1 S: 5	H: 0 LOB: 0 BB: 0 P: 5	R: 1 E: 0 K: 0 S: 5	H: 2 LOB: 1 BB: 0 P: 5	R: 0 E: 0 K: 1 S: 5	H: 0 LOB: 0 BB: 0 P: 5	R: 0 E: 0 K: 0 S: 3	H: 0 LOB: 0 BB: 0 P: 3	R: 0 E: 0 K: 0 S: 5	H: 2 LOB: 3 BB: 1 P: 9	R: 0 E: 0 K: 0 S: 4	H: 1 LOB: 1 BB: 0 P: 4	R: 0 E: 0 K: 0 S: 3	H: 1 LOB: 0 BB: 0 P: 3	1B: 4 2B: 1 3B: 1 HR: 0	SF: 1 SAC: 1 DP: 1 HBP: 0	WP: 0 PB: 0 SB: 1 CS: 0	PA: 34
<b>PITCHER</b> <b>Oil Can Boyd, R</b> (1, 1) ERA: 3.91	IP: 9.0 WLS: W BF: 34 H: 6 R: 2 ER: 2 SO: 4 BB: 1 IBB: 1 HBP: 0 BLK: 0 WP: 0 HR: 0 S: 40 P: 48 ERA: 2.00 WHIP: 0.778																			


Batter	1	2	3	4	5	6	7	8	9	AB	R	H	RBI	BB	SO	LOB	BOTTOM	
<b>Dwight Evans, R</b> (1, 9) OBP: 0.392, SLG: 0.429	0-0 F3 1		4-0 BB		0-0 6-3 1		0-0 F9 3			3	0	0	0	1	0	1	<b>Chicago White Sox @ Boston Red Sox</b> Fenway Park, Boston, MA Sat Apr 19 1986, 3:33 AM EST Att: 20,667 - Unknown	
<b>Wade Boggs, L</b> (1, 5) OBP: 0.373, SLG: 0.409	4-0 FC6-4 BB		0-0 F8 2		0-0 6-3 2			0-0 1B FC6 2B		3	1	1	0	1	0	1		
<b>Bill Buckner, L</b> (1, 3) OBP: 0.265, SLG: 0.364	0-0 FC6-4 1B 1-2		0-3 K		0-0 F6 3			4-0 1B E BB		3	1	0	0	1	1	2		
<b>Jim Rice, R</b> (1, 7) OBP: 0.298, SLG: 0.357	0-0 1B			0-0 6-3 1		0-0 F7 1		0-0 FC6 1B		4	0	2	0	0	0	0		
<b>Steve Lyons, L</b> (8, PR) (9, 8)	1-2 1B				0-0 6-3 2			1-2 2-3 1B		0	0	0	0	0	0	0		
<b>Don Baylor, R</b> (1, 10) OBP: 0.244, SLG: 0.419	0-0 F4 3			0-0 2B 1B		0-0 F7 2		0-0 FC6 WP		4	1	1	1	0	0	3		
<b>Tony Armas, R</b> (1, 8) OBP: 0.273, SLG: 0.310		0-0 F7 1		0-0 2B		0-0 5-3 3		0-3 K		4	0	1	1	0	1	1		
<b>Rich Gedman, L</b> (1, 2) OBP: 0.250, SLG: 0.359		0-0 G6-4-3 1B		0-0 F7 2		0-0 4-3 1		0-0 4-3 1-2		4	0	1	0	0	0	2		
<b>Marty Barrett, R</b> (1, 4) OBP: 0.439, SLG: 0.571		0-0 G6-4-3 1-2		4-0 BB		0-0 F7 2				2	0	0	0	1	0	1		
<b>Ed Romero, R</b> (1, 6) OBP: 0.310, SLG: 0.308			0-0 F8 1		0-0 F3 3		0-0 1B			3	0	1	0	0	0	2		
<b>Inning Stats</b>	R: 0 E: 0 K: 0 S: 4	H: 1 LOB: 2 BB: 1 P: 8	R: 0 E: 0 K: 0 S: 3	H: 1 LOB: 0 BB: 0 P: 3	R: 0 E: 0 K: 1 S: 5	H: 0 LOB: 1 BB: 1 P: 9	R: 1 E: 0 K: 0 S: 5	H: 2 LOB: 2 BB: 1 P: 9	R: 0 E: 0 K: 0 S: 3	H: 0 LOB: 0 BB: 0 P: 3	R: 0 E: 0 K: 0 S: 4	H: 1 LOB: 1 BB: 0 P: 4	R: 2 E: 1 K: 1 S: 7	H: 2 LOB: 2 BB: 1 P: 11	1B: 5 2B: 2 3B: 0 HR: 0	SF: 0 SAC: 0 DP: 1 HBP: 0	WP: 1 PB: 0 SB: 0 CS: 0	PA: 34
<b>PITCHER</b> <b>Richard Dotson, R</b> (1, 1) ERA: 6.0	IP: 7.0 WLS: L BF: 29 H: 6 R: 2 ER: 2 SO: 1 BB: 3 IBB: 0 HBP: 0 BLK: 0 WP: 0 HR: 0 S: 28 P: 40 ERA: 2.57 WHIP: 1.286																	
<b>Juan Agosto, L</b> (8, 1) ERA: 6.31	0.0 L 1 0 0 0 0 1 0 0 0 0 0 0 0 4 ∞ ∞																	
<b>Bob James, R</b> (8, 1) ERA: 9.0	1.0 4 1 1 0 1 0 0 0 0 0 1 0 6 6 0.00 1.000																	



Batter	1	2	3	4	5	6	7	8	9	AB	R	H	RBI	BB	SO	LOB	TOP						
<b>John Cangelosi, S</b> (1, 8) OBP: 0.417, SLG: 0.324	0-0 1B		L9			F8		G6-4-3		4	0	1	0	0	0	3							
<b>Wayne Tolleson, S</b> (1, 5) OBP: 0.436, SLG: 0.467	0-0 9-3			F7		4-3		F7		4	0	0	0	0	0	3							
<b>Harold Baines, L</b> (1, 9) OBP: 0.234, SLG: 0.267	0-0 F7			HR		3-1			3-1	4	1	1	1	0	0	0							
<b>Ron Kittle, R</b> (1, 10) OBP: 0.239, SLG: 0.409		0-3 K		F3			HR		L5	4	1	1	1	0	1	0							
<b>Bobby Bonilla, S</b> (1, 3) OBP: 0.250, SLG: 0.273		0-0 4-3		L6			K		4-3	4	0	0	0	0	1	0							
<b>Carlton Fisk, R</b> (1, 7) OBP: 0.206, SLG: 0.326		0-0 PO 1B			6-3		F8			3	0	1	0	0	0	0							
<b>Ozzie Guillen, L</b> (1, 6) OBP: 0.281, SLG: 0.323		0-0 PO 1-2	0-0 F8		6-3		L4			3	0	0	0	0	0	0							
<b>Bryan Little, S</b> (1, 4) OBP: 0.292, SLG: 0.273					4-0 BB			0-0 G6-4-3 1B		2	0	2	0	1	0	0							
<b>Joel Skinner, R</b> (1, 2) OBP: 0.233, SLG: 0.286					0-0 5-3			0-0 G6-4-3 1B		2	0	0	0	0	1	2							
<b>Jerry Hairston, S</b> (8, PH) OBP: 0.455, SLG: 0.400								1-2 G6-4-3 1B		1	0	1	0	0	0	0							
<b>Reid Nichols, R</b> (8, PR) OBP: 0.357, SLG: 0.308										0	0	0	0	0	0	0							
<b>Marc Hill, R</b> (8, 2) OBP: 0.500, SLG: 0.500										0	0	0	0	0	0	0							
<b>Inning Stats</b>	R: 0 E: 0 K: 0 S: 3	H: 1 LOB: 0 BB: 0 P: 3	R: 0 E: 0 K: 1 S: 5	H: 1 LOB: 1 BB: 0 P: 5	R: 0 E: 0 K: 1 S: 6	H: 1 LOB: 1 BB: 0 P: 6	R: 1 E: 0 K: 0 S: 4	H: 1 LOB: 0 BB: 0 P: 4	R: 0 E: 0 K: 0 S: 3	H: 0 LOB: 1 BB: 1 P: 7	R: 0 E: 0 K: 0 S: 3	H: 0 LOB: 0 BB: 0 P: 3	R: 1 E: 0 K: 1 S: 6	H: 1 LOB: 0 BB: 0 P: 6	R: 0 E: 0 K: 0 S: 4	H: 2 LOB: 2 BB: 0 P: 4	R: 0 E: 0 K: 0 S: 3	H: 0 LOB: 0 BB: 0 P: 3	1B: 5 2B: 1 3B: 0 HR: 2	SF: 0 SAC: 0 DP: 2 HBP: 0	WP: 0 PB: 0 SB: 0 CS: 0	PA: 33	
<b>PITCHER</b>	IP	WLS	BF	H	R	ER	SO	BB	IBB	HBP	BLK	WP	HR	S	P	ERA	WHIP					ERA	WHIP
<b>Mike Brown, R</b> (1, 1) ERA: 2.57	7.0	W	25	5	2	2	3	1	0	0	0	0	2	30	34	2.57	0.857						
<b>Bob Stanley, R</b> (8, 1) ERA: 5.4	2.0		7	2	0	0	0	0	0	0	0	0	0	7	7	0.00	1.000						

Chicago White Sox @ Boston Red Sox  
Fenway Park, Boston, MA  
Sun Apr 20 1986, 3:33 AM EST  
Att: 23,441 - Unknown


AB	31
R	2
H	7
RBI	2
BB	1
SO	3
LOB	8



Batter	1	2	3	4	5	6	7	8	9	AB	R	H	RBI	BB	SO	LOB	BOTTOM						
<b>Dwight Evans, R</b> (1, 9) OBP: 0.393, SLG: 0.444	0-0 5-3	4-0 1B BB		FC6-4 BB 1-2		SF9		2B 2B		3	0	1	1	1	0	1							
<b>Wade Boggs, L</b> (1, 5) OBP: 0.393, SLG: 0.404	0-0 L6	0-0 1B 1-2		G4-6-3 BB 1-2		1B BB		K		3	0	1	1	2	1	1							
<b>Bill Buckner, L</b> (1, 3) OBP: 0.276, SLG: 0.388	0-0 6-3	0-0 6-3		G4-6-3 BB 1-2		1B BB		2B 2B		5	0	2	1	0	0	4							
<b>Jim Rice, R</b> (1, 7) OBP: 0.288, SLG: 0.326		0-0 E5	0-0 F9		5-3		K		4-0 BB	4	0	0	0	1	1	2							
<b>Steve Lyons, L</b> (8, PR) (9, 8)		0-0 FC6-4								0	0	0	0	0	0	0							
<b>Don Baylor, R</b> (1, 10) OBP: 0.260, SLG: 0.417		0-0 FC6-4 1B 1-2	0-0 BB 1B		1B			F7		5	1	2	0	0	0	3							
<b>Tony Armas, R</b> (1, 8) OBP: 0.271, SLG: 0.304		0-0 1B 2B 1-3	0-0 F4		K					4	1	1	0	0	2	1							
<b>Marty Barrett, R</b> (1, 4) OBP: 0.499, SLG: 0.632		0-0 2B E 1-2	4-0 BB 1B			0-0 1B SF9		BB 1B		3	2	3	1	1	0	0							
<b>Ed Romero, R</b> (1, 6) OBP: 0.364, SLG: 0.379		0-0 E7 1B 1-2 3-H	0-0 6-3			SF9 WP 1B 2B		BB 1B		3	2	2	1	1	0	2							
<b>Marc Sullivan, R</b> (1, 2) OBP: 0.375, SLG: 0.286		0-0 4-3		FC6-4 1B		K		6-3		4	0	1	0	0	1	5							
<b>Inning Stats</b>	R: 0 E: 0 K: 0 S: 3	H: 0 LOB: 0 BB: 0 P: 3	R: 4 E: 2 K: 0 S: 8	H: 4 LOB: 2 BB: 1 P: 12	R: 0 E: 0 K: 0 S: 4	H: 1 LOB: 2 BB: 1 P: 8	R: 0 E: 0 K: 0 S: 3	H: 1 LOB: 1 BB: 1 P: 7	R: 0 E: 0 K: 1 S: 5	H: 1 LOB: 0 BB: 0 P: 5	R: 2 E: 0 K: 2 S: 10	H: 3 LOB: 2 BB: 1 P: 14	R: 0 E: 0 K: 1 S: 6	H: 1 LOB: 2 BB: 1 P: 10	R: 0 E: 0 K: 1 S: 6	H: 2 LOB: 2 BB: 1 P: 10	1B: 9 2B: 4 3B: 0 HR: 0	SF: 1 SAC: 0 DP: 1 HBP: 0	WP: 1 PB: 0 SB: 0 CS: 0	PA: 41			
<b>PITCHER</b>	IP	WLS	BF	H	R	ER	SO	BB	IBB	HBP	BLK	WP	HR	S	P	ERA	WHIP					ERA	WHIP
<b>Floyd Bannister, L</b> (1, 1) ERA: 3.32	4.0	L	21	6	4	1	0	3	0	0	0	0	0	18	30	2.25	2.250						
<b>Neil Allen, R</b> (5, 1) ERA: 13.5	1.2		7	3	2	2	2	0	0	0	0	1	0	11	11	10.80	1.800						
<b>Juan Agosto, L</b> (6, 1) ERA: 8.31	0.0		2	1	0	0	0	1	0	0	0	0	0	1	5	∞	∞						
<b>Bill Dawley, R</b> (6, 1) ERA:	2.1		11	3	0	0	3	2	0	0	0	0	0	15	23	0.00	2.143						

Chicago White Sox @ Boston Red Sox  
Fenway Park, Boston, MA  
Sun Apr 20 1986, 3:33 AM EST  
Att: 23,441 - Unknown

AB	34
R	6
H	13
RBI	5
BB	6
SO	5
LOB	19





Batter	1	2	3	4	5	6	7	8	9	AB	R	H	RBI	BB	SO	LOB	TOP								
<b>John Cangelosi, S</b> (1, 8) OBP: 0.34, SLG: 0.324	0-3 K		0-0 6-3		4-0 CS FC5 BB		0-0 HR 1B		4-0 CS BB	3	1	0	2	1	0		<b>Chicago White Sox @ Milwaukee Brewers</b> Milwaukee County Stadium, Milwaukee, WI Tue Apr 22 1986, 7:05 PM EST Att: 5,561 - Unknown <a href="http://livebaseballscorecards.com">livebaseballscorecards.com</a>								
<b>Wayne Tolleson, S</b> (1, 5) OBP: 0.417, SLG: 0.460	0-0 2B		0-3 K		0-0 FC5 CS 1-2 2-3 3-H		0-0 F7		0-0 4-3 1-2	5	0	1	1	0	1	5									
<b>Harold Baines, L</b> (1, 9) OBP: 0.250, SLG: 0.340	0-3 K		0-3 K		0-0 K		0-0 HR		0-0 1B	5	1	2	3	0	3	3									
<b>Carlton Fisk, R</b> (1, 7) OBP: 0.189, SLG: 0.292	0-0 4-3			0-0 6-3		0-3 K		0-0 F3	0-3 K	5	0	0	0	0	2	2									
<b>Ron Kittle, R</b> (1, 10) OBP: 0.220, SLG: 0.375 <b>Reid Nichols, R</b> (8, PR) OBP: 0.357, SLG: 0.308		0-3 K		0-3 K		0-0 F2		0-0 E5		4	0	0	0	0	2	0									
<b>Bobby Bonilla, S</b> (1, 3) OBP: 0.300, SLG: 0.296		0-0 1B		0-0 1B		0-0 F3		0-0 F4		4	0	2	0	0	0	1									
<b>Tim Lulett, R</b> (1, 4) OBP: 0.364, SLG: 0.286		0-0 1B		0-0 F8			0-0 4-3 E 2B		0-0 F9	4	1	2	0	0	0	2									
<b>Ozzie Guillen, L</b> (1, 6) OBP: 0.294, SLG: 0.313 <b>Rod Craig, S</b> (7, PH) <b>Bryan Little, S</b> (7, 6) OBP: 0.320, SLG: 0.273		0-0 B3			4-0 BB FC5 BB		0-0 4-3		4-0 1-2 BB	1	1	0	0	1	0	2									
<b>Joel Skinner, R</b> (1, 2) OBP: 0.235, SLG: 0.258		0-0 L7			4-0 FC5 BB 1-2 BB		0-0 E5 HR 1B		0-0 F4	3	1	0	1	1	0	4									
<b>Inning Stats</b>	R: 0 E: 0 K: 2 S: 8	H: 1 LOB: 1 BB: 0 P: 8	R: 0 E: 0 K: 1 S: 7	H: 2 LOB: 2 BB: 0 P: 7	R: 0 E: 0 K: 1 S: 7	H: 0 LOB: 0 BB: 0 P: 7	R: 0 E: 0 K: 1 S: 6	H: 1 LOB: 1 BB: 0 P: 6	R: 1 E: 0 K: 1 S: 4	H: 0 LOB: 1 BB: 3 P: 16	R: 0 E: 0 K: 1 S: 5	H: 0 LOB: 0 BB: 0 P: 5	R: 4 E: 1 K: 0 S: 7	H: 3 LOB: 0 BB: 0 P: 7	R: 0 E: 1 K: 0 S: 4	H: 0 LOB: 2 BB: 1 P: 8		R: 0 E: 0 K: 1 S: 5	H: 1 LOB: 1 BB: 1 P: 9	1B: 5 2B: 2 3B: 0 HR: 1	SF: 0 SAC: 0 DP: 0 HBP: 0	WP: 0 PB: 0 SB: 1 CS: 3	PA: 40		
<b>PITCHER</b>	IP	WLS	BF	H	R	ER	SO	BB	IBB	HBP	BLK	WP	HR	S	P	ERA	WHIP								
<b>Juan Nieves, L</b> (1, 1) ERA: 4.86	6.1		28	6	4	3	8	3	0	0	0	0	0	41	53	4.26	1.421								
<b>Danny Darwin, R</b> (7, 1) ERA: 4.0	1.2	L	8	1	1	0	0	1	0	0	0	0	1	7	11	0.00	1.200								
<b>Mark Clear, R</b> (9, 1) ERA: 1.69	1.0		4	1	0	0	1	1	0	0	0	0	0	5	9	0.00	2.000								

Batter	1	2	3	4	5	6	7	8	9	AB	R	H	RBI	BB	SO	LOB	BOTTOM								
<b>Paul Molitor, R</b> (1, 5) OBP: 0.358, SLG: 0.364	4-0 HR BB		0-0 5-3		0-0 F8		0-0 G4-6-3			3	1	0	0	1	0	3	<b>Chicago White Sox @ Milwaukee Brewers</b> Milwaukee County Stadium, Milwaukee, WI Tue Apr 22 1986, 7:05 PM EST Att: 5,561 - Unknown <a href="http://livebaseballscorecards.com">livebaseballscorecards.com</a>								
<b>Randy Ready, R</b> (1, 7) OBP: 0.192, SLG: 0.125	0-0 L9		0-0 5-3		0-0 L8		0-0 F8			4	0	0	0	0	0	1									
<b>Cecil Cooper, L</b> (1, 10) OBP: 0.235, SLG: 0.333	0-0 1-H HR		0-3 K		0-0 F7		0-3 K			4	1	1	2	0	2	0									
<b>Robin Yount, R</b> (1, 8) OBP: 0.385, SLG: 0.449	0-0 6-3		0-0 F9		0-0 6-3		0-0 L8			4	0	0	0	0	0	0									
<b>Billy Jo Roidoux, L</b> (1, 3) OBP: 0.490, SLG: 0.475 <b>Mike Felder, S</b> (9, PR) OBP: 0.297, SLG: 0.333	0-0 2B			4-0 BB 1B BB		0-0 6-3		0-0 E 1B		3	1	2	0	1	0	0									
<b>Ernest Riles, L</b> (1, 6) OBP: 0.304, SLG: 0.409	0-0 L7			4-0 1B 5-3 BB 1-2		0-0 3-1		0-0 F7		3	1	0	0	1	0	2									
<b>Rob Deer, R</b> (1, 9) OBP: 0.250, SLG: 0.385 <b>Paul Householder, S</b> (9, PH) OBP: 0.179, SLG: 0.222		0-0 F4		0-0 F7		0-3 K		0-3 K		3	0	0	0	0	1	2									
<b>Jim Gantner, L</b> (1, 4) OBP: 0.297, SLG: 0.371		0-0 FC4-6 1B		0-0 5-3 1B 1-3 2-H		0-0 F8		0-3 K		4	0	2	1	0	1	2									
<b>Rick Cerone, R</b> (1, 2) OBP: 0.207, SLG: 0.214		0-0 FC4-6 1-2		0-0 5-3		0-0 G4-6-3 1B				3	0	1	1	0	0	2									
<b>Inning Stats</b>	R: 2 E: 0 K: 0 S: 5	H: 2 LOB: 1 BB: 1 P: 9	R: 0 E: 0 K: 0 S: 4	H: 1 LOB: 1 BB: 0 P: 4	R: 0 E: 0 K: 1 S: 5	H: 0 LOB: 0 BB: 0 P: 5	R: 2 E: 0 K: 0 S: 4	H: 1 LOB: 1 BB: 2 P: 12	R: 0 E: 0 K: 0 S: 3	H: 0 LOB: 0 BB: 0 P: 3	R: 0 E: 0 K: 1 S: 5	H: 0 LOB: 0 BB: 0 P: 5	R: 0 E: 0 K: 1 S: 5	H: 0 LOB: 0 BB: 0 P: 5	R: 0 E: 1 K: 2 S: 8	H: 1 LOB: 2 BB: 0 P: 8		R: 0 E: 0 K: 2 S: 8	H: 1 LOB: 0 BB: 0 P: 8	1B: 4 2B: 1 3B: 0 HR: 1	SF: 0 SAC: 0 DP: 1 HBP: 0	WP: 0 PB: 0 SB: 0 CS: 0	PA: 35		
<b>PITCHER</b>	IP	WLS	BF	H	R	ER	SO	BB	IBB	HBP	BLK	WP	HR	S	P	ERA	WHIP								
<b>Joel Davis, R</b> (1, 1) ERA: 2.61	8.0		32	6	4	4	3	3	0	0	0	0	0	35	47	4.50	1.125								
<b>Juan Agosto, L</b> (9, 1) ERA: 7.71	0.1		1	0	0	0	0	0	0	0	0	0	0	1	1	0.00	0.000								
<b>Bob James, R</b> (9, 1) ERA: 8.1	0.2	S	2	0	0	0	2	0	0	0	0	0	0	6	6	0.00	0.000								



Batter	1	2	3	4	5	6	7	8	9	AB	R	H	RBI	BB	SO	LOB	TOP										
John Cangelosi, S (1, 8) OBP: 0.414, SLG: 0.310	0-3 K		0-0 1B			0-0 4-3		0-0 5-3	0-3 K	5	0	1	0	0	2	2	<b>Chicago White Sox @ Milwaukee Brewers</b> Milwaukee County Stadium, Milwaukee, WI Wed Apr 23 1986, 7:05 PM EST Att: 6,754 - Unknown <a href="http://livebaseballscorecards.com">livebaseballscorecards.com</a>										
Wayne Tolleson, S (1, 5) OBP: 0.406, SLG: 0.434	0-0 6-3		0-0 8-3			0-0 F7		4-0 BB		3	0	0	0	1	0	1											
Harold Baines, L (1, 9) OBP: 0.250, SLG: 0.333	0-3 K		0-0 F8			0-0 FC6 1B		0-3 K	1-2	4	0	1	0	0	2	1											
Jerry Hairston, S (1, 10) OBP: 0.400, SLG: 0.571		0-0 HR			0-0 F9		0-0 FC6 1-2	0-3 K		4	1	1	1	0	1	2											
Carlton Fisk, R (1, 7) OBP: 0.193, SLG: 0.288		0-3 K			0-0 G6-3 1B		0-3 K		0-0 6-3	4	0	1	0	0	2	0											
Bobby Bonilla, S (1, 3) OBP: 0.353, SLG: 0.333		0-0 2B 1B			0-0 G6-3 1-2		0-0 1B 1B		4-0 1B 2B BB	3	1	2	0	1	0	1											
Tim Lincecum, R (1, 4) OBP: 0.351, SLG: 0.281		0-0 F8				0-0 L9		0-0 F8	0-0 2B 1-2 1B	4	0	1	0	0	0	2											
Ozzie Guillen, L (1, 6) OBP: 0.324, SLG: 0.371 Reid Nichols, R (9, PH) OBP: 0.400, SLG: 0.429 Bryan Little, S (9, 6) OBP: 0.320, SLG: 0.273		0-0 2B				0-0 F7		0-0 F7	0-0 1-3 2H 2B	3	0	2	0	0	0	0											
Joel Skinner, R (1, 2) OBP: 0.222, SLG: 0.242 Rod Craig, S (7, PH) Marc Hill, R (7, 2) OBP: 0.400, SLG: 0.400		0-0 6-3				0-0 5-3		0-0 4-3	0-0 F2	2	0	0	0	0	0	2											
<b>Inning Stats</b>	R: 0 E: 0 K: 2 S: 7	H: 0 LOB: 0 BB: 0 P: 7	R: 1 E: 0 K: 1 S: 8	H: 3 LOB: 2 BB: 0 P: 8	R: 0 E: 0 K: 0 S: 3	H: 1 LOB: 0 BB: 0 P: 3	R: 0 E: 0 K: 0 S: 3	H: 0 LOB: 0 BB: 0 P: 3	R: 0 E: 0 K: 0 S: 4	H: 1 LOB: 1 BB: 0 P: 4	R: 0 E: 0 K: 1 S: 7	H: 2 LOB: 2 BB: 0 P: 7	R: 0 E: 0 K: 2 S: 7	H: 0 LOB: 1 BB: 1 P: 11	R: 1 E: 0 K: 1 S: 7	H: 2 LOB: 2 BB: 1 P: 11		1B: 7 2B: 3 3B: 0 HR: 1	SF: 0 SAC: 0 DP: 2 HBP: 0	WP: 0 PB: 0 SB: 1 CS: 1	PA: 37						
<b>PITCHER</b>	IP	WLS	BF	H	R	ER	SO	BB	IBB	HBP	BLK	WP	HR	S	P	ERA	WHIP										
Bill Wegman, R (1, 1) ERA: 4.08	7.0		27	8	1	1	4	0	0	0	0	0	1	35	35	1.29	1.143										
Dan Plesac, L (8, 1) ERA: 4.92	2.0	L	10	2	1	1	3	2	0	0	0	0	0	14	22	4.50	2.000										

Batter	1	2	3	4	5	6	7	8	9	AB	R	H	RBI	BB	SO	LOB	BOTTOM										
Paul Molitor, R (1, 5) OBP: 0.351, SLG: 0.354	0-0 F3		0-0 S 1B 1B			0-0 F8		0-0 F2		4	1	1	0	0	0	1	<b>Chicago White Sox @ Milwaukee Brewers</b> Milwaukee County Stadium, Milwaukee, WI Wed Apr 23 1986, 7:05 PM EST Att: 6,754 - Unknown <a href="http://livebaseballscorecards.com">livebaseballscorecards.com</a>										
Randy Ready, R (1, 7) OBP: 0.200, SLG: 0.143	0-0 BB 1B		0-0 E4 1B 1-2			0-0 F9		0-0 F7		4	0	1	0	0	0	1											
Cecil Cooper, L (1, 10) OBP: 0.238, SLG: 0.278	0-0 F8		0-0 F7			0-3 K		4-0 1B BB		3	0	0	0	1	1	3											
Robin Yount, R (1, 8) OBP: 0.411, SLG: 0.462	4-0 1-2 BB		0-0 1-2 2H 1B			0-0 5-3		0-0 5-3	0-0 G4-6-3 1B	3	0	2	1	1	0	0											
Billy Jo Rodoboux, L (1, 3) OBP: 0.455, SLG: 0.432	0-0 F5		0-3 K			0-0 L8		0-0 G4-6-3 1-2	0-0 G4-6-3	4	0	0	0	0	1	6											
Ernest Riles, L (1, 6) OBP: 0.280, SLG: 0.375		0-3 K	0-3 K			0-3 K		0-0 6-3		4	0	0	0	0	3	2											
Rob Deer, R (1, 9) OBP: 0.255, SLG: 0.381 Mike Felder, S (7, PR) (8, 9) OBP: 0.289, SLG: 0.324		0-3 K				0-0 6-3		0-0 SH1-4 1B		3	0	1	0	0	1	0											
Jim Gantner, L (1, 4) OBP: 0.325, SLG: 0.405		4-0 BB				0-0 6-3		0-0 SH1-4 1-2		2	0	1	0	1	0	0											
Rick Cerone, R (1, 2) OBP: 0.188, SLG: 0.194 Ben Oglivie, L (9, PH) OBP: 0.286, SLG: 0.167		0-0 4-3				0-3 K		0-0 6-3	0-3 K	3	0	0	0	0	1	2											
<b>Inning Stats</b>	R: 0 E: 0 K: 0 S: 4	H: 1 LOB: 2 BB: 1 P: 8	R: 0 E: 0 K: 2 S: 7	H: 0 LOB: 1 BB: 1 P: 11	R: 1 E: 1 K: 2 S: 10	H: 2 LOB: 2 BB: 0 P: 10	R: 0 E: 0 K: 1 S: 5	H: 0 LOB: 0 BB: 0 P: 5	R: 0 E: 0 K: 1 S: 5	H: 0 LOB: 0 BB: 0 P: 5	R: 0 E: 0 K: 0 S: 4	H: 1 LOB: 1 BB: 0 P: 4	R: 0 E: 0 K: 0 S: 3	H: 1 LOB: 1 BB: 1 P: 7	R: 0 E: 0 K: 1 S: 6	H: 1 LOB: 1 BB: 0 P: 6		1B: 5 2B: 1 3B: 0 HR: 0	SF: 0 SAC: 1 DP: 1 HBP: 0	WP: 0 PB: 0 SB: 1 CS: 0	PA: 36						
<b>PITCHER</b>	IP	WLS	BF	H	R	ER	SO	BB	IBB	HBP	BLK	WP	HR	S	P	ERA	WHIP										
Tom Seaver, R (1, 1) ERA: 2.79	8.2	W	35	6	1	1	7	3	0	0	0	0	0	3	58	1.04	1.038										
Bob James, R (9, 1) ERA: 7.71	0.1	S	1	0	0	0	1	0	0	0	0	0	0	3	3	0.00	0.000										



Batter	1	2	3	4	5	6	7	8	9	AB	R	H	RBI	BB	SO	LOB	TOP									
<b>John Cangelosi, S</b> OBP: 0.429, SLG: 0.326 (1, 8)	0-0 4-3 1B	0-0 4-3		0-0 S 1B	0-0 S 1B		4-0 1B HR BB	0-0 4-3		4	1	2	0	1	0	2	<b>Chicago White Sox @ Detroit Tigers</b> Tiger Stadium, Detroit, MI Fri Apr 25 1986, 6:05 PM EST Att: 21,656 - Unknown									
<b>Wayne Tolleson, S</b> OBP: 0.391, SLG: 0.404 (1, 5) (7, 6)	0-0 4-3 1-2		0-3 K	0-0 4-3 1-2			0-0 F8	4-0 HR BB		4	1	0	0	1	1	3										
<b>Harold Baines, L</b> OBP: 0.279, SLG: 0.458 (1, 9)	0-0 F7		0-0 HR		0-0 4-3		0-0 HR 1B	0-0 HR		5	3	3	3	0	0	1										
<b>Jerry Hairston, S</b> OBP: 0.400, SLG: 0.684 (1, 10)	0-0 G3		0-0 F8 1B		0-0 3-1		0-0 HR 1B	0-0 F9		5	1	2	3	0	0	1										
<b>Carlton Fisk, R</b> OBP: 0.226, SLG: 0.333 (1, 7)		0-0 1B 2B	0-0 1-2 1B		0-0 5-3		0-0 E 1B 1B	0-3 K		5	2	3	0	0	1	0										
<b>Bobby Bonilla, S</b> OBP: 0.359, SLG: 0.324 (1, 3)		0-3 K	0-0 F8			4-0 3-4-3 BB	0-0 F9		0-0 6-3 4-3 1B	4	0	1	0	1	1	4										
<b>Ozzie Guillen, L</b> OBP: 0.300, SLG: 0.342 <b>Rod Craig, S</b> OBP: 0.333, SLG: 0.200 <b>Tim Hulett, R</b> OBP: 0.342, SLG: 0.273 (7, PH) (7, 5)		0-0 L9	0-0 L6			0-0 F6	0-0 E8 1B		0-0 4-3	3	0	0	0	0	0	4										
<b>Bryan Little, S</b> OBP: 0.321, SLG: 0.280 <b>Ron Kittle, R</b> OBP: 0.295, SLG: 0.388 <b>Julio Cruz, S</b> (7, 4)		0-0 BB 1B		0-3 K		0-0 3-4-3	0-0 FC5-4 1B		0-0 6-3	3	0	1	1	0	1	1										
<b>Marc Hill, R</b> OBP: 0.300, SLG: 0.222 (1, 2)		4-0 1-2 BB		0-0 5-3		0-0 6-3	0-0 FC5-4		0-0 6-3	4	0	0	0	1	0	3										
<b>Inning Stats</b>	R: 0 E: 0 K: 0 S: 4	H: 1 LOB: 1 BB: 0 P: 4	R: 1 E: 0 K: 1 S: 7	H: 2 LOB: 2 BB: 1 P: 11	R: 1 E: 0 K: 1 S: 8	H: 3 LOB: 2 BB: 0 P: 8	R: 0 E: 0 K: 1 S: 6	H: 1 LOB: 1 BB: 0 P: 6	R: 0 E: 0 K: 0 S: 3	H: 0 LOB: 0 BB: 0 P: 3	R: 0 E: 0 K: 0 S: 3	H: 0 LOB: 1 BB: 1 P: 7	R: 5 E: 1 K: 0 S: 8	H: 5 LOB: 1 BB: 1 P: 12	R: 2 E: 0 K: 1 S: 6	H: 1 LOB: 0 BB: 1 P: 10		R: 0 E: 0 K: 0 S: 4	H: 1 LOB: 1 BB: 0 P: 4	1B: 10 2B: 1 3B: 0 HR: 3	SF: 0 SAC: 0 DP: 0 HBP: 0	WP: 0 PB: 0 SB: 1 CS: 0	PA: 45			
<b>PITCHER</b>	IP	WLS	BF	H	R	ER	SO	BB	IBB	HBP	BLK	WP	HR	S	P	ERA		WHIP								
<b>Dan Petry, R</b> ERA: 7.43 <b>Chuck Cary, L</b> ERA: 1.95 <b>Randy O'Neal, R</b> ERA: 2.63 (1, 1) (7, 1) (7, 1)	6.1		31	9	5	5	3	3	0	0	0	0	2	34	46	7.11		1.895								

Batter	1	2	3	4	5	6	7	8	9	AB	R	H	RBI	BB	SO	LOB	BOTTOM									
<b>Dave Collins, S</b> OBP: 0.442, SLG: 0.381 (1, 7)	0-0 4-3		0-0 G3		4-0 1-2 2-3 3-H 2B BB		0-0 4-3		4-0 BB	3	1	0	0	2	0	1	<b>Chicago White Sox @ Detroit Tigers</b> Tiger Stadium, Detroit, MI Fri Apr 25 1986, 6:05 PM EST Att: 21,656 - Unknown									
<b>Darnell Coles, R</b> OBP: 0.316, SLG: 0.482 <b>Harry Spilman, L</b> OBP: 0.400, SLG: 0.667 (1, 5) (9, PH)	0-0 6-3			0-0 6-3	0-0 F6 2B		0-3 K		0-0 F5	4	0	1	3	0	1	0										
<b>Lou Whitaker, L</b> OBP: 0.317, SLG: 0.339 (1, 4)	0-0 1-3			0-3 K	0-0 F6		0-0 6-3			4	0	0	0	0	1	1										
<b>Lance Parrish, R</b> OBP: 0.270, SLG: 0.291 (1, 2)		0-0 5-3		0-0 5-3		0-0 HR 1B		4-0 BB		3	1	1	0	1	0	0										
<b>Darrell Evans, L</b> OBP: 0.345, SLG: 0.458 (1, 10)		0-0 F8			0-0 F2		0-0 F5		0-0 F9	4	0	0	0	0	0	2										
<b>Mike Lago, L</b> OBP: 0.367, SLG: 0.538 (1, 3)		0-3 K			4-0 BB 2B		0-0 HR		0-0 F3	3	2	1	2	1	1	1										
<b>Chet Lemon, R</b> OBP: 0.328, SLG: 0.423 (1, 8)			0-0 F8		4-0 2B WP BB		0-0 E5 4-3		0-3 K	3	1	0	0	1	1	1										
<b>Pat Sheridan, L</b> OBP: 0.250, SLG: 0.500 (1, 9)			0-0 4-3		0-0 WP 2B 2B		0-0 4-3			4	1	1	1	0	0	1										
<b>Alan Trammell, R</b> OBP: 0.291, SLG: 0.510 (1, 6)				0-0 1B	4-0 WP 2B BB		0-0 F2		0-0 5-3	3	1	1	0	1	0	1										
<b>Inning Stats</b>	R: 0 E: 0 K: 0 S: 3	H: 0 LOB: 0 BB: 0 P: 3	R: 0 E: 0 K: 1 S: 5	H: 0 LOB: 0 BB: 0 P: 5	R: 0 E: 0 K: 1 S: 4	H: 1 LOB: 1 BB: 0 P: 4	R: 0 E: 0 K: 1 S: 5	H: 0 LOB: 0 BB: 0 P: 5	R: 5 E: 1 K: 0 S: 6	H: 2 LOB: 1 BB: 4 P: 20	R: 2 E: 0 K: 0 S: 5	H: 2 LOB: 1 BB: 0 P: 6	R: 0 E: 0 K: 1 S: 5	H: 0 LOB: 0 BB: 0 P: 5	R: 0 E: 0 K: 1 S: 5	H: 0 LOB: 1 BB: 1 P: 9		R: 0 E: 0 K: 0 S: 3	H: 0 LOB: 1 BB: 1 P: 7	1B: 2 2B: 2 3B: 0 HR: 1	SF: 0 SAC: 0 DP: 0 HBP: 0	WP: 1 PB: 0 SB: 0 CS: 0	PA: 38			
<b>PITCHER</b>	IP	WLS	BF	H	R	ER	SO	BB	IBB	HBP	BLK	WP	HR	S	P	ERA		WHIP								
<b>Richard Dotson, R</b> ERA: 7.33 <b>Gene Nelson, R</b> ERA: 3.72 <b>Bob James, R</b> ERA: 7.36 (1, 1) (6, 1) (9, 1)	5.1		24	5	7	7	2	4	0	0	0	0	1	24	40	11.81		1.688								







Batter	1	2	3	4	5	6	7	8	9	AB	R	H	RBI	BB	SO	LOB	TOP			
<b>John Cangelosi, S</b> (1, 8) OBP: 0.417, SLG: 0.345	0-0 3-1		0-0 F8		0-0 1-2 1B			0-3 K		4	0	1	0	0	1	0	<b>Chicago White Sox @ Detroit Tigers</b> Tiger Stadium, Detroit, MI Sun Apr 27 1986, 3:33 AM EDT Att: 20,953 - Unknown			
<b>Bryan Little, S</b> (1, 5) OBP: 0.273, SLG: 0.233 (7, 4)	0-0 F6		0-0 F6		0-0 F5			0-0 F9		4	0	0	0	0	0	2				
<b>Harold Baines, L</b> (1, 9) OBP: 0.271, SLG: 0.471	0-3 K			0-0 F2		0-0 F7		0-0 1B		4	0	1	0	0	1	0				
<b>Ron Kittle, R</b> (1, 10) OBP: 0.250, SLG: 0.534		0-0 HR		0-0 F9		0-3 K		0-0 L7		4	1	1	1	0	1	1				
<b>Carlton Fisk, R</b> (1, 7) OBP: 0.239, SLG: 0.338		0-0 5-3		0-0 2B		0-0 F7			0-0 5-3	4	0	1	0	0	0	0				
<b>Bobby Bonilla, S</b> (1, 3) OBP: 0.362, SLG: 0.341		0-0 FC1-6 1B		0-3 K			4-0 FC6-4 BB		0-3 K	3	0	1	0	1	2	1				
<b>Ozzie Guillen, L</b> (1, 6) OBP: 0.255, SLG: 0.289		0-0 FC1-6 1-2			0-0 F7		0-0 F7		0-0 G1	4	0	0	0	0	0	2				
<b>Julio Cruz, S</b> (1, 4) OBP: 0.286, SLG: 0.167					0-0 G3		0-0 F8			2	0	0	0	0	0	1				
<b>Rod Craig, S</b> (7, PH) OBP: 0.354, SLG: 0.143										1	0	0	0	0	0	1				
<b>Tim Lincecum, R</b> (7, 5) OBP: 0.342, SLG: 0.273										0	0	0	0	0	0	0				
<b>Marc Hill, R</b> (1, 2) OBP: 0.308, SLG: 0.250			0-3 K							2	0	1	0	0	1	0				
<b>Jerry Hairston, S</b> (7, PH) OBP: 0.354, SLG: 0.650										1	0	0	0	0	0	1				
<b>Joel Skinner, R</b> (7, 2) OBP: 0.205, SLG: 0.222										0	0	0	0	0	0	0				
<b>Inning Stats</b>	R: 0 E: 0 K: 1 S: 5	H: 0 LOB: 0 BB: 0 P: 5	R: 1 E: 0 K: 0 S: 5	H: 2 LOB: 1 BB: 0 P: 5	R: 0 E: 0 K: 1 S: 5	H: 0 LOB: 0 BB: 0 P: 5	R: 0 E: 0 K: 1 S: 6	H: 1 LOB: 1 BB: 0 P: 6	R: 0 E: 0 K: 0 S: 5	H: 2 LOB: 2 BB: 0 P: 5	R: 0 E: 0 K: 0 S: 3	H: 0 LOB: 1 BB: 1 P: 7	R: 0 E: 0 K: 1 S: 6	H: 1 LOB: 1 BB: 0 P: 6	R: 0 E: 0 K: 1 S: 5	H: 0 LOB: 0 BB: 0 P: 5	1B: 4 2B: 1 3B: 0 HR: 1	SF: 0 SAC: 0 DP: 0 HBP: 0	WP: 0 PB: 0 CS: 0	PA: 34
<b>PITCHER</b> <b>Jack Morris, R</b> (1, 1) ERA: 5.6	IP: 9.0 WLS: W BF: 34 H: 6 R: 1 ER: 1 SO: 6 BB: 1 IBB: 0 HBP: 0 BLK: 0 WP: 0 HR: 1 S: 45 P: 49 ERA: 1.00 WHIP: 0.778															<b>PITCHER</b>				

Batter	1	2	3	4	5	6	7	8	9	AB	R	H	RBI	BB	SO	LOB	BOTTOM			
<b>Dave Collins, S</b> (1, 8) OBP: 0.450, SLG: 0.400	0-0 B5						0-0 F8			4	1	2	0	0	0	1	<b>Chicago White Sox @ Detroit Tigers</b> Tiger Stadium, Detroit, MI Sun Apr 27 1986, 3:33 AM EDT Att: 20,953 - Unknown			
<b>Chet Lemon, R</b> (8, 8) OBP: 0.317, SLG: 0.404						0-0 1B				0	0	0	0	0	0	0				
<b>Darnell Coles, R</b> (1, 5) OBP: 0.318, SLG: 0.453	0-3 K		0-0 F7			4-0 3B 1B		0-3 K		3	1	0	0	1	2	1				
<b>Lou Whitaker, L</b> (1, 4) OBP: 0.318, SLG: 0.387	0-0 F7			0-0 G3		0-0 3B BB		0-0 F8		4	1	1	2	0	0	0				
<b>Lance Parrish, R</b> (1, 2) OBP: 0.250, SLG: 0.266		0-0 F2		0-0 6-3		0-0 G3 3B		0-3 K		4	0	0	1	0	1	0				
<b>Darrell Evans, L</b> (1, 3) OBP: 0.344, SLG: 0.491		4-0 BB		0-0 F9		3-0 K				2	0	0	0	1	1	0				
<b>Mike Lago, L</b> (1, 10) OBP: 0.333, SLG: 0.483		0-3 K			0-3 K		0-0 F7			3	0	0	0	0	2	1				
<b>Larry Herndon, R</b> (1, 7) OBP: 0.321, SLG: 0.389		0-3 K			0-3 K		0-0 6-3			3	0	0	0	0	2	1				
<b>Pat Sheridan, L</b> (1, 9) OBP: 0.200, SLG: 0.222			0-0 4-3		0-0 L6		4-0 2B BB			2	1	0	0	1	0	0				
<b>Alan Trammell, R</b> (1, 6) OBP: 0.286, SLG: 0.492			0-3 K			0-0 F7		0-0 2B		3	0	1	1	0	1	0				
<b>Inning Stats</b>	R: 0 E: 0 K: 1 S: 5	H: 0 LOB: 0 BB: 0 P: 5	R: 0 E: 0 K: 2 S: 7	H: 0 LOB: 1 BB: 1 P: 11	R: 0 E: 0 K: 1 S: 6	H: 1 LOB: 0 BB: 0 P: 6	R: 0 E: 0 K: 0 S: 3	H: 0 LOB: 0 BB: 0 P: 3	R: 0 E: 0 K: 2 S: 7	H: 0 LOB: 0 BB: 0 P: 7	R: 3 E: 0 K: 1 S: 7	H: 2 LOB: 1 BB: 1 P: 11	R: 1 E: 0 K: 0 S: 4	H: 1 LOB: 1 BB: 1 P: 8	R: 0 E: 0 K: 2 S: 7	H: 0 LOB: 0 BB: 0 P: 7	1B: 2 2B: 1 3B: 1 HR: 0	SF: 0 SAC: 0 DP: 0 HBP: 0	WP: 0 PB: 0 CS: 0	PA: 31
<b>PITCHER</b> <b>Joel Davis, R</b> (1, 1) ERA: 3.29	IP: 6.2 WLS: L BF: 27 H: 4 R: 4 ER: 4 SO: 7 BB: 3 IBB: 0 HBP: 0 BLK: 0 WP: 0 HR: 0 S: 38 P: 50 ERA: 5.40 WHIP: 1.050															<b>PITCHER</b>				
<b>Gene Nelson, R</b> (7, 1) ERA: 3.27	IP: 1.1 WLS: L BF: 4 H: 0 R: 0 ER: 0 SO: 2 BB: 0 IBB: 0 HBP: 0 BLK: 0 WP: 0 HR: 0 S: 8 P: 8 ERA: 0.00 WHIP: 0.000															<b>PITCHER</b>				







Batter	1	2	3	4	5	6	7	8	9	AB	R	H	RBI	BB	SO	LOB	TOP										
Juan Bonilla, R OBP: 0.386, SLG: 0.395 Jim Dwyer, L OBP: 0.241, SLG: 0.385	0-0 4-3	0-0 F2		0-0 G6-3		0-3 K			0-0 F9	4	0	0	0	0	1	2											
Lee Lacy, R OBP: 0.347, SLG: 0.391	4-0 1B BB FC4-6 BB		0-0 BB HR	1B	0-0 4-3	0-0 3-1			0-0 FC5-4 1B	4	2	2	0	1	0	0											
Cal Ripken Jr., R OBP: 0.330, SLG: 0.416	4-0 FC4-6 1B 1-2 BB		4-0 1-2 HR BB		0-0 2B			0-0 F4	0-0 FC5-4 1-2	3	1	1	0	2	0	1											
Eddie Murray, S OBP: 0.360, SLG: 0.453	0-0 FC4-6 1-2 1B		0-0 2-H HR		4-0 1B 1B BB			4-0 BB	0-0 4-3	3	2	2	3	2	0	1											
Fred Lynn, L OBP: 0.377, SLG: 0.412	0-0 FC4-6 1-2 2-3 3-H		0-3 K		0-0 1B 1B			0-0 F6		4	0	1	1	0	1	3											
Larry Sheets, L OBP: 0.367, SLG: 0.552	0-0 4-3		0-0 G3		0-0 1B 1-3 2-H			0-0 F8		4	0	1	1	0	0	3											
Mike Young, S OBP: 0.413, SLG: 0.333		0-3 K	0-3 K		0-0 L7			0-0 F6		4	0	0	0	0	2	2											
Floyd Rayford, R OBP: 0.231, SLG: 0.320		0-0 1B		0-0 6-3		0-0 6-3		0-0 F9		4	0	1	0	0	0	0											
Rick Dempsey, R OBP: 0.300, SLG: 0.463		0-0 F8		4-0 G6-3 BB		0-0 HR		0-0 F8		3	1	1	1	1	0	1											
<b>Inning Stats</b>	R: 1 E: 0 K: 0 S: 4	H: 1 LOB: 2 BB: 2 P: 12	R: 0 E: 0 K: 1 S: 6	H: 1 LOB: 1 BB: 0 P: 6	R: 3 E: 0 K: 2 S: 9	H: 2 LOB: 0 BB: 1 P: 13	R: 0 E: 0 K: 0 S: 2	H: 0 LOB: 0 BB: 1 P: 6	R: 1 E: 0 K: 0 S: 5	H: 3 LOB: 2 BB: 1 P: 9	R: 1 E: 0 K: 1 S: 6	H: 1 LOB: 0 BB: 0 P: 6	R: 0 E: 0 K: 0 S: 3	H: 0 LOB: 1 BB: 1 P: 7	R: 0 E: 0 K: 0 S: 3	H: 0 LOB: 0 BB: 0 P: 3	R: 0 E: 0 K: 0 S: 4	H: 1 LOB: 1 BB: 0 P: 4	1B: 6 2B: 1 3B: 0 HR: 2	SF: 0 SAC: 0 DP: 1 HBP: 0	WP: 1 PB: 0 SB: 0 CS: 0	PA: 40					
<b>PITCHER</b>	IP	WLS	BF	H	R	ER	SO	BB	IBB	HBP	BLK	WP	HR	S	P	ERA	WHIP										
Richard Dotson, R ERA: 7.62	5.0	W	25	7	5	5	3	5	0	0	0	0	1	26	46	9.00	2.400										
Bill Dawley, R ERA: 1.53	3.0		11	1	1	1	1	1	0	0	0	1	1	12	16	3.00	0.667										
Bob James, R ERA: 5.06	1.0	S	4	1	0	0	0	0	0	0	0	0	0	4	4	0.00	1.000										

Baltimore Orioles @ Chicago White Sox  
Comiskey Park, Chicago, IL  
Wed Apr 30 1986, 8:05 PM EDT  
Att: 9,575 - Unknown

AB	34
R	6
H	9
RBI	6
BB	6
SO	4
LOB	13



Batter	1	2	3	4	5	6	7	8	9	AB	R	H	RBI	BB	SO	LOB	BOTTOM										
John Cangelosi, S OBP: 0.416, SLG: 0.328	0-0 F7		4-0 2B BB 1-2	4-3 S BB		0-3 K		0-0 F9		3	1	0	0	2	1	0											
Wayne Tolleson, S OBP: 0.373, SLG: 0.406	0-0 6-3		4-0 2B BB 1-2 2-3	4-3 1-3		0-0 S BB 1B		0-0 5-3		4	1	1	0	1	0	1											
Harold Baines, L OBP: 0.282, SLG: 0.467	0-0 G4-1		0-0 3-1 1B 2B 1-3 2-H 3-H	4-3		4-0 BB 1-2				3	1	1	2	1	0	1											
Carlton Fisk, R OBP: 0.241, SLG: 0.333		0-0 5-3	0-0 3-1		1-0 3B HBP	0-3 K				3	1	0	1	0	1	3											
Bobby Bonilla, S OBP: 0.370, SLG: 0.383		4-0 FC5-4 BB	0-0 HR 1B 3-H		0-0 2B 3B 1-H	0-0 G3				3	2	2	2	1	0	2											
Ron Kittle, R OBP: 0.239, SLG: 0.538		0-0 FC5-4 1B 1-2	0-0 HR 1B		0-0 4-3			0-0 F4		4	1	1	2	0	0	2											
Ozzie Guillen, L OBP: 0.275, SLG: 0.327		0-0 1B	0-0 4-3		0-0 F9 2B 3-H			0-0 F5		4	0	2	1	0	0	0											
Julio Cruz, S OBP: 0.143, SLG: 0.077		0-3 K	0-0 L9		0-0 F9 2-3			0-0 B2		4	0	0	0	0	1	3											
Joel Skinner, R OBP: 0.222, SLG: 0.220 Jerry Hairston, S OBP: 0.349, SLG: 0.619 Marc Hill, R OBP: 0.308, SLG: 0.250			4-0 BB BB 2B BB		0-0 L8	0-0 5-3		0-0 F3		2	1	0	0	1	0	1											
<b>Inning Stats</b>	R: 0 E: 0 K: 0 S: 3	H: 0 LOB: 0 BB: 0 P: 3	R: 0 E: 0 K: 1 S: 6	H: 1 LOB: 1 BB: 1 P: 10	R: 6 E: 0 K: 0 S: 6	H: 3 LOB: 0 BB: 3 P: 18	R: 0 E: 0 K: 0 S: 3	H: 0 LOB: 1 BB: 1 P: 7	R: 2 E: 0 K: 0 S: 5	H: 2 LOB: 1 BB: 0 P: 6	R: 0 E: 0 K: 2 S: 8	H: 1 LOB: 2 BB: 1 P: 12	R: 0 E: 0 K: 0 S: 3	H: 0 LOB: 0 BB: 0 P: 3	R: 0 E: 0 K: 0 S: 3	H: 0 LOB: 0 BB: 0 P: 3	R: 0 E: 0 K: 0 S: 4	H: 0 LOB: 0 BB: 0 P: 4	1B: 3 2B: 2 3B: 1 HR: 1	SF: 0 SAC: 0 DP: 0 HBP: 1	WP: 0 PB: 0 SB: 0 CS: 0	PA: 38					
<b>PITCHER</b>	IP	WLS	BF	H	R	ER	SO	BB	IBB	HBP	BLK	WP	HR	S	P	ERA	WHIP										
Storm Davis, R ERA: 2.73	2.1	L	14	3	5	5	1	4	0	0	0	0	0	12	28	19.29	3.000										
Rich Bordi, R ERA: 2.65	4.2		21	4	3	3	2	2	0	1	0	0	1	22	31	5.79	1.286										
Don Aase, R ERA: 1.64	1.0		3	0	0	0	0	0	0	0	0	0	0	3	3	0.00	0.000										

Baltimore Orioles @ Chicago White Sox  
Comiskey Park, Chicago, IL  
Wed Apr 30 1986, 8:05 PM EDT  
Att: 9,575 - Unknown

AB	31
R	8
H	7
RBI	8
BB	6
SO	3
LOB	13









Batter	1	2	3	4	5	6	7	8	9	AB	R	H	RBI	BB	SO	LOB	TOP																	
<b>Brett Butler, L</b> OBP: 0.330, SLG: 0.364 (1, 8)	0-0 6-3	0-0 G6-3			0-0 4-3		0-0 E1	0-0 FC6-4		5	1	2	1	0	0	2																		
<b>Tony Bernazard, S</b> OBP: 0.341, SLG: 0.387 (1, 4)	0-0 1B	0-3 K			0-0 4-3		0-0 1B	0-0 F7		5	1	2	1	0	1	2																		
<b>Julio Franco, R</b> OBP: 0.284, SLG: 0.364 (1, 6)	0-3 K		0-0 6-3		0-0 6-3		0-3 K	0-0 FC6-4		5	0	0	0	0	2	4																		
<b>Andre Thornton, R</b> OBP: 0.301, SLG: 0.273 (1, 10)	0-0 1B		0-3 K		4-0 1B		0-3 K		0-0 F9	4	0	1	0	1	2	1																		
<b>Brook Jacoby, R</b> OBP: 0.411, SLG: 0.524 (1, 5)	0-0 1B		0-0 F9		0-0 1B		0-0 F7		0-0 F8	5	0	2	1	0	0	1																		
<b>Pat Tabler, R</b> OBP: 0.402, SLG: 0.532 (1, 3)	0-3 K			0-0 1-3		0-3 K		0-3 K	0-0 5-3	5	0	0	0	0	3	4																		
<b>Mel Hall, L</b> OBP: 0.264, SLG: 0.370 (8, 7)		4-0 1B		0-0 3-1		0-0 F8		4-0 1B		2	2	0	0	2	0	2																		
<b>Chris Bando, S</b> OBP: 0.522, SLG: 0.524 (1, 2)		4-0 G6-3		0-3 K			4-0 1B	4-0 1B		1	2	0	0	2	1	0																		
<b>Andy Allanson, R</b> OBP: 0.389, SLG: 0.412 (7, 2)		1-2 WP					4-0 E	4-0 1B		0	1	0	0	1	0	0																		
<b>Otis Nixon, S</b> OBP: 0.333, SLG: 0.273 (8, PH)		0-0 G6-3					4-0 E	0-0 1B		2	1	1	0	1	0	0																		
<b>Joe Carter, R</b> OBP: 0.325, SLG: 0.474 (8, PR)		1-2 2-3					1-2 E	1-2 1B		1	0	1	1	0	0	0																		
<b>Carmen Castillo, R</b> OBP: 0.258, SLG: 0.367 (8, 9)		1-2 2-3					1-2 E	1-2 1B		0	0	0	0	0	0	0																		
<b>Inning Stats</b>	R: 1 E: 0 K: 2 S: 10	H: 3 LOB: 2 BB: 0 P: 10	R: 2 E: 0 K: 1 S: 5	H: 1 LOB: 0 BB: 2 P: 13	R: 0 E: 0 K: 1 S: 5	H: 0 LOB: 0 BB: 0 P: 5	R: 0 E: 0 K: 1 S: 5	H: 0 LOB: 0 BB: 0 P: 5	R: 0 E: 0 K: 0 S: 3	H: 1 LOB: 2 BB: 1 P: 10	R: 3 E: 1 K: 2 S: 9	H: 2 LOB: 1 BB: 2 P: 17	R: 2 E: 0 K: 1 S: 7	H: 2 LOB: 2 BB: 2 P: 15	R: 0 E: 0 K: 0 S: 3	H: 0 LOB: 0 BB: 0 P: 3	1B: 9 2B: 0 3B: 0 HR: 0	SF: 0 SAC: 0 DP: 1 HBP: 0	WP: 2 PB: 0 SB: 1 CS: 0	PA: 42														
<b>PITCHER</b>	IP WLS BF H R ER SO BB IBB HBP BLK WP HR S P ERA WHIP	IP WLS BF H R ER SO BB IBB HBP BLK WP HR S P ERA WHIP																																
<b>Joel Davis, R</b> ERA: 4.15 (1, 1)	7.1	34	7	7	6	9	6	0	0	0	1	0	46	70	7.36	1.773																		
<b>Bill Dawley, R</b> ERA: 2.31 (8, 1)	1.2	L	8	2	1	1	0	1	0	0	0	1	0	7	11	5.40	1.800																	

Cleveland Indians @ Chicago White Sox  
Comiskey Park, Chicago, IL  
Sat May 03 1986, 8:05 PM EDT  
Att: 23,823 - Unknown

AB 35  
R 8  
H 9  
RBI 4  
BB 7  
SO 9  
LOB 16



Batter	1	2	3	4	5	6	7	8	9	AB	R	H	RBI	BB	SO	LOB	BOTTOM																
<b>John Cangelosi, S</b> OBP: 0.410, SLG: 0.317 (1, 8)	0-0 F9		0-0 E1		0-0 1B		4-0 S		0-0 6-3	4	1	1	0	1	0	1																	
<b>Wayne Tolleson, S</b> OBP: 0.371, SLG: 0.411 (1, 5)	0-0 1B		0-0 FC4-6		0-0 F7		0-0 SF9		0-0 6-3	4	1	1	1	0	0	3																	
<b>Harold Baines, L</b> OBP: 0.307, SLG: 0.464 (1, 9)	0-0 1B		0-0 G4-6-3		0-0 F7		0-0 SF9		0-0 F9	5	0	2	2	0	0	2																	
<b>Ron Kittle, R</b> OBP: 0.237, SLG: 0.514 (1, 10)	0-0 G6-4-3			0-3 K		0-0 F3		0-0 SF9		3	0	0	1	0	1	1																	
<b>Carlton Fisk, R</b> OBP: 0.273, SLG: 0.333 (8, 2)		0-0 1-3		0-0 CS		0-0 HR		4-0 FC6-4		3	1	2	0	1	0	0																	
<b>Marc Hill, R</b> OBP: 0.308, SLG: 0.250 (8, 2)				0-0 1B		0-0 HR		0-0 BB		0	0	0	0	0	0	0																	
<b>Bobby Bonilla, S</b> OBP: 0.413, SLG: 0.462 (1, 3)		4-0 1-3		4-0 FC6-4		0-0 HR		0-0 FC6-4		2	1	1	2	2	0	2																	
<b>Ozzie Guillen, L</b> OBP: 0.271, SLG: 0.316 (1, 6)		0-0 4-3		0-0 FC6-4		0-0 F7		0-0 F8		4	0	0	0	0	0	2																	
<b>Julio Cruz, S</b> OBP: 0.190, SLG: 0.105 (8, PH)			0-0 BLK		0-0 F6		4-0 BB		0-0 4-3	2	2	1	0	1	0	0																	
<b>Jerry Hairston, S</b> OBP: 0.360, SLG: 0.609 (8, PH)			0-0 1B				4-0 BB		0-0 4-3	1	0	0	0	0	0	0																	
<b>Tim Lueft, R</b> OBP: 0.326, SLG: 0.325 (9, 4)			0-0 1B				4-0 SF9		0-0 4-3	0	0	0	0	0	0	0																	
<b>Joel Skinner, R</b> OBP: 0.240, SLG: 0.222 (7, PH)			0-0 FC4-6		0-0 6-3		4-0 SF9		0-0 F9	2	0	1	1	0	0	0																	
<b>Rod Craig, S</b> OBP: 0.273, SLG: 0.111 (8, 7)			1-2 2-3				1-2 1B		0-0 F9	1	1	0	0	1	0	0																	
<b>Inning Stats</b>	R: 1 E: 0 K: 0 S: 4	H: 2 LOB: 0 BB: 0 P: 4	R: 0 E: 0 K: 0 S: 2	H: 0 LOB: 0 BB: 1 P: 6	R: 1 E: 1 K: 0 S: 5	H: 2 LOB: 1 BB: 0 P: 5	R: 0 E: 0 K: 1 S: 5	H: 1 LOB: 1 BB: 1 P: 9	R: 0 E: 0 K: 0 S: 4	H: 1 LOB: 1 BB: 0 P: 4	R: 2 E: 0 K: 0 S: 5	H: 2 LOB: 0 BB: 0 P: 5	R: 3 E: 0 K: 0 S: 4	H: 1 LOB: 2 BB: 4 P: 20	R: 0 E: 0 K: 0 S: 3	H: 0 LOB: 0 BB: 0 P: 3	R: 0 E: 0 K: 0 S: 3	H: 0 LOB: 0 BB: 0 P: 3	1B: 7 2B: 2 3B: 0 HR: 1	SF: 2 SAC: 0 DP: 3 HBP: 0	WP: 0 PB: 0 SB: 1 CS: 1	PA: 39											
<b>PITCHER</b>	IP WLS BF H R ER SO BB IBB HBP BLK WP HR S P ERA WHIP	IP WLS BF H R ER SO BB IBB HBP BLK WP HR S P ERA WHIP																															
<b>Phil Niekro, R</b> ERA: 3.44 (7, 1)	0.1	4	1	1	1	0	2	0	0	0	0	2	10	27.00	9.000																		
<b>Scott Bailes, L</b> ERA: 8.00 (7, 1)	2.2	W	9	0	1	1	0	1	0	0	0	0	8	12	3.38	0.375																	

Cleveland Indians @ Chicago White Sox  
Comiskey Park, Chicago, IL  
Sat May 03 1986, 8:05 PM EDT  
Att: 23,823 - Unknown

AB 31  
R 7  
H 9  
RBI 7  
BB 6  
SO 1  
LOB 11









Batter	1	2	3	4	5	6	7	8	9	AB	R	H	RBI	BB	SO	LOB	TOP																		
Rickey Henderson, R OBP: 0.373, SLG: 0.404	(1,8) X 0-0 4-3		X 0-0 5-3		X 0-0 1-3 1B		X 0-0 HR		X 0-0 FC5-4 1B	5	2	2	1	0	0	3																			
Willie Randolph, R OBP: 0.473, SLG: 0.391	(1,4) B 4-0 BB		X 0-0 4-3		X 0-0 1-2 5-3		X 0-0 1B		X 0-0 1B	4	0	2	2	1	0	3																			
Don Mattingly, L OBP: 0.325, SLG: 0.376	(1,3) S 0-3 K			X 0-0 FC3-6 1B		X 0-0 F8		X 0-0 1-3	X 0-0 F7	5	0	1	0	0	1	5																			
Dave Winfield, R OBP: 0.411, SLG: 0.444	(1,9) X 0-0 L4			X 0-3 K		X 4-0 F8 4-3 BB		X 0-3 K		3	0	0	0	1	2	2																			
Mike Easter, L OBP: 0.282, SLG: 0.342	(1,10) X 0-0 F7		X 0-0 FC3-6 FC6-4		X 0-0 1-2 4-3		X 0-0 3-1			4	0	0	0	0	0	2																			
Ken Griffey, L OBP: 0.356, SLG: 0.390	(1,7) X 0-0 G3		X 0-0 FC6-4		X 0-0 1-2 F8		X 0-0 F8			4	0	0	0	0	0	2																			
Ron Hassey, L OBP: 0.338, SLG: 0.315	(1,2) X 0-0 L7			X 0-0 F9		X 0-0 F7			X 0-3 K	4	0	0	0	0	1	1																			
Mike Pagliarulo, L OBP: 0.318, SLG: 0.444	(1,5) X 0-0 F7		X 0-0 HR		X 0-0 F8		X 0-0 FC5-4 BB 1B			3	2	1	1	1	0	0																			
Bobby Meacham, S OBP: 0.352, SLG: 0.299	(1,6) X 0-0 WP 5-3 1B			X 4-0 1B BB		X 0-0 F7		X 1-2 FC5-4 BB		2	0	1	0	2	0	0																			
<b>Inning Stats</b>	R: 0 E: 0 K: 1 S: 5	H: 0 LOB: 1 BB: 1 P: 9	R: 0 E: 0 K: 0 S: 3	H: 0 LOB: 0 BB: 0 P: 3	R: 0 E: 0 K: 0 S: 4	H: 1 LOB: 1 BB: 0 P: 4	R: 0 E: 0 K: 1 S: 6	H: 1 LOB: 1 BB: 0 P: 6	R: 1 E: 0 K: 0 S: 5	H: 2 LOB: 2 BB: 1 P: 9	R: 0 E: 0 K: 0 S: 3	H: 0 LOB: 1 BB: 1 P: 7	R: 1 E: 0 K: 0 S: 5	H: 2 LOB: 1 BB: 0 P: 5	R: 0 E: 0 K: 1 S: 5	H: 0 LOB: 0 BB: 0 P: 5	R: 2 E: 0 K: 1 S: 6	H: 1 LOB: 1 BB: 2 P: 14	1B: 5 2B: 0 3B: 0 HR: 2	SF: 0 SAC: 0 DP: 0 HBP: 0	WP: 1 PB: 0 CS: 2	PA: 39													
<b>PITCHER</b>	IP 7.0	WLS L	BF 30	H 6	R 2	ER 2	SO 2	BB 3	IBB 0	HBP 0	BLK 0	WP 1	HR 2	S 31	P 43	ERA 2.57	WHIP 1.286	<b>PITCHER</b>	IP 2.0	WLS S	BF 9	H 1	R 2	ER 2	SO 2	BB 2	IBB 0	HBP 0	BLK 0	WP 0	HR 0	S 11	P 19	ERA 9.00	WHIP 1.500

**New York Yankees @ Chicago White Sox**  
 Comiskey Park, Chicago, IL  
 Mon May 05 1986, 8:05 PM EDT  
 Att: 17,347 - Unknown

AB	34
R	4
H	7
RBI	4
BB	5
SO	4
LOB	18



Batter	1	2	3	4	5	6	7	8	9	AB	R	H	RBI	BB	SO	LOB	BOTTOM																		
John Cangelosi, S OBP: 0.413, SLG: 0.324	(1,8) X 0-0 4-3		X 0-0 4-3		X 0-0 S S 1B		X 0-0 F8			4	0	1	0	0	0	1																			
Wayne Tolleson, S OBP: 0.347, SLG: 0.378	(1,5) X 0-0 E4 2B		X 0-0 4-3		X 0-3 K		X 0-0 E5 K			4	1	0	0	0	1	1																			
Harold Baines, L OBP: 0.299, SLG: 0.484	(1,9) X 0-0 F9			X 0-0 F3		X 0-0 F8		X 0-3 K		4	0	0	0	0	1	3																			
Jerry Hairston, S OBP: 0.367, SLG: 0.607	(1,10) X 0-0 1-H 2B			X 0-0 G5-4-3 1B		X 0-0 F9		X 0-0 F8		4	0	2	1	0	0	1																			
Carlton Fisk, R OBP: 0.258, SLG: 0.310	(1,7) X 0-0 5-3		X 0-0 G5-4-3		X 0-0 1-2 5-3		X 0-0 5-3		X 0-3 K	4	0	0	0	0	1	3																			
Bobby Bonilla, S OBP: 0.386, SLG: 0.414	(1,3) X 0-3 K			X 0-0 F8		X 0-3 K				3	0	0	0	0	2	0																			
Tim Lincecum, R OBP: 0.327, SLG: 0.370	(1,4) X 0-0 5-3			X 0-0 F4		X 0-0 F7				3	0	0	0	0	0	0																			
Ozzie Guillen, L OBP: 0.258, SLG: 0.297	(1,6) X 0-0 F8			X 0-0 F4		X 0-0 F9				3	0	0	0	0	0	0																			
Joel Skinner, R OBP: 0.231, SLG: 0.213	(1,2) X 0-3 K			X 0-0 F7		X 0-0 F7				2	0	0	0	0	1	0																			
Rod Craig, S OBP: 0.333, SLG: 0.200	(8,PH)									1	0	1	0	0	0	0																			
Marc Hill, R OBP: 0.294, SLG: 0.200	(9,2)									0	0	0	0	0	0	0																			
<b>Inning Stats</b>	R: 1 E: 1 K: 0 S: 5	H: 1 LOB: 1 BB: 0 P: 5	R: 0 E: 0 K: 1 S: 5	H: 0 LOB: 0 BB: 0 P: 5	R: 0 E: 0 K: 1 S: 5	H: 0 LOB: 0 BB: 0 P: 5	R: 0 E: 0 K: 0 S: 3	H: 1 LOB: 0 BB: 0 P: 3	R: 0 E: 0 K: 0 S: 6	H: 1 LOB: 1 BB: 0 P: 6	R: 0 E: 0 K: 1 S: 5	H: 0 LOB: 0 BB: 0 P: 5	R: 0 E: 0 K: 0 S: 4	H: 1 LOB: 1 BB: 0 P: 4	R: 0 E: 1 K: 2 S: 8	H: 0 LOB: 1 BB: 0 P: 8	1B: 3 2B: 1 3B: 0 HR: 0	SF: 0 SAC: 0 DP: 1 HBP: 0	WP: 0 PB: 0 CS: 0	PA: 32															
<b>PITCHER</b>	IP 7.2	WLS W	BF 27	H 4	R 1	ER 0	SO 4	BB 0	IBB 0	HBP 0	BLK 0	WP 0	HR 0	S 35	P 35	ERA 0.00	WHIP 0.522	<b>PITCHER</b>	IP 1.1	WLS S	BF 5	H 0	R 0	ER 0	SO 2	BB 0	IBB 0	HBP 0	BLK 0	WP 0	HR 0	S 9	P 9	ERA 0.00	WHIP 0.000

**New York Yankees @ Chicago White Sox**  
 Comiskey Park, Chicago, IL  
 Mon May 05 1986, 8:05 PM EDT  
 Att: 17,347 - Unknown

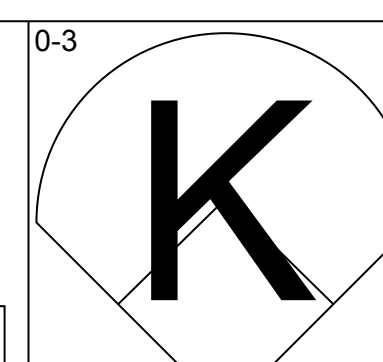
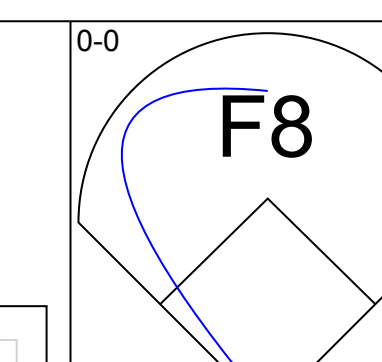
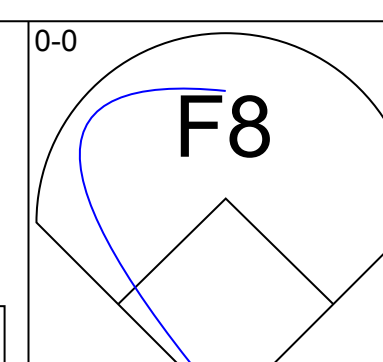
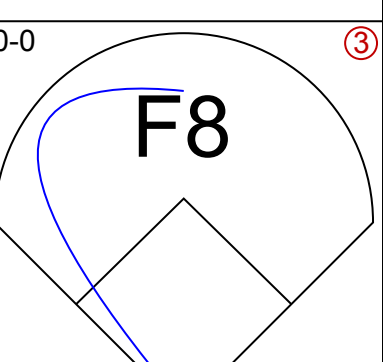
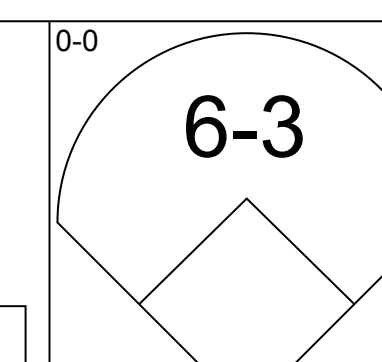
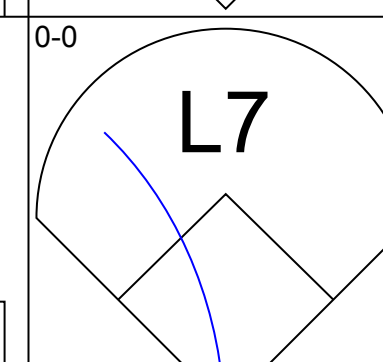
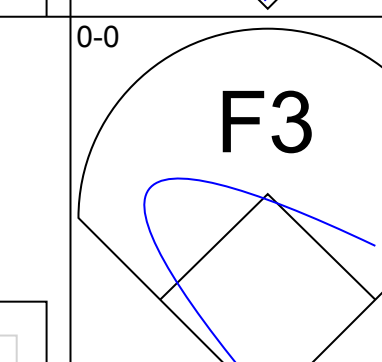
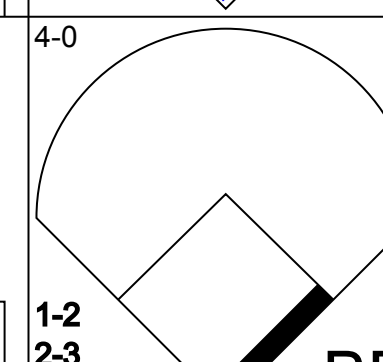
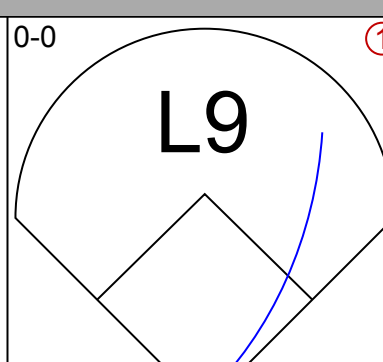
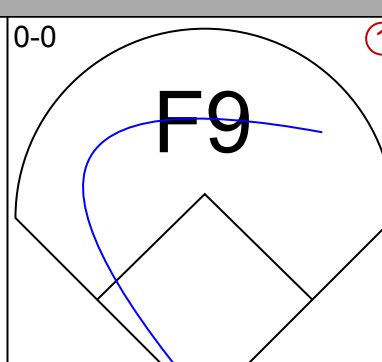
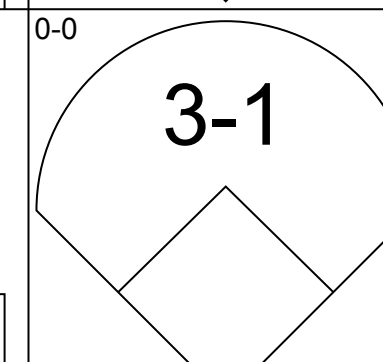
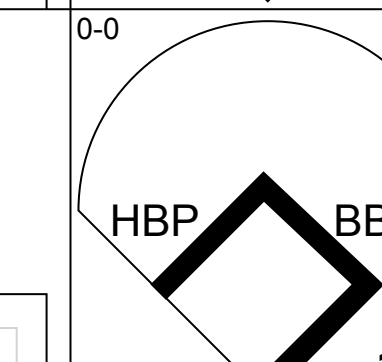
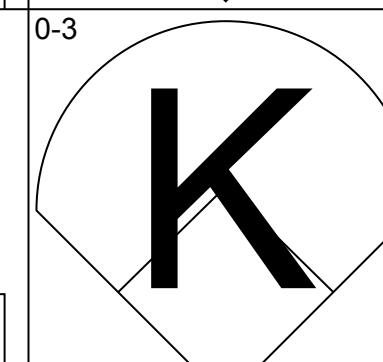
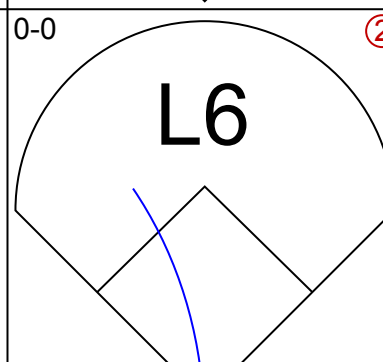
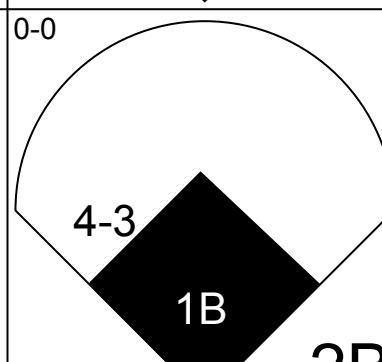
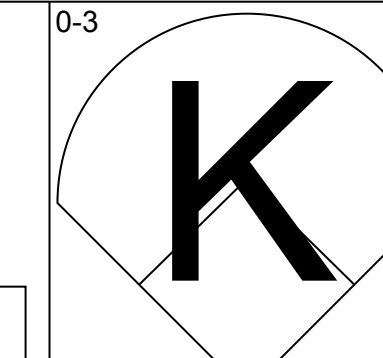
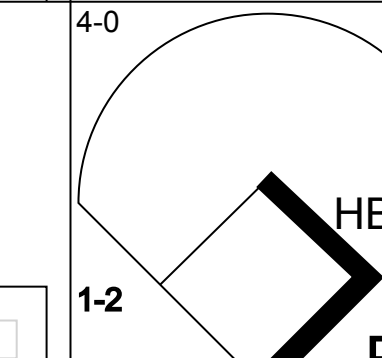
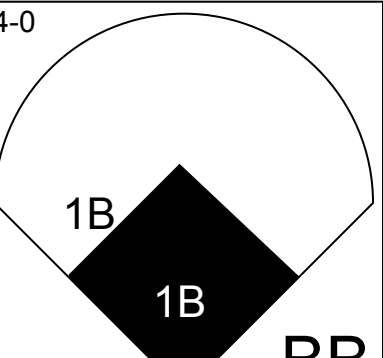
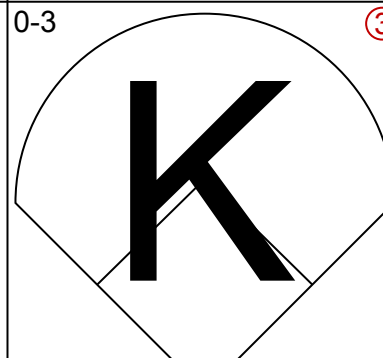
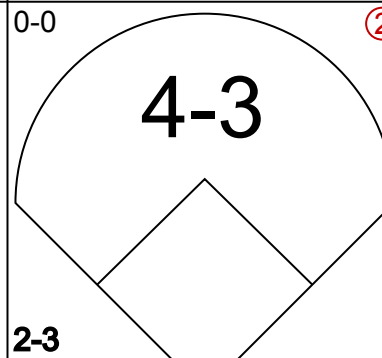
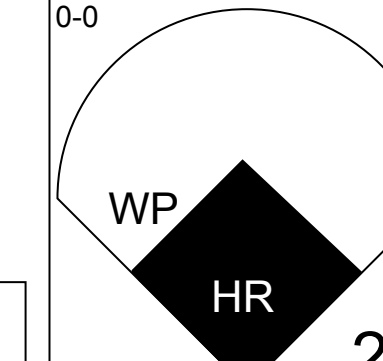
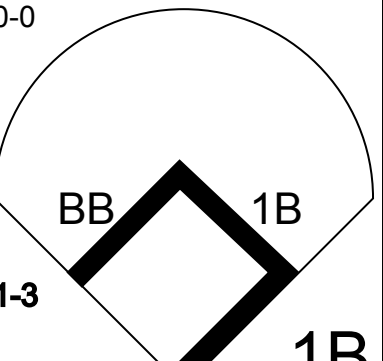
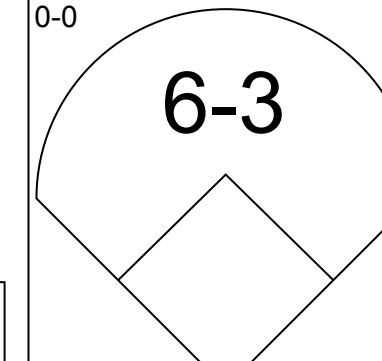
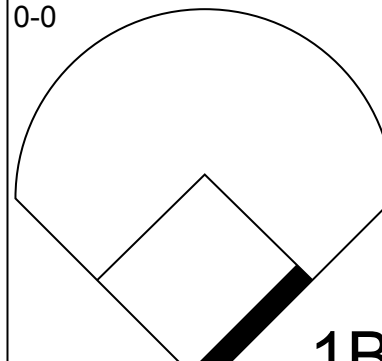
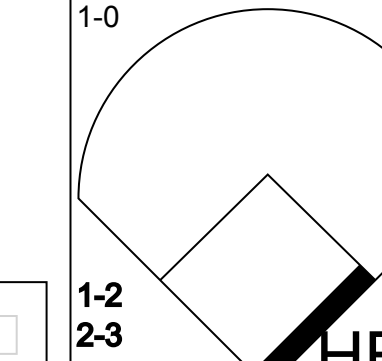
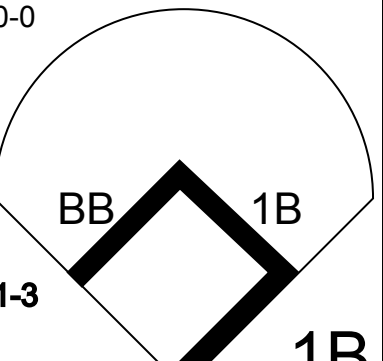
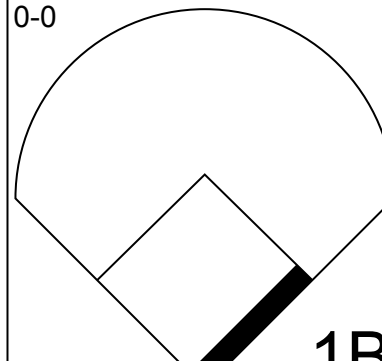
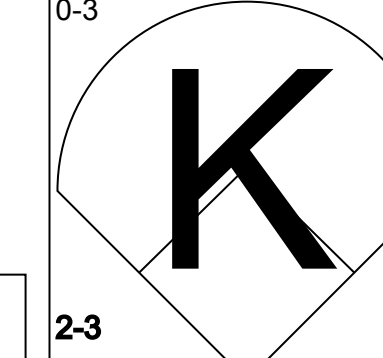
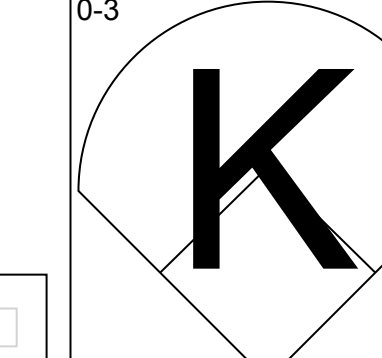
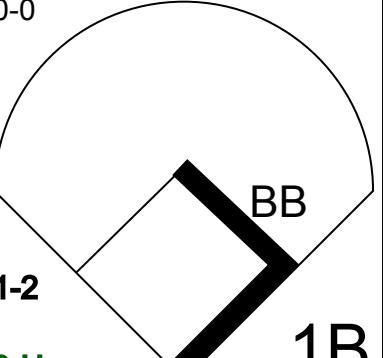
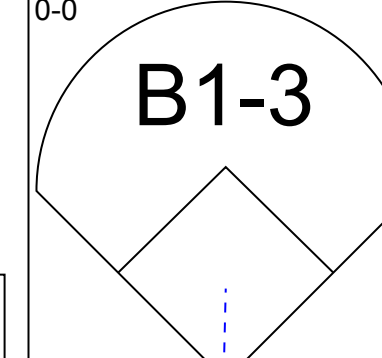
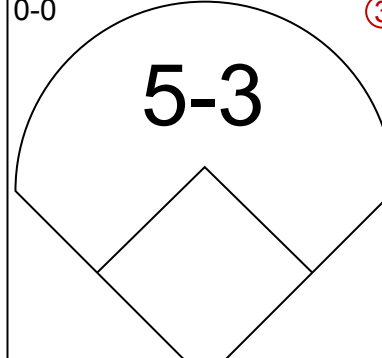
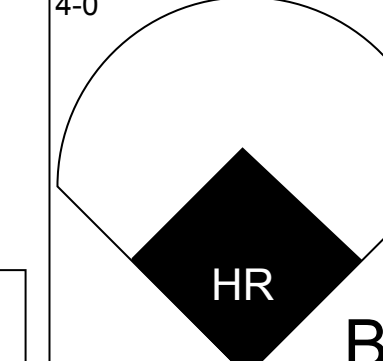
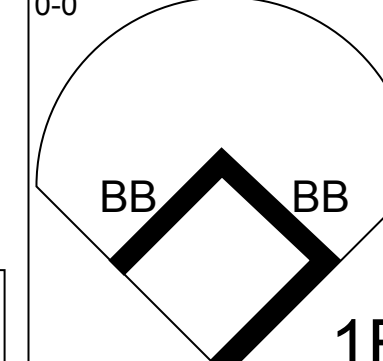
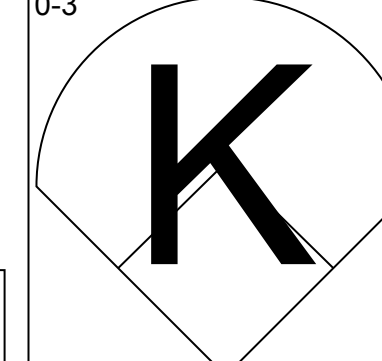
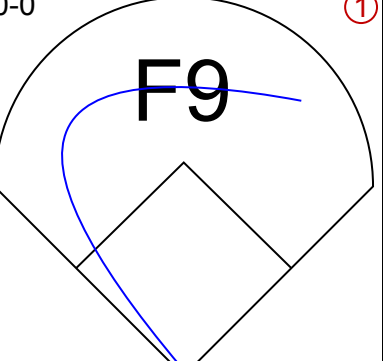
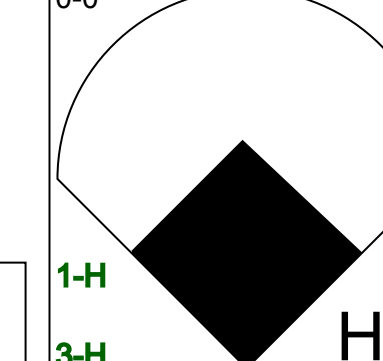
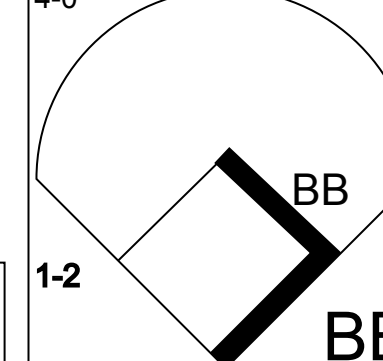
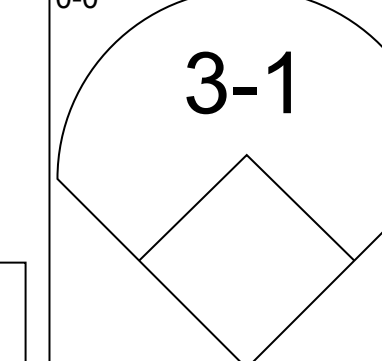
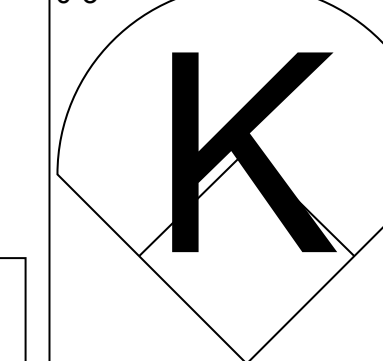
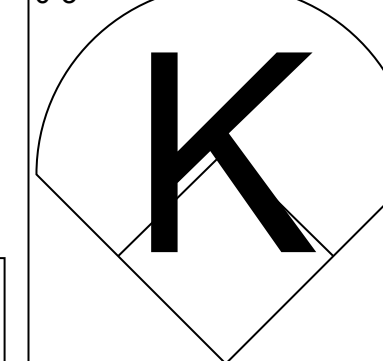
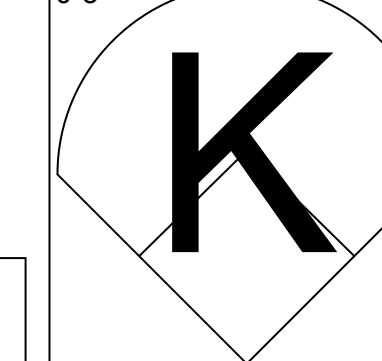
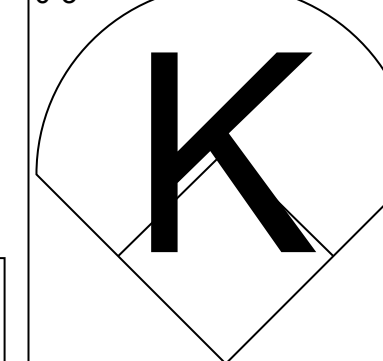
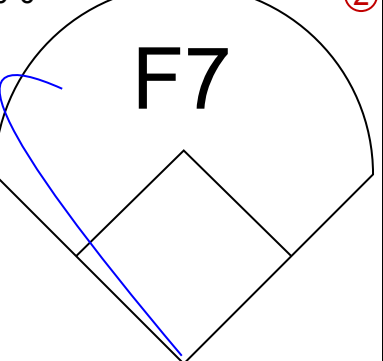
AB	32
R	1
H	4
RBI	1
BB	0
SO	6
LOB	9





Batter	1	2	3	4	5	6	7	8	9	AB	R	H	RBI	BB	SO	LOB	TOP										
<b>Rickey Henderson, R</b> OBP: 0.387, SLG: 0.442	F8	1B		2B		SF5	F7		HR	5	3	3	3	1	0	2	<b>New York Yankees @ Chicago White Sox</b> Comiskey Park, Chicago, IL Tue May 06 1986, 8:05 PM EDT Att: 17,850 - Unknown										
<b>Willie Randolph, R</b> OBP: 0.466, SLG: 0.387	4-3	L8		L4		5-3		1B	1B	6	1	2	0	0	0	4											
<b>Don Mattingly, L</b> OBP: 0.350, SLG: 0.415	WP			1B		SF5		1B	F9	5	3	4	1	1	0	1											
<b>Dave Winfield, R</b> OBP: 0.415, SLG: 0.446	WP			SF8		SF5		SF8	F7	2	1	1	3	2	0	1											
<b>Mike Easter, L</b> OBP: 0.289, SLG: 0.338	1B			SF8		F8		F9		4	0	1	2	1	0	3											
<b>Ken Griffey, L</b> OBP: 0.337, SLG: 0.370	4-3			SF8		F9		F8	F7	4	0	0	1	0	0	2											
<b>Mike Pagliarulo, L</b> OBP: 0.322, SLG: 0.427				G4-6-3		3-1		5-3	FC1-5	3	0	0	0	2	0	0											
<b>Butch Wynegar, S</b> OBP: 0.317, SLG: 0.400		G3		G4-6-3				BB	FC1-5	3	1	1	0	2	0	3											
<b>Bobby Meacham, S</b> OBP: 0.355, SLG: 0.296				F5		F9		BB	FC1-5	4	1	1	0	1	0	3											
<b>Inning Stats</b>	R: 2 E: 0 K: 0 S: 5	H: 2 LOB: 1 BB: 1 P: 9	R: 0 E: 0 K: 0 S: 5	H: 2 LOB: 2 BB: 0 P: 5	R: 1 E: 0 K: 0 S: 3	H: 1 LOB: 2 BB: 3 P: 15	R: 2 E: 0 K: 0 S: 5	H: 2 LOB: 1 BB: 1 P: 9	R: 0 E: 0 K: 0 S: 4	H: 1 LOB: 1 BB: 0 P: 4	R: 1 E: 0 K: 0 S: 4	H: 1 LOB: 2 BB: 1 P: 8	R: 0 E: 0 K: 0 S: 3	H: 0 LOB: 2 BB: 2 P: 11	R: 1 E: 0 K: 0 S: 5	H: 2 LOB: 1 BB: 0 P: 5	R: 3 E: 0 K: 0 S: 5	H: 2 LOB: 1 BB: 2 P: 13	1B: 10 2B: 2 3B: 0 HR: 1	SF: 3 SAC: 0 DP: 1 HBP: 0	WP: 1 PB: 0 SB: 3 CS: 0	PA: 49					
<b>PITCHER</b>	IP	WLS	BF	H	R	ER	SO	BB	IBB	HBP	BLK	WP	HR	S	P	ERA	WHIP										
<b>Tom Seaver, R</b> ERA: 3.86	3.2		21	6	5	5	0	4	1	0	0	1	0	16	36	12.27	2.727										
<b>Dave Schmidt, R</b> ERA: 7.52	2.1		11	3	1	1	0	0	1	0	0	0	0	10	14	3.86	1.286										
<b>Joel McKeon, L</b> ERA:	0.2	L	4	0	0	0	0	2	0	0	0	0	0	2	10	0.00	3.000										
<b>Bill Dawley, R</b> ERA: 3.0	0.1	L	3	2	1	1	0	0	0	0	0	0	0	3	3	27.00	6.000										
<b>Bob James, R</b> ERA: 7.27	2.0		10	2	3	3	0	2	0	0	0	0	1	8	16	13.50	2.000										
Batter	1	2	3	4	5	6	7	8	9	AB	R	H	RBI	BB	SO	LOB	BOTTOM										
<b>John Cangelosi, S</b> OBP: 0.433, SLG: 0.329	F4			1B		S	BB		G5-4-3	2	2	1	0	3	0	0	<b>New York Yankees @ Chicago White Sox</b> Comiskey Park, Chicago, IL Tue May 06 1986, 8:05 PM EDT Att: 17,850 - Unknown										
<b>Carlton Fisk, R</b> OBP: 0.255, SLG: 0.308	5-3			E7		K	SF7		G5-4-3	4	0	1	1	0	1	2											
<b>Harold Baines, L</b> OBP: 0.294, SLG: 0.463	4-3			F7		K	1B		F8	4	1	0	0	1	1	3											
<b>Ron Kittle, R</b> OBP: 0.235, SLG: 0.500		5-3		F4						4	0	2	3	0	0	2											
<b>Bobby Bonilla, S</b> OBP: 0.392, SLG: 0.419		F9		L9						4	0	2	2	0	0	2											
<b>Tim Lulett, R</b> OBP: 0.304, SLG: 0.340										4	0	0	0	0	1	3											
<b>Marc Hill, R</b> OBP: 0.294, SLG: 0.200		F8				K	F4		5-3	0	0	0	0	0	0	0											
<b>Joel Skinner, R</b> ERA: 3.8						K				2	0	0	0	0	1	0											
<b>Wayne Tolleson, S</b> OBP: 0.340, SLG: 0.369						K			K	2	0	0	0	0	2	0											
<b>Julio Cruz, S</b> OBP: 0.250, SLG: 0.100									K	1	1	0	0	2	0	0											
<b>Jerry Hairston, S</b> OBP: 0.355, SLG: 0.586									K	1	0	0	0	0	1	0											
<b>Bryan Little, S</b> OBP: 0.257, SLG: 0.219									K	0	0	0	0	0	0	0											
<b>Ozzie Guillen, L</b> OBP: 0.257, SLG: 0.309									F9	4	1	1	0	0	1	1											
<b>Inning Stats</b>	R: 0 E: 0 K: 0 S: 3	H: 0 LOB: 0 BB: 0 P: 3	R: 0 E: 0 K: 0 S: 3	H: 0 LOB: 0 BB: 0 P: 3	R: 0 E: 1 K: 0 S: 4	H: 1 LOB: 2 BB: 1 P: 8	R: 0 E: 0 K: 3 S: 9	H: 0 LOB: 1 BB: 1 P: 13	R: 2 E: 0 K: 2 S: 9	H: 2 LOB: 1 BB: 1 P: 13	R: 4 E: 0 K: 1 S: 8	H: 3 LOB: 2 BB: 3 P: 20	R: 0 E: 0 K: 2 S: 7	H: 0 LOB: 0 BB: 0 P: 7	R: 0 E: 0 K: 0 S: 3	H: 1 LOB: 0 BB: 0 P: 3	1B: 5 2B: 2 3B: 0 HR: 0	SF: 1 SAC: 0 DP: 1 HBP: 0	WP: 0 PB: 0 SB: 3 CS: 0	PA: 39							
<b>PITCHER</b>	IP	WLS	BF	H	R	ER	SO	BB	IBB	HBP	BLK	WP	HR	S	P	ERA	WHIP										
<b>Dennis Rasmussen, L</b> ERA: 3.8	6.0		24	3	2	2	5	3	0	0	0	0	0	31	43	3.00	1.000										
<b>Brian Fisher, R</b> ERA: 5.03	3.0	W	15	4	4	4	3	3	0	0	0	0	0	18	30	12.00	2.333										

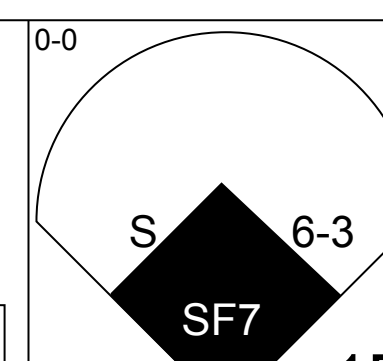
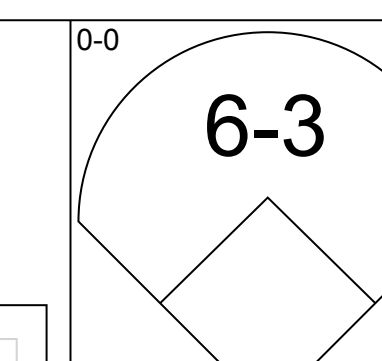
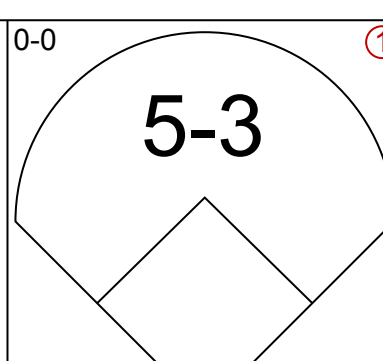
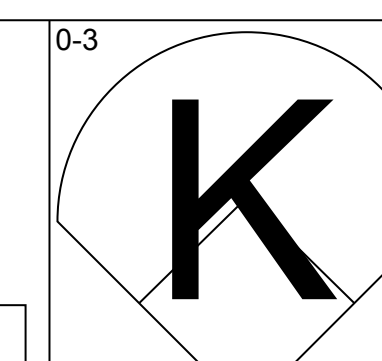
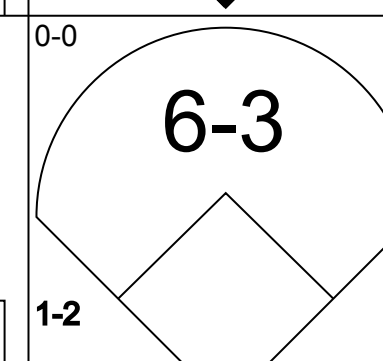
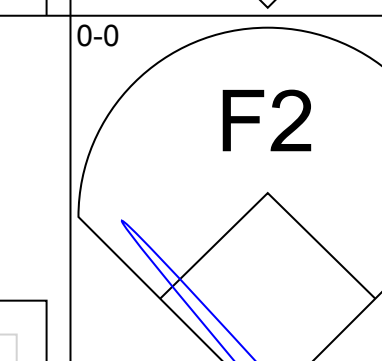
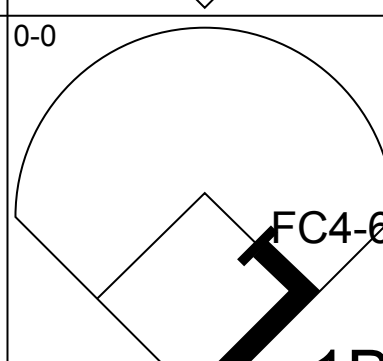
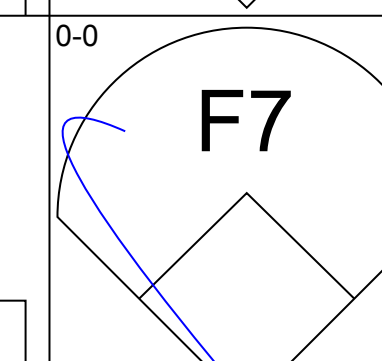
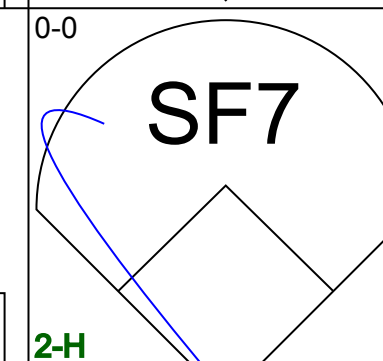
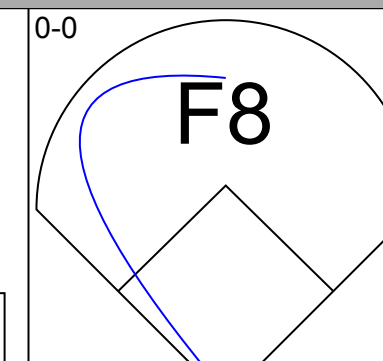
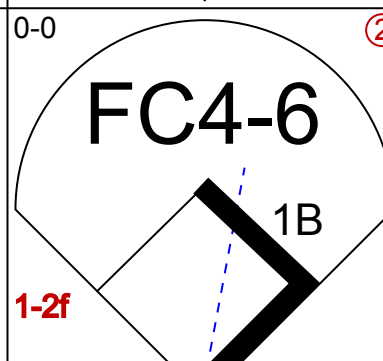
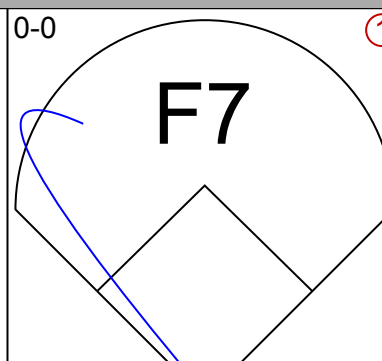
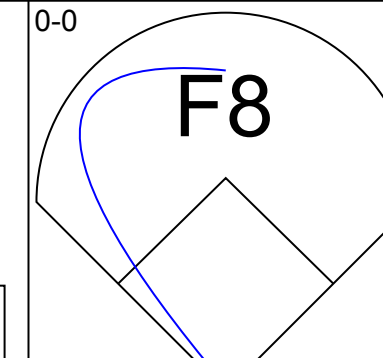
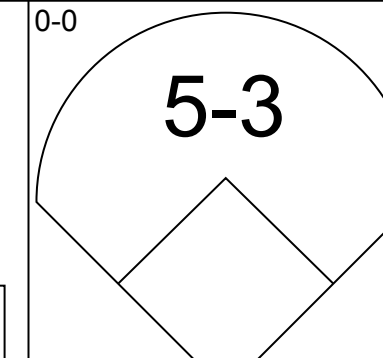
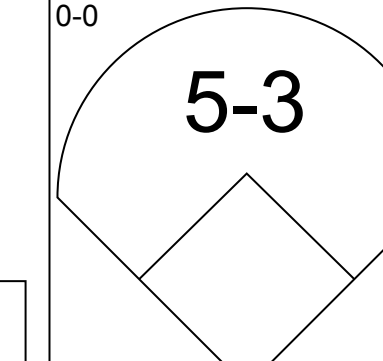
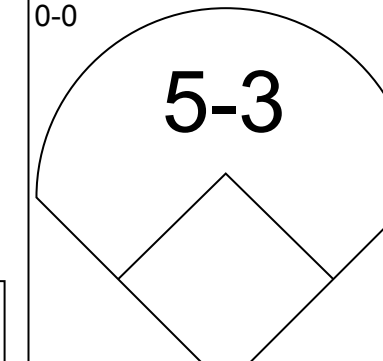
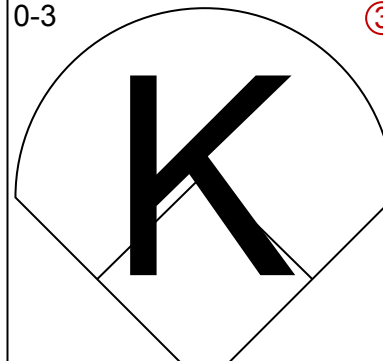
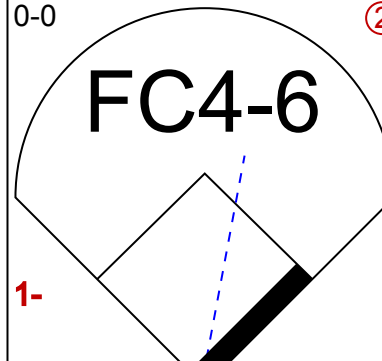
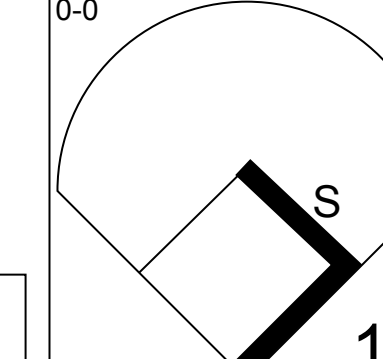
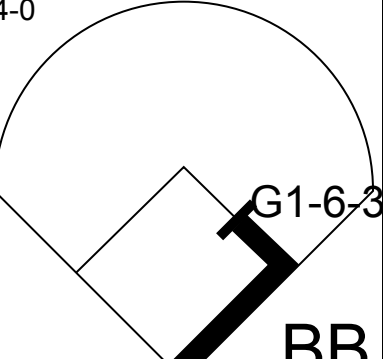
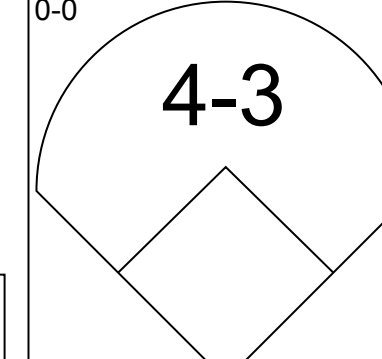
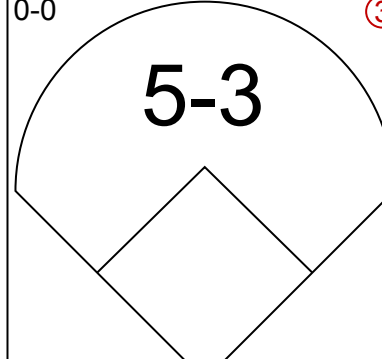
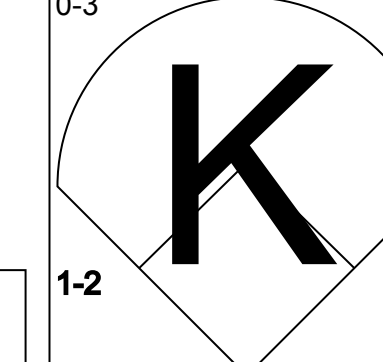
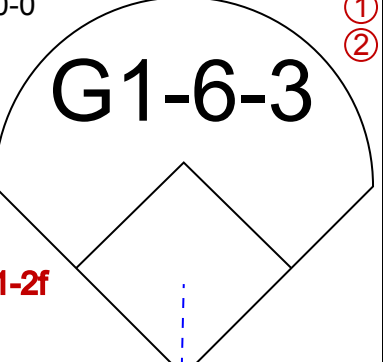
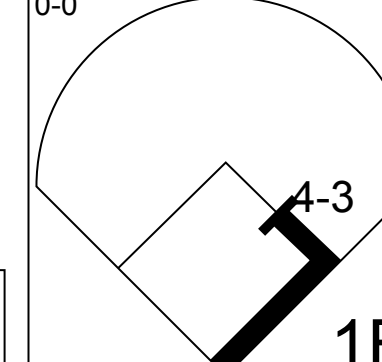
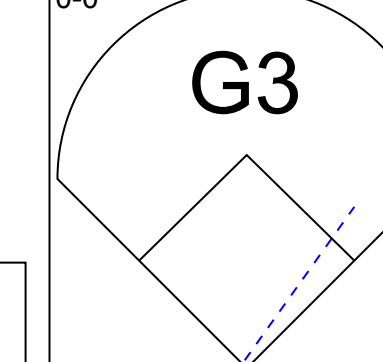
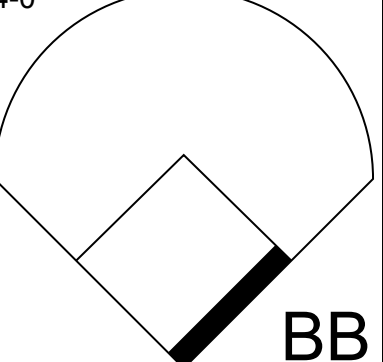
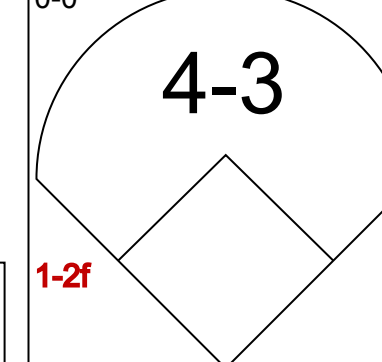
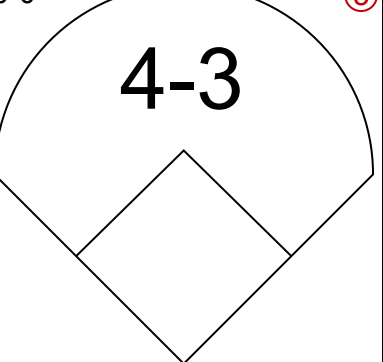
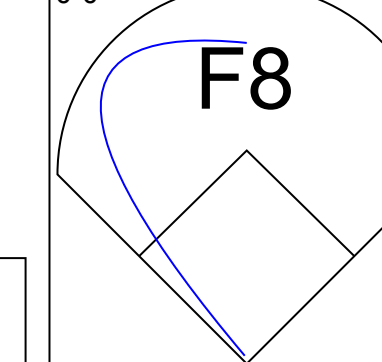


Batter	1	2	3	4	5	6	7	8	9	AB	R	H	RBI	BB	SO	LOB	TOP					
Rickey Henderson, R OBP: 0.372, SLG: 0.422 (1, 8)										5	0	0	0	0	1	5						
Willie Randolph, R OBP: 0.455, SLG: 0.371 (1, 4)										4	0	0	0	1	0	0						
Don Mattingly, L OBP: 0.352, SLG: 0.423 (1, 3)										5	1	2	0	0	1	3						
Dave Winfield, R OBP: 0.415, SLG: 0.432 (1, 9)											3	1	0	0	2	2	1					
Gary Roenicke, R OBP: 0.457, SLG: 0.280 (1, 10)											3	1	2	0	0	0	0					
Mike Easter, L OBP: 0.298, SLG: 0.346 (9, PH)											1	0	1	1	0	0	0					
Henry Cotto, R OBP: 0.182, SLG: 0.212 (1, 7)											5	0	1	1	0	2	5					
Dale Berra, R OBP: 0.409, SLG: 0.368 (1, 5)											1	1	1	0	1	0	0					
Mike Pagliarulo, L OBP: 0.315, SLG: 0.416 (5, PH)											2	0	0	0	0	1	2					
Butch Wynegar, S OBP: 0.356, SLG: 0.486 (1, 2)											2	1	1	3	2	0	0					
Bobby Meacham, S OBP: 0.340, SLG: 0.282 (1, 6)											4	0	0	0	0	3	5					
																						
<b>Inning Stats</b>	R: 0 E: 0 K: 1 S: 5	H: 0 LOB: 0 BB: 0 P: 5	R: 3 E: 0 K: 3 S: 11	H: 2 LOB: 0 BB: 1 P: 15	R: 0 E: 0 K: 1 S: 6	H: 1 LOB: 3 BB: 1 P: 11	R: 0 E: 0 K: 2 S: 8	H: 1 LOB: 0 BB: 2 P: 16	R: 1 E: 0 K: 0 S: 5	H: 2 LOB: 3 BB: 2 P: 13	R: 0 E: 0 K: 1 S: 5	H: 0 LOB: 0 BB: 0 P: 5	R: 0 E: 0 K: 1 S: 5	H: 0 LOB: 0 BB: 0 P: 5	R: 0 E: 0 K: 1 S: 5	H: 0 LOB: 1 BB: 0 P: 5	R: 1 E: 0 K: 0 S: 5	H: 2 LOB: 1 BB: 0 P: 5	1B: 5 2B: 2 3B: 0 HR: 1	SF: 0 SAC: 0 DP: 0 HBP: 1	WP: 1 PB: 0 CS: 0	PA: 42
<b>PITCHER</b>	IP	WLS	BF	H	R	ER	SO	BB	IBB	HBP	BLK	WP	HR	S	P	ERA	WHIP					
Floyd Bannister, L ERA: 3.55 (1, 1)	4.0	L	24	6	4	4	7	5	0	1	0	1	1	32	53	9.00	2.750					
Bill Dawley, R ERA: 2.65 (5, 1)	5.0		18	2	1	1	3	1	0	0	0	0	0	23	27	1.80	0.600					

New York Yankees @ Chicago White Sox  
Comiskey Park, Chicago, IL  
Wed May 07 1986, 8:05 PM EDT  
Att: 15,626 - Unknown

AB 35  
R 5  
H 8  
RBI 5  
BB 6  
SO 10  
LOB 21



Batter	1	2	3	4	5	6	7	8	9	AB	R	H	RBI	BB	SO	LOB	BOTTOM					
Wayne Tolleson, S OBP: 0.337, SLG: 0.364 (1, 5)										4	1	1	0	0	1	0						
Carlton Fisk, R OBP: 0.255, SLG: 0.305 (1, 7)										4	0	1	0	0	0	1						
Harold Baines, L OBP: 0.283, SLG: 0.449 (1, 9)										3	0	0	1	0	0	1						
Ron Kittle, R OBP: 0.247, SLG: 0.494 (1, 10)										3	0	1	0	1	0	0						
Reid Nichols, R OBP: 0.250, SLG: 0.259 (1, 8)										4	0	0	0	0	1	3						
Bobby Bonilla, S OBP: 0.397, SLG: 0.415 (1, 3)										3	0	1	0	1	0	1						
Tim Lincecum, R OBP: 0.305, SLG: 0.340 (1, 4)										3	0	1	0	0	1	2						
Ozzie Guillen, L OBP: 0.260, SLG: 0.300 (1, 6)										2	0	0	0	1	0	2						
Marc Hill, R OBP: 0.263, SLG: 0.176 (1, 2)											2	0	0	0	0	1						
John Cangelosi, S OBP: 0.429, SLG: 0.324 (8, PH)										1	0	0	0	0	0	0						
Joel Skinner, R OBP: 0.222, SLG: 0.204 (9, 2)										0	0	0	0	0	0	0						
<b>Inning Stats</b>	R: 1 E: 0 K: 0 S: 4	H: 1 LOB: 0 BB: 0 P: 4	R: 0 E: 0 K: 1 S: 6	H: 1 LOB: 1 BB: 0 P: 6	R: 0 E: 0 K: 0 S: 3	H: 0 LOB: 0 BB: 0 P: 3	R: 0 E: 0 K: 0 S: 3	H: 0 LOB: 0 BB: 0 P: 3	R: 0 E: 0 K: 1 S: 7	H: 2 LOB: 2 BB: 0 P: 7	R: 0 E: 0 K: 0 S: 3	H: 1 LOB: 0 BB: 0 P: 3	R: 0 E: 0 K: 1 S: 5	H: 0 LOB: 0 BB: 0 P: 5	R: 0 E: 0 K: 0 S: 3	H: 0 LOB: 1 BB: 1 P: 7	R: 0 E: 0 K: 0 S: 3	H: 0 LOB: 1 BB: 1 P: 7	1B: 5 2B: 1 3B: 0 HR: 0	SF: 1 SAC: 0 DP: 2 HBP: 0	WP: 0 PB: 0 CS: 0	PA: 33
<b>PITCHER</b>	IP	WLS	BF	H	R	ER	SO	BB	IBB	HBP	BLK	WP	HR	S	P	ERA	WHIP					
Tommy John, L ERA: 1.93 (1, 1)	7.0	W	26	5	1	1	2	2	0	0	0	0	0	28	36	1.29	1.000					
Dave Righetti, L ERA: 3.32 (8, 1)	2.0	S	7	0	0	0	1	1	0	0	0	0	0	8	12	0.00	0.500					

New York Yankees @ Chicago White Sox  
Comiskey Park, Chicago, IL  
Wed May 07 1986, 8:05 PM EDT  
Att: 15,626 - Unknown

AB 29  
R 1  
H 5  
RBI 1  
BB 3  
SO 3  
LOB 11





Batter	1	2	3	4	5	6	7	8	9	AB	R	H	RBI	BB	SO	LOB	TOP										
<b>John Cangelosi, S</b> OBP: 0.417, SLG: 0.316 (1, 8)	0-0 6-3		0-0 L8		0-0 BB SH1-3 2H 1B		0-0 F8	0-0 FC5		5	0	1	1	0	0	3	<b>Chicago White Sox @ Cleveland Indians</b> Cleveland Municipal Stadium, Cleveland, OH Fri May 09 1986, 7:05 PM EDT Att: 48,146 - Unknown <a href="http://livebaseballscorecards.com">livebaseballscorecards.com</a>										
<b>Wayne Tolleson, S</b> OBP: 0.352, SLG: 0.374 (1, 5)	0-0 F8		0-0 1B		0-0 SH1-3 1-2		0-0 1B		4-0 1B BB	3	1	2	0	1	0	0											
<b>Harold Baines, L</b> OBP: 0.288, SLG: 0.441 (1, 9)	0-0 3-1		0-0 F7		4-0 BB BB		0-0 F7		0-0 1B 1B 1-3	4	1	1	0	1	0	2											
<b>Jerry Hairston, S</b> OBP: 0.361, SLG: 0.531 (1, 10)		0-0 F9		4-0 E BB	4-0 1-2 2-3 BB		0-0 4-3		0-0 F4	3	0	0	0	2	0	3											
<b>Carlton Fisk, R</b> OBP: 0.261, SLG: 0.310 (1, 7) (9, 2)		0-0 1B 1B		0-0 F7	0-0 F7			0-3 K	0-0 1B 1B	5	1	2	1	0	1	4											
<b>Bobby Bonilla, S</b> OBP: 0.398, SLG: 0.414 (1, 3)		0-0 1B		0-0 E3 G4-6-3		0-3 K		0-0 BB 1B	0-0 F8	5	0	2	0	0	1	3											
<b>Ozzie Guillen, L</b> OBP: 0.273, SLG: 0.311 <b>Reid Nichols, R</b> OBP: 0.276, SLG: 0.286 (9, PH) (9, 7)		0-0 F7		0-0 G4-6-3		0-0 1B		0-0 FC5 BB 1B	0-0 1B 1B 1-2 2-3	4	0	2	0	0	0	4											
<b>Julio Cruz, S</b> OBP: 0.259, SLG: 0.130 <b>Ron Kittle, R</b> OBP: 0.244, SLG: 0.488 (8, PH) <b>Marc Hill, R</b> OBP: 0.263, SLG: 0.176 <b>Tim Lincecum, R</b> OBP: 0.317, SLG: 0.352 (9, PH) (9, 4)		0-0 F9		0-0 1B		0-0 F9		0-3 K	0-0 1B	3	1	1	0	0	0	3											
<b>Joel Skinner, R</b> OBP: 0.214, SLG: 0.196 <b>Bryan Little, S</b> OBP: 0.270, SLG: 0.212 (8, PH) (8, 4) (9, 6)			0-0 6-3		0-0 SH1-4 1-2		0-0 5-3		0-0 G3	2	0	0	0	0	0	1											
<b>Inning Stats</b>	R: 0 E: 0 K: 0 S: 3	H: 0 LOB: 0 BB: 0 P: 3	R: 0 E: 0 K: 0 S: 5	H: 2 LOB: 2 BB: 0 P: 5	R: 0 E: 0 K: 0 S: 4	H: 1 LOB: 1 BB: 0 P: 4	R: 0 E: 1 K: 0 S: 3	H: 0 LOB: 1 BB: 0 P: 7	R: 1 E: 0 K: 0 S: 5	H: 2 LOB: 3 BB: 2 P: 13	R: 0 E: 0 K: 1 S: 6	H: 1 LOB: 1 BB: 0 P: 6	R: 0 E: 0 K: 0 S: 4	H: 1 LOB: 1 BB: 0 P: 4	R: 0 E: 0 K: 2 S: 9	H: 2 LOB: 2 BB: 1 P: 13		R: 3 E: 0 K: 0 S: 7	H: 4 LOB: 2 BB: 1 P: 11	1B: 13 2B: 0 3B: 0 HR: 0	SF: 0 SAC: 2 DP: 1 HBP: 0	WP: 0 PB: 0 SB: 0 CS: 0	PA: 45				
<b>PITCHER</b>	IP	WLS	BF	H	R	ER	SO	BB	IBB	HBP	BLK	WP	HR	S	P	ERA	WHIP										
<b>Phil Niekro, R</b> ERA: 2.98	(1, 1)	7.1	34	9	1	1	2	3	0	0	0	0	0	35	47	1.23	1.636										
<b>Ernie Camacho, R</b> ERA: 4.32	(8, 1)	0.2	5	1	2	2	1	2	0	0	0	0	0	5	13	27.00	4.500										
<b>Scott Bailes, L</b> ERA: 6.52	(9, 1)	0.2	L	4	2	0	0	0	0	0	0	0	0	4	4	0.00	3.000										
<b>Rich Yett, R</b> ERA: 3.52	(9, 1)	0.1	2	1	1	1	0	0	0	0	0	0	0	2	2	27.00	3.000										

Batter	1	2	3	4	5	6	7	8	9	AB	R	H	RBI	BB	SO	LOB	BOTTOM										
<b>Brett Butler, L</b> OBP: 0.367, SLG: 0.352 (1, 8)	0-0 6-3		4-0 FC6-4 BB		4-0 G6-3 BB		4-0 FC6-4 BB		4-0	1	0	0	0	4	0	0	<b>Chicago White Sox @ Cleveland Indians</b> Cleveland Municipal Stadium, Cleveland, OH Fri May 09 1986, 7:05 PM EDT Att: 48,146 - Unknown <a href="http://livebaseballscorecards.com">livebaseballscorecards.com</a>										
<b>Julio Franco, R</b> OBP: 0.293, SLG: 0.361 (1, 6)	0-0 6-3	0-0 3		0-0 FC6-4	0-0 G6-3		0-0 F9		0-0	5	0	0	0	0	0	8											
<b>Joe Carter, R</b> OBP: 0.310, SLG: 0.435 (1, 9)	4-0 BB BB		0-0 L9		0-0 6-3 5-3 1B		0-0 2B	0-0 FC6-4		4	2	2	0	1	0	2											
<b>Andre Thornton, R</b> OBP: 0.316, SLG: 0.385 (1, 10)	4-0 1-2 BB		0-0 F9		0-0 5-3		0-0 2B		0-0 F9	4	0	2	1	1	0	1											
<b>Brook Jacoby, R</b> OBP: 0.396, SLG: 0.545 (1, 5)	4-0 1-2 2-3 BB		0-0 F9		0-0 6-3		0-0 5-3		0-0 F8	4	0	0	0	1	0	3											
<b>Pat Tabler, R</b> OBP: 0.380, SLG: 0.490 (1, 3)	0-0 FC6-4		0-0 F3		0-0 1B		0-3 K		0-0 6-3	5	0	1	1	0	1	5											
<b>Mel Hall, L</b> OBP: 0.288, SLG: 0.397 <b>Otis Nixon, S</b> OBP: 0.353, SLG: 0.313 (1, 7) (8, 7)		0-0 E 2B		0-0 3-1		0-0 F9		0-0 F8		4	1	1	0	0	0	2											
<b>Tony Bernazard, S</b> OBP: 0.354, SLG: 0.416 (1, 4)		0-0 E8 SH1-3 2H 1B		0-0 S 1B		0-0 SH5-3 1B		4-0 SH3-4 BB		3	0	3	0	1	0	0											
<b>Chris Bando, S</b> OBP: 0.500, SLG: 0.500 (1, 2)		0-0 SH1-3		0-3 K		0-0 SH5-3		0-0 SH3-4		1	0	0	0	0	1	1											
<b>Inning Stats</b>	R: 0 E: 0 K: 0 S: 3	H: 0 LOB: 3 BB: 3 P: 15	R: 1 E: 1 K: 0 S: 4	H: 2 LOB: 1 BB: 1 P: 8	R: 0 E: 0 K: 1 S: 6	H: 1 LOB: 2 BB: 1 P: 10	R: 1 E: 0 K: 0 S: 5	H: 2 LOB: 1 BB: 0 P: 5	R: 0 E: 0 K: 0 S: 3	H: 1 LOB: 1 BB: 1 P: 7	R: 1 E: 0 K: 1 S: 7	H: 2 LOB: 1 BB: 0 P: 7	R: 0 E: 0 K: 0 S: 3	H: 0 LOB: 2 BB: 2 P: 11	R: 0 E: 0 K: 0 S: 3	H: 0 LOB: 0 BB: 0 P: 3		1B: 6 2B: 4 3B: 0 HR: 0	SF: 0 SAC: 3 DP: 2 HBP: 0	WP: 0 PB: 0 SB: 1 CS: 0	PA: 42						
<b>PITCHER</b>	IP	WLS	BF	H	R	ER	SO	BB	IBB	HBP	BLK	WP	HR	S	P	ERA	WHIP										
<b>Joel Davis, R</b> ERA: 3.83	(1, 1)	5.1	28	7	2	1	1	6	0	0	0	0	0	24	48	1.69	2.438										
<b>Dave Schmidt, R</b> ERA: 7.2	(6, 1)	2.0	8	2	1	1	1	1	0	0	0	0	0	9	13	4.50	1.500										
<b>Joel McKeon, L</b> ERA:	(8, 1)	0.0	1	0	0	0	0	1	0	0	0	0	0	0	4	∞	∞										
<b>Gene Nelson, R</b> ERA: 3.86	(8, 1)	1.2	W	5	0	0	0	0	0	0	0	0	0	5	5	0.00	0.000										







Batter	1	2	3	4	5	6	7	8	9	AB	R	H	RBI	BB	SO	LOB	TOP				
<b>John Cangelosi, S</b> OBP: 0.411, SLG: 0.322 (1, 8)	0-0 K 1B		4-0 FC6-4 1B BB		0-0 F6		0-3 K		0-0 SH1-4 2B	4	1	2	0	1	1	0	<b>Chicago White Sox @ Cleveland Indians</b> Cleveland Municipal Stadium, Cleveland, OH Sun May 11 1986, 3:33 AM EDT Att: 43,181 - Unknown				
<b>Wayne Tolleson, S</b> OBP: 0.350, SLG: 0.370 (1, 5)	0-3 K		0-0 FC6-4 1B		0-0 F6		0-3 K		0-0 SH1-4 2-3	4	0	1	0	0	2	1					
<b>Harold Baines, L</b> OBP: 0.298, SLG: 0.436 (1, 9)	0-0 L3		0-0 FC6-4 1B BB		0-0 1B			4-0 1B BB	0-0 L3	4	2	1	1	1	0	3					
<b>Jerry Hairston, S</b> OBP: 0.372, SLG: 0.486 (8, PR)		4-0 F9 HBP BB	4-0 1B BB		0-0 L3			0-0 1B BB	0-3 K	2	0	1	0	2	0	1					
<b>Carlton Fisk, R</b> OBP: 0.275, SLG: 0.302 (6, 7)		1-0 1-3 HBP	4-0 1B BB			4-0 DI 1B BB		0-0 F4		1	0	0	1	2	0	2					
<b>Ron Kittle, R</b> OBP: 0.285, SLG: 0.473 (6, 2)		0-0 F9	0-0 1B			0-0 CS 1B		0-0 F7		3	0	2	1	0	0	2					
<b>Bryan Little, S</b> OBP: 0.256, SLG: 0.200 (8, PH)		2-3	1-2 2-3 3-H			1-2 1B				1	0	0	0	0	0	2					
<b>Marc Hill, R</b> OBP: 0.263, SLG: 0.176 (6, 2)			1-2 2-H 3-H			1-2 1B				0	0	0	0	0	0	0					
<b>Bobby Bonilla, S</b> OBP: 0.391, SLG: 0.405 (1, 3)		0-0 1-3		0-0 3-1		0-0 F4		0-0 1B		4	0	1	1	0	0	4					
<b>Tim Lincecum, R</b> OBP: 0.304, SLG: 0.333 (1, 4)			0-0 F8	0-0 G4-6-3 1B		0-3 K		0-0 1B		4	0	2	1	0	1	2					
<b>Ozzie Guillen, L</b> OBP: 0.282, SLG: 0.317 (1, 6)			0-0 1B FC6-4 1B	0-0 G4-6-3			0-0 G1-4-3	0-0 3-1		4	1	1	0	0	0	3					
<b>Inning Stats</b>	R: 0 E: 0 K: 1 S: 5	H: 1 LOB: 0 BB: 0 P: 5	R: 0 E: 0 K: 0 S: 2	H: 0 LOB: 1 BB: 1 P: 7	R: 3 E: 0 K: 0 S: 5	H: 3 LOB: 2 BB: 3 P: 17	R: 0 E: 0 K: 0 S: 3	H: 1 LOB: 0 BB: 0 P: 3	R: 0 E: 0 K: 1 S: 5	H: 1 LOB: 1 BB: 1 P: 9	R: 0 E: 0 K: 2 S: 7	H: 0 LOB: 0 BB: 0 P: 7	R: 2 E: 0 K: 0 S: 6	H: 3 LOB: 2 BB: 1 P: 10	R: 0 E: 0 K: 1 S: 6	H: 1 LOB: 1 BB: 0 P: 6	1B: 10 2B: 2 3B: 0 HR: 0	SF: 0 SAC: 1 DP: 2 HBP: 1	WP: 0 PB: 0 SB: 0 CS: 1	PA: 40	
<b>PITCHER</b>	IP	WLS	BF	H	R	ER	SO	BB	IBB	HBP	BLK	WP	HR	S	P	ERA	WHIP				
<b>Tom Candiotti, R</b> ERA: 2.95	7.0	L	31	8	5	5	4	6	0	1	0	0	0	32	57	6.43	2.000				
<b>Ernie Camacho, R</b> ERA: 4.15	0.2		4	2	0	0	0	0	0	0	0	0	0	4	4	0.00	3.000				
<b>Scott Bailes, L</b> ERA: 6.0	1.1		5	1	0	0	1	0	0	0	0	0	0	7	7	0.00	0.750				

Batter	1	2	3	4	5	6	7	8	9	AB	R	H	RBI	BB	SO	LOB	BOTTOM					
<b>Otis Nixon, S</b> OBP: 0.318, SLG: 0.286 (8, 7)	0-0 B1-3	0-0 FC4-6 S 1-2		0-0 E1 1B		0-0 E1 1B		0-0 L6		5	1	1	0	0	0	2	<b>Chicago White Sox @ Cleveland Indians</b> Cleveland Municipal Stadium, Cleveland, OH Sun May 11 1986, 3:33 AM EDT Att: 43,181 - Unknown					
<b>Julio Franco, R</b> OBP: 0.292, SLG: 0.350 (1, 6)	0-0 1B	4-0 1-3 BB		0-0 1B		0-3 K		0-0 F8 1-2		4	0	2	0	1	1	2						
<b>Joe Carter, R</b> OBP: 0.312, SLG: 0.414 (1, 9)	0-0 F3	0-0 L7		0-0 1B		0-0 F8		0-0 F9		5	0	1	1	0	0	3						
<b>Andre Thornton, R</b> OBP: 0.303, SLG: 0.365 (7, PR)	0-0 F8		0-0 5-3	0-0 F9		0-0 1B		0-0 F6		4	0	1	0	0	0	3						
<b>Brook Jacoby, R</b> OBP: 0.383, SLG: 0.518 (1, 5)		0-0 E 2B 1B	0-0 F2		0-0 6-3		0-0 1B		0-3 K	5	1	2	0	0	1	0						
<b>Pat Tabler, R</b> OBP: 0.379, SLG: 0.481 (1, 3)		0-0 L6	0-0 1B		0-0 G3		0-0 F9			4	0	1	0	0	0	3						
<b>Mel Hall, L</b> OBP: 0.260, SLG: 0.354 (7, PH)		0-0 E6 2B	0-3 K		0-0 4-3		0-0 F8			3	1	0	0	0	1	2						
<b>Brett Butler, L</b> OBP: 0.357, SLG: 0.333 (8, 8)		1-3 2B								1	0	0	0	0	0	2						
<b>Tony Bernazard, S</b> OBP: 0.364, SLG: 0.421 (1, 4)		0-0 1B 2B		0-0 4-3		0-0 4-3		1-0 S HBP		3	1	1	2	0	0	0						
<b>Chris Bando, S</b> OBP: 0.481, SLG: 0.480 (8, 2)		0-0 FC4-6 1B		0-0 4-3		0-0 6-3		0-0 F6		3	0	1	1	0	0	0						
<b>Inning Stats</b>	R: 0 E: 0 K: 0 S: 4	H: 1 LOB: 1 BB: 0 P: 4	R: 3 E: 1 K: 0 S: 7	H: 3 LOB: 2 BB: 1 P: 11	R: 0 E: 0 K: 1 S: 6	H: 1 LOB: 1 BB: 0 P: 6	R: 1 E: 1 K: 0 S: 6	H: 2 LOB: 2 BB: 0 P: 6	R: 0 E: 0 K: 0 S: 3	H: 0 LOB: 0 BB: 0 P: 3	R: 0 E: 1 K: 1 S: 6	H: 1 LOB: 1 BB: 0 P: 6	R: 0 E: 0 K: 0 S: 5	H: 2 LOB: 2 BB: 0 P: 5	R: 0 E: 0 K: 0 S: 3	H: 0 LOB: 1 BB: 0 P: 4	R: 0 E: 0 K: 1 S: 5	H: 0 LOB: 0 BB: 0 P: 5	1B: 9 2B: 1 3B: 0 HR: 0	SF: 0 SAC: 0 DP: 0 HBP: 1	WP: 0 PB: 0 SB: 3 CS: 0	PA: 41
<b>PITCHER</b>	IP	WLS	BF	H	R	ER	SO	BB	IBB	HBP	BLK	WP	HR	S	P	ERA	WHIP					
<b>Richard Dotson, R</b> ERA: 6.15	5.2		28	8	4	2	1	1	0	0	0	0	0	29	33	3.18	1.588					
<b>Dave Schmidt, R</b> ERA: 6.75	1.0		5	2	0	0	1	0	0	0	0	0	0	7	7	0.00	2.000					
<b>Joel McKeon, L</b> ERA: 6.2	0.1	W	1	0	0	0	0	0	0	0	0	0	0	1	1	0.00	0.000					
<b>Bob James, R</b> ERA: 6.2	2.0	S	7	0	0	0	1	0	0	1	0	0	0	8	9	0.00	0.000					




Batter	1	2	3	4	5	6	7	8	9	AB	R	H	RBI	BB	SO	LOB	TOP			
<b>John Cangelosi, S</b> OBP: 0.414, SLG: 0.330 (1, 8)	B1			F8			HR 1B		FC2-4 1B	4	1	2	0	0	0	0	Chicago White Sox @ Baltimore Orioles Memorial Stadium, Baltimore, MD Mon May 12 1986, 7:05 PM EDT Att: 16,609 - Unknown			
<b>Wayne Tolleson, S</b> OBP: 0.347, SLG: 0.394 (1, 5)	L9			F9			HR		FC2-4 CS	4	1	1	2	0	0	1				
<b>Harold Baines, L</b> OBP: 0.304, SLG: 0.474 (1, 9)	L8			K			6-3 2B		HR	4	1	2	1	0	1	0				
<b>Carlton Fisk, R</b> OBP: 0.266, SLG: 0.291 (1, 2)			F3		F7		6-3		K	4	0	0	0	0	1	1				
<b>Reid Nichols, R</b> OBP: 0.281, SLG: 0.290 (1, 7)			4-3		G5-4-3 1B		K			3	0	1	0	0	1	1				
<b>Ron Kittle, R</b> OBP: 0.248, SLG: 0.457 (1, 10)			4-3		G5-4-3		F3			3	0	0	0	0	2					
<b>Bobby Bonilla, S</b> OBP: 0.389, SLG: 0.402 (1, 3)				G6-4-3 1B		F3		B1-3		3	0	1	0	0	0					
<b>Tim Hulett, R</b> OBP: 0.292, SLG: 0.318 (1, 4)			G6-4-3		6-3		F9			3	0	0	0	0	1					
<b>Ozzie Guillen, L</b> OBP: 0.273, SLG: 0.306 (1, 6)			B6-3		F9		4-3			3	0	0	0	0	0					
<b>Inning Stats</b>	R: 0 E: 0 K: 0 S: 3	H: 0 LOB: 0 BB: 0 P: 3	R: 0 E: 0 K: 0 S: 3	H: 0 LOB: 0 BB: 0 P: 3	R: 0 E: 0 K: 1 S: 5	H: 1 LOB: 0 BB: 0 P: 3	R: 0 E: 0 K: 1 S: 5	H: 0 LOB: 0 BB: 0 P: 5	R: 0 E: 0 K: 0 S: 3	H: 1 LOB: 0 BB: 0 P: 3	R: 2 E: 0 K: 1 S: 8	H: 3 LOB: 1 BB: 0 P: 8	R: 0 E: 0 K: 0 S: 3	H: 0 LOB: 0 BB: 0 P: 3	R: 1 E: 0 K: 1 S: 6	H: 2 LOB: 0 BB: 0 P: 6	1B: 4 2B: 1 3B: 0 HR: 2	SF: 0 SAC: 0 DP: 2 HBP: 0	WP: 0 PB: 0 CS: 1	PA: 31
<b>PITCHER</b>	IP	WLS	BF	H	R	ER	SO	BB	IBB	HBP	BLK	WP	HR	S	P	ERA	WHIP			
<b>Scott McGregor, L</b> ERA: 4.86 (1, 1)	8.2		30	7	3	3	2	0	0	0	0	0	2	34	34	3.12	0.808			
<b>Rich Bordi, R</b> ERA: 3.22 (9, 1)	0.1	W	1	0	0	0	1	0	0	0	0	0	0	3	3	0.00	0.000			

Batter	1	2	3	4	5	6	7	8	9	AB	R	H	RBI	BB	SO	LOB	BOTTOM					
<b>Alan Wiggins, S</b> OBP: 0.293, SLG: 0.275 (1, 4)	K	1-3			CS BB		G5-4-3 1B		SH1-3	3	0	1	0	1	1	1	Chicago White Sox @ Baltimore Orioles Memorial Stadium, Baltimore, MD Mon May 12 1986, 7:05 PM EDT Att: 16,609 - Unknown					
<b>Lee Lacy, R</b> OBP: 0.320, SLG: 0.378 (1, 9)	5-3		E6 HBP 1B		BB BB 1B		G5-4-3 1-2		1B	5	0	2	1	0	0	1						
<b>Fred Lynn, L</b> OBP: 0.355, SLG: 0.412 (1, 8)			HBP 1B		BB BB		K			3	0	2	0	1	1	0						
<b>Eddie Murray, S</b> OBP: 0.325, SLG: 0.402 (1, 3)	F7		K		K				6-3	4	0	0	0	0	2	5						
<b>Cal Ripken Jr., R</b> OBP: 0.363, SLG: 0.404 (1, 6)		HR BB	G4-6-3 HBP		BB BB		6-3		6-3	1	1	0	0	2	0	0						
<b>Larry Sheets, L</b> OBP: 0.392, SLG: 0.571 (1, 10)			G4-6-3		K				F7	3	1	1	2	0	1	6						
<b>Juan Beniquez, R</b> OBP: 0.395, SLG: 0.324 (8, PH)		HR								1	0	0	0	0	0	0						
<b>John Shelby, S</b> OBP: 0.221, SLG: 0.243 (1, 7)	F9				F4		B1-3		F5	4	0	0	0	0	0	0						
<b>Floyd Rayford, R</b> OBP: 0.216, SLG: 0.229 (1, 5)					F9		5-3		HR	3	0	0	0	0	0	0						
<b>Jim Dwyer, L</b> OBP: 0.276, SLG: 0.545 (9, PH)										1	1	1	1	0	0	0						
<b>Rick Dempsey, R</b> OBP: 0.313, SLG: 0.467 (1, 2)					6-3		4-3		SH1-3 1B BB	3	0	1	0	0	0	0						
<b>Mike Young, S</b> OBP: 0.394, SLG: 0.303 (9, PH)										0	1	0	0	1	0	0						
<b>Inning Stats</b>	R: 0 E: 0 K: 1 S: 6	H: 1 LOB: 1 BB: 0 P: 6	R: 2 E: 0 K: 0 S: 5	H: 2 LOB: 1 BB: 1 P: 9	R: 0 E: 1 K: 1 S: 6	H: 1 LOB: 2 BB: 0 P: 7	R: 0 E: 0 K: 0 S: 3	H: 0 LOB: 0 BB: 0 P: 3	R: 0 E: 0 K: 2 S: 7	H: 1 LOB: 3 BB: 3 P: 19	R: 0 E: 0 K: 0 S: 3	H: 0 LOB: 0 BB: 0 P: 3	R: 0 E: 0 K: 1 S: 5	H: 1 LOB: 0 BB: 0 P: 5	R: 0 E: 0 K: 0 S: 3	H: 0 LOB: 0 BB: 0 P: 3	R: 2 E: 0 K: 0 S: 4	H: 2 LOB: 1 BB: 1 P: 8	1B: 5 2B: 1 3B: 0 HR: 2	SF: 0 SAC: 1 DP: 2 HBP: 1	WP: 0 PB: 0 CS: 1	PA: 38
<b>PITCHER</b>	IP	WLS	BF	H	R	ER	SO	BB	IBB	HBP	BLK	WP	HR	S	P	ERA	WHIP					
<b>Tom Seaver, R</b> ERA: 3.72 (1, 1)	6.0		28	6	2	2	4	4	0	1	0	0	1	31	48	3.00	1.667					
<b>Joel McKeon, L</b> ERA: (7, 1)	2.0		5	0	0	0	1	0	0	0	0	0	0	7	7	0.00	0.000					
<b>Bob James, R</b> ERA: 6.86 (9, 1)	0.2	L	5	2	2	2	0	1	0	0	0	0	1	4	8	27.00	4.500					

AB	31
R	3
H	7
RBI	3
BB	0
SO	3
LOB	6

AB	31
R	4
H	8
RBI	4
BB	5
SO	5
LOB	13





Batter	1	2	3	4	5	6	7	8	9	AB	R	H	RBI	BB	SO	LOB	TOP								
<b>John Cangelosi, S</b> OBP: 0.405, SLG: 0.323 (1, 8)										5	0	1	0	0	1	2	<b>Chicago White Sox @ Baltimore Orioles</b> Memorial Stadium, Baltimore, MD Tue May 13 1986, 7:05 PM EDT Att: 24,851 - Unknown								
<b>Wayne Tolleson, S</b> OBP: 0.366, SLG: 0.421 (1, 6)										3	1	2	0	1	1	0									
<b>Harold Baines, L</b> OBP: 0.302, SLG: 0.466 (1, 9)										4	0	1	0	0	0	4									
<b>Carlton Fisk, R</b> OBP: 0.266, SLG: 0.289 (1, 10)										4	0	1	1	0	1	3									
<b>Ron Kittle, R</b> OBP: 0.257, SLG: 0.469 (1, 7)										4	0	2	0	0	0	3									
<b>Bobby Bonilla, S</b> OBP: 0.384, SLG: 0.407 (1, 3)										4	0	1	0	0	1	3									
<b>Tim Lueft, R</b> OBP: 0.307, SLG: 0.333 (1, 5)										3	0	2	0	0	1	2									
<b>Julio Cruz, S</b> OBP: 0.258, SLG: 0.115 (9, PH)										2	0	0	0	1	1	1									
<b>Jerry Hairston, S</b> OBP: 0.354, SLG: 0.474 (9, PH)										1	0	0	0	0	0	0									
<b>Joel Skinner, R</b> OBP: 0.203, SLG: 0.185 (7, PH)										2	0	0	0	0	0	1									
<b>Reid Nichols, R</b> OBP: 0.273, SLG: 0.281 (7, PH)										1	0	0	0	0	0	2									
<b>Marc Hill, R</b> OBP: 0.263, SLG: 0.176 (9, PH)										0	0	0	0	0	0	0									
<b>Ozzie Guillen, L</b> OBP: 0.270, SLG: 0.302 (9, PH)										1	0	0	0	0	0	0									
<b>Inning Stats</b>	R: 0 E: 0 K: 0 S: 5	H: 2 LOB: 2 BB: 0 P: 5	R: 0 E: 0 K: 1 S: 6	H: 1 LOB: 1 BB: 0 P: 6	R: 0 E: 0 K: 0 S: 2	H: 0 LOB: 0 BB: 1 P: 6	R: 0 E: 0 K: 1 S: 6	H: 2 LOB: 2 BB: 0 P: 6	R: 0 E: 0 K: 1 S: 5	H: 0 LOB: 0 BB: 0 P: 5	R: 0 E: 0 K: 1 S: 6	H: 1 LOB: 1 BB: 0 P: 6	R: 0 E: 0 K: 0 S: 4	H: 1 LOB: 2 BB: 1 P: 8	R: 1 E: 0 K: 2 S: 10	H: 3 LOB: 2 BB: 0 P: 10	R: 0 E: 0 K: 0 S: 3	H: 0 LOB: 0 BB: 0 P: 3	1B: 7 2B: 2 3B: 1 HR: 0	SF: 0 SAC: 1 DP: 1 HBP: 0	WP: 0 PB: 0 SB: 0 CS: 0	PA: 37			
<b>PITCHER</b>	IP WLS BF H R ER SO BB IBB HBP BLK WP HR S P ERA WHIP																								
<b>Mike Flanagan, L</b> ERA: 4.15 (1, 1)	7.1		30	8	1	1	4	2	0	0	0	0	0	0	0	36	44	1.23	1.364						
<b>Don Aase, R</b> ERA: 1.04 (8, 1)	1.2	W	7	2	0	0	2	0	0	0	0	0	0	0	0	11	11	0.00	1.200						

Batter	1	2	3	4	5	6	7	8	9	AB	R	H	RBI	BB	SO	LOB	BOTTOM								
<b>Alan Wiggins, S</b> OBP: 0.284, SLG: 0.266 (1, 4)										3	0	0	1	0	0	0	<b>Chicago White Sox @ Baltimore Orioles</b> Memorial Stadium, Baltimore, MD Tue May 13 1986, 7:05 PM EDT Att: 24,851 - Unknown								
<b>Larry Sheets, L</b> OBP: 0.385, SLG: 0.560 (8, PH)										1	0	0	0	0	0	0									
<b>Juan Bonilla, R</b> OBP: 0.358, SLG: 0.413 (8, PR)										0	1	0	0	0	0	0									
<b>Lee Lacy, R</b> OBP: 0.308, SLG: 0.363 (1, 9)										4	0	0	0	0	1	2									
<b>Cal Ripken Jr., R</b> OBP: 0.359, SLG: 0.398 (1, 6)										4	0	1	0	0	1	1									
<b>Eddie Murray, S</b> OBP: 0.331, SLG: 0.405 (1, 3)										4	0	2	1	0	1	0									
<b>Juan Beniquez, R</b> OBP: 0.383, SLG: 0.316 (1, 7)										4	0	1	0	0	0	3									
<b>Mike Young, S</b> OBP: 0.392, SLG: 0.295 (1, 10)										2	0	0	0	1	0	1									
<b>Floyd Rayford, R</b> OBP: 0.222, SLG: 0.235 (1, 5)										3	0	1	0	0	1	3									
<b>John Shelby, S</b> OBP: 0.238, SLG: 0.260 (1, 8)										3	2	2	0	0	0	1									
<b>Rick Dempsey, R</b> OBP: 0.306, SLG: 0.455 (1, 2)										2	0	0	0	0	0	2									
<b>Inning Stats</b>	R: 0 E: 0 K: 0 S: 3	H: 0 LOB: 0 BB: 0 P: 3	R: 0 E: 0 K: 1 S: 6	H: 1 LOB: 1 BB: 0 P: 6	R: 1 E: 0 K: 0 S: 4	H: 1 LOB: 0 BB: 0 P: 4	R: 0 E: 0 K: 0 S: 5	H: 0 LOB: 0 BB: 0 P: 5	R: 0 E: 1 K: 0 S: 3	H: 0 LOB: 0 BB: 0 P: 3	R: 0 E: 0 K: 1 S: 5	H: 1 LOB: 1 BB: 1 P: 9	R: 0 E: 1 K: 1 S: 9	H: 3 LOB: 2 BB: 0 P: 9	R: 2 E: 1 K: 1 S: 9	H: 3 LOB: 2 BB: 0 P: 9	1B: 7 2B: 0 3B: 0 HR: 0	SF: 0 SAC: 1 DP: 2 HBP: 0	WP: 0 PB: 0 SB: 2 CS: 1	PA: 32					
<b>PITCHER</b>	IP WLS BF H R ER SO BB IBB HBP BLK WP HR S P ERA WHIP																								
<b>Floyd Bannister, L</b> ERA: 3.12 (1, 1)	7.1	L	27	5	2	1	3	1	0	0	0	0	0	0	0	32	36	1.23	0.818						
<b>Gene Nelson, R</b> ERA: 3.33 (8, 1)	0.2		5	2	1	0	1	0	0	0	0	0	0	0	7	7	0.00	3.000							



Batter	1	2	3	4	5	6	7	8	9	AB	R	H	RBI	BB	SO	LOB	TOP				
<b>John Cangelosi, S</b> OBP: 0.397, SLG: 0.310	0-0 5-3	4-0 BB			0-0 6-3			0-0 F2	0-0 4-3	4	0	0	0	1	0	1	<b>Chicago White Sox @ New York Yankees</b> Yankee Stadium, Bronx, NY Wed May 14 1986, 7:05 PM EDT Att: 20,188 - Unknown <a href="http://livebaseballscorecards.com">livebaseballscorecards.com</a>				
<b>Wayne Tolleson, S</b> OBP: 0.357, SLG: 0.414	0-0 BB	0-3 K			0-0 L4			0-3 K		4	0	1	0	0	2	3					
<b>Harold Baines, L</b> OBP: 0.293, SLG: 0.451	0-3 K		0-3 K		0-0 4-3			0-0 F9		4	0	0	0	0	2	1					
<b>Carlton Fisk, R</b> OBP: 0.273, SLG: 0.291	4-0 FC3-6 BB				0-0 F9			0-0 F8		3	1	1	0	1	0	0					
<b>Bobby Bonilla, S</b> OBP: 0.379, SLG: 0.400	0-0 FC3-6				0-0 5-3			0-0 F9		4	1	1	0	0	0	2					
<b>Ron Kittle, R</b> OBP: 0.250, SLG: 0.455		0-3 K			0-0 F8			0-0 F8		0	0	0	0	0	0	0					
<b>Jerry Hairston, S</b> OBP: 0.356, SLG: 0.462								0-0 F5		1	0	0	0	0	0	2					
<b>Greg Walker, L</b> OBP: 0.467, SLG: 0.760		1-0 BB 1B HBP			0-0 4-3			0-0 K		3	1	1	1	0	1	0					
<b>Tim Hulett, R</b> OBP: 0.316, SLG: 0.342		0-0 BB 1B			0-0 F4			0-0 F3		4	0	2	0	0	0	2					
<b>Ozzie Guillen, L</b> OBP: 0.269, SLG: 0.322		0-0 F9			0-0 F9			0-3 K		4	0	1	2	0	1	3					
<b>Inning Stats</b>	R: 0 E: 0 K: 6 S: 6	H: 1 LOB: 2 BB: 1 P: 10	R: 0 E: 0 K: 2 S: 8	H: 1 LOB: 3 BB: 1 P: 13	R: 0 E: 0 K: 1 S: 5	H: 0 LOB: 0 BB: 0 P: 5	R: 0 E: 0 K: 0 S: 4	H: 1 LOB: 1 BB: 0 P: 4	R: 0 E: 0 K: 0 S: 3	H: 0 LOB: 0 BB: 0 P: 3	R: 0 E: 0 K: 2 S: 7	H: 0 LOB: 0 BB: 0 P: 7	R: 0 E: 0 K: 1 S: 5	H: 0 LOB: 0 BB: 0 P: 5	R: 3 E: 0 K: 0 S: 7	H: 4 LOB: 1 BB: 0 P: 7	1B: 6 2B: 0 3B: 1 HR: 0	SF: 0 SAC: 0 DP: 0 HBP: 1	WP: 0 PB: 0 CS: 0	PA: 37	
<b>PITCHER</b>	IP	WLS	BF	H	R	ER	SO	BB	IBB	HBP	BLK	WP	HR	S	P	ERA	WHIP				
<b>Bob Shirley, L</b> ERA: 6.29	8.0		32	5	2	2	7	2	0	1	0	0	0	43	52	2.25	0.875				
<b>Brian Fisher, R</b> ERA: 5.4	1.0	L	5	2	1	1	0	0	0	0	0	0	0	5	5	9.00	2.000				

Batter	1	2	3	4	5	6	7	8	9	AB	R	H	RBI	BB	SO	LOB	BOTTOM					
<b>Rickey Henderson, R</b> OBP: 0.357, SLG: 0.456	0-0 4-3		0-0 F8		0-0 F2			0-0 S 2H 2B	0-3 K	5	0	1	1	0	1	1	<b>Chicago White Sox @ New York Yankees</b> Yankee Stadium, Bronx, NY Wed May 14 1986, 7:05 PM EDT Att: 20,188 - Unknown <a href="http://livebaseballscorecards.com">livebaseballscorecards.com</a>					
<b>Willie Randolph, R</b> OBP: 0.446, SLG: 0.365	0-0 G3 1B		4-0 BB 1B		0-0 1B			0-0 1-3	0-0 L6	4	0	2	0	1	0	2						
<b>Don Mattingly, L</b> OBP: 0.362, SLG: 0.452	0-0 G3 1B		0-0 1-2 1B		0-0 F9			0-0 2-3		4	0	2	0	0	0	2						
<b>Mike Easter, L</b> OBP: 0.305, SLG: 0.354	0-0 G3		0-0 F9		0-0 F9			0-3 K		4	0	1	0	0	1	5						
<b>Dave Winfield, R</b> OBP: 0.373, SLG: 0.392	0-0 6-3				0-0 5-3			0-0 F7		4	0	0	0	0	0	4						
<b>Ken Griffey, L</b> OBP: 0.338, SLG: 0.379		0-0 F7			0-0 G3			0-0 3-1	0-3 K	4	0	0	0	0	1	0						
<b>Mike Pagliarulo, L</b> OBP: 0.310, SLG: 0.412		0-0 F7			0-0 HR			0-0 F7	0-3 K	4	1	1	1	0	1	0						
<b>Butch Wynegar, S</b> OBP: 0.328, SLG: 0.418		0-0 3-1			4-0 BB			0-0 F9		3	0	0	0	1	0	0						
<b>Bobby Meacham, S</b> OBP: 0.322, SLG: 0.275			0-3 K		0-3 K			0-0 2B	4-0 BB	3	1	1	0	0	2	1						
<b>Gary Roenicke, R</b> OBP: 0.452, SLG: 0.267										0	0	0	0	1	0	0						
<b>Henry Cotto, R</b> OBP: 0.222, SLG: 0.229										0	0	0	0	0	0	0						
<b>Inning Stats</b>	R: 0 E: 0 K: 0 S: 5	H: 2 LOB: 0 BB: 0 P: 5	R: 0 E: 0 K: 0 S: 3	H: 0 LOB: 0 BB: 0 P: 3	R: 0 E: 0 K: 1 S: 6	H: 1 LOB: 2 BB: 1 P: 10	R: 1 E: 0 K: 1 S: 6	H: 1 LOB: 1 BB: 1 P: 10	R: 0 E: 0 K: 0 S: 5	H: 2 LOB: 0 BB: 0 P: 5	R: 0 E: 0 K: 0 S: 3	H: 0 LOB: 0 BB: 0 P: 3	R: 1 E: 0 K: 1 S: 7	H: 2 LOB: 1 BB: 0 P: 7	R: 0 E: 0 K: 2 S: 7	H: 0 LOB: 0 BB: 0 P: 7	R: 0 E: 0 K: 1 S: 5	H: 0 LOB: 1 BB: 1 P: 9	1B: 5 2B: 2 3B: 0 HR: 1	SF: 0 SAC: 0 DP: 0 HBP: 0	WP: 0 PB: 0 CS: 0	PA: 38
<b>PITCHER</b>	IP	WLS	BF	H	R	ER	SO	BB	IBB	HBP	BLK	WP	HR	S	P	ERA	WHIP					
<b>Joel Davis, R</b> ERA: 3.69	6.1		29	8	2	2	2	2	0	0	0	0	0	31	39	2.84	1.579					
<b>Joel McKeon, L</b> ERA:	2.0	W	7	0	0	0	3	1	0	0	0	0	0	12	16	0.00	0.500					
<b>Bob James, R</b> ERA: 6.65	0.2	S	2	0	0	0	1	0	0	0	0	0	0	4	4	0.00	0.000					



Batter	1	2	3	4	5	6	7	8	9	AB	R	H	RBI	BB	SO	LOB	TOP					
Wayne Tolleson, S (1, 5) OBP: 0.366, SLG: 0.417	0-0 4-3		0-0 E S 6-3 1B		0-0 WP E 1B	4-0 1B BB		0-0 K	0-3 K	4	2	0	1	1	0		<b>Chicago White Sox @ New York Yankees</b> Yankee Stadium, Bronx, NY Thu May 15 1986, 7:05 PM EDT Att: 17,123 - Unknown <a href="http://livebaseballscorecards.com">livebaseballscorecards.com</a>					
Tim Hulett, R (1, 4) OBP: 0.321, SLG: 0.372	0-3 K		0-0 6-3		0-0 E1 E 1B	0-3 K		0-0 SF7 3B	0-0 SF7 3B	5	2	1	0	2	2							
Harold Baines, L (1, 9) OBP: 0.297, SLG: 0.452 Reid Nichols, R (9, 9) OBP: 0.273, SLG: 0.281	0-0 F6		0-0 2B SF7 1B		0-0 E4 1B	0-0 1B		0-0 SF7 3B	0-0 SF7 3B	4	1	2	1	0	0	1						
Carlton Fisk, R (1, 2) OBP: 0.285, SLG: 0.311 Joel Skinner, R (9, 2) OBP: 0.203, SLG: 0.185		0-0 1B HR 1B	0-0 SF7 2B		0-0 1-2 3-H 1B		0-0 5-3		0-0 F3	5	1	3	1	0	0	0						
Ron Kittle, R (1, 10) OBP: 0.250, SLG: 0.452		0-0 1B	0-0 SF7 2B		0-0 K		0-0 6-3			0	1	0	0	0	0	0						
Greg Walker, L (1, 3) OBP: 0.441, SLG: 0.793		0-0 1B	0-0 2-3 3-H K		0-0 F8		0-0 F4			4	1	1	3	0	1	3						
Bobby Bonilla, S (1, 7) OBP: 0.364, SLG: 0.383		0-0 5-3		0-0 6-3		0-3 K		0-0 6-3		4	0	0	0	0	1	2						
Ozzie Guillen, L (1, 6) OBP: 0.258, SLG: 0.309		0-0 F9		0-0 4-3		0-0 L9		0-0 L5		4	0	0	0	0	0	0						
John Cangelosi, S (1, 8) OBP: 0.392, SLG: 0.308		0-0 5-3		0-3 K		0-0 E 1B 1B		0-3 K		4	0	1	0	0	2	0						
<b>Inning Stats</b>	R: 0 E: 0 K: 1 S: 5	H: 0 LOB: 0 BB: 0 P: 5	R: 3 E: 0 K: 0 S: 6	H: 3 LOB: 0 BB: 0 P: 6	R: 2 E: 0 K: 1 S: 8	H: 3 LOB: 1 BB: 0 P: 8	R: 0 E: 0 K: 1 S: 5	H: 0 LOB: 0 BB: 0 P: 5	R: 2 E: 2 K: 2 S: 11	H: 3 LOB: 2 BB: 1 P: 11	R: 0 E: 0 K: 0 S: 3	H: 0 LOB: 0 BB: 0 P: 3	R: 0 E: 0 K: 1 S: 5	H: 0 LOB: 0 BB: 0 P: 5	R: 1 E: 0 K: 1 S: 6	H: 1 LOB: 0 BB: 0 P: 6		1B: 9 2B: 1 3B: 1 HR: 1	SF: 2 SAC: 0 DP: 0 HBP: 0	WP: 2 PB: 0 SB: 1 CS: 0	PA: 40	
<b>PITCHER</b>	IP WLS BF H R ER SO BB IBB HBP BLK WP HR S P ERA WHIP	IP WLS BF H R ER SO BB IBB HBP BLK WP HR S P ERA WHIP																				
Ron Guidry, L (1, 1) ERA: 3.63	4.0	L	21	8	7	6	3	0	0	0	0	0	0	0	0	0	1	1	27	27	13.50	2.000
Mike Armstrong, R (5, 1) ERA: 3.5	3.0		12	3	0	0	3	1	0	0	0	0	0	0	0	0	0	0	17	21	0.00	1.333
Al Holland, L (8, 1) ERA: 4.5	2.0		7	1	1	1	2	0	0	0	0	0	0	0	0	0	0	0	11	11	4.50	0.500

Batter	1	2	3	4	5	6	7	8	9	AB	R	H	RBI	BB	SO	LOB	BOTTOM					
Rickey Henderson, R (1, 8) OBP: 0.348, SLG: 0.443	0-0 G3	0-0 F7			0-0 F6			0-0 6-3		4	0	0	0	0	0	1	<b>Chicago White Sox @ New York Yankees</b> Yankee Stadium, Bronx, NY Thu May 15 1986, 7:05 PM EDT Att: 17,123 - Unknown <a href="http://livebaseballscorecards.com">livebaseballscorecards.com</a>					
Willie Randolph, R (1, 4) OBP: 0.442, SLG: 0.356	4-0 2B SF8 BB		0-0 F9		0-0 6-3		0-0 F4		3	1	0	0	1	0	0							
Don Mattingly, L (1, 3) OBP: 0.359, SLG: 0.453	0-0 1-3 2B		0-0 G3		0-3 K		0-0 F7		4	0	1	0	0	1	0							
Mike Easter, L (1, 10) OBP: 0.321, SLG: 0.364	4-0 IBB		0-0 1B		0-0 3-1		0-0 1B 1B		3	0	2	0	1	0	0							
Dave Winfield, R (1, 9) OBP: 0.364, SLG: 0.382	0-0 SF8		0-0 F7		0-0 5-3		0-0 F6		3	0	0	1	0	0	2							
Ken Griffey, L (1, 7) OBP: 0.345, SLG: 0.383	0-0 L7		0-0 6-3		0-0 1B		0-0 1B 1B		4	0	2	0	0	0	2							
Ron Hassey, L (1, 2) OBP: 0.319, SLG: 0.295		0-0 4-3		0-0 F7		0-0 F7		0-0 F7		4	0	0	0	0	3							
Mike Pagliarulo, L (1, 5) OBP: 0.299, SLG: 0.396		0-0 4-3		0-3 K		0-0 F8		0-0 F7		4	0	0	0	1	3							
Bobby Meacham, S (1, 6) OBP: 0.322, SLG: 0.286		0-0 2B		0-3 K		0-0 F7			3	0	1	0	0	1	1							
<b>Inning Stats</b>	R: 1 E: 0 K: 0 S: 4	H: 1 LOB: 2 BB: 2 P: 12	R: 0 E: 0 K: 0 S: 4	H: 1 LOB: 1 BB: 0 P: 4	R: 0 E: 0 K: 1 S: 5	H: 0 LOB: 0 BB: 0 P: 5	R: 0 E: 0 K: 1 S: 5	H: 0 LOB: 0 BB: 0 P: 5	R: 0 E: 0 K: 0 S: 3	H: 1 LOB: 1 BB: 0 P: 4	R: 0 E: 0 K: 0 S: 3	H: 0 LOB: 0 BB: 0 P: 3	R: 0 E: 0 K: 0 S: 5	H: 2 LOB: 2 BB: 0 P: 5	1B: 4 2B: 2 3B: 0 HR: 0	SF: 1 SAC: 0 DP: 0 HBP: 0		WP: 0 PB: 0 SB: 0 CS: 0	PA: 35			
<b>PITCHER</b>	IP WLS BF H R ER SO BB IBB HBP BLK WP HR S P ERA WHIP	IP WLS BF H R ER SO BB IBB HBP BLK WP HR S P ERA WHIP																				
Neil Allen, R (1, 1) ERA: 3.71	7.0	W	27	4	1	1	3	1	0	0	0	0	0	0	0	0	1	0	31	39	1.29	0.714
Bill Dawley, R (8, 1) ERA: 2.37	2.0		8	2	0	0	0	0	0	0	0	0	0	0	0	0	0	0	8	8	0.00	1.000



Batter	1	2	3	4	5	6	7	8	9	AB	R	H	RBI	BB	SO	LOB	TOP					
Willie Wilson, S (1, 8) OBP: 0.287, SLG: 0.306	0-0 BB SF7 1B	0-0 2H 1B		0-0 G6-3 1-2			0-3 K		0-0 G3	5	1	2	1	0	1	3	<b>Kansas City Royals @ Chicago White Sox</b> Comiskey Park, Chicago, IL Fri May 16 1986, 8:05 PM EDT Att: 24,215 - Unknown <a href="http://livebaseballscorecards.com">livebaseballscorecards.com</a>					
Rudy Law, L (1, 9) OBP: 0.345, SLG: 0.390	4-0 F BB 1-2 BB	0-0 4-3			0-0 F2		0-3 K			3	0	0	0	1	1							
George Brett, L (1, 5) OBP: 0.418, SLG: 0.495	4-0 E BB 1-2 2-3		0-0 G4-6-3 1B		0-3 K		0-0 F8			3	0	1	0	1	1	0						
Frank White, R (1, 4) OBP: 0.313, SLG: 0.463	0-0 F7		0-0 G4-6-3 1-2		0-0 F7			0-0 F6		4	0	0	0	0	0	4						
Jorge Orta, L (1, 10) OBP: 0.385, SLG: 0.394	0-0 SF7 1-2 2-3 3-4		0-0 FC6-4 1B			4-0 4-3 6-3 BB		0-0 F4		2	0	1	1	1	0	0						
Steve Balboni, R (1, 3) OBP: 0.311, SLG: 0.393	0-0 F8		0-0 FC6-4 1-2		0-0 6-3 1-2			0-0 F9		4	0	0	0	0	0	4						
Lonnie Smith, R (1, 7) OBP: 0.283, SLG: 0.216		0-0 L6		0-3 K		0-0 4-3 2-3			4-0 BB G1-4-6-3	3	0	0	0	1	1							
Jamie Quirk, L (1, 2) OBP: 0.286, SLG: 0.474		0-0 4-3		0-0 1B 1B		0-0 BB BB			0-0 G1-4-6-3 1-2	3	0	1	0	1	0	1						
Angel Salazar, R (1, 6) OBP: 0.294, SLG: 0.313				0-0 1B 2B		0-3 K 1-3			4-0 BB	2	1	2	0	0	0	0						
Hal McRae, R (6, PH) OBP: 0.253, SLG: 0.368										1	0	0	0	0	1	2						
Buddy Biancalana, S (6, 6) OBP: 0.162, SLG: 0.162										0	0	0	0	0	0	0						
Jim Sundberg, R (9, PH) OBP: 0.286, SLG: 0.337										0	0	0	0	1	0	0						
<b>Inning Stats</b>	R: 1 E: 1 K: 0 S: 4	H: 1 LOB: 2 BB: 2 P: 12	R: 1 E: 0 K: 0 S: 5	H: 2 LOB: 1 BB: 0 P: 5	R: 0 E: 0 K: 0 S: 4	H: 2 LOB: 1 BB: 0 P: 4	R: 0 E: 0 K: 1 S: 6	H: 2 LOB: 0 BB: 0 P: 6	R: 0 E: 0 K: 1 S: 5	H: 0 LOB: 0 BB: 0 P: 5	R: 0 E: 0 K: 1 S: 5	H: 0 LOB: 2 BB: 2 P: 13	R: 0 E: 0 K: 0 S: 7	H: 0 LOB: 0 BB: 0 P: 7	R: 0 E: 0 K: 0 S: 3	H: 0 LOB: 0 BB: 0 P: 3	R: 0 E: 0 K: 0 S: 2	H: 0 LOB: 1 BB: 2 P: 10	1B: 6 2B: 1 3B: 0 HR: 0	SF: 1 SAC: 0 DP: 3 HBP: 0	WP: 0 PB: 0 SB: 1 CS: 0	PA: 37
<b>PITCHER</b>	IP WLS BF H R ER SO BB IBB HBP BLK WP HR S P ERA WHIP																					
Richard Dotson, R (1, 1) ERA: 5.87	5.0 W 23 7 2 2 2 3 0 0 0 0 0 0 24 36 3.60 2.000																					
Gene Nelson, R (6, 1) ERA: 2.93	3.2 13 0 0 0 3 3 0 0 0 0 0 0 16 28 0.00 0.818																					
Bob James, R (9, 1) ERA: 6.55	0.1 S 1 0 0 0 0 0 0 0 0 0 0 0 1 1 0.00 0.000																					

Batter	1	2	3	4	5	6	7	8	9	AB	R	H	RBI	BB	SO	LOB	BOTTOM			
Wayne Tolleson, S (1, 5) OBP: 0.367, SLG: 0.412	0-0 1B 2B 1B			0-0 F8		4-0 G5-4-3 BB			0-0 G6-4-3 1-2	4	1	1	0	1	1	2	<b>Kansas City Royals @ Chicago White Sox</b> Comiskey Park, Chicago, IL Fri May 16 1986, 8:05 PM EDT Att: 24,215 - Unknown <a href="http://livebaseballscorecards.com">livebaseballscorecards.com</a>			
Tim Lincecum, R (1, 4) OBP: 0.316, SLG: 0.366	0-0 2B 1-3 1B		0-0 4-3		0-0 F9	0-0 G5-4-3 1-2				4	0	1	0	0	0	1				
Harold Baines, L (1, 9) OBP: 0.317, SLG: 0.485	0-0 1-3 3H 2B		0-0 BB BB 1B		0-0 BB BB 2B 1B		0-0 WP 2B			4	1	4	1	0	0	0				
Carlton Fisk, R (1, 10) OBP: 0.277, SLG: 0.302	0-3 K		0-3 K		0-0 F7		0-3 K			4	0	0	0	0	3	5				
Ron Kittle, R (1, 7) OBP: 0.259, SLG: 0.443	0-0 5-3		4-0 BB BB		4-0 BB 2B BB		0-0 L5			2	1	0	0	2	0	3				
John Cangelosi, S (8, 8) OBP: 0.392, SLG: 0.308			1-2 BB BB		1-2 2B BB					0	0	0	0	0	0	0				
Greg Walker, L (1, 3) OBP: 0.474, SLG: 0.767	0-0 F9		4-0 1-2 2-3 BB		4-0 1-2 2-3 2B BB		4-0 WP IBB			1	1	0	0	3	0	2				
Reid Nichols, R (1, 8) OBP: 0.278, SLG: 0.314		0-0 2-3		0-3 K		0-0 1-3 2H 2H 3H 2B		0-0 3-1 1-2 2-3		3	0	1	3	0	1	3				
Bobby Bonilla, S (7, PH) OBP: 0.361, SLG: 0.379										1	0	0	0	0	0	2				
Ozzie Guillen, L (1, 6) OBP: 0.257, SLG: 0.306		0-0 WP 1B		0-0 F4		0-0 1-3			0-0 F6	4	0	1	0	0	0	1				
Joel Skinner, R (1, 2) OBP: 0.206, SLG: 0.190		0-0 4-3		0-0 5-3		0-0 F3			0-0 G6-4-3 1B	4	0	1	0	0	0	1				
<b>Inning Stats</b>	R: 1 E: 0 K: 1 S: 8	H: 3 LOB: 2 BB: 0 P: 8	R: 0 E: 0 K: 1 S: 6	H: 1 LOB: 1 BB: 0 P: 6	R: 0 E: 0 K: 2 S: 8	H: 1 LOB: 2 BB: 2 P: 16	R: 0 E: 0 K: 0 S: 3	H: 0 LOB: 0 BB: 0 P: 3	R: 3 E: 0 K: 0 S: 5	H: 2 LOB: 1 BB: 2 P: 13	R: 0 E: 0 K: 0 S: 2	H: 0 LOB: 1 BB: 1 P: 6	R: 0 E: 0 K: 1 S: 6	H: 1 LOB: 2 BB: 1 P: 10	R: 0 E: 0 K: 0 S: 3	H: 1 LOB: 0 BB: 0 P: 3	1B: 6 2B: 3 3B: 0 HR: 0	SF: 0 SAC: 0 DP: 2 HBP: 0	WP: 3 PB: 0 SB: 0 CS: 0	PA: 37
<b>PITCHER</b>	IP WLS BF H R ER SO BB IBB HBP BLK WP HR S P ERA WHIP																			
Charlie Leibrandt, L (1, 1) ERA: 3.79	5.0 L 26 7 4 4 4 4 0 0 0 0 1 0 30 46 7.20 2.200																			
Steve Farr, R (6, 1) ERA: 1.52	3.0 11 2 0 0 1 1 1 0 0 0 1 0 11 19 0.00 1.000																			







Batter	1	2	3	4	5	6	7	8	9	AB	R	H	RBI	BB	SO	LOB	TOP				
Willie Wilson, S OBP: 0.314, SLG: 0.352 (1, 8)	F9		HR		F8 1B		1B		1B	5	1	4	1	0	0	0	<b>Kansas City Royals @ Chicago White Sox</b> Sun May 18 1986, 4:33 AM EDT Att: 18,425 - Unknown <a href="http://livebaseballscorecards.com">livebaseballscorecards.com</a>				
Lonnie Smith, R OBP: 0.246, SLG: 0.203 (1, 7) Rudy Law, L OBP: 0.344, SLG: 0.405 (9, PH)	K		K		F8 1-2 2-3		K		F9	4	0	0	0	0	3	3					
George Brett, L OBP: 0.420, SLG: 0.504 (1, 5)	6-3		FC6-4 1B		1-3		L9			4	0	1	0	0	0	3					
Frank White, R OBP: 0.314, SLG: 0.450 (1, 4)		6-3	FC6-4 1B		K				K	4	0	0	0	0	2	3					
Steve Balboni, R OBP: 0.306, SLG: 0.377 (1, 3)		FC5-4 1B BB		K		1B		K		3	0	1	0	1	2	0					
Hal McRae, R OBP: 0.284, SLG: 0.375 (1, 10)		FC5-4 1B		F9		K		1B		4	0	2	0	0	1	1					
Jim Sundberg, R OBP: 0.292, SLG: 0.321 (1, 2)		FC5-4 1-2 2-3		BB		F3		F8		3	0	0	0	1	0	4					
Darryl Motley, R OBP: 0.250, SLG: 0.423 (1, 9)		F8		L6		F4			K	4	0	0	0	0	1	4					
Angel Salazar, R OBP: 0.297, SLG: 0.314 (1, 6) Jorge Orta, L OBP: 0.356, SLG: 0.368 (9, PH)			F4		F8 1B 1B		F3		F5	3	0	1	0	0	0	0					
<b>Inning Stats</b>	R: 0 E: 0 K: 1 S: 5	H: 0 LOB: 0 BB: 0 P: 5	R: 0 E: 0 K: 0 S: 4	H: 1 LOB: 2 BB: 1 P: 8	R: 1 E: 0 K: 1 S: 7	H: 2 LOB: 1 BB: 0 P: 7	R: 0 E: 0 K: 1 S: 5	H: 0 LOB: 1 BB: 1 P: 9	R: 0 E: 0 K: 1 S: 6	H: 1 LOB: 1 BB: 0 P: 6	R: 0 E: 0 K: 2 S: 8	H: 1 LOB: 1 BB: 0 P: 8	R: 0 E: 0 K: 1 S: 6	H: 1 LOB: 1 BB: 0 P: 6	R: 0 E: 0 K: 1 S: 6	H: 1 LOB: 1 BB: 0 P: 6	1B: 8 2B: 0 3B: 0 HR: 1	SF: 0 SAC: 0 DP: 0 HBP: 0	WP: 0 PB: 0 SB: 0 CS: 0	PA: 38	
<b>PITCHER</b>	IP	WLS	BF	H	R	ER	SO	BB	IBB	HBP	BLK	WP	HR	S	P	ERA	WHIP				
Floyd Bannister, L ERA: 2.85 (1, 1)	7.0	W	30	7	1	1	6	2	0	0	0	0	1	40	48	1.29	1.286				
Gene Nelson, R ERA: 2.75 (8, 1)	2.0		8	2	0	0	3	0	0	0	0	0	0	14	14	0.00	1.000				

Batter	1	2	3	4	5	6	7	8	9	AB	R	H	RBI	BB	SO	LOB	BOTTOM				
John Cangelosi, S OBP: 0.381, SLG: 0.296 (1, 8)	6-3		6-3	4-3			6-3			4	0	0	0	0	0	0	<b>Kansas City Royals @ Chicago White Sox</b> Sun May 18 1986, 4:33 AM EDT Att: 18,425 - Unknown <a href="http://livebaseballscorecards.com">livebaseballscorecards.com</a>				
Jerry Hairston, S OBP: 0.340, SLG: 0.432 (1, 10)	F7		1B 1B		G3		F7			4	1	1	0	0	0	0					
Harold Baines, L OBP: 0.338, SLG: 0.493 (1, 9) Reid Nichols, R OBP: 0.250, SLG: 0.282 (8, 9)	4-3		1B HR 1B		F9		2B 1B			4	1	2	0	0	0	0					
Greg Walker, L OBP: 0.532, SLG: 0.811 (1, 3)		BB BB	HR 1B		2B		2B			3	1	3	1	1	0	0					
Carlton Fisk, R OBP: 0.293, SLG: 0.336 (1, 2)	F7		HR 1B		6-3		G4-3 BB			3	1	1	3	1	0	2					
Bobby Bonilla, S OBP: 0.371, SLG: 0.376 (1, 7)		BB BB	K		G3 6-3 BB		G4-3 1-2			2	0	0	0	2	1	1					
Tim Lincecum, R OBP: 0.305, SLG: 0.371 (1, 4)	F9			SH1-3 3B		6-3		K		4	1	1	0	0	1	3					
Ozzie Guillen, L OBP: 0.250, SLG: 0.295 (1, 6)	4-3			1-3		G3				3	0	0	0	0	4						
Wayne Tolleson, S OBP: 0.370, SLG: 0.408 (1, 5)			K	SH1-3		F9				2	0	0	1	0	1	1					
<b>Inning Stats</b>	R: 0 E: 0 K: 0 S: 3	H: 0 LOB: 0 BB: 0 P: 3	R: 0 E: 0 K: 0 S: 3	H: 0 LOB: 2 BB: 2 P: 11	R: 4 E: 0 K: 2 S: 11	H: 4 LOB: 0 BB: 0 P: 11	R: 1 E: 0 K: 0 S: 4	H: 1 LOB: 0 BB: 0 P: 4	R: 0 E: 0 K: 0 S: 3	H: 0 LOB: 1 BB: 1 P: 7	R: 0 E: 0 K: 0 S: 4	H: 2 LOB: 2 BB: 0 P: 4	R: 0 E: 0 K: 1 S: 4	H: 0 LOB: 0 BB: 1 P: 8	R: 0 E: 0 K: 1 S: 4	H: 0 LOB: 0 BB: 1 P: 8	1B: 4 2B: 2 3B: 1 HR: 1	SF: 0 SAC: 1 DP: 1 HBP: 0	WP: 0 PB: 0 SB: 0 CS: 0	PA: 34	
<b>PITCHER</b>	IP	WLS	BF	H	R	ER	SO	BB	IBB	HBP	BLK	WP	HR	S	P	ERA	WHIP				
Bret Saberhagen, R ERA: 3.76 (1, 1)	6.0	L	27	6	5	5	2	3	0	0	0	0	0	4	4	0.00	2.000				
Dan Quisenberry, R ERA: 2.65 (7, 1)	1.0		4	2	0	0	0	0	0	0	0	0	0	4	4	0.00	1.000				
Bud Black, L ERA: 5.54 (8, 1)	1.0		3	0	0	0	1	1	0	0	0	0	0	4	8	0.00	1.000				



Batter	1	2	3	4	5	6	7	8	9	AB	R	H	RBI	BB	SO	LOB	TOP					
<b>Damaso Garcia, R</b> (1, 4) OBP: 0.298, SLG: 0.267	F8		F3		CS	6-3		2B 1B		4	0	1	0	0	0	1	<b>Toronto Blue Jays @ Chicago White Sox</b> Comiskey Park, Chicago, IL Tue May 20 1986, 8:05 PM EDT Att: 12,837 - Unknown					
<b>Lloyd Moseby, L</b> (1, 8) OBP: 0.403, SLG: 0.488	FC4-6 BB		F2					1-H 2B		3	0	2	0	1	0	1						
<b>Rance Mulliniks, L</b> (1, 5) OBP: 0.325, SLG: 0.356 <b>Kelly Gruber, R</b> (9, PR) OBP: 0.222, SLG: 0.429	FC4-6				K				G5-4-3 1B 1B	4	0	1	0	0	2	2						
<b>Willie Upshaw, L</b> (1, 3) OBP: 0.386, SLG: 0.377	K				G3				G5-4-3 1B 1-2	4	0	1	0	0	1	2						
<b>George Bell, R</b> (1, 7) OBP: 0.366, SLG: 0.477					FC4 1B				G5-4-3 1-2 2-3	4	0	2	0	0	0	2						
<b>Jesse Barfield, R</b> (1, 9) OBP: 0.311, SLG: 0.503					FC4					4	0	1	1	0	1	2						
<b>Fred McGriff, L</b> (1, 10) OBP: 0.200, SLG: 0.200					1-3				3-H 0-3 1B	4	0	0	0	0	2	1						
<b>Ernie Whitt, L</b> (1, 2) OBP: 0.235, SLG: 0.305					L9					2	0	0	0	1	0	0						
<b>Tony Fernandez, S</b> (1, 6) OBP: 0.317, SLG: 0.335										2	0	0	0	1	0	1						
<b>Inning Stats</b>	R: 0 E: 0 K: 1 S: 5	H: 0 LOB: 1 BB: 1 P: 9	R: 0 E: 0 K: 0 S: 3	H: 1 LOB: 0 BB: 0 P: 3	R: 0 E: 0 K: 0 S: 3	H: 0 LOB: 1 BB: 1 P: 7	R: 0 E: 0 K: 1 S: 6	H: 1 LOB: 0 BB: 0 P: 6	R: 0 E: 0 K: 1 S: 4	H: 0 LOB: 1 BB: 1 P: 8	R: 0 E: 0 K: 1 S: 6	H: 1 LOB: 0 BB: 0 P: 6	R: 0 E: 0 K: 1 S: 5	H: 0 LOB: 0 BB: 0 P: 5	R: 0 E: 0 K: 0 S: 4	H: 2 LOB: 2 BB: 0 P: 4		R: 1 E: 0 K: 1 S: 7	H: 3 LOB: 1 BB: 0 P: 7	1B: 6 2B: 1 3B: 1 HR: 0	SF: 0 SAC: 0 DP: 2 HBP: 0	WP: 0 PB: 0 SB: 1 CS: 1
<b>PITCHER</b> <b>Joel Davis, R</b> (1, 1) ERA: 3.25	IP: 9.0 WLS: W BF: 34 H: 8 R: 1 ER: 1 SO: 6 BB: 3 IBB: 0 HBP: 0 BLK: 0 WP: 0 HR: 0 S: 43 P: 55 ERA: 1.00 WHIP: 1.222															<b>PITCHER</b>						

Batter	1	2	3	4	5	6	7	8	9	AB	R	H	RBI	BB	SO	LOB	BOTTOM			
<b>Wayne Tolleson, S</b> (1, 5) OBP: 0.373, SLG: 0.406	1B 1B BB	5-3								3	1	1	0	1	0	0	<b>Toronto Blue Jays @ Chicago White Sox</b> Comiskey Park, Chicago, IL Tue May 20 1986, 8:05 PM EDT Att: 12,837 - Unknown			
<b>Tim Lincecum, R</b> (1, 4) OBP: 0.313, SLG: 0.387	F8				WP 2B					4	0	2	0	0	0	1				
<b>Harold Baines, L</b> (1, 9) OBP: 0.335, SLG: 0.486	BB 1-2 1B				K					4	0	1	0	0	1	2				
<b>Carlton Fisk, R</b> (1, 2) OBP: 0.299, SLG: 0.336	FC5 1-2 2-H 1B				G4-6-3 BB					3	0	1	1	1	2	1				
<b>Greg Walker, L</b> (1, 3) OBP: 0.510, SLG: 0.750	1-2 2-3 BB				G4-6-3					3	0	0	0	1	1	2				
<b>Ron Kittle, R</b> (1, 10) OBP: 0.250, SLG: 0.425	K									3	0	1	0	0	1	3				
<b>Bobby Bonilla, S</b> (1, 7) OBP: 0.361, SLG: 0.365	FC5				L9					3	0	0	0	0	0	4				
<b>Reid Nichols, R</b> (1, 8) OBP: 0.233, SLG: 0.262					F9					3	0	0	0	0	2	1				
<b>Ozzie Guillen, L</b> (1, 6) OBP: 0.252, SLG: 0.324	1-3									3	1	1	1	0	0	1				
<b>Inning Stats</b>	R: 1 E: 0 K: 1 S: 7	H: 2 LOB: 3 BB: 2 P: 15	R: 0 E: 0 K: 0 S: 3	H: 0 LOB: 0 BB: 0 P: 3	R: 0 E: 0 K: 1 S: 5	H: 1 LOB: 1 BB: 1 P: 9	R: 0 E: 0 K: 1 S: 6	H: 1 LOB: 0 BB: 0 P: 6	R: 0 E: 0 K: 0 S: 3	H: 0 LOB: 0 BB: 0 P: 3	R: 1 E: 0 K: 1 S: 6	H: 1 LOB: 0 BB: 0 P: 6	R: 0 E: 0 K: 2 S: 7	H: 0 LOB: 0 BB: 0 P: 7	R: 0 E: 0 K: 0 S: 7	H: 0 LOB: 0 BB: 0 P: 7		1B: 5 2B: 1 3B: 0 HR: 1	SF: 0 SAC: 0 DP: 1 HBP: 0	WP: 1 PB: 0 SB: 0 CS: 1
<b>PITCHER</b> <b>John Cerutti, L</b> (1, 1) ERA: 2.57 <b>Mark Eichhorn, R</b> (8, 1) ERA: 0.93	IP: 7.0 WLS: L BF: 29 H: 7 R: 2 ER: 2 SO: 5 BB: 3 IBB: 0 HBP: 0 BLK: 0 WP: 1 HR: 1 S: 36 P: 48 ERA: 2.57 WHIP: 1.429															<b>PITCHER</b>				



Batter	1	2	3	4	5	6	7	8	9	AB	R	H	RBI	BB	SO	LOB	TOP		
<b>Damaso Garcia, R</b> (1, 4) OBP: 0.294, SLG: 0.273	F7						5-3		G6-4-3	5	0	1	1	0	1	1			
<b>Lloyd Moseby, L</b> (1, 8) OBP: 0.400, SLG: 0.482	G3						B1-3			4	0	1	0	0	0	1			
<b>Rance Mulliniks, L</b> (1, 5) OBP: 0.325, SLG: 0.355										3	0	1	0	0	1	0			
<b>Garth Iorg, R</b> (7, PH) OBP: 0.302, SLG: 0.267	K				F7					1	0	0	0	0	0	0			
<b>Willie Upshaw, L</b> (1, 3) OBP: 0.394, SLG: 0.392										2	1	1	0	2	0	2			
<b>George Bell, R</b> (1, 7) OBP: 0.358, SLG: 0.464										4	0	0	0	0	1	5			
<b>Jesse Barfield, R</b> (1, 9) OBP: 0.305, SLG: 0.493										3	1	0	0	1	0	2			
<b>Cliff Johnson, R</b> (1, 10) OBP: 0.427, SLG: 0.593										3	1	1	3	1	0	1			
<b>Ernie Whitt, L</b> (1, 2) OBP: 0.236, SLG: 0.317										4	1	1	0	0	0	1			
<b>Tony Fernandez, S</b> (1, 6) OBP: 0.316, SLG: 0.333										4	0	1	0	0	0	2			
<b>Inning Stats</b>	R: 0 E: 0 K: 1 S: 5	H: 0 LOB: 0 BB: 0 P: 5	R: 4 E: 0 K: 1 S: 8	H: 3 LOB: 1 BB: 2 P: 16	R: 0 E: 0 K: 0 S: 4	H: 1 LOB: 1 BB: 0 P: 4	R: 0 E: 0 K: 0 S: 3	H: 0 LOB: 0 BB: 0 P: 3	R: 0 E: 0 K: 1 S: 7	H: 2 LOB: 2 BB: 1 P: 7	R: 0 E: 0 K: 0 S: 3	H: 0 LOB: 0 BB: 0 P: 3	R: 0 E: 0 K: 0 S: 3	H: 0 LOB: 1 BB: 1 P: 7	R: 0 E: 0 K: 0 S: 3	H: 1 LOB: 0 BB: 0 P: 3	1B: 3 2B: 2 3B: 1 HR: 1	SF: 0 SAC: 0 DP: 1 HBP: 0	WP: 1 PA: 37 PB: 0 SB: 1 CS: 0
<b>PITCHER</b>	IP	WLS	BF	H	R	ER	SO	BB	IBB	HBP	BLK	WP	HR	S	P	ERA	WHIP		
<b>Neil Allen, R</b> (1, 1) ERA: 4.76	1.2		10	3	4	4	2	2	0	0	0	0	1	12	20	21.60	3.000		
<b>Dave Schmidt, R</b> (2, 1) ERA: 5.91	3.1		13	3	0	0	1	0	0	0	0	0	0	15	15	0.00	0.900		
<b>Joel McKeon, L</b> (6, 1) ERA:	2.0		8	0	0	0	0	2	0	0	0	0	0	6	14	0.00	1.000		
<b>Gene Nelson, R</b> (8, 1) ERA: 2.6	2.0	W	6	1	0	0	0	0	0	0	0	1	0	6	6	0.00	0.500		

Toronto Blue Jays @ Chicago White Sox  
Comiskey Park, Chicago, IL  
Wed May 21 1986, 8:05 PM EDT  
Att: 13,976 - Unknown

AB	33
R	4
H	7
RBI	4
BB	4
SO	3
LOB	15



Batter	1	2	3	4	5	6	7	8	9	AB	R	H	RBI	BB	SO	LOB	BOTTOM		
<b>John Cangelosi, S</b> (1, 8) OBP: 0.391, SLG: 0.313										4	2	3	2	0	0	1			
<b>Jerry Hairston, S</b> (8, PH) OBP: 0.353, SLG: 0.444										1	0	1	1	0	0	0			
<b>Reid Nichols, R</b> (8, PR) OBP: 0.233, SLG: 0.262										0	0	0	0	0	0	0			
<b>Ozzie Guillen, L</b> (1, 6) OBP: 0.241, SLG: 0.310										5	0	0	1	0	0	5			
<b>Harold Baines, L</b> (1, 9) OBP: 0.350, SLG: 0.493										4	0	3	1	1	0	0			
<b>Greg Walker, L</b> (1, 3) OBP: 0.500, SLG: 0.733										5	0	2	0	0	0	3			
<b>Carlton Fisk, R</b> (1, 2) OBP: 0.291, SLG: 0.326										4	0	0	0	0	0	5			
<b>Bobby Bonilla, S</b> (1, 7) OBP: 0.358, SLG: 0.361										4	0	1	0	0	2	4			
<b>Ron Kittle, R</b> (1, 10) OBP: 0.258, SLG: 0.422										3	1	1	0	0	0	3			
<b>Tim Hulett, R</b> (1, 4) OBP: 0.320, SLG: 0.392										4	2	2	0	0	1	2			
<b>Wayne Tolleson, S</b> (1, 5) OBP: 0.373, SLG: 0.405										3	0	1	0	0	0	3			
<b>Inning Stats</b>	R: 1 E: 0 K: 0 S: 5	H: 2 LOB: 1 BB: 0 P: 5	R: 1 E: 0 K: 0 S: 6	H: 3 LOB: 2 BB: 0 P: 6	R: 0 E: 0 K: 2 S: 8	H: 1 LOB: 1 BB: 0 P: 8	R: 0 E: 0 K: 2 S: 8	H: 1 LOB: 2 BB: 0 P: 8	R: 1 E: 0 K: 0 S: 4	H: 1 LOB: 1 BB: 0 P: 5	R: 0 E: 0 K: 0 S: 5	H: 2 LOB: 2 BB: 0 P: 5	R: 1 E: 0 K: 0 S: 5	H: 2 LOB: 2 BB: 1 P: 9	1B: 13 2B: 1 3B: 0 HR: 0	SF: 0 SAC: 1 DP: 0 HBP: 1	WP: 0 PA: 40 PB: 1 SB: 4 CS: 0		
<b>PITCHER</b>	IP	WLS	BF	H	R	ER	SO	BB	IBB	HBP	BLK	WP	HR	S	P	ERA	WHIP		
<b>Doyle Alexander, R</b> (1, 1) ERA: 4.2	5.0		25	9	4	4	3	0	0	1	0	0	0	30	31	7.20	1.800		
<b>Jim Acker, R</b> (6, 1) ERA: 3.68	2.1	L	11	4	1	1	0	0	0	0	0	0	0	11	11	3.86	1.714		
<b>Mark Eichhorn, R</b> (8, 1) ERA: 0.92	0.2		4	1	0	0	0	0	1	0	0	0	0	3	7	0.00	1.500		

Toronto Blue Jays @ Chicago White Sox  
Comiskey Park, Chicago, IL  
Wed May 21 1986, 8:05 PM EDT  
Att: 13,976 - Unknown

AB	37
R	5
H	14
RBI	5
BB	1
SO	3
LOB	26





Batter	1	2	3	4	5	6	7	8	9	AB	R	H	RBI	BB	SO	LOB	TOP										
<b>Damaso Garcia, R</b> OBP: 0.306, SLG: 0.281 (1, 4)										4	0	2	0	1	0	1	<b>Toronto Blue Jays @ Chicago White Sox</b> Comiskey Park, Chicago, IL Thu May 22 1986, 8:05 PM EDT Att: 12,605 - Unknown <a href="http://livebaseballscorecards.com">livebaseballscorecards.com</a>										
<b>Lloyd Moseby, L</b> OBP: 0.395, SLG: 0.473 (1, 8)										5	0	1	0	0	1	3											
<b>Willie Upshaw, L</b> OBP: 0.391, SLG: 0.388 (1, 3)										4	0	1	0	0	0	0											
<b>Cliff Johnson, R</b> OBP: 0.430, SLG: 0.585 (1, 10)										3	1	1	0	1	0	2											
<b>Jesse Barfield, R</b> OBP: 0.314, SLG: 0.494 (1, 9)										4	1	2	0	0	0	1											
<b>Rick Leach, L</b> OBP: 0.342, SLG: 0.361 (1, 7)										4	1	0	0	0	0	4											
<b>Rance Mulliniks, L</b> OBP: 0.328, SLG: 0.352 <b>Garth Iorg, R</b> OBP: 0.308, SLG: 0.262 (6, PH) (6, 5)										1	1	0	0	1	0	1											
<b>Ernie Whitt, L</b> OBP: 0.263, SLG: 0.394 (1, 2)										3	1	2	4	1	1	1											
<b>Tony Fernandez, S</b> OBP: 0.309, SLG: 0.325 (1, 6)										4	0	0	0	0	1	3											
<b>Inning Stats</b>	R: 0 E: 0 K: 0 S: 4	H: 3 LOB: 1 BB: 0 P: 4	R: 1 E: 0 K: 1 S: 6	H: 1 LOB: 1 BB: 1 P: 10	R: 0 E: 0 K: 0 S: 3	H: 1 LOB: 0 BB: 0 P: 3	R: 4 E: 0 K: 1 S: 7	H: 2 LOB: 1 BB: 3 P: 19	R: 0 E: 0 K: 0 S: 3	H: 0 LOB: 0 BB: 0 P: 3	R: 0 E: 0 K: 1 S: 5	H: 0 LOB: 1 BB: 1 P: 9	R: 0 E: 0 K: 0 S: 3	H: 0 LOB: 0 BB: 0 P: 3	R: 0 E: 0 K: 0 S: 4	H: 1 LOB: 1 BB: 0 P: 4		R: 0 E: 0 K: 0 S: 4	H: 1 LOB: 1 BB: 0 P: 4	1B: 7 2B: 1 3B: 0 HR: 1	SF: 0 SAC: 0 DP: 1 HBP: 0	WP: 1 PB: 1 SB: 1 CS: 1	PA: 38				
<b>PITCHER</b>	IP	WLS	BF	H	R	ER	SO	BB	IBB	HBP	BLK	WP	HR	S	P	ERA	WHIP										
<b>Richard Dotson, R</b> ERA: 6.16 (1, 1)	3.2	L	19	7	5	4	1	4	0	0	0	1	1	17	33	9.82	3.000										
<b>Bryan Clark, L</b> ERA: (4, 1)	3.1		11	0	0	0	2	1	0	0	0	0	0	14	18	0.00	0.300										
<b>Bill Dawley, R</b> ERA: 2.45 (8, 1)	1.0		4	1	0	0	0	0	0	0	0	0	0	4	4	0.00	1.000										
<b>Bob James, R</b> ERA: 6.48 (9, 1)	1.0		4	1	0	0	0	0	0	0	0	0	0	4	4	0.00	1.000										

Batter	1	2	3	4	5	6	7	8	9	AB	R	H	RBI	BB	SO	LOB	BOTTOM										
<b>Wayne Tolleson, S</b> OBP: 0.363, SLG: 0.393 (1, 5) (9, 6)										4	0	0	0	0	0	3	<b>Toronto Blue Jays @ Chicago White Sox</b> Comiskey Park, Chicago, IL Thu May 22 1986, 8:05 PM EDT Att: 12,605 - Unknown <a href="http://livebaseballscorecards.com">livebaseballscorecards.com</a>										
<b>Tim Lincecum, R</b> OBP: 0.308, SLG: 0.376 (1, 4) (9, 5)										4	0	0	0	0	2	0											
<b>Harold Baines, L</b> OBP: 0.350, SLG: 0.486 <b>John Cangelosi, S</b> OBP: 0.386, SLG: 0.313 (1, 9) (8, 8)										2	0	0	0	0	0	0											
<b>Carlton Fisk, R</b> OBP: 0.286, SLG: 0.319 <b>Joel Skinner, R</b> OBP: 0.203, SLG: 0.186 (1, 2) (9, 2)										3	0	0	0	0	1	1											
<b>Greg Walker, L</b> OBP: 0.483, SLG: 0.688 (1, 3)										3	0	0	0	1	2	1											
<b>Ron Kittle, R</b> OBP: 0.260, SLG: 0.415 (1, 10)										2	0	0	0	1	1	0											
<b>Bobby Bonilla, S</b> OBP: 0.349, SLG: 0.351 (1, 7)										3	0	0	0	0	1	2											
<b>Reid Nichols, R</b> OBP: 0.217, SLG: 0.244 (1, 8) (8, 9) (9, 4)										3	0	0	0	0	0	2											
<b>Ozzie Guillen, L</b> OBP: 0.246, SLG: 0.313 <b>Jerry Hairston, S</b> OBP: 0.346, SLG: 0.435 (1, 6) (8, PH) (9, 9)										2	0	1	0	0	1	0											
<b>Inning Stats</b>	R: 0 E: 0 K: 1 S: 5	H: 0 LOB: 0 BB: 0 P: 6	R: 0 E: 0 K: 2 S: 7	H: 0 LOB: 0 BB: 0 P: 7	R: 0 E: 0 K: 1 S: 5	H: 0 LOB: 0 BB: 0 P: 5	R: 0 E: 0 K: 1 S: 5	H: 0 LOB: 3 BB: 2 P: 12	R: 0 E: 0 K: 1 S: 5	H: 0 LOB: 0 BB: 0 P: 5	R: 0 E: 0 K: 2 S: 7	H: 0 LOB: 0 BB: 0 P: 7	R: 0 E: 0 K: 0 S: 3	H: 0 LOB: 0 BB: 0 P: 3	R: 0 E: 0 K: 0 S: 3	H: 0 LOB: 1 BB: 1 P: 7		1B: 1 2B: 0 3B: 0 HR: 0	SF: 0 SAC: 0 DP: 0 HBP: 1	WP: 0 PB: 0 SB: 0 CS: 0	PA: 32						
<b>PITCHER</b>	IP	WLS	BF	H	R	ER	SO	BB	IBB	HBP	BLK	WP	HR	S	P	ERA	WHIP										
<b>Jimmy Key, L</b> ERA: 7.01 (1, 1)	9.0	W	32	1	0	0	8	3	0	1	0	0	0	44	57	0.00	0.444										



Batter	1	2	3	4	5	6	7	8	9	AB	R	H	RBI	BB	SO	LOB	TOP										
<b>John Cangelosi, S</b> OBP: 0.382, SLG: 0.299 (1, 8)	0-0 4-3	0-0 F8		0-0 L8		0-0 F8		0-0 F8		5	0	0	0	0	0	5											
<b>Jerry Hairston, S</b> OBP: 0.316, SLG: 0.392 (1, 10)	0-0 4-3	0-3 K			0-0 F7		0-0 F9	0-0 F8		5	0	0	0	0	1	2											
<b>Harold Baines, L</b> OBP: 0.345, SLG: 0.477 (9, PR)	0-0 G4-1		0-0 G3		0-0 6-3		0-3 K		0-0 BB	5	0	1	0	0	1	0											
<b>Reid Nichols, R</b> OBP: 0.217, SLG: 0.244 (9, 9)									1B	0	0	0	0	0	0	0											
<b>Greg Walker, L</b> OBP: 0.523, SLG: 0.712 (1, 3)		0-0 1B 2B	0-0 1B		0-0 1B		0-0 1B		4-0 1-2 BB	4	1	4	0	1	0	0											
<b>Carlton Fisk, R</b> OBP: 0.289, SLG: 0.322 (1, 2)		0-0 2B 1-2 2B	0-0 1B		0-0 F5		0-3 K		0-3 K	5	1	2	0	0	2	4											
<b>Bobby Bonilla, S</b> OBP: 0.351, SLG: 0.362 (1, 7)		0-0 2B	0-0 F8			0-0 4-3 PB 1B		0-0 G3	0-0 4-3	5	1	2	1	0	0	4											
<b>Tim Lincecum, R</b> OBP: 0.306, SLG: 0.381 (1, 4)		0-0 1-3 2H	0-0 F8			0-0 4-3		0-0 F9 1B		4	1	1	0	0	0	5											
<b>Ozzie Guillen, L</b> OBP: 0.246, SLG: 0.319 (1, 6)		0-0 2B		0-3 K		0-0 B1-3		0-0 F9		4	0	1	2	0	1	2											
<b>Wayne Tolleson, S</b> OBP: 0.373, SLG: 0.394 (1, 5)		0-0 BB		0-3 K				0-0 BB	0-0 3H 1B	2	0	1	1	2	1	0											
<b>Inning Stats</b>	R: 0 E: 0 K: 0 S: 3	H: 0 LOB: 0 BB: 0 P: 3	R: 3 E: 0 K: 1 S: 9	H: 4 LOB: 2 BB: 1 P: 13	R: 0 E: 0 K: 2 S: 5	H: 2 LOB: 0 BB: 0 P: 5	R: 0 E: 0 K: 0 S: 4	H: 0 LOB: 0 BB: 0 P: 7	R: 0 E: 0 K: 0 S: 4	H: 1 LOB: 2 BB: 1 P: 4	R: 0 E: 0 K: 0 S: 8	H: 1 LOB: 1 BB: 0 P: 8	R: 0 E: 0 K: 0 S: 8	H: 1 LOB: 1 BB: 0 P: 8	R: 1 E: 0 K: 0 S: 5	H: 2 LOB: 1 BB: 0 P: 5	R: 0 E: 0 K: 1 S: 6	H: 1 LOB: 2 BB: 1 P: 10	1B: 9 2B: 3 3B: 0 HR: 0	SF: 0 SAC: 0 DP: 0 HBP: 0	WP: 0 PB: 1 CS: 0	PA: 42					
<b>PITCHER</b>	IP	WLS	BF	H	R	ER	SO	BB	IBB	HBP	BLK	WP	HR	S	P	ERA	WHIP										
<b>Bret Saberhagen, R</b> ERA: 3.77 (1, 1)	7.0	L	32	9	3	3	5	2	0	0	0	0	0	40	48	3.86	1.571										
<b>Steve Farr, R</b> ERA: 2.05 (8, 1)	2.0		10	3	1	1	1	1	0	0	0	0	0	11	15	4.50	2.000										

Chicago White Sox @ Kansas City Royals  
 Royals Stadium, Kansas City, MO  
 Fri May 23 1986, 8:05 PM EDT  
 Att: 25,311 - Unknown

AB	39
R	4
H	12
RBI	4
BB	3
SO	6
LOB	22



Batter	1	2	3	4	5	6	7	8	9	AB	R	H	RBI	BB	SO	LOB	BOTTOM										
<b>Willie Wilson, S</b> OBP: 0.309, SLG: 0.340 (1, 8)	0-3 K	0-0 F6			0-0 F7			0-0 4-3		4	0	0	0	0	1	3											
<b>Jorge Orta, L</b> OBP: 0.350, SLG: 0.412 (1, 10)	0-0 F9		4-0 FC4-6 BB		0-0 FC4-6 1-2			0-0 BB 1B		3	0	1	0	1	0	1											
<b>Rudy Law, L</b> OBP: 0.345, SLG: 0.402 (6, PH)	4-0 BB		0-0 FC4-6 1-2		0-0 F7			0-0 F4		2	0	0	0	1	0	2											
<b>Steve Balboni, R</b> OBP: 0.291, SLG: 0.361 (9, 3)										1	0	0	0	0	0	1											
<b>George Brett, L</b> OBP: 0.404, SLG: 0.458 (1, 5)	0-0 F6		0-0 FC4-6 1-2		0-3 K			4-0 1-2 BB		3	0	0	0	1	1	2											
<b>Frank White, R</b> OBP: 0.298, SLG: 0.450 (1, 4)		0-0 F6	0-0 F2		0-0 5-3			0-0 L9		4	0	0	0	0	0	3											
<b>Jamie Quirk, L</b> OBP: 0.303, SLG: 0.414 (1, 3)		4-0 BB 1B		0-0 6-3		0-0 3-1			0-3 K	3	1	0	0	1	1	0											
<b>Jim Sundberg, R</b> OBP: 0.290, SLG: 0.312 (1, 2)		4-0 1B 1-2 BB		0-0 6-3		0-0 5-3			0-0 G1-4-3 1B	3	0	1	0	1	0	0											
<b>Darryl Motley, R</b> OBP: 0.242, SLG: 0.402 (1, 9)		0-3 K		0-0 F8		0-0 6-3			0-0 G1-4-3 1-2	4	0	0	0	0	1	3											
<b>Angel Salazar, R</b> OBP: 0.302, SLG: 0.310 (1, 6)		0-0 1-2 2H 1B			0-0 FC4-6 1B		0-0 4-3			3	0	2	1	0	0	0											
<b>Inning Stats</b>	R: 0 E: 0 K: 1 S: 5	H: 0 LOB: 1 BB: 1 P: 9	R: 1 E: 0 K: 1 S: 6	H: 1 LOB: 2 BB: 2 P: 14	R: 0 E: 0 K: 0 S: 3	H: 0 LOB: 1 BB: 1 P: 7	R: 0 E: 0 K: 0 S: 3	H: 0 LOB: 0 BB: 0 P: 3	R: 0 E: 0 K: 1 S: 5	H: 0 LOB: 0 BB: 0 P: 5	R: 0 E: 0 K: 0 S: 3	H: 0 LOB: 0 BB: 0 P: 3	R: 0 E: 0 K: 0 S: 4	H: 1 LOB: 2 BB: 1 P: 8	R: 0 E: 0 K: 1 S: 5	H: 1 LOB: 0 BB: 0 P: 5	1B: 4 2B: 0 3B: 0 HR: 0	SF: 0 SAC: 0 DP: 1 HBP: 0	WP: 0 PB: 0 CS: 0	PA: 35							
<b>PITCHER</b>	IP	WLS	BF	H	R	ER	SO	BB	IBB	HBP	BLK	WP	HR	S	P	ERA	WHIP										
<b>Joe Cowley, R</b> ERA: 5.99 (1, 1)	7.1	W	29	3	1	1	3	4	0	0	0	0	0	31	47	1.23	0.955										
<b>Joel McKeon, L</b> ERA: (8, 1)	0.1		2	0	0	0	0	1	0	0	0	0	0	1	5	0.00	3.000										
<b>Gene Nelson, R</b> ERA: 2.5 (8, 1)	1.1	S	4	1	0	0	1	0	0	0	0	0	0	6	6	0.00	0.750										

Chicago White Sox @ Kansas City Royals  
 Royals Stadium, Kansas City, MO  
 Fri May 23 1986, 8:05 PM EDT  
 Att: 25,311 - Unknown

AB	30
R	1
H	4
RBI	1
BB	5
SO	4
LOB	15





Batter	1	2	3	4	5	6	7	8	9	AB	R	H	RBI	BB	SO	LOB	TOP										
John Cangelosi, S (1, 8) OBP: 0.378, SLG: 0.298 Tim Hulett, R (9, 4) OBP: 0.306, SLG: 0.381	4-3		G3		G1-6-3			1B S 1B		4	1	1	1	0	0	1											
Wayne Tolleson, S (1, 5) OBP: 0.370, SLG: 0.390	K		5-3				4-3	1B HR 1B		4	1	1	0	0	1	0											
Jerry Hairston, S (1, 10) OBP: 0.311, SLG: 0.382	G3		3-1				4-3	1B HR 1B		4	1	1	1	0	0	0											
Greg Walker, L (1, 3) OBP: 0.507, SLG: 0.679		FC5-4 1B		K			1-3	L5		4	0	1	0	0	1	2											
Carlton Fisk, R (1, 2) OBP: 0.288, SLG: 0.340		FC5-4 WP 1B		6-3			F4	HR		4	2	1	3	0	0	1											
Bobby Bonilla, S (1, 9) OBP: 0.348, SLG: 0.353		1B BB		F7			K	6-3		3	0	0	0	1	1	0											
Ron Kittle, R (1, 7) OBP: 0.267, SLG: 0.413		1B		K			6-3	FC1-6 BB		3	0	1	1	1	1	0	AB 34 R 6 H 8 RBI 6 BB 2 SO 5 LOB 12										
Ozzie Guillen, L (1, 6) OBP: 0.254, SLG: 0.325		1-3						1-3 1B	FC1-6 G4-6-3	4	1	2	0	0	0	3											
Julio Cruz, S (1, 4) OBP: 0.235, SLG: 0.103 Reid Nichols, R (9, PH) OBP: 0.213, SLG: 0.239		3-1		K				1-3 1B	G4-6-3	3	0	0	0	0	1	4											
<b>Inning Stats</b>	R: 0 E: 0 K: 1 S: 5	H: 0 LOB: 0 BB: 0 P: 5	R: 1 E: 0 K: 0 S: 5	H: 2 LOB: 2 BB: 1 P: 9	R: 0 E: 0 K: 1 S: 3	H: 0 LOB: 0 BB: 0 P: 3	R: 0 E: 0 K: 1 S: 5	H: 0 LOB: 0 BB: 0 P: 5	R: 0 E: 0 K: 2 S: 8	H: 1 LOB: 1 BB: 0 P: 8	R: 0 E: 0 K: 0 S: 3	H: 0 LOB: 0 BB: 0 P: 3	R: 0 E: 0 K: 1 S: 5	H: 0 LOB: 0 BB: 0 P: 5	R: 5 E: 0 K: 0 S: 8	H: 5 LOB: 0 BB: 0 P: 8	R: 0 E: 0 K: 0 S: 2	H: 0 LOB: 0 BB: 1 P: 6	1B: 7 2B: 0 3B: 0 HR: 1	SF: 0 SAC: 0 DP: 1 HBP: 0	WP: 1 PB: 0 CS: 2	PA: 36					
<b>PITCHER</b>	IP	WLS	BF	H	R	ER	SO	BB	IBB	HBP	BLK	WP	HR	S	P	ERA	WHIP										
Mark Gubicza, R (1, 1) ERA: 5.21	7.1		29	6	4	4	5	1	0	0	0	1	0	38	42	4.91	0.955										
Bud Black, L (8, 1) ERA: 5.79	1.2	W	7	2	2	2	0	1	0	0	0	0	1	6	10	10.80	1.800										

Chicago White Sox @ Kansas City Royals  
 Royals Stadium, Kansas City, MO  
 Sat May 24 1986, 8:05 PM EDT  
 Att: 37,011 - Unknown

Batter	1	2	3	4	5	6	7	8	9	AB	R	H	RBI	BB	SO	LOB	BOTTOM										
Willie Wilson, S (1, 8) OBP: 0.317, SLG: 0.347	G6-3 1B		4-3	4-3			F9 S 1B	2B 1B		5	1	3	0	0	0	4											
Jorge Orta, L (1, 10) OBP: 0.354, SLG: 0.418	G6-3 1-2		F5		HR BB		F9	1B		4	1	1	0	1	0	3											
Rudy Law, L (1, 7) OBP: 0.354, SLG: 0.432	S 1B		3-1		HR		1B	1B		5	2	3	3	0	0	1											
George Brett, L (1, 5) OBP: 0.403, SLG: 0.452	3-1			3-1	F8		1B	1B	4-3	4	2	1	0	1	0	1											
Frank White, R (1, 4) OBP: 0.307, SLG: 0.474		K		HR	CS 1B		1B	1B	K	5	1	3	2	0	2	1											
Jim Sundberg, R (1, 2) OBP: 0.301, SLG: 0.326		FC6-4 BB		F8	F9		1B	1B		4	0	2	2	1	0	1											
Steve Balboni, R (1, 3) OBP: 0.290, SLG: 0.354		L5		1B BB			G6-4-3	1B		3	0	0	0	1	0	3	AB 37 R 7 H 15 RBI 7 BB 5 SO 3 LOB 15										
Darryl Motley, R (1, 9) OBP: 0.243, SLG: 0.392		FC6-4 1-2		1B BB			4-3		F8	3	0	0	0	1	0	1											
Angel Salazar, R (1, 6) OBP: 0.309, SLG: 0.327				2B	1-2 2-3 1B		K	L9		4	0	2	0	0	1	0											
<b>Inning Stats</b>	R: 0 E: 0 K: 0 S: 4	H: 2 LOB: 1 BB: 0 P: 4	R: 0 E: 0 K: 1 S: 5	H: 0 LOB: 1 BB: 1 P: 9	R: 0 E: 0 K: 0 S: 4	H: 1 LOB: 1 BB: 0 P: 4	R: 1 E: 0 K: 0 S: 5	H: 2 LOB: 2 BB: 2 P: 13	R: 2 E: 0 K: 0 S: 4	H: 2 LOB: 0 BB: 1 P: 8	R: 0 E: 0 K: 1 S: 5	H: 0 LOB: 0 BB: 0 P: 5	R: 3 E: 0 K: 0 S: 7	H: 5 LOB: 1 BB: 0 P: 7	R: 0 E: 0 K: 0 S: 4	H: 2 LOB: 2 BB: 0 P: 4	R: 1 E: 0 K: 1 S: 5	H: 1 LOB: 1 BB: 1 P: 9	1B: 10 2B: 3 3B: 0 HR: 2	SF: 0 SAC: 0 DP: 2 HBP: 0	WP: 0 PB: 0 CS: 1	PA: 42					
<b>PITCHER</b>	IP	WLS	BF	H	R	ER	SO	BB	IBB	HBP	BLK	WP	HR	S	P	ERA	WHIP										
Neil Allen, R (1, 1) ERA: 4.96	4.1		23	7	3	3	1	4	0	0	0	0	0	8	8	4.50	0.500										
Bill Dawley, R (5, 1) ERA: 2.63	2.0		6	1	1	1	1	0	0	0	0	0	0	8	8	4.50	0.500										
Bryan Clark, L (7, 1) ERA: 4.5	0.2		5	4	2	2	0	0	0	0	0	0	0	5	5	27.00	6.000										
Bob James, R (8, 1) ERA: 6.41	1.2	L	8	3	1	1	1	1	0	0	0	0	0	9	13	5.40	2.400										

Chicago White Sox @ Kansas City Royals  
 Royals Stadium, Kansas City, MO  
 Sat May 24 1986, 8:05 PM EDT  
 Att: 37,011 - Unknown



Batter	1	2	3	4	5	6	7	8	9	10	11	12	13	14	15	16	17	AB	R	H	RBI	BB	SO	LOB	TOP					
John Cangelosi, S OBP: 0.384, SLG: 0.283 (1, 4)	4-3			F8		SH3			B3		FC6-4		F7			K		6	0	0	0	0	1	2						
Wayne Tolleson, S OBP: 0.266, SLG: 0.281 (1, 5)	K			4-3		8-4					K					6-3		6	0	1	0	1	2	2						
Harold Baines, L OBP: 0.337, SLG: 0.459 (1, 9)	K								F8		F8					3		6	0	0	0	1	1	3						
Greg Walker, L OBP: 0.487, SLG: 0.683 (1, 3)																														
Carlton Fisk, R OBP: 0.266, SLG: 0.329 (1, 10)																														
Ron Kittle, R OBP: 0.268, SLG: 0.419 (8, PR) Reid Nichols, R OBP: 0.213, SLG: 0.239 (8, 7)																														
Bobby Bonilla, S OBP: 0.336, SLG: 0.341 (10, PH) (10, 7)																														
Tim Lincecum, R OBP: 0.310, SLG: 0.393 (10, PH) Jerry Hairston, S OBP: 0.323, SLG: 0.362 (10, 4) Julio Cruz, S OBP: 0.230, SLG: 0.129 (10, 7)																														
Ozzie Guillen, L OBP: 0.242, SLG: 0.313 (1, 6)																														
Joel Skinner, R OBP: 0.221, SLG: 0.206 (11, PR) Joe Cowley, R OBP: 0.238, SLG: 0.158 (11, 2)																														
<b>Inning Stats</b>	R: 0 E: 0 K: 2 S: 7	H: 0 LOB: 0 BB: 0 P: 7	R: 0 E: 0 K: 1 S: 5	H: 0 LOB: 0 BB: 0 P: 5	R: 0 E: 0 K: 3 S: 3	H: 0 LOB: 0 BB: 0 P: 3	R: 0 E: 0 K: 1 S: 5	H: 0 LOB: 0 BB: 0 P: 3	R: 0 E: 0 K: 1 S: 6	H: 1 LOB: 1 BB: 0 P: 6	R: 0 E: 0 K: 0 S: 2	H: 0 LOB: 0 BB: 0 P: 6	R: 0 E: 0 K: 2 S: 7	H: 0 LOB: 0 BB: 0 P: 7	R: 0 E: 0 K: 1 S: 6	H: 1 LOB: 1 BB: 0 P: 6	R: 0 E: 0 K: 0 S: 4	H: 2 LOB: 2 BB: 1 P: 8	R: 0 E: 0 K: 1 S: 5	H: 0 LOB: 0 BB: 0 P: 5	R: 0 E: 0 K: 1 S: 5	H: 0 LOB: 0 BB: 0 P: 5	R: 0 E: 0 K: 3 S: 9	H: 0 LOB: 0 BB: 0 P: 9	1B: 4 2B: 5 3B: 1 HR: 0	SF: 1 SAC: 2 DP: 2 HBP: 1	WP: 0 CS: 2	PA: 61		
<b>PITCHER</b>	IP: 9.0 WLS: 30 BF: 31 ERA: 1.59	H: 1 ER: 1 SO: 7 BB: 2 IBB: 0 HBP: 0 BLK: 0 WP: 0 HR: 0 S: 42 P: 50 ERA: 1.00 WHIP: 0.556	H: 1 ER: 0 SO: 7 BB: 1 IBB: 0 HBP: 1 BLK: 0 WP: 0 HR: 0 S: 42 P: 50 ERA: 1.00 WHIP: 0.556	H: 2 ER: 0 SO: 7 BB: 1 IBB: 0 HBP: 1 BLK: 0 WP: 0 HR: 0 S: 42 P: 50 ERA: 1.00 WHIP: 0.556	H: 2 ER: 0 SO: 7 BB: 1 IBB: 0 HBP: 1 BLK: 0 WP: 0 HR: 0 S: 42 P: 50 ERA: 1.00 WHIP: 0.556	H: 2 ER: 0 SO: 7 BB: 1 IBB: 0 HBP: 1 BLK: 0 WP: 0 HR: 0 S: 42 P: 50 ERA: 1.00 WHIP: 0.556	H: 2 ER: 0 SO: 7 BB: 1 IBB: 0 HBP: 1 BLK: 0 WP: 0 HR: 0 S: 42 P: 50 ERA: 1.00 WHIP: 0.556	H: 2 ER: 0 SO: 7 BB: 1 IBB: 0 HBP: 1 BLK: 0 WP: 0 HR: 0 S: 42 P: 50 ERA: 1.00 WHIP: 0.556	H: 2 ER: 0 SO: 7 BB: 1 IBB: 0 HBP: 1 BLK: 0 WP: 0 HR: 0 S: 42 P: 50 ERA: 1.00 WHIP: 0.556	H: 2 ER: 0 SO: 7 BB: 1 IBB: 0 HBP: 1 BLK: 0 WP: 0 HR: 0 S: 42 P: 50 ERA: 1.00 WHIP: 0.556	H: 2 ER: 0 SO: 7 BB: 1 IBB: 0 HBP: 1 BLK: 0 WP: 0 HR: 0 S: 42 P: 50 ERA: 1.00 WHIP: 0.556	H: 3 ER: 0 SO: 7 BB: 1 IBB: 0 HBP: 1 BLK: 0 WP: 0 HR: 0 S: 42 P: 50 ERA: 1.00 WHIP: 0.556	H: 0 ER: 0 SO: 3 BB: 0 P: 7	H: 0 ER: 0 SO: 3 BB: 0 P: 7	H: 0 ER: 0 SO: 3 BB: 0 P: 7	H: 2 ER: 0 SO: 4 BB: 0 P: 8	H: 1 ER: 0 SO: 5 BB: 0 P: 6	H: 1 ER: 0 SO: 5 BB: 0 P: 6	H: 0 ER: 0 SO: 3 BB: 0 P: 3	H: 0 ER: 0 SO: 3 BB: 0 P: 3	H: 2 ER: 0 SO: 4 BB: 0 P: 8	H: 0 ER: 0 SO: 3 BB: 0 P: 5	H: 1 ER: 0 SO: 7 BB: 0 P: 7	H: 2 ER: 0 SO: 8 BB: 0 P: 8	H: 1 ER: 0 SO: 5 BB: 0 P: 6	H: 2 ER: 0 SO: 8 BB: 0 P: 8	1B: 9 2B: 3 3B: 0 HR: 1	SF: 0 SAC: 0 DP: 1 HBP: 0	WP: 0 CS: 3	PA: 63
<b>Batter</b>	1	2	3	4	5	6	7	8	9	10	11	12	13	14	15	16	17	AB <td>R <td>H <td>RBI <td>BB <td>SO <td>LOB <td>BOTTOM</td> </td></td></td></td></td></td>	R <td>H <td>RBI <td>BB <td>SO <td>LOB <td>BOTTOM</td> </td></td></td></td></td>	H <td>RBI <td>BB <td>SO <td>LOB <td>BOTTOM</td> </td></td></td></td>	RBI <td>BB <td>SO <td>LOB <td>BOTTOM</td> </td></td></td>	BB <td>SO <td>LOB <td>BOTTOM</td> </td></td>	SO <td>LOB <td>BOTTOM</td> </td>	LOB <td>BOTTOM</td>	BOTTOM					
Willie Wilson, S OBP: 0.310, SLG: 0.339 (1, 8)	G3																	7	0	1	0	0	1	3						
Jorge Orta, L OBP: 0.361, SLG: 0.410 (1, 10)	L8																	6	0	2	0	1	1	1						
Rudy Law, L OBP: 0.336, SLG: 0.410 (1, 7)	F6																	7	0	0	0	0	1	6						
George Brett, L OBP: 0.363, SLG: 0.437 (1, 5)																		7	0	1	0	0	0	2						
Frank White, R OBP: 0.301, SLG: 0.460 (1, 4)																		7	0	1	0	0	1	2						
Jamie Quirk, L OBP: 0.300, SLG: 0.417 (14, 3)																		7	1	2	0	0	1	3						
Steve Balboni, R OBP: 0.287, SLG: 0.368 (13, PR) Lonnie Smith, R OBP: 0.271, SLG: 0.210 (14, 6) Greg Pryor, R OBP: 0.300, SLG: 0.300 (14, 3)																		5	1	1	1	0	1	1						
Darryl Motley, R OBP: 0.245, SLG: 0.390 (1, 9)																		6	0	1	0	1	3	2						
Angel Salazar, R OBP: 0.304, SLG: 0.321 (8, PR) Hal McRae, R OBP: 0.260, SLG: 0.371 (8, 6) Buddy Baccantini, S OBP: 0.231, SLG: 0.231 (13, PH) Jim Sundberg, R OBP: 0.301, SLG: 0.323 (14, 3)																		2	0	0	0	0	0	0						
<b>Inning Stats</b>	R: 0 E: 0 K: 0 S: 3	H: 1 LOB: 1 BB: 0 P: 4	R: 0 E: 0 K: 2 S: 7	H: 1 LOB: 1 BB: 0 P: 4	R: 0 E: 0 K: 1 S: 7	H: 2 LOB: 2 BB: 0 P: 7	R: 0 E: 0 K: 0 S: 2	H: 0 LOB: 0 BB: 0 P: 6	R: 0 E: 0 K: 0 S: 5	H: 0 LOB: 0 BB: 0 P: 5	R: 0 E: 0 K: 1 S: 5	H: 0 LOB: 0 BB: 0 P: 5	R: 0 E: 0 K: 0 S: 3	H: 0 LOB: 0 BB: 0 P: 7	R: 0 E: 0 K: 0 S: 3	H: 2 LOB: 2 BB: 0 P: 4	R: 0 E: 0 K: 1 S: 7	H: 1 LOB: 2 BB: 0 P: 7	R: 0 E: 0 K: 0 S: 4	H: 1 LOB: 2 BB: 0 P: 7	R: 0 E: 0 K: 0 S: 4	H: 2 LOB: 2 BB: 0 P: 8	R: 0 E: 0 K: 0 S: 4	H: 1 LOB: 2 BB: 0 P: 8	1B: 9 2B: 3 3B: 0 HR: 1	SF: 0 SAC: 0 DP: 1 HBP: 0	WP: 0 CS: 3	PA: 63		
<b>PITCHER</b>	IP: 9.0 WLS: 31 BF: 41 ERA: 2.34	H: 1 ER: 1 SO: 8 BB: 1 IBB: 0 HBP: 0 BLK: 0 WP: 0 HR: 0 S: 46 P: 50 ERA: 1.00 WHIP: 1.000	H: 1 ER: 0 SO: 7 BB: 1 IBB: 0 HBP: 0 BLK: 0 WP: 0 HR: 0 S: 46 P: 50 ERA: 1.00 WHIP: 1.000	H: 2 ER: 0 SO: 7 BB: 1 IBB: 0 HBP: 0 BLK: 0 WP: 0 HR: 0 S: 46 P: 50 ERA: 1.00 WHIP: 1.000	H: 2 ER: 0 SO: 7 BB: 1 IBB: 0 HBP: 0 BLK: 0 WP: 0 HR: 0 S: 46 P: 50 ERA: 1.00 WHIP: 1.000	H: 2 ER: 0 SO: 7 BB: 1 IBB: 0 HBP: 0 BLK: 0 WP: 0 HR: 0 S: 46 P: 50 ERA: 1.00 WHIP: 1.000	H: 2 ER: 0 SO: 7 BB: 1 IBB: 0 HBP: 0 BLK: 0 WP: 0 HR: 0 S: 46 P: 50 ERA: 1.00 WHIP: 1.000	H: 2 ER: 0 SO: 7 BB: 1 IBB: 0 HBP: 0 BLK: 0 WP: 0 HR: 0 S: 46 P: 50 ERA: 1.00 WHIP: 1.000	H: 2 ER: 0 SO: 7 BB: 1 IBB: 0 HBP: 0 BLK: 0 WP: 0 HR: 0 S: 46 P: 50 ERA: 1.00 WHIP: 1.000	H: 2 ER: 0 SO: 7 BB: 1 IBB: 0 HBP: 0 BLK: 0 WP: 0 HR: 0 S: 46 P: 50 ERA: 1.00 WHIP: 1.000	H: 2 ER: 0 SO: 7 BB: 1 IBB: 0 HBP: 0 BLK: 0 WP: 0 HR: 0 S: 46 P: 50 ERA: 1.00 WHIP: 1.000	H: 3 ER: 0 SO: 7 BB: 1 IBB: 0 HBP: 0 BLK: 0 WP: 0 HR: 0 S: 46 P: 50 ERA: 1.00 WHIP: 1.000	H: 0 ER: 0 SO: 3 BB: 0 P: 7	H: 0 ER: 0 SO: 3 BB: 0 P: 7	H: 0 ER: 0 SO: 3 BB: 0 P: 7	H: 2 ER: 0 SO: 4 BB: 0 P: 8	H: 1 ER: 0 SO: 5 BB: 0 P: 6	H: 1 ER: 0 SO: 5 BB: 0 P: 6	H: 0 ER: 0 SO: 3 BB: 0 P: 3	H: 0 ER: 0 SO: 3 BB: 0 P: 3	H: 2 ER: 0 SO: 4 BB: 0 P: 8	H: 0 ER: 0 SO: 3 BB: 0 P: 5	H: 1 ER: 0 SO: 7 BB: 0 P: 7	H: 2 ER: 0 SO: 8 BB: 0 P: 8	H: 1 ER: 0 SO: 5 BB: 0 P: 6	H: 2 ER: 0 SO: 8 BB: 0 P: 8	1B: 9 2B: 3 3B: 0 HR: 1	SF: 0 SAC: 0 DP: 1 HBP: 0	WP: 0 CS: 3	PA: 63
<b>Batter</b>	1	2	3	4	5	6	7	8	9	10	11	12	13	14	15	16	17	AB <td>R <td>H <td>RBI <td>BB <td>SO <td>LOB <td></td> </td></td></td></td></td></td>	R <td>H <td>RBI <td>BB <td>SO <td>LOB <td></td> </td></td></td></td></td>	H <td>RBI <td>BB <td>SO <td>LOB <td></td> </td></td></td></td>	RBI <td>BB <td>SO <td>LOB <td></td> </td></td></td>	BB <td>SO <td>LOB <td></td> </td></td>	SO <td>LOB <td></td> </td>	LOB <td></td>						
Joel Davis, R ERA: 2.25 Gene Nelson, R ERA: 2.25 Joel Mackoon, L ERA: Bill Dawley, R ERA: 2.77	4.0	15	3	0	2	1	0	0	0	0	0	0	0	0	0	0	0	12	16	4.50	1.500									

Chicago White Sox @ Kansas City Royals  
Royals Stadium, Kansas City, MO  
Sun May 25 1986, 4:33 AM EDT  
Att. 40,201 - Unknown

AB 52  
R 1  
H 8  
RBI 1  
BB 4  
SO 17  
LOB 18



Chicago White Sox @ Kansas City Royals  
Royals Stadium, Kansas City, MO  
Sun May 25 1986, 4:33 AM EDT  
Att. 40,201 - Unknown

AB 59  
R 2  
H 12  
RBI 2  
BB 3  
SO 11  
LOB 20





Batter	1	2	3	4	5	6	7	8	9	AB	R	H	RBI	BB	SO	LOB	TOP								
Wayne Tolleson, S (1, 5) OBP: 0.358, SLG: 0.371	6-3		6-3		SH5-3	F7		1-3		4	0	0	0	0	0	4	Chicago White Sox @ Texas Rangers Arlington Stadium, Arlington, TX Mon May 26 1986, 8:05 PM EDT Att: 16,619 - Unknown								
Tim Hulett, R (1, 4) OBP: 0.314, SLG: 0.387	6-3		6-3		1B	BB		5-3		4	0	1	1	1	0	0									
Harold Baines, L (1, 9) OBP: 0.344, SLG: 0.463	1B		5-3		1B	1B		E		5	0	3	1	0	0	3									
Greg Walker, L (1, 3) OBP: 0.469, SLG: 0.647	FC4-6				K	F6		F7		5	0	1	0	0	1	3									
Carlton Fisk, R (1, 2) OBP: 0.286, SLG: 0.325	FC4-6				BB	F8		K		5	0	1	0	0	1	6									
Bobby Bonilla, S (1, 7) OBP: 0.343, SLG: 0.336 (8, 8)			F9		BB			F5		2	0	0	0	2	0	0									
Ron Kittle, R (1, 10) OBP: 0.268, SLG: 0.409			F9			FC3-2		5-3		3	1	0	0	1	0	2									
Ozzie Guillen, L (1, 6) OBP: 0.257, SLG: 0.326						1B				4	0	3	0	0	0	2									
John Cangelosi, S (1, 8) OBP: 0.363, SLG: 0.279 (8, PH)						S		K		2	1	0	0	1	1	4									
Jerry Hairston, S (8, PH) OBP: 0.317, SLG: 0.375 (8, 7)					SH5-3	BB		FC3-2		1	0	0	0	0	1	1									
<b>Inning Stats</b>	R: 0 E: 0 K: 1 S: 5	H: 2 LOB: 2 BB: 0 P: 5	R: 0 E: 0 K: 1 S: 6	H: 1 LOB: 1 BB: 0 P: 6	R: 0 E: 0 K: 1 S: 3	H: 0 LOB: 0 BB: 0 P: 3	R: 0 E: 0 K: 1 S: 6	H: 1 LOB: 2 BB: 1 P: 10	R: 1 E: 0 K: 0 S: 4	H: 1 LOB: 2 BB: 2 P: 12	R: 1 E: 0 K: 0 S: 5	H: 2 LOB: 3 BB: 2 P: 13	R: 0 E: 0 K: 1 S: 5	H: 0 LOB: 0 BB: 0 P: 5	R: 0 E: 0 K: 1 S: 6	H: 1 LOB: 1 BB: 0 P: 6	R: 0 E: 1 K: 0 S: 4	H: 1 LOB: 1 BB: 0 P: 4	1B: 9 2B: 0 3B: 0 HR: 0	SF: 0 SAC: 1 DP: 1 HBP: 0	WP: 0 PB: 0 SB: 2 CS: 0	PA: 41			
<b>PITCHER</b>	IP	WLS	BF	H	R	ER	SO	BB	IBB	HBP	BLK	WP	HR	S	P	ERA	WHIP								
Jose Guzman, R (1, 1) ERA: 3.73	5.0	W	25	5	2	2	2	5	0	0	0	0	0	24	44	3.60	2.000								
Greg Harris, R (6, 1) ERA: 3.55	4.0	S	16	4	0	0	2	0	0	0	0	0	0	20	20	0.00	1.000								

Batter	1	2	3	4	5	6	7	8	9	AB	R	H	RBI	BB	SO	LOB	BOTTOM								
Oddibe McDowell, L (1, 8) OBP: 0.352, SLG: 0.404	F7		G3		WP			5-3		5	2	2	0	0	0	1	Chicago White Sox @ Texas Rangers Arlington Stadium, Arlington, TX Mon May 26 1986, 8:05 PM EDT Att: 16,619 - Unknown								
Scott Fletcher, R (1, 6) OBP: 0.368, SLG: 0.400	4-3		5-3		1B			SH3		3	0	1	0	0	0	2									
Pete O'Brien, L (1, 3) OBP: 0.399, SLG: 0.520	4-3				1B			3B		2	2	0	0	2	0	1									
Pete Incaviglia, R (1, 9) OBP: 0.344, SLG: 0.561					K			2B		4	2	2	3	0	2	3									
George Wright, S (8, 9) OBP: 0.205, SLG: 0.310	K				1B			3B		0	0	0	0	0	0	0									
Gary Ward, R (1, 7) OBP: 0.351, SLG: 0.346					HR			2B		4	0	3	3	0	0	0									
Tom Paciorek, R (1, 10) OBP: 0.328, SLG: 0.364					1B			2B		4	0	0	0	0	2	4									
Toby Harrah, R (1, 4) OBP: 0.317, SLG: 0.298					1B			2B		4	0	1	0	0	1	1									
Orlando Mercado, R (1, 2) OBP: 0.364, SLG: 0.222					1B			G4-6-3		4	1	1	0	0	0	2									
Steve Buechele, R (1, 5) OBP: 0.275, SLG: 0.423					L4			PB		4	0	1	0	0	0	1									
<b>Inning Stats</b>	R: 0 E: 0 K: 1 S: 6	H: 1 LOB: 1 BB: 0 P: 6	R: 0 E: 1 K: 1 S: 6	H: 0 LOB: 1 BB: 0 P: 6	R: 0 E: 0 K: 0 S: 3	H: 0 LOB: 0 BB: 0 P: 3	R: 1 E: 0 K: 1 S: 7	H: 2 LOB: 1 BB: 0 P: 7	R: 3 E: 0 K: 1 S: 9	H: 3 LOB: 2 BB: 1 P: 13	R: 0 E: 0 K: 0 S: 3	H: 0 LOB: 0 BB: 0 P: 3	R: 3 E: 0 K: 1 S: 7	H: 3 LOB: 0 BB: 1 P: 11	R: 0 E: 0 K: 0 S: 4	H: 2 LOB: 1 BB: 0 P: 4	R: 0 E: 0 K: 0 S: 4	H: 1 LOB: 1 BB: 0 P: 4	1B: 6 2B: 3 3B: 1 HR: 1	SF: 0 SAC: 1 DP: 1 HBP: 0	WP: 1 PB: 1 SB: 2 CS: 1	PA: 38			
<b>PITCHER</b>	IP	WLS	BF	H	R	ER	SO	BB	IBB	HBP	BLK	WP	HR	S	P	ERA	WHIP								
Dave Schmidt, R (1, 1) ERA: 6.23	4.2	L	23	4	4	4	4	0	0	0	0	0	0	6	6	5.40	0.600								
Neil Allen, R (5, 1) ERA: 4.58	1.2		6	1	1	1	0	0	0	0	0	0	0	6	6	5.40	0.600								
Bryan Clark, L (7, 1) ERA: 6.35	1.2		8	4	2	2	1	1	0	0	0	0	0	9	13	10.80	3.000								



Batter	1	2	3	4	5	6	7	8	9	AB	R	H	RBI	BB	SO	LOB	TOP					
John Cangelosi, S (1, 8) OBP: 0.356, SLG: 0.273 Scott Bradley, L (8, 7) (8, 7)	F8			F5	5-3			F7		3	0	0	0	0	0	1						
Bobby Bonilla, S (1, 7) OBP: 0.340, SLG: 0.328 (8, 8)	3-1			F8 1B BB	F2			F2		3	0	0	0	1	0	1						
Harold Baines, L (1, 9) OBP: 0.342, SLG: 0.458	6-3			1-2 1B				F6		4	0	1	0	0	0	0						
Greg Walker, L (1, 3) OBP: 0.459, SLG: 0.667		F9		F8				4-3		4	1	1	1	0	0	2						
Jerry Hairston, S (1, 10) OBP: 0.313, SLG: 0.356	K			K				HR		3	0	0	0	1	2	2						
Carlton Fisk, R (1, 2) OBP: 0.285, SLG: 0.323	5-3							K		4	1	1	0	0	1	1						
Tim Lincecum, R (1, 4) OBP: 0.311, SLG: 0.409				F7				L7		4	1	1	2	0	0	0						
Ozzie Guillen, L (1, 6) OBP: 0.259, SLG: 0.321				F7				F2		2	0	0	0	1	0	0						
Wayne Tolleson, S (1, 5) OBP: 0.352, SLG: 0.364				K				F4		3	0	0	0	0	1	1						
<b>Inning Stats</b>	R: 0 E: 0 K: 0 S: 3	H: 0 LOB: 0 BB: 0 P: 3	R: 0 E: 0 K: 1 S: 5	H: 0 LOB: 0 BB: 0 P: 5	R: 0 E: 0 K: 1 S: 5	H: 0 LOB: 0 BB: 0 P: 5	R: 0 E: 0 K: 1 S: 6	H: 1 LOB: 2 BB: 1 P: 10	R: 2 E: 0 K: 0 S: 5	H: 2 LOB: 1 BB: 1 P: 9	R: 0 E: 0 K: 0 S: 3	H: 0 LOB: 1 BB: 0 P: 7	R: 0 E: 0 K: 0 S: 3	H: 0 LOB: 0 BB: 0 P: 3	R: 0 E: 0 K: 0 S: 3	H: 0 LOB: 0 BB: 0 P: 3	R: 1 E: 0 K: 1 S: 6	H: 1 LOB: 0 BB: 0 P: 6	1B: 2 2B: 0 3B: 0 HR: 2	SF: 0 SAC: 0 DP: 0 HBP: 0	WP: 0 PB: 0 SB: 0 CS: 0	PA: 34
<b>PITCHER</b> Charlie Hough, R (1, 1) ERA: 5.23	IP: 9.0 WLS: W BF: 34 H: 4 R: 3 ER: 3 SO: 4 BB: 3 IBB: 0 HBP: 0 BLK: 0 WP: 0 HR: 2 S: 39 P: 51 ERA: 3.00 WHIP: 0.778															<b>PITCHER</b>						

Chicago White Sox @ Texas Rangers  
Arlington Stadium, Arlington, TX  
Tue May 27 1986, 8:05 PM EDT  
Att: 9,741 - Unknown

AB 31  
R 3  
H 4  
RBI 3  
BB 3  
SO 4  
LOB 8



Batter	1	2	3	4	5	6	7	8	9	AB	R	H	RBI	BB	SO	LOB	BOTTOM			
Oddibe McDowell, L (1, 8) OBP: 0.359, SLG: 0.435	K			HR	F8 6-3 2B			K		5	3	3	1	0	2	1				
Scott Fletcher, R (1, 6) OBP: 0.372, SLG: 0.398	4-3			1-3	6-3 F8 2B HBP			E3 4-3 BLK 1B		3	2	1	0	0	0	0				
Pete O'Brien, L (1, 3) OBP: 0.401, SLG: 0.526				CS 1B	F8 1-2 2-3			4-3		4	0	2	0	0	0	3				
Pete Incaviglia, R (1, 9) OBP: 0.335, SLG: 0.545 George Wright, S (9, 9) OBP: 0.205, SLG: 0.310	K			K	6-3			F4		4	0	0	1	0	2	4				
Gary Ward, R (1, 7) OBP: 0.348, SLG: 0.350				6-3 CS	6-3			6-3		4	0	1	1	0	0	0				
Darrell Porter, L (1, 10) OBP: 0.336, SLG: 0.542				BB 1B	4-0 1B BB			L4		3	1	2	1	1	0	1				
Toby Harrah, R (1, 4) OBP: 0.323, SLG: 0.299				1-2 BB	1-2 1B			F8		3	0	1	0	1	0	0				
Orlando Mercado, R (1, 2) OBP: 0.267, SLG: 0.154	K			K				K		4	0	0	0	0	3	4				
Steve Buechele, R (1, 5) OBP: 0.274, SLG: 0.425	K			F8				2B		4	0	1	0	0	1	4				
<b>Inning Stats</b>	R: 0 E: 0 K: 2 S: 8	H: 1 LOB: 1 BB: 0 P: 8	R: 0 E: 0 K: 2 S: 8	H: 1 LOB: 2 BB: 1 P: 12	R: 1 E: 0 K: 1 S: 6	H: 2 LOB: 0 BB: 0 P: 6	R: 0 E: 0 K: 1 S: 6	H: 1 LOB: 2 BB: 1 P: 10	R: 2 E: 0 K: 0 S: 5	H: 2 LOB: 1 BB: 0 P: 6	R: 0 E: 0 K: 0 S: 3	H: 0 LOB: 0 BB: 0 P: 3	R: 2 E: 1 K: 0 S: 5	H: 2 LOB: 0 BB: 0 P: 5	R: 1 E: 0 K: 2 S: 9	H: 2 LOB: 1 BB: 0 P: 9	1B: 5 2B: 4 3B: 0 HR: 2	SF: 0 SAC: 0 DP: 0 HBP: 1	WP: 0 PB: 0 SB: 0 CS: 1	PA: 38
<b>PITCHER</b> Richard Dotson, R (1, 1) ERA: 5.98 Joel McKeon, L (7, 1) ERA: 0.96 Bob James, R (7, 1) ERA: 6.35	IP: 6.0 WLS: L BF: 27 H: 7 R: 3 ER: 3 SO: 6 BB: 2 IBB: 0 HBP: 1 BLK: 0 WP: 0 HR: 1 S: 36 P: 45 ERA: 4.50 WHIP: 1.500															<b>PITCHER</b>				

Chicago White Sox @ Texas Rangers  
Arlington Stadium, Arlington, TX  
Tue May 27 1986, 8:05 PM EDT  
Att: 9,741 - Unknown

AB 34  
R 6  
H 11  
RBI 4  
BB 2  
SO 8  
LOB 17





Batter	1	2	3	4	5	6	7	8	9	AB	R	H	RBI	BB	SO	LOB	TOP								
Wayne Tolleson, S (1, 5) OBP: 0.359, SLG: 0.363	F7		1B E BB		4-3 1B BB		E 1B 1B		K	3	2	1	0	2	1	1									
Scott Bradley, L (1, 10) OBP: 0.400, SLG: 0.400	4-3		F8		4-3 1B BB		E4 1B			4	1	2	0	0	0	1									
Harold Baines, L (1, 9) OBP: 0.340, SLG: 0.453	4-3		E 1B		4-3		1-3			4	0	1	1	0	0	4									
Greg Walker, L (1, 3) OBP: 0.438, SLG: 0.632		K2-3	E4		K				K	4	0	0	0	0	3	1									
Carlton Fisk, R (1, 2) OBP: 0.284, SLG: 0.318	S 1B BB		K				F8		F3	3	0	0	0	1	1	2									
Bobby Bonilla, S (1, 8) OBP: 0.338, SLG: 0.326	S 1B				F6		3-1		F9	4	0	1	0	0	0	0									
Ron Kittle, R (1, 7) OBP: 0.260, SLG: 0.397	K				K		5-3			4	0	0	0	0	3	2									
Tim Hulett, R (1, 4) OBP: 0.310, SLG: 0.420	K				L5		6-3			4	0	1	0	0	1	2									
Ozzie Guillen, L (1, 6) Reid Nichols, R (9, PH) OBP: 0.261, SLG: 0.321 OBP: 0.208, SLG: 0.234			K				K		K	3	0	1	0	0	2	0									
					1B 4-3 1B					1	0	0	0	0	1	1									
<b>Inning Stats</b>	R: 0 E: 0 K: 0 S: 3	H: 0 LOB: 0 BB: 0 P: 3	R: 0 E: 0 K: 3 S: 10	H: 1 LOB: 2 BB: 1 P: 14	R: 1 E: 1 K: 2 S: 9	H: 1 LOB: 2 BB: 1 P: 13	R: 0 E: 0 K: 1 S: 5	H: 0 LOB: 0 BB: 0 P: 5	R: 2 E: 0 K: 1 S: 6	H: 2 LOB: 0 BB: 1 P: 10	R: 0 E: 0 K: 0 S: 3	H: 0 LOB: 0 BB: 0 P: 3	R: 0 E: 1 K: 1 S: 7	H: 2 LOB: 2 BB: 0 P: 7	R: 0 E: 0 K: 1 S: 5	H: 0 LOB: 0 BB: 0 P: 5	R: 0 E: 0 K: 3 S: 10	H: 1 LOB: 1 BB: 0 P: 10	1B: 6 2B: 0 3B: 1 HR: 0	SF: 0 SAC: 0 DP: 0 HBP: 0	WP: 0 PB: 1 SB: 2 CS: 0	PA: 37			
<b>PITCHER</b>	IP	WLS	BF	H	R	ER	SO	BB	IBB	HBP	BLK	WP	HR	S	P	ERA	WHIP								
Ed Correa, R (1, 1) ERA: 2.86	6.2	W	29	6	3	1	8	3	0	0	0	0	0	42	54	1.35	1.350								
Mitch Williams, L (7, 1) ERA: 1.66	2.1	S	8	1	0	0	4	0	0	0	0	0	0	16	16	0.00	0.429								

Chicago White Sox @ Texas Rangers  
Arlington Stadium, Arlington, TX  
Wed May 28 1986, 8:05 PM EDT  
Att: 25,028 - Unknown

AB 34  
R 3  
H 7  
RBI 1  
BB 3  
SO 12  
LOB 14



Batter	1	2	3	4	5	6	7	8	9	AB	R	H	RBI	BB	SO	LOB	BOTTOM								
Oddibe McDowell, L (1, 8) OBP: 0.351, SLG: 0.424	K		1-3		K		F8			4	0	0	0	0	2	2									
Scott Fletcher, R (1, 6) OBP: 0.376, SLG: 0.397	K				F9		2B BB		PB 3-1 1B	3	1	1	0	1	1	0									
Pete O'Brien, L (1, 3) OBP: 0.398, SLG: 0.526	K				1-3		1B 2B		3-1	4	1	1	2	0	1	1									
Pete Incaviglia, R (1, 10) OBP: 0.340, SLG: 0.551	K				1B 2B		2H 1B		F9	4	1	2	1	0	1	1									
Gary Ward, R (1, 7) OBP: 0.352, SLG: 0.354	K				E WP 1B		K		FC3-6 1B	4	1	2	1	0	2	1									
George Wright, S (1, 9) OBP: 0.197, SLG: 0.293	K				F7		F9		FC3-6 CS	4	0	0	0	0	1	1									
Steve Buechele, R (1, 5) OBP: 0.281, SLG: 0.450	K				K		F8		1B	4	1	2	1	0	1	0									
Orlando Mercado, R (1, 2) OBP: 0.263, SLG: 0.176	F7				F6		F6		F6	4	0	1	0	0	0	1									
Curtis Wilkerson, S (1, 4) OBP: 0.247, SLG: 0.247					S 2B 1B		5-3			3	1	2	0	0	0	1									
<b>Inning Stats</b>	R: 0 E: 0 K: 3 S: 9	H: 0 LOB: 0 BB: 0 P: 9	R: 0 E: 0 K: 3 S: 9	H: 0 LOB: 0 BB: 0 P: 9	R: 0 E: 0 K: 1 S: 6	H: 1 LOB: 1 BB: 0 P: 6	R: 2 E: 1 K: 0 S: 5	H: 2 LOB: 0 BB: 0 P: 5	R: 4 E: 0 K: 2 S: 11	H: 4 LOB: 1 BB: 1 P: 15	R: 0 E: 0 K: 0 S: 4	H: 1 LOB: 1 BB: 0 P: 4	R: 0 E: 0 K: 0 S: 4	H: 1 LOB: 1 BB: 0 P: 4	R: 0 E: 0 K: 0 S: 4	H: 2 LOB: 1 BB: 0 P: 4	R: 0 E: 0 K: 0 S: 4	H: 2 LOB: 1 BB: 0 P: 4	1B: 8 2B: 2 3B: 0 HR: 1	SF: 0 SAC: 0 DP: 0 HBP: 0	WP: 1 PB: 1 SB: 1 CS: 1	PA: 35			
<b>PITCHER</b>	IP	WLS	BF	H	R	ER	SO	BB	IBB	HBP	BLK	WP	HR	S	P	ERA	WHIP								
Joe Cowley, R (1, 1) ERA: 6.91	4.2	L	21	6	6	5	8	1	0	0	0	0	0	10	10	0.00	1.800								
Gene Nelson, R (5, 1) ERA: 2.16	1.2		8	3	0	0	1	0	0	0	0	0	0	10	10	0.00	1.800								
Joel McKeon, L (7, 1) ERA: 0.93	0.1		1	0	0	0	0	0	0	0	0	0	0	1	1	0.00	0.000								
Bill Dawley, R (7, 1) ERA: 2.63	1.1		5	2	0	0	0	0	0	0	0	0	0	5	5	0.00	1.500								

Chicago White Sox @ Texas Rangers  
Arlington Stadium, Arlington, TX  
Wed May 28 1986, 8:05 PM EDT  
Att: 25,028 - Unknown

AB 34  
R 6  
H 11  
RBI 5  
BB 1  
SO 9  
LOB 8





Batter	1	2	3	4	5	6	7	8	9	AB	R	H	RBI	BB	SO	LOB	TOP			
<b>John Cangelosi, S</b> OBP: 0.386, SLG: 0.281										3	0	2	0	1	1	0	<b>Chicago White Sox @ Toronto Blue Jays</b> Exhibition Stadium, Toronto, ON Fri May 30 1986, 7:05 PM EDT Att: 31,125 - Unknown			
<b>Scott Bradley, L</b> OBP: 0.333, SLG: 0.250										3	0	0	0	0	2					
<b>Harold Baines, L</b> OBP: 0.339, SLG: 0.455										4	0	1	0	0	1					
<b>Greg Walker, L</b> OBP: 0.430, SLG: 0.613										4	0	1	0	0	2					
<b>Carlton Fisk, R</b> OBP: 0.290, SLG: 0.316										1	0	0	0	2	2					
<b>Ron Kittle, R</b> OBP: 0.255, SLG: 0.388										3	0	0	0	0	3					
<b>Tim Lincecum, R</b> OBP: 0.302, SLG: 0.410										3	0	0	0	1	2					
<b>Ozzie Guillen, L</b> OBP: 0.255, SLG: 0.314										3	0	0	0	0	0					
<b>Wayne Tolleson, S</b> OBP: 0.353, SLG: 0.356										3	0	0	0	3	0					
<b>Inning Stats</b>	R: 0 E: 0 K: 0 S: 3	H: 1 LOB: 0 BB: 0 P: 3	R: 0 E: 0 K: 0 S: 2	H: 0 LOB: 0 BB: 1 P: 6	R: 0 E: 0 K: 2 S: 7	H: 0 LOB: 0 BB: 0 P: 7	R: 0 E: 0 K: 0 S: 3	H: 0 LOB: 0 BB: 0 P: 3	R: 0 E: 0 K: 1 S: 5	H: 1 LOB: 0 BB: 0 P: 5	R: 0 E: 0 K: 0 S: 4	H: 1 LOB: 2 BB: 1 P: 8	R: 0 E: 0 K: 2 S: 7	H: 0 LOB: 0 BB: 0 P: 7	R: 0 E: 0 K: 0 S: 3	H: 0 LOB: 0 BB: 0 P: 3	1B: 3 2B: 2 3B: 0 HR: 0	SF: 0 SAC: 0 DP: 2 HBP: 1	WP: 0 PB: 0 CS: 2	PA: 31
<b>PITCHER</b> <b>Dave Stieb, R</b> ERA: 5.91	IP: 9.0 WLS: W BF: 31 H: 4 R: 0 ER: 0 SO: 5 BB: 3 IBB: 0 HBP: 1 BLK: 0 WP: 0 HR: 0 S: 37 P: 50 ERA: 0.00 WHIP: 0.778															<b>PITCHER</b>				

Batter	1	2	3	4	5	6	7	8	9	AB	R	H	RBI	BB	SO	LOB	BOTTOM			
<b>Damaso Garcia, R</b> OBP: 0.308, SLG: 0.319										4	1	2	0	0	2		<b>Chicago White Sox @ Toronto Blue Jays</b> Exhibition Stadium, Toronto, ON Fri May 30 1986, 7:05 PM EDT Att: 31,125 - Unknown			
<b>Rance Mulliniks, L</b> OBP: 0.333, SLG: 0.391										4	1	1	3	0	1					
<b>Lloyd Moseby, L</b> OBP: 0.382, SLG: 0.459										3	1	1	0	1	1	0				
<b>George Bell, R</b> OBP: 0.372, SLG: 0.533										4	1	2	0	0	0					
<b>Cliff Johnson, R</b> OBP: 0.400, SLG: 0.508										1	0	1	1	0	0	0				
<b>Kelly Gruber, R</b> OBP: 0.196, SLG: 0.341										2	0	0	0	1	0	1				
<b>Rick Leach, L</b> OBP: 0.357, SLG: 0.500										4	1	2	1	0	1					
<b>Jesse Barfield, R</b> OBP: 0.328, SLG: 0.511										2	0	0	0	2	2	0				
<b>Ernie Whitt, L</b> OBP: 0.277, SLG: 0.360										3	0	0	0	1	0	2				
<b>Tony Fernandez, S</b> OBP: 0.309, SLG: 0.339										3	1	0	0	1	2	2				
<b>Inning Stats</b>	R: 2 E: 0 K: 0 S: 4	H: 2 LOB: 1 BB: 1 P: 8	R: 0 E: 0 K: 0 S: 3	H: 0 LOB: 2 BB: 2 P: 11	R: 0 E: 0 K: 0 S: 4	H: 2 LOB: 1 BB: 0 P: 4	R: 4 E: 0 K: 2 S: 10	H: 3 LOB: 0 BB: 1 P: 14	R: 0 E: 0 K: 0 S: 4	H: 1 LOB: 2 BB: 1 P: 8	R: 0 E: 0 K: 1 S: 5	H: 1 LOB: 0 BB: 0 P: 5	R: 0 E: 0 K: 0 S: 3	H: 0 LOB: 1 BB: 1 P: 7	R: 0 E: 0 K: 2 S: 7	H: 0 LOB: 0 BB: 0 P: 7	1B: 4 2B: 2 3B: 1 HR: 2	SF: 0 SAC: 0 DP: 1 HBP: 0	WP: 2 PB: 0 CS: 0	PA: 36
<b>PITCHER</b> <b>Joel Davis, R</b> ERA: 3.57	IP: 3.2 WLS: L BF: 20 H: 7 R: 6 ER: 6 SO: 1 BB: 4 IBB: 0 HBP: 0 BLK: 0 WP: 1 HR: 2 S: 18 P: 34 ERA: 14.73 WHIP: 3.000															<b>PITCHER</b>				
<b>Dave Schmidt, R</b> ERA: 5.59	IP: 4.1 WLS: L BF: 12 H: 2 R: 0 ER: 0 SO: 2 BB: 2 IBB: 0 HBP: 0 BLK: 0 WP: 0 HR: 0 S: 14 P: 22 ERA: 0.00 WHIP: 1.333															<b>PITCHER</b>				
<b>Bryan Clark, L</b> ERA: 5.14	IP: 7.1 WLS: L BF: 4 H: 0 R: 0 ER: 0 SO: 2 BB: 0 IBB: 0 HBP: 0 BLK: 0 WP: 0 HR: 0 S: 8 P: 8 ERA: 0.00 WHIP: 0.000															<b>PITCHER</b>				

AB 27  
R 0  
H 4  
RBI 0  
BB 3  
SO 5  
LOB 12



AB 30  
R 6  
H 9  
RBI 5  
BB 6  
SO 5  
LOB 9





Batter	1	2	3	4	5	6	7	8	9	10	11	AB	R	H	RBI	BB	SO	LOB	TOP				
John Cangelosi, S OBP: 0.361, SLG: 0.279	G6-3 1B			L3		B3			F6		4-3	5	0	1	0	0	0	0					
Ozzie Guillen, L OBP: 0.247, SLG: 0.303	G6-3 1-2f			K		F6			6-3		4-3	5	0	0	0	0	1	1					
Harold Baines, L OBP: 0.335, SLG: 0.464	F8			4-3			K				4-3	5	1	1	1	0	1	0					
Greg Walker, L OBP: 0.423, SLG: 0.595	G4-6-3 1B					F8		4-3			F8	4	0	1	0	0	0	0					
Scott Bradley, L OBP: 0.303, SLG: 0.250 Reid Nichols, R OBP: 0.208, SLG: 0.234	G4-6-3 1-2f			F6		F8					6-3 1B 1B	4	0	1	0	0	0	1					
Ron Kittle, R OBP: 0.255, SLG: 0.384	K			G3					F8		6-3 1B	4	0	1	0	0	1	0					
Tim Hulett, R OBP: 0.308, SLG: 0.421				F9							6-3	4	1	2	0	0	0	2					
Joel Skinner, R OBP: 0.225, SLG: 0.258 Bobby Bonilla, S OBP: 0.336, SLG: 0.323 Carlton Fisk, R OBP: 0.290, SLG: 0.316	F8			F8					K		1-2 2-3 K	3	1	1	2	0	1	1					
Julio Cruz, S OBP: 0.309, SLG: 0.350 Jerry Hairston, S OBP: 0.309, SLG: 0.350 Wayne Tolleson, S OBP: 0.351, SLG: 0.354	F9			F9		G3			F4		K	1	0	0	0	0	1	3					
<b>Inning Stats</b>	R: 0 E: 0 K: 0 S: 3	H: 1 LOB: 0 BB: 0 P: 3	R: 0 E: 0 K: 1 S: 5	H: 1 LOB: 0 BB: 0 P: 5	R: 0 E: 0 K: 0 S: 3	H: 0 LOB: 0 BB: 0 P: 3	R: 0 E: 0 K: 1 S: 5	H: 0 LOB: 0 BB: 0 P: 5	R: 0 E: 0 K: 0 S: 5	H: 0 LOB: 0 BB: 0 P: 5	R: 0 E: 0 K: 1 S: 6	H: 1 LOB: 1 BB: 0 P: 6	R: 1 E: 0 K: 0 S: 4	H: 1 LOB: 0 BB: 0 P: 4	R: 0 E: 0 K: 2 S: 9	H: 2 LOB: 3 BB: 0 P: 9	R: 0 E: 0 K: 0 S: 3	H: 0 LOB: 0 BB: 0 P: 3	1B: 5 2B: 1 3B: 0 HR: 2	SF: 0 SAC: 0 DP: 2 HBP: 0	WP: 0 SB: 0 CS: 0	PA: 39	
<b>PITCHER</b>	IP 9.0	WLS 3	BF 31	H 6	R 3	ER 3	SO 4	BB 0	IBB 0	HBP 0	BLK 0	WP 0	HR 2	S 39	P 39	ERA 3.00	WHIP 0.667						
Doyle Alexander, R ERA: 4.42																							
Mark Eichhorn, R ERA: 1.0	0.1	3	2	0	0	0	0	0	0	0	0	0	0	3	3	0.00	6.000						
Tom Henke, R ERA: 6.29	1.2	W	5	0	0	0	2	0	0	0	0	0	0	9	9	0.00	0.000						

Chicago White Sox @ Toronto Blue Jays  
Exhibition Stadium, Toronto, ON  
Sat May 31 1986, 3:33 AM EDT  
Att: 40,145 - Unknown

AB	39
R	3
H	8
RBI	3
BB	0
SO	6
LOB	12



Batter	1	2	3	4	5	6	7	8	9	10	11	AB	R	H	RBI	BB	SO	LOB	BOTTOM				
Damaso Garcia, R OBP: 0.302, SLG: 0.311	5-3	G3		SF7		1B BB		F3			F9	4	0	0	1	1	0	4					
Rance Mulliniks, L OBP: 0.340, SLG: 0.391	HR 1B			F7	1-3				F7		2B BB	5	1	2	0	1	0	0					
Lloyd Moseby, L OBP: 0.386, SLG: 0.477	HR			BB 1B BB		4-3		F8			F7	5	1	2	3	1	0	2					
George Bell, R OBP: 0.373, SLG: 0.530	F9			F8		WP BB 1B		6-4 4-3 1B			F8	5	0	2	0	0	0	1					
Rick Leach, L OBP: 0.344, SLG: 0.474	6-3			BB 1B		K		4-3			F7	5	0	1	0	0	1	2					
Jesse Barfield, R OBP: 0.335, SLG: 0.506				CS BB		WP BB		6-4			F3	2	0	0	0	3	0	1					
Ernie Whitt, L OBP: 0.264, SLG: 0.340	F9			F2		3-1					G3	5	0	0	0	0	0	6					
Garth Iorg, R OBP: 0.319, SLG: 0.294	1B 1-2			SH4-3 SF7 2B		F9		K			SH1-3 2B 1B	5	2	3	0	0	1	0					
Tony Fernandez, S OBP: 0.314, SLG: 0.344	1-3 1B			SH4-3		G3					SH1-3	3	0	2	0	0	0	0					
<b>Inning Stats</b>	R: 2 E: 0 K: 0 S: 5	H: 2 LOB: 0 BB: 0 P: 5	R: 0 E: 0 K: 0 S: 4	H: 2 LOB: 2 BB: 1 P: 8	R: 0 E: 0 K: 0 S: 4	H: 1 LOB: 3 BB: 12 P: 12	R: 1 E: 0 K: 0 S: 4	H: 1 LOB: 0 BB: 0 P: 4	R: 0 E: 0 K: 1 S: 6	H: 1 LOB: 1 BB: 0 P: 6	R: 0 E: 0 K: 0 S: 3	H: 0 LOB: 0 BB: 0 P: 3	R: 0 E: 0 K: 0 S: 3	H: 0 LOB: 0 BB: 0 P: 3	R: 1 E: 0 K: 0 S: 4	H: 2 LOB: 2 BB: 1 P: 8	1B: 9 2B: 3 3B: 0 HR: 1	SF: 1 SAC: 2 DP: 1 HBP: 0	WP: 1 SB: 0 CS: 0	PA: 48			
<b>PITCHER</b>	IP 5.2	WLS 3	BF 29	H 8	R 3	ER 3	SO 1	BB 5	IBB 0	HBP 0	BLK 0	WP 1	HR 1	S 26	P 46	ERA 4.76	WHIP 2.294						
Neil Allen, R ERA: 4.95																							
Joel McKeon, L ERA: 0.87	0.2	3	1	0	0	0	0	0	0	0	0	0	0	3	3	0.00	1.500						
Gene Nelson, R ERA: 2.15	4.1	L	16	3	1	1	1	1	0	0	0	0	0	17	21	2.08	0.923						

Chicago White Sox @ Toronto Blue Jays  
Exhibition Stadium, Toronto, ON  
Sat May 31 1986, 3:33 AM EDT  
Att: 40,145 - Unknown

AB	39
R	4
H	12
RBI	4
BB	6
SO	2
LOB	16













Batter	1	2	3	4	5	6	7	8	9	AB	R	H	RBI	BB	SO	LOB	TOP										
<b>Oddibe McDowell, L</b> OBP: 0.348, SLG: 0.413										3	1	1	0	1	0	0											
<b>Scott Fletcher, R</b> OBP: 0.359, SLG: 0.367										3	1	1	0	1	0	0											
<b>Pete O'Brien, L</b> OBP: 0.388, SLG: 0.503										2	0	0	1	1	0	1											
<b>Pete Incaviglia, R</b> OBP: 0.328, SLG: 0.516										4	1	2	1	0	1	1											
<b>Gary Ward, R</b> OBP: 0.349, SLG: 0.348										3	0	1	2	0	1	2											
<b>Ruben Sierra, S</b> OBP: 0.250, SLG: 0.545										4	0	0	0	0	1	3											
<b>Darrell Porter, L</b> OBP: 0.360, SLG: 0.530										1	0	0	0	1	0	0											
<b>Orlando Mercado, R</b> OBP: 0.258, SLG: 0.207										2	0	0	0	0	1	0											
<b>Steve Buechele, R</b> OBP: 0.292, SLG: 0.448										4	0	0	0	0	3	2											
<b>Curtis Wilkerson, S</b> OBP: 0.260, SLG: 0.263										3	1	0	0	1	1	0											
<b>Inning Stats</b>	R: 0 E: 0 K: 0 S: 4	H: 2 LOB: 2 BB: 1 P: 8	R: 0 E: 0 K: 0 S: 3	H: 0 LOB: 0 BB: 0 P: 3	R: 4 E: 0 K: 1 S: 8	H: 3 LOB: 2 BB: 3 P: 20	R: 0 E: 0 K: 1 S: 5	H: 0 LOB: 0 BB: 0 P: 5	R: 0 E: 0 K: 1 S: 2	H: 0 LOB: 1 BB: 1 P: 7	R: 0 E: 0 K: 1 S: 5	H: 0 LOB: 0 BB: 0 P: 5	R: 0 E: 0 K: 3 S: 9	H: 0 LOB: 0 BB: 0 P: 9	R: 0 E: 0 K: 3 S: 7	H: 0 LOB: 0 BB: 0 P: 7	1B: 4 2B: 1 3B: 0 HR: 0	SF: 1 SAC: 0 DP: 1 HBP: 1	WP: 1 PB: 0 SB: 0 CS: 1	PA: 36							
<b>PITCHER</b>	IP	WLS	BF	H	R	ER	SO	BB	IBB	HBP	BLK	WP	HR	S	P	ERA	WHIP										
<b>Joel Davis, R</b> ERA: 3.97	2.1	L	14	5	4	4	0	3	0	0	0	0	0	11	23	15.43	3.429										
<b>Dave Schmidt, R</b> ERA: 4.99	3.2		13	0	0	0	3	2	0	1	0	1	0	16	25	0.00	0.545										
<b>Bryan Clark, L</b> ERA: 4.5	1.0		3	0	0	0	0	0	0	0	0	0	0	3	3	0.00	0.000										
<b>Bill Dawley, R</b> ERA: 2.45	2.0		6	0	0	0	5	0	0	0	0	0	0	16	16	0.00	0.000										

Texas Rangers @ Chicago White Sox  
Comiskey Park, Chicago, IL  
Tue Jun 03 1986, 8:05 PM EDT  
Att: 15,556 - Unknown

AB 29  
R 4  
H 5  
RBI 4  
BB 5  
SO 8  
LOB 9



Batter	1	2	3	4	5	6	7	8	9	AB	R	H	RBI	BB	SO	LOB	BOTTOM										
<b>John Cangelosi, S</b> OBP: 0.358, SLG: 0.269										3	0	0	0	1	0	3											
<b>Carlton Fisk, R</b> OBP: 0.273, SLG: 0.295										4	0	0	0	0	1	1											
<b>Harold Baines, L</b> OBP: 0.330, SLG: 0.451										4	0	2	0	0	1	0											
<b>Greg Walker, L</b> OBP: 0.406, SLG: 0.587										3	0	0	0	1	0	1											
<b>Scott Bradley, L</b> OBP: 0.375, SLG: 0.286										2	1	1	0	1	0	2											
<b>Reid Nichols, R</b> OBP: 0.226, SLG: 0.220										0	0	0	0	1	0	0											
<b>Julio Cruz, S</b> OBP: 0.244, SLG: 0.139										0	0	0	0	0	0	0											
<b>Ron Kittle, R</b> OBP: 0.250, SLG: 0.365										3	0	0	0	1	2	4											
<b>Tim Lincecum, R</b> OBP: 0.322, SLG: 0.418										4	0	1	0	0	2	2											
<b>Ozzie Guillen, L</b> OBP: 0.237, SLG: 0.291										3	0	0	0	0	0	3											
<b>Jerry Hairston, S</b> OBP: 0.311, SLG: 0.354										1	0	0	0	0	1	1											
<b>Wayne Tolleson, S</b> OBP: 0.352, SLG: 0.374										2	0	0	1	1	1	0											
<b>Inning Stats</b>	R: 0 E: 0 K: 0 S: 2	H: 0 LOB: 0 BB: 1 P: 6	R: 0 E: 0 K: 0 S: 4	H: 1 LOB: 3 BB: 3 P: 16	R: 0 E: 0 K: 0 S: 4	H: 1 LOB: 2 BB: 1 P: 8	R: 0 E: 0 K: 0 S: 3	H: 0 LOB: 0 BB: 0 P: 3	R: 0 E: 0 K: 1 S: 6	H: 1 LOB: 1 BB: 0 P: 6	R: 0 E: 0 K: 2 S: 7	H: 1 LOB: 0 BB: 0 P: 7	R: 0 E: 0 K: 1 S: 5	H: 0 LOB: 0 BB: 0 P: 5	R: 0 E: 0 K: 3 S: 9	H: 0 LOB: 1 BB: 1 P: 13	1B: 4 2B: 1 3B: 0 HR: 0	SF: 0 SAC: 0 DP: 1 HBP: 0	WP: 1 PB: 0 SB: 0 CS: 2	PA: 35							
<b>PITCHER</b>	IP	WLS	BF	H	R	ER	SO	BB	IBB	HBP	BLK	WP	HR	S	P	ERA	WHIP										
<b>Ed Correa, R</b> ERA: 2.7	7.0	W	28	4	1	1	4	5	0	0	0	0	0	31	51	1.29	1.286										
<b>Mitch Williams, L</b> ERA: 1.93	2.0	S	7	0	0	0	4	1	0	0	0	0	0	14	18	0.00	0.500										

Texas Rangers @ Chicago White Sox  
Comiskey Park, Chicago, IL  
Tue Jun 03 1986, 8:05 PM EDT  
Att: 15,556 - Unknown

AB 29  
R 1  
H 4  
RBI 1  
BB 6  
SO 8  
LOB 17





Batter	1	2	3	4	5	6	7	8	9	AB	R	H	RBI	BB	SO	LOB	TOP										
<b>Oddibe McDowell, L</b> (1, 8) OBP: 0.354, SLG: 0.432	F8		F7 4-3 HR 1B		1B S BB 1-2		4-3		HR	4	2	2	1	1	0	0	<b>Texas Rangers @ Chicago White Sox</b> Comiskey Park, Chicago, IL Wed Jun 04 1986, 8:05 PM EDT Att: 12,634 - Unknown										
<b>Scott Fletcher, R</b> (1, 6) OBP: 0.354, SLG: 0.361	6-3		4-3		1B		L4		F7	5	0	1	0	0	0	1											
<b>Pete O'Brien, L</b> (1, 3) OBP: 0.380, SLG: 0.492	4-3		F7		F4		K			4	0	0	0	0	1	3											
<b>Pete Incaviglia, R</b> (1, 10) OBP: 0.326, SLG: 0.527		K	HR		F2				F7	4	1	1	2	0	1	2											
<b>Gary Ward, R</b> (1, 7) OBP: 0.352, SLG: 0.358	F7		L6			4-3 6-3 2B			FC6-4 1B	4	1	2	0	0	0	0											
<b>Ruben Sierra, S</b> (1, 9) OBP: 0.250, SLG: 0.667		HR			4-3				FC6-4 1B	4	1	1	1	0	0	2											
<b>Steve Buechele, R</b> (1, 5) OBP: 0.304, SLG: 0.449		1B			G5-4-3 BB				L9	2	0	1	0	2	0	1											
<b>Orlando Mercado, R</b> (1, 2) OBP: 0.257, SLG: 0.212		FC6-4 1B			G5-4-3				6-3	4	0	1	1	0	0	2											
<b>Curtis Wilkerson, S</b> (1, 4) OBP: 0.280, SLG: 0.263		FC6-4							1-3	4	0	1	0	0	1	3											
<b>Inning Stats</b>	R: 0 E: 0 K: 0 S: 3	H: 0 LOB: 0 BB: 0 P: 3	R: 1 E: 0 K: 1 S: 8	H: 3 LOB: 2 BB: 0 P: 8	R: 2 E: 0 K: 0 S: 5	H: 2 LOB: 0 BB: 0 P: 5	R: 0 E: 0 K: 0 S: 2	H: 0 LOB: 0 BB: 1 P: 6	R: 0 E: 0 K: 0 S: 4	H: 2 LOB: 2 BB: 1 P: 8	R: 1 E: 0 K: 1 S: 4	H: 1 LOB: 1 BB: 1 P: 8	R: 0 E: 0 K: 1 S: 5	H: 0 LOB: 0 BB: 0 P: 5	R: 0 E: 0 K: 0 S: 4	H: 1 LOB: 1 BB: 0 P: 4	R: 1 E: 0 K: 1 S: 6	H: 1 LOB: 0 BB: 0 P: 6	1B: 6 2B: 1 3B: 0 HR: 3	SF: 0 SAC: 0 DP: 1 HBP: 0	WP: 0 PB: 0 SB: 2 CS: 1	PA: 38					
<b>PITCHER</b>	IP	WLS	BF	H	R	ER	SO	BB	IBB	HBP	BLK	WP	HR	S	P	ERA	WHIP										
<b>Tom Seaver, R</b> (1, 1) ERA: 3.91	4.1	L	20	7	3	3	1	2	0	0	0	0	2	20	28	6.23	2.077										
<b>Gene Nelson, R</b> (5, 1) ERA: 2.27	1.2		7	1	1	1	0	1	0	0	0	0	0	6	10	5.40	1.200										
<b>Joel McKeon, L</b> (7, 1) ERA: 0.77	1.0		3	0	0	0	1	0	0	0	0	0	0	5	5	0.00	0.000										
<b>Bill Dawley, R</b> (8, 1) ERA: 2.37	1.0		4	1	0	0	0	0	0	0	0	0	0	4	4	0.00	1.000										
<b>Bob James, R</b> (9, 1) ERA: 6.46	1.0		4	1	1	1	1	0	0	0	0	0	1	6	6	9.00	1.000										
<b>Batter</b>	<b>1</b>	<b>2</b>	<b>3</b>	<b>4</b>	<b>5</b>	<b>6</b>	<b>7</b>	<b>8</b>	<b>9</b>	<b>AB</b>	<b>R</b>	<b>H</b>	<b>RBI</b>	<b>BB</b>	<b>SO</b>	<b>LOB</b>	<b>BOTTOM</b>										
<b>John Cangelosi, S</b> (1, 8) OBP: 0.354, SLG: 0.262	K					FC5-4			K	4	0	0	0	1	3	3	<b>Texas Rangers @ Chicago White Sox</b> Comiskey Park, Chicago, IL Wed Jun 04 1986, 8:05 PM EDT Att: 12,634 - Unknown										
<b>Wayne Tolleson, S</b> (1, 5) OBP: 0.343, SLG: 0.364	6-3		4-3		L6				F7	5	0	0	0	0	1	3											
<b>Harold Baines, L</b> (1, 9) OBP: 0.333, SLG: 0.457	WP		6-3		BB				G3	4	0	2	0	0	0	0											
<b>Greg Walker, L</b> (1, 3) OBP: 0.391, SLG: 0.563	K		G3		L8				4-3	4	0	0	0	0	1	2											
<b>Jerry Hairston, S</b> (1, 10) OBP: 0.321, SLG: 0.343		WP	F8		BB				K	2	1	0	0	2	1	0											
<b>Ron Kittle, R</b> (1, 7) OBP: 0.256, SLG: 0.360	K				BB				K	2	0	0	0	2	2	1											
<b>Ozzie Guillen, L</b> (1, 6) OBP: 0.233, SLG: 0.286					F9				F9	3	0	0	0	0	0	5											
<b>Tim Lulett, R</b> (6, PH) OBP: 0.319, SLG: 0.415	F7				F7					1	0	0	0	0	0	0											
<b>Joel Skinner, R</b> (1, 2) OBP: 0.253, SLG: 0.297		WP			K				K	4	1	2	1	0	2	1											
<b>Julio Cruz, S</b> (1, 4) OBP: 0.267, SLG: 0.154		2H							L5	3	0	1	1	1	0	1											
<b>Inning Stats</b>	R: 0 E: 0 K: 2 S: 8	H: 1 LOB: 1 BB: 0 P: 8	R: 2 E: 0 K: 1 S: 7	H: 2 LOB: 2 BB: 2 P: 15	R: 0 E: 0 K: 0 S: 3	H: 0 LOB: 0 BB: 0 P: 3	R: 0 E: 0 K: 2 S: 7	H: 0 LOB: 2 BB: 2 P: 15	R: 0 E: 0 K: 0 S: 4	H: 1 LOB: 3 BB: 2 P: 12	R: 0 E: 0 K: 1 S: 6	H: 1 LOB: 1 BB: 0 P: 6	R: 0 E: 0 K: 1 S: 5	H: 0 LOB: 0 BB: 0 P: 5	R: 0 E: 0 K: 2 S: 7	H: 0 LOB: 0 BB: 0 P: 7	R: 0 E: 0 K: 1 S: 5	H: 0 LOB: 0 BB: 0 P: 5	1B: 3 2B: 2 3B: 0 HR: 0	SF: 0 SAC: 0 DP: 0 HBP: 0	WP: 3 PB: 0 SB: 2 CS: 0	PA: 38					
<b>PITCHER</b>	IP	WLS	BF	H	R	ER	SO	BB	IBB	HBP	BLK	WP	HR	S	P	ERA	WHIP										
<b>Bobby Witt, R</b> (1, 1) ERA: 5.73	5.0	W	25	4	2	2	5	6	0	0	0	0	0	29	53	3.60	2.000										
<b>Mickey Mahler, L</b> (6, 1) ERA: 2.94	4.0	S	13	1	0	0	5	0	0	0	0	0	0	23	23	0.00	0.250										



Batter	1	2	3	4	5	6	7	8	9	AB	R	H	RBI	BB	SO	LOB	TOP								
Tony Phillips, S OBP: 0.389, SLG: 0.368 (1, 5)	L8	4-3			F9		F7		1B	5	1	2	0	0	4		Oakland Athletics @ Chicago White Sox Comiskey Park, Chicago, IL Thu Jun 05 1986, 8:05 PM EDT Att: 13,761 - Unknown								
Donnie Hill, S OBP: 0.369, SLG: 0.429 (1, 4)	3-1		6-3		1B				1B	5	1	3	0	0	0										
Bruce Bochte, L OBP: 0.355, SLG: 0.377 (1, 3)	1B		G3		4-3				L4	5	0	2	2	0	3										
Jose Canseco, R OBP: 0.369, SLG: 0.547 (1, 9)	1B		F6				F8		F8	4	0	1	1	0	0	1									
Dave Kingman, R OBP: 0.247, SLG: 0.420 (1, 10)	F3			6-3			F7		5-3	5	0	0	0	0	4										
Dusty Baker Jr., R OBP: 0.267, SLG: 0.260 (1, 7)		5-3		F8			F8		2B	3	1	0	0	1	0	0									
Alfredo Griffin, S OBP: 0.350, SLG: 0.368 (1, 6)			6-3				WP		F5	4	0	2	0	0	0	1									
Bill Bathe, R OBP: 0.202, SLG: 0.370 (9, PH)		2B			1-3		F8		1B	2	0	0	0	1	0	1									
Jerry Willard, L OBP: 0.236, SLG: 0.217 (9, PH)		BB							2B	1	1	1	0	0	0	0									
Stan Javier, S OBP: 0.315, SLG: 0.267 (1, 8)		2B					K		1B	2	1	1	0	2	1	1									
<b>Inning Stats</b>	R: 0 E: 0 K: 0 S: 5	H: 2 LOB: 2 BB: 0 P: 5	R: 0 E: 0 K: 0 S: 4	H: 2 LOB: 2 BB: 1 P: 8	R: 0 E: 0 K: 0 S: 3	H: 0 LOB: 0 BB: 0 P: 3	R: 0 E: 0 K: 0 S: 3	H: 0 LOB: 0 BB: 0 P: 3	R: 0 E: 0 K: 0 S: 4	H: 1 LOB: 2 BB: 1 P: 8	R: 0 E: 0 K: 0 S: 3	H: 0 LOB: 0 BB: 0 P: 3	R: 0 E: 0 K: 1 S: 6	H: 1 LOB: 1 BB: 0 P: 6	R: 0 E: 0 K: 0 S: 4	H: 1 LOB: 1 BB: 0 P: 4	R: 5 E: 0 K: 0 S: 7	H: 4 LOB: 1 BB: 2 P: 15	1B: 7 2B: 4 3B: 0 HR: 0	SF: 1 SAC: 0 DP: 0 HBP: 0	WP: 1 PB: 0 SB: 0 CS: 0	PA: 41			
<b>PITCHER</b>	IP	WLS	BF	H	R	ER	SO	BB	IBB	HBP	BLK	WP	HR	S	P	ERA	WHIP								
Neil Allen, R ERA: 5.03 (1, 1)	8.1	W	39	11	5	5	1	4	0	0	0	1	0	37	53	5.40	1.800								
Bob James, R ERA: 6.32 (9, 1)	0.2		2	0	0	0	0	0	0	0	0	0	0	2	2	0.00	0.000								

AB	36
R	5
H	11
RBI	5
BB	4
SO	1
LOB	15



Batter	1	2	3	4	5	6	7	8	9	AB	R	H	RBI	BB	SO	LOB	BOTTOM								
John Cangelosi, S OBP: 0.360, SLG: 0.268 (1, 8)	S	1B		E6		1B	F8			4	2	2	0	1	0	0	Oakland Athletics @ Chicago White Sox Comiskey Park, Chicago, IL Thu Jun 05 1986, 8:05 PM EDT Att: 13,761 - Unknown								
Tim Hulett, R OBP: 0.315, SLG: 0.410 (1, 5)	5-3	SF9		F7		1B	F8			4	1	1	1	0	0	2									
Harold Baines, L OBP: 0.336, SLG: 0.460 (8, 7)	SF8			6-3		1B				3	1	2	4	0	0	1									
Wayne Tolleson, S OBP: 0.346, SLG: 0.373 (1, 3)	2H	1B				1B				1	0	1	0	0	0	0									
Greg Walker, L OBP: 0.409, SLG: 0.596 (1, 3)	HR	BB				1B			F7	3	1	2	1	2	0	1									
Bobby Bonilla, S OBP: 0.331, SLG: 0.319 (8, 9)	1B	F7				1B	WP		5-3	5	1	2	2	0	1	5									
Ron Kittle, R OBP: 0.254, SLG: 0.351 (1, 10)	F8					1B	1B		F6	4	0	0	0	1	1	3									
Ozzie Guillen, L OBP: 0.233, SLG: 0.285 (1, 6)		K		E3		1B				4	0	1	1	0	1	2									
Joel Skinner, R OBP: 0.253, SLG: 0.295 (1, 2)		1B		F8		1-3	F5			4	1	1	0	0	0	4									
Julio Cruz, S OBP: 0.286, SLG: 0.167 (1, 4)		SF9		4-3		1B	4-3			3	2	1	0	1	0	0									
<b>Inning Stats</b>	R: 2 E: 0 K: 0 S: 6	H: 3 LOB: 1 BB: 0 P: 6	R: 2 E: 0 K: 1 S: 8	H: 3 LOB: 3 BB: 2 P: 16	R: 0 E: 1 K: 0 S: 3	H: 0 LOB: 0 BB: 0 P: 3	R: 0 E: 1 K: 0 S: 4	H: 0 LOB: 1 BB: 0 P: 4	R: 0 E: 0 K: 1 S: 6	H: 1 LOB: 2 BB: 1 P: 10	R: 5 E: 0 K: 1 S: 9	H: 5 LOB: 1 BB: 2 P: 17	R: 0 E: 0 K: 0 S: 3	H: 0 LOB: 0 BB: 0 P: 3	R: 0 E: 0 K: 0 S: 4	H: 1 LOB: 1 BB: 0 P: 4	R: 0 E: 0 K: 0 S: 4	H: 1 LOB: 1 BB: 0 P: 4	1B: 11 2B: 1 3B: 0 HR: 1	SF: 2 SAC: 0 DP: 0 HBP: 0	WP: 2 PB: 0 SB: 2 CS: 1	PA: 42			
<b>PITCHER</b>	IP	WLS	BF	H	R	ER	SO	BB	IBB	HBP	BLK	WP	HR	S	P	ERA	WHIP								
Moose Haas, R ERA: 2.98 (1, 1)	3.0	L	17	6	4	4	1	2	0	0	0	1	0	17	25	12.00	2.667								
Dave Stewart, R ERA: 6.04 (4, 1)	2.0		13	4	4	4	1	2	0	0	0	1	0	13	21	18.00	3.000								
Dave Leiper, L ERA: 6.75 (6, 1)	3.0		12	3	1	1	1	1	0	0	0	1	0	13	17	3.00	1.333								

AB	35
R	9
H	13
RBI	9
BB	5
SO	3
LOB	18





Batter	1	2	3	4	5	6	7	8	9	AB	R	H	RBI	BB	SO	LOB	TOP					
Tony Phillips, S (1, 5) OBP: 0.381, SLG: 0.359	3-1		F9		F9			E1 G3 1B	F7	5	1	0	0	0	0	2						
Donnie Hill, S (1, 4) OBP: 0.357, SLG: 0.413	4-3		4-3			1-3		G3		4	0	0	0	0	0	2						
Bruce Bochte, L (1, 3) OBP: 0.353, SLG: 0.373	4-3			K		F7		G6-4-3 2-H 1B		4	0	1	1	0	1	0						
Jose Canseco, R (1, 9) OBP: 0.375, SLG: 0.554				1B BB				G6-4-3 1-2		3	1	2	0	1	0	1						
Dave Kingman, R (1, 10) OBP: 0.247, SLG: 0.416		F8		1B 1-2 1B		K			6-3	4	0	1	0	0	1	2						
Dusty Baker Jr., R (1, 7) OBP: 0.275, SLG: 0.270		5-3		G6-4-3 1-3 2-H 1B			F9		1B 2B 1B	4	1	2	1	0	0	1						
Alfredo Griffin, S (1, 6) OBP: 0.352, SLG: 0.368		L5		G6-4-3 1-2				BB	2B 1B	3	1	1	0	1	0	3						
Bill Bathe, R (1, 2) OBP: 0.206, SLG: 0.368 Jerry Willard, L (9, PH) OBP: 0.321, SLG: 0.292				1B		F9			G3 1-H 2-H 2B	3	0	1	0	0	0	1						
Stan Javier, S (1, 8) OBP: 0.298, SLG: 0.250 Mike Davis, L (9, PH) OBP: 0.302, SLG: 0.412		L8				4-3			G3 2-3	3	0	0	0	0	0	2						
<b>Inning Stats</b>	R: 0 E: 0 K: 0 S: 3	H: 0 LOB: 0 BB: 0 P: 3	R: 0 E: 0 K: 0 S: 4	H: 1 LOB: 1 BB: 0 P: 4	R: 0 E: 0 K: 0 S: 4	H: 1 LOB: 1 BB: 0 P: 4	R: 1 E: 0 K: 1 S: 6	H: 2 LOB: 1 BB: 1 P: 10	R: 0 E: 0 K: 0 S: 3	H: 0 LOB: 0 BB: 0 P: 3	R: 0 E: 0 K: 0 S: 6	H: 1 LOB: 1 BB: 0 P: 6	R: 0 E: 0 K: 0 S: 3	H: 0 LOB: 1 BB: 1 P: 7	R: 1 E: 1 K: 0 S: 4	H: 1 LOB: 0 BB: 0 P: 4	R: 2 E: 0 K: 0 S: 6	H: 3 LOB: 1 BB: 0 P: 6	1B: 7 2B: 2 3B: 0 HR: 0	SF: 0 SAC: 0 DP: 2 HBP: 0	WP: 0 PB: 0 SB: 0 CS: 0	PA: 37
<b>PITCHER</b>	IP	WLS	BF	H	R	ER	SO	BB	IBB	HBP	BLK	WP	HR	S	P	ERA	WHIP					
Richard Dotson, R (1, 1) ERA: 5.43	8.1	W	34	8	4	3	2	2	0	0	0	0	0	36	44	3.24	1.200					
Bob James, R (9, 1) ERA: 6.32	0.0		1	1	0	0	0	0	0	0	0	0	0	1	1	∞	∞					
Joel McKeon, L (9, 1) ERA: 0.73	0.2	S	2	0	0	0	0	0	0	0	0	0	0	2	2	0.00	0.000					

Oakland Athletics @ Chicago White Sox  
Comiskey Park, Chicago, IL  
Fri Jun 06 1986, 8:05 PM EDT  
Att: 19,880 - Unknown

AB	35
R	4
H	9
RBI	4
BB	2
SO	2
LOB	15



Batter	1	2	3	4	5	6	7	8	9	AB	R	H	RBI	BB	SO	LOB	BOTTOM					
John Cangelosi, S (1, 8) OBP: 0.363, SLG: 0.265	L5 BLK BB		G3	G6-3 1-2 2-3 3-H BB		FC4-6 FC6-4 1-2 3-H				2	0	0	2	2	0	1						
Tim Lincecum, R (1, 5) OBP: 0.307, SLG: 0.399	L5 1-3		6-3	G6-3 1-2		FC6-4 1-2				4	0	0	0	0	0	5						
Harold Baines, L (1, 9) OBP: 0.330, SLG: 0.451	L4		K		4-3				5-3	4	0	0	0	0	1	0						
Greg Walker, L (1, 3) OBP: 0.395, SLG: 0.573		F8		3-1	6-3				4-3	4	0	0	0	0	0	0						
Bobby Bonilla, S (1, 7) OBP: 0.335, SLG: 0.324		WP 2B 1B		E 1B 1B	4-3				F8	4	2	2	0	0	0	0						
Ron Kittle, R (1, 10) OBP: 0.254, SLG: 0.344			K	E6 E 1B 1B		E 1B BB			K	3	2	0	0	1	2	2						
Ozzie Guillen, L (1, 6) OBP: 0.246, SLG: 0.302				1B E BB 1B		E6 1B FC4-6 1B			F8	4	2	3	2	0	0	0						
Joel Skinner, R (1, 2) OBP: 0.253, SLG: 0.284				E5 BB 1B		K			4-3	3	0	0	0	1	1	4						
Julio Cruz, S (1, 4) OBP: 0.308, SLG: 0.200				1-2 2-3 3-H 1B		FC4-6 2-3 3-H 1B				3	0	2	2	0	0	2						
<b>Inning Stats</b>	R: 0 E: 0 K: 0 S: 2	H: 0 LOB: 1 BB: 1 P: 6	R: 1 E: 0 K: 1 S: 7	H: 2 LOB: 2 BB: 1 P: 11	R: 0 E: 0 K: 1 S: 5	H: 0 LOB: 0 BB: 0 P: 5	R: 3 E: 2 K: 0 S: 7	H: 3 LOB: 2 BB: 1 P: 11	R: 0 E: 0 K: 0 S: 3	H: 0 LOB: 0 BB: 0 P: 3	R: 2 E: 1 K: 1 S: 7	H: 2 LOB: 1 BB: 1 P: 11	R: 0 E: 0 K: 1 S: 5	H: 0 LOB: 0 BB: 0 P: 5	R: 0 E: 0 K: 1 S: 5	H: 0 LOB: 0 BB: 0 P: 5	1B: 6 2B: 1 3B: 0 HR: 0	SF: 0 SAC: 0 DP: 1 HBP: 0	WP: 1 PB: 0 SB: 0 CS: 0	PA: 35		
<b>PITCHER</b>	IP	WLS	BF	H	R	ER	SO	BB	IBB	HBP	BLK	WP	HR	S	P	ERA	WHIP					
Joaquin Andujar, R (1, 1) ERA: 3.83	3.1	L	15	4	4	1	2	1	0	0	0	1	0	18	22	2.70	1.500					
Rick Langford, R (1, 1) ERA: 6.12	4.2		19	3	2	1	2	2	0	0	0	0	0	21	29	1.93	1.071					
Bill Mooneyham, R (4, 1) ERA: 3.09																						

Oakland Athletics @ Chicago White Sox  
Comiskey Park, Chicago, IL  
Fri Jun 06 1986, 8:05 PM EDT  
Att: 19,880 - Unknown

AB	31
R	6
H	7
RBI	6
BB	4
SO	4
LOB	14






Batter	1	2	3	4	5	6	7	8	9	AB	R	H	RBI	BB	SO	LOB	TOP											
<b>Tony Phillips, S</b> OBP: 0.381, SLG: 0.357	4-0 FC6-4 SH5-3 BB BB	0-0 BB 1B		0-0 5-3 1-2			0-0 4-3		0-0 6-3	4	1	1	0	1	0	1												
<b>Donnie Hill, S</b> OBP: 0.370, SLG: 0.429	0-0 SH5-3 1-2	4-0 FC5-4 BB		0-0 4-3 2-3			0-0 4-3 2B 2B		0-0 1B	3	1	2	0	1	0	1												
<b>Bruce Bochte, L</b> OBP: 0.348, SLG: 0.362	4-0 FC6-4 BB	0-3 K		0-0 L1			0-0 4-3 2-3		0-0 F8	4	0	0	0	1	1	5												
<b>Jose Canseco, R</b> OBP: 0.371, SLG: 0.550	0-0 FC6-4 BB 1-2 2-3	0-0 FC5-4 1-2			0-3 K		0-0 2B		0-3 K	5	1	1	1	0	2	5												
<b>Dave Kingman, R</b> OBP: 0.248, SLG: 0.410	4-0 BB 1-2 BB		0-0 5-3		0-0 L5		0-0 F3			3	0	0	0	1	0	1												
<b>Dusty Baker Jr, R</b> OBP: 0.283, SLG: 0.272	4-0 BB 1-2 2-3 3-H		0-0 1B		0-0 F8			0-3 K		3	0	1	1	1	1	0												
<b>Alfredo Griffin, S</b> OBP: 0.360, SLG: 0.372	4-0 BB 1-2 2-3 3-H		0-0 F8		0-0 1B		0-0 1B		0-0 1B	3	0	2	1	1	0	1												
<b>Jerry Willard, L</b> OBP: 0.313, SLG: 0.286	0-3 K		0-3 K		0-0 4-3 1-2		0-0 4-3 1-2		0-0 1B G6-4-3	4	0	1	0	0	2	5												
<b>Stan Javier, S</b> OBP: 0.295, SLG: 0.250		0-3 K		0-0 4-3 5-3 1B		0-0 4-3		0-0 G6-4-3 1-2		4	0	1	0	0	1	2												
<b>Inning Stats</b>	R: 2 E: 0 K: 1 S: 5	H: 0 LOB: 3 BB: 5 P: 25	R: 0 E: 0 K: 2 S: 8	H: 1 LOB: 2 BB: 1 P: 12	R: 0 E: 0 K: 1 S: 6	H: 1 LOB: 1 BB: 0 P: 6	R: 0 E: 0 K: 0 S: 4	H: 1 LOB: 1 BB: 0 P: 4	R: 0 E: 0 K: 1 S: 5	H: 0 LOB: 0 BB: 0 P: 5	R: 0 E: 0 K: 0 S: 3	H: 1 LOB: 0 BB: 0 P: 3	R: 1 E: 0 K: 0 S: 5	H: 2 LOB: 1 BB: 0 P: 5	R: 0 E: 0 K: 1 S: 6	H: 2 LOB: 1 BB: 0 P: 6	R: 0 E: 0 K: 1 S: 6	H: 1 LOB: 1 BB: 0 P: 6	1B: 7 2B: 3 3B: 0 HR: 0	SF: 0 SAC: 1 DP: 2 HBP: 0	WP: 0 PB: 0 SB: 0 CS: 0	PA: 40						
<b>PITCHER</b>	IP	WLS	BF	H	R	ER	SO	BB	IBB	HBP	BLK	WP	HR	S	P	ERA	WHIP											
<b>Joe Cowley, R</b> ERA: 4.5	(1, 1)	6.2	W	31	6	3	3	5	6	0	0	0	0	0	35	59	4.05	1.800										
<b>Bill Dawley, R</b> ERA: 2.2	(7, 1)	2.1		9	3	0	0	2	0	0	0	0	0	0	13	13	0.00	1.286										

**Oakland Athletics @ Chicago White Sox**  
Comiskey Park, Chicago, IL  
Sat Jun 07 1986, 8:05 PM EDT  
Att: 26,773 - Unknown

livebaseballscorecards.com

**AB 33**  
**R 3**  
**H 9**  
**RBI 3**  
**BB 6**  
**SO 7**  
**LOB 21**




Batter	1	2	3	4	5	6	7	8	9	AB	R	H	RBI	BB	SO	LOB	BOTTOM											
<b>John Cangelosi, S</b> OBP: 0.369, SLG: 0.272	4-0 BB 1B BB	4-3			0-0 2B 2B	0-0 F6	1-0 HBP			3	2	1	0	1	0	2												
<b>Wayne Tolleson, S</b> OBP: 0.346, SLG: 0.373										0	0	0	0	0	0	0												
<b>Carlton Fisk, R</b> OBP: 0.271, SLG: 0.289	4-0 1B FC1-6 BB		0-0 F8		0-3 K	0-3 K	0-0 5-3			4	1	0	0	1	2	5												
<b>Harold Baines, L</b> OBP: 0.457	0-0 FC1-6 1B		0-0 L6		0-0 HR 2B	0-0 6-3		0-0 F9		4	1	2	2	0	0	1												
<b>Jerry Hairston, S</b> OBP: 0.316, SLG: 0.338	1-3 2-H									1	0	0	0	0	0	0												
<b>Greg Walker, L</b> OBP: 0.403, SLG: 0.617	0-0 F8		0-0 HR		4-0 HR IBB		0-0 2B 3B	0-0 F8		4	3	2	1	1	0	2												
<b>Bobby Bonilla, S</b> OBP: 0.343, SLG: 0.349	0-0 FC1-6 1-2 3-H		0-0 G3		0-0 HR		4-0 2B SF8 BB	0-0 1B		4	2	2	4	1	0	1												
<b>Ron Kittle, R</b> OBP: 0.253, SLG: 0.346	0-0 F8			0-0 F6	0-0 F5	0-0 SF8 2B	0-0 K			5	0	1	1	0	1	2												
<b>Ozzie Guillen, L</b> OBP: 0.246, SLG: 0.297		0-0 F9		0-0 F9	0-0 F4		HBP BB			3	0	0	0	1	0	0												
<b>Tim Lueft, R</b> OBP: 0.312, SLG: 0.429		0-0 4-3		0-0 3B		0-0 1B 3B	0-0 K			4	1	2	0	0	1	3												
<b>Julio Cruz, S</b> OBP: 0.321, SLG: 0.213		4-0 BB		0-0 5-3		0-0 1B	0-0 SF8			2	0	1	2	1	0	1												
<b>Inning Stats</b>	R: 2 E: 0 K: 0 S: 4	H: 1 LOB: 1 BB: 2 P: 12	R: 0 E: 0 K: 0 S: 3	H: 0 LOB: 1 BB: 1 P: 7	R: 1 E: 0 K: 0 S: 4	H: 1 LOB: 0 BB: 0 P: 4	R: 0 E: 0 K: 0 S: 4	H: 1 LOB: 1 BB: 0 P: 4	R: 4 E: 0 K: 1 S: 8	H: 3 LOB: 0 BB: 1 P: 12	R: 1 E: 0 K: 1 S: 7	H: 2 LOB: 1 BB: 0 P: 7	R: 2 E: 0 K: 1 S: 7	H: 2 LOB: 3 BB: 2 P: 16	R: 0 E: 0 K: 1 S: 6	H: 1 LOB: 1 BB: 0 P: 6	R: 0 E: 0 K: 1 S: 6	H: 1 LOB: 1 BB: 0 P: 6	1B: 3 2B: 3 3B: 3 HR: 2	SF: 1 SAC: 0 DP: 0 HBP: 1	WP: 0 PB: 0 SB: 0 CS: 0	PA: 42						
<b>PITCHER</b>	IP	WLS	BF	H	R	ER	SO	BB	IBB	HBP	BLK	WP	HR	S	P	ERA	WHIP											
<b>Chris Codiroli, R</b> ERA: 4.12	(1, 1)	4.1	L	23	6	7	7	1	3	0	0	0	0	0	21	37	14.54	2.077										
<b>Dave Stewart, R</b> ERA: 6.75	(5, 1)	1.2		10	4	3	3	1	1	0	0	0	0	0	11	15	16.20	3.000										
<b>Dave Leiper, L</b> ERA: 4.5	(7, 1)	2.0		9	1	0	0	2	1	0	1	0	0	0	11	16	0.00	1.000										

**Oakland Athletics @ Chicago White Sox**  
Comiskey Park, Chicago, IL  
Sat Jun 07 1986, 8:05 PM EDT  
Att: 26,773 - Unknown

livebaseballscorecards.com

**AB 34**  
**R 10**  
**H 11**  
**RBI 10**  
**BB 6**  
**SO 4**  
**LOB 17**









Batter	1	2	3	4	5	6	7	8	9	AB	R	H	RBI	BB	SO	LOB	TOP				
<b>Ruppert Jones, L</b> OBP: 0.359, SLG: 0.405 (1, 9)	0-0 2B		0-0 F5		0-0 F6			4-0 SH5-3 BB	0-3 K	4	0	1	0	1	1	2					
<b>Wally Joyner, L</b> OBP: 0.327, SLG: 0.556 (1, 3)	0-0 F7		0-0 6-3		0-0 L4			0-0 SH5-3		3	0	0	0	0	0	1					
<b>Brian Downing, R</b> OBP: 0.394, SLG: 0.443 (1, 7)	0-0 5-3			1-0 SH3 1B HR HBP		0-0 5-3		0-0 6-3		3	1	0	0	0	0	2					
<b>Reggie Jackson, L</b> OBP: 0.424, SLG: 0.500 (1, 10)	4-0 FC5-4 BB			0-0 SH3 1B HR		1-0 S HBP		4-0 BB		1	1	1	0	2	0	0					
<b>Bobby Grich, R</b> OBP: 0.330, SLG: 0.382 (1, 4)	0-0 FC5-4			0-0 SH3		0-0 F9		0-0 L9		3	0	0	0	0	0	5					
<b>Doug DeCinces, R</b> OBP: 0.311, SLG: 0.398 (1, 5)		0-0 F8		0-0 HR		0-0 5-3			0-0 FC1-6 1B	4	1	2	3	0	0	1					
<b>Bob Boone, R</b> OBP: 0.274, SLG: 0.261 (1, 2)	0-3 K		0-3 6-3		0-0 5-3			0-0 FC1-6 BB		4	0	0	0	0	1	1	AB 29				
<b>Dick Schofield, R</b> OBP: 0.315, SLG: 0.420 (1, 6)	0-0 F7		0-0 F6		0-0 6-3			0-0 F8		4	0	0	0	0	0	1	R 3				
<b>Gary Pettis, S</b> OBP: 0.278, SLG: 0.297 (1, 8)			0-0 G3		0-0 F7			4-0 BB		3	0	0	0	1	0	0	H 4				
<b>Inning Stats</b>	R: 0 E: 0 K: 0 S: 4	H: 1 LOB: 2 BB: 1 P: 8	R: 0 E: 0 K: 1 S: 5	H: 0 LOB: 0 BB: 0 P: 5	R: 0 E: 0 K: 0 S: 3	H: 0 LOB: 0 BB: 0 P: 3	R: 3 E: 0 K: 0 S: 5	H: 2 LOB: 0 BB: 0 P: 6	R: 0 E: 0 K: 0 S: 3	H: 0 LOB: 1 BB: 0 P: 4	R: 0 E: 0 K: 0 S: 3	H: 0 LOB: 0 BB: 0 P: 3	R: 0 E: 0 K: 0 S: 3	H: 0 LOB: 2 BB: 2 P: 11	R: 0 E: 0 K: 1 S: 6	H: 1 LOB: 2 BB: 1 P: 10	1B: 2 2B: 1 3B: 0 HR: 1	SF: 0 SAC: 2 DP: 0 HBP: 2	WP: 0 PB: 0 SB: 1 CS: 0	PA: 37	
<b>PITCHER</b>	IP	WLS	BF	H	R	ER	SO	BB	IBB	HBP	BLK	WP	HR	S	P	ERA	WHIP				
<b>Tom Seaver, R</b> ERA: 3.91 (1, 1)	7.0	L	27	3	3	3	1	1	0	2	0	0	1	26	32	3.86	0.571				
<b>Joel McKeon, L</b> ERA: 0.69 (8, 1)	0.2		4	0	0	0	0	2	0	0	0	0	0	2	10	0.00	3.000				
<b>Gene Nelson, R</b> ERA: 2.2 (8, 1)	1.1		6	1	0	0	1	1	0	0	0	0	0	7	11	0.00	1.500				

California Angels @ Chicago White Sox  
Comiskey Park, Chicago, IL  
Mon Jun 09 1986, 8:05 PM EDT  
Att: 19,611 - Unknown

AB 29  
R 3  
H 4  
RBI 3  
BB 4  
SO 2  
LOB 13



Batter	1	2	3	4	5	6	7	8	9	AB	R	H	RBI	BB	SO	LOB	BOTTOM				
<b>John Cangelosi, S</b> OBP: 0.360, SLG: 0.264 (1, 8)	0-3 K		0-0 F7			0-0 6-3		0-0 1-3		4	0	0	0	0	1	0					
<b>Carlton Fisk, R</b> OBP: 0.289, SLG: 0.292 (1, 2)	0-0 F3			0-3 K		0-0 F8		0-0 F7		4	0	0	0	0	1	0					
<b>Harold Baines, L</b> OBP: 0.342, SLG: 0.451 (1, 9)	4-0 BB			0-0 4-3		0-0 3-1		0-0 F7		3	0	0	0	1	0	0					
<b>Greg Walker, L</b> OBP: 0.402, SLG: 0.605 (1, 3)	0-0 F9			0-0 F8		0-0 F9		0-3 K		4	0	0	0	0	1	1					
<b>Bobby Bonilla, S</b> OBP: 0.356, SLG: 0.357 (1, 7)		0-3 K			0-0 1B		4-0 BB			2	0	1	0	1	1	0					
<b>Scott Bradley, L</b> OBP: 0.368, SLG: 0.294 (1, 10)		0-0 F7			0-0 1B		0-0 F9			3	0	1	0	0	0	1					
<b>Tim Lueft, R</b> OBP: 0.315, SLG: 0.439 (1, 5)		0-0 L8			0-3 K		0-0 F8			3	0	0	0	0	1	3					
<b>Ozzie Guillen, L</b> OBP: 0.241, SLG: 0.292 (1, 6)			0-0 F5		0-3 K			0-3 K		3	0	0	0	0	2	2					
<b>Julio Cruz, S</b> OBP: 0.317, SLG: 0.208 (1, 4)			0-0 4-3		0-3 K			0-0 G3		3	0	0	0	0	1	2					
<b>Inning Stats</b>	R: 0 E: 0 K: 1 S: 5	H: 0 LOB: 1 BB: 1 P: 9	R: 0 E: 0 K: 1 S: 5	H: 0 LOB: 0 BB: 0 P: 5	R: 0 E: 0 K: 0 S: 3	H: 0 LOB: 0 BB: 0 P: 3	R: 0 E: 0 K: 3 S: 11	H: 2 LOB: 2 BB: 0 P: 11	R: 0 E: 0 K: 0 S: 3	H: 0 LOB: 0 BB: 0 P: 3	R: 0 E: 0 K: 0 S: 3	H: 0 LOB: 1 BB: 1 P: 7	R: 0 E: 0 K: 1 S: 5	H: 0 LOB: 0 BB: 0 P: 5	R: 0 E: 0 K: 1 S: 5	H: 0 LOB: 0 BB: 0 P: 5	1B: 2 2B: 0 3B: 0 HR: 0	SF: 0 SAC: 0 DP: 0 HBP: 0	WP: 0 PB: 0 SB: 0 CS: 0	PA: 31	
<b>PITCHER</b>	IP	WLS	BF	H	R	ER	SO	BB	IBB	HBP	BLK	WP	HR	S	P	ERA	WHIP				
<b>Don Sutton, R</b> ERA: 5.4 (1, 1)	9.0	W	31	2	0	0	8	2	0	0	0	0	0	45	53	0.00	0.444				

California Angels @ Chicago White Sox  
Comiskey Park, Chicago, IL  
Mon Jun 09 1986, 8:05 PM EDT  
Att: 19,611 - Unknown

AB 29  
R 0  
H 2  
RBI 0  
BB 2  
SO 8  
LOB 9





Batter	1	2	3	4	5	6	7	8	9	AB	R	H	RBI	BB	SO	LOB	TOP										
Gary Pettis, S OBP: 0.276, SLG: 0.299 (1, 8)	0-0 4-3		0-3 K		0-0 G3		0-0 4-3 2B		0-0 4-3	5	0	1	1	0	1	3	<b>California Angels @ Chicago White Sox</b> Comiskey Park, Chicago, IL Tue Jun 10 1986, 8:05 PM EDT Att: 13,497 - Unknown  livebaseballscores.com										
Ruppert Jones, L OBP: 0.391, SLG: 0.415 (1, 9) (5, 7)	4-0 CS BB			0-0 F8		0-0 5-3 3B	0-0 4-3		0-0 3-1	4	1	1	0	1	0	1											
Brian Downing, R OBP: 0.395, SLG: 0.444 George Hendrick, R OBP: 0.323, SLG: 0.504 (1, 7) (5, 9)	0-3 K			0-0 1B		0-0 5-3	0-0 6-3		4-0 1B BB	2	0	1	0	0	1	1											
Reggie Jackson, L OBP: 0.418, SLG: 0.489 (1, 10)		0-3 K		0-3 K		0-0 6-3		0-0 4-3	0-0 1B	5	0	1	0	0	2	1											
Doug DeCinces, R OBP: 0.313, SLG: 0.400 (1, 5)		0-3 K		0-3 K		0-0 2B		4-0 FC4-6 BB	0-0 F7	4	1	1	0	1	2	3											
Wally Joyner, L OBP: 0.333, SLG: 0.561 (1, 3)	0-0 4-3				0-0 5-3 1B	0-0 2B		4-0 FC4-6 BB		3	0	2	1	1	0	0											
Bobby Grich, R OBP: 0.319, SLG: 0.368 (1, 4)			0-0 6-3		0-3 K	0-0 6-3		0-0 FC4-6 BB		4	0	0	0	0	1	4											
Dick Schofield, R OBP: 0.321, SLG: 0.428 Jery Naron, L OBP: 0.375, SLG: 0.350 Rick Burleson, R OBP: 0.362, SLG: 0.384 (1, 6) (8, FH) (8, FR) (8, 6)			0-0 6-3		4-0 5-3 BB		0-0 2B	4-0 FC5-4 BB		2	1	1	0	1	0	0											
Bob Boone, R OBP: 0.274, SLG: 0.261 (1, 2)			0-0 1B		0-0 5-3	0-0 L9		0-0 FC5-4		4	0	1	0	0	0	6											
<b>Inning Stats</b>	R: 0 E: 0 K: 1 S: 4	H: 0 LOB: 1 BB: 1 P: 8	R: 0 E: 0 K: 2 S: 7	H: 0 LOB: 0 BB: 0 P: 7	R: 0 E: 0 K: 1 S: 6	H: 1 LOB: 1 BB: 0 P: 6	R: 0 E: 0 K: 2 S: 8	H: 1 LOB: 1 BB: 0 P: 8	R: 0 E: 0 K: 1 S: 6	H: 1 LOB: 2 BB: 1 P: 10	R: 2 E: 0 K: 0 S: 6	H: 3 LOB: 1 BB: 0 P: 6	R: 1 E: 0 K: 0 S: 5	H: 2 LOB: 1 BB: 0 P: 5	R: 0 E: 0 K: 0 S: 3	H: 0 LOB: 3 BB: 3 P: 15		R: 0 E: 0 K: 0 S: 4	H: 1 LOB: 2 BB: 1 P: 8	1B: 4 2B: 5 3B: 1 HR: 0	SF: 0 SAC: 0 DP: 1 HBP: 0	WP: 0 PB: 0 SB: 0 CS: 1	PA: 41				
<b>PITCHER</b>	IP	WLS	BF	H	R	ER	SO	BB	IBB	HBP	BLK	WP	HR	S	P	ERA	WHIP										
Neil Allen, R ERA: 4.83 (1, 1)	5.2	W	24	6	2	2	7	2	0	0	0	0	0	36	44	3.18	1.412										
Gene Nelson, R ERA: 2.31 (6, 1)	1.2		9	2	1	1	0	2	0	0	0	0	0	7	15	5.40	2.400										
Bob James, R ERA: 6.0 (8, 1)	1.2	S	8	1	0	0	0	2	0	0	0	0	0	6	14	0.00	1.800										

Batter	1	2	3	4	5	6	7	8	9	AB	R	H	RBI	BB	SO	LOB	BOTTOM										
John Cangelosi, S OBP: 0.363, SLG: 0.269 (1, 8)	0-0 1B 3B 1B		0-0 G6-4-3 1B		0-0 F5		0-0 F8			4	1	2	0	0	0	2	<b>California Angels @ Chicago White Sox</b> Comiskey Park, Chicago, IL Tue Jun 10 1986, 8:05 PM EDT Att: 13,497 - Unknown  livebaseballscores.com										
Carlton Fisk, R OBP: 0.276, SLG: 0.302 (1, 2)	0-0 1-2 3B 1B		0-0 F8		0-0 FC5 1B	0-0 2H 3H 1B	0-0 1B		0-0 1B	4	1	3	2	0	0	1											
Harold Baines, L OBP: 0.345, SLG: 0.461 (1, 9)	0-0 1H 2H 4-3 3B		0-0 G6-4-3 1-2		0-0 1B		0-0 F5		0-0 F8	4	1	2	2	0	0	2											
Greg Walker, L OBP: 0.390, SLG: 0.585 (1, 3)	0-0 4-3			0-3 K	0-0 FC5		0-0 F8			4	0	0	1	0	1	3											
Bobby Bonilla, S OBP: 0.354, SLG: 0.350 (1, 7)	0-0 F7			0-0 4-3		0-0 4-3		4-0 FC5-4 BB		3	0	0	0	1	0	0											
Scott Bradley, L OBP: 0.384, SLG: 0.300 Wayne Tolleson, S OBP: 0.341, SLG: 0.363 (1, 10) (8, FH)	0-0 G4-1			0-0 4-3		0-0 CS 1B		0-0 FC5-4 1B 1B		3	0	1	0	0	0	0											
Tim Lueft, R OBP: 0.320, SLG: 0.443 (1, 5)		0-0 F8			0-0 1B 1B 2B	4-0 1B 1B BB		0-3 K		3	2	1	0	1	1	1											
Ozzie Guillen, L OBP: 0.253, SLG: 0.302 (1, 6)		0-0 4-3			0-0 G3 1B 1B	0-0 1B 1B	0-0 1B	0-0 1B	0-0 1B	4	1	3	0	0	0	0											
Julio Cruz, S OBP: 0.328, SLG: 0.228 (1, 4)		0-0 F9			0-0 G3	0-0 1-2 1B	0-0 1-3 2H 3H 1B	0-0 1B		4	0	2	2	0	0	2											
<b>Inning Stats</b>	R: 3 E: 0 K: 0 S: 6	H: 3 LOB: 0 BB: 0 P: 6	R: 0 E: 0 K: 0 S: 3	H: 0 LOB: 0 BB: 0 P: 3	R: 0 E: 0 K: 1 S: 5	H: 0 LOB: 0 BB: 0 P: 5	R: 2 E: 0 K: 0 S: 7	H: 4 LOB: 2 BB: 0 P: 7	R: 1 E: 0 K: 0 S: 4	H: 3 LOB: 1 BB: 1 P: 8	R: 0 E: 0 K: 0 S: 4	H: 1 LOB: 1 BB: 0 P: 4	R: 1 E: 0 K: 1 S: 6	H: 2 LOB: 2 BB: 1 P: 10	R: 0 E: 0 K: 0 S: 4	H: 0 LOB: 1 BB: 1 P: 10		1B: 12 2B: 1 3B: 1 HR: 0	SF: 0 SAC: 0 DP: 1 HBP: 0	WP: 0 PB: 0 SB: 0 CS: 1	PA: 36						
<b>PITCHER</b>	IP	WLS	BF	H	R	ER	SO	BB	IBB	HBP	BLK	WP	HR	S	P	ERA	WHIP										
Ron Romanick, R ERA: 4.91 (1, 1)	4.2	L	20	7	5	5	1	0	0	0	0	0	0	22	22	9.64	1.500										
Chuck Finley, L ERA: 5.4 (5, 1)	2.1		11	5	1	1	0	1	0	0	0	0	0	10	14	3.86	2.571										
Terry Forster, L ERA: 4.87 (8, 1)	1.0		5	2	1	1	1	1	0	0	0	0	0	6	10	9.00	3.000										







Batter	1	2	3	4	5	6	7	8	9	AB	R	H	RBI	BB	SO	LOB	TOP			
<b>John Cangelosi, S</b> (1, 8) OBP: 0.386, SLG: 0.270	L4		6-3			L4		2B BB	2B 1B	4	2	1	1	1	0	0	<b>Chicago White Sox @ Seattle Mariners</b> The Kingdome, Seattle, WA Thu Jun 12 1986, 10:05 PM EDT Att: 8,439 - Unknown			
<b>Carlton Fisk, R</b> (1, 2) OBP: 0.292, SLG: 0.319	4-3 HBP			1B 1B		K		E 2B	HR 2B	4	2	3	4	0	1	0				
<b>Harold Baines, L</b> (1, 9) OBP: 0.347, SLG: 0.482	4-3			1B		G3		E1	HR	5	1	2	2	0	0	1				
<b>Greg Walker, L</b> (1, 3) OBP: 0.389, SLG: 0.573 <b>Jerry Hairston, S</b> (8, PH) OBP: 0.329, SLG: 0.357	K			F9			S 1B	G6-4-3 HBP	3-1	3	0	1	0	0	1	3				
<b>Bobby Bonilla, S</b> (1, 7) OBP: 0.353, SLG: 0.355		F9		K			F7	G6-4-3		4	0	0	0	0	1	5				
<b>Ron Kittle, R</b> (1, 10) OBP: 0.253, SLG: 0.337 <b>Ozzie Guillen, L</b> (9, PR) OBP: 0.253, SLG: 0.302	6-3			F8			F8		HBP 1B	4	0	1	0	0	0	3				
<b>Tim Lincecum, R</b> (1, 5) OBP: 0.320, SLG: 0.455	F9				L4		F8		L9	4	0	0	0	0	0	2				
<b>Wayne Tolleson, S</b> (1, 6) OBP: 0.333, SLG: 0.353 <b>Scott Bradley, L</b> (9, PH) OBP: 0.391, SLG: 0.300 <b>Bob James, R</b> (9, 1)	4-3				L8			S 2B 1B	1B 2B HBP	3	1	1	0	0	0	0				
<b>Julio Cruz, S</b> (1, 4) OBP: 0.316, SLG: 0.227	F9				3-1			L4	K	4	0	0	0	0	1	3				
<b>Inning Stats</b>	R: 0 E: 0 K: 1 S: 5	H: 0 LOB: 1 BB: 0 P: 6	R: 0 E: 0 K: 0 S: 3	H: 0 LOB: 0 BB: 0 P: 3	R: 0 E: 0 K: 0 S: 3	H: 2 LOB: 2 BB: 0 P: 7	R: 0 E: 0 K: 1 S: 7	H: 0 LOB: 0 BB: 0 P: 3	R: 0 E: 0 K: 1 S: 5	H: 0 LOB: 0 BB: 0 P: 5	R: 0 E: 0 K: 0 S: 4	H: 1 LOB: 1 BB: 0 P: 4	R: 3 E: 1 K: 0 S: 5	H: 2 LOB: 1 BB: 1 P: 10	R: 5 E: 0 K: 1 S: 9	H: 4 LOB: 1 BB: 0 P: 10		1B: 6 2B: 2 3B: 0 HR: 1	SF: 0 SAC: 0 DP: 1 HBP: 3	WP: 0 PB: 0 SB: 2 CS: 0
<b>PITCHER</b>	IP	WLS	BF	H	R	ER	SO	BB	IBB	HBP	BLK	WP	HR	S	P	ERA	WHIP			
<b>Jim Beattie, R</b> (1, 1) ERA: 0.00	7.0		25	3	0	0	3	0	0	1	0	0	0	30	31	0.00	0.429			
<b>Mark Huisman, R</b> (8, 1) ERA: 3.86	0.1		4	2	3	2	0	1	0	0	0	0	0	3	7	54.00	9.000			
<b>Matt Young, L</b> (8, 1) ERA: 4.93	0.2		3	0	0	0	0	0	0	1	0	0	0	2	3	0.00	0.000			
<b>Pete Ladd, R</b> (9, 1) ERA: 3.86	0.1	L	2	1	1	1	0	0	0	0	0	0	0	2	2	27.00	3.000			
<b>Lee Guetterman, L</b> (9, 1) ERA: 6.09	0.1	L	3	1	0	0	1	0	0	1	0	0	0	4	5	0.00	3.000			
<b>Milt Wilcox, R</b> (9, 1) ERA: 5.5	0.1		3	2	4	4	0	0	0	0	0	0	0	3	3	108.00	6.000			

AB	36
R	8
H	9
RBI	7
BB	1
SO	4
LOB	18



Batter	1	2	3	4	5	6	7	8	9	AB	R	H	RBI	BB	SO	LOB	BOTTOM			
<b>Harold Reynolds, S</b> (1, 4) OBP: 0.298, SLG: 0.328	K		1-3		3-1			4-3		4	0	0	0	0	1	0	<b>Chicago White Sox @ Seattle Mariners</b> The Kingdome, Seattle, WA Thu Jun 12 1986, 10:05 PM EDT Att: 8,439 - Unknown			
<b>John Moses, S</b> (1, 8) OBP: 0.304, SLG: 0.359	K		5-3			L4		4-3		4	0	0	0	0	1	0				
<b>Phil Bradley, R</b> (1, 7) OBP: 0.346, SLG: 0.346	K		5-3			6-3		K		4	0	0	0	0	2	0				
<b>Alvin Davis, L</b> (1, 3) OBP: 0.401, SLG: 0.500		1B 2B 2B		F8		K		F8		4	1	1	0	0	1	0				
<b>Jim Prestey, R</b> (1, 5) OBP: 0.303, SLG: 0.477		2B SH 1B		HR		F8		1B 1B		4	2	3	1	0	0	0				
<b>Danny Tartabull, R</b> (1, 10) OBP: 0.381, SLG: 0.485		SH CS 2B		F2		K		G6-4-3 1B		4	0	2	1	0	1	0				
<b>Dave Henderson, R</b> (1, 9) OBP: 0.332, SLG: 0.483		1-3		K		2B 2B		G6-4-3		4	1	1	0	0	1	4				
<b>Spike Owen, S</b> (1, 6) OBP: 0.318, SLG: 0.373		SH CS		1-3						2	0	1	2	0	0	0				
<b>Steve Yeager, R</b> (1, 2) OBP: 0.287, SLG: 0.260		F7		F9		F7				3	0	0	0	0	0	3				
<b>Inning Stats</b>	R: 0 E: 0 K: 3 S: 9	H: 3 LOB: 1 BB: 0 P: 9	R: 2 E: 1 K: 0 S: 6	H: 3 LOB: 1 BB: 0 P: 6	R: 0 E: 0 K: 0 S: 3	H: 0 LOB: 0 BB: 0 P: 3	R: 1 E: 0 K: 1 S: 6	H: 1 LOB: 0 BB: 0 P: 6	R: 0 E: 0 K: 1 S: 5	H: 0 LOB: 0 BB: 0 P: 5	R: 1 E: 0 K: 1 S: 7	H: 2 LOB: 1 BB: 0 P: 7	R: 0 E: 0 K: 1 S: 5	H: 0 LOB: 0 BB: 0 P: 5	R: 0 E: 0 K: 0 S: 4	H: 2 LOB: 1 BB: 0 P: 4		1B: 3 2B: 4 3B: 0 HR: 1	SF: 0 SAC: 1 DP: 1 HBP: 0	WP: 0 PB: 0 SB: 0 CS: 2
<b>PITCHER</b>	IP	WLS	BF	H	R	ER	SO	BB	IBB	HBP	BLK	WP	HR	S	P	ERA	WHIP			
<b>Joe Cowley, R</b> (1, 1) ERA: 4.5	8.0		30	6	4	4	7	0	0	0	0	0	0	44	44	4.50	0.750			
<b>Bob James, R</b> (9, 1) ERA: 5.82	1.0		4	2	0	0	0	0	0	0	0	0	0	4	4	0.00	2.000			





Batter	1	2	3	4	5	6	7	8	9	AB	R	H	RBI	BB	SO	LOB	TOP								
<b>John Cangelosi, S</b> (1, 8) OBP: 0.372, SLG: 0.275	4-3		F8							4	0	2	2	1	0	1	<b>Chicago White Sox @ Seattle Mariners</b> The Kingdome, Seattle, WA Fri Jun 13 1986, 10:05 PM EDT Att: 10,242 - Unknown								
<b>Carlton Fisk, R</b> (1, 2) OBP: 0.290, SLG: 0.318	K		4-3	6-3				SF9		4	0	1	2	0	1	3									
<b>Harold Baines, L</b> (1, 9) OBP: 0.348, SLG: 0.485	F7							9-3-2	5-3	5	2	2	0	0	0	2									
<b>Greg Walker, L</b> (1, 3) OBP: 0.376, SLG: 0.550		3-1		L4	G3	4-3			K	5	0	0	0	0	1	2									
<b>Jerry Hairston, S</b> (1, 7) OBP: 0.345, SLG: 0.356 <b>Bobby Bonilla, S</b> (8, 7) OBP: 0.353, SLG: 0.355				1B	2B	HR	1B	K	5-3	3	2	1	1	2	1	0									
<b>Ron Kittle, R</b> (1, 10) OBP: 0.262, SLG: 0.358	K			2B	1B	HR		FC6		0	0	0	0	0	0	0									
<b>Tim Hulett, R</b> (1, 5) OBP: 0.311, SLG: 0.442	FC6-4			K	K	FC6			K	4	2	2	3	1	1	1									
<b>Ozzie Guillen, L</b> (1, 6) OBP: 0.262, SLG: 0.333			F8	1B	2B	HR			K	5	3	3	2	0	1	0									
<b>Julio Cruz, S</b> (1, 4) OBP: 0.338, SLG: 0.250			F8	2B	1B	BB		4-3		2	1	1	0	2	0	1									
<b>Inning Stats</b>	R: 0 E: 0 K: 1 S: 5	H: 0 LOB: 0 BB: 0 P: 5	R: 0 E: 0 K: 1 S: 5	H: 0 LOB: 1 BB: 1 P: 9	R: 0 E: 0 K: 0 S: 4	H: 1 LOB: 1 BB: 0 P: 4	R: 4 E: 0 K: 1 S: 9	H: 4 LOB: 2 BB: 2 P: 17	R: 5 E: 0 K: 1 S: 11	H: 6 LOB: 2 BB: 1 P: 15	R: 0 E: 0 K: 1 S: 5	H: 0 LOB: 1 BB: 1 P: 9	R: 1 E: 1 K: 0 S: 3	H: 1 LOB: 1 BB: 1 P: 7	R: 0 E: 0 K: 1 S: 5	H: 0 LOB: 0 BB: 0 P: 5		R: 0 E: 0 K: 2 S: 7	H: 0 LOB: 0 BB: 0 P: 7	1B: 7 2B: 3 3B: 0 HR: 2	SF: 1 SAC: 0 DP: 0 HBP: 0	WP: 0 PB: 0 SB: 1 CS: 0	PA: 44		
<b>PITCHER</b>	IP	WLS	BF	H	R	ER	SO	BB	IBB	HBP	BLK	WP	HR	S	P	ERA	WHIP								
<b>Mike Moore, R</b> (1, 1) ERA: 4.73	4.2		27	9	9	9	4	4	0	0	0	0	2	31	47	17.36	2.786								
<b>Lee Guetterman, L</b> (5, 1) ERA: 5.03	1.2		10	3	1	1	1	2	0	0	0	0	0	10	18	5.40	3.000								
<b>Mark Huisman, R</b> (7, 1) ERA: 3.82	0.1		1	0	0	0	0	0	0	0	0	0	0	1	1	0.00	0.000								
<b>Matt Young, L</b> (7, 1) ERA: 4.69	2.1	W	7	0	0	0	3	0	0	0	0	0	0	12	12	0.00	0.000								

Batter	1	2	3	4	5	6	7	8	9	AB	R	H	RBI	BB	SO	LOB	BOTTOM								
<b>Harold Reynolds, S</b> (1, 4) OBP: 0.300, SLG: 0.322	G3	F8	L5							5	1	1	0	1	0	4	<b>Chicago White Sox @ Seattle Mariners</b> The Kingdome, Seattle, WA Fri Jun 13 1986, 10:05 PM EDT Att: 10,242 - Unknown								
<b>John Moses, S</b> (1, 8) OBP: 0.333, SLG: 0.406	5-3			3-1						5	2	3	2	1	0	0									
<b>Phil Bradley, R</b> (1, 7) OBP: 0.347, SLG: 0.359	E5		4-3	K						5	0	2	3	0	1	0									
<b>Alvin Davis, L</b> (1, 3) OBP: 0.401, SLG: 0.495	F8			G3						4	1	1	0	1	0	2									
<b>Jim Prestley, R</b> (1, 5) OBP: 0.308, SLG: 0.496 <b>Domingo Ramos, R</b> (7, 5) OBP: 0.188, SLG: 0.191			E1							3	2	2	1	0	0	1									
<b>Ken Phelps, L</b> (1, 10) OBP: 0.404, SLG: 0.613			3B							2	3	1	0	3	1	1									
<b>Dave Henderson, R</b> (1, 9) OBP: 0.329, SLG: 0.467			HR							5	1	1	3	0	2	6									
<b>Spike Owen, S</b> (1, 6) OBP: 0.324, SLG: 0.384			E1							5	1	3	1	0	0	2									
<b>Bob Kearney, R</b> (1, 2) OBP: 0.237, SLG: 0.283 <b>Gorman Thomas, R</b> (7, PH) OBP: 0.302, SLG: 0.389 <b>Steve Yeager, R</b> (8, 2) OBP: 0.274, SLG: 0.267			HR							2	0	1	1	1	0	0									
<b>Inning Stats</b>	R: 0 E: 1 K: 0 S: 4	H: 3 LOB: 2 BB: 2 P: 13	R: 4 E: 0 K: 0 S: 7	H: 3 LOB: 1 BB: 1 P: 11	R: 0 E: 0 K: 1 S: 5	H: 0 LOB: 0 BB: 0 P: 5	R: 0 E: 0 K: 2 S: 8	H: 1 LOB: 1 BB: 0 P: 8	R: 1 E: 0 K: 0 S: 5	H: 2 LOB: 1 BB: 0 P: 5	R: 1 E: 0 K: 1 S: 7	H: 2 LOB: 1 BB: 0 P: 7	R: 2 E: 0 K: 0 S: 4	H: 2 LOB: 2 BB: 3 P: 16	R: 1 E: 0 K: 0 S: 3	H: 3 LOB: 3 BB: 1 P: 7		1B: 9 2B: 3 3B: 3 HR: 1	SF: 0 SAC: 0 DP: 1 HBP: 0	WP: 0 PB: 0 SB: 0 CS: 0	PA: 47				
<b>PITCHER</b>	IP	WLS	BF	H	R	ER	SO	BB	IBB	HBP	BLK	WP	HR	S	P	ERA	WHIP								
<b>Joel Davis, R</b> (1, 1) ERA: 4.64	2.1		16	5	6	4	0	3	0	0	0	0	1	13	25	15.43	3.429								
<b>Dave Schmidt, R</b> (3, 1) ERA: 4.54	3.1		14	4	1	1	3	0	0	0	0	0	0	20	20	2.70	1.200								
<b>Gene Nelson, R</b> (6, 1) ERA: 2.77	1.1		9	4	3	3	1	1	0	0	0	0	0	10	14	20.25	3.750								
<b>Joel McKeon, L</b> (8, 1) ERA: 1.23	0.0		1	0	0	0	0	1	0	0	0	0	0	0	4	∞	∞								
<b>Bill Dawley, R</b> (8, 1) ERA: 2.78	1.0	L	7	3	1	1	0	1	1	0	0	0	0	5	13	9.00	4.000								



Batter	1	2	3	4	5	6	7	8	9	AB	R	H	RBI	BB	SO	LOB	TOP								
<b>John Cangelosi, S</b> (1, 8) OBP: 0.388, SLG: 0.273	0-3 K			0-3 K		0-0 HR 1B	0-3 K		0-0 6-3	5	1	1	0	0	3	1	<b>Chicago White Sox @ Seattle Mariners</b> The Kingdome, Seattle, WA Sat Jun 14, 1986, 10:05 PM EDT Att: 21,304 - Unknown <a href="http://livebaseballscorecards.com">livebaseballscorecards.com</a>								
<b>Carlton Fisk, R</b> (1, 10) OBP: 0.289, SLG: 0.330	0-3 K			0-0 6-3		0-0 HR	0-0 5-3			4	1	1	3	0	1	1									
<b>Harold Baines, L</b> (1, 9) OBP: 0.350, SLG: 0.485	0-3 K			0-0 BB 1B		0-0 F8		0-0 2B 1B		4	0	2	0	0	1	0									
<b>Ron Kittle, R</b> (1, 7) OBP: 0.266, SLG: 0.364		0-0 G3		4-0 BB 1B		0-0 5-3		0-0 BB 1B		3	0	1	0	1	0	0									
<b>Bobby Bonilla, S</b> (1, 3) OBP: 0.352, SLG: 0.351	0-3 K			0-3 BB		4-0 BB 1B		0-0 F9		2	0	0	0	1	2	2									
<b>Ozzie Guillen, L</b> (6, 6) OBP: 0.261, SLG: 0.331	0-3 K			0-3 K		0-0 BB 1B		0-0 F9		1	0	0	0	0	0	2									
<b>Tim Lincecum, R</b> (1, 5) OBP: 0.310, SLG: 0.438	0-0 F9			0-0 5-3		0-0 1B		0-3 K		4	0	1	0	0	1	2									
<b>Wayne Tolleson, S</b> (1, 6) OBP: 0.335, SLG: 0.354			0-3 K		0-0 CS 1B	0-0 4-3		0-0 1-3		2	0	1	0	0	1	0									
<b>Greg Walker, L</b> (6, PH) OBP: 0.373, SLG: 0.546			0-3 K		0-3 K		0-0 6-3		0-0 6-3	4	0	0	0	0	2	1									
<b>Jerry Hairston, S</b> (8, PH) OBP: 0.341, SLG: 0.351			0-3 K		0-3 K		0-0 6-3		0-3 K	4	1	2	0	0	2	0									
<b>Joel Skinner, R</b> (1, 2) OBP: 0.245, SLG: 0.264			0-3 K		0-0 HR 1B		0-0 S 1B		0-3 K																
<b>Julio Cruz, S</b> (1, 4) OBP: 0.345, SLG: 0.264			0-3 K																						
<b>Inning Stats</b>	R: 0 E: 0 K: 3 S: 9	H: 0 LOB: 0 BB: 0 P: 9	R: 0 E: 0 K: 1 S: 5	H: 0 LOB: 0 BB: 0 P: 5	R: 0 E: 0 K: 3 S: 9	H: 0 LOB: 0 BB: 0 P: 9	R: 0 E: 0 K: 2 S: 8	H: 1 LOB: 2 BB: 1 P: 12	R: 0 E: 0 K: 1 S: 5	H: 1 LOB: 1 BB: 0 P: 5	R: 3 E: 0 K: 0 S: 7	H: 4 LOB: 2 BB: 1 P: 11	R: 0 E: 0 K: 1 S: 6	H: 1 LOB: 1 BB: 0 P: 6	R: 0 E: 0 K: 1 S: 7	H: 2 LOB: 2 BB: 0 P: 7	R: 0 E: 0 K: 1 S: 5	H: 0 LOB: 0 BB: 0 P: 5	1B: 7 2B: 2 3B: 0 HR: 1	SF: 0 SAC: 0 DP: 1 HBP: 0	WP: 0 PB: 0 SB: 1 CS: 1	PA: 37			
<b>PITCHER</b>	IP	WLS	BF	H	R	ER	SO	BB	IBB	HBP	BLK	WP	HR	S	P	ERA	WHIP								
<b>Mark Langston, L</b> (1, 1) ERA: 5.24	5.2	W	24	6	3	3	10	2	0	0	0	0	1	42	50	4.76	1.412								
<b>Mark Huisman, R</b> (6, 1) ERA: 3.92	2.0		9	3	0	0	2	0	0	0	0	0	0	13	13	0.00	1.500								
<b>Matt Young, L</b> (8, 1) ERA: 4.56	1.1	S	4	0	0	0	1	0	0	0	0	0	0	6	6	0.00	0.000								

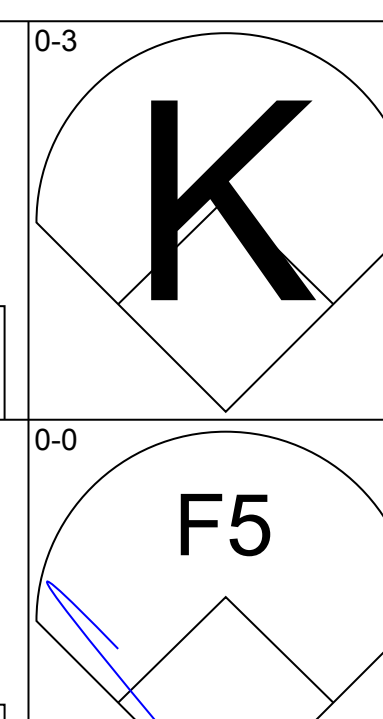
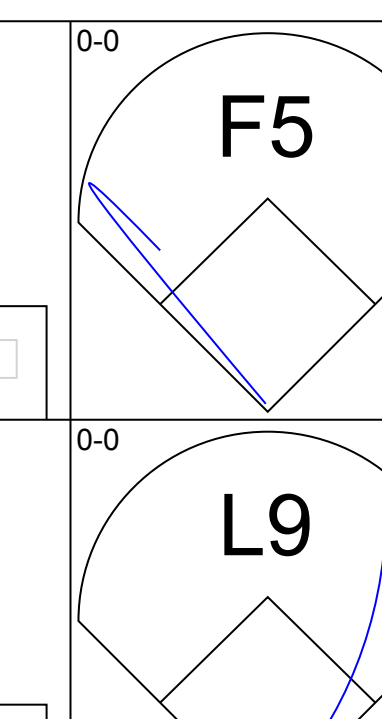
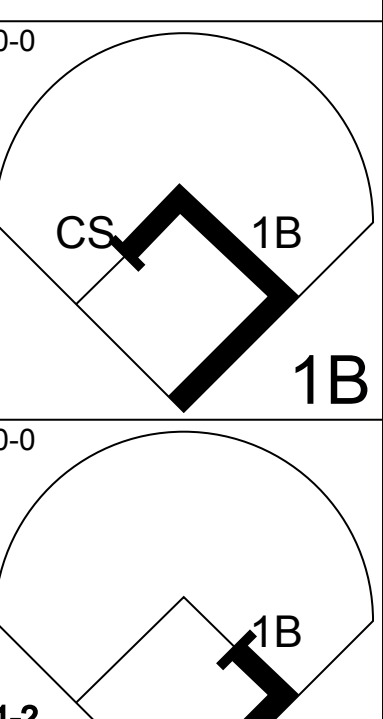
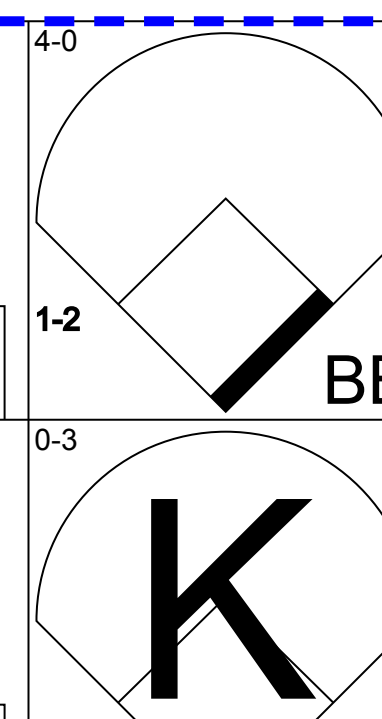
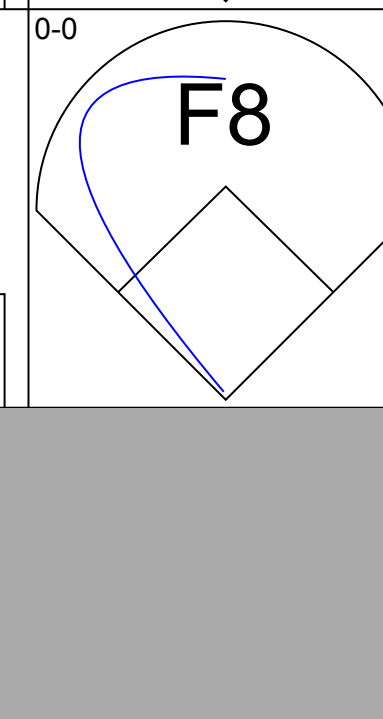

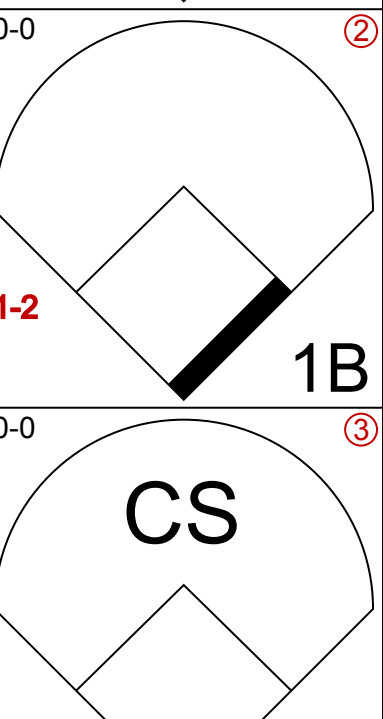
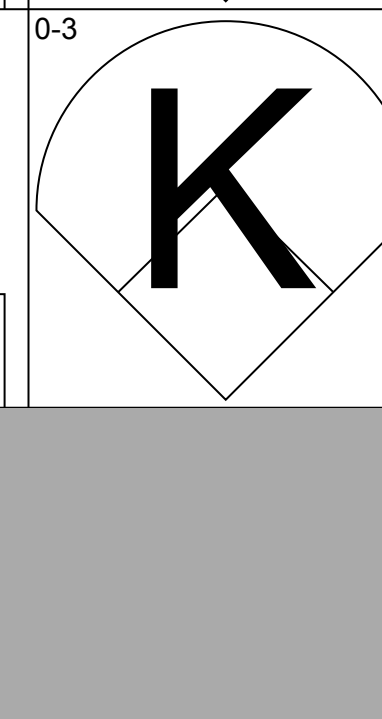

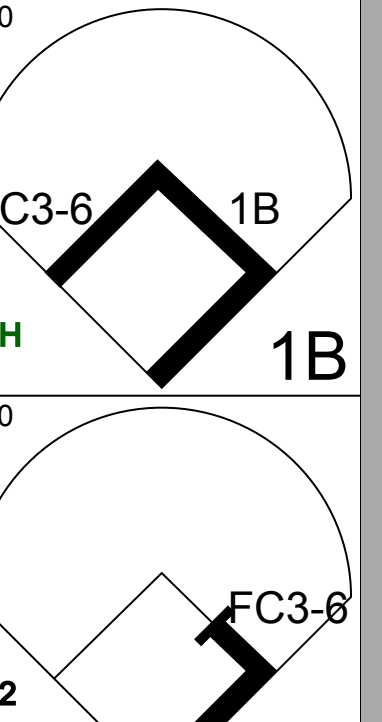


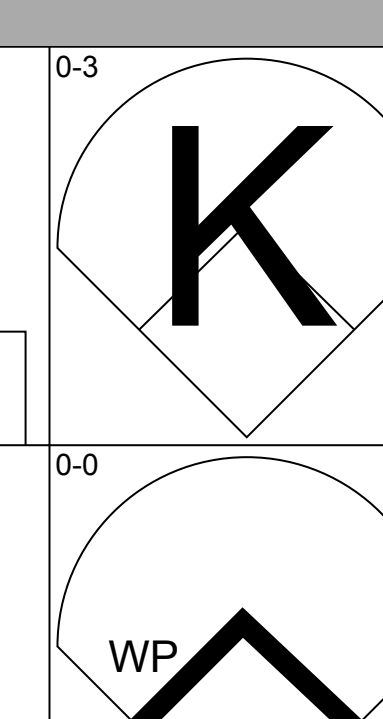
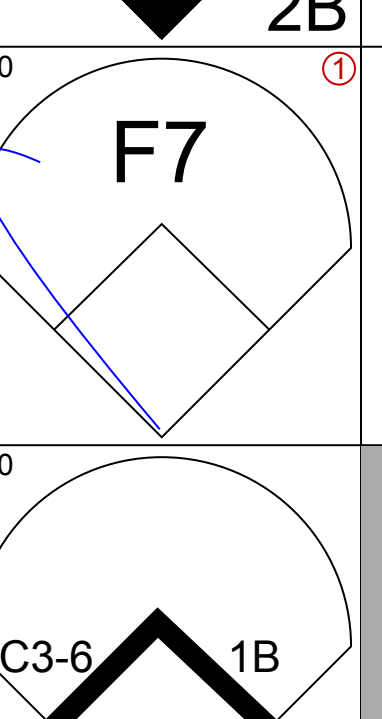
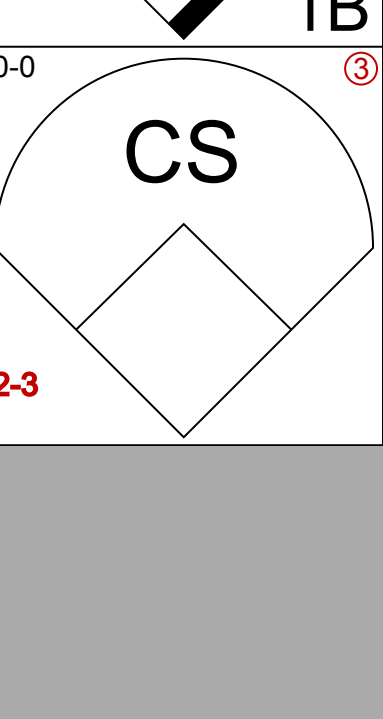
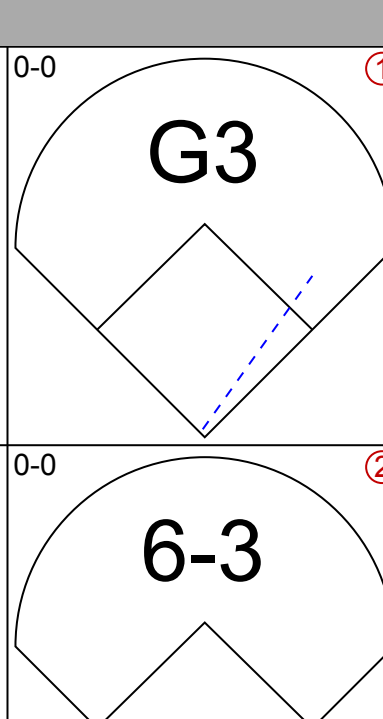
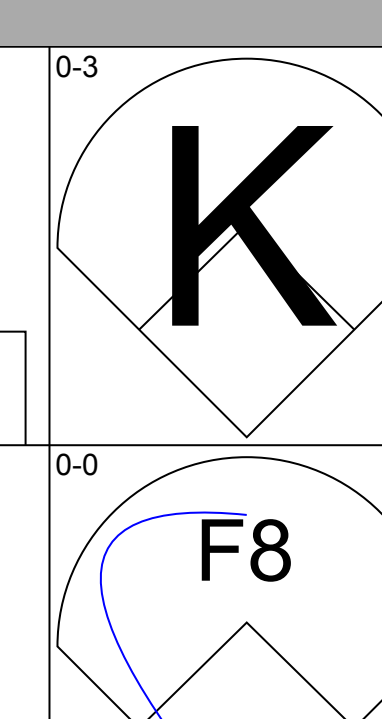
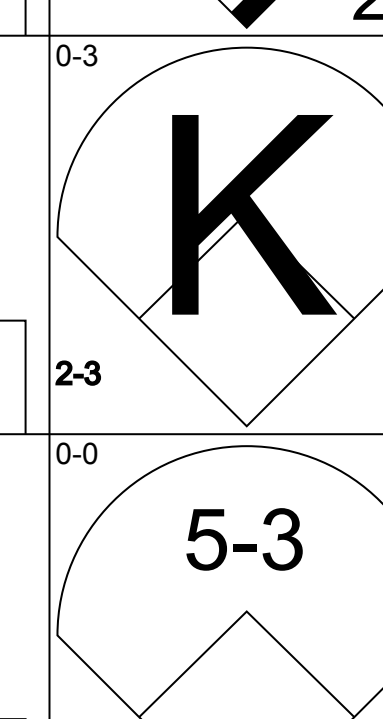
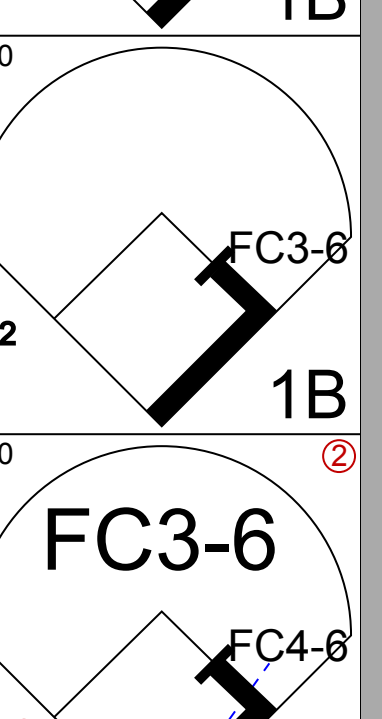
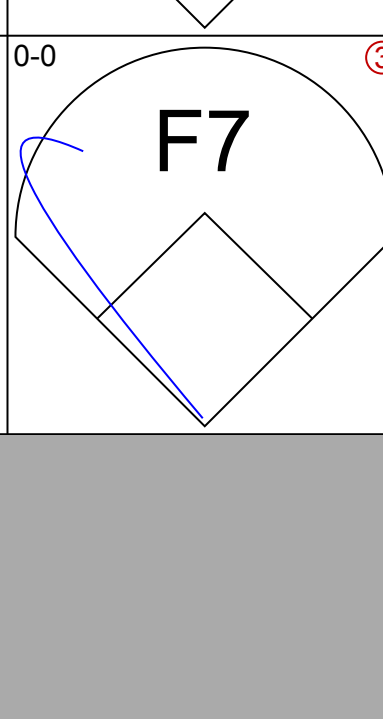
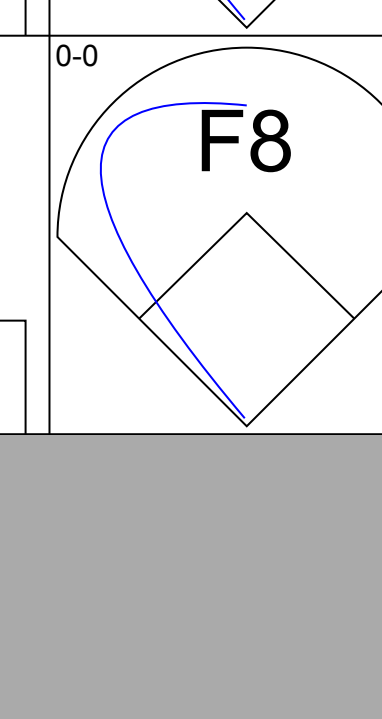

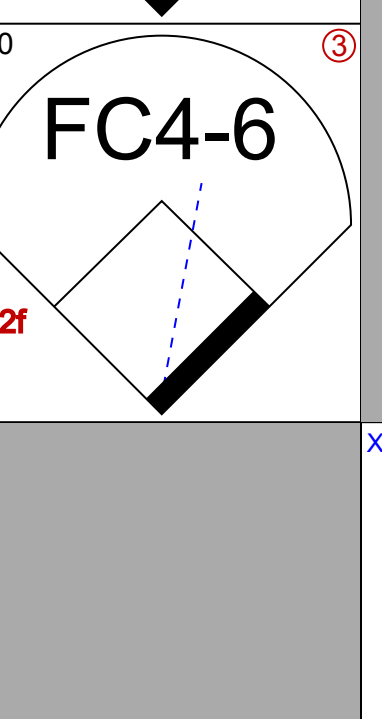



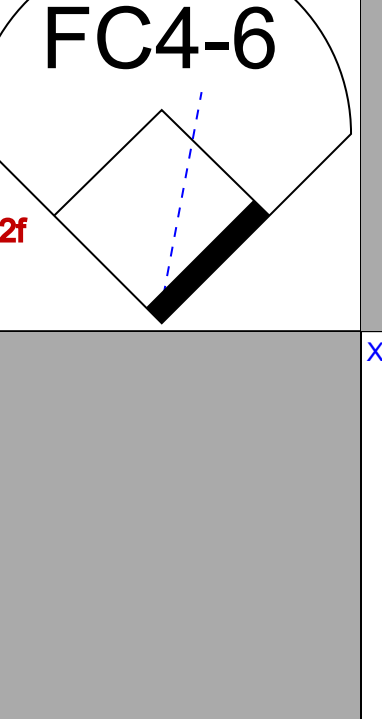


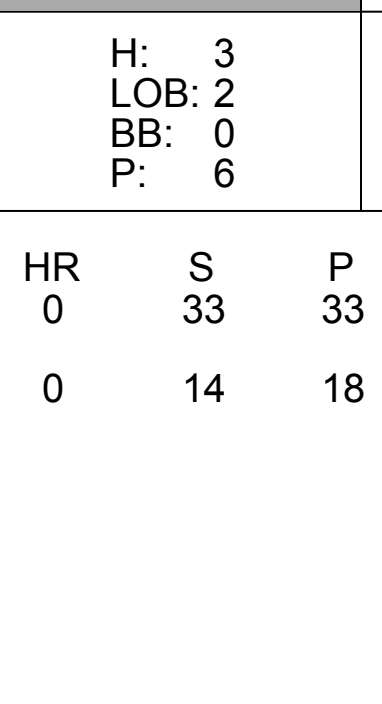
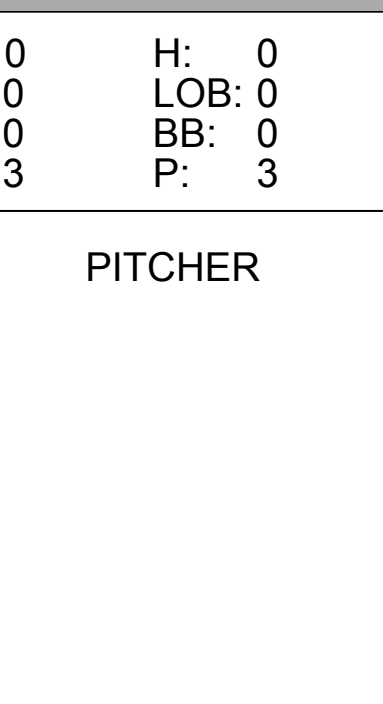
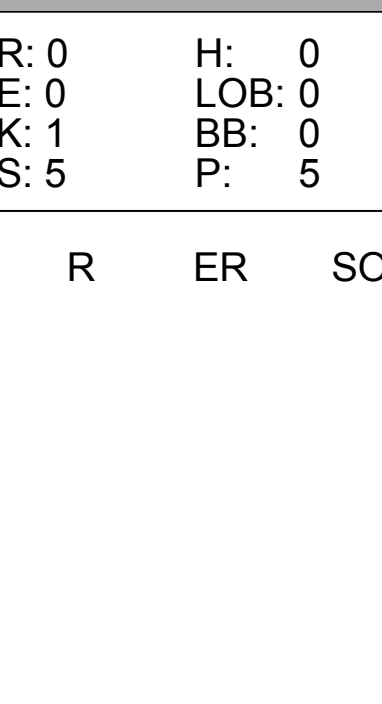
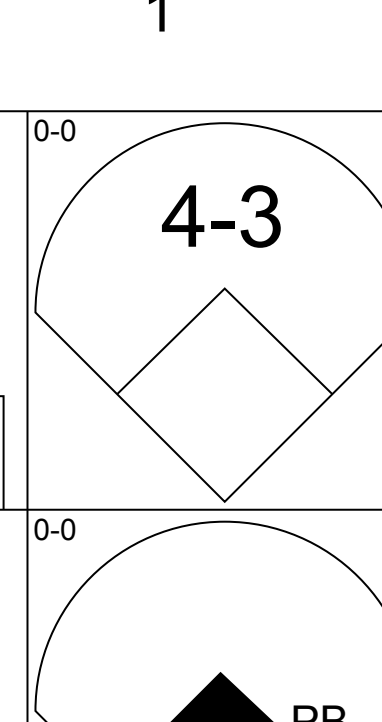



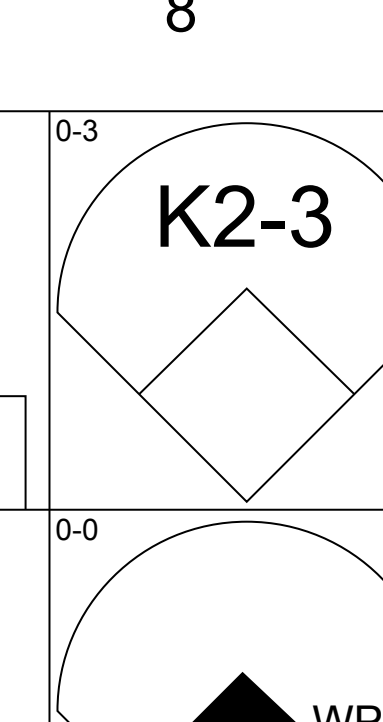
Batter	1	2	3	4	5	6	7	8	9	AB	R	H	RBI	BB	SO	LOB	BOTTOM								
<b>Harold Reynolds, S</b> (1, 4) OBP: 0.296, SLG: 0.317	0-0 4-3 S 1B		0-0 F7	0-0 4-3		0-0 4-3		0-0 6-3		5	1	1	0	0	0	2	<b>Chicago White Sox @ Seattle Mariners</b> The Kingdome, Seattle, WA Sat Jun 14, 1986, 10:05 PM EDT Att: 21,304 - Unknown <a href="http://livebaseballscorecards.com">livebaseballscorecards.com</a>								
<b>John Moses, S</b> (1, 8) OBP: 0.338, SLG: 0.405	0-0 4-3		0-0 6-3	0-0 1B 1B		0-0 F8		0-0 S 1B		5	0	2	2	0	0	1									
<b>Phil Bradley, R</b> (1, 7) OBP: 0.343, SLG: 0.355	0-0 4-3		0-0 L9	0-0 BB 1B		0-0 4-3		0-0 6-3		5	0	1	1	0	0	1									
<b>Alvin Davis, L</b> (1, 3) OBP: 0.406, SLG: 0.495	4-0 FC6-4 BB			0-0 HR 1B		0-0 L5				2	1	1	0	2	0	0									
<b>Danny Tartabull, R</b> (1, 5) OBP: 0.359, SLG: 0.486	0-0 FC6-4			0-0 HR 2B		0-3 K				4	1	1	0	0	1	4									
<b>Ken Phelps, L</b> (1, 10) OBP: 0.407, SLG: 0.639		0-3 K		0-0 HR		0-0 F6		4-0 BB		3	1	1	3	1	1	0									
<b>Dave Henderson, R</b> (1, 9) OBP: 0.332, SLG: 0.485		4-0 BB		0-0 HR 1B		0-3 K		0-3 K		3	1	1	0	1	2	1									
<b>Spike Owen, S</b> (1, 6) OBP: 0.332, SLG: 0.398	0-0 F7		0-0 F7	0-0 1B 3B		0-0 1B 1B		4-0 6-3 SH1-4 BB		3	2	2	1	1	0	1									
<b>Bob Kearney, R</b> (1, 2) OBP: 0.230, SLG: 0.274	0-0 F8		0-0 F8	0-0 F4		0-3 K		0-0 SH1-4		3	0	0	0	0	1	3									
<b>Inning Stats</b>	R: 1 E: 0 K: 0 S: 4	H: 1 LOB: 1 BB: 1 P: 8	R: 0 E: 0 K: 1 S: 5	H: 0 LOB: 1 BB: 1 P: 9	R: 0 E: 0 K: 0 S: 3	H: 0 LOB: 0 BB: 0 P: 3	R: 5 E: 0 K: 0 S: 10	H: 7 LOB: 3 BB: 1 P: 14	R: 0 E: 0 K: 2 S: 8	H: 1 LOB: 1 BB: 0 P: 8	R: 0 E: 0 K: 0 S: 3	H: 0 LOB: 0 BB: 0 P: 3	R: 0 E: 0 K: 2 S: 7	H: 0 LOB: 1 BB: 1 P: 11	R: 1 E: 0 K: 0 S: 4	H: 1 LOB: 1 BB: 1 P: 8		R: 0 E: 0 K: 0 S: 4	H: 0 LOB: 0 BB: 0 P: 5	1B: 7 2B: 1 3B: 1 HR: 1	SF: 0 SAC: 1 DP: 0 HBP: 0	WP: 0 PB: 0 SB: 2 CS: 0	PA: 39		
<b>PITCHER</b>	IP	WLS	BF	H	R	ER	SO	BB	IBB	HBP	BLK	WP	HR	S	P	ERA	WHIP								
<b>Tom Seaver, R</b> (1, 1) ERA: 4.35	7.0	L	34	9	6	6	5	4	0	0	0	0	0	40	56	7.71	1.857								
<b>Bob James, R</b> (8, 1) ERA: 5.91	1.0		5	1	1	1	0	1	0	0	0	0	0	4	8	9.00	2.000								



Batter	1	2	3	4	5	6	7	8	9	AB	R	H	RBI	BB	SO	LOB	TOP			
<b>John Cangelosi, S</b> (1, 8) OBP: 0.370, SLG: 0.274	1-3			3-1 HR HBP	E S 1B		G3			3	1	1	0	0	0	0	<b>Chicago White Sox @ Seattle Mariners</b> The Kingdome, Seattle, WA Sun Jun 15 1986, 6:33 AM EDT Att: 18,190 - Unknown			
<b>Carlton Fisk, R</b> (1, 2) OBP: 0.293, SLG: 0.330	F5			4-0 HR BB	6-3		CS 1B			3	1	1	0	1	0	1				
<b>Harold Baines, L</b> (1, 9) OBP: 0.345, SLG: 0.477	L6			3-1		4-3	K			4	0	0	0	0	1	3				
<b>Greg Walker, L</b> (1, 3) OBP: 0.383, SLG: 0.568		G4-6-3 BB		HR		2B BB		F7		2	2	1	3	2	0	0				
<b>Jerry Hairston, S</b> (1, 7) OBP: 0.359, SLG: 0.385 <b>Bobby Bonilla, S</b> (8, PR) OBP: 0.352, SLG: 0.351	G4-6-3			4-3 1B		4-3 1B 2B		G4-6-3 1B		4	1	3	1	0	0	1				
<b>Ron Kittle, R</b> (1, 10) OBP: 0.261, SLG: 0.356	6-3			4-3 1B		4-3		G4-6-3		0	0	0	0	0	0	0				
<b>Ozzie Guillen, L</b> (1, 6) OBP: 0.262, SLG: 0.331 <b>Tim Lincecum, R</b> (9, PH) OBP: 0.308, SLG: 0.435			G3	G3		BB 1B		K		3	0	1	1	0	0	1				
<b>Wayne Tolleson, S</b> (1, 5) OBP: 0.338, SLG: 0.354		FC			G4-6-3 1B	1-2 BB		3-1		3	0	1	0	1	0	0				
<b>Julio Cruz, S</b> (1, 4) OBP: 0.330, SLG: 0.250	F7			G4-6-3	4-3			6-3		4	0	0	0	0	0	3				
<b>Inning Stats</b>	R: 0 E: 0 K: 0 S: 3	H: 0 LOB: 0 BB: 0 P: 3	R: 0 E: 0 K: 0 S: 2	H: 0 LOB: 0 BB: 1 P: 6	R: 0 E: 0 K: 0 S: 3	H: 0 LOB: 0 BB: 0 P: 3	R: 3 E: 0 K: 0 S: 5	H: 2 LOB: 1 BB: 1 P: 10	R: 0 E: 0 K: 0 S: 4	H: 2 LOB: 1 BB: 0 P: 4	R: 2 E: 0 K: 0 S: 5	H: 2 LOB: 2 BB: 2 P: 13	R: 0 E: 0 K: 0 S: 3	H: 1 LOB: 0 BB: 0 P: 3	R: 0 E: 0 K: 1 S: 5	H: 0 LOB: 0 BB: 0 P: 5		1B: 6 2B: 1 3B: 0 HR: 1	SF: 0 SAC: 0 DP: 3 HBP: 1	WP: 0 PB: 0 CS: 1
<b>PITCHER</b>	IP	WLS	BF	H	R	ER	SO	BB	IBB	HBP	BLK	WP	HR	S	P	ERA	WHIP			
<b>Bill Swift, R</b> (1, 1) ERA: 5.4	5.1		23	5	5	5	0	3	0	1	0	0	1	19	32	8.44	1.500			
<b>Steve Fireovid, R</b> (6, 1) ERA:	2.2	W	10	3	0	0	1	1	0	0	0	0	0	11	15	0.00	1.500			
<b>Lee Guetterman, L</b> (9, 1) ERA: 5.87	1.0		3	0	0	0	1	0	0	0	0	0	0	5	5	0.00	0.000			

Batter	1	2	3	4	5	6	7	8	9	AB	R	H	RBI	BB	SO	LOB	BOTTOM			
<b>Harold Reynolds, S</b> (1, 4) OBP: 0.286, SLG: 0.305	K			B4-3		4-3		F9		5	0	0	0	0	1	1	<b>Chicago White Sox @ Seattle Mariners</b> The Kingdome, Seattle, WA Sun Jun 15 1986, 6:33 AM EDT Att: 18,190 - Unknown			
<b>John Moses, S</b> (1, 8) OBP: 0.345, SLG: 0.403	CS 1B			4-3		F5		2B BB		3	1	1	0	1	0	0				
<b>Phil Bradley, R</b> (1, 7) OBP: 0.347, SLG: 0.360	6-3			K		BB		1B 2B		3	1	1	1	1	1	1				
<b>Alvin Davis, L</b> (1, 3) OBP: 0.408, SLG: 0.493		F7-2-4 BB			2B 1B	G3		F6		3	1	1	0	1	0	2				
<b>Jim Presteley, R</b> (1, 5) OBP: 0.311, SLG: 0.492	E3			2B SF8 BB		F9		WP 1B		2	2	0	0	2	0	1				
<b>Ken Phelps, L</b> (1, 10) OBP: 0.420, SLG: 0.667 <b>Domingo Ramos, R</b> (8, PR) OBP: 0.188, SLG: 0.191	7-2-4				1-3 2H	HR 2B		1B WP		4	1	3	2	0	0	2				
<b>Dave Henderson, R</b> (1, 9) OBP: 0.339, SLG: 0.485				CS 1B		K		2B 1B		4	2	3	4	0	1	2				
<b>Spike Owen, S</b> (1, 6) OBP: 0.330, SLG: 0.402				F8		SF8		E3		3	1	1	1	0	0	1				
<b>Bob Kearney, R</b> (1, 2) OBP: 0.225, SLG: 0.268 <b>Danny Tartabull, R</b> (7, PH) OBP: 0.357, SLG: 0.483 <b>Steve Yeager, R</b> (8, 2) OBP: 0.280, SLG: 0.274	F7				3-H	F8		G6-4-3		2	0	0	0	0	0	1				
<b>Inning Stats</b>	R: 0 E: 0 K: 1 S: 5	H: 1 LOB: 0 BB: 0 P: 5	R: 0 E: 1 K: 0 S: 2	H: 0 LOB: 0 BB: 1 P: 6	R: 0 E: 0 K: 0 S: 3	H: 1 LOB: 0 BB: 0 P: 3	R: 0 E: 0 K: 1 S: 5	H: 0 LOB: 0 BB: 0 P: 5	R: 2 E: 0 K: 0 S: 7	H: 2 LOB: 1 BB: 1 P: 11	R: 0 E: 0 K: 0 S: 3	H: 0 LOB: 1 BB: 1 P: 7	R: 2 E: 1 K: 0 S: 5	H: 2 LOB: 0 BB: 0 P: 5	R: 6 E: 0 K: 0 S: 8	H: 5 LOB: 1 BB: 2 P: 16		1B: 6 2B: 4 3B: 1 HR: 1	SF: 1 SAC: 0 DP: 1 HBP: 0	WP: 1 PB: 0 SB: 0 CS: 2
<b>PITCHER</b>	IP	WLS	BF	H	R	ER	SO	BB	IBB	HBP	BLK	WP	HR	S	P	ERA	WHIP			
<b>Neil Allen, R</b> (1, 1) ERA: 4.73	5.0		18	4	2	2	3	2	0	0	0	0	1	8	12	9.00	1.500			
<b>Gene Nelson, R</b> (6, 1) ERA: 3.0	2.0		9	2	2	2	0	1	0	0	0	0	0	4	12	54.00	4.500			
<b>Joel McKeon, L</b> (8, 1) ERA: 3.52	0.2	L	6	2	4	4	0	1	1	0	0	0	0	4	4	54.00	9.000			
<b>Bob James, R</b> (8, 1) ERA: 6.37	0.1		4	3	2	2	0	0	0	0	0	1	0	4	4	54.00	9.000			

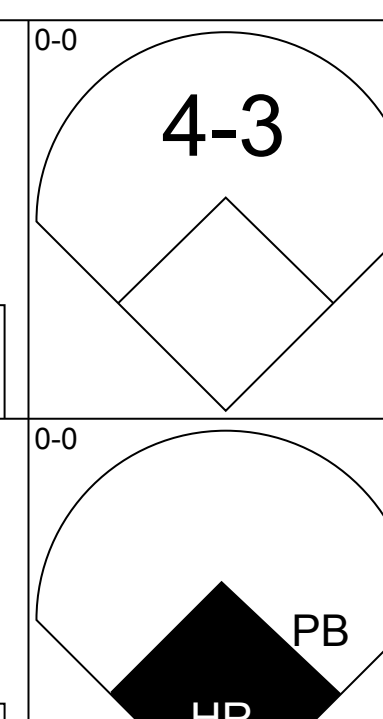
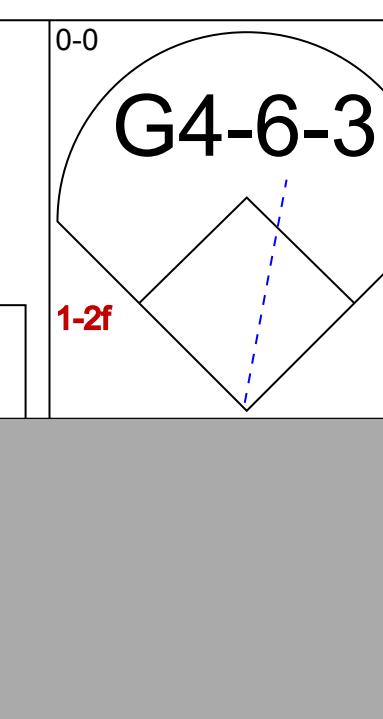

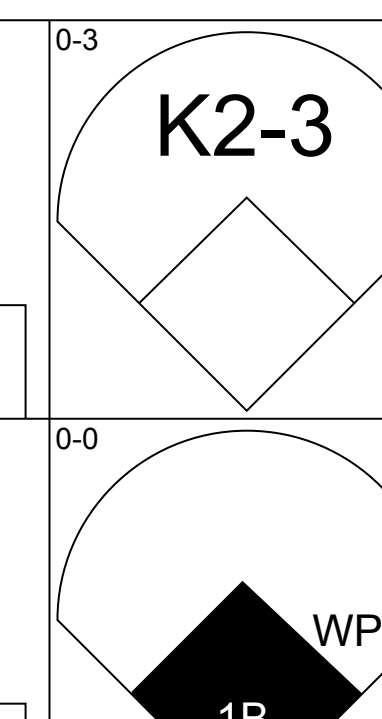
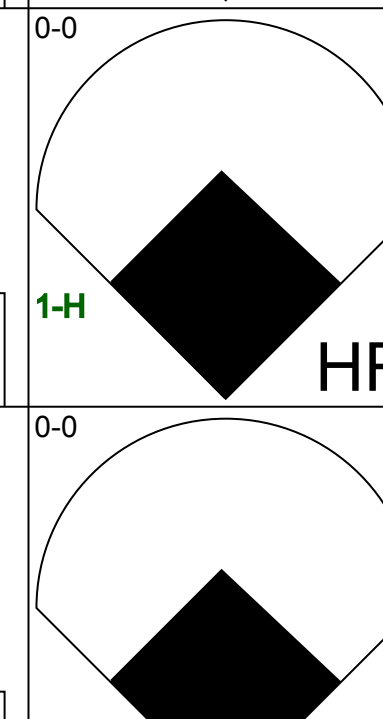
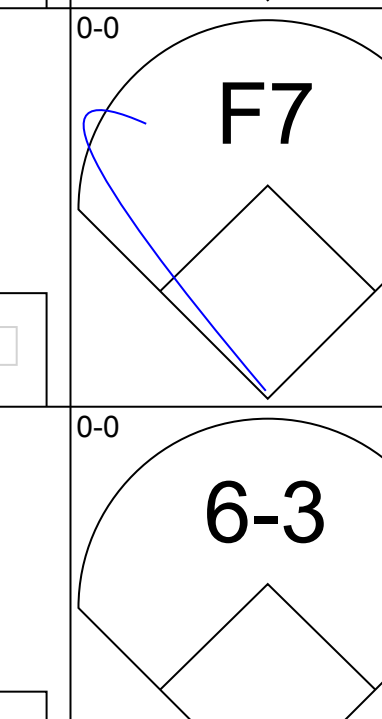
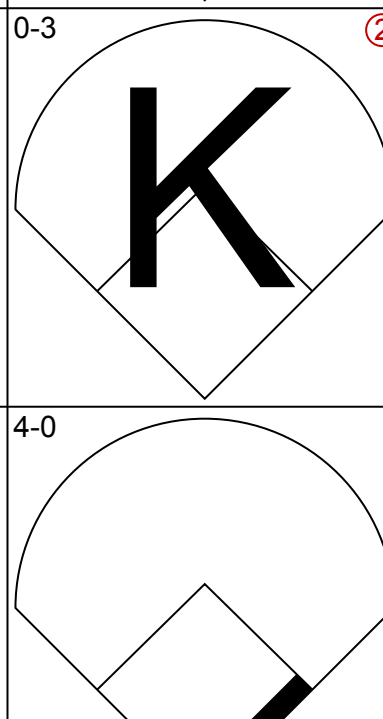
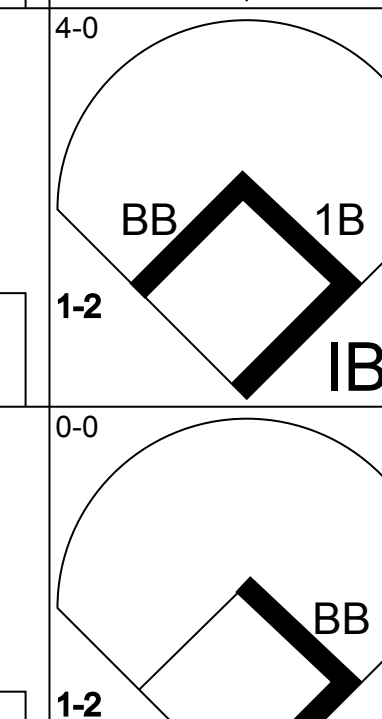
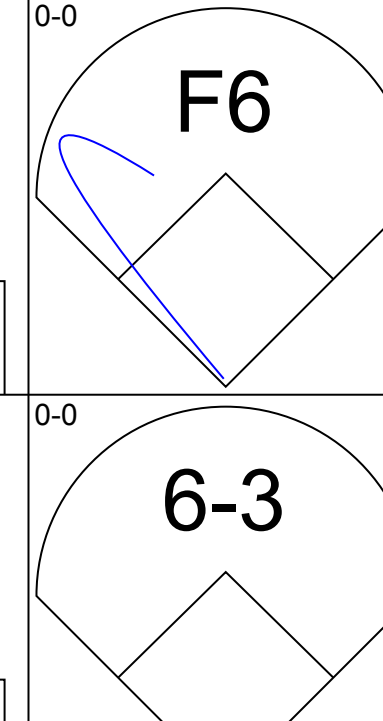

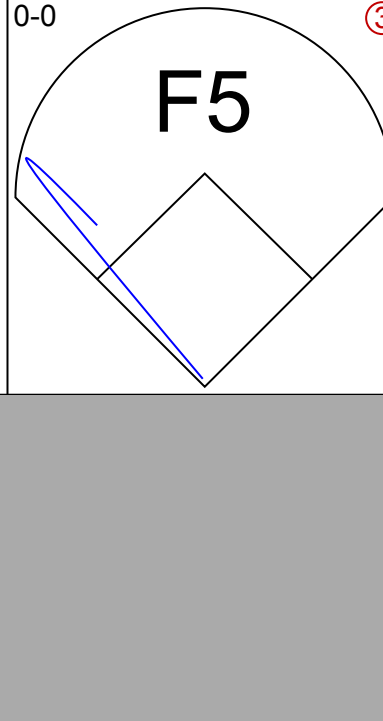
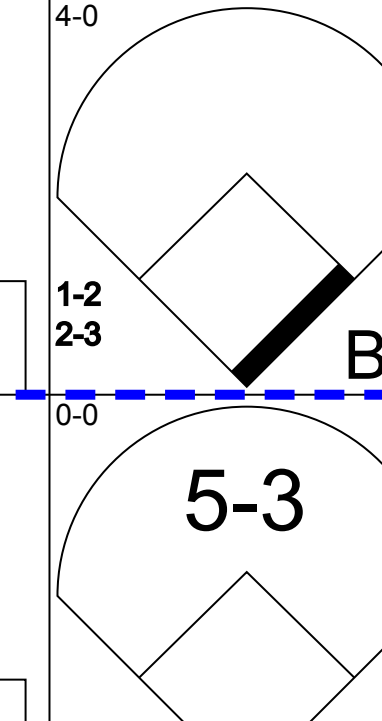





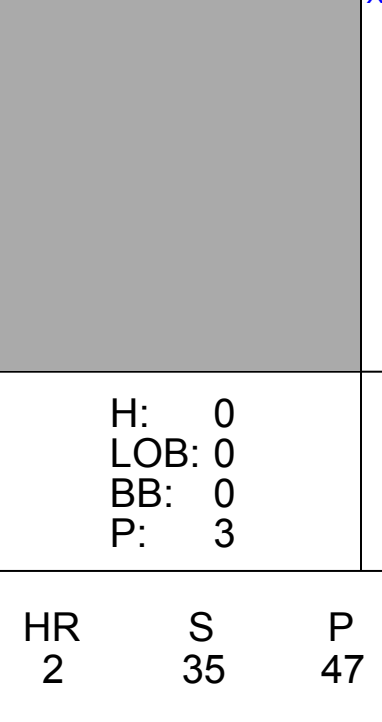
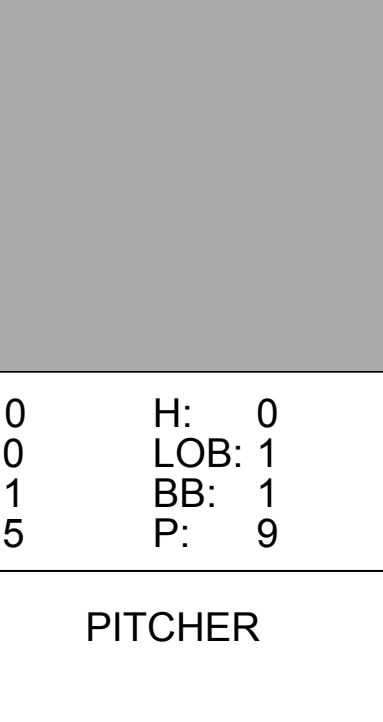
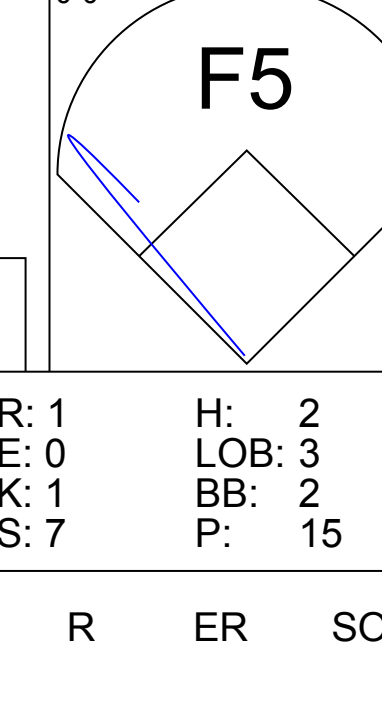






Batter	1	2	3	4	5	6	7	8	9	AB	R	H	RBI	BB	SO	LOB	TOP					
<b>John Cangelosi</b> , S (1, 8) OBP: 0.372, SLG: 0.275																	3 0 1 0 1 1 1					
<b>Carlton Fisk</b> , R (1, 2) OBP: 0.292, SLG: 0.329																	4 0 1 0 0 1 4					
<b>Harold Baines</b> , L (1, 9) OBP: 0.347, SLG: 0.481																	4 1 2 0 0 1 3					
<b>Greg Walker</b> , L (1, 3) OBP: 0.373, SLG: 0.551																	4 0 0 0 0 2 1					
<b>Jerry Hairston</b> , S (1, 7) OBP: 0.365, SLG: 0.402																	4 0 2 1 0 0 0					
<b>Ron Kittle</b> , R (1, 10) OBP: 0.261, SLG: 0.353																	4 0 1 0 0 1 1					
<b>Wayne Tolleson</b> , S (1, 5) <b>Scott Bradley</b> , L (9, PH) OBP: 0.375, SLG: 0.286																	3 0 0 0 0 0 3 1 0 0 0 0 0 0					
<b>Ozzie Guillen</b> , L (1, 6) OBP: 0.267, SLG: 0.335																	4 0 2 0 0 0 2					
<b>Julio Cruz</b> , S (1, 4) OBP: 0.326, SLG: 0.250																	4 0 1 0 0 0 1					
<b>Inning Stats</b>	R: 0 E: 0 K: 1 S: 5	H: 0 LOB: 0 BB: 0 P: 5	R: 0 E: 0 K: 2 S: 8	H: 1 LOB: 1 BB: 0 P: 8	R: 0 E: 0 K: 0 S: 4	H: 1 LOB: 1 BB: 0 P: 4	R: 1 E: 0 K: 0 S: 6	H: 3 LOB: 2 BB: 0 P: 6	R: 0 E: 0 K: 0 S: 4	H: 3 LOB: 1 BB: 0 P: 4	R: 0 E: 0 K: 0 S: 3	H: 0 LOB: 0 BB: 0 P: 3	R: 0 E: 0 K: 2 S: 9	H: 2 LOB: 3 BB: 1 P: 13	R: 0 E: 0 K: 1 S: 5	H: 0 LOB: 0 BB: 0 P: 5	R: 0 E: 0 K: 0 S: 3	H: 0 LOB: 0 BB: 0 P: 3	1B: 8 2B: 2 3B: 0 HR: 0	SF: 0 SAC: 0 DP: 0 HBP: 0	WP: 1 PB: 0 SB: 0 CS: 1	PA: 37
<b>PITCHER</b>	IP	WLS	BF	H	R	ER	SO	BB	IBB	HBP	BLK	WP	HR	S	P	ERA	WHIP					
<b>Mike Smithson</b> , R (1, 1) ERA: 3.94	6.1	W	27	10	1	1	3	0	0	0	0	1	0	33	33	1.42	1.579					
<b>Keith Atherton</b> , R (7, 1) ERA: 3.28	2.2	S	9	0	0	0	3	1	0	0	0	0	0	14	18	0.00	0.375					

Chicago White Sox @ Minnesota Twins  
Hubert H. Humphrey Metrodome, Minneapolis, MN  
Tue Jun 17 1986, 8:05 PM EDT  
Att: 14,303 - Unknown

AB 35  
R 1  
H 10  
RBI 1  
BB 1  
SO 6  
LOB 16



Batter	1	2	3	4	5	6	7	8	9	AB	R	H	RBI	BB	SO	LOB	BOTTOM					
<b>Kirby Puckett</b> , R (1, 8) OBP: 0.390, SLG: 0.574																	4 0 0 0 0 2 2					
<b>Steve Lombardozzi</b> , R (1, 4) OBP: 0.351, SLG: 0.447																	4 2 2 0 0 0 0					
<b>Kent Hrbek</b> , L (1, 3) OBP: 0.422, SLG: 0.566																	3 1 1 2 1 1 0					
<b>Tom Brunansky</b> , R (1, 9) OBP: 0.344, SLG: 0.553																	3 1 2 2 1 0 0					
<b>Roy Smalley</b> , S (1, 10) <b>Ron Washington</b> , R (8, PR) OBP: 0.233, SLG: 0.367																	3 0 0 0 1 0 1 0 0 0 0 0 0 0					
<b>Gary Gaetti</b> , R (1, 5) OBP: 0.341, SLG: 0.527																	4 0 0 0 0 0 3					
<b>Randy Bush</b> , L (1, 7) <b>Billy Beane</b> , R (9, 7) OBP: 0.217, SLG: 0.219																	3 0 0 0 0 0 0 0 0 0 0 0 0 0					
<b>Greg Gagne</b> , R (1, 6) OBP: 0.300, SLG: 0.371																	3 0 1 0 0 0 0					
<b>Jeff Reed</b> , L (1, 2) OBP: 0.321, SLG: 0.340																	3 0 1 0 0 0 0					
<b>Inning Stats</b>	R: 3 E: 0 K: 0 S: 6	H: 3 LOB: 0 BB: 0 P: 6	R: 0 E: 0 K: 0 S: 4	H: 2 LOB: 0 BB: 0 P: 4	R: 0 E: 0 K: 0 S: 3	H: 0 LOB: 0 BB: 0 P: 3	R: 0 E: 0 K: 0 S: 3	H: 0 LOB: 0 BB: 0 P: 3	R: 0 E: 0 K: 1 S: 5	H: 0 LOB: 0 BB: 0 P: 5	R: 0 E: 0 K: 1 S: 5	H: 0 LOB: 1 BB: 1 P: 9	R: 0 E: 0 K: 0 S: 3	H: 0 LOB: 0 BB: 0 P: 3	R: 1 E: 0 K: 1 S: 7	H: 2 LOB: 3 BB: 2 P: 15	R: 0 E: 0 K: 0 S: 3	H: 0 LOB: 0 BB: 0 P: 3	1B: 5 2B: 0 3B: 0 HR: 2	SF: 0 SAC: 0 DP: 1 HBP: 0	WP: 1 PB: 1 SB: 0 CS: 0	PA: 33
<b>PITCHER</b>	IP	WLS	BF	H	R	ER	SO	BB	IBB	HBP	BLK	WP	HR	S	P	ERA	WHIP					
<b>Richard Dotson</b> , R (1, 1) ERA: 5.77	7.2	L	32	7	4	4	3	2	1	0	0	1	2	35	47	4.70	1.174					
<b>Bob James</b> , R (8, 1) ERA: 6.31	0.1		1	0	0	0	0	0	0	0	0	0	0	1	1	0.00	0.000					

Chicago White Sox @ Minnesota Twins  
Hubert H. Humphrey Metrodome, Minneapolis, MN  
Tue Jun 17 1986, 8:05 PM EDT  
Att: 14,303 - Unknown

AB 30  
R 4  
H 7  
RBI 4  
BB 3  
SO 3  
LOB 6





Batter	1	2	3	4	5	6	7	8	9	10	AB	R	H	RBI	BB	SO	LOB	
<b>John Cangelosi, S</b> OBP: 0.384, SLG: 0.294 (1, 8)	0-0 S E 1B	4-0 BB		0-0 2B		0-0 FC4 1B		0-0 1B 2B	0-0 L4		5	2	4	0	1	0	2	
<b>Carlton Fisk, R</b> OBP: 0.293, SLG: 0.326 (1, 2)	1-0 E HBP	0-0 F4		0-0 6-3		0-0 F9		0-0 2B 1B	0-0 F7		5	1	1	1	0	0	6	
<b>Harold Baines, L</b> OBP: 0.343, SLG: 0.472 (1, 9)	0-0 E6		0-0 F8		0-0 F7	0-0 FC4		0-0 2B 1B		0-0 6-3	5	0	0	0	1	0	2	
<b>Greg Walker, L</b> OBP: 0.372, SLG: 0.549 (1, 10)	0-0 F6		0-0 4-3		0-0 2B 1B		0-0 F5	0-0 2B		0-0 3-1	6	1	2	2	0	0	2	
<b>Bobby Bonilla, S</b> OBP: 0.357, SLG: 0.345 (1, 3)	0-0 F5		4-0 HR BB		0-3 K		0-3 K	0-0 1B 2B		4-0 PO BB	3	1	0	0	3	2	3	
<b>Ron Kittle, R</b> OBP: 0.269, SLG: 0.397 (1, 7)	0-0 1-3		0-0 HR		0-0 1B 2B		0-0 HR	0-0 G5-4-3 1B		0-0 PO	5	3	3	3	0	0	5	
<b>Ozzie Guillen, L</b> OBP: 0.265, SLG: 0.332 (1, 6)		0-0 L6	0-0 F7		0-0 E S 1B		0-0 F8		0-0 F8		5	0	1	1	0	0	0	
<b>Tim Lincecum, R</b> OBP: 0.306, SLG: 0.425 (1, 5)		0-0 5-3		0-0 F6	0-0 4-3			0-0 F8	4-0 BB BB		4	0	0	0	1	0	1	
<b>Julio Cruz, S</b> OBP: 0.351, SLG: 0.265 (1, 4)		0-0 S 1B	0-0 4-3		0-0 CS 1B			4-0 1B S 1B BB	4-0 1-2 BB		3	1	2	0	2	0	0	
<b>Inning Stats</b>	R: 1 E: 1 K: 0 S: 5	H: 1 LOB: 2 BB: 0 P: 6	R: 0 E: 0 K: 0 S: 4	H: 1 LOB: 2 BB: 1 P: 8	R: 2 E: 0 K: 0 S: 4	H: 1 LOB: 1 BB: 0 P: 8	R: 0 E: 0 K: 1 S: 8	H: 3 LOB: 1 BB: 0 P: 8	R: 0 E: 0 K: 1 S: 6	H: 1 LOB: 0 BB: 0 P: 6	R: 3 E: 0 K: 0 S: 5	H: 3 LOB: 2 BB: 3 P: 17	R: 0 E: 0 K: 0 S: 3	H: 0 LOB: 2 BB: 2 P: 11	R: 0 E: 0 K: 0 S: 2	H: 0 LOB: 0 BB: 1 P: 6	1B: 8 2B: 3 3B: 0 HR: 2	SF: 0 SAC: 0 DP: 1 HBP: 1
<b>PITCHER</b>	IP 7.0	WLS 34	H 10	R 6	ER 5	SO 2	BB 2	IBB 0	HBP 1	BLK 0	WP 0	HR 2	S 35	P 44	ERA 6.43	WHIP 1.714		
<b>Bert Blyleven, R</b> ERA: 5.0																		
<b>Frank Pastore, R</b> ERA: 2.93	(8, 1)	0.1	7	3	3	0	1	2	0	0	0	0	4	16	81.00	12.000		
<b>Ron Davis, R</b> ERA: 7.52	(8, 1)	2.2	W	9	0	0	0	0	0	0	0	0	6	18	0.00	1.125		


**TOP**

**Chicago White Sox @ Minnesota Twins**  
Hubert H. Humphrey Metrodome, Minneapolis, MN

Wed Jun 18 1986, 8:05 PM EDT  
Att: 13,123 - Unknown

livebaseballscorecards.com

AB 41  
R 9  
H 13  
RBI 7  
BB 8  
SO 2  
LOB 21



WP: 0 PA: 51  
PB: 0  
SB: 6  
CS: 1

Batter	1	2	3	4	5	6	7	8	9	10	AB	R	H	RBI	BB	SO	LOB			
<b>Kirby Puckett, R</b> OBP: 0.392, SLG: 0.572 (1, 8)	0-0 S 1B	0-3 K		0-0 FC4-6 E 1B		0-0 6-3		0-0 6-3		0-0 3B 1B	6	2	3	0	0	1	3			
<b>Steve Lombardozzi, R</b> OBP: 0.361, SLG: 0.459 (1, 4)	4-0 1B FC3-6 BB	0-0 F6		4-0 FC4-6 BB			0-0 F9		0-0 HR 1B	0-0 1H 3B	4	2	2	1	2	0	1			
<b>Kent Hrbek, L</b> OBP: 0.425, SLG: 0.592 (1, 3)	0-0 FC3-6 BB 1B		0-0 F5	0-0 FC4-6			0-0 HR		0-0 1H HR		5	2	3	4	0	0	2			
<b>Tom Brunansky, R</b> OBP: 0.349, SLG: 0.550 (1, 9)	4-0 FC3-6 BB		4-0 1B SF7 BB	0-0 5-3			0-0 F3		0-0 G3 1B E 1B		3	2	1	0	2	0	2			
<b>Randy Bush, L</b> OBP: 0.307, SLG: 0.403 (1, 7)	0-0 FC3-6		0-0 SF7 1B		0-0 F8		0-3 K		0-0 E G3 1B		5	0	2	1	0	1	2			
<b>Billy Beane, R</b> OBP: 0.217, SLG: 0.219 (9, PR) (10, 7)	0-0 1-2r 2-3 3-4H		1-3 SF7 1B		0-0 F8				1-2 E G3 1B		0	1	0	0	0	0	0			
<b>Gary Gaetti, R</b> OBP: 0.335, SLG: 0.519 (1, 5) (10, 6)	0-0 L4		0-0 SF7		0-0 F4			0-0 F6	0-0 F3		4	0	0	1	0	0	4			
<b>Roy Smalley, S</b> OBP: 0.333, SLG: 0.492 (1, 10)	0-3 K		0-0 F7		0-0 F5			0-0 3B	0-0 G3	1-2 2-3	5	0	1	0	0	1	5			
<b>Jeff Reed, L</b> OBP: 0.333, SLG: 0.396 (1, 2)		0-0 4-3		0-0 HR		0-0 F9		4-0 BB	0-0 E9		3	1	1	1	1	0	0			
<b>Ron Washington, R</b> OBP: 0.233, SLG: 0.367 (8, PR) (9, 6)											0	0	0	0	0	0	0			
<b>Mickey Hatcher, R</b> OBP: 0.264, SLG: 0.295 (9, PH) (10, 5)									2H 3H		1	0	1	2	0	0	0			
<b>Greg Gagne, R</b> OBP: 0.300, SLG: 0.368 (1, 6)		4-0 S BB		0-3 K		0-0 5-3		4-0 BB	0-0 3-1		2	0	0	0	1	1	0			
<b>Mark Salas, L</b> OBP: 0.299, SLG: 0.404 (8, PH) (9, 2)								1-2 BB			1	0	0	0	1	0	2			
<b>Inning Stats</b>	R: 2 E: 0 K: 1 S: 7	H: 2 LOB: 2 BB: 2 P: 15	R: 0 E: 0 K: 1 S: 5	H: 0 LOB: 1 BB: 1 P: 9	R: 1 E: 0 K: 0 S: 4	H: 1 LOB: 1 BB: 1 P: 8	R: 1 E: 1 K: 1 S: 7	H: 2 LOB: 2 BB: 1 P: 11	R: 0 E: 0 K: 0 S: 3	H: 0 LOB: 0 BB: 0 P: 3	R: 1 E: 0 K: 1 S: 6	H: 1 LOB: 0 BB: 0 P: 6	R: 0 E: 0 K: 0 S: 3	H: 1 LOB: 2 BB: 2 P: 11	R: 4 E: 1 K: 0 S: 8	H: 5 LOB: 2 BB: 0 P: 8	R: 1 E: 0 K: 0 S: 2	H: 2 LOB: 1 BB: 0 P: 2	1B: 9 2B: 0 3B: 2 HR: 3	SF: 1 SAC: 0 DP: 0 HBP: 0
<b>PITCHER</b>	IP 2.1	WLS 14	H 3	R 3	ER 3	SO 2	BB 4	IBB 0	HBP 0	BLK 0	WP 0	HR 0	S 14	P 30	ERA 11.57	WHIP 3.000				
<b>Joe Cowley, R</b> ERA: 4.91																				
<b>Dave Schmidt, R</b> ERA: 4.4	(3, 1)	5.1	21	4	2	2	2	0	0	0	0	2	23	31	3.38	1.125				
<b>Bob James, R</b> ERA: 6.5	(8, 1)	0.1	3	1	1	1	0	1	0	0	0	0	2	6	27.00	6.000				
<b>Joel McKeon, L</b> ERA: 4.11	(9, 1)	0.0	1	1	1	1	0	0	0	0	0	1	1	1	∞	∞				
<b>Gene Nelson, R</b> ERA: 3.44	(9, 1)	1.0	L	8	5	3	3	0	0	0	0	0	8	8	27.00	5.000				


**BOTTOM**

**Chicago White Sox @ Minnesota Twins**  
Hubert H. Humphrey Metrodome, Minneapolis, MN

Wed Jun 18 1986, 8:05 PM EDT  
Att: 13,123 - Unknown

livebaseballscorecards.com

AB 39  
R 10  
H 14  
RBI 10  
BB 7  
SO 4  
LOB 21



WP: 0 PA: 47  
PB: 0  
SB: 2  
CS: 0



Batter	1	2	3	4	5	6	7	8	9	AB	R	H	RBI	BB	SO	LOB	TOP										
<b>John Cangelosi, S</b> OBP: 0.384, SLG: 0.307 (1, 8)	F2		F3			CS 1-H 2B		F9		5	0	2	2	0	0	0	<b>Chicago White Sox @ Minnesota Twins</b> Hubert H. Humphrey Metrodome, Minneapolis, MN Thu Jun 19 1986, 4:33 AM EDT Att: 17,432 - Unknown <a href="http://livebaseballscorecards.com">livebaseballscorecards.com</a>										
<b>Carlton Fisk, R</b> OBP: 0.295, SLG: 0.339 (1, 10)	K			HR		SF7 1-3 2-H 2B			K	3	1	1	2	1	2	0											
<b>Harold Baines, L</b> OBP: 0.348, SLG: 0.476 (1, 9)				6-3	CS				WP BB	4	1	2	0	1	0	1											
<b>Ron Kittle, R</b> OBP: 0.276, SLG: 0.411 (1, 7)	K			HR		2B 6-3 BB			G4-6-3 BB	3	2	1	1	2	1	1											
<b>Bobby Bonilla, S</b> OBP: 0.361, SLG: 0.356 <b>Ozzie Guillen, L</b> OBP: 0.263, SLG: 0.328 (6, 6)		F3		G6-4-3 1B		1-3 2-H 2B		F7	G4-6-3 BB	3	1	2	1	0	0	0											
<b>Tim Lulett, R</b> OBP: 0.303, SLG: 0.421 <b>Greg Walker, L</b> OBP: 0.367, SLG: 0.542 (6, PH) (6, 3)		F3		G6-4-3 1-2		6-3		E6		2	0	0	0	0	0	1											
<b>Wayne Tolleson, S</b> OBP: 0.332, SLG: 0.347 (6, 5)		6-3				K		5-3		4	1	1	1	0	1	1											
<b>Julio Cruz, S</b> OBP: 0.356, SLG: 0.276 (1, 4)			6-3			2B 1B			K	4	2	2	0	0	1	0											
<b>Joel Skinner, R</b> OBP: 0.245, SLG: 0.263 (1, 2)			K			L6			F3	4	1	1	1	0	1	1											
<b>Inning Stats</b>	R: 0 E: 0 K: 2 S: 8	H: 1 LOB: 1 BB: 0 P: 8	R: 0 E: 0 K: 0 S: 3	H: 0 LOB: 0 BB: 0 P: 3	R: 0 E: 0 K: 1 S: 5	H: 0 LOB: 0 BB: 0 P: 5	R: 2 E: 0 K: 0 S: 5	H: 3 LOB: 0 BB: 0 P: 5	R: 1 E: 0 K: 1 S: 6	H: 2 LOB: 1 BB: 1 P: 10	R: 6 E: 0 K: 0 S: 9	H: 6 LOB: 1 BB: 1 P: 13	R: 0 E: 1 K: 0 S: 4	H: 0 LOB: 1 BB: 0 P: 4	R: 0 E: 0 K: 1 S: 5	H: 0 LOB: 0 BB: 0 P: 5		R: 0 E: 0 K: 1 S: 4	H: 0 LOB: 1 BB: 2 P: 12	1B: 6 2B: 4 3B: 0 HR: 2	SF: 1 SAC: 0 DP: 2 HBP: 0	WP: 1 PB: 0 CS: 1	PA: 42				
<b>PITCHER</b>	IP	WLS	BF	H	R	ER	SO	BB	IBB	HBP	BLK	WP	HR	S	P	ERA	WHIP										
<b>Allan Anderson, L</b> ERA: 4.8 (1, 1)	5.0	L	23	8	6	6	4	2	0	0	0	0	2	29	37	10.80	2.000										
<b>John Butcher, R</b> ERA: 6.3 (6, 1)	0.1		3	2	0	0	0	0	0	0	0	0	0	3	3	0.00	6.000										
<b>Keith Atherton, R</b> ERA: 3.35 (6, 1)	1.2		8	2	3	3	0	0	0	0	0	0	0	8	8	16.20	1.200										
<b>Roy Lee Jackson, R</b> ERA: 4.91 (8, 1)	1.1		6	0	0	0	2	2	0	0	0	1	0	8	16	0.00	1.500										
<b>Frank Pastore, R</b> ERA: 2.89 (9, 1)	0.2		1	0	0	0	0	0	0	0	0	0	0	1	1	0.00	0.000										

Batter	1	2	3	4	5	6	7	8	9	AB	R	H	RBI	BB	SO	LOB	BOTTOM										
<b>Kirby Puckett, R</b> OBP: 0.392, SLG: 0.571 (1, 8)	K			F3		6-3				4	0	1	0	0	1	1	<b>Chicago White Sox @ Minnesota Twins</b> Hubert H. Humphrey Metrodome, Minneapolis, MN Thu Jun 19 1986, 4:33 AM EDT Att: 17,432 - Unknown <a href="http://livebaseballscorecards.com">livebaseballscorecards.com</a>										
<b>Steve Lombardozzi, R</b> OBP: 0.362, SLG: 0.455 (1, 4)	F9		5-3		1B FC4-6 BB			L5		4	2	1	0	1	0	2											
<b>Kent Hrbek, L</b> OBP: 0.432, SLG: 0.599 (1, 3)				4-3 WP HBP	5-3 FC4-6 1B			F9		4	2	3	0	0	0	1											
<b>Tom Brunansky, R</b> OBP: 0.346, SLG: 0.548 (1, 9)	4-3			5-3	FC4-6 1-2 3-H			K	FC6-4 FC5-2 2B	5	0	1	1	0	1	5											
<b>Randy Bush, L</b> OBP: 0.331, SLG: 0.427 <b>Tim Laudner, R</b> OBP: 0.407, SLG: 0.537 (9, PH) (1, 7)				4-3	F8			HR	FC6-4 BB	4	1	2	3	0	0	2											
<b>Gary Gaetti, R</b> OBP: 0.336, SLG: 0.512 (1, 5)	G5-4-3 1B			4-0 HR BB	4-0 1-2 BB			K	FC6-4 FC5-2	3	1	0	0	2	1	3											
<b>Mark Salas, L</b> OBP: 0.303, SLG: 0.434 <b>Mickey Hatcher, R</b> OBP: 0.266, SLG: 0.296 (1, 10) (6, PH)		G5-4-3 1-2		HR BB	F3				FC5-2	2	1	1	2	0	0	0											
<b>Jeff Reed, L</b> OBP: 0.323, SLG: 0.379 (1, 2)			4-3		HR				FC5-2 1-2 3-H	3	0	1	0	0	0	4											
<b>Greg Gagne, R</b> OBP: 0.296, SLG: 0.362 <b>Roy Smalley, S</b> OBP: 0.332, SLG: 0.489 (8, PH) (6, 6)				4-3	E8				F6	5	1	1	0	0	0	3											
<b>Inning Stats</b>	R: 0 E: 0 K: 1 S: 6	H: 1 LOB: 0 BB: 0 P: 6	R: 0 E: 0 K: 0 S: 3	H: 1 LOB: 0 BB: 0 P: 3	R: 0 E: 0 K: 0 S: 4	H: 1 LOB: 1 BB: 0 P: 4	R: 4 E: 1 K: 0 S: 6	H: 2 LOB: 1 BB: 1 P: 11	R: 1 E: 0 K: 0 S: 4	H: 1 LOB: 2 BB: 2 P: 12	R: 0 E: 0 K: 2 S: 3	H: 0 LOB: 0 BB: 0 P: 3	R: 3 E: 0 K: 2 S: 11	H: 4 LOB: 1 BB: 0 P: 11	R: 0 E: 0 K: 0 S: 3	H: 0 LOB: 1 BB: 0 P: 4		R: 0 E: 0 K: 0 S: 4	H: 1 LOB: 2 BB: 1 P: 8	1B: 6 2B: 3 3B: 0 HR: 2	SF: 0 SAC: 0 DP: 1 HBP: 2	WP: 1 PB: 0 CS: 0	PA: 44				
<b>PITCHER</b>	IP	WLS	BF	H	R	ER	SO	BB	IBB	HBP	BLK	WP	HR	S	P	ERA	WHIP										
<b>Joel Davis, R</b> ERA: 4.81 (5, 1)	1.1	W	5	1	1	1	0	0	0	0	0	0	0	5	5	6.75	0.750										
<b>Bill Dawley, R</b> ERA: 3.13 (7, 1)	1.2		9	3	2	2	2	0	0	1	0	0	1	12	13	10.80	1.800										
<b>Joel McKeon, L</b> ERA: 4.02 <b>Bob James, R</b> ERA: 6.32 (9, 1)	0.1		2	1	0	0	0	0	0	0	0	0	0	2	2	0.00	3.000										
<b>Bob James, R</b> ERA: 6.32 (9, 1)	1.0	S	4	0	0	0	0	1	0	0	0	0	0	3	7	0.00	1.000										



Batter	1	2	3	4	5	6	7	8	9	AB	R	H	RBI	BB	SO	LOB	TOP										
<b>Harold Reynolds, S</b> (1, 4) OBP: 0.285, SLG: 0.293	4-0 S BB	4-0 1B BB		0-0 3-1			0-0 5-3		0-3 K	3	0	0	0	2	1	2											
<b>John Moses, S</b> (1, 8) OBP: 0.337, SLG: 0.374	0-0 L6	0-0 SF7		0-3 K			0-0 4-3			3	0	0	1	0	1	1											
<b>Phil Bradley, R</b> (1, 7) OBP: 0.347, SLG: 0.368	0-3 K	0-0 1B					0-3 K		0-3 K	4	0	1	1	0	3	1											
<b>Alvin Davis, L</b> (1, 3) OBP: 0.408, SLG: 0.487	0-0 F8	0-3 K					0-0 F6		0-0 F8	4	0	0	0	0	1	3											
<b>Jim Prestley, R</b> (1, 5) OBP: 0.310, SLG: 0.492		0-0 2B	0-0 HR				0-0 F8		0-3 K	4	2	2	1	0	1	0											
<b>Ken Phelps, L</b> (1, 10) OBP: 0.414, SLG: 0.659		0-0 1B	0-3 K				0-0 F9		0-0 2B	1	0	1	1	0	0	0											
<b>Gorman Thomas, R</b> (2, PR) OBP: 0.314, SLG: 0.404		2-H 2B							1B	3	1	1	0	0	1	0											
<b>Dave Henderson, R</b> (1, 9) OBP: 0.338, SLG: 0.488		0-0 6-3	0-0 4-3				0-0 F8		0-0 1-3	4	0	1	0	0	0	1											
<b>Spike Owen, S</b> (1, 6) OBP: 0.315, SLG: 0.381		0-0 E	0-0 F7				0-0 L9		0-0 F7	4	1	1	0	0	0	2											
<b>Bob Kearney, R</b> (1, 2) OBP: 0.214, SLG: 0.280		0-0 E5		0-0 5-3					0-0 5-3	4	1	0	1	0	1	3											
<b>Inning Stats</b>	R: 0 E: 0 K: 1 S: 5	H: 0 LOB: 1 BB: 1 P: 9	R: 4 E: 1 K: 1 S: 10	H: 4 LOB: 2 BB: 1 P: 14	R: 1 E: 0 K: 1 S: 6	H: 1 LOB: 0 BB: 0 P: 6	R: 0 E: 0 K: 1 S: 5	H: 0 LOB: 0 BB: 0 P: 5	R: 0 E: 0 K: 0 S: 3	H: 0 LOB: 0 BB: 0 P: 3	R: 0 E: 0 K: 1 S: 5	H: 0 LOB: 0 BB: 0 P: 5	R: 0 E: 0 K: 2 S: 7	H: 0 LOB: 0 BB: 0 P: 7	R: 0 E: 0 K: 1 S: 7	H: 2 LOB: 2 BB: 0 P: 7	1B: 3 2B: 3 3B: 0 HR: 1	SF: 1 SAC: 0 DP: 0 HBP: 0	WP: 0 PA: 37 SB: 0 CS: 1								
<b>PITCHER</b>	IP	WLS	BF	H	R	ER	SO	BB	IBB	HBP	BLK	WP	HR	S	P	ERA	WHIP										
<b>Tom Seaver, R</b> (1, 1) ERA: 4.3	7.0	L	29	5	5	3	6	2	0	0	0	0	1	39	47	3.86	1.000										
<b>Gene Nelson, R</b> (8, 1) ERA: 3.32	2.0		8	2	0	0	3	0	0	0	0	0	0	14	14	0.00	1.000										

Seattle Mariners @ Chicago White Sox  
Comiskey Park, Chicago, IL  
Fri Jun 20 1986, 8:05 PM EDT  
Att: 26,391 - Unknown

AB 34  
R 5  
H 7  
RBI 5  
BB 2  
SO 9  
LOB 13



Batter	1	2	3	4	5	6	7	8	9	AB	R	H	RBI	BB	SO	LOB	BOTTOM										
<b>John Cangelosi, S</b> (1, 8) OBP: 0.389, SLG: 0.315	0-3 K		4-0 FC4-6 BB		0-0 F9		0-0 E		0-0 2B	4	0	2	1	1	1	0											
<b>Wayne Tolleson, S</b> (1, 6) OBP: 0.325, SLG: 0.338	0-0 F9		0-0 FC4-6 P3 E		0-3 K		0-0 E3		0-3 K	5	1	0	0	0	2	5											
<b>Carlton Fisk, R</b> (1, 2) OBP: 0.293, SLG: 0.336	0-0 F9		0-0 E		0-0 F6		0-3 K		0-0 4-3	5	0	1	1	0	1	4											
<b>Ron Kittle, R</b> (1, 7) OBP: 0.276, SLG: 0.405		4-0 FC4-6 BB	0-0 P3		0-3 K		0-0 FC6-4			3	0	0	0	1	1	5											
<b>Greg Walker, L</b> (1, 3) OBP: 0.359, SLG: 0.527		0-0 FC4-6 1B	0-0 E4		0-3 K				0-0 F8	4	0	0	0	0	1	2											
<b>Jerry Hairston, S</b> (1, 10) OBP: 0.380, SLG: 0.395		0-0 1B	0-3 K		0-0 F7				0-0 G1	4	0	1	0	0	1	2											
<b>Bobby Bonilla, S</b> (1, 9) OBP: 0.359, SLG: 0.350		0-3 K		0-0 4-3			0-3 K		4-0 BB	3	0	0	0	1	2	2											
<b>Tim Hulett, R</b> (1, 5) OBP: 0.303, SLG: 0.419		0-0 F8		0-0 F8			0-0 BB		0-3 K	3	1	1	0	0	0	2											
<b>Harold Baines, L</b> (8, PH) OBP: 0.347, SLG: 0.474							0-0 1B			1	0	0	0	0	1	1											
<b>Ozzie Guillen, L</b> (9, 6) OBP: 0.263, SLG: 0.328							0-0 1B			0	0	0	0	0	0	0											
<b>Julio Cruz, S</b> (1, 4) OBP: 0.362, SLG: 0.270			4-0 FC4-6 1B BB		0-0 L4		4-0 E		0-0 F9	2	1	0	0	2	0	0											
<b>Inning Stats</b>	R: 0 E: 0 K: 1 S: 5	H: 0 LOB: 0 BB: 0 P: 5	R: 0 E: 0 K: 1 S: 6	H: 1 LOB: 2 BB: 1 P: 10	R: 2 E: 1 K: 1 S: 7	H: 1 LOB: 2 BB: 2 P: 15	R: 0 E: 0 K: 0 S: 3	H: 0 LOB: 0 BB: 0 P: 3	R: 0 E: 0 K: 2 S: 7	H: 0 LOB: 0 BB: 0 P: 7	R: 1 E: 1 K: 2 S: 10	H: 2 LOB: 3 BB: 1 P: 14	R: 0 E: 0 K: 1 S: 5	H: 0 LOB: 1 BB: 1 P: 9	R: 0 E: 0 K: 1 S: 6	H: 1 LOB: 1 BB: 0 P: 6	1B: 4 2B: 1 3B: 0 HR: 0	SF: 0 SAC: 0 DP: 0 HBP: 0	WP: 0 PA: 39 SB: 0 CS: 0								
<b>PITCHER</b>	IP	WLS	BF	H	R	ER	SO	BB	IBB	HBP	BLK	WP	HR	S	P	ERA	WHIP										
<b>Mark Langston, L</b> (1, 1) ERA: 5.07	6.1		29	4	3	2	7	4	0	0	0	0	0	39	55	2.84	1.263										
<b>Mark Huismann, R</b> (7, 1) ERA: 3.6	1.1		5	0	0	0	1	1	0	0	0	0	0	6	10	0.00	0.750										
<b>Matt Young, L</b> (8, 1) ERA: 4.44	1.1	S	5	1	0	0	2	0	0	0	0	0	0	9	9	0.00	0.750										

Seattle Mariners @ Chicago White Sox  
Comiskey Park, Chicago, IL  
Fri Jun 20 1986, 8:05 PM EDT  
Att: 26,391 - Unknown

AB 34  
R 3  
H 5  
RBI 2  
BB 5  
SO 10  
LOB 23





Batter	1	2	3	4	5	6	7	8	9	AB	R	H	RBI	BB	SO	LOB	TOP				
<b>Harold Reynolds, S</b> (1, 4) OBP: 0.278, SLG: 0.285	G3	4-3			B3		4-3			4	0	0	0	0	0	1					
<b>John Moses, S</b> (1, 8) OBP: 0.343, SLG: 0.379	5-3				1B		B5-3			4	1	2	1	0	0	0					
<b>Phil Bradley, R</b> (1, 7) OBP: 0.350, SLG: 0.387	HR	CS	6-3		1B		K			4	1	2	1	0	1	0					
<b>Avlin Davis, L</b> (1, 3) OBP: 0.402, SLG: 0.478	F7		3-1		L6				F8	4	0	0	0	0	0	2					
<b>Jim Prestley, R</b> (1, 5) OBP: 0.316, SLG: 0.492		BB			1B				F8	2	1	1	1	1	0	0					
<b>Danny Tartabull, R</b> (1, 10) OBP: 0.355, SLG: 0.470		BB			F9				G3	3	1	0	0	1	1	3					
<b>Dave Henderson, R</b> (1, 9) OBP: 0.336, SLG: 0.488		E9			K				F9	4	1	1	1	0	2	0					
<b>Spike Owen, S</b> (1, 6) OBP: 0.314, SLG: 0.378		2B			K				4-3	4	1	1	1	0	1	0					
<b>Bob Kearney, R</b> (1, 2) OBP: 0.211, SLG: 0.275		SH1-3							F8	2	0	0	0	0	0	0					
<b>Ken Phelps, L</b> (9, PH) OBP: 0.410, SLG: 0.652					5-3				F8	1	0	0	0	0	0	0					
<b>Inning Stats</b>	R: 1 E: 0 K: 0 S: 4	H: 1 LOB: 0 BB: 0 P: 4	R: 4 E: 1 K: 0 S: 5	H: 3 LOB: 0 BB: 1 P: 10	R: 0 E: 0 K: 1 S: 5	H: 0 LOB: 1 BB: 1 P: 9	R: 0 E: 0 K: 2 S: 7	H: 0 LOB: 0 BB: 0 P: 7	R: 1 E: 0 K: 0 S: 6	H: 3 LOB: 2 BB: 0 P: 6	R: 0 E: 0 K: 1 S: 5	H: 0 LOB: 0 BB: 0 P: 5	R: 0 E: 0 K: 0 S: 3	H: 0 LOB: 0 BB: 0 P: 3	R: 0 E: 0 K: 0 S: 3	H: 0 LOB: 0 BB: 0 P: 3	1B: 5 2B: 1 3B: 0 HR: 1	SF: 0 SAC: 1 DP: 0 HBP: 1	WP: 0 PB: 0 SB: 0 CS: 1	PA: 37	
<b>PITCHER</b>	IP	WLS	BF	H	R	ER	SO	BB	IBB	HBP	BLK	WP	HR	S	P	ERA	WHIP				
<b>Neil Allen, R</b> (1, 1) ERA: 5.2	5.0	W	24	7	6	6	3	2	0	1	0	0	1	27	36	10.80	1.800				
<b>Bill Dawley, R</b> (6, 1) ERA: 2.63	4.0	S	12	0	0	0	2	0	0	0	0	0	0	16	16	0.00	0.000				

Seattle Mariners @ Chicago White Sox  
Comiskey Park, Chicago, IL  
Sat Jun 21 1986, 4:33 AM EDT  
Att: 21,934 - Unknown

AB	32
R	6
H	7
RBI	5
BB	2
SO	5
LOB	6



Batter	1	2	3	4	5	6	7	8	9	AB	R	H	RBI	BB	SO	LOB	BOTTOM				
<b>John Cangelosi, S</b> (1, 8) OBP: 0.380, SLG: 0.316	4-3	G4-6-3		1B		K				3	1	1	0	1	1	2					
<b>Carlton Fisk, R</b> (1, 10) OBP: 0.293, SLG: 0.335	4-3		5-3	1B		F9				4	0	1	2	0	0	2					
<b>Harold Baines, L</b> (1, 9) OBP: 0.345, SLG: 0.471	SF8		3-1	G5-4-3					FC6	2	0	0	1	1	0	2					
<b>Greg Walker, L</b> (1, 3) OBP: 0.362, SLG: 0.523	E		F7			FC5-4			FC6	3	1	1	0	0	0	1					
<b>Jerry Hairston, S</b> (1, 7) OBP: 0.356, SLG: 0.382	E8			BB		F9			F8	3	2	0	0	1	0	2					
<b>Tim Lincecum, R</b> (1, 4) OBP: 0.307, SLG: 0.418				BB		F3			K	3	1	1	1	1	1	2					
<b>Joel Skinner, R</b> (1, 2) OBP: 0.245, SLG: 0.273	5-3			BB		FC5-4			K	4	1	1	1	0	1	2					
<b>Ozzie Guillen, L</b> (1, 6) OBP: 0.262, SLG: 0.327		4-3		SH1-3		G3			K	4	1	1	1	0	1	0					
<b>Wayne Tolleson, S</b> (1, 5) OBP: 0.329, SLG: 0.340				SH1-3					4-3	2	0	1	0	1	0	0					
<b>Inning Stats</b>	R: 3 E: 1 K: 0 S: 6	H: 2 LOB: 1 BB: 0 P: 7	R: 0 E: 0 K: 0 S: 2	H: 0 LOB: 0 BB: 1 P: 6	R: 0 E: 0 K: 0 S: 3	H: 0 LOB: 0 BB: 0 P: 3	R: 4 E: 0 K: 0 S: 5	H: 3 LOB: 1 BB: 3 P: 17	R: 0 E: 0 K: 0 S: 4	H: 1 LOB: 1 BB: 0 P: 4	R: 0 E: 0 K: 1 S: 6	H: 1 LOB: 0 BB: 0 P: 6	R: 0 E: 1 K: 1 S: 5	H: 0 LOB: 0 BB: 1 P: 9	R: 0 E: 0 K: 2 S: 7	H: 0 LOB: 0 BB: 0 P: 7	1B: 6 2B: 1 3B: 0 HR: 0	SF: 1 SAC: 1 DP: 2 HBP: 1	WP: 0 PB: 0 SB: 0 CS: 0	PA: 36	
<b>PITCHER</b>	IP	WLS	BF	H	R	ER	SO	BB	IBB	HBP	BLK	WP	HR	S	P	ERA	WHIP				
<b>Bill Swift, R</b> (1, 1) ERA: 5.69	3.0	L	16	3	6	4	0	3	0	1	0	0	0	12	25	12.00	2.000				
<b>Lee Guetterman, L</b> (4, 1) ERA: 5.71	2.2		12	4	1	1	1	1	0	0	0	0	0	13	17	3.38	1.875				
<b>Steve Fireovid, R</b> (6, 1) ERA:	0.1		1	0	0	0	0	0	0	0	0	0	0	1	1	0.00	0.000				
<b>Matt Young, L</b> (7, 1) ERA: 4.27	2.0		7	0	0	0	3	1	0	0	0	0	0	12	16	0.00	0.500				

Seattle Mariners @ Chicago White Sox  
Comiskey Park, Chicago, IL  
Sat Jun 21 1986, 4:33 AM EDT  
Att: 21,934 - Unknown

AB	28
R	7
H	7
RBI	6
BB	5
SO	4
LOB	13





Batter	1	2	3	4	5	6	7	8	9	AB	R	H	RBI	BB	SO	LOB	TOP					
<b>John Moses, S</b> OBP: 0.336, SLG: 0.370 (1, 8)	4-3		FC1-4 1B		F7		2-3		G6-4-3	5	0	1	0	0	0	2	<b>Seattle Mariners @ Chicago White Sox</b> Comiskey Park, Chicago, IL Sun Jun 22 1986, 4:33 AM EDT Att: 25,522 - Unknown					
<b>Phil Bradley, R</b> OBP: 0.352, SLG: 0.389 (1, 7)	F9		FC1-4 1B 3B		F8		1B			4	1	2	0	0	0	2						
<b>Alvin Davis, L</b> OBP: 0.400, SLG: 0.476 (1, 3)	6-3		3B 1B		F8		SF9			3	1	1	2	0	0	1						
<b>Jim Presley, R</b> OBP: 0.315, SLG: 0.496 (1, 5)		1-3	3B		4-3		5-3			4	0	1	2	0	0	2						
<b>Ken Phelps, L</b> OBP: 0.405, SLG: 0.632 (1, 10)	E3		FC6-4 BB		K		4-3			3	0	0	0	1	1	0						
<b>Dave Henderson, R</b> OBP: 0.331, SLG: 0.479 (1, 9)	K		FC6-4		F8		F9			4	0	0	0	0	1	3						
<b>Spike Owen, S</b> OBP: 0.313, SLG: 0.376 (1, 6)	F7				F6		1B			4	0	1	0	0	0	1						
<b>Dave Valle, R</b> OBP: 0.500, SLG: 0.333 (1, 2)			FC1-4 1B 1B		F9		6-3		G6-4-3 BB	3	1	1	0	1	0	1						
<b>Harold Reynolds, S</b> OBP: 0.277, SLG: 0.284 (1, 4)			K		K		SF9 1B		F8	4	1	1	0	0	2	2						
<b>Inning Stats</b>	R: 0 E: 0 K: 0 S: 3	H: 0 LOB: 0 BB: 0 P: 3	R: 0 E: 1 K: 1 S: 6	H: 0 LOB: 1 BB: 0 P: 6	R: 3 E: 0 K: 1 S: 9	H: 4 LOB: 2 BB: 1 P: 13	R: 0 E: 0 K: 1 S: 5	H: 0 LOB: 0 BB: 0 P: 5	R: 0 E: 0 K: 1 S: 4	H: 1 LOB: 1 BB: 0 P: 4	R: 0 E: 0 K: 1 S: 6	H: 1 LOB: 1 BB: 0 P: 6	R: 1 E: 0 K: 0 S: 5	H: 2 LOB: 1 BB: 0 P: 5	R: 0 E: 0 K: 0 S: 3	H: 0 LOB: 0 BB: 0 P: 3	R: 0 E: 0 K: 0 S: 2	H: 0 LOB: 0 BB: 1 P: 6	1B: 7 2B: 0 3B: 1 HR: 0	SF: 1 SAC: 0 DP: 1 HBP: 0	WP: 0 PB: 0 SB: 1 CS: 0	PA: 37
<b>PITCHER</b>	IP	WLS	BF	H	R	ER	SO	BB	IBB	HBP	BLK	WP	HR	S	P	ERA	WHIP					
<b>Richard Dotson, R</b> ERA: 5.76 (1, 1)	6.1	W	29	8	4	4	4	1	0	0	0	0	0	36	40	5.68	1.421					
<b>Joel McKeon, L</b> ERA: 3.44 (7, 1)	2.2		8	0	0	0	0	1	0	0	0	0	0	7	11	0.00	0.375					



Batter	1	2	3	4	5	6	7	8	9	AB	R	H	RBI	BB	SO	LOB	BOTTOM					
<b>John Cangelosi, S</b> OBP: 0.398, SLG: 0.325 (1, 8)	G3 SF7 BB	1B		F4		CS 2B		E HBP		3	1	2	1	1	0	0	<b>Seattle Mariners @ Chicago White Sox</b> Comiskey Park, Chicago, IL Sun Jun 22 1986, 4:33 AM EDT Att: 25,522 - Unknown					
<b>Carlton Fisk, R</b> OBP: 0.291, SLG: 0.332 (1, 2)	G3	1B			6-3	K		E3		5	0	1	1	0	1	3						
<b>Harold Baines, L</b> OBP: 0.346, SLG: 0.475 (1, 9)	SF7	F7			1B 2B	1B		F8		4	2	2	1	0	0	4						
<b>Greg Walker, L</b> OBP: 0.360, SLG: 0.516 (1, 3)	F7	F7			2B 1B	1B		3-1		4	1	1	0	0	0	3						
<b>Ron Kittle, R</b> OBP: 0.276, SLG: 0.401 (1, 10)		FC6-4 BB		F8		F8		SF7		2	0	0	1	1	0	2						
<b>Bobby Bonilla, S</b> OBP: 0.357, SLG: 0.354 (1, 7)		FC6-4 1B		F7		2B		F8		4	1	1	2	0	0	1						
<b>Tim Lincecum, R</b> OBP: 0.306, SLG: 0.415 (1, 5)		E5 1B		F8		F7				4	1	1	0	0	0	2						
<b>Ozzie Guillen, L</b> OBP: 0.267, SLG: 0.335 (1, 6)		1B WP 1B		G4-1		G6-3 2B		3		4	2	2	2	0	0	1						
<b>Julio Cruz, S</b> OBP: 0.367, SLG: 0.264 (1, 4)		WP 1B BB		B1-3		6-3		E BB		2	2	0	0	2	0	1						
<b>Inning Stats</b>	R: 1 E: 0 K: 0 S: 3	H: 0 LOB: 0 BB: 1 P: 7	R: 4 E: 1 K: 0 S: 7	H: 3 LOB: 2 BB: 2 P: 15	R: 0 E: 0 K: 0 S: 3	H: 0 LOB: 0 BB: 0 P: 3	R: 0 E: 0 K: 0 S: 3	H: 0 LOB: 0 BB: 0 P: 3	R: 2 E: 0 K: 0 S: 6	H: 3 LOB: 1 BB: 0 P: 6	R: 1 E: 0 K: 1 S: 6	H: 2 LOB: 0 BB: 0 P: 6	R: 1 E: 0 K: 0 S: 4	H: 1 LOB: 0 BB: 0 P: 4	R: 1 E: 2 K: 0 S: 4	H: 1 LOB: 2 BB: 1 P: 9	R: 1 E: 2 K: 0 S: 4	H: 1 LOB: 2 BB: 1 P: 9	1B: 6 2B: 5 3B: 0 HR: 0	SF: 2 SAC: 0 DP: 1 HBP: 1	WP: 1 PB: 0 SB: 1 CS: 1	PA: 39
<b>PITCHER</b>	IP	WLS	BF	H	R	ER	SO	BB	IBB	HBP	BLK	WP	HR	S	P	ERA	WHIP					
<b>Mike Morgan, R</b> ERA: 4.17 (1, 1)	1.1	L	11	3	5	4	0	0	0	0	0	0	0	8	20	27.00	4.500					
<b>Steve Fireovid, R</b> ERA: 3.52 (2, 1)	4.2		18	5	3	3	1	0	0	0	0	0	0	20	20	5.79	1.071					
<b>Pete Ladd, R</b> ERA: 4.37 (7, 1)	2.0		10	2	2	1	0	1	0	1	0	0	0	8	13	4.50	1.500					





Batter	1	2	3	4	5	6	7	8	9	AB	R	H	RBI	BB	SO	LOB	TOP								
<b>Kirby Puckett, R</b> OBP: 0.383, SLG: 0.549 (1, 8)	F9		5-3			K			6-3	4	0	0	0	0	1	0									
<b>Steve Lombardozzi, R</b> OBP: 0.339, SLG: 0.450 <b>Randy Bush, L</b> OBP: 0.337, SLG: 0.473 (1, 4)	K			SF9 3B		F6			HR	3	1	1	0	0	1	0									
<b>Kent Hrbek, L</b> OBP: 0.429, SLG: 0.603 (1, 3)	BB			SF9		F2			K	2	0	0	1	1	1	0									
<b>Tom Brunansky, R</b> OBP: 0.343, SLG: 0.545 (1, 9)	K			1B BB		F7			WP 2B	3	0	1	0	1	1	1									
<b>Mark Salas, L</b> OBP: 0.299, SLG: 0.421 (1, 10)		G3		1B BB		F6			K	4	0	1	0	0	1	1									
<b>Gary Gaetti, R</b> OBP: 0.329, SLG: 0.508 (1, 5)	F5			1B		5-3				3	0	0	0	0	0	2									
<b>Roy Smalley, S</b> OBP: 0.324, SLG: 0.493 (1, 6)	F7					F8			K	3	0	0	0	0	1	0									
<b>Mark Davidson, R</b> (1, 7)			K			F7			F6	3	0	0	0	0	1	0									
<b>Jeff Reed, L</b> OBP: 0.300, SLG: 0.349 (1, 2)			4-3			F2			F6	3	0	0	0	0	0	0									
<b>Inning Stats</b>	R: 0 E: 0 K: 2 S: 7	H: 0 LOB: 1 BB: 1 P: 11	R: 0 E: 0 K: 0 S: 3	H: 0 LOB: 0 BB: 0 P: 3	R: 0 E: 0 K: 1 S: 5	H: 0 LOB: 0 BB: 0 P: 5	R: 1 E: 0 K: 0 S: 4	H: 2 LOB: 1 BB: 1 P: 8	R: 0 E: 0 K: 0 S: 3	H: 0 LOB: 0 BB: 0 P: 3	R: 0 E: 0 K: 1 S: 5	H: 0 LOB: 0 BB: 0 P: 5	R: 0 E: 0 K: 0 S: 3	H: 0 LOB: 0 BB: 0 P: 3	R: 0 E: 0 K: 1 S: 5	H: 0 LOB: 1 BB: 0 P: 9	R: 1 E: 0 K: 2 S: 9	H: 2 LOB: 1 BB: 0 P: 9	1B: 1 2B: 1 3B: 1 HR: 1	SF: 1 SAC: 0 DP: 1 HBP: 0	WP: 1 PB: 0 SB: 0 CS: 0	PA: 32			
<b>PITCHER</b>	IP	WLS	BF	H	R	ER	SO	BB	IBB	HBP	BLK	WP	HR	S	P	ERA	WHIP								
<b>Joe Cowley, R</b> ERA: 4.28 <b>Bob James, R</b> ERA: 6.39	(1, 1)	8.0	W	27	2	1	1	5	2	0	0	0	0	35	43	1.12	0.500								
<b>PITCHER</b>	IP	WLS	BF	H	R	ER	SO	BB	IBB	HBP	BLK	WP	HR	S	P	ERA	WHIP								

**Minnesota Twins @ Chicago White Sox**  
Comiskey Park, Chicago, IL  
Mon Jun 23 1986, 8:05 PM EDT  
Att: 18,687 - Unknown

livebaseballscorecards.com

AB 29  
R 2  
H 4  
RBI 2  
BB 2  
SO 7  
LOB 4



Batter	1	2	3	4	5	6	7	8	9	AB	R	H	RBI	BB	SO	LOB	BOTTOM								
<b>John Cangelosi, S</b> OBP: 0.398, SLG: 0.329 (1, 8)	1B BB	F7	2B		K			4-3		4	1	1	0	1	1	3									
<b>Carlton Fisk, R</b> OBP: 0.289, SLG: 0.329 (1, 2)	F4	HR	FC5-2-6-5			K		F6		5	1	1	0	0	1	5									
<b>Harold Baines, L</b> OBP: 0.347, SLG: 0.471 (1, 9)	F8	HR	F5			4-3				4	1	1	2	1	0	3									
<b>Greg Walker, L</b> OBP: 0.361, SLG: 0.531 (1, 3)	HR	HR			F5	L9		F8		5	2	2	5	0	0	1									
<b>Ron Kittle, R</b> OBP: 0.284, SLG: 0.443 (1, 10)	HR	HR				F9				4	2	3	3	0	0	0									
<b>Bobby Bonilla, S</b> OBP: 0.355, SLG: 0.362 (1, 7)	3B	6-3			6-3	K				4	0	1	0	0	1	1									
<b>Tim Lincecum, R</b> OBP: 0.300, SLG: 0.406 (1, 5)	F8		5-3		6-3	F4				4	0	0	0	0	0	2									
<b>Ozzie Guillen, L</b> OBP: 0.267, SLG: 0.333 (1, 6)		F8	E8 1B			F6		4-3 1B 1B		4	2	1	0	0	0	0									
<b>Julio Cruz, S</b> OBP: 0.381, SLG: 0.284 (1, 4)		WP HR 1B	2B 1B			F8		4-3 1B		4	2	3	1	0	0	0									
<b>Inning Stats</b>	R: 3 E: 0 K: 0 S: 6	H: 3 LOB: 1 BB: 1 P: 10	R: 5 E: 0 K: 0 S: 7	H: 4 LOB: 0 BB: 1 P: 11	R: 1 E: 1 K: 0 S: 6	H: 2 LOB: 2 BB: 0 P: 6	R: 0 E: 0 K: 0 S: 4	H: 1 LOB: 1 BB: 0 P: 4	R: 0 E: 0 K: 1 S: 5	H: 0 LOB: 0 BB: 0 P: 5	R: 0 E: 0 K: 1 S: 5	H: 0 LOB: 0 BB: 0 P: 5	R: 0 E: 0 K: 0 S: 6	H: 3 LOB: 1 BB: 0 P: 6	R: 2 E: 0 K: 0 S: 6	H: 3 LOB: 1 BB: 0 P: 6	1B: 7 2B: 2 3B: 1 HR: 3	SF: 0 SAC: 0 DP: 0 HBP: 0	WP: 1 PB: 0 SB: 1 CS: 0	PA: 40					
<b>PITCHER</b>	IP	WLS	BF	H	R	ER	SO	BB	IBB	HBP	BLK	WP	HR	S	P	ERA	WHIP								
<b>Bert Blyleven, R</b> ERA: 5.56 <b>Neal Heaton, L</b> ERA: 3.95 <b>Ron Davis, R</b> ERA: 7.81	(1, 1)	1.2	L	14	7	8	8	0	0	0	0	0	0	26	26	0.00	0.562								
<b>PITCHER</b>	IP	WLS	BF	H	R	ER	SO	BB	IBB	HBP	BLK	WP	HR	S	P	ERA	WHIP								

**Minnesota Twins @ Chicago White Sox**  
Comiskey Park, Chicago, IL  
Mon Jun 23 1986, 8:05 PM EDT  
Att: 18,687 - Unknown

livebaseballscorecards.com

AB 38  
R 11  
H 13  
RBI 11  
BB 2  
SO 3  
LOB 15





Batter	1	2	3	4	5	6	7	8	9	AB	R	H	RBI	BB	SO	LOB	TOP								
Kirby Puckett, R OBP: 0.378, SLG: 0.542 (1, 8)	L9		1-3		F9		CS	5-3		4	0	0	0	0	0	1									
Randy Bush, L OBP: 0.335, SLG: 0.463 Mark Davidson, R (8, FR) (8, 7)	L9		4-3			6-3		4-3 BB		3	0	0	0	1	0	0									
Kent Hrbek, L OBP: 0.423, SLG: 0.594 (1, 3)	F7			4-3		F9		4-3		4	0	0	0	0	0	1									
Tom Brunansky, R OBP: 0.342, SLG: 0.541 (1, 9)		1B		4-3		F7		K		4	0	1	0	0	1	2									
Roy Smalley, S OBP: 0.328, SLG: 0.498 (1, 10)	F8				FC5-4 1B		F8			4	0	2	0	0	0	1									
Gary Gaetti, R OBP: 0.328, SLG: 0.508 (1, 5)	F8			FC5-4			1B	2B		4	1	1	0	0	1	3									
Mark Salas, L OBP: 0.313, SLG: 0.427 (1, 2)						F9		1B FC6-4 1B		3	1	2	1	1	0	0									
Steve Lombardozzi, R OBP: 0.352, SLG: 0.451 (1, 4)	F4							FC6-4 1B		4	0	2	0	0	0	4									
Greg Gagne, R OBP: 0.291, SLG: 0.353 (1, 6)			1-3			F3		FC6-4 CS		4	0	0	1	0	1	4									
<b>Inning Stats</b>	R: 0 E: 0 K: 0 S: 3	H: 0 LOB: 0 BB: 0 P: 3	R: 0 E: 0 K: 0 S: 5	H: 2 LOB: 2 BB: 0 P: 5	R: 0 E: 0 K: 0 S: 3	H: 0 LOB: 0 BB: 0 P: 3	R: 0 E: 0 K: 0 S: 4	H: 1 LOB: 1 BB: 0 P: 4	R: 0 E: 0 K: 0 S: 4	H: 1 LOB: 1 BB: 0 P: 4	R: 0 E: 0 K: 0 S: 3	H: 0 LOB: 0 BB: 0 P: 3	R: 2 E: 0 K: 0 S: 5	H: 3 LOB: 0 BB: 0 P: 5	R: 0 E: 0 K: 1 S: 5	H: 0 LOB: 2 BB: 1 P: 9	R: 0 E: 0 K: 2 S: 8	H: 1 LOB: 2 BB: 1 P: 12	1B: 6 2B: 2 3B: 0 HR: 0	SF: 0 SAC: 0 DP: 0 HBP: 0	WP: 0 PB: 0 CS: 1	PA: 37			
<b>PITCHER</b>	IP	WLS	BF	H	R	ER	SO	BB	IBB	HBP	BLK	WP	HR	S	P	ERA	WHIP								
Joel Davis, R ERA: 4.67 (1, 1)	6.1	L	26	7	2	2	0	0	0	0	0	0	0	26	26	2.84	1.105								
Gene Nelson, R ERA: 3.17 (7, 1)	2.2		10	1	0	0	3	1	1	0	0	0	0	14	22	0.00	0.750								

Minnesota Twins @ Chicago White Sox  
Comiskey Park, Chicago, IL  
Tue Jun 24 1986, 8:05 PM EDT  
Att: 14,174 - Unknown

AB 34  
R 2  
H 8  
RBI 2  
BB 2  
SO 3  
LOB 16



Batter	1	2	3	4	5	6	7	8	9	AB	R	H	RBI	BB	SO	LOB	BOTTOM								
John Cangelosi, S OBP: 0.392, SLG: 0.323 (1, 8)	F9		K			F9		F3		4	0	0	0	0	1	0									
Ozzie Guillen, L OBP: 0.286, SLG: 0.337 (1, 6)	PB 2B			1-3		B1-3		4-3		4	0	1	0	0	0	0									
Harold Baines, L OBP: 0.349, SLG: 0.474 (1, 9)	8-4 BB			F7				2B		3	0	1	0	1	0	0									
Ron Kittle, R OBP: 0.279, SLG: 0.434 (1, 7)	8-4			K		K		K		4	0	0	0	0	3	3									
Carlton Fisk, R OBP: 0.285, SLG: 0.324 (1, 10)		F5				5-3		K		4	0	0	0	0	1	0									
Tim Lincecum, R OBP: 0.305, SLG: 0.422 (1, 5)		K			HR			BB		2	1	1	1	1	1	0									
Greg Walker, L OBP: 0.355, SLG: 0.521 (1, 3)		F7			3-1			K		3	0	0	0	0	1	1									
Joel Skinner, R OBP: 0.248, SLG: 0.267 (1, 2)				K		FC6-4 BB		K		2	0	0	0	1	2	1									
Julio Cruz, S OBP: 0.371, SLG: 0.276 (1, 4)			F7			FC6-4		F7		3	0	0	0	0	0	1									
<b>Inning Stats</b>	R: 0 E: 0 K: 0 S: 3	H: 1 LOB: 1 BB: 1 P: 7	R: 0 E: 0 K: 1 S: 5	H: 0 LOB: 0 BB: 0 P: 5	R: 0 E: 0 K: 2 S: 7	H: 0 LOB: 0 BB: 0 P: 7	R: 0 E: 0 K: 1 S: 5	H: 0 LOB: 0 BB: 0 P: 5	R: 1 E: 0 K: 0 S: 4	H: 1 LOB: 1 BB: 1 P: 8	R: 0 E: 0 K: 1 S: 6	H: 1 LOB: 1 BB: 0 P: 6	R: 0 E: 0 K: 3 S: 9	H: 0 LOB: 1 BB: 1 P: 13	R: 0 E: 0 K: 0 S: 3	H: 0 LOB: 0 BB: 0 P: 3	R: 0 E: 0 K: 1 S: 5	H: 0 LOB: 0 BB: 0 P: 5	1B: 0 2B: 3 3B: 0 HR: 1	SF: 0 SAC: 0 DP: 1 HBP: 0	WP: 0 PB: 1 CS: 0	PA: 32			
<b>PITCHER</b>	IP	WLS	BF	H	R	ER	SO	BB	IBB	HBP	BLK	WP	HR	S	P	ERA	WHIP								
Allan Anderson, L ERA: 3.38 (1, 1)	9.0	W	32	3	1	1	9	3	0	0	0	0	1	47	59	1.00	0.667								

Minnesota Twins @ Chicago White Sox  
Comiskey Park, Chicago, IL  
Tue Jun 24 1986, 8:05 PM EDT  
Att: 14,174 - Unknown

AB 29  
R 1  
H 3  
RBI 1  
BB 3  
SO 9  
LOB 6





Batter	1	2	3	4	5	6	7	8	9	AB	R	H	RBI	BB	SO	LOB	TOP								
<b>Kirby Puckett, R</b> OBP: 0.380, SLG: 0.542 (1, 8)	0-0 4-3		0-0 1B			0-0 3B 1B		0-0 F8		4	1	2	0	0	0	0	<b>Minnesota Twins @ Chicago White Sox</b> Comiskey Park, Chicago, IL Wed Jun 25 1986, 8:05 PM EDT Att: 19,294 - Unknown								
<b>Randy Bush, L</b> OBP: 0.339, SLG: 0.474 (1, 7)	0-0 F8		0-0 F7			0-0 G3 3B		4-0 4-3 BB		3	1	1	1	1	0	1									
<b>Mark Davidson, R</b> (8, PR) (8, 7)										0	0	0	0	0	0	0									
<b>Kent Hrbek, L</b> OBP: 0.421, SLG: 0.587 (1, 3)	4-0 FC6-4 BB			0-0 4-3		0-0 G3		0-0 4-3		3	0	0	1	1	0	1									
<b>Tom Brunansky, R</b> OBP: 0.338, SLG: 0.533 (1, 9)	0-0 FC6-4			0-0 6-3		0-0 F7		0-3 K		4	0	0	0	0	1	3									
<b>Mark Salas, L</b> OBP: 0.311, SLG: 0.421 (1, 2)		0-0 F9		0-0 F5		0-0 2-3			0-0 1B	4	0	1	0	0	0	0									
<b>Ron Washington, R</b> OBP: 0.258, SLG: 0.484 (9, PR)									0-3 1B	0	0	0	0	0	0	0									
<b>Gary Gaetti, R</b> OBP: 0.330, SLG: 0.517 (1, 5)	0-0 F3				0-0 HR		4-0 S BB		0-3 K	3	1	1	1	1	1	1									
<b>Roy Smalley, S</b> OBP: 0.322, SLG: 0.488 (1, 10)	0-0 F5				0-0 F5		0-3 K		0-0 F7	4	0	0	0	0	1	2									
<b>Steve Lombardozzi, R</b> OBP: 0.352, SLG: 0.450 (1, 4)			0-0 5-3		0-0 G6-4-3 1B		0-0 6-3		0-0 FC6 1B	3	0	1	0	0	0	1									
<b>Tim Laudner, R</b> OBP: 0.402, SLG: 0.562 (9, PH)									1-3 1B	1	0	1	0	0	0	0									
<b>Greg Gagne, R</b> OBP: 0.288, SLG: 0.348 (1, 6)			0-0 6-3		0-0 G6-4-3		0-3 K		0-0 FC6	3	0	0	0	0	1	2									
<b>Mickey Hatcher, R</b> OBP: 0.267, SLG: 0.291 (9, PH)									1-2 1B	1	0	0	0	0	0	2									
<b>Inning Stats</b>	R: 0 E: 0 K: 0 S: 3	H: 0 LOB: 1 BB: 1 P: 7	R: 0 E: 0 K: 0 S: 3	H: 0 LOB: 0 BB: 0 P: 3	R: 0 E: 0 K: 0 S: 4	H: 1 LOB: 1 BB: 0 P: 4	R: 0 E: 0 K: 0 S: 3	H: 0 LOB: 0 BB: 0 P: 3	R: 1 E: 0 K: 0 S: 4	H: 2 LOB: 0 BB: 0 P: 4	R: 2 E: 0 K: 0 S: 5	H: 2 LOB: 0 BB: 0 P: 5	R: 0 E: 0 K: 2 S: 7	H: 0 LOB: 1 BB: 1 P: 11	R: 0 E: 0 K: 1 S: 5	H: 0 LOB: 2 BB: 1 P: 9	R: 0 E: 0 K: 1 S: 7	H: 2 LOB: 2 BB: 0 P: 7	1B: 5 2B: 0 3B: 1 HR: 1	SF: 0 SAC: 0 DP: 1 HBP: 0	WP: 0 PB: 0 SB: 1 CS: 0	PA: 36			
<b>PITCHER</b>	IP	WLS	BF	H	R	ER	SO	BB	IBB	HBP	BLK	WP	HR	S	P	ERA	WHIP								
<b>Tom Seaver, R</b> ERA: 4.38 (1, 1)	5.0		20	5	3	3	0	1	0	0	0	0	1	19	23	5.40	1.200								
<b>Joel McKeon, L</b> ERA: 3.25 (6, 1)	1.0	W	3	0	0	0	0	0	0	0	0	0	0	3	3	0.00	0.000								
<b>Bill Dawley, R</b> ERA: 2.76 (7, 1)	1.0		4	0	0	0	2	1	0	0	0	0	0	7	11	0.00	1.000								
<b>Bob James, R</b> ERA: 6.08 (8, 1)	2.0	S	9	2	0	0	2	1	0	0	0	0	0	12	16	0.00	1.500								

Batter	1	2	3	4	5	6	7	8	9	AB	R	H	RBI	BB	SO	LOB	BOTTOM								
<b>John Cangelosi, S</b> OBP: 0.384, SLG: 0.320 (1, 8)	4-0 1B G3 BB		4-0 1B 1B BB		0-0 6-3		0-0 F8			2	2	0	0	2	0	1	<b>Minnesota Twins @ Chicago White Sox</b> Comiskey Park, Chicago, IL Wed Jun 25 1986, 8:05 PM EDT Att: 19,294 - Unknown								
<b>Ozzie Guillen, L</b> OBP: 0.271, SLG: 0.340 (1, 6)	0-0 CS 1B		0-0 1B 1B		0-0 4-3		0-0 F7			4	0	2	1	0	0	1									
<b>Harold Baines, L</b> OBP: 0.348, SLG: 0.470 (1, 9)	0-0 G3		0-0 1B		0-0 4-3		0-0 F8			4	0	1	2	0	0	2									
<b>Ron Kittle, R</b> OBP: 0.274, SLG: 0.426 (1, 10)	0-3 K		0-0 F5			0-0 F7		0-3 K		4	0	0	0	0	2	2									
<b>Carlton Fisk, R</b> OBP: 0.285, SLG: 0.323 (1, 2)		0-0 F4		0-3 K		0-3 K		0-0 G3-6-3 1B		4	0	1	0	0	2	2									
<b>Bobby Bonilla, S</b> OBP: 0.358, SLG: 0.365 (1, 7)		0-0 6-3		0-0 2B 4-5 1B		0-0 2B 1B		0-0 G3-6-3		4	1	2	0	0	0	1									
<b>Greg Walker, L</b> OBP: 0.354, SLG: 0.524 (1, 3)		0-3 K		0-3 K		0-0 1B		0-0 1B		3	0	1	0	0	2	1									
<b>Tim Hulett, R</b> OBP: 0.310, SLG: 0.428 (1, 5)			4-0 FC1-4 BB		0-0 2B		0-3 K			2	0	1	0	1	1	1									
<b>Julio Cruz, S</b> OBP: 0.370, SLG: 0.270 (1, 4)			0-0 FC1-4 BB		0-0 4-5		4-0 BB			2	1	0	0	1	0	3									
<b>Inning Stats</b>	R: 1 E: 0 K: 1 S: 5	H: 1 LOB: 0 BB: 1 P: 9	R: 0 E: 0 K: 1 S: 5	H: 0 LOB: 0 BB: 0 P: 5	R: 2 E: 0 K: 1 S: 7	H: 2 LOB: 2 BB: 2 P: 15	R: 0 E: 0 K: 1 S: 6	H: 2 LOB: 1 BB: 0 P: 6	R: 0 E: 0 K: 0 S: 3	H: 0 LOB: 0 BB: 0 P: 3	R: 1 E: 0 K: 2 S: 9	H: 2 LOB: 1 BB: 0 P: 9	R: 0 E: 0 K: 0 S: 3	H: 0 LOB: 1 BB: 1 P: 7	R: 0 E: 0 K: 1 S: 5	H: 1 LOB: 0 BB: 0 P: 5		1B: 6 2B: 3 3B: 0 HR: 0	SF: 0 SAC: 0 DP: 2 HBP: 0	WP: 0 PB: 0 SB: 0 CS: 1	PA: 33				
<b>PITCHER</b>	IP	WLS	BF	H	R	ER	SO	BB	IBB	HBP	BLK	WP	HR	S	P	ERA	WHIP								
<b>Frank Viola, L</b> ERA: 4.85 (1, 1)	5.2	L	25	7	4	4	5	3	0	0	0	0	0	32	44	6.35	1.765								
<b>Keith Atherton, R</b> ERA: 3.05 (6, 1)	2.1		8	1	0	0	2	1	0	0	0	0	0	11	15	0.00	0.857								



Batter	1	2	3	4	5	6	7	8	9	AB	R	H	RBI	BB	SO	LOB	TOP					
<b>John Cangelosi, S</b> (1, 8) OBP: 0.384, SLG: 0.315	G3-4-1		L6			1B	BB		G6-4-3	3	1	0	0	2	0	3						
<b>Ozzie Guillen, L</b> (1, 6) OBP: 0.269, SLG: 0.336	F9			K		L3	FC4-6-5		BB	5	1	1	1	0	1	4						
<b>Harold Baines, L</b> (1, 9) OBP: 0.349, SLG: 0.467	K			F8		L8	1B		5-3	4	1	1	0	1	1	1						
<b>Greg Walker, L</b> (1, 3) OBP: 0.361, SLG: 0.524		4-3		G3		1B				4	0	2	3	1	0	1						
<b>Ron Kittle, R</b> (1, 10) OBP: 0.269, SLG: 0.416	F5			1-3		L8			K	5	0	0	0	0	2	6						
<b>Carlton Fisk, R</b> (1, 2) OBP: 0.284, SLG: 0.322	1-3				6-3				F8	4	0	1	1	0	0	1						
<b>Bobby Bonilla, S</b> (1, 7) OBP: 0.360, SLG: 0.365						K	K			3	1	1	0	1	2	2	AB 32					
<b>Tim Lueft, R</b> (1, 5) OBP: 0.306, SLG: 0.422																	R 6					
<b>Wayne Tolleson, S</b> (9, PH) OBP: 0.332, SLG: 0.340						L5			4-3	3	0	0	0	0	0	1	H 6					
<b>Julio Cruz, S</b> (1, 4) OBP: 0.377, SLG: 0.267										0	1	0	0	1	0	0	RBI 5					
<b>Jerry Hairston, S</b> (9, PH) OBP: 0.362, SLG: 0.382										0	1	0	0	1	0	0	BB 9					
<b>Reid Nichols, R</b> (9, PR) OBP: 0.226, SLG: 0.220										0	0	0	0	0	0	0	SO 7					
<b>Inning Stats</b>	R: 0 E: 0 K: 1 S: 5	H: 0 LOB: 0 BB: 0 P: 5	R: 0 E: 0 K: 0 S: 3	H: 0 LOB: 0 BB: 0 P: 3	R: 0 E: 0 K: 1 S: 5	H: 0 LOB: 1 BB: 1 P: 9	R: 0 E: 0 K: 1 S: 6	H: 0 LOB: 0 BB: 0 P: 6	R: 0 E: 0 K: 1 S: 5	H: 1 LOB: 0 BB: 0 P: 5	R: 3 E: 0 K: 1 S: 8	H: 3 LOB: 2 BB: 2 P: 16	R: 0 E: 0 K: 0 S: 2	H: 0 LOB: 1 BB: 2 P: 10	R: 0 E: 0 K: 1 S: 5	H: 0 LOB: 1 BB: 1 P: 9	R: 3 E: 0 K: 1 S: 7	H: 3 LOB: 2 BB: 3 P: 19	1B: 6 2B: 0 3B: 0 HR: 0	SF: 0 SAC: 0 DP: 2 HBP: 0	WP: 1 PB: 0 SB: 1 CS: 1	PA: 41
<b>PITCHER</b>	IP	WLS	BF	H	R	ER	SO	BB	IBB	HBP	BLK	WP	HR	S	P	ERA	WHIP					
<b>Chris Codiroli, R</b> (1, 1) ERA: 4.03	5.1		20	0	2	2	4	3	0	0	0	1	0	25	37	3.38	0.562					
<b>Dave Leiper, L</b> (6, 1) ERA: 2.54	0.0	L	2	2	0	0	0	0	0	0	0	0	0	2	2	∞	∞					
<b>Bill Mooneyham, R</b> (6, 1) ERA: 3.42	2.2	W	14	2	4	4	2	5	0	0	0	0	0	13	33	13.50	2.625					
<b>Steve Ontiveros, R</b> (9, 1) ERA: 4.31	1.0	S	5	2	0	0	1	1	0	0	0	0	0	6	10	0.00	3.000					

Chicago White Sox @ Oakland Athletics  
Oakland-Alameda County Coliseum, Oakland, CA

AB 32  
R 6  
H 6  
RBI 5  
BB 9  
SO 7  
LOB 20



WP: 1 PA: 41  
PB: 0  
SB: 1  
CS: 1

Batter	1	2	3	4	5	6	7	8	9	AB	R	H	RBI	BB	SO	LOB	BOTTOM				
<b>Tony Phillips, S</b> (1, 4) OBP: 0.356, SLG: 0.328	F7		4-3			HR	K			4	1	1	1	1	1	1					
<b>Camey Lansford, R</b> (1, 5) OBP: 0.337, SLG: 0.396	6-3			K		HR	1B		E5	5	1	1	0	0	1	3					
<b>Jose Canseco, R</b> (1, 9) OBP: 0.362, SLG: 0.527	F8			5-3		HR	K			4	1	1	3	0	1	1					
<b>Dave Kingman, R</b> (1, 10) OBP: 0.255, SLG: 0.432		F7		K		HR	F7			4	1	1	0	0	1	1					
<b>Bruce Bochte, L</b> (1, 3) OBP: 0.347, SLG: 0.352		BB			F7	G3	K			3	0	0	0	1	1	2					
<b>Dusty Baker Jr., R</b> (1, 7) OBP: 0.313, SLG: 0.308										2	0	0	0	1	1	1					
<b>Stan Javier, S</b> (6, FR) OBP: 0.314, SLG: 0.250					L7	HR	BB			1	1	0	0	0	1	0					
<b>Mike Davis, L</b> (1, 8) OBP: 0.308, SLG: 0.458		F6								3	2	2	3	1	0	1	AB 33				
<b>Alfredo Griffin, S</b> (1, 6) OBP: 0.335, SLG: 0.364										4	0	1	0	0	0	2	R 8				
<b>Jerry Willard, L</b> (1, 2) OBP: 0.393, SLG: 0.400										3	1	2	1	0	0	0	H 9				
<b>Inning Stats</b>	R: 0 E: 0 K: 0 S: 3	H: 0 LOB: 0 BB: 0 P: 3	R: 0 E: 0 K: 1 S: 5	H: 0 LOB: 1 BB: 1 P: 9	R: 0 E: 0 K: 2 S: 7	H: 0 LOB: 0 BB: 0 P: 7	R: 0 E: 0 K: 2 S: 4	H: 1 LOB: 1 BB: 0 P: 4	R: 7 E: 0 K: 1 S: 11	H: 6 LOB: 1 BB: 2 P: 19	R: 0 E: 1 K: 2 S: 8	H: 0 LOB: 1 BB: 0 P: 8	R: 1 E: 0 K: 1 S: 6	H: 2 LOB: 2 BB: 1 P: 11	1B: 5 2B: 1 3B: 0 HR: 3	SF: 0 SAC: 0 DP: 1 HBP: 1	WP: 0 PB: 0 SB: 1 CS: 0	PA: 38			
<b>PITCHER</b>	IP	WLS	BF	H	R	ER	SO	BB	IBB	HBP	BLK	WP	HR	S	P	ERA	WHIP				
<b>Neil Allen, R</b> (1, 1) ERA: 5.09	5.0		19	2	2	2	3	2	0	0	0	0	1	23	31	3.60	0.800				
<b>Gene Nelson, R</b> (6, 1) ERA: 3.62	0.0	L	3	3	2	2	0	0	0	0	0	0	1	3	3	∞	∞				
<b>Joel McKeon, L</b> (6, 1) ERA: 3.98	1.0		6	2	3	3	1	1	0	0	0	0	1	7	11	27.00	3.000				
<b>Dave Schmidt, R</b> (7, 1) ERA: 4.41	2.0		10	2	1	1	3	1	0	1	0	0	0	14	19	4.50	1.500				

Chicago White Sox @ Oakland Athletics  
Oakland-Alameda County Coliseum, Oakland, CA

AB 33  
R 8  
H 9  
RBI 8  
BB 4  
SO 7  
LOB 12



WP: 0 PA: 38  
PB: 0  
SB: 1  
CS: 0



Batter	1	2	3	4	5	6	7	8	9	AB	R	H	RBI	BB	SO	LOB	TOP					
<b>John Cangelosi, S</b> OBP: 0.392, SLG: 0.311 (1, 8)										3	1	0	0	1	0	0	<b>Chicago White Sox @ Oakland Athletics</b> Oakland-Alameda County Coliseum, Oakland, CA Sat Jun 28 1986, 3:33 AM PDT Att: 19,479 - Unknown <a href="http://livebaseballscorecards.com">livebaseballscorecards.com</a>					
<b>Ozzie Guillen, L</b> OBP: 0.284, SLG: 0.330 (1, 6)										4	1	0	0	0	1	2						
<b>Harold Baines, L</b> OBP: 0.351, SLG: 0.466 (1, 9)										3	0	1	0	1	1	0						
<b>Ron Kittle, R</b> OBP: 0.268, SLG: 0.413 (1, 10)										4	0	1	2	0	1	1						
<b>Greg Walker, L</b> OBP: 0.354, SLG: 0.511 (1, 3)										4	0	0	0	0	1	3						
<b>Bobby Bonilla, S</b> OBP: 0.363, SLG: 0.364 (1, 7)										3	1	1	0	1	1	0						
<b>Tim Lueft, R</b> OBP: 0.305, SLG: 0.418 (1, 4)										4	0	1	0	0	0	2						
<b>Wayne Tolleson, S</b> OBP: 0.331, SLG: 0.338 (1, 5)										4	1	1	0	0	0	1						
<b>Joel Skinner, R</b> OBP: 0.248, SLG: 0.276 (1, 2)										4	0	1	2	0	1	1						
<b>Inning Stats</b>	R: 0 E: 0 K: 1 S: 5	H: 0 LOB: 0 BB: 0 P: 5	R: 0 E: 0 K: 0 S: 3	H: 0 LOB: 1 BB: 1 P: 7	R: 0 E: 0 K: 0 S: 3	H: 0 LOB: 0 BB: 0 P: 3	R: 0 E: 0 K: 2 S: 8	H: 1 LOB: 1 BB: 0 P: 8	R: 4 E: 0 K: 0 S: 7	H: 4 LOB: 2 BB: 2 P: 15	R: 0 E: 0 K: 0 S: 4	H: 1 LOB: 1 BB: 0 P: 4	R: 0 E: 0 K: 0 S: 3	H: 0 LOB: 0 BB: 0 P: 3	R: 0 E: 0 K: 1 S: 7	H: 0 LOB: 0 BB: 0 P: 7	R: 0 E: 0 K: 1 S: 5	H: 0 LOB: 0 BB: 0 P: 5	1B: 5 2B: 1 3B: 0 HR: 0	SF: 0 SAC: 0 DP: 0 HBP: 0	WP: 0 PB: 0 SB: 2 CS: 0	PA: 36
<b>PITCHER</b> <b>Curt Young, L</b> ERA: 3.55 (1, 1)	IP: 9.0 WLS: L BF: 36	H: 6 R: 4 ER: 4 SO: 6	BB: 3 IBB: 0 HBP: 0 BLK: 0	WP: 0 HR: 0 S: 45 P: 57	ERA: 4.00 WHIP: 1.000											<b>PITCHER</b>	IP: 9.0 WLS: L BF: 36	H: 6 R: 4 ER: 4 SO: 6	BB: 3 IBB: 0 HBP: 0 BLK: 0	WP: 0 HR: 0 S: 45 P: 57	ERA: 4.00 WHIP: 1.000	

Batter	1	2	3	4	5	6	7	8	9	AB	R	H	RBI	BB	SO	LOB	BOTTOM				
<b>Tony Phillips, S</b> OBP: 0.360, SLG: 0.329 (1, 4)										2	0	1	0	2	0	0	<b>Chicago White Sox @ Oakland Athletics</b> Oakland-Alameda County Coliseum, Oakland, CA Sat Jun 28 1986, 3:33 AM PDT Att: 19,479 - Unknown <a href="http://livebaseballscorecards.com">livebaseballscorecards.com</a>				
<b>Carney Lansford, R</b> OBP: 0.336, SLG: 0.394 (1, 5)										4	0	1	0	0	0	4					
<b>Jose Canseco, R</b> OBP: 0.360, SLG: 0.521 (1, 9)										3	0	0	0	0	0	2					
<b>Dave Kingman, R</b> OBP: 0.252, SLG: 0.425 (1, 10)										4	0	0	0	0	0	2					
<b>Bruce Bochte, L</b> OBP: 0.354, SLG: 0.362 (1, 3)										3	1	2	0	1	0	0					
<b>Dusty Baker Jr., R</b> OBP: 0.311, SLG: 0.307 (1, 7)										4	0	1	0	0	0	2					
<b>Mike Davis, L</b> OBP: 0.307, SLG: 0.457 (1, 8)										3	0	1	1	0	0	1					
<b>Alfredo Griffin, S</b> OBP: 0.337, SLG: 0.364 (1, 6)										3	0	1	0	1	1	2					
<b>Jerry Willard, L</b> OBP: 0.375, SLG: 0.377 (1, 2)										3	0	0	0	0	0	4					
<b>Inning Stats</b>	R: 0 E: 0 K: 0 S: 3	H: 1 LOB: 1 BB: 0 P: 4	R: 1 E: 0 K: 0 S: 6	H: 3 LOB: 3 BB: 1 P: 10	R: 0 E: 0 K: 0 S: 4	H: 0 LOB: 0 BB: 0 P: 3	R: 0 E: 0 K: 0 S: 4	H: 1 LOB: 1 BB: 0 P: 4	R: 0 E: 0 K: 0 S: 3	H: 1 LOB: 1 BB: 1 P: 7	R: 0 E: 0 K: 0 S: 2	H: 0 LOB: 0 BB: 1 P: 6	R: 0 E: 0 K: 0 S: 3	H: 0 LOB: 0 BB: 0 P: 3	R: 0 E: 0 K: 1 S: 6	H: 1 LOB: 1 BB: 0 P: 6	1B: 6 2B: 2 3B: 0 HR: 0	SF: 1 SAC: 0 DP: 4 HBP: 1	WP: 0 PB: 0 SB: 1 CS: 0	PA: 35	
<b>PITCHER</b> <b>Richard Dotson, R</b> ERA: 5.38 (1, 1)	IP: 8.0 WLS: W BF: 32	H: 7 R: 1 ER: 1 SO: 0	BB: 4 IBB: 0 HBP: 1 BLK: 0	WP: 0 HR: 0 S: 27 P: 44	ERA: 1.12 WHIP: 1.375											<b>PITCHER</b>	IP: 1.0 WLS: S BF: 3	H: 0 R: 0 ER: 0 SO: 1	BB: 0 IBB: 0 HBP: 0 BLK: 0	WP: 0 HR: 0 S: 5 P: 5	ERA: 0.00 WHIP: 0.000








Batter	1	2	3	4	5	6	7	8	9	AB	R	H	RBI	BB	SO	LOB	TOP										
<b>John Cangelosi, S</b> OBP: 0.392, SLG: 0.304 (1, 8)										3	1	0	0	1	1	2											
<b>Ozzie Guillen, L</b> OBP: 0.282, SLG: 0.330 (1, 6)										4	0	1	3	0	2	0											
<b>Harold Baines, L</b> OBP: 0.353, SLG: 0.465 (1, 9)										4	0	1	0	0	1	1											
<b>Greg Walker, L</b> OBP: 0.343, SLG: 0.489 (1, 3)										4	0	0	0	0	1	1											
<b>Ron Kittle, R</b> OBP: 0.263, SLG: 0.414 (1, 10)										4	0	0	0	0	1	1											
<b>Carlton Fisk, R</b> OBP: 0.292, SLG: 0.336 (1, 2)										3	1	2	0	1	0	0											
<b>Bobby Bonilla, S</b> OBP: 0.366, SLG: 0.358 (1, 7)										2	1	0	0	2	2	2											
<b>Wayne Tolleson, S</b> OBP: 0.328, SLG: 0.329 (1, 5)										2	0	0	0	1	0	1											
<b>Julio Cruz, S</b> OBP: 0.388, SLG: 0.274 (1, 4)										3	1	1	1	0	0	2											
<b>Inning Stats</b>	R: 0 E: 0 K: 3 S: 9	H: 0 LOB: 0 BB: 0 P: 9	R: 0 E: 0 K: 2 S: 8	H: 1 LOB: 1 BB: 0 P: 8	R: 0 E: 0 K: 0 S: 3	H: 0 LOB: 0 BB: 0 P: 3	R: 0 E: 0 K: 0 S: 3	H: 0 LOB: 0 BB: 0 P: 3	R: 4 E: 0 K: 0 S: 5	H: 2 LOB: 1 BB: 3 P: 17	R: 0 E: 0 K: 0 S: 3	H: 0 LOB: 0 BB: 0 P: 3	R: 0 E: 0 K: 0 S: 3	H: 1 LOB: 1 BB: 1 P: 7	R: 0 E: 0 K: 2 S: 8	H: 1 LOB: 1 BB: 0 P: 8	R: 0 E: 0 K: 1 S: 4	H: 0 LOB: 0 BB: 1 P: 8	1B: 4 2B: 1 3B: 1 HR: 0	SF: 0 SAC: 1 DP: 2 HBP: 0	WP: 0 PB: 0 SB: 0 CS: 0	PA: 35					
<b>PITCHER</b>	IP	WLS	BF	H	R	ER	SO	BB	IBB	HBP	BLK	WP	HR	S	P	ERA	WHIP										
<b>Kirk McCaskill, R</b> ERA: 3.69 (1, 1)	8.0	L	32	5	4	4	7	4	0	0	0	0	0	42	58	4.50	1.125										
<b>Donnie Moore, R</b> ERA: 4.95 (9, 1)	1.0		3	0	0	0	1	1	0	0	0	0	0	4	8	0.00	1.000										

Chicago White Sox @ California Angels  
Anaheim Stadium, Anaheim, CA  
Mon Jun 30 1986, 10:05 PM EDT  
Att: 22,289 - Unknown


AB 29  
R 4  
H 5  
RBI 4  
BB 5  
SO 8  
LOB 10



Batter	1	2	3	4	5	6	7	8	9	AB	R	H	RBI	BB	SO	LOB	BOTTOM										
<b>Ruppert Jones, L</b> OBP: 0.370, SLG: 0.495 (1, 9)										5	2	3	1	0	1	2											
<b>Gary Pettis, S</b> OBP: 0.312, SLG: 0.315 (1, 8)										4	0	1	0	0	1	0											
<b>Wally Joyner, L</b> OBP: 0.345, SLG: 0.537 (1, 3)										5	1	2	0	0	1	4											
<b>Reggie Jackson, L</b> OBP: 0.435, SLG: 0.445 (1, 10)										3	0	0	0	2	1	3											
<b>Brian Downing, R</b> OBP: 0.416, SLG: 0.500 (1, 7)										2	0	1	2	3	0	0											
<b>Doug DeCinces, R</b> OBP: 0.317, SLG: 0.411 (1, 5)										5	0	0	0	0	2	10											
<b>Rob Wilfong, L</b> OBP: 0.299, SLG: 0.358 (1, 4)										4	0	1	0	0	1	0											
<b>Dick Schofield, R</b> OBP: 0.313, SLG: 0.379 (1, 6)										3	0	1	0	1	1	1											
<b>Bob Boone, R</b> OBP: 0.266, SLG: 0.269 (1, 2)										3	0	0	0	0	0	2											
<b>Jerry Narron, L</b> OBP: 0.342, SLG: 0.424 (8, PH) (9, 2)										1	0	0	0	0	0	0											
<b>Inning Stats</b>	R: 1 E: 0 K: 0 S: 4	H: 2 LOB: 2 BB: 2 P: 12	R: 0 E: 0 K: 2 S: 8	H: 1 LOB: 1 BB: 0 P: 8	R: 1 E: 0 K: 1 S: 7	H: 2 LOB: 1 BB: 0 P: 7	R: 0 E: 0 K: 0 S: 3	H: 0 LOB: 1 BB: 1 P: 7	R: 0 E: 0 K: 1 S: 5	H: 0 LOB: 0 BB: 0 P: 5	R: 0 E: 0 K: 0 S: 4	H: 1 LOB: 1 BB: 0 P: 4	R: 1 E: 0 K: 1 S: 7	H: 2 LOB: 3 BB: 2 P: 15	R: 0 E: 0 K: 1 S: 5	H: 0 LOB: 0 BB: 0 P: 5	R: 0 E: 1 K: 2 S: 9	H: 1 LOB: 3 BB: 1 P: 13	1B: 6 2B: 2 3B: 0 HR: 1	SF: 0 SAC: 1 DP: 1 HBP: 0	WP: 0 PB: 0 SB: 2 CS: 0	PA: 42					
<b>PITCHER</b>	IP	WLS	BF	H	R	ER	SO	BB	IBB	HBP	BLK	WP	HR	S	P	ERA	WHIP										
<b>Joel Davis, R</b> ERA: 4.56 (1, 1)	6.0	W	26	6	2	2	4	3	0	0	1	0	1	31	43	3.00	1.500										
<b>Gene Nelson, R</b> ERA: 3.73 (7, 1)	0.2		6	2	1	1	0	2	0	0	0	0	0	4	12	13.50	6.000										
<b>Bill Dawley, R</b> ERA: 2.68 (7, 1)	1.1		6	1	0	0	2	0	0	0	0	0	0	10	10	0.00	0.750										
<b>Joel McKeon, L</b> ERA: 3.86 (9, 1)	0.2		3	0	0	0	1	0	1	0	0	0	0	4	8	0.00	0.000										
<b>Dave Schmidt, R</b> ERA: 4.38 (9, 1)	0.1	S	1	0	0	0	1	0	0	0	0	0	0	3	3	0.00	0.000										

Chicago White Sox @ California Angels  
Anaheim Stadium, Anaheim, CA  
Mon Jun 30 1986, 10:05 PM EDT  
Att: 22,289 - Unknown

AB 35  
R 3  
H 9  
RBI 3  
BB 6  
SO 8  
LOB 22





Batter	1	2	3	4	5	6	7	8	9	AB	R	H	RBI	BB	SO	LOB	TOP								
<b>John Cangelosi</b> , S (1, 8) OBP: 0.386, SLG: 0.298										5	0	0	0	0	1	5	<b>Chicago White Sox @ California Angels</b> Anaheim Stadium, Anaheim, CA Tue Jul 01 1986, 10:05 PM EDT Att: 28,421 - Unknown								
<b>Ozzie Guillen</b> , L (1, 6) OBP: 0.284, SLG: 0.333										4	1	1	2	1	1	1									
<b>Harold Baines</b> , L (1, 9) OBP: 0.352, SLG: 0.460										3	1	0	0	1	0	1									
<b>Greg Walker</b> , L (1, 3) OBP: 0.346, SLG: 0.486										3	0	1	1	1	1	0									
<b>Ron Kittle</b> , R (1, 10) OBP: 0.266, SLG: 0.416 <b>Wayne Tolleson</b> , S (8, PR) OBP: 0.328, SLG: 0.329										4	0	2	0	0	1	2									
<b>Carlton Fisk</b> , R (1, 2) OBP: 0.289, SLG: 0.331										4	0	0	0	0	1	2									
<b>Bobby Bonilla</b> , S (1, 7) OBP: 0.372, SLG: 0.363										3	1	2	0	1	0	0									
<b>Steve Lyons</b> , L (1, 5) OBP: 0.310, SLG: 0.359										4	1	1	0	0	2	3									
<b>Julio Cruz</b> , S (1, 4) OBP: 0.391, SLG: 0.269										2	1	0	0	2	0	1									
<b>Inning Stats</b>	R: 0 E: 0 K: 1 S: 5	H: 0 LOB: 0 P: 5	R: 0 E: 0 K: 0 S: 3	H: 1 LOB: 0 BB: 0 P: 3	R: 5 E: 1 K: 0 S: 7	H: 4 LOB: 1 BB: 2 P: 15	R: 0 E: 0 K: 1 S: 6	H: 1 LOB: 1 BB: 0 P: 6	R: 0 E: 0 K: 2 S: 7	H: 0 LOB: 0 BB: 1 P: 11	R: 0 E: 0 K: 1 S: 5	H: 0 LOB: 0 BB: 1 P: 5	R: 0 E: 0 K: 0 S: 3	H: 0 LOB: 2 BB: 1 P: 7	R: 0 E: 0 K: 2 S: 8	H: 1 LOB: 2 BB: 1 P: 12		R: 0 E: 0 K: 0 S: 2	H: 0 LOB: 0 BB: 1 P: 6	1B: 6 2B: 1 3B: 0 HR: 0	SF: 0 SAC: 0 DP: 2 HBP: 0	WP: 0 PB: 0 SB: 2 CS: 0	PA: 38		
<b>PITCHER</b>	IP	WLS	BF	H	R	ER	SO	BB	IBB	HBP	BLK	WP	HR	S	P	ERA	WHIP								
<b>Mike Cook</b> , R (1, 1) ERA: 12.0	3.0	L	15	5	5	4	1	1	1	0	0	0	0	15	23	12.00	2.000								
<b>Chuck Finley</b> , L (4, 1) ERA: 3.52	5.0		21	2	0	0	6	4	0	0	0	0	0	29	45	0.00	1.200								
<b>Terry Forster</b> , L (9, 1) ERA: 3.9	1.0		2	0	0	0	0	0	0	0	0	0	0	2	2	0.00	0.000								

Batter	1	2	3	4	5	6	7	8	9	AB	R	H	RBI	BB	SO	LOB	BOTTOM								
<b>Rick Burleson</b> , R (1, 10) OBP: 0.372, SLG: 0.413										5	2	2	1	0	0	3	<b>Chicago White Sox @ California Angels</b> Anaheim Stadium, Anaheim, CA Tue Jul 01 1986, 10:05 PM EDT Att: 28,421 - Unknown								
<b>Dick Schofield</b> , R (1, 6) OBP: 0.316, SLG: 0.378 <b>Jack Howell</b> , L (9, PH) OBP: 0.234, SLG: 0.409										3	1	1	0	1	0	0									
<b>Brian Downing</b> , R (1, 7) OBP: 0.410, SLG: 0.492										4	0	0	1	0	0	2									
<b>Doug DeCinces</b> , R (1, 5) OBP: 0.316, SLG: 0.409										4	0	1	1	0	0	1									
<b>George Hendrick</b> , R (1, 9) OBP: 0.315, SLG: 0.438										4	0	1	0	0	0	1									
<b>Bobby Grich</b> , R (1, 4) OBP: 0.299, SLG: 0.346										4	0	1	0	0	0	1									
<b>Wally Joyner</b> , L (1, 3) OBP: 0.347, SLG: 0.535										3	0	1	0	1	1	1									
<b>Bob Boone</b> , R (1, 2) OBP: 0.268, SLG: 0.271 <b>Ruppert Jones</b> , L (6, PH) OBP: 0.373, SLG: 0.495 <b>Jerry Narron</b> , L (7, 2) OBP: 0.333, SLG: 0.412										2	0	1	0	0	0	2									
<b>Gary Pettis</b> , S (1, 8) OBP: 0.309, SLG: 0.311 <b>Reggie Jackson</b> , L (9, PH) OBP: 0.438, SLG: 0.445										3	0	0	0	0	1	4									
<b>Inning Stats</b>	R: 1 E: 0 K: 0 S: 4	H: 1 LOB: 0 P: 4	R: 0 E: 0 K: 1 S: 7	H: 2 LOB: 2 BB: 0 P: 7	R: 0 E: 0 K: 0 S: 3	H: 0 LOB: 1 BB: 1 P: 7	R: 0 E: 0 K: 0 S: 4	H: 2 LOB: 1 BB: 0 P: 4	R: 2 E: 1 K: 1 S: 8	H: 3 LOB: 1 BB: 0 P: 8	R: 0 E: 0 K: 0 S: 3	H: 0 LOB: 0 BB: 2 P: 11	R: 0 E: 0 K: 0 S: 3	H: 0 LOB: 0 BB: 0 P: 3	R: 0 E: 0 K: 0 S: 3	H: 0 LOB: 0 BB: 0 P: 3		R: 0 E: 0 K: 0 S: 3	H: 0 LOB: 1 BB: 1 P: 7	1B: 7 2B: 1 3B: 0 HR: 1	SF: 0 SAC: 0 DP: 1 HBP: 0	WP: 0 PB: 0 SB: 1 CS: 0	PA: 38		
<b>PITCHER</b>	IP	WLS	BF	H	R	ER	SO	BB	IBB	HBP	BLK	WP	HR	S	P	ERA	WHIP								
<b>Floyd Bannister</b> , L (1, 1) ERA: 3.02	5.0	W	23	8	3	2	2	1	0	0	0	0	0	1	26	3.60	1.800								
<b>Dave Schmidt</b> , R (6, 1) ERA: 4.21	2.0		8	0	0	0	0	2	0	0	0	0	0	6	14	0.00	1.000								
<b>Bob James</b> , R (8, 1) ERA: 5.28	2.0	S	7	0	0	0	0	1	0	0	0	0	0	6	10	0.00	0.500								



Batter	1	2	3	4	5	6	7	8	9	AB	R	H	RBI	BB	SO	LOB	TOP			
<b>John Cangelosi, S</b> OBP: 0.380, SLG: 0.293 (1, 8)	L8		F7		5-3			K		4	0	0	0	0	1	0				
<b>Ozzie Guillen, L</b> OBP: 0.284, SLG: 0.332 (1, 6)	BB HR 1B		4-3		F7			L9		4	1	1	0	0	0	0				
<b>Harold Baines, L</b> OBP: 0.354, SLG: 0.459 (1, 9)	HR BB 1-2		1B		1B			3-1		3	1	1	0	1	0	0				
<b>Greg Walker, L</b> OBP: 0.353, SLG: 0.505 (1, 3)	HR		1B		BB			K		3	1	2	3	1	1	0				
<b>Ron Kittle, R</b> OBP: 0.262, SLG: 0.409 (1, 10)	F8		1-3		K			3-1		4	0	0	0	0	1	3				
<b>Carlton Fisk, R</b> OBP: 0.285, SLG: 0.326 (1, 2)	K		K		F8			6-3		4	0	0	0	0	2	1				
<b>Bobby Bonilla, S</b> OBP: 0.368, SLG: 0.357 (1, 7)		K	4-3		K					3	0	0	0	0	2	0				
<b>Steve Lyons, L</b> OBP: 0.310, SLG: 0.359 (1, 5)		CS 1B	K		K					3	0	1	0	0	2	0				
<b>Julio Cruz, S</b> OBP: 0.382, SLG: 0.261 (1, 4)	F7		K		K					3	0	0	0	0	2	1				
<b>Inning Stats</b>	R: 3 E: 0 K: 1 S: 7	H: 2 LOB: 0 BB: 1 P: 11	R: 0 E: 0 K: 1 S: 5	H: 1 LOB: 0 BB: 0 P: 5	R: 0 E: 0 K: 0 S: 5	H: 2 LOB: 2 BB: 0 P: 5	R: 0 E: 0 K: 2 S: 7	H: 0 LOB: 0 BB: 0 P: 7	R: 0 E: 0 K: 1 S: 5	H: 0 LOB: 1 BB: 1 P: 9	R: 0 E: 0 K: 3 S: 9	H: 0 LOB: 0 BB: 0 P: 9	R: 0 E: 0 K: 1 S: 5	H: 0 LOB: 0 BB: 0 P: 5	R: 0 E: 0 K: 1 S: 5	H: 0 LOB: 0 BB: 0 P: 5	1B: 4 2B: 0 3B: 0 HR: 1	SF: 0 SAC: 0 DP: 0 HBP: 0	WP: 0 PB: 0 SB: 0 CS: 1	PA: 33
<b>PITCHER</b> <b>Mike Witt, R</b> ERA: 3.27 (1, 1)	IP: 9.0 WLS: W BF: 33 H: 5 R: 3 ER: 3 SO: 11 BB: 2 IBB: 0 HBP: 0 BLK: 0 WP: 0 HR: 1 S: 53 P: 61 ERA: 3.00 WHIP: 0.778															<b>PITCHER</b> <b>Mike Witt, R</b> ERA: 3.27 (1, 1)	IP: 9.0 WLS: W BF: 33 H: 5 R: 3 ER: 3 SO: 11 BB: 2 IBB: 0 HBP: 0 BLK: 0 WP: 0 HR: 1 S: 53 P: 61 ERA: 3.00 WHIP: 0.778			

Chicago White Sox @ California Angels  
 Anaheim Stadium, Anaheim, CA  
 Wed Jul 02 1986, 10:05 PM EDT  
 Att: 27,596 - Unknown

livebaseballscores.com

AB 31  
 R 3  
 H 5  
 RBI 3  
 BB 2  
 SO 11  
 LOB 5



Batter	1	2	3	4	5	6	7	8	9	AB	R	H	RBI	BB	SO	LOB	BOTTOM
<b>Ruppert Jones, L</b> OBP: 0.366, SLG: 0.484 (1, 9)	3-1	3-1			F8		F8			4	0	0	0	0	0	0	
<b>Gary Pettis, S</b> OBP: 0.315, SLG: 0.315 (1, 8)	1B 3B BB		4-3		1B			WP BB 1B		3	1	2	0	1	0	0	
<b>Wally Joyner, L</b> OBP: 0.345, SLG: 0.531 (1, 3)	HBP 3B 1B		G3		F9			B2		4	1	1	0	0	0	2	
<b>Brian Downing, R</b> OBP: 0.415, SLG: 0.492 (1, 7)	3B HBP		K		1B 1B			WP BB		2	1	1	0	1	1	0	
<b>Reggie Jackson, L</b> OBP: 0.434, SLG: 0.451 (1, 10)	SF9 3B		K		F7			K		4	1	1	3	0	2	3	
<b>Doug DeCinces, R</b> OBP: 0.315, SLG: 0.408 (1, 5)	SF9		6-3		G4-6-3 1B			4-3		3	0	1	1	0	0	2	
<b>Rob Wilfong, L</b> OBP: 0.300, SLG: 0.357 (1, 4)	F8		1B		G4-6-3 1-2					3	0	1	0	0	0	2	
<b>Rick Burleson, R</b> OBP: 0.365, SLG: 0.404 (1, 6)		2-3	6-3		L8					3	0	0	0	0	0	1	
<b>Jerry Narron, L</b> OBP: 0.310, SLG: 0.378 (1, 2)	K		K2-3		G4					3	0	0	0	0	2	0	
<b>Inning Stats</b>	R: 4 E: 0 K: 0 S: 5	H: 2 LOB: 0 BB: 1 P: 10	R: 0 E: 0 K: 1 S: 5	H: 0 LOB: 0 BB: 0 P: 5	R: 0 E: 0 K: 1 S: 6	H: 1 LOB: 1 BB: 0 P: 6	R: 0 E: 0 K: 1 S: 6	H: 2 LOB: 1 BB: 0 P: 4	R: 0 E: 0 K: 0 S: 3	H: 0 LOB: 0 BB: 0 P: 3	R: 0 E: 0 K: 1 S: 6	H: 1 LOB: 2 BB: 1 P: 10	1B: 6 2B: 0 3B: 1 HR: 0	SF: 1 SAC: 0 DP: 1 HBP: 1	WP: 1 PB: 0 SB: 0 CS: 0	PA: 33	
<b>PITCHER</b> <b>Neil Allen, R</b> ERA: 5.09 (1, 1)	IP: 7.0 WLS: L BF: 29 H: 7 R: 4 ER: 4 SO: 4 BB: 1 IBB: 0 HBP: 1 BLK: 0 WP: 0 HR: 0 S: 35 P: 40 ERA: 5.14 WHIP: 1.143															<b>PITCHER</b> <b>Neil Allen, R</b> ERA: 5.09 (1, 1)	IP: 7.0 WLS: L BF: 29 H: 7 R: 4 ER: 4 SO: 4 BB: 1 IBB: 0 HBP: 1 BLK: 0 WP: 0 HR: 0 S: 35 P: 40 ERA: 5.14 WHIP: 1.143
<b>Joel McKeon, L</b> ERA: 3.74 (8, 1)	0.2	3	0	0	0	1	1	0	0	0	0	4	8	0.00	1.500		
<b>Bill Dawley, R</b> ERA: 2.66 (8, 1)	0.1	1	0	0	0	0	0	0	0	1	0	1	1	0.00	0.000		

Chicago White Sox @ California Angels  
 Anaheim Stadium, Anaheim, CA  
 Wed Jul 02 1986, 10:05 PM EDT  
 Att: 27,596 - Unknown

livebaseballscores.com

AB 29  
 R 4  
 H 7  
 RBI 4  
 BB 2  
 SO 5  
 LOB 10







Batter	1	2	3	4	5	6	7	8	9	AB	R	H	RBI	BB	SO	LOB	TOP			
Rickey Henderson, R OBP: 0.374, SLG: 0.500	0-0 5-3		0-0 L3			0-0 4-3		0-0 1-3		4	0	0	0	0	0	2	<b>New York Yankees @ Chicago White Sox</b> Comiskey Park, Chicago, IL Fri Jul 04 1986, 4:33 AM EDT Att: 31,971 - Unknown  <b>AB 30</b> <b>R 1</b> <b>H 5</b> <b>RBI 1</b> <b>BB 1</b> <b>SO 1</b> <b>LOB 8</b>			
Claudell Washington, L OBP: 0.329, SLG: 0.461	0-3 K		0-0 1-3			0-0 3-1		0-0 F8		4	0	0	0	0	1	1				
Don Mattingly, L OBP: 0.383, SLG: 0.530	0-0 L4			0-0 G3		0-0 F7		0-0 4-3		4	0	0	0	0	0	0				
Mike Easter, L OBP: 0.385, SLG: 0.479		0-0 G3		0-0 G4-6-3 1B		0-0 6-3		0-0 1B		4	0	2	0	0	0	0				
Ron Hassey, L OBP: 0.397, SLG: 0.500		0-0 4-3		0-0 G4-6-3 1-2		0-0 F8		0-0 G3		4	0	0	0	0	0	2				
Dan Pasqua, L OBP: 0.386, SLG: 0.500		0-0 2-3			0-0 FC1-6 1B		0-0 F6			3	0	1	0	0	0	0				
Mike Pagliarulo, L OBP: 0.326, SLG: 0.515			0-0 HR		0-0 FC1-6 1-2		0-0 F9			3	1	1	1	0	0	1				
Willie Randolph, R OBP: 0.404, SLG: 0.330			0-0 SH2-3 1B		0-0 6-3 1-2		0-0 F9			3	0	1	0	0	0	1				
Paul Zuvella, R (1, 6)			0-0 SH2-3 1-2		0-0 6-3		0-0 BB			1	0	0	0	1	0	1				
<b>Inning Stats</b>	R: 0 E: 0 K: 1 S: 5	H: 0 LOB: 0 BB: 0 P: 5	R: 0 E: 0 K: 0 S: 3	H: 0 LOB: 0 BB: 0 P: 3	R: 1 E: 0 K: 0 S: 5	H: 2 LOB: 1 BB: 0 P: 5	R: 0 E: 0 K: 0 S: 3	H: 1 LOB: 0 BB: 0 P: 3	R: 0 E: 0 K: 0 S: 4	H: 1 LOB: 1 BB: 0 P: 4	R: 0 E: 0 K: 0 S: 3	H: 0 LOB: 0 BB: 0 P: 3	R: 0 E: 0 K: 0 S: 3	H: 0 LOB: 1 BB: 1 P: 7	R: 0 E: 0 K: 0 S: 4	H: 1 LOB: 1 BB: 0 P: 4	1B: 4 2B: 0 3B: 0 HR: 1	SF: 0 SAC: 1 DP: 1 HBP: 0	WP: 0 PB: 0 CS: 0	PA: 32
<b>PITCHER</b> Richard Dotson, R ERA: 5.01	IP: 9.0 WLS: W BF: 32 H: 5 R: 1 ER: 1 SO: 1 BB: 1 IBB: 0 HBP: 0 BLK: 0 WP: 0 HR: 1 S: 33 P: 37 ERA: 1.00 WHIP: 0.667																			

Batter	1	2	3	4	5	6	7	8	9	AB	R	H	RBI	BB	SO	LOB	BOTTOM			
John Cangelosi, S OBP: 0.379, SLG: 0.300	0-0 G3		0-0 4-3		0-0 1-3			0-0 SF8 3B		4	1	1	0	0	0	0	<b>New York Yankees @ Chicago White Sox</b> Comiskey Park, Chicago, IL Fri Jul 04 1986, 4:33 AM EDT Att: 31,971 - Unknown  <b>AB 29</b> <b>R 2</b> <b>H 6</b> <b>RBI 2</b> <b>BB 1</b> <b>SO 2</b> <b>LOB 9</b>			
Ozzie Guillen, L OBP: 0.284, SLG: 0.332	0-0 1B 1B		0-0 F8		0-0 1-3		0-0 SF8 3H			3	1	1	1	0	0	0				
Harold Baines, L OBP: 0.356, SLG: 0.458	0-0 1B 1-3		0-0 BB		0-3 K		0-0 6-3			3	0	1	0	1	1	0				
Greg Walker, L OBP: 0.347, SLG: 0.495	0-0 F5		0-0 F4		0-0 F7		0-0 F8			4	0	0	0	0	0	3				
Ron Kittle, R OBP: 0.271, SLG: 0.416	0-0 1-3 3H			0-0 1B		0-0 1B				3	0	3	1	0	0	0				
Carlton Fisk, R OBP: 0.282, SLG: 0.323	0-0 F6		0-0 FC6-4 FC3-6 1-2		0-0 G3					3	0	0	0	0	0	4				
Bobby Bonilla, S OBP: 0.363, SLG: 0.352		0-0 4-3		0-0 F7		0-0 F8				3	0	0	0	0	0	1				
Steve Lyons, L OBP: 0.304, SLG: 0.351		0-0 4-3		0-0 FC3-6 1-2		0-0 3-1				3	0	0	0	0	0	1				
Julio Cruz, S OBP: 0.374, SLG: 0.254		0-3 K		0-0 4-3		0-0 F7				3	0	0	0	0	1	0				
<b>Inning Stats</b>	R: 1 E: 0 K: 0 S: 6	H: 3 LOB: 2 BB: 0 P: 6	R: 0 E: 0 K: 1 S: 5	H: 0 LOB: 0 BB: 0 P: 5	R: 0 E: 0 K: 0 S: 3	H: 0 LOB: 1 BB: 1 P: 7	R: 0 E: 0 K: 0 S: 4	H: 1 LOB: 1 BB: 0 P: 4	R: 0 E: 0 K: 1 S: 6	H: 1 LOB: 1 BB: 0 P: 6	R: 0 E: 0 K: 0 S: 3	H: 0 LOB: 0 BB: 0 P: 3	R: 0 E: 0 K: 0 S: 4	H: 1 LOB: 0 BB: 0 P: 4	R: 1 E: 0 K: 0 S: 4	H: 1 LOB: 0 BB: 0 P: 4	1B: 5 2B: 0 3B: 1 HR: 0	SF: 1 SAC: 0 DP: 0 HBP: 0	WP: 0 PB: 0 CS: 0	PA: 31
<b>PITCHER</b> Bob Tewksbury, R ERA: 3.36	IP: 8.0 WLS: L BF: 31 H: 6 R: 2 ER: 2 SO: 2 BB: 1 IBB: 0 HBP: 0 BLK: 0 WP: 0 HR: 0 S: 34 P: 38 ERA: 2.25 WHIP: 0.875																			



Batter	1	2	3	4	5	6	7	8	9	AB	R	H	RBI	BB	SO	LOB	TOP			
Claudell Washington, L (1, 8) OBP: 0.337, SLG: 0.490	0-3 K		0-0 S E 1B		0-0 5-3			0-0 HR	0-0 3-1 2B	5	2	3	1	0	1	0	<b>New York Yankees @ Chicago White Sox</b> Comiskey Park, Chicago, IL Sat Jul 05 1986, 4:33 AM EDT Att: 21,759 - Unknown <a href="http://livebaseballscorecards.com">livebaseballscorecards.com</a>			
Don Mattingly, L (1, 3) OBP: 0.394, SLG: 0.536	0-3 K		0-0 F7		0-0 3B			0-0 F9 1B 2B	0-0 3-1	5	1	2	0	0	1	2				
Mike Easler, L (1, 10) OBP: 0.382, SLG: 0.472	0-0 3-1		0-0 E1 HR		0-0 3-1			4-0 1B BB	0-0 G1-4-3	4	2	0	0	1	0	2				
Ron Hassey, L (1, 2) OBP: 0.393, SLG: 0.513		0-0 1-3	0-0 HR		0-0 F7			0-0 F7		4	1	1	2	0	0	2				
Dave Winfield, R (1, 9) OBP: 0.339, SLG: 0.427		0-0 3-1	0-0 1-4-3		0-0 F7			0-0 F9		4	0	0	0	0	0	2				
Dan Pasqua, L (1, 7) OBP: 0.390, SLG: 0.533		0-0 HR		0-0 F7		0-3 K		0-0 1B 1B		4	1	2	2	0	1	0				
Mike Pagliarulo, L (1, 5) OBP: 0.329, SLG: 0.527		0-0 HR		0-0 4-3			0-0 F9	0-0 1-2 3-H 1B		4	1	2	2	0	0	0				
Willie Randolph, R (1, 4) OBP: 0.399, SLG: 0.325		0-0 5-3		0-0 L6			0-0 5-3	0-3 K		4	0	0	0	0	1	2				
Paul Zuvella, R (1, 6) OBP: 0.399, SLG: 0.325			0-0 F7		0-0 F7		0-3 K		0-0 5-3	4	0	0	0	0	1	0				
<b>Inning Stats</b>	R: 0 E: 0 K: 2 S: 7	H: 0 LOB: 0 BB: 0 P: 7	R: 2 E: 0 K: 0 S: 5	H: 2 LOB: 0 BB: 0 P: 5	R: 3 E: 1 K: 0 S: 6	H: 2 LOB: 0 BB: 0 P: 6	R: 0 E: 0 K: 0 S: 3	H: 0 LOB: 0 BB: 0 P: 3	R: 0 E: 0 K: 1 S: 5	H: 0 LOB: 1 BB: 0 P: 4	R: 0 E: 0 K: 1 S: 5	H: 0 LOB: 0 BB: 0 P: 5	R: 0 E: 0 K: 1 S: 9	H: 0 LOB: 2 BB: 0 P: 13	R: 0 E: 0 K: 0 S: 4	H: 1 LOB: 1 BB: 0 P: 4		1B: 3 2B: 2 3B: 1 HR: 4	SF: 0 SAC: 0 DP: 0 HBP: 0	WP: 0 PB: 0 CS: 1
<b>PITCHER</b>	IP WLS BF H R ER SO BB IBB HBP BLK WP HR S P ERA WHIP																			
Joe Cowley, R (1, 1) ERA: 4.17	3.0 L 14 4 5 2 2 0 0 0 0 0 0 3 18 18 6.00 1.333																			
Joel McKeon, L (4, 1) ERA: 3.16	4.0 13 1 0 0 2 0 0 0 0 0 0 0 17 17 0.00 0.250																			
Gene Nelson, R (8, 1) ERA: 4.04	2.0 12 5 3 3 1 1 0 0 0 0 0 1 13 17 13.50 3.000																			

Batter	1	2	3	4	5	6	7	8	9	AB	R	H	RBI	BB	SO	LOB	BOTTOM					
John Cangelosi, S (1, 8) OBP: 0.380, SLG: 0.298	0-0 F8		0-0 FC5-4 1-2			4-0 BB		1-0 HBP		2	0	0	0	1	0	1	<b>New York Yankees @ Chicago White Sox</b> Comiskey Park, Chicago, IL Sat Jul 05 1986, 4:33 AM EDT Att: 21,759 - Unknown <a href="http://livebaseballscorecards.com">livebaseballscorecards.com</a>					
Steve Lyons, L (9, 8) OBP: 0.304, SLG: 0.351										0	0	0	0	0	0	0						
Ozzie Guillen, L (1, 6) OBP: 0.284, SLG: 0.335	0-0 7-4 2B			0-0 F8		0-0 F3		0-0 F9		4	0	1	0	0	0	2						
Harold Baines, L (1, 9) OBP: 0.351, SLG: 0.452	0-0 7-4 2-3f			0-0 F3		0-3 K		0-3 K		4	0	0	0	0	2	3						
Ron Kittle, R (1, 10) OBP: 0.270, SLG: 0.411		4-0 BB		0-3 K		0-3 K			0-3 K	3	0	0	0	1	3	1						
Bobby Bonilla, S (1, 3) OBP: 0.357, SLG: 0.346		0-0 F3			0-0 4-3		0-0 F5		0-0 1-3	4	0	0	0	0	0	1						
Tim Lincecum, R (1, 4) OBP: 0.304, SLG: 0.412		0-0 G6-4-3			4-0 BB BB		0-0 F4		0-0 F8	3	0	0	0	1	0	1						
Reid Nichols, R (1, 7) OBP: 0.232, SLG: 0.226			0-0 F7		0-3 K		0-0 1B			3	0	1	0	0	1	1						
Wayne Tolleson, S (1, 5) OBP: 0.332, SLG: 0.330			0-0 FC5-4 1B		4-0 1-2 BB		0-0 F9			2	0	1	0	1	0	1						
Joel Skinner, R (1, 2) OBP: 0.241, SLG: 0.269			0-3 K		0-0 4-3			0-0 F8		3	0	0	0	0	1	3						
<b>Inning Stats</b>	R: 0 E: 0 K: 0 S: 3	H: 1 LOB: 0 BB: 0 P: 3	R: 0 E: 0 K: 0 S: 2	H: 0 LOB: 0 BB: 1 P: 6	R: 0 E: 0 K: 1 S: 6	H: 1 LOB: 1 BB: 0 P: 6	R: 0 E: 0 K: 1 S: 5	H: 0 LOB: 0 BB: 0 P: 5	R: 0 E: 0 K: 1 S: 5	H: 0 LOB: 2 BB: 2 P: 13	R: 0 E: 0 K: 2 S: 7	H: 0 LOB: 1 BB: 1 P: 11	R: 0 E: 0 K: 0 S: 4	H: 1 LOB: 1 BB: 0 P: 4	R: 0 E: 0 K: 1 S: 5	H: 0 LOB: 0 BB: 0 P: 6		R: 0 E: 0 K: 1 S: 5	H: 0 LOB: 0 BB: 0 P: 5	1B: 2 2B: 2 3B: 0 HR: 0	SF: 0 SAC: 0 DP: 2 HBP: 1	WP: 0 PB: 0 CS: 0
<b>PITCHER</b>	IP WLS BF H R ER SO BB IBB HBP BLK WP HR S P ERA WHIP																					
Dennis Rasmussen, L (1, 1) ERA: 3.47	9.0 W 33 3 0 0 7 4 0 0 1 0 0 0 0 42 59 0.00 0.778																					



Batter	1	2	3	4	5	6	7	8	9	AB	R	H	RBI	BB	SO	LOB	TOP											
Rickey Henderson, R OBP: 0.373, SLG: 0.497 (1, 8)	5-3		K			K		K		4	0	1	0	0	2	0	<b>New York Yankees @ Chicago White Sox</b> Comiskey Park, Chicago, IL Sun Jul 06 1986, 4:33 AM EDT Att: 26,335 - Unknown <a href="http://livebaseballscorecards.com">livebaseballscorecards.com</a>											
Willie Randolph, R OBP: 0.398, SLG: 0.322 (1, 4)	F7		F9			BB		L9		3	0	0	0	1	0	1												
Don Mattingly, L OBP: 0.382, SLG: 0.533 (1, 10)	HR		6-3			F9		1-3		4	1	1	0	0	0	2												
Dave Winfield, R OBP: 0.341, SLG: 0.442 (1, 9)	HR		1-2			K		2B		4	1	2	2	0	1	1												
Gary Roenicke, R OBP: 0.467, SLG: 0.463 Dan Pasqua, L OBP: 0.383, SLG: 0.522 (7, PH) (7, 3)	5-3		G3-6-3			G1-4-3		K		1	0	0	0	1	0	0												
Claudell Washington, L OBP: 0.331, SLG: 0.481 (1, 7)			G3-6-3			F8		K		3	0	0	0	0	1	1												
Dale Berra, R OBP: 0.326, SLG: 0.398 Mike Pagliarulo, L OBP: 0.328, SLG: 0.525 (7, PH) (7, 5)	F3					K		K		2	0	0	0	0	1	0												
Butch Wynegar, S OBP: 0.326, SLG: 0.366 Mike Easter, L OBP: 0.381, SLG: 0.470 Mike Fischlin, R OBP: 0.328, SLG: 0.288 (8, PH) (8, 6)	5-3					6-3		K		2	0	0	0	0	0	0												
Paul Zuvella, R OBP: 0.391, SLG: 0.510 Ron Hassey, L OBP: 0.391, SLG: 0.510 (8, PH) (8, 2)	5-3		5-3			5-3		L5		2	0	0	0	0	0	0												
<b>Inning Stats</b>	R: 2 E: 0 K: 0 S: 5	H: 2 LOB: 0 BB: 0 P: 5	R: 0 E: 0 K: 1 S: 5	H: 0 LOB: 0 BB: 0 P: 5	R: 0 E: 0 K: 0 S: 4	H: 1 LOB: 1 BB: 0 P: 4	R: 0 E: 0 K: 0 S: 2	H: 0 LOB: 0 BB: 1 P: 6	R: 0 E: 0 K: 1 S: 5	H: 0 LOB: 0 BB: 1 P: 11	R: 0 E: 0 K: 1 S: 5	H: 0 LOB: 0 BB: 0 P: 5	R: 0 E: 0 K: 2 S: 7	H: 0 LOB: 1 BB: 1 P: 7	R: 0 E: 0 K: 1 S: 6	H: 1 LOB: 1 BB: 0 P: 6		1B: 2 2B: 1 3B: 0 HR: 1	SF: 0 SAC: 0 DP: 1 HBP: 0	WP: 0 PB: 0 SB: 1 CS: 0	PA: 32							
<b>PITCHER</b>	IP	WLS	BF	H	R	ER	SO	BB	IBB	HBP	BLK	WP	HR	S	P	ERA		WHIP										
Floyd Bannister, L ERA: 3.03 Dave Schmidt, R ERA: 4.1 Bob James, R ERA: 5.06	(1, 1) (6, 1) (8, 1)	5.2 1.1 2.0	W 4 S	21 0 7	3 0 1	2 0 0	3 2 0	2 0 0	0 0 0	0 0 0	0 0 0	0 0 0	1 8 13	25 8 13	33 8 13	3.18 0.00 0.00		0.882 0.000 0.500										

Batter	1	2	3	4	5	6	7	8	9	AB	R	H	RBI	BB	SO	LOB	BOTTOM											
John Cangelosi, S OBP: 0.379, SLG: 0.297 (1, 8)	F9					K		F8		4	0	1	1	0	1	0	<b>New York Yankees @ Chicago White Sox</b> Comiskey Park, Chicago, IL Sun Jul 06 1986, 4:33 AM EDT Att: 26,335 - Unknown <a href="http://livebaseballscorecards.com">livebaseballscorecards.com</a>											
Ozzie Guillen, L OBP: 0.287, SLG: 0.335 (1, 6)	6-3					F8		1B		3	0	1	0	1	0	0												
Harold Baines, L OBP: 0.350, SLG: 0.452 (1, 9)	2B					K		4-3		4	0	1	0	0	2	3												
Greg Walker, L OBP: 0.341, SLG: 0.485 (1, 3)	F9					1-3		F5		4	0	0	0	0	0	1												
Jerry Hairston, S OBP: 0.382, SLG: 0.409 (1, 10)						6-3		1B		3	3	2	0	1	0	0												
Carlton Fisk, R OBP: 0.282, SLG: 0.322 (1, 2)	6-3					1B		F8		4	0	1	0	0	0	2												
Wayne Tolleson, S OBP: 0.335, SLG: 0.335 (1, 5)	F7					CS		1B		3	0	2	1	0	0	1												
Steve Lyons, L OBP: 0.309, SLG: 0.350 (1, 7)	1B					K		F8		3	1	1	1	1	1	2												
Julio Cruz, S OBP: 0.371, SLG: 0.254 (1, 4)	1B					K		F8		4	1	1	1	0	1	2												
<b>Inning Stats</b>	R: 0 E: 0 K: 0 S: 4	H: 1 LOB: 1 BB: 0 P: 4	R: 3 E: 0 K: 1 S: 8	H: 3 LOB: 2 BB: 2 P: 16	R: 1 E: 0 K: 1 S: 6	H: 1 LOB: 1 BB: 1 P: 10	R: 0 E: 0 K: 2 S: 7	H: 0 LOB: 0 BB: 0 P: 7	R: 0 E: 0 K: 1 S: 5	H: 0 LOB: 0 BB: 0 P: 5	R: 0 E: 0 K: 0 S: 3	H: 1 LOB: 0 BB: 0 P: 3	R: 0 E: 0 K: 0 S: 4	H: 1 LOB: 1 BB: 0 P: 4	R: 1 E: 0 K: 0 S: 6	H: 3 LOB: 2 BB: 0 P: 6		1B: 8 2B: 2 3B: 0 HR: 0	SF: 1 SAC: 0 DP: 0 HBP: 0	WP: 2 PB: 0 SB: 0 CS: 1	PA: 36							
<b>PITCHER</b>	IP	WLS	BF	H	R	ER	SO	BB	IBB	HBP	BLK	WP	HR	S	P	ERA		WHIP										
Doug Drabek, R ERA: 6.34 Bob Shirley, L ERA: 5.77 Brian Fisher, R ERA: 5.48	(1, 1) (2, 1) (8, 1)	1.2 5.2 0.2	L 22 4	4 2 0	3 2 0	3 2 0	5 5 0	2 0 0	0 0 0	0 0 0	0 0 0	0 0 0	0 30 4	30 38 4	3.18 3.18 0.00	3.000 1.059 3.000												



Batter	1	2	3	4	5	6	7	8	9	AB	R	H	RBI	BB	SO	LOB	TOP				
Tony Bernazard, S (1,4) OBP: 0.376, SLG: 0.465	F7		F6		F8			1B SF7 1B		4	1	1	0	0	0	0	<b>Cleveland Indians @ Chicago White Sox</b> Comiskey Park, Chicago, IL Mon Jul 07 1986, 8:05 PM EDT Att: 19,721 - Unknown				
Julio Franco, R (1,6) OBP: 0.318, SLG: 0.380	1-3			1B 3B	F8			HBP 1B		4	1	2	1	0	0						
Joe Carter, R (1,3) OBP: 0.341, SLG: 0.492	K			F9	1-3			1-2 HBP		3	0	0	0	0	1						
Andre Thornton, R (1,10) OBP: 0.338, SLG: 0.417		6-3		F3	K			SF7		3	0	0	1	0	1						
Mel Hall, L (1,7) OBP: 0.355, SLG: 0.575	K			1B 1B				4-3		4	0	1	1	0	1						
Brook Jacoby, R (1,5) OBP: 0.321, SLG: 0.429				3-H 1B						4	0	2	0	0	0						
Brett Butler, L (1,8) OBP: 0.332, SLG: 0.328		2B		1-2 1B						4	0	0	0	0	1						
Cory Snyder, R (1,9) OBP: 0.310, SLG: 0.619			6-3		F8			1B 1B		3	1	1	0	1	0						
Andy Allanson, R (1,2) OBP: 0.288, SLG: 0.335			6-3		F8			1B 1B		2	0	0	0	0	0						
Chris Bando, S (8,PH) OBP: 0.344, SLG: 0.348					F8			K		2	0	0	0	0	1						
<b>Inning Stats</b>	R: 0 E: 0 K: 1 S: 5	H: 0 LOB: 0 BB: 5 P: 5	R: 0 E: 0 K: 1 S: 6	H: 1 LOB: 1 BB: 0 P: 6	R: 0 E: 0 K: 0 S: 3	H: 0 LOB: 0 BB: 0 P: 3	R: 1 E: 0 K: 0 S: 6	H: 3 LOB: 2 BB: 0 P: 6	R: 0 E: 0 K: 0 S: 3	H: 0 LOB: 0 BB: 0 P: 3	R: 0 E: 0 K: 0 S: 3	H: 0 LOB: 0 BB: 0 P: 3	R: 2 E: 0 K: 1 S: 8	H: 3 LOB: 2 BB: 0 P: 9	R: 0 E: 0 K: 1 S: 5	H: 0 LOB: 1 BB: 1 P: 9	1B: 5 2B: 1 3B: 1 HR: 0	SF: 1 SAC: 0 DP: 0 HBP: 1	WP: 0 PB: 0 SB: 0 CS: 0	PA: 36	
<b>PITCHER</b>	IP	WLS	BF	H	R	ER	SO	BB	IBB	HBP	BLK	WP	HR	S	P	ERA	WHIP				
Joel Davis, R (1,1) ERA: 4.43	7.0		26	5	2	2	3	0	0	0	0	0	0	32	32	2.57	0.714				
Bob James, R (8,1) ERA: 5.04	2.0	W	10	2	1	1	2	1	0	1	0	0	0	12	17	4.50	1.500				

Batter	1	2	3	4	5	6	7	8	9	AB	R	H	RBI	BB	SO	LOB	BOTTOM				
John Cangelosi, S (1,8) OBP: 0.380, SLG: 0.300	CS 1B	F8		E1 1B		F9			SH3-4	4	0	2	0	0	0	2	<b>Cleveland Indians @ Chicago White Sox</b> Comiskey Park, Chicago, IL Mon Jul 07 1986, 8:05 PM EDT Att: 19,721 - Unknown				
Ozzie Guillen, L (1,6) OBP: 0.270, SLG: 0.336	1B 1B	5-3		F4		B2-3		IBB 1B		5	1	2	0	0	0	2					
Harold Baines, L (1,9) OBP: 0.357, SLG: 0.469	1B BB		4-1 1B	2B	HR			1-2 IBB		4	2	3	1	1	1	0					
Greg Walker, L (1,3) OBP: 0.338, SLG: 0.477	FC5 1B		4-1		4-3			SF7		3	0	0	1	1	0	1					
Jerry Hairston, S (1,10) OBP: 0.386, SLG: 0.412	1-2 2-3 3-H 1B				G3			F8		4	0	2	2	0	0	0					
Carlton Fisk, R (1,2) OBP: 0.276, SLG: 0.317	F9		F9		F6			F7		4	0	0	0	0	0	4					
Wayne Tolleson, S (1,5) OBP: 0.333, SLG: 0.330	FC5		4-3		5-3			BB		3	0	0	0	1	0	4					
Steve Lyons, L (1,7) OBP: 0.314, SLG: 0.355			F8 E	1B		F7		4-3		4	0	2	0	0	0	1					
Julio Cruz, S (1,4) OBP: 0.374, SLG: 0.262		B2		F7				1B SH3-4 SF7		4	1	2	0	0	0	2					
<b>Inning Stats</b>	R: 1 E: 0 K: 0 S: 6	H: 4 LOB: 3 BB: 1 P: 10	R: 0 E: 1 K: 0 S: 4	H: 1 LOB: 1 BB: 0 P: 4	R: 1 E: 0 K: 0 S: 5	H: 2 LOB: 1 BB: 0 P: 5	R: 0 E: 1 K: 0 S: 4	H: 2 LOB: 1 BB: 0 P: 4	R: 1 E: 0 K: 0 S: 4	H: 1 LOB: 0 BB: 0 P: 4	R: 0 E: 0 K: 1 S: 5	H: 0 LOB: 0 BB: 0 P: 5	R: 0 E: 0 K: 0 S: 3	H: 0 LOB: 1 BB: 1 P: 7	R: 1 E: 0 K: 0 S: 4	H: 2 LOB: 2 BB: 1 P: 8		1B: 11 2B: 1 3B: 0 HR: 1	SF: 1 SAC: 1 DP: 0 HBP: 0	WP: 0 PB: 0 SB: 0 CS: 1	PA: 40
<b>PITCHER</b>	IP	WLS	BF	H	R	ER	SO	BB	IBB	HBP	BLK	WP	HR	S	P	ERA	WHIP				
John Butcher, R (1,1) ERA: 5.46	7.0		31	11	3	3	1	1	0	0	0	0	0	5	9	6.75	1.500				
Ernie Camacho, R (8,1) ERA: 4.39	1.1	L	6	1	1	1	0	1	0	0	0	0	0	2	6	0.00	3.000				
Scott Bailes, L (9,1) ERA: 4.7	0.1		3	1	0	0	0	0	1	0	0	0	0	2	6	0.00	3.000				



Batter	1	2	3	4	5	6	7	8	9	AB	R	H	RBI	BB	SO	LOB	TOP								
Tony Bernazard, S (1,4) OBP: 0.371, SLG: 0.458	0-3 K		0-0 6-3			0-0 F9		0-3 K		4	0	0	0	0	2	1									
Julio Franco, R (1,6) OBP: 0.323, SLG: 0.389	4-0 FC5-4 BB			0-0 G3 SF7 2B		0-0 2B		0-0 FC4-6 1-2		3	1	2	0	1	0	1									
Joe Carter, R (1,3) OBP: 0.340, SLG: 0.492	0-0 F8			0-0 G3		0-0 F9			0-0 1B 2B	4	1	1	0	0	0	3									
Andre Thornton, R (1,10) OBP: 0.336, SLG: 0.416 Fran Mullins, R (9, PR) OBP: 0.130, SLG: 0.182	0-0 FC5-4 1-2			0-0 SF7			0-0 F3		0-0 FC6-4 1B	3	0	1	2	0	0	1									
Mel Hall, L (1,7) OBP: 0.350, SLG: 0.567 Pat Tabler, R (9, PH) OBP: 0.327, SLG: 0.412		0-0 F8		0-0 F7			0-0 G3		0-0 FC6-4 FC5 BB 1-2	3	0	0	0	0	0	0									
Brook Jacoby, R (1,5) OBP: 0.323, SLG: 0.428		0-0 6-3			0-0 F8		0-0 1B		4-0 1-2 BB	3	0	1	0	1	0	0									
Brett Butler, L (1,8) OBP: 0.329, SLG: 0.324 Carmen Castillo, R (9, PH) OBP: 0.321, SLG: 0.438		0-0 4-3			0-0 4-3		0-0 F7		0-3 K	3	0	0	0	0	0	1									
Cory Snyder, R (1,9) OBP: 0.297, SLG: 0.591			0-0 F7		0-0 F9			0-3 K	0-0 FC5 2-3	4	0	0	0	0	1	2									
Andy Allanson, R (1,2) OBP: 0.289, SLG: 0.331			0-0 6-3			0-0 F8		4-0 FC4-6 BB		2	0	0	0	1	0	0									
<b>Inning Stats</b>	R: 0 E: 0 K: 1 S: 5	H: 0 LOB: 1 BB: 1 P: 9	R: 0 E: 0 K: 0 S: 3	H: 0 LOB: 0 BB: 0 P: 3	R: 0 E: 0 K: 0 S: 3	H: 0 LOB: 0 BB: 0 P: 3	R: 1 E: 0 K: 0 S: 4	H: 1 LOB: 0 BB: 0 P: 4	R: 0 E: 0 K: 0 S: 3	H: 0 LOB: 0 BB: 0 P: 3	R: 0 E: 0 K: 0 S: 4	H: 1 LOB: 1 BB: 0 P: 4	R: 0 E: 0 K: 0 S: 4	H: 1 LOB: 1 BB: 0 P: 4	R: 0 E: 0 K: 2 S: 7	H: 0 LOB: 1 BB: 1 P: 11	R: 1 E: 0 K: 1 S: 7	H: 2 LOB: 2 BB: 1 P: 11	1B: 2 2B: 3 3B: 0 HR: 0	SF: 1 SAC: 0 DP: 0 HBP: 0	WP: 0 PB: 0 SB: 0 CS: 0	PA: 35			
<b>PITCHER</b>	IP	WLS	BF	H	R	ER	SO	BB	IBB	HBP	BLK	WP	HR	S	P	ERA	WHIP								
Neil Allen, R (1,1) ERA: 4.82	8.0	W	31	5	2	2	3	2	0	0	0	0	0	35	43	2.25	0.875								
Joel McKeon, L (9,1) ERA: 3.12	0.1		2	0	0	0	0	1	0	0	0	0	0	1	5	0.00	3.000								
Dave Schmidt, R (9,1) ERA: 4.05	0.2	S	2	0	0	0	1	0	0	0	0	0	0	4	4	0.00	0.000								

Cleveland Indians @ Chicago White Sox  
Comiskey Park, Chicago, IL  
Tue Jul 08 1986, 8:05 PM EDT  
Att: 14,534 - Unknown

AB 31  
R 2  
H 5  
RBI 2  
BB 3  
SO 4  
LOB 12



Batter	1	2	3	4	5	6	7	8	9	AB	R	H	RBI	BB	SO	LOB	BOTTOM								
John Cangelosi, S (1,8) OBP: 0.380, SLG: 0.298 Steve Lyons, L (5, PR) OBP: 0.310, SLG: 0.350	0-0 6-3		0-0 G5-4-3 1-2		1-0 HR HBP	0-3 K		0-0 F8		2	0	0	0	0	0	1									
Ozzie Guillen, L (1,6) OBP: 0.266, SLG: 0.331	0-3 K			0-0 G1-5-3	0-3 K		0-0 4-3			4	0	0	0	0	2	2									
Harold Baines, L (1,9) OBP: 0.361, SLG: 0.489	0-0 1B			0-0 1B 3B	0-0 1H 2H HR		0-0 4-3			4	2	3	3	0	0	0									
Ron Kittle, R (1,10) OBP: 0.274, SLG: 0.412	0-3 K			0-0 FC5-4 1B	0-0 L6		0-0 BB 1B			4	1	2	1	0	1	2									
Bobby Bonilla, S (1,7) OBP: 0.356, SLG: 0.341		0-0 F9		0-0 FC5-4 1-2		0-3 K	4-0 1B BB			3	0	0	0	1	1	1									
Greg Walker, L (1,3) OBP: 0.341, SLG: 0.478		0-0 F6		0-0 3-1		0-0 BB 1B	0-0 1B 1-2 2H	FC6-4 1B		4	0	2	1	0	0	1									
Tim Hulett, R (1,5) OBP: 0.303, SLG: 0.423		0-0 6-3			0-0 HR	0-0 F8	0-0 FC6-4 1-2			4	1	1	1	0	0	3									
Joel Skinner, R (1,2) OBP: 0.242, SLG: 0.268			0-0 K		0-0 F9	0-0 BB 1B		0-0 5-3		4	0	1	0	0	1	0									
Julio Cruz, S (1,4) OBP: 0.384, SLG: 0.266			0-0 G5-4-3 1B		0-0 HR HBP BB	0-0 1-2 2-3 BB		0-0 4-3		2	1	1	0	2	0	0									
<b>Inning Stats</b>	R: 0 E: 0 K: 2 S: 8	H: 1 LOB: 0 BB: 0 P: 8	R: 0 E: 0 K: 0 S: 3	H: 0 LOB: 0 BB: 0 P: 3	R: 0 E: 0 K: 1 S: 5	H: 1 LOB: 0 BB: 0 P: 5	R: 1 E: 1 K: 0 S: 5	H: 2 LOB: 1 BB: 0 P: 5	R: 4 E: 0 K: 1 S: 7	H: 2 LOB: 1 BB: 1 P: 12	R: 0 E: 0 K: 2 S: 9	H: 2 LOB: 3 BB: 1 P: 13	R: 1 E: 0 K: 0 S: 5	H: 2 LOB: 2 BB: 1 P: 9	R: 0 E: 0 K: 0 S: 3	H: 0 LOB: 0 BB: 0 P: 3	1B: 7 2B: 0 3B: 1 HR: 2	SF: 0 SAC: 0 DP: 1 HBP: 1	WP: 0 PB: 0 SB: 0 CS: 0	PA: 37					
<b>PITCHER</b>	IP	WLS	BF	H	R	ER	SO	BB	IBB	HBP	BLK	WP	HR	S	P	ERA	WHIP								
Bryan Oelkers, L (1,1) ERA: 3.46	4.1	L	18	5	3	3	3	1	0	0	0	0	1	23	27	6.23	1.385								
Dickie Noles, R (5,1) ERA: 6.29	1.2		10	3	2	2	3	1	0	1	0	0	1	14	19	10.80	2.400								
Rich Yett, R (7,1) ERA: 4.41	2.0		9	2	1	1	0	1	0	0	0	0	0	8	12	4.50	1.500								

Cleveland Indians @ Chicago White Sox  
Comiskey Park, Chicago, IL  
Tue Jul 08 1986, 8:05 PM EDT  
Att: 14,534 - Unknown

AB 33  
R 6  
H 10  
RBI 6  
BB 3  
SO 6  
LOB 13





Batter	1	2	3	4	5	6	7	8	9	AB	R	H	RBI	BB	SO	LOB	TOP					
<b>Tony Bernazard, S</b> OBP: 0.375, SLG: 0.459 (1, 4)										4	2	2	0	1	0	2						
<b>Julio Franco, R</b> OBP: 0.333, SLG: 0.399 (1, 6)										5	2	5	0	0	0	0						
<b>Joe Carter, R</b> OBP: 0.344, SLG: 0.495 (1, 8) (9, 7)										4	1	2	2	1	0	3						
<b>Mel Hall, L</b> OBP: 0.351, SLG: 0.577 <b>Brett Butler, L</b> OBP: 0.329, SLG: 0.324 (9, 8)										5	1	2	3	0	1	6						
<b>Brook Jacoby, R</b> OBP: 0.321, SLG: 0.424 (1, 5)										5	0	1	1	0	3	6						
<b>Pat Tabler, R</b> OBP: 0.322, SLG: 0.405 (1, 3)										4	0	0	0	0	0	4						
<b>Cory Snyder, R</b> OBP: 0.295, SLG: 0.576 (1, 9)										4	0	1	0	0	3	0						
<b>Carmen Castillo, R</b> OBP: 0.319, SLG: 0.431 (1, 10)										4	0	1	0	0	0	1						
<b>Chris Bando, S</b> OBP: 0.350, SLG: 0.341 (1, 2)										2	0	0	0	1	0	1						
<b>Inning Stats</b>	R: 2 E: 0 K: 0 S: 6	H: 3 LOB: 1 BB: 0 P: 6	R: 0 E: 0 K: 0 S: 3	H: 1 LOB: 1 BB: 1 P: 7	R: 0 E: 0 K: 0 S: 4	H: 2 LOB: 1 BB: 0 P: 4	R: 0 E: 0 K: 1 S: 5	H: 0 LOB: 0 BB: 0 P: 5	R: 4 E: 0 K: 1 S: 9	H: 4 LOB: 0 BB: 0 P: 9	R: 0 E: 0 K: 1 S: 5	H: 1 LOB: 0 BB: 2 P: 5	R: 0 E: 1 K: 1 S: 6	H: 1 LOB: 3 BB: 2 P: 14	R: 0 E: 0 K: 1 S: 5	H: 0 LOB: 1 BB: 0 P: 6	R: 0 E: 0 K: 2 S: 8	H: 2 LOB: 1 BB: 0 P: 8	1B: 12 2B: 2 3B: 0 HR: 1	SF: 0 SAC: 0 DP: 3 HBP: 1	WP: 0 PB: 0 SB: 0 CS: 1	PA: 41
<b>PITCHER</b>	IP	WLS	BF	H	R	ER	SO	BB	IBB	HBP	BLK	WP	HR	S	P	ERA	WHIP					
<b>Richard Dotson, R</b> ERA: 5.22 (1, 1)	4.1	L	21	9	5	5	1	1	0	0	0	0	0	22	26	10.38	2.308					
<b>Bill Dawley, R</b> ERA: 2.75 (5, 1)	1.2		9	3	1	1	2	2	0	0	0	0	1	11	19	5.40	3.000					
<b>Gene Nelson, R</b> ERA: 3.86 (7, 1)	3.0		11	2	0	0	4	0	0	1	0	0	0	18	19	0.00	0.667					

Cleveland Indians @ Chicago White Sox  
Comiskey Park, Chicago, IL  
Wed Jul 09 1986, 4:33 AM EDT  
Att: 19,409 - Unknown

AB	37
R	6
H	14
RBI	6
BB	3
SO	7
LOB	23



Batter	1	2	3	4	5	6	7	8	9	AB	R	H	RBI	BB	SO	LOB	BOTTOM				
<b>Steve Lyons, L</b> OBP: 0.308, SLG: 0.342 (1, 8)										3	0	0	0	0	0	1					
<b>Ozzie Guillen, L</b> OBP: 0.286, SLG: 0.330 (1, 6)										4	1	1	0	0	0	1					
<b>Harold Baines, L</b> OBP: 0.360, SLG: 0.486 (1, 9)										4	1	1	0	0	1	1					
<b>Greg Walker, L</b> OBP: 0.339, SLG: 0.473 (1, 3)										4	1	1	1	0	0	0					
<b>Jerry Hairston, S</b> OBP: 0.381, SLG: 0.406 (1, 10)										4	0	1	1	0	1	0					
<b>Ron Kittle, R</b> OBP: 0.270, SLG: 0.406 (1, 7)										4	0	0	0	0	0	2					
<b>Tim Hulett, R</b> OBP: 0.303, SLG: 0.422 (1, 4)										3	0	1	1	0	0	0					
<b>Wayne Tolleson, S</b> OBP: 0.330, SLG: 0.326 (1, 5)										3	0	0	0	0	1	1					
<b>Joel Skinner, R</b> OBP: 0.244, SLG: 0.270 (1, 2)										3	0	1	0	0	0	0					
<b>Inning Stats</b>	R: 0 E: 0 K: 0 S: 3	H: 0 LOB: 0 BB: 0 P: 3	R: 0 E: 0 K: 0 S: 3	H: 0 LOB: 0 BB: 0 P: 3	R: 0 E: 0 K: 0 S: 4	H: 1 LOB: 1 BB: 0 P: 4	R: 3 E: 0 K: 1 S: 9	H: 5 LOB: 1 BB: 0 P: 9	R: 0 E: 0 K: 1 S: 5	H: 0 LOB: 0 BB: 0 P: 5	R: 0 E: 0 K: 1 S: 3	H: 0 LOB: 0 BB: 0 P: 3	R: 0 E: 0 K: 0 S: 3	H: 0 LOB: 0 BB: 0 P: 3	R: 0 E: 0 K: 0 S: 3	H: 0 LOB: 0 BB: 0 P: 3	1B: 6 2B: 0 3B: 0 HR: 0	SF: 0 SAC: 0 DP: 1 HBP: 1	WP: 0 PB: 0 SB: 1 CS: 0	PA: 33	
<b>PITCHER</b>	IP	WLS	BF	H	R	ER	SO	BB	IBB	HBP	BLK	WP	HR	S	P	ERA	WHIP				
<b>Phil Niekro, R</b> ERA: 4.34 (1, 1)	9.0	W	33	6	3	3	3	0	0	1	0	0	0	38	39	3.00	0.667				

Cleveland Indians @ Chicago White Sox  
Comiskey Park, Chicago, IL  
Wed Jul 09 1986, 4:33 AM EDT  
Att: 19,409 - Unknown

AB	32
R	3
H	6
RBI	3
BB	0
SO	3
LOB	6





Batter	1	2	3	4	5	6	7	8	9	AB	R	H	RBI	BB	SO	LOB	TOP									
<b>John Shelby, S</b> OBP: 0.253, SLG: 0.339										4	1	1	3	1	1	4	<b>Baltimore Orioles @ Chicago White Sox</b> Comiskey Park, Chicago, IL Thu Jul 10 1986, 8:05 PM EDT Att: 18,038 - Unknown									
<b>Tom O'Malley, L</b> OBP: 0.311, SLG: 0.333										5	0	0	1	0	0	1										
<b>Fred Lynn, L</b> OBP: 0.390, SLG: 0.543										5	0	1	0	0	0	1										
<b>Cal Ripken Jr., R</b> OBP: 0.380, SLG: 0.484										5	0	1	0	0	0	3										
<b>Jim Dwyer, L</b> OBP: 0.372, SLG: 0.602										4	0	1	0	0	0	3										
<b>Juan Beniquez, R</b> OBP: 0.376, SLG: 0.411										4	1	1	0	0	1	1										
<b>Mike Young, S</b> OBP: 0.344, SLG: 0.354										2	1	0	0	2	1	0										
<b>Al Pardo, S</b> OBP: 0.167, SLG: 0.278										4	1	1	1	0	2	4										
<b>Juan Bonilla, R</b> OBP: 0.338, SLG: 0.353										4	1	3	0	0	0	0										
<b>Inning Stats</b>	R: 0 E: 0 K: 0 S: 4	H: 1 LOB: 2 BB: 1 P: 8	R: 1 E: 0 K: 0 S: 5	H: 2 LOB: 1 BB: 0 P: 5	R: 0 E: 0 K: 0 S: 3	H: 0 LOB: 0 BB: 0 P: 3	R: 0 E: 0 K: 1 S: 7	H: 2 LOB: 3 BB: 1 P: 11	R: 0 E: 0 K: 0 S: 3	H: 0 LOB: 0 BB: 0 P: 3	R: 0 E: 0 K: 2 S: 7	H: 0 LOB: 0 BB: 0 P: 7	R: 0 E: 0 K: 1 S: 5	H: 0 LOB: 0 BB: 0 P: 5	R: 0 E: 0 K: 0 S: 4	H: 1 LOB: 1 BB: 0 P: 4	R: 4 E: 0 K: 1 S: 9	H: 3 LOB: 1 BB: 1 P: 13	1B: 6 2B: 1 3B: 1 HR: 1	SF: 0 SAC: 0 DP: 0 HBP: 0	WP: 0 PB: 0 SB: 0 CS: 0	PA: 40				
<b>PITCHER</b>	IP	WLS	BF	H	R	ER	SO	BB	IBB	HBP	BLK	WP	HR	S	P	ERA	WHIP									
<b>Joe Cowley, R</b> ERA: 4.07	(1, 1)	8.0	L	34	7	3	3	4	3	0	0	0	0	1	39	51	3.38	1.250								
<b>Bob James, R</b> ERA: 5.39	(9, 1)	0.1		4	2	2	1	0	0	0	0	0	0	0	6	6	54.00	6.000								
<b>Joel McKeon, L</b> ERA: 3.04	(9, 1)	0.2		2	0	0	0	0	0	0	0	0	0	0	2	2	0.00	0.000								

Batter	1	2	3	4	5	6	7	8	9	AB	R	H	RBI	BB	SO	LOB	BOTTOM									
<b>John Cangelosi, S</b> OBP: 0.380, SLG: 0.308										5	1	2	0	0	1	3	<b>Baltimore Orioles @ Chicago White Sox</b> Comiskey Park, Chicago, IL Thu Jul 10 1986, 8:05 PM EDT Att: 18,038 - Unknown									
<b>Ozzie Guillen, L</b> OBP: 0.288, SLG: 0.331										5	0	2	1	0	0	3										
<b>Harold Baines, L</b> OBP: 0.359, SLG: 0.486										4	0	1	0	0	0	2										
<b>Ron Kittle, R</b> OBP: 0.273, SLG: 0.405										3	1	1	0	1	1	2										
<b>Tim Hulett, R</b> OBP: 0.303, SLG: 0.419										4	1	1	0	0	0	3										
<b>Greg Walker, L</b> OBP: 0.342, SLG: 0.476										3	0	1	1	1	0	0										
<b>Reid Nichols, R</b> OBP: 0.237, SLG: 0.218										2	0	0	0	1	1	1										
<b>Jerry Hairston, S</b> OBP: 0.387, SLG: 0.412										1	0	1	1	0	0	0										
<b>Wayne Tolleson, S</b> OBP: 0.332, SLG: 0.326										3	0	1	0	1	2	1										
<b>Joel Skinner, R</b> OBP: 0.236, SLG: 0.261										4	0	0	0	0	1	4										
<b>Inning Stats</b>	R: 0 E: 0 K: 1 S: 7	H: 2 LOB: 2 BB: 0 P: 7	R: 0 E: 0 K: 2 S: 7	H: 0 LOB: 0 BB: 0 P: 7	R: 0 E: 0 K: 0 S: 4	H: 2 LOB: 1 BB: 0 P: 4	R: 0 E: 0 K: 0 S: 3	H: 0 LOB: 1 BB: 1 P: 7	R: 0 E: 0 K: 1 S: 4	H: 0 LOB: 0 BB: 1 P: 8	R: 0 E: 0 K: 0 S: 4	H: 0 LOB: 0 BB: 0 P: 4	R: 1 E: 0 K: 0 S: 4	H: 1 LOB: 0 BB: 0 P: 4	R: 2 E: 0 K: 1 S: 9	H: 4 LOB: 3 BB: 1 P: 13	1B: 7 2B: 3 3B: 1 HR: 0	SF: 0 SAC: 0 DP: 3 HBP: 0	WP: 0 PB: 0 SB: 0 CS: 1	PA: 38						
<b>PITCHER</b>	IP	WLS	BF	H	R	ER	SO	BB	IBB	HBP	BLK	WP	HR	S	P	ERA	WHIP									
<b>Mike Flanagan, L</b> ERA: 4.07	(1, 1)	8.0	W	30	6	1	1	5	3	0	0	0	0	0	37	49	1.12	1.125								
<b>Don Aase, R</b> ERA: 2.44	(9, 1)	0.0		4	4	2	2	0	0	0	0	0	0	4	4	∞	∞									
<b>Brad Havens, L</b> ERA: 4.71	(9, 1)	1.0	S	4	0	0	0	1	1	0	0	0	0	5	9	0.00	1.000									



Batter	1	2	3	4	5	6	7	8	9	AB	R	H	RBI	BB	SO	LOB	TOP		
Mike Young, S OBP: 0.344, SLG: 0.354 Fred Lynn, L OBP: 0.388, SLG: 0.540	K		SH1-4				F7		F6	3	0	1	1	0	1	1			
Lee Lacy, R OBP: 0.311, SLG: 0.374	F3		SF9							3	1	2	1	0	0	0			
John Shelby, S OBP: 0.253, SLG: 0.338	F8		F5							4	0	1	0	0	0	3			
Cal Ripken Jr., R OBP: 0.384, SLG: 0.497		HR								4	1	3	2	0	0	0			
Juan Beniquez, R OBP: 0.377, SLG: 0.407	6-3		F9							4	0	1	0	0	0	2			
Juan Bonilla, R OBP: 0.335, SLG: 0.357			G6-4-3							4	0	1	0	0	1	3			
Floyd Rayford, R OBP: 0.198, SLG: 0.218	9-6									3	0	1	0	1	0	1			
Al Pardo, S OBP: 0.175, SLG: 0.275			SH1-4							4	1	1	0	0	1	2			
Rick Dempsey, R OBP: 0.313, SLG: 0.392			SF9							4	1	2	0	0	1	2			
<b>Inning Stats</b>	R: 0 E: 0 K: 1 S: 5	H: 0 LOB: 0 BB: 0 P: 5	R: 1 E: 0 K: 0 S: 4	H: 2 LOB: 0 BB: 0 P: 4	R: 1 E: 0 K: 0 S: 5	H: 2 LOB: 1 BB: 0 P: 5	R: 0 E: 0 K: 0 S: 3	H: 1 LOB: 0 BB: 0 P: 3	R: 1 E: 0 K: 0 S: 6	H: 3 LOB: 2 BB: 0 P: 6	R: 0 E: 0 K: 2 S: 8	H: 1 LOB: 1 BB: 0 P: 8	R: 1 E: 0 K: 1 S: 7	H: 3 LOB: 1 BB: 0 P: 7	R: 0 E: 0 K: 0 S: 3	H: 0 LOB: 1 BB: 1 P: 7	1B: 9 2B: 3 3B: 1 HR: 1	SF: 1 SAC: 1 DP: 2 HBP: 0	WP: 0 PA: 37 ERA: 3.17 WHIP: 1.667
<b>PITCHER</b>	IP	WLS	BF	H	R	ER	SO	BB	IBB	HBP	BLK	WP	HR	S	P	ERA	WHIP		
Floyd Bannister, L ERA: 3.17	6.0	L	24	9	3	3	1	0	0	0	0	0	1	26	26	4.50	1.500		
Bill Dawley, R ERA: 2.77	3.0		13	4	1	1	3	1	0	0	0	0	0	18	22	3.00	1.667		

Baltimore Orioles @ Chicago White Sox  
Comiskey Park, Chicago, IL  
Fri Jul 11, 1986, 8:05 PM EDT  
Att: 23,671 - Unknown

AB 34  
R 4  
H 13  
RBI 4  
BB 1  
SO 4  
LOB 15




Batter	1	2	3	4	5	6	7	8	9	AB	R	H	RBI	BB	SO	LOB	BOTTOM				
John Cangelosi, S OBP: 0.378, SLG: 0.307	S		K							4	0	1	0	0	2	0					
Ozzie Guillen, L OBP: 0.288, SLG: 0.330	B3									4	1	1	0	0	0	1					
Harold Baines, L OBP: 0.358, SLG: 0.483	F8									4	1	1	0	0	1	2					
Greg Walker, L OBP: 0.340, SLG: 0.481	3-1									4	0	1	1	0	1	2					
Ron Kittle, R OBP: 0.276, SLG: 0.404										3	0	1	0	1	2	1					
Tim Luetz, R OBP: 0.296, SLG: 0.413 Jerry Hairston, S OBP: 0.392, SLG: 0.417	F4									3	0	0	0	0	1	2					
Steve Lyons, L OBP: 0.301, SLG: 0.333	6-3									4	0	0	0	0	1	3					
Julio Cruz, S OBP: 0.377, SLG: 0.260										3	0	0	0	0	2	0					
Joel Skinner, R OBP: 0.233, SLG: 0.256 Bobby Bonilla, S OBP: 0.354, SLG: 0.339 Carlton Fisk, R OBP: 0.278, SLG: 0.317										2	0	0	0	0	2	0					
<b>Inning Stats</b>	R: 0 E: 0 K: 0 S: 4	H: 1 LOB: 1 BB: 0 P: 4	R: 0 E: 0 K: 1 S: 5	H: 0 LOB: 0 BB: 0 P: 5	R: 0 E: 0 K: 3 S: 9	H: 0 LOB: 0 BB: 0 P: 9	R: 1 E: 0 K: 2 S: 9	H: 2 LOB: 1 BB: 0 P: 9	R: 0 E: 0 K: 3 S: 9	H: 0 LOB: 0 BB: 0 P: 9	R: 0 E: 0 K: 1 S: 5	H: 0 LOB: 0 BB: 0 P: 5	R: 0 E: 0 K: 0 S: 3	H: 0 LOB: 1 BB: 1 P: 7	R: 0 E: 0 K: 1 S: 5	H: 0 LOB: 0 BB: 0 P: 5	R: 1 E: 0 K: 2 S: 10	H: 3 LOB: 2 BB: 0 P: 10	1B: 5 2B: 0 3B: 1 HR: 0	SF: 0 SAC: 0 DP: 0 HBP: 0	WP: 0 PA: 34 ERA: 4.12 WHIP: 3.000
<b>PITCHER</b>	IP	WLS	BF	H	R	ER	SO	BB	IBB	HBP	BLK	WP	HR	S	P	ERA	WHIP				
Ken Dixon, R ERA: 4.12	8.2	W	32	5	2	2	13	1	0	0	0	0	0	57	61	2.08	0.692				
Don Aase, R ERA: 2.42	0.1	S	2	1	0	0	0	0	0	0	0	0	0	2	2	0.00	3.000				


Baltimore Orioles @ Chicago White Sox  
Comiskey Park, Chicago, IL  
Fri Jul 11, 1986, 8:05 PM EDT  
Att: 23,671 - Unknown

AB 33  
R 2  
H 6  
RBI 2  
BB 1  
SO 13  
LOB 11





Batter	1	2	3	4	5	6	7	8	9	AB	R	H	RBI	BB	SO	LOB	TOP								
Tom O'Malley, L (1.5) OBP: 0.324, SLG: 0.360	0-0 4-3		0-0 F8 1B 2B		0-0 5-3		4-0 B1-4 1B BB		0-0 2B	4	2	2	0	1	0	0	<p><b>Baltimore Orioles @ Chicago White Sox</b> Comiskey Park, Chicago, IL</p> <p>Sat Jul 12 1986, 8:05 PM EDT Att: 30,392 - Unknown</p> <p>livebaseballscorecards.com</p> <p>AB 35 R 3 H 8 RBI 3 BB 5 SO 4 LOB 22</p> 								
Lee Lacy, R (1.9) OBP: 0.313, SLG: 0.372	0-0 5-3		4-0 1B 2B BB		0-0 F8 1B		0-0 B1-4 1-2		0-0 6-3	4	1	1	0	1	0	2									
Fred Lynn, L (1.8) OBP: 0.388, SLG: 0.535	0-0 4-3		0-0 F8 2-3		0-0 F8 1-2		0-0 FC4-6 2-H 1B		4-0 BB	4	0	1	1	1	0	3									
Cal Ripken Jr., R (1.6) OBP: 0.382, SLG: 0.492		0-0 1-3	0-0 2B 1-2 3-H 1B		0-0 F4		0-0 FC4-6 1-2		0-0 F9	5	0	1	1	0	0	4									
Jim Dwyer, L (1.10) OBP: 0.388, SLG: 0.612		4-0 1B BB	0-0 1-3 2-H 2B			4-0 FC1-5 1B BB		0-3 K		2	0	1	1	2	1	1									
Juan Beniquez, R (1.3) OBP: 0.376, SLG: 0.409		0-0 1-2 1B	0-0 6-3			0-0 FC1-5 1B		0-0 5-3		4	0	2	0	0	0	2									
John Shelby, S (1.7) OBP: 0.249, SLG: 0.332		0-0 F8		0-3 K		0-0 FC1-5 1-2 2-3f		0-0 3-1		4	0	0	0	0	1	4									
Al Pardo, S (1.2) OBP: 0.159, SLG: 0.250		0-0 4-3		0-0 F7		0-0 F7		0-3 K		4	0	0	0	0	1	4									
Juan Bonilla, R (1.4) OBP: 0.327, SLG: 0.347			0-0 1-3		0-0 6-3		0-3 K		0-0 F9	4	0	0	0	0	1	2									
<b>Inning Stats</b>	R: 0 E: 0 K: 0 S: 3	H: 0 LOB: 0 BB: 0 P: 3	R: 0 E: 0 K: 0 S: 4	H: 1 LOB: 2 BB: 1 P: 8	R: 2 E: 0 K: 0 S: 6	H: 3 LOB: 2 BB: 1 P: 10	R: 0 E: 0 K: 1 S: 5	H: 0 LOB: 0 BB: 0 P: 5	R: 0 E: 0 K: 0 S: 4	H: 1 LOB: 1 BB: 0 P: 4	R: 0 E: 0 K: 1 S: 6	H: 1 LOB: 1 BB: 1 P: 10	R: 1 E: 0 K: 1 S: 6	H: 1 LOB: 1 BB: 1 P: 10	R: 0 E: 0 K: 1 S: 5	H: 0 LOB: 0 BB: 0 P: 5	R: 0 E: 0 K: 0 S: 4	H: 1 LOB: 2 BB: 1 P: 8	1B: 5 2B: 3 3B: 0 HR: 0	SF: 0 SAC: 0 DP: 0 HBP: 0	WP: 0 PB: 0 CS: 0	PA: 40			
<b>PITCHER</b>	IP WLS BF H R ER SO BB IBB HBP BLK WP HR S P ERA WHIP	IP WLS BF H R ER SO BB IBB HBP BLK WP HR S P ERA WHIP	IP WLS BF H R ER SO BB IBB HBP BLK WP HR S P ERA WHIP	IP WLS BF H R ER SO BB IBB HBP BLK WP HR S P ERA WHIP	IP WLS BF H R ER SO BB IBB HBP BLK WP HR S P ERA WHIP	IP WLS BF H R ER SO BB IBB HBP BLK WP HR S P ERA WHIP	IP WLS BF H R ER SO BB IBB HBP BLK WP HR S P ERA WHIP	IP WLS BF H R ER SO BB IBB HBP BLK WP HR S P ERA WHIP	IP WLS BF H R ER SO BB IBB HBP BLK WP HR S P ERA WHIP	IP WLS BF H R ER SO BB IBB HBP BLK WP HR S P ERA WHIP	IP WLS BF H R ER SO BB IBB HBP BLK WP HR S P ERA WHIP	IP WLS BF H R ER SO BB IBB HBP BLK WP HR S P ERA WHIP	IP WLS BF H R ER SO BB IBB HBP BLK WP HR S P ERA WHIP	IP WLS BF H R ER SO BB IBB HBP BLK WP HR S P ERA WHIP	IP WLS BF H R ER SO BB IBB HBP BLK WP HR S P ERA WHIP	IP WLS BF H R ER SO BB IBB HBP BLK WP HR S P ERA WHIP	IP WLS BF H R ER SO BB IBB HBP BLK WP HR S P ERA WHIP	IP WLS BF H R ER SO BB IBB HBP BLK WP HR S P ERA WHIP	IP WLS BF H R ER SO BB IBB HBP BLK WP HR S P ERA WHIP	IP WLS BF H R ER SO BB IBB HBP BLK WP HR S P ERA WHIP	IP WLS BF H R ER SO BB IBB HBP BLK WP HR S P ERA WHIP	IP WLS BF H R ER SO BB IBB HBP BLK WP HR S P ERA WHIP	IP WLS BF H R ER SO BB IBB HBP BLK WP HR S P ERA WHIP	IP WLS BF H R ER SO BB IBB HBP BLK WP HR S P ERA WHIP	IP WLS BF H R ER SO BB IBB HBP BLK WP HR S P ERA WHIP
Joel Davis, R (1.1) ERA: 4.49	2.2	W	14	4	2	2	0	2	0	0	0	0	0	0	12	20	6.75	2.250							
Gene Nelson, R (3.1) ERA: 3.79	3.2	W	16	3	1	1	2	2	0	0	0	0	0	0	18	26	2.46	1.364							
Dave Schmidt, R (7.1) ERA: 3.86	2.2	S	10	1	0	0	2	1	0	0	0	0	0	0	13	17	0.00	0.750							

Batter	1	2	3	4	5	6	7	8	9	AB	R	H	RBI	BB	SO	LOB	BOTTOM									
John Cangelosi, S (1.8) OBP: 0.376, SLG: 0.305	0-0 S 1B 1B		0-0 F4		0-0 6-3		0-0 F2		0-0 4-3	5	1	1	0	0	0	2	<p><b>Baltimore Orioles @ Chicago White Sox</b> Comiskey Park, Chicago, IL</p> <p>Sat Jul 12 1986, 8:05 PM EDT Att: 30,392 - Unknown</p> <p>livebaseballscorecards.com</p> <p>AB 36 R 6 H 13 RBI 6 BB 1 SO 5 LOB 14</p> 									
Ozzie Guillen, L (1.6) OBP: 0.288, SLG: 0.328	0-0 1-3		0-0 4-3			0-0 2B 3-1 WP 1B		0-0 4-3		4	1	1	0	0	0	1										
Harold Baines, L (1.9) OBP: 0.365, SLG: 0.492				0-0 1B 1B		0-0 3-1 2B 2B		0-0 FC5-4 1B		4	1	4	1	0	0	0										
Greg Walker, L (1.3) OBP: 0.335, SLG: 0.472	0-0 F5			0-0 F9		0-0 3-1		0-0 FC5-4		4	0	0	1	0	0	4										
Jerry Hairston, S (1.10) OBP: 0.395, SLG: 0.430	0-3 K			0-0 1B 1-2 1B		0-0 1B 2B		0-3 K		4	1	2	1	0	2	1										
Tim Lueck, R (1.5) OBP: 0.302, SLG: 0.428		0-0 6-3		0-0 1-3 1B		0-3 K		0-0 HR		4	1	2	1	0	1	1										
Steve Lyons, L (1.7) OBP: 0.306, SLG: 0.338		0-3 K		0-0 4-3		0-0 S 1B 1B		0-0 BB 1B		4	1	2	1	0	1	2										
Julio Cruz, S (1.4) OBP: 0.380, SLG: 0.262		0-0 5-3			0-0 4-3		0-0 1-H 1B		4-0 BB	3	0	1	1	1	0	0										
Joel Skinner, R (1.2) OBP: 0.226, SLG: 0.248			0-0 6-3		0-0 F2		0-0 L4		0-3 K	4	0	0	0	0	1	3										
<b>Inning Stats</b>	R: 1 E: 0 K: 1 S: 7	H: 2 LOB: 1 BB: 0 P: 7	R: 0 E: 0 K: 1 S: 5	H: 0 LOB: 0 BB: 0 P: 5	R: 0 E: 0 K: 0 S: 3	H: 3 LOB: 2 BB: 0 P: 5	R: 0 E: 0 K: 0 S: 3	H: 0 LOB: 0 BB: 0 P: 3	R: 4 E: 0 K: 1 S: 10	H: 5 LOB: 1 BB: 0 P: 10	R: 0 E: 0 K: 0 S: 4	H: 1 LOB: 1 BB: 0 P: 4	R: 0 E: 0 K: 2 S: 9	H: 2 LOB: 2 BB: 1 P: 13	R: 1 E: 0 K: 2 S: 9	H: 2 LOB: 2 BB: 1 P: 13		R: 1 E: 0 K: 2 S: 9	H: 2 LOB: 2 BB: 1 P: 13	1B: 10 2B: 2 3B: 0 HR: 1	SF: 0 SAC: 0 DP: 0 HBP: 0	WP: 1 PB: 0 SB: 2 CS: 0	PA: 37			
<b>PITCHER</b>	IP WLS BF H R ER SO BB IBB HBP BLK WP HR S P ERA WHIP	IP WLS BF H R ER SO BB IBB HBP BLK WP HR S P ERA WHIP	IP WLS BF H R ER SO BB IBB HBP BLK WP HR S P ERA WHIP	IP WLS BF H R ER SO BB IBB HBP BLK WP HR S P ERA WHIP	IP WLS BF H R ER SO BB IBB HBP BLK WP HR S P ERA WHIP	IP WLS BF H R ER SO BB IBB HBP BLK WP HR S P ERA WHIP	IP WLS BF H R ER SO BB IBB HBP BLK WP HR S P ERA WHIP	IP WLS BF H R ER SO BB IBB HBP BLK WP HR S P ERA WHIP	IP WLS BF H R ER SO BB IBB HBP BLK WP HR S P ERA WHIP	IP WLS BF H R ER SO BB IBB HBP BLK WP HR S P ERA WHIP	IP WLS BF H R ER SO BB IBB HBP BLK WP HR S P ERA WHIP	IP WLS BF H R ER SO BB IBB HBP BLK WP HR S P ERA WHIP	IP WLS BF H R ER SO BB IBB HBP BLK WP HR S P ERA WHIP	IP WLS BF H R ER SO BB IBB HBP BLK WP HR S P ERA WHIP	IP WLS BF H R ER SO BB IBB HBP BLK WP HR S P ERA WHIP	IP WLS BF H R ER SO BB IBB HBP BLK WP HR S P ERA WHIP		IP WLS BF H R ER SO BB IBB HBP BLK WP HR S P ERA WHIP	IP WLS BF H R ER SO BB IBB HBP BLK WP HR S P ERA WHIP	IP WLS BF H R ER SO BB IBB HBP BLK WP HR S P ERA WHIP	IP WLS BF H R ER SO BB IBB HBP BLK WP HR S P ERA WHIP	IP WLS BF H R ER SO BB IBB HBP BLK WP HR S P ERA WHIP	IP WLS BF H R ER SO BB IBB HBP BLK WP HR S P ERA WHIP	IP WLS BF H R ER SO BB IBB HBP BLK WP HR S P ERA WHIP	IP WLS BF H R ER SO BB IBB HBP BLK WP HR S P ERA WHIP	IP WLS BF H R ER SO BB IBB HBP BLK WP HR S P ERA WHIP
Mike Boddicker, R (1.1) ERA: 4.44	5.2	L	25	9	5	5	3	0	0	0	0	0	0	0	31	31		7.94	1.588							
Brad Havens, L (6.1) ERA: 4.74	1.2		9	4	1	1	1	0	0	0	0	0	0	1	11	11	5.40	2.400								
Odell Jones, R (8.1) ERA:	0.2		3	0	0	0	1	1	0	0	0	0	0	0	4	8	0.00	1.500								



Batter	1	2	3	4	5	6	7	8	9	AB	R	H	RBI	BB	SO	LOB	TOP			
Juan Bonilla, R (1.4) OBP: 0.325, SLG: 0.344										4	0	1	0	0	1	0	<p><b>Baltimore Orioles @ Chicago White Sox</b> Comiskey Park, Chicago, IL Sun Jul 13 1986, 4:33 AM EDT Att: 23,011 - Unknown</p> <p>livebaseballscorecards.com</p> <p>AB 32 R 0 H 5 RBI 0 BB 1 SO 4 LOB 9</p>			
Lee Lacy, R (1.9) OBP: 0.309, SLG: 0.368										4	0	0	0	0	0	1				
Fred Lynn, L (1.8) OBP: 0.390, SLG: 0.532										3	0	1	0	1	0	0				
Cal Ripken Jr., R (1.6) OBP: 0.380, SLG: 0.489										4	0	1	0	0	0	2				
Jim Dwyer, L (1.10) OBP: 0.373, SLG: 0.584										4	0	0	0	0	1	1				
Juan Beniquez, R (1.3) OBP: 0.377, SLG: 0.411										4	0	1	0	0	0	1				
Tom O'Malley, L (1.5) OBP: 0.325, SLG: 0.359										3	0	1	0	0	0	1				
Mike Young, S (1.7) OBP: 0.340, SLG: 0.350										3	0	0	0	0	1	2				
Al Pardo, S (1.2) OBP: 0.149, SLG: 0.234										3	0	0	0	0	1	1				
<b>Inning Stats</b>	R: 0 E: 0 K: 1 S: 5	H: 0 LOB: 1 BB: 1 P: 9	R: 0 E: 0 K: 1 S: 6	H: 1 LOB: 1 BB: 0 P: 6	R: 0 E: 0 K: 0 S: 3	H: 0 LOB: 0 BB: 0 P: 3	R: 0 E: 0 K: 1 S: 5	H: 0 LOB: 0 BB: 0 P: 5	R: 0 E: 0 K: 0 S: 4	H: 1 LOB: 1 BB: 0 P: 4	R: 0 E: 0 K: 0 S: 3	H: 0 LOB: 0 BB: 0 P: 3	R: 0 E: 0 K: 0 S: 4	H: 1 LOB: 1 BB: 0 P: 4	R: 0 E: 0 K: 0 S: 4	H: 1 LOB: 1 BB: 0 P: 4	1B: 4 2B: 1 3B: 0 HR: 0	SF: 0 SAC: 0 DP: 0 HBP: 0	WP: 0 PB: 0 SB: 0 CS: 0	PA: 33
<b>PITCHER</b> Neil Allen, R (1.1) ERA: 4.35	IP: 9.0 WLS: W BF: 33 H: 5 R: 0 ER: 0 SO: 4 BB: 1 IBB: 0 HBP: 0 BLK: 0 WP: 0 HR: 0 S: 40 P: 44 ERA: 0.00 WHIP: 0.667															<b>PITCHER</b>				

Batter	1	2	3	4	5	6	7	8	9	AB	R	H	RBI	BB	SO	LOB	BOTTOM			
John Cangelosi, S (1.8) OBP: 0.379, SLG: 0.309										3	1	1	0	2	1	1	<p><b>Baltimore Orioles @ Chicago White Sox</b> Comiskey Park, Chicago, IL Sun Jul 13 1986, 4:33 AM EDT Att: 23,011 - Unknown</p> <p>livebaseballscorecards.com</p> <p>AB 36 R 7 H 14 RBI 7 BB 3 SO 8 LOB 18</p>			
Ozzie Guillen, L (1.6) OBP: 0.270, SLG: 0.335										4	0	2	1	0	0	2				
Harold Baines, L (1.9) OBP: 0.362, SLG: 0.491										5	0	1	0	0	0	4				
Ron Kittle, R (1.10) OBP: 0.275, SLG: 0.398										4	0	0	0	1	1	2				
Tim Hulett, R (1.5) OBP: 0.301, SLG: 0.425										4	0	1	0	0	1	2				
Greg Walker, L (1.3) OBP: 0.341, SLG: 0.495										4	3	3	0	0	1	1				
Bobby Bonilla, S (1.7) OBP: 0.360, SLG: 0.347										4	1	3	1	0	1	1				
Julio Cruz, S (1.4) OBP: 0.383, SLG: 0.269										4	1	2	2	0	1	3				
Joel Skinner, R (1.2) OBP: 0.226, SLG: 0.271										4	1	1	3	0	2	2				
<b>Inning Stats</b>	R: 0 E: 0 K: 0 S: 3	H: 0 LOB: 1 BB: 1 P: 7	R: 4 E: 0 K: 2 S: 12	H: 5 LOB: 1 BB: 0 P: 12	R: 0 E: 0 K: 2 S: 9	H: 2 LOB: 2 BB: 0 P: 9	R: 1 E: 0 K: 2 S: 8	H: 1 LOB: 1 BB: 1 P: 12	R: 1 E: 0 K: 2 S: 9	H: 2 LOB: 1 BB: 0 P: 9	R: 0 E: 0 K: 0 S: 4	H: 1 LOB: 2 BB: 1 P: 8	R: 1 E: 0 K: 0 S: 5	H: 2 LOB: 1 BB: 0 P: 5	R: 0 E: 0 K: 0 S: 3	H: 1 LOB: 0 BB: 0 P: 3	1B: 8 2B: 3 3B: 2 HR: 1	SF: 1 SAC: 0 DP: 1 HBP: 0	WP: 1 PB: 0 SB: 1 CS: 0	PA: 40
<b>PITCHER</b> Scott McGregor, L (1.1) ERA: 4.46	IP: 2.0 WLS: L BF: 12 H: 5 R: 4 ER: 4 SO: 2 BB: 1 IBB: 0 HBP: 0 BLK: 0 WP: 0 HR: 1 S: 15 P: 19 ERA: 18.00 WHIP: 3.000															<b>PITCHER</b>				
Rich Bordi, R (3.1) ERA: 3.88	IP: 3.0 WLS: L BF: 15 H: 5 R: 2 ER: 2 SO: 6 BB: 1 IBB: 0 HBP: 0 BLK: 0 WP: 0 HR: 0 S: 26 P: 30 ERA: 6.00 WHIP: 2.000															<b>PITCHER</b>				
Tippy Martinez, L (6.1) ERA: 5.63	IP: 1.1 WLS: L BF: 8 H: 3 R: 1 ER: 1 SO: 0 BB: 1 IBB: 0 HBP: 0 BLK: 0 WP: 1 HR: 0 S: 7 P: 11 ERA: 6.75 WHIP: 3.000															<b>PITCHER</b>				
Nate Snell, R (7.1) ERA: 3.28	IP: 1.2 WLS: L BF: 5 H: 1 R: 0 ER: 0 SO: 0 BB: 0 IBB: 0 HBP: 0 BLK: 0 WP: 0 HR: 0 S: 5 P: 5 ERA: 0.00 WHIP: 0.600															<b>PITCHER</b>				







Batter	1	2	3	4	5	6	7	8	9	AB	R	H	RBI	BB	SO	LOB	TOP																									
<b>John Cangelosi, S</b> OBP: 0.386, SLG: 0.323 (1, 8)										4	1	3	1	1	0	0																										
<b>Ozzie Guillen, L</b> OBP: 0.288, SLG: 0.333 (1, 6)										5	0	1	0	0	0	4																										
<b>Harold Baines, L</b> OBP: 0.361, SLG: 0.490 (1, 9)										5	0	1	1	0	1	2																										
<b>Greg Walker, L</b> OBP: 0.340, SLG: 0.498 (1, 3)										5	1	1	1	0	0	3																										
<b>Jerry Hairston, S</b> OBP: 0.383, SLG: 0.431 (1, 10)										4	1	1	0	0	0	0																										
<b>Tim Lincecum, R</b> OBP: 0.295, SLG: 0.424 (1, 4)										4	1	1	0	0	1	1																										
<b>Steve Lyons, L</b> OBP: 0.299, SLG: 0.329 (1, 7)										4	0	0	0	0	1	2																										
<b>Wayne Tolleson, S</b> OBP: 0.337, SLG: 0.332 (1, 5)										4	2	3	2	0	0	0																										
<b>Joel Skinner, R</b> OBP: 0.245, SLG: 0.333 (1, 2)										0	2	0	0	0	0	0																										
<b>Inning Stats</b>	R: 1 E: 0 K: 0 S: 4	H: 2 LOB: 0 BB: 0 P: 4	R: 3 E: 1 K: 1 S: 9	H: 4 LOB: 1 BB: 0 P: 9	R: 1 E: 0 K: 0 S: 4	H: 1 LOB: 2 BB: 0 P: 4	R: 0 E: 0 K: 0 S: 5	H: 3 LOB: 2 BB: 0 P: 5	R: 0 E: 0 K: 0 S: 3	H: 0 LOB: 0 BB: 0 P: 3	R: 3 E: 0 K: 0 S: 6	H: 3 LOB: 0 BB: 0 P: 6	R: 0 E: 0 K: 1 S: 5	H: 0 LOB: 0 BB: 0 P: 5	R: 0 E: 0 K: 1 S: 5	H: 0 LOB: 0 BB: 0 P: 5	R: 0 E: 0 K: 0 S: 4	H: 1 LOB: 2 BB: 1 P: 8	1B: 10 2B: 2 3B: 0 HR: 2	SF: 0 SAC: 0 DP: 1 HBP: 0	WP: 0 PB: 0 SB: 1 CS: 0	PA: 40																				
<b>PITCHER</b>	IP	WLS	BF	H	R	ER	SO	BB	IBB	HBP	BLK	WP	HR	S	P	ERA	WHIP	<b>PITCHER</b>								IP	WLS	BF	H	R	ER	SO	BB	IBB	HBP	BLK	WP	HR	S	P	ERA	WHIP
<b>Scott Nielsen, R</b> ERA: 4.22 (1, 1)	5.1	L	27	13	8	7	1	0	0	0	0	0	2	29	29	11.81	2.438																									
<b>Al Holland, L</b> ERA: 3.75 (6, 1)	1.2		5	0	0	0	1	0	0	0	0	0	0	7	7	0.00	0.000																									
<b>Brian Fisher, R</b> ERA: 5.01 (8, 1)	2.0		8	1	0	0	1	1	0	0	0	0	0	9	13	0.00	1.000																									

Chicago White Sox @ New York Yankees  
Yankee Stadium, Bronx, NY  
Sat Jul 19 1986, 3:33 AM EDT  
Att: 46,530 - Unknown

AB	35
R	8
H	11
RBI	5
BB	1
SO	3
LOB	12



Batter	1	2	3	4	5	6	7	8	9	AB	R	H	RBI	BB	SO	LOB	BOTTOM																									
<b>Rickey Henderson, R</b> OBP: 0.378, SLG: 0.489 (1, 8)										3	1	0	0	2	0	2																										
<b>Don Mattingly, L</b> OBP: 0.385, SLG: 0.555 (1, 3)										4	1	3	1	1	0	2																										
<b>Mike Easler, L</b> OBP: 0.388, SLG: 0.474 (1, 10)										5	0	1	1	0	0	6																										
<b>Ron Hassey, L</b> OBP: 0.384, SLG: 0.480 (1, 2)										4	1	1	0	0	0	2																										
<b>Mike Pagliarulo, L</b> OBP: 0.342, SLG: 0.557 (1, 5)										4	0	2	0	0	1	1																										
<b>Dave Winfield, R</b> OBP: 0.341, SLG: 0.446 (1, 9)										4	0	1	1	0	1	1																										
<b>Dan Pasqua, L</b> OBP: 0.392, SLG: 0.554 (1, 7)										4	0	0	0	0	1	3																										
<b>Willie Randolph, R</b> OBP: 0.385, SLG: 0.308 (1, 4)										4	0	0	0	0	1	2																										
<b>Paul Zuvella, R</b> OBP: 0.214, SLG: 0.135 (1, 6)										2	0	1	0	0	0	0																										
<b>Claudet Washington, L</b> OBP: 0.332, SLG: 0.450 (7, PH)										0	0	0	0	1	0	0																										
<b>Mike Fischlin, R</b> OBP: 0.338, SLG: 0.288 (8, 6)										0	0	0	0	0	0	0																										
<b>Butch Wynegar, S</b> OBP: 0.328, SLG: 0.382 (9, PH)										1	0	1	0	0	0	0																										
<b>Inning Stats</b>	R: 1 E: 0 K: 1 S: 6	H: 1 LOB: 1 BB: 1 P: 10	R: 0 E: 0 K: 1 S: 5	H: 0 LOB: 0 BB: 0 P: 5	R: 1 E: 0 K: 0 S: 4	H: 1 LOB: 1 BB: 1 P: 8	R: 0 E: 0 K: 1 S: 5	H: 0 LOB: 0 BB: 0 P: 5	R: 0 E: 0 K: 0 S: 4	H: 1 LOB: 2 BB: 1 P: 8	R: 1 E: 0 K: 0 S: 7	H: 3 LOB: 1 BB: 0 P: 7	R: 0 E: 0 K: 0 S: 3	H: 1 LOB: 1 BB: 1 P: 7	R: 0 E: 1 K: 0 S: 4	H: 1 LOB: 1 BB: 0 P: 4	R: 0 E: 0 K: 0 S: 5	H: 2 LOB: 2 BB: 0 P: 5	1B: 5 2B: 6 3B: 0 HR: 0	SF: 0 SAC: 0 DP: 2 HBP: 0	WP: 0 PB: 0 SB: 1 CS: 0	PA: 39																				
<b>PITCHER</b>	IP	WLS	BF	H	R	ER	SO	BB	IBB	HBP	BLK	WP	HR	S	P	ERA	WHIP	<b>PITCHER</b>								IP	WLS	BF	H	R	ER	SO	BB	IBB	HBP	BLK	WP	HR	S	P	ERA	WHIP
<b>Joe Cowley, R</b> ERA: 4.16 (1, 1)	5.0		24	6	3	3	3	3	0	0	0	0	0	27	39	5.40	1.800																									
<b>Gene Nelson, R</b> ERA: 3.55 (6, 1)	4.0	S	15	4	0	0	1	1	0	0	0	0	0	16	20	0.00	1.250																									

Chicago White Sox @ New York Yankees  
Yankee Stadium, Bronx, NY  
Sat Jul 19 1986, 3:33 AM EDT  
Att: 46,530 - Unknown

AB	35
R	3
H	10
RBI	3
BB	4
SO	4
LOB	19





Batter	1	2	3	4	5	6	7	8	9	AB	R	H	RBI	BB	SO	LOB	TOP					
<b>John Cangelosi, S</b> (1, 8) OBP: 0.383, SLG: 0.324	F7		K	K		F8		6-3		5	1	1	0	0	1	1						
<b>Ozzie Guillen, L</b> (1, 6) OBP: 0.270, SLG: 0.334	F6		K	K		K		F7		5	2	2	0	0	1	1						
<b>Harold Baines, L</b> (1, 9) OBP: 0.361, SLG: 0.491	K		K	K			K		F7	5	1	2	2	0	2	0						
<b>Ron Kittle, R</b> (1, 10) OBP: 0.279, SLG: 0.418				5-3					K	0	2	0	0	0	0	0						
<b>Tim Lincecum, R</b> (1, 4) OBP: 0.293, SLG: 0.420		HR	G6-4-3	K			HR		F8	5	1	1	0	0	1	3						
<b>Greg Walker, L</b> (1, 3) OBP: 0.342, SLG: 0.498			E4			1-3				4	1	2	0	0	0	0						
<b>Bobby Bonilla, S</b> (1, 7) OBP: 0.367, SLG: 0.359						F6			F6	4	0	2	1	0	0	1						
<b>Wayne Tolleson, S</b> (1, 5) OBP: 0.339, SLG: 0.339						F8				4	0	2	1	0	0	2						
<b>Joel Skinner, R</b> (1, 2) OBP: 0.238, SLG: 0.324	F4		K			F8			4-3	0	0	0	0	0	0	0						
<b>Inning Stats</b>	R: 0 E: 0 K: 1 S: 5	H: 0 LOB: 0 BB: 0 P: 5	R: 2 E: 0 K: 0 S: 6	H: 4 LOB: 1 BB: 0 P: 6	R: 4 E: 1 K: 1 S: 11	H: 6 LOB: 2 BB: 0 P: 11	R: 1 E: 0 K: 2 S: 9	H: 2 LOB: 1 BB: 0 P: 9	R: 0 E: 0 K: 0 S: 3	H: 0 LOB: 0 BB: 0 P: 3	R: 0 E: 0 K: 1 S: 5	H: 0 LOB: 0 BB: 0 P: 5	R: 1 E: 0 K: 1 S: 7	H: 2 LOB: 1 BB: 0 P: 7	R: 0 E: 0 K: 0 S: 4	H: 1 LOB: 1 BB: 0 P: 4	R: 0 E: 0 K: 1 S: 5	H: 0 LOB: 0 BB: 0 P: 5	1B: 10 2B: 4 3B: 0 HR: 2	SF: 0 SAC: 0 DP: 2 HBP: 0	WP: 0 PB: 0 SB: 0 CS: 0	PA: 41
<b>PITCHER</b>	IP	WLS	BF	H	R	ER	SO	BB	IBB	HBP	BLK	WP	HR	S	P	ERA	WHIP					
<b>Bob Shirley, L</b> (1, 1) ERA: 6.14	2.0	L	12	7	5	4	1	0	0	0	0	0	1	14	14	18.00	3.500					
<b>Tim Stoddard, R</b> (3, 1) ERA: 3.59	5.0		22	7	3	2	5	0	0	0	0	0	1	32	32	3.60	1.400					
<b>Brian Fisher, R</b> (8, 1) ERA: 4.92	1.0		4	1	0	0	0	0	0	0	0	0	0	4	4	0.00	1.000					
<b>Al Holland, L</b> (9, 1) ERA: 3.6	1.0		3	0	0	0	1	0	0	0	0	0	0	5	5	0.00	0.000					

Chicago White Sox @ New York Yankees  
Yankee Stadium, Bronx, NY  
Sun Jul 20 1986, 3:33 AM EDT  
Att: 31,158 - Unknown

AB	32
R	8
H	12
RBI	4
BB	0
SO	5
LOB	8



Batter	1	2	3	4	5	6	7	8	9	AB	R	H	RBI	BB	SO	LOB	BOTTOM				
<b>Rickey Henderson, R</b> (1, 8) OBP: 0.376, SLG: 0.489	6-3			G3					F6	4	0	1	0	0	0	0					
<b>Claudell Washington, L</b> (1, 7) OBP: 0.325, SLG: 0.470	5-3			L4					4-3	4	0	0	0	0	0	1					
<b>Don Mattingly, L</b> (1, 3) OBP: 0.382, SLG: 0.551	F7			F7						3	0	0	0	0	0	0					
<b>Mike Easler, L</b> (1, 10) OBP: 0.385, SLG: 0.469						G3			F8	3	0	0	0	0	0	0					
<b>Mike Pagliarulo, L</b> (1, 5) OBP: 0.339, SLG: 0.551						L4			F9	3	0	0	0	0	0	0					
<b>Dave Winfield, R</b> (1, 9) OBP: 0.340, SLG: 0.444									F7	3	0	1	0	0	0	0					
<b>Butch Wynegar, S</b> (1, 2) OBP: 0.323, SLG: 0.376						F8			F9	3	0	0	0	0	0	1					
<b>Willie Randolph, R</b> (1, 4) OBP: 0.382, SLG: 0.305									6-3	3	0	0	0	0	0	0					
<b>Paul Zuvella, R</b> (1, 6) OBP: 0.205, SLG: 0.128										2	0	0	0	0	0	0					
<b>Dan Pasqua, L</b> (9, PH) OBP: 0.389, SLG: 0.549									F7	1	0	0	0	0	0	0					
<b>Inning Stats</b>	R: 0 E: 0 K: 0 S: 3	H: 0 LOB: 0 BB: 0 P: 3	R: 0 E: 0 K: 0 S: 3	H: 0 LOB: 0 BB: 0 P: 3	R: 0 E: 0 K: 0 S: 3	H: 0 LOB: 0 BB: 0 P: 3	R: 0 E: 0 K: 0 S: 4	H: 1 LOB: 1 BB: 0 P: 4	R: 0 E: 0 K: 0 S: 4	H: 1 LOB: 1 BB: 0 P: 4	R: 0 E: 0 K: 0 S: 3	H: 0 LOB: 0 BB: 0 P: 3	R: 0 E: 0 K: 0 S: 3	H: 0 LOB: 0 BB: 0 P: 3	R: 0 E: 0 K: 0 S: 3	H: 0 LOB: 0 BB: 0 P: 3	1B: 1 2B: 1 3B: 0 HR: 0	SF: 0 SAC: 0 DP: 0 HBP: 0	WP: 0 PB: 0 SB: 0 CS: 0	PA: 29	
<b>PITCHER</b>	IP	WLS	BF	H	R	ER	SO	BB	IBB	HBP	BLK	WP	HR	S	P	ERA	WHIP				
<b>Neil Allen, R</b> (1, 1) ERA: 3.97	9.0	W	29	2	0	0	0	0	0	0	0	0	0	29	29	0.00	0.222				

Chicago White Sox @ New York Yankees  
Yankee Stadium, Bronx, NY  
Sun Jul 20 1986, 3:33 AM EDT  
Att: 31,158 - Unknown

AB	29
R	0
H	2
RBI	0
BB	0
SO	0
LOB	2





Batter	1	2	3	4	5	6	7	8	9	AB	R	H	RBI	BB	SO	LOB	TOP			
<b>John Cangelosi, S</b> OBP: 0.382, SLG: 0.321 (1, 8)	F9		K				K			3	0	0	0	1	2	2	<b>Chicago White Sox @ Cleveland Indians</b> Cleveland Municipal Stadium, Cleveland, OH Mon Jul 21 1986, 7:05 PM EDT Att: 13,451 - Unknown			
<b>Ozzie Guillen, L</b> OBP: 0.270, SLG: 0.334 (1, 6)	F7		G4-6-3			SF8				3	0	1	1	0	0	2				
<b>Harold Baines, L</b> OBP: 0.357, SLG: 0.486 (1, 9)	K			G3	G3			L9		4	0	0	0	0	1	3				
<b>Ron Kittle, R</b> OBP: 0.275, SLG: 0.412 (1, 10)		K		6-3			1-3		L4	4	0	0	0	0	1	1				
<b>Tim Lueftl, R</b> OBP: 0.293, SLG: 0.429 (1, 4)	F9			HR			5-3		K	4	1	1	1	0	1	1				
<b>Greg Walker, L</b> OBP: 0.344, SLG: 0.498 (1, 3)				F9						4	0	2	0	0	0	0				
<b>Bobby Bonilla, S</b> OBP: 0.362, SLG: 0.353 (1, 7)		1B							F9	4	0	2	0	0	0	0				
<b>Wayne Tolleson, S</b> OBP: 0.342, SLG: 0.336 (1, 5)										4	0	0	0	0	2	2				
<b>Joel Skinner, R</b> OBP: 0.247, SLG: 0.322 (1, 2)										1	0	0	0	2	0	0				
<b>Inning Stats</b>	R: 0 E: 0 K: 1 S: 5	H: 0 LOB: 0 BB: 0 P: 5	R: 0 E: 0 K: 1 S: 6	H: 1 LOB: 1 BB: 0 P: 6	R: 0 E: 0 K: 1 S: 4	H: 0 LOB: 1 BB: 2 P: 12	R: 1 E: 0 K: 0 S: 4	H: 1 LOB: 0 BB: 0 P: 4	R: 1 E: 0 K: 1 S: 5	H: 0 LOB: 2 BB: 3 P: 17	R: 0 E: 0 K: 0 S: 4	H: 1 LOB: 1 BB: 0 P: 4	R: 0 E: 0 K: 1 S: 5	H: 0 LOB: 0 BB: 0 P: 5	R: 0 E: 0 K: 2 S: 7	H: 1 LOB: 0 BB: 0 P: 7	1B: 3 2B: 0 3B: 0 HR: 1	SF: 1 SAC: 0 DP: 1 HBP: 0	WP: 0 PB: 0 CS: 0	PA: 35
<b>PITCHER</b>	IP	WLS	BF	H	R	ER	SO	BB	IBB	HBP	BLK	WP	HR	S	P	ERA	WHIP			
<b>Bryan Oelkers, L</b> ERA: 3.24 (1, 1)	4.1		19	2	2	2	4	5	0	0	0	0	1	22	42	4.15	1.615			
<b>Rich Yett, R</b> ERA: 4.23 (5, 1)	4.2	W	16	2	0	0	4	0	0	0	0	0	0	24	24	0.00	0.429			

AB	29
R	2
H	4
RBI	2
BB	5
SO	8
LOB	11



Batter	1	2	3	4	5	6	7	8	9	AB	R	H	RBI	BB	SO	LOB	BOTTOM			
<b>Tony Bernazard, S</b> OBP: 0.376, SLG: 0.446 (1, 4)	G1-6-3				G3					4	1	2	1	0	0	0	<b>Chicago White Sox @ Cleveland Indians</b> Cleveland Municipal Stadium, Cleveland, OH Mon Jul 21 1986, 7:05 PM EDT Att: 13,451 - Unknown			
<b>Brett Butler, L</b> OBP: 0.351, SLG: 0.346 (1, 8)										2	0	1	0	2	0	0				
<b>Joe Carter, R</b> OBP: 0.351, SLG: 0.520 (1, 3) (3, 9)										4	0	1	0	0	0	5				
<b>Mel Hall, L</b> OBP: 0.358, SLG: 0.576 (1, 7)										3	1	2	2	1	0	3				
<b>Brook Jacoby, R</b> OBP: 0.325, SLG: 0.425 (1, 5)										4	0	0	0	0	1	3				
<b>Julio Franco, R</b> OBP: 0.326, SLG: 0.386 (1, 6)										4	1	2	0	0	0	0				
<b>Cory Snyder, R</b> OBP: 0.297, SLG: 0.524 (1, 9)										1	0	1	0	0	0	0				
<b>Pat Tabler, R</b> OBP: 0.304, SLG: 0.391 (2, PR) (3, 3)										2	1	2	0	0	0	0				
<b>Carmen Castillo, R</b> OBP: 0.300, SLG: 0.398 (1, 10)										4	1	1	1	0	0	3				
<b>Andy Allanson, R</b> OBP: 0.288, SLG: 0.321 (1, 2)										3	0	0	1	0	0	1				
<b>Inning Stats</b>	R: 1 E: 0 K: 0 S: 5	H: 3 LOB: 1 BB: 0 P: 5	R: 3 E: 1 K: 0 S: 7	H: 4 LOB: 3 BB: 1 P: 11	R: 0 E: 0 K: 0 S: 4	H: 1 LOB: 1 BB: 0 P: 4	R: 0 E: 0 K: 0 S: 2	H: 0 LOB: 0 BB: 1 P: 6	R: 1 E: 0 K: 0 S: 4	H: 1 LOB: 0 BB: 0 P: 4	R: 0 E: 0 K: 0 S: 3	H: 1 LOB: 0 BB: 0 P: 3	R: 0 E: 0 K: 1 S: 6	H: 1 LOB: 2 BB: 1 P: 10	R: 0 E: 0 K: 0 S: 4	H: 1 LOB: 1 BB: 0 P: 4	1B: 10 2B: 1 3B: 0 HR: 1	SF: 1 SAC: 1 DP: 2 HBP: 0	WP: 0 PB: 0 CS: 1	PA: 37
<b>PITCHER</b>	IP	WLS	BF	H	R	ER	SO	BB	IBB	HBP	BLK	WP	HR	S	P	ERA	WHIP			
<b>Joel Davis, R</b> ERA: 4.7 (1, 1)	1.0	L	8	6	4	3	0	0	0	0	0	0	0	8	8	27.00	6.000			
<b>Bill Dawley, R</b> ERA: 2.7 (2, 1)	4.0		16	3	1	1	0	2	0	0	0	0	1	14	22	2.25	1.250			
<b>Dave Schmidt, R</b> ERA: 3.97 (6, 1)	2.0		8	2	0	0	1	0	1	0	0	0	0	9	13	0.00	1.000			
<b>Bob James, R</b> ERA: 5.26 (8, 1)	1.0		4	1	0	0	0	0	0	0	0	0	0	4	4	0.00	1.000			

AB	31
R	5
H	12
RBI	5
BB	3
SO	1
LOB	15





Batter	1	2	3	4	5	6	7	8	9	AB	R	H	RBI	BB	SO	LOB	TOP					
<b>John Cangelosi, S</b> OBP: 0.379, SLG: 0.319	0-0 2-3 BB SF8 1B	0-0 F8		0-3 K			0-0 F8		0-3 K	5	1	1	0	0	2	3	<b>Chicago White Sox @ Cleveland Indians</b> Cleveland Municipal Stadium, Cleveland, OH Tue Jul 22 1986, 7:05 PM EDT Att: 13,376 - Unknown <a href="http://livebaseballscorecards.com">livebaseballscorecards.com</a>					
<b>Ozzie Guillen, L</b> OBP: 0.289, SLG: 0.330	4-0 SF8 2-3 2B BB	0-0 4-3			0-0 3-1		0-0 G3		0-0 4-3	4	1	0	0	1	0	2						
<b>Harold Baines, L</b> OBP: 0.354, SLG: 0.480	0-0 2-3			0-3 K		0-0 F2			0-0 1-3	4	0	0	0	0	1	2						
<b>Greg Walker, L</b> OBP: 0.339, SLG: 0.492	0-0 SF8			0-0 G3		0-0 F7			0-0 4-3	3	0	0	1	0	0	0						
<b>Ron Kittle, R</b> OBP: 0.278, SLG: 0.428	0-0			0-0 F8					0-0 F8	4	1	2	2	0	0	0						
<b>Carlton Fisk, R</b> OBP: 0.280, SLG: 0.316	4-0			0-0 1B SF9 2B					0-0 PB 1B	0	0	0	0	1	0	0						
<b>Joel Skinner, R</b> OBP: 0.255, SLG: 0.336										3	1	2	0	0	1	0						
<b>Tim Lincecum, R</b> OBP: 0.296, SLG: 0.430	0-0 F4			0-0		0-0			0-0 F9	4	0	2	0	0	0	3						
<b>Steve Lyons, L</b> OBP: 0.298, SLG: 0.335				0-0 SF9					0-0 1-3	3	0	1	1	0	0	1						
<b>Julio Cruz, S</b> OBP: 0.368, SLG: 0.254				0-0 FC1-5-6					4-0	3	0	0	0	0	1	3						
<b>Ivan Calderon, R</b> OBP: 0.281, SLG: 0.321				2-3					BB	0	0	0	0	1	0	0						
<b>Inning Stats</b>	R: 2 E: 0 K: 0 S: 5	H: 2 LOB: 2 BB: 2 P: 13	R: 0 E: 0 K: 0 S: 4	H: 1 LOB: 1 BB: 0 P: 4	R: 0 E: 0 K: 1 S: 5	H: 0 LOB: 0 BB: 0 P: 5	R: 1 E: 0 K: 2 S: 9	H: 2 LOB: 1 BB: 0 P: 9	R: 0 E: 0 K: 0 S: 3	H: 0 LOB: 0 BB: 0 P: 3	R: 1 E: 0 K: 1 S: 7	H: 2 LOB: 1 BB: 0 P: 7	R: 0 E: 0 K: 0 S: 3	H: 0 LOB: 1 BB: 0 P: 3	R: 0 E: 0 K: 0 S: 4	H: 1 LOB: 1 BB: 0 P: 4	R: 0 E: 0 K: 1 S: 5	H: 0 LOB: 1 BB: 1 P: 9	1B: 4 2B: 3 3B: 0 HR: 1	SF: 2 SAC: 0 DP: 0 HBP: 0	WP: 0 PB: 1 SB: 0 CS: 1	PA: 38
<b>PITCHER</b> <b>Tom Candiotti, R</b> ERA: 3.76	IP: 9.0 WLS: W BF: 38 H: 8 R: 4 ER: 4 SO: 5 BB: 3 IBB: 0 HBP: 0 BLK: 0 WP: 0 HR: 1 S: 45 P: 57 ERA: 4.00 WHIP: 1.222															<b>PITCHER</b>						


Batter	1	2	3	4	5	6	7	8	9	AB	R	H	RBI	BB	SO	LOB	BOTTOM			
<b>Tony Bernazard, S</b> OBP: 0.378, SLG: 0.447	0-0 E6 1B			0-0 F5					0-0 F8	4	1	2	0	0	0	0	<b>Chicago White Sox @ Cleveland Indians</b> Cleveland Municipal Stadium, Cleveland, OH Tue Jul 22 1986, 7:05 PM EDT Att: 13,376 - Unknown <a href="http://livebaseballscorecards.com">livebaseballscorecards.com</a>			
<b>Brett Butler, L</b> OBP: 0.355, SLG: 0.362	4-0 1B BB	0-0 FC 3B		0-0 9-2 3B		0-3 K			0-0 K	3	2	2	0	1	1	0				
<b>Joe Carter, R</b> OBP: 0.350, SLG: 0.517	0-0 1-3 3-H 1B	0-3 K		0-0 L5					0-0 6-3	4	1	1	1	0	1	2				
<b>Mel Hall, L</b> OBP: 0.360, SLG: 0.574	0-0 G4-6-3 1B	0-0 FC		0-0 9-2					0-0 2B 1B	4	1	2	2	0	0	1				
<b>Otis Nixon, S</b> OBP: 0.240, SLG: 0.191	1-2 2-H 1B	0-0 FC4-6		0-0 3-H					0-0 2B 1B	0	0	0	0	0	0	0				
<b>Brook Jacoby, R</b> OBP: 0.330, SLG: 0.432	0-0 G4-6-3 1B	0-3 K		0-0 FC6-4 1B					0-0 1-H 2B	4	0	3	1	0	1	1				
<b>Julio Franco, R</b> OBP: 0.323, SLG: 0.381	0-0 G4-6-3 1B	0-0 FC4-6		0-0 F9					0-0 6-3	4	0	0	0	0	0	5				
<b>Pat Tabler, R</b> OBP: 0.307, SLG: 0.397	0-0 1B 2B			0-0 F9 SF7 2B					0-0 L5	4	2	2	1	0	0	1				
<b>Carmen Castillo, R</b> OBP: 0.299, SLG: 0.394	0-0 1-2 2B 1B			0-0 F9					0-3 K	4	1	1	0	0	1	2				
<b>Chris Bando, S</b> OBP: 0.336, SLG: 0.340	0-0 1-H 2-H 1B 2B			0-0 SF7					0-3 K	3	0	1	3	0	1	0				
<b>Inning Stats</b>	R: 6 E: 1 K: 0 S: 9	H: 8 LOB: 2 BB: 1 P: 13	R: 1 E: 0 K: 2 S: 9	H: 1 LOB: 1 BB: 0 P: 9	R: 1 E: 0 K: 0 S: 4	H: 1 LOB: 0 BB: 0 P: 4	R: 0 E: 0 K: 0 S: 3	H: 1 LOB: 0 BB: 0 P: 3	R: 0 E: 0 K: 0 S: 4	H: 1 LOB: 1 BB: 0 P: 4	R: 0 E: 0 K: 2 S: 7	H: 0 LOB: 0 BB: 0 P: 7	R: 0 E: 0 K: 0 S: 4	H: 2 LOB: 1 BB: 0 P: 4	R: 0 E: 0 K: 1 S: 5	H: 0 LOB: 0 BB: 0 P: 5	1B: 9 2B: 4 3B: 2 HR: 0	SF: 1 SAC: 0 DP: 2 HBP: 0	WP: 0 PB: 0 SB: 0 CS: 0	PA: 36
<b>PITCHER</b> <b>Richard Dotson, R</b> ERA: 5.84	IP: 0.2 WLS: L BF: 18 H: 6 R: 2 ER: 2 SO: 2 BB: 0 IBB: 0 HBP: 0 BLK: 0 WP: 0 HR: 0 S: 7 P: 11 ERA: 81.00 WHIP: 10.500															<b>PITCHER</b>				
<b>Gene Nelson, R</b> ERA: 3.61	IP: 4.1 WLS: 18 BF: 6 H: 2 R: 2 ER: 2 SO: 2 BB: 0 IBB: 0 HBP: 0 BLK: 0 WP: 0 HR: 0 S: 22 P: 22 ERA: 4.15 WHIP: 1.385																			
<b>Joel McKeon, L</b> ERA: 2.45	IP: 3.0 WLS: 10 BF: 2 H: 0 R: 0 ER: 0 SO: 3 BB: 0 IBB: 0 HBP: 0 BLK: 0 WP: 0 HR: 0 S: 16 P: 16 ERA: 0.00 WHIP: 0.667																			



Batter	1	2	3	4	5	6	7	8	9	AB	R	H	RBI	BB	SO	LOB	TOP			
Wayne Tolleson, S (1,5) OBP: 0.337, SLG: 0.331	0-0 4-3		0-3 K		0-0 6-3			0-0 L4		4	0	0	0	0	1	1				
Ozzie Guillen, L (1,6) OBP: 0.272, SLG: 0.332	0-0 F6		0-0 2B 1B		0-0 WP 1B			0-0 G3		4	1	2	0	0	0	0				
Harold Baines, L (1,9) OBP: 0.353, SLG: 0.481	0-0 F7		0-0 1-H 2-H 2B		0-3 K			0-0 F2		4	0	1	2	0	1	1				
Greg Walker, L (1,3) OBP: 0.335, SLG: 0.484		0-0 F5	0-0 F7			0-0 F7			0-0 4-3	4	0	0	0	0	0	1				
Ron Kittle, R (1,10) OBP: 0.281, SLG: 0.427		0-0 FC6-4 1B		1-0 FC5-4 HBP		0-0 F7			0-0 F8	3	0	1	0	0	0	0				
Carlton Fisk, R (1,2) OBP: 0.276, SLG: 0.312		0-0 FC6-4 1-2		0-0 FC5-4 1-2		0-0 B2			0-0 F3	4	0	0	0	0	0	2				
Tim Lincecum, R (1,4) OBP: 0.292, SLG: 0.425		0-0 F8		0-0 F7		0-3 K				3	0	0	0	0	1	2	AB 32			
Ivan Calderon, R (1,7) OBP: 0.282, SLG: 0.321			0-0 1B 2B 1B		0-0 L4			0-0 F3		3	1	1	0	0	0	1	R 2			
Steve Lyons, L (1,8) OBP: 0.293, SLG: 0.329			0-0 F8		0-3 K			0-0 F8		3	0	0	0	0	1	1	H 5			
<b>Inning Stats</b>	R: 0 E: 0 K: 0 S: 3	H: 0 LOB: 0 BB: 0 P: 3	R: 0 E: 0 K: 0 S: 4	H: 1 LOB: 1 BB: 0 P: 4	R: 2 E: 0 K: 1 S: 8	H: 3 LOB: 1 BB: 0 P: 8	R: 0 E: 0 K: 0 S: 3	H: 0 LOB: 1 BB: 0 P: 4	R: 0 E: 0 K: 2 S: 8	H: 0 LOB: 0 BB: 0 P: 3	R: 0 E: 0 K: 1 S: 5	H: 0 LOB: 0 BB: 0 P: 5	R: 0 E: 0 K: 0 S: 3	H: 0 LOB: 0 BB: 0 P: 3	R: 0 E: 0 K: 0 S: 3	H: 0 LOB: 0 BB: 0 P: 3	1B: 4 2B: 1 3B: 0 HR: 0	SF: 0 SAC: 0 DP: 0 HBP: 1	WP: 1 PB: 0 SB: 0 CS: 0	PA: 33
<b>PITCHER</b> Ken Schrom, R (1,1) ERA: 3.94	IP 9.0 WLS W BF 33 H 5 R 2 ER 2 SO 4 BB 0 IBB 0 HBP 1 BLK 0 WP 1 HR 0 S 40 P 41 ERA 2.00 WHIP 0.556															<b>PITCHER</b>				

Chicago White Sox @ Cleveland Indians  
Cleveland Municipal Stadium, Cleveland, OH  
Wed Jul 23 1986, 7:05 PM EDT  
Att: 20,524 - Unknown


AB 32  
R 2  
H 5  
RBI 2  
BB 0  
SO 4  
LOB 9



Batter	1	2	3	4	5	6	7	8	9	AB	R	H	RBI	BB	SO	LOB	BOTTOM			
Tony Bernazard, S (1,4) OBP: 0.378, SLG: 0.446	0-0 PB E 1B	0-0 CS FC2-5 1-2 2-H 1B	0-0 F7			0-0 F9		0-0 4-3		5	1	2	1	0	0	1				
Brett Butler, L (1,8) OBP: 0.350, SLG: 0.356	0-3 K	0-0 FC2-5 WP CS 1B	0-3 K			0-0 4-3		0-0 4-3		5	1	0	0	0	2	4				
Joe Carter, R (1,7) OBP: 0.351, SLG: 0.515	0-0 E7 FC6-4 2-H 1B	4-0 WP 1B BB		0-0 F4		0-0 F9				3	1	1	0	1	0	0				
Andre Thornton, R (1,10) OBP: 0.341, SLG: 0.422	0-0 FC6-4 E 1B	4-0 1B BB		0-0 HR		0-3 K				3	3	1	1	1	1	1				
Brook Jacoby, R (1,5) OBP: 0.332, SLG: 0.432	0-0 E 1B	0-0 1B 1B		0-0 F7		0-0 F9				4	0	2	2	0	0	0				
Julio Franco, R (1,6) OBP: 0.324, SLG: 0.385	0-0 E8 1-3 2-H 1B	0-0 1B 1B		0-3 K		0-0 2B				4	0	2	1	0	1	1				
Pat Tabler, R (1,3) OBP: 0.307, SLG: 0.392	0-0 F9	0-3 K			0-0 F8		4-0 IBB			3	0	0	0	1	1	4	AB 35			
Carmen Castillo, R (1,9) OBP: 0.301, SLG: 0.395		0-0 1B 1B	0-3 K		0-0 F9		0-3 K			2	1	1	0	0	1	0	R 7			
Mel Hall, L (5,7) OBP: 0.357, SLG: 0.570			0-0 K		0-0 F9					2	0	0	0	0	1	2	H 11			
Andy Allanson, R (1,2) OBP: 0.292, SLG: 0.325		0-0 FC2-5 1-2 1B	0-0 S 1B		0-0 4-3			0-0 6-3		4	0	2	0	0	0	0	RBI 5			
<b>Inning Stats</b>	R: 2 E: 2 K: 1 S: 9	H: 3 LOB: 2 BB: 0 P: 9	R: 4 E: 0 K: 1 S: 9	H: 5 LOB: 2 BB: 2 P: 17	R: 0 E: 0 K: 2 S: 8	H: 1 LOB: 1 BB: 0 P: 8	R: 1 E: 0 K: 1 S: 6	H: 1 LOB: 0 BB: 0 P: 6	R: 0 E: 0 K: 0 S: 3	H: 0 LOB: 0 BB: 0 P: 3	R: 0 E: 0 K: 0 S: 3	H: 0 LOB: 0 BB: 0 P: 3	R: 0 E: 0 K: 2 S: 8	H: 1 LOB: 2 BB: 1 P: 12	R: 0 E: 0 K: 0 S: 3	H: 0 LOB: 0 BB: 0 P: 3	1B: 9 2B: 1 3B: 0 HR: 1	SF: 0 SAC: 0 DP: 0 HBP: 0	WP: 1 PB: 1 SB: 1 CS: 2	PA: 38
<b>PITCHER</b> Floyd Bannister, L (1,1) ERA: 4.17	IP 1.2 WLS L BF 14 H 7 R 6 ER 5 SO 14 BB 2 IBB 0 HBP 0 BLK 0 WP 0 HR 0 S 14 P 22 ERA 27.00 WHIP 5.400															<b>PITCHER</b>				
Dave Schmidt, R (2,1) ERA: 3.84	IP 4.1 WLS BF 16 H 3 R 1 ER 1 SO 4 BB 0 IBB 0 HBP 0 BLK 0 WP 0 HR 1 S 24 P 24 ERA 2.08 WHIP 0.692															<b>PITCHER</b>				
Ray Searage, L (7,1) ERA: 6.65	IP 1.0 WLS BF 5 H 1 R 0 ER 0 SO 2 BB 0 IBB 1 HBP 0 BLK 0 WP 0 HR 0 S 8 P 12 ERA 0.00 WHIP 1.000															<b>PITCHER</b>				
Bob James, R (8,1) ERA: 5.16	IP 1.0 WLS BF 3 H 0 R 0 ER 0 SO 0 BB 0 IBB 0 HBP 0 BLK 0 WP 0 HR 0 S 3 P 3 ERA 0.00 WHIP 0.000															<b>PITCHER</b>				

Chicago White Sox @ Cleveland Indians  
Cleveland Municipal Stadium, Cleveland, OH  
Wed Jul 23 1986, 7:05 PM EDT  
Att: 20,524 - Unknown

AB 35  
R 7  
H 11  
RBI 5  
BB 3  
SO 7  
LOB 13





Batter	1	2	3	4	5	6	7	8	9	AB	R	H	RBI	BB	SO	LOB	TOP				
<b>John Cangelosi, S</b> (1, 8) OBP: 0.378, SLG: 0.328	6-3		F7		5-3			HR		4	1	1	2	0	0	0	<b>Chicago White Sox @ Baltimore Orioles</b> Memorial Stadium, Baltimore, MD Thu Jul 24 1986, 7:05 PM EDT Att: 23,881 - Unknown				
<b>Ozzie Guillen, L</b> (1, 6) OBP: 0.272, SLG: 0.332	K				F6			F9		3	1	1	0	0	1	0					
<b>Wayne Tolleson, S</b> (6, 6)				4-3 SF9 1B						1	0	0	0	0	0	0					
<b>Harold Baines, L</b> (1, 9) OBP: 0.353, SLG: 0.481	1-3							E4		2	1	1	0	0	0	0					
<b>Reid Nichols, R</b> (4, 9) OBP: 0.246, SLG: 0.214				SF9 4-3 E 1B			G5-4-3 BB			1	0	0	0	1	0	0					
<b>Ron Kittle, R</b> (1, 10) OBP: 0.281, SLG: 0.422				4-3				K		3	0	0	0	1	1	4					
<b>Tim Hulett, R</b> (1, 5) OBP: 0.288, SLG: 0.420	L9			SF9				F8		3	0	0	1	0	0	2					
<b>Carlton Fisk, R</b> (1, 2) OBP: 0.273, SLG: 0.307	F9			E8 WP HR				F8		4	1	0	0	0	1	1					
<b>Greg Walker, L</b> (1, 3) OBP: 0.333, SLG: 0.492	4-3			4-3 HR				F9		4	1	1	2	0	0	1					
<b>Ivan Calderon, R</b> (1, 7) OBP: 0.281, SLG: 0.314				F8	4-3			F9		3	0	0	0	1	0	0					
<b>Julio Cruz, S</b> (1, 4) OBP: 0.366, SLG: 0.253	4-3							HR 1B	F9	4	1	1	0	0	0	1					
<b>Inning Stats</b>	R: 0 E: 0 K: 1 S: 5	H: 0 LOB: 0 BB: 0 P: 5	R: 0 E: 0 K: 0 S: 3	H: 0 LOB: 1 BB: 1 P: 7	R: 0 E: 0 K: 0 S: 3	H: 0 LOB: 0 BB: 0 P: 3	R: 4 E: 1 K: 0 S: 7	H: 3 LOB: 0 BB: 0 P: 7	R: 0 E: 0 K: 0 S: 2	H: 0 LOB: 0 BB: 1 P: 6	R: 0 E: 0 K: 0 S: 3	H: 0 LOB: 0 BB: 0 P: 3	R: 2 E: 1 K: 1 S: 8	H: 2 LOB: 1 BB: 0 P: 8	R: 0 E: 0 K: 1 S: 5	H: 0 LOB: 1 BB: 1 P: 9	1B: 3 2B: 0 3B: 0 HR: 2	SF: 1 SAC: 0 DP: 1 HBP: 0	WP: 1 PB: 0 CS: 0	PA: 36	
<b>PITCHER</b>	IP	WLS	BF	H	R	ER	SO	BB	IBB	HBP	BLK	WP	HR	S	P	ERA	WHIP				
<b>Mike Flanagan, L</b> (1, 1) ERA: 3.8	7.1	W	30	5	6	3	1	2	0	0	0	1	2	30	38	3.68	0.955				
<b>Rich Bordi, R</b> (8, 1) ERA: 3.36	1.2		6	0	0	0	2	1	0	0	0	0	0	9	13	0.00	0.600				

Batter	1	2	3	4	5	6	7	8	9	AB	R	H	RBI	BB	SO	LOB	BOTTOM				
<b>Juan Bonilla, R</b> (1, 4) OBP: 0.322, SLG: 0.335	HR 1B									5	2	3	0	0	0	1	<b>Chicago White Sox @ Baltimore Orioles</b> Memorial Stadium, Baltimore, MD Thu Jul 24 1986, 7:05 PM EDT Att: 23,881 - Unknown				
<b>Alan Wiggins, S</b> (8, 4) OBP: 0.309, SLG: 0.272				HR 1B						0	0	0	0	0	0	0					
<b>Lee Lacy, R</b> (1, 9) OBP: 0.320, SLG: 0.391										4	1	3	3	1	0	1					
<b>Fred Lynn, L</b> (1, 8) OBP: 0.366, SLG: 0.517	FC3-6 BB 1B			HR						5	1	0	0	0	2	5					
<b>Cal Ripken Jr., R</b> (1, 6) OBP: 0.390, SLG: 0.510	K	F3	K							5	0	1	0	0	2	2					
<b>Jim Traber, L</b> (1, 3) OBP: 0.458, SLG: 1.000	1B 1B BB			4-3						4	2	1	1	1	1	1					
<b>Jim Dwyer, L</b> (1, 10) OBP: 0.374, SLG: 0.580	1B 1B			HR						5	2	3	3	0	0	1					
<b>Larry Sheets, L</b> (1, 7) OBP: 0.352, SLG: 0.530	1B 1B									3	1	0	0	1	1	2					
<b>John Shelby, S</b> (7, 7) OBP: 0.242, SLG: 0.333	HR BB			K						0	0	0	0	0	0	0					
<b>Tom O'Malley, L</b> (1, 5) OBP: 0.321, SLG: 0.352	HR 1B			1B WP HR 1B						4	2	2	2	0	0	0					
<b>Rick Dempsey, R</b> (1, 2) OBP: 0.323, SLG: 0.418	HR			K						3	1	1	3	1	1	1					
<b>Inning Stats</b>	R: 7 E: 0 K: 1 S: 11	H: 6 LOB: 1 BB: 2 P: 19	R: 1 E: 0 K: 1 S: 7	H: 2 LOB: 0 BB: 0 P: 7	R: 3 E: 0 K: 2 S: 10	H: 3 LOB: 0 BB: 0 P: 10	R: 1 E: 0 K: 1 S: 6	H: 1 LOB: 0 BB: 0 P: 6	R: 0 E: 0 K: 0 S: 4	H: 1 LOB: 1 BB: 0 P: 4	R: 0 E: 0 K: 0 S: 4	H: 1 LOB: 0 BB: 0 P: 4	R: 0 E: 1 K: 1 S: 5	H: 0 LOB: 2 BB: 2 P: 13	R: 0 E: 0 K: 1 S: 5	H: 0 LOB: 0 BB: 0 P: 5	1B: 10 2B: 0 3B: 0 HR: 4	SF: 0 SAC: 0 DP: 0 HBP: 0	WP: 1 PB: 0 CS: 0	PA: 42	
<b>PITCHER</b>	IP	WLS	BF	H	R	ER	SO	BB	IBB	HBP	BLK	WP	HR	S	P	ERA	WHIP				
<b>Joe Cowley, R</b> (1, 1) ERA: 5.03	2.0	L	16	8	8	8	2	2	0	0	0	0	2	18	26	36.00	5.000				
<b>Bill Dawley, R</b> (3, 1) ERA: 3.14	4.0		18	6	4	4	3	0	0	0	0	1	2	24	24	9.00	1.500				
<b>Ray Seavage, L</b> (7, 1) ERA: 6.12	2.0		8	0	0	0	2	2	0	0	0	0	0	10	18	0.00	1.000				



Batter	1	2	3	4	5	6	7	8	9	AB	R	H	RBI	BB	SO	LOB	TOP			
John Cangelosi, S (1, 8) OBP: 0.376, SLG: 0.327										4	0	1	0	0	2	1	Chicago White Sox @ Baltimore Orioles Memorial Stadium, Baltimore, MD Fri Jul 25 1986, 7:05 PM EDT Att: 36,406 - Unknown			
Ozzie Guillen, L (1, 6) OBP: 0.289, SLG: 0.328										4	0	0	0	0	0	1				
Harold Baines, L (1, 10) OBP: 0.355, SLG: 0.479										3	0	1	0	1	0	0				
Greg Walker, L (1, 3) OBP: 0.336, SLG: 0.492										4	1	2	0	0	0	1				
Jerry Hairston, S (1, 7) OBP: 0.380, SLG: 0.425										4	0	1	0	0	1	4				
Tim Hulett, R (1, 4) OBP: 0.288, SLG: 0.418										4	1	1	0	0	0	4				
Steve Lyons, L (1, 9) OBP: 0.293, SLG: 0.327										4	0	1	0	0	1	3				
Wayne Tolleson, S (1, 5) OBP: 0.338, SLG: 0.332										4	0	2	2	0	0	1				
Joel Skinner, R (1, 2) OBP: 0.250, SLG: 0.329										3	0	0	0	0	2	1				
Carlton Fisk, R (9, PH) OBP: 0.272, SLG: 0.306										1	0	0	0	0	1	2				
<b>Inning Stats</b>	R: 0 E: 0 K: 2 S: 9	H: 2 LOB: 2 BB: 0 P: 9	R: 1 E: 1 K: 1 S: 7	H: 2 LOB: 1 BB: 0 P: 7	R: 0 E: 1 K: 0 S: 4	H: 0 LOB: 2 BB: 1 P: 8	R: 0 E: 0 K: 1 S: 5	H: 0 LOB: 0 BB: 0 P: 5	R: 0 E: 0 K: 0 S: 3	H: 0 LOB: 0 BB: 0 P: 3	R: 0 E: 0 K: 1 S: 5	H: 1 LOB: 0 BB: 0 P: 5	R: 0 E: 0 K: 0 S: 3	H: 1 LOB: 0 BB: 0 P: 3	R: 1 E: 0 K: 2 S: 10	H: 3 LOB: 2 BB: 0 P: 10	1B: 9 2B: 0 3B: 0 HR: 0	SF: 0 SAC: 0 DP: 2 HBP: 0	WP: 0 PB: 0 SB: 0 CS: 0	PA: 36
<b>PITCHER</b>	IP WLS BF H R ER SO BB IBB HBP BLK WP HR S P ERA WHIP																			
Mike Boddicker, R (1, 1) ERA: 4.09	7.0 W 28 6 1 1 5 1 0 0 0 0 0 0 37 41 1.29 1.000																			
Don Aase, R (8, 1) ERA: 2.21	2.0 S 8 3 1 1 2 0 0 0 0 0 0 0 12 12 4.50 1.500																			

Batter	1	2	3	4	5	6	7	8	9	AB	R	H	RBI	BB	SO	LOB	BOTTOM			
Juan Bonilla, R (1, 4) OBP: 0.326, SLG: 0.339										4	1	2	0	0	0	0	Chicago White Sox @ Baltimore Orioles Memorial Stadium, Baltimore, MD Fri Jul 25 1986, 7:05 PM EDT Att: 36,406 - Unknown			
Lee Lacy, R (1, 9) OBP: 0.321, SLG: 0.391										3	1	1	0	0	1	1				
Fred Lynn, L (1, 8) OBP: 0.372, SLG: 0.531										3	2	2	1	1	1	1				
Cal Ripken Jr., R (1, 6) OBP: 0.388, SLG: 0.510										4	1	1	1	0	0	2				
Jim Dwyer, L (1, 7) OBP: 0.373, SLG: 0.583										3	0	1	0	0	0	0				
John Shelby, S (7, PR) OBP: 0.245, SLG: 0.333										0	0	0	0	0	0	0				
Jim Traber, L (1, 10) OBP: 0.444, SLG: 0.957										3	0	1	0	0	0	1				
Juan Beniquez, R (8, PH) OBP: 0.371, SLG: 0.400										1	0	1	1	0	0	0				
Larry Sheets, L (1, 3) OBP: 0.345, SLG: 0.522										3	0	0	1	0	0	2				
Tom O'Malley, L (1, 5) OBP: 0.314, SLG: 0.344										3	0	0	0	0	0	3				
Tom Dodd, R (8, PH)										0	0	0	0	1	0	0				
Jackie Gutierrez, R (9, 4) OBP: 0.154, SLG: 0.167										0	0	0	0	0	0	0				
Rick Dempsey, R (1, 2) OBP: 0.322, SLG: 0.429										4	1	1	1	0	2	4				
<b>Inning Stats</b>	R: 0 E: 0 K: 2 S: 8	H: 1 LOB: 1 BB: 0 P: 8	R: 0 E: 0 K: 0 S: 3	H: 0 LOB: 0 BB: 0 P: 3	R: 0 E: 0 K: 1 S: 5	H: 0 LOB: 0 BB: 0 P: 5	R: 1 E: 0 K: 0 S: 4	H: 2 LOB: 0 BB: 0 P: 4	R: 0 E: 0 K: 1 S: 6	H: 1 LOB: 1 BB: 0 P: 6	R: 1 E: 0 K: 0 S: 4	H: 1 LOB: 2 BB: 0 P: 4	R: 0 E: 0 K: 0 S: 4	H: 1 LOB: 2 BB: 0 P: 4	R: 4 E: 0 K: 0 S: 7	H: 4 LOB: 3 BB: 2 P: 16	1B: 5 2B: 3 3B: 0 HR: 2	SF: 1 SAC: 1 DP: 1 HBP: 1	WP: 0 PB: 0 SB: 0 CS: 0	PA: 36
<b>PITCHER</b>	IP WLS BF H R ER SO BB IBB HBP BLK WP HR S P ERA WHIP																			
Neil Allen, R (1, 1) ERA: 3.92	6.0 L 22 5 2 2 4 0 0 0 0 0 0 1 30 30 3.00 0.833																			
Bob James, R (7, 1) ERA: 5.7	1.1 10 4 4 4 0 0 1 1 0 0 0 1 8 13 27.00 3.000																			
Ray Seearge, L (8, 1) ERA: 5.96	0.2 4 1 0 0 0 1 0 0 0 0 0 0 3 7 0.00 3.000																			



Batter	1	2	3	4	5	6	7	8	9	AB	R	H	RBI	BB	SO	LOB	TOP										
<b>John Cangelosi, S</b> OBP: 0.380, SLG: 0.330 (1, 8)										3	1	2	0	1	1	0	Chicago White Sox @ Baltimore Orioles Memorial Stadium, Baltimore, MD Sat Jul 26 1986, 3:33 AM EDT Att: 24,527 - Unknown										
<b>Ozzie Guillen, L</b> OBP: 0.289, SLG: 0.330 (1, 6)										4	0	1	0	0	1	2											
<b>Harold Baines, L</b> OBP: 0.354, SLG: 0.476 (1, 10)										3	0	0	0	1	2	3											
<b>Greg Walker, L</b> OBP: 0.338, SLG: 0.490 (1, 3)										3	0	1	0	1	1	1											
<b>Ron Kittle, R</b> OBP: 0.280, SLG: 0.418 (1, 7)										3	0	0	0	1	2	2											
<b>Carlton Fisk, R</b> OBP: 0.289, SLG: 0.302 (1, 2)										4	0	0	0	0	2	3											
<b>Tim Lincecum, R</b> OBP: 0.287, SLG: 0.415 (1, 5)										4	0	1	0	0	1	0											
<b>Steve Lyons, L</b> OBP: 0.292, SLG: 0.326 (1, 9)										4	0	1	0	0	1	1											
<b>Julio Cruz, S</b> OBP: 0.358, SLG: 0.247 (1, 4)										4	0	0	0	0	0	1											
<b>Inning Stats</b>	R: 0 E: 1 K: 2 S: 8	H: 1 LOB: 1 BB: 0 P: 8	R: 0 E: 0 K: 2 S: 8	H: 1 LOB: 1 BB: 0 P: 8	R: 1 E: 0 K: 1 S: 6	H: 1 LOB: 3 BB: 3 P: 18	R: 0 E: 0 K: 1 S: 5	H: 0 LOB: 0 BB: 1 P: 5	R: 0 E: 0 K: 2 S: 3	H: 0 LOB: 2 BB: 0 P: 3	R: 0 E: 0 K: 1 S: 5	H: 1 LOB: 0 BB: 0 P: 5	R: 0 E: 0 K: 2 S: 7	H: 0 LOB: 0 BB: 0 P: 7	R: 0 E: 0 K: 0 S: 4	H: 1 LOB: 1 BB: 0 P: 4		1B: 5 2B: 1 3B: 0 HR: 0	SF: 0 SAC: 0 DP: 0 HBP: 0	WP: 1 PB: 0 CS: 1	PA: 37						
<b>PITCHER</b>	IP	WLS	BF	H	R	ER	SO	BB	IBB	HBP	BLK	WP	HR	S	P	ERA	WHIP										
<b>Ken Dixon, R</b> ERA: 3.91 (1, 1)	6.0		26	4	1	1	8	3	1	0	0	1	0	38	54	1.50	1.167										
<b>Brad Havens, L</b> ERA: 4.52 (7, 1)	1.2		5	1	0	0	2	0	0	0	0	0	0	9	9	0.00	0.600										
<b>Rich Bordi, R</b> ERA: 3.3 (8, 1)	1.1	W	5	1	0	0	1	0	0	0	0	0	0	7	7	0.00	0.750										

Batter	1	2	3	4	5	6	7	8	9	AB	R	H	RBI	BB	SO	LOB	BOTTOM										
<b>Juan Bonilla, R</b> OBP: 0.328, SLG: 0.341 (1, 4)										5	0	2	0	0	1	3	Chicago White Sox @ Baltimore Orioles Memorial Stadium, Baltimore, MD Sat Jul 26 1986, 3:33 AM EDT Att: 24,527 - Unknown										
<b>Juan Beniquez, R</b> OBP: 0.372, SLG: 0.394 (1, 7)										3	0	0	0	2	2	7											
<b>John Shelby, S</b> OBP: 0.245, SLG: 0.333 (9, FR)										0	0	0	0	0	0	0											
<b>Fred Lynn, L</b> OBP: 0.379, SLG: 0.536 (1, 8)										3	1	2	1	2	0	0											
<b>Cal Ripken Jr., R</b> OBP: 0.388, SLG: 0.506 (1, 6)										3	0	0	0	2	1	3											
<b>Jim Dwyer, L</b> OBP: 0.367, SLG: 0.571 (1, 9)										2	0	0	0	0	0	4											
<b>Lee Lacy, R</b> OBP: 0.318, SLG: 0.387 (4, 9)										3	0	0	0	0	0	4											
<b>Jim Traher, L</b> OBP: 0.469, SLG: 0.889 (1, 3)										4	0	2	1	1	1	1											
<b>Larry Sheets, L</b> OBP: 0.343, SLG: 0.516 (1, 10)										4	0	1	0	0	1	1											
<b>Tom O'Malley, L</b> OBP: 0.305, SLG: 0.333 (1, 5)										4	0	0	0	0	1	3											
<b>Rick Dempsey, R</b> OBP: 0.329, SLG: 0.431 (1, 2)										1	1	1	0	1	0	0											
<b>John Stefero, L</b> OBP: 0.267, SLG: 0.296 (6, PR) (7, 2)										1	0	0	0	0	1	1											
<b>Inning Stats</b>	R: 0 E: 0 K: 0 S: 3	H: 0 LOB: 2 BB: 2 P: 11	R: 0 E: 0 K: 1 S: 5	H: 0 LOB: 0 BB: 0 P: 5	R: 1 E: 0 K: 1 S: 7	H: 3 LOB: 2 BB: 1 P: 11	R: 0 E: 0 K: 2 S: 8	H: 1 LOB: 3 BB: 2 P: 16	R: 0 E: 0 K: 1 S: 5	H: 0 LOB: 1 BB: 1 P: 9	R: 0 E: 0 K: 0 S: 4	H: 1 LOB: 2 BB: 0 P: 5	R: 0 E: 0 K: 3 S: 10	H: 1 LOB: 1 BB: 0 P: 10	R: 1 E: 0 K: 0 S: 4	H: 2 LOB: 3 BB: 2 P: 12	1B: 7 2B: 1 3B: 0 HR: 0	SF: 0 SAC: 0 DP: 0 HBP: 1	WP: 0 PB: 0 CS: 0	PA: 42							
<b>PITCHER</b>	IP	WLS	BF	H	R	ER	SO	BB	IBB	HBP	BLK	WP	HR	S	P	ERA	WHIP										
<b>Jose DeLeon, R</b> ERA: 7.08 (1, 1)	4.0		21	4	1	1	4	6	0	0	0	0	0	23	47	2.25	2.500										
<b>Gene Nelson, R</b> ERA: 3.47 (5, 1)	3.0		11	1	0	0	1	0	0	1	0	0	0	12	13	0.00	0.333										
<b>Dave Schmidt, R</b> ERA: 3.88 (8, 1)	1.2	L	10	3	1	1	3	1	1	0	0	0	0	14	22	5.40	2.400										



Batter	1	2	3	4	5	6	7	8	9	AB	R	H	RBI	BB	SO	LOB	TOP								
John Cangelosi, S (1, 8) OBP: 0.383, SLG: 0.332	0-0 1B		0-0 S		0-0 FC6-4		0-0 G5-4-3		0-0 F8	4	0	2	0	1	0	2	Chicago White Sox @ Baltimore Orioles Memorial Stadium, Baltimore, MD Sun Jul 27 1986, 3:33 AM EDT Att: 27,362 - Unknown								
Ozzie Guillen, L (1, 6) OBP: 0.286, SLG: 0.327	0-0 B2		0-3 K				0-0 F3		0-0 F7	3	0	0	0	0	1	2									
Julio Cruz, S (6, 4)			1-2 K				0-0 G5-4-3			2	0	0	0	0	0	4									
Harold Baines, L (1, 9) OBP: 0.351, SLG: 0.472	0-0 F2		0-0 F2				0-0 F8			3	0	0	0	0	0	2									
Reid Nichols, R (6, 9)									0-0 1B	0	1	0	0	1	0	0									
Ron Kittle, R (1, 10) OBP: 0.283, SLG: 0.419	0-0 FC6-4				0-0 F8		0-0 F4		0-0 1B	4	0	2	0	0	0	0									
Tim Hulett, R (1, 4) OBP: 0.290, SLG: 0.428	0-0 FC6-4				0-0 F8				0-0 1B	4	1	2	2	0	0	2									
Carlton Fisk, R (1, 2) OBP: 0.285, SLG: 0.298		0-3 K			0-0 F4		0-0 F7		0-0 G5-4-3	4	0	0	0	0	1	2									
Joel Skinner, R (8, 2) OBP: 0.250, SLG: 0.329									0-0 G5-4-3	0	0	0	0	0	0	0									
Greg Walker, L (1, 3) OBP: 0.339, SLG: 0.489		0-0 F8			0-0 F5		0-0 1B		0-0 6-3	3	0	1	0	0	0	0									
Jerry Hairston, S (7, PR) OBP: 0.377, SLG: 0.421							0-0 1B			1	1	0	0	0	0	1									
Ivan Calderon, R (1, 7) OBP: 0.280, SLG: 0.312		0-0 F3			0-0 F7		0-0 1B		0-0 F9	4	0	1	0	0	0	0									
Wayne Tolleson, S (1, 5) OBP: 0.343, SLG: 0.336			0-0 L6		0-0 FC6-4		0-0 1B		0-0 1B	3	0	2	1	1	0	0									
<b>Inning Stats</b>	R: 0 E: 0 K: 0 S: 5	H: 2 LOB: 2 BB: 0 P: 5	R: 0 E: 0 K: 1 S: 5	H: 0 LOB: 0 BB: 0 P: 5	R: 0 E: 0 K: 1 S: 6	H: 1 LOB: 1 BB: 0 P: 6	R: 0 E: 0 K: 0 S: 3	H: 0 LOB: 0 BB: 0 P: 3	R: 0 E: 0 K: 0 S: 3	H: 0 LOB: 1 BB: 1 P: 7	R: 0 E: 0 K: 0 S: 3	H: 0 LOB: 0 BB: 0 P: 3	R: 2 E: 0 K: 0 S: 6	H: 4 LOB: 3 BB: 1 P: 10	R: 1 E: 0 K: 0 S: 4	H: 2 LOB: 1 BB: 1 P: 8	R: 0 E: 0 K: 0 S: 4	H: 1 LOB: 1 BB: 0 P: 4	1B: 9 2B: 0 3B: 0 HR: 1	SF: 0 SAC: 0 DP: 2 HBP: 0	WP: 0 PB: 0 SB: 1 CS: 0	PA: 38			
<b>PITCHER</b>	IP	WLS	BF	H	R	ER	SO	BB	IBB	HBP	BLK	WP	HR	S	P	ERA	WHIP								
Scott McGregor, L (1, 1) ERA: 4.81	6.1	W	27	7	2	2	2	1	0	0	0	0	1	30	34	2.84	1.263								
Nate Snell, R (7, 1) ERA: 3.56	2.2		11	3	1	1	0	2	0	0	0	0	0	9	17	3.38	1.875								

Batter	1	2	3	4	5	6	7	8	9	AB	R	H	RBI	BB	SO	LOB	BOTTOM								
Juan Bonilla, R (1, 4) OBP: 0.335, SLG: 0.345	0-0 E8		4-0 FC5-4	0-0 BB	0-0 6-3		0-0 F3			4	2	2	2	1	0	0	Chicago White Sox @ Baltimore Orioles Memorial Stadium, Baltimore, MD Sun Jul 27 1986, 3:33 AM EDT Att: 27,362 - Unknown								
Lee Lacy, R (1, 9) OBP: 0.322, SLG: 0.387	0-0 5-3		0-0 FC5-4	4-0 HR	4-0 1B		0-0 1B			3	1	1	0	2	0	2									
Fred Lynn, L (1, 8) OBP: 0.380, SLG: 0.539	0-0 2-3		0-0 F7	4-0 HR	0-3 K		0-0 F7			2	0	1	1	0	0	1									
Juan Beniquez, R (4, PH) OBP: 0.371, SLG: 0.391	0-0 2B		0-0 F7	1-2 HR	0-0 K		0-0 F7			2	1	0	0	1	1	2									
Cal Ripken Jr., R (1, 6) OBP: 0.391, SLG: 0.507	0-3 K		0-0 1B	0-3 K	0-0 1B		0-0 1B			5	0	3	0	0	2	3									
Jim Traber, L (1, 3) OBP: 0.432, SLG: 0.875		0-0 F7	0-0 F9	0-0 HR	0-0 F1		0-0 1-3			5	1	1	4	0	0	6									
Larry Sheets, L (1, 10) OBP: 0.351, SLG: 0.526		0-0 1B		1-1 HR			0-0 F9		0-0 F7	4	3	3	0	0	0	0									
Tom Dodd, R (8, PH)		0-0 1B		0-0 1B						1	0	0	0	0	0	0									
Tom O'Malley, L (1, 5) OBP: 0.322, SLG: 0.346	0-0 4-3			0-0 1B	0-0 1B		0-0 G3		0-0 3-1	4	2	3	0	1	0	0									
John Shelby, S (1, 7) OBP: 0.244, SLG: 0.335	0-0 4-3			0-0 K			0-0 G3		0-0 F4	5	0	1	3	0	1	4									
Rick Dempsey, R (1, 2) OBP: 0.328, SLG: 0.432	0-3 K			0-0 1B	0-0 F7		0-0 F2			4	1	1	1	0	1	3									
<b>Inning Stats</b>	R: 1 E: 1 K: 1 S: 6	H: 2 LOB: 0 BB: 0 P: 6	R: 1 E: 0 K: 1 S: 7	H: 2 LOB: 1 BB: 0 P: 7	R: 0 E: 0 K: 0 S: 4	H: 1 LOB: 2 BB: 1 P: 8	R: 0 E: 0 K: 2 S: 14	H: 7 LOB: 3 BB: 3 P: 26	R: 0 E: 0 K: 1 S: 6	H: 1 LOB: 2 BB: 1 P: 10	R: 0 E: 0 K: 0 S: 4	H: 1 LOB: 0 BB: 0 P: 4	R: 0 E: 0 K: 0 S: 5	H: 2 LOB: 0 BB: 0 P: 5	R: 0 E: 0 K: 0 S: 3	H: 0 LOB: 0 BB: 0 P: 3	1B: 11 2B: 4 3B: 0 HR: 1	SF: 0 SAC: 0 DP: 0 HBP: 0	WP: 0 PB: 0 SB: 0 CS: 0	PA: 44					
<b>PITCHER</b>	IP	WLS	BF	H	R	ER	SO	BB	IBB	HBP	BLK	WP	HR	S	P	ERA	WHIP								
Richard Dotson, R (1, 1) ERA: 6.2	3.1	L	20	9	7	7	3	2	0	0	0	0	0	24	32	18.90	3.300								
Bill Dawley, R (4, 1) ERA: 3.54	3.2		21	7	4	4	2	3	0	0	0	0	1	22	34	9.82	2.727								
Ray Seearge, L (8, 1) ERA: 5.74	1.0		3	0	0	0	0	0	0	0	0	0	0	3	3	0.00	0.000								



Batter	1	2	3	4	5	6	7	8	9	AB	R	H	RBI	BB	SO	LOB	TOP					
Marty Barrett, R OBP: 0.343, SLG: 0.378 (1, 4)	L3		5-3			F7		L9		4	0	0	0	0	0	0						
Wade Boggs, L OBP: 0.453, SLG: 0.471 (1, 5)	4-3			1-3		K		K		4	0	0	0	0	2	0						
Bill Buckner, L OBP: 0.288, SLG: 0.403 (1, 3)	L4			L8		1B		F8		4	0	1	0	0	0	0						
Jim Rice, R OBP: 0.386, SLG: 0.491 (1, 7)		1B		HR		F7		K		3	1	1	0	1	1	1						
Don Baylor, R OBP: 0.344, SLG: 0.440 (1, 10)	F4			HR				F9		4	1	1	2	0	1	1						
Dwight Evans, R OBP: 0.370, SLG: 0.458 (1, 9)	F9			K				HR		3	1	1	1	0	1	1						
Tony Armas, R OBP: 0.326, SLG: 0.405 Kevin Romine, R OBP: 0.286, SLG: 0.281 (9, 8)	F9					K		K		3	0	0	0	0	2	1						
Rich Gedman, L OBP: 0.309, SLG: 0.405 (1, 2)			5-3			3-1		4-3		3	0	0	0	0	0	0						
Ed Romero, R OBP: 0.275, SLG: 0.258 (1, 6)			L7			K		K		3	0	0	0	0	2	0						
<b>Inning Stats</b>	R: 0 E: 0 K: 0 S: 3	H: 0 LOB: 0 BB: 0 P: 3	R: 0 E: 0 K: 0 S: 4	H: 1 LOB: 1 BB: 0 P: 4	R: 0 E: 0 K: 0 S: 3	H: 0 LOB: 0 BB: 0 P: 3	R: 2 E: 0 K: 1 S: 6	H: 1 LOB: 0 BB: 1 P: 10	R: 0 E: 0 K: 2 S: 7	H: 0 LOB: 0 BB: 0 P: 7	R: 0 E: 0 K: 1 S: 6	H: 1 LOB: 1 BB: 0 P: 6	R: 1 E: 0 K: 2 S: 8	H: 1 LOB: 0 BB: 0 P: 8	R: 0 E: 0 K: 2 S: 7	H: 0 LOB: 0 BB: 0 P: 7	R: 0 E: 0 K: 1 S: 5	H: 0 LOB: 0 BB: 0 P: 5	1B: 2 2B: 0 3B: 0 HR: 2	SF: 0 SAC: 0 DP: 0 HBP: 0	WP: 0 PB: 0 SB: 1 CS: 0	PA: 32
<b>PITCHER</b> Floyd Bannister, L ERA: 4.04 (1, 1)	IP: 9.0 WLS: L BF: 32 H: 4 R: 3 ER: 3 SO: 9 BB: 1 IBB: 0 HBP: 0 BLK: 0 WP: 0 HR: 2 S: 49 P: 53 ERA: 3.00 WHIP: 0.556															<b>PITCHER</b> Floyd Bannister, L ERA: 4.04 (1, 1)	IP: 9.0 WLS: W BF: 35 H: 7 R: 1 ER: 1 SO: 4 BB: 1 IBB: 0 HBP: 0 BLK: 0 WP: 0 HR: 0 S: 42 P: 46 ERA: 1.00 WHIP: 0.889					

**Boston Red Sox @ Chicago White Sox**  
Comiskey Park, Chicago, IL  
Mon Jul 28 1986, 8:05 PM EDT  
Att: 28,714 - Unknown

AB 31  
R 3  
H 4  
RBI 3  
BB 1  
SO 9  
LOB 4



Batter	1	2	3	4	5	6	7	8	9	AB	R	H	RBI	BB	SO	LOB	BOTTOM					
John Cangelosi, S OBP: 0.382, SLG: 0.331 (1, 8)	K		4-3			F7		3-1 1B 4-3 1B		4	1	1	0	0	1	2						
Ozzie Guillen, L OBP: 0.283, SLG: 0.323 (1, 6)	F7		3-1			F6		4-3		4	0	0	0	0	0	3						
Harold Baines, L OBP: 0.350, SLG: 0.468 (1, 9)	BB		F8			4-3		3-1		3	0	0	0	1	0	3						
Greg Walker, L OBP: 0.337, SLG: 0.485 (1, 3)	L7					K		2-3 1B		4	0	1	1	0	1	1						
Ron Kittle, R OBP: 0.280, SLG: 0.413 (1, 10)			F8			F8		F8		4	0	0	0	0	0	1						
Carlton Fisk, R OBP: 0.285, SLG: 0.298 (1, 2)			5-3			4-3		F8		4	0	1	0	0	0	0						
Wayne Tolleson, S OBP: 0.342, SLG: 0.335 (1, 5)			1B			1-3		3-1		4	0	1	0	0	0	1						
Tim Lincecum, R OBP: 0.293, SLG: 0.429 (1, 4)			1B			1B		5-3		4	0	2	0	0	1	0						
Steve Lyons, L OBP: 0.292, SLG: 0.326 (1, 7)			K			1-3		1-3 1B		3	0	1	0	0	1	2						
<b>Inning Stats</b>	R: 0 E: 0 K: 1 S: 5	H: 0 LOB: 1 BB: 1 P: 9	R: 0 E: 0 K: 1 S: 7	H: 2 LOB: 2 BB: 0 P: 7	R: 0 E: 0 K: 0 S: 3	H: 0 LOB: 0 BB: 0 P: 3	R: 0 E: 0 K: 0 S: 4	H: 1 LOB: 1 BB: 0 P: 4	R: 0 E: 0 K: 0 S: 5	H: 2 LOB: 2 BB: 0 P: 5	R: 0 E: 0 K: 1 S: 5	H: 0 LOB: 0 BB: 0 P: 5	R: 0 E: 0 K: 0 S: 3	H: 0 LOB: 0 BB: 0 P: 3	R: 0 E: 0 K: 0 S: 5	H: 2 LOB: 1 BB: 0 P: 5	R: 0 E: 0 K: 1 S: 5	H: 0 LOB: 0 BB: 0 P: 5	1B: 7 2B: 0 3B: 0 HR: 0	SF: 0 SAC: 0 DP: 0 HBP: 0	WP: 0 PB: 0 SB: 0 CS: 0	PA: 35
<b>PITCHER</b> Al Nipper, R ERA: 4.74 (1, 1)	IP: 9.0 WLS: W BF: 35 H: 7 R: 1 ER: 1 SO: 4 BB: 1 IBB: 0 HBP: 0 BLK: 0 WP: 0 HR: 0 S: 42 P: 46 ERA: 1.00 WHIP: 0.889															<b>PITCHER</b> Floyd Bannister, L ERA: 4.04 (1, 1)	IP: 9.0 WLS: W BF: 35 H: 7 R: 1 ER: 1 SO: 4 BB: 1 IBB: 0 HBP: 0 BLK: 0 WP: 0 HR: 0 S: 42 P: 46 ERA: 1.00 WHIP: 0.889					

**Boston Red Sox @ Chicago White Sox**  
Comiskey Park, Chicago, IL  
Mon Jul 28 1986, 8:05 PM EDT  
Att: 28,714 - Unknown

AB 34  
R 1  
H 7  
RBI 1  
BB 1  
SO 4  
LOB 13





Batter	1	2	3	4	5	6	7	8	9	AB	R	H	RBI	BB	SO	LOB	TOP				
Marty Barrett, R (1,4) OBP: 0.339, SLG: 0.374	5-3			E5 4-3 SH1-3 1B		F9			F4	4	1	0	0	0	0	1					
Wade Boggs, L (1,5) OBP: 0.428, SLG: 0.467	K			SH1-3		3-1			FC5-4 BB	3	0	0	0	0	1	1					
Bill Buckner, L (1,3) OBP: 0.288, SLG: 0.400	6-3			4-3					4-0 1-2 BB	3	0	0	0	1	0	1					
Jim Rice, R (1,7) OBP: 0.387, SLG: 0.491				9-3 1B					4-0 1-2 BB	4	0	2	1	0	1	2					
Don Baylor, R (1,10) OBP: 0.341, SLG: 0.437	9-3			3-H 1B					4-0 1-2 BB	3	0	0	0	0	1	2					
Dwight Evans, R (1,9) OBP: 0.387, SLG: 0.454	5-3					K				3	0	0	0	0	2	0					
Tony Armas, R (1,8) OBP: 0.321, SLG: 0.399				5-3		K			F4	3	0	0	0	0	1	0					
Rich Gedman, L (1,2) OBP: 0.306, SLG: 0.401				4-3		6-3			F8	3	0	0	0	0	0	0					
Ed Romero, R (1,6) OBP: 0.272, SLG: 0.255				F4						2	0	0	0	0	0	0					
Mike Greenwell, L (9,PH)						F9			FC5-4 BB	0	0	0	0	1	0	0					
<b>Inning Stats</b>	R: 0 E: 0 K: 1 S: 5	H: 0 LOB: 0 BB: 0 P: 5	R: 0 E: 0 K: 0 S: 3	H: 1 LOB: 0 BB: 0 P: 3	R: 0 E: 0 K: 0 S: 3	H: 0 LOB: 0 BB: 0 P: 3	R: 1 E: 1 K: 2 S: 7	H: 1 LOB: 1 BB: 0 P: 7	R: 0 E: 0 K: 0 S: 3	H: 0 LOB: 0 BB: 0 P: 3	R: 0 E: 0 K: 1 S: 5	H: 0 LOB: 0 BB: 0 P: 5	R: 0 E: 0 K: 1 S: 5	H: 0 LOB: 0 BB: 0 P: 5	R: 0 E: 0 K: 0 S: 3	H: 0 LOB: 2 BB: 2 P: 11	1B: 2 2B: 1 3B: 0 HR: 0	SF: 0 SAC: 1 DP: 1 HBP: 0	WP: 0 PB: 0 SB: 0 CS: 0	PA: 31	
<b>PITCHER</b>	IP	WLS	BF	H	R	ER	SO	BB	IBB	HBP	BLK	WP	HR	S	P	ERA	WHIP				
Joe Cowley, R (1,1) ERA: 4.5	8.2	W	30	2	1	0	6	2	0	0	0	0	0	40	48	0.00	0.462				
Bob James, R (9,1) ERA: 5.67	0.1	S	1	0	0	0	0	0	0	0	0	0	0	1	1	0.00	0.000				

**Boston Red Sox @ Chicago White Sox**  
Comiskey Park, Chicago, IL  
Tue Jul 29 1986, 8:05 PM EDT  
Att: 21,650 - Unknown

AB 28  
R 1  
H 2  
RBI 1  
BB 2  
SO 6  
LOB 7



Batter	1	2	3	4	5	6	7	8	9	AB	R	H	RBI	BB	SO	LOB	BOTTOM				
John Cangelosi, S (1,8) OBP: 0.378, SLG: 0.327	K	5-3		6-3		4-3		PO		4	0	0	0	0	1	3					
Steve Lyons, L (1,7) OBP: 0.296, SLG: 0.331	K			F3		4-0 CS BB				3	1	1	0	1	1	0					
Harold Baines, L (1,9) OBP: 0.352, SLG: 0.471	4-3			F8		CS				4	0	2	0	0	0	1					
Greg Walker, L (1,3) OBP: 0.339, SLG: 0.483		1B WP SF8 BB		2B HR 1B		3-1		F6		3	2	1	1	1	0	2					
Ron Kittle, R (1,10) OBP: 0.282, SLG: 0.422		F9		1-H HR		1B BB		K		3	1	1	2	1	1	2					
Carlton Fisk, R (1,2) OBP: 0.286, SLG: 0.300		BLK 1B 1-3 1B		1B 4-3 1B		F6		F8		4	0	2	0	0	0	2					
Tim Lincecum, R (1,5) OBP: 0.292, SLG: 0.428		SF8		4-3		G4-6-3 1B		F3		3	0	1	1	0	0	1					
Ozzie Guillen, L (1,6) OBP: 0.266, SLG: 0.325		3-H BLK 1B 1-2 2-3		2-3 1B		G4-6-3 1-2		F7		4	0	2	0	0	0	2					
Julio Cruz, S (1,4) OBP: 0.357, SLG: 0.240		4-0 1-2 2-3 BB		F9		B3		PO BB		2	0	0	0	2	0	2					
<b>Inning Stats</b>	R: 0 E: 0 K: 2 S: 7	H: 0 LOB: 0 BB: 0 P: 7	R: 1 E: 0 K: 0 S: 5	H: 2 LOB: 3 BB: 2 P: 13	R: 3 E: 0 K: 0 S: 8	H: 5 LOB: 2 BB: 0 P: 8	R: 0 E: 0 K: 0 S: 4	H: 1 LOB: 1 BB: 0 P: 4	R: 0 E: 0 K: 0 S: 3	H: 1 LOB: 1 BB: 1 P: 7	R: 0 E: 0 K: 0 S: 2	H: 0 LOB: 0 BB: 1 P: 6	R: 0 E: 0 K: 1 S: 6	H: 1 LOB: 1 BB: 0 P: 6	R: 0 E: 0 K: 0 S: 2	H: 0 LOB: 0 BB: 1 P: 6	1B: 7 2B: 2 3B: 0 HR: 1	SF: 1 SAC: 0 DP: 1 HBP: 0	WP: 2 PB: 1 SB: 1 CS: 1	PA: 38	
<b>PITCHER</b>	IP	WLS	BF	H	R	ER	SO	BB	IBB	HBP	BLK	WP	HR	S	P	ERA	WHIP				
Jeff Sellers, R (1,1) ERA: 4.64	2.2	L	16	6	4	4	2	2	0	0	1	1	0	18	26	13.50	3.000				
Tim Lollar, L (3,1) ERA: 5.5	1.1		6	2	0	0	0	0	0	0	0	1	0	6	6	0.00	1.500				
Calvin Schiraldi, R (5,1) ERA: 0.71	4.0		14	2	0	0	1	3	0	0	0	0	0	13	25	0.00	1.250				

**Boston Red Sox @ Chicago White Sox**  
Comiskey Park, Chicago, IL  
Tue Jul 29 1986, 8:05 PM EDT  
Att: 21,650 - Unknown

AB 30  
R 4  
H 10  
RBI 4  
BB 5  
SO 3  
LOB 15





Batter	1	2	3	4	5	6	7	8	9	AB	R	H	RBI	BB	SO	LOB	TOP											
Ed Romero, R OBP: 0.271, SLG: 0.261										4	1	1	0	0	0	1	<b>Boston Red Sox @ Chicago White Sox</b> Comiskey Park, Chicago, IL Wed Jul 30 1986, 8:05 PM EDT Att: 30,889 - Unknown											
Wade Boggs, L OBP: 0.395, SLG: 0.466										3	0	1	0	1	0	1												
Bill Buckner, L OBP: 0.285, SLG: 0.396										4	0	0	1	0	1	2												
Jim Rice, R OBP: 0.383, SLG: 0.486										4	0	0	0	0	0	1												
Don Baylor, R OBP: 0.345, SLG: 0.447										3	1	2	1	1	1	1												
Dwight Evans, R OBP: 0.384, SLG: 0.449										4	0	0	0	0	1	2												
Tony Armas, R OBP: 0.317, SLG: 0.393										3	0	0	0	0	0	1												
Rich Gedman, L OBP: 0.310, SLG: 0.402										2	0	1	0	0	0	1												
Dave Stapleton, R OBP: 0.190, SLG: 0.200										3	0	0	0	0	1	2												
<b>Inning Stats</b>	R: 1 E: 0 K: 0 S: 4	H: 1 LOB: 0 BB: 0 P: 4	R: 0 E: 0 K: 1 S: 5	H: 0 LOB: 1 BB: 1 P: 9	R: 0 E: 0 K: 0 S: 3	H: 0 LOB: 0 BB: 0 P: 3	R: 1 E: 0 K: 1 S: 6	H: 1 LOB: 0 BB: 0 P: 6	R: 0 E: 0 K: 1 S: 6	H: 0 LOB: 1 BB: 1 P: 9	R: 0 E: 0 K: 0 S: 3	H: 0 LOB: 0 BB: 0 P: 4	R: 0 E: 0 K: 0 S: 3	H: 1 LOB: 0 BB: 0 P: 3	R: 0 E: 0 K: 0 S: 3	H: 1 LOB: 0 BB: 0 P: 3	1B: 3 2B: 1 3B: 0 HR: 1	SF: 0 SAC: 0 DP: 2 HBP: 1	WP: 1 PB: 0 SB: 0 CS: 0	PA: 33								
<b>PITCHER</b>	IP	WLS	BF	H	R	ER	SO	BB	IBB	HBP	BLK	WP	HR	S	P	ERA	WHIP											
Jose DeLeon, R ERA: 6.15	(1, 1)	6.0	W	23	3	2	2	4	2	0	0	0	1	1	29	37	3.00	0.833										
Dave Schmidt, R ERA: 3.71	(7, 1)	3.0	S	10	2	0	0	0	0	0	1	0	0	0	9	10	0.00	0.667										

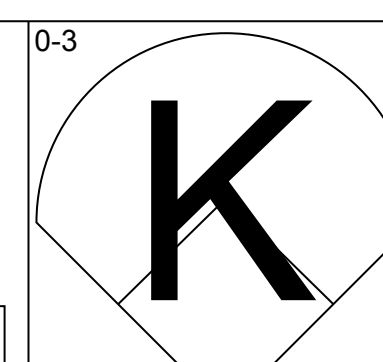
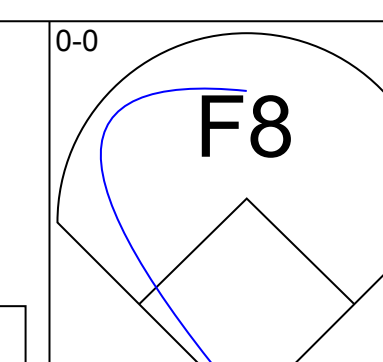
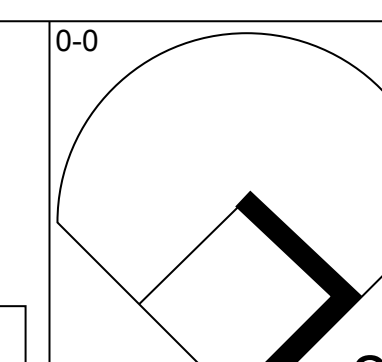
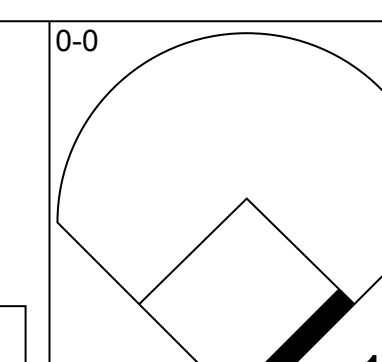
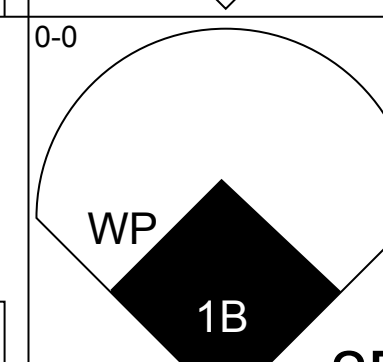
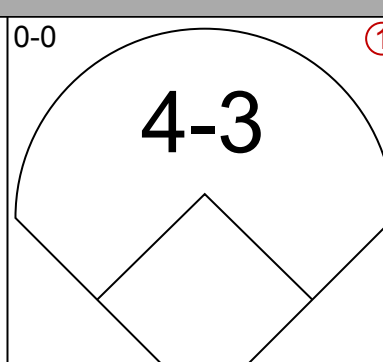
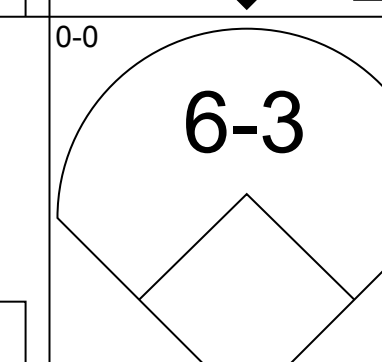
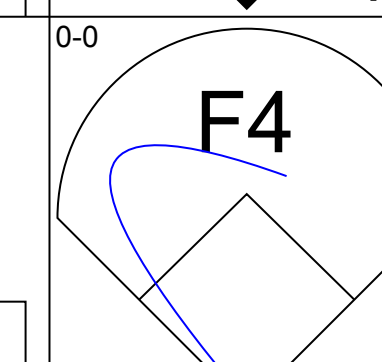
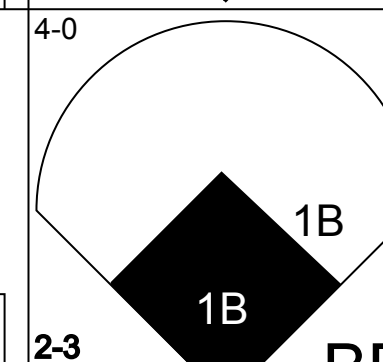
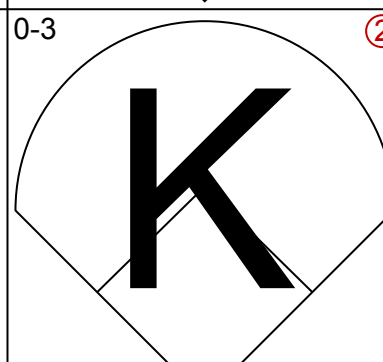
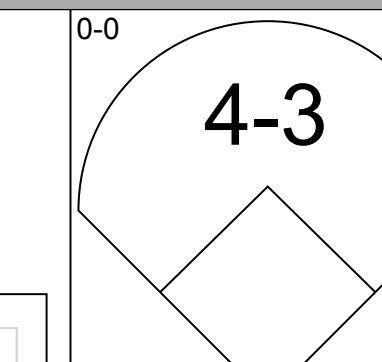
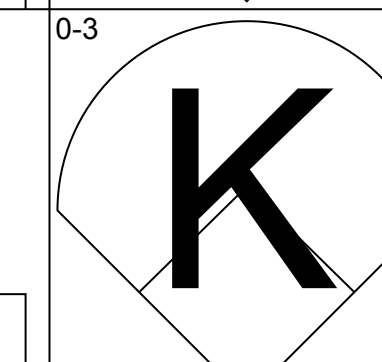
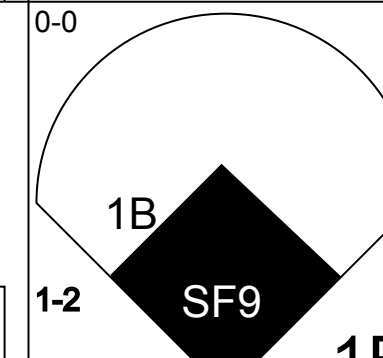
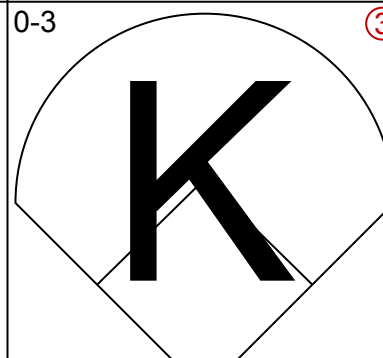
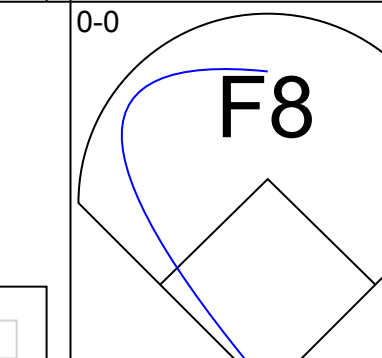
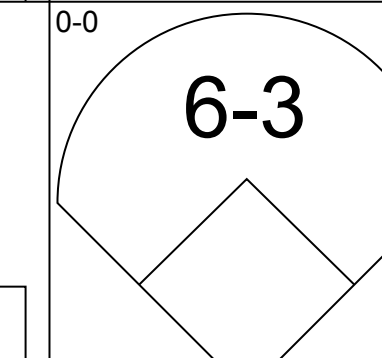
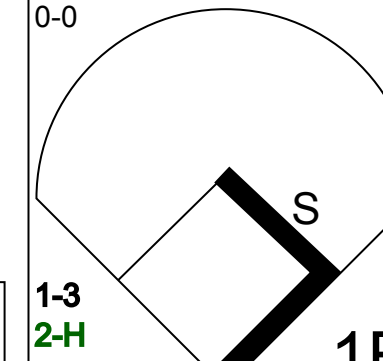
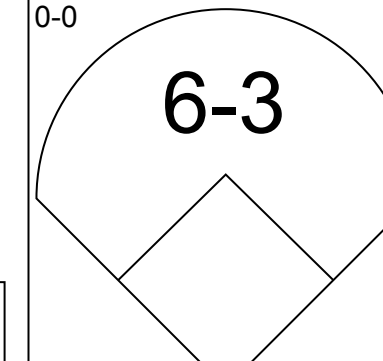
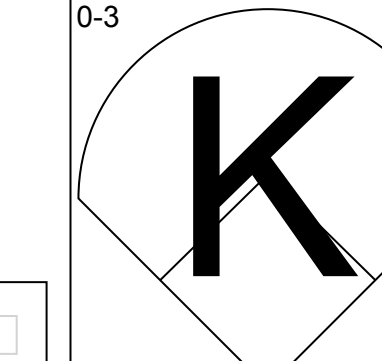
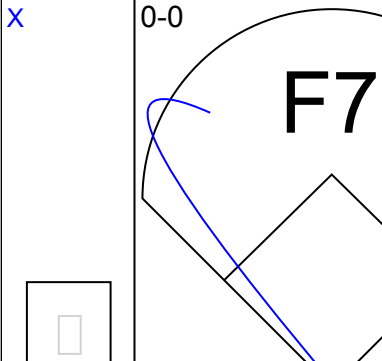
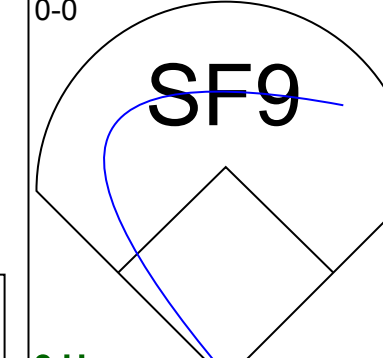
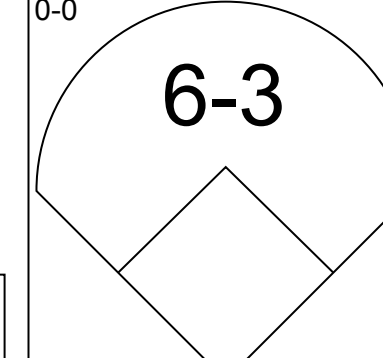
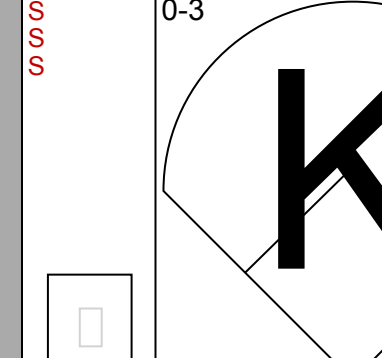
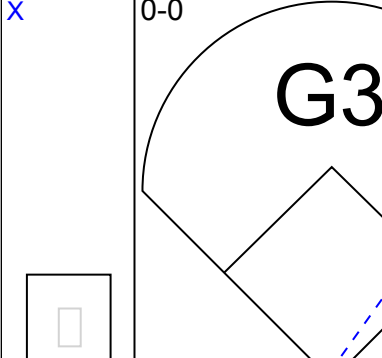
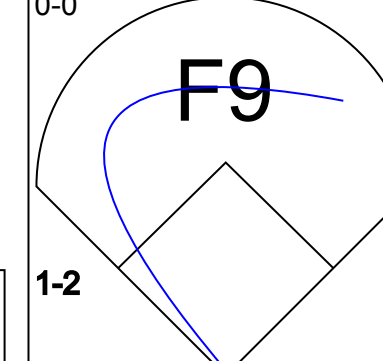
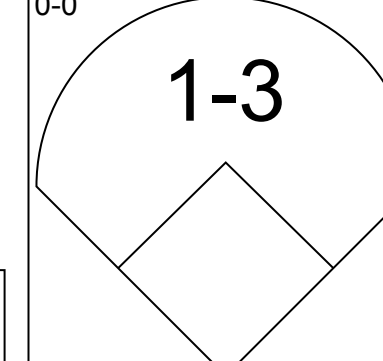
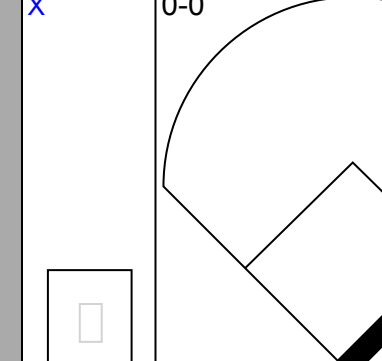
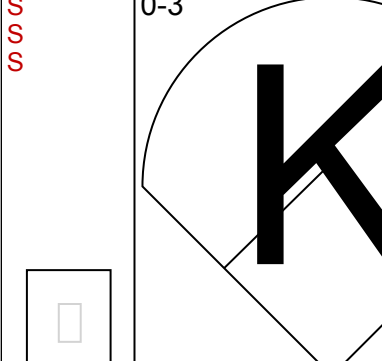
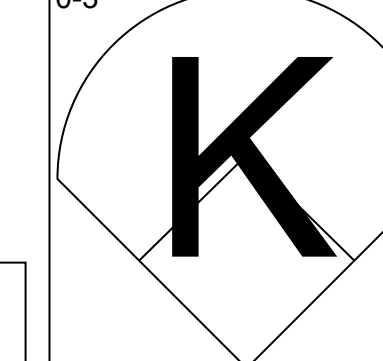
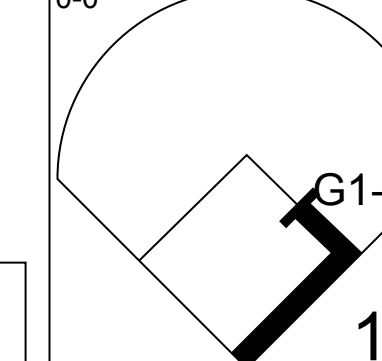
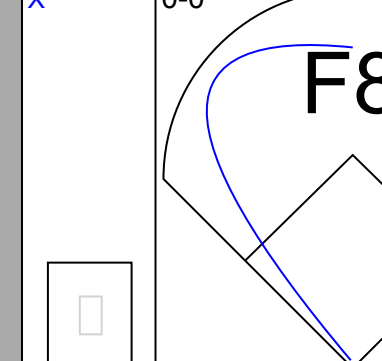
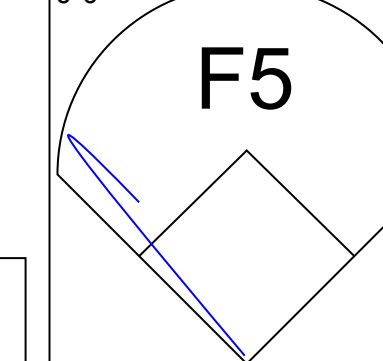
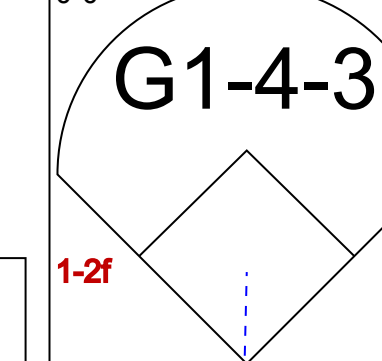
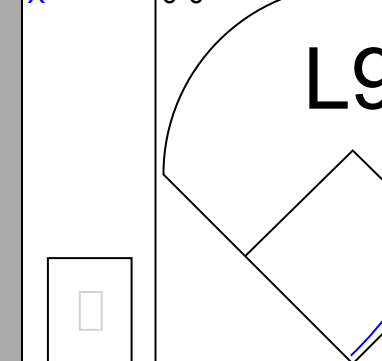
Batter	1	2	3	4	5	6	7	8	9	AB	R	H	RBI	BB	SO	LOB	BOTTOM										
John Cangelosi, S OBP: 0.378, SLG: 0.328										5	1	2	2	0	0	3	<b>Boston Red Sox @ Chicago White Sox</b> Comiskey Park, Chicago, IL Wed Jul 30 1986, 8:05 PM EDT Att: 30,889 - Unknown										
Steve Lyons, L OBP: 0.294, SLG: 0.326										3	0	0	1	1	1	2											
Harold Baines, L OBP: 0.350, SLG: 0.467										5	0	1	0	0	0	2											
Greg Walker, L OBP: 0.344, SLG: 0.487										4	0	3	0	0	0	1											
Ron Hassey, L OBP: 0.376, SLG: 0.459										3	1	0	0	1	0	4											
Carlton Fisk, R OBP: 0.285, SLG: 0.297										4	0	0	0	0	0	2											
Tim Lincecum, R OBP: 0.302, SLG: 0.446										4	3	4	2	0	0	0											
Ozzie Guillen, L OBP: 0.269, SLG: 0.327										4	1	2	0	0	0	2											
Julio Cruz, S OBP: 0.365, SLG: 0.244										2	1	1	0	2	0	1											
<b>Inning Stats</b>	R: 0 E: 0 K: 0 S: 3	H: 0 LOB: 0 BB: 0 P: 3	R: 0 E: 0 K: 0 S: 3	H: 1 LOB: 0 BB: 0 P: 3	R: 0 E: 0 K: 1 S: 6	H: 2 LOB: 2 BB: 1 P: 10	R: 0 E: 0 K: 0 S: 4	H: 2 LOB: 1 BB: 0 P: 4	R: 2 E: 0 K: 0 S: 5	H: 2 LOB: 1 BB: 1 P: 9	R: 0 E: 0 K: 0 S: 4	H: 1 LOB: 0 BB: 0 P: 4	R: 2 E: 1 K: 0 S: 5	H: 2 LOB: 2 BB: 2 P: 13	1B: 12 2B: 0 3B: 0 HR: 1	SF: 1 SAC: 0 DP: 2 HBP: 0	WP: 0 PB: 0 SB: 1 CS: 1	PA: 39									
<b>PITCHER</b>	IP	WLS	BF	H	R	ER	SO	BB	IBB	HBP	BLK	WP	HR	S	P	ERA	WHIP										
Roger Clemens, R ERA: 2.54	(1, 1)	4.2	L	21	8	3	2	1	0	0	0	0	0	22	26	3.86	1.929										
Sammy Stewart, R ERA: 2.43	(5, 1)	1.1		7	2	2	2	0	1	0	0	0	1	6	10	13.50	2.250										
Tim Lollar, L ERA: 5.35	(7, 1)	1.0		4	1	0	0	0	0	0	0	0	0	4	4	0.00	1.000										
Bob Stanley, R ERA: 3.99	(8, 1)	1.0		7	2	2	1	0	2	0	0	0	0	5	13	9.00	4.000										

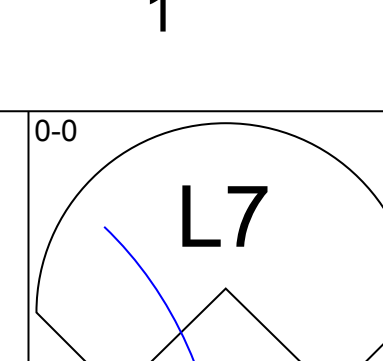
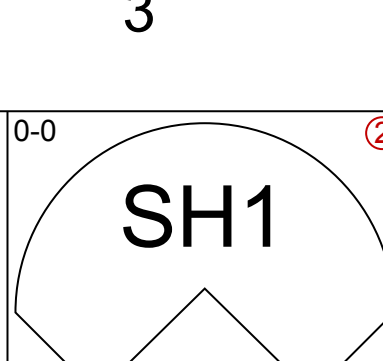
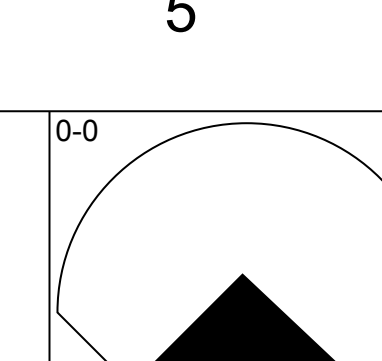
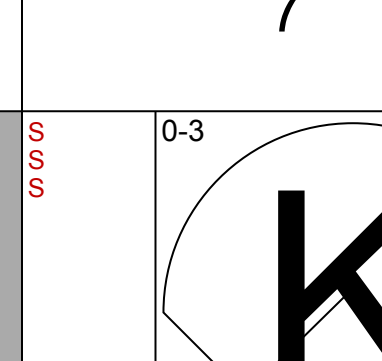
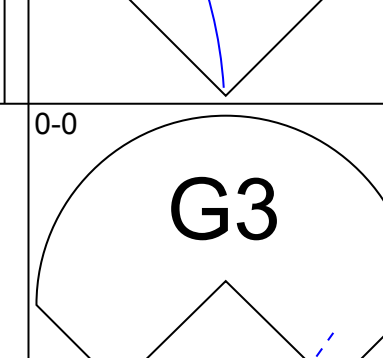
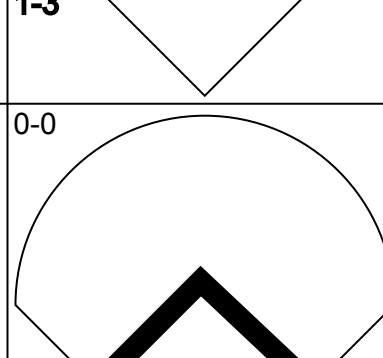
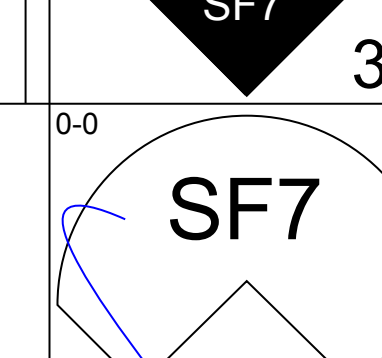
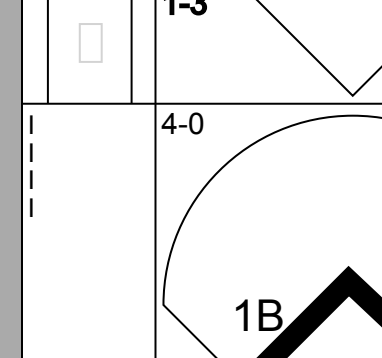

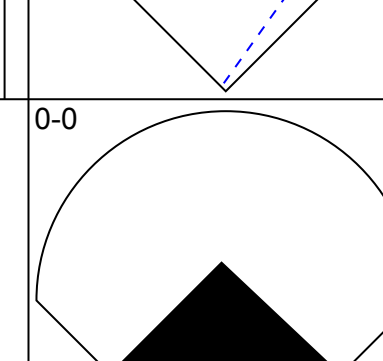
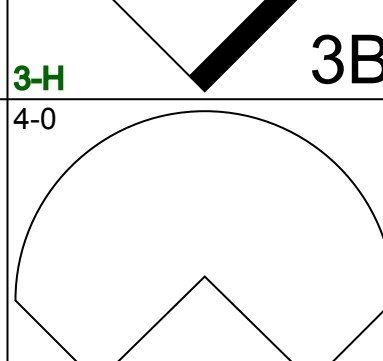
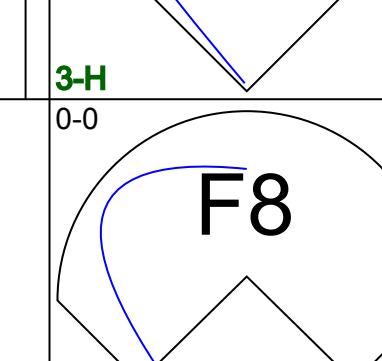
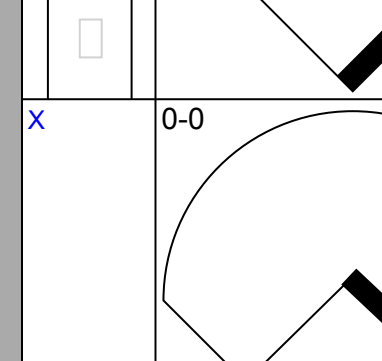

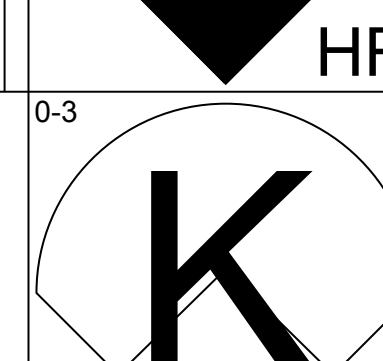
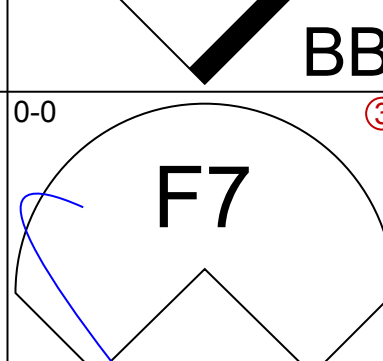
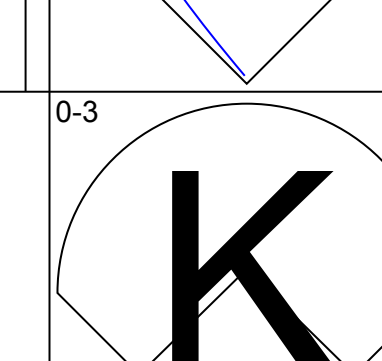
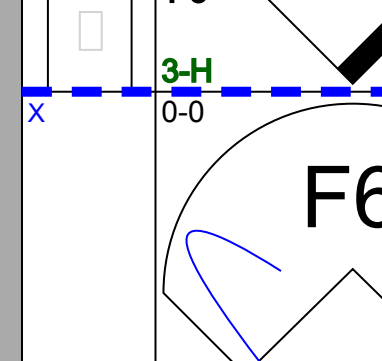
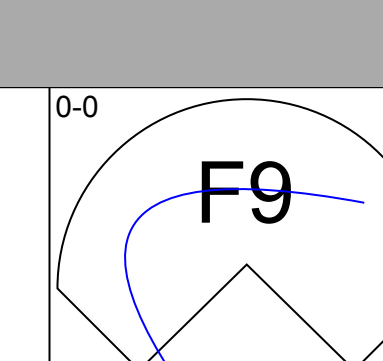
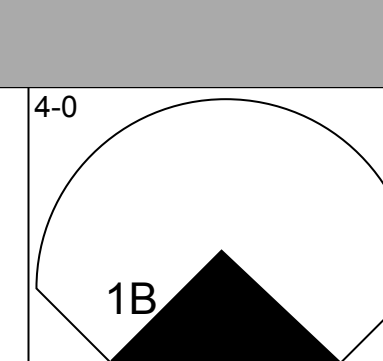
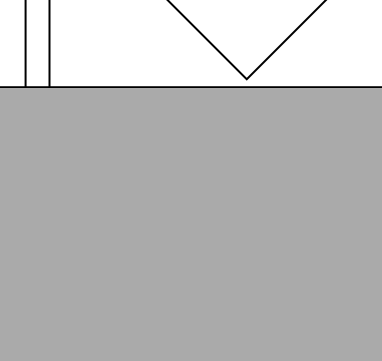
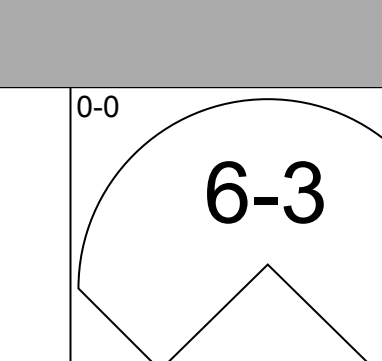
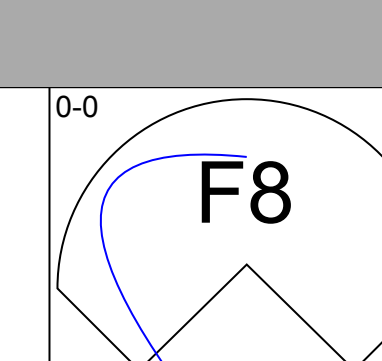
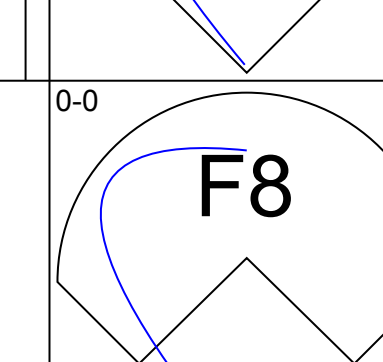
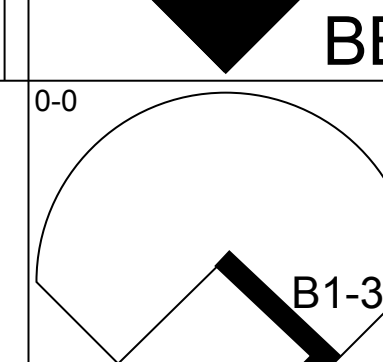

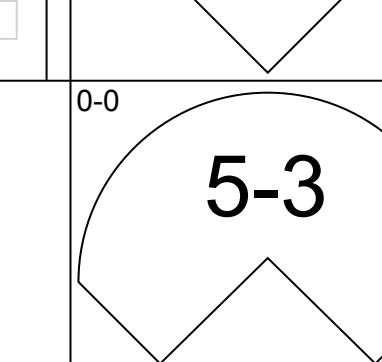
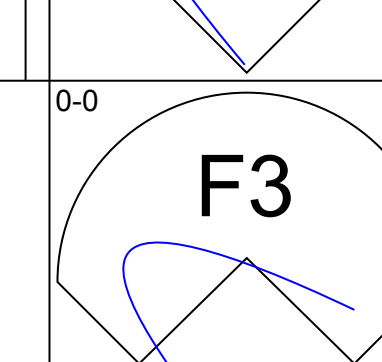
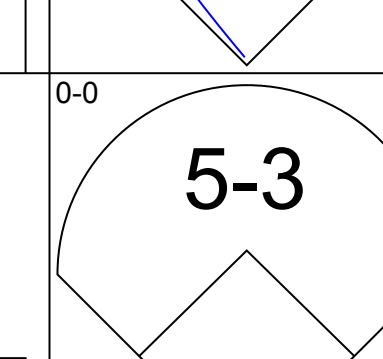
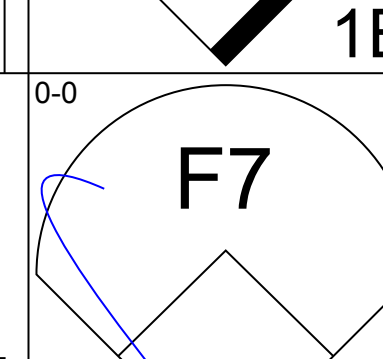
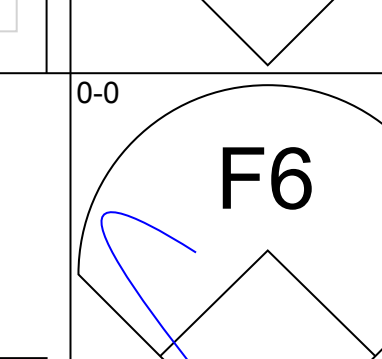
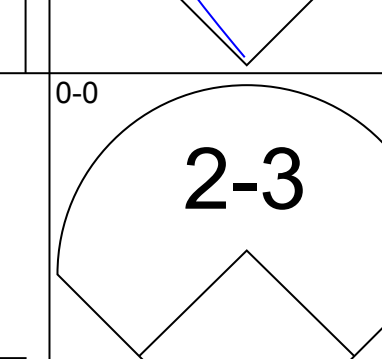
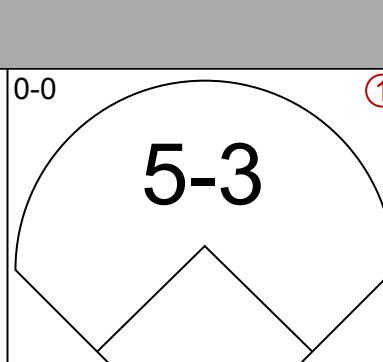
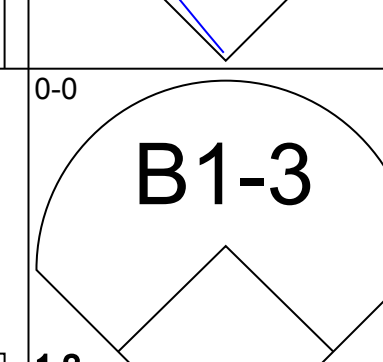
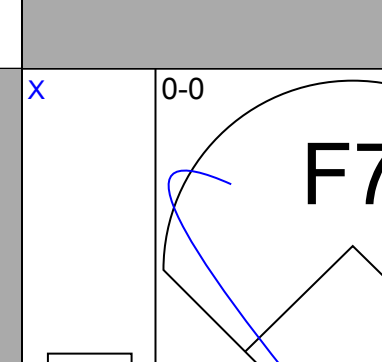
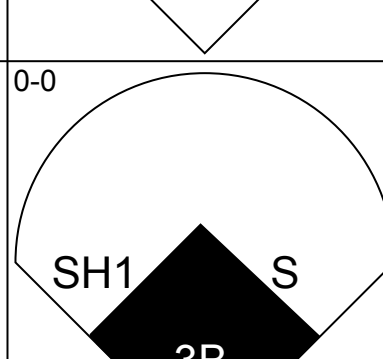
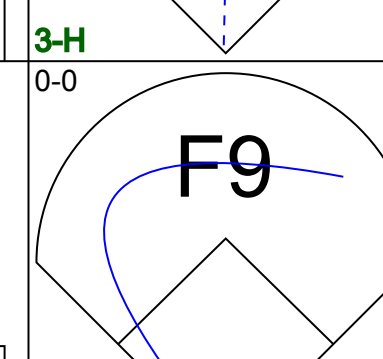
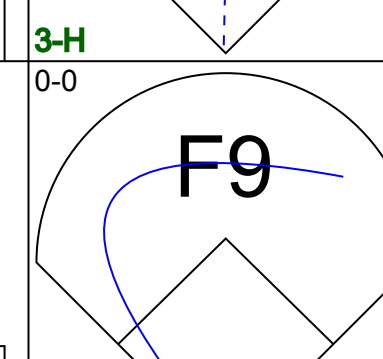
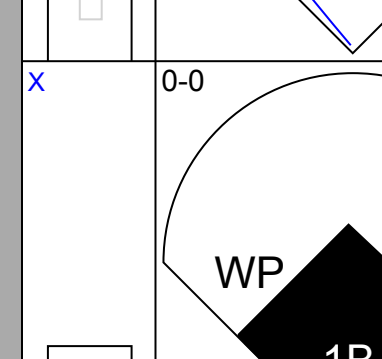



Batter	1	2	3	4	5	6	7	8	9	AB	R	H	RBI	BB	SO	LOB	TOP
Lou Whitaker, L (1,4) OBP: 0.326, SLG: 0.441										5	1	2	2	0	1	1	<b>Detroit Tigers @ Chicago White Sox</b> Comiskey Park, Chicago, IL Fri Aug 01 1986, 8:05 PM EDT Att: 28,244 - Unknown
Alan Trammell, R (1,6) OBP: 0.332, SLG: 0.415										4	1	2	0	0	0	2	
Kirk Gibson, L (1,9) OBP: 0.397, SLG: 0.526										3	0	1	1	1	0	1	
Johnny Grubb, L (1,10) OBP: 0.388, SLG: 0.667 Larry Herndon, R (5, PH) OBP: 0.305, SLG: 0.384										2	0	0	0	0	0	1	
Darrell Evans, L (1,3) OBP: 0.360, SLG: 0.440										3	0	0	0	1	0	0	
Dave Collins, S (1,7) OBP: 0.365, SLG: 0.359										3	2	2	0	1	0	2	
Dwight Lowry, L (1,2) OBP: 0.405, SLG: 0.458										3	0	0	0	0	0	4	
Tom Brookens, R (1,5) OBP: 0.316, SLG: 0.326										4	0	0	1	0	0	1	
Pat Sheridan, L (1,8) OBP: 0.270, SLG: 0.360 Chet Lemon, R (7, PH) OBP: 0.313, SLG: 0.355										2	1	1	0	0	1	0	
										2	0	1	0	0	0	0	
<b>Inning Stats</b>	R: 2 E: 0 K: 0 S: 5	H: 2 LOB: 0 BB: 0 P: 5	R: 0 E: 0 K: 0 S: 3	H: 1 LOB: 0 BB: 0 P: 3	R: 1 E: 0 K: 1 S: 6	H: 1 LOB: 0 BB: 0 P: 6	R: 0 E: 0 K: 0 S: 4	H: 1 LOB: 1 BB: 0 P: 3	R: 0 E: 0 K: 1 S: 6	H: 1 LOB: 1 BB: 0 P: 6	R: 0 E: 0 K: 0 S: 3	H: 0 LOB: 2 BB: 2 P: 11	R: 0 E: 0 K: 0 S: 3	H: 0 LOB: 0 BB: 0 P: 3	1B: 6 2B: 1 3B: 1 HR: 1	SF: 0 SAC: 1 DP: 0 HBP: 0	WP: 1 PA: 37 PB: 0 SB: 3 CS: 2
<b>PITCHER</b>	IP WLS BF H R ER SO BB IBB HBP BLK WP HR S P ERA WHIP																
Richard Dotson, R (1,1) ERA: 6.41	1.2 L 10 4 4 4 0 1 0 0 0 0 1 1 9 13 21.60 3.000																
Gene Nelson, R (2,1) ERA: 3.5	2.0 7 2 1 1 0 0 0 0 0 0 0 0 7 7 4.50 1.000																
Ray Seearge, L (4,1) ERA: 5.1	3.1 13 3 0 0 2 1 0 0 0 0 0 0 16 20 0.00 1.200																
Bob James, R (8,1) ERA: 5.46	2.0 7 0 0 0 0 0 1 0 0 0 0 0 6 10 0.00 0.000																

Batter	1	2	3	4	5	6	7	8	9	AB	R	H	RBI	BB	SO	LOB	BOTTOM		
John Cangelosi, S (1,7) OBP: 0.377, SLG: 0.330 (9,8)										4	1	1	0	0	0	1	<b>Detroit Tigers @ Chicago White Sox</b> Comiskey Park, Chicago, IL Fri Aug 01 1986, 8:05 PM EDT Att: 28,244 - Unknown		
Daryl Boston, L (1,8) OBP: 0.697, SLG: 1.000 Reid Nichols, R (8, PH) OBP: 0.254, SLG: 0.211 (9,7)										3	1	2	1	0	0	0			
Harold Baines, L (1,9) OBP: 0.347, SLG: 0.463										4	0	0	0	0	2	2			
Greg Walker, L (1,3) OBP: 0.349, SLG: 0.500 Steve Lyons, L (8, PR) OBP: 0.294, SLG: 0.326 (9,3)										3	1	2	2	1	1	1			
Jerry Hairston, S (1,10) OBP: 0.387, SLG: 0.464										4	1	3	1	0	0	1			
Tim Hulett, R (1,5) OBP: 0.296, SLG: 0.440										4	0	0	0	0	0	3			
Carlton Fisk, R (1,2) OBP: 0.262, SLG: 0.293										4	0	0	0	0	0	2			
Ozzie Guillen, L (1,6) OBP: 0.266, SLG: 0.324 Ivan Calderon, R (9, PH) OBP: 0.276, SLG: 0.310										3	0	0	0	0	0	0			
Julio Cruz, S (1,4) OBP: 0.365, SLG: 0.241										2	0	0	0	1	1	0			
<b>Inning Stats</b>	R: 0 E: 0 K: 0 S: 3	H: 0 LOB: 0 BB: 0 P: 3	R: 0 E: 0 K: 0 S: 3	H: 1 LOB: 1 BB: 1 P: 7	R: 0 E: 0 K: 1 S: 6	H: 0 LOB: 0 BB: 0 P: 3	R: 0 E: 0 K: 0 S: 3	H: 1 LOB: 0 BB: 0 P: 3	R: 4 E: 0 K: 2 S: 11	H: 4 LOB: 0 BB: 0 P: 11	R: 0 E: 0 K: 0 S: 3	H: 1 LOB: 1 BB: 1 P: 7	R: 0 E: 0 K: 2 S: 7	H: 1 LOB: 0 BB: 0 P: 7	R: 0 E: 0 K: 0 S: 4	H: 1 LOB: 1 BB: 0 P: 4		1B: 3 2B: 3 3B: 0 HR: 2	SF: 0 SAC: 0 DP: 1 HBP: 0
<b>PITCHER</b>	IP WLS BF H R ER SO BB IBB HBP BLK WP HR S P ERA WHIP																		
Walt Terrell, R (1,1) ERA: 4.21	7.0 W 28 6 4 4 3 2 0 0 0 0 0 2 32 40 5.14 1.143																		
Willie Hernandez, L (8,1) ERA: 2.88	2.0 S 7 2 0 0 2 0 0 0 0 0 0 0 11 11 0.00 1.000																		



Batter	1	2	3	4	5	6	7	8	9	AB	R	H	RBI	BB	SO	LOB	TOP					
<b>Dave Collins, S</b> (1, 10) OBP: 0.371, SLG: 0.364										4	0	2	0	0	1	0	<b>Detroit Tigers @ Chicago White Sox</b> Comiskey Park, Chicago, IL Sat Aug 02 1986, 8:05 PM EDT Att: 33,597 - Unknown					
<b>Alan Trammell, R</b> (1, 6) OBP: 0.331, SLG: 0.416										4	1	1	0	0	0	2						
<b>Kirk Gibson, L</b> (1, 9) OBP: 0.395, SLG: 0.520										3	1	0	0	1	2	1						
<b>Chet Lemon, R</b> (1, 8) OBP: 0.312, SLG: 0.353										4	1	1	1	0	1	1						
<b>Darnell Coles, R</b> (1, 5) OBP: 0.321, SLG: 0.440										4	0	1	1	0	1	0						
<b>Larry Hemdon, R</b> (1, 7) OBP: 0.299, SLG: 0.379										3	0	0	1	0	1	0						
<b>Tom Brookens, R</b> (1, 4) OBP: 0.314, SLG: 0.325										4	0	1	0	0	1	1						
<b>Dave Engle, R</b> (1, 3) OBP: 0.315, SLG: 0.341									3	0	1	0	0	1	1							
<b>Dwight Lowry, L</b> (1, 2) OBP: 0.390, SLG: 0.440									3	0	0	0	0	0	2							
<b>Inning Stats</b>	R: 3 E: 0 K: 1 S: 8	H: 3 LOB: 1 BB: 1 P: 12	R: 0 E: 0 K: 1 S: 5	H: 0 LOB: 0 BB: 0 P: 5	R: 0 E: 0 K: 2 S: 7	H: 0 LOB: 0 BB: 0 P: 7	R: 0 E: 0 K: 0 S: 3	H: 0 LOB: 0 BB: 0 P: 3	R: 0 E: 0 K: 0 S: 4	H: 2 LOB: 1 BB: 0 P: 4	R: 0 E: 0 K: 1 S: 5	H: 0 LOB: 0 BB: 0 P: 5	R: 0 E: 0 K: 1 S: 6	H: 1 LOB: 1 BB: 0 P: 6	R: 0 E: 0 K: 1 S: 6	H: 1 LOB: 1 BB: 0 P: 6		R: 0 E: 0 K: 1 S: 5	H: 0 LOB: 0 BB: 0 P: 5	1B: 5 2B: 2 3B: 0 HR: 0	SF: 1 SAC: 0 DP: 1 HBP: 0	WP: 1 PB: 0 SB: 1 CS: 0
<b>PITCHER</b> <b>Floyd Bannister, L</b> (1, 1) ERA: 3.94	IP: 9.0 WLS: W BF: 34 H: 7 R: 3 ER: 3 SO: 8 BB: 1 IBB: 0 HBP: 0 BLK: 0 WP: 1 HR: 0 S: 49 P: 53 ERA: 3.00 WHIP: 0.889															<b>PITCHER</b>						

Batter	1	2	3	4	5	6	7	8	9	AB	R	H	RBI	BB	SO	LOB	BOTTOM			
<b>John Cangelosi, S</b> (1, 7) OBP: 0.377, SLG: 0.336										3	1	1	0	0	1	1	<b>Detroit Tigers @ Chicago White Sox</b> Comiskey Park, Chicago, IL Sat Aug 02 1986, 8:05 PM EDT Att: 33,597 - Unknown			
<b>Daryl Boston, L</b> (1, 8) OBP: 0.571, SLG: 1.200										2	0	1	2	1	0	0				
<b>Harold Baines, L</b> (1, 9) OBP: 0.350, SLG: 0.472										3	1	2	2	1	0	0				
<b>Greg Walker, L</b> (1, 3) OBP: 0.345, SLG: 0.493									4	0	0	0	0	2	4					
<b>Jerry Hairston, S</b> (1, 10) OBP: 0.384, SLG: 0.453										3	1	0	0	1	0	0				
<b>Tim Lincecum, R</b> (1, 5) OBP: 0.297, SLG: 0.437										4	0	1	0	0	0	0				
<b>Carlton Fisk, R</b> (1, 2) OBP: 0.259, SLG: 0.289										4	0	0	0	0	0	2				
<b>Ozzie Guillen, L</b> (1, 6) OBP: 0.264, SLG: 0.322										3	0	0	1	0	0	1				
<b>Julio Cruz, S</b> (1, 4) OBP: 0.369, SLG: 0.248										3	2	2	0	0	0	1				
<b>Inning Stats</b>	R: 1 E: 0 K: 1 S: 6	H: 1 LOB: 0 BB: 0 P: 6	R: 0 E: 0 K: 0 S: 3	H: 0 LOB: 0 BB: 0 P: 3	R: 1 E: 0 K: 0 S: 5	H: 2 LOB: 2 BB: 1 P: 9	R: 1 E: 0 K: 0 S: 4	H: 1 LOB: 1 BB: 1 P: 8	R: 1 E: 0 K: 1 S: 6	H: 1 LOB: 0 BB: 0 P: 6	R: 0 E: 0 K: 0 S: 3	H: 0 LOB: 0 BB: 0 P: 3	R: 1 E: 1 K: 1 S: 7	H: 2 LOB: 2 BB: 1 P: 11	R: 0 E: 0 K: 0 S: 3	H: 0 LOB: 0 BB: 0 P: 3		1B: 4 2B: 0 3B: 2 HR: 1	SF: 1 SAC: 1 DP: 0 HBP: 0	WP: 1 PB: 0 SB: 1 CS: 0
<b>PITCHER</b> <b>Jack Morris, R</b> (1, 1) ERA: 3.35	IP: 6.2 WLS: L BF: 30 H: 7 R: 5 ER: 5 SO: 3 BB: 2 IBB: 1 HBP: 0 BLK: 0 WP: 1 HR: 1 S: 33 P: 45 ERA: 6.75 WHIP: 1.350															<b>PITCHER</b>				
<b>Mark Thurmond, L</b> (7, 1) ERA: 5.99	IP: 1.1 WLS: L BF: 4 H: 0 R: 0 ER: 0 SO: 0 BB: 0 IBB: 0 HBP: 0 BLK: 0 WP: 0 HR: 0 S: 4 P: 4 ERA: 0.00 WHIP: 0.000															<b>PITCHER</b>				



Batter	1	2	3	4	5	6	7	8	9	AB	R	H	RBI	BB	SO	LOB	TOP										
Lou Whitaker, L (1, 4) OBP: 0.327, SLG: 0.439	4-0 CS BB		0-0 1-3 1B		0-0 F6		0-0 F5		0-0 F5	4	0	1	0	1	0	1											
Alan Trammell, R (1, 6) OBP: 0.328, SLG: 0.412	0-0 F4		0-3 K			0-0 6-3		0-0 F8	4	0	0	0	0	1	4												
Dave Bergman, L (9, PH) OBP: 0.345, SLG: 0.346									1	0	0	0	0	0	0												
Kirk Gibson, L (1, 9) OBP: 0.393, SLG: 0.527	0-0 F6		0-0 4-3			0-0 HR			4	1	1	1	0	1	4												
Johnny Grubb, L (1, 10) OBP: 0.396, SLG: 0.674	0-0 CS		0-3 K		0-0 2B			4-0 BB WP BB	2	0	1	0	1	1	0												
Larry Herndon, R (8, PH) OBP: 0.302, SLG: 0.379	1-2							BB 1B BB	0	0	0	0	1	0	0												
Darrell Evans, L (1, 3) OBP: 0.361, SLG: 0.439		0-0 G3 1B		0-3 K		4-0 BB BB		0-3 K	3	0	1	0	1	2	2												
Dave Collins, S (1, 7) OBP: 0.372, SLG: 0.364		0-0 G3 1-2		0-3 K		4-0 BB BB		0-0 BB 1B	3	0	1	0	1	1	2												
Darnell Coles, R (1, 5) OBP: 0.320, SLG: 0.436		0-0 F8		0-0 F7		0-0 F9		4-0 BB G6-4-3 1-2 2-3 BB	3	0	0	0	1	0	5												
Chet Lemon, R (1, 8) OBP: 0.307, SLG: 0.348			0-3 K		0-0 F9		0-0 F8	4	0	0	0	0	1	6													
Dwight Lowry, L (1, 2) OBP: 0.395, SLG: 0.436			0-0 1B 1B		0-0 1-3			4-0 BB	3	0	1	0	1	0	0												
<b>Inning Stats</b>	R: 0 E: 0 K: 0 S: 2	H: 0 LOB: 0 BB: 1 P: 6	R: 0 E: 0 K: 1 S: 6	H: 1 LOB: 1 BB: 0 P: 6	R: 0 E: 0 K: 2 S: 9	H: 2 LOB: 2 BB: 0 P: 9	R: 0 E: 0 K: 2 S: 8	H: 1 LOB: 1 BB: 0 P: 8	R: 0 E: 0 K: 0 S: 3	H: 0 LOB: 0 BB: 3 P: 3	R: 1 E: 0 K: 0 S: 4	H: 1 LOB: 3 BB: 3 P: 16	R: 0 E: 0 K: 1 S: 5	H: 0 LOB: 1 BB: 1 P: 9	R: 0 E: 0 K: 1 S: 5	H: 1 LOB: 2 BB: 2 P: 13	R: 0 E: 0 K: 0 S: 3	H: 0 LOB: 0 BB: 3 P: 3	1B: 4 2B: 1 3B: 0 HR: 1	SF: 0 SAC: 0 DP: 1 HBP: 0	WP: 1 PB: 0 SB: 0 CS: 1	PA: 39					
<b>PITCHER</b>	IP	WLS	BF	H	R	ER	SO	BB	IBB	HBP	BLK	WP	HR	S	P	ERA	WHIP										
Joe Cowley, R (1, 1) ERA: 4.25	7.0	W	30	5	1	1	6	5	0	0	0	1	1	37	57	1.29	1.429										
Ray Seavage, L (8, 1) ERA: 5.04	0.1		4	1	0	0	1	2	0	0	0	0	0	4	12	0.00	9.000										
Bill Dawley, R (8, 1) ERA: 3.45	1.2		4	0	0	0	0	0	0	0	0	0	0	4	4	0.00	0.000										

Detroit Tigers @ Chicago White Sox  
Comiskey Park, Chicago, IL  
Sun Aug 03 1986, 4:33 AM EDT  
Att: 26,737 - Unknown

AB 31  
R 1  
H 6  
RBI 1  
BB 7  
SO 7  
LOB 24



Batter	1	2	3	4	5	6	7	8	9	AB	R	H	RBI	BB	SO	LOB	BOTTOM										
John Cangelosi, S (1, 7) OBP: 0.377, SLG: 0.337	0-0 5-3		0-0 FC6-5 1-3 1B	0-0 3B 1B	0-0 F8			0-0 3-1		5	1	2	0	0	0	1											
Daryl Boston, L (1, 8) OBP: 0.417, SLG: 0.900	0-0 F8		0-0 FC6-5 HR	0-0 SF9 1-1 2-1 3-1 3B	0-0 F8			0-0 4-3		5	2	1	3	0	0	2											
Harold Baines, L (1, 9) OBP: 0.349, SLG: 0.477	0-0 F9		0-0 HR	0-0 SF9 3-1 HR		0-0 3-1		0-0 6-3		4	1	1	3	0	0	0											
Jerry Hairston, S (1, 10) OBP: 0.387, SLG: 0.450		0-0 F7	4-0 BB	0-0 1B 1B		0-0 F6			3	1	1	0	1	0	0												
Tim Lincecum, R (1, 5) OBP: 0.297, SLG: 0.435		0-0 5-3	0-0 F8	0-0 1B 1-2 1B		0-0 F3			4	0	1	0	0	0	1												
Russ Morman, R (1, 3) OBP: 0.750, SLG: 1.500				HR			0-0 F7		4	1	3	2	0	0	0												
Carlton Fisk, R (1, 2) OBP: 0.262, SLG: 0.301		0-0 F6		HR			0-0 HR		4	2	2	1	0	0	3												
Ozzie Guillen, L (1, 6) OBP: 0.264, SLG: 0.321			0-0 G1-4-3	0-0 1B 3B 1B	0-0 F7		0-0 F8		4	1	1	0	0	0	0												
Julio Cruz, S (1, 4) OBP: 0.372, SLG: 0.247			4-0 1B FC6-5 BB	0-0 SF7 3-1 BB	4-0 BB		0-0 6-3		1	1	0	1	2	0	0												
<b>Inning Stats</b>	R: 0 E: 0 K: 0 S: 3	H: 0 LOB: 0 BB: 0 P: 3	R: 0 E: 0 K: 0 S: 4	H: 1 LOB: 1 BB: 0 P: 4	R: 3 E: 0 K: 0 S: 5	H: 2 LOB: 1 BB: 2 P: 13	R: 6 E: 0 K: 0 S: 11	H: 8 LOB: 2 BB: 0 P: 11	R: 0 E: 0 K: 0 S: 3	H: 0 LOB: 0 BB: 1 P: 7	R: 0 E: 0 K: 0 S: 3	H: 0 LOB: 0 BB: 0 P: 3	R: 1 E: 0 K: 0 S: 4	H: 1 LOB: 0 BB: 0 P: 4	R: 0 E: 0 K: 0 S: 3	H: 0 LOB: 0 BB: 0 P: 3	1B: 8 2B: 0 3B: 1 HR: 3	SF: 2 SAC: 0 DP: 0 HBP: 0	WP: 0 PB: 0 SB: 0 CS: 0	PA: 39							
<b>PITCHER</b>	IP	WLS	BF	H	R	ER	SO	BB	IBB	HBP	BLK	WP	HR	S	P	ERA	WHIP										
Randy O'Neal, R (1, 1) ERA: 4.92	3.1	L	19	7	7	7	0	2	0	0	0	0	2	17	25	18.90	2.700										
Jim Slaton, R (4, 1) ERA: 5.36	4.2		20	5	3	3	0	1	0	0	0	0	1	19	23	5.79	1.286										

Detroit Tigers @ Chicago White Sox  
Comiskey Park, Chicago, IL  
Sun Aug 03 1986, 4:33 AM EDT  
Att: 26,737 - Unknown

AB 34  
R 10  
H 12  
RBI 10  
BB 3  
SO 0  
LOB 7






Batter	1	2	3	4	5	6	7	8	9	AB	R	H	RBI	BB	SO	LOB	TOP				
<b>John Cangelosi, S</b> (1, 7) OBP: 0.376, SLG: 0.336	0-0 5-3		0-0 CS 1B			0-0 F2		0-0 G3		4	0	1	0	0	0	1					
<b>Daryl Boston, L</b> (1, 8) OBP: 0.375, SLG: 0.714	0-0 S 1B		0-0 F5			0-0 L8		0-0 F8		4	0	1	0	0	0	2					
<b>Harold Baines, L</b> (1, 9) OBP: 0.348, SLG: 0.475	0-3 K 1-2			0-0 1B		0-3 K			0-0 4-3	4	0	1	0	0	2	1					
<b>Jerry Hairston, S</b> (1, 10) OBP: 0.377, SLG: 0.437	0-0 F7			0-3 K			0-0 G3		0-0 F9	4	0	0	0	0	1	2					
<b>Tim Hulett, R</b> (1, 5) OBP: 0.293, SLG: 0.429		0-0 4-3		0-3 K			0-0 F9		0-0 F8	4	0	0	0	0	1	1					
<b>Russ Morman, R</b> (1, 3) OBP: 0.571, SLG: 1.000		0-0 1B		0-0 6-3			0-0 F9			3	0	1	0	0	0	1					
<b>Carlton Fisk, R</b> (1, 2) OBP: 0.260, SLG: 0.298		0-3 K			0-0 1-3			0-0 E5 SH SF8		3	1	0	0	0	1	1	AB 30				
<b>Ozzie Guillen, L</b> (1, 6) OBP: 0.263, SLG: 0.319		0-3 K			0-0 L7			0-0 SH G3 1-3		2	0	0	0	0	1	1	R 1				
<b>Julio Cruz, S</b> (1, 4) OBP: 0.366, SLG: 0.244			0-0 6-3			0-0 F8		0-0 SF8 3H		2	0	0	1	0	0	0	H 4				
<b>Inning Stats</b>	R: 0 E: 0 K: 1 S: 6	H: 1 LOB: 1 BB: 0 P: 6	R: 0 E: 0 K: 2 S: 8	H: 1 LOB: 1 BB: 0 P: 8	R: 0 E: 0 K: 0 S: 3	H: 1 LOB: 1 BB: 0 P: 3	R: 0 E: 0 K: 0 S: 3	H: 0 LOB: 0 BB: 0 P: 3	R: 0 E: 0 K: 1 S: 5	H: 0 LOB: 0 BB: 0 P: 5	R: 0 E: 0 K: 0 S: 3	H: 0 LOB: 0 BB: 0 P: 3	R: 0 E: 0 K: 0 S: 3	H: 0 LOB: 0 BB: 0 P: 3	R: 0 E: 0 K: 0 S: 3	H: 0 LOB: 0 BB: 0 P: 3	1B: 4 2B: 0 3B: 0 HR: 0	SF: 1 SAC: 1 DP: 0 HBP: 0	WP: 0 PB: 0 SB: 1 CS: 1	PA: 32	
<b>PITCHER</b> <b>Roger Clemens, R</b> (1, 1) ERA: 2.41	IP: 9.0 WLS: L BF: 32	H: 4 R: 1 ER: 0 SO: 6	BB: 0 IBB: 0 HBP: 0 BLK: 0	WP: 0 HR: 0 S: 44 P: 44	ERA: 0.00 WHIP: 0.444											<b>PITCHER</b> <b>Roger Clemens, R</b> (1, 1) ERA: 2.41	IP: 9.0 WLS: L BF: 32	H: 4 R: 1 ER: 0 SO: 6	BB: 0 IBB: 0 HBP: 0 BLK: 0	WP: 0 HR: 0 S: 44 P: 44	ERA: 0.00 WHIP: 0.444

Chicago White Sox @ Boston Red Sox  
Fenway Park, Boston, MA  
Mon Aug 04 1986, 7:05 PM EDT  
Att: 34,780 - Unknown

livebaseballscorecards.com

AB 30  
R 1  
H 4  
RBI 1  
BB 0  
SO 6  
LOB 10




Batter	1	2	3	4	5	6	7	8	9	AB	R	H	RBI	BB	SO	LOB	BOTTOM								
<b>Marty Barrett, R</b> (1, 4) OBP: 0.339, SLG: 0.370	0-3 K HBP BB	0-0 FC6-4 1-2			0-0 F5			0-0 G3		4	0	0	0	0	1	1									
<b>Wade Boggs, L</b> (1, 5) OBP: 0.447, SLG: 0.467	0-0 F8		0-0 E8 1B		0-3 K			0-0 6-3		4	0	1	0	0	1	1									
<b>Bill Buckner, L</b> (1, 3) OBP: 0.282, SLG: 0.385	4-0 HBP 1-2 BB		0-0 F8		0-0 3-1			0-0 F5		3	0	0	0	1	0	1									
<b>Jim Rice, R</b> (1, 7) OBP: 0.385, SLG: 0.493	0-3 K		0-0 F8		0-0 F8			0-0 K		4	0	0	0	0	2	3									
<b>Don Baylor, R</b> (1, 10) OBP: 0.337, SLG: 0.432	1-0 FC6-4 1-2 2-3 HBP		0-3 K		0-3 K			0-0 L7		3	0	0	0	0	2	1									
<b>Dwight Evans, R</b> (1, 9) OBP: 0.382, SLG: 0.447	0-0 FC6-4 1-2			0-0 F7			0-0 5-3		0-0 1B	4	0	1	0	0	0	3									
<b>Tony Armas, R</b> (1, 8) OBP: 0.318, SLG: 0.402		0-0 FC5-4 1B		0-3 K		4-0 FC4-6 BB		0-0 F6		3	0	1	0	1	1	1	AB 31								
<b>Rich Gedman, L</b> (1, 2) OBP: 0.301, SLG: 0.390		0-0 F9		0-0 F5		0-0 FC4-6 1-2		0-0 FC6-4 1-2		3	0	0	0	0	0	2	R 0								
<b>Rey Quinones, R</b> (1, 6) OBP: 0.314, SLG: 0.346		0-0 FC5-4 FC6-4 1-2			0-0 F6		0-0 F8			3	0	0	0	0	0	2	H 3								
<b>Inning Stats</b>	R: 0 E: 0 K: 2 S: 8	H: 0 LOB: 3 BB: 1 P: 13	R: 0 E: 0 K: 0 S: 4	H: 1 LOB: 1 BB: 0 P: 4	R: 0 E: 1 K: 1 S: 6	H: 1 LOB: 1 BB: 0 P: 6	R: 0 E: 0 K: 1 S: 5	H: 0 LOB: 0 BB: 0 P: 5	R: 0 E: 0 K: 1 S: 5	H: 0 LOB: 0 BB: 0 P: 5	R: 0 E: 0 K: 0 S: 3	H: 0 LOB: 0 BB: 1 P: 7	R: 0 E: 0 K: 0 S: 3	H: 0 LOB: 0 BB: 0 P: 3	R: 0 E: 0 K: 1 S: 6	H: 1 LOB: 1 BB: 0 P: 6	1B: 3 2B: 0 3B: 0 HR: 0	SF: 0 SAC: 0 DP: 0 HBP: 1	WP: 0 PB: 1 SB: 0 CS: 0	PA: 34					
<b>PITCHER</b> <b>Jose DeLeon, R</b> (1, 1) ERA: 4.86	IP: 7.0 WLS: W BF: 27	H: 2 R: 0 ER: 0 SO: 6	BB: 2 IBB: 0 HBP: 1 BLK: 0	WP: 0 HR: 0 S: 36 P: 45	ERA: 0.00 WHIP: 0.571											<b>PITCHER</b> <b>Jose DeLeon, R</b> (1, 1) ERA: 4.86	IP: 7.0 WLS: W BF: 27	H: 2 R: 0 ER: 0 SO: 6	BB: 2 IBB: 0 HBP: 1 BLK: 0	WP: 0 HR: 0 S: 36 P: 45	ERA: 0.00 WHIP: 0.571				
<b>Bob James, R</b> (8, 1) ERA: 5.34	1.1	4	0	0	0	1	0	0	0	0	0	6	6	0.00	0.000										
<b>Dave Schmidt, R</b> (9, 1) ERA: 3.67	0.2	S	3	1	0	0	0	0	0	0	0	3	3	0.00	1.500										

Chicago White Sox @ Boston Red Sox  
Fenway Park, Boston, MA  
Mon Aug 04 1986, 7:05 PM EDT  
Att: 34,780 - Unknown

livebaseballscorecards.com


AB 31  
R 0  
H 3  
RBI 0  
BB 2  
SO 7  
LOB 15






Batter	1	2	3	4	5	6	7	8	9	AB	R	H	RBI	BB	SO	LOB	TOP										
<b>John Cangelosi, S</b> (1, 7) OBP: 0.374, SLG: 0.335										4	0	1	0	0	0	1	<b>Chicago White Sox @ Boston Red Sox</b> Fenway Park, Boston, MA Tue Aug 05 1986, 7:05 PM EDT Att: 35,236 - Unknown										
<b>Daryl Boston, L</b> (1, 8) OBP: 0.300, SLG: 0.556										4	0	0	0	0	1	2											
<b>Harold Baines, L</b> (1, 9) OBP: 0.347, SLG: 0.480										4	1	1	1	0	1	1											
<b>Jerry Hairston, S</b> (1, 10) OBP: 0.380, SLG: 0.446										4	0	2	0	0	0	1											
<b>Tim Hulett, R</b> (1, 5) OBP: 0.289, SLG: 0.423										4	0	0	0	0	0	2											
<b>Russ Morman, R</b> (1, 3) OBP: 0.455, SLG: 0.727										4	1	1	0	0	0	0											
<b>Carlton Fisk, R</b> (1, 2) OBP: 0.262, SLG: 0.310										4	1	2	2	0	0	0											
<b>Ozzie Guillen, L</b> (1, 6) OBP: 0.262, SLG: 0.318										4	0	1	0	0	0	1											
<b>Julio Cruz, S</b> (1, 4) OBP: 0.361, SLG: 0.240										3	0	0	0	0	1	2											
<b>Inning Stats</b>	R: 0 E: 0 K: 1 S: 6	H: 1 LOB: 1 BB: 0 P: 6	R: 0 E: 0 K: 0 S: 3	H: 0 LOB: 0 BB: 0 P: 3	R: 0 E: 0 K: 0 S: 3	H: 0 LOB: 0 BB: 0 P: 3	R: 0 E: 0 K: 1 S: 6	H: 1 LOB: 1 BB: 0 P: 6	R: 2 E: 0 K: 1 S: 8	H: 3 LOB: 1 BB: 0 P: 8	R: 0 E: 0 K: 0 S: 3	H: 0 LOB: 0 BB: 0 P: 3	R: 0 E: 0 K: 1 S: 4	H: 1 LOB: 1 BB: 0 P: 4	R: 1 E: 0 K: 0 S: 5	H: 2 LOB: 1 BB: 0 P: 5		R: 0 E: 0 K: 0 S: 3	H: 0 LOB: 0 BB: 0 P: 3	1B: 5 2B: 1 3B: 0 HR: 2	SF: 0 SAC: 0 DP: 0 HBP: 0	WP: 0 PB: 0 SB: 2 CS: 0	PA: 35				
<b>PITCHER</b>	IP	WLS	BF	H	R	ER	SO	BB	IBB	HBP	BLK	WP	HR	S	P	ERA	WHIP										
<b>Oil Can Boyd, R</b> (1, 1) ERA: 3.7	7.2	L	31	8	3	3	3	0	0	0	0	0	2	37	37	3.52	1.043										
<b>Calvin Schiraldi, R</b> (8, 1) ERA: 0.53	1.1		4	0	0	0	0	0	0	0	0	0	0	4	4	0.00	0.000										

AB	35
R	3
H	8
RBI	3
BB	0
SO	3
LOB	10



Batter	1	2	3	4	5	6	7	8	9	AB	R	H	RBI	BB	SO	LOB	BOTTOM										
<b>Marty Barrett, R</b> (1, 4) OBP: 0.336, SLG: 0.366										4	0	0	0	0	0	0	<b>Chicago White Sox @ Boston Red Sox</b> Fenway Park, Boston, MA Tue Aug 05 1986, 7:05 PM EDT Att: 35,236 - Unknown										
<b>Wade Boggs, L</b> (1, 5) OBP: 0.443, SLG: 0.462										4	0	0	0	0	0	0											
<b>Bill Buckner, L</b> (1, 3) OBP: 0.281, SLG: 0.384										4	0	1	0	0	0	1											
<b>Jim Rice, R</b> (1, 7) OBP: 0.382, SLG: 0.489										3	0	0	0	0	0	2											
<b>Don Baylor, R</b> (1, 10) OBP: 0.335, SLG: 0.429										3	0	0	0	0	0	1											
<b>Dwight Evans, R</b> (1, 9) OBP: 0.399, SLG: 0.443										3	0	0	0	0	1	1											
<b>Rich Gedman, L</b> (1, 2) OBP: 0.299, SLG: 0.386										3	0	0	0	0	0	0											
<b>Tony Armas, R</b> (1, 8) OBP: 0.318, SLG: 0.414										3	1	1	1	0	0	0											
<b>Rey Quinones, R</b> (1, 6) OBP: 0.316, SLG: 0.348										2	0	1	0	0	0	0											
<b>Mike Greenwell, L</b> (8, PH) <b>Ed Romero, R</b> (9, 6) OBP: 0.271, SLG: 0.261										1	0	0	0	0	1	0											
										0	0	0	0	0	0	0											
<b>Inning Stats</b>	R: 0 E: 1 K: 0 S: 4	H: 0 LOB: 1 BB: 0 P: 4	R: 0 E: 0 K: 0 S: 3	H: 0 LOB: 0 BB: 0 P: 3	R: 0 E: 0 K: 0 S: 3	H: 0 LOB: 0 BB: 0 P: 3	R: 0 E: 0 K: 0 S: 3	H: 0 LOB: 0 BB: 0 P: 3	R: 1 E: 0 K: 1 S: 6	H: 2 LOB: 0 BB: 0 P: 4	R: 0 E: 0 K: 1 S: 6	H: 1 LOB: 1 BB: 0 P: 6	R: 0 E: 0 K: 1 S: 5	H: 0 LOB: 0 BB: 0 P: 5	R: 0 E: 0 K: 0 S: 3	H: 0 LOB: 0 BB: 0 P: 3	1B: 2 2B: 0 3B: 0 HR: 1	SF: 0 SAC: 0 DP: 0 HBP: 0	WP: 0 PB: 0 SB: 1 CS: 0	PA: 30							
<b>PITCHER</b>	IP	WLS	BF	H	R	ER	SO	BB	IBB	HBP	BLK	WP	HR	S	P	ERA	WHIP										
<b>Richard Dotson, R</b> (1, 1) ERA: 6.13	7.0	W	24	3	1	1	1	0	0	0	0	0	0	26	26	1.29	0.429										
<b>Gene Nelson, R</b> (8, 1) ERA: 3.42	2.0	S	6	0	0	0	1	0	0	0	0	0	0	8	8	0.00	0.000										

AB	30
R	1
H	3
RBI	1
BB	0
SO	2
LOB	5





Batter	1	2	3	4	5	6	7	8	9	AB	R	H	RBI	BB	SO	LOB	TOP			
<b>John Cangelosi, S</b> OBP: 0.373, SLG: 0.334	F9			L5			F9		F9	4	0	1	0	0	0	0				
<b>Reid Nichols, R</b> OBP: 0.254, SLG: 0.230	F9			4-3			F8		F4	4	0	1	0	0	0	1				
<b>Harold Baines, L</b> OBP: 0.345, SLG: 0.477	F7			F4			F8			3	0	0	0	0	0	1				
<b>Carlton Fisk, R</b> OBP: 0.263, SLG: 0.310							4-3			3	0	1	0	0	0	1				
<b>Tim Lincecum, R</b> OBP: 0.287, SLG: 0.419							F8		F7	3	0	0	0	0	0	1				
<b>Russ Morman, R</b> OBP: 0.357, SLG: 0.571							K		F7	3	0	0	0	0	2	0				
<b>Ivan Calderon, R</b> OBP: 0.273, SLG: 0.303									F8	3	0	0	0	0	1	0				
<b>Ozzie Guillen, L</b> OBP: 0.261, SLG: 0.316									F4	2	0	0	0	0	0	0				
<b>Brian Giles, R</b> (9, PH)										1	0	0	0	0	0	0				
<b>Julio Cruz, S</b> OBP: 0.356, SLG: 0.235									6-3	3	0	0	0	0	1	0				
<b>Inning Stats</b>	R: 0 E: 0 K: 0 S: 3	H: 0 LOB: 0 BB: 0 P: 3	R: 0 E: 0 K: 1 S: 5	H: 1 LOB: 0 BB: 0 P: 5	R: 0 E: 0 K: 2 S: 7	H: 0 LOB: 0 BB: 0 P: 7	R: 0 E: 0 K: 0 S: 3	H: 0 LOB: 0 BB: 0 P: 3	R: 0 E: 0 K: 0 S: 5	H: 0 LOB: 0 BB: 0 P: 5	R: 0 E: 0 K: 0 S: 4	H: 1 LOB: 1 BB: 0 P: 4	R: 0 E: 0 K: 0 S: 3	H: 0 LOB: 0 BB: 0 P: 3	R: 0 E: 0 K: 0 S: 4	H: 1 LOB: 1 BB: 0 P: 4	1B: 2 2B: 1 3B: 0 HR: 0	SF: 0 SAC: 0 DP: 1 HBP: 0	WP: 0 PB: 0 SB: 0 CS: 0	PA: 29
<b>PITCHER</b> <b>Bruce Hurst, L</b> ERA: 3.1	IP: 9.0 WLS: W BF: 29 H: 3 R: 0 ER: 0 SO: 4 BB: 0 IBB: 0 HBP: 0 BLK: 0 WP: 0 HR: 0 S: 37 P: 37 ERA: 0.00 WHIP: 0.333																			

Chicago White Sox @ Boston Red Sox  
Fenway Park, Boston, MA  
Wed Aug 06 1986, 7:05 PM EDT  
Att: 33,517 - Unknown

AB 29  
R 0  
H 3  
RBI 0  
BB 0  
SO 4  
LOB 4



Batter	1	2	3	4	5	6	7	8	9	AB	R	H	RBI	BB	SO	LOB	BOTTOM			
<b>Wade Boggs, L</b> OBP: 0.349, SLG: 0.465	HR	1B 2B	1-3			F8 1B		BB 1B		2	3	2	0	3	0	0				
<b>Marty Barrett, R</b> OBP: 0.341, SLG: 0.377	HR	2B 1B	F8			F8 1B		1B BB		4	3	3	2	1	0	1				
<b>Jim Rice, R</b> OBP: 0.381, SLG: 0.486	1B WP 1B					F8 1B		1B BB		4	1	1	0	0	1	4				
<b>Mike Greenwell, L</b> OBP: 0.400, SLG: 0.250	1B 1B	K				F8 1B		1B 1B		1	0	1	1	0	0	0				
<b>Don Baylor, R</b> OBP: 0.336, SLG: 0.428	1B 1B	F3				L3		1B 1B		5	1	2	1	0	0	4				
<b>Dwight Evans, R</b> OBP: 0.360, SLG: 0.441	1B 1B	2B BB				6-3		1B 1B		4	1	1	1	1	1	2				
<b>Bill Buckner, L</b> OBP: 0.285, SLG: 0.392	1B 1B	2B BB						1B 1B		4	0	3	4	0	0	0				
<b>Dave Stapleton, R</b> OBP: 0.190, SLG: 0.200	1B 1B	2B				8-6		F7		0	0	0	0	0	0	0				
<b>Tony Armas, R</b> OBP: 0.317, SLG: 0.412	F9	6-3				F6		1B		4	0	1	0	0	0	4				
<b>Kevin Romine, R</b> OBP: 0.286, SLG: 0.281										0	0	0	0	0	0	0				
<b>Ed Romero, R</b> OBP: 0.271, SLG: 0.261	L8					8-6		F6		4	0	1	0	0	0	4				
<b>Marc Sullivan, R</b> OBP: 0.235, SLG: 0.231	F2					L8		K		4	0	0	0	0	2	3				
<b>Inning Stats</b>	R: 4 E: 0 K: 0 S: 8	H: 5 LOB: 2 BB: 1 P: 12	R: 3 E: 0 K: 1 S: 7	H: 2 LOB: 1 BB: 2 P: 15	R: 0 E: 0 K: 1 S: 6	H: 2 LOB: 1 BB: 0 P: 6	R: 0 E: 0 K: 0 S: 3	H: 0 LOB: 0 BB: 0 P: 3	R: 0 E: 0 K: 0 S: 3	H: 1 LOB: 0 BB: 0 P: 3	R: 0 E: 0 K: 0 S: 5	H: 2 LOB: 2 BB: 0 P: 5	R: 0 E: 0 K: 1 S: 6	H: 1 LOB: 1 BB: 0 P: 6	R: 2 E: 0 K: 1 S: 6	H: 2 LOB: 1 BB: 2 P: 14	1B: 12 2B: 3 3B: 0 HR: 1	SF: 0 SAC: 0 DP: 2 HBP: 0	WP: 1 PB: 1 SB: 0 CS: 0	PA: 41
<b>PITCHER</b> <b>Floyd Bannister, L</b> ERA: 4.34	IP: 0.0 WLS: L BF: 5 H: 4 R: 4 ER: 4 SO: 0 BB: 1 IBB: 0 HBP: 0 BLK: 0 WP: 1 HR: 1 S: 5 P: 9 ERA: ∞ WHIP: ∞																			
<b>Bill Dawley, R</b> ERA: 3.59	IP: 5.0 WLS: W BF: 20 H: 5 R: 3 ER: 3 SO: 2 BB: 2 IBB: 0 HBP: 0 BLK: 0 WP: 0 HR: 0 S: 22 P: 30 ERA: 5.40 WHIP: 1.400																			
<b>Bobby Thigpen, R</b> ERA: 6.0	IP: 3.0 WLS: W BF: 15 H: 5 R: 2 ER: 2 SO: 2 BB: 2 IBB: 0 HBP: 0 BLK: 0 WP: 0 HR: 0 S: 17 P: 25 ERA: 6.00 WHIP: 2.333																			

Chicago White Sox @ Boston Red Sox  
Fenway Park, Boston, MA  
Wed Aug 06 1986, 7:05 PM EDT  
Att: 33,517 - Unknown

AB 36  
R 9  
H 15  
RBI 9  
BB 5  
SO 4  
LOB 22





Batter	1	2	3	4	5	6	7	8	9	AB	R	H	RBI	BB	SO	LOB	TOP										
<b>John Cangelosi, S</b> OBP: 0.373, SLG: 0.332 (1, 7)										5	2	1	1	1	1	3											
<b>Daryl Boston, L</b> OBP: 0.320, SLG: 0.652 (1, 8)										5	2	2	4	0	2	0											
<b>Harold Baines, L</b> OBP: 0.347, SLG: 0.484 (1, 9)										4	2	2	1	0	0	0											
<b>Ron Hassey, L</b> OBP: 0.383, SLG: 0.462 (1, 10)										5	2	3	1	0	0	0											
<b>Tim Hulett, R</b> OBP: 0.288, SLG: 0.432 (1, 5)										5	1	2	1	0	1	4											
<b>Russ Morman, R</b> OBP: 0.386, SLG: 0.556 (1, 3)										4	1	2	2	0	0	0											
<b>Carlton Fisk, R</b> OBP: 0.259, SLG: 0.305 (1, 2)										5	0	0	0	0	1	5											
<b>Ozzie Guillen, L</b> OBP: 0.260, SLG: 0.315 (1, 6)										5	1	1	2	0	0	2											
<b>Julio Cruz, S</b> OBP: 0.357, SLG: 0.236 (1, 4)										4	1	1	0	1	1	1											
<b>Inning Stats</b>	R: 5 E: 1 K: 2 S: 12	H: 4 LOB: 1 BB: 1 P: 16	R: 0 E: 0 K: 1 S: 6	H: 1 LOB: 2 BB: 0 P: 7	R: 4 E: 1 K: 0 S: 7	H: 3 LOB: 3 BB: 1 P: 7	R: 1 E: 0 K: 1 S: 8	H: 3 LOB: 3 BB: 1 P: 12	R: 0 E: 0 K: 0 S: 3	H: 0 LOB: 0 BB: 0 P: 3	R: 0 E: 0 K: 1 S: 5	H: 0 LOB: 0 BB: 0 P: 5	R: 0 E: 0 K: 0 S: 3	H: 0 LOB: 1 BB: 0 P: 3	R: 2 E: 0 K: 1 S: 8	H: 3 LOB: 1 BB: 0 P: 8	R: 0 E: 0 K: 0 S: 3	H: 0 LOB: 0 BB: 0 P: 3	1B: 10 2B: 1 3B: 0 HR: 3	SF: 1 SAC: 0 DP: 0 HBP: 1	WP: 1 PB: 0 CS: 1	PA: 46					
<b>PITCHER</b>	IP	WLS	BF	H	R	ER	SO	BB	IBB	HBP	BLK	WP	HR	S	P	ERA	WHIP										
<b>Danny Darwin, R</b> ERA: 3.48 (1, 1)	2.2	L	20	8	9	3	3	1	0	1	0	1	1	24	29	10.12	3.375										
<b>Bryan Clutterbuck, R</b> ERA: 2.7 (3, 1)	5.1		23	6	3	3	3	1	0	0	0	0	2	28	32	5.06	1.312										
<b>Mark Clear, R</b> ERA: 1.76 (9, 1)	1.0		3	0	0	0	0	0	0	0	0	0	0	3	3	0.00	0.000										

**Chicago White Sox @ Milwaukee Brewers**  
Milwaukee County Stadium, Milwaukee, WI  
Fri Aug 08 1986, 8:05 PM EDT  
Att: 23,707 - Unknown

livebaseballscorecards.com

AB 42  
R 12  
H 14  
RBI 12  
BB 2  
SO 6  
LOB 15

Batter	1	2	3	4	5	6	7	8	9	AB	R	H	RBI	BB	SO	LOB	BOTTOM										
<b>Paul Molitor, R</b> OBP: 0.337, SLG: 0.413 (1, 5)										5	1	1	1	0	1	2											
<b>Robin Yount, R</b> OBP: 0.390, SLG: 0.425 (1, 8)										1	0	0	0	0	0	0											
<b>Rick Manning, L</b> OBP: 0.314, SLG: 0.418 (5, 8)										3	0	2	0	0	0	0											
<b>Cecil Cooper, L</b> OBP: 0.315, SLG: 0.387 (1, 3)										5	1	2	1	0	0	3											
<b>Gorman Thomas, R</b> OBP: 0.323, SLG: 0.399 (1, 10)										4	0	0	0	1	0	3											
<b>Ernest Riles, L</b> OBP: 0.328, SLG: 0.361 (1, 6)										3	2	2	0	1	0	1											
<b>Rob Deer, R</b> OBP: 0.342, SLG: 0.527 (1, 9)										4	2	2	4	0	1	3											
<b>Glenn Braggs, R</b> OBP: 0.289, SLG: 0.356 (1, 7)										4	0	0	0	0	1	0											
<b>Jim Gantner, L</b> OBP: 0.338, SLG: 0.407 (1, 4)										4	0	2	0	0	0	0											
<b>Bill Schroeder, R</b> OBP: 0.245, SLG: 0.321 (1, 2)										4	0	0	0	0	1	2											
<b>Inning Stats</b>	R: 1 E: 0 K: 1 S: 7	H: 2 LOB: 2 BB: 0 P: 8	R: 0 E: 0 K: 2 S: 8	H: 1 LOB: 1 BB: 0 P: 8	R: 1 E: 0 K: 0 S: 4	H: 1 LOB: 1 BB: 1 P: 8	R: 0 E: 0 K: 0 S: 4	H: 1 LOB: 1 BB: 0 P: 4	R: 0 E: 0 K: 0 S: 3	H: 1 LOB: 0 BB: 0 P: 3	R: 2 E: 0 K: 0 S: 4	H: 1 LOB: 1 BB: 1 P: 8	R: 0 E: 0 K: 0 S: 4	H: 1 LOB: 1 BB: 0 P: 4	R: 2 E: 0 K: 1 S: 7	H: 2 LOB: 2 BB: 0 P: 7	R: 0 E: 0 K: 0 S: 4	H: 1 LOB: 1 BB: 0 P: 4	1B: 4 2B: 3 3B: 0 HR: 4	SF: 0 SAC: 0 DP: 0 HBP: 1	WP: 0 PB: 0 CS: 0	PA: 40					
<b>PITCHER</b>	IP	WLS	BF	H	R	ER	SO	BB	IBB	HBP	BLK	WP	HR	S	P	ERA	WHIP										
<b>Joe Cowley, R</b> ERA: 4.36 (1, 1)	6.0	W	27	7	4	4	3	2	0	1	0	0	3	30	39	6.00	1.500										
<b>Gene Nelson, R</b> ERA: 3.5 (7, 1)	3.0	S	13	4	2	2	1	0	0	0	0	0	1	15	15	6.00	1.333										

**Chicago White Sox @ Milwaukee Brewers**  
Milwaukee County Stadium, Milwaukee, WI  
Fri Aug 08 1986, 8:05 PM EDT  
Att: 23,707 - Unknown

livebaseballscorecards.com


AB 37  
R 6  
H 11  
RBI 6  
BB 2  
SO 4  
LOB 14



Batter	1	2	3	4	5	6	7	8	9	AB	R	H	RBI	BB	SO	LOB	TOP					
John Cangelosi, S (1, 8) OBP: 0.370, SLG: 0.330 Ivan Calderon, R (8, FH) OBP: 0.271, SLG: 0.301	5-3		5-3			F4		K		3	0	0	0	0	0	2						
Reid Nichols, R (1, 7) OBP: 0.254, SLG: 0.231	K					F4		K		4	0	1	0	0	2	3						
Harold Baines, L (1, 9) OBP: 0.344, SLG: 0.479	F3				F5				G3	4	0	0	0	0	0	1						
Carlton Fisk, R (1, 2) OBP: 0.262, SLG: 0.307 Daryl Boston, L (9, PR) OBP: 0.320, SLG: 0.652		1B			F3			K		4	0	2	0	0	1	0						
Tim Lincecum, R (1, 5) OBP: 0.285, SLG: 0.426	K				F8			F4		4	0	0	0	0	1	2						
Russ Morman, R (1, 3) OBP: 0.348, SLG: 0.476	K				F4			F8		3	0	0	0	1	1	1						
Luis Salazar, R (1, 10) OBP: 0.333, SLG: 0.333 Steve Lyons, L (8, PR) OBP: 0.294, SLG: 0.326 Ron Hassey, L (9, FH) OBP: 0.382, SLG: 0.460	K				5-3				K	3	0	1	0	0	1	1						
Ozzie Guillen, L (1, 6) OBP: 0.258, SLG: 0.312			K		F9			FC1-6 1B		3	0	0	0	0	1	1						
Julio Cruz, S (1, 4) OBP: 0.363, SLG: 0.250 Jerry Hairston, S (8, PR) OBP: 0.384, SLG: 0.450 Brian Giles, R (8, 4) OBP: 0.384, SLG: 0.450										2	0	2	0	0	0	0						
										1	0	1	0	0	0	0						
										0	0	0	0	0	0	0						
<b>Inning Stats</b>	R: 0 E: 0 K: 1 S: 5	H: 0 LOB: 0 BB: 0 P: 5	R: 0 E: 0 K: 3 S: 10	H: 1 LOB: 1 BB: 0 P: 10	R: 0 E: 0 K: 1 S: 6	H: 2 LOB: 2 BB: 0 P: 6	R: 0 E: 0 K: 0 S: 3	H: 0 LOB: 0 BB: 0 P: 3	R: 0 E: 0 K: 0 S: 3	H: 0 LOB: 0 BB: 0 P: 3	R: 0 E: 0 K: 0 S: 4	H: 1 LOB: 1 BB: 0 P: 4	R: 0 E: 0 K: 1 S: 5	H: 0 LOB: 0 BB: 0 P: 5	R: 0 E: 0 K: 2 S: 9	H: 2 LOB: 2 BB: 0 P: 9	R: 0 E: 0 K: 1 S: 6	H: 1 LOB: 2 BB: 1 P: 10	1B: 6 2B: 1 3B: 0 HR: 0	SF: 0 SAC: 0 DP: 0 HBP: 0	WP: 0 PB: 0 SB: 1 CS: 0	PA: 34
<b>PITCHER</b> Teddy Higuera, L (1, 1) ERA: 2.54	IP: 9.0 WLS: W BF: 34 H: 7 R: 0 ER: 0 SO: 9 BB: 1 IBB: 0 HBP: 0 BLK: 0 WP: 0 HR: 0 S: 51 P: 55 ERA: 0.00 WHIP: 0.889											<b>PITCHER</b>	IP: 9.0 WLS: W BF: 34 H: 7 R: 0 ER: 0 SO: 9 BB: 1 IBB: 0 HBP: 0 BLK: 0 WP: 0 HR: 0 S: 51 P: 55 ERA: 0.00 WHIP: 0.889									

Chicago White Sox @ Milwaukee Brewers  
Milwaukee County Stadium, Milwaukee, WI  
Sat Aug 09 1986, 8:05 PM EDT  
Att: 37,499 - Unknown


AB	33
R	0
H	7
RBI	0
BB	1
SO	9
LOB	15



Batter	1	2	3	4	5	6	7	8	9	AB	R	H	RBI	BB	SO	LOB	BOTTOM			
Jim Gantner, L (1, 4) OBP: 0.337, SLG: 0.405	4-3		E S WP 1B	K			F7			4	1	1	0	0	1	2				
Charlie Moore, R (1, 2) OBP: 0.346, SLG: 0.404	PB 1B		K			F7		5-3		4	0	1	0	0	1	2				
Cecil Cooper, L (1, 3) OBP: 0.314, SLG: 0.385	F8		E6 WP			F7		SH2-3 1B		4	0	1	0	0	0	2				
Gorman Thomas, R (1, 10) OBP: 0.324, SLG: 0.396	K					F7		SH2-3		2	0	0	0	1	1	1				
Ben Oglivie, L (1, 7) OBP: 0.352, SLG: 0.396 Rick Manning, L (8, PR) OBP: 0.314, SLG: 0.418		FC6-4 BB	F3			F9		FC5-4 IBB		2	0	0	0	2	0	2				
Rob Deer, R (1, 9) OBP: 0.341, SLG: 0.521		FC6-4 BB	1-3			K		F8		3	0	0	0	1	1	4				
Glenn Braggs, R (1, 8) OBP: 0.286, SLG: 0.351		FC6-4				K		FC5-4		4	0	1	0	0	1	4				
Ernest Riles, L (1, 6) OBP: 0.328, SLG: 0.359	F3					FC B1-5-4		SH1-3 BB		2	0	0	0	1	0	3				
Dale Sveum, S (1, 5) OBP: 0.333, SLG: 0.391	K					B1-5-4		SH1-3		2	0	0	0	0	1	4				
<b>Inning Stats</b>	R: 0 E: 0 K: 1 S: 6	H: 1 LOB: 1 BB: 0 P: 6	R: 0 E: 0 K: 1 S: 5	H: 0 LOB: 2 BB: 2 P: 13	R: 1 E: 1 K: 1 S: 7	H: 1 LOB: 1 BB: 1 P: 11	R: 0 E: 0 K: 1 S: 6	H: 1 LOB: 1 BB: 0 P: 6	R: 0 E: 0 K: 0 S: 3	H: 0 LOB: 0 BB: 0 P: 3	R: 0 E: 0 K: 2 S: 7	H: 0 LOB: 0 BB: 0 P: 7	R: 0 E: 0 K: 0 S: 3	H: 0 LOB: 1 BB: 1 P: 7	R: 0 E: 0 K: 0 S: 4	H: 1 LOB: 2 BB: 1 P: 8	1B: 4 2B: 0 3B: 0 HR: 0	SF: 0 SAC: 2 DP: 1 HBP: 0	WP: 1 PB: 1 SB: 1 CS: 0	PA: 34
<b>PITCHER</b> Jose DeLeon, R (1, 1) ERA: 4.31 Ray Seavage, L (7, 1) ERA: 4.99 Dave Schmidt, R (7, 1) ERA: 3.6	IP: 6.1 WLS: L BF: 27 H: 3 R: 1 ER: 1 SO: 6 BB: 4 IBB: 0 HBP: 0 BLK: 0 WP: 1 HR: 0 S: 35 P: 51 ERA: 1.42 WHIP: 1.105											<b>PITCHER</b>	IP: 6.1 WLS: L BF: 27 H: 3 R: 1 ER: 1 SO: 6 BB: 4 IBB: 0 HBP: 0 BLK: 0 WP: 1 HR: 0 S: 35 P: 51 ERA: 1.42 WHIP: 1.105							

Chicago White Sox @ Milwaukee Brewers  
Milwaukee County Stadium, Milwaukee, WI  
Sat Aug 09 1986, 8:05 PM EDT  
Att: 37,499 - Unknown

AB	27
R	1
H	4
RBI	0
BB	5
SO	6
LOB	24











Batter	1	2	3	4	5	6	7	8	9	AB	R	H	RBI	BB	SO	LOB	TOP								
<b>John Cangelosi, S</b> (1, 7) OBP: 0.363, SLG: 0.322	0-0 4-3			0-0 6-3		0-0 F7		0-3 K		4	0	0	0	0	1	3	<b>Chicago White Sox @ Milwaukee Brewers</b> Milwaukee County Stadium, Milwaukee, WI Mon Aug 11 1986, 8:05 PM EDT Att: 23,922 - Unknown								
<b>Daryl Boston, L</b> (1, 8) OBP: 0.344, SLG: 0.586	0-0 4-3			4-0 CS BB		0-3 K		0-0 1B		3	0	1	2	1	1	0									
<b>Harold Baines, L</b> (1, 9) OBP: 0.340, SLG: 0.472	0-0 4-3			0-0 F8			0-0 3-1	0-0 L8		4	0	0	0	0	0	3									
<b>Ron Hassey, L</b> (1, 10) OBP: 0.381, SLG: 0.459		0-0 3-1			4-0 HR BB		0-0 F7	0-0 F8		3	1	0	0	1	0	2									
<b>Carlton Fisk, R</b> (1, 2) OBP: 0.264, SLG: 0.326		0-3 K			0-3 K		0-0 5-3		0-0 HR	4	1	1	1	0	2	1									
<b>Tim Lincecum, R</b> (1, 5) OBP: 0.283, SLG: 0.428		0-0 5-3			0-0 F9			4-0 WP BB	0-3 K	3	1	0	0	1	1	1									
<b>Russ Morman, R</b> (1, 3) OBP: 0.313, SLG: 0.517			0-0 L8		0-0 HR			0-0 6-3		4	2	2	3	0	0	0									
<b>Ozzie Guillen, L</b> (1, 6) OBP: 0.256, SLG: 0.309			0-0 F7		0-0 4-3			0-0 SH BB	0-0 1B	3	1	1	0	0	0	0									
<b>Julio Cruz, S</b> (1, 4) OBP: 0.357, SLG: 0.243			0-0 L6			0-0 F8		4-0 L8 1B BB	0-0 4-3	3	0	0	0	1	0	1									
<b>Inning Stats</b>	R: 0 E: 0 K: 0 S: 3	H: 0 LOB: 0 BB: 0 P: 3	R: 0 E: 0 K: 1 S: 5	H: 0 LOB: 0 BB: 0 P: 5	R: 0 E: 0 K: 0 S: 3	H: 0 LOB: 0 BB: 0 P: 3	R: 0 E: 0 K: 0 S: 2	H: 0 LOB: 0 BB: 1 P: 6	R: 2 E: 0 K: 1 S: 6	H: 1 LOB: 0 BB: 1 P: 10	R: 0 E: 0 K: 0 S: 5	H: 0 LOB: 0 BB: 0 P: 5	R: 0 E: 0 K: 0 S: 3	H: 0 LOB: 0 BB: 0 P: 3	R: 3 E: 0 K: 1 S: 8	H: 2 LOB: 2 BB: 2 P: 16	R: 1 E: 0 K: 1 S: 7	H: 2 LOB: 1 BB: 0 P: 7	1B: 3 2B: 0 3B: 0 HR: 2	SF: 0 SAC: 1 DP: 0 HBP: 0	WP: 1 PB: 0 CS: 1	PA: 36			
<b>PITCHER</b>	IP	WLS	BF	H	R	ER	SO	BB	IBB	HBP	BLK	WP	HR	S	P	ERA	WHIP								
<b>Chris Bosio, R</b> (1, 1) ERA: 2.45	5.0	L	17	1	2	2	2	2	0	0	0	0	1	19	27	3.60	0.600								
<b>John Henry Johnson, L</b> (6, 1) ERA: 3.68	3.0		14	2	3	3	2	2	0	0	0	1	0	16	24	9.00	1.333								
<b>Bryan Clutterbuck, R</b> (9, 1) ERA: 3.0	1.0		5	2	1	1	1	0	0	0	0	0	1	7	7	9.00	2.000								

Batter	1	2	3	4	5	6	7	8	9	AB	R	H	RBI	BB	SO	LOB	BOTTOM								
<b>Paul Molitor, R</b> (1, 5) OBP: 0.337, SLG: 0.422	0-0 S 1B		0-0 4-3		0-0 6-3		0-0 F7			4	0	1	1	0	0	0	<b>Chicago White Sox @ Milwaukee Brewers</b> Milwaukee County Stadium, Milwaukee, WI Mon Aug 11 1986, 8:05 PM EDT Att: 23,922 - Unknown								
<b>Jim Gantner, L</b> (1, 4) OBP: 0.332, SLG: 0.398	0-3 K		0-0 G6-3 1B		0-0 4-3			0-0 4-3		4	0	1	0	0	1	1									
<b>Glenn Braggs, R</b> (1, 7) OBP: 0.284, SLG: 0.341	0-3 K		0-0 G6-3		0-0 F9			0-0 FC1-4 1B		4	0	1	0	0	1	2									
<b>Gorman Thomas, R</b> (1, 3) OBP: 0.320, SLG: 0.399	0-0 F4			0-0 F6		4-0 1B BB		0-0 FC1-4 1B		3	0	0	0	1	0	2									
<b>Rob Deer, R</b> (1, 9) OBP: 0.336, SLG: 0.511		0-0 F6		0-3 K		0-0 F2		0-0 1B		4	0	1	0	0	1	1									
<b>Bill Schroeder, R</b> (1, 10) OBP: 0.252, SLG: 0.333		0-0 F9		0-0 2B		0-0 1B		0-0 F8		4	0	2	0	0	0	2									
<b>Dale Sveum, S</b> (1, 6) OBP: 0.332, SLG: 0.393		0-0 2B		0-0 F9		0-0 F7			0-0 F4	4	0	1	0	0	0	3									
<b>Rick Manning, L</b> (1, 8) OBP: 0.317, SLG: 0.421		4-0 BB		0-0 F9 6-3 2B		0-3 K		0-0 F8		3	1	1	0	1	1	0									
<b>Rick Cerone, R</b> (1, 2) OBP: 0.269, SLG: 0.325		0-0 L8		0-0 F9		0-0 F9			0-0 6-3	4	0	0	0	0	0	3									
<b>Inning Stats</b>	R: 0 E: 0 K: 2 S: 8	H: 1 LOB: 1 BB: 0 P: 8	R: 0 E: 0 K: 0 S: 4	H: 1 LOB: 2 BB: 1 P: 8	R: 0 E: 0 K: 1 S: 6	H: 1 LOB: 1 BB: 0 P: 6	R: 0 E: 0 K: 0 S: 4	H: 1 LOB: 2 BB: 1 P: 8	R: 0 E: 0 K: 0 S: 5	H: 0 LOB: 0 BB: 0 P: 5	R: 0 E: 0 K: 0 S: 5	H: 2 LOB: 2 BB: 0 P: 5	R: 0 E: 0 K: 0 S: 3	H: 0 LOB: 0 BB: 0 P: 3	1B: 5 2B: 3 3B: 0 HR: 0	SF: 0 SAC: 0 DP: 1 HBP: 0	WP: 0 PB: 0 CS: 0	PA: 36							
<b>PITCHER</b>	IP	WLS	BF	H	R	ER	SO	BB	IBB	HBP	BLK	WP	HR	S	P	ERA	WHIP								
<b>Floyd Bannister, L</b> (1, 1) ERA: 4.04	9.0	W	36	8	1	1	4	2	0	0	0	0	0	42	50	1.00	1.111								

livebaseballscorecards.com



livebaseballscorecards.com





Batter	1	2	3	4	5	6	7	8	9	AB	R	H	RBI	BB	SO	LOB	TOP				
<b>John Cangelosi, S</b> (1, 7) OBP: 0.380, SLG: 0.319	0-0 5-3		0-0 F7		0-0 FC6-4			0-3 K		4	0	0	1	0	1	2	<b>Chicago White Sox @ Detroit Tigers</b> Tiger Stadium, Detroit, MI Tue Aug 12 1986, 7:05 PM EDT Att: 20,715 - Unknown				
<b>Daryl Boston, L</b> (1, 8) OBP: 0.333, SLG: 0.636	0-0 F9			0-0 HR	0-0 G6-4-3			0-0 6-3		4	1	1	1	0	0	2					
<b>Harold Baines, L</b> (1, 9) OBP: 0.339, SLG: 0.469	0-0 1B			0-0 4-3			0-3 K	0-0 F8		4	0	1	0	0	1	0					
<b>Carlton Fisk, R</b> (1, 2) OBP: 0.264, SLG: 0.325	0-0 F7			0-0 1B	0-0 FC5-4		0-0 F7		0-0 G1-4-3	4	0	1	0	0	0	1					
<b>Tim Lincecum, R</b> (1, 5) OBP: 0.286, SLG: 0.436		4-0 BB		0-0 L8			0-0 HR		0-3 K	3	1	1	1	1	1	1					
<b>Russ Morman, R</b> (1, 3) OBP: 0.276, SLG: 0.455	0-0 G4-6-3		0-0 FC5-4		0-0 F4			0-0 F8		4	0	0	0	0	0	2					
<b>Luis Salazar, R</b> (1, 10) OBP: 0.286, SLG: 0.167	0-3 K			4-0 1B	4-0 FC6-4		0-0 F9			2	1	0	0	1	1	0					
<b>Ozzie Guillen, L</b> (1, 6) OBP: 0.257, SLG: 0.309			0-0 4-3		0-0 FC6-4		0-0 4-3			3	0	1	0	0	0	0					
<b>Julio Cruz, S</b> (1, 4) OBP: 0.357, SLG: 0.240			0-0 F3		4-0 FC6-4		0-0 5-3			2	0	0	0	1	0	0					
<b>Inning Stats</b>	R: 0 E: 0 K: 0 S: 4	H: 1 LOB: 1 BB: 0 P: 4	R: 0 E: 0 K: 1 S: 4	H: 0 LOB: 0 BB: 1 P: 8	R: 0 E: 0 K: 0 S: 3	H: 0 LOB: 0 BB: 0 P: 3	R: 1 E: 0 K: 0 S: 5	H: 2 LOB: 1 BB: 0 P: 5	R: 1 E: 0 K: 0 S: 3	H: 1 LOB: 1 BB: 2 P: 11	R: 0 E: 0 K: 0 S: 3	H: 0 LOB: 0 BB: 0 P: 3	R: 0 E: 0 K: 1 S: 5	H: 0 LOB: 0 BB: 0 P: 5	R: 0 E: 0 K: 1 S: 5	H: 0 LOB: 0 BB: 0 P: 5		1B: 3 2B: 0 3B: 0 HR: 2	SF: 0 SAC: 0 DP: 2 HBP: 0	WP: 0 PB: 0 CS: 0	PA: 33
<b>PITCHER</b>	IP	WLS	BF	H	R	ER	SO	BB	IBB	HBP	BLK	WP	HR	S	P	ERA	WHIP				
<b>Mark Thurmond, L</b> (1, 1) ERA: 5.22	8.0	W	30	5	3	3	3	3	0	0	0	0	2	33	45	3.38	1.000				
<b>Bill Campbell, R</b> (9, 1) ERA: 3.71	1.0		3	0	0	0	1	0	0	0	0	0	0	5	5	0.00	0.000				


Batter	1	2	3	4	5	6	7	8	9	AB	R	H	RBI	BB	SO	LOB	BOTTOM				
<b>Lou Whitaker, L</b> (1, 4) OBP: 0.331, SLG: 0.454	0-0 F7	0-0 FC4-6		0-0 F8		0-0 L8		0-0 9-2		5	0	0	1	0	0	3	<b>Chicago White Sox @ Detroit Tigers</b> Tiger Stadium, Detroit, MI Tue Aug 12 1986, 7:05 PM EDT Att: 20,715 - Unknown				
<b>Alan Trammell, R</b> (1, 6) OBP: 0.333, SLG: 0.427	0-0 HR	0-0 5-3		0-0 1B		0-0 FC3-6				4	1	2	0	0	0	2					
<b>Mike Heath, R</b> (1, 2) OBP: 0.295, SLG: 0.338	0-0 HR		0-0 BLK	0-3 HR	0-0 K	0-0 FC6-4				4	2	2	2	0	1	2					
<b>Darnell Coles, R</b> (1, 5) OBP: 0.331, SLG: 0.440	0-3 K		0-0 F4	0-0 1B	0-0 1B		0-0 5-3			4	0	1	0	0	1	1					
<b>Larry Herndon, R</b> (1, 7) OBP: 0.308, SLG: 0.373	4-0 BB		0-0 5-3	0-0 F9		0-0 F8		0-0 F8		3	0	0	0	1	0	3					
<b>Darrell Evans, L</b> (1, 3) OBP: 0.352, SLG: 0.434	0-3 K		4-0 HR		0-0 F2		0-0 F8			3	1	0	0	1	1	1					
<b>Chet Lemon, R</b> (1, 8) OBP: 0.318, SLG: 0.363		0-0 1B	0-0 FC4-6	0-0 HR	0-0 F8		0-0 E6			4	3	3	3	0	0	0					
<b>Tom Brookens, R</b> (1, 10) OBP: 0.318, SLG: 0.343		0-0 1B	0-0 FC4-6	0-0 1B	0-0 6-3		0-0 F1			4	0	2	0	0	0	1					
<b>Dave Collins, S</b> (1, 9) OBP: 0.367, SLG: 0.356		0-3 K		0-3 K		0-0 E6		0-0 9-2		4	0	1	1	0	2	3					
<b>Pat Sheridan, L</b> (9, 9) OBP: 0.286, SLG: 0.358						0-0 FC3-6		0-0 9-2		0	0	0	0	0	0	0					
<b>Inning Stats</b>	R: 2 E: 0 K: 2 S: 9	H: 2 LOB: 1 BB: 1 P: 13	R: 1 E: 0 K: 1 S: 7	H: 2 LOB: 1 BB: 0 P: 7	R: 3 E: 0 K: 1 S: 8	H: 3 LOB: 1 BB: 1 P: 12	R: 0 E: 0 K: 1 S: 7	H: 2 LOB: 2 BB: 0 P: 7	R: 0 E: 1 K: 0 S: 4	H: 0 LOB: 1 BB: 0 P: 4	R: 0 E: 0 K: 0 S: 3	H: 0 LOB: 0 BB: 0 P: 3	R: 0 E: 0 K: 0 S: 3	R: 1 E: 1 K: 0 S: 4	H: 2 LOB: 0 BB: 0 P: 4	1B: 8 2B: 2 3B: 0 HR: 2	SF: 0 SAC: 0 DP: 1 HBP: 0	WP: 1 PB: 0 CS: 0	PA: 37		
<b>PITCHER</b>	IP	WLS	BF	H	R	ER	SO	BB	IBB	HBP	BLK	WP	HR	S	P	ERA	WHIP				
<b>Steve Carlton, L</b> (1, 1) ERA: 6.21	3.0	L	18	7	6	6	4	2	0	0	0	0	0	24	32	18.00	3.000				
<b>Bill Dawley, R</b> (4, 1) ERA: 3.38	4.1		18	4	1	0	1	0	0	0	0	0	0	20	20	0.00	0.923				
<b>Ray Seearge, L</b> (8, 1) ERA: 4.83	0.2		1	0	0	0	0	0	0	0	0	0	0	1	1	0.00	0.000				



Batter	1	2	3	4	5	6	7	8	9	AB	R	H	RBI	BB	SO	LOB	TOP										
John Cangelosi, S (1, 7) OBP: 0.357, SLG: 0.316 Jerry Hairston, S (9, PH) OBP: 0.385, SLG: 0.451	G3		K			4-3			HR	3	0	0	0	0	1	0											
Daryl Boston, L (1, 8) OBP: 0.350, SLG: 0.622	4-3					1B			F8	4	0	2	0	0	0	1											
Harold Baines, L (1, 9) OBP: 0.338, SLG: 0.474	F9					1B			HR	4	1	1	2	0	0	2											
Ron Hassey, L (1, 10) OBP: 0.383, SLG: 0.464									K	4	0	2	0	0	1	0											
Carlton Fisk, R (1, 2) OBP: 0.266, SLG: 0.330									K	4	0	2	0	0	1	1											
Tim Lincecum, R (1, 5) OBP: 0.282, SLG: 0.431									L7	4	0	2	0	0	1	1											
Russ Morman, R (1, 3) OBP: 0.256, SLG: 0.417									2B	4	0	0	0	0	0	3											
Ozzie Guillen, L (1, 6) OBP: 0.257, SLG: 0.309									L8	3	0	0	0	0	2	1											
Julio Cruz, S (1, 4) OBP: 0.354, SLG: 0.238 Steve Lyons, L (8, PH) OBP: 0.293, SLG: 0.324 Brian Giles, R (8, 4)									K	3	0	1	0	0	1	0											
									G3	2	0	1	0	0	1	0											
									G3	2	0	0	0	0	0	0											
									F7	1	0	0	0	0	0	1											
									F8	1	0	0	0	0	0	0											
									F8	0	0	0	0	0	0	0											
									G3	0	0	0	0	0	0	0											
<b>Inning Stats</b>	R: 0 E: 0 K: 0 S: 3	H: 0 LOB: 0 BB: 0 P: 3	R: 0 E: 0 K: 0 S: 4	H: 2 LOB: 1 BB: 0 P: 4	R: 0 E: 0 K: 2 S: 7	H: 0 LOB: 0 BB: 0 P: 7	R: 0 E: 0 K: 1 S: 6	H: 2 LOB: 1 BB: 0 P: 6	R: 0 E: 0 K: 1 S: 6	H: 1 LOB: 1 BB: 0 P: 6	R: 0 E: 0 K: 0 S: 3	H: 0 LOB: 0 BB: 0 P: 3	R: 0 E: 0 K: 1 S: 5	H: 0 LOB: 0 BB: 0 P: 5	R: 2 E: 0 K: 1 S: 8	H: 3 LOB: 1 BB: 0 P: 8	1B: 6 2B: 2 3B: 0 HR: 1	SF: 0 SAC: 0 DP: 3 HBP: 0	WP: 0 PB: 0 SB: 0 CS: 0	PA: 33							
<b>PITCHER</b>	IP	WLS	BF	H	R	ER	SO	BB	IBB	HBP	BLK	WP	HR	S	P	ERA	WHIP										
Randy O'Neal, R (1, 1) ERA: 4.89	8.1	W	30	8	2	2	5	0	0	0	0	0	1	40	40	2.16	0.960										
Willie Hernandez, L (9, 1) ERA: 3.42	0.2		3	1	0	0	1	0	0	0	0	0	0	5	5	0.00	1.500										

Chicago White Sox @ Detroit Tigers  
Tiger Stadium, Detroit, MI  
Wed Aug 13 1986, 7:05 PM EDT  
Att: 23,500 - Unknown


AB	33
R	2
H	9
RBI	2
BB	0
SO	6
LOB	9



Batter	1	2	3	4	5	6	7	8	9	AB	R	H	RBI	BB	SO	LOB	BOTTOM										
Lou Whitaker, L (1, 4) OBP: 0.329, SLG: 0.450	K	1B		K			F9	F7		4	1	0	0	1	2	1											
Alan Trammell, R (1, 6) OBP: 0.337, SLG: 0.429	F8	1B					1B			3	1	2	0	1	0	0											
Kirk Gibson, L (1, 9) OBP: 0.384, SLG: 0.498	1B	1B					1B			2	0	1	0	2	1	1											
Johnny Grubb, L (1, 10) OBP: 0.418, SLG: 0.684 Larry Herndon, R (7, PH) OBP: 0.311, SLG: 0.373	1B	1B					1B			2	0	0	0	1	0	2											
Darrell Evans, L (1, 3) OBP: 0.351, SLG: 0.430	1B						1B			3	0	0	0	1	2	4											
Dave Collins, S (1, 7) OBP: 0.383, SLG: 0.352 Pat Sheridan, L (8, 7) OBP: 0.286, SLG: 0.358	F8						1B			4	0	0	0	0	0	6											
Darnell Coles, R (1, 5) OBP: 0.332, SLG: 0.452							1B			4	1	2	1	0	0	0											
Chet Lemon, R (1, 8) OBP: 0.317, SLG: 0.373							1B			4	1	1	1	0	0	1											
Dwight Lowry, L (1, 2) OBP: 0.398, SLG: 0.434							1B			4	1	1	1	0	1	1											
<b>Inning Stats</b>	R: 0 E: 0 K: 1 S: 6	H: 1 LOB: 3 BB: 2 P: 14	R: 4 E: 0 K: 0 S: 5	H: 3 LOB: 0 BB: 2 P: 13	R: 0 E: 0 K: 0 S: 3	H: 0 LOB: 0 BB: 0 P: 3	R: 0 E: 0 K: 1 S: 5	H: 0 LOB: 0 BB: 0 P: 5	R: 0 E: 0 K: 2 S: 7	H: 0 LOB: 1 BB: 1 P: 11	R: 1 E: 0 K: 0 S: 4	H: 1 LOB: 0 BB: 0 P: 4	R: 0 E: 0 K: 1 S: 6	H: 1 LOB: 3 BB: 2 P: 14	R: 0 E: 0 K: 1 S: 6	H: 1 LOB: 1 BB: 0 P: 6	1B: 3 2B: 1 3B: 0 HR: 3	SF: 0 SAC: 0 DP: 0 HBP: 0	WP: 1 PB: 0 SB: 3 CS: 2	PA: 37							
<b>PITCHER</b>	IP	WLS	BF	H	R	ER	SO	BB	IBB	HBP	BLK	WP	HR	S	P	ERA	WHIP										
Joe Cowley, R (1, 1) ERA: 4.67	1.1	L	12	4	4	4	0	4	0	0	0	0	1	20	24	1.93	0.429										
Gene Nelson, R (2, 1) ERA: 3.42	4.2		15	1	1	1	3	1	0	0	0	0	0	6	14	0.00	3.000										
Ray Seearge, L (7, 1) ERA: 4.68	1.0		6	1	0	0	1	2	0	0	0	0	0	6	6	0.00	1.000										
Dave Schmidt, R (8, 1) ERA: 3.88	1.0		4	1	0	0	1	0	0	0	0	0	0	6	6	0.00	1.000										

Chicago White Sox @ Detroit Tigers  
Tiger Stadium, Detroit, MI  
Wed Aug 13 1986, 7:05 PM EDT  
Att: 23,500 - Unknown

AB	30
R	5
H	7
RBI	3
BB	7
SO	6
LOB	16






Batter	1	2	3	4	5	6	7	8	9	AB	R	H	RBI	BB	SO	LOB	TOP					
Daryl Boston, L (1,8) OBP: 0.333, SLG: 0.595	F8	F9		4-3		F8				5	0	1	0	0	0	1						
Reid Nichols, R (1,7) OBP: 0.280, SLG: 0.239 John Cangelosi, S (8,7) OBP: 0.357, SLG: 0.316	1B FC5-4	1B		F8			K	4-3		5	1	2	0	0	1	1						
Harold Baines, L (1,9) OBP: 0.341, SLG: 0.476										5	0	3	1	0	1	0						
Carlton Fisk, R (1,2) OBP: 0.268, SLG: 0.331	FC5-4 1B	F7					B2			5	1	2	1	0	0	3						
Tim Lincecum, R (1,5) OBP: 0.284, SLG: 0.440	1B 2B	F2								5	2	2	1	0	0	5						
Russ Morman, R (1,3) OBP: 0.295, SLG: 0.463										5	2	3	1	0	0	3						
Ron Hassey, L (1,10) OBP: 0.385, SLG: 0.474										4	1	2	3	0	0	2						
Brian Giles, R (1,6) Ozzie Guillen, L (6,PH) OBP: 0.256, SLG: 0.307										2	0	0	0	0	1	2						
Julio Cruz, S (1,4) OBP: 0.352, SLG: 0.238										4	1	1	1	0	0	1						
<b>Inning Stats</b>	R: 4 E: 0 K: 1 S: 10	H: 5 LOB: 1 BB: 0 P: 10	R: 1 E: 0 K: 0 S: 6	H: 3 LOB: 2 BB: 0 P: 6	R: 0 E: 0 K: 0 S: 4	H: 1 LOB: 1 BB: 0 P: 4	R: 0 E: 0 K: 1 S: 5	H: 0 LOB: 0 BB: 0 P: 5	R: 0 E: 0 K: 0 S: 4	H: 1 LOB: 1 BB: 0 P: 4	R: 0 E: 0 K: 0 S: 3	H: 0 LOB: 0 BB: 0 P: 3	R: 0 E: 0 K: 1 S: 5	H: 0 LOB: 0 BB: 0 P: 5	R: 3 E: 0 K: 0 S: 7	H: 4 LOB: 1 BB: 0 P: 7	R: 0 E: 0 K: 0 S: 4	H: 2 LOB: 1 BB: 0 P: 4	1B: 11 2B: 4 3B: 0 HR: 1	SF: 0 SAC: 0 DP: 1 HBP: 0	WP: 0 PB: 0 SB: 0 CS: 0	PA: 42
<b>PITCHER</b>	IP	WLS	BF	H	R	ER	SO	BB	IBB	HBP	BLK	WP	HR	S	P	ERA	WHIP					
Frank Tanana, L (1,1) ERA: 4.79	1.1	L	12	8	5	5	1	0	0	0	0	0	0	14	14	33.75	6.000					
Jim Slaton, R (2,1) ERA: 5.12	5.2		21	4	2	2	2	0	0	0	0	0	1	25	25	3.18	0.706					
Jack Lazorko, R (8,1) ERA: 7.36	2.0		9	4	1	1	0	0	0	0	0	0	0	9	9	4.50	2.000					

Chicago White Sox @ Detroit Tigers  
Tiger Stadium, Detroit, MI  
Thu Aug 14 1986, 3:33 AM EDT  
Att: 32,284 - Unknown

AB 42  
R 8  
H 16  
RBI 8  
BB 0  
SO 3  
LOB 19



Batter	1	2	3	4	5	6	7	8	9	AB	R	H	RBI	BB	SO	LOB	BOTTOM					
Lou Whitaker, L (1,4) OBP: 0.330, SLG: 0.446		G3				F4				3	0	0	0	2	0	5						
Alan Trammell, R (1,6) OBP: 0.340, SLG: 0.429										4	1	2	0	1	1	1						
Kirk Gibson, L (1,9) OBP: 0.381, SLG: 0.493										5	0	1	0	0	2	6						
Darrell Evans, L (1,10) OBP: 0.352, SLG: 0.428										4	0	1	0	1	3	2						
Dave Collins, S (1,7) OBP: 0.361, SLG: 0.348										4	1	0	0	1	1	3						
Darnell Coles, R (1,5) OBP: 0.331, SLG: 0.447										4	0	0	0	0	0	4						
Dave Bergman, L (1,3) OBP: 0.341, SLG: 0.351										4	0	1	0	0	0	2						
Pat Sheridan, L (1,8) OBP: 0.290, SLG: 0.363										3	0	1	1	1	1	0						
Dwight Lowry, L (1,2) OBP: 0.402, SLG: 0.426										2	0	0	0	2	1	2						
<b>Inning Stats</b>	R: 0 E: 0 K: 3 S: 9	H: 0 LOB: 1 BB: 1 P: 13	R: 1 E: 1 K: 1 S: 7	H: 1 LOB: 2 BB: 0 P: 8	R: 0 E: 0 K: 1 S: 6	H: 1 LOB: 2 BB: 1 P: 10	R: 0 E: 0 K: 1 S: 5	H: 0 LOB: 0 BB: 0 P: 5	R: 1 E: 0 K: 1 S: 6	H: 1 LOB: 1 BB: 1 P: 10	R: 0 E: 0 K: 0 S: 3	H: 1 LOB: 2 BB: 2 P: 11	R: 0 E: 0 K: 1 S: 7	H: 2 LOB: 2 BB: 0 P: 7	R: 0 E: 0 K: 0 S: 3	H: 0 LOB: 3 BB: 3 P: 15	R: 0 E: 0 K: 1 S: 5	H: 0 LOB: 0 BB: 0 P: 5	1B: 4 2B: 2 3B: 0 HR: 0	SF: 0 SAC: 0 DP: 1 HBP: 1	WP: 1 PB: 0 SB: 3 CS: 0	PA: 42
<b>PITCHER</b>	IP	WLS	BF	H	R	ER	SO	BB	IBB	HBP	BLK	WP	HR	S	P	ERA	WHIP					
Jose DeLeon, R (1,1) ERA: 4.0	5.1	W	25	4	2	1	7	3	0	1	0	0	0	35	48	1.69	1.312					
Bobby Thigpen, R (6,1) ERA: 2.0	2.1		13	2	0	0	1	5	0	0	0	0	0	10	30	0.00	3.000					
Ray Seearge, L (8,1) ERA: 4.5	1.1		4	0	0	0	1	0	0	0	0	0	0	6	6	0.00	0.000					

Chicago White Sox @ Detroit Tigers  
Tiger Stadium, Detroit, MI  
Thu Aug 14 1986, 3:33 AM EDT  
Att: 32,284 - Unknown

AB 33  
R 2  
H 6  
RBI 1  
BB 8  
SO 9  
LOB 25









Batter	1	2	3	4	5	6	7	8	9	AB	R	H	RBI	BB	SO	LOB	TOP						
Paul Moltor, R OBP: 0.349, SLG: 0.412 (1, 5)										4	0	1	1	1	1	2	<b>Milwaukee Brewers @ Chicago White Sox</b> Comiskey Park, Chicago, IL Sat Aug 16 1986, 8:05 PM EDT Att: 28,225 - Unknown <a href="http://livebaseballscorecards.com">livebaseballscorecards.com</a>						
Robin Yount, R OBP: 0.392, SLG: 0.427 (1, 8)										4	0	2	0	1	0	1							
Cecil Cooper, L OBP: 0.307, SLG: 0.375 (1, 3)										5	0	0	0	0	2	5							
Gorman Thomas, R OBP: 0.318, SLG: 0.404 (1, 10)										4	0	1	0	1	0	5							
Rob Deer, R OBP: 0.338, SLG: 0.523 (1, 9)										5	1	2	1	0	1	3							
Glenn Braggs, R OBP: 0.291, SLG: 0.402 (1, 7)										5	1	1	0	0	1	2							
Dale Sveum, S OBP: 0.335, SLG: 0.403 (1, 6) (8, 4)										4	1	2	0	0	0	2							
Jim Gantner, L OBP: 0.333, SLG: 0.393 (1, 4)										3	2	1	1	0	1	1							
Ernest Riles, L OBP: 0.325, SLG: 0.352 (8, 6)										0	0	0	0	0	0	0							
Rick Cerone, R OBP: 0.276, SLG: 0.335 (1, 2) (8, PH)										3	0	2	0	0	0	1							
Ben Ogilvie, L OBP: 0.356, SLG: 0.403 (8, PH)										1	1	1	2	0	0	0							
Bill Schroeder, R OBP: 0.250, SLG: 0.329 (8, 2)										0	0	0	0	0	0	0							
<b>Inning Stats</b>	R: 0 E: 0 K: 0 S: 4	H: 1 LOB: 2 BB: 1 P: 8	R: 1 E: 1 K: 0 S: 5	H: 2 LOB: 1 BB: 0 P: 5	R: 0 E: 0 K: 2 S: 8	H: 1 LOB: 0 BB: 0 P: 8	R: 0 E: 0 K: 2 S: 7	H: 0 LOB: 0 BB: 0 P: 7	R: 0 E: 0 K: 2 S: 8	H: 1 LOB: 2 BB: 1 P: 12	R: 2 E: 1 K: 0 S: 5	H: 2 LOB: 0 BB: 0 P: 5	R: 0 E: 0 K: 0 S: 4	H: 1 LOB: 1 BB: 0 P: 4	R: 3 E: 0 K: 0 S: 7	H: 4 LOB: 1 BB: 0 P: 7	R: 0 E: 0 K: 0 S: 4	H: 1 LOB: 2 BB: 1 P: 8	1B: 7 2B: 3 3B: 2 HR: 1	SF: 1 SAC: 1 DP: 0 HBP: 0	WP: 0 PB: 0 SB: 0 CS: 1	PA: 43	
<b>PITCHER</b>	IP WLS BF H R ER SO BB IBB HBP BLK WP HR S P ERA WHIP																						
Floyd Bannister, L ERA: 3.98 (1, 1)	6.0	27	7	3	2	6	2	0	0	0	0	0	0	0	1	37	45	3.00	1.500				
Gene Nelson, R ERA: 3.65 (7, 1)	1.2	L	9	4	3	3	0	0	0	0	0	0	0	0	9	9	16.20	2.400					
Bobby Thigpen, R ERA: 1.74 (8, 1)	1.1		7	2	0	0	1	0	0	0	0	0	0	0	6	10	0.00	2.250					

Batter	1	2	3	4	5	6	7	8	9	AB	R	H	RBI	BB	SO	LOB	BOTTOM						
Daryl Boston, L OBP: 0.358, SLG: 0.653 (1, 8)										4	1	1	0	0	2	1	<b>Milwaukee Brewers @ Chicago White Sox</b> Comiskey Park, Chicago, IL Sat Aug 16 1986, 8:05 PM EDT Att: 28,225 - Unknown <a href="http://livebaseballscorecards.com">livebaseballscorecards.com</a>						
Reid Nichols, R OBP: 0.259, SLG: 0.243 (1, 7)										3	0	1	1	0	0	1							
Harold Baines, L OBP: 0.342, SLG: 0.481 (1, 9)										4	2	3	2	0	0	1							
George Foster, R OBP: 0.292, SLG: 0.448 (1, 10)										4	0	1	1	0	2	1							
Carlton Fisk, R OBP: 0.265, SLG: 0.326 (1, 2)										4	0	1	0	0	0	1							
Tim Lincecum, R OBP: 0.283, SLG: 0.444 (1, 5)										4	1	1	1	0	2	1							
Russ Morman, R ERA: 4.35 (1, 3)										3	0	0	0	0	2	0							
Jerry Hairston, S OBP: 0.380, SLG: 0.444 (9, PH)										1	0	0	0	0	0	0							
Ozzie Guillen, L OBP: 0.259, SLG: 0.310 (1, 6)										4	0	2	0	0	1	0							
Julio Cruz, S OBP: 0.353, SLG: 0.234 (1, 4)										1	1	0	0	1	0	0							
Ron Hassey, L OBP: 0.386, SLG: 0.484 (9, PH)										1	0	0	0	0	0	1							
<b>Inning Stats</b>	R: 0 E: 0 K: 1 S: 5	H: 1 LOB: 0 BB: 0 P: 5	R: 1 E: 0 K: 2 S: 8	H: 1 LOB: 0 BB: 0 P: 8	R: 0 E: 0 K: 0 S: 4	H: 1 LOB: 0 BB: 0 P: 4	R: 0 E: 0 K: 0 S: 3	H: 1 LOB: 0 BB: 0 P: 3	R: 0 E: 0 K: 3 S: 9	H: 0 LOB: 0 BB: 0 P: 9	R: 3 E: 0 K: 1 S: 8	H: 3 LOB: 1 BB: 1 P: 12	R: 0 E: 0 K: 0 S: 3	H: 0 LOB: 0 BB: 0 P: 3	R: 1 E: 0 K: 1 S: 7	H: 2 LOB: 1 BB: 0 P: 7	R: 0 E: 0 K: 1 S: 6	H: 1 LOB: 1 BB: 0 P: 6	1B: 6 2B: 1 3B: 1 HR: 2	SF: 1 SAC: 1 DP: 2 HBP: 0	WP: 0 PB: 0 SB: 0 CS: 0	PA: 36	
<b>PITCHER</b>	IP WLS BF H R ER SO BB IBB HBP BLK WP HR S P ERA WHIP																						
Juan Nieves, L ERA: 4.35 (1, 1)	5.1		21	6	4	4	6	1	0	0	0	0	0	0	0	13	13	3.86	0.857				
John Henry Johnson, L ERA: 4.15 (6, 1)	2.1	W	9	2	1	1	2	0	0	0	0	0	0	0	8	8	0.00	1.500					
Mark Clear, R ERA: 1.52 (8, 1)	1.1	S	6	2	0	0	1	0	0	0	0	0	0	0	0	0	0	0.00	1.500				



Batter	1	2	3	4	5	6	7	8	9	AB	R	H	RBI	BB	SO	LOB	TOP										
Paul Moltor, R OBP: 0.391, SLG: 0.414 (1, 5)										4	0	2	1	0	0	0	<b>Milwaukee Brewers @ Chicago White Sox</b> Comiskey Park, Chicago, IL Sun Aug 17 1986, 4:33 AM EDT Att: 19,064 - Unknown										
Robin Yount, R OBP: 0.391, SLG: 0.425 (1, 8)										4	0	1	0	0	1	1											
Ben Oglivie, L OBP: 0.352, SLG: 0.397 (1, 10)										4	0	0	0	0	1	2											
Gorman Thomas, R OBP: 0.320, SLG: 0.401 (1, 3)										2	2	0	0	2	1	2											
Rob Deer, R OBP: 0.339, SLG: 0.530 (1, 9)											3	1	1	2	1	0		0									
Glenn Braggs, R OBP: 0.281, SLG: 0.391 (1, 7)											3	0	0	1	0	0		0									
Dale Sveum, S OBP: 0.329, SLG: 0.396 (1, 4)											4	0	0	0	0	1		1									
Bill Schroeder, R OBP: 0.252, SLG: 0.324 (1, 2)										2	1	0	0	1	1	0											
Ernest Riles, L OBP: 0.322, SLG: 0.350 (1, 6)										3	0	0	0	0	0	1											
<b>Inning Stats</b>	R: 0 E: 0 K: 1 S: 5	H: 1 LOB: 0 BB: 1 P: 5	R: 2 E: 0 K: 1 S: 6	H: 1 LOB: 0 BB: 1 P: 10	R: 0 E: 0 K: 0 S: 3	H: 0 LOB: 0 BB: 0 P: 3	R: 1 E: 0 K: 0 S: 3	H: 0 LOB: 1 BB: 2 P: 11	R: 0 E: 0 K: 0 S: 3	H: 0 LOB: 0 BB: 0 P: 3	R: 0 E: 0 K: 2 S: 7	H: 0 LOB: 0 BB: 0 P: 7	R: 0 E: 0 K: 0 S: 3	H: 0 LOB: 0 BB: 0 P: 3	R: 1 E: 0 K: 0 S: 5	H: 2 LOB: 2 BB: 1 P: 9	R: 0 E: 0 K: 1 S: 5	H: 0 LOB: 0 BB: 0 P: 5	1B: 3 2B: 0 3B: 0 HR: 1	SF: 1 SAC: 0 DP: 1 HBP: 0	WP: 1 PB: 0 SB: 1 CS: 0	PA: 34					
<b>PITCHER</b>	IP	WLS	BF	H	R	ER	SO	BB	IBB	HBP	BLK	WP	HR	S	P	ERA	WHIP										
Steve Carlton, L ERA: 6.13 (1, 1)	7.1	W	28	3	4	4	4	4	0	0	0	1	1	32	48	4.91	0.955										
Bobby Thigpen, R ERA: 1.5 (8, 1)	1.2	S	6	1	0	0	1	0	0	0	0	0	0	8	8	0.00	0.600										

Batter	1	2	3	4	5	6	7	8	9	AB	R	H	RBI	BB	SO	LOB	BOTTOM										
Daryl Boston, L OBP: 0.397, SLG: 0.660 (1, 8)										4	1	3	0	1	0	1	<b>Milwaukee Brewers @ Chicago White Sox</b> Comiskey Park, Chicago, IL Sun Aug 17 1986, 4:33 AM EDT Att: 19,064 - Unknown										
Tim Lulett, R OBP: 0.285, SLG: 0.443 (1, 5)										5	0	2	1	0	0	4											
Harold Baines, L OBP: 0.344, SLG: 0.482 (1, 9)										5	1	3	1	0	0	2											
George Foster, R OBP: 0.286, SLG: 0.439 John Cangelosi, S OBP: 0.357, SLG: 0.316 (1, 7)										5	0	0	0	0	1	6											
Ron Hassey, L OBP: 0.398, SLG: 0.505 (1, 10)											0	0	0	0	0	0											
Russ Norman, R OBP: 0.288, SLG: 0.385 (1, 3)											4	0	0	0	1	0		6									
Ozzie Guillen, L OBP: 0.283, SLG: 0.319 (1, 6)										5	2	3	1	0	0	0											
Julio Cruz, S OBP: 0.357, SLG: 0.237 (1, 4)										2	0	1	1	1	0	0											
Ron Karkovics, R OBP: 0.250, SLG: 0.250 (1, 2)										4	1	1	1	0	2	2											
<b>Inning Stats</b>	R: 1 E: 1 K: 0 S: 5	H: 3 LOB: 2 BB: 1 P: 9	R: 0 E: 0 K: 1 S: 5	H: 0 LOB: 0 BB: 0 P: 5	R: 0 E: 0 K: 0 S: 5	H: 2 LOB: 3 BB: 1 P: 9	R: 2 E: 0 K: 0 S: 7	H: 4 LOB: 2 BB: 0 P: 7	R: 2 E: 0 K: 0 S: 6	H: 3 LOB: 2 BB: 1 P: 10	R: 0 E: 0 K: 1 S: 6	H: 1 LOB: 1 BB: 0 P: 6	R: 0 E: 0 K: 1 S: 5	H: 0 LOB: 1 BB: 1 P: 9	R: 2 E: 0 K: 0 S: 5	H: 3 LOB: 2 BB: 1 P: 9	1B: 13 2B: 2 3B: 0 HR: 1	SF: 0 SAC: 1 DP: 0 HBP: 0	WP: 0 PB: 0 SB: 1 CS: 0	PA: 43							
<b>PITCHER</b>	IP	WLS	BF	H	R	ER	SO	BB	IBB	HBP	BLK	WP	HR	S	P	ERA	WHIP										
Tim Lincecum, R ERA: 4.64 (1, 1)	3.2		21	9	3	3	1	1	1	0	0	0	0	21	29	7.36	2.727										
Bryan Clutterback, R ERA: 3.65 (4, 1)	1.1	L	8	3	2	2	0	1	0	0	0	0	1	7	11	13.50	3.000										
Mike Birkbeck, R ERA: 9.38 (6, 1)	2.2		11	2	1	1	2	1	0	0	0	0	0	14	18	3.38	1.125										
Dan Plesac, L ERA: 3.22 (8, 1)	0.1		3	2	1	1	0	1	0	0	0	0	0	2	6	27.00	9.000										



Batter	1	2	3	4	5	6	7	8	9	AB	R	H	RBI	BB	SO	LOB	TOP		
Daryl Boston, L OBP: 0.403, SLG: 0.661										3	1	1	0	1	1	0	Chicago White Sox @ Toronto Blue Jays Exhibition Stadium, Toronto, ON Tue Aug 19 1986, 7:05 PM EDT Att: 34,158 - Unknown		
Tim Hulett, R OBP: 0.282, SLG: 0.438										4	0	0	0	0	2	2			
Harold Baines, L OBP: 0.343, SLG: 0.482										4	0	1	1	0	0	1			
George Foster, R OBP: 0.286, SLG: 0.436										4	0	1	0	0	0	1			
Ron Hassey, L OBP: 0.395, SLG: 0.500										4	0	1	0	0	0	2			
Russ Morman, R OBP: 0.283, SLG: 0.370										2	0	0	0	2	1	0			
Ozzie Guillen, L OBP: 0.263, SLG: 0.318										4	0	1	0	0	0	1			
Julio Cruz, S OBP: 0.357, SLG: 0.235										2	0	0	0	1	0	2			
Ron Karkovice, R OBP: 0.143, SLG: 0.143										3	0	0	0	0	3	1			
<b>Inning Stats</b>	R: 1 E: 0 K: 0 S: 5	H: 2 LOB: 1 BB: 0 P: 5	R: 0 E: 0 K: 1 S: 5	H: 0 LOB: 1 BB: 1 P: 9	R: 0 E: 0 K: 1 S: 5	H: 2 LOB: 2 BB: 1 P: 8	R: 0 E: 0 K: 0 S: 4	H: 1 LOB: 1 BB: 1 P: 7	R: 0 E: 0 K: 2 S: 7	H: 0 LOB: 0 BB: 0 P: 7	R: 0 E: 0 K: 1 S: 5	H: 0 LOB: 0 BB: 0 P: 5	R: 0 E: 0 K: 1 S: 5	H: 0 LOB: 0 BB: 0 P: 5	1B: 3 2B: 2 3B: 0 HR: 0	SF: 0 SAC: 0 DP: 1 HBP: 0	WP: 0 PB: 0 SB: 0 CS: 0	PA: 34	
<b>PITCHER</b>	IP	WLS	BF	H	R	ER	SO	BB	IBB	HBP	BLK	WP	HR	S	P	ERA	WHIP		
Dave Stieb, R ERA: 5.44	(1, 1)	7.0	W	28	5	1	1	5	4	0	0	0	0	34	50	1.29	1.286		
Tom Henke, R ERA: 3.46	(8, 1)	2.0		6	0	0	0	2	0	0	0	0	0	10	10	0.00	0.000		

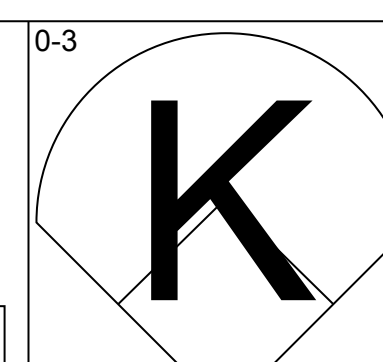
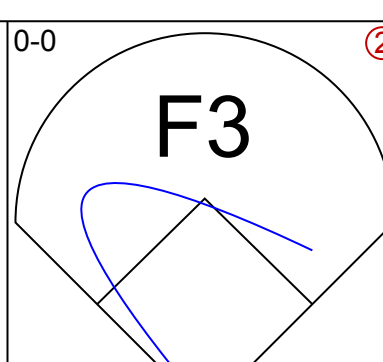
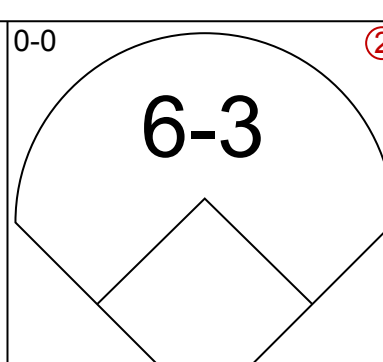
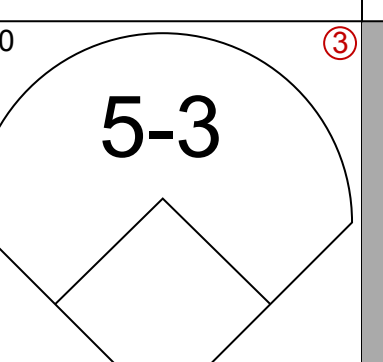
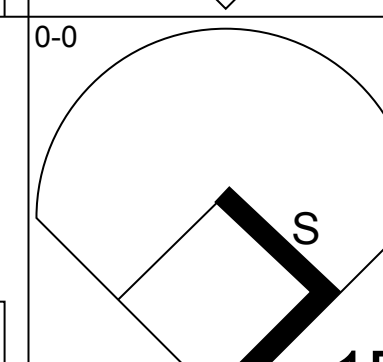
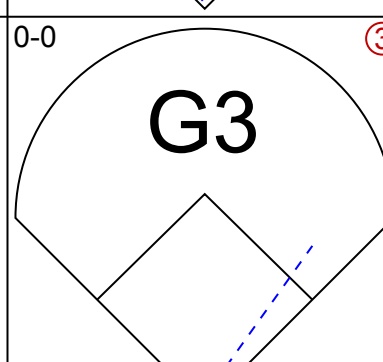
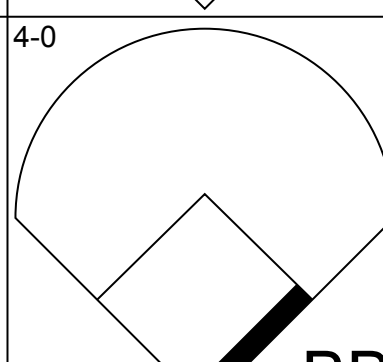
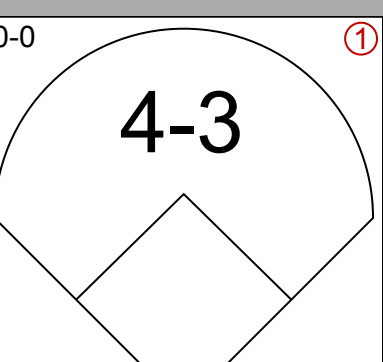
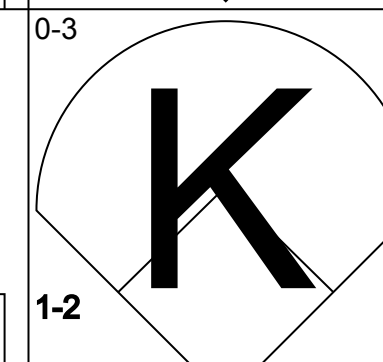
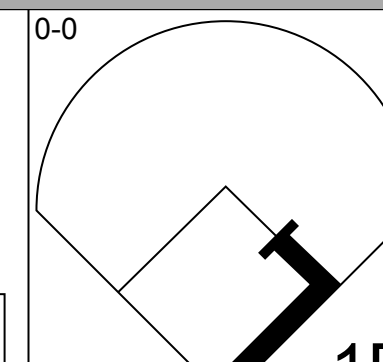
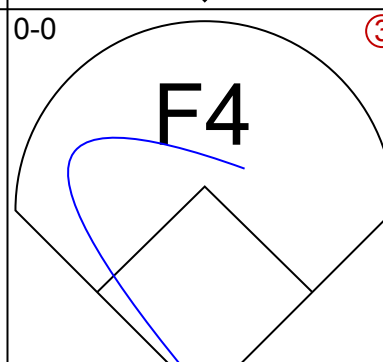
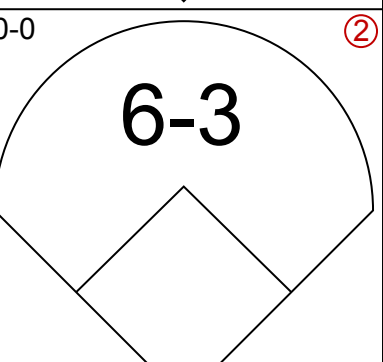
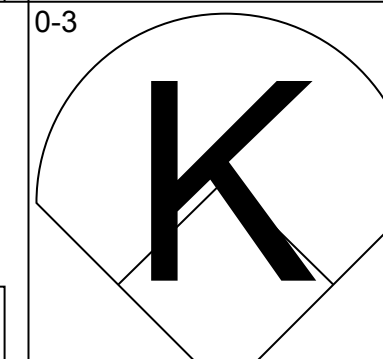
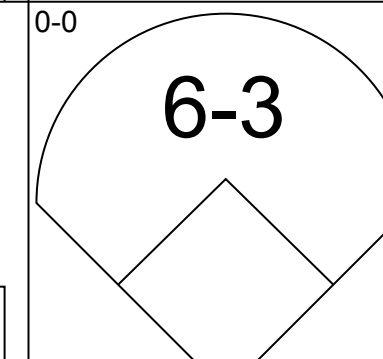
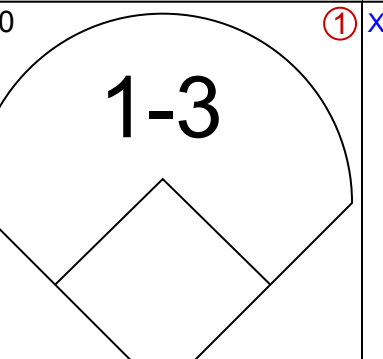
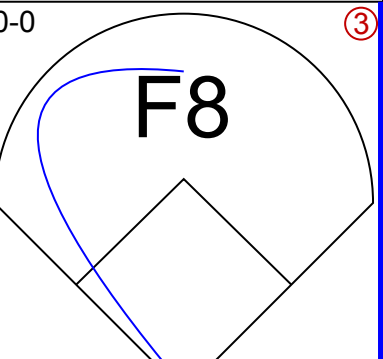
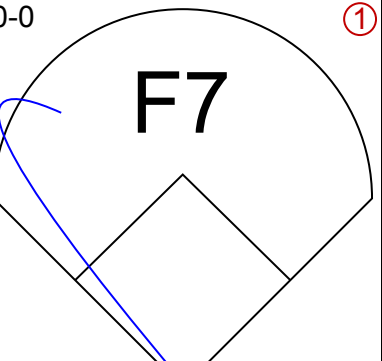
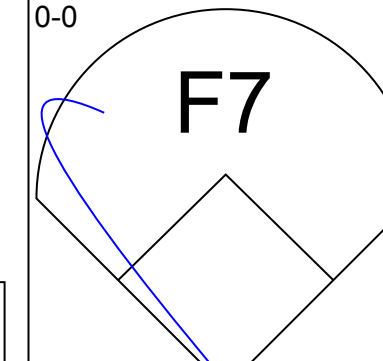
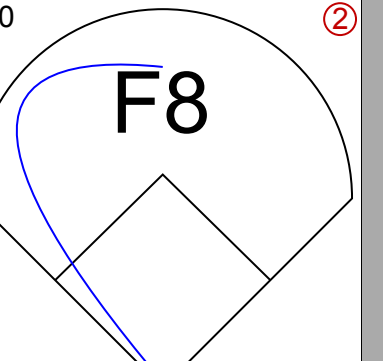
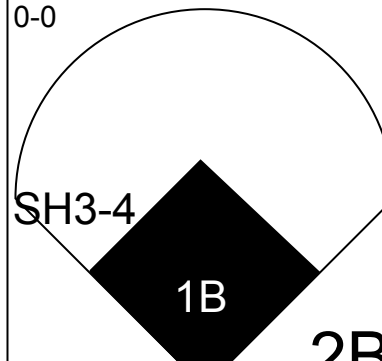
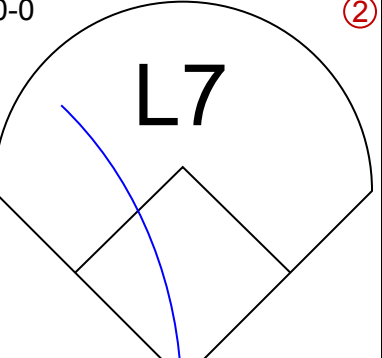
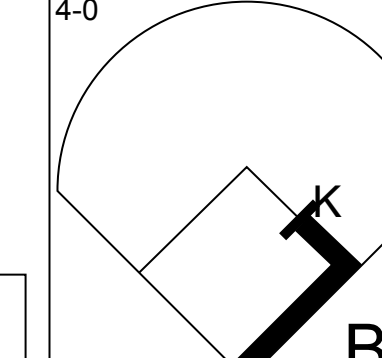
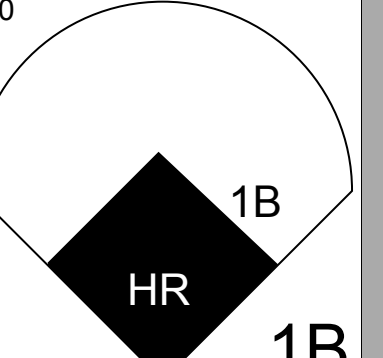
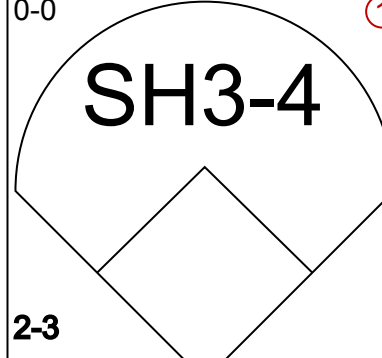
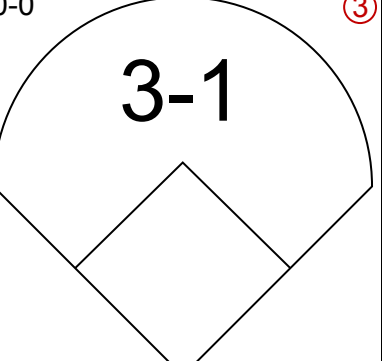
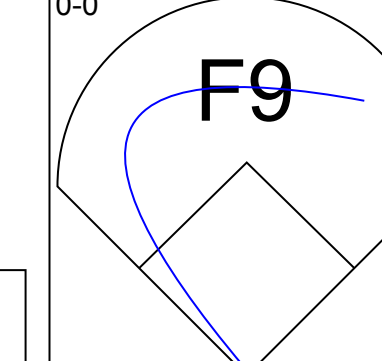
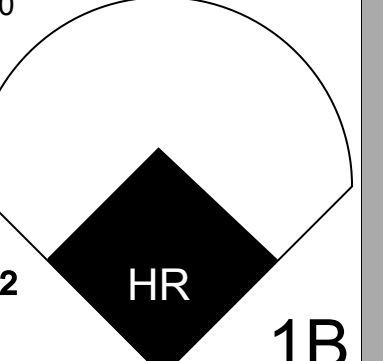
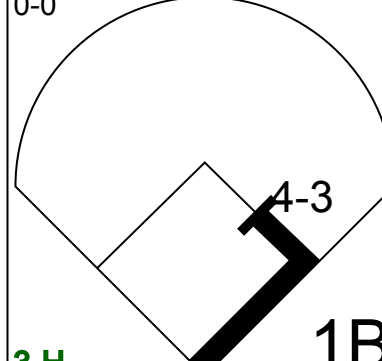
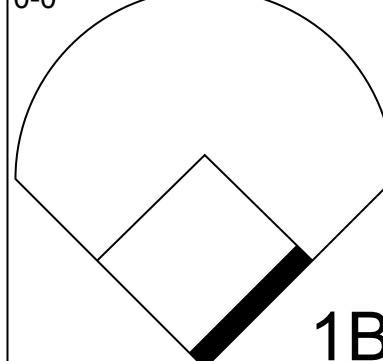
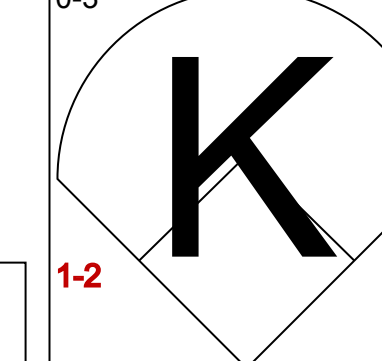
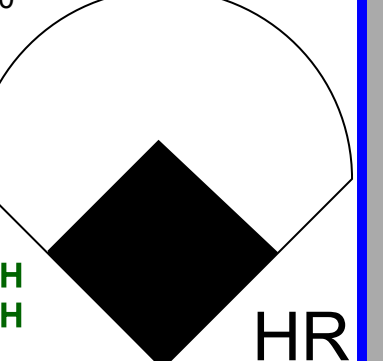
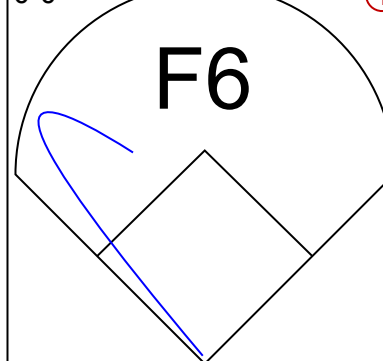
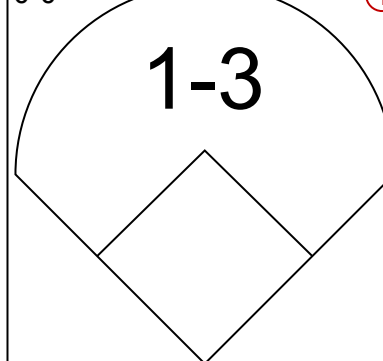
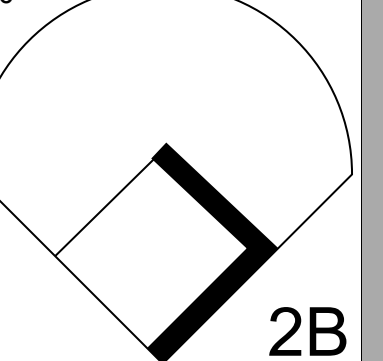
Batter	1	2	3	4	5	6	7	8	9	AB	R	H	RBI	BB	SO	LOB	BOTTOM			
Tony Fernandez, S OBP: 0.342, SLG: 0.439										4	1	1	0	0	0	2	Chicago White Sox @ Toronto Blue Jays Exhibition Stadium, Toronto, ON Tue Aug 19 1986, 7:05 PM EDT Att: 34,158 - Unknown			
Willie Upshaw, L OBP: 0.350, SLG: 0.379										4	1	1	1	0	0	2				
Lloyd Moseby, L OBP: 0.354, SLG: 0.443										4	2	4	2	0	0	0				
George Bell, R OBP: 0.364, SLG: 0.561										3	0	2	2	1	0	1				
Jesse Barfield, R OBP: 0.388, SLG: 0.586										4	0	1	0	0	1	3				
Cliff Johnson, R OBP: 0.376, SLG: 0.464										3	0	0	0	1	0	3				
Ernie Whitt, L OBP: 0.308, SLG: 0.425										4	0	1	0	0	0	3				
Garth Iorg, R OBP: 0.278, SLG: 0.290										4	0	0	0	0	1	1				
Manuel Lee, S OBP: 0.500, SLG: 0.500										4	1	2	0	0	2	0				
<b>Inning Stats</b>	R: 1 E: 0 K: 1 S: 7	H: 2 LOB: 3 BB: 2 P: 15	R: 0 E: 0 K: 2 S: 7	H: 0 LOB: 0 BB: 0 P: 7	R: 1 E: 0 K: 0 S: 4	H: 2 LOB: 0 BB: 0 P: 4	R: 0 E: 0 K: 0 S: 3	H: 1 LOB: 0 BB: 0 P: 3	R: 2 E: 0 K: 0 S: 7	H: 4 LOB: 2 BB: 0 P: 7	R: 0 E: 0 K: 0 S: 4	H: 1 LOB: 1 BB: 0 P: 4	R: 1 E: 0 K: 0 S: 5	H: 2 LOB: 1 BB: 0 P: 5	R: 0 E: 0 K: 1 S: 5	H: 0 LOB: 0 BB: 0 P: 5	1B: 10 2B: 1 3B: 0 HR: 1	SF: 0 SAC: 0 DP: 2 HBP: 0	WP: 1 PB: 0 SB: 1 CS: 0	PA: 36
<b>PITCHER</b>	IP	WLS	BF	H	R	ER	SO	BB	IBB	HBP	BLK	WP	HR	S	P	ERA	WHIP			
Joe Cowley, R ERA: 4.82	(1, 1)	6.1	L	31	12	5	3	12	2	0	0	0	0	35	43	7.11	2.211			
Bill Dawley, R ERA: 3.4	(7, 1)	1.2		5	0	0	0	1	0	0	0	1	0	7	7	0.00	0.000			



Batter	1	2	3	4	5	6	7	8	9	AB	R	H	RBI	BB	SO	LOB	TOP								
Daryl Boston, L (1, 8) OBP: 0.394, SLG: 0.633	5-3		K			4-3			1B	4	1	1	0	0	1	1	<b>Chicago White Sox @ Toronto Blue Jays</b> Exhibition Stadium, Toronto, ON Wed Aug 20 1986, 7:05 PM EDT Att: 33,493 - Unknown <a href="http://livebaseballscorecards.com">livebaseballscorecards.com</a>								
Tim Hulett, R (1, 5) OBP: 0.282, SLG: 0.436	4-3			5-3		1B			F5	4	0	1	0	0	0	1									
Harold Baines, L (1, 9) OBP: 0.343, SLG: 0.480	4-3			K		4-3			1B	4	0	1	0	0	1	1									
George Foster, R (1, 7) OBP: 0.285, SLG: 0.433		K			1B		F4		F6	4	0	1	0	0	1	2									
Ron Hassey, L (1, 10) OBP: 0.393, SLG: 0.496	3-1			F6		6-3			1B	4	0	1	1	0	0	1									
Russ Morman, R (1, 3) OBP: 0.281, SLG: 0.362	K				1B		5-3		F9	4	0	1	0	0	1	2									
Ozzie Guillen, L (1, 6) OBP: 0.264, SLG: 0.318			5-3			1B			6-3	3	0	1	0	0	0	0									
Julio Cruz, S (1, 4) OBP: 0.354, SLG: 0.232			L6						F6	2	0	0	0	0	0	1									
Carlton Fisk, R (8, PH) OBP: 0.265, SLG: 0.325				G4-6-3						1	0	0	0	0	0	0									
Ron Karkovics, R (1, 2) OBP: 0.222, SLG: 0.222									5-3	2	0	1	0	0	0	0									
Jerry Hairston, S (8, PH) OBP: 0.378, SLG: 0.441										1	0	0	0	0	0	0									
Brian Giles, R (8, 4)										0	0	0	0	0	0	0									
<b>Inning Stats</b>	R: 0 E: 0 K: 0 S: 3	H: 0 LOB: 0 BB: 0 P: 3	R: 0 E: 0 K: 2 S: 7	H: 0 LOB: 0 BB: 0 P: 7	R: 0 E: 0 K: 1 S: 6	H: 1 LOB: 1 BB: 0 P: 6	R: 0 E: 0 K: 1 S: 6	H: 1 LOB: 1 BB: 0 P: 6	R: 0 E: 0 K: 0 S: 3	H: 2 LOB: 0 BB: 0 P: 3	R: 0 E: 0 K: 0 S: 4	H: 1 LOB: 1 BB: 0 P: 4	R: 0 E: 0 K: 0 S: 3	H: 0 LOB: 0 BB: 0 P: 3	R: 0 E: 0 K: 0 S: 3	H: 0 LOB: 0 BB: 0 P: 3	R: 1 E: 0 K: 0 S: 6	H: 3 LOB: 2 BB: 0 P: 6	1B: 8 2B: 0 3B: 0 HR: 0	SF: 0 SAC: 0 DP: 1 HBP: 0	WP: 0 PB: 0 CS: 0	PA: 33			
<b>PITCHER</b>	IP	WLS	BF	H	R	ER	SO	BB	IBB	HBP	BLK	WP	HR	S	P	ERA	WHIP								
Joe Johnson, R (1, 1) ERA: 4.51	8.0	W	28	6	1	1	4	0	0	0	0	0	0	36	36	1.12	0.750								
Tom Henke, R (9, 1) ERA: 3.41	1.0		5	2	0	0	0	0	0	0	0	0	0	5	5	0.00	2.000								


Batter	1	2	3	4	5	6	7	8	9	AB	R	H	RBI	BB	SO	LOB	BOTTOM								
Tony Fernandez, S (1, 6) OBP: 0.340, SLG: 0.435	F8		G3			F6			G3	4	0	0	0	0	0	1	<b>Chicago White Sox @ Toronto Blue Jays</b> Exhibition Stadium, Toronto, ON Wed Aug 20 1986, 7:05 PM EDT Att: 33,493 - Unknown <a href="http://livebaseballscorecards.com">livebaseballscorecards.com</a>								
Willie Upshaw, L (1, 3) OBP: 0.352, SLG: 0.381	F3		4-3			HR			E9	3	2	1	0	1	0	0									
Lloyd Moseby, L (1, 8) OBP: 0.357, SLG: 0.450			F6			BB			2B	2	2	1	2	2	0	0									
George Bell, R (1, 7) OBP: 0.365, SLG: 0.560						HR			1B	3	0	1	0	1	0	1									
Jesse Barfield, R (1, 9) OBP: 0.387, SLG: 0.583	F7					1B			F8	4	0	1	1	0	2	3									
Cliff Johnson, R (1, 10) OBP: 0.376, SLG: 0.464						1B			F9	4	0	2	0	0	0	1									
Ernie Whitt, L (1, 2) OBP: 0.304, SLG: 0.419			K						G3	4	0	0	0	0	2	4									
Garth Iorg, R (1, 5) OBP: 0.274, SLG: 0.286			L4						F5	3	0	0	0	0	0	3									
Manuel Lee, S (1, 4) OBP: 0.444, SLG: 0.444			K						6-3	3	0	1	0	0	1	1									
<b>Inning Stats</b>	R: 0 E: 0 K: 0 S: 3	H: 0 LOB: 2 BB: 2 P: 11	R: 0 E: 0 K: 2 S: 8	H: 1 LOB: 1 BB: 0 P: 8	R: 0 E: 0 K: 0 S: 3	H: 0 LOB: 0 BB: 0 P: 3	R: 0 E: 0 K: 1 S: 7	H: 2 LOB: 0 BB: 0 P: 7	R: 2 E: 0 K: 0 S: 4	H: 2 LOB: 0 BB: 1 P: 8	R: 0 E: 0 K: 2 S: 7	H: 0 LOB: 0 BB: 0 P: 7	R: 0 E: 0 K: 0 S: 3	H: 0 LOB: 0 BB: 0 P: 3	R: 2 E: 1 K: 0 S: 5	H: 2 LOB: 1 BB: 1 P: 9		1B: 5 2B: 1 3B: 0 HR: 1	SF: 0 SAC: 0 DP: 0 HBP: 0	WP: 0 PB: 0 CS: 1	PA: 34				
<b>PITCHER</b>	IP	WLS	BF	H	R	ER	SO	BB	IBB	HBP	BLK	WP	HR	S	P	ERA	WHIP								
Jose DeLeon, R (1, 1) ERA: 4.15	7.0	L	30	6	4	4	5	4	0	0	0	0	0	36	52	5.14	1.429								
Bobby Thigpen, R (8, 1) ERA: 1.39	1.0		4	1	0	0	0	0	0	0	0	0	0	4	4	0.00	1.000								

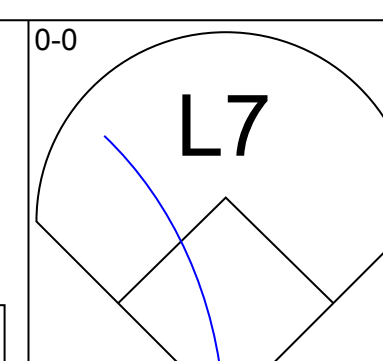
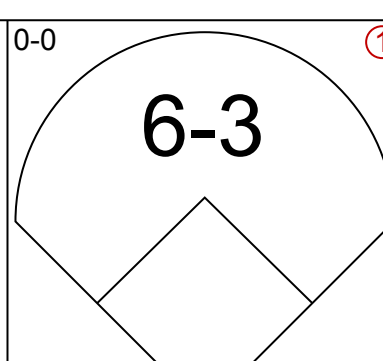
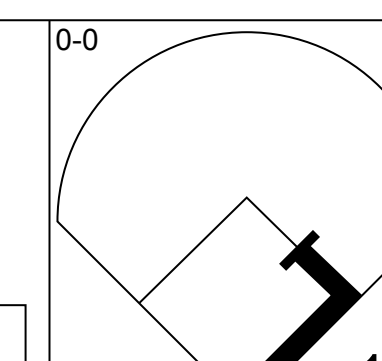
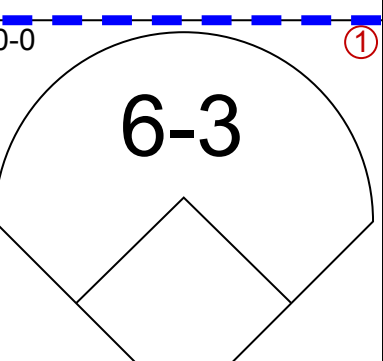
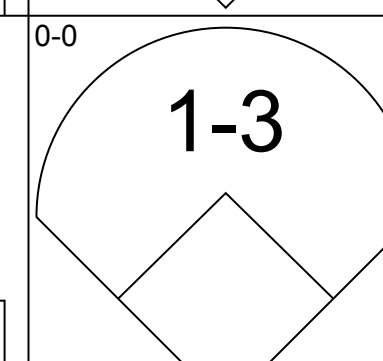
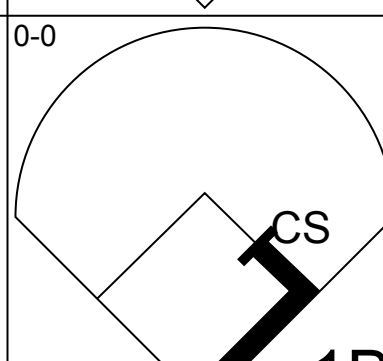
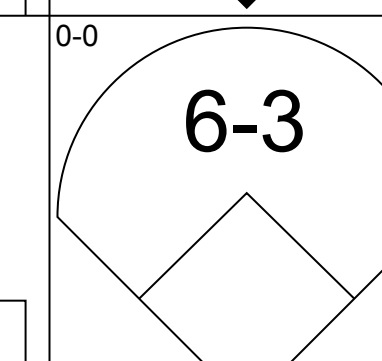
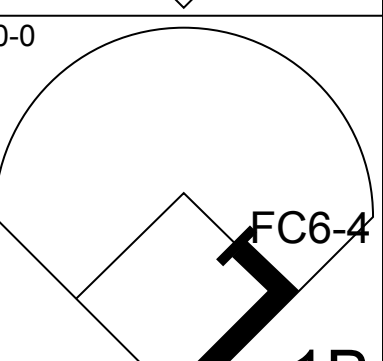
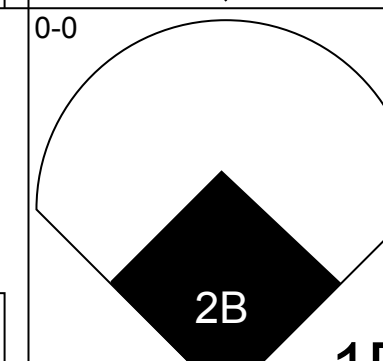
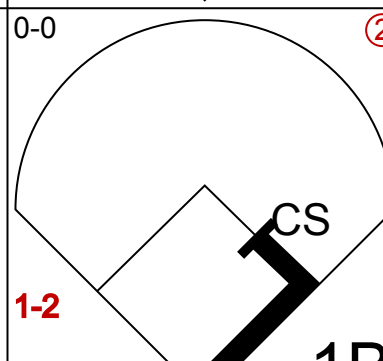
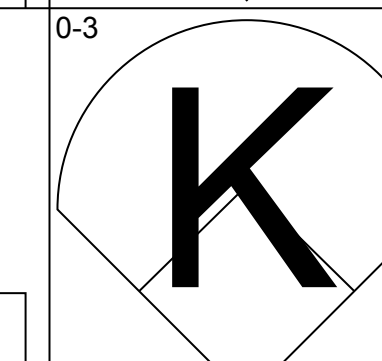
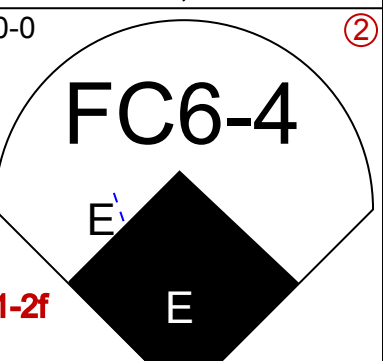
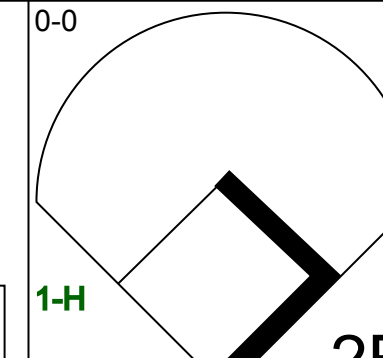
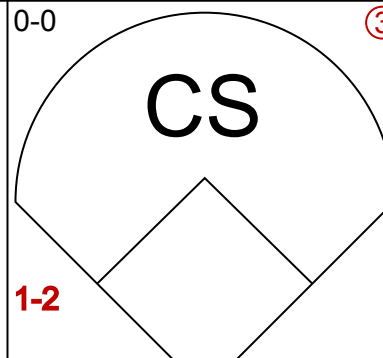
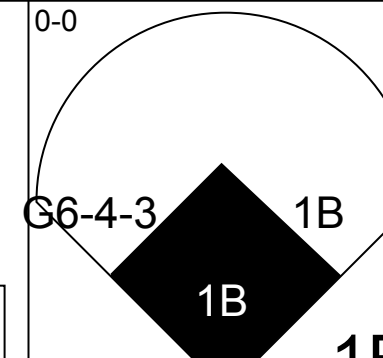
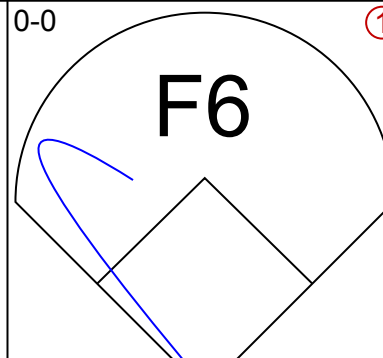
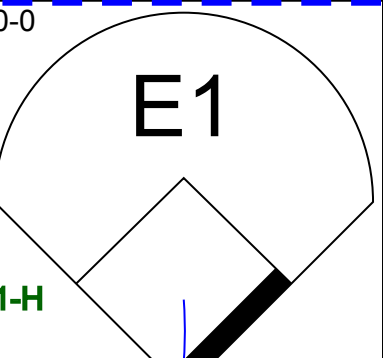
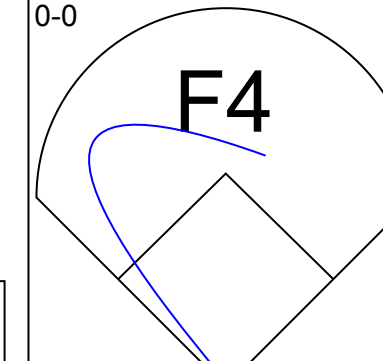
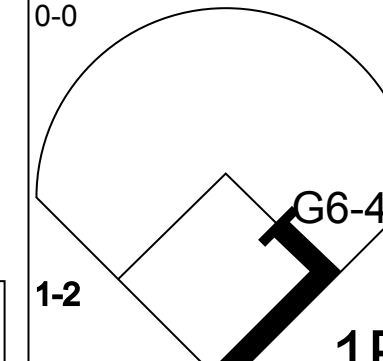
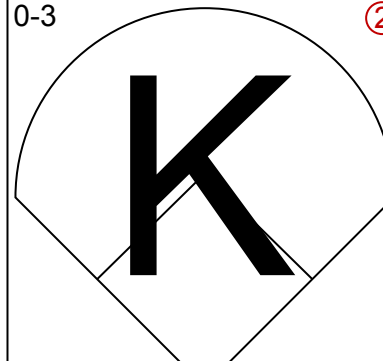
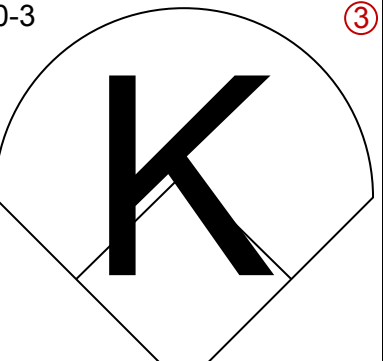
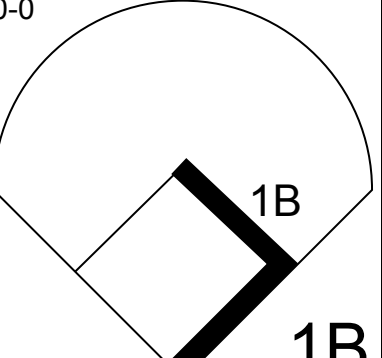
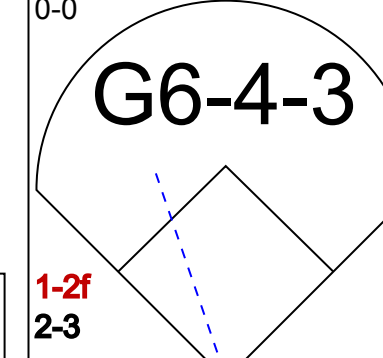
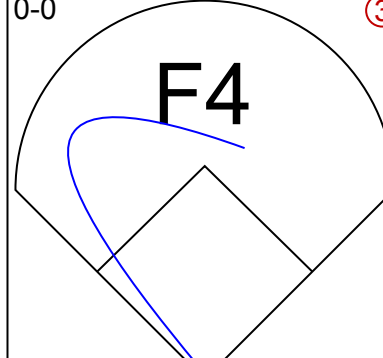
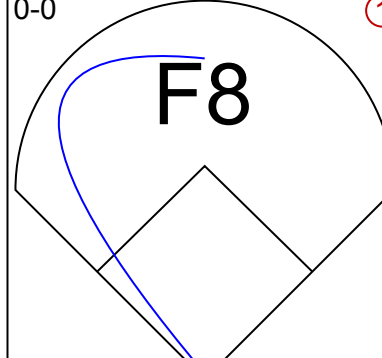
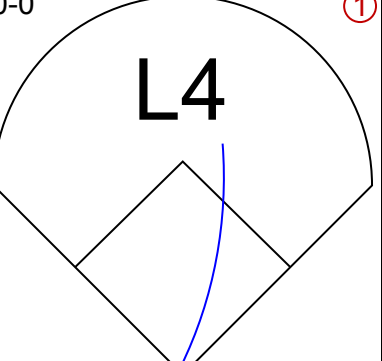
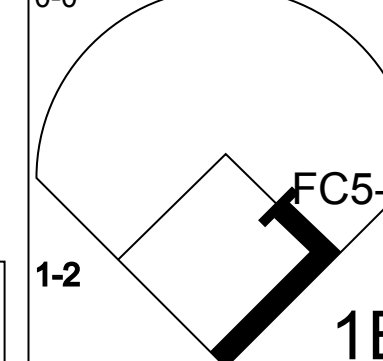
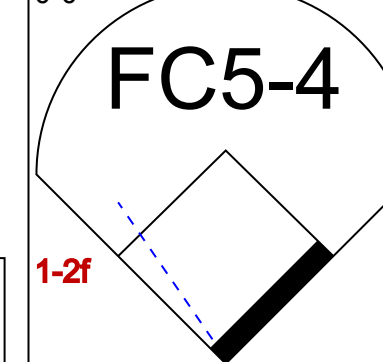
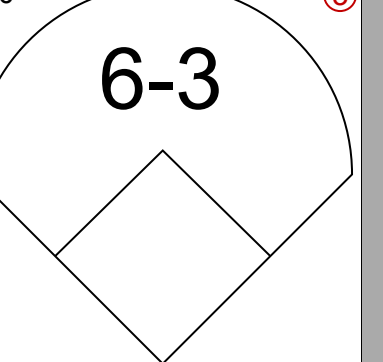
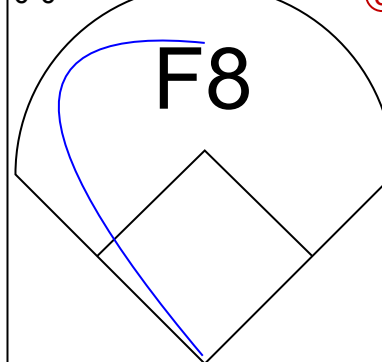
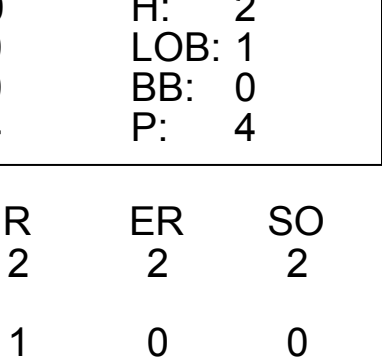
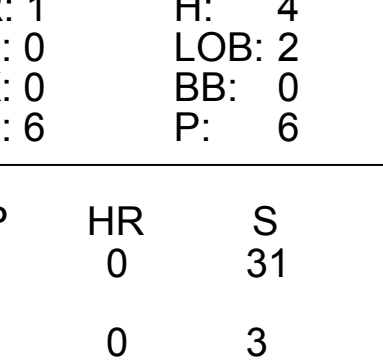
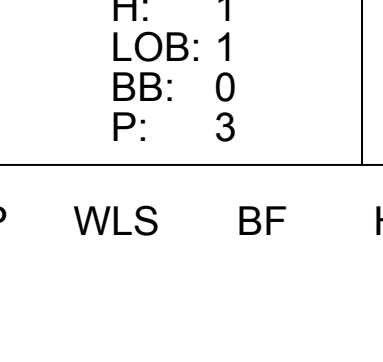






Batter	1	2	3	4	5	6	7	8	9	AB	R	H	RBI	BB	SO	LOB	TOP					
John Cangelosi, S (1.9) OBP: 0.354, SLG: 0.313										4	0	0	0	0	1	2						
Daryl Boston, L (1.8) OBP: 0.400, SLG: 0.619										3	0	1	0	1	0	1						
Tim Hulett, R (1.5) OBP: 0.281, SLG: 0.434										4	0	1	0	0	1	2						
George Foster, R (1.7) OBP: 0.281, SLG: 0.426										4	0	0	0	0	1	1						
Reid Nichols, R (8.7) OBP: 0.259, SLG: 0.243										0	0	0	0	0	0	0						
Jerry Hairston, S (1.10) OBP: 0.375, SLG: 0.443										4	1	1	0	0	0	0						
Russ Morman, R (1.3) OBP: 0.299, SLG: 0.367										2	1	1	0	1	0	0						
Ozzie Guillen, L (1.6) OBP: 0.266, SLG: 0.320										4	1	2	1	0	0	1						
Brian Giles, R (1.4) OBP: 0.167, SLG: 0.167										2	0	1	0	0	1	1						
Carlton Fisk, R (7. PH) OBP: 0.266, SLG: 0.335										1	1	1	3	0	0	0						
Julio Cruz, S (7.4) OBP: 0.352, SLG: 0.231										1	0	0	0	0	0	1						
Ron Karkovice, R (1.2) OBP: 0.250, SLG: 0.333										3	0	1	0	0	0	1						
<b>Inning Stats</b>	R: 0 E: 0 K: 3 S: 10	H: 1 LOB: 1 BB: 0 P: 10	R: 0 E: 0 K: 0 S: 3	H: 0 LOB: 0 BB: 0 P: 3	R: 0 E: 0 K: 0 S: 4	H: 1 LOB: 1 BB: 0 P: 4	R: 0 E: 0 K: 0 S: 3	H: 1 LOB: 0 BB: 0 P: 3	R: 0 E: 0 K: 1 S: 4	H: 0 LOB: 0 BB: 1 P: 8	R: 0 E: 0 K: 0 S: 3	H: 0 LOB: 1 BB: 1 P: 7	R: 3 E: 0 K: 0 S: 7	H: 4 LOB: 1 BB: 0 P: 7	R: 0 E: 0 K: 0 S: 3	H: 0 LOB: 0 BB: 0 P: 3	R: 1 E: 0 K: 0 S: 4	H: 2 LOB: 0 BB: 0 P: 4	1B: 6 2B: 3 3B: 0 HR: 1	SF: 0 SAC: 1 DP: 1 HBP: 0	WP: 0 PB: 0 SB: 1 CS: 0	PA: 35
<b>PITCHER</b>	IP WLS BF H R ER SO BB IBB HBP BLK WP HR S P ERA WHIP																					
Jimmy Key, L (1.1) ERA: 4.08	8.0 L 32 8 4 4 4 2 0 0 0 0 0 1 38 46 4.50 1.250																					
Mark Eichhorn, R (9.1) ERA: 1.83	1.0 3 1 0 0 0 0 0 0 0 0 0 0 3 3 0.00 1.000																					

Chicago White Sox @ Toronto Blue Jays  
Exhibition Stadium, Toronto, ON  
Thu Aug 21 1986, 3:33 AM EDT  
Att: 35,393 - Unknown

AB 32  
R 4  
H 9  
RBI 4  
BB 2  
SO 4  
LOB 10



Batter	1	2	3	4	5	6	7	8	9	AB	R	H	RBI	BB	SO	LOB	BOTTOM			
Tony Fernandez, S (1.6) OBP: 0.339, SLG: 0.434										4	0	1	0	0	0	0				
Willie Upshaw, L (1.3) OBP: 0.353, SLG: 0.382										4	0	2	0	0	0	0				
Lloyd Moseby, L (1.8) OBP: 0.358, SLG: 0.450										4	2	2	0	0	1	1				
George Bell, R (1.7) OBP: 0.366, SLG: 0.562										4	1	2	1	0	0	0				
Jesse Barfield, R (1.9) OBP: 0.386, SLG: 0.580										4	0	1	0	0	2	2				
Cliff Johnson, R (1.10) OBP: 0.376, SLG: 0.461										4	0	1	0	0	0	2				
Ernie Whitt, L (1.2) OBP: 0.307, SLG: 0.422										3	0	2	1	0	0	1				
Ron Shepherd, R (7. PR) OBP: 0.333, SLG: 0.480										0	0	0	0	0	0	0				
Buck Martinez, R (8.2) OBP: 0.279, SLG: 0.300										1	0	1	0	0	0	0				
Kelly Gruber, R (9. PR) OBP: 0.165, SLG: 0.296										0	0	0	0	0	0	0				
Garth Iorg, R (1.5) OBP: 0.280, SLG: 0.293										2	0	2	0	0	0	0				
Rick Leach, L (7. PH) OBP: 0.309, SLG: 0.413										1	0	0	0	0	0	1				
Manuel Lee, S (8.5) OBP: 0.400, SLG: 0.400										1	0	0	0	0	0	1				
Damaso Garcia, R (1.4) OBP: 0.308, SLG: 0.385										4	0	0	0	0	0	7				
<b>Inning Stats</b>	R: 1 E: 0 K: 0 S: 5	H: 2 LOB: 1 BB: 0 P: 5	R: 0 E: 0 K: 0 S: 4	H: 2 LOB: 1 BB: 0 P: 4	R: 0 E: 0 K: 0 S: 3	H: 2 LOB: 0 BB: 0 P: 3	R: 1 E: 0 K: 0 S: 6	H: 4 LOB: 2 BB: 0 P: 6	R: 0 E: 0 K: 1 S: 5	H: 1 LOB: 0 BB: 0 P: 5	R: 0 E: 0 K: 1 S: 3	H: 1 LOB: 1 BB: 0 P: 3	R: 1 E: 2 K: 1 S: 7	H: 1 LOB: 1 BB: 0 P: 7	R: 0 E: 0 K: 0 S: 4	H: 1 LOB: 2 BB: 0 P: 4	1B: 13 2B: 1 3B: 0 HR: 0	SF: 0 SAC: 0 DP: 3 HBP: 0	WP: 0 PB: 0 SB: 0 CS: 2	PA: 37
<b>PITCHER</b>	IP WLS BF H R ER SO BB IBB HBP BLK WP HR S P ERA WHIP																			
Richard Dotson, R (1.1) ERA: 5.83	7.0 3 1 1 0 0 0 0 0 0 0 0 0 31 31 2.57 1.714																			
Ray Seearge, L (8.1) ERA: 4.41	0.2 3 1 1 0 0 0 0 0 0 0 0 0 3 3 0.00 1.500																			
Dave Schmidt, R (8.1) ERA: 3.61	1.0 W 5 1 0 0 1 0 0 0 0 0 0 0 7 7 0.00 1.000																			
Gene Nelson, R (9.1) ERA: 3.84	0.1 S 1 0 0 0 0 0 0 0 0 0 0 0 1 1 0.00 0.000																			

Chicago White Sox @ Toronto Blue Jays  
Exhibition Stadium, Toronto, ON  
Thu Aug 21 1986, 3:33 AM EDT  
Att: 35,393 - Unknown

AB 36  
R 3  
H 14  
RBI 2  
BB 0  
SO 3  
LOB 15









Batter	1	2	3	4	5	6	7	8	9	AB	R	H	RBI	BB	SO	LOB	TOP			
Daryl Boston, L (1, 8) OBP: 0.380, SLG: 0.563	0-0 3-1			0-0 L4		0-0 F9		0-3 K	4 0 0 0 0 1 2								<b>Chicago White Sox @ Texas Rangers</b> Arlington Stadium, Arlington, TX Sat Aug 23 1986, 8:05 PM EDT Att: 31,454 - Unknown			
Tim Hulett, R (1, 5) OBP: 0.282, SLG: 0.432	0-0 F8			0-0 4-3 1B		0-0 G5-4-3		0-0 F9	4 0 1 0 0 0 2											
Harold Baines, L (1, 9) OBP: 0.342, SLG: 0.477	0-3 K			0-0 4-3				0-0 K	4 0 0 0 0 2 1											
George Foster, R (1, 7) OBP: 0.284, SLG: 0.425		0-0 G6-4-3 1B			0-0 2-3			0-0 1-3	3 0 1 0 0 0 0											
Ron Hassey, L (1, 2) OBP: 0.391, SLG: 0.491	0-0 F7			0-0 5-3				0-0 L7	3 0 0 0 0 0 1											
Carlton Fisk, R (1, 10) OBP: 0.284, SLG: 0.332	0-0 G6-4-3			0-3 K				0-0 5-3	3 0 0 0 0 1 1											
Ozzie Guillen, L (1, 6) OBP: 0.269, SLG: 0.320			0-0 F7			0-0 1B 1B		0-0 G5-3 BB 1B	3 1 2 0 0 0 0											
Russ Morman, R (1, 3) OBP: 0.311, SLG: 0.364			0-0 G6-4-3 1B			0-0 F9 1B 1B		4-0 1-2 BB	2 0 2 0 1 0 0									AB 29		
John Cangelosi, S (8, PR) OBP: 0.355, SLG: 0.312			0-0 G6-4-3 1B			0-0 1-2 3H 1B		0-0 G5-3	0 0 0 0 0 0 0									R 1		
Julio Cruz, S (8, 4) OBP: 0.352, SLG: 0.231			0-0 G6-4-3					0-0 2-3H	0 0 0 0 0 0 0									H 7		
Brian Giles, R (1, 4) OBP: 0.273, SLG: 0.273									2 0 2 0 1 0 0								RBI 1			
Jerry Hairston, S (8, PH) OBP: 0.371, SLG: 0.437									0 0 0 0 0 0 0								BB 1			
									0 0 0 0 0 0 0								SO 4			
									2 0 1 1 0 0 1								LOB 10			
									1 0 0 0 0 0 2											
<b>Inning Stats</b>	R: 0 E: 0 K: 1 S: 5	H: 0 LOB: 0 BB: 0 P: 5	R: 0 E: 0 K: 0 S: 3	H: 1 LOB: 0 BB: 0 P: 3	R: 0 E: 0 K: 0 S: 3	H: 1 LOB: 0 BB: 0 P: 3	R: 0 E: 0 K: 0 S: 3	H: 1 LOB: 0 BB: 0 P: 3	R: 0 E: 0 K: 1 S: 5	H: 3 LOB: 1 BB: 0 P: 5	R: 0 E: 0 K: 1 S: 5	H: 0 LOB: 0 BB: 0 P: 5	R: 0 E: 0 K: 0 S: 3	H: 1 LOB: 1 BB: 1 P: 7	R: 0 E: 0 K: 1 S: 5	H: 0 LOB: 0 BB: 0 P: 5	1B: 7 2B: 0 3B: 0 HR: 0	SF: 0 SAC: 0 DP: 4 HBP: 0	WP: 0 PB: 0 SB: 0 CS: 0	PA: 30
<b>PITCHER</b>	IP WLS BF H R ER SO BB IBB HBP BLK WP HR S P ERA WHIP																			
Jose Guzman, R (1, 1) ERA: 4.26	7.1 W 26 7 1 1 3 1 0 0 0 0 0 0 31 35 1.23 1.091																			
Mitch Williams, L (8, 1) ERA: 3.21	1.2 S 4 0 0 0 1 0 0 0 0 0 0 0 6 6 0.00 0.000																			

Batter	1	2	3	4	5	6	7	8	9	AB	R	H	RBI	BB	SO	LOB	BOTTOM			
Scott Fletcher, R (1, 6) OBP: 0.372, SLG: 0.430	0-0 F9		0-0 6-3		0-0 5-3		0-0 F9		4 0 0 0 0 0 3								<b>Chicago White Sox @ Texas Rangers</b> Arlington Stadium, Arlington, TX Sat Aug 23 1986, 8:05 PM EDT Att: 31,454 - Unknown			
Toby Harrah, R (1, 4) OBP: 0.299, SLG: 0.342	0-0 4-3			0-0 F4		4-0 BB BB		0-0 L6	3 0 0 0 1 0 0											
Tom Paciorek, R (1, 3) OBP: 0.305, SLG: 0.366	0-0 F9			0-0 L9		0-3 K		0-0 F9	3 0 0 0 0 1 1											
Pete O'Brien, L (8, 3) OBP: 0.377, SLG: 0.488	0-0 F9			0-0 L9		0-0 K		0-0 F9	1 0 0 0 0 0 0											
Pete Incaviglia, R (1, 9) OBP: 0.322, SLG: 0.453		0-0 5-3		0-3 K		4-0 G6-4-3 BB		0-0 6-3	3 0 0 0 1 1 0											
Gary Ward, R (1, 7) OBP: 0.371, SLG: 0.412	0-0 F8			0-0 F8		0-0 G6-4-3			3 0 0 0 0 0 2											
Larry Parrish, R (1, 10) OBP: 0.346, SLG: 0.516	0-0 4-3			0-0 5-3 1B 1B		0-0 SH2-3 3B 2B			3 2 2 0 0 0 0											
Don Slaught, R (1, 2) OBP: 0.318, SLG: 0.496			0-3 K		0-0 5-3 1B 1B		0-0 SH2-3		2 1 1 0 0 1 0											
Ruben Sierra, S (1, 8) OBP: 0.294, SLG: 0.461			0-0 F9		0-0 5-3		0-0 K		3 0 1 1 0 0 2											
Steve Buechele, R (1, 5) OBP: 0.309, SLG: 0.416			0-0 1B		0-0 1B		0-0 K		2 0 2 2 0 0 0											
Oddibe McDowell, L (7, PH) OBP: 0.248, SLG: 0.459					0-0 1B		0-0 K		1 0 0 0 0 1 1											
Curtis Wilkerson, S (8, 6) OBP: 0.283, SLG: 0.321					0-0 1B		0-0 K		0 0 0 0 0 0 0											
<b>Inning Stats</b>	R: 0 E: 0 K: 0 S: 3	H: 0 LOB: 0 BB: 0 P: 3	R: 0 E: 0 K: 0 S: 3	H: 0 LOB: 0 BB: 0 P: 3	R: 0 E: 0 K: 1 S: 6	H: 1 LOB: 1 BB: 0 P: 6	R: 0 E: 0 K: 1 S: 5	H: 0 LOB: 0 BB: 0 P: 5	R: 2 E: 0 K: 0 S: 6	H: 3 LOB: 1 BB: 0 P: 6	R: 0 E: 0 K: 1 S: 4	H: 0 LOB: 1 BB: 2 P: 12	R: 1 E: 0 K: 1 S: 7	H: 2 LOB: 1 BB: 0 P: 7	R: 0 E: 0 K: 0 S: 3	H: 0 LOB: 0 BB: 0 P: 3	1B: 4 2B: 1 3B: 1 HR: 0	SF: 0 SAC: 1 DP: 1 HBP: 0	WP: 0 PB: 0 SB: 0 CS: 0	PA: 31
<b>PITCHER</b>	IP WLS BF H R ER SO BB IBB HBP BLK WP HR S P ERA WHIP																			
Steve Carlton, L (1, 1) ERA: 6.04	6.1 L 26 6 3 3 3 2 0 0 0 0 0 0 30 38 4.26 1.263																			
Bobby Thigpen, R (7, 1) ERA: 1.23	1.2 5 0 0 0 1 0 0 0 0 0 0 0 7 7 0.00 0.000																			







Batter	1	2	3	4	5	6	7	8	9	AB	R	H	RBI	BB	SO	LOB	TOP										
Lonnie Smith, R OBP: 0.343, SLG: 0.366 Lynn Jones, R OBP: 0.220, SLG: 0.159	0-3 K		1-0 FC6-4 HBP		4-0 BB		0-0 5-3			2	0	0	0	1	1	1											
Willie Wilson, S OBP: 0.310, SLG: 0.353	0-0 L4		0-0 FC6-4 WP 3-1 1-2		0-0 L7			0-0 G3		4	0	0	0	0	0	3											
George Brett, L OBP: 0.411, SLG: 0.481	4-0 1B BB		0-0 3-1		0-0 4-3			0-0 3-1		3	0	0	0	1	0	3											
Jorge Orta, L OBP: 0.324, SLG: 0.413	0-0 1B		0-0 G3			4-0 CS BB		4-0 HR BB		2	1	1	0	2	0	1											
Frank White, R OBP: 0.323, SLG: 0.461	0-0 F8			0-3 K		0-0 F9		0-0 HR BB		4	1	1	2	0	1	3											
Steve Balboni, R OBP: 0.294, SLG: 0.460		0-0 F7		0-0 F3		0-0 F8		0-3 K		4	0	0	0	0	1	1											
Mike Kingery, L OBP: 0.268, SLG: 0.358		0-0 F8		0-0 F9		0-0 CS		0-3 K		4	0	1	0	0	1	0											
Jim Sundberg, R OBP: 0.306, SLG: 0.294		4-0 BB			4-0 SH1-4 BB		0-0 F9		4-0 G1-6-3 BB	1	0	0	0	3	0	1											
Buddy Biancalana, S OBP: 0.345, SLG: 0.340 Hal McRae, R OBP: 0.336, SLG: 0.390 Angel Salazar, R OBP: 0.264, SLG: 0.323	0-3 K			0-0 SH1-4		0-3 K		0-0 G1-6-3		2	0	0	0	0	2	2											
<b>Inning Stats</b>	R: 0 E: 0 K: 1 S: 6	H: 1 LOB: 2 BB: 1 P: 10	R: 0 E: 0 K: 1 S: 5	H: 0 LOB: 1 BB: 1 P: 9	R: 0 E: 0 K: 0 S: 3	H: 0 LOB: 0 BB: 0 P: 4	R: 0 E: 0 K: 1 S: 5	H: 0 LOB: 0 BB: 0 P: 5	R: 0 E: 0 K: 0 S: 3	H: 0 LOB: 2 BB: 2 P: 11	R: 0 E: 0 K: 0 S: 2	H: 0 LOB: 0 BB: 1 P: 6	R: 0 E: 0 K: 1 S: 6	H: 1 LOB: 1 BB: 0 P: 6	R: 2 E: 0 K: 1 S: 6	H: 1 LOB: 0 BB: 1 P: 10	R: 0 E: 0 K: 1 S: 4	H: 0 LOB: 0 BB: 1 P: 8	1B: 2 2B: 0 3B: 0 HR: 1	SF: 0 SAC: 1 DP: 1 HBP: 1	WP: 1 PB: 0 CS: 1	PA: 37					
<b>PITCHER</b>	IP	WLS	BF	H	R	ER	SO	BB	IBB	HBP	BLK	WP	HR	S	P	ERA	WHIP										
Jose DeLeon, R ERA: 3.9	8.0	L	33	3	2	2	5	6	0	1	0	1	1	36	61	2.25	1.125										
Bobby Thigpen, R ERA: 1.15	1.0	S	3	0	0	0	1	1	0	0	0	0	0	4	8	0.00	1.000										

Kansas City Royals @ Chicago White Sox  
Comiskey Park, Chicago, IL  
Mon Aug 25 1986, 8:05 PM EDT  
Att: 18,405 - Unknown

AB 27  
R 2  
H 3  
RBI 2  
BB 7  
SO 6  
LOB 16



Batter	1	2	3	4	5	6	7	8	9	AB	R	H	RBI	BB	SO	LOB	BOTTOM										
Daryl Boston, L OBP: 0.379, SLG: 0.544	0-0 G3 SH1-3 1B		0-0 1-3		0-0 6-3		0-0 L3			4	0	1	0	0	0	4											
John Cangelosi, S OBP: 0.255, SLG: 0.312	0-0 SH1-3		0-3 K			0-0 G3 1B		0-0 F5		3	0	1	0	0	1	0											
Harold Baines, L OBP: 0.340, SLG: 0.473	0-0 G3			0-0 F8		0-0 G3		0-0 G3 1B		4	0	1	0	0	0	2											
Ron Hassey, L OBP: 0.388, SLG: 0.483 George Foster, R OBP: 0.292, SLG: 0.419	0-0 4-3			0-0 1B		0-0 3-1		0-0 G3		3	0	1	0	0	0	1											
Jerry Hairston, S OBP: 0.366, SLG: 0.429		0-0 F8		0-3 K		0-0 BB 6-3 1B		0-0 F8		4	0	1	0	0	1	2											
Tim Lulett, R OBP: 0.282, SLG: 0.429		0-0 1B 2B		0-0 F4		0-0 6-3		0-0 5-3		4	0	1	0	0	0	2											
Ozzie Guillen, L OBP: 0.269, SLG: 0.318		0-0 G4-3 1B			0-0 F5		0-0 F5		0-0 4-3	4	0	1	0	0	0	1											
Jack Perconte, L Reid Nichols, R OBP: 0.253, SLG: 0.237		0-0 G4-3			0-3 K		4-0 BB IBB		0-0 F8	2	0	0	0	1	1	2											
Ron Karkovics, R OBP: 0.333, SLG: 0.368			0-3 K			0-0 2B				2	0	1	0	1	1	0											
<b>Inning Stats</b>	R: 0 E: 0 K: 0 S: 4	H: 1 LOB: 1 BB: 0 P: 4	R: 0 E: 0 K: 0 S: 4	H: 2 LOB: 0 BB: 0 P: 4	R: 0 E: 0 K: 2 S: 7	H: 0 LOB: 0 BB: 0 P: 7	R: 0 E: 0 K: 1 S: 6	H: 1 LOB: 1 BB: 0 P: 6	R: 0 E: 0 K: 1 S: 6	H: 1 LOB: 1 BB: 0 P: 6	R: 0 E: 0 K: 0 S: 3	H: 1 LOB: 0 BB: 0 P: 3	R: 0 E: 0 K: 0 S: 4	H: 1 LOB: 3 BB: 2 P: 12	R: 0 E: 0 K: 0 S: 4	H: 1 LOB: 1 BB: 0 P: 4	R: 0 E: 0 K: 0 S: 3	H: 0 LOB: 0 BB: 0 P: 3	1B: 6 2B: 2 3B: 0 HR: 0	SF: 0 SAC: 1 DP: 1 HBP: 0	WP: 0 PB: 0 CS: 0	PA: 35					
<b>PITCHER</b>	IP	WLS	BF	H	R	ER	SO	BB	IBB	HBP	BLK	WP	HR	S	P	ERA	WHIP										
Scott Bankhead, R ERA: 4.37	7.1	W	30	8	0	0	4	1	0	0	0	0	0	36	44	0.00	1.227										
Bud Black, L ERA: 3.59	1.2	S	5	0	0	0	0	0	0	0	0	0	0	5	5	0.00	0.000										

Kansas City Royals @ Chicago White Sox  
Comiskey Park, Chicago, IL  
Mon Aug 25 1986, 8:05 PM EDT  
Att: 18,405 - Unknown

AB 32  
R 0  
H 8  
RBI 0  
BB 2  
SO 4  
LOB 15









Batter	1	2	3	4	5	6	7	8	9	AB	R	H	RBI	BB	SO	LOB	TOP			
Lonnie Smith, R OBP: 0.345, SLG: 0.368 (1, 7)										4	0	1	0	0	0	1	<b>Kansas City Royals @ Chicago White Sox</b> Comiskey Park, Chicago, IL Wed Aug 27 1986, 8:05 PM EDT Att: 13,600 - Unknown <a href="http://livebaseballscorecards.com">livebaseballscorecards.com</a>			
Willie Wilson, S OBP: 0.309, SLG: 0.353 (1, 8)										4	0	0	0	0	1	1				
George Brett, L OBP: 0.415, SLG: 0.499 (1, 5)										4	1	2	0	0	0	1				
Hal McRae, R OBP: 0.305, SLG: 0.388 (1, 10)										4	0	1	0	0	0	2				
Frank White, R OBP: 0.321, SLG: 0.457 (1, 4)											4	0	1	1	0	1				
Steve Balboni, R OBP: 0.291, SLG: 0.460 (1, 3)										3	0	0	0	0	1	2				
Jim Sundberg, R OBP: 0.306, SLG: 0.294 (1, 2)										3	0	0	0	0	2	2				
Darryl Motley, R OBP: 0.228, SLG: 0.328 (1, 9)										3	0	0	0	0	0	0				
Angel Salazar, R OBP: 0.264, SLG: 0.323 (1, 6)										3	0	1	0	0	0	0				
<b>Inning Stats</b>	R: 0 E: 0 K: 1 S: 6	H: 1 LOB: 1 BB: 0 P: 6	R: 0 E: 0 K: 2 S: 7	H: 0 LOB: 0 BB: 0 P: 7	R: 0 E: 0 K: 0 S: 3	H: 1 LOB: 0 BB: 0 P: 3	R: 1 E: 0 K: 1 S: 8	H: 3 LOB: 2 BB: 0 P: 8	R: 0 E: 0 K: 0 S: 3	H: 0 LOB: 0 BB: 0 P: 3	R: 0 E: 0 K: 0 S: 3	H: 0 LOB: 0 BB: 0 P: 3	R: 0 E: 0 K: 0 S: 3	H: 0 LOB: 0 BB: 0 P: 3	R: 0 E: 0 K: 1 S: 6	H: 1 LOB: 1 BB: 0 P: 6	1B: 6 2B: 0 3B: 0 HR: 0	SF: 0 SAC: 0 DP: 1 HBP: 0	WP: 0 PB: 0 SB: 1 CS: 1	PA: 32
<b>PITCHER</b> Floyd Bannister, L ERA: 3.93 (1, 1)	IP: 9.0 WLS: W BF: 32 H: 6 R: 1 ER: 1 SO: 5 BB: 0 IBB: 0 HBP: 0 BLK: 0 WP: 0 HR: 0 S: 42 P: 42 ERA: 1.00 WHIP: 0.667															<b>PITCHER</b>				

Batter	1	2	3	4	5	6	7	8	9	AB	R	H	RBI	BB	SO	LOB	BOTTOM			
Daryl Boston, L OBP: 0.400, SLG: 0.547 (1, 8)										3	0	2	0	1	0	0	<b>Kansas City Royals @ Chicago White Sox</b> Comiskey Park, Chicago, IL Wed Aug 27 1986, 8:05 PM EDT Att: 13,600 - Unknown <a href="http://livebaseballscorecards.com">livebaseballscorecards.com</a>			
Reid Nichols, R OBP: 0.256, SLG: 0.241 (1, 7)										4	0	0	0	0	1	2				
Harold Baines, L OBP: 0.343, SLG: 0.473 (1, 9)										3	0	2	0	1	1	1				
Carlton Fisk, R OBP: 0.263, SLG: 0.329 (1, 10)										4	0	1	0	0	2	3				
Tim Lincecum, R OBP: 0.279, SLG: 0.423 (1, 5)										4	0	1	0	0	0	2				
Russ Morman, R OBP: 0.302, SLG: 0.346 (1, 3)										4	1	3	0	0	0	2				
Ozzie Guillen, L OBP: 0.267, SLG: 0.315 (1, 6)										4	1	1	0	0	0	2				
Julio Cruz, S OBP: 0.343, SLG: 0.225 (1, 4)										4	0	0	0	0	1	4				
Ron Karkovics, R OBP: 0.333, SLG: 0.520 (1, 2)										3	1	1	3	0	2	1				
<b>Inning Stats</b>	R: 0 E: 0 K: 0 S: 4	H: 2 LOB: 1 BB: 0 P: 4	R: 3 E: 0 K: 0 S: 6	H: 4 LOB: 0 BB: 0 P: 6	R: 0 E: 0 K: 1 S: 5	H: 0 LOB: 0 BB: 0 P: 5	R: 0 E: 0 K: 1 S: 6	H: 1 LOB: 2 BB: 1 P: 10	R: 0 E: 0 K: 2 S: 8	H: 1 LOB: 1 BB: 0 P: 8	R: 0 E: 0 K: 2 S: 7	H: 0 LOB: 1 BB: 1 P: 11	R: 0 E: 0 K: 0 S: 4	H: 1 LOB: 1 BB: 0 P: 4	R: 0 E: 0 K: 0 S: 4	H: 1 LOB: 1 BB: 0 P: 4	1B: 10 2B: 0 3B: 0 HR: 1	SF: 0 SAC: 0 DP: 0 HBP: 0	WP: 0 PB: 0 SB: 1 CS: 2	PA: 36
<b>PITCHER</b> Danny Jackson, L ERA: 3.79 Steve Farr, R ERA: 2.59 Dan Quisenberry, R ERA: 2.47 (1, 1) (7, 1) (8, 1)	IP: 6.0 WLS: L BF: 27 H: 10 R: 3 ER: 3 SO: 5 BB: 1 IBB: 0 HBP: 0 BLK: 0 WP: 0 HR: 1 S: 36 P: 40 ERA: 4.50 WHIP: 1.833															<b>PITCHER</b>				

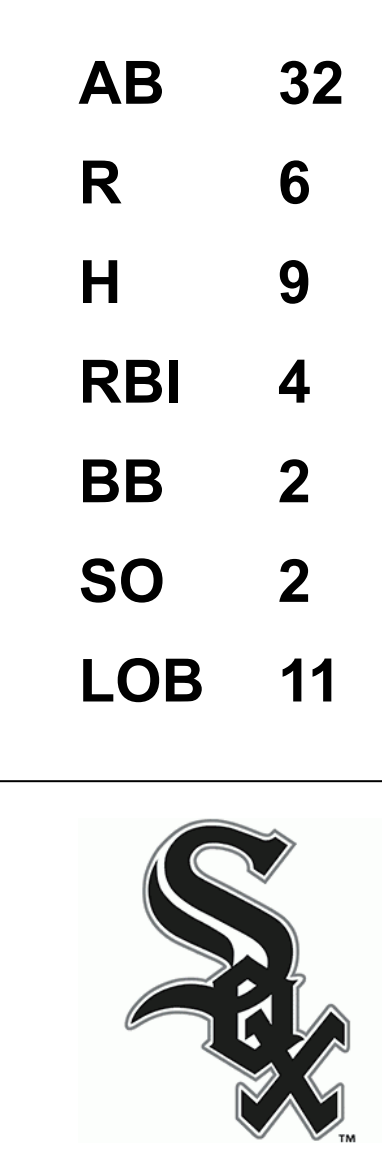


Batter	1	2	3	4	5	6	7	8	9	AB	R	H	RBI	BB	SO	LOB	TOP								
Scott Fletcher, R (1, 6) OBP: 0.369, SLG: 0.420	F8		F8		F8		F8		F9	4	0	0	0	1	0	3	<b>Texas Rangers @ Chicago White Sox</b> Comiskey Park, Chicago, IL Thu Aug 28 1986, 8:05 PM EDT Att: 13,978 - Unknown								
Ruben Sierra, S (1, 8) OBP: 0.295, SLG: 0.463	S		K			F6	S		3-1	5	0	2	1	0	1	2									
Tom Paciorek, R (1, 3) OBP: 0.300, SLG: 0.360	K		F8			F8	1-3		F8	3	0	0	0	0	1	3									
Pete O'Brien, L (7, PH) OBP: 0.373, SLG: 0.477	K		F8			F8	1-2		F8	1	0	0	0	1	0	0									
Pete Incaviglia, R (1, 9) OBP: 0.319, SLG: 0.442	5-3			L4		1B	BB		1-3	3	0	0	0	1	0	4									
Gary Ward, R (1, 7) OBP: 0.369, SLG: 0.405		G6-4-3		K		1B			BB	3	0	2	0	1	1	0									
Larry Parrish, R (1, 10) OBP: 0.349, SLG: 0.534	G6-4-3			F9		1B			F9	4	1	1	0	0	0	2									
Don Slaught, R (1, 2) OBP: 0.319, SLG: 0.488									F2	4	0	0	0	0	0	2									
Steve Buechele, R (1, 5) OBP: 0.308, SLG: 0.407			K		L4		BB		BB	3	1	1	1	1	1	0									
Toby Harrah, R (1, 4) OBP: 0.322, SLG: 0.377									BB	1	0	1	0	2	0	0									
Darrell Porter, L (8, PH) OBP: 0.330, SLG: 0.449									BB	1	0	0	0	1	2	0									
Curtis Wilkerson, S (8, 4) OBP: 0.283, SLG: 0.321									K	0	0	0	0	0	0	0									
<b>Inning Stats</b>	R: 0 E: 0 K: 1 S: 6	H: 1 LOB: 1 BB: 0 P: 6	R: 0 E: 0 K: 0 S: 3	H: 1 LOB: 0 BB: 0 P: 3	R: 0 E: 0 K: 2 S: 8	H: 1 LOB: 2 BB: 1 P: 12	R: 0 E: 0 K: 1 S: 5	H: 0 LOB: 0 BB: 0 P: 5	R: 0 E: 0 K: 0 S: 3	H: 1 LOB: 2 BB: 1 P: 7	R: 2 E: 0 K: 0 S: 6	H: 3 LOB: 3 BB: 2 P: 14	R: 0 E: 0 K: 1 S: 5	H: 0 LOB: 2 BB: 2 P: 13	R: 0 E: 0 K: 0 S: 3	H: 0 LOB: 0 BB: 0 P: 3	1B: 5 2B: 1 3B: 1 HR: 0	SF: 0 SAC: 0 DP: 1 HBP: 0	WP: 0 PB: 1 SB: 2 CS: 0	PA: 39					
<b>PITCHER</b>	IP	WLS	BF	H	R	ER	SO	BB	IBB	HBP	BLK	WP	HR	S	P	ERA	WHIP								
Steve Carlton, L (1, 1) ERA: 5.89	6.1	W	27	6	2	2	4	4	0	0	0	0	0	31	47	2.84	1.579								
Bill Dawley, R (7, 1) ERA: 3.33	0.1		3	1	0	0	0	1	0	0	0	0	0	2	6	0.00	6.000								
Bobby Thigpen, R (7, 1) ERA: 1.0	2.1	S	9	0	0	0	1	2	0	0	0	0	0	9	17	0.00	0.857								

AB 32  
R 2  
H 7  
RBI 2  
BB 7  
SO 5  
LOB 18



Batter	1	2	3	4	5	6	7	8	9	AB	R	H	RBI	BB	SO	LOB	BOTTOM								
Daryl Boston, L (1, 8) OBP: 0.414, SLG: 0.578	2B		F6				1B		B1-4-2	4	1	3	0	0	0	0	<b>Texas Rangers @ Chicago White Sox</b> Comiskey Park, Chicago, IL Thu Aug 28 1986, 8:05 PM EDT Att: 13,978 - Unknown								
John Cangelosi, S (1, 7) OBP: 0.354, SLG: 0.310	2B		6-3		4-3		B1-4-2		2H	3	1	0	0	1	0	2									
Harold Baines, L (1, 9) OBP: 0.342, SLG: 0.477	F7			HR		6-3			F5	4	1	1	1	0	0	2									
Ron Hassey, L (1, 10) OBP: 0.394, SLG: 0.492			4-3			1B	BB		FC6-4	4	0	3	2	0	0	0									
Jerry Hairston, S (1, 3) OBP: 0.363, SLG: 0.421	F5			4-3		1B	BB		F6	3	1	0	0	1	0	2									
Russ Morman, R (9, 3) OBP: 0.302, SLG: 0.346						1B	E		F6	0	0	0	0	0	0	0									
Tim Hulett, R (1, 5) OBP: 0.276, SLG: 0.421	F2			L1		1B	E		F7	4	1	1	0	0	0	2									
Ozzie Guillen, L (1, 6) OBP: 0.264, SLG: 0.312			F6		4-3		FC5-2		FC6-4	4	1	0	0	0	0	2									
Jack Perconte, L (1, 4) OBP: 0.333, SLG: 0.200	F9				6-3		1B			3	0	1	1	0	0	0									
Ron Karkovice, R (1, 2) OBP: 0.300, SLG: 0.464	5-3				K		K			3	0	0	0	0	2	1									
<b>Inning Stats</b>	R: 2 E: 0 K: 0 S: 5	H: 2 LOB: 1 BB: 1 P: 9	R: 0 E: 0 K: 0 S: 3	H: 0 LOB: 0 BB: 0 P: 3	R: 1 E: 0 K: 0 S: 4	H: 1 LOB: 0 BB: 0 P: 4	R: 0 E: 0 K: 0 S: 3	H: 0 LOB: 0 BB: 0 P: 3	R: 0 E: 0 K: 1 S: 6	H: 1 LOB: 1 BB: 0 P: 6	R: 3 E: 1 K: 1 S: 8	H: 3 LOB: 1 BB: 1 P: 12	R: 0 E: 0 K: 0 S: 3	H: 1 LOB: 1 BB: 0 P: 3	R: 0 E: 0 K: 0 S: 4	H: 1 LOB: 1 BB: 0 P: 4	1B: 5 2B: 4 3B: 0 HR: 1	SF: 0 SAC: 0 DP: 1 HBP: 0	WP: 0 PB: 0 SB: 0 CS: 0	PA: 34					
<b>PITCHER</b>	IP	WLS	BF	H	R	ER	SO	BB	IBB	HBP	BLK	WP	HR	S	P	ERA	WHIP								
Jose Guzman, R (1, 1) ERA: 4.35	5.1	L	24	6	6	4	1	2	0	0	0	0	0	12	32	6.75	1.500								
Mike Mason, L (6, 1) ERA: 4.45	2.2		10	3	0	0	1	0	0	0	0	0	0	12	12	0.00	1.125								





Batter	1	2	3	4	5	6	7	8	9	AB	R	H	RBI	BB	SO	LOB	TOP																					
<b>Oddibe McDowell, L</b> OBP: 0.344, SLG: 0.449 (1, 8)	G3	K				F3		K		4	1	0	0	0	2	2	<b>Texas Rangers @ Chicago White Sox</b> Comiskey Park, Chicago, IL Fri Aug 29 1986, 8:05 PM EDT Att: 13,280 - Unknown																					
<b>Scott Fletcher, R</b> OBP: 0.370, SLG: 0.417 (1, 6)	1B		K			K		4-3		3	1	0	0	2	2	0																						
<b>Pete O'Brien, L</b> OBP: 0.369, SLG: 0.473 (1, 3)	F7		K			SF		F8		4	1	0	1	0	1	1																						
<b>Pete Incaviglia, R</b> OBP: 0.321, SLG: 0.445 <b>Gary Ward, R</b> OBP: 0.396, SLG: 0.404 (8, 7)	1B		E5			F7		4-3		4	0	2	0	0	0	2																						
<b>Ruben Sierra, S</b> OBP: 0.297, SLG: 0.464 (8, 9)	K					2B		2B		1	0	0	0	0	0	0																						
<b>Larry Parrish, R</b> OBP: 0.348, SLG: 0.529 (1, 10)						1B		F7		4	0	1	0	1	1	3																						
<b>Geno Petralli, L</b> OBP: 0.283, SLG: 0.409 (1, 2)						IBB		HBP		3	0	0	0	0	2	3																						
<b>Steve Buechele, R</b> OBP: 0.310, SLG: 0.409 (1, 5)						1B		F8		4	0	1	2	0	1	2																						
<b>Toby Harrah, R</b> OBP: 0.328, SLG: 0.390 (1, 4)						1-3		6-3		3	0	1	0	1	0	2																						
<b>Inning Stats</b>	R: 0 E: 0 K: 1 S: 6	H: 1 LOB: 2 BB: 1 P: 10	R: 0 E: 0 K: 3 S: 10	H: 1 LOB: 2 BB: 1 P: 14	R: 0 E: 1 K: 2 S: 8	H: 1 LOB: 2 BB: 0 P: 8	R: 0 E: 0 K: 0 S: 2	H: 0 LOB: 0 BB: 1 P: 6	R: 4 E: 1 K: 1 S: 7	H: 1 LOB: 2 BB: 3 P: 20	R: 0 E: 0 K: 1 S: 5	H: 0 LOB: 0 BB: 0 P: 5	R: 0 E: 0 K: 0 S: 4	H: 1 LOB: 2 BB: 0 P: 5	R: 1 E: 0 K: 1 S: 6	H: 1 LOB: 0 BB: 0 P: 6	R: 0 E: 0 K: 0 S: 3	H: 0 LOB: 0 BB: 0 P: 3	1B: 2 2B: 3 3B: 0 HR: 1	SF: 1 SAC: 0 DP: 0 HBP: 2	WP: 0 PB: 0 SB: 0 CS: 1	PA: 42																
<b>PITCHER</b>	IP	WLS	BF	H	R	ER	SO	BB	IBB	HBP	BLK	WP	HR	S	P	ERA	WHIP	<b>PITCHER</b>				IP	WLS	BF	H	R	ER	SO	BB	IBB	HBP	BLK	WP	HR	S	P	ERA	WHIP
<b>Joe Cowley, R</b> ERA: 4.82 (1, 1)	4.2	L	25	4	4	1	7	5	1	1	0	0	0	32	57	1.93	1.929																					
<b>Dave Schmidt, R</b> ERA: 3.42 (5, 1)	3.1		13	2	1	1	2	0	0	1	0	0	1	16	17	2.70	0.600																					
<b>Ray Seearge, L</b> ERA: 3.96 (9, 1)	1.0		3	0	0	0	0	0	0	0	0	0	0	3	3	0.00	0.000																					

AB	32
R	5
H	6
RBI	4
BB	6
SO	9
LOB	15





Batter	1	2	3	4	5	6	7	8	9	AB	R	H	RBI	BB	SO	LOB	BOTTOM																					
<b>Daryl Boston, L</b> OBP: 0.398, SLG: 0.553 (1, 8)	F8		G3					K		4	0	0	0	0	2	2	<b>Texas Rangers @ Chicago White Sox</b> Comiskey Park, Chicago, IL Fri Aug 29 1986, 8:05 PM EDT Att: 13,280 - Unknown																					
<b>John Cangelosi, S</b> OBP: 0.257, SLG: 0.311 (1, 9)	F8		S					1B		2	0	1	2	2	0	0																						
<b>George Foster, R</b> OBP: 0.281, SLG: 0.412 (1, 7)	BB		K					1B		3	0	1	0	1	1	2																						
<b>Ron Hassey, L</b> OBP: 0.393, SLG: 0.488 <b>Carlton Fisk, R</b> OBP: 0.292, SLG: 0.328 (8, PH)	BB							FC6-4		2	0	0	0	1	0	0																						
<b>Jerry Hairston, S</b> OBP: 0.355, SLG: 0.411 (1, 3)	F8							1B		1	0	0	0	0	0	2																						
<b>Tim Hulett, R</b> OBP: 0.276, SLG: 0.417 (1, 5)			F6					F7		4	0	0	0	0	0	0																						
<b>Ozzie Guillen, L</b> OBP: 0.265, SLG: 0.312 <b>Reid Nichols, R</b> OBP: 0.253, SLG: 0.238 (9, PH)			F2					6-3		4	0	0	0	0	0	0																						
<b>Jack Perconte, L</b> OBP: 0.222, SLG: 0.125 <b>Russ Morman, R</b> OBP: 0.239, SLG: 0.342 (9, PH)			K					2B		3	1	1	0	0	2	0																						
<b>Ron Karkovice, R</b> OBP: 0.303, SLG: 0.484 (1, 2)			1B					K		1	0	0	0	0	0	0																						
<b>Inning Stats</b>	R: 0 E: 0 K: 0 S: 3	H: 0 LOB: 2 BB: 2 P: 11	R: 0 E: 0 K: 1 S: 5	H: 0 LOB: 0 BB: 0 P: 5	R: 0 E: 0 K: 1 S: 5	H: 0 LOB: 1 BB: 1 P: 9	R: 0 E: 0 K: 0 S: 3	H: 0 LOB: 0 BB: 0 P: 3	R: 2 E: 0 K: 2 S: 10	H: 3 LOB: 1 BB: 0 P: 10	R: 0 E: 0 K: 0 S: 3	H: 0 LOB: 0 BB: 0 P: 3	R: 0 E: 0 K: 1 S: 5	H: 0 LOB: 0 BB: 0 P: 5	R: 0 E: 0 K: 1 S: 6	H: 1 LOB: 2 BB: 1 P: 10	R: 0 E: 0 K: 0 S: 3	H: 0 LOB: 0 BB: 0 P: 3	1B: 3 2B: 1 3B: 0 HR: 0	SF: 0 SAC: 0 DP: 0 HBP: 0	WP: 0 PB: 0 SB: 1 CS: 0	PA: 35																
<b>PITCHER</b>	IP	WLS	BF	H	R	ER	SO	BB	IBB	HBP	BLK	WP	HR	S	P	ERA	WHIP	<b>PITCHER</b>				IP	WLS	BF	H	R	ER	SO	BB	IBB	HBP	BLK	WP	HR	S	P	ERA	WHIP
<b>Charlie Hough, R</b> ERA: 3.86 (1, 1)	7.1		30	4	2	2	6	4	0	0	0	0	0	38	54	2.46	1.091																					
<b>Mitch Williams, L</b> ERA: 3.0 (8, 1)	1.2	S	5	0	0	0	0	0	0	0	0	0	0	5	5	0.00	0.000																					

AB	31
R	2
H	4
RBI	2
BB	4
SO	6
LOB	11





Batter	1	2	3	4	5	6	7	8	9	AB	R	H	RBI	BB	SO	LOB	TOP								
<b>Oddibe McDowell, L</b> OBP: 0.346, SLG: 0.450 (1, 8)	0-0 B1-3	4-0 CS BB		0-0 1-2 2-3 1B			0-0 1-3 1B		0-3 K	4	0	2	0	1	1	0	<b>Texas Rangers @ Chicago White Sox</b> Comiskey Park, Chicago, IL Sat Aug 30 1986, 8:05 PM EDT Att: 16,771 - Unknown  <b>AB 34</b> <b>R 6</b> <b>H 13</b> <b>RBI 6</b> <b>BB 4</b> <b>SO 10</b> <b>LOB 9</b> 								
<b>Toby Harrah, R</b> OBP: 0.329, SLG: 0.390 (1, 4)	0-0 HR	0-0 CS	0-3 K	0-0 G1-2-3			0-0 BB 1B		0-0 F9	5	1	2	1	0	1	3									
<b>Pete O'Brien, L</b> OBP: 0.372, SLG: 0.483 (1, 3)	0-0 1-H HR		0-0 HR				0-3 K		0-3 BB 1-2	3	2	2	2	1	1	0									
<b>Pete Incaviglia, R</b> OBP: 0.320, SLG: 0.442 (1, 9)	4-0 1B BB		0-3 K				0-0 6-3		0-3 K	3	0	0	0	1	2	3									
<b>Ruben Sierra, S</b> OBP: 0.300, SLG: 0.476 (1, 7)	0-0 CS 1B		0-0 HR				0-0 K		0-0 F9	4	1	2	2	0	1	2									
<b>Larry Parrish, R</b> OBP: 0.347, SLG: 0.525 <b>Steve Buechele, R</b> OBP: 0.310, SLG: 0.409 (8, 5)	4-0 2-3 BB		0-0 4-3				0-0 F9		0-3 K	3	0	0	0	1	1	0									
<b>Darrell Porter, L</b> OBP: 0.336, SLG: 0.480 (1, 10)			0-0 HR				0-3 K		0-3 K	4	1	2	1	0	2	0									
<b>Don Slaught, R</b> OBP: 0.314, SLG: 0.480 (1, 2)			0-3 K				0-0 F9		0-0 5-3	4	0	0	0	0	1	1									
<b>Scott Fletcher, R</b> OBP: 0.373, SLG: 0.421 (1, 6)			0-0 1B				0-0 1B		0-0 L9	4	1	3	0	0	0	0									
<b>Inning Stats</b>	R: 2 E: 0 K: 0 S: 4	H: 3 LOB: 1 BB: 2 P: 12	R: 1 E: 0 K: 1 S: 5	H: 2 LOB: 0 BB: 1 P: 9	R: 2 E: 0 K: 2 S: 9	H: 2 LOB: 0 BB: 0 P: 9	R: 0 E: 0 K: 0 S: 5	H: 3 LOB: 2 BB: 0 P: 5	R: 0 E: 0 K: 1 S: 5	H: 0 LOB: 0 BB: 0 P: 7	R: 0 E: 0 K: 2 S: 7	H: 0 LOB: 0 BB: 0 P: 7	R: 1 E: 0 K: 1 S: 7	H: 3 LOB: 2 BB: 1 P: 11	R: 0 E: 0 K: 2 S: 7	H: 0 LOB: 0 BB: 0 P: 7	R: 0 E: 0 K: 1 S: 5	H: 0 LOB: 0 BB: 0 P: 5	1B: 9 2B: 1 3B: 0 HR: 3	SF: 0 SAC: 0 DP: 1 HBP: 0	WP: 0 PB: 0 SB: 0 CS: 2	PA: 39			
<b>PITCHER</b>	IP	WLS	BF	H	R	ER	SO	BB	IBB	HBP	BLK	WP	HR	S	P	ERA	WHIP	<b>PITCHER</b>							
<b>Jose DeLeon, R</b> ERA: 4.45 (1, 1)	2.2	L	14	7	5	5	3	3	0	0	0	0	3	17	29	16.88	3.750								
<b>Gene Nelson, R</b> ERA: 4.13 (3, 1)	3.2		15	6	1	1	3	0	0	0	0	0	0	21	21	2.46	1.636								
<b>Ray Seavage, L</b> ERA: 3.7 (7, 1)	2.2		9	0	0	0	4	1	0	0	0	0	0	16	20	0.00	0.375								

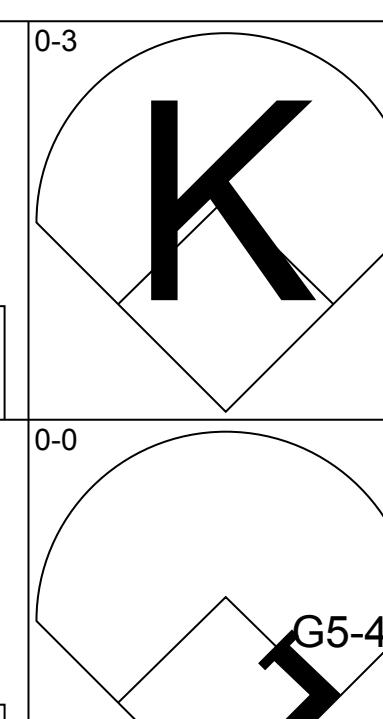
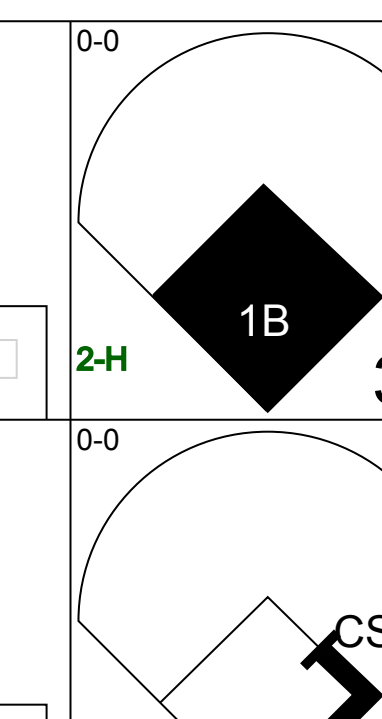
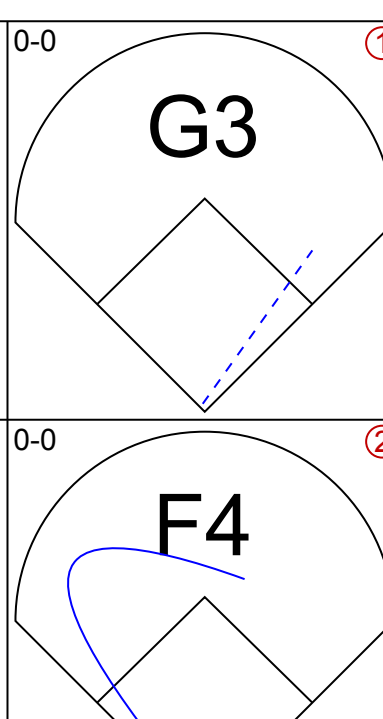
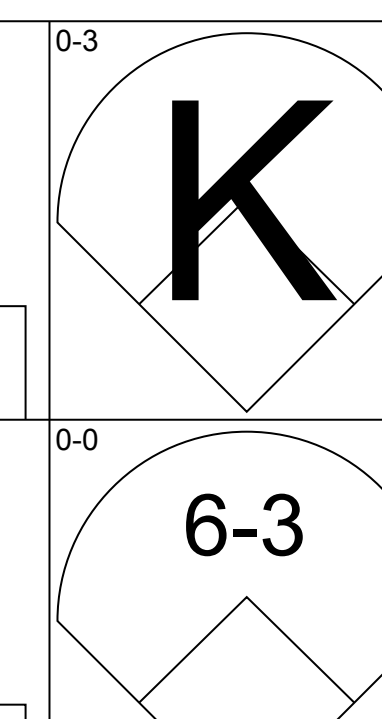
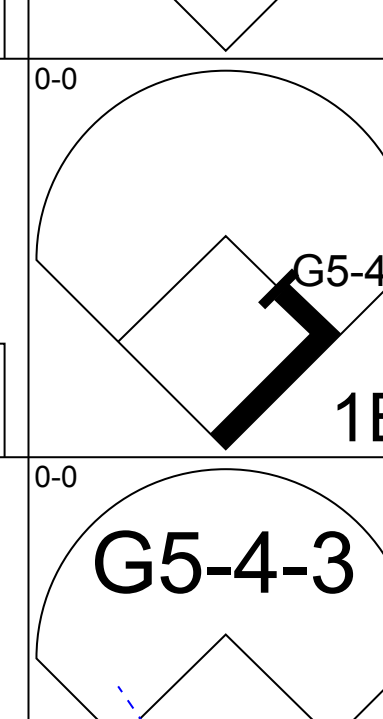
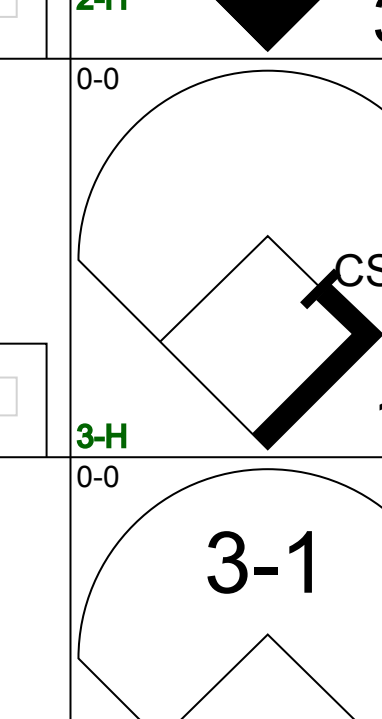
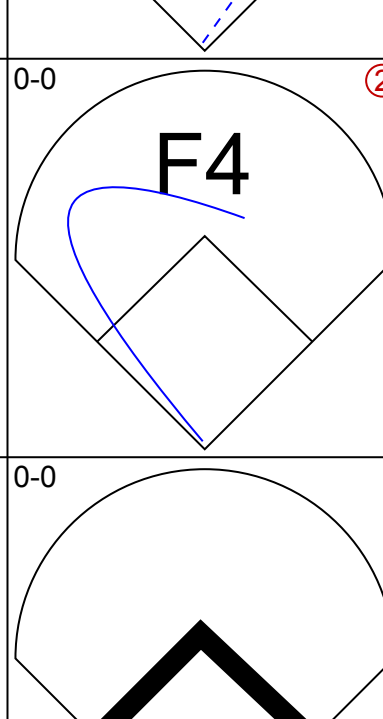
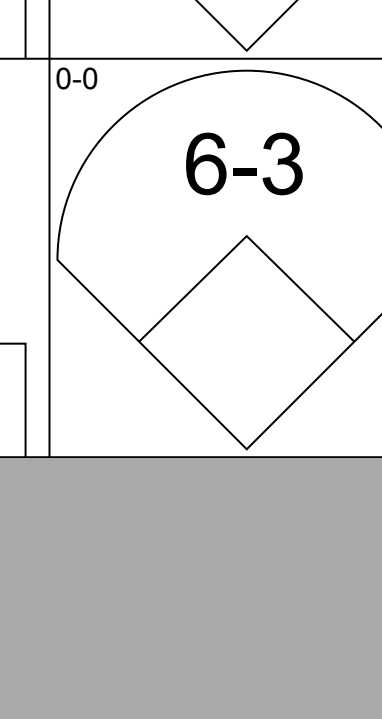
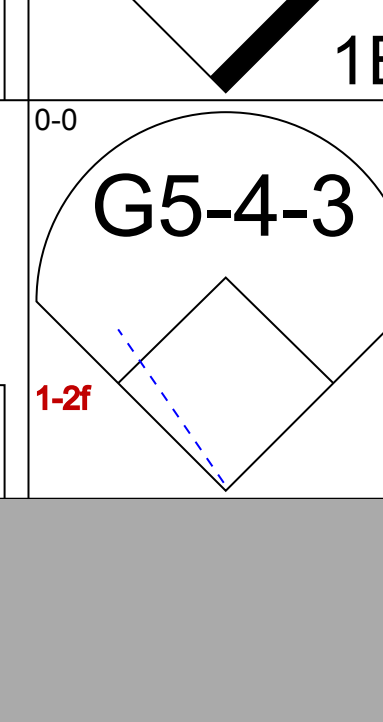
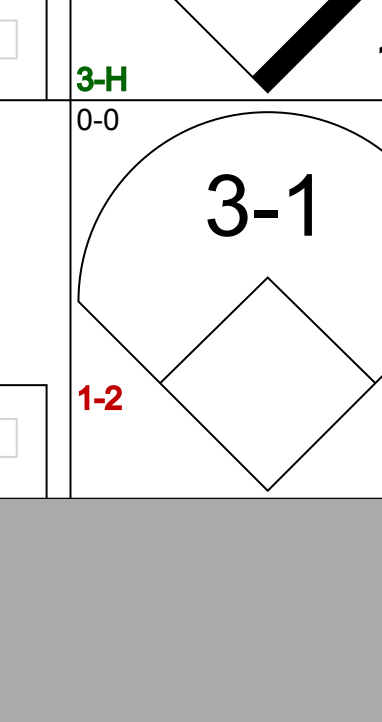
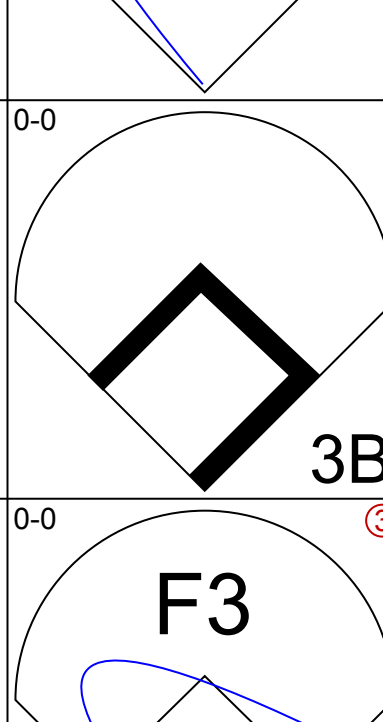

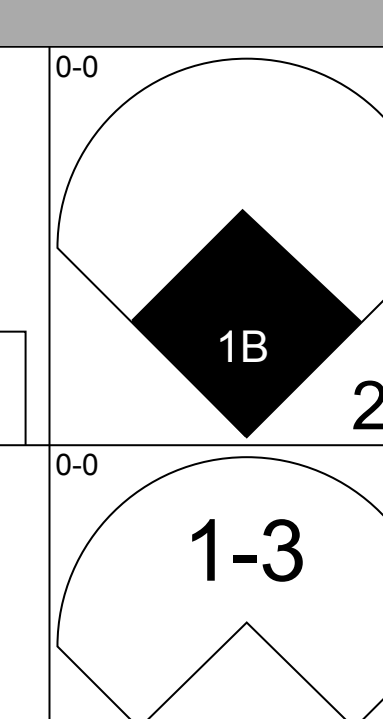
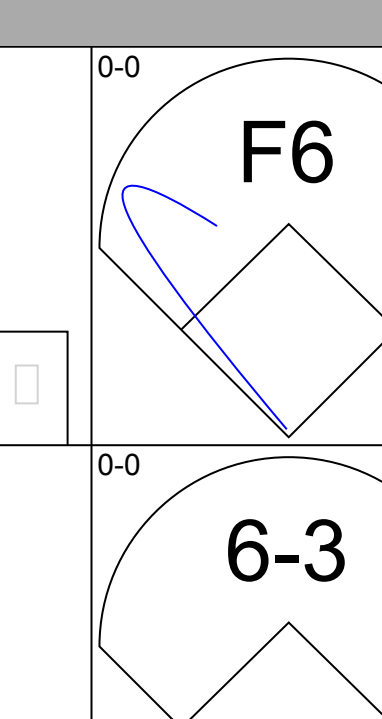
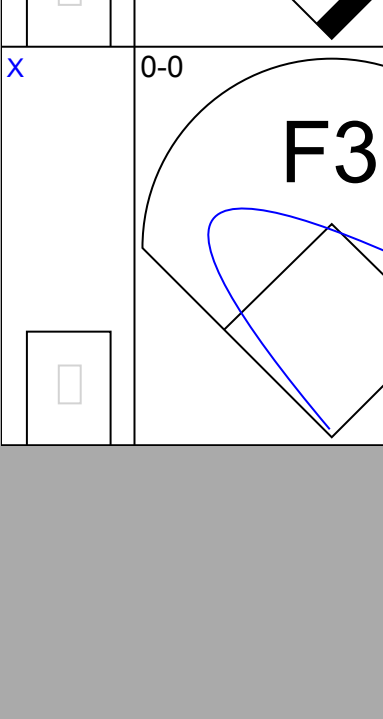

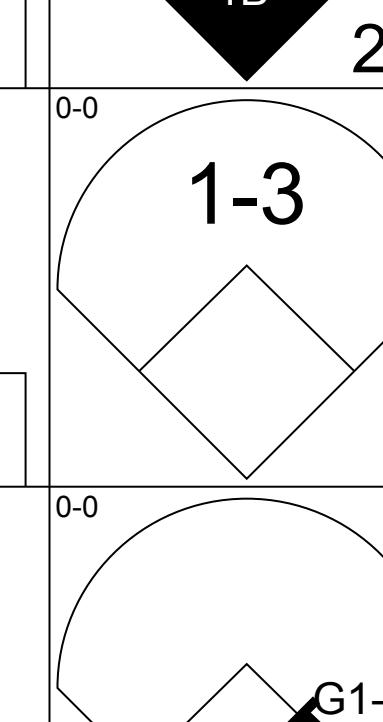
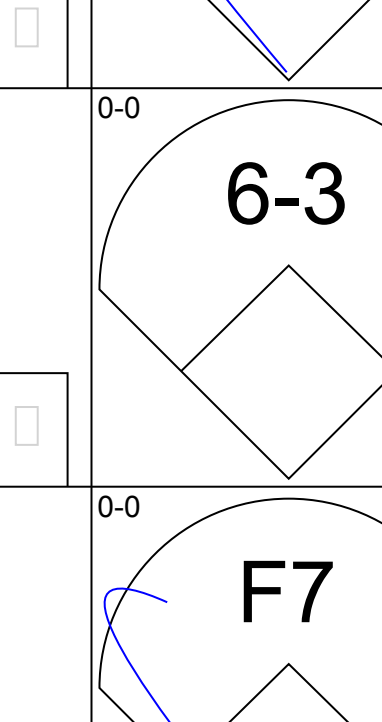

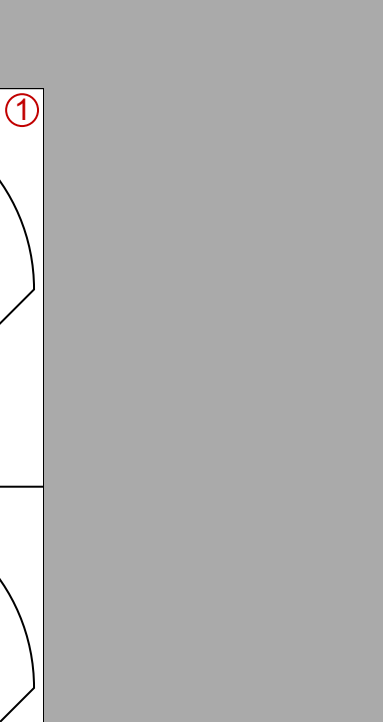
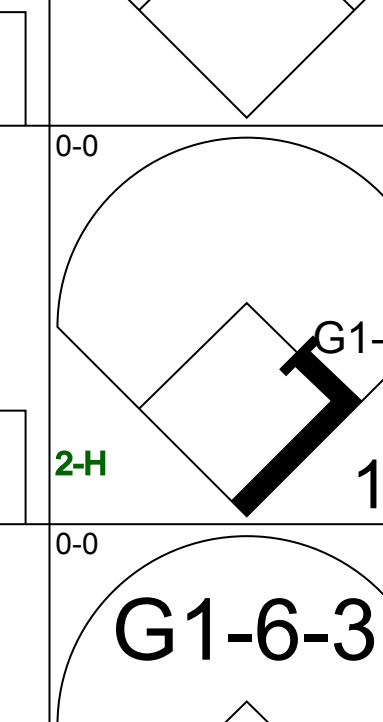
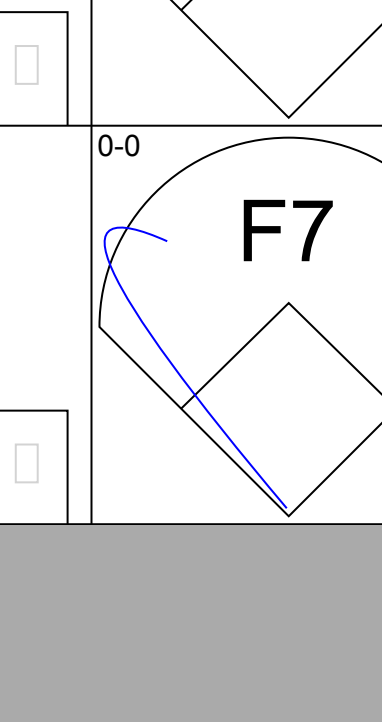


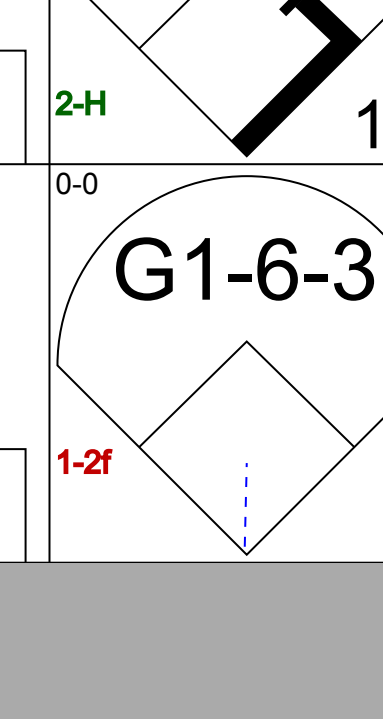


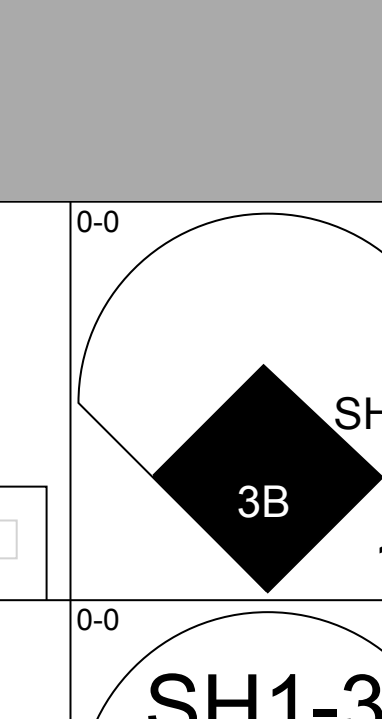


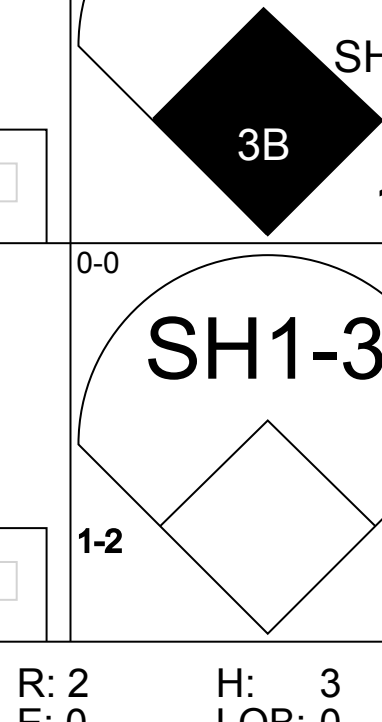

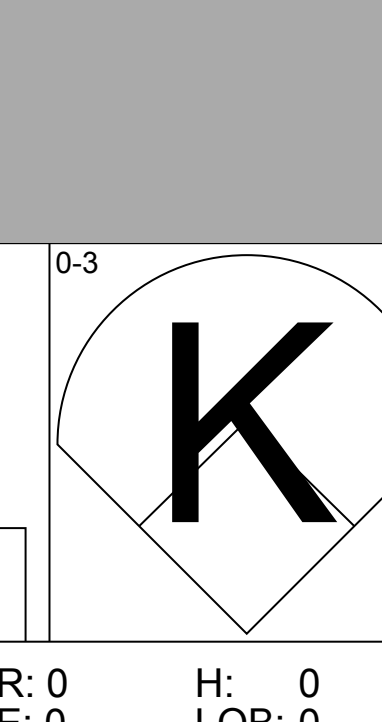
Batter	1	2	3	4	5	6	7	8	9	AB	R	H	RBI	BB	SO	LOB	BOTTOM								
<b>Daryl Boston, L</b> OBP: 0.389, SLG: 0.531 (1, 8)	0-3 K		4-0 WP S BB	0-0 L6		0-0 FC4-6			0-0 F5	4	0	0	0	1	1	3	<b>Texas Rangers @ Chicago White Sox</b> Comiskey Park, Chicago, IL Sat Aug 30 1986, 8:05 PM EDT Att: 16,771 - Unknown  <b>AB 33</b> <b>R 2</b> <b>H 8</b> <b>RBI 2</b> <b>BB 4</b> <b>SO 10</b> <b>LOB 19</b> 								
<b>John Cangelosi, S</b> OBP: 0.358, SLG: 0.310 (1, 9)	4-0 3-1 S BB		0-3 K				0-0 K		0-0 L6	4	0	1	0	1	2	1									
<b>Carlton Fisk, R</b> OBP: 0.282, SLG: 0.327 (1, 7)	0-0 3-1		0-3 K				0-0 L4		0-0 CS 1B	4	0	1	0	0	1	2									
<b>Ron Hassey, L</b> OBP: 0.391, SLG: 0.488 (1, 10)	0-3 K		0-3 K				0-0 2B		0-0 F7	4	0	1	0	0	2	3									
<b>Jerry Hairston, S</b> OBP: 0.358, SLG: 0.413 (1, 3)			0-0 1B				0-0 BB 1B		0-0 F8	4	1	2	0	0	0	2									
<b>Tim Lincecum, R</b> OBP: 0.276, SLG: 0.414 (1, 5)	0-3 K		0-0 1B				4-0 1B SF7 BB		0-0 F9	3	1	0	0	1	1	1									
<b>Ozzie Guillen, L</b> OBP: 0.265, SLG: 0.311 (1, 6)			0-3 K				0-3 K		0-0 BB 1B	4	0	1	0	0	2	3									
<b>Jack Perconte, L</b> OBP: 0.385, SLG: 0.273 (1, 4)			0-0 1B				0-0 S 1B		4-0 FC4-6 BB	3	0	2	1	1	0	0									
<b>Ron Karkovice, R</b> OBP: 0.270, SLG: 0.441 (1, 2)	0-0 F7		0-0 SF7				0-0 L9		0-3 K	3	0	0	1	0	1	4									
<b>Inning Stats</b>	R: 0 E: 0 K: 2 S: 7	H: 0 LOB: 1 BB: 1 P: 11	R: 0 E: 0 K: 2 S: 9	H: 2 LOB: 2 BB: 0 P: 9	R: 0 E: 0 K: 3 S: 9	H: 0 LOB: 1 BB: 1 P: 13	R: 2 E: 0 K: 1 S: 7	H: 2 LOB: 1 BB: 1 P: 11	R: 0 E: 0 K: 0 S: 4	H: 1 LOB: 2 BB: 1 P: 8	R: 0 E: 0 K: 0 S: 4	H: 2 LOB: 1 BB: 0 P: 4	R: 0 E: 0 K: 0 S: 3	H: 0 LOB: 0 BB: 0 P: 3	R: 0 E: 0 K: 1 S: 5	H: 0 LOB: 0 BB: 0 P: 5	1B: 7 2B: 1 3B: 0 HR: 0	SF: 1 SAC: 0 DP: 0 HBP: 0	WP: 1 PB: 0 SB: 3 CS: 1	PA: 38					
<b>PITCHER</b>	IP	WLS	BF	H	R	ER	SO	BB	IBB	HBP	BLK	WP	HR	S	P	ERA	WHIP	<b>PITCHER</b>							
<b>Bobby Witt, R</b> ERA: 5.97 (1, 1)	5.1	W	26	6	2	2	9	4	0	0	0	0	0	40	56	3.38	1.875								
<b>Dale Mohorcic, R</b> ERA: 2.09 (6, 1)	1.2		6	2	0	0	0	0	0	0	0	0	0	6	6	0.00	1.200								
<b>Greg Harris, R</b> ERA: 2.76 (8, 1)	2.0		6	0	0	0	1	0	0	0	0	0	0	8	8	0.00	0.000								

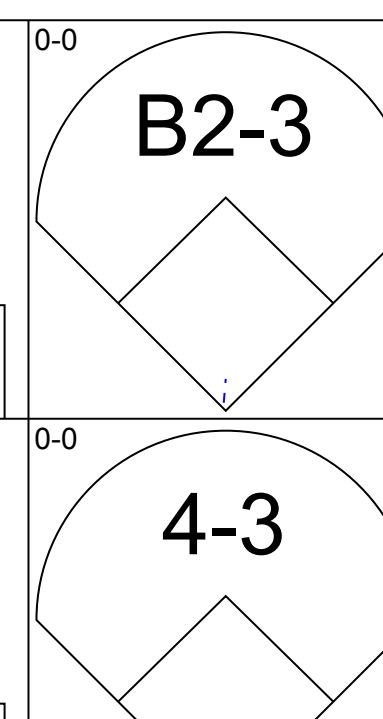
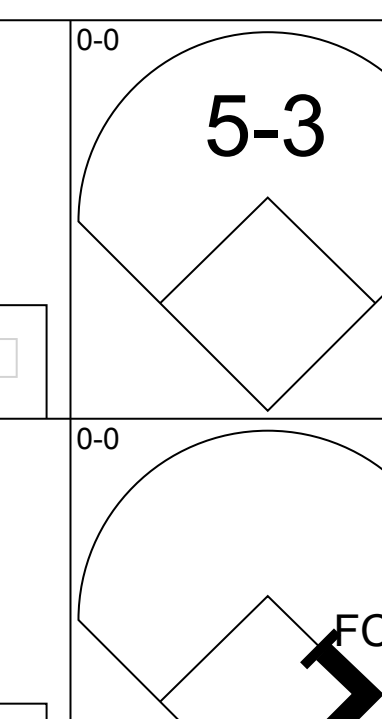
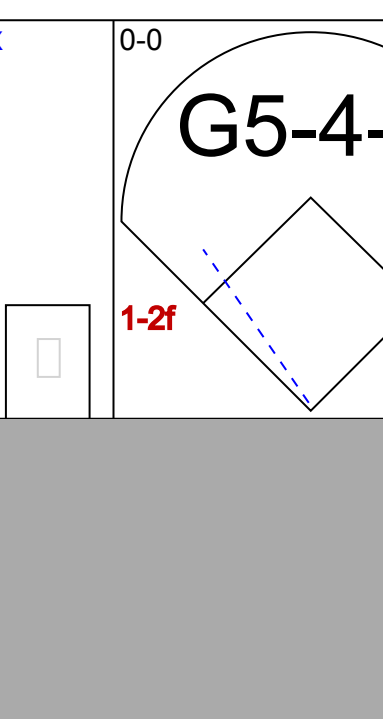

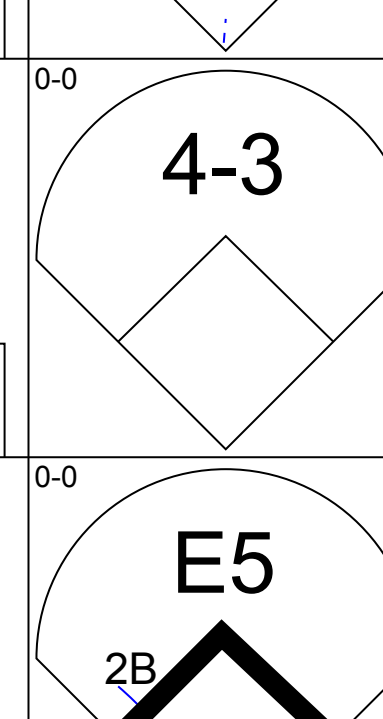
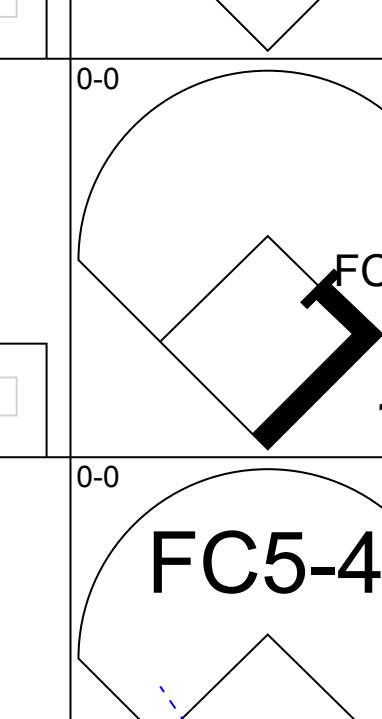


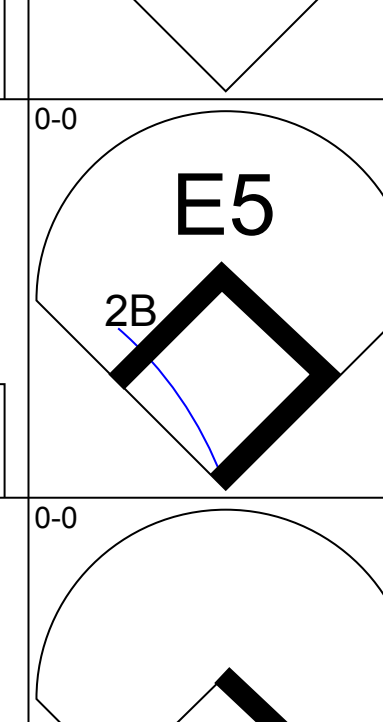
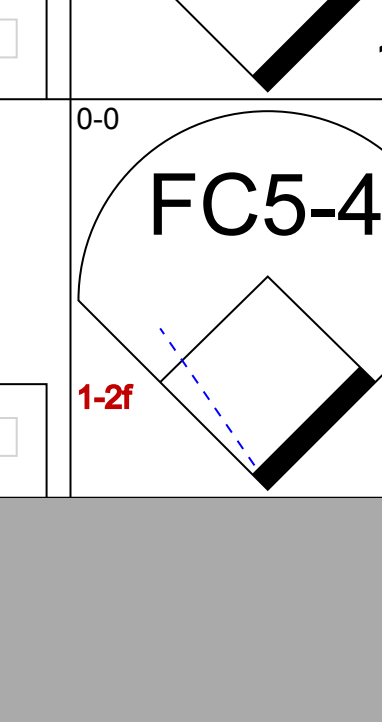


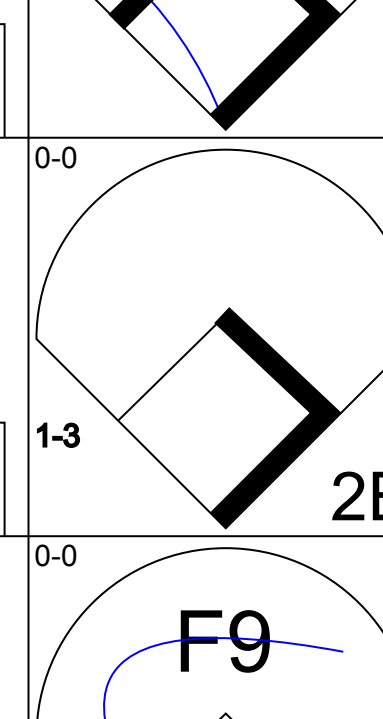



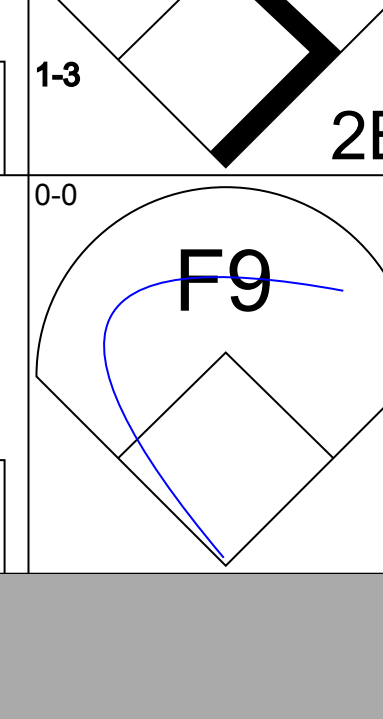



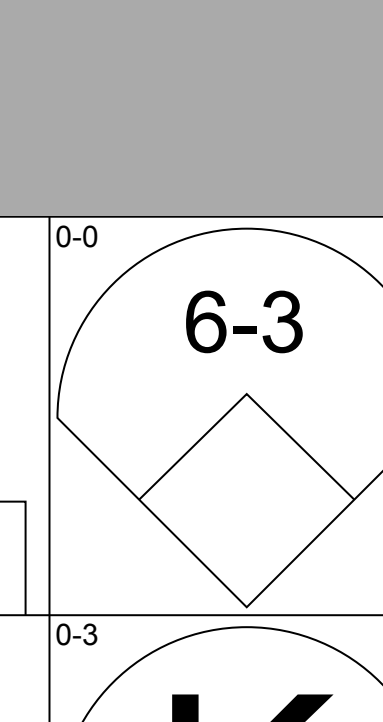
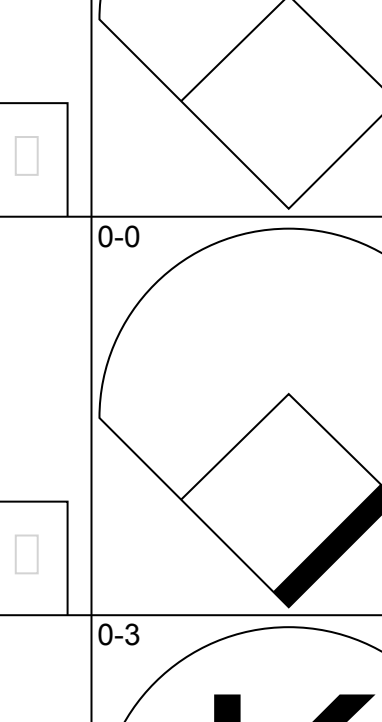
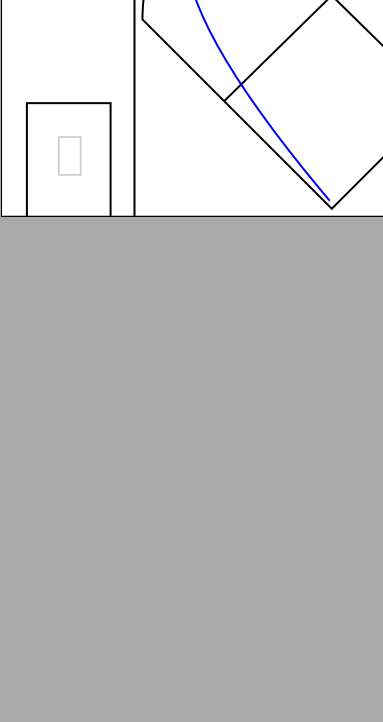
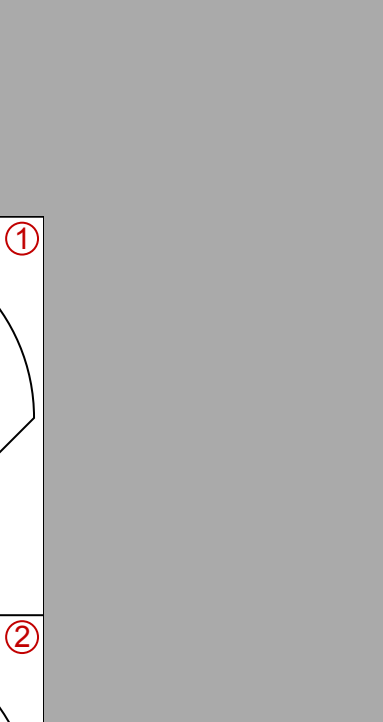
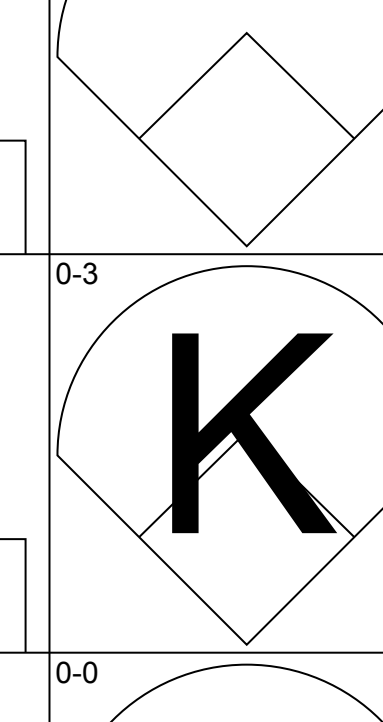
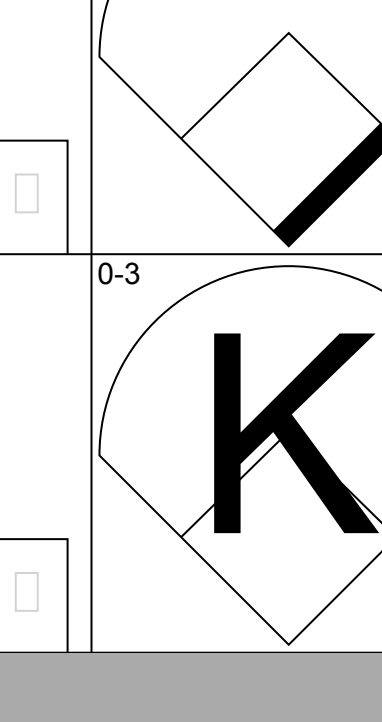

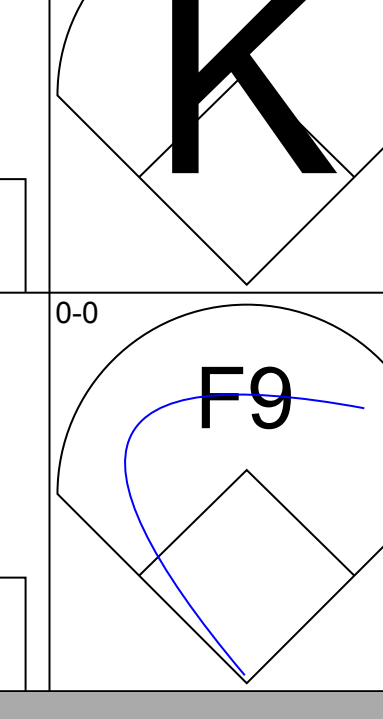
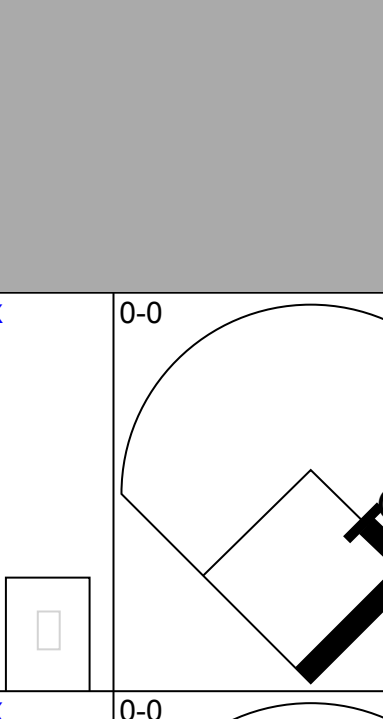
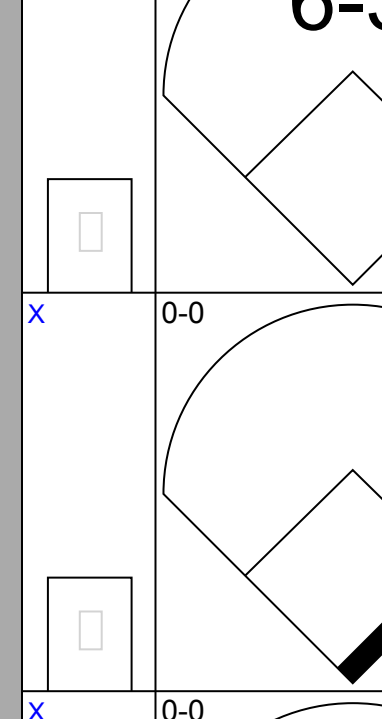
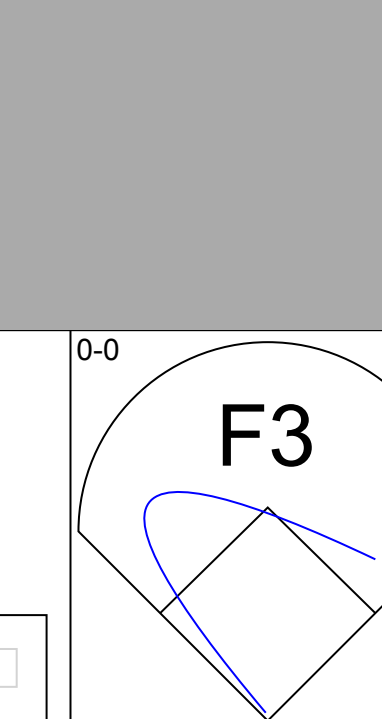
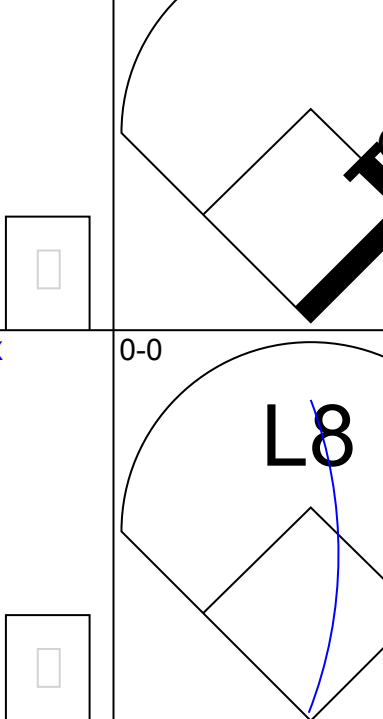
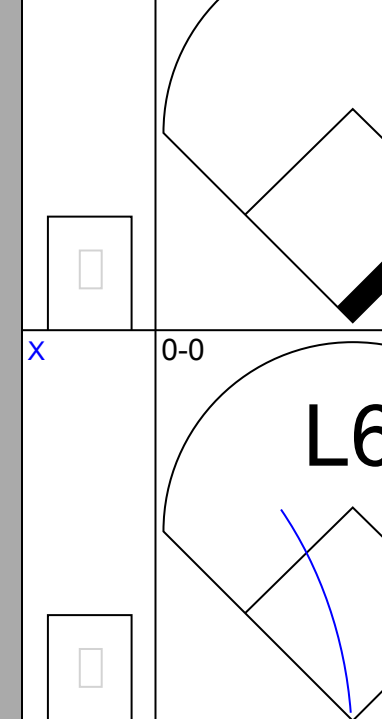


Batter	1	2	3	4	5	6	7	8	9	AB	R	H	RBI	BB	SO	LOB	TOP				
<b>Oddibe McDowell, L</b> OBP: 0.344, SLG: 0.446 (1, 8)	0-0 4-3		0-3 K		0-3 K			0-0 G3		4	0	0	0	0	2	1	<b>Texas Rangers @ Chicago White Sox</b> Comiskey Park, Chicago, IL Sun Aug 31 1986, 4:33 AM EDT Att: 17,187 - Unknown				
<b>Toby Harrah, R</b> OBP: 0.320, SLG: 0.385 <b>Geno Petralli, L</b> OBP: 0.289, SLG: 0.409 <b>Curtis Wilkerson, S</b> OBP: 0.283, SLG: 0.321 (1, 4) (8, PH) (8, PR) (8, 4)	0-3 K		0-3 K		0-3 K			4-0 BB		3	0	0	0	0	3	1					
<b>Pete O'Brien, L</b> OBP: 0.371, SLG: 0.481 (1, 3)	0-3 K			0-0 4-3		0-0 4-3 1B		0-0 F8		4	0	1	0	0	1	1					
<b>Larry Parrish, R</b> OBP: 0.346, SLG: 0.522 (1, 10)		0-3 K		0-0 BB 1B		0-3 K		0-3 K		4	1	1	0	0	3	2					
<b>Ruben Sierra, S</b> OBP: 0.296, SLG: 0.469 (1, 7)		0-0 F8		0-0 F7		0-0 4-3		0-0 G3		4	0	0	0	0	0	2					
<b>Pete Incaviglia, R</b> OBP: 0.322, SLG: 0.440 (1, 9)		4-0 BB		4-0 BB		0-0 1-3		0-0 F8		2	0	0	0	2	0	1					
<b>Don Slaught, R</b> OBP: 0.478 <b>Tom Paciorek, R</b> OBP: 0.298, SLG: 0.358 (1, 2) (9, PH)	0-3 K			0-0 1-2 2-H 1B		0-0 5-3		0-0 6-3		3	0	1	1	0	1	1					
<b>Steve Buechele, R</b> OBP: 0.310, SLG: 0.408 (1, 5)			0-0 FC4-6 1B	0-3 K		0-0 5-3				3	0	1	0	0	1	2					
<b>Scott Fletcher, R</b> OBP: 0.371, SLG: 0.418 (1, 6)			0-0 FC4-6		0-0 6-3		0-0 4-3			3	0	0	0	0	0	1					
<b>Inning Stats</b>	R: 0 E: 0 K: 2 S: 7	H: 0 LOB: 0 BB: 0 P: 7	R: 0 E: 0 K: 2 S: 7	H: 0 LOB: 1 BB: 1 P: 11	R: 0 E: 0 K: 2 S: 8	H: 1 LOB: 1 BB: 0 P: 8	R: 1 E: 0 K: 1 S: 7	H: 2 LOB: 2 BB: 1 P: 11	R: 0 E: 0 K: 1 S: 6	H: 0 LOB: 0 BB: 0 P: 6	R: 0 E: 0 K: 0 S: 3	H: 0 LOB: 0 BB: 0 P: 3	R: 0 E: 0 K: 1 S: 5	H: 0 LOB: 1 BB: 1 P: 9	R: 0 E: 0 K: 0 S: 3	H: 0 LOB: 0 BB: 0 P: 3	1B: 4 2B: 0 3B: 0 HR: 0	SF: 0 SAC: 0 DP: 0 HBP: 0	WP: 0 PB: 0 SB: 1 CS: 0	PA: 34	
<b>PITCHER</b>	IP	WLS	BF	H	R	ER	SO	BB	IBB	HBP	BLK	WP	HR	S	P	ERA	WHIP				
<b>Richard Dotson, R</b> ERA: 5.74 (1, 1)	7.1	W	29	4	1	1	10	3	0	0	0	0	0	46	58	1.23	0.955				
<b>Ray Seearge, L</b> ERA: 3.67 (8, 1)	0.1		1	0	0	0	0	0	0	0	0	0	0	1	1	0.00	0.000				
<b>Bobby Thigpen, R</b> ERA: 0.93 (8, 1)	1.1	S	4	0	0	0	1	0	0	0	0	0	0	6	6	0.00	0.000				

Batter	1	2	3	4	5	6	7	8	9	AB	R	H	RBI	BB	SO	LOB	BOTTOM				
<b>Daryl Boston, L</b> OBP: 0.389, SLG: 0.520 (1, 8)	0-0 F4	0-0 FC6-4		0-0 S 1B			0-3 K	4-0 BB		4	0	1	1	1	1	3	<b>Texas Rangers @ Chicago White Sox</b> Comiskey Park, Chicago, IL Sun Aug 31 1986, 4:33 AM EDT Att: 17,187 - Unknown				
<b>John Cangelosi, S</b> OBP: 0.356, SLG: 0.309 (1, 9)	0-0 F8	0-3 K		0-0 3-1		0-0 FC6-4 1B	0-0 F7			5	0	1	0	0	1	6					
<b>George Foster, R</b> OBP: 0.281, SLG: 0.409 <b>Reid Nichols, R</b> OBP: 0.253, SLG: 0.238 (1, 7) (7, PR) (8, 7)	0-0 BB 1B	0-0 L7			0-0 4-3		0-0 FC6-4	0-0 1-2 2-3 3-H 1B		4	1	1	0	0	0	4					
<b>Ron Hassey, L</b> OBP: 0.389, SLG: 0.482 (1, 2)	4-0 1B BB		0-3 K		0-0 G3		0-0 G3			3	1	0	0	1	1	2					
<b>Carlton Fisk, R</b> OBP: 0.262, SLG: 0.327 (1, 10)	0-0 1B		0-0 6-3		0-3 K		0-0 L9			4	0	1	1	0	1	0					
<b>Tim Lincecum, R</b> OBP: 0.280, SLG: 0.417 (1, 5)	0-0 1B		0-0 1B			0-3 K		0-0 HBP 1B		4	1	3	1	0	1	0					
<b>Ozzie Guillen, L</b> OBP: 0.265, SLG: 0.311 (1, 6)	0-0 F9		0-0 G3			0-0 6-3		0-0 BB HBP 1B		4	0	1	0	0	0	3					
<b>Russ Morman, R</b> OBP: 0.308, SLG: 0.341 (1, 3)		0-0 FC6-4 1B		0-3 K		0-3 K		1-0 BB HBP		3	0	1	0	0	2	0					
<b>Jack Perconte, L</b> OBP: 0.438, SLG: 0.308 <b>Jerry Hairston, S</b> OBP: 0.356, SLG: 0.411 <b>Julio Cruz, S</b> OBP: 0.343, SLG: 0.225 (1, 4) (8, PH) (9, 4)		0-0 FC6-4 1B		0-0 G1-6-3			4-0 FC6-4 1B	0-0 F8		2	0	1	0	1	0	0					
<b>Inning Stats</b>	R: 2 E: 0 K: 0 S: 6	H: 3 LOB: 2 BB: 1 P: 10	R: 0 E: 0 K: 1 S: 7	H: 2 LOB: 0 BB: 0 P: 7	R: 0 E: 0 K: 1 S: 6	H: 1 LOB: 1 BB: 0 P: 6	R: 0 E: 0 K: 1 S: 6	H: 0 LOB: 0 BB: 0 P: 5	R: 0 E: 0 K: 2 S: 7	H: 0 LOB: 0 BB: 0 P: 7	R: 0 E: 0 K: 1 S: 6	H: 1 LOB: 2 BB: 1 P: 10	R: 1 E: 0 K: 0 S: 5	H: 2 LOB: 3 BB: 1 P: 10	R: 0 E: 0 K: 0 S: 3	H: 0 LOB: 0 BB: 0 P: 3	1B: 10 2B: 0 3B: 0 HR: 0	SF: 0 SAC: 0 DP: 0 HBP: 1	WP: 0 PB: 0 SB: 2 CS: 0	PA: 38	
<b>PITCHER</b>	IP	WLS	BF	H	R	ER	SO	BB	IBB	HBP	BLK	WP	HR	S	P	ERA	WHIP				
<b>Mike Loynd, R</b> ERA: 5.92 (1, 1)	1.0	L	9	5	2	2	0	1	0	0	0	0	0	8	12	18.00	6.000				
<b>Jeff Russell, R</b> ERA: 3.89 (2, 1)	5.0		18	2	0	0	6	1	0	0	0	0	0	29	33	0.00	0.600				
<b>Mitch Williams, L</b> ERA: 3.05 (7, 1)	1.2		10	3	1	1	1	1	0	1	0	0	0	10	15	5.40	2.400				
<b>Dale Mohorcic, R</b> ERA: 2.08 (8, 1)	0.1		1	0	0	0	0	0	0	0	0	0	0	1	1	0.00	0.000				



Batter	1	2	3	4	5	6	7	8	9	AB	R	H	RBI	BB	SO	LOB	TOP					
Daryl Boston, L OBP: 0.385, SLG: 0.528 (1, 8)										4	1	1	1	0	2	0	<b>Chicago White Sox @ Kansas City Royals</b> Royals Stadium, Kansas City, MO Mon Sep 01 1986, 8:05 PM EDT Att: 30,453 - Unknown					
Reid Nichols, R OBP: 0.263, SLG: 0.250 (1, 9)										4	0	2	1	0	0	0						
George Foster, R OBP: 0.282, SLG: 0.415 John Cangelosi, S OBP: 0.357, SLG: 0.313 (6, PR) (6, 7)										3	0	1	0	0	0	2						
Carlton Fisk, R OBP: 0.264, SLG: 0.331 (1, 10)										4	1	2	1	0	0	1						
Tim Lincecum, R OBP: 0.277, SLG: 0.413 (1, 5)											4	0	0	0	0	2						
Russ Morman, R OBP: 0.316, SLG: 0.360 (1, 3)											4	0	2	1	0	1						
Ozzie Guillen, L OBP: 0.263, SLG: 0.309 (1, 6)											3	0	0	0	0	2						
Ron Karkovice, R OBP: 0.275, SLG: 0.432 (1, 2)											3	1	1	0	0	1						
Jack Perconte, L OBP: 0.389, SLG: 0.267 (1, 4)										2	0	0	0	0	1	0						
<b>Inning Stats</b>	R: 0 E: 0 K: 1 S: 5	H: 1 LOB: 0 BB: 0 P: 5	R: 1 E: 0 K: 0 S: 4	H: 2 LOB: 0 BB: 0 P: 4	R: 2 E: 0 K: 0 S: 5	H: 3 LOB: 0 BB: 0 P: 5	R: 0 E: 0 K: 0 S: 3	H: 0 LOB: 0 BB: 0 P: 3	R: 0 E: 0 K: 0 S: 3	H: 0 LOB: 0 BB: 0 P: 3	R: 0 E: 0 K: 0 S: 4	H: 1 LOB: 1 BB: 0 P: 4	R: 0 E: 0 K: 0 S: 4	H: 1 LOB: 1 BB: 0 P: 4	R: 0 E: 0 K: 2 S: 7	H: 0 LOB: 0 BB: 0 P: 7		R: 1 E: 0 K: 0 S: 4	H: 2 LOB: 0 BB: 0 P: 4	1B: 5 2B: 3 3B: 2 HR: 0	SF: 0 SAC: 1 DP: 3 HBP: 0	WP: 0 PB: 0 CS: 1
<b>PITCHER</b>	IP	WLS	BF	H	R	ER	SO	BB	IBB	HBP	BLK	WP	HR	S	P	ERA	WHIP					
Charlie Leibrandt, L ERA: 4.05 Dan Quisenberry, R ERA: 2.43	(1, 1) (8, 1)	8.0 1.0	L 2	31 0	10 0	4 0	3 0	0 0	0 0	0 0	0 0	0 0	0 0	37 2	37 2	4.50 0.00	1.250 0.000					

Batter	1	2	3	4	5	6	7	8	9	AB	R	H	RBI	BB	SO	LOB	BOTTOM				
Lonnie Smith, R OBP: 0.347, SLG: 0.372 (1, 7)										4	0	0	0	0	0	1	<b>Chicago White Sox @ Kansas City Royals</b> Royals Stadium, Kansas City, MO Mon Sep 01 1986, 8:05 PM EDT Att: 30,453 - Unknown				
Willie Wilson, S OBP: 0.314, SLG: 0.356 (1, 8)										4	0	3	0	0	0	0					
Hal McRae, R OBP: 0.300, SLG: 0.379 (1, 10)										4	0	0	0	0	0	3					
Steve Balboni, R OBP: 0.291, SLG: 0.463 (1, 3)											4	0	1	0	0	1					
Frank White, R OBP: 0.319, SLG: 0.451 (1, 4)											4	0	0	0	0	3					
Angel Salazar, R OBP: 0.285, SLG: 0.322 (1, 6)											4	0	1	0	0	0					
Jim Sundberg, R OBP: 0.304, SLG: 0.293 (1, 2)											3	0	0	0	2	1					
Darryl Motley, R OBP: 0.239, SLG: 0.349 (1, 9)											3	0	2	0	0	0					
Greg Pryor, R OBP: 0.188, SLG: 0.202 (1, 5)											3	0	0	0	0	2					
<b>Inning Stats</b>	R: 0 E: 1 K: 0 S: 5	H: 1 LOB: 2 BB: 0 P: 5	R: 0 E: 0 K: 1 S: 5	H: 0 LOB: 0 BB: 0 P: 5	R: 0 E: 0 K: 0 S: 4	H: 1 LOB: 1 BB: 0 P: 4	R: 0 E: 0 K: 1 S: 6	H: 1 LOB: 0 BB: 0 P: 6	R: 0 E: 0 K: 0 S: 4	H: 1 LOB: 1 BB: 0 P: 4	R: 0 E: 0 K: 0 S: 3	H: 1 LOB: 0 BB: 0 P: 3	R: 0 E: 0 K: 0 S: 3	H: 0 LOB: 0 BB: 0 P: 3	R: 0 E: 0 K: 0 S: 3	H: 0 LOB: 0 BB: 0 P: 3		1B: 5 2B: 2 3B: 0 HR: 0	SF: 0 SAC: 0 DP: 2 HBP: 0	WP: 0 PB: 0 CS: 0	PA: 33
<b>PITCHER</b>	IP	WLS	BF	H	R	ER	SO	BB	IBB	HBP	BLK	WP	HR	S	P	ERA	WHIP				
Floyd Bannister, L ERA: 3.66	(1, 1)	9.0	W	33	7	0	0	3	0	0	0	0	0	39	39	0.00	0.778				



Batter	1	2	3	4	5	6	7	8	9	AB	R	H	RBI	BB	SO	LOB	TOP								
Daryl Boston, L (1,8) OBP: 0.372, SLG: 0.509	0-0 1-3			0-0 F7		0-0 F7		0-3 K		4	0	0	0	0	1	0									
Reid Nichols, R (1,7) OBP: 0.263, SLG: 0.242	0-0 4-3			4-0 G6-3 BB		0-3 K		0-0 F2		3	0	0	0	1	1	0									
Russ Morman, R (1,3) OBP: 0.323, SLG: 0.400	0-0 3-1			0-0 G6-3 1-2		0-0 1B		0-0 HR		4	1	2	1	0	0	1									
Carlton Fisk, R (1,10) OBP: 0.264, SLG: 0.330		0-0 5-3			0-0 F5		0-0 1B	0-0 F8		4	0	1	0	0	0	0									
Tim Hulett, R (1,4) OBP: 0.279, SLG: 0.415		0-0 L4			0-0 1B		0-0 F8		4-0 SH3-4 E BB	3	2	1	0	1	0	2									
Dave Cochrane, S (1,5)		0-0 6-3			0-0 5-3			0-0 F8		3	0	0	0	0	0	1									
Ozzie Guillen, L (1,6) OBP: 0.269, SLG: 0.315			0-0 F3 1B		0-0 E 1B			0-0 E5 G5-3 1B		4	0	4	2	0	0	0									
Kenny Williams, R (1,9) OBP: 0.250, SLG: 0.250			0-0 F3 1-2		0-0 E5 1-3 1B			0-0 F8		4	0	1	0	0	0	3									
Ron Karkovice, R (1,2) OBP: 0.256, SLG: 0.400			0-3 K		0-0 F3			0-0 F7		3	0	0	0	0	1	3									
<b>Inning Stats</b>	R: 0 E: 0 K: 0 S: 3	H: 0 LOB: 0 BB: 0 P: 3	R: 0 E: 0 K: 0 S: 3	H: 0 LOB: 0 BB: 0 P: 3	R: 0 E: 0 K: 1 S: 5	H: 1 LOB: 0 BB: 0 P: 5	R: 0 E: 0 K: 0 S: 2	H: 0 LOB: 0 BB: 1 P: 6	R: 1 E: 1 K: 0 S: 6	H: 3 LOB: 2 BB: 0 P: 6	R: 0 E: 0 K: 1 S: 7	H: 2 LOB: 1 BB: 0 P: 7	R: 0 E: 0 K: 0 S: 4	H: 1 LOB: 1 BB: 0 P: 4	R: 1 E: 0 K: 1 S: 6	H: 1 LOB: 0 BB: 0 P: 6	R: 1 E: 1 K: 0 S: 3	H: 1 LOB: 0 BB: 1 P: 7	1B: 7 2B: 1 3B: 0 HR: 1	SF: 0 SAC: 1 DP: 2 HBP: 0	WP: 0 PB: 0 CS: 0	PA: 35			
<b>PITCHER</b>	IP	WLS	BF	H	R	ER	SO	BB	IBB	HBP	BLK	WP	HR	S	P	ERA	WHIP								
Danny Jackson, L (1,1) ERA: 3.75	8.1	L	34	9	3	3	3	2	0	0	0	0	1	38	46	3.24	1.320								
Dan Quisenberry, R (9,1) ERA: 2.41	0.2		1	0	0	0	0	0	0	0	0	0	0	1	1	0.00	0.000								

**Chicago White Sox @ Kansas City Royals**  
 Royals Stadium, Kansas City, MO  
 Tue Sep 02 1986, 8:05 PM EDT  
 Att: 17,418 - Unknown

livebaseballscorecards.com

AB 32  
 R 3  
 H 9  
 RBI 3  
 BB 2  
 SO 3  
 LOB 10



Batter	1	2	3	4	5	6	7	8	9	AB	R	H	RBI	BB	SO	LOB	BOTTOM								
Lonnie Smith, R (1,7) OBP: 0.351, SLG: 0.378	0-0 S 2B		0-0 CS 1-2 1B			0-0 F9		0-0 1B		4	0	3	0	0	0	0									
Darryl Motley, R (9,7) OBP: 0.239, SLG: 0.349										0	0	0	0	0	0	0									
Willie Wilson, S (1,8) OBP: 0.312, SLG: 0.353	0-0 F7		0-0 F9 2-3			0-3 K			0-3 K	4	0	0	0	0	2	3									
Hal McRae, R (1,10) OBP: 0.296, SLG: 0.375	0-3 K		0-0 6-3 1-2 3-H			0-0 6-3			0-0 FC4-6 1B	3	0	0	0	0	1	3									
Jorge Orta, L (9,PH) OBP: 0.340, SLG: 0.424										1	0	1	0	0	0	0									
Steve Balboni, R (1,3) OBP: 0.291, SLG: 0.461	0-0 F8				0-0 F3			0-0 FC5-4 1B	0-3 K	4	0	1	0	0	1	2									
Frank White, R (1,4) OBP: 0.318, SLG: 0.449		0-0 F9			0-0 F9			0-0 FC5-4 1B	0-0 FC4-6	4	0	1	0	0	0	1									
Bo Jackson, R (1,9) OBP: 0.333, SLG: 0.333		0-0 1B			0-0 6-3			0-0 FC5-4 1-2 1-2 2-3		3	0	1	0	0	0	2									
Angel Salazar, R (1,6) OBP: 0.262, SLG: 0.319		0-3 K			0-0 6-3			0-0 4-3		3	0	0	0	0	1	2									
Jim Sundberg, R (1,2) OBP: 0.302, SLG: 0.291		0-0 6-3				0-0 F9			0-0 6-3	3	0	0	0	0	0	1									
Greg Pryor, R (1,5) OBP: 0.193, SLG: 0.207			0-0 F9 CS 1B			0-0 L6			0-0 5-3	3	0	1	0	0	0	0									
<b>Inning Stats</b>	R: 0 E: 0 K: 1 S: 6	H: 1 LOB: 1 BB: 0 P: 6	R: 0 E: 0 K: 1 S: 6	H: 1 LOB: 0 BB: 0 P: 6	R: 0 E: 0 K: 0 S: 4	H: 2 LOB: 1 BB: 0 P: 4	R: 0 E: 0 K: 0 S: 3	H: 0 LOB: 0 BB: 0 P: 3	R: 0 E: 0 K: 1 S: 5	H: 0 LOB: 0 BB: 0 P: 5	R: 0 E: 0 K: 0 S: 4	H: 2 LOB: 1 BB: 0 P: 4	R: 0 E: 0 K: 0 S: 3	H: 1 LOB: 1 BB: 0 P: 3	R: 0 E: 0 K: 2 S: 8	H: 1 LOB: 1 BB: 0 P: 8	1B: 7 2B: 1 3B: 0 HR: 0	SF: 0 SAC: 0 DP: 1 HBP: 0	WP: 0 PB: 0 CS: 2	PA: 32					
<b>PITCHER</b>	IP	WLS	BF	H	R	ER	SO	BB	IBB	HBP	BLK	WP	HR	S	P	ERA	WHIP								
Steve Carlton, L (1,1) ERA: 5.56	8.0	W	28	7	0	0	3	0	0	0	0	0	0	34	34	0.00	0.875								
Bobby Thigpen, R (9,1) ERA: 0.69	1.0	S	4	1	0	0	2	0	0	0	0	0	0	8	8	0.00	1.000								

**Chicago White Sox @ Kansas City Royals**  
 Royals Stadium, Kansas City, MO  
 Tue Sep 02 1986, 8:05 PM EDT  
 Att: 17,418 - Unknown

livebaseballscorecards.com

AB 32  
 R 0  
 H 8  
 RBI 0  
 BB 0  
 SO 5  
 LOB 14





Batter	1	2	3	4	5	6	7	8	9	10	AB	R	H	RBI	BB	SO	LOB							
Daryl Boston, L OBP: 0.365, SLG: 0.496 (1, 8)	0-0 6-3		0-0 3-1		0-0 2H 1B			0-3 K		0-0 3-1	5	0	1	1	0	1	2							
Steve Lyons, L OBP: 0.292, SLG: 0.323 Jerry Hairston, S OBP: 0.356, SLG: 0.411 (1, 7)	0-0 FC4-6 1B		0-0 4-3			0-0 G1-5-3			0-0 F9		4	0	1	0	0	0	0							
Harold Baines, L OBP: 0.340, SLG: 0.473 (1, 10)	0-0 FC4-6 1-2			0-0 L3		0-0 F8			0-0 6-3		4	0	0	0	0	0	1							
Ron Hassey, L OBP: 0.327, SLG: 0.479 (1, 2)	0-3 K			0-0 4-3		0-0 4-3			0-0 1B		4	0	1	0	0	1	1							
Tim Hulett, R OBP: 0.261, SLG: 0.414 (1, 4)		4-0 1B 1B BB		0-0 WP 1B		0-0 F7			0-0 4-3		3	0	1	0	1	0	1							
Russ Norman, R OBP: 0.230, SLG: 0.404 John Cangelosi, S OBP: 0.357, SLG: 0.313 (10, PR)	0-0 1B 1-2		0-3 K		0-0 1-2		0-0 F4			0-0 SH1-3 1B	4	0	2	0	0	1	1							
Ozzie Guillen, L OBP: 0.270, SLG: 0.315 (1, 6)	0-0 1B 1-2 2-3		0-0 G4-6-3 1B		0-0 F7		0-0 4-3			0-0 SH1-3	3	0	1	0	0	0	0							
Dave Cochrane, S OBP: 0.286, SLG: 0.333 (1, 5)	0-0 G4-6-3 1-2			0-0 1B 2B		0-0 4-3				4-0 IBB	3	1	1	0	1	0	2							
Kenny Williams, R OBP: 0.125, SLG: 0.125 (1, 9)			0-0 F7		0-0 6-3			0-0 F7		0-3 K	4	0	0	0	0	1	3							
<b>Inning Stats</b>	R: 0 E: 0 K: 1 S: 6	H: 1 LOB: 1 BB: 0 P: 6	R: 0 E: 0 K: 0 S: 3	H: 2 LOB: 1 BB: 1 P: 7	R: 0 E: 0 K: 0 S: 3	H: 0 LOB: 0 BB: 0 P: 3	R: 0 E: 0 K: 1 S: 6	H: 1 LOB: 1 BB: 0 P: 6	R: 1 E: 0 K: 0 S: 4	H: 2 LOB: 1 BB: 0 P: 4	R: 0 E: 0 K: 0 S: 3	H: 0 LOB: 0 BB: 0 P: 3	R: 0 E: 0 K: 0 S: 5	H: 0 LOB: 0 BB: 0 P: 5	R: 0 E: 0 K: 1 S: 4	H: 1 LOB: 1 BB: 0 P: 4	R: 0 E: 0 K: 1 S: 6	H: 1 LOB: 2 BB: 1 P: 10	1B: 7 2B: 1 3B: 0 HR: 0	SF: 0 SAC: 1 DP: 1 HBP: 0	WP: 1 PB: 0 SB: 0 CS: 0	PA: 37		
<b>PITCHER</b>	IP 7.0	WLS 25	BF 6	H 1	R 1	ER 1	SO 2	BB 1	IBB 0	HBP 0	BLK 0	WP 1	HR 0	S 28	P 32	ERA 1.29	WHIP 1.000							
Dennis Leonard, R ERA: 4.02 Bud Black, L ERA: 3.42	(1, 1)	(8, 1)	3.0	W	12	2	0	0	2	0	1	0	0	0	0	15	19	0.00	0.667					

**TOP**

**Chicago White Sox @ Kansas City Royals**  
Royals Stadium, Kansas City, MO  
Wed Sep 03 1986, 8:05 PM EDT  
Att: 18,022 - Unknown

AB	34
R	1
H	8
RBI	1
BB	2
SO	4
LOB	11




Batter	1	2	3	4	5	6	7	8	9	10	AB	R	H	RBI	BB	SO	LOB							
Mike Kingery, L OBP: 0.291, SLG: 0.362 Terry Bell, R (9, 2)	0-0 G3		0-0 4-3			0-0 S 1B		0-0 G4-6-3 1-2		4-0 1B BB	4	0	1	0	0	0	3							
Kevin Seltzer, R OBP: 0.400, SLG: 0.400 (1, 7)	0-0 L9			0-0 F8		0-0 L9			0-0 2B 1B	0-0 1-2 1B	5	1	2	1	0	0	1							
Jorge Orta, L OBP: 0.330, SLG: 0.420 Hal McRae, P OBP: 0.295, SLG: 0.373 (9, PH)	0-0 G3			0-0 L9		0-0 F8 1-2			0-0 F8		3	0	0	0	0	0	1							
Steve Balboni, R OBP: 0.291, SLG: 0.461 Lynn Jones, R OBP: 0.216, SLG: 0.156 (10, 7)		0-3 K		0-0 F7		0-0 F6			0-0 2B		4	0	1	1	0	1	0							
Jamie Quirk, L OBP: 0.270, SLG: 0.307 (10, 3)	0-0 4-3				0-0 6-3		0-0 G3		0-0 2B		3	0	0	0	1	0	0							
Bo Jackson, R OBP: 0.143, SLG: 0.143 (1, 9)	0-3 K				0-3 K		0-0 6-3		0-3 K		4	0	0	0	0	3	2							
Rondin Johnson, S OBP: 0.667, SLG: 0.667 Frank White, R OBP: 0.317, SLG: 0.448 (9, PH)			0-0 3-1			0-0 1B			0-0 4-3 1B		3	0	2	0	0	0	0							
Jim Sundberg, R OBP: 0.303, SLG: 0.290 Willie Wilson, S OBP: 0.313, SLG: 0.354 (9, 8)		4-0 BB BB		4-0 G3 BB		0-3 K		0-0 4-3		0-0 S SH1-3 1B	1	0	0	0	1	1	1							
Buddy Biancalana, S OBP: 0.331, SLG: 0.324 Rudy Law, P OBP: 0.332, SLG: 0.393 Angel Salazar, R OBP: 0.292, SLG: 0.319 Lonnie Smith, R OBP: 0.352, SLG: 0.379 Greg Fryor, R OBP: 0.193, SLG: 0.207 (8, PH)	0-0 G3		0-0 G3		0-0 4-3		0-0 4-3		0-0 G4-6-3 1B		1	0	0	0	0	0	1							
<b>Inning Stats</b>	R: 0 E: 0 K: 0 S: 3	H: 0 LOB: 0 BB: 0 P: 3	R: 0 E: 0 K: 2 S: 7	H: 0 LOB: 0 BB: 0 P: 7	R: 0 E: 0 K: 0 S: 3	H: 0 LOB: 1 BB: 1 P: 7	R: 0 E: 0 K: 0 S: 3	H: 0 LOB: 0 BB: 0 P: 3	R: 0 E: 0 K: 2 S: 8	H: 1 LOB: 1 BB: 0 P: 8	R: 0 E: 0 K: 0 S: 4	H: 1 LOB: 1 BB: 0 P: 4	R: 0 E: 0 K: 0 S: 3	H: 0 LOB: 0 BB: 0 P: 3	R: 0 E: 0 K: 0 S: 4	H: 2 LOB: 1 BB: 0 P: 4	R: 1 E: 0 K: 1 S: 7	H: 2 LOB: 2 BB: 1 P: 11	R: 1 E: 0 K: 0 S: 3	H: 2 LOB: 2 BB: 1 P: 7	1B: 7 2B: 1 3B: 0 HR: 0	SF: 0 SAC: 1 DP: 1 HBP: 0	WP: 0 PB: 0 SB: 2 CS: 0	PA: 38
<b>PITCHER</b>	IP 8.0	WLS 29	BF 5	H 1	R 1	ER 1	SO 4	BB 1	IBB 0	HBP 0	BLK 0	WP 0	HR 0	S 36	P 40	ERA 1.12	WHIP 0.750							
Joe Cowley, R ERA: 4.56 Ray Searage, L ERA: 3.67 Gene Nelson, R ERA: 4.18	(1, 1)	(9, 1)	(9, 1)	0.1	1	0	0	0	0	0	0	0	0	0	1	1	0.00	0.000						
Gene Nelson, R ERA: 4.18	(9, 1)	1.0	L	8	3	1	1	1	1	1	0	0	0	0	8	16	9.00	4.000						

**BOTTOM**

**Chicago White Sox @ Kansas City Royals**  
Royals Stadium, Kansas City, MO  
Wed Sep 03 1986, 8:05 PM EDT  
Att: 18,022 - Unknown

AB	34
R	2
H	8
RBI	2
BB	3
SO	5
LOB	13






Batter	1	2	3	4	5	6	7	8	9	AB	R	H	RBI	BB	SO	LOB	TOP			
Daryl Boston, L (1, 8) OBP: 0.362, SLG: 0.483										3	0	0	0	1	1	4				
Tim Hulett, R (1, 4) OBP: 0.281, SLG: 0.412										4	0	1	0	0	0	3				
Harold Baines, L (1, 9) OBP: 0.339, SLG: 0.473										4	0	1	0	0	1	1				
Ron Hassey, L (1, 10) OBP: 0.389, SLG: 0.475										2	0	0	0	2	0	0				
Carlton Fisk, R (1, 7) OBP: 0.262, SLG: 0.327										4	0	0	0	0	2	3				
Dave Cochrane, S (1, 5) OBP: 0.364, SLG: 0.250										2	0	0	0	2	1	2				
Ozzie Guillen, L (1, 6) OBP: 0.270, SLG: 0.315										3	0	1	0	0	1	1	AB 27			
Russ Morman, R (1, 3) OBP: 0.336, SLG: 0.396										2	0	0	0	2	1	1	R 0			
Ron Karkovics, R (1, 2) OBP: 0.267, SLG: 0.390										1	0	0	0	1	1	2	H 3			
Jerry Hairston, S (7, PH) OBP: 0.354, SLG: 0.408										1	0	0	0	0	0	2	RBI 0			
Steve Lyons, L (7, 7) OBP: 0.290, SLG: 0.321										1	0	0	0	0	1	0	BB 8			
										1	0	0	0	0	1	0	SO 9			
										1	0	0	0	0	1	0	LOB 19			
<b>Inning Stats</b>	R: 0 E: 0 K: 1 S: 5	H: 1 LOB: 0 BB: 0 P: 5	R: 0 E: 0 K: 0 S: 3	H: 0 LOB: 0 BB: 0 P: 3	R: 0 E: 0 K: 1 S: 5	H: 1 LOB: 1 BB: 1 P: 9	R: 0 E: 0 K: 0 S: 3	H: 0 LOB: 1 BB: 1 P: 7	R: 0 E: 0 K: 2 S: 7	H: 0 LOB: 3 BB: 3 P: 19	R: 0 E: 0 K: 0 S: 3	H: 0 LOB: 2 BB: 2 P: 11	R: 0 E: 0 K: 2 S: 8	H: 1 LOB: 2 BB: 1 P: 12	R: 0 E: 0 K: 1 S: 5	H: 0 LOB: 0 BB: 0 P: 5	1B: 2 2B: 1 3B: 0 HR: 0	SF: 0 SAC: 1 DP: 2 HBP: 0	WP: 2 PB: 0 CS: 0	PA: 36
<b>PITCHER</b>	IP WLS BF H R ER SO BB IBB HBP BLK WP HR S P ERA WHIP																			
Mark Gubicza, R (1, 1) ERA: 3.94	7.1		31	3	0	0	6	7	1	0	0	0	2	0	35	67	0.00	1.364		
Steve Farr, R (8, 1) ERA: 2.55	1.2	W	5	0	0	0	3	0	0	0	0	0	0	0	11	11	0.00	0.000		

Chicago White Sox @ Kansas City Royals  
Royals Stadium, Kansas City, MO  
Thu Sep 04 1986, 8:05 PM EDT  
Att: 21,348 - Unknown


AB 27  
R 0  
H 3  
RBI 0  
BB 8  
SO 9  
LOB 19



Batter	1	2	3	4	5	6	7	8	9	AB	R	H	RBI	BB	SO	LOB	BOTTOM			
Lonnie Smith, R (1, 7) OBP: 0.351, SLG: 0.378										4	0	1	1	0	1	1				
Jim Sundberg, R (9, 2) OBP: 0.303, SLG: 0.290										0	0	0	0	0	0	0				
Willie Wilson, S (1, 8) OBP: 0.312, SLG: 0.352										3	0	0	0	1	1	4				
Jorge Orta, L (1, 10) OBP: 0.333, SLG: 0.416										3	0	0	0	0	1	2				
Hal McRae, R (6, PH) OBP: 0.298, SLG: 0.373										0	0	0	0	0	0	0				
Steve Balboni, R (1, 3) OBP: 0.288, SLG: 0.458										4	0	0	0	0	3	3				
Frank White, R (1, 4) OBP: 0.315, SLG: 0.444										4	0	0	0	0	1	3				
Mike Kingery, L (1, 9) OBP: 0.287, SLG: 0.368										3	0	2	0	0	0	0				
Jamie Quirk, L (1, 2) OBP: 0.271, SLG: 0.302										2	0	0	0	1	1	1	AB 28			
Greg Pryor, R (1, 5) OBP: 0.189, SLG: 0.202										2	0	0	0	0	0	2	R 1			
Kevin Seitzer, R (8, PH) OBP: 0.500, SLG: 0.500										1	1	1	0	0	0	0	H 5			
Buddy Biancalana, S (1, 6) OBP: 0.333, SLG: 0.327										2	0	1	0	0	1	0	RBI 1			
Rudy Law, L (8, PH) OBP: 0.332, SLG: 0.393										0	0	0	0	0	0	0	BB 2			
Angel Salazar, R (8, PR) OBP: 0.282, SLG: 0.319										0	0	0	0	0	0	0	SO 9			
										0	0	0	0	0	0	0	LOB 16			
<b>Inning Stats</b>	R: 0 E: 0 K: 0 S: 2	H: 0 LOB: 0 BB: 1 P: 6	R: 0 E: 0 K: 2 S: 8	H: 1 LOB: 2 BB: 1 P: 12	R: 0 E: 0 K: 1 S: 6	H: 1 LOB: 1 BB: 0 P: 6	R: 0 E: 0 K: 0 S: 3	H: 0 LOB: 0 BB: 0 P: 3	R: 0 E: 0 K: 1 S: 5	H: 0 LOB: 0 BB: 0 P: 5	R: 0 E: 0 K: 1 S: 5	H: 0 LOB: 0 BB: 0 P: 5	R: 0 E: 0 K: 2 S: 8	H: 1 LOB: 1 BB: 0 P: 8	R: 1 E: 1 K: 2 S: 10	H: 2 LOB: 3 BB: 0 P: 11	1B: 5 2B: 1 3B: 0 HR: 0	SF: 0 SAC: 1 DP: 1 HBP: 1	WP: 0 PB: 0 CS: 0	PA: 32
<b>PITCHER</b>	IP WLS BF H R ER SO BB IBB HBP BLK WP HR S P ERA WHIP																			
Jose DeLeon, R (1, 1) ERA: 4.06	6.0		21	2	0	0	5	2	0	0	0	0	0	0	29	37	0.00	0.667		
Bill Dawley, R (7, 1) ERA: 3.29	1.0	L	7	3	1	0	2	0	0	0	0	0	0	0	11	11	0.00	3.000		
Ray Searage, L (8, 1) ERA: 3.61	0.1		1	0	0	0	1	0	0	0	0	0	0	3	3	0.00	0.000			
Bobby Thigpen, R (8, 1) ERA: 0.86	0.2		3	0	0	0	1	0	0	0	0	0	0	4	5	0.00	0.000			

Chicago White Sox @ Kansas City Royals  
Royals Stadium, Kansas City, MO  
Thu Sep 04 1986, 8:05 PM EDT  
Att: 21,348 - Unknown

AB 28  
R 1  
H 5  
RBI 1  
BB 2  
SO 9  
LOB 16





Batter	1	2	3	4	5	6	7	8	9	AB	R	H	RBI	BB	SO	LOB	TOP			
<b>Tony Fernandez, S</b> OBP: 0.345, SLG: 0.437 (1,6)	0-0 4-3		0-0 F5		0-0 F8			0-0 4-3		4	0	0	0	0	0	0	<b>Toronto Blue Jays @ Chicago White Sox</b> Comiskey Park, Chicago, IL Fri Sep 05 1986, 8:05 PM EDT Att: 11,650 - Unknown <a href="http://livebaseballscorecards.com">livebaseballscorecards.com</a>			
<b>Willie Upshaw, L</b> OBP: 0.342, SLG: 0.367 (1,3)	0-0 1B		4-0 BB			0-3 K		0-0 4-3		3	0	1	0	1	1	0				
<b>Lloyd Moseby, L</b> OBP: 0.351, SLG: 0.449 (1,8)	0-0 F7		0-0 B2-3			0-0 F8			0-0 F8	4	0	0	0	0	2					
<b>George Bell, R</b> OBP: 0.370, SLG: 0.570 (1,7)	0-0 4-3			0-0 F6					0-0 F8	4	0	1	0	0	1					
<b>Jesse Barfield, R</b> OBP: 0.384, SLG: 0.559 (1,9)		0-0 G3 2B		0-3 K		0-3 K			0-3 K	4	0	1	0	0	3	1				
<b>Cliff Johnson, R</b> OBP: 0.369, SLG: 0.457 (1,10)		0-0 G3		0-0 2B			0-0 5-3			3	0	1	0	0	1					
<b>Ernie Whitt, L</b> OBP: 0.311, SLG: 0.437 (1,2)		0-3 K		0-0 3-1			0-0 F3			3	0	0	0	0	1	2				
<b>Rance Mulliniks, L</b> OBP: 0.340, SLG: 0.427 (1,5)		0-0 F8			0-0 4-3			0-0 4-3		3	0	0	0	0	1					
<b>Damaso Garcia, R</b> OBP: 0.304, SLG: 0.374 (1,4)			0-0 1-3		0-0 F8			0-0 6-3		3	0	0	0	0	0					
<b>Inning Stats</b>	R: 0 E: 0 K: 0 S: 4	H: 1 LOB: 1 BB: 0 P: 4	R: 0 E: 0 K: 1 S: 6	H: 1 LOB: 1 BB: 0 P: 6	R: 0 E: 0 K: 1 S: 3	H: 0 LOB: 1 BB: 1 P: 7	R: 0 E: 0 K: 2 S: 6	H: 1 LOB: 0 BB: 0 P: 6	R: 0 E: 0 K: 0 S: 3	H: 0 LOB: 0 BB: 0 P: 3	R: 0 E: 0 K: 0 S: 3	H: 0 LOB: 0 BB: 0 P: 3	R: 0 E: 0 K: 1 S: 5	H: 0 LOB: 0 BB: 0 P: 5	R: 0 E: 0 K: 1 S: 5	H: 0 LOB: 0 BB: 0 P: 5	1B: 2 2B: 2 3B: 0 HR: 0	SF: 0 SAC: 0 DP: 0 HBP: 0	WP: 0 PB: 0 SB: 0 CS: 0	PA: 32
<b>PITCHER</b> <b>Richard Dotson, R</b> ERA: 5.43 (1,1)	IP: 9.0 WLS: W BF: 32 H: 4 R: 0 ER: 0 SO: 5 BB: 1 IBB: 0 HBP: 0 BLK: 0 WP: 0 HR: 0 S: 41 P: 45 ERA: 0.00 WHIP: 0.556															<b>PITCHER</b>				

Batter	1	2	3	4	5	6	7	8	9	AB	R	H	RBI	BB	SO	LOB	BOTTOM			
<b>Daryl Boston, L</b> OBP: 0.358, SLG: 0.471 (1,8)	0-0 F7	4-0 FC3-6 BB 1-2 2-3 SF8 BB		0-3 K			0-0 4-3			3	1	0	0	1	1	0	<b>Toronto Blue Jays @ Chicago White Sox</b> Comiskey Park, Chicago, IL Fri Sep 05 1986, 8:05 PM EDT Att: 11,650 - Unknown <a href="http://livebaseballscorecards.com">livebaseballscorecards.com</a>			
<b>Steve Lyons, L</b> OBP: 0.294, SLG: 0.325 (1,7)	0-0 E7	4-0 FC3-6 BB		0-0 1B		0-0 5-3			1	1	1	0	0	0	0					
<b>Reid Nichols, R</b> OBP: 0.275, SLG: 0.247 (2, PH) (3, 7)	0-0 4-3 1B	4-0 FC3-6 BB		0-0 1B		0-0 5-3			2	0	1	1	1	0	0					
<b>Harold Baines, L</b> OBP: 0.338, SLG: 0.472 (1,9)	0-0 4-3	0-0 FC3-6		0-3 K			0-0 1B			4	0	1	2	0	1	3				
<b>Ron Hassey, L</b> OBP: 0.387, SLG: 0.473 (1,10)	0-0 1B	0-0 SF8		0-0 G3			0-0 F8			3	0	1	1	0	0	1				
<b>Tim Hulett, R</b> OBP: 0.281, SLG: 0.411 (1,4)	0-0 1-3 1B	0-3 K		0-0 F7			0-3 K			4	0	1	0	0	2	1				
<b>Dave Cochrane, S</b> OBP: 0.287, SLG: 0.167 (1,5)	0-3 K		0-0 L1		0-3 K			0-3 K		4	0	0	0	0	3	2				
<b>Ozzie Guillen, L</b> OBP: 0.270, SLG: 0.315 (1,6)		0-0 1B 1B		0-0 6-3		0-0 E4 FC4-6		0-0 4-3		4	1	1	0	0	0	0				
<b>Russ Morman, R</b> OBP: 0.336, SLG: 0.394 (1,3)		0-0 BB 1B 1B		0-3 K		0-0 FC4-6 G5-4-3				3	1	1	0	0	1	1				
<b>Ron Karkovics, R</b> OBP: 0.271, SLG: 0.386 (1,2)		0-0 BB 1B		0-0 F3		0-0 G5-4-3				3	1	1	1	0	0	1				
<b>Inning Stats</b>	R: 1 E: 1 K: 1 S: 8	H: 3 LOB: 2 BB: 0 P: 8	R: 4 E: 0 K: 1 S: 8	H: 3 LOB: 1 BB: 2 P: 16	R: 0 E: 0 K: 1 S: 5	H: 0 LOB: 0 BB: 0 P: 5	R: 0 E: 0 K: 2 S: 8	H: 1 LOB: 1 BB: 0 P: 8	R: 0 E: 0 K: 1 S: 5	H: 0 LOB: 0 BB: 0 P: 5	R: 0 E: 1 K: 0 S: 3	H: 0 LOB: 0 BB: 0 P: 3	R: 0 E: 0 K: 0 S: 4	H: 1 LOB: 1 BB: 0 P: 4	R: 0 E: 0 K: 2 S: 7	H: 0 LOB: 0 BB: 0 P: 7	1B: 8 2B: 0 3B: 0 HR: 0	SF: 1 SAC: 0 DP: 1 HBP: 0	WP: 0 PB: 0 SB: 0 CS: 0	PA: 34
<b>PITCHER</b> <b>Joe Johnson, R</b> ERA: 4.9 (1,1)	IP: 1.0 WLS: L BF: 10 H: 6 R: 1 ER: 0 SO: 5 BB: 1 IBB: 0 HBP: 0 BLK: 0 WP: 0 HR: 0 S: 11 P: 15 ERA: 45.00 WHIP: 7.000															<b>PITCHER</b>				
<b>John Cerutti, L</b> ERA: 4.1 (2,1)	IP: 6.0 WLS: L BF: 21 H: 2 R: 0 ER: 0 SO: 5 BB: 1 IBB: 0 HBP: 0 BLK: 0 WP: 0 HR: 0 S: 30 P: 34 ERA: 0.00 WHIP: 0.500															<b>PITCHER</b>				
<b>Mark Eichhorn, R</b> ERA: 1.72 (8,1)	IP: 1.0 WLS: L BF: 3 H: 0 R: 0 ER: 0 SO: 2 BB: 0 IBB: 0 HBP: 0 BLK: 0 WP: 0 HR: 0 S: 7 P: 7 ERA: 0.00 WHIP: 0.000															<b>PITCHER</b>				



Batter	1	2	3	4	5	6	7	8	9	AB	R	H	RBI	BB	SO	LOB	TOP		
Tony Fernandez, S (1, 6) OBP: 0.343, SLG: 0.434	L3		F9			6-3			L4	4	0	0	0	0	0	0			
Lloyd Moseby, L (1, 8) OBP: 0.350, SLG: 0.446	HBP			F7		4-3			F7	3	0	0	0	0	0	0			
Cliff Johnson, R (1, 10) OBP: 0.365, SLG: 0.451 Kelly Gruber, R (9, PR) OBP: 0.194, SLG: 0.314	F9			1-3					E5	4	0	0	0	0	0	1			
George Bell, R (1, 7) OBP: 0.371, SLG: 0.575	F8			HR					2B	4	2	2	1	0	1	1			
Jesse Barfield, R (1, 9) OBP: 0.383, SLG: 0.555		5-3		4-3					2B	3	1	0	0	1	0	0			
Garth Iorg, R (1, 5) OBP: 0.292, SLG: 0.322		F8							SH3	3	0	1	3	1	0	0			
Buck Martinez, R (1, 2) OBP: 0.290, SLG: 0.295		F8							2B	2	0	0	0	1	0	1			
Willie Upshaw, L (1, 3) OBP: 0.339, SLG: 0.364			4-3						5-3	4	0	0	0	0	0	4			
Damaso Garcia, R (1, 4) OBP: 0.302, SLG: 0.372			F8						F5	3	0	0	0	0	1	1			
<b>Inning Stats</b>	R: 0 E: 0 K: 0 S: 3	H: 0 LOB: 1 BB: 0 P: 4	R: 0 E: 0 K: 0 S: 3	H: 0 LOB: 0 BB: 0 P: 3	R: 0 E: 0 K: 0 S: 3	H: 0 LOB: 0 BB: 0 P: 3	R: 1 E: 0 K: 0 S: 4	H: 1 LOB: 0 BB: 0 P: 4	R: 0 E: 0 K: 0 S: 3	H: 0 LOB: 0 BB: 0 P: 3	R: 0 E: 0 K: 1 S: 5	H: 0 LOB: 0 BB: 0 P: 5	R: 0 E: 0 K: 1 S: 5	H: 0 LOB: 1 BB: 1 P: 9	R: 3 E: 1 K: 0 S: 6	H: 2 LOB: 2 BB: 2 P: 14	1B: 1 2B: 1 3B: 0 HR: 1	SF: 0 SAC: 1 DP: 1 HBP: 1	WP: 0 PA: 35 PB: 0 SB: 1 CS: 0
<b>PITCHER</b> Floyd Bannister, L (1, 1) ERA: 3.48	IP: 9.0 WLS: L BF: 35 H: 3 R: 4 ER: 1 SO: 2 BB: 3 IBB: 0 HBP: 1 BLK: 0 WP: 0 HR: 1 S: 35 P: 48 ERA: 1.00 WHIP: 0.667																		

Toronto Blue Jays @ Chicago White Sox  
Comiskey Park, Chicago, IL  
Sat Sep 06 1986, 4:33 AM EDT  
Att: 22,014 - Unknown

AB 30  
R 4  
H 3  
RBI 4  
BB 3  
SO 2  
LOB 8



Batter	1	2	3	4	5	6	7	8	9	AB	R	H	RBI	BB	SO	LOB	BOTTOM
Daryl Boston, L (1, 8) OBP: 0.358, SLG: 0.476	6-3		6-3			4-3			SH5-3	3	0	1	0	0	0	0	
Reid Nichols, R (1, 7) OBP: 0.274, SLG: 0.247	6-3			FC4-6		6-3			F7	4	0	1	0	0	0	3	
Harold Baines, L (1, 9) OBP: 0.338, SLG: 0.470	F7			FC4-6					4-3	4	0	1	0	0	0	4	
Carlton Fisk, R (1, 10) OBP: 0.259, SLG: 0.324	K			FC5-4		F9			F9	4	0	0	0	0	1	3	
Tim Hulett, R (1, 4) OBP: 0.281, SLG: 0.409		F9		FC5-4					6-3	4	0	1	0	0	0	1	
Russ Morman, R (1, 3) OBP: 0.342, SLG: 0.392		K				5-3			1B	3	0	1	0	1	2	1	
Ozzie Guillen, L (1, 6) OBP: 0.268, SLG: 0.313	6-3					SH1-4			4-3	3	0	0	0	0	0	2	
Dave Cochrane, S (1, 5) OBP: 0.222, SLG: 0.133						5-3			K	3	0	0	0	0	2	2	
Ron Karkovics, R (1, 2) OBP: 0.260, SLG: 0.370 George Foster, R (8, PH) OBP: 0.294, SLG: 0.415 John Cangelosi, S (6, PR) OBP: 0.357, SLG: 0.313 Ron Hassey, L (9, 2) OBP: 0.387, SLG: 0.473				F3					SH5-3	2	0	0	0	0	1	1	
<b>Inning Stats</b>	R: 0 E: 0 K: 1 S: 6	H: 1 LOB: 1 BB: 0 P: 6	R: 0 E: 0 K: 1 S: 5	H: 0 LOB: 0 BB: 0 P: 5	R: 0 E: 0 K: 1 S: 4	H: 1 LOB: 1 BB: 0 P: 4	R: 0 E: 0 K: 0 S: 4	H: 0 LOB: 1 BB: 0 P: 4	R: 0 E: 0 K: 2 S: 8	H: 1 LOB: 1 BB: 0 P: 8	R: 0 E: 0 K: 0 S: 3	H: 0 LOB: 2 BB: 1 P: 7	R: 0 E: 0 K: 0 S: 4	H: 1 LOB: 1 BB: 0 P: 4	1B: 4 2B: 1 3B: 0 HR: 0	SF: 0 SAC: 2 DP: 0 HBP: 0	WP: 0 PA: 34 PB: 0 SB: 0 CS: 0
<b>PITCHER</b> Jimmy Key, L (1, 1) ERA: 3.92 Tom Henke, R (9, 1) ERA: 3.17	IP: 8.0 WLS: W BF: 30 H: 4 R: 0 ER: 0 SO: 6 BB: 2 IBB: 0 HBP: 0 BLK: 0 WP: 0 HR: 0 S: 40 P: 48 ERA: 0.00 WHIP: 0.750																

Toronto Blue Jays @ Chicago White Sox  
Comiskey Park, Chicago, IL  
Sat Sep 06 1986, 4:33 AM EDT  
Att: 22,014 - Unknown

AB 30  
R 0  
H 5  
RBI 0  
BB 2  
SO 6  
LOB 17





Batter	1	2	3	4	5	6	7	8	9	AB	R	H	RBI	BB	SO	LOB	TOP										
Tony Fernandez, S OBP: 0.340, SLG: 0.430	4-3		K		F8		F8		1-3	5	0	0	0	0	1	0											
Lloyd Moseby, L OBP: 0.349, SLG: 0.445	K			1B BB 1B	K		4-3			4	1	1	0	0	2	0											
Cliff Johnson, R OBP: 0.369, SLG: 0.450				1B BB 1B			5-3			1	1	0	0	3	0	0											
George Bell, R OBP: 0.373, SLG: 0.578	F9			1B BB 1B	FC6-4 1B					4	1	3	0	0	0	1											
Jesse Barfield, R OBP: 0.382, SLG: 0.552		G6-4-3 BB		F3	FC6-4 1B			K		3	0	0	0	1	1	6											
Garth Iorg, R OBP: 0.296, SLG: 0.330	F9			1B				4-3		3	0	2	1	0	0	1											
Rance Mulliniks, L OBP: 0.339, SLG: 0.426				1-2 2-3 3-H	1B					1	0	0	0	0	0	1											
Buck Martinez, R OBP: 0.310, SLG: 0.435	G6-4-3			K				F8		2	0	0	0	0	1	4											
Ernie Whitt, L OBP: 0.310, SLG: 0.435										2	0	0	0	0	1	2											
Willie Upshaw, L OBP: 0.339, SLG: 0.363				F7			F5		F8	4	0	1	2	0	0	1											
Manuel Lee, S OBP: 0.317, SLG: 0.436				5-3	G3					3	0	0	0	0	1	3											
Ron Shepherd, R OBP: 0.350, SLG: 0.541									K	1	0	0	0	0	1	0											
<b>Inning Stats</b>	R: 0 E: 0 K: 1 S: 5	H: 0 LOB: 1 BB: 1 P: 9	R: 0 E: 0 K: 0 S: 2	H: 0 LOB: 0 BB: 1 P: 6	R: 0 E: 0 K: 1 S: 5	H: 0 LOB: 0 BB: 0 P: 5	R: 3 E: 0 K: 1 S: 9	H: 4 LOB: 2 BB: 1 P: 13	R: 0 E: 0 K: 2 S: 8	H: 1 LOB: 1 BB: 0 P: 8	R: 0 E: 0 K: 0 S: 3	H: 0 LOB: 0 BB: 0 P: 3	R: 0 E: 0 K: 1 S: 6	H: 1 LOB: 1 BB: 0 P: 6	R: 0 E: 0 K: 1 S: 5	H: 0 LOB: 0 BB: 0 P: 5	1B: 5 2B: 2 3B: 0 HR: 0	SF: 0 SAC: 0 DP: 1 HBP: 0	WP: 0 PB: 0 SB: 0 CS: 0	PA: 37							
<b>PITCHER</b>	IP	WLS	BF	H	R	ER	SO	BB	IBB	HBP	BLK	WP	HR	S	P	ERA	WHIP										
Steve Carlton, L ERA: 5.61	3.2		17	4	3	3	3	3	0	0	0	0	0	20	32	7.36	1.909										
Dave Schmidt, R ERA: 3.4	0.1	1	0	0	0	0	0	0	0	0	0	0	0	1	1	0.00	0.000										
Gene Nelson, R ERA: 4.06	3.0	W	12	2	0	0	3	1	0	0	0	0	0	17	21	0.00	1.000										
Bobby Thigpen, R ERA: 0.78	2.0	S	7	1	0	0	2	0	0	0	0	0	0	11	11	0.00	0.500										

Toronto Blue Jays @ Chicago White Sox  
Comiskey Park, Chicago, IL  
Sun Sep 07 1986, 4:33 AM EDT  
Att: 13,553 - Unknown

AB	33
R	3
H	7
RBI	3
BB	4
SO	8
LOB	19



Batter	1	2	3	4	5	6	7	8	9	AB	R	H	RBI	BB	SO	LOB	BOTTOM										
Daryl Boston, L OBP: 0.359, SLG: 0.469	F9		SH1-4 2B BB		G3		BB BB 1B	4-3		4	2	1	0	1	0	1											
Steve Lyons, L OBP: 0.299, SLG: 0.340			SH1-4				K			3	0	2	0	0	1	2											
Harold Baines, L OBP: 0.337, SLG: 0.468	FC1-5-2-6		K		F9		BB BB 1B			4	0	1	1	0	1	4											
Ron Hassey, L OBP: 0.388, SLG: 0.475	F7				F9		BB BB 1B			3	0	1	2	1	0	2											
Jerry Hairston, S OBP: 0.358, SLG: 0.404			4-3				5-3			2	0	0	1	2	0	1											
Tim Lincecum, R OBP: 0.276, SLG: 0.406	K				L6		F8	F7		4	0	0	0	0	1	4											
Ozzie Guillen, L OBP: 0.266, SLG: 0.310	F9				6-3		K			4	0	0	0	0	1	1											
Russ Morman, R OBP: 0.347, SLG: 0.390	F9						F6			3	0	1	0	1	0	1											
Jack Perconte, L OBP: 0.409, SLG: 0.235			SH1-4 2B BB		3-1		BB 1B	K		2	2	0	0	2	1	2											
<b>Inning Stats</b>	R: 0 E: 0 K: 0 S: 4	H: 1 LOB: 1 BB: 0 P: 4	R: 0 E: 0 K: 1 S: 5	H: 0 LOB: 1 BB: 1 P: 9	R: 2 E: 0 K: 1 S: 6	H: 1 LOB: 1 BB: 2 P: 14	R: 0 E: 0 K: 0 S: 3	H: 0 LOB: 1 BB: 1 P: 7	R: 0 E: 0 K: 1 S: 4	H: 1 LOB: 1 BB: 0 P: 4	R: 0 E: 0 K: 1 S: 5	H: 0 LOB: 0 BB: 0 P: 5	R: 2 E: 0 K: 1 S: 7	H: 2 LOB: 3 BB: 3 P: 19	R: 0 E: 0 K: 1 S: 6	H: 1 LOB: 1 BB: 0 P: 6	1B: 4 2B: 1 3B: 1 HR: 0	SF: 0 SAC: 1 DP: 0 HBP: 0	WP: 0 PB: 0 SB: 1 CS: 0	PA: 37							
<b>PITCHER</b>	IP	WLS	BF	H	R	ER	SO	BB	IBB	HBP	BLK	WP	HR	S	P	ERA	WHIP										
Jim Clancy, R ERA: 3.89	6.1	L	28	4	4	4	3	5	0	0	0	0	0	29	49	5.68	1.421										
Mark Eichhorn, R ERA: 1.7	1.2		9	2	0	0	2	2	0	0	0	0	0	11	19	0.00	2.400										

Toronto Blue Jays @ Chicago White Sox  
Comiskey Park, Chicago, IL  
Sun Sep 07 1986, 4:33 AM EDT  
Att: 13,553 - Unknown

AB	29
R	4
H	6
RBI	4
BB	7
SO	5
LOB	18





Batter	1	2	3	4	5	6	7	8	9	AB	R	H	RBI	BB	SO	LOB	TOP
Alfredo Griffin, S OBP: 0.324, SLG: 0.349	0-3 K			0-3 K		0-0 1B 1B		4-0 6-3 BB		3	0	1	0	1	2	0	Oakland Athletics @ Chicago White Sox Comiskey Park, Chicago, IL Tue Sep 09 1986, 8:05 PM EDT Att: 10,110 - Unknown
Mike Davis, L OBP: 0.324, SLG: 0.483	0-0 K E 1B			0-0 S 1B		0-0 1B		0-0 6-3		4	0	3	0	0	0	1	
Carney Lansford, R OBP: 0.338, SLG: 0.432	0-3 K			0-0 F8		0-0 FC6-4 1B		0-0 L9		4	0	1	0	0	1	3	
Bruce Bochte, L OBP: 0.366, SLG: 0.350 Mark McGwire, R OBP: 0.295, SLG: 0.516 (9, PH)		0-0 F7		0-0 3-1		0-0 FC6-4 1-2			0-0 HR	3	0	0	0	0	0	4	
Dave Kingman, R OBP: 0.263, SLG: 0.442		0-0 6-3			0-0 F7		0-0 L7		0-0 5-3	4	0	0	0	0	0	0	
Jose Canseco, R OBP: 0.324, SLG: 0.469		0-3 K			0-3 K		0-3 K		0-0 BB 1B	4	0	1	0	0	3	0	
Dwayne Murphy, L OBP: 0.361, SLG: 0.364			0-3 K		0-0 4-3		0-0 1B 2B		4-0 1-2 BB	3	0	1	0	1	1	0	
Donnie Hill, S OBP: 0.329, SLG: 0.384			0-0 4-3			0-0 L6	0-0 1B		0-0 F9	4	0	1	0	0	0	2	
Jerry Willard, L OBP: 0.350, SLG: 0.383 Dusty Baker Jr., R OBP: 0.301, SLG: 0.312 (8, PH) Mickey Tetleton, S OBP: 0.319, SLG: 0.389 Rob Nelson, L OBP: 0.324, SLG: 0.384			0-0 1-3			0-0 6-3		0-0 5-3	0-3 K	2	0	0	0	0	0	0	
<b>Inning Stats</b>	R: 0 E: 1 K: 2 S: 7	H: 1 LOB: 1 BB: 0 P: 7	R: 0 E: 0 K: 1 S: 5	H: 0 LOB: 0 BB: 0 P: 5	R: 0 E: 0 K: 1 S: 5	H: 0 LOB: 1 BB: 0 P: 6	R: 0 E: 0 K: 1 S: 6	H: 3 LOB: 3 BB: 0 P: 6	R: 0 E: 0 K: 1 S: 3	H: 2 LOB: 2 BB: 0 P: 7	R: 1 E: 0 K: 1 S: 7	H: 2 LOB: 2 BB: 1 P: 11	1B: 7 2B: 1 3B: 0 HR: 1	SF: 0 SAC: 0 DP: 0 HBP: 0	WP: 0 PB: 0 SB: 2 CS: 0	PA: 36	
<b>PITCHER</b>	IP WLS BF H R ER SO BB IBB HBP BLK WP HR S P ERA WHIP																
Joe Cowley, R ERA: 4.31	(1, 1) 7.0 W 26 7 0 0 7 0 0 0 0 0 0 40 40 0.00 1.000																
Ray Searage, L ERA: 3.74	(8, 1) 1.0 5 1 1 1 0 1 0 0 0 0 1 4 8 9.00 2.000																
Bobby Thigpen, R ERA: 0.75	(9, 1) 1.0 S 5 1 0 0 1 1 0 0 0 0 0 6 10 0.00 2.000																

Batter	1	2	3	4	5	6	7	8	9	AB	R	H	RBI	BB	SO	LOB	BOTTOM			
Daryl Boston, L OBP: 0.363, SLG: 0.473	0-0 G3		0-3 K		0-0 2B		4-0 FC3 BB			3	0	1	1	1	1	0	Oakland Athletics @ Chicago White Sox Comiskey Park, Chicago, IL Tue Sep 09 1986, 8:05 PM EDT Att: 10,110 - Unknown			
Steve Lyons, L OBP: 0.295, SLG: 0.335 Reid Nichols, R OBP: 0.271, SLG: 0.247 (7, PH)	0-0 F7		0-0 L7		0-0 L9		0-0 SF8			3	0	0	0	0	0	1				
Harold Baines, L OBP: 0.335, SLG: 0.464	0-3 K			0-0 1-3	0-0 4-3		0-0 FC3			4	0	0	0	0	1	3				
Ron Hassey, L OBP: 0.396, SLG: 0.489 John Cangelosi, S OBP: 0.357, SLG: 0.313 (8, PR)		4-0 G4-6-3 1B 2B BB		0-0 1B 3B		0-0 G6-4-3 1B		0-0 1-3 1B		3	2	3	0	1	0	0				
Tim Hulett, R OBP: 0.278, SLG: 0.404		0-0 G4-6-3 1B		0-0 F8		0-0 F7		0-0 1-3		4	0	1	0	0	0	3				
Ozzie Guillen, L OBP: 0.286, SLG: 0.309		0-0 G4-6-3 1-2 2-3		0-0 1B		0-0 G6-4-3 1-2		0-0 4-3		4	0	1	1	0	0	4				
Russ Morman, R OBP: 0.355, SLG: 0.417		0-0 2B		0-0 K		0-0 1B SF8 2B				3	1	2	1	0	1	1				
Jack Perconte, L OBP: 0.440, SLG: 0.300		0-0 F7			0-0 SH2-4 2B 1B		0-0 SF8 BB 1B			3	1	2	0	0	0	1				
Ron Karkovics, R OBP: 0.250, SLG: 0.354			0-3 K		0-0 SH2-4		0-0 F4			2	0	0	0	0	1	2				
<b>Inning Stats</b>	R: 0 E: 0 K: 1 S: 5	H: 0 LOB: 0 BB: 0 P: 5	R: 1 E: 0 K: 0 S: 4	H: 2 LOB: 1 BB: 1 P: 8	R: 0 E: 0 K: 2 S: 7	H: 0 LOB: 0 BB: 0 P: 7	R: 1 E: 0 K: 1 S: 7	H: 2 LOB: 1 BB: 0 P: 7	R: 1 E: 0 K: 0 S: 5	H: 2 LOB: 1 BB: 0 P: 5	R: 0 E: 0 K: 0 S: 3	H: 1 LOB: 0 BB: 0 P: 3	R: 1 E: 0 K: 0 S: 5	H: 2 LOB: 2 BB: 1 P: 9	R: 0 E: 0 K: 0 S: 3	H: 1 LOB: 1 BB: 0 P: 3	1B: 6 2B: 4 3B: 1 HR: 0	SF: 1 SAC: 1 DP: 3 HBP: 0	WP: 0 PB: 0 SB: 0 CS: 0	PA: 33
<b>PITCHER</b>	IP WLS BF H R ER SO BB IBB HBP BLK WP HR S P ERA WHIP																			
Dave Stewart, R ERA: 3.78	(1, 1) 6.1 L 27 9 4 4 4 1 0 0 0 0 0 0 34 38 5.68 1.579																			
Bill Krueger, L ERA: 5.81	(7, 1) 1.2 6 1 0 0 0 1 0 0 0 0 0 0 5 9 0.00 1.200																			





Batter	1	2	3	4	5	6	7	8	9	AB	R	H	RBI	BB	SO	LOB	TOP		
Alfredo Griffin, S OBP: 0.321, SLG: 0.346 (1, 6)	F8	FC6-4		1-3			F5		SH1-3	4	0	0	0	0	0	2			
Carney Lansford, R OBP: 0.336, SLG: 0.432 (1, 3)	F7		WP	F9			5-3		L7	5	1	1	0	0	0	1			
Jose Canseco, R OBP: 0.325, SLG: 0.468 (1, 7)	K		5-3		F3					4	0	1	0	0	1	0			
Dave Kingman, R OBP: 0.262, SLG: 0.442 (1, 10)		K	1B HR		K		F5		K	5	1	1	0	0	3	3			
Mark McGwire, R OBP: 0.237, SLG: 0.457 Mike Gallego, R OBP: 0.333, SLG: 0.333 (8, 4)	F9		K		K				K	4	0	0	0	0	3	1			
Mike Davis, L OBP: 0.325, SLG: 0.483 (1, 9)		BB 1B		HR		F7		F7		4	2	2	0	0	0	0			
Donnie Hill, S OBP: 0.334, SLG: 0.398 (8, 5)		1B E		HR		K				3	2	2	3	1	1	0			
Dwayne Murphy, L OBP: 0.363, SLG: 0.366 (1, 8)	E9		3-1					F7		4	0	2	1	0	0	1			
Mickey Tettleton, S OBP: 0.323, SLG: 0.365 (1, 2)					K		F8		SH1-3 BB	2	0	0	0	2	1	1			
<b>Inning Stats</b>	R: 0 E: 0 K: 1 S: 5	H: 0 LOB: 0 BB: 0 P: 5	R: 2 E: 1 K: 1 S: 7	H: 2 LOB: 2 BB: 2 P: 15	R: 4 E: 0 K: 1 S: 9	H: 4 LOB: 0 BB: 0 P: 9	R: 0 E: 0 K: 1 S: 5	H: 0 LOB: 0 BB: 0 P: 5	R: 0 E: 0 K: 1 S: 6	H: 1 LOB: 1 BB: 0 P: 6	R: 0 E: 0 K: 0 S: 4	H: 1 LOB: 1 BB: 0 P: 4	R: 0 E: 0 K: 1 S: 6	H: 1 LOB: 2 BB: 1 P: 10	R: 0 E: 0 K: 1 S: 5	H: 0 LOB: 0 BB: 1 P: 10	1B: 6 2B: 2 3B: 0 HR: 1	SF: 0 SAC: 1 DP: 0 HBP: 1	WP: 1 PA: 40 CS: 0
<b>PITCHER</b>	IP	WLS	BF	H	R	ER	SO	BB	IBB	HBP	BLK	WP	HR	S	P	ERA	WHIP		
Pete Filson, L ERA: 8.68 Bill Dawley, R ERA: 3.14 Gene Nelson, R ERA: 3.99	3.0	L	17	6	6	5	3	2	0	0	0	1	1	21	29	15.00	2.667		

Oakland Athletics @ Chicago White Sox  
Comiskey Park, Chicago, IL  
Wed Sep 10 1986, 8:05 PM EDT  
Att: 9,659 - Unknown

AB	35
R	6
H	9
RBI	4
BB	3
SO	9
LOB	9



Batter	1	2	3	4	5	6	7	8	9	AB	R	H	RBI	BB	SO	LOB	BOTTOM				
Daryl Boston, L OBP: 0.360, SLG: 0.467 (1, 8)	CS 1B		K		FC4-6 BB 1B		6-3			4	1	1	0	0	1	2					
Steve Lyons, L OBP: 0.294, SLG: 0.330 (1, 7)	F9		K		1B BB			G3		3	0	0	0	1	1	2					
Harold Baines, L OBP: 0.334, SLG: 0.463 (1, 9)	K			E6 2B				4-3		4	1	1	1	0	1	0					
Ron Hassey, L OBP: 0.397, SLG: 0.493 (1, 10)								F7		4	0	2	1	0	1	2					
Tim Lincecum, R OBP: 0.275, SLG: 0.400 (1, 5)	FC4-6			K			F8		F9	4	0	0	0	0	1	2					
Ozzie Guillen, L OBP: 0.285, SLG: 0.309 Dave Cochrane, S OBP: 0.190, SLG: 0.111 (3, 6)	K			K			3-1		4-3	1	0	0	0	0	1	1					
Russ Morman, R OBP: 0.344, SLG: 0.402 (1, 3)					F3		F9		4-3	4	0	0	0	0	2						
Jack Perconte, L OBP: 0.464, SLG: 0.318 (1, 4)								6-3		2	0	1	0	1	0	0					
Ron Karkovics, R OBP: 0.236, SLG: 0.333 (1, 2)			K		K			K		3	0	0	0	0	3	2					
<b>Inning Stats</b>	R: 0 E: 0 K: 1 S: 5	H: 1 LOB: 0 BB: 0 P: 5	R: 0 E: 0 K: 1 S: 6	H: 1 LOB: 1 BB: 0 P: 6	R: 0 E: 0 K: 3 S: 9	H: 0 LOB: 1 BB: 1 P: 13	R: 1 E: 1 K: 2 S: 9	H: 1 LOB: 1 BB: 0 P: 9	R: 1 E: 0 K: 2 S: 9	H: 2 LOB: 2 BB: 1 P: 13	R: 0 E: 0 K: 0 S: 3	H: 0 LOB: 0 BB: 0 P: 3	R: 0 E: 0 K: 1 S: 5	H: 0 LOB: 0 BB: 0 P: 5	R: 0 E: 0 K: 0 S: 3	H: 0 LOB: 0 BB: 0 P: 3	R: 0 E: 0 K: 0 S: 3	H: 0 LOB: 0 BB: 0 P: 3	1B: 4 2B: 1 3B: 0 HR: 0	SF: 0 SAC: 0 DP: 0 HBP: 0	WP: 0 PA: 34 CS: 1
<b>PITCHER</b>	IP	WLS	BF	H	R	ER	SO	BB	IBB	HBP	BLK	WP	HR	S	P	ERA	WHIP				
Jose Rijo, R ERA: 4.54	9.0	W	34	5	2	1	10	2	0	0	0	0	0	52	60	1.00	0.778				

Oakland Athletics @ Chicago White Sox  
Comiskey Park, Chicago, IL  
Wed Sep 10 1986, 8:05 PM EDT  
Att: 9,659 - Unknown

AB	32
R	2
H	5
RBI	2
BB	2
SO	10
LOB	14






Batter	1	2	3	4	5	6	7	8	9	AB	R	H	RBI	BB	SO	LOB	TOP					
Alfredo Griffin, S OBP: 0.319, SLG: 0.344	0-0 6-3		0-0 4-3		0-0 4-3			0-0 5-3		4	0	0	0	0	0	1						
Mike Davis, L OBP: 0.322, SLG: 0.479	0-0 F8		0-0 3-1			0-0 4-3		0-0 F9		4	0	0	0	0	0	0						
Carney Lansford, R OBP: 0.336, SLG: 0.430	0-0 6-3			0-0 CS 1B		0-0 6-3			0-0 F8	4	0	1	0	0	0	0						
Bruce Bochte, L OBP: 0.362, SLG: 0.346		0-3 K		0-0 6-3		0-0 F7		0-3 K		4	0	0	0	0	2	1						
Jose Canseco, R OBP: 0.324, SLG: 0.472		0-0 HR		0-0 6-3			0-3 K		0-3 K	4	1	1	1	0	2	0						
Dwayne Murphy, L OBP: 0.362, SLG: 0.364		0-3 K			4-0 2B BB		0-0 F7			2	1	0	0	1	1	0						
Dusty Baker Jr., R OBP: 0.309, SLG: 0.330					0-0 1H 2B		0-0 2B			3	0	3	1	0	0	0						
Donnie Hill, S OBP: 0.331, SLG: 0.394					0-0 F5		0-0 F7			3	0	0	0	0	0	3						
Mike Gallego, R OBP: 0.333, SLG: 0.333					0-0 4-3		0-0 F7			0	0	0	0	0	0	0						
Jerry Willard, L OBP: 0.343, SLG: 0.375			0-3 K		0-0 1-3			0-0 F9		3	0	0	0	0	1	1						
<b>Inning Stats</b>	R: 0 E: 0 K: 0 S: 3	H: 0 LOB: 0 BB: 0 P: 3	R: 1 E: 0 K: 2 S: 9	H: 2 LOB: 1 BB: 0 P: 9	R: 0 E: 0 K: 1 S: 5	H: 0 LOB: 0 BB: 0 P: 5	R: 0 E: 0 K: 0 S: 3	H: 1 LOB: 0 BB: 0 P: 3	R: 1 E: 0 K: 0 S: 4	H: 1 LOB: 1 BB: 1 P: 8	R: 0 E: 0 K: 0 S: 3	H: 0 LOB: 0 BB: 0 P: 3	R: 0 E: 0 K: 1 S: 6	H: 1 LOB: 1 BB: 0 P: 6	R: 0 E: 0 K: 0 S: 3	H: 0 LOB: 0 BB: 0 P: 3	R: 0 E: 0 K: 2 S: 7	H: 0 LOB: 0 BB: 0 P: 7	1B: 2 2B: 2 HR: 1	SF: 0 SAC: 0 DP: 0 HBP: 0	WP: 0 PB: 0 SB: 0 CS: 1	PA: 32
<b>PITCHER</b> Richard Dotson, R ERA: 5.26	IP: 9.0 WLS: L BF: 32	H: 5 R: 2 ER: 2 SO: 6	BB: 1 IBB: 0 HBP: 0 BLK: 0	WP: 0 HR: 1 S: 43 P: 47	ERA: 2.00 WHIP: 0.667																	

Oakland Athletics @ Chicago White Sox  
Comiskey Park, Chicago, IL  
Thu Sep 11 1986, 8:05 PM EDT  
Att: 9,013 - Unknown

livebaseballscorecards.com

AB 31  
R 2  
H 5  
RBI 2  
BB 1  
SO 6  
LOB 6




Batter	1	2	3	4	5	6	7	8	9	AB	R	H	RBI	BB	SO	LOB	BOTTOM					
Daryl Boston, L OBP: 0.364, SLG: 0.468	0-0 G3 1B		0-0 FC1-6 1-2 1B		0-0 F9		0-0 F8			4	0	2	0	0	0	2						
Steve Lyons, L OBP: 0.293, SLG: 0.328	0-0 G3 1-2		0-0 FC1-6 1-2 2H 1B		0-0 F8			0-0 4-3		4	0	1	1	0	0	1						
Harold Baines, L OBP: 0.332, SLG: 0.459	0-0 4-3		0-0 FC1-6 1-2 2-3 1B		0-0 F4		0-0 4-3		0-0 6-3	4	0	0	0	0	0	2						
Ron Hassey, L OBP: 0.396, SLG: 0.487		4-0 FC6-4 BB	0-0 F4		0-0 G1		0-0 4-3		0-0 L6	3	0	0	0	1	0	2						
Carlton Fisk, R OBP: 0.259, SLG: 0.323		0-0 F7		0-0 5-3 1B		0-0 F8			0-0 F2	4	0	1	0	0	0	1						
Ozzie Guillen, L OBP: 0.285, SLG: 0.308		0-3 K		0-0 L7			0-0 FC6-4 SH1-4 1B		0-0 4-3	4	0	1	0	0	1	2						
Tim Lincecum, R OBP: 0.274, SLG: 0.398		0-0 FC6-4 1-2		0-0 5-3			0-0 SH1-4		0-3 K	3	0	0	0	0	1	2						
Russ Morman, R OBP: 0.344, SLG: 0.395			0-3 K		0-0 F9		4-0 FC6-4 BB			2	0	0	0	1	1	1						
Jack Perconte, L OBP: 0.452, SLG: 0.320			0-0 1B 1B		0-0 6-3		0-0 FC6-4 1-2			3	1	1	0	0	0	2						
<b>Inning Stats</b>	R: 0 E: 0 K: 0 S: 3	H: 1 LOB: 0 BB: 0 P: 3	R: 0 E: 0 K: 1 S: 5	H: 0 LOB: 1 BB: 1 P: 9	R: 1 E: 0 K: 1 S: 8	H: 3 LOB: 2 BB: 0 P: 8	R: 0 E: 0 K: 0 S: 4	H: 1 LOB: 1 BB: 0 P: 4	R: 0 E: 0 K: 0 S: 3	H: 0 LOB: 0 BB: 0 P: 3	R: 0 E: 0 K: 0 S: 3	H: 0 LOB: 0 BB: 0 P: 3	R: 0 E: 0 K: 0 S: 4	H: 1 LOB: 2 BB: 1 P: 8	R: 0 E: 0 K: 0 S: 3	H: 0 LOB: 0 BB: 0 P: 3	R: 0 E: 0 K: 1 S: 5	H: 0 LOB: 0 BB: 0 P: 5	1B: 6 2B: 0 3B: 0 HR: 0	SF: 0 SAC: 1 DP: 0 HBP: 0	WP: 0 PB: 0 SB: 0 CS: 0	PA: 34
<b>PITCHER</b> Joaquin Andujar, R ERA: 3.75	IP: 9.0 WLS: W BF: 34	H: 6 R: 1 ER: 1 SO: 3	BB: 2 IBB: 0 HBP: 0 BLK: 0	WP: 0 HR: 0 S: 38 P: 46	ERA: 1.00 WHIP: 0.889																	

Oakland Athletics @ Chicago White Sox  
Comiskey Park, Chicago, IL  
Thu Sep 11 1986, 8:05 PM EDT  
Att: 9,013 - Unknown

livebaseballscorecards.com

AB 31  
R 1  
H 6  
RBI 1  
BB 2  
SO 3  
LOB 15






Batter	1	2	3	4	5	6	7	8	9	10	AB	R	H	RBI	BB	SO	LOB
<b>Rick Burleson, R</b> (1, 10) OBP: 0.362, SLG: 0.413 <b>Reggie Jackson, L</b> (7, PH) OBP: 0.334, SLG: 0.407	5-3			F9		4-3	K			K	3	0	0	0	0	0	1
<b>Dick Schofield, R</b> (1, 6) OBP: 0.326, SLG: 0.412	1-3			S 1B					F7		3	0	1	0	1	0	0
<b>Brian Downing, R</b> (1, 7) OBP: 0.384, SLG: 0.442	F9			F9		SF8			K		3	0	0	1	0	1	1
<b>Doug DeCinces, R</b> (1, 5) OBP: 0.327, SLG: 0.464		F8		4-3		F4			1-3		4	0	0	0	0	0	2
<b>George Hendrick, R</b> (1, 9) OBP: 0.343, SLG: 0.466 (7, 3)		F8			5-3				F3		4	1	1	0	0	0	0
<b>Bobby Grich, R</b> (1, 4) OBP: 0.369, SLG: 0.437		K			5-3				F9		3	0	1	0	1	1	0
<b>Wally Joyner, L</b> (1, 3) OBP: 0.347, SLG: 0.474 <b>Darrell Miller, R</b> (7, PH) OBP: 0.265, SLG: 0.283 (7, 9)				4-3		5-3			F2		2	0	0	0	0	0	1
<b>Ruppert Jones, L</b> (9, PH) OBP: 0.344, SLG: 0.445 (9, 9)					2-3						1	0	0	0	0	0	0
<b>Devon White, S</b> (1, 8) OBP: 0.333, SLG: 0.286				5-3		F8					4	0	1	0	0	0	1
<b>Bob Boone, R</b> (1, 2) OBP: 0.282, SLG: 0.310											4	1	2	0	0	0	0

**California Angels @ Chicago White Sox**  
Comiskey Park, Chicago, IL  
Fri Sep 12 1986, 8:05 PM EDT  
Att. 11,609 - Unknown

AB	34
R	2
H	7
RBI	2
BB	2
SO	4
LOB	8




Inning Stats	R: 0	H: 0	R: 0	H: 0	R: 0	H: 0	R: 0	H: 1	R: 0	H: 1	R: 1	H: 4	R: 0	H: 0	R: 0	H: 0	R: 0	H: 0	R: 0	H: 0	1B: 5	SF: 1	WP: 0	PA: 37
	E: 0	LOB: 0	E: 0	LOB: 0	E: 0	LOB: 0	E: 0	LOB: 1	E: 0	LOB: 1	E: 0	LOB: 2	E: 0	LOB: 0	E: 0	LOB: 0	E: 0	LOB: 0	E: 0	LOB: 0	2B: 2	SAC: 0	PB: 0	
	K: 0	BB: 0	K: 1	BB: 0	K: 0	BB: 0	K: 0	BB: 0	K: 0	BB: 1	K: 1	BB: 1	K: 1	BB: 0	K: 0	BB: 0	K: 0	BB: 0	K: 0	BB: 0	3B: 0	DP: 0	SB: 1	
	S: 3	P: 3	S: 5	P: 5	S: 3	P: 3	S: 4	P: 4	S: 4	P: 4	S: 4	P: 8	S: 5	P: 5	S: 3	P: 3	S: 5	P: 5	S: 5	P: 5	HR: 0	HBP: 0	CS: 0	

PITCHER	IP	WLS	BF	H	R	ER	SO	BB	IBB	HBP	BLK	WP	HR	S	P	ERA	WHIP
<b>Floyd Bannister, L</b> (1, 1) ERA: 3.45	6.1		26	6	2	2	1	2	0	0	0	0	0	26	34	2.84	1.263
<b>Gene Nelson, R</b> (7, 1) ERA: 3.98	0.1		1	1	0	0	0	0	0	0	0	0	0	1	1	0.00	3.000
<b>Ray Searage, L</b> (7, 1) ERA: 3.71	0.1		1	0	0	0	1	0	0	0	0	0	0	3	3	0.00	0.000
<b>Bobby Thigpen, R</b> (8, 1) ERA: 0.67	3.0	W	9	0	0	0	2	0	0	0	0	0	0	13	13	0.00	0.000

**California Angels @ Chicago White Sox**  
Comiskey Park, Chicago, IL  
Fri Sep 12 1986, 8:05 PM EDT  
Att. 11,609 - Unknown


AB	34
R	3
H	7
RBI	2
BB	3
SO	1
LOB	15



Batter	1	2	3	4	5	6	7	8	9	10	AB	R	H	RBI	BB	SO	LOB
<b>Daryl Boston, L</b> (1, 8) OBP: 0.371, SLG: 0.465	1B 1B	F8			1B BB		F9			WP SH1-3 1B BB	3	2	1	0	2	0	0
<b>Steve Lyons, L</b> (1, 7) OBP: 0.288, SLG: 0.322	F8			F4		F9		G3		SH1-3	4	0	0	0	0	0	2
<b>Harold Baines, L</b> (1, 9) OBP: 0.334, SLG: 0.462	F7			6-3 2B		1-3 1B		G3-4-1		1B	5	0	3	1	0	0	1
<b>Ron Hassey, L</b> (1, 10) OBP: 0.397, SLG: 0.487 <b>John Cangelosi, S</b> (8, PR) OBP: 0.357, SLG: 0.313	1B E 1B			6-3		4-3		CS S 1B			4	1	2	0	0	0	3
<b>Jerry Hairston, S</b> (1, 3) OBP: 0.300, SLG: 0.402	E 1B			2-3				F8			3	0	1	1	1	0	2
<b>Carlton Fisk, R</b> (1, 2) OBP: 0.257, SLG: 0.320	1-2 3H 2H 1B					4-0 BB		1-3			4	0	0	0	0	0	2
<b>Ozzie Guillen, L</b> (1, 6) OBP: 0.263, SLG: 0.306	E5			F3		F7		L4			4	0	0	0	0	1	3
<b>Tim Hulett, R</b> (1, 5) OBP: 0.274, SLG: 0.395	F7			L4		F5		K			4	0	0	0	0	1	3
<b>Jack Perconte, L</b> (1, 4) OBP: 0.400, SLG: 0.276	F7			5-3		F7		HBP			3	0	0	0	0	0	1
				F2		F7		G3			4	0	0	0	0	0	1
				6-3		F9		F7			4	0	0	0	0	0	1

**California Angels @ Chicago White Sox**  
Comiskey Park, Chicago, IL  
Fri Sep 12 1986, 8:05 PM EDT  
Att. 11,609 - Unknown

AB	34
R	3
H	7
RBI	2
BB	3
SO	1
LOB	15



Inning Stats	R: 2	H: 3	R: 0	H: 0	R: 0	H: 1	R: 0	H: 0	R: 0	H: 1	R: 0	H: 0	R: 0	H: 0	R: 0	H: 0	R: 1	H: 1	R: 0	H: 0	1B: 6	SF: 0	WP: 1	PA: 39
	E: 1	LOB: 2	E: 0	LOB: 0	E: 0	LOB: 1	E: 0	LOB: 0	E: 0	LOB: 1	E: 0	LOB: 0	E: 0	LOB: 0	E: 0	LOB: 0	E: 0	LOB: 1	E: 0	LOB: 1	2B: 1	SAC: 1	PB: 0	
	K: 0	BB: 0	K: 0	BB: 0	K: 0	BB: 0	K: 0	BB: 0	K: 0	BB: 1	K: 0	BB: 0	K: 0	BB: 0	K: 0	BB: 0	K: 0	BB: 1	K: 0	BB: 1	3B: 0	DP: 0	SB: 1	
	S: 7	P: 7	S: 3	P: 3	S: 4	P: 4	S: 3	P: 3	S: 3	P: 7	S: 3	P: 3	S: 5	P: 6	S: 5	P: 6	S: 2	P: 6	S: 2	P: 6	HR: 0	HBP: 1	CS: 1	

PITCHER	IP	WLS	BF	H	R	ER	SO	BB	IBB	HBP	BLK	WP	HR	S	P	ERA	WHIP
<b>Don Sutton, R</b> (1, 1) ERA: 3.77	6.0		26	5	2	1	0	2	0	0	0	0	0	24	32	1.50	1.167
<b>Gary Lucas, L</b> (7, 1) ERA: 2.7	2.0		6	1	0	0	0	0	0	0	0	0	0	6	6	0.00	0.500
<b>Vern Riffe, R</b> (9, 1) ERA: 4.72	1.0		4	0	0	0	1	0	0	1	0	0	0	5	6	0.00	0.000
<b>Chuck Finley, L</b> (10, 1) ERA: 3.69	0.1	L	3	1	1	1	0	1	0	0	0	1	0	2	6	27.00	6.000



Batter	1	2	3	4	5	6	7	8	9	10	11	12	13	14	15	AB	R	H	RBI	BB	SO	LOB	TOP							
<b>Rick Burleson, R</b> OBP: 0.357, SLG: 0.407 <b>Reggie Jackson, L</b> OBP: 0.353, SLG: 0.406	F8		G4-3 1B			K		4-3		K		6-3			F9	6	0	1	0	0	2	2	1	0	0	0	0	0		
<b>Dick Schofield, R</b> OBP: 0.323, SLG: 0.409	L7		G4-3 1B			4-3			6-3		6-3		K		1B 2B	7	1	1	0	0	1	2								
<b>Brian Downing, R</b> OBP: 0.385, SLG: 0.444 <b>Gary Pettis, S</b> OBP: 0.340, SLG: 0.338	K					K2-3			1B S		1B S		K		1B	4	1	2	0	0	2	0	3	1	2	1	0	1	0	
<b>George Hendrick, R</b> OBP: 0.338, SLG: 0.475									F9		F6		L5		F3	6	0	0	0	1	1	4								
<b>Bobby Grich, R</b> OBP: 0.372, SLG: 0.438		G2-6-3 BB				SF7			1B		1B IBB				K	4	0	2	2	1	1	1								
<b>Darrell Miller, R</b> OBP: 0.278, SLG: 0.320 <b>Ruppert Jones, L</b> OBP: 0.345, SLG: 0.447		G2-6-3 1-2				SF7			1B		1B IBB					4	0	1	0	1	0	2								
<b>Gus Polidor, R</b> OBP: 0.333, SLG: 0.375 <b>Jack Howell, L</b> OBP: 0.321, SLG: 0.460									F8		FC5-4 BB				K	4	0	0	0	1	0	4								
<b>Devon White, S</b> OBP: 0.286, SLG: 0.250									5-3		F4		K		6-3	6	0	1	0	0	1	2								
<b>Bob Boone, R</b> OBP: 0.283, SLG: 0.309 <b>Mark McLemore, S</b> OBP: 0.304, SLG: 0.304															F7	1	0	0	0	1	0	1								
<b>Inning Stats</b>	R: 0 E: 0 K: 1 S: 5	H: 0 LOB: 0 BB: 0 P: 5	R: 0 E: 0 K: 0 S: 3	H: 1 LOB: 1 BB: 1 P: 7	R: 0 E: 0 K: 0 S: 4	H: 2 LOB: 1 BB: 0 P: 4	R: 0 E: 0 K: 0 S: 4	H: 1 LOB: 0 BB: 0 P: 4	R: 0 E: 0 K: 0 S: 2	H: 0 LOB: 0 BB: 1 P: 6	R: 0 E: 0 K: 1 S: 5	H: 0 LOB: 0 BB: 0 P: 7	R: 0 E: 0 K: 1 S: 5	H: 1 LOB: 1 BB: 1 P: 9	R: 0 E: 0 K: 1 S: 5	H: 0 LOB: 0 BB: 0 P: 5	R: 0 E: 0 K: 2 S: 7	H: 1 LOB: 0 BB: 0 P: 7	R: 0 E: 0 K: 2 S: 6	H: 1 LOB: 1 BB: 0 P: 8	R: 1 E: 0 K: 0 S: 5	H: 2 LOB: 1 BB: 1 P: 5	1B: 8 2B: 2 3B: 1 HR: 0	SF: 1 SAC: 1 DP: 4 HBP: 0	WP: 0 PB: 0 CS: 0	PA: 58				
<b>PITCHER</b>	IP 9.0	WLS 9.0	BF 33	H 7	R 2	ER 2	SO 4	BB 3	IBB 0	HBP 0	BLK 0	WP 0	HR 0	S 38	P 50	ERA 2.00	WHIP 1.111													
<b>Steve Carlton, L</b> ERA: 5.4	3.0	13	1	0	0	2	2	1	0	0	0	0	0	14	26	0.00	1.000													
<b>Ray Searage, L</b> ERA: 3.47	3.0	L	12	3	1	1	4	0	0	0	0	0	0	20	20	3.00	1.000													
<b>Bill Dawley, R</b> ERA: 3.13																														

California Angels @ Chicago White Sox  
Comiskey Park, Chicago, IL  
Sat Sep 13 1986 8:05 PM EDT  
Att: 16,341 - Unknown

AB 50  
R 3  
H 11  
RBI 3  
BB 6  
SO 10  
LOB 19



Batter	1	2	3	4	5	6	7	8	9	10	11	12	13	14	15	AB	R	H	RBI	BB	SO	LOB	BOTTOM							
<b>Daryl Boston, L</b> OBP: 0.367, SLG: 0.453	6-3		FC6-4 1-2						BB		1B				L6	6	0	1	0	1	1	3								
<b>Steve Lyons, L</b> OBP: 0.282, SLG: 0.315 <b>Reid Nichols, R</b> OBP: 0.278, SLG: 0.255	4-3		G4-6-3 1-2						F7		G3				1B	5	0	0	0	0	0	4	1	0	1	0	0	0		
<b>Harold Baines, L</b> OBP: 0.332, SLG: 0.459	K								1-3		G4-6-3 1B				F4	6	0	1	0	0	2	2								
<b>Ron Hassey, L</b> OBP: 0.356, SLG: 0.484									G3 HR		1B HR				5-3	6	1	2	0	0	0	2								
<b>Jerry Hairston, S</b> OBP: 0.350, SLG: 0.389									G3		F8				5-3	6	0	0	0	0	2	2								
<b>Carlton Fisk, R</b> OBP: 0.258, SLG: 0.327															F3	6	1	2	2	0	0	1								
<b>Ozzie Guillen, L</b> OBP: 0.282, SLG: 0.304															5-3	6	1	2	2	0	0	1								
<b>Ozzie Guillen, L</b> OBP: 0.282, SLG: 0.304															F7	5	0	1	0	0	0	0								
<b>Tim Lincecum, R</b> OBP: 0.270, SLG: 0.390															4-3	6	0	0	0	0	4	3								
<b>Jack Perconte, L</b> OBP: 0.400, SLG: 0.250 <b>Russ Morman, S</b> OBP: 0.349, SLG: 0.395 <b>John Cangelosi, S</b> OBP: 0.357, SLG: 0.313															F7	3	0	0	0	2	0	1								
<b>Inning Stats</b>	R: 0 E: 0 K: 1 S: 5	H: 0 LOB: 0 BB: 0 P: 5	R: 0 E: 0 K: 1 S: 7	H: 2 LOB: 2 BB: 0 P: 7	R: 0 E: 0 K: 0 S: 2	H: 0 LOB: 0 BB: 1 P: 6	R: 0 E: 0 K: 0 S: 5	H: 2 LOB: 0 BB: 0 P: 5	R: 0 E: 0 K: 0 S: 5	H: 2 LOB: 1 BB: 1 P: 9	R: 0 E: 0 K: 1 S: 5	H: 0 LOB: 0 BB: 0 P: 3	R: 0 E: 0 K: 1 S: 5	H: 0 LOB: 0 BB: 0 P: 5	R: 0 E: 0 K: 1 S: 6	H: 1 LOB: 1 BB: 0 P: 6	R: 0 E: 0 K: 3 S: 3	H: 0 LOB: 0 BB: 0 P: 3	R: 0 E: 0 K: 1 S: 6	H: 1 LOB: 1 BB: 0 P: 6	R: 0 E: 0 K: 0 S: 5	H: 0 LOB: 0 BB: 0 P: 3	R: 0 E: 0 K: 0 S: 5	H: 0 LOB: 0 BB: 0 P: 3	R: 0 E: 0 K: 1 S: 5	H: 0 LOB: 1 BB: 0 P: 6	1B: 7 2B: 0 3B: 0 HR: 1	SF: 0 SAC: 1 DP: 2 HBP: 1	WP: 0 PB: 0 CS: 0	PA: 55
<b>PITCHER</b>	IP 9.0	WLS 9.0	BF 34	H 7	R 2	ER 2	SO 4	BB 2	IBB 0	HBP 0	BLK 0	WP 0	HR 1	S 40	P 48	ERA 2.00	WHIP 1.000													
<b>Mike Witt, R</b> ERA: 2.64	3.0	10	0	0	0	3	1	0	0	0	0	0	0	15	19	0.00	0.333													
<b>Donnie Moore, R</b> ERA: 2.67	2.0	W	7	1	0	0	1	0	0	0	0	0	0	9	9	0.00	0.500													
<b>Gary Lucas, L</b> ERA: 2.56	1.0	S	4	0	0	0	1	0	0	1	0	0	0	5	6	0.00	0.000													
<b>Terry Forster, L</b> ERA: 3.44																														

California Angels @ Chicago White Sox  
Comiskey Park, Chicago, IL  
Sat Sep 13 1986 8:05 PM EDT  
Att: 16,341 - Unknown

AB 50  
R 2  
H 8  
RBI 2  
BB 3  
SO 9  
LOB 18





Batter	1	2	3	4	5	6	7	8	9	AB	R	H	RBI	BB	SO	LOB	TOP					
Ruppert Jones, L OBP: 0.342, SLG: 0.442 (1, 9)	G3		4-3		F8		K			4	0	0	0	0	1	2	California Angels @ Chicago White Sox Comiskey Park, Chicago, IL Sun Sep 14 1986, 4:33 AM EDT Att: 17,307 - Unknown					
Gary Pettis, S OBP: 0.341, SLG: 0.339 (1, 8)		1B	1B		K		K			4	0	2	0	0	2	1						
Jack Howell, L OBP: 0.319, SLG: 0.454 (1, 5)	F8		1B			F9		F2		4	0	1	0	0	0	1						
Reggie Jackson, L OBP: 0.392, SLG: 0.403 (1, 10)	6-3		G6-4-3					6-3		3	0	0	0	1	0	3						
Mark Ryal, L OBP: 0.400, SLG: 0.667 (1, 3)		K			F3				3-1	4	0	0	0	0	1	1						
Rob Wilfong, L OBP: 0.272, SLG: 0.318 (1, 4)		E3			6-3			G3		4	0	0	0	0	0	0						
Jerry Narron, L OBP: 0.289, SLG: 0.288 (1, 2)		FC4-6			F8			F2		4	0	0	0	0	0	1						
Devon White, S OBP: 0.375, SLG: 0.364 (1, 7)										2	1	2	0	1	0	0						
Dick Schofield, R OBP: 0.324, SLG: 0.412 (1, 6)					SH5-3			2B		2	0	1	1	0	0	2						
<b>Inning Stats</b>	R: 0 E: 0 K: 0 S: 4	H: 1 LOB: 1 BB: 0 P: 4	R: 0 E: 1 K: 1 S: 6	H: 0 LOB: 2 BB: 1 P: 10	R: 0 E: 0 K: 0 S: 4	H: 2 LOB: 1 BB: 0 P: 4	R: 0 E: 0 K: 0 S: 3	H: 0 LOB: 0 BB: 0 P: 3	R: 0 E: 0 K: 1 S: 6	H: 1 LOB: 1 BB: 0 P: 6	R: 0 E: 0 K: 0 S: 2	H: 0 LOB: 0 BB: 1 P: 6	R: 1 E: 0 K: 1 S: 7	H: 2 LOB: 1 BB: 0 P: 7	R: 0 E: 0 K: 1 S: 5	H: 0 LOB: 0 BB: 0 P: 5	R: 0 E: 0 K: 0 S: 3	H: 0 LOB: 0 BB: 0 P: 3	1B: 4 2B: 2 3B: 0 HR: 0	SF: 0 SAC: 1 DP: 2 HBP: 0	WP: 0 PB: 0 SB: 0 CS: 0	PA: 34
<b>PITCHER</b> Joe Cowley, R ERA: 4.08 (1, 1)	IP: 9.0 WLS: W BF: 34 H: 6 R: 1 ER: 1 SO: 4 BB: 2 IBB: 0 HBP: 0 BLK: 0 WP: 0 HR: 0 S: 40 P: 48 ERA: 1.00 WHIP: 0.889																					

Batter	1	2	3	4	5	6	7	8	9	AB	R	H	RBI	BB	SO	LOB	BOTTOM			
John Cangelosi, S OBP: 0.354, SLG: 0.310 (1, 7)	K	L5			B5-3	6-3				4	0	0	0	0	1	3	California Angels @ Chicago White Sox Comiskey Park, Chicago, IL Sun Sep 14 1986, 4:33 AM EDT Att: 17,307 - Unknown			
Daryl Boston, L OBP: 0.359, SLG: 0.441 (1, 8)	K		F8		F8		4-3			4	0	0	0	0	1	0				
Harold Baines, L OBP: 0.333, SLG: 0.460 (1, 9)	K		F9				1-6	BB		3	0	1	0	1	1	0				
Ron Hassey, L OBP: 0.403, SLG: 0.491 (1, 10)		1B								2	1	2	0	2	0	0				
Russ Morman, R OBP: 0.346, SLG: 0.390 (1, 3)		SH1-3			L8		1-6			4	1	1	0	0	1	5				
Dave Cochrane, S OBP: 0.240, SLG: 0.182 Kenny Williams, R (8, FR) Tim Hulet, R OBP: 0.270, SLG: 0.390 (1, 5)	K				K					4	1	2	0	0	2	2				
Ozzie Guillen, L OBP: 0.265, SLG: 0.307 (1, 6)		SH1-3								0	0	0	0	0	0	0				
Jack Perconte, L OBP: 0.386, SLG: 0.250 (1, 4)										0	0	0	0	0	0	0				
Ron Karkovice, R OBP: 0.237, SLG: 0.315 (1, 2)										0	0	0	0	1	2	5				
<b>Inning Stats</b>	R: 0 E: 0 K: 3 S: 9	H: 0 LOB: 0 BB: 0 P: 9	R: 2 E: 0 K: 1 S: 8	H: 3 LOB: 2 BB: 1 P: 12	R: 0 E: 0 K: 1 S: 6	H: 1 LOB: 1 BB: 0 P: 6	R: 0 E: 0 K: 3 S: 10	H: 1 LOB: 1 BB: 0 P: 10	R: 0 E: 0 K: 0 S: 4	H: 1 LOB: 2 BB: 1 P: 8	R: 1 E: 0 K: 1 S: 7	H: 2 LOB: 1 BB: 0 P: 7	R: 0 E: 0 K: 0 S: 2	H: 0 LOB: 2 BB: 2 P: 10	R: 0 E: 0 K: 0 S: 4	H: 1 LOB: 2 BB: 0 P: 4	1B: 7 2B: 3 3B: 0 HR: 0	SF: 0 SAC: 2 DP: 1 HBP: 0	WP: 3 PB: 0 SB: 1 CS: 0	PA: 36
<b>PITCHER</b> Kirk McCaskill, R Terry Forster, L ERA: 3.36 ERA: 3.29 (1, 1) (7, 1)	IP: 6.1 WLS: L BF: 30 H: 8 R: 3 ER: 3 SO: 9 BB: 2 IBB: 1 HBP: 0 BLK: 1 WP: 3 HR: 0 S: 45 P: 57 ERA: 4.26 WHIP: 1.579																			



Batter	1	2	3	4	5	6	7	8	9	AB	R	H	RBI	BB	SO	LOB	TOP																								
Gary Pettis, S OBP: 0.341, SLG: 0.338 (1, 8)	B1-3		K						B1-3	4	1	2	1	1	1		<b>California Angels @ Chicago White Sox</b> Comiskey Park, Chicago, IL Mon Sep 15 1986, 8:05 PM EDT Att: 10,069 - Unknown																								
Ruppert Jones, L OBP: 0.338, SLG: 0.437 (1, 9)	F8			F3	CS	G3	SF7		G3	4	0	0	2	0	0																										
Brian Downing, R OBP: 0.388, SLG: 0.445 Devon White, S OBP: 0.375, SLG: 0.364 (7, PR) (7, 7)	K			E	BB	G4-6-3				2	0	1	1	2	1	0																									
Reggie Jackson, L OBP: 0.388, SLG: 0.398 (1, 10)		F6		E3	FC4-6	G4-6-3	F8			4	0	0	0	0	0	3																									
Doug DeCinces, R OBP: 0.327, SLG: 0.466 (1, 5)	K			K					F7	4	1	1	0	0	2	2																									
Mark Ryal, L OBP: 0.429, SLG: 0.615 (1, 3)	F7			FC4-6						4	1	2	1	0	0	2																									
Bobby Grich, R OBP: 0.375, SLG: 0.436 (1, 4)				FC5-6	BB	SH3-4	1B		K	1	1	0	0	2	1	1																									
Dick Schofield, R OBP: 0.322, SLG: 0.409 (1, 6)				FC5-6	FC4-6	SH3-4			F8	3	1	0	0	0	0	3																									
Bob Boone, R OBP: 0.283, SLG: 0.308 (1, 2)				FC4-6		K			K	4	1	1	0	0	2	2																									
<b>Inning Stats</b>	R: 0 E: 0 K: 1 S: 5	H: 0 LOB: 0 BB: 0 P: 5	R: 0 E: 0 K: 1 S: 5	H: 0 LOB: 0 BB: 0 P: 5	R: 0 E: 0 K: 1 S: 5	H: 0 LOB: 1 BB: 1 P: 9	R: 0 E: 1 K: 1 S: 6	H: 0 LOB: 2 BB: 1 P: 10	R: 1 E: 0 K: 0 S: 5	H: 1 LOB: 0 BB: 1 P: 9	R: 0 E: 0 K: 0 S: 2	H: 0 LOB: 0 BB: 1 P: 6	R: 5 E: 1 K: 0 S: 8	H: 4 LOB: 1 BB: 1 P: 12	R: 0 E: 0 K: 1 S: 6	H: 1 LOB: 1 BB: 0 P: 6		R: 0 E: 0 K: 1 S: 5	H: 0 LOB: 0 BB: 0 P: 5	1B: 5 2B: 0 3B: 1 HR: 0	SF: 1 SAC: 2 DP: 1 HBP: 0	WP: 0 PA: 39 SB: 0 CS: 1																			
<b>PITCHER</b>	IP	WLS	BF	H	R	ER	SO	BB	IBB	HBP	BLK	WP	HR	S	P	ERA	WHIP	<b>PITCHER</b>		IP	WLS	BF	H	R	ER	SO	BB	IBB	HBP	BLK	WP	HR	S	P	ERA	WHIP					
Jose DeLeon, R ERA: 4.08 (1, 1)	6.1	L	27	4	5	4	5	4	0	0	0	0	0	33	49	5.68	1.263			6.1	L	27	4	5	4	5	4	0	0	0	0	0	0	0	0	0	0	5.68	1.263		
Dave Schmidt, R ERA: 3.4 (7, 1)	2.2		11	2	1	0	2	1	0	0	0	0	0	14	18	0.00	1.125			2.2		11	2	1	0	2	1	0	0	0	0	0	0	0	0	0	0	0	0	0.00	1.125

AB 30  
R 6  
H 6  
RBI 6  
BB 5  
SO 7  
LOB 14



Batter	1	2	3	4	5	6	7	8	9	AB	R	H	RBI	BB	SO	LOB	BOTTOM																						
John Cangelosi, S OBP: 0.351, SLG: 0.307 (1, 7)	F8		F8							4	0	0	0	0	0	1	<b>California Angels @ Chicago White Sox</b> Comiskey Park, Chicago, IL Mon Sep 15 1986, 8:05 PM EDT Att: 10,069 - Unknown																						
Jerry Hairston, S OBP: 0.353, SLG: 0.392 (9, PH)					L4					1	0	1	0	0	0	0																							
Kenny Williams, R OBP: 0.125, SLG: 0.125 (9, PR)										0	0	0	0	0	0	0																							
Daryl Boston, L OBP: 0.360, SLG: 0.436 (1, 8)	K			S	BB	F6				4	1	1	0	1	1	2																							
Harold Baines, L OBP: 0.332, SLG: 0.458 (1, 9)	F8		F8							5	0	1	0	0	0	3																							
Ron Hassey, L OBP: 0.407, SLG: 0.495 (1, 10)										2	1	1	1	2	0	1																							
Carlton Fisk, R OBP: 0.259, SLG: 0.327 (7, 2)					F9					3	0	1	0	0	0	2																							
Ron Karkovice, R OBP: 0.233, SLG: 0.309 (7, 2)						G4-6-3				1	1	0	0	0	0	1																							
Russ Morman, R OBP: 0.343, SLG: 0.385 (1, 3)	K				K					4	0	1	1	0	2	3																							
Ozzie Guillen, L OBP: 0.265, SLG: 0.306 (1, 6)										2	1	0	1	1	0	3																							
Tim Lueft, R OBP: 0.268, SLG: 0.386 (1, 4)	K									4	0	0	0	0	1	4																							
Dave Cochrane, S OBP: 0.276, SLG: 0.346 (1, 5)										4	1	2	2	0	1	0																							
<b>Inning Stats</b>	R: 0 E: 0 K: 1 S: 5	H: 1 LOB: 2 BB: 1 P: 12	R: 0 E: 0 K: 2 S: 8	H: 0 LOB: 1 BB: 1 P: 7	R: 0 E: 0 K: 1 S: 5	H: 0 LOB: 1 BB: 1 P: 9	R: 0 E: 0 K: 0 S: 4	H: 1 LOB: 1 BB: 0 P: 4	R: 0 E: 0 K: 0 S: 3	H: 1 LOB: 0 BB: 1 P: 3	R: 2 E: 0 K: 0 S: 4	H: 1 LOB: 0 BB: 1 P: 8	R: 3 E: 1 K: 0 S: 7	H: 3 LOB: 1 BB: 0 P: 7	R: 0 E: 0 K: 1 S: 6	H: 1 LOB: 1 BB: 0 P: 6	1B: 6 2B: 1 3B: 0 HR: 1	SF: 1 SAC: 0 DP: 1 HBP: 0	WP: 1 PA: 39 SB: 0 CS: 0																				
<b>PITCHER</b>	IP	WLS	BF	H	R	ER	SO	BB	IBB	HBP	BLK	WP	HR	S	P	ERA	WHIP	<b>PITCHER</b>		IP	WLS	BF	H	R	ER	SO	BB	IBB	HBP	BLK	WP	HR	S	P	ERA	WHIP			
Urbano Lugo, R ERA: 2.35 (1, 1)	6.2	W	27	4	2	2	4	4	0	0	0	0	1	31	47	2.70	1.200			6.2	W	27	4	2	2	4	4	0	0	0	0	0	0	0	0	0	2.70	1.200	
Gary Lucas, L ERA: 2.97 (7, 1)	0.2		4	2	2	2	0	0	0	0	0	0	1	0	4	4	27.00	3.000			0.2		4	2	2	2	0	0	0	0	0	0	0	0	0	0	0	27.00	3.000
Donnie Moore, R ERA: 2.6 (8, 1)	1.2	S	8	2	1	0	1	0	0	0	0	0	0	10	10	0.00	1.200			1.2	S	8	2	1	0	1	0	0	0	0	0	0	0	0	0	0	0	0.00	1.200

AB 34  
R 5  
H 8  
RBI 5  
BB 4  
SO 5  
LOB 20





Batter	1	2	3	4	5	6	7	8	9	AB	R	H	RBI	BB	SO	LOB	TOP			
Daryl Boston, L (1, 8) OBP: 0.352, SLG: 0.425	0-0 4-3		0-0 E3			0-3 K		0-0 F7		4	0	0	0	0	1	1	Chicago White Sox @ Seattle Mariners The Kingdome, Seattle, WA Tue Sep 16 1986, 10:05 PM EDT Att: 5,818 - Unknown			
Ozzie Guillen, L (1, 6) OBP: 0.265, SLG: 0.306	0-0 3-1		0-0 6-3			0-0 FC6-4		0-0 1B	0-0 6-3	4	0	1	0	0	0	2				
Harold Baines, L (1, 9) OBP: 0.332, SLG: 0.456	0-0 1B			0-0 F8		0-0 4-3		0-0 1B	0-0 6-3	4	0	1	0	0	0	2				
Ron Hassey, L (1, 10) OBP: 0.405, SLG: 0.491	0-3 K			0-0 4-3			0-0 G4-6-3	0-0 1B	0-0 F7	4	0	1	0	0	1	1				
Jerry Hairston, S (1, 3) OBP: 0.348, SLG: 0.386		0-3 K		0-3 K		0-0 G4-6-3				3	0	0	0	0	2	1				
Dave Cochrane, S (1, 5) OBP: 0.250, SLG: 0.310		0-0 F8			0-3 K		0-0 E4			3	0	0	0	0	1	0				
Reid Nichols, R (1, 7) OBP: 0.270, SLG: 0.248		0-0 4-3			0-0 E6		0-0 F8			3	0	0	0	0	0	1				
Jack Perconte, L (1, 4) OBP: 0.362, SLG: 0.231			0-0 1-3		0-0 G4-6-3			0-0 4-3		3	0	0	0	0	0	1				
Ron Karkovice, R (1, 2) OBP: 0.238, SLG: 0.310			0-3 K			0-0 FC6-4		0-0 5-3		3	0	1	0	0	1	0				
<b>Inning Stats</b>	R: 0 E: 0 K: 1 S: 6	H: 1 LOB: 1 BB: 0 P: 6	R: 0 E: 0 K: 1 S: 5	H: 0 LOB: 0 BB: 0 P: 5	R: 0 E: 0 K: 1 S: 6	H: 0 LOB: 1 BB: 0 P: 6	R: 0 E: 0 K: 1 S: 5	H: 0 LOB: 0 BB: 0 P: 5	R: 0 E: 0 K: 1 S: 6	H: 1 LOB: 1 BB: 0 P: 6	R: 0 E: 1 K: 0 S: 4	H: 1 LOB: 1 BB: 0 P: 4	R: 0 E: 0 K: 0 S: 3	H: 0 LOB: 0 BB: 0 P: 3	R: 0 E: 0 K: 0 S: 3	H: 1 LOB: 0 BB: 0 P: 3	1B: 4 2B: 1 3B: 0 HR: 0	SF: 0 SAC: 0 DP: 3 HBP: 0	WP: 0 PB: 0 SB: 0 CS: 0	PA: 31
<b>PITCHER</b> Mike Morgan, R (1, 1) ERA: 4.23	IP: 9.0 WLS: W BF: 31 H: 4 R: 0 ER: 0 SO: 6 BB: 0 IBB: 0 HBP: 0 BLK: 1 WP: 0 HR: 0 S: 43 P: 43 ERA: 0.00 WHIP: 0.444															<b>PITCHER</b>				

Batter	1	2	3	4	5	6	7	8	9	AB	R	H	RBI	BB	SO	LOB	BOTTOM			
John Moses, S (1, 8) OBP: 0.318, SLG: 0.318	0-0 2B	0-0 F6		0-0 3-1	0-0 BB		0-0 F9			5	1	2	0	0	0	1	Chicago White Sox @ Seattle Mariners The Kingdome, Seattle, WA Tue Sep 16 1986, 10:05 PM EDT Att: 5,818 - Unknown			
Phil Bradley, R (1, 7) OBP: 0.397, SLG: 0.433	0-3 K		0-0 BB		0-0 1B		0-0 F9			4	1	2	0	1	1	1				
Alvin Davis, L (1, 3) OBP: 0.390, SLG: 0.456	0-0 F7		0-0 F7		0-0 L4		0-3 K			5	0	0	0	0	1	6				
Jim Presley, R (1, 5) OBP: 0.318, SLG: 0.489	0-0 1-H		4-0 BB		0-0 WP	0-0 5-3		0-0 BB		4	1	3	2	1	0	0				
Ken Phelps, L (1, 10) OBP: 0.411, SLG: 0.524	4-0 FC6-4		4-0 BB		4-0 WP	0-0 E6		4-0 BB		1	1	0	0	4	0	0				
Danny Tartabull, R (1, 9) OBP: 0.351, SLG: 0.501	0-0 FC6-4		0-3 K		0-0 HR	0-0 1B		0-0 F7		5	1	2	2	0	1	7				
Scott Bradley, L (1, 2) OBP: 0.342, SLG: 0.451		0-0 E6		0-0 4-3		0-0 HR		0-0 F9		5	1	1	2	0	0	7				
Rey Quinones, R (1, 6) OBP: 0.289, SLG: 0.304		0-0 F9		0-0 F4	0-0 F6		0-0 F6			4	0	0	0	0	0	1				
Harold Reynolds, S (1, 4) OBP: 0.273, SLG: 0.285		0-0 F5		0-0 G3	0-0 BB		0-0 HR			4	1	2	1	0	0	1				
<b>Inning Stats</b>	R: 1 E: 0 K: 1 S: 7	H: 2 LOB: 2 BB: 1 P: 11	R: 0 E: 1 K: 0 S: 4	H: 0 LOB: 1 BB: 0 P: 4	R: 0 E: 0 K: 1 S: 6	H: 1 LOB: 3 BB: 2 P: 14	R: 0 E: 0 K: 0 S: 3	H: 0 LOB: 0 BB: 0 P: 3	R: 5 E: 0 K: 0 S: 9	H: 6 LOB: 3 BB: 2 P: 17	R: 0 E: 1 K: 0 S: 4	H: 1 LOB: 1 BB: 0 P: 4	R: 1 E: 0 K: 1 S: 6	H: 1 LOB: 2 BB: 1 P: 10	R: 0 E: 0 K: 1 S: 6	H: 1 LOB: 1 BB: 1 P: 10	1B: 9 2B: 1 3B: 0 HR: 2	SF: 0 SAC: 0 DP: 1 HBP: 0	WP: 2 PB: 0 SB: 1 CS: 0	PA: 43
<b>PITCHER</b> Richard Dotson, R (1, 1) ERA: 5.43 Pete Filson, L (5, 1) ERA: 6.92	IP: 4.1 WLS: L BF: 25 H: 7 R: 6 ER: 6 SO: 2 BB: 4 IBB: 0 HBP: 0 BLK: 0 WP: 2 HR: 1 S: 25 P: 41 ERA: 12.46 WHIP: 2.538															<b>PITCHER</b>				



Batter	1	2	3	4	5	6	7	8	9	AB	R	H	RBI	BB	SO	LOB	TOP					
Kenny Williams, R OBP: 0.083, SLG: 0.083 (1, 8)										4	0	0	0	0	2	0	<b>Chicago White Sox @ Seattle Mariners</b> The Kingdome, Seattle, WA Wed Sep 17 1986, 10:05 PM EDT Att: 6,033 - Unknown					
Reid Nichols, R OBP: 0.270, SLG: 0.248 (1, 7)	 									4	0	1	0	0	0	0						
Harold Baines, L OBP: 0.329, SLG: 0.453 (1, 9)										4	0	0	0	0	2	1						
Russ Morman, R OBP: 0.348, SLG: 0.408 (1, 3)	 									3	2	1	1	1	2	0						
Ivan Calderon, R OBP: 0.281, SLG: 0.331 (1, 10)										4	1	2	1	0	2	0						
Tim Hulett, R OBP: 0.270, SLG: 0.390 (1, 4)										3	0	2	1	0	1	1						
Dave Cochrane, S OBP: 0.290, SLG: 0.303 (1, 5)										4	0	1	0	0	2	3						
Ozzie Guillen, L OBP: 0.267, SLG: 0.309 (1, 6)										4	0	2	0	0	0	1						
Ron Karkovice, R OBP: 0.227, SLG: 0.295 (1, 2)										3	0	0	0	0	3	2						
<b>Inning Stats</b>	R: 0 E: 0 K: 1 S: 5	H: 1 LOB: 0 BB: 0 P: 5	R: 0 E: 0 K: 3 S: 10	H: 1 LOB: 1 BB: 0 P: 10	R: 0 E: 0 K: 2 S: 7	H: 0 LOB: 0 BB: 0 P: 7	R: 0 E: 0 K: 2 S: 7	H: 0 LOB: 0 BB: 0 P: 7	R: 0 E: 0 K: 2 S: 8	H: 1 LOB: 1 BB: 0 P: 8	R: 0 E: 0 K: 2 S: 7	H: 0 LOB: 0 BB: 0 P: 7	R: 2 E: 0 K: 1 S: 8	H: 3 LOB: 2 BB: 1 P: 12	R: 0 E: 0 K: 0 S: 3	H: 0 LOB: 0 BB: 0 P: 3	R: 1 E: 0 K: 1 S: 7	H: 3 LOB: 2 BB: 0 P: 7	1B: 4 2B: 3 3B: 1 HR: 1	SF: 1 SAC: 0 DP: 0 HBP: 0	WP: 0 PB: 0 SB: 0 CS: 1	PA: 36
<b>PITCHER</b> Mark Langston, L ERA: 4.93 (1, 1)	IP: 9.0 WLS: L BF: 35	H: 9 R: 3 ER: 3 SO: 14	BB: 1 IBB: 0 HBP: 0 BLK: 0	WP: 0 HR: 1 S: 62 P: 66	ERA: 3.00 WHIP: 1.111	<b>PITCHER</b>										IP: 9.0 WLS: L BF: 35	H: 9 R: 3 ER: 3 SO: 14	BB: 1 IBB: 0 HBP: 0 BLK: 0	WP: 0 HR: 1 S: 62 P: 66	ERA: 3.00 WHIP: 1.111		

AB	33
R	3
H	9
RBI	3
BB	1
SO	14
LOB	8



Batter	1	2	3	4	5	6	7	8	9	AB	R	H	RBI	BB	SO	LOB	BOTTOM						
John Moses, S OBP: 0.320, SLG: 0.316 (1, 8)										2	0	0	0	2	0	0	<b>Chicago White Sox @ Seattle Mariners</b> The Kingdome, Seattle, WA Wed Sep 17 1986, 10:05 PM EDT Att: 6,033 - Unknown						
Phil Bradley, R OBP: 0.398, SLG: 0.433 (1, 7)										3	0	1	0	1	0	0							
Alvin Davis, L OBP: 0.389, SLG: 0.453 (1, 3)										3	0	0	0	1	0	4							
Jim Presley, R OBP: 0.315, SLG: 0.486 (1, 5)										4	0	0	0	0	0	1							
Danny Tartabull, R OBP: 0.352, SLG: 0.503 (1, 9)										4	0	2	0	0	1	0							
Dave Hengel, R OBP: 0.083, SLG: 0.083 (1, 10)										4	0	0	0	0	2	2							
Bob Kearney, R OBP: 0.296, SLG: 0.399 Scott Bradley, L OBP: 0.340, SLG: 0.448 (7, PH) (8, 2)										2	0	0	0	0	1	2							
Rey Quinones, R OBP: 0.286, SLG: 0.300 (1, 6)										3	0	0	0	0	1	1							
Harold Reynolds, S OBP: 0.274, SLG: 0.288 (1, 4)										3	0	1	0	0	0	0							
<b>Inning Stats</b>	R: 0 E: 0 K: 0 S: 3	H: 0 LOB: 1 BB: 1 P: 7	R: 0 E: 0 K: 1 S: 6	H: 1 LOB: 0 BB: 0 P: 6	R: 0 E: 0 K: 0 S: 2	H: 0 LOB: 1 BB: 2 P: 10	R: 0 E: 0 K: 2 S: 8	H: 1 LOB: 0 BB: 0 P: 8	R: 0 E: 0 K: 1 S: 6	H: 2 LOB: 2 BB: 1 P: 10	R: 0 E: 0 K: 0 S: 3	H: 0 LOB: 0 BB: 0 P: 3	R: 0 E: 0 K: 0 S: 3	H: 0 LOB: 0 BB: 0 P: 3	R: 0 E: 0 K: 0 S: 3	H: 0 LOB: 0 BB: 0 P: 3		R: 0 E: 0 K: 1 S: 5	H: 0 LOB: 0 BB: 0 P: 5	1B: 2 2B: 3 3B: 0 HR: 0	SF: 0 SAC: 0 DP: 1 HBP: 0	WP: 0 PB: 1 SB: 0 CS: 0	PA: 33
<b>PITCHER</b> Floyd Bannister, L ERA: 3.31 Bobby Thigpen, R ERA: 0.6 (7, 1)	IP: 6.0 WLS: W BF: 24	H: 4 R: 0 ER: 0 SO: 4	BB: 4 IBB: 0 HBP: 0 BLK: 0	WP: 0 HR: 0 S: 28 P: 44	ERA: 0.00 WHIP: 1.333	<b>PITCHER</b>										IP: 3.0 WLS: S BF: 9		H: 0 R: 0 ER: 0 SO: 1	BB: 0 IBB: 0 HBP: 0 BLK: 0	WP: 0 HR: 0 S: 11 P: 11	ERA: 0.00 WHIP: 0.000		

AB	29
R	0
H	4
RBI	0
BB	4
SO	5
LOB	10





Batter	1	2	3	4	5	6	7	8	9	AB	R	H	RBI	BB	SO	LOB	TOP										
Daryl Boston, L OBP: 0.353, SLG: 0.430										5	2	2	0	0	1	2	Chicago White Sox @ Seattle Mariners The Kingdome, Seattle, WA Thu Sep 18 1986, 10:05 PM EDT Att: 5,903 - Unknown										
Steve Lyons, L OBP: 0.285, SLG: 0.317										5	0	2	1	0	1	2											
Harold Baines, L OBP: 0.335, SLG: 0.460										5	1	5	3	0	0	0											
Ron Hassey, L OBP: 0.399, SLG: 0.483										5	0	0	0	0	1	6											
Russ Morman, R OBP: 0.363, SLG: 0.422										3	1	2	1	2	1	2											
Ivan Calderon, R OBP: 0.279, SLG: 0.323										4	0	0	0	1	1	4											
Ozzie Guillen, L OBP: 0.270, SLG: 0.314										5	0	3	0	0	0	0											
Tim Hulett, R OBP: 0.269, SLG: 0.388										5	1	1	0	0	2	4											
Jack Perconte, L OBP: 0.346, SLG: 0.227										5	1	1	0	0	0	4											
<b>Inning Stats</b>	R: 1 E: 0 K: 0 S: 5	H: 3 LOB: 2 BB: 1 P: 9	R: 3 E: 0 K: 0 S: 7	H: 4 LOB: 1 BB: 0 P: 7	R: 0 E: 0 K: 2 S: 8	H: 1 LOB: 2 BB: 1 P: 12	R: 0 E: 0 K: 1 S: 7	H: 2 LOB: 2 BB: 0 P: 7	R: 0 E: 1 K: 1 S: 7	H: 1 LOB: 2 BB: 0 P: 7	R: 2 E: 0 K: 2 S: 10	H: 3 LOB: 0 BB: 0 P: 14	R: 0 E: 0 K: 0 S: 3	H: 2 LOB: 0 BB: 0 P: 3	R: 0 E: 0 K: 0 S: 4	H: 2 LOB: 1 BB: 0 P: 4	R: 0 E: 0 K: 1 S: 5	H: 0 LOB: 0 BB: 0 P: 5	1B: 12 2B: 4 3B: 0 HR: 0	SF: 0 SAC: 0 DP: 1 HBP: 0	WP: 2 PB: 0 SB: 0 CS: 0	PA: 45					
<b>PITCHER</b>	IP	WLS	BF	H	R	ER	SO	BB	IBB	HBP	BLK	WP	HR	S	P	ERA	WHIP	<b>PITCHER</b>									
Bill Swift, R ERA: 5.88	2.0	L	14	7	4	4	0	2	0	0	0	0	0	12	20	18.00	4.500										
Mark Huisman, R ERA: 3.8	3.0		14	4	0	0	4	0	0	0	0	0	0	22	22	0.00	1.333										
Lee Guetterman, L ERA: 6.96	3.0		14	5	2	1	2	0	1	0	0	2	0	17	21	3.00	1.667										
Ed Nunez, R ERA: 4.8	1.0		3	0	0	0	1	0	0	0	0	0	0	5	5	0.00	0.000										

Batter	1	2	3	4	5	6	7	8	9	AB	R	H	RBI	BB	SO	LOB	BOTTOM										
John Moses, S OBP: 0.319, SLG: 0.313										3	1	0	0	1	1	0	Chicago White Sox @ Seattle Mariners The Kingdome, Seattle, WA Thu Sep 18 1986, 10:05 PM EDT Att: 5,903 - Unknown										
Phil Bradley, R OBP: 0.401, SLG: 0.440										3	1	2	1	1	0	0											
Alvin Davis, L OBP: 0.388, SLG: 0.451										4	0	1	1	0	1	1											
Jim Presley, R OBP: 0.315, SLG: 0.486										4	0	1	0	0	2	3											
Danny Tartabull, R OBP: 0.354, SLG: 0.509										3	1	1	1	1	0	1											
Dave Hengel, R OBP: 0.074, SLG: 0.074										3	0	0	0	0	0	3											
Scott Bradley, L OBP: 0.338, SLG: 0.446										1	0	0	0	0	0	0											
Dave Valle, R OBP: 0.440, SLG: 0.650										4	1	2	1	0	2	0											
Rey Quinones, R OBP: 0.283, SLG: 0.297										3	0	0	0	0	2	0											
Ken Phelps, L OBP: 0.410, SLG: 0.523										1	0	0	0	0	1	1											
Harold Reynolds, S OBP: 0.272, SLG: 0.286										3	0	0	0	0	1	0											
Bob Kearney, R OBP: 0.295, SLG: 0.397										1	0	0	0	0	1	1											
<b>Inning Stats</b>	R: 1 E: 0 K: 1 S: 5	H: 1 LOB: 3 BB: 3 P: 17	R: 0 E: 0 K: 2 S: 7	H: 0 LOB: 0 BB: 0 P: 7	R: 0 E: 1 K: 1 S: 6	H: 1 LOB: 1 BB: 0 P: 6	R: 0 E: 0 K: 1 S: 5	H: 0 LOB: 0 BB: 0 P: 5	R: 0 E: 0 K: 2 S: 7	H: 0 LOB: 0 BB: 0 P: 7	R: 1 E: 0 K: 1 S: 7	H: 2 LOB: 1 BB: 0 P: 7	R: 1 E: 0 K: 1 S: 6	H: 1 LOB: 0 BB: 0 P: 6	R: 0 E: 0 K: 0 S: 3	H: 0 LOB: 0 BB: 0 P: 3	R: 1 E: 0 K: 2 S: 9	H: 2 LOB: 1 BB: 0 P: 9	1B: 3 2B: 1 3B: 0 HR: 3	SF: 0 SAC: 0 DP: 0 HBP: 0	WP: 0 PB: 0 SB: 0 CS: 2	PA: 36					
<b>PITCHER</b>	IP	WLS	BF	H	R	ER	SO	BB	IBB	HBP	BLK	WP	HR	S	P	ERA	WHIP	<b>PITCHER</b>									
Steve Carlton, L ERA: 5.33	7.0	W	28	5	3	3	9	3	0	0	0	0	2	43	55	3.86	1.143										
Dave Schmidt, R ERA: 3.45	1.1		6	2	1	1	0	0	0	0	0	0	1	6	6	6.75	1.500										
Ray Seearge, L ERA: 3.45	0.1	S	1	0	0	0	1	0	0	0	0	0	0	3	3	0.00	0.000										
Gene Nelson, R ERA: 3.96	0.1		1	0	0	0	1	0	0	0	0	0	0	3	3	0.00	0.000										








Batter	1	2	3	4	5	6	7	8	9	AB	R	H	RBI	BB	SO	LOB	TOP					
Daryl Boston, L (1, 8) OBP: 0.347, SLG: 0.425										5	1	0	0	0	2	4						
Steve Lyons, L (1, 7) OBP: 0.287, SLG: 0.315										1	0	0	0	1	0	0						
Reid Nichols, R (5, PH) OBP: 0.271, SLG: 0.243										2	0	0	0	0	0	4						
Jerry Hairston, S (9, PH) OBP: 0.346, SLG: 0.384										1	0	0	0	0	0	0						
Kenny Williams, R (9, 7) OBP: 0.083, SLG: 0.083										0	0	0	0	0	0	0						
Harold Baines, L (1, 9) OBP: 0.337, SLG: 0.465										5	2	3	2	0	2	1						
Ron Hassey, L (1, 10) OBP: 0.401, SLG: 0.482										5	0	2	0	0	0	3						
John Cangelosi, S (9, PR) OBP: 0.351, SLG: 0.307										0	0	0	0	0	0	0						
Russ Morman, R (1, 3) OBP: 0.348, SLG: 0.401										5	0	0	0	0	2	4						
Ozzie Guillen, L (1, 6) OBP: 0.270, SLG: 0.313										4	2	2	0	0	0	1						
Tim Lulett, R (1, 5) OBP: 0.271, SLG: 0.401										4	2	2	3	0	1	2						
Jack Perconte, L (1, 4) OBP: 0.333, SLG: 0.250										4	0	2	0	0	0	0						
Ron Karkovics, R (1, 2) OBP: 0.257, SLG: 0.368										4	0	2	1	0	1	1						
<b>Inning Stats</b>	R: 0 E: 0 K: 2 S: 7	H: 0 LOB: 1 BB: 1 P: 11	R: 2 E: 0 K: 0 S: 6	H: 3 LOB: 1 BB: 0 P: 6	R: 0 E: 0 K: 1 S: 5	H: 0 LOB: 0 BB: 0 P: 5	R: 1 E: 0 K: 0 S: 4	H: 1 LOB: 0 BB: 0 P: 4	R: 1 E: 1 K: 1 S: 8	H: 2 LOB: 2 BB: 0 P: 8	R: 1 E: 0 K: 2 S: 10	H: 3 LOB: 2 BB: 0 P: 10	R: 1 E: 1 K: 0 S: 5	H: 2 LOB: 1 BB: 0 P: 5	R: 0 E: 0 K: 1 S: 5	H: 0 LOB: 0 BB: 0 P: 5	R: 1 E: 0 K: 1 S: 6	H: 2 LOB: 1 BB: 0 P: 6	1B: 8 2B: 2 3B: 0 HR: 3	SF: 0 SAC: 0 DP: 0 HBP: 0	WP: 1 PB: 0 CS: 1	PA: 41
<b>PITCHER</b>	IP	WLS	BF	H	R	ER	SO	BB	IBB	HBP	BLK	WP	HR	S	P	ERA	WHIP					
Urbano Lugo, R (1, 1) ERA: 3.86	4.0		18	5	4	3	3	1	0	0	0	0	2	23	27	6.75	1.500					
Gary Lucas, L (5, 1) ERA: 2.98	2.0		13	6	2	1	3	0	0	0	0	1	0	19	19	4.50	3.000					
Doug Corbett, R (7, 1) ERA: 3.53	2.0		6	0	0	0	1	0	0	0	0	0	0	8	8	0.00	0.000					
Donnie Moore, R (9, 1) ERA: 2.83	1.0	W	4	2	1	1	1	0	0	0	0	0	1	6	6	9.00	2.000					

Chicago White Sox @ California Angels  
Anaheim Stadium, Anaheim, CA  
Sat Sep 20 1986, 6:33 AM EDT  
Att: 34,219 - Unknown


AB 40  
R 7  
H 13  
RBI 6  
BB 1  
SO 8  
LOB 20



Batter	1	2	3	4	5	6	7	8	9	AB	R	H	RBI	BB	SO	LOB	BOTTOM					
Gary Pettis, S (1, 8) OBP: 0.340, SLG: 0.331										3	1	0	0	2	0	1						
Wally Joyner, L (1, 3) OBP: 0.347, SLG: 0.468										4	1	1	0	1	0	2						
Brian Downing, R (1, 7) OBP: 0.389, SLG: 0.447										3	2	2	1	0	0	2						
Devon White, S (9, 7) OBP: 0.333, SLG: 0.393										0	0	0	0	0	0	0						
Mark Ryal, L (9, PH) OBP: 0.529, SLG: 0.667										0	0	0	0	1	0	0						
Reggie Jackson, L (1, 10) OBP: 0.389, SLG: 0.418										4	0	0	0	1	1	2						
Doug DeCinces, R (1, 5) OBP: 0.324, SLG: 0.466										5	2	2	1	0	1	2						
Ruppert Jones, L (1, 9) OBP: 0.345, SLG: 0.438										4	1	2	1	0	0	0						
Rick Burleson, R (1, 6) OBP: 0.358, SLG: 0.402										4	0	1	2	0	0	2						
Rob Wilfong, L (1, 4) OBP: 0.276, SLG: 0.330										4	1	2	2	0	1	1						
Bob Boone, R (1, 2) OBP: 0.289, SLG: 0.312										3	0	0	0	1	0	2						
<b>Inning Stats</b>	R: 1 E: 0 K: 1 S: 5	H: 0 LOB: 0 BB: 1 P: 9	R: 0 E: 0 K: 0 S: 3	H: 0 LOB: 0 BB: 0 P: 3	R: 0 E: 0 K: 1 S: 5	H: 0 LOB: 0 BB: 0 P: 5	R: 3 E: 0 K: 0 S: 7	H: 4 LOB: 1 BB: 0 P: 7	R: 0 E: 0 K: 0 S: 2	H: 0 LOB: 1 BB: 2 P: 10	R: 0 E: 0 K: 1 S: 5	H: 0 LOB: 0 BB: 0 P: 5	R: 1 E: 0 K: 0 S: 4	H: 1 LOB: 1 BB: 1 P: 8	R: 2 E: 0 K: 0 S: 7	H: 4 LOB: 2 BB: 0 P: 7	R: 1 E: 0 K: 0 S: 2	H: 1 LOB: 2 BB: 2 P: 10	1B: 8 2B: 1 3B: 0 HR: 1	SF: 1 SAC: 0 DP: 1 HBP: 0	WP: 1 PB: 2 CS: 0	PA: 41
<b>PITCHER</b>	IP	WLS	BF	H	R	ER	SO	BB	IBB	HBP	BLK	WP	HR	S	P	ERA	WHIP					
Jose DeLeon, R (1, 1) ERA: 4.2	2.1		8	1	1	1	1	1	0	0	0	0	1	9	13	3.86	0.857					
Bill Dawley, R (5, 1) ERA: 3.15	1.0		7	4	2	2	0	0	0	0	0	0	0	7	7	18.00	4.000					
Bobby Thigpen, R (7, 1) ERA: 1.16	0.2	L	6	1	1	0	0	0	2	0	0	1	0	3	11	0.00	1.500					

Chicago White Sox @ California Angels  
Anaheim Stadium, Anaheim, CA  
Sat Sep 20 1986, 6:33 AM EDT  
Att: 34,219 - Unknown

AB 34  
R 8  
H 10  
RBI 7  
BB 6  
SO 3  
LOB 14





Batter	1	2	3	4	5	6	7	8	9	AB	R	H	RBI	BB	SO	LOB	TOP
<b>Kenny Williams, R</b> (1,8) OBP: 0.067, SLG: 0.067 <b>Jerry Hairston, S</b> (9, PH) OBP: 0.344, SLG: 0.382	F7		K			F8			4-3	3	0	0	0	0	1	0	
<b>Reid Nichols, R</b> (1,7) OBP: 0.284, SLG: 0.236 <b>Ron Hassey, L</b> (9, PH) OBP: 0.399, SLG: 0.481	F9			5-3			F4		F8	3	0	0	0	0	0	0	
<b>Harold Baines, L</b> (1,9) OBP: 0.337, SLG: 0.463				F7			K			2	0	0	0	1	1	0	
<b>Russ Morman, R</b> (1,3)	F4			K			F8			3	0	0	0	0	1	1	
<b>Ivan Calderon, R</b> (1,10) OBP: 0.280, SLG: 0.323						F8		K		3	0	1	0	0	1	0	
<b>Dave Cochrane, S</b> (1,5) OBP: 0.256, SLG: 0.306		G5-4-3				K				3	0	1	0	0	1	1	
<b>Tim Hulett, R</b> (1,4) OBP: 0.269, SLG: 0.398						F8			F8	3	0	0	0	0	0	1	
<b>Ozzie Guillen, L</b> (1,6) OBP: 0.268, SLG: 0.311				K			K		F8	3	0	0	0	0	2	1	
<b>Ron Karkovice, R</b> (1,2) OBP: 0.250, SLG: 0.357 <b>Daryl Boston, L</b> (9, PH) OBP: 0.345, SLG: 0.423				K			K		F7	2	0	0	0	0	2	0	
<b>Inning Stats</b>	R: 0 E: 0 K: 0 S: 3	H: 0 LOB: 1 BB: 1 P: 7	R: 0 E: 0 K: 0 S: 3	H: 1 LOB: 0 BB: 0 P: 3	R: 0 E: 0 K: 3 S: 9	H: 0 LOB: 0 BB: 0 P: 9	R: 0 E: 0 K: 1 S: 5	H: 0 LOB: 0 BB: 0 P: 5	R: 0 E: 0 K: 1 S: 5	H: 0 LOB: 0 BB: 0 P: 5	R: 0 E: 0 K: 1 S: 6	H: 1 LOB: 1 BB: 0 P: 6	R: 0 E: 0 K: 0 S: 3	H: 0 LOB: 0 BB: 0 P: 3	1B: 2 2B: 0 3B: 0 HR: 0	SF: 0 SAC: 0 DP: 1 HBP: 0	WP: 0 PA: 29 CS: 0
<b>PITCHER</b>	IP	WLS	BF	H	R	ER	SO	BB	IBB	HBP	BLK	WP	HR	S	P	ERA	WHIP
<b>John Candelaria, L</b> (1,1) ERA: 2.75	7.0	W	22	1	0	0	8	1	0	0	0	0	0	37	41	0.00	0.286
<b>Donnie Moore, R</b> (8,1) ERA: 2.74	2.0	S	7	1	0	0	1	0	0	0	0	0	0	9	9	0.00	0.500

Chicago White Sox @ California Angels  
Anaheim Stadium, Anaheim, CA  
Sun Sep 21 1986, 6:33 AM EDT  
Att: 25,322 - Unknown

AB 28  
R 0  
H 2  
RBI 0  
BB 1  
SO 9  
LOB 4



Batter	1	2	3	4	5	6	7	8	9	AB	R	H	RBI	BB	SO	LOB	BOTTOM		
<b>Gary Pettis, S</b> (1,8) OBP: 0.341, SLG: 0.333	K					G3				4	1	2	0	0	1	1			
<b>Wally Joyner, L</b> (1,3) OBP: 0.347, SLG: 0.467	4-3						G3			4	0	1	0	0	1	1			
<b>Brian Downing, R</b> (1,7) OBP: 0.386, SLG: 0.444 <b>Devon White, S</b> (9,7) OBP: 0.333, SLG: 0.393	F4						F7		5-3	4	0	0	0	0	0	3			
<b>Reggie Jackson, L</b> (1,10) OBP: 0.390, SLG: 0.425				K						3	1	1	1	1	2	0			
<b>Doug DeCinces, R</b> (1,5) OBP: 0.326, SLG: 0.472				K			4-3			3	1	1	1	1	1	0			
<b>Ruppert Jones, L</b> (1,9) OBP: 0.345, SLG: 0.436 <b>George Hendrick, R</b> (8, PH) OBP: 0.339, SLG: 0.472							K			2	0	0	0	1	2	0			
<b>Rob Wilfong, L</b> (1,4) OBP: 0.326, SLG: 0.326 <b>Bobby Grich, R</b> (8, PH) OBP: 0.371, SLG: 0.427										3	0	0	0	0	0	1			
<b>Jerry Narron, L</b> (1,2) OBP: 0.279, SLG: 0.276 <b>Bob Boone, R</b> (9,2) OBP: 0.289, SLG: 0.312										3	0	0	0	0	1	0			
<b>Dick Schofield, R</b> (1,6) OBP: 0.331, SLG: 0.411										3	0	1	0	0	0	0			
<b>Inning Stats</b>	R: 0 E: 0 K: 1 S: 5	H: 0 LOB: 0 BB: 0 P: 5	R: 0 E: 0 K: 2 S: 7	H: 0 LOB: 1 BB: 1 P: 11	R: 0 E: 0 K: 1 S: 7	H: 2 LOB: 2 BB: 0 P: 7	R: 0 E: 0 K: 2 S: 7	H: 0 LOB: 0 BB: 0 P: 7	R: 0 E: 0 K: 1 S: 4	H: 1 LOB: 1 BB: 0 P: 4	R: 2 E: 0 K: 1 S: 7	H: 2 LOB: 0 BB: 0 P: 7	R: 0 E: 0 K: 0 S: 3	H: 0 LOB: 0 BB: 0 P: 3	R: 1 E: 0 K: 1 S: 6	H: 1 LOB: 3 BB: 3 P: 18	1B: 4 2B: 0 3B: 0 HR: 2	SF: 0 SAC: 0 DP: 0 HBP: 0	WP: 0 PA: 34 CS: 0
<b>PITCHER</b>	IP	WLS	BF	H	R	ER	SO	BB	IBB	HBP	BLK	WP	HR	S	P	ERA	WHIP		
<b>Richard Dotson, R</b> (1,1) ERA: 5.35	7.2	L	32	6	3	3	8	2	1	0	0	0	2	45	57	3.52	1.043		
<b>Ray Seavage, L</b> (8,1) ERA: 3.45	0.0		1	0	0	0	0	1	0	0	0	0	0	0	4	∞	∞		
<b>Gene Nelson, R</b> (8,1) ERA: 3.95	0.1		1	0	0	0	0	0	0	0	0	0	0	1	1	0.00	0.000		

Chicago White Sox @ California Angels  
Anaheim Stadium, Anaheim, CA  
Sun Sep 21 1986, 6:33 AM EDT  
Att: 25,322 - Unknown

AB 30  
R 3  
H 6  
RBI 3  
BB 4  
SO 8  
LOB 9





Batter	1	2	3	4	5	6	7	8	9	AB	R	H	RBI	BB	SO	LOB	TOP										
Daryl Boston, L (1, 8) OBP: 0.342, SLG: 0.413	0-0 6-3	0-0 L9		4-0 BB			0-0 F8		0-3 K	4	0	0	0	1	1	3											
John Cangelosi, S (1, 7) OBP: 0.351, SLG: 0.305	4-0 S BB		0-0 6-3	0-0 1-3			0-0 4-3			3	0	0	0	1	0	2											
Harold Baines, L (1, 9) OBP: 0.338, SLG: 0.462	0-3 K		4-0 1B BB		0-3 K			4-0 G3 WP 1B BB		2	1	0	0	2	2	1											
Ron Hassey, L (1, 10) OBP: 0.398, SLG: 0.478	0-0 G3		0-0 1-2 1B		0-0 F9			0-0 G3		4	0	1	0	0	0	2											
Russ Morman, R (1, 3) OBP: 0.340, SLG: 0.389		0-0 2B FC6-5 1B	0-0 F7		0-0 G3			0-0 F4		4	1	1	0	0	0	3											
Ozzie Guillen, L (1, 6) OBP: 0.270, SLG: 0.315		0-0 FC6-5 1-3 2B	0-0 F8			0-0 4-3		0-0 1B		4	0	2	1	0	0	2											
Tim Lueftl, R (1, 5) OBP: 0.278, SLG: 0.395		0-3 K		0-0 F4		0-0 F9		0-3 K		4	0	0	0	0	2	3											
Jack Perconte, L (1, 4) OBP: 0.317, SLG: 0.236 Steve Lyons, L (9, PH) OBP: 0.286, SLG: 0.314		0-0 FC6-5 1B	0-0 1-3		0-0 F7			0-0 4-3		3	0	0	1	0	0	1											
Ron Karkovice, R (1, 2) OBP: 0.278, SLG: 0.417 Jerry Hairston, S (9, PH) OBP: 0.343, SLG: 0.380		0-0 2-3 3-H 1B	0-0 1-3 1B		0-0 HR		4-0 1-3 BB		0-0 G3	2	1	2	1	1	0	0											
<b>Inning Stats</b>	R: 0 E: 0 K: 1 S: 5	H: 0 LOB: 1 BB: 1 P: 9	R: 1 E: 0 K: 1 S: 8	H: 3 LOB: 2 BB: 0 P: 8	R: 0 E: 0 K: 0 S: 4	H: 1 LOB: 1 BB: 1 P: 8	R: 1 E: 0 K: 0 S: 4	H: 1 LOB: 0 BB: 0 P: 5	R: 0 E: 0 K: 0 S: 3	H: 0 LOB: 0 BB: 0 P: 3	R: 0 E: 0 K: 0 S: 2	H: 0 LOB: 1 BB: 1 P: 6	R: 1 E: 0 K: 1 S: 6	H: 1 LOB: 1 BB: 0 P: 10	R: 0 E: 0 K: 1 S: 5	H: 0 LOB: 0 BB: 0 P: 5	1B: 4 2B: 2 3B: 0 HR: 1	SF: 0 SAC: 0 DP: 1 HBP: 0	WP: 1 PA: 37 PB: 0 CS: 1								
<b>PITCHER</b>	IP	WLS	BF	H	R	ER	SO	BB	IBB	HBP	BLK	WP	HR	S	P	ERA	WHIP										
Jose Rijo, R (1, 1) ERA: 4.47	7.0	W	30	5	3	3	3	5	0	0	0	0	1	31	51	3.86	1.429										
Dave Vonohlen, L (8, 1) ERA: 3.95	0.1		1	0	0	0	0	0	0	0	0	1	0	1	1	0.00	0.000										
Jay Howell, R (8, 1) ERA: 3.75	1.2	S	6	1	0	0	2	0	0	0	0	0	0	10	10	0.00	0.600										

Chicago White Sox @ Oakland Athletics  
Oakland-Alameda County Coliseum, Oakland, CA  
Mon Sep 22 1986, 7:05 PM PDT  
Att: 8,818 - Unknown

AB 32  
R 3  
H 6  
RBI 3  
BB 5  
SO 5  
LOB 17



Batter	1	2	3	4	5	6	7	8	9	AB	R	H	RBI	BB	SO	LOB	BOTTOM										
Alfredo Griffin, S (1, 6) OBP: 0.318, SLG: 0.348	0-3 K		0-0 F8		0-0 4-3		0-0 F6			4	0	0	0	0	1	0											
Carney Lansford, R (1, 3) OBP: 0.334, SLG: 0.424	0-0 L6		0-0 4-3		0-0 F9		0-3 K			4	0	0	0	0	1	0											
Jose Canseco, R (1, 7) OBP: 0.323, SLG: 0.473	0-0 F8		0-0 HR		0-0 1B 2B			0-0 5-3		4	2	2	1	0	0	0											
Dave Kingman, R (1, 10) OBP: 0.259, SLG: 0.441		0-0 E5 1B	0-0 G3		0-0 FC4-6 1B			0-3 K		4	1	1	0	0	1	0											
Dusty Baker Jr., R (1, 9) OBP: 0.308, SLG: 0.325 Rusty Tillman, R (4, PR) OBP: 0.208, SLG: 0.250		0-0 1B E 1B		0-0 1B		0-0 FC4-6 1B		0-0 5-3		2	1	2	0	0	0	0											
Mark McWire, R (1, 5) OBP: 0.244, SLG: 0.429		0-0 E8 SF8 1B		0-3 K		0-0 F7			0-0 5-3	3	1	1	1	0	1	3											
Mickey Tettleton, S (1, 2) OBP: 0.329, SLG: 0.407		0-0 SF8		0-0 F8		0-0 FC4-6				2	0	0	1	0	0	3											
Stan Javier, S (1, 8) OBP: 0.310, SLG: 0.260		0-3 K		0-0 1-4-3		0-0 F7				3	0	0	0	0	1	3											
Mike Gallego, R (1, 4) OBP: 0.217, SLG: 0.182		0-3 K			0-0 F9		0-3 K			3	0	0	0	0	2	0											
<b>Inning Stats</b>	R: 0 E: 0 K: 1 S: 5	H: 0 LOB: 0 BB: 0 P: 5	R: 3 E: 2 K: 2 S: 10	H: 2 LOB: 0 BB: 0 P: 10	R: 1 E: 0 K: 0 S: 4	H: 1 LOB: 0 BB: 0 P: 4	R: 0 E: 0 K: 1 S: 6	H: 1 LOB: 1 BB: 0 P: 6	R: 0 E: 0 K: 0 S: 3	H: 0 LOB: 0 BB: 0 P: 3	R: 1 E: 0 K: 0 S: 6	H: 3 LOB: 2 BB: 0 P: 6	R: 0 E: 0 K: 2 S: 7	H: 0 LOB: 0 BB: 0 P: 7	R: 0 E: 0 K: 1 S: 5	H: 0 LOB: 0 BB: 0 P: 5	1B: 5 2B: 1 3B: 0 HR: 1	SF: 1 SAC: 0 DP: 0 HBP: 0	WP: 0 PA: 32 PB: 0 CS: 0								
<b>PITCHER</b>	IP	WLS	BF	H	R	ER	SO	BB	IBB	HBP	BLK	WP	HR	S	P	ERA	WHIP										
Floyd Bannister, L (1, 1) ERA: 3.32	5.0	L	23	7	2	2	4	0	0	0	0	0	0	31	31	3.60	1.400										
Dave Schmidt, R (6, 1) ERA: 3.31	3.0		9	0	0	0	3	0	0	0	0	0	0	15	15	0.00	0.000										

Chicago White Sox @ Oakland Athletics  
Oakland-Alameda County Coliseum, Oakland, CA  
Mon Sep 22 1986, 7:05 PM PDT  
Att: 8,818 - Unknown

AB 31  
R 5  
H 7  
RBI 4  
BB 0  
SO 7  
LOB 9





Batter	1	2	3	4	5	6	7	8	9	AB	R	H	RBI	BB	SO	LOB	TOP										
Daryl Boston, L (1, 8) OBP: 0.337, SLG: 0.407 Reid Nichols, R (7, PH) OBP: 0.270, SLG: 0.236 (7, 8)	F7		G3		F8		G3 BB			3	0	0	0	0	0	2	Chicago White Sox @ Oakland Athletics Oakland-Alameda County Coliseum, Oakland, CA Tue Sep 23 1986, 3:33 AM PDT Att: 4,753 - Unknown <a href="http://livebaseballscorecards.com">livebaseballscorecards.com</a>										
John Cangelosi, S (1, 7) OBP: 0.351, SLG: 0.303 Ivan Calderon, R (7, PH) OBP: 0.278, SLG: 0.321 (7, 7)	4-3 BB			4-3	4-3		G3			2	0	0	0	1	0	1											
Harold Baines, L (1, 9) OBP: 0.339, SLG: 0.464	4-3			1B WP		4-3 3B	F5			4	2	2	0	0	0	3											
Ron Hassey, L (1, 10) OBP: 0.396, SLG: 0.475		F6		1B WP		4-3	F5			4	1	1	0	0	0	1											
Russ Morman, R (1, 3) OBP: 0.331, SLG: 0.378	4-3			F4		5-3	6-3			4	0	0	0	0	0	2											
Ozzie Guillen, L (1, 6) OBP: 0.272, SLG: 0.322	4-1			E7			K			4	0	2	2	0	1	0											
Tim Hulett, R (1, 4) OBP: 0.265, SLG: 0.392			L8	F8		L6	F5			4	0	0	0	0	0	2											
Dave Cochrane, S (1, 5) OBP: 0.279, SLG: 0.325 Kenny Williams, R (9, PR) OBP: 0.097, SLG: 0.067			F8	1-3			G3 BB			4	0	2	0	0	0	0											
Ron Karkovice, R (1, 2) OBP: 0.280, SLG: 0.413 Jerry Hairston, S (9, PH) OBP: 0.346, SLG: 0.383				E5			K			3	0	1	0	0	1	1											
				1B						1	0	1	0	0	0	0											
<b>Inning Stats</b>	R: 0 E: 0 K: 0 S: 2	H: 0 LOB: 0 BB: 1 P: 6	R: 0 E: 0 K: 0 S: 3	H: 0 LOB: 0 BB: 0 P: 3	R: 0 E: 0 K: 0 S: 4	H: 1 LOB: 1 BB: 0 P: 4	R: 2 E: 1 K: 0 S: 6	H: 3 LOB: 1 BB: 0 P: 6	R: 0 E: 1 K: 0 S: 4	H: 0 LOB: 1 BB: 0 P: 4	R: 1 E: 0 K: 0 S: 5	H: 2 LOB: 1 BB: 0 P: 5	R: 0 E: 0 K: 1 S: 6	H: 1 LOB: 2 BB: 1 P: 10	R: 0 E: 0 K: 0 S: 5	H: 2 LOB: 0 BB: 0 P: 3	1B: 6 2B: 2 3B: 1 HR: 0	SF: 0 SAC: 0 DP: 0 HBP: 0	WP: 1 PB: 0 SB: 0 CS: 0	PA: 36							
<b>PITCHER</b>	IP	WLS	BF	H	R	ER	SO	BB	IBB	HBP	BLK	WP	HR	S	P	ERA	WHIP										
Rick Rodriguez, R (1, 1) ERA: 4.61	6.0	W	26	7	3	3	0	1	0	0	0	1	0	25	29	4.50	1.333										
Bill Mooneyham, R (7, 1) ERA: 4.46	0.1		1	0	0	0	1	0	0	0	0	0	0	3	3	0.00	0.000										
Bill Krueger, L (7, 1) ERA: 6.03	2.2	S	9	2	0	0	1	1	0	0	0	0	0	10	14	0.00	1.125										

Batter	1	2	3	4	5	6	7	8	9	AB	R	H	RBI	BB	SO	LOB	BOTTOM										
Alfredo Griffin, S (1, 6) OBP: 0.319, SLG: 0.349	1B		B1-3				E4			4	0	2	0	0	0	0	Chicago White Sox @ Oakland Athletics Oakland-Alameda County Coliseum, Oakland, CA Tue Sep 23 1986, 3:33 AM PDT Att: 4,753 - Unknown <a href="http://livebaseballscorecards.com">livebaseballscorecards.com</a>										
Carney Lansford, R (1, 3) OBP: 0.336, SLG: 0.425	G6-4-3		5-3		CS	G3	K2-3-2			4	1	2	0	0	1	1											
Jose Canseco, R (1, 7) OBP: 0.323, SLG: 0.471	F6			G1-4-3		L9	E4			3	0	0	0	1	0	3											
Dave Kingman, R (1, 10) OBP: 0.259, SLG: 0.438	G6-4-3			G1-4-3		E5	IBB			3	1	0	0	1	0	4											
Rusty Tillman, R (1, 9) OBP: 0.222, SLG: 0.370 Lenn Sakata, R (7, 4) OBP: 0.405, SLG: 0.424 Donnie Hill, S (7, PH) OBP: 0.332, SLG: 0.383 (8, 4)		K		HR		G3	F8			3	1	1	1	0	1	2											
Mark McWire, R (1, 5) OBP: 0.245, SLG: 0.413		K				E				4	1	1	2	0	2	0											
Mickey Tettleton, S (1, 2) OBP: 0.332, SLG: 0.411		FC6-4			F8	E8	L3			3	0	1	0	1	0	0											
Stan Javier, S (1, 8) OBP: 0.308, SLG: 0.252		FC6-4			F8	BB	F7			3	0	0	0	1	0	1											
Mike Gallego, R (1, 4) OBP: 0.240, SLG: 0.208 Mike Davis, L (6, PH) OBP: 0.318, SLG: 0.460 (7, 9)			4-3		1B	F9				2	0	1	0	0	0	0											
					1B					1	0	0	0	0	0	2											
<b>Inning Stats</b>	R: 0 E: 0 K: 0 S: 4	H: 2 LOB: 1 BB: 0 P: 4	R: 0 E: 0 K: 2 S: 7	H: 0 LOB: 1 BB: 1 P: 11	R: 0 E: 0 K: 0 S: 3	H: 0 LOB: 0 BB: 0 P: 3	R: 1 E: 0 K: 1 S: 5	H: 1 LOB: 0 BB: 1 P: 9	R: 0 E: 0 K: 0 S: 4	H: 2 LOB: 1 BB: 0 P: 4	R: 3 E: 2 K: 0 S: 7	H: 3 LOB: 2 BB: 1 P: 11	R: 0 E: 2 K: 1 S: 6	H: 0 LOB: 2 BB: 1 P: 10	R: 0 E: 0 K: 0 S: 3	H: 0 LOB: 0 BB: 0 P: 3	1B: 6 2B: 2 3B: 0 HR: 1	SF: 0 SAC: 0 DP: 3 HBP: 0	WP: 0 PB: 0 SB: 0 CS: 1	PA: 36							
<b>PITCHER</b>	IP	WLS	BF	H	R	ER	SO	BB	IBB	HBP	BLK	WP	HR	S	P	ERA	WHIP										
Steve Carlton, L (1, 1) ERA: 5.21	5.2	L	26	8	4	1	3	3	0	0	0	0	0	29	41	1.59	1.941										
Bill Dawley, R (6, 1) ERA: 3.07	2.1		9	0	0	0	1	0	1	0	0	0	0	10	14	0.00	0.000										






Batter	1	2	3	4	5	6	7	8	9	AB	R	H	RBI	BB	SO	LOB	TOP										
<b>Kenny Williams, R</b> (1, 8) OBP: 0.053, SLG: 0.053	0-3 K	0-0 F9		0-3 K		0-3 K		4-0 BB		4	0	0	0	0	3	4	<b>Chicago White Sox @ Oakland Athletics</b> Oakland-Alameda County Coliseum, Oakland, CA Wed Sep 24 1986, 3:33 AM PDT Att: 5,306 - Unknown <a href="http://livebaseballscorecards.com">livebaseballscorecards.com</a>										
<b>Ron Hassey, L</b> (8, PH) OBP: 0.396, SLG: 0.475										0	0	0	0	1	0	0											
<b>Daryl Boston, L</b> (8, PR) OBP: 0.337, SLG: 0.407										0	0	0	0	0	0	0											
<b>Reid Nichols, R</b> (1, 7) OBP: 0.276, SLG: 0.239	4-0 BB		0-0 F4	0-0 L5		0-0 1B		0-0 1B		3	1	1	0	1	0	2											
<b>Jerry Hairston, S</b> (8, PH) OBP: 0.349, SLG: 0.386										1	0	1	0	0	0	0											
<b>John Cangelosi, S</b> (8, 7) OBP: 0.351, SLG: 0.303	2B BB					1-2 1B		1-2 2-3 1B		0	0	0	0	0	0	0											
<b>Harold Baines, L</b> (1, 9) OBP: 0.338, SLG: 0.463	1B 2B		0-0 F8		0-0 E3 F8 1B	0-0 F7			0-0 6-3	5	1	1	1	0	0	2											
<b>Ivan Calderon, R</b> (1, 10) OBP: 0.293, SLG: 0.341	2H 1B		0-0 BB	1B	1-2 1B		0-0 L4		0-0 2B	5	0	4	1	0	0	0											
<b>Russ Morman, R</b> (1, 3) OBP: 0.327, SLG: 0.368	F2		0-0 BB	1B	0-0 F8	0-0 F9		0-0 F3		4	0	0	0	1	0	4											
<b>Tim Hulett, R</b> (1, 4) OBP: 0.282, SLG: 0.388	6-3		0-0 F4		0-3 K	0-0 5-3		0-3 K		5	0	0	0	0	2	6											
<b>Dave Cochrane, S</b> (1, 5) OBP: 0.277, SLG: 0.302		0-0 F8		4-0 SH BB	0-0 F8			0-0 4-3		3	0	0	0	1	0	2											
<b>Ozzie Guillen, L</b> (1, 6) OBP: 0.272, SLG: 0.322	0-3 K		0-0 SH		0-0 CS 1B			0-0 4-3		3	0	1	0	0	1	0											
<b>Ron Karkovice, R</b> (1, 2) OBP: 0.291, SLG: 0.410		4-0 BB		0-3 K		0-0 1B 1B		0-0 E7 1B		3	0	1	0	1	1	2											
<b>Inning Stats</b>	R: 2 E: 0 K: 1 S: 7	H: 2 LOB: 1 BB: 1 P: 11	R: 0 E: 0 K: 1 S: 5	H: 0 LOB: 1 BB: 1 P: 9	R: 0 E: 0 K: 0 S: 4	H: 1 LOB: 2 BB: 1 P: 8	R: 0 E: 1 K: 2 S: 8	H: 0 LOB: 0 BB: 1 P: 12	R: 0 E: 0 K: 1 S: 7	H: 3 LOB: 2 BB: 0 P: 7	R: 0 E: 0 K: 0 S: 3	H: 0 LOB: 0 BB: 0 P: 3	R: 0 E: 1 K: 0 S: 4	H: 1 LOB: 2 BB: 1 P: 8	R: 0 E: 0 K: 1 S: 6	H: 1 LOB: 1 BB: 0 P: 6	1B: 7 2B: 2 3B: 0 HR: 0	SF: 0 SAC: 1 DP: 0 HBP: 0	WP: 0 PB: 0 CS: 1	PA: 42							
<b>PITCHER</b>	IP	WLS	BF	H	R	ER	SO	BB	IBB	HBP	BLK	WP	HR	S	P	ERA	WHIP										
<b>Curt Young, L</b> (1, 1) ERA: 3.73	6.0		30	7	2	2	6	4	0	0	0	0	0	38	54	3.00	1.833										
<b>Steve Ontiveros, R</b> (7, 1) ERA: 4.29	1.2	W	7	0	0	0	0	1	0	0	0	0	0	6	10	0.00	0.600										
<b>Dave Vonohlen, L</b> (8, 1) ERA: 3.68	0.2		2	1	0	0	0	0	0	0	0	0	0	2	2	0.00	1.500										
<b>Jay Howell, R</b> (9, 1) ERA: 3.7	0.2	S	3	1	0	0	1	0	0	0	0	0	0	5	5	0.00	1.500										
Batter	1	2	3	4	5	6	7	8	9	AB	R	H	RBI	BB	SO	LOB	BOTTOM										
<b>Mike Davis, L</b> (1, 9) OBP: 0.315, SLG: 0.456	0-0 F7		0-0 F9			0-3 K	0-0 1-3			4	0	0	0	0	1	0	<b>Chicago White Sox @ Oakland Athletics</b> Oakland-Alameda County Coliseum, Oakland, CA Wed Sep 24 1986, 3:33 AM PDT Att: 5,306 - Unknown <a href="http://livebaseballscorecards.com">livebaseballscorecards.com</a>										
<b>Dwayne Murphy, L</b> (1, 8) OBP: 0.397, SLG: 0.382	0-0 3-1			0-0 F7		4-0 FC5-4 BB		4-0 FC5-4 BB		2	0	0	0	2	0	0											
<b>Carney Lansford, R</b> (1, 5) OBP: 0.335, SLG: 0.429	0-0 F8				HR	0-0 FC5-4 S		0-0 FC5-4 1-2		4	1	1	1	0	0	2											
<b>Dave Kingman, R</b> (1, 10) OBP: 0.260, SLG: 0.443		0-0 5-3		0-0 HR		4-0 BB		0-0 F6		3	1	1	1	1	0	1											
<b>Rob Nelson, L</b> (1, 3) OBP: 0.300, SLG: 0.333		4-0 BB		0-3 K		0-3 K		0-0 F9		2	0	0	0	1	2	2											
<b>Mike Gallego, R</b> (8, 4) OBP: 0.231, SLG: 0.200										1	0	0	0	0	0	1											
<b>Jose Canseco, R</b> (1, 7) OBP: 0.323, SLG: 0.469		0-3 K		0-3 K			4-0 G1-6-3 HR BB			2	1	0	0	1	2	1											
<b>Donnie Hill, S</b> (1, 4) OBP: 0.332, SLG: 0.381		0-0 F6			4-0 G4-6-3 BB		0-0 G1-6-3 1-2			2	0	0	0	1	0	2											
<b>Mickey Tettleton, S</b> (1, 2) OBP: 0.328, SLG: 0.405			0-0 G3		0-0 F7		0-0 F8			3	0	0	0	0	0	2											
<b>Alfredo Griffin, S</b> (1, 6) OBP: 0.319, SLG: 0.355			0-0 4-3		0-0 G4-6-3 1-2		0-0 2H HR			3	1	1	2	0	0	1											
<b>Inning Stats</b>	R: 0 E: 0 K: 0 S: 3	H: 0 LOB: 0 BB: 0 P: 3	R: 0 E: 0 K: 1 S: 5	H: 0 LOB: 1 BB: 1 P: 9	R: 0 E: 0 K: 0 S: 3	H: 0 LOB: 0 BB: 0 P: 3	R: 2 E: 0 K: 2 S: 9	H: 2 LOB: 0 BB: 0 P: 9	R: 0 E: 0 K: 0 S: 2	H: 0 LOB: 0 BB: 1 P: 6	R: 0 E: 0 K: 2 S: 7	H: 0 LOB: 2 BB: 2 P: 15	R: 2 E: 0 K: 0 S: 4	H: 1 LOB: 1 BB: 1 P: 8	R: 0 E: 0 K: 0 S: 3	H: 0 LOB: 1 BB: 1 P: 7	1B: 0 2B: 0 3B: 0 HR: 3	SF: 0 SAC: 0 DP: 1 HBP: 0	WP: 0 PB: 0 CS: 0	PA: 32							
<b>PITCHER</b>	IP	WLS	BF	H	R	ER	SO	BB	IBB	HBP	BLK	WP	HR	S	P	ERA	WHIP										
<b>Joe Cowley, R</b> (1, 1) ERA: 3.95	6.2	L	27	3	4	4	5	5	0	0	0	0	0	32	52	5.40	1.200										
<b>Ray Searge, L</b> (7, 1) ERA: 3.35	1.1		5	0	0	0	0	1	0	0	0	0	0	4	8	0.00	0.750										




Batter	1	2	3	4	5	6	7	8	9	AB	R	H	RBI	BB	SO	LOB	TOP
Steve Lombardozzi, R (1.4) OBP: 0.303, SLG: 0.338	0-3 K			0-0 5-3		0-3 K			4-0 G3 HR BB	3	0	0	0	0	2	2	<b>Minnesota Twins @ Chicago White Sox</b> Comiskey Park, Chicago, IL Sat Sep 27 1986, 4:33 AM EDT Unknown <a href="http://livebaseballscorecards.com">livebaseballscorecards.com</a>
Al Woods, L (9, PH) OBP: 0.336, SLG: 0.500	0-0 F9			0-0 1-3		0-3 K			0-0 G3	4	0	0	0	0	1	3	
Ron Washington, R (9, PR) OBP: 0.266, SLG: 0.450	0-0 F8			0-3 K					0-0 HR	4	1	1	2	0	2	0	
Randy Bush, L (1.7) OBP: 0.336, SLG: 0.404	0-0 F9			0-0 1-3		0-3 K			0-0 G3	4	0	0	0	0	1	3	
Kirby Puckett, R (1.8) OBP: 0.368, SLG: 0.536	0-0 F8			0-3 K					0-0 HR	4	1	1	2	0	2	0	
Gary Gaetti, R (1.5) OBP: 0.341, SLG: 0.518		0-3 K		0-0 5-3		0-0 F8			0-3 K	4	0	0	0	0	2	1	
Roy Smalley, S (1.10) OBP: 0.339, SLG: 0.443		0-3 K		0-0 F6		0-0 F5				3	0	0	0	0	1	0	
Tom Brunansky, R (1.9) OBP: 0.317, SLG: 0.430		0-0 F8		0-3 K					0-0 B1-3	3	0	0	0	0	1	0	
Mickey Hatcher, R (1.3) OBP: 0.314, SLG: 0.351			0-0 5-3		0-0 F9				0-0 6-3	3	0	0	0	0	0	0	
Jeff Reed, L (1.2) OBP: 0.319, SLG: 0.338			0-0 F8		0-0 1B 1B				0-0 6-3	3	0	1	0	0	0	0	
Greg Gagne, R (1.6) OBP: 0.292, SLG: 0.365			0-3 K		0-0 1B 1B				0-0 F7	3	0	1	0	0	1	0	
<b>Inning Stats</b>	R: 0 E: 0 K: 1 S: 5	H: 0 LOB: 0 BB: 0 P: 5	R: 0 E: 0 K: 2 S: 7	H: 0 LOB: 0 BB: 0 P: 7	R: 0 E: 0 K: 1 S: 5	H: 0 LOB: 0 BB: 0 P: 5	R: 0 E: 0 K: 1 S: 5	H: 2 LOB: 2 BB: 0 P: 9	R: 0 E: 0 K: 0 S: 3	H: 0 LOB: 0 BB: 0 P: 3	R: 0 E: 0 K: 0 S: 3	H: 0 LOB: 0 BB: 0 P: 3	R: 2 E: 0 K: 1 S: 6	H: 1 LOB: 1 BB: 1 P: 10	1B: 2 2B: 0 3B: 0 HR: 1	SF: 0 SAC: 0 DP: 0 HBP: 0	WP: 0 PA: 31 CS: 0
<b>PITCHER</b> Jose DeLeon, R (1.1) ERA: 3.97	IP: 9.0 WLS: W BF: 31 H: 3 R: 2 ER: 2 SO: 10 BB: 1 IBB: 0 HBP: 0 BLK: 0 WP: 0 HR: 1 S: 50 P: 54 ERA: 2.00 WHIP: 0.444																

Batter	1	2	3	4	5	6	7	8	9	AB	R	H	RBI	BB	SO	LOB	BOTTOM
John Cangelosi, S (1.8) OBP: 0.350, SLG: 0.301	0-0 6-3		4-0 2B 3-1 BB	0-0 5-3			0-0 6-3			3	1	0	0	1	0	0	<b>Minnesota Twins @ Chicago White Sox</b> Comiskey Park, Chicago, IL Sat Sep 27 1986, 4:33 AM EDT Unknown <a href="http://livebaseballscorecards.com">livebaseballscorecards.com</a>
Reid Nichols, R (1.7) OBP: 0.277, SLG: 0.248	0-0 5-3		0-0 3-1 1-3 2B	0-0 3-1		0-0 F4				4	0	1	0	0	0	0	
Harold Baines, L (1.9) OBP: 0.338, SLG: 0.465	0-0 2B		0-0 3-1 2-3 3-H	0-3 K		0-0 F4			0-0 HR	2	0	1	1	0	0	1	
Kenny Williams, R (6, PH) OBP: 0.095, SLG: 0.238	0-0 2B		0-0 3-1 2-3 3-H	0-3 K		0-0 F4			0-0 G5-4-3 1B	2	1	1	1	0	1	0	
Russ Morman, R (1.3) OBP: 0.326, SLG: 0.365	0-3 K		0-0 FC5-2-6 2B	0-0 F4		0-0 F4			0-0 G5-4-3 1B	4	1	1	0	0	1	2	
Ron Hassey, L (1.2) OBP: 0.399, SLG: 0.478		0-0 4-3	0-0 1-H HR 2B	0-0 1B		0-0 1B			0-0 F4	4	1	2	1	0	0	1	
Jerry Hairston, S (1.10) OBP: 0.352, SLG: 0.404		0-0 1B 1B	0-0 2-H HR	0-0 1B 1B		0-0 F7			0-0 G5-4-3 1-2	4	1	2	2	0	0	1	
Tim Hulett, R (1.4) OBP: 0.265, SLG: 0.389		0-0 1B 1B	0-0 1B 1B	0-0 1B 1B		0-0 5-3			0-0 G5-4-3 1-2	3	0	2	0	0	0	0	
Dave Cochrane, S (1.5) OBP: 0.260, SLG: 0.283		0-3 K	0-0 5-3	0-0 4-3		0-0 4-3			0-0 G3	3	0	0	0	0	1	3	
Ozzie Guillen, L (1.6) OBP: 0.271, SLG: 0.320		0-0 4-3		0-0 F7					0-0 G3	3	0	0	0	0	0	2	
<b>Inning Stats</b>	R: 0 E: 0 K: 1 S: 6	H: 1 LOB: 1 BB: 0 P: 6	R: 0 E: 0 K: 1 S: 7	H: 2 LOB: 2 BB: 0 P: 7	R: 4 E: 0 K: 0 S: 7	H: 4 LOB: 1 BB: 1 P: 11	R: 0 E: 0 K: 0 S: 3	H: 0 LOB: 0 BB: 0 P: 3	R: 0 E: 0 K: 0 S: 3	H: 0 LOB: 0 BB: 0 P: 3	R: 0 E: 0 K: 0 S: 3	H: 0 LOB: 0 BB: 0 P: 3	R: 1 E: 0 K: 0 S: 4	H: 2 LOB: 0 BB: 0 P: 4	1B: 5 2B: 3 3B: 0 HR: 2	SF: 0 SAC: 0 DP: 1 HBP: 0	WP: 0 PA: 33 CS: 0
<b>PITCHER</b> Neal Heaton, L (1.1) ERA: 4.04	IP: 8.0 WLS: L BF: 33 H: 10 R: 5 ER: 5 SO: 3 BB: 1 IBB: 0 HBP: 0 BLK: 0 WP: 0 HR: 2 S: 38 P: 42 ERA: 5.62 WHIP: 1.375																



Batter	1	2	3	4	5	6	7	8	9	AB	R	H	RBI	BB	SO	LOB	TOP								
Mark Davidson, R (1, 8) OBP: 0.186, SLG: 0.164	0-3 K		0-3 K			0-0 F7		0-0 1B	0-3 K	5	0	1	0	0	3	3	<b>Minnesota Twins @ Chicago White Sox</b> Comiskey Park, Chicago, IL Sat Sep 27 1986, 8:05 PM EDT Att: 14,148 - Unknown  livebaseballscores.com  <b>AB 35</b> <b>R 3</b> <b>H 8</b> <b>RBI 3</b> <b>BB 2</b> <b>SO 10</b> <b>LOB 16</b> 								
Ron Washington, R (1, 4) OBP: 0.250, SLG: 0.422	0-0 4-3		0-3 K			0-0 6-3		0-0 F9		4	0	0	0	0	1	3									
Randy Bush, L (1, 9) OBP: 0.338, SLG: 0.408	0-0 2B		0-0 F6			0-3 K		0-0 1B		4	0	2	1	0	1	1									
Kent Hrbek, L (1, 3) OBP: 0.359, SLG: 0.491	0-0 G3			0-0 1-3			0-0 4-3	0-0 F8		4	0	0	0	0	0	3									
Gary Gaetti, R (1, 5) OBP: 0.342, SLG: 0.523		4-0 S BB		0-0 G3			0-0 6-3		0-0 HR	3	1	1	1	1	0	0									
Al Woods, L (1, 10) OBP: 0.333, SLG: 0.423		0-0 F8		0-3 K			0-0 F7		0-0 L1	4	0	0	0	0	1	1									
Billy Beane, R (1, 7) OBP: 0.250, SLG: 0.290		0-3 K			0-3 K			0-0 HR	0-0 FC5-4 2B	4	1	2	1	0	2	1									
Mark Salas, L (1, 2) OBP: 0.283, SLG: 0.385		0-0 F5			0-0 L4			0-0 1B	4-0 FC5-4 IBB	3	1	1	0	0	0	1									
Tom Brunansky, R (9, PH) OBP: 0.319, SLG: 0.430								0-0 1B		0	0	0	0	1	0	0									
Jeff Reed, L (9, 2) OBP: 0.319, SLG: 0.338								0-0 1B		0	0	0	0	0	0	0									
Alvaro Espinoza, R (1, 6) OBP: 0.167, SLG: 0.200								0-3 K	0-0 FC5-4	2	0	1	0	0	1	0									
Roy Smalley, S (8, PH) OBP: 0.336, SLG: 0.442									1-2 2-3	1	0	0	0	0	1	1									
Kirby Puckett, R (9, PH) OBP: 0.368, SLG: 0.536										1	0	0	0	0	0	2									
Greg Gagne, R (9, 6) OBP: 0.392, SLG: 0.365										0	0	0	0	0	0	0									
<b>Inning Stats</b>	R: 0 E: 0 K: 1 S: 6	H: 1 LOB: 1 BB: 0 P: 6	R: 0 E: 0 K: 1 S: 5	H: 0 LOB: 1 BB: 1 P: 9	R: 0 E: 0 K: 2 S: 8	H: 1 LOB: 0 BB: 0 P: 8	R: 0 E: 0 K: 1 S: 5	H: 0 LOB: 0 BB: 0 P: 5	R: 0 E: 0 K: 2 S: 7	H: 0 LOB: 0 BB: 0 P: 7	R: 0 E: 0 K: 0 S: 3	H: 0 LOB: 0 BB: 0 P: 3	R: 0 E: 0 K: 0 S: 3	H: 0 LOB: 0 BB: 0 P: 3	R: 2 E: 0 K: 1 S: 9	H: 4 LOB: 2 BB: 0 P: 9		R: 1 E: 0 K: 1 S: 7	H: 2 LOB: 2 BB: 1 P: 11	1B: 3 2B: 3 3B: 0 HR: 2	SF: 0 SAC: 0 DP: 0 HBP: 0	WP: 0 PB: 0 SB: 1 CS: 0	PA: 37		
<b>PITCHER</b>	IP	WLS	BF	H	R	ER	SO	BB	IBB	HBP	BLK	WP	HR	S	P	ERA	WHIP	<b>PITCHER</b>							
Richard Dotson, R (1, 1) ERA: 5.24	7.1		28	5	2	2	9	1	0	0	0	0	1	45	49	2.46	0.818								
Bobby Thigpen, R (8, 1) ERA: 1.41	1.0		6	3	1	1	0	0	0	0	0	0	1	6	6	9.00	3.000								
Ray Searage, L (9, 1) ERA: 3.35	0.0	W	1	0	0	0	0	0	1	0	0	0	0	4	4	∞	∞								
Dave Schmidt, R (9, 1) ERA: 3.29	0.2		2	0	0	0	1	0	0	0	0	0	0	4	4	0.00	0.000								

Batter	1	2	3	4	5	6	7	8	9	AB	R	H	RBI	BB	SO	LOB	BOTTOM									
John Cangelosi, S (1, 8) OBP: 0.351, SLG: 0.303	0-0 1-3		0-0 CS 1B		0-0 B2			0-0 CS 1B		4	0	2	2	0	0	1	<b>Minnesota Twins @ Chicago White Sox</b> Comiskey Park, Chicago, IL Sat Sep 27 1986, 8:05 PM EDT Att: 14,148 - Unknown  livebaseballscores.com  <b>AB 34</b> <b>R 4</b> <b>H 12</b> <b>RBI 4</b> <b>BB 1</b> <b>SO 4</b> <b>LOB 11</b> 									
Kenny Williams, R (1, 9) OBP: 0.160, SLG: 0.250	4-0 CS S BB		0-3 2H 3H K		0-0 G5-4-3 1B			0-0 F8		3	0	1	0	1	1	2										
Reid Nichols, R (1, 7) OBP: 0.269, SLG: 0.240	0-0 F7		0-0 F7		0-0 G5-4-3			0-0 F6		4	0	0	0	0	0	3										
Jerry Hairston, S (1, 3) OBP: 0.350, SLG: 0.416		0-0 HR		0-0 F2		0-0 5-3		0-0 4-3		4	1	1	1	0	0	0										
Carlton Fisk, R (1, 10) OBP: 0.261, SLG: 0.329		0-0 F7		0-0 1B		0-0 5-3		0-0 G3 1B		4	0	2	0	0	0	0										
Daryl Boston, L (9, PR) OBP: 0.337, SLG: 0.407								0-0 1B		0	1	0	0	0	0	0										
Tim Lincecum, R (1, 4) OBP: 0.284, SLG: 0.388	0-3 K		0-0 F9		0-0 F8			0-0 1B G3		4	0	1	0	0	1	1										
Dave Cochrane, S (1, 5) OBP: 0.264, SLG: 0.286		0-0 6-3						0-0 1B		3	0	1	0	0	1	0										
Ron Hassey, L (9, PH) OBP: 0.398, SLG: 0.477								1-2 2-3		1	0	0	0	0	0	2										
Ozzie Guillen, L (1, 6) OBP: 0.272, SLG: 0.322			0-0 1B 1B		0-0 1-3		0-0 5-3		0-0 1B	4	1	2	1	0	0	2										
Ron Karkovics, R (1, 2) OBP: 0.303, SLG: 0.420			0-0 1B 1B		0-0 1B		0-3 K		0-0 1B	3	1	2	0	0	1	0										
<b>Inning Stats</b>	R: 0 E: 0 K: 0 S: 2	H: 0 LOB: 0 BB: 1 P: 6	R: 1 E: 0 K: 1 S: 6	H: 1 LOB: 0 BB: 0 P: 6	R: 2 E: 0 K: 1 S: 7	H: 3 LOB: 0 BB: 0 P: 7	R: 0 E: 0 K: 0 S: 5	H: 2 LOB: 2 BB: 0 P: 5	R: 0 E: 0 K: 0 S: 4	H: 2 LOB: 1 BB: 0 P: 4	R: 0 E: 0 K: 2 S: 3	H: 0 LOB: 0 BB: 0 P: 3	R: 0 E: 0 K: 0 S: 3	H: 1 LOB: 0 BB: 0 P: 3	R: 1 E: 0 K: 0 S: 5	H: 3 LOB: 2 BB: 0 P: 5		1B: 11 2B: 0 3B: 0 HR: 1	SF: 0 SAC: 0 DP: 1 HBP: 0	WP: 0 PB: 0 SB: 1 CS: 3	PA: 35					
<b>PITCHER</b>	IP	WLS	BF	H	R	ER	SO	BB	IBB	HBP	BLK	WP	HR	S	P	ERA		WHIP	<b>PITCHER</b>							
Allan Anderson, L (1, 1) ERA: 5.42	6.0		24	8	3	3	2	1	0	0	0	0	1	27	31	4.50		1.500								
Roy Lee Jackson, R (7, 1) ERA: 3.53	2.0		6	1	0	0	2	0	0	0	0	0	0	10	10	0.00		0.500								
Mark Portugal, R (9, 1) ERA: 4.42	0.2	L	5	3	1	1	0	0	0	0	0	0	0	5	5	13.50	4.500									



Batter	1	2	3	4	5	6	7	8	9	AB	R	H	RBI	BB	SO	LOB	TOP									
<b>Mark Davidson, R</b> OBP: 0.177, SLG: 0.155	L4		K		F3			SH3-4	SH2-3	3	0	0	1	0	1	2	<b>Minnesota Twins @ Chicago White Sox</b> Comiskey Park, Chicago, IL Sun Sep 28 1986, 4:33 AM EDT Att: 11,606 - Unknown									
<b>Mickey Hatcher, R</b> OBP: 0.316, SLG: 0.362	L4		F8		L9			BB WP	HR	5	1	2	2	0	0	2										
<b>Kirby Puckett, R</b> OBP: 0.368, SLG: 0.534	K				F8 1B			BB	K	4	1	1	0	1	2	0										
<b>Gary Gaetti, R</b> OBP: 0.344, SLG: 0.522					FC1-6			BB	K	4	0	2	1	1	1	0										
<b>Tim Laudner, R</b> OBP: 0.332, SLG: 0.441					F8			BB		3	0	0	0	0	1	3										
<b>Randy Bush, L</b> OBP: 0.338, SLG: 0.408					F8					0	0	0	0	0	0	0										
<b>Tom Brunansky, R</b> OBP: 0.318, SLG: 0.429					F8					1	0	0	0	0	1	3										
<b>Jeff Reed, L</b> OBP: 0.319, SLG: 0.338					F8					0	0	0	0	0	0	0										
<b>Kent Hrbek, L</b> OBP: 0.358, SLG: 0.491					FC1-6					4	0	1	1	0	0	4										
<b>Billy Beane, R</b> OBP: 0.250, SLG: 0.289					F9					4	1	1	0	0	2	2										
<b>Greg Gagne, R</b> OBP: 0.293, SLG: 0.369					F4					4	1	2	1	0	0	0										
<b>Alvaro Espinoza, R</b> OBP: 0.219, SLG: 0.226					SH1-3					1	1	1	0	1	0	0										
<b>Roy Smalley, S</b> OBP: 0.336, SLG: 0.442					SH1-3					0	1	0	0	1	0	0										
<b>Steve Lombardozzi, R</b> OBP: 0.303, SLG: 0.338					E4					0	0	0	0	0	0	0										
<b>Inning Stats</b>	R: 0 E: 0 K: 1 S: 5	H: 0 LOB: 0 BB: 0 P: 5	R: 0 E: 0 K: 1 S: 6	H: 2 LOB: 1 BB: 0 P: 6	R: 0 E: 0 K: 1 S: 6	H: 1 LOB: 1 BB: 0 P: 6	R: 1 E: 0 K: 0 S: 5	H: 2 LOB: 1 BB: 0 P: 5	R: 0 E: 1 K: 0 S: 4	H: 1 LOB: 1 BB: 0 P: 4	R: 0 E: 0 K: 1 S: 5	H: 0 LOB: 0 BB: 0 P: 5	R: 0 E: 0 K: 1 S: 5	H: 0 LOB: 0 BB: 0 P: 5	R: 1 E: 0 K: 1 S: 6	H: 1 LOB: 3 BB: 1 P: 18	R: 4 E: 0 K: 2 S: 10	H: 3 LOB: 0 BB: 1 P: 14	1B: 7 2B: 2 3B: 0 HR: 1	SF: 0 SAC: 3 DP: 0 HBP: 0	WP: 1 PB: 0 SB: 2 CS: 1	PA: 40				
<b>PITCHER</b>	IP	WLS	BF	H	R	ER	SO	BB	IBB	HBP	BLK	WP	HR	S	P	ERA	WHIP									
<b>Floyd Bannister, L</b>	(1, 1)	7.1	L	28	6	2	2	5	1	0	0	0	0	0	37	41	2.46	0.955								
<b>Gene Nelson, R</b>	(8, 1)	0.0		3	1	0	0	0	1	1	0	0	1	0	1	9	∞	∞								
<b>Ray Seearge, L</b>	(8, 1)	0.2		2	0	0	0	1	0	0	0	0	0	0	4	4	0.00	0.000								
<b>Bill Dawley, R</b>	(9, 1)	1.0		7	3	4	4	2	1	0	0	0	0	1	10	14	36.00	4.000								

Batter	1	2	3	4	5	6	7	8	9	AB	R	H	RBI	BB	SO	LOB	BOTTOM								
<b>John Cangelosi, S</b> OBP: 0.348, SLG: 0.300	F7		4-3		FC1-5		4-3			4	0	0	0	0	0	3	<b>Minnesota Twins @ Chicago White Sox</b> Comiskey Park, Chicago, IL Sun Sep 28 1986, 4:33 AM EDT Att: 11,606 - Unknown								
<b>Daryl Boston, L</b> OBP: 0.335, SLG: 0.409	4-3		F5		G4-6-3			K		4	1	1	0	0	1	2									
<b>Jerry Hairston, S</b> OBP: 0.344, SLG: 0.408	4-3		F7		F7			1-3		4	0	0	0	0	0	1									
<b>Ron Hassey, L</b> OBP: 0.402, SLG: 0.477					F7					2	0	1	1	2	0	0									
<b>Kenny Williams, R</b> OBP: 0.180, SLG: 0.250					F7					0	0	0	0	0	0	0									
<b>Steve Lyons, L</b> OBP: 0.285, SLG: 0.310	F8				BB			F7		3	0	0	0	1	0	3									
<b>Ozzie Guillen, L</b> OBP: 0.270, SLG: 0.319			4-3		L9			F7		4	0	0	0	0	0	2									
<b>Tim Hulett, R</b> OBP: 0.286, SLG: 0.389					5-3					4	0	2	0	0	1	1									
<b>Jack Perconte, L</b> OBP: 0.328, SLG: 0.241					E9					3	0	1	0	1	0	1									
<b>Ron Karkovics, R</b> OBP: 0.304, SLG: 0.417					FC1-5					3	0	1	0	0	0	3									
<b>Carlton Fisk, R</b> OBP: 0.280, SLG: 0.328					1-3					1	0	0	0	0	0	1									
<b>Inning Stats</b>	R: 1 E: 0 K: 0 S: 5	H: 2 LOB: 1 BB: 0 P: 5	R: 0 E: 0 K: 0 S: 4	H: 1 LOB: 1 BB: 0 P: 4	R: 0 E: 0 K: 0 S: 3	H: 0 LOB: 0 BB: 0 P: 3	R: 0 E: 0 K: 0 S: 3	H: 0 LOB: 1 BB: 1 P: 7	R: 0 E: 1 K: 0 S: 4	H: 1 LOB: 1 BB: 0 P: 4	R: 0 E: 0 K: 0 S: 3	H: 0 LOB: 1 BB: 1 P: 7	R: 0 E: 0 K: 1 S: 5	H: 2 LOB: 1 BB: 0 P: 4	R: 0 E: 0 K: 1 S: 5	H: 0 LOB: 1 BB: 1 P: 9	R: 0 E: 0 K: 1 S: 5	H: 0 LOB: 1 BB: 1 P: 9	1B: 5 2B: 1 3B: 0 HR: 0	SF: 0 SAC: 0 DP: 2 HBP: 0	WP: 0 PB: 0 SB: 0 CS: 0	PA: 36			
<b>PITCHER</b>	IP	WLS	BF	H	R	ER	SO	BB	IBB	HBP	BLK	WP	HR	S	P	ERA	WHIP								
<b>Mike Smithson, R</b>	(1, 1)	7.2		31	6	1	1	1	3	0	0	0	0	30	42	1.17	1.174								
<b>George Frazier, R</b>	(8, 1)	1.1	S	5	0	0	0	1	1	0	0	0	0	6	10	0.00	0.750								






Batter	1	2	3	4	5	6	7	8	9	10	AB	R	H	RBI	BB	SO	LOB					
<b>John Moses, S</b> OBP: 0.313, SLG: 0.340 (1, 8)	5-3		F7			F8		3B 2B		F8	5	1	1	0	0	0	0					
<b>Phil Bradley, R</b> OBP: 0.405, SLG: 0.447 (1, 7)	E6 3B			4-3		F8		K		4-3	5	1	1	0	0	1	2					
<b>Danny Tartabull, R</b> OBP: 0.349, SLG: 0.498 (1, 9)	K			5-3		FC5 1B		SF9 3B		K	5	1	2	2	0	2	0					
<b>Jim Presley, R</b> OBP: 0.307, SLG: 0.468 (1, 5)	6-3							SF9			3	0	2	1	0	0	0					
<b>Dave Valle, R</b> OBP: 0.388, SLG: 0.595 (1, 3)		F2									3	0	0	0	0	0	3					
<b>Alvin Davis, L</b> OBP: 0.375, SLG: 0.429 (8, PH)				F3		FC5		F7			1	0	0	0	0	0	0					
<b>Dave Hengel, R</b> OBP: 0.130, SLG: 0.111 (1, 10)		K				L4		F8			4	0	1	0	0	1	0					
<b>Bob Kearney, R</b> OBP: 0.285, SLG: 0.383 (1, 2)				5-3		E5		F8		SH3-4 1B	3	0	0	0	0	0	0					
<b>Rey Quinones, R</b> OBP: 0.274, SLG: 0.290 (1, 6)						F9		K		F8	4	0	0	0	0	1	2					
<b>Harold Reynolds, S</b> OBP: 0.276, SLG: 0.293 (1, 4)						F9				4-3	3	1	0	0	1	0	2					
<b>Inning Stats</b>	R: 1 E: 1 K: 1 S: 6	H: 1 LOB: 0 BB: 0 P: 6	R: 0 E: 0 K: 1 S: 5	H: 0 LOB: 0 BB: 0 P: 5	R: 0 E: 0 K: 0 S: 3	H: 0 LOB: 0 BB: 0 P: 3	R: 0 E: 0 K: 0 S: 4	H: 1 LOB: 1 BB: 0 P: 4	R: 0 E: 1 K: 0 S: 4	H: 0 LOB: 0 BB: 0 P: 4	R: 0 E: 0 K: 1 S: 5	H: 0 LOB: 0 BB: 0 P: 5	R: 0 E: 0 K: 1 S: 7	H: 2 LOB: 0 BB: 1 P: 11	R: 0 E: 0 K: 0 S: 4	H: 1 LOB: 1 BB: 0 P: 4	R: 0 E: 0 K: 1 S: 5	H: 0 LOB: 0 BB: 0 P: 5	1B: 4 2B: 1 3B: 2 HR: 0	SF: 1 SAC: 1 DP: 0 HBP: 0	WP: 0 PA: 39	
<b>PITCHER</b>	IP	WLS	BF	H	R	ER	SO	BB	IBB	HBP	BLK	WP	HR	S	P	ERA	WHIP					
<b>Steve Carlton, L</b> ERA: 5.1	(1, 1)	7.0		28	5	3	2	3	1	0	0	0	0	0	33	37	2.57	0.857				
<b>Bobby Thigpen, R</b> ERA: 1.99	(8, 1)	2.0	8	2	1	1	1	1	0	0	0	0	0	10	10	4.50	1.000					
<b>Dave Schmidt, R</b> ERA: 3.25	(10, 1)	1.0	W	3	0	0	0	1	0	0	0	0	0	5	5	0.00	0.000					

**Seattle Mariners @ Chicago White Sox**  
Comiskey Park, Chicago, IL  
Tue Sep 30 1986, 4:33 AM EDT  
Unknown


AB 36  
R 4  
H 7  
RBI 3  
BB 1  
SO 5  
LOB 9



Batter	1	2	3	4	5	6	7	8	9	10	AB	R	H	RBI	BB	SO	LOB				
<b>Daryl Boston, L</b> OBP: 0.329, SLG: 0.400 (1, 8)	4-3	G4-6-3						K			4	0	0	0	0	1	3				
<b>Reid Nichols, R</b> OBP: 0.278, SLG: 0.252 (9, PH)											2	0	2	2	0	0	0				
<b>Ozzie Guillen, L</b> OBP: 0.270, SLG: 0.318 (1, 6)	6-3		G3					1B			5	0	1	0	0	1	2				
<b>Steve Lyons, L</b> OBP: 0.289, SLG: 0.310 (1, 9)											3	1	1	0	1	0	1				
<b>Russ Morman, R</b> OBP: 0.330, SLG: 0.365 (9, PH)	G3		E4					F9			0	0	0	0	1	0	0				
<b>Ron Hassey, L</b> OBP: 0.405, SLG: 0.489 (1, 2)											4	1	3	1	0	0	1				
<b>Kenny Williams, R</b> OBP: 0.160, SLG: 0.250 (8, PR)			4-3								0	0	0	0	0	0	0				
<b>Ron Karkovice, R</b> OBP: 0.301, SLG: 0.412 (9, 2)											1	0	0	0	0	1	3				
<b>Jerry Hairston, S</b> OBP: 0.349, SLG: 0.415 (1, 3)		HR						1B			4	2	2	0	1	0	2				
<b>Carlton Fisk, R</b> OBP: 0.282, SLG: 0.329 (1, 10)											5	0	2	0	0	1	3				
<b>Tim Lincecum, R</b> OBP: 0.266, SLG: 0.388 (10, 5)											4	0	1	0	0	1	2				
<b>Dave Cochrane, S</b> OBP: 0.250, SLG: 0.269 (1, 5)											3	0	0	0	0	1	3				
<b>Jack Perconte, L</b> OBP: 0.333, SLG: 0.237 (9, PH)											1	1	0	0	1	0	2				
<b>John Cangelosi, S</b> OBP: 0.349, SLG: 0.298 (10, 8)											3	0	0	1	2	2	2				
<b>Inning Stats</b>	R: 0 E: 0 K: 0 S: 3	H: 3 LOB: 2 BB: 0 P: 7	R: 2 E: 2 K: 0 S: 7	H: 3 LOB: 2 BB: 0 P: 7	R: 0 E: 1 K: 0 S: 4	H: 1 LOB: 1 BB: 0 P: 4	R: 0 E: 0 K: 2 S: 7	H: 0 LOB: 0 BB: 0 P: 7	R: 0 E: 0 K: 1 S: 5	H: 0 LOB: 0 BB: 0 P: 5	R: 0 E: 0 K: 1 S: 5	H: 0 LOB: 0 BB: 0 P: 5	R: 0 E: 0 K: 1 S: 7	H: 2 LOB: 3 BB: 1 P: 11	R: 1 E: 0 K: 2 S: 8	H: 2 LOB: 3 BB: 3 P: 20	R: 1 E: 0 K: 0 S: 5	H: 3 LOB: 3 BB: 1 P: 9	1B: 10 2B: 1 3B: 0 HR: 1	SF: 0 SAC: 1 DP: 2 HBP: 0	WP: 0 PA: 46
<b>PITCHER</b>	IP	WLS	BF	H	R	ER	SO	BB	IBB	HBP	BLK	WP	HR	S	P	ERA	WHIP				
<b>Mike Moore, R</b> ERA: 4.29	(1, 1)	8.1		35	8	4	3	6	2	1	0	0	0	44	56	3.24	1.200				
<b>Matt Young, L</b> ERA: 3.88	(9, 1)	0.1	3	1	0	0	1	1	0	0	0	0	0	4	8	0.00	6.000				
<b>Pete Ladd, R</b> ERA: 3.84	(9, 1)	0.2	L	5	2	1	1	1	1	0	0	0	0	6	10	13.50	4.500				
<b>Lee Guetterman, L</b> ERA: 7.34	(10, 1)	0.1	2	0	0	0	0	1	0	0	0	0	0	1	5	0.00	3.000				
<b>Ed Nunez, R</b> ERA: 5.4	(10, 1)	0.0	1	1	0	0	0	0	0	0	0	0	0	1	1	∞	∞				

**Seattle Mariners @ Chicago White Sox**  
Comiskey Park, Chicago, IL  
Tue Sep 30 1986, 4:33 AM EDT  
Unknown

AB 39  
R 5  
H 12  
RBI 4  
BB 6  
SO 8  
LOB 24





Batter	1	2	3	4	5	6	7	8	9	AB	R	H	RBI	BB	SO	LOB	TOP				
<b>John Moses, S</b> OBP: 0.317, SLG: 0.342 (1, 8)										4	1	2	1	1	0	1					
<b>Scott Bradley, L</b> OBP: 0.354, SLG: 0.444 (1, 2)										2	0	1	0	1	0	0					
<b>Dave Valle, R</b> OBP: 0.380, SLG: 0.581 (7, PH) (7, 2)										1	0	0	0	0	0	1					
<b>Jim Presley, R</b> OBP: 0.305, SLG: 0.464 (1, 5)										4	0	0	0	0	3	4					
<b>Ken Phelps, L</b> OBP: 0.412, SLG: 0.534 (1, 3)										2	1	0	0	2	1	2					
<b>Alvin Davis, L</b> OBP: 0.374, SLG: 0.430 (1, 10)										3	0	1	2	0	2	0					
<b>Danny Tartabull, R</b> OBP: 0.348, SLG: 0.496 (1, 9)										4	1	1	0	0	2	3					
<b>Dave Hengel, R</b> OBP: 0.140, SLG: 0.143 (1, 7)										4	0	1	0	0	1	1					
<b>Domingo Ramos, R</b> OBP: 0.252, SLG: 0.204 (1, 6)										3	1	0	0	1	1	3					
<b>Harold Reynolds, S</b> OBP: 0.275, SLG: 0.292 (1, 4)										2	0	0	0	0	1	0					
<b>Phil Bradley, R</b> OBP: 0.404, SLG: 0.446 (9, PH)										1	0	0	1	0	0	1					
<b>Inning Stats</b>	R: 1 E: 0 K: 1 S: 6	H: 1 LOB: 2 BB: 2 P: 14	R: 0 E: 0 K: 0 S: 3	H: 0 LOB: 0 BB: 0 P: 3	R: 0 E: 0 K: 0 S: 3	H: 0 LOB: 0 BB: 0 P: 3	R: 1 E: 0 K: 3 S: 10	H: 1 LOB: 1 BB: 1 P: 14	R: 0 E: 0 K: 2 S: 7	H: 0 LOB: 0 BB: 0 P: 7	R: 1 E: 0 K: 0 S: 3	H: 1 LOB: 0 BB: 1 P: 7	R: 0 E: 0 K: 2 S: 7	H: 0 LOB: 0 BB: 0 P: 7	R: 1 E: 0 K: 0 S: 5	H: 2 LOB: 1 BB: 0 P: 5	1B: 4 2B: 2 3B: 0 HR: 0	SF: 1 SAC: 1 DP: 1 HBP: 0	WP: 0 PB: 0 SB: 0 CS: 0	PA: 37	
<b>PITCHER</b>	IP	WLS	BF	H	R	ER	SO	BB	IBB	HBP	BLK	WP	HR	S	P	ERA	WHIP				
<b>Joe Cowley, R</b> ERA: 3.97 (1, 1)	6.1		28	4	3	3	9	5	0	0	0	0	0	41	61	4.26	1.421				
<b>Ray Seearge, L</b> ERA: 3.39 (7, 1)	1.2	W	6	2	1	1	2	0	0	0	0	0	0	10	10	5.40	1.200				
<b>Dave Schmidt, R</b> ERA: 3.22 (9, 1)	1.0	S	3	0	0	0	0	0	0	0	0	0	0	3	3	0.00	0.000				

Seattle Mariners @ Chicago White Sox  
Comiskey Park, Chicago, IL  
Tue Sep 30 1986, 8:05 PM EDT  
Att: 8,528 - Unknown

AB 30  
R 4  
H 6  
RBI 4  
BB 5  
SO 11  
LOB 16



Batter	1	2	3	4	5	6	7	8	9	AB	R	H	RBI	BB	SO	LOB	BOTTOM				
<b>Steve Lyons, L</b> OBP: 0.288, SLG: 0.309 (1, 8)										4	1	1	0	0	0	0					
<b>Ozzie Guillen, L</b> OBP: 0.270, SLG: 0.317 (1, 6)										2	1	0	0	1	0	0					
<b>Ron Hassey, L</b> OBP: 0.409, SLG: 0.491 (1, 10)										3	1	2	0	0	0	1					
<b>Jerry Hairston, S</b> OBP: 0.356, SLG: 0.423 (1, 3)										3	1	2	1	1	0	1					
<b>Carlton Fisk, R</b> OBP: 0.263, SLG: 0.333 (1, 7)										4	0	2	2	0	0	3					
<b>John Cangelosi, S</b> OBP: 0.349, SLG: 0.298 (8, 7)										0	0	0	0	0	0	0					
<b>Reid Nichols, R</b> OBP: 0.279, SLG: 0.276 (1, 9)										4	1	1	1	0	1	3					
<b>Tim Hulett, R</b> OBP: 0.284, SLG: 0.385 (1, 5)										4	0	0	0	0	0	0					
<b>Jack Perconte, L</b> OBP: 0.329, SLG: 0.238 (1, 4)										4	0	1	0	0	0	0					
<b>Ron Karkovics, R</b> OBP: 0.289, SLG: 0.393 (1, 2)										4	0	0	0	0	0	1					
<b>Inning Stats</b>	R: 1 E: 0 K: 0 S: 5	H: 2 LOB: 2 BB: 1 P: 9	R: 0 E: 0 K: 0 S: 3	H: 0 LOB: 0 BB: 0 P: 3	R: 2 E: 0 K: 0 S: 6	H: 3 LOB: 1 BB: 0 P: 6	R: 0 E: 0 K: 0 S: 3	H: 0 LOB: 0 BB: 0 P: 3	R: 0 E: 0 K: 1 S: 6	H: 1 LOB: 1 BB: 0 P: 6	R: 1 E: 0 K: 0 S: 4	H: 1 LOB: 1 BB: 1 P: 8	R: 0 E: 0 K: 0 S: 4	H: 1 LOB: 0 BB: 0 P: 4	1B: 6 2B: 2 3B: 0 HR: 1	SF: 0 SAC: 1 DP: 0 HBP: 1	WP: 0 PB: 1 SB: 0 CS: 0	PA: 36			
<b>PITCHER</b>	IP	WLS	BF	H	R	ER	SO	BB	IBB	HBP	BLK	WP	HR	S	P	ERA	WHIP				
<b>Bill Swift, R</b> ERA: 5.46 (1, 1)	8.0	L	36	9	5	4	1	1	1	1	0	0	1	35	44	4.50	1.250				

Seattle Mariners @ Chicago White Sox  
Comiskey Park, Chicago, IL  
Tue Sep 30 1986, 8:05 PM EDT  
Att: 8,528 - Unknown

AB 32  
R 5  
H 9  
RBI 4  
BB 2  
SO 1  
LOB 9





Batter	1	2	3	4	5	6	7	8	9	AB	R	H	RBI	BB	SO	LOB	TOP										
<b>John Moses, S</b> OBP: 0.316, SLG: 0.339 (1, 8)	1-3		4-3			1B BB	F9			3	0	0	0	1	0	3											
<b>Scott Bradley, L</b> OBP: 0.352, SLG: 0.441 (1, 2)	1-3			G3		1-2 1B		1-3		4	0	1	0	0	0	0											
<b>Danny Tartabull, R</b> OBP: 0.348, SLG: 0.494 (1, 9)	1B			6-3		F3		K		4	0	1	0	0	1	2											
<b>Ken Phelps, L</b> OBP: 0.408, SLG: 0.528 (1, 3)	F4			K		K		F7		4	0	0	0	0	2	3											
<b>Jim Prestley, R</b> OBP: 0.305, SLG: 0.462 (1, 5)		4-0 CS BB			6-3	FC6-4 1-2			K	3	0	0	0	1	1	2											
<b>Alvin Davis, L</b> OBP: 0.376, SLG: 0.430 (1, 10)		0-3 1-2							K	2	1	1	0	1	1	1											
<b>Ross Jones, R</b> OBP: 0.111, SLG: 0.111 (7, PR)	K				G5-6-3 1B BB		SH1-4 1B		K	1	0	0	0	0	1	0											
<b>Dave Hengel, R</b> OBP: 0.167, SLG: 0.170 (1, 7)		6-3			G5-6-3 1-2		SH1-4 1B		1B	4	0	2	0	0	0	1											
<b>Rey Quinones, R</b> OBP: 0.276, SLG: 0.291 (9, PH)							SH1-4			2	0	1	1	0	1	0											
<b>Dave Valle, R</b> OBP: 0.392, SLG: 0.591 (9, PH)				K						1	0	1	0	0	0	0											
<b>Harold Reynolds, S</b> OBP: 0.274, SLG: 0.291 (1, 4)										2	0	0	0	0	1	1											
<b>Phil Bradley, R</b> OBP: 0.404, SLG: 0.445 (7, PH)				K						1	0	0	0	0	1	3											
<b>Domingo Ramos, R</b> OBP: 0.250, SLG: 0.202 (7, 4)						F7			6-3	1	0	0	0	0	0	2											
<b>Inning Stats</b>	R: 0 E: 0 K: 0 S: 4	H: 1 LOB: 1 BB: 0 P: 4	R: 0 E: 0 K: 1 S: 4	H: 0 LOB: 0 BB: 1 P: 8	R: 0 E: 0 K: 2 S: 7	H: 0 LOB: 0 BB: 0 P: 7	R: 0 E: 0 K: 1 S: 5	H: 0 LOB: 0 BB: 0 P: 5	R: 1 E: 0 K: 0 S: 4	H: 1 LOB: 1 BB: 1 P: 8	R: 0 E: 0 K: 1 S: 6	H: 1 LOB: 2 BB: 1 P: 10	R: 0 E: 0 K: 1 S: 7	H: 2 LOB: 2 BB: 0 P: 7	R: 0 E: 0 K: 2 S: 5	H: 2 LOB: 0 BB: 0 P: 9	R: 0 E: 0 K: 2 S: 9	H: 2 LOB: 2 BB: 0 P: 9	1B: 7 2B: 1 3B: 0 HR: 0	SF: 0 SAC: 1 DP: 1 HBP: 0	WP: 0 PB: 0 SB: 0 CS: 1	PA: 36					
<b>PITCHER</b>	IP	WLS	BF	H	R	ER	SO	BB	IBB	HBP	BLK	WP	HR	S	P	ERA	WHIP										
<b>Neil Allen, R</b> ERA: 3.82 (1, 1)	5.0		18	2	1	1	4	2	0	0	0	0	0	24	32	1.80	0.800										
<b>Bob James, R</b> ERA: 5.25 (6, 1)	1.0	W	5	1	0	0	1	1	0	0	0	0	0	6	10	0.00	2.000										
<b>Bill Dawley, R</b> ERA: 3.32 (7, 1)	3.0	S	13	4	0	0	4	0	0	0	0	0	0	21	21	0.00	1.333										
<b>Bill Dawley, R</b> ERA: 3.32 (7, 1)	3.0	S	13	4	0	0	4	0	0	0	0	0	0	21	21	0.00	1.333										

**Seattle Mariners @ Chicago White Sox**  
Comiskey Park, Chicago, IL  
Wed Oct 01 1986, 8:05 PM EDT  
Att: 8,951 - Unknown

**AB 32**  
**R 1**  
**H 7**  
**RBI 1**  
**BB 3**  
**SO 9**  
**LOB 18**



Batter	1	2	3	4	5	6	7	8	9	AB	R	H	RBI	BB	SO	LOB	BOTTOM										
<b>Daryl Boston, L</b> OBP: 0.332, SLG: 0.399 (1, 8)	SH1-3 1B	1-3		F6			E BB			3	0	1	0	1	0	2											
<b>Ozzie Guillen, L</b> OBP: 0.289, SLG: 0.315 (1, 6)	SH1-3 1-2			K			E5 G1-6-3			3	0	0	0	0	2	1											
<b>Ron Hassey, L</b> OBP: 0.407, SLG: 0.486 (1, 10)	5-3			1B G3 BB		F6	G1-6-3 1-2			3	1	0	0	1	0	3											
<b>Jerry Hairston, S</b> OBP: 0.359, SLG: 0.419 (1, 3)		4-0 BB		G3		6-3		WP SH2-3 1B BB		2	1	0	0	2	0	1											
<b>Steve Lyons, L</b> OBP: 0.288, SLG: 0.309 (1, 7)	F7			1B			F9		SH2-3 1-2	3	0	1	0	0	0	2											
<b>Reid Nichols, R</b> OBP: 0.292, SLG: 0.313 (1, 9)		6-3		1B				1B 2H		4	1	3	3	0	0	0											
<b>Tim Hulett, R</b> OBP: 0.262, SLG: 0.382 (1, 5)		K		K			K		F3	4	0	0	0	0	3	3											
<b>Jack Perconte, L</b> OBP: 0.351, SLG: 0.258 (1, 4)		2B BB			G5-4-3 1B		4-3		1-3 1B	3	0	2	0	1	0	0											
<b>Ron Karkovice, R</b> OBP: 0.293, SLG: 0.407 (1, 2)										2	0	1	0	0	0	1											
<b>Bill Dawley, R</b> OBP: 0.293, SLG: 0.407 (7, 1)				G5-4-3 1-2					5-3	2	0	0	0	0	0	2											
<b>Inning Stats</b>	R: 0 E: 0 K: 0 S: 4	H: 1 LOB: 2 BB: 1 P: 8	R: 0 E: 0 K: 1 S: 6	H: 1 LOB: 2 BB: 1 P: 10	R: 1 E: 0 K: 2 S: 9	H: 2 LOB: 1 BB: 1 P: 13	R: 0 E: 0 K: 0 S: 3	H: 1 LOB: 0 BB: 0 P: 3	R: 0 E: 0 K: 1 S: 5	H: 0 LOB: 0 BB: 0 P: 5	R: 1 E: 0 K: 1 S: 6	H: 1 LOB: 0 BB: 0 P: 6	R: 0 E: 1 K: 0 S: 3	H: 0 LOB: 1 BB: 1 P: 7	R: 0 E: 0 K: 0 S: 5	H: 2 LOB: 2 BB: 1 P: 9	R: 1 E: 0 K: 0 S: 5	H: 2 LOB: 2 BB: 1 P: 9	1B: 6 2B: 1 3B: 0 HR: 1	SF: 0 SAC: 2 DP: 2 HBP: 0	WP: 1 PB: 0 SB: 0 CS: 0	PA: 36					
<b>PITCHER</b>	IP	WLS	BF	H	R	ER	SO	BB	IBB	HBP	BLK	WP	HR	S	P	ERA	WHIP										
<b>Mike Trujillo, R</b> ERA: 3.09 (1, 1)	6.1	L	29	6	2	2	5	4	0	0	0	1	0	6	10	5.40	1.800										
<b>Mark Langston, L</b> ERA: 4.79 (7, 1)	1.2		7	2	1	1	0	1	0	0	0	1	0	6	10	5.40	1.800										

**Seattle Mariners @ Chicago White Sox**  
Comiskey Park, Chicago, IL  
Wed Oct 01 1986, 8:05 PM EDT  
Att: 8,951 - Unknown

**AB 29**  
**R 3**  
**H 8**  
**RBI 3**  
**BB 5**  
**SO 5**  
**LOB 15**





Batter	1	2	3	4	5	6	7	8	9	10	AB	R	H	RBI	BB	SO	LOB	TOP		
<b>John Cangelosi, S</b> OBP: 0.349, SLG: 0.298 (1, 8)											3	1	1	2	1	0	0	<b>Chicago White Sox @ Minnesota Twins</b> Hubert H. Humphrey Metrodome, Minneapolis, MN Thu Oct 02 1986, 8:05 PM EDT Att: 5,673 - Unknown <a href="http://livebaseballscorecards.com">livebaseballscorecards.com</a>		
<b>Tim Hulett, R</b> OBP: 0.263, SLG: 0.384 (1, 4)											5	0	2	3	0	0	1			
<b>Reid Nichols, R</b> OBP: 0.282, SLG: 0.301 (1, 7)											5	0	0	0	0	0	3			
<b>Carlton Fisk, R</b> OBP: 0.263, SLG: 0.338 (1, 10)											5	1	1	1	0	2	1			
<b>Jerry Hairston, S</b> OBP: 0.353, SLG: 0.411 (1, 3)											4	0	0	0	0	1	0			
<b>Kenny Williams, R</b> OBP: 0.207, SLG: 0.259 (1, 9)											3	1	1	0	0	2	0			
<b>Dave Cochrane, S</b> OBP: 0.267, SLG: 0.273 (1, 5)											3	1	1	0	1	2	1			
<b>Ozzie Guillen, L</b> OBP: 0.287, SLG: 0.313 (1, 6)											4	1	0	0	0	0	3			
<b>Ron Karkovice, R</b> OBP: 0.304, SLG: 0.457 (10, PH)											3	2	2	2	0	0	0			
<b>Ron Hassey, L</b> OBP: 0.409, SLG: 0.486 (10, 2)											0	1	0	0	1	0	0			
<b>Inning Stats</b>	R: 0 E: 0 K: 0 S: 3	H: 1 LOB: 0 BB: 0 P: 3	R: 1 E: 0 K: 3 S: 10	H: 1 LOB: 0 BB: 0 P: 10	R: 1 E: 0 K: 0 S: 5	H: 2 LOB: 1 BB: 0 P: 5	R: 0 E: 0 K: 1 S: 5	H: 0 LOB: 0 BB: 0 P: 5	R: 0 E: 0 K: 1 S: 4	H: 0 LOB: 0 BB: 0 P: 5	R: 0 E: 0 K: 0 S: 3	H: 0 LOB: 0 BB: 0 P: 3	R: 0 E: 0 K: 0 S: 3	H: 0 LOB: 0 BB: 0 P: 3	R: 4 E: 0 K: 1 S: 7	H: 2 LOB: 1 BB: 3 P: 19	1B: 4 2B: 2 3B: 0 HR: 2	SF: 1 SAC: 0 DP: 0 HBP: 1	WP: 0 PB: 0 SB: 1 CS: 1	PA: 40
<b>PITCHER</b>	IP WLS BF H R ER SO BB IBB HBP BLK WP HR S P ERA WHIP	IP WLS BF H R ER SO BB IBB HBP BLK WP HR S P ERA WHIP	IP WLS BF H R ER SO BB IBB HBP BLK WP HR S P ERA WHIP	IP WLS BF H R ER SO BB IBB HBP BLK WP HR S P ERA WHIP	IP WLS BF H R ER SO BB IBB HBP BLK WP HR S P ERA WHIP	IP WLS BF H R ER SO BB IBB HBP BLK WP HR S P ERA WHIP	IP WLS BF H R ER SO BB IBB HBP BLK WP HR S P ERA WHIP	IP WLS BF H R ER SO BB IBB HBP BLK WP HR S P ERA WHIP	IP WLS BF H R ER SO BB IBB HBP BLK WP HR S P ERA WHIP	IP WLS BF H R ER SO BB IBB HBP BLK WP HR S P ERA WHIP	IP WLS BF H R ER SO BB IBB HBP BLK WP HR S P ERA WHIP	IP WLS BF H R ER SO BB IBB HBP BLK WP HR S P ERA WHIP	IP WLS BF H R ER SO BB IBB HBP BLK WP HR S P ERA WHIP	IP WLS BF H R ER SO BB IBB HBP BLK WP HR S P ERA WHIP	IP WLS BF H R ER SO BB IBB HBP BLK WP HR S P ERA WHIP	IP WLS BF H R ER SO BB IBB HBP BLK WP HR S P ERA WHIP	IP WLS BF H R ER SO BB IBB HBP BLK WP HR S P ERA WHIP	IP WLS BF H R ER SO BB IBB HBP BLK WP HR S P ERA WHIP	IP WLS BF H R ER SO BB IBB HBP BLK WP HR S P ERA WHIP	IP WLS BF H R ER SO BB IBB HBP BLK WP HR S P ERA WHIP

Batter	1	2	3	4	5	6	7	8	9	10	AB	R	H	RBI	BB	SO	LOB	BOTTOM						
<b>Kirby Puckett, R</b> OBP: 0.369, SLG: 0.536 (1, 8)											5	1	3	0	0	0	2	<b>Chicago White Sox @ Minnesota Twins</b> Hubert H. Humphrey Metrodome, Minneapolis, MN Thu Oct 02 1986, 8:05 PM EDT Att: 5,673 - Unknown <a href="http://livebaseballscorecards.com">livebaseballscorecards.com</a>						
<b>Mark Davidson, R</b> OBP: 0.157, SLG: 0.136 (8, PH)										3	0	0	0	0	2	3								
<b>Al Woods, L</b> OBP: 0.375, SLG: 0.571 (8, PH)										1	0	1	1	0	0	0								
<b>Mickey Hatcher, R</b> OBP: 0.310, SLG: 0.356 (9, 7)										1	0	0	0	0	0	0								
<b>Kent Hrbek, L</b> OBP: 0.355, SLG: 0.485 (1, 3)										5	0	0	1	0	2	4								
<b>Gary Gaetti, R</b> OBP: 0.347, SLG: 0.518 (10, PR)										4	1	1	0	0	0	2								
<b>Allan Anderson, L</b> OBP: 0.297, SLG: 0.493 (10, 6)										0	0	0	0	0	0	0								
<b>Roy Smalley, S</b> OBP: 0.344, SLG: 0.442 (1, 10)										3	0	1	0	2	0	2								
<b>Billy Beane, R</b> OBP: 0.253, SLG: 0.291 (9, 9)										3	0	0	0	0	2	3								
<b>Mark Salas, L</b> OBP: 0.283, SLG: 0.388 (10, 2)										2	0	0	0	0	1	2								
<b>Jeff Reed, L</b> OBP: 0.309, SLG: 0.327 (8, 1)										3	0	1	0	1	1	3								
<b>Ron Washington, R</b> OBP: 0.297, SLG: 0.493 (10, 6)										0	1	0	0	0	0	0								
<b>Greg Gagne, R</b> OBP: 0.295, SLG: 0.371 (7, PH)										2	0	1	0	0	0	1								
<b>Randy Bush, L</b> OBP: 0.345, SLG: 0.418 (8, 6)										1	0	0	0	0	0	1								
<b>Alvaro Espinoza, R</b> OBP: 0.233, SLG: 0.238 (9, PH)										0	0	0	0	0	0	1								
<b>Tom Brunansky, R</b> OBP: 0.317, SLG: 0.428 (10, 9)										1	0	1	1	0	0	0								
<b>Sveve Lombardozi, R</b> OBP: 0.302, SLG: 0.336 (1, 4)										4	1	1	0	0	0	4								
<b>Inning Stats</b>	R: 0 E: 0 K: 2 S: 7	H: 0 LOB: 0 BB: 0 P: 7	R: 0 E: 0 K: 0 S: 3	H: 0 LOB: 0 BB: 0 P: 3	R: 0 E: 0 K: 0 S: 2	H: 0 LOB: 0 BB: 1 P: 6	R: 1 E: 0 K: 0 S: 4	H: 1 LOB: 0 BB: 0 P: 4	R: 0 E: 0 K: 2 S: 7	H: 1 LOB: 1 BB: 0 P: 7	R: 0 E: 0 K: 1 S: 5	H: 2 LOB: 2 BB: 0 P: 7	R: 1 E: 0 K: 1 S: 5	H: 0 LOB: 1 BB: 1 P: 10	R: 1 E: 0 K: 1 S: 8	H: 3 LOB: 2 BB: 0 P: 8	R: 1 E: 0 K: 0 S: 5	H: 2 LOB: 2 BB: 0 P: 5	R: 0 E: 0 K: 1 S: 6	H: 1 LOB: 2 BB: 1 P: 10	1B: 9 2B: 2 3B: 0 HR: 0	SF: 0 SAC: 0 DP: 2 HBP: 1	WP: 2 PB: 0 SB: 0 CS: 1	PA: 42
<b>PITCHER</b>	IP WLS BF H R ER SO BB IBB HBP BLK WP HR S P ERA WHIP	IP WLS BF H R ER SO BB IBB HBP BLK WP HR S P ERA WHIP	IP WLS BF H R ER SO BB IBB HBP BLK WP HR S P ERA WHIP	IP WLS BF H R ER SO BB IBB HBP BLK WP HR S P ERA WHIP	IP WLS BF H R ER SO BB IBB HBP BLK WP HR S P ERA WHIP	IP WLS BF H R ER SO BB IBB HBP BLK WP HR S P ERA WHIP	IP WLS BF H R ER SO BB IBB HBP BLK WP HR S P ERA WHIP	IP WLS BF H R ER SO BB IBB HBP BLK WP HR S P ERA WHIP	IP WLS BF H R ER SO BB IBB HBP BLK WP HR S P ERA WHIP	IP WLS BF H R ER SO BB IBB HBP BLK WP HR S P ERA WHIP	IP WLS BF H R ER SO BB IBB HBP BLK WP HR S P ERA WHIP	IP WLS BF H R ER SO BB IBB HBP BLK WP HR S P ERA WHIP	IP WLS BF H R ER SO BB IBB HBP BLK WP HR S P ERA WHIP	IP WLS BF H R ER SO BB IBB HBP BLK WP HR S P ERA WHIP	IP WLS BF H R ER SO BB IBB HBP BLK WP HR S P ERA WHIP	IP WLS BF H R ER SO BB IBB HBP BLK WP HR S P ERA WHIP	IP WLS BF H R ER SO BB IBB HBP BLK WP HR S P ERA WHIP	IP WLS BF H R ER SO BB IBB HBP BLK WP HR S P ERA WHIP	IP WLS BF H R ER SO BB IBB HBP BLK WP HR S P ERA WHIP	IP WLS BF H R ER SO BB IBB HBP BLK WP HR S P ERA WHIP				





Batter	1	2	3	4	5	6	7	8	9	AB	R	H	RBI	BB	SO	LOB	TOP										
<b>John Cangelosi, S</b> OBP: 0.350, SLG: 0.300 (1, 7)										4	1	2	0	0	0	1											
<b>Daryl Boston, L</b> OBP: 0.330, SLG: 0.411 (1, 8)										4	1	1	2	0	1	2											
<b>Ron Hassey, L</b> OBP: 0.407, SLG: 0.484 (1, 10)										4	0	1	0	0	0	2											
<b>Jerry Hairston, S</b> OBP: 0.351, SLG: 0.406 (1, 3)										3	0	0	0	1	0	1											
<b>Steve Lyons, L</b> OBP: 0.284, SLG: 0.304 (1, 9)										4	0	0	0	0	1	1											
<b>Tim Hulett, R</b> OBP: 0.282, SLG: 0.381 (1, 5)										4	0	0	0	0	3	1											
<b>Ozzie Guillen, L</b> OBP: 0.265, SLG: 0.311 (1, 6)										3	0	0	0	0	0	0											
<b>Jack Perconte, L</b> OBP: 0.338, SLG: 0.246 (1, 4)										3	0	0	0	0	2	0											
<b>Ron Karkovics, R</b> OBP: 0.314, SLG: 0.453 (1, 2)										1	0	0	0	1	1	0											
<b>Inning Stats</b>	R: 2 E: 0 K: 0 S: 5	H: 2 LOB: 1 BB: 1 P: 9	R: 0 E: 0 K: 1 S: 5	H: 0 LOB: 1 BB: 0 P: 6	R: 0 E: 0 K: 0 S: 3	H: 0 LOB: 0 BB: 0 P: 3	R: 0 E: 0 K: 2 S: 7	H: 0 LOB: 0 BB: 0 P: 7	R: 0 E: 0 K: 0 S: 3	H: 1 LOB: 0 BB: 0 P: 3	R: 0 E: 0 K: 1 S: 5	H: 0 LOB: 0 BB: 0 P: 5	R: 0 E: 0 K: 1 S: 6	H: 1 LOB: 2 BB: 1 P: 10	R: 0 E: 0 K: 1 S: 5	H: 0 LOB: 0 BB: 0 P: 5	1B: 3 2B: 0 3B: 0 HR: 1	SF: 0 SAC: 0 DP: 1 HBP: 1	WP: 1 PA: 33 PB: 0 SB: 1 CS: 0								
<b>PITCHER</b>	IP	WLS	BF	H	R	ER	SO	BB	IBB	HBP	BLK	WP	HR	S	P	ERA	WHIP										
<b>Mike Smithson, R</b> ERA: 4.77 (1, 1)	8.0	W	30	4	2	2	7	2	0	1	0	1	1	41	50	2.25	0.750										
<b>Mark Portugal, R</b> ERA: 4.31 (9, 1)	1.0		3	0	0	0	1	0	0	0	0	0	0	5	5	0.00	0.000										

Chicago White Sox @ Minnesota Twins  
Hubert H. Humphrey Metrodome, Minneapolis, MN

AB 30  
R 2  
H 4  
RBI 2  
BB 2  
SO 8  
LOB 8



WP: 1 PA: 33  
PB: 0 SB: 1 CS: 0

Batter	1	2	3	4	5	6	7	8	9	AB	R	H	RBI	BB	SO	LOB	BOTTOM										
<b>Kirby Puckett, R</b> OBP: 0.369, SLG: 0.542 (1, 8)										5	2	2	2	0	0	0											
<b>Randy Bush, L</b> OBP: 0.345, SLG: 0.420 (1, 10)										3	0	1	1	0	1	0											
<b>Mark Davidson, R</b> OBP: 0.169, SLG: 0.164 (6, FH)										1	0	1	0	0	0	0											
<b>Kent Hrbek, L</b> OBP: 0.355, SLG: 0.483 (1, 3)										3	0	0	0	1	0	2											
<b>Tom Brunansky, R</b> OBP: 0.315, SLG: 0.425 (1, 9)										4	0	0	0	0	0	3											
<b>Roy Smalley, S</b> OBP: 0.343, SLG: 0.441 (1, 5)										4	1	1	0	0	1	1											
<b>Billy Beane, R</b> OBP: 0.258, SLG: 0.301 (1, 7)										4	1	2	0	0	0	0											
<b>Mark Salas, L</b> OBP: 0.282, SLG: 0.384 (1, 2)										3	1	0	0	1	0	1											
<b>Greg Gagne, R</b> OBP: 0.296, SLG: 0.377 (1, 6)										3	2	1	2	1	0	0											
<b>Steve Lombardozzi, R</b> OBP: 0.303, SLG: 0.345 (1, 4)										4	2	2	4	0	0	0											
<b>Inning Stats</b>	R: 0 E: 0 K: 1 S: 5	H: 0 LOB: 0 BB: 0 P: 5	R: 0 E: 0 K: 1 S: 6	H: 1 LOB: 0 BB: 0 P: 6	R: 2 E: 0 K: 0 S: 6	H: 3 LOB: 1 BB: 0 P: 6	R: 6 E: 0 K: 0 S: 7	H: 4 LOB: 1 BB: 3 P: 19	R: 1 E: 0 K: 0 S: 4	H: 1 LOB: 0 BB: 0 P: 4	R: 0 E: 0 K: 0 S: 3	H: 0 LOB: 0 BB: 0 P: 3	R: 0 E: 0 K: 0 S: 3	H: 0 LOB: 0 BB: 0 P: 3	R: 0 E: 0 K: 0 S: 3	H: 0 LOB: 0 BB: 0 P: 3	1B: 3 2B: 3 3B: 1 HR: 3	SF: 0 SAC: 0 DP: 0 HBP: 0	WP: 0 PA: 37 PB: 0 SB: 0 CS: 0								
<b>PITCHER</b>	IP	WLS	BF	H	R	ER	SO	BB	IBB	HBP	BLK	WP	HR	S	P	ERA	WHIP										
<b>Richard Dotson, R</b> ERA: 5.48 (1, 1)	3.0	L	18	7	7	7	2	2	0	0	0	0	1	20	28	21.00	3.000										
<b>Pete Filson, L</b> ERA: 6.0 (4, 1)	5.0		19	3	2	2	0	1	0	0	0	0	2	18	22	3.60	0.800										

Chicago White Sox @ Minnesota Twins  
Hubert H. Humphrey Metrodome, Minneapolis, MN

AB 34  
R 9  
H 10  
RBI 9  
BB 3  
SO 2  
LOB 7



WP: 0 PA: 37  
PB: 0 SB: 0 CS: 0



Batter	1	2	3	4	5	6	7	8	9	AB	R	H	RBI	BB	SO	LOB	TOP
<b>John Cangelosi, S</b> (1, 7) OBP: 0.350, SLG: 0.300	0-0 SH1-3 S 1B		0-0 L6		0-0 F7		0-0 3-1			4	1	1	0	0	0	1	<b>Chicago White Sox @ Minnesota Twins</b> Hubert H. Humphrey Metrodome, Minneapolis, MN Sat Oct 04 1986, 8:05 PM EDT Att: 28,136 - Unknown <a href="http://livebaseballscorecards.com">livebaseballscorecards.com</a>
<b>Daryl Boston, L</b> (1, 8) OBP: 0.335, SLG: 0.427	0-0 SH1-3		0-0 3-1		4-0 G5-4-3 BB		0-0 HR			2	1	1	1	1	0	0	
<b>Ron Hassey, L</b> (1, 2) OBP: 0.406, SLG: 0.481	0-0 1B		0-0 6-3		0-0 G5-4-3 1-2		0-0 3-1			4	0	1	1	0	0	2	
<b>Jerry Hairston, S</b> (1, 3) OBP: 0.353, SLG: 0.412	0-0 1-2 1B			0-0 F7		0-0 1B 2B		0-0 G3		4	1	2	0	0	0	0	
<b>Carlton Fisk, R</b> (1, 10) OBP: 0.263, SLG: 0.337	0-0 F4			0-0 F4		0-0 1B		0-0 6-3		4	0	1	1	0	0	2	
<b>Steve Lyons, L</b> (1, 9) OBP: 0.284, SLG: 0.303	0-3 K			0-0 1B		0-0 F8		0-0 5-3		4	0	1	0	0	1	3	
<b>Ozzie Guillen, L</b> (1, 6) OBP: 0.265, SLG: 0.311		0-3 K		0-0 1B		0-0 F5		0-0 G3		4	0	1	0	0	1	1	
<b>Jack Perconte, L</b> (1, 4) OBP: 0.321, SLG: 0.233		0-3 K		0-0 4-3		0-0 B5-3		0-0 1-3		4	0	0	0	0	1	3	
<b>Dave Cochrane, S</b> (1, 5) OBP: 0.266, SLG: 0.288		0-3 K			0-0 2B		0-0 1-3		0-0 F6	4	0	1	0	0	1	0	
<b>Inning Stats</b>	R: 1 E: 0 K: 1 S: 8	H: 3 LOB: 2 BB: 0 P: 8	R: 0 E: 0 K: 3 S: 9	H: 0 LOB: 0 BB: 0 P: 9	R: 0 E: 0 K: 0 S: 3	H: 2 LOB: 2 BB: 0 P: 5	R: 0 E: 0 K: 0 S: 5	H: 1 LOB: 1 BB: 1 P: 7	R: 1 E: 0 K: 0 S: 4	H: 1 LOB: 0 BB: 0 P: 4	R: 0 E: 0 K: 0 S: 3	H: 0 LOB: 0 BB: 0 P: 3	R: 0 E: 0 K: 0 S: 3	H: 0 LOB: 0 BB: 0 P: 3	1B: 6 2B: 2 3B: 0 HR: 1	SF: 0 SAC: 1 DP: 1 HBP: 0	WP: 0 PA: 36 PB: 0 SB: 1 CS: 0
<b>PITCHER</b> <b>Bert Blyleven, R</b> (1, 1) ERA: 4.01	IP: 9.0 WLS: W BF: 36	H: 9 R: 3 ER: 3 SO: 4	BB: 1 IBB: 0 HBP: 0 BLK: 0	WP: 0 HR: 1 S: 43 P: 47	ERA: 3.00 WHIP: 1.111												

Batter	1	2	3	4	5	6	7	8	9	AB	R	H	RBI	BB	SO	LOB	BOTTOM			
<b>Ron Washington, R</b> (1, 5) OBP: 0.278, SLG: 0.459	0-3 K		0-0 F3		0-3 K		0-0 FC6-4		0-0 FC6-4	5	0	0	1	0	2	4	<b>Chicago White Sox @ Minnesota Twins</b> Hubert H. Humphrey Metrodome, Minneapolis, MN Sat Oct 04 1986, 8:05 PM EDT Att: 28,136 - Unknown <a href="http://livebaseballscorecards.com">livebaseballscorecards.com</a>			
<b>Mickey Hatcher, R</b> (1, 10) OBP: 0.315, SLG: 0.367	0-0 E 3B		0-0 FC5-4 1B		0-0 1B		0-0 F8			4	1	3	0	0	0	1				
<b>Kirby Puckett, R</b> (1, 8) OBP: 0.367, SLG: 0.539	0-0 E5 CS		0-3 K		0-3 K		0-3 K2-3			4	0	0	1	0	3	3				
<b>Tom Brunansky, R</b> (1, 9) OBP: 0.315, SLG: 0.423	0-0 F9		0-0 FC5-4		0-0 F6		4-0 L6-3 BB			3	0	0	0	1	0	2				
<b>Kent Hrbek, L</b> (1, 3) OBP: 0.352, SLG: 0.479	0-0 CS 1-2		0-3 K		0-0 5-3		0-3 K		0-0 L6-3	4	0	0	0	0	2	1				
<b>Billy Beane, R</b> (1, 7) OBP: 0.283, SLG: 0.302		4-0 CS BB		0-0 BB IHR 1B		0-0 F8		0-0 F3		3	1	1	0	1	0	0				
<b>Tim Laudner, R</b> (1, 2) OBP: 0.333, SLG: 0.451		0-0 1-2 HR		4-0 BB IHR BB 1B		0-3 K		0-0 1B 1B		3	2	2	1	1	1	0				
<b>Greg Gagne, R</b> (1, 6) OBP: 0.300, SLG: 0.397		0-0 IHR		0-0 IHR		0-0 FC6-4 3B		0-0 F9		4	3	3	4	0	0	1				
<b>Steve Lombardozzi, R</b> (1, 4) OBP: 0.307, SLG: 0.347		0-3 K		0-0 1B		4-0 FC6-4 BB		0-0 FC6-4 1B		3	0	2	0	1	1	0				
<b>Inning Stats</b>	R: 1 E: 1 K: 1 S: 6	H: 1 LOB: 0 BB: 0 P: 6	R: 2 E: 0 K: 2 S: 8	H: 2 LOB: 1 BB: 1 P: 12	R: 0 E: 0 K: 1 S: 6	H: 1 LOB: 1 BB: 0 P: 6	R: 3 E: 0 K: 2 S: 11	H: 4 LOB: 2 BB: 1 P: 15	R: 0 E: 0 K: 1 S: 5	H: 0 LOB: 0 BB: 0 P: 5	R: 1 E: 0 K: 1 S: 6	H: 1 LOB: 1 BB: 1 P: 10	R: 0 E: 0 K: 1 S: 4	H: 0 LOB: 0 BB: 1 P: 8	R: 0 E: 0 K: 0 S: 5	H: 2 LOB: 2 BB: 0 P: 5		1B: 6 2B: 1 3B: 2 HR: 3	SF: 0 SAC: 0 DP: 1 HBP: 0	WP: 0 PA: 38 PB: 0 SB: 0 CS: 2
<b>PITCHER</b> <b>Floyd Bannister, L</b> (1, 1) ERA: 3.54	IP: 3.2 WLS: L BF: 20	H: 6 R: 6 ER: 6 SO: 5	BB: 2 IBB: 0 HBP: 0 BLK: 0	WP: 0 HR: 1 S: 28 P: 36	ERA: 14.73 WHIP: 2.727															
<b>Gene Nelson, R</b> (4, 1) ERA: 3.85	IP: 4.1 WLS: L BF: 17	H: 3 R: 1 ER: 1 SO: 4	BB: 2 IBB: 0 HBP: 0 BLK: 0	WP: 0 HR: 0 S: 23 P: 31	ERA: 2.08 WHIP: 1.154															



Batter	1	2	3	4	5	6	7	8	9	AB	R	H	RBI	BB	SO	LOB	TOP			
<b>John Cangelosi, S</b> OBP: 0.348, SLG: 0.299 (1, 7)	0-3 K			0-0 5-3 1B		0-0 5-3			0-0 F7	4	0	1	0	0	1	0	<b>Chicago White Sox @ Minnesota Twins</b> Hubert H. Humphrey Metrodome, Minneapolis, MN Sun Oct 05 1986, 4:33 AM EDT Att: 7,208 - Unknown <a href="http://livebaseballscorecards.com">livebaseballscorecards.com</a>			
<b>Kenny Williams, R</b> OBP: 0.182, SLG: 0.226 (1, 8)	0-0 4-3			0-0 F7		0-0 F4			0-0 F8	4	0	0	0	0	0	1				
<b>Jerry Hairston, S</b> OBP: 0.348, SLG: 0.404 (1, 10)	0-3 K			0-0 5-3 1-2					0-0 F9	4	0	0	0	0	1	1				
<b>Russ Morman, R</b> OBP: 0.324, SLG: 0.358 (1, 3)		0-0 5-3		0-3 K					0-3 K	3	0	0	0	0	2	1				
<b>Tim Hulett, R</b> OBP: 0.260, SLG: 0.379 (1, 4)		0-0 F4				0-0 F4			0-0 F9	3	0	0	0	0	0	0				
<b>Dave Cochrane, S</b> OBP: 0.254, SLG: 0.274 (1, 5)		0-3 K				0-3 K			0-0 6-3	3	0	0	0	0	2	0				
<b>Ron Karkovice, R</b> OBP: 0.315, SLG: 0.443 (1, 2)			0-3 K		4-0 FC3-6 BB				0-0 6-3	2	0	0	0	1	1	0				
<b>Ozzie Guillen, L</b> OBP: 0.265, SLG: 0.311 (1, 6)			0-0 6-3		0-0 FC3-6 1-2				0-0 FC3-6 1B	3	0	1	0	0	0	1				
<b>Steve Lyons, L</b> OBP: 0.280, SLG: 0.300 (1, 9)			0-0 F6			0-3 K			0-3 K	3	0	0	0	0	2	1				
<b>Inning Stats</b>	R: 0 E: 0 K: 2 S: 7	H: 0 LOB: 0 BB: 0 P: 7	R: 0 E: 0 K: 1 S: 5	H: 0 LOB: 0 BB: 0 P: 5	R: 0 E: 0 K: 1 S: 5	H: 1 LOB: 1 BB: 0 P: 6	R: 0 E: 0 K: 1 S: 6	H: 0 LOB: 0 BB: 1 P: 9	R: 0 E: 0 K: 1 S: 5	H: 0 LOB: 0 BB: 0 P: 5	R: 0 E: 0 K: 1 S: 5	H: 0 LOB: 0 BB: 0 P: 5	R: 0 E: 0 K: 1 S: 6	H: 1 LOB: 1 BB: 0 P: 6	R: 0 E: 0 K: 0 S: 3	H: 0 LOB: 0 BB: 0 P: 3	1B: 2 2B: 0 3B: 0 HR: 0	SF: 0 SAC: 0 DP: 0 HBP: 0	WP: 0 PB: 0 CS: 0	PA: 30
<b>PITCHER</b> <b>Frank Viola, L</b> ERA: 4.51 (1, 1)	IP: 9.0 WLS: W BF: 30 H: 2 R: 0 ER: 0 SO: 9 BB: 1 IBB: 0 HBP: 0 BLK: 0 WP: 0 HR: 0 S: 47 P: 51 ERA: 0.00 WHIP: 0.333															<b>PITCHER</b>				

Batter	1	2	3	4	5	6	7	8	9	AB	R	H	RBI	BB	SO	LOB	BOTTOM				
<b>Steve Lombardozzi, R</b> OBP: 0.308, SLG: 0.347 (1, 4)	0-0 F9			4-0 FC6-4 1-2 2-3 BB		0-3 K				3	0	1	0	1	1	0	<b>Chicago White Sox @ Minnesota Twins</b> Hubert H. Humphrey Metrodome, Minneapolis, MN Sun Oct 05 1986, 4:33 AM EDT Att: 7,208 - Unknown <a href="http://livebaseballscorecards.com">livebaseballscorecards.com</a>				
<b>Randy Bush, L</b> OBP: 0.347, SLG: 0.420 (1, 9)	1-0 BB	0-0 1B		4-0 FC6-4 1-2 2-3 3-H BB			4-0 WP 1B BB			0	0	0	0	0	0	0					
<b>Mark Davidson, R</b> OBP: 0.189, SLG: 0.162 (1, FR) (2, 9)	BB	F2		FC6-4 BB			WP 1B BB			1	0	0	1	2	0	1					
<b>Kirby Puckett, R</b> OBP: 0.366, SLG: 0.537 (1, 8)	0-0 F4		4-0 S BB	FC6-4 1-2 2-3 3-H BB		0-3 K			0-3 K	3	0	0	1	1	4						
<b>Kent Hrbek, L</b> OBP: 0.353, SLG: 0.478 (1, 3)	4-0 BB		0-3 K	4-3		0-0 K			8-4 WP 1B	3	0	1	0	1	3						
<b>Roy Smalley, S</b> OBP: 0.342, SLG: 0.438 (1, 5)	4-0 1-2 2-3 BB		0-3 K			0-0 4-3			8-4	3	0	0	0	1	3						
<b>Mickey Hatcher, R</b> OBP: 0.315, SLG: 0.366 (1, 10)	0-0 F9		0-3 K			0-0 F9				4	0	1	0	0	1	4					
<b>Jeff Reed, L</b> OBP: 0.308, SLG: 0.321 (1, 2)		0-0 4-3		4-0 BB 1B BB		0-0 4-3			0-0 1B	3	1	0	0	1	0	1					
<b>Billy Beane, R</b> OBP: 0.258, SLG: 0.295 (1, 7)		0-3 K		0-0 F9		0-0 F3			0-0 F9	4	0	0	0	0	1	2					
<b>Greg Gagne, R</b> OBP: 0.301, SLG: 0.398 (1, 6)		0-0 E7 1B		0-0 BB FC6-4 1B		0-3 K			0-3 K	4	2	2	0	0	2	1					
<b>Inning Stats</b>	R: 0 E: 0 K: 0 S: 3	H: 0 LOB: 3 BB: 2 P: 12	R: 1 E: 1 K: 1 S: 7	H: 2 LOB: 1 BB: 0 P: 7	R: 0 E: 0 K: 3 S: 9	H: 0 LOB: 1 BB: 1 P: 13	R: 2 E: 0 K: 0 S: 4	H: 1 LOB: 2 BB: 3 P: 16	R: 0 E: 0 K: 0 S: 3	H: 0 LOB: 0 BB: 0 P: 3	R: 0 E: 0 K: 2 S: 7	H: 0 LOB: 0 BB: 0 P: 7	R: 0 E: 0 K: 1 S: 5	H: 1 LOB: 1 BB: 1 P: 9	R: 0 E: 0 K: 1 S: 6	H: 1 LOB: 1 BB: 0 P: 6		1B: 5 2B: 1 3B: 0 HR: 0	SF: 0 SAC: 0 DP: 1 HBP: 1	WP: 1 PB: 0 SB: 1 CS: 0	PA: 36
<b>PITCHER</b> <b>Joe Cowley, R</b> ERA: 3.88 (1, 1)	IP: 8.0 WLS: L BF: 36 H: 5 R: 3 ER: 2 SO: 8 BB: 7 IBB: 0 HBP: 1 BLK: 0 WP: 1 HR: 0 S: 44 P: 73 ERA: 2.25 WHIP: 1.500															<b>PITCHER</b>					