

Chicago White Sox - 1988

Batter	1	2	3	4	5	6	7	8	9	AB	R	H	RBI	BB	SO	LOB	TOP		
Mark McLemore, S (1,4) OBP: 0.400, SLG: 0.800	2-1 1B SF7 2B		1-2 F5				3-0 FC5-4 CS		0-0 F8	5	1	2	1	0	0	2			
Johnny Ray, S (1,7) OBP: 0.250, SLG: 1.000	2-0 1-3		2-0 HR				1-2 K			4	1	1	1	0	1	3			
Chili Davis, S (1,9) OBP: 0.250, SLG: 0.250	1-1 2-3 1B		1-1 6-3							4	0	1	0	0	0	0			
Wally Joyner, L (1,3) OBP: 0.250, SLG: 0.333	1-1 SF7			1-2 L9			2-2 E 5-3 1B		3-2 F7	3	1	1	1	0	0	0			
Brian Downing, R (1,10) OBP: 0.500, SLG: 0.333	3-2 F3			1-2 HBP			1 SAFE E5 5-3 1B		0-1 5-3	3	0	1	0	0	0	1			
Devon White, S (1,8)		0-0 6-3		3-2 F8			1-2 5-3		4-1 2B 6-3 BB	3	1	0	1	1	0	2			
Jack Howell, L (1,5) OBP: 0.250, SLG: 0.500		2-2 P6		0-0 6-3			2-3 3-H 0-1 P5		0-1 F8 1-3 2B	4	0	1	0	0	0	2			
Bob Boone, R (1,2) George Hendrick, R (9,PH)		2-1 6-3			0-0 1-3		1-0 1B FC5-4 2B		0-0 6-3	3	1	1	0	0	0	0			
Dick Schofield, R (1,6) Bill Buckner, L (9,PH)			0-0 6-3		1-1 6-3		1-0 FC5-4 1B		3-H 2-2 F8	3	0	1	0	0	0	0			
Inning Stats	R: 1 E: 0 K: 0 S: 10	H: 2 LOB: 1 BB: 0 P: 19	R: 0 E: 0 K: 0 S: 6	H: 0 LOB: 0 BB: 0 P: 10	R: 1 E: 0 K: 0 S: 8	H: 1 LOB: 0 BB: 0 P: 12	R: 0 E: 0 K: 0 S: 9	H: 0 LOB: 1 BB: 0 P: 14	R: 0 E: 0 K: 0 S: 5	H: 2 LOB: 1 BB: 0 P: 18	R: 1 E: 0 K: 1 S: 7	H: 2 LOB: 0 BB: 0 P: 13	R: 0 E: 0 K: 0 S: 9	H: 0 LOB: 0 BB: 0 P: 14	R: 1 E: 0 K: 0 S: 12	H: 1 LOB: 1 BB: 1 P: 18	1B: 4 2B: 4 3B: 0 HR: 1	SF: 1 SAC: 0 DP: 0 HBP: 1	WP: 0 PA: 37
PITCHER	IP WLS BF H R ER SO BB IBB HBP BLK WP HR S P ERA WHIP	IP WLS BF H R ER SO BB IBB HBP BLK WP HR S P ERA WHIP																	
Ricky Horton, L (1,1) ERA: 4.5	8.0 W 34 9 5 4 1	1.0 S 3 0 0 0 0																	
Bobby Thigpen, R (9,1) ERA:																			

California Angels @ Chicago White Sox
Comiskey Park, Chicago, IL
Mon Apr 04 1988, 4:33 AM EDT
Att: 35,899 - Sunny

AB 34
R 5
H 9
RBI 5
BB 1
SO 1
LOB 12






Batter	1	2	3	4	5	6	7	8	9	AB	R	H	RBI	BB	SO	LOB	BOTTOM		
Lance Johnson, L (1,8) OBP: 0.250, SLG: 0.250	0-1 1-3			0-1 4-3	0-0 4-3		3-2 1B 4-3 1B			4	1	1	1	0	0	1			
Ozzie Guillen, L (1,6) OBP: 0.250, SLG: 0.250	0-2 L7			1-3 K			3-2 1B 4-3 1B		1-3 2-H 1B	4	0	1	1	0	1	0			
Harold Baines, L (1,10)	1-0 3-1			1-2 F8			1-1 5-3		0-0 4-3	4	0	0	1	0	0	1			
Ivan Calderon, R (1,9)		0-0 P3			1-0 5-3	0-0 5-3	3-2 WP		2-H 1-2	5	0	0	0	0	1	2			
Greg Walker, L (1,3)		3-3 K			2-0 F5		1-2 P4		0-3 K	4	0	0	0	0	1	0			
Carlton Fisk, R (1,2) OBP: 0.500, SLG: 0.750		2-3 K			2-2 1B 2B		2-2 BB 1B		1-0 1-3	4	2	2	0	0	1	0			
Dan Pasqua, L (1,7) OBP: 0.867, SLG: 0.500			3-2 P6		0-0 HR 1B		4-1 2B E BB		1-2 F8	2	2	1	1	1	0	0			
Kenny Williams, R (1,5) Steve Lyons, L (8,5)			1-3 K		2-2 K HR		0-0 E 1B 2B			3	2	2	3	0	1	0			
Donnie Hill, S (1,4) Fred Manrique, R (7,PR) (8,4)			2-2 1-3		4-1 BB		2-1 E3 1B			2	0	0	1	1	0	1			
Inning Stats	R: 0 E: 0 K: 0 S: 6	H: 0 LOB: 0 BB: 0 P: 7	R: 0 E: 0 K: 2 S: 7	H: 0 LOB: 0 BB: 0 P: 12	R: 0 E: 0 K: 1 S: 9	H: 0 LOB: 0 BB: 0 P: 15	R: 0 E: 0 K: 1 S: 8	H: 0 LOB: 0 BB: 0 P: 10	R: 3 E: 0 K: 0 S: 11	H: 3 LOB: 1 BB: 1 P: 22	R: 0 E: 0 K: 0 S: 8	H: 0 LOB: 0 BB: 0 P: 12	R: 5 E: 1 K: 0 S: 22	H: 4 LOB: 1 BB: 1 P: 35	R: 0 E: 0 K: 1 S: 7	H: 0 LOB: 0 BB: 0 P: 9	1B: 4 2B: 2 3B: 0 HR: 1	SF: 0 SAC: 0 DP: 0 HBP: 0	WP: 1 PA: 34
PITCHER	IP WLS BF H R ER SO BB IBB HBP BLK WP HR S P ERA WHIP	IP WLS BF H R ER SO BB IBB HBP BLK WP HR S P ERA WHIP																	
Mike Witt, R (1,1) ERA: 7.11	6.1 L 25 4 5 5 4	0.0 3 2 1 1 0																	
Stu Cliburn, R (7,1) ERA:																			
DeWayne Buice, R (7,1) ERA:																			

California Angels @ Chicago White Sox
Comiskey Park, Chicago, IL
Mon Apr 04 1988, 4:33 AM EDT
Att: 35,899 - Sunny

AB 32
R 8
H 7
RBI 8
BB 2
SO 5
LOB 5




Batter	1	2	3	4	5	6	7	8	9	AB	R	H	RBI	BB	SO	LOB	TOP								
Mark McLemore, S (1,4) OBP: 0.400, SLG: 0.462	F7		K			K2-3			6-3	4	0	0	0	0	2	0	California Angels @ Chicago White Sox Comiskey Park, Chicago, IL Thu Apr 07 1988, 4:33 AM EDT Att: 8,206 - Sunny - 52 F								
Johnny Ray, S (1,7) OBP: 0.300, SLG: 0.600 Tony Armas, R (1,7) OBP: 0.250, SLG: 0.500	K		K			1-3			2B	1	0	0	0	0	1	0									
Chili Davis, S (1,9) OBP: 0.308, SLG: 0.385									2B	4	0	3	1	0	0	0									
Wally Joyner, L (1,3) OBP: 0.538, SLG: 0.700	4-3								2B	3	0	1	0	1	0	1									
Brian Downing, R (1,10) OBP: 0.308, SLG: 0.111									BB	3	0	0	0	1	2	3									
Devon White, S (1,8) OBP: 0.250, SLG: 0.200									BB	3	0	0	0	0	0	2									
Jack Howell, L (1,5) OBP: 0.304, SLG: 0.250									BB	2	0	0	0	0	1	0									
Butch Wynegar, S (1,2)									BB	3	0	0	0	0	0	1									
Dick Schofield, R (1,6) OBP: 0.091, SLG: 0.091									BB	3	0	0	0	0	0	0									
Inning Stats	R: 0 E: 0 K: 1 S: 9	H: 1 LOB: 1 BB: 0 P: 18	R: 0 E: 0 K: 0 S: 6	H: 0 LOB: 1 BB: 1 P: 11	R: 0 E: 0 K: 2 S: 9	H: 0 LOB: 0 BB: 0 P: 15	R: 0 E: 0 K: 1 S: 10	H: 2 LOB: 1 BB: 0 P: 14	R: 0 E: 0 K: 1 S: 7	H: 0 LOB: 0 BB: 0 P: 8	R: 0 E: 0 K: 1 S: 6	H: 0 LOB: 0 BB: 0 P: 12	R: 0 E: 0 K: 1 S: 9	H: 0 LOB: 0 BB: 0 P: 14	R: 0 E: 0 K: 0 S: 8	H: 0 LOB: 0 BB: 0 P: 12		R: 1 E: 0 K: 0 S: 11	H: 2 LOB: 1 BB: 1 P: 20	1B: 2 2B: 3 3B: 0 HR: 0	SF: 0 SAC: 1 DP: 1 HBP: 0	WP: 0 PB: 0 SB: 0 CS: 0	PA: 32		
PITCHER	IP	WLS	BF	H	R	ER	SO	BB	IBB	HBP	BLK	WP	HR	S	P	ERA	WHIP								
Dave LaPoint, L (1,1) ERA: 1.08	8.1	W	30	5	1	1	7	1	0	0	0	0	0	70	112	1.08	0.720								
Bill Long, R (9,1) ERA:	0.2	S	2	0	0	0	0	1	0	0	0	0	0	5	12	0.00	1.500								

Batter	1	2	3	4	5	6	7	8	9	AB	R	H	RBI	BB	SO	LOB	BOTTOM								
Lance Johnson, L (1,8) OBP: 0.154, SLG: 0.083	F8		K						1-3	4	0	0	0	0	1	3	California Angels @ Chicago White Sox Comiskey Park, Chicago, IL Thu Apr 07 1988, 4:33 AM EDT Att: 8,206 - Sunny - 52 F								
Gary Redus, R (1,7) OBP: 0.750, SLG: 0.667									BB	3	1	2	0	1	0	3									
Harold Baines, L (1,10) OBP: 0.231, SLG: 0.250									BB	3	0	0	0	1	0	4									
Ivan Calderon, R (1,9) OBP: 0.077, SLG: 0.077									BB	4	0	1	1	0	3	1									
Greg Walker, L (1,3) OBP: 0.308, SLG: 0.182									BB	4	0	0	0	0	1	2									
Carlton Fisk, R (1,2) OBP: 0.333, SLG: 0.500									BB	4	0	0	0	0	1	2									
Kenny Williams, R (1,5) OBP: 0.400, SLG: 0.857 Steve Lyons, L (7, PR) (8, 5)									BB	2	0	0	0	0	0	0									
Ozzie Guillen, L (1,6) OBP: 0.200, SLG: 0.200									BB	2	1	1	0	0	0	0									
Fred Manrique, R (1,4) OBP: 0.667, SLG: 0.500									BB	2	0	1	0	1	0	1									
Inning Stats	R: 0 E: 0 K: 0 S: 5	H: 0 LOB: 0 BB: 1 P: 9	R: 0 E: 0 K: 1 S: 7	H: 0 LOB: 0 BB: 0 P: 13	R: 0 E: 0 K: 1 S: 14	H: 1 LOB: 1 BB: 0 P: 20	R: 1 E: 0 K: 0 S: 10	H: 2 LOB: 1 BB: 0 P: 18	R: 1 E: 1 K: 0 S: 15	H: 2 LOB: 2 BB: 0 P: 20	R: 0 E: 0 K: 3 S: 11	H: 0 LOB: 0 BB: 0 P: 18	R: 0 E: 0 K: 0 S: 10	H: 0 LOB: 3 BB: 2 P: 19	R: 0 E: 0 K: 1 S: 8	H: 0 LOB: 1 BB: 1 P: 14		1B: 5 2B: 0 3B: 0 HR: 0	SF: 0 SAC: 1 DP: 1 HBP: 0	WP: 0 PB: 0 SB: 0 CS: 0	PA: 33				
PITCHER	IP	WLS	BF	H	R	ER	SO	BB	IBB	HBP	BLK	WP	HR	S	P	ERA	WHIP								
Chuck Finley, L (1,1) ERA: 1.42	6.1	L	26	5	2	1	5	2	0	0	0	0	0	66	106	1.42	1.105								
Ray Krawczyk, R (7,1) ERA:	1.2		7	0	0	0	1	2	0	0	0	0	0	14	25	0.00	1.200								

Batter	1	2	3	4	5	6	7	8	9	10	AB	R	H	RBI	BB	SO	LOB	TOP	
Henny Cotto, R OBP: 0.875, SLG: 0.833 (1, 8)	1-1 G6-4-3 HBP		0-0 1B		1-1 5-3			4-1 1B BB		0-0 FC5-4 1B	3	0	2	1	1	0	0		
Rick Renteria, R OBP: 0.400, SLG: 0.700 (1, 10)	0-1 G6-4-3 1-2f		0-0 P4			1-2 2B		0-0 G4-6-3 1B		2-0 FC5-4 1-2f	5	0	2	0	0	0	3		
Alvin Davis, L OBP: 0.524, SLG: 0.357 (1, 3)	1-2 1B			0-1 1B SF7 2B		0-0 5-3		0-1 G4-6-3 1-2f			4	1	2	0	0	0	3		
Jim Presley, R OBP: 0.300, SLG: 0.450 (1, 5)	0-0 L9			1-1 1B SF7 1B		0-2 5-3			0-0 4-3		4	1	1	0	0	0	2		
Glenn Wilson, R OBP: 0.048, SLG: 0.048 (1, 9)		3-1 L3 1B		1-0 L6		0-0 F8			1-0 F7		4	0	1	0	0	0	3		
Mickey Brantley, R OBP: 0.143, SLG: 0.150 (1, 7)		2-0 L3		2-2 SF7			1-0 B5-3		0-1 F3		3	0	0	1	0	0	1		
Dave Valle, R OBP: 0.250, SLG: 0.333 (1, 2)		1-3 K		0-1 1B			0-2 5-3			0-0 F7	4	0	1	1	0	1	0		
Rey Quinones, R OBP: 0.389, SLG: 0.611 (1, 6)			3-2 F9		1-2 F8		3-1 5-3			2-2 6-3 1B 2B	4	1	1	0	0	0	0		
Harold Reynolds, S OBP: 0.111, SLG: 0.167 (1, 4)			3-2 L7		3-1 5-3		0-1 1-6-3			1-1 6-3 2-3	4	0	0	0	0	0	1		
Inning Stats	R: 0 E: 0 K: 0 S: 8	H: 1 LOB: 1 BB: 0 P: 10	R: 0 E: 0 K: 1 S: 6	H: 1 LOB: 0 BB: 0 P: 12	R: 0 E: 0 K: 0 S: 8	H: 1 LOB: 1 BB: 0 P: 14	R: 0 E: 0 K: 0 S: 7	H: 0 LOB: 0 BB: 0 P: 12	R: 0 E: 0 K: 0 S: 8	H: 1 LOB: 1 BB: 0 P: 9	R: 0 E: 0 K: 0 S: 6	H: 0 LOB: 0 BB: 0 P: 10	R: 0 E: 0 K: 0 S: 4	H: 0 LOB: 0 BB: 0 P: 5	R: 1 E: 0 K: 0 S: 8	H: 2 LOB: 1 BB: 0 P: 13	1B: 7 2B: 4 3B: 0 HR: 0	SF: 1 SAC: 0 DP: 3 HBP: 1	WP: 0 PA: 38 PB: 0 SB: 0 CS: 0
PITCHER Ricky Horton, L ERA: 3.5 (1, 1)	IP 10.0	WLS L	BF 38	H 10	R 3	ER 3	SO 1	BB 1	IBB 0	HBP 1	BLK 0	WP 0	HR 0	S 71	P 109	ERA 2.70	WHIP 1.100		
PITCHER	IP	WLS	BF	H	R	ER	SO	BB	IBB	HBP	BLK	WP	HR	S	P	ERA	WHIP		

Seattle Mariners @ Chicago White Sox
Comiskey Park, Chicago, IL
Sat. Apr. 09 1988, 8:05 PM EDT
Att. 15,826 - Unknown - 58 F


AB 35
R 3
H 10
RBI 3
BB 1
SO 1
LOB 13



Batter	1	2	3	4	5	6	7	8	9	10	AB	R	H	RBI	BB	SO	LOB	BOTTOM					
Gary Redus, R OBP: 0.556, SLG: 0.429 (1, 8)	2-3 K		1-0 CS 1B			0-3 K	4-1 FC6-4 BB		1-1 F3		4	0	1	0	1	2	2						
Ozzie Guillen, L OBP: 0.211, SLG: 0.211 (1, 6)	1-2 PB S 1B		1-1 CS		1-3 K	1-2 1B	1-2 FC6-4 1-2f		1-2 FC4		5	0	2	0	0	1	4						
Harold Baines, L OBP: 0.238, SLG: 0.211 (1, 10)	1-3 K			0-0 5-3		1-3 K		1-2 G5-4-3 1B		2-1 4-3	4	0	1	0	0	2	3						
Lance Johnson, L OBP: 0.222, SLG: 0.235 (8, PR)											1	0	0	0	0	0	0						
Ivan Calderon, R OBP: 0.136, SLG: 0.100 (1, 9)	3-3 K			1-3 K		2-1 1B 2B	0-0 G5-4-3 1-2f		0-0 K	3-3 K	5	1	1	0	0	3	2						
Greg Walker, L OBP: 0.273, SLG: 0.250 (1, 3)		2-1 L3			0-0 3-1		0-3 K	1-2 1B		1-2 5-3	5	0	1	0	0	1	1						
Carlton Fisk, R OBP: 0.350, SLG: 0.450 (1, 2)		1-0 L3			1-1 P4		0-0 2B 1B	1-2 1B	1-2 1B		4	1	2	0	0	0	0						
Dan Pasqua, L OBP: 0.467, SLG: 0.417 (1, 7)		2-1 4-3			3-3 K		1-2 1B 2B	1-2 1B	0-0 F8		4	0	1	1	0	1	2						
Kenny Williams, R OBP: 0.267, SLG: 0.500 (1, 5)			0-0 F8			1-3 K	0-2 BB		4-0 FC4 BB		2	0	0	0	0	1	0						
Donnie Hill, S OBP: 0.333, SLG: 0.200 (7, 5)											1	0	1	1	1	0	0						
Steve Lyons, L (10, 5)							2-3 3-H 1B				0	0	0	0	0	0	0						
Fred Manrique, R OBP: 0.428, SLG: 0.333 (1, 4)			1-0 4-3			0-0 1B	1-3 K		1-0 F2		4	0	1	0	0	1	3						
Inning Stats	R: 0 E: 0 K: 3 S: 14	H: 1 LOB: 1 BB: 0 P: 21	R: 0 E: 0 K: 0 S: 5	H: 0 LOB: 0 BB: 0 P: 10	R: 0 E: 0 K: 0 S: 4	H: 1 LOB: 0 BB: 0 P: 6	R: 0 E: 0 K: 2 S: 9	H: 0 LOB: 0 BB: 0 P: 11	R: 0 E: 0 K: 1 S: 7	H: 0 LOB: 0 BB: 0 P: 11	R: 0 E: 0 K: 3 S: 14	H: 2 LOB: 2 BB: 0 P: 17	R: 2 E: 0 K: 2 S: 21	H: 4 LOB: 3 BB: 1 P: 30	R: 0 E: 0 K: 0 S: 13	H: 3 LOB: 2 BB: 0 P: 16	R: 0 E: 0 K: 0 S: 6	H: 0 LOB: 1 BB: 0 P: 12	R: 0 E: 0 K: 1 S: 10	H: 0 LOB: 0 BB: 0 P: 16	1B: 10 2B: 1 3B: 0 HR: 0	SF: 0 SAC: 0 DP: 1 HBP: 0	WP: 0 PA: 42 PB: 1 SB: 1 CS: 1
PITCHER Mark Langston, L ERA: 3.52 (1, 1)	IP 8.0	WLS W	BF 34	H 11	R 2	ER 2	SO 11	BB 1	IBB 0	HBP 0	BLK 0	WP 0	HR 0	S 87	P 122	ERA 2.25	WHIP 1.500						
PITCHER Jerry Reed, R ERA: (9, 1)	IP 2.0	WLS W	BF 7	H 0	R 0	ER 0	SO 1	BB 1	IBB 0	HBP 0	BLK 0	WP 0	HR 0	S 16	P 28	ERA 0.00	WHIP 0.500						

Seattle Mariners @ Chicago White Sox
Comiskey Park, Chicago, IL
Sat. Apr. 09 1988, 8:05 PM EDT
Att. 15,826 - Unknown - 58 F

AB 39
R 2
H 11
RBI 2
BB 2
SO 12
LOB 17



Batter	1	2	3	4	5	6	7	8	9	AB	R	H	RBI	BB	SO	LOB	TOP										
Henry Cotto, R OBP: 0.615, SLG: 0.545	1-1 4-3		1-3 K		0-0 6-3	2-2 PB S 2H 1B		0-3 K		5	0	1	1	0	2	0											
Rick Renteria, R OBP: 0.538, SLG: 0.923 Ken Phelps, L OBP: 0.357, SLG: 0.111	1-0 BLK 1B 2B			1-2 1B 2B	0-1 1B	4-1 PB BB		1-2 4-3	1-2 4-3	3	2	3	0	0	0	0											
Alvin Davis, L OBP: 0.538, SLG: 0.421	0-1 G5-4-3 2H 1B			2-0 1B 1B	1-1 L7	2-0 L8		2-2 G4-6-3 1B	2-2 G4-6-3 1B	5	1	3	2	0	0	3											
Jim Presley, R OBP: 0.240, SLG: 0.360	1-1 G5-4-3 1-2			0-3 K	0-0 F8		1-1 6-3	2-1 G4-6-3	2-1 G4-6-3	5	0	0	0	0	1	4											
Glenn Wilson, R OBP: 0.120, SLG: 0.200		1-1 6-3		0-1 FC5-4 1B 1B		2-1 4-3 3B	2-2 F9			4	2	2	0	0	0	0											
Mickey Brantley, R OBP: 0.200, SLG: 0.208		0-1 F8		0-0 FC5-4 1B		1-1 4-3	0-1 1B			4	0	2	2	0	0	0											
Dave Valle, R OBP: 0.250, SLG: 0.286		2-0 6-3		1-1 FC5-4 1B		3-H 4-2 1B	2-0 P4			3	1	0	0	1	0	3											
Rey Quinones, R OBP: 0.364, SLG: 0.545			1-3 K2-3	0-1 1B		0-1 G3		0-2 5-3		4	0	1	1	0	1	1											
Harold Reynolds, S OBP: 0.136, SLG: 0.182			0-0 B5-3	0-2 4-3		1-1 PB 1B 1B		1-1 B1-3		4	1	1	1	0	0	2											
Inning Stats	R: 1 E: 0 K: 0 S: 7	H: 2 LOB: 0 BB: 0 P: 10	R: 0 E: 0 K: 0 S: 5	H: 0 LOB: 0 BB: 8 P: 8	R: 0 E: 0 K: 2 S: 7	H: 0 LOB: 0 BB: 0 P: 9	R: 3 E: 0 K: 1 S: 19	H: 5 LOB: 2 BB: 0 P: 23	R: 0 E: 0 K: 0 S: 6	H: 1 LOB: 1 BB: 0 P: 7	R: 3 E: 0 K: 0 S: 16	H: 3 LOB: 2 BB: 2 P: 32	R: 0 E: 0 K: 0 S: 8	H: 1 LOB: 1 BB: 0 P: 13	R: 0 E: 0 K: 1 S: 9	H: 0 LOB: 0 BB: 0 P: 10	R: 0 E: 0 K: 0 S: 9	H: 1 LOB: 0 BB: 0 P: 14	1B: 10 2B: 2 3B: 1 HR: 0	SF: 0 SAC: 0 DP: 2 HBP: 0	WP: 0 PB: 2 SB: 1 CS: 0	PA: 40					
PITCHER	IP	WLS	BF	H	R	ER	SO	BB	IBB	HBP	BLK	WP	HR	S	P	ERA	WHIP										
Jerry Reuss, L ERA: 7.2	5.0	L	22	8	4	4	3	0	0	0	1	0	0	44	57	7.20	1.600										
John Pawlowski, R ERA: 40.5	0.2	5	2	3	3	0	0	1	0	0	0	0	0	10	18	40.50	4.500										
Bill Long, R ERA:	1.1	7	2	0	0	0	0	0	0	0	0	0	0	14	27	0.00	2.250										
Jose Segura, R ERA:	1.0	3	0	0	0	1	0	0	0	0	0	0	0	9	10	0.00	0.000										
Bobby Thigpen, R ERA: 6.0	1.0	3	1	0	0	0	0	0	0	0	0	0	0	9	14	0.00	1.000										
Batter	1	2	3	4	5	6	7	8	9	AB	R	H	RBI	BB	SO	LOB	BOTTOM										
Lance Johnson, L OBP: 0.261, SLG: 0.273	3-2 4-3 BLK 6-3 1B		1-1 S 1B		0-0 4-3		0-1 B1-3		1-3 K	5	1	2	0	0	1	0											
Ozzie Guillen, L OBP: 0.250, SLG: 0.292	2-1 4-3		1-2 1B		1-2 6-3		0-0 F5		0-0 1B 2B	5	1	2	0	0	0	1											
Harold Baines, L OBP: 0.269, SLG: 0.292	0-1 6-3		2-3 K		2-2 1B 2B		1-2 5-3		0-0 WP 1B	5	1	2	2	0	1	2											
Greg Walker, L OBP: 0.296, SLG: 0.320	1-0 1B 2B		1-2 F9		0-1 1B		1-1 3-1		1-1 4-3	5	1	2	1	0	0	3											
Dan Pasqua, L OBP: 0.526, SLG: 0.500	0-1 2H 1B		3-3 K		0-0 1B		2-2 WP 1B		2-2 WP 1B	4	0	3	1	0	1	2											
Mark Salas, L OBP: 0.200, SLG: 0.200	2-3 K			1-0 F4	2-0 G3		1-0 WP 1B		1-2 1B	4	0	1	0	0	1	3											
Daryl Boston, L		0-0 6-3		1-2 G3		3-1 G3		2-2 F8		4	0	0	0	0	0	2											
Donnie Hill, S OBP: 0.313, SLG: 0.214		3-2 F8		1-1 1B		1-1 4-3		1-2 L3		4	0	1	0	0	0	2											
Steve Lyons, L		2-1 4-1		2-2 F8		2-1 G3		3-3 K		3	0	0	0	0	0	1											
Gary Redus, R OBP: 0.500, SLG: 0.375										1	0	0	0	0	1	0											
Inning Stats	R: 2 E: 0 K: 1 S: 13	H: 3 LOB: 1 BB: 0 P: 21	R: 0 E: 0 K: 0 S: 6	H: 0 LOB: 0 BB: 0 P: 11	R: 0 E: 0 K: 2 S: 19	H: 2 LOB: 0 BB: 0 P: 27	R: 0 E: 0 K: 0 S: 10	H: 1 LOB: 1 BB: 0 P: 15	R: 1 E: 0 K: 0 S: 11	H: 3 LOB: 2 BB: 0 P: 16	R: 0 E: 0 K: 0 S: 6	H: 0 LOB: 0 BB: 0 P: 12	R: 0 E: 0 K: 0 S: 6	H: 0 LOB: 0 BB: 0 P: 7	R: 0 E: 0 K: 0 S: 12	H: 2 LOB: 2 BB: 0 P: 19	R: 1 E: 0 K: 2 S: 11	H: 2 LOB: 1 BB: 0 P: 16	1B: 10 2B: 3 3B: 0 HR: 0	SF: 0 SAC: 0 DP: 0 HBP: 0	WP: 2 PB: 0 SB: 1 CS: 0	PA: 40					
PITCHER	IP	WLS	BF	H	R	ER	SO	BB	IBB	HBP	BLK	WP	HR	S	P	ERA	WHIP										
Mike Moore, R ERA: 5.54	6.0	W	27	9	3	3	3	0	0	0	1	0	0	65	102	4.50	1.500										
Michael Jackson, R ERA:	2.0	8	2	0	0	0	0	0	0	0	0	1	0	18	26	0.00	1.000										
Bill Wilkinson, L ERA: 10.8	1.0	5	2	1	1	2	0	0	0	0	0	1	0	11	16	9.00	2.000										

Seattle Mariners @ Chicago White Sox
Comiskey Park, Chicago, IL
Sun Apr 10 1988, 4:33 AM EDT
Att: 16,814 - Overcast - 42 F

AB	38
R	7
H	13
RBI	7
BB	2
SO	4
LOB	13



Seattle Mariners @ Chicago White Sox
Comiskey Park, Chicago, IL
Sun Apr 10 1988, 4:33 AM EDT
Att: 16,814 - Overcast - 42 F

AB	40
R	4
H	13
RBI	4
BB	0
SO	5
LOB	16



Batter	1	2	3	4	5	6	7	8	9	AB	R	H	RBI	BB	SO	LOB	TOP					
Gary Redus, R OBP: 0.429, SLG: 0.333 (1, 8)										4	0	1	0	0	1	2						
Ozzie Guillen, L OBP: 0.242, SLG: 0.250 (1, 6)										3	1	0	0	1	1	1						
Harold Baines, L OBP: 0.343, SLG: 0.406 (1, 10)										4	0	2	0	0	0	0						
Ivan Calderon, R OBP: 0.194, SLG: 0.143 (1, 9)										3	0	1	1	1	0	1						
Greg Walker, L OBP: 0.314, SLG: 0.406 (1, 3)										4	0	0	0	0	2	3						
Carlton Fisk, R OBP: 0.296, SLG: 0.407 (1, 2)										4	0	0	0	0	1	3						
Kenny Williams, R OBP: 0.250, SLG: 0.375 (1, 5)										4	0	0	0	0	1	2						
Dan Pasqua, L OBP: 0.385, SLG: 0.348 (1, 7)										3	0	0	0	0	3	0						
Fred Manrique, R OBP: 0.600, SLG: 0.875 (1, 4)										2	1	2	1	1	0	0						
Inning Stats	R: 0 E: 0 K: 1 S: 7	H: 0 LOB: 0 BB: 0 P: 12	R: 0 E: 0 K: 0 S: 6	H: 0 LOB: 0 BB: 0 P: 10	R: 0 E: 0 K: 2 S: 10	H: 0 LOB: 1 BB: 1 P: 18	R: 0 E: 0 K: 0 S: 4	H: 1 LOB: 0 BB: 0 P: 6	R: 0 E: 0 K: 1 S: 8	H: 0 LOB: 0 BB: 0 P: 11	R: 0 E: 1 K: 1 S: 9	H: 1 LOB: 1 BB: 0 P: 12	R: 0 E: 0 K: 1 S: 7	H: 0 LOB: 1 BB: 1 P: 17	R: 1 E: 0 K: 1 S: 9	H: 2 LOB: 0 BB: 0 P: 12	R: 1 E: 0 K: 2 S: 15	H: 2 LOB: 2 BB: 1 P: 24	1B: 5 2B: 0 3B: 0 HR: 1	SF: 0 SAC: 0 DP: 1 HBP: 0	WP: 0 PB: 0 SB: 1 CS: 1	PA: 35
PITCHER	IP	WLS	BF	H	R	ER	SO	BB	IBB	HBP	BLK	WP	HR	S	P	ERA	WHIP					
Chuck Finley, L ERA: 1.88 (1, 1)	8.0	W	30	5	2	2	7	3	0	0	1	0	1	64	106	2.25	1.000					
DeWayne Buice, R ERA: 4.7 (9, 1)	1.0	S	4	1	0	0	2	0	0	0	0	0	0	11	16	0.00	1.000					

Chicago White Sox @ California Angels
Anaheim Stadium, Anaheim, CA
Wed Apr 13 1988, 10:05 PM EDT
Att: 22,765 - Unknown - 65 F

AB 31
R 2
H 6
RBI 2
BB 3
SO 9
LOB 12



Batter	1	2	3	4	5	6	7	8	9	AB	R	H	RBI	BB	SO	LOB	BOTTOM				
Mark McLemore, S OBP: 0.447, SLG: 0.594 (1, 4)										4	1	1	0	0	0	0					
Brian Downing, R OBP: 0.345, SLG: 0.053 (1, 10)										2	0	0	0	2	0	1					
Chili Davis, S OBP: 0.371, SLG: 0.657 (1, 9)										4	1	2	2	0	0	2					
Wally Joyner, L OBP: 0.371, SLG: 0.367 (1, 3)										4	0	0	0	0	1	2					
Tony Armas, R OBP: 0.333, SLG: 0.583 (1, 7)										4	0	2	0	0	1	0					
Devon White, S OBP: 0.273, SLG: 0.357 (1, 8)										3	1	0	0	1	0	1					
Jack Howell, L OBP: 0.452, SLG: 0.630 (1, 5)										3	1	1	2	0	2	1					
Bob Boone, R OBP: 0.300, SLG: 0.235 (1, 2)										3	0	0	0	0	1	1					
Dick Schofield, R OBP: 0.179, SLG: 0.296 (1, 6)										3	1	0	0	0	0	0					
Inning Stats	R: 0 E: 0 K: 0 S: 8	H: 1 LOB: 1 BB: 1 P: 15	R: 0 E: 1 K: 1 S: 7	H: 0 LOB: 1 BB: 0 P: 11	R: 0 E: 0 K: 0 S: 6	H: 0 LOB: 0 BB: 0 P: 8	R: 0 E: 0 K: 1 S: 6	H: 2 LOB: 1 BB: 0 P: 10	R: 0 E: 0 K: 1 S: 10	H: 0 LOB: 0 BB: 0 P: 12	R: 0 E: 0 K: 0 S: 6	H: 0 LOB: 1 BB: 1 P: 15	R: 2 E: 0 K: 2 S: 12	H: 1 LOB: 0 BB: 1 P: 26	R: 3 E: 2 K: 0 S: 19	H: 2 LOB: 1 BB: 0 P: 27	1B: 3 2B: 2 3B: 0 HR: 2	SF: 0 SAC: 0 DP: 1 HBP: 0	WP: 0 PB: 0 SB: 1 CS: 2	PA: 33	
PITCHER	IP	WLS	BF	H	R	ER	SO	BB	IBB	HBP	BLK	WP	HR	S	P	ERA	WHIP				
Dave LaPoint, L ERA: 1.76 (1, 1)	7.0	L	28	4	4	3	5	3	0	0	1	0	1	60	105	3.86	1.000				
Bill Long, R ERA: 3.0 (8, 1)	1.0		5	2	1	0	0	0	0	0	0	0	1	14	19	0.00	2.000				

Chicago White Sox @ California Angels
Anaheim Stadium, Anaheim, CA
Wed Apr 13 1988, 10:05 PM EDT
Att: 22,765 - Unknown - 65 F

AB 30
R 5
H 6
RBI 4
BB 3
SO 5
LOB 8



Batter	1	2	3	4	5	6	7	8	9	AB	R	H	RBI	BB	SO	LOB	TOP								
Lance Johnson, L (1, 8) OBP: 0.242, SLG: 0.313	G6-3			G5-3	F8		SF7 3B	G1-3		5	1	1	0	0	0	1									
Ozzie Guillen, L (1, 6) OBP: 0.283, SLG: 0.270	K			1B HR	BB BLK 2B 1B		G6-3		F7	5	2	2	1	0	1	1									
Harold Baines, L (1, 10) OBP: 0.350, SLG: 0.400	F5			HR 1B	BB 2B BB		SF7		G3	3	2	1	1	1	0	0									
Ivan Calderon, R (1, 9) OBP: 0.295, SLG: 0.258		K		HR 1B	BB 2B BB		K			3	2	1	3	2	2	0									
Greg Walker, L (1, 3) OBP: 0.325, SLG: 0.417	F5			K	BB 2B				F8	4	1	1	3	1	1	1									
Carlton Fisk, R (1, 2) OBP: 0.290, SLG: 0.387	G6-3			1B						4	0	1	0	0	0	2									
Dan Pasqua, L (1, 7) OBP: 0.367, SLG: 0.308			G4-3	G4-3						3	1	0	0	1	1	1									
Kenny Williams, R (1, 5) OBP: 0.292, SLG: 0.550			K							4	2	2	3	0	2	0									
Steve Lyons, L (9, 5)			K							0	0	0	0	0	0	0									
Donnie Hill, S (1, 4) OBP: 0.292, SLG: 0.150			K							4	0	0	0	0	3	1									
Fred Manrique, R (9, 4) OBP: 0.600, SLG: 0.875			K							0	0	0	0	0	0	0									
Inning Stats	R: 0 E: 0 K: 1 S: 7	H: 0 LOB: 0 BB: 0 P: 10	R: 0 E: 0 K: 1 S: 11	H: 0 LOB: 0 BB: 0 P: 14	R: 0 E: 0 K: 2 S: 13	H: 0 LOB: 0 BB: 0 P: 21	R: 3 E: 0 K: 1 S: 19	H: 4 LOB: 1 BB: 0 P: 28	R: 4 E: 0 K: 1 S: 21	H: 3 LOB: 1 BB: 2 P: 35	R: 0 E: 0 K: 2 S: 11	H: 0 LOB: 0 BB: 0 P: 15	R: 1 E: 0 K: 1 S: 10	H: 1 LOB: 0 BB: 0 P: 13	R: 3 E: 0 K: 1 S: 15	H: 1 LOB: 0 BB: 2 P: 28	R: 0 E: 0 K: 0 S: 6	H: 0 LOB: 1 BB: 1 P: 11	1B: 5 2B: 1 3B: 1 HR: 2	SF: 1 SAC: 0 DP: 0 HBP: 0	WP: 0 PB: 0 SB: 1 CS: 0	PA: 41			
PITCHER	IP	WLS	BF	H	R	ER	SO	BB	IBB	HBP	BLK	WP	HR	S	P	ERA	WHIP								
Bob Welch, R (1, 1) ERA: 6.23	5.0	L	24	7	7	7	6	2	0	0	1	0	1	71	108	12.60	1.800								
Gene Nelson, R (6, 1) ERA: 8.1	4.0		17	2	4	4	4	3	0	0	1	0	1	42	67	9.00	1.250								

Chicago White Sox @ Oakland Athletics
Oakland-Alameda County Coliseum, Oakland, CA

AB 35
R 11
H 9
RBI 11
BB 5
SO 10
LOB 7



WP: 0 PA: 41
PB: 0
SB: 1
CS: 0

Batter	1	2	3	4	5	6	7	8	9	AB	R	H	RBI	BB	SO	LOB	BOTTOM								
Carney Lansford, R (1, 5) OBP: 0.435, SLG: 0.628	F9		F8			G4-3 BB	G1		G4-3	4	0	0	0	1	0	3									
Jose Canseco, R (1, 9) OBP: 0.297, SLG: 0.619	F4		F7			G4-3 1-2	L8		K	5	0	0	0	0	1	4									
Dave Parker, L (1, 7) OBP: 0.295, SLG: 0.275	G4-3		L8			2B E 1B			E9 FC6-4 1B	4	1	1	0	0	0	0									
Tony Phillips, S (6, PR) OBP: 0.452, SLG: 0.333										0	0	0	0	0	0	0									
Mark McGwire, R (1, 3) OBP: 0.450, SLG: 0.806		F7		F9		3-2 E 2B			FC6-4 1B	4	1	2	0	0	0	0									
Dave Henderson, R (1, 8) OBP: 0.176, SLG: 0.438		G6-3		F2		0-1 E9			FC6-4 G5-4-3	4	0	0	0	0	0	2									
Stan Javier, S (8, PR) OBP: 0.292, SLG: 0.524						2-H 3-H				0	0	0	0	0	0	0									
Don Baylor, R (1, 10) OBP: 0.207, SLG: 0.115		1B 1B 1B		G6-3		G6-3			G5-4-3	4	0	1	0	0	0	3									
Terry Steinbach, R (1, 2) OBP: 0.321, SLG: 0.280										4	1	4	0	0	0	0									
Glenn Hubbard, R (1, 4) OBP: 0.250, SLG: 0.250										4	0	1	0	0	0	3									
Walt Weiss, S (1, 6) OBP: 0.172, SLG: 0.154										4	0	1	1	0	0	4									
Inning Stats	R: 0 E: 0 K: 0 S: 6	H: 0 LOB: 0 BB: 0 P: 7	R: 0 E: 0 K: 0 S: 8	H: 3 LOB: 3 BB: 0 P: 13	R: 0 E: 0 K: 0 S: 8	H: 0 LOB: 0 BB: 0 P: 11	R: 0 E: 0 K: 0 S: 6	H: 0 LOB: 0 BB: 0 P: 10	R: 0 E: 0 K: 0 S: 7	H: 1 LOB: 0 BB: 0 P: 12	R: 2 E: 1 K: 0 S: 10	H: 2 LOB: 1 BB: 1 P: 17	R: 0 E: 1 K: 0 S: 10	H: 1 LOB: 2 BB: 0 P: 16	R: 0 E: 1 K: 0 S: 7	H: 1 LOB: 2 BB: 0 P: 8	R: 1 E: 0 K: 1 S: 9	H: 2 LOB: 1 BB: 0 P: 11	1B: 8 2B: 2 3B: 0 HR: 0	SF: 0 SAC: 0 DP: 3 HBP: 0	WP: 1 PB: 0 SB: 0 CS: 0	PA: 38			
PITCHER	IP	WLS	BF	H	R	ER	SO	BB	IBB	HBP	BLK	WP	HR	S	P	ERA	WHIP								
Ricky Horton, L (1, 1) ERA: 2.52	7.0		29	7	2	0	0	0	0	0	0	0	0	7	8	0.00	1.143								
John Davis, R (8, 1) ERA: 4.5	1.0		4	1	0	0	0	0	0	0	0	0	0	7	8	0.00	1.000								
Bobby Thigpen, R (9, 1) ERA: 6.75	1.0		5	2	1	1	1	0	0	0	0	1	0	9	11	9.00	2.000								

Chicago White Sox @ Oakland Athletics
Oakland-Alameda County Coliseum, Oakland, CA

AB 37
R 3
H 10
RBI 1
BB 1
SO 1
LOB 19



WP: 1 PA: 38
PB: 0
SB: 0
CS: 0

Batter	1	2	3	4	5	6	7	8	9	AB	R	H	RBI	BB	SO	LOB	TOP				
Lance Johnson, L (1, 8) OBP: 0.211, SLG: 0.270	F8		B3			K	L6		E1 2B	5	1	0	0	0	1	3	Chicago White Sox @ Oakland Athletics Oakland-Alameda County Coliseum, Oakland, CA Sat Apr 16 1988, 3:33 AM PDT Att: 30,087 - Overcast - 58 F				
Ozzie Guillen, L (1, 6) OBP: 0.233, SLG: 0.238	F9		K			F6	4-3		F7	5	0	0	0	0	1	1					
Harold Baines, L (1, 10) OBP: 0.356, SLG: 0.385	F7		BB 1B			K	K		2B SF8 BB	4	1	1	0	1	2	0					
Ivan Calderon, R (1, 9) OBP: 0.317, SLG: 0.303		G3 3B BB 6-3	1-2 BB			4-3	4-2 BB		SF8 2B	2	1	1	1	3	0	0					
Greg Walker, L (1, 3) OBP: 0.311, SLG: 0.425	6-3		K			FC4-6 1B 2B	F6		SF8	4	1	1	1	0	1	4					
Dan Pasqua, L (1, 7) OBP: 0.400, SLG: 0.345		G3 3B BB 4-1				FC4-6 BB			K	3	1	1	0	2	1	1					
Mark Salas, L (1, 2) Carlton Fisk, R (8, PH) OBP: 0.281, SLG: 0.375	G3		F8			FC4-6 1B BB 1-2 2-3	6-3			3	0	0	0	0	0	4					
Kenny Williams, R (1, 5) Steve Lyons, L (8, 5)		2H 3-H 3B				1B BB 1-2	K			2	0	1	2	2	1	1					
Donnie Hill, S (1, 4) Fred Manrique, R (8, 4) OBP: 0.286, SLG: 0.167 OBP: 0.600, SLG: 0.875	L5		F7			1-2 2-3 3-H 1B	6-3			4	0	1	1	0	0	3					
										0	0	0	0	0	0	0					
Inning Stats	R: 0 E: 0 K: 0 S: 5	H: 0 LOB: 0 BB: 0 P: 8	R: 2 E: 0 K: 0 S: 12	H: 1 LOB: 1 BB: 2 P: 25	R: 0 E: 0 K: 2 S: 11	H: 1 LOB: 2 BB: 1 P: 20	R: 0 E: 0 K: 0 S: 6	H: 0 LOB: 1 BB: 1 P: 13	R: 0 E: 0 K: 2 S: 14	H: 2 LOB: 3 BB: 2 P: 28	R: 0 E: 0 K: 1 S: 10	H: 0 LOB: 1 BB: 1 P: 18	R: 0 E: 0 K: 1 S: 8	H: 1 LOB: 1 BB: 0 P: 10	R: 2 E: 1 K: 1 S: 19	H: 1 LOB: 1 BB: 1 P: 28	1B: 2 2B: 3 3B: 1 HR: 0	SF: 1 SAC: 0 DP: 0 HBP: 0	WP: 0 PB: 0 CS: 0	PA: 42	
PITCHER	IP	WLS	BF	H	R	ER	SO	BB	IBB	HBP	BLK	WP	HR	S	P	ERA	WHIP				
Storm Davis, R (1, 1) ERA: 3.65	7.0	L	32	4	3	3	5	7	0	0	0	0	0	66	125	3.86	1.571				
Rick Honeycutt, L (8, 1) ERA: 2.61	2.0		10	2	2	0	2	1	0	0	0	0	0	27	38	0.00	1.500				

AB	33
R	5
H	6
RBI	5
BB	8
SO	7
LOB	18



Batter	1	2	3	4	5	6	7	8	9	AB	R	H	RBI	BB	SO	LOB	BOTTOM					
Carney Lansford, R (1, 5) OBP: 0.440, SLG: 0.617	WP 1B		E S 1B 3-H			F9		E6 FC6-4		4	0	2	1	0	0	0	Chicago White Sox @ Oakland Athletics Oakland-Alameda County Coliseum, Oakland, CA Sat Apr 16 1988, 3:33 AM PDT Att: 30,087 - Overcast - 58 F					
Jose Canseco, R (1, 9) OBP: 0.245, SLG: 0.565	F8		F4			6-3		K		4	0	0	0	0	1	3						
Dave Parker, L (1, 10) OBP: 0.271, SLG: 0.250	K2-3		G3			4-3		FC6-4 1-2		4	0	0	0	0	1	3						
Ron Hassey, L (1, 2) Gene Nelson, R (9, PR) OBP: 0.250, SLG: 0.150	F8					F8			BB 1B	4	0	1	0	0	1	1						
										0	0	0	0	0	0	0						
Mark McGwire, R (1, 3) OBP: 0.409, SLG: 0.725		K				5-3		K	L9	4	0	0	0	0	2	1						
Doug Jennings, L (1, 7) OBP: 0.697, SLG: 1.111		K				BB		K	BB	2	0	0	0	2	2	0						
Tony Phillips, S (1, 4) OBP: 0.429, SLG: 0.296		K				G3		BB	K	3	0	0	0	1	2	3						
Stan Javier, S (1, 8) OBP: 0.286, SLG: 0.480			4-3 WP 1B			K		F8	1-3	4	1	1	0	0	1	3						
Walt Weiss, S (1, 6) OBP: 0.156, SLG: 0.138		4-3				F5		5-3		3	0	0	0	0	0	1						
Inning Stats	R: 0 E: 0 K: 1 S: 8	H: 1 LOB: 1 BB: 0 P: 14	R: 0 E: 0 K: 3 S: 9	H: 0 LOB: 0 BB: 0 P: 14	R: 1 E: 0 K: 0 S: 13	H: 2 LOB: 1 BB: 0 P: 20	R: 0 E: 0 K: 1 S: 7	H: 0 LOB: 1 BB: 1 P: 13	R: 0 E: 0 K: 1 S: 11	H: 0 LOB: 0 BB: 0 P: 20	R: 0 E: 0 K: 0 S: 5	H: 0 LOB: 0 BB: 0 P: 8	R: 0 E: 0 K: 2 S: 7	H: 0 LOB: 1 BB: 1 P: 14	R: 0 E: 1 K: 1 S: 9	H: 0 LOB: 0 BB: 0 P: 14	R: 0 E: 0 K: 1 S: 16	H: 1 LOB: 2 BB: 1 P: 28	1B: 4 2B: 0 3B: 0 HR: 0	SF: 0 SAC: 0 DP: 0 HBP: 0	WP: 2 PB: 0 CS: 0	PA: 35
PITCHER	IP	WLS	BF	H	R	ER	SO	BB	IBB	HBP	BLK	WP	HR	S	P	ERA	WHIP					
Melido Perez, R (1, 1) ERA: 1.93	7.0	W	26	3	1	1	8	2	0	0	0	0	0	60	103	1.29	0.714					
Bobby Thigpen, R (8, 1) ERA: 4.5	2.0	S	9	1	0	0	2	1	0	0	0	0	0	25	42	0.00	1.000					

AB	32
R	1
H	4
RBI	1
BB	3
SO	10
LOB	15



Batter	1	2	3	4	5	6	7	8	9	AB	R	H	RBI	BB	SO	LOB	TOP				
Lance Johnson, L OBP: 0.238, SLG: 0.317 (1, 8)	6-3 ①		1-1 PB 1B 2B	1-1 1B 2B		2-3 K ③			0-0 SH1-3 ①	4	1	2	2	0	1	0					
Ozzie Guillen, L OBP: 0.250, SLG: 0.277 (1, 6)	1B 2B		0-0 L7 ②	2-2 2B 1B			0-0 P6 ①		1-2 L5 ②	5	1	2	1	0	0	3					
Harold Baines, L OBP: 0.360, SLG: 0.372 (1, 10)	2-2 BLK 2H 1B		2-0 4-3 ③	0-1 L8 ③			3-3 K ②		4-0 BB IBB ④	4	0	1	1	1	1	2					
Ivan Calderon, R OBP: 0.326, SLG: 0.324 (1, 9)	1-3 K ②			0-0 2B 2B	2-2 F9 ①			3-3 K ③	4-1 BB ④	4	1	1	0	1	2	1					
Greg Walker, L OBP: 0.340, SLG: 0.455 (1, 3)	2-1 4-3 ③			3-2 BB 4-3 2B	1-0 WP 1B			2-3 K ①	4-0 BB ④	4	1	2	2	1	1	1					
Carlton Fisk, R OBP: 0.270, SLG: 0.333 (1, 2)		1-2 5-3 ①		4-2 4-3 BB 2B	2-3 K ②			1-2 6-3 ②	1-3 K ③	4	1	0	0	1	2	4					
Dan Pasqua, L OBP: 0.410, SLG: 0.344 (1, 7)		1-0 G3 ②		4-2 4-3 BB 2B	1-2 F7 ③			2-0 1B ③		3	1	1	0	1	0	1					
Kenny Williams, R OBP: 0.313, SLG: 0.538 Steve Lyons, L (8, 5)		1-1 5-3 ③		3-3 K ①		3-3 K ①		1-0 F8 ③		4	0	0	0	0	2	4					
Donnie Hill, S OBP: 0.281, SLG: 0.179 Fred Manrique, R (9, PR) ⑨, ④			0-1 1-3 ①	0-0 4-3 ②		1-3 K ②		0-2 BB SH1-3 1B		4	0	1	1	0	1	2					
			1-2 2-3 3H							0	1	0	0	0	0	0					
Inning Stats	R: 1 E: 0 K: 1 S: 13	H: 2 LOB: 1 BB: 0 P: 18	R: 0 E: 0 K: 0 S: 6	H: 0 LOB: 0 BB: 0 P: 9	R: 0 E: 0 K: 0 S: 6	H: 1 LOB: 1 BB: 0 P: 9	R: 5 E: 0 K: 1 S: 23	H: 4 LOB: 1 BB: 2 P: 40	R: 0 E: 0 K: 1 S: 10	H: 0 LOB: 0 BB: 0 P: 16	R: 0 E: 0 K: 2 S: 8	H: 0 LOB: 0 BB: 0 P: 14	R: 0 E: 0 K: 1 S: 8	H: 1 LOB: 1 BB: 0 P: 14	R: 1 E: 0 K: 1 S: 11	H: 1 LOB: 3 BB: 3 P: 25	1B: 6 2B: 4 3B: 0 HR: 0	SF: 0 SAC: 1 DP: 0 HBP: 0	WP: 1 PB: 1 SB: 0 CS: 0	PA: 42	
PITCHER	IP WLS BF H R ER SO BB IBB HBP BLK WP HR S P ERA WHIP	3.2 L 19 6 6 6 2 2 0 0 0 1 0 0 43 69 14.73 2.182	4.0 15 3 0 0 7 0 0 0 0 1 0 39 64 0.00 0.750	1.1 8 1 1 1 1 2 1 0 0 0 0 0 12 27 6.75 2.250					PITCHER	IP WLS BF H R ER SO BB IBB HBP BLK WP HR S P ERA WHIP											
Steve Ontiveros, R ERA: 9.35 (1, 1)																					
Greg Cadaret, L ERA: 2.35 (4, 1)																					
Eric Plunk, R ERA: 1.23 (8, 1)																					

Chicago White Sox @ Oakland Athletics
Oakland-Alameda County Coliseum, Oakland, CA
Sun Apr 17 1988, 3:33 AM PDT
Att: 45,150 - Sunny - 64 F

AB 36
R 7
H 10
RBI 7
BB 5
SO 10
LOB 18



Batter	1	2	3	4	5	6	7	8	9	AB	R	H	RBI	BB	SO	LOB	BOTTOM					
Tony Phillips, S OBP: 0.400, SLG: 0.258 (1, 4) (9, 6)	4-2 E 1B BB	3-2 F9 ①		2-0 G3 ③		3-2 F8 ③		2-1 4-3 ③		4	1	0	0	1	0	3						
Carney Lansford, R OBP: 0.436, SLG: 0.608 (1, 5)	3-1 E5 1B HBP	2-2 5-3 ②			1-2 F9 ①		1-0 L9 2B		4-0 S 2B BB	4	2	1	0	1	0	1						
Jose Canseco, R OBP: 0.278, SLG: 0.580 (1, 9)	1-0 HBP BB 1B	2-3 K ③			4-1 HR BB		1-3 K ①		3-2 F7 1H 2B	4	2	2	2	1	2	1						
Dave Parker, L OBP: 0.283, SLG: 0.313 (1, 7)	1-2 2-3 ①		2-2 4-3 ①		0-0 1H HR		4-2 BB ②		0-0 F7 ①	4	1	1	2	1	0	3						
Mark McGwire, R OBP: 0.408, SLG: 0.674 (1, 3)	1-0 BB HBP HBP		2-2 6-3 ②		0-1 4-3 ②		1-1 L9 ②		1-0 HBP ②	3	0	0	0	0	0	2						
Ron Hassey, L OBP: 0.207, SLG: 0.120 (1, 2)	0-3 K ②		3-2 L7 ③		0-0 6-3 ③		1-0 F6 ③		2-3 K ②	5	0	0	0	0	2	7						
Don Baylor, R OBP: 0.206, SLG: 0.100 (1, 10)	1-0 BB HBP			2-3 K ①		1-1 5-3 ①		2-0 6-3 ①	1-1 F6 ③	4	0	0	1	0	1	2						
Stan Javier, S OBP: 0.281, SLG: 0.429 (1, 8)	4-2 FC6-4 BB			1-0 F8 ②		2-1 4-3 ②		1-0 B1-3 ②		3	0	0	1	1	0	0						
Walt Weiss, S OBP: 0.200, SLG: 0.161 Doug Jennings, L (8, PH) Mike Gallego, R (9, 4)	2-2 FC6-4 1-2			3-1 E 1B		4-2 BB		0-2 1B		2	0	1	0	1	0	3						
										1	0	1	0	0	0	0						
										0	0	0	0	0	0	0						
Inning Stats	R: 3 E: 1 K: 1 S: 20	H: 1 LOB: 3 BB: 2 P: 37	R: 0 E: 0 K: 1 S: 15	H: 0 LOB: 0 BB: 0 P: 22	R: 0 E: 0 K: 0 S: 10	H: 0 LOB: 0 BB: 0 P: 17	R: 0 E: 1 K: 1 S: 7	H: 1 LOB: 1 BB: 0 P: 15	R: 2 E: 0 K: 0 S: 8	H: 1 LOB: 0 BB: 1 P: 13	R: 0 E: 0 K: 0 S: 13	H: 0 LOB: 2 BB: 1 P: 23	R: 0 E: 0 K: 1 S: 10	H: 1 LOB: 2 BB: 1 P: 18	R: 0 E: 0 K: 0 S: 9	H: 1 LOB: 1 BB: 0 P: 14	R: 1 E: 0 K: 1 S: 9	H: 1 LOB: 2 BB: 1 P: 20	1B: 3 2B: 2 3B: 0 HR: 1	SF: 0 SAC: 0 DP: 0 HBP: 3	WP: 0 PB: 0 SB: 1 CS: 0	PA: 43
PITCHER	IP WLS BF H R ER SO BB IBB HBP BLK WP HR S P ERA WHIP	5.0 W 24 3 5 2 3 3 0 2 0 0 0 20 36 0.00 2.250	1.1 7 1 0 0 1 2 0 0 0 0 0 0 15 29 5.40 1.800	1.2 S 4 0 0 0 1 0 0 1 0 0 6 10 0.00 0.000					PITCHER	IP WLS BF H R ER SO BB IBB HBP BLK WP HR S P ERA WHIP												
Jack McDowell, R ERA: 6.28 (6, 1)																						
Bill Long, R ERA: 2.08 (7, 1)																						
John Davis, R ERA: 4.7 (9, 1)																						
Bobby Thigpen, R ERA: 3.88 (9, 1)																						

Chicago White Sox @ Oakland Athletics
Oakland-Alameda County Coliseum, Oakland, CA
Sun Apr 17 1988, 3:33 AM PDT
Att: 45,150 - Sunny - 64 F

AB 34
R 6
H 6
RBI 6
BB 6
SO 5
LOB 22



Batter	1	2	3	4	5	6	7	8	9	AB	R	H	RBI	BB	SO	LOB	TOP			
Lance Johnson, L (1, 8) OBP: 0.217, SLG: 0.289	0-0 4-3		1-2 6-3		2-1 F8		1-1 F8			4	0	0	0	0	0	0	Chicago White Sox @ Seattle Mariners The Kingdome, Seattle, WA Mon Apr 18, 1988, 10:05 PM EDT Att: 11,213 - Dome - 72 F			
Ozzie Guillen, L (1, 6) OBP: 0.250, SLG: 0.275	2-2 3-1			0-2 1B E 1B	1-2 3-1			1-0 1-3		4	1	1	0	0	0					
Harold Baines, L (1, 10)	1-3 K			0-1 E8 1H HR 1B			1-3 K	0-1 4-3		4	1	1	0	0	2					
Ivan Calderon, R (1, 9) OBP: 0.340, SLG: 0.400		1-3 K		3-2 2H HR			4-1 BB BB	2-3 K		3	1	1	2	1	2					
Greg Walker, L (1, 3) OBP: 0.333, SLG: 0.438	1-3 K			0-2 F5			1-1 F5	0-1 G1-6-3 1B		4	0	1	0	0	1					
Carlton Fisk, R (1, 2) OBP: 0.317, SLG: 0.436	0-0 1B			1-0 HR			4-2 BB	2-0 F8		3	1	2	1	1	0					
Dan Pasqua, L (1, 7)	1-2 4-3			0-2 F8			1-1 F7	1-0 G1-6-3 1-2		4	0	0	0	0	4					
Kenny Williams, R (1, 5) OBP: 0.286, SLG: 0.483			2-2 4-3				2-1 5-3			3	0	0	0	0	1					
Steve Lyons, L (9, 5)				1-3 K						0	0	0	0	0	0					
Donnie Hill, S (1, 4) OBP: 0.257, SLG: 0.161			0-0 F5				0-1 F7			3	0	0	0	0	0					
Fred Manrique, R (9, 4) OBP: 0.600, SLG: 0.875					0-2 F8					0	0	0	0	0	0					
Inning Stats	R: 0 E: 0 K: 1 S: 10	H: 0 LOB: 0 BB: 0 P: 13	R: 0 E: 0 K: 2 S: 10	H: 1 LOB: 1 BB: 0 P: 13	R: 0 E: 0 K: 0 S: 7	H: 0 LOB: 0 BB: 0 P: 10	R: 4 E: 1 K: 1 S: 22	H: 4 LOB: 0 BB: 0 P: 27	R: 0 E: 0 K: 0 S: 9	H: 0 LOB: 0 BB: 2 P: 12	R: 0 E: 0 K: 0 S: 6	H: 0 LOB: 0 BB: 0 P: 9	R: 0 E: 0 K: 1 S: 6	H: 0 LOB: 0 BB: 0 P: 9	R: 0 E: 0 K: 0 S: 4	H: 1 LOB: 0 BB: 0 P: 7	1B: 4 2B: 0 3B: 0 HR: 2	SF: 0 SAC: 0 DP: 1 HBP: 0	WP: 0 PB: 0 SB: 0 CS: 0	PA: 34
PITCHER Mike Campbell, R (1, 1) ERA: 4.95	IP: 9.0 WLS: L BF: 34 H: 6 R: 4 ER: 4 SO: 6 BB: 2 IBB: 0 HBP: 0 BLK: 0 WP: 0 HR: 2 S: 87 P: 124 ERA: 4.00 WHIP: 0.889											PITCHER	IP: 9.0 WLS: L BF: 34 H: 6 R: 4 ER: 4 SO: 6 BB: 2 IBB: 0 HBP: 0 BLK: 0 WP: 0 HR: 2 S: 87 P: 124 ERA: 4.00 WHIP: 0.889							

Batter	1	2	3	4	5	6	7	8	9	AB	R	H	RBI	BB	SO	LOB	BOTTOM			
Henry Cotto, R (1, 8) OBP: 0.478, SLG: 0.500	0-2 6-3			0-0 6-3		1-2 3-1		1-2 1B		3	0	0	0	0	0	2	Chicago White Sox @ Seattle Mariners The Kingdome, Seattle, WA Mon Apr 18, 1988, 10:05 PM EDT Att: 11,213 - Dome - 72 F			
Mike Kingery, L (8, PH) OBP: 0.436, SLG: 0.387						1-2 2-3		HBP		0	0	0	0	0	0					
Rick Renneria, R (1, 5) OBP: 0.391, SLG: 0.652	0-1 4-3			1-3 K		1-2 6-3		0-0 1B		3	0	0	0	0	1					
Scott Bradley, L (8, PH) OBP: 0.538, SLG: 0.750								1-2 1B		1	0	1	0	0	0					
Mickey Brantley, R (1, 7) OBP: 0.191, SLG: 0.348	1-2 F9			1-1 5-3			0-2 1B	0-3 K		4	0	1	0	0	1					
Jim Presley, R (1, 10) OBP: 0.275, SLG: 0.360		0-1 L6			1-0 1-3		1-2 F7		2-3 K	4	0	0	0	0	1					
Glenn Wilson, R (1, 9) OBP: 0.236, SLG: 0.288		1-2 G6-4-3 1B			3-1 5-3		0-0 1B	0-1 F2		4	0	2	0	0	0					
Dave Valle, R (1, 2) OBP: 0.200, SLG: 0.220	0-0 G6-4-3				2-3 K		1-2 1B	3-2 4-3		4	0	0	0	0	1					
Brick Smith, R (1, 3)			1-2 1-3			2-1 1-3		2-2 F3		3	0	0	0	0	2					
Rey Quinones, R (1, 6) OBP: 0.367, SLG: 0.435			2-2 F6			4-1 3-1 1B BB		1-1 F8		2	0	0	0	1	0					
Harold Reynolds, S (1, 4) OBP: 0.229, SLG: 0.417			0-3 K			2-0 1B		0-1 1-3		3	0	1	0	0	1					
Inning Stats	R: 0 E: 0 K: 0 S: 9	H: 0 LOB: 0 BB: 0 P: 10	R: 0 E: 0 K: 0 S: 6	H: 1 LOB: 0 BB: 0 P: 7	R: 0 E: 0 K: 1 S: 9	H: 0 LOB: 0 BB: 0 P: 12	R: 0 E: 0 K: 1 S: 6	H: 0 LOB: 0 BB: 0 P: 8	R: 0 E: 0 K: 0 S: 10	H: 1 LOB: 2 BB: 1 P: 20	R: 0 E: 0 K: 0 S: 12	H: 2 LOB: 2 BB: 0 P: 16	R: 0 E: 0 K: 1 S: 11	H: 1 LOB: 2 BB: 0 P: 13	R: 0 E: 0 K: 1 S: 9	H: 0 LOB: 0 BB: 0 P: 14	1B: 5 2B: 0 3B: 0 HR: 0	SF: 0 SAC: 0 DP: 1 HBP: 1	WP: 0 PB: 0 SB: 0 CS: 0	PA: 33
PITCHER Dave LaPoint, L (1, 1) ERA: 1.21	IP: 7.0 WLS: W BF: 25 H: 4 R: 0 ER: 0 SO: 3 BB: 1 IBB: 0 HBP: 0 BLK: 0 WP: 0 HR: 0 S: 58 P: 85 ERA: 0.00 WHIP: 0.714											PITCHER Bill Long, R (8, 1) ERA: 1.42	IP: 2.0 WLS: W BF: 8 H: 1 R: 0 ER: 0 SO: 2 BB: 0 IBB: 0 HBP: 1 BLK: 0 WP: 0 HR: 0 S: 20 P: 27 ERA: 0.00 WHIP: 0.500							

Batter	1	2	3	4	5	6	7	8	9	AB	R	H	RBI	BB	SO	LOB	TOP										
Gary Redus, R OBP: 0.526, SLG: 0.500 (1, 8)	1-1 SH1 G3 1B		2-1 WP 2B		3-3 K		4-1 BB		3-2 1B	4	2	3	0	1	1	0	Chicago White Sox @ Seattle Mariners The Kingdome, Seattle, WA Tue Apr 19 1988, 10:05 PM EDT Att. 7,652 - Dome - 72 F										
Donnie Hill, S OBP: 0.237, SLG: 0.147 Ozzie Guillen, L OBP: 0.245, SLG: 0.269 (1, 4) (7, 6)	1-0 SH1 1-3		1-2 6-3 2-H		2-0 F8		3-3 K		1-2 F7	3	0	0	0	0	1	2											
Harold Baines, L OBP: 0.345, SLG: 0.412 (1, 10)	0-1 G3 3-H		2-2 3-1		0-1 5-3			0-0 HR		4	1	1	2	0	0	0											
Ivan Calderon, R OBP: 0.352, SLG: 0.465 (1, 9)	1-2 F8			2-3 K		2-1 HR		4-2 G4-6-3 BB		3	1	1	1	1	1	0											
Greg Walker, L OBP: 0.345, SLG: 0.442 (1, 3)		1-2 1B		0-0 G6-4-3 1B		0-0 1-3		0-1 G4-6-3		4	0	2	0	0	0	1											
Carlton Fisk, R OBP: 0.333, SLG: 0.581 (1, 2)	1-2 F8		1-0 G6-4-3				0-0 HR	2-0 HR		4	2	2	2	0	0	2											
Kenny Williams, R OBP: 0.545, SLG: 0.545 Steve Lyons, L (8, 5)	1-1 F9			0-0 HR		0-3 K		1-0 5-3		4	1	1	1	0	1	1											
Dan Pasqua, L OBP: 0.340, SLG: 0.275 (1, 7)	3-3 K			0-3 K		3-2 4-3		3-3 K		4	0	0	0	0	3	1											
Fred Manrique, R OBP: 0.500, SLG: 0.636 (1, 6) (7, 4)			1-3 K		0-1 6-3		4-1 BB	1-3 K		3	0	0	0	1	2	0											
Inning Stats	R: 1 E: 0 K: 0 S: 8	H: 1 LOB: 0 BB: 0 P: 11	R: 0 E: 0 K: 1 S: 11	H: 1 LOB: 1 BB: 0 P: 17	R: 1 E: 0 K: 1 S: 13	H: 1 LOB: 0 BB: 0 P: 19	R: 0 E: 0 K: 1 S: 5	H: 1 LOB: 0 BB: 0 P: 8	R: 1 E: 0 K: 2 S: 10	H: 1 LOB: 0 BB: 0 P: 13	R: 1 E: 0 K: 0 S: 6	H: 1 LOB: 0 BB: 0 P: 10	R: 1 E: 0 K: 0 S: 14	H: 1 LOB: 2 BB: 2 P: 28	R: 2 E: 0 K: 0 S: 7	H: 2 LOB: 0 BB: 0 P: 14	R: 0 E: 0 K: 2 S: 14	H: 1 LOB: 1 BB: 0 P: 22	1B: 4 2B: 1 3B: 0 HR: 5	SF: 0 SAC: 1 DP: 2 HBP: 0	WP: 1 PB: 0 SB: 2 CS: 0	PA: 38					
PITCHER	IP	WLS	BF	H	R	ER	SO	BB	IBB	HBP	BLK	WP	HR	S	P	ERA	WHIP										
Mark Langston, L ERA: 4.5 (1, 1)	7.2	L	33	9	7	7	7	3	0	0	0	1	5	73	118	8.22	1.565										
Ed Nunez, R ERA: 4.91 (8, 1)	0.1		1	0	0	0	0	0	0	0	0	0	0	1	2	0.00	0.000										
Bill Wilkinson, L ERA: 6.23 (9, 1)	1.0		4	1	0	0	2	0	0	0	0	0	0	14	22	0.00	1.000										

AB 34
R 7
H 10
RBI 6
BB 3
SO 9
LOB 8



Batter	1	2	3	4	5	6	7	8	9	AB	R	H	RBI	BB	SO	LOB	BOTTOM										
Henry Cotto, R OBP: 0.481, SLG: 0.500 (1, 8)	1-0 S G5-3 1B	2-1 6-3			2-2 L6			1-0 FC6-4 1B		4	1	2	0	0	0	1	Chicago White Sox @ Seattle Mariners The Kingdome, Seattle, WA Tue Apr 19 1988, 10:05 PM EDT Att. 7,652 - Dome - 72 F										
Rick Renteria, R OBP: 0.370, SLG: 0.593 (1, 5)	2-2 G5-3 1-H		0-0 CS 1B		0-0 F8		2-1 F9		2-1 F9	4	0	1	1	0	0	1											
Mickey Brantley, R OBP: 0.176, SLG: 0.320 (1, 7)	0-0 F9		1-1 F7 1-2		0-1 4-3		0-0 FC6-4		0-0 FC6-4	4	0	0	0	0	0	2											
Jim Presley, R OBP: 0.291, SLG: 0.346 (1, 10)	4-2 BB		0-0 F9		4-2 BB		0-0 F9		0-0 F9	2	0	0	0	2	0	0											
Glenn Wilson, R OBP: 0.220, SLG: 0.268 (1, 9)	1-3 K		0-0 L6		2-3 K		3-1 F9		3-1 F9	4	0	0	0	0	2	2											
Dave Valle, R OBP: 0.224, SLG: 0.227 (1, 2)		0-2 2B FC6-5 1B		2-2 4-3		4-1 G4-6-3 BB		0-0 6-3		3	1	1	0	1	0	0											
Brick Smith, R (1, 3)	0-0 F9		2-1 F8		3-2 F7					2	0	0	0	0	0	1											
Scott Bradley, L OBP: 0.500, SLG: 0.692 (7, PH) (8, 3)	2-0 FC6-5 2B		1-3 FC6-5		3-2 F8		0-0 G4-6-3		1-2 G4-6-3	3	0	1	0	0	0	1											
Rey Quinones, R OBP: 0.365, SLG: 0.449 (1, 6)	1-2 FC6-5		1-2 FC6-5		0-1 L7		2-1 F8			3	0	0	1	0	0	1											
Harold Reynolds, S OBP: 0.216, SLG: 0.392 (1, 4)		2-3 3-H																									
Inning Stats	R: 1 E: 0 K: 1 S: 11	H: 1 LOB: 1 BB: 1 P: 19	R: 1 E: 0 K: 0 S: 12	H: 2 LOB: 1 BB: 0 P: 16	R: 0 E: 0 K: 0 S: 4	H: 1 LOB: 0 BB: 0 P: 5	R: 0 E: 0 K: 0 S: 8	H: 0 LOB: 0 BB: 0 P: 12	R: 0 E: 0 K: 0 S: 10	H: 0 LOB: 0 BB: 0 P: 15	R: 0 E: 0 K: 1 S: 11	H: 0 LOB: 1 BB: 1 P: 17	R: 0 E: 0 K: 0 S: 5	H: 0 LOB: 0 BB: 1 P: 12	R: 0 E: 0 K: 0 S: 6	H: 1 LOB: 0 BB: 0 P: 11	R: 0 E: 0 K: 0 S: 4	H: 0 LOB: 0 BB: 0 P: 7	1B: 4 2B: 1 3B: 0 HR: 0	SF: 0 SAC: 0 DP: 1 HBP: 0	WP: 0 PB: 0 SB: 3 CS: 1	PA: 33					
PITCHER	IP	WLS	BF	H	R	ER	SO	BB	IBB	HBP	BLK	WP	HR	S	P	ERA	WHIP										
Jerry Reuss, L ERA: 5.4 (1, 1)	5.0	W	19	4	2	2	1	1	0	0	0	0	0	45	67	3.60	1.000										
John Davis, R ERA: 3.38 (6, 1)	3.0		11	1	0	0	1	2	0	0	0	0	0	22	40	0.00	1.000										
Bobby Thigpen, R ERA: 3.38 (9, 1)	1.0		3	0	0	0	0	0	0	0	0	0	0	4	7	0.00	0.000										

AB 30
R 2
H 5
RBI 2
BB 3
SO 2
LOB 10



Batter	1	2	3	4	5	6	7	8	9	10	11	12	13	AB	R	H	RBI	BB	SO	LOB	TOP									
Carney Lansford, R OBP: 0.427, SLG: 0.871 (1, 9)	5-3	P3			FC5-4 HR		CS 1B			FC2-6 1B		5-3		6	1	2	0	0	0	3										
Doug Jennings, L OBP: 0.462, SLG: 0.550 Tony Phillips, S OBP: 0.346, SLG: 0.279 (7, 7) (13, 6)	K		F8		K		CS	K	FC2-6 FC5-4			F8		3	0	0	0	0	2	1										
Jose Canseco, R OBP: 0.376, SLG: 0.597 (1, 9)	S BB		CS 1B		HR		5-3		FC5-4			BB 1B		5	2	3	2	1	0	1										
Dave Parker, L OBP: 0.292, SLG: 0.318 (1, 10)	K		CS 1B		4-3				F8			1B BB		6	1	1	0	0	3	3										
Mark McGwire, R OBP: 0.412, SLG: 0.561 (1, 3)		FC4-6 1B			FC4-6 BB		P4		6-3		5-3		E 1B WP BB	4	1	1	0	2	0	0										
Terry Steinbach, R OBP: 0.350, SLG: 0.314 Mike Gallego, R OBP: 0.333, SLG: 0.276 (9, 6) (9, 6)	FC4-6	FC4-6			K		F8			E S HBP		K		3	0	0	0	0	1	2										
Dave Henderson, R OBP: 0.156, SLG: 0.412 (13, 8)	1-2 FC6-4				FC4-6		K		G3		4-3		WP E 1B	6	1	1	1	0	1	3										
Stan Javier, S OBP: 0.348, SLG: 0.450 (1, 8) (13, 7)	FC6-4				FC4-6					1-3			WP E 1B	5	0	1	1	0	1	3										
Glenn Hubbard, R OBP: 0.444, SLG: 0.400 (1, 4)	1B 1B				1-3							F7	E6	2	0	1	0	1	0	0										
Walt Weiss, S OBP: 0.229, SLG: 0.195 Ron Hassey, L OBP: 0.222, SLG: 0.250 (9, 2)	1-3 1B				FC5-4 BB		4-3		6-3			G3	WP	3	0	0	0	0	0	4										
Inning Stats	R: 0 E: 0 K: 2 S: 12	H: 0 LOB: 1 BB: 1 P: 23	R: 1 E: 0 K: 0 S: 16	H: 3 LOB: 2 BB: 0 P: 24	R: 0 E: 0 K: 1 S: 11	H: 1 LOB: 1 BB: 0 P: 17	R: 0 E: 0 K: 1 S: 11	H: 0 LOB: 1 BB: 1 P: 17	R: 2 E: 0 K: 1 S: 12	H: 1 LOB: 0 BB: 0 P: 21	R: 0 E: 0 K: 1 S: 7	H: 0 LOB: 0 BB: 0 P: 12	R: 0 E: 0 K: 1 S: 7	H: 1 LOB: 0 BB: 0 P: 9	R: 0 E: 0 K: 2 S: 8	H: 0 LOB: 0 BB: 0 P: 11	R: 0 E: 0 K: 0 S: 16	H: 0 LOB: 2 BB: 0 P: 28	R: 0 E: 0 K: 0 S: 8	H: 1 LOB: 1 BB: 0 P: 10	R: 0 E: 0 K: 1 S: 7	H: 0 LOB: 0 BB: 0 P: 9	R: 0 E: 0 K: 0 S: 6	H: 0 LOB: 0 BB: 0 P: 11	R: 3 E: 1 K: 1 S: 14	H: 3 LOB: 1 BB: 1 P: 29	1B: 9 2B: 1 3B: 0 HR: 1	SF: 0 SAC: 0 DP: 1 HBP: 2	WP: 1 PB: 0 SB: 5 CS: 2	PA: 55
PITCHER	IP	WLS	BF	H	R	ER	SO	BB	IBB	HBP	BLK	WP	HR	S	P	ERA	WHIP													
Melido Perez, R ERA: 2.7 (1, 1)	6.0		25	5	3	3	6	3	0	0	0	0	1	69	114	4.50	1.333													
John Davis, R ERA: 2.7 (7, 1)	2.2	10	1	0	0	3	0	0	2	0	0	0	0	24	38	0.00	0.375													
Bobby Thigpen, R ERA: 2.38 (9, 1)	3.1	11	1	0	0	1	0	0	0	0	0	0	0	28	40	0.00	0.300													
Bill Long, R ERA: 1.86 (13, 1)	1.0	L	8	3	3	1	1	1	0	0	0	1	0	14	29	9.00	4.000													

Oakland Athletics @ Chicago White Sox
Comiskey Park, Chicago, IL
Thu Apr 21 1988, 8:05 PM EDT
Att: 7,039 - Unknown - 42 F

AB 48
R 6
H 10
RBI 4
BB 4
SO 11
LOB 24



Batter	1	2	3	4	5	6	7	8	9	10	11	12	13	AB	R	H	RBI	BB	SO	LOB	BOTTOM						
Lance Johnson, L OBP: 0.214, SLG: 0.259 (1, 8)	CS BB		G3		FC6-4		L6		K			4-3		5	0	0	0	1	1	2							
Ozzie Guillen, L OBP: 0.236, SLG: 0.246 (1, 6)	5-3		F8				6-3			F6		1B		6	0	1	0	0	1	2							
Harold Baines, L OBP: 0.364, SLG: 0.446 Daryl Boston, L OBP: 0.354, SLG: 0.446 (8, PR) (10, PH)	6-3		2B				G3 2B		5-3 BB			F8		3	0	2	0	1	0	0							
Ivan Calderon, R OBP: 0.375, SLG: 0.500 (1, 9)	HR						G3		5-3			F8		5	1	1	1	1	1	3							
Greg Walker, L OBP: 0.324, SLG: 0.419 (1, 3)	P6		F8		BB		FC4-2-5		F8			F8		6	0	0	0	0	0	6							
Carlton Fisk, R OBP: 0.333, SLG: 0.804 (1, 2)	F8		K				HR		FC4-6 IBB		6-3		3-1	5	1	1	1	1	1	2							
Dan Pasqua, L OBP: 0.286, SLG: 0.224 (1, 7)	K				K		K		FC4-6		K			5	0	0	0	0	4	2							
Kenny Williams, R OBP: 0.271, SLG: 0.450 (1, 5)			CS BB		6-3		S BB		5-3		P4			3	1	0	0	2	0	0							
Donnie Hill, S OBP: 0.244, SLG: 0.171 Fred Manrique, R OBP: 0.438, SLG: 0.538 (7, PR) (8, 4)	L9				FC6-4		E1		6-3			5-3		3	0	1	0	0	0	1							
Inning Stats	R: 0 E: 0 K: 0 S: 9	H: 0 LOB: 0 BB: 1 P: 15	R: 1 E: 0 K: 1 S: 7	H: 1 LOB: 0 BB: 0 P: 14	R: 0 E: 0 K: 1 S: 11	H: 1 LOB: 1 BB: 1 P: 17	R: 0 E: 0 K: 2 S: 9	H: 0 LOB: 1 BB: 1 P: 21	R: 2 E: 1 K: 1 S: 12	H: 1 LOB: 1 BB: 1 P: 20	R: 0 E: 0 K: 0 S: 8	H: 0 LOB: 0 BB: 0 P: 10	R: 0 E: 0 K: 0 S: 10	H: 0 LOB: 1 BB: 1 P: 18	R: 0 E: 0 K: 1 S: 5	H: 0 LOB: 0 BB: 0 P: 7	R: 0 E: 0 K: 0 S: 10	H: 1 LOB: 1 BB: 0 P: 12	R: 0 E: 0 K: 0 S: 8	H: 0 LOB: 0 BB: 0 P: 13	1B: 2 2B: 2 3B: 0 HR: 2	SF: 0 SAC: 0 DP: 0 HBP: 0	WP: 0 PB: 0 SB: 1 CS: 2	PA: 51			
PITCHER	IP	WLS	BF	H	R	ER	SO	BB	IBB	HBP	BLK	WP	HR	S	P	ERA	WHIP										
Storm Davis, R ERA: 3.44 (1, 1)	6.0		24	4	2	2	5	4	0	0	0	0	2	56	106	3.00	1.333										
Eric Plunk, R ERA: 2.79 Rick Honeycutt, L ERA: 1.85 (7, 1)	0.2	4	0	1	0	0	1	1	0	0	0	0	0	10	17	0.00	1.500										
Gene Nelson, R ERA: 5.79 (11, 1)	2.0	W	7	1	0	0	1	0	0	0	0	0	0	15	19	0.00	0.500										
Dennis Eckersley, R ERA: (13, 1)	1.0	S	3	0	0	0	0	0	0	0	0	0	0	8	13	0.00	0.000										

Oakland Athletics @ Chicago White Sox
Comiskey Park, Chicago, IL
Thu Apr 21 1988, 8:05 PM EDT
Att: 7,039 - Unknown - 42 F

AB 44
R 3
H 6
RBI 2
BB 7
SO 8
LOB 19



Batter	1	2	3	4	5	6	7	8	9	10	AB	R	H	RBI	BB	SO	LOB									
Carney Lansford, R OBP: 0.400, SLG: 0.533 (1, 5)	6-3		F8		4-3		6-3		1-3		5	0	0	0	0	0	1									
Stan Javier, S OBP: 0.373, SLG: 0.489 (1, 8)	4-3		F7 1B		4-3		1B 2B		3-1 WP 1B		5	1	3	0	0	0	0									
Jose Canseco, R OBP: 0.380, SLG: 0.576 (1, 9)	K		F7		F7 1B		1B BB		K		4	1	1	0	1	2	2									
Dave Parker, L OBP: 0.299, SLG: 0.314 (1, 7)		5-3			K		FC5-4 1B		K		4	0	1	1	0	2	3									
Tony Phillips, S OBP: 0.340, SLG: 0.273 (8, 7)					K		FC5-4 1B		3-1		1	0	0	0	0	0	1									
Mark McGwire, R OBP: 0.397, SLG: 0.532 (1, 3)		2-3			K		FC5-4 1B		K		5	0	1	0	0	2	3									
Ron Hassey, L OBP: 0.225, SLG: 0.286 (1, 2)		G3				4-3 2B		SF7			3	1	1	1	0	1	1									
Don Baylor, R OBP: 0.233, SLG: 0.205 (1, 10)					E5 4-3		4-3		P2		4	2	1	0	0	0	3									
Glenn Hubbard, R OBP: 0.429, SLG: 0.444 (1, 4)					4-3		SH3 2B		6-3		3	0	1	1	0	0	1									
Walt Weiss, S OBP: 0.220, SLG: 0.186 (1, 6)					4-3		4-3		K		2	0	0	1	0	0	1									
Doug Jennings, L OBP: 0.444, SLG: 0.550 (7, PH)					4-3		4-3		SF8		0	0	0	1	0	0	0									
Mike Gallego, R OBP: 0.318, SLG: 0.263 (7, 6)											1	0	0	0	0	1	0									
Inning Stats	R: 0 E: 0 K: 1 S: 8	H: 0 LOB: 0 BB: 0 P: 11	R: 0 E: 0 K: 0 S: 7	H: 0 LOB: 0 BB: 0 P: 12	R: 1 E: 1 K: 0 S: 6	H: 0 LOB: 0 BB: 0 P: 7	R: 0 E: 0 K: 2 S: 8	H: 1 LOB: 1 BB: 0 P: 12	R: 1 E: 0 K: 0 S: 10	H: 2 LOB: 1 BB: 0 P: 17	R: 1 E: 0 K: 1 S: 15	H: 2 LOB: 1 BB: 0 P: 23	R: 1 E: 0 K: 0 S: 9	H: 1 LOB: 0 BB: 0 P: 10	R: 1 E: 0 K: 1 S: 16	H: 2 LOB: 2 BB: 1 P: 27	R: 0 E: 0 K: 1 S: 7	H: 0 LOB: 0 BB: 0 P: 9	R: 0 E: 0 K: 2 S: 13	H: 1 LOB: 1 BB: 0 P: 16	1B: 5 2B: 4 3B: 0 HR: 0	SF: 2 SAC: 1 DP: 0 HBP: 0	WP: 1 PB: 0 SB: 1 CS: 0	PA: 41		
PITCHER	IP	WLS	BF	H	R	ER	SO	BB	IBB	HBP	BLK	WP	HR	S	P	ERA	WHIP									
Jack McDowell, R ERA: 5.91 (1, 1)	7.0		30	7	5	4	4	4	1	0	0	0	0	0	66	100	5.14	1.143								
Jerry Reuss, L ERA: 5.23 (8, 1)	0.1		1	0	0	0	1	0	0	0	0	0	0	3	4	0.00	0.000									
John Pawlowski, R ERA: 4.05 (8, 1)	2.2	W	10	2	0	0	3	0	0	0	0	1	0	30	40	0.00	0.750									

Oakland Athletics @ Chicago White Sox
Comiskey Park, Chicago, IL

Fri Apr 22 1988, 8:05 PM EDT
Att: 7,230 - Unknown - 40 F

AB	37
R	5
H	9
RBI	5
BB	1
SO	8
LOB	16

Batter	1	2	3	4	5	6	7	8	9	10	AB	R	H	RBI	BB	SO	LOB									
Lance Johnson, L OBP: 0.203, SLG: 0.246 (1, 8)	K				G3		F9		FC8-4		3	0	0	0	0	1	2									
Gary Redus, R OBP: 0.500, SLG: 0.444 (7, PH)		FC6-4							FC4		1	0	0	0	0	0	1									
Dan Pasqua, L OBP: 0.251, SLG: 0.220 (9, PH)									FC4		1	0	0	1	0	0	1									
Ozzie Guillen, L OBP: 0.235, SLG: 0.242 (1, 6)	WP BLK E 1B		1-3		K		F7		FC4		5	1	1	0	0	1	2									
Harold Baines, L OBP: 0.368, SLG: 0.435 (1, 10)	E BB		HR		F8			E6 G6-4-3		4	1	1	0	1	1	0	0									
Ivan Calderon, R OBP: 0.362, SLG: 0.527 (1, 9)	E8		HR				1-3	G6-4-3		5	1	1	2	0	1	2	0									
Greg Walker, L OBP: 0.315, SLG: 0.403 (1, 3)	9-3		4-3				6-3	6-3		5	1	1	0	0	0	2	0									
Carlton Fisk, R OBP: 0.339, SLG: 0.635 (1, 2)		6-3	F7				E6		1B BB		4	2	1	2	1	0	0									
Daryl Boston, L OBP: 0.471, SLG: 0.571 (9, PH)		4-3			3-1		L4		1B FC8-4 1B		3	0	0	0	0	0	1									
Kenny Williams, R OBP: 0.269, SLG: 0.419 (10, 8)			BB BB		F9			K		3	0	0	0	1	2	2	0									
Donnie Hill, S OBP: 0.286, SLG: 0.186 (9, PR)					5-3				FC8-4 1B		2	0	1	1	2	0	0									
Steve Lyons, L (10, 5)											0	0	0	0	0	0	0									
Inning Stats	R: 1 E: 1 K: 1 S: 12	H: 1 LOB: 1 BB: 1 P: 17	R: 0 E: 0 K: 0 S: 17	H: 0 LOB: 2 BB: 2 P: 30	R: 2 E: 0 K: 0 S: 17	H: 2 LOB: 0 BB: 0 P: 23	R: 0 E: 0 K: 0 S: 4	H: 0 LOB: 0 BB: 0 P: 10	R: 0 E: 1 K: 1 S: 9	H: 0 LOB: 1 BB: 0 P: 13	R: 0 E: 0 K: 1 S: 10	H: 0 LOB: 1 BB: 1 P: 20	R: 0 E: 1 K: 0 S: 11	H: 0 LOB: 0 BB: 0 P: 15	R: 2 E: 0 K: 1 S: 12	H: 2 LOB: 1 BB: 1 P: 18	R: 2 E: 0 K: 2 S: 8	H: 2 LOB: 0 BB: 0 P: 9	1B: 5 2B: 1 3B: 0 HR: 2	SF: 0 SAC: 0 DP: 2 HBP: 0	WP: 1 PB: 0 SB: 0 CS: 0	PA: 42				
PITCHER	IP	WLS	BF	H	R	ER	SO	BB	IBB	HBP	BLK	WP	HR	S	P	ERA	WHIP									
Steve Ontiveros, R ERA: 6.75 (1, 1)	6.0		25	3	3	2	2	2	0	0	0	1	1	1	66	103	9.00	1.000								
Greg Cadaret, L ERA: 3.27 (7, 1)	2.0		9	1	2	2	1	2	0	0	0	0	0	25	45	9.00	1.500									
Eric Plunk, R ERA: 3.97 (9, 1)	1.2	L	8	3	2	2	3	0	0	0	0	0	1	16	17	10.80	1.800									

Oakland Athletics @ Chicago White Sox
Comiskey Park, Chicago, IL

Fri Apr 22 1988, 8:05 PM EDT
Att: 7,230 - Unknown - 40 F

AB	37
R	7
H	7
RBI	6
BB	5
SO	6
LOB	13

Batter	1	2	3	4	5	6	7	8	9	10	AB	R	H	RBI	BB	SO	LOB	TOP				
Tony Phillips, S OBP: 0.345, SLG: 0.271 (1, 8) (8, 6)											4	1	1	0	1	2	0					
Carney Lansford, R OBP: 0.393, SLG: 0.519 (1, 5) (9, 4)											4	0	1	0	0	0	1					
Jose Canseco, R OBP: 0.361, SLG: 0.557 (1, 9) (8, 6)											4	1	1	0	1	2	2					
Mark McGwire, R OBP: 0.403, SLG: 0.523 (9, PR) (9, 4)											3	0	1	0	1	0	1					
Mike Gallego, R OBP: 0.304, SLG: 0.250 (9, 4) (9, 4)											1	1	0	0	0	0	1					
Dave Parker, L OBP: 0.309, SLG: 0.315 (1, 7) (9, 3)											3	0	1	0	2	0	2					
Terry Steinbach, R OBP: 0.318, SLG: 0.282 (9, 3) (9, 3)											4	0	0	0	0	2	7					
Don Baylor, R OBP: 0.277, SLG: 0.220 (1, 10) (8, 6)												2	0	1	1	2	1	0				
Glenn Hubbard, R OBP: 0.375, SLG: 0.381 (9, PH) (9, 2)											3	0	0	0	0	0	4					
Ron Hassey, L OBP: 0.220, SLG: 0.286 (9, 2) (8, 6)											0	0	0	1	0	0	0					
Walt Weiss, S OBP: 0.212, SLG: 0.178 (8, PH) (8, 6)											2	0	0	0	0	0	0					
Stan Javier, S OBP: 0.358, SLG: 0.468 (8, 6) (8, 6)											2	0	0	0	0	0	2					
Inning Stats	R: 0 E: 0 K: 2 S: 7	H: 0 LOB: 0 BB: 0 P: 12	R: 0 E: 0 K: 1 S: 6	H: 0 LOB: 0 BB: 0 P: 10	R: 0 E: 0 K: 1 S: 7	H: 0 LOB: 0 BB: 0 P: 9	R: 0 E: 0 K: 1 S: 8	H: 1 LOB: 1 BB: 0 P: 12	R: 0 E: 0 K: 1 S: 8	H: 0 LOB: 0 BB: 0 P: 11	R: 1 E: 0 K: 0 S: 12	H: 2 LOB: 2 BB: 1 P: 18	R: 0 E: 0 K: 0 S: 12	H: 1 LOB: 1 BB: 0 P: 20	R: 1 E: 0 K: 1 S: 9	H: 2 LOB: 2 BB: 1 P: 16	R: 1 E: 1 K: 0 S: 3	H: 0 LOB: 2 BB: 3 P: 15	1B: 6 2B: 0 3B: 0 HR: 0	SF: 1 SAC: 2 DP: 2 HBP: 0	WP: 0 PA: 42 PB: 0 SB: 0 CS: 0	
PITCHER	IP 7.0	WLS 26	H 3	R 1	ER 1	SO 6	BB 3	IBB 0	HBP 0	BLK 0	WP 0	HR 0	S 56	P 89	ERA 1.29	WHIP 0.857						
Dave LaPoint, L ERA: 1.23	(1, 1)																					
Bobby Thigpen, R ERA: 2.7	(8, 1)	2.0	10	3	1	1	1	0	0	0	0	0	21	36	4.50	2.000						
John Davis, R ERA: 2.51	(10, 1)	1.0	6	0	1	0	0	1	2	0	0	0	0	3	15	0.00	1.000					

Oakland Athletics @ Chicago White Sox
Comiskey Park, Chicago, IL
Sat Apr 23 1988, 8:05 PM EDT
Att: 12,224 - Unknown - 44 F

AB 32
R 3
H 6
RBI 2
BB 7
SO 7
LOB 20



Batter	1	2	3	4	5	6	7	8	9	10	AB	R	H	RBI	BB	SO	LOB	BOTTOM					
Lance Johnson, L OBP: 0.203, SLG: 0.242 (1, 8) (8, 6)											5	0	1	0	0	0	1						
Ozzie Guillen, L OBP: 0.219, SLG: 0.225 (1, 6) (9, 4)											5	0	0	0	0	1	2						
Harold Baines, L OBP: 0.368, SLG: 0.424 (1, 10) (8, 6)											4	0	1	0	1	2	0						
Ivan Calderon, R OBP: 0.356, SLG: 0.508 (1, 9) (8, 6)											4	0	1	0	0	0	2						
Greg Walker, L OBP: 0.299, SLG: 0.380 (1, 3) (9, 4)										4	0	0	0	0	1	1							
Mark Selas, L OBP: 0.176, SLG: 0.353 (1, 2) (9, 4)										4	0	0	0	0	0	0							
Daryl Boston, L OBP: 0.182, SLG: 0.273 (1, 7) (9, 4)											4	1	2	0	0	0							
Kenny Williams, R OBP: 0.273, SLG: 0.413 (8, 5) (9, 4)											3	1	1	0	0	0	1						
Donnie Hill, S OBP: 0.288, SLG: 0.196 (8, 4) (8, 4)											3	0	1	2	0	0	1						
Fred Manrique, R OBP: 0.444, SLG: 0.533 (8, 4) (8, 4)											1	0	0	0	0	0	2						
Inning Stats	R: 0 E: 0 K: 1 S: 10	H: 1 LOB: 1 BB: 0 P: 13	R: 0 E: 0 K: 0 S: 6	H: 0 LOB: 0 BB: 0 P: 10	R: 0 E: 0 K: 0 S: 5	H: 0 LOB: 0 BB: 0 P: 10	R: 0 E: 0 K: 1 S: 10	H: 1 LOB: 1 BB: 0 P: 14	R: 2 E: 0 K: 0 S: 11	H: 3 LOB: 1 BB: 0 P: 14	R: 0 E: 0 K: 2 S: 10	H: 0 LOB: 0 BB: 0 P: 15	R: 0 E: 1 K: 0 S: 9	H: 0 LOB: 1 BB: 0 P: 16	R: 0 E: 0 K: 0 S: 10	H: 1 LOB: 1 BB: 1 P: 15	R: 0 E: 0 K: 0 S: 7	H: 1 LOB: 2 BB: 1 P: 14	R: 0 E: 0 K: 0 S: 8	H: 0 LOB: 0 BB: 0 P: 13	1B: 6 2B: 1 3B: 0 HR: 0	SF: 0 SAC: 0 DP: 0 HBP: 0	WP: 0 PA: 39 PB: 1 SB: 1 CS: 0
PITCHER	IP 10.0	WLS 39	H 7	R 2	ER 1	SO 4	BB 1	IBB 1	HBP 0	BLK 1	WP 0	HR 0	S 86	P 134	ERA 0.90	WHIP 0.800							
Dave Stewart, R ERA: 3.12	(1, 1)																						

Oakland Athletics @ Chicago White Sox
Comiskey Park, Chicago, IL
Sat Apr 23 1988, 8:05 PM EDT
Att: 12,224 - Unknown - 44 F

AB 37
R 2
H 7
RBI 2
BB 2
SO 4
LOB 10



Batter	1	2	3	4	5	6	7	8	9	AB	R	H	RBI	BB	SO	LOB	TOP				
Tony Phillips, S OBP: 0.355, SLG: 0.260 (1, 7)	F8		1B HR BB			FC6-4 BB	5-3			2	1	0	0	2	0	0					
Carney Lansford, R OBP: 0.386, SLG: 0.506 (1, 5)	5-3		HR 1B			FC6-4 1-2		P4		4	1	1	1	0	0	1					
Jose Canseco, R OBP: 0.375, SLG: 0.581 (1, 9)	F9		HR					F9		4	1	1	3	0	0	0					
Mark McGwire, R OBP: 0.395, SLG: 0.507 (1, 3)		F9	4-3					K		4	0	1	0	0	1	0					
Dave Henderson, R OBP: 0.217, SLG: 0.571 (1, 8)		G6-4-3 1B		5-3				HR		4	1	2	1	0	0	1					
Terry Steinbach, R OBP: 0.333, SLG: 0.286 (1, 2)		G6-4-3 1-2						F9		3	0	1	0	1	0	1					
Don Baylor, R OBP: 0.280, SLG: 0.209 (1, 10)										2	0	0	0	1	0	3					
Dave Parker, L OBP: 0.305, SLG: 0.311 (9, PH)				G1-6-4-3 BB				F5		1	0	0	0	0	0	0					
Glenn Hubbard, R OBP: 0.321, SLG: 0.320 (1, 4)			G6-4-3 1-2				5-3	4-3		4	0	0	0	0	0	1					
Mike Gallego, R OBP: 0.308, SLG: 0.261 (1, 6)			BB 1B				4-3	5-3		3	1	1	0	0	0	0					
Inning Stats	R: 0 E: 0 K: 0 S: 4	H: 0 LOB: 0 BB: 0 P: 5	R: 0 E: 0 K: 0 S: 4	H: 1 LOB: 0 BB: 0 P: 7	R: 4 E: 0 K: 0 S: 16	H: 3 LOB: 0 BB: 2 P: 30	R: 0 E: 0 K: 0 S: 3	H: 0 LOB: 0 BB: 1 P: 8	R: 0 E: 0 K: 0 S: 4	H: 2 LOB: 2 BB: 0 P: 12	R: 0 E: 0 K: 0 S: 7	H: 0 LOB: 0 BB: 0 P: 13	R: 0 E: 0 K: 1 S: 6	H: 0 LOB: 0 BB: 0 P: 10	R: 1 E: 0 K: 0 S: 9	H: 1 LOB: 0 BB: 0 P: 11	1B: 5 2B: 0 3B: 0 HR: 2	SF: 0 SAC: 0 DP: 3 HBP: 0	WP: 0 PB: 0 CS: 0	PA: 35	
PITCHER	IP	WLS	BF	H	R	ER	SO	BB	IBB	HBP	BLK	WP	HR	S	P	ERA	WHIP				
Ricky Horton, L ERA: 3.82 (1, 1)	7.0	L	28	6	4	4	0	4	0	0	0	0	1	46	86	5.14	1.429				
Bill Long, R ERA: 2.45 (8, 1)	1.1		5	1	1	1	1	0	0	0	0	0	1	13	19	6.75	0.750				
Jerry Reuss, L ERA: 4.91 (9, 1)	0.2		2	0	0	0	0	0	0	0	0	0	0	2	2	0.00	0.000				

Oakland Athletics @ Chicago White Sox
Comiskey Park, Chicago, IL
Sun Apr 24, 1988, 4:33 AM EDT
Att. 14,221 - Sunny - 44 F

AB 31
R 5
H 7
RBI 5
BB 4
SO 1
LOB 7



Batter	1	2	3	4	5	6	7	8	9	AB	R	H	RBI	BB	SO	LOB	BOTTOM					
Daryl Boston, L OBP: 0.200, SLG: 0.333 (1, 8)	F5		2B				4-3			4	0	1	0	0	0	1						
Ozzie Guillen, L OBP: 0.208, SLG: 0.213 (1, 6)	F8		K			G3		6-3		4	0	0	0	0	1	2						
Harold Baines, L OBP: 0.363, SLG: 0.406 (1, 10)	BB		G1					4-3		3	0	0	0	1	1	1						
Ivan Calderon, R OBP: 0.351, SLG: 0.484 (1, 9)	K					P4		K		3	0	0	0	1	2	1						
Greg Walker, L OBP: 0.296, SLG: 0.373 (1, 3)		P4				K		HR 1B		4	1	1	0	0	2	1						
Dan Pasqua, L OBP: 0.311, SLG: 0.358 (1, 7)		HR				BB		HR		3	2	2	3	1	1	0						
Mark Salas, L OBP: 0.200, SLG: 0.350 (1, 2)										3	0	1	0	0	0	1						
Gary Redus, R OBP: 0.500, SLG: 0.444 (9, PH)		1-3								0	0	0	0	0	0	0						
Steve Lyons, L (9, PH)								FC5-4 1B		1	0	0	0	0	0	0						
Kenny Williams, R OBP: 0.271, SLG: 0.388 (1, 5)						F9		K		3	0	0	0	0	1	1						
Donnie Hill, S OBP: 0.291, SLG: 0.188 (1, 4)		CS						F7		2	0	0	0	1	0	0						
Inning Stats	R: 0 E: 0 K: 1 S: 10	H: 0 LOB: 1 BB: 1 P: 20	R: 1 E: 0 K: 0 S: 13	H: 1 LOB: 0 BB: 0 P: 22	R: 0 E: 0 K: 1 S: 8	H: 1 LOB: 1 BB: 0 P: 15	R: 0 E: 0 K: 1 S: 11	H: 0 LOB: 1 BB: 1 P: 21	R: 0 E: 0 K: 2 S: 12	H: 3 LOB: 1 BB: 0 P: 20	R: 0 E: 0 K: 0 S: 6	H: 0 LOB: 0 BB: 0 P: 8	R: 0 E: 0 K: 1 S: 5	H: 0 LOB: 1 BB: 1 P: 11	R: 0 E: 0 K: 2 S: 10	H: 0 LOB: 0 BB: 0 P: 16	1B: 2 2B: 1 3B: 0 HR: 2	SF: 0 SAC: 0 DP: 0 HBP: 1	WP: 1 PB: 0 CS: 1	PA: 36		
PITCHER	IP	WLS	BF	H	R	ER	SO	BB	IBB	HBP	BLK	WP	HR	S	P	ERA	WHIP					
Bob Welch, R ERA: 5.64 (1, 1)	7.1		31	5	3	3	5	4	0	1	0	0	1	2	72	129	3.68	1.227				
Rick Honeycutt, L ERA: 1.8 (8, 1)	1.0		2	0	0	0	2	0	0	0	0	0	0	6	9	0.00	0.000					
Dennis Eckersley, R ERA: (9, 1)	0.2	S	2	0	0	0	1	0	0	0	0	0	0	7	12	0.00	0.000					

Oakland Athletics @ Chicago White Sox
Comiskey Park, Chicago, IL
Sun Apr 24, 1988, 4:33 AM EDT
Att. 14,221 - Sunny - 44 F

AB 30
R 3
H 5
RBI 3
BB 4
SO 8
LOB 8



Batter	1	2	3	4	5	6	7	8	9	AB	R	H	RBI	BB	SO	LOB	TOP					
Ellis Burks, R OBP: 0.491, SLG: 0.646 (1, 8)	F9		FC6-4 BB		F8		5-3			3	0	0	0	1	0	2						
Marty Barrett, R OBP: 0.329, SLG: 0.364 (1, 4)	5-3		FC6-4 1-2f		F7			F7		4	0	0	0	0	0	2						
Wade Boggs, L OBP: 0.390, SLG: 0.368 (1, 5)	E5 1B			4-3		F8		5-3		4	0	1	0	0	0	0						
Jim Rice, R OBP: 0.313, SLG: 0.292 (1, 10)	K			6-3		FC4 1B		5-3		4	0	1	0	0	1	1						
Mike Greenwell, L OBP: 0.455, SLG: 0.475 (1, 7)		P4		FC 2B		P3			K2-3	4	0	1	0	0	1	1						
Dwight Evans, R OBP: 0.333, SLG: 0.333 (1, 3)	4-3			FC		FC4 1-2f		F8		4	0	0	0	0	0	2						
Rick Cerone, R OBP: 0.500, SLG: 0.500 (1, 2)	5-3			F9			5-3		6-3	4	0	0	0	0	0	2						
Spike Owen, S OBP: 0.275, SLG: 0.302 (1, 6)			P6		L5		F3			3	0	0	0	0	0	0						
Brady Anderson, L OBP: 0.348, SLG: 0.333 (1, 9)			L7		F8 BLK BB		3B			2	0	1	0	1	0	0						
Inning Stats	R: 0 E: 1 K: 1 S: 12	H: 1 LOB: 1 BB: 0 P: 22	R: 0 E: 0 K: 0 S: 9	H: 0 LOB: 0 BB: 0 P: 13	R: 0 E: 0 K: 0 S: 8	H: 0 LOB: 1 BB: 1 P: 13	R: 0 E: 0 K: 0 S: 9	H: 1 LOB: 2 BB: 0 P: 13	R: 0 E: 0 K: 0 S: 6	H: 0 LOB: 1 BB: 1 P: 14	R: 0 E: 0 K: 0 S: 7	H: 1 LOB: 1 BB: 0 P: 10	R: 0 E: 0 K: 0 S: 7	H: 1 LOB: 0 BB: 0 P: 11	R: 0 E: 0 K: 1 S: 9	H: 0 LOB: 0 BB: 0 P: 12	R: 0 E: 0 K: 1 S: 9	H: 0 LOB: 0 BB: 0 P: 12	1B: 2 2B: 1 3B: 1 HR: 0	SF: 0 SAC: 0 DP: 0 HBP: 0	WP: 0 PB: 0 SB: 0 CS: 0	PA: 34
PITCHER Dave LaPoint, L ERA: 0.94 (1, 1)	IP: 9.0 WLS: W BF: 34 H: 4 R: 0 ER: 0 SO: 2 BB: 2 IBB: 0 HBP: 0 BLK: 1 WP: 0 HR: 0 S: 74 P: 120 ERA: 0.00 WHIP: 0.667															PITCHER						

Boston Red Sox @ Chicago White Sox
Comiskey Park, Chicago, IL
Thu Apr 28 1988, 8:05 PM EDT
Att. 8,204 - Unknown - 52 F

AB 32
R 0
H 4
RBI 0
BB 2
SO 2
LOB 10



Batter	1	2	3	4	5	6	7	8	9	AB	R	H	RBI	BB	SO	LOB	BOTTOM			
Lance Johnson, L OBP: 0.206, SLG: 0.231 (1, 8)	1-3	G4-6-3 1-2f			FC FC5-2 1-H	4-3				4	0	0	0	1	0	4				
Ozzie Guillen, L OBP: 0.195, SLG: 0.200 (1, 6)	F7		L7		FC5-2 E 3-H		5-3	FC5 2-3f		5	1	0	0	0	0	4				
Harold Baines, L OBP: 0.397, SLG: 0.397 (1, 10)			3-1		E5 FC5-4 1-H		6-3			4	0	1	0	0	0	0				
Ivan Calderon, R OBP: 0.333, SLG: 0.455 (1, 9)	K		P4		FC5-4 1-2f		K			4	0	0	0	0	2	2				
Greg Walker, L OBP: 0.294, SLG: 0.359 (1, 3)		P4		F9		P6		1B HBP SF9 BB		3	1	0	0	1	0	0				
Carlton Fisk, R OBP: 0.383, SLG: 0.642 (1, 2)		1B HR 1B				E SF7 BB		1B HBP		1	2	1	0	2	0	0				
Dan Pasqua, L OBP: 0.338, SLG: 0.386 (1, 7)		HR 1B		K		E8 1B		FC5 BB 1B		4	1	3	0	0	1	1				
Kenny Williams, R OBP: 0.286, SLG: 0.442 (1, 5)		HR		P4				K		3	1	1	3	0	1	4				
Steve Lyons, L (9, 5)		HR								0	0	0	0	0	0	0				
Donnie Hill, S OBP: 0.305, SLG: 0.220 (1, 4)										2	0	2	2	0	0	0				
Fred Manrique, R OBP: 0.444, SLG: 0.533 (9, 4)										0	0	0	0	0	0	0				
Inning Stats	R: 0 E: 0 K: 1 S: 10	H: 1 LOB: 1 BB: 0 P: 13	R: 3 E: 0 K: 0 S: 16	H: 4 LOB: 0 BB: 0 P: 25	R: 0 E: 0 K: 0 S: 5	H: 0 LOB: 0 BB: 0 P: 7	R: 0 E: 0 K: 1 S: 6	H: 0 LOB: 1 BB: 1 P: 13	R: 1 E: 2 K: 0 S: 10	H: 1 LOB: 1 BB: 0 P: 16	R: 1 E: 1 K: 0 S: 10	H: 1 LOB: 2 BB: 1 P: 19	R: 0 E: 0 K: 1 S: 9	H: 0 LOB: 0 BB: 0 P: 15	R: 1 E: 0 K: 1 S: 22	H: 1 LOB: 3 BB: 2 P: 37	1B: 7 2B: 0 3B: 0 HR: 1	SF: 2 SAC: 1 DP: 1 HBP: 2	WP: 0 PB: 0 SB: 1 CS: 0	PA: 38
PITCHER Oil Can Boyd, R ERA: 3.16 (1, 1)	IP: 6.0 WLS: L BF: 28 H: 7 R: 5 ER: 4 SO: 2 BB: 2 IBB: 1 HBP: 0 BLK: 0 WP: 1 HR: 1 S: 57 P: 93 ERA: 6.00 WHIP: 1.500															PITCHER				
Dennis Lamp, R ERA: 1.35 (7, 1)	1.0 3 0 0 0 1 0 0 0 0 0 0 9 15 0.00 0.000																			
Wes Gardner, R ERA: 1.93 (8, 1)	1.0 7 1 1 1 1 2 0 1 0 0 0 22 37 9.00 3.000																			

Boston Red Sox @ Chicago White Sox
Comiskey Park, Chicago, IL
Thu Apr 28 1988, 8:05 PM EDT
Att. 8,204 - Unknown - 52 F

AB 30
R 6
H 8
RBI 5
BB 4
SO 4
LOB 15



Batter	1	2	3	4	5	6	7	8	9	AB	R	H	RBI	BB	SO	LOB	TOP										
Pete Staniczek, S OBP: 0.400, SLG: 0.600 (1, 7) (7, 4)	0-2 1-3		0-0 4-3		0-1 L9 WP 1B		1-0 E 1-H 2B	1-2 L9		5	2	2	1	0	0	1	Baltimore Orioles @ Chicago White Sox Comiskey Park, Chicago, IL Fri Apr 29 1988, 8:05 PM EDT Att: 14,059 - Sunny - 58 F										
Billy Ripken, R OBP: 0.231, SLG: 0.226 (1, 4) (7, FR)	1-3 K		1-2 6-3		1-1 L9		1-0 E FC3-2 HBP	1-3 K		3	0	0	0	0	1	1											
Tito Landrum, R OBP: 0.278, SLG: 0.133 (7, 7)										1	0	0	0	0	1	1											
Cal Ripken Jr., R OBP: 0.370, SLG: 0.434 (1, 6)	2-1 HR 1B		3-1 BB 1B		2-1 3-H 2B		1-2 E5 BB FC3-2 FC		1-0 HR	5	3	4	1	0	0	1											
Eddie Murray, S OBP: 0.250, SLG: 0.341 (1, 3)	3-2 HR		4-0 BB		0-2 L7		0-1 FC3-2 FC BB SF8		1-3 K	4	2	1	2	1	1	3											
Fred Lynn, L OBP: 0.260, SLG: 0.333 (1, 8)	1-3 K		1-0 F8		1-1 4-3		4-1 FC BB		0-0 WP 1B	4	1	1	0	1	1	3											
Larry Sheets, L OBP: 0.341, SLG: 0.351 (1, 10)		0-2 F7		0-2 SH1-3 2B		1-3 K	0-2 FC FC6-4		1-0 6-3	5	0	1	1	0	1	3											
Terry Kennedy, L OBP: 0.210, SLG: 0.203 (1, 2)		0-3 K		0-0 SH1-3		0-0 P6	1-2 SF8		0-0 1B	3	0	1	2	0	1	0											
Craig Worthington, R OBP: 0.188, SLG: 0.286 (1, 5)		4-1 BB		1-3 K		0-1 F7	0-0 FC6-4		0-3 K	4	0	0	0	1	2	4											
Joe Orsulak, L OBP: 0.313, SLG: 0.288 (1, 9)		1-1 1-3		0-0 3-1			4-1 2B BB		1-2 1B	3	1	1	0	1	0	2											
Inning Stats	R: 2 H: 2 E: 0 K: 2 S: 19	H: 2 LOB: 0 BB: 0 P: 26	R: 0 H: 0 E: 0 K: 1 S: 10	H: 0 LOB: 1 BB: 1 P: 15	R: 0 H: 1 E: 0 K: 0 S: 7	H: 1 LOB: 2 BB: 1 P: 16	R: 0 H: 1 E: 0 K: 1 S: 8	H: 2 LOB: 1 BB: 0 P: 9	R: 1 H: 2 E: 0 K: 1 S: 13	H: 0 LOB: 0 BB: 0 P: 7	R: 4 H: 1 E: 1 K: 0 S: 16	H: 1 LOB: 2 BB: 2 P: 28	R: 0 H: 1 E: 0 K: 1 S: 9	H: 1 LOB: 0 BB: 0 P: 12	R: 2 H: 3 E: 0 K: 2 S: 11	H: 3 LOB: 1 BB: 0 P: 14	1B: 6 2B: 3 3B: 0 HR: 2	SF: 1 SAC: 1 DP: 0 HBP: 1	WP: 2 PA: 44 PB: 0 CS: 1								
PITCHER	IP	WLS	BF	H	R	ER	SO	BB	IBB	HBP	BLK	WP	HR	S	P	ERA	WHIP										
Jack McDowell, R ERA: 5.93	6.0	L	28	7	5	4	5	3	0	0	0	1	1	65	97	6.00	1.667										
John Davis, R ERA: 2.35	1.0		7	0	2	0	0	1	0	1	0	0	0	14	21	0.00	1.000										
Bill Long, R ERA: 2.25	1.0		3	1	0	0	1	0	0	0	0	0	0	9	12	0.00	1.000										
Bobby Thigpen, R ERA: 3.77	1.0		6	3	2	2	2	0	0	0	0	1	1	11	14	18.00	3.000										

Batter	1	2	3	4	5	6	7	8	9	AB	R	H	RBI	BB	SO	LOB	BOTTOM										
Daryl Boston, L OBP: 0.158, SLG: 0.263 (1, 8)	2-2 4-3		0-3 K			0-0 4-3			3-2 G2-3	4	0	0	0	0	1	1	Baltimore Orioles @ Chicago White Sox Comiskey Park, Chicago, IL Fri Apr 29 1988, 8:05 PM EDT Att: 14,059 - Sunny - 58 F										
Ozzie Guillen, L OBP: 0.186, SLG: 0.190 (1, 6)	0-1 5-3			1-3 K		0-0 L9			0-1 5-3	4	0	0	0	0	1	1											
Harold Baines, L OBP: 0.352, SLG: 0.390 (1, 10)				2-2 4-3			0-0 L9		1-1 4-3	4	0	1	0	0	0	1											
Ivan Calderon, R OBP: 0.333, SLG: 0.449 (1, 9)				1-2 BB 1B			0-0 L5			3	0	1	0	0	0	1											
Greg Walker, L OBP: 0.284, SLG: 0.346 (1, 3)		2-2 F7		0-0 F8			1-0 6-3			3	0	0	0	0	0	1											
Carlton Fisk, R OBP: 0.381, SLG: 0.625 (9, 2)		1-1 G4-6-3 1B			1-2 F9			1-0 5-3		3	0	1	0	0	0	0											
Mark Salas, L OBP: 0.200, SLG: 0.350 (9, 2)										0	0	0	0	0	0	0											
Dan Pasqua, L OBP: 0.324, SLG: 0.367 (1, 7)		1-0 G4-6-3			2-0 F7			1-3 K		3	0	0	0	0	1	1											
Kenny Williams, R OBP: 0.273, SLG: 0.418 (1, 5)			1-0 F8		0-0 1-3			0-2 F9		3	0	0	0	0	0	0											
Donnie Hill, S OBP: 0.306, SLG: 0.226 (1, 4)			0-1 4-3			1-2 4-3			0-1 G2-3 1B	3	0	1	0	0	0	0											
Inning Stats	R: 0 H: 1 E: 0 K: 0 S: 7	H: 1 LOB: 0 BB: 0 P: 10	R: 0 H: 1 E: 0 K: 0 S: 6	H: 1 LOB: 0 BB: 0 P: 10	R: 0 H: 0 E: 0 K: 1 S: 6	H: 0 LOB: 0 BB: 0 P: 7	R: 0 H: 1 E: 0 K: 1 S: 15	H: 1 LOB: 1 BB: 0 P: 19	R: 0 H: 0 E: 0 K: 0 S: 6	H: 0 LOB: 0 BB: 0 P: 9	R: 0 H: 0 E: 0 K: 0 S: 5	H: 0 LOB: 0 BB: 0 P: 6	R: 0 H: 0 E: 0 K: 1 S: 3	H: 0 LOB: 0 BB: 0 P: 4	R: 0 H: 0 E: 0 K: 1 S: 8	H: 0 LOB: 0 BB: 0 P: 10	R: 2 H: 1 E: 0 K: 0 S: 12	H: 1 LOB: 1 BB: 0 P: 16	1B: 4 2B: 0 3B: 0 HR: 0	SF: 0 SAC: 0 DP: 1 HBP: 0	WP: 0 PA: 30 PB: 0 CS: 0						
PITCHER	IP	WLS	BF	H	R	ER	SO	BB	IBB	HBP	BLK	WP	HR	S	P	ERA	WHIP										
Mark Williamson, R ERA: 4.09	6.0	W	20	3	0	0	2	0	0	0	0	0	0	45	61	0.00	0.500										
Dave Schmidt, R ERA: 5.0	3.0	S	10	1	0	0	1	0	0	0	0	0	0	23	30	0.00	0.333										



Batter	1	2	3	4	5	6	7	8	9	AB	R	H	RBI	BB	SO	LOB	TOP					
Pete Stanciek, S OBP: 0.333, SLG: 0.357 (1,4)	2-1 4-3		1-2 5-3		3-2 G6-4-3 1B		1-0 6-3		2-3 K	5	0	1	0	0	1	0	Baltimore Orioles @ Chicago White Sox Sun May 01 1988, 4:33 AM EDT Att: 12,398 - Sunny - 62 F livebaseballscorecards.com					
Joe Orsulak, L OBP: 0.292, SLG: 0.269 (1,7)	1-1 4-3		1-2 1B		3-2 G6-4-3 1-2 2-3		2-2 5-3		2-2 L9	5	0	1	0	0	2							
Cal Ripken Jr., R OBP: 0.406, SLG: 0.430 (1,6)	4-2 FC6-4 BB		2-2 P4		3-2 F7		4-0 BB		4-2 1B BB	2	0	0	0	3	0	2						
Eddie Murray, S OBP: 0.248, SLG: 0.330 (1,3)	2-2 FC6-4 1-2				2-0 1B SF8 1B		2-2 F7		0-2 1-2 1B	5	1	2	0	0	2							
Larry Sheets, L OBP: 0.330, SLG: 0.321 (1,10)		3-2 L3		4-2 1B BB		1-1 G3		4-0 G6-3 1B BB	3	0	0	0	2	0	2							
Fred Lynn, L OBP: 0.286, SLG: 0.356 (1,8)		2-0 L5		0-0 1B		3-1 2B 1B		2-1 G6-3 1-2 1B	4	1	3	0	0	0	0							
Keith Hughes, L OBP: 0.538, SLG: 0.556 (1,9)		2-0 1B		1-0 SF8		1-0 1-H 2B		1-0 G6-3 1-2 2-3	3	1	2	2	0	0	2							
Terry Kennedy, L OBP: 0.224, SLG: 0.222 (1,2)		1-0 F5		1-0 P4		1-0 3-H 2B		4-0 BB	3	0	1	1	1	0	2							
Craig Worthington, R OBP: 0.250, SLG: 0.286 (1,5)			1-3 K		4-2 G6-4-3 1B BB		2-1 F9		0-0 F2	3	0	0	0	1	3							
Inning Stats	R: 0 E: 0 K: 0 S: 9	H: 0 LOB: 1 BB: 1 P: 18	R: 0 E: 0 K: 0 S: 6	H: 1 LOB: 1 BB: 0 P: 14	R: 0 E: 0 K: 1 S: 16	H: 1 LOB: 1 BB: 0 P: 21	R: 1 E: 0 K: 0 S: 9	H: 2 LOB: 1 BB: 1 P: 18	R: 0 E: 0 K: 0 S: 13	H: 1 LOB: 1 BB: 1 P: 26	R: 2 E: 0 K: 0 S: 11	H: 3 LOB: 1 BB: 0 P: 21	R: 0 E: 0 K: 0 S: 7	H: 0 LOB: 1 BB: 1 P: 15	R: 0 E: 0 K: 0 S: 4	H: 1 LOB: 2 BB: 2 P: 15	R: 0 E: 0 K: 1 S: 16	H: 1 LOB: 2 BB: 1 P: 24	1B: 8 2B: 2 3B: 0 HR: 0	SF: 1 SAC: 0 DP: 2 HBP: 0	WP: 0 PB: 0 CS: 0	PA: 41
PITCHER	IP	WLS	BF	H	R	ER	SO	BB	IBB	HBP	BLK	WP	HR	S	P	ERA	WHIP					
Melido Perez, R ERA: 2.52 (1,1)	5.0	W	21	5	1	1	1	3	0	0	0	0	0	53	97	1.80	1.600					
Bill Long, R ERA: 3.07 (6,1)	2.2		14	4	2	2	0	3	0	0	0	0	0	21	50	6.75	2.625					
John Davis, R ERA: 2.16 (8,1)	1.1	S	6	1	0	0	1	1	0	0	0	0	0	17	25	0.00	1.500					

Batter	1	2	3	4	5	6	7	8	9	AB	R	H	RBI	BB	SO	LOB	BOTTOM				
Lance Johnson, L OBP: 0.205, SLG: 0.243 (1,8)	0-0 1B 1B 2B		1-1 F7		1-0 G3		2-1 B1-3		0-0 6-3	5	1	1	0	0	0	1	Baltimore Orioles @ Chicago White Sox Sun May 01 1988, 4:33 AM EDT Att: 12,398 - Sunny - 62 F livebaseballscorecards.com				
Ozzie Guillen, L OBP: 0.211, SLG: 0.217 (1,6)	1-0 1B HR 2-3 1B		0-3 K		1-0 F8 BLK 1B		0-0 L9		3-2 1B 1B	5	1	3	0	0	1	0					
Harold Baines, L OBP: 0.351, SLG: 0.376 (1,10)	0-0 1-3 3-H 1B		2-3 K		4-0 1-2 BB		0-3 K		0-0 1-3 1B	4	1	2	1	1	2	0					
Ivan Calderon, R OBP: 0.333, SLG: 0.506 (1,9)	1-1 1-H 3-H HR		4-2 1B 2B BB		1-0 F8		2-0 P4		0-1 F7	4	2	1	3	1	0	4					
Greg Walker, L OBP: 0.295, SLG: 0.364 (1,3)	1-3 K		1-0 2B 1B		1-3 K		2-2 E8 1B			4	1	2	0	0	2	2					
Dan Pasqua, L OBP: 0.320, SLG: 0.348 (1,7)	1-1 1B		2-1 P5		1-1 F3		4-2 BB			3	0	1	0	1	0	4					
Mark Salas, L OBP: 0.250, SLG: 0.417 (1,2)	1-2 1B		1-2 1B 2B		1-0 G3		2-1 F9			4	1	2	1	0	0	2					
Kenny Williams, R OBP: 0.288, SLG: 0.443 (1,5) Steve Lyons, L (8,5)	2-2 F8		0-2 2H 3-H 1B		2-2 3-1		0-2 P3			4	0	1	2	0	0	4					
Donnie Hill, S OBP: 0.288, SLG: 0.211 (1,4) Fred Manrique, R OBP: 0.381, SLG: 0.444 (9,4)	1-0 4-3		1-2 F9		1-2 F8		1-3 K			4	0	0	0	0	1	3					
Inning Stats	R: 4 E: 0 K: 1 S: 19	H: 6 LOB: 2 BB: 0 P: 27	R: 0 E: 0 K: 2 S: 8	H: 0 LOB: 0 BB: 0 P: 11	R: 3 E: 0 K: 0 S: 14	H: 3 LOB: 1 BB: 1 P: 23	R: 0 E: 0 K: 1 S: 7	H: 1 LOB: 2 BB: 1 P: 15	R: 0 E: 0 K: 0 S: 7	H: 0 LOB: 0 BB: 0 P: 11	R: 0 E: 0 K: 1 S: 6	H: 0 LOB: 0 BB: 0 P: 8	R: 0 E: 1 K: 0 S: 13	H: 1 LOB: 2 BB: 1 P: 23	R: 0 E: 0 K: 1 S: 12	H: 2 LOB: 2 BB: 0 P: 16	R: 0 E: 0 K: 1 S: 16	1B: 10 2B: 2 3B: 0 HR: 1	SF: 0 SAC: 0 DP: 0 HBP: 0	WP: 0 PB: 0 CS: 0	PA: 40
PITCHER	IP	WLS	BF	H	R	ER	SO	BB	IBB	HBP	BLK	WP	HR	S	P	ERA	WHIP				
Mike Morgan, R ERA: 6.88 (1,1)	0.1	L	18	5	3	3	3	2	0	0	1	0	0	38	62	7.36	1.909				
Bill Scherrer, L ERA: 13.5 (5,1)	2.0		6	0	0	0	1	0	0	0	0	0	0	13	19	0.00	0.000				
Dave Schmidt, R ERA: 4.5 (7,1)	2.0		10	3	0	0	1	1	0	0	0	0	0	25	39	0.00	2.000				

AB 33
R 3
H 10
RBI 3
BB 7
SO 2
LOB 15



AB 37
R 7
H 13
RBI 7
BB 3
SO 6
LOB 20



Batter	1	2	3	4	5	6	7	8	9	10	11	12	AB	R	H	RBI	BB	SO	LOB	TOP							
Rickey Henderson, R OBP: 0.407, SLG: 0.523	F9		G4-6-3 BB		P6		6-3		G1-4-3			SH1-3 WP BB	4	1	0	0	2	0	1								
Willie Randolph, R OBP: 0.267, SLG: 0.269	6-3		G4-6-3		SF8			L9				SH1-3	5	1	2	0	0	0	1								
Don Mattingly, L OBP: 0.363, SLG: 0.371				HR	SF8			BB 1B			L8		3	3	2	1	2	0	1								
Jack Clark, R OBP: 0.409, SLG: 0.577	F7			HR				F7 1B BB				G2-3 E IBB	5	1	1	2	1	2	4								
Dave Winfield, R OBP: 0.505, SLG: 0.728		K			5-3			F8					5	0	2	1	1	1	0								
Roberto Kelly, R OBP: 0.289, SLG: 0.314																											
Claudell Washington, L OBP: 0.316, SLG: 0.453		BLK 4-3 1B			K			6-3					3	0	1	0	0	1	0								
Mike Pagliarulo, L OBP: 0.315, SLG: 0.478			4-3					G3					3	0	0	0	2	0	3								
Bobby Meacham, S OBP: 0.281, SLG: 0.306													4	0	1	0	1	1	3								
Joel Skinner, R OBP: 0.136, SLG: 0.148																											
Jose Cruz, L OBP: 0.185, SLG: 0.192																											
Don Slaught, R OBP: 0.417, SLG: 0.619			K		FC5								4	0	0	0	0	1	3								
Inning Stats	R: 0 E: 0 K: 6	H: 0 LOB: 1 BB: 14	R: 0 E: 0 K: 9	H: 1 LOB: 1 BB: 12	R: 0 E: 0 K: 5	H: 0 LOB: 0 BB: 1	R: 2 E: 0 K: 14	H: 3 LOB: 2 BB: 23	R: 1 E: 0 K: 8	H: 1 LOB: 0 BB: 15	R: 0 E: 0 K: 5	H: 0 LOB: 0 BB: 6	R: 0 E: 0 K: 5	H: 0 LOB: 0 BB: 6	R: 1 E: 0 K: 18	H: 2 LOB: 2 BB: 24	R: 0 E: 0 K: 6	H: 1 LOB: 0 BB: 11	R: 0 E: 0 K: 12	H: 0 LOB: 2 BB: 25	R: 2 E: 0 K: 10	H: 1 LOB: 1 BB: 28	1B: 7 2B: 0 3B: 1 HR: 1	SF: 1 SAC: 1 DP: 2 HBP: 0	WP: 1 PB: 0 SB: 2 CS: 1	PA: 51	
PITCHER	IP	WLS	BF	H	R	ER	SO	BB	IBB	HBP	BLK	WP	HR	S	P	ERA	WHIP										
Jerry Reuss, L ERA: 4.91	(1, 1)	7.1	30	6	4	4	4	3	0	0	1	0	1	57	97	4.91	1.227										
John Davis, R ERA: 1.83	(8, 1)	3.0	13	2	0	0	2	3	1	0	0	0	0	34	57	0.00	1.667										
Bobby Thigpen, R ERA: 4.0	(11, 1)	1.2	L	8	1	2	2	1	1	0	0	1	0	15	35	10.80	1.200										

New York Yankees @ Chicago White Sox
Comiskey Park, Chicago, IL
Mon May 02 1988, 8:05 PM EDT
Att. 14,786 - Sunny - 60 F

AB 40
R 6
H 9
RBI 4
BB 9
SO 7
LOB 22



Batter	1	2	3	4	5	6	7	8	9	10	11	12	AB	R	H	RBI	BB	SO	LOB	BOTTOM							
Gary Redus, R OBP: 0.452, SLG: 0.440	4-3		F8			L5		HR BB				F8	3	1	0	0	2	0	0								
Lance Johnson, L OBP: 0.203, SLG: 0.239	6-3		4-3			F4		F7				SH1-4 BB	5	0	1	0	0	0	1								
Ozzie Guillen, L OBP: 0.210, SLG: 0.216																											
Harold Baines, L OBP: 0.369, SLG: 0.427	1-3																										
Daryl Boston, L OBP: 0.158, SLG: 0.263																											
Ivan Calderon, R OBP: 0.333, SLG: 0.494																											
Greg Walker, L OBP: 0.297, SLG: 0.366																											
Carlton Fisk, R OBP: 0.375, SLG: 0.594																											
Kenny Williams, R OBP: 0.299, SLG: 0.462																											
Steve Lyons, L ERA: 3.38																											
Dan Pasqua, L OBP: 0.300, SLG: 0.324																											
Fred Manrique, R ERA: 4.32																											
Donnie Hill, S OBP: 0.290, SLG: 0.203																											
Inning Stats	R: 0 E: 0 K: 5	H: 0 LOB: 0 BB: 9	R: 0 E: 0 K: 13	H: 1 LOB: 2 BB: 23	R: 0 E: 0 K: 0	H: 0 LOB: 0 BB: 0	R: 1 E: 0 K: 8	H: 2 LOB: 0 BB: 12	R: 0 E: 0 K: 5	H: 0 LOB: 0 BB: 9	R: 1 E: 0 K: 10	H: 3 LOB: 2 BB: 18	R: 2 E: 0 K: 12	H: 1 LOB: 1 BB: 20	R: 0 E: 0 K: 7	H: 1 LOB: 1 BB: 18	R: 0 E: 0 K: 10	H: 0 LOB: 2 BB: 22	R: 0 E: 0 K: 13	H: 0 LOB: 2 BB: 22	R: 0 E: 0 K: 13	H: 1 LOB: 3 BB: 21	1B: 4 2B: 4 3B: 0 HR: 1	SF: 0 SAC: 1 DP: 1 HBP: 0	WP: 0 PB: 0 SB: 0 CS: 0	PA: 52	
PITCHER	IP	WLS	BF	H	R	ER	SO	BB	IBB	HBP	BLK	WP	HR	S	P	ERA	WHIP										
Tommy John, L ERA: 3.38	(1, 1)	6.2	26	6	2	2	2	1	0	0	0	0	0	48	80	2.70	1.050										
Cecilio Guante, R ERA: 3.38	(7, 1)	0.2	3	0	1	1	1	1	0	0	0	0	0	7	14	13.50	1.500										
Dave Righetti, L ERA: 2.93	(8, 1)	3.1	16	2	1	1	2	3	1	0	0	0	1	34	65	2.70	1.500										
Tim Laddard, R ERA: 5.27	(11, 1)	0.1	W	1	0	0	0	0	0	0	0	0	0	2	2	0.00	0.000										
Lee Guetterman, L ERA: 3.09	(12, 1)	0.0		2	1	0	0	1	0	0	0	0	0	2	6												
PITCHER	IP	WLS	BF	H	R	ER	SO	BB	IBB	HBP	BLK	WP	HR	S	P	ERA	WHIP										
Steve Shields, R ERA: 5.4	(12, 1)	0.2	3	0	0	0	1	1	0	0	0	0	0	8	12	0.00	1.500										
John Candelaria, L ERA: 3.16	(12, 1)	0.1	S	1	0	0	0	1	0	0	0	0	0	3	3	0.00	0.000										

New York Yankees @ Chicago White Sox
Comiskey Park, Chicago, IL
Mon May 02 1988, 8:05 PM EDT
Att. 14,786 - Sunny - 60 F

AB 43
R 4
H 9
RBI 3
BB 8
SO 7
LOB 28



Batter	1	2	3	4	5	6	7	8	9	AB	R	H	RBI	BB	SO	LOB	TOP										
Lance Johnson, L (1, 8) OBP: 0.229, SLG: 0.244	L6		G3		F9		BB 1B		1B BB	4	0	1	0	1	0	0	Chicago White Sox @ Boston Red Sox Fenway Park, Boston, MA Wed May 04 1988, 7:05 PM EDT Att: 21,191 - Unknown - 70 F										
Ozzie Guillen, L (1, 6) OBP: 0.229, SLG: 0.229	P5			G4-3		G4-3	BB		1B	5	0	2	0	0	0												
Harold Baines, L (1, 10) OBP: 0.384, SLG: 0.427	G6-3			HR		HR			G3	4	2	2	0	1	0	2											
Ivan Calderon, R (1, 9) OBP: 0.318, SLG: 0.495		K		E9		HR			P2	4	2	1	2	0	1	4											
Greg Walker, L (1, 3) OBP: 0.284, SLG: 0.376	F7			HR		HR			F8	4	1	1	3	0	1	0											
Carlton Fisk, R (1, 2) OBP: 0.363, SLG: 0.549				HR					G5-3	3	0	0	0	1	2	0											
Dan Pasqua, L (1, 7) OBP: 0.307, SLG: 0.359					G4-3				F7	4	1	1	0	0	1	1											
Kenny Williams, R (1, 5) OBP: 0.277, SLG: 0.423									L8	2	0	0	0	0	2	0											
Steve Lyons, L (7, 5)			K							1	0	0	0	0	0	0											
Donnie Hill, S (1, 4) OBP: 0.263, SLG: 0.182									G4-3	3	0	0	0	0	0	1											
Fred Manrique, R (7, 4) OBP: 0.333, SLG: 0.361			P6		G1-3					1	0	0	0	0	0	0											
Inning Stats	R: 0 E: 0 K: 0 S: 11	H: 0 LOB: 0 BB: 0 P: 15	R: 0 E: 0 K: 2 S: 11	H: 0 LOB: 1 BB: 1 P: 22	R: 0 E: 0 K: 1 S: 10	H: 0 LOB: 0 BB: 0 P: 16	R: 3 E: 1 K: 1 S: 14	H: 2 LOB: 0 BB: 0 P: 19	R: 0 E: 0 K: 2 S: 14	H: 0 LOB: 0 BB: 0 P: 12	R: 2 E: 0 K: 0 S: 14	H: 2 LOB: 3 BB: 1 P: 19	R: 1 E: 1 K: 0 S: 13	H: 3 LOB: 3 BB: 1 P: 19	R: 0 E: 0 K: 0 S: 8	H: 0 LOB: 0 BB: 0 P: 14	R: 0 E: 0 K: 0 S: 8	H: 1 LOB: 2 BB: 1 P: 16	1B: 5 2B: 1 3B: 0 HR: 2	SF: 0 SAC: 1 DP: 0 HBP: 0	WP: 0 PB: 0 SB: 0 CS: 1	PA: 39					
PITCHER	IP	WLS	BF	H	R	ER	SO	BB	IBB	HBP	BLK	WP	HR	S	P	ERA	WHIP										
Roger Clemens, R (1, 1) ERA: 2.33	6.2	L	30	7	6	5	7	2	0	0	0	0	2	79	121	6.75	1.350										
John Trautwein, R (7, 1) ERA: 2.25	1.1		4	0	0	0	0	0	0	0	0	0	0	9	15	0.00	0.000										
Lee Smith, R (9, 1) ERA: 0.77	1.0		5	1	0	0	0	1	0	0	0	0	0	8	16	0.00	2.000										

AB 35
R 6
H 8
RBI 5
BB 3
SO 7
LOB 8



Batter	1	2	3	4	5	6	7	8	9	AB	R	H	RBI	BB	SO	LOB	BOTTOM										
Brady Anderson, L (1, 8) OBP: 0.347, SLG: 0.311	K		F7			P6		L8		4	0	0	0	0	1	1	Chicago White Sox @ Boston Red Sox Fenway Park, Boston, MA Wed May 04 1988, 7:05 PM EDT Att: 21,191 - Unknown - 70 F										
Marty Barrett, R (1, 4) OBP: 0.282, SLG: 0.301	G5-3		L9			G5-3			L9	4	0	0	0	0	0	0											
Wade Boggs, L (1, 5) OBP: 0.443, SLG: 0.443						G4-3			1B	3	1	2	0	1	0	0											
Dwight Evans, R (1, 3) OBP: 0.310, SLG: 0.310	L8					F8			1B	4	0	2	1	0	0	1											
Mike Greenwell, L (1, 9) OBP: 0.462, SLG: 0.475						L7			F7	4	1	1	1	0	0	3											
Jim Rice, R (1, 7) OBP: 0.299, SLG: 0.276						G6-4-3			K	4	0	0	0	0	1	3											
Sam Horn, L (1, 10) OBP: 0.233, SLG: 0.185						L9			FC5-4	3	0	1	0	0	1	0											
Rick Cerone, R (1, 2) OBP: 0.453, SLG: 0.533						F9			FC5-4	2	0	0	0	1	0	1											
Jody Reed, R (1, 6) OBP: 0.240, SLG: 0.136						G6-3				2	0	0	0	0	0	1											
Todd Benzinger, S (8, PH) OBP: 0.270, SLG: 0.353						G6-3				1	0	0	0	0	1	1											
Spike Owen, S (9, 6) OBP: 0.288, SLG: 0.291									K	0	0	0	0	0	0	0											
Inning Stats	R: 0 E: 0 K: 1 S: 11	H: 1 LOB: 1 BB: 0 P: 17	R: 1 E: 0 K: 1 S: 8	H: 1 LOB: 0 BB: 0 P: 10	R: 0 E: 0 K: 0 S: 11	H: 0 LOB: 0 BB: 0 P: 15	R: 0 E: 0 K: 0 S: 5	H: 1 LOB: 1 BB: 1 P: 12	R: 0 E: 0 K: 0 S: 5	H: 0 LOB: 0 BB: 1 P: 13	R: 0 E: 0 K: 0 S: 11	H: 0 LOB: 0 BB: 0 P: 18	R: 0 E: 0 K: 0 S: 6	H: 0 LOB: 0 BB: 0 P: 10	R: 0 E: 0 K: 1 S: 8	H: 1 LOB: 1 BB: 0 P: 11	R: 1 E: 0 K: 1 S: 12	H: 2 LOB: 1 BB: 0 P: 22	1B: 3 2B: 2 3B: 0 HR: 1	SF: 0 SAC: 0 DP: 2 HBP: 0	WP: 0 PB: 0 SB: 0 CS: 0	PA: 33					
PITCHER	IP	WLS	BF	H	R	ER	SO	BB	IBB	HBP	BLK	WP	HR	S	P	ERA	WHIP										
Jack McDowell, R (1, 1) ERA: 4.98	7.0	W	24	3	1	1	2	2	0	0	0	0	0	57	95	1.29	0.714										
Bill Long, R (8, 1) ERA: 3.24	2.0		9	3	1	1	2	0	0	0	0	0	0	20	33	4.50	1.500										

AB 31
R 2
H 6
RBI 2
BB 2
SO 4
LOB 11



Batter	1	2	3	4	5	6	7	8	9	AB	R	H	RBI	BB	SO	LOB	TOP								
Gary Redus, R OBP: 0.457, SLG: 0.448 (1, 8)	2-2 5-3			0-3 K		1-2 L3-4-3 1B		1-1 1B		4	0	2	1	0	1	0	Chicago White Sox @ Boston Red Sox Fenway Park, Boston, MA Thu May 05 1988, 7:05 PM EDT Att: 24,135 - Unknown - 62 F								
Ozzie Guillen, L OBP: 0.232, SLG: 0.231 Donnie Hill, S OBP: 0.260, SLG: 0.179 (1, 6) (7, 4)	1-1 G6-3 1B			2-2 4-3		1-2 L3-4-3 1-2		0-2 F7		3	0	1	0	0	0	1									
Harold Baines, L OBP: 0.379, SLG: 0.420 (1, 10)	0-0 G6-3 1-2			2-0 4-3		0-3 K		0-0 BB 1B		4	0	1	0	0	1	1									
Ivan Calderon, R OBP: 0.309, SLG: 0.479 Daryl Boston, L OBP: 0.150, SLG: 0.250 (1, 9) (7, 8)		1-1 F8			2-1 1-3			0-1 F8		3	0	0	0	0	0	0									
Greg Walker, L OBP: 0.286, SLG: 0.375 Steve Lyons, L (1, 3) (7, 3)		2-3 K			0-0 HR 1B			2-3 K		3	1	1	0	0	2	0									
Carlton Fisk, R OBP: 0.361, SLG: 0.581 Mark Salas, L OBP: 0.240, SLG: 0.400 (1, 2) (7, 2)		3-3 K			1-2 HR			1-0 L7		3	1	1	2	0	1	0									
Kenny Williams, R OBP: 0.264, SLG: 0.400 (1, 5)				1-0 3-1		0-0 F4		0-1 1-6-3		4	0	0	0	0	0	2									
Dan Pasqua, L OBP: 0.319, SLG: 0.363 (1, 7)				3-3 K		4-2 BB		0-1 4-3 BLK 1B 1B		2	1	1	0	1	1	0									
Fred Manrique, R OBP: 0.296, SLG: 0.333 (1, 4) (7, 6)				1-2 1-3		1-1 6-3		1-2 4-3		3	0	0	0	0	0	2									
Inning Stats	R: 0 E: 0 K: 0 S: 7	H: 1 LOB: 0 BB: 0 P: 10	R: 0 E: 0 K: 2 S: 9	H: 0 LOB: 0 BB: 0 P: 15	R: 0 E: 0 K: 1 S: 8	H: 0 LOB: 0 BB: 0 P: 13	R: 0 E: 0 K: 1 S: 7	H: 0 LOB: 0 BB: 0 P: 11	R: 2 E: 0 K: 0 S: 12	H: 2 LOB: 1 BB: 1 P: 20	R: 0 E: 0 K: 1 S: 14	H: 1 LOB: 0 BB: 0 P: 19	R: 0 E: 0 K: 1 S: 6	H: 0 LOB: 0 BB: 0 P: 9	R: 1 E: 0 K: 0 S: 12	H: 2 LOB: 1 BB: 1 P: 14		R: 0 E: 0 K: 0 S: 11	H: 1 LOB: 2 BB: 1 P: 17	1B: 6 2B: 1 3B: 0 HR: 1	SF: 0 SAC: 0 DP: 2 HBP: 0	WP: 0 PB: 0 SB: 0 CS: 0	PA: 34		
PITCHER	IP	WLS	BF	H	R	ER	SO	BB	IBB	HBP	BLK	WP	HR	S	P	ERA	WHIP								
Bruce Hurst, L ERA: 2.86 (1, 1)	7.0	W	24	4	2	2	6	1	0	0	0	0	1	63	97	2.57	0.714								
Dennis Lamp, R ERA: 2.79 (8, 1)	1.0		5	2	1	1	0	0	0	0	1	0	0	12	14	9.00	2.000								
Wes Gardner, R ERA: 1.15 (9, 1)	1.0		5	1	0	0	0	1	0	0	0	0	0	11	17	0.00	2.000								

Batter	1	2	3	4	5	6	7	8	9	AB	R	H	RBI	BB	SO	LOB	BOTTOM								
Marty Barrett, R OBP: 0.302, SLG: 0.330 (1, 4)	0-0 1-3 1B	1-0 2B 1B	1-0 WP 2B 1B		2-1 6-3	2-1 1-3 1B		0-0 F7		6	3	4	0	0	0	0	Chicago White Sox @ Boston Red Sox Fenway Park, Boston, MA Thu May 05 1988, 7:05 PM EDT Att: 24,135 - Unknown - 62 F								
Jody Reed, R OBP: 0.290, SLG: 0.192 (1, 6)	4-2 1-3 1B BB	0-0 1-3 2B 2B	4-2 2B BB		0-0 5-3	2-1 L6		1-2 6-3		4	3	1	1	2	0	2									
Wade Boggs, L OBP: 0.450, SLG: 0.451 Ed Romero, R (1, 5) (8, 5)	2-1 1-3	0-0 2B	4-1 2B BB		0-1 L7	4-2 BB FC6-4 BB		1-0 L7		3	1	1	2	2	0	2									
Dwight Evans, R OBP: 0.333, SLG: 0.359 (1, 3)	0-0 F9 1B	1-3 K	0-1 2B BB		2-1 FC6-4 BB	1-0 HR 2B		2-1 FC6-4 BB		5	2	4	4	0	1	1									
Mike Greenwell, L OBP: 0.468, SLG: 0.470 (1, 7)	0-1 FC6-4 1B	1-0 1-3	0-1 F8		4-0 FC6-4 BB	4-2 HR BB		1-2 2-3 3H BB		3	1	1	0	2	0	3									
Jim Rice, R OBP: 0.286, SLG: 0.262 (1, 10)	1-0 F9		2-1 6-3		0-1 6-3	1-1 FC6-4 2B 1B		1-0 F8		5	1	0	1	0	0	6									
Todd Benzinger, S OBP: 0.333, SLG: 0.513 (1, 9)	2-0 FC6-4		3-2 WP 1B 1B		1-2 G5-4-3 1B	1-3 1B 2B		0-1 HR		5	3	4	4	0	0	2									
John Marzano, R OBP: 0.148, SLG: 0.154 (1, 2)		0-0 1B SH1-3 2B 1B	1-1 FC3-6 1B		1-0 G5-4-3	1-3 K		0-0 6-3		5	1	2	1	0	1	3									
Brady Anderson, L OBP: 0.342, SLG: 0.308 (1, 8)		0-0 SH1-3	0-0 FC3-6 E 1B WP		2-2 1-3	0-0 1B 2B		1-0 F7		4	1	1	2	0	0	1									
Inning Stats	R: 2 E: 0 K: 0 S: 10	H: 3 LOB: 2 BB: 1 P: 19	R: 3 E: 0 K: 1 S: 9	H: 4 LOB: 1 BB: 0 P: 12	R: 4 E: 1 K: 0 S: 16	H: 4 LOB: 2 BB: 2 P: 31	R: 0 E: 0 K: 0 S: 7	H: 1 LOB: 0 BB: 0 P: 9	R: 0 E: 0 K: 0 S: 6	H: 0 LOB: 0 BB: 0 P: 10	R: 4 E: 0 K: 1 S: 17	H: 4 LOB: 2 BB: 2 P: 35	R: 3 E: 0 K: 0 S: 9	H: 2 LOB: 0 BB: 1 P: 16	R: 0 E: 0 K: 0 S: 5	H: 0 LOB: 0 BB: 0 P: 7		1B: 11 2B: 6 3B: 0 HR: 1	SF: 0 SAC: 1 DP: 1 HBP: 0	WP: 2 PB: 0 SB: 0 CS: 0	PA: 47				
PITCHER	IP	WLS	BF	H	R	ER	SO	BB	IBB	HBP	BLK	WP	HR	S	P	ERA	WHIP								
Ricky Horton, L ERA: 4.3 (1, 1)	1.1	L	12	7	5	5	0	1	0	0	0	2	0	15	25	33.75	6.000								
Jose Segura, R ERA: 18.0 (2, 1)	3.2		20	6	7	7	1	4	0	0	0	2	0	38	71	17.18	2.727								
John Pawlowski, R ERA: 5.56 (6, 1)	2.0		12	5	4	4	1	1	0	0	0	0	1	21	36	18.00	3.000								
Bobby Thigpen, R ERA: 3.79 (8, 1)	1.0		3	0	0	0	0	0	0	0	0	0	0	5	7	0.00	0.000								

AB	32
R	3
H	7
RBI	3
BB	2
SO	6
LOB	10



AB	40
R	16
H	18
RBI	15
BB	6
SO	2
LOB	20



Batter	1	2	3	4	5	6	7	8	9	AB	R	H	RBI	BB	SO	LOB	TOP			
Gary Redus, R OBP: 0.410, SLG: 0.394 (1, 8)										4	0	0	0	0	1	1	Chicago White Sox @ New York Yankees Yankee Stadium, Bronx, NY Tue May 10 1988, 7:05 PM EDT Att: 18,118 - Unknown - 66 F livebaseballscorecards.com			
Ozzie Guillen, L OBP: 0.242, SLG: 0.252 (1, 6)										4	1	1	0	0	0	0				
Harold Baines, L OBP: 0.393, SLG: 0.461 (1, 10)										4	0	0	0	0	3	2				
Ivan Calderon, R OBP: 0.302, SLG: 0.455 (1, 9)										4	0	1	0	0	0	1				
Greg Walker, L OBP: 0.313, SLG: 0.402 (1, 3)										4	1	1	0	0	1	1				
Carlton Fisk, R OBP: 0.398, SLG: 0.619 Steve Lyons, L (8, 2)										2	1	1	3	1	0	0				
Kenny Williams, R OBP: 0.252, SLG: 0.396 (1, 5)										3	0	0	0	0	0	1				
Dan Pasqua, L OBP: 0.324, SLG: 0.400 (1, 7)										3	0	0	0	0	1	1				
Fred Manrique, R OBP: 0.303, SLG: 0.367 (1, 4)										3	0	1	0	0	0	0				
Inning Stats	R: 0 E: 0 K: 2 S: 10	H: 1 LOB: 0 BB: 0 P: 14	R: 0 E: 0 K: 1 S: 6	H: 1 LOB: 0 BB: 0 P: 8	R: 0 E: 0 K: 0 S: 8	H: 1 LOB: 0 BB: 0 P: 13	R: 3 E: 1 K: 1 S: 15	H: 2 LOB: 0 BB: 0 P: 19	R: 0 E: 0 K: 0 S: 10	H: 0 LOB: 0 BB: 0 P: 16	R: 0 E: 0 K: 1 S: 11	H: 0 LOB: 0 BB: 1 P: 18	R: 0 E: 0 K: 0 S: 8	H: 0 LOB: 0 BB: 0 P: 11	R: 0 E: 0 K: 0 S: 7	H: 0 LOB: 0 BB: 0 P: 8	1B: 3 2B: 2 3B: 0 HR: 1	SF: 0 SAC: 0 DP: 1 HBP: 0	WP: 0 PB: 0 SB: 0 CS: 2	PA: 33
PITCHER John Candelaria, L ERA: 2.72 (1, 1)	IP: 9.0 WLS: W BF: 32 H: 5 R: 3 ER: 0 SO: 6 BB: 1 IBB: 0 HBP: 0 BLK: 1 WP: 0 HR: 1 S: 86 P: 123 ERA: 0.00 WHIP: 0.667															PITCHER IP: WLS: BF: H: R: ER: SO: BB: IBB: HBP: BLK: WP: HR: S: P: ERA: WHIP				

Batter	1	2	3	4	5	6	7	8	9	AB	R	H	RBI	BB	SO	LOB	BOTTOM			
Rickey Henderson, R OBP: 0.435, SLG: 0.552 Roberto Kelly, R OBP: 0.292, SLG: 0.293 (7, 8)										3	2	2	0	1	0	1	Chicago White Sox @ New York Yankees Yankee Stadium, Bronx, NY Tue May 10 1988, 7:05 PM EDT Att: 18,118 - Unknown - 66 F livebaseballscorecards.com			
Don Mattingly, L OBP: 0.372, SLG: 0.398 (1, 3)										6	3	3	4	0	0	3				
Willie Randolph, R OBP: 0.435, SLG: 0.289 Bobby Meacham, S OBP: 0.274, SLG: 0.296 (8, 4)										4	1	1	0	1	0	2				
Jack Clark, R OBP: 0.430, SLG: 0.466 (1, 10)										3	2	1	0	3	1	2				
Dave Winfield, R OBP: 0.504, SLG: 0.673 Claudet Washington, L OBP: 0.310, SLG: 0.441 (7, 9)										3	2	2	1	1	0	0				
Gary Ward, R OBP: 0.392, SLG: 0.350 (7, 7)										6	0	2	1	0	1	8				
Don Slaught, R OBP: 0.422, SLG: 0.604 (1, 2)										5	3	3	3	0	0	4				
Mike Pagliarulo, L OBP: 0.290, SLG: 0.453 (1, 5)										5	1	1	2	0	0	4				
Rafael Santana, R OBP: 0.293, SLG: 0.268 (1, 6)										4	2	2	3	0	0	0				
Inning Stats	R: 1 E: 0 K: 0 S: 8	H: 1 LOB: 2 BB: 1 P: 17	R: 1 E: 0 K: 0 S: 7	H: 1 LOB: 1 BB: 1 P: 13	R: 7 E: 1 K: 0 S: 17	H: 5 LOB: 0 BB: 2 P: 34	R: 0 E: 0 K: 1 S: 9	H: 2 LOB: 2 BB: 0 P: 12	R: 0 E: 0 K: 0 S: 7	H: 1 LOB: 1 BB: 0 P: 11	R: 3 E: 0 K: 1 S: 19	H: 3 LOB: 1 BB: 1 P: 35	R: 1 E: 0 K: 0 S: 16	H: 3 LOB: 2 BB: 0 P: 20	R: 4 E: 1 K: 0 S: 10	H: 4 LOB: 1 BB: 1 P: 17	1B: 14 2B: 5 3B: 0 HR: 1	SF: 1 SAC: 0 DP: 0 HBP: 1	WP: 0 PB: 1 SB: 1 CS: 0	PA: 51
PITCHER Ricky Horton, L ERA: 5.18 John Pawlowski, R ERA: 8.36 Jose Segura, R ERA: 13.5 (6, 1)	IP: 2.2 WLS: L BF: 17 H: 4 R: 6 ER: 6 SO: 2 BB: 1 IBB: 0 HBP: 0 BLK: 0 WP: 0 HR: 0 S: 26 P: 52 ERA: 20.25 WHIP: 3.000															PITCHER IP: WLS: BF: H: R: ER: SO: BB: IBB: HBP: BLK: WP: HR: S: P: ERA: WHIP				

Batter	1	2	3	4	5	6	7	8	9	AB	R	H	RBI	BB	SO	LOB	TOP					
Daryl Boston, L (1, 8) OBP: 0.206, SLG: 0.471										4	1	1	2	0	1	0	Chicago White Sox @ New York Yankees Yankee Stadium, Bronx, NY Wed May 11 1988, 7:05 PM EDT Att: 21,001 - Unknown - 63 F					
Ozzie Guillen, L (1, 6) OBP: 0.235, SLG: 0.244										4	0	0	0	0	1	0						
Harold Baines, L (1, 10) OBP: 0.381, SLG: 0.445										4	0	0	0	0	1	0						
Ivan Calderon, R (1, 9) OBP: 0.293, SLG: 0.440										4	0	0	0	0	1	0						
Greg Walker, L (1, 3) OBP: 0.304, SLG: 0.389										4	0	0	0	0	1	0						
Dan Pasqua, L (1, 7) OBP: 0.333, SLG: 0.418										3	0	2	0	0	0	0						
Mark Salas, L (1, 2) OBP: 0.303, SLG: 0.387										2	0	0	0	1	0	1						
Kenny Williams, R (1, 5) OBP: 0.245, SLG: 0.383										3	0	0	0	0	2	3						
Fred Manrique, R (1, 4) OBP: 0.306, SLG: 0.394										3	1	1	0	0	0	1						
Inning Stats	R: 0 E: 0 K: 2 S: 7	H: 0 LOB: 0 BB: 0 P: 12	R: 0 E: 0 K: 0 S: 11	H: 1 LOB: 2 BB: 1 P: 20	R: 0 E: 0 K: 0 S: 4	H: 0 LOB: 0 BB: 0 P: 5	R: 0 E: 0 K: 2 S: 10	H: 0 LOB: 0 BB: 0 P: 11	R: 0 E: 0 K: 1 S: 13	H: 1 LOB: 1 BB: 0 P: 19	R: 0 E: 0 K: 0 S: 3	H: 0 LOB: 0 BB: 0 P: 4	R: 0 E: 0 K: 0 S: 9	H: 0 LOB: 0 BB: 0 P: 14	R: 2 E: 0 K: 1 S: 9	H: 2 LOB: 0 BB: 0 P: 12	R: 0 E: 0 K: 1 S: 14	H: 0 LOB: 0 BB: 0 P: 21	1B: 1 2B: 2 3B: 0 HR: 1	SF: 0 SAC: 0 DP: 0 HBP: 0	WP: 0 PB: 0 SB: 0 CS: 0	PA: 32
PITCHER Richard Dotson, R (1, 1) ERA: 3.1	IP: 9.0 WLS: W BF: 32 H: 4 R: 2 ER: 2 SO: 7 BB: 1 IBB: 0 HBP: 0 BLK: 0 WP: 0 HR: 1 S: 80 P: 118 ERA: 2.00 WHIP: 0.556															PITCHER						

Batter	1	2	3	4	5	6	7	8	9	AB	R	H	RBI	BB	SO	LOB	BOTTOM			
Rickey Henderson, R (1, 7) OBP: 0.434, SLG: 0.543										4	1	1	1	1	0	2	Chicago White Sox @ New York Yankees Yankee Stadium, Bronx, NY Wed May 11 1988, 7:05 PM EDT Att: 21,001 - Unknown - 63 F			
Willie Randolph, R (1, 4) OBP: 0.298, SLG: 0.294										5	1	1	3	0	1	5				
Don Mattingly, L (1, 3) OBP: 0.379, SLG: 0.414										5	3	3	0	0	0	0				
Jack Clark, R (1, 10) OBP: 0.448, SLG: 0.513										3	3	2	2	2	0	0				
Claudell Washington, L (1, 8) OBP: 0.312, SLG: 0.425										5	0	1	0	0	0	3				
Dave Winfield, R (1, 9) OBP: 0.504, SLG: 0.667										4	2	2	1	0	1	1				
Mike Pagliarulo, L (1, 5) OBP: 0.289, SLG: 0.458										3	0	1	2	0	0	0				
Don Slaught, R (1, 2) OBP: 0.434, SLG: 0.617										3	1	2	0	1	0	0				
Rafael Santana, R (1, 6) OBP: 0.302, SLG: 0.274										2	1	1	1	1	0	0				
Inning Stats	R: 2 E: 0 K: 0 S: 12	H: 2 LOB: 0 BB: 0 P: 22	R: 1 E: 0 K: 0 S: 9	H: 1 LOB: 0 BB: 0 P: 14	R: 0 E: 0 K: 1 S: 6	H: 0 LOB: 0 BB: 0 P: 9	R: 0 E: 0 K: 1 S: 8	H: 0 LOB: 1 BB: 1 P: 13	R: 0 E: 0 K: 0 S: 11	H: 1 LOB: 2 BB: 1 P: 21	R: 3 E: 0 K: 0 S: 13	H: 3 LOB: 3 BB: 3 P: 33	R: 2 E: 1 K: 0 S: 9	H: 3 LOB: 0 BB: 0 P: 17	R: 4 E: 0 K: 0 S: 14	H: 4 LOB: 0 BB: 0 P: 25	1B: 9 2B: 3 3B: 0 HR: 2	SF: 2 SAC: 0 DP: 2 HBP: 0	WP: 0 PB: 0 SB: 1 CS: 0	PA: 41
PITCHER Jack McDowell, R (1, 1) ERA: 5.45 Bill Long, R (6, 1) ERA: 2.45 John Davis, R (7, 1) ERA: 2.78 Bobby Thigpen, R (8, 1) ERA: 5.01	IP: 5.1 WLS: L BF: 26 H: 7 R: 6 ER: 5 SO: 2 BB: 3 IBB: 1 HBP: 0 BLK: 0 WP: 0 HR: 1 S: 53 P: 98 ERA: 8.44 WHIP: 1.875															PITCHER				

Batter	1	2	3	4	5	6	7	8	9	AB	R	H	RBI	BB	SO	LOB	TOP			
Tony Fernandez, S OBP: 0.312, SLG: 0.307 (1, 6)	F7		F6		K			K2-3		4	0	0	0	0	2	2				
Lloyd Mossby, L OBP: 0.374, SLG: 0.414 (1, 8)	4-3		K		FC4-6			L9		4	0	0	0	0	1	2				
Rance Mulliniks, L OBP: 0.365, SLG: 0.500 (1, 10)	BB			4-3		G4-3		F8		2	0	0	0	2	0	0				
Fred McGriff, L OBP: 0.455, SLG: 0.702 (1, 3)	L7			K		P4		HR		4	1	1	1	0	1	2				
Ernie Whitt, L OBP: 0.306, SLG: 0.279 (1, 2)		F9				G4-3		F8		3	0	0	0	1	0	1				
Jesse Barfield, R OBP: 0.273, SLG: 0.367 (1, 9)		CS		K			5-3	2-3		4	0	1	0	0	1	1				
Rick Leach, L OBP: 0.343, SLG: 0.359 (1, 7)		1B				P4		F9		2	0	0	0	1	0	0				
Kelly Gruber, R OBP: 0.350, SLG: 0.528 (1, 5)		F8						P4		3	0	1	0	0	0	1				
Nelson Liriano, S OBP: 0.217, SLG: 0.231 (1, 4)			L9		E3			F7		3	0	0	0	0	0	1				
Inning Stats	R: 0 E: 0 K: 0 S: 8	H: 0 LOB: 1 BB: 1 P: 18	R: 0 E: 0 K: 0 S: 12	H: 1 LOB: 1 BB: 2 P: 22	R: 0 E: 0 K: 1 S: 7	H: 0 LOB: 0 BB: 0 P: 11	R: 0 E: 0 K: 2 S: 10	H: 0 LOB: 1 BB: 1 P: 19	R: 0 E: 0 K: 1 S: 8	H: 1 LOB: 2 BB: 0 P: 11	R: 0 E: 0 K: 0 S: 4	H: 0 LOB: 0 BB: 0 P: 6	R: 0 E: 0 K: 1 S: 6	H: 0 LOB: 0 BB: 0 P: 9	R: 1 E: 0 K: 0 S: 11	H: 1 LOB: 0 BB: 0 P: 17	1B: 1 2B: 1 3B: 0 HR: 1	SF: 0 SAC: 0 DP: 1 HBP: 0	WP: 1 PB: 0 SB: 0 CS: 1	PA: 33
PITCHER Melido Perez, R ERA: 3.62 (1, 1)	IP: 9.0 WLS: W BF: 33 H: 3 R: 1 ER: 1 SO: 5 BB: 4 IBB: 0 HBP: 0 BLK: 0 WP: 1 HR: 1 S: 71 P: 122 ERA: 1.00 WHIP: 0.778																			

Toronto Blue Jays @ Chicago White Sox
Comiskey Park, Chicago, IL
Fri May 13 1988, 8:05 PM EDT
Att: 10,583 - Unknown - 53 F

AB	29
R	1
H	3
RBI	1
BB	4
SO	5
LOB	10



Batter	1	2	3	4	5	6	7	8	9	AB	R	H	RBI	BB	SO	LOB	BOTTOM			
Daryl Boston, L OBP: 0.184, SLG: 0.421 (1, 8)	K		E3		4-1	F7				4	1	0	0	0	1	2				
Ozzie Guillen, L OBP: 0.236, SLG: 0.244 (1, 6)	4-3		6-3		S		L3			4	0	1	0	0	0	1				
Harold Baines, L OBP: 0.392, SLG: 0.475 (1, 10)	1B		HR		1B		F9			3	1	2	2	1	0	0				
Ivan Calderon, R OBP: 0.285, SLG: 0.425 (1, 9)	K		K		F8		K			4	0	0	0	0	3	3				
Greg Walker, L OBP: 0.309, SLG: 0.392 (1, 3)		1B	K			3B		F9		4	2	2	0	0	1	0				
Dan Pasqua, L OBP: 0.322, SLG: 0.402 (1, 7)		F9		G3		F8		K		4	0	0	0	0	1	2				
Steve Lyons, L OBP: 0.313, SLG: 0.083 (1, 5)		SH1-3		4-3		F8		BB		3	0	1	0	1	0	1				
Fred Manrique, R OBP: 0.308, SLG: 0.444 (1, 4)		SH1-3		5-3		3B		F8		3	0	1	2	0	0	1				
Ron Karkovice, R (1, 2)		4-3			F3		BB			2	0	0	0	1	0	1				
Inning Stats	R: 0 E: 0 K: 2 S: 8	H: 1 LOB: 0 BB: 0 P: 11	R: 1 E: 0 K: 0 S: 14	H: 2 LOB: 1 BB: 0 P: 21	R: 2 E: 1 K: 2 S: 15	H: 1 LOB: 0 BB: 0 P: 19	R: 0 E: 0 K: 0 S: 5	H: 0 LOB: 0 BB: 0 P: 7	R: 0 E: 0 K: 0 S: 7	H: 1 LOB: 2 BB: 1 P: 18	R: 1 E: 0 K: 0 S: 12	H: 2 LOB: 2 BB: 1 P: 22	R: 0 E: 0 K: 1 S: 8	H: 0 LOB: 0 BB: 0 P: 11	R: 0 E: 0 K: 1 S: 9	H: 0 LOB: 1 BB: 1 P: 15	1B: 5 2B: 0 3B: 1 HR: 1	SF: 0 SAC: 1 DP: 0 HBP: 0	WP: 1 PB: 0 SB: 1 CS: 0	PA: 35
PITCHER Todd Stottlemyre, R ERA: 5.04 (1, 1)	IP: 5.2 WLS: L BF: 27 H: 7 R: 4 ER: 3 SO: 4 BB: 1 IBB: 0 HBP: 0 BLK: 0 WP: 1 HR: 1 S: 59 P: 95 ERA: 4.76 WHIP: 1.412																			
Mark Eichhorn, R ERA: 3.7 (6, 1)	IP: 1.1 WLS: 4 BF: 0 H: 0 R: 0 ER: 0 SO: 1 BB: 0 IBB: 0 HBP: 0 BLK: 0 WP: 0 HR: 10 S: 14 P: 14 ERA: 0.00 WHIP: 0.000																			
Tom Henke, R ERA: 1.15 (8, 1)	IP: 1.0 WLS: 4 BF: 0 H: 0 R: 0 ER: 0 SO: 1 BB: 0 IBB: 0 HBP: 0 BLK: 0 WP: 0 HR: 9 S: 15 P: 15 ERA: 0.00 WHIP: 1.000																			

Toronto Blue Jays @ Chicago White Sox
Comiskey Park, Chicago, IL
Fri May 13 1988, 8:05 PM EDT
Att: 10,583 - Unknown - 53 F

AB	31
R	4
H	7
RBI	4
BB	3
SO	6
LOB	11



Batter	1	2	3	4	5	6	7	8	9	AB	R	H	RBI	BB	SO	LOB	TOP										
Tony Fernandez, S OBP: 0.315, SLG: 0.311 (1, 6)	3-2 4-3 ①		0-1 1-6-3 ②		0-0 1B 2H		0-0 FC6-2 ②		0-2 G3 1B 2H	5	0	2	2	0	0	2	Toronto Blue Jays @ Chicago White Sox Comiskey Park, Chicago, IL Sat May 14 1988, 8:05 PM EDT Att: 23,532 - Sunny - 69 F livebaseballscores.com										
Lloyd Moseby, L OBP: 0.375, SLG: 0.414 (1, 8)	3-2 E9 1B FC6-4 1B		1-2 1B		2-2 G3 ③		2-1 F8 ③		0-1 L7 ①	5	1	2	0	0	0	4											
Juan Beniquez, R OBP: 0.239, SLG: 0.485 Rance Mulliniks, L OBP: 0.370, SLG: 0.500 (6, PH)	1-0 FC6-4 1B			1-1 6-3 ①		2-2 5-3 ①		0-0 FC3-6 1B 1B	1-2 G3 ②	3	0	1	0	0	0	0											
George Bell, R OBP: 0.359, SLG: 0.578 (1, 7)	1-2 FC6-4 1B			2-1 HR		0-1 5-3 ②		0-1 FC3-6 1B	2-1 F9 ③	5	1	2	2	0	0	2											
Jesse Barfield, R OBP: 0.269, SLG: 0.361 Rick Leach, L OBP: 0.347, SLG: 0.379 (5, 9)	1-3 K			2-3 K ②		0-0 2B		1-0 FC3-6 1B BB		2	0	0	0	0	2	1											
Kelly Gruber, R OBP: 0.347, SLG: 0.514 (1, 5)		0-0 L8 ①		0-2 6-3 ③		2-2 5-3 ③		4-1 1B 1-2 BB		3	0	0	0	1	0	1											
Cecil Fielder, R OBP: 0.291, SLG: 0.310 Fred McGriff, L OBP: 0.460, SLG: 0.705 (8, PH)		0-1 F3			1-2 BLK 1B 2B		1-1 SH1-4 FC6-2 1B	3-2 G4-6-3 1B		3	1	2	0	0	0	0											
Pat Borders, R OBP: 0.291, SLG: 0.455 Ernie Whitt, L OBP: 0.303, SLG: 0.276 (8, 2)		1-1 6-3 ③			1-0 6-3 ①		1-2 FC6-2 SH1-4 1B	3-1 G4-6-3 ②		3	0	1	0	0	0	1											
Nelson Liriano, S OBP: 0.222, SLG: 0.250 (1, 4)			1-1 6-3 ①		1-1 5-3 ②		0-0 SH1-4 1-2 2-3	2-1 1B 2B		3	1	1	0	0	0	1											
Inning Stats	R: 1 E: 1 K: 1 S: 14	H: 2 LOB: 1 BB: 0 P: 23	R: 0 E: 0 K: 0 S: 5	H: 0 LOB: 0 BB: 0 P: 6	R: 0 E: 0 K: 0 S: 7	H: 1 LOB: 1 BB: 0 P: 9	R: 1 E: 0 K: 1 S: 11	H: 1 LOB: 0 BB: 0 P: 16	R: 1 E: 0 K: 0 S: 11	H: 2 LOB: 1 BB: 0 P: 16	R: 0 E: 0 K: 0 S: 9	H: 1 LOB: 1 BB: 0 P: 13	R: 0 E: 0 K: 0 S: 9	H: 2 LOB: 2 BB: 0 P: 13	R: 1 E: 0 K: 0 S: 12	H: 3 LOB: 2 BB: 1 P: 23		R: 1 E: 0 K: 0 S: 13	H: 2 LOB: 1 BB: 0 P: 18	1B: 10 2B: 3 3B: 0 HR: 1	SF: 0 SAC: 1 DP: 1 HBP: 0	WP: 0 PB: 0 SB: 0 CS: 0	PA: 40				
PITCHER	IP	WLS	BF	H	R	ER	SO	BB	IBB	HBP	BLK	WP	HR	S	P	ERA	WHIP										
Dave LaPoint, L ERA: 1.86 (1, 1)	7.0	W	29	9	3	2	2	0	0	0	1	0	1	66	96	2.57	1.286										
Bobby Thigpen, R ERA: 5.32 (8, 1)	0.1		5	3	1	1	0	1	0	0	0	0	0	10	18	27.00	12.000										
Bill Long, R ERA: 2.66 (8, 1)	1.2	S	6	2	1	1	0	0	0	0	0	0	0	15	23	5.40	1.200										

Batter	1	2	3	4	5	6	7	8	9	AB	R	H	RBI	BB	SO	LOB	BOTTOM										
Gary Redus, R OBP: 0.442, SLG: 0.472 (1, 7)	1-2 G6-3 HBP		1-2 4-3 BLK 1B		2-3 K		1-2 1H 3B			3	0	2	1	0	1	0	Toronto Blue Jays @ Chicago White Sox Comiskey Park, Chicago, IL Sat May 14 1988, 8:05 PM EDT Att: 23,532 - Sunny - 69 F livebaseballscores.com										
Ozzie Guillen, L OBP: 0.228, SLG: 0.237 (1, 6)	1-0 L7 ①		1-1 4-3 ②		1-2 F7		2-1 4-3 ③			4	0	0	0	0	0	4											
Kenny Williams, R OBP: 0.236, SLG: 0.367 (1, 10)	0-0 G6-3 1-2		1-3 K		0-3 K			2-2 5-3 ①		4	0	0	0	0	2	2											
Ivan Calderon, R OBP: 0.284, SLG: 0.427 (1, 9)		2-1 L9 ①		0-0 SH1-3 FC5-2 2B		3-2 F7 ①		0-0 5-3 ②		4	0	1	0	0	0	0											
Russ Morman, R OBP: 0.667, SLG: 1.000 (1, 3)		3-2 3B 1B		1-1 SH1-3 ①		0-0 5-3 ②		3-2 PB 1B 2B		3	2	2	0	0	0	0											
Dave Gallagher, R OBP: 0.750, SLG: 1.333 (1, 8)		3-1 1B 3B		4-0 FC5-2 HR BB		1-3 K		1-0 S 1B		3	2	2	2	1	1	0											
Donnie Hill, S OBP: 0.228, SLG: 0.228 Steve Lyons, L OBP: 0.353, SLG: 0.083 (7, PR)		0-3 K		0-0 FC5-2 HR			1-2 G6-3 1B	4-2 BB		3	1	1	0	0	1	3											
Fred Manrique, R OBP: 0.326, SLG: 0.525 (1, 4)		1-1 CS 1B		0-0 HR			0-2 G6-3 1-2	2-3 K2-3 ③		4	1	2	4	0	1	3											
Ron Karkovics, R (1, 2)		3-1 CS 1B		1-3 K		1-3 K		4-2 3B BB		2	1	0	0	1	2	0											
Inning Stats	R: 0 E: 0 K: 0 S: 5	H: 0 LOB: 0 BB: 0 P: 7	R: 2 E: 0 K: 1 S: 14	H: 3 LOB: 0 BB: 0 P: 24	R: 0 E: 0 K: 2 S: 13	H: 1 LOB: 1 BB: 0 P: 17	R: 3 E: 0 K: 1 S: 9	H: 2 LOB: 0 BB: 1 P: 15	R: 0 E: 0 K: 2 S: 9	H: 0 LOB: 0 BB: 0 P: 12	R: 0 E: 0 K: 1 S: 8	H: 0 LOB: 0 BB: 0 P: 12	R: 1 E: 0 K: 0 S: 17	H: 2 LOB: 2 BB: 1 P: 25	R: 1 E: 0 K: 1 S: 21	H: 2 LOB: 2 BB: 1 P: 33		1B: 5 2B: 2 3B: 2 HR: 1	SF: 0 SAC: 1 DP: 2 HBP: 1	WP: 0 PB: 1 SB: 1 CS: 1	PA: 36						
PITCHER	IP	WLS	BF	H	R	ER	SO	BB	IBB	HBP	BLK	WP	HR	S	P	ERA	WHIP										
John Cerutti, L ERA: 4.04 (1, 1)	6.0	L	25	7	6	6	7	1	0	0	1	1	1	61	91	9.00	1.333										
Duane Ward, R ERA: 2.12 (7, 1)	1.2		8	3	1	0	0	1	0	0	0	0	0	27	40	0.00	2.400										
David Wells, L ERA: 4.97 (8, 1)	0.1		2	0	0	0	1	1	0	0	0	0	0	8	14	0.00	3.000										

Batter	1	2	3	4	5	6	7	8	9	10	11	AB	R	H	RBI	BB	SO	LOB	TOP	
Tony Fernandez, S OBP: 0.318, SLG: 0.321 (1, 6)	4-3		2B			K		G4-6-3		2B 1B		5	1	2	0	0	1	1		
Lloyd Moseby, L OBP: 0.369, SLG: 0.413 (1, 8)	B1-3		6-3			K			K	2B		5	0	1	2	0	2	1		
Juan Benitez, R OBP: 0.429, SLG: 0.457 Rance Mulliniks, L OBP: 0.375, SLG: 0.500 (1, 10)	1-3					L7			1B 1B	K		2	1	0	0	1	0	0		
George Bell, R OBP: 0.361, SLG: 0.571 (1, 7)		K				4-3			6-3 1B	BB 1B	F9	5	1	2	0	0	1	2		
Cecil Fielder, R OBP: 0.224, SLG: 0.295 Fred McGriff, L OBP: 0.461, SLG: 0.698 (9, PH)		K				SF8			P3	1B BB	F7	2	0	0	1	0	1	1		
Kelly Gruber, R OBP: 0.349, SLG: 0.509 (1, 5)						4-3			6-3	1B BB	4-3	5	0	2	2	0	0	1		
Pat Borders, R OBP: 0.276, SLG: 0.431 Ernie Whitt, L OBP: 0.307, SLG: 0.281 (9, PH)						F8			6-3	L4-3	1B	3	0	0	0	0	1	2		
Rick Leach, L OBP: 0.329, SLG: 0.357 Jesse Barfield, R OBP: 0.267, SLG: 0.358 (10, 9)						6-3			P2	K	F7	4	0	0	0	0	1	0		
Nelson Lirio, S OBP: 0.237, SLG: 0.254 (1, 4)						4-3			F8	G4-6-3 BB	1B 2B 1B	3	1	1	0	1	0	0		
Inning Stats	R: 0 E: 0 K: 0 S: 6	H: 0 LOB: 0 BB: 0 P: 8	R: 0 E: 0 K: 3 S: 14	H: 1 LOB: 1 BB: 0 P: 18	R: 0 E: 0 K: 0 S: 10	H: 1 LOB: 1 BB: 0 P: 14	R: 1 E: 0 K: 0 S: 7	H: 0 LOB: 0 BB: 1 P: 14	R: 0 E: 0 K: 2 S: 7	H: 0 LOB: 0 BB: 0 P: 8	R: 0 E: 0 K: 1 S: 5	H: 3 LOB: 1 BB: 1 P: 25	R: 2 E: 0 K: 1 S: 14	H: 3 LOB: 1 BB: 0 P: 17	R: 0 E: 0 K: 0 S: 8	H: 1 LOB: 1 BB: 0 P: 12	1B: 8 2B: 3 3B: 0 HR: 0	SF: 1 SAC: 0 DP: 2 HBP: 0	WP: 1 PB: 0 SB: 0 CS: 0	PA: 44
PITCHER	IP 7.0	WLS 1.1	BF 25	H 3	R 2	ER 2	SO 2	BB 2	IBB 0	HBP 0	BLK 0	WP 0	HR 0	S 15	P 28	ERA 13.50	WHIP 3.000			
Jerry Reuss, L ERA: 3.03 (1, 1)																				
John Davis, R ERA: 3.36 (8, 1)																				
Bill Long, R ERA: 3.2 (9, 1)																				
Bobby Thigpen, R ERA: 5.11 (11, 1)		W	4	1	0	0	0	0	0	0	0	0	0	8	12	0.00	1.000			

Toronto Blue Jays @ Chicago White Sox
Comiskey Park, Chicago, IL
Sun May 15 1988, 4:33 AM EDT
Att: 13,948 - Cloudy - 73 F

livebaseballscores.com

AB 40
R 5
H 10
RBI 5
BB 3
SO 8
LOB 12



Batter	1	2	3	4	5	6	7	8	9	10	11	AB	R	H	RBI	BB	SO	LOB	BOTTOM			
Daryl Boston, L OBP: 0.195, SLG: 0.488 Dave Gallagher, R OBP: 0.571, SLG: 1.333 (8, 8)	HR		L8			3-1		FC6-4		F8		3	1	1	1	0	0	1				
Ozzie Guillen, L OBP: 0.235, SLG: 0.245 (1, 6)	L6		F5			F8			1B BB	1B 2B	HR	4	2	1	0	1	0	0				
Harold Baines, L OBP: 0.399, SLG: 0.504 (1, 10)	HR		F8			1B			E7 1B	4-3		5	1	3	1	0	0	1				
Ivan Calderon, R OBP: 0.295, SLG: 0.433 (1, 9)	K					5-3			G4-6-3 BB	1B 2B		3	1	1	1	2	1	0				
Greg Walker, L OBP: 0.306, SLG: 0.381 (1, 3)	BB		F8			F8			G4-6-3	F2		4	0	0	0	1	0	5				
Dan Pasqua, L OBP: 0.317, SLG: 0.387 (1, 7)	P5					F7			G4-6-3	K		4	0	0	0	1	1	3				
Mark Salas, L OBP: 0.306, SLG: 0.382 Gary Redus, R OBP: 0.442, SLG: 0.472 Ron Karkovics, R (8, 2)			L9			B1-3			3-1	K		3	0	1	0	0	0	0				
Donnie Hill, S OBP: 0.297, SLG: 0.236 (10, PH)									1B	K		1	0	0	0	0	1	2				
Steve Lyons, L OBP: 0.318, SLG: 0.176 (11, 2)			4-3			2B			F9	F8	F9	5	0	1	0	0	0	3				
Fred Manrique, R OBP: 0.313, SLG: 0.477 (1, 4)			K			K			FC6-4 1B	F9	4-3	4	0	0	0	1	2	1				
Inning Stats	R: 2 E: 0 K: 1 S: 16	H: 2 LOB: 1 BB: 1 P: 27	R: 0 E: 0 K: 1 S: 9	H: 0 LOB: 0 BB: 0 P: 13	R: 0 E: 0 K: 0 S: 7	H: 0 LOB: 0 BB: 0 P: 9	R: 0 E: 0 K: 0 S: 5	H: 0 LOB: 0 BB: 0 P: 10	R: 0 E: 0 K: 1 S: 7	H: 1 LOB: 1 BB: 1 P: 11	R: 1 E: 1 K: 2 S: 18	H: 3 LOB: 2 BB: 2 P: 31	R: 0 E: 0 K: 0 S: 7	H: 0 LOB: 0 BB: 0 P: 14	R: 2 E: 0 K: 0 S: 19	H: 3 LOB: 2 BB: 1 P: 29	R: 1 E: 0 K: 0 S: 4	H: 1 LOB: 0 BB: 0 P: 8	1B: 4 2B: 3 3B: 0 HR: 3	SF: 0 SAC: 0 DP: 1 HBP: 0	WP: 2 PB: 0 SB: 0 CS: 0	PA: 46
PITCHER	IP 6.1	WLS 0.2	BF 25	H 5	R 1	ER 0	SO 3	BB 2	IBB 0	HBP 0	BLK 0	WP 1	HR 0	S 55	P 92	ERA 2.84	WHIP 1.105					
Jim Clancy, R ERA: 5.33 (7, 1)																						
David Wells, L ERA: 4.85 (8, 1)																						
Tom Henke, R ERA: 1.93 (11, 1)		L	2	1	1	1	0	0	0	0	0	0	1	4	8	27.00	3.000					

Toronto Blue Jays @ Chicago White Sox
Comiskey Park, Chicago, IL
Sun May 15 1988, 4:33 AM EDT
Att: 13,948 - Cloudy - 73 F

livebaseballscores.com

AB 40
R 6
H 10
RBI 5
BB 6
SO 5
LOB 18




Batter	1	2	3	4	5	6	7	8	9	AB	R	H	RBI	BB	SO	LOB	TOP								
Tony Fernandez, S (1, 6) OBP: 0.327, SLG: 0.329	4-2 G1-6-3 BB		2-2 L7		2-2 2B		4-2 BLK E BB		1-3 K	3	1	1	0	2	1	0									
Lloyd Moseby, L (1, 8) OBP: 0.366, SLG: 0.416	0-2 G1-6-3 1-2f			1-0 F8	2-1 2B		0-0 F7		1-2 2-3	4	0	1	1	0	0	3									
Juan Beniquez, R (1, 10) Rance Mulliniks, L (7, PH) OBP: 0.368, SLG: 0.490	0-1 L9			3-2 1B	0-0 5-3		3-3 K		3-3 K	3	0	1	0	0	0	1									
George Bell, R (1, 7) OBP: 0.358, SLG: 0.563		3-2 L4		1-0 F8		0-1 FC4 1B		2-2 6-3		4	0	1	0	0	0	1									
Cecil Fielder, R (1, 3) Fred McGriff, L (6, PH) OBP: 0.453, SLG: 0.684 (6, 3)		1-1 F9		0-1 5-3		2-3 K		3-3 K		2	0	0	0	0	0	1									
Kelly Gruber, R (1, 5) OBP: 0.362, SLG: 0.534		4-1 BB			4-2 HR BB	1-3 K		1-2 IHR		2	2	1	1	2	1	1									
Pat Borders, R (1, 2) OBP: 0.274, SLG: 0.468		1-2 F8			1-1 HR	3-0 FC4		1-1 F9		4	1	1	2	0	0	2									
Sil Campusano, R (1, 9) OBP: 0.162, SLG: 0.306			1-0 L7		0-1 6-3		1-2 5-3		1-3 K	4	0	0	0	0	1	0									
Nelson Liriano, S (1, 4) OBP: 0.238, SLG: 0.253			0-0 B5-3		0-1 F8		1-2 E BLK BB 1B		0-1 P6	4	1	1	0	0	0	0									
Inning Stats	R: 0 E: 0 K: 0 S: 7	H: 0 LOB: 0 BB: 1 P: 11	R: 0 E: 0 K: 0 S: 10	H: 0 LOB: 1 BB: 1 P: 19	R: 0 E: 0 K: 0 S: 5	H: 0 LOB: 0 BB: 0 P: 8	R: 0 E: 0 K: 0 S: 7	H: 1 LOB: 1 BB: 0 P: 12	R: 3 E: 0 K: 0 S: 15	H: 3 LOB: 1 BB: 1 P: 24	R: 0 E: 0 K: 2 S: 9	H: 1 LOB: 1 BB: 0 P: 15	R: 1 E: 1 K: 1 S: 15	H: 1 LOB: 1 BB: 1 P: 23	R: 1 E: 0 K: 0 S: 14	H: 1 LOB: 0 BB: 0 P: 21	R: 0 E: 0 K: 2 S: 8	H: 0 LOB: 0 BB: 0 P: 10	1B: 3 2B: 2 3B: 0 HR: 2	SF: 0 SAC: 0 DP: 1 HBP: 0	WP: 0 PB: 0 SB: 0 CS: 0	PA: 37			
PITCHER	IP	WLS	BF	H	R	ER	SO	BB	IBB	HBP	BLK	WP	HR	S	P	ERA	WHIP								
Ricky Horton, L (1, 1) ERA: 5.2	5.0	L	21	4	3	3	0	3	0	0	0	0	1	44	74	5.40	1.400								
Jeff Blittiger, R (6, 1) ERA: 2.25	4.0		16	3	2	1	6	1	0	0	1	0	0	46	69	2.25	1.000								

Toronto Blue Jays @ Chicago White Sox
Comiskey Park, Chicago, IL
Mon May 16 1988, 8:05 PM EDT
Att. 8,310 - Unknown - 48 F

livebaseballscorecards.com

AB 33
R 5
H 7
RBI 4
BB 4
SO 6
LOB 11





Batter	1	2	3	4	5	6	7	8	9	AB	R	H	RBI	BB	SO	LOB	BOTTOM								
Daryl Boston, L (1, 8) OBP: 0.200, SLG: 0.467	3-3 K			0-0 F8		1-1 1B			2-2 F7	4	0	1	1	0	1	0									
Ozzie Guillen, L (1, 6) OBP: 0.235, SLG: 0.245	0-1 L7			1-1 4-3		0-0 B5-3			1-2 FC6-4 1B	4	0	1	0	0	0	1									
Harold Baines, L (1, 10) OBP: 0.388, SLG: 0.489	0-1 4-3			0-0 6-3			3-2 F8		1-2 FC6-4 BLK	4	0	0	0	0	0	1									
Ivan Calderon, R (1, 9) OBP: 0.287, SLG: 0.420		2-3 K			0-0 5-3		1-1 6-3		1-2 P6	4	0	0	0	0	1	1									
Greg Walker, L (1, 3) OBP: 0.299, SLG: 0.372		1-3 K			3-3 K		3-2 F7			3	0	0	0	0	2	0									
Dan Pasqua, L (1, 7) OBP: 0.309, SLG: 0.376		2-1 F9			1-2 3-1			1-2 G3		3	0	0	0	0	0	0									
Mark Salas, L (1, 2) OBP: 0.359, SLG: 0.417			1-1 G4-6-3 1B			1-2 6-3 G3 1B		4-2 BLK BB		2	1	2	0	1	0	0									
Steve Lyons, L (1, 5) OBP: 0.280, SLG: 0.150			0-0 B1			0-1 G3		1-2 P4		3	0	0	0	0	0	3									
Fred Manrique, R (1, 4) Donnie Hill, S (8, PH) OBP: 0.293, SLG: 0.235 (9, 4)			1-1 G4-6-3 1-2f			1-1 6-3		0-1 1-3		2	0	0	0	0	0	2									
Inning Stats	R: 0 E: 0 K: 1 S: 8	H: 0 LOB: 0 BB: 0 P: 11	R: 0 E: 0 K: 2 S: 8	H: 0 LOB: 0 BB: 0 P: 13	R: 0 E: 0 K: 0 S: 5	H: 1 LOB: 0 BB: 0 P: 7	R: 0 E: 0 K: 0 S: 4	H: 0 LOB: 0 BB: 0 P: 5	R: 0 E: 0 K: 1 S: 8	H: 0 LOB: 0 BB: 0 P: 12	R: 1 E: 0 K: 0 S: 12	H: 2 LOB: 1 BB: 0 P: 15	R: 0 E: 0 K: 0 S: 9	H: 0 LOB: 0 BB: 0 P: 16	R: 0 E: 0 K: 0 S: 11	H: 0 LOB: 1 BB: 1 P: 17	R: 0 E: 0 K: 0 S: 14	H: 1 LOB: 1 BB: 0 P: 19	1B: 4 2B: 0 3B: 0 HR: 0	SF: 0 SAC: 0 DP: 1 HBP: 0	WP: 0 PB: 0 SB: 0 CS: 0	PA: 31			
PITCHER	IP	WLS	BF	H	R	ER	SO	BB	IBB	HBP	BLK	WP	HR	S	P	ERA	WHIP								
Dave Stieb, R (1, 1) ERA: 3.31	9.0	W	31	4	1	1	4	1	0	0	2	0	0	79	115	1.00	0.556								


Toronto Blue Jays @ Chicago White Sox
Comiskey Park, Chicago, IL
Mon May 16 1988, 8:05 PM EDT
Att. 8,310 - Unknown - 48 F

livebaseballscorecards.com

AB 30
R 1
H 4
RBI 1
BB 1
SO 4
LOB 9



Batter	1	2	3	4	5	6	7	8	9	AB	R	H	RBI	BB	SO	LOB	TOP										
Daryl Boston, L (1, 8) OBP: 0.245, SLG: 0.532	4-1 L6-3 BB			4-1 4-3 BB		0-1 HR		2-1 F7		2	1	1	1	2	0	0	Chicago White Sox @ Cleveland Indians Cleveland Municipal Stadium, Cleveland, OH Tue May 17 1988, 7:05 PM EDT Att. 9,499 - Unknown - 55 F										
Ozzie Guillen, L (1, 6) OBP: 0.228, SLG: 0.238	3-1 L6-3			3-2 4-3		1-2 F7		0-2 3-1		4	0	0	0	0	0	2											
Harold Baines, L (1, 10) OBP: 0.378, SLG: 0.474	3-1 4-3			3-2 F7		0-0 G3		1-2 L8		4	0	0	0	0	0	1											
Ivan Calderon, R (1, 9) OBP: 0.286, SLG: 0.422		0-2 F2		3-3 K		3-2 F8			0-2 2B	4	0	1	0	0	1	1											
Greg Walker, L (1, 3) OBP: 0.291, SLG: 0.362	0-1 F8				1-1 L8		1-3 K		0-2 F7	4	0	0	0	0	1	1											
Dan Pasqua, L (1, 7) OBP: 0.315, SLG: 0.407	2-2 G3				1-0 1B		0-0 HR		1-3 K	4	1	2	1	0	1	1											
Kenny Williams, R (1, 5) OBP: 0.228, SLG: 0.353			0-0 B1-3		1-3 K		0-0 F7		0-0 6-3	4	0	0	0	0	1	2											
Fred Manrique, R (1, 4) OBP: 0.321, SLG: 0.510			3-2 4-3		0-0 1B		0-2 1B			3	0	2	0	0	0	0											
Ron Karkovice, R (1, 2) Mark Salas, L (7, PH) OBP: 0.350, SLG: 0.405			1-3 K		2-2 L7		3-1 F4			2	0	0	0	0	1	2											
Inning Stats	R: 0 E: 0 K: 0 S: 5	H: 0 LOB: 0 BB: 1 P: 15	R: 0 E: 0 K: 0 S: 10	H: 0 LOB: 0 BB: 0 P: 12	R: 0 E: 0 K: 1 S: 9	H: 0 LOB: 0 BB: 0 P: 13	R: 0 E: 0 K: 1 S: 16	H: 0 LOB: 1 BB: 1 P: 29	R: 0 E: 0 K: 1 S: 10	H: 2 LOB: 2 BB: 0 P: 15	R: 1 E: 0 K: 0 S: 9	H: 1 LOB: 0 BB: 0 P: 13	R: 1 E: 0 K: 1 S: 10	H: 2 LOB: 1 BB: 0 P: 14	R: 0 E: 0 K: 0 S: 8	H: 0 LOB: 0 BB: 0 P: 11		R: 0 E: 0 K: 1 S: 10	H: 1 LOB: 1 BB: 0 P: 11	1B: 2 2B: 2 3B: 1 HR: 2	SF: 0 SAC: 0 DP: 1 HBP: 0	WP: 0 PB: 0 CS: 0	PA: 34				
PITCHER	IP	WLS	BF	H	R	ER	SO	BB	IBB	HBP	BLK	WP	HR	S	P	ERA	WHIP										
Rich Yett, R (1, 1) ERA: 6.0	6.2	W	26	5	2	2	4	2	0	0	0	0	2	67	106	2.70	1.050										
Doug Jones, R (7, 1) ERA: 3.12	2.1	S	8	1	0	0	1	0	0	0	0	0	0	20	27	0.00	0.429										

Batter	1	2	3	4	5	6	7	8	9	AB	R	H	RBI	BB	SO	LOB	BOTTOM										
Julio Franco, R (1, 4) OBP: 0.298, SLG: 0.325	0-1 6-3		1-1 1B	1-0 6-3			0-0 4-3			4	1	1	0	0	0	1	Chicago White Sox @ Cleveland Indians Cleveland Municipal Stadium, Cleveland, OH Tue May 17 1988, 7:05 PM EDT Att. 9,499 - Unknown - 55 F										
Willie Upshaw, L (1, 3) OBP: 0.341, SLG: 0.383	1-1 WP		2-2 SH1-3		0-1 F4		3-1 F7			4	2	2	0	0	0	0											
Pat Tabler, R (1, 10) OBP: 0.341, SLG: 0.330	1-3 K		0-0 SF9		0-0 5-3		1-2 4-3			4	0	2	1	0	1	1											
Joe Carter, R (1, 8) OBP: 0.397, SLG: 0.620	2-0 WP		0-0 SH1-3		3-2 5-3			0-2 5-3		3	0	1	1	0	0	1											
Mel Hall, L (1, 7) OBP: 0.294, SLG: 0.341	2-1 F8		1-0 SF9		1-0 F8		3-2 WP		1-2 HR	3	1	1	1	0	0	2											
Brook Jacoby, R (1, 5) OBP: 0.336, SLG: 0.441		1-3 K	2-0 F8			1-0 F8		1-0 6-3		4	0	0	0	0	1	2											
Cory Snyder, R (1, 9) OBP: 0.356, SLG: 0.500		3-1 E4		1-2 6-3		3-3 K		4-0 HR		3	1	0	0	1	1	0											
Andy Allanson, R (1, 2) OBP: 0.311, SLG: 0.351		0-0 F4		1-2 F4		2-1 E		1-1 HR		4	1	2	3	0	0	1											
Jay Bell, R (1, 6) OBP: 0.308, SLG: 0.269		1-3 K		0-0 2B		1-3 SAFE		2-2 5-3		4	0	1	0	0	2	2											
Inning Stats	R: 1 E: 0 K: 1 S: 10	H: 2 LOB: 1 BB: 0 P: 16	R: 0 E: 1 K: 2 S: 9	H: 0 LOB: 1 BB: 0 P: 14	R: 2 E: 0 K: 0 S: 9	H: 3 LOB: 1 BB: 0 P: 15	R: 0 E: 0 K: 0 S: 8	H: 1 LOB: 1 BB: 0 P: 11	R: 0 E: 0 K: 2 S: 10	H: 1 LOB: 1 BB: 0 P: 17	R: 0 E: 0 K: 0 S: 6	H: 0 LOB: 0 BB: 0 P: 10	R: 3 E: 0 K: 0 S: 15	H: 2 LOB: 0 BB: 1 P: 26	R: 0 E: 0 K: 0 S: 15	H: 0 LOB: 0 BB: 0 P: 10		1B: 7 2B: 2 3B: 0 HR: 1	SF: 1 SAC: 1 DP: 0 HBP: 0	WP: 3 PB: 0 SB: 1 CS: 0	PA: 36						
PITCHER	IP	WLS	BF	H	R	ER	SO	BB	IBB	HBP	BLK	WP	HR	S	P	ERA	WHIP										
Jack McDowell, R (1, 1) ERA: 5.66	8.0	L	36	10	6	6	5	0	1	0	0	3	1	74	120	6.75	1.250										


Batter	1	2	3	4	5	6	7	8	9	AB	R	H	RBI	BB	SO	LOB	TOP					
Daryl Boston, L (1, 8) OBP: 0.284, SLG: 0.529	F8		WP 1B		P6					4	0	2	0	0	0	1	Chicago White Sox @ Cleveland Indians Cleveland Municipal Stadium, Cleveland, OH Wed May 18 1988, 7:05 PM EDT Alt. 8,299 - Unknown - 55 F					
Gary Redus, R (1, 7) OBP: 0.426, SLG: 0.450	K		WP 1B		L4					4	0	1	0	0	1	2						
Harold Baines, L (1, 10) OBP: 0.375, SLG: 0.468	K		K					4-3		4	0	1	1	0	2	2						
Greg Walker, L (1, 3) OBP: 0.284, SLG: 0.352		G3	K					F7		4	0	0	0	0	2	4						
Dan Pasqua, L (1, 9) OBP: 0.313, SLG: 0.410		4-3								4	0	1	0	0	1	0						
Kenny Williams, R (1, 5) OBP: 0.228, SLG: 0.343										3	0	0	0	0	0	1						
Steve Lyons, L (8, 5) OBP: 0.280, SLG: 0.150										0	0	0	0	0	0	0						
Ozzie Guillen, L (1, 6) OBP: 0.230, SLG: 0.239										4	0	1	0	0	0	1						
Fred Manrique, R (1, 4) OBP: 0.304, SLG: 0.481										3	0	0	0	0	0	1						
Donnie Hill, S (9, PH) OBP: 0.230, SLG: 0.232										1	0	0	0	0	1	0						
Ron Karkovice, R (1, 2) OBP: 0.250, SLG: 0.100										3	1	1	0	0	0	0						
Mark Salas, L (9, PH) OBP: 0.341, SLG: 0.395										1	0	0	0	0	0	0						
Inning Stats	R: 0 H: 0 E: 0 K: 2 S: 7	H: 0 LOB: 0 BB: 0 P: 8	R: 0 H: 0 E: 0 K: 0 S: 5	H: 0 LOB: 1 BB: 0 P: 9	R: 0 H: 2 E: 0 K: 2 S: 15	H: 2 LOB: 3 BB: 0 P: 21	R: 0 H: 1 E: 0 K: 1 S: 8	H: 1 LOB: 1 BB: 0 P: 11	R: 1 H: 2 E: 0 K: 1 S: 14	H: 2 LOB: 1 BB: 0 P: 24	R: 0 H: 0 E: 0 K: 0 S: 6	H: 0 LOB: 0 BB: 0 P: 9	R: 0 H: 1 E: 0 K: 0 S: 6	H: 1 LOB: 1 BB: 0 P: 10	R: 0 H: 1 E: 0 K: 0 S: 8	H: 1 LOB: 1 BB: 0 P: 11	R: 0 H: 0 E: 0 K: 1 S: 6	H: 0 LOB: 0 BB: 0 P: 10	1B: 6 2B: 1 3B: 0 HR: 0	SF: 0 SAC: 0 DP: 0 HBP: 1	WP: 2 PB: 0 SB: 1 CS: 0	PA: 36
PITCHER Tom Candiotti, R (1, 1) ERA: 2.04	IP: 9.0 WLS: W BF: 36 H: 7 R: 1 ER: 1 SO: 7 BB: 0 IBB: 0 HBP: 1 BLK: 0 WP: 2 HR: 0 S: 75 P: 113 ERA: 1.00 WHIP: 0.778															PITCHER						

Batter	1	2	3	4	5	6	7	8	9	AB	R	H	RBI	BB	SO	LOB	BOTTOM			
Julio Franco, R (1, 4) OBP: 0.308, SLG: 0.342	E7	L9								4	1	3	0	0	0	2	Chicago White Sox @ Cleveland Indians Cleveland Municipal Stadium, Cleveland, OH Wed May 18 1988, 7:05 PM EDT Alt. 8,299 - Unknown - 55 F			
Willie Upshaw, L (1, 3) OBP: 0.331, SLG: 0.371	F5		4-3							4	0	0	0	0	1	3				
Pat Tabler, R (1, 10) OBP: 0.346, SLG: 0.324			5-3							2	1	0	0	2	1	0				
Joe Carter, R (1, 8) OBP: 0.394, SLG: 0.616	K		1-3							4	0	1	2	0	1	2				
Mel Hall, L (1, 7) OBP: 0.286, SLG: 0.331	4-3									4	0	0	0	0	2	3				
Brook Jacoby, R (1, 5) OBP: 0.333, SLG: 0.435										4	0	1	0	0	0	2				
Cory Snyder, R (1, 9) OBP: 0.355, SLG: 0.492										2	0	0	0	1	0	0				
Andy Allanson, R (1, 2) OBP: 0.306, SLG: 0.345										2	0	0	0	0	1	0				
Jay Bell, R (1, 6) OBP: 0.301, SLG: 0.262										3	0	0	0	0	1	2				
Inning Stats	R: 0 H: 1 E: 1 K: 1 S: 12	H: 1 LOB: 2 BB: 1 P: 20	R: 0 H: 1 E: 0 K: 1 S: 13	H: 1 LOB: 2 BB: 1 P: 21	R: 0 H: 0 E: 0 K: 0 S: 6	H: 0 LOB: 0 BB: 0 P: 7	R: 0 H: 0 E: 0 K: 0 S: 9	H: 0 LOB: 0 BB: 0 P: 14	R: 0 H: 1 E: 0 K: 1 S: 8	H: 1 LOB: 1 BB: 0 P: 14	R: 0 H: 0 E: 0 K: 2 S: 9	H: 0 LOB: 1 BB: 0 P: 12	R: 0 H: 0 E: 0 K: 1 S: 5	H: 0 LOB: 0 BB: 0 P: 6	R: 2 H: 2 E: 0 K: 1 S: 12	H: 2 LOB: 1 BB: 1 P: 22		1B: 3 2B: 2 3B: 0 HR: 0	SF: 0 SAC: 1 DP: 0 HBP: 0	WP: 1 PB: 0 SB: 0 CS: 0
PITCHER Melido Perez, R (1, 1) ERA: 3.43	IP: 7.1 WLS: L BF: 31 H: 5 R: 2 ER: 2 SO: 6 BB: 3 IBB: 0 HBP: 0 BLK: 0 WP: 1 HR: 0 S: 69 P: 107 ERA: 2.46 WHIP: 1.091															PITCHER				
Ricky Horton, L (8, 1) ERA: 5.17	0.1	1	0	0	0	1	0	0	0	0	0	3	4	0.00	0.000					
Bill Long, R (8, 1) ERA: 3.16	0.1	1	0	0	0	0	0	0	0	0	0	2	5	0.00	0.000					

Batter	1	2	3	4	5	6	7	8	9	AB	R	H	RBI	BB	SO	LOB	TOP					
Gary Redus, R OBP: 0.392, SLG: 0.409 (1, 7)	2-2 5-3		1-1 F8			0-1 F9			2-1 F3	4	0	0	0	0	0	0						
Dave Gallagher, R OBP: 0.455, SLG: 0.889 (1, 8)	4-2 BB			2-3 K			2-3 K		3-2 P6	3	0	0	0	1	2	0						
Kenny Williams, R OBP: 0.238, SLG: 0.358 (1, 9)	2-3 K		0-0 5-3			1-2 1B			0-1 2B	4	0	2	0	0	1	1						
Harold Baines, L OBP: 0.366, SLG: 0.455 (1, 10)	0-0 L3		1-0 F8			1-3 K			2-1 F8	4	0	0	0	0	1	3						
Russ Morman, R OBP: 0.333, SLG: 0.500 (1, 3)		0-0 P3			2-3 K				0-0 P9	3	0	0	0	0	1	1						
Donnie Hill, S OBP: 0.281, SLG: 0.224 (1, 5)		1-3 K			0-0 F8			1-1 G6-3		3	0	0	0	0	1	0						
Fred Manrique, R OBP: 0.305, SLG: 0.463 (1, 4)		3-1 P6			2-3 K			4-2 BB		2	0	0	0	1	1	0						
Ozzie Guillen, L OBP: 0.226, SLG: 0.234 (1, 6)			1-2 P6			1-2 4-3			0-0 F7	3	0	0	0	0	0	1						
Ron Karkovics, R OBP: 0.200, SLG: 0.077 (1, 2)			0-1 G3			1-3 K			1-3 K	3	0	0	0	0	2	1						
Inning Stats	R: 0 E: 0 K: 1 S: 10	H: 0 LOB: 1 BB: 1 P: 18	R: 0 E: 0 K: 1 S: 6	H: 0 LOB: 0 BB: 0 P: 10	R: 0 E: 0 K: 0 S: 8	H: 0 LOB: 0 BB: 0 P: 10	R: 0 E: 0 K: 2 S: 5	H: 0 LOB: 0 BB: 0 P: 8	R: 0 E: 0 K: 2 S: 7	H: 0 LOB: 0 BB: 0 P: 11	R: 0 E: 0 K: 1 S: 8	H: 0 LOB: 0 BB: 0 P: 10	R: 0 E: 0 K: 2 S: 11	H: 1 LOB: 1 BB: 0 P: 15	R: 0 E: 0 K: 1 S: 9	H: 0 LOB: 1 BB: 1 P: 15	R: 0 E: 0 K: 0 S: 9	H: 1 LOB: 1 BB: 0 P: 16	1B: 1 2B: 1 3B: 0 HR: 0	SF: 0 SAC: 0 DP: 0 HBP: 0	WP: 0 PB: 0 CS: 0	PA: 31
PITCHER Greg Swindell, L ERA: 2.18 (1, 1)	IP: 9.0 WLS: W BF: 31 H: 2 R: 0 ER: 0 SO: 9 BB: 2 IBB: 0 HBP: 0 BLK: 0 WP: 0 HR: 0 S: 73 P: 113 ERA: 0.00 WHIP: 0.444															PITCHER						

Chicago White Sox @ Cleveland Indians
Cleveland Municipal Stadium, Cleveland, OH
Thu May 19 1988, 7:05 PM EDT
Att: 10,197 - Unknown - 55 F

AB 29
R 0
H 2
RBI 0
BB 2
SO 9
LOB 7



Batter	1	2	3	4	5	6	7	8	9	AB	R	H	RBI	BB	SO	LOB	BOTTOM					
Julio Franco, R OBP: 0.307, SLG: 0.340 (1, 4)	3-2 G6-4-3 1B		2-1 F8			2-1 G1-3		1-1 4-3		4	0	1	0	0	0	0						
Pat Tabler, R OBP: 0.351, SLG: 0.324 (1, 3)	1-1 G6-4-3 1-2		1-3 K			4-1 BB		0-0 FC4-6 1B		3	0	1	0	1	1	1						
Joe Carter, R OBP: 0.384, SLG: 0.600 (1, 8)	1-0 F7			3-1 F7		0-1 F8		0-1 FC4-6 1-2		4	0	0	0	0	0	2						
Brook Jacoby, R OBP: 0.325, SLG: 0.424 (1, 5)		0-2 6-3		0-0 G6-3		0-0 L1-3			0-3 K	4	0	0	0	0	1	1						
Cory Snyder, R OBP: 0.359, SLG: 0.516 (1, 9)		0-0 1B 1B		0-1 G6-3			0-0 G5-3		1-2 HR	4	1	2	1	0	0	0						
Ron Kittle, R OBP: 0.348, SLG: 0.500 (1, 10)	1 SAFE K	0-3 K		2-3 K		1-2 F7		1-2 1B		3	0	0	0	0	2	1						
Carmen Castillo, R OBP: 0.342, SLG: 0.378 (1, 7)	1 SAFE 1B	2-1 1B		1-0 FC6-4 1B		1-2 1B		1-2 1B		3	0	3	0	0	0	0						
Ron Washington, R OBP: 0.310, SLG: 0.370 (1, 6)		0-0 6-3		0-2 FC6-4 FC5-4 1-2		1-1 P5				3	0	0	0	0	0	4						
Andy Allanson, R OBP: 0.299, SLG: 0.336 (1, 2)			3-3 K		1-0 FC5-4 1-2		2-1 F8			3	0	0	0	0	1	1						
Inning Stats	R: 0 E: 0 K: 0 S: 6	H: 1 LOB: 0 BB: 0 P: 11	R: 0 E: 0 K: 1 S: 10	H: 2 LOB: 2 BB: 0 P: 12	R: 0 E: 0 K: 2 S: 9	H: 0 LOB: 0 BB: 0 P: 15	R: 0 E: 0 K: 0 S: 5	H: 0 LOB: 0 BB: 0 P: 8	R: 0 E: 0 K: 1 S: 9	H: 1 LOB: 1 BB: 0 P: 13	R: 0 E: 0 K: 0 S: 6	H: 0 LOB: 1 BB: 1 P: 12	R: 0 E: 0 K: 0 S: 9	H: 1 LOB: 1 BB: 0 P: 12	R: 0 E: 0 K: 0 S: 7	H: 1 LOB: 1 BB: 0 P: 10	R: 1 E: 0 K: 1 S: 8	H: 1 LOB: 0 BB: 0 P: 9	1B: 6 2B: 0 3B: 0 HR: 1	SF: 0 SAC: 0 DP: 1 HBP: 0	WP: 0 PB: 0 CS: 0	PA: 32
PITCHER Dave LaPoint, L ERA: 1.64 Bobby Thigpen, R ERA: 5.4 (9, 1)	IP: 0.1 WLS: L BF: 2 H: 1 R: 1 ER: 1 SO: 1 BB: 0 IBB: 0 HBP: 0 BLK: 0 WP: 0 HR: 1 S: 8 P: 9 ERA: 27.00 WHIP: 3.000															PITCHER						

Chicago White Sox @ Cleveland Indians
Cleveland Municipal Stadium, Cleveland, OH
Thu May 19 1988, 7:05 PM EDT
Att: 10,197 - Unknown - 55 F

AB 31
R 1
H 7
RBI 1
BB 1
SO 5
LOB 10



Batter	1	2	3	4	5	6	7	8	9	AB	R	H	RBI	BB	SO	LOB	TOP
Gary Pettis, S OBP: 0.300, SLG: 0.255 Pat Sheridan, L OBP: 0.382, SLG: 0.458	(1, 8) K	(1, 3) K		(2, 2) F8	(1, 1) 1B	(4, 2) BB		(2, 2) L8		4	0	1	1	1	2	1	
Tom Brookens, R OBP: 0.353, SLG: 0.396 Jim Morrison, R OBP: 0.206, SLG: 0.270	(1, 5) 1B (8, PH) 2B (8, 5)	(2, 0) 6-3		(3, 3) 4-3	(3, 1) K	(1, 0) P5		(1, 2) F8		5	1	1	0	0	1	6	
Luis Salazar, R OBP: 0.396, SLG: 0.576	(1, 7) 1B (8, 6) BB		(0, 0) P4		(3, 2) 1B (1, 1) 1B	(2, 2) E5 (2, 2) 2B		(1, 1) K		5	3	2	1	1	1	0	
Alan Trammell, R OBP: 0.377, SLG: 0.521 Dave Bergman, L OBP: 0.326, SLG: 0.282	(1, 6) 1B (8, PH) 2H (8, 7)		(2, 1) HR		(1, 1) 1B (1, 2) 1B	(2, 0) 4-3 (1, H) E (2, 2) 2B		(1, 1) F8		5	3	4	3	0	0	0	
Chet Lemon, R OBP: 0.365, SLG: 0.448	(1, 9) 1B (1, 2) 2H (1, 2) 1B		(1, 0) P4		(1, 1) 1B (1, 3) 2H (2, 2) 1B	(0, 1) 4-3		(1, 0) F3		6	1	2	2	0	0	1	
Larry Hemdon, R OBP: 0.298, SLG: 0.340 Darrell Evans, L OBP: 0.291, SLG: 0.250	(1, 10) G1-6-3 (5, PH) 1-2		(4, 1) BB		(2, 2) BLK (2, 3) 1B	(4, 0) E (1, 1) 1B		(1, 2) 3B (2, 2) 2B		1	0	0	0	1	0	2	
Ray Knight, R OBP: 0.292, SLG: 0.321			(3, 2) 4-3 (2, 2) 2B		(4, 1) 1B (1, 2) BLK (1, 2) BB	(1, 2) E5 (1, 1) 1B		(0, 0) 1B (2, H) 3B		5	2	3	1	1	0	2	
Mike Heath, R OBP: 0.250, SLG: 0.189 Matt Nokes, L OBP: 0.270, SLG: 0.447	(1, 2) 4-3 (5, PH) 2-3 (5, 2)		(0, 0) 4-3 (1, 1) 1B		(0, 3) K (1, 2) 1B	(1, 2) K (2, 3) K		(0, 1) 1B (2, 2) 1B		2	0	0	0	0	1	3	
Jim Walewander, S OBP: 0.231, SLG: 0.385 Lou Whitaker, L OBP: 0.399, SLG: 0.418	(1, 4) 3H (5, PH) 2B (5, 4)		(0, 1) 2B		(1, 2) P6 (1, 2) 2-3 (3, H) 1B	(1, 0) P6 (1, 2) 1-2 (2, H) 1B		(3, 1) 2B (1, 2) 1B		2	0	1	1	0	0	0	
Inning Stats	R: 2 H: 3 E: 0 K: 1 S: 12	H: 3 R: 4 ER: 1 LOB: 1 BB: 1 P: 22	R: 1 H: 2 E: 0 K: 1 S: 10	H: 2 R: 4 ER: 0 LOB: 2 BB: 1 P: 18	R: 0 H: 0 E: 0 K: 0 S: 7	H: 0 R: 1 ER: 0 LOB: 0 BB: 0 P: 10	R: 4 H: 5 E: 0 K: 2 S: 18	H: 5 R: 2 ER: 0 LOB: 3 BB: 2 P: 33	R: 0 H: 0 E: 0 K: 1 S: 7	H: 0 R: 0 ER: 0 LOB: 0 BB: 0 P: 11	R: 3 H: 5 E: 0 K: 0 S: 22	H: 5 R: 1 ER: 0 LOB: 2 BB: 0 P: 30	R: 0 H: 1 E: 0 K: 0 S: 5	H: 1 R: 1 ER: 0 LOB: 1 BB: 0 P: 7	1B: 12 2B: 6 3B: 1 HR: 1	SF: 0 SAC: 0 DP: 1 HBP: 0	WP: 0 PA: 53 CS: 0
PITCHER	IP WLS BF H R ER SO BB IBB HBP BLK WP HR S P ERA WHIP																
Jerry Reuss, L ERA: 3.82	(1, 1) 2.2 L 15 6 4 4 2 2 0 0 0 0 0 1 27 50 13.50 3.000																
John Davis, R ERA: 4.33	(3, 1) 3.0 22 8 7 4 4 3 0 0 1 0 0 45 77 12.00 3.667																
Bill Long, R ERA: 3.72	(6, 1) 3.1 16 6 3 3 1 0 0 0 0 0 0 35 50 8.10 1.800																

Detroit Tigers @ Chicago White Sox
Comiskey Park, Chicago, IL
Fri May 20 1988, 8:05 PM EDT
Att: 19,308 - Sunny - 72 F

AB 48
R 14
H 20
RBI 12
BB 5
SO 7
LOB 29



Batter	1	2	3	4	5	6	7	8	9	AB	R	H	RBI	BB	SO	LOB	BOTTOM		
Gary Redus, R OBP: 0.375, SLG: 0.429	(1, 7) L7			(1, 3) K (5, 3) 1B	(1, 2) F8			(2, 0) 1B (3, 2) 3B	(1, 0) G4-6-3	5	2	1	0	0	1	1			
Dave Gallagher, R OBP: 0.497, SLG: 0.769	(1, 8) F7			(0, 0) 1B (1, 2) G3 (1, 1) 1B	(2, 1) F8			(2, 2) 1B (3, H) 2B (1, 1) 1B		4	2	2	1	0	0	0			
Harold Baines, L OBP: 0.357, SLG: 0.442	(1, 10) 1-3			(2, 1) 5-3 (1, 2) 2-3				(0, 0) F7 (0, 1) 5-3		4	0	0	0	0	0	3			
Kenny Williams, R OBP: 0.246, SLG: 0.363 Daryl Boston, L OBP: 0.294, SLG: 0.529				(0, 0) G3 (2, 3) 1B (3, H) 1B				(2, 1) 2B (1, 2) 4-3 (1, 1) 1B		4	1	2	1	0	0	0			
Greg Walker, L OBP: 0.283, SLG: 0.356	(1, 3) 1-3			(2, 2) G3				(2, 2) 4-3 (1, 3) 2H (2, 2) 2B		4	0	1	2	0	0	1			
Donnie Hill, S OBP: 0.286, SLG: 0.221 Steve Lyons, L OBP: 0.296, SLG: 0.143	(1, 5) F9			(1, 1) 1B (4, 1) BB				(2, 2) 4-3 (2, 3) 3H (2, 1) BB		1	0	0	0	1	0	0			
Fred Manrique, R OBP: 0.302, SLG: 0.448				(1, 3) K (1, 2) 2H (1, 1) 1B				(1, 1) F7 (2, 3) G3		4	0	1	1	0	1	3			
Ozzie Guillen, L OBP: 0.220, SLG: 0.228	(1, 6) K			(2, 3) K (3, 1) 1-3				(3, 2) L7		4	0	0	0	0	1	3			
Ron Karkovice, R OBP: 0.167, SLG: 0.063 Dan Pasqua, L OBP: 0.318, SLG: 0.410	(1, 2) 1-3			(1, 0) 1-3				(0, 0) F8 (1, 1) F3		3	0	0	0	0	0	1			
Inning Stats	R: 0 H: 0 E: 0 K: 0 S: 7	H: 0 R: 0 ER: 0 LOB: 0 BB: 0 P: 12	R: 0 H: 0 E: 0 K: 0 S: 8	H: 0 R: 0 ER: 0 LOB: 0 BB: 0 P: 15	R: 0 H: 0 E: 0 K: 2 S: 7	H: 0 R: 0 ER: 0 LOB: 2 BB: 1 P: 11	R: 3 H: 3 E: 0 K: 1 S: 16	H: 3 R: 0 ER: 0 LOB: 0 BB: 0 P: 28	R: 0 H: 0 E: 0 K: 0 S: 6	H: 0 R: 0 ER: 0 LOB: 1 BB: 1 P: 8	R: 0 H: 0 E: 0 K: 0 S: 9	H: 0 R: 0 ER: 0 LOB: 0 BB: 0 P: 17	R: 3 H: 4 E: 0 K: 0 S: 17	H: 4 R: 1 ER: 0 LOB: 2 BB: 0 P: 29	R: 0 H: 0 E: 0 K: 0 S: 4	H: 0 R: 1 ER: 0 LOB: 0 BB: 1 P: 10	1B: 5 2B: 1 3B: 1 HR: 0	SF: 0 SAC: 0 DP: 1 HBP: 0	WP: 1 PA: 37 CS: 0
PITCHER	IP WLS BF H R ER SO BB IBB HBP BLK WP HR S P ERA WHIP																		
Frank Tanana, L ERA: 4.7	(1, 1) 6.0 W 23 3 3 3 3 1 0 0 0 0 0 26 46 13.50 2.500																		
Jeff Robinson, R ERA: 4.56	(7, 1) 2.0 11 4 3 3 0 1 0 0 0 0 0 0 26 46 13.50 2.500																		
Mike Henneman, R ERA: 1.71	(9, 1) 1.0 3 0 0 0 0 0 1 0 0 0 0 0 4 10 0.00 1.000																		

Detroit Tigers @ Chicago White Sox
Comiskey Park, Chicago, IL
Fri May 20 1988, 8:05 PM EDT
Att: 19,308 - Sunny - 72 F

AB 34
R 6
H 7
RBI 6
BB 3
SO 3
LOB 14



Batter	1	2	3	4	5	6	7	8	9	AB	R	H	RBI	BB	SO	LOB	TOP					
Gary Pettis, S OBP: 0.293, SLG: 0.248 (1, 8)	G4-3		F8			L4		FC5-4 BB		4	0	0	0	0	0	1	Detroit Tigers @ Chicago White Sox Comiskey Park, Chicago, IL Sat May 21 1988, 4:33 AM EDT Att: 21,693 - Sunny - 62 F					
Lou Whitaker, L OBP: 0.395, SLG: 0.408 (1, 4)	F7			G4-3		K		BB		3	0	0	0	1	1	0						
Luis Salazar, R OBP: 0.379, SLG: 0.551 (1, 5) (8, 7)	F9			K		L5		L7		4	0	0	0	0	1	2						
Alan Trammell, R OBP: 0.374, SLG: 0.513 (1, 6)		G4-3			E5		G5-3			4	0	1	0	0	0	0						
Darrell Evans, L OBP: 0.298, SLG: 0.280 (1, 3)		CS BB			P6		HR		F8	3	1	1	1	1	0	2						
Chet Lemon, R OBP: 0.399, SLG: 0.466 (1, 9)							G4-6-3 BB		K	3	1	1	1	1	2	2						
Matt Nokes, L OBP: 0.269, SLG: 0.449 (1, 2)							HR		G4-6-3	4	1	1	0	0	0	2						
Pat Sheridan, L OBP: 0.377, SLG: 0.450 (1, 7)									G4-3	1	0	0	0	0	0	0						
Tom Brookens, R OBP: 0.350, SLG: 0.392 (8, PH) (8, 5)									F3	1	0	0	0	0	0	0						
Ray Knight, R OBP: 0.293, SLG: 0.317 (1, 10)									F8	1	0	0	1	0	0	0						
Inning Stats	R: 0 E: 0 K: 0 S: 5	H: 0 LOB: 0 BB: 0 P: 8	R: 0 E: 0 K: 1 S: 6	H: 0 LOB: 1 BB: 1 P: 13	R: 0 E: 0 K: 0 S: 8	H: 1 LOB: 0 BB: 0 P: 10	R: 0 E: 1 K: 1 S: 8	H: 0 LOB: 1 BB: 0 P: 13	R: 1 E: 0 K: 0 S: 6	H: 1 LOB: 0 BB: 0 P: 8	R: 0 E: 0 K: 1 S: 7	H: 0 LOB: 0 BB: 0 P: 9	R: 1 E: 0 K: 0 S: 8	H: 1 LOB: 0 BB: 1 P: 16	R: 0 E: 0 K: 0 S: 13	H: 0 LOB: 2 BB: 1 P: 23	R: 0 E: 0 K: 1 S: 10	H: 1 LOB: 1 BB: 0 P: 13	1B: 1 2B: 2 3B: 0 HR: 2	SF: 1 SAC: 1 DP: 2 HBP: 1	WP: 0 PB: 0 CS: 1	PA: 34
PITCHER	IP	WLS	BF	H	R	ER	SO	BB	IBB	HBP	BLK	WP	HR	S	P	ERA	WHIP					
Jeff Blittiger, R ERA: 3.48 (1, 1)	6.1	L	24	3	3	3	3	2	0	0	0	0	2	47	76	4.26	0.789					
Ricky Horton, L ERA: 5.04 (7, 1)	1.1		5	0	0	0	0	1	0	1	0	0	0	10	19	0.00	0.750					
Bobby Thigpen, R ERA: 5.13 (8, 1)	1.1		5	1	0	0	1	0	0	0	0	0	0	14	18	0.00	0.750					

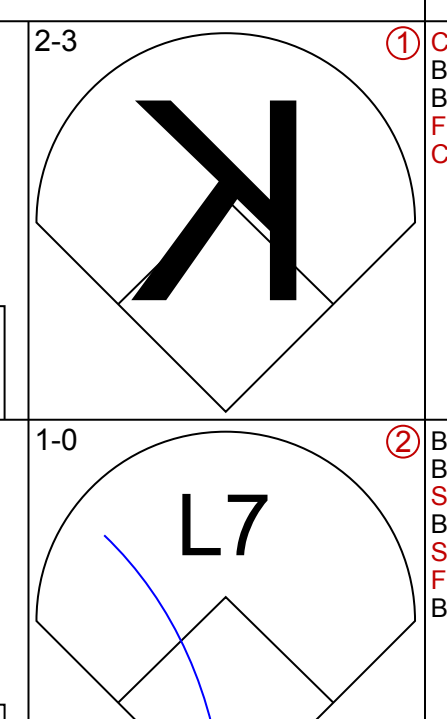
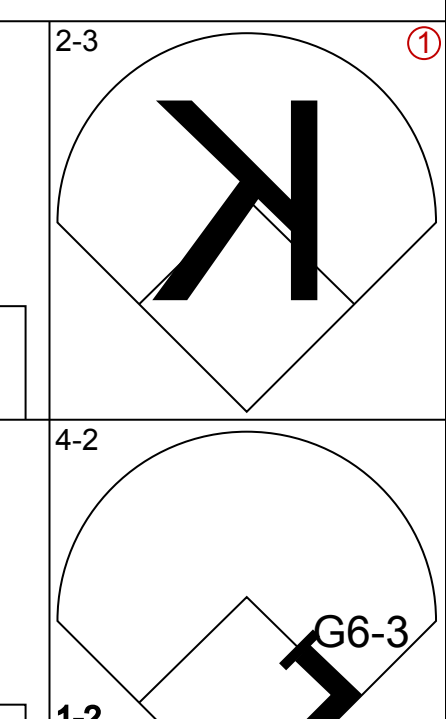
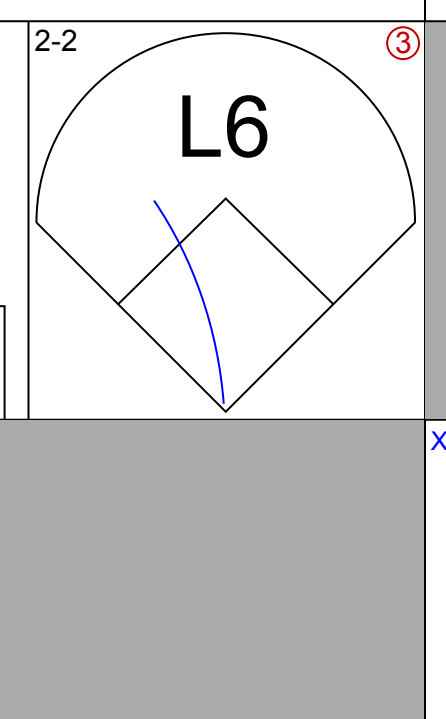
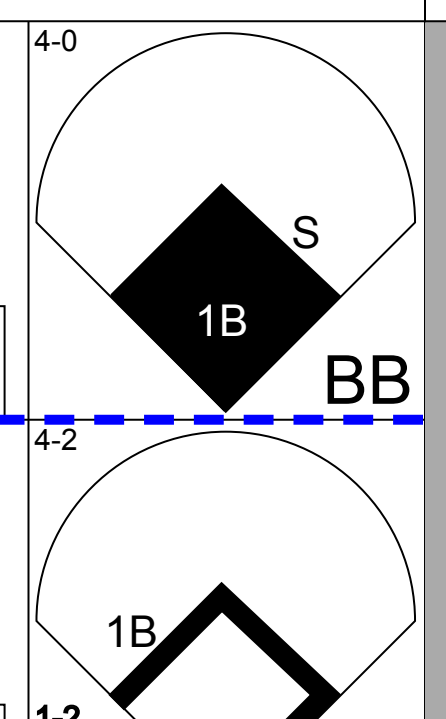
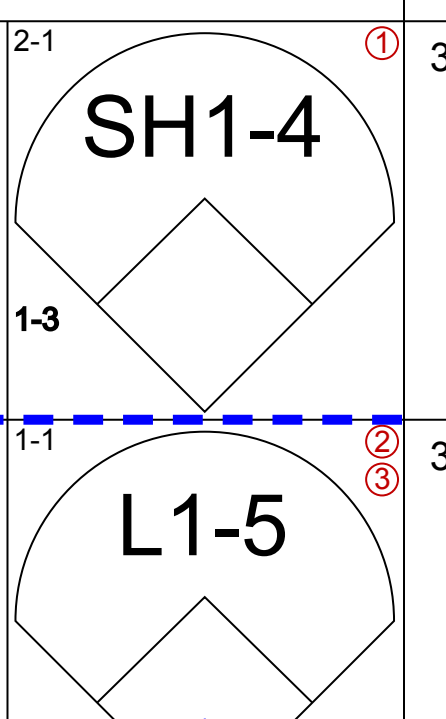
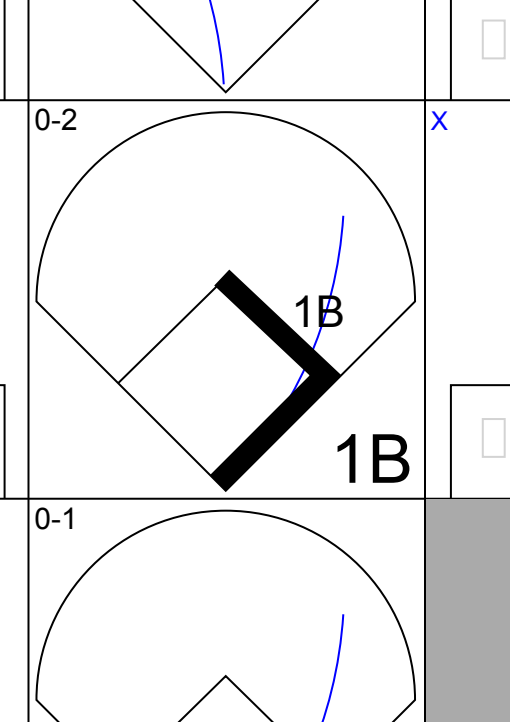
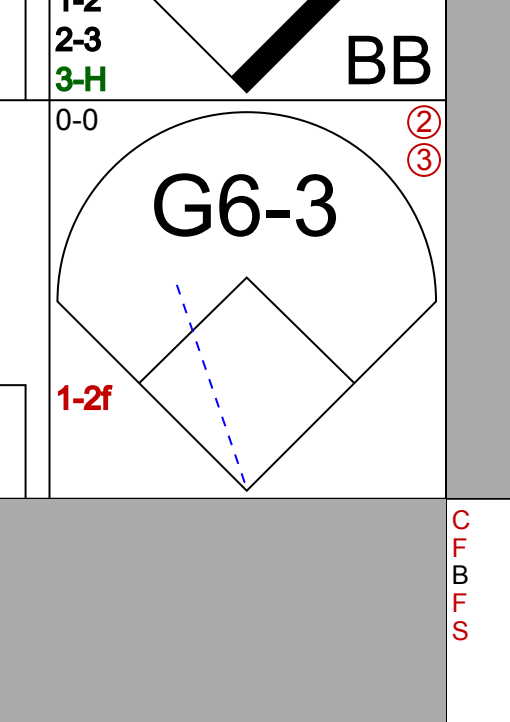
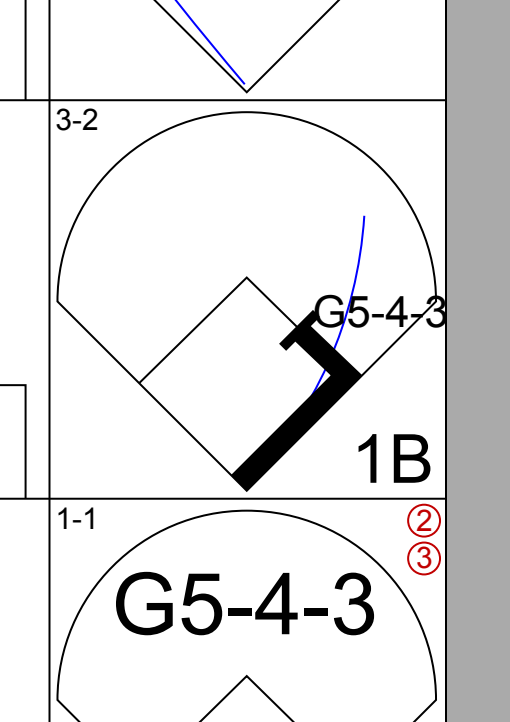
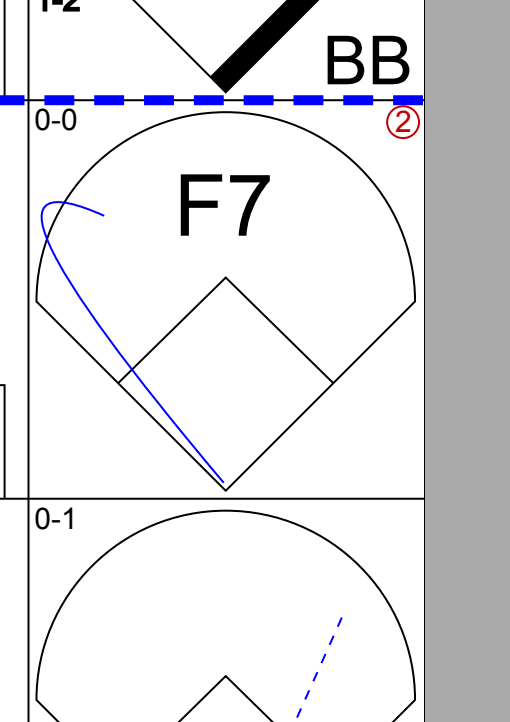

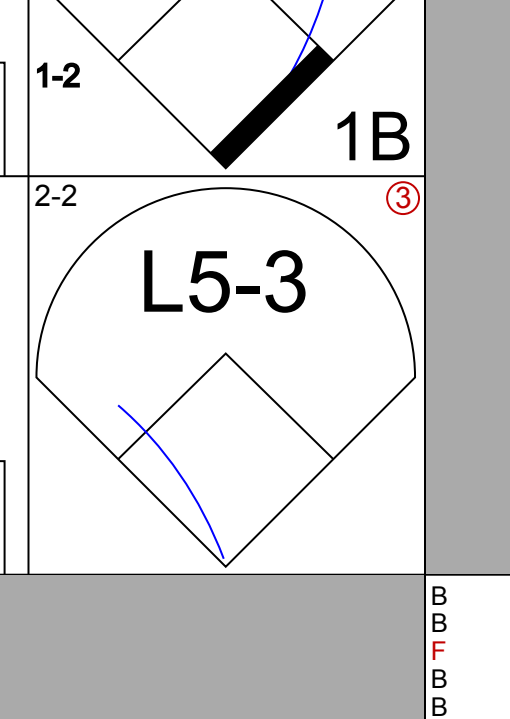
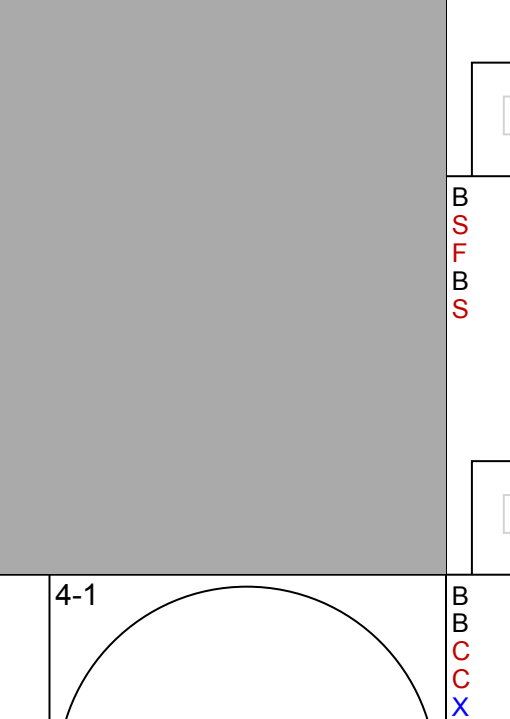
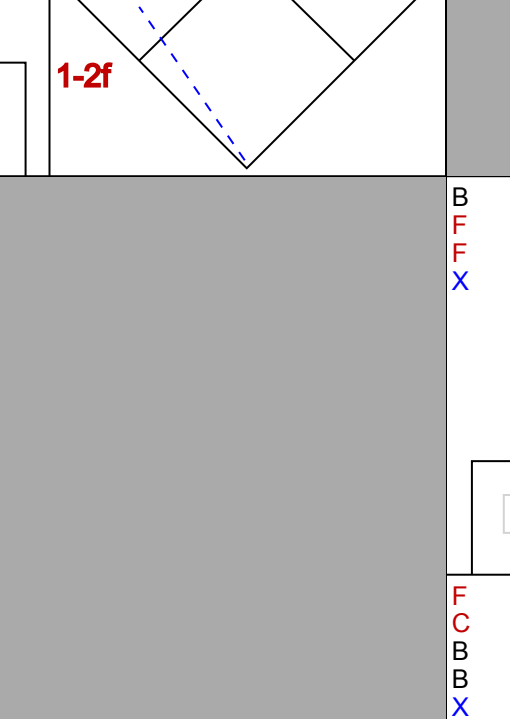
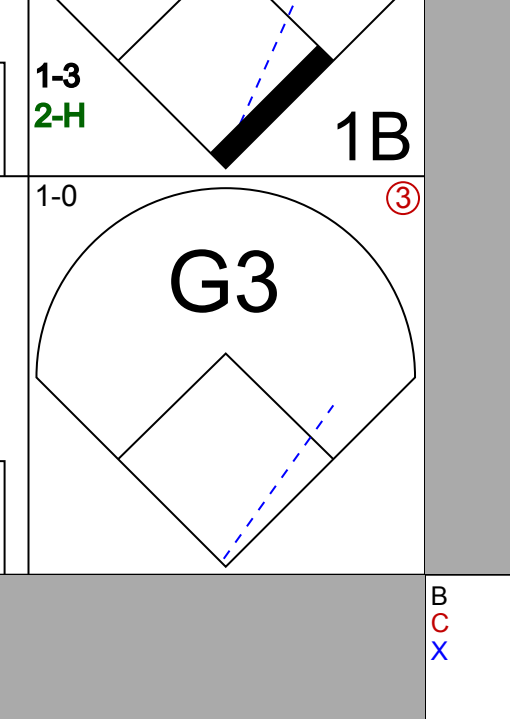
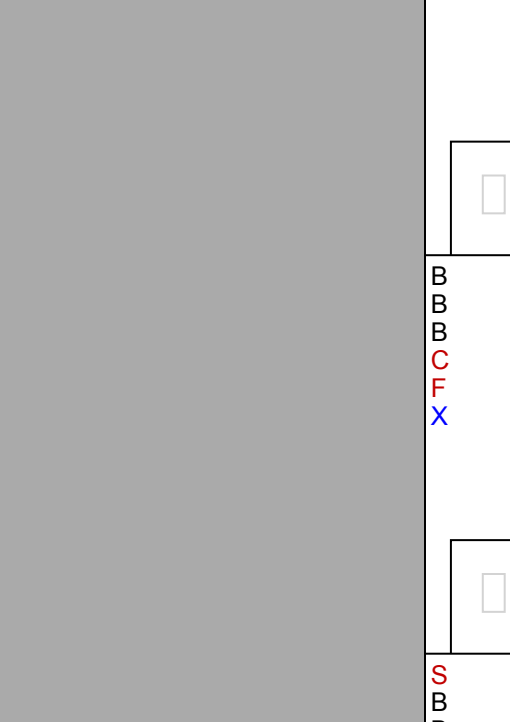
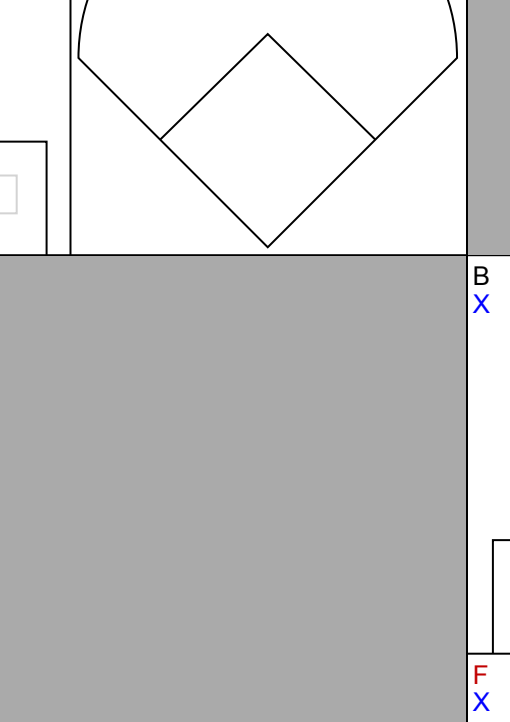
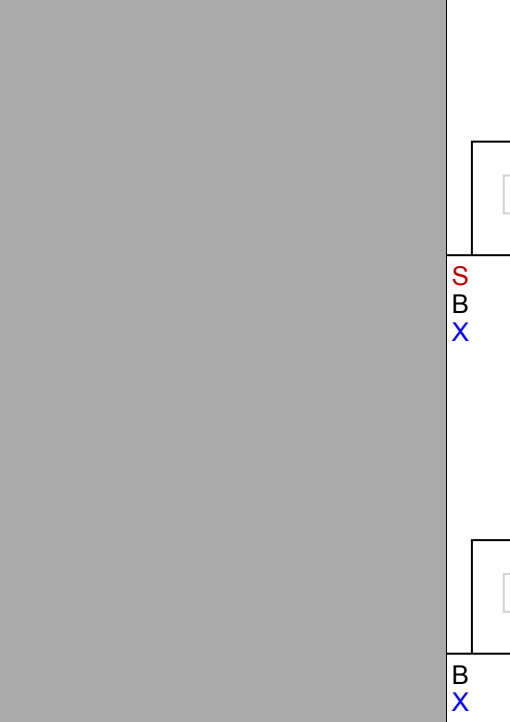
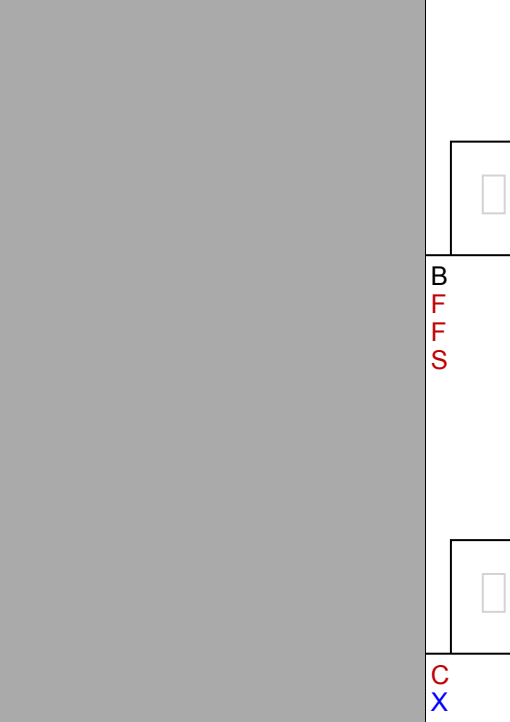
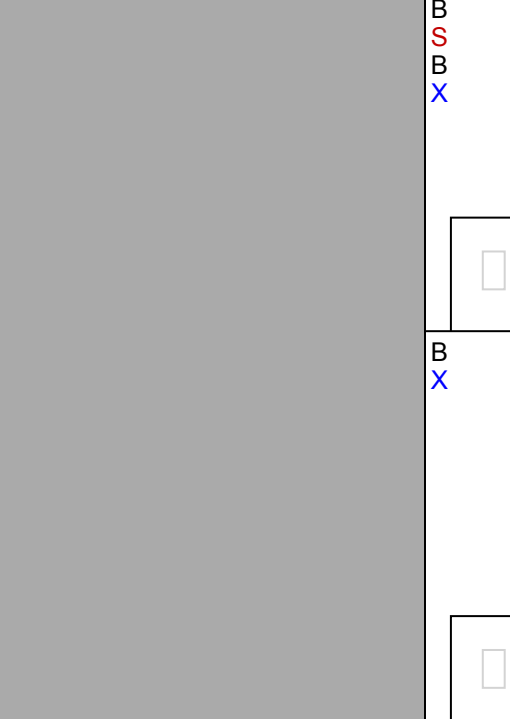
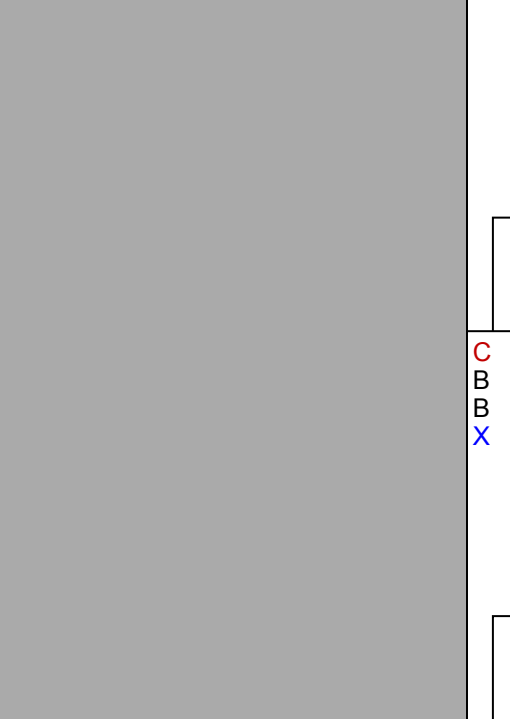
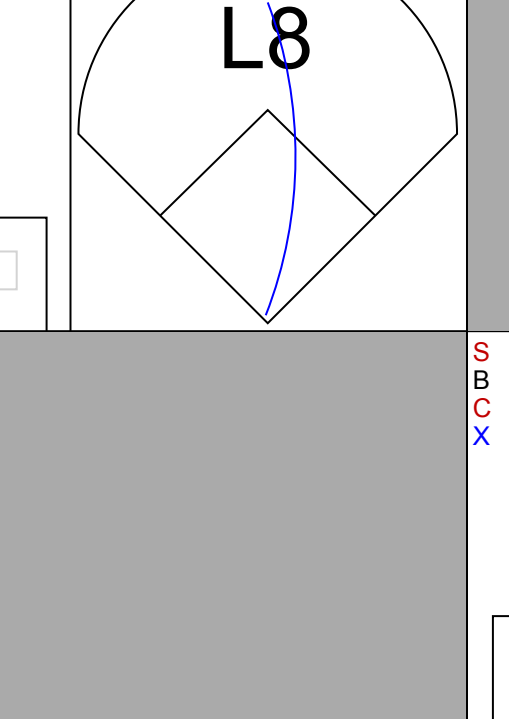
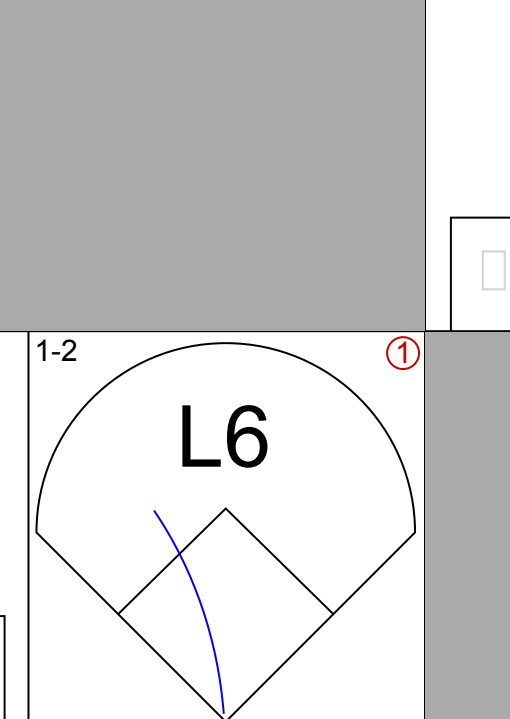
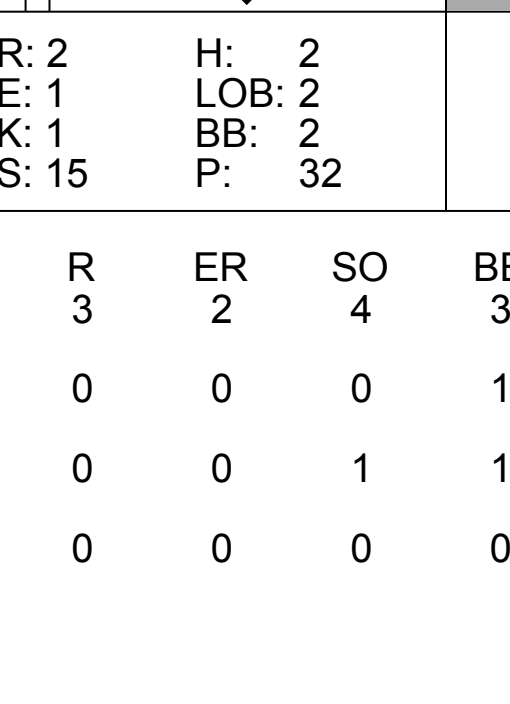
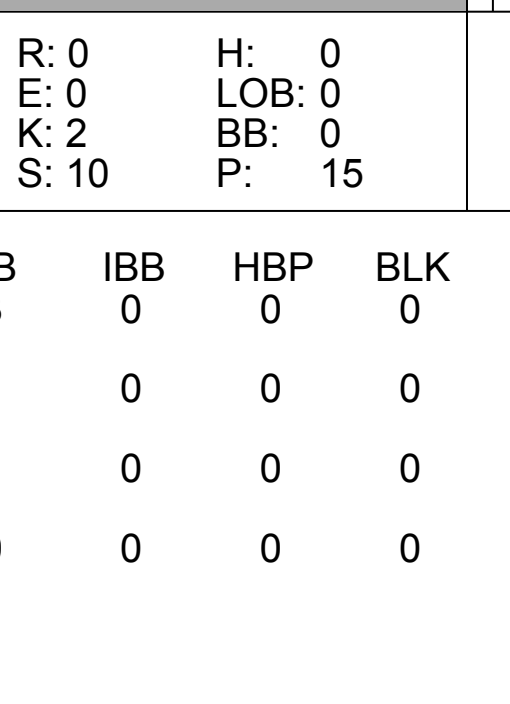
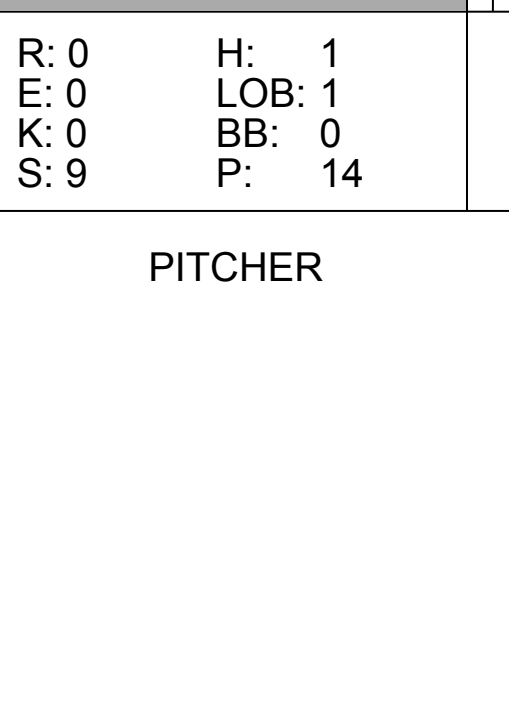
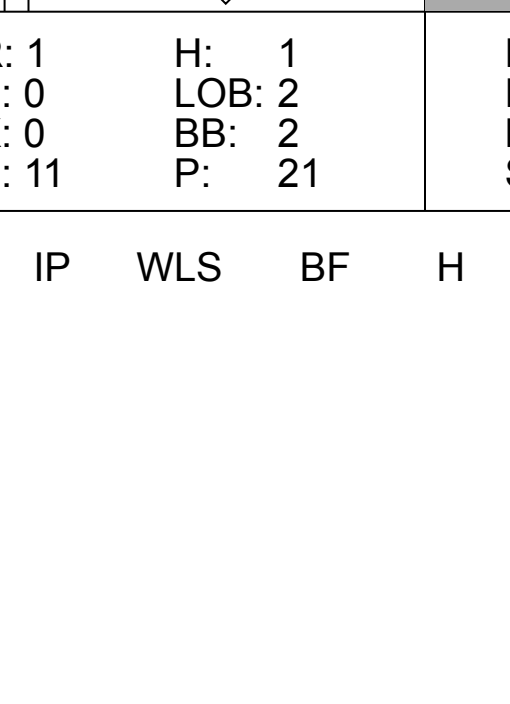
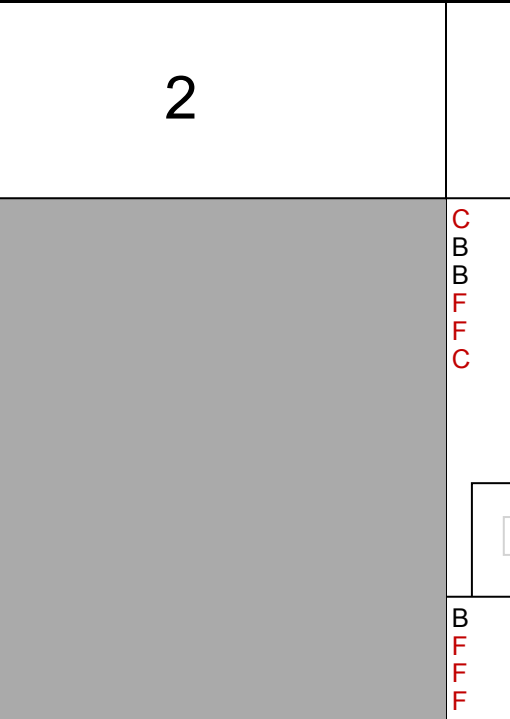

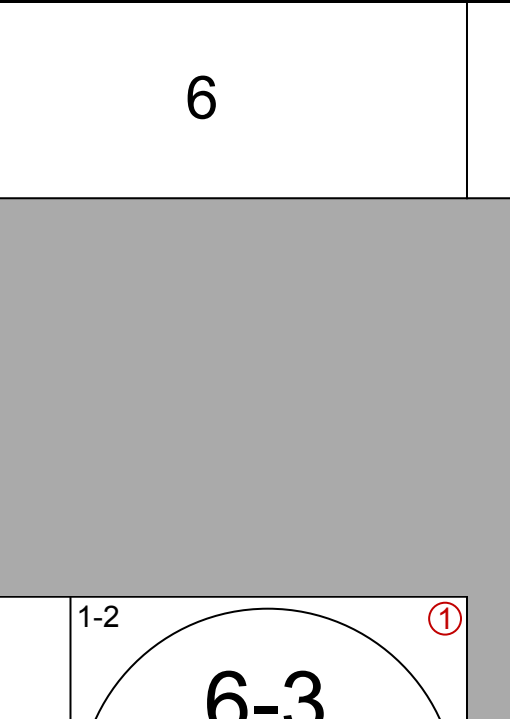
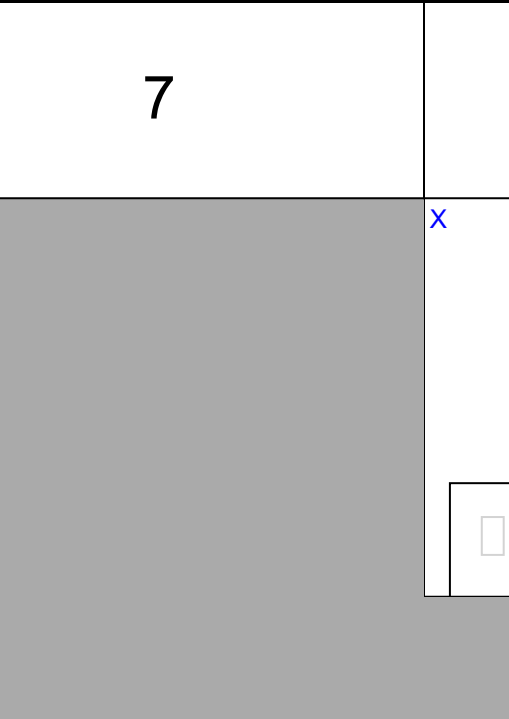
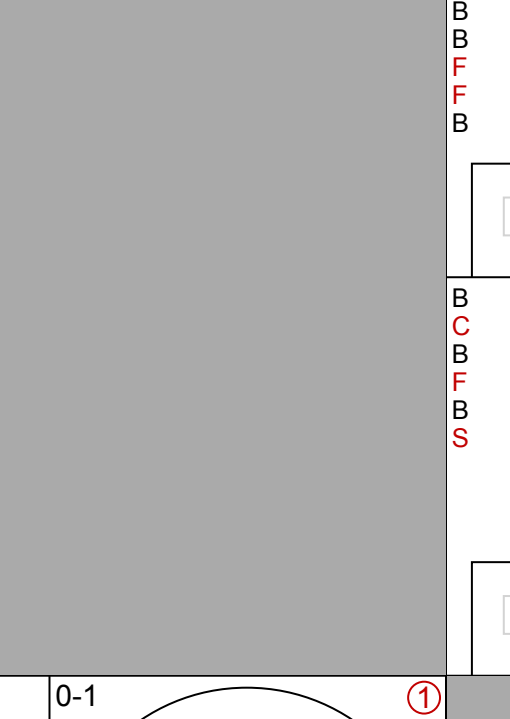

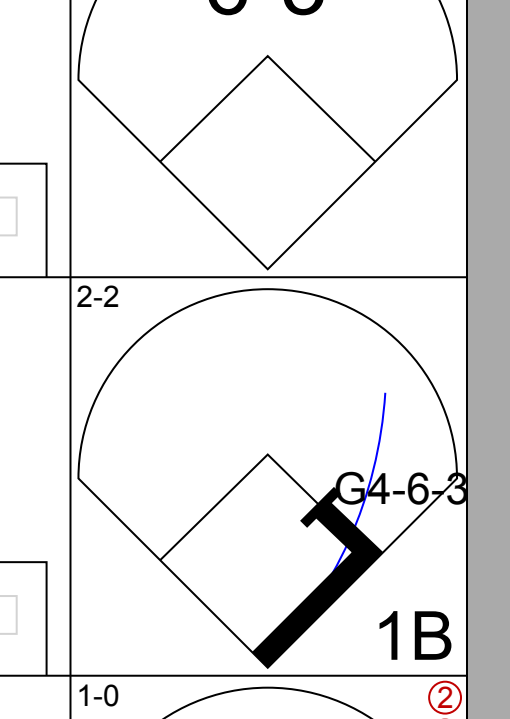

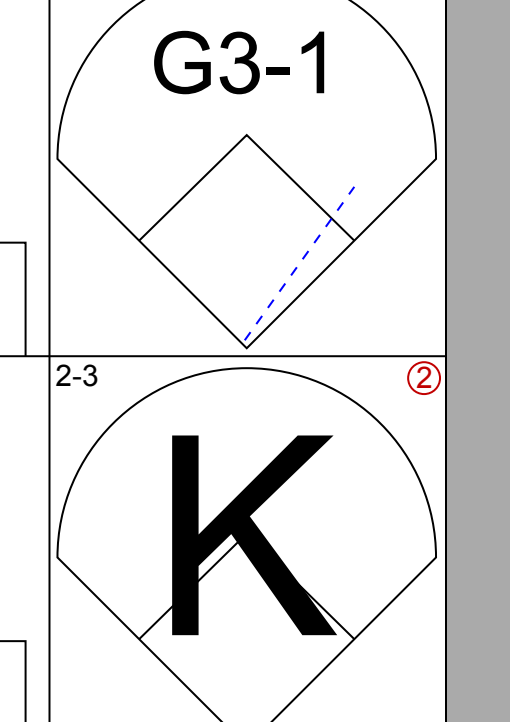
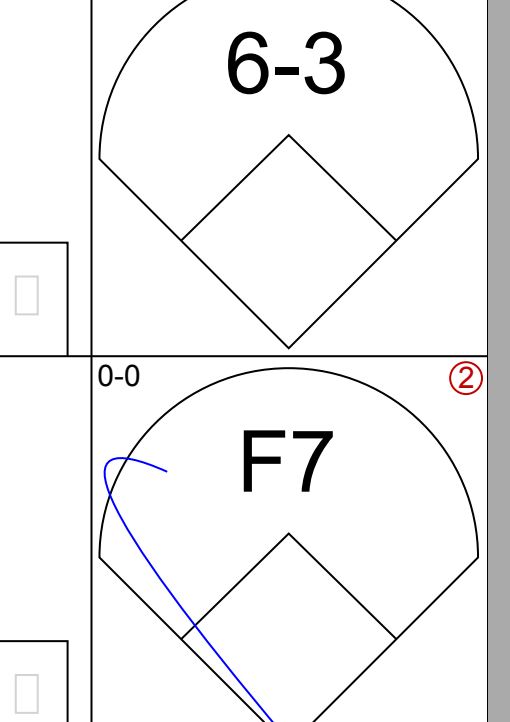
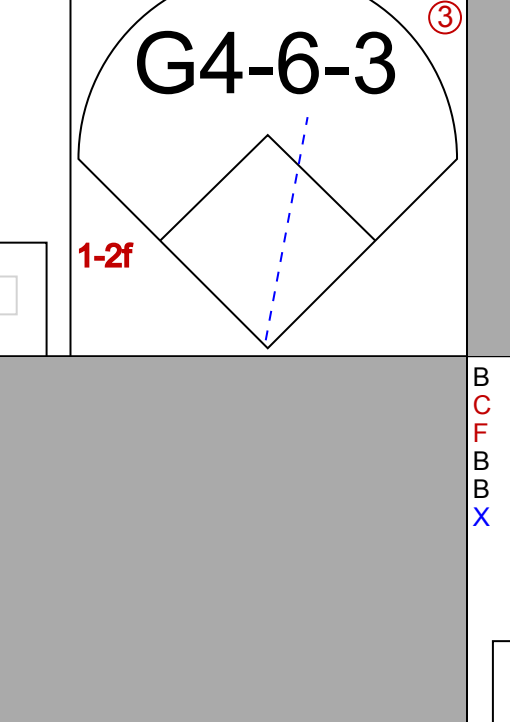
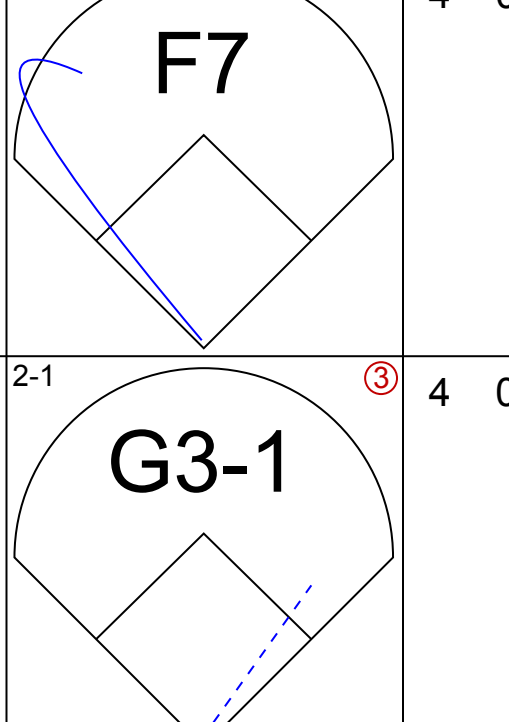
Batter	1	2	3	4	5	6	7	8	9	AB	R	H	RBI	BB	SO	LOB	BOTTOM					
Daryl Boston, L OBP: 0.263, SLG: 0.500 (1, 8)	P4		G1-3 BB			F7		F7		3	0	0	0	1	0	3	Detroit Tigers @ Chicago White Sox Comiskey Park, Chicago, IL Sat May 21 1988, 4:33 AM EDT Att: 21,693 - Sunny - 62 F					
Kenny Williams, R OBP: 0.246, SLG: 0.359 (1, 9)	G6-4-3 1B		G1-3			P6		L5		4	0	1	0	0	0	2						
Harold Baines, L OBP: 0.349, SLG: 0.430 (1, 10)	G6-4-3		G6-3			L7		G1-6-3		4	0	0	0	0	0	3						
Greg Walker, L OBP: 0.276, SLG: 0.346 (1, 3)		F8			G3-1		P6		K	4	0	0	0	0	1	0						
Dan Pasqua, L OBP: 0.319, SLG: 0.408 (1, 7)										3	0	1	0	0	0	0						
Gary Redus, R OBP: 0.368, SLG: 0.420 (9, PH)									K	1	0	0	0	0	1	0						
Mark Salas, L OBP: 0.341, SLG: 0.415 (1, 2)										3	1	1	0	0	0	1						
Dave Gallagher, R OBP: 0.500, SLG: 0.786 (9, PH)									G5-3 BB	1	0	1	0	0	0	0						
Steve Lyons, L OBP: 0.300, SLG: 0.167 (1, 5)									G5-3 BB	3	0	1	1	0	1	1						
Ivan Calderon, R OBP: 0.290, SLG: 0.422 (9, PH)										0	0	0	0	1	0	0						
Ozzie Guillen, L OBP: 0.233, SLG: 0.232 (1, 6)										2	0	1	0	2	0	2						
Fred Manrique, R OBP: 0.292, SLG: 0.433 (1, 4)										2	0	0	0	0	0	3						
Inning Stats	R: 0 E: 0 K: 0 S: 11	H: 1 LOB: 0 BB: 0 P: 16	R: 0 E: 0 K: 0 S: 6	H: 1 LOB: 1 BB: 0 P: 11	R: 0 E: 0 K: 0 S: 12	H: 0 LOB: 2 BB: 2 P: 22	R: 0 E: 0 K: 0 S: 8	H: 0 LOB: 0 BB: 0 P: 12	R: 0 E: 0 K: 1 S: 12	H: 0 LOB: 1 BB: 1 P: 18	R: 0 E: 0 K: 0 S: 9	H: 0 LOB: 0 BB: 0 P: 14	R: 1 E: 0 K: 0 S: 10	H: 3 LOB: 2 BB: 0 P: 15	R: 0 E: 0 K: 1 S: 8	H: 0 LOB: 0 BB: 0 P: 9	R: 0 E: 0 K: 1 S: 8	H: 1 LOB: 1 BB: 1 P: 15	1B: 5 2B: 1 3B: 0 HR: 0	SF: 0 SAC: 1 DP: 2 HBP: 0	WP: 0 PB: 0 CS: 0	PA: 35
PITCHER	IP	WLS	BF	H	R	ER	SO	BB	IBB	HBP	BLK	WP	HR	S	P	ERA	WHIP					
Jack Morris, R ERA: 4.46 (1, 1)	7.0	W	28	5	1	1	1	3	0	0	0	0	0	68	108	1.29	1.143					
Willie Hernandez, L ERA: 2.95 (8, 1)	1.1		5	1	0	0	2	0	0	0	0	0	0	14	18	0.00	0.750					
Mike Henneman, R ERA: 1.66 (9, 1)	0.2	S	2	0	0	0	0	1	0	0	0	0	0	2	6	0.00	1.500					

AB	28
R	3
H	4
RBI	3
BB	3
SO	4
LOB	9




AB	30
R	1
H	6
RBI	1
BB	4
SO	3
LOB	15

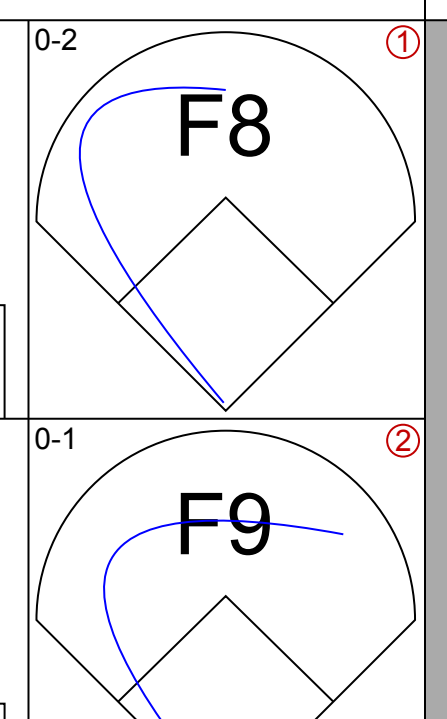
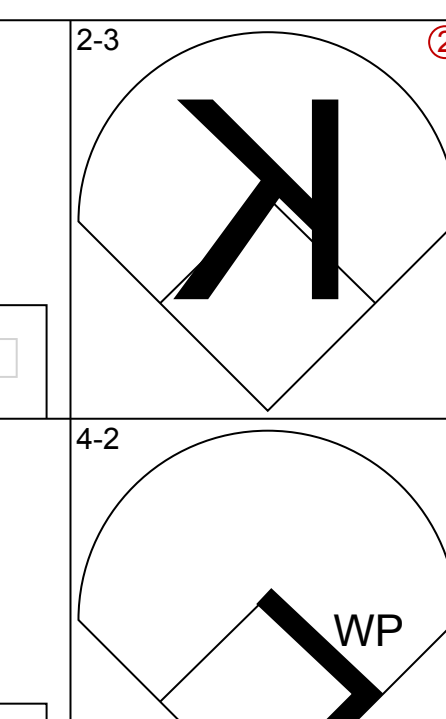
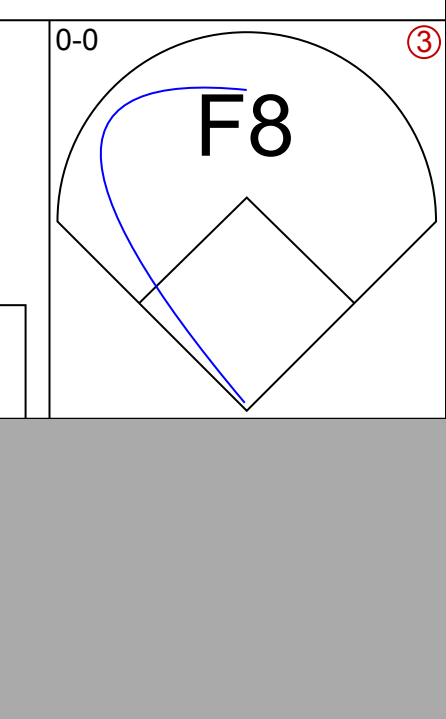
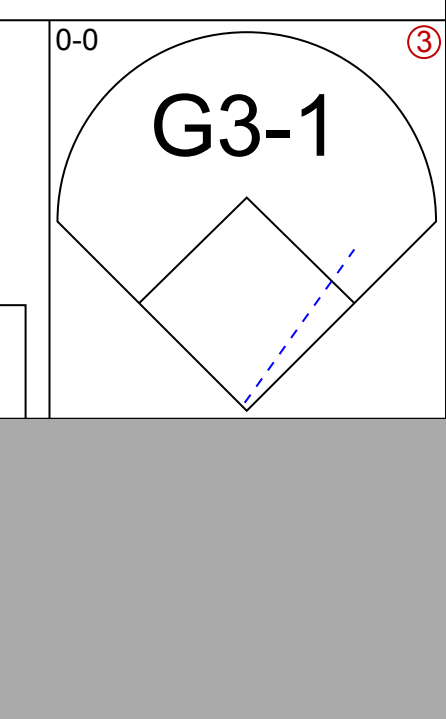
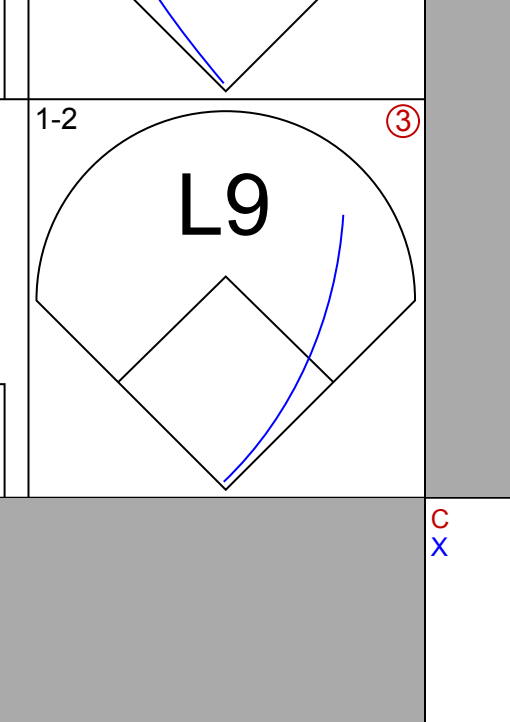
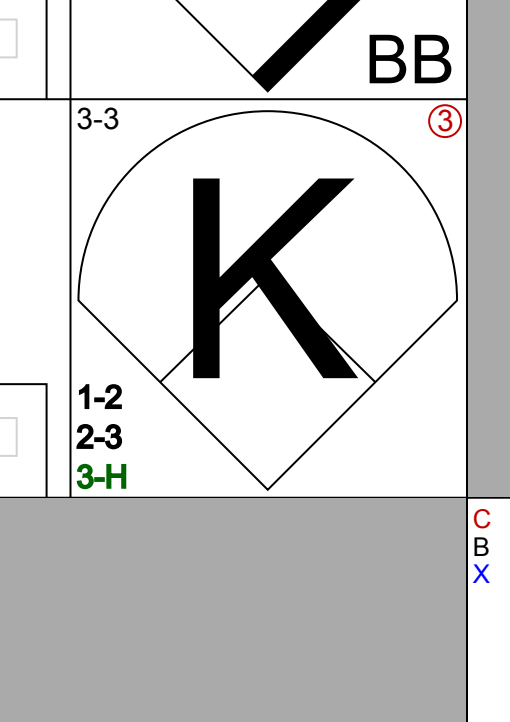
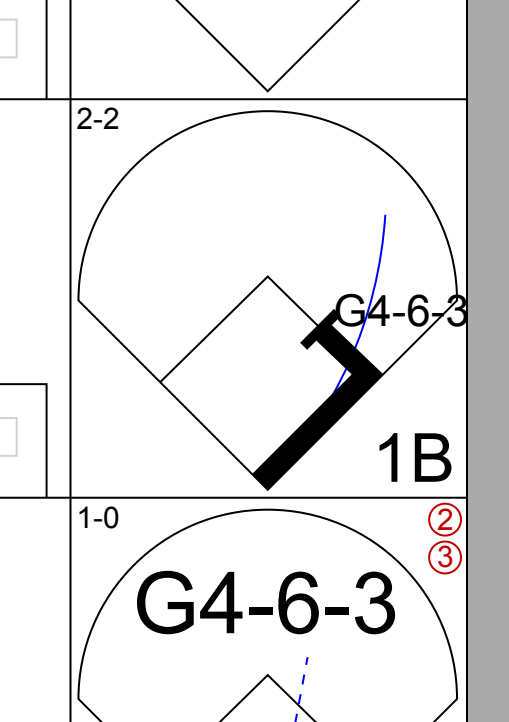
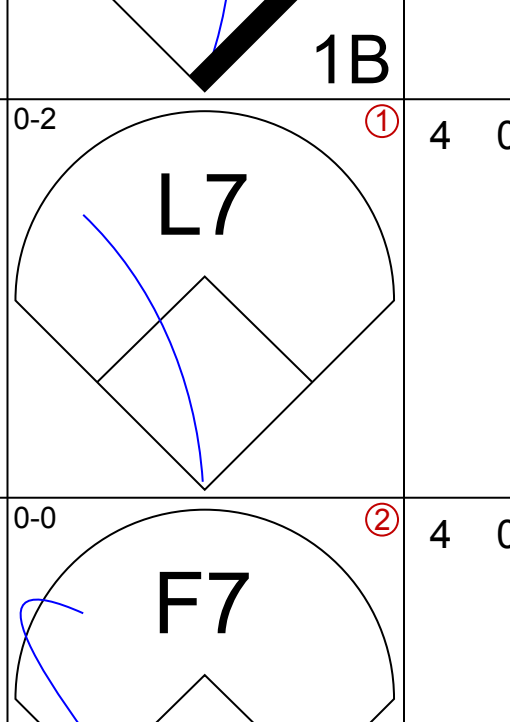
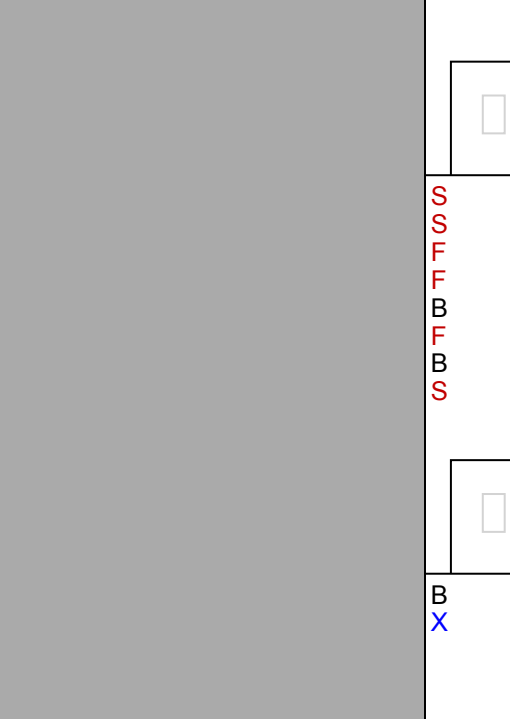

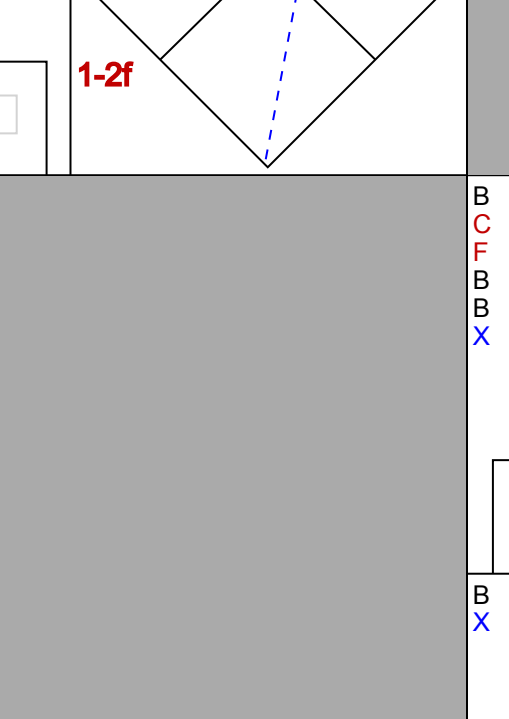
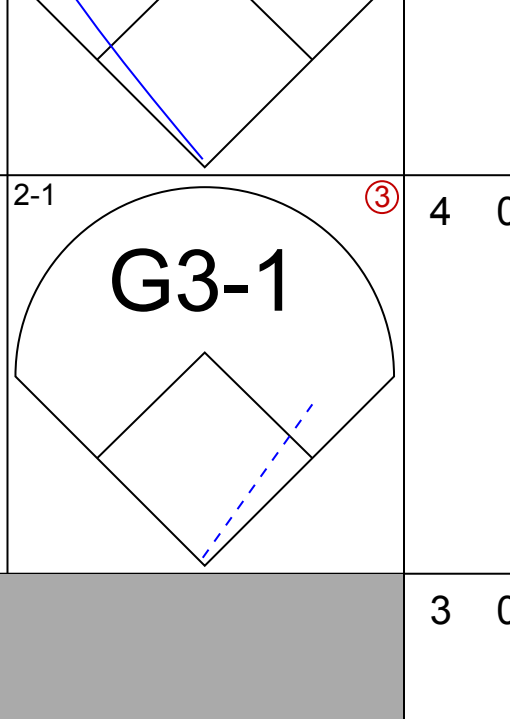
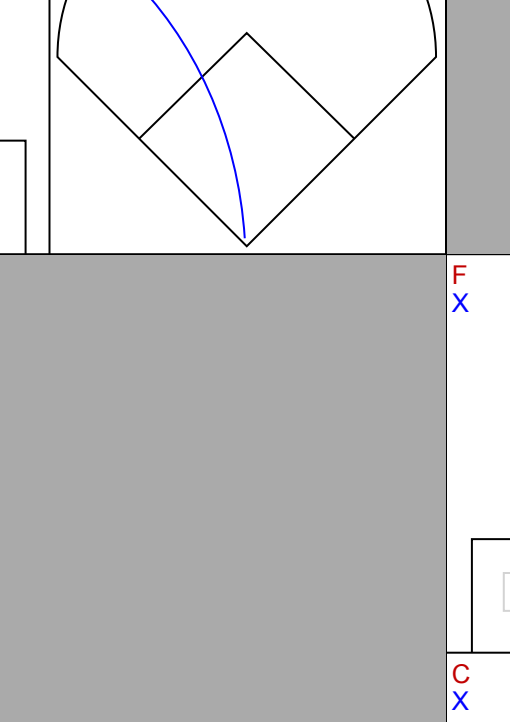
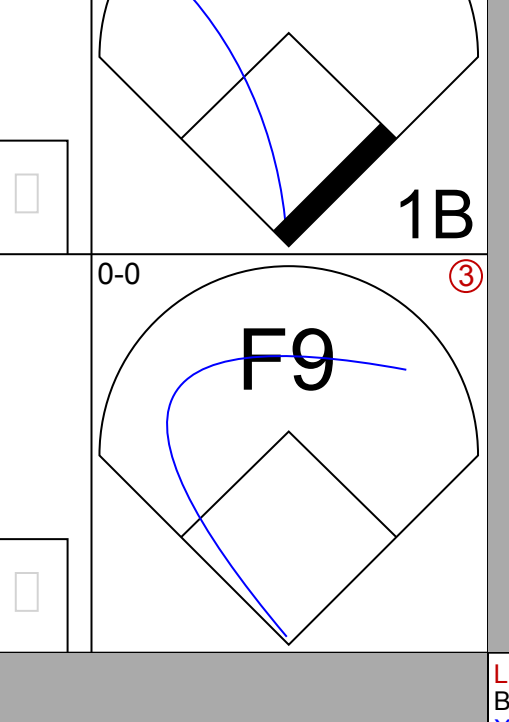
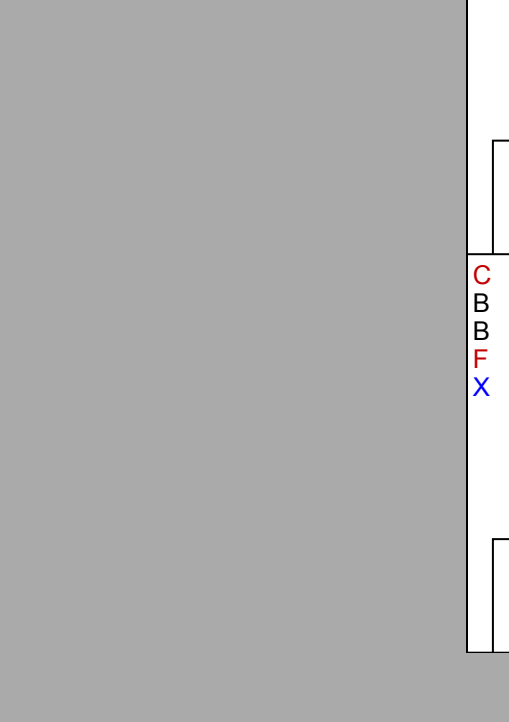
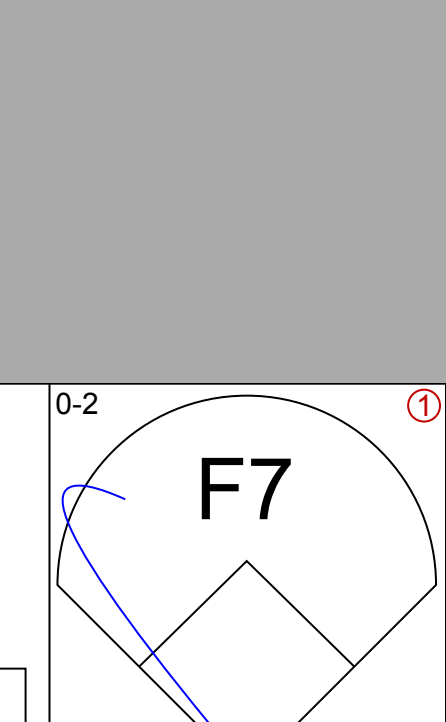
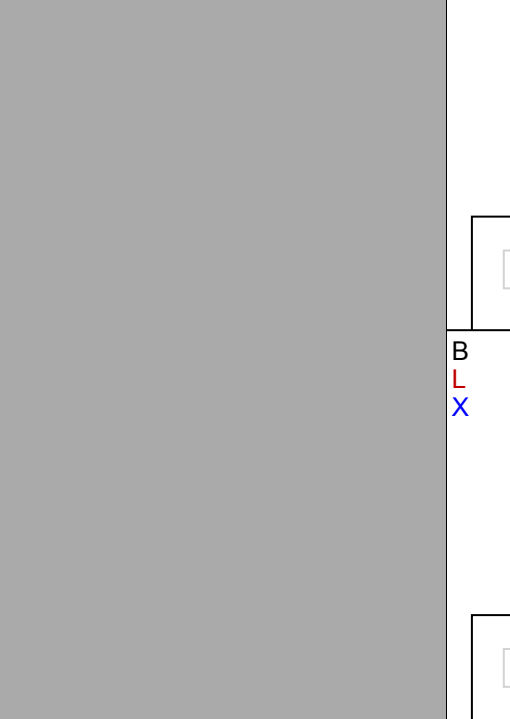


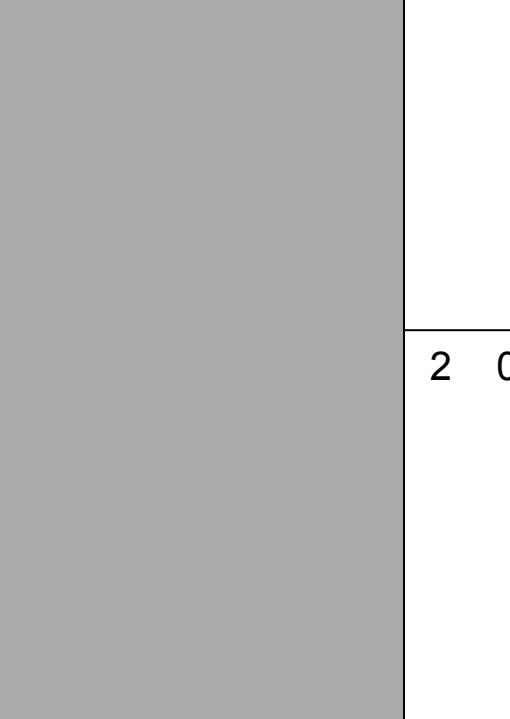
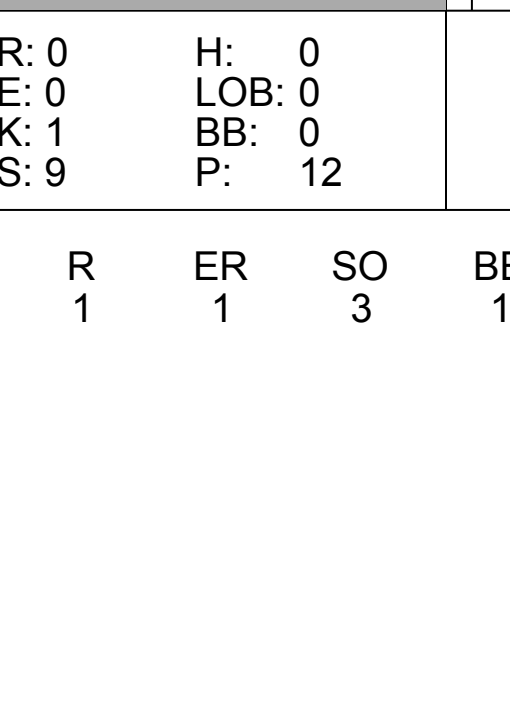
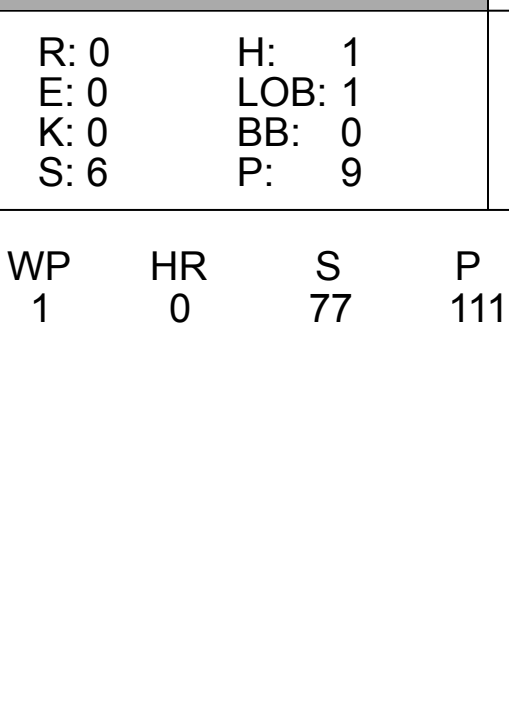
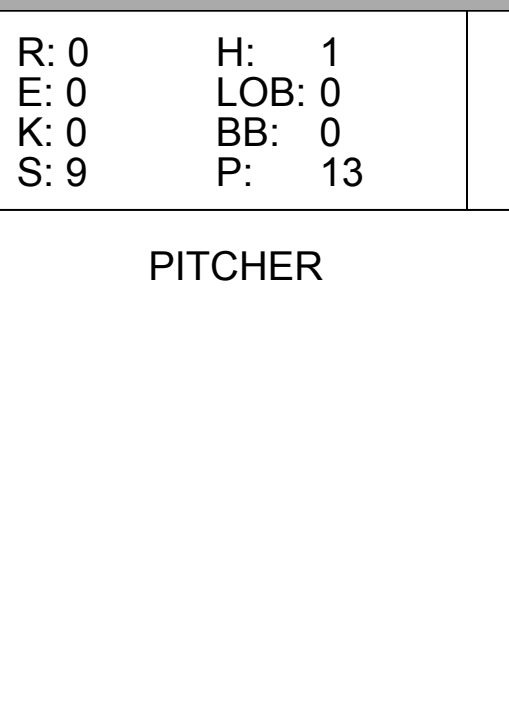


Batter	1	2	3	4	5	6	7	8	9	AB	R	H	RBI	BB	SO	LOB	TOP					
Gary Pettis, S OBP: 0.293, SLG: 0.244 (1, 8)										3	1	0	0	1	2	4						
Lou Whitaker, L OBP: 0.395, SLG: 0.398 (1, 4)										3	0	0	1	2	0	2						
Luis Salazar, R OBP: 0.384, SLG: 0.548 (1, 5)										4	0	2	0	0	0	5						
Alan Trammell, R OBP: 0.377, SLG: 0.513 (1, 6)										4	0	2	1	0	1	1						
Darrell Evans, L OBP: 0.288, SLG: 0.270 (1, 3)										4	0	0	0	0	1	4						
Chet Lemon, R OBP: 0.372, SLG: 0.470 (1, 9)										3	1	1	0	1	0	0						
Matt Nokes, L OBP: 0.269, SLG: 0.441 (1, 2)										4	1	1	0	0	1	1						
Pat Sheridan, L OBP: 0.370, SLG: 0.438 (1, 7)										4	0	1	1	0	0	1						
Ray Knight, R OBP: 0.302, SLG: 0.318 Jim Walewander, S OBP: 0.231, SLG: 0.385 (9, PR)										3	0	1	0	1	0	2						
Inning Stats	R: 0 E: 0 K: 1 S: 12	H: 2 LOB: 2 BB: 0 P: 17	R: 2 E: 1 K: 1 S: 15	H: 2 LOB: 2 BB: 2 P: 32	R: 0 E: 0 K: 2 S: 10	H: 0 LOB: 0 BB: 0 P: 15	R: 0 E: 0 K: 0 S: 8	H: 1 LOB: 1 BB: 0 P: 13	R: 0 E: 0 K: 0 S: 8	H: 1 LOB: 0 BB: 0 P: 12	R: 0 E: 0 K: 0 S: 9	H: 1 LOB: 1 BB: 0 P: 14	R: 1 E: 0 K: 0 S: 11	H: 1 LOB: 2 BB: 2 P: 21	R: 0 E: 0 K: 1 S: 7	H: 0 LOB: 0 BB: 0 P: 9	R: 0 E: 0 K: 0 S: 6	H: 0 LOB: 1 BB: 1 P: 12	1B: 7 2B: 2 3B: 0 HR: 0	SF: 0 SAC: 1 DP: 3 HBP: 0	WP: 0 PB: 0 CS: 0	PA: 38
PITCHER	IP	WLS	BF	H	R	ER	SO	BB	IBB	HBP	BLK	WP	HR	S	P	ERA	WHIP					
Jack McDowell, R ERA: 5.33 (1, 1)	6.1	L	28	7	3	2	4	3	0	0	0	0	0	65	111	2.84	1.579					
Ricky Horton, L ERA: 5.04 (7, 1)	0.0		1	0	0	0	0	1	0	0	0	0	0	4	8	∞	∞					
Bill Long, R ERA: 3.48 (7, 1)	2.0		8	1	0	0	1	1	0	0	0	0	0	15	23	0.00	1.000					
Bobby Thigpen, R ERA: 5.0 (9, 1)	0.2		1	0	0	0	0	0	0	0	0	0	0	2	3	0.00	0.000					

Detroit Tigers @ Chicago White Sox
Comiskey Park, Chicago, IL
Sun May 22, 1988, 4:33 AM EDT
Att. 17,628 - Overcast - 71 F


AB 32
R 3
H 8
RBI 3
BB 5
SO 5
LOB 20



Batter	1	2	3	4	5	6	7	8	9	AB	R	H	RBI	BB	SO	LOB	BOTTOM					
Daryl Boston, L OBP: 0.246, SLG: 0.466 (1, 8)										4	0	0	0	0	1	2						
Kenny Williams, R OBP: 0.254, SLG: 0.358 (1, 9)										3	0	1	0	1	0	0						
Harold Baines, L OBP: 0.347, SLG: 0.426 (1, 10)										4	0	1	0	0	1	3						
Greg Walker, L OBP: 0.269, SLG: 0.338 (1, 3)										4	0	0	0	0	0	2						
Dan Pasqua, L OBP: 0.309, SLG: 0.395 (1, 7)										4	0	0	0	0	1	1						
Mark Salas, L OBP: 0.340, SLG: 0.409 (1, 2)										3	0	1	0	0	0	0						
Steve Lyons, L OBP: 0.303, SLG: 0.185 (1, 5)										3	1	1	0	0	0	1						
Ozzie Guillen, L OBP: 0.234, SLG: 0.234 (1, 6)										3	0	1	0	0	0	0						
Fred Manrique, R OBP: 0.284, SLG: 0.419 (1, 4)										2	0	0	0	0	0	0						
Inning Stats	R: 0 E: 0 K: 0 S: 8	H: 0 LOB: 0 BB: 0 P: 9	R: 0 E: 0 K: 1 S: 9	H: 0 LOB: 0 BB: 0 P: 12	R: 1 E: 0 K: 2 S: 18	H: 2 LOB: 2 BB: 1 P: 28	R: 0 E: 0 K: 0 S: 6	H: 1 LOB: 1 BB: 0 P: 9	R: 0 E: 0 K: 0 S: 4	H: 0 LOB: 0 BB: 0 P: 5	R: 0 E: 0 K: 0 S: 9	H: 1 LOB: 0 BB: 0 P: 13	R: 0 E: 0 K: 0 S: 7	H: 0 LOB: 0 BB: 0 P: 13	R: 0 E: 0 K: 0 S: 6	H: 0 LOB: 0 BB: 0 P: 8	R: 0 E: 0 K: 0 S: 10	H: 1 LOB: 1 BB: 0 P: 14	1B: 5 2B: 0 3B: 0 HR: 0	SF: 0 SAC: 1 DP: 1 HBP: 0	WP: 1 PB: 0 CS: 0	PA: 32
PITCHER	IP	WLS	BF	H	R	ER	SO	BB	IBB	HBP	BLK	WP	HR	S	P	ERA	WHIP					
Walt Terrell, R ERA: 3.57 (1, 1)	9.0	W	32	5	1	1	3	1	0	0	0	1	0	77	111	1.00	0.667					

Detroit Tigers @ Chicago White Sox
Comiskey Park, Chicago, IL
Sun May 22, 1988, 4:33 AM EDT
Att. 17,628 - Overcast - 71 F


AB 30
R 1
H 5
RBI 0
BB 1
SO 3
LOB 9



Batter	1	2	3	4	5	6	7	8	9	AB	R	H	RBI	BB	SO	LOB	TOP											
Julio Franco, R OBP: 0.318, SLG: 0.374	0-1 L4		2-2 FC5-4 BLK 1B		2-3 K		4-2 E BB		2-2 1B	4	1	1	0	1	1	2												
Willie Upshaw, L OBP: 0.312, SLG: 0.353	2-0 F9		2-2 S 1B		1-3 K		3-1 E4		1-0 F9	5	0	1	1	0	1	4												
Joe Carter, R OBP: 0.383, SLG: 0.583	1-3 K		3-2 F6			1-2 BB 1B	1-1 F3		1-3 K	5	0	1	0	0	2	5												
Cory Snyder, R OBP: 0.363, SLG: 0.536		2-0 L7		2-1 F8		4-0 BB		0-0 4-3		3	0	0	0	1	0	0												
Mel Hall, L OBP: 0.294, SLG: 0.357	1-2 F7		1-2 2-3 1B		0-0 F5		0-0 F8	2-0 1B		4	0	2	0	0	0	2												
Brook Jacoby, R OBP: 0.331, SLG: 0.406	1-2 CS 1B		1-2 2-3		0-0 F8		1-3 K			4	0	1	0	0	1	4												
Pat Tabler, R OBP: 0.354, SLG: 0.322	3-2 CS 1B		4-1 SH1-3 1B BB	1-1 F9		1-3 K		1-2 4-3		3	1	0	0	1	1	4												
Chris Bando, S OBP: 0.333, SLG: 0.500			0-0 SH1-3		2-3 K		1-0 4-3		4-0 1B BB	2	0	0	0	0	1	0												
Dave Clark, L OBP: 0.318, SLG: 0.194			1-2 SH1-3		0-1 WP 1B		0-1 L9		2-3 K	0	0	0	0	0	1	0												
Jay Bell, R OBP: 0.302, SLG: 0.265			1-1 FC5-4 1B							3	0	2	1	0	0	0												
Carmen Castillo, R OBP: 0.318, SLG: 0.333										1	0	0	0	0	1	1												
Inning Stats	R: 0 E: 0 K: 1 S: 6	H: 0 LOB: 0 BB: 0 P: 9	R: 0 E: 0 K: 0 S: 10	H: 1 LOB: 0 BB: 0 P: 17	R: 2 E: 0 K: 0 S: 15	H: 2 LOB: 1 BB: 1 P: 27	R: 0 E: 0 K: 0 S: 9	H: 1 LOB: 1 BB: 0 P: 13	R: 0 E: 0 K: 3 S: 13	H: 1 LOB: 1 BB: 0 P: 18	R: 0 E: 0 K: 1 S: 10	H: 1 LOB: 2 BB: 1 P: 16	R: 0 E: 1 K: 0 S: 10	H: 0 LOB: 2 BB: 1 P: 19	R: 0 E: 0 K: 1 S: 9	H: 1 LOB: 1 BB: 0 P: 13	R: 0 E: 0 K: 2 S: 11	H: 1 LOB: 1 BB: 1 P: 21	1B: 8 2B: 0 3B: 0 HR: 0	SF: 0 SAC: 1 DP: 0 HBP: 0	WP: 1 PB: 0 SB: 1 CS: 1	PA: 40						
PITCHER	IP	WLS	BF	H	R	ER	SO	BB	IBB	HBP	BLK	WP	HR	S	P	ERA	WHIP											
Melido Perez, R ERA: 3.33	(1, 1)	6.2	W	28	6	2	2	5	3	0	0	1	1	0	68	111	2.70	1.350										
Ricky Horton, L ERA: 5.04	(7, 1)	0.0		1	0	0	0	0	0	0	0	0	0	0	3	5	∞	∞										
Bobby Thigpen, R ERA: 4.6	(7, 1)	2.1	S	10	2	0	0	3	1	0	0	0	0	0	22	37	0.00	1.286										

Cleveland Indians @ Chicago White Sox
Comiskey Park, Chicago, IL
Mon May 23 1988, 8:05 PM EDT
Att. 8,624 - Unknown - 53 F


AB 34
R 2
H 8
RBI 2
BB 4
SO 8
LOB 22



Batter	1	2	3	4	5	6	7	8	9	AB	R	H	RBI	BB	SO	LOB	BOTTOM											
Dave Gallagher, R OBP: 0.450, SLG: 0.667	1-2 1B 1B		0-2 F6	1-2 F9			1-0 E4 SH1-4			4	1	1	0	0	0	1												
Kenny Williams, R OBP: 0.248, SLG: 0.350	1-0 F3		3-3 K		1-3 K		0-0 SH1-4			3	0	0	0	0	2	1												
Daryl Boston, L OBP: 0.246, SLG: 0.466							1-2 SH1-4			0	0	0	0	0	0	0												
Harold Baines, L OBP: 0.356, SLG: 0.427	0-0 1B 1B		4-0 1B BB		0-0 6-3		4-0 G3-6 1B			2	0	1	0	2	0	0												
Greg Walker, L OBP: 0.275, SLG: 0.342	3-2 1B		3-2 1B		0-2 5-3		1-0 G3-6-1			4	0	2	1	0	0	2												
Dan Pasqua, L OBP: 0.301, SLG: 0.383	2-3 K		1-1 F8			1-0 4-3		1-3 K		4	0	0	0	0	2	4												
Mark Salas, L OBP: 0.353, SLG: 0.417	2-2 G3			2-2 1B SH1-4 5-3 1B		0-1 4-3 2B 1B		2-3 K		4	2	2	0	0	1	2												
Steve Lyons, L OBP: 0.306, SLG: 0.200		1-3 K		1-0 SH1-4		1-0 4-3		2-2 1B BLK 1B		3	0	1	0	0	1	1												
Ozzie Guillen, L OBP: 0.240, SLG: 0.246		2-1 F9		2-0 5-3 1B		0-2 2B		1-2 F3		4	0	2	1	0	0	1												
Fred Manrique, R OBP: 0.271, SLG: 0.400		1-0 F7		1-1 5-3		0-2 L7				3	0	0	1	0	0	2												
Inning Stats	R: 1 E: 0 K: 1 S: 14	H: 3 LOB: 2 BB: 0 P: 23	R: 0 E: 0 K: 1 S: 6	H: 0 LOB: 0 BB: 0 P: 10	R: 0 E: 0 K: 1 S: 12	H: 1 LOB: 2 BB: 1 P: 23	R: 0 E: 0 K: 0 S: 10	H: 2 LOB: 1 BB: 0 P: 17	R: 0 E: 0 K: 1 S: 7	H: 0 LOB: 0 BB: 0 P: 8	R: 1 E: 0 K: 0 S: 10	H: 2 LOB: 1 BB: 0 P: 12	R: 0 E: 1 K: 0 S: 3	H: 0 LOB: 1 BB: 1 P: 9	R: 0 E: 0 K: 2 S: 14	H: 1 LOB: 1 BB: 0 P: 19	1B: 8 2B: 1 3B: 0 HR: 0	SF: 0 SAC: 2 DP: 1 HBP: 0	WP: 0 PB: 0 SB: 0 CS: 0	PA: 35								
PITCHER	IP	WLS	BF	H	R	ER	SO	BB	IBB	HBP	BLK	WP	HR	S	P	ERA	WHIP											
Tom Candiotti, R ERA: 2.17	(1, 1)	8.0	L	35	9	3	3	6	1	1	0	0	0	0	76	121	3.38	1.250										


Cleveland Indians @ Chicago White Sox
Comiskey Park, Chicago, IL
Mon May 23 1988, 8:05 PM EDT
Att. 8,624 - Unknown - 53 F

AB 31
R 3
H 9
RBI 3
BB 2
SO 6
LOB 14



Batter	1	2	3	4	5	6	7	8	9	AB	R	H	RBI	BB	SO	LOB	TOP					
Gary Redus, R OBP: 0.364, SLG: 0.448										5	1	2	1	0	1	3	Chicago White Sox @ Toronto Blue Jays Exhibition Stadium, Toronto, ON Fri May 27 1988, 7:05 PM EDT Att: 31,454 - Unknown - 79 F					
Dave Gallagher, R OBP: 0.333, SLG: 0.452										5	0	1	0	0	1	2						
Harold Baines, L OBP: 0.349, SLG: 0.416										4	0	0	0	0	0	1						
Ivan Calderon, R OBP: 0.299, SLG: 0.452										4	1	1	1	0	0	1						
Greg Walker, L OBP: 0.272, SLG: 0.335										4	0	1	0	0	0	0						
Fred Manrique, R OBP: 0.295, SLG: 0.395										4	0	0	0	0	0	2						
Ozzie Guillen, L OBP: 0.246, SLG: 0.258										4	1	2	0	0	0	0						
Steve Lyons, L OBP: 0.333, SLG: 0.262										4	0	3	1	0	0	0						
Ron Karkovice, R OBP: 0.200, SLG: 0.048										3	0	0	0	1	0	2						
Inning Stats	R: 0 E: 0 K: 1 S: 7	H: 0 LOB: 0 BB: 0 P: 10	R: 0 E: 0 K: 0 S: 4	H: 0 LOB: 0 BB: 0 P: 4	R: 0 E: 0 K: 0 S: 6	H: 0 LOB: 0 BB: 0 P: 11	R: 1 E: 0 K: 0 S: 6	H: 2 LOB: 0 BB: 0 P: 6	R: 1 E: 0 K: 0 S: 9	H: 2 LOB: 1 BB: 0 P: 15	R: 0 E: 0 K: 0 S: 7	H: 0 LOB: 0 BB: 0 P: 12	R: 1 E: 0 K: 1 S: 16	H: 3 LOB: 3 BB: 1 P: 30	R: 0 E: 0 K: 0 S: 15	H: 1 LOB: 2 BB: 0 P: 19	R: 0 E: 0 K: 0 S: 15	H: 2 LOB: 2 BB: 0 P: 17	1B: 7 2B: 1 3B: 0 HR: 2	SF: 0 SAC: 0 DP: 1 HBP: 0	WP: 1 PB: 1 CS: 1	PA: 38
PITCHER	IP	WLS	BF	H	R	ER	SO	BB	IBB	HBP	BLK	WP	HR	S	P	ERA	WHIP					
Mike Flanagan, L ERA: 4.86	(1, 1)	6.2	27	7	3	3	1	1	0	0	0	1	1	52	84	4.05	1.200					
Duane Ward, R ERA: 2.7	(7, 1)	2.1	W	11	3	0	0	1	0	0	0	0	0	33	40	0.00	1.286					

AB	37
R	3
H	10
RBI	3
BB	1
SO	2
LOB	11



Batter	1	2	3	4	5	6	7	8	9	AB	R	H	RBI	BB	SO	LOB	BOTTOM					
Tony Fernandez, S OBP: 0.323, SLG: 0.357										4	0	1	1	0	0	0	Chicago White Sox @ Toronto Blue Jays Exhibition Stadium, Toronto, ON Fri May 27 1988, 7:05 PM EDT Att: 31,454 - Unknown - 79 F					
Kelly Gruber, R OBP: 0.358, SLG: 0.497										4	0	1	0	0	0	1						
Rance Mulliniks, L OBP: 0.360, SLG: 0.468										4	0	2	0	0	0	1						
Alexis Infante, R OBP: 0.200, SLG: 0.111										0	0	0	0	0	0	0						
George Bell, R OBP: 0.342, SLG: 0.514										4	0	0	0	0	0	3						
Fred McGriff, L OBP: 0.447, SLG: 0.662										2	2	2	0	2	0	0						
Ernie Whitt, L OBP: 0.303, SLG: 0.278										2	0	0	0	1	1	2						
Rick Leach, L OBP: 0.333, SLG: 0.341										3	0	1	1	0	0	0						
Juan Benitez, R OBP: 0.393, SLG: 0.415										1	1	1	1	0	0	0						
Sil Campusano, R OBP: 0.262, SLG: 0.350										2	1	1	0	0	0	0						
Lloyd Moseby, L OBP: 0.372, SLG: 0.431										1	0	0	0	1	0	2						
Nelson Liriano, S OBP: 0.224, SLG: 0.243										3	0	1	1	0	1	2						
Inning Stats	R: 0 E: 0 K: 0 S: 6	H: 1 LOB: 1 BB: 0 P: 10	R: 0 E: 0 K: 0 S: 4	H: 0 LOB: 0 BB: 1 P: 9	R: 1 E: 0 K: 0 S: 6	H: 2 LOB: 0 BB: 0 P: 6	R: 0 E: 0 K: 1 S: 12	H: 1 LOB: 0 BB: 0 P: 16	R: 0 E: 0 K: 0 S: 8	H: 0 LOB: 0 BB: 0 P: 13	R: 0 E: 0 K: 0 S: 8	H: 1 LOB: 1 BB: 0 P: 12	R: 1 E: 0 K: 1 S: 8	H: 1 LOB: 2 BB: 2 P: 20	R: 0 E: 0 K: 0 S: 10	H: 1 LOB: 1 BB: 0 P: 16	R: 2 E: 0 K: 0 S: 5	H: 3 LOB: 2 BB: 1 P: 11	1B: 8 2B: 4 3B: 0 HR: 0	SF: 0 SAC: 2 DP: 3 HBP: 0	WP: 0 PB: 0 CS: 1	PA: 36
PITCHER	IP	WLS	BF	H	R	ER	SO	BB	IBB	HBP	BLK	WP	HR	S	P	ERA	WHIP					
Jeff Blittiger, R ERA: 3.31	(1, 1)	6.0	25	6	2	2	1	3	0	0	0	0	0	14	24	0.00	0.500					
Bill Long, R ERA: 3.0	(7, 1)	2.0	6	1	0	0	1	0	0	0	0	0	0	3	4	27.00	3.000					
Ricky Horton, L ERA: 4.91	(9, 1)	0.1	2	1	1	1	0	0	0	0	0	0	0	2	7	∞	∞					
Bobby Thigpen, R ERA: 4.91	(9, 1)	0.0	L	3	2	1	1	0	0	0	0	0	0	2	7	∞	∞					

AB	30
R	4
H	10
RBI	4
BB	4
SO	2
LOB	11



Batter	1	2	3	4	5	6	7	8	9	AB	R	H	RBI	BB	SO	LOB	TOP															
Mike Woodard, L (1, 4) OBP: 0.333, SLG: 0.333 Gary Redus, R (7, PH) OBP: 0.358, SLG: 0.441 Fred Manrique, R (7, 4) OBP: 0.299, SLG: 0.395	0-0 SH5-3 1B		0-1 G3		1-1 F5		1-1 G4-6-3			3	0	1	0	0	0	1																
Dave Gallagher, R (1, 8) OBP: 0.306, SLG: 0.412	0-0 SH5-3 1-2		2-2 6-3		1-1 F2		1-2 2-3 3-H K			3	0	0	0	0	0	1																
Harold Baines, L (1, 10) OBP: 0.342, SLG: 0.406	2-1 P5			0-1 F8		0-0 L4		0-1 6-3		4	0	0	0	0	0	1																
Ivan Calderon, R (1, 9) OBP: 0.298, SLG: 0.453	3-3 K			1-2 WP 2B		1-2 F7		3-3 K		4	0	1	0	0	2	1																
Greg Walker, L (1, 3) OBP: 0.266, SLG: 0.328		2-2 L8		2-0 F7		1-0 G3		0-0 P6		4	0	0	0	0	0	1																
Dan Pasqua, L (1, 7) OBP: 0.296, SLG: 0.368		3-2 F7		4-2																												
Mark Salas, L (1, 2) OBP: 0.322, SLG: 0.375		3-3 K		0-0 F8																												
Ozzie Guillen, L (1, 6) OBP: 0.262, SLG: 0.274			1-2 CS 1B		0-1 F S 1B		0-0 G4-6-3 1B		0-0																							
Steve Lyons, L (1, 5) OBP: 0.346, SLG: 0.348			0-2 1-2 HR		0-0 F6		2-2 2-3 3-H 1B		2-0 G3																							
Inning Stats	R: 0 E: 0 K: 1 S: 8	H: 1 LOB: 1 BB: 0 P: 12	R: 0 E: 0 K: 1 S: 11	H: 0 LOB: 0 BB: 0 P: 19	R: 1 E: 0 K: 0 S: 11	H: 2 LOB: 0 BB: 0 P: 14	R: 0 E: 0 K: 0 S: 11	H: 1 LOB: 2 BB: 1 P: 18	R: 0 E: 0 K: 0 S: 7	H: 0 LOB: 0 BB: 0 P: 7	R: 2 E: 0 K: 1 S: 13	H: 4 LOB: 1 BB: 0 P: 17	R: 0 E: 0 K: 1 S: 6	H: 0 LOB: 0 BB: 0 P: 9	R: 0 E: 0 K: 0 S: 8	H: 1 LOB: 1 BB: 0 P: 13	1B: 8 2B: 1 3B: 0 HR: 1	SF: 0 SAC: 1 DP: 1 HBP: 0	WP: 1 PB: 0 SB: 1 CS: 1	PA: 36												
PITCHER	IP WLS BF H R ER SO BB IBB HBP BLK WP HR S P ERA WHIP																															
Jose Antonio Nunez, R (1, 1) ERA: 3.63	4.0	16	4	1	1	2	1	0	0	0	1	1	41	63	2.25	1.250																
Todd Stottlemyre, R (5, 1) ERA: 5.91	2.0	L 10	4	2	2	0	0	0	0	0	0	0	17	21	9.00	2.000																
David Wells, L (7, 1) ERA: 3.6	3.0	10	2	0	0	2	0	0	0	0	0	0	22	34	0.00	0.667																

Chicago White Sox @ Toronto Blue Jays
Exhibition Stadium, Toronto, ON
Sat May 28 1988, 3:33 AM EDT
Att. 42,420 - Sunny - 80 F

AB	34
R	3
H	10
RBI	2
BB	1
SO	4
LOB	12



Batter	1	2	3	4	5	6	7	8	9	AB	R	H	RBI	BB	SO	LOB	BOTTOM															
Tony Fernandez, S (1, 6) OBP: 0.317, SLG: 0.349	1-1 G3		0-0 4-3			1-0 F6		0-2 F8		4	0	0	0	0	0	0																
Lloyd Moseby, L (1, 8) OBP: 0.365, SLG: 0.421	3-3 K			3-2 F8		3-3 K			0-1 4-3	4	0	0	0	0	2	0																
Rance Mulliniks, L (1, 10) OBP: 0.371, SLG: 0.525 Juan Beniquez, R (9, PH) OBP: 0.387, SLG: 0.407	3-2			2-2 HR		1-0 6-3			2-2 G3	3	1	2	1	0	0	0																
Fred McGriff, L (1, 3) OBP: 0.454, SLG: 0.667 Alexis Infante, R (9, PR) OBP: 0.200, SLG: 0.111	1-3 K			4-2 1B SF8 BB		4-2 6-3 SH1-3 BB			1-2	2	1	1	0	2	1	1																
Kelly Gruber, R (1, 5) OBP: 0.358, SLG: 0.494		3-2 F9		1-1 CS 1B		0-0 SH1-3		1-0 F8		3	0	1	0	0	0	1																
Ernie Whitt, L (1, 2) OBP: 0.298, SLG: 0.275 George Bell, R (7, PH) OBP: 0.340, SLG: 0.511		1-1 4-3		0-1 SF8		1-1 6-3				1	0	0	1	0	0	0																
Rick Leach, L (1, 7) OBP: 0.326, SLG: 0.333 Pat Borders, R (7, PH) OBP: 0.286, SLG: 0.482		1-2 1-3		3-H CS		0-0 6-3				2	0	0	0	0	1	0																
Sil Campusano, R (1, 9) OBP: 0.250, SLG: 0.333			1-2 6-3		3-2 6-3				0-1 1-3	3	0	0	0	0	0	0																
Nelson Liriano, S (1, 4) OBP: 0.218, SLG: 0.237			2-2 4-3		3-1 G3				2-3 K	3	0	0	0	0	1	0																
Inning Stats	R: 0 E: 0 K: 2 S: 15	H: 1 LOB: 1 BB: 0 P: 23	R: 0 E: 0 K: 0 S: 9	H: 0 LOB: 0 BB: 0 P: 14	R: 0 E: 0 K: 0 S: 12	H: 0 LOB: 0 BB: 0 P: 15	R: 2 E: 0 K: 0 S: 17	H: 2 LOB: 0 BB: 1 P: 28	R: 0 E: 0 K: 1 S: 10	H: 0 LOB: 0 BB: 0 P: 17	R: 0 E: 0 K: 1 S: 5	H: 0 LOB: 1 BB: 1 P: 11	R: 0 E: 0 K: 1 S: 8	H: 0 LOB: 0 BB: 0 P: 10	R: 0 E: 0 K: 0 S: 9	H: 1 LOB: 1 BB: 0 P: 13	1B: 1 2B: 2 3B: 0 HR: 1	SF: 1 SAC: 1 DP: 0 HBP: 0	WP: 0 PB: 0 SB: 0 CS: 1	PA: 33												
PITCHER	IP WLS BF H R ER SO BB IBB HBP BLK WP HR S P ERA WHIP																															
Melido Perez, R (1, 1) ERA: 3.3	6.0	W 21	3	2	2	4	1	0	0	0	0	0	68	107	3.00	0.667																
Jerry Reuss, L (7, 1) ERA: 3.55	2.2	10	1	0	0	1	1	0	0	0	0	0	22	32	0.00	0.750																
Bobby Thigpen, R (9, 1) ERA: 4.85	0.1	S 1	0	0	0	0	0	0	0	0	0	0	1	2	0.00	0.000																

Chicago White Sox @ Toronto Blue Jays
Exhibition Stadium, Toronto, ON
Sat May 28 1988, 3:33 AM EDT
Att. 42,420 - Sunny - 80 F


AB	28
R	2
H	4
RBI	2
BB	2
SO	5
LOB	4



Batter	1	2	3	4	5	6	7	8	9	AB	R	H	RBI	BB	SO	LOB	TOP										
Dave Gallagher, R OBP: 0.275, SLG: 0.368 (1, 8)	2-1 6-3	0-1 4-3			1-1 F8			0-1 3-1		4	0	0	0	0	0	1											
Fred Manrique, R OBP: 0.247, SLG: 0.375 (1, 4)	2-3 K		0-0 5-3			1-2 5-3		0-1 4-3		4	0	0	0	0	1	0											
Gary Redus, R OBP: 0.352, SLG: 0.429 (1, 7)	0-0 FC5-4 1B		0-1 4-3			0-1 1-3			1-2 F7	4	0	1	0	0	0	0											
Ivan Calderon, R OBP: 0.303, SLG: 0.458 (1, 9)	0-1 FC5-4 1-2		4-0 CS BB			3-1 6-3			2-2 1B 2B	3	0	1	0	1	0	1											
Greg Walker, L OBP: 0.266, SLG: 0.326 (1, 3)		3-2 5-3	2-2 CS 1-2		0-0 F7			2-2 F9	1-0 G6-3 1B	4	0	1	0	0	0	0											
Russ Morman, R OBP: 0.308, SLG: 0.385 Harold Baines, L OBP: 0.340, SLG: 0.404 (9, PH)		0-0 G3 1B 2B		1-2 F8		1-0 F9		1-0 F9	1-2 G6-3 1-2	3	1	1	0	0	0	0											
Ozzie Guillen, L OBP: 0.268, SLG: 0.280 (1, 6)		0-1 G3 1B 2B		2-2 1-3		0-0 1B				3	1	2	0	0	0	0											
Steve Lyons, L OBP: 0.327, SLG: 0.327 (1, 5)		2-2 G3 1-2 2-3			1-2 P6			1-0 F9		3	0	0	0	0	0	3											
Ron Karkovics, R OBP: 0.214, SLG: 0.125 (1, 2)		0-2 2B		2-1 6-3				0-0 F9		3	0	1	2	0	0	0											
Inning Stats	R: 0 E: 0 K: 1 S: 9	H: 1 LOB: 1 BB: 0 P: 13	R: 2 E: 0 K: 0 S: 16	H: 3 LOB: 1 BB: 21 P: 21	R: 0 E: 0 K: 0 S: 5	H: 0 LOB: 0 BB: 1 P: 11	R: 0 E: 0 K: 0 S: 8	H: 0 LOB: 0 BB: 0 P: 11	R: 0 E: 0 K: 0 S: 10	H: 0 LOB: 0 BB: 0 P: 14	R: 0 E: 0 K: 0 S: 8	H: 1 LOB: 1 BB: 0 P: 11	R: 0 E: 0 K: 0 S: 5	H: 0 LOB: 0 BB: 5 P: 5	R: 0 E: 0 K: 0 S: 12	H: 2 LOB: 1 BB: 0 P: 17	1B: 5 2B: 2 3B: 0 HR: 0	SF: 0 SAC: 0 DP: 1 HBP: 0	WP: 0 PB: 0 SB: 0 CS: 1	PA: 34							
PITCHER	IP	WLS	BF	H	R	ER	SO	BB	IBB	HBP	BLK	WP	HR	S	P	ERA	WHIP										
John Cerutti, L ERA: 3.25 (1, 1)	8.0	W	29	5	2	2	1	1	0	0	0	0	0	68	97	2.25	0.750										
Tom Henke, R ERA: 2.22 (9, 1)	0.1		3	2	0	0	0	0	0	0	0	0	0	7	11	0.00	6.000										
David Wells, L ERA: 3.53 (9, 1)	0.2	S	1	0	0	0	0	0	0	0	0	0	0	5	6	0.00	0.000										

Chicago White Sox @ Toronto Blue Jays
Exhibition Stadium, Toronto, ON
Sun May 29 1988, 3:33 AM EDT
Att: 42,057 - Sunny - 79 F

AB 32
R 2
H 7
RBI 2
BB 1
SO 1
LOB 7



Batter	1	2	3	4	5	6	7	8	9	AB	R	H	RBI	BB	SO	LOB	BOTTOM										
Tony Fernandez, S OBP: 0.317, SLG: 0.349 (1, 6)	1-1 G6-4-3 1B 1B		2-2 6-3		1-2 F9		0-1 SH3			3	1	1	0	0	0	1											
Lloyd Moseby, L OBP: 0.367, SLG: 0.422 (1, 8)	3-2 G6-4-3 1B		1-3 K			4-2 S BB		0-0 SF8		2	0	1	1	1	1	0											
Juan Beniquez, R OBP: 0.364, SLG: 0.379 (1, 10)	1-1 G6-4-3 1-2 2-3		1-0 P3			1-1 F8		0-0 G3		4	0	0	0	0	0	3											
George Bell, R OBP: 0.343, SLG: 0.511 (1, 7)	3-1 3-H 1B			1-2 P4		0-0 P6		0-1 1B		4	0	2	1	0	0	1											
Kelly Gruber, R OBP: 0.356, SLG: 0.485 (1, 5)	0-0 G3			0-0 F9		4-1 BB		1-0 F9		3	0	0	0	1	0	2											
Fred McGriff, L OBP: 0.448, SLG: 0.655 (1, 3)		1-0 1B		2-2 F5		0-0 L8		2-2 F8		4	0	1	0	0	0	3											
Pat Borders, R OBP: 0.284, SLG: 0.506 (1, 2)		2-3 K			1-1 F9		1-0 HR		0-0 F8	4	1	1	1	0	1	2											
Sil Campusano, R OBP: 0.264, SLG: 0.348 (1, 9)		2-3 K			1-0 F8		0-0 SH 2B			3	1	1	0	0	1	1											
Nelson Liriano, S OBP: 0.223, SLG: 0.241 (1, 4)		1-3 K			0-1 1B		0-0 SH SF8			2	1	1	0	0	1	1											
Inning Stats	R: 1 E: 0 K: 0 S: 10	H: 3 LOB: 1 BB: 0 P: 18	R: 0 E: 0 K: 3 S: 10	H: 1 LOB: 1 BB: 0 P: 16	R: 0 E: 0 K: 1 S: 7	H: 0 LOB: 0 BB: 0 P: 11	R: 0 E: 0 K: 0 S: 9	H: 0 LOB: 0 BB: 0 P: 12	R: 0 E: 0 K: 0 S: 9	H: 1 LOB: 1 BB: 0 P: 12	R: 0 E: 0 K: 0 S: 7	H: 0 LOB: 2 BB: 2 P: 16	R: 3 E: 1 K: 0 S: 7	H: 2 LOB: 0 BB: 0 P: 9	R: 0 E: 0 K: 0 S: 8	H: 1 LOB: 1 BB: 0 P: 11	1B: 6 2B: 1 3B: 0 HR: 1	SF: 1 SAC: 2 DP: 1 HBP: 0	WP: 0 PB: 0 SB: 1 CS: 0	PA: 34							
PITCHER	IP	WLS	BF	H	R	ER	SO	BB	IBB	HBP	BLK	WP	HR	S	P	ERA	WHIP										
Dave LaPoint, L ERA: 2.16 (1, 1)	7.0	L	30	7	4	3	4	2	0	0	0	0	0	8	11	3.86	1.286										
Bill Long, R ERA: 2.92 (8, 1)	1.0		4	1	0	0	0	0	0	0	0	0	0	8	11	0.00	1.000										

Chicago White Sox @ Toronto Blue Jays
Exhibition Stadium, Toronto, ON
Sun May 29 1988, 3:33 AM EDT
Att: 42,057 - Sunny - 79 F

AB 29
R 4
H 8
RBI 3
BB 2
SO 4
LOB 14



Batter	1	2	3	4	5	6	7	8	9	AB	R	H	RBI	BB	SO	LOB	TOP										
Dave Gallagher, R OBP: 0.311, SLG: 0.366 (1, 8)	1-0 SH5-3 HR 1B	4-0 BB HR IBB	0-1 P2		1-1 FC6-4			4-2 BB		3	2	1	0	2	0	2											
Steve Lyons, L OBP: 0.322, SLG: 0.308 (1, 5)	1-1 SH5-3	4-2 HR BB		1-3 K		1-1 G1-3		0-1 F8		3	1	0	0	1	1	2											
Gary Redus, R OBP: 0.342, SLG: 0.456 (1, 7)	3-2 G5-3	2-1 HR		2-3 K		0-0 G5-3		2-1 F9		5	1	1	4	0	1	3											
Ivan Calderon, R OBP: 0.306, SLG: 0.471 (1, 10)	1-1 HR	1-2 G6-3		4-2 FC4-6 BB		2-1 P3			2-3 K	4	1	1	2	1	1	0											
Harold Baines, L OBP: 0.332, SLG: 0.392 (1, 9)	0-1 G5-3		2-3 K	0-0 FC4-6 BB			0-0 G4-3		1-1 G4-3	5	0	0	0	0	1	1											
Donnie Hill, S OBP: 0.291, SLG: 0.231 (1, 4)		2-2 1B 1B	1-2 HR 1B		1-3 K		2-0 F7		1-2 L6	5	2	2	0	0	1	0											
Greg Walker, L OBP: 0.276, SLG: 0.331 (1, 3)		0-0 FC1-5 1B	1-1 HR 1B		4-2 FC7-4 BB		0-1 F9			3	1	2	0	1	0	0											
Ozzie Guillen, L OBP: 0.272, SLG: 0.290 (1, 6)		0-1 BB HR FC1-5 1B	1-2 P4		1-0 FC7-4 1B			1-0 2B		4	1	2	1	0	0	3											
Ron Karkovics, R OBP: 0.250, SLG: 0.286 (1, 2)		2-0 FC1-5 1B	1-2 HR		1-1 FC6-4 1B			2-1 G5-3		4	1	2	3	0	0	3											
Inning Stats	R: 2 E: 0 K: 0 S: 10	H: 2 LOB: 0 BB: 0 P: 16	R: 5 E: 0 K: 0 S: 15	H: 4 LOB: 0 BB: 2 P: 30	R: 3 E: 0 K: 1 S: 18	H: 3 LOB: 0 BB: 0 P: 24	R: 0 E: 0 K: 2 S: 11	H: 0 LOB: 1 BB: 1 P: 18	R: 0 E: 0 K: 1 S: 11	H: 1 LOB: 2 BB: 1 P: 19	R: 0 E: 0 K: 0 S: 4	H: 0 LOB: 0 BB: 0 P: 6	R: 0 E: 0 K: 0 S: 10	H: 1 LOB: 2 BB: 0 P: 19	R: 0 E: 0 K: 1 S: 9	H: 0 LOB: 0 BB: 0 P: 13	1B: 7 2B: 1 3B: 0 HR: 3	SF: 0 SAC: 1 DP: 0 HBP: 0	WP: 0 PB: 0 SB: 0 CS: 0	PA: 42							
PITCHER	IP	WLS	BF	H	R	ER	SO	BB	IBB	HBP	BLK	WP	HR	S	P	ERA	WHIP										
Frank Tanana, L ERA: 5.37 (1, 1)	1.2	L	12	6	7	7	0	1	1	0	0	0	2	22	42	37.80	4.200										
Paul Gibson, L ERA: 4.03 (2, 1)	3.1		16	4	3	3	4	2	0	0	0	0	1	43	65	8.10	1.800										
Don Heinkel, R ERA: 3.09 (6, 1)	4.0		14	1	0	0	1	1	0	0	0	0	0	28	46	0.00	0.500										

Chicago White Sox @ Detroit Tigers
Tiger Stadium, Detroit, MI
Tue May 31 1988, 7:05 PM EDT
Att: 13,223 - Unknown - 89 F

livebaseballscores.com

AB 36
R 10
H 11
RBI 10
BB 5
SO 5
LOB 14



Batter	1	2	3	4	5	6	7	8	9	AB	R	H	RBI	BB	SO	LOB	BOTTOM										
Gary Pettis, S OBP: 0.300, SLG: 0.257 (1, 8)	1-1 P4		2-2 G4-3			3-1 1B 2B		0-1 G4-3		4	0	1	0	0	0	1											
Tom Brookens, R OBP: 0.343, SLG: 0.372 (1, 5)	1-2 F8			1-0 G5-3		1-0 FC6-4 1B		1-0 P4		4	0	1	0	0	0	0											
Luis Salazar, R OBP: 0.355, SLG: 0.487 (1, 7)	0-1 F8			1-0 F8 2B		0-3 K		1-2 G5-3		4	0	1	0	0	1	2											
Alan Trammell, R OBP: 0.383, SLG: 0.506 (1, 6)		1-0 G3-6-3 1B		1-0 F8		0-0 FC6-4			1-1 F9	2	0	1	0	0	0	1											
Jim Morrison, R OBP: 0.205, SLG: 0.274 (6, 6)				2-3 F8		1-2 FC6-4				2	0	0	0	0	0	2											
Chet Lemon, R OBP: 0.356, SLG: 0.439 (1, 9)		3-3 K		1-3 K			1-0 G5-3		1-1 HR	3	0	0	0	0	2	2											
Pat Sheridan, L OBP: 0.360, SLG: 0.474 (8, 9)										1	1	1	1	0	0	0											
Larry Hemdon, R OBP: 0.299, SLG: 0.383 (1, 10)		0-2 G3-6-3			2-1 G6-3		2-1 E4 2B		2-1 G4-3	3	0	0	0	0	0	1											
Darrell Evans, L OBP: 0.273, SLG: 0.273 (9, PH)										1	0	0	0	0	0	0											
Ray Knight, R OBP: 0.326, SLG: 0.326 (1, 3)			0-3 K		0-0 G6-3		2-0 G6-3		4-2 BB	3	0	1	0	0	1	0											
Dave Bergman, L OBP: 0.321, SLG: 0.271 (9, 3)										0	0	0	0	1	0	0											
Mike Heath, R OBP: 0.247, SLG: 0.212 (1, 2)			2-1 G6-3		1-0 G6-3		2-1 G5-3		1-3 K	3	0	0	0	0	0	2											
Matt Nokes, L OBP: 0.273, SLG: 0.416 (9, PH)										1	0	0	0	0	1	1											
Jim Walewander, S OBP: 0.286, SLG: 0.429 (1, 4)			2-1 1B			2-2 P5		1-2 F7		3	0	1	0	0	0	2											
Inning Stats	R: 0 E: 0 K: 0 S: 7	H: 0 LOB: 0 BB: 0 P: 9	R: 0 E: 0 K: 1 S: 8	H: 1 LOB: 0 BB: 0 P: 12	R: 0 E: 0 K: 1 S: 12	H: 1 LOB: 1 BB: 0 P: 18	R: 0 E: 0 K: 1 S: 6	H: 1 LOB: 1 BB: 0 P: 10	R: 0 E: 0 K: 1 S: 11	H: 2 LOB: 2 BB: 0 P: 17	R: 0 E: 1 K: 0 S: 9	H: 1 LOB: 2 BB: 0 P: 17	R: 0 E: 0 K: 0 S: 7	H: 0 LOB: 0 BB: 0 P: 9	R: 1 E: 0 K: 1 S: 13	H: 1 LOB: 1 BB: 1 P: 22	1B: 3 2B: 3 3B: 0 HR: 1	SF: 0 SAC: 0 DP: 1 HBP: 0	WP: 0 PB: 0 SB: 0 CS: 0	PA: 35							
PITCHER	IP	WLS	BF	H	R	ER	SO	BB	IBB	HBP	BLK	WP	HR	S	P	ERA	WHIP										
Jerry Reuss, L ERA: 3.0 (1, 1)	7.0	W	27	6	0	0	4	1	0	0	0	0	1	20	31	4.50	1.000										
Bill Long, R ERA: 3.0 (8, 1)	2.0		8	1	1	1	1	1	0	0	0	0	1	20	31	4.50	1.000										

Chicago White Sox @ Detroit Tigers
Tiger Stadium, Detroit, MI
Tue May 31 1988, 7:05 PM EDT
Att: 13,223 - Unknown - 89 F

livebaseballscores.com

AB 34
R 1
H 7
RBI 1
BB 1
SO 5
LOB 14



Batter	1	2	3	4	5	6	7	8	9	AB	R	H	RBI	BB	SO	LOB	TOP										
Oddibe McDowell, L OBP: 0.281, SLG: 0.305 (1, 8)											5	0	1	1	1	2	2										
Scott Fletcher, R OBP: 0.340, SLG: 0.323 (1, 6)											4	1	1	1	2	0	4										
Ruben Sierra, S OBP: 0.301, SLG: 0.421 (1, 9)											6	0	1	0	0	0	4										
Pete Incaviglia, R OBP: 0.360, SLG: 0.541 (1, 7)											5	2	3	2	0	1	2										
Pete O'Brien, L OBP: 0.360, SLG: 0.441 (1, 3)											4	0	1	1	1	1	2										
Larry Parrish, R OBP: 0.248, SLG: 0.338 (1, 10)											4	0	0	0	1	2	3										
Geno Petralli, L OBP: 0.352, SLG: 0.429 (1, 2)											5	2	3	2	0	1	0										
Steve Buechele, R OBP: 0.354, SLG: 0.487 (1, 5)											5	2	0	0	0	0	4										
Curtis Wilkerson, S OBP: 0.420, SLG: 0.526 (1, 4)											5	3	4	3	0	0	1										
Inning Stats	R: 0 E: 0 K: 1 S: 9	H: 0 LOB: 1 BB: 1 P: 19	R: 1 E: 1 K: 1 S: 14	H: 1 LOB: 1 BB: 0 P: 23	R: 0 E: 0 K: 2 S: 11	H: 0 LOB: 1 BB: 1 P: 21	R: 0 E: 0 K: 1 S: 6	H: 0 LOB: 0 BB: 0 P: 11	R: 4 E: 1 K: 1 S: 18	H: 4 LOB: 1 BB: 0 P: 26	R: 0 E: 0 K: 1 S: 13	H: 1 LOB: 2 BB: 1 P: 23	R: 1 E: 0 K: 0 S: 10	H: 2 LOB: 2 BB: 1 P: 20	R: 1 E: 0 K: 0 S: 12	H: 3 LOB: 2 BB: 0 P: 19	R: 3 E: 1 K: 0 S: 13	H: 3 LOB: 1 BB: 1 P: 22	1B: 6 2B: 7 3B: 0 HR: 1	SF: 0 SAC: 0 DP: 0 HBP: 0	WP: 0 PB: 0 SB: 2 CS: 0	PA: 48					
PITCHER	IP	WLS	BF	H	R	ER	SO	BB	IBB	HBP	BLK	WP	HR	S	P	ERA	WHIP										
Melido Perez, R ERA: 3.34 (1, 1)	4.2	L	23	5	5	2	5	2	0	0	0	0	1	55	96	3.86	1.500										
Bill Long, R ERA: 3.21 (5, 1)	3.0		17	6	2	2	2	1	1	0	0	0	0	36	61	6.00	2.333										
John Davis, R ERA: 5.7 (8, 1)	1.1		8	3	3	3	0	1	0	0	0	0	0	15	27	20.25	3.000										

Texas Rangers @ Chicago White Sox
Comiskey Park, Chicago, IL
Thu Jun 02 1988, 8:05 PM EDT
Alt. 8,400 - Unknown - 58 F

AB 43
R 10
H 14
RBI 10
BB 5
SO 7
LOB 22



Batter	1	2	3	4	5	6	7	8	9	AB	R	H	RBI	BB	SO	LOB	BOTTOM										
Dave Gallagher, R OBP: 0.275, SLG: 0.319 (1, 8)										5	0	0	0	0	0	4											
Donnie Hill, S OBP: 0.288, SLG: 0.224 (1, 4)										5	0	1	0	0	1	3											
Gary Redus, R OBP: 0.354, SLG: 0.452 (1, 7)										4	0	2	0	1	0	1											
Ivan Calderon, R OBP: 0.296, SLG: 0.470 (1, 10)										5	0	0	0	0	2	5											
Harold Baines, L OBP: 0.329, SLG: 0.379 (1, 9)										4	0	0	0	0	0	3											
Greg Walker, L OBP: 0.270, SLG: 0.323 (1, 3)										4	1	1	0	0	1	0											
Ozzie Guillen, L OBP: 0.282, SLG: 0.300 (1, 6)										4	1	3	0	0	1	0											
Steve Lyons, L OBP: 0.343, SLG: 0.328 (1, 5)										2	0	1	2	2	0	1											
Ron Karkovics, R OBP: 0.257, SLG: 0.290 (1, 2)										3	0	1	0	0	0	2											
Mark Salas, L OBP: 0.317, SLG: 0.367 (8, PH) (9, 2)										1	0	0	0	0	0	2											
Inning Stats	R: 0 E: 0 K: 0 S: 11	H: 1 LOB: 2 BB: 1 P: 22	R: 0 E: 0 K: 1 S: 10	H: 1 LOB: 2 BB: 1 P: 23	R: 0 E: 0 K: 2 S: 9	H: 1 LOB: 1 BB: 0 P: 17	R: 1 E: 1 K: 0 S: 11	H: 2 LOB: 2 BB: 0 P: 15	R: 0 E: 0 K: 1 S: 7	H: 0 LOB: 0 BB: 0 P: 12	R: 1 E: 0 K: 0 S: 9	H: 2 LOB: 1 BB: 0 P: 16	R: 0 E: 0 K: 0 S: 7	H: 1 LOB: 0 BB: 0 P: 9	R: 0 E: 0 K: 1 S: 9	H: 1 LOB: 2 BB: 1 P: 17	R: 0 E: 1 K: 0 S: 9	H: 0 LOB: 1 BB: 0 P: 16	1B: 8 2B: 2 3B: 0 HR: 0	SF: 0 SAC: 0 DP: 1 HBP: 0	WP: 1 PB: 0 SB: 4 CS: 0	PA: 40					
PITCHER	IP	WLS	BF	H	R	ER	SO	BB	IBB	HBP	BLK	WP	HR	S	P	ERA	WHIP										
Charlie Hough, R ERA: 4.01 (1, 1)	9.0	W	40	9	2	2	5	3	0	0	0	1	0	82	147	2.00	1.333										

Texas Rangers @ Chicago White Sox
Comiskey Park, Chicago, IL
Thu Jun 02 1988, 8:05 PM EDT
Alt. 8,400 - Unknown - 58 F

AB 37
R 2
H 9
RBI 2
BB 3
SO 5
LOB 21



Batter	1	2	3	4	5	6	7	8	9	AB	R	H	RBI	BB	SO	LOB	TOP								
Bob Brower, R OBP: 0.355, SLG: 0.309	0-0 FC2-6 1B	2-2 G5-2-3		1-3 K	1-2 1B		2-2 FC4 1B		1-1 G6-4-3 1B	6	0	3	1	0	1	5									
Scott Fletcher, R OBP: 0.344, SLG: 0.325	0-1 FC2-6 1B	4-1 2B BB		1-1 1B		1-1 G6-3	0-0 1B	1-3 2-H 3-H 1B	3-1 G6-4-3 1B	5	2	2	2	1	0	2									
Ruben Sierra, S OBP: 0.307, SLG: 0.435	1-1 1B BB	0-0 2B BB		0-0 G3		0-2 F3 2B	1-0 4-3		1-0 6-3	6	0	3	3	0	0	3									
Pete Incaviglia, R OBP: 0.366, SLG: 0.549	4-2 1B				2-2 SF8 3B		0-1 F3			3	1	1	0	2	1	2									
Jim Steels, L OBP: 0.240, SLG: 0.292	1-2 2-3 3-H BB	1-3 K			2-3 1B		2-3 IBB			0	0	0	0	0	0	0									
Pete O'Brien, L OBP: 0.361, SLG: 0.439	0-0 G5-4-3 1B		0-0 4-3		0-1 SF8		4-2 BB		3-1 P6	3	0	1	2	1	0	3									
Larry Parrish, R OBP: 0.247, SLG: 0.329	0-1 G5-4-3		0-0 L5		3-H 4-2 2B SF9 BB		3-0 F5		0-0 6-3	4	1	0	0	1	0	8									
Steve Buechele, R OBP: 0.361, SLG: 0.491		4-2 BB G5-2-3 BB	4-1 BB		0-1 1B 2B		1-1 E3 E FC4 1B	0-0 L6		3	1	1	0	2	0	0	AB 36								
Mike Stanley, R OBP: 0.333, SLG: 0.320		4-1 G5-2-3 2B BB	1-3 K		0-0 SF9		1-1 FC4 E 1B 1B	1-1 F8		3	2	1	1	1	1	1	RBI 9								
Jerry Browne, S OBP: 0.291, SLG: 0.226		4-2 2B G5-2-3 BB		1-2 5-3	4-2 1B BB		3-2 E1 FC4 1B	2-2 F9		3	2	0	0	2	0	2	BB 10								
Inning Stats	R: 1 E: 0 K: 0 S: 11	H: 3 LOB: 2 BB: 1 P: 16	R: 3 E: 0 K: 1 S: 16	H: 1 LOB: 1 BB: 4 P: 35	R: 0 E: 0 K: 1 S: 6	H: 0 LOB: 1 BB: 1 P: 11	R: 0 E: 0 K: 1 S: 10	H: 1 LOB: 1 BB: 0 P: 13	R: 2 E: 0 K: 0 S: 20	H: 3 LOB: 3 BB: 2 P: 31	R: 0 E: 0 K: 0 S: 11	H: 1 LOB: 2 BB: 1 P: 19	R: 3 E: 2 K: 0 S: 16	H: 2 LOB: 3 BB: 1 P: 31	R: 0 E: 0 K: 0 S: 6	H: 0 LOB: 0 BB: 0 P: 9	R: 0 E: 0 K: 0 S: 5	H: 1 LOB: 0 BB: 0 P: 10	1B: 8 2B: 3 3B: 1 HR: 0	SF: 2 SAC: 0 DP: 3 HBP: 0	WP: 0 PB: 0 SB: 0 CS: 0	PA: 48			
PITCHER	IP	WLS	BF	H	R	ER	SO	BB	IBB	HBP	BLK	WP	HR	S	P	ERA	WHIP								
Dave LaPoint, L ERA: 2.57	1.2	L	12	4	4	4	0	5	0	0	0	0	0	23	46	21.60	5.400								
Jeff Blittiger, R ERA: 4.37	3.1		16	4	2	2	3	3	0	0	0	0	0	40	60	5.40	2.100								
John Davis, R ERA: 5.73	1.1		12	3	3	1	0	1	1	0	0	0	0	24	44	6.75	3.000								
Ricky Horton, L ERA: 4.52	2.2		8	1	0	0	0	0	0	0	0	0	0	14	25	0.00	0.375								

Texas Rangers @ Chicago White Sox
Comiskey Park, Chicago, IL
Fri Jun 03 1988, 8:05 PM EDT
Att: 11,062 - Unknown - 62 F

AB 36
R 9
H 12
RBI 9
BB 10
SO 3
LOB 26



Batter	1	2	3	4	5	6	7	8	9	AB	R	H	RBI	BB	SO	LOB	BOTTOM								
Dave Gallagher, R OBP: 0.255, SLG: 0.294	1-1 6-3		1-3 K	1-3 K			1-0 F7			4	0	0	0	0	2	0									
Steve Lyons, L OBP: 0.338, SLG: 0.339	0-0 6-3		3-2 BB WP 2B		1-1 4-3			1-0 G3-1		4	1	1	0	0	0	0									
Gary Redus, R OBP: 0.360, SLG: 0.447	2-0 S 1B		4-2 WP BB BLK BB		3-3 K			1-2 L4		3	1	1	0	1	1	0									
Ivan Calderon, R OBP: 0.301, SLG: 0.485	1-0 F9		4-2 BLK WP BB		3-2 6-3			0-1 HR		3	1	1	1	1	0	1									
Harold Baines, L OBP: 0.327, SLG: 0.373		0-0 G4-3	4-2 BB BB		0-0 L7			2-3 K		3	0	0	0	1	1	0									
Donnie Hill, S OBP: 0.296, SLG: 0.220		4-2 BLK BB	4-0 BB BB		3-2 F5			3-3 K		2	0	0	0	2	1	0									
Greg Walker, L OBP: 0.265, SLG: 0.316		1-1 F8	1-1 G3-1		0-1 4-3			2-3 K		4	0	0	0	0	1	4									
Ozzie Guillen, L OBP: 0.278, SLG: 0.296		0-0 F5		0-3 K			1-0 F9		4-2 BB	3	0	0	0	0	1	1									
Russ Morman, R OBP: 0.357, SLG: 0.385										0	0	0	0	1	0	0									
Ron Karkovics, R OBP: 0.237, SLG: 0.265			3-2 F5		0-0 L4		2-3 K		0-1 P3	3	0	0	0	0	1	0									
Fred Manrique, R OBP: 0.241, SLG: 0.366										1	0	0	0	0	0	1									
Inning Stats	R: 0 E: 0 K: 0 S: 5	H: 1 LOB: 1 BB: 0 P: 9	R: 0 E: 0 K: 0 S: 9	H: 0 LOB: 1 BB: 1 P: 14	R: 2 E: 0 K: 1 S: 17	H: 1 LOB: 3 BB: 4 P: 41	R: 0 E: 0 K: 2 S: 8	H: 0 LOB: 0 BB: 0 P: 9	R: 0 E: 0 K: 0 S: 6	H: 0 LOB: 0 BB: 0 P: 9	R: 0 E: 0 K: 1 S: 5	H: 0 LOB: 0 BB: 0 P: 9	R: 1 E: 0 K: 1 S: 9	H: 1 LOB: 0 BB: 0 P: 13	R: 0 E: 0 K: 2 S: 10	H: 0 LOB: 1 BB: 1 P: 19	1B: 1 2B: 1 3B: 0 HR: 1	SF: 0 SAC: 0 DP: 0 HBP: 0	WP: 1 PB: 0 SB: 1 CS: 0	PA: 36					
PITCHER	IP	WLS	BF	H	R	ER	SO	BB	IBB	HBP	BLK	WP	HR	S	P	ERA	WHIP								
Ray Hayward, L ERA: 4.19	6.0	W	25	2	2	2	4	5	0	0	0	0	0	55	99	3.00	1.167								
Jose Cecena, R ERA: 5.49	1.0		3	0	0	0	1	0	0	0	0	0	0	5	9	0.00	0.000								
Dale Mohorcic, R ERA: 1.4	1.0		4	1	1	1	1	0	0	0	0	0	1	9	13	9.00	1.000								
Mitch Williams, L ERA: 5.01	1.0		4	0	0	0	2	1	0	0	0	0	0	10	19	0.00	1.000								

Texas Rangers @ Chicago White Sox
Comiskey Park, Chicago, IL
Fri Jun 03 1988, 8:05 PM EDT
Att: 11,062 - Unknown - 62 F

AB 30
R 3
H 3
RBI 1
BB 6
SO 8
LOB 7



Batter	1	2	3	4	5	6	7	8	9	AB	R	H	RBI	BB	SO	LOB	TOP				
Cecil Espy, S OBP: 0.303, SLG: 0.413 Bob Brower, R OBP: 0.344, SLG: 0.298	3-2 4-3		4-0 2B BB	1-3 K		0-1 SH1-4		0-1 L9		1	1	0	0	1	0	0					
Scott Fletcher, R OBP: 0.346, SLG: 0.327	3-2 F4		1-1 F9	0-2 P4		0-1 1B 1B		0-0 1B		5	0	2	2	0	0	6					
Ruben Sierra, S OBP: 0.309, SLG: 0.440	3-1 4-3		1-0 1B 2B		1-1 L8		2-5 1B	2-2 F8		5	1	2	3	0	0	1					
Pete Incaviglia, R OBP: 0.372, SLG: 0.556		1-3 K	2-1 1B 2B		3-2 1B 2B	2-1 2-5	1-2 SH5-3 BB FC5-4 1B	3-2 F9		5	2	3	1	0	1	1					
Pete O'Brien, L OBP: 0.362, SLG: 0.435		2-2 G6-3	1-0 L4-3		1-1 1B		4-1 FC5-4 SH5-3 BB	3-1 F8		4	0	1	1	1	0	1					
Oddibe McDowell, L OBP: 0.274, SLG: 0.297		1-0 L7		1-1 6-3	2-0 P4		0-1 SH5-3	2-0 G3-1		4	0	0	0	0	0	1					
Geno Petralli, L OBP: 0.354, SLG: 0.420			3-1 G3	3-1 BB HBP 1B	0-0 F8		4-0 FC5-4 IBB	1-0 F8		4	0	1	0	1	0	1					
Steve Buechele, R OBP: 0.370, SLG: 0.488			4-0 BB 2B BB	1-1 BB HBP		4-2 SH1-4 1B BB	0-0 FC5-4			1	2	0	1	2	0	2					
Curtis Wilkerson, S OBP: 0.435, SLG: 0.526			4-2 BB 2B BB	4-2 BB 1B	0-0 SH1-4 1B		0-1 L6			2	2	1	0	2	0	2					
Inning Stats	R: 0 E: 0 K: 0 S: 10	H: 0 LOB: 0 BB: 0 P: 19	R: 4 E: 0 K: 0 S: 10	H: 2 LOB: 1 BB: 3 P: 30	R: 0 E: 0 K: 1 S: 14	H: 1 LOB: 3 BB: 1 P: 24	R: 1 E: 0 K: 0 S: 11	H: 2 LOB: 1 BB: 0 P: 18	R: 2 E: 0 K: 0 S: 12	H: 3 LOB: 1 BB: 1 P: 20	R: 1 E: 0 K: 0 S: 10	H: 1 LOB: 2 BB: 2 P: 19	R: 0 E: 0 K: 0 S: 11	H: 1 LOB: 1 BB: 0 P: 10	R: 0 E: 0 K: 0 S: 4	H: 0 LOB: 0 BB: 0 P: 10	1B: 8 2B: 2 3B: 0 HR: 0	SF: 0 SAC: 2 DP: 0 HBP: 1	WP: 0 PB: 0 SB: 0 CS: 0	PA: 43	
PITCHER	IP	WLS	BF	H	R	ER	SO	BB	IBB	HBP	BLK	WP	HR	S	P	ERA	WHIP				
Jack McDowell, R ERA: 5.65	3.1		18	3	4	4	1	4	0	1	0	0	0	35	77	10.80	2.100				
Steve Rosenberg, L ERA: 13.5	2.0		11	4	3	3	1	1	0	0	0	0	0	26	38	13.50	2.500				
Bill Long, R ERA: 3.22	2.2		12	3	1	1	0	1	0	0	0	0	0	24	42	3.38	1.500				
Bobby Thigpen, R ERA: 4.6	1.0	W	3	0	0	0	0	0	0	0	0	0	0	4	10	0.00	0.000				

Texas Rangers @ Chicago White Sox
Comiskey Park, Chicago, IL
Sat Jun 04 1988, 8:05 PM EDT
Att: 17,101 - Sunny - 72 F

AB	33
R	8
H	10
RBI	8
BB	7
SO	2
LOB	18



Batter	1	2	3	4	5	6	7	8	9	AB	R	H	RBI	BB	SO	LOB	BOTTOM				
Gary Redus, R OBP: 0.370, SLG: 0.481	1-1 6-3	4-1 S BB		1-0 S E 1B		0-3 K		2-3 K	3-1 HR	5	2	2	4	1	2	2					
Steve Lyons, L OBP: 0.342, SLG: 0.333	0-1 B4-3	4-0 BB		1-1 E8 1B		1-2 L9		3-3 K		4	0	1	0	1	1	2					
Harold Baines, L OBP: 0.329, SLG: 0.370	1-0 1B	3-3 K		2-1 F7		4-1 1B BB		0-3 K		4	0	1	0	1	2	5					
Ivan Calderon, R OBP: 0.298, SLG: 0.494	2-0 G1-4-3		0-0 5-3	1-3 K		1-2 F8		1-2 HR		5	1	1	1	0	1	3					
Greg Walker, L OBP: 0.273, SLG: 0.323		3-2 F7	2-1 BLK 1B		2-3 K		0-0 1B	0-1 BB 1B		5	1	3	0	0	1	0					
Mark Salas, L OBP: 0.318, SLG: 0.355		4-0 E BB		0-0 F8		1-2 1-3		1-2 1B BB		2	1	0	0	1	0	1					
Dave Gallagher, R OBP: 0.263, SLG: 0.302		1-2 E BB		1-2 F8		2-3 K		1-2 HR 1B		2	1	1	0	0	0	2					
Dan Pasqua, L OBP: 0.302, SLG: 0.366		2-0 E BB	4-2 BB		3-1 1B			4-0 HR BB		3	1	2	0	1	1	2					
Ron Karkovice, R OBP: 0.237, SLG: 0.265		1-2 E 1B	1-2 BB					1-2 HR BB		0	0	0	0	0	0	0					
Donnie Hill, S OBP: 0.302, SLG: 0.220		0-0 E 1B						1-2 HR BB		0	1	0	0	1	0	0					
Ozzie Guillen, L OBP: 0.281, SLG: 0.295		0-0 E7 G3 1B						3-2 F2		4	1	1	1	1	0	6					
Mike Woodard, L OBP: 0.375, SLG: 0.286		0-0 G3		0-2 1-3		1-0 G3-1		4-2 BLK BB	1-0 HR 1B	4	1	1	2	0	0	0					
Inning Stats	R: 0 E: 0 K: 0 S: 6	H: 1 LOB: 1 BB: 0 P: 10	R: 3 E: 1 K: 1 S: 14	H: 2 LOB: 3 BB: 3 P: 33	R: 0 E: 0 K: 0 S: 7	H: 1 LOB: 2 BB: 1 P: 13	R: 1 E: 2 K: 1 S: 11	H: 2 LOB: 1 BB: 0 P: 16	R: 0 E: 0 K: 1 S: 10	H: 1 LOB: 1 BB: 0 P: 16	R: 0 E: 0 K: 1 S: 7	H: 0 LOB: 0 BB: 0 P: 9	R: 0 E: 0 K: 3 S: 14	H: 0 LOB: 2 BB: 1 P: 27	R: 6 E: 0 K: 0 S: 15	H: 5 LOB: 0 BB: 1 P: 28	1B: 11 2B: 0 3B: 0 HR: 2	SF: 0 SAC: 0 DP: 0 HBP: 1	WP: 0 PB: 0 SB: 2 CS: 0	PA: 46	
PITCHER	IP	WLS	BF	H	R	ER	SO	BB	IBB	HBP	BLK	WP	HR	S	P	ERA	WHIP				
Jeff Russell, R ERA: 2.44	6.1		32	8	4	2	4	5	0	0	1	0	0	60	107	2.84	2.053				
Mitch Williams, L ERA: 6.12	1.2		10	3	3	3	4	1	0	1	2	0	1	30	48	16.20	2.400				
Dale Mohorcic, R ERA: 2.08	0.1	L	4	2	3	3	0	1	0	0	0	0	1	6	17	81.00	9.000				

Texas Rangers @ Chicago White Sox
Comiskey Park, Chicago, IL
Sat Jun 04 1988, 8:05 PM EDT
Att: 17,101 - Sunny - 72 F

AB	38
R	10
H	13
RBI	8
BB	7
SO	8
LOB	23



Batter	1	2	3	4	5	6	7	8	9	AB	R	H	RBI	BB	SO	LOB	TOP										
Bob Brower, R OBP: 0.338, SLG: 0.311 Cecl Espy, S OBP: 0.313, SLG: 0.422	0-2 6-3		2-0 F9			0-0 SH3 4-3 2B		2-2 4-3	1-2 1B	4	1	1	0	0	0	0	Texas Rangers @ Chicago White Sox Comiskey Park, Chicago, IL Sun Jun 05 1988, 4:33 AM EDT Att: 16,399 - Sunny - 82 F										
Scott Fletcher, R OBP: 0.348, SLG: 0.323	1-2 4-3			1-1 3-1		0-1 SH3		4-0 2B BB	4-2 1B BB	2	0	0	0	2	0												
Ruben Sierra, S OBP: 0.307, SLG: 0.439	1-1 L7			0-3 K		1-1 4-3		2-1 1B 2B	1-0 4-3	5	0	1	1	0	1	3											
Pete Incaviglia, R OBP: 0.370, SLG: 0.565		0-1 6-3		1-0 6-3		0-0 HR		3-3 K		4	1	1	1	0	1	2											
Mike Stanley, R OBP: 0.325, SLG: 0.311 Geno Petralli, L OBP: 0.351, SLG: 0.416		0-1 L4			2-3 K	0-0 5-3		0-0 F5		3	0	0	0	0	1	0											
Larry Parrish, R OBP: 0.253, SLG: 0.329		4-2 BB			2-3 K		2-1 5-3		1-2 1B 1B	3	1	1	0	1	1	0											
Pete O'Brien, L OBP: 0.364, SLG: 0.441		1-2 F8			2-2 1B		1-1 2B		0-0 F7	4	1	2	0	0	0	2											
Steve Buechele, R OBP: 0.367, SLG: 0.482			1-2 6-3		2-2 1B		2-3 K		3-2 F9	4	0	1	1	0	1	2											
Curtis Wilkerson, S OBP: 0.425, SLG: 0.513 Jerry Browne, S OBP: 0.259, SLG: 0.224 Oddibe McDowell, L OBP: 0.279, SLG: 0.297			0-0 B2		1-2 F9		0-0 4-3		4-2 1B BB	2	0	0	0	0	0	1	AB 34 R 4 H 8 RBI 4 BB 4 SO 5 LOB 13										
Inning Stats	R: 0 E: 0 K: 0 S: 10	H: 0 LOB: 0 BB: 0 P: 12	R: 0 E: 0 K: 0 S: 10	H: 0 LOB: 1 BB: 1 P: 15	R: 0 E: 0 K: 0 S: 6	H: 0 LOB: 0 BB: 0 P: 9	R: 0 E: 0 K: 1 S: 6	H: 0 LOB: 0 BB: 0 P: 8	R: 1 E: 1 K: 2 S: 17	H: 2 LOB: 1 BB: 0 P: 26	R: 2 E: 0 K: 0 S: 7	H: 2 LOB: 0 BB: 0 P: 8	R: 0 E: 0 K: 1 S: 9	H: 1 LOB: 1 BB: 0 P: 14	R: 0 E: 0 K: 1 S: 10	H: 1 LOB: 2 BB: 2 P: 21		R: 1 E: 0 K: 0 S: 21	H: 2 LOB: 3 BB: 2 P: 35	1B: 4 2B: 3 3B: 0 HR: 1	SF: 0 SAC: 1 DP: 0 HBP: 0	WP: 0 PB: 0 SB: 1 CS: 0	PA: 39				
PITCHER	IP	WLS	BF	H	R	ER	SO	BB	IBB	HBP	BLK	WP	HR	S	P	ERA	WHIP										
Jerry Reuss, L ERA: 3.0	6.0	W	23	4	3	2	3	1	0	0	0	0	1	56	78	3.00	0.833										
Ricky Horton, L ERA: 4.43	1.1		7	2	0	0	1	1	0	0	0	0	0	14	27	0.00	2.250										
Bobby Thigpen, R ERA: 4.64	1.2	S	9	2	1	1	1	2	0	0	0	0	0	26	43	5.40	2.400										

Batter	1	2	3	4	5	6	7	8	9	AB	R	H	RBI	BB	SO	LOB	BOTTOM										
Dave Gallagher, R OBP: 0.278, SLG: 0.291	4-0 1B FC6-4 BB		3-2 F8		4-2 BB		1-0 F8			2	1	0	0	2	0	0	Texas Rangers @ Chicago White Sox Comiskey Park, Chicago, IL Sun Jun 05 1988, 4:33 AM EDT Att: 16,399 - Sunny - 82 F										
Steve Lyons, L OBP: 0.338, SLG: 0.329	3-1 FC6-4 1B		3-2 E3 1B		2-2 5-3		1-0 E9 1B			4	2	1	0	0	0	1											
Gary Redus, R OBP: 0.375, SLG: 0.488	0-0 FC6-4 1B		1-1 L6		3-1 2B		4-0 1B BB			3	1	1	1	1	0	2											
Ivan Calderon, R OBP: 0.307, SLG: 0.497	2-1 1B 2B		4-1 1B BB		2-3 K		1-1 1B BB			3	1	2	2	1	1	1											
Harold Baines, L OBP: 0.327, SLG: 0.368	1-3 K		1-2 1B		0-0 F5		2-3 K			4	0	1	1	0	2	4											
Greg Walker, L OBP: 0.272, SLG: 0.327	0-1 2B		0-0 F4		1-2 G3		2-3 K			4	0	1	1	0	1	5											
Fred Manrique, R OBP: 0.231, SLG: 0.349	1-0 6-3		0-3 K		2-0 F7		1-0 F9			4	0	0	0	0	1	3											
Ozzie Guillen, L OBP: 0.276, SLG: 0.289		0-1 F7		0-0 6-3		0-1 6-3		1-1 G3		4	0	0	0	0	0	0											
Ron Karkovics, R OBP: 0.214, SLG: 0.237		2-3 K		3-3 K		1-0 5-3		0-3 K		4	0	0	0	0	3	0	AB 32 R 5 H 6 RBI 5 BB 4 SO 8 LOB 16										
Inning Stats	R: 3 E: 0 K: 1 S: 11	H: 3 LOB: 1 BB: 1 P: 22	R: 0 E: 0 K: 1 S: 10	H: 0 LOB: 0 BB: 0 P: 15	R: 1 E: 1 K: 1 S: 14	H: 1 LOB: 2 BB: 1 P: 23	R: 0 E: 0 K: 1 S: 15	H: 0 LOB: 1 BB: 1 P: 24	R: 0 E: 0 K: 0 S: 4	H: 0 LOB: 0 BB: 0 P: 7	R: 1 E: 1 K: 2 S: 14	H: 1 LOB: 2 BB: 1 P: 25	R: 0 E: 0 K: 1 S: 6	H: 0 LOB: 0 BB: 0 P: 8	1B: 4 2B: 2 3B: 0 HR: 0	SF: 0 SAC: 0 DP: 0 HBP: 0		WP: 0 PB: 0 SB: 3 CS: 0	PA: 36								
PITCHER	IP	WLS	BF	H	R	ER	SO	BB	IBB	HBP	BLK	WP	HR	S	P	ERA	WHIP										
Paul Kilgus, L ERA: 2.9	6.1	L	29	5	5	3	5	3	0	0	0	0	0	66	111	4.26	1.263										
Jose Cecena, R ERA: 5.09	1.2		7	1	0	0	3	1	0	0	0	0	0	18	29	0.00	1.200										

Batter	1	2	3	4	5	6	7	8	9	AB	R	H	RBI	BB	SO	LOB	TOP
Dan Gladden, R OBP: 0.332, SLG: 0.448 (1, 7)	4-1 BB G6-4-3		0-0 FC6-4		0-2 F8		1-1 5-3		0-0 4-3	4	0	1	1	0	3		
Steve Lombardozzi, R OBP: 0.338, SLG: 0.333 (1, 4)	0-3 SAFE SAFE K			0-2 P3		0-0 L7		2-2 F4	0-0 5-3	5	0	0	0	0	1	3	
Kirby Puckett, R OBP: 0.358, SLG: 0.543 (1, 8)	1-0 G6-4-3			0-0 F8		1-2 5-3		0-0 6-3		4	0	0	0	0	1		
Gary Gaetti, R OBP: 0.335, SLG: 0.500 (1, 5)		0-3 K		2-1 2B		1-1 FC6-4 1B		0-0 6-3		4	0	2	0	0	1	0	
Tim Laudner, R OBP: 0.346, SLG: 0.525 Al Newman, S OBP: 0.220, SLG: 0.158 (9, PR) (9, 6)	1-1 1-3			4-1 2B		0-0 FC6-4		2-2 SH3-4 1B	0-0 1B	3	0	1	0	1	0	1	
Gene Larkin, S OBP: 0.381, SLG: 0.376 (1, 10)	1-2 4-3			0-1 BB				0-1 SH3-4 2B	0-1 1B	4	2	2	0	0	2		
Kent Hrbek, L OBP: 0.386, SLG: 0.554 (1, 3)			3-2 4-3		0-0 4-3		0-2 4-3		0-1 SH3-4	3	0	0	0	0	1		AB 33
Greg Gagne, R OBP: 0.293, SLG: 0.451 Tom Herr, S OBP: 0.345, SLG: 0.325 Brian Harper, R OBP: 0.250, SLG: 0.250 (9, PH) (9, 2)			3-1 F9		0-1 SH5-3 1B		1-1 1B 3B		4-0 2B 4-3 IBB	3	1	2	1	0	0	0	R 5
Mark Davidson, R OBP: 0.400, SLG: 0.585 Randy Bush, L OBP: 0.404, SLG: 0.488 John Moses, S OBP: 0.349, SLG: 0.447 (1, 9) (9, PH) (9, 9)			1-2 FC6-4 1B		0-1 SH5-3		0-0 3H 1B		1-1 4-3 2B	2	0	2	1	0	0	0	H 10
	R: 0 H: 0 E: 0 LOB: 0 K: 1 BB: 1 S: 6 P: 11	R: 0 H: 0 E: 0 LOB: 0 K: 1 BB: 0 S: 8 P: 10	R: 0 H: 1 E: 0 LOB: 1 K: 0 BB: 0 S: 12 P: 19	R: 0 H: 1 E: 0 LOB: 2 K: 0 BB: 1 S: 9 P: 15	R: 0 H: 1 E: 0 LOB: 1 K: 0 BB: 0 S: 9 P: 9	R: 0 H: 1 E: 0 LOB: 1 K: 0 BB: 0 S: 7 P: 9	R: 2 H: 3 E: 0 LOB: 0 K: 0 BB: 0 S: 9 P: 11	R: 0 H: 0 E: 0 LOB: 0 K: 0 BB: 0 S: 5 P: 7	R: 3 H: 3 E: 0 LOB: 2 K: 0 BB: 1 S: 14 P: 24	1B: 6 SF: 0 2B: 3 SAC: 2 3B: 1 DP: 1 HR: 0 HBP: 0	WP: 0 PA: 38 SB: 0 CS: 0						
	PITCHER	IP WLS BF H R ER SO BB IBB HBP BLK WP HR S P ERA WHIP											PITCHER	IP WLS BF H R ER SO BB IBB HBP BLK WP HR S P ERA WHIP			
Dave LaPoint, L ERA: 2.73 Bobby Thigpen, R ERA: 4.67 (1, 1) (9, 1)	8.1 L 34 9 4 4 2 2 0 0 0 0 0 0 73 101 4.32 1.320											0.2 4 1 1 1 0 0 1 0 0 0 0 6 14 13.50 1.500					

Minnesota Twins @ Chicago White Sox
Comiskey Park, Chicago, IL
Wed Jun 08 1988, 8:05 PM EDT
Att: 11,428 - Unknown - 61 F

AB	33
R	5
H	10
RBI	5
BB	3
SO	2
LOB	11





Batter	1	2	3	4	5	6	7	8	9	AB	R	H	RBI	BB	SO	LOB	BOTTOM
Gary Redus, R OBP: 0.351, SLG: 0.443 (1, 8)	1-0 5-3		4-2 1B BB		3-1 L7		0-1 6-3		2-2 F9	4	0	0	0	1	0	1	
Steve Lyons, L OBP: 0.376, SLG: 0.370 (1, 5)	0-1 4-3		0-1 1-2 1B		0-0 G1-6-3 1B			3-2 1B 1B		4	0	3	0	0	0	0	
Harold Baines, L OBP: 0.333, SLG: 0.380 (1, 10)	1-1 F8		1-1 4-3		0-0 G1-6-3			0-0 1-2 1B		4	0	1	0	0	0	3	
Ivan Calderon, R OBP: 0.291, SLG: 0.468 (1, 9)		0-1 F9		0-0 F3		1-1 6-3		1-1 F7		4	0	0	0	0	2		
Greg Walker, L OBP: 0.279, SLG: 0.332 (1, 3)		2-1 F7		3-2 F7		2-2 4-3 2B		2-3 K		4	0	1	0	0	1	2	
Dan Pasqua, L OBP: 0.306, SLG: 0.392 (1, 7)		2-2 F9		0-2 1B 1B		1-1 4-3		1-3 K		4	1	1	0	0	1	3	
Mark Salas, L OBP: 0.333, SLG: 0.493 (1, 2)			1-0 HR		0-0 1-3 1B		2-2 3-1		1-1 F3	4	1	2	1	0	0	1	AB 35
Ozzie Guillen, L OBP: 0.288, SLG: 0.300 (1, 6)			1-0 6-3		0-1 1-2 1B		1-1 6-3		0-3 K	4	0	1	1	0	1	0	R 2
Mike Woodard, L OBP: 0.375, SLG: 0.429 (1, 4)			1-0 4-3		3-2 F6		2-1 F8		4-0 BB	3	0	0	0	1	0	2	H 9
	R: 0 H: 0 E: 0 LOB: 0 K: 0 BB: 0 S: 5 P: 7	R: 0 H: 0 E: 0 LOB: 0 K: 0 BB: 0 S: 8 P: 12	R: 1 H: 2 E: 0 LOB: 2 K: 0 BB: 1 S: 11 P: 19	R: 1 H: 3 E: 0 LOB: 2 K: 0 BB: 0 S: 14 P: 20	R: 0 H: 1 E: 0 LOB: 0 K: 0 BB: 0 S: 4 P: 7	R: 0 H: 1 E: 0 LOB: 1 K: 0 BB: 0 S: 10 P: 16	R: 0 H: 0 E: 0 LOB: 0 K: 0 BB: 0 S: 6 P: 9	R: 0 H: 2 E: 0 LOB: 2 K: 2 BB: 0 S: 14 P: 21	R: 0 H: 0 E: 0 LOB: 1 K: 1 BB: 1 S: 8 P: 15	1B: 7 SF: 0 2B: 1 SAC: 0 3B: 0 DP: 1 HR: 1 HBP: 0	WP: 0 PA: 37 SB: 0 CS: 0						
	PITCHER	IP WLS BF H R ER SO BB IBB HBP BLK WP HR S P ERA WHIP											PITCHER	IP WLS BF H R ER SO BB IBB HBP BLK WP HR S P ERA WHIP			
Les Straker, R ERA: 4.14 Juan Berenguer, R ERA: 4.2 (1, 1) (8, 1)	7.1 W 6 0 0 0 3 1 0 0 0 0 0 0 64 100 2.46 1.364											1.2 W 6 0 0 0 3 1 0 0 0 0 0 0 16 26 0.00 0.600					

Minnesota Twins @ Chicago White Sox
Comiskey Park, Chicago, IL
Wed Jun 08 1988, 8:05 PM EDT
Att: 11,428 - Unknown - 61 F

AB	35
R	2
H	9
RBI	2
BB	2
SO	3
LOB	14



Batter	1	2	3	4	5	6	7	8	9	AB	R	H	RBI	BB	SO	LOB	TOP										
Paul Moltzer, R OBP: 0.372, SLG: 0.392	4-2 FC4-6 BB		0-0 E 1B	3-2 5-3		2-0 FC5-2 S			4-1 G6-4-3 BB	3	1	1	0	2	0	3	Milwaukee Brewers @ Chicago White Sox Comiskey Park, Chicago, IL Sat Jun 11 1988, 8:05 PM EDT Att: 26,141 - Unknown - 87 F livebaseballscores.com										
Robin Yount, R OBP: 0.349, SLG: 0.453	1-2 F4		1-1 E1 1B 1B		4-2 1B	2-3 3-H 2-1 6-3		0-0 G6-4-3	4	1	0	0	1	0	5												
Jeffrey Leonard, R OBP: 0.289, SLG: 0.349	1-0 FC4-6 1-2		0-0 1B SF7 1B		1-3 SAFE 1B		2-3 K	0-2 6-3	5	1	1	1	0	2	2												
Glenn Briggs, R OBP: 0.322, SLG: 0.465	2-3 K		0-2 1B		0-3 K		3-3 K		4	0	1	1	0	3	2												
Rob Deer, R OBP: 0.308, SLG: 0.386		4-0 CS BB	0-1 SF7		0-2 FC5-4 1B		0-1 F7		2	0	1	1	1	0	0												
Joey Meyer, R OBP: 0.245, SLG: 0.392		2-2 1B	1-0 5-3		0-0 FC5-4			3-3 K	4	0	1	0	0	1	3												
B.J. Surhoff, L OBP: 0.306, SLG: 0.341	1-3 K			0-1 F7		3-1 1B FC5-2 2B		1-2 1-3	4	0	1	0	0	1	1												
Dale Sveum, S OBP: 0.313, SLG: 0.421	0-0 1-3			0-2 1B		0-0 FC1-2-5 FC5-2 1B		1-1 1B	4	0	3	0	0	0	1												
Jim Gantner, L OBP: 0.308, SLG: 0.306			1-2 F7	1-0 F9		1-1 FC1-2-5 FC5-2 1-3 3-H		0-0 F7	4	0	0	0	0	0	4												
Inning Stats	R: 0 E: 0 K: 1 S: 12	H: 0 LOB: 1 BB: 1 P: 20	R: 0 E: 0 K: 1 S: 9	H: 1 LOB: 1 BB: 1 P: 16	R: 3 E: 1 K: 0 S: 13	H: 3 LOB: 1 BB: 0 P: 16	R: 0 E: 0 K: 2 S: 15	H: 1 LOB: 1 BB: 0 P: 15	R: 0 E: 0 K: 2 S: 8	H: 2 LOB: 2 BB: 0 P: 16	R: 0 E: 0 K: 2 S: 8	H: 0 LOB: 0 BB: 0 P: 13	R: 0 E: 0 K: 1 S: 9	H: 1 LOB: 1 BB: 0 P: 14	R: 0 E: 0 K: 0 S: 5		H: 0 LOB: 0 BB: 1 P: 9	1B: 8 2B: 1 3B: 0 HR: 0	SF: 1 SAC: 0 DP: 1 HBP: 0	WP: 0 PB: 0 SB: 1 CS: 1	PA: 39						
PITCHER	IP	WLS	BF	H	R	ER	SO	BB	IBB	HBP	BLK	WP	HR	S	P	ERA	WHIP										
Jerry Reuss, L ERA: 2.89	5.0	W	24	6	3	1	4	3	0	0	0	0	0	60	87	1.80	1.800										
Steve Rosenberg, L ERA: 6.75	0.1		3	2	0	0	0	0	0	0	0	0	0	5	9	0.00	6.000										
Jeff Bittiger, R ERA: 4.56	2.0		6	0	0	0	3	0	0	0	0	0	0	14	26	0.00	0.000										
Ricky Horton, L ERA: 4.84	0.2		3	1	0	0	0	0	0	0	0	0	0	6	8	0.00	1.500										
Bobby Thigpen, R ERA: 4.54	1.0	S	3	0	0	0	0	1	0	0	0	0	0	5	9	0.00	1.000										

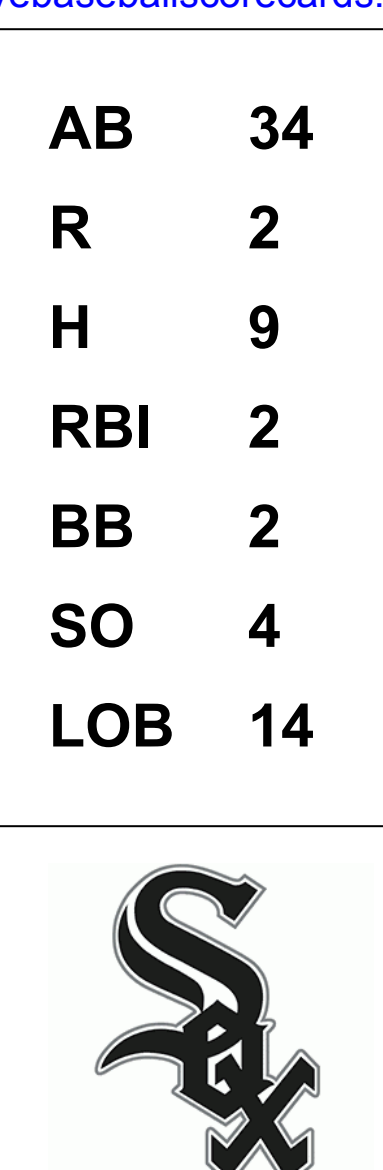
Batter	1	2	3	4	5	6	7	8	9	AB	R	H	RBI	BB	SO	LOB	BOTTOM										
Daryl Boston, L OBP: 0.254, SLG: 0.507	1-0 F8		2-2 HR		2-0 1B 3B		0-1 5-3			4	2	2	1	0	0	0	Milwaukee Brewers @ Chicago White Sox Comiskey Park, Chicago, IL Sat Jun 11 1988, 8:05 PM EDT Att: 26,141 - Unknown - 87 F livebaseballscores.com										
Steve Lyons, L OBP: 0.370, SLG: 0.364	0-1 F8		2-2 F8		1-1 G4-6-3 1B		2-1 1B SF9 1B		4	1	2	1	0	0	0												
Harold Baines, L OBP: 0.331, SLG: 0.373	2-2 6-3		0-0 L4		3-H G4-6-3 1-2		2-2 1B		4	0	1	0	0	0	1												
Ivan Calderon, R OBP: 0.299, SLG: 0.474		2-1 1B 1B	1-0 S 2B 1B		0-0 L6		0-0 SF9		3	2	2	1	0	0	0												
Greg Walker, L OBP: 0.286, SLG: 0.339		0-1 1-3 1B	3-2 1B 2B		4-0 B1-4 BB		1-0 F7		3	0	2	1	1	0	1												
Dan Pasqua, L OBP: 0.301, SLG: 0.385	1-3 K		1-3 K		1-0 B1-4		0-1 F5		3	0	0	0	0	2	4												
Gary Redus, R OBP: 0.336, SLG: 0.422					1-3 K				1	0	0	0	0	0	1												
Ron Karkovics, R OBP: 0.196, SLG: 0.196									0	0	0	0	0	0	0												
Mark Salas, L OBP: 0.333, SLG: 0.490	1-1 1-3 1B			1-0 4-3		1-3 K			3	0	1	1	0	1	0												
Dave Gallagher, R OBP: 0.294, SLG: 0.355	1-2 3-H 1B			2-2 4-3				0-0 B1-3	0	0	0	0	0	0	0												
Ozzie Guillen, L OBP: 0.285, SLG: 0.297	0-2 1-3			2-2 4-3				1-0 F3	2	0	0	0	0	0	2												
Mike Woodard, L OBP: 0.333, SLG: 0.375	1-1 4-3			1-2 3-1					1	0	0	0	0	0	0												
Fred Manrique, R OBP: 0.232, SLG: 0.340									1	0	0	0	0	0	0												
Inning Stats	R: 0 E: 0 K: 0 S: 7	H: 0 LOB: 0 BB: 0 P: 10	R: 1 E: 0 K: 1 S: 14	H: 3 LOB: 2 BB: 0 P: 19	R: 2 E: 0 K: 1 S: 15	H: 3 LOB: 1 BB: 0 P: 24	R: 0 E: 0 K: 0 S: 7	H: 0 LOB: 0 BB: 0 P: 11	R: 1 E: 0 K: 0 S: 7	H: 2 LOB: 0 BB: 0 P: 11	R: 0 E: 0 K: 1 S: 4	H: 0 LOB: 0 BB: 1 P: 10	R: 0 E: 0 K: 0 S: 4	H: 0 LOB: 0 BB: 0 P: 4	R: 1 E: 0 K: 0 S: 11	H: 2 LOB: 1 BB: 0 P: 16	1B: 7 2B: 2 3B: 1 HR: 1	SF: 1 SAC: 0 DP: 2 HBP: 0	WP: 0 PB: 0 SB: 1 CS: 0	PA: 33							
PITCHER	IP	WLS	BF	H	R	ER	SO	BB	IBB	HBP	BLK	WP	HR	S	P	ERA	WHIP										
Chris Bosio, R ERA: 3.12	2.2	L	14	4	2	2	2	1	0	0	0	0	0	32	51	4.15	1.154										
Paul Mirabella, L ERA: 2.1	4.1		16	4	2	2	2	1	0	0	0	0	0	32	51	4.15	1.154										
Chuck Crim, R ERA: 2.75	0.1		1	0	0	0	0	0	0	0	0	0	0	1	1	0.00	0.000										
Dan Plesac, L ERA: 1.33	0.2		2	0	0	0	0	0	0	0	0	0	0	3	4	0.00	0.000										


Batter	1	2	3	4	5	6	7	8	9	AB	R	H	RBI	BB	SO	LOB	TOP					
Paul Molitor, R OBP: 0.382, SLG: 0.413 Juan Castillo, S OBP: 0.306, SLG: 0.265	1-0 1B		4-2 G6-4-3 BB		2-2 4-3 SF 2B	1-1 G3 3B	3-2 G4-6-3 1B		0-0 4-3	3	2	3	1	1	0	0	Milwaukee Brewers @ Chicago White Sox Comiskey Park, Chicago, IL Sun Jun 12 1988, 4:33 AM EDT Att: 15,445 - Sunny - 88 F					
Darryl Hamilton, L OBP: 0.313, SLG: 0.333	2-3 K		2-1 G6-4-3		1-0 4-3	2-0 G3	0-1 G4-6-3		3-2 F9	6	0	0	2	0	1	5						
Robin Yount, R OBP: 0.361, SLG: 0.487	2-2 1B		1-2 2-3 3-H 2-2 HR		2-3 3-H 4-2 SF 1B BB	0-0 HR 2B		2-2 SF7 3B	4	4	4	2	1	0	0							
Jeffrey Leonard, R OBP: 0.286, SLG: 0.343	3-2 L6		3-H HR 4-3		0-0 SF FC3-6 HR	1-1 F8		4-0 HR BB	3	2	0	1	1	0	2							
Rob Deer, R OBP: 0.311, SLG: 0.403 Jim Adduci, L OBP: 0.194, SLG: 0.241		1-3 K		1-0 F7	1-2 FC3-6 1B	0-1 HR		0-0 SF7 BB	4	1	2	3	0	1	0							
Billy Jo Robidoux, L OBP: 0.400, SLG: 0.500	1-2 1-3			4-0 BB	3-2 FC3-6 HR	3-2 2B		3-1 F8	4	1	1	0	1	0	3							
Dale Sveum, S OBP: 0.315, SLG: 0.452	3-3 K			0-3 K	1-2 HR	3-3 K		0-1 HR	5	2	2	5	0	3	2							
Bill Schroeder, R OBP: 0.215, SLG: 0.217			2-2 BB G6-4-3 1B	2-2 F8			4-2 FC4-6 BB	1-0 F8	4	1	1	0	1	1	1							
Jim Gantner, L OBP: 0.315, SLG: 0.311			4-0 G6-4-3 HR BB		2-0 2B 4-3 1B	2-0 3B 1B	3-2 FC4-6 1B	0-0 F8	4	3	2	0	1	0	1							
Inning Stats	R: 0 E: 0 K: 1 S: 11	H: 2 LOB: 1 BB: 0 P: 19	R: 0 E: 0 K: 2 S: 10	H: 0 LOB: 0 BB: 0 P: 15	R: 3 E: 0 K: 0 S: 17	H: 2 LOB: 0 BB: 2 P: 33	R: 0 E: 0 K: 1 S: 8	H: 0 LOB: 1 BB: 1 P: 15	R: 6 E: 1 K: 1 S: 21	H: 4 LOB: 0 BB: 1 P: 35	R: 4 E: 0 K: 1 S: 15	H: 5 LOB: 1 BB: 0 P: 27	R: 0 E: 0 K: 0 S: 17	H: 1 LOB: 1 BB: 1 P: 27	R: 3 E: 0 K: 0 S: 10	H: 2 LOB: 0 BB: 1 P: 18		R: 0 E: 0 K: 0 S: 6	H: 0 LOB: 0 BB: 0 P: 9	1B: 7 2B: 3 3B: 2 HR: 4	SF: 2 SAC: 0 DP: 2 HBP: 0	WP: 0 PB: 0 CS: 0
PITCHER	IP WLS BF H R ER SO BB IBB HBP BLK WP HR S P ERA WHIP	IP WLS BF H R ER SO BB IBB HBP BLK WP HR S P ERA WHIP	IP WLS BF H R ER SO BB IBB HBP BLK WP HR S P ERA WHIP	IP WLS BF H R ER SO BB IBB HBP BLK WP HR S P ERA WHIP	IP WLS BF H R ER SO BB IBB HBP BLK WP HR S P ERA WHIP	IP WLS BF H R ER SO BB IBB HBP BLK WP HR S P ERA WHIP	IP WLS BF H R ER SO BB IBB HBP BLK WP HR S P ERA WHIP	IP WLS BF H R ER SO BB IBB HBP BLK WP HR S P ERA WHIP	IP WLS BF H R ER SO BB IBB HBP BLK WP HR S P ERA WHIP	IP WLS BF H R ER SO BB IBB HBP BLK WP HR S P ERA WHIP	IP WLS BF H R ER SO BB IBB HBP BLK WP HR S P ERA WHIP	IP WLS BF H R ER SO BB IBB HBP BLK WP HR S P ERA WHIP	IP WLS BF H R ER SO BB IBB HBP BLK WP HR S P ERA WHIP	IP WLS BF H R ER SO BB IBB HBP BLK WP HR S P ERA WHIP	IP WLS BF H R ER SO BB IBB HBP BLK WP HR S P ERA WHIP	IP WLS BF H R ER SO BB IBB HBP BLK WP HR S P ERA WHIP						
Joel Davis, R ERA: 9.72	4.0	L	19	6	5	5	4	3	0	0	0	0	0	0	0	0	11.25	2.250				
Bill Long, R ERA: 4.2	1.2		13	6	8	4	1	1	0	0	0	0	0	0	0	0	21.60	4.200				
Steve Rosenberg, L ERA: 7.36	3.1		15	4	3	3	1	2	0	0	0	0	0	0	0	0	8.10	1.800				


AB	39
R	16
H	16
RBI	15
BB	6
SO	6
LOB	14



Batter	1	2	3	4	5	6	7	8	9	AB	R	H	RBI	BB	SO	LOB	BOTTOM					
Gary Redus, R OBP: 0.342, SLG: 0.434	0-1 3-1 1B 2B	0-2 G5-4-3			1-2 1B		1-1 F7			4	1	2	0	0	0	2	Milwaukee Brewers @ Chicago White Sox Comiskey Park, Chicago, IL Sun Jun 12 1988, 4:33 AM EDT Att: 15,445 - Sunny - 88 F					
Steve Lyons, L OBP: 0.375, SLG: 0.370	1-2 3-1		1-0 G4-3-6 1B		0-0 1B		2-3 K			4	0	2	0	0	1	1						
Harold Baines, L OBP: 0.329, SLG: 0.370	1-2 1-3		2-0 G4-3-6 1B		1-1 L4			0-0 1-3 1B	4	0	1	0	0	0	4							
Ivan Calderon, R OBP: 0.298, SLG: 0.470	1-2 1B		0-0 F8		1-0 4-3			3-2 1-3 1B	4	0	1	1	0	0	1							
Greg Walker, L OBP: 0.282, SLG: 0.333	0-2 5-3			3-1 4-3		1-0 6-3		0-3 K	4	0	0	0	0	1	2							
Daryl Boston, L OBP: 0.267, SLG: 0.507		1-1 4-3 1B		2-3 K		0-2 BB 1B		0-1 F8	4	1	2	0	0	1	1							
Mark Salas, L OBP: 0.329, SLG: 0.384		1 SAFE 2-1 4-3		0-0 F5		4-0 BB		1-1 F8	3	0	0	0	1	0	1							
Ozzie Guillen, L OBP: 0.285, SLG: 0.297 Fred Manrique, R OBP: 0.230, SLG: 0.337		0-0 1B		1-2 5-3		1-0 F8		1-0 5-3	3	0	1	1	0	0	2							
Donnie Hill, S OBP: 0.298, SLG: 0.212		1 SAFE 4-1 1B		1-0 G3		2-3 K		1-0 6-3	3	0	0	0	1	1	0							
Inning Stats	R: 1 E: 0 K: 0 S: 15	H: 2 LOB: 1 BB: 0 P: 18	R: 1 E: 0 K: 0 S: 9	H: 2 LOB: 1 BB: 1 P: 16	R: 0 E: 0 K: 0 S: 3	H: 1 LOB: 0 BB: 0 P: 6	R: 0 E: 0 K: 1 S: 6	H: 0 LOB: 0 BB: 0 P: 11	R: 0 E: 0 K: 0 S: 11	H: 2 LOB: 2 BB: 0 P: 15	R: 0 E: 0 K: 0 S: 6	H: 1 LOB: 2 BB: 1 P: 13	R: 0 E: 0 K: 2 S: 9	H: 0 LOB: 0 BB: 0 P: 14	R: 0 E: 0 K: 1 S: 10	H: 1 LOB: 1 BB: 0 P: 13		R: 0 E: 0 K: 0 S: 4	H: 0 LOB: 0 BB: 0 P: 7	1B: 8 2B: 1 3B: 0 HR: 0	SF: 0 SAC: 0 DP: 2 HBP: 0	WP: 0 PB: 0 CS: 0
PITCHER	IP WLS BF H R ER SO BB IBB HBP BLK WP HR S P ERA WHIP	IP WLS BF H R ER SO BB IBB HBP BLK WP HR S P ERA WHIP	IP WLS BF H R ER SO BB IBB HBP BLK WP HR S P ERA WHIP	IP WLS BF H R ER SO BB IBB HBP BLK WP HR S P ERA WHIP	IP WLS BF H R ER SO BB IBB HBP BLK WP HR S P ERA WHIP	IP WLS BF H R ER SO BB IBB HBP BLK WP HR S P ERA WHIP	IP WLS BF H R ER SO BB IBB HBP BLK WP HR S P ERA WHIP	IP WLS BF H R ER SO BB IBB HBP BLK WP HR S P ERA WHIP	IP WLS BF H R ER SO BB IBB HBP BLK WP HR S P ERA WHIP	IP WLS BF H R ER SO BB IBB HBP BLK WP HR S P ERA WHIP	IP WLS BF H R ER SO BB IBB HBP BLK WP HR S P ERA WHIP	IP WLS BF H R ER SO BB IBB HBP BLK WP HR S P ERA WHIP	IP WLS BF H R ER SO BB IBB HBP BLK WP HR S P ERA WHIP	IP WLS BF H R ER SO BB IBB HBP BLK WP HR S P ERA WHIP	IP WLS BF H R ER SO BB IBB HBP BLK WP HR S P ERA WHIP							
Don August, R ERA: 1.47	9.0	W	36	9	2	2	4	2	0	0	0	0	0	0	0	0	2.00	1.222				



Batter	1	2	3	4	5	6	7	8	9	AB	R	H	RBI	BB	SO	LOB	TOP										
Gary Redus, R OBP: 0.336, SLG: 0.450 (1, 8)	L6		HR		F9		K2-3		L4	5	1	1	1	0	1	3	Chicago White Sox @ Minnesota Twins Hubert H. Humphrey Metrodome, Minneapolis, MN Mon Jun 13 1988, 8:05 PM EDT Att: 28,521 - Unknown livebaseballscorecards.com										
Steve Lyons, L OBP: 0.370, SLG: 0.375 (1, 5)	7-6-5 2B		K		L3		G6-3			4	0	1	0	0	1	2											
Harold Baines, L OBP: 0.324, SLG: 0.364 (1, 10)	7-6-5 2-3F		K		K		K		K	4	0	0	0	0	3	1											
Ivan Calderon, R OBP: 0.310, SLG: 0.498 (1, 9)		2B	1B		HR		2B			3	2	3	1	1	0	0											
Greg Walker, L OBP: 0.281, SLG: 0.336 (1, 3)	1-H 2B	4-3			G3		P2			4	1	1	1	0	0	2											
Dan Pasqua, L OBP: 0.305, SLG: 0.394 (1, 7)	3-H 2B				3-1		K			4	0	2	1	0	1	1											
Mark Salas, L OBP: 0.337, SLG: 0.403 (1, 2)	G1-3		L3		2B		2B		SH1-3 1B	4	0	2	0	0	0	2											
Ozzie Guillen, L OBP: 0.286, SLG: 0.302 (1, 6)	FC1-6-5-4-6 2-3		G4-6-3		G3		2B		SH1-3	3	0	1	0	0	0	2											
Mike Woodard, L OBP: 0.273, SLG: 0.300 Fred Manrique, R OBP: 0.230, SLG: 0.337 (1, 4) (9, 4)	4-3		4-3		4-3		G3		L4	4	0	0	0	0	0	4											
Inning Stats	R: 0 E: 0 K: 0 S: 6	H: 1 LOB: 0 BB: 0 P: 7	R: 2 E: 0 K: 0 S: 6	H: 2 LOB: 1 BB: 1 P: 16	R: 1 E: 0 K: 2 S: 9	H: 2 LOB: 0 BB: 0 P: 14	R: 0 E: 0 K: 0 S: 5	H: 1 LOB: 0 BB: 0 P: 6	R: 0 E: 0 K: 1 S: 9	H: 0 LOB: 0 BB: 0 P: 15	R: 1 E: 0 K: 0 S: 9	H: 1 LOB: 0 BB: 0 P: 12	R: 0 E: 0 K: 1 S: 10	H: 2 LOB: 2 BB: 0 P: 16	R: 0 E: 0 K: 2 S: 10	H: 1 LOB: 1 BB: 0 P: 15		R: 0 E: 0 K: 0 S: 6	H: 1 LOB: 1 BB: 0 P: 8	1B: 3 2B: 7 3B: 0 HR: 2	SF: 0 SAC: 1 DP: 2 HBP: 0	WP: 0 PB: 0 CS: 0	PA: 37				
PITCHER	IP	WLS	BF	H	R	ER	SO	BB	IBB	HBP	BLK	WP	HR	S	P	ERA	WHIP										
Les Straker, R ERA: 4.33 Mark Portugal, R ERA: 4.76	(1, 1) (7, 1)	6.0 3.0	26 11	9 2	4 0	4 0	3 3	1 0	0 0	0 0	0 0	0 0	2 22	47 34	75 34	6.00 0.00	1.667 0.667										

Batter	1	2	3	4	5	6	7	8	9	AB	R	H	RBI	BB	SO	LOB	BOTTOM										
Dan Gladden, R OBP: 0.324, SLG: 0.452 (1, 7)	P4		G1-3			K		2-2 1B		4	0	1	0	0	1	2	Chicago White Sox @ Minnesota Twins Hubert H. Humphrey Metrodome, Minneapolis, MN Mon Jun 13 1988, 8:05 PM EDT Att: 28,521 - Unknown livebaseballscorecards.com										
Steve Lombardozzi, R OBP: 0.330, SLG: 0.293 (1, 4)	F9		F7		F7		F8			4	0	0	0	0	0	4											
Kirby Puckett, R OBP: 0.356, SLG: 0.532 (1, 8)	6-3		WP 1B		G5-3				1B 1B	4	1	2	0	0	0	0											
Kent Hrbek, L OBP: 0.387, SLG: 0.531 (1, 3)	G3		1-H 1B		G4-6-3 1B				K	4	0	2	1	0	1	1											
Gary Gaetti, R OBP: 0.329, SLG: 0.504 (1, 5)	K		1-2 K		F9				1B	4	0	1	0	0	2	2											
Randy Bush, L OBP: 0.494, SLG: 0.500 Mark Davidson, R OBP: 0.396, SLG: 0.553 John Moses, S OBP: 0.392, SLG: 0.511 (1, 9) (9, PH) (9, PH)	K2-3		CS BB		G4-6-3 1-2F				1B	2	0	0	0	1	1	1											
Gene Larkin, S OBP: 0.362, SLG: 0.379 (1, 10)	G1-3 1B		1-2 BB		5-3				K	4	0	1	0	0	1	2											
Tim Laudner, R OBP: 0.341, SLG: 0.500 (1, 2)	G1-3 BB		4-2 SAFE G1-3 BB		6-3				FC4-6 HBP	1	0	0	0	1	0	0											
Greg Gagne, R OBP: 0.292, SLG: 0.430 Tom Herr, S OBP: 0.348, SLG: 0.333 Al Newman, S OBP: 0.209, SLG: 0.150 (1, 6) (8, PH) (9, PH)	K		1-3 K		5-3				FC4-6 1B	2	0	0	0	0	1	2											
Inning Stats	R: 0 E: 0 K: 0 S: 7	H: 0 LOB: 0 BB: 0 P: 10	R: 0 E: 0 K: 2 S: 8	H: 0 LOB: 0 BB: 0 P: 11	R: 0 E: 0 K: 1 S: 13	H: 1 LOB: 2 BB: 1 P: 20	R: 1 E: 0 K: 1 S: 10	H: 2 LOB: 0 BB: 1 P: 19	R: 0 E: 0 K: 0 S: 10	H: 0 LOB: 0 BB: 0 P: 11	R: 0 E: 0 K: 1 S: 5	H: 0 LOB: 0 BB: 0 P: 7	R: 0 E: 0 K: 0 S: 4	H: 1 LOB: 0 BB: 0 P: 6	R: 0 E: 0 K: 0 S: 13	H: 1 LOB: 2 BB: 0 P: 24		R: 0 E: 0 K: 3 S: 16	H: 2 LOB: 2 BB: 0 P: 22	1B: 7 2B: 1 3B: 0 HR: 0	SF: 0 SAC: 0 DP: 2 HBP: 1	WP: 1 PB: 0 SB: 0 CS: 2	PA: 35				
PITCHER	IP	WLS	BF	H	R	ER	SO	BB	IBB	HBP	BLK	WP	HR	S	P	ERA	WHIP										
Melido Perez, R ERA: 3.29 Ricky Horton, L ERA: 4.81 Bobby Thigpen, R ERA: 4.46	(1, 1) (9, 1) (9, 1)	8.0 0.1 0.2	30 2 2	6 1 0	1 0 0	1 0 0	5 1 2	2 0 0	0 0 0	1 0 0	0 0 0	0 0 0	0 0 9	4 6 12	6 12	0.00 0.00 0.00	3.000 1.000 0.000										

Batter	1	2	3	4	5	6	7	8	9	AB	R	H	RBI	BB	SO	LOB	TOP										
Gary Redus, R OBP: 0.331, SLG: 0.440 (1, 8)	F7		S		K		K		F7	5	0	1	0	0	2	4	Chicago White Sox @ Minnesota Twins Hubert H. Humphrey Metrodome, Minneapolis, MN Tue Jun 14 1988, 8:05 PM EDT Att: 25,527 - Unknown										
Steve Lyons, L OBP: 0.366, SLG: 0.380 (1, 5)	G6-3		4-3			1B	5-3			4	1	1	0	0	0	3											
Harold Baines, L OBP: 0.327, SLG: 0.371 (1, 10)	K				1B	6-3		2B		4	0	2	0	0	1	1											
Ivan Calderon, R OBP: 0.305, SLG: 0.488 (1, 9)		K			F8	L3		K		4	0	0	0	0	2	3											
Greg Walker, L OBP: 0.280, SLG: 0.335 (1, 3)	G3		4-3		P4			F7		4	0	1	1	0	0	2											
Dan Pasqua, L OBP: 0.304, SLG: 0.390 (1, 7)					4-3	1B	F8		K	4	0	1	0	0	1	3											
Mark Salas, L OBP: 0.333, SLG: 0.395 (1, 2)	K				4-3				P3	4	0	1	0	0	1	1											
Ozzie Guillen, L OBP: 0.289, SLG: 0.305 (1, 6)			4-3			S	K			4	0	2	0	0	1	1											
Mike Woodard, L OBP: 0.250, SLG: 0.273 (1, 4)					G3-1	L8			P6	2	0	0	0	0	0	1											
Daryl Boston, L OBP: 0.276, SLG: 0.514 (7, PH)										1	0	1	0	0	0	0											
Fred Manrique, R OBP: 0.230, SLG: 0.337 (7, 4)										0	0	0	0	0	0	0											
Donnie Hill, S OBP: 0.295, SLG: 0.210 (9, PH)										1	0	0	0	0	0	1											
Inning Stats	R: 0 E: 0 K: 1 S: 7	H: 0 LOB: 0 BB: 0 P: 10	R: 0 E: 0 K: 2 S: 14	H: 1 LOB: 1 BB: 0 P: 17	R: 0 E: 0 K: 0 S: 12	H: 1 LOB: 1 BB: 0 P: 18	R: 0 E: 0 K: 0 S: 8	H: 1 LOB: 1 BB: 0 P: 10	R: 0 E: 0 K: 0 S: 9	H: 1 LOB: 1 BB: 0 P: 10	R: 1 E: 0 K: 0 S: 5	H: 2 LOB: 1 BB: 0 P: 8	R: 0 E: 0 K: 2 S: 12	H: 2 LOB: 2 BB: 0 P: 16	R: 0 E: 0 K: 2 S: 11	H: 1 LOB: 1 BB: 0 P: 14	R: 0 E: 0 K: 0 S: 8	H: 1 LOB: 1 BB: 0 P: 11	1B: 8 2B: 2 3B: 0 HR: 0	SF: 0 SAC: 0 DP: 0 HBP: 0	WP: 0 PB: 0 SB: 2 CS: 0	PA: 37					
PITCHER	IP	WLS	BF	H	R	ER	SO	BB	IBB	HBP	BLK	WP	HR	S	P	ERA	WHIP										
Bert Blyleven, R ERA: 4.79 (1, 1)	6.1	W	26	7	1	1	5	0	0	0	0	0	0	60	79	1.42	1.105										
Juan Berenguer, R ERA: 3.72 (7, 1)	1.2		7	2	0	0	3	0	0	0	0	0	0	18	24	0.00	1.200										
Jeff Reardon, R ERA: 2.03 (9, 1)	1.0	S	4	1	0	0	0	0	0	0	0	0	0	8	11	0.00	1.000										

AB	37
R	1
H	10
RBI	1
BB	0
SO	8
LOB	20



Batter	1	2	3	4	5	6	7	8	9	AB	R	H	RBI	BB	SO	LOB	BOTTOM										
Dan Gladden, R OBP: 0.327, SLG: 0.464 (1, 7)	HR		4-3				4-3			3	2	1	1	1	0	2	Chicago White Sox @ Minnesota Twins Hubert H. Humphrey Metrodome, Minneapolis, MN Tue Jun 14 1988, 8:05 PM EDT Att: 25,527 - Unknown										
Greg Gagne, R OBP: 0.291, SLG: 0.437 (1, 6)	K		F8			3B		G6-3		4	0	1	2	0	1	1											
Kirby Puckett, R OBP: 0.351, SLG: 0.523 (1, 8)	4-3		L9			P3		P4		4	0	0	0	0	0	2											
Gary Gaetti, R OBP: 0.328, SLG: 0.500 (1, 5)	P3				5-3		6-3		1B	4	0	1	0	0	0	0											
Gene Larkin, S OBP: 0.355, SLG: 0.371 (1, 10)		K			G4-3		F9		F7	4	0	0	0	0	1	1											
Tim Laudner, R OBP: 0.341, SLG: 0.497 (1, 2)		F9			L6		1B			3	0	1	0	0	0	0											
Kent Hrbek, L OBP: 0.386, SLG: 0.528 (1, 3)			FC5-4			K		P6		3	0	1	0	0	1	1											
Mark Davidson, R OBP: 0.382, SLG: 0.531 (1, 9)										2	0	0	0	0	0	1											
John Moses, S OBP: 0.395, SLG: 0.500 (7, PH)			FC5-4							1	0	0	0	0	0	0											
Steve Lombardozzi, R OBP: 0.350, SLG: 0.310 (1, 4)					F8				CS	2	1	2	0	1	0	0											
Inning Stats	R: 1 E: 0 K: 1 S: 8	H: 1 LOB: 0 BB: 0 P: 11	R: 0 E: 0 K: 1 S: 7	H: 1 LOB: 1 BB: 0 P: 12	R: 0 E: 0 K: 0 S: 5	H: 1 LOB: 1 BB: 0 P: 7	R: 0 E: 0 K: 0 S: 7	H: 0 LOB: 0 BB: 0 P: 7	R: 2 E: 0 K: 1 S: 15	H: 2 LOB: 1 BB: 1 P: 28	R: 0 E: 0 K: 0 S: 5	H: 1 LOB: 1 BB: 0 P: 8	R: 0 E: 0 K: 0 S: 9	H: 0 LOB: 0 BB: 1 P: 16	R: 0 E: 0 K: 0 S: 6	H: 1 LOB: 1 BB: 0 P: 9	R: 0 E: 0 K: 0 S: 8	H: 1 LOB: 1 BB: 0 P: 11	1B: 5 2B: 0 3B: 1 HR: 1	SF: 0 SAC: 0 DP: 0 HBP: 0	WP: 0 PB: 0 SB: 1 CS: 1	PA: 32					
PITCHER	IP	WLS	BF	H	R	ER	SO	BB	IBB	HBP	BLK	WP	HR	S	P	ERA	WHIP										
Dave LaPoint, L ERA: 2.84 (1, 1)	6.0	L	25	6	3	3	3	1	0	0	0	0	0	15	25	0.00	1.167										
Jeff Blittiger, R ERA: 4.23 (7, 1)	2.0		7	1	0	0	0	1	0	0	0	0	0	15	25	0.00	1.000										

AB	30
R	3
H	7
RBI	3
BB	2
SO	3
LOB	8



Batter	1	2	3	4	5	6	7	8	9	AB	R	H	RBI	BB	SO	LOB	TOP								
Daryl Boston, L OBP: 0.259, SLG: 0.469 Dave Gallagher, R OBP: 0.288, SLG: 0.343 (8, PH) (8, 8)	1-1 G3		3-3 K			2-1 FC4-6 HR		1-0 F7		3	1	0	0	0	1	2									
Steve Lyons, L OBP: 0.294, SLG: 0.411	1-2 3-1			0-0 F8		2-1 HR		2-2 F5		4	1	1	2	0	0	0									
Harold Baines, L OBP: 0.330, SLG: 0.369	1-2 4-3			0-0 1B		0-1 4-3		2-1 FC4 1B		4	0	2	0	0	0	0									
Ivan Calderon, R OBP: 0.294, SLG: 0.465		0-0 F8		1-0 F2		3-1 F3		2-2 FC4		4	0	0	0	0	0	2									
Greg Walker, L OBP: 0.279, SLG: 0.339		2-0 F8		3-2 F9			0-1 L7		2-1 4-3	4	0	0	0	0	0	1									
Dan Pasqua, L OBP: 0.296, SLG: 0.378		0-1 F7			0-0 F2		1-1 1B		0-0 G3	4	0	1	0	0	0	0									
Mark Salas, L OBP: 0.302, SLG: 0.356			0-0 6-3		0-0 F7		1-2 E4 FC6-4		3-2 F8	4	0	0	0	0	0	1									
Ozzie Guillen, L OBP: 0.292, SLG: 0.312			0-1 2B		0-1 1-3		0-0 F3			3	0	1	0	0	0	2									
Fred Manrique, R OBP: 0.243, SLG: 0.343			3-3 K			1-1 FC4-6 1B		0-0 FC6-4		3	0	1	0	0	1	3									
Inning Stats	R: 0 E: 0 K: 0 S: 8	H: 0 LOB: 0 BB: 0 P: 11	R: 0 E: 0 K: 0 S: 4	H: 0 LOB: 0 BB: 0 P: 6	R: 0 E: 0 K: 2 S: 9	H: 1 LOB: 1 BB: 0 P: 15	R: 0 E: 0 K: 0 S: 7	H: 1 LOB: 1 BB: 0 P: 11	R: 0 E: 0 K: 0 S: 4	H: 0 LOB: 0 BB: 0 P: 4	R: 2 E: 0 K: 0 S: 10	H: 2 LOB: 0 BB: 0 P: 18	R: 0 E: 1 K: 0 S: 9	H: 1 LOB: 2 BB: 0 P: 11	R: 0 E: 0 K: 0 S: 10	H: 1 LOB: 0 BB: 0 P: 17	R: 0 E: 0 K: 0 S: 6	H: 0 LOB: 0 BB: 0 P: 11	1B: 4 2B: 1 3B: 0 HR: 1	SF: 0 SAC: 0 DP: 0 HBP: 0	WP: 0 PB: 0 SB: 0 CS: 0	PA: 34			
PITCHER	IP	WLS	BF	H	R	ER	SO	BB	IBB	HBP	BLK	WP	HR	S	P	ERA	WHIP								
Don August, R ERA: 1.85	6.0	W	22	4	2	2	2	0	0	0	0	0	1	42	65	3.00	0.667								
Paul Mirabella, L ERA: 2.22	1.2		8	2	0	0	0	0	0	0	0	0	0	15	22	0.00	1.200								
Chuck Crim, R ERA: 2.63	1.1	S	4	0	0	0	0	0	0	0	0	0	0	10	17	0.00	0.000								

Chicago White Sox @ Milwaukee Brewers
Milwaukee County Stadium, Milwaukee, WI
Fri Jun 17 1988, 8:05 PM EDT
Att: 35,657 - Unknown - 71 F

AB 34
R 2
H 6
RBI 2
BB 0
SO 2
LOB 11

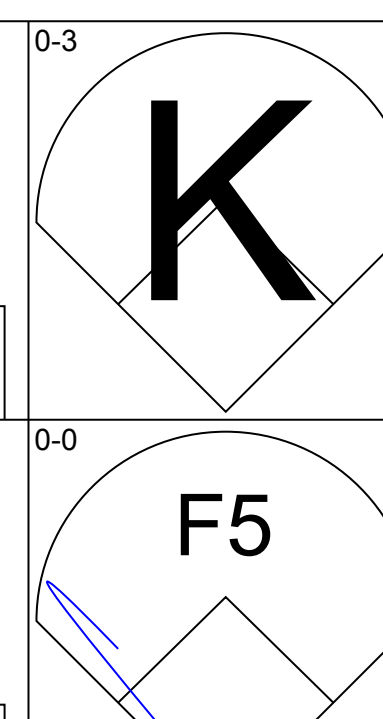
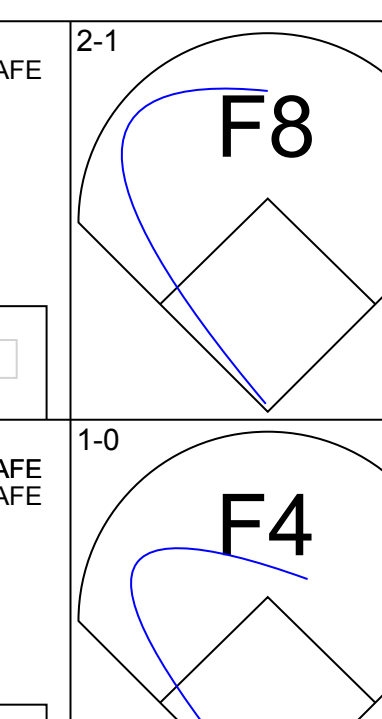
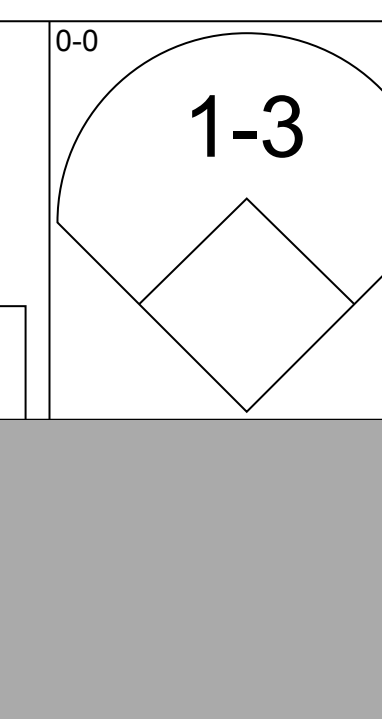
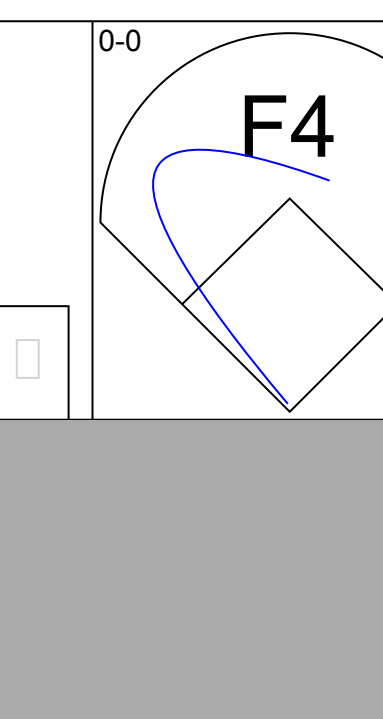
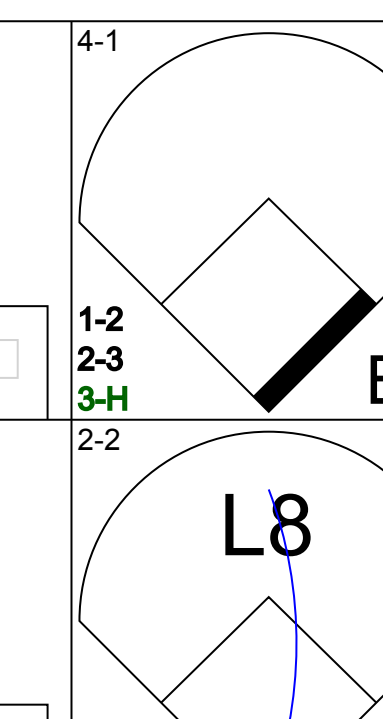
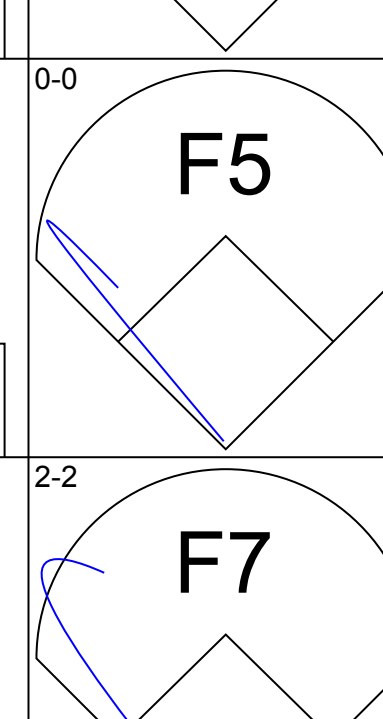
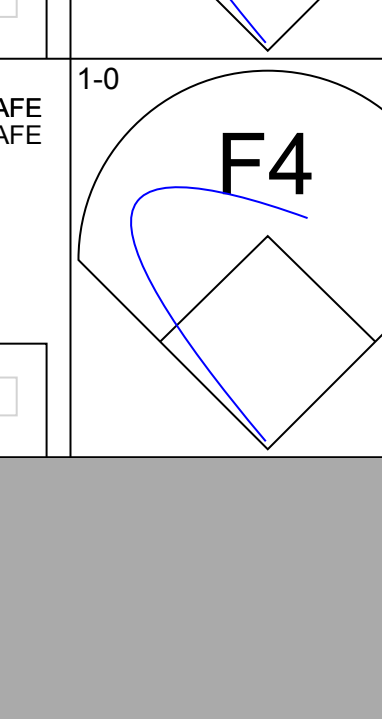
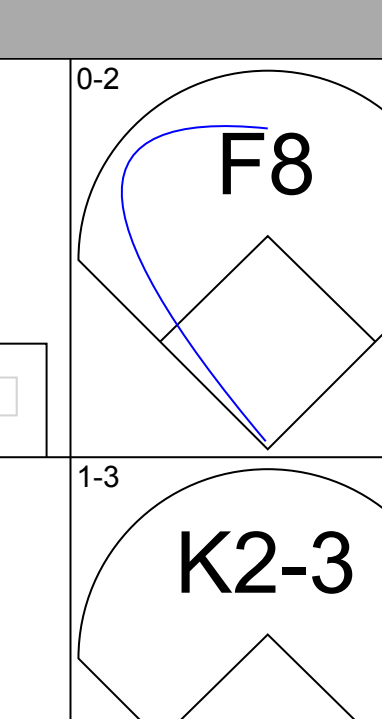
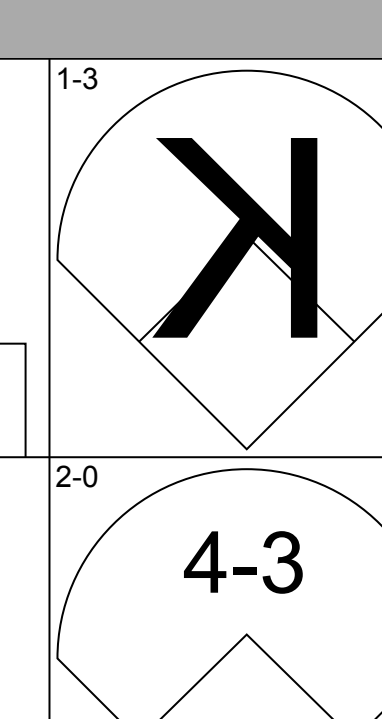
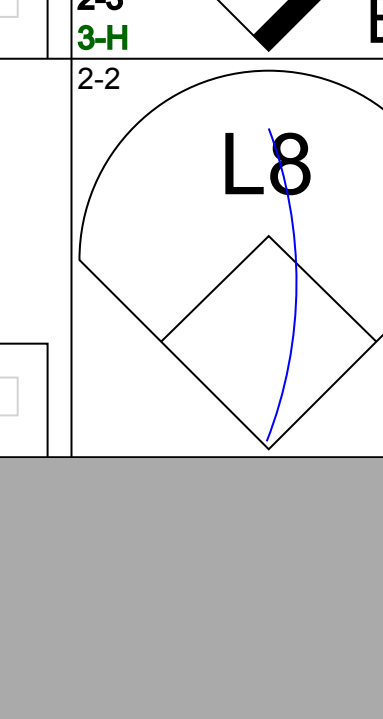
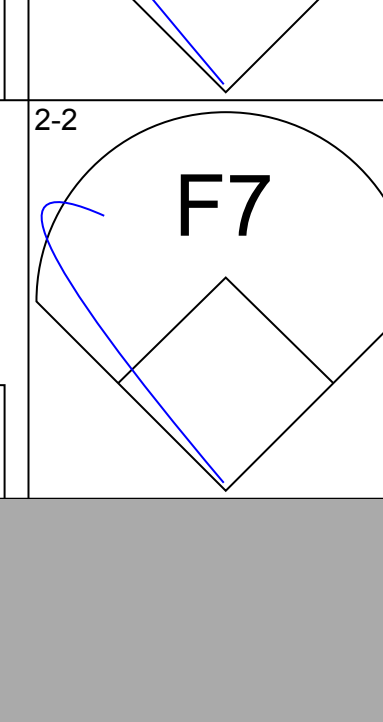
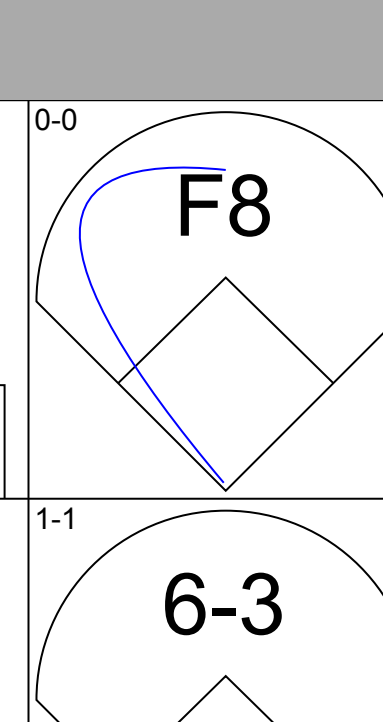
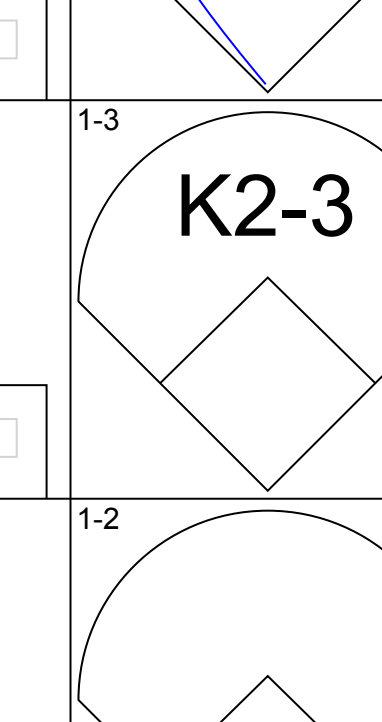
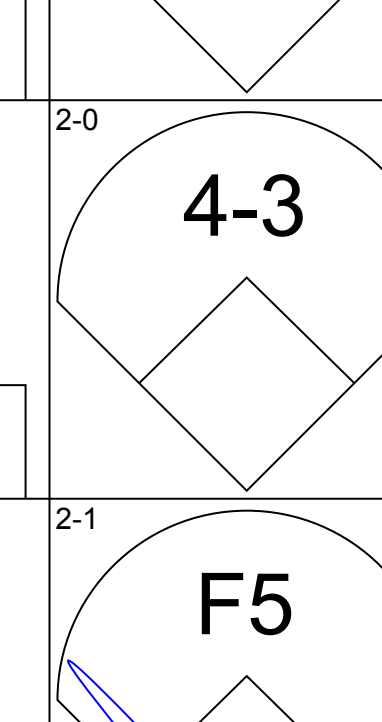
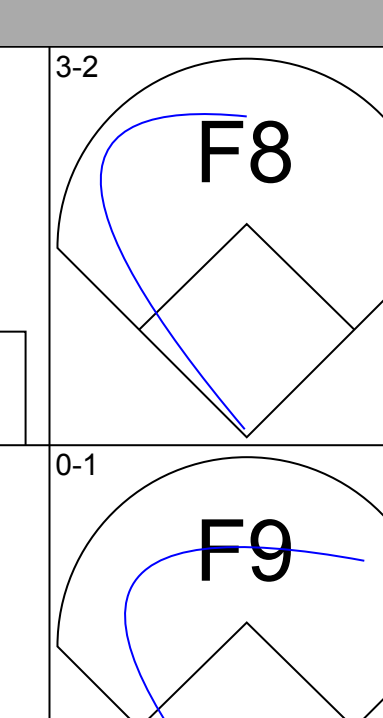
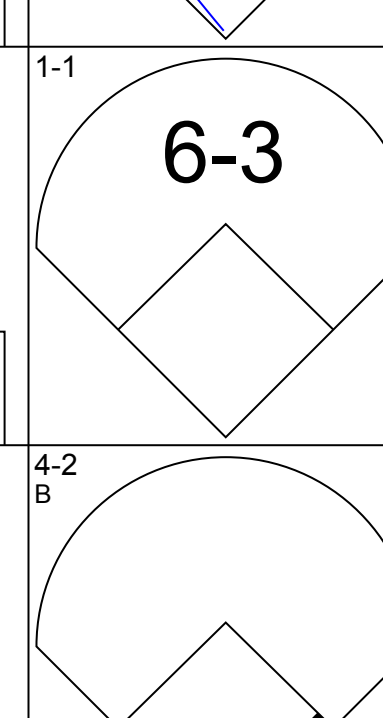
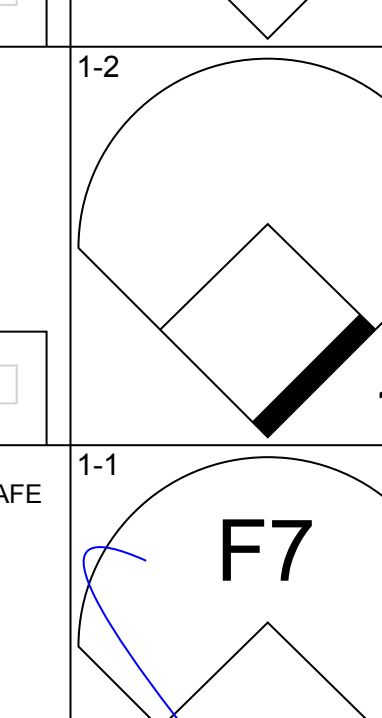
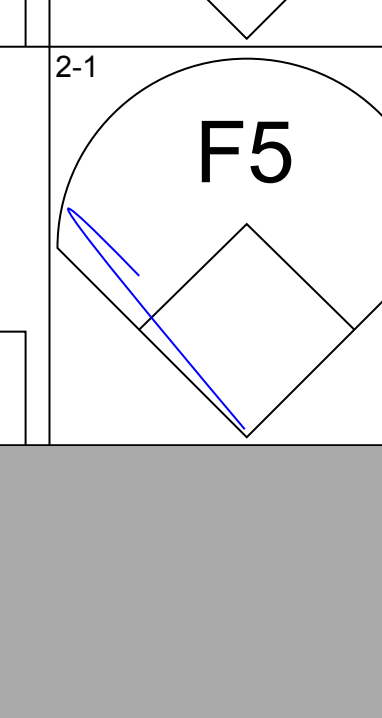
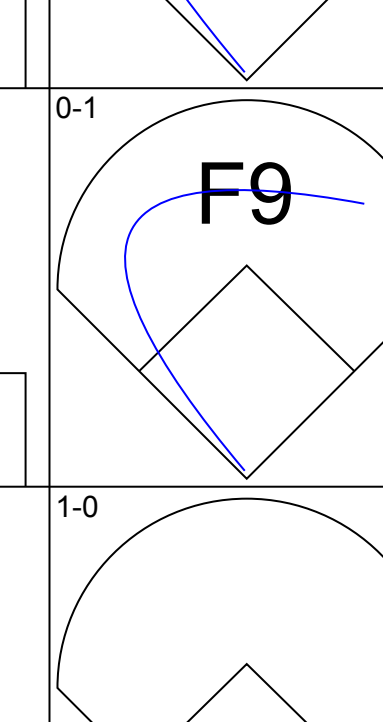
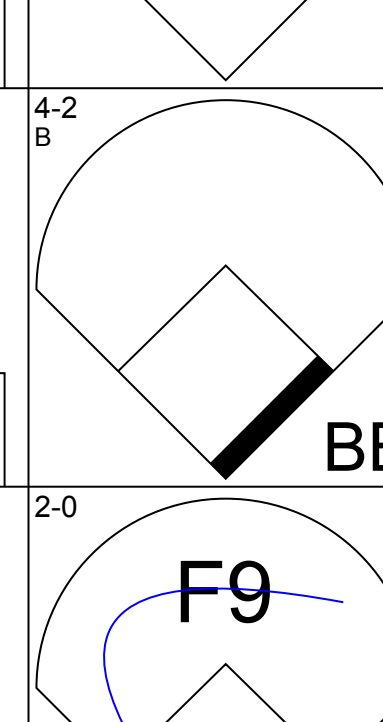
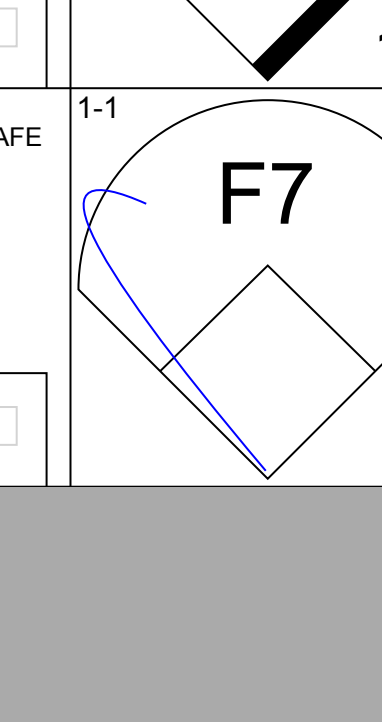
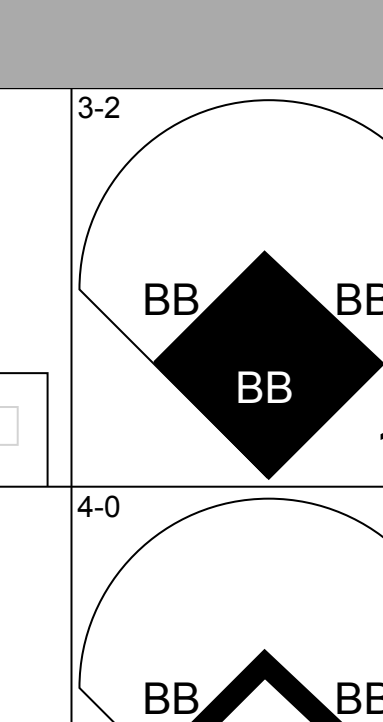
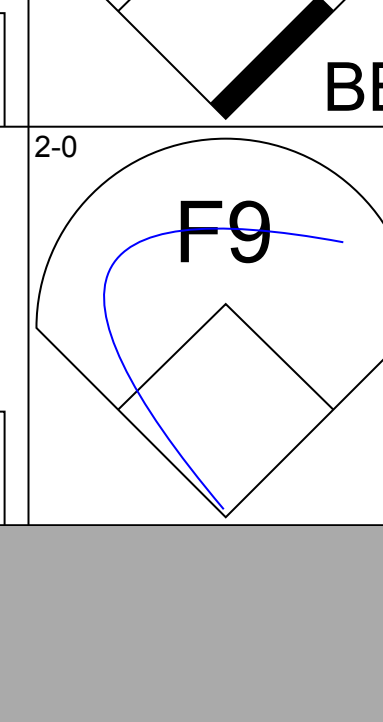
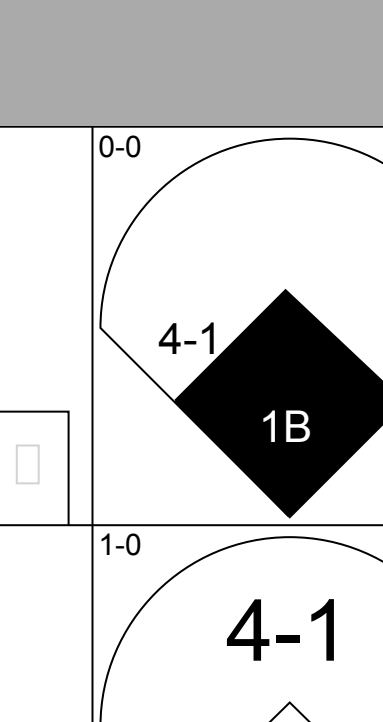
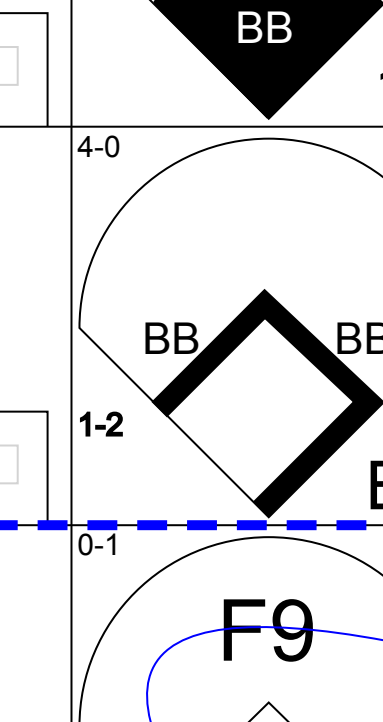
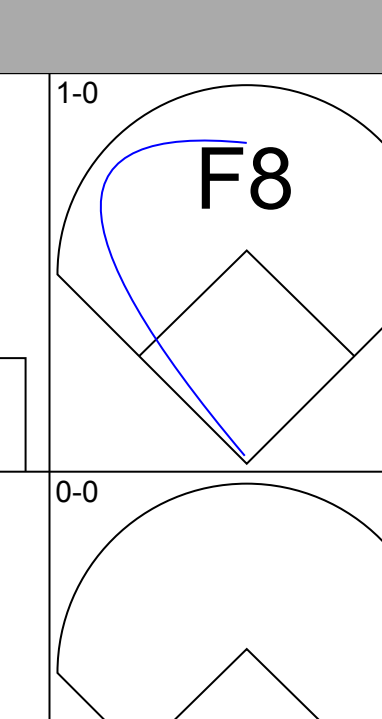
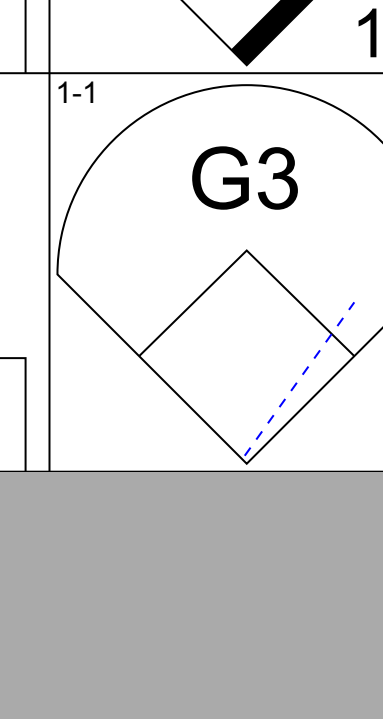
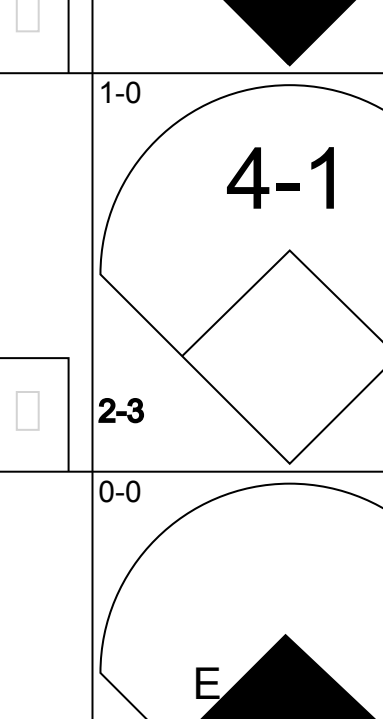
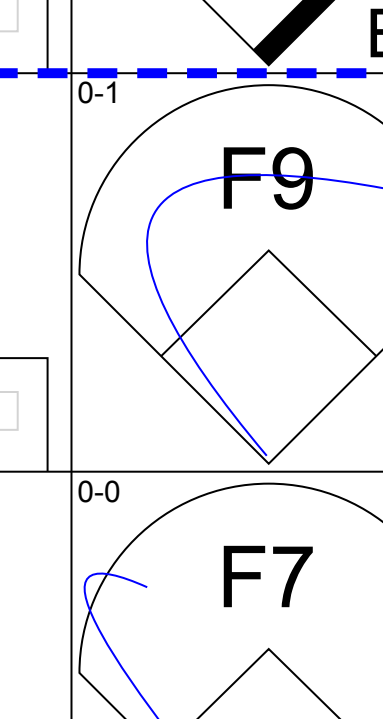
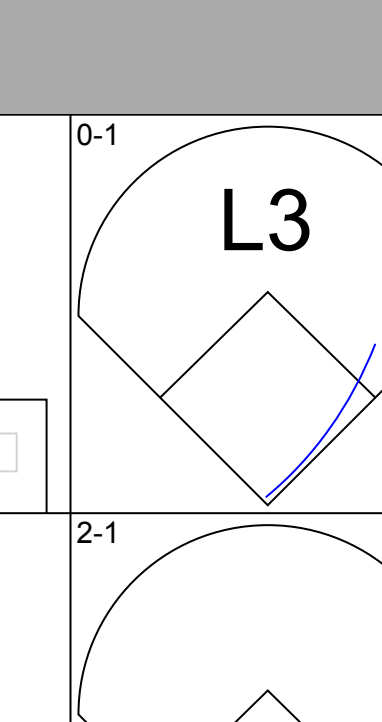
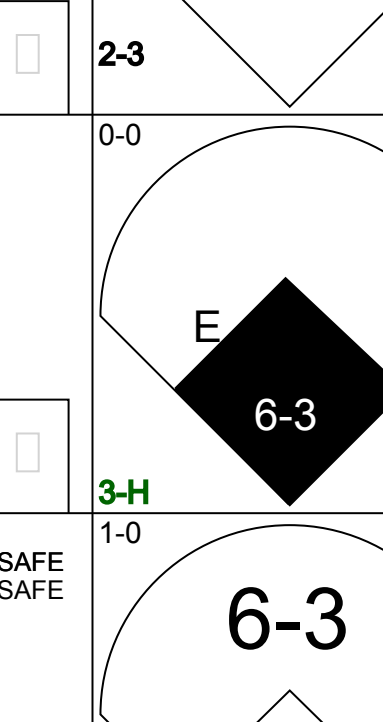
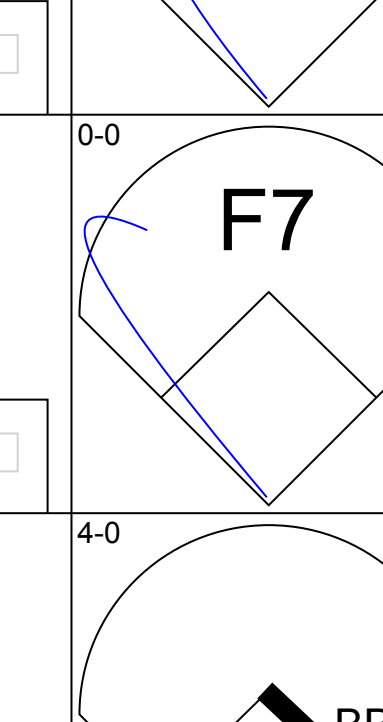
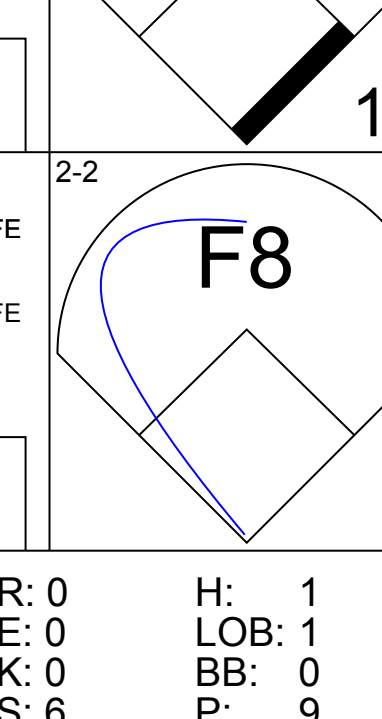
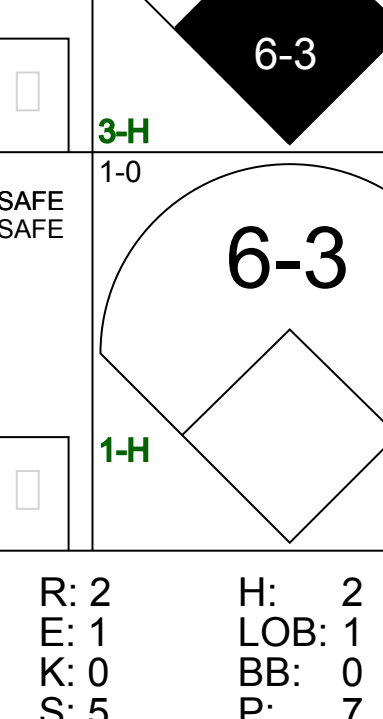
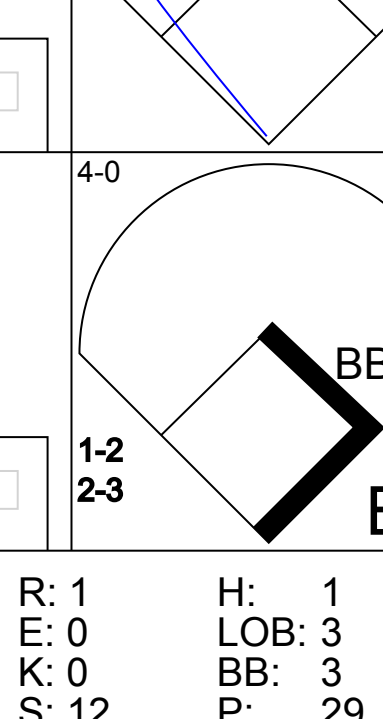


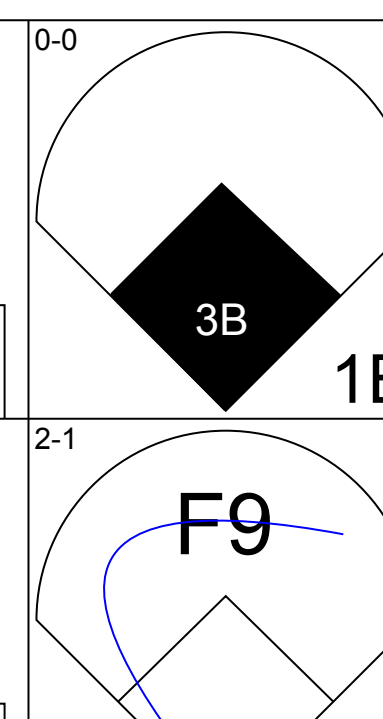
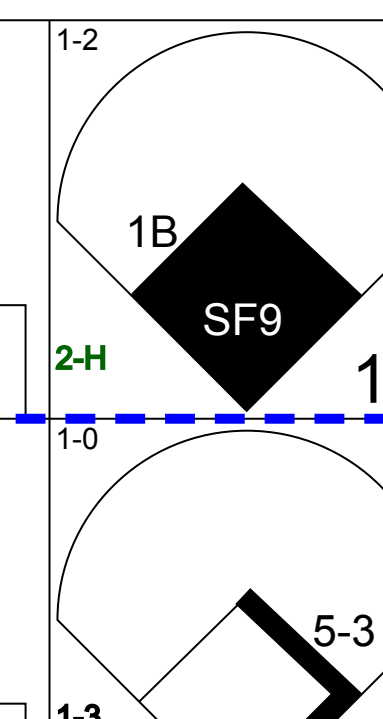
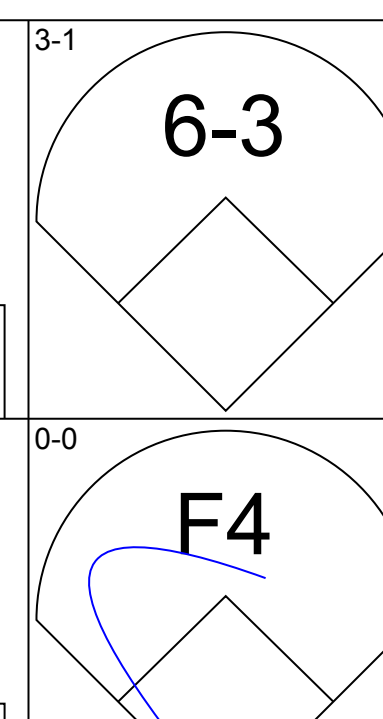
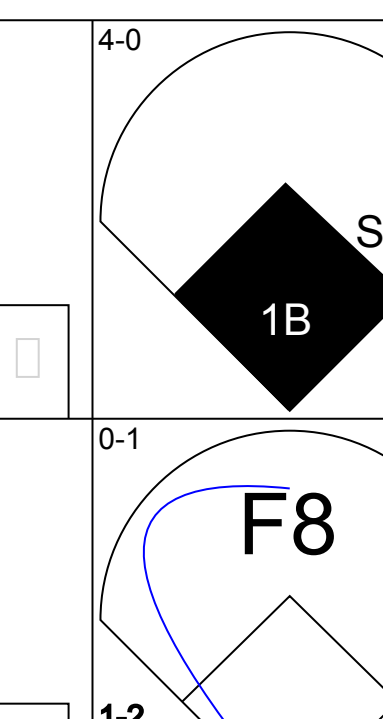
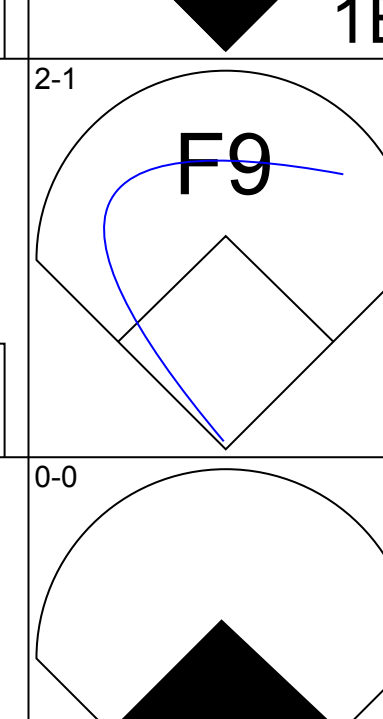
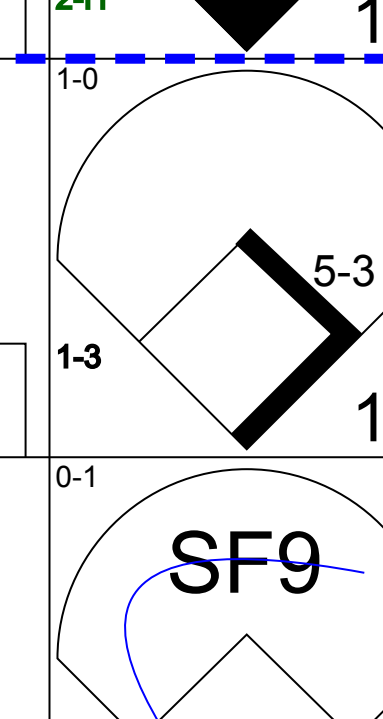
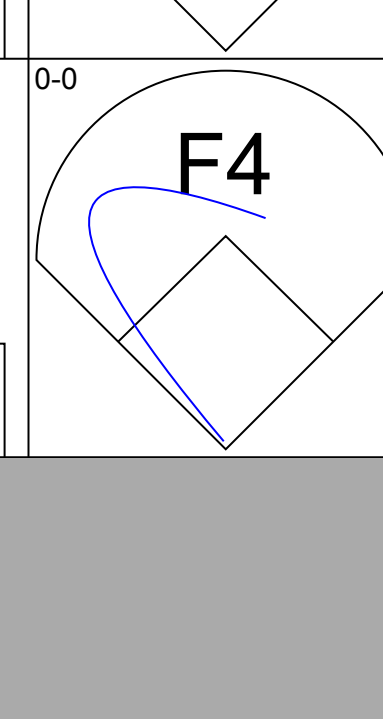
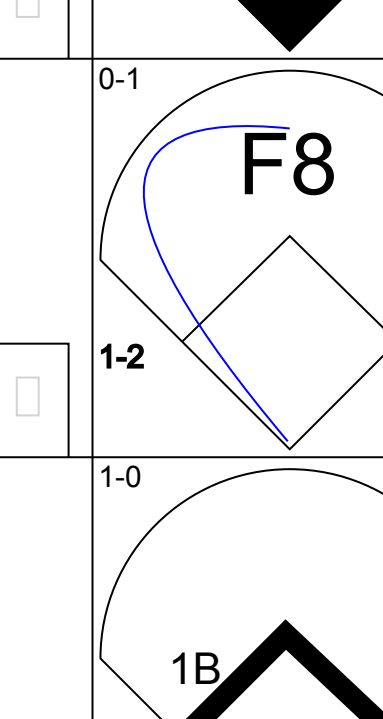
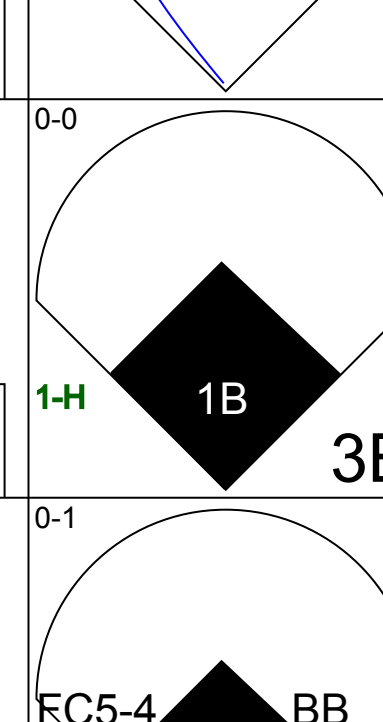
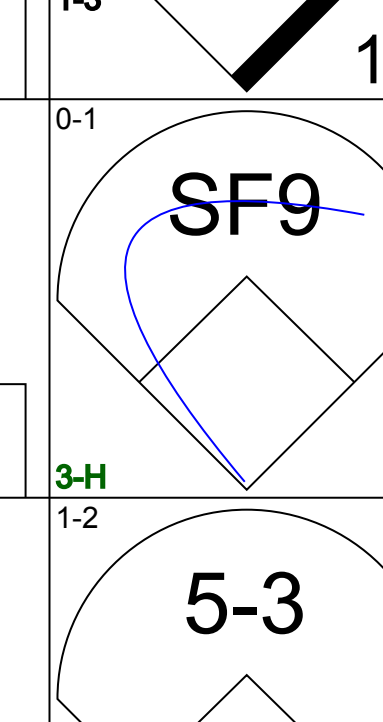
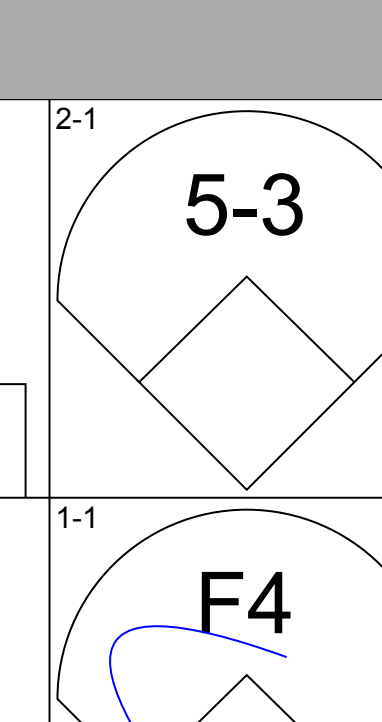
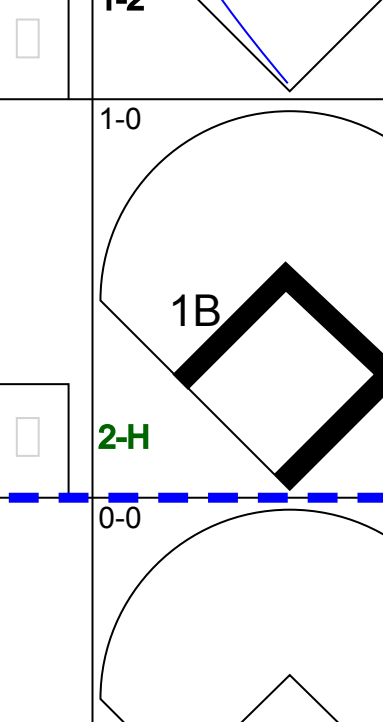
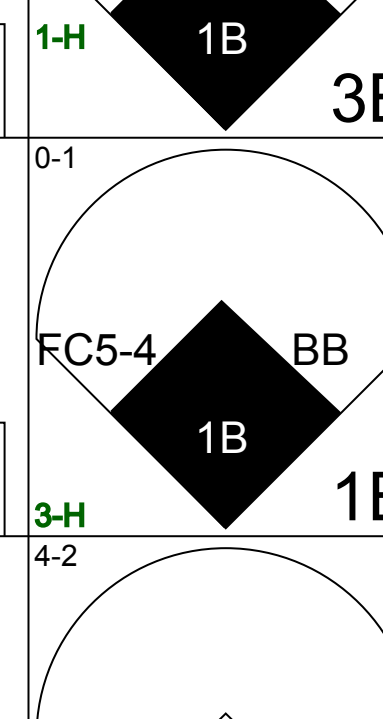
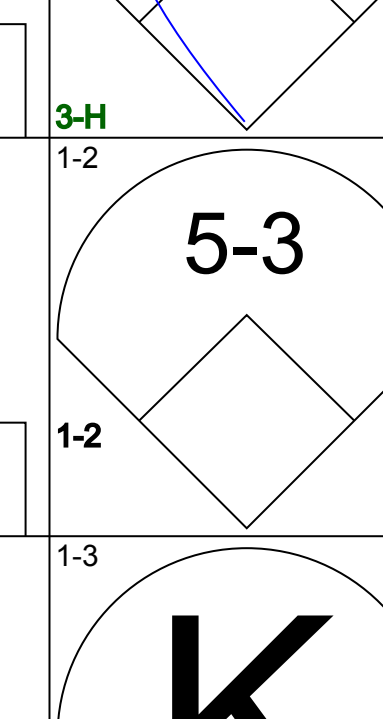
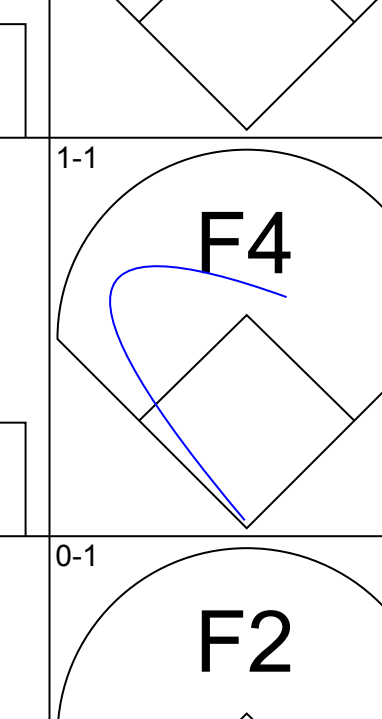
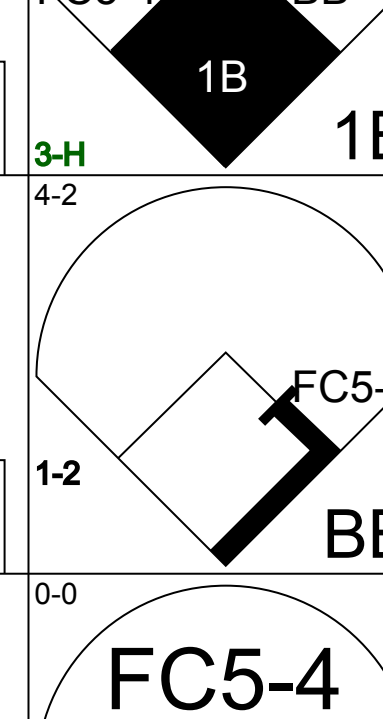
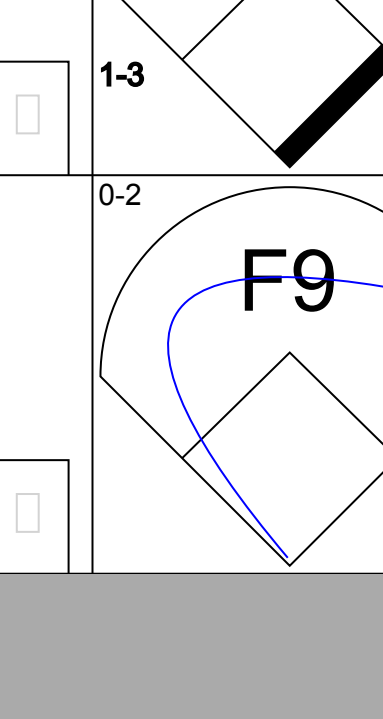
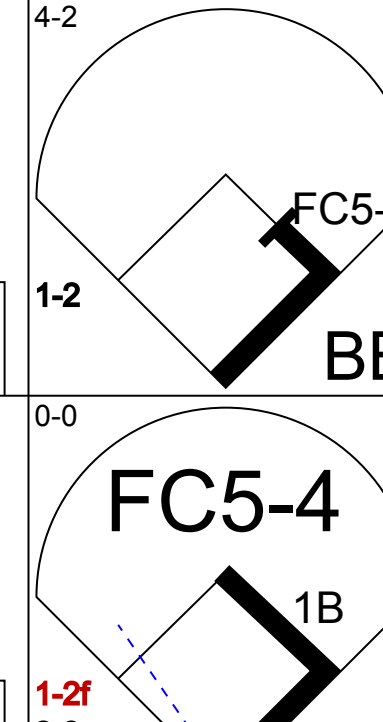

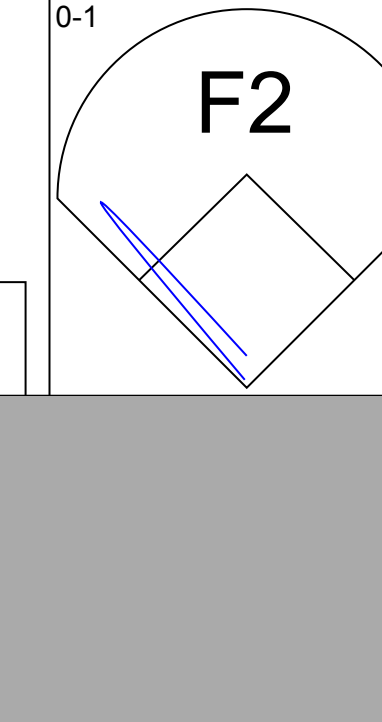
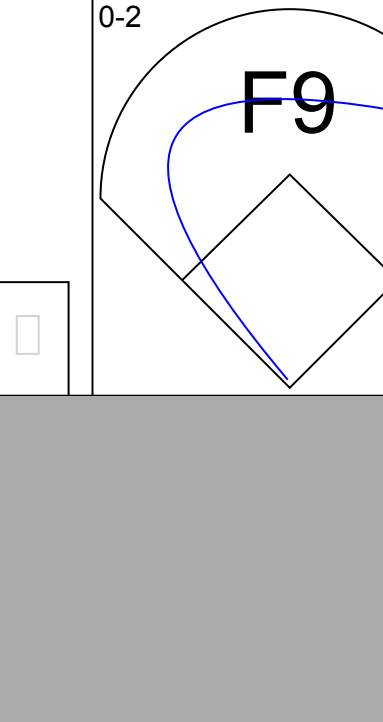
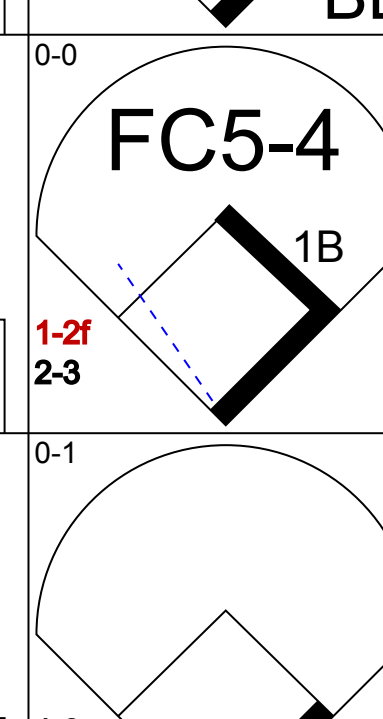
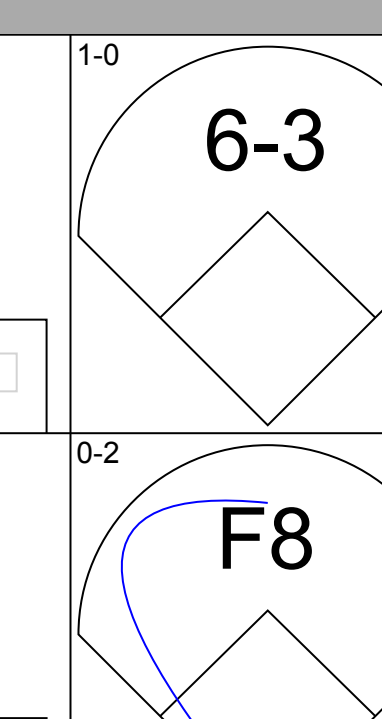
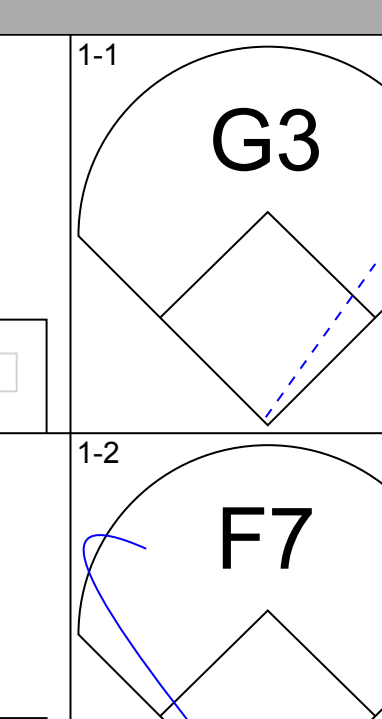
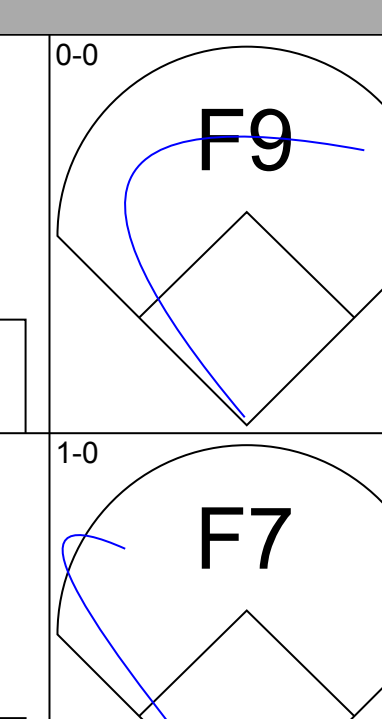
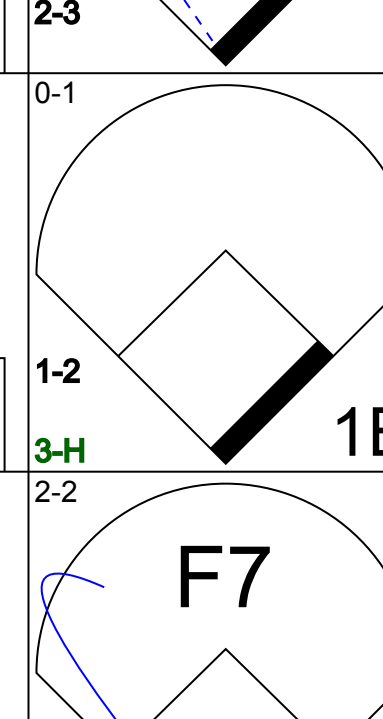
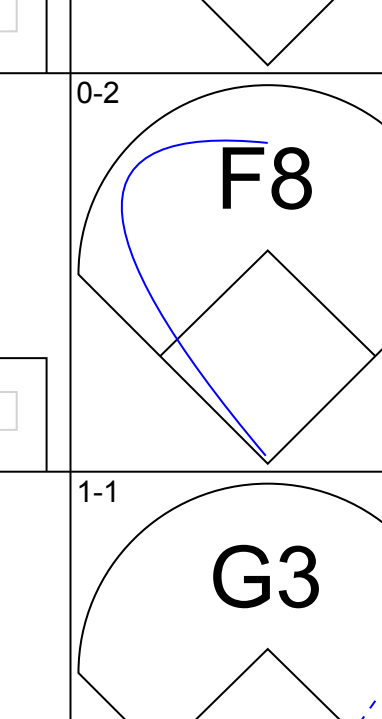
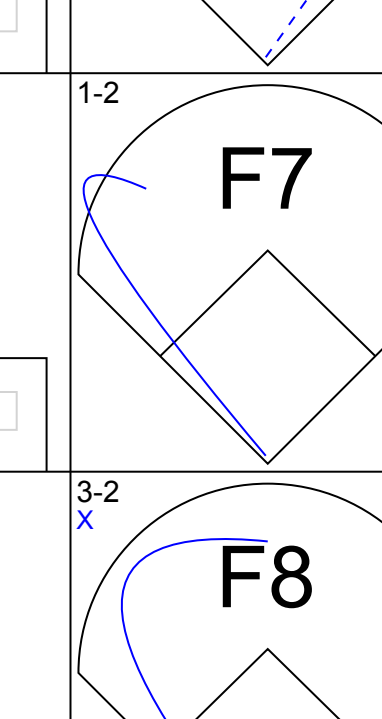
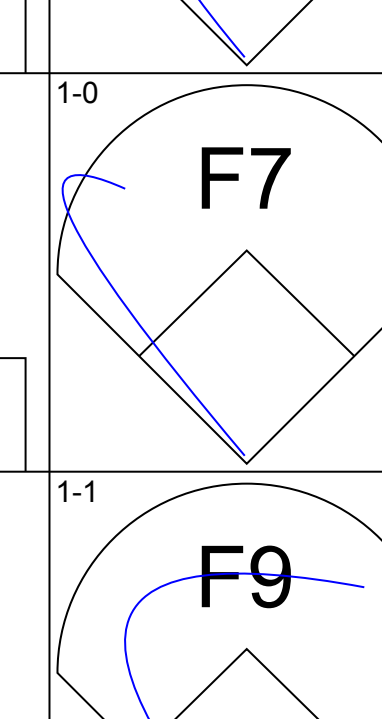
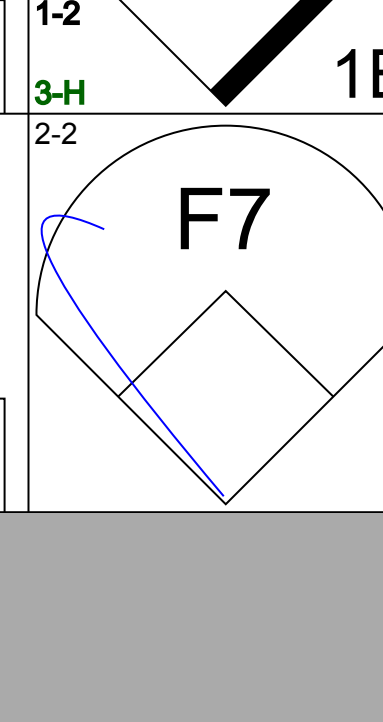
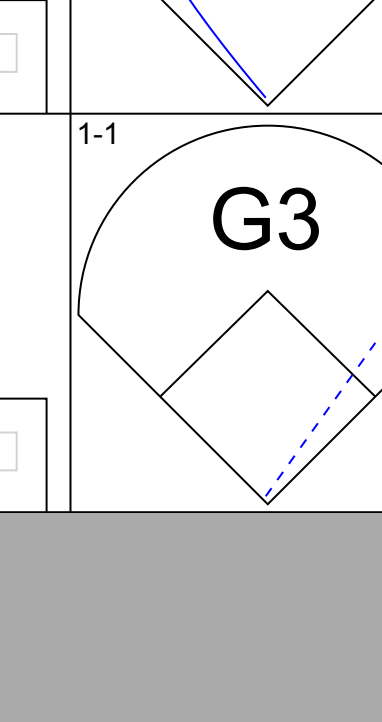
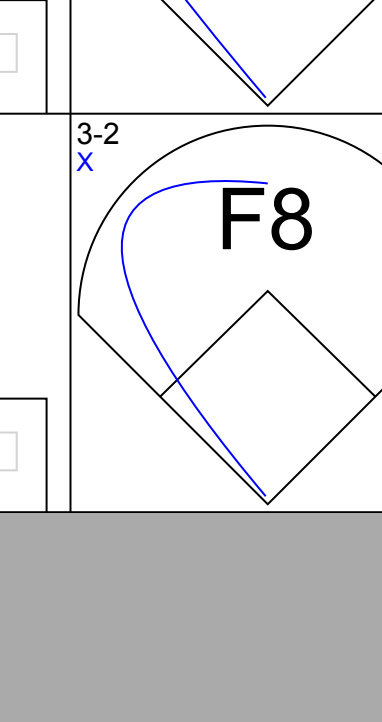
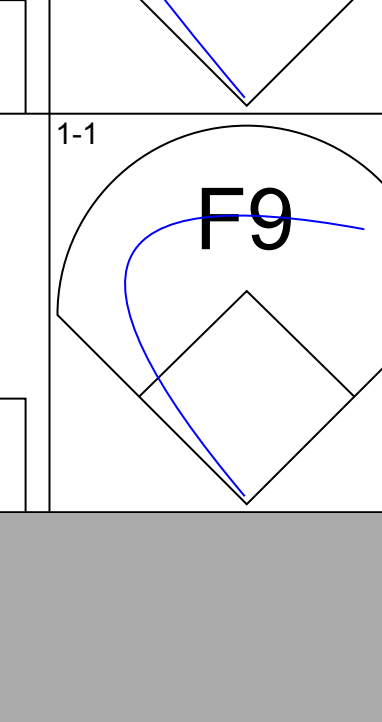
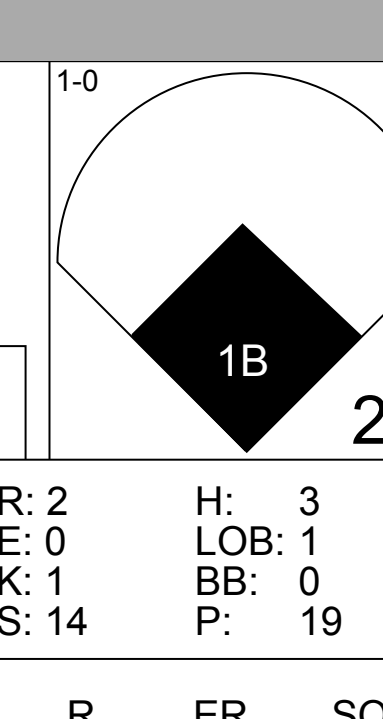
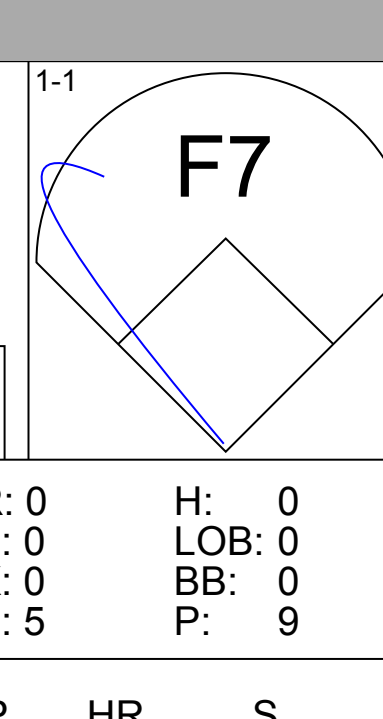
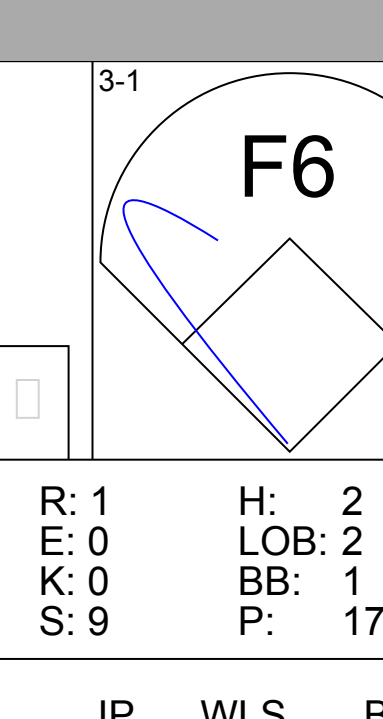
Batter	1	2	3	4	5	6	7	8	9	AB	R	H	RBI	BB	SO	LOB	BOTTOM								
Paul Molitor, R OBP: 0.384, SLG: 0.412	2-1 2B	0-0 4-3 1B		0-0 1B		2-1 F5		4-0 BLK 1B IBB		4	2	3	1	1	0	1									
Jim Gantner, L OBP: 0.320, SLG: 0.322	1-1 1B	2-0 4-3		1-2 4-3			0-0 F6	1-0 1B 1B		5	1	2	3	0	0	4									
Robin Yount, R OBP: 0.366, SLG: 0.484 Darryl Hamilton, L OBP: 0.313, SLG: 0.333 (6, PR) (9, 8)	1-2 1B	1-1 5-3			1-1 6-3		1-2 F8	1-0 FC6-4 1B		5	0	2	0	0	0	2									
Jeffrey Leonard, R OBP: 0.301, SLG: 0.368	1-0 SF8		3-2 1-4-3		0-0 HR		1-0 HBP	0-1 FC6-4		3	1	1	2	0	0	2									
Rob Deer, R OBP: 0.310, SLG: 0.406	1-3 K		2-1 1-3		1-0 F8		2-3 K			4	0	0	0	0	2	2									
Glenn Braggs, R OBP: 0.322, SLG: 0.458	1-3 K		0-0 F9		0-1 F9			0-0 SH1-4 2B 1B		4	1	1	0	0	1	1									
B.J. Surhoff, L OBP: 0.306, SLG: 0.342		3-2 4-3		0-0 F7		0-1 6-3 1B		0-0 SH1-4		3	0	1	0	0	0	0									
Dale Sveum, S OBP: 0.311, SLG: 0.444		3-2 1B 2B		1-1 F7		1-1 6-3		2-2 BLK 1B 2B		4	2	2	1	0	0	1									
Billy Jo Robidoux, L OBP: 0.313, SLG: 0.333		0-1 4-3 1B		0-0 1B		2-2 6-3		1-3 K		4	0	2	0	0	1	2									
Inning Stats	R: 2 E: 0 K: 2 S: 15	H: 3 LOB: 1 BB: 0 P: 22	R: 1 E: 0 K: 0 S: 15	H: 3 LOB: 2 BB: 0 P: 24	R: 0 E: 0 K: 0 S: 7	H: 0 LOB: 0 BB: 0 P: 12	R: 0 E: 0 K: 0 S: 9	H: 2 LOB: 2 BB: 0 P: 11	R: 1 E: 0 K: 0 S: 6	H: 1 LOB: 0 BB: 0 P: 8	R: 0 E: 0 K: 0 S: 9	H: 1 LOB: 1 BB: 0 P: 14	R: 0 E: 0 K: 1 S: 7	H: 0 LOB: 1 BB: 0 P: 11	R: 3 E: 0 K: 1 S: 12	H: 4 LOB: 2 BB: 1 P: 21	R: 0 E: 0 K: 1 S: 6	H: 0 LOB: 1 BB: 0 P: 11	1B: 10 2B: 3 3B: 0 HR: 1	SF: 1 SAC: 1 DP: 0 HBP: 1	WP: 0 PB: 0 SB: 1 CS: 0	PA: 40			
PITCHER	IP	WLS	BF	H	R	ER	SO	BB	IBB	HBP	BLK	WP	HR	S	P	ERA	WHIP								
Bill Long, R ERA: 4.47	7.0	L	33	11	5	5	3	0	0	1	0	0	0	69	103	6.43	1.571								
Ricky Horton, L ERA: 5.32	0.2		6	3	2	2	1	0	1	0	1	0	0	9	18	27.00	4.500								
Jeff Bittiger, R ERA: 4.08	0.1		1	0	0	0	0	0	0	0	0	0	0	2	2	0.00	0.000								

Chicago White Sox @ Milwaukee Brewers
Milwaukee County Stadium, Milwaukee, WI
Fri Jun 17 1988, 8:05 PM EDT
Att: 35,657 - Unknown - 71 F

AB 36
R 7
H 14
RBI 7
BB 1
SO 4
LOB 15



Batter	1	2	3	4	5	6	7	8	9	AB	R	H	RBI	BB	SO	LOB	TOP			
Gary Redus, R OBP: 0.317, SLG: 0.411 (1, 8)										4	0	0	1	1	1	3	Chicago White Sox @ Milwaukee Brewers Milwaukee County Stadium, Milwaukee, WI Sat Jun 18, 1988, 8:05 PM EDT Att: 49,015 - Unknown - 89 F livebaseballscorecards.com			
Steve Lyons, L OBP: 0.357, SLG: 0.397 (1, 5)										4	0	0	0	0	1	1				
Fred Manrique, R OBP: 0.241, SLG: 0.340 (9, PH)										1	0	0	0	0	0	3				
Harold Baines, L OBP: 0.325, SLG: 0.363 (1, 10)										4	0	0	0	0	1	0				
Ivan Calderon, R OBP: 0.293, SLG: 0.462 (1, 9)										4	0	1	0	0	0	0				
Greg Walker, L OBP: 0.282, SLG: 0.339 (1, 3)										3	1	1	0	1	0	1				
Dan Pasqua, L OBP: 0.302, SLG: 0.389 (1, 7)										3	0	2	0	0	0	1				
Daryl Boston, L OBP: 0.267, SLG: 0.469 (7, PR) (7, 7)										0	1	0	0	1	0	0				
Mark Salas, L OBP: 0.293, SLG: 0.344 (1, 2)										3	0	0	0	0	0	2				
Dave Gallagher, R OBP: 0.284, SLG: 0.338 (9, PH)										1	0	0	0	0	0	2				
Ozzie Guillen, L OBP: 0.295, SLG: 0.315 (1, 6)										4	1	2	1	0	0	2				
Donnie Hill, S OBP: 0.302, SLG: 0.213 (1, 4)										3	0	1	1	1	0	2				
Inning Stats	R: 0 E: 0 K: 1 S: 8	H: 0 LOB: 0 BB: 0 P: 10	R: 0 E: 0 K: 0 S: 11	H: 1 LOB: 1 BB: 0 P: 16	R: 0 E: 0 K: 0 S: 7	H: 1 LOB: 1 BB: 0 P: 12	R: 0 E: 0 K: 0 S: 10	H: 0 LOB: 1 BB: 1 P: 17	R: 0 E: 0 K: 1 S: 14	H: 1 LOB: 1 BB: 0 P: 9	R: 2 E: 1 K: 0 S: 5	H: 2 LOB: 1 BB: 0 P: 7	R: 0 E: 0 K: 1 S: 6	H: 0 LOB: 0 BB: 0 P: 11	R: 1 E: 0 K: 0 S: 12	H: 1 LOB: 3 BB: 3 P: 29	1B: 6 2B: 1 3B: 0 HR: 0	SF: 0 SAC: 0 DP: 0 HBP: 0	WP: 0 PB: 0 SB: 0 CS: 0	PA: 38
PITCHER	IP	WLS	BF	H	R	ER	SO	BB	IBB	HBP	BLK	WP	HR	S	P	ERA	WHIP			
Bill Wegman, R ERA: 3.27 (1, 1)	8.0	W	33	7	3	2	3	2	0	0	0	0	0	71	110	2.25	1.125			
Dan Plesac, L ERA: 1.52 (9, 1)	1.0	S	5	0	0	0	0	2	0	0	0	0	0	8	18	0.00	2.000			

Batter	1	2	3	4	5	6	7	8	9	AB	R	H	RBI	BB	SO	LOB	BOTTOM			
Paul Molitor, R OBP: 0.389, SLG: 0.415 (1, 5)										3	3	2	1	1	0	0	Chicago White Sox @ Milwaukee Brewers Milwaukee County Stadium, Milwaukee, WI Sat Jun 18, 1988, 8:05 PM EDT Att: 49,015 - Unknown - 89 F livebaseballscorecards.com			
Jim Gantner, L OBP: 0.316, SLG: 0.321 (1, 4)										4	0	1	0	0	0	2				
Robin Yount, R OBP: 0.368, SLG: 0.494 (1, 8)										3	1	2	3	0	0	0				
Jeffrey Leonard, R OBP: 0.305, SLG: 0.371 (1, 7)										4	1	2	1	0	0	1				
Darryl Hamilton, L OBP: 0.313, SLG: 0.333 (8, 7)										0	0	0	0	0	0	0				
Rob Deer, R OBP: 0.310, SLG: 0.401 (1, 9)										3	0	0	0	1	1	3				
Glenn Braggs, R OBP: 0.317, SLG: 0.450 (1, 10)										4	0	0	0	0	0	2				
B.J. Surhoff, L OBP: 0.307, SLG: 0.340 (1, 2)										4	0	1	1	0	0	0				
Dale Sveum, S OBP: 0.305, SLG: 0.435 (1, 6)										4	0	0	0	0	0	2				
Billy Jo Robidoux, L OBP: 0.316, SLG: 0.389 (1, 3)										3	1	1	0	0	0	0				
Inning Stats	R: 3 E: 0 K: 0 S: 15	H: 4 LOB: 2 BB: 1 P: 22	R: 2 E: 0 K: 1 S: 14	H: 3 LOB: 1 BB: 0 P: 19	R: 0 E: 0 K: 0 S: 6	H: 0 LOB: 0 BB: 0 P: 8	R: 0 E: 0 K: 0 S: 5	H: 0 LOB: 0 BB: 0 P: 9	R: 0 E: 0 K: 0 S: 13	H: 0 LOB: 0 BB: 0 P: 18	R: 1 E: 0 K: 0 S: 9	H: 2 LOB: 2 BB: 1 P: 17	R: 0 E: 0 K: 0 S: 4	H: 0 LOB: 0 BB: 0 P: 6	R: 0 E: 0 K: 0 S: 12	H: 0 LOB: 0 BB: 0 P: 29	1B: 7 2B: 1 3B: 1 HR: 0	SF: 1 SAC: 0 DP: 0 HBP: 0	WP: 0 PB: 0 SB: 1 CS: 0	PA: 35
PITCHER	IP	WLS	BF	H	R	ER	SO	BB	IBB	HBP	BLK	WP	HR	S	P	ERA	WHIP			
Melido Perez, R ERA: 3.82 (1, 1)	1.0	L	10	6	5	5	0	1	0	0	0	0	0	45	70	1.59	0.529			
Joel Davis, R ERA: 6.43 (2, 1)	5.2		20	2	1	1	1	1	0	0	0	0	0	8	10	0.00	0.750			
Jeff Bittiger, R ERA: 3.9 (7, 1)	1.1		5	1	0	0	0	0	0	0	0	0	0	8	10	0.00	0.750			

Batter	1	2	3	4	5	6	7	8	9	AB	R	H	RBI	BB	SO	LOB	TOP								
Gary Redus, R OBP: 0.326, SLG: 0.419 (1, 7)	1-2 SH2-3 1B		3-3 K		0-0 1B		3-1 SF7 1B		3-2 F7	5	1	3	0	0	1	0	Chicago White Sox @ Milwaukee Brewers Milwaukee County Stadium, Milwaukee, WI Sun Jun 19 1988, 4:33 AM EDT Att: 38,081 - Sunny - 88 F								
Steve Lyons, L OBP: 0.353, SLG: 0.392 (1, 5)	1-1 SH2-3			0-1 G4-3	1-0 P6		1-0 1B BLK 1B		1-2 F7	4	0	1	1	0	0	2									
Harold Baines, L OBP: 0.324, SLG: 0.362 (1, 10)	1-3 K			1-0 G3-1 BB 1B		1-0 F9	2-2 SF7			3	0	1	1	0	1	1									
Ivan Calderon, R OBP: 0.300, SLG: 0.464 (1, 9)	2-0 6-3			4-0 G3-1 BB 1B		1-1 1B WP 1B	2-1 1B			3	1	2	0	1	0	1									
Greg Walker, L OBP: 0.282, SLG: 0.337 (1, 3)		0-0 L8		0-0 G3-1		1-2 WP 1B	0-2 G3			4	1	1	0	0	0	3									
Daryl Boston, L OBP: 0.287, SLG: 0.494 (1, 8)		0-1 F9		1-2 4-3		3-1 HR		3-3 K		4	1	1	2	0	1	2									
Ozzie Guillen, L OBP: 0.295, SLG: 0.314 (1, 6)		0-1 6-3			1-2 G1-6-3 1B		0-0 F8	0-2 4-3		4	0	1	0	0	0	0									
Donnie Hill, S OBP: 0.292, SLG: 0.205 (1, 4)			2-2 L9		2-0 G1-6-3	1-0 F7		0-0 G3-1		4	0	0	0	0	0	1									
Fred Manrique, R OBP: 0.241, SLG: 0.340 (9, 4)					1-2					0	0	0	0	0	0	0									
Ron Karkovics, R OBP: 0.207, SLG: 0.226 (1, 2)			1-2 F9		1-1 1B		3-2 1B 2B		1-1 6-3	4	1	2	0	0	0	0									
Inning Stats	R: 0 E: 0 K: 1 S: 9	H: 1 LOB: 1 BB: 0 P: 14	R: 0 E: 0 K: 0 S: 5	H: 0 LOB: 0 BB: 0 P: 5	R: 0 E: 0 K: 1 S: 9	H: 0 LOB: 0 BB: 0 P: 15	R: 0 E: 0 K: 0 S: 7	H: 1 LOB: 2 BB: 1 P: 13	R: 0 E: 0 K: 0 S: 8	H: 3 LOB: 2 BB: 0 P: 13	R: 3 E: 0 K: 0 S: 10	H: 3 LOB: 0 BB: 0 P: 17	R: 2 E: 0 K: 0 S: 22	H: 4 LOB: 1 BB: 0 P: 32	R: 0 E: 0 K: 1 S: 7	H: 0 LOB: 0 BB: 0 P: 10	R: 0 E: 0 K: 0 S: 11	H: 0 LOB: 0 BB: 0 P: 16	1B: 10 2B: 1 3B: 0 HR: 1	SF: 1 SAC: 1 DP: 1 HBP: 0	WP: 1 PB: 0 SB: 3 CS: 0	PA: 38			
PITCHER	IP	WLS	BF	H	R	ER	SO	BB	IBB	HBP	BLK	WP	HR	S	P	ERA	WHIP								
Tom Filer, R ERA: 2.2 (1, 1)	6.0	L	26	8	3	3	2	1	0	0	0	1	1	48	77	4.50	1.500								
Odell Jones, R ERA: 3.31 (7, 1)	3.0		12	4	2	2	1	0	0	0	1	0	0	40	58	6.00	1.333								

Batter	1	2	3	4	5	6	7	8	9	AB	R	H	RBI	BB	SO	LOB	BOTTOM								
Paul Moltzer, R OBP: 0.387, SLG: 0.410 (1, 5)	2-2 F9		1-2 G5-3		4-1 G4-6-3 BB			3-3 K		3	0	0	0	1	1	0	Chicago White Sox @ Milwaukee Brewers Milwaukee County Stadium, Milwaukee, WI Sun Jun 19 1988, 4:33 AM EDT Att: 38,081 - Sunny - 88 F								
Jim Gantner, L OBP: 0.313, SLG: 0.315 (1, 4)	2-0 G3		1-1 P6		0-0 G4-6-3		0-2 E6			4	0	0	0	0	0	1									
Robin Yount, R OBP: 0.369, SLG: 0.492 (1, 8)	4-2 BB		1-0 E5			2-2 1B	0-2 F9			3	0	1	0	1	0	1									
Jeffrey Leonard, R OBP: 0.299, SLG: 0.364 (1, 7)	0-3 K		0-2 E5		1-2	0-1 F7	1-0 1-3			4	0	0	0	0	1	4									
Rob Deer, R OBP: 0.309, SLG: 0.396 (1, 9)		2-3 K	0-3 K			1-3 K		4-0 FC5-4 BB		3	0	0	0	1	3	3									
Glenn Braggs, R OBP: 0.316, SLG: 0.447 (1, 10)		3-2 FC6-4 1B		2-3 K		0-1 1-3		0-3 K		4	0	1	0	0	2	2									
Joey Meyer, R OBP: 0.239, SLG: 0.372 (1, 3)		1-1 FC6-4 1B		0-3 K			1-3 K		2-2 FC5-4	3	0	0	0	0	2	1									
Billy Jo Robidoux, L OBP: 0.300, SLG: 0.368 (9, PH)		1-2 1B						1-2 1B		1	0	0	0	0	0	1									
Dale Sveum, S OBP: 0.304, SLG: 0.432 (1, 6)		1-1 1B		0-0 5-3			2-2 F7		1-1 F7	4	0	1	0	0	0	1									
Charlie O'Brien, R (1, 2)		1-3 K			0-1 G5-3		1-0 L9			3	0	0	0	0	1	2									
Inning Stats	R: 0 E: 0 K: 1 S: 10	H: 0 LOB: 1 BB: 1 P: 18	R: 0 E: 0 K: 2 S: 13	H: 2 LOB: 2 BB: 0 P: 21	R: 0 E: 0 K: 1 S: 13	H: 0 LOB: 0 BB: 0 P: 16	R: 0 E: 0 K: 2 S: 7	H: 0 LOB: 0 BB: 0 P: 9	R: 0 E: 0 K: 0 S: 4	H: 0 LOB: 0 BB: 1 P: 8	R: 0 E: 0 K: 1 S: 11	H: 1 LOB: 1 BB: 0 P: 14	R: 0 E: 0 K: 1 S: 7	H: 0 LOB: 0 BB: 0 P: 11	R: 0 E: 1 K: 1 S: 10	H: 0 LOB: 1 BB: 0 P: 14	R: 0 E: 0 K: 1 S: 8	H: 0 LOB: 1 BB: 1 P: 15	1B: 3 2B: 0 3B: 0 HR: 0	SF: 0 SAC: 0 DP: 1 HBP: 0	WP: 0 PB: 0 SB: 0 CS: 0	PA: 35			
PITCHER	IP	WLS	BF	H	R	ER	SO	BB	IBB	HBP	BLK	WP	HR	S	P	ERA	WHIP								
Dave LaPoint, L ERA: 2.65 (1, 1)	7.0	W	27	3	0	0	8	2	0	0	0	0	0	65	97	0.00	0.714								
Jeff Bittiger, R ERA: 3.66 (8, 1)	2.0		8	0	0	0	2	1	0	0	0	0	0	18	29	0.00	0.500								

Batter	1	2	3	4	5	6	7	8	9	AB	R	H	RBI	BB	SO	LOB	TOP								
Kurt Stillwell, S (1, 6) OBP: 0.342, SLG: 0.450	4-2 FC4-6 BB			0-0 4-3		1-0 G3		2-0 5-3		3	0	0	0	1	0	1									
Willie Wilson, S (1, 8) OBP: 0.297, SLG: 0.372	3-2 FC4-6 G4-6-3 1-2			3-3 K		0-0 6-3		0-1 5-3		4	0	0	0	0	1	2									
George Brett, L (1, 3) OBP: 0.409, SLG: 0.562 Gary Thurman, R (9, PR) OBP: 0.150, SLG: 0.056 (9, 7)	0-0 G4-6-3 1-2			0-1 1B		2-3 K			4-2 BB 1B	3	0	1	0	1	1	1									
Danny Tartabull, R (1, 9) OBP: 0.385, SLG: 0.531		1-0 F7		1-0 1-3			3-1 F8		1-0 F4	4	0	0	0	0	2										
Kevin Seitzer, R (1, 5) OBP: 0.387, SLG: 0.422		0-1 F9			1-1 6-4-3 HR 1B		4-2 BB		4-0 1B BB	2	1	1	0	2	0	0									
Bill Buckner, L (1, 10) OBP: 0.279, SLG: 0.345		0-1 6-3			0-3 K		0-0 F8		0-1 1-2 2-H 1B	4	0	1	1	0	1	2									
Pat Tabler, R (1, 7) OBP: 0.330, SLG: 0.311 (9, 3)			2-2 F9		1-1 6-4-3 1-2		0-0 F8		0-0 F5	4	0	0	0	0	4										
Frank White, R (1, 4) OBP: 0.273, SLG: 0.336			0-0 6-3		1-1 2-H HR			3-2 SH2-3 1B	0-1 5-3	4	1	2	2	0	0	2									
Jamie Quirk, L (1, 2) OBP: 0.287, SLG: 0.338			1-1 L3		0-2 4-3			0-1 SH2-3 1-2		2	0	0	0	0	0	0									
Inning Stats	R: 0 E: 0 K: 0 S: 7	H: 0 LOB: 0 BB: 1 P: 14	R: 0 E: 0 K: 0 S: 5	H: 0 LOB: 0 BB: 0 P: 6	R: 0 E: 0 K: 0 S: 6	H: 0 LOB: 0 BB: 0 P: 9	R: 0 E: 0 K: 1 S: 7	H: 1 LOB: 1 BB: 0 P: 11	R: 2 E: 0 K: 1 S: 13	H: 2 LOB: 0 BB: 0 P: 16	R: 0 E: 0 K: 0 S: 9	H: 0 LOB: 0 BB: 0 P: 12	R: 0 E: 0 K: 0 S: 7	H: 0 LOB: 1 BB: 1 P: 14	R: 0 E: 0 K: 0 S: 9	H: 1 LOB: 1 BB: 0 P: 14	R: 1 E: 0 K: 0 S: 8	H: 1 LOB: 2 BB: 0 P: 17	1B: 4 2B: 0 3B: 0 HR: 1	SF: 0 SAC: 1 DP: 1 HBP: 0	WP: 0 PB: 0 CS: 0	PA: 35			
PITCHER	IP	WLS	BF	H	R	ER	SO	BB	IBB	HBP	BLK	WP	HR	S	P	ERA	WHIP								
Jack McDowell, R (1, 1) ERA: 4.54	7.0		25	3	2	2	3	2	0	0	0	0	1	54	82	2.57	0.714								
Ricky Horton, L (8, 1) ERA: 5.37	1.0	W	5	1	1	1	0	1	0	0	0	0	0	11	20	9.00	2.000								
Bobby Thigpen, R (9, 1) ERA: 4.12	1.0		5	1	0	0	0	1	0	0	0	0	0	6	11	0.00	2.000								

Kansas City Royals @ Chicago White Sox
Comiskey Park, Chicago, IL
Mon Jun 20 1988, 8:05 PM EDT
Att: 13,973 - Unknown - 77 F

AB 30
R 3
H 5
RBI 3
BB 4
SO 3
LOB 14



Batter	1	2	3	4	5	6	7	8	9	AB	R	H	RBI	BB	SO	LOB	BOTTOM								
Gary Redus, R (1, 7) OBP: 0.336, SLG: 0.424	1-1 WP SH1-3 1B				1-0 E S SF7 1B		2-3 K		4-0 HR BB	3	2	2	1	1	1	1									
Steve Lyons, L (1, 5) OBP: 0.350, SLG: 0.415	0-1 SH1-3 1-2				2-0 SF7 1-H		3-2 E1 1-3		0-0 1-H HR	3	1	1	3	0	0	3									
Harold Baines, L (1, 10) OBP: 0.330, SLG: 0.370	4-1 BB		0-1 L9-4 2B		2-2 1B		0-1 F5			3	0	2	0	1	0	2									
Ivan Calderon, R (1, 9) OBP: 0.296, SLG: 0.456	1-3 K		0-0 L9-4 2-3		2-2 F9			1-3 K		4	0	0	0	0	2	4									
Greg Walker, L (1, 3) OBP: 0.281, SLG: 0.340	1-0 G3		3-0 6-3			2-3 K		0-0 1B 2B		4	1	1	0	0	1	2									
Dave Gallagher, R (1, 8) OBP: 0.288, SLG: 0.338 Daryl Boston, L (8, PH) OBP: 0.264, SLG: 0.488 (9, 8)		3-2 1B SF9 1B		0-1 5-3		1-0 F7		1-0 F8		3	1	1	0	0	0	0									
Fred Manrique, R (1, 4) OBP: 0.243, SLG: 0.340 Donnie Hill, S (8, PH) OBP: 0.298, SLG: 0.212 (9, 4)		0-0 SF9 1B 1-2 1B		3-2 F8		1-0 F9		2-2 2-H 1B		3	0	1	0	0	0	0									
Ozzie Guillen, L (1, 6) OBP: 0.294, SLG: 0.313		0-2 S 1-2 2-3 1B		0-0 4-3			1-2 5-3		1-2 L3	4	0	1	0	0	0	1									
Ron Karkovics, R (1, 2) OBP: 0.210, SLG: 0.228		0-1 L6			1-1 B1		0-0 E S 1B		1-3 K	4	0	1	0	0	1	3									
Inning Stats	R: 0 E: 0 K: 1 S: 9	H: 1 LOB: 2 BB: 1 P: 16	R: 1 E: 0 K: 0 S: 17	H: 3 LOB: 2 BB: 0 P: 26	R: 0 E: 0 K: 0 S: 4	H: 1 LOB: 0 BB: 0 P: 7	R: 0 E: 0 K: 0 S: 6	H: 0 LOB: 0 BB: 0 P: 9	R: 1 E: 0 K: 0 S: 10	H: 2 LOB: 1 BB: 0 P: 18	R: 0 E: 0 K: 1 S: 5	H: 0 LOB: 0 BB: 0 P: 9	R: 0 E: 1 K: 1 S: 14	H: 1 LOB: 2 BB: 0 P: 20	R: 0 E: 0 K: 0 S: 14	H: 2 LOB: 1 BB: 0 P: 18	R: 2 E: 0 K: 1 S: 6	H: 1 LOB: 0 BB: 1 P: 11	1B: 8 2B: 3 3B: 0 HR: 1	SF: 2 SAC: 1 DP: 1 HBP: 0	WP: 1 PB: 0 CS: 0	PA: 38			
PITCHER	IP	WLS	BF	H	R	ER	SO	BB	IBB	HBP	BLK	WP	HR	S	P	ERA	WHIP								
Charlie Leibrandt, L (1, 1) ERA: 3.92	6.0		25	7	2	2	2	1	0	0	0	0	0	51	85	3.00	1.333								
Jeff Montgomery, R (7, 1) ERA: 1.64	2.1	L	12	3	2	2	3	1	0	0	0	0	0	33	48	7.71	1.714								
Jerry Don Gleaton, L (9, 1) ERA: 3.68	0.0		1	1	1	1	0	0	0	0	0	0	1	1	1	*	*								

Kansas City Royals @ Chicago White Sox
Comiskey Park, Chicago, IL
Mon Jun 20 1988, 8:05 PM EDT
Att: 13,973 - Unknown - 77 F

AB 33
R 5
H 11
RBI 5
BB 2
SO 5
LOB 17



Batter	1	2	3	4	5	6	7	8	9	AB	R	H	RBI	BB	SO	LOB	TOP								
Kurt Stillwell, S OBP: 0.345, SLG: 0.445	4-0 1B BB	2-0 1B		2-3 K			0-0 SH3-4		1-1 F7	3	0	1	0	1	1	2	Kansas City Royals @ Chicago White Sox Comiskey Park, Chicago, IL Wed Jun 22 1988, 8:05 PM EDT Alt. 9,668 - Unknown - 74 F								
Willie Wilson, S OBP: 0.385, SLG: 0.367	2-2 F3		2-2 1B G6-4-3 HBP		2-0 F7		3-1 6-3		0-0 1B	4	1	1	0	0	0	3									
George Brett, L OBP: 0.414, SLG: 0.575	1-1 G5-3 1B		0-0 G6-4-3 1B		2-2 F5		4-0 IBB			3	0	2	0	1	0	0									
Danny Tartabull, R OBP: 0.385, SLG: 0.528	2-2 G5-3		1-0 G6-4-3		2-1 CS 1B		2-2 6-3			1	0	0	0	0	0	2									
Jim Eisenreich, L OBP: 0.219, SLG: 0.269	1-2 G5-3		1-2 G6-4-3		1-2 CS 1B					3	0	1	0	0	0	4									
Kevin Seitzer, R OBP: 0.393, SLG: 0.414		0-0 6-3	0-0 F8		0-0 CS		0-0 G4-3 1B		1-2 6-3	4	0	1	0	0	0	0									
Bill Buckner, L OBP: 0.276, SLG: 0.342		0-1 6-3		0-2 4-3		1 SAFE G4-3	2-0 G4-3 1B		0-2 G4-6-3 1B	4	0	1	0	0	0	1									
Frank White, R OBP: 0.280, SLG: 0.357		4-1 2B BB		1-1 E 1B		0-0 L5		1-2 G4-6-3	3	2	1	0	1	0	1	AB 33 R 4 H 14 RBI 2 BB 3 SO 1 LOB 14									
Pat Tabler, R OBP: 0.332, SLG: 0.318	1-2 2B	1-2 2B		2-0 E5 5-3 1B			1-1 SH3-4 1B		3-2 F9	4	1	3	1	0	0	0									
Mike Macfarlane, R OBP: 0.357, SLG: 0.393	3-2 1B	3-2 2B		1-1 5-3			0-1 SH3-4 1B		3-2 1B	4	0	3	1	0	0	1									
Bill Pecota, R OBP: 0.216, SLG: 0.257										0	0	0	0	0	0	0									
Jamie Quirk, L OBP: 0.287, SLG: 0.338	2-H 1B			2-3			1-2 SH3-4 1B		1-2 1B	0	0	0	0	0	0	0									
Inning Stats	R: 0 E: 0 K: 0 S: 8	H: 1 LOB: 1 BB: 1 P: 17	R: 2 E: 0 K: 0 S: 13	H: 3 LOB: 2 BB: 1 P: 23	R: 1 E: 0 K: 0 S: 5	H: 1 LOB: 0 BB: 0 P: 8	R: 1 E: 1 K: 1 S: 11	H: 2 LOB: 1 BB: 0 P: 17	R: 0 E: 0 K: 0 S: 6	H: 1 LOB: 0 BB: 0 P: 12	R: 0 E: 0 K: 0 S: 3	H: 1 LOB: 0 BB: 0 P: 5	R: 0 E: 0 K: 0 S: 10	H: 2 LOB: 3 BB: 1 P: 20	R: 0 E: 0 K: 0 S: 10	H: 1 LOB: 0 BB: 0 P: 12	R: 0 E: 0 K: 0 S: 10	H: 2 LOB: 2 BB: 0 P: 17	1B: 11 2B: 3 3B: 0 HR: 0	SF: 0 SAC: 1 DP: 4 HBP: 1	WP: 0 PB: 0 SB: 0 CS: 1	PA: 39			
PITCHER	IP	WLS	BF	H	R	ER	SO	BB	IBB	HBP	BLK	WP	HR	S	P	ERA	WHIP								
Bill Long, R ERA: 4.62	(1, 1)	4.0	19	7	4	3	1	2	0	1	0	0	0	37	65	6.75	2.250								
Ricky Horton, L ERA: 5.15	(5, 1)	3.0	12	4	0	0	0	0	1	0	0	0	0	19	37	0.00	1.333								
Bobby Thigpen, R ERA: 3.92	(8, 1)	2.0	W	7	3	0	0	0	0	0	0	0	0	20	29	0.00	1.500								


Batter	1	2	3	4	5	6	7	8	9	AB	R	H	RBI	BB	SO	LOB	BOTTOM								
Gary Redus, R OBP: 0.335, SLG: 0.414	4-2 F8 1B BB	0-2 F9			0-1 5-3			0-1 SH3-4 2B 1B		3	2	1	0	1	0	0	Kansas City Royals @ Chicago White Sox Comiskey Park, Chicago, IL Wed Jun 22 1988, 8:05 PM EDT Alt. 9,668 - Unknown - 74 F								
Steve Lyons, L OBP: 0.359, SLG: 0.415	1 SAFE F8		0-2 F7		3-2 F8		1 SAFE SH3-4			3	0	0	0	0	0	1									
Harold Baines, L OBP: 0.333, SLG: 0.374	1-2 1B 2B		1-1 WP 1B			0-0 1-3		2-2 G3 2H 2B		4	1	3	2	0	0	0									
Mike Woodard, L OBP: 0.259, SLG: 0.280	3-H 1B		3-3 K			2-1 1B		1-1 G3		4	1	2	0	0	1	2									
Greg Walker, L OBP: 0.284, SLG: 0.341	1-3 2B 1B		1-2 K			0-1 F3		2-3 3-1		4	0	1	2	0	1	4									
Dan Pasqua, L OBP: 0.315, SLG: 0.414	1-2 2B		2-3 K			0-1 F3		0-1 3-1		4	0	1	2	0	1	4									
Daryl Boston, L OBP: 0.285, SLG: 0.489	1-2 F7			1-1 6-3		2-1 4-3			1-2 1B 3B	4	1	1	0	0	0	2									
Ozzie Guillen, L OBP: 0.296, SLG: 0.312	0-2 G3			1-0 CS 1B			1-0 1-3		4-0 1B IBB IBB	3	0	1	0	1	0	1									
Donnie Hill, S OBP: 0.295, SLG: 0.208		2-2 L9		1 SAFE F9			0-1 4-3		4-0 1B IBB	3	0	0	0	1	0	1									
Ron Karkovice, R OBP: 0.200, SLG: 0.217		2-2 F8			1-1 F7				2-0 1B	3	0	0	0	0	0	0									
Mark Salas, L OBP: 0.298, SLG: 0.340									1-2 2-3 3-H 1B	1	0	1	1	0	0	0									
Inning Stats	R: 3 E: 0 K: 0 S: 23	H: 3 LOB: 1 BB: 1 P: 33	R: 0 E: 0 K: 0 S: 9	H: 0 LOB: 0 BB: 0 P: 13	R: 0 E: 0 K: 2 S: 12	H: 1 LOB: 0 BB: 0 P: 18	R: 0 E: 0 K: 0 S: 5	H: 1 LOB: 0 BB: 0 P: 7	R: 0 E: 0 K: 0 S: 8	H: 0 LOB: 0 BB: 0 P: 12	R: 0 E: 0 K: 0 S: 7	H: 1 LOB: 1 BB: 0 P: 11	R: 0 E: 0 K: 0 S: 5	H: 0 LOB: 0 BB: 0 P: 6	R: 1 E: 0 K: 0 S: 10	H: 2 LOB: 2 BB: 0 P: 13	R: 1 E: 0 K: 0 S: 5	H: 2 LOB: 3 BB: 2 P: 16	1B: 7 2B: 2 3B: 1 HR: 0	SF: 0 SAC: 1 DP: 0 HBP: 0	WP: 1 PB: 0 SB: 1 CS: 1	PA: 36			
PITCHER	IP	WLS	BF	H	R	ER	SO	BB	IBB	HBP	BLK	WP	HR	S	P	ERA	WHIP								
Rick Anderson, R ERA: 4.91	(1, 1)	7.1	29	7	4	4	2	1	0	0	0	0	0	72	103	4.91	1.091								
Steve Farr, R ERA: 2.27	(8, 1)	0.2	L	7	3	1	1	0	2	0	0	0	0	12	26	13.50	4.500								

Batter	1	2	3	4	5	6	7	8	9	AB	R	H	RBI	BB	SO	LOB	TOP								
Gary Redus, R (1, 7) OBP: 0.329, SLG: 0.401	F3			SF9		K		G3		2	0	0	1	1	1	0	Chicago White Sox @ Texas Rangers Arlington Stadium, Arlington, TX Sat Jun 25 1988, 8:05 PM EDT Att: 29,259 - Unknown - 87 F								
Daryl Boston, L (7, 7) OBP: 0.252, SLG: 0.464		BB								1	0	0	0	0	0	0									
Steve Lyons, L (1, 5) OBP: 0.381, SLG: 0.406	1B	1-3		F9		F7		G5-3	1B	5	1	2	0	0	0	2									
Harold Baines, L (1, 10) OBP: 0.333, SLG: 0.384	1B			K				G3	1B	5	0	2	0	0	1	0									
Ivan Calderon, R (1, 9) OBP: 0.298, SLG: 0.457	SF8			F3		HR		G5-3		4	2	2	1	0	0	2									
Greg Walker, L (1, 3) OBP: 0.289, SLG: 0.348	G3			K		F9			4-3	5	1	1	2	0	1	2									
Dave Gallagher, R (1, 8) OBP: 0.313, SLG: 0.427		HR		E1	1B WP	HR			4-0	3	3	2	3	2	0	0									
Fred Manrique, R (1, 4) OBP: 0.250, SLG: 0.342	SH5-3	BLK		1B	SF9	5-3		K		5	2	2	0	0	2	2									
Ozzie Guillen, L (1, 6) OBP: 0.295, SLG: 0.309	SH5-3			SF8		F7		F6		3	0	1	1	0	0	1									
Ron Karkovics, R (1, 2) OBP: 0.225, SLG: 0.277	SH5-3			S	1B	HR		L5		3	1	2	2	0	0	2									
Inning Stats	R: 1 E: 0 K: 0 S: 9	H: 2 LOB: 1 BB: 0 P: 14	R: 2 E: 0 K: 0 S: 13	H: 2 LOB: 1 BB: 1 P: 23	R: 0 E: 0 K: 2 S: 7	H: 0 LOB: 0 BB: 0 P: 11	R: 2 E: 1 K: 0 S: 16	H: 2 LOB: 1 BB: 0 P: 24	R: 2 E: 0 K: 0 S: 7	H: 2 LOB: 0 BB: 0 P: 9	R: 1 E: 0 K: 1 S: 10	H: 1 LOB: 0 BB: 0 P: 12	R: 2 E: 0 K: 1 S: 13	H: 3 LOB: 2 BB: 1 P: 19	R: 0 E: 0 K: 0 S: 8	H: 2 LOB: 1 BB: 0 P: 13	R: 0 E: 0 K: 1 S: 10	H: 0 LOB: 1 BB: 1 P: 19	1B: 10 2B: 0 3B: 0 HR: 4	SF: 3 SAC: 2 DP: 1 HBP: 0	WP: 2 PB: 0 SB: 1 CS: 0	PA: 44			
PITCHER	IP	WLS	BF	H	R	ER	SO	BB	IBB	HBP	BLK	WP	HR	S	P	ERA	WHIP								
Ray Hayward, L (1, 1) ERA: 4.74	3.1	L	18	6	5	3	2	1	0	0	0	1	1	40	65	8.10	2.100								
De Wayne Vaughn, R (4, 1) ERA: 9.0	2.2		11	3	3	3	1	0	0	0	0	0	2	22	28	10.12	1.125								
Dale Mohorcic, R (7, 1) ERA: 3.34	2.0		11	5	2	2	1	1	0	0	0	0	1	21	32	9.00	3.000								
Mitch Williams, L (9, 1) ERA: 4.66	1.0		4	0	0	0	1	1	0	0	0	1	0	10	19	0.00	1.000								

Batter	1	2	3	4	5	6	7	8	9	AB	R	H	RBI	BB	SO	LOB	BOTTOM								
Bob Brower, R (1, 8) OBP: 0.302, SLG: 0.263	F4			F7		F4		FC6-4		4	0	0	0	0	0	2	Chicago White Sox @ Texas Rangers Arlington Stadium, Arlington, TX Sat Jun 25 1988, 8:05 PM EDT Att: 29,259 - Unknown - 87 F								
Geno Petralli, L (9, FH) OBP: 0.364, SLG: 0.410									BB	0	0	0	0	1	0	0									
Scott Fletcher, R (1, 6) OBP: 0.351, SLG: 0.313	F7			G5-4-3						2	0	1	0	1	0	0									
Curtis Wilkerson, S (8, 4) OBP: 0.412, SLG: 0.459				BB					K	2	1	1	0	0	1	2									
Ruben Sierra, S (1, 9) OBP: 0.301, SLG: 0.450	F2			G5-4-3		F7			1B	4	1	1	0	0	0	3									
Pete Incaviglia, R (1, 7) OBP: 0.337, SLG: 0.496		5-3				5-3		K		4	0	0	0	0	1	2									
Pete O'Brien, L (1, 3) OBP: 0.365, SLG: 0.428		K2-3				F8		K		2	0	0	0	0	1	0									
Barbaro Garbey, R (7, FH) OBP: 0.294, SLG: 0.267									2B	2	1	1	1	0	1	0									
Steve Buechele, R (1, 5) OBP: 0.370, SLG: 0.444	L7								1B	4	1	2	1	0	1	0									
Larry Parrish, R (1, 10) OBP: 0.251, SLG: 0.314				6-3		F8		FC6-4	1B	4	1	2	2	0	0	1									
Mike Stanley, R (1, 2) OBP: 0.320, SLG: 0.282				F8		5-3		L7		4	0	1	1	0	0	1									
Jeff Kunkel, R (1, 4) OBP: 0.429, SLG: 0.810				F3				F9		4	0	1	0	0	0	2									
Inning Stats	R: 0 E: 0 K: 0 S: 4	H: 0 LOB: 0 BB: 0 P: 5	R: 0 E: 0 K: 1 S: 10	H: 0 LOB: 0 BB: 0 P: 19	R: 0 E: 0 K: 0 S: 3	H: 0 LOB: 0 BB: 0 P: 5	R: 0 E: 0 K: 0 S: 5	H: 0 LOB: 0 BB: 1 P: 13	R: 0 E: 0 K: 0 S: 9	H: 1 LOB: 1 BB: 0 P: 7	R: 0 E: 0 K: 3 S: 9	H: 0 LOB: 0 BB: 0 P: 13	R: 0 E: 0 K: 0 S: 6	H: 1 LOB: 1 BB: 0 P: 9	R: 5 E: 0 K: 1 S: 25	H: 6 LOB: 2 BB: 1 P: 44	1B: 7 2B: 2 3B: 1 HR: 0	SF: 0 SAC: 0 DP: 1 HBP: 0	WP: 0 PB: 0 SB: 0 CS: 0	PA: 38					
PITCHER	IP	WLS	BF	H	R	ER	SO	BB	IBB	HBP	BLK	WP	HR	S	P	ERA	WHIP								
Dave LaPoint, L (1, 1) ERA: 2.77	8.1	W	33	8	4	4	4	1	0	0	0	0	0	61	98	4.32	1.080								
Jeff Dittiger, R (9, 1) ERA: 3.9	0.1		4	2	1	1	0	1	0	0	0	0	0	10	23	27.00	9.000								
Bobby Thigpen, R (9, 1) ERA: 3.89	0.1		1	0	0	0	1	0	0	0	0	0	0	5	8	0.00	0.000								


Batter	1	2	3	4	5	6	7	8	9	AB	R	H	RBI	BB	SO	LOB	TOP					
Gary Redus, R OBP: 0.331, SLG: 0.388 (1, 7)	F9		BB HBP		F9		F8			3	0	0	0	0	0	1	Chicago White Sox @ Kansas City Royals Royals Stadium, Kansas City, MO Tue Jun 28 1988, 8:05 PM EDT Att: 23,060 - Unknown - 92 F					
Steve Lyons, L OBP: 0.365, SLG: 0.399 (1, 5)	F8		G4-6-3 BB		K			4-3		3	0	0	0	1	1							
Harold Baines, L OBP: 0.333, SLG: 0.391 (1, 10)			G4-6-3		3-1			4-3		4	0	1	0	0	0	3						
Greg Walker, L OBP: 0.291, SLG: 0.356 (1, 3)	F8				F7			HR		4	1	1	1	0	0	1						
Dan Pasqua, L OBP: 0.321, SLG: 0.443 (1, 9)		G3		HR				F8		4	2	2	2	0	0	0						
Daryl Boston, L OBP: 0.243, SLG: 0.468 (1, 8)		6-3		F7			K		E1 SH5-3	4	0	0	0	0	1	0						
Ozzie Guillen, L OBP: 0.289, SLG: 0.302 (1, 6)				6-3			F9		SH5-3	3	0	1	0	0	0	0						
Fred Manrique, R OBP: 0.242, SLG: 0.345 (1, 4)		4-3					1B 3B		6-3	4	1	1	0	0	0	2						
Ron Karkovice, R OBP: 0.228, SLG: 0.264 (1, 2)			6-3				F8		F8	4	0	1	1	0	0	1						
Inning Stats	R: 0 E: 0 K: 0 S: 8	H: 1 LOB: 1 BB: 0 P: 13	R: 0 E: 0 K: 0 S: 4	H: 1 LOB: 1 BB: 0 P: 7	R: 0 E: 0 K: 0 S: 7	H: 0 LOB: 1 BB: 1 P: 13	R: 1 E: 0 K: 0 S: 10	H: 1 LOB: 0 BB: 0 P: 19	R: 0 E: 0 K: 1 S: 12	H: 2 LOB: 1 BB: 0 P: 17	R: 1 E: 0 K: 0 S: 12	H: 1 LOB: 0 BB: 0 P: 19	R: 0 E: 0 K: 0 S: 7	H: 0 LOB: 0 BB: 0 P: 8	R: 1 E: 0 K: 0 S: 7	H: 1 LOB: 0 BB: 0 P: 12	R: 0 E: 1 K: 0 S: 11	H: 0 LOB: 1 BB: 0 P: 15	1B: 3 2B: 0 3B: 1 HR: 3	SF: 0 SAC: 1 DP: 1 HBP: 1	WP: 0 PB: 0 CS: 1	PA: 36
PITCHER	IP	WLS	BF	H	R	ER	SO	BB	IBB	HBP	BLK	WP	HR	S	P	ERA	WHIP					
Rick Anderson, R ERA: 4.73 (1, 1)	6.0		25	6	3	3	2	1	0	1	0	0	2	53	88	4.50	1.167					
Gene Garber, R ERA: 3.69 (7, 1)	3.0	L	11	1	1	1	0	0	0	0	0	0	1	25	35	3.00	0.333					

AB	33
R	4
H	7
RBI	4
BB	1
SO	2
LOB	9



Batter	1	2	3	4	5	6	7	8	9	AB	R	H	RBI	BB	SO	LOB	BOTTOM					
Kurt Stillwell, S OBP: 0.334, SLG: 0.434 (1, 6)	K		F7		F9			F8		4	0	0	0	0	1	0	Chicago White Sox @ Kansas City Royals Royals Stadium, Kansas City, MO Tue Jun 28 1988, 8:05 PM EDT Att: 23,060 - Unknown - 92 F					
Willie Wilson, S OBP: 0.292, SLG: 0.358 (1, 8)			1-3		F7			5-3		4	0	1	0	0	0	0						
George Brett, L OBP: 0.408, SLG: 0.558 (1, 3)	G1-4-6-3				F8				F8	4	0	0	0	0	0	1						
Danny Tartabull, R OBP: 0.384, SLG: 0.519 (1, 9)		SH1-3 1B SF7 BB		HR BB			L5		K	2	2	0	0	2	1	0						
Kevin Seitzer, R OBP: 0.383, SLG: 0.421 (1, 5)		SF7 SH1-3 1B		HR			L6		F8	4	1	2	2	0	0	0						
Bill Buckner, L OBP: 0.288, SLG: 0.329 (1, 10)		SH1-3		F8			4-3			2	0	0	0	0	0	0						
Frank White, R OBP: 0.279, SLG: 0.369 (1, 4)		SF7					F9			2	0	1	1	0	0	0						
Pat Tabler, R OBP: 0.317, SLG: 0.303 (1, 7)		L5					F4			3	0	0	0	0	0	2						
Mike Macfarlane, R OBP: 0.348, SLG: 0.377 (1, 2)			L9				1-3		K	3	0	0	0	0	1	0						
Inning Stats	R: 0 E: 0 K: 1 S: 5	H: 1 LOB: 0 BB: 0 P: 7	R: 1 E: 0 K: 0 S: 10	H: 1 LOB: 1 BB: 1 P: 18	R: 0 E: 0 K: 0 S: 7	H: 0 LOB: 0 BB: 0 P: 9	R: 2 E: 0 K: 0 S: 14	H: 2 LOB: 1 BB: 1 P: 21	R: 0 E: 0 K: 0 S: 7	H: 0 LOB: 0 BB: 0 P: 9	R: 0 E: 0 K: 0 S: 7	H: 0 LOB: 0 BB: 0 P: 10	R: 0 E: 0 K: 0 S: 10	H: 0 LOB: 0 BB: 0 P: 14	R: 0 E: 0 K: 1 S: 6	H: 0 LOB: 0 BB: 0 P: 8	R: 0 E: 0 K: 1 S: 8	H: 0 LOB: 0 BB: 0 P: 14	1B: 2 2B: 1 3B: 0 HR: 1	SF: 1 SAC: 1 DP: 1 HBP: 0	WP: 0 PB: 0 CS: 0	PA: 32
PITCHER	IP	WLS	BF	H	R	ER	SO	BB	IBB	HBP	BLK	WP	HR	S	P	ERA	WHIP					
Bill Long, R ERA: 4.54 (1, 1)	7.0	W	26	4	3	3	1	0	0	0	0	0	0	60	88	3.86	0.857					
Bobby Thigpen, R ERA: 3.55 (8, 1)	2.0	S	6	0	0	0	2	0	0	0	0	0	0	14	22	0.00	0.000					

AB	28
R	3
H	4
RBI	3
BB	2
SO	3
LOB	3



Batter	1	2	3	4	5	6	7	8	9	AB	R	H	RBI	BB	SO	LOB	TOP										
Willie Randolph, R OBP: 0.295, SLG: 0.278 (1, 4)	F3		L9					5-3		5	0	2	1	0	0	0	New York Yankees @ Chicago White Sox Comiskey Park, Chicago, IL Thu Jun 30 1988, 8:05 PM EDT Att: 18,168 - Unknown - 55 F AB 38 R 5 H 11 RBI 5 BB 3 SO 4 LOB 17										
Don Mattingly, L OBP: 0.369, SLG: 0.448 (1, 3)	FC5-4 1B		F7					4-3		4	0	1	0	1	0	2											
Dave Winfield, R OBP: 0.428, SLG: 0.592 (1, 9)	F8			6-3	F9				6-3	5	1	1	0	0	0	4											
Jack Clark, R OBP: 0.408, SLG: 0.489 (1, 10)	FC5-4 1-2			BB					K	3	2	1	2	2	1	1											
Gary Ward, R OBP: 0.307, SLG: 0.287 (1, 7)				L7					6-3	5	0	2	0	0	0	2											
Jay Bulmer, R OBP: 0.236, SLG: 0.318 (1, 8)		4-3		F7						4	0	0	0	0	1	4											
Rafael Santana, R OBP: 0.309, SLG: 0.321 (1, 6)										4	1	1	1	0	0	2											
Joel Skinner, R OBP: 0.242, SLG: 0.312 (1, 2)										4	1	1	1	0	1	2											
Bobby Meacham, S OBP: 0.317, SLG: 0.302 (1, 5)										3	0	2	0	0	0	0											
Mike Pagliarulo, L OBP: 0.279, SLG: 0.375 (7, 5)			F9						K	1	0	0	0	0	1	0											
Inning Stats	R: 0 E: 0 K: 0 S: 11	H: 1 LOB: 1 BB: 0 P: 16	R: 0 E: 0 K: 0 S: 7	H: 1 LOB: 1 BB: 0 P: 11	R: 0 E: 0 K: 0 S: 5	H: 0 LOB: 0 BB: 0 P: 8	R: 0 E: 0 K: 0 S: 9	H: 0 LOB: 1 BB: 1 P: 17	R: 0 E: 0 K: 1 S: 15	H: 2 LOB: 3 BB: 1 P: 25	R: 3 E: 0 K: 0 S: 12	H: 4 LOB: 2 BB: 1 P: 23	R: 2 E: 0 K: 1 S: 12	H: 3 LOB: 1 BB: 0 P: 21	R: 0 E: 0 K: 1 S: 6	H: 0 LOB: 0 BB: 0 P: 8	R: 0 E: 0 K: 1 S: 9	H: 0 LOB: 0 BB: 0 P: 15	1B: 7 2B: 3 3B: 0 HR: 1	SF: 0 SAC: 0 DP: 0 HBP: 0	WP: 0 PB: 0 CS: 0	PA: 41					
PITCHER	IP	WLS	BF	H	R	ER	SO	BB	IBB	HBP	BLK	WP	HR	S	P	ERA	WHIP										
Dave LaPoint, L ERA: 2.86 (1, 1)	6.0	L	29	8	3	3	1	3	0	0	0	0	0	59	100	4.50	1.833										
Joel Davis, R ERA: 7.2 (7, 1)	1.0		6	3	2	2	1	0	0	0	0	0	1	12	21	18.00	3.000										
Steve Rosenberg, L ERA: 4.97 (8, 1)	2.0		6	0	0	0	2	0	0	0	0	0	0	15	23	0.00	0.000										

Batter	1	2	3	4	5	6	7	8	9	AB	R	H	RBI	BB	SO	LOB	BOTTOM										
Gary Redus, R OBP: 0.341, SLG: 0.410 (1, 7)	WP 2B		5-3							5	0	3	1	0	0	0	New York Yankees @ Chicago White Sox Comiskey Park, Chicago, IL Thu Jun 30 1988, 8:05 PM EDT Att: 18,168 - Unknown - 55 F AB 37 R 3 H 11 RBI 3 BB 1 SO 3 LOB 18										
Steve Lyons, L OBP: 0.397, SLG: 0.397 (1, 5)	WP BB		1-3 1B						F9	4	1	3	0	1	0	1											
Harold Baines, L OBP: 0.333, SLG: 0.406 (1, 10)	K		1-3							4	0	0	0	0	1	6											
Greg Walker, L OBP: 0.296, SLG: 0.360 (1, 3)	L5		L6							4	0	1	0	0	0	3											
Dave Gallagher, R OBP: 0.299, SLG: 0.393 (1, 8)	K			F7						4	0	0	1	0	1	3											
Kenny Williams, R OBP: 0.248, SLG: 0.351 (1, 9)			G3 1B							4	1	2	0	0	0	1											
Fred Manrique, R OBP: 0.242, SLG: 0.339 (1, 4)		G3								4	0	0	0	0	0	2											
Ozzie Guillen, L OBP: 0.291, SLG: 0.307 (1, 6)										4	1	2	1	0	0	0											
Ron Karkovice, R OBP: 0.224, SLG: 0.256 (1, 2)										3	0	0	0	0	1	2											
Russ Morman, R OBP: 0.333, SLG: 0.357 (8, PH)			G6-4-3 1B							1	0	0	0	0	0	0											
Inning Stats	R: 0 E: 0 K: 2 S: 11	H: 1 LOB: 2 BB: 1 P: 24	R: 1 E: 0 K: 0 S: 10	H: 2 LOB: 0 BB: 0 P: 14	R: 0 E: 0 K: 0 S: 8	H: 1 LOB: 1 BB: 0 P: 11	R: 0 E: 0 K: 0 S: 7	H: 0 LOB: 0 BB: 0 P: 10	R: 0 E: 0 K: 1 S: 6	H: 0 LOB: 0 BB: 0 P: 9	R: 1 E: 0 K: 0 S: 14	H: 2 LOB: 1 BB: 0 P: 18	R: 1 E: 0 K: 0 S: 10	H: 3 LOB: 2 BB: 0 P: 16	R: 0 E: 0 K: 0 S: 9	H: 1 LOB: 1 BB: 0 P: 11	R: 0 E: 0 K: 0 S: 10	H: 1 LOB: 1 BB: 0 P: 15	1B: 7 2B: 4 3B: 0 HR: 0	SF: 0 SAC: 0 DP: 1 HBP: 0	WP: 1 PB: 0 CS: 0	PA: 38					
PITCHER	IP	WLS	BF	H	R	ER	SO	BB	IBB	HBP	BLK	WP	HR	S	P	ERA	WHIP										
Tommy John, L ERA: 3.32 (1, 1)	6.2	W	28	8	3	3	3	1	0	0	0	0	0	63	98	4.05	1.350										
Dave Righetti, L ERA: 3.79 (7, 1)	2.1	S	10	3	0	0	0	0	0	0	0	0	0	22	30	0.00	1.286										

Batter	1	2	3	4	5	6	7	8	9	AB	R	H	RBI	BB	SO	LOB	TOP										
Claudell Washington, L (1.8) OBP: 0.339, SLG: 0.445	1-3 K		0-0 3-1			1-2 5-3		0-1 B5-3		4	0	0	0	0	1	2											
Gary Ward, R (1.9) OBP: 0.305, SLG: 0.294	1-1 6-3			0-0 L6			1-0 1B 2B		2-1 6-3	4	1	1	0	0	0	0											
Don Mattingly, L (1.3) OBP: 0.368, SLG: 0.444	2-2 F8			1-0 G4-6-3 1B			1-1 F7		1-0 6-3	4	0	1	0	0	0	1											
Jack Clark, R (1.10) OBP: 0.405, SLG: 0.482		1-3 K		1-0 G4-6-3 1-2			0-3 K		4-2 BB BB	3	0	0	0	1	2	2											
Mike Pagliarulo, L (1.5) OBP: 0.282, SLG: 0.375		2-3 K			0-0 F8		0-1 2H 1B		4-1 1-2 BB	3	0	1	1	1	1	0											
Jose Cruz, L (1.7) OBP: 0.276, SLG: 0.225	1-1 G3				1-0 4-3		1-1 G3		0-0 F9	3	0	0	0	0	0	1											
Jay Buhner, R (7.9) OBP: 0.233, SLG: 0.313										1	0	0	0	0	0	2											
Rafael Santana, R (1.6) OBP: 0.305, SLG: 0.317			2-1 F4		2-1 5-3			3-2 6-3		3	0	0	0	0	0	0											
Joel Skinner, R (1.2) OBP: 0.244, SLG: 0.308			1-0 F9			1-3 K		4-1 BB		2	0	0	0	1	1	0											
Bobby Meacham, S (1.4) OBP: 0.320, SLG: 0.299			4-1 BB			0-2 5-3		2-3 K		1	0	0	0	1	0	0											
Dave Winfield, R (8, PH) OBP: 0.427, SLG: 0.590										1	0	0	0	0	1	1											
Willie Randolph, R (8.4) OBP: 0.295, SLG: 0.278										0	0	0	0	0	0	0											
Inning Stats	R: 0 E: 0 K: 1 S: 8	H: 0 LOB: 0 BB: 0 P: 12	R: 0 E: 0 K: 2 S: 9	H: 0 LOB: 0 BB: 0 P: 13	R: 0 E: 0 K: 0 S: 5	H: 0 LOB: 1 BB: 1 P: 12	R: 0 E: 0 K: 0 S: 3	H: 1 LOB: 0 BB: 0 P: 5	R: 0 E: 0 K: 1 S: 4	H: 0 LOB: 0 BB: 0 P: 7	R: 0 E: 0 K: 1 S: 10	H: 0 LOB: 0 BB: 0 P: 12	R: 1 E: 0 K: 1 S: 12	H: 2 LOB: 1 BB: 0 P: 15	R: 0 E: 0 K: 1 S: 11	H: 0 LOB: 1 BB: 1 P: 20	R: 0 E: 0 K: 0 S: 7	H: 0 LOB: 2 BB: 2 P: 18	1B: 2 2B: 1 3B: 0 HR: 0	SF: 0 SAC: 0 DP: 1 HBP: 0	WP: 0 PB: 0 CS: 0	PA: 33					
PITCHER	IP	WLS	BF	H	R	ER	SO	BB	IBB	HBP	BLK	WP	HR	S	P	ERA	WHIP										
Jack McDowell, R (1.1) ERA: 4.24	8.0		28	3	1	1	6	2	0	0	0	0	0	62	96	1.12	0.625										
Bobby Thigpen, R (9.1) ERA: 3.47	1.0	W	5	0	0	0	0	2	0	0	0	0	0	7	18	0.00	2.000										

New York Yankees @ Chicago White Sox
Comiskey Park, Chicago, IL
Fri Jul 01 1988, 8:05 PM EDT
Att: 19,798 - Unknown - 64 F

AB 29
R 1
H 3
RBI 1
BB 4
SO 6
LOB 9



Batter	1	2	3	4	5	6	7	8	9	AB	R	H	RBI	BB	SO	LOB	BOTTOM										
Gary Redus, R (1.7) OBP: 0.342, SLG: 0.410	2-2 S 1B		1-2 P3		2-2 F9		1-3 K		0-0 1-3 2H 1B	5	0	2	1	0	1	2											
Steve Lyons, L (1.5) OBP: 0.385, SLG: 0.394	1-1 F8		0-0 4-3		0-1 G3		0-0 G6-4-3 1B			4	0	1	0	0	0	3											
Harold Baines, L (1.10) OBP: 0.335, SLG: 0.406	3-3 K		2-3 1B		4-0 BB IBB		2-0 G6-4-3 1-2			3	0	1	1	1	1	2											
Greg Walker, L (1.3) OBP: 0.296, SLG: 0.356	0-0 4-3		3-1 F3		4-2 BB		1-1 4-3			3	0	0	0	1	0	2											
Kenny Williams, R (1.9) OBP: 0.252, SLG: 0.353		2-2 S 1B		1-1 F4		2-3 K		1-0 G6-4-3 1B		2	0	1	0	0	0	0											
Dan Pasqua, L (5, PH) OBP: 0.326, SLG: 0.442										2	0	1	0	0	1	3											
Dave Gallagher, R (1.8) OBP: 0.307, SLG: 0.409		2-2 P3		0-0 2B		2-2 3-1 SH1-3 1B		0-0 G6-4-3 1-2		4	0	2	0	0	0	2											
Fred Manrique, R (1.4) OBP: 0.244, SLG: 0.338		2-2 F6		3-1 F9		0-0 SH1-3		1-2 1B		3	1	1	0	0	0	2											
Ozzie Guillen, L (1.6) OBP: 0.288, SLG: 0.304		1-2 4-3		0-1 F2		1-2 3-1		1-0 SH		3	0	0	0	0	0	3											
Ron Karkovice, R (1.2) OBP: 0.239, SLG: 0.296			2-2 4-3 1B 2B		2-2 G3		3-3 K		2-3 SH 1B	3	1	2	0	0	1	1											
Daryl Boston, L (9, PH) OBP: 0.239, SLG: 0.459									1-2 K	1	0	0	0	0	1	2											
Inning Stats	R: 0 E: 0 K: 1 S: 11	H: 1 LOB: 1 BB: 0 P: 17	R: 0 E: 0 K: 0 S: 14	H: 1 LOB: 1 BB: 0 P: 20	R: 1 E: 0 K: 0 S: 12	H: 2 LOB: 1 BB: 0 P: 20	R: 0 E: 0 K: 0 S: 7	H: 1 LOB: 1 BB: 0 P: 11	R: 0 E: 0 K: 1 S: 14	H: 1 LOB: 3 BB: 2 P: 28	R: 0 E: 0 K: 1 S: 10	H: 1 LOB: 0 BB: 0 P: 16	R: 0 E: 0 K: 1 S: 6	H: 1 LOB: 0 BB: 0 P: 9	R: 0 E: 0 K: 0 S: 4	H: 1 LOB: 0 BB: 0 P: 6	R: 1 E: 1 K: 1 S: 6	H: 2 LOB: 2 BB: 0 P: 10	1B: 8 2B: 3 3B: 0 HR: 0	SF: 0 SAC: 2 DP: 2 HBP: 0	WP: 0 PB: 0 CS: 0	PA: 37					
PITCHER	IP	WLS	BF	H	R	ER	SO	BB	IBB	HBP	BLK	WP	HR	S	P	ERA	WHIP										
Ron Guidry, L (1.1) ERA: 1.93	4.2		22	6	1	1	1	1	0	0	0	0	0	55	91	1.93	1.500										
Steve Shields, R (5.1) ERA: 3.93	3.1	L	13	4	1	1	3	0	0	0	0	0	0	25	40	2.70	1.200										
Dave Righetti, L (9.1) ERA: 3.76	0.1		1	0	0	0	1	0	0	0	0	0	0	3	5	0.00	0.000										
Cecilio Guante, R (9.1) ERA: 2.4	0.0		1	1	0	0	0	0	0	0	0	0	0	1	1	∞	∞										

New York Yankees @ Chicago White Sox
Comiskey Park, Chicago, IL
Fri Jul 01 1988, 8:05 PM EDT
Att: 19,798 - Unknown - 64 F

AB 33
R 2
H 11
RBI 2
BB 2
SO 5
LOB 22



Batter	1	2	3	4	5	6	7	8	9	AB	R	H	RBI	BB	SO	LOB	TOP																					
Joe Orsulak L (1,9) OBP: 0.321, SLG: 0.335	6-3	FC6			SH1-3			5-3		3	1	1	0	0	0	2																						
Rick Schu R (1,5) OBP: 0.311, SLG: 0.370	5-3				F8			P4		4	0	1	0	0	0	2																						
Cal Ripken Jr. R (1,6) OBP: 0.396, SLG: 0.449	1B	BB			FC6-4		F2	5-3		3	0	0	0	1	0	2																						
Eddie Murray S (1,3) OBP: 0.344, SLG: 0.414	1-3	1B			G4-6-3		G3-1	FC6-4		4	0	2	1	0	0	1																						
Jim Traber L (1,10) OBP: 0.287, SLG: 0.345	P4				4-3		4-3	FC6-4		4	0	0	0	0	0	3																						
Larry Sheets L (1,7) OBP: 0.305, SLG: 0.310		BB			L4		1B			3	0	2	0	1	0	0																						
Terry Kennedy L (1,2) OBP: 0.241, SLG: 0.243	F8				L7		F7	6-3		3	0	0	0	0	0	2																						
Mickey Tettleton S (9,PH) OBP: 0.286, SLG: 0.413								1-2		1	0	0	0	0	0	1																						
Ken Gerhart R (1,8) OBP: 0.224, SLG: 0.328	F7				F2		F7	6-3		4	0	0	0	0	0	3																						
Billy Ripken R (1,4) OBP: 0.266, SLG: 0.263	FC6				SH1-3		L7	4-3		3	0	1	0	1	0	2																						
Inning Stats	R: 0 E: 0 K: 0 S: 15	H: 1 LOB: 2 BB: 1 P: 23	R: 0 E: 0 K: 0 S: 10	H: 1 LOB: 2 BB: 1 P: 17	R: 0 E: 0 K: 0 S: 6	H: 1 LOB: 0 BB: 0 P: 13	R: 0 E: 0 K: 0 S: 5	H: 0 LOB: 0 BB: 0 P: 8	R: 0 E: 0 K: 0 S: 9	H: 1 LOB: 1 BB: 0 P: 15	R: 0 E: 0 K: 0 S: 4	H: 0 LOB: 0 BB: 0 P: 9	R: 0 E: 0 K: 0 S: 7	H: 1 LOB: 1 BB: 0 P: 13	R: 1 E: 0 K: 0 S: 14	H: 2 LOB: 1 BB: 0 P: 25	R: 0 E: 0 K: 0 S: 9	H: 0 LOB: 1 BB: 1 P: 19	1B: 6 2B: 1 3B: 0 HR: 0	SF: 0 SAC: 1 DP: 1 HBP: 0	WP: 0 PB: 0 CS: 0	PA: 36																
PITCHER	IP	WLS	BF	H	R	ER	SO	BB	IBB	HBP	BLK	WP	HR	S	P	ERA	WHIP	PITCHER				IP	WLS	BF	H	R	ER	SO	BB	IBB	HBP	BLK	WP	HR	S	P	ERA	WHIP
Melido Perez R (1,1) ERA: 3.79	7.2	W	31	7	1	1	0	2	0	0	0	0	0	68	118	1.17	1.174																					
Ricky Horton L (8,1) ERA: 5.68	1.1		5	0	0	0	0	1	0	0	1	0	0	11	24	0.00	0.750																					

Baltimore Orioles @ Chicago White Sox
Comiskey Park, Chicago, IL
Mon Jul 04 1988, 8:05 PM EDT
Att: 16,457 - Unknown - 82 F

AB 32
R 1
H 7
RBI 1
BB 3
SO 0
LOB 18



Batter	1	2	3	4	5	6	7	8	9	AB	R	H	RBI	BB	SO	LOB	BOTTOM																					
Gary Redus R (1,7) OBP: 0.335, SLG: 0.402	P6	G1-3			F8			G3-6-3		4	0	1	2	0	0	2																						
Steve Lyons L (1,5) OBP: 0.347, SLG: 0.372	WP				K			G3-6-3		4	0	1	0	0	1	2																						
Harold Baines L (1,10) OBP: 0.335, SLG: 0.400	F8				G3-1			4-3		4	1	1	0	0	0	1																						
Greg Walker L (1,3) OBP: 0.297, SLG: 0.349	HBP				G3-1			F2		3	0	0	0	0	0	1																						
Dan Pasqua L (1,9) OBP: 0.330, SLG: 0.459	L3				2-3			F9		4	1	2	1	0	1	2																						
Daryl Boston L (1,8) OBP: 0.248, SLG: 0.458	F7				4-3			K		4	1	1	1	0	0	1																						
Mark Salas L (1,2) OBP: 0.330, SLG: 0.393	HR				G4-6-3			L4-3		3	2	3	1	1	0	0																						
Mike Woodard L (1,4) OBP: 0.229, SLG: 0.242	F7				G4-6-3			L4-3		3	0	0	0	0	0	3																						
Ozzie Guillen L (8,6) OBP: 0.287, SLG: 0.303					1-2			K		1	0	0	0	0	1	1																						
Fred Manrique R (1,6) OBP: 0.248, SLG: 0.333	2B				BB			P3		2	0	1	0	2	0	1																						
Inning Stats	R: 0 E: 0 K: 0 S: 11	H: 1 LOB: 2 BB: 0 P: 18	R: 1 E: 0 K: 0 S: 8	H: 2 LOB: 1 BB: 0 P: 13	R: 1 E: 0 K: 1 S: 11	H: 2 LOB: 1 BB: 0 P: 17	R: 0 E: 0 K: 0 S: 9	H: 1 LOB: 1 BB: 1 P: 16	R: 0 E: 0 K: 0 S: 5	H: 0 LOB: 0 BB: 0 P: 11	R: 3 E: 0 K: 0 S: 8	H: 4 LOB: 1 BB: 1 P: 17	R: 0 E: 0 K: 1 S: 12	H: 0 LOB: 0 BB: 0 P: 16	R: 0 E: 0 K: 1 S: 6	H: 0 LOB: 1 BB: 1 P: 14	1B: 5 2B: 4 3B: 0 HR: 1	SF: 0 SAC: 0 DP: 2 HBP: 1	WP: 1 PB: 0 CS: 0	PA: 36																		
PITCHER	IP	WLS	BF	H	R	ER	SO	BB	IBB	HBP	BLK	WP	HR	S	P	ERA	WHIP	PITCHER				IP	WLS	BF	H	R	ER	SO	BB	IBB	HBP	BLK	WP	HR	S	P	ERA	WHIP
Jay Tibbs R (1,1) ERA: 4.71	5.1	L	27	9	5	5	1	2	0	0	0	0	0	15	21	0.00	0.600																					
Dave Schmidt R (6,1) ERA: 3.68	1.2		5	1	0	0	1	0	0	0	0	0	0	15	21	0.00	0.600																					
Don Aase R (8,1) ERA: 6.53	1.0		4	0	0	0	1	1	0	0	0	0	0	6	14	0.00	1.000																					

Baltimore Orioles @ Chicago White Sox
Comiskey Park, Chicago, IL
Mon Jul 04 1988, 8:05 PM EDT
Att: 16,457 - Unknown - 82 F

AB 32
R 5
H 10
RBI 5
BB 3
SO 3
LOB 14



Batter	1	2	3	4	5	6	7	8	9	AB	R	H	RBI	BB	SO	LOB	TOP					
Pete Stanicek, S OBP: 0.340, SLG: 0.380 (1, 7)	L5	4-2 BB		1-1 BB 1B		F3			K	4	0	1	0	1	1	1						
Cal Ripken Jr., R OBP: 0.402, SLG: 0.464 (1, 6)	1B WP SF8	F8		4-0 FC6-4 BB		2-2 HR			CS BB 1B	4	2	3	3	1	0	2						
Eddie Murray, S OBP: 0.345, SLG: 0.412 (1, 3)	FC5 BB 1B		0-1 6-3	FC6-4 BB		3-0 P3			4-2 BB 1B	4	0	1	0	1	0	3						
Mickey Tettleton, S OBP: 0.282, SLG: 0.398 (1, 2)	4-2 BB		2-0 F9		1-0 5-3				3-3 BB K	4	0	0	0	1	1	2						
Jim Traber, L OBP: 0.278, SLG: 0.336 (1, 10)	SF8		2-1 6-3		1-0 G3				1-3 K	3	0	0	1	0	1	0						
Rick Schu, R OBP: 0.303, SLG: 0.360 (1, 5)	3-H 2-2 FC5			0-1 5-3	0-0 L6				1-1 1-3	4	0	0	0	0	0	2						
Larry Sheets, L OBP: 0.301, SLG: 0.305 (1, 9)		0-1 4-3		1-0 4-3		3-2 4-3		1-2 G3		4	0	0	0	0	0	0						
Ken Gerhart, R OBP: 0.232, SLG: 0.333 (1, 8)		2-0 E5 BB		1-1 BB 1B		2-0 S 1B		0-0 F2		4	2	2	0	0	0	0						
Billy Ripken, R OBP: 0.269, SLG: 0.266 (1, 4)	2-2 F5		1-2 BB 1B	1-2 BB 1B		1-0 HR 1B		1-0 4-3		4	1	2	1	0	0	1						
Inning Stats	R: 1 E: 0 K: 0 S: 17	H: 2 LOB: 2 BB: 1 P: 28	R: 0 E: 1 K: 0 S: 11	H: 0 LOB: 2 BB: 1 P: 19	R: 0 E: 0 K: 0 S: 5	H: 0 LOB: 0 BB: 0 P: 9	R: 1 E: 0 K: 0 S: 12	H: 3 LOB: 3 BB: 1 P: 21	R: 0 E: 0 K: 0 S: 3	H: 0 LOB: 0 BB: 0 P: 5	R: 3 E: 1 K: 0 S: 13	H: 3 LOB: 0 BB: 0 P: 24	R: 0 E: 0 K: 1 S: 7	H: 0 LOB: 0 BB: 0 P: 10	R: 0 E: 0 K: 0 S: 6	H: 0 LOB: 0 BB: 0 P: 8	R: 0 E: 0 K: 12 S: 12	H: 1 LOB: 2 BB: 1 P: 21	1B: 8 2B: 1 3B: 0 HR: 1	SF: 1 SAC: 0 DP: 1 HBP: 0	WP: 1 PB: 0 SB: 1 CS: 1	PA: 40
PITCHER	IP WLS BF H R ER SO BB IBB HBP BLK WP HR S P ERA WHIP																					
Dave LaPoint, L ERA: 3.03 (1, 1)	5.1 L 27 7 4 4 0 3 0 0 0 0 1 0 54 94 6.75 1.875																					
Steve Rosenberg, L ERA: 4.5 (6, 1)	2.2 9 1 1 1 1 0 0 0 0 0 1 20 30 3.38 0.375																					
Joel Davis, R ERA: 6.75 (9, 1)	1.0 4 1 0 0 2 1 0 0 0 0 0 0 12 21 0.00 2.000																					

Baltimore Orioles @ Chicago White Sox
Comiskey Park, Chicago, IL
Tue Jul 05 1988, 8:05 PM EDT
Alt. 9,920 - Unknown - 77 F

AB 35
R 5
H 9
RBI 5
BB 4
SO 3
LOB 11



Batter	1	2	3	4	5	6	7	8	9	AB	R	H	RBI	BB	SO	LOB	BOTTOM					
Gary Redus, R OBP: 0.329, SLG: 0.396 (1, 7)	6-3		2-3 K 1-3			2-2 SF9			K	3	0	0	1	0	2	1						
Steve Lyons, L OBP: 0.340, SLG: 0.364 (1, 5)	F7			1-0 F9		3-H 0-1 F9			G3	4	0	0	0	0	0	0						
Harold Baines, L OBP: 0.331, SLG: 0.395 (1, 10)	G3			1-0 G3		2-3 K			0-0 F8	4	0	0	0	0	1	0						
Greg Walker, L OBP: 0.294, SLG: 0.346 (1, 3)		0-1 F9		2-3 K		1-2 P5				3	0	0	0	0	1	0						
Dan Pasqua, L OBP: 0.330, SLG: 0.457 (1, 9)		2-3 K			0-2 G3				1B	3	0	1	0	0	1	0						
Daryl Boston, L OBP: 0.242, SLG: 0.446 (1, 8)		2-1 F6			3-2 F6				K	3	0	0	0	0	1	1						
Mark Salas, L OBP: 0.331, SLG: 0.391 (1, 2)			1-0 G4-6-3 1B			0-0 F8			1-2 4-3	3	0	1	0	0	0	0						
Ozzie Guillen, L OBP: 0.288, SLG: 0.303 (1, 6)			1-2 G4-6-3 1B			0-1 G3			1-0 CS 1B	3	0	1	0	0	0	1						
Fred Manrique, R OBP: 0.257, SLG: 0.355 (1, 4)			0-0 WP S			1-1 SF9 3B			1-2 F7	3	1	2	0	0	0	1						
Inning Stats	R: 0 E: 0 K: 0 S: 8	H: 0 LOB: 0 BB: 0 P: 11	R: 0 E: 0 K: 1 S: 7	H: 0 LOB: 0 BB: 0 P: 11	R: 0 E: 0 K: 1 S: 8	H: 2 LOB: 1 BB: 0 P: 12	R: 0 E: 0 K: 1 S: 7	H: 0 LOB: 0 BB: 0 P: 11	R: 0 E: 0 K: 0 S: 7	H: 0 LOB: 0 BB: 0 P: 10	R: 1 E: 0 K: 0 S: 9	H: 1 LOB: 0 BB: 0 P: 12	R: 0 E: 0 K: 2 S: 10	H: 1 LOB: 1 BB: 0 P: 15	R: 0 E: 0 K: 0 S: 10	H: 1 LOB: 0 BB: 0 P: 13	R: 0 E: 0 K: 1 S: 5	H: 0 LOB: 0 BB: 0 P: 6	1B: 4 2B: 0 3B: 1 HR: 0	SF: 1 SAC: 0 DP: 1 HBP: 0	WP: 1 PB: 0 SB: 1 CS: 1	PA: 30
PITCHER	IP WLS BF H R ER SO BB IBB HBP BLK WP HR S P ERA WHIP																					
Jose Bautista, R ERA: 4.39 (1, 1)	9.0 W 30 5 1 1 6 0 0 0 0 1 0 71 101 1.00 0.556																					

Baltimore Orioles @ Chicago White Sox
Comiskey Park, Chicago, IL
Tue Jul 05 1988, 8:05 PM EDT
Alt. 9,920 - Unknown - 77 F

AB 29
R 1
H 5
RBI 1
BB 0
SO 6
LOB 4



Batter	1	2	3	4	5	6	7	8	9	AB	R	H	RBI	BB	SO	LOB	TOP					
Fred Lynn, L OBP: 0.321, SLG: 0.504 (1, 8)	G1			K		F9			HR	4	1	1	1	0	1	0						
Cal Ripken Jr., R OBP: 0.403, SLG: 0.468 (1, 6)	F6			PB 1B			F8		F9 2B	4	0	2	0	0	0	0						
Eddie Murray, S OBP: 0.341, SLG: 0.406 (1, 3)	4-3			F7			F8		F9	4	0	0	0	0	0	2						
Jim Traber, L OBP: 0.277, SLG: 0.333 (1, 10)		L8		F4			1B		6-3	4	0	1	0	0	0	2						
Larry Sheets, L OBP: 0.298, SLG: 0.302 (1, 9)		K			G3		4-3			3	0	0	0	0	1	1						
Terry Kennedy, L OBP: 0.236, SLG: 0.239 (1, 2)		6-3			4-3				K	3	0	0	0	0	1	0						
Rick Schu, R OBP: 0.298, SLG: 0.353 (1, 5)				K			K		6-3	3	0	0	0	0	2	0						
Pete Stanicek, S OBP: 0.330, SLG: 0.368 (1, 7)				E1			4-3		F7	3	0	0	0	0	0	0						
Billy Ripken, R OBP: 0.267, SLG: 0.264 Joe Orsulak, L (9, PH) OBP: 0.320, SLG: 0.333				G5-4-3			4-3		3-1	2	0	0	0	0	0	1						
Inning Stats	R: 0 E: 0 K: 0 S: 5	H: 0 LOB: 0 BB: 0 P: 9	R: 0 E: 0 K: 1 S: 7	H: 0 LOB: 0 BB: 0 P: 12	R: 0 E: 1 K: 1 S: 7	H: 0 LOB: 0 BB: 0 P: 11	R: 0 E: 0 K: 1 S: 9	H: 1 LOB: 1 BB: 0 P: 15	R: 0 E: 0 K: 0 S: 5	H: 0 LOB: 0 BB: 0 P: 7	R: 0 E: 0 K: 0 S: 7	H: 0 LOB: 0 BB: 0 P: 9	R: 0 E: 0 K: 0 S: 11	H: 1 LOB: 1 BB: 0 P: 19	R: 0 E: 0 K: 1 S: 8	H: 0 LOB: 0 BB: 0 P: 14	R: 1 E: 0 K: 0 S: 14	H: 2 LOB: 1 BB: 0 P: 21	1B: 2 2B: 1 3B: 0 HR: 1	SF: 0 SAC: 0 DP: 1 HBP: 0	WP: 0 PB: 1 CS: 0	PA: 31
PITCHER	IP	WLS	BF	H	R	ER	SO	BB	IBB	HBP	BLK	WP	HR	S	P	ERA	WHIP					
Jack McDowell, R ERA: 3.98 Ricky Horton, L ERA: 5.63	(1, 1)	8.1	W	29	4	1	1	5	0	0	0	0	0	68	110	1.08	0.480					
	(9, 1)	0.2	S	2	0	0	0	0	0	0	0	0	0	5	7	0.00	0.000					

Baltimore Orioles @ Chicago White Sox
Comiskey Park, Chicago, IL
Wed Jul 06 1988, 8:05 PM EDT
Att: 10,066 - Unknown - 80 F

livebaseballscorecards.com

AB 31
R 1
H 4
RBI 1
BB 0
SO 5
LOB 6





Batter	1	2	3	4	5	6	7	8	9	AB	R	H	RBI	BB	SO	LOB	BOTTOM					
Gary Redus, R OBP: 0.332, SLG: 0.414 (1, 7)	G3 2B	F9			1-H 3B			F8		4	0	2	1	0	0	1						
Steve Lyons, L OBP: 0.338, SLG: 0.361 (1, 5)	F7		4-3		L4			1B SF7 1B		4	1	1	0	0	0	2						
Harold Baines, L OBP: 0.330, SLG: 0.393 (1, 10)	G3		G3		G3			1B		4	0	1	0	0	0	2						
Dan Pasqua, L OBP: 0.325, SLG: 0.450 (1, 9)	1-3		L8				K	SF7		3	0	0	1	0	1	1						
Daryl Boston, L OBP: 0.235, SLG: 0.432 (1, 8)		L9		L1		1-3		P3		4	0	0	0	0	0	1						
Greg Walker, L OBP: 0.294, SLG: 0.355 (1, 3)		HR		K		K				3	1	1	1	0	2	0						
Mark Salas, L OBP: 0.322, SLG: 0.381 (1, 2)		6-3		F6			G3			3	0	0	0	0	0	0						
Ozzie Guillen, L OBP: 0.288, SLG: 0.303 (1, 6)		2B 1B			L7		F8			3	1	1	0	0	0	0						
Fred Manrique, R OBP: 0.265, SLG: 0.364 (1, 4)		1-H 2B			3B BB		K			2	1	1	1	1	1	0						
Inning Stats	R: 0 E: 0 K: 0 S: 9	H: 1 LOB: 1 BB: 0 P: 12	R: 2 E: 0 K: 0 S: 15	H: 3 LOB: 1 BB: 0 P: 22	R: 0 E: 0 K: 0 S: 7	H: 0 LOB: 0 BB: 0 P: 12	R: 0 E: 0 K: 1 S: 8	H: 0 LOB: 0 BB: 0 P: 12	R: 1 E: 0 K: 0 S: 10	H: 1 LOB: 1 BB: 1 P: 14	R: 0 E: 0 K: 2 S: 8	H: 0 LOB: 0 BB: 0 P: 13	R: 0 E: 0 K: 1 S: 5	H: 0 LOB: 0 BB: 0 P: 7	R: 1 E: 0 K: 0 S: 12	H: 2 LOB: 1 BB: 0 P: 20	1B: 3 2B: 2 3B: 1 HR: 1	SF: 1 SAC: 0 DP: 0 HBP: 0	WP: 0 PB: 0 CS: 0	PA: 32		
PITCHER	IP	WLS	BF	H	R	ER	SO	BB	IBB	HBP	BLK	WP	HR	S	P	ERA	WHIP					
Mike Boddicker, R ERA: 3.95 Mark Thurmond, L ERA: 6.95	(1, 1)	7.1	L	30	7	4	4	4	1	0	0	0	0	68	103	4.91	1.091					
	(8, 1)	0.2	2	0	0	0	0	0	0	0	0	0	0	6	9	0.00	0.000					


Baltimore Orioles @ Chicago White Sox
Comiskey Park, Chicago, IL
Wed Jul 06 1988, 8:05 PM EDT
Att: 10,066 - Unknown - 80 F

livebaseballscorecards.com

AB 30
R 4
H 7
RBI 4
BB 1
SO 4
LOB 7



Batter	1	2	3	4	5	6	7	8	9	AB	R	H	RBI	BB	SO	LOB	TOP										
Jody Reed, R OBP: 0.344, SLG: 0.333 (1, 6)	F7		FC3-6 1B 1B		SH1-3		PB 6-3 2B		F8	4	2	2	0	0	0	2	Boston Red Sox @ Chicago White Sox Comiskey Park, Chicago, IL Fri Jul 08 1988, 4:33 AM EDT Unknown livebaseballscorecards.com										
Marty Barrett, R OBP: 0.344, SLG: 0.359 (1, 4)	F8		FC3-6 1-2 1B		G6-3 BB		F4		F4	4	0	1	0	1	0	3											
Dwight Evans, R OBP: 0.370, SLG: 0.463 (1, 3)	F8		FC3-6 1B 1-2 2-3		G6-3		6-3		FC5-4	5	0	0	1	0	0	6											
Mike Greenwell, L OBP: 0.438, SLG: 0.582 (1, 7)		BB 1B	1-2 3-H 1B			E 1B 1B		F7		4	1	3	1	0	0	0											
Ellis Burks, R OBP: 0.385, SLG: 0.521 (1, 8)		BB 1-2 BB	K			E 1B 1B		F6		3	1	1	0	1	1	2											
Jim Rice, R OBP: 0.332, SLG: 0.353 (1, 10)	K			G5-4-3 BB		E5 E 1B 1-2 2-3 G4-6-3		K		3	1	0	0	1	2	4											
Rick Cerone, R OBP: 0.385, SLG: 0.423 (1, 2)	F8			K		E8 G4-6-3 1B		F8		4	0	1	2	0	1	3											
Todd Benzinger, S OBP: 0.276, SLG: 0.360 (1, 9)	6-3			G5-4-3		G4-6-3				4	0	1	0	0	0	4											
Randy Kutcher, R OBP: 0.167, SLG: 0.167 Wade Boggs, L OBP: 0.464, SLG: 0.463 (9, PH)			1-3			SH1-3 1B		F8		3	0	1	0	0	0	0	AB 35 R 5 H 11 RBI 4 BB 3 SO 4 LOB 24 										
Inning Stats	R: 0 E: 0 K: 0 S: 3	H: 0 LOB: 0 BB: 0 P: 3	R: 0 E: 0 K: 1 S: 6	H: 1 LOB: 2 BB: 1 P: 10	R: 1 E: 0 K: 1 S: 8	H: 3 LOB: 2 BB: 0 P: 8	R: 0 E: 0 K: 1 S: 4	H: 0 LOB: 0 BB: 1 P: 8	R: 0 E: 0 K: 0 S: 3	H: 1 LOB: 1 BB: 1 P: 7	R: 3 E: 2 K: 0 S: 6	H: 3 LOB: 0 BB: 0 P: 6	R: 1 E: 0 K: 0 S: 4	H: 1 LOB: 0 BB: 0 P: 4	R: 0 E: 0 K: 1 S: 5	H: 0 LOB: 0 BB: 0 P: 5		R: 0 E: 0 K: 0 S: 5	H: 2 LOB: 2 BB: 0 P: 5	1B: 10 2B: 1 3B: 0 HR: 0	SF: 0 SAC: 1 DP: 3 HBP: 0	WP: 0 PB: 1 SB: 0 CS: 0	PA: 39				
PITCHER	IP	WLS	BF	H	R	ER	SO	BB	IBB	HBP	BLK	WP	HR	S	P	ERA	WHIP										
Jerry Reuss, L ERA: 3.21 (1, 1)	5.0		23	7	3	3	3	3	0	0	0	0	0	26	38	5.40	2.000										
John Davis, R ERA: 5.45 (6, 1)	2.0	W	8	2	2	0	0	0	0	0	0	0	0	8	8	0.00	1.000										
Bobby Thigpen, R ERA: 3.55 (8, 1)	2.0	S	8	2	0	0	1	0	0	0	0	0	0	10	10	0.00	1.000										

Batter	1	2	3	4	5	6	7	8	9	AB	R	H	RBI	BB	SO	LOB	BOTTOM										
Gary Redus, R OBP: 0.330, SLG: 0.416 (1, 7)	5-3		F4		F8		6-3 1B 2B			4	1	1	0	0	0	1	Boston Red Sox @ Chicago White Sox Comiskey Park, Chicago, IL Fri Jul 08 1988, 4:33 AM EDT Unknown livebaseballscorecards.com										
Steve Lyons, L OBP: 0.341, SLG: 0.364 (1, 5)	2B 1B		K		2B 1B		6-3			4	2	2	0	0	1	1											
Harold Baines, L OBP: 0.335, SLG: 0.404 (1, 10)	E 2B		K				2-3 1B			4	1	3	3	0	1	0											
Dan Pasqua, L OBP: 0.319, SLG: 0.442 Kenny Williams, R OBP: 0.247, SLG: 0.346 (9, 9)	K			K2-3	K		K			4	0	0	0	0	4	4											
Daryl Boston, L OBP: 0.237, SLG: 0.430 Dave Gallagher, R OBP: 0.305, SLG: 0.402 (8, PH) (9, 8)	E9 2H 1B			G3		3-1		5-3		3	0	1	0	0	0	0											
Greg Walker, L OBP: 0.294, SLG: 0.354 (1, 3)	K			K		K		1B		4	0	1	0	0	3	1											
Mark Salas, L OBP: 0.320, SLG: 0.376 (1, 2)		F8			4-3		1B		K	4	0	1	0	0	1	1											
Ozzie Guillen, L OBP: 0.289, SLG: 0.302 Mike Woodard, L OBP: 0.216, SLG: 0.229 (5, PR) (6, 4)		F8			HR HBP		F8		K	1	0	0	0	0	0	0											
Fred Manrique, R OBP: 0.266, SLG: 0.384 (6, 6)		K			HR		F7			3	1	1	2	0	1	0	AB 34 R 6 H 10 RBI 5 BB 0 SO 12 LOB 10 										
Inning Stats	R: 2 E: 1 K: 2 S: 10	H: 3 LOB: 1 BB: 0 P: 10	R: 0 E: 0 K: 1 S: 5	H: 0 LOB: 0 BB: 0 P: 5	R: 0 E: 0 K: 2 S: 7	H: 0 LOB: 0 BB: 0 P: 7	R: 0 E: 0 K: 2 S: 7	H: 0 LOB: 0 BB: 0 P: 7	R: 3 E: 0 K: 1 S: 8	H: 3 LOB: 2 BB: 0 P: 9	R: 0 E: 0 K: 1 S: 6	H: 1 LOB: 1 BB: 0 P: 6	R: 1 E: 0 K: 1 S: 7	H: 2 LOB: 1 BB: 0 P: 7	R: 0 E: 0 K: 2 S: 8	H: 1 LOB: 1 BB: 0 P: 8		1B: 6 2B: 3 3B: 0 HR: 1	SF: 0 SAC: 0 DP: 0 HBP: 1	WP: 0 PB: 0 SB: 0 CS: 0	PA: 35						
PITCHER	IP	WLS	BF	H	R	ER	SO	BB	IBB	HBP	BLK	WP	HR	S	P	ERA	WHIP										
Mike Smithson, R ERA: 5.66 (1, 1)	6.1	L	28	8	6	5	9	0	0	1	0	0	0	45	46	7.11	1.263										
Tom Bolton, L ERA: (7, 1)	1.2		7	2	0	0	3	0	0	0	0	0	0	13	13	0.00	1.200										

Batter	1	2	3	4	5	6	7	8	9	AB	R	H	RBI	BB	SO	LOB	TOP										
Jody Reed, R OBP: 0.337, SLG: 0.325	0-3 K		0-0 F7		0-0 F6		0-0 F8			5	0	1	1	0	1	1	Boston Red Sox @ Chicago White Sox Comiskey Park, Chicago, IL Fri Jul 08 1988, 8:05 PM EDT Att: 18,963 - Unknown										
Marty Barrett, R OBP: 0.342, SLG: 0.357	0-0 F9		0-0 6-3				0-0 5-3			5	1	1	0	0	0	3											
Wade Boggs, L OBP: 0.463, SLG: 0.462	0-0 6-3		0-0 1B					0-0 6-3		5	1	2	0	0	0	2											
Mike Greenwell, L OBP: 0.441, SLG: 0.589		0-0 HR	0-0 F8		0-0 E9	0-0 F2		0-0 WP		5	2	3	1	0	0	1											
Ellis Burks, R OBP: 0.389, SLG: 0.544		0-0 HR		0-0 E5	0-0 HR	4-0 FC6-4		0-0 5-3		4	3	2	4	1	0	1											
Jim Rice, R OBP: 0.330, SLG: 0.351	0-0 F9		0-0 SF9		0-0 2B	0-3 K		0-3 K		4	1	1	1	0	2	2											
Todd Benzinger, S OBP: 0.287, SLG: 0.376		0-0 FC6-4		0-0 FC4-6	0-0 1B	0-0 FC6-4		0-0 F8		5	1	3	0	0	0	1											
Rich Gedman, L OBP: 0.270, SLG: 0.302	0-0 F8		0-0 F9		0-0 1B			0-0 F4		5	1	2	1	0	0	2											
Kevin Romine, R OBP: 0.189, SLG: 0.194	0-0 FC6-4		0-0 FC4-6		0-0 1B		0-0 F8		0-0 5-3	5	0	1	1	0	0	3											
Inning Stats	R: 0 E: 0 K: 1 S: 5	H: 0 LOB: 0 BB: 0 P: 5	R: 2 E: 0 K: 0 S: 6	H: 3 LOB: 1 BB: 0 P: 6	R: 0 E: 0 K: 0 S: 4	H: 1 LOB: 1 BB: 0 P: 4	R: 1 E: 1 K: 0 S: 5	H: 1 LOB: 1 BB: 0 P: 5	R: 7 E: 1 K: 0 S: 12	H: 9 LOB: 2 BB: 0 P: 12	R: 0 E: 0 K: 1 S: 5	H: 0 LOB: 1 BB: 1 P: 9	R: 0 E: 0 K: 0 S: 4	H: 1 LOB: 1 BB: 0 P: 4	R: 0 E: 0 K: 1 S: 6	H: 1 LOB: 1 BB: 0 P: 6	R: 0 E: 0 K: 0 S: 3	H: 0 LOB: 0 BB: 0 P: 3	1B: 11 2B: 2 3B: 1 HR: 2	SF: 1 SAC: 0 DP: 0 HBP: 0	WP: 1 PB: 0 SB: 0 CS: 0	PA: 45					
PITCHER	IP	WLS	BF	H	R	ER	SO	BB	IBB	HBP	BLK	WP	HR	S	P	ERA	WHIP										
Bill Long, R ERA: 4.58	4.1	L	23	9	7	6	1	0	0	0	0	0	2	25	25	12.46	2.077										
Steve Rosenberg, L ERA: 6.32	0.0		4	4	2	2	0	0	0	0	0	0	0	4	4	∞	∞										
Ken Patterson, L ERA: 6.32	3.2		15	3	1	1	2	1	0	0	0	1	0	18	22	2.46	1.091										
Ricky Horton, L ERA: 5.56	1.0		3	0	0	0	0	0	0	0	0	0	0	3	3	0.00	0.000										

livebaseballscores.com

AB 43
R 10
H 16
RBI 9
BB 1
SO 3
LOB 16



Batter	1	2	3	4	5	6	7	8	9	AB	R	H	RBI	BB	SO	LOB	BOTTOM										
Gary Redus, R OBP: 0.332, SLG: 0.421	0-0 1B	0-0 F3		0-0 BLK			0-0 G4-6-3		0-3 K	5	1	2	0	0	1	1	Boston Red Sox @ Chicago White Sox Comiskey Park, Chicago, IL Fri Jul 08 1988, 8:05 PM EDT Att: 18,963 - Unknown										
Steve Lyons, L OBP: 0.340, SLG: 0.362	0-0 1B	0-0 F9		0-3 K			0-0 4-3			4	1	1	0	0	1	1											
Harold Baines, L OBP: 0.337, SLG: 0.403	0-0 E	4-0 HBP			0-0 F8			0-0 F8		3	1	1	1	1	0	0											
Dan Pasqua, L OBP: 0.314, SLG: 0.434	0-0 E4	0-0 F9			0-0 F6			0-0 4-3		4	1	0	0	0	0	2											
Greg Walker, L OBP: 0.293, SLG: 0.350	4-0 SF8		0-3 K		0-3 K			0-0 4-3		3	0	0	0	1	2	0											
Kenny Williams, R OBP: 0.247, SLG: 0.338	1-0 CS		0-3 K		0-0 F8			0-3 K		3	0	0	1	0	2	0											
Ozzie Guillen, L OBP: 0.289, SLG: 0.303	0-0 SF8		0-0 6-3			0-0 F8			0-0 HR	3	1	1	1	0	0	0											
Fred Manrique, R OBP: 0.259, SLG: 0.373	0-3 K			0-0 4-3			0-0 5-3		0-0 F3	4	0	0	0	0	1	3											
Ron Karkovice, R OBP: 0.245, SLG: 0.333		0-0 HR		0-0 6-3			0-0 G4-6-3		0-0 HR	3	1	2	1	0	0	0											
Daryl Boston, L OBP: 0.243, SLG: 0.457										1	1	1	2	0	0	0											
Inning Stats	R: 4 E: 1 K: 1 S: 8	H: 3 LOB: 2 BB: 1 P: 13	R: 1 E: 0 K: 0 S: 4	H: 1 LOB: 1 BB: 1 P: 8	R: 0 E: 0 K: 2 S: 7	H: 0 LOB: 0 BB: 0 P: 7	R: 0 E: 0 K: 1 S: 6	H: 1 LOB: 0 BB: 0 P: 6	R: 0 E: 0 K: 1 S: 5	H: 0 LOB: 0 BB: 0 P: 5	R: 0 E: 0 K: 0 S: 3	H: 0 LOB: 0 BB: 0 P: 3	R: 0 E: 0 K: 0 S: 3	H: 0 LOB: 0 BB: 0 P: 3	R: 0 E: 0 K: 2 S: 9	H: 2 LOB: 2 BB: 0 P: 9	1B: 5 2B: 2 3B: 0 HR: 2	SF: 1 SAC: 0 DP: 2 HBP: 1	WP: 0 PB: 0 SB: 0 CS: 1	PA: 37							
PITCHER	IP	WLS	BF	H	R	ER	SO	BB	IBB	HBP	BLK	WP	HR	S	P	ERA	WHIP										
Steve Ellsworth, R ERA: 6.75	1.2		12	4	5	4	1	2	0	1	0	0	1	11	20	21.60	3.600										
Dennis Lamp, R ERA: 3.15	6.1	W	20	2	0	0	4	0	0	0	1	0	0	28	28	0.00	0.316										
Lee Smith, R ERA: 3.79	1.0		5	2	2	2	2	0	0	0	0	0	1	9	9	18.00	2.000										

livebaseballscores.com

AB 33
R 7
H 8
RBI 6
BB 2
SO 7
LOB 7



Batter	1	2	3	4	5	6	7	8	9	AB	R	H	RBI	BB	SO	LOB	TOP										
Wade Boggs, L (1, 5) OBP: 0.462, SLG: 0.461	3-2 WP 1B		0-0 P6	1-1 6-3			2-2 G4-6-3 1-2		3-1 FC6-4 1B	5	0	2	0	0	0	3											
Marty Barrett, R (1, 4) OBP: 0.343, SLG: 0.363	1-0 F8		2-2 1B 1-H 2B		2-1 1B SF9 2B		1-2 L7		0-0 F7	5	2	2	1	0	0	3											
Dwight Evans, R (1, 3) Kevin Romine, R (9, PR) OBP: 0.189, SLG: 0.194	1-3 K 1-2		0-1 2B 2-H 1B		0-0 G4-6-3 1B			1-1 1B 1B	1-2 FC6-4 1-2 2-3	5	1	3	1	0	1	3											
Mike Greenwell, L (1, 7) OBP: 0.437, SLG: 0.585	2-3 K		1-1 F8		0-0 SF9			2-2 1B 1-3 G6-3 1B	0-0 4-3	4	1	1	1	0	1	4											
Ellis Burks, R (1, 8) OBP: 0.391, SLG: 0.555		3-1 HR	1-1 L8		3-H 2-1 G4-6-3 1-2			1-0 1B 1-3 3-H 1B		4	1	2	2	0	0	2											
Jim Rice, R (1, 10) OBP: 0.326, SLG: 0.346		3-2 L8		1-0 F8		0-3 K		1-1 G6-3		4	0	0	1	0	1	1											
Todd Benzinger, S (1, 9) OBP: 0.286, SLG: 0.368		1-2 L3		4-2 E BB		0-0 G3		3-H 1-2 G6-3		3	1	0	0	1	0	1											
Rich Gedman, L (1, 2) OBP: 0.262, SLG: 0.292		0-0 F7		1-0 F7		2-2 L7		0-0 F7		4	0	0	0	0	0	2											
Jody Reed, R (1, 6) OBP: 0.364, SLG: 0.369			1-0 2B 1B	3-2 E6 1-H 2B			1-0 G4-6-3 1B		1-1 FC6-4 1B	4	1	4	1	0	0	0											
Inning Stats	R: 0 E: 0 K: 2 S: 10	H: 1 LOB: 1 BB: 0 P: 17	R: 1 E: 0 K: 0 S: 11	H: 1 LOB: 0 BB: 0 P: 18	R: 2 E: 0 K: 0 S: 11	H: 3 LOB: 1 BB: 0 P: 16	R: 1 E: 1 K: 0 S: 10	H: 1 LOB: 1 BB: 1 P: 20	R: 1 E: 0 K: 0 S: 6	H: 2 LOB: 0 BB: 0 P: 10	R: 0 E: 0 K: 1 S: 7	H: 0 LOB: 0 BB: 0 P: 9	R: 0 E: 0 K: 0 S: 7	H: 1 LOB: 0 BB: 0 P: 11	R: 2 E: 0 K: 0 S: 12	H: 3 LOB: 1 BB: 0 P: 18	R: 0 E: 0 K: 0 S: 9	H: 2 LOB: 2 BB: 0 P: 14	1B: 10 2B: 3 3B: 0 HR: 1	SF: 1 SAC: 0 DP: 2 HBP: 0	WP: 1 PB: 0 SB: 1 CS: 0	PA: 40					
PITCHER	IP	WLS	BF	H	R	ER	SO	BB	IBB	HBP	BLK	WP	HR	S	P	ERA	WHIP										
Melido Perez, R (1, 1) ERA: 4.01	6.0	W	26	8	5	5	3	1	0	0	0	1	1	55	90	7.50	1.500										
Ricky Horton, L (7, 1) ERA: 5.71	1.0		5	3	2	2	0	0	0	0	0	0	0	12	19	18.00	3.000										
Bobby Thigpen, R (8, 1) ERA: 3.42	2.0	S	9	3	0	0	0	0	0	0	0	0	0	16	24	0.00	1.500										

Boston Red Sox @ Chicago White Sox
Comiskey Park, Chicago, IL
Sat Jul 09 1988, 4:33 AM EDT
Sunny - 92 F

AB 38
R 7
H 14
RBI 7
BB 1
SO 3
LOB 19



Batter	1	2	3	4	5	6	7	8	9	AB	R	H	RBI	BB	SO	LOB	BOTTOM											
Gary Redus, R (1, 7) OBP: 0.333, SLG: 0.422	0-2 G5-3 1B		2-0 G6-3		0-2 F8 PB 1B	2-1 SF8		1-3 K		4	1	2	1	0	1	1												
Steve Lyons, L (1, 5) OBP: 0.338, SLG: 0.370	1-1 F8		2-0 F9		3-2 F8 1-3	1-0 CS 1-2		2B 3B		4	1	1	0	0	0	2												
Harold Baines, L (1, 10) OBP: 0.339, SLG: 0.406	0-1 G5-3 1-2			4-2 HR BB	1-2 L7 3-H		1-2 2B 3B			3	1	1	1	1	0	1												
Dan Pasqua, L (1, 9) OBP: 0.317, SLG: 0.448	2-2 F8			3-1 HR 1-H	2-1 S 3B 1B		0-0 F7			4	2	2	2	0	0	2												
Greg Walker, L (1, 3) OBP: 0.302, SLG: 0.376		0-1 G3-1 2B		1-1 HR	3-1 HR 1-H		4-1 G4-6-3 1B			3	1	3	2	1	0	0												
Daryl Boston, L (1, 8) OBP: 0.243, SLG: 0.474		3-3 K		2-2 HR	3-2 G6-3		0-1 G4-6-3 1-2			4	1	1	1	0	1	4												
Ozzie Guillen, L (1, 6) OBP: 0.288, SLG: 0.302		0-0 G3-1		2-1 G3		1-0 L8		2-3 K		1	0	0	0	0	0	1												
Mike Woodard, L (4, 4) OBP: 0.200, SLG: 0.211		2-3								3	0	0	0	0	1	0												
Fred Manrique, R (1, 4) OBP: 0.265, SLG: 0.368		2-2 F8		2-2 L1-3		4-1 1B SF8 BB		4-2 SH1-3 BB		2	1	0	0	2	0	1												
Ron Karkovice, R (1, 2) OBP: 0.247, SLG: 0.333			2-3 K	1-2 F8		0-0 CS 1B		0-0 SH1-3		3	0	1	0	0	1	0												
Inning Stats	R: 0 E: 0 K: 0 S: 10	H: 1 LOB: 1 BB: 0 P: 13	R: 0 E: 0 K: 1 S: 10	H: 1 LOB: 0 BB: 0 P: 15	R: 0 E: 0 K: 1 S: 5	H: 0 LOB: 0 BB: 0 P: 11	R: 4 E: 0 K: 0 S: 18	H: 3 LOB: 0 BB: 1 P: 33	R: 2 E: 0 K: 0 S: 21	H: 3 LOB: 1 BB: 0 P: 32	R: 1 E: 0 K: 0 S: 5	H: 1 LOB: 0 BB: 1 P: 13	R: 1 E: 0 K: 0 S: 8	H: 2 LOB: 1 BB: 1 P: 14	R: 0 E: 0 K: 2 S: 10	H: 0 LOB: 1 BB: 1 P: 17	1B: 4 2B: 2 3B: 2 HR: 3	SF: 1 SAC: 1 DP: 1 HBP: 0	WP: 0 PB: 1 SB: 2 CS: 1	PA: 38								
PITCHER	IP	WLS	BF	H	R	ER	SO	BB	IBB	HBP	BLK	WP	HR	S	P	ERA	WHIP											
Wes Gardner, R (1, 1) ERA: 2.44	3.0		15	5	4	4	2	1	0	0	0	0	0	3	35	5	12.00	2.000										
Tom Bolton, L (4, 1) ERA: 2.0	2.0	L	9	3	2	2	0	0	0	0	0	0	0	29	45	9.00	1.500											
Bob Stanley, R (6, 1) ERA: 3.6	3.0		13	3	2	2	2	2	1	0	0	0	0	23	44	6.00	1.667											

Boston Red Sox @ Chicago White Sox
Comiskey Park, Chicago, IL
Sat Jul 09 1988, 4:33 AM EDT
Sunny - 92 F

AB 31
R 8
H 11
RBI 7
BB 4
SO 4
LOB 12




Batter	1	2	3	4	5	6	7	8	9	10	AB	R	H	RBI	BB	SO	LOB	TOP						
Wade Boggs, L (1.5) OBP: 0.463, SLG: 0.460	L7		4-3			SH1-4 1B	K					5	1	2	0	1	1	0						
Jody Reed, R (1.4) OBP: 0.346, SLG: 0.348	G3			F8		SH1-4		F7		FC6-4 1B		5	1	0	0	0	0	3						
Dwight Evans, R (1.3) OBP: 0.376, SLG: 0.467				F7								5	0	3	0	0	1	0						
Kevin Romine, R (10, PR) OBP: 0.189, SLG: 0.194												0	1	0	0	0	0	0						
Mike Greenwell, L (1.7) OBP: 0.434, SLG: 0.578		G3-1		4-3				P4				5	1	1	1	0	0	3						
Ellis Burks, R (1.8) OBP: 0.367, SLG: 0.546		P4										5	1	1	1	0	2	3						
Jim Rice, R (1.10) OBP: 0.333, SLG: 0.353												3	1	2	0	2	0	0						
Todd Benzinger, S (1.9) OBP: 0.289, SLG: 0.385												4	2	1	2	1	1	5						
Rick Cerone, R (1.2) OBP: 0.385, SLG: 0.424				L4								4	0	1	2	1	0	0						
Spike Owen, S (1.6) OBP: 0.332, SLG: 0.386												3	0	0	0	0	1	2						
Marty Barrett, R (9, PH) OBP: 0.341, SLG: 0.362												1	0	0	1	0	0	0						
Inning Stats	R: 0 E: 0 K: 1 S: 7	H: 0 LOB: 0 BB: 0 P: 10	R: 0 E: 0 K: 1 S: 11	H: 1 LOB: 1 BB: 0 P: 15	R: 0 E: 0 K: 1 S: 7	H: 0 LOB: 0 BB: 0 P: 11	R: 0 E: 0 K: 0 S: 5	H: 0 LOB: 0 BB: 0 P: 7	R: 0 E: 0 K: 1 S: 7	H: 1 LOB: 2 BB: 1 P: 15	R: 1 E: 0 K: 1 S: 18	H: 3 LOB: 3 BB: 1 P: 25	R: 0 E: 0 K: 1 S: 14	H: 0 LOB: 0 BB: 0 P: 21	R: 0 E: 0 K: 1 S: 13	H: 1 LOB: 1 BB: 0 P: 22	R: 1 E: 0 K: 0 S: 7	H: 1 LOB: 0 BB: 0 P: 12	R: 6 E: 2 K: 0 S: 22	H: 4 LOB: 2 BB: 3 P: 44	1B: 8 2B: 2 3B: 0 HR: 1	SF: 1 SAC: 1 DP: 0 HBP: 0	WP: 0 PA: 47	
PITCHER	IP WLS BF H R ER SO BB IBB HBP BLK WP HR S P ERA WHIP	IP WLS BF H R ER SO BB IBB HBP BLK WP HR S P ERA WHIP	IP WLS BF H R ER SO BB IBB HBP BLK WP HR S P ERA WHIP	IP WLS BF H R ER SO BB IBB HBP BLK WP HR S P ERA WHIP	IP WLS BF H R ER SO BB IBB HBP BLK WP HR S P ERA WHIP	IP WLS BF H R ER SO BB IBB HBP BLK WP HR S P ERA WHIP	IP WLS BF H R ER SO BB IBB HBP BLK WP HR S P ERA WHIP	IP WLS BF H R ER SO BB IBB HBP BLK WP HR S P ERA WHIP	IP WLS BF H R ER SO BB IBB HBP BLK WP HR S P ERA WHIP	IP WLS BF H R ER SO BB IBB HBP BLK WP HR S P ERA WHIP	IP WLS BF H R ER SO BB IBB HBP BLK WP HR S P ERA WHIP	IP WLS BF H R ER SO BB IBB HBP BLK WP HR S P ERA WHIP	IP WLS BF H R ER SO BB IBB HBP BLK WP HR S P ERA WHIP	IP WLS BF H R ER SO BB IBB HBP BLK WP HR S P ERA WHIP	IP WLS BF H R ER SO BB IBB HBP BLK WP HR S P ERA WHIP	IP WLS BF H R ER SO BB IBB HBP BLK WP HR S P ERA WHIP	IP WLS BF H R ER SO BB IBB HBP BLK WP HR S P ERA WHIP	IP WLS BF H R ER SO BB IBB HBP BLK WP HR S P ERA WHIP	IP WLS BF H R ER SO BB IBB HBP BLK WP HR S P ERA WHIP	IP WLS BF H R ER SO BB IBB HBP BLK WP HR S P ERA WHIP	IP WLS BF H R ER SO BB IBB HBP BLK WP HR S P ERA WHIP	IP WLS BF H R ER SO BB IBB HBP BLK WP HR S P ERA WHIP	IP WLS BF H R ER SO BB IBB HBP BLK WP HR S P ERA WHIP	IP WLS BF H R ER SO BB IBB HBP BLK WP HR S P ERA WHIP

Boston Red Sox @ Chicago White Sox
Comiskey Park, Chicago, IL
Sat Jul 09 1988, 8:05 PM EDT
Att: 23,699 - Unknown - 91 F

livebaseballscorecards.com

AB 40
R 8
H 11
RBI 7
BB 5
SO 6
LOB 16




Batter	1	2	3	4	5	6	7	8	9	10	AB	R	H	RBI	BB	SO	LOB	BOTTOM						
Gary Redus, R (1.7) OBP: 0.335, SLG: 0.419	G6-3		6-3									4	1	1	0	1	0	0						
Steve Lyons, L (1.5) OBP: 0.335, SLG: 0.362												4	0	0	0	0	3	2						
Harold Baines, L (1.10) OBP: 0.338, SLG: 0.402												3	0	0	0	1	1	1						
Dan Pasqua, L (1.9) OBP: 0.320, SLG: 0.454												4	0	2	1	0	2	2						
Greg Walker, L (1.3) OBP: 0.301, SLG: 0.372												3	0	0	0	1	2	3						
Daryl Boston, L (1.8) OBP: 0.243, SLG: 0.489												4	1	1	1	0	2	2						
Mark Salas, L (1.2) OBP: 0.310, SLG: 0.364												4	0	0	0	0	1	2						
Mike Woodard, L (1.4) OBP: 0.182, SLG: 0.190												4	0	0	0	0	1	0						
Fred Manrique, R (1.6) OBP: 0.259, SLG: 0.359												4	0	0	0	0	4	0						
Inning Stats	R: 0 E: 0 K: 2 S: 11	H: 0 LOB: 2 BB: 1 P: 17	R: 1 E: 0 K: 2 S: 10	H: 1 LOB: 0 BB: 0 P: 15	R: 0 E: 0 K: 1 S: 10	H: 0 LOB: 0 BB: 0 P: 14	R: 0 E: 0 K: 3 S: 9	H: 0 LOB: 0 BB: 0 P: 12	R: 0 E: 0 K: 2 S: 9	H: 0 LOB: 0 BB: 0 P: 12	R: 1 E: 0 K: 2 S: 14	H: 2 LOB: 1 BB: 0 P: 18	R: 0 E: 0 K: 1 S: 8	H: 0 LOB: 0 BB: 0 P: 10	R: 0 E: 0 K: 2 S: 12	H: 0 LOB: 0 BB: 0 P: 14	R: 0 E: 0 K: 0 S: 11	H: 1 LOB: 2 BB: 1 P: 21	R: 0 E: 0 K: 1 S: 9	H: 0 LOB: 1 BB: 1 P: 17	1B: 2 2B: 1 3B: 0 HR: 1	SF: 0 SAC: 0 DP: 0 HBP: 1	WP: 0 PA: 38	
PITCHER	IP WLS BF H R ER SO BB IBB HBP BLK WP HR S P ERA WHIP	IP WLS BF H R ER SO BB IBB HBP BLK WP HR S P ERA WHIP	IP WLS BF H R ER SO BB IBB HBP BLK WP HR S P ERA WHIP	IP WLS BF H R ER SO BB IBB HBP BLK WP HR S P ERA WHIP	IP WLS BF H R ER SO BB IBB HBP BLK WP HR S P ERA WHIP	IP WLS BF H R ER SO BB IBB HBP BLK WP HR S P ERA WHIP	IP WLS BF H R ER SO BB IBB HBP BLK WP HR S P ERA WHIP	IP WLS BF H R ER SO BB IBB HBP BLK WP HR S P ERA WHIP	IP WLS BF H R ER SO BB IBB HBP BLK WP HR S P ERA WHIP	IP WLS BF H R ER SO BB IBB HBP BLK WP HR S P ERA WHIP	IP WLS BF H R ER SO BB IBB HBP BLK WP HR S P ERA WHIP	IP WLS BF H R ER SO BB IBB HBP BLK WP HR S P ERA WHIP	IP WLS BF H R ER SO BB IBB HBP BLK WP HR S P ERA WHIP	IP WLS BF H R ER SO BB IBB HBP BLK WP HR S P ERA WHIP	IP WLS BF H R ER SO BB IBB HBP BLK WP HR S P ERA WHIP	IP WLS BF H R ER SO BB IBB HBP BLK WP HR S P ERA WHIP	IP WLS BF H R ER SO BB IBB HBP BLK WP HR S P ERA WHIP	IP WLS BF H R ER SO BB IBB HBP BLK WP HR S P ERA WHIP	IP WLS BF H R ER SO BB IBB HBP BLK WP HR S P ERA WHIP	IP WLS BF H R ER SO BB IBB HBP BLK WP HR S P ERA WHIP	IP WLS BF H R ER SO BB IBB HBP BLK WP HR S P ERA WHIP	IP WLS BF H R ER SO BB IBB HBP BLK WP HR S P ERA WHIP	IP WLS BF H R ER SO BB IBB HBP BLK WP HR S P ERA WHIP	IP WLS BF H R ER SO BB IBB HBP BLK WP HR S P ERA WHIP

Boston Red Sox @ Chicago White Sox
Comiskey Park, Chicago, IL
Sat Jul 09 1988, 8:05 PM EDT
Att: 23,699 - Unknown - 91 F

livebaseballscorecards.com

AB 34
R 2
H 4
RBI 2
BB 3
SO 16
LOB 12



Batter	1	2	3	4	5	6	7	8	9	AB	R	H	RBI	BB	SO	LOB	TOP										
Wade Boggs, L (1.5) OBP: 0.361, SLG: 0.460	0-2 1-4-3		1-0 4-3 2B		1-1 G3			2-1 L7		4	0	1	0	0	0	1	Boston Red Sox @ Chicago White Sox Comiskey Park, Chicago, IL Sun Jul 10 1988, 4:33 AM EDT Att: 15,163 - Overcast - 80 F										
Jody Read, R (1.4) OBP: 0.333, SLG: 0.333	1-0 F8		0-1 4-3			1-0 F9		0-0 E5 1B		4	1	0	0	0	0	1											
Dwight Evans, R (1.3) OBP: 0.375, SLG: 0.463	2-2 F7		1-3 K			0-0 4-3		4-0 4-3 1B BB		3	0	0	0	1	1	1											
Mike Greenwell, L (1.7)		0-0 5-3 BB 1B		0-0 L9		1-2 E6		1-0 4-3 1B		4	0	2	1	0	0	0											
Ellis Burks, R (1.8) OBP: 0.386, SLG: 0.542		4-0 5-3 BB		0-0 5-3		2-1 5-3		1-2 4-3		3	0	0	0	1	0	3											
Jim Rice, R (1.10) OBP: 0.329, SLG: 0.348		1-3 K		0-1 L8			0-1 F7	1-3 K		4	0	0	0	0	2	4											
Rick Cerone, R (1.2) OBP: 0.378, SLG: 0.415		0-0 5-3 1-2 2-3		2-2 P4		3-2 F9		0-0 P5		4	0	0	0	0	0	2											
Todd Benzinger, S (1.9) OBP: 0.288, SLG: 0.377		0-1 F8		1-0 5-3		4-1 BB		3-3 K		3	0	0	0	1	1	2											
Spike Owen, S (1.6) OBP: 0.330, SLG: 0.394			2-3 K		2-1 3B		3-1 P5	1-3 K		4	0	1	0	0	2	1											
Inning Stats	R: 0 E: 0 K: 0 S: 7	H: 0 LOB: 0 BB: 0 P: 10	R: 0 E: 0 K: 1 S: 7	H: 1 LOB: 2 BB: 1 P: 12	R: 0 E: 0 K: 2 S: 11	H: 1 LOB: 1 BB: 0 P: 15	R: 0 E: 0 K: 0 S: 4	H: 0 LOB: 0 BB: 0 P: 4	R: 0 E: 0 K: 0 S: 8	H: 0 LOB: 1 BB: 0 P: 14	R: 0 E: 1 K: 0 S: 8	H: 0 LOB: 1 BB: 1 P: 12	R: 0 E: 0 K: 1 S: 14	H: 0 LOB: 2 BB: 1 P: 23	R: 0 E: 0 K: 2 S: 7	H: 0 LOB: 0 BB: 0 P: 11		1B: 2 2B: 1 3B: 1 HR: 0	SF: 0 SAC: 0 DP: 0 HBP: 0	WP: 0 PB: 0 SB: 0 CS: 0	PA: 36						
PITCHER	IP	WLS	BF	H	R	ER	SO	BB	IBB	HBP	BLK	WP	HR	S	P	ERA	WHIP										
Dave LaPoint, L (1.1) ERA: 2.87	7.0	W	27	3	0	0	3	2	0	0	0	0	0	53	85	0.00	0.714										
Ricky Horton, L (8.1) ERA: 6.0	0.1		4	1	1	0	0	1	0	0	0	0	0	4	11	0.00	6.000										
Bobby Thigpen, R (8.1) ERA: 3.31	1.2	S	5	0	0	0	3	0	0	0	0	0	0	17	23	0.00	0.000										


Batter	1	2	3	4	5	6	7	8	9	AB	R	H	RBI	BB	SO	LOB	BOTTOM										
Gary Redus, R (1.7) OBP: 0.345, SLG: 0.420	4-2 G3 2B	4-2 BB		4-2 SF7 WP BB		3-1 WP SH1-3 2B 1B		0-0 4-3		2	2	1	0	3	0	0	Boston Red Sox @ Chicago White Sox Comiskey Park, Chicago, IL Sun Jul 10 1988, 4:33 AM EDT Att: 15,163 - Overcast - 80 F										
Steve Lyons, L (1.5) OBP: 0.333, SLG: 0.359	2-1 G3	4-0 BB		1-1 SF7		0-0 SH1-3		0-1 4-3		2	0	0	1	1	0	1											
Harold Baines, L (1.10) OBP: 0.337, SLG: 0.403	0-3 K	3-2 4-3		0-0 F8		1-1 2H 2B		1-1 2B		4	0	1	1	0	1	4											
Dan Pasqua, L (1.9) OBP: 0.319, SLG: 0.448	4-0 2B BB		1-0 4-3		0-0 G3		1-3 K			3	1	0	0	1	1	1											
Greg Walker, L (1.3) OBP: 0.303, SLG: 0.375	3-2 1B 2B		1-0 F8		4-2 1B BB		0-1 5-3			3	0	1	2	1	0	1											
Daryl Boston, L (1.8) OBP: 0.297, SLG: 0.493	3-2 S 1B		4-1 BB		3-2 S 1B		1-2 1-3			3	0	2	0	1	0	0											
Mark Salas, L (1.2) OBP: 0.308, SLG: 0.355	3-3 K		2-0 F8		4-1 IBB		2-3 K			3	0	0	0	1	2	3											
Fred Manrique, R (1.6) OBP: 0.299, SLG: 0.356		1-0 F9		0-0 WP SH1-3 SF7 1B		1-2 F2		3-1 P6		4	1	1	0	0	0	3											
Mike Woodard, L (1.4) OBP: 0.170, SLG: 0.178		1-1 4-3		0-0 SH1-3		3-2 3-1		0-3 K		3	0	0	0	0	1	3											
Inning Stats	R: 2 E: 0 K: 2 S: 17	H: 2 LOB: 2 BB: 2 P: 36	R: 0 E: 0 K: 0 S: 9	H: 0 LOB: 2 BB: 2 P: 21	R: 0 E: 0 K: 0 S: 4	H: 0 LOB: 1 BB: 1 P: 12	R: 1 E: 0 K: 0 S: 8	H: 1 LOB: 1 BB: 1 P: 13	R: 0 E: 0 K: 0 S: 14	H: 1 LOB: 3 BB: 2 P: 29	R: 1 E: 0 K: 1 S: 10	H: 2 LOB: 0 BB: 0 P: 15	R: 0 E: 0 K: 1 S: 8	H: 0 LOB: 0 BB: 0 P: 14	R: 0 E: 0 K: 1 S: 6	H: 0 LOB: 0 BB: 0 P: 6		1B: 4 2B: 2 3B: 0 HR: 0	SF: 1 SAC: 2 DP: 0 HBP: 0	WP: 2 PB: 0 SB: 0 CS: 0	PA: 38						
PITCHER	IP	WLS	BF	H	R	ER	SO	BB	IBB	HBP	BLK	WP	HR	S	P	ERA	WHIP										
Steve Curry, R (1.1) ERA: 6.23	4.1	L	24	4	3	3	2	7	0	0	0	0	0	45	96	6.23	2.538										
Mike Smithson, R (5.1) ERA: 5.75	0.2		4	1	1	1	0	0	1	0	0	0	0	9	20	13.50	1.500										
Tom Bolton, L (6.1) ERA: 1.5	3.0		10	1	0	0	3	0	0	0	0	1	0	22	30	0.00	0.333										


AB	33
R	1
H	4
RBI	1
BB	3
SO	6
LOB	15



AB	27
R	4
H	6
RBI	4
BB	8
SO	5
LOB	16



Batter	1	2	3	4	5	6	7	8	9	AB R H RBI BB SO LOB	TOP									
Gary Redus, R OBP: 0.342, SLG: 0.429 (1, 7)	F7	HR		6-3		K			F7	5 1 1 3 0 1 2	Chicago White Sox @ New York Yankees Yankee Stadium, Bronx, NY Thu Jul 14 1988, 7:05 PM EDT Att: 28,284 - Unknown - 87 F AB 38 R 5 H 11 RBI 5 BB 2 SO 9 LOB 20 									
Steve Lyons, L OBP: 0.330, SLG: 0.369 (1, 5)	HR	4-3			4-3	F8			F8	5 1 1 1 0 0 2										
Kenny Williams, R OBP: 0.253, SLG: 0.343 (7, 8)	G3				BB	1B			K	4 0 2 0 0 1 0										
Daryl Boston, L OBP: 0.262, SLG: 0.504 (9, FH)					1B	1B			BLK	1 0 1 0 0 0 0										
Ivan Calderon, R OBP: 0.306, SLG: 0.458 (1, 10)	1B				BB	G6-4-3			K	3 0 1 0 2 2 1										
Dave Gallagher, R OBP: 0.296, SLG: 0.390 (7, PH)	L8				BB	BB			K	3 0 0 0 0 1 5										
Dan Pasqua, L OBP: 0.318, SLG: 0.446 (7, 9)					G6-4-3	1-2F			F6	1 0 0 0 0 0 0										
Greg Walker, L OBP: 0.306, SLG: 0.386 (1, 3)									K	4 2 2 1 0 1 2										
Donnie Hill, S OBP: 0.297, SLG: 0.217 (1, 4)									F7	4 0 1 0 0 0 3										
Fred Manrique, R OBP: 0.259, SLG: 0.354 (1, 6)									F9	4 1 1 0 0 1 2										
Ron Karkovics, R OBP: 0.250, SLG: 0.333 (8, PH)									4-3	3 0 1 0 0 2 2										
Harold Baines, L OBP: 0.336, SLG: 0.402 (8, 2)										1 0 0 0 0 0 1										
Mark Salas, L OBP: 0.308, SLG: 0.355 (8, 2)										0 0 0 0 0 0 0										
Inning Stats	R: 1 E: 0 K: 0 S: 11	H: 2 LOB: 1 BB: 0 P: 16	R: 3 E: 1 K: 1 S: 19	H: 2 LOB: 3 BB: 0 P: 30	R: 0 E: 0 K: 1 S: 12	H: 1 LOB: 2 BB: 1 P: 19	R: 0 E: 0 K: 2 S: 8	H: 0 LOB: 0 BB: 0 P: 9	R: 0 E: 0 K: 1 S: 6	H: 1 LOB: 1 BB: 0 P: 11	R: 0 E: 0 K: 2 S: 8	H: 0 LOB: 0 BB: 0 P: 13	R: 0 E: 0 K: 1 S: 13	H: 1 LOB: 1 BB: 0 P: 18	R: 0 E: 0 K: 1 S: 10	H: 1 LOB: 1 BB: 0 P: 16	1B: 7 2B: 1 3B: 0 HR: 3	SF: 0 SAC: 0 DP: 1 HBP: 0	WP: 0 PB: 0 SB: 0 CS: 0	PA: 40
PITCHER	IP WLS BF H R ER SO BB IBB HBP BLK WP HR S P ERA WHIP											IP WLS BF H R ER SO BB IBB HBP BLK WP HR S P ERA WHIP								
John Candelaria, L ERA: 2.88 (1, 1)	5.0 W 24 7 5 2 4 2 0 0 0 0 0 3 57 86 3.60 1.800																			
Charles Hudson, R ERA: 3.33 (6, 1)	2.2 11 3 0 0 4 0 0 0 0 0 0 28 39 0.00 1.125																			
Dave Righetti, L ERA: 3.95 (8, 1)	0.1 1 0 0 0 0 0 0 0 0 0 0 3 5 0.00 0.000																			
Cecilio Guante, R ERA: 2.54 (9, 1)	1.0 S 4 1 0 0 1 0 0 0 0 1 0 0 10 16 0.00 1.000																			

Batter	1	2	3	4	5	6	7	8	9	AB R H RBI BB SO LOB	BOTTOM									
Rickey Henderson, R OBP: 0.399, SLG: 0.427 (1, 7)	BLK	P4		6-3		SH1-3				3 1 1 0 0 0 1	Chicago White Sox @ New York Yankees Yankee Stadium, Bronx, NY Thu Jul 14 1988, 7:05 PM EDT Att: 28,284 - Unknown - 87 F AB 32 R 7 H 9 RBI 7 BB 3 SO 2 LOB 15 									
Willie Randolph, R OBP: 0.305, SLG: 0.297 (1, 4)	F9	E		F7		FC1-6-5				3 1 0 0 1 0 2										
Don Mattingly, L OBP: 0.370, SLG: 0.460 (1, 3)	BB	E6				F9				4 2 2 2 0 0 3										
Jack Clark, R OBP: 0.407, SLG: 0.487 (1, 10)	BB	2B		6-3		L7				3 1 1 2 1 0 0										
Dave Winfield, R OBP: 0.430, SLG: 0.575 (1, 9)	5-3	2B				F9				3 0 0 0 1 0 2										
Gary Ward, R OBP: 0.313, SLG: 0.291 (1, 8)	2B			6-3		G6-3				4 0 1 2 0 1 3										
Don Slaught, R OBP: 0.394, SLG: 0.547 (1, 2)	P3					F3				4 0 1 0 0 0 1										
Randy Velarde, R OBP: 0.333, SLG: 0.524 (1, 5)		BB				HR				4 2 2 1 0 0 1										
Rafael Santana, R OBP: 0.304, SLG: 0.312 (1, 6)		1B				SH1-3				4 0 1 0 0 1 2										
Inning Stats	R: 3 E: 0 K: 0 S: 12	H: 3 LOB: 1 BB: 1 P: 20	R: 2 E: 1 K: 1 S: 17	H: 2 LOB: 3 BB: 2 P: 29	R: 0 E: 0 K: 0 S: 6	H: 1 LOB: 0 BB: 0 P: 8	R: 1 E: 0 K: 0 S: 8	H: 1 LOB: 0 BB: 0 P: 12	R: 0 E: 0 K: 1 S: 7	H: 0 LOB: 0 BB: 0 P: 10		R: 1 E: 0 K: 0 S: 9	H: 2 LOB: 1 BB: 0 P: 12	R: 0 E: 0 K: 0 S: 6	H: 0 LOB: 0 BB: 0 P: 7	R: 0 E: 0 K: 0 S: 5	H: 0 LOB: 0 BB: 0 P: 6	1B: 5 2B: 2 3B: 0 HR: 2	SF: 0 SAC: 1 DP: 1 HBP: 0	WP: 0 PB: 0 SB: 0 CS: 0
PITCHER	IP WLS BF H R ER SO BB IBB HBP BLK WP HR S P ERA WHIP											IP WLS BF H R ER SO BB IBB HBP BLK WP HR S P ERA WHIP								
Jerry Reuss, L ERA: 3.45 (2, 1)	4.0 15 4 2 2 1 0 0 0 0 0 0 2 30 43 4.50 1.000																			
Bill Long, R ERA: 4.57 (6, 1)	0.1 1 0 0 0 0 0 0 0 0 0 0 2 2 0.00 0.000																			
Steve Rosenberg, L ERA: 5.94 (7, 1)	2.0 6 0 0 0 0 0 0 0 0 0 0 11 13 0.00 0.000																			

Batter	1	2	3	4	5	6	7	8	9	AB	R	H	RBI	BB	SO	LOB	TOP										
Gary Redus, R OBP: 0.336, SLG: 0.421 (1, 7)	F8		L4			F9		G6-3		4	0	0	0	0	0	1											
Steve Lyons, L OBP: 0.329, SLG: 0.367 (1, 5)	G1-6-3 1B			F6		F9		4-3		4	0	1	0	0	0	0											
Harold Baines, L OBP: 0.341, SLG: 0.412 (1, 10)	G1-6-3 1-2			G6-4-3 1B			1B 2B		2B	4	1	3	0	0	0	1											
Ivan Calderon, R OBP: 0.305, SLG: 0.454 (1, 9)		5-3		G6-4-3 1-2			2B 1B		2B	4	1	1	1	0	1	2											
Greg Walker, L OBP: 0.305, SLG: 0.387 (1, 3)		L3			K		1B		K	4	1	1	1	0	2	1											
Daryl Boston, L OBP: 0.298, SLG: 0.497 (7, PH) Kenny Williams, R OBP: 0.256, SLG: 0.345 (7, 8)	4-3				4-3		E7 1B		K	2	0	0	0	0	0	0											
Mark Salas, L OBP: 0.311, SLG: 0.357 (7, PH) Dave Gallagher, R OBP: 0.296, SLG: 0.390 (7, PH) Dan Pasqua, L OBP: 0.316, SLG: 0.444 (7, 2) Ron Karkovics, R OBP: 0.250, SLG: 0.333 (7, 2)				FC5-4 1B		G3		P4		2	0	1	0	0	0	0											
Donnie Hill, S OBP: 0.291, SLG: 0.212 (1, 4)				FC5-4 1-2			4-3		4-3	3	0	0	0	0	0	2											
Fred Manrique, R OBP: 0.254, SLG: 0.347 (1, 6)				F8			5-3		F8	3	0	0	0	0	0	1											
Inning Stats	R: 0 E: 0 K: 0 S: 11	H: 1 LOB: 0 BB: 0 P: 18	R: 0 E: 0 K: 0 S: 7	H: 0 LOB: 0 BB: 0 P: 13	R: 0 E: 0 K: 0 S: 11	H: 1 LOB: 1 BB: 0 P: 17	R: 0 E: 0 K: 0 S: 7	H: 1 LOB: 0 BB: 0 P: 13	R: 0 E: 0 K: 0 S: 6	H: 0 LOB: 0 BB: 0 P: 10	R: 3 E: 1 K: 0 S: 10	H: 4 LOB: 1 BB: 0 P: 16	R: 0 E: 0 K: 3 S: 4	H: 0 LOB: 0 BB: 0 P: 6	R: 0 E: 0 K: 3 S: 14	H: 1 LOB: 1 BB: 0 P: 19	1B: 5 2B: 3 3B: 0 HR: 0	SF: 0 SAC: 0 DP: 2 HBP: 0	WP: 0 PB: 0 CS: 0	PA: 33							
PITCHER	IP	WLS	BF	H	R	ER	SO	BB	IBB	HBP	BLK	WP	HR	S	P	ERA	WHIP										
Rick Rhoden, R ERA: 4.42 (1, 1)	6.1	W	23	6	3	3	1	0	0	0	0	0	0	56	95	4.26	0.947										
Pat Clements, L ERA: 5.4 (7, 1)	0.0		1	1	0	0	0	0	0	0	0	0	0	1	2	∞	∞										
Tim Stoddard, R ERA: 6.16 (7, 1)	1.2		5	0	0	0	0	0	0	0	0	0	0	6	8	0.00	0.000										
Dave Righetti, L ERA: 3.89 (9, 1)	0.2	S	3	1	0	0	2	0	0	0	0	0	0	11	14	0.00	1.500										
Cecilio Guante, R ERA: 2.92 (9, 1)	0.1		1	0	0	0	1	0	0	0	0	0	0	3	5	0.00	0.000										

Chicago White Sox @ New York Yankees
Yankee Stadium, Bronx, NY
Fri Jul 15 1988, 7:05 PM EDT
Att: 28,166 - Unknown - 86 F

AB 33
R 3
H 8
RBI 3
BB 0
SO 4
LOB 10



Batter	1	2	3	4	5	6	7	8	9	AB	R	H	RBI	BB	SO	LOB	BOTTOM										
Rickey Henderson, R OBP: 0.397, SLG: 0.425 (1, 7)	WP S 1B		K	F9		6-3				4	1	1	0	0	1	1											
Willie Randolph, R OBP: 0.308, SLG: 0.296 (1, 4)	K2-3 1-3		1B BB	G4-3			K			4	1	1	0	0	2	2											
Don Mattingly, L OBP: 0.375, SLG: 0.474 (1, 3)	HR		BB 1B		FC3-6 SF8 1B		E6 1B			4	3	3	1	0	0	0											
Jack Clark, R OBP: 0.408, SLG: 0.485 (1, 10)	G5-3		BB IBB		FC3-6 1B		K			3	0	1	0	1	1	1											
Dave Winfield, R OBP: 0.431, SLG: 0.572 (1, 9)	P3		BB		FC3-6 1-2 2-3 3H		FC6-4 1B			3	0	1	1	1	0	2											
Claudell Washington, L OBP: 0.349, SLG: 0.439 (1, 8)		FC6-4 1B	BB		SF8		FC6-4			2	0	1	2	1	0	2											
Randy Velarde, R OBP: 0.286, SLG: 0.440 (1, 5)	FC6-4 G5-4-3 1-2		P5		P4		6-3			4	0	0	0	0	0	5											
Joel Skinner, R OBP: 0.250, SLG: 0.317 (1, 2)	G5-4-3 1-2					5-3		K		4	0	1	0	0	1	1											
Rafael Santana, R OBP: 0.300, SLG: 0.307 (1, 6)			F8	F3		6-3		L4		4	0	0	0	0	0	1											
Inning Stats	R: 2 E: 0 K: 1 S: 9	H: 2 LOB: 0 BB: 0 P: 18	R: 0 E: 0 K: 0 S: 5	H: 1 LOB: 0 BB: 0 P: 6	R: 2 E: 0 K: 1 S: 15	H: 2 LOB: 3 BB: 3 P: 33	R: 0 E: 0 K: 0 S: 6	H: 1 LOB: 0 BB: 0 P: 10	R: 1 E: 0 K: 0 S: 9	H: 2 LOB: 1 BB: 0 P: 13	R: 0 E: 0 K: 0 S: 5	H: 0 LOB: 0 BB: 0 P: 7	R: 0 E: 1 K: 2 S: 12	H: 1 LOB: 2 BB: 0 P: 17	R: 0 E: 0 K: 1 S: 7	H: 0 LOB: 0 BB: 0 P: 8	1B: 8 2B: 0 3B: 0 HR: 1	SF: 1 SAC: 0 DP: 1 HBP: 0	WP: 2 PB: 0 CS: 0	PA: 36							
PITCHER	IP	WLS	BF	H	R	ER	SO	BB	IBB	HBP	BLK	WP	HR	S	P	ERA	WHIP										
Jack McDowell, R ERA: 4.23 (1, 1)	2.2	L	15	5	4	4	2	2	1	0	0	0	0	28	56	13.50	2.625										
John Davis, R ERA: 5.01 (3, 1)	4.0		17	4	1	1	2	0	0	0	0	0	0	32	47	2.25	1.000										
Ricky Horton, L ERA: 5.9 (7, 1)	1.1		4	0	0	0	1	0	0	0	0	0	0	8	9	0.00	0.000										

Chicago White Sox @ New York Yankees
Yankee Stadium, Bronx, NY
Fri Jul 15 1988, 7:05 PM EDT
Att: 28,166 - Unknown - 86 F

AB 32
R 5
H 9
RBI 4
BB 3
SO 5
LOB 15



Batter	1	2	3	4	5	6	7	8	9	AB	R	H	RBI	BB	SO	LOB	TOP				
Gary Redus, R OBP: 0.337, SLG: 0.420 (1, 7)	L7		F8			F9	E SF8	FC1-4 S		5	1	2	0	0	0	1	Chicago White Sox @ New York Yankees Yankee Stadium, Bronx, NY Sat Jul 16 1988, 3:33 AM EDT Att: 48,102 - Cloudy - 90 F				
Steve Lyons, L OBP: 0.331, SLG: 0.384 (1, 5)	FC6-4		K			HR	SF8	FC1-6-5		4	1	2	2	0	1	2					
Harold Baines, L OBP: 0.341, SLG: 0.413 (1, 10)	F7			K		WP 1B	E4 SF8 E			4	2	1	0	1	1	2					
Ivan Calderon, R OBP: 0.303, SLG: 0.447 (1, 9)	FC6-4			F8		WP 1B	E5 BB SF8	K		4	1	0	0	1	1	5					
Kenny Williams, R OBP: 0.255, SLG: 0.342 (1, 8)		F8				F8	SF8		F9	4	0	1	1	0	0	2					
Dave Gallagher, R OBP: 0.296, SLG: 0.390 (9, 8)										0	0	0	0	0	0	0					
Greg Walker, L OBP: 0.309, SLG: 0.396 (1, 3)	G3					1B	BB	IBB	HR	3	1	1	1	2	0	1					
Fred Manrique, R OBP: 0.269, SLG: 0.363 (1, 4)		1B				6-3	FC4	BB	2B	4	0	3	3	1	0	0					
Ozzie Guillen, L OBP: 0.284, SLG: 0.297 (1, 6)		4-3				G3	FC4	K	F7	5	0	0	0	0	1	7					
Ron Karkovics, R OBP: 0.248, SLG: 0.327 (1, 2)			E6			5-3		1B SF8	P4	5	1	1	0	0	0	1					
Inning Stats	R: 0 E: 0 K: 0 S: 8	H: 1 LOB: 1 BB: 0 P: 14	R: 0 E: 0 K: 0 S: 7	H: 1 LOB: 1 BB: 0 P: 12	R: 0 E: 1 K: 1 S: 10	H: 0 LOB: 1 BB: 0 P: 16	R: 0 E: 0 K: 1 S: 13	H: 1 LOB: 1 BB: 0 P: 22	R: 0 E: 0 K: 0 S: 5	H: 0 LOB: 0 BB: 0 P: 6	R: 3 E: 0 K: 0 S: 15	H: 3 LOB: 2 BB: 2 P: 30	R: 3 E: 2 K: 1 S: 14	H: 2 LOB: 2 BB: 2 P: 24	R: 0 E: 0 K: 1 S: 11	H: 1 LOB: 2 BB: 0 P: 21	R: 1 E: 0 K: 0 S: 9	H: 2 LOB: 1 BB: 0 P: 14	1B: 7 2B: 3 3B: 0 HR: 2	SF: 2 SAC: 0 DP: 1 HBP: 0	WP: 1 PB: 0 CS: 1 PA: 45
PITCHER	IP WLS BF H R ER SO BB IBB HBP BLK WP HR S P ERA WHIP																				
Tommy John, L ERA: 3.45 (1, 1)	5.2 L 25 6 3 3 2 2 0 0 0 0 1 1 57 99 4.76 1.412																				
Pat Clements, L ERA: 7.71 (6, 1)	0.2 5 2 3 1 0 0 0 0 0 0 0 7 9 13.50 3.000																				
Neil Allen, R ERA: 2.81 (7, 1)	2.2 15 3 1 1 2 1 2 0 0 0 1 28 51 3.38 1.500																				

Batter	1	2	3	4	5	6	7	8	9	AB	R	H	RBI	BB	SO	LOB	BOTTOM		
Rickey Henderson, R OBP: 0.396, SLG: 0.422 (1, 7)	K		G5-4-3			L9 S	6-3			4	0	1	0	0	1	1	Chicago White Sox @ New York Yankees Yankee Stadium, Bronx, NY Sat Jul 16 1988, 3:33 AM EDT Att: 48,102 - Cloudy - 90 F		
Willie Randolph, R OBP: 0.307, SLG: 0.295 (1, 4)	5-3			G6-4-3		F8	6-3			4	0	1	0	0	0	1			
Don Mattingly, L OBP: 0.377, SLG: 0.478 (1, 3)				G6-4-3		L9		G5-3		4	0	2	0	0	0	1			
Jack Clark, R OBP: 0.403, SLG: 0.478 (1, 10)	K			G6-4-3		5-3		K		4	0	0	0	0	2	4			
Dave Winfield, R OBP: 0.429, SLG: 0.568 (1, 9)		F8					2B HR	F8		4	1	1	0	0	1	1			
Claudell Washington, L OBP: 0.351, SLG: 0.444 (1, 8)		L6			FC6-5 G1		HR	P6		4	1	2	0	0	0	0			
Wayne Tolleson, S OBP: 0.359, SLG: 0.343 (1, 5)		F9			G1		HR	K		3	1	0	0	1	1	1			
Rafael Santana, R OBP: 0.297, SLG: 0.305 (1, 6)			F7							2	0	0	0	0	0	1			
Jose Cruz, L OBP: 0.286, SLG: 0.276 (7, PH)					FC6-5					1	1	1	4	0	0	0			
Luis Aquayo, R OBP: 0.342, SLG: 0.378 (8, 6)							HR			1	0	1	0	0	0	0			
Joel Skinner, R OBP: 0.251, SLG: 0.317 (1, 2)										3	0	1	0	0	1	1			
Mike Pagliarulo, L OBP: 0.289, SLG: 0.376 (8, PH)									F8	1	0	0	0	0	0	1			
Inning Stats	R: 0 E: 0 K: 2 S: 11	H: 1 LOB: 1 BB: 0 P: 17	R: 0 E: 0 K: 0 S: 11	H: 0 LOB: 0 BB: 0 P: 16	R: 0 E: 0 K: 0 S: 5	H: 1 LOB: 0 BB: 0 P: 10	R: 0 E: 0 K: 1 S: 11	H: 2 LOB: 1 BB: 0 P: 16	R: 0 E: 0 K: 0 S: 8	H: 1 LOB: 1 BB: 0 P: 11	R: 4 E: 0 K: 1 S: 14	H: 3 LOB: 0 BB: 1 P: 22	R: 0 E: 0 K: 1 S: 9	H: 0 LOB: 0 BB: 0 P: 9	R: 0 E: 0 K: 1 S: 13	H: 1 LOB: 1 BB: 0 P: 18	1B: 7 2B: 2 3B: 0 HR: 1	SF: 0 SAC: 0 DP: 2 HBP: 0	WP: 0 PB: 0 CS: 0 PA: 36
PITCHER	IP WLS BF H R ER SO BB IBB HBP BLK WP HR S P ERA WHIP																		
Melido Perez, R ERA: 4.12 (1, 1)	6.0 W 26 9 4 4 3 1 0 0 0 0 0 0 63 92 6.00 1.667																		
Jeff Bittinger, R ERA: 3.2 (7, 1)	1.0 3 0 0 0 1 0 0 0 0 0 0 8 12 0.00 0.000																		
Ricky Horton, L ERA: 5.88 (8, 1)	0.1 1 0 0 0 0 0 0 0 0 0 0 5 5 0.00 0.000																		
Bobby Thigpen, R ERA: 3.21 (8, 1)	1.2 S 6 1 0 0 2 0 0 0 0 0 0 17 22 0.00 0.600																		

Batter	1	2	3	4	5	6	7	8	9	AB	R	H	RBI	BB	SO	LOB	TOP					
Gary Redus, R OBP: 0.344, SLG: 0.434 (1, 7)										4	2	2	2	0	1	2	Chicago White Sox @ Baltimore Orioles Memorial Stadium, Baltimore, MD Tue Jul 19 1988, 7:05 PM EDT Overcast - 91 F					
Steve Lyons, L OBP: 0.339, SLG: 0.393 (1, 5)										4	0	2	1	1	1	0						
Harold Baines, L OBP: 0.344, SLG: 0.414 (1, 10)										5	0	2	0	0	1	4						
Ivan Calderon, R OBP: 0.299, SLG: 0.436 (7, PH)										3	0	0	0	0	1	3						
Dan Pasqua, L OBP: 0.313, SLG: 0.438 (7, 9)										2	0	0	0	0	0	1						
Greg Walker, L OBP: 0.307, SLG: 0.389 (1, 3)										4	0	1	0	1	1	2						
Daryl Boston, L OBP: 0.286, SLG: 0.510 (1, 8)										5	2	2	1	0	0	3						
Mark Salas, L OBP: 0.317, SLG: 0.357 (1, 2)										3	0	1	0	0	1	0						
Ozzie Guillen, L OBP: 0.283, SLG: 0.294 (1, 6)										3	0	1	0	1	0	2						
Fred Manrique, R OBP: 0.268, SLG: 0.374 (1, 4)										4	0	1	0	0	0	4						
Inning Stats	R: 0 E: 0 K: 2 S: 14	H: 1 LOB: 1 BB: 0 P: 21	R: 0 E: 0 K: 0 S: 7	H: 1 LOB: 1 BB: 1 P: 12	R: 1 E: 0 K: 0 S: 10	H: 3 LOB: 2 BB: 0 P: 15	R: 1 E: 0 K: 0 S: 18	H: 2 LOB: 3 BB: 1 P: 26	R: 0 E: 0 K: 0 S: 7	H: 0 LOB: 0 BB: 0 P: 10	R: 0 E: 1 K: 0 S: 10	H: 0 LOB: 0 BB: 0 P: 15	R: 1 E: 0 K: 0 S: 6	H: 1 LOB: 0 BB: 0 P: 8	R: 1 E: 0 K: 3 S: 18	H: 2 LOB: 2 BB: 1 P: 28	R: 0 E: 0 K: 1 S: 10	H: 2 LOB: 2 BB: 0 P: 16	1B: 9 2B: 1 3B: 0 HR: 2	SF: 1 SAC: 0 DP: 1 HBP: 1	WP: 0 PB: 0 SB: 1 CS: 1	PA: 43
PITCHER	IP	WLS	BF	H	R	ER	SO	BB	IBB	HBP	BLK	WP	HR	S	P	ERA	WHIP					
Mike Boddicker, R ERA: 3.8 (1, 1)	7.2	W	35	9	4	4	4	3	0	1	0	0	2	85	127	4.70	1.565					
Tom Niedenfuer, R ERA: 3.06 (8, 1)	1.1	S	7	3	0	0	2	0	0	0	0	0	0	15	24	0.00	2.250					

Batter	1	2	3	4	5	6	7	8	9	AB	R	H	RBI	BB	SO	LOB	BOTTOM				
Ken Gerhart, R OBP: 0.266, SLG: 0.399 (1, 8)										4	1	2	0	0	1	1	Chicago White Sox @ Baltimore Orioles Memorial Stadium, Baltimore, MD Tue Jul 19 1988, 7:05 PM EDT Overcast - 91 F				
Pete Stanicek, S OBP: 0.300, SLG: 0.317 (1, 7)										3	1	2	0	1	0	0					
Cal Ripken Jr., R OBP: 0.393, SLG: 0.457 (1, 6)										3	2	1	1	1	1	1					
Eddie Murray, S OBP: 0.334, SLG: 0.412 (1, 10)										4	0	0	0	0	0	7					
Mickey Tettleton, S OBP: 0.279, SLG: 0.471 (1, 2)										4	1	1	2	0	1	2					
Jim Traber, L OBP: 0.274, SLG: 0.344 (1, 3)										4	1	1	3	0	0	0					
Rick Schu, R OBP: 0.296, SLG: 0.357 (1, 5)										3	0	0	0	0	0	0					
Rene Gonzales, R OBP: 0.276, SLG: 0.310 (8, 5)										1	0	1	0	0	0	0					
Larry Sheets, L OBP: 0.302, SLG: 0.311 (1, 9)										3	0	1	0	0	0	0					
Joe Orsulak, L OBP: 0.317, SLG: 0.328 (8, 9)										0	0	0	0	1	0	0					
Billy Ripken, R OBP: 0.260, SLG: 0.261 (1, 4)										4	0	0	0	0	0	3					
Inning Stats	R: 0 E: 0 K: 2 S: 8	H: 0 LOB: 0 BB: 0 P: 11	R: 0 E: 0 K: 0 S: 6	H: 0 LOB: 0 BB: 0 P: 10	R: 0 E: 0 K: 0 S: 10	H: 0 LOB: 0 BB: 0 P: 15	R: 3 E: 0 K: 0 S: 12	H: 4 LOB: 1 BB: 0 P: 16	R: 0 E: 0 K: 1 S: 14	H: 1 LOB: 3 BB: 2 P: 20	R: 0 E: 0 K: 0 S: 9	H: 1 LOB: 3 BB: 2 P: 23	R: 0 E: 0 K: 0 S: 9	H: 1 LOB: 2 BB: 1 P: 16	R: 0 E: 0 K: 0 S: 9	H: 1 LOB: 2 BB: 1 P: 16	1B: 6 2B: 2 3B: 0 HR: 2	SF: 0 SAC: 0 DP: 1 HBP: 0	WP: 0 PB: 0 SB: 1 CS: 0	PA: 36	
PITCHER	IP	WLS	BF	H	R	ER	SO	BB	IBB	HBP	BLK	WP	HR	S	P	ERA	WHIP				
Jerry Reuss, L ERA: 3.51 (1, 1)	6.0	L	25	7	6	3	3	0	0	0	0	0	0	62	85	4.50	1.167				
Jeff Bittinger, R ERA: 3.15 (7, 1)	0.2		3	1	0	0	0	0	0	0	0	0	0	6	10	0.00	1.500				
John Davis, R ERA: 5.11 (7, 1)	1.1		8	1	0	0	0	2	1	0	0	0	0	12	29	0.00	2.250				

Batter	1	2	3	4	5	6	7	8	9	AB	R	H	RBI	BB	SO	LOB	TOP			
Gary Redus, R OBP: 0.342, SLG: 0.430 (1, 7)	G1-3		F8			G4-6-3 1B		F7		4	0	1	0	0	0	1	Chicago White Sox @ Baltimore Orioles Memorial Stadium, Baltimore, MD Tue Jul 19 1988, 7:05 PM EDT Att: 17,610 - Overcast - 89 F			
Steve Lyons, L OBP: 0.333, SLG: 0.386 (1, 5)	4-3			E3 1B G4-6-3		G4-6-3 1B		F9		4	1	0	0	0	0	3				
Harold Baines, L OBP: 0.348, SLG: 0.427 (1, 10)										4	1	3	1	0	0	1				
Dan Pasqua, L OBP: 0.308, SLG: 0.431 (1, 9)										4	0	0	0	0	1	2				
Greg Walker, L OBP: 0.306, SLG: 0.386 (1, 3)										3	0	0	0	1	0	1				
Donnie Hill, S OBP: 0.290, SLG: 0.213 Fred Manrique, R OBP: 0.268, SLG: 0.374 (9, 4)										4	0	1	0	0	0	1				
Kenny Williams, R OBP: 0.251, SLG: 0.331 (1, 8)										4	0	0	0	0	0	0				
Ozzie Guillen, L OBP: 0.283, SLG: 0.294 (1, 6)										3	0	1	0	0	0	0				
Ron Karkovice, R OBP: 0.245, SLG: 0.314 (1, 2)										1	0	0	0	1	0	0				
Inning Stats	R: 0 H: 1 E: 0 K: 0 S: 11	H: 1 LOB: 1 BB: 0 P: 16	R: 0 H: 0 E: 0 K: 0 S: 6	H: 0 LOB: 0 BB: 0 P: 6	R: 0 H: 0 E: 0 K: 0 S: 6	H: 0 LOB: 0 BB: 0 P: 12	R: 1 H: 1 E: 1 K: 0 S: 15	H: 1 LOB: 0 BB: 0 P: 22	R: 0 H: 0 E: 0 K: 0 S: 6	H: 0 LOB: 0 BB: 0 P: 11	R: 0 H: 1 E: 0 K: 0 S: 6	H: 1 LOB: 1 BB: 1 P: 11	R: 0 H: 1 E: 0 K: 0 S: 7	H: 1 LOB: 1 BB: 0 P: 7	R: 1 H: 1 E: 0 K: 1 S: 14	H: 1 LOB: 1 BB: 1 P: 24		1B: 5 2B: 0 3B: 0 HR: 1	SF: 0 SAC: 1 DP: 3 HBP: 0	WP: 1 PB: 0 CS: 0
PITCHER	IP	WLS	BF	H	R	ER	SO	BB	IBB	HBP	BLK	WP	HR	S	P	ERA	WHIP			
Jay Tibbs, R ERA: 4.61 Mike Morgan, R ERA: 5.23 (1, 1) (9, 1)	8.1	L	32	6	2	1	1	2	0	0	0	0	1	70	107	1.08	0.960			
PITCHER	IP	WLS	BF	H	R	ER	SO	BB	IBB	HBP	BLK	WP	HR	S	P	ERA	WHIP			

Batter	1	2	3	4	5	6	7	8	9	AB	R	H	RBI	BB	SO	LOB	BOTTOM					
Joe Orsulak, L OBP: 0.316, SLG: 0.326 (1, 9)	F7									4	0	1	0	0	1	1	Chicago White Sox @ Baltimore Orioles Memorial Stadium, Baltimore, MD Tue Jul 19 1988, 7:05 PM EDT Att: 17,610 - Overcast - 89 F					
Ken Gerhart, R OBP: 0.280, SLG: 0.389 (1, 8)	F3									4	0	0	0	0	2	1						
Cal Ripken Jr., R OBP: 0.391, SLG: 0.455 (1, 6)										4	0	1	0	0	1	0						
Eddie Murray, S OBP: 0.336, SLG: 0.411 (1, 10)										3	0	1	0	1	1	1						
Larry Sheets, L OBP: 0.299, SLG: 0.307 (1, 7)										4	0	0	0	0	1	2						
Jim Traber, L OBP: 0.269, SLG: 0.338 (1, 3)										3	0	0	0	0	0	1						
Terry Kennedy, L OBP: 0.230, SLG: 0.240 (1, 2)										2	0	0	0	1	0	0						
Rene Gonzales, R OBP: 0.269, SLG: 0.303 (1, 5)										3	0	0	0	0	0	1						
Billy Ripken, R OBP: 0.260, SLG: 0.262 (1, 4)										3	0	1	0	0	1	0						
Inning Stats	R: 0 H: 1 E: 0 K: 1 S: 13	H: 0 LOB: 1 BB: 0 P: 23	R: 0 H: 0 E: 0 K: 0 S: 11	H: 0 LOB: 1 BB: 1 P: 18	R: 0 H: 1 E: 0 K: 2 S: 7	H: 1 LOB: 1 BB: 0 P: 8	R: 0 H: 1 E: 0 K: 0 S: 12	H: 1 LOB: 1 BB: 0 P: 17	R: 0 H: 0 E: 0 K: 1 S: 6	H: 1 LOB: 1 BB: 0 P: 9	R: 0 H: 0 E: 0 K: 2 S: 9	H: 0 LOB: 1 BB: 1 P: 15	R: 0 H: 0 E: 0 K: 0 S: 6	H: 0 LOB: 0 BB: 0 P: 8	R: 0 H: 0 E: 0 K: 0 S: 6	H: 0 LOB: 0 BB: 0 P: 10		R: 0 H: 0 E: 0 K: 1 S: 8	H: 0 LOB: 0 BB: 0 P: 16	1B: 4 2B: 1 3B: 0 HR: 0	SF: 0 SAC: 0 DP: 1 HBP: 0	WP: 0 PB: 0 CS: 1
PITCHER	IP	WLS	BF	H	R	ER	SO	BB	IBB	HBP	BLK	WP	HR	S	P	ERA	WHIP					
Bill Long, R ERA: 4.17 Bobby Thigpen, R ERA: 3.16 (1, 1) (9, 1)	8.0	W	29	4	0	0	0	2	0	0	0	0	0	70	108	0.00	0.750					
PITCHER	IP	WLS	BF	H	R	ER	SO	BB	IBB	HBP	BLK	WP	HR	S	P	ERA	WHIP					

Batter	1	2	3	4	5	6	7	8	9	AB	R	H	RBI	BB	SO	LOB	TOP										
Gary Redus, R OBP: 0.341, SLG: 0.429 Kenny Williams, R OBP: 0.247, SLG: 0.325	0-1 6-3			1-3 K			2-3 K	1-3 K		1	0	0	0	0	0	0	1										
Steve Lyons, L OBP: 0.332, SLG: 0.383	0-1 B1			2-1 F9			0-1 1B		0-0 4-3	4	0	1	0	0	0	0	1										
Harold Baines, L OBP: 0.344, SLG: 0.422	1-2 L9			1-2 4-3			3-3 K		0-0 F7	4	0	0	0	0	0	1	1										
Dan Pasqua, L OBP: 0.307, SLG: 0.426		2-1 1-3			2-2 F8		0-0 F9		4-1 1B	3	0	0	0	0	1	0	1										
Greg Walker, L OBP: 0.306, SLG: 0.384		0-3 K			2-2 6-3			1-3 K	2-1 1B	4	0	1	0	0	2	0	0										
Daryl Boston, L OBP: 0.263, SLG: 0.503		3-2 F7			0-1 F8			3-2 1B	3-2 F8	2	0	0	0	0	0	0	0										
Dave Gallagher, R OBP: 0.300, SLG: 0.392								1B	F8	2	1	1	0	0	0	2	0										
Mark Salas, L OBP: 0.312, SLG: 0.351 Donnie Hill, S OBP: 0.295, SLG: 0.219			0-0 F5		0-1 F7		0-1 F7	0-2 FC3-6	1B	2	0	0	0	0	0	0	0										
Ozzie Guillen, L OBP: 0.284, SLG: 0.294			0-1 F7		0-3 K			1-2 2H	1B	3	0	1	1	0	1	0	1										
Fred Manrique, R OBP: 0.264, SLG: 0.368 Ron Karkovics, R OBP: 0.245, SLG: 0.314			3-2 F7		3-3 K			0-1 FC3-6	1B	3	0	0	0	0	0	1	2										
Inning Stats	R: 0 E: 0 K: 0 S: 7	H: 0 LOB: 0 BB: 0 P: 8	R: 0 E: 0 K: 1 S: 8	H: 0 LOB: 0 BB: 0 P: 13	R: 0 E: 0 K: 0 S: 6	H: 0 LOB: 0 BB: 0 P: 9	R: 0 E: 0 K: 1 S: 8	H: 0 LOB: 0 BB: 0 P: 12	R: 0 E: 0 K: 2 S: 9	H: 0 LOB: 0 BB: 0 P: 12	R: 0 E: 0 K: 2 S: 9	H: 1 LOB: 1 BB: 0 P: 14	R: 1 E: 0 K: 2 S: 15	H: 3 LOB: 2 BB: 1 P: 20	R: 0 E: 0 K: 0 S: 9	H: 1 LOB: 2 BB: 1 P: 18	1B: 5 2B: 0 3B: 0 HR: 0	SF: 0 SAC: 0 DP: 0 HBP: 0	WP: 0 PB: 0 SB: 0 CS: 0	PA: 33							
PITCHER	IP	WLS	BF	H	R	ER	SO	BB	IBB	HBP	BLK	WP	HR	S	P	ERA	WHIP										
Oil Can Boyd, R ERA: 5.11	(1, 1)	7.0	W	22	1	0	0	6	0	0	0	0	0	55	80	0.00	0.143										
Tom Bolton, L ERA: 1.94	(8, 1)	0.1		4	3	1	1	1	0	0	0	0	0	10	14	27.00	9.000										
Bob Stanley, R ERA: 3.0	(8, 1)	1.2	S	7	1	0	0	1	1	0	0	0	0	14	24	0.00	1.200										

Chicago White Sox @ Boston Red Sox
Fenway Park, Boston, MA
Thu Jul 21 1988, 7:05 PM EDT
Att: 32,049 - Overcast - 72 F

AB 32
R 1
H 5
RBI 1
BB 1
SO 8
LOB 8



Batter	1	2	3	4	5	6	7	8	9	AB	R	H	RBI	BB	SO	LOB	BOTTOM										
Wade Boggs, L OBP: 0.363, SLG: 0.490	0-1 E4	3-2 E5		1-0 L7			1-1 F7	1-0 1B		5	2	1	2	0	0	2	1										
Marty Barrett, R OBP: 0.335, SLG: 0.365	1-0 E8		0-0 5-3		0-1 6-3		1-2 WP	3-2 WP		5	0	3	1	0	0	0	0										
Dwight Evans, R OBP: 0.368, SLG: 0.461	0-1 L7		0-1 5-3		2-0 5-3		0-0 F3	2-0 F7		5	0	0	0	0	0	4	0										
Mike Greenwell, L OBP: 0.432, SLG: 0.563	3-0 FC4-6		1-0 1B		0-0 3-1		4-0 1B	1-2 4-3		4	1	1	1	1	0	2	0										
Ellis Burks, R OBP: 0.379, SLG: 0.548	1-2 2B		1-1 1B		3-1 F9		1-3 K			4	0	2	1	0	1	2	0										
Todd Benzinger, S OBP: 0.305, SLG: 0.402	2-2 L7		1 SAFE 0-3 K		0-1 1B			3-2 1B		4	1	2	0	0	1	3	0										
Jody Reed, R OBP: 0.367, SLG: 0.388		0-1 6-3		0-0 G3		1 SAFE 2-1 1B		0-0 E		4	1	3	0	0	0	0	0										
Larry Parrish, R OBP: 0.260, SLG: 0.347 Kevin Romine, R OBP: 0.245, SLG: 0.283		0-1 F8		0-1 G3		1-2 F3		2-1 FC6		3	0	0	0	0	0	3	0										
Rich Gedman, L OBP: 0.272, SLG: 0.307 Rick Cerone, R OBP: 0.367, SLG: 0.413		0-0 E		0-0 G3		0-1 1-3		3-H 0-3 K		3	0	1	0	0	0	3	0										
Inning Stats	R: 2 E: 2 K: 0 S: 14	H: 2 LOB: 1 BB: 0 P: 21	R: 0 E: 1 K: 0 S: 8	H: 1 LOB: 2 BB: 0 P: 11	R: 0 E: 0 K: 1 S: 9	H: 2 LOB: 2 BB: 0 P: 11	R: 0 E: 0 K: 0 S: 5	H: 1 LOB: 1 BB: 0 P: 6	R: 0 E: 0 K: 0 S: 4	H: 0 LOB: 0 BB: 0 P: 6	R: 0 E: 0 K: 0 S: 11	H: 2 LOB: 2 BB: 0 P: 17	R: 0 E: 0 K: 1 S: 10	H: 1 LOB: 2 BB: 1 P: 17	R: 4 E: 1 K: 1 S: 21	H: 4 LOB: 1 BB: 0 P: 33	1B: 10 2B: 2 3B: 1 HR: 0	SF: 0 SAC: 0 DP: 0 HBP: 0	WP: 3 PB: 0 SB: 0 CS: 0	PA: 40							
PITCHER	IP	WLS	BF	H	R	ER	SO	BB	IBB	HBP	BLK	WP	HR	S	P	ERA	WHIP										
Jack McDowell, R ERA: 4.12	(1, 1)	7.0	L	35	11	5	2	2	0	0	0	2	0	67	100	2.57	1.571										
Ricky Horton, L ERA: 5.99	(8, 1)	0.1		2	1	0	0	1	0	0	0	0	0	4	5	0.00	3.000										
John Davis, R ERA: 5.04	(8, 1)	0.2		3	1	1	1	0	0	0	0	1	0	11	17	13.50	1.500										

Chicago White Sox @ Boston Red Sox
Fenway Park, Boston, MA
Thu Jul 21 1988, 7:05 PM EDT
Att: 32,049 - Overcast - 72 F

AB 39
R 6
H 13
RBI 5
BB 1
SO 3
LOB 22



Batter	1	2	3	4	5	6	7	8	9	AB	R	H	RBI	BB	SO	LOB	TOP										
Daryl Boston, L OBP: 0.268, SLG: 0.500 (1, 7)										3	2	1	0	1	0	0											
Steve Lyons, L OBP: 0.335, SLG: 0.394 (1, 5)										4	1	2	1	0	0	0											
Harold Baines, L OBP: 0.344, SLG: 0.420 (1, 10)										2	0	0	1	1	1	0											
Dan Pasqua, L OBP: 0.303, SLG: 0.419 (1, 9)										4	0	0	0	0	1	3											
Greg Walker, L OBP: 0.305, SLG: 0.383 (1, 3)										4	0	1	1	0	1	0											
Donnie Hill, S OBP: 0.300, SLG: 0.227 Fred Manrique, R OBP: 0.264, SLG: 0.368 (1, 4)										4	0	2	0	0	0	0											
Kenny Williams, R OBP: 0.243, SLG: 0.319 Ivan Calderon, R OBP: 0.298, SLG: 0.434 (1, 8)										3	0	0	0	0	1	2											
Ozzie Guillen, L OBP: 0.280, SLG: 0.291 (1, 6)										4	0	0	0	0	0	1											
Ron Karkovics, R OBP: 0.239, SLG: 0.305 (1, 2)										3	0	0	0	0	1	0											
Inning Stats	R: 2 H: 4 E: 0 K: 1 S: 16	H: 4 LOB: 2 BB: 0 P: 20	R: 0 H: 0 E: 0 K: 0 S: 8	H: 0 LOB: 0 BB: 0 P: 12	R: 0 H: 0 E: 0 K: 1 S: 6	H: 0 LOB: 0 BB: 0 P: 7	R: 0 H: 0 E: 0 K: 0 S: 5	H: 0 LOB: 0 BB: 0 P: 8	R: 1 H: 1 E: 1 K: 2 S: 15	H: 2 LOB: 2 BB: 2 P: 29	R: 0 H: 0 E: 0 K: 0 S: 6	H: 0 LOB: 0 BB: 0 P: 11	R: 0 H: 0 E: 0 K: 0 S: 7	H: 0 LOB: 0 BB: 0 P: 13	R: 0 H: 0 E: 0 K: 0 S: 6	H: 1 LOB: 1 BB: 0 P: 17	1B: 4 2B: 2 3B: 0 HR: 0	SF: 1 SAC: 0 DP: 0 HBP: 0	WP: 0 PB: 0 SB: 1 CS: 0	PA: 35							
PITCHER	IP	WLS	BF	H	R	ER	SO	BB	IBB	HBP	BLK	WP	HR	S	P	ERA	WHIP										
Wes Gardner, R ERA: 3.17 (1, 1)	7.1	W	29	5	3	3	4	2	0	0	0	0	0	65	102	3.68	0.955										
Tom Bolton, L ERA: 1.72 (8, 1)	1.0		3	0	0	0	1	0	0	0	0	0	0	7	11	0.00	0.000										
Lee Smith, R ERA: 4.01 (9, 1)	0.2	S	3	1	0	0	1	0	0	0	0	0	0	9	13	0.00	1.500										

Chicago White Sox @ Boston Red Sox
Fenway Park, Boston, MA
Fri Jul 22 1988, 7:05 PM EDT
Att: 33,477 - Cloudy - 70 F

AB 32
R 3
H 6
RBI 3
BB 2
SO 6
LOB 7

Batter	1	2	3	4	5	6	7	8	9	AB	R	H	RBI	BB	SO	LOB	BOTTOM										
Wade Boggs, L OBP: 0.361, SLG: 0.486 (1, 5)										3	1	0	0	1	0	0											
Marty Barrett, R OBP: 0.336, SLG: 0.361 (1, 4)										4	0	0	0	0	0	1											
Dwight Evans, R OBP: 0.369, SLG: 0.463 (1, 10)										3	1	1	0	1	0	1											
Mike Greenwell, L OBP: 0.435, SLG: 0.564 (1, 7)										3	0	2	1	1	0	0											
Ellis Burks, R OBP: 0.378, SLG: 0.542 (1, 8)										3	0	0	0	1	2	3											
Todd Benzinger, S OBP: 0.304, SLG: 0.404 (1, 9)										4	1	1	0	0	1	2											
Jody Reed, R OBP: 0.371, SLG: 0.387 (1, 6)										3	1	1	0	1	0	0											
Larry Parrish, R OBP: 0.260, SLG: 0.351 Kevin Romine, R OBP: 0.240, SLG: 0.277 (1, 3)										3	0	1	2	0	1	1											
Rich Gedman, L OBP: 0.267, SLG: 0.300 (1, 2)										3	0	0	0	0	1	2											
Inning Stats	R: 1 H: 2 E: 0 K: 1 S: 15	H: 2 LOB: 1 BB: 1 P: 27	R: 0 H: 0 E: 0 K: 1 S: 10	H: 0 LOB: 0 BB: 0 P: 17	R: 0 H: 0 E: 0 K: 0 S: 9	H: 1 LOB: 2 BB: 0 P: 19	R: 0 H: 1 E: 0 K: 1 S: 9	H: 0 LOB: 0 BB: 0 P: 15	R: 0 H: 2 E: 0 K: 0 S: 6	H: 2 LOB: 1 BB: 1 P: 11	R: 2 H: 2 E: 1 K: 1 S: 13	H: 2 LOB: 1 BB: 1 P: 24	R: 1 H: 1 E: 1 K: 1 S: 9	H: 1 LOB: 1 BB: 1 P: 20	R: 0 H: 0 E: 0 K: 0 S: 9	H: 0 LOB: 0 BB: 0 P: 13	1B: 3 2B: 3 3B: 0 HR: 0	SF: 0 SAC: 0 DP: 1 HBP: 0	WP: 0 PB: 0 SB: 0 CS: 0	PA: 35							
PITCHER	IP	WLS	BF	H	R	ER	SO	BB	IBB	HBP	BLK	WP	HR	S	P	ERA	WHIP										
Melido Perez, R ERA: 4.14 (1, 1)	6.0		27	5	3	3	4	4	0	0	0	0	0	62	113	4.50	1.500										
John Davis, R ERA: 5.02 (7, 1)	2.0	L	8	1	1	1	1	1	0	0	0	0	0	18	33	4.50	1.000										

Chicago White Sox @ Boston Red Sox
Fenway Park, Boston, MA
Fri Jul 22 1988, 7:05 PM EDT
Att: 33,477 - Cloudy - 70 F

AB 30
R 4
H 6
RBI 3
BB 5
SO 5
LOB 10

Batter	1	2	3	4	5	6	7	8	9	AB	R	H	RBI	BB	SO	LOB	TOP										
Dave Gallagher, R OBP: 0.307, SLG: 0.396 (1, 8)										4	1	2	0	0	1	0											
Steve Lyons, L OBP: 0.333, SLG: 0.391 (1, 5)										4	1	1	1	0	1	1											
Harold Baines, L OBP: 0.343, SLG: 0.416 (1, 10)										3	1	0	0	1	0	1											
Ivan Calderon, R OBP: 0.301, SLG: 0.431 (1, 9)										2	0	0	1	2	0	0											
Greg Walker, L OBP: 0.302, SLG: 0.380 (1, 3)										3	0	0	1	0	1	1											
Dan Pasqua, L OBP: 0.302, SLG: 0.416 (1, 7)										4	0	1	1	0	2	0											
Mark Salas, L OBP: 0.303, SLG: 0.341 (1, 2)										4	0	0	0	0	1	2											
Ozzie Guillen, L OBP: 0.280, SLG: 0.288 (1, 6)										3	1	0	0	1	1	1											
Fred Manrique, R OBP: 0.265, SLG: 0.373 (1, 4)										3	1	1	1	0	0	0											
Inning Stats	R: 0 E: 0 K: 1 S: 6	H: 1 LOB: 0 BB: 0 P: 8	R: 0 E: 0 K: 1 S: 5	H: 0 LOB: 0 BB: 1 P: 14	R: 5 E: 0 K: 0 S: 15	H: 4 LOB: 2 BB: 3 P: 33	R: 0 E: 0 K: 1 S: 7	H: 0 LOB: 0 BB: 0 P: 10	R: 0 E: 0 K: 0 S: 7	H: 0 LOB: 1 BB: 0 P: 7	R: 0 E: 0 K: 0 S: 7	H: 0 LOB: 0 BB: 0 P: 9	R: 0 E: 0 K: 3 S: 9	H: 0 LOB: 0 BB: 0 P: 7	R: 0 E: 0 K: 3 S: 9	H: 0 LOB: 0 BB: 0 P: 14	1B: 4 2B: 1 3B: 0 HR: 0	SF: 1 SAC: 0 DP: 0 HBP: 0	WP: 1 PB: 0 SB: 0 CS: 2	PA: 35							
PITCHER	IP	WLS	BF	H	R	ER	SO	BB	IBB	HBP	BLK	WP	HR	S	P	ERA	WHIP										
Steve Curry, R ERA: 8.18 (1, 1)	2.1		13	4	5	5	2	3	1	0	1	1	0	20	47	19.29	3.000										
Mike Smithson, R ERA: 4.7 (3, 1)	6.2	W	22	1	0	0	5	0	0	0	0	0	0	48	67	0.00	0.150										

Chicago White Sox @ Boston Red Sox
Fenway Park, Boston, MA
Sat Jul 23 1988, 3:33 AM EDT
Att: 35,129 - Overcast - 70 F

AB 30
R 5
H 5
RBI 5
BB 4
SO 7
LOB 6

Batter	1	2	3	4	5	6	7	8	9	AB	R	H	RBI	BB	SO	LOB	BOTTOM										
Wade Boggs, L OBP: 0.366, SLG: 0.487 (1, 5)										3	1	2	0	3	0	2											
Ed Romero, R OBP: 0.342, SLG: 0.333 (7, PR)										0	0	0	0	0	0	0											
Marty Barrett, R OBP: 0.338, SLG: 0.363 (1, 4)										6	0	3	1	0	0	3											
Dwight Evans, R OBP: 0.373, SLG: 0.466 (1, 10)										4	2	2	1	2	1	4											
Mike Greenwell, L OBP: 0.431, SLG: 0.557 (1, 7)										6	1	1	0	0	0	8											
Ellis Burks, R OBP: 0.389, SLG: 0.551 (1, 8)										4	3	4	0	2	0	0											
Jody Reed, R OBP: 0.376, SLG: 0.392 (1, 6)									6	1	3	2	0	0	6												
Larry Parrish, R OBP: 0.260, SLG: 0.350 (1, 3)									4	1	1	1	0	0	5												
Kevin Romine, R OBP: 0.250, SLG: 0.271 (6, 9)									1	1	0	0	1	0	2												
Todd Benzinger, S OBP: 0.306, SLG: 0.415 (6, 3)									5	1	2	2	0	1	5												
Rick Cerone, R OBP: 0.367, SLG: 0.418 (1, 2)									5	0	2	4	0	0	2												
Inning Stats	R: 0 E: 1 K: 1 S: 14	H: 2 LOB: 3 BB: 1 P: 24	R: 1 E: 0 K: 0 S: 16	H: 2 LOB: 2 BB: 1 P: 25	R: 2 E: 0 K: 1 S: 18	H: 4 LOB: 1 BB: 0 P: 26	R: 4 E: 0 K: 0 S: 21	H: 5 LOB: 1 BB: 0 P: 30	R: 2 E: 0 K: 0 S: 10	H: 2 LOB: 3 BB: 1 P: 23	R: 0 E: 0 K: 0 S: 17	H: 2 LOB: 2 BB: 1 P: 25	R: 2 E: 0 K: 0 S: 13	H: 2 LOB: 2 BB: 2 P: 25	R: 0 E: 0 K: 0 S: 9	H: 1 LOB: 2 BB: 1 P: 16	1B: 15 2B: 5 3B: 0 HR: 0	SF: 0 SAC: 0 DP: 0 HBP: 0	WP: 0 PB: 1 SB: 1 CS: 0	PA: 52							
PITCHER	IP	WLS	BF	H	R	ER	SO	BB	IBB	HBP	BLK	WP	HR	S	P	ERA	WHIP										
Dave LaPoint, L ERA: 3.37 (1, 1)	3.2	L	24	11	6	6	2	2	0	0	0	0	0	12	21	27.00	6.000										
Carl Willis, R ERA: 27.0 (4, 1)	0.2		6	3	3	2	0	1	0	0	0	0	0	33	60	7.71	3.857										
Steve Rosenberg, L ERA: 5.82 (5, 1)	2.1		16	5	2	2	0	4	0	0	0	0	0	11	18	0.00	1.500										
Ricky Horton, L ERA: 5.87 (7, 1)	1.1		6	1	0	0	0	1	0	0	0	0	0	11	18	0.00	1.500										

Chicago White Sox @ Boston Red Sox
Fenway Park, Boston, MA
Sat Jul 23 1988, 3:33 AM EDT
Att: 35,129 - Overcast - 70 F

AB 44
R 11
H 20
RBI 11
BB 8
SO 2
LOB 37

Batter	1	2	3	4	5	6	7	8	9	AB	R	H	RBI	BB	SO	LOB	TOP				
Dave Gallagher, R OBP: 0.318, SLG: 0.405 (1, 8)	G5-3		1B			FC6-4			1B	5	0	3	1	0	0	2					
Steve Lyons, L OBP: 0.327, SLG: 0.383 (1, 5)	G3		P5		L6	G4-3			K	5	0	0	0	0	1	7					
Harold Baines, L OBP: 0.348, SLG: 0.421 Donnie Hill, S OBP: 0.300, SLG: 0.227 (1, 10)	K		1B						1B	5	0	4	1	0	1	0					
Ivan Calderon, R OBP: 0.296, SLG: 0.422 (1, 7)	FC6-4		K			K			K	5	0	0	0	0	3	7					
Greg Walker, L OBP: 0.301, SLG: 0.375 (1, 3)		G4-3				K			K	4	0	0	0	0	2	3					
Kenny Williams, R OBP: 0.238, SLG: 0.313 Daryl Boston, L OBP: 0.273, SLG: 0.500 (1, 9)	K		F7			F8			SH1-4 BB	3	0	0	0	0	1	4					
Fred Manrique, R OBP: 0.276, SLG: 0.388 (1, 4)	1B					1B			SH1-4	3	1	3	0	0	0	0					
Ozzie Guillen, L OBP: 0.283, SLG: 0.291 (1, 6)	P6		1B			1B			F8	4	0	2	0	0	0	2					
Ron Karkovics, R OBP: 0.241, SLG: 0.306 Dan Pasqua, L OBP: 0.301, SLG: 0.414 Mark Salas, L OBP: 0.303, SLG: 0.341 (1, 2)			1B			1B			K	3	1	1	0	0	1	4					
Inning Stats	R: 0 E: 0 K: 1 S: 13	H: 0 LOB: 1 BB: 0 P: 18	R: 0 E: 0 K: 1 S: 11	H: 1 LOB: 1 BB: 0 P: 18	R: 1 E: 0 K: 1 S: 15	H: 3 LOB: 3 BB: 0 P: 24	R: 1 E: 0 K: 1 S: 11	H: 3 LOB: 1 BB: 0 P: 14	R: 0 E: 0 K: 0 S: 9	H: 1 LOB: 1 BB: 0 P: 16	R: 0 E: 0 K: 0 S: 5	H: 1 LOB: 0 BB: 0 P: 6	R: 0 E: 0 K: 1 S: 5	H: 0 LOB: 1 BB: 1 P: 11	R: 0 E: 0 K: 3 S: 17	H: 2 LOB: 2 BB: 0 P: 23	1B: 12 2B: 2 3B: 0 HR: 0	SF: 0 SAC: 1 DP: 2 HBP: 1	WP: 1 PB: 0 SB: 0 CS: 0	PA: 41	
PITCHER	IP	WLS	BF	H	R	ER	SO	BB	IBB	HBP	BLK	WP	HR	S	P	ERA	WHIP				
Bruce Hurst, L ERA: 4.56 (1, 1)	5.0	W	26	10	2	2	6	0	0	1	0	1	0	64	95	3.60	2.000				
Dennis Lamp, R ERA: 3.42 (6, 1)	2.1		8	1	0	0	0	1	0	0	0	0	0	12	18	0.00	0.857				
Lee Smith, R ERA: 3.88 (8, 1)	1.2	S	7	2	0	0	4	0	0	0	0	0	0	21	29	0.00	1.200				

Chicago White Sox @ Boston Red Sox
Fenway Park, Boston, MA
Sun Jul 24 1988, 3:33 AM EDT
Att: 33,394 - Overcast - 80 F

livebaseballscorecards.com

AB	38
R	2
H	13
RBI	2
BB	1
SO	10
LOB	30



Batter	1	2	3	4	5	6	7	8	9	AB	R	H	RBI	BB	SO	LOB	BOTTOM				
Wade Boggs, L OBP: 0.369, SLG: 0.499 (1, 5)	BB								G4-3	4	1	3	0	0	0	2					
Marty Barrett, R OBP: 0.337, SLG: 0.361 (1, 4)	1B								G4-3	3	0	0	0	1	0	4					
Dwight Evans, R OBP: 0.372, SLG: 0.462 (1, 10)	L5-3								G6-3	3	1	0	0	1	0	3					
Mike Greenwell, L OBP: 0.432, SLG: 0.565 (1, 7)	3B								F8	4	0	2	1	0	0	0					
Ellis Burks, R OBP: 0.384, SLG: 0.544 (1, 8)	P4								G6-3	4	0	0	0	0	1	3					
Jody Reed, R OBP: 0.379, SLG: 0.403 (1, 6)									G6-3	4	1	2	1	0	0	1					
Larry Parrish, R OBP: 0.261, SLG: 0.349 Kevin Romine, R OBP: 0.245, SLG: 0.265 (1, 3)									F7	3	0	1	1	0	1	1					
Todd Benzinger, S OBP: 0.307, SLG: 0.414 (7, 3)									1B	1	0	0	0	0	0	1					
Rick Cerone, R OBP: 0.367, SLG: 0.416 (1, 2)									B1-3	3	0	1	1	0	1	1					
Inning Stats	R: 1 E: 0 K: 0 S: 6	H: 2 LOB: 1 BB: 1 P: 15	R: 1 E: 0 K: 0 S: 19	H: 3 LOB: 2 BB: 0 P: 22	R: 1 E: 0 K: 0 S: 11	H: 1 LOB: 1 BB: 1 P: 20	R: 0 E: 0 K: 1 S: 9	H: 2 LOB: 0 BB: 0 P: 14	R: 0 E: 0 K: 0 S: 5	H: 0 LOB: 0 BB: 0 P: 7	R: 0 E: 0 K: 1 S: 7	H: 0 LOB: 0 BB: 0 P: 10	R: 0 E: 0 K: 0 S: 10	H: 1 LOB: 1 BB: 0 P: 13	R: 0 E: 0 K: 1 S: 9	H: 1 LOB: 1 BB: 0 P: 12	1B: 5 2B: 4 3B: 2 HR: 0	SF: 0 SAC: 0 DP: 1 HBP: 0	WP: 0 PB: 0 SB: 0 CS: 1	PA: 34	
PITCHER	IP	WLS	BF	H	R	ER	SO	BB	IBB	HBP	BLK	WP	HR	S	P	ERA	WHIP				
Bill Long, R ERA: 4.15 (1, 1)	7.0	L	30	9	3	3	2	2	0	0	0	0	0	67	101	3.86	1.571				
Ricky Horton, L ERA: 5.85 (8, 1)	0.1		1	0	0	0	0	0	0	0	0	0	0	1	1	0.00	0.000				
Bobby Thigpen, R ERA: 3.12 (8, 1)	0.2		3	1	0	0	1	0	0	0	0	0	0	8	11	0.00	1.500				

Chicago White Sox @ Boston Red Sox
Fenway Park, Boston, MA
Sun Jul 24 1988, 3:33 AM EDT
Att: 33,394 - Overcast - 80 F

livebaseballscorecards.com

AB	32
R	3
H	10
RBI	3
BB	2
SO	3
LOB	17



Batter	1	2	3	4	5	6	7	8	9	AB	R	H	RBI	BB	SO	LOB	TOP			
Harold Reynolds, S OBP: 0.329, SLG: 0.377	4-1 CS BB		2-2 E S 1B		0-1 SAFE FC4-6 BLK		1-2 FC4-6 G5-4-3			3	0	1	0	1	0	2				
Mickey Brantley, R OBP: 0.292, SLG: 0.454	1-2 F8		2-2 F2		1-2 SAFE F4		1-1 G5-4-3			4	0	0	0	0	0	4				
Darnell Coles, R OBP: 0.313, SLG: 0.391	2-2 1B 1B		2-3 K		3-3 SAFE K			2-2 6-3		4	0	1	0	0	2	2				
Alvin Davis, L OBP: 0.398, SLG: 0.481	2-0 1-2 1B		2-3 K			2-2 L8		4-2 BB		3	0	1	0	1	1	1				
Steve Balboni, R OBP: 0.269, SLG: 0.438	1-2 F8			1-0 HR		0-0 2B 1B		1-2 F8		4	1	2	1	0	0	3				
Scott Bradley, L OBP: 0.297, SLG: 0.325		1-1 L3		3-1 4-3		0-0 F4		1-3 K		4	0	0	0	0	1	2				
Jay Buhner, R OBP: 0.247, SLG: 0.287		2-3 K		1-2 F5		1-0 2B		0-0 6-3		4	0	1	0	0	1	0				
Jim Presley, R OBP: 0.273, SLG: 0.354		1-1 2B		2-1 6-3		1-3 K		1-0 6-3		4	0	1	0	0	1	2				
Rey Quinones, R OBP: 0.298, SLG: 0.410		2-1 F4			3-1 FC4-6 1B		4-1 FC4-6 BB		0-0 F4	3	0	1	0	1	0	1				
Inning Stats	R: 0 E: 0 K: 0 S: 11	H: 2 LOB: 2 BB: 1 P: 21	R: 0 E: 0 K: 1 S: 10	H: 1 LOB: 1 BB: 0 P: 16	R: 0 E: 0 K: 2 S: 15	H: 1 LOB: 1 BB: 0 P: 23	R: 1 E: 0 K: 0 S: 8	H: 1 LOB: 0 BB: 0 P: 15	R: 0 E: 0 K: 1 S: 10	H: 2 LOB: 2 BB: 0 P: 17	R: 0 E: 0 K: 0 S: 12	H: 0 LOB: 0 BB: 1 P: 14	R: 0 E: 0 K: 1 S: 12	H: 0 LOB: 1 BB: 1 P: 20	R: 0 E: 0 K: 0 S: 3	H: 0 LOB: 0 BB: 0 P: 4	1B: 5 2B: 2 3B: 0 HR: 1	SF: 0 SAC: 0 DP: 1 HBP: 0	WP: 0 PB: 0 SB: 1 CS: 1	PA: 36
PITCHER	IP	WLS	BF	H	R	ER	SO	BB	IBB	HBP	BLK	WP	HR	S	P	ERA	WHIP			
Melido Perez, R ERA: 3.97	(1, 1)	7.0	W	29	8	1	1	5	2	0	0	1	0	74	122	1.29	1.429			
Ricky Horton, L ERA: 5.65	(8, 1)	2.0		7	0	0	0	1	1	0	0	0	0	15	24	0.00	0.500			

Seattle Mariners @ Chicago White Sox
Comiskey Park, Chicago, IL
Wed Jul 27 1988, 4:33 AM EDT
Att: 15,033 - Sunny - 85 F

AB 33
R 1
H 8
RBI 1
BB 3
SO 6
LOB 17



Batter	1	2	3	4	5	6	7	8	9	AB	R	H	RBI	BB	SO	LOB	BOTTOM			
Dave Gallagher, R OBP: 0.333, SLG: 0.410	4-1 2B BB	0-1 SAFE SH1-3		2-2 5-3		0-0 BLK 2B		1-1 9-2		3	2	1	0	1	0	3				
Steve Lyons, L OBP: 0.282, SLG: 0.371	0-0 F8	2-2 FC1-6-5-6-1 BB		2-0 F8		3-3 K		3-3 K		4	0	0	0	0	1	3				
Harold Baines, L OBP: 0.349, SLG: 0.421	1-2 BB 1B 2B	4-2 BB BB		3-1 F7		0-3 K		0-3 K		3	1	1	1	1	1	0				
Greg Walker, L OBP: 0.302, SLG: 0.372	4-2 BB 1B BB	3-2 4-3		1-3 K		0-0 F6		1-3 K		3	1	0	0	1	1	2				
Dan Pasqua, L OBP: 0.308, SLG: 0.419	4-1 1B BB		1-1 4-3		3-1 HR		1-3 K		1-3 K	3	1	1	1	1	1	0				
Daryl Boston, L OBP: 0.282, SLG: 0.500	1-1 FC6-4 1B		1-1 4-3		1-0 1B		1-3 K			4	0	2	2	0	1	0				
Mark Salas, L OBP: 0.300, SLG: 0.331	1-2 F8		0-0 4-3		1-0 F9			1-1 1B BLK HBP		3	0	0	0	0	0	3				
Ozzie Guillen, L OBP: 0.282, SLG: 0.287	1-0 FC6-4		1-1 4-3		0-1 6-3			0-0 FC1-2-5 9-2 1B		4	0	1	0	0	0	2				
Fred Manrique, R OBP: 0.282, SLG: 0.386		1-2 FC1-6-5-6 SH1-3 1B		1-0 5-3 1B		4-2 2B BB		2-1 FC1-2-5		3	1	2	0	1	0	2				
Inning Stats	R: 3 E: 0 K: 0 S: 12	H: 2 LOB: 3 BB: 3 P: 28	R: 0 E: 0 K: 0 S: 14	H: 1 LOB: 1 BB: 1 P: 24	R: 0 E: 0 K: 0 S: 5	H: 0 LOB: 0 BB: 0 P: 7	R: 0 E: 0 K: 0 S: 7	H: 1 LOB: 1 BB: 0 P: 13	R: 1 E: 0 K: 1 S: 9	H: 2 LOB: 1 BB: 0 P: 18	R: 2 E: 0 K: 2 S: 12	H: 1 LOB: 0 BB: 1 P: 19	R: 0 E: 0 K: 2 S: 8	H: 0 LOB: 0 BB: 0 P: 10	R: 0 E: 0 K: 0 S: 6	H: 1 LOB: 1 BB: 0 P: 10	1B: 5 2B: 3 3B: 0 HR: 1	SF: 0 SAC: 1 DP: 1 HBP: 1	WP: 0 PB: 0 SB: 0 CS: 0	PA: 37
PITCHER	IP	WLS	BF	H	R	ER	SO	BB	IBB	HBP	BLK	WP	HR	S	P	ERA	WHIP			
Bill Swift, R ERA: 4.55	(1, 1)	5.1	L	28	7	6	6	1	5	0	0	0	0	53	100	10.12	2.250			
Rod Seery, L ERA: 4.12	(6, 1)	1.2		7	1	0	0	4	0	0	1	2	0	16	22	0.00	0.600			
Jerry Reed, R ERA: 3.23	(8, 1)	1.0		2	0	0	0	0	0	0	0	0	0	4	7	0.00	0.000			

Seattle Mariners @ Chicago White Sox
Comiskey Park, Chicago, IL
Wed Jul 27 1988, 4:33 AM EDT
Att: 15,033 - Sunny - 85 F

AB 30
R 6
H 8
RBI 4
BB 5
SO 5
LOB 15



Batter	1	2	3	4	5	6	7	8	9	AB	R	H	RBI	BB	SO	LOB	TOP					
Devon White, S OBP: 0.288, SLG: 0.380										5	0	0	0	0	1	2						
Johnny Ray, S OBP: 0.329, SLG: 0.399										4	0	0	0	0	0	0						
Wally Joyner, L OBP: 0.356, SLG: 0.426										4	1	3	0	0	0	0						
Brian Downing, R OBP: 0.382, SLG: 0.479										3	1	1	0	1	0	1						
Chili Davis, S OBP: 0.329, SLG: 0.454										4	1	1	1	0	1	3						
Tony Armas, R OBP: 0.284, SLG: 0.362										0	0	0	0	0	0	0						
Thad Bosley, L OBP: 0.280, SLG: 0.267										3	1	3	2	0	0	0						
Jack Howell, L OBP: 0.319, SLG: 0.375										4	0	0	0	0	1	3						
Darrell Miller, R OBP: 0.361, SLG: 0.394										4	0	1	0	0	0	2						
Dick Schofield, R OBP: 0.290, SLG: 0.317										4	0	0	0	0	1	1						
Inning Stats	R: 0 H: 1 E: 0 K: 2 S: 12	H: 1 LOB: 2 BB: 1 P: 21	R: 0 H: 1 E: 0 K: 0 S: 6	H: 1 LOB: 0 BB: 0 P: 11	R: 0 H: 0 E: 0 K: 0 S: 9	H: 0 LOB: 1 BB: 0 P: 11	R: 2 H: 3 E: 0 K: 1 S: 16	H: 3 LOB: 1 BB: 0 P: 25	R: 0 H: 1 E: 1 K: 0 S: 9	H: 1 LOB: 2 BB: 0 P: 12	R: 1 H: 1 E: 0 K: 0 S: 9	H: 1 LOB: 0 BB: 0 P: 14	R: 0 H: 0 E: 0 K: 1 S: 6	H: 0 LOB: 0 BB: 0 P: 10	R: 0 H: 0 E: 0 K: 0 S: 4	H: 0 LOB: 0 BB: 0 P: 5	R: 1 H: 2 E: 1 K: 0 S: 15	H: 2 LOB: 2 BB: 0 P: 22	1B: 6 2B: 3 3B: 0 HR: 0	SF: 1 SAC: 0 DP: 1 HBP: 0	WP: 0 PB: 0 SB: 0 CS: 0	PA: 37
PITCHER Bill Long, R ERA: 4.05	IP: 9.0 WLS: L BF: 37	H: 9 R: 4 ER: 3 SO: 4	BB: 1 IBB: 0 HBP: 0 BLK: 0	WP: 0 HR: 0 S: 86 P: 131	ERA: 3.00 WHIP: 1.111	PITCHER										IP: 9.0 WLS: L BF: 37	H: 9 R: 4 ER: 3 SO: 4	BB: 1 IBB: 0 HBP: 0 BLK: 0	WP: 0 HR: 0 S: 86 P: 131	ERA: 3.00 WHIP: 1.111		

California Angels @ Chicago White Sox
Comiskey Park, Chicago, IL
Fri Jul 29 1988, 8:05 PM EDT
Att: 16,802 - Unknown - 90 F

AB 35
R 4
H 9
RBI 3
BB 1
SO 4
LOB 12



Batter	1	2	3	4	5	6	7	8	9	AB	R	H	RBI	BB	SO	LOB	BOTTOM					
Gary Redus, R OBP: 0.339, SLG: 0.421										3	1	1	0	1	2	1						
Steve Lyons, L OBP: 0.313, SLG: 0.364										4	1	1	0	0	0	2						
Harold Baines, L OBP: 0.351, SLG: 0.419										3	0	0	0	1	1	1						
Greg Walker, L OBP: 0.304, SLG: 0.374										3	0	2	1	1	0	0						
Dan Pasqua, L OBP: 0.305, SLG: 0.408										3	0	0	0	1	0	4						
Carlton Fisk, R OBP: 0.373, SLG: 0.644										4	0	0	0	0	0	4						
Daryl Boston, L OBP: 0.274, SLG: 0.485										4	0	0	0	0	0	3						
Ozzie Guillen, L OBP: 0.283, SLG: 0.294										4	0	0	0	0	1	0						
Fred Manrique, R OBP: 0.284, SLG: 0.383										4	0	1	0	0	0	0						
Inning Stats	R: 2 H: 2 E: 0 K: 0 S: 12	H: 2 LOB: 2 BB: 2 P: 22	R: 0 H: 0 E: 0 K: 1 S: 9	H: 0 LOB: 0 BB: 0 P: 17	R: 0 H: 0 E: 0 K: 1 S: 10	H: 0 LOB: 1 BB: 1 P: 18	R: 0 H: 0 E: 0 K: 1 S: 12	H: 0 LOB: 0 BB: 0 P: 17	R: 0 H: 1 E: 0 K: 2 S: 13	H: 1 LOB: 1 BB: 0 P: 18	R: 0 H: 1 E: 0 K: 0 S: 10	H: 1 LOB: 1 BB: 0 P: 16	R: 0 H: 1 E: 0 K: 0 S: 12	H: 1 LOB: 1 BB: 0 P: 17	R: 0 H: 0 E: 0 K: 0 S: 5	H: 0 LOB: 1 BB: 1 P: 12	R: 0 H: 0 E: 0 K: 0 S: 14	H: 0 LOB: 0 BB: 0 P: 21	1B: 3 2B: 2 3B: 0 HR: 0	SF: 0 SAC: 0 DP: 0 HBP: 0	WP: 0 PB: 1 SB: 1 CS: 0	PA: 36
PITCHER Willie Fraser, R ERA: 6.06	IP: 6.2 WLS: W BF: 28	H: 2 R: 2 ER: 2 SO: 4	BB: 3 IBB: 0 HBP: 0 BLK: 0	WP: 0 HR: 0 S: 77 P: 124	ERA: 2.70 WHIP: 1.200	PITCHER										IP: 6.2 WLS: W BF: 28	H: 2 R: 2 ER: 2 SO: 4	BB: 3 IBB: 0 HBP: 0 BLK: 0	WP: 0 HR: 0 S: 77 P: 124	ERA: 2.70 WHIP: 1.200		
PITCHER Sherman Corbett, L ERA: 4.07	IP: 1.0 WLS: S BF: 4	H: 0 R: 0 ER: 0 SO: 0	BB: 1 IBB: 0 HBP: 0 BLK: 0	WP: 0 HR: 0 S: 15 P: 22	ERA: 0.00 WHIP: 0.000	PITCHER										IP: 1.0 WLS: S BF: 4	H: 0 R: 0 ER: 0 SO: 0	BB: 1 IBB: 0 HBP: 0 BLK: 0	WP: 0 HR: 0 S: 15 P: 22	ERA: 0.00 WHIP: 0.000		
PITCHER Bryan Harvey, R ERA: 2.22	IP: 1.1 WLS: S BF: 4	H: 0 R: 0 ER: 0 SO: 0	BB: 0 IBB: 0 HBP: 0 BLK: 0	WP: 0 HR: 0 S: 15 P: 22	ERA: 0.00 WHIP: 0.000	PITCHER										IP: 1.1 WLS: S BF: 4	H: 0 R: 0 ER: 0 SO: 0	BB: 0 IBB: 0 HBP: 0 BLK: 0	WP: 0 HR: 0 S: 15 P: 22	ERA: 0.00 WHIP: 0.000		

California Angels @ Chicago White Sox
Comiskey Park, Chicago, IL
Fri Jul 29 1988, 8:05 PM EDT
Att: 16,802 - Unknown - 90 F

AB 32
R 2
H 5
RBI 1
BB 4
SO 4
LOB 15





Batter	1	2	3	4	5	6	7	8	9	AB	R	H	RBI	BB	SO	LOB	TOP								
Devon White, S (1, 8) OBP: 0.296, SLG: 0.387	4-3		F8 2B 1B		F7	1B SF7 1B	CS 1B		1B	6	2	4	0	0	0	0	California Angels @ Chicago White Sox Comiskey Park, Chicago, IL Sat Jul 30 1988, 4:33 AM EDT Att: 17,422 - Overcast - 88 F								
Johnny Ray, S (1, 4) OBP: 0.329, SLG: 0.401	5-3		F8 1-2 2-3		HR 2B	SF7 1B	CS 1-2	3-1	L8	6	1	2	1	0	0	3									
Brian Downing, R (1, 10) OBP: 0.388, SLG: 0.479		BB	2B 1B		HR BB	SF7 1-2 2-1		HR BB		0	3	0	1	4	0	0									
Chili Davis, S (1, 9) OBP: 0.329, SLG: 0.469	K		K		HR 2H 3H	K		HR		5	2	2	5	0	3	5									
Wally Joyner, L (1, 3) OBP: 0.356, SLG: 0.427		F7	1B 2B		F8	IBB		F8		4	1	1	2	1	0	0									
Tony Armas, R (1, 7) OBP: 0.286, SLG: 0.363	6-3		1B		1B	K		K		5	0	2	2	0	2	2									
Dick Schofield, R (1, 6) OBP: 0.289, SLG: 0.324		HR			L5		4-3		6-3	5	1	1	1	0	1	1									
Bob Boone, R (1, 2) OBP: 0.331, SLG: 0.371							4-3			2	0	1	0	1	1	0									
Darrell Miller, R (6, PR) OBP: 0.365, SLG: 0.441		K			S6-3 BB	1B WP 1B	4-3		HR	2	2	1	1	0	0	0									
Gus Polidor, R (1, 5) OBP: 0.194, SLG: 0.169					G6-3	WP 1B			K	1	1	0	0	1	0	1									
Jack Howell, L (6, PH) OBP: 0.322, SLG: 0.387			F8 2B BB		G6-3 1-2	1B 1B		HR		3	2	2	1	0	1	0									
Inning Stats	R: 0 E: 0 K: 1 S: 12	H: 0 LOB: 1 BB: 1 P: 18	R: 1 E: 0 K: 1 S: 10	H: 1 LOB: 2 BB: 0 P: 15	R: 4 E: 0 K: 1 S: 14	H: 3 LOB: 1 BB: 2 P: 25	R: 0 E: 0 K: 1 S: 5	H: 0 LOB: 0 BB: 1 P: 10	R: 3 E: 0 K: 0 S: 11	H: 3 LOB: 1 BB: 1 P: 19	R: 3 E: 0 K: 2 S: 16	H: 4 LOB: 2 BB: 1 P: 27	R: 1 E: 0 K: 0 S: 9	H: 2 LOB: 0 BB: 0 P: 15	R: 2 E: 0 K: 1 S: 10	H: 1 LOB: 0 BB: 1 P: 18	R: 1 E: 0 K: 1 S: 10	H: 2 LOB: 1 BB: 0 P: 15	1B: 9 2B: 2 3B: 0 HR: 5	SF: 1 SAC: 0 DP: 1 HBP: 0	WP: 1 PB: 0 SB: 0 CS: 1	PA: 48			
PITCHER	IP	WLS	BF	H	R	ER	SO	BB	IBB	HBP	BLK	WP	HR	S	P	ERA	WHIP								
Jerry Reuss, L (1, 1) ERA: 3.99	4.1		22	6	8	8	4	5	0	0	0	0	2	46	80	16.61	2.538								
John Davis, R (5, 1) ERA: 8.99	0.2	L	7	5	3	3	0	0	0	0	0	1	0	14	17	40.50	7.500								
Carl Willis, R (6, 1) ERA: 16.2	2.1		11	3	3	3	2	1	1	0	0	0	2	22	42	11.57	1.714								
Steve Rosenberg, L (8, 1) ERA: 5.19	1.2		7	2	1	1	2	0	0	0	0	0	1	15	23	5.40	1.200								

Batter	1	2	3	4	5	6	7	8	9	AB	R	H	RBI	BB	SO	LOB	BOTTOM								
Gary Redus, R (1, 7) OBP: 0.343, SLG: 0.416	6-3		2B SF7 IBB				K		F9	3	2	0	0	3	1	0	California Angels @ Chicago White Sox Comiskey Park, Chicago, IL Sat Jul 30 1988, 4:33 AM EDT Att: 17,422 - Overcast - 88 F								
Steve Lyons, L (1, 5) OBP: 0.313, SLG: 0.375	G3		G3 1B 3B		L9		4-3		F8	6	1	2	4	0	0	1									
Harold Baines, L (1, 10) OBP: 0.353, SLG: 0.418		BB	SF7 1B		K		F7		HR BB	3	1	1	2	2	1	1									
Dan Pasqua, L (1, 3) OBP: 0.313, SLG: 0.432		BB	G3		K				HR	4	2	2	3	2	1	2									
Daryl Boston, L (1, 8) OBP: 0.265, SLG: 0.467	K		4-3		F7		L9		K	6	0	0	0	0	3	5									
Mark Salas, L (1, 2) OBP: 0.303, SLG: 0.333		E4 WP	F9				5-3 1B		1B	5	2	2	0	0	0	2									
Dave Gallagher, R (1, 9) OBP: 0.345, SLG: 0.417		4-3	1B 2B 1B		1B		5-3		F8	5	1	2	0	0	0	3									
Ozzie Guillen, L (1, 6) OBP: 0.287, SLG: 0.304		1B 3B	2B 2B 1B		F8		F5			5	2	3	2	0	0	2									
Fred Manrique, R (1, 4) OBP: 0.291, SLG: 0.408		BB 3B 1B	2B 2B		4-3		F8		HR	5	3	3	3	0	0	2									
Inning Stats	R: 0 E: 0 K: 1 S: 12	H: 0 LOB: 2 BB: 2 P: 25	R: 5 E: 1 K: 1 S: 16	H: 4 LOB: 2 BB: 2 P: 29	R: 4 E: 0 K: 0 S: 11	H: 4 LOB: 1 BB: 1 P: 21	R: 0 E: 0 K: 0 S: 6	H: 1 LOB: 1 BB: 0 P: 9	R: 0 E: 0 K: 2 S: 10	H: 0 LOB: 1 BB: 1 P: 15	R: 1 E: 0 K: 0 S: 7	H: 2 LOB: 1 BB: 0 P: 10	R: 0 E: 0 K: 1 S: 9	H: 0 LOB: 0 BB: 0 P: 11	R: 1 E: 0 K: 0 S: 11	H: 2 LOB: 1 BB: 0 P: 16		R: 3 E: 0 K: 1 S: 11	H: 2 LOB: 0 BB: 1 P: 19	1B: 8 2B: 2 3B: 2 HR: 3	SF: 1 SAC: 0 DP: 0 HBP: 0	WP: 1 PB: 0 SB: 0 CS: 0	PA: 50		
PITCHER	IP	WLS	BF	H	R	ER	SO	BB	IBB	HBP	BLK	WP	HR	S	P	ERA	WHIP								
Kirk McCaskill, R (1, 1) ERA: 3.86	2.0		18	7	8	7	2	4	0	0	0	0	0	34	64	31.50	5.500								
Sherman Corbett, L (3, 1) ERA: 4.19	3.2	W	17	4	2	2	2	1	1	0	0	0	0	26	43	4.91	1.364								
Stu Cliburn, R (6, 1) ERA: 3.88	2.1		9	2	1	1	1	0	0	0	0	0	1	22	29	3.86	0.857								
Donnie Moore, R (9, 1) ERA: 5.23	1.0		6	2	3	3	1	1	0	0	0	0	2	11	19	27.00	3.000								

Batter	1	2	3	4	5	6	7	8	9	AB	R	H	RBI	BB	SO	LOB	TOP										
Devon White, S (1, 8) OBP: 0.391, SLG: 0.390	F8		SF7 WP 1B	1-2 2-H 3-H 1B			SH2-3 HR 1B		G4-1	5	1	3	2	0	0	0	California Angels @ Chicago White Sox Comiskey Park, Chicago, IL Sun Jul 31 1988, 4:33 AM EDT Att: 13,370 - Sunny - 73 F										
Johnny Ray, S (1, 4) OBP: 0.326, SLG: 0.397	4-3		SF7 1B	F3			SH2-3		K	3	0	0	1	0	1	2											
Wally Joyner, L (1, 3) OBP: 0.357, SLG: 0.434	4-2		L6	F6			HR			3	1	1	2	1	0	3											
Chili Davis, S (1, 9) OBP: 0.329, SLG: 0.469	4-3		L7		6-3		L1-6 2B			4	0	1	0	0	0	2											
Jim Eppard, L (1, 10) OBP: 0.367, SLG: 0.352		K		E9 E 1B	F8		L1-6 2B			4	1	1	0	0	1	1											
Thad Bosley, L (1, 7) OBP: 0.245, SLG: 0.250	6-3			E6 2B 1B	5-3			CS 1B		3	1	0	0	0	0	0											
Tony Armas, R (8, 7) OBP: 0.288, SLG: 0.365				2-H 1B						1	0	1	0	0	0	0											
Jack Howell, L (1, 5) OBP: 0.321, SLG: 0.389	L3			1-3 1B 2B		3-1		1-2 K		4	1	1	0	0	1	1											
Darrell Miller, R (1, 2) OBP: 0.359, SLG: 0.423			1B WP HBP	F6		L8		5-3		3	1	0	0	0	0	2											
Dick Schofield, R (1, 6) OBP: 0.291, SLG: 0.324			WP 1B SF7 1B	1B		F7		F3		3	1	1	0	1	0	0											
Inning Stats	R: 0 E: 0 K: 0 S: 11	H: 0 LOB: 1 BB: 1 P: 17	R: 0 E: 0 K: 1 S: 6	H: 0 LOB: 0 BB: 0 P: 8	R: 2 E: 0 K: 0 S: 10	H: 2 LOB: 1 BB: 0 P: 18	R: 3 E: 2 K: 0 S: 13	H: 3 LOB: 2 BB: 1 P: 26	R: 0 E: 0 K: 0 S: 6	H: 0 LOB: 0 BB: 0 P: 6	R: 0 E: 0 K: 0 S: 3	H: 0 LOB: 0 BB: 0 P: 5	R: 2 E: 0 K: 0 S: 7	H: 3 LOB: 0 BB: 0 P: 10	R: 0 E: 0 K: 1 S: 7	H: 1 LOB: 0 BB: 0 P: 10	R: 0 E: 0 K: 1 S: 7	H: 0 LOB: 0 BB: 0 P: 10	1B: 6 2B: 3 HR: 1	SF: 1 SAC: 1 DP: 1 HBP: 1	WP: 1 PB: 0 SB: 0 CS: 1	PA: 38					
PITCHER	IP	WLS	BF	H	R	ER	SO	BB	IBB	HBP	BLK	WP	HR	S	P	ERA	WHIP										
Jack McDowell, R (1, 1) ERA: 4.04	3.1		19	5	5	4	1	2	0	1	0	1	0	37	64	10.80	2.100										
Ricky Horton, L (4, 1) ERA: 5.57	4.1	L	15	4	2	2	1	0	0	0	0	0	1	25	34	4.15	0.923										
Bobby Thigpen, R (8, 1) ERA: 2.92	1.1		4	0	0	0	1	0	0	0	0	0	0	8	12	0.00	0.000										

Batter	1	2	3	4	5	6	7	8	9	AB	R	H	RBI	BB	SO	LOB	BOTTOM										
Gary Redus, R (1, 7) OBP: 0.344, SLG: 0.415	K	BB		1-3 1B		SF8 2-H 1B		5-3		3	0	1	1	1	1	0	California Angels @ Chicago White Sox Comiskey Park, Chicago, IL Sun Jul 31 1988, 4:33 AM EDT Att: 13,370 - Sunny - 73 F										
Steve Lyons, L (1, 5) OBP: 0.314, SLG: 0.380	3-1 2B	SF7		4-3		1B		L8		4	1	2	1	0	0	2											
Harold Baines, L (1, 9) OBP: 0.352, SLG: 0.414	3-1	F8		4-0 BB		4-3		3-1		4	0	0	0	1	0	4											
Dan Pasqua, L (1, 3) OBP: 0.317, SLG: 0.438	1-1 2B		1-1 G4-6-3 1B	P4		G6-4-3 1B		F8		5	0	3	1	0	0	1											
Mark Salas, L (1, 10) OBP: 0.300, SLG: 0.329	4-3		1-0 G4-6-3	F2		G6-4-3 1B		3-1		5	0	1	0	0	0	3											
Carlton Fisk, R (1, 2) OBP: 0.398, SLG: 0.628		FC1-6 1B	2-1 F6	F7		G6-4-3				4	0	1	0	0	0	3											
Dave Gallagher, R (1, 8) OBP: 0.349, SLG: 0.415		FC1-6 1B		K		WP 1B		FC6-4 BB		3	2	1	0	1	1	1											
Ozzie Guillen, L (1, 6) OBP: 0.292, SLG: 0.306		1B SF7 1B		FC4 BB		WP SH2-4 SF8 1B		FC6-4		3	2	2	1	1	0	2											
Fred Manrique, R (1, 4) OBP: 0.292, SLG: 0.407		BB 1B		FC4 1B		SH2-4		1-3		3	0	1	1	0	0	1											
Inning Stats	R: 1 E: 0 K: 1 S: 9	H: 2 LOB: 1 BB: 0 P: 14	R: 2 E: 0 K: 0 S: 17	H: 3 LOB: 2 BB: 1 P: 28	R: 0 E: 0 K: 1 S: 5	H: 1 LOB: 0 BB: 0 P: 9	R: 0 E: 0 K: 1 S: 10	H: 1 LOB: 2 BB: 1 P: 20	R: 0 E: 0 K: 0 S: 4	H: 0 LOB: 1 BB: 1 P: 12	R: 2 E: 0 K: 0 S: 12	H: 3 LOB: 0 BB: 0 P: 19	R: 0 E: 0 K: 0 S: 6	H: 2 LOB: 2 BB: 1 P: 15	R: 0 E: 0 K: 0 S: 6	H: 0 LOB: 0 BB: 0 P: 9		R: 0 E: 0 K: 0 S: 6	H: 0 LOB: 0 BB: 0 P: 11	1B: 10 2B: 2 HR: 0	SF: 2 SAC: 1 DP: 2 HBP: 0	WP: 2 PB: 0 SB: 0 CS: 0	PA: 41				
PITCHER	IP	WLS	BF	H	R	ER	SO	BB	IBB	HBP	BLK	WP	HR	S	P	ERA	WHIP										
Mike Witt, R (1, 1) ERA: 4.32	6.0	W	32	12	5	5	2	3	0	0	0	0	0	60	109	7.50	2.500										
Greg Minton, R (7, 1) ERA: 3.27	3.0	S	9	0	0	0	0	1	0	0	0	0	0	15	28	0.00	0.333										

Batter	1	2	3	4	5	6	7	8	9	AB	R	H	RBI	BB	SO	LOB	TOP					
Stan Javier, S OBP: 0.328, SLG: 0.352	F9		1B		G6-4-3		E3		B1-3 BB	4	0	1	1	1	0	2	Oakland Athletics @ Chicago White Sox Comiskey Park, Chicago, IL Tue Aug 02 1988, 8:05 PM EDT Att: 13,383 - Unknown - 95 F livebaseballscores.com AB 33 R 5 H 6 RBI 5 BB 6 SO 7 LOB 15 					
Dave Henderson, R OBP: 0.348, SLG: 0.537	F9		K			5-3	G6-4-3		B1-3	5	0	0	0	0	1	5						
Jose Canseco, R OBP: 0.388, SLG: 0.557	K		K			L5	1B		K	5	0	1	1	0	3	3						
Mark McGwire, R OBP: 0.331, SLG: 0.438	F9			K		FC6-4 1B	1B			3	0	1	0	1	1	0						
Carney Lansford, R OBP: 0.342, SLG: 0.387	F8			F6		FC6-4 1B	F9			4	0	0	0	0	0	3						
Don Baylor, R OBP: 0.308, SLG: 0.321	HR			FC6-4 BB			E5 BB 1B		K	3	2	1	1	1	1	0						
Terry Steinbach, R OBP: 0.314, SLG: 0.374	6-3			FC6-4 1B			BB 1B BB		5-3	3	1	0	0	1	0	1						
Glenn Hubbard, R OBP: 0.314, SLG: 0.254					F9		1B E BB		K	2	1	1	0	1	0	0						
Doug Jennings, L OBP: 0.403, SLG: 0.333							1B E BB			1	0	0	0	0	1	0						
Walt Weiss, S OBP: 0.294, SLG: 0.304							1B E BB			0	0	0	0	0	0	0						
Mike Gallego, R OBP: 0.284, SLG: 0.263					F7		1B E BB		B3	2	1	1	2	1	0	1						
Luis Polonia, L OBP: 0.349, SLG: 0.383							1B E BB			1	0	0	0	0	0	0						
Inning Stats	R: 0 E: 0 K: 1 S: 6	H: 0 LOB: 0 BB: 0 P: 12	R: 1 E: 0 K: 0 S: 8	H: 1 LOB: 0 BB: 0 P: 13	R: 0 E: 0 K: 2 S: 10	H: 2 LOB: 2 BB: 0 P: 17	R: 0 E: 0 K: 1 S: 8	H: 0 LOB: 1 BB: 1 P: 19	R: 0 E: 0 K: 0 S: 4	H: 1 LOB: 0 BB: 0 P: 9	R: 4 E: 2 K: 0 S: 16	H: 2 LOB: 2 BB: 3 P: 35	R: 0 E: 0 K: 2 S: 9	H: 0 LOB: 0 BB: 0 P: 16	R: 0 E: 0 K: 1 S: 10	H: 0 LOB: 1 BB: 1 P: 16	1B: 5 2B: 0 3B: 0 HR: 1	SF: 0 SAC: 0 DP: 2 HBP: 0	WP: 0 PB: 0 SB: 1 CS: 0	PA: 39		
PITCHER	IP WLS BF H R ER SO BB IBB HBP BLK WP HR S P ERA WHIP	IP WLS BF H R ER SO BB IBB HBP BLK WP HR S P ERA WHIP																				
Dave LaPoint, L ERA: 3.4	(1, 1)	6.0	W	27	5	5	2	4	4	0	0	0	0	0	0	0	0	1	50	98	3.00	1.500
Donn Patti, R ERA: 5.4	(7, 1)	0.2		4	1	0	0	0	1	0	0	0	0	0	0	0	0	0	7	13	0.00	3.000
Bobby Thigpen, R ERA: 2.81	(7, 1)	2.1	S	8	0	0	0	3	1	0	0	0	0	0	0	0	0	0	21	36	0.00	0.429

Batter	1	2	3	4	5	6	7	8	9	AB	R	H	RBI	BB	SO	LOB	BOTTOM				
Gary Redus, R OBP: 0.340, SLG: 0.409	FC3 BB 1B	4-3		L6		SH1-3		SH5-4		2	1	1	1	0	0	0	Oakland Athletics @ Chicago White Sox Comiskey Park, Chicago, IL Tue Aug 02 1988, 8:05 PM EDT Att: 13,383 - Unknown - 95 F livebaseballscores.com AB 32 R 7 H 11 RBI 7 BB 4 SO 5 LOB 21 				
Daryl Boston, L OBP: 0.258, SLG: 0.454	1B									1	0	0	0	0	0	1					
Steve Lyons, L OBP: 0.326, SLG: 0.396	E 1B BB							K		4	1	3	2	1	1	1					
Harold Baines, L OBP: 0.354, SLG: 0.415	FC3 1B	F7		F8		5-3				4	0	0	0	1	0	5					
Dan Pasqua, L OBP: 0.311, SLG: 0.439	K			HR		4-3		K		5	1	1	1	0	3	6					
Sap Randall, S ERA: 4.06	F7		4-3		E5 1B		K			4	1	0	0	0	1	3					
Carlton Fisk, R OBP: 0.372, SLG: 0.610	FC4 1B		4-3		4-3		1B IBB		4-3	3	0	1	2	1	0	0					
Dave Gallagher, R OBP: 0.346, SLG: 0.404	FC4 1B		5-3		5-3		1B		BLK BB	3	0	1	1	1	0	2					
Ozzie Guillen, L OBP: 0.294, SLG: 0.311		SH1-4 4-3 2B		SH1-3 1B 1B		G5-3		4-3		4	2	2	0	0	0	3					
Fred Manrique, R OBP: 0.299, SLG: 0.411		SH1-4		SH1-3		SH1-3 3B 1B		SH5-4 1B		2	1	2	0	0	0	0					
Inning Stats	R: 2 E: 1 K: 1 S: 17	H: 2 LOB: 2 BB: 1 P: 22	R: 1 E: 0 K: 0 S: 15	H: 2 LOB: 1 BB: 0 P: 20	R: 1 E: 0 K: 0 S: 10	H: 1 LOB: 0 BB: 0 P: 17	R: 1 E: 0 K: 0 S: 11	H: 2 LOB: 1 BB: 0 P: 14	R: 1 E: 0 K: 1 S: 10	H: 1 LOB: 1 BB: 1 P: 17	R: 1 E: 0 K: 0 S: 11	H: 2 LOB: 1 BB: 0 P: 14	R: 0 E: 0 K: 1 S: 9	H: 0 LOB: 1 BB: 1 P: 18	R: 0 E: 0 K: 2 S: 8	H: 1 LOB: 2 BB: 1 P: 17	1B: 8 2B: 1 3B: 1 HR: 1	SF: 0 SAC: 4 DP: 1 HBP: 0	WP: 0 PB: 0 SB: 0 CS: 0	PA: 40	
PITCHER	IP WLS BF H R ER SO BB IBB HBP BLK WP HR S P ERA WHIP	IP WLS BF H R ER SO BB IBB HBP BLK WP HR S P ERA WHIP																			
Steve Ontiveros, R ERA: 4.61	(1, 1)	3.1	L	18	6	5	3	1	0	0	0	0	0	0	0	0	1	45	63	8.10	2.100
Rick Honeycutt, L ERA: 4.06	(4, 1)	2.2		13	4	2	1	1	0	1	0	0	0	0	0	0	0	29	41	3.38	1.500
Eric Plunk, R ERA: 2.35	(7, 1)	2.0		9	1	0	0	3	1	1	0	0	1	0	0	0	0	17	35	0.00	1.000

Batter	1	2	3	4	5	6	7	8	9	10	11	AB	R	H	RBI	BB	SO	LOB
Luis Polonia, L OBP: 0.344, SLG: 0.376 (1, 7)	G3		G3		L3			1B		F6		5	0	1	1	0	0	3
Dave Henderson, R OBP: 0.343, SLG: 0.528 (1, 8)	1-3		6-3			F9		E5		6-3		5	0	0	1	0	0	4
Jose Canseco, R OBP: 0.384, SLG: 0.550 (1, 10)	K		K			K		L7			F6	5	0	0	0	0	3	3
Mark McGwire, R OBP: 0.332, SLG: 0.436 (1, 3)		G4-6-3 BB			5-3			L7		G6-4-3		4	1	1	0	1	0	2
Ron Hassey, L OBP: 0.290, SLG: 0.353 (1, 2)		G4-6-3 1-2f			G6-4-3 BB			4-3 2B		F9		4	0	2	0	1	0	1
Carney Lansford, R OBP: 0.343, SLG: 0.385 (1, 5)		1B			G6-4-3 1-2f			B1-3		F7		5	0	1	0	0	0	4
Stan Javier, S OBP: 0.327, SLG: 0.350 (1, 9)		4-3				E4 3-1 SH1-3 WP		4-3		F7		5	1	1	1	0	0	2
Glenn Hubbard, R OBP: 0.316, SLG: 0.257 (1, 4)												2	1	1	0	0	1	1
Doug Jennings, L OBP: 0.413, SLG: 0.333 (10, PH)												0	0	0	0	0	0	0
Mike Gallego, R OBP: 0.288, SLG: 0.263 (10, PR)			1B G3			SH1-3		K				0	0	0	0	0	0	0
Walt Weiss, S OBP: 0.298, SLG: 0.307 (1, 6)			6-3 G3			3-1						4	1	2	0	0	0	4


Inning Stats	R	H	E	K	S	P	IP	WLS	BF	H	R	ER	SO	BB	IBB	HBP	BLK	WP	HR	S	P	ERA	WHIP	
PITCHER	0	0	0	1	14	1	10.0	3	38	6	3	2	4	2	0	0	0	0	0	7	117	1.80	0.800	
Bill Long, R ERA: 3.86 (1, 1)																								
Bobby Thigpen, R ERA: 2.91 (11, 1)	1	0	0	7	14	9	1.0	1	7	3	1	1	0	1	0	0	0	0	0	7	14	9.00	4.000	

TOP

Oakland Athletics @ Chicago White Sox
Comiskey Park, Chicago, IL
Wed Aug 03 1988, 8:05 PM EDT
Att. 19,515 - Unknown - 89 F

livebaseballscores.com

AB 39
R 4
H 9
RBI 3
BB 3
SO 4
LOB 24



Batter	1	2	3	4	5	6	7	8	9	10	11	AB	R	H	RBI	BB	SO	LOB
Dave Gallagher, R OBP: 0.348, SLG: 0.404 (1, 8)	4-3		1B		1B					F7		5	0	2	2	0	0	1
Steve Lyons, L OBP: 0.321, SLG: 0.389 (1, 5)	F6		K		L9					F7		5	0	0	0	0	1	3
Harold Baines, L OBP: 0.355, SLG: 0.415 (1, 10)			L6		F5							3	0	1	0	1	0	2
Kelly Paris, R (8, PR)												0	0	0	0	0	0	0
Donnie Hill, S OBP: 0.293, SLG: 0.221 (11, PH)	1B											1	0	0	0	0	0	0
Dan Pasqua, L OBP: 0.307, SLG: 0.431 (1, 3)	F7				4-3			F3		FC1-6 BB		5	0	0	0	0	1	2
Daryl Boston, L OBP: 0.297, SLG: 0.464 (1, 7)		4-3			K					FC1-6 G4-6-3		5	1	1	1	0	2	1
Carlton Fisk, R OBP: 0.388, SLG: 0.592 (1, 2)		6-3				HR		6-3				3	0	0	0	1	0	0
Sap Randall, S (1, 9)		4-3			K			F5				4	0	0	0	0	1	1
Ozzie Guillen, L OBP: 0.296, SLG: 0.313 (1, 6)										6-3		4	1	2	0	0	0	0
Fred Manrique, R OBP: 0.299, SLG: 0.410 (1, 4)			SH3 1B									3	1	1	0	0	0	1


Inning Stats	R	H	E	K	S	P	IP	WLS	BF	H	R	ER	SO	BB	IBB	HBP	BLK	WP	HR	S	P	ERA	WHIP	
PITCHER	0	1	0	15	9	1	7.0	3	29	7	3	2	3	1	0	0	0	0	0	1	68	2.57	1.143	
Bob Welch, R ERA: 3.2 (8, 1)																								
Greg Cadaret, L ERA: 3.68 (8, 1)	1	0	0	7	13	0	1.0	0	3	0	0	0	0	0	0	0	0	0	0	7	13	0.00	1.000	
Gene Nelson, R ERA: 3.45 (8, 1)	0	0	0	6	13	0	2.0	0	6	0	0	0	0	0	0	0	0	0	0	9	13	0.00	0.000	
Dennis Eckerstey, R ERA: 2.01 (11, 1)	0	0	0	3	14	0	1.0	0	3	0	0	0	2	0	0	0	0	0	0	9	14	0.00	0.000	

BOTTOM

Oakland Athletics @ Chicago White Sox
Comiskey Park, Chicago, IL
Wed Aug 03 1988, 8:05 PM EDT
Att. 19,515 - Unknown - 89 F

livebaseballscores.com

AB 38
R 3
H 7
RBI 3
BB 2
SO 5
LOB 11



Batter	1	2	3	4	5	6	7	8	9	AB	R	H	RBI	BB	SO	LOB	TOP					
Dave Gallagher, R (1, 8) OBP: 0.338, SLG: 0.400	2-1 P9		2-3 K		0-1 G3		0-1 L8		2-2 4-3	5	0	0	1	0	1	2						
Steve Lyons, L (1, 5) OBP: 0.317, SLG: 0.387	3-2 6-3			1-0 WP BB SF8 1B	1-0 L9		1-3 K		2-1 P3	5	1	1	0	0	1	1						
Harold Baines, L (1, 9) OBP: 0.351, SLG: 0.413	0-0 F7			4-2 WP BB 1B		2-3 K		0-0 1B		3	0	1	0	1	1	0						
Carlton Fisk, R (1, 2) OBP: 0.359, SLG: 0.589		1-2 P4		1-2 SF8		0-0 HR		0-2 FC1-6-4 1B E		3	2	1	2	0	0	1						
Kelly Paris, R (1, 3) OBP: 0.333, SLG: 0.833	1-1 6-3			1-2 5-3		1-0 HR		1-2 E 1B		4	2	2	1	0	0	1						
Fred Manrique, R (1, 4) OBP: 0.292, SLG: 0.390	0-3 K			1-2 L8		1-0 P3		1-0 4-3		4	0	0	0	0	1	2						
Dan Pasqua, L (1, 7) OBP: 0.314, SLG: 0.449			0-1 P5		0-2 1B G3 2B	2-1 HBP		3-2 1B		3	1	2	1	0	0	0						
Donnie Hill, S (1, 10) OBP: 0.301, SLG: 0.224			4-2 1B		2-1 G3 1B	0-3 K		3-1 F8		3	0	1	0	1	1	2						
Ozzie Guillen, L (1, 6) OBP: 0.294, SLG: 0.316	1-0 P5			1-0 P5		0-1 L6		1-0 4-3		4	0	0	0	0	0	3						
Inning Stats	R: 0 E: 0 K: 0 S: 6	H: 0 LOB: 0 BB: 0 P: 11	R: 0 E: 0 K: 1 S: 8	H: 0 LOB: 0 BB: 0 P: 10	R: 0 E: 0 K: 1 S: 8	H: 0 LOB: 1 BB: 1 P: 15	R: 1 E: 0 K: 0 S: 13	H: 1 LOB: 1 BB: 1 P: 21	R: 1 E: 0 K: 2 S: 10	H: 2 LOB: 1 BB: 0 P: 13	R: 2 E: 0 K: 2 S: 11	H: 2 LOB: 0 BB: 0 P: 17	R: 0 E: 0 K: 1 S: 6	H: 0 LOB: 0 BB: 0 P: 8	R: 2 E: 1 K: 0 S: 16	H: 3 LOB: 1 BB: 0 P: 23	R: 0 E: 0 K: 0 S: 6	H: 0 LOB: 0 BB: 0 P: 10	1B: 5 2B: 1 3B: 0 HR: 2	SF: 1 SAC: 0 DP: 0 HBP: 1	WP: 1 PB: 0 CS: 0	PA: 38
PITCHER	IP	WLS	BF	H	R	ER	SO	BB	IBB	HBP	BLK	WP	HR	S	P	ERA	WHIP					
Chuck Finley, L (1, 1) ERA: 4.55	7.0	L	30	6	5	5	5	2	0	1	0	1	2	63	96	6.43	1.143					
Donnie Moore, R (8, 1) ERA: 4.91	2.0		8	2	1	0	0	0	0	0	0	0	0	21	32	0.00	1.000					

Chicago White Sox @ California Angels
Anaheim Stadium, Anaheim, CA
Sun Aug 07 1988, 6:33 AM EDT
Att: 29,240 - Sunny - 77 F

AB	34
R	6
H	8
RBI	5
BB	2
SO	5
LOB	12



Batter	1	2	3	4	5	6	7	8	9	AB	R	H	RBI	BB	SO	LOB	BOTTOM					
Devon White, S (1, 8) OBP: 0.308, SLG: 0.401	2-3 K		1-2 F9			1-0 2B 1B		1-1 1B	3-2 F7	5	1	2	0	0	1	4						
Johnny Ray, S (1, 4) OBP: 0.334, SLG: 0.413	1-0 FC6-4 1B		1-1 F7			2-0 1B FC5-4 2B		1-0 F5		4	1	2	1	0	0	2						
Brian Downing, R (1, 10) OBP: 0.386, SLG: 0.470	1-2 FC6-4 FC5-4 1-2		3-2 F8			1-2 FC5-4 1B		2-3 K		4	0	1	0	0	1	3						
Chili Davis, S (1, 9) OBP: 0.333, SLG: 0.476	0-0 FC5-4 1-2			1-0 P4		1-2 FC5-4 G4-6-3 1-2		0-0 F8		4	0	0	1	0	0	3						
Wally Joyner, L (1, 3) OBP: 0.351, SLG: 0.419		3-2 4-3		2-1 F7		0-0 G4-6-3 1-2			2-1 L9	4	0	0	0	0	0	1						
Tony Armas, R (1, 7) OBP: 0.298, SLG: 0.384	0-0 F7			2-3 K		1-0 SH1-4 1B			0-3 K	4	0	1	0	0	2	0						
Dick Schofield, R (1, 6) OBP: 0.298, SLG: 0.326	1-2 F8				1-0 P4		0-0 SH1-4 1-2		0-0 E6 1B	3	0	0	0	0	0	0						
Bob Boone, R (1, 2) OBP: 0.347, SLG: 0.392			0-0 2B 1B		2-1 F7		2-2 L1		0-1 HBP 1B	2	1	1	0	0	0	0						
Jim Eppard, L (7, PH) OBP: 0.288, SLG: 0.356										1	0	0	0	0	0	1						
Gus Polidor, R (8, 5) OBP: 0.192, SLG: 0.200										0	0	0	0	0	0	0						
Thad Bosley, L (9, PH) OBP: 0.292, SLG: 0.317										1	0	1	0	0	0	0						
Jack Howell, L (1, 5) OBP: 0.334, SLG: 0.410			3-2 2B 1B		1-2 G3		1-0 G3		3-2 HBP 1B	2	0	1	1	0	0	0						
Darrell Miller, R (7, PH) OBP: 0.352, SLG: 0.385			1-1 2B						1-2 HBP	1	0	0	0	0	0	1						
Inning Stats	R: 0 E: 0 K: 1 S: 12	H: 1 LOB: 1 BB: 0 P: 16	R: 0 E: 0 K: 0 S: 10	H: 0 LOB: 0 BB: 0 P: 14	R: 1 E: 0 K: 0 S: 13	H: 2 LOB: 1 BB: 0 P: 21	R: 0 E: 0 K: 1 S: 6	H: 0 LOB: 0 BB: 0 P: 11	R: 0 E: 0 K: 0 S: 8	H: 0 LOB: 0 BB: 0 P: 12	R: 2 E: 0 K: 0 S: 9	H: 3 LOB: 0 BB: 0 P: 14	R: 0 E: 0 K: 0 S: 6	H: 1 LOB: 1 BB: 0 P: 10	R: 0 E: 0 K: 1 S: 9	H: 1 LOB: 0 BB: 0 P: 13	R: 0 E: 1 K: 1 S: 16	H: 1 LOB: 3 BB: 0 P: 24	1B: 7 2B: 2 3B: 0 HR: 0	SF: 0 SAC: 1 DP: 1 HBP: 1	WP: 0 PB: 0 CS: 0	PA: 37
PITCHER	IP	WLS	BF	H	R	ER	SO	BB	IBB	HBP	BLK	WP	HR	S	P	ERA	WHIP					
Dave LaPoint, L (1, 1) ERA: 3.44	6.0	W	23	6	3	3	2	0	0	0	0	0	0	58	88	4.50	1.000					
Donn Patti, R (7, 1) ERA: 5.4	0.2		3	1	0	0	0	0	0	0	0	0	0	5	8	0.00	1.500					
Ricky Horton, L (7, 1) ERA: 5.38	0.1		1	0	0	0	0	0	0	0	0	0	0	1	2	0.00	0.000					
Bobby Thigpen, R (8, 1) ERA: 2.78	2.0	S	10	2	0	0	2	0	0	1	0	0	0	25	37	0.00	1.000					

Chicago White Sox @ California Angels
Anaheim Stadium, Anaheim, CA
Sun Aug 07 1988, 6:33 AM EDT
Att: 29,240 - Sunny - 77 F

AB	35
R	3
H	9
RBI	3
BB	0
SO	4
LOB	15



Batter	1	2	3	4	5	6	7	8	9	AB	R	H	RBI	BB	SO	LOB	TOP					
Dave Gallagher, R OBP: 0.333, SLG: 0.402	F9			1B 3B		F8			F3	4	1	1	0	0	0	0	Chicago White Sox @ Oakland Athletics Oakland-Alameda County Coliseum, Oakland, CA Tue Aug 09 1988, 7:05 PM PDT Att: 15,811 - Unknown - 60 F					
Steve Lyons, L OBP: 0.315, SLG: 0.386	K			K		F4			4-3	4	0	0	0	0	2	1						
Harold Baines, L OBP: 0.351, SLG: 0.414	F8			3-H 1B		K			BB 1B	4	0	2	1	0	1	0						
Dan Pasqua, L OBP: 0.320, SLG: 0.447		K		K		F7			1B	3	0	0	0	1	2	1						
Mark Salas, L OBP: 0.306, SLG: 0.327	F9			F8		K			BB	4	0	0	0	0	1	3						
Daryl Boston, L OBP: 0.265, SLG: 0.482	K2-3				K FC5 1B	F9				3	0	0	0	0	2	0						
Kelly Paris, R OBP: 0.231, SLG: 0.462						FC5 1B			F7	3	0	1	0	0	1	0						
Ozzie Guillen, L OBP: 0.294, SLG: 0.315			6-3		FC5 G6-4-3				BB 1B	3	0	1	0	0	0	2						
Fred Manrique, R OBP: 0.296, SLG: 0.388			4-3		G6-4-3				G5-4-3	3	0	0	0	0	0	3						
Inning Stats	R: 0 E: 0 K: 1 S: 5	H: 0 LOB: 0 BB: 0 P: 6	R: 0 E: 0 K: 2 S: 10	H: 0 LOB: 0 BB: 0 P: 12	R: 0 E: 0 K: 1 S: 8	H: 0 LOB: 1 BB: 0 P: 9	R: 1 E: 0 K: 2 S: 10	H: 2 LOB: 1 BB: 0 P: 13	R: 0 E: 0 K: 1 S: 11	H: 1 LOB: 0 BB: 0 P: 13	R: 0 E: 0 K: 1 S: 5	H: 0 LOB: 0 BB: 0 P: 8	R: 0 E: 0 K: 1 S: 8	H: 0 LOB: 0 BB: 0 P: 15	R: 0 E: 0 K: 0 S: 4	H: 1 LOB: 0 BB: 0 P: 6	R: 0 E: 0 K: 0 S: 9	H: 1 LOB: 2 BB: 1 P: 19	1B: 4 2B: 0 3B: 1 HR: 0	SF: 0 SAC: 0 DP: 2 HBP: 0	WP: 1 PB: 0 CS: 0	PA: 32
PITCHER Dave Stewart, R ERA: 3.05	IP: 9.0 WLS: W BF: 32	H: 5 R: 1 ER: 1 SO: 9	BB: 1 IBB: 0 HBP: 0 BLK: 0	WP: 1 HR: 0 S: 70 P: 101	ERA: 1.00 WHIP: 0.667	PITCHER IP: WLS: BF: H: R: ER: SO: BB: IBB: HBP: BLK: WP: HR: S: P: ERA: WHIP																

Batter	1	2	3	4	5	6	7	8	9	AB	R	H	RBI	BB	SO	LOB	BOTTOM					
Luis Polonia, L OBP: 0.340, SLG: 0.371	F8		G3		S 2B 1B	E5 5-3		L4		5	1	1	0	0	0	2	Chicago White Sox @ Oakland Athletics Oakland-Alameda County Coliseum, Oakland, CA Tue Aug 09 1988, 7:05 PM PDT Att: 15,811 - Unknown - 60 F					
Dave Henderson, R OBP: 0.350, SLG: 0.534			E5		2B 5-3 BB	5-3		4-1		3	2	1	2	1	0	2						
Tony Phillips, S OBP: 0.297, SLG: 0.260	HR				2B 5-3 BB	5-3				1	0	0	0	0	0	0						
Jose Canseco, R OBP: 0.379, SLG: 0.536	K		F9		2B	K				4	0	1	1	0	2	3						
Stan Javier, S OBP: 0.323, SLG: 0.343					1-3 2-H 2B					0	0	0	0	0	0	0						
Carney Lansford, R OBP: 0.335, SLG: 0.376	L7				6-3	5-3		5-3		4	0	0	1	0	0	3						
Ron Hassey, L OBP: 0.300, SLG: 0.370					L9	F8		L9		4	1	1	1	0	0	1						
Mark McGwire, R OBP: 0.338, SLG: 0.442	F8				1B HR 1B	FC5-4 BB		WP 6-3 1B		3	1	2	0	1	0	0						
Terry Steinbach, R OBP: 0.314, SLG: 0.371	L7				HR 1B	FC5-4		6-3		4	1	1	0	0	0	3						
Glenn Hubbard, R OBP: 0.321, SLG: 0.312	K				HR			L9		3	2	1	3	1	1	1						
Mike Gallego, R OBP: 0.292, SLG: 0.262					F4	F8		5-3 1B		4	0	1	0	0	0	0						
Inning Stats	R: 1 E: 0 K: 1 S: 9	H: 1 LOB: 0 BB: 0 P: 12	R: 1 E: 0 K: 1 S: 11	H: 1 LOB: 0 BB: 0 P: 16	R: 0 E: 1 K: 0 S: 10	H: 0 LOB: 1 BB: 0 P: 16	R: 3 E: 0 K: 0 S: 11	H: 3 LOB: 0 BB: 0 P: 17	R: 2 E: 0 K: 0 S: 13	H: 2 LOB: 2 BB: 2 P: 26	R: 1 E: 1 K: 1 S: 10	H: 1 LOB: 1 BB: 1 P: 14	R: 0 E: 0 K: 0 S: 10	H: 1 LOB: 1 BB: 0 P: 16	R: 0 E: 0 K: 0 S: 8	H: 0 LOB: 0 BB: 0 P: 14	R: 0 E: 0 K: 0 S: 8	H: 0 LOB: 0 BB: 0 P: 14	1B: 5 2B: 1 3B: 0 HR: 3	SF: 0 SAC: 0 DP: 0 HBP: 0	WP: 1 PB: 0 CS: 0	PA: 38
PITCHER Jeff Blittiger, R ERA: 3.81	IP: 4.0 WLS: L BF: 18	H: 5 R: 5 ER: 5 SO: 2	BB: 0 IBB: 0 HBP: 0 BLK: 0	WP: 0 HR: 3 S: 41 P: 61	ERA: 11.25 WHIP: 1.250	PITCHER IP: WLS: BF: H: R: ER: SO: BB: IBB: HBP: BLK: WP: HR: S: P: ERA: WHIP																
PITCHER Donn Pall, R ERA: 6.14	IP: 4.0 WLS: L BF: 20	H: 4 R: 3 ER: 3 SO: 1	BB: 3 IBB: 0 HBP: 0 BLK: 0	WP: 1 HR: 0 S: 41 P: 70	ERA: 6.75 WHIP: 1.750																	



Batter	1	2	3	4	5	6	7	8	9	10	AB	R	H	RBI	BB	SO	LOB	TOP							
Dave Gallagher, R OBP: 0.337, SLG: 0.410	5-3		CS	F5		1B			2B		4	1	2	0	0	0	0								
Fred Manrique, R OBP: 0.295, SLG: 0.386	K			4-3					B3		4	0	1	1	0	1	1								
Harold Baines, L OBP: 0.352, SLG: 0.412	1-3								G5-4-3		2	0	0	0	2	0	1								
Carlton Fisk, R OBP: 0.336, SLG: 0.550		G3		F3					L7		4	0	0	0	0	0	3								
Kelly Paris, R OBP: 0.292, SLG: 0.412	5-3								F8		4	0	1	0	0	1	2								
Dan Pasqua, L OBP: 0.316, SLG: 0.441	3-1										4	0	0	0	0	0	1								
Donnie Hill, S OBP: 0.294, SLG: 0.218			K								4	0	0	0	0	1	1								
Daryl Boston, L OBP: 0.265, SLG: 0.478											4	0	1	0	0	1	1								
Ozzie Guillen, L OBP: 0.292, SLG: 0.313											3	0	0	0	0	0	1								
Inning Stats	R: 0 E: 0 K: 1 S: 10	H: 0 LOB: 0 BB: 0 P: 15	R: 0 E: 0 K: 0 S: 5	H: 0 LOB: 0 BB: 0 P: 12	R: 0 E: 0 K: 1 S: 9	H: 1 LOB: 0 BB: 0 P: 14	R: 0 E: 0 K: 0 S: 6	H: 0 LOB: 1 BB: 1 P: 10	R: 0 E: 0 K: 0 S: 11	H: 1 LOB: 1 BB: 0 P: 20	R: 1 E: 0 K: 0 S: 9	H: 2 LOB: 0 BB: 0 P: 12	R: 0 E: 0 K: 1 S: 8	H: 0 LOB: 0 BB: 0 P: 10	R: 0 E: 0 K: 0 S: 6	H: 0 LOB: 0 BB: 0 P: 6	R: 0 E: 0 K: 0 S: 9	H: 1 LOB: 2 BB: 0 P: 16	R: 0 E: 0 K: 1 S: 7	H: 0 LOB: 0 BB: 0 P: 10	1B: 4 2B: 1 3B: 0 HR: 0	SF: 0 SAC: 0 DP: 1 HBP: 0	WP: 0 PB: 0 SB: 0 CS: 1	PA: 36	
PITCHER	IP	WLS	BF	H	R	ER	SO	BB	IBB	HBP	BLK	WP	HR	S	P	ERA	WHIP								
Curt Young, L ERA: 5.5	6.0		21	4	1	1	2	0	0	0	0	0	0	50	83	1.50	0.833								
Gene Nelson, R ERA: 3.23	3.0		11	1	0	0	1	0	1	0	0	0	0	23	32	0.00	0.333								
Greg Cadaret, L ERA: 2.82	1.0	W	3	0	0	0	1	0	0	0	0	0	0	7	10	0.00	0.000								

Chicago White Sox @ Oakland Athletics
Oakland-Alameda County Coliseum, Oakland, CA

Wed Aug 10 1988, 3:33 AM PDT
Att: 26,694 - Overcast - 65 F



livebaseballscorecards.com

Batter	1	2	3	4	5	6	7	8	9	10	AB	R	H	RBI	BB	SO	LOB	BOTTOM							
Luis Polonia, L OBP: 0.344, SLG: 0.371	6-3	K								SH5-4	3	0	1	0	1	1	2								
Stan Javier, S OBP: 0.322, SLG: 0.340	L8										2	0	0	0	1	0	0								
Carney Lansford, R OBP: 0.337, SLG: 0.378			6-3								2	0	1	1	0	1	1								
Jose Canseco, R OBP: 0.378, SLG: 0.533	BB										3	0	0	0	1	0	2								
Doug Jennings, L OBP: 0.408, SLG: 0.351	4-3										3	0	1	0	0	0	1								
Mark McGwire, R OBP: 0.337, SLG: 0.441			4-3								1	0	0	0	0	0	0								
Ron Hassey, L OBP: 0.303, SLG: 0.369											3	1	1	0	0	0	0								
Dave Henderson, R OBP: 0.352, SLG: 0.539											4	0	2	1	0	0	2								
Tony Phillips, S OBP: 0.296, SLG: 0.254											3	0	0	0	1	0	2								
Glenn Hubbard, R OBP: 0.315, SLG: 0.306											4	0	0	0	0	2	3								
Walt Weiss, S OBP: 0.294, SLG: 0.306											3	0	0	0	0	1	2								
Mike Gallego, R OBP: 0.295, SLG: 0.262											0	1	0	0	1	0	0								
Inning Stats	R: 0 E: 0 K: 0 S: 8	H: 0 LOB: 1 BB: 1 P: 13	R: 1 E: 1 K: 3 S: 16	H: 2 LOB: 2 BB: 1 P: 27	R: 0 E: 0 K: 0 S: 5	H: 0 LOB: 0 BB: 0 P: 8	R: 0 E: 0 K: 0 S: 5	H: 0 LOB: 0 BB: 0 P: 7	R: 0 E: 0 K: 1 S: 15	H: 1 LOB: 2 BB: 1 P: 23	R: 0 E: 0 K: 0 S: 6	H: 1 LOB: 1 BB: 0 P: 10	R: 0 E: 0 K: 1 S: 8	H: 0 LOB: 1 BB: 1 P: 16	R: 0 E: 0 K: 0 S: 9	H: 0 LOB: 0 BB: 0 P: 14	R: 0 E: 0 K: 0 S: 6	H: 1 LOB: 0 BB: 0 P: 9	R: 1 E: 0 K: 0 S: 6	H: 1 LOB: 1 BB: 1 P: 10	1B: 4 2B: 3 3B: 0 HR: 0	SF: 0 SAC: 1 DP: 2 HBP: 1	WP: 1 PB: 0 SB: 2 CS: 0	PA: 38	
PITCHER	IP	WLS	BF	H	R	ER	SO	BB	IBB	HBP	BLK	WP	HR	S	P	ERA	WHIP								
Jack McDowell, R ERA: 3.88	9.0		35	5	1	1	5	4	0	1	0	0	0	78	127	1.00	1.000								
Ricky Horton, L ERA: 5.46	0.1	L	3	1	1	1	0	1	0	0	0	0	0	6	10	27.00	6.000								

Chicago White Sox @ Oakland Athletics
Oakland-Alameda County Coliseum, Oakland, CA

Wed Aug 10 1988, 3:33 AM PDT
Att: 26,694 - Overcast - 65 F



livebaseballscorecards.com

Batter	1	2	3	4	5	6	7	8	9	AB	R	H	RBI	BB	SO	LOB	TOP			
Dave Gallagher, R (1, 8) OBP: 0.338, SLG: 0.410	1-2 5-3		1-0 F7		1-2 1-3		2-1 2B 1B	0-2 1B		5	1	2	1	0	0	0	Chicago White Sox @ Seattle Mariners The Kingdome, Seattle, WA Thu Aug 11 1988, 10:05 PM EDT Att. 9,056 - Dome - 72 F			
Steve Lyons, L (1, 5) OBP: 0.319, SLG: 0.385	4-2 G4-3 BB		3-1 E 1B		2-2 F8		4-1 2B BB	2-1 F8		3	1	1	0	2	0	1				
Harold Baines, L (1, 10) OBP: 0.353, SLG: 0.414	0-0 G4-3		1-2 SAFE E3		3-2 1B		0-0 1-H 2-H 3-H		0-1 F5	5	0	2	3	0	0	2				
Dan Pasqua, L (1, 9) OBP: 0.312, SLG: 0.434		0-0 4-3	2-2 F6		1-1 4-3		0-1 1-3		1-2 6-3	5	0	0	0	0	0	4				
Daryl Boston, L (1, 7) OBP: 0.268, SLG: 0.478		1-0 FC5 2B	2-0 F8			3-1 4-3	4-0 1B		2-1 4-3	4	0	1	0	1	0	2				
Carlton Fisk, R (1, 2) OBP: 0.340, SLG: 0.545		4-0 1B FC5 BB		1-0 1B		2-1 6-3	1-1 F2			3	0	1	0	1	0	2				
Kelly Paris, R (1, 3) OBP: 0.238, SLG: 0.381		1-0 FC5 1B	0-0 F3		0-0 F7		1-0 PB 1B			4	1	1	0	0	0	3				
Ozzie Guillen, L (1, 6) OBP: 0.296, SLG: 0.317		0-0 1-2 2-3 1B	0-2 SAFE G4-6-3 1B		1-3 1B		0-1 1B 2B 1B	2-2 F6		4	1	3	0	0	0	1				
Fred Manrique, R (1, 4) OBP: 0.292, SLG: 0.382		1-1 4-3	1-0 SAFE G4-6-3		1-0 SAFE G4-6-3		0-0 1-2 5-3	1-0 F7		3	0	0	0	0	0	6				
Mark Salas, L (8, PH) OBP: 0.304, SLG: 0.325										1	0	0	0	0	0	1				
Donnie Hill, S (8, 4) OBP: 0.294, SLG: 0.218										0	0	0	0	0	0	0				
Inning Stats	R: 0 E: 0 K: 0 S: 6	H: 0 LOB: 0 BB: 1 P: 11	R: 0 E: 0 K: 0 S: 6	H: 2 LOB: 3 BB: 1 P: 13	R: 0 E: 1 K: 0 S: 14	H: 1 LOB: 2 BB: 0 P: 23	R: 0 E: 0 K: 0 S: 6	H: 2 LOB: 1 BB: 0 P: 8	R: 0 E: 0 K: 0 S: 13	H: 0 LOB: 0 BB: 0 P: 12	R: 3 E: 0 K: 0 S: 11	H: 3 LOB: 2 BB: 2 P: 22	R: 1 E: 0 K: 0 S: 10	H: 2 LOB: 1 BB: 0 P: 16	R: 0 E: 0 K: 0 S: 7	H: 0 LOB: 0 BB: 0 P: 10	1B: 9 2B: 2 3B: 0 HR: 0	SF: 0 SAC: 0 DP: 2 HBP: 0	WP: 0 PB: 1 CS: 0	PA: 41
PITCHER	IP	WLS	BF	H	R	ER	SO	BB	IBB	HBP	BLK	WP	HR	S	P	ERA	WHIP			
Bill Swift, R (1, 1) ERA: 4.68	6.1		28	8	2	2	0	2	0	0	0	0	0	56	94	2.84	1.579			
Gene Walter, L (7, 1) ERA: 4.55	0.0	1	0	0	0	0	0	1	0	0	0	0	0	1	5	∞	∞			
Michael Jackson, R (7, 1) ERA: 2.71	2.2	L	12	3	2	1	0	0	1	0	0	0	0	22	36	3.38	1.125			

AB	37
R	4
H	11
RBI	4
BB	4
SO	0
LOB	22



Batter	1	2	3	4	5	6	7	8	9	AB	R	H	RBI	BB	SO	LOB	BOTTOM					
Mickey Brantley, R (1, 8) OBP: 0.295, SLG: 0.434	2-1 5-3		0-0 F8		0-1 6-3			0-1 1B		4	0	1	0	0	0	0	Chicago White Sox @ Seattle Mariners The Kingdome, Seattle, WA Thu Aug 11 1988, 10:05 PM EDT Att. 9,056 - Dome - 72 F					
Harold Reynolds, S (1, 4) OBP: 0.332, SLG: 0.374	1-0 5-3		1-0 F9 S 1B		1-1 F7		1-2 F8		4	0	1	0	0	0	1							
Darnell Coles, R (1, 7) OBP: 0.304, SLG: 0.383	1-0 1B		1-1 SAFE F9		1-3 F9		3-1 4-3		3	1	1	0	0	0	1							
Henry Cotto, R (7, 8) OBP: 0.310, SLG: 0.360						1-1 5-3			0	0	0	0	0	0	0							
Bruce Fields, L (8, PH) OBP: 0.333, SLG: 0.407									1	0	0	0	0	0	1							
Steve Balboni, R (1, 10) OBP: 0.271, SLG: 0.458	1-1 1-H PB 3B		1-1 6-3		1-2 G6-4-3 1B		1-1 6-3		4	1	2	1	0	0	1							
Jay Buhner, R (1, 9) OBP: 0.270, SLG: 0.356	1-3 3-H			1-2 F8		2-0 G6-4-3		0-3 K	4	0	0	0	0	2	1							
Alvin Davis, L (1, 3) OBP: 0.403, SLG: 0.483		1-1 1B G4-6-3 2B		1-0 1B		2-2 L4		3-1 1B	3	1	2	0	0	0	0							
Jerry Reed, R (9, FR)									0	0	0	0	0	0	0							
Jim Prestley, R (1, 5) OBP: 0.266, SLG: 0.357		1-0 G4-6-3 1B		0-1 HBP		0-0 F9		0-2 L6	4	0	2	0	0	0	1							
Mario Diaz, R (1, 6) OBP: 0.413, SLG: 0.465		0-2 G4-6-3		2-2 G6-3		2-1 1-3			3	0	0	0	0	0	3							
Bill McGuire, R (1, 2) OBP: 0.333, SLG: 0.143					2-1 1-3				2	0	0	0	0	0	0							
Scott Bradley, L (8, PH) OBP: 0.283, SLG: 0.312								0-0 F7	1	0	0	0	0	0	0							
Inning Stats	R: 2 E: 0 K: 1 S: 9	H: 2 LOB: 0 BB: 0 P: 15	R: 1 E: 0 K: 0 S: 7	H: 2 LOB: 0 BB: 0 P: 9	R: 0 E: 0 K: 0 S: 6	H: 1 LOB: 1 BB: 0 P: 9	R: 0 E: 0 K: 0 S: 9	H: 1 LOB: 0 BB: 0 P: 13	R: 0 E: 0 K: 0 S: 6	H: 0 LOB: 0 BB: 0 P: 9	R: 0 E: 0 K: 0 S: 8	H: 1 LOB: 0 BB: 0 P: 12	R: 0 E: 0 K: 0 S: 6	H: 0 LOB: 0 BB: 0 P: 10	R: 0 E: 0 K: 0 S: 8	H: 1 LOB: 1 BB: 0 P: 12	R: 0 E: 0 K: 1 S: 10	H: 1 LOB: 1 BB: 0 P: 14	1B: 7 2B: 1 3B: 1 HR: 0	SF: 0 SAC: 0 DP: 3 HBP: 1	WP: 0 PB: 1 CS: 0	PA: 34
PITCHER	IP	WLS	BF	H	R	ER	SO	BB	IBB	HBP	BLK	WP	HR	S	P	ERA	WHIP					
Jerry Reuss, L (1, 1) ERA: 3.93	7.0	W	26	7	3	2	1	0	0	0	0	0	0	51	77	2.57	1.000					
Bobby Thigpen, R (8, 1) ERA: 2.7	2.0	S	8	2	0	0	1	0	0	0	0	0	0	18	26	0.00	1.000					

AB	33
R	3
H	9
RBI	1
BB	0
SO	2
LOB	9



Batter	1	2	3	4	5	6	7	8	9	AB	R	H	RBI	BB	SO	LOB	TOP										
Dave Gallagher, R (1, 9) OBP: 0.340, SLG: 0.410	F8		1B	1B	3-1 1B	6-3		F8		5	2	2	1	0	0	1											
Steve Lyons, L (1, 8) OBP: 0.317, SLG: 0.382	K		F2	G3	2-2 1B	K		K		5	0	1	0	0	0	3											
Harold Baines, L (1, 10) OBP: 0.353, SLG: 0.414	F7		1B	G3	1-2 1B		1B	F5		5	1	2	2	0	0	1											
Carlton Fisk, R (1, 2) OBP: 0.342, SLG: 0.535		G4-3 1B	F9	6-3			1B	F8		4	0	1	0	1	0	3											
Russ Morman, R (1, 3) OBP: 0.304, SLG: 0.318	G4-3		FC6-4 1B		K		1B	F9		5	0	2	1	0	1	1											
Kelly Paris, R (1, 5) OBP: 0.231, SLG: 0.346			FC6-4 1B		K		F9	F9		5	0	1	0	0	1	5											
Donnie Hill, S (1, 4) OBP: 0.298, SLG: 0.244	1-3			HR	6-3		1B			4	1	2	2	0	0	1											
Ozzie Guillen, L (1, 6) OBP: 0.298, SLG: 0.319			2B	F7		E4	K			4	1	2	0	0	1	3											
Daryl Boston, L (1, 7) OBP: 0.272, SLG: 0.488			1B	2B	1B	F5	K			4	2	2	1	0	1	4											
Inning Stats	R: 0 E: 0 K: 1 S: 7	H: 0 LOB: 0 BB: 0 P: 10	R: 0 E: 0 K: 0 S: 11	H: 2 LOB: 1 BB: 0 P: 16	R: 3 E: 0 K: 0 S: 15	H: 5 LOB: 2 BB: 0 P: 19	R: 3 E: 0 K: 0 S: 13	H: 4 LOB: 1 BB: 0 P: 21	R: 0 E: 0 K: 2 S: 10	H: 0 LOB: 0 BB: 0 P: 12	R: 0 E: 1 K: 1 S: 9	H: 1 LOB: 1 BB: 0 P: 14	R: 1 E: 0 K: 2 S: 27	H: 3 LOB: 3 BB: 1 P: 39	R: 0 E: 0 K: 1 S: 8	H: 0 LOB: 0 BB: 0 P: 14	R: 0 E: 0 K: 0 S: 4	H: 0 LOB: 0 BB: 0 P: 5	1B: 12 2B: 2 3B: 0 HR: 1	SF: 0 SAC: 0 DP: 1 HBP: 0	WP: 0 PB: 1 SB: 1 CS: 0	PA: 42					
PITCHER	IP	WLS	BF	H	R	ER	SO	BB	IBB	HBP	BLK	WP	HR	S	P	ERA	WHIP										
Dennis Powell, L (1, 1) ERA: 8.68	2.2	L	14	7	3	3	1	0	0	0	0	0	0	31	42	10.12	2.625										
Jerry Reed, R (3, 1) ERA: 3.99	0.2		6	4	3	3	0	0	0	0	0	0	1	11	19	40.50	6.000										
Rod Scurrey, L (4, 1) ERA: 4.81	3.0		14	4	1	1	3	1	0	0	0	0	0	38	55	3.00	1.667										
Bill Wilkinson, L (7, 1) ERA: 6.1	0.2		2	0	0	0	2	0	0	0	0	0	0	12	15	0.00	0.000										
Gene Walter, L (8, 1) ERA: 4.28	2.0		6	0	0	0	1	0	0	0	0	0	0	12	19	0.00	0.000										

Chicago White Sox @ Seattle Mariners
The Kingdome, Seattle, WA
Fri Aug 12, 1988, 10:05 PM EDT
Att. 9,065 - Dome - 72 F

AB 41
R 7
H 15
RBI 7
BB 1
SO 7
LOB 22



Batter	1	2	3	4	5	6	7	8	9	AB	R	H	RBI	BB	SO	LOB	BOTTOM										
Henry Cotto, R (1, 8) OBP: 0.309, SLG: 0.359	5-3		1B		K			6-3		4	0	1	0	0	1	0											
Harold Reynolds, S (1, 4) OBP: 0.333, SLG: 0.374	F8		1B			6-3			FC6-4 BB	3	0	1	0	1	0	0											
Mickey Brantley, R (1, 7) OBP: 0.292, SLG: 0.430	K		F6			6-3		FC6-4 BB		4	0	0	0	0	1	3											
Steve Balboni, R (1, 3) OBP: 0.274, SLG: 0.468		HR	6-3			F7			BB	3	1	1	1	1	0	2											
Darnell Coles, R (1, 10) OBP: 0.304, SLG: 0.392		HR			5-3			4-3		4	1	1	1	0	0	2											
Jay Buhner, R (1, 9) OBP: 0.263, SLG: 0.346		K			5-3			F6		4	0	0	0	0	1	2											
Rey Quinones, R (1, 6) OBP: 0.298, SLG: 0.401	F6				6-3			F8		3	0	0	0	0	0	0											
Mario Diaz, R (1, 5) OBP: 0.388, SLG: 0.435	F8				F8			F8		3	0	0	0	0	0	0											
Bill McGuire, R (1, 2) OBP: 0.250, SLG: 0.100			F8		K			K		3	0	0	0	0	2	0											
Inning Stats	R: 0 E: 0 K: 1 S: 6	H: 0 LOB: 0 BB: 0 P: 8	R: 2 E: 0 K: 1 S: 13	H: 2 LOB: 0 BB: 0 P: 18	R: 0 E: 0 K: 0 S: 12	H: 2 LOB: 0 BB: 0 P: 16	R: 0 E: 0 K: 0 S: 6	H: 0 LOB: 0 BB: 0 P: 10	R: 0 E: 0 K: 2 S: 7	H: 0 LOB: 0 BB: 0 P: 9	R: 0 E: 0 K: 0 S: 6	H: 0 LOB: 0 BB: 0 P: 11	R: 0 E: 0 K: 0 S: 10	H: 0 LOB: 0 BB: 0 P: 13	R: 0 E: 0 K: 1 S: 10	H: 0 LOB: 0 BB: 0 P: 14	R: 0 E: 0 K: 0 S: 8	H: 0 LOB: 2 BB: 2 P: 19	1B: 2 2B: 0 3B: 0 HR: 2	SF: 0 SAC: 0 DP: 0 HBP: 0	WP: 0 PB: 0 SB: 2 CS: 0	PA: 33					
PITCHER	IP	WLS	BF	H	R	ER	SO	BB	IBB	HBP	BLK	WP	HR	S	P	ERA	WHIP										
Dave LaPoint, L (1, 1) ERA: 3.4	7.0	W	25	4	2	2	4	2	0	0	0	0	0	18	33	0.00	1.000										
Steve Rosenberg, L (8, 1) ERA: 4.01	2.0		8	0	0	0	1	2	0	0	0	0	0	18	33	0.00	1.000										

Chicago White Sox @ Seattle Mariners
The Kingdome, Seattle, WA
Fri Aug 12, 1988, 10:05 PM EDT
Att. 9,065 - Dome - 72 F

AB 31
R 2
H 4
RBI 2
BB 2
SO 5
LOB 9



Batter	1	2	3	4	5	6	7	8	9	AB	R	H	RBI	BB	SO	LOB	TOP			
Dave Gallagher, R (1, 9) OBP: 0.333, SLG: 0.403	2-2 5-3	2-0 SF7		1-0 G4-6-3			3-2 1-3			3	0	0	1	0	0	1	Chicago White Sox @ Seattle Mariners The Kingdome, Seattle, WA Sat Aug 13 1988, 10:05 PM EDT Att: 10,078 - Dome - 72 F			
Steve Lyons, L (1, 8) OBP: 0.314, SLG: 0.378	0-1 F6	0-1 4-3		0-1 F8			0-1 4-3			4	0	0	0	0	0	1				
Harold Baines, L (1, 10) OBP: 0.350, SLG: 0.410	3-2 1-3		0-0 4-3		0-0 F7			1-3 K		4	0	0	0	0	1	0				
Carlton Fisk, R (1, 2) OBP: 0.353, SLG: 0.538			1-1 HR	4-0 1B	1-0 G6-3			1-2 F9		3	2	2	0	1	0	0				
Russ Morman, R (1, 3) OBP: 0.297, SLG: 0.308			2-3 K	1-0 HR	2-2 G6-3			2-2 L3		4	1	1	0	0	1	2				
Kelly Paris, R (1, 5) OBP: 0.297, SLG: 0.567			2-1 HR	0-0 HR		1-1 5-3			2-2 5-3	4	2	2	5	0	0	0				
Donnie Hill, S (1, 4) OBP: 0.297, SLG: 0.244			1-0 1B	3-3 K		1-0 1-3			0-0 6-3	4	1	1	0	0	1	0				
Ozzie Guillen, L (9, 6) OBP: 0.298, SLG: 0.319			1-1 E							0	0	0	0	0	0	0				
Fred Manrique, R (1, 6) OBP: 0.295, SLG: 0.383			1-1 SF7	1-1 F9		1-1 F4			2-2 1B	4	1	2	0	0	0	0				
Dan Pasqua, L (1, 7) OBP: 0.311, SLG: 0.430	1-2 E3			4-2 G4-6-3			0-0 F5		2-2 4-3	3	0	0	0	1	0	2				
Inning Stats	R: 0 E: 0 K: 0 S: 9	H: 0 LOB: 0 BB: 0 P: 14	R: 4 E: 1 K: 1 S: 16	H: 4 LOB: 1 BB: 0 P: 26	R: 3 E: 0 K: 1 S: 8	H: 2 LOB: 0 BB: 1 P: 17	R: 0 E: 0 K: 0 S: 6	H: 0 LOB: 0 BB: 0 P: 11	R: 0 E: 0 K: 0 S: 5	H: 1 LOB: 0 BB: 0 P: 8	R: 0 E: 0 K: 0 S: 7	H: 0 LOB: 0 BB: 0 P: 10	R: 0 E: 0 K: 0 S: 9	H: 0 LOB: 0 BB: 0 P: 13	R: 0 E: 0 K: 0 S: 12	H: 1 LOB: 1 BB: 0 P: 18	1B: 6 2B: 0 3B: 0 HR: 2	SF: 1 SAC: 0 DP: 2 HBP: 0	WP: 0 PB: 0 SB: 0 CS: 0	PA: 36
PITCHER Mark Langston, L (1, 1) ERA: 4.24	IP: 9.0 WLS: L BF: 36 H: 8 R: 7 ER: 5 SO: 3 BB: 2 IBB: 0 HBP: 0 BLK: 0 WP: 0 HR: 2 S: 77 P: 125 ERA: 5.00 WHIP: 1.111																			


AB	33
R	7
H	8
RBI	6
BB	2
SO	3
LOB	6





Batter	1	2	3	4	5	6	7	8	9	AB	R	H	RBI	BB	SO	LOB	BOTTOM					
Mickey Brantley, R (1, 8) OBP: 0.292, SLG: 0.428	0-3 K		2-3 K		0-0 2B		3-2 F8			4	1	1	0	0	2	1	Chicago White Sox @ Seattle Mariners The Kingdome, Seattle, WA Sat Aug 13 1988, 10:05 PM EDT Att: 10,078 - Dome - 72 F					
Harold Reynolds, S (1, 4) OBP: 0.335, SLG: 0.376	4-2 1B		0-3 K		3-1 S		0-1 5-3			3	0	1	0	1	1	1						
Darnell Coles, R (1, 7) OBP: 0.303, SLG: 0.391	1-0 1B		3-2 6-3		1-1 SF8			1-0 5-3		3	0	1	1	0	0	1						
Alvin Davis, L (1, 3) OBP: 0.399, SLG: 0.477	0-0 F7			2-0 E3	2-2 F8			1-1 4-3		4	1	0	0	0	0	2						
Steve Balboni, R (1, 10) OBP: 0.274, SLG: 0.469			1-3 K	3-2 3-1	2-2 4-3			2-1 4-3		4	1	1	0	0	1	1						
Scott Bradley, L (1, 2) OBP: 0.280, SLG: 0.308			1-0 F8		0-1 3-1		1-3 K		0-0 5-3	3	0	0	1	0	1	1						
Henry Cotto, R (9, FH) OBP: 0.308, SLG: 0.358				2-3 3H						1	0	0	0	0	0	0						
Jay Buhner, R (1, 9) OBP: 0.263, SLG: 0.341			4-1 BB		3H SF8		1-0 F7		1-3 K	2	0	0	1	1	1	0						
Jim Presley, R (1, 5) OBP: 0.266, SLG: 0.363			2-3 K		3H HR		0-0 5-3		3-3 K	4	1	1	1	0	2	1						
Rey Quinones, R (1, 6) OBP: 0.296, SLG: 0.397				0-2 E5	1-3			0-0 F9		3	0	0	0	0	0	0						
Inning Stats	R: 0 E: 0 K: 1 S: 7	H: 1 LOB: 1 BB: 1 P: 12	R: 0 E: 0 K: 2 S: 9	H: 0 LOB: 1 BB: 1 P: 17	R: 0 E: 1 K: 2 S: 12	H: 0 LOB: 0 BB: 0 P: 18	R: 3 E: 1 K: 0 S: 16	H: 2 LOB: 0 BB: 0 P: 23	R: 1 E: 0 K: 0 S: 12	H: 2 LOB: 1 BB: 0 P: 20	R: 0 E: 0 K: 1 S: 5	H: 0 LOB: 0 BB: 0 P: 7	R: 0 E: 0 K: 0 S: 7	H: 0 LOB: 0 BB: 0 P: 10	R: 0 E: 0 K: 0 S: 5	H: 0 LOB: 0 BB: 0 P: 9	R: 0 E: 0 K: 2 S: 7	H: 0 LOB: 0 BB: 0 P: 11	1B: 2 2B: 2 3B: 0 HR: 1	SF: 2 SAC: 0 DP: 0 HBP: 0	WP: 0 PB: 0 SB: 1 CS: 0	PA: 35
PITCHER Melido Perez, R (1, 1) ERA: 4.2 Ricky Horton, L (6, 1) ERA: 5.24	IP: 5.0 WLS: W BF: 23 H: 5 R: 4 ER: 1 SO: 5 BB: 2 IBB: 0 HBP: 0 BLK: 0 WP: 0 HR: 1 S: 56 P: 90 ERA: 1.80 WHIP: 1.400																					


AB	31
R	4
H	5
RBI	4
BB	2
SO	8
LOB	8



Batter	1	2	3	4	5	6	7	8	9	AB	R	H	RBI	BB	SO	LOB	TOP					
Dave Gallagher, R (1, 8) OBP: 0.327, SLG: 0.395	1-3 K		3-2 F8			2-2 6-3			0-3 K	4	0	0	0	0	2	0	Chicago White Sox @ Seattle Mariners The Kingdome, Seattle, WA Sun Aug 14 1988, 6:33 AM EDT Att: 11,994 - Dome - 72 F					
Steve Lyons, L (1, 5) OBP: 0.310, SLG: 0.373	3-2 F7			2-3 K		2-3 K			2-3 K	4	0	0	0	0	3	0						
Harold Baines, L (1, 10) OBP: 0.347, SLG: 0.406	1-2 G1-3			3-3 K			2-3 K		2-3 K	4	0	0	0	0	3	0						
Dan Pasqua, L (1, 9) OBP: 0.314, SLG: 0.436		1-1 1B		0-0 2B			1-3 K			3	0	2	0	0	1	0						
Mark Salas, L (1, 2) OBP: 0.305, SLG: 0.331		0-0 P8		2-2 F8			1-2 2B			3	0	1	0	0	0	2						
Daryl Boston, L (1, 7) OBP: 0.269, SLG: 0.481		1-3 K			2-1 4-3		3-1 F5			3	0	0	0	0	1	2						
Kelly Paris, R (1, 3) OBP: 0.273, SLG: 0.545		3-1 F3			2-2 G4-6-3 1B			2-0 P7		3	0	1	0	0	0	1						
Ozzie Guillen, L (1, 6) OBP: 0.296, SLG: 0.317			2-2 6-3		2-1 G4-6-3 1-2			1-0 F8		3	0	0	0	0	0	1						
Donnie Hill, S (1, 4) OBP: 0.293, SLG: 0.240			1-1 3-1			2-3 K		1-1 4-3		3	0	0	0	0	1	0						
Inning Stats	R: 0 E: 0 K: 1 S: 13	H: 0 LOB: 0 BB: 0 P: 18	R: 0 E: 0 K: 1 S: 8	H: 1 LOB: 1 BB: 0 P: 13	R: 0 E: 0 K: 0 S: 9	H: 0 LOB: 0 BB: 0 P: 15	R: 0 E: 0 K: 2 S: 10	H: 1 LOB: 1 BB: 0 P: 17	R: 0 E: 0 K: 0 S: 8	H: 1 LOB: 0 BB: 0 P: 14	R: 0 E: 0 K: 2 S: 9	H: 0 LOB: 0 BB: 0 P: 15	R: 0 E: 0 K: 2 S: 12	H: 1 LOB: 1 BB: 0 P: 19	R: 0 E: 0 K: 0 S: 4	H: 0 LOB: 0 BB: 0 P: 8		R: 0 E: 0 K: 3 S: 9	H: 0 LOB: 0 BB: 0 P: 13	1B: 2 2B: 2 HR: 0	SF: 0 SAC: 0 DP: 1 HBP: 0	WP: 0 PB: 0 SB: 0 CS: 0
PITCHER Mike Moore, R (1, 1) ERA: 4.2	IP: 9.0 WLS: W BF: 30 H: 4 R: 0 ER: 0 SO: 11 BB: 0 IBB: 0 HBP: 0 BLK: 0 WP: 0 HR: 0 S: 82 P: 132 ERA: 0.00 WHIP: 0.444															PITCHER						

Batter	1	2	3	4	5	6	7	8	9	AB	R	H	RBI	BB	SO	LOB	BOTTOM			
Henry Cotto, R (1, 8) OBP: 0.306, SLG: 0.364	1-0 F7	1-0 HR	2-2 P6		0-0 L8		1-2 L8			5	1	1	2	0	0	2	Chicago White Sox @ Seattle Mariners The Kingdome, Seattle, WA Sun Aug 14 1988, 6:33 AM EDT Att: 11,994 - Dome - 72 F			
Harold Reynolds, S (1, 4) OBP: 0.338, SLG: 0.381	4-1 S G3 BB	1-0 1B 3B		4-2 FC6-4 BB		2-3 K		1-0 2B 1B		2	1	1	0	2	1	0				
Mario Diaz, R (8, 4) OBP: 0.400, SLG: 0.447										1	1	1	0	0	0	0				
Mickey Brantley, R (1, 7) OBP: 0.294, SLG: 0.436	0-1 SAFE SAFE G3	0-1 1B		1-2 FC6-4 1B		2-0 HR		0-0 6-3 1H 2B		4	1	2	2	0	0	2				
Bruce Fields, L (7, 7) OBP: 0.355, SLG: 0.464	1-2 1B	3-1 1B		1-2 1B				1-1 L8		1	0	1	1	0	0	0				
Alvin Davis, L (1, 3) OBP: 0.399, SLG: 0.485	2-2 6-3	0-2 F9		0-2 1B		3-1 HR		1-1 L8		5	1	2	1	0	0	3				
Steve Balboni, R (1, 10) OBP: 0.272, SLG: 0.464		3-2 F8	2-0 BB SF9 1B	0-1 P7		3-3 K		0-0 6-3		5	1	1	0	0	1	3				
Scott Bradley, L (1, 2) OBP: 0.276, SLG: 0.310	0-1 2B 2B	0-1 2B	0-2 F8	0-2 F2		0-0 4-3		1-1 G3-1		5	1	1	0	0	0	4				
Jay Buhner, R (1, 9) OBP: 0.275, SLG: 0.355		0-1 F3 2H 1B 2B	4-2 BB E BB		0-3 K		1-2 FC5-4 1B			3	2	2	1	1	1	0				
Jim Presley, R (1, 5) OBP: 0.265, SLG: 0.360	0-1 F3	4-2 E BB			0-0 P4		1-2 F8			3	0	0	0	1	0	2				
Rey Quinones, R (1, 6) OBP: 0.298, SLG: 0.408		3-2 HR 1B	1-1 SF9		2-0 HR		2-2 FC5-4			3	2	2	3	0	0	1				
Inning Stats	R: 0 E: 0 K: 0 S: 7	H: 0 LOB: 1 BB: 1 P: 14	R: 5 E: 0 K: 0 S: 21	H: 6 LOB: 1 BB: 0 P: 29	R: 2 E: 1 K: 0 S: 13	H: 1 LOB: 1 BB: 2 P: 26	R: 0 E: 0 K: 0 S: 15	H: 1 LOB: 2 BB: 1 P: 20	R: 1 E: 0 K: 1 S: 6	H: 1 LOB: 0 BB: 0 P: 8	R: 2 E: 0 K: 2 S: 10	H: 2 LOB: 0 BB: 0 P: 20	R: 0 E: 0 K: 0 S: 12	H: 1 LOB: 1 BB: 0 P: 17	R: 1 E: 0 K: 0 S: 7	H: 2 LOB: 1 BB: 0 P: 10		1B: 6 2B: 3 3B: 1 HR: 4	SF: 1 SAC: 0 DP: 0 HBP: 0	WP: 0 PB: 0 SB: 1 CS: 0
PITCHER Bill Long, R (1, 1) ERA: 4.45 Jeff Dittiger, R (2, 1) ERA: 4.22 Donn Pall, R (6, 1) ERA: 5.4	IP: 1.2 WLS: L BF: 12 H: 5 R: 5 ER: 4 SO: 2 BB: 3 IBB: 0 HBP: 0 BLK: 0 WP: 0 HR: 3 S: 44 P: 71 ERA: 9.82 WHIP: 2.182															PITCHER				


Batter	1	2	3	4	5	6	7	8	9	AB	R	H	RBI	BB	SO	LOB	TOP								
Tony Fernandez, S OBP: 0.327, SLG: 0.374	L6		FC4-6 1B		4-3 BLK 1B		L9			4	1	1	0	0	0	3	<p>Toronto Blue Jays @ Chicago White Sox Comiskey Park, Chicago, IL Wed Aug 17 1988, 8:05 PM EDT Att: 14,367 - Unknown - 98 F</p> <p>AB 34 R 1 H 8 RBI 1 BB 1 SO 2 LOB 15</p> 								
Manuel Lee, S OBP: 0.324, SLG: 0.357	G5-4-3 1B		FC5-2 1B		4-3		G3			4	0	1	0	0	0	3									
Jesse Barfield, R OBP: 0.294, SLG: 0.405	G5-4-3		FC5-4 1B		F8					4	0	2	1	0	0	2									
George Bell, R OBP: 0.302, SLG: 0.436		F8	FC5-4 1B			P3		K2-3		4	0	0	0	0	1	3									
Fred McGriff, L OBP: 0.392, SLG: 0.585	F8			3-1		K		G3		4	0	0	0	0	1	1									
Cecil Fielder, R OBP: 0.316, SLG: 0.507				F7		6-3			F5	3	0	0	0	1	0	0									
Lloyd Moseby, L OBP: 0.345, SLG: 0.372		4-3					4-3		L8	4	0	1	0	0	0	1									
Nelson Liriano, S OBP: 0.272, SLG: 0.316			FC4-6 FC5-2 1B	F9			5-3 S 1B		F6	4	0	2	0	0	0	1									
Sal Butera, R OBP: 0.267, SLG: 0.341			FC4-6 1B		F7		5-3			3	0	1	0	0	0	1									
Inning Stats	R: 0 E: 0 K: 0 S: 4	H: 1 LOB: 0 BB: 0 P: 5	R: 0 E: 0 K: 0 S: 8	H: 0 LOB: 1 BB: 1 P: 12	R: 1 E: 0 K: 0 S: 14	H: 3 LOB: 2 BB: 0 P: 23	R: 0 E: 0 K: 0 S: 6	H: 1 LOB: 1 BB: 0 P: 10	R: 0 E: 0 K: 1 S: 9	H: 0 LOB: 0 BB: 0 P: 13	R: 0 E: 0 K: 0 S: 10	H: 1 LOB: 1 BB: 0 P: 17	R: 0 E: 0 K: 1 S: 11	H: 1 LOB: 0 BB: 0 P: 12	R: 0 E: 0 K: 0 S: 9	H: 0 LOB: 0 BB: 0 P: 12	1B: 7 2B: 1 3B: 0 HR: 0	SF: 0 SAC: 0 DP: 1 HBP: 0	WP: 0 PB: 0 SB: 1 CS: 0	PA: 35					
PITCHER	IP	WLS	BF	H	R	ER	SO	BB	IBB	HBP	BLK	WP	HR	S	P	ERA	WHIP								
Jerry Reuss, L ERA: 3.79	7.0	W	28	7	1	1	1	1	0	0	0	0	0	60	89	1.29	1.143								
Donn Pail, R ERA: 4.91	0.2		3	1	0	0	1	0	0	0	0	0	0	8	8	0.00	1.500								
Steve Rosenberg, L ERA: 3.86	1.1	S	4	0	0	0	0	0	0	0	0	0	0	12	16	0.00	0.000								

Batter	1	2	3	4	5	6	7	8	9	AB	R	H	RBI	BB	SO	LOB	BOTTOM								
Gary Redus, R OBP: 0.341, SLG: 0.405	F8		F9 1B		3-1 S 1B		K			4	0	2	0	0	1	0	<p>Toronto Blue Jays @ Chicago White Sox Comiskey Park, Chicago, IL Wed Aug 17 1988, 8:05 PM EDT Att: 14,367 - Unknown - 98 F</p> <p>AB 30 R 5 H 6 RBI 5 BB 4 SO 6 LOB 13</p> 								
Steve Lyons, L OBP: 0.309, SLG: 0.371	3-1		F9		3-1			SH2-4 E BB BB		3	1	0	1	1	0	2									
Harold Baines, L OBP: 0.346, SLG: 0.401	K			4-3		K		E4 BB SH2-4 4-3		4	1	0	0	0	2	2									
Dan Pasqua, L OBP: 0.314, SLG: 0.435		G3				K		SH2-4		3	0	1	0	0	1	0									
Daryl Boston, L OBP: 0.273, SLG: 0.477		6-3				F9		4-3 BB IBB		2	0	0	0	2	0	0									
Carlton Fisk, R OBP: 0.373, SLG: 0.610					F8			4-3 BB		3	2	2	3	1	0	2									
Ozzie Guillen, L OBP: 0.294, SLG: 0.314					L9			4-3		4	0	0	1	0	0	4									
Kelly Paris, R OBP: 0.268, SLG: 0.488			K				F8	5-3		4	0	1	0	0	1	2									
Fred Manrique, R OBP: 0.291, SLG: 0.377			K		FC6 1B					3	1	0	0	0	1	1									
Inning Stats	R: 0 E: 0 K: 1 S: 6	H: 0 LOB: 0 BB: 0 P: 7	R: 1 E: 0 K: 0 S: 7	H: 1 LOB: 0 BB: 0 P: 11	R: 0 E: 0 K: 2 S: 8	H: 1 LOB: 1 BB: 0 P: 11	R: 0 E: 0 K: 0 S: 8	H: 1 LOB: 2 BB: 1 P: 15	R: 1 E: 0 K: 1 S: 15	H: 2 LOB: 1 BB: 0 P: 19	R: 1 E: 0 K: 1 S: 7	H: 1 LOB: 0 BB: 0 P: 9	R: 0 E: 0 K: 1 S: 9	H: 0 LOB: 0 BB: 0 P: 14	R: 2 E: 1 K: 0 S: 15	H: 0 LOB: 2 BB: 3 P: 29	1B: 4 2B: 0 3B: 0 HR: 2	SF: 0 SAC: 1 DP: 0 HBP: 0	WP: 0 PB: 0 SB: 1 CS: 0	PA: 35					
PITCHER	IP	WLS	BF	H	R	ER	SO	BB	IBB	HBP	BLK	WP	HR	S	P	ERA	WHIP								
Jim Clancy, R ERA: 4.91	6.0	L	25	6	3	3	5	1	0	0	0	0	0	18	37	0.00	1.500								
Duane Ward, R ERA: 2.79	1.1		8	0	2	0	1	2	1	0	0	0	0	3	3	0.00	0.000								
John Cerutti, L ERA: 3.65	0.1		1	0	0	0	0	0	0	0	0	0	0	3	3	0.00	0.000								
Doug Bair, R ERA: 4.0	0.1		1	0	0	0	0	0	0	0	0	0	0	3	3	0.00	0.000								

Batter	1	2	3	4	5	6	7	8	9	AB	R	H	RBI	BB	SO	LOB	TOP										
Gary Redus, R OBP: 0.342, SLG: 0.401 (1, 7)	4-1 BB		3-3 K	1-2 E6 1B		4-2 BB		3-3 K		3	0	0	0	2	2	3											
Steve Lyons, L OBP: 0.308, SLG: 0.370 (1, 5)	1-3 K		1-0 SH 1B	0-2 1B		0-1 F2		3-2 F7		4	1	1	2	0	1	3											
Harold Baines, L OBP: 0.350, SLG: 0.403 (1, 10)	4-2 BB		0-1 1B	3-H 4-3			4-2 PB BB	2-2 FC5-4 1B		3	0	2	1	2	0	2											
Dan Pasqua, L OBP: 0.310, SLG: 0.428 (1, 9)	1-3 K		2-2 F7		1-0 F8		3-3 K	3-1 F7		5	0	0	0	0	2	5											
Carlton Fisk, R OBP: 0.374, SLG: 0.600 (1, 2)	2-2 F3		3-3 K		1-2 1B		4-0 FC6 IBB	1-3 K	1-3 K	4	0	1	0	1	2	4											
Daryl Boston, L OBP: 0.274, SLG: 0.488 Dave Gallagher, R OBP: 0.327, SLG: 0.387 (7, 8)		2-3 K		0-1 HR	2-2 F6		1-3 K	1-0 FC5-4		3	1	1	1	0	1	1											
Kelly Paris, R OBP: 0.250, SLG: 0.455 Russ Morman, R OBP: 0.281, SLG: 0.267 (5, 3)		3-3 K		0-0 F5	2-3 K		2-2 FC6			3	0	0	0	0	2	1											
Ozzie Guillen, L OBP: 0.291, SLG: 0.311 (1, 6)		0-0 F9		3-2 F7		2-2 5-3		1-0 5-3		4	0	0	0	0	0	0											
Donnie Hill, S OBP: 0.302, SLG: 0.259 Fred Manrique, R OBP: 0.291, SLG: 0.377 (8, 4)			4-2 SH BB	1-0 1B 2B		1-0 F8		3-1 2B		3	2	2	0	1	0	0											
Inning Stats	R: 0 E: 0 K: 2 S: 13	H: 0 LOB: 2 BB: 2 P: 24	R: 0 E: 0 K: 2 S: 7	H: 0 LOB: 0 BB: 0 P: 12	R: 2 E: 2 K: 2 S: 15	H: 1 LOB: 1 BB: 1 P: 28	R: 2 E: 1 K: 0 S: 17	H: 3 LOB: 2 BB: 0 P: 24	R: 0 E: 0 K: 1 S: 10	H: 1 LOB: 1 BB: 1 P: 16	R: 0 E: 0 K: 2 S: 17	H: 0 LOB: 1 BB: 2 P: 31	R: 0 E: 0 K: 1 S: 9	H: 1 LOB: 1 BB: 0 P: 19	R: 0 E: 0 K: 1 S: 9	H: 1 LOB: 1 BB: 0 P: 16	1B: 4 2B: 2 3B: 0 HR: 1	SF: 0 SAC: 1 DP: 0 HBP: 0	WP: 0 PB: 1 SB: 2 CS: 0	PA: 42							
PITCHER	IP	WLS	BF	H	R	ER	SO	BB	IBB	HBP	BLK	WP	HR	S	P	ERA	WHIP										
Jeff Robinson, R ERA: 2.84 Paul Gibson, L ERA: 3.06 Eric King, R ERA: 3.4 Willie Hernandez, L ERA: 2.76 Mike Henneman, R ERA: 1.83	(1, 1)	6.0	30	5	4	2	7	5	0	0	0	0	1	77	130	3.00	1.667										
(7, 1)	0.1	2	0	0	0	1	0	1	0	0	0	0	0	3	10	0.00	0.000										
(7, 1)	1.1	5	1	0	0	2	0	0	0	0	0	0	0	15	25	0.00	0.750										
(8, 1)	0.2	3	1	0	0	0	0	0	0	0	0	0	0	8	16	0.00	1.500										
(9, 1)	0.2	W	2	0	0	0	1	0	0	0	0	0	0	4	6	0.00	0.000										

Chicago White Sox @ Detroit Tigers
Tiger Stadium, Detroit, MI
Thu Aug 18 1988, 7:05 PM EDT
Att: 25,279 - Unknown

AB 35
R 4
H 7
RBI 4
BB 6
SO 11
LOB 24



Batter	1	2	3	4	5	6	7	8	9	AB	R	H	RBI	BB	SO	LOB	BOTTOM										
Lou Whitaker, L OBP: 0.377, SLG: 0.401 (1, 4)	0-2 P5		1-3 K		0-3 K		4-1 FC6 BB		4-0 WP SH3-4 E BB	3	1	0	0	2	2	2											
Pat Sheridan, L OBP: 0.345, SLG: 0.446 Luis Salazar, R OBP: 0.314, SLG: 0.420 (8, 7)	0-1 G3		1-0 F8		0-0 FC5-4 1B		0-2 FC6 FC6-4		0-1 SH3-4	3	0	1	0	0	0	1											
Alan Trammell, R OBP: 0.387, SLG: 0.501 (1, 6)	0-1 1B			1-2 HR	1-2 FC5-4		1-1 FC6-4		2-2 E4 HR	5	2	2	1	0	0	3											
Dave Bergman, L OBP: 0.407, SLG: 0.447 (1, 3)	0-3 K2-3			4-1 FC3-6 1B BB	1-0 F7		3-2 F9		0-0 HR	4	1	1	2	1	1	4											
Matt Nokes, L OBP: 0.286, SLG: 0.400 Mike Heath, R OBP: 0.328, SLG: 0.405 (9, 2)		2-3 K2-3		0-0 FC3-6 1B		1-3 K		1-1 6-3		3	0	1	0	0	2	0											
Chet Lemon, R OBP: 0.342, SLG: 0.418 (1, 9)		0-0 F6		1-2 1B	2-3 K		2-2 F7		1-1 6-3	4	0	0	0	0	1	2											
Darrell Evans, L OBP: 0.332, SLG: 0.377 (1, 10)		2-0 F8		0-0 FC3-6	1-2 HR		1-0 HR		4-1 BB	3	1	1	1	1	0	2											
Dwayne Murphy, L OBP: 0.365, SLG: 0.288 (1, 8)			0-0 1B	3-2 F7		4-2 BB		2-2 F8		3	0	1	0	1	0	3											
Tom Brookens, R OBP: 0.343, SLG: 0.385 (1, 5)			2-2 F7		1-0 FC5-4 1B		0-1 5-3		0-1 SH3-4 BB WP 1B	4	1	2	0	0	0	2											
Inning Stats	R: 0 E: 0 K: 1 S: 10	H: 1 LOB: 1 BB: 0 P: 10	R: 0 E: 0 K: 1 S: 6	H: 0 LOB: 0 BB: 0 P: 10	R: 0 E: 0 K: 1 S: 9	H: 1 LOB: 1 BB: 0 P: 13	R: 1 E: 0 K: 1 S: 12	H: 2 LOB: 2 BB: 1 P: 22	R: 0 E: 0 K: 1 S: 9	H: 2 LOB: 2 BB: 0 P: 12	R: 1 E: 0 K: 0 S: 12	H: 1 LOB: 1 BB: 1 P: 20	R: 0 E: 0 K: 0 S: 13	H: 0 LOB: 1 BB: 1 P: 21	R: 0 E: 0 K: 0 S: 9	H: 0 LOB: 1 BB: 1 P: 17	R: 4 E: 1 K: 0 S: 8	H: 2 LOB: 0 BB: 1 P: 14	1B: 6 2B: 0 3B: 0 HR: 3	SF: 0 SAC: 1 DP: 0 HBP: 0	WP: 1 PB: 0 SB: 0 CS: 0	PA: 40					
PITCHER	IP	WLS	BF	H	R	ER	SO	BB	IBB	HBP	BLK	WP	HR	S	P	ERA	WHIP										
Melido Perez, R ERA: 4.15 Ricky Horton, L ERA: 5.16 Bobby Thigpen, R ERA: 3.07	(1, 1)	6.0	27	7	2	2	6	2	0	0	0	0	0	13	21	3.00	1.500										
(7, 1)	1.0	4	0	0	0	0	1	0	0	0	0	0	0	13	21	0.00	1.000										
(8, 1)	1.1	L	9	2	4	3	0	2	0	0	0	1	1	17	31	20.25	3.000										

Chicago White Sox @ Detroit Tigers
Tiger Stadium, Detroit, MI
Thu Aug 18 1988, 7:05 PM EDT
Att: 25,279 - Unknown


AB 34
R 6
H 9
RBI 4
BB 5
SO 6
LOB 20



Batter	1	2	3	4	5	6	7	8	9	AB	R	H	RBI	BB	SO	LOB	TOP				
Dave Gallagher, R OBP: 0.328, SLG: 0.387 (1, 7)	2-2 6-3		0-2 F3		2-1 1B		0-1 FC5-4 1B	1-0 F8		5	0	2	1	0	0	2					
Donnie Hill, S OBP: 0.294, SLG: 0.251 (1, 5) (7, 4)	3-2 6-3		3-3 K		0-1 F9		2-1 FC5-4 1B WP BB	1-3 K		5	1	0	0	0	2	5					
Kenny Williams, R OBP: 0.242, SLG: 0.305 (1, 9) (7, 8)	0-1 F9				1-0 F8		1-1 1B HBP	4-2 WP 1B BB		2	1	0	0	1	0	0					
Daryl Boston, L OBP: 0.272, SLG: 0.486 (9, FH)									1-2 P3	1	0	0	0	0	0	0					
Carlton Fisk, R OBP: 0.393, SLG: 0.628 (1, 2)		3-2 3B		1-2 5-3 1B		3-1 1B	2-2 1B 1B	0-2 1B		5	0	5	2	0	0	0					
Mike Diaz, R OBP: 0.347, SLG: 0.253 (1, 10)		2-0 F6		0-0 5-3 1B		0-3 K	2-3 K	2-1 F8		5	0	0	0	0	2	6					
Russ Morman, R OBP: 0.286, SLG: 0.250 (1, 3) Harold Baines, L OBP: 0.351, SLG: 0.403 (7, PH) (7, 9)		1-1 F3		4-2 BB		1-0 F8	2-1 1B	1-3 1B		2	0	0	0	1	0	3					
Fred Manrique, R OBP: 0.288, SLG: 0.373 (1, 4) Dan Pasqua, L OBP: 0.309, SLG: 0.427 (7, PH) (7, 3)		1-1 F9		2-2 4-3		2-3 K	1-2 F9			3	0	0	0	0	1	5					
Ozzie Guillen, L OBP: 0.291, SLG: 0.310 (1, 6)			0-0 B5-3		1-0 F7		1-0 1B 1B	0-1 L3		4	1	1	0	0	0	0					
Steve Lyons, L OBP: 0.313, SLG: 0.374 (1, 8) (7, 5)			1-0 1B		2-2 F9		3-2 FC5-4 1B WP 1B	0-1 1B		4	1	3	0	0	0	0					
Inning Stats	R: 0 E: 0 K: 0 S: 9	H: 0 LOB: 0 BB: 0 P: 14	R: 0 E: 0 K: 0 S: 8	H: 1 LOB: 1 BB: 0 P: 15	R: 0 E: 0 K: 1 S: 9	H: 1 LOB: 1 BB: 0 P: 13	R: 0 E: 0 K: 0 S: 10	H: 1 LOB: 2 BB: 1 P: 18	R: 0 E: 0 K: 2 S: 14	H: 1 LOB: 2 BB: 0 P: 21	R: 4 E: 0 K: 1 S: 26	H: 5 LOB: 2 BB: 1 P: 43	R: 0 E: 0 K: 1 S: 8	H: 1 LOB: 1 BB: 0 P: 10	R: 0 E: 0 K: 1 S: 12	H: 1 LOB: 1 BB: 0 P: 17	1B: 11 2B: 0 3B: 1 HR: 0	SF: 0 SAC: 0 DP: 0 HBP: 1	WP: 1 PA: 42		
PITCHER	IP	WLS	BF	H	R	ER	SO	BB	IBB	HBP	BLK	WP	HR	S	P	ERA	WHIP				
Frank Tanana, L ERA: 3.91 (1, 1)	6.1	W	30	8	4	4	3	2	0	1	0	0	0	71	117	5.68	1.579				
Mike Henneman, R ERA: 1.76 (7, 1)	2.1		11	4	0	0	2	0	0	0	0	1	0	32	44	0.00	1.714				
Willie Hernandez, L ERA: 2.74 (9, 1)	0.1	S	1	0	0	0	1	0	0	0	0	0	0	4	6	0.00	0.000				

Chicago White Sox @ Detroit Tigers
Tiger Stadium, Detroit, MI
Fri Aug 19 1988, 7:05 PM EDT
Att: 37,313 - Unknown - 76 F


AB	39
R	4
H	12
RBI	3
BB	2
SO	6
LOB	24



Batter	1	2	3	4	5	6	7	8	9	AB	R	H	RBI	BB	SO	LOB	BOTTOM				
Lou Whitaker, L OBP: 0.375, SLG: 0.407 (1, 4)	0-2 F9		1-2 G3		0-0 HR		2-2 F8			4	1	1	2	0	0	0					
Pat Sheridan, L OBP: 0.347, SLG: 0.447 (1, 7)			2-3 K		1-1 L4		1-2 BLK WP 1B			4	0	2	0	0	1	0					
Alan Trammell, R OBP: 0.386, SLG: 0.497 (1, 6)			0-0 G6-4-3 1B		3-1 F9		0-2 F7			3	0	0	0	1	0	1					
Dave Bergman, L OBP: 0.413, SLG: 0.451 (1, 3)		1-1 1B		0-2 F7		2-2 BB 1B	4-2 G6-3 BB			3	0	2	0	1	0	0					
Matt Nokes, L OBP: 0.289, SLG: 0.401 (1, 2)		1-0 F7		1-0 HR 1B		0-0 BB 1B	0-0 G6-3			4	1	2	0	0	0	4					
Darrell Evans, L OBP: 0.332, SLG: 0.385 (1, 10)		1-1 F8		0-0 HR 1B		0-1 F9		3-2 3-1		4	1	1	2	0	0	3					
Luis Salazar, R OBP: 0.311, SLG: 0.416 (1, 5)		0-3 K		0-2 5-3		2-0 F8		0-3 K		4	0	0	0	0	2	3					
Dwayne Murphy, L OBP: 0.373, SLG: 0.345 (1, 9)			2-1 HR		1-3 K		4-2 FC5-4 BB		0-0 5-3	3	1	1	1	1	1	0					
Gary Pettis, S OBP: 0.289, SLG: 0.276 (1, 8)			1-2 L7		1-0 HR 1B		1-2 FC5-4			3	1	1	0	0	0	3					
Inning Stats	R: 0 E: 0 K: 0 S: 5	H: 1 LOB: 0 BB: 0 P: 5	R: 0 E: 0 K: 1 S: 8	H: 1 LOB: 1 BB: 0 P: 11	R: 1 E: 0 K: 1 S: 11	H: 1 LOB: 0 BB: 0 P: 17	R: 2 E: 0 K: 0 S: 10	H: 2 LOB: 0 BB: 0 P: 14	R: 2 E: 0 K: 1 S: 10	H: 2 LOB: 0 BB: 0 P: 13	R: 0 E: 0 K: 0 S: 13	H: 2 LOB: 3 BB: 1 P: 22	R: 0 E: 0 K: 0 S: 12	H: 1 LOB: 2 BB: 2 P: 23	R: 0 E: 0 K: 1 S: 7	H: 0 LOB: 0 BB: 0 P: 10	1B: 7 2B: 0 3B: 0 HR: 3	SF: 0 SAC: 0 DP: 2 HBP: 0	WP: 1 PA: 35		
PITCHER	IP	WLS	BF	H	R	ER	SO	BB	IBB	HBP	BLK	WP	HR	S	P	ERA	WHIP				
Bill Long, R ERA: 4.63 (1, 1)	5.0	L	21	7	5	5	3	0	0	0	0	0	0	44	60	9.00	1.400				
Steve Rosenberg, L ERA: 3.72 (6, 1)	1.1		8	3	0	0	0	1	0	0	0	0	0	20	32	0.00	3.000				
Barry Jones, R ERA: 2.95 (7, 1)	1.2		6	0	0	0	1	2	0	0	1	1	0	12	23	0.00	1.200				

Chicago White Sox @ Detroit Tigers
Tiger Stadium, Detroit, MI
Fri Aug 19 1988, 7:05 PM EDT
Att: 37,313 - Unknown - 76 F

AB	32
R	5
H	10
RBI	5
BB	3
SO	4
LOB	14




Batter	1	2	3	4	5	6	7	8	9	AB	R	H	RBI	BB	SO	LOB	TOP											
Kenny Williams, R OBP: 0.242, SLG: 0.304	1-1 3-1		0-1 1B		0-1 FC6-4 2B		2-2 F8			4	0	1	0	0	0	3	Chicago White Sox @ Detroit Tigers Tiger Stadium, Detroit, MI Sat Aug 20 1988, 7:05 PM EDT Att: 43,419 - Unknown											
Steve Lyons, L OBP: 0.312, SLG: 0.376	0-0 L8		1-1 F8		1-0 2B			0-2 F8		4	0	1	1	0	0	1												
Harold Baines, L OBP: 0.352, SLG: 0.403 Fred Manrique, R OBP: 0.288, SLG: 0.373 (8, PR)	1-2 4-3			2-1 G6-4-3 1B				4-0 G4-6-3 BB		3	0	1	0	1	1	2												
Carlton Fisk, R OBP: 0.390, SLG: 0.615		4-0 FC3-6 BB		1-1 G6-4-3 1-2		2-1 L7		1-1 G4-6-3 1-2		3	0	0	0	1	0	2												
Dan Pasqua, L OBP: 0.309, SLG: 0.423		0-0 FC3-6 FC6-4 1-2		4-1 BB		1-2 L9			1-0 L9	3	0	0	0	1	0	1												
Mike Diaz, R OBP: 0.343, SLG: 0.253 Russ Morman, R OBP: 0.286, SLG: 0.250 (9, PR)	2-2 F7		1-3 K		2-2 L4			0-1 FC1-4 1B		4	0	1	0	0	1	2												
Daryl Boston, L OBP: 0.273, SLG: 0.484 Dave Gallagher, R OBP: 0.327, SLG: 0.385 (9, PH)	1-1 FC6-4 1-2			2-2 F8		1-0 WP 1B		3-1 FC1-4 FC4-6 1-2		3	0	1	0	0	0	1												
Ozzie Guillen, L OBP: 0.290, SLG: 0.310		0-0 6-3		0-0 FC6-4 2B 1B		1-2 4-3		0-0 FC4-6 1-2		4	1	1	0	0	0	2												
Donnie Hill, S OBP: 0.290, SLG: 0.247			1-3 K		2-2 E4 FC6-4 1-2		0-1 F3			3	0	0	0	0	1	2												
Inning Stats	R: 0 E: 0 K: 0 S: 6	H: 0 LOB: 0 BB: 0 P: 8	R: 0 E: 0 K: 0 S: 6	H: 0 LOB: 1 BB: 1 P: 13	R: 0 E: 0 K: 1 S: 10	H: 1 LOB: 1 BB: 0 P: 11	R: 0 E: 0 K: 1 S: 8	H: 1 LOB: 1 BB: 1 P: 16	R: 1 E: 1 K: 1 S: 15	H: 2 LOB: 2 BB: 0 P: 22	R: 0 E: 0 K: 0 S: 8	H: 0 LOB: 0 BB: 0 P: 13	R: 0 E: 0 K: 0 S: 9	H: 1 LOB: 1 BB: 0 P: 13	R: 0 E: 0 K: 0 S: 5	H: 0 LOB: 1 BB: 1 P: 10		R: 0 E: 0 K: 0 S: 6	H: 1 LOB: 1 BB: 0 P: 10	1B: 5 2B: 1 3B: 0 HR: 0	SF: 0 SAC: 0 DP: 2 HBP: 0	WP: 1 PB: 0 CS: 0	PA: 35					
PITCHER	IP	WLS	BF	H	R	ER	SO	BB	IBB	HBP	BLK	WP	HR	S	P	ERA	WHIP											
Walt Terrell, R ERA: 4.07	(1, 1)	8.1	W	33	6	1	0	3	3	0	0	0	1	0	70	110	0.00	1.080										
Willie Hernandez, L ERA: 2.7	(9, 1)	0.2	S	2	0	0	0	0	0	0	0	0	0	0	3	6	0.00	0.000										

Batter	1	2	3	4	5	6	7	8	9	AB	R	H	RBI	BB	SO	LOB	BOTTOM											
Lou Whitaker, L OBP: 0.381, SLG: 0.411 Jim Walewander, S OBP: 0.240, SLG: 0.247	4-2 BB BB	4-2 FC6-4 BB		0-1 E1 1B			0-0 FC4-6 BB 1B			2	0	2	0	2	0	0	Chicago White Sox @ Detroit Tigers Tiger Stadium, Detroit, MI Sat Aug 20 1988, 7:05 PM EDT Att: 43,419 - Unknown											
Pat Sheridan, L OBP: 0.346, SLG: 0.445 Chet Lemon, R OBP: 0.342, SLG: 0.416 (2, PH)	1-2 F7	0-1 FC6-4 1-2		0-1 6-3			4-1 FC4-6 BB			1	0	0	0	0	0	1												
Alan Trammell, R OBP: 0.387, SLG: 0.496	4-2 BB		0-2 1B SH1 8-2 1B		1-3 K		0-1 FC4-6 1-2 2-3			3	0	1	0	1	1	2												
Dave Bergman, L OBP: 0.409, SLG: 0.446 Ray Knight, R OBP: 0.275, SLG: 0.291 (7, PH)	2-2 G4-3-6-2-5 2-3		0-0 SH1 1-2		0-0 F5		0-1 4-3			2	0	0	0	0	0	2												
Matt Nokes, L OBP: 0.292, SLG: 0.403		0-0 SH1-3 BB 1B	2-2 1B	2-3 1B		2-2 L3		3-3 K		4	1	2	0	0	1	0												
Darrell Evans, L OBP: 0.331, SLG: 0.381		4-1 SH1-3 BB	2-1 8-2			2-2 F6		2-3 K		3	1	0	0	1	1	2												
Luis Salazar, R OBP: 0.309, SLG: 0.412		0-1 SH1-3 1-2 2-3		0-1 F3		1-1 L5		1-2 L7		3	0	0	0	0	0	0												
Dwayne Murphy, L OBP: 0.386, SLG: 0.362 (3, 7)		3-2 BB 1B		0-0 FC6-4 1B						3	0	2	2	0	1	0												
Gary Pettis, S OBP: 0.287, SLG: 0.274		0-0 F9		0-0 FC6-4 1-2						3	0	0	0	0	1	2												
Inning Stats	R: 0 E: 0 K: 0 S: 12	H: 0 LOB: 2 BB: 2 P: 23	R: 2 E: 0 K: 0 S: 12	H: 2 LOB: 2 BB: 2 P: 23	R: 0 E: 0 K: 0 S: 13	H: 2 LOB: 1 BB: 0 P: 17	R: 0 E: 1 K: 0 S: 8	H: 2 LOB: 2 BB: 0 P: 8	R: 0 E: 0 K: 1 S: 7	H: 0 LOB: 0 BB: 0 P: 10	R: 0 E: 0 K: 1 S: 8	H: 0 LOB: 0 BB: 0 P: 14	R: 0 E: 0 K: 1 S: 13	H: 1 LOB: 2 BB: 1 P: 19	R: 0 E: 0 K: 2 S: 11	H: 0 LOB: 0 BB: 0 P: 17		1B: 7 2B: 1 3B: 0 HR: 0	SF: 0 SAC: 2 DP: 2 HBP: 0	WP: 0 PB: 0 CS: 0	PA: 34							
PITCHER	IP	WLS	BF	H	R	ER	SO	BB	IBB	HBP	BLK	WP	HR	S	P	ERA	WHIP											
Jeff Blittiger, R ERA: 4.42	(1, 1)	1.2	L	10	2	2	2	0	4	0	0	0	0	0	22	44	0.00	3.600										
Ricky Horton, L ERA: 4.95	(2, 1)	4.1		16	4	0	0	2	0	0	0	0	0	38	51	0.00	0.923											
Donn Pall, R ERA: 4.63	(7, 1)	0.2		4	1	0	0	1	1	0	0	0	0	11	17	0.00	3.000											
Steve Rosenberg, L ERA: 3.58	(7, 1)	1.1		4	0	0	0	2	0	0	0	0	0	13	19	0.00	0.000											

Batter	1	2	3	4	5	6	7	8	9	AB	R	H	RBI	BB	SO	LOB	TOP					
Kenny Williams, R (1, 8) OBP: 0.237, SLG: 0.297	F3			L7		L9			K	4	0	0	0	0	1	0						
Steve Lyons, L (1, 5) OBP: 0.309, SLG: 0.371	E1			4-3		6-3			K	4	0	0	0	0	1	0						
Harold Baines, L (1, 10) OBP: 0.351, SLG: 0.401	L4-3								K	4	0	1	0	0	2	1						
Dan Pasqua, L (1, 9) OBP: 0.309, SLG: 0.421		4-3		5-3						2	0	0	0	1	0	1						
Mark Salas, L (1, 2) OBP: 0.305, SLG: 0.331		F2								3	0	1	0	0	0	1						
Mike Diaz, R (1, 3) OBP: 0.333, SLG: 0.244										3	0	0	0	0	2	2						
Daryl Boston, L (1, 7) OBP: 0.270, SLG: 0.478										3	0	0	0	0	0	1						
Ozzie Guillen, L (1, 6) OBP: 0.289, SLG: 0.308										3	0	0	0	0	1	1						
Fred Manrique, R (1, 4) OBP: 0.285, SLG: 0.368										3	0	0	0	0	1	0						
Inning Stats	R: 0 E: 1 K: 0 S: 7	H: 0 LOB: 0 BB: 0 P: 8	R: 0 E: 0 K: 1 S: 8	H: 0 LOB: 0 BB: 0 P: 12	R: 0 E: 0 K: 1 S: 9	H: 0 LOB: 0 BB: 0 P: 14	R: 0 E: 0 K: 0 S: 6	H: 1 LOB: 1 BB: 0 P: 10	R: 0 E: 0 K: 0 S: 7	H: 1 LOB: 1 BB: 0 P: 11	R: 0 E: 0 K: 0 S: 6	H: 0 LOB: 0 BB: 0 P: 8	R: 0 E: 0 K: 2 S: 11	H: 0 LOB: 1 BB: 1 P: 18	R: 0 E: 0 K: 1 S: 7	H: 0 LOB: 0 BB: 0 P: 11	R: 0 E: 0 K: 3 S: 11	H: 0 LOB: 0 BB: 0 P: 15	1B: 2 2B: 1 3B: 0 HR: 0	SF: 0 SAC: 0 DP: 1 HBP: 0	WP: 0 PB: 0 CS: 0	PA: 30
PITCHER Jack Morris, R (1, 1) ERA: 4.15	IP: 9.0 WLS: W BF: 30 H: 2 R: 0 ER: 0 SO: 8 BB: 1 IBB: 0 HBP: 0 BLK: 0 WP: 0 HR: 0 S: 72 P: 107 ERA: 0.00 WHIP: 0.333															PITCHER Jack Morris, R (1, 1) ERA: 4.15	IP: 9.0 WLS: W BF: 30 H: 2 R: 0 ER: 0 SO: 8 BB: 1 IBB: 0 HBP: 0 BLK: 0 WP: 0 HR: 0 S: 72 P: 107 ERA: 0.00 WHIP: 0.333					

Chicago White Sox @ Detroit Tigers
Tiger Stadium, Detroit, MI
Sun Aug 21 1988, 3:33 AM EDT
Att: 39,147 - Cloudy - 73 F


AB 29
R 0
H 2
RBI 0
BB 1
SO 8
LOB 7



Batter	1	2	3	4	5	6	7	8	9	AB	R	H	RBI	BB	SO	LOB	BOTTOM					
Pat Sheridan, L (1, 7) OBP: 0.348, SLG: 0.446	E	F7		L9						4	1	2	1	0	0	3						
Dave Bergman, L (1, 3) OBP: 0.306, SLG: 0.447	F8		6-3							4	1	1	1	0	0	1						
Alan Trammell, R (1, 6) OBP: 0.385, SLG: 0.494	F8		F5							4	0	1	0	0	0	1						
Darrell Evans, L (1, 10) OBP: 0.330, SLG: 0.378	G3									3	1	0	1	1	0	2						
Matt Nokes, L (1, 2) OBP: 0.294, SLG: 0.400		F9								2	1	0	0	2	0	0						
Luis Salazar, R (1, 5) OBP: 0.311, SLG: 0.413										4	0	2	1	0	0	2						
Dwayne Murphy, L (1, 9) OBP: 0.365, SLG: 0.339										4	0	0	0	0	0	2						
Gary Pettis, S (1, 8) OBP: 0.287, SLG: 0.276										4	1	1	0	0	2	2						
Jim Walewander, S (1, 4) OBP: 0.240, SLG: 0.240										3	0	0	0	1	0	1						
Inning Stats	R: 0 E: 0 K: 0 S: 8	H: 1 LOB: 1 BB: 0 P: 13	R: 0 E: 1 K: 1 S: 14	H: 1 LOB: 3 BB: 1 P: 26	R: 2 E: 2 K: 0 S: 9	H: 1 LOB: 1 BB: 2 P: 25	R: 0 E: 0 K: 1 S: 7	H: 0 LOB: 0 BB: 0 P: 12	R: 0 E: 0 K: 0 S: 5	H: 0 LOB: 0 BB: 0 P: 8	R: 0 E: 0 K: 0 S: 8	H: 0 LOB: 0 BB: 0 P: 13	R: 3 E: 1 K: 0 S: 15	H: 4 LOB: 2 BB: 1 P: 24	R: 0 E: 0 K: 0 S: 3	H: 0 LOB: 0 BB: 0 P: 6	R: 0 E: 0 K: 0 S: 3	H: 0 LOB: 0 BB: 0 P: 6	1B: 5 2B: 2 3B: 0 HR: 0	SF: 0 SAC: 0 DP: 0 HBP: 0	WP: 0 PB: 0 CS: 0	PA: 36
PITCHER Jack McDowell, R (1, 1) ERA: 3.98	IP: 6.1 WLS: L BF: 30 H: 7 R: 5 ER: 4 SO: 2 BB: 3 IBB: 0 HBP: 0 BLK: 0 WP: 0 HR: 0 S: 61 P: 110 ERA: 5.68 WHIP: 1.579															PITCHER John Davis, R (7, 1) ERA: 5.91	IP: 1.2 WLS: L BF: 6 H: 0 R: 0 ER: 0 SO: 0 BB: 0 IBB: 1 HBP: 0 BLK: 0 WP: 0 HR: 0 S: 8 P: 17 ERA: 0.00 WHIP: 0.000					

Chicago White Sox @ Detroit Tigers
Tiger Stadium, Detroit, MI
Sun Aug 21 1988, 3:33 AM EDT
Att: 39,147 - Cloudy - 73 F

AB 32
R 5
H 7
RBI 4
BB 4
SO 2
LOB 14



Batter	1	2	3	4	5	6	7	8	9	AB	R	H	RBI	BB	SO	LOB	TOP					
Dave Gallagher, R (1, 8) OBP: 0.326, SLG: 0.380										3	0	0	0	1	3	0	Chicago White Sox @ Toronto Blue Jays Exhibition Stadium, Toronto, ON Mon Aug 22 1988, 7:05 PM EDT Att: 30,501 - Unknown - 66 F livebaseballscorecards.com					
Steve Lyons, L (1, 5) OBP: 0.306, SLG: 0.367										4	0	0	0	0	3	2						
Harold Baines, L (1, 10) OBP: 0.350, SLG: 0.400										4	0	1	0	0	1	0						
Carlton Fisk, R (1, 2) OBP: 0.381, SLG: 0.599										4	0	0	0	0	3	1						
Dan Pasqua, L (1, 9) OBP: 0.306, SLG: 0.416										4	0	0	0	0	1	0						
Mike Diaz, R (1, 3) OBP: 0.330, SLG: 0.256										4	2	1	0	0	1	0						
Daryl Boston, L (1, 7) OBP: 0.278, SLG: 0.482										4	1	3	1	0	0	0						
Ozzie Guillen, L (1, 6) OBP: 0.286, SLG: 0.305										4	0	0	0	0	0	2						
Donnie Hill, S (1, 4) OBP: 0.286, SLG: 0.243										3	0	0	0	0	0	2						
Inning Stats	R: 0 E: 0 K: 2 S: 12	H: 1 LOB: 1 BB: 0 P: 17	R: 2 E: 2 K: 2 S: 11	H: 1 LOB: 2 BB: 1 P: 18	R: 0 E: 0 K: 1 S: 8	H: 0 LOB: 0 BB: 0 P: 9	R: 0 E: 0 K: 0 S: 6	H: 1 LOB: 1 BB: 0 P: 9	R: 0 E: 0 K: 3 S: 10	H: 0 LOB: 0 BB: 0 P: 13	R: 1 E: 0 K: 0 S: 13	H: 2 LOB: 1 BB: 0 P: 17	R: 0 E: 0 K: 2 S: 11	H: 0 LOB: 0 BB: 0 P: 16	R: 0 E: 0 K: 2 S: 10	H: 0 LOB: 0 BB: 0 P: 15	R: 0 E: 0 K: 0 S: 3	H: 0 LOB: 0 BB: 0 P: 4	1B: 4 2B: 1 3B: 0 HR: 0	SF: 0 SAC: 0 DP: 0 HBP: 0	WP: 0 PB: 1 SB: 0 CS: 0	PA: 35
PITCHER Dave Stieb, R (1, 1) ERA: 3.28	IP: 9.0 WLS: W BF: 35	H: 5 R: 3 ER: 1 SO: 12	BB: 1 IBB: 0 HBP: 0 BLK: 0	WP: 0 HR: 0 S: 84 P: 118	ERA: 1.00 WHIP: 0.667	PITCHER																

Batter	1	2	3	4	5	6	7	8	9	AB	R	H	RBI	BB	SO	LOB	BOTTOM			
Tony Fernandez, S (1, 6) OBP: 0.323, SLG: 0.370										4	0	1	0	0	0	0	Chicago White Sox @ Toronto Blue Jays Exhibition Stadium, Toronto, ON Mon Aug 22 1988, 7:05 PM EDT Att: 30,501 - Unknown - 66 F livebaseballscorecards.com			
Lloyd Moseby, L (1, 8) OBP: 0.344, SLG: 0.380										4	0	0	0	0	0	1				
Jesse Barfield, R (1, 9) OBP: 0.294, SLG: 0.416										4	1	2	1	0	0	1				
George Bell, R (1, 7) OBP: 0.306, SLG: 0.437										4	2	3	0	0	0	0				
Kelly Gruber, R (1, 5) OBP: 0.340, SLG: 0.463										3	0	1	0	1	0	2				
Manuel Lee, S (1, 4) OBP: 0.327, SLG: 0.362										4	0	1	1	0	0	2				
Fred McGriff, L (1, 3) OBP: 0.387, SLG: 0.577										4	1	1	2	0	1	3				
Nelson Liriano, S (1, 10) OBP: 0.279, SLG: 0.323										3	1	1	0	1	0	0				
Sal Butera, R (1, 2) OBP: 0.250, SLG: 0.373										4	1	1	2	0	2	1				
Inning Stats	R: 0 E: 0 K: 0 S: 6	H: 0 LOB: 0 BB: 0 P: 11	R: 2 E: 0 K: 0 S: 8	H: 3 LOB: 0 BB: 0 P: 10	R: 0 E: 0 K: 0 S: 15	H: 1 LOB: 1 BB: 0 P: 19	R: 0 E: 1 K: 0 S: 8	H: 0 LOB: 1 BB: 0 P: 11	R: 4 E: 0 K: 1 S: 18	H: 5 LOB: 2 BB: 1 P: 29	R: 0 E: 0 K: 1 S: 7	H: 0 LOB: 0 BB: 0 P: 8	R: 0 E: 0 K: 0 S: 7	H: 2 LOB: 1 BB: 0 P: 9	R: 0 E: 0 K: 1 S: 8	H: 0 LOB: 1 BB: 1 P: 16	1B: 6 2B: 2 3B: 0 HR: 3	SF: 0 SAC: 0 DP: 2 HBP: 0	WP: 0 PB: 0 SB: 2 CS: 0	PA: 36
PITCHER Jerry Reuss, L (1, 1) ERA: 4.06	IP: 4.2 WLS: L BF: 22	H: 8 R: 6 ER: 6 SO: 6	BB: 0 IBB: 0 HBP: 0 BLK: 0	WP: 0 HR: 3 S: 47 P: 66	ERA: 11.57 WHIP: 1.714	PITCHER														
Donn Patti, R (5, 1) ERA: 3.86	IP: 2.1 WLS: 10 BF: 3	H: 3 R: 0 ER: 0 SO: 2	BB: 1 IBB: 0 HBP: 0 BLK: 0	WP: 0 HR: 0 S: 22 P: 31	ERA: 0.00 WHIP: 1.714	PITCHER														
Barry Jones, R (8, 1) ERA: 2.9	IP: 1.0 WLS: 4 BF: 0	H: 0 R: 0 ER: 0 SO: 1	BB: 1 IBB: 0 HBP: 0 BLK: 0	WP: 0 HR: 0 S: 8 P: 16	ERA: 0.00 WHIP: 1.000	PITCHER														

Batter	1	2	3	4	5	6	7	8	9	AB	R	H	RBI	BB	SO	LOB	TOP										
Dave Gallagher, R OBP: 0.323, SLG: 0.376 (1, 8)	0-3 K	0-3 K			0-1 5-3		0-1 E1 BB WP 1B		1-1 6-3	5	0	1	0	0	2	1	Chicago White Sox @ Toronto Blue Jays Exhibition Stadium, Toronto, ON Tue Aug 23 1988, 7:05 PM EDT Att: 28,443 - Unknown - 60 F livebaseballscorecards.com										
Steve Lyons, L OBP: 0.307, SLG: 0.366 (1, 5)	1-0 F7		1-1 F9		3-2 1B		1-2 BB BB		1-0 5-3	4	0	1	0	1	0	0											
Harold Baines, L OBP: 0.350, SLG: 0.399 (1, 10)	0-0 1B 1B		1-3 K		2-1 F7		0-3 K			4	0	1	0	0	2	4											
Dan Pasqua, L OBP: 0.306, SLG: 0.415 Carlton Fisk, R OBP: 0.394, SLG: 0.599 (7, PH) Kenny Williams, R OBP: 0.237, SLG: 0.297 (7, PR) (1, 9)	0-0 1B		1-2 G3		0-0 3-1		1-2 BB			3	0	1	0	0	0	0											
Mike Diaz, R OBP: 0.318, SLG: 0.245 (1, 3)	1-3 K			2-1 F9		3-2 6-3		2-3 BB		4	0	0	0	0	2	5											
Daryl Boston, L OBP: 0.277, SLG: 0.476 (1, 7)		0-1 4-3		3-3 K		4-1 BB		0-0 F7		3	0	0	0	1	1	0											
Mark Salas, L OBP: 0.309, SLG: 0.341 (1, 2)		2-2 FC6-4 1B		1-0 2B		1-0 F7		3-1 1-4-3		4	0	2	0	0	0	1											
Ozzie Guillen, L OBP: 0.286, SLG: 0.304 (1, 6)		0-2 FC6-4 3B		0-0 F8			2-1 E BB 1B	0-1 4-3		4	2	1	0	0	0	2											
Fred Manrique, R OBP: 0.284, SLG: 0.374 (1, 4)		0-0 3B			0-1 F9		1-1 L4		0-3 K	4	0	1	1	0	1	1											
Inning Stats	R: 0 E: 0 K: 2 S: 11	H: 2 LOB: 2 BB: 0 P: 13	R: 1 E: 0 K: 1 S: 12	H: 2 LOB: 1 BB: 0 P: 14	R: 0 E: 0 K: 1 S: 8	H: 0 LOB: 0 BB: 0 P: 11	R: 0 E: 0 K: 1 S: 7	H: 1 LOB: 1 BB: 0 P: 13	R: 0 E: 0 K: 0 S: 10	H: 0 LOB: 1 BB: 1 P: 14	R: 1 E: 1 K: 2 S: 16	H: 2 LOB: 3 BB: 2 P: 29	R: 0 E: 0 K: 0 S: 5	H: 0 LOB: 0 BB: 0 P: 8	R: 0 E: 0 K: 1 S: 6	H: 0 LOB: 0 BB: 0 P: 8		1B: 6 2B: 1 3B: 1 HR: 0	SF: 0 SAC: 0 DP: 0 HBP: 0	WP: 1 PB: 0 SB: 0 CS: 0	PA: 38						
PITCHER	IP	WLS	BF	H	R	ER	SO	BB	IBB	HBP	BLK	WP	HR	S	P	ERA	WHIP										
Jim Clancy, R ERA: 4.83 (1, 1)	6.1	W	28	8	2	2	5	1	0	0	0	0	0	60	89	2.84	1.421										
John Cerutti, L ERA: 3.51 (7, 1)	0.1		2	0	0	0	1	1	0	0	0	1	0	7	11	0.00	3.000										
Duane Ward, R ERA: 3.15 (7, 1)	2.1	S	8	0	0	0	2	1	0	0	0	0	0	14	25	0.00	0.429										

Batter	1	2	3	4	5	6	7	8	9	AB	R	H	RBI	BB	SO	LOB	BOTTOM										
Tony Fernandez, S OBP: 0.320, SLG: 0.366 (1, 6)	1-1 F7		1-3 K		0-0 G3		2-2 F9	2-1 FC6-4		5	0	0	0	0	1	2	Chicago White Sox @ Toronto Blue Jays Exhibition Stadium, Toronto, ON Tue Aug 23 1988, 7:05 PM EDT Att: 28,443 - Unknown - 60 F livebaseballscorecards.com										
Lloyd Moseby, L OBP: 0.346, SLG: 0.382 (1, 8)	1-0 CS E 1B		2-1 F2		4-1 BB		2-2 FC6-4 BB 1B			3	1	2	0	1	0	0											
Rance Mulliniks, L OBP: 0.394, SLG: 0.491 Cecil Fielder, R OBP: 0.314, SLG: 0.497 (7, PH) (1, 10)	2-3 K		2-1 G3		0-3 K		4-1 FC6-4 BB			3	0	0	0	0	2	3											
George Bell, R OBP: 0.305, SLG: 0.436 (1, 7)	0-1 E7 2H 1B			1-0 5-3		3-2 F9		0-1 FC6-4		4	0	1	1	0	0	2											
Ernie Whitt, L OBP: 0.341, SLG: 0.393 (1, 2)	3-1 F9			2-2 HR		4-1 HR BB		0-1 HR 1B		3	3	2	1	1	0	1											
Fred McGriff, L OBP: 0.388, SLG: 0.589 (1, 3)		1-0 1B 3B		2-0 P5		2-1 HR		3-3 K		4	2	2	2	0	1	1											
Jesse Barfield, R OBP: 0.297, SLG: 0.426 (1, 9)		2-0 8-4-3 1B		1-3 K		1-2 1-3		3-1 HR		4	1	2	3	0	1	0											
Kelly Gruber, R OBP: 0.339, SLG: 0.461 (1, 5)		0-1 8-4-3			0-0 G3 1B		1-0 4-3		0-0 F3	4	0	1	0	0	0	1											
Manuel Lee, S OBP: 0.326, SLG: 0.361 (1, 4)		1-2 F9			1-1 F7		2-3 K		0-0 FC6-4 1B	4	0	1	0	0	1	1											
Inning Stats	R: 1 E: 1 K: 1 S: 10	H: 2 LOB: 1 BB: 0 P: 17	R: 1 E: 0 K: 0 S: 7	H: 2 LOB: 0 BB: 0 P: 11	R: 0 E: 0 K: 1 S: 9	H: 0 LOB: 0 BB: 0 P: 14	R: 1 E: 0 K: 1 S: 10	H: 1 LOB: 0 BB: 0 P: 16	R: 0 E: 0 K: 1 S: 8	H: 1 LOB: 2 BB: 1 P: 13	R: 2 E: 0 K: 0 S: 15	H: 1 LOB: 0 BB: 1 P: 26	R: 0 E: 0 K: 1 S: 14	H: 1 LOB: 2 BB: 1 P: 24	R: 2 E: 0 K: 1 S: 13	H: 3 LOB: 1 BB: 0 P: 21		1B: 7 2B: 1 3B: 1 HR: 3	SF: 0 SAC: 0 DP: 1 HBP: 0	WP: 0 PB: 0 SB: 0 CS: 1	PA: 37						
PITCHER	IP	WLS	BF	H	R	ER	SO	BB	IBB	HBP	BLK	WP	HR	S	P	ERA	WHIP										
Melido Perez, R ERA: 4.22 (1, 1)	6.0	L	26	7	5	4	4	2	0	0	0	0	2	59	97	6.00	1.500										
Steve Rosenberg, L ERA: 3.66 (7, 1)	2.0		11	4	2	2	2	1	0	0	0	0	1	27	45	9.00	2.500										

Batter	1	2	3	4	5	6	7	8	9	AB	R	H	RBI	BB	SO	LOB	TOP					
Dave Gallagher, R OBP: 0.325, SLG: 0.376 (1, 7)	F8		BLK 1B		6-3	CS	SH2-3 1B		K	5	1	2	0	0	1	0	Chicago White Sox @ Toronto Blue Jays Exhibition Stadium, Toronto, ON Wed Aug 24 1988, 3:33 AM EDT Att: 33,385 - Cloudy - 72 F					
Steve Lyons, L OBP: 0.306, SLG: 0.365 (1, 8)	1B 2B 1B		F6		B4-3		SH2-3		4-3	4	1	1	0	0	0	1						
Kenny Williams, R OBP: 0.242, SLG: 0.302 (1, 9)	2B 1B		FC6-4 1B		F9		F3			4	1	2	1	0	0	1						
Carlton Fisk, R OBP: 0.387, SLG: 0.600 (1, 2)	1B 2B		F3			F7	IBB			3	1	1	2	1	0	1						
Mike Diaz, R OBP: 0.325, SLG: 0.255 (1, 3)	1B		FC6-4 1-2			E1 1B 2B	F6			4	1	2	1	0	0	3						
Russ Morman, R OBP: 0.282, SLG: 0.250 (1, 10)	4-3				F8	2B FC1 1B		F9		4	0	1	0	0	0	1						
Fred Manrique, R OBP: 0.284, SLG: 0.376 (1, 4)			G3		K	FC1 S 2B		F4		4	1	1	1	0	1	0						
Ozzie Guillen, L OBP: 0.285, SLG: 0.304 (1, 6)	1-3					FC1 CS S		6-3		4	0	1	0	0	0	2						
Donnie Hill, S OBP: 0.285, SLG: 0.239 (1, 5)	F4				F8	2-3 3-H 1-2 BB		4-3		3	0	0	0	1	0	1						
Inning Stats	R: 3 E: 0 K: 0 S: 17	H: 4 LOB: 0 BB: 0 P: 25	R: 0 E: 0 K: 0 S: 6	H: 0 LOB: 0 BB: 0 P: 8	R: 1 E: 0 K: 0 S: 8	H: 2 LOB: 1 BB: 0 P: 11	R: 0 E: 0 K: 1 S: 10	H: 1 LOB: 1 BB: 0 P: 13	R: 0 E: 0 K: 0 S: 6	H: 0 LOB: 0 BB: 0 P: 7	R: 2 E: 1 K: 0 S: 16	H: 3 LOB: 1 BB: 1 P: 31	R: 0 E: 0 K: 0 S: 7	H: 1 LOB: 2 BB: 1 P: 14	R: 0 E: 0 K: 0 S: 7	H: 0 LOB: 0 BB: 0 P: 11		R: 0 E: 0 K: 1 S: 6	H: 0 LOB: 0 BB: 0 P: 9	1B: 9 2B: 3 3B: 0 HR: 0	SF: 0 SAC: 1 DP: 1 HBP: 0	WP: 0 PB: 0 SB: 3 CS: 1
PITCHER	IP	WLS	BF	H	R	ER	SO	BB	IBB	HBP	BLK	WP	HR	S	P	ERA	WHIP					
Jeff Musselman, L ERA: 2.37 (1, 1)	5.1	L	25	10	6	6	1	0	0	0	1	0	0	60	85	10.12	1.875					
John Cerutti, L ERA: 3.52 (6, 1)	2.2		10	1	0	0	0	1	1	0	0	0	0	17	35	0.00	0.750					
Tony Castillo, L ERA: 4.5 (9, 1)	1.0	S	3	0	0	0	1	0	0	0	0	0	0	6	9	0.00	0.000					

Batter	1	2	3	4	5	6	7	8	9	AB	R	H	RBI	BB	SO	LOB	BOTTOM					
Tony Fernandez, S OBP: 0.323, SLG: 0.369 (1, 6)	K		1B 2B				L8			4	1	2	1	1	1	1	Chicago White Sox @ Toronto Blue Jays Exhibition Stadium, Toronto, ON Wed Aug 24 1988, 3:33 AM EDT Att: 33,385 - Cloudy - 72 F					
Lloyd Moseby, L OBP: 0.351, SLG: 0.383 (1, 8)	4-1 BB		S 1B		F8			FC4-6 1B	K	4	0	2	1	1	1	3						
Rance Mulliniks, L OBP: 0.392, SLG: 0.487 (1, 5)	4-1		4-3			F9		FC4-6 G1-4-3		2	0	0	0	0	0	2						
Kelly Gruber, R OBP: 0.337, SLG: 0.459 (6, 7)	4-1		4-3					1-2		2	0	0	0	0	0	1						
George Bell, R OBP: 0.303, SLG: 0.432 (1, 7)	6-3				F7	6-3		G1-4-3		4	0	0	0	0	0	2						
Ernie Whitt, L OBP: 0.343, SLG: 0.395 (1, 2)		3-1			4-3					4	1	2	0	0	0	0						
Fred McGriff, L OBP: 0.387, SLG: 0.593 (1, 3)		K			4-3					4	1	1	2	0	1	1						
Jesse Barfield, R OBP: 0.296, SLG: 0.424 (1, 9)		F8								4	0	1	0	0	0	0						
Rick Leach, L OBP: 0.342, SLG: 0.351 (1, 10)			F7							2	1	1	0	0	0	0						
Cecil Fielder, R OBP: 0.312, SLG: 0.493 (7, PH)										1	0	0	0	0	1	1						
Nelson Liriano, S OBP: 0.278, SLG: 0.322 (9, PH)										1	0	0	0	0	0	0						
Manuel Lee, S OBP: 0.328, SLG: 0.363 (1, 4)			G3							4	0	2	0	0	0	1						
Inning Stats	R: 0 E: 0 K: 1 S: 7	H: 0 LOB: 1 BB: 1 P: 13	R: 0 E: 0 K: 1 S: 8	H: 0 LOB: 0 BB: 0 P: 15	R: 1 E: 0 K: 0 S: 8	H: 2 LOB: 1 BB: 0 P: 16	R: 0 E: 0 K: 0 S: 4	H: 0 LOB: 0 BB: 0 P: 8	R: 1 E: 0 K: 0 S: 5	H: 3 LOB: 1 BB: 0 P: 12	R: 0 E: 0 K: 0 S: 10	H: 1 LOB: 1 BB: 0 P: 17	R: 0 E: 0 K: 1 S: 10	H: 1 LOB: 0 BB: 0 P: 15	R: 0 E: 0 K: 0 S: 5	H: 1 LOB: 0 BB: 0 P: 8	R: 2 E: 0 K: 1 S: 14	H: 3 LOB: 2 BB: 1 P: 23	1B: 9 2B: 1 3B: 0 HR: 1	SF: 0 SAC: 0 DP: 1 HBP: 0	WP: 0 PB: 0 SB: 2 CS: 0	PA: 38
PITCHER	IP	WLS	BF	H	R	ER	SO	BB	IBB	HBP	BLK	WP	HR	S	P	ERA	WHIP					
Bill Long, R ERA: 4.99 (1, 1)	5.0	W	20	5	2	2	2	1	0	0	0	0	0	32	64	3.60	1.200					
Ricky Horton, L ERA: 4.66 (6, 1)	2.0		9	3	0	0	1	0	0	0	0	0	0	21	33	0.00	1.500					
Barry Jones, R ERA: 3.15 (8, 1)	1.0	S	4	2	2	2	0	0	0	0	0	0	1	7	12	18.00	2.000					
Bobby Thigpen, R ERA: 3.03 (9, 1)	1.0	S	5	1	0	0	1	0	0	0	0	0	0	11	18	0.00	2.000					



Batter	1	2	3	4	5	6	7	8	9	AB	R	H	RBI	BB	SO	LOB	TOP								
Julio Franco, R (1, 4) OBP: 0.370, SLG: 0.435	G6-3		G1-2-3			E9		G6-3		5	0	2	1	0	0	3	Cleveland Indians @ Chicago White Sox Comiskey Park, Chicago, IL Fri Aug 26 1988, 8:05 PM EDT Att: 13,334 - Unknown - 72 F livebaseballscorecards.com								
Terry Francona, L (1, 10) OBP: 0.322, SLG: 0.369	G4-3		K			E8		F8		5	1	1	0	0	1	2									
Joe Carter, R (1, 8) Cory Snyder, R (7, 9) OBP: 0.323, SLG: 0.489	HR		F8			F5		L6		4	1	1	1	0	0	2									
Mel Hall, L (1, 7) (7, 8) OBP: 0.330, SLG: 0.414	BB		FC5-4			SF9		PO		1	2	1	1	3	0	0									
Carmen Castillo, R (1, 9) (7, 7) OBP: 0.302, SLG: 0.366	P5		FC5-4			L7		K		5	0	1	0	0	1	4									
Willie Upshaw, L (1, 3) OBP: 0.341, SLG: 0.384										1	1	0	0	4	0	2									
Brook Jacoby, R (1, 5) OBP: 0.312, SLG: 0.348	G4-3									3	1	1	1	2	0	2									
Andy Allanson, R (1, 2) OBP: 0.289, SLG: 0.312	F7									4	1	1	2	1	0	5									
Paul Zuvella, R (1, 6) OBP: 0.263, SLG: 0.253	L8									5	0	1	0	0	1	7									
Inning Stats	R: 1 E: 0 K: 0 S: 11	H: 1 LOB: 1 BB: 1 P: 21	R: 0 E: 0 K: 0 S: 11	H: 0 LOB: 1 BB: 1 P: 16	R: 0 E: 0 K: 1 S: 8	H: 1 LOB: 2 BB: 1 P: 15	R: 0 E: 0 K: 0 S: 6	H: 2 LOB: 2 BB: 1 P: 13	R: 1 E: 1 K: 0 S: 11	H: 1 LOB: 0 BB: 0 P: 18	R: 2 E: 1 K: 0 S: 7	H: 1 LOB: 1 BB: 2 P: 20	R: 2 E: 0 K: 1 S: 9	H: 1 LOB: 2 BB: 3 P: 23	R: 0 E: 0 K: 0 S: 7	H: 1 LOB: 0 BB: 0 P: 11		R: 1 E: 0 K: 1 S: 8	H: 2 LOB: 2 BB: 1 P: 15	1B: 9 2B: 0 3B: 0 HR: 1	SF: 1 SAC: 0 DP: 1 HBP: 0	WP: 0 PB: 0 SB: 2 CS: 0	PA: 46		
PITCHER	IP	WLS	BF	H	R	ER	SO	BB	IBB	HBP	BLK	WP	HR	S	P	ERA	WHIP								
Jack McDowell, R (1, 1) ERA: 4.0	6.1	L	31	6	5	3	1	7	0	0	0	0	1	55	108	4.26	2.053								
Barry Jones, R (7, 1) ERA: 3.3	2.2	S	14	4	2	2	2	2	1	0	0	0	0	23	44	6.75	2.250								

Batter	1	2	3	4	5	6	7	8	9	AB	R	H	RBI	BB	SO	LOB	BOTTOM								
Dave Gallagher, R (1, 7) (9, 9) OBP: 0.332, SLG: 0.383	K		1B							4	2	3	1	0	1	0	Cleveland Indians @ Chicago White Sox Comiskey Park, Chicago, IL Fri Aug 26 1988, 8:05 PM EDT Att: 13,334 - Unknown - 72 F livebaseballscorecards.com								
Dan Pasqua, L (9, PH) OBP: 0.305, SLG: 0.414			1B							1	0	0	0	0	0	1									
Steve Lyons, L (1, 8) OBP: 0.310, SLG: 0.368	BB		P5							5	1	3	0	0	0	3									
Harold Baines, L (1, 10) Russ Morman, R (9, PR) OBP: 0.354, SLG: 0.406 OBP: 0.282, SLG: 0.250	1B									4	0	3	5	1	0	1									
Carlton Fisk, R (1, 2) OBP: 0.376, SLG: 0.581	BB		1B							0	0	0	0	0	0	0									
Mike Diaz, R (1, 3) OBP: 0.314, SLG: 0.245	F3		F7							5	0	0	0	0	0	7									
Mike Diaz, R (1, 3) OBP: 0.314, SLG: 0.245	P4									4	0	0	0	0	0	3									
Kenny Williams, R (1, 9) OBP: 0.238, SLG: 0.297										3	0	0	0	0	2	0									
Daryl Boston, L (8, PH) (9, 7) OBP: 0.276, SLG: 0.474	K									1	0	0	0	0	0	0									
Fred Manrique, R (1, 4) OBP: 0.280, SLG: 0.371	G3									4	0	0	0	0	0	0									
Ozzie Guillen, L (1, 6) OBP: 0.287, SLG: 0.306	G1-3									3	2	1	0	1	0	0									
Donnie Hill, S (1, 5) OBP: 0.284, SLG: 0.235			K							3	1	0	0	1	1	2									
Inning Stats	R: 0 E: 0 K: 1 S: 11	H: 1 LOB: 2 BB: 1 P: 20	R: 0 E: 0 K: 1 S: 11	H: 0 LOB: 0 BB: 0 P: 17	R: 0 E: 0 K: 1 S: 13	H: 2 LOB: 0 BB: 0 P: 18	R: 0 E: 0 K: 0 S: 6	H: 0 LOB: 0 BB: 0 P: 10	R: 2 E: 0 K: 0 S: 11	H: 2 LOB: 1 BB: 1 P: 17	R: 0 E: 0 K: 1 S: 10	H: 0 LOB: 0 BB: 0 P: 15	R: 3 E: 0 K: 0 S: 15	H: 4 LOB: 1 BB: 0 P: 21	R: 0 E: 0 K: 0 S: 8	H: 0 LOB: 0 BB: 0 P: 10	R: 1 E: 0 K: 0 S: 13	H: 1 LOB: 1 BB: 1 P: 19	1B: 7 2B: 3 3B: 0 HR: 0	SF: 0 SAC: 0 DP: 0 HBP: 0	WP: 0 PB: 0 SB: 0 CS: 0	PA: 40			
PITCHER	IP	WLS	BF	H	R	ER	SO	BB	IBB	HBP	BLK	WP	HR	S	P	ERA	WHIP								
Greg Swindell, L (1, 1) ERA: 3.39	6.1	S	30	9	5	5	4	2	0	0	0	0	0	73	113	7.11	1.737								
Doug Jones, R (7, 1) ERA: 2.05	2.2	S	10	1	1	1	0	1	0	0	0	0	0	25	34	3.38	0.750								

Batter	1	2	3	4	5	6	7	8	9	AB	R	H	RBI	BB	SO	LOB	TOP			
Julio Franco, R OBP: 0.368, SLG: 0.431 (1, 4)	F9		G6-4-3		G6-4-3			6-3		4	0	0	0	0	0	3	Cleveland Indians @ Chicago White Sox Comiskey Park, Chicago, IL Sat Aug 27 1988, 8:05 PM EDT Att: 18,056 - Unknown			
Willie Ujshaw, L OBP: 0.338, SLG: 0.380 (1, 3)	F5		3-1		F7			G3		4	0	0	0	0	0	1				
Cory Snyder, R OBP: 0.320, SLG: 0.485 (1, 8)	F9				F9			F8		4	0	0	0	0	0	0				
Ron Kittle, R OBP: 0.327, SLG: 0.549 (1, 10)		6-3			L4			2B		3	1	1	0	1	0	0				
Carmen Castillo, R OBP: 0.301, SLG: 0.362 (1, 9)		3-1 1B			F5			F8		4	0	1	0	0	0	2				
Brook Jacoby, R OBP: 0.315, SLG: 0.352 (1, 5)		3-1 1B			E4			4-3 2B		3	0	2	1	1	0	1				
Mel Hall, L OBP: 0.327, SLG: 0.410 (1, 7)		3-1			F9			4-3		4	0	0	0	0	0	6				
Andy Allanson, R OBP: 0.289, SLG: 0.311 (1, 2)		5-3			G6-4-3 1B			F9		4	0	1	0	0	0	4				
Paul Zuvella, R OBP: 0.277, SLG: 0.269 (1, 6)					G6-4-3 1B			4-3		3	0	2	0	0	0	1				
Inning Stats	R: 0 E: 0 K: 0 S: 3	H: 0 LOB: 0 BB: 0 P: 3	R: 0 E: 0 K: 0 S: 5	H: 2 LOB: 2 BB: 0 P: 5	R: 0 E: 0 K: 0 S: 3	H: 1 LOB: 0 BB: 0 P: 3	R: 0 E: 1 K: 0 S: 4	H: 0 LOB: 2 BB: 1 P: 8	R: 0 E: 0 K: 0 S: 3	H: 0 LOB: 0 BB: 0 P: 3	R: 0 E: 0 K: 0 S: 3	H: 0 LOB: 1 BB: 1 P: 7	R: 0 E: 0 K: 0 S: 3	H: 0 LOB: 0 BB: 0 P: 3	R: 1 E: 0 K: 0 S: 5	H: 2 LOB: 1 BB: 0 P: 5	1B: 5 2B: 2 3B: 0 HR: 0	SF: 0 SAC: 0 DP: 2 HBP: 0	WP: 0 PB: 0 SB: 0 CS: 0	PA: 35
PITCHER Jerry Reuss, L ERA: 3.87 (1, 1)	IP: 9.0 WLS: W BF: 35 H: 7 R: 1 ER: 1 SO: 0 BB: 2 IBB: 0 HBP: 0 BLK: 0 WP: 0 HR: 0 S: 33 P: 41 ERA: 1.00 WHIP: 1.000															PITCHER IP: WLS: BF: H: R: ER: SO: BB: IBB: HBP: BLK: WP: HR: S: P: ERA: WHIP:				

AB 33
R 1
H 7
RBI 1
BB 2
SO 0
LOB 18



Batter	1	2	3	4	5	6	7	8	9	AB	R	H	RBI	BB	SO	LOB	BOTTOM			
Dave Gallagher, R OBP: 0.343, SLG: 0.394 (1, 8)	CS				SH2-4 1B			1-1 1B		4	1	4	2	0	0	0	Cleveland Indians @ Chicago White Sox Comiskey Park, Chicago, IL Sat Aug 27 1988, 8:05 PM EDT Att: 18,056 - Unknown			
Donnie Hill, S OBP: 0.285, SLG: 0.242 (1, 5)	F9				SH2-4 1B			F9		3	0	1	0	0	0	2				
Harold Baines, L OBP: 0.355, SLG: 0.406 (1, 10)					4-3			4-3		3	0	1	1	1	0	2				
Dan Pasqua, L OBP: 0.305, SLG: 0.415 (1, 9)	F8				G3			F8		4	0	1	0	0	0	2				
Daryl Boston, L OBP: 0.276, SLG: 0.468 (1, 7)					4-3			3-1		3	0	0	0	1	1	1				
Mike Diaz, R OBP: 0.311, SLG: 0.245 (1, 3)					F9			F9		4	1	1	0	0	1	3				
Mark Salas, L OBP: 0.308, SLG: 0.339 (1, 2)	F7				G3			G3		4	0	1	0	0	0	4				
Ozzie Guillen, L OBP: 0.287, SLG: 0.304 (1, 6)					L9			4-3		3	1	0	0	1	0	1				
Fred Manrique, R OBP: 0.283, SLG: 0.370 (1, 4)					F4			K		3	1	1	1	0	1	1				
Inning Stats	R: 0 E: 0 K: 0 S: 3	H: 1 LOB: 1 BB: 1 P: 7	R: 2 E: 0 K: 1 S: 7	H: 3 LOB: 2 BB: 1 P: 11	R: 0 E: 0 K: 0 S: 4	H: 1 LOB: 1 BB: 0 P: 4	R: 0 E: 0 K: 0 S: 4	H: 1 LOB: 1 BB: 0 P: 4	R: 1 E: 0 K: 1 S: 8	H: 3 LOB: 3 BB: 1 P: 12	R: 1 E: 0 K: 0 S: 4	H: 1 LOB: 1 BB: 0 P: 5	R: 0 E: 0 K: 0 S: 3	H: 0 LOB: 0 BB: 0 P: 3	R: 0 E: 0 K: 1 S: 5	H: 0 LOB: 0 BB: 0 P: 5	1B: 8 2B: 2 3B: 0 HR: 0	SF: 0 SAC: 1 DP: 0 HBP: 1	WP: 0 PB: 0 SB: 1 CS: 1	PA: 36
PITCHER John Farrell, R ERA: 4.34 Brad Havens, L ERA: 3.89 (1, 1) (6, 1)	IP: 5.2 WLS: L BF: 29 H: 10 R: 4 ER: 4 SO: 2 BB: 2 IBB: 1 HBP: 1 BLK: 0 WP: 0 HR: 0 S: 29 P: 42 ERA: 6.35 WHIP: 2.118															PITCHER IP: WLS: BF: H: R: ER: SO: BB: IBB: HBP: BLK: WP: HR: S: P: ERA: WHIP:				

AB 31
R 4
H 10
RBI 4
BB 3
SO 3
LOB 16



Batter	1	2	3	4	5	6	7	8	9	AB	R	H	RBI	BB	SO	LOB	TOP				
Lou Whitaker, L (1,4) OBP: 0.378, SLG: 0.412	F9		G3 WP 1B		L3 BB		F6			3	0	1	0	1	0	0	Detroit Tigers @ Chicago White Sox Comiskey Park, Chicago, IL Tue Aug 30 1988, 8:05 PM EDT Att: 11,485 - Unknown - 74 F				
Pat Sheridan, L (1,7) OBP: 0.348, SLG: 0.426 Larry Herndon, R (8,PH) OBP: 0.301, SLG: 0.308	1B		G3		L3		G3			3	0	1	0	0	0	3					
Luis Salazar, R (1,6) OBP: 0.302, SLG: 0.397	F6		5-3		F9		B1-3			4	0	0	0	0	0	2					
Dave Bergman, L (1,3) OBP: 0.395, SLG: 0.445 Ray Knight, R (6,PR) OBP: 0.271, SLG: 0.287	F8		F7		F9		4-3			3	0	1	0	0	0	2					
Darrell Evans, L (1,10) OBP: 0.332, SLG: 0.370		K		G3		F7		K		4	0	0	0	0	2	1					
Chet Lemon, R (1,9) OBP: 0.348, SLG: 0.406	F7		6-3		E6		BB 1B			4	0	1	0	0	0	1					
Tom Brookens, R (1,5) OBP: 0.332, SLG: 0.376	2B		6-3		5-3		F3			4	1	1	0	0	0	3					
Mike Heath, R (1,2) OBP: 0.342, SLG: 0.420	2B				BB 1B		F8			3	0	2	1	1	0	0					
Gary Pettis, S (1,8) OBP: 0.285, SLG: 0.273	F9				K		F9			4	0	0	0	0	1	4					
Inning Stats	R: 0 E: 0 K: 0 S: 8	H: 1 LOB: 1 BB: 0 P: 12	R: 1 E: 0 K: 1 S: 8	H: 2 LOB: 1 BB: 0 P: 13	R: 0 E: 0 K: 0 S: 12	H: 1 LOB: 1 BB: 0 P: 16	R: 0 E: 0 K: 0 S: 9	H: 0 LOB: 0 BB: 0 P: 16	R: 0 E: 1 K: 1 S: 11	H: 1 LOB: 2 BB: 0 P: 19	R: 0 E: 0 K: 0 S: 5	H: 0 LOB: 0 BB: 0 P: 9	R: 0 E: 0 K: 0 S: 7	H: 0 LOB: 0 BB: 0 P: 10	R: 0 E: 0 K: 1 S: 12	H: 1 LOB: 2 BB: 1 P: 21		1B: 5 2B: 3 3B: 0 HR: 0	SF: 0 SAC: 0 DP: 1 HBP: 0	WP: 2 PB: 0 CS: 0	PA: 36
PITCHER	IP	WLS	BF	H	R	ER	SO	BB	IBB	HBP	BLK	WP	HR	S	P	ERA	WHIP				
Jeff Bittiger, R (1,1) ERA: 4.18	5.1	W	21	5	1	1	2	1	0	0	0	2	0	52	81	1.69	1.125				
Steve Rosenberg, L (6,1) ERA: 3.7	1.2		7	1	0	0	0	0	0	0	0	0	0	12	18	0.00	0.600				
Barry Jones, R (8,1) ERA: 3.24	2.0	S	8	1	0	0	1	1	0	0	0	0	0	19	31	0.00	1.000				


Batter	1	2	3	4	5	6	7	8	9	AB	R	H	RBI	BB	SO	LOB	BOTTOM				
Dave Gallagher, R (1,8) OBP: 0.335, SLG: 0.391	K		F2-3		SH1-4		SH5-3 WP 2B			3	1	1	0	0	1	1	Detroit Tigers @ Chicago White Sox Comiskey Park, Chicago, IL Tue Aug 30 1988, 8:05 PM EDT Att: 11,485 - Unknown - 74 F				
Steve Lyons, L (1,5) OBP: 0.307, SLG: 0.364	G3			BB 1B	F8		SH5-3 2B			3	1	1	0	0	0	1					
Harold Baines, L (1,10) OBP: 0.352, SLG: 0.399	3-1			BB 1B	E 1B		WP IBB			2	1	1	1	2	0	0					
Carlton Fisk, R (1,2) OBP: 0.392, SLG: 0.602		BB 2B		BB 1B	E6 BB 1B		F4			4	0	3	1	0	0	1					
Dan Pasqua, L (1,9) OBP: 0.303, SLG: 0.408	K		G4-6-3		BB		F8			3	0	0	0	1	1	3					
Daryl Boston, L (1,7) OBP: 0.277, SLG: 0.465	BB 1B		E3 1B		L9		4-3			4	0	1	0	0	0	3					
Mike Diaz, R (1,3) OBP: 0.306, SLG: 0.239	F8		BB 1B		F8		L9			4	0	1	0	0	0	1					
Ozzie Guillen, L (1,6) OBP: 0.287, SLG: 0.302			4-3		F6		CS 1B			4	0	2	0	0	0	2					
Donnie Hill, S (1,4) OBP: 0.299, SLG: 0.268			F2-3 1B		SH1-4 1B		CS			3	1	2	0	0	0	1					
Inning Stats	R: 0 E: 0 K: 1 S: 7	H: 0 LOB: 0 BB: 0 P: 10	R: 0 E: 0 K: 1 S: 10	H: 2 LOB: 1 BB: 0 P: 16	R: 0 E: 0 K: 0 S: 7	H: 1 LOB: 0 BB: 0 P: 10	R: 2 E: 1 K: 0 S: 16	H: 3 LOB: 2 BB: 1 P: 27	R: 1 E: 1 K: 0 S: 12	H: 3 LOB: 3 BB: 1 P: 19	R: 0 E: 0 K: 0 S: 5	H: 1 LOB: 0 BB: 0 P: 6	R: 1 E: 0 K: 0 S: 8	H: 1 LOB: 1 BB: 1 P: 17	R: 0 E: 0 K: 0 S: 10	H: 1 LOB: 0 BB: 0 P: 16		1B: 10 2B: 3 3B: 0 HR: 0	SF: 0 SAC: 2 DP: 3 HBP: 0	WP: 1 PB: 0 CS: 1	PA: 36
PITCHER	IP	WLS	BF	H	R	ER	SO	BB	IBB	HBP	BLK	WP	HR	S	P	ERA	WHIP				
Walt Terrell, R (1,1) ERA: 3.98	8.0	L	35	12	4	4	2	2	1	0	0	1	0	75	121	4.50	1.750				

AB 34
R 1
H 7
RBI 1
BB 2
SO 3
LOB 16



AB 30
R 4
H 12
RBI 2
BB 3
SO 2
LOB 13





Batter	1	2	3	4	5	6	7	8	9	AB R H RBI BB SO LOB	TOP																	
Lou Whitaker L (1,4) OBP: 0.379, SLG: 0.413	4-2 PB S BB		1-0 4-3 2H		0-0 3B 2B	0-1 1-3		2-0 F7		4 1 1 3 1 0 2	<p>Detroit Tigers @ Chicago White Sox Comiskey Park, Chicago, IL Wed Aug 31 1988, 8:05 PM EDT Att: 12,693 - Unknown - 82 F</p> <p>livebaseballscores.com</p> <p>AB 35 R 9 H 13 RBI 9 BB 5 SO 5 LOB 17</p> 																	
Pat Sheridan L (1,7) OBP: 0.350, SLG: 0.434	1-3 K		4-2 CS BB		1-0 SF7 3B		1-2 5-3		3-2 BB 1B 1B	4 2 2 1 1 1 1																		
Luis Salazar R (1,6) OBP: 0.303, SLG: 0.398	3-2 5-3		2-2 6-3 1-2		1-1 SF7		2-0		3-2 1B BB SF7 1B	4 1 2 1 0 0 2																		
Darrell Evans L (1,3) OBP: 0.333, SLG: 0.369	1-2 F9				3-2 F8		0-0 F7		4-2 CS 1B 1-2 2-3 BB	4 0 1 0 1 0 2																		
Chet Lemon R (1,9) OBP: 0.346, SLG: 0.403		1-1 5-3			2-2 6-3		0-2 4-3		1-0 1B	5 0 1 1 0 1 2																		
Ray Knight R (1,10) OBP: 0.277, SLG: 0.291		4-1 5-3 BB			1-1 6-3		0-0 2B		1-0 1-3 2B 1B	3 2 2 1 1 0 0																		
Tom Brookens R (1,5) OBP: 0.331, SLG: 0.371		3-2 5-3 1-2			4-0 1B SH2-3 2B BB		0-0 F4		0-3 K 3-3 2-3 2-3	4 1 0 0 1 2 5																		
Mike Heath R (1,2) OBP: 0.342, SLG: 0.425		2-1 5-3			0-0 SH2-3		3-2 1-3 1-H 2B		1-1 1-3 1-2	3 0 1 1 0 0 2																		
Gary Pettis S (1,8) OBP: 0.289, SLG: 0.283					0-0 S 4-3 2B		0-0 2B		0-0 2B	4 2 3 1 0 1 1																		
Inning Stats	R: 0 E: 0 K: 1 S: 16	H: 0 LOB: 1 BB: 1 P: 25	R: 0 E: 0 K: 0 S: 8	H: 0 LOB: 1 BB: 1 P: 18	R: 1 E: 0 K: 0 S: 7	H: 1 LOB: 0 BB: 1 P: 14	R: 0 E: 0 K: 0 S: 8	H: 0 LOB: 0 BB: 0 P: 14	R: 4 E: 0 K: 0 S: 10	H: 4 LOB: 1 BB: 1 P: 17	R: 1 E: 0 K: 1 S: 12	H: 2 LOB: 1 BB: 0 P: 16	R: 0 E: 0 K: 1 S: 8	H: 1 LOB: 1 BB: 0 P: 12	R: 1 E: 0 K: 1 S: 8	H: 2 LOB: 1 BB: 0 P: 12	R: 2 E: 0 K: 1 S: 18	H: 3 LOB: 2 BB: 1 P: 35	1B: 8 2B: 5 3B: 1 HR: 0	SF: 2 SAC: 1 DP: 1 HBP: 0	WP: 0 PB: 1 SB: 2 CS: 2	PA: 43						
PITCHER	IP WLS BF H R ER SO BB IBB HBP BLK WP HR S P ERA WHIP											PITCHER	IP WLS BF H R ER SO BB IBB HBP BLK WP HR S P ERA WHIP															
Jack McDowell R (1,1) ERA: 3.97	1.0	4	0	0	0	1	1	0	0	0	0	0	0	0	16	25	0.00	1.000										
John Davis R (2,1) ERA: 8.34	3.1	L	16	4	5	5	0	3	0	0	0	0	0	0	27	55	13.50	2.100										
Donn Pall R (5,1) ERA: 4.15	3.1		16	6	2	2	3	0	0	0	0	0	0	0	33	45	5.40	1.800										
Steve Rosenberg L (8,1) ERA: 4.01	1.1		7	3	2	2	1	1	0	0	0	0	0	0	19	38	13.50	3.000										


Batter	1	2	3	4	5	6	7	8	9	AB R H RBI BB SO LOB	BOTTOM																	
Dave Gallagher R (1,8) OBP: 0.328, SLG: 0.384	1-1 F4				0-0 L9			2-1 6-3		2-2 F8		4 0 0 0 0 0 2																
Steve Lyons L (1,5) OBP: 0.307, SLG: 0.365	0-2 F5				3-2 L8			3-2 2B 2B		1-2 4-3		4 1 1 1 0 0 1																
Harold Baines L (1,10) OBP: 0.351, SLG: 0.400	2-2 4-3				3-1 4-3			2-2 2B 2B		0-1 E6 BLK		4 0 1 1 0 0 0																
Dan Pasqua L (1,9) OBP: 0.300, SLG: 0.405					1-1 F7			1-3 K		3-3 K		3 0 0 0 0 2 1																
Kenny Williams R (9,PH) OBP: 0.237, SLG: 0.309										1 0 0 0 0 1 1																		
Mark Salas L (1,2) OBP: 0.309, SLG: 0.339					1-0 F9			1-2 4-3		0-1 L6		3 0 1 0 0 0 0																
Russ Morman R (9,PH) OBP: 0.268, SLG: 0.237										1 0 0 0 0 0 1																		
Daryl Boston L (1,7) OBP: 0.274, SLG: 0.459					2-2 L7			0-0 F7		1-3 K		3 0 0 0 0 0 1																
Carlton Fisk R (9,PH) OBP: 0.390, SLG: 0.599										1 0 0 0 0 1 1																		
Mike Diaz R (1,3) OBP: 0.307, SLG: 0.250					0-1 5-3			3-2 2B 2B		0-1 F7		3 1 1 0 0 0 0																
Ozzie Guillen L (1,6) OBP: 0.287, SLG: 0.301					0-2 3-1			1-2 F8		4-0 BB		2 0 0 0 1 0 1																
Donnie Hill S (1,4) OBP: 0.300, SLG: 0.274					1-1 F8			1-1 2B 2B		2-2 F5		3 1 1 1 0 0 1																
Inning Stats	R: 0 E: 0 K: 0 S: 8	H: 0 LOB: 0 BB: 0 P: 11	R: 0 E: 0 K: 1 S: 10	H: 1 LOB: 0 BB: 0 P: 17	R: 0 E: 0 K: 0 S: 8	H: 0 LOB: 0 BB: 0 P: 9	R: 0 E: 0 K: 0 S: 6	H: 0 LOB: 0 BB: 0 P: 12	R: 0 E: 0 K: 0 S: 6	H: 0 LOB: 0 BB: 0 P: 10	R: 3 E: 0 K: 1 S: 19	H: 4 LOB: 1 BB: 0 P: 32	R: 0 E: 0 K: 0 S: 6	H: 0 LOB: 0 BB: 0 P: 7	R: 0 E: 0 K: 0 S: 10	H: 0 LOB: 1 BB: 1 P: 19	R: 0 E: 1 K: 2 S: 10	H: 0 LOB: 1 BB: 0 P: 14	1B: 1 2B: 4 3B: 0 HR: 0	SF: 0 SAC: 0 DP: 1 HBP: 0	WP: 0 PB: 0 SB: 0 CS: 0	PA: 33						
PITCHER	IP WLS BF H R ER SO BB IBB HBP BLK WP HR S P ERA WHIP											PITCHER	IP WLS BF H R ER SO BB IBB HBP BLK WP HR S P ERA WHIP															
Jack Morris R (1,1) ERA: 4.05	8.0	W	29	5	3	3	2	1	0	0	0	0	0	0	73	117	3.38	0.750										
Willie Hernandez L (9,1) ERA: 2.91	1.0		4	0	0	0	2	0	0	0	1	0	0	0	10	14	0.00	0.000										

Detroit Tigers @ Chicago White Sox
Comiskey Park, Chicago, IL
Wed Aug 31 1988, 8:05 PM EDT
Att: 12,693 - Unknown - 82 F

livebaseballscores.com



Batter	1	2	3	4	5	6	7	8	9	10	11	12	13	AB R H RBI BB SO LOB	TOP						
Steve Lyons, L OBP: 0.305, SLG: 0.362 (1, 8)	F5		F5				G6-3			G4-3		G4-6-3		6 1 1 0 0 0 1	<p>Chicago White Sox @ Cleveland Indians Cleveland Municipal Stadium, Cleveland, OH</p> <p>livebaseballscorecards.com</p> <p>AB 45 R 3 H 9 RBI 3 BB 3 SO 5 LOB 17</p> 						
Donnie Hill, S OBP: 0.283, SLG: 0.284 Fred Manrique, R OBP: 0.283, SLG: 0.367 (1, 4)	BB		FC3-2					P6		G5-3		G6-3		3 0 1 1 1 0 0 2 0 0 0 0 0 0							
Harold Barnes, L OBP: 0.350, SLG: 0.396 Dave Gallagher, R OBP: 0.332, SLG: 0.387 (1, 10)	F6		FC3-2					F8			SH1-4		G6-3	5 0 1 0 0 0 2 1 0 1 0 0 0 0							
Carlton Fisk, R OBP: 0.390, SLG: 0.591 (1, 2)	1B		L6								SH1-4		K	4 0 1 0 0 1 2							
Daryl Boston, L OBP: 0.275, SLG: 0.452 (1, 7)	F7		P6					F7					K	4 0 0 0 2 1 5							
Mike Diaz, R OBP: 0.303, SLG: 0.248 (1, 3)														5 1 1 0 0 2 3							
Kenny Williams, R OBP: 0.237, SLG: 0.323 Dan Pasqua, L OBP: 0.350, SLG: 0.404 (11, PH)	F8		HR											4 1 1 2 0 1 1 1 0 0 0 0 0 2							
Ozzie Guillen, L OBP: 0.286, SLG: 0.300 (1, 6)	1B		G1-3											5 0 1 0 0 0 0							
Carlos Martinez, R OBP: 0.200, SLG: 0.200 (1, 5)	P5		G6-3											5 0 1 0 0 0 1							
Inning Stats	R: 0 E: 0 K: 0 S: 11	H: 1 LOB: 2 BB: 1 P: 16	R: 0 E: 0 K: 1 S: 7	H: 1 LOB: 1 BB: 11	R: 1 E: 0 K: 0 S: 13	H: 2 LOB: 1 BB: 22	R: 2 E: 0 K: 0 S: 9	H: 2 LOB: 0 BB: 10	R: 0 E: 0 K: 0 S: 2	H: 0 LOB: 0 BB: 1 P: 8	R: 0 E: 0 K: 0 S: 8	H: 0 LOB: 0 BB: 0 P: 12	R: 0 E: 0 K: 2 S: 13	H: 1 LOB: 2 BB: 1 P: 16		R: 0 E: 0 K: 2 S: 13	H: 1 LOB: 1 BB: 0 P: 16	1B: 7 2B: 1 3B: 1 HR: 1	SF: 0 SAC: 1 DP: 2 HBP: 1	W/P: 0 PB: 0 SB: 1 CS: 0	PA: 50
PITCHER	IP WLS BF H R ER SO BB IBB HBP BLK WP HR S P ERA WHIP																				
Rod Nichols, R ERA: 6.09 Don Gordon, R ERA: 3.47 Doug Jones, R ERA: 1.97	6.0 4.0 3.0	WLS 25 14 11	H 6 1 2	R 3 0 0	ER 3 0 0	SO 1 1 3	BB 2 0 0	IBB 0 0 1	HBP 0 1 0	BLK 0 0 0	WP 0 0 0	HR 1 0 0	S 48 33 28	P 78 46 43		ERA 4.50 0.00 0.00	WHIP 1.333 0.250 0.667				

Batter	1	2	3	4	5	6	7	8	9	10	11	12	13	AB R H RBI BB SO LOB	BOTTOM								
Julio Franco, R OBP: 0.364, SLG: 0.423 (1, 4)	G6-3		1B											7 2 5 1 0 0 0	<p>Chicago White Sox @ Cleveland Indians Cleveland Municipal Stadium, Cleveland, OH</p> <p>livebaseballscorecards.com</p> <p>AB 53 R 4 H 16 RBI 4 BB 2 SO 4 LOB 28</p> 								
Andy Allanson, R OBP: 0.291, SLG: 0.311 (1, 2)	G5-3		1B					L8						7 0 3 2 0 1 2									
Joe Carter, R OBP: 0.320, SLG: 0.487 (1, 8)	2B		K					L8						6 0 2 0 0 2 4									
Ron Kittle, R OBP: 0.552, SLG: 0.552 Ron Washington, R OBP: 0.296, SLG: 0.363 (1, 10)	G6-3		G6-3					1B						3 0 0 0 1 1 5 2 0 0 0 0 0 2									
Brook Jacoby, R OBP: 0.311, SLG: 0.347 (1, 5)	G4-3		L7					F9						6 1 1 0 0 0 3									
Luis Medina, R OBP: 0.667, SLG: 0.667 Willie Upshaw, L OBP: 0.339, SLG: 0.380 (8, PH)	G4-6-3		1B					G5-3						3 0 2 0 0 0 0 3 0 1 0 0 0 2									
Mel Hall, L OBP: 0.327, SLG: 0.412 Cory Snyder, R OBP: 0.325, SLG: 0.492 (13, 9)	G4-6-3		F5					G3-1						5 0 1 0 0 0 4 1 0 0 0 0 0 2									
Paul Zuvella, R OBP: 0.310, SLG: 0.309 Terry Francona, L OBP: 0.339, SLG: 0.381 Houston Jimenez, R OBP: 0.053, SLG: 0.053 (1, 6)	1B		SH1-3					G6-3						2 1 0 0 1 0 1 1 0 1 1 0 0 0 2 0 0 0 0 0 1									
Scott Jordan, R (1, 9) Dave Clark, L OBP: 0.304, SLG: 0.276 (8, 9)	SH1-3		SH1-3					F9						1 0 0 0 0 0 0 4 0 0 0 0 0 2									
Inning Stats	R: 0 E: 0 K: 0 S: 8	H: 1 LOB: 1 BB: 0 P: 12	R: 0 E: 0 K: 0 S: 9	H: 1 LOB: 0 BB: 0	R: 1 E: 0 K: 1 S: 8	H: 3 LOB: 2 BB: 14	R: 1 E: 0 K: 1 S: 19	H: 0 LOB: 0 BB: 0 P: 12	R: 0 E: 0 K: 0 S: 7	H: 1 LOB: 1 BB: 0 P: 14	R: 1 E: 0 K: 2 S: 10	H: 2 LOB: 2 BB: 1 P: 16	R: 0 E: 0 K: 2 S: 11	H: 1 LOB: 1 BB: 0 P: 13		R: 0 E: 1 K: 0 S: 10	H: 1 LOB: 2 BB: 0 P: 13	R: 1 E: 0 K: 0 S: 10	H: 2 LOB: 1 BB: 1 P: 13	1B: 14 2B: 2 3B: 0 HR: 0	SF: 0 SAC: 1 DP: 1 HBP: 0	W/P: 0 PB: 0 SB: 2 CS: 0	PA: 56
PITCHER	IP WLS BF H R ER SO BB IBB HBP BLK WP HR S P ERA WHIP																						
Jerry Reuss, L ERA: 3.86 Barry Jones, R ERA: 3.15 Bobby Thigpen, R ERA: 3.15 Dont Hall, R ERA: 3.66 Ken Patterson, L ERA: 5.4	5.0 2.0 2.0 2.1 1.1	WLS 23 7 10 10 6	H 8 1 2 2	R 2 0 0 1	ER 2 0 1 0 1	SO 2 1 2 0 0	BB 1 0 0 0 0	IBB 0 0 0 0 0	HBP 0 0 0 0 0	BLK 0 0 0 0 1	WP 0 0 0 0 0	HR 0 14 29 17 16	S 51 26 29 26 21	P 72 26 29 26 21		ERA 3.60 0.00 4.50 0.00 6.75	WHIP 1.800 0.500 2.000 0.857 1.500						

Batter	1	2	3	4	5	6	7	8	9	AB	R	H	RBI	BB	SO	LOB	TOP					
Dave Gallagher, R (1, 8) OBP: 0.335, SLG: 0.386	F7		FC5-4 BB		1-3			CS 1B		3	0	1	0	1	0	0						
Kenny Williams, R (1, 9) OBP: 0.237, SLG: 0.337	HR		FC5-4 BLK			L5		K		4	1	1	1	0	1	3						
Harold Baines, L (1, 10) OBP: 0.348, SLG: 0.396	4-3		SF9			2-3			F7	3	0	0	1	0	0	0						
Carlton Fisk, R (1, 2) OBP: 0.383, SLG: 0.578	K		4-3			K			F6	4	0	0	0	0	2	1						
Mike Diaz, R (1, 3) OBP: 0.310, SLG: 0.258 Daryl Boston, L (7, PR) OBP: 0.274, SLG: 0.450		L9				SH1-4 1B			K	3	0	2	0	0	0	0						
Russ Morman, R (1, 7) OBP: 0.256, SLG: 0.225		K				SH1-4 1-2				2	0	0	0	0	2	1						
Carlos Martinez, R (1, 5) OBP: 0.250, SLG: 0.250		K				K				3	0	1	0	0	2	2						
Fred Manrique, R (1, 4) OBP: 0.281, SLG: 0.363		1B								3	0	0	0	0	1	3						
Ozzie Guillen, L (1, 6) OBP: 0.286, SLG: 0.300		F7				F2				3	0	0	0	0	1	3						
Inning Stats	R: 1 E: 0 K: 1 S: 11	H: 1 LOB: 0 BB: 0 P: 18	R: 0 E: 0 K: 1 S: 12	H: 1 LOB: 1 BB: 0 P: 20	R: 1 E: 0 K: 0 S: 8	H: 1 LOB: 1 BB: 1 P: 15	R: 0 E: 0 K: 2 S: 8	H: 1 LOB: 0 BB: 0 P: 13	R: 0 E: 0 K: 0 S: 8	H: 0 LOB: 0 BB: 0 P: 15	R: 0 E: 0 K: 1 S: 6	H: 0 LOB: 2 BB: 0 P: 8	R: 0 E: 0 K: 2 S: 10	H: 1 LOB: 0 BB: 0 P: 14	R: 0 E: 0 K: 1 S: 6	H: 1 LOB: 1 BB: 0 P: 10	R: 0 E: 0 K: 1 S: 8	H: 0 LOB: 0 BB: 0 P: 10	1B: 5 2B: 1 3B: 0 HR: 1	SF: 1 SAC: 1 DP: 1 HBP: 0	WP: 0 PB: 0 CS: 1	PA: 32
PITCHER	IP	WLS	BF	H	R	ER	SO	BB	IBB	HBP	BLK	WP	HR	S	P	ERA	WHIP					
Bud Black, L (1, 1) ERA: 5.05	7.0		26	5	2	2	7	1	0	0	1	0	1	63	103	2.57	0.857					
Brad Havens, L (8, 1) ERA: 3.52	2.0	W	6	1	0	0	2	0	0	0	0	0	0	14	20	0.00	0.500					

Chicago White Sox @ Cleveland Indians
Cleveland Municipal Stadium, Cleveland, OH
Sun Sep 04 1988, 3:33 AM EDT
Cloudy - 60 F

AB	29
R	2
H	6
RBI	2
BB	1
SO	9
LOB	10



Batter	1	2	3	4	5	6	7	8	9	AB	R	H	RBI	BB	SO	LOB	BOTTOM					
Julio Franco, R (1, 4) OBP: 0.362, SLG: 0.420	1-3		L9			4-6-3		F9		4	0	0	0	0	0	2						
Terry Francona, L (1, 10) OBP: 0.337, SLG: 0.378	6-3				F8	1B		F9		4	1	1	0	0	0	0						
Joe Carter, R (1, 8) OBP: 0.322, SLG: 0.487	6-3				F4	1B		WP S 1B		4	0	2	0	0	0	0						
Mel Hall, L (1, 7) OBP: 0.327, SLG: 0.418 Carmen Castillo, R (8, PH) OBP: 0.295, SLG: 0.354		3-1			HR	F6		K		3	1	1	1	0	0	2						
Willie Upshaw, L (1, 3) OBP: 0.339, SLG: 0.379 Luis Medina, R (8, PH) OBP: 0.500, SLG: 0.500		4-3			L9			5-3		3	0	1	1	0	0	0						
Brook Jacoby, R (1, 5) OBP: 0.308, SLG: 0.344		K				6-3		K		4	0	0	0	0	2	2						
Dave Clark, L (1, 9) OBP: 0.311, SLG: 0.312					BB	F7		4-3		3	1	1	1	1	0	0						
Ron Tingley, R (1, 2) OBP: 0.300, SLG: 0.389					F9	FC6-4 BB		F3		2	0	0	0	1	0	1						
Paul Zuvella, R (1, 6) OBP: 0.311, SLG: 0.309					F9	FC6-4		1B		3	0	1	0	0	0	2						
Inning Stats	R: 0 E: 0 K: 0 S: 6	H: 0 LOB: 0 BB: 0 P: 9	R: 0 E: 0 K: 1 S: 11	H: 0 LOB: 0 BB: 0 P: 16	R: 0 E: 0 K: 0 S: 7	H: 0 LOB: 1 BB: 1 P: 13	R: 1 E: 0 K: 0 S: 14	H: 1 LOB: 0 BB: 0 P: 20	R: 0 E: 0 K: 0 S: 9	H: 0 LOB: 1 BB: 1 P: 18	R: 1 E: 0 K: 1 S: 13	H: 3 LOB: 2 BB: 0 P: 15	R: 0 E: 0 K: 0 S: 13	H: 1 LOB: 1 BB: 0 P: 20	R: 0 E: 0 K: 1 S: 11	H: 1 LOB: 0 BB: 0 P: 16	R: 1 E: 0 K: 0 S: 3	H: 1 LOB: 0 BB: 0 P: 7	1B: 5 2B: 0 3B: 0 HR: 2	SF: 0 SAC: 0 DP: 0 HBP: 0	WP: 1 PB: 0 CS: 0	PA: 34
PITCHER	IP	WLS	BF	H	R	ER	SO	BB	IBB	HBP	BLK	WP	HR	S	P	ERA	WHIP					
Melido Perez, R (1, 1) ERA: 4.13	7.1		30	6	2	2	2	2	0	0	0	0	0	80	119	2.46	1.091					
Steve Rosenberg, L (8, 1) ERA: 3.98	0.1		1	0	0	0	1	0	0	0	0	0	0	3	5	0.00	0.000					
Barry Jones, R (8, 1) ERA: 3.25	0.2	L	3	1	1	1	0	0	0	0	0	1	1	4	10	13.50	1.500					

Chicago White Sox @ Cleveland Indians
Cleveland Municipal Stadium, Cleveland, OH
Sun Sep 04 1988, 3:33 AM EDT
Cloudy - 60 F

AB	32
R	3
H	7
RBI	3
BB	2
SO	3
LOB	11



Batter	1	2	3	4	5	6	7	8	9	AB	R	H	RBI	BB	SO	LOB	TOP					
Dave Gallagher, R (1, 8) OBP: 0.340, SLG: 0.394	F8		4-3		1B		1-2		2B	5	1	3	0	0	0	0	Chicago White Sox @ Cleveland Indians Cleveland Municipal Stadium, Cleveland, OH Sun Sep 04 1988, 3:38 AM EDT Att: 11,979 - Cloudy - 58 F					
Steve Lyons, L (1, 5) OBP: 0.308, SLG: 0.370	6-3		E4		1B		G3		2B	5	1	3	1	0	0	2						
Harold Baines, L (1, 10) OBP: 0.346, SLG: 0.398	F8		F8		4-3		1-3		2B	5	0	1	1	0	0	5						
Carlos Martinez, R (9, PR) OBP: 0.250, SLG: 0.250	F8		F8		4-3		1-3		1B	0	1	0	0	0	0	0						
Dan Pasqua, L (1, 9) OBP: 0.300, SLG: 0.402		K			G3-6-3		K		4-3	2	0	0	0	1	2	0						
Kenny Williams, R (8, PH) OBP: 0.240, SLG: 0.335					1B				1B	1	1	0	0	1	0	1						
Mark Salas, L (1, 2) OBP: 0.314, SLG: 0.345		1B			G3-6-3		K		2B	3	0	2	0	0	1	0						
Carlton Fisk, R (8, PH) OBP: 0.384, SLG: 0.577		1B			1B		K		1B	2	1	1	1	0	1	1						
Daryl Boston, L (1, 7) OBP: 0.273, SLG: 0.449	F7		G3-6-3		2B		F8		F9	5	0	1	0	0	0	6						
Mike Diaz, R (1, 3) OBP: 0.265, SLG: 0.265		1B			1B		1B		2B	4	0	2	0	0	1	2						
Russ Morman, R (8, PR) OBP: 0.273, SLG: 0.268		1B			K		F7		2B	1	0	1	1	0	0	0						
Ozzie Guillen, L (1, 6) OBP: 0.286, SLG: 0.300	G3				G3		F5		1B	4	0	1	1	0	0	2						
Donnie Hill, S (1, 4) OBP: 0.302, SLG: 0.284					L9		G3		6-3	4	0	1	0	0	1	2						
Fred Manrique, R (9, 4) OBP: 0.281, SLG: 0.363			K				1B			0	0	0	0	0	0	0						
Inning Stats	R: 0 E: 0 K: 0 S: 10	H: 0 LOB: 0 BB: 0 P: 15	R: 0 E: 0 K: 1 S: 11	H: 2 LOB: 2 BB: 0 P: 17	R: 0 E: 1 K: 1 S: 13	H: 1 LOB: 1 BB: 0 P: 19	R: 0 E: 0 K: 1 S: 9	H: 1 LOB: 1 BB: 1 P: 14	R: 0 E: 0 K: 2 S: 7	H: 2 LOB: 2 BB: 0 P: 10	R: 0 E: 0 K: 0 S: 9	H: 1 LOB: 1 BB: 0 P: 12	R: 0 E: 0 K: 0 S: 11	H: 2 LOB: 2 BB: 0 P: 19	R: 1 E: 0 K: 1 S: 15	H: 2 LOB: 2 BB: 1 P: 22	R: 4 E: 0 K: 0 S: 10	H: 5 LOB: 2 BB: 0 P: 11	1B: 10 2B: 5 3B: 1 HR: 0	SF: 0 SAC: 0 DP: 1 HBP: 0	WP: 0 PB: 0 CS: 0	PA: 43
PITCHER	IP	WLS	BF	H	R	ER	SO	BB	IBB	HBP	BLK	WP	HR	S	P	ERA	WHIP					
Rich Yett, R (1, 1) ERA: 4.3	6.1		28	9	0	0	5	1	0	0	0	0	0	67	102	0.00	1.579					
Scott Bailes, L (7, 1) ERA: 4.59	0.2		3	0	1	1	0	1	0	0	0	0	0	3	8	13.50	1.500					
Doug Jones, R (8, 1) ERA: 2.42	1.1	L	10	6	4	4	1	0	0	0	0	0	0	22	25	27.00	4.500					
Brad Havens, L (9, 1) ERA: 3.48	0.2		2	1	0	0	0	0	0	0	0	0	0	3	4	0.00	1.500					

Batter	1	2	3	4	5	6	7	8	9	AB	R	H	RBI	BB	SO	LOB	BOTTOM					
Julio Franco, R (1, 4) OBP: 0.361, SLG: 0.419	F9		6-3		6-3			SH3-4		4	0	1	0	0	0	3	Chicago White Sox @ Cleveland Indians Cleveland Municipal Stadium, Cleveland, OH Sun Sep 04 1988, 3:38 AM EDT Att: 11,979 - Cloudy - 58 F					
Terry Francona, L (1, 10) OBP: 0.337, SLG: 0.377	5-3				G6-4-3		4-3	SH3-4		3	0	1	0	0	0	0						
Joe Carter, R (1, 8) OBP: 0.321, SLG: 0.491	F8		G6-4-3		1B		HR	F9		4	1	1	1	0	0	2						
Mel Hall, L (1, 7) OBP: 0.326, SLG: 0.416	F8		1-3		1-3		F9			3	0	0	0	1	0	0						
Willie Upshaw, L (1, 3) OBP: 0.338, SLG: 0.378	2-3				1B		L9			4	1	1	0	0	0	2						
Brook Jacoby, R (1, 5) OBP: 0.308, SLG: 0.344	K				2B		L5		F8	4	0	1	0	0	1	0						
Dave Clark, L (1, 9) OBP: 0.336, SLG: 0.361					6-3		2B		1B	4	0	4	1	0	0	0						
Andy Allanson, R (1, 2) OBP: 0.288, SLG: 0.307			F8		G3		6-3		K	4	0	0	0	0	1	5						
Paul Zuvella, R (1, 6) OBP: 0.302, SLG: 0.300			6-3		K		6-3		F9	3	0	0	0	0	1	4						
Ron Kittle, R (9, PH) OBP: 0.326, SLG: 0.549			6-3		K		6-3		F9	1	0	0	0	0	0	1						
Inning Stats	R: 0 E: 0 K: 0 S: 7	H: 0 LOB: 0 BB: 0 P: 11	R: 0 E: 0 K: 1 S: 8	H: 0 LOB: 0 BB: 0 P: 14	R: 0 E: 0 K: 0 S: 12	H: 1 LOB: 1 BB: 0 P: 19	R: 0 E: 0 K: 0 S: 3	H: 1 LOB: 0 BB: 0 P: 5	R: 1 E: 0 K: 1 S: 12	H: 3 LOB: 2 BB: 0 P: 21	R: 1 E: 0 K: 0 S: 6	H: 1 LOB: 0 BB: 0 P: 7	R: 0 E: 0 K: 0 S: 12	H: 1 LOB: 1 BB: 0 P: 16	R: 0 E: 0 K: 0 S: 10	H: 1 LOB: 2 BB: 1 P: 19	R: 0 E: 0 K: 1 S: 8	H: 1 LOB: 1 BB: 0 P: 9	1B: 6 2B: 2 3B: 0 HR: 1	SF: 0 SAC: 1 DP: 1 HBP: 0	WP: 0 PB: 0 CS: 0	PA: 36
PITCHER	IP	WLS	BF	H	R	ER	SO	BB	IBB	HBP	BLK	WP	HR	S	P	ERA	WHIP					
Bill Long, R (1, 1) ERA: 4.3	8.0		32	8	2	2	2	0	0	0	0	0	0	70	112	2.25	1.000					
Bobby Thigpen, R (9, 1) ERA: 3.11	1.0	S	4	1	0	0	1	0	0	0	0	0	0	8	9	0.00	1.000					

Batter	1	2	3	4	5	6	7	8	9	AB	R	H	RBI	BB	SO	LOB	TOP
Dave Gallagher, R (1, 8) OBP: 0.342, SLG: 0.396	2-2 G4-3 G3 1B		0-0 G4-3			1-1 F5		0-0 WP 1B		4	0	2	0	0	0	0	
Steve Lyons, L (1, 5) OBP: 0.305, SLG: 0.366	0-1 G3 1-2		1-1 G4-3			2-2 G3-1		2-0 F7		4	0	0	0	0	0	2	
Harold Baines, L (1, 10) OBP: 0.346, SLG: 0.396	1-2 G4-3 2-3		2-1 L7			2-0 BB 1B		2-2 G3-1 1-2		4	0	1	0	0	0	2	
Carlton Fisk, R (1, 2) OBP: 0.391, SLG: 0.592	2-2 L3			4-1 FC4-6 BB		4-0 BB 1-2		0-0 HR		2	1	1	1	2	0	1	
Daryl Boston, L (1, 7) OBP: 0.273, SLG: 0.451 Russ Morman, R (9, PH) OBP: 0.267, SLG: 0.262		2-2 3B 2B		2-2 FC4-6 CS 1-2		0-0 G4-3		1-3 K		3	1	1	0	0	0	3	
Mike Diaz, R (1, 3) OBP: 0.307, SLG: 0.257		2-3 K		1-1 P2 1-2			2-2 G1-3		0-2 F8	4	0	0	0	0	1	2	
Ozzie Guillen, L (1, 6) OBP: 0.286, SLG: 0.303		0-1 2H 3B				0-0 G4-3		1-0 F9		4	0	1	1	0	0	0	
Kenny Williams, R (1, 9) OBP: 0.236, SLG: 0.330		2-3 K		2-1 L3			3-3 K			3	0	0	0	0	2	1	
Donnie Hill, S (1, 4) OBP: 0.298, SLG: 0.280		0-3 K2-3				0-0 G4-3		3-1 F7		3	0	0	0	0	1	1	
Inning Stats	R: 0 H: 1 E: 0 LOB: 1 K: 0 BB: 0 S: 14	R: 1 H: 2 E: 0 LOB: 1 K: 3 BB: 0 S: 14	R: 0 H: 0 E: 0 LOB: 0 K: 0 BB: 0 S: 5	R: 0 H: 0 E: 0 LOB: 0 K: 0 BB: 1 S: 6	R: 0 H: 0 E: 0 LOB: 0 K: 0 BB: 0 S: 4	R: 0 H: 1 E: 0 LOB: 2 K: 0 BB: 1 S: 7	R: 0 H: 0 E: 0 LOB: 0 K: 1 BB: 0 S: 7	R: 0 H: 1 E: 0 LOB: 1 K: 0 BB: 0 S: 14	R: 1 H: 1 E: 0 LOB: 0 K: 1 BB: 0 S: 8	1B: 3 2B: 1 3B: 1 HR: 1	SF: 0 SAC: 0 DP: 0 HBP: 0	WP: 1 PA: 34 SB: 0 CS: 1					
PITCHER	IP WLS BF H R ER SO BB IBB HBP BLK WP HR S P ERA WHIP																
Don August, R (1, 1) ERA: 3.12	8.0 W 31 6 2 2 4 2 0 0 0 1 1 65 109 2.25 1.000																
Juan Nieves, L (9, 1) ERA: 4.5	1.0 S 3 0 0 0 1 0 0 0 0 0 0 7 9 0.00 0.000																

Chicago White Sox @ Milwaukee Brewers
Milwaukee County Stadium, Milwaukee, WI
Mon Sep 05 1988, 4:33 AM EDT
Att: 28,992 - Sunny - 60 F

AB	32
R	2
H	6
RBI	2
BB	2
SO	5
LOB	12



Batter	1	2	3	4	5	6	7	8	9	AB	R	H	RBI	BB	SO	LOB	BOTTOM
Paul Molitor, R (1, 5) OBP: 0.390, SLG: 0.466	2-1 HR		0-0 1B 2B 1B		3-3 SAFE K 1-2		3-1 G5-3			4	2	2	1	0	1	1	
Jeffrey Leonard, R (1, 7) OBP: 0.280, SLG: 0.361 Mike Felder, S (8, 7) OBP: 0.182, SLG: 0.185	3-3 K		0-1 2B 1B SF7-6-4		4-1 BB		1-3 K			3	1	1	0	1	2	0	
Robin Yount, R (1, 8) OBP: 0.371, SLG: 0.461	2-0 4-3		1-1 1B 2B 1-3 2H		1-0 F8		1-0 G5-3			4	0	1	1	0	0	1	
Rob Deer, R (1, 9) OBP: 0.327, SLG: 0.452	1-3 K		1-2 SF7-5-4			2-3 K		3-2 FC3-6 1B		3	0	1	1	0	2	0	
Greg Brock, L (1, 3) OBP: 0.338, SLG: 0.305		0-0 L4		1-0 F9		0-0 1B 1B		1-2 FC3-6 S 1-2		4	1	1	0	0	0	1	
Joey Meyer, R (1, 10) OBP: 0.330, SLG: 0.468 Darryl Hamilton, L (6, FR) OBP: 0.273, SLG: 0.258 Mike Young, S (8, PH) OBP: 0.326, SLG: 0.313		1-2 L9		0-0 6-3		0-0 1B SF9 1B		1-2 L3		3	0	1	0	0	0	0	
B.J. Surhoff, L (1, 2) OBP: 0.290, SLG: 0.320	0-2 1B		2-2 E3		2-2 E3		0-1 1B 1-3 2H		2-1 F8	4	0	2	1	0	0	1	
Gary Sheffield, R (1, 6) OBP: 0.317, SLG: 0.313	1-1 P4		0-1 P6			0-0 SF9				2	0	0	1	0	0	2	
Jim Gantner, L (1, 4) OBP: 0.315, SLG: 0.330			2-1 F7		2-0 CS 1B		3-H 2-0 L4			3	0	1	0	0	0	1	
Inning Stats	R: 1 H: 1 E: 0 LOB: 0 K: 2 BB: 0 S: 12	R: 0 H: 1 E: 0 LOB: 1 K: 0 BB: 0 S: 9	R: 2 H: 3 E: 0 LOB: 0 K: 0 BB: 0 S: 10	R: 0 H: 0 E: 1 LOB: 1 K: 0 BB: 0 S: 10	R: 0 H: 1 E: 0 LOB: 1 K: 1 BB: 1 S: 6	R: 2 H: 3 E: 0 LOB: 2 K: 1 BB: 0 S: 10	R: 0 H: 0 E: 0 LOB: 0 K: 1 BB: 0 S: 6	R: 0 H: 1 E: 0 LOB: 1 K: 0 BB: 0 S: 11	R: 0 H: 1 E: 0 LOB: 0 K: 0 BB: 0 S: 11	1B: 8 2B: 2 3B: 0 HR: 1	SF: 2 SAC: 0 DP: 1 HBP: 0	WP: 0 PA: 34 SB: 0 CS: 1					
PITCHER	IP WLS BF H R ER SO BB IBB HBP BLK WP HR S P ERA WHIP																
Shawn Hillegas, R (1, 1) ERA: 4.5	5.1 L 25 9 5 5 4 1 0 0 0 0 0 55 84 8.44 1.875																
Barry Jones, R (6, 1) ERA: 3.17	1.2 5 0 0 0 1 0 0 0 0 0 0 8 15 0.00 0.000																
Ken Patterson, L (8, 1) ERA: 4.5	1.0 4 1 0 0 0 0 0 0 0 0 0 11 18 0.00 1.000																

Chicago White Sox @ Milwaukee Brewers
Milwaukee County Stadium, Milwaukee, WI
Mon Sep 05 1988, 4:33 AM EDT
Att: 28,992 - Sunny - 60 F


AB	31
R	5
H	10
RBI	5
BB	1
SO	5
LOB	8



Batter	1	2	3	4	5	6	7	8	9	AB	R	H	RBI	BB	SO	LOB	TOP				
Dave Gallagher, R (1, 8) OBP: 0.344, SLG: 0.397	F7		E1 2B	SF9		CS	SH1-4 BB		SH1-4	2	1	1	1	1	0	0					
Steve Lyons, L (1, 5) OBP: 0.307, SLG: 0.369	G3		2B 1B	K			SH1-4		1B 2B	3	2	1	1	1	1	1					
Harold Baines, L (1, 10) OBP: 0.344, SLG: 0.396	G5-3		1B 2B	F9			K		K	5	0	1	1	0	2	3					
Carlton Fisk, R (1, 2) OBP: 0.400, SLG: 0.594		G4-3	BB 1B			L3 BB			1B	3	0	2	2	2	0	0					
Dan Pasqua, L (1, 9) OBP: 0.301, SLG: 0.400		1B	G6-3 BB		L3		K		G3	4	0	1	0	1	1	4					
Mike Diaz, R (1, 3) OBP: 0.299, SLG: 0.250 Russ Morman, R (8, 3) OBP: 0.267, SLG: 0.262	F2		G6-3		L7				G5-3	4	0	0	0	0	0	4					
Daryl Boston, L (1, 7) OBP: 0.273, SLG: 0.452	G1-4-3		SH 1B 2B			F9			G4-3	4	1	1	0	0	0	1					
Ozzie Guillen, L (1, 6) OBP: 0.284, SLG: 0.301			G3	SH 1B SF9		P6			F6	3	1	0	0	0	0	0					
Fred Manrique, R (1, 4) OBP: 0.290, SLG: 0.372			1B E 1B	SF9 WP 1B		CS 1B			SH1-4 2B 1B	4	2	4	1	0	0	0					
Inning Stats	R: 0 E: 0 K: 0 S: 8	H: 0 LOB: 0 BB: 0 P: 11	R: 0 E: 0 K: 0 S: 8	H: 1 LOB: 1 BB: 0 P: 13	R: 3 E: 1 K: 0 S: 17	H: 4 LOB: 2 BB: 2 P: 34	R: 2 E: 1 K: 1 S: 14	H: 2 LOB: 1 BB: 0 P: 22	R: 0 E: 0 K: 0 S: 5	H: 0 LOB: 0 BB: 1 P: 10	R: 0 E: 0 K: 2 S: 12	H: 0 LOB: 2 BB: 2 P: 23	R: 0 E: 0 K: 0 S: 3	H: 0 LOB: 0 BB: 0 P: 6	R: 2 E: 0 K: 1 S: 13	H: 3 LOB: 1 BB: 0 P: 19	1B: 8 2B: 4 3B: 0 HR: 0	SF: 1 SAC: 3 DP: 2 HBP: 0	WP: 1 PB: 0 CS: 0	PA: 42	
PITCHER	IP	WLS	BF	H	R	ER	SO	BB	IBB	HBP	BLK	WP	HR	S	P	ERA	WHIP				
Mike Birkbeck, R (1, 1) ERA: 4.72	2.1	L	13	5	3	3	0	1	0	0	0	0	0	28	47	11.57	2.571				
Paul Mirabella, L (3, 1) ERA: 1.99	3.2		14	3	2	1	1	2	0	0	0	1	0	33	58	2.46	1.364				
Dan Plesac, L (7, 1) ERA: 2.12	1.0		5	0	0	0	2	1	1	0	0	0	0	12	23	0.00	1.000				
Chris Bosio, R (8, 1) ERA: 3.47	1.0		3	0	0	0	0	0	0	0	0	0	0	3	6	0.00	0.000				
Chuck Crim, R (9, 1) ERA: 2.91	1.0		6	3	2	2	1	0	0	0	0	0	0	13	19	18.00	3.000				

Chicago White Sox @ Milwaukee Brewers
 Milwaukee County Stadium, Milwaukee, WI
 Wed Sep 07 1988, 8:05 PM EDT
 Att: 16,407 - Unknown - 65 F


AB 32
 R 7
 H 11
 RBI 6
 BB 5
 SO 4
 LOB 13



Batter	1	2	3	4	5	6	7	8	9	AB	R	H	RBI	BB	SO	LOB	BOTTOM					
Paul Molitor, R (1, 5) OBP: 0.391, SLG: 0.464	FC5-4 BB		F9			B1-3		G6-4-3 BB		2	0	0	0	2	0	0						
Jeffrey Leonard, R (1, 7) OBP: 0.278, SLG: 0.357	F7		F3			G4-3		F9		4	0	0	0	0	0	3						
Robin Yount, R (1, 8) OBP: 0.371, SLG: 0.459	FC5-4 1-2				F8		FC6-4 1B		G6-4-3 1-2	4	0	1	0	0	0	3						
Rob Deer, R (1, 9) OBP: 0.326, SLG: 0.457	G5-3				F9		FC6-4		HR	4	1	1	1	0	0	2						
Greg Brock, L (1, 3) OBP: 0.334, SLG: 0.301			K		G3-1				K	4	0	0	0	0	2	0						
Joey Meyer, R (1, 10) OBP: 0.332, SLG: 0.469			K			FC5-4 HBP 1B			K	4	0	2	0	0	2	0						
B.J. Surhoff, L (1, 2) OBP: 0.296, SLG: 0.329			HR			FC5-4 HBP			BB	1	1	1	1	2	0	0						
Gary Sheffield, R (1, 6) OBP: 0.317, SLG: 0.329			K			FC5-4			BB	4	0	0	0	0	2	5						
Jim Gantner, L (1, 4) OBP: 0.315, SLG: 0.329			G3			G1-3			WP BB	2	0	0	0	1	0	1						
Inning Stats	R: 0 E: 0 K: 0 S: 6	H: 0 LOB: 1 BB: 1 P: 11	R: 1 E: 0 K: 3 S: 12	H: 1 LOB: 0 BB: 0 P: 18	R: 0 E: 0 K: 0 S: 4	H: 0 LOB: 0 BB: 0 P: 5	R: 0 E: 0 K: 0 S: 4	H: 0 LOB: 0 BB: 0 P: 6	R: 0 E: 0 K: 0 S: 4	H: 1 LOB: 1 BB: 0 P: 6	R: 0 E: 0 K: 0 S: 6	H: 1 LOB: 1 BB: 0 P: 12	R: 0 E: 0 K: 0 S: 3	H: 1 LOB: 1 BB: 1 P: 7	R: 0 E: 0 K: 0 S: 4	H: 0 LOB: 2 BB: 2 P: 12	R: 1 E: 0 K: 3 S: 17	H: 1 LOB: 1 BB: 1 P: 25	1B: 3 2B: 0 3B: 0 HR: 2	SF: 0 SAC: 0 DP: 3 HBP: 1	WP: 2 PB: 0 CS: 0	PA: 35
PITCHER	IP	WLS	BF	H	R	ER	SO	BB	IBB	HBP	BLK	WP	HR	S	P	ERA	WHIP					
Jerry Reuss, L (1, 1) ERA: 3.74	7.0	W	26	4	1	1	3	2	0	1	0	0	1	39	65	1.29	0.857					
Barry Jones, R (8, 1) ERA: 3.17	0.0		2	0	0	0	0	2	0	0	0	1	0	1	9	∞	∞					
Bobby Thigpen, R (8, 1) ERA: 3.14	2.0	S	7	1	1	1	3	1	0	0	0	0	1	20	28	4.50	1.000					

Chicago White Sox @ Milwaukee Brewers
 Milwaukee County Stadium, Milwaukee, WI
 Wed Sep 07 1988, 8:05 PM EDT
 Att: 16,407 - Unknown - 65 F

AB 29
 R 2
 H 5
 RBI 2
 BB 5
 SO 6
 LOB 14



Batter	1	2	3	4	5	6	7	8	9	AB	R	H	RBI	BB	SO	LOB	TOP			
Dan Gladden, R OBP: 0.320, SLG: 0.413	F8		2B			K		FC9-6-5		4	0	1	1	0	1	1				
Al Newman, S OBP: 0.322, SLG: 0.269	B5-3		G6-3						L1-4-3	3	0	0	0	1	0	1				
Kirby Puckett, R OBP: 0.369, SLG: 0.544	G6-3			L9		K			G3	4	0	1	0	0	1	1				
Kent Hrbek, L OBP: 0.389, SLG: 0.525		G4-3		2B		F8			G3	4	0	1	0	0	2					
Gene Larkin, S OBP: 0.384, SLG: 0.398	G4-3			F8					G1-3	4	0	1	0	0	2					
Randy Bush, L OBP: 0.381, SLG: 0.447	K			P4						3	0	0	0	0	1	2				
Tim Laudner, R OBP: 0.324, SLG: 0.422			F8							3	0	0	0	0	1	1				
Greg Gagne, R OBP: 0.293, SLG: 0.404			G6-3	2B		P2			SH1-3	3	1	2	0	0	0	0				
Steve Lombardozzi, R OBP: 0.301, SLG: 0.304			G6-3			G5-3			SH1-3	2	0	0	0	0	0	1				
Inning Stats	R: 0 E: 0 K: 0 S: 6	H: 0 LOB: 0 BB: 0 P: 9	R: 0 E: 0 K: 1 S: 7	H: 0 LOB: 0 BB: 0 P: 11	R: 1 E: 0 K: 0 S: 18	H: 2 LOB: 1 BB: 0 P: 26	R: 0 E: 0 K: 0 S: 8	H: 1 LOB: 1 BB: 0 P: 13	R: 0 E: 0 K: 2 S: 7	H: 0 LOB: 0 BB: 0 P: 12	R: 0 E: 0 K: 1 S: 10	H: 1 LOB: 0 BB: 0 P: 13	R: 0 E: 0 K: 0 S: 4	H: 1 LOB: 0 BB: 0 P: 4	R: 0 E: 0 K: 0 S: 8	H: 1 LOB: 1 BB: 0 P: 10	1B: 3 2B: 4 3B: 0 HR: 0	SF: 0 SAC: 1 DP: 1 HBP: 0	WP: 0 PB: 0 SB: 0 CS: 1	PA: 32
PITCHER Bill Long, R ERA: 4.1	IP: 9.0 WLS: L BF: 32	H: 6 R: 1 ER: 1 SO: 4	BB: 1 IBB: 0 HBP: 0 BLK: 0	WP: 0 HR: 0 S: 75 P: 112	ERA: 1.00 WHIP: 0.778															

Minnesota Twins @ Chicago White Sox
Comiskey Park, Chicago, IL
Fri Sep 09 1988, 8:05 PM EDT
Att: 11,548 - Unknown - 90 F

AB	30
R	1
H	6
RBI	1
BB	1
SO	4
LOB	11



Batter	1	2	3	4	5	6	7	8	9	AB	R	H	RBI	BB	SO	LOB	BOTTOM					
Dave Gallagher, R OBP: 0.338, SLG: 0.391	G5-3		L7			F9			F8	4	0	0	0	0	0	1						
Steve Lyons, L OBP: 0.311, SLG: 0.371	G3			F7-3					1B	3	0	2	0	1	0	0						
Harold Baines, L OBP: 0.344, SLG: 0.395				F9					1B	4	0	1	0	0	0	2						
Kenny Williams, R OBP: 0.236, SLG: 0.330	F7								1B	0	0	0	0	0	0	0						
Carlton Fisk, R OBP: 0.397, SLG: 0.584		K		F7-3					F8	3	0	0	0	1	1	3						
Dan Pasqua, L OBP: 0.299, SLG: 0.397		K				L5				3	0	0	0	0	2	1						
Mike Diaz, R OBP: 0.294, SLG: 0.245		P4				K				3	0	0	0	0	1	0						
Daryl Boston, L OBP: 0.270, SLG: 0.447			K			G4-3			K	3	0	0	0	0	2	0						
Ozzie Guillen, L OBP: 0.284, SLG: 0.300						P6			L6	2	0	0	0	1	0	0						
Fred Manrique, R OBP: 0.291, SLG: 0.370						F9				1	0	0	0	0	0	0						
Mark Salas, L OBP: 0.313, SLG: 0.343									K	1	0	0	0	0	1	0						
Inning Stats	R: 0 E: 0 K: 0 S: 5	H: 0 LOB: 0 BB: 0 P: 8	R: 0 E: 0 K: 2 S: 10	H: 0 LOB: 0 BB: 0 P: 13	R: 0 E: 0 K: 1 S: 7	H: 0 LOB: 1 BB: 1 P: 13	R: 0 E: 0 K: 0 S: 4	H: 0 LOB: 0 BB: 1 P: 11	R: 0 E: 0 K: 1 S: 7	H: 0 LOB: 0 BB: 0 P: 10	R: 0 E: 0 K: 0 S: 4	H: 0 LOB: 0 BB: 0 P: 8	R: 0 E: 0 K: 1 S: 11	H: 1 LOB: 1 BB: 1 P: 17	R: 0 E: 0 K: 1 S: 6	H: 0 LOB: 2 BB: 0 P: 8	R: 0 E: 0 K: 1 S: 16	H: 2 LOB: 2 BB: 0 P: 20	1B: 3 2B: 1 3B: 0 HR: 0	SF: 0 SAC: 0 DP: 2 HBP: 1	WP: 0 PB: 0 SB: 0 CS: 1	PA: 31
PITCHER Freddie Toliver, R ERA: 3.9	IP: 8.0 WLS: W BF: 26	H: 1 R: 0 ER: 0 SO: 6	BB: 3 IBB: 0 HBP: 1 BLK: 0	WP: 0 HR: 0 S: 54 P: 88	ERA: 0.00 WHIP: 0.500																	
PITCHER Jeff Reardon, R ERA: 2.71	IP: 1.0 WLS: S BF: 5	H: 2 R: 0 ER: 0 SO: 1	BB: 0 IBB: 0 HBP: 0 BLK: 0	WP: 0 HR: 0 S: 16 P: 20	ERA: 0.00 WHIP: 2.000																	

Minnesota Twins @ Chicago White Sox
Comiskey Park, Chicago, IL
Fri Sep 09 1988, 8:05 PM EDT
Att: 11,548 - Unknown - 90 F

AB	27
R	0
H	3
RBI	0
BB	3
SO	7
LOB	7



Batter	1	2	3	4	5	6	7	8	9	AB	R	H	RBI	BB	SO	LOB	TOP								
Dan Gladden, R OBP: 0.318, SLG: 0.410 (1, 7)	F9		G6-4-3			P4		G4-3		4	0	0	0	0	0	3	Minnesota Twins @ Chicago White Sox Comiskey Park, Chicago, IL Sun Sep 11 1988, 4:33 AM EDT Att: 10,902 - Cloudy - 78 F								
Tom Harr, S OBP: 0.336, SLG: 0.311 Gary Gaetti, R OBP: 0.354, SLG: 0.558 Steve Lombardozzi, R OBP: 0.300, SLG: 0.303 (1, 4) (8, PH) (8, PR) (8, 4)	G5-4-3 BB		G4-3			G6-3		2B		2	0	0	0	1	0	0									
Kirby Puckett, R OBP: 0.368, SLG: 0.539 (1, 8)	G5-4-3		G4-3			G3-1		G6-3		4	0	0	0	0	0	3									
Kent Hrbek, L OBP: 0.391, SLG: 0.531 (1, 10)		G3 2B		F4						4	0	1	0	0	0	0									
Gene Larkin, S OBP: 0.382, SLG: 0.398 (1, 3)		G3				FC5 BB BB		F8		3	0	0	0	1	0	1									
Randy Bush, L OBP: 0.380, SLG: 0.443 Tim Laudner, R OBP: 0.323, SLG: 0.419 (1, 9) (8, PH)	K							G6-3		2	0	0	0	1	1	1									
Greg Gagne, R OBP: 0.291, SLG: 0.400 (1, 6)		L8								3	0	0	0	0	2	3									
Al Newman, S OBP: 0.312, SLG: 0.260 John Moses, S OBP: 0.366, SLG: 0.434 Brian Harper, R OBP: 0.350, SLG: 0.446 (1, 5) (8, PH) (8, 2)			F8			F7		G4-3 BB 2B 1B		2	0	0	0	0	0	2									
Tom Nieto, R OBP: 0.080, SLG: 0.061 Jim Dwyer, L OBP: 0.360, SLG: 0.246 Doug Baker, S (1, 2) (8, PH) (8, 5)						FC5		G4-3 BB 2B		2	0	1	0	0	0	2									
Inning Stats	R: 0 E: 0 K: 0 S: 5	H: 0 LOB: 0 BB: 1 P: 11	R: 0 E: 0 K: 1 S: 7	H: 1 LOB: 1 BB: 0 P: 12	R: 0 E: 0 K: 0 S: 6	H: 1 LOB: 0 BB: 0 P: 9	R: 0 E: 0 K: 0 S: 9	H: 0 LOB: 0 BB: 0 P: 16	R: 0 E: 0 K: 1 S: 8	H: 0 LOB: 2 BB: 2 P: 19	R: 0 E: 0 K: 0 S: 7	H: 0 LOB: 0 BB: 0 P: 11	R: 0 E: 0 K: 0 S: 6	H: 0 LOB: 0 BB: 0 P: 9	R: 2 E: 0 K: 1 S: 17	H: 2 LOB: 2 BB: 1 P: 24		R: 0 E: 0 K: 0 S: 6	H: 0 LOB: 0 BB: 0 P: 12	1B: 2 2B: 2 3B: 0 HR: 0	SF: 0 SAC: 0 DP: 2 HBP: 0	WP: 0 PB: 0 SB: 0 CS: 0	PA: 33		
PITCHER	IP	WLS	BF	H	R	ER	SO	BB	IBB	HBP	BLK	WP	HR	S	P	ERA	WHIP								
Shawn Hillegas, R ERA: 4.24 (1, 1)	8.0	W	30	4	2	2	3	4	0	0	0	0	0	65	111	2.25	1.000								
Ken Patterson, L ERA: 3.66 (9, 1)	1.0	S	3	0	0	0	0	0	0	0	0	0	0	6	12	0.00	0.000								

AB	29
R	2
H	4
RBI	2
BB	4
SO	3
LOB	15



Batter	1	2	3	4	5	6	7	8	9	AB	R	H	RBI	BB	SO	LOB	BOTTOM								
Dave Gallagher, R OBP: 0.345, SLG: 0.398 (1, 8)	G4-3					F4				4	1	2	2	0	0	0	Minnesota Twins @ Chicago White Sox Comiskey Park, Chicago, IL Sun Sep 11 1988, 4:33 AM EDT Att: 10,902 - Cloudy - 78 F								
Steve Lyons, L OBP: 0.311, SLG: 0.372 (1, 5)	B2		2B			F9		G5-3		4	0	1	1	0	0	1									
Harold Baines, L OBP: 0.342, SLG: 0.396 (1, 10)	G3		L8			F8				3	0	0	0	0	0	1									
Mark Salas, L OBP: 0.308, SLG: 0.337 (1, 2)		P6								3	0	0	0	0	0	0									
Dan Pasqua, L OBP: 0.296, SLG: 0.393 (1, 9)		P4				G4-3		K		3	0	0	0	0	1	0									
Daryl Boston, L OBP: 0.272, SLG: 0.446 (1, 7)		G4-3				G1-3		K		3	0	0	0	0	1	0									
Mike Diaz, R OBP: 0.290, SLG: 0.258 Russ Morman, R OBP: 0.271, SLG: 0.267 (1, 3) (9, 3)			FC3-6 HBP			K		K		2	0	0	0	0	0	0									
Ozzie Guillen, L OBP: 0.286, SLG: 0.305 (1, 6)		FC3-6 SAFE	G4-3 2B			F7		2B		3	2	1	0	0	0	1									
Donnie Hill, S OBP: 0.298, SLG: 0.279 Fred Manrique, R OBP: 0.289, SLG: 0.368 (1, 4) (9, 4)			G4-3					K		3	0	1	0	0	1	2									
Inning Stats	R: 0 E: 0 K: 0 S: 8	H: 0 LOB: 0 BB: 0 P: 11	R: 0 E: 0 K: 0 S: 8	H: 0 LOB: 0 BB: 0 P: 12	R: 2 E: 0 K: 0 S: 18	H: 2 LOB: 1 BB: 0 P: 27	R: 0 E: 0 K: 0 S: 11	H: 0 LOB: 0 BB: 0 P: 14	R: 0 E: 0 K: 1 S: 7	H: 1 LOB: 0 BB: 0 P: 11	R: 0 E: 0 K: 0 S: 7	H: 0 LOB: 0 BB: 0 P: 10	R: 0 E: 0 K: 2 S: 8	H: 0 LOB: 0 BB: 0 P: 12	R: 1 E: 0 K: 2 S: 11	H: 2 LOB: 1 BB: 0 P: 15		R: 0 E: 0 K: 0 S: 6	H: 0 LOB: 0 BB: 0 P: 12	1B: 1 2B: 3 3B: 1 HR: 0	SF: 0 SAC: 0 DP: 0 HBP: 1	WP: 0 PB: 0 SB: 1 CS: 1	PA: 30		
PITCHER	IP	WLS	BF	H	R	ER	SO	BB	IBB	HBP	BLK	WP	HR	S	P	ERA	WHIP								
Bert Blyleven, R ERA: 5.28 (1, 1)	8.0	L	29	5	3	3	5	0	0	1	0	0	0	78	112	3.38	0.625								

AB	28
R	3
H	5
RBI	3
BB	0
SO	5
LOB	5



Batter	1	2	3	4	5	6	7	8	9	AB	R	H	RBI	BB	SO	LOB	TOP										
Paul Molitor, R OBP: 0.387, SLG: 0.459	G3		6-3			F3		K		4	0	0	0	0	1	1	Milwaukee Brewers @ Chicago White Sox Comiskey Park, Chicago, IL Mon Sep 12 1988, 8:05 PM EDT Att: 8,351 - Unknown - 83 F										
Jeffrey Leonard, R OBP: 0.275, SLG: 0.351 Darryl Hamilton, L OBP: 0.278, SLG: 0.257	L3		5-3			4-6-3		1B		4	0	1	0	0	0	0											
Robin Yount, R OBP: 0.368, SLG: 0.455	1B				6-3		4-3	1B		4	0	2	1	0	0	0											
Rob Deer, R OBP: 0.324, SLG: 0.447	1B				5-3		K	L7		3	0	0	0	1	1	2											
Joey Meyer, R OBP: 0.329, SLG: 0.462 Mike Felder, S OBP: 0.179, SLG: 0.182	6-3				L6		1B		4-3	3	0	1	0	0	0	2											
Greg Brock, L OBP: 0.335, SLG: 0.308						F7		F8		3	0	0	0	1	0	0											
Gary Sheffield, R OBP: 0.115, SLG: 0.280						B5-3		F6		4	0	0	0	0	0	2											
Charlie O'Brien, R OBP: 0.258, SLG: 0.330						F7		6-3		3	0	0	0	0	0	0											
Jim Gantner, L OBP: 0.316, SLG: 0.331								1B		3	1	1	0	0	0	0											
Inning Stats	R: 0 E: 0 K: 0 S: 9	H: 1 LOB: 2 BB: 1 P: 16	R: 0 E: 0 K: 0 S: 5	H: 0 LOB: 0 BB: 0 P: 7	R: 0 E: 0 K: 0 S: 4	H: 0 LOB: 0 BB: 0 P: 6	R: 0 E: 0 K: 0 S: 7	H: 0 LOB: 0 BB: 0 P: 11	R: 0 E: 0 K: 0 S: 4	H: 0 LOB: 0 BB: 0 P: 6	R: 0 E: 0 K: 1 S: 7	H: 1 LOB: 2 BB: 1 P: 16	R: 1 E: 0 K: 1 S: 15	H: 3 LOB: 2 BB: 0 P: 22	R: 0 E: 0 K: 0 S: 6	H: 0 LOB: 0 BB: 0 P: 12		1B: 5 2B: 0 3B: 0 HR: 0	SF: 0 SAC: 0 DP: 0 HBP: 0	WP: 0 PB: 0 CS: 0	PA: 34						
PITCHER	IP	WLS	BF	H	R	ER	SO	BB	IBB	HBP	BLK	WP	HR	S	P	ERA	WHIP										
Jerry Reuss, L ERA: 3.61	(1, 1)	8.0	31	5	1	1	2	2	0	0	0	0	0	57	93	1.12	0.875										
Barry Jones, R ERA: 3.13	(9, 1)	1.0	W	3	0	0	0	0	0	0	0	0	0	6	12	0.00	0.000										

Batter	1	2	3	4	5	6	7	8	9	AB	R	H	RBI	BB	SO	LOB	BOTTOM										
Dave Gallagher, R OBP: 0.344, SLG: 0.396	6-3		CS			5-3			F8	4	0	1	0	0	0	1	Milwaukee Brewers @ Chicago White Sox Comiskey Park, Chicago, IL Mon Sep 12 1988, 8:05 PM EDT Att: 8,351 - Unknown - 83 F										
Steve Lyons, L OBP: 0.308, SLG: 0.368	F8				G4-6-3	F6		F7		4	0	0	0	0	0	2											
Harold Baines, L OBP: 0.343, SLG: 0.399 Carlos Martinez, R OBP: 0.182, SLG: 0.182	4-3				K			1B		4	0	2	0	0	1	0											
Carlton Fisk, R OBP: 0.397, SLG: 0.586 Donnie Hill, S OBP: 0.286, SLG: 0.279	6-3				K			1B		3	0	0	0	1	2	1											
Daryl Boston, L OBP: 0.270, SLG: 0.441 Russ Morman, R OBP: 0.286, SLG: 0.283	3-1				5-3			1B		3	0	0	0	0	0	1											
Mike Diaz, R OBP: 0.289, SLG: 0.258	6-3				E6			1B		4	0	1	1	0	0	1											
Kenny Williams, R OBP: 0.231, SLG: 0.321					5-3				5-3	3	0	0	0	0	0	1											
Ozzie Guillen, L OBP: 0.287, SLG: 0.305					G3				4-3	3	0	1	0	0	0	0											
Fred Manrique, R OBP: 0.291, SLG: 0.369					1B				K	2	0	1	0	0	1	0											
Inning Stats	R: 0 E: 0 K: 0 S: 6	H: 0 LOB: 0 BB: 0 P: 8	R: 0 E: 0 K: 0 S: 6	H: 0 LOB: 0 BB: 0 P: 9	R: 0 E: 0 K: 0 S: 9	H: 1 LOB: 0 BB: 0 P: 14	R: 0 E: 0 K: 1 S: 7	H: 1 LOB: 0 BB: 0 P: 9	R: 0 E: 0 K: 1 S: 11	H: 0 LOB: 1 BB: 0 P: 15	R: 0 E: 0 K: 0 S: 9	H: 1 LOB: 2 BB: 0 P: 11	R: 0 E: 1 K: 1 S: 9	H: 1 LOB: 2 BB: 0 P: 12	R: 0 E: 0 K: 1 S: 9	H: 0 LOB: 0 BB: 0 P: 13		R: 2 E: 0 K: 0 S: 13	H: 3 LOB: 2 BB: 1 P: 23	1B: 6 2B: 1 3B: 0 HR: 0	SF: 0 SAC: 1 DP: 1 HBP: 0	WP: 0 PB: 0 CS: 1	PA: 34				
PITCHER	IP	WLS	BF	H	R	ER	SO	BB	IBB	HBP	BLK	WP	HR	S	P	ERA	WHIP										
Mike Birkbeck, R ERA: 4.45	(1, 1)	7.0	24	4	0	0	3	0	0	0	0	0	0	12	18	0.00	0.571										
Chuck Crim, R ERA: 2.97	(8, 1)	1.1	4	0	0	0	1	0	0	0	0	0	0	10	18	54.00	9.000										
Dan Plesac, L ERA: 2.41	(9, 1)	0.1	L	5	3	2	2	0	0	1	0	0	0	10	18	54.00	9.000										


Batter	1	2	3	4	5	6	7	8	9	AB R H RBI BB SO LOB	TOP								
Paul Moltor, R OBP: 0.385, SLG: 0.462 (1, 5)	0-2 HR		0-0 G5-3		0-1 F9		2-2 G6-4-3		0-0 G1-6-3	5 1 1 1 0 0 5	Milwaukee Brewers @ Chicago White Sox Comiskey Park, Chicago, IL Tue Sep 13 1988, 8:05 PM EDT Att: 8,307 - Unknown - 64 F								
Jim Gantner, L OBP: 0.315, SLG: 0.331 (1, 4)	2-3 K		0-0 L7			2-1 6-3		0-0 1B G6-3 1B	4 1 1 0 0 1 0										
Robin Yount, R OBP: 0.370, SLG: 0.464 (1, 8)	0-2 IHR			1-0 1-3		1-2 1B 2B		1-1 G6-3 1B 1-2 1B	4 2 3 1 0 0 0										
Rob Deer, R OBP: 0.325, SLG: 0.446 Mike Felder, S OBP: 0.179, SLG: 0.182 (8, PR) (8, 9)	0-1 G5-3			4-1 S BB		3-2 F3		0-0 G6-3 1B 1-2 2-3 3-4 1B	3 0 1 0 1 0 1 0 0 0 0 0 0 0										
Jeffrey Leonard, R OBP: 0.275, SLG: 0.351 (1, 7)	3-3 K			2-3 K		0-0 1B 2H		0-0 G6-3 1-2 2-3 3-4 1B	4 0 1 1 0 2 3										
Greg Brock, L OBP: 0.332, SLG: 0.304 (1, 3)		3-2 4-3		1-1 4-3		1-0 4-3		1-1 4-3	4 0 0 0 0 0 4										
Joey Meyer, R OBP: 0.328, SLG: 0.459 (1, 10)		3-2 4-3		1-1 G6-4-3 1B 1B		0-0 F3		2-2 F8	4 0 1 0 0 0 0										
B.J. Surhoff, L OBP: 0.294, SLG: 0.326 (1, 2)		2-1 L9		0-0 G6-4-3 1B 1-2 1B		1-1 1B 1B		1-0 1B 1B	4 0 3 0 0 0 0										
Gary Sheffield, R OBP: 0.167, SLG: 0.310 (1, 6)			2-1 5-3		2-1 G6-4-3 1-2 2-3 3-4 1B		0-0 G6-4-3 1B 1-2 1B	1 SAFE 0-0 G1-6-3 1-3 1B	4 0 2 0 0 0 2										
Inning Stats	R: 2 H: 2 E: 0 K: 2 S: 14	H: 2 LOB: 0 BB: 0 P: 19	R: 0 H: 0 E: 0 K: 0 S: 11	H: 0 LOB: 0 BB: 0 P: 19	R: 0 H: 0 E: 0 K: 1 S: 4	H: 0 LOB: 0 BB: 1 P: 6	R: 0 H: 0 E: 0 K: 1 S: 7	H: 2 LOB: 1 BB: 0 P: 15	R: 0 H: 2 E: 0 K: 0 S: 11	H: 2 LOB: 1 BB: 0 P: 10	R: 1 H: 2 E: 0 K: 0 S: 11	H: 2 LOB: 1 BB: 0 P: 18	R: 0 H: 2 E: 0 K: 0 S: 7	H: 3 LOB: 2 BB: 0 P: 9	R: 0 H: 2 E: 0 K: 0 S: 6	H: 2 LOB: 1 BB: 0 P: 9	1B: 10 2B: 1 3B: 0 HR: 2	SF: 0 SAC: 0 DP: 4 HBP: 0	WP: 0 PA: 37 PB: 0 CS: 1
PITCHER	IP WLS BF H R ER SO BB IBB HBP BLK WP HR S P ERA WHIP											PITCHER	IP WLS BF H R ER SO BB IBB HBP BLK WP HR S P ERA WHIP						
Ken Patterson, L ERA: 4.15 (1, 1)	6.0 L 24 6 3 3 3 1 0 0 0 0 0 1 54 87 4.50 1.167																		
Donn Pall, R ERA: 3.47 (7, 1)	3.0 13 7 1 1 0 0 0 0 0 0 0 0 20 28 3.00 2.333																		

Batter	1	2	3	4	5	6	7	8	9	AB R H RBI BB SO LOB	BOTTOM								
Dave Gallagher, R OBP: 0.338, SLG: 0.390 (1, 8)	0-0 F8		0-0 G5-4-3			3-2 F4			3-2 F7	4 0 0 0 0 0 1	Milwaukee Brewers @ Chicago White Sox Comiskey Park, Chicago, IL Tue Sep 13 1988, 8:05 PM EDT Att: 8,307 - Unknown - 64 F								
Kenny Williams, R OBP: 0.231, SLG: 0.321 Steve Lyons, L OBP: 0.305, SLG: 0.365 (1, 9)	2-2 F7			1-2 G3		1-3 K		1-0 F7	0 0 0 0 0 0 0 4 0 0 0 0 1 0										
Harold Baines, L OBP: 0.344, SLG: 0.398 (1, 10)	2-3 K			4-2 FC5-4 BB		1-1 L7		0-1 1B	3 0 1 0 1 1 0										
Carlton Fisk, R OBP: 0.391, SLG: 0.574 (1, 2)		1-2 F7		2-2 FC5-4		3-3 K		2-1 F8	4 0 0 0 0 1 2										
Mike Diaz, R OBP: 0.290, SLG: 0.259 (1, 3)		1-1 FC6-4 1B		0-1 F8		2-2 5-3			3 0 1 0 0 0 1										
Russ Morman, R OBP: 0.289, SLG: 0.265 (1, 7)		0-0 F9			1-2 F3		1-0 1-3		3 0 0 0 0 0 1										
Carlos Martinez, R OBP: 0.214, SLG: 0.214 (1, 5)		0-2 FC6-4			0-0 1B			1-1 L9	3 0 1 0 0 0 1										
Ozzie Guillen, L OBP: 0.285, SLG: 0.303 (1, 6)			1-2 5-3		0-1 F7			0-0 F4	3 0 0 0 0 0 1										
Fred Manrique, R OBP: 0.291, SLG: 0.366 (1, 4)			4-2 G5-4-3 BB		0-3 K			0-1 F2	2 0 0 0 1 1 1										
Inning Stats	R: 0 H: 0 E: 0 K: 1 S: 11	H: 1 LOB: 0 BB: 0 P: 15	R: 0 H: 0 E: 0 K: 0 S: 8	H: 0 LOB: 0 BB: 1 P: 13	R: 0 H: 0 E: 0 K: 0 S: 11	H: 0 LOB: 1 BB: 1 P: 18	R: 0 H: 0 E: 0 K: 1 S: 9	H: 1 LOB: 0 BB: 0 P: 10	R: 0 H: 0 E: 0 K: 1 S: 8	H: 0 LOB: 0 BB: 0 P: 13	R: 0 H: 0 E: 0 K: 0 S: 7	H: 0 LOB: 0 BB: 0 P: 13	R: 0 H: 0 E: 0 K: 0 S: 5	H: 0 LOB: 0 BB: 0 P: 6	R: 0 H: 1 E: 0 K: 0 S: 10	H: 1 LOB: 1 BB: 0 P: 16	1B: 3 2B: 0 3B: 0 HR: 0	SF: 0 SAC: 0 DP: 1 HBP: 0	WP: 0 PA: 31 PB: 0 CS: 0
PITCHER	IP WLS BF H R ER SO BB IBB HBP BLK WP HR S P ERA WHIP											PITCHER	IP WLS BF H R ER SO BB IBB HBP BLK WP HR S P ERA WHIP						
Juan Nieves, L ERA: 4.05 (1, 1)	9.0 W 31 3 0 0 4 2 0 0 0 0 0 0 79 116 0.00 0.556																		

Batter	1	2	3	4	5	6	7	8	9	AB	R	H	RBI	BB	SO	LOB	TOP					
Paul Molitor, R OBP: 0.388, SLG: 0.463	1-1 FC4-6 1B		4-2 1B SF9 BB		3-2 F9		2-1 E 1B			3	1	2	0	1	0	1						
Jim Gantner, L OBP: 0.313, SLG: 0.328	0-1 FC4-6 SF8		1-1 F8		2-2 4-6-3		0-0 E3 FC6-4			4	1	0	0	0	0	4						
Robin Yount, R OBP: 0.371, SLG: 0.469	1-1 SF8		2-2 1B		3-2 1B		0-0 FC6-4			3	0	2	2	0	0	2						
Rob Deer, R OBP: 0.325, SLG: 0.452	3-2 HR		1-0 SF9		1-1 6-3		1-3 K			3	1	1	2	0	1	1						
Jeffrey Leonard, R OBP: 0.273, SLG: 0.348	1-0 F4		0-1 L8		2-2 6-3		0-2 6-3			4	0	0	0	0	0	1						
Greg Brock, L OBP: 0.331, SLG: 0.302		2-2 L9		1-2 2-3		4-2 G6-4-3 BB		3-2 6-3		3	0	0	0	1	0	0						
Joey Meyer, R OBP: 0.323, SLG: 0.453		0-3 K		2-3 K		0-0 G6-4-3		0-0 F7		4	0	0	0	0	2	1						
B.J. Surhoff, L OBP: 0.294, SLG: 0.325		2-0 FC6-4 1B		1-0 F8			3-1 F9		0-2 6-3	4	0	1	0	0	0	0						
Gary Sheffield, R OBP: 0.176, SLG: 0.303		0-0 FC6-4			0-1 4-6-3 3B 1B		0-1 5-3		2-1 5-3	4	1	1	0	0	0	1						
Inning Stats	R: 2 E: 1 K: 0 S: 12	H: 2 LOB: 0 BB: 0 P: 18	R: 0 E: 0 K: 1 S: 13	H: 1 LOB: 1 BB: 0 P: 17	R: 1 E: 0 K: 1 S: 12	H: 1 LOB: 1 BB: 1 P: 20	R: 0 E: 0 K: 1 S: 8	H: 0 LOB: 0 BB: 0 P: 12	R: 1 E: 0 K: 0 S: 14	H: 2 LOB: 1 BB: 0 P: 23	R: 0 E: 0 K: 0 S: 7	H: 0 LOB: 0 BB: 1 P: 13	R: 0 E: 1 K: 0 S: 8	H: 1 LOB: 2 BB: 0 P: 13	R: 0 E: 0 K: 1 S: 11	H: 0 LOB: 0 BB: 0 P: 15	R: 0 E: 0 K: 0 S: 7	H: 0 LOB: 0 BB: 0 P: 9	1B: 5 2B: 0 3B: 1 HR: 1	SF: 2 SAC: 0 DP: 1 HBP: 0	WP: 0 PB: 0 CS: 2	PA: 36
PITCHER	IP WLS BF H R ER SO BB IBB HBP BLK WP HR S P ERA WHIP	IP WLS BF H R ER SO BB IBB HBP BLK WP HR S P ERA WHIP																				
Bill Long, R ERA: 4.16	(1, 1) 6.2 L 29 7 4 4 2 2 0 0 0 0 1 73 115 5.40 1.350	(7, 1) 2.1 7 0 0 0 1 0 0 0 0 0 0 19 25 0.00 0.000																				

Milwaukee Brewers @ Chicago White Sox
Comiskey Park, Chicago, IL
Wed Sep 14 1988, 8:05 PM EDT
Alt. 9,650 - Unknown - 66 F

AB 32
R 4
H 7
RBI 4
BB 2
SO 3
LOB 11



Batter	1	2	3	4	5	6	7	8	9	AB	R	H	RBI	BB	SO	LOB	BOTTOM			
Dave Gallagher, R OBP: 0.341, SLG: 0.391	0-0 F8		2-0 E8 1B		1-1 1-2 1B		1-2 6-3			4	0	2	0	0	0	0				
Steve Lyons, L OBP: 0.302, SLG: 0.361	2-1 F8		0-0 G3		0-1 L9			2-2 F5		4	0	0	0	0	0	3				
Harold Baines, L OBP: 0.345, SLG: 0.403	2-2 2B			3-2 2B		0-0 4-3		0-3 K		4	0	2	0	0	1	0				
Carlton Fisk, R OBP: 0.384, SLG: 0.563	1-3 K			1-2 6-3		0-0 5-3		3-2 F7		4	0	0	0	0	1	2				
Dan Pasqua, L OBP: 0.296, SLG: 0.399		0-0 F7		3-2 F9		1-2 HR			1-3 K	4	1	1	1	0	1	1				
Mike Diaz, R OBP: 0.289, SLG: 0.278		2-3 K		2-0 F4		3-2 HR			2-2 F6	4	1	1	1	0	1	1				
Daryl Boston, L OBP: 0.287, SLG: 0.436		0-0 F7			0-1 F8		1-1 3-1		2-2 1B	3	0	0	0	0	0	0				
Russ Morman, R OBP: 0.283, SLG: 0.280										1	0	1	0	0	0	0				
Ozzie Guillen, L OBP: 0.285, SLG: 0.303			3-2 F7		3-2 FC5-4 1B		2-1 4-3		1-1 4-3	4	0	1	0	0	0	1				
Fred Manrique, R OBP: 0.288, SLG: 0.363			1-2 F4		1-1 FC5-4 1B		0-1 F4			3	0	0	0	0	0	1				
Inning Stats	R: 0 E: 0 K: 1 S: 9	H: 1 LOB: 0 BB: 0 P: 14	R: 0 E: 0 K: 1 S: 5	H: 0 LOB: 0 BB: 0 P: 7	R: 0 E: 1 K: 0 S: 9	H: 1 LOB: 1 BB: 0 P: 15	R: 0 E: 0 K: 0 S: 14	H: 1 LOB: 1 BB: 0 P: 23	R: 0 E: 0 K: 0 S: 11	H: 2 LOB: 2 BB: 0 P: 16	R: 2 E: 0 K: 0 S: 10	H: 2 LOB: 0 BB: 0 P: 15	R: 0 E: 0 K: 1 S: 10	H: 0 LOB: 0 BB: 0 P: 15	R: 0 E: 0 K: 1 S: 10	H: 1 LOB: 1 BB: 0 P: 17	1B: 4 2B: 2 3B: 0 HR: 2	SF: 0 SAC: 0 DP: 0 HBP: 0	WP: 0 PB: 0 CS: 0	PA: 35
PITCHER	IP WLS BF H R ER SO BB IBB HBP BLK WP HR S P ERA WHIP	IP WLS BF H R ER SO BB IBB HBP BLK WP HR S P ERA WHIP																		
Bill Wegman, R ERA: 3.96	(1, 1) 5.2 S 24 7 2 2 2 0 0 0 0 0 56 87 3.18 1.235	(6, 1) 3.1 S 11 1 0 0 2 0 0 0 0 0 30 45 0.00 0.300																		

Milwaukee Brewers @ Chicago White Sox
Comiskey Park, Chicago, IL
Wed Sep 14 1988, 8:05 PM EDT
Alt. 9,650 - Unknown - 66 F


AB 35
R 2
H 8
RBI 2
BB 0
SO 4
LOB 9




Batter	1	2	3	4	5	6	7	8	9	AB	R	H	RBI	BB	SO	LOB	TOP					
Dave Gallagher, R (1, 8) OBP: 0.340, SLG: 0.389										4	1	1	0	0	0	3	Chicago White Sox @ Minnesota Twins Hubert H. Humphrey Metrodome, Minneapolis, MN Thu Sep 15 1988, 8:05 PM EDT Att: 40,964 - Dome					
Steve Lyons, L (1, 9) OBP: 0.300, SLG: 0.358										4	0	0	0	0	2	1						
Harold Baines, L (1, 10) OBP: 0.344, SLG: 0.402										4	0	1	0	0	0	0						
Carlton Fisk, R (1, 2) OBP: 0.390, SLG: 0.579										3	1	2	2	1	1	0						
Mark Salas, L (8, 2) OBP: 0.308, SLG: 0.337										0	0	0	0	0	0	0						
Mike Diaz, R (1, 3) OBP: 0.283, SLG: 0.271											4	0	0	0	0	3						
Russ Morman, R (1, 7) OBP: 0.296, SLG: 0.296											4	1	2	0	0	1		0				
Carlos Martinez, R (1, 5) OBP: 0.278, SLG: 0.278											4	0	2	0	0	1		0				
Fred Manrique, R (1, 6) OBP: 0.286, SLG: 0.359											3	0	0	0	0	4						
Jerry Hairston, S (9, PH)										1	0	0	0	0	0	0						
Donnie Hill, S (1, 4) OBP: 0.294, SLG: 0.276										2	0	0	1	0	1	2						
Inning Stats	R: 1 E: 0 K: 0 S: 13	H: 3 LOB: 1 BB: 0 P: 17	R: 1 E: 0 K: 0 S: 13	H: 2 LOB: 1 BB: 0 P: 20	R: 0 E: 0 K: 2 S: 9	H: 0 LOB: 0 BB: 0 P: 12	R: 0 E: 0 K: 1 S: 9	H: 0 LOB: 0 BB: 0 P: 11	R: 0 E: 0 K: 0 S: 5	H: 0 LOB: 0 BB: 0 P: 9	R: 0 E: 0 K: 1 S: 7	H: 0 LOB: 1 BB: 1 P: 14	R: 0 E: 0 K: 1 S: 12	H: 2 LOB: 2 BB: 0 P: 14	R: 1 E: 0 K: 0 S: 8	H: 1 LOB: 0 BB: 0 P: 13	R: 0 E: 0 K: 1 S: 8	H: 0 LOB: 0 BB: 0 P: 12	1B: 7 2B: 0 3B: 0 HR: 1	SF: 1 SAC: 0 DP: 1 HBP: 0	WP: 0 PB: 0 SB: 0 CS: 0	PA: 35
PITCHER	IP WLS BF H R ER SO BB IBB HBP BLK WP HR S P ERA WHIP																					
Frank Viola, L (1, 1) ERA: 2.35	7.0 W 28 7 2 2 5 1 0 0 0 0 0 0 68 97 2.57 1.143																					
Frank Viola, L (7, 1) ERA: 2.35	7.0 W 28 7 2 2 5 1 0 0 0 0 0 0 68 97 2.57 1.143																					
Dan Schatzeder, L (8, 1) ERA: 7.33	1.0 4 1 1 1 0 0 0 0 0 0 0 1 8 13 9.00 1.000																					
German Gonzalez, R (9, 1) ERA: 0.54	1.0 3 0 0 0 1 0 0 0 0 0 0 0 8 12 0.00 0.000																					

Batter	1	2	3	4	5	6	7	8	9	AB	R	H	RBI	BB	SO	LOB	BOTTOM			
Tom Herr, S (1, 4) OBP: 0.339, SLG: 0.306										3	2	0	0	2	1	1	Chicago White Sox @ Minnesota Twins Hubert H. Humphrey Metrodome, Minneapolis, MN Thu Sep 15 1988, 8:05 PM EDT Att: 40,964 - Dome			
John Moses, S (1, 7) OBP: 0.368, SLG: 0.429										4	2	1	0	1	1	1				
Kirby Puckett, R (1, 8) OBP: 0.366, SLG: 0.537											5	2	4	1	0	0				
Kent Hrbek, L (1, 3) OBP: 0.388, SLG: 0.524											1	0	0	0	0	1				
Dan Gladden, R (4, 7) OBP: 0.316, SLG: 0.404											1	0	0	0	0	0				
Eric Bullock, L (6, PH)											2	0	0	0	0	2				
Mark Davidson, R (7, 9) OBP: 0.306, SLG: 0.333											2	2	0	1	3	0				
Gene Larkin, S (1, 10) OBP: 0.385, SLG: 0.394											2	0	0	0	1	1				
Randy Bush, L (1, 9) OBP: 0.380, SLG: 0.440											2	0	0	0	0	1				
Gary Gaetti, R (6, PH) OBP: 0.356, SLG: 0.555											1	0	0	0	1	3				
Tom Nieto, R (7, 2) OBP: 0.098, SLG: 0.061											0	0	0	0	0	0				
Tim Laudner, R (1, 2) OBP: 0.317, SLG: 0.409											2	0	0	0	2	0				
Jim Dwyer, L (5, PH) OBP: 0.263, SLG: 0.303											1	1	1	4	0	0				
Frank Viola, L (7, 1) ERA: 4.36											0	0	1	2	0	0				
John Christensen, R (7, PH) OBP: 0.353, SLG: 0.449											0	0	0	0	0	0				
Dan Schatzeder, L (8, 1) ERA: 7.33											0	0	0	0	0	0				
Doug Baker, S (9, 9) ERA: 6.57											0	0	0	0	0	0				
Greg Gagne, R (1, 6) OBP: 0.288, SLG: 0.394											4	0	0	0	2	2				
German Gonzalez, R (9, 1) ERA: 0.54											0	0	0	0	0	0				
Al Newman, S (1, 5) OBP: 0.307, SLG: 0.256											4	0	1	0	0	1				
Inning Stats	R: 1 E: 1 K: 1 S: 8	H: 2 LOB: 1 BB: 0 P: 15	R: 0 E: 0 K: 2 S: 12	H: 0 LOB: 0 BB: 0 P: 13	R: 0 E: 0 K: 2 S: 9	H: 0 LOB: 0 BB: 0 P: 11	R: 0 E: 0 K: 0 S: 9	H: 0 LOB: 1 BB: 1 P: 16	R: 0 E: 0 K: 1 S: 7	H: 0 LOB: 0 BB: 0 P: 12	R: 6 E: 0 K: 2 S: 21	H: 3 LOB: 1 BB: 4 P: 45	R: 2 E: 0 K: 1 S: 10	H: 2 LOB: 2 BB: 1 P: 22	R: 1 E: 1 K: 0 S: 15	H: 1 LOB: 2 BB: 1 P: 30	1B: 5 2B: 2 3B: 0 HR: 1	SF: 0 SAC: 0 DP: 1 HBP: 1	WP: 0 PB: 0 SB: 0 CS: 0	PA: 41
PITCHER	IP WLS BF H R ER SO BB IBB HBP BLK WP HR S P ERA WHIP																			
Melido Perez, R (1, 1) ERA: 4.13	5.0 L 22 5 0 0 0 0 1 0 0 0 0 0 4 8 4.13 1.400																			
Steve Rosenberg, L (6, 1) ERA: 4.36	0.0 1 0 0 0 0 1 0 0 0 0 0 0 4 8 4.36 1.400																			
Donn Pall, R (6, 1) ERA: 3.7	1.0 5 2 2 2 2 0 0 0 0 0 0 1 12 19 18.00 2.000																			
John Davis, R (7, 1) ERA: 6.57	2.0 13 3 3 3 1 2 0 1 0 0 0 0 25 52 13.50 2.500																			

AB 33
R 3
H 8
RBI 3
BB 1
SO 6
LOB 13



AB 33
R 10
H 8
RBI 9
SO 9
LOB 15



Batter	1	2	3	4	5	6	7	8	9	AB	R	H	RBI	BB	SO	LOB	TOP										
Dave Gallagher, R OBP: 0.341, SLG: 0.390 (1, 8)	0-0 G4-3 1B	0-2 1B		3-1 F8		2-2 G1-3			2-3 K	5	2	2	0	0	1	1											
Steve Lyons, L OBP: 0.356, SLG: 0.356 (1, 9)	0-0 G3	2-1 1B		2-1 F8			0-0 F9		1-2 F7	5	0	1	1	0	0	1											
Harold Baines, L OBP: 0.345, SLG: 0.401 (1, 10)	0-0 G4-3	0-2 1B			2-2 G1-3		4-0 BB		1-0 F7	4	0	1	1	1	0	1											
Mark Salas, L OBP: 0.308, SLG: 0.337 (7, PH)	0-1 1B	1-1 FC6-4			3-2 P4		0-1 G6-4-3			3	0	1	1	0	0	2											
Carlton Fisk, R OBP: 0.399, SLG: 0.576 (7, 2)										1	0	0	0	0	0	1											
Dan Pasqua, L OBP: 0.298, SLG: 0.398 (1, 7)	0-0 F7		0-0 F8		4-2 BB			1-0 1B		3	0	1	0	1	0	1											
Mike Diaz, R OBP: 0.282, SLG: 0.271 (1, 3)		0-0 3B		1-0 P2		0-3 K		2-3 K		4	1	1	0	0	2	2											
Ozzie Guillen, L OBP: 0.290, SLG: 0.311 (1, 6)		1-0 3B	4-0 BB			0-1 1B		1-2 1B		3	0	3	1	1	0	0											
Carlos Martinez, R OBP: 0.227, SLG: 0.227 (1, 5)		1-0 FC1-5-2-5-3	0-3 K			0-2 G1-3		1-2 P4		4	0	0	0	0	1	5											
Fred Manrique, R OBP: 0.286, SLG: 0.359 (8, PH)		2-1 1B			1-0 G6-3		2-0 FC5-4-5		0-2 P6	3	1	1	0	0	0	1											
Daryl Boston, L OBP: 0.266, SLG: 0.435 (8, 4)										1	0	0	0	0	0	2											
Donnie Hill, S OBP: 0.294, SLG: 0.276 (8, 4)										0	0	0	0	0	0	0											
Inning Stats	R: 1 E: 0 K: 0 S: 6	H: 2 LOB: 1 BB: 0 P: 6	R: 3 E: 0 K: 0 S: 15	H: 6 LOB: 2 BB: 0 P: 22	R: 0 E: 0 K: 1 S: 5	H: 0 LOB: 1 BB: 1 P: 10	R: 0 E: 0 K: 0 S: 5	H: 0 LOB: 0 BB: 0 P: 11	R: 0 E: 0 K: 1 S: 12	H: 1 LOB: 1 BB: 0 P: 13	R: 0 E: 0 K: 0 S: 3	H: 0 LOB: 0 BB: 0 P: 7	R: 0 E: 0 K: 1 S: 14	H: 2 LOB: 2 BB: 0 P: 19	R: 0 E: 0 K: 1 S: 8	H: 0 LOB: 0 BB: 0 P: 12	1B: 10 2B: 1 3B: 1 HR: 0	SF: 0 SAC: 0 DP: 2 HBP: 0	WP: 0 PB: 0 SB: 2 CS: 0	PA: 39							
PITCHER	IP	WLS	BF	H	R	ER	SO	BB	IBB	HBP	BLK	WP	HR	S	P	ERA	WHIP										
Bert Blyleven, R ERA: 5.3 (1, 1)	6.0	W	28	9	4	4	2	2	0	0	0	0	0	52	83	6.00	1.833										
Dan Schatzeder, L ERA: 7.23 (7, 1)	0.1		2	0	0	0	0	1	0	0	0	0	0	1	5	0.00	3.000										
Keith Atherton, R ERA: 3.3 (7, 1)	1.0	S	4	2	0	0	1	0	0	0	0	0	0	9	13	0.00	2.000										
Jeff Reardon, R ERA: 2.7 (8, 1)	1.2	S	5	0	0	0	1	0	0	0	0	0	0	15	20	0.00	0.000										

Chicago White Sox @ Minnesota Twins
Hubert H. Humphrey Metrodome, Minneapolis, MN

AB 36
R 4
H 11
RBI 4
BB 3
SO 4
LOB 17



WP: 0 PA: 39
PB: 0
SB: 2
CS: 0

Chicago White Sox @ Minnesota Twins
Hubert H. Humphrey Metrodome, Minneapolis, MN

AB 31
R 5
H 7
RBI 5
BB 4
SO 6
LOB 13



WP: 0 PA: 35
PB: 0
SB: 1
CS: 0

Batter	1	2	3	4	5	6	7	8	9	AB	R	H	RBI	BB	SO	LOB	BOTTOM											
John Moses, S OBP: 0.366, SLG: 0.426 (1, 7)	0-1 G4-3	1-0 F7			0-1 F7		0-1 G5-3			4	0	1	0	0	0	1												
Tom Herr, S OBP: 0.338, SLG: 0.303 (1, 4)	4-2 2B	1-0 G4-6-3			2-3 K		1-0 G5-3		1-2 1B	3	1	0	0	1	1	2												
Randy Bush, L OBP: 0.359, SLG: 0.437 (1, 9)	1-1 E9		2-1 G4-3		4-0 BB		0-3 K			2	1	0	0	1	0	1												
Gary Gaetti, R OBP: 0.355, SLG: 0.554 (7, PH)										1	0	0	0	1	1													
Mark Davidson, R OBP: 0.306, SLG: 0.333 (8, 9)										0	0	0	0	0	0	0												
Kirby Puckett, R OBP: 0.365, SLG: 0.537 (1, 8)	0-0 1B		2-3 K		1-0 F9		0-3 K			4	1	1	2	0	2	2												
Jim Dwyer, L OBP: 0.369, SLG: 0.357 (1, 10)	0-0 1B		3-0 P5			1-1 HR		1-3 K		4	1	2	2	0	1	0												
Gene Larkin, S OBP: 0.384, SLG: 0.400 (1, 3)	3-1 P6			1-2 G1-3		1-1 HR		0-2 G6-3		4	1	1	1	0	0	1												
Al Newman, S OBP: 0.315, SLG: 0.258 (1, 5)	2-1 1B			4-1 G6-3		1-2 G6-3		4-2 BB		2	0	1	0	2	0	0												
Steve Lombardozzi, R OBP: 0.296, SLG: 0.298 (1, 6)	1-2 F8			2-2 G6-3		1-1 F8		3-2 G3		4	0	0	0	0	0	4												
Greg Gagne, R OBP: 0.288, SLG: 0.394 (8, 6)				1-2 G6-3				1-2 G3		0	0	0	0	0	0	0												
Tom Nieto, R OBP: 0.111, SLG: 0.077 (1, 2)		3-1 G4-6-3		0-2 L9		0-3 K				3	0	1	0	0	1	1												
Inning Stats	R: 3 E: 1 K: 0 S: 15	H: 3 LOB: 2 BB: 1 P: 26	R: 0 E: 0 K: 0 S: 4	H: 1 LOB: 0 BB: 0 P: 9	R: 0 E: 0 K: 1 S: 6	H: 0 LOB: 0 BB: 0 P: 13	R: 0 E: 0 K: 0 S: 11	H: 0 LOB: 1 BB: 1 P: 17	R: 0 E: 0 K: 1 S: 7	H: 0 LOB: 0 BB: 1 P: 14	R: 2 E: 0 K: 1 S: 12	H: 2 LOB: 0 BB: 0 P: 16	R: 0 E: 0 K: 2 S: 9	H: 1 LOB: 0 BB: 0 P: 10	R: 0 E: 0 K: 1 S: 11	H: 0 LOB: 1 BB: 1 P: 19	1B: 4 2B: 1 3B: 0 HR: 2	SF: 0 SAC: 0 DP: 1 HBP: 0	WP: 0 PB: 0 SB: 1 CS: 0	PA: 35								
PITCHER	IP	WLS	BF	H	R	ER	SO	BB	IBB	HBP	BLK	WP	HR	S	P	ERA	WHIP											
Shawn Hillegas, R ERA: 4.38 (1, 1)	6.0	L	28	7	5	4	3	3	0	0	0	0	0	2	57	9	6.00	1.667										
Steve Rosenberg, L ERA: 4.33 (7, 1)	0.1		1	0	0	0	0	0	0	0	0	0	0	1	2	0.00	0.000											
Barry Jones, R ERA: 2.96 (7, 1)	1.2		6	0	0	0	3	1	0	0	0	0	0	17	25	0.00	0.600											

Fri Sep 16 1988, 8:05 PM EDT
Att: 42,310 - Dome - 71 F

livebaseballscorecards.com



Batter	1	2	3	4	5	6	7	8	9	AB	R	H	RBI	BB	SO	LOB	TOP										
Dave Gallagher, R (1, 8) OBP: 0.343, SLG: 0.389	G5-3		1B		1B			E3		3	1	1	0	1	0	0	Chicago White Sox @ Minnesota Twins Hubert H. Humphrey Metrodome, Minneapolis, MN Sat Sep 17 1988, 4:33 AM EDT Att: 46,439 - Dome										
Steve Lyons, L (1, 9) OBP: 0.303, SLG: 0.358	BB		1B		1B			F8		3	0	2	0	1	0	1											
Harold Baines, L (1, 10) OBP: 0.344, SLG: 0.400	L4		1B		1B			L9		4	0	1	1	0	1	3											
Carlton Fisk, R (1, 2) OBP: 0.382, SLG: 0.565	G5-3		P3		P5			G5-3		4	0	0	0	0	0	5											
Mike Diaz, R (1, 3) OBP: 0.281, SLG: 0.276		K2-3						G4-3		4	0	1	0	0	1	0											
Russ Morman, R (1, 7) Jerry Hairston, S (9, PH)		K			2B			G6-3		3	0	0	0	0	2	1											
Carlos Martinez, R (1, 5) Daryl Boston, L (9, PH)		K			K			G5-3		1	0	0	0	0	0	0											
Ozzie Guillen, L (1, 6) OBP: 0.288, SLG: 0.308			K		G6-3			P6		4	0	0	0	0	1	1											
Fred Manrique, R (1, 4) OBP: 0.284, SLG: 0.356			G5-3					F7		3	0	0	0	0	1	0											
Inning Stats	R: 0 E: 1 K: 0 S: 8	H: 0 LOB: 1 BB: 1 P: 14	R: 0 E: 0 K: 3 S: 9	H: 0 LOB: 0 BB: 0 P: 13	R: 1 E: 0 K: 1 S: 13	H: 3 LOB: 2 BB: 0 P: 16	R: 0 E: 0 K: 2 S: 14	H: 1 LOB: 1 BB: 0 P: 21	R: 0 E: 0 K: 1 S: 17	H: 1 LOB: 2 BB: 1 P: 27	R: 0 E: 1 K: 0 S: 8	H: 0 LOB: 1 BB: 0 P: 11	R: 0 E: 1 K: 1 S: 9	H: 0 LOB: 1 BB: 0 P: 12	R: 0 E: 0 K: 0 S: 6	H: 0 LOB: 0 BB: 0 P: 10		R: 0 E: 0 K: 0 S: 8	H: 0 LOB: 0 BB: 0 P: 9	1B: 4 2B: 1 3B: 0 HR: 0	SF: 0 SAC: 0 DP: 0 HBP: 0	WP: 0 PB: 0 SB: 0 CS: 0	PA: 35				
PITCHER	IP	WLS	BF	H	R	ER	SO	BB	IBB	HBP	BLK	WP	HR	S	P	ERA	WHIP										
Allan Anderson, L (1, 1) ERA: 2.62	8.0	W	32	5	1	1	8	2	0	0	0	0	0	84	124	1.12	0.875										
Jeff Reardon, R (9, 1) ERA: 2.66	1.0	S	3	0	0	0	0	0	0	0	0	0	0	8	9	0.00	0.000										

AB	33
R	1
H	5
RBI	1
BB	2
SO	8
LOB	12



Batter	1	2	3	4	5	6	7	8	9	AB	R	H	RBI	BB	SO	LOB	BOTTOM										
Dan Gladden, R (1, 7) OBP: 0.316, SLG: 0.403	G5-3		G6-3		G1-3			G5-3		4	1	1	0	0	0	0	Chicago White Sox @ Minnesota Twins Hubert H. Humphrey Metrodome, Minneapolis, MN Sat Sep 17 1988, 4:33 AM EDT Att: 46,439 - Dome										
Tom Herr, S (1, 4) OBP: 0.340, SLG: 0.301	BB		G6-3					L8		2	1	0	0	2	0	1											
Kirby Puckett, R (1, 8) OBP: 0.366, SLG: 0.537	1B		CS					G6-3		4	0	2	1	0	0	1											
Gary Gaetti, R (1, 10) OBP: 0.355, SLG: 0.559	F9		L4					HR		3	1	1	2	0	0	3											
Gene Larkin, S (1, 3) OBP: 0.382, SLG: 0.397	FC5-4		CS		F9			G5-3		3	0	0	0	0	0	2											
Brian Harper, R (1, 2) OBP: 0.337, SLG: 0.427		G6-3			F9			L3		3	0	0	0	0	0	0											
John Christensen, R (1, 9) John Moses, S (8, 9)			G5-3		G4-3			P6		3	0	1	0	0	0	0											
Steve Lombardozzi, R (1, 6) Greg Gagne, R (8, 6)		G5-3			F8			G6-3		3	0	0	0	0	0	1											
Al Newman, S (1, 5) OBP: 0.311, SLG: 0.255		F8			G5-3			F9		3	0	0	0	0	0	1											
Inning Stats	R: 0 E: 0 K: 0 S: 8	H: 1 LOB: 2 BB: 1 P: 18	R: 0 E: 0 K: 0 S: 7	H: 1 LOB: 0 BB: 0 P: 9	R: 1 E: 0 K: 0 S: 10	H: 2 LOB: 0 BB: 0 P: 13	R: 0 E: 0 K: 0 S: 7	H: 0 LOB: 0 BB: 0 P: 10	R: 0 E: 0 K: 0 S: 5	H: 0 LOB: 0 BB: 0 P: 5	R: 2 E: 0 K: 0 S: 8	H: 1 LOB: 0 BB: 1 P: 14	R: 0 E: 0 K: 0 S: 5	H: 0 LOB: 0 BB: 0 P: 7	R: 0 E: 0 K: 0 S: 4	H: 0 LOB: 0 BB: 0 P: 5		1B: 4 2B: 0 3B: 0 HR: 1	SF: 0 SAC: 0 DP: 0 HBP: 0	WP: 0 PB: 1 SB: 1 CS: 1	PA: 31						
PITCHER	IP	WLS	BF	H	R	ER	SO	BB	IBB	HBP	BLK	WP	HR	S	P	ERA	WHIP										
Jerry Reuss, L (1, 1) ERA: 3.62	7.0	L	27	5	3	3	0	2	0	0	0	0	0	50	76	3.86	1.000										
Tom McCarthy, R (8, 1) ERA:	1.0		3	0	0	0	0	0	0	0	0	0	0	4	5	0.00	0.000										


AB	28
R	3
H	5
RBI	3
BB	2
SO	0
LOB	9



Batter	1	2	3	4	5	6	7	8	9	AB	R	H	RBI	BB	SO	LOB	TOP		
Dave Gallagher, R OBP: 0.348, SLG: 0.407	1-1 HR		2-1 1B		0-1 F9		2-1 1B 2B	0-0 SH1-3		4	2	3	1	0	0	2			
Steve Lyons, L OBP: 0.301, SLG: 0.356	0-0 F8		1-2 P6		1-0 F9		0-0 1B	1-2 G1-3		5	1	1	0	0	0	4			
Harold Baines, L OBP: 0.348, SLG: 0.402	1-1 1B		2-1 F7		1-0 1B		0-2 1B HR	4-0 FC6-4 IBB		4	1	3	2	1	0	1			
Carlton Fisk, R OBP: 0.383, SLG: 0.560	1-2 L9			4-2 F8 1B		1-0 F8	3-H 2-2 HR	1-1 FC6-4		4	1	1	1	1	0	5			
Dan Pasqua, L OBP: 0.306, SLG: 0.420	4-2 1B			1-2 G4-6-3 1B		3-2 2B 1B	0-0 HR	2-2 HR		4	2	4	4	1	0	0			
Mike Diaz, R OBP: 0.281, SLG: 0.275	1-1 1B			0-2 F8		0-1 F9	0-0 G1-3	1-3 K		4	0	1	0	0	0	3			
Russ Morman, R OBP: 0.279, SLG: 0.276	1-2 1B			2-3 F8		2-3 F9	1-2 G1-3	0-0 K		1	0	0	0	0	1	0			
Ozzie Guillen, L OBP: 0.287, SLG: 0.309		1-0 G3		1-0 G4-6-3		0-0 2B	1-2 F7	0-0 P6		5	0	1	0	0	0	2	AB 39		
Carlos Martinez, R OBP: 0.200, SLG: 0.200		0-0 G5-3			1-0 F9 1B	0-0 F8	0-2 F9	1-1 F8		5	1	1	0	0	0	2	R 8		
Fred Manrique, R OBP: 0.286, SLG: 0.355		2-1 F8			4-1 1B	1-2 F7		1-0 SH1-3 1B		3	0	1	0	1	0	2	H 16		
		R: 1 H: 3 E: 0 LOB: 2 K: 0 BB: 1 S: 12 P: 20		R: 0 H: 1 E: 0 LOB: 0 K: 0 BB: 0 S: 7 P: 12		R: 0 H: 1 E: 0 LOB: 1 K: 0 BB: 1 S: 10 P: 16		R: 1 H: 2 E: 0 LOB: 2 K: 0 BB: 1 S: 7 P: 15		R: 0 H: 2 E: 0 LOB: 2 K: 0 BB: 0 S: 11 P: 15		R: 5 H: 5 E: 0 LOB: 0 K: 0 BB: 0 S: 18 P: 23		R: 0 H: 1 E: 0 LOB: 2 K: 1 BB: 1 S: 7 P: 14		R: 1 H: 1 E: 0 LOB: 0 K: 1 BB: 0 S: 10 P: 14		1B: 11 SF: 0 2B: 2 SAC: 1 3B: 0 DP: 1 HR: 3 HBP: 0	WP: 0 PA: 44 PB: 0 SB: 0 CS: 1
		PITCHER		PITCHER		PITCHER		PITCHER		PITCHER		PITCHER		PITCHER		PITCHER			
Les Straker, R ERA: 4.09	5.0	WLS 22	H 7 R 2	ER 2 SO 0	BB 3 IBB 0	HBP 0 BLK 0	WP 0 HR 1	S 40 P 70	ERA 3.60	WHIP 2.000									
Mark Portugal, R ERA: 4.89	1.0	L 8	5 3	3 3	0 0	0 0	0 0	1 17	23	27.00	5.000								
Keith Atherton, R ERA: 3.5	1.0	5	2 2	2 0	0 0	0 0	0 1	12	15	18.00	2.000								
German Gonzalez, R ERA: 0.96	2.0	9	2 1	1 1	0 1	0 0	0 1	17	28	4.50	1.000								

Chicago White Sox @ Minnesota Twins
Hubert H. Humphrey Metrodome, Minneapolis, MN
Sun Sep 18 1988, 4:33 AM EDT
Att. 47,172 - Dome


AB 39
R 8
H 16
RBI 8
BB 4
SO 1
LOB 21



Batter	1	2	3	4	5	6	7	8	9	AB	R	H	RBI	BB	SO	LOB	BOTTOM			
Dan Gladden, R OBP: 0.316, SLG: 0.402	2-1 F8		4-1 1B	0-0 1B		2-0 G6-3		1-1 P2		4	1	1	0	1	0	2				
Doug Baker, S			1-2 1B							0	0	0	0	0	0	0				
Tom Herr, S OBP: 0.344, SLG: 0.313	3-2 G6-3		0-1 FC6-4 1B	2-1 F8			0-0 1B		1-1 E9 G6-3 2B	5	3	3	0	0	0	1				
Kirby Puckett, R OBP: 0.365, SLG: 0.534	3-3 K		0-0 P3		3-2 F8		0-2 G5-3 2B		0-0 G6-3	5	0	1	1	0	1	3				
Gary Gaetti, R OBP: 0.355, SLG: 0.556		0-1 F8	0-0 FC6-4 1B		1-2 BB		2-0 G5-3		0-3 K	4	0	1	3	0	1	1				
Gene Larkin, S OBP: 0.384, SLG: 0.395		4-0 1B	2-2 FC6-4 1B		4-2 G6-3 BB		1-3 K		4-1 WP BB	2	0	0	0	3	1	3				
Tim Laudner, R OBP: 0.319, SLG: 0.411		3-1 1B	0-0 1B		0-0 G6-3		1-0 F8		4-2 BB	3	0	2	1	0	0	2				
Randy Bush, L OBP: 0.360, SLG: 0.436		1-2 1B	1-2 1B		1-2 G6-3				1-3 BB	1	0	0	0	1	0	1				
Greg Gagne, R OBP: 0.286, SLG: 0.391		0-3 K	2-2 G5-3			1-2 G5-3		2-1 L7	1-1 P6	3	0	0	0	0	1	4	AB 36			
John Moses, S OBP: 0.364, SLG: 0.423										1	0	0	0	0	0	0	R 5			
Jim Dwyer, L OBP: 0.365, SLG: 0.352										1	0	0	0	0	0	2	H 10			
Mark Davidson, R OBP: 0.298, SLG: 0.324		2-0 F6			1-3 K		0-2 G4-3		3-2 FC6-4 1B	3	0	0	0	0	1	2	RBI 5			
Tom Nieto, R OBP: 0.111, SLG: 0.077										0	0	0	0	0	0	0	BB 6			
Eric Bullock, L OBP: 0.333, SLG: 0.143										1	0	1	0	0	0	0	SO 5			
Brian Harper, R OBP: 0.337, SLG: 0.427										0	0	0	0	0	0	0	LOB 22			
Al Newman, S OBP: 0.314, SLG: 0.260			4-2 1B		1-2 G4-3		0-0 2B		3-2 FC6-4	3	1	1	0	1	0	1				
		R: 0 H: 0 E: 0 LOB: 0 K: 1 BB: 0 S: 8 P: 16		R: 0 H: 1 E: 0 LOB: 2 K: 1 BB: 1 S: 8 P: 17		R: 3 H: 3 E: 0 LOB: 2 K: 0 BB: 2 S: 14 P: 26		R: 0 H: 1 E: 0 LOB: 1 K: 0 BB: 0 S: 9 P: 13		R: 0 H: 0 E: 0 LOB: 1 K: 0 BB: 1 S: 10 P: 18		R: 0 H: 1 E: 0 LOB: 1 K: 0 BB: 0 S: 9 P: 12		R: 1 H: 2 E: 0 LOB: 1 K: 1 BB: 0 S: 9 P: 13		R: 0 H: 1 E: 0 LOB: 2 K: 0 BB: 2 S: 11 P: 20		R: 1 H: 1 E: 1 LOB: 2 K: 1 BB: 2 S: 12 P: 22	1B: 7 SF: 0 2B: 3 SAC: 0 3B: 0 DP: 1 HR: 0 HBP: 1	WP: 2 PA: 43 PB: 0 SB: 0 CS: 0
		PITCHER		PITCHER		PITCHER		PITCHER		PITCHER		PITCHER		PITCHER		PITCHER				
Ken Patterson, L ERA: 4.76	4.0	WLS 20	H 5 R 3	ER 3 SO 3	BB 3 IBB 0	HBP 0 BLK 0	WP 0 HR 0	S 23 P 34	ERA 6.75	WHIP 2.000										
Tom McCarthy, R ERA: 3.0	2.0	W 10	3 1	1 0	1 0	1 0	0 0	23	34	4.50	2.000									
Barry Jones, R ERA: 2.97	2.2	12	2 1	1 2	2 0	0 0	1 0	26	48	3.38	1.500									
Bobby Thigpen, R ERA: 3.13	0.1	S 1	0 0	0 0	0 0	0 0	0 0	2	3	0.00	0.000									

Chicago White Sox @ Minnesota Twins
Hubert H. Humphrey Metrodome, Minneapolis, MN
Sun Sep 18 1988, 4:33 AM EDT
Att. 47,172 - Dome

AB 36
R 5
H 10
RBI 5
BB 6
SO 5
LOB 22



Batter	1	2	3	4	5	6	7	8	9	AB	R	H	RBI	BB	SO	LOB	TOP			
Lance Johnson, L (1, 8) OBP: 0.253, SLG: 0.277	G3	FC4-6			G6-3		F8		G1-3	5	0	0	0	0	0	3	Chicago White Sox @ Texas Rangers Arlington Stadium, Arlington, TX Tue Sep 20 1988, 8:05 PM EDT Att: 8,679 - Unknown - 89 F livebaseballscorecards.com			
Dave Gallagher, R (1, 9) OBP: 0.351, SLG: 0.408	1B	2B		G4-6-3	K		BB			2	1	1	0	2	1	0				
Harold Baines, L (1, 10) OBP: 0.348, SLG: 0.401	2H	1B		G4-6-3		F7			K	4	0	1	1	0	1	3				
Mark Salas, L (1, 2) OBP: 0.307, SLG: 0.335	F4			4-3		BB			F9	4	0	1	0	0	0	1				
Dan Pasqua, L (1, 7) OBP: 0.311, SLG: 0.420	F9				F9		BB		F7	3	0	0	0	1	0	1				
Mike Diaz, R (1, 3)		G4-3		G1-3		K			BB	3	0	0	0	1	1	2				
Steve Lyons, L (1, 5) OBP: 0.305, SLG: 0.364		F7		1B		F9			G3	4	0	2	0	0	0	3				
Ozzie Guillen, L (1, 6) OBP: 0.286, SLG: 0.307		F7		1B					L5	3	0	0	0	1	0	2				
Fred Manrique, R (1, 4) OBP: 0.288, SLG: 0.352										1	0	0	0	1	0	0				
Daryl Boston, L (9, PH) OBP: 0.284, SLG: 0.432									K	1	0	0	0	0	1	0				
Inning Stats	R: 1 E: 0 K: 0 S: 14	H: 2 LOB: 1 BB: 0 P: 19	R: 0 E: 0 K: 0 S: 9	H: 1 LOB: 2 BB: 1 P: 14	R: 0 E: 0 K: 0 S: 5	H: 0 LOB: 0 BB: 1 P: 10	R: 0 E: 0 K: 0 S: 6	H: 1 LOB: 1 BB: 0 P: 8	R: 0 E: 0 K: 1 S: 7	H: 1 LOB: 2 BB: 1 P: 22	R: 0 E: 0 K: 1 S: 7	H: 0 LOB: 1 BB: 2 P: 19	R: 0 E: 0 K: 0 S: 7	H: 0 LOB: 1 BB: 1 P: 14	R: 0 E: 0 K: 1 S: 8	H: 0 LOB: 0 BB: 0 P: 12	1B: 4 2B: 1 3B: 0 HR: 0	SF: 0 SAC: 1 DP: 1 HBP: 0	WP: 0 PB: 0 SB: 0 CS: 0	PA: 37
PITCHER Bobby Witt, R (1, 1) ERA: 4.06	IP: 9.0 WLS: W BF: 37 H: 5 R: 1 ER: 1 SO: 4 BB: 6 IBB: 0 HBP: 0 BLK: 0 WP: 0 HR: 0 S: 74 P: 130 ERA: 1.00 WHIP: 1.222															PITCHER				

Batter	1	2	3	4	5	6	7	8	9	AB	R	H	RBI	BB	SO	LOB	BOTTOM			
Oddibe McDowell, L (1, 8) OBP: 0.311, SLG: 0.353	FC6-4				G4-3					2	0	1	1	2	0	1	Chicago White Sox @ Texas Rangers Arlington Stadium, Arlington, TX Tue Sep 20 1988, 8:05 PM EDT Att: 8,679 - Unknown - 89 F livebaseballscorecards.com			
Jerry Browne, S (1, 4) OBP: 0.302, SLG: 0.291	FC6-4		1 SAFE	G1-6-3	L4-3		K			3	1	0	0	1	1	3				
Pete O'Brien, L (1, 3) OBP: 0.354, SLG: 0.417	1B		G1-6-3				L9			3	0	0	0	1	1	3				
Ruben Sierra, S (1, 9) OBP: 0.302, SLG: 0.429	1B			WP		F5		SH1-3		4	1	3	1	0	0	0				
Geno Petralli, L (1, 2) OBP: 0.360, SLG: 0.409	K			L8			SH1-3			3	0	1	0	0	1	3				
Mike Stanley, R (1, 10) OBP: 0.327, SLG: 0.310	F9			K2-3		G6-3		K		4	0	0	0	0	2	5				
Cecil Espy, S (1, 7) OBP: 0.285, SLG: 0.352		F5		F7			E6			4	1	1	1	0	0	1				
Steve Buechele, R (1, 5) OBP: 0.347, SLG: 0.413		G5-3			G4-3		SH1-3		G6-3	3	0	1	0	0	0	1				
Jeff Kunkel, R (1, 6) OBP: 0.281, SLG: 0.393										1	0	0	0	0	0	0				
Barbaro Garbey, R (7, PH) OBP: 0.250, SLG: 0.250										1	0	0	1	0	0	0				
Curtis Wilkerson, S (8, 6) OBP: 0.337, SLG: 0.346										0	1	0	0	0	0	0				
Inning Stats	R: 1 E: 0 K: 1 S: 11	H: 1 LOB: 2 BB: 2 P: 22	R: 0 E: 0 K: 0 S: 6	H: 0 LOB: 0 BB: 0 P: 10	R: 0 E: 0 K: 1 S: 6	H: 1 LOB: 1 BB: 0 P: 7	R: 0 E: 0 K: 0 S: 7	H: 1 LOB: 1 BB: 0 P: 10	R: 0 E: 0 K: 1 S: 12	H: 1 LOB: 2 BB: 0 P: 17	R: 2 E: 1 K: 1 S: 19	H: 1 LOB: 2 BB: 0 P: 30	R: 1 E: 0 K: 1 S: 13	H: 2 LOB: 1 BB: 0 P: 18	R: 0 E: 0 K: 0 S: 13	H: 0 LOB: 0 BB: 0 P: 18	1B: 5 2B: 1 3B: 1 HR: 0	SF: 0 SAC: 3 DP: 1 HBP: 0	WP: 2 PB: 0 SB: 4 CS: 0	PA: 35
PITCHER Melido Perez, R (1, 1) ERA: 4.04	IP: 6.1 WLS: L BF: 28 H: 5 R: 3 ER: 1 SO: 3 BB: 4 IBB: 0 HBP: 0 BLK: 0 WP: 2 HR: 0 S: 58 P: 98 ERA: 1.42 WHIP: 1.421															PITCHER				
PITCHER Steve Rosenberg, L (7, 1) ERA: 4.37	IP: 1.2 WLS: 7 BF: 2 H: 2 R: 1 ER: 1 SO: 2 BB: 0 IBB: 0 HBP: 0 BLK: 0 WP: 0 HR: 0 S: 25 P: 35 ERA: 5.40 WHIP: 1.200															PITCHER				

Batter	1	2	3	4	5	6	7	8	9	AB	R	H	RBI	BB	SO	LOB	TOP										
Gary Thurman, R (1, 8) OBP: 0.185, SLG: 0.137	B5-3		K			5-3		6-3		3	0	0	0	0	1	0	Kansas City Royals @ Chicago White Sox Comiskey Park, Chicago, IL Fri Sep 23 1988, 8:05 PM EDT Att: 11,548 - Unknown - 62 F										
Bill Buckner, L (8, PH) OBP: 0.283, SLG: 0.333										1	0	0	0	0	0	0											
Jamie Quirk, L (8, 2) OBP: 0.325, SLG: 0.407										0	0	0	0	0	0	0											
Kevin Seitzer, R (1, 5) OBP: 0.386, SLG: 0.411	3-1					1B				4	0	2	0	0	1	0											
George Brett, L (1, 3) OBP: 0.391, SLG: 0.519						1B				4	0	1	0	0	0	2											
Pat Tabler, R (1, 10) OBP: 0.349, SLG: 0.358	FC5-4									4	0	0	0	0	0	2											
Danny Tartabull, R (1, 9) OBP: 0.367, SLG: 0.503			K							3	0	0	0	0	1	0											
Frank White, R (1, 4) OBP: 0.271, SLG: 0.334										3	0	1	0	0	1	0											
Bo Jackson, R (1, 7) OBP: 0.290, SLG: 0.480			K							3	0	0	0	0	2	1											
Bill Pecota, R (1, 6) OBP: 0.265, SLG: 0.276			K							3	0	0	0	0	2	1											
Larry Owen, R (1, 2) OBP: 0.287, SLG: 0.244										2	0	0	0	0	0	0											
Jim Eisenreich, L (8, PH) OBP: 0.228, SLG: 0.283										1	0	0	0	0	0	0											
Inning Stats	R: 0 H: 1 E: 0 K: 0 S: 11	H: 1 LOB: 1 BB: 0 P: 15	R: 0 H: 1 E: 0 K: 3 S: 12	H: 1 LOB: 1 BB: 0 P: 18	R: 0 H: 1 E: 0 K: 1 S: 8	H: 0 LOB: 0 BB: 0 P: 13	R: 0 H: 0 E: 0 K: 0 S: 5	H: 0 LOB: 0 BB: 0 P: 7	R: 0 H: 1 E: 0 K: 0 S: 9	H: 1 LOB: 1 BB: 0 P: 14	R: 0 H: 0 E: 0 K: 2 S: 9	H: 0 LOB: 0 BB: 0 P: 14	R: 0 H: 0 E: 0 K: 1 S: 7	H: 0 LOB: 0 BB: 0 P: 13	R: 0 H: 0 E: 0 K: 1 S: 7	H: 0 LOB: 0 BB: 0 P: 10	1B: 4 2B: 0 3B: 0 HR: 0	SF: 0 SAC: 0 DP: 0 HBP: 0	WP: 0 PB: 0 SB: 0 CS: 0	PA: 31							
PITCHER	IP	WLS	BF	H	R	ER	SO	BB	IBB	HBP	BLK	WP	HR	S	P	ERA	WHIP										
Jerry Reuss, L (1, 1) ERA: 3.48	7.0	W	25	4	0	0	6	0	0	0	0	0	0	61	89	0.00	0.571										
Barry Jones, R (8, 1) ERA: 2.94	1.0		3	0	0	0	1	0	0	0	0	0	0	7	13	0.00	0.000										
Bobby Thigpen, R (9, 1) ERA: 3.08	1.0	S	3	0	0	0	1	0	0	0	0	0	0	7	10	0.00	0.000										


Batter	1	2	3	4	5	6	7	8	9	AB	R	H	RBI	BB	SO	LOB	BOTTOM										
Lance Johnson, L (1, 8) OBP: 0.241, SLG: 0.262	G3	1-3				B1		L9		4	0	0	0	0	0	5	Kansas City Royals @ Chicago White Sox Comiskey Park, Chicago, IL Fri Sep 23 1988, 8:05 PM EDT Att: 11,548 - Unknown - 62 F										
Dave Gallagher, R (1, 9) OBP: 0.358, SLG: 0.423	5-3									4	0	1	0	0	0	0											
Harold Baines, L (1, 10) OBP: 0.344, SLG: 0.396										4	0	1	0	0	2	1											
Carlton Fisk, R (1, 2) OBP: 0.378, SLG: 0.537										3	1	1	0	1	0	0											
Dan Pasqua, L (1, 7) OBP: 0.311, SLG: 0.422										4	1	1	0	0	2	3											
Mike Diaz, R (1, 3) OBP: 0.288, SLG: 0.272										2	0	1	0	2	0	1											
Russ Morman, R (9, 3) OBP: 0.270, SLG: 0.267										0	0	0	0	0	0	0											
Steve Lyons, L (1, 4) OBP: 0.306, SLG: 0.365										4	0	2	1	0	0	1											
Ozzie Guillen, L (1, 6) OBP: 0.290, SLG: 0.312										3	0	0	0	1	2	3											
Carlos Martinez, R (1, 5) OBP: 0.189, SLG: 0.189										3	0	0	0	0	0	5											
Fred Manrique, R (9, 4) OBP: 0.288, SLG: 0.352										0	0	0	0	0	0	0											
Inning Stats	R: 0 H: 2 E: 0 K: 1 S: 15	H: 1 LOB: 2 BB: 1 P: 24	R: 0 H: 1 E: 0 K: 0 S: 11	H: 1 LOB: 2 BB: 1 P: 18	R: 0 H: 0 E: 0 K: 1 S: 7	H: 0 LOB: 0 BB: 0 P: 10	R: 0 H: 0 E: 0 K: 1 S: 15	H: 0 LOB: 1 BB: 1 P: 20	R: 0 H: 1 E: 0 K: 1 S: 12	H: 1 LOB: 1 BB: 0 P: 16	R: 0 H: 2 E: 0 K: 0 S: 15	H: 2 LOB: 3 BB: 2 P: 27	R: 0 H: 0 E: 0 K: 0 S: 9	H: 0 LOB: 0 BB: 0 P: 16	R: 1 H: 1 E: 0 K: 1 S: 12	H: 1 LOB: 0 BB: 0 P: 16	1B: 4 2B: 2 3B: 1 HR: 0	SF: 0 SAC: 0 DP: 0 HBP: 0	WP: 3 PB: 0 SB: 0 CS: 0	PA: 35							
PITCHER	IP	WLS	BF	H	R	ER	SO	BB	IBB	HBP	BLK	WP	HR	S	P	ERA	WHIP										
Bret Saberhagen, R (1, 1) ERA: 3.76	7.1	L	33	7	2	2	5	3	1	0	0	89	138	2.46	1.364												
Jerry Don Gleaton, L (8, 1) ERA: 3.57	0.2		2	0	0	0	1	0	0	0	0	1	0	7	9	0.00	0.000										

Batter	1	2	3	4	5	6	7	8	9	AB	R	H	RBI	BB	SO	LOB	TOP				
Oddibe McDowell, L (1, 8) OBP: 0.313, SLG: 0.356	1-0 6-3			2-0 F7		1-0 G3		2-0 BB	1-3 K	5	0	1	0	0	1	2					
Cecil Esay, S (1, 7) OBP: 0.284, SLG: 0.344	0-3 K2-3			3-2 F7			4-2 BB	4-1 BB		2	0	0	0	2	1	0					
Geno Petralli, L (1, 10) OBP: 0.359, SLG: 0.399	1-2 F5			1-2 F7			2-2 G6-3	2-1 F5		4	0	0	0	0	0	4					
Ruben Sierra, S (1, 9) OBP: 0.302, SLG: 0.428		1-2 4-3			2-2 G3		1-0 6-3		1-1 1B WP	4	0	1	0	0	0	0					
Pete O'Brien, L (1, 3) OBP: 0.348, SLG: 0.407		2-2 G3			0-0 F8			0-0 L7	0-2 F8	4	0	0	0	0	0	1					
Chad Kreuter, S (1, 2) OBP: 0.395, SLG: 0.455 Bob Brower, R (9, FR) OBP: 0.317, SLG: 0.277 Jim Sundberg, R (9, 2) OBP: 0.327, SLG: 0.432		1-1 6-3			3-2 FC6-4			0-1 BB	2-1 CS	4	1	3	0	0	0	0					
Steve Buechele, R (1, 5) OBP: 0.344, SLG: 0.407				3-2 G3	3-1 FC6-4			4-0 1B	2-0 2B	3	2	1	1	1	0	1					
Jerry Browne, S (1, 4) OBP: 0.305, SLG: 0.295			2-1 L7			2-2 G3		1-2 BB	2-0 1B	4	1	2	2	0	0	0					
Jeff Kunkel, R (1, 6) OBP: 0.261, SLG: 0.372 Kevin Reimer, L (8, PH) OBP: 0.133, SLG: 0.143 Curtis Wilkerson, S (8, 6) OBP: 0.339, SLG: 0.348			1-2 L9			3-2 F9		0-0 SF8	2-1 1B	2	0	0	0	0	0	0					
Inning Stats	R: 0 E: 0 K: 1 S: 7	H: 0 LOB: 0 BB: 0 P: 9	R: 0 E: 0 K: 0 S: 8	H: 0 LOB: 0 BB: 0 P: 12	R: 0 E: 0 K: 0 S: 8	H: 0 LOB: 0 BB: 0 P: 14	R: 0 E: 0 K: 0 S: 8	H: 0 LOB: 0 BB: 0 P: 14	R: 0 E: 0 K: 0 S: 9	H: 0 LOB: 0 BB: 0 P: 15	R: 0 E: 0 K: 0 S: 7	H: 0 LOB: 0 BB: 1 P: 14	R: 2 E: 0 K: 0 S: 11	H: 3 LOB: 3 BB: 2 P: 24	R: 3 E: 0 K: 1 S: 14	H: 5 LOB: 2 BB: 0 P: 24	1B: 7 2B: 2 3B: 0 HR: 0	SF: 1 SAC: 0 DP: 1 HBP: 0	WP: 1 PB: 0 SB: 0 CS: 2	PA: 37	
PITCHER	IP	WLS	BF	H	R	ER	SO	BB	IBB	HBP	BLK	WP	HR	S	P	ERA	WHIP				
Melido Perez, R (1, 1) ERA: 3.97	7.1		26	3	2	2	1	2	0	0	0	0	0	64	108	2.46	0.682				
Bobby Thigpen, R (8, 1) ERA: 3.34	1.1	L	9	5	3	3	0	1	0	0	0	1	0	14	29	20.25	4.500				
Steve Rosenberg, L (9, 1) ERA: 4.34	0.1		2	1	0	0	1	0	0	0	0	0	0	5	8	0.00	3.000				

Texas Rangers @ Chicago White Sox
Comiskey Park, Chicago, IL
Mon Sep 26 1988, 8:05 PM EDT
Att. 6,970 - Unknown - 80 F

livebaseballscores.com

AB 33
R 5
H 9
RBI 5
BB 3
SO 2
LOB 8




Batter	1	2	3	4	5	6	7	8	9	AB	R	H	RBI	BB	SO	LOB	BOTTOM					
Lance Johnson, L (1, 8) OBP: 0.233, SLG: 0.252	1-0 3-1		0-0 G3			0-0 L9-3		1-1 L7		4	0	1	0	0	0	0						
Dave Gallagher, R (1, 9) OBP: 0.353, SLG: 0.412	4-0 WP		2-2 5-3			1-0 L9-3		2-2 5-3		3	1	0	0	1	0	1						
Harold Baines, L (1, 10) OBP: 0.348, SLG: 0.412	1-2 1-H			1-3 K		0-3 K			1-2 HR	4	1	2	2	0	2	0						
Carlton Fisk, R (1, 2) OBP: 0.375, SLG: 0.536	0-3 K			2-3 K			0-0 HR		1-3 K	4	1	1	1	0	3	1						
Dan Pasqua, L (1, 7) OBP: 0.312, SLG: 0.422	2-3 K			1-0 1B			0-1 L6		0-2 E1	4	0	1	0	0	1	1						
Mike Diaz, R (1, 3) OBP: 0.281, SLG: 0.266 Daryl Boston, L (9, FR) OBP: 0.264, SLG: 0.432		0-2 L3		2-1 F8			0-0 F9		2-1 FC3-6	4	0	1	0	0	0	1						
Steve Lyons, L (1, 5) OBP: 0.306, SLG: 0.364		0-0 F6			2-2 3-1			0-0 1B	0-0 FC3-6	4	0	1	0	0	0	2						
Ozzie Guillen, L (1, 6) OBP: 0.294, SLG: 0.317		1-2 F8			4-0 G4-6-3			1-2 1B	0-0 F4	3	0	0	0	1	0	3						
Fred Manrique, R (1, 4) OBP: 0.287, SLG: 0.350			2-3 K		1-0 G4-6-3			1-0 F6		3	0	0	0	0	1	1						
Inning Stats	R: 1 E: 0 K: 2 S: 11	H: 1 LOB: 1 BB: 1 P: 19	R: 0 E: 0 K: 0 S: 10	H: 0 LOB: 0 BB: 0 P: 11	R: 0 E: 0 K: 1 S: 9	H: 0 LOB: 0 BB: 0 P: 13	R: 0 E: 0 K: 2 S: 10	H: 1 LOB: 1 BB: 0 P: 16	R: 0 E: 0 K: 0 S: 4	H: 0 LOB: 0 BB: 1 P: 11	R: 0 E: 0 K: 1 S: 5	H: 1 LOB: 0 BB: 0 P: 6	R: 1 E: 0 K: 0 S: 9	H: 2 LOB: 1 BB: 0 P: 10	R: 0 E: 0 K: 0 S: 7	H: 0 LOB: 0 BB: 0 P: 11	R: 1 E: 1 K: 1 S: 13	H: 2 LOB: 2 BB: 0 P: 17	1B: 4 2B: 2 3B: 0 HR: 2	SF: 0 SAC: 0 DP: 2 HBP: 0	WP: 1 PB: 0 SB: 0 CS: 0	PA: 35
PITCHER	IP	WLS	BF	H	R	ER	SO	BB	IBB	HBP	BLK	WP	HR	S	P	ERA	WHIP					
Bobby Witt, R (1, 1) ERA: 4.0	9.0	W	35	7	3	3	7	2	0	0	0	1	2	78	114	3.00	1.000					

Texas Rangers @ Chicago White Sox
Comiskey Park, Chicago, IL
Mon Sep 26 1988, 8:05 PM EDT
Att. 6,970 - Unknown - 80 F

livebaseballscores.com

AB 33
R 3
H 7
RBI 3
BB 2
SO 7
LOB 10



Batter	1	2	3	4	5	6	7	8	9	AB	R	H	RBI	BB	SO	LOB	TOP		
Oddibe McDowell, L OBP: 0.313, SLG: 0.354 (1, 8)	1-3 K		1-3 K			4-2 BB S BB		0-3 K		3	0	0	0	1	3	0	Texas Rangers @ Chicago White Sox Comiskey Park, Chicago, IL Tue Sep 27 1988, 8:05 PM EDT Att. 7,093 - Unknown - 70 F		
Cecil Esay, S OBP: 0.280, SLG: 0.340 (1, 7)	3-1 4-3			1-3 K		1-3 K		1-1 L9		4	0	0	0	0	2	1			
Kevin Reimer, L OBP: 0.158, SLG: 0.333 (1, 10)	1-0 3-1			0-0 HR		2-0 F7		1-1 4-3		4	1	1	1	0	0	1			
Ruben Sierra, S OBP: 0.302, SLG: 0.426 (1, 9)		0-0 F8		1-0 4-3		4-2 BB 1-2 BB		2-1 1-6-3		3	0	0	0	1	0	0			
Pete O'Brien, L OBP: 0.349, SLG: 0.406 (1, 3)		2-1 F9		4-2 BB		4-2 BB 1-2 2-3 BB		1-0 L6		2	0	0	0	2	0	0			
Chad Kreuter, S OBP: 0.357, SLG: 0.405 (1, 2)		3-2 4-3		1-3 K		1-1 F6		2-3 K		4	0	0	0	0	2	4			
Steve Buechele, R OBP: 0.344, SLG: 0.411 (1, 5)			3-1 SF8 3B		0-3 K		0-1 1-3			3	1	1	0	0	1	0			
Jerry Browne, S OBP: 0.301, SLG: 0.291 (1, 4)			2-2 F7		2-1 F7		0-0 4-3			3	0	0	0	0	0	1			
Jeff Kunkel, R OBP: 0.256, SLG: 0.367 (1, 6)			1-1 SF8 3H		2-2 6-3		1-1 1-6-3			2	0	0	1	0	0	0			
Inning Stats	R: 0 E: 0 K: 1 S: 6	H: 0 LOB: 0 BB: 0 P: 11	R: 0 E: 0 K: 0 S: 6	H: 0 LOB: 0 BB: 0 P: 11	R: 1 E: 0 K: 1 S: 14	H: 1 LOB: 1 BB: 1 P: 21	R: 0 E: 0 K: 1 S: 8	H: 0 LOB: 3 BB: 0 P: 12	R: 0 E: 0 K: 1 S: 5	H: 0 LOB: 0 BB: 0 P: 6	R: 0 E: 0 K: 1 S: 7	H: 0 LOB: 0 BB: 0 P: 9	R: 0 E: 0 K: 1 S: 7	H: 0 LOB: 0 BB: 0 P: 12	1B: 0 2B: 0 3B: 1 HR: 1	SF: 1 SAC: 0 DP: 0 HBP: 0	WP: 0 PA: 33 PB: 0 SB: 1 CS: 0		
PITCHER	IP	WLS	BF	H	R	ER	SO	BB	IBB	HBP	BLK	WP	HR	S	P	ERA	WHIP		
Shawn Hillegas, R ERA: 3.87 (1, 1)	6.0		24	2	2	2	6	4	0	0	0	0	1	62	105	3.00	1.000		
Tom McCarthy, R ERA: 1.13 (7, 1)	3.0	W	9	0	0	0	2	0	0	0	0	0	0	19	27	0.00	0.000		

AB	28
R	2
H	2
RBI	2
BB	4
SO	8
LOB	7



Batter	1	2	3	4	5	6	7	8	9	AB	R	H	RBI	BB	SO	LOB	BOTTOM		
Dave Gallagher, R OBP: 0.355, SLG: 0.411 (1, 8)	1-3 K		0-0 G1 WP 1B	4-0 IBB			1-0 L4			3	0	1	0	1	1	0	Texas Rangers @ Chicago White Sox Comiskey Park, Chicago, IL Tue Sep 27 1988, 8:05 PM EDT Att. 7,093 - Unknown - 70 F		
Kenny Williams, R OBP: 0.221, SLG: 0.305 (1, 9)	1-3 K		1-1 G1	0-0 F9		2-2 E6 CS				4	0	0	1	0	1	4			
Harold Baines, L OBP: 0.349, SLG: 0.412 (1, 10)	0-0 1B		0-2 L5		0-0 FC6-4 1B		1-2 1-3			4	0	2	0	0	0	2			
Carlton Fisk, R OBP: 0.370, SLG: 0.527 (1, 2)	2-0 F9		2-0 L4		1-1 F6		0-1 F7			4	0	0	0	0	0	3			
Mike Diaz, R OBP: 0.289, SLG: 0.290 (1, 3)		1-1 1B		0-0 FC3-2 1B		0-1 FC6-4		3-0 HR		4	1	3	1	0	0	1			
Dan Pasqua, L OBP: 0.312, SLG: 0.422 (9, 7)				1-2 FC3-2 SF8 1B		1-2 6-3		0-1 F8		0	0	0	0	0	0	0			
Russ Norman, R OBP: 0.276, SLG: 0.275 (1, 7) (9, 3)		1-2 L5		2-1 FC3-2 SF8 1B		1-0 6-3		0-1 F8		4	1	1	0	0	0	2			
Carlos Martinez, R OBP: 0.188, SLG: 0.208 (1, 5)		1-3 K		2-2 E4 SF8 FC3-2		2-0 F8		2-3 K		4	0	0	0	0	2	3			
Steve Lyons, L OBP: 0.306, SLG: 0.364 (9, 5)				1-2 2-3 3-H						0	0	0	0	0	0	0			
Ozzie Guillen, L OBP: 0.292, SLG: 0.315 (1, 6)		1-3 K		0-0 FC3-2 SF8		1-1 L7				3	0	0	0	0	1	4			
Fred Manrique, R OBP: 0.285, SLG: 0.347 (1, 4)			2-2 E5 WP 1B G1		1-2 2-3 3-H		2-3 K			2	1	0	1	0	1	0			
Inning Stats	R: 0 E: 0 K: 2 S: 9	H: 1 LOB: 1 BB: 0 P: 13	R: 0 E: 0 K: 2 S: 12	H: 1 LOB: 1 BB: 0 P: 16	R: 1 E: 1 K: 0 S: 11	H: 1 LOB: 1 BB: 0 P: 16	R: 0 E: 0 K: 0 S: 6	H: 0 LOB: 0 BB: 0 P: 8	R: 0 E: 1 K: 1 S: 7	H: 0 LOB: 0 BB: 0 P: 11	R: 0 E: 0 K: 1 S: 8	H: 0 LOB: 0 BB: 0 P: 13	R: 1 E: 0 K: 1 S: 8	H: 1 LOB: 0 BB: 0 P: 13	1B: 6 2B: 0 3B: 0 HR: 1	SF: 1 SAC: 0 DP: 0 HBP: 0	WP: 1 PA: 34 PB: 0 SB: 0 CS: 1		
PITCHER	IP	WLS	BF	H	R	ER	SO	BB	IBB	HBP	BLK	WP	HR	S	P	ERA	WHIP		
Paul Kilgus, L ERA: 4.18 (1, 1)	8.0	L	34	7	3	1	6	0	1	0	0	1	1	68	106	1.12	0.875		

AB	32
R	3
H	7
RBI	3
BB	1
SO	6
LOB	19



Batter	1	2	3	4	5	6	7	8	9	AB	R	H	RBI	BB	SO	LOB	TOP				
Bob Brower, R OBP: 0.317, SLG: 0.278 Oddibe McDowell, L OBP: 0.312, SLG: 0.353	6-3		F9					K		3	0	1	0	0	0	0	Texas Rangers @ Chicago White Sox Comiskey Park, Chicago, IL Wed Sep 28 1988, 8:05 PM EDT Att. 7,959 - Unknown - 68 F				
Cecil Esay, S OBP: 0.283, SLG: 0.339	F7			FC6-4 1B	4-6-3 1B			FC6 BB		3	1	1	0	1	0	1					
Barbaro Garbey, R OBP: 0.249, SLG: 0.232 Pete O'Brien, L OBP: 0.349, SLG: 0.405	6-3			FC6-4 1B	F7			FC6 1-2		3	0	1	0	0	0	1					
Ruben Sierra, S OBP: 0.302, SLG: 0.425				FC6-4 BB 1B		5-3		L8		4	1	1	0	0	0	3					
Mike Stanley, R OBP: 0.325, SLG: 0.302 Jerry Browne, S OBP: 0.300, SLG: 0.289	K			1B	4-3			F8		2	0	0	0	1	1	1					
Steve Buechele, R OBP: 0.344, SLG: 0.410	F3			BB	4-3			4-3		4	0	1	2	0	0	1					
Chad Kreuter, S OBP: 0.333, SLG: 0.375 Geno Petralli, L OBP: 0.358, SLG: 0.398	6-3			1B	F7			K		3	0	0	0	0	0	3					
Jeff Kunkel, R OBP: 0.252, SLG: 0.359			5-3	FC6-4				K		3	0	0	0	0	1	2					
Curtis Wilkerson, S OBP: 0.336, SLG: 0.345			4-3		6-3			K		3	0	0	0	0	1	0					
Inning Stats	R: 0 E: 0 K: 0 S: 7	H: 0 LOB: 0 BB: 0 P: 10	R: 0 E: 0 K: 1 S: 10	H: 1 LOB: 1 BB: 0 P: 12	R: 0 E: 0 K: 0 S: 6	H: 0 LOB: 0 BB: 0 P: 9	R: 2 E: 0 K: 0 S: 13	H: 3 LOB: 2 BB: 1 P: 22	R: 0 E: 0 K: 2 S: 6	H: 0 LOB: 0 BB: 0 P: 11	R: 0 E: 0 K: 0 S: 8	H: 0 LOB: 0 BB: 0 P: 12	R: 0 E: 0 K: 1 S: 10	H: 0 LOB: 1 BB: 1 P: 19	R: 0 E: 0 K: 1 S: 11	H: 0 LOB: 0 BB: 0 P: 14		1B: 5 2B: 0 3B: 0 HR: 0	SF: 0 SAC: 0 DP: 0 HBP: 0	WP: 0 PB: 0 SB: 1 CS: 0	PA: 34
PITCHER	IP	WLS	BF	H	R	ER	SO	BB	IBB	HBP	BLK	WP	HR	S	P	ERA	WHIP				
Jerry Reuss, L ERA: 3.44	7.0	W	27	5	2	2	3	1	0	0	0	0	0	56	87	2.57	0.857				
Barry Jones, R ERA: 2.94	1.0		4	0	0	0	1	1	0	0	0	0	0	10	19	0.00	1.000				
Bobby Thigpen, R ERA: 3.3	1.0	S	3	0	0	0	1	0	0	0	0	0	0	11	14	0.00	0.000				

AB 32
R 2
H 5
RBI 2
BB 2
SO 5
LOB 13



Batter	1	2	3	4	5	6	7	8	9	AB	R	H	RBI	BB	SO	LOB	BOTTOM				
Lance Johnson, L OBP: 0.225, SLG: 0.243	F7		K		3-1			K		4	0	0	0	0	2	1	Texas Rangers @ Chicago White Sox Comiskey Park, Chicago, IL Wed Sep 28 1988, 8:05 PM EDT Att. 7,959 - Unknown - 68 F				
Dave Gallagher, R OBP: 0.357, SLG: 0.415	2B		1B		K			F3		4	1	2	0	0	1	0					
Harold Baines, L OBP: 0.348, SLG: 0.413	PB 2B		FC6-5-4 1-3		F7			K		4	1	1	1	0	1	1					
Dan Pasqua, L OBP: 0.310, SLG: 0.417	K2-3		F7			F8		F2		4	0	0	0	0	1	2					
Mike Diaz, R OBP: 0.290, SLG: 0.295 Russ Morman, R OBP: 0.278, SLG: 0.275	F6			1B 2B		F3				3	1	1	0	0	0	0					
Mark Salas, L OBP: 0.304, SLG: 0.328			F9		F5			BB		2	0	0	0	1	0	1					
Steve Lyons, L OBP: 0.308, SLG: 0.365			FC4-6 BB		2H 1B			F7		2	0	1	1	1	0	1					
Ozzie Guillen, L OBP: 0.293, SLG: 0.315			FC4-6 S		F9			SH1-3 1B		3	0	1	0	0	0	2					
Fred Manrique, R OBP: 0.283, SLG: 0.345			K		6-3			SH1-3		2	0	0	0	0	1	2					
Inning Stats	R: 2 E: 0 K: 1 S: 14	H: 2 LOB: 0 BB: 0 P: 25	R: 0 E: 0 K: 1 S: 9	H: 0 LOB: 1 BB: 1 P: 14	R: 0 E: 0 K: 1 S: 9	H: 1 LOB: 1 BB: 0 P: 13	R: 1 E: 0 K: 0 S: 12	H: 2 LOB: 1 BB: 0 P: 17	R: 0 E: 0 K: 1 S: 7	H: 0 LOB: 0 BB: 1 P: 9	R: 0 E: 0 K: 0 S: 7	H: 0 LOB: 1 BB: 1 P: 16	R: 0 E: 0 K: 1 S: 5	H: 1 LOB: 1 BB: 0 P: 5	R: 0 E: 0 K: 1 S: 6	H: 0 LOB: 0 BB: 0 P: 12		1B: 3 2B: 3 3B: 0 HR: 0	SF: 0 SAC: 1 DP: 0 HBP: 0	WP: 0 PB: 2 SB: 2 CS: 0	PA: 31
PITCHER	IP	WLS	BF	H	R	ER	SO	BB	IBB	HBP	BLK	WP	HR	S	P	ERA	WHIP				
Charlie Hough, R ERA: 3.32	8.0	L	31	6	3	2	6	2	0	0	0	0	0	69	111	2.25	1.000				

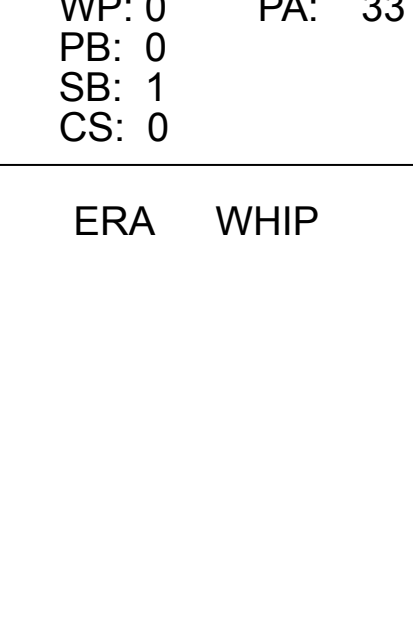
AB 28
R 3
H 6
RBI 2
BB 2
SO 6
LOB 10



Batter	1	2	3	4	5	6	7	8	9	AB	R	H	RBI	BB	SO	LOB	TOP			
Lance Johnson, L (1, 8) OBP: 0.224, SLG: 0.235	3-2 4-3		1-1 G1-3			1-0 G4-3		0-1 4-3		4	0	0	0	0	0	1				
Donnie Hill, S (1, 10) OBP: 0.296, SLG: 0.281	1-2 L6			0-0 1B 2B		0-3 K			1-2 E6 G5-4-3	4	1	1	0	0	1	0				
Dave Gallagher, R (1, 9) OBP: 0.358, SLG: 0.411	1-2 5-3			1-1 6-3		3-2 FC5-4 1B			1-2 G5-4-3 1-2f	4	0	1	0	0	0	2				
Carlton Fisk, R (1, 2) OBP: 0.377, SLG: 0.544				2-0 G4-6-3 1B		2-1 FC5-4 1-2f			0-0 HR	4	1	3	2	0	0	1				
Mike Diaz, R (1, 3) OBP: 0.292, SLG: 0.301	1-0 P2			0-2 G6-4-3 1-2f			2-3 K		2-0 1B	4	0	1	0	0	1	2				
Russ Morman, R (1, 7) OBP: 0.289, SLG: 0.267	3-1 G4-6-3 1-2f				1-1 F8		2-2 6-3		0-1 P4	4	0	0	0	0	0	2				
Carlos Martinez, R (1, 5) OBP: 0.164, SLG: 0.182			2-2 P3		0-1 E4		2-3 K			3	0	0	0	0	1	0	AB 33 R 2 H 7 RBI 2 BB 0 SO 3 LOB 10			
Ozzie Guillen, L (1, 6) OBP: 0.291, SLG: 0.313			0-1 G3		0-0 F8			0-1 F9		3	0	0	0	0	0	1				
Fred Manrique, R (1, 4) OBP: 0.281, SLG: 0.342			2-1 1B		2-2 F7 1-2			1-2 G4-3		3	0	1	0	0	0	1				
Inning Stats	R: 0 E: 0 K: 0 S: 9	H: 0 LOB: 0 BB: 0 P: 14	R: 0 E: 0 K: 0 S: 4	H: 1 LOB: 0 BB: 0 P: 8	R: 0 E: 0 K: 0 S: 9	H: 1 LOB: 0 BB: 0 P: 14	R: 1 E: 0 K: 0 S: 7	H: 2 LOB: 0 BB: 0 P: 10	R: 0 E: 1 K: 1 S: 8	H: 0 LOB: 1 BB: 0 P: 15	R: 0 E: 0 K: 2 S: 10	H: 0 LOB: 0 BB: 0 P: 16	R: 0 E: 0 K: 0 S: 7	H: 0 LOB: 0 BB: 0 P: 8	R: 1 E: 1 K: 0 S: 11	H: 2 LOB: 1 BB: 0 P: 15	1B: 5 2B: 1 3B: 0 HR: 1	SF: 0 SAC: 0 DP: 3 HBP: 0	WP: 0 PB: 0 CS: 1	PA: 33
PITCHER Charlie Leibrandt, L (1, 1) ERA: 3.19	IP: 9.0 WLS: W BF: 33 H: 7 R: 2 ER: 2 SO: 3 BB: 0 IBB: 0 HBP: 0 BLK: 0 WP: 0 HR: 1 S: 74 P: 111 ERA: 2.00 WHIP: 0.778															PITCHER				


Chicago White Sox @ Kansas City Royals
Royals Stadium, Kansas City, MO

livebaseballscores.com



Chicago White Sox @ Kansas City Royals
Royals Stadium, Kansas City, MO


livebaseballscores.com



Batter	1	2	3	4	5	6	7	8	9	AB	R	H	RBI	BB	SO	LOB	BOTTOM			
Gary Thurman, R (1, 8) OBP: 0.190, SLG: 0.153	0-1 F9	3-2 G6-3 1-2		3-2 F9		1-1 1-3 2-H 3-H 2B				4	0	1	2	0	0	4				
Brad Weisman, R (1, 6) OBP: 0.339, SLG: 0.347	4-2 CS BB		2-1 G4-3	0-3 K		3-3 K				3	0	0	0	1	2	4				
Kevin Seitzer, R (1, 5) OBP: 0.388, SLG: 0.408	4-2 HR BB		1-2 S 1B		1-1 G5-3	1-0 4-3				3	1	1	0	1	0	2				
Danny Tartabull, R (1, 10) OBP: 0.369, SLG: 0.518	0-0 1-H HR		1-2 BB		2-1 F8		1-0 F9			3	1	1	2	1	0	0				
Frank White, R (1, 4) OBP: 0.267, SLG: 0.331	0-1 F8		0-3 K		0-0 F7		1-1 G1-3			4	0	0	0	0	1	2				
Ed Hearn, R (1, 2) OBP: 0.286, SLG: 0.429		2-1 F8	1-1 F7			1-1 BB 2B 2B		0-1 F9		4	1	1	0	0	0	2				
Luis de los Santos, R (1, 3) OBP: 0.231, SLG: 0.227		4-2 FC6-4 WP BB		1-1 G5-3		2-2 F8		2-2 6-3		3	0	0	0	1	0	1	AB 28 R 4 H 5 RBI 4 BB 7 SO 4 LOB 17			
Bill Pecota, R (1, 9) OBP: 0.286, SLG: 0.275		4-2 FC6-4 BB		4-2 1B BB		1-1 BB 2B HBP		1-3 K		1	1	0	0	2	1	0				
Jim Eisenreich, L (1, 7) OBP: 0.240, SLG: 0.289		0-0 FC6-4 S		2-2 1B		4-2 2B BB		1-0 G4-3		3	0	1	0	1	0	2	WP: 1 PB: 0 SB: 2 CS: 1			
Inning Stats	R: 2 E: 0 K: 0 S: 10	H: 1 LOB: 2 BB: 2 P: 18	R: 0 E: 0 K: 0 S: 11	H: 0 LOB: 2 BB: 2 P: 24	R: 0 E: 0 K: 1 S: 11	H: 1 LOB: 2 BB: 1 P: 19	R: 0 E: 0 K: 1 S: 16	H: 1 LOB: 2 BB: 1 P: 26	R: 0 E: 0 K: 0 S: 5	H: 0 LOB: 0 BB: 0 P: 8	R: 2 E: 0 K: 1 S: 15	H: 2 LOB: 2 BB: 1 P: 28	R: 0 E: 0 K: 0 S: 5	H: 0 LOB: 0 BB: 0 P: 7	R: 0 E: 0 K: 1 S: 9	H: 0 LOB: 0 BB: 0 P: 13	1B: 2 2B: 2 3B: 0 HR: 1	SF: 0 SAC: 0 DP: 0 HBP: 1	WP: 1 PB: 0 SB: 2 CS: 1	PA: 36
PITCHER Ravelo Manzanillo, L (1, 1) ERA: 5.79 Bill Long, R (6, 1) ERA: 4.03	IP: 5.1 WLS: L BF: 27 H: 4 R: 4 ER: 4 SO: 2 BB: 7 IBB: 0 HBP: 0 BLK: 0 WP: 0 HR: 1 S: 61 P: 111 ERA: 6.75 WHIP: 2.062															PITCHER				

Chicago White Sox @ Kansas City Royals
Royals Stadium, Kansas City, MO

livebaseballscores.com



Batter	1	2	3	4	5	6	7	8	9	AB	R	H	RBI	BB	SO	LOB	TOP								
Dave Gallagher, R (1, 8) OBP: 0.357, SLG: 0.409	1-3 K		4-2 BB		1-1 F8		0-0 G4-6-3		0-0 FC1-6 1B	4	0	1	0	1	1	2									
Steve Lyons, L (1, 5) OBP: 0.312, SLG: 0.370	1-1 1B		0-0 G2-3			0-0 1B		2-2 2B	0-0 FC1-6 1B	5	2	3	0	0	0	2									
Harold Baines, L (1, 10) OBP: 0.349, SLG: 0.413	1-1 2B		1-3 K2-3			2-0 1B		4-1 2B	0-3 K	4	1	2	0	1	2	2									
Carlton Fisk, R (1, 2) OBP: 0.377, SLG: 0.542	1-1 F7			1-2 1B		1-3 K		0-1 F9	2-2 1B	5	0	2	0	0	1	5									
Dan Pasqua, L (1, 9) OBP: 0.305, SLG: 0.411		0-0 P5		1-1 G4-6-3 1B		1-3 K		1-3 K	1-1 4-3	5	0	0	0	0	2	7									
Mike Diaz, R (1, 3) OBP: 0.299, SLG: 0.314	2-2 1B		2-3 K			0-1 1B		0-1 1B		4	0	3	2	0	1	0									
Russ Morman, R (8, PR) OBP: 0.269, SLG: 0.267						1-3 2-H 1B		1-3 3-H 2B		0	0	0	0	0	0	0									
Daryl Boston, L (1, 7) OBP: 0.271, SLG: 0.434	4-0 1B			1-1 1B		2-3 K		1-1 1B		3	0	2	1	1	1	2									
Ozzie Guillen, L (1, 6) OBP: 0.291, SLG: 0.311	1-1 G4-3			2-2 F9		0-0 F8		1-2 BB		3	0	0	0	1	0	2									
Fred Manrique, R (1, 4) OBP: 0.281, SLG: 0.341			0-1 F8		2-2 P2		1-1 1B	0-0 P5		4	0	1	0	0	0	4									
Inning Stats	R: 0 E: 0 K: 1 S: 9	H: 2 LOB: 1 BB: 0 P: 13	R: 0 E: 0 K: 0 S: 6	H: 1 LOB: 1 BB: 1 P: 13	R: 0 E: 0 K: 1 S: 9	H: 0 LOB: 1 BB: 1 P: 14	R: 0 E: 0 K: 1 S: 8	H: 1 LOB: 0 BB: 0 P: 12	R: 0 E: 0 K: 0 S: 13	H: 1 LOB: 1 BB: 0 P: 18	R: 1 E: 0 K: 3 S: 14	H: 3 LOB: 2 BB: 0 P: 20	R: 0 E: 0 K: 0 S: 4	H: 1 LOB: 0 BB: 0 P: 5	R: 2 E: 0 K: 1 S: 16	H: 3 LOB: 3 BB: 2 P: 28	R: 0 E: 0 K: 1 S: 12	H: 2 LOB: 2 BB: 0 P: 15	1B: 11 2B: 3 3B: 0 HR: 0	SF: 0 SAC: 0 DP: 2 HBP: 0	WP: 0 PB: 0 CS: 1	PA: 41			
PITCHER	IP	WLS	BF	H	R	ER	SO	BB	IBB	HBP	BLK	WP	HR	S	P	ERA	WHIP								
Mark Gubicza, R (1, 1) ERA: 2.7	7.2	L	34	12	3	3	7	3	0	0	0	0	0	78	118	3.52	1.957								
Israel Sanchez, L (8, 1) ERA: 4.54	0.0		1	0	0	0	1	0	0	0	0	0	0	0	4	∞	∞								
Jeff Montgomery, R (8, 1) ERA: 3.45	1.0		5	2	0	0	1	0	0	0	0	0	0	11	13	0.00	2.000								
Jerry Don Gleaton, L (9, 1) ERA: 3.5	0.1		1	0	0	0	0	0	0	0	0	0	0	2	3	0.00	0.000								

Chicago White Sox @ Kansas City Royals
 Royals Stadium, Kansas City, MO
 Sat Oct 01 1988, 8:05 PM EDT
 Att: 28,040 - Unknown - 68 F

AB	37
R	3
H	14
RBI	3
BB	4
SO	8
LOB	26



Batter	1	2	3	4	5	6	7	8	9	AB	R	H	RBI	BB	SO	LOB	BOTTOM								
Willie Wilson, S (1, 8) OBP: 0.289, SLG: 0.333	0-3 K			2-0 F8		0-0 4-3		2-3 K		4	0	0	0	0	2	1									
Kevin Seitzer, R (1, 5) OBP: 0.387, SLG: 0.408	0-3 K			0-1 F9		1-2 2B			3-2 G6-3	4	0	1	0	0	1	0									
George Brett, L (1, 3) OBP: 0.388, SLG: 0.510	3-2 F7			2-2 G3-1		0-0 4-3			1-2 F7	4	0	0	0	0	0	1									
Danny Tartabull, R (1, 10) OBP: 0.368, SLG: 0.516		3-2 6-3			1-0 FC4-6 1B		3-3 K		1-3 K	4	0	1	0	0	2	0									
Jim Eisenreich, L (1, 9) OBP: 0.236, SLG: 0.283		1-0 L6			2-0 FC4-6 E		1-0 6-3		1-0 L3	4	0	0	0	0	0	2									
Jamie Quirk, L (1, 2) OBP: 0.335, SLG: 0.411		2-3 K			1 SAFE 2-1 E3		2-1 F9			3	0	0	0	0	1	1									
Brad Wellman, R (1, 4) OBP: 0.330, SLG: 0.337					0-3 K			1-0 4-3		3	0	0	0	0	1	2									
Gary Thurman, R (1, 7) OBP: 0.185, SLG: 0.148					3-3 K			1-2 E5		2	0	0	0	0	1	2									
Frank White, R (8, PH) OBP: 0.287, SLG: 0.331						0-1 G3				1	0	0	0	0	0	0									
Dave Owen, S (1, 6) OBP: 0.287, SLG: 0.472					2-3 K			2-3 K		2	0	0	0	0	1	0									
Bill Buckner, L (8, PH) OBP: 0.268, SLG: 0.331								1-2 K		1	0	0	0	0	1	1									
Bo Jackson, R (9, 7) OBP: 0.287, SLG: 0.472								1-2 K		0	0	0	0	0	0	0									
Inning Stats	R: 0 E: 0 K: 2 S: 9	H: 0 LOB: 0 BB: 0 P: 12	R: 0 E: 0 K: 1 S: 8	H: 0 LOB: 0 BB: 0 P: 14	R: 0 E: 0 K: 2 S: 10	H: 0 LOB: 0 BB: 0 P: 16	R: 0 E: 0 K: 0 S: 6	H: 0 LOB: 0 BB: 0 P: 10	R: 0 E: 0 K: 1 S: 9	H: 1 LOB: 2 BB: 0 P: 14	R: 0 E: 0 K: 0 S: 6	H: 1 LOB: 1 BB: 0 P: 8	R: 0 E: 0 K: 1 S: 6	H: 0 LOB: 0 BB: 0 P: 12	R: 0 E: 1 K: 2 S: 13	H: 0 LOB: 1 BB: 0 P: 19	R: 0 E: 0 K: 1 S: 12	H: 0 LOB: 1 BB: 0 P: 18	1B: 1 2B: 1 3B: 0 HR: 0	SF: 0 SAC: 0 DP: 0 HBP: 0	WP: 2 PB: 0 CS: 0	PA: 32			
PITCHER	IP	WLS	BF	H	R	ER	SO	BB	IBB	HBP	BLK	WP	HR	S	P	ERA	WHIP								
Melido Perez, R (1, 1) ERA: 3.79	9.0	W	32	2	0	0	10	0	0	0	0	2	0	79	123	0.00	0.222								

Chicago White Sox @ Kansas City Royals
 Royals Stadium, Kansas City, MO
 Sat Oct 01 1988, 8:05 PM EDT
 Att: 28,040 - Unknown - 68 F

AB	32
R	0
H	2
RBI	0
BB	0
SO	10
LOB	10



Batter	1	2	3	4	5	6	7	8	9	AB	R	H	RBI	BB	SO	LOB	TOP											
Dave Gallagher, R OBP: 0.354, SLG: 0.406 (1, 9)	F7	F8					G1-6-3		E5	5	0	1	0	0	0	5												
Lance Johnson, L OBP: 0.223, SLG: 0.234 (1, 8)	K		4-3			G3		4-3	4-3	5	0	1	0	0	1	4												
Harold Baines, L OBP: 0.347, SLG: 0.411 (1, 10)	G3-1		F7				G5-3	G4-6-3		4	0	0	0	0	0	1												
Dan Pasqua, L OBP: 0.307, SLG: 0.417 (1, 7)		B1-6-3 BB 1B	P7				HR	4-3		3	2	1	1	1	0	0												
Mike Diaz, R OBP: 0.302, SLG: 0.314 Russ Morman, R OBP: 0.269, SLG: 0.267 (1, 3) (9, 3)		4-1 B1-6-3 BB			G5-3		3-2 1B		F7	3	0	1	0	1	0	0												
Mark Salas, L OBP: 0.303, SLG: 0.332 (1, 2)		0-0 B1-6-3			1-3 K		1-3 K		4-3 1B	4	1	1	0	0	2	3												
Steve Lyons, L OBP: 0.313, SLG: 0.373 (1, 5)		0-0 1B 1B			1-3 K2-3		2-1 1B SF9		4-3	4	2	2	1	0	1	1												
Ozzie Guillen, L OBP: 0.294, SLG: 0.314 (1, 6)		1-0 1B 1B			1-3 K		0-0 G1-6-3 1B		1-0 E BB 1B	4	0	3	1	0	1	0												
Fred Manrique, R OBP: 0.283, SLG: 0.342 (1, 4)		3-1 1B 1B			3-2 F8		3-2 SF9		4-1 E BB	2	0	1	2	1	0	0												
Inning Stats	R: 0 E: 0 K: 1 S: 9	H: 0 LOB: 0 BB: 0 P: 15	R: 2 E: 0 K: 0 S: 9	H: 3 LOB: 2 BB: 2 P: 21	R: 0 E: 0 K: 0 S: 9	H: 0 LOB: 0 BB: 0 P: 11	R: 0 E: 0 K: 2 S: 7	H: 0 LOB: 0 BB: 0 P: 9	R: 0 E: 0 K: 1 S: 10	H: 1 LOB: 1 BB: 0 P: 16	R: 1 E: 0 K: 0 S: 10	H: 2 LOB: 1 BB: 0 P: 17	R: 1 E: 0 K: 0 S: 8	H: 2 LOB: 0 BB: 0 P: 14	R: 0 E: 0 K: 0 S: 6	H: 1 LOB: 0 BB: 0 P: 7	R: 1 E: 1 K: 0 S: 10	H: 2 LOB: 3 BB: 1 P: 20	1B: 8 2B: 2 HR: 1	SF: 1 SAC: 0 DP: 3 HBP: 0	WP: 0 PB: 0 CS: 0	PA: 38						
PITCHER	IP	WLS	BF	H	R	ER	SO	BB	IBB	HBP	BLK	WP	HR	S	P	ERA	WHIP											
Bret Saberhagen, R ERA: 3.8 Jerry Don Gleaton, L ERA: 3.55	(1, 1)	7.0	L	29	9	4	4	5	2	0	0	0	0	1	65	107	5.14	1.571										
(8, 1)	2.0		9	2	1	1	0	1	0	0	0	0	0	0	13	23	4.50	1.500										

Chicago White Sox @ Kansas City Royals
Royals Stadium, Kansas City, MO
Sun Oct 02 1988, 4:33 AM EDT
Att: 19,951 - Sunny - 67 F

AB	34
R	5
H	11
RBI	5
BB	3
SO	5
LOB	14



Batter	1	2	3	4	5	6	7	8	9	AB	R	H	RBI	BB	SO	LOB	BOTTOM										
Gary Thurman, R OBP: 0.214, SLG: 0.182 (1, 8)	BB S 1B		1-2 F9 1B						2-3 K	5	0	3	0	0	2	0											
Kevin Seitzer, R OBP: 0.388, SLG: 0.406 (1, 5)	1-2 BB BB		1-1 F9						1-2 L1	3	0	0	0	2	0	1											
George Brett, L OBP: 0.389, SLG: 0.509 (1, 3) (9, 6)	4-2 1-2 2-3 BB		0-1 P6						1-0 F9	3	1	1	0	1	0	3											
Danny Tartabull, R OBP: 0.369, SLG: 0.515 (1, 9)	1-3 K		4-2 BB						2-2 F9	3	0	1	0	1	1	5											
Jim Eisenreich, L OBP: 0.236, SLG: 0.282 (1, 7)	2-2 P5		2-3 K						1-0 F8	4	0	1	1	0	1	5											
Jamie Quirk, L OBP: 0.333, SLG: 0.408 (1, 2)	0-2 F9								0-2 1B	4	0	1	0	0	0	5											
Ed Hearn, R OBP: 0.222, SLG: 0.333 (1, 10)			0-0 L5						3-3 K	4	0	0	0	0	1	3											
Brad Wellman, R OBP: 0.322, SLG: 0.327 (1, 4) (8, 6)			0-0 F8						0-1 G1-6-3	3	0	0	0	0	1	2											
Bill Buckner, L OBP: 0.297, SLG: 0.330 Luis de los Santos, R OBP: 0.231, SLG: 0.227 (8, PH) (9, 3)									2-3 K	1	0	0	0	0	0	1											
Dave Owen, S Frank White, R OBP: 0.286, SLG: 0.330 (7, PH) (8, 4)			0-2 G6-3						2-2 6-3	2	0	0	0	0	1	0											
Inning Stats	R: 0 E: 0 K: 1 S: 20	H: 1 LOB: 3 BB: 2 P: 33	R: 0 E: 0 K: 0 S: 5	H: 0 LOB: 0 BB: 0 P: 5	R: 0 E: 0 K: 1 S: 13	H: 1 LOB: 2 BB: 1 P: 21	R: 0 E: 0 K: 0 S: 5	H: 0 LOB: 0 BB: 0 P: 8	R: 0 E: 0 K: 2 S: 10	H: 0 LOB: 0 BB: 0 P: 19	R: 1 E: 0 K: 1 S: 11	H: 3 LOB: 2 BB: 0 P: 19	R: 0 E: 0 K: 0 S: 10	H: 1 LOB: 2 BB: 1 P: 17	R: 0 E: 0 K: 1 S: 9	H: 1 LOB: 1 BB: 0 P: 13	R: 0 E: 0 K: 1 S: 10	H: 0 LOB: 0 BB: 0 P: 15	1B: 7 2B: 0 3B: 0 HR: 0	SF: 0 SAC: 0 DP: 0 HBP: 0	WP: 0 PB: 0 CS: 0	PA: 38					
PITCHER	IP	WLS	BF	H	R	ER	SO	BB	IBB	HBP	BLK	WP	HR	S	P	ERA	WHIP										
Shawn Hillegas, R ERA: 3.72 Tom McCarthy, R ERA: 1.39	(1, 1)	6.0	W	26	5	1	1	5	3	0	0	0	0	64	105	1.50	1.333										
(7, 1)	3.0	S	12	2	0	0	2	1	0	0	0	0	0	29	45	0.00	1.000										

Chicago White Sox @ Kansas City Royals
Royals Stadium, Kansas City, MO
Sun Oct 02 1988, 4:33 AM EDT
Att: 19,951 - Sunny - 67 F

AB	34
R	1
H	7
RBI	1
BB	4
SO	7
LOB	25

