

Chicago White Sox - 1989

Batter	1	2	3	4	5	6	7	8	9	AB R H RBI BB SO LOB	TOP											
Ozzie Guillen, L (1, 6) OBP: 0.200, SLG: 0.200	F7		G6-3				G5-3		FC4 1B WP HR	5 2 1 1 0 0 2	Chicago White Sox @ California Angels Anaheim Stadium, Anaheim, CA Tue Apr 04 1989, 6:33 AM EDT Att: 33,265 - Sunny - 96 F											
Dave Gallagher, R (1, 8) OBP: 0.200, SLG: 0.250	F8		F9		SF8 1B		F7		1-2 3-H 2-H 1B	4 0 1 2 0 0 1												
Harold Baines, L (1, 10) OBP: 0.600, SLG: 1.250			F8				P6		2-1 HR	4 1 2 3 1 0 1												
Ivan Calderon, R (1, 9) Daryl Boston, L (9, 9)	G3				G1-3		G5-4-3		3-H HR	4 0 0 0 0 0 2 0 1 0 0 0 0 0												
Greg Walker, L (1, 3) OBP: 0.400, SLG: 0.600							F9		1-0 2B	5 1 2 1 0 2 0												
Carlton Fisk, R (1, 2) OBP: 0.400, SLG: 1.000									1-H 2B	5 1 2 1 0 2 3												
Dan Pasqua, L (1, 7) OBP: 0.500, SLG: 0.667			SF8						2-1 P4	3 0 2 1 0 0 0												
Steve Lyons, L (1, 4) OBP: 0.250, SLG: 0.250			K2-3				F7		2-1 1B BLK FC4 1B	4 1 1 0 0 1 4												
Eddie Williams, R (1, 5) OBP: 0.750, SLG: 1.000			G6-3						0-2 WP 1B 1B	4 2 3 0 0 0 1												
Inning Stats	R: 0 E: 0 K: 0 S: 9	H: 0 LOB: 1 BB: 1 P: 17	R: 1 E: 1 K: 1 S: 14	H: 1 LOB: 1 BB: 0 P: 20	R: 0 E: 0 K: 1 S: 7	H: 0 LOB: 0 BB: 0 P: 13	R: 0 E: 0 K: 1 S: 9	H: 2 LOB: 2 BB: 0 P: 11	R: 2 E: 0 K: 0 S: 8	H: 3 LOB: 0 BB: 0 P: 12		R: 1 E: 0 K: 0 S: 9	H: 2 LOB: 0 BB: 0 P: 14	R: 0 E: 0 K: 0 S: 7	H: 1 LOB: 1 BB: 0 P: 16	R: 0 E: 0 K: 2 S: 10	H: 0 LOB: 0 BB: 0 P: 14	R: 5 E: 1 K: 1 S: 18	H: 5 LOB: 2 BB: 0 P: 30	1B: 10 2B: 2 3B: 0 HR: 2	SF: 2 SAC: 0 DP: 1 HBP: 1	WP: 1 PB: 0 SB: 0 CS: 1
PITCHER	IP WLS BF H R ER SO BB IBB HBP BLK WP HR S P ERA WHIP											IP WLS BF H R ER SO BB IBB HBP BLK WP HR S P ERA WHIP										
Mike Witt, R (1, 1) ERA: 4.05	6.2 L 29 9 4 3 2 1 0 0 0 0 0 1 61 99 4.05 1.500																					
Greg Minton, R (7, 1) ERA:	1.1 4 0 0 0 2 0 0 0 0 0 0 0 12 18 0.00 0.000																					
Bob McClure, L (9, 1) ERA: 13.5	0.2 7 4 5 1 0 0 0 0 1 1 1 1 14 24 13.50 6.000																					
Bryan Harvey, R (9, 1) ERA:	0.1 2 1 0 0 1 0 0 0 0 0 0 0 4 6 0.00 3.000																					

Batter	1	2	3	4	5	6	7	8	9	AB R H RBI BB SO LOB	BOTTOM											
Brian Downing, R (1, 10)	F7		L1-4-3				L5-3		G5-3	4 0 0 0 0 0 0	Chicago White Sox @ California Angels Anaheim Stadium, Anaheim, CA Tue Apr 04 1989, 6:33 AM EDT Att: 33,265 - Sunny - 96 F											
Johnny Ray, S (1, 4)	G6-3				F8		P3		E4	4 0 0 0 0 0 0												
Devon White, S (1, 8) OBP: 0.500, SLG: 1.500					K		F8 2B		K	4 1 2 1 0 2 1												
Wally Joyner, L (1, 3)	F7				F8		F8		F8	4 0 0 0 0 0 2												
Tony Armas, R (1, 9) (9, 7)					F8		G1-3			3 0 0 0 0 1 1												
Dante Bichette, R (1, 7) Claudell Washington, L (8, PH) (9, 9)			P6				G6-3		HR	2 0 0 0 0 0 0 1 1 1 1 0 0 0												
Lance Parrish, R (1, 2)			K				G6-3		K	3 0 0 0 0 2 0												
Jack Howell, L (1, 5)					G6-3		G3		G4-3	3 0 0 0 0 0 0												
Dick Schofield, R (1, 6)			L3				G5-3		G6-3	3 0 0 0 0 0 0												
Inning Stats	R: 1 E: 0 K: 0 S: 9	H: 1 LOB: 0 BB: 0 P: 15	R: 0 E: 0 K: 2 S: 7	H: 0 LOB: 0 BB: 0 P: 9	R: 0 E: 0 K: 0 S: 6	H: 0 LOB: 0 BB: 0 P: 8	R: 0 E: 0 K: 1 S: 7	H: 0 LOB: 0 BB: 0 P: 10	R: 0 E: 0 K: 0 S: 5	H: 0 LOB: 0 BB: 0 P: 6		R: 0 E: 0 K: 0 S: 7	H: 0 LOB: 0 BB: 0 P: 12	R: 0 E: 0 K: 0 S: 8	H: 1 LOB: 1 BB: 0 P: 11	R: 1 E: 0 K: 1 S: 8	H: 1 LOB: 0 BB: 0 P: 12	R: 0 E: 1 K: 1 S: 12	H: 0 LOB: 1 BB: 0 P: 15	1B: 0 2B: 1 3B: 0 HR: 2	SF: 0 SAC: 0 DP: 0 HBP: 0	WP: 0 PB: 0 SB: 0 CS: 0
PITCHER	IP WLS BF H R ER SO BB IBB HBP BLK WP HR S P ERA WHIP											IP WLS BF H R ER SO BB IBB HBP BLK WP HR S P ERA WHIP										
Jerry Reuss, L (1, 1) ERA: 1.29	7.0 W 23 2 1 1 3 0 0 0 0 0 0 1 49 71 1.29 0.286																					
Donn Pall, R (8, 1) ERA: 4.5	2.0 S 8 1 1 1 2 0 0 0 0 0 0 1 20 27 4.50 0.500																					

Batter	1	2	3	4	5	6	7	8	9	AB	R	H	RBI	BB	SO	LOB	TOP				
Ozzie Guillen, L OBP: 0.200, SLG: 0.267 (1, 6)										5	0	2	0	0	0	3	Chicago White Sox @ California Angels Anaheim Stadium, Anaheim, CA Thu Apr 06 1989, 10:05 PM EDT Att: 20,667 - Unknown - 92 F livebaseballscorecards.com				
Dave Callaghan, R OBP: 0.268, SLG: 0.182 (1, 8)										4	0	1	0	1	0	1					
Harold Baines, L OBP: 0.357, SLG: 0.500 (1, 9)										4	0	0	0	1	0	3					
Ivan Calderon, R OBP: 0.214, SLG: 0.333 (1, 7)										4	1	1	1	1	0	3					
Greg Walker, L OBP: 0.500, SLG: 0.615 (1, 3)										4	1	1	0	0	1	3					
Carlton Fisk, R OBP: 0.357, SLG: 0.786 (1, 2)										5	1	1	1	0	1	5					
Ron Kittle, R OBP: 0.500, SLG: 0.667 (1, 10)										4	0	2	1	0	0	0					
Steve Lyons, L OBP: 0.333, SLG: 0.273 (1, 4)										3	0	1	0	1	0	2					
Eddie Williams, R OBP: 0.500, SLG: 0.500 (1, 5)										3	0	0	0	1	1	3					
Inning Stats	R: 0 E: 0 K: 0 S: 8	H: 1 LOB: 1 BB: 0 P: 13	R: 1 E: 0 K: 0 S: 10	H: 1 LOB: 0 BB: 0 P: 16	R: 0 E: 0 K: 0 S: 12	H: 1 LOB: 2 BB: 1 P: 21	R: 0 E: 0 K: 0 S: 14	H: 2 LOB: 0 BB: 1 P: 19	R: 1 E: 0 K: 1 S: 14	H: 1 LOB: 0 BB: 0 P: 22	R: 0 E: 0 K: 0 S: 6	H: 0 LOB: 0 BB: 0 P: 8	R: 1 E: 0 K: 1 S: 14	H: 1 LOB: 2 BB: 1 P: 20	R: 0 E: 0 K: 1 S: 10	H: 1 LOB: 3 BB: 2 P: 22	1B: 5 2B: 2 3B: 0 HR: 2	SF: 0 SAC: 0 DP: 0 HBP: 1	WP: 0 PB: 0 SB: 1 CS: 0	PA: 42	
PITCHER	IP	WLS	BF	H	R	ER	SO	BB	IBB	HBP	BLK	WP	HR	S	P	ERA	WHIP				
Bert Blyleven, R ERA: 3.6 (1, 1)	5.0		23	6	2	2	0	2	0	0	0	0	2	58	91	3.60	1.600				
Willie Fraser, R ERA: 3.0 (6, 1)	3.0	L	15	3	1	1	2	2	0	1	0	0	0	31	48	3.00	1.667				
Vance Lovelace, L ERA: (9, 1)	1.0		4	0	0	0	1	0	1	0	0	0	0	7	14	0.00	0.000				


Batter	1	2	3	4	5	6	7	8	9	AB	R	H	RBI	BB	SO	LOB	BOTTOM				
Brian Downing, R OBP: 0.214, SLG: 0.462 (1, 10)										5	0	1	1	0	0	2	Chicago White Sox @ California Angels Anaheim Stadium, Anaheim, CA Thu Apr 06 1989, 10:05 PM EDT Att: 20,667 - Unknown - 92 F livebaseballscorecards.com				
Jack Howell, L OBP: 0.167, SLG: 0.167 (1, 5)										5	0	1	0	0	1	3					
Devon White, S OBP: 0.357, SLG: 0.615 (1, 8)										4	0	1	0	1	1	2					
Wally Joyner, L OBP: 0.167, SLG: 0.167 (1, 3)										4	0	1	0	0	1	3					
Claudell Washington, L OBP: 0.556, SLG: 0.875 (1, 9)										4	1	1	0	0	1	2					
Chili Davis, S OBP: 0.375, SLG: 0.714 (1, 7)										4	0	0	0	0	0	2					
Lance Parrish, R OBP: 0.455, SLG: 0.500 (1, 2)										3	0	0	0	1	1	1					
Glenn Hoffman, R OBP: 0.500, SLG: 0.667 (1, 4)										3	1	1	0	1	0	1					
Dick Schofield, R OBP: 0.273, SLG: 0.273 (1, 6)										4	0	2	1	0	0	3					
Inning Stats	R: 0 E: 0 K: 0 S: 10	H: 0 LOB: 2 BB: 2 P: 18	R: 0 E: 0 K: 2 S: 11	H: 1 LOB: 1 BB: 0 P: 17	R: 2 E: 1 K: 1 S: 16	H: 3 LOB: 2 BB: 0 P: 24	R: 0 E: 0 K: 0 S: 7	H: 1 LOB: 1 BB: 0 P: 11	R: 0 E: 0 K: 1 S: 8	H: 0 LOB: 1 BB: 1 P: 19	R: 0 E: 0 K: 0 S: 8	H: 0 LOB: 0 BB: 0 P: 12	R: 0 E: 0 K: 1 S: 12	H: 1 LOB: 1 BB: 0 P: 18	R: 0 E: 0 K: 1 S: 10	H: 0 LOB: 0 BB: 0 P: 22	1B: 6 2B: 2 3B: 0 HR: 0	SF: 0 SAC: 0 DP: 0 HBP: 0	WP: 0 PB: 0 SB: 3 CS: 0	PA: 39	
PITCHER	IP	WLS	BF	H	R	ER	SO	BB	IBB	HBP	BLK	WP	HR	S	P	ERA	WHIP				
Shawn Hillegas, R ERA: (1, 1)	4.1		22	4	0	0	3	2	0	0	0	0	0	51	81	0.00	1.846				
Ken Patterson, L ERA: (5, 1)	3.2	W	13	1	0	0	1	1	0	0	0	0	0	28	49	0.00	0.545				
Donn Pall, R ERA: 3.0 (9, 1)	1.0	S	4	1	0	0	1	0	0	0	0	0	0	12	18	0.00	1.000				

Batter	1	2	3	4	5	6	7	8	9	AB	R	H	RBI	BB	SO	LOB	TOP
Ozzie Guillen, L OBP: 0.289, SLG: 0.280 (1, 6)	1-2 F7	0-0 E7		0-1 1B		4-1 BB HR BB	2-2 F6		0-0 FC6-4	5	1	2	2	1	0	3	
Dave Gallagher, R OBP: 0.375, SLG: 0.278 (1, 8)	4-0 BB	4-2 1B		2-2 1B		4-2 BB HR BB	3-2 L7			2	1	1	0	3	0	1	
Harold Baines, L OBP: 0.435, SLG: 0.474 Daryl Boston, L (9, 9)	4-2 BB	0-1 3-1		0-0 1B		4-0 BB HR BB		1-3 K		3	1	1	0	2	1	3	
Ivan Calderon, R OBP: 0.375, SLG: 0.619 (1, 7)	1-3 K		4-2 BB	2-2 1B		2-0 HR		0-0 6-3		4	2	2	4	1	1	2	
Greg Walker, L OBP: 0.391, SLG: 0.400 (1, 3)	1-1 F3		2-2 L9		1-0 F7			0-3 K		4	0	0	0	0	1	3	
Ron Kittle, R OBP: 0.400, SLG: 0.462 (1, 10)		4-2 BB	3-3 K		0-0 L7	0-1 F9			1-2 5-3	4	1	0	0	1	1	2	
Steve Lyons, L OBP: 0.333, SLG: 0.263 (1, 4)		0-1 P5	1-2 CS		1-2 1B				0-2 F6	5	0	2	1	0	1	2	
Eddie Williams, R OBP: 0.571, SLG: 0.500 (1, 5)		0-0 1B	1-1 CS	1-2 SH1-4		0-2 6-3			1-2 1B	5	1	3	0	0	1	1	
Ron Karkovics, R OBP: 0.500, SLG: 0.500 (1, 2)		1-3 K		0-0 SH1-4					0-2 FC6-4	4	0	2	0	0	2	2	
Inning Stats	R: 0 H: 0 E: 0 K: 1 S: 10	H: 0 R: 2 ER: 2 LOB: 2 BB: 2 P: 21	R: 1 H: 1 ER: 0 LOB: 0 BB: 1 P: 14	R: 1 H: 1 ER: 0 LOB: 0 BB: 1 P: 27	R: 1 H: 5 ER: 0 LOB: 2 BB: 0 P: 13	R: 0 H: 1 ER: 0 LOB: 1 BB: 0 P: 8	R: 4 H: 1 ER: 0 LOB: 1 BB: 3 P: 14	R: 0 H: 1 ER: 0 LOB: 1 BB: 0 P: 19	R: 0 H: 0 ER: 0 LOB: 0 BB: 0 P: 8	R: 0 H: 2 ER: 0 LOB: 2 BB: 0 P: 15	1B: 12 2B: 0 3B: 0 HR: 1	SF: 0 SAC: 1 DP: 0 HBP: 1	WP: 0 PA: 47				
PITCHER	IP	WLS	BF	H	R	ER	SO	BB	IBB	HBP	BLK	WP	HR	S	P	ERA	WHIP
Mike Moore, R ERA: 8.44 (1, 1)	5.1	L	29	9	5	5	4	7	0	0	0	0	0	67	115	8.44	3.000
Rick Honeycutt, L ERA: 5.4 (6, 1)	2.2		12	2	2	2	4	1	0	1	0	0	1	27	45	6.75	1.125
Dennis Eckersley, R ERA: (9, 1)	1.0		5	2	0	0	0	0	0	0	0	0	0	13	15	0.00	2.000

Chicago White Sox @ Oakland Athletics
Oakland-Alameda County Coliseum, Oakland, CA
Sat Apr 08 1989, 3:33 AM PDT
Att: 32,881 - Sunny - 77 F

livebaseballscores.com

AB 36
R 7
H 13
RBI 7
BB 8
SO 8
LOB 19




Batter	1	2	3	4	5	6	7	8	9	AB	R	H	RBI	BB	SO	LOB	BOTTOM
Luis Polonia, L OBP: 0.313, SLG: 0.154 Stan Javier, S OBP: 0.429, SLG: 0.333 (7, FH) (8, 7)			1-0 F8			3-2 G3	1-2 G1-6-3		1-2 G3	3	0	0	0	0	1	0	
Dave Henderson, R OBP: 0.545, SLG: 0.438 (1, 8)	2-0 CS		2-2 6-3			1-2 L7		2-2 HR	1-3 K	5	1	2	0	0	1	1	
Dave Parker, L OBP: 0.500, SLG: 0.850 (1, 10)	0-1 1B		1-0 F7			4-2 BB		1-2 HR	0-1 1B	4	2	3	2	1	0	0	
Mark McGwire, R OBP: 0.364, SLG: 0.789 (1, 3)				1-3 K		4-1 BB		2-2 F7	3-2 6-3	4	1	0	0	1	2	4	
Ron Hassey, L OBP: 0.167, SLG: 0.167 (1, 2)	1-0 CS		0-0 F7			3-2 BB		2-2 1B		4	0	2	1	0	1	0	
Felix Jose, S OBP: 0.154, SLG: 0.231 (1, 9)			0-0 4-3		1-0 F8			1-3 K		4	0	1	1	0	1	1	
Tony Phillips, S OBP: 0.333, SLG: 0.444 (1, 5)					3-2 6-3			1-2 1B		4	0	2	0	0	0	2	
Mike Gallego, R OBP: 0.714, SLG: 1.000 Terry Steinbach, R OBP: 0.462, SLG: 0.400 Glenn Hubbard, R OBP: 0.154, SLG: 0.385 (8, FH) (9, 4)					0-0 6-3			3-2 F7		3	0	2	0	0	0	0	
Walt Weiss, S OBP: 0.350, SLG: 0.667 (1, 6)					1-3 K			3-2 F9		3	0	0	0	1	2	3	
Inning Stats	R: 0 H: 2 E: 0 K: 2 S: 9	H: 2 R: 2 ER: 2 LOB: 2 BB: 0 P: 13	R: 0 H: 0 ER: 0 LOB: 0 BB: 0 P: 13	R: 0 H: 0 ER: 0 LOB: 0 BB: 0 P: 9	R: 0 H: 0 ER: 0 LOB: 0 BB: 0 P: 7	R: 0 H: 0 ER: 0 LOB: 0 BB: 0 P: 12	R: 2 H: 2 ER: 0 LOB: 2 BB: 2 P: 15	R: 0 H: 1 ER: 0 LOB: 0 BB: 0 P: 15	R: 2 H: 4 ER: 0 LOB: 2 BB: 0 P: 37	R: 0 H: 1 ER: 0 LOB: 2 BB: 1 P: 26	1B: 9 2B: 2 3B: 0 HR: 1	SF: 0 SAC: 0 DP: 1 HBP: 0	WP: 0 PA: 41				
PITCHER	IP	WLS	BF	H	R	ER	SO	BB	IBB	HBP	BLK	WP	HR	S	P	ERA	WHIP
Melido Perez, R ERA: 3.18 (1, 1)	5.2	W	23	5	2	2	6	2	0	0	0	0	0	49	82	3.18	1.235
Steve Rosenberg, L ERA: 7.2 (6, 1)	1.1		7	4	2	2	0	0	0	0	0	0	1	18	26	13.50	3.000
Bobby Thigpen, R ERA: 2.7 (8, 1)	2.0	S	10	3	0	0	2	1	0	0	0	0	0	36	54	0.00	2.000

Chicago White Sox @ Oakland Athletics
Oakland-Alameda County Coliseum, Oakland, CA
Sat Apr 08 1989, 3:33 AM PDT
Att: 32,881 - Sunny - 77 F

livebaseballscores.com

AB 37
R 4
H 12
RBI 4
BB 3
SO 8
LOB 15



Batter	1	2	3	4	5	6	7	8	9	AB	R	H	RBI	BB	SO	LOB	TOP			
Ozzie Guillen, L OBP: 0.258, SLG: 0.267	6-3		K		G4-3			G1-3		5	0	1	0	0	1	3	Chicago White Sox @ Oakland Athletics Oakland-Alameda County Coliseum, Oakland, CA Sun Apr 09 1989, 3:33 AM PDT Att: 45,110 - Sunny - 79 F			
Dave Gallagher, R OBP: 0.345, SLG: 0.261	F8			F7		1B		F3	F8	5	0	1	0	0	0	3				
Harold Baines, L OBP: 0.481, SLG: 0.522	G4-3			1B	1B			FC6-4		4	0	3	0	0	0	0				
Ivan Calderon, R OBP: 0.321, SLG: 0.520		K		K		K		FC6-4		4	0	0	0	0	3	5				
Greg Walker, L OBP: 0.407, SLG: 0.417		K			G3-6-3				2B	4	1	2	0	0	1	2				
Carlton Fisk, R OBP: 0.318, SLG: 0.619	F7			G6-3					G6-3	4	1	1	1	0	1	2				
Ron Kittle, R OBP: 0.316, SLG: 0.353			K		K				G6-3	4	0	0	0	0	3	1				
Steve Lyons, L OBP: 0.360, SLG: 0.273				G4-3		F8			1B	3	0	1	1	1	0	0				
Eddie Williams, R OBP: 0.560, SLG: 0.526			F5					1B	K	3	0	1	0	0	1	2				
Inning Stats	R: 0 E: 0 K: 0 S: 5	H: 0 LOB: 0 BB: 0 P: 7	R: 0 E: 0 K: 2 S: 9	H: 0 LOB: 0 BB: 0 P: 11	R: 0 E: 0 K: 2 S: 11	H: 2 LOB: 1 BB: 1 P: 17	R: 0 E: 0 K: 1 S: 13	H: 2 LOB: 1 BB: 0 P: 23	R: 0 E: 0 K: 2 S: 7	H: 0 LOB: 1 BB: 0 P: 14	R: 0 E: 0 K: 2 S: 8	H: 0 LOB: 0 BB: 0 P: 12	R: 0 E: 0 K: 0 S: 8	H: 2 LOB: 2 BB: 0 P: 12	R: 2 E: 0 K: 1 S: 17	H: 4 LOB: 2 BB: 0 P: 22	1B: 8 2B: 2 3B: 0 HR: 0	SF: 0 SAC: 0 DP: 1 HBP: 1	WP: 0 PB: 0 SB: 0 CS: 0	PA: 38
PITCHER	IP	WLS	BF	H	R	ER	SO	BB	IBB	HBP	BLK	WP	HR	S	P	ERA	WHIP			
Dave Stewart, R ERA: 1.98	8.1	W	34	8	2	2	9	1	0	1	0	0	0	81	122	2.16	1.080			
Dennis Eckersley, R ERA:	0.2	S	4	2	0	0	1	0	0	0	0	0	0	8	10	0.00	3.000			

Batter	1	2	3	4	5	6	7	8	9	AB	R	H	RBI	BB	SO	LOB	BOTTOM			
Tony Phillips, S OBP: 0.385, SLG: 0.462	BB			F8		F8				4	1	2	0	0	0	2	Chicago White Sox @ Oakland Athletics Oakland-Alameda County Coliseum, Oakland, CA Sun Apr 09 1989, 3:33 AM PDT Att: 45,110 - Sunny - 79 F			
Dave Henderson, R OBP: 0.500, SLG: 0.400	K	P4				F7				4	0	1	0	0	1	4				
Carney Lansford, R OBP: 0.286, SLG: 0.211	BB		F3	F7		G5-3				3	1	0	0	1	0	1				
Mark McGwire, R OBP: 0.385, SLG: 0.773	1B	SF8		1B	L7	F9				3	2	1	2	1	0	0				
Terry Steinbach, R OBP: 0.471, SLG: 0.429	SF8		1B	F9		G5-3				4	0	2	0	0	0	0				
Dave Parker, L OBP: 0.423, SLG: 0.739	SF8		F2	G4-3				F3		3	0	0	1	0	0	2				
Felix Jose, S OBP: 0.176, SLG: 0.235	F7					K		K2-3		4	0	1	1	0	2	1				
Glenn Hubbard, R OBP: 0.235, SLG: 0.333		F8		K		F8		FC5-4		2	0	0	0	2	1	2				
Mike Gallego, R OBP: 0.455, SLG: 0.636		G6-3			F9	E5		FC5-4		4	0	0	0	0	0	2				
Inning Stats	R: 3 E: 0 K: 1 S: 17	H: 3 LOB: 1 BB: 1 P: 25	R: 0 E: 0 K: 0 S: 7	H: 1 LOB: 0 BB: 0 P: 9	R: 1 E: 0 K: 1 S: 12	H: 2 LOB: 1 BB: 1 P: 19	R: 0 E: 0 K: 0 S: 8	H: 1 LOB: 0 BB: 0 P: 11	R: 0 E: 1 K: 1 S: 15	H: 0 LOB: 2 BB: 1 P: 25	R: 0 E: 0 K: 0 S: 9	H: 0 LOB: 0 BB: 0 P: 10	R: 0 E: 0 K: 1 S: 14	H: 0 LOB: 1 BB: 1 P: 22	1B: 6 2B: 1 3B: 0 HR: 0	SF: 1 SAC: 0 DP: 0 HBP: 0	WP: 0 PB: 0 SB: 0 CS: 0	PA: 36		
PITCHER	IP	WLS	BF	H	R	ER	SO	BB	IBB	HBP	BLK	WP	HR	S	P	ERA	WHIP			
Jerry Reuss, L ERA: 3.46	6.0	L	29	7	4	4	3	3	0	0	0	0	0	70	105	6.00	1.667			
Barry Jones, R ERA: 2.09	1.0		3	0	0	0	0	0	0	0	0	0	0	9	10	0.00	0.000			
Donn Pall, R ERA: 2.25	1.0		4	0	0	0	1	1	0	0	0	0	0	14	22	0.00	1.000			

Batter	1	2	3	4	5	6	7	8	9	AB	R	H	RBI	BB	SO	LOB	TOP										
Ozzie Guillen, L OBP: 0.333, SLG: 0.371 (1, 6)	1-1 G6-3	0-0 3B 1B		0-1 1B		2-2 CS 1B		0-0 G4-3 2B		5	1	4	2	0	0	0	Chicago White Sox @ Seattle Mariners The Kingdome, Seattle, WA Mon Apr 10 1989, 10:05 PM EDT Att: 33,866 - Dome - 72 F										
Dave Gallagher, R OBP: 0.353, SLG: 0.357 Ron Karkovice, R OBP: 0.500, SLG: 0.500 (1, 8) (8, 2)	2-2 BB 2B 1B	3-1 1-H 2-H 3B		2-2 F2		0-1 CS	1-1 G6-3	3-2 G4-3		5	1	2	2	0	0	4											
Harold Baines, L OBP: 0.469, SLG: 0.481 (1, 10)	4-2 2B 1-2 BB	0-1 G3		2-3 K			0-0 BB 1B	0-2 G3		4	0	1	0	1	1	5											
Ivan Calderon, R OBP: 0.333, SLG: 0.517 (1, 9)	2-2 1-H 2-H 2B		0-0 P4		4-1 G5-3 E BB		0-0 L8		3-3 K	4	0	1	1	1	1	1											
Greg Walker, L OBP: 0.375, SLG: 0.357 (1, 3)	1-3 K		2-3 K		3-2 FC4 G5-3 1-2		4-0 BB		1-0 F8	4	0	0	0	1	2	3											
Carlton Fisk, R OBP: 0.289, SLG: 0.520 Daryl Boston, L (8, 8)	1-0 F9		1-1 F8		3-1 G5-3 1-2 2-3f		2-3 K		2-3 K	4	0	0	0	0	1	6											
Ron Kittle, R OBP: 0.304, SLG: 0.333 (1, 7)		1-2 L8		2-1 1B 1B 1B		0-0 F9		0-1 P4		4	0	1	0	0	0	1											
Steve Lyons, L OBP: 0.345, SLG: 0.240 (1, 4)		0-1 G6-3		1-2 F8		3-2 L6		4-1 2B 2B BB		3	1	0	0	1	0	1											
Eddie Williams, R OBP: 0.586, SLG: 0.609 (1, 5)		1-2 3B 1B		1-2 1B 1B		1-0 G6-3		3-2 1-3 2B 2B		4	2	3	0	0	0	0											
Inning Stats	R: 1 H: 2 E: 0 K: 1 S: 15	H: 2 LOB: 2 BB: 1 P: 26	R: 2 H: 3 E: 0 K: 0 S: 14	H: 3 LOB: 1 BB: 0 P: 19	R: 0 H: 0 E: 0 K: 1 S: 6	H: 0 LOB: 0 BB: 0 P: 9	R: 0 H: 3 E: 0 K: 1 S: 20	H: 3 LOB: 3 BB: 0 P: 28	R: 0 H: 0 E: 1 K: 0 S: 7	H: 1 LOB: 1 BB: 1 P: 17	R: 0 H: 1 E: 0 K: 1 S: 9	H: 2 LOB: 2 BB: 1 P: 16	R: 2 H: 2 E: 0 K: 2 S: 16	H: 2 LOB: 1 BB: 1 P: 26	R: 0 H: 0 E: 0 K: 2 S: 7	H: 0 LOB: 0 BB: 0 P: 13	1B: 8 2B: 3 3B: 1 HR: 0	SF: 0 SAC: 0 DP: 1 HBP: 0	WP: 0 PB: 0 SB: 0 CS: 1	PA: 43							
PITCHER	IP	WLS	BF	H	R	ER	SO	BB	IBB	HBP	BLK	WP	HR	S	P	ERA	WHIP										
Scott Bankhead, R ERA: 5.06 (1, 1)	5.0		25	8	3	3	3	2	0	0	0	0	0	62	99	5.40	2.000										
Jerry Reed, R ERA: 1.5 (6, 1)	2.0	W	8	2	0	0	1	1	0	0	0	0	0	20	33	0.00	1.500										
Mike Schooler, R ERA: 4.15 (8, 1)	2.0	S	9	2	2	2	2	1	0	0	0	0	0	23	39	9.00	1.500										

Batter	1	2	3	4	5	6	7	8	9	AB	R	H	RBI	BB	SO	LOB	BOTTOM										
Harold Reynolds, S OBP: 0.379, SLG: 0.407 (1, 4)	2-3 K	1-0 F7			2-1 F8		3-1 WP 1B 1B			4	1	1	1	0	1	1	Chicago White Sox @ Seattle Mariners The Kingdome, Seattle, WA Mon Apr 10 1989, 10:05 PM EDT Att: 33,866 - Dome - 72 F										
Ken Griffey Jr., L OBP: 0.208, SLG: 0.318 (1, 8)	0-0 HR		1-3 K		1-2 G3		4-2 1B BB			3	1	1	1	1	0	0											
Alvin Davis, L OBP: 0.379, SLG: 0.385 (1, 3)	1-0 1B SF7 2B		2-2 G4-3		2-0 E1 G6-4-3		1-2 1-3 2-H 1B			4	1	2	1	0	0	0											
Darnell Coles, R OBP: 0.179, SLG: 0.214 (1, 10)	3-2 1B		1-1 G1-3		2-1 F9		2-1 L7			4	0	1	0	0	0	3											
Jeffrey Leonard, R OBP: 0.333, SLG: 0.560 (1, 7)	1-0 SF7		0-0 HR		1-0 G6-4-3		0-0 FC5-4 1B			3	1	2	2	0	0	1											
Mickey Brantley, R OBP: 0.176, SLG: 0.200 Henry Cotto, R OBP: 0.500, SLG: 0.600 (1, 9) (9, 9)	1-3 K		1-0 G6-3		0-1 SH1-3 3B 2B		1-0 F8			4	1	1	0	0	1	2											
Jim Prestley, R OBP: 0.182, SLG: 0.200 (1, 5)		2-3 K		0-2 G3		0-1 SH1-3	0-2 FC5-4 HBP			3	0	0	0	0	1	1											
Scott Bradley, L OBP: 0.200, SLG: 0.222 Dave Valle, R OBP: 0.235, SLG: 0.500 (7, PH) (8, 2)		3-2 G3 1B		1-1 L6		1-0 3B	3-1 HBP			2	0	1	0	0	0	0											
Omar Vizquel, S OBP: 0.208, SLG: 0.136 (1, 6)		0-0 G3		0-2 G4-3		4-1 1B BB	0-1 G3			3	1	0	0	1	0	3											
Inning Stats	R: 2 H: 3 E: 0 K: 2 S: 14	H: 3 LOB: 1 BB: 0 P: 22	R: 0 H: 1 E: 0 K: 1 S: 9	H: 1 LOB: 1 BB: 0 P: 15	R: 0 H: 0 E: 0 K: 1 S: 8	H: 0 LOB: 0 BB: 0 P: 12	R: 1 H: 1 E: 0 K: 0 S: 7	H: 1 LOB: 0 BB: 0 P: 9	R: 0 H: 0 E: 1 K: 0 S: 4	H: 0 LOB: 0 BB: 0 P: 9	R: 3 H: 4 E: 0 K: 0 S: 15	H: 4 LOB: 2 BB: 2 P: 30	R: 0 H: 1 E: 0 K: 0 S: 9	H: 1 LOB: 2 BB: 0 P: 13	R: 0 H: 0 E: 0 K: 2 S: 7	H: 0 LOB: 0 BB: 0 P: 13	1B: 5 2B: 2 3B: 1 HR: 2	SF: 1 SAC: 1 DP: 1 HBP: 1	WP: 1 PB: 0 SB: 1 CS: 0	PA: 36							
PITCHER	IP	WLS	BF	H	R	ER	SO	BB	IBB	HBP	BLK	WP	HR	S	P	ERA	WHIP										
Eric King, R ERA: 6.75 (1, 1)	6.1	L	25	6	4	4	4	0	0	0	0	0	0	54	82	5.68	0.947										
Ken Patterson, L ERA: 4.5 (7, 1)	0.1		4	2	1	1	0	2	0	0	0	1	0	6	18	27.00	12.000										
Donn Pall, R ERA: 1.69 (7, 1)	1.1		7	2	1	1	0	0	0	1	0	0	0	14	21	6.75	1.500										

AB	38
R	5
H	12
RBI	5
BB	4
SO	6
LOB	21



AB	31
R	6
H	10
RBI	6
BB	2
SO	4
LOB	11



Batter	1	2	3	4	5	6	7	8	9	AB	R	H	RBI	BB	SO	LOB	TOP								
Ozzie Guillen, L OBP: 0.357, SLG: 0.375 (1, 6)										5	0	2	0	1	0	2									
Dave Gallagher, R OBP: 0.375, SLG: 0.382 (1, 8)										6	1	3	1	0	0	4									
Harold Baines, L OBP: 0.459, SLG: 0.452 (1, 10)										4	1	1	0	1	0	4									
Ivan Calderon, R OBP: 0.368, SLG: 0.500 (1, 9)										3	0	1	0	2	0	2									
Greg Walker, L OBP: 0.333, SLG: 0.333 (1, 3)										2	0	0	0	0	0	5									
Billy Jo Robitoux, L OBP: 0.333, SLG: 0.667 (4, 3)										3	0	1	1	0	1	4									
Fred Manrique, R (9, PR)										0	1	0	0	0	0	0									
Ron Kittle, R OBP: 0.286, SLG: 0.280 (1, 7)											4	1	0	0	1	3	4								
Daryl Boston, L (9, 7)										0	0	0	0	0	0	0									
Steve Lyons, L OBP: 0.324, SLG: 0.333 (1, 4)										5	1	1	3	0	0	3									
Eddie Williams, R OBP: 0.559, SLG: 0.714 (1, 5)										5	2	2	2	0	1	2									
Ron Karkovice, R OBP: 0.556, SLG: 0.556 (1, 2)										5	1	3	1	0	1	0									
Inning Stats	R: 0 E: 0 K: 0 S: 14	H: 1 LOB: 2 BB: 1 P: 25	R: 0 E: 0 K: 1 S: 11	H: 0 LOB: 0 BB: 0 P: 15	R: 0 E: 0 K: 0 S: 12	H: 3 LOB: 3 BB: 0 P: 16	R: 2 E: 0 K: 0 S: 9	H: 1 LOB: 0 BB: 1 P: 14	R: 2 E: 1 K: 2 S: 17	H: 2 LOB: 2 BB: 1 P: 32	R: 1 E: 0 K: 0 S: 12	H: 2 LOB: 2 BB: 1 P: 20	R: 0 E: 0 K: 0 S: 6	H: 0 LOB: 0 BB: 0 P: 10	R: 0 E: 0 K: 1 S: 9	H: 1 LOB: 1 BB: 0 P: 12	R: 3 E: 0 K: 1 S: 18	H: 4 LOB: 2 BB: 1 P: 32	1B: 10 2B: 2 3B: 0 HR: 2	SF: 0 SAC: 0 DP: 0 HBP: 0	WP: 0 PB: 0 SB: 1 CS: 0	PA: 47			
PITCHER	IP	WLS	BF	H	R	ER	SO	BB	IBB	HBP	BLK	WP	HR	S	P	ERA	WHIP								
Mike Campbell, R ERA: 15.0 (1, 1)	4.0		23	7	4	3	1	3	0	0	0	0	1	54	87	6.75	2.500								
Jerry Reed, R ERA: 2.45 (5, 1)	1.1	6	2	1	1	2	0	0	0	0	1	0	0	14	21	6.75	1.500								
Dennis Powell, L ERA: 1.5 (6, 1)	2.2	10	1	0	0	2	1	0	0	0	0	0	0	22	36	0.00	0.750								
Tom Niedenfuer, R ERA: 21.0 (9, 1)	1.0	L	8	4	3	3	1	0	1	0	0	0	1	18	32	27.00	4.000								

Chicago White Sox @ Seattle Mariners
The Kingdome, Seattle, WA
Tue Apr 11 1989, 10:05 PM EDT
Att. 8,088 - Dome - 72 F

livebaseballscores.com

AB 42
R 8
H 14
RBI 8
BB 5
SO 6
LOB 30



Batter	1	2	3	4	5	6	7	8	9	AB	R	H	RBI	BB	SO	LOB	BOTTOM								
Harold Reynolds, S OBP: 0.353, SLG: 0.355 (1, 4)										4	1	0	0	1	0	5									
Ken Griffey Jr., L OBP: 0.310, SLG: 0.480 (1, 8)										3	2	2	1	2	0	0									
Alvin Davis, L OBP: 0.412, SLG: 0.433 (1, 3)										4	0	2	2	1	0	1									
Darnell Coles, R OBP: 0.152, SLG: 0.182 (1, 10)										5	0	0	0	0	1	5									
Jeffrey Leonard, R OBP: 0.355, SLG: 0.536 (1, 7)									3	1	1	0	1	2	1										
Mickey Brantley, R OBP: 0.200, SLG: 0.176 (1, 9)										2	0	0	0	1	0	1									
Jim Presley, R OBP: 0.200, SLG: 0.154 (1, 5)										3	1	0	0	1	0	2									
Dave Valle, R OBP: 0.333, SLG: 0.684 (1, 2)										3	1	2	2	1	0	0									
Omar Vizquel, S OBP: 0.222, SLG: 0.125 (1, 6)										2	0	0	0	1	0	0									
Scott Bradley, L OBP: 0.273, SLG: 0.300 (8, PH)										1	0	1	1	0	0	0									
Mario Diaz, R OBP: 1.000, SLG: 4.000 (9, 6)										0	0	0	0	0	0	0									
Inning Stats	R: 1 E: 0 K: 1 S: 12	H: 1 LOB: 1 BB: 1 P: 20	R: 2 E: 0 K: 1 S: 13	H: 1 LOB: 2 BB: 2 P: 22	R: 1 E: 0 K: 1 S: 6	H: 1 LOB: 1 BB: 1 P: 15	R: 0 E: 0 K: 0 S: 9	H: 0 LOB: 0 BB: 0 P: 13	R: 1 E: 0 K: 0 S: 12	H: 2 LOB: 1 BB: 1 P: 22	R: 0 E: 0 K: 0 S: 11	H: 1 LOB: 3 BB: 2 P: 24	R: 0 E: 0 K: 0 S: 5	H: 0 LOB: 0 BB: 0 P: 11	R: 1 E: 0 K: 0 S: 11	H: 2 LOB: 2 BB: 1 P: 19	R: 0 E: 0 K: 0 S: 4	H: 0 LOB: 0 BB: 1 P: 9	1B: 5 2B: 2 3B: 0 HR: 2	SF: 0 SAC: 1 DP: 3 HBP: 0	WP: 0 PB: 0 SB: 0 CS: 2	PA: 40			
PITCHER	IP	WLS	BF	H	R	ER	SO	BB	IBB	HBP	BLK	WP	HR	S	P	ERA	WHIP								
Shawn Hillegas, R ERA: 4.5 (1, 1)	5.2		27	6	5	5	3	6	1	0	1	0	0	17	33	3.86	1.286								
Barry Jones, R ERA: 2.7 (6, 1)	2.1	W	10	2	1	1	0	1	0	0	0	0	0	4	9	0.00	1.000								
Bobby Thigpen, R ERA: 2.08 (9, 1)	1.0	S	3	0	0	0	0	1	0	0	0	0	0	4	9	0.00	1.000								

Chicago White Sox @ Seattle Mariners
The Kingdome, Seattle, WA
Tue Apr 11 1989, 10:05 PM EDT
Att. 8,088 - Dome - 72 F

livebaseballscores.com

AB 30
R 6
H 8
RBI 6
BB 9
SO 3
LOB 15



Batter	1	2	3	4	5	6	7	8	9	AB	R	H	RBI	BB	SO	LOB	TOP										
Ozzie Guillen, L OBP: 0.326, SLG: 0.341 (1, 6)										4	0	0	0	0	1	0	Chicago White Sox @ Seattle Mariners The Kingdome, Seattle, WA Wed Apr 12 1989, 10:05 PM EDT Att: 8,190 - Unknown										
Dave Gallagher, R OBP: 0.366, SLG: 0.395 (1, 8)										4	0	2	0	0	0	0											
Harold Baines, L OBP: 0.439, SLG: 0.429 (1, 10)										4	0	1	0	0	0	1											
Ivan Calderon, R OBP: 0.357, SLG: 0.457 (1, 9)										3	0	0	0	1	2	3											
Billy Jo Robidoux, L OBP: 0.286, SLG: 0.571 (1, 3)										4	1	1	0	0	0	1											
Ron Kittle, R OBP: 0.290, SLG: 0.259 Daryl Boston, L OBP: 0.667, SLG: 0.500 (7, PR) (7, 7)										2	0	0	0	1	1	0											
Steve Lyons, L OBP: 0.342, SLG: 0.382 (1, 4)										4	0	2	0	0	0	3											
Eddie Williams, R OBP: 0.500, SLG: 0.625 (1, 5)										4	0	0	0	0	0	5											
Ron Karkovics, R OBP: 0.455, SLG: 0.455 Matt Merullo, L (6, 2)										2	0	0	0	0	1	1											
										1	0	0	0	0	1	0											
Inning Stats	R: 0 E: 0 K: 2 S: 8	H: 1 LOB: 1 BB: 0 P: 12	R: 0 E: 0 K: 1 S: 14	H: 1 LOB: 1 BB: 0 P: 19	R: 0 E: 0 K: 1 S: 8	H: 0 LOB: 0 BB: 0 P: 11	R: 0 E: 0 K: 1 S: 8	H: 0 LOB: 0 BB: 0 P: 11	R: 0 E: 0 K: 0 S: 6	H: 1 LOB: 1 BB: 0 P: 12	R: 0 E: 0 K: 0 S: 6	H: 0 LOB: 2 BB: 2 P: 10	R: 0 E: 0 K: 0 S: 11	H: 0 LOB: 2 BB: 2 P: 23	R: 0 E: 0 K: 1 S: 14	H: 2 LOB: 2 BB: 0 P: 17	R: 1 E: 0 K: 0 S: 13	H: 2 LOB: 0 BB: 0 P: 17	1B: 5 2B: 2 3B: 0 HR: 0	SF: 0 SAC: 0 DP: 1 HBP: 0	WP: 0 PB: 0 SB: 0 CS: 0	PA: 35					
PITCHER	IP	WLS	BF	H	R	ER	SO	BB	IBB	HBP	BLK	WP	HR	S	P	ERA	WHIP										
Erik Hanson, R ERA: 1.29 Michael Jackson, R ERA: 9.64	(1, 1) (9, 1)	8.0 1.0	W 4	31 4	5 2	0 1	0 1	6 0	2 0	0 0	0 0	0 0	0 0	75 13	120 17	0.00 9.00	0.875 2.000										

Batter	1	2	3	4	5	6	7	8	9	AB	R	H	RBI	BB	SO	LOB	BOTTOM											
Harold Reynolds, S OBP: 0.385, SLG: 0.429 (1, 4)										4	1	2	0	1	0	0	Chicago White Sox @ Seattle Mariners The Kingdome, Seattle, WA Wed Apr 12 1989, 10:05 PM EDT Att: 8,190 - Unknown											
Ken Griffey Jr., L OBP: 0.313, SLG: 0.464 Henry Cotto, R OBP: 0.375, SLG: 0.429 (6, PH) (7, 8)										3	1	1	0	0	0	1												
Alvin Davis, L OBP: 0.436, SLG: 0.424 (1, 3)										3	3	1	1	2	0	2												
Jeffrey Leonard, R OBP: 0.400, SLG: 0.533 (1, 7)										2	1	1	1	1	0	1												
Mickey Brantley, R OBP: 0.250, SLG: 0.286 (1, 10)										4	2	2	2	0	1	3												
Greg Britley, L OBP: 0.333, SLG: 0.385 (1, 9)										4	0	3	4	0	0	1												
Dave Valle, R OBP: 0.320, SLG: 0.591 (1, 2)										3	0	0	0	1	0	2												
Edgar Martinez, R OBP: 0.278, SLG: 0.133 (1, 5)										4	0	1	0	0	1	2												
Rey Quinones, R (1, 6)										4	1	0	0	0	0	1												
										1B: 7 2B: 3 3B: 1 HR: 0	SF: 0 SAC: 0 DP: 3 HBP: 1	WP: 0 PB: 0 SB: 0 CS: 0	PA: 39															
PITCHER	IP	WLS	BF	H	R	ER	SO	BB	IBB	HBP	BLK	WP	HR	S	P	ERA	WHIP											
Bill Long, R ERA: 5.23 Steve Rosenberg, L ERA: 7.11 Ken Patterson, L ERA: 5.4 Donn Pall, R ERA: 2.84	(1, 1) (5, 1) (7, 1) (8, 1)	4.2 1.1 1.0 1.0	L 7	22 7	6 2	6 1	6 1	2 0	3 1	0 0	0 0	0 0	0 0	0 0	45 8	85 21	11.57 6.75	1.929 2.250										

Batter	1	2	3	4	5	6	7	8	9	AB	R	H	RBI	BB	SO	LOB	TOP										
Luis Polonia, L (1.7)	G6-3	FC4-6		G6-4-3		FC4-6		SH2-3		4	1	0	1	0	0	4	Oakland Athletics @ Chicago White Sox Comiskey Park, Chicago, IL Fri Apr 14 1989, 4:33 AM EDT Att: 37,950 - Cloudy - 50 F										
Stan Javier, S (1.9)	1B			F7		F8		K		5	0	2	0	0	1	2											
Dave Henderson, R (1.8)	1B			F7		WP		K		3	1	1	1	1	1	2											
Dave Parker, L (1.10)	1B			K2-3		G6-3		K		5	0	1	0	0	2	3											
Terry Steinbach, R (1.2)	P4			K		F7		K		5	0	0	0	0	2	3											
Carney Lansford, R (1.5)		E6		1B		1B		G6-3		5	3	4	0	0	0	0											
Billy Beane, R (1.3)	G5-3			K		1B		G6-3		4	1	1	1	0	1	3											
Glenn Hubbard, R (1.4)	SF9			1B		FC5		F7		2	1	1	2	0	0	1											
Tony Phillips, S (6.4)				1B		FC4-6				1	0	0	0	0	0	1											
Mike Gallego, R (1.6)	FC4-6			G6-4-3		FC4-6		SH2-3		3	0	3	1	1	0	0											
Inning Stats	R: 0 E: 0 K: 0 S: 10	H: 2 LOB: 2 BB: 1 P: 16	R: 1 E: 1 K: 0 S: 23	H: 1 LOB: 1 BB: 1 P: 36	R: 0 E: 0 K: 1 S: 10	H: 1 LOB: 1 BB: 0 P: 14	R: 1 E: 0 K: 1 S: 13	H: 3 LOB: 1 BB: 0 P: 17	R: 1 E: 0 K: 0 S: 8	H: 1 LOB: 0 BB: 0 P: 18	R: 4 E: 2 K: 1 S: 17	H: 3 LOB: 1 BB: 0 P: 24	R: 0 E: 0 K: 1 S: 7	H: 1 LOB: 1 BB: 0 P: 14	R: 0 E: 0 K: 2 S: 10	H: 0 LOB: 0 BB: 0 P: 12	R: 0 E: 0 K: 0 S: 8	H: 0 LOB: 0 BB: 0 P: 12	1B: 8 2B: 4 3B: 1 HR: 0	SF: 2 SAC: 1 DP: 1 HBP: 0	WP: 1 PB: 0 SB: 2 CS: 1	PA: 42					
PITCHER	IP	WLS	BF	H	R	ER	SO	BB	IBB	HBP	BLK	WP	HR	S	P	ERA	WHIP										
Melido Perez, R (1.1)	5.0	L	25	10	5	4	3	2	0	0	0	1	0	67	104	7.20	2.400										
Barry Jones, R (6.1)	1.0	6	1	2	0	1	0	0	0	0	0	0	0	14	21	0.00	1.000										
Donn Pall, R (7.1)	2.0	8	2	0	0	3	0	0	0	0	0	0	0	17	26	0.00	1.000										
Ken Patterson, L (9.1)	1.0	3	0	0	0	0	0	0	0	0	0	0	0	8	12	0.00	0.000										

Batter	1	2	3	4	5	6	7	8	9	AB	R	H	RBI	BB	SO	LOB	BOTTOM										
Ozzie Guillen, L (1.6)	G3-1						G4-3			4	2	2	0	0	0	1	Oakland Athletics @ Chicago White Sox Comiskey Park, Chicago, IL Fri Apr 14 1989, 4:33 AM EDT Att: 37,950 - Cloudy - 50 F										
Dave Gallagher, R (1.8)	F8							G5-3		3	0	1	0	1	0	0											
Harold Baines, L (1.9)	G6-3							K		4	0	2	3	0	1	0											
Ivan Calderon, R (1.7)								1B		4	0	2	0	0	0	2											
Greg Walker, L (1.3)	G4-3							G4-3		1	0	0	0	0	0	1											
Billy Jo Robitoux, L (3.3)								G4-3		3	0	0	0	0	1	1											
Ron Kittle, R (1.10)	K							G4-3		4	0	0	0	0	1	1											
Steve Lyons, L (1.4)	G1-3							F9		4	0	0	0	0	0	1											
Matt Merullo, L (1.2)								HR		4	1	2	1	0	0	1											
Eddie Williams, R (1.5)	G5-3							G5-3		4	1	0	0	0	1	2											
Inning Stats	R: 0 E: 0 K: 0 S: 7	H: 0 LOB: 0 BB: 0 P: 11	R: 0 E: 0 K: 1 S: 7	H: 1 LOB: 1 BB: 0 P: 9	R: 1 E: 0 K: 0 S: 14	H: 2 LOB: 2 BB: 1 P: 23	R: 0 E: 0 K: 1 S: 7	H: 0 LOB: 0 BB: 0 P: 11	R: 2 E: 1 K: 0 S: 10	H: 3 LOB: 2 BB: 0 P: 15	R: 0 E: 0 K: 0 S: 8	H: 0 LOB: 0 BB: 0 P: 15	R: 0 E: 0 K: 1 S: 9	H: 1 LOB: 0 BB: 0 P: 14	R: 0 E: 0 K: 1 S: 10	H: 1 LOB: 1 BB: 0 P: 18	R: 1 E: 0 K: 0 S: 8	H: 1 LOB: 0 BB: 0 P: 13	1B: 7 2B: 1 3B: 0 HR: 1	SF: 0 SAC: 0 DP: 1 HBP: 0	WP: 0 PB: 0 SB: 1 CS: 0	PA: 36					
PITCHER	IP	WLS	BF	H	R	ER	SO	BB	IBB	HBP	BLK	WP	HR	S	P	ERA	WHIP										
Dave Stewart, R (1.1)	6.1	W	27	7	3	1	3	1	0	0	0	0	1	20	33	1.42	1.263										
Rick Honeycutt, L (7.1)	2.2	9	2	1	1	1	1	0	0	0	0	0	1	20	33	3.38	0.750										




Batter	1	2	3	4	5	6	7	8	9	AB	R	H	RBI	BB	SO	LOB	TOP				
Tony Phillips, S OBP: 0.344, SLG: 0.286 (1, 4)	4-2 FC6-4 BB		2-1 G6-4-3 1B			4-1 HR BB	1-0 G1-3		3-2 P6	3	1	1	0	2	0	1					
Stan Javier, S OBP: 0.333, SLG: 0.320 (1, 7) (7, 9)	1 SAFE 0-1 FC6-4 S 1-2		2-2 G6-4-3 1-2			1 SAFE 1-1 F8		4-2 G6-4-3 BB		3	0	0	0	1	0	3					
Dave Henderson, R OBP: 0.490, SLG: 0.641 (1, 8)	3-2 SAFE SAFE F7			0-1 P3		1-0 HR		0-0 G6-4-3 1-2		4	1	1	2	0	0	2					
Terry Steinbach, R OBP: 0.282, SLG: 0.278 (1, 3)	1-2 G6-3 1-2			2-1 F8		1-0 G6-3		3-1 1B 1B		4	0	1	0	0	0	1					
Carney Lansford, R OBP: 0.362, SLG: 0.386 (1, 5)		2-2 FC6-5 S 1B		1-0 2B		0-1 F8		2-2 1-2 1B		4	0	3	0	0	0	0					
Dave Parker, L OBP: 0.333, SLG: 0.511 (1, 10)	1-2 P4 1-2			2-0 F8			2-1 3B 1B	0-1 L8		4	1	1	0	0	0	4					
Billy Beane, R OBP: 0.476, SLG: 0.167 (7, PH) Luis Polonia, L OBP: 0.233, SLG: 0.222 (7, 7)	1-0 FC6-5 2-3				0-0 F9		1-0 G4-3 3B	1-3 K		2	0	0	0	0	0	1	AB 34				
Mike Gallego, R OBP: 0.476, SLG: 0.650 Felix Jose, S OBP: 0.200, SLG: 0.156 Walt Weiss, S OBP: 0.355, SLG: 0.621 (7, PH) (7, 6)	2-1 F9 SAFE				3-2 G5-3		1-3 K	2-1 P6		2	0	0	0	0	0	1	R 4				
Ron Hassey, L OBP: 0.154, SLG: 0.192 (1, 2)				1-0 F8		2-0 G3		0-1 2B		1	0	0	0	0	0	0	H 9				
Inning Stats	R: 0 E: 0 K: 0 S: 14	H: 0 LOB: 1 BB: 1 P: 22	R: 0 E: 0 K: 0 S: 9	H: 1 LOB: 1 BB: 0 P: 15	R: 0 E: 0 K: 0 S: 6	H: 1 LOB: 0 BB: 0 P: 11	R: 0 E: 0 K: 0 S: 6	H: 0 LOB: 0 BB: 0 P: 11	R: 2 E: 0 K: 1 S: 7	H: 1 LOB: 0 BB: 1 P: 14	R: 2 E: 0 K: 1 S: 8	H: 2 LOB: 0 BB: 0 P: 13	R: 0 E: 0 K: 0 S: 10	H: 2 LOB: 2 BB: 1 P: 19	R: 0 E: 0 K: 1 S: 14	H: 1 LOB: 1 BB: 0 P: 20	1B: 5 2B: 2 3B: 1 HR: 1	SF: 0 SAC: 0 DP: 2 HBP: 0	WP: 0 PB: 0 CS: 0	PA: 37	
PITCHER	IP	WLS	BF	H	R	ER	SO	BB	IBB	HBP	BLK	WP	HR	S	P	ERA	WHIP				
Jerry Reuss, L ERA: 3.79 (1, 1)	6.0	W	24	5	3	3	0	2	0	0	0	0	1	50	88	4.50	1.167				
Barry Jones, R ERA: 2.89 (7, 1)	1.2		6	1	1	1	1	1	0	0	0	0	0	9	16	5.40	1.200				
Bobby Thigpen, R ERA: 1.59 (8, 1)	1.1	S	7	3	0	0	1	0	0	0	0	0	0	21	32	0.00	2.250				

Oakland Athletics @ Chicago White Sox
Comiskey Park, Chicago, IL
Sat Apr 15 1989, 4:33 AM EDT
Att: 15,748 - Unknown

livebaseballscorecards.com

AB 34
R 4
H 9
RBI 4
BB 3
SO 2
LOB 14





Batter	1	2	3	4	5	6	7	8	9	AB	R	H	RBI	BB	SO	LOB	BOTTOM				
Ozzie Guillen, L OBP: 0.364, SLG: 0.377 (1, 6)	2-2 S 1B	3-2 HR 1B	1-1 L6			0-0 G6-3		1 SAFE 0-1 WP CS 1B		5	1	3	1	0	0	1					
Dave Gallagher, R OBP: 0.377, SLG: 0.435 (1, 8)	1 SAFE 1-2 F9 1-2	1-2 1-2 1H 2H HR		1-1 G5-3		1-2 G6-3		3-2 FC5-2-6 1-2 1H 2-3		5	1	1	3	0	0	3					
Harold Baines, L OBP: 0.469, SLG: 0.463 Jeff Schaefer, R (7, PR) (8, 4)	1-1 F7	4-1 BB BB		4-0 BB		3-2 G3 SF7 2B		0-0 G3		2	0	1	0	2	0	1					
Ivan Calderon, R OBP: 0.360, SLG: 0.452 (1, 10)	2-2 L9	4-0 BB		0-0 P4		0-1 G3		2-3 BB		3	0	0	0	1	0	3					
Matt Merullo, L OBP: 0.333, SLG: 0.625 (1, 2)		K		0-0 L9		4-0 SF7 BB		BB		3	0	0	0	1	1	3					
Billy Jo Roidoux, L OBP: 0.286, SLG: 0.333 (1, 3)		4-1 E G4-3 BB	0-3 K		0-1 L9		4-2 BB		1-2 BB	2	1	0	0	2	1	0					
Daryl Boston, L OBP: 0.429, SLG: 0.250 (1, 7)	2-2 G4-3 1-2	2-2 G4-3 1-2	4-1 S 1B BB		2-1 G6-3		0-0 SF7		2-3 3H 2-2	2	1	0	1	1	0	1	AB 31				
Steve Lyons, L OBP: 0.283, SLG: 0.310 (8, 9)	0-0 E6 1B 2-3	0-0 P5		1-2 G4-3		0-0 G4-3		1-2 G1-3		4	1	0	0	0	0	5	R 7				
Eddie Williams, R OBP: 0.478, SLG: 0.575 (1, 5)	2-2 1B HR 1B	2-2 1B HR 1B		0-1 1B		1-2 P4		2-2 CS 1B		4	1	3	2	0	0	0	H 8				
Inning Stats	R: 0 E: 0 K: 0 S: 11	H: 1 LOB: 0 BB: 0 P: 17	R: 5 E: 1 K: 1 S: 23	H: 3 LOB: 3 BB: 3 P: 43	R: 1 E: 0 K: 1 S: 12	H: 1 LOB: 1 BB: 1 P: 18	R: 0 E: 0 K: 0 S: 4	H: 0 LOB: 1 BB: 1 P: 9	R: 0 E: 0 K: 0 S: 5	H: 0 LOB: 0 BB: 0 P: 7	R: 0 E: 0 K: 0 S: 7	H: 0 LOB: 0 BB: 0 P: 9	R: 1 E: 0 K: 0 S: 12	H: 1 LOB: 3 BB: 2 P: 25	R: 0 E: 0 K: 0 S: 10	H: 2 LOB: 1 BB: 0 P: 15	1B: 6 2B: 1 3B: 0 HR: 1	SF: 1 SAC: 0 DP: 0 HBP: 0	WP: 1 PB: 0 CS: 2	PA: 39	
PITCHER	IP	WLS	BF	H	R	ER	SO	BB	IBB	HBP	BLK	WP	HR	S	P	ERA	WHIP				
Bob Welch, R ERA: 1.21 (1, 1)	6.1	L	33	6	7	2	2	7	0	0	0	0	0	70	122	2.84	2.053				
Greg Cadaret, L ERA: 8.31 (7, 1)	0.2		4	2	0	0	0	0	0	0	0	0	0	9	13	0.00	3.000				
Eric Plunk, R ERA: (8, 1)	1.0		2	0	0	0	0	0	0	0	0	1	0	5	8	0.00	0.000				


Oakland Athletics @ Chicago White Sox
Comiskey Park, Chicago, IL
Sat Apr 15 1989, 4:33 AM EDT
Att: 15,748 - Unknown

livebaseballscorecards.com

AB 31
R 7
H 8
RBI 7
BB 7
SO 2
LOB 18



Batter	1	2	3	4	5	6	7	8	9	AB	R	H	RBI	BB	SO	LOB	TOP								
Luis Polonia, L OBP: 0.229, SLG: 0.226	G4-3		1B		F8		SF8		FC4-2	4	0	1	1	0	0	2	<p>Oakland Athletics @ Chicago White Sox Comiskey Park, Chicago, IL Sun Apr 16 1989, 4:33 AM EDT Att: 20,969 - Cloudy - 70 F</p> <p>livebaseballscorecards.com</p> <p>AB 35 R 3 H 11 RBI 3 BB 2 SO 3 LOB 17</p> 								
Tony Phillips, S OBP: 0.351, SLG: 0.303	G5-4-3		K		1B		G4-3		F8	5	0	2	0	0	1	4									
Dave Henderson, R OBP: 0.472, SLG: 0.605	G5-4-3		1B		K				F8	4	0	1	1	0	1	2									
Dave Parker, L OBP: 0.327, SLG: 0.510		G6-3	F7						F7	4	0	1	0	0	0	2									
Carney Lansford, R OBP: 0.353, SLG: 0.396	G4-3				G6-3		G1		G5-3	4	0	1	0	0	0	1									
Ron Hassey, L OBP: 0.167, SLG: 0.172	G4-3				G4-3		G5-4-3		F8	3	0	0	0	1	0	1									
Terry Steinbach, R OBP: 0.332, SLG: 0.292 Lance Blankenship, R OBP: 0.478, SLG: 0.650	F3						G5-4-3		1B	3	0	1	0	1	0	3									
Stan Javier, S OBP: 0.355, SLG: 0.414			G4-3		P5				1B	4	1	2	0	0	0	1									
Walt Weiss, S OBP: 0.371, SLG: 0.606			1B		G4-3				1B	4	1	2	1	0	1	1									
Inning Stats	R: 0 E: 0 K: 0 S: 6	H: 1 LOB: 0 BB: 0 P: 7	R: 0 E: 0 K: 0 S: 11	H: 1 LOB: 1 BB: 0 P: 19	R: 1 E: 0 K: 1 S: 14	H: 3 LOB: 2 BB: 0 P: 21	R: 0 E: 0 K: 0 S: 8	H: 0 LOB: 1 BB: 1 P: 17	R: 0 E: 0 K: 1 S: 11	H: 1 LOB: 1 BB: 0 P: 18	R: 0 E: 0 K: 0 S: 7	H: 1 LOB: 1 BB: 0 P: 14	R: 1 E: 0 K: 1 S: 7	H: 1 LOB: 0 BB: 0 P: 11	R: 0 E: 0 K: 0 S: 6	H: 0 LOB: 0 BB: 0 P: 7		R: 1 E: 0 K: 0 S: 13	H: 3 LOB: 2 BB: 0 P: 19	1B: 8 2B: 2 3B: 1 HR: 0	SF: 1 SAC: 0 DP: 2 HBP: 0	WP: 0 PB: 0 SB: 0 CS: 0	PA: 38		
PITCHER	IP	WLS	BF	H	R	ER	SO	BB	IBB	HBP	BLK	WP	HR	S	P	ERA	WHIP								
Eric King, R ERA: 5.09	(1, 1)	8.1	L	35	10	3	3	2	0	0	0	0	0	77	123	3.24	1.440								
Donn Palt, R ERA: 2.0	(9, 1)	0.2		3	1	0	0	0	0	0	0	0	0	6	10	0.00	1.500								

Batter	1	2	3	4	5	6	7	8	9	AB	R	H	RBI	BB	SO	LOB	BOTTOM								
Ozzie Guillen, L OBP: 0.356, SLG: 0.368	G4-3		F9		F8					4	0	1	0	0	0	3	<p>Oakland Athletics @ Chicago White Sox Comiskey Park, Chicago, IL Sun Apr 16 1989, 4:33 AM EDT Att: 20,969 - Cloudy - 70 F</p> <p>livebaseballscorecards.com</p> <p>AB 29 R 2 H 8 RBI 2 BB 5 SO 5 LOB 11</p> 								
Dave Gallagher, R OBP: 0.386, SLG: 0.429	F9		G6-4-3							3	1	1	0	1	0	2									
Harold Baines, L OBP: 0.491, SLG: 0.523					1B					3	1	2	0	1	1	0									
Ivan Calderon, R OBP: 0.352, SLG: 0.444	P4				1B		L6		SF9	3	0	1	1	0	0	1									
Matt Merullo, L OBP: 0.308, SLG: 0.500		L7								4	0	1	1	0	1	1									
Billy Jo Robidoux, L OBP: 0.278, SLG: 0.267	G4-3									3	0	0	0	1	0	0									
Daryl Boston, L ERA: 6.14 Fred Manrique, R OBP: 0.250, SLG: 0.219	L3									2	0	0	0	0	1	2									
Ron Kittle, R OBP: 0.250, SLG: 0.219										1	0	0	0	0	1	0									
Steve Lyons, L OBP: 0.320, SLG: 0.318										2	0	1	0	2	0	0									
Eddie Williams, R OBP: 0.469, SLG: 0.558										3	0	1	0	0	1	2									
Inning Stats	R: 0 E: 0 K: 0 S: 10	H: 1 LOB: 1 BB: 0 P: 15	R: 0 E: 0 K: 0 S: 7	H: 0 LOB: 0 BB: 0 P: 11	R: 0 E: 0 K: 0 S: 8	H: 1 LOB: 1 BB: 1 P: 17	R: 1 E: 0 K: 1 S: 11	H: 2 LOB: 2 BB: 2 P: 22	R: 0 E: 0 K: 2 S: 9	H: 0 LOB: 0 BB: 0 P: 9	R: 0 E: 0 K: 1 S: 5	H: 0 LOB: 1 BB: 1 P: 10	R: 1 E: 0 K: 0 S: 9	H: 2 LOB: 1 BB: 1 P: 16	R: 0 E: 0 K: 1 S: 13	H: 0 LOB: 0 BB: 0 P: 16	1B: 6 2B: 2 3B: 0 HR: 0	SF: 1 SAC: 0 DP: 1 HBP: 0	WP: 0 PB: 0 SB: 0 CS: 0	PA: 35					
PITCHER	IP	WLS	BF	H	R	ER	SO	BB	IBB	HBP	BLK	WP	HR	S	P	ERA	WHIP								
Storm Davis, R ERA: 4.32	(1, 1)	5.0		6	1	1	1	3	0	0	0	0	0	46	78	1.80	1.800								
Rick Honeycutt, L ERA: 4.32	(6, 1)	2.1		10	2	1	1	3	2	0	0	0	0	19	30	3.86	1.714								
Dennis Eckersley, R ERA:	(8, 1)	1.2	W	5	0	0	0	1	0	0	0	0	0	17	21	0.00	0.000								

Batter	1	2	3	4	5	6	7	8	9	AB	R	H	RBI	BB	SO	LOB	TOP										
Brian Downing, R OBP: 0.328, SLG: 0.426 (1, 10)										4	1	1	0	0	0	2	California Angels @ Chicago White Sox Comiskey Park, Chicago, IL Mon Apr 17 1989, 8:05 PM EDT Att. 6,392 - Unknown - 40 F										
Mark McLemore, S OBP: 0.313, SLG: 0.348 (1, 4)										4	0	0	0	0	1	3											
Devon White, S OBP: 0.368, SLG: 0.577 (1, 8)										4	1	2	1	0	0	0											
Wally Joyner, L OBP: 0.327, SLG: 0.326 (1, 3)										4	1	1	0	0	0	1											
Claudell Washington, L OBP: 0.316, SLG: 0.361 (8, PH)										3	0	1	0	0	0	1											
Dante Bichette, R OBP: 0.364, SLG: 0.773 (9, 9)										1	0	0	0	0	1	2											
Chili Davis, S OBP: 0.250, SLG: 0.341 (1, 7)										3	0	0	1	0	0	1											
Lance Parrish, R OBP: 0.370, SLG: 0.385 (1, 2)										4	0	1	1	0	0	0											
Jack Howell, L OBP: 0.163, SLG: 0.174 (1, 5)										3	0	0	0	1	0	1											
Kent Anderson, R OBP: 0.364, SLG: 0.364 (1, 6)										3	0	1	0	0	1	0											
Inning Stats	R: 1 E: 1 K: 1 S: 13	H: 2 LOB: 1 BB: 0 P: 17	R: 0 E: 0 K: 0 S: 5	H: 0 LOB: 0 BB: 0 P: 6	R: 0 E: 0 K: 1 S: 9	H: 0 LOB: 0 BB: 0 P: 13	R: 0 E: 0 K: 0 S: 7	H: 1 LOB: 1 BB: 0 P: 11	R: 0 E: 0 K: 0 S: 7	H: 0 LOB: 0 BB: 0 P: 12	R: 0 E: 0 K: 0 S: 6	H: 0 LOB: 0 BB: 0 P: 9	R: 0 E: 0 K: 0 S: 13	H: 1 LOB: 2 BB: 1 P: 23	R: 2 E: 0 K: 1 S: 15	H: 3 LOB: 1 BB: 0 P: 21		1B: 4 2B: 2 3B: 1 HR: 0	SF: 1 SAC: 0 DP: 0 HBP: 0	WP: 0 PB: 0 SB: 0 CS: 0	PA: 35						
PITCHER	IP	WLS	BF	H	R	ER	SO	BB	IBB	HBP	BLK	WP	HR	S	P	ERA	WHIP										
Shawn Hillegas, R ERA: 3.0	(1, 1)	8.0	L	29	4	1	1	2	1	0	0	0	0	65	98	1.12	0.625										
Ken Patterson, L ERA: 6.43	(9, 1)	1.0		6	3	2	2	1	0	0	0	0	0	15	21	18.00	3.000										

Batter	1	2	3	4	5	6	7	8	9	AB	R	H	RBI	BB	SO	LOB	BOTTOM										
Ozzie Guillen, L OBP: 0.333, SLG: 0.344 (1, 6)										4	0	0	0	0	1	2	California Angels @ Chicago White Sox Comiskey Park, Chicago, IL Mon Apr 17 1989, 8:05 PM EDT Att. 6,392 - Unknown - 40 F										
Dave Gallagher, R OBP: 0.393, SLG: 0.434 (1, 8)										4	0	2	0	0	1	3											
Harold Baines, L OBP: 0.456, SLG: 0.479 (1, 10)										4	0	0	0	0	1	3											
Ivan Calderon, R OBP: 0.328, SLG: 0.408 (1, 9)										4	0	0	0	0	0	1											
Billy Jo Robidoux, L OBP: 0.227, SLG: 0.211 (1, 3)										4	0	0	0	0	1	0											
Daryl Boston, L OBP: 0.333, SLG: 0.222 (1, 7)										3	0	1	0	0	0	0											
Steve Lyons, L OBP: 0.321, SLG: 0.319 (1, 4)										3	0	1	0	0	0	1											
Eddie Williams, R OBP: 0.462, SLG: 0.543 (1, 5)										3	0	1	0	0	0	2											
Ron Karkovics, R OBP: 0.385, SLG: 0.385 (8, PH)										2	0	0	0	0	0	0											
Matt Merullo, L OBP: 0.357, SLG: 0.538 (9, 2)										1	0	1	0	0	0	0											
Inning Stats	R: 0 E: 0 K: 1 S: 13	H: 1 LOB: 1 BB: 0 P: 15	R: 0 E: 0 K: 0 S: 8	H: 1 LOB: 1 BB: 0 P: 12	R: 0 E: 1 K: 0 S: 5	H: 0 LOB: 1 BB: 0 P: 7	R: 0 E: 0 K: 0 S: 6	H: 0 LOB: 0 BB: 0 P: 12	R: 0 E: 0 K: 0 S: 5	H: 1 LOB: 0 BB: 0 P: 8	R: 0 E: 0 K: 0 S: 6	H: 1 LOB: 0 BB: 0 P: 9	R: 0 E: 0 K: 0 S: 6	H: 0 LOB: 0 BB: 0 P: 9	R: 0 E: 0 K: 1 S: 12	H: 2 LOB: 2 BB: 0 P: 17		R: 0 E: 0 K: 2 S: 10	H: 0 LOB: 0 BB: 0 P: 14	1B: 6 2B: 0 3B: 0 HR: 0	SF: 0 SAC: 0 DP: 2 HBP: 0	WP: 0 PB: 1 SB: 0 CS: 0	PA: 32				
PITCHER	IP	WLS	BF	H	R	ER	SO	BB	IBB	HBP	BLK	WP	HR	S	P	ERA	WHIP										
Kirk McCaskill, R ERA: 0.44	(1, 1)	7.1	W	27	6	0	1	0	0	0	0	0	0	56	81	0.00	0.818										
Bryan Harvey, R ERA:	(8, 1)	1.2	S	5	0	0	0	3	0	0	0	0	0	15	22	0.00	0.000										

Batter	1	2	3	4	5	6	7	8	9	AB	R	H	RBI	BB	SO	LOB	TOP					
Brian Downing, R OBP: 0.333, SLG: 0.414 (1, 10)	F9		F9					F7		4	2	1	0	1	0	1	California Angels @ Chicago White Sox Comiskey Park, Chicago, IL Wed Apr 19 1989, 8:05 PM EDT Att. 6,897 - Unknown - 45 F					
Mark McLemore, S OBP: 0.346, SLG: 0.367 (1, 4)				1B S HBP			SH2-3		F8	3	2	2	0	0	0	0						
Devon White, S OBP: 0.371, SLG: 0.614 (1, 8)	F7		F7				E5		G5-3	5	1	2	3	0	0	2						
Wally Joyner, L OBP: 0.298, SLG: 0.294 (1, 3)	G4-3		F7		P6		G4-3		F7	5	0	0	0	0	0	3						
Claudell Washington, L OBP: 0.310, SLG: 0.350 (1, 9)		L5		1B 1B			F7			4	1	1	0	0	1	1						
Chili Davis, S OBP: 0.260, SLG: 0.348 (6, PH)	G5-3									2	0	1	1	0	0	0						
Dante Bichette, R OBP: 0.417, SLG: 0.783 (6, 7)				1B 1B				PB S 1B		1	1	1	0	1	0	0						
Lance Parrish, R OBP: 0.360, SLG: 0.372 (1, 2)							P4		K	4	0	1	1	0	2	2						
Jack Howell, L OBP: 0.151, SLG: 0.160 (1, 5)			F8						K	4	0	0	0	0	3	4						
Kent Anderson, R OBP: 0.333, SLG: 0.333 (1, 6)			G3-1		G6-3		G3			4	0	1	1	0	0	1						
Inning Stats	R: 0 E: 0 K: 0 S: 7	H: 1 LOB: 1 BB: 0 P: 12	R: 0 E: 0 K: 1 S: 6	H: 0 LOB: 0 BB: 0 P: 9	R: 0 E: 0 K: 0 S: 6	H: 0 LOB: 0 BB: 0 P: 9	R: 2 E: 0 K: 1 S: 18	H: 3 LOB: 2 BB: 0 P: 24	R: 3 E: 0 K: 1 S: 14	H: 3 LOB: 0 BB: 1 P: 23	R: 0 E: 0 K: 1 S: 11	H: 0 LOB: 1 BB: 1 P: 16	R: 1 E: 1 K: 0 S: 8	H: 1 LOB: 1 BB: 1 P: 18	R: 1 E: 0 K: 2 S: 12	H: 2 LOB: 1 BB: 0 P: 21	R: 0 E: 0 K: 0 S: 6	H: 0 LOB: 0 BB: 0 P: 10	1B: 9 2B: 0 3B: 0 HR: 1	SF: 0 SAC: 1 DP: 0 HBP: 1	WP: 0 PB: 1 SB: 3 CS: 0	PA: 40
PITCHER	IP WLS BF H R ER SO BB IBB HBP BLK WP HR S P ERA WHIP																					
Bill Long, R ERA: 6.75 (1, 1)	4.1 L 21 7 5 5 2 0 0 0 1 0 0 0 0 1 44 67 10.38 1.615																					
Steve Rosenberg, L ERA: 5.0 (5, 1)	2.2 12 2 2 0 2 2 0 0 0 0 0 0 0 28 47 0.00 1.500																					
Donn Pall, R ERA: 1.8 (8, 1)	1.0 4 1 0 0 2 0 0 0 0 0 0 0 0 10 18 0.00 1.000																					
Ken Patterson, L ERA: 5.63 (9, 1)	1.0 3 0 0 0 0 0 0 0 0 0 0 0 0 6 10 0.00 0.000																					

Batter	1	2	3	4	5	6	7	8	9	AB	R	H	RBI	BB	SO	LOB	BOTTOM					
Ozzie Guillen, L OBP: 0.324, SLG: 0.348 (1, 6)	G6-3			F8			G4-3		F8	5	1	1	0	0	0	3	California Angels @ Chicago White Sox Comiskey Park, Chicago, IL Wed Apr 19 1989, 8:05 PM EDT Att. 6,897 - Unknown - 45 F					
Dave Gallagher, R OBP: 0.378, SLG: 0.414 (1, 8)	F9			F8		2B SF3	G6-3		G1-3	5	1	1	1	0	0	3						
Harold Baines, L OBP: 0.459, SLG: 0.500 (1, 10)	G5-3					SF3 1B			G3-1	4	0	2	0	0	0	0						
Ivan Calderon, R OBP: 0.323, SLG: 0.392 (1, 9)		P4		F9		SF3			1B BB	2	0	0	1	1	0	1						
Matt Merullo, L OBP: 0.333, SLG: 0.471 (1, 2)	G4-3					FC6-4 1B	K		F7	4	0	1	0	0	1	2						
Steve Lyons, L OBP: 0.316, SLG: 0.314 (1, 4)	F8				F8		B4-3			4	0	1	0	0	0	2						
Billy Jo Robidoux, L OBP: 0.231, SLG: 0.217 (1, 3)			G1-3		FC6-4 1B				FC5-4	4	0	1	0	0	0	3						
Daryl Boston, L OBP: 0.375, SLG: 0.308 (1, 7)		G4-3								4	0	2	0	0	0	1						
Eddie Williams, R OBP: 0.446, SLG: 0.520 (1, 5)		G5-3			K2-1-3					4	0	1	0	0	2	3						
Inning Stats	R: 0 E: 0 K: 0 S: 6	H: 0 LOB: 0 BB: 0 P: 7	R: 0 E: 0 K: 0 S: 7	H: 0 LOB: 0 BB: 0 P: 11	R: 0 E: 0 K: 0 S: 9	H: 0 LOB: 0 BB: 0 P: 13	R: 0 E: 0 K: 0 S: 7	H: 1 LOB: 1 BB: 0 P: 12	R: 0 E: 0 K: 1 S: 10	H: 2 LOB: 2 BB: 0 P: 17	R: 2 E: 0 K: 1 S: 14	H: 3 LOB: 1 BB: 0 P: 19	R: 0 E: 0 K: 0 S: 11	H: 2 LOB: 2 BB: 0 P: 18	R: 0 E: 0 K: 0 S: 9	H: 1 LOB: 2 BB: 1 P: 16		R: 0 E: 0 K: 1 S: 12	H: 1 LOB: 1 BB: 0 P: 19	1B: 8 2B: 2 3B: 0 HR: 0	SF: 1 SAC: 0 DP: 0 HBP: 0	WP: 0 PB: 0 SB: 0 CS: 0
PITCHER	IP WLS BF H R ER SO BB IBB HBP BLK WP HR S P ERA WHIP																					
Mike Witt, R ERA: 4.91 (7, 1)	0.1 W 1 0 0 0 0 0 0 0 0 0 0 0 3 5 0.00 0.000																					
Bob McClure, L ERA: 6.75 (7, 1)	2.1 S 10 2 0 0 1 1 0 0 0 0 0 0 23 38 0.00 1.286																					
Greg Minton, R ERA: 1.08 (7, 1)																						

Batter	1	2	3	4	5	6	7	8	9	AB	R	H	RBI	BB	SO	LOB	TOP					
Harold Reynolds, S (1,4) OBP: 0.352, SLG: 0.409	F9		1B				G4-3	G4-3		5	0	2	0	0	0	2						
Ken Griffey Jr., L (1,8) OBP: 0.264, SLG: 0.367	F8		K				HR	F7		5	1	1	1	0	2	3						
Alvin Davis, L (1,3) OBP: 0.462, SLG: 0.528	P5			P4	G2-3		HR		F7	5	1	1	2	0	0	1						
Jeffrey Leonard, R (1,7) OBP: 0.377, SLG: 0.556				G5-3			K		G6-3	5	2	3	1	0	1	0						
Darnell Coles, R (1,10) OBP: 0.259, SLG: 0.321				G5-3			F9		F9	5	0	1	0	0	1	2						
Greg Britley, L (1,9) OBP: 0.379, SLG: 0.417				1B	IBB		F9	E3		3	0	1	0	1	0	2						
Dave Valle, R (1,2) OBP: 0.311, SLG: 0.439				G1-4-3			1B			4	0	2	1	0	1	3						
Jim Presley, R (1,5) OBP: 0.233, SLG: 0.214				K			G6-3		E4	4	0	1	0	0	1	4						
Rey Quinones, R (8,6) OBP: 0.150, SLG: 0.105				G1-6-3					SH1-3	0	0	0	0	0	0	0						
Mario Diaz, R (1,6) OBP: 0.250, SLG: 0.625				G1-6-3			G6-3		SH1-3	3	1	1	0	0	0	1						
Inning Stats	R: 0 E: 0 K: 0 S: 8	H: 0 LOB: 0 BB: 0 P: 14	R: 1 E: 0 K: 1 S: 11	H: 2 LOB: 0 BB: 0 P: 18	R: 0 E: 0 K: 1 S: 6	H: 2 LOB: 1 BB: 0 P: 8	R: 1 E: 0 K: 1 S: 10	H: 2 LOB: 2 BB: 1 P: 18	R: 0 E: 0 K: 0 S: 9	H: 1 LOB: 1 BB: 0 P: 16	R: 0 E: 0 K: 0 S: 8	H: 2 LOB: 2 BB: 0 P: 14	R: 3 E: 1 K: 2 S: 14	H: 4 LOB: 2 BB: 0 P: 20	R: 0 E: 1 K: 0 S: 8	H: 0 LOB: 1 BB: 0 P: 11	R: 0 E: 0 K: 0 S: 8	H: 0 LOB: 0 BB: 0 P: 8	1B: 10 2B: 0 3B: 1 HR: 2	SF: 0 SAC: 1 DP: 2 HBP: 0	WP: 0 PB: 0 SB: 0 CS: 0	PA: 41
PITCHER	IP	WLS	BF	H	R	ER	SO	BB	IBB	HBP	BLK	WP	HR	S	P	ERA	WHIP					
Melido Perez, R (1,1) ERA: 4.41	5.2		25	9	2	2	4	0	1	0	0	0	1	51	86	3.18	1.588					
Barry Jones, R (6,1) ERA: 5.23	1.0	L	7	4	3	3	1	0	0	0	0	0	1	11	16	27.00	4.000					
Donn Pall, R (7,1) ERA: 1.59	1.1		6	0	0	0	1	0	0	0	0	0	0	12	17	0.00	0.000					
Bobby Thigpen, R (9,1) ERA: 1.35	1.0		3	0	0	0	0	0	0	0	0	0	0	8	8	0.00	0.000					

Seattle Mariners @ Chicago White Sox
Comiskey Park, Chicago, IL
Thu Apr 20 1989, 8:05 PM EDT
Att: 6,467 - Unknown

AB	39
R	5
H	13
RBI	5
BB	1
SO	6
LOB	18



Batter	1	2	3	4	5	6	7	8	9	AB	R	H	RBI	BB	SO	LOB	BOTTOM					
Ozzie Guillen, L (1,6) OBP: 0.306, SLG: 0.329	F8		P5							4	0	0	0	0	0	1						
Dave Gallagher, R (1,8) OBP: 0.386, SLG: 0.419	G4-3			HR				F9		4	1	2	0	0	0	1						
Harold Baines, L (1,9) OBP: 0.431, SLG: 0.464	G6-3			P6					G6-3	4	0	0	0	0	0	2						
Ron Kittle, R (1,3) OBP: 0.250, SLG: 0.306				P9	HR				F7	4	1	1	2	0	0	1						
Ivan Calderon, R (1,10) OBP: 0.303, SLG: 0.364				K					G1-3	4	0	0	0	0	3	0						
Steve Lyons, L (1,4) OBP: 0.300, SLG: 0.296				F7						3	0	0	0	0	0	0						
Daryl Boston, L (1,7) OBP: 0.316, SLG: 0.250				G4-3						3	0	0	0	0	0	0						
Eddie Williams, R (1,5) OBP: 0.458, SLG: 0.528				G6-3					G6-3	3	0	2	0	0	0	0						
Ron Karkovice, R (1,2) OBP: 0.333, SLG: 0.333				G6-3						2	0	0	0	0	1	2						
Matt Merullo, L (8,PH) OBP: 0.316, SLG: 0.444				G6-3					F9	1	0	0	0	0	0	0						
Inning Stats	R: 0 E: 0 K: 0 S: 5	H: 0 LOB: 0 BB: 0 P: 7	R: 0 E: 0 K: 1 S: 10	H: 0 LOB: 0 BB: 0 P: 16	R: 0 E: 0 K: 0 S: 9	H: 1 LOB: 1 BB: 0 P: 14	R: 2 E: 0 K: 1 S: 10	H: 2 LOB: 0 BB: 0 P: 16	R: 0 E: 0 K: 0 S: 8	H: 1 LOB: 1 BB: 0 P: 9	R: 0 E: 0 K: 0 S: 7	H: 1 LOB: 1 BB: 0 P: 11	R: 0 E: 0 K: 1 S: 9	H: 0 LOB: 0 BB: 0 P: 14	R: 0 E: 1 K: 0 S: 8	H: 0 LOB: 1 BB: 0 P: 11	R: 0 E: 0 K: 0 S: 4	H: 0 LOB: 0 BB: 0 P: 6	1B: 4 2B: 0 3B: 0 HR: 1	SF: 0 SAC: 0 DP: 0 HBP: 0	WP: 0 PB: 0 SB: 0 CS: 1	PA: 32
PITCHER	IP	WLS	BF	H	R	ER	SO	BB	IBB	HBP	BLK	WP	HR	S	P	ERA	WHIP					
Scott Bankhead, R (1,1) ERA: 3.16	9.0	W	32	5	2	2	4	0	0	0	0	0	1	70	104	2.00	0.556					

Seattle Mariners @ Chicago White Sox
Comiskey Park, Chicago, IL
Thu Apr 20 1989, 8:05 PM EDT
Att: 6,467 - Unknown

AB	32
R	2
H	5
RBI	2
BB	0
SO	4
LOB	7



Batter	1	2	3	4	5	6	7	8	9	AB	R	H	RBI	BB	SO	LOB	TOP									
Harold Reynolds, S (1, 4) OBP: 0.355, SLG: 0.408	F7		L4	G3		1B	1B			5	1	2	2	0	0	3										
Henry Cotto, R (1, 8) OBP: 0.385, SLG: 0.625	F9		HBP	2B	1B	1B	F8			5	1	2	1	0	0	1										
Alvin Davis, L (1, 10) OBP: 0.457, SLG: 0.509	F9		2B	HBP	G1-3	1B		F9		4	0	1	2	0	0	0										
Jeffrey Leonard, R (1, 7) OBP: 0.379, SLG: 0.596 Greg Briley, L (8, 7) OBP: 0.379, SLG: 0.417		P4	SF9			HR	K		G5-4-3	3	1	1	2	1	1	2										
Darnell Coles, R (1, 9) OBP: 0.254, SLG: 0.328		K	2B		F8	F7		G5-4-3		5	0	1	1	0	1	3										
Dave Valle, R (1, 2) OBP: 0.320, SLG: 0.500	G6-3	G6-3				E8	1B	HR	F9	5	2	2	1	0	0	2										
Jim Presley, R (1, 3) OBP: 0.286, SLG: 0.303			1B	1B	F8	FC6-5	1B	G6-3	K	5	2	3	0	0	1	0										
Edgar Martinez, R (1, 5) OBP: 0.289, SLG: 0.206		1B	1B	L6		FC6-5	1B	F9	K	5	2	2	1	0	1	1										
Mario Diaz, R (1, 6) OBP: 0.333, SLG: 0.583		HBP	SF9	1B	E7	FC6-5	1B	G6-3		4	2	2	1	0	0	3										
Inning Stats	R: 0 E: 0 K: 0 S: 7	H: 0 LOB: 0 BB: 0 P: 10	R: 0 E: 0 K: 1 S: 6	H: 0 LOB: 0 BB: 0 P: 9	R: 4 E: 0 K: 0 S: 16	H: 5 LOB: 2 BB: 0 P: 22	R: 0 E: 1 K: 0 S: 8	H: 1 LOB: 1 BB: 0 P: 13	R: 1 E: 0 K: 0 S: 10	H: 1 LOB: 0 BB: 0 P: 11	R: 4 E: 1 K: 1 S: 24	H: 6 LOB: 2 BB: 0 P: 33	R: 2 E: 0 K: 0 S: 11	H: 3 LOB: 1 BB: 0 P: 15	R: 0 E: 0 K: 0 S: 5	H: 0 LOB: 0 BB: 0 P: 10	R: 0 E: 0 K: 2 S: 10	H: 0 LOB: 0 BB: 0 P: 18	1B: 12 2B: 2 3B: 0 HR: 2	SF: 1 SAC: 0 DP: 1 HBP: 1	WP: 0 PB: 0 SB: 0 CS: 0	PA: 44				
PITCHER	IP	WLS	BF	H	R	ER	SO	BB	IBB	HBP	BLK	WP	HR	S	P	ERA	WHIP									
Jerry Reuss, L (1, 1) ERA: 5.63	5.0	L	25	9	7	7	1	0	0	0	0	0	0	1	52	73	12.60	1.800								
Bill Long, R (6, 1) ERA: 7.5	0.1		4	3	0	0	0	0	0	0	0	0	0	12	15	0.00	9.000									
Ken Patterson, L (6, 1) ERA: 5.91	2.2		12	4	4	4	1	1	0	0	0	0	0	1	23	35	13.50	1.875								
Steve Rosenberg, L (9, 1) ERA: 4.5	1.0		3	0	0	0	2	0	0	0	0	0	0	10	18	0.00	0.000									

Seattle Mariners @ Chicago White Sox
Comiskey Park, Chicago, IL
Fri Apr 21 1989, 8:05 PM EDT
Att: 7,652 - Unknown

AB 41
R 11
H 16
RBI 11
BB 1
SO 4
LOB 15



Batter	1	2	3	4	5	6	7	8	9	AB	R	H	RBI	BB	SO	LOB	BOTTOM								
Ozzie Guillen, L (1, 6) OBP: 0.293, SLG: 0.315 Jeff Schaefer, R (8, 6)	P4	F7			G1-3			P4		3	0	0	0	0	0	2									
Dave Gallagher, R (1, 8) OBP: 0.378, SLG: 0.409	B2		F8		F7			1B		4	0	1	0	0	0	0									
Harold Baines, L (1, 9) OBP: 0.420, SLG: 0.441 Billy Jo Robidoux, L (9, 7) OBP: 0.231, SLG: 0.217		BB	G3-1		G4-3			F8		3	0	0	0	1	0	1									
Ron Kittle, R (1, 3) OBP: 0.250, SLG: 0.325	F9		2B		F8			K		4	0	1	0	0	1	1									
Greg Walker, L (1, 10) OBP: 0.333, SLG: 0.294 Matt Merullo, L (9, PR) OBP: 0.316, SLG: 0.444		F8	F7		G4-3			FC6-4	HBP	3	0	0	0	0	0	0									
Daryl Boston, L (1, 7) OBP: 0.304, SLG: 0.250		FC7-4	1B		K			P3	FC6-4	4	1	1	0	0	1	1									
Steve Lyons, L (1, 5) OBP: 0.297, SLG: 0.281		FC7-4	BB		P6			F7	F9	3	0	0	0	1	0	1									
Fred Manrique, R (1, 4)		FC7-4	E		P3			G5-3		3	0	0	0	0	0	2									
Ron Karkovice, R (1, 2) OBP: 0.278, SLG: 0.278		E6			G5-3			K		3	0	0	0	0	1	1									
Inning Stats	R: 0 E: 0 K: 0 S: 8	H: 0 LOB: 1 BB: 1 P: 16	R: 1 E: 1 K: 0 S: 13	H: 1 LOB: 2 BB: 1 P: 20	R: 0 E: 0 K: 1 S: 8	H: 1 LOB: 1 BB: 0 P: 14	R: 0 E: 0 K: 1 S: 7	H: 0 LOB: 0 BB: 0 P: 12	R: 0 E: 0 K: 0 S: 9	H: 0 LOB: 0 BB: 0 P: 13	R: 0 E: 0 K: 0 S: 6	H: 0 LOB: 0 BB: 0 P: 9	R: 0 E: 0 K: 0 S: 7	H: 0 LOB: 0 BB: 0 P: 10	R: 0 E: 0 K: 1 S: 10	H: 1 LOB: 1 BB: 0 P: 13	R: 0 E: 0 K: 1 S: 9	H: 0 LOB: 1 BB: 0 P: 14	1B: 2 2B: 1 3B: 0 HR: 0	SF: 0 SAC: 0 DP: 0 HBP: 1	WP: 0 PB: 0 SB: 1 CS: 0	PA: 34			
PITCHER	IP	WLS	BF	H	R	ER	SO	BB	IBB	HBP	BLK	WP	HR	S	P	ERA	WHIP								
Mike Campbell, R (1, 1) ERA: 6.11	7.0	W	26	2	1	0	1	2	0	0	0	0	0	58	94	0.00	0.571								
Michael Jackson, R (8, 1) ERA: 6.75	1.0		4	1	0	0	1	0	0	0	0	0	0	10	13	0.00	1.000								
Mike Schooler, R (9, 1) ERA: 3.86	1.0		4	0	0	0	1	0	0	0	1	0	0	9	14	0.00	0.000								

Seattle Mariners @ Chicago White Sox
Comiskey Park, Chicago, IL
Fri Apr 21 1989, 8:05 PM EDT
Att: 7,652 - Unknown

AB 31
R 1
H 3
RBI 0
BB 2
SO 3
LOB 10



Batter	1	2	3	4	5	6	7	8	9	AB	R	H	RBI	BB	SO	LOB	TOP						
Harold Reynolds, S (1,4) OBP: 0.350, SLG: 0.392										3	0	0	0	0	1	1							
Ken Griffey Jr., L (1,8) OBP: 0.246, SLG: 0.340										4	0	0	0	0	0	2							
Alvin Davis, L (1,3) OBP: 0.446, SLG: 0.483										3	0	0	0	1	1	1							
Jeffrey Leonard, R (1,7) OBP: 0.362, SLG: 0.567										3	0	0	0	0	1	1							
Darnell Coles, R (1,10) OBP: 0.274, SLG: 0.344										3	0	2	0	0	0	0							
Greg Britley, L (1,9) OBP: 0.375, SLG: 0.385										2	0	0	0	0	1	1							
Dave Valle, R (1,2) OBP: 0.302, SLG: 0.469										3	0	0	0	0	1	2							
Jim Presley, R (1,5) OBP: 0.263, SLG: 0.278										3	0	0	0	0	1	0							
Mario Diaz, R (1,6) OBP: 0.286, SLG: 0.500										2	0	0	0	0	0	0							
Scott Bradley, L (9, PH) OBP: 0.263, SLG: 0.250										1	0	1	0	0	0	0							
Mickey Brantley, R (9, PR) OBP: 0.286, SLG: 0.324										0	0	0	0	0	0	0							
Inning Stats	R: 0 E: 0 K: 2 S: 9	H: 0 LOB: 0 BB: 0 P: 14	R: 0 E: 1 K: 1 S: 7	H: 1 LOB: 1 BB: 0 P: 14	R: 0 E: 0 K: 1 S: 7	H: 0 LOB: 0 BB: 1 P: 14	R: 0 E: 0 K: 0 S: 6	H: 1 LOB: 0 BB: 1 P: 13	R: 0 E: 0 K: 1 S: 7	H: 0 LOB: 0 BB: 0 P: 14	R: 0 E: 0 K: 0 S: 5	H: 0 LOB: 0 BB: 0 P: 7	R: 0 E: 0 K: 0 S: 5	H: 0 LOB: 0 BB: 0 P: 8	R: 0 E: 0 K: 1 S: 5	H: 0 LOB: 0 BB: 0 P: 7	R: 0 E: 0 K: 0 S: 9	H: 1 LOB: 2 BB: 0 P: 13	1B: 3 2B: 0 3B: 0 HR: 0	SF: 0 SAC: 0 DP: 1 HBP: 2	WP: 2 PA: 31 PB: 0 SB: 1 CS: 1		
PITCHER Eric King, R (1,1) ERA: 3.38	IP: 9.0 WLS: W BF: 30 H: 3 R: 0 ER: 0 SO: 6 BB: 1 IBB: 0 HBP: 2 BLK: 0 WP: 2 HR: 0 S: 60 P: 104 ERA: 0.00 WHIP: 0.444											PITCHER	IP: 9.0 WLS: W BF: 30 H: 3 R: 0 ER: 0 SO: 6 BB: 1 IBB: 0 HBP: 2 BLK: 0 WP: 2 HR: 0 S: 60 P: 104 ERA: 0.00 WHIP: 0.444										

Seattle Mariners @ Chicago White Sox
Comiskey Park, Chicago, IL
Sat Apr 22 1989, 8:05 PM EDT
Att: 15,007 - Unknown

AB	27
R	0
H	3
RBI	0
BB	1
SO	6
LOB	8



Batter	1	2	3	4	5	6	7	8	9	AB	R	H	RBI	BB	SO	LOB	BOTTOM						
Ozzie Guillen, L (1,6) OBP: 0.278, SLG: 0.299										4	0	0	0	0	2	3							
Dave Gallagher, R (1,8) OBP: 0.355, SLG: 0.386										4	1	0	0	0	1	1							
Harold Baines, L (1,9) OBP: 0.425, SLG: 0.435										3	0	1	0	1	0	0							
Ron Kittle, R (1,3) OBP: 0.250, SLG: 0.318										4	0	1	1	0	1	2							
Billy Jo Rodriguez, L (9, 3) OBP: 0.231, SLG: 0.217										0	0	0	0	0	0	0							
Greg Walker, L (1,10) OBP: 0.302, SLG: 0.263										4	0	0	0	0	2	4							
Ivan Calderon, R (1,7) OBP: 0.290, SLG: 0.345										3	0	0	0	0	0	2							
Matt Merullo, L (1,2) OBP: 0.318, SLG: 0.429										3	0	1	0	0	1	0							
Steve Lyons, L (1,4) OBP: 0.299, SLG: 0.283										3	0	1	0	0	1	1							
Eddie Williams, R (1,5) OBP: 0.459, SLG: 0.545										2	0	1	0	0	1	1							
Inning Stats	R: 0 E: 1 K: 0 S: 8	H: 1 LOB: 2 BB: 0 P: 16	R: 0 E: 0 K: 1 S: 9	H: 1 LOB: 1 BB: 0 P: 11	R: 1 E: 1 K: 2 S: 14	H: 1 LOB: 2 BB: 1 P: 24	R: 0 E: 0 K: 2 S: 9	H: 1 LOB: 0 BB: 0 P: 15	R: 0 E: 0 K: 2 S: 9	H: 0 LOB: 0 BB: 0 P: 11	R: 0 E: 0 K: 0 S: 12	H: 1 LOB: 1 BB: 0 P: 19	R: 0 E: 0 K: 1 S: 7	H: 0 LOB: 0 BB: 0 P: 10	R: 0 E: 0 K: 1 S: 7	H: 0 LOB: 0 BB: 0 P: 10	R: 0 E: 0 K: 0 S: 9	H: 4 LOB: 1 3B: 0 HR: 0	SF: 0 SAC: 1 DP: 0 HBP: 0	WP: 1 PA: 33 PB: 0 SB: 0 CS: 3			
PITCHER Erik Hanson, R (1,1) ERA: 1.24	IP: 7.0 WLS: L BF: 29 H: 5 R: 1 ER: 0 SO: 8 BB: 1 IBB: 0 HBP: 0 BLK: 0 WP: 1 HR: 0 S: 69 P: 107 ERA: 0.00 WHIP: 0.857											PITCHER	IP: 7.0 WLS: L BF: 29 H: 5 R: 1 ER: 0 SO: 8 BB: 1 IBB: 0 HBP: 0 BLK: 0 WP: 1 HR: 0 S: 69 P: 107 ERA: 0.00 WHIP: 0.857										
Dennis Powell, L (8,1) ERA: 2.35	IP: 1.0 WLS: L BF: 3 H: 0 R: 0 ER: 0 SO: 1 BB: 0 IBB: 0 HBP: 0 BLK: 0 WP: 0 HR: 0 S: 7 P: 10 ERA: 0.00 WHIP: 0.000											PITCHER	IP: 1.0 WLS: L BF: 3 H: 0 R: 0 ER: 0 SO: 1 BB: 0 IBB: 0 HBP: 0 BLK: 0 WP: 0 HR: 0 S: 7 P: 10 ERA: 0.00 WHIP: 0.000										

Seattle Mariners @ Chicago White Sox
Comiskey Park, Chicago, IL
Sat Apr 22 1989, 8:05 PM EDT
Att: 15,007 - Unknown

AB	30
R	1
H	5
RBI	1
BB	1
SO	9
LOB	14



Batter	1	2	3	4	5	6	7	8	9	AB	R	H	RBI	BB	SO	LOB	TOP							
Harold Reynolds, S OBP: 0.341, SLG: 0.405										5	1	1	0	0	1	1	Seattle Mariners @ Chicago White Sox Comiskey Park, Chicago, IL Sun Apr 23 1989, 4:33 AM EDT Att: 11,216 - Unknown							
Henry Cotto, R OBP: 0.419, SLG: 0.607										4	2	2	1	1	1	0								
Alvin Davis, L OBP: 0.456, SLG: 0.492										3	1	1	1	1	0	1								
Jim Presley, R OBP: 0.263, SLG: 0.278										0	0	0	0	0	0	0								
Jeffrey Leonard, R OBP: 0.351, SLG: 0.531										4	1	0	1	1	2	4								
Darnell Coles, R OBP: 0.269, SLG: 0.348										5	1	1	1	0	1	4								
Ken Griffey Jr., L OBP: 0.290, SLG: 0.368										4	2	3	1	1	0	1								
Edgar Martinez, R OBP: 0.302, SLG: 0.194										2	1	0	1	2	0	2								
Scott Bradley, L OBP: 0.304, SLG: 0.400										4	0	2	4	0	0	3								
Omar Vizquel, S OBP: 0.226, SLG: 0.111										3	1	0	0	1	0	2								
Inning Stats	R: 5 E: 0 K: 1 S: 20	H: 4 LOB: 1 BB: 2 P: 36	R: 0 E: 0 K: 0 S: 4	H: 0 LOB: 0 BB: 1 P: 9	R: 2 E: 0 K: 0 S: 9	H: 1 LOB: 0 BB: 1 P: 14	R: 0 E: 0 K: 1 S: 8	H: 0 LOB: 0 BB: 0 P: 12	R: 0 E: 0 K: 0 S: 13	H: 1 LOB: 3 BB: 1 P: 22	R: 2 E: 0 K: 1 S: 18	H: 2 LOB: 1 BB: 1 P: 27	R: 1 E: 1 K: 0 S: 5	H: 2 LOB: 0 BB: 0 P: 9	R: 0 E: 0 K: 1 S: 6	H: 0 LOB: 0 BB: 0 P: 8	R: 0 E: 0 K: 1 S: 9	H: 0 LOB: 1 BB: 1 P: 15	1B: 5 2B: 6 3B: 1 HR: 0	SF: 1 SAC: 0 DP: 2 HBP: 1	WP: 0 PB: 0 SB: 0 CS: 0	PA: 43		
PITCHER	IP	WLS	BF	H	R	ER	SO	BB	IBB	HBP	BLK	WP	HR	S	P	ERA	WHIP					ERA	WHIP	
Shawn Hillegas, R ERA: 5.3	(1, 1)	0.2	L	8	4	5	5	1	2	0	0	0	0	0	18	34	67.50	9.000					0.00	1.000
Steve Rosenberg, L ERA: 4.5	(1, 1)	4.0		16	2	2	2	1	2	0	1	0	0	0	33	50	4.50	1.000						
Bill Long, R ERA: 8.27	(5, 1)	1.1		8	2	2	2	1	2	0	0	0	0	0	21	36	13.50	3.000						
Barry Jones, R ERA: 4.76	(7, 1)	1.0		4	2	1	0	0	0	0	0	0	0	5	9	0.00	2.000							
Donn Pail, R ERA: 1.46	(8, 1)	1.0		3	0	0	0	1	0	0	0	0	0	6	8	0.00	0.000							
Bobby Thigpen, R ERA: 1.17	(9, 1)	1.0		4	0	0	0	1	1	0	0	0	0	9	15	0.00	1.000							
Dave Gallagher, R OBP: 0.361, SLG: 0.370										3	0	0	0	2	1	0	Seattle Mariners @ Chicago White Sox Comiskey Park, Chicago, IL Sun Apr 23 1989, 4:33 AM EDT Att: 11,216 - Unknown							
Ozzie Guillen, L OBP: 0.277, SLG: 0.296										4	0	1	0	0	1	1								
Jeff Schaefer, R (9, PH)										1	1	1	0	0	0	1								
Harold Baines, L OBP: 0.436, SLG: 0.431										3	1	1	0	2	0	1								
Ron Kittle, R OBP: 0.283, SLG: 0.388											5	1	3	1	0	2								
Ivan Calderon, R OBP: 0.284, SLG: 0.333											5	0	1	2	0	1		3						
Eddie Williams, R OBP: 0.455, SLG: 0.576											4	3	1	1	1	0		2						
Billy Jo Robidoux, L OBP: 0.233, SLG: 0.222											4	0	1	0	0	2								
Fred Manrique, R OBP: 0.250, SLG: 0.375											4	0	2	2	0	1								
Ron Karkovice, R OBP: 0.250, SLG: 0.250										2	0	0	0	0	2									
Matt Merullo, L OBP: 0.292, SLG: 0.391										2	0	0	0	0	1									
Inning Stats	R: 0 E: 0 K: 1 S: 8	H: 0 LOB: 0 BB: 0 P: 13	R: 1 E: 0 K: 0 S: 13	H: 2 LOB: 1 BB: 0 P: 18	R: 0 E: 0 K: 0 S: 7	H: 0 LOB: 1 BB: 1 P: 15	R: 1 E: 1 K: 0 S: 9	H: 2 LOB: 2 BB: 0 P: 16	R: 0 E: 0 K: 2 S: 9	H: 1 LOB: 2 BB: 1 P: 14	R: 1 E: 0 K: 0 S: 6	H: 1 LOB: 0 BB: 0 P: 8	R: 0 E: 0 K: 0 S: 7	H: 1 LOB: 1 BB: 1 P: 15	R: 1 E: 0 K: 0 S: 10	H: 1 LOB: 1 BB: 1 P: 17	R: 2 E: 0 K: 0 S: 16	H: 2 LOB: 1 BB: 1 P: 23	1B: 6 2B: 4 3B: 0 HR: 1	SF: 0 SAC: 0 DP: 1 HBP: 0	WP: 0 PB: 0 SB: 0 CS: 0	PA: 42		
PITCHER	IP	WLS	BF	H	R	ER	SO	BB	IBB	HBP	BLK	WP	HR	S	P	ERA	WHIP					ERA	WHIP	
Steve Trout, L ERA: 9.24	(1, 1)	5.0	W	23	5	2	1	3	2	0	0	0	0	46	76	1.80	1.400							
Jerry Reed, R ERA: 4.39	(6, 1)	3.0		13	3	2	2	0	2	0	0	0	0	23	40	6.00	1.667							
Julio Solano, R ERA: 7.04	(9, 1)	1.0		6	2	2	2	0	1	0	0	0	0	16	23	18.00	3.000							

Batter	1	2	3	4	5	6	7	8	9	AB	R	H	RBI	BB	SO	LOB	TOP					
Ozzie Guillen, L OBP: 0.284, SLG: 0.282 Jeff Schaefer, R (8, 6)			G6-3		F9			L8		4	0	0	0	0	1	1	Chicago White Sox @ Boston Red Sox Fenway Park, Boston, MA Tue Apr 25 1989, 7:05 PM EDT Att: 21,326 - Unknown					
Dave Gallagher, R OBP: 0.356, SLG: 0.355	G3-1		K			G4-6-3 BB		K		3	0	0	0	1	2	0						
Harold Baines, L Daryl Boston, L OBP: 0.432, SLG: 0.426 OBP: 0.292, SLG: 0.238	BB 1B			K		G4-6-3 1-2		K		3	0	1	0	0	1	1						
Ron Kittle, R OBP: 0.281, SLG: 0.365	BB 1-2			K				K		3	0	0	0	1	3	0						
Ivan Calderon, R OBP: 0.295, SLG: 0.343	K							G3-1		4	0	2	0	0	1	2						
Billy Jo Robidoux, L OBP: 0.212, SLG: 0.200		K						F8		3	0	0	0	0	2	2						
Matt Merullo, L OBP: 0.259, SLG: 0.346								G3		3	0	0	0	0	0	1						
Steve Lyons, L OBP: 0.300, SLG: 0.274								F9		2	0	0	0	1	0	1						
Eddie Williams, R OBP: 0.435, SLG: 0.548								F9		3	0	0	0	0	0	1						
Inning Stats	R: 0 E: 0 K: 2 S: 13	H: 1 LOB: 2 BB: 1 P: 25	R: 0 E: 0 K: 1 S: 6	H: 0 LOB: 0 BB: 0 P: 10	R: 0 E: 0 K: 1 S: 7	H: 0 LOB: 0 BB: 0 P: 10	R: 0 E: 0 K: 3 S: 10	H: 1 LOB: 1 BB: 0 P: 17	R: 0 E: 0 K: 0 S: 12	H: 0 LOB: 1 BB: 1 P: 21	R: 0 E: 0 K: 1 S: 9	H: 0 LOB: 0 BB: 1 P: 15	R: 0 E: 0 K: 0 S: 5	H: 1 LOB: 1 BB: 0 P: 8	R: 0 E: 0 K: 1 S: 6	H: 0 LOB: 0 BB: 0 P: 9	R: 0 E: 0 K: 2 S: 10	H: 0 LOB: 0 BB: 0 P: 15	1B: 3 2B: 0 3B: 0 HR: 0	SF: 0 SAC: 0 DP: 1 HBP: 0	WP: 0 PB: 0 SB: 0 CS: 0	PA: 32
PITCHER Rogier Clemens, R ERA: 1.89	IP: 9.0 WLS: W BF: 32 H: 3 R: 0 ER: 0 SO: 11 BB: 3 IBB: 0 HBP: 0 BLK: 0 WP: 0 HR: 0 S: 78 P: 130 ERA: 0.00 WHIP: 0.667															PITCHER						

Batter	1	2	3	4	5	6	7	8	9	AB	R	H	RBI	BB	SO	LOB	BOTTOM					
Wade Boggs, L OBP: 0.381, SLG: 0.392 Ed Romero, R OBP: 0.333, SLG: 0.333 (7, PR) (8, 5)	K		1B E 2B	L7		K	FC4-6 BB			4	1	1	1	1	2	2	Chicago White Sox @ Boston Red Sox Fenway Park, Boston, MA Tue Apr 25 1989, 7:05 PM EDT Att: 21,326 - Unknown					
Marty Barrett, R OBP: 0.355, SLG: 0.441	F7		1B E BB		P4	HR 2B	FC4-6 1-2			4	1	1	1	1	0	1						
Ellis Burks, R OBP: 0.413, SLG: 0.493	G4-3		E7 1-3 2-H		WP HBP	HR 2B	FC6-4 1B			4	1	3	2	0	0	0						
Mike Greenwell, L OBP: 0.397, SLG: 0.529		G4-3	P4		WP 1B	F7	FC6-4 1-2			5	0	1	0	0	0	2						
Jim Rice, R OBP: 0.315, SLG: 0.500 Sam Horn, L OBP: 0.500, SLG: 0.333 (8, PH)		P4		HR	K	WP 3B	F8			4	2	2	1	0	1	2						
Dwight Evans, R OBP: 0.417, SLG: 0.492 Randy Kutcher, R (8, 9)		P2		1B BLK BB			K			2	1	0	0	2	0	1						
Nick Esasky, R OBP: 0.348, SLG: 0.525			2B WP BB	BLK 1B	F9		HR 1B			3	2	2	0	1	0	3						
Rich Gedman, L OBP: 0.217, SLG: 0.372			WP 2B 2B	K		G1-3	HR			4	2	2	2	0	1	1						
Jody Reed, R OBP: 0.362, SLG: 0.250			P4	G6-3		2B 1B	K			4	1	1	0	0	1	2						
Inning Stats	R: 0 E: 0 K: 1 S: 7	H: 0 LOB: 0 BB: 0 P: 10	R: 0 E: 0 K: 0 S: 6	H: 0 LOB: 0 BB: 0 P: 9	R: 3 E: 1 K: 0 S: 15	H: 3 LOB: 1 BB: 2 P: 26	R: 2 E: 0 K: 1 S: 11	H: 2 LOB: 1 BB: 1 P: 18	R: 0 E: 0 K: 1 S: 10	H: 1 LOB: 3 BB: 1 P: 18	R: 3 E: 0 K: 1 S: 15	H: 3 LOB: 0 BB: 0 P: 23	R: 3 E: 0 K: 1 S: 20	H: 3 LOB: 1 BB: 1 P: 33	R: 0 E: 0 K: 1 S: 11	H: 1 LOB: 1 BB: 0 P: 16	R: 0 E: 0 K: 1 S: 10	H: 0 LOB: 0 BB: 0 P: 15	1B: 6 2B: 3 3B: 1 HR: 3	SF: 0 SAC: 0 DP: 0 HBP: 1	WP: 3 PB: 0 SB: 0 CS: 0	PA: 42
PITCHER Melido Perez, R ERA: 5.59 Donn Pait, R ERA: 3.0 Ken Patterson, L ERA: 7.5 Steve Rosenberg, L ERA: 4.2	IP: 3.0 WLS: L BF: 15 H: 4 R: 5 ER: 4 SO: 4 BB: 3 IBB: 0 HBP: 1 BLK: 1 WP: 1 HR: 1 S: 32 P: 54 ERA: 12.00 WHIP: 2.333															PITCHER						


Batter	1	2	3	4	5	6	7	8	9	10	AB	R	H	RBI	BB	SO	LOB			
Ozzie Guillen, L OBP: 0.261, SLG: 0.278 (1, 6)	 3-3	 0-0		 0-0			 1-2		 0-1		5	0	1	0	0	1	1			
Dave Gallagher, R OBP: 0.359, SLG: 0.350 (1, 8)	 2-3	 1-0		 1-1	 2-1			 4-1		 2-1	4	0	1	2	1	1	0			
Harold Baines, L OBP: 0.434, SLG: 0.429 (1, 9)	 0-0	 2-2			 1-0			 1-0		 0-0	2	0	1	0	0	0	2			
Daryl Boston, L OBP: 0.308, SLG: 0.261 (3, 9)	 1-2	 2-2			 1-0			 1-0		 0-0	2	0	1	0	0	0	0			
Ron Kittle, R OBP: 0.306, SLG: 0.446 (1, 10)	 0-1				 0-2			 4-0		 1-1	4	1	2	1	1	0	1			
Greg Walker, L OBP: 0.277, SLG: 0.238 (1, 3)		 1-3		 0-1			 0-0		 1-2		4	0	0	0	0	1	2			
Billy Jo Robidoux, L OBP: 0.212, SLG: 0.200 (8, 3)		 1-3		 0-1			 0-0		 1-2		0	0	0	0	0	0	0			
Ivan Calderon, R OBP: 0.305, SLG: 0.357 (1, 7)	 0-0	 0-0		 3-1			 2-1		 4-1		3	1	1	0	1	0	0			
Matt Merullo, L OBP: 0.258, SLG: 0.333 (1, 2)	 1-1	 1-1		 0-0			 0-2		 0-0		4	1	1	1	0	0	3			
Ron Karkovice, R OBP: 0.250, SLG: 0.250 (10, 2)	 1-1	 1-1		 0-0			 0-2		 0-0		0	0	0	0	0	0	0			
Steve Lyons, L OBP: 0.297, SLG: 0.273 (1, 4)	 1-0	 1-2		 1-1			 2-1		 0-0		4	0	1	0	0	0	1			
Eddie Williams, R OBP: 0.425, SLG: 0.523 (1, 5)	 4-1	 4-1		 1-1			 2-1		 2-2		3	1	0	0	1	0	1			
Inning Stats	R: 0 E: 0 K: 2 S: 9	H: 2 LOB: 2 BB: 0 P: 14	R: 3 E: 0 K: 13 S: 13	H: 4 LOB: 2 BB: 1 P: 23	R: 1 E: 0 K: 0 S: 7	H: 1 LOB: 0 BB: 0 P: 10	R: 0 E: 0 K: 0 S: 6	H: 1 LOB: 0 BB: 0 P: 9	R: 0 E: 0 K: 0 S: 6	H: 0 LOB: 0 BB: 0 P: 8	R: 0 E: 0 K: 0 S: 7	H: 0 LOB: 0 BB: 0 P: 12	R: 0 E: 0 K: 0 S: 7	H: 0 LOB: 3 BB: 3 P: 21	R: 0 E: 0 K: 0 S: 6	H: 0 LOB: 0 BB: 0 P: 8	R: 0 E: 0 K: 0 S: 5	H: 0 LOB: 0 BB: 0 P: 8	1B: 6 2B: 2 3B: 0 HR: 1	SF: 0 SAC: 1 DP: 1 HBP: 0
PITCHER	IP WLS BF H R ER SO BB IBB HBP BLK WP HR S P ERA WHIP	IP WLS BF H R ER SO BB IBB HBP BLK WP HR S P ERA WHIP	IP WLS BF H R ER SO BB IBB HBP BLK WP HR S P ERA WHIP	IP WLS BF H R ER SO BB IBB HBP BLK WP HR S P ERA WHIP	IP WLS BF H R ER SO BB IBB HBP BLK WP HR S P ERA WHIP	IP WLS BF H R ER SO BB IBB HBP BLK WP HR S P ERA WHIP	IP WLS BF H R ER SO BB IBB HBP BLK WP HR S P ERA WHIP	IP WLS BF H R ER SO BB IBB HBP BLK WP HR S P ERA WHIP	IP WLS BF H R ER SO BB IBB HBP BLK WP HR S P ERA WHIP	IP WLS BF H R ER SO BB IBB HBP BLK WP HR S P ERA WHIP	IP WLS BF H R ER SO BB IBB HBP BLK WP HR S P ERA WHIP	IP WLS BF H R ER SO BB IBB HBP BLK WP HR S P ERA WHIP	IP WLS BF H R ER SO BB IBB HBP BLK WP HR S P ERA WHIP	IP WLS BF H R ER SO BB IBB HBP BLK WP HR S P ERA WHIP	IP WLS BF H R ER SO BB IBB HBP BLK WP HR S P ERA WHIP	IP WLS BF H R ER SO BB IBB HBP BLK WP HR S P ERA WHIP	IP WLS BF H R ER SO BB IBB HBP BLK WP HR S P ERA WHIP	IP WLS BF H R ER SO BB IBB HBP BLK WP HR S P ERA WHIP	IP WLS BF H R ER SO BB IBB HBP BLK WP HR S P ERA WHIP	IP WLS BF H R ER SO BB IBB HBP BLK WP HR S P ERA WHIP
Oil Can Boyd, R ERA: 5.91 (1, 1)	7.0	29	9	4	4	3	2	0	0	0	0	1	0	0	0	4	10	0.00	0.000	
Rob Murphy, L ERA: 4.5 (8, 1)	0.2	3	0	0	0	0	0	1	0	0	0	0	0	0	0	4	10	0.00	0.000	
Bob Stanley, R ERA: 4.91 (8, 1)	2.1	8	0	0	0	0	1	0	0	0	0	0	0	0	13	22	0.00	0.429		

TOP

Chicago White Sox @ Boston Red Sox
Fenway Park, Boston, MA
Wed Apr 26 1989, 7:05 PM EDT
Att: 22,948 - Unknown - 55 F

livebaseballscorecards.com

AB	35
R	4
H	9
RBI	4
BB	4
SO	3
LOB	11



WP: 1 PA: 41
PB: 0
SB: 0
CS: 1


Batter	1	2	3	4	5	6	7	8	9	10	AB	R	H	RBI	BB	SO	LOB			
Wade Boggs, L OBP: 0.382, SLG: 0.385 (1, 5)	 0-1	 4-1		 1-0			 1-1		 3-2		4	1	1	0	1	0	0			
Marty Barrett, R OBP: 0.358, SLG: 0.438 (1, 4)	 2-1	 0-1		 0-1			 0-1		 0-0	 1-0	5	1	2	0	0	0	2			
Ellis Burks, R OBP: 0.400, SLG: 0.466 (1, 8)	 1-2			 1-2			 0-0		 1-0		4	2	0	0	1	0	3			
Mike Greenwell, L OBP: 0.422, SLG: 0.541 (1, 7)	 0-0			 1-3			 0-0		 1-1		4	1	3	1	0	0	0			
Jim Rice, R OBP: 0.308, SLG: 0.486 (1, 10)	 2-2			 1-1			 2-0		 3-3		4	0	1	1	0	1	3			
Dwight Evans, R OBP: 0.416, SLG: 0.484 (1, 9)	 2-3			 0-1			 0-1		 1-3		5	0	2	2	0	2	2			
Nick Esasky, R OBP: 0.357, SLG: 0.554 (1, 3)		 0-0		 3-1			 0-1		 2-3		4	0	2	1	0	1	1			
Jody Reed, R OBP: 0.344, SLG: 0.235 (1, 6)	 3-2	 3-2		 2-1			 2-0		 0-0		3	0	0	0	0	0	3			
Danny Heep, L OBP: 0.167, SLG: 0.167 (9, PH)		 2-3		 2-3			 2-0		 0-0		1	0	0	0	0	0	0			
Ed Romero, R OBP: 0.333, SLG: 0.333 (10, 6)		 2-3		 2-3			 2-0		 0-0		0	0	0	0	0	0	0			
Rich Gedman, L OBP: 0.200, SLG: 0.340 (1, 2)	 0-0	 0-0		 1-0			 1-3		 0-2		4	0	0	0	0	1	3			
Inning Stats	R: 2 E: 0 K: 1 S: 14	H: 3 LOB: 1 BB: 0 P: 21	R: 0 E: 0 K: 0 S: 8	H: 1 LOB: 2 BB: 1 P: 15	R: 2 E: 0 K: 0 S: 9	H: 3 LOB: 2 BB: 1 P: 20	R: 0 E: 0 K: 0 S: 6	H: 0 LOB: 0 BB: 0 P: 8	R: 0 E: 0 K: 0 S: 4	H: 0 LOB: 0 BB: 0 P: 6	R: 0 E: 0 K: 0 S: 5	H: 0 LOB: 0 BB: 0 P: 6	R: 0 E: 0 K: 3 S: 12	H: 1 LOB: 1 BB: 0 P: 18	R: 0 E: 0 K: 0 S: 7	H: 0 LOB: 0 BB: 0 P: 10	R: 1 E: 0 K: 0 S: 6	H: 3 LOB: 3 BB: 0 P: 10	1B: 9 2B: 2 3B: 0 HR: 0	SF: 1 SAC: 0 DP: 0 HBP: 1
PITCHER	IP WLS BF H R ER SO BB IBB HBP BLK WP HR S P ERA WHIP	IP WLS BF H R ER SO BB IBB HBP BLK WP HR S P ERA WHIP	IP WLS BF H R ER SO BB IBB HBP BLK WP HR S P ERA WHIP	IP WLS BF H R ER SO BB IBB HBP BLK WP HR S P ERA WHIP	IP WLS BF H R ER SO BB IBB HBP BLK WP HR S P ERA WHIP	IP WLS BF H R ER SO BB IBB HBP BLK WP HR S P ERA WHIP	IP WLS BF H R ER SO BB IBB HBP BLK WP HR S P ERA WHIP	IP WLS BF H R ER SO BB IBB HBP BLK WP HR S P ERA WHIP	IP WLS BF H R ER SO BB IBB HBP BLK WP HR S P ERA WHIP	IP WLS BF H R ER SO BB IBB HBP BLK WP HR S P ERA WHIP	IP WLS BF H R ER SO BB IBB HBP BLK WP HR S P ERA WHIP	IP WLS BF H R ER SO BB IBB HBP BLK WP HR S P ERA WHIP	IP WLS BF H R ER SO BB IBB HBP BLK WP HR S P ERA WHIP	IP WLS BF H R ER SO BB IBB HBP BLK WP HR S P ERA WHIP	IP WLS BF H R ER SO BB IBB HBP BLK WP HR S P ERA WHIP	IP WLS BF H R ER SO BB IBB HBP BLK WP HR S P ERA WHIP	IP WLS BF H R ER SO BB IBB HBP BLK WP HR S P ERA WHIP	IP WLS BF H R ER SO BB IBB HBP BLK WP HR S P ERA WHIP	IP WLS BF H R ER SO BB IBB HBP BLK WP HR S P ERA WHIP	IP WLS BF H R ER SO BB IBB HBP BLK WP HR S P ERA WHIP
Jerry Reuss, L ERA: 6.49 (3, 1)	2.1	16	7	4	4	1	2	0	0	0	0	0	0	0	0	28	50	15.43	3.857	
Steve Rosenberg, L ERA: 3.2 (3, 1)	4.2	15	1	0	0	1	0	0	0	0	0	0	0	0	0	26	37	0.00	0.214	
Barry Jones, R ERA: 4.61 (8, 1)	2.1	11	3	1	1	3	0	0	1	0	0	0	0	0	23	36	3.86	1.286		

BOTTOM

Chicago White Sox @ Boston Red Sox
Fenway Park, Boston, MA
Wed Apr 26 1989, 7:05 PM EDT
Att: 22,948 - Unknown - 55 F

livebaseballscorecards.com

AB	38
R	5
H	11
RBI	5
BB	2
SO	5
LOB	17



WP: 0 PA: 42
PB: 0
SB: 1
CS: 0

Batter	1	2	3	4	5	6	7	8	9	10	11	12	13	14	15	16	AB	R	H	RBI	BB	SO	LOB	TOP				
Ozzie Guillen, L OBP: 0.280, SLG: 0.316 (1, 6)	G3		SAFE 1-0 S 1B		SAFE 2-1 CS 1B			G6-3		K		SAFE 1-1 1B		E3		SAFE 0-0 1B 3B	8	1	4	1	0	1	0					
Daryl Boston, L OBP: 0.294, SLG: 0.207 (1, 7)	G6-3		SAFE 1-2 L5		SAFE 1-0 L7			G5-3		K		SAFE 0-0 G4-3		SAFE 4-0 1B		SAFE 1-0 1B IBB	6	0	0	0	2	1	4					
Dave Gallagher, R OBP: 0.365, SLG: 0.364 (1, 8)	F7			SAFE 1-2 S 1B	SAFE 2-2 CS	SAFE 2-1 G1-3		G6-3			SAFE 0-3 F8 2B		SAFE 1-1 G5-3		SAFE 1-1 L6		SAFE 0-1 S 1B	8	1	3	1	0	0	2				
Ron Kittle, R OBP: 0.300, SLG: 0.433 (8, PR)		SAFE 2-1 F8		SAFE 2-3 K		SAFE 3-3 K		K		SAFE 3-1 E 1B		SAFE 4-0 S IBB		SAFE 2-1 F7		SAFE 0-0 3-H S 1B	4	0	1	0	0	2	1					
Fred Manrique, R OBP: 0.290, SLG: 0.375 (11, PH)				SAFE 1-3 K		SAFE 1-2 K		K		SAFE 1-3 K		SAFE 3-2 F8		SAFE 0-3 K		SAFE 1-3 G4-3	0	0	0	0	0	0	0					
Harold Baines, L OBP: 0.440, SLG: 0.429 (11, PR)				SAFE 1-2 K		SAFE 1-2 L7		L7		SAFE 1-3 K		SAFE 3-2 F8		SAFE 1-0 K		SAFE 1-3 G4-3	0	0	0	0	0	1	0					
Jeff Schaefer, R OBP: 0.143, SLG: 0.143 (11, PR)				SAFE 1-2 K		SAFE 1-1 SH1-2 1B		L7		SAFE 1-2 K		SAFE 4-2 BB		SAFE 1-0 K		SAFE 1-2 1B	2	0	0	0	0	1	1					
Greg Walker, L OBP: 0.265, SLG: 0.227 (4, 3)		SAFE 1-0 G3		SAFE 1-3 K		SAFE 1-2 L7		L7		SAFE 1-3 K		SAFE 3-2 F8		SAFE 0-3 K		SAFE 1-3 G4-3	2	0	0	0	0	1	1					
Billy Jo Roberts, R OBP: 0.194, SLG: 0.171 (4, 3)				SAFE 1-2 K		SAFE 1-1 SH1-2 1B		L7		SAFE 1-2 K		SAFE 4-2 BB		SAFE 1-0 K		SAFE 1-2 1B	5	0	0	0	0	2	4					
Eddie Williams, R OBP: 0.438, SLG: 0.514 (1, 5)		SAFE 3-2 G6-3		SAFE 4-1 1B		SAFE 1-1 SH1-2 1B		SH1-2 1B		SAFE 1-2 E5		SAFE 1-2 BB		SAFE 1-0 K		SAFE 1-2 1B	5	0	2	0	2	0	1					
Ivan Calderon, R OBP: 0.207, SLG: 0.355 (1, 9)			SAFE 1-0 G6-4-3 1B	SAFE 1-2 1B	SAFE 1-2 BB	SAFE 0-0 SH1-3		SH1-3		SAFE 3-0 G5-4-3		SAFE 2-2 G3		SAFE 0-2 G6-3		SAFE 2-0 P3	6	0	2	1	0	0	7					
Matt Merullo, L OBP: 0.235, SLG: 0.303 (9, 2)			SAFE 1-2 G6-4-3	SAFE 0-0 G3	SAFE 0-0 G3	SAFE 1-3 K		K		SAFE 1-3 K		SAFE 0-3 K		SAFE 0-3 K		SAFE 0-1 FC4-6 1B	3	0	0	0	0	1	4					
Ron Karkovics, R OBP: 0.250, SLG: 0.250 (9, 2)			SAFE 1-2 G6-4-3	SAFE 0-0 G3	SAFE 0-0 G3	SAFE 1-3 K		K		SAFE 1-3 K		SAFE 0-3 K		SAFE 0-3 K		SAFE 0-1 FC4-6 1B	4	0	1	0	0	3	0					
Steve Lyons, L OBP: 0.294, SLG: 0.280 (1, 4)			SAFE 1-1 1B	SAFE 2-0 G3	SAFE 2-0 G3	SAFE 1-0 G3-1		G3-1		SAFE 2-3 K		SAFE 1-0 G3-1		SAFE 0-3 K		SAFE 2-2 FC4-6 3B	7	1	1	0	0	2	2					
Inning Stats	R: 0 E: 0 K: 0 S: 6	H: 0 LOB: 0 BB: 9	R: 0 E: 0 K: 0 S: 6	H: 0 LOB: 0 BB: 12	R: 0 E: 0 K: 0 S: 11	H: 3 LOB: 2 BB: 15	R: 0 E: 0 K: 0 S: 15	H: 2 LOB: 2 BB: 23	R: 0 E: 0 K: 0 S: 9	H: 1 LOB: 1 BB: 12	R: 0 E: 0 K: 0 S: 9	H: 0 LOB: 0 BB: 11	R: 0 E: 0 K: 1 S: 10	H: 1 LOB: 2 BB: 16	R: 0 E: 0 K: 1 S: 10	H: 0 LOB: 0 BB: 15	R: 0 E: 0 K: 1 S: 7	H: 2 LOB: 2 BB: 19	R: 0 E: 0 K: 2 S: 10	H: 0 LOB: 2 BB: 15	R: 0 E: 0 K: 0 S: 5	H: 0 LOB: 0 BB: 8	R: 2 E: 0 K: 1 S: 14	H: 3 LOB: 2 BB: 23	1B: 13 2B: 1 3B: 1 HR: 0	SF: 0 SAC: 1 DP: 2 HBP: 0	WP: 0 PB: 0 SB: 5 CS: 1	PA: 68
PITCHER	IP 9.0	WLS 34	BF 8	H 1	R 1	ER 0	SO 5	BB 1	IBB 0	HBP 0	BLK 0	WP 0	HR 0	S 83	P 128	ERA 1.00	WHIP 1.000											
John Dippinger, R ERA: 2.45 (1, 1)	2.0	9	1	0	0	4	1	1	0	0	0	0	0	28	49	0.00	1.000											
Lee Smith, R ERA: 10.13 (10, 1)	1.2	8	3	0	0	2	0	0	0	0	0	0	0	15	21	0.00	1.800											
Rob Murphy, L ERA: 3.86 (12, 1)	3.1	L	16	3	2	2	3	0	2	0	0	0	0	33	53	5.40	0.900											
Mike Smithson, R ERA: 6.86 (13, 1)																												

Chicago White Sox @ Boston Red Sox
Fenway Park, Boston, MA
Thu Apr 27 1989, 7:05 PM EDT
Att. 23,830 - Unknown

AB 61
R 15
H 3
RBI 3
BB 5
SO 14
LOB 28



Batter	1	2	3	4	5	6	7	8	9	10	11	12	13	14	15	16	AB	R	H	RBI	BB	SO	LOB	BOTTOM						
Wade Boggs, L OBP: 0.398, SLG: 0.378 (1, 5)	L7		SAFE 4-2 BB			SAFE 2-0 G6-3		SAFE 3-1 BB 1B		SAFE 1-0 F8		SAFE 4-0 G5-4-3 IBB			SAFE 4-2 1B BB		4	0	1	0	3	0	0							
Marty Barrett, R OBP: 0.375, SLG: 0.436 (1, 4)	G1-3		SAFE 1-0 G6-3			SAFE 3-2 1B		SAFE 4-1 G1-4-3 BB		SAFE 4-1 BB		SAFE 2-1 G5-4-3			SAFE 1-2 G6-3		5	0	2	0	2	0	3							
Ellis Burks, R OBP: 0.370, SLG: 0.425 (1, 8)	P4			SAFE 1-2 G5-3		SAFE 2-2 F8		SAFE 0-0 G1-4-3		SAFE 2-1 F8			SAFE 1-2 G6-3		SAFE 3-2 G6-3		7	0	0	0	0	0	6							
Mike Greenwell, L OBP: 0.422, SLG: 0.519 (1, 7)		SAFE 1-1 F7		SAFE 1-0 F8		SAFE 0-0 S 1B		SAFE 1-2 E3		SAFE 4-0 BB		SAFE 1-0 G3			SAFE 4-0 1B		5	1	1	0	2	0	0							
Sam Horn, L OBP: 0.273, SLG: 0.111 (1, 10)		SAFE 1-3 K		SAFE 1-1 G6-3		SAFE 1-0 F7		SAFE 4-1 G5-4-3 BB		SAFE 2-3 BB		SAFE 2-3 K			SAFE 1-1 G4-3		6	0	0	0	1	3	5							
Dwight Evans, R OBP: 0.417, SLG: 0.471 (1, 9)		SAFE 4-0 BB		SAFE 3-1 P6		SAFE 3-2 G5-3		SAFE 1-0 G5-4-3		SAFE 2-2 F8		SAFE 0-0 G6-3			SAFE 0-0 G4-3		6	0	2	0	1	0	4							
Danny Heep, L OBP: 0.308, SLG: 0.250 (1, 3)		SAFE 1-3 K		SAFE 1-0 G6-4-3 1B		SAFE 1-2 G5-3		SAFE 4-0 DI IBB		SAFE 1-1 F8		SAFE 1-1 F8			SAFE 0-0 L9		6	0	2	1	1	1	4							
Rich Gedman, L OBP: 0.211, SLG: 0.308 (1, 2)				SAFE 4-2 G5-4-3 BB		SAFE 2-2 G6-4-3		SAFE 2-0 P6		SAFE 1-2 G5-3		SAFE 4-1 SH3-4 BB			SAFE 1-2 G6-3		5	0	0	0	2	0	6							
Ed Romero, R OBP: 0.250, SLG: 0.250 (8, PH)				SAFE 0-0 G5-4-3		SAFE 1-1 G6-3		SAFE 1-3 K		SAFE 2-3 K		SAFE 1-0 SH3-4			SAFE 1-0 L5		2	0	0	0	0	1	1							
Jim Rice, R OBP: 0.304, SLG: 0.480 (9, 6)				SAFE 1-2 G5-4-3		SAFE 1-2 G5-3		SAFE 1-2 1B		SAFE 4-0 DI IBB		SAFE 1-2 F8			SAFE 0-0 G6-3		1	0	0	0	0	1	0							
Jody Seay, R OBP: 0.333, SLG: 0.226 (10, PH)				SAFE 1-2 G5-4-3		SAFE 1-2 G5-3		SAFE 1-2 1B		SAFE 4-0 DI IBB		SAFE 1-1 F8			SAFE 0-0 G6-3		2	0	0	0	0	1	0							
Nick Casady, R OBP: 0.362, SLG: 0.545 (10, PH)				SAFE 1-2 G5-4-3		SAFE 1-2 G5-3		SAFE 1-2 1B		SAFE 4-0 DI IBB		SAFE 1-1 F8			SAFE 0-0 G6-3		1	0	0	0	0	1	0							
Inning Stats	R: 0 E: 0 K: 0 S: 5	H: 0 LOB: 0 BB: 9	R: 0 E: 0 K: 0 S: 9	H: 1 LOB: 1 BB: 16	R: 0 E: 0 K: 0 S: 6	H: 0 LOB: 0 BB: 9	R: 0 E: 0 K: 0 S: 7	H: 1 LOB: 1 BB: 13	R: 0 E: 0 K: 0 S: 9	H: 1 LOB: 1 BB: 17	R: 0 E: 0 K: 0 S: 9	H: 2 LOB: 2 BB: 16	R: 0 E: 0 K: 0 S: 6	H: 1 LOB: 1 BB: 15	R: 0 E: 0 K: 0 S: 7	H: 0 LOB: 0 BB: 11	R: 0 E: 0 K: 1 S: 11	H: 0 LOB: 2 BB: 18	R: 0 E: 0 K: 1 S: 10	H: 1 LOB: 1 BB: 16	R: 0 E: 0 K: 1 S: 4	H: 0 LOB: 0 BB: 15	R: 0 E: 0 K: 0 S: 8	H: 1 LOB: 3 BB: 25	R: 0 E: 0 K: 0 S: 5	H: 1 LOB: 1 BB: 5	1B: 8 2B: 0 3B: 0 HR: 0	SF: 0 SAC: 1 DP: 6 HBP: 0	WP: 0 PB: 0 SB: 0 CS: 0	PA: 63
PITCHER	IP 9.0	WLS 35	BF 5	H 1	R 1	ER 0	SO 3	BB 1	IBB 0	HBP 0	BLK 0	WP 0	HR 0	S 67	P 129	ERA 1.00	WHIP 1.111													
Eric King, R ERA: 2.78 (10, 1)	3.0	12	0	0	0	2	3	1	0	0	0	0	0	21	50	0.00	1.000													
Bobby Thigpen, R ERA: 0.94 (13, 1)	4.0	W	16	3	0	0	1	1	1	0	0	0	0	27	45	0.00	1.000													
Donn Pall, R ERA: 2.37 (13, 1)																														

Chicago White Sox @ Boston Red Sox
Fenway Park, Boston, MA
Thu Apr 27 1989, 7:05 PM EDT
Att. 23,830 - Unknown

AB 50
R 1
H 8
RBI 1
BB 12
SO 6
LOB 30



Batter	1	2	3	4	5	6	7	8	9	AB	R	H	RBI	BB	SO	LOB	TOP				
Ozzie Guillen, L OBP: 0.276, SLG: 0.304 (1, 6)	4-0 G1-6-3 BB		3-2 F8			0-1 P4	1-0 L9		0-0 L4	4	0	0	0	1	0	5					
Dave Callaghan, R OBP: 0.356, SLG: 0.359 (1, 8)	1-1 P4			2-2 P3		1-0 WP 1B		0-0 G6-3		4	0	1	0	0	0	1					
Harold Baines, L OBP: 0.443, SLG: 0.466 (1, 10)	2-0 G1-6-3 1-2			3-1 HR		4-1 1B 1-2 IBB		1-0 G3-1		3	1	1	1	1	0	1					
Ron Kittle, R OBP: 0.314, SLG: 0.429 (8, PR)		1-0 P5		4-0 BB		2-2 F7		0-1 1B		3	0	1	0	1	0	2					
Jeff Schaefer, R OBP: 0.143, SLG: 0.143 (8, 4)										0	0	0	0	0	0	0					
Daryl Boston, L OBP: 0.324, SLG: 0.226 (8, PH)		4-2 S BB		0-0 P6		2-2 1B		3-1 L9		2	0	1	0	1	0	1					
Carlos Martinez, R (8, 3)										1	0	0	0	0	0	1					
Ivan Calderon, R OBP: 0.304, SLG: 0.350 (1, 9)	1 SAFE L9	0-0 L9		1-0 P4			2-2 G6-3		1-0 1B G4-3 1B	4	0	1	0	0	0	2					
Steve Lyons, L OBP: 0.282, SLG: 0.273 (8, 7)	1 SAFE L6	2-2 L6		1-2 P6			2-2 2B		2-0 G4-3	4	0	1	0	0	0	2					
Eddie Williams, R OBP: 0.440, SLG: 0.500 (1, 5)			2-3 K		2-2 P3		4-0 IBB		4-2 L4 1B BB	2	0	0	0	2	1	0					
Ron Karkovics, R OBP: 0.222, SLG: 0.222 (9, PH)			0-3 K		2-2 P3		0-1 F8		0-1 1-2 2-3 1B	3	0	0	0	0	1	2					
Fred Manrique, R OBP: 0.333, SLG: 0.444 (9, PH)										1	0	1	0	0	0	0					
Inning Stats	R: 0 E: 0 K: 0 S: 3	H: 0 LOB: 0 BB: 1 P: 10	R: 0 E: 0 K: 0 S: 9	H: 0 LOB: 1 BB: 1 P: 15	R: 0 E: 0 K: 2 S: 10	H: 0 LOB: 0 BB: 0 P: 15	R: 1 E: 0 K: 0 S: 9	H: 1 LOB: 1 BB: 1 P: 19	R: 0 E: 0 K: 0 S: 10	H: 2 LOB: 2 BB: 1 P: 19	R: 0 E: 0 K: 0 S: 9	H: 1 LOB: 2 BB: 1 P: 18	R: 0 E: 0 K: 0 S: 6	H: 1 LOB: 1 BB: 0 P: 10	R: 0 E: 0 K: 0 S: 8	H: 2 LOB: 2 BB: 1 P: 15	1B: 5 2B: 2 3B: 0 HR: 1	SF: 0 SAC: 0 DP: 2 HBP: 0	WP: 1 PB: 0 SB: 1 CS: 0	PA: 37	
PITCHER	IP	WLS	BF	H	R	ER	SO	BB	IBB	HBP	BLK	WP	HR	S	P	ERA	WHIP				
Andy Hawkins, R ERA: 4.86 (1, 1)	7.2	W	31	5	1	1	2	3	2	0	0	1	1	64	116	1.17	1.043				
Lee Guetterman, L ERA: (8, 1)	0.2		4	1	0	0	0	1	0	0	0	0	0	7	17	0.00	3.000				
Dave Righetti, L ERA: 5.73 (9, 1)	0.2	S	2	1	0	0	0	0	0	0	0	0	0	3	3	0.00	1.500				

Chicago White Sox @ New York Yankees
Yankee Stadium, Bronx, NY
Fri Apr 28 1989, 7:05 PM EDT
Att: 26,984 - Unknown - 63 F

AB	31
R	1
H	7
RBI	1
BB	6
SO	2
LOB	17



Batter	1	2	3	4	5	6	7	8	9	AB	R	H	RBI	BB	SO	LOB	BOTTOM				
Rickey Henderson, R OBP: 0.406, SLG: 0.417 (1, 7)	2-1 HR		1-2 G5-3			2-1 G5-3	3-2 G5-3			4	1	1	1	0	0	2					
Steve Sax, R OBP: 0.323, SLG: 0.386 (1, 4)	0-1 G1-3			1-2 G6-3		4-2 BB BB	4-2 BB BB			2	0	0	0	2	0	0					
Don Mattingly, L OBP: 0.325, SLG: 0.286 (1, 3)	2-2 P6			1-2 F8		2-1 P6	4-1 1-2 2-3 BB			3	0	0	0	1	0	2					
Ken Phelps, L OBP: 0.357, SLG: 0.361 (1, 10)	0-0 G3-1			3-2 F7		4-2 BB	1-3 K			3	0	0	0	1	1	3					
Mike Pagliarulo, L OBP: 0.195, SLG: 0.179 (8, 5)		1-1 F7			3-2 WP 2B	0-1 P6		1-3 K		3	0	1	0	0	0	3					
Tom Brookens, R OBP: 0.244, SLG: 0.268 (8, 5)										1	0	0	0	0	1	0					
Jamie Quirk, L OBP: 0.211, SLG: 0.118 (8, PH)		0-2 P6			3-2 F8		0-0 L6	0-3 K		3	0	0	0	0	0	1					
Don Slaught, R OBP: 0.297, SLG: 0.471 (9, 2)										1	0	0	0	0	1	0					
Bob Brower, R OBP: 0.314, SLG: 0.355 (1, 9)		1-2 P4			3-2 L7		1-1 1B 2B 1B	0-3 K		4	1	1	0	0	1	1					
Alvaro Espinoza, R OBP: 0.348, SLG: 0.317 (1, 6)			2-3 K		1-3 K		0-0 2B 1B			3	1	1	0	0	2	1					
Roberto Kelly, R OBP: 0.347, SLG: 0.471 (1, 8)			2-3 K			1-0 BB 2B	1-0 BB 2B			3	0	2	2	0	1	0					
Inning Stats	R: 1 E: 0 K: 0 S: 8	H: 1 LOB: 0 BB: 0 P: 12	R: 0 E: 0 K: 0 S: 9	H: 0 LOB: 0 BB: 0 P: 11	R: 0 E: 0 K: 2 S: 9	H: 0 LOB: 0 BB: 0 P: 14	R: 0 E: 0 K: 1 S: 12	H: 1 LOB: 1 BB: 0 P: 22	R: 0 E: 0 K: 0 S: 13	H: 1 LOB: 3 BB: 2 P: 26	R: 2 E: 0 K: 1 S: 14	H: 3 LOB: 3 BB: 2 P: 28	R: 0 E: 0 K: 3 S: 9	H: 0 LOB: 0 BB: 0 P: 10	R: 0 E: 0 K: 0 S: 9	H: 0 LOB: 0 BB: 0 P: 10	1B: 2 2B: 3 3B: 0 HR: 1	SF: 0 SAC: 0 DP: 0 HBP: 0	WP: 1 PB: 0 SB: 0 CS: 0	PA: 34	
PITCHER	IP	WLS	BF	H	R	ER	SO	BB	IBB	HBP	BLK	WP	HR	S	P	ERA	WHIP				
Shawn Hillegas, R ERA: 5.04 (7, 1)	6.1	L	27	6	3	3	3	2	0	0	0	1	1	65	106	4.26	1.263				
Barry Jones, R ERA: 4.5 (7, 1)	0.1		2	0	0	0	0	1	0	0	0	0	0	5	12	0.00	3.000				
Ken Patterson, L ERA: 6.75 (7, 1)	1.1		5	0	0	0	4	1	0	0	0	0	0	13	19	0.00	0.750				

Chicago White Sox @ New York Yankees
Yankee Stadium, Bronx, NY
Fri Apr 28 1989, 7:05 PM EDT
Att: 26,984 - Unknown - 63 F

AB	30
R	3
H	6
RBI	3
BB	4
SO	7
LOB	13



Batter	1	2	3	4	5	6	7	8	9	AB	R	H	RBI	BB	SO	LOB	TOP										
Ozzie Guillen, L OBP: 0.273, SLG: 0.299 (1, 6)										5	0	1	0	0	0	3											
Steve Lyons, L OBP: 0.289, SLG: 0.280 (1, 4)										5	0	2	1	0	1	1											
Harold Baines, L OBP: 0.457, SLG: 0.467 (1, 9)										2	0	1	0	2	0	2											
Daryl Boston, L OBP: 0.316, SLG: 0.219 (7, 9)										1	0	0	0	0	0	1											
Dave Gallagher, R OBP: 0.349, SLG: 0.351 (1, 8)										5	0	1	0	0	1	3											
Ron Kittle, R OBP: 0.307, SLG: 0.403 (1, 10)										4	1	0	0	1	1	3											
Ivan Calderon, R OBP: 0.299, SLG: 0.341 (1, 7)										5	0	1	0	0	0	4											
Eddie Williams, R OBP: 0.443, SLG: 0.500 (1, 5)										4	0	2	0	0	1	1											
Jeff Schaefer, R OBP: 0.143, SLG: 0.143 (7, 5)										0	0	0	0	0	0	0											
Carlos Martinez, R (1, 3)										4	0	0	0	0	1	5											
Ron Karkovice, R OBP: 0.267, SLG: 0.241 (1, 2)										2	1	1	1	1	0	0											
Matt Merullo, L OBP: 0.257, SLG: 0.324 (8, PH)										1	0	1	0	0	0	0											
Inning Stats	R: 0 E: 0 K: 1 S: 9	H: 0 LOB: 1 BB: 1 P: 16	R: 1 E: 0 K: 0 S: 12	H: 2 LOB: 2 BB: 1 P: 22	R: 0 E: 0 K: 0 S: 9	H: 2 LOB: 2 BB: 0 P: 13	R: 1 E: 0 K: 0 S: 9	H: 2 LOB: 2 BB: 1 P: 17	R: 0 E: 1 K: 1 S: 15	H: 1 LOB: 2 BB: 0 P: 22	R: 0 E: 0 K: 2 S: 13	H: 1 LOB: 1 BB: 0 P: 19	R: 0 E: 0 K: 1 S: 12	H: 1 LOB: 1 BB: 0 P: 14	R: 0 E: 1 K: 0 S: 5	H: 0 LOB: 0 BB: 0 P: 6	1B: 10 2B: 0 3B: 0 HR: 0	SF: 0 SAC: 0 DP: 1 HBP: 0	WP: 0 PB: 0 SB: 0 CS: 0	PA: 42							
PITCHER	IP	WLS	BF	H	R	ER	SO	BB	IBB	HBP	BLK	WP	HR	S	P	ERA	WHIP										
Dave LaPoint, L ERA: 4.6 (1, 1)	5.2	W	30	8	2	2	2	4	0	0	0	0	0	64	108	3.18	2.118										
Dale Mohorcic, R ERA: 3.97 (6, 1)	3.1	S	12	2	0	0	3	0	0	0	0	0	0	35	43	0.00	0.600										

Chicago White Sox @ New York Yankees
Yankee Stadium, Bronx, NY
Sat Apr 29 1989, 7:05 PM EDT
Att: 18,578 - Unknown

livebaseballscores.com

AB 38
R 2
H 10
RBI 2
BB 4
SO 5
LOB 23

Batter	1	2	3	4	5	6	7	8	9	AB	R	H	RBI	BB	SO	LOB	BOTTOM										
Rickey Henderson, R OBP: 0.406, SLG: 0.438 (1, 7)										5	1	2	1	0	1	2											
Steve Sax, R OBP: 0.317, SLG: 0.376 (1, 4)										5	0	1	2	0	0	4											
Don Mattingly, L OBP: 0.330, SLG: 0.284 (1, 3)										4	1	1	0	1	0	1											
Ken Phelps, L OBP: 0.404, SLG: 0.425 (1, 10)										4	1	4	1	0	0	0											
Mike Pagliarulo, L OBP: 0.178, SLG: 0.163 (1, 5)										4	0	0	0	0	0	5											
Tom Brookens, R OBP: 0.239, SLG: 0.262 (7, 5)										1	0	0	0	0	1	2											
Don Slaught, R OBP: 0.285, SLG: 0.459 (1, 2)										4	0	1	1	0	1	3											
Bob Brower, R OBP: 0.308, SLG: 0.371 (1, 9)										4	1	1	0	0	1	1											
Alvaro Espinoza, R OBP: 0.342, SLG: 0.313 (1, 6)										4	2	1	0	0	2	0											
Roberto Kelly, R OBP: 0.368, SLG: 0.486 (1, 8)										4	2	3	2	0	1	1											
Inning Stats	R: 1 E: 1 K: 1 S: 11	H: 2 LOB: 2 BB: 0 P: 24	R: 2 E: 1 K: 0 S: 10	H: 3 LOB: 0 BB: 0 P: 17	R: 0 E: 0 K: 0 S: 6	H: 1 LOB: 1 BB: 0 P: 11	R: 1 E: 0 K: 3 S: 18	H: 1 LOB: 1 BB: 0 P: 26	R: 1 E: 0 K: 0 S: 11	H: 2 LOB: 1 BB: 0 P: 15	R: 2 E: 0 K: 1 S: 14	H: 4 LOB: 0 BB: 0 P: 21	R: 0 E: 0 K: 1 S: 15	H: 0 LOB: 0 BB: 0 P: 19	R: 1 E: 1 K: 1 S: 11	H: 1 LOB: 2 BB: 1 P: 20	1B: 11 2B: 3 3B: 0 HR: 0	SF: 1 SAC: 0 DP: 0 HBP: 0	WP: 1 PB: 0 SB: 0 CS: 1	PA: 42							
PITCHER	IP	WLS	BF	H	R	ER	SO	BB	IBB	HBP	BLK	WP	HR	S	P	ERA	WHIP										
Bill Long, R ERA: 8.31 (1, 1)	5.1	L	27	10	6	5	5	0	0	0	0	0	0	23	31	5.40	1.800										
Donn Falt, R ERA: 2.61 (6, 1)	1.2		8	3	1	1	1	0	0	0	0	0	0	11	20	0.00	1.000										
Ken Patterson, L ERA: 6.28 (8, 1)	1.0		6	1	1	0	1	0	1	0	0	0	0	11	20	0.00	1.000										

Chicago White Sox @ New York Yankees
Yankee Stadium, Bronx, NY
Sat Apr 29 1989, 7:05 PM EDT
Att: 18,578 - Unknown

livebaseballscores.com

AB 39
R 8
H 14
RBI 7
BB 1
SO 7
LOB 19

Batter	1	2	3	4	5	6	7	8	9	AB	R	H	RBI	BB	SO	LOB	TOP								
Dave Gallagher, R OBP: 0.336, SLG: 0.337 (1, 8)	F7		G4-3			E6	F7			4	0	0	0	0	0	2	Chicago White Sox @ New York Yankees Yankee Stadium, Bronx, NY Sun Apr 30 1989, 3:33 AM EDT Att: 35,813 - Sunny - 70 F								
Eddie Williams, R OBP: 0.424, SLG: 0.475 (1, 5)	G4-3			F7		L7		F8		4	0	0	0	0	1										
Ivan Calderon, R OBP: 0.297, SLG: 0.330 (1, 9) (6, 7)	G4-3			F8				F9		3	0	0	0	1	0										
Ron Kittle, R OBP: 0.291, SLG: 0.380 (1, 10)		K		K		K		P4		4	0	0	0	0	3										
Carlos Martinez, R OBP: 0.143, SLG: 0.143 (6, PH) (6, 9)						K		F8		2	0	1	0	0	1										
Harold Baines, L OBP: 0.447, SLG: 0.455 (6, 9)						K				2	0	0	0	0	1										
Fred Manrique, R OBP: 0.394, SLG: 0.455 (1, 4) (7, PH)								F8		2	1	1	0	0	1										
Ozzie Guillen, L OBP: 0.277, SLG: 0.296 (7, 6)										1	0	0	0	1	0										
Billy Jo Robitoux, L OBP: 0.214, SLG: 0.184 (1, 3)										3	0	1	0	1	0										
Ron Karkovics, R OBP: 0.273, SLG: 0.344 (1, 2) (9, PH)										3	1	1	2	0	1										
Matt Merullo, L OBP: 0.250, SLG: 0.314 (9, PH)										1	0	0	0	0	1										
Jeff Schaefer, R OBP: 0.111, SLG: 0.111 (1, 6) (7, PH)										2	0	0	0	0	0										
Steve Lyons, L OBP: 0.286, SLG: 0.277 (7, 4)										1	0	0	0	0	1										
Inning Stats	R: 0 E: 0 K: 0 S: 11	H: 0 LOB: 0 BB: 0 P: 15	R: 0 E: 0 K: 2 S: 8	H: 1 LOB: 1 BB: 0 P: 13	R: 0 E: 0 K: 0 S: 8	H: 0 LOB: 0 BB: 0 P: 11	R: 0 E: 0 K: 1 S: 7	H: 0 LOB: 0 BB: 0 P: 11	R: 2 E: 0 K: 1 S: 9	H: 2 LOB: 0 BB: 0 P: 15	R: 0 E: 1 K: 2 S: 11	H: 0 LOB: 2 BB: 1 P: 22	R: 0 E: 0 K: 2 S: 9	H: 0 LOB: 2 BB: 2 P: 21	R: 0 E: 0 K: 0 S: 10	H: 1 LOB: 0 BB: 0 P: 13	R: 0 E: 0 K: 1 S: 9	H: 1 LOB: 1 BB: 0 P: 10	1B: 3 2B: 0 3B: 0 HR: 1	SF: 0 SAC: 0 DP: 0 HBP: 0	WP: 0 PB: 0 SB: 0 CS: 0	PA: 35			
PITCHER	IP	WLS	BF	H	R	ER	SO	BB	IBB	HBP	BLK	WP	HR	S	P	ERA	WHIP								
John Candelaria, L ERA: 3.82	5.1	W	21	3	2	2	4	1	0	0	0	0	1	48	76	3.38	0.750								
Lance McCullers, R ERA: 2.45	3.2	S	14	1	0	0	5	2	0	0	0	0	0	34	55	0.00	0.818								
Lance McCullers, R ERA: 2.45	3.2	S	14	1	0	0	5	2	0	0	0	0	0	34	55	0.00	0.818								

Batter	1	2	3	4	5	6	7	8	9	AB	R	H	RBI	BB	SO	LOB	BOTTOM								
Rickey Henderson, R OBP: 0.400, SLG: 0.430 (1, 7)	L6-3	P6					F8			4	0	1	0	0	0	2	Chicago White Sox @ New York Yankees Yankee Stadium, Bronx, NY Sun Apr 30 1989, 3:33 AM EDT Att: 35,813 - Sunny - 70 F								
Steve Sax, R OBP: 0.324, SLG: 0.381 (1, 4)	K						FC6-4			4	0	2	1	0	1	2									
Don Mattingly, L OBP: 0.337, SLG: 0.286 (1, 10) (9, 3)										3	1	1	0	1	0	3									
Ken Phelps, L OBP: 0.400, SLG: 0.442 (1, 3) (8, PH)										3	1	1	0	0	2	1									
Steve Balboni, R OBP: 0.185, SLG: 0.288 (9, 1)										1	0	0	0	0	0	1									
Lance McCullers, S										0	0	0	0	0	0	0									
Mike Pagliarulo, L OBP: 0.188, SLG: 0.156 (1, 5) (7, 5)										2	1	0	0	0	2	0									
Wayne Tolleson, S OBP: 0.133, SLG: 0.071										1	0	0	0	0	0	1									
Don Slaught, R OBP: 0.293, SLG: 0.462 (1, 2)										4	1	1	3	0	1	1									
Hal Morris, L OBP: 0.500, SLG: 0.500 (1, 9) (7, PH)										2	0	1	1	0	0	0									
Bob Brower, R OBP: 0.325, SLG: 0.371 (8, 9)										0	0	0	0	1	0	0									
Alvaro Espinoza, R OBP: 0.329, SLG: 0.300 (1, 6)										3	0	0	0	0	0	1									
Roberto Kelly, R OBP: 0.380, SLG: 0.479 (1, 8)										1	1	0	0	2	1	0									
Inning Stats	R: 4 E: 0 K: 1 S: 12	H: 3 LOB: 0 BB: 1 P: 26	R: 0 E: 0 K: 1 S: 10	H: 0 LOB: 0 BB: 0 P: 14	R: 0 E: 0 K: 1 S: 6	H: 1 LOB: 1 BB: 0 P: 12	R: 0 E: 0 K: 2 S: 11	H: 0 LOB: 0 BB: 0 P: 15	R: 1 E: 0 K: 0 S: 6	H: 2 LOB: 1 BB: 1 P: 12	R: 0 E: 0 K: 2 S: 8	H: 0 LOB: 0 BB: 0 P: 12	R: 0 E: 0 K: 0 S: 10	H: 0 LOB: 2 BB: 2 P: 23	R: 0 E: 0 K: 0 S: 8	H: 1 LOB: 1 BB: 0 P: 10	1B: 5 2B: 3 3B: 0 HR: 0	SF: 0 SAC: 0 DP: 2 HBP: 1	WP: 0 PB: 0 SB: 0 CS: 1	PA: 34					
PITCHER	IP	WLS	BF	H	R	ER	SO	BB	IBB	HBP	BLK	WP	HR	S	P	ERA	WHIP								
Melido Perez, R ERA: 6.46	4.1	L	20	6	5	5	5	2	0	1	0	0	0	44	78	10.38	1.846								
Steve Rosenberg, L ERA: 2.91	2.0		7	0	0	0	2	2	0	0	0	0	0	15	28	0.00	1.000								
Barry Jones, R ERA: 4.3	0.2		2	0	0	0	0	0	0	0	0	0	0	4	8	0.00	0.000								
Ken Patterson, L ERA: 5.87	1.0		4	1	0	0	0	0	0	0	0	0	0	8	10	0.00	1.000								

AB	32
R	2
H	4
RBI	2
BB	3
SO	9
LOB	15



Batter	1	2	3	4	5	6	7	8	9	AB	R	H	RBI	BB	SO	LOB	TOP					
Paul Mollitor, R OBP: 0.389, SLG: 0.516 (1, 5)	G5-3		G6-3			F9			G6-3	4	0	0	0	0	0	0	Milwaukee Brewers @ Chicago White Sox Comiskey Park, Chicago, IL Mon May 01 1989, 8:05 PM EDT Att: 7,625 - Unknown					
Gary Sheffield, R OBP: 0.295, SLG: 0.400 (1, 6)	B2-3			G6-3		G6-3			E5	4	0	0	0	0	0							
Robin Yount, R OBP: 0.347, SLG: 0.368 (1, 8)	K			G6-3			G5-3			4	0	1	0	0	1							
Rob Deer, R OBP: 0.354, SLG: 0.450 (1, 9)		G5-3		F7			K2-3		P4	4	0	0	0	1	2							
Glenn Braggs, R OBP: 0.309, SLG: 0.419 (1, 10)		G6-3			F8		G5-3		K2-3	4	0	0	0	1	2							
Joey Meyer, R OBP: 0.233, SLG: 0.263 (1, 3)					G6-3				F7	3	0	1	0	0	0							
B.J. Surhoff, L OBP: 0.247, SLG: 0.364 (1, 2)					G4-3				G4-3	3	0	1	0	0	1							
Mike Felder, S OBP: 0.280, SLG: 0.217 (1, 7)			B5-3							3	0	1	0	0	1							
Jim Gantner, L OBP: 0.250, SLG: 0.254 (1, 4)			G6-3			G6-3			F8	3	0	0	0	0	1							
Inning Stats	R: 0 E: 0 K: 1 S: 6	H: 0 LOB: 0 BB: 0 P: 7	R: 0 E: 0 K: 0 S: 9	H: 1 LOB: 1 BB: 0 P: 11	R: 0 E: 0 K: 0 S: 4	H: 0 LOB: 0 BB: 0 P: 5	R: 0 E: 0 K: 0 S: 5	H: 0 LOB: 0 BB: 0 P: 5	R: 0 E: 0 K: 0 S: 8	H: 1 LOB: 1 BB: 0 P: 12	R: 0 E: 0 K: 1 S: 6	H: 0 LOB: 0 BB: 0 P: 9	R: 0 E: 0 K: 1 S: 8	H: 0 LOB: 0 BB: 0 P: 14	R: 0 E: 0 K: 0 S: 6	H: 1 LOB: 1 BB: 0 P: 9	R: 0 E: 1 K: 1 S: 10	H: 1 LOB: 2 BB: 0 P: 15	1B: 2 2B: 2 3B: 0 HR: 0	SF: 0 SAC: 0 DP: 0 HBP: 0	WP: 0 PB: 0 SB: 0 CS: 0	PA: 32
PITCHER Jerry Reuss, L ERA: 4.84 (1, 1)	IP: 9.0 WLS: W BF: 32 H: 4 R: 0 ER: 0 SO: 3 BB: 0 IBB: 0 HBP: 0 BLK: 0 WP: 0 HR: 0 S: 62 P: 87 ERA: 0.00 WHIP: 0.444															PITCHER IP: 9.0 WLS: W BF: 32 H: 4 R: 0 ER: 0 SO: 3 BB: 0 IBB: 0 HBP: 0 BLK: 0 WP: 0 HR: 0 S: 62 P: 87 ERA: 0.00 WHIP: 0.444						

Batter	1	2	3	4	5	6	7	8	9	AB	R	H	RBI	BB	SO	LOB	BOTTOM					
Ozzie Guillen, L OBP: 0.293, SLG: 0.313 (1, 6)						F7				4	1	3	0	0	0		Milwaukee Brewers @ Chicago White Sox Comiskey Park, Chicago, IL Mon May 01 1989, 8:05 PM EDT Att: 7,625 - Unknown					
Eddie Williams, R OBP: 0.421, SLG: 0.463 (1, 5)					SH1-4				G5-3	2	0	0	0	1	0	2						
Harold Baines, L OBP: 0.439, SLG: 0.438 (1, 9)					G3				G3-4-1	3	1	0	0	1	0	1						
Dave Gallagher, R OBP: 0.342, SLG: 0.330 (1, 8)					F8				F9	2	1	0	0	2	0	2						
Ron Kittle, R OBP: 0.301, SLG: 0.427 (1, 10)					F9				G1-6-3	4	1	2	3	0	0	2						
Ivan Calderon, R OBP: 0.305, SLG: 0.337 (1, 7)					F8				F7	4	1	2	0	0	0	2						
Carlos Martinez, R OBP: 0.182, SLG: 0.182 (1, 3)					P4				G1-6-3	4	0	1	0	0	1	4						
Fred Manrique, R OBP: 0.357, SLG: 0.429 (1, 4)					E9				G4-3	3	1	1	1	0	0	1						
Ron Karkovics, R OBP: 0.278, SLG: 0.343 (1, 2)					K				F9	3	0	1	1	0	1	0						
Inning Stats	R: 0 E: 0 K: 0 S: 7	H: 1 LOB: 0 BB: 1 P: 13	R: 3 E: 1 K: 0 S: 21	H: 4 LOB: 2 BB: 1 P: 34	R: 0 E: 0 K: 0 S: 8	H: 0 LOB: 1 BB: 1 P: 12	R: 0 E: 0 K: 1 S: 8	H: 1 LOB: 0 BB: 0 P: 10	R: 3 E: 0 K: 1 S: 12	H: 3 LOB: 1 BB: 1 P: 23	R: 0 E: 0 K: 0 S: 4	H: 0 LOB: 0 BB: 0 P: 6	R: 0 E: 0 K: 0 S: 6	H: 0 LOB: 0 BB: 0 P: 9	R: 0 E: 0 K: 0 S: 4	H: 1 LOB: 0 BB: 0 P: 6	R: 0 E: 0 K: 0 S: 7	H: 1 LOB: 0 BB: 0 P: 6	1B: 9 2B: 0 3B: 0 HR: 1	SF: 0 SAC: 1 DP: 3 HBP: 0	WP: 0 PB: 0 SB: 0 CS: 1	PA: 34
PITCHER Teddy Figueroa, L ERA: 10.38 Mark Knudson, R ERA: 1.62 (1, 1) (5, 1)	IP: 4.1 WLS: L BF: 21 H: 7 R: 5 ER: 5 SO: 1 BB: 4 IBB: 0 HBP: 0 BLK: 0 WP: 0 HR: 0 S: 47 P: 76 ERA: 10.38 WHIP: 2.538															PITCHER IP: 3.2 WLS: L BF: 13 H: 3 R: 1 ER: 1 SO: 1 BB: 0 IBB: 0 HBP: 0 BLK: 0 WP: 0 HR: 1 S: 23 P: 37 ERA: 2.46 WHIP: 0.818						

Batter	1	2	3	4	5	6	7	8	9	AB	R	H	RBI	BB	SO	LOB	TOP										
Paul Moltzer, R OBP: 0.377, SLG: 0.485 (1, 5)										4	1	0	0	1	0	5	Milwaukee Brewers @ Chicago White Sox Comiskey Park, Chicago, IL Tue May 02 1989, 8:05 PM EDT Alt. 6, 534 - Unknown - 48 F livebaseballscorecards.com										
Jim Gantner, L OBP: 0.233, SLG: 0.235 (1, 4)										5	0	0	0	0	0	6											
Robin Yount, R OBP: 0.353, SLG: 0.367 (1, 8)										3	0	1	1	1	0	0											
Rob Deer, R OBP: 0.350, SLG: 0.440 (1, 9)										4	0	1	0	0	0	2											
Gary Sheffield, R OBP: 0.304, SLG: 0.398 (1, 6)										3	0	1	0	1	0	2											
Glenn Braggs, R OBP: 0.306, SLG: 0.411 (1, 7)										4	0	1	0	0	2	3											
B.J. Surhoff, L OBP: 0.247, SLG: 0.357 (1, 2)										4	0	1	0	0	1	2											
Joey Meyer, R OBP: 0.277, SLG: 0.256 (9, PR)										1	0	0	0	3	0	0											
Mike Felder, S OBP: 0.260, SLG: 0.217 (9, PR)										0	0	0	0	0	0	0											
Terry Francona, L OBP: 0.200, SLG: 0.207 (1, 3)										3	0	0	0	1	0	3											
Inning Stats	R: 1 H: 2 E: 0 K: 1 S: 12	H: 2 R: 1 ER: 1 SO: 3 BB: 1 P: 20	R: 0 H: 0 E: 0 K: 0 S: 4	H: 0 R: 1 ER: 1 SO: 3 BB: 2 P: 14	R: 0 H: 2 E: 1 K: 1 S: 11	H: 0 R: 1 ER: 1 SO: 3 BB: 0 P: 15	R: 0 H: 0 E: 0 K: 0 S: 10	H: 0 R: 0 ER: 0 SO: 8 BB: 1 P: 14	R: 0 H: 0 E: 0 K: 0 S: 4	H: 0 R: 0 ER: 0 SO: 8 BB: 1 P: 8	R: 0 H: 0 E: 0 K: 0 S: 7	H: 0 R: 0 ER: 0 SO: 14 BB: 1 P: 14	R: 0 H: 0 E: 0 K: 1 S: 11	H: 0 R: 1 ER: 1 SO: 21 BB: 1 P: 16	R: 0 H: 1 E: 0 K: 0 S: 12	H: 1 R: 0 ER: 0 SO: 21 BB: 1 P: 21	1B: 5 2B: 0 3B: 0 HR: 0	SF: 0 SAC: 0 DP: 2 HBP: 0	WP: 0 PB: 0 CS: 2	PA: 38							
PITCHER	IP	WLS	BF	H	R	ER	SO	BB	IBB	HBP	BLK	WP	HR	S	P	ERA	WHIP										
Eric King, R ERA: 2.47 (1, 1)	8.0	W	35	5	1	1	3	7	0	0	0	0	0	65	117	1.12	1.500										
Bobby Thigpen, R ERA: 0.77 (9, 1)	1.0		3	0	0	0	0	0	0	0	0	0	0	9	13	0.00	0.000										

Batter	1	2	3	4	5	6	7	8	9	AB	R	H	RBI	BB	SO	LOB	BOTTOM										
Ozzie Guillen, L OBP: 0.283, SLG: 0.302 (1, 6)										4	0	0	0	0	0	2	Milwaukee Brewers @ Chicago White Sox Comiskey Park, Chicago, IL Tue May 02 1989, 8:05 PM EDT Alt. 6, 534 - Unknown - 48 F livebaseballscorecards.com										
Dave Gallagher, R OBP: 0.331, SLG: 0.318 (1, 8)										4	0	0	0	0	0	0											
Harold Baines, L OBP: 0.451, SLG: 0.452 (1, 10)										4	2	3	0	0	1	0											
Ron Kittle, R OBP: 0.299, SLG: 0.456 (1, 3)										4	1	1	2	0	1	2											
Ivan Calderon, R OBP: 0.321, SLG: 0.396 (1, 9)										4	2	3	2	0	0	0											
Daryl Boston, L OBP: 0.333, SLG: 0.250 (1, 7)										4	1	2	0	0	0	1											
Eddie Williams, R OBP: 0.414, SLG: 0.453 (1, 5)										4	0	1	0	0	2	3											
Matt Merullo, L OBP: 0.250, SLG: 0.308 (1, 2)										4	0	1	1	0	2	3											
Steve Lyons, L OBP: 0.287, SLG: 0.279 (1, 4)										3	0	1	1	0	0	0											
Inning Stats	R: 0 H: 1 E: 0 K: 0 S: 9	H: 4 R: 1 ER: 0 SO: 12 BB: 0 P: 11	R: 2 H: 4 E: 0 K: 1 S: 10	H: 4 R: 1 ER: 0 SO: 12 BB: 0 P: 12	R: 2 H: 4 E: 0 K: 1 S: 12	H: 4 R: 1 ER: 0 SO: 17 BB: 0 P: 17	R: 0 H: 0 E: 0 K: 0 S: 6	H: 0 R: 0 ER: 0 SO: 9 BB: 0 P: 9	R: 0 H: 0 E: 0 K: 1 S: 9	H: 0 R: 0 ER: 0 SO: 12 BB: 0 P: 12	R: 0 H: 0 E: 0 K: 0 S: 8	H: 0 R: 0 ER: 0 SO: 9 BB: 0 P: 9	R: 2 H: 3 E: 0 K: 1 S: 10	H: 3 R: 0 ER: 0 SO: 15 BB: 0 P: 15	1B: 9 2B: 1 3B: 0 HR: 2	SF: 0 SAC: 0 DP: 1 HBP: 0		WP: 0 PB: 1 CS: 0	PA: 35								
PITCHER	IP	WLS	BF	H	R	ER	SO	BB	IBB	HBP	BLK	WP	HR	S	P	ERA	WHIP										
Chris Bosio, R ERA: 2.31 (1, 1)	7.1	L	33	12	6	6	5	12	0	0	0	0	0	67	90	7.36	1.636										
Chuck Crim, R ERA: 4.05 (8, 1)	0.2		2	0	0	0	1	0	0	0	0	0	0	6	9	0.00	0.000										

Batter	1	2	3	4	5	6	7	8	9	AB	R	H	RBI	BB	SO	LOB	TOP					
Wade Boggs, L OBP: 0.316, SLG: 0.373										3	1	1	0	2	0	0	Boston Red Sox @ Chicago White Sox Comiskey Park, Chicago, IL Wed May 03 1989, 8:05 PM EDT Att: 8,688 - Unknown - 56 F					
Marty Barrett, R OBP: 0.374, SLG: 0.414										4	0	0	0	0	0	3						
Ellis Burks, R OBP: 0.412, SLG: 0.520										5	2	2	0	0	1	1						
Mike Greenwell, L OBP: 0.403, SLG: 0.466										3	1	3	1	2	0	0						
Jim Rice, R OBP: 0.284, SLG: 0.410										4	0	0	1	0	1	6						
Dwight Evans, R OBP: 0.409, SLG: 0.484										3	2	2	2	1	1	0						
Nick Esasky, R OBP: 0.320, SLG: 0.495										5	1	1	0	0	1	3						
Jody Reed, R OBP: 0.364, SLG: 0.329										4	0	2	1	0	0	1						
Rick Cerone, R OBP: 0.410, SLG: 0.452										3	1	1	3	0	1	1						
Inning Stats	R: 3 E: 0 K: 1 S: 19	H: 4 LOB: 1 BB: 0 P: 30	R: 0 E: 0 K: 0 S: 4	H: 0 LOB: 0 BB: 0 P: 8	R: 0 E: 0 K: 0 S: 8	H: 1 LOB: 1 BB: 0 P: 11	R: 0 E: 0 K: 2 S: 9	H: 1 LOB: 1 BB: 0 P: 14	R: 0 E: 0 K: 1 S: 10	H: 0 LOB: 2 BB: 2 P: 22	R: 2 E: 0 K: 0 S: 10	H: 2 LOB: 0 BB: 0 P: 13	R: 0 E: 0 K: 1 S: 10	H: 1 LOB: 1 BB: 0 P: 18	R: 2 E: 0 K: 0 S: 11	H: 2 LOB: 1 BB: 2 P: 21	R: 1 E: 0 K: 0 S: 8	H: 1 LOB: 1 BB: 1 P: 19	1B: 7 2B: 4 3B: 0 HR: 1	SF: 2 SAC: 2 DP: 1 HBP: 0	WP: 1 PB: 0 SB: 2 CS: 0	PA: 43
PITCHER	IP WLS BF H R ER SO BB IBB HBP BLK WP HR S P ERA WHIP																					
Shawn Hillegas, R ERA: 5.52	(1, 1) 6.0 L 28 8 5 5 4 1 1 0 0 0 0 1 60 98 7.50 1.500																					
Donn Pall, R ERA: 3.32	(7, 1) 1.0 6 2 2 2 1 1 0 0 0 0 0 0 13 27 18.00 3.000																					
Barry Jones, R ERA: 4.32	(8, 1) 2.0 9 2 1 1 0 2 0 0 0 0 1 0 16 31 4.50 2.000																					

AB	34
R	8
H	12
RBI	8
BB	5
SO	5
LOB	15



Batter	1	2	3	4	5	6	7	8	9	AB	R	H	RBI	BB	SO	LOB	BOTTOM					
Ozzie Guillen, L OBP: 0.282, SLG: 0.300										4	1	1	0	0	0	1	Boston Red Sox @ Chicago White Sox Comiskey Park, Chicago, IL Wed May 03 1989, 8:05 PM EDT Att: 8,688 - Unknown - 56 F					
Dave Gallagher, R OBP: 0.333, SLG: 0.321										5	1	2	0	0	0	2						
Harold Baines, L OBP: 0.462, SLG: 0.453										2	0	1	2	2	0	1						
Ron Kittle, R OBP: 0.308, SLG: 0.451										3	0	1	1	1	0	2						
Ivan Calderon, R OBP: 0.310, SLG: 0.380										4	0	0	0	0	1	5						
Daryl Boston, L OBP: 0.326, SLG: 0.300										4	1	1	0	0	0	2						
Eddie Williams, R OBP: 0.398, SLG: 0.433										4	0	0	0	0	2	1						
Matt Merullo, L OBP: 0.227, SLG: 0.286										3	0	0	1	0	2	0						
Steve Lyons, L OBP: 0.296, SLG: 0.289											4	1	2	0	0	1		0				
Inning Stats	R: 1 E: 0 K: 1 S: 14	H: 2 LOB: 2 BB: 1 P: 26	R: 0 E: 0 K: 3 S: 10	H: 0 LOB: 0 BB: 0 P: 15	R: 1 E: 0 K: 0 S: 17	H: 2 LOB: 1 BB: 0 P: 27	R: 0 E: 0 K: 1 S: 7	H: 0 LOB: 0 BB: 0 P: 11	R: 1 E: 0 K: 0 S: 13	H: 2 LOB: 2 BB: 1 P: 21	R: 1 E: 0 K: 0 S: 11	H: 1 LOB: 0 BB: 0 P: 17	R: 0 E: 0 K: 0 S: 9	H: 0 LOB: 1 BB: 1 P: 18	R: 0 E: 0 K: 1 S: 7	H: 0 LOB: 0 BB: 0 P: 8	R: 0 E: 0 K: 0 S: 8	H: 1 LOB: 1 BB: 0 P: 15	1B: 7 2B: 0 3B: 1 HR: 0	SF: 1 SAC: 1 DP: 0 HBP: 0	WP: 0 PB: 0 SB: 1 CS: 0	PA: 38
PITCHER	IP WLS BF H R ER SO BB IBB HBP BLK WP HR S P ERA WHIP																					
Mike Boddicker, R ERA: 7.31	(1, 1) 6.2 W 30 7 4 4 5 3 0 0 0 0 0 0 79 132 5.40 1.500																					
Bob Stanley, R ERA: 5.12	(7, 1) 2.1 S 8 1 0 0 1 0 0 0 0 0 0 0 17 26 0.00 0.429																					

AB	33
R	4
H	8
RBI	4
BB	3
SO	6
LOB	14



Batter	1	2	3	4	5	6	7	8	9	AB	R	H	RBI	BB	SO	LOB	TOP										
Wade Boggs, L (1,5) OBP: 0.411, SLG: 0.387 Ed Romero, R (7,5) OBP: 0.296, SLG: 0.308 (8,6)	1-1 G6-3		3-2 L7		2-1 3B		0-1 E6 BB		2-2 BB SH1-3 1B	4	0	1	0	0	0	0	Boston Red Sox @ Chicago White Sox Comiskey Park, Chicago, IL Thu May 04 1989, 8:05 PM EDT Att. 7,443 - Unknown - 52 F										
Marty Barrett, R (1,4) OBP: 0.388, SLG: 0.409	4-0 1B BB		4-0 FC6-4 BB		0-0 P3		4-0 BB		0-1 SH1-3 1-2	1	0	0	0	3	0	1											
Ellis Burks, R (1,8) OBP: 0.411, SLG: 0.533	0-0 1B		2-1 FC6-4 1-2 BB		1-1 G3-1 3B		1-3 K		3-3 K	5	1	2	0	0	2	4											
Mike Greenwell, L (1,7) OBP: 0.403, SLG: 0.467	3-3 K		0-2 F8		0-0 G3-1		1-2 WP 2B 2B		4-0 BB IBB	4	1	1	1	1	1	2											
Jim Rice, R (1,10) OBP: 0.298, SLG: 0.423		0-0 2B 1B		2-2 F8		3-H P5		1-2 2H HR 2B	4-2 BB	4	1	2	1	1	0	0											
Dwight Evans, R (1,9) OBP: 0.400, SLG: 0.469		2-0 F9		1-0 G4-3		1-1 S 1B		1-0 L9	1-0 P5	5	0	1	0	0	0	5											
Nick Esasky, R (1,3) OBP: 0.317, SLG: 0.515		3-2 L7		0-1 G6-3		2-1 G1-3 1-2		0-0 HR		4	1	1	2	0	0	2											
Rich Gedman, L (1,2) OBP: 0.203, SLG: 0.297		2-1 1-3 2B		3-3 K		1-1 P3		1-2 G3-1		4	0	1	0	0	1	0											
Jody Reed, R (1,6) OBP: 0.352, SLG: 0.316 Sam Horn, L (8,PH) OBP: 0.286, SLG: 0.091 Randy Kutcher, R (8,5)	1-2 G6-3		1-0 F8		1-0 F8		3-2 L7		2-3 K	3	0	0	0	0	0	2											
Inning Stats	R: 0 E: 0 K: 1 S: 8	H: 1 LOB: 1 BB: 1 P: 16	R: 0 E: 0 K: 0 S: 10	H: 2 LOB: 2 BB: 0 P: 18	R: 0 E: 1 K: 0 S: 8	H: 0 LOB: 1 BB: 1 P: 17	R: 0 E: 0 K: 0 S: 6	H: 0 LOB: 0 BB: 0 P: 9	R: 0 E: 0 K: 1 S: 8	H: 1 LOB: 1 BB: 0 P: 14	R: 1 E: 0 K: 0 S: 8	H: 2 LOB: 1 BB: 0 P: 12	R: 0 E: 1 K: 1 S: 10	H: 0 LOB: 2 BB: 1 P: 19	R: 3 E: 0 K: 1 S: 14	H: 3 LOB: 0 BB: 2 P: 20		R: 0 E: 0 K: 1 S: 13	H: 1 LOB: 3 BB: 2 P: 27	1B: 4 2B: 3 3B: 2 HR: 1	SF: 0 SAC: 1 DP: 0 HBP: 0	WP: 1 PB: 0 SB: 1 CS: 0	PA: 42				
PITCHER	IP	WLS	BF	H	R	ER	SO	BB	IBB	HBP	BLK	WP	HR	S	P	ERA	WHIP										
Bill Long, R (1,1) ERA: 6.67	6.2	W	28	6	1	1	2	2	0	0	0	0	0	55	97	1.35	1.200										
Donn Pait, R (7,1) ERA: 4.09	0.1		4	2	2	2	1	1	0	0	0	1	0	9	16	54.00	9.000										
Bobby Thigpen, R (8,1) ERA: 1.32	2.0	S	10	2	1	1	2	1	1	0	0	0	1	21	39	4.50	1.500										

Batter	1	2	3	4	5	6	7	8	9	AB	R	H	RBI	BB	SO	LOB	BOTTOM										
Ozzie Guillen, L (1,6) OBP: 0.287, SLG: 0.315	0-2 G6-3		1-1 G4-3		0-2 2B 3B		2-3 K		4-0 S IBB	4	1	1	1	1	1	0	Boston Red Sox @ Chicago White Sox Comiskey Park, Chicago, IL Thu May 04 1989, 8:05 PM EDT Att. 7,443 - Unknown - 52 F										
Dave Gallagher, R (1,8) OBP: 0.338, SLG: 0.319	4-2 E S BB		3-2 G5-3		1-3 K		0-0 2B SF9 1B		0-1 G6-3 1-2	4	1	1	0	1	1	3											
Harold Baines, L (1,10) OBP: 0.473, SLG: 0.483	3-3 K		3-2 2B		4-0 2B IBB		0-0 SF9 1-3 2B		1-3 2B	3	1	2	0	1	1	1											
Ron Kittle, R (1,3) OBP: 0.365, SLG: 0.459 Billy Jo Robinson, L (8,3) OBP: 0.214, SLG: 0.184	1-0 P3		1-3 K		0-0 1-H 3-H 2B		1-2 SF9		1-2 SF9	3	0	1	3	0	1	2											
Ivan Calderon, R (1,9) OBP: 0.308, SLG: 0.369		1-2 G6-3		3-3 K		2-0 P4		2-3 4-0 IBB		3	0	0	0	1	1	1											
Daryl Boston, L (1,7) OBP: 0.320, SLG: 0.295		1-1 G1-3		0-0 G4-3		1-1 SH1-4 1B		0-0 P1		4	0	1	0	0	0	2											
Matt Merullo, L (1,2) OBP: 0.239, SLG: 0.279 Ron Karkovice, R (7,2) OBP: 0.297, SLG: 0.361		4-2 2B BB		2-3 K		1-0 SH1-4		1-2 F9 SH3-4 1B		1	1	0	0	1	1	0											
Fred Manrique, R (1,4) OBP: 0.353, SLG: 0.471 Jeff Schaefer, R (7,5) OBP: 0.111, SLG: 0.111		1-0 1-H 2B		1-1 G6-3		1-1 G6-3		0-0 SH3-4		3	0	1	1	0	0	1											
Steve Lyons, L (1,5) OBP: 0.294, SLG: 0.298 (7,4)		1-2 G5-3		0-0 3B 2B		1-0 G4-3		0-0 F9		4	1	1	0	0	0	3											
Inning Stats	R: 0 E: 1 K: 1 S: 10	H: 0 LOB: 1 BB: 1 P: 18	R: 1 E: 0 K: 0 S: 13	H: 1 LOB: 1 BB: 1 P: 21	R: 0 E: 0 K: 2 S: 9	H: 0 LOB: 0 BB: 0 P: 14	R: 3 E: 0 K: 1 S: 11	H: 3 LOB: 1 BB: 1 P: 19	R: 0 E: 0 K: 0 S: 7	H: 1 LOB: 1 BB: 0 P: 11	R: 1 E: 0 K: 1 S: 9	H: 2 LOB: 2 BB: 1 P: 16	R: 0 E: 0 K: 0 S: 9	H: 1 LOB: 2 BB: 1 P: 14	1B: 3 2B: 5 3B: 1 HR: 0	SF: 1 SAC: 2 DP: 0 HBP: 0		WP: 0 PB: 0 SB: 2 CS: 0	PA: 38								
PITCHER	IP	WLS	BF	H	R	ER	SO	BB	IBB	HBP	BLK	WP	HR	S	P	ERA	WHIP										
Wes Gardner, R (1,1) ERA: 6.67	5.0	L	24	6	4	4	5	2	1	0	0	0	0	60	98	7.20	1.600										
Rob Murphy, L (6,1) ERA: 4.02	2.0		9	2	1	1	1	0	1	0	0	0	0	14	24	4.50	1.000										
Dennis Lamp, R (8,1) ERA: 1.93	1.0		5	1	0	0	0	0	1	0	0	0	0	9	14	0.00	1.000										

AB 36
R 4
H 10
RBI 4
BB 5
SO 5
LOB 16



AB 30
R 5
H 9
RBI 5
BB 5
SO 6
LOB 13



Batter	1	2	3	4	5	6	7	8	9	AB	R	H	RBI	BB	SO	LOB	TOP				
Rickey Henderson, R OBP: 0.381, SLG: 0.402 (1, 7)	4-2 FC5 1B BB		1-1 G4-3	2-3 K		3-2 F9		2-1 G5-3		4	0	0	0	1	1	4					
Steve Sax, R OBP: 0.344, SLG: 0.384 (1, 4)	0-2 FC5 1B		2-1 1B 1B		1-0 G6-3	4-1 1B BB		1-1 FC4-6 1B		4	0	3	0	1	0	0					
Don Mattingly, L OBP: 0.324, SLG: 0.284 (1, 3)	2-0 FC5		2-2 1B		2-0 G3 2B	3-1 1B		1-1 FC4-6 HR		5	1	3	2	0	0	3					
Ken Phelps, L OBP: 0.371, SLG: 0.418 Steve Balboni, R OBP: 0.220, SLG: 0.439 (6, PH)	2-3 K		1-3 K		0-1 G3	0-1 L7		2-0 HR		3	0	0	0	0	2	5					
Jesse Barfield, R OBP: 0.262, SLG: 0.387 (6, 8), (8, 9)	0-3 K			4-1 2B BB	1-2 F8		0-0 G5-3	0-3 K		4	1	0	0	1	2	3					
Mike Pagliarulo, L OBP: 0.250, SLG: 0.218 Tom Brookens, R OBP: 0.229, SLG: 0.250 (9, 5)		1-0 F7		0-0 1B 2B		4-0 SH3-4 1B BB	2-2 1B		0-3 K	4	1	2	1	1	1	0					
Don Slaught, R OBP: 0.306, SLG: 0.435 (1, 2)		0-0 G5-3		2-2 1B		0-0 SH3-4 1B	2-0 F8		3-2 G6-3	5	1	2	0	0	0	1					
Alvaro Espinoza, R OBP: 0.302, SLG: 0.275 Wayne Tolleson, S OBP: 0.200, SLG: 0.200 (7, PH)		0-1 G4-3		2-0 L9		0-0 SH3-4	2-1 F9		3-2 G4-3	2	0	0	0	0	0	2					
Roberto Kelly, R OBP: 0.370, SLG: 0.434 Hal Morris, L OBP: 0.500, SLG: 0.500 (6, PH)			3-3 K	1-3 K		0-0 F9 1B		2-2 1B G5-3 FC4-6 1B		2	0	0	0	0	2	2					
Bob Brower, R OBP: 0.318, SLG: 0.359 (8, 8)										1	1	1	2	0	0	0					
Inning Stats	R: 0 E: 0 K: 2 S: 15	H: 1 LOB: 2 BB: 1 P: 23	R: 0 E: 0 K: 0 S: 4	H: 0 LOB: 0 BB: 0 P: 5	R: 0 E: 0 K: 2 S: 13	H: 2 LOB: 2 BB: 1 P: 22	R: 1 E: 0 K: 2 S: 13	H: 2 LOB: 2 BB: 1 P: 24	R: 0 E: 0 K: 0 S: 8	H: 1 LOB: 1 BB: 0 P: 12	R: 0 E: 0 K: 0 S: 8	H: 1 LOB: 1 BB: 0 P: 14	R: 3 E: 0 K: 1 S: 14	H: 3 LOB: 0 BB: 0 P: 22	R: 0 E: 0 K: 1 S: 10	H: 0 LOB: 0 BB: 0 P: 16	1B: 10 2B: 2 3B: 0 HR: 1	SF: 0 SAC: 1 DP: 0 HBP: 0	WP: 0 PB: 0 CS: 0	PA: 44	
PITCHER	IP	WLS	BF	H	R	ER	SO	BB	IBB	HBP	BLK	WP	HR	S	P	ERA	WHIP				
Melido Perez, R ERA: 6.44 (1, 1)	5.2		29	8	4	4	6	4	0	0	0	0	0	60	104	6.35	2.118				
Ken Patterson, L ERA: 5.94 (6, 1)	1.1	7	3	1	1	0	0	0	0	0	0	0	0	16	27	6.75	2.250				
Donn Pall, R ERA: 4.5 (8, 1)	2.0	L	8	2	2	2	2	0	0	0	0	0	1	20	32	9.00	1.000				

New York Yankees @ Chicago White Sox
Comiskey Park, Chicago, IL
Fri May 05 1989, 8:05 PM EDT
Att: 14,996 - Unknown

AB 39
R 7
H 13
RBI 7
BB 4
SO 8
LOB 23



Batter	1	2	3	4	5	6	7	8	9	AB	R	H	RBI	BB	SO	LOB	BOTTOM				
Ozzie Guillen, L OBP: 0.284, SLG: 0.310 (1, 6)	1-1 2B G3 1B		0-0 F8		0-0 G4-3		0-0 L9		1-3 K	5	1	1	0	0	1	0					
Dave Gallagher, R OBP: 0.333, SLG: 0.325 (1, 8)	2-1 G3 1B 2B		1-1 G6-3		1-3 K		0-0 G5-3			4	1	1	0	0	1	0					
Harold Baines, L OBP: 0.465, SLG: 0.473 (1, 9)	1-3 K		1-1 F7		1-2 1B 3B 1B		0-1 G6-3			4	1	1	0	0	1	2					
Ron Kittle, R OBP: 0.313, SLG: 0.494 (1, 10)	0-1 G3		0-2 HR		2-1 3B 1B			0-3 K		4	2	2	2	0	1	1					
Ivan Calderon, R OBP: 0.314, SLG: 0.393 (1, 7)	0-0 1B		0-0 G1-3		0-0 1B 3B			0-3 K		4	0	2	3	0	1	0					
Carlos Martinez, R OBP: 0.286, SLG: 0.286 Daryl Boston, L OBP: 0.333, SLG: 0.295 Jeff Schaefer, R OBP: 0.111, SLG: 0.111 (9, 4)	2-2 3H FC6-4 1B		2-0 F7 SH3-4 1B		0-1 G6-3			4-1 WP BB		3	0	2	0	0	0	1					
Fred Manrique, R OBP: 0.316, SLG: 0.421 Steve Lyons, L OBP: 0.291, SLG: 0.295 (9, 3)	0-2 FC6-4		0-0 SH3-4		0-0 F8			3-3 K		2	0	0	0	0	2						
Eddie Williams, R OBP: 0.383, SLG: 0.415 (1, 5)		1-3 K		2-2 F7		1-0 F9		2-1 G5-3		4	0	0	0	0	1	1					
Ron Karkovice, R OBP: 0.268, SLG: 0.325 (1, 2)		1-2 F8		1-3 K		2-1 L5		3-2 G5-3		4	0	0	0	0	1	1					
Inning Stats	R: 2 E: 0 K: 1 S: 16	H: 4 LOB: 2 BB: 0 P: 22	R: 0 E: 0 K: 1 S: 7	H: 0 LOB: 0 BB: 0 P: 9	R: 1 E: 0 K: 0 S: 8	H: 1 LOB: 1 BB: 0 P: 10	R: 0 E: 0 K: 1 S: 9	H: 1 LOB: 1 BB: 0 P: 14	R: 2 E: 0 K: 0 S: 14	H: 3 LOB: 1 BB: 0 P: 18	R: 0 E: 0 K: 0 S: 4	H: 0 LOB: 0 BB: 0 P: 7	R: 0 E: 0 K: 3 S: 10	H: 0 LOB: 1 BB: 1 P: 17	R: 0 E: 0 K: 1 S: 9	H: 0 LOB: 0 BB: 0 P: 15	1B: 6 2B: 1 3B: 1 HR: 1	SF: 0 SAC: 1 DP: 0 HBP: 0	WP: 1 PB: 0 CS: 0	PA: 37	
PITCHER	IP	WLS	BF	H	R	ER	SO	BB	IBB	HBP	BLK	WP	HR	S	P	ERA	WHIP				
John Candelaria, L ERA: 4.66 (1, 1)	5.0		24	9	0	5	4	0	0	0	0	0	0	15	22	0.00	0.375				
Lance McCullers, R ERA: 2.3 (6, 1)	2.2	W	9	0	0	0	2	1	0	0	0	0	0	15	22	0.00	0.375				
Lee Guetterman, L ERA: (8, 1)	1.1	S	4	0	0	0	2	0	0	0	0	1	0	12	21	0.00	0.000				

New York Yankees @ Chicago White Sox
Comiskey Park, Chicago, IL
Fri May 05 1989, 8:05 PM EDT
Att: 14,996 - Unknown

AB 35
R 5
H 9
RBI 5
BB 1
SO 8
LOB 9



Batter	1	2	3	4	5	6	7	8	9	AB	R	H	RBI	BB	SO	LOB	TOP					
Rickey Henderson, R OBP: 0.374, SLG: 0.420	G1-3	L4			G6-3		F7		HR	5	1	1	3	0	0	2						
Steve Sax, R OBP: 0.370, SLG: 0.395	BB			G6-3	1B	SF7	BB		BB	2	1	2	0	3	0	0						
Don Mattingly, L OBP: 0.319, SLG: 0.280	P4		G6-3		1B		2-6	F9	F7	5	0	1	0	0	0	4						
Jesse Barfield, R OBP: 0.269, SLG: 0.379	BB		E6		SF7			BB	P2	2	0	0	1	2	0	2						
Steve Balboni, R OBP: 0.206, SLG: 0.410	F7		G5-3		F7			L8		4	0	0	0	0	0	5						
Don Slaught, R OBP: 0.314, SLG: 0.432					F7			G1-3		3	0	1	0	1	0	1						
Tom Brookens, R OBP: 0.231, SLG: 0.313		F7			G5-4-3				K	4	1	1	1	0	1	2						
Alvaro Espinoza, R OBP: 0.300, SLG: 0.274					F9					4	0	1	0	0	1	1						
Wayne Tolleson, S OBP: 0.227, SLG: 0.200					G4-1				HR	0	1	0	0	0	0	0						
Roberto Kelly, R OBP: 0.375, SLG: 0.437					L9				HR	4	1	2	0	0	0	0						
Inning Stats	R: 0 E: 0 K: 0 S: 9	H: 1 LOB: 2 BB: 1 P: 14	R: 0 E: 0 K: 1 S: 15	H: 1 LOB: 2 BB: 1 P: 21	R: 0 E: 1 K: 0 S: 9	H: 1 LOB: 1 BB: 0 P: 14	R: 1 E: 0 K: 0 S: 6	H: 1 LOB: 0 BB: 0 P: 7	R: 1 E: 0 K: 0 S: 9	H: 1 LOB: 1 BB: 1 P: 17	R: 0 E: 0 K: 0 S: 4	H: 1 LOB: 0 BB: 0 P: 6	R: 0 E: 0 K: 0 S: 5	H: 0 LOB: 1 BB: 1 P: 13	R: 0 E: 0 K: 0 S: 7	H: 0 LOB: 1 BB: 1 P: 15	R: 3 E: 0 K: 1 S: 16	H: 3 LOB: 2 BB: 1 P: 28	1B: 7 2B: 0 3B: 0 HR: 2	SF: 1 SAC: 0 DP: 2 HBP: 0	WP: 0 PB: 0 CS: 0	PA: 40
PITCHER	IP	WLS	BF	H	R	ER	SO	BB	IBB	HBP	BLK	WP	HR	S	P	ERA	WHIP					
Jerry Reuss, L ERA: 4.69	5.0		24	6	2	2	1	3	0	0	0	0	1	49	74	3.60	1.800					
Steve Rosenberg, L ERA: 3.24	3.1	L	13	2	2	2	1	2	0	0	0	0	0	22	44	5.40	1.200					
Bobby Thigpen, R ERA: 1.88	0.2		4	1	1	1	0	1	0	0	0	0	1	9	17	13.50	3.000					

New York Yankees @ Chicago White Sox
Comiskey Park, Chicago, IL
Sat May 06 1989, 8:05 PM EDT
Att: 16,617 - Unknown - 36 F

AB	33
R	5
H	9
RBI	5
BB	6
SO	2
LOB	17



Batter	1	2	3	4	5	6	7	8	9	AB	R	H	RBI	BB	SO	LOB	BOTTOM				
Ozzie Guillen, L OBP: 0.295, SLG: 0.336	F9		1B		3B		G3-1		FC4	5	1	3	0	0	0	2					
Dave Gallagher, R OBP: 0.325, SLG: 0.320	F8		1B		K		G5-3		FC4	5	0	1	0	0	1	4					
Harold Baines, L OBP: 0.454, SLG: 0.474	2B		SF8		G3			F8	K	4	0	1	1	0	1	2					
Ron Kittle, R OBP: 0.311, SLG: 0.484	F8		P3		G5-3			FC6-4	1B	4	0	1	0	0	0	2					
Ivan Calderon, R OBP: 0.320, SLG: 0.405		L9			SH1-3			FC6-4	1B	4	1	2	0	0	0	1					
Carlos Martinez, R OBP: 0.250, SLG: 0.250		F8			SH1-3			F7		2	0	0	0	0	0	1					
Daryl Boston, L OBP: 0.333, SLG: 0.295									1B	0	0	0	0	0	0	0					
Fred Manrique, R OBP: 0.350, SLG: 0.450									1B	1	0	1	0	0	0	0					
Steve Lyons, L OBP: 0.299, SLG: 0.296					F7		G3		1B	3	0	1	1	1	0	2					
Eddie Williams, R OBP: 0.382, SLG: 0.412									1B	3	0	1	0	0	0	2					
Jeff Schaefer, R OBP: 0.111, SLG: 0.111					G1-3				K2-3	0	0	0	0	0	0	0					
Billy Jo Robidoux, L OBP: 0.209, SLG: 0.179							G3-1		SH2-4	1	0	0	0	0	1	2					
Ron Karkovics, R OBP: 0.250, SLG: 0.302			P6				SH2-4		K	3	0	0	0	0	1	0					
Inning Stats	R: 0 E: 0 K: 0 S: 8	H: 0 LOB: 1 BB: 1 P: 19	R: 0 E: 0 K: 0 S: 8	H: 0 LOB: 1 BB: 1 P: 19	R: 1 E: 0 K: 0 S: 8	H: 2 LOB: 1 BB: 0 P: 12	R: 0 E: 0 K: 0 S: 5	H: 1 LOB: 1 BB: 0 P: 9	R: 0 E: 0 K: 1 S: 9	H: 1 LOB: 1 BB: 0 P: 14	R: 0 E: 0 K: 0 S: 9	H: 1 LOB: 2 BB: 0 P: 13	R: 0 E: 0 K: 0 S: 16	H: 3 LOB: 2 BB: 0 P: 21	R: 1 E: 0 K: 2 S: 10	H: 1 LOB: 1 BB: 0 P: 14	1B: 8 2B: 2 3B: 1 HR: 0	SF: 1 SAC: 2 DP: 0 HBP: 0	WP: 0 PB: 0 CS: 0	PA: 39	
PITCHER	IP	WLS	BF	H	R	ER	SO	BB	IBB	HBP	BLK	WP	HR	S	P	ERA	WHIP				
Richard Dotson, R ERA: 5.0	6.0		25	6	1	1	1	1	0	0	0	0	0	17	23	5.40	1.200				
Dale Mohorcic, R ERA: 3.18	1.2		7	2	1	1	0	0	0	0	0	0	0	18	24	0.00	2.250				
Dave Righetti, L ERA: 4.73	1.1	W	7	3	0	0	3	0	0	0	0	0	0	18	24	0.00	2.250				

New York Yankees @ Chicago White Sox
Comiskey Park, Chicago, IL
Sat May 06 1989, 8:05 PM EDT
Att: 16,617 - Unknown - 36 F

AB	35
R	2
H	11
RBI	2
BB	1
SO	4
LOB	18



Batter	1	2	3	4	5	6	7	8	9	AB	R	H	RBI	BB	SO	LOB	TOP								
Rickey Henderson, R OBP: 0.370, SLG: 0.409	4-0 BB BB		1-2 F9			3-2 F8		2-3 K		3	0	0	0	1	1	1									
Steve Sax, R OBP: 0.374, SLG: 0.393	4-0 G3 BB		2-2 G3			2-2 S 1B		2-2 G6-3		3	1	1	0	1	0	1									
Don Mattingly, L OBP: 0.325, SLG: 0.288	1-1 G3		1-2 P5			3-1 G5-4-3 1B		2-0 G5-4-3 1B		4	0	2	2	0	0	1									
Jesse Barfield, R OBP: 0.259, SLG: 0.364	1-1 F7			0-0 G5-3		2-2 G5-4-3 1B		0-1 F8		4	0	0	0	0	0	3									
Steve Balboni, R OBP: 0.239, SLG: 0.422		3-2 BB 1B		0-0 G5-3			0-2 FC3-6 BB 1B		4-0 BB	3	0	2	0	1	0	0									
Mike Pagliarulo, L OBP: 0.250, SLG: 0.207		2-0 L9		2-3 K			4-2 FC3-6 BB		2-3 K	3	0	0	0	1	2	2									
Jamie Quirk, L OBP: 0.167, SLG: 0.091		0-0 P5			2-3 K		0-2 FC3-6 BB		0-1 F7	4	0	0	0	0	1	4									
Alvaro Espinoza, R OBP: 0.315, SLG: 0.282		4-0 BB		1-1 CS 1B			3-3 K		2-3 K	1	0	1	0	1	0	0									
Hal Morris, L OBP: 0.400, SLG: 0.400		1-2 BB					1-2 K			1	0	0	0	0	1	2									
Wayne Tolleson, S OBP: 0.217, SLG: 0.190		3-1 F9					3-2 G1-3		4-1 WP 1B BB	2	1	0	0	1	0	3									
Roberto Kelly, R OBP: 0.374, SLG: 0.427																									
Inning Stats	R: 0 E: 0 K: 0 S: 4	H: 0 LOB: 1 BB: 2 P: 14	R: 0 E: 0 K: 0 S: 7	H: 1 LOB: 2 BB: 1 P: 19	R: 0 E: 0 K: 0 S: 9	H: 0 LOB: 0 BB: 0 P: 13	R: 0 E: 0 K: 1 S: 8	H: 0 LOB: 0 BB: 0 P: 10	R: 0 E: 0 K: 1 S: 8	H: 1 LOB: 0 BB: 0 P: 14	R: 1 E: 0 K: 0 S: 15	H: 2 LOB: 0 BB: 0 P: 25	R: 0 E: 0 K: 1 S: 14	H: 1 LOB: 2 BB: 1 P: 21	R: 1 E: 0 K: 0 S: 12	H: 1 LOB: 1 BB: 1 P: 22	R: 0 E: 0 K: 2 S: 10	H: 0 LOB: 1 BB: 1 P: 18	1B: 6 2B: 1 3B: 0 HR: 0	SF: 0 SAC: 0 DP: 2 HBP: 0	WP: 1 PB: 0 CS: 2	PA: 35			
PITCHER	IP WLS BF H R ER SO BB IBB HBP BLK WP HR S P ERA WHIP	IP WLS BF H R ER SO BB IBB HBP BLK WP HR S P ERA WHIP	IP WLS BF H R ER SO BB IBB HBP BLK WP HR S P ERA WHIP	IP WLS BF H R ER SO BB IBB HBP BLK WP HR S P ERA WHIP	IP WLS BF H R ER SO BB IBB HBP BLK WP HR S P ERA WHIP	IP WLS BF H R ER SO BB IBB HBP BLK WP HR S P ERA WHIP	IP WLS BF H R ER SO BB IBB HBP BLK WP HR S P ERA WHIP	IP WLS BF H R ER SO BB IBB HBP BLK WP HR S P ERA WHIP	IP WLS BF H R ER SO BB IBB HBP BLK WP HR S P ERA WHIP	IP WLS BF H R ER SO BB IBB HBP BLK WP HR S P ERA WHIP	IP WLS BF H R ER SO BB IBB HBP BLK WP HR S P ERA WHIP	IP WLS BF H R ER SO BB IBB HBP BLK WP HR S P ERA WHIP	IP WLS BF H R ER SO BB IBB HBP BLK WP HR S P ERA WHIP	IP WLS BF H R ER SO BB IBB HBP BLK WP HR S P ERA WHIP	IP WLS BF H R ER SO BB IBB HBP BLK WP HR S P ERA WHIP	IP WLS BF H R ER SO BB IBB HBP BLK WP HR S P ERA WHIP	IP WLS BF H R ER SO BB IBB HBP BLK WP HR S P ERA WHIP	IP WLS BF H R ER SO BB IBB HBP BLK WP HR S P ERA WHIP	IP WLS BF H R ER SO BB IBB HBP BLK WP HR S P ERA WHIP	IP WLS BF H R ER SO BB IBB HBP BLK WP HR S P ERA WHIP	IP WLS BF H R ER SO BB IBB HBP BLK WP HR S P ERA WHIP	IP WLS BF H R ER SO BB IBB HBP BLK WP HR S P ERA WHIP	IP WLS BF H R ER SO BB IBB HBP BLK WP HR S P ERA WHIP	IP WLS BF H R ER SO BB IBB HBP BLK WP HR S P ERA WHIP	IP WLS BF H R ER SO BB IBB HBP BLK WP HR S P ERA WHIP

New York Yankees @ Chicago White Sox
Comiskey Park, Chicago, IL
Sun May 07 1989, 4:33 AM EDT
Att: 20,603 - Sunny - 45 F

AB 29
R 2
H 6
RBI 2
BB 6
SO 6
LOB 18



Batter	1	2	3	4	5	6	7	8	9	AB	R	H	RBI	BB	SO	LOB	BOTTOM									
Ozzie Guillen, L OBP: 0.306, SLG: 0.341	0-1 G4-3		4-0 S 1B BB		1-0 1B 1B		0-0 G2-3	0-0 S 1B		4	2	2	0	1	0	1										
Dave Gallagher, R OBP: 0.352, SLG: 0.336	2-1 1B		2-1 S 1B		1-1 1B 1B		4-1 1B BB	4-1 1B IBB		3	1	3	1	2	0	0										
Harold Baines, L OBP: 0.460, SLG: 0.480	1-0 G6-4-3 1B		2-2 G4-3		1-0 FC5-4 1B		0-0 E9	2-1 G4-3		5	0	3	2	0	0	4										
Ron Kittle, R OBP: 0.308, SLG: 0.474	2-1 G6-4-3			0-0 G6-4-3 BB 1B	2-2 FC5-4		3-3 K			4	0	1	0	0	1	5										
Ivan Calderon, R OBP: 0.333, SLG: 0.407		1-2 L3-6 G6-3 1B		4-1 G6-4-3 BB		1-0 G6-3		4-0 SH1-3 1B BB		2	1	1	0	2	0	0										
Carlos Martinez, R OBP: 0.211, SLG: 0.211		2-1 G6-3		0-0 G6-4-3		1-2 G1-3		1-0 SH1-3		3	0	0	0	0	0	3										
Steve Lyons, L OBP: 0.297, SLG: 0.294		3-2 L3-6		3-1 G4-3		1-3 K		3-2 S SF7 1B		4	1	1	1	0	1	2										
Eddie Williams, R OBP: 0.377, SLG: 0.400			2-2 G1-3		2-2 L4		1-0 G1-3	4-0 1B S IBB		3	0	0	0	1	0	0										
Ron Karkovice, R OBP: 0.250, SLG: 0.304			2-2 G6-3		1-0 G6-3		1-1 G2-3 1B	3-1 SF7		3	1	1	1	0	0	0										
Inning Stats	R: 0 E: 0 K: 0 S: 7	H: 2 LOB: 1 BB: 0 P: 12	R: 0 E: 0 K: 0 S: 8	H: 1 LOB: 0 BB: 0 P: 14	R: 1 E: 0 K: 0 S: 12	H: 1 LOB: 1 BB: 1 P: 24	R: 0 E: 0 K: 0 S: 5	H: 1 LOB: 1 BB: 1 P: 12	R: 1 E: 0 K: 0 S: 11	H: 3 LOB: 2 BB: 0 P: 19	R: 0 E: 0 K: 1 S: 7	H: 0 LOB: 0 BB: 0 P: 10	R: 2 E: 1 K: 1 S: 9	H: 2 LOB: 1 BB: 1 P: 18	R: 2 E: 0 K: 0 S: 10	H: 2 LOB: 3 BB: 3 P: 31	R: 0 E: 0 K: 0 S: 0	H: 0 LOB: 0 BB: 0 P: 0	1B: 12 2B: 1 3B: 0 HR: 0	SF: 1 SAC: 1 DP: 3 HBP: 0	WP: 0 PB: 0 CS: 0	PA: 39				
PITCHER	IP WLS BF H R ER SO BB IBB HBP BLK WP HR S P ERA WHIP	IP WLS BF H R ER SO BB IBB HBP BLK WP HR S P ERA WHIP	IP WLS BF H R ER SO BB IBB HBP BLK WP HR S P ERA WHIP	IP WLS BF H R ER SO BB IBB HBP BLK WP HR S P ERA WHIP	IP WLS BF H R ER SO BB IBB HBP BLK WP HR S P ERA WHIP	IP WLS BF H R ER SO BB IBB HBP BLK WP HR S P ERA WHIP	IP WLS BF H R ER SO BB IBB HBP BLK WP HR S P ERA WHIP	IP WLS BF H R ER SO BB IBB HBP BLK WP HR S P ERA WHIP	IP WLS BF H R ER SO BB IBB HBP BLK WP HR S P ERA WHIP	IP WLS BF H R ER SO BB IBB HBP BLK WP HR S P ERA WHIP	IP WLS BF H R ER SO BB IBB HBP BLK WP HR S P ERA WHIP	IP WLS BF H R ER SO BB IBB HBP BLK WP HR S P ERA WHIP	IP WLS BF H R ER SO BB IBB HBP BLK WP HR S P ERA WHIP	IP WLS BF H R ER SO BB IBB HBP BLK WP HR S P ERA WHIP	IP WLS BF H R ER SO BB IBB HBP BLK WP HR S P ERA WHIP	IP WLS BF H R ER SO BB IBB HBP BLK WP HR S P ERA WHIP	IP WLS BF H R ER SO BB IBB HBP BLK WP HR S P ERA WHIP	IP WLS BF H R ER SO BB IBB HBP BLK WP HR S P ERA WHIP	IP WLS BF H R ER SO BB IBB HBP BLK WP HR S P ERA WHIP	IP WLS BF H R ER SO BB IBB HBP BLK WP HR S P ERA WHIP	IP WLS BF H R ER SO BB IBB HBP BLK WP HR S P ERA WHIP	IP WLS BF H R ER SO BB IBB HBP BLK WP HR S P ERA WHIP	IP WLS BF H R ER SO BB IBB HBP BLK WP HR S P ERA WHIP	IP WLS BF H R ER SO BB IBB HBP BLK WP HR S P ERA WHIP	IP WLS BF H R ER SO BB IBB HBP BLK WP HR S P ERA WHIP	IP WLS BF H R ER SO BB IBB HBP BLK WP HR S P ERA WHIP

New York Yankees @ Chicago White Sox
Comiskey Park, Chicago, IL
Sun May 07 1989, 4:33 AM EDT
Att: 20,603 - Sunny - 45 F

AB 31
R 6
H 12
RBI 5
BB 6
SO 2
LOB 15



Batter	1	2	3	4	5	6	7	8	9	AB	R	H	RBI	BB	SO	LOB	TOP										
Ozzie Guillen, L (1, 6) OBP: 0.308, SLG: 0.338 Carlos Martinez, R (8, 3) OBP: 0.211, SLG: 0.211	0-3 K	4-2 BB		3-2 HR 1B	2-2 P4		0-0 G6-3			4	1	1	0	1	1	1	Chicago White Sox @ Milwaukee Brewers Milwaukee County Stadium, Milwaukee, WI Tue May 09 1989, 8:05 PM EDT Att: 9,475 - Unknown										
Dave Gallagher, R (1, 8) OBP: 0.336, SLG: 0.346	0-3 K	1-0 F8		1-2 HR 1B		3-2 2B 1B	3-1 1B			5	2	3	0	0	1	3											
Harold Baines, L (1, 10) OBP: 0.450, SLG: 0.477	1-3 K		2-2 F8	0-3 K		2-1 1B 2B	0-0 F9			5	1	1	1	0	2	3											
Ron Kittle, R (1, 3) OBP: 0.321, SLG: 0.510 Jeff Schaefer, R (8, PR) OBP: 0.111, SLG: 0.111		1-1 1B 1B	3-2 F7	1-2 HR		0-0 F8		3-1 G6-4-3 1B		5	2	3	3	0	0	1											
Ivan Calderon, R (1, 9) OBP: 0.343, SLG: 0.410	1-0 1B 1B	4-2 BB	2-1 G5-3			3-2 G4-3 1B	2-1 1B	3-3 K		4	2	2	1	1	1	1											
Daryl Boston, L (1, 7) OBP: 0.336, SLG: 0.292	0-0 SF9 1B	4-1 WP 1B	1-0 F7			2-2 G4-3 1B	0-1 G6-4-3			4	1	1	0	1	0	2											
Matt Merullo, L (1, 2) OBP: 0.275, SLG: 0.298	1-1 BB 1B	1-2 WP 1B		1-3 K2-3	4-1 BB		1-0 P5			4	1	2	2	1	1	0											
Steve Lyons, L (1, 4) OBP: 0.293, SLG: 0.292	1-1 SF9	1-2 2B 1B	3-2 F7	0-3 K			2-1 F8			4	0	1	3	0	1	2											
Eddie Williams, R (1, 5) OBP: 0.370, SLG: 0.390	1-1 P4	2-3 K	1-1 K			0-1 F9		1-2 G5-3		5	0	1	0	0	1	3											
Inning Stats	R: 0 E: 0 K: 3 S: 9	H: 0 LOB: 0 BB: 0 P: 10	R: 2 E: 0 K: 0 S: 13	H: 4 LOB: 3 BB: 1 P: 23	R: 3 E: 0 K: 1 S: 18	H: 2 LOB: 1 BB: 2 P: 35	R: 3 E: 0 K: 1 S: 13	H: 3 LOB: 0 BB: 0 P: 20	R: 0 E: 0 K: 1 S: 12	H: 1 LOB: 1 BB: 0 P: 19	R: 2 E: 0 K: 1 S: 20	H: 3 LOB: 2 BB: 1 P: 34	R: 0 E: 0 K: 0 S: 6	H: 1 LOB: 1 BB: 0 P: 9	R: 0 E: 0 K: 1 S: 8	H: 1 LOB: 1 BB: 0 P: 14	R: 0 E: 0 K: 0 S: 6	H: 0 LOB: 0 BB: 0 P: 10	1B: 13 2B: 1 3B: 0 HR: 1	SF: 1 SAC: 0 DP: 1 HBP: 0	WP: 1 PB: 0 SB: 0 CS: 0	PA: 45					
PITCHER	IP	WLS	BF	H	R	ER	SO	BB	IBB	HBP	BLK	WP	HR	S	P	ERA	WHIP										
Bill Wegman, R (1, 1) ERA: 4.95	2.2	L	16	5	5	5	3	3	0	0	0	0	0	34	59	16.88	3.000										
Bill Krueger, L (3, 1) ERA: 3.97	3.1		19	8	5	5	4	1	0	0	0	1	1	51	82	13.50	2.700										
Mark Knudson, R (7, 1) ERA: 1.54	3.0		10	2	0	0	1	0	0	0	0	0	0	20	33	0.00	0.667										

Batter	1	2	3	4	5	6	7	8	9	AB	R	H	RBI	BB	SO	LOB	BOTTOM										
Paul Moltzer, R (1, 5) OBP: 0.394, SLG: 0.489	0-2 G6-3		4-2 HBP BB		1-1 G4-3			1-1 G4-6-3 1B		3	0	1	0	1	0	0	Chicago White Sox @ Milwaukee Brewers Milwaukee County Stadium, Milwaukee, WI Tue May 09 1989, 8:05 PM EDT Att: 9,475 - Unknown										
Gary Sheffield, R (1, 6) OBP: 0.302, SLG: 0.396	0-1 P2		1-1 F7		1-0 L7			2-2 G4-6-3 1B		4	0	1	0	0	0	1											
Robin Yount, R (1, 8) OBP: 0.373, SLG: 0.425	2-2 3B 1B		4-2 HBP		1-0 F9			0-1 G4-6-3		3	1	1	0	0	0	2											
Rob Deer, R (1, 9) OBP: 0.328, SLG: 0.430	2-2 3B		1-1 F9		1-1 G3			0-0 G6-3		4	0	1	1	0	0	3											
B.J. Surhoff, L (1, 2) OBP: 0.258, SLG: 0.338 Charlie O'Brien, R (7, 2) OBP: 0.310, SLG: 0.280	4-0 BB		0-0 F8		0-2 F7			2-1 F7		2	0	0	0	1	0	2											
Glenn Braggs, R (1, 7) OBP: 0.279, SLG: 0.412	1-2 F8				1-0 P4			0-0 F9		4	0	0	0	0	0	2											
Jim Gantner, L (1, 4) OBP: 0.271, SLG: 0.241 Mike Felder, S (7, PR) OBP: 0.241, SLG: 0.185		2-3 K	2-2 F7		4-1 FC1-6 BB			1-1 E6 1B		2	0	0	0	1	1	0											
Dave Engle, R (1, 10) OBP: 0.333, SLG: 0.633		2-3 K	0-0 P4		2-2 FC1-6			1-2 1B		4	0	1	0	0	1	1											
Terry Francona, L (1, 3) OBP: 0.174, SLG: 0.179 Bill Spiers, L (8, 3) OBP: 0.282, SLG: 0.273		1-0 G4-3			0-3 K			0-1 P5		3	0	0	0	0	1	1											
Inning Stats	R: 1 E: 0 K: 0 S: 16	H: 2 LOB: 2 BB: 1 P: 25	R: 0 E: 0 K: 2 S: 8	H: 0 LOB: 0 BB: 0 P: 13	R: 0 E: 0 K: 0 S: 10	H: 0 LOB: 2 BB: 1 P: 20	R: 0 E: 0 K: 0 S: 5	H: 0 LOB: 0 BB: 0 P: 8	R: 0 E: 0 K: 1 S: 6	H: 0 LOB: 0 BB: 0 P: 8	R: 0 E: 0 K: 0 S: 6	H: 0 LOB: 0 BB: 1 P: 16	R: 0 E: 0 K: 0 S: 8	H: 2 LOB: 1 BB: 0 P: 11	R: 0 E: 1 K: 1 S: 12	H: 1 LOB: 2 BB: 0 P: 17	1B: 4 2B: 0 3B: 1 HR: 0	SF: 0 SAC: 0 DP: 1 HBP: 1	WP: 0 PB: 0 SB: 0 CS: 0	PA: 36							
PITCHER	IP	WLS	BF	H	R	ER	SO	BB	IBB	HBP	BLK	WP	HR	S	P	ERA	WHIP										
Shawn Hillegas, R (1, 1) ERA: 4.74	7.0	W	29	4	1	1	3	3	0	1	0	0	0	64	106	1.29	1.000										
Tom McCarthy, R (8, 1) ERA: 3.99	2.0		7	1	0	0	1	0	0	0	0	0	0	15	20	0.00	0.500										

Batter	1	2	3	4	5	6	7	8	9	AB	R	H	RBI	BB	SO	LOB	TOP								
Ozzie Guillen, L (1, 6) OBP: 0.297, SLG: 0.324	1-3 K	1-0 G4-3		2-3 SAFE K	0-0 F7		1-2 G1-3		0-3 K	6	0	0	0	0	3	5									
Dave Gallagher, R (1, 8) OBP: 0.370, SLG: 0.353	4-1 BB		3-2 F9	2-1 1B		0-1 E 1B		4-2 2B SF7 BB		3	1	2	1	1	0	0									
Steve Lyons, L (7, 8) OBP: 0.299, SLG: 0.292				1-2 2-H 1B						0	1	0	0	1	0	0									
Harold Baines, L (1, 10) OBP: 0.463, SLG: 0.500	0-1 G4-6-3		1-0 1B	0-0 1B		2-0 E9 1B SF8 1B		3-2 FC5-4 1B 2B		5	1	4	1	0	0	1									
Daryl Boston, L (6, PR) OBP: 0.339, SLG: 0.292				1-3 2-H 1B				1-3 1B 2B		0	1	0	0	0	0	0									
Ron Kittle, R (1, 3) OBP: 0.325, SLG: 0.505		4-1 1B 2B BB	1-0 P4	3-1 P3		0-0 G6-4-3 1B		2-2 SF7		3	1	1	1	1	0	3									
Ivan Calderon, R (1, 9) OBP: 0.345, SLG: 0.408		0-0 F9	2-2 1B			1-0 F9		3-H 4-0 FC5-4 BB		3	0	1	1	1	0	1									
Carlos Martinez, R (1, 7) OBP: 0.208, SLG: 0.208	1-1 SAFE 2B		0-0 F9			3-H 3-1 G6-3		1-2 FC5-4 1B		5	1	1	0	0	0	5									
Fred Manrique, R (1, 4) OBP: 0.400, SLG: 0.520	1-0 SH 2B			2-3 K		1-0 HR 1B		0-1 F8 1B		5	2	3	2	0	1	0									
Eddie Williams, R (1, 5) OBP: 0.385, SLG: 0.402	2-1 SH			1-0 1B		1-0 HR 1B				2	2	2	1	0	0	0									
Jeff Schaefer, R (8, 5) OBP: 0.100, SLG: 0.100	2-3 3-H SH			1-2 HBP 1B		1-2 HR 1B				1	0	0	0	0	0	0									
Ron Karkovics, R (1, 2) OBP: 0.269, SLG: 0.380	1-1 SH G4-3			1-2 1B 1B		1-1 HR				4	2	2	4	0	0	1									
Inning Stats	R: 0 E: 0 K: 1 S: 8	H: 0 LOB: 0 BB: 1 P: 13	R: 3 E: 1 K: 0 S: 10	H: 2 LOB: 1 BB: 1 P: 20	R: 0 E: 0 K: 0 S: 12	H: 2 LOB: 2 BB: 0 P: 19	R: 2 E: 0 K: 2 S: 15	H: 3 LOB: 2 BB: 0 P: 26	R: 3 E: 0 K: 0 S: 7	H: 3 LOB: 0 BB: 0 P: 11	R: 2 E: 1 K: 0 S: 7	H: 3 LOB: 0 BB: 0 P: 13	R: 0 E: 0 K: 0 S: 9	H: 1 LOB: 1 BB: 0 P: 11	R: 2 E: 0 K: 0 S: 14	H: 2 LOB: 2 BB: 2 P: 28	R: 0 E: 0 K: 1 S: 5	H: 0 LOB: 0 BB: 0 P: 5	1B: 13 2B: 2 3B: 0 HR: 1	SF: 2 SAC: 2 DP: 3 HBP: 1	WP: 0 PB: 0 SB: 0 CS: 0	PA: 46			
PITCHER	IP	WLS	BF	H	R	ER	SO	BB	IBB	HBP	BLK	WP	HR	S	P	ERA	WHIP								
Teddy Higuera, L (1, 1) ERA: 11.25	3.2	L	21	7	5	3	3	2	0	1	0	0	0	43	73	12.27	2.455								
Don August, R (4, 1) ERA: 4.0	2.1		12	6	5	4	0	0	0	0	0	0	1	16	29	15.43	2.571								
Chuck Crim, R (7, 1) ERA: 3.66	1.0		4	1	0	0	0	0	0	0	0	0	0	9	11	0.00	1.000								
Bryan Clutterbuck, R (8, 1) ERA: 3.24	1.0		6	2	2	2	0	2	0	0	0	0	0	14	28	18.00	4.000								
Dan Plesac, L (9, 1) ERA: 3.99	1.0		3	0	0	0	1	0	0	0	0	0	0	5	5	0.00	0.000								
Batter	1	2	3	4	5	6	7	8	9	AB	R	H	RBI	BB	SO	LOB	BOTTOM								
Paul Moltor, R (1, 5) OBP: 0.389, SLG: 0.478	2-1 BB 1B		1-1 E6 FC6-4		0-0 G4-6-3		1-0 L8		0-0 P6	4	0	1	0	0	0	1									
Gus Polidor, R (8, 5) OBP: 0.185, SLG: 0.259										1	0	0	0	0	0	0									
Gary Sheffield, R (1, 6) OBP: 0.314, SLG: 0.409	4-0 BB		1-1 FC6-4 G4-3 BLK		0-0 FC6-4 1B		0-1 HR 2B		1-3 K	4	1	2	0	1	1	1									
Robin Yount, R (1, 8) OBP: 0.369, SLG: 0.444	1-3 K		3-2 G4-3		0-0 FC6-4		2-1 HR			4	1	1	2	0	1	4									
Rob Deer, R (1, 9) OBP: 0.318, SLG: 0.414	2-3 K		2-3 K				2-1 F7		2-3 K	4	0	0	0	0	3	3									
B.J. Surhoff, L (1, 2) OBP: 0.258, SLG: 0.345	1-0 F7				2-1 F7		1-0 G4-3 2B		0-3 K	4	0	1	0	0	1	2									
Glenn Briggs, R (1, 7) OBP: 0.276, SLG: 0.402		2-3 K		0-0 G6-3		4-2 G4-3 BB		1-1 G6-3		3	0	0	0	1	1	0									
Jim Gantner, L (1, 4) OBP: 0.270, SLG: 0.233					4-2 FC6-4 BB		0-0 G4-3		2-2 F7	3	0	0	0	1	0	2									
Dave Engle, R (1, 10) OBP: 0.353, SLG: 0.594					2-0 FC6-4		4-0 BB		1-3 K	2	0	0	0	2	1	1									
Terry Francona, L (1, 3) OBP: 0.178, SLG: 0.183		2-3 K			1-1 G4-6-3 1B		0-0 L7		0-0 G4-3	4	0	1	0	0	1	4									
Inning Stats	R: 0 E: 0 K: 2 S: 10	H: 1 LOB: 2 BB: 1 P: 20	R: 0 E: 0 K: 2 S: 9	H: 0 LOB: 1 BB: 1 P: 17	R: 0 E: 1 K: 1 S: 11	H: 0 LOB: 1 BB: 0 P: 18	R: 0 E: 0 K: 0 S: 6	H: 0 LOB: 1 BB: 1 P: 14	R: 0 E: 0 K: 0 S: 5	H: 2 LOB: 1 BB: 0 P: 6	R: 0 E: 0 K: 0 S: 7	H: 1 LOB: 3 BB: 2 P: 18	R: 2 E: 0 K: 2 S: 11	H: 2 LOB: 0 BB: 0 P: 16	R: 0 E: 0 K: 1 S: 8	H: 0 LOB: 0 BB: 0 P: 12	R: 0 E: 0 K: 1 S: 5	H: 0 LOB: 0 BB: 0 P: 6	1B: 3 2B: 2 3B: 0 HR: 1	SF: 0 SAC: 0 DP: 1 HBP: 0	WP: 0 PB: 0 SB: 0 CS: 0	PA: 38			
PITCHER	IP	WLS	BF	H	R	ER	SO	BB	IBB	HBP	BLK	WP	HR	S	P	ERA	WHIP								
Melido Perez, R (1, 1) ERA: 5.8	6.1	W	30	6	2	2	5	5	0	0	1	0	0	53	101	2.84	1.737								
Donn Pail, R (7, 1) ERA: 4.05	2.2		8	0	0	0	4	0	0	0	0	0	0	19	26	0.00	0.000								

Chicago White Sox @ Milwaukee Brewers
 Milwaukee County Stadium, Milwaukee, WI
 Wed May 10, 1989, 4:33 AM EDT
 Att: 16,172 - Sunny - 52 F

AB 37
 R 12
 H 16
 RBI 11
 BB 4
 SO 4
 LOB 16



Chicago White Sox @ Milwaukee Brewers
 Milwaukee County Stadium, Milwaukee, WI
 Wed May 10, 1989, 4:33 AM EDT
 Att: 16,172 - Sunny - 52 F

AB 33
 R 2
 H 6
 RBI 2
 BB 5
 SO 9
 LOB 18



Batter	1	2	3	4	5	6	7	8	9	AB	R	H	RBI	BB	SO	LOB	TOP					
Ozzie Guillen, L OBP: 0.300, SLG: 0.333										5	2	2	1	0	0	4	Chicago White Sox @ Baltimore Orioles Memorial Stadium, Baltimore, MD Fri May 12 1989, 7:05 PM EDT Att: 20,484 - Unknown					
Dave Gallagher, R OBP: 0.380, SLG: 0.360										3	1	2	1	1	1	0						
Harold Baines, L OBP: 0.453, SLG: 0.496										5	1	1	1	0	2	3						
Ron Kittle, R OBP: 0.328, SLG: 0.495										4	0	1	0	1	1	2						
Ivan Calderon, R OBP: 0.347, SLG: 0.408										5	0	2	2	0	2	3						
Daryl Boston, L OBP: 0.317, SLG: 0.269										4	0	0	0	0	1	5						
Fred Manrique, R OBP: 0.423, SLG: 0.520										0	0	0	0	1	0	0						
Matt Merullo, L OBP: 0.291, SLG: 0.300										3	1	1	0	1	0	0						
Jeff Schaefer, R OBP: 0.100, SLG: 0.100										0	0	0	0	0	0	0						
Ron Karkovice, R OBP: 0.264, SLG: 0.373										1	0	0	0	0	0	1						
Steve Lyons, L OBP: 0.311, SLG: 0.309										4	1	2	0	1	0	1						
Eddie Williams, R OBP: 0.389, SLG: 0.409										3	0	2	1	0	0	1						
Inning Stats	R: 2 E: 1 K: 1 S: 10	H: 3 LOB: 1 BB: 0 P: 11	R: 0 E: 0 K: 0 S: 5	H: 1 LOB: 1 BB: 0 P: 7	R: 0 E: 0 K: 1 S: 11	H: 1 LOB: 2 BB: 1 P: 20	R: 4 E: 0 K: 1 S: 19	H: 4 LOB: 2 BB: 2 P: 40	R: 0 E: 1 K: 0 S: 7	H: 1 LOB: 1 BB: 0 P: 11	R: 0 E: 0 K: 1 S: 12	H: 1 LOB: 1 BB: 0 P: 18	R: 0 E: 0 K: 0 S: 12	H: 2 LOB: 2 BB: 1 P: 19	R: 0 E: 0 K: 2 S: 7	H: 0 LOB: 0 BB: 0 P: 10	R: 0 E: 0 K: 1 S: 12	H: 0 LOB: 1 BB: 1 P: 21	1B: 10 2B: 3 3B: 0 HR: 0	SF: 1 SAC: 1 DP: 0 HBP: 0	WP: 0 PB: 0 SB: 2 CS: 1	PA: 44
PITCHER	IP	WLS	BF	H	R	ER	SO	BB	IBB	HBP	BLK	WP	HR	S	P	ERA	WHIP					
Dave Schmidt, R ERA: 6.29	3.1		19	7	5	5	2	2	0	0	0	0	0	32	52	13.50	2.700					
Mark Thurmond, L ERA: 3.39	1.2	W	9	3	1	1	1	1	0	0	0	0	0	20	37	5.40	2.400					
Brian Holton, R ERA: 4.5	1.2		8	3	0	0	1	1	0	0	0	0	0	20	32	0.00	2.400					
Kevin Hickey, L ERA: 2.38	2.1	S	8	0	0	0	3	1	0	0	0	0	0	23	36	0.00	0.429					

Batter	1	2	3	4	5	6	7	8	9	AB	R	H	RBI	BB	SO	LOB	BOTTOM				
Brady Anderson, L OBP: 0.354, SLG: 0.444										5	2	2	1	0	0	0	Chicago White Sox @ Baltimore Orioles Memorial Stadium, Baltimore, MD Fri May 12 1989, 7:05 PM EDT Att: 20,484 - Unknown				
Phil Bradley, R OBP: 0.355, SLG: 0.475										5	2	2	1	0	2	1					
Cal Ripken Jr., R OBP: 0.345, SLG: 0.413										4	2	2	2	0	0	1					
Randy Milligan, R OBP: 0.339, SLG: 0.375										2	0	1	0	1	0	1					
Jim Traher, L OBP: 0.255, SLG: 0.271										1	0	0	0	0	0	1					
Mike Devereaux, R OBP: 0.327, SLG: 0.375										2	1	1	0	0	0	1					
Joe Orsulak, L OBP: 0.324, SLG: 0.413										1	1	0	1	0	0	0					
Bob Melvin, R OBP: 0.428, SLG: 0.455										4	1	3	0	0	0	0					
Mickey Tettleton, S OBP: 0.257, SLG: 0.437										4	0	2	3	0	0	2					
Craig Worthington, R OBP: 0.303, SLG: 0.308										3	0	0	1	1	0	3					
Billy Ripken, R OBP: 0.317, SLG: 0.296										4	0	1	0	0	1	3					
Inning Stats	R: 5 E: 0 K: 0 S: 17	H: 7 LOB: 2 BB: 0 P: 22	R: 0 E: 1 K: 0 S: 5	H: 0 LOB: 0 BB: 0 P: 10	R: 0 E: 0 K: 1 S: 16	H: 2 LOB: 3 BB: 1 P: 23	R: 2 E: 0 K: 0 S: 10	H: 2 LOB: 0 BB: 1 P: 20	R: 0 E: 0 K: 1 S: 5	H: 0 LOB: 0 BB: 0 P: 12	R: 0 E: 0 K: 1 S: 5	H: 0 LOB: 0 BB: 0 P: 6	R: 2 E: 0 K: 0 S: 15	H: 3 LOB: 1 BB: 0 P: 23	R: 0 E: 0 K: 1 S: 8	H: 0 LOB: 0 BB: 0 P: 15	1B: 10 2B: 3 3B: 0 HR: 1	SF: 0 SAC: 1 DP: 3 HBP: 0	WP: 2 PB: 0 SB: 0 CS: 0	PA: 38	
PITCHER	IP	WLS	BF	H	R	ER	SO	BB	IBB	HBP	BLK	WP	HR	S	P	ERA	WHIP				
Jerry Reuss, L ERA: 5.61	3.0		19	10	6	6	1	1	0	0	0	1	0	23	41	18.00	3.667				
Tom McCarthy, R ERA: 4.5	3.1	L	12	2	2	2	1	1	0	0	0	1	0	23	41	5.40	0.900				
Donn Pall, R ERA: 4.28	0.2		4	2	1	1	0	0	0	0	0	1	0	11	16	13.50	3.000				
Ken Patterson, L ERA: 5.6	1.0		3	0	0	0	1	0	0	0	0	0	0	8	15	0.00	0.000				

Batter	1	2	3	4	5	6	7	8	9	AB	R	H	RBI	BB	SO	LOB	TOP										
Ozzie Guillen, L OBP: 0.297, SLG: 0.329 (1, 6)	G4-3		2B 1B	G1-3		K		K		5	1	1	0	0	2	2	Chicago White Sox @ Baltimore Orioles Memorial Stadium, Baltimore, MD Sat May 13 1989, 7:05 PM EDT Att: 23,032 - Unknown livebaseballscorecards.com										
Dave Gallagher, R OBP: 0.397, SLG: 0.366 (1, 8)	1B 2B BB		F9		1B BB	K			3-2	3	2	1	0	2	1	1											
Harold Baines, L OBP: 0.462, SLG: 0.500 Daryl Boston, L OBP: 0.311, SLG: 0.264 (6, 7)	2B 1B		2B G6-3		1B 1B	G4-3		K	1-3	3	3	2	0	1	0	0											
Ron Kittle, R OBP: 0.333, SLG: 0.509 Carlos Martinez, R OBP: 0.250, SLG: 0.286 (2, 3)	2B		2B		1B 2B		G5-3		1-2	2	1	0	1	2	0	0											
Ivan Calderon, R OBP: 0.342, SLG: 0.400 (6, 9)	P4		G6-3		2B 1B	G4-3		G6-3	0-0	3	5	1	1	1	0	0											
Greg Walker, L OBP: 0.284, SLG: 0.250 (1, 10)	F9		K		2B		F8			3	4	0	1	3	0	1											
Matt Merullo, L OBP: 0.305, SLG: 0.315 (1, 2)								L9	2-2	1	4	0	2	0	0	0											
Steve Lyons, L OBP: 0.317, SLG: 0.319 (1, 4)									1-1	3	3	0	1	0	1	1											
Eddie Williams, R OBP: 0.377, SLG: 0.395 (1, 5)								G1-3	2-2	4	0	0	0	0	0	4											
Inning Stats	R: 2 H: 2 E: 0 K: 0 S: 11	H: 2 LOB: 1 BB: 1 P: 19	R: 0 H: 1 E: 0 K: 0 S: 7	H: 1 LOB: 0 BB: 0 P: 10	R: 2 H: 2 E: 0 K: 1 S: 11	H: 2 LOB: 1 BB: 1 P: 18	R: 0 H: 0 E: 0 K: 0 S: 7	H: 0 LOB: 1 BB: 1 P: 15	R: 4 H: 5 E: 0 K: 1 S: 18	H: 5 LOB: 1 BB: 1 P: 31	R: 0 H: 0 E: 0 K: 2 S: 10	H: 0 LOB: 0 BB: 0 P: 14	R: 0 H: 0 E: 0 K: 0 S: 10	H: 0 LOB: 0 BB: 0 P: 16	R: 0 H: 1 E: 0 K: 1 S: 12	H: 1 LOB: 1 BB: 0 P: 18	R: 0 H: 1 E: 0 K: 1 S: 10	H: 1 LOB: 1 BB: 0 P: 15	1B: 7 2B: 5 3B: 0 HR: 0	SF: 0 SAC: 0 DP: 1 HBP: 0	WP: 0 PB: 0 SB: 1 CS: 1	PA: 41					
PITCHER	IP	WLS	BF	H	R	ER	SO	BB	IBB	HBP	BLK	WP	HR	S	P	ERA	WHIP										
Bob Milacki, R ERA: 4.96 (1, 1)	4.0	L	22	7	7	7	1	3	1	0	0	0	0	43	75	15.75	2.500										
Jay Tibbs, R ERA: 1.5 (5, 1)	3.0		11	3	1	1	3	0	0	0	0	0	0	31	48	3.00	1.000										
Mark Williamson, R ERA: 5.03 (8, 1)	2.0		8	2	0	0	2	0	0	0	0	0	0	22	33	0.00	1.000										

Batter	1	2	3	4	5	6	7	8	9	AB	R	H	RBI	BB	SO	LOB	BOTTOM										
Brady Anderson, L OBP: 0.349, SLG: 0.435 (1, 8)	G4-3		K		G1-3		L9		1B	5	0	1	0	0	1	3	Chicago White Sox @ Baltimore Orioles Memorial Stadium, Baltimore, MD Sat May 13 1989, 7:05 PM EDT Att: 23,032 - Unknown livebaseballscorecards.com										
Phil Bradley, R OBP: 0.355, SLG: 0.468 (1, 7)	G6-3		1B BB		F8		E5			4	0	1	0	1	0	2											
Cal Ripken Jr., R OBP: 0.354, SLG: 0.420 (1, 6)	1B		1B		1B		P5		2-3	5	0	3	1	0	1	4											
Larry Sheets, L OBP: 0.261, SLG: 0.262 (7, PH) Bob Melvin, R OBP: 0.417, SLG: 0.441 (9, PH) Joe Orsulak, L OBP: 0.319, SLG: 0.406 (9, PH)	K		G3-1		K		K		1-2	3	3	0	0	0	0	2											
Steve Finley, L OBP: 0.326, SLG: 0.381 (1, 9)								K	2-3	3	3	0	1	0	1	1											
Mickey Tettleton, S OBP: 0.257, SLG: 0.458 (1, 2)								HR	3-2	4	1	1	1	0	0	2											
Jim Traber, L OBP: 0.241, SLG: 0.257 (1, 3)									0-0	4	0	0	0	0	1	2											
Craig Worthington, R OBP: 0.293, SLG: 0.296 (1, 5)									2-1	4	0	0	0	0	1	2											
Billy Ripken, R OBP: 0.344, SLG: 0.328 (1, 4)									2-2	4	1	3	0	0	0	0											
Inning Stats	R: 0 H: 1 E: 0 K: 1 S: 16	H: 0 LOB: 0 BB: 0 P: 11	R: 0 H: 2 E: 0 K: 2 S: 11	H: 2 LOB: 3 BB: 1 P: 19	R: 0 H: 1 E: 0 K: 1 S: 12	H: 1 LOB: 1 BB: 0 P: 18	R: 1 H: 2 E: 0 K: 1 S: 12	H: 2 LOB: 1 BB: 0 P: 19	R: 0 H: 0 E: 0 K: 0 S: 8	H: 0 LOB: 1 BB: 1 P: 17	R: 0 H: 1 E: 1 K: 1 S: 17	H: 1 LOB: 2 BB: 0 P: 24	R: 1 H: 1 E: 0 K: 1 S: 12	H: 1 LOB: 0 BB: 0 P: 19	R: 0 H: 2 E: 0 K: 1 S: 22	H: 2 LOB: 2 BB: 0 P: 29	1B: 9 2B: 0 3B: 0 HR: 1	SF: 0 SAC: 0 DP: 0 HBP: 0	WP: 0 PB: 0 SB: 0 CS: 0	PA: 40							
PITCHER	IP	WLS	BF	H	R	ER	SO	BB	IBB	HBP	BLK	WP	HR	S	P	ERA	WHIP										
Eric King, R ERA: 2.22 (7, 1)	1.0		5	1	0	0	1	0	0	0	0	0	0	17	24	0.00	1.000										
Ken Patterson, L ERA: 5.79 (8, 1)	1.0		4	1	1	1	1	0	0	0	0	0	1	12	19	9.00	1.000										
Bobby Thigpen, R ERA: 1.62 (9, 1)	1.0		5	2	0	0	1	0	0	0	0	0	0	22	29	0.00	2.000										

Batter	1	2	3	4	5	6	7	8	9	AB	R	H	RBI	BB	SO	LOB	TOP								
Ozzie Guillen, L (1, 6) OBP: 0.300, SLG: 0.331										5	0	2	0	0	0	2									
Dave Gallagher, R (1, 8) OBP: 0.397, SLG: 0.367										5	1	2	0	0	0	2									
Ron Kittle, R (1, 3) OBP: 0.352, SLG: 0.548										5	3	4	2	0	0	3									
Ivan Calderon, R (1, 9) OBP: 0.344, SLG: 0.430										5	2	2	2	0	0	1									
Greg Walker, L (1, 10) OBP: 0.263, SLG: 0.269										4	0	1	0	0	1	0									
Daryl Boston, L (7, PR) OBP: 0.311, SLG: 0.264										0	0	0	0	0	0	0									
Carlos Martinez, R (9, PH) OBP: 0.276, SLG: 0.286										0	0	0	0	1	0	0									
Dan Paskua, L (1, 7) OBP: 0.394, SLG: 0.556										5	1	2	2	0	1	1									
Fred Manrique, R (1, 4) OBP: 0.419, SLG: 0.586										4	1	1	2	1	0	2									
Steve Lyons, L (1, 5) OBP: 0.323, SLG: 0.325										4	0	2	0	0	1	2									
Ron Karkovice, R (1, 2) OBP: 0.259, SLG: 0.345										4	0	0	0	1	1	4									
Inning Stats	R: 0 E: 0 K: 0 S: 12	H: 1 LOB: 1 BB: 0 P: 20	R: 0 E: 0 K: 1 S: 6	H: 0 LOB: 0 BB: 0 P: 12	R: 0 E: 0 K: 1 S: 9	H: 1 LOB: 0 BB: 0 P: 14	R: 2 E: 0 K: 1 S: 10	H: 2 LOB: 0 BB: 0 P: 14	R: 0 E: 0 K: 0 S: 9	H: 3 LOB: 3 BB: 0 P: 15	R: 2 E: 0 K: 0 S: 14	H: 3 LOB: 1 BB: 0 P: 22	R: 2 E: 0 K: 0 S: 8	H: 3 LOB: 1 BB: 0 P: 14	R: 0 E: 0 K: 0 S: 12	H: 0 LOB: 2 BB: 2 P: 24	R: 2 E: 0 K: 2 S: 17	H: 3 LOB: 2 BB: 1 P: 25	1B: 10 2B: 3 3B: 0 HR: 3	SF: 0 SAC: 1 DP: 0 HBP: 0	WP: 0 PB: 0 SB: 1 CS: 1	PA: 46			
PITCHER	IP	WLS	BF	H	R	ER	SO	BB	IBB	HBP	BLK	WP	HR	S	P	ERA	WHIP								
Jose Bautista, R (1, 1) ERA: 5.01	4.2		20	7	2	2	2	0	0	0	0	0	1	44	72	3.86	1.500								
Brian Holton, R (5, 1) ERA: 4.54	1.1		7	3	2	2	0	0	0	0	0	0	1	16	25	13.50	2.250								
Mark Williamson, R (7, 1) ERA: 5.57	1.1	L	9	3	2	2	0	2	0	0	0	0	1	14	29	13.50	3.750								
Mark Thurmond, L (8, 1) ERA: 3.88	0.2		3	1	1	1	0	0	0	0	0	0	0	8	12	13.50	1.500								
Gregg Olson, R (9, 1) ERA: 3.04	1.0		6	2	1	1	2	1	0	0	0	0	0	15	22	9.00	3.000								

Chicago White Sox @ Baltimore Orioles
Memorial Stadium, Baltimore, MD
 Sun May 14 1989, 3:33 AM EDT
 Att: 35,124 - Overcast - 65 F

AB	41
R	8
H	16
RBI	8
BB	3
SO	4
LOB	17



Batter	1	2	3	4	5	6	7	8	9	AB	R	H	RBI	BB	SO	LOB	BOTTOM								
Brady Anderson, L (1, 8) OBP: 0.351, SLG: 0.430										4	0	1	1	1	0	0									
Steve Finley, L (1, 9) OBP: 0.314, SLG: 0.362										5	0	1	0	0	0	4									
Cal Ripken Jr., R (1, 6) OBP: 0.356, SLG: 0.415										4	0	1	0	1	0	1									
Joe Orsulak, L (1, 7) OBP: 0.333, SLG: 0.433										3	2	2	0	0	0	0									
Phil Bradley, R (9, PH) OBP: 0.337, SLG: 0.464										1	0	0	0	0	0	1									
Randy Milligan, R (1, 3) OBP: 0.350, SLG: 0.431										3	1	1	2	1	0	2									
Mickey Tettleton, S (1, 10) OBP: 0.285, SLG: 0.455										3	1	1	0	1	0	2									
Bob Melvin, R (1, 2) OBP: 0.400, SLG: 0.405										3	0	0	0	1	0	1									
Craig Worthington, R (1, 5) OBP: 0.299, SLG: 0.313										4	1	2	2	0	2	1									
Billy Ripken, R (1, 4) OBP: 0.333, SLG: 0.317										2	0	0	0	0	1	1									
Mike Devereaux, R (8, PH) OBP: 0.321, SLG: 0.367										1	0	0	0	0	0	0									
Rene Gonzales, R (9, 4) OBP: 0.300, SLG: 0.250										0	0	0	0	0	0	0									
Inning Stats	R: 0 E: 0 K: 0 S: 4	H: 0 LOB: 0 BB: 1 P: 8	R: 0 E: 0 K: 0 S: 4	H: 0 LOB: 0 BB: 1 P: 8	R: 1 E: 0 K: 0 S: 9	H: 2 LOB: 1 BB: 0 P: 11	R: 2 E: 0 K: 1 S: 11	H: 2 LOB: 1 BB: 1 P: 16	R: 0 E: 0 K: 1 S: 7	H: 1 LOB: 1 BB: 0 P: 13	R: 2 E: 0 K: 0 S: 21	H: 3 LOB: 3 BB: 2 P: 39	R: 0 E: 0 K: 0 S: 8	H: 1 LOB: 1 BB: 0 P: 12	R: 0 E: 0 K: 1 S: 6	H: 0 LOB: 0 BB: 0 P: 11	R: 0 E: 0 K: 0 S: 9	H: 0 LOB: 1 BB: 1 P: 17	1B: 6 2B: 2 3B: 0 HR: 1	SF: 0 SAC: 2 DP: 1 HBP: 0	WP: 0 PB: 0 SB: 0 CS: 0	PA: 40			
PITCHER	IP	WLS	BF	H	R	ER	SO	BB	IBB	HBP	BLK	WP	HR	S	P	ERA	WHIP								
Shawn Hillegas, R (1, 1) ERA: 5.19	5.1		24	7	5	5	2	2	0	0	0	0	0	5	10	0.00	6.000								
Donn Pail, R (6, 1) ERA: 4.23	0.1		3	1	0	0	0	1	0	0	0	0	0	5	10	0.00	6.000								
Steve Rosenberg, L (6, 1) ERA: 2.79	3.0	W	12	1	0	0	1	2	0	0	0	0	0	26	48	0.00	1.000								
Bobby Thigpen, R (9, 1) ERA: 1.59	0.1	S	1	0	0	0	0	0	0	0	0	0	0	4	6	0.00	0.000								

Chicago White Sox @ Baltimore Orioles
Memorial Stadium, Baltimore, MD
 Sun May 14 1989, 3:33 AM EDT
 Att: 35,124 - Overcast - 65 F

AB	33
R	5
H	9
RBI	5
BB	5
SO	3
LOB	13




Batter	1	2	3	4	5	6	7	8	9	AB	R	H	RBI	BB	SO	LOB	TOP										
Ozzie Guillen, L OBP: 0.299, SLG: 0.329										4	0	1	1	0	1	0	Chicago White Sox @ Detroit Tigers Tiger Stadium, Detroit, MI Mon May 15 1989, 7:05 PM EDT Att: 12,035 - Unknown - 60 F										
Dave Callagher, R OBP: 0.390, SLG: 0.371										4	1	2	0	0	0	2											
Ron Kittle, R OBP: 0.534, SLG: 0.534										3	0	0	0	0	1	3											
Daryl Boston, L OBP: 0.311, SLG: 0.264										0	0	0	0	0	0	0											
Ivan Calderon, R OBP: 0.342, SLG: 0.424										4	0	1	0	0	1	2											
Carlos Martinez, R OBP: 0.250, SLG: 0.258										3	0	0	0	0	1	2											
Harold Baines, L OBP: 0.458, SLG: 0.496										1	0	0	0	0	0	2											
Fred Manrique, R OBP: 0.400, SLG: 0.545										4	0	1	1	0	0	1											
Eddie Williams, R OBP: 0.368, SLG: 0.385										3	0	0	0	0	1	1											
Steve Lyons, L OBP: 0.323, SLG: 0.319										2	1	0	0	1	1	0											
Ron Karkovice, R OBP: 0.262, SLG: 0.345										3	0	1	0	0	0	0											
Inning Stats	R: 0 E: 0 K: 2 S: 11	H: 1 LOB: 0 BB: 0 P: 16	R: 0 E: 0 K: 0 S: 6	H: 0 LOB: 0 BB: 0 P: 11	R: 1 E: 0 K: 1 S: 19	H: 2 LOB: 2 BB: 1 P: 32	R: 0 E: 1 K: 0 S: 10	H: 0 LOB: 0 BB: 0 P: 14	R: 0 E: 0 K: 0 S: 15	H: 0 LOB: 0 BB: 0 P: 21	R: 0 E: 0 K: 0 S: 5	H: 0 LOB: 0 BB: 0 P: 8	R: 0 E: 0 K: 1 S: 7	H: 0 LOB: 0 BB: 0 P: 10	R: 1 E: 0 K: 1 S: 16	H: 2 LOB: 2 BB: 1 P: 30	1B: 6 2B: 0 3B: 0 HR: 0	SF: 0 SAC: 0 DP: 1 HBP: 0	WP: 0 PB: 0 SB: 0 CS: 3	PA: 35							
PITCHER	IP	WLS	BF	H	R	ER	SO	BB	IBB	HBP	BLK	WP	HR	S	P	ERA	WHIP										
Frank Tanana, L ERA: 3.84	8.0	W	29	5	2	2	5	1	0	0	0	0	0	89	134	2.25	0.750										
Willie Hernandez, L ERA: 3.09	1.0	S	4	1	0	0	1	1	0	0	0	0	0	11	22	0.00	2.000										

Batter	1	2	3	4	5	6	7	8	9	AB	R	H	RBI	BB	SO	LOB	BOTTOM											
Gary Pettis, S OBP: 0.384										3	1	0	0	1	1	2	Chicago White Sox @ Detroit Tigers Tiger Stadium, Detroit, MI Mon May 15 1989, 7:05 PM EDT Att: 12,035 - Unknown - 60 F											
Chet Lemon, R OBP: 0.398, SLG: 0.298										4	1	1	2	0	0	1												
Lou Whitaker, L OBP: 0.382, SLG: 0.500										3	1	2	1	1	0	0												
Keith Moreland, R OBP: 0.342, SLG: 0.375										3	0	0	0	1	0	3												
Fred Lynn, L OBP: 0.290, SLG: 0.252										3	0	0	0	0	1	1												
Pat Sheridan, L OBP: 0.300, SLG: 0.354										0	0	0	0	0	0	0												
Matt Nokes, L OBP: 0.301, SLG: 0.427										3	0	0	0	0	0	0												
Dave Bergman, L OBP: 0.358, SLG: 0.338										3	0	0	0	0	0	0												
Chris Brown, R OBP: 0.179, SLG: 0.204										3	0	0	0	0	1	0												
Mike Brumley, S OBP: 0.314, SLG: 0.375										3	0	2	0	0	0	0												
Inning Stats	R: 1 E: 0 K: 1 S: 8	H: 1 LOB: 0 BB: 0 P: 12	R: 0 E: 0 K: 0 S: 6	H: 0 LOB: 0 BB: 0 P: 15	R: 2 E: 0 K: 0 S: 13	H: 3 LOB: 1 BB: 0 P: 16	R: 0 E: 0 K: 1 S: 7	H: 0 LOB: 0 BB: 0 P: 9	R: 0 E: 0 K: 0 S: 7	H: 1 LOB: 0 BB: 0 P: 11	R: 0 E: 0 K: 0 S: 6	H: 0 LOB: 1 BB: 1 P: 11	R: 0 E: 0 K: 1 S: 9	H: 0 LOB: 0 BB: 0 P: 13	R: 0 E: 0 K: 0 S: 12	H: 0 LOB: 2 BB: 2 P: 26	1B: 2 2B: 1 3B: 0 HR: 2	SF: 0 SAC: 0 DP: 0 HBP: 0	WP: 0 PB: 0 SB: 1 CS: 1	PA: 31								
PITCHER	IP	WLS	BF	H	R	ER	SO	BB	IBB	HBP	BLK	WP	HR	S	P	ERA	WHIP											
Bill Long, R ERA: 6.06	7.1	L	28	5	3	3	3	2	0	0	0	0	0	2	59	95	3.68	0.955										
Tom McCarthy, R ERA: 4.26	0.1		1	0	0	0	0	0	0	0	0	0	0	3	5	0.00	0.000											
Ken Patterson, L ERA: 5.68	0.1		2	0	0	0	0	1	0	0	0	0	0	6	13	0.00	3.000											

Batter	1	2	3	4	5	6	7	8	9	AB	R	H	RBI	BB	SO	LOB	TOP										
Ozzie Guillen, L OBP: 0.302, SLG: 0.337 (1, 6)	0-0 SH1-3 SF8 1B		1-0 G4-3 2B	1-2 F8		0-1 G1-3		0-0 F7		5	2	2	0	0	0	4											
Dave Gallagher, R OBP: 0.366, SLG: 0.364 (1, 8)	0-1 SH1-3		3-1 G4-3	1-2 F8		1-0 G1-3		4-2 HR BB		3	1	0	0	1	0	4											
Harold Baines, L OBP: 0.463, SLG: 0.524 (1, 10)	2-1 SF8		2-2 G4-3		4-1 BB BB		2-2 1B	0-0 HR		3	1	2	5	1	0	0											
Ron Kittle, R OBP: 0.365, SLG: 0.537 (1, 3)	0-3 K		3-1 HR BB		4-1 BB BB		3-2 1B	2-0 HR		3	1	2	0	2	1	0											
Ivan Calderon, R OBP: 0.350, SLG: 0.448 (1, 9)		2-1 2B 1B	3-0 HR		4-1 G4-6-3 BB		1-1 F8	2-0 F7		4	1	2	2	1	0	3											
Dan Pasqua, L OBP: 0.250, SLG: 0.357 (1, 7)		0-1 F8	3-2 G4-3		2-3 K		2-3 K		1-1 G3-1	5	0	0	0	0	2	6											
Matt Merullo, L OBP: 0.286, SLG: 0.293 Carlos Martinez, R OBP: 0.242, SLG: 0.250 (0, PH)	1-1 F8			2-0 E4 1B	0-1 G4-6-3		0-1 F8	0-0 F9		4	0	0	0	0	0	6	AB 36										
Fred Manrique, R OBP: 0.400, SLG: 0.541 (1, 4)	1-2 F8		1-0 F8		0-3 K		0-1 G5-3	4-2 BB		4	0	1	0	1	1	1	R 7										
Steve Lyons, L OBP: 0.333, SLG: 0.333 (1, 5)	0-1 F8		0-1 F8		0-0 G1-3 2B		4-2 HR BB	0-0 F8		4	1	2	0	1	0	3	H 11										
Inning Stats	R: 1 E: 0 K: 1 S: 8	H: 1 LOB: 0 BB: 0 P: 10	R: 0 E: 0 K: 0 S: 12	H: 2 LOB: 2 BB: 0 P: 16	R: 3 E: 0 K: 0 S: 16	H: 2 LOB: 0 BB: 1 P: 32	R: 0 E: 1 K: 0 S: 12	H: 1 LOB: 2 BB: 3 P: 17	R: 0 E: 0 K: 1 S: 8	H: 0 LOB: 2 BB: 3 P: 22	R: 0 E: 0 K: 1 S: 7	H: 1 LOB: 1 BB: 0 P: 8	R: 0 E: 0 K: 1 S: 13	H: 2 LOB: 2 BB: 0 P: 21	R: 3 E: 0 K: 0 S: 16	H: 2 LOB: 1 BB: 2 P: 28	R: 0 E: 0 K: 0 S: 6	H: 0 LOB: 1 BB: 1 P: 11	1B: 6 2B: 3 3B: 0 HR: 2	SF: 1 SAC: 1 DP: 1 HBP: 0	WP: 0 PA: 45 CS: 1						
PITCHER	IP	WLS	BF	H	R	ER	SO	BB	IBB	HBP	BLK	WP	HR	S	P	ERA	WHIP										
Mike Trujillo, R ERA: 3.10 (1, 1)	4.0		22	6	4	4	1	3	0	0	0	0	1	50	85	9.00	2.250										
Frank Williams, R ERA: 3.38 (5, 1)	3.1	W	14	3	1	1	3	2	0	0	0	0	0	35	54	2.70	1.500										
Willie Hernandez, L ERA: 4.08 (8, 1)	1.2		9	2	2	2	0	2	0	0	0	0	1	13	26	10.80	2.400										

Chicago White Sox @ Detroit Tigers
Tiger Stadium, Detroit, MI
Tue May 16 1989, 7:05 PM EDT
Att: 13,861 - Unknown - 72 F


livebaseballscorecards.com
AB 36
R 7
H 11
RBI 7
BB 7
SO 4
LOB 27



Batter	1	2	3	4	5	6	7	8	9	AB	R	H	RBI	BB	SO	LOB	BOTTOM										
Gary Pettis, S OBP: 0.333, SLG: 0.143 (1, 8)	4-0 1B BLK 1B BB			2-2 F8	2-1 1B		3-1 F7			4	1	1	0	1	0	4											
Chet Lemon, R OBP: 0.407, SLG: 0.306 (1, 9)	0-1 WP 1B		2-2 F3	4-2 BB BB	0-3 K		0-0 E5			4	1	2	0	1	1	2											
Lou Whitaker, L OBP: 0.389, SLG: 0.500 (1, 4)	2-1 1B		2-3 K	4-2 2B BB		3-1 PB G4-1 1B	1-1 F6			4	1	2	2	1	1	1											
Keith Moreland, R OBP: 0.346, SLG: 0.390 Kenny Williams, R OBP: 0.224, SLG: 0.315 (0, PR)	0-0 B1		2-2 F7	1-2 2B BB	2-2 1B 2B		1-2 G4-1	0-1 S 1B		5	1	2	3	0	0	3											
Matt Nokes, L OBP: 0.297, SLG: 0.417 (1, 2)	1-3 K		1-0 G5-3	0-2 BB 1B		0-1 G5-3	1-2 F9			5	0	1	1	0	1	4											
Dave Bergman, L OBP: 0.360, SLG: 0.325 (1, 3)	2-1 F7			K2-3		4-1 PB BB	1-3 K			3	0	0	0	2	2	3											
Pat Sheridan, L OBP: 0.305, SLG: 0.361 (1, 7)		1-0 1B 2B				2-2 F6	0-0 F7			4	2	1	0	1	0	6	AB 37										
Chris Brown, R OBP: 0.203, SLG: 0.246 Al Pedrique, R OBP: 0.174, SLG: 0.182 (6, 5)	0-2 E 1B		0-0 BB 2B	1-3 K		1-1 G1-3				3	1	2	1	0	1	0	R 9										
Mike Brumley, S OBP: 0.308, SLG: 0.361 (1, 6)	2-3 K		1-0 FC4 2B	1-3 K		0-0 G1-3	0-0 S 1B			4	2	1	1	0	1	2	H 12										
Inning Stats	R: 1 E: 0 K: 1 S: 10	H: 2 LOB: 2 BB: 1 P: 19	R: 1 E: 1 K: 1 S: 14	H: 2 LOB: 1 BB: 0 P: 21	R: 0 E: 0 K: 1 S: 8	H: 0 LOB: 0 BB: 0 P: 13	R: 6 E: 0 K: 1 S: 27	H: 3 LOB: 2 BB: 4 P: 49	R: 0 E: 0 K: 2 S: 9	H: 1 LOB: 1 BB: 0 P: 12	R: 0 E: 0 K: 0 S: 11	H: 1 LOB: 2 BB: 1 P: 21	R: 1 E: 1 K: 0 S: 8	H: 2 LOB: 1 BB: 0 P: 13	R: 0 E: 0 K: 1 S: 11	H: 1 LOB: 2 BB: 0 P: 11	1B: 9 2B: 3 3B: 0 HR: 0	SF: 0 SAC: 0 DP: 0 HBP: 0	WP: 1 PA: 43 CS: 0								
PITCHER	IP	WLS	BF	H	R	ER	SO	BB	IBB	HBP	BLK	WP	HR	S	P	ERA	WHIP										
Melido Perez, R ERA: 6.64 (1, 1)	3.2	L	20	5	6	6	4	3	0	0	0	0	0	46	79	14.73	2.182										
Steve Rosenberg, L ERA: 3.41 (4, 1)	0.0		3	2	2	2	0	1	0	0	0	0	0	11	17	∞	∞										
Tom McCarthy, R ERA: 2.79 (4, 1)	3.1		16	4	1	0	2	2	0	0	0	0	0	30	52	0.00	1.800										
Bobby Thigpen, R ERA: 1.5 (8, 1)	1.0		4	1	0	0	1	0	0	0	0	0	0	11	11	0.00	1.000										

Chicago White Sox @ Detroit Tigers
Tiger Stadium, Detroit, MI
Tue May 16 1989, 7:05 PM EDT
Att: 13,861 - Unknown - 72 F

livebaseballscorecards.com
AB 37
R 9
H 12
RBI 8
BB 6
SO 7
LOB 25



Batter	1	2	3	4	5	6	7	8	9	AB	R	H	RBI	BB	SO	LOB	TOP									
Ozzie Guillen, L OBP: 0.292, SLG: 0.326 (1, 6)	1-3 K2-3		2-1 F7	0-0 FC6-4 1B		0-1 FC1-5-6 CS		3-1 P2	0-1 G4-3	6	0	0	1	0	1	7										
Dave Gallagher, R OBP: 0.391, SLG: 0.358 (1, 8)	2-3 K		3-1 F8	1-1 1B		2-0 CS	1-1 G6-3		1-2 P3	5	0	1	1	0	1	0										
Harold Baines, L OBP: 0.461, SLG: 0.516 (1, 10)	1-3 K		4-2 BB				0-0 F8		0-2 2B 1B	4	1	1	0	1	1	2										
Ron Kittle, R OBP: 0.366, SLG: 0.536 (9, PR) Daryl Boston, L OBP: 0.311, SLG: 0.264 (9, 7)		4-0 2B G4-3 BB	0-0 P4		2-3 K			1-2 P6	3-2 2B 2B	4	1	1	0	1	1	1										
Ivan Calderon, R OBP: 0.363, SLG: 0.483 (1, 9)		0-0 F8		3-1 HR	1-0 S 1B			0-1 1B 2B	4-0 2B IBB	4	3	3	1	1	0	1										
Dan Pasqua, L OBP: 0.300, SLG: 0.412 Carlos Martinez, R OBP: 0.265, SLG: 0.303 (9, 3)		0-2 G4-3 2B		4-0 1B FC6-4 BB	3-3 K			1-3 K	2-2 2B 2B	3	1	1	0	1	2	2										
Steve Lyons, L OBP: 0.336, SLG: 0.331 (8, 5)		1-1 G4-3		1-2 F8	2-3 K			3-2 1B	4-1 2B IBB	4	1	1	2	1	1	3										
Eddie Williams, R OBP: 0.382, SLG: 0.395 (8, PH) Greg Walker, L OBP: 0.259, SLG: 0.264 Fred Manrique, R OBP: 0.415, SLG: 0.579 (8, 4)		4-2 BB		1-0 FC6-4 1B 1B	1-2 1B 1B		1-0 SH1-4 1B	3-1 P3	3-2 F9 2B	2	1	2	0	1	0	0										
Ron Karkovice, R OBP: 0.270, SLG: 0.350 Matt Merullo, L OBP: 0.292, SLG: 0.300 (8, 2)		2-3 K		0-1 FC6-4 1B	1-2 1B		0-0 SH1-4	1-1 1B	2-1 F9	2	0	1	0	0	1	2										
Inning Stats	R: 0 E: 0 K: 3 S: 10	H: 0 LOB: 0 BB: 0 P: 14	R: 1 E: 0 K: 1 S: 11	H: 1 LOB: 2 BB: 2 P: 22	R: 0 E: 0 K: 0 S: 9	H: 0 LOB: 1 BB: 1 P: 18	R: 3 E: 0 K: 0 S: 12	H: 4 LOB: 2 BB: 1 P: 22	R: 0 E: 0 K: 3 S: 10	H: 1 LOB: 1 BB: 0 P: 18	R: 0 E: 0 K: 0 S: 4	H: 1 LOB: 0 BB: 0 P: 7	R: 0 E: 0 K: 0 S: 6	H: 0 LOB: 0 BB: 0 P: 8	R: 1 E: 0 K: 1 S: 14	H: 3 LOB: 2 BB: 0 P: 25	R: 5 E: 0 K: 0 S: 28	H: 4 LOB: 2 BB: 2 P: 44	1B: 8 2B: 5 3B: 0 HR: 1	SF: 0 SAC: 1 DP: 0 HBP: 0	WP: 0 PB: 0 SB: 1 CS: 1	PA: 47				
PITCHER	IP	WLS	BF	H	R	ER	SO	BB	IBB	HBP	BLK	WP	HR	S	P	ERA	WHIP									
Jack Morris, R ERA: 4.07	(1, 1)	7.1	34	9	5	5	8	4	0	0	0	0	0	1	70	121	6.14	1.773								
Mike Henneman, R ERA: 5.87	(8, 1)	0.1	1	0	0	0	0	0	0	0	0	0	0	2	5	0.00	0.000									
Willie Hernandez, L ERA: 7.07	(8, 1)	0.2	L	9	5	5	0	0	2	0	0	0	0	28	46	67.50	7.500									
Ramon Pena, R ERA: 3.55	(9, 1)	0.2	2	0	0	0	0	0	0	0	0	0	0	4	6	0.00	0.000									

Chicago White Sox @ Detroit Tigers
Tiger Stadium, Detroit, MI
Wed May 17 1989, 7:05 PM EDT
Att: 15,975 - Unknown - 76 F

AB 39
R 10
H 14
RBI 10
BB 6
SO 8
LOB 20



Batter	1	2	3	4	5	6	7	8	9	AB	R	H	RBI	BB	SO	LOB	BOTTOM								
Gary Pettis, S OBP: 0.200, SLG: 0.077 (1, 8)	2-2 G4-3	0-0 G6-3		2-2 G4-3		2-0 FC6-4	1-2 F9		1-0 F7	6	0	0	0	0	0	4									
Chet Lemon, R OBP: 0.398, SLG: 0.294 (1, 9)	2-2 G6-3	2-2 F7		3-1 G6-3		4-2 BB BB		0-1 G5-3		4	0	0	0	1	0	1									
Lou Whitaker, L OBP: 0.403, SLG: 0.554 (1, 4)	2-2 HR		0-0 1B 3B	3-1 G3		4-2 BB BB		2-1 G4-3 2B		4	2	3	1	1	0	1									
Alan Trammell, R OBP: 0.346, SLG: 0.308 (1, 6)	0-1 1B		1-1 1B WP 1B		0-1 F8	1-0 F8		0-1 G4-3		5	0	2	1	0	0	4									
Keith Moreland, R OBP: 0.384, SLG: 0.432 Dave Bergman, L OBP: 0.360, SLG: 0.325 (9, 3)	0-1 1B		3-2 BB WP 1B		3-2 BB WP 1B		3-2 1B BLK 2B	4-0 IBB		4	1	4	0	1	0	0									
Gary Ward, R OBP: 0.300, SLG: 0.304 Fred Lynn, L OBP: 0.289, SLG: 0.252 (1, 10) Pat Sheridan, L OBP: 0.302, SLG: 0.357 (9, PH)	2-2 L5		1-3 K		1-2 F8		0-0 BLK 1B	1-1 G1-3		1	0	0	0	0	0	2									
Mike Heath, R OBP: 0.471, SLG: 0.645 (1, 2)		2-0 HR	2-3 K		4-2 BB		0-2 HR		0-1 1B	4	2	3	3	1	1	2									
Kenny Williams, R OBP: 0.225, SLG: 0.313 Pat Sheridan, L OBP: 0.302, SLG: 0.357 (9, PH)		0-0 1B G6-3 1B	0-0 G5-3		1-1 B1-3	0-1 G6-3		1-3 K		4	1	1	0	0	0	2									
Al Pedrique, R OBP: 0.259, SLG: 0.280 Mike Brumley, S OBP: 0.300, SLG: 0.351 (9, PH)		2-1 G6-3 1B		1-2 G4-3 2B		4-2 FC6-4 BB		1-2 G1		3	0	2	0	1	0	0									
Inning Stats	R: 1 E: 0 K: 0 S: 16	H: 3 LOB: 2 BB: 0 P: 24	R: 2 E: 0 K: 0 S: 8	H: 3 LOB: 0 BB: 0 P: 14	R: 1 E: 0 K: 2 S: 14	H: 3 LOB: 2 BB: 0 P: 20	R: 0 E: 0 K: 0 S: 10	H: 1 LOB: 1 BB: 1 P: 20	R: 0 E: 0 K: 0 S: 12	H: 0 LOB: 3 BB: 3 P: 28	R: 3 E: 0 K: 0 S: 16	H: 3 LOB: 0 BB: 0 P: 21	R: 0 E: 0 K: 0 S: 8	H: 1 LOB: 2 BB: 1 P: 15	R: 0 E: 0 K: 2 S: 10	H: 1 LOB: 1 BB: 0 P: 14	1B: 9 2B: 3 3B: 1 HR: 3	SF: 0 SAC: 0 DP: 1 HBP: 0	WP: 2 PB: 0 SB: 2 CS: 0	PA: 46					
PITCHER	IP	WLS	BF	H	R	ER	SO	BB	IBB	HBP	BLK	WP	HR	S	P	ERA	WHIP								
Jerry Reuss, L ERA: 8.15	(1, 1)	2.0	14	9	4	4	0	0	0	0	0	0	0	27	43	0.00	0.750								
Donn Pail, R ERA: 3.86	(3, 1)	2.2	10	2	0	0	2	0	0	0	0	0	0	27	43	0.00	0.750								
Ken Patterson, L ERA: 6.04	(5, 1)	3.1	W	18	4	3	3	0	4	1	0	1	1	39	71	8.10	2.400								
Shawn Hillegas, R ERA: 5.08	(9, 1)	1.0	S	4	1	0	0	2	0	0	0	0	0	10	14	0.00	1.000								

Chicago White Sox @ Detroit Tigers
Tiger Stadium, Detroit, MI
Wed May 17 1989, 7:05 PM EDT
Att: 15,975 - Unknown - 76 F

AB 41
R 7
H 16
RBI 5
BB 5
SO 4
LOB 23




Batter	1	2	3	4	5	6	7	8	9	AB	R	H	RBI	BB	SO	LOB	TOP								
Junior Felix, S OBP: 0.309, SLG: 0.510 (1,9)	1-0 WP 3B		2-3 K		1-1 FC6-5 HR	2-2 P4		1-1 G6-3-5		5	2	1	0	0	1	4									
Tony Fernandez, S OBP: 0.274, SLG: 0.346 (1,6)	1-3 K		2-1 F7		0-0 HR		2-1 F7	0-0 6-3		5	1	1	3	0	1	0									
Kelly Gruber, R OBP: 0.370, SLG: 0.444 (1,5)	3-H 0-0 F9		0-0 G5-3		0-0 5-3		2-0 HR		0-0 F7	5	1	1	1	0	0	0									
George Bell, R OBP: 0.307, SLG: 0.388 (1,7)	0-1 1B			0-0 G5-3		4-0 1B BB	0-1 F8		1-2 4-3	4	1	1	0	1	0	0									
Fred McGriff, L OBP: 0.402, SLG: 0.571 (1,3)	3-2 G4-3			3-3 K		1 SAFE 4-2 1B BB	4-2 BB 1B		3-1 HR	3	2	1	1	2	1	1									
Lloyd Moseby, L OBP: 0.298, SLG: 0.317 (1,8)		2-3 K		2-3 K		1-0 1B SF8	1-1 BB		3-2 1B	5	1	3	0	0	2	0									
Ernie Whitt, L OBP: 0.392, SLG: 0.410 (1,2)		3-2 G4-3			4-2 FC5-4 BB	1-1 1B	4-0 F9		0-0 F9	3	0	1	2	2	0	1									
Rance Mulliniks, L OBP: 0.275, SLG: 0.242 (1,10)		4-2 FC6 BB			0-2 FC5-4 1B	1-3 2-H 3-H P9	3-2 P6			1	0	0	0	1	0	1									
Bob Brenly, R OBP: 0.280, SLG: 0.289 (6,PH)					1-2 FC6-5 1B					2	0	0	0	0	0	5									
Nelson Liriano, S OBP: 0.311, SLG: 0.405 (1,4)	1-0 FC6				3-2 HR 1B	3-1 SF8		0-0 G6-3-5 2B		3	1	2	1	0	0	1									
Inning Stats	R: 1 E: 0 K: 1 S: 10	H: 2 LOB: 1 BB: 0 P: 15	R: 0 E: 0 K: 1 S: 12	H: 0 LOB: 1 BB: 1 P: 22	R: 0 E: 0 K: 1 S: 6	H: 0 LOB: 0 BB: 0 P: 10	R: 0 E: 0 K: 2 S: 8	H: 0 LOB: 0 BB: 0 P: 13	R: 3 E: 0 K: 0 S: 15	H: 2 LOB: 1 BB: 2 P: 23	R: 3 E: 0 K: 0 S: 11	H: 2 LOB: 1 BB: 2 P: 26	R: 1 E: 0 K: 0 S: 12	H: 2 LOB: 2 BB: 2 P: 28	R: 0 E: 0 K: 0 S: 4	H: 1 LOB: 0 BB: 0 P: 5	R: 1 E: 0 K: 0 S: 10	H: 2 LOB: 1 BB: 0 P: 17	1B: 6 2B: 2 HR: 3	SF: 1 SAC: 0 DP: 1 HBP: 0	WP: 1 PB: 0 SB: 0 CS: 0	PA: 43			
PITCHER	IP	WLS	BF	H	R	ER	SO	BB	IBB	HBP	BLK	WP	HR	S	P	ERA	WHIP								
Eric King, R ERA: 2.92 (1,1)	5.0	L	23	4	6	6	5	4	0	0	0	1	1	53	93	10.80	1.600								
Steve Rosenberg, L ERA: 3.5 (6,1)	1.0		5	2	1	1	0	0	0	0	0	0	0	9	16	9.00	2.000								
Tom McCarthy, R ERA: 3.48 (7,1)	0.2		5	2	1	1	0	1	0	0	0	0	1	9	18	13.50	4.500								
Ken Paterson, L ERA: 5.7 (7,1)	1.1		5	1	0	0	0	1	0	0	0	0	0	7	15	0.00	1.500								
Bobby Thigpen, R ERA: 1.89 (9,1)	1.0		5	2	1	1	0	0	0	0	0	0	1	10	17	9.00	2.000								

Toronto Blue Jays @ Chicago White Sox
Comiskey Park, Chicago, IL
Fri May 19 1989, 8:05 PM EDT
Att: 11,282 - Unknown - 64 F

livebaseballscorecards.com

AB 36
R 9
H 11
RBI 8
BB 6
SO 5
LOB 13




Batter	1	2	3	4	5	6	7	8	9	AB	R	H	RBI	BB	SO	LOB	BOTTOM								
Ozzie Guillen, L OBP: 0.300, SLG: 0.333 (1,6)	1-0 S SH5-3 1B	0-2 1B 1B		0-1 P6			1-0 1B		0-0 F7	5	1	3	0	0	0	1									
Dave Gallagher, R OBP: 0.380, SLG: 0.358 (1,8)	0-1 SH5-3	1-0 1B		1-2 G5-3			2-1 E5			3	0	1	1	0	0	1									
Harold Baines, L OBP: 0.456, SLG: 0.508 (1,10)	0-2 2-H G5-3 1B	3-2 G1-3			0-0 L3		3-2 G1-3			4	1	1	1	0	0	3									
Ron Kittle, R OBP: 0.363, SLG: 0.523 (1,3)	2-0 G5-3		4-2 BB		1-2 F7			1-3 K G5-3		3	0	0	0	1	1	1									
Ivan Calderon, R OBP: 0.360, SLG: 0.477 (1,9)	1-1 1B		0-1 F9		0-2 F9			0-0 G5-3		4	0	1	1	0	0	2									
Carlos Martinez, R OBP: 0.243, SLG: 0.278 (1,7)	2-1 G6-3		2-1 F9			2-2 G1-3		0-3 K		3	0	0	0	0	0	2									
Dan Pasqua, L OBP: 0.286, SLG: 0.389 (8,PH)								1-3 K		1	0	0	0	0	1	1									
Steve Lyons, L OBP: 0.327, SLG: 0.321 (1,4)		3-2 F7	1-3 K			2-3 K		3-1 G6-3		4	0	0	0	0	2	2									
Eddie Williams, R OBP: 0.381, SLG: 0.393 (1,5)		2-0 FC4-6 1B		3-1 F8			1-1 L6		2-3 K	3	0	1	0	0	0	0									
Matt Merullo, L OBP: 0.298, SLG: 0.295 (9,PH)										1	0	0	0	0	1	0									
Ron Karkovice, R OBP: 0.273, SLG: 0.365 (1,2)		1-1 FC4-6 1B		3-2 2B					1-1 G3-1	3	1	1	0	0	0	1									
Greg Walker, L OBP: 0.254, SLG: 0.259 (9,PH)										1	0	0	0	0	0	0									
Inning Stats	R: 2 E: 0 K: 0 S: 11	H: 3 LOB: 1 BB: 0 P: 17	R: 1 E: 1 K: 0 S: 14	H: 3 LOB: 2 BB: 0 P: 24	R: 0 E: 0 K: 1 S: 9	H: 0 LOB: 1 BB: 1 P: 16	R: 0 E: 0 K: 0 S: 17	H: 1 LOB: 0 BB: 0 P: 24	R: 0 E: 0 K: 0 S: 7	H: 0 LOB: 0 BB: 0 P: 8	R: 0 E: 0 K: 1 S: 9	H: 0 LOB: 0 BB: 0 P: 14	R: 0 E: 1 K: 0 S: 11	H: 1 LOB: 1 BB: 0 P: 19	R: 0 E: 0 K: 2 S: 9	H: 0 LOB: 0 BB: 0 P: 13	R: 0 E: 0 K: 1 S: 6	H: 0 LOB: 0 BB: 0 P: 9	1B: 7 2B: 1 HR: 0	SF: 0 SAC: 1 DP: 0 HBP: 0	WP: 1 PB: 0 SB: 1 CS: 0	PA: 37			
PITCHER	IP	WLS	BF	H	R	ER	SO	BB	IBB	HBP	BLK	WP	HR	S	P	ERA	WHIP								
Mike Flanagan, L ERA: 3.16 (1,1)	7.0	W	30	8	3	2	2	1	0	0	0	1	0	15	22	0.00	0.000								
Duane Ward, R ERA: 3.34 (8,1)	2.0		7	0	0	0	3	0	0	0	0	1	0	15	22	0.00	0.000								

Toronto Blue Jays @ Chicago White Sox
Comiskey Park, Chicago, IL
Fri May 19 1989, 8:05 PM EDT
Att: 11,282 - Unknown - 64 F

livebaseballscorecards.com

AB 35
R 3
H 8
RBI 3
BB 1
SO 5
LOB 14



Batter	1	2	3	4	5	6	7	8	9	AB	R	H	RBI	BB	SO	LOB	TOP			
Junior Felix, S OBP: 0.303, SLG: 0.468 (1, 9)	E4 SH G5-3	G1-3		F8		L7		L8 2H 1B		5	1	1	1	0	0	5	Toronto Blue Jays @ Chicago White Sox Comiskey Park, Chicago, IL Sun May 21 1989, 4:33 AM EDT Att: 16,488 - Overcast - 65 F livebaseballscorecards.com			
Tony Fernandez, S OBP: 0.277, SLG: 0.375 (1, 6)	SH WP G5-3 2-3		1B WP 1B		HR	F9 1-2 2-3		L8 1-2		4	2	2	1	0	0	4				
Kelly Gruber, R OBP: 0.358, SLG: 0.440 (1, 5)	G5-3 1-2 3-H		1B WP 1-2		K		G5-3		F8	5	0	1	1	0	1	1				
George Bell, R OBP: 0.313, SLG: 0.412 Rob Ducey, L OBP: 0.333, SLG: 0.259 (9, 7)	F8 0-1		F8 0-0		F3 1-2		L9 0-1		HR	5	1	1	1	0	0	3				
Fred McGriff, L OBP: 0.397, SLG: 0.551 (1, 3)	F7 2-3		L4 1-3 2-H		F8 0-1		G4-3 0-1		HR BB	4	1	0	0	1	0	2				
Lloyd Moseby, L OBP: 0.310, SLG: 0.331 (1, 8)		FC6-5 PB BB	F9 0-2		G3 1B		G6-3 1-2		K 2-3	4	1	1	0	1	1	2				
Ernie Whitt, L OBP: 0.421, SLG: 0.500 (1, 2)	F9 1-2			F4 0-0		G3 2-3		2B SF8 1B	HR 1-H	5	2	2	2	0	0	2				
Rance Mulliniks, L OBP: 0.266, SLG: 0.227 Bob Brenly, R OBP: 0.288, SLG: 0.319 Tom Lawless, R OBP: 0.281, SLG: 0.185 (8, PH)	FC6-5 1B 2-3		P5 0-0		WP 1B BB		WP 1B BB		F8 1-1	2	0	0	0	1	0	1				
Nelson Liriano, S OBP: 0.344, SLG: 0.445 (1, 4)								SF8 1-1 3-H		3	0	3	2	0	0	0				
Inning Stats	R: 1 E: 2 K: 0 S: 10	H: 0 LOB: 1 BB: 0 P: 16	R: 0 E: 0 K: 0 S: 13	H: 1 LOB: 2 BB: 1 P: 23	R: 1 E: 0 K: 0 S: 12	H: 2 LOB: 1 BB: 0 P: 18	R: 0 E: 0 K: 0 S: 6	H: 1 LOB: 0 BB: 0 P: 10	R: 1 E: 0 K: 1 S: 14	H: 1 LOB: 0 BB: 0 P: 18	R: 0 E: 0 K: 0 S: 6	H: 0 LOB: 0 BB: 0 P: 9	R: 2 E: 0 K: 0 S: 12	H: 3 LOB: 1 BB: 0 P: 19	R: 3 E: 0 K: 1 S: 12	H: 2 LOB: 0 BB: 1 P: 21		1B: 6 2B: 3 3B: 0 HR: 3	SF: 1 SAC: 1 DP: 0 HBP: 0	WP: 5 PB: 1 SB: 1 CS: 0
PITCHER	IP WLS BF H R ER SO BB IBB HBP BLK WP HR S P ERA WHIP																			
Melido Perez, R ERA: 6.45 (1, 1)	5.1 L 27 7 4 3 1 2 0 0 0 0 2 1 66 105 5.06 1.688																			
Tom McCarthy, R ERA: 3.95 (6, 1)	2.0 7 1 1 1 0 0 0 0 0 0 1 0 13 19 4.50 0.500																			
Jerry Reuss, L ERA: 6.17 (8, 1)	0.2 4 2 1 1 0 0 0 0 0 0 0 0 8 13 13.50 3.000																			
Jose Segura, R ERA: 43.2 (9, 1)	1.0 6 2 3 3 1 1 0 0 0 0 0 2 12 21 27.00 3.000																			

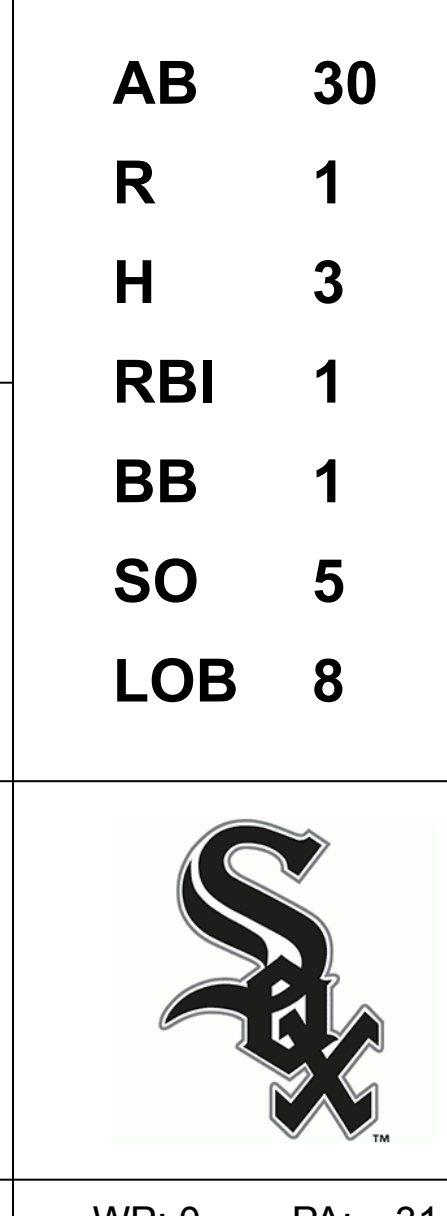
Batter	1	2	3	4	5	6	7	8	9	AB	R	H	RBI	BB	SO	LOB	BOTTOM			
Ozzie Guillen, L OBP: 0.293, SLG: 0.325 (1, 6)	G4-3	B6		B5-3			L7			4	0	0	0	0	0	2	Toronto Blue Jays @ Chicago White Sox Comiskey Park, Chicago, IL Sun May 21 1989, 4:33 AM EDT Att: 16,488 - Overcast - 65 F livebaseballscorecards.com			
Dave Gallagher, R OBP: 0.375, SLG: 0.349 (1, 8)	1B BB		F8 BB 2B 1B	G5-3		G4-3				3	1	1	0	1	0	0				
Ron Kittle, R OBP: 0.366, SLG: 0.534 Harold Baines, L OBP: 0.442, SLG: 0.489 (8, PH)	F8		BB 2B BB	G5-3			G6-3			2	1	0	0	1	0	1				
Ivan Calderon, R OBP: 0.356, SLG: 0.465 (1, 9)			F8	G4-3			K			4	0	1	0	0	1	2				
Fred Manrique, R OBP: 0.396, SLG: 0.523 Greg Walker, L OBP: 0.238, SLG: 0.241 (8, PH)	K		2B BB	3-1			K			2	1	0	0	1	1	2				
Carlos Martinez, R OBP: 0.288, SLG: 0.325 (9, 7)		P3	FC6-5 1-H 2-H 3-H			F9 1B		G6-3		4	0	2	3	0	0	0				
Eddie Williams, R OBP: 0.372, SLG: 0.378 Daryl Boston, L OBP: 0.306, SLG: 0.259 (9, PH)	1B HBP		FC6-5 2-3			F9 1-2		K		2	0	0	0	0	0	2				
Steve Lyons, L OBP: 0.325, SLG: 0.319 (9, 4)			F8			F8		G4-3		4	0	1	0	0	0	1				
Ron Karkovics, R OBP: 0.264, SLG: 0.348 (1, 2)	B1			G3			K			3	0	0	0	0	1	2				
Inning Stats	R: 0 E: 0 K: 1 S: 10	H: 1 LOB: 2 BB: 0 P: 21	R: 0 E: 0 K: 0 S: 10	H: 1 LOB: 2 BB: 0 P: 15	R: 3 E: 0 K: 0 S: 14	H: 2 LOB: 1 BB: 2 P: 28	R: 0 E: 0 K: 0 S: 3	H: 0 LOB: 0 BB: 0 P: 6	R: 0 E: 0 K: 0 S: 8	H: 0 LOB: 0 BB: 0 P: 11	R: 0 E: 0 K: 0 S: 4	H: 1 LOB: 0 BB: 0 P: 4	R: 0 E: 0 K: 2 S: 7	H: 0 LOB: 0 BB: 0 P: 11	R: 0 E: 0 K: 1 S: 10	H: 0 LOB: 0 BB: 0 P: 14		1B: 4 2B: 1 3B: 0 HR: 0	SF: 0 SAC: 0 DP: 0 HBP: 1	WP: 0 PB: 0 SB: 0 CS: 0
PITCHER	IP WLS BF H R ER SO BB IBB HBP BLK WP HR S P ERA WHIP																			
John Cerutti, L ERA: 2.82 (1, 1)	7.0 W 29 5 3 3 3 0 0 0 0 0 0 0 17 25 0.00 0.000																			
Duane Ward, R ERA: 3.13 (8, 1)	2.0 S 6 0 0 0 0 0 0 0 0 0 0 0 17 25 0.00 0.000																			

Batter	1	2	3	4	5	6	7	8	9	AB	R	H	RBI	BB	SO	LOB	TOP			
Brady Anderson, L (1, 8) OBP: 0.345, SLG: 0.419	1-2 G3		4-1 BB		0-0 P3		2-1 HR		4-0 1B BB	3	2	1	1	2	0	1	Baltimore Orioles @ Chicago White Sox Comiskey Park, Chicago, IL Mon May 22 1989, 8:05 PM EDT Att: 8,528 - Unknown			
Phil Bradley, R (1, 7) OBP: 0.353, SLG: 0.449	3-3 K		0-0 P4		0-1 F7		0-2 G4-3 1B		0-1 1B BB	5	0	2	0	0	1	2				
Cal Ripken Jr., R (1, 6) OBP: 0.352, SLG: 0.394	2-3 K			1-1 F9	4-0 BB		2-1 G4-3		0-1 1B	4	0	1	1	1	1	1				
Mickey Tettleton, S (1, 10)		1-2 F9		2-1 F9 3B	2-0 F7				2-3 K	5	1	1	0	0	2	4				
Randy Milligan, R (1, 3)		3-3 K		2-0 F9		4-1 G5-4-3 BB			3-2 E5 WP	3	0	0	0	1	1	1				
Bob Melvin, R (1, 2)		1-0 L7		4-1 3B BB		1-2 G5-4-3			3-0 G5-3	3	1	0	0	1	0	2				
Mike Devereaux, R (1, 9)			1-0 G4-3 SF8	2-1 1-H 3-H 3B		3-1 1-2			2-3 K	4	1	3	2	0	1	1				
Craig Worthington, R (1, 5)			0-0 G4-3	0-1 F9		2-3 K			3-1 F8	4	0	0	0	0	1	3				
Billy Ripken, R (1, 4)			1-0 SF8		2-2 F7 2B		1-1 P6		3-2 F7	3	0	1	1	0	0	0				
Inning Stats	R: 0 E: 0 K: 2 S: 9	H: 0 LOB: 0 BB: 0 P: 15	R: 0 E: 0 K: 1 S: 10	H: 0 LOB: 0 BB: 0 P: 15	R: 1 E: 0 K: 0 S: 5	H: 1 LOB: 1 BB: 1 P: 11	R: 2 E: 0 K: 0 S: 10	H: 2 LOB: 1 BB: 1 P: 21	R: 0 E: 0 K: 1 S: 7	H: 1 LOB: 2 BB: 1 P: 15	R: 1 E: 0 K: 0 S: 9	H: 2 LOB: 0 BB: 0 P: 14	R: 0 E: 1 K: 2 S: 10	H: 0 LOB: 1 BB: 0 P: 20	R: 1 E: 0 K: 1 S: 13	H: 2 LOB: 2 BB: 1 P: 25	1B: 4 2B: 3 3B: 1 HR: 1	SF: 1 SAC: 0 DP: 2 HBP: 0	WP: 1 PB: 0 SB: 1 CS: 0	PA: 40
PITCHER	IP	WLS	BF	H	R	ER	SO	BB	IBB	HBP	BLK	WP	HR	S	P	ERA	WHIP			
Steve Rosenberg, L (1, 1) ERA: 3.93	4.1	L	19	4	3	3	3	2	0	0	0	0	0	38	68	6.23	1.385			
Jeff Bittiger, R (5, 1) ERA: 3.66	4.2		21	5	2	2	4	3	0	0	0	1	1	45	88	3.86	1.714			

AB	34
R	5
H	9
RBI	5
BB	5
SO	7
LOB	15



Batter	1	2	3	4	5	6	7	8	9	AB	R	H	RBI	BB	SO	LOB	BOTTOM			
Ozzie Guillen, L (1, 6) OBP: 0.287, SLG: 0.318	0-1 F7			0-2 P5		0-0 F9			1-2 FC4-6 1B	4	0	0	0	0	0	2	Baltimore Orioles @ Chicago White Sox Comiskey Park, Chicago, IL Mon May 22 1989, 8:05 PM EDT Att: 8,528 - Unknown			
Dave Gallagher, R (1, 8) OBP: 0.372, SLG: 0.347	2-1 L9			1-0 F8			0-1 F8		0-1 FC6-4 1B	4	0	1	0	0	0	0				
Harold Baines, L (1, 10)	0-1 L6			0-1 G6-3			1-1 F9		2-1 P6	4	0	0	0	0	0	2				
Ivan Calderon, R (1, 9) OBP: 0.348, SLG: 0.454		3-3 K			1-0 P4		0-0 L6		0-1 FC6-4	4	0	0	0	0	1	2				
Greg Walker, L (1, 3) OBP: 0.242, SLG: 0.295		1-0 P9			2-3 K				1-1 HR	3	1	1	1	0	1	0				
Dan Pasqua, L (1, 7) OBP: 0.281, SLG: 0.350			1-1 F7		0-1 F9			2-3 K		2	0	0	0	0	0	0				
Carlos Martinez, R (8, FH) OBP: 0.262, SLG: 0.317										1	0	0	0	0	1	0				
Matt Merullo, L (1, 2) OBP: 0.290, SLG: 0.297				0-0 G4-3		1-1 1B			0-1 G5-3	3	0	1	0	0	0	0				
Steve Lyons, L (1, 4) OBP: 0.318, SLG: 0.312				2-1 P3		2-3 K			2-3 K	3	0	0	0	0	2	1				
Eddie Williams, R (1, 5) OBP: 0.372, SLG: 0.372				2-2 P8		2-1 F7			4-2 FC4-6 BB	2	0	0	0	1	0	1				
Inning Stats	R: 0 E: 0 K: 0 S: 6	H: 0 LOB: 0 BB: 0 P: 8	R: 0 E: 0 K: 1 S: 6	H: 0 LOB: 0 BB: 0 P: 11	R: 0 E: 0 K: 0 S: 6	H: 0 LOB: 0 BB: 0 P: 10	R: 0 E: 0 K: 0 S: 8	H: 0 LOB: 0 BB: 0 P: 9	R: 0 E: 0 K: 1 S: 6	H: 1 LOB: 1 BB: 0 P: 13	R: 0 E: 0 K: 0 S: 5	H: 0 LOB: 0 BB: 0 P: 6	R: 1 E: 0 K: 2 S: 12	H: 1 LOB: 0 BB: 0 P: 17	R: 0 E: 0 K: 0 S: 14	H: 1 LOB: 2 BB: 1 P: 21	1B: 2 2B: 0 3B: 0 HR: 1	SF: 0 SAC: 0 DP: 0 HBP: 0	WP: 0 PB: 0 SB: 0 CS: 0	PA: 31
PITCHER	IP	WLS	BF	H	R	ER	SO	BB	IBB	HBP	BLK	WP	HR	S	P	ERA	WHIP			
Dave Schmidt, R (1, 1) ERA: 5.25	7.0	W	23	2	1	1	3	2	1	1	3	0	0	10	14	0.00	0.000			
Kevin Hickey, L (8, 1) ERA: 2.19	1.0		3	0	0	0	2	0	0	0	0	0	0	14	21	0.00	2.000			
Gregg Olson, R (9, 1) ERA: 2.67	1.0		5	1	0	0	0	1	0	0	0	0	0	14	21	0.00	2.000			



Batter	1	2	3	4	5	6	7	8	9	AB	R	H	RBI	BB	SO	LOB	TOP			
Brady Anderson, L (1, 8) OBP: 0.341, SLG: 0.409	G3			G3			K		G6-3	4	0	0	0	1	1	1				
Phil Bradley, R (1, 7) OBP: 0.362, SLG: 0.452	P3						G6-3		PB	5	1	3	1	0	1	3				
Cal Ripken Jr., R (1, 6) OBP: 0.344, SLG: 0.379	P3			F9			F9		PB	4	1	0	0	1	0	2				
Mickey Tettleton, S (1, 2) OBP: 0.290, SLG: 0.504	K									4	2	2	1	1	1	1				
Joe Orsulak, L (1, 9) OBP: 0.376, SLG: 0.429										3	2	1	2	2	0	0				
Randy Milligan, R (1, 3) OBP: 0.387, SLG: 0.461										3	1	1	1	1	0	2				
Larry Sheets, L (1, 10) Steve Finley, L (8, PR) OBP: 0.254, SLG: 0.323										4	0	1	0	0	0	4				
Craig Worthington, R (1, 5) OBP: 0.292, SLG: 0.299										4	1	1	1	1	1	4				
Billy Ripken, R (1, 4) OBP: 0.326, SLG: 0.384										4	0	1	0	0	0	4				
Inning Stats	R: 0 E: 1 K: 1 S: 10	H: 1 LOB: 1 BB: 0 P: 15	R: 1 E: 0 K: 2 S: 16	H: 1 LOB: 3 BB: 2 P: 29	R: 0 E: 0 K: 0 S: 11	H: 1 LOB: 1 BB: 1 P: 18	R: 1 E: 0 K: 0 S: 11	H: 1 LOB: 1 BB: 1 P: 17	R: 0 E: 0 K: 0 S: 7	H: 0 LOB: 0 BB: 0 P: 10	R: 0 E: 0 K: 1 S: 9	H: 0 LOB: 0 BB: 0 P: 10	R: 1 E: 0 K: 0 S: 11	H: 2 LOB: 3 BB: 1 P: 18	R: 5 E: 0 K: 0 S: 17	H: 4 LOB: 1 BB: 2 P: 32	1B: 7 2B: 2 3B: 0 HR: 1	SF: 1 SAC: 1 DP: 0 HBP: 1	WP: 1 PB: 1 CS: 0	PA: 45
PITCHER	IP	WLS	BF	H	R	ER	SO	BB	IBB	HBP	BLK	WP	HR	S	P	ERA	WHIP			
Eric King, R (1, 1) ERA: 3.0	7.1	L	34	6	3	3	4	5	0	1	0	1	1	77	124	3.68	1.500			
Bobby Thigpen, R (8, 1) ERA: 3.92	1.2		11	4	5	5	0	2	0	0	0	0	0	21	37	27.00	3.600			

Baltimore Orioles @ Chicago White Sox
Comiskey Park, Chicago, IL
Wed May 24 1989, 8:05 PM EDT
Att. 7,911 - Unknown - 82 F

AB	35
R	8
H	10
RBI	7
BB	7
SO	4
LOB	21



Batter	1	2	3	4	5	6	7	8	9	AB	R	H	RBI	BB	SO	LOB	BOTTOM			
Ozzie Guillen, L (1, 6) OBP: 0.286, SLG: 0.315	K									4	0	1	0	0	1	2				
Dave Gallagher, R (1, 8) OBP: 0.373, SLG: 0.348	G4-3									4	0	0	0	0	0	2				
Harold Baines, L (1, 9) OBP: 0.434, SLG: 0.480										3	0	1	0	1	0	0				
Ivan Calderon, R (1, 10) OBP: 0.333, SLG: 0.433	F9									4	0	0	0	0	1	2				
Greg Walker, L (1, 3) OBP: 0.243, SLG: 0.292										4	0	1	0	0	1	1				
Dan Pasqua, L (1, 7) OBP: 0.323, SLG: 0.346										3	0	1	0	1	1	1				
Fred Manrique, R (1, 4) OBP: 0.404, SLG: 0.521										4	0	2	0	0	0	3				
Matt Merullo, L (1, 2) OBP: 0.273, SLG: 0.278										4	0	1	0	0	0	2				
Carlos Martinez, R (1, 5) OBP: 0.245, SLG: 0.313										3	0	1	0	0	1	1				
Inning Stats	R: 0 E: 0 K: 1 S: 8	H: 0 LOB: 1 BB: 1 P: 18	R: 0 E: 0 K: 1 S: 7	H: 1 LOB: 0 BB: 0 P: 12	R: 0 E: 0 K: 1 S: 10	H: 1 LOB: 1 BB: 0 P: 14	R: 0 E: 0 K: 0 S: 8	H: 1 LOB: 2 BB: 1 P: 17	R: 0 E: 0 K: 1 S: 12	H: 1 LOB: 1 BB: 0 P: 15	R: 0 E: 0 K: 0 S: 7	H: 1 LOB: 1 BB: 0 P: 12	R: 0 E: 0 K: 1 S: 6	H: 0 LOB: 0 BB: 0 P: 10	R: 0 E: 0 K: 0 S: 7	H: 1 LOB: 0 BB: 0 P: 13	1B: 7 2B: 1 3B: 0 HR: 0	SF: 0 SAC: 0 DP: 0 HBP: 0	WP: 0 PB: 0 CS: 1	PA: 36
PITCHER	IP	WLS	BF	H	R	ER	SO	BB	IBB	HBP	BLK	WP	HR	S	P	ERA	WHIP			
Jay Tibbs, R (1, 1) ERA: 0.75	6.0	W	25	7	0	0	4	0	0	0	0	0	0	18	32	0.00	0.333			
Mark Williamson, R (7, 1) ERA: 3.94	3.0	S	10	1	0	0	1	0	0	0	0	0	0	18	32	0.00	0.333			

Baltimore Orioles @ Chicago White Sox
Comiskey Park, Chicago, IL
Wed May 24 1989, 8:05 PM EDT
Att. 7,911 - Unknown - 82 F

AB	33
R	0
H	8
RBI	0
BB	2
SO	5
LOB	14



Batter	1	2	3	4	5	6	7	8	9	AB	R	H	RBI	BB	SO	LOB	TOP					
Ozzie Guillen, L OBP: 0.285, SLG: 0.314 (1, 6)	L7			G4-3		K				4	0	1	2	0	1	0	Chicago White Sox @ Toronto Blue Jays Exhibition Stadium, Toronto, ON Fri May 26 1989, 7:05 PM EDT Att: 30,105 - Unknown - 70 F					
Dave Gallagher, R OBP: 0.365, SLG: 0.341 (1, 8)	L9			G6-3		K		G6-3		4	0	0	0	0	1							
Harold Baines, L OBP: 0.430, SLG: 0.474 (1, 10)	G3-1			P5			4-3			4	0	1	0	0	0							
Ivan Calderon, R OBP: 0.337, SLG: 0.440 (1, 9)		G3			1B	2B				4	1	2	0	0	0	1						
Fred Manrique, R OBP: 0.375, SLG: 0.481 (1, 4)	P4				L9					4	0	0	0	0	0	3						
Greg Walker, L OBP: 0.257, SLG: 0.294 (1, 3)	G4-3				FC5-4	1B				3	0	1	1	1	1	0						
Carlos Martinez, R OBP: 0.264, SLG: 0.327 (1, 7)				G4-6-3	1B	FC5-4		2B		4	1	2	0	0	1	3						
Eddie Williams, R OBP: 0.371, SLG: 0.379 (1, 5)	G4-6-3				K					3	1	1	0	0	1	2						
Ron Karkovice, R OBP: 0.253, SLG: 0.333 (1, 2)			5-3				K			3	0	0	0	0	1	2						
Inning Stats	R: 0 E: 0 K: 0 S: 9	H: 0 LOB: 0 BB: 0 P: 12	R: 0 E: 0 K: 0 S: 5	H: 0 LOB: 0 BB: 0 P: 7	R: 0 E: 0 K: 0 S: 10	H: 1 LOB: 0 BB: 0 P: 17	R: 0 E: 0 K: 0 S: 9	H: 0 LOB: 0 BB: 0 P: 15	R: 1 E: 0 K: 1 S: 11	H: 2 LOB: 1 BB: 0 P: 14	R: 0 E: 0 K: 3 S: 13	H: 0 LOB: 0 BB: 0 P: 17	R: 0 E: 0 K: 0 S: 6	H: 1 LOB: 0 BB: 0 P: 11	R: 2 E: 0 K: 1 S: 11	H: 3 LOB: 1 BB: 0 P: 13	R: 0 E: 0 K: 1 S: 14	H: 1 LOB: 2 BB: 1 P: 22	1B: 6 2B: 2 3B: 0 HR: 0	SF: 0 SAC: 0 DP: 2 HBP: 0	WP: 0 PB: 0 SB: 0 CS: 0	PA: 34
PITCHER	IP	WLS	BF	H	R	ER	SO	BB	IBB	HBP	BLK	WP	HR	S	P	ERA	WHIP					
Jimmy Key, L ERA: 2.82 (1, 1)	8.0	W	29	7	3	3	5	0	0	0	0	0	0	74	106	3.38	0.875					
Duane Ward, R ERA: 2.94 (9, 1)	1.0		5	1	0	0	1	1	0	0	0	0	0	14	22	0.00	2.000					

Batter	1	2	3	4	5	6	7	8	9	AB	R	H	RBI	BB	SO	LOB	BOTTOM					
Junior Felix, S OBP: 0.325, SLG: 0.442 (1, 9)	S				E7					5	2	3	1	0	2	3	Chicago White Sox @ Toronto Blue Jays Exhibition Stadium, Toronto, ON Fri May 26 1989, 7:05 PM EDT Att: 30,105 - Unknown - 70 F					
Tony Fernandez, S OBP: 0.291, SLG: 0.356 (1, 6)	P4	P6			F8					5	0	1	0	0	1	5						
Kelly Gruber, R OBP: 0.339, SLG: 0.437 (1, 5)										5	2	2	2	0	0	2						
Alexis Infante, R OBP: 0.286, SLG: 0.286 (9, 5)	1B		G5-3					L8		0	0	0	0	0	0	0						
George Bell, R OBP: 0.316, SLG: 0.421 (1, 7)										5	1	3	2	0	1	1						
Tom Lawless, R OBP: 0.291, SLG: 0.185 (9, 7)								P4		0	0	0	0	0	0	0						
Fred McGriff, L OBP: 0.395, SLG: 0.553 (1, 3)										4	1	1	0	1	1	3						
Bob Brenly, R OBP: 0.246, SLG: 0.268 (9, 3)										0	0	0	0	0	0	0						
Lloyd Moseby, L OBP: 0.304, SLG: 0.318 (1, 8)										2	1	1	1	0	0	1						
Rob Ducey, L OBP: 0.328, SLG: 0.276 (6, 9)	F9									2	1	1	0	0	0	0						
Ernie Whitt, L OBP: 0.434, SLG: 0.546 (1, 2)										4	1	3	4	1	0	0						
Pat Borders, R OBP: 0.235, SLG: 0.303 (9, 2)		P2								0	0	0	0	0	0	0						
Rance Mulliniks, L OBP: 0.270, SLG: 0.233 (1, 10)										5	1	2	0	0	1	5						
Nelson Liriano, S OBP: 0.342, SLG: 0.424 (1, 4)										3	1	0	0	2	0	2						
Inning Stats	R: 2 E: 0 K: 0 S: 15	H: 3 LOB: 1 BB: 0 P: 27	R: 0 E: 0 K: 1 S: 12	H: 1 LOB: 2 BB: 1 P: 21	R: 0 E: 0 K: 1 S: 9	H: 0 LOB: 3 BB: 2 P: 23	R: 0 E: 0 K: 1 S: 8	H: 1 LOB: 1 BB: 0 P: 8	R: 8 E: 1 K: 0 S: 23	H: 8 LOB: 1 BB: 1 P: 38	R: 1 E: 0 K: 1 S: 10	H: 2 LOB: 1 BB: 0 P: 18	R: 0 E: 0 K: 1 S: 11	H: 1 LOB: 1 BB: 0 P: 18	R: 0 E: 0 K: 1 S: 9	H: 1 LOB: 1 BB: 0 P: 14	1B: 9 2B: 7 3B: 0 HR: 2	SF: 0 SAC: 0 DP: 1 HBP: 1	WP: 0 PB: 0 SB: 1 CS: 1	PA: 45		
PITCHER	IP	WLS	BF	H	R	ER	SO	BB	IBB	HBP	BLK	WP	HR	S	P	ERA	WHIP					
Shawn Hillegas, R ERA: 5.93 (1, 1)	4.0	L	25	10	7	7	3	3	0	1	0	0	0	0	14	28	27.00	4.000				
Jerry Reuss, L ERA: 6.61 (6, 1)	1.0		7	3	3	3	0	1	0	0	0	0	0	10	18	9.00	2.000					
Bill Long, R ERA: 6.53 (7, 1)	2.0		8	2	0	0	2	0	0	0	0	0	0	20	32	0.00	1.000					

AB	33
R	3
H	8
RBI	3
BB	1
SO	6
LOB	12



Batter	1	2	3	4	5	6	7	8	9	AB R H RBI BB SO LOB	TOP			
Ozzie Guillen, L OBP: 0.280, SLG: 0.308										4 0 0 0 0 1 1	Chicago White Sox @ Toronto Blue Jays Exhibition Stadium, Toronto, ON Sat May 27 1989, 3:33 AM EDT Att: 37,437 - Cloudy - 60 F			
Dave Gallagher, R OBP: 0.368, SLG: 0.342										5 1 2 0 0 0 1				
Harold Baines, L OBP: 0.435, SLG: 0.474										4 1 2 0 1 1 1				
Ron Kittle, R OBP: 0.373, SLG: 0.537										1 0 1 1 0 0 0				
Eddie Williams, R OBP: 0.361, SLG: 0.368										4 0 0 0 0 0 4				
Ivan Calderon, R OBP: 0.333, SLG: 0.433										5 0 1 0 0 2 6				
Fred Manrique, R OBP: 0.383, SLG: 0.500										4 1 2 1 0 1 1				
Carlos Martinez, R OBP: 0.281, SLG: 0.393										4 1 2 1 0 1 3				
Steve Lyons, L OBP: 0.323, SLG: 0.313										2 1 0 0 1 1 0				
Ron Karkovics, R OBP: 0.244, SLG: 0.324										2 0 0 1 0 0 0				
Inning Stats	R: 2 H: 4 E: 0 S: 22	H: 4 R: 0 ER: 0 S: 34	H: 0 R: 0 ER: 0 S: 8	H: 1 R: 0 ER: 0 S: 9	H: 2 R: 1 ER: 0 S: 7	H: 0 R: 0 ER: 0 S: 5	H: 1 R: 1 ER: 0 S: 11	H: 1 R: 0 ER: 0 S: 15	H: 1 R: 0 ER: 0 S: 13	H: 0 R: 1 ER: 2 S: 13	1B: 8 2B: 1 3B: 0 HR: 1	SF: 1 SAC: 3 DP: 0 HBP: 0	WP: 0 PB: 0 CS: 0	PA: 41
PITCHER	IP WLS BF H R ER SO BB IBB HBP BLK WP HR S P ERA WHIP	IP WLS BF H R ER SO BB IBB HBP BLK WP HR S P ERA WHIP												
John Cerutti, L ERA: 3.03	(1, 1) 8.0 L 34 10 4 4 6 0 0 0 0 0 0 1 83 124 4.50 1.250													
David Wells, L ERA: 2.97	(9, 1) 0.1 5 0 1 0 0 1 1 0 0 0 0 0 6 16 0.00 3.000													
Tom Henke, R ERA: 5.06	(9, 1) 0.2 2 0 0 0 1 0 0 0 0 0 0 0 7 10 0.00 0.000													

AB	35
R	5
H	10
RBI	4
BB	2
SO	7
LOB	17



Batter	1	2	3	4	5	6	7	8	9	AB R H RBI BB SO LOB	BOTTOM			
Junior Felix, S OBP: 0.318, SLG: 0.427										5 0 1 0 0 1 2	Chicago White Sox @ Toronto Blue Jays Exhibition Stadium, Toronto, ON Sat May 27 1989, 3:33 AM EDT Att: 37,437 - Cloudy - 60 F			
Tony Fernandez, S OBP: 0.299, SLG: 0.349										5 0 1 0 0 2 4				
Kelly Gruber, R OBP: 0.341, SLG: 0.429										3 1 0 0 2 1 3				
George Bell, R OBP: 0.315, SLG: 0.417										4 0 1 0 0 0 1				
Fred McGriff, L OBP: 0.397, SLG: 0.570										4 1 2 2 0 1 0				
Lloyd Moseby, L OBP: 0.308, SLG: 0.323										4 0 2 0 0 0 2				
Ernie Whitt, L OBP: 0.427, SLG: 0.564										4 1 1 1 0 0 2				
Rance Mulliniks, L OBP: 0.277, SLG: 0.243										4 0 2 0 0 0 1				
Nelson Liriano, S OBP: 0.340, SLG: 0.419										4 0 1 0 0 2 1				
Inning Stats	R: 1 H: 2 E: 0 S: 10	H: 2 R: 0 ER: 0 S: 10	H: 2 R: 0 ER: 0 S: 10	H: 1 R: 1 ER: 0 S: 7	H: 1 R: 1 ER: 0 S: 8	H: 0 R: 0 ER: 0 S: 3	H: 1 R: 0 ER: 0 S: 9	H: 1 R: 0 ER: 0 S: 10	H: 1 R: 0 ER: 0 S: 9	H: 2 R: 0 ER: 0 S: 12	1B: 9 2B: 0 3B: 0 HR: 2	SF: 0 SAC: 0 DP: 1 HBP: 0	WP: 0 PB: 0 CS: 0	PA: 39
PITCHER	IP WLS BF H R ER SO BB IBB HBP BLK WP HR S P ERA WHIP	IP WLS BF H R ER SO BB IBB HBP BLK WP HR S P ERA WHIP												
Melido Perez, R ERA: 6.1	(1, 1) 7.0 W 30 8 3 3 4 2 0 0 0 0 0 0 2 57 96 3.86 1.429													
Bobby Thigpen, R ERA: 3.57	(8, 1) 2.0 S 9 3 0 0 3 0 0 0 0 0 0 0 21 29 0.00 1.500													

AB	37
R	3
H	11
RBI	3
BB	2
SO	7
LOB	16



Batter	1	2	3	4	5	6	7	8	9	10	AB	R	H	RBI	BB	SO	LOB	TOP					
Ozzie Guillen, L (1, 6) OBP: 0.278, SLG: 0.302	F8	4-3			G3		G3		G4-3 SH1-4 BB		4	0	0	0	1	0	3						
Dave Gallagher, R (1, 8) OBP: 0.369, SLG: 0.351	2B		K		G6-3			BB 1B	SH1-4		4	1	2	0	0	1	0						
Harold Baines, L (1, 10) OBP: 0.439, SLG: 0.481	G5-4-3 BB		K			F8 2B		1B BB	G4-3		4	1	2	0	1	1	1						
Ivan Calderon, R (1, 9) OBP: 0.330, SLG: 0.424	G5-4-3		F8		G6-3			1B BB	K		4	1	0	0	1	1	4						
Fred Walker, L (1, 3) OBP: 0.273, SLG: 0.324		FC5-4 1B		E SF7 2B		F8		FC6-4 1B		K	3	1	2	0	0	0	1						
Fred Manrique, R (7, 4) OBP: 0.387, SLG: 0.500											2	0	1	1	0	1	0						
Steve Lyons, L (1, 4) OBP: 0.319, SLG: 0.309		FC5-4 1B 2B		F9		B4-3		F2		1B	5	1	1	0	0	0	6						
Dan Pasqua, L (1, 7) OBP: 0.333, SLG: 0.367				SF7				L3		FC6-4 1B	4	0	2	3	0	1	1						
Carlos Martinez, R (1, 5) OBP: 0.274, SLG: 0.367			K					FC6-4 1B		G4-3	4	0	0	0	0	2	5						
Matt Merullo, L (1, 2) OBP: 0.272, SLG: 0.289								HBP		F9	4	0	1	1	0	0	3						
Ron Karkovics, R (8, 2) OBP: 0.244, SLG: 0.324					L9			F9		G6-3	0	0	0	0	0	0	0						
Inning Stats	R: 0 E: 0 K: 0 S: 7	H: 1 LOB: 1 BB: 1 P: 13	R: 1 E: 0 K: 1 S: 15	H: 3 LOB: 2 BB: 0 P: 21	R: 0 E: 0 K: 2 S: 10	H: 0 LOB: 0 BB: 0 P: 13	R: 1 E: 1 K: 1 S: 7	H: 1 LOB: 0 BB: 0 P: 11	R: 0 E: 0 K: 0 S: 11	H: 1 LOB: 1 BB: 0 P: 11	R: 0 E: 0 K: 0 S: 4	H: 0 LOB: 1 BB: 0 P: 6	R: 3 E: 0 K: 1 S: 9	H: 4 LOB: 2 BB: 1 P: 30	R: 0 E: 0 K: 1 S: 9	H: 0 LOB: 1 BB: 0 P: 14	R: 0 E: 0 K: 2 S: 12	H: 1 LOB: 1 BB: 0 P: 16	1B: 7 2B: 4 3B: 0 HR: 0	SF: 1 SAC: 1 DP: 1 HBP: 1	WP: 0 PA: 44		
PITCHER	IP WLS BF H R ER SO BB IBB HBP BLK WP HR S P ERA WHIP	IP WLS BF H R ER SO BB IBB HBP BLK WP HR S P ERA WHIP	IP WLS BF H R ER SO BB IBB HBP BLK WP HR S P ERA WHIP	IP WLS BF H R ER SO BB IBB HBP BLK WP HR S P ERA WHIP	IP WLS BF H R ER SO BB IBB HBP BLK WP HR S P ERA WHIP	IP WLS BF H R ER SO BB IBB HBP BLK WP HR S P ERA WHIP	IP WLS BF H R ER SO BB IBB HBP BLK WP HR S P ERA WHIP	IP WLS BF H R ER SO BB IBB HBP BLK WP HR S P ERA WHIP	IP WLS BF H R ER SO BB IBB HBP BLK WP HR S P ERA WHIP	IP WLS BF H R ER SO BB IBB HBP BLK WP HR S P ERA WHIP	IP WLS BF H R ER SO BB IBB HBP BLK WP HR S P ERA WHIP	IP WLS BF H R ER SO BB IBB HBP BLK WP HR S P ERA WHIP	IP WLS BF H R ER SO BB IBB HBP BLK WP HR S P ERA WHIP	IP WLS BF H R ER SO BB IBB HBP BLK WP HR S P ERA WHIP	IP WLS BF H R ER SO BB IBB HBP BLK WP HR S P ERA WHIP	IP WLS BF H R ER SO BB IBB HBP BLK WP HR S P ERA WHIP	IP WLS BF H R ER SO BB IBB HBP BLK WP HR S P ERA WHIP	IP WLS BF H R ER SO BB IBB HBP BLK WP HR S P ERA WHIP	IP WLS BF H R ER SO BB IBB HBP BLK WP HR S P ERA WHIP	IP WLS BF H R ER SO BB IBB HBP BLK WP HR S P ERA WHIP	IP WLS BF H R ER SO BB IBB HBP BLK WP HR S P ERA WHIP		
Dave Stieb, R (1, 1) ERA: 5.46	7.0	30	8	4	3	4	BB: 1	IBB: 0	HBP: 1	BLK: 0	WP: 0	HR: 0	S: 66	P: 100	ERA: 3.86	WHIP: 1.286							
Duane Ward, R (8, 1) ERA: 3.09	1.1	8	2	1	1	0	BB: 2	IBB: 0	HBP: 0	BLK: 0	WP: 0	HR: 0	S: 16	P: 30	ERA: 6.75	WHIP: 3.000							
David Wells, L (9, 1) ERA: 2.93	0.1	1	0	0	0	0	BB: 0	IBB: 0	HBP: 0	BLK: 0	WP: 0	HR: 0	S: 2	P: 2	ERA: 0.00	WHIP: 0.000							
Tom Henke, R (9, 1) ERA: 4.67	1.1	5	1	0	0	3	BB: 0	IBB: 0	HBP: 0	BLK: 0	WP: 0	HR: 0	S: 15	P: 19	ERA: 0.00	WHIP: 0.750							

Chicago White Sox @ Toronto Blue Jays
Exhibition Stadium, Toronto, ON
Sun May 28 1989, 3:33 AM EDT
Att. 46,120 - Sunny


AB 38
R 5
H 11
RBI 5
BB 3
SO 7
LOB 24



Batter	1	2	3	4	5	6	7	8	9	10	AB	R	H	RBI	BB	SO	LOB	BOTTOM					
Junior Felix, S (1, 9) OBP: 0.301, SLG: 0.402	G5-3		K		B5-3	CS	K		G3-1		5	0	0	0	0	2	2						
Tony Fernandez, S (1, 6) OBP: 0.264, SLG: 0.354	1B 2B		1B BB		P4		F7		G3		4	0	1	0	1	0	1						
Kelly Gruber, R (1, 5) OBP: 0.360, SLG: 0.456	G6-3 1B		FC6-4 1B		G4-3 2B BB		2B		HR 2B		4	2	4	1	1	0	0						
George Bell, R (1, 7) OBP: 0.317, SLG: 0.430	G6-3		FC6-4		G4-3 2B BB		G6-3		HR		4	2	1	2	1	0	5						
Fred McGriff, L (1, 3) OBP: 0.394, SLG: 0.560		G3		E S BB		G4-3		F8			3	0	0	0	1	0	2						
Pat Borders, R (1, 10) OBP: 0.238, SLG: 0.314		G5-3		K		HR 2B		G4-3			3	1	1	2	0	1	1						
Rance Mulliniks, L (8, PH) OBP: 0.275, SLG: 0.241						HR 2B					1	0	0	0	0	0	0						
Lloyd Moseby, L (1, 8) OBP: 0.307, SLG: 0.339		G3-1		G5-3		HR		L9			4	1	1	2	0	0	1						
Bob Brenly, R (1, 2) OBP: 0.266, SLG: 0.276			G3 BB		P3				G3		2	1	1	0	1	0	1						
Ernie Whitt, L (9, PH) OBP: 0.424, SLG: 0.559						FC3-6 1B					1	0	0	0	0	0	0						
Nelson Liriano, S (1, 4) OBP: 0.338, SLG: 0.421			G3		G4-3		FC3-6 CS		G3-1 2B		4	0	1	0	0	0	2						
Inning Stats	R: 0 E: 0 K: 0 S: 8	H: 2 LOB: 1 BB: 0 P: 15	R: 0 E: 0 K: 0 S: 5	H: 0 LOB: 0 BB: 0 P: 7	R: 1 E: 0 K: 1 S: 18	H: 1 LOB: 2 BB: 2 P: 32	R: 0 E: 0 K: 1 S: 10	H: 0 LOB: 1 BB: 1 P: 21	R: 0 E: 0 K: 0 S: 5	H: 1 LOB: 1 BB: 0 P: 11	R: 0 E: 0 K: 0 S: 8	H: 0 LOB: 0 BB: 0 P: 10	R: 0 E: 0 K: 0 S: 7	H: 1 LOB: 1 BB: 0 P: 14	R: 2 E: 0 K: 0 S: 5	H: 2 LOB: 0 BB: 0 P: 7	1B: 3 2B: 5 3B: 0 HR: 2	SF: 0 SAC: 0 DP: 1 HBP: 0	WP: 0 PA: 41				
PITCHER	IP WLS BF H R ER SO BB IBB HBP BLK WP HR S P ERA WHIP	IP WLS BF H R ER SO BB IBB HBP BLK WP HR S P ERA WHIP	IP WLS BF H R ER SO BB IBB HBP BLK WP HR S P ERA WHIP	IP WLS BF H R ER SO BB IBB HBP BLK WP HR S P ERA WHIP	IP WLS BF H R ER SO BB IBB HBP BLK WP HR S P ERA WHIP	IP WLS BF H R ER SO BB IBB HBP BLK WP HR S P ERA WHIP	IP WLS BF H R ER SO BB IBB HBP BLK WP HR S P ERA WHIP	IP WLS BF H R ER SO BB IBB HBP BLK WP HR S P ERA WHIP	IP WLS BF H R ER SO BB IBB HBP BLK WP HR S P ERA WHIP	IP WLS BF H R ER SO BB IBB HBP BLK WP HR S P ERA WHIP	IP WLS BF H R ER SO BB IBB HBP BLK WP HR S P ERA WHIP	IP WLS BF H R ER SO BB IBB HBP BLK WP HR S P ERA WHIP	IP WLS BF H R ER SO BB IBB HBP BLK WP HR S P ERA WHIP	IP WLS BF H R ER SO BB IBB HBP BLK WP HR S P ERA WHIP	IP WLS BF H R ER SO BB IBB HBP BLK WP HR S P ERA WHIP	IP WLS BF H R ER SO BB IBB HBP BLK WP HR S P ERA WHIP	IP WLS BF H R ER SO BB IBB HBP BLK WP HR S P ERA WHIP	IP WLS BF H R ER SO BB IBB HBP BLK WP HR S P ERA WHIP	IP WLS BF H R ER SO BB IBB HBP BLK WP HR S P ERA WHIP	IP WLS BF H R ER SO BB IBB HBP BLK WP HR S P ERA WHIP			
Steve Rosenberg, L (1, 1) ERA: 4.12	5.0	22	3	3	3	2	BB: 5	IBB: 0	HBP: 0	BLK: 0	WP: 0	HR: 0	S: 49	P: 93	ERA: 5.40	WHIP: 1.600							
Jerry Reuss, L (6, 1) ERA: 6.94	0.1	3	2	2	2	0	BB: 0	IBB: 0	HBP: 0	BLK: 0	WP: 0	HR: 1	S: 7	P: 7	ERA: 54.00	WHIP: 6.000							
Tom McCarthy, R (6, 1) ERA: 3.06	3.0	11	3	0	0	1	BB: 0	IBB: 0	HBP: 0	BLK: 0	WP: 0	HR: 0	S: 21	P: 34	ERA: 0.00	WHIP: 1.000							
Bobby Thigpen, R (9, 1) ERA: 4.24	0.2	4	2	2	2	0	BB: 0	IBB: 0	HBP: 0	BLK: 0	WP: 0	HR: 1	S: 8	P: 11	ERA: 27.00	WHIP: 3.000							

Chicago White Sox @ Toronto Blue Jays
Exhibition Stadium, Toronto, ON
Sun May 28 1989, 3:33 AM EDT
Att. 46,120 - Sunny

AB 35
R 7
H 10
RBI 7
BB 5
SO 3
LOB 15

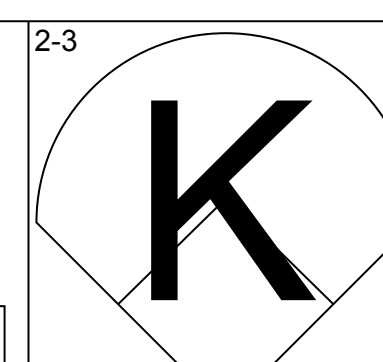
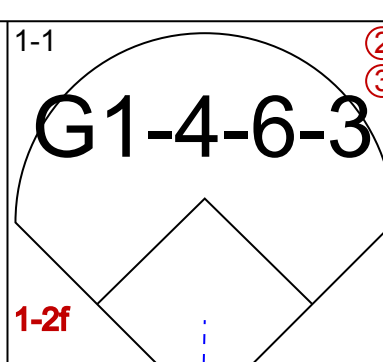
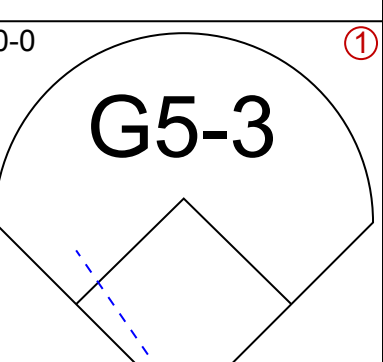
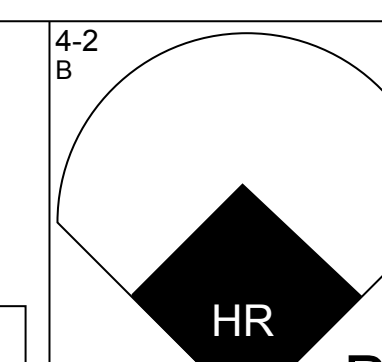
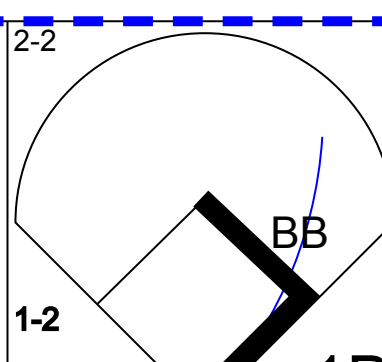
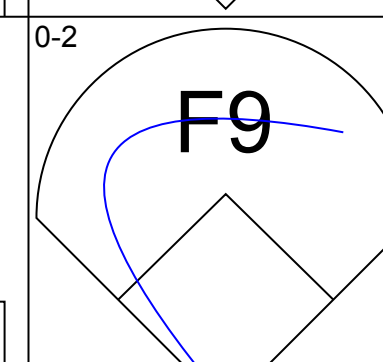
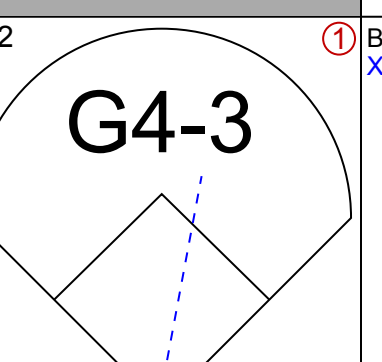

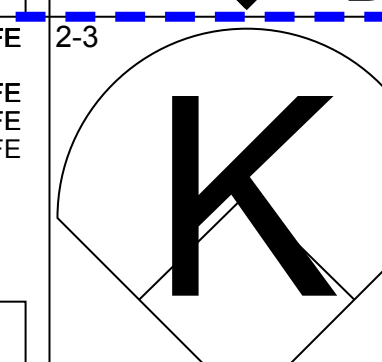
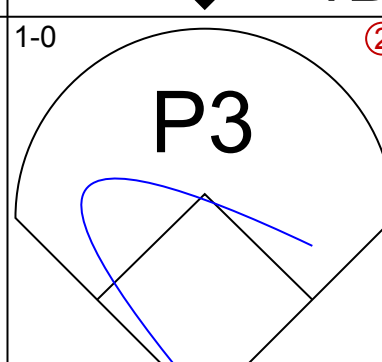
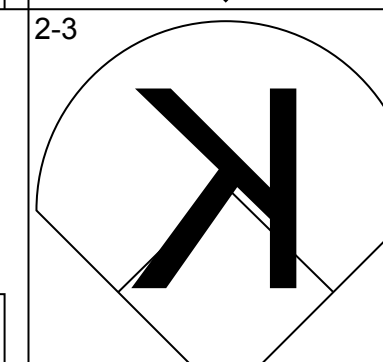
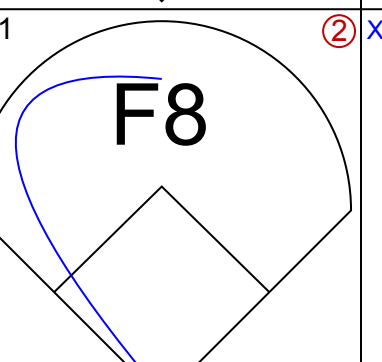
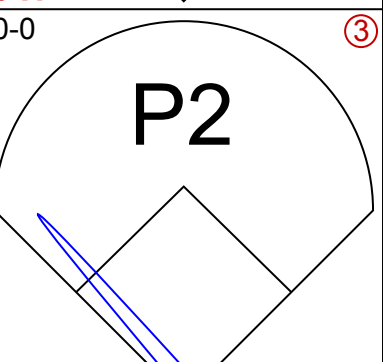
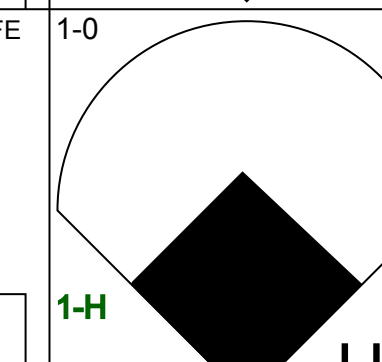
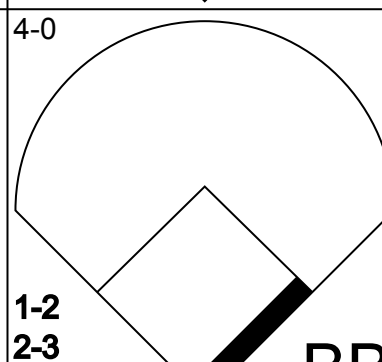
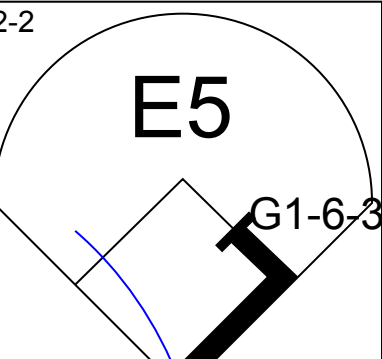
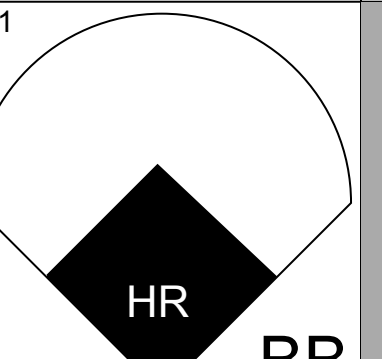
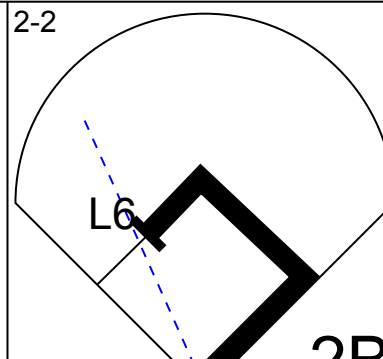
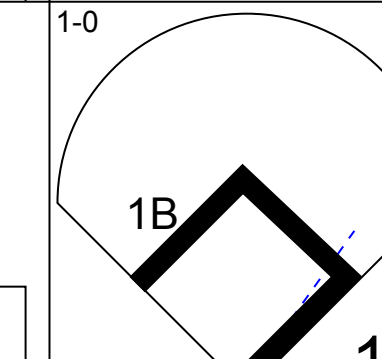
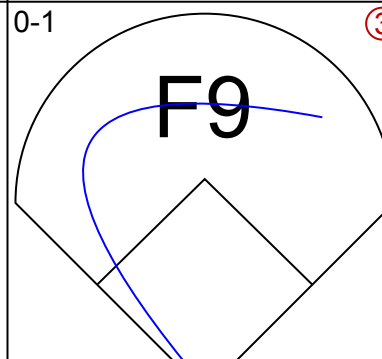

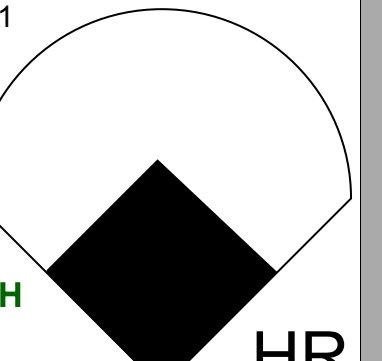
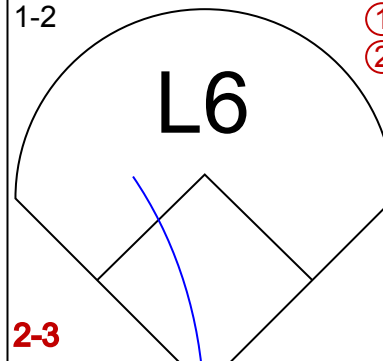
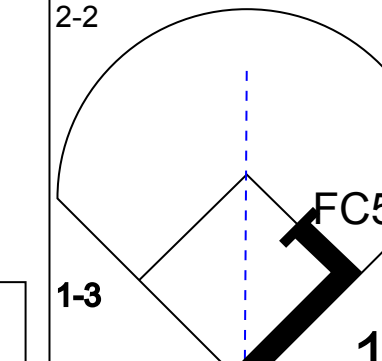

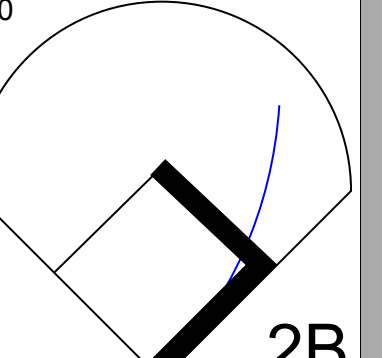
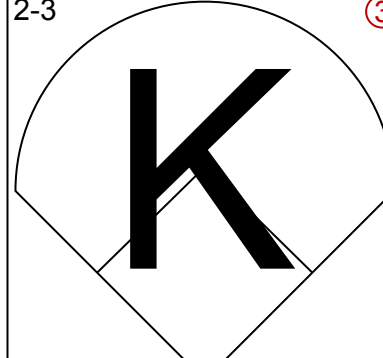
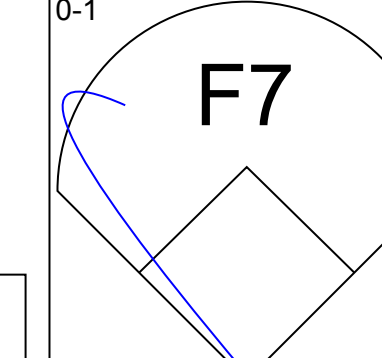

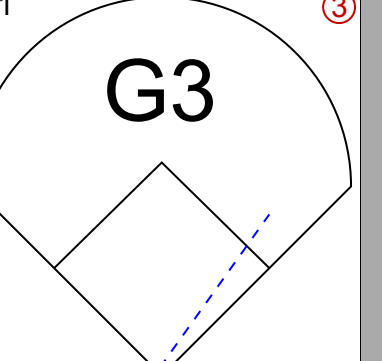
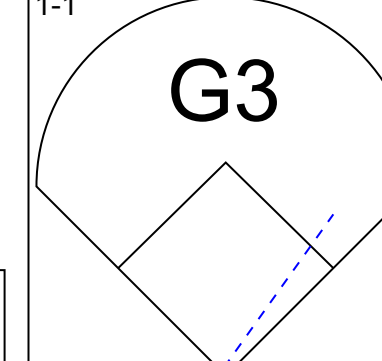
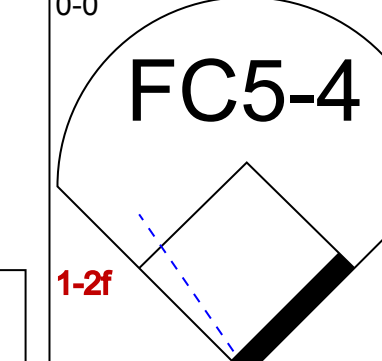
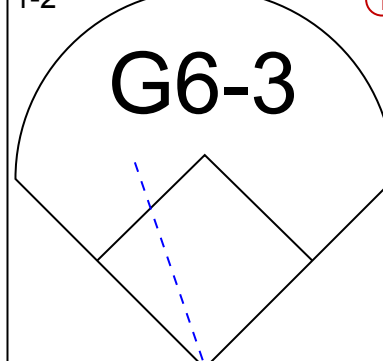
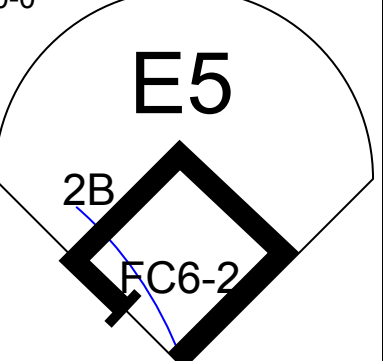
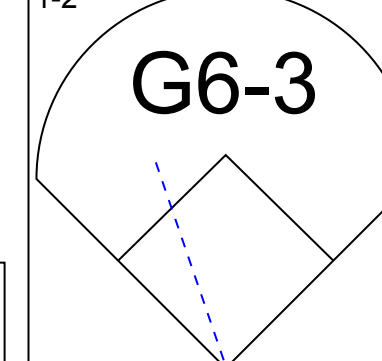
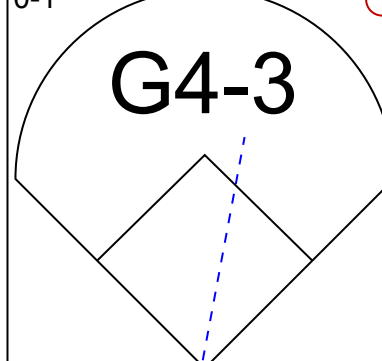
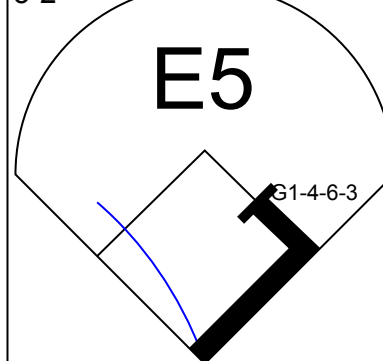
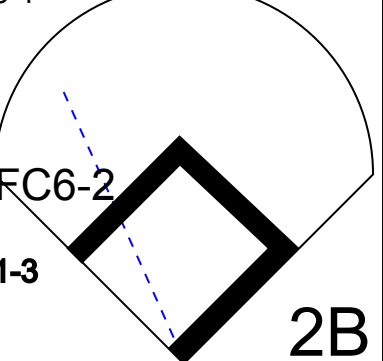
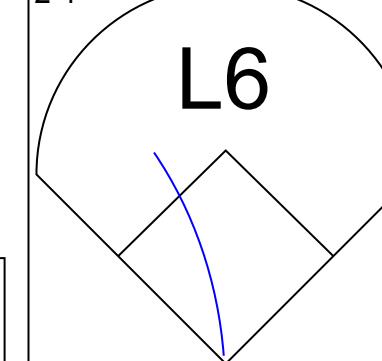
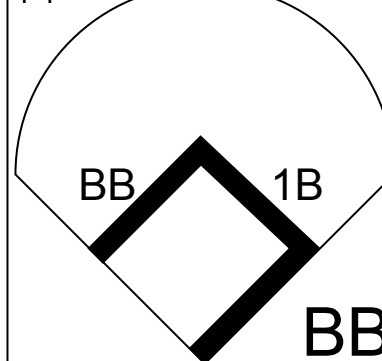


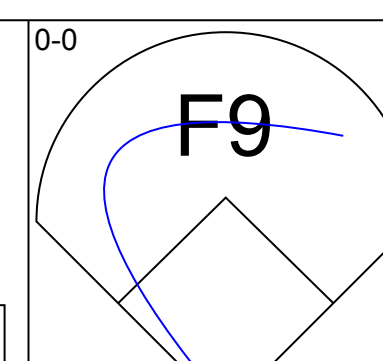
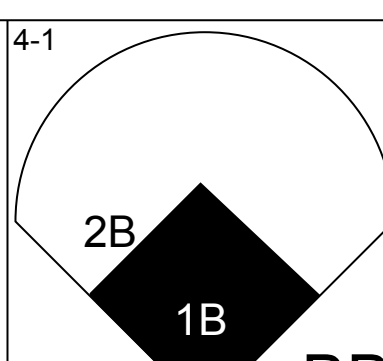
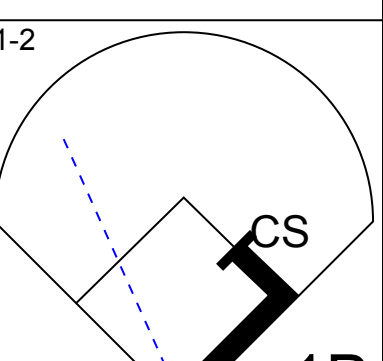
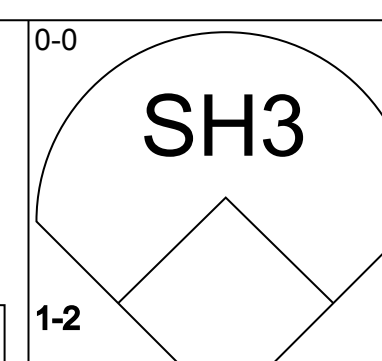
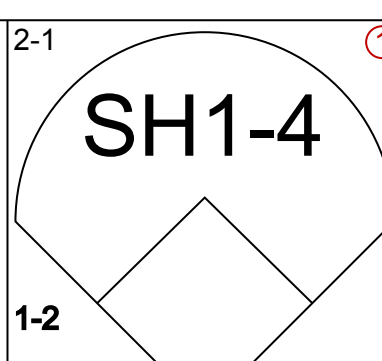
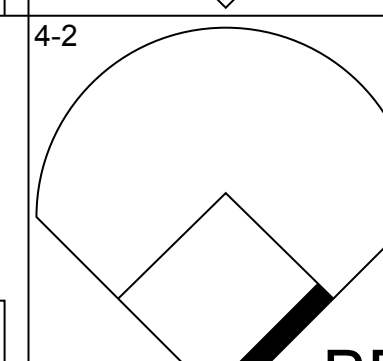
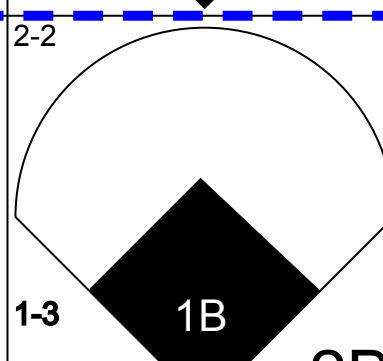
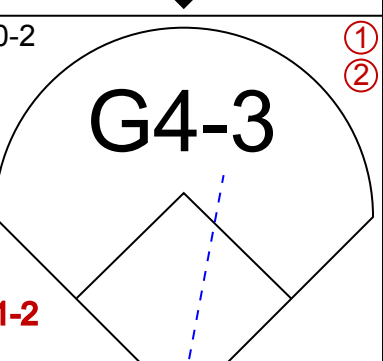
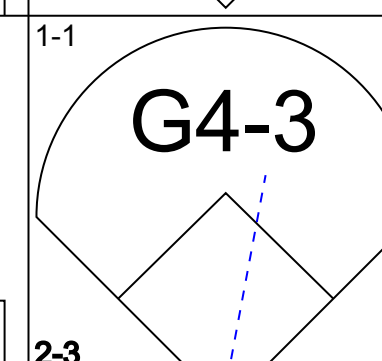
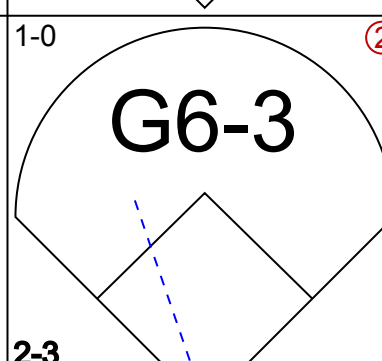
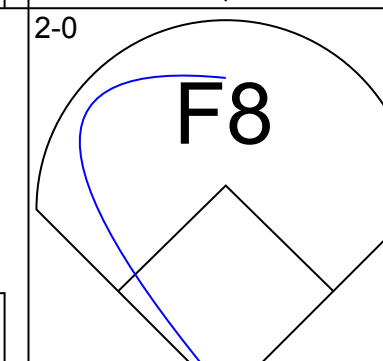
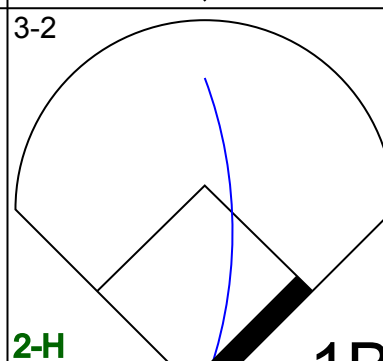
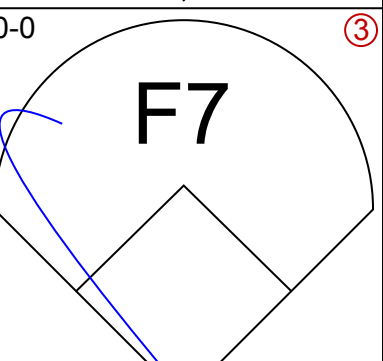
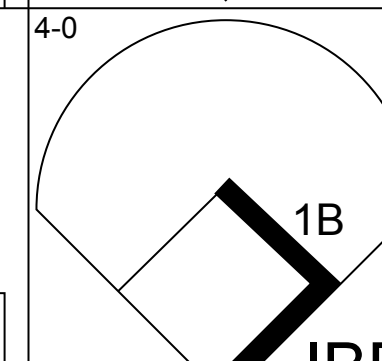
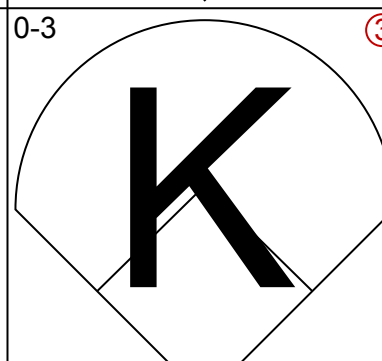
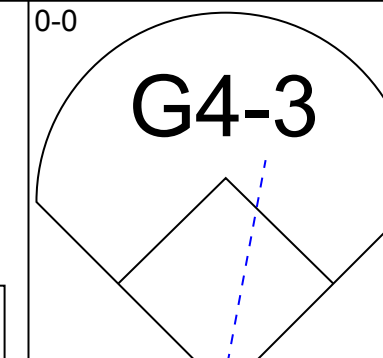
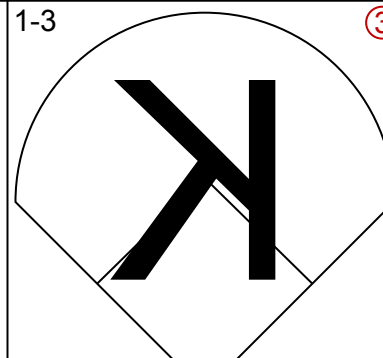
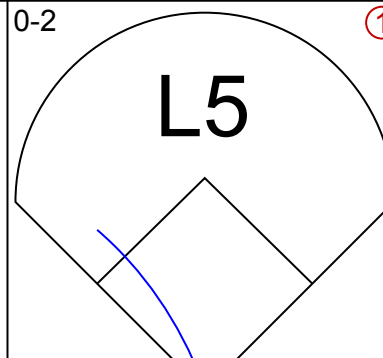
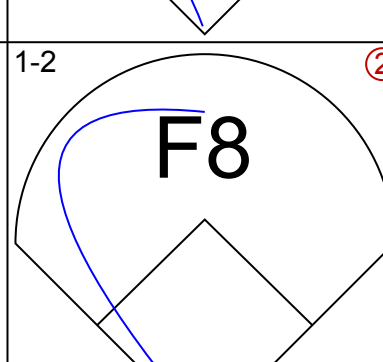
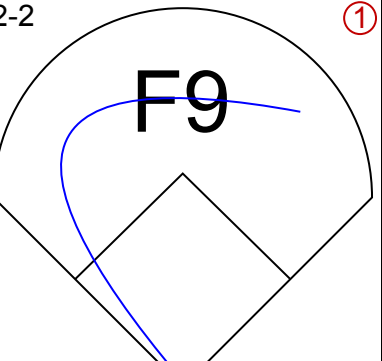
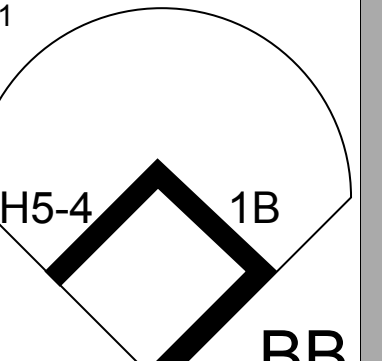
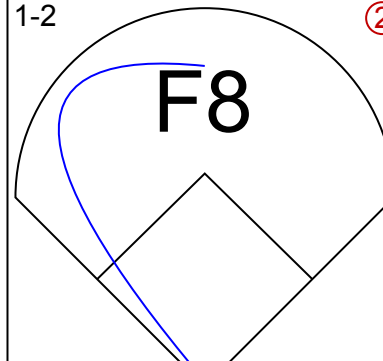
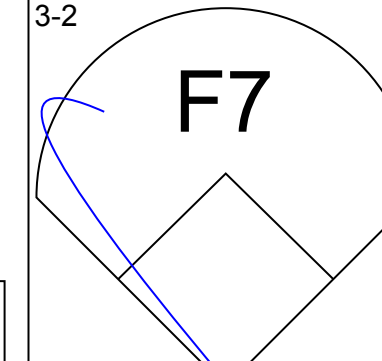
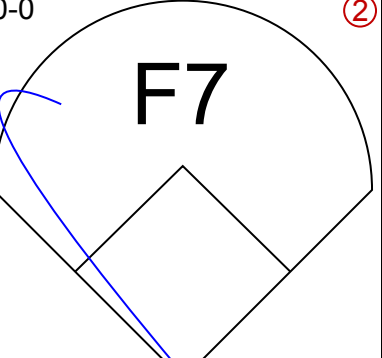
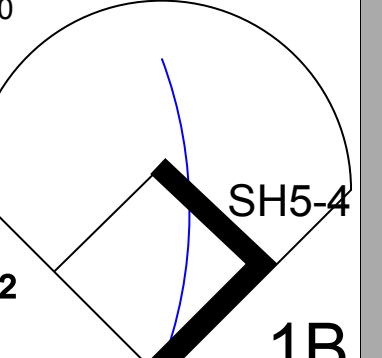
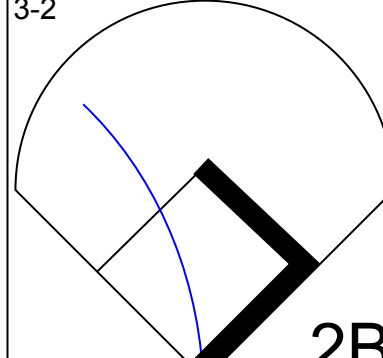
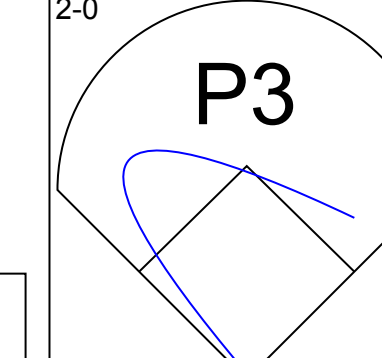
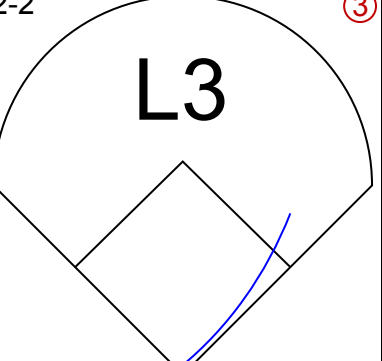
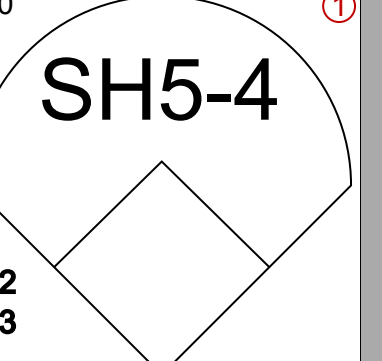
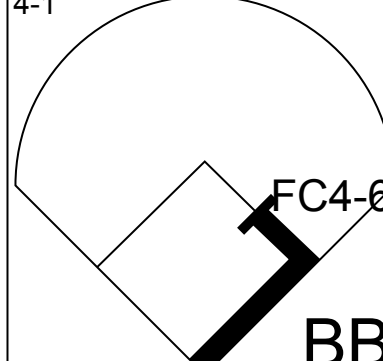
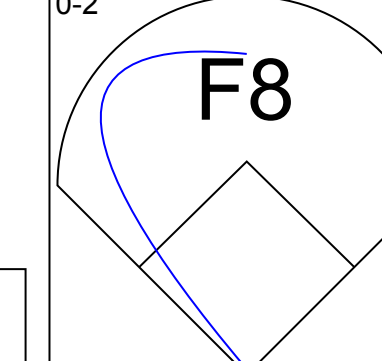
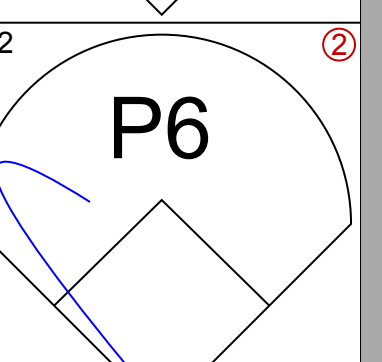
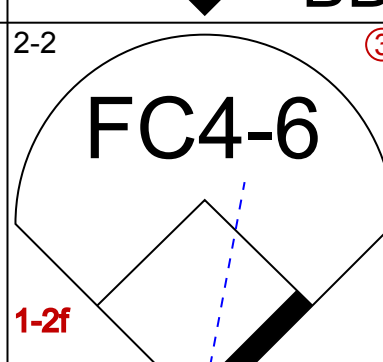
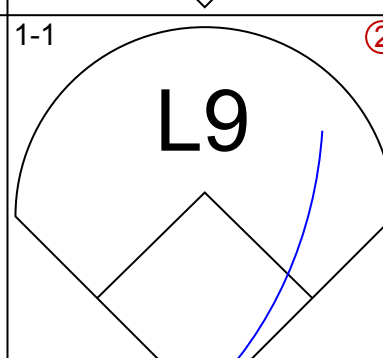
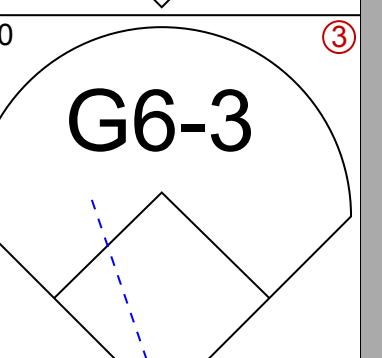


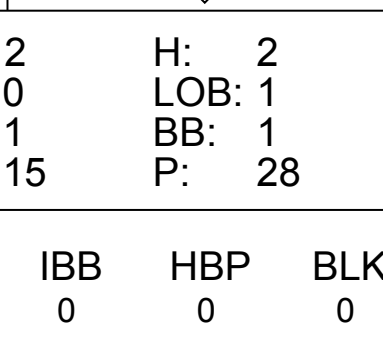
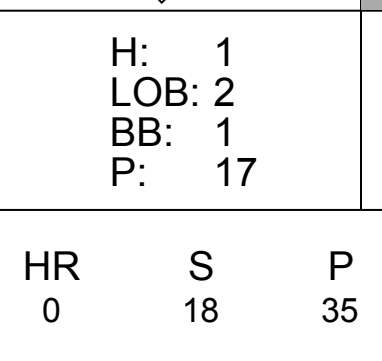
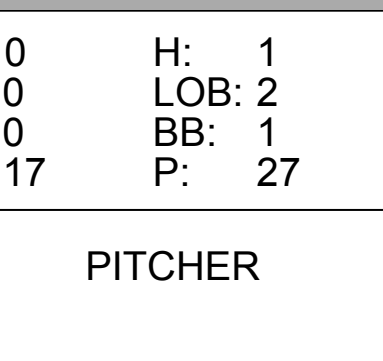
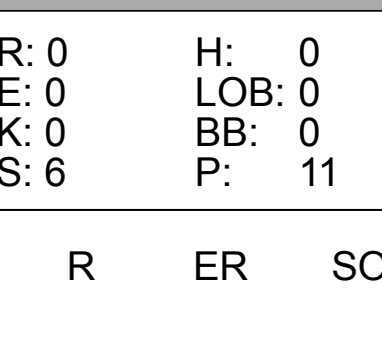


Batter	1	2	3	4	5	6	7	8	9	AB	R	H	RBI	BB	SO	LOB	TOP										
Gary Pettis, S OBP: 0.349, SLG: 0.358 (1, 8)										1	1	0	0	3	1	0	Detroit Tigers @ Chicago White Sox Comiskey Park, Chicago, IL Mon May 29 1989, 4:33 AM EDT Att: 12,425 - Overcast - 65 F										
Fred Lynn, L OBP: 0.291, SLG: 0.260 (1, 7)										4	0	0	0	1	0	3											
Lou Whitaker, L OBP: 0.395, SLG: 0.528 (1, 4)										4	0	0	0	0	0	5											
Alan Trammell, R OBP: 0.339, SLG: 0.323 (1, 6)										3	1	1	0	1	0	3											
Keith Moreland, R OBP: 0.386, SLG: 0.441 (1, 10)										2	1	1	0	2	0	0											
Matt Nokes, L OBP: 0.303, SLG: 0.450 (1, 2)										4	1	1	4	0	0	3											
Chet Lemon, R OBP: 0.351, SLG: 0.303 (1, 9)										4	0	0	0	0	2	3											
Dave Bergman, L OBP: 0.352, SLG: 0.312 (1, 3)										4	0	2	0	0	0	3											
Rick Schu, R OBP: 0.400, SLG: 0.367 (1, 5)										3	0	0	0	1	0	2											
Inning Stats	R: 0 E: 0 K: 1 S: 6	H: 0 LOB: 0 BB: 0 P: 9	R: 0 E: 0 K: 0 S: 9	H: 0 LOB: 0 BB: 0 P: 14	R: 0 E: 0 K: 1 S: 6	H: 1 LOB: 0 BB: 0 P: 11	R: 4 E: 0 K: 1 S: 14	H: 1 LOB: 0 BB: 3 P: 33	R: 0 E: 0 K: 0 S: 13	H: 1 LOB: 1 BB: 2 P: 14	R: 0 E: 0 K: 0 S: 8	H: 0 LOB: 1 BB: 1 P: 15	R: 0 E: 0 K: 0 S: 10	H: 1 LOB: 2 BB: 1 P: 17	R: 0 E: 0 K: 0 S: 6	H: 0 LOB: 0 BB: 1 P: 11	1B: 3 2B: 2 3B: 0 HR: 1	SF: 0 SAC: 1 DP: 2 HBP: 0	WP: 0 PB: 0 CS: 0	PA: 38							
PITCHER	IP	WLS	BF	H	R	ER	SO	BB	IBB	HBP	BLK	WP	HR	S	P	ERA	WHIP										
Eric King, R ERA: 3.31 (1, 1)	4.1	L	20	3	4	4	3	5	0	0	1	0	1	45	88	8.31	1.846										
Bill Long, R ERA: 6.12 (5, 1)	2.2		10	1	0	0	0	1	0	0	0	0	0	19	36	0.00	0.750										
Jack Hardy, R ERA: 4.91 (8, 1)	2.0		8	1	0	0	0	2	0	0	0	0	0	16	28	0.00	1.500										

Batter	1	2	3	4	5	6	7	8	9	AB	R	H	RBI	BB	SO	LOB	BOTTOM										
Ozzie Guillen, L OBP: 0.273, SLG: 0.297 (1, 6)										4	0	0	0	0	0	1	Detroit Tigers @ Chicago White Sox Comiskey Park, Chicago, IL Mon May 29 1989, 4:33 AM EDT Att: 12,425 - Overcast - 65 F										
Dave Gallagher, R OBP: 0.397, SLG: 0.348 (1, 8)										4	0	1	0	0	1	1											
Harold Baines, L OBP: 0.435, SLG: 0.476 (1, 10)										4	1	1	0	0	1	1											
Dan Pasqua, L OBP: 0.325, SLG: 0.441 (1, 7)										4	1	1	2	0	1	1											
Ivan Calderon, R OBP: 0.333, SLG: 0.431 (1, 9)										4	0	2	0	0	0	0											
Matt Merullo, L OBP: 0.259, SLG: 0.275 (1, 2)										4	0	0	0	0	0	2											
Carlos Martinez, R OBP: 0.262, SLG: 0.349 ERA: 2.78 (9, PH)										3	0	0	0	0	0	3											
Daryl Boston, L OBP: 0.306, SLG: 0.259 (9, PH)										0	0	0	0	0	0	0											
Fred Manrique, R OBP: 0.397, SLG: 0.508 (9, PH)										1	0	1	0	0	0	0											
Steve Lyons, L OBP: 0.314, SLG: 0.303 (9, PH)										3	0	0	0	0	1	1											
Ron Kittle, R OBP: 0.377, SLG: 0.537 (9, FR)										0	0	0	0	1	0	0											
Ron Karkovice, R OBP: 0.244, SLG: 0.324 (9, FR)										0	0	0	0	0	0	0											
Eddie Williams, R OBP: 0.358, SLG: 0.364 (1, 5)										4	0	1	0	0	1	2											
Inning Stats	R: 0 E: 0 K: 0 S: 11	H: 1 LOB: 1 BB: 0 P: 19	R: 0 E: 0 K: 1 S: 9	H: 1 LOB: 0 BB: 0 P: 16	R: 0 E: 0 K: 2 S: 9	H: 0 LOB: 0 BB: 0 P: 14	R: 0 E: 1 K: 1 S: 10	H: 1 LOB: 2 BB: 0 P: 15	R: 0 E: 0 K: 0 S: 7	H: 0 LOB: 0 BB: 0 P: 13	R: 0 E: 0 K: 1 S: 6	H: 0 LOB: 0 BB: 0 P: 11	R: 0 E: 0 K: 0 S: 5	H: 0 LOB: 0 BB: 0 P: 6	R: 0 E: 0 K: 0 S: 9	H: 1 LOB: 1 BB: 0 P: 12	R: 2 E: 0 K: 0 S: 13	H: 3 LOB: 2 BB: 1 P: 20	1B: 5 2B: 1 3B: 0 HR: 1	SF: 0 SAC: 0 DP: 0 HBP: 0	WP: 0 PB: 0 CS: 0	PA: 36					
PITCHER	IP	WLS	BF	H	R	ER	SO	BB	IBB	HBP	BLK	WP	HR	S	P	ERA	WHIP										
Doyle Alexander, R ERA: 2.78 (1, 1)	7.0	W	25	3	0	0	5	0	0	0	0	0	1	57	94	0.00	0.429										
Mike Hennehan, R ERA: 5.82 (8, 1)	1.2		8	3	2	2	0	0	0	0	0	0	1	18	23	10.80	1.800										
Willie Hernandez, L ERA: 5.5 (9, 1)	0.1	S	3	1	0	0	0	1	0	0	0	0	0	4	9	0.00	6.000										

Batter	1	2	3	4	5	6	7	8	9	AB	R	H	RBI	BB	SO	LOB	TOP										
Gary Pettis, S OBP: 0.353, SLG: 0.339 (1, 8)	G6-3		FC4-6 1B		G4-3				E 1B	3	2	0	0	2	0	2	Detroit Tigers @ Chicago White Sox Comiskey Park, Chicago, IL Tue May 30 1989, 8:05 PM EDT Alt. 9,227 - Unknown - 86 F										
Fred Lynn, L OBP: 0.295, SLG: 0.265 (1, 7)	K		HR 1B			FC5-4 1B	F7		E4 1B	5	2	2	2	0	1	2											
Lou Whitaker, L OBP: 0.400, SLG: 0.545 (1, 4)	K		HR			F8		HR BB	1B	4	2	2	3	1	1	1											
Alan Trammell, R OBP: 0.342, SLG: 0.323 Al Pedrique, R OBP: 0.237, SLG: 0.250 (9, PH) (9, 6)		G4-3	G5-3			FC5-4 1B		HR BB	P6	3	1	1	0	1	0	0											
Keith Moreland, R OBP: 0.386, SLG: 0.459 (1, 10)				G5-3		FC5-4 WP 1B		HR	P3	4	1	1	4	1	0	3											
Matt Nokes, L OBP: 0.306, SLG: 0.444 (1, 2)	K			G5-4-3 BB		G3-1		1B	G4-3	4	0	1	0	1	1	4											
Chet Lemon, R OBP: 0.303, SLG: 0.303 Pat Sheridan, L OBP: 0.292, SLG: 0.340 (7, 9)			FC4-6 1B	G5-4-3				K	K	3	1	1	0	0	1	1											
Dave Bergman, L OBP: 0.339, SLG: 0.299 (1, 3)			F9			F8		G4-3	P5	4	0	0	0	0	0	2											
Rick Schu, R OBP: 0.410, SLG: 0.455 (1, 5)			FC4-6 BB			F8		HR	K	3	1	1	1	1	1	1											
Inning Stats	R: 0 E: 0 K: 2 S: 9	H: 0 LOB: 0 BB: 0 P: 14	R: 0 E: 0 K: 1 S: 7	H: 0 LOB: 1 BB: 1 P: 17	R: 4 E: 0 K: 0 S: 17	H: 3 LOB: 0 BB: 1 P: 33	R: 0 E: 0 K: 0 S: 3	H: 0 LOB: 0 BB: 1 P: 12	R: 0 E: 0 K: 0 S: 6	H: 0 LOB: 0 BB: 0 P: 12	R: 1 E: 0 K: 0 S: 10	H: 2 LOB: 1 BB: 0 P: 15	R: 1 E: 0 K: 0 S: 10	H: 1 LOB: 1 BB: 1 P: 23	R: 3 E: 0 K: 2 S: 19	H: 2 LOB: 1 BB: 2 P: 33		R: 1 E: 1 K: 0 S: 15	H: 1 LOB: 2 BB: 1 P: 24	1B: 6 2B: 1 3B: 0 HR: 3	SF: 0 SAC: 0 DP: 2 HBP: 0	WP: 1 PB: 0 SB: 1 CS: 1	PA: 42				
PITCHER	IP	WLS	BF	H	R	ER	SO	BB	IBB	HBP	BLK	WP	HR	S	P	ERA	WHIP										
Jeff Blittiger, R ERA: 6.52 (1, 1)	5.0	L	20	4	5	5	3	3	0	0	0	0	1	47	96	9.00	1.400										
Tom McCarthy, R ERA: 3.2 (6, 1)	2.0	9	2	1	1	1	1	1	0	0	0	1	1	15	30	4.50	1.500										
Shawn Hillegas, R ERA: 6.31 (8, 1)	1.0	7	2	3	3	2	2	2	0	0	0	0	1	19	33	27.00	4.000										
Jack Hardy, R ERA: 5.4 (9, 1)	1.0	6	1	1	1	0	1	1	0	0	0	0	0	15	24	9.00	2.000										

Batter	1	2	3	4	5	6	7	8	9	AB	R	H	RBI	BB	SO	LOB	BOTTOM										
Dave Gallagher, R OBP: 0.367, SLG: 0.350 (1, 8)	G4-3		L8			HR 1B	G4-3 1B		F8	5	1	2	0	0	0	3	Detroit Tigers @ Chicago White Sox Comiskey Park, Chicago, IL Tue May 30 1989, 8:05 PM EDT Alt. 9,227 - Unknown - 86 F										
Ozzie Guillen, L OBP: 0.287, SLG: 0.290 (1, 6)	G6-3		G4-3			L4	G4-3		G1-3	5	0	0	0	0	0	6											
Harold Baines, L OBP: 0.437, SLG: 0.473 (1, 9)					F7	K		1B		3	0	1	0	1	1	1											
Ron Kittle, R OBP: 0.380, SLG: 0.554 (1, 3)	K				G6-4-3 BB	HR		K		3	1	1	2	1	2	2											
Ivan Calderon, R OBP: 0.332, SLG: 0.432 (1, 10)		P4			G6-4-3	2B		F8		4	0	1	0	0	0	2											
Fred Manrique, R OBP: 0.373, SLG: 0.476 (1, 4)		G5-3			L4	K		G5-3		4	0	0	0	0	1	2											
Dan Pasqua, L OBP: 0.341, SLG: 0.514 (1, 7)			K			K		HR	FC6-4 BB	3	1	1	1	1	2	0											
Eddie Williams, R OBP: 0.364, SLG: 0.371 Daryl Boston, L OBP: 0.302, SLG: 0.255 (9, PH) (9, 5)							P6		FC6-4 BB	3	0	2	0	0	0	0											
Ron Karkovics, R OBP: 0.247, SLG: 0.316 Matt Merullo, L OBP: 0.267, SLG: 0.275 (9, PH) (9, 2)										2	0	0	0	1	1	2											
Inning Stats	R: 0 E: 0 K: 1 S: 10	H: 0 LOB: 1 BB: 1 P: 16	R: 0 E: 0 K: 1 S: 5	H: 0 LOB: 0 BB: 0 P: 7	R: 0 E: 0 K: 0 S: 6	H: 1 LOB: 1 BB: 0 P: 10	R: 0 E: 0 K: 0 S: 6	H: 0 LOB: 0 BB: 1 P: 15	R: 0 E: 0 K: 2 S: 10	H: 1 LOB: 1 BB: 0 P: 16	R: 2 E: 0 K: 2 S: 13	H: 3 LOB: 1 BB: 0 P: 19	R: 1 E: 0 K: 0 S: 12	H: 2 LOB: 1 BB: 1 P: 19	R: 0 E: 0 K: 1 S: 6	H: 1 LOB: 1 BB: 0 P: 9		R: 0 E: 0 K: 0 S: 8	H: 0 LOB: 2 BB: 2 P: 18	1B: 5 2B: 1 3B: 0 HR: 2	SF: 0 SAC: 0 DP: 2 HBP: 0	WP: 0 PB: 0 SB: 0 CS: 0	PA: 38				
PITCHER	IP	WLS	BF	H	R	ER	SO	BB	IBB	HBP	BLK	WP	HR	S	P	ERA	WHIP										
Frank Tanana, L ERA: 3.66 (1, 1)	6.1	W	27	6	3	3	3	3	0	0	0	0	0	20	36	0.00	1.421										
Frank Williams, R ERA: 3.35 (7, 1)	2.2	S	11	2	0	0	1	2	0	0	0	0	0	20	36	0.00	1.500										

Batter	1	2	3	4	5	6	7	8	9	AB	R	H	RBI	BB	SO	LOB	TOP					
Gary Pettis, S OBP: 0.356, SLG: 0.333										4	1	1	0	1	1	3	Detroit Tigers @ Chicago White Sox Comeriskey Park, Chicago, IL Wed May 31 1989, 8:05 PM EDT Alt. 8,549 - Unknown - 63 F					
Chet Lemon, R OBP: 0.341, SLG: 0.293										5	0	0	0	0	1	5						
Lou Whitaker, L OBP: 0.400, SLG: 0.556										4	1	1	2	1	1	2						
Alan Trammell, R OBP: 0.349, SLG: 0.333										4	1	2	0	1	0	3						
Keith Moreland, R OBP: 0.390, SLG: 0.484										4	1	2	2	0	0	2						
Fred Lynn, L OBP: 0.300, SLG: 0.273										3	0	1	0	1	1	2						
Gary Ward, R OBP: 0.305, SLG: 0.338										4	0	0	0	0	0	4						
Mike Heath, R OBP: 0.328, SLG: 0.436										4	0	0	0	0	0	0						
Rick Schu, R OBP: 0.419, SLG: 0.472										3	0	1	0	1	0	0						
Inning Stats	R: 0 E: 0 K: 2 S: 9	H: 0 LOB: 0 BB: 0 P: 13	R: 0 E: 1 K: 0 S: 8	H: 0 LOB: 1 BB: 1 P: 17	R: 0 E: 1 K: 0 S: 9	H: 0 LOB: 0 BB: 0 P: 14	R: 2 E: 0 K: 0 S: 11	H: 2 LOB: 1 BB: 1 P: 16	R: 0 E: 1 K: 0 S: 6	H: 1 LOB: 2 BB: 0 P: 10	R: 0 E: 0 K: 1 S: 9	H: 1 LOB: 0 BB: 0 P: 14	R: 0 E: 0 K: 0 S: 7	H: 0 LOB: 0 BB: 0 P: 11	R: 2 E: 0 K: 1 S: 17	H: 3 LOB: 2 BB: 1 P: 27		R: 0 E: 0 K: 0 S: 12	H: 1 LOB: 3 BB: 2 P: 23	1B: 3 2B: 4 3B: 0 HR: 2	SF: 0 SAC: 0 DP: 3 HBP: 0	WP: 0 PB: 0 SB: 0 CS: 0
PITCHER	IP	WLS	BF	H	R	ER	SO	BB	IBB	HBP	BLK	WP	HR	S	P	ERA	WHIP					
Greg Hibbard, L ERA: 3.0	(1, 1)	6.0	24	4	2	2	3	2	0	0	0	0	0	1	52	84	3.00	1.000				
Shawn Hillegas, R ERA: 6.35	(7, 1)	1.0	4	0	1	1	0	1	0	0	0	0	0	0	13	21	9.00	1.000				
Bobby Thigpen, R ERA: 4.38	(8, 1)	1.1	L	8	3	1	1	1	0	0	0	0	0	1	14	24	6.75	3.000				
Tom McCarthy, R ERA: 3.1	(9, 1)	0.2		4	1	0	0	0	1	0	0	0	0	0	9	16	0.00	3.000				

Batter	1	2	3	4	5	6	7	8	9	AB	R	H	RBI	BB	SO	LOB	BOTTOM					
Dave Gallagher, R OBP: 0.371, SLG: 0.351										2	1	1	0	1	0	0	Detroit Tigers @ Chicago White Sox Comeriskey Park, Chicago, IL Wed May 31 1989, 8:05 PM EDT Alt. 8,549 - Unknown - 63 F					
Ozzie Guillen, L OBP: 0.270, SLG: 0.294										4	1	1	0	1	0	4						
Harold Baines, L OBP: 0.436, SLG: 0.468										4	0	1	2	1	1	3						
Ron Kittle, R OBP: 0.376, SLG: 0.546										2	0	0	0	0	1	2						
Carlos Martinez, R OBP: 0.269, SLG: 0.354										2	0	1	1	0	0	0						
Dan Pasqua, L OBP: 0.333, SLG: 0.475										3	0	0	0	1	0	2						
Ivan Calderon, R OBP: 0.335, SLG: 0.439										4	0	2	0	0	0	0						
Matt Merullo, L ERA: 4.4										1	0	0	0	1	0	0						
Ron Karkovics, R OBP: 0.244, SLG: 0.312										1	0	0	0	0	0	0						
Steve Lyons, L OBP: 0.306, SLG: 0.295										4	0	0	0	0	0	4						
Eddie Williams, R OBP: 0.367, SLG: 0.374										4	1	2	0	0	0	2						
Daryl Boston, L OBP: 0.302, SLG: 0.255										0	0	0	0	0	0	0						
Inning Stats	R: 0 E: 0 K: 0 S: 6	H: 0 LOB: 1 BB: 1 P: 12	R: 0 E: 0 K: 0 S: 7	H: 0 LOB: 0 BB: 0 P: 11	R: 2 E: 0 K: 1 S: 15	H: 2 LOB: 1 BB: 1 P: 28	R: 0 E: 0 K: 0 S: 8	H: 1 LOB: 2 BB: 1 P: 17	R: 0 E: 0 K: 0 S: 7	H: 1 LOB: 0 BB: 0 P: 8	R: 0 E: 0 K: 0 S: 17	H: 1 LOB: 2 BB: 1 P: 27	R: 1 E: 0 K: 0 S: 13	H: 2 LOB: 2 BB: 1 P: 24	R: 0 E: 0 K: 0 S: 6	H: 0 LOB: 0 BB: 0 P: 11	R: 0 E: 0 K: 1 S: 7	H: 1 LOB: 2 BB: 0 P: 11	1B: 6 2B: 2 3B: 0 HR: 0	SF: 0 SAC: 3 DP: 0 HBP: 0	WP: 0 PB: 0 SB: 0 CS: 1	PA: 39
PITCHER	IP	WLS	BF	H	R	ER	SO	BB	IBB	HBP	BLK	WP	HR	S	P	ERA	WHIP					
Jeff Robinson, R ERA: 4.4	(1, 1)	2.2	10	0	1	1	0	2	0	0	0	0	0	18	35	3.38	0.750					
Paul Gibson, L ERA: 5.13	(3, 1)	4.0	20	6	2	2	1	2	1	0	0	0	0	48	81	4.50	2.000					
Mike Henneman, R ERA: 5.4	(7, 1)	1.1	W	5	1	0	0	0	0	0	0	0	0	13	22	0.00	0.750					
Willie Hernandez, L ERA: 5.21	(9, 1)	1.0	S	4	1	0	0	1	0	0	0	0	0	7	11	0.00	1.000					

Batter	1	2	3	4	5	6	7	8	9	AB	R	H	RBI	BB	SO	LOB	TOP								
Al Newman, S OBP: 0.361, SLG: 0.270 (1, 6)	G4-3	G3		G6-3		G4-3		1B BB		4	0	0	0	1	0	1	Minnesota Twins @ Chicago White Sox Comiskey Park, Chicago, IL Fri Jun 02 1989, 8:05 PM EDT Att: 13,205 - Unknown								
Wally Backman, S OBP: 0.354, SLG: 0.350 (1, 4)	F9		G4-3 BLK SF7 BB	FC6-4 1B		F8		1B		4	1	2	2	1	0	0									
Kirby Puckett, R OBP: 0.387, SLG: 0.490 (1, 8)	1B 1B		G4-3	FC6-4		L1-3		G1-3		5	1	1	0	0	0	4									
Jim Dwyer, L OBP: 0.442, SLG: 0.394 (1, 10)	1B 1B					L7				4	3	2	0	1	1	0									
Gary Gaetti, R OBP: 0.279, SLG: 0.411 (9, PH)	1B		SF7			F7		FC1-5 1B		3	0	2	2	0	0	0									
Greg Gagne, R OBP: 0.287, SLG: 0.357 (9, 6)	1-2 2-H 1B							1B		1	0	0	0	0	0	1									
Randy Bush, L OBP: 0.338, SLG: 0.500 (8, 2)	1-3 2-H 1B		3-H 1-H 3B					FC1-5 1B		4	1	3	2	0	1	0									
Tim Laudner, R OBP: 0.280, SLG: 0.337 (8, 2)	1-3 2-H 1B							1B		0	0	0	1	0	0	0									
Dan Gladden, R OBP: 0.298, SLG: 0.353 (9, PH)								FC1-5 1B		4	1	3	2	0	1	0									
Carmen Castillo, R OBP: 0.360, SLG: 0.522 (9, 9)	K			FC5-4 BB				1B 1B		2	1	0	0	1	1	4									
John Moses, S OBP: 0.381, SLG: 0.419 (9, 7)			G4-3	FC5-4		K				4	1	1	1	0	1	3									
Orlando Mercado, R OBP: 0.250, SLG: 0.143 (8, PH)										3	0	0	0	0	1	1									
Gene Larkin, S OBP: 0.326, SLG: 0.320 (8, 3)	P3					P2				1	0	0	0	0	1	2									
Inning Stats	R: 2 H: 4 E: 0 K: 1 S: 14	H: 4 LOB: 2 BB: 0 P: 20	R: 0 H: 0 E: 0 K: 0 S: 5	H: 0 LOB: 0 BB: 0 P: 11	R: 2 H: 1 E: 0 K: 0 S: 12	H: 1 LOB: 2 BB: 3 P: 27	R: 0 H: 1 E: 0 K: 1 S: 11	H: 0 LOB: 1 BB: 0 P: 14	R: 0 H: 0 E: 0 K: 2 S: 9	H: 0 LOB: 0 BB: 0 P: 12	R: 0 H: 0 E: 0 K: 1 S: 9	H: 0 LOB: 1 BB: 0 P: 11	R: 0 H: 0 E: 0 K: 0 S: 8	H: 0 LOB: 0 BB: 0 P: 12	R: 3 H: 4 E: 0 K: 1 S: 17	H: 4 LOB: 2 BB: 1 P: 29	R: 1 H: 1 E: 0 K: 0 S: 12	H: 1 LOB: 0 BB: 0 P: 15	1B: 9 2B: 1 3B: 1 HR: 0	SF: 2 SAC: 0 DP: 0 HBP: 1	WP: 0 PB: 1 SB: 1 CS: 0	PA: 43			
PITCHER	IP	WLS	BF	H	R	ER	SO	BB	IBB	HBP	BLK	WP	HR	S	P	ERA	WHIP								
Melido Perez, R ERA: 6.46 (1, 1)	2.2	L	16	5	4	4	1	3	0	0	1	0	0	27	54	13.50	3.000								
Ken Patterson, L ERA: 5.27 (3, 1)	2.1		8	1	0	0	3	0	0	0	0	0	0	24	30	0.00	0.429								
Jack Hardy, R ERA: 6.57 (6, 1)	4.0		19	5	4	4	2	1	0	1	0	0	0	46	67	9.00	1.500								

Batter	1	2	3	4	5	6	7	8	9	AB	R	H	RBI	BB	SO	LOB	BOTTOM								
Dave Gallagher, R OBP: 0.376, SLG: 0.357 (1, 8)	G1-6-3 E 1B		G3-1 FC1-2 1B		G5-3		1B		K	5	0	3	0	0	1	1	Minnesota Twins @ Chicago White Sox Comiskey Park, Chicago, IL Fri Jun 02 1989, 8:05 PM EDT Att: 13,205 - Unknown								
Ozzie Guillen, L OBP: 0.270, SLG: 0.293 (1, 6)	E6 G1-6-3 1-2 1B		FC1-2 G3-1 1B		E6 CS		F9			4	0	1	0	0	0	2									
Harold Baines, L OBP: 0.427, SLG: 0.457 (1, 10)	G1-6-3 1-2 2-3 1B		G3-1		F7		K			4	0	0	0	0	1	6									
Ivan Calderon, R OBP: 0.329, SLG: 0.430 (1, 9)	F9		FC1-2		CS		G5-3		F9	4	0	0	0	0	0	3									
Carlton Fisk, R OBP: 0.300, SLG: 0.500 (1, 2)		F8	F8			2B 1B		G6-4-3 BB		3	0	1	0	1	0	2									
Fred Manrique, R OBP: 0.394, SLG: 0.492 (1, 4)		BB HBP		G4-3 BB				G6-4-3		2	0	1	0	1	0	1									
Dan Pasqua, L OBP: 0.327, SLG: 0.442 (1, 7)		F9		G4-3		K		FC4-6 BB		3	0	0	0	1	1	4									
Carlos Martinez, R OBP: 0.271, SLG: 0.343 (9, PH)				P6		P2		FC4-6		2	0	0	0	1	0	3									
Daryl Boston, L OBP: 0.297, SLG: 0.250 (9, PH)				BB				1-2		1	0	0	0	0	0	1									
Eddie Williams, R OBP: 0.361, SLG: 0.367 (9, PH)		F9								3	0	0	0	0	0	3									
Greg Walker, L OBP: 0.269, SLG: 0.319 (9, PH)				F9				L4		1	0	0	0	0	0	1									
Inning Stats	R: 0 H: 1 E: 1 K: 0 S: 11	H: 1 LOB: 1 BB: 0 P: 16	R: 0 H: 0 E: 0 K: 0 S: 7	H: 0 LOB: 2 BB: 1 P: 16	R: 0 H: 2 E: 0 K: 0 S: 10	H: 2 LOB: 1 BB: 0 P: 14	R: 0 H: 0 E: 0 K: 0 S: 5	H: 0 LOB: 0 BB: 1 P: 11	R: 0 H: 2 E: 1 K: 1 S: 11	H: 0 LOB: 0 BB: 0 P: 15	R: 0 H: 2 E: 0 K: 1 S: 10	H: 2 LOB: 1 BB: 0 P: 17	R: 0 H: 1 E: 0 K: 1 S: 10	H: 1 LOB: 0 BB: 0 P: 16	R: 0 H: 0 E: 0 K: 0 S: 5	H: 0 LOB: 0 BB: 1 P: 12	R: 0 H: 0 E: 0 K: 1 S: 11	H: 0 LOB: 1 BB: 1 P: 18	1B: 5 2B: 1 3B: 0 HR: 0	SF: 0 SAC: 0 DP: 2 HBP: 1	WP: 0 PB: 0 SB: 0 CS: 1	PA: 38			
PITCHER	IP	WLS	BF	H	R	ER	SO	BB	IBB	HBP	BLK	WP	HR	S	P	ERA	WHIP								
Allan Anderson, L ERA: 3.99 (1, 1)	7.0	W	30	6	0	0	2	2	0	0	0	0	0	63	105	0.00	1.143								
Juan Berenguer, R ERA: 3.53 (8, 1)	1.0		3	0	0	0	0	1	0	0	0	0	0	5	12	0.00	1.000								
Jeff Reardon, R ERA: 5.06 (9, 1)	1.0		4	0	0	0	1	1	0	0	0	0	0	11	18	0.00	1.000								



Batter	1	2	3	4	5	6	7	8	9	AB	R	H	RBI	BB	SO	LOB	TOP										
Al Newman, S OBP: 0.370, SLG: 0.278 (1, 4)										4	1	2	0	1	1	3	Minnesota Twins @ Chicago White Sox Comiskey Park, Chicago, IL Sat Jun 03 1989, 4:33 AM EDT Unknown livebaseballscores.com										
John Moses, S OBP: 0.373, SLG: 0.407 (1, 9)										5	0	1	0	0	0	4											
Kirby Puckett, R OBP: 0.383, SLG: 0.481 (1, 8)										4	0	0	0	1	0	3											
Jim Dwyer, L OBP: 0.440, SLG: 0.378 (1, 10)											3	1	0	0	2	0											
Gary Gaetti, R OBP: 0.277, SLG: 0.406 (1, 5)											5	0	1	1	0	3											
Randy Bush, L OBP: 0.336, SLG: 0.517 (1, 3)											4	1	1	1	0	1											
Dan Gladden, R OBP: 0.306, SLG: 0.354 (1, 7)										2	1	1	0	2	0	0											
Greg Gagne, R OBP: 0.292, SLG: 0.363 (1, 6)										3	1	1	1	1	0	1											
Orlando Mercado, R OBP: 0.263, SLG: 0.125 Gene Larkin, S OBP: 0.324, SLG: 0.318 (8, PH) Tim Laudner, R OBP: 0.280, SLG: 0.337 (8, 2)										2	0	0	1	1	0	0											
Inning Stats	R: 2 E: 0 K: 1 S: 8	H: 2 LOB: 1 BB: 1 P: 19	R: 2 E: 1 K: 1 S: 19	H: 1 LOB: 3 BB: 3 P: 36	R: 0 E: 0 K: 0 S: 11	H: 1 LOB: 2 BB: 1 P: 19	R: 0 E: 0 K: 0 S: 3	H: 0 LOB: 0 BB: 0 P: 6	R: 1 E: 0 K: 0 S: 12	H: 1 LOB: 0 BB: 0 P: 19	R: 0 E: 0 K: 0 S: 5	H: 0 LOB: 0 BB: 0 P: 10	R: 0 E: 0 K: 0 S: 13	H: 1 LOB: 2 BB: 2 P: 22	R: 0 E: 0 K: 0 S: 7	H: 0 LOB: 0 BB: 0 P: 12	1B: 5 2B: 1 3B: 0 HR: 1	SF: 0 SAC: 0 DP: 1 HBP: 0	WP: 0 PB: 1 SB: 5 CS: 1	PA: 41							
PITCHER	IP	WLS	BF	H	R	ER	SO	BB	IBB	HBP	BLK	WP	HR	S	P	ERA	WHIP										
Eric King, R ERA: 3.47 (1, 1)	7.0	L	34	6	5	4	2	7	0	0	0	0	1	69	133	5.14	1.857										
Shawn Hillegas, R ERA: 8.59 (8, 1)	0.2		3	1	0	0	0	1	0	0	0	0	0	8	13	0.00	3.000										
Donn Pall, R ERA: 3.69 (8, 1)	1.1		4	0	0	0	0	0	0	0	0	0	0	8	13	0.00	0.000										

Batter	1	2	3	4	5	6	7	8	9	AB	R	H	RBI	BB	SO	LOB	BOTTOM										
Dave Gallagher, R OBP: 0.370, SLG: 0.350 (1, 8)										4	0	0	0	0	1	2	Minnesota Twins @ Chicago White Sox Comiskey Park, Chicago, IL Sat Jun 03 1989, 4:33 AM EDT Unknown livebaseballscores.com										
Ozzie Guillen, L OBP: 0.285, SLG: 0.288 (1, 6)										4	0	0	0	0	0												
Harold Baines, L OBP: 0.419, SLG: 0.447 (1, 9)										4	0	0	0	0	0												
Ron Kittle, R OBP: 0.373, SLG: 0.538 (1, 3)										4	0	1	0	0	3	0											
Carlton Fisk, R OBP: 0.294, SLG: 0.452 (1, 10)										3	1	0	0	1	0	1											
Ivan Calderon, R OBP: 0.332, SLG: 0.441 (1, 7)										4	2	2	0	0	0	0											
Fred Manrique, R OBP: 0.400, SLG: 0.493 (1, 4)										4	1	2	2	0	2	0											
Eddie Williams, R OBP: 0.355, SLG: 0.362 (1, 5)										2	0	0	1	0	0	1											
Ron Karkovice, R OBP: 0.247, SLG: 0.325 (1, 2)										3	0	1	1	0	1	1											
Inning Stats	R: 0 E: 0 K: 0 S: 6	H: 0 LOB: 0 BB: 0 P: 10	R: 3 E: 1 K: 1 S: 15	H: 3 LOB: 1 BB: 1 P: 25	R: 0 E: 0 K: 0 S: 7	H: 1 LOB: 1 BB: 0 P: 11	R: 1 E: 0 K: 1 S: 13	H: 2 LOB: 0 BB: 0 P: 18	R: 0 E: 0 K: 1 S: 7	H: 0 LOB: 0 BB: 0 P: 9	R: 0 E: 0 K: 1 S: 6	H: 0 LOB: 0 BB: 0 P: 10	R: 0 E: 0 K: 1 S: 9	H: 0 LOB: 0 BB: 0 P: 16	R: 0 E: 0 K: 1 S: 7	H: 0 LOB: 0 BB: 0 P: 11	R: 0 E: 0 K: 1 S: 9	H: 0 LOB: 0 BB: 0 P: 11	1B: 4 2B: 1 3B: 1 HR: 0	SF: 1 SAC: 0 DP: 0 HBP: 0	WP: 0 PB: 0 SB: 0 CS: 0	PA: 34					
PITCHER	IP	WLS	BF	H	R	ER	SO	BB	IBB	HBP	BLK	WP	HR	S	P	ERA	WHIP										
Frank Viola, L ERA: 4.52 (1, 1)	8.0	W	31	6	4	3	6	1	0	0	0	0	0	70	110	3.38	0.875										
Jeff Reardon, R ERA: 4.84 (9, 1)	1.0	S	3	0	0	0	1	0	0	0	0	0	0	9	11	0.00	0.000										

Batter	1	2	3	4	5	6	7	8	9	AB	R	H	RBI	BB	SO	LOB	TOP										
Al Newman, S (1,4) OBP: 0.366, SLG: 0.277	0-0 G4-6-3 1B		1-3 K			1-3 K		2-2 G6-3		4	0	1	0	0	2	0	Minnesota Twins @ Chicago White Sox Comiskey Park, Chicago, IL Sat Jun 03 1989, 8:05 PM EDT Att: 14,365 - Unknown AB 31 R 1 H 5 RBI 1 BB 4 SO 10 LOB 17										
Dan Gladden, R (1,7) OBP: 0.305, SLG: 0.362	1-0 SAFE F9			0-1 F9		3-1 CS 3B		1-3 K		4	0	1	0	0	1	1											
Kirby Puckett, R (1,8) OBP: 0.377, SLG: 0.472	0-0 G4-6-3 1-2			0-3 K		2-3 K		3-2 G4-3		4	0	0	0	0	2	2											
Gary Gaetti, R (1,5) OBP: 0.281, SLG: 0.415		4-1 BLK BB		1-2 3B		2-0 CS 3-H	1-0 F8		3-2 F9	3	0	1	0	1	0	0											
Carmen Castillo, R (1,9) OBP: 0.359, SLG: 0.556 Randy Bush, L (9, PH) OBP: 0.341, SLG: 0.517	2-2 SAFE F9		2-3 K				2-0 HR		4-2 1B BB	3	1	1	1	0	1	2											
Gene Larkin, S (1,3) OBP: 0.328, SLG: 0.318	1-0 SAFE P6				1-1 E5 WP		4-2 FC5-4 BB		2-2 1-2 FC6-4 1B	3	0	1	0	1	0	1											
Brian Harper, R (1,10) Jim Dwyer, L (7, PH) OBP: 0.430, SLG: 0.368	1-3 K				2-2 G5-3 1-2		2-1 FC5-4 BB 1-2		1-1 F7	2	0	0	0	0	1	2											
Tim Laudner, R (1,2) OBP: 0.282, SLG: 0.330 John Moses, S (9, PH) OBP: 0.309, SLG: 0.402	1-3 K		1-3 K		1-3 K		4-1 1-2 BB		1-0 FC6-4 1-2	2	0	0	0	1	2	1											
Greg Gagne, R (1,6) OBP: 0.287, SLG: 0.356			2-1 F8		2-3 K		0-0 F7			3	0	0	0	0	1	3											
Inning Stats	R: 0 E: 0 K: 0 S: 3	H: 1 LOB: 0 BB: 0 P: 4	R: 0 E: 0 K: 1 S: 8	H: 0 LOB: 1 BB: 1 P: 16	R: 0 E: 0 K: 2 S: 9	H: 0 LOB: 0 BB: 0 P: 13	R: 0 E: 0 K: 2 S: 12	H: 1 LOB: 1 BB: 0 P: 15	R: 0 E: 1 K: 2 S: 12	H: 0 LOB: 1 BB: 0 P: 18	R: 0 E: 0 K: 2 S: 9	H: 1 LOB: 0 BB: 0 P: 17	R: 1 E: 0 K: 0 S: 9	H: 1 LOB: 2 BB: 2 P: 22	R: 0 E: 1 K: 1 S: 10	H: 0 LOB: 0 BB: 0 P: 16		R: 0 E: 0 K: 0 S: 12	H: 1 LOB: 2 BB: 1 P: 23	1B: 2 2B: 0 3B: 2 HR: 1	SF: 0 SAC: 0 DP: 1 HBP: 0	WP: 1 PB: 0 SB: 0 CS: 1	PA: 36				
PITCHER	IP	WLS	BF	H	R	ER	SO	BB	IBB	HBP	BLK	WP	HR	S	P	ERA	WHIP										
Steve Rosenberg, L (1,1) ERA: 3.74	6.1		24	4	1	1	9	2	0	0	1	1	1	58	95	1.42	0.947										
Shawn Hillegas, R (7,1) ERA: 6.1	1.2	W	6	0	0	0	1	1	0	0	0	0	0	14	26	0.00	0.600										
Bobby Thigpen, R (9,1) ERA: 4.21	1.0	S	5	1	0	0	0	1	0	0	0	0	0	12	23	0.00	2.000										

Batter	1	2	3	4	5	6	7	8	9	AB	R	H	RBI	BB	SO	LOB	BOTTOM										
Dave Gallagher, R (1,8) OBP: 0.368, SLG: 0.349	1-1 FC3-6 1B		0-0 G4-3			0-0 F9		3-2 L4		4	0	1	0	0	0	0	Minnesota Twins @ Chicago White Sox Comiskey Park, Chicago, IL Sat Jun 03 1989, 8:05 PM EDT Att: 14,365 - Unknown AB 28 R 2 H 6 RBI 2 BB 2 SO 4 LOB 12										
Ozzie Guillen, L (1,6) OBP: 0.285, SLG: 0.296	0-0 SAFE FC3-6 1-2 G6-4-3			1-3 K		2-2 G6-3		0-1 SF9 3B		4	1	1	0	0	1	1											
Carlton Fisk, R (1,2) OBP: 0.289, SLG: 0.441	0-0 G6-4-3 1-2			0-0 S 1B		2-3 K		0-0 SF9		3	0	1	1	0	1	1											
Ron Kittle, R (1,10) OBP: 0.370, SLG: 0.527		2-1 E1		4-2 1-2 BB			1-1 G1-3	1-1 G5-3		3	0	0	0	1	0	0											
Ivan Calderon, R (1,9) OBP: 0.328, SLG: 0.435		0-1 L7		2-3 K			2-2 G4-3			3	0	0	0	0	1	3											
Greg Walker, L (1,3) OBP: 0.272, SLG: 0.320 Steve Lyons, L (7, PR) OBP: 0.306, SLG: 0.295	0-3 K			0-0 G3			0-0 1B 1B			3	0	1	0	0	1	3											
Dan Pasqua, L (1,7) OBP: 0.327, SLG: 0.435		1-1 L8			3-2 G4-3		0-0 1B 1B		1-3 1B	3	0	1	0	0	0	1											
Fred Manrique, R (1,4) OBP: 0.410, SLG: 0.493			2-0 F8		4-0 G4-3 BB		2-0 1B WP		1-3 3-H 1B	2	0	1	1	1	0	0											
Carlos Martinez, R (1,5) OBP: 0.260, SLG: 0.329			1-2 F7		1-2 G4-3		1-2 G6-3			3	0	0	0	0	0	3											
Inning Stats	R: 0 E: 0 K: 0 S: 4	H: 1 LOB: 0 BB: 0 P: 5	R: 0 E: 1 K: 1 S: 9	H: 0 LOB: 1 BB: 0 P: 12	R: 0 E: 0 K: 0 S: 5	H: 0 LOB: 0 BB: 0 P: 8	R: 0 E: 0 K: 2 S: 10	H: 1 LOB: 2 BB: 1 P: 17	R: 0 E: 0 K: 0 S: 9	H: 0 LOB: 0 BB: 1 P: 17	R: 0 E: 0 K: 1 S: 8	H: 0 LOB: 0 BB: 0 P: 12	R: 1 E: 0 K: 0 S: 11	H: 3 LOB: 3 BB: 0 P: 19	R: 1 E: 0 K: 0 S: 9	H: 1 LOB: 0 BB: 0 P: 13		1B: 5 2B: 0 3B: 1 HR: 0	SF: 1 SAC: 0 DP: 2 HBP: 0	WP: 1 PB: 0 SB: 1 CS: 0	PA: 31						
PITCHER	IP	WLS	BF	H	R	ER	SO	BB	IBB	HBP	BLK	WP	HR	S	P	ERA	WHIP										
Shane Rawley, L (1,1) ERA: 3.95	8.0	L	31	6	2	2	4	2	0	0	0	1	0	65	103	2.25	1.000										

Batter	1	2	3	4	5	6	7	8	9	AB	R	H	RBI	BB	SO	LOB	TOP										
Al Newman, S OBP: 0.370, SLG: 0.285 (1,4)										4	0	2	0	0	0	0											
Dan Gladden, R OBP: 0.300, SLG: 0.355 (1,7)										4	0	0	0	0	0	3											
Kirby Puckett, R OBP: 0.370, SLG: 0.463 (1,8)										4	0	0	0	0	2	1											
Gary Gaetti, R OBP: 0.281, SLG: 0.426 (1,5)										4	1	1	1	0	0	1											
Carmen Castillo, R OBP: 0.358, SLG: 0.573 (1,9)										3	0	1	0	0	1	0											
Gene Larkin, S OBP: 0.322, SLG: 0.312 (1,3)										3	0	0	0	0	1	1											
Brian Harper, R OBP: 0.293, SLG: 0.432 (1,10)										3	0	0	0	0	0	1											
Greg Gagne, R OBP: 0.287, SLG: 0.352 (1,6)										2	0	0	0	1	0	0											
Orlando Mercado, R OBP: 0.273, SLG: 0.158 (1,2)										3	0	1	0	0	0	1											
Inning Stats	R: 0 E: 0 K: 1 S: 10	H: 1 LOB: 1 BB: 0 P: 12	R: 0 E: 0 K: 2 S: 8	H: 0 LOB: 0 BB: 0 P: 10	R: 0 E: 0 K: 0 S: 7	H: 0 LOB: 0 BB: 1 P: 13	R: 0 E: 0 K: 0 S: 5	H: 0 LOB: 0 BB: 0 P: 5	R: 0 E: 0 K: 0 S: 7	H: 2 LOB: 1 BB: 0 P: 11	R: 1 E: 0 K: 0 S: 9	H: 2 LOB: 1 BB: 0 P: 16	R: 0 E: 0 K: 0 S: 7	H: 0 LOB: 0 BB: 0 P: 10	R: 0 E: 0 K: 1 S: 11	H: 0 LOB: 0 BB: 0 P: 13	1B: 3 2B: 1 3B: 1 HR: 1	SF: 0 SAC: 0 DP: 2 HBP: 0	WP: 0 PB: 0 SB: 0 CS: 0	PA: 31							
PITCHER	IP	WLS	BF	H	R	ER	SO	BB	IBB	HBP	BLK	WP	HR	S	P	ERA	WHIP										
Jerry Reuss, L ERA: 6.17 (1,1)	6.0	W	20	3	0	0	3	1	0	0	0	0	0	44	64	0.00	0.667										
Tom McCarthy, R ERA: 3.49 (7,1)	0.1		3	2	1	1	0	0	0	0	0	0	1	5	8	27.00	6.000										
Ken Patterson, L ERA: 4.97 (7,1)	1.2	S	5	0	0	0	0	0	0	0	0	0	0	11	18	0.00	0.000										
Bobby Thigpen, R ERA: 4.05 (9,1)	1.0	S	3	0	0	0	1	0	0	0	0	0	0	11	13	0.00	0.000										

Minnesota Twins @ Chicago White Sox
Comiskey Park, Chicago, IL
Sun Jun 04 1989, 4:33 AM EDT
Att: 15,170 - Unknown - 67 F

AB 30
R 1
H 5
RBI 1
BB 1
SO 4
LOB 8



Batter	1	2	3	4	5	6	7	8	9	AB	R	H	RBI	BB	SO	LOB	BOTTOM										
Dave Gallagher, R OBP: 0.370, SLG: 0.348 (1,8)										3	0	1	0	1	0	1											
Ozzie Guillen, L OBP: 0.285, SLG: 0.295 (1,6)										4	0	1	1	0	0	2											
Harold Baines, L OBP: 0.421, SLG: 0.464 (1,9)										4	1	2	1	0	0	2											
Ivan Calderon, R OBP: 0.323, SLG: 0.429 (1,10)										3	0	0	0	0	0	1											
Greg Walker, L OBP: 0.262, SLG: 0.308 (1,3)										3	0	0	0	0	1	0											
Carlos Martinez, R OBP: 0.260, SLG: 0.329 (7,3)										0	0	0	0	0	0	0											
Dan Pasqua, L OBP: 0.310, SLG: 0.408 (1,7)										3	0	0	0	0	0	0											
Fred Manrique, R OBP: 0.407, SLG: 0.500 (1,4)										3	0	1	0	0	0	0											
Steve Lyons, L OBP: 0.301, SLG: 0.289 (1,5)										3	0	0	0	0	0	1											
Ron Karkovice, R OBP: 0.250, SLG: 0.325 (1,2)										3	1	1	0	0	1	1											
Inning Stats	R: 0 E: 0 K: 0 S: 10	H: 2 LOB: 1 BB: 0 P: 12	R: 0 E: 0 K: 1 S: 9	H: 0 LOB: 0 BB: 0 P: 13	R: 1 E: 0 K: 0 S: 12	H: 2 LOB: 1 BB: 1 P: 18	R: 0 E: 0 K: 0 S: 8	H: 0 LOB: 0 BB: 0 P: 13	R: 0 E: 1 K: 1 S: 13	H: 1 LOB: 2 BB: 0 P: 16	R: 1 E: 0 K: 0 S: 13	H: 1 LOB: 0 BB: 0 P: 18	R: 0 E: 0 K: 0 S: 5	H: 0 LOB: 0 BB: 0 P: 9	R: 0 E: 0 K: 0 S: 5	H: 0 LOB: 0 BB: 0 P: 7	1B: 4 2B: 2 3B: 0 HR: 1	SF: 0 SAC: 0 DP: 1 HBP: 0	WP: 0 PB: 0 SB: 1 CS: 0	PA: 30							
PITCHER	IP	WLS	BF	H	R	ER	SO	BB	IBB	HBP	BLK	WP	HR	S	P	ERA	WHIP										
Roy Smith, R ERA: 3.43 (1,1)	8.0	L	30	6	2	2	2	1	0	0	0	0	1	75	106	2.25	0.875										

Minnesota Twins @ Chicago White Sox
Comiskey Park, Chicago, IL
Sun Jun 04 1989, 4:33 AM EDT
Att: 15,170 - Unknown - 67 F

AB 29
R 2
H 6
RBI 2
BB 1
SO 2
LOB 8



Batter	1	2	3	4	5	6	7	8	9	AB	R	H	RBI	BB	SO	LOB	TOP											
Dave Gallagher, R OBP: 0.378, SLG: 0.354										4	1	1	1	1	1	0	Chicago White Sox @ Texas Rangers Arlington Stadium, Arlington, TX Thu Jun 08 1989, 8:05 PM EDT Att: 27,669 - Unknown - 84 F											
Steve Lyons, L OBP: 0.295, SLG: 0.283										5	0	1	1	0	0	2												
Harold Baines, L OBP: 0.411, SLG: 0.477										0	2	0	0	0	0	0												
Ron Kittle, R OBP: 0.382, SLG: 0.565										4	1	1	1	0	3	2												
Ivan Calderon, R OBP: 0.325, SLG: 0.438										4	1	1	1	0	1	0												
Dan Pasqua, L OBP: 0.333, SLG: 0.429										3	0	0	0	1	1	0												
Carlton Fisk, R OBP: 0.222, SLG: 0.313										4	0	0	0	0	1	1												
Ozzie Guillen, L OBP: 0.260, SLG: 0.288										4	1	0	0	0	0	1												
Eddie Williams, R OBP: 0.353, SLG: 0.354										2	1	0	0	1	0	0												
Carlos Martinez, R OBP: 0.282, SLG: 0.329										0	0	0	0	0	0	0												
Inning Stats	R: 0 E: 0 K: 1 S: 8	H: 0 LOB: 0 BB: 0 P: 14	R: 1 E: 0 K: 1 S: 10	H: 1 LOB: 0 BB: 0 P: 17	R: 0 E: 0 K: 0 S: 6	H: 0 LOB: 0 BB: 0 P: 9	R: 2 E: 0 K: 1 S: 11	H: 2 LOB: 0 BB: 0 P: 15	R: 2 E: 0 K: 2 S: 16	H: 2 LOB: 2 BB: 1 P: 25	R: 0 E: 0 K: 1 S: 7	H: 0 LOB: 0 BB: 0 P: 10	R: 0 E: 0 K: 0 S: 8	H: 0 LOB: 0 BB: 0 P: 12	R: 1 E: 0 K: 1 S: 8	H: 1 LOB: 0 BB: 0 P: 11	R: 1 E: 0 K: 0 S: 16	H: 1 LOB: 2 BB: 2 P: 30	1B: 3 2B: 0 3B: 0 HR: 4	SF: 0 SAC: 0 DP: 0 HBP: 1	WP: 0 PB: 0 SB: 0 CS: 0	PA: 38						
PITCHER	IP	WLS	BF	H	R	ER	SO	BB	IBB	HBP	BLK	WP	HR	S	P	ERA	WHIP											
Nolan Ryan, R ERA: 3.46	(1, 1)	8.0	W	32	6	6	6	7	1	0	1	0	0	4	74	113	6.75	0.875										
Drew Hall, L ERA: 5.4	(9, 1)	0.2		5	1	1	1	0	2	0	0	0	0	0	12	23	13.50	4.500										
Jeff Russell, R ERA: 1.32	(9, 1)	0.1	S	1	0	0	0	0	0	0	0	0	0	0	4	7	0.00	0.000										

Batter	1	2	3	4	5	6	7	8	9	AB	R	H	RBI	BB	SO	LOB	BOTTOM											
Cecil Espy, S OBP: 0.320, SLG: 0.338										4	2	1	1	1	1	2	Chicago White Sox @ Texas Rangers Arlington Stadium, Arlington, TX Thu Jun 08 1989, 8:05 PM EDT Att: 27,669 - Unknown - 84 F											
Scott Fletcher, R OBP: 0.343, SLG: 0.281										4	2	2	0	1	0	1												
Rafael Palmeiro, L OBP: 0.405, SLG: 0.470										4	2	1	2	1	0	2												
Ruben Sierra, S OBP: 0.359, SLG: 0.570										4	3	4	5	1	0	0												
Julio Franco, R OBP: 0.392, SLG: 0.510										4	1	1	1	1	0	4												
Rick Leach, L OBP: 0.383, SLG: 0.440										3	0	0	0	0	0	3												
Mike Stanley, R OBP: 0.242, SLG: 0.138										1	0	0	0	0	0	3												
Jeff Kunkel, R OBP: 0.282, SLG: 0.456										1	0	0	0	0	0	0												
Pete Incaviglia, R OBP: 0.260, SLG: 0.380										5	0	2	2	0	1	0												
Buddy Bell, R OBP: 0.233, SLG: 0.221										4	1	2	0	0	0	2												
Steve Buechele, R OBP: 0.325, SLG: 0.396										1	0	0	0	0	0	1												
Chad Kreuter, S OBP: 0.132, SLG: 0.167										4	0	1	0	0	0	2												
Inning Stats	R: 5 E: 1 K: 0 S: 20	H: 3 LOB: 1 BB: 2 P: 37	R: 0 E: 0 K: 0 S: 5	H: 0 LOB: 0 BB: 0 P: 11	R: 1 E: 0 K: 0 S: 5	H: 2 LOB: 0 BB: 0 P: 7	R: 1 E: 1 K: 0 S: 15	H: 2 LOB: 3 BB: 2 P: 32	R: 0 E: 1 K: 0 S: 8	H: 0 LOB: 0 BB: 0 P: 9	R: 1 E: 0 K: 0 S: 13	H: 3 LOB: 3 BB: 1 P: 25	R: 0 E: 0 K: 2 S: 12	H: 1 LOB: 1 BB: 0 P: 15	R: 3 E: 1 K: 0 S: 12	H: 3 LOB: 1 BB: 0 P: 18	1B: 11 2B: 1 3B: 0 HR: 2	SF: 0 SAC: 0 DP: 2 HBP: 0	WP: 0 PB: 1 SB: 1 CS: 0	PA: 44								
PITCHER	IP	WLS	BF	H	R	ER	SO	BB	IBB	HBP	BLK	WP	HR	S	P	ERA	WHIP											
Eric King, R ERA: 4.0	(1, 1)	3.0	L	17	6	7	6	0	1	0	1	0	0	1	31	56	18.00	2.667										
Tom McCarthy, R ERA: 3.2	(4, 1)	2.2		14	4	1	1	0	2	0	0	0	0	0	34	60	3.38	2.250										
Ken Patterson, L ERA: 5.12	(6, 1)	2.1		13	4	3	2	2	0	1	0	0	0	1	25	38	7.71	1.714										

AB	30
R	7
H	4
RBI	4
BB	3
SO	7
LOB	6



Batter	1	2	3	4	5	6	7	8	9	AB	R	H	RBI	BB	SO	LOB	TOP										
Dave Gallagher, R OBP: 0.378, SLG: 0.350	0-1 F8	0-0 F9		2-0 F9		4-0 2B SF8 BB	4-1 BB			3	1	0	0	2	0	0											
Fred Manrique, R OBP: 0.379, SLG: 0.466	2-2 F8	1-1 F9		1-1 P2		0-0 SF8 2B	1-1 F9			5	0	1	1	0	0	2											
Harold Baines, L OBP: 0.415, SLG: 0.493	0-0 HR		1-0 1B 1B	3-2 G5-3		3-1 IBB		0-0 G6-3		4	2	2	1	1	0	0											
Ron Kittle, R OBP: 0.382, SLG: 0.561	4-0 1B BB		0-0 1B 1B	1-2 1B 1B		2-1 F8	3-1 SF8	0-0 G1-3		3	2	1	1	1	0	0											
Ivan Calderon, R OBP: 0.323, SLG: 0.433	0-0 1B 1B		0-0 F7	0-1 P3		2-2 L9		3-2 F8		5	1	1	0	0	0	4											
Carlton Fisk, R OBP: 0.254, SLG: 0.340	0-1 1B 1B		1-2 1B	2-2 1B		2-1 F9		2-2 F9		5	0	3	1	0	0	0											
Dan Pasqua, L OBP: 0.324, SLG: 0.410	2-2 1B		1-2 L6	3-2 F7		1-3 K		1-0 G3		5	0	1	1	0	1	4											
Carlos Martinez, R OBP: 0.313, SLG: 0.377	1-2 F9		0-0 1B	1-2 2H 3H		1-0 SH5-3 2B	1-1 1B 2B	4-1 BB		4	2	3	2	1	0	2											
Ozzie Guillen, L OBP: 0.260, SLG: 0.288		1-2 G4-3	0-1 F8			0-0 SH5-3	1-2 1B	0-0 F7		4	0	1	1	0	0	3											
Inning Stats	R: 3 E: 0 K: 0 S: 19	H: 4 LOB: 2 BB: 1 P: 28	R: 0 E: 0 K: 0 S: 6	H: 0 LOB: 0 BB: 0 P: 8	R: 2 E: 0 K: 0 S: 12	H: 4 LOB: 2 BB: 0 P: 15	R: 0 E: 0 K: 0 S: 6	H: 0 LOB: 0 BB: 0 P: 12	R: 0 E: 0 K: 0 S: 10	H: 1 LOB: 1 BB: 0 P: 17	R: 2 E: 0 K: 0 S: 8	H: 2 LOB: 2 BB: 2 P: 22	R: 1 E: 0 K: 1 S: 15	H: 2 LOB: 2 BB: 1 P: 25	R: 0 E: 0 K: 0 S: 5	H: 0 LOB: 0 BB: 0 P: 8	R: 0 E: 0 K: 0 S: 7	H: 0 LOB: 1 BB: 1 P: 14	1B: 9 2B: 3 3B: 0 HR: 1	SF: 1 SAC: 1 DP: 0 HBP: 0	WP: 0 PB: 0 SB: 1 CS: 0	PA: 45					
PITCHER	IP	WLS	BF	H	R	ER	SO	BB	IBB	HBP	BLK	WP	HR	S	P	ERA	WHIP										
Shane Rawley, L ERA: 4.42	2.2	L	17	8	5	5	0	1	0	0	0	0	1	35	49	16.88	3.375										
Roy Smith, R ERA: 3.57	2.2		13	3	2	2	0	1	1	0	0	0	0	21	43	6.75	1.500										
Juan Berenguer, R ERA: 3.52	1.2		8	2	1	1	1	1	0	0	0	0	0	20	35	5.40	1.800										
Gary Wayne, L ERA: 4.08	1.0		3	0	0	0	0	0	0	0	0	0	0	5	8	0.00	0.000										
Lee Tunnell, R ERA:	1.0		4	0	0	0	0	1	0	0	0	0	0	7	14	0.00	1.000										
Batter	1	2	3	4	5	6	7	8	9	AB	R	H	RBI	BB	SO	LOB	BOTTOM										
Al Newman, S OBP: 0.356, SLG: 0.270	2-2 G6-3		1-1 G6-3	4-1 FC5 1B BB		0-2 G5-3			0-0 F8	4	0	0	0	1	0	0											
Dan Gladden, R OBP: 0.304, SLG: 0.357	1-0 2B 1B		2-2 F9	0-1 1B		0-1 G5-3			1-0 FC6-4 1B	5	0	3	2	0	0	0											
Kirby Puckett, R OBP: 0.379, SLG: 0.480	0-0 2B		0-0 E 1B	FC5 2-3f		1-0 G5-4-3 1B			0-0 FC6-4 1-2f	5	0	3	0	0	0	3											
Gary Gaetti, R OBP: 0.283, SLG: 0.416	2-2 G5-3		1-2 E5 FC6-4		1-2 P3		1-0 L5		0-3 K	5	0	0	0	0	1	5											
Carmen Castillo, R OBP: 0.344, SLG: 0.536	2-1 G4-3		0-1 FC6-4		1-0 BB 1B		0-1 G5-4-3			4	1	1	0	0	0	5											
Tim Laudner, R OBP: 0.281, SLG: 0.320		1-1 G6-3		2-3 K		4-0 1B BB		1-0 P6		2	0	0	0	1	1	0											
John Moses, S OBP: 0.345, SLG: 0.365										1	0	0	0	0	0	0											
Orlando Mercado, R OBP: 0.207, SLG: 0.115										0	0	0	0	0	0	0											
Gene Larkin, S OBP: 0.318, SLG: 0.304		0-1 F8		0-1 G6-3		0-2 G5-4-3 1B		1-1 F8		4	0	1	1	0	0	0											
Brian Harper, R OBP: 0.308, SLG: 0.438		3-2 FC5-4 1B		1-0 BB 1B		1-1 G5-4-3		1-0 2B		3	1	2	0	0	0	2											
Jim Dwyer, L OBP: 0.426, SLG: 0.381										1	0	1	0	0	0	0											
Greg Gagne, R OBP: 0.280, SLG: 0.339		2-2 FC5-4		0-1 BB 1B		0-0 F8		3-3 K		4	1	1	0	0	1	2											
Inning Stats	R: 0 E: 0 K: 0 S: 10	H: 2 LOB: 2 BB: 0 P: 17	R: 0 E: 0 K: 0 S: 10	H: 1 LOB: 1 BB: 0 P: 16	R: 0 E: 1 K: 0 S: 11	H: 1 LOB: 2 BB: 0 P: 15	R: 2 E: 0 K: 1 S: 12	H: 3 LOB: 2 BB: 1 P: 19	R: 1 E: 0 K: 0 S: 9	H: 2 LOB: 1 BB: 1 P: 16	R: 0 E: 0 K: 0 S: 6	H: 0 LOB: 0 BB: 0 P: 6	R: 0 E: 0 K: 0 S: 4	H: 1 LOB: 0 BB: 0 P: 6	R: 0 E: 0 K: 1 S: 7	H: 1 LOB: 1 BB: 0 P: 13	R: 0 E: 0 K: 1 S: 6	H: 1 LOB: 1 BB: 0 P: 7	1B: 10 2B: 2 3B: 0 HR: 0	SF: 0 SAC: 0 DP: 2 HBP: 0	WP: 0 PB: 0 SB: 0 CS: 0	PA: 40					
PITCHER	IP	WLS	BF	H	R	ER	SO	BB	IBB	HBP	BLK	WP	HR	S	P	ERA	WHIP										
Jerry Reuss, L ERA: 6.1	5.0	W	26	9	3	3	1	2	0	0	0	0	0	23	32	0.00	0.750										
Shawn Hillegas, R ERA: 5.77	6.1	S	14	3	0	0	2	0	0	0	0	0	0	23	32	0.00	0.750										

Chicago White Sox @ Minnesota Twins
Hubert H. Humphrey Metrodome, Minneapolis, MN
Fri Jun 09 1989, 8:05 PM EDT
Att: 26,665 - Unknown

AB	38
R	8
H	13
RBI	8
BB	5
SO	1
LOB	15



Chicago White Sox @ Minnesota Twins
Hubert H. Humphrey Metrodome, Minneapolis, MN
Fri Jun 09 1989, 8:05 PM EDT
Att: 26,665 - Unknown

AB	38
R	3
H	12
RBI	3
BB	2
SO	3
LOB	17



Batter	1	2	3	4	5	6	7	8	9	AB	R	H	RBI	BB	SO	LOB	TOP					
Dave Gallagher, R (1, 8) OBP: 0.376, SLG: 0.347	F9		BB 1B			K		G6-3		5	0	1	1	0	2	0	Chicago White Sox @ Minnesota Twins Hubert H. Humphrey Metrodome, Minneapolis, MN Sat Jun 10 1989, 8:05 PM EDT Att: 26,984 - Unknown					
Steve Lyons, L (1, 4) OBP: 0.298, SLG: 0.282	P6		P5			G1-3		1B		4	1	1	0	1	0	1						
Harold Baines, L (1, 10) OBP: 0.419, SLG: 0.505	HR		BB			E4 2B 1B		K		3	3	1	1	2	1	2						
Ron Kittle, R (1, 3) OBP: 0.378, SLG: 0.556	F8		F9			1B 2B		K		5	1	1	1	0	2	3						
Ivan Calderon, R (1, 9) OBP: 0.328, SLG: 0.441		G6-3				2B 1B		K		5	1	3	2	0	1	0						
Carlton Fisk, R (1, 2) OBP: 0.281, SLG: 0.357	L8					1B IBB		K		3	1	1	1	2	1	0						
Dan Pasqua, L (1, 7) OBP: 0.333, SLG: 0.406	G4-3					F8 G4-3 BB		1B		3	0	1	1	1	0	1						
Carlos Martinez, R (1, 5) OBP: 0.322, SLG: 0.395			1B 2B			G4-3		F8-5		4	1	2	1	0	0	6						
Ozzie Guillen, L (1, 6) OBP: 0.260, SLG: 0.287			1B			L9-3		L8		4	0	1	0	0	1	1						
Inning Stats	R: 1 E: 0 K: 0 S: 6	H: 1 LOB: 0 BB: 0 P: 10	R: 0 E: 0 K: 0 S: 10	H: 0 LOB: 0 BB: 0 P: 15	R: 1 E: 0 K: 0 S: 13	H: 3 LOB: 2 BB: 1 P: 23	R: 2 E: 0 K: 0 S: 13	H: 3 LOB: 0 BB: 0 P: 21	R: 3 E: 1 K: 1 S: 14	H: 2 LOB: 2 BB: 3 P: 33	R: 0 E: 0 K: 2 S: 7	H: 0 LOB: 0 BB: 0 P: 11	R: 1 E: 0 K: 1 S: 13	H: 2 LOB: 2 BB: 2 P: 30	R: 0 E: 0 K: 3 S: 9	H: 1 LOB: 1 BB: 0 P: 17	R: 0 E: 0 K: 3 S: 9	H: 0 LOB: 0 BB: 0 P: 12	1B: 7 2B: 8 3B: 0 HR: 1	SF: 0 SAC: 0 DP: 3 HBP: 0	WP: 0 PB: 0 CS: 1	PA: 42
PITCHER	IP	WLS	BF	H	R	ER	SO	BB	IBB	HBP	BLK	WP	HR	S	P	ERA	WHIP					
Francisco Oliveras, R (1, 1) ERA: 3.1	3.1		16	6	4	4	0	1	0	0	0	0	1	40	67	10.80	2.100					
Steve Shields, R (4, 1) ERA: 6.0	1.0		8	3	3	2	1	1	1	0	0	0	0	13	28	18.00	4.000					
Gary Wayne, L (5, 1) ERA: 4.11	2.0		10	2	1	1	3	2	1	0	0	0	0	21	43	4.50	2.000					
Juan Berenguer, R (7, 1) ERA: 3.38	1.2	W	5	1	0	0	1	0	0	0	0	0	0	15	22	0.00	0.600					
Jeff Reardon, R (9, 1) ERA: 4.38	1.0	S	3	0	0	0	3	0	0	0	0	0	0	9	12	0.00	0.000					

Batter	1	2	3	4	5	6	7	8	9	AB	R	H	RBI	BB	SO	LOB	BOTTOM				
Wally Backman, S (1, 4) OBP: 0.336, SLG: 0.331	F9		G4-3			F8		G6-3		5	0	1	2	0	0	3	Chicago White Sox @ Minnesota Twins Hubert H. Humphrey Metrodome, Minneapolis, MN Sat Jun 10 1989, 8:05 PM EDT Att: 26,984 - Unknown				
Al Newman, S (9, 4) OBP: 0.356, SLG: 0.270					1B					0	0	0	0	0	0	0					
Dan Gladden, R (1, 7) OBP: 0.306, SLG: 0.355	G6-3		L7		L9			1B HBP		4	1	1	1	0	0	2					
Kirby Puckett, R (1, 8) OBP: 0.375, SLG: 0.474	1B		G5-3		E6 1B		F9	L8		5	1	1	0	0	0	2					
Carmen Castillo, R (1, 9) OBP: 0.347, SLG: 0.523	P4		P6		F8		HBP 1B BB	BB 1B HR 1B		4	2	1	0	1	0	2					
Gary Gaetti, R (1, 5) OBP: 0.281, SLG: 0.411		G6-3			F8 G5-3		P2	BB HR 1B		5	1	1	1	0	0	2					
Gene Larkin, S (1, 3) OBP: 0.330, SLG: 0.310		BB 2B 1B			E5 BB 1B		1B WP 1B	HR BB		3	3	2	1	1	0	0					
Brian Harper, R (1, 10) OBP: 0.318, SLG: 0.439		2B BB			BB 1B		G6-3	HR		2	1	1	0	1	0	1					
Jim Dwyer, L (7, PH) OBP: 0.427, SLG: 0.419		2B BB			BB 1B			HR		2	1	1	4	0	1	2					
Greg Gagne, R (1, 6) OBP: 0.288, SLG: 0.358		2B			P8		G4-3 1B 2B	G6-3		5	1	3	2	0	0	2					
Orlando Mercado, R (1, 2) OBP: 0.226, SLG: 0.111							G4-3 1B 2B			1	0	0	0	1	0	2					
John Moses, S (6, PH) OBP: 0.342, SLG: 0.362										1	0	0	0	0	0	1					
Tim Laudner, R (7, 2) OBP: 0.278, SLG: 0.317					1B BB					1	0	0	0	0	0	2					
Inning Stats	R: 0 E: 0 K: 0 S: 12	H: 1 LOB: 1 BB: 0 P: 13	R: 1 E: 0 K: 0 S: 6	H: 2 LOB: 1 BB: 1 P: 14	R: 0 E: 0 K: 0 S: 6	H: 0 LOB: 0 BB: 0 P: 9	R: 2 E: 1 K: 0 S: 17	H: 2 LOB: 2 BB: 1 P: 25	R: 1 E: 1 K: 0 S: 10	H: 1 LOB: 1 BB: 0 P: 15	R: 1 E: 0 K: 0 S: 9	H: 2 LOB: 1 BB: 0 P: 13	R: 1 E: 0 K: 1 S: 11	H: 1 LOB: 2 BB: 1 P: 21	R: 5 E: 0 K: 0 S: 19	H: 3 LOB: 0 BB: 1 P: 28	1B: 9 2B: 2 3B: 0 HR: 1	SF: 0 SAC: 0 DP: 0 HBP: 2	WP: 1 PB: 0 CS: 0	PA: 44	
PITCHER	IP	WLS	BF	H	R	ER	SO	BB	IBB	HBP	BLK	WP	HR	S	P	ERA	WHIP				
Greg Hibbard, L (1, 1) ERA: 3.86	5.0		26	7	5	2	0	2	0	0	0	0	0	52	77	3.60	1.800				
Donn Pail, R (6, 1) ERA: 3.63	1.2		9	2	1	1	1	1	0	1	0	0	0	18	31	5.40	1.800				
Bobby Thigpen, R (7, 1) ERA: 5.1	1.1	L	9	3	5	5	0	1	0	1	0	0	1	20	30	33.75	3.000				



Batter	1	2	3	4	5	6	7	8	9	AB	R	H	RBI	BB	SO	LOB	TOP				
Jerry Browne, S OBP: 0.332, SLG: 0.369	1-1 G1-6-3 1B		1-1 1B		0-1 1-2 1B		0-1 F8-6-3			4	0	3	0	0	0	1					
Felix Fermin, R OBP: 0.311, SLG: 0.266	1-0 G1-6-3 1-2f		2-2 G6-3		1-1 G4-3			0-0 B5-3		4	0	0	0	0	0	4					
Pete O'Brien, L OBP: 0.384, SLG: 0.491	1-2 G4-3			1-1 2B		1-1 P2		1-1 P3		4	0	1	0	0	0	0					
Joe Carter, R OBP: 0.311, SLG: 0.429		3-2 F8		0-0 F7		3-2 G5-3		2-3 K		4	0	0	0	0	1	1					
Brook Jacoby, R OBP: 0.364, SLG: 0.458		2-2 G6-3		3-2 F9		1-2 F7			0-0 G6-3	4	0	0	0	0	0	1					
Luis Medina, R OBP: 0.299, SLG: 0.375 Dave Clark, L OBP: 0.297, SLG: 0.372		3-2 F7		2-3 K			0-3 K		1-3 K	3	0	0	0	0	2	1					
Cory Snyder, R OBP: 0.269, SLG: 0.383			0-1 HR		2-3 K		1-1 WP 2B		0-0 G4-3	4	2	2	1	0	1	0					
Dave Hengel, R OBP: 0.273, SLG: 0.300			2-2 P3		0-0 CI FC4-6		1-0 1B 2B			2	1	1	1	0	0	0					
Joel Skinner, R OBP: 0.298, SLG: 0.391			1-3 K		1-2 FC4-6 1B		0-0 F8-6-3 1B			3	0	1	1	0	1	1					
Inning Stats	R: 0 E: 0 K: 0 S: 7	H: 1 LOB: 0 BB: 0 P: 10	R: 0 E: 0 K: 0 S: 10	H: 0 LOB: 0 BB: 0 P: 18	R: 1 E: 0 K: 1 S: 14	H: 2 LOB: 1 BB: 0 P: 20	R: 0 E: 0 K: 1 S: 10	H: 1 LOB: 1 BB: 0 P: 16	R: 0 E: 0 K: 0 S: 8	H: 0 LOB: 0 BB: 0 P: 13	R: 2 E: 0 K: 1 S: 9	H: 3 LOB: 0 BB: 0 P: 11	R: 0 E: 0 K: 1 S: 6	H: 0 LOB: 0 BB: 0 P: 9	R: 0 E: 0 K: 1 S: 5	H: 0 LOB: 0 BB: 0 P: 6	1B: 5 2B: 3 3B: 0 HR: 1	SF: 0 SAC: 0 DP: 2 HBP: 0	WP: 1 PB: 0 SB: 0 CS: 0	PA: 34	
PITCHER	IP	WLS	BF	H	R	ER	SO	BB	IBB	HBP	BLK	WP	HR	S	P	ERA	WHIP				
Steve Rosenberg, L ERA: 3.88	6.1	W	27	8	3	3	4	0	0	0	0	1	1	68	102	4.26	1.263				
Donn Pall, R ERA: 3.47	1.2		4	0	0	0	1	0	0	0	0	0	0	8	11	0.00	0.000				
Bobby Thigpen, R ERA: 4.94	1.0	S	3	0	0	0	1	0	0	0	0	0	0	5	6	0.00	0.000				

Cleveland Indians @ Chicago White Sox
Comiskey Park, Chicago, IL
Mon Jun 12 1989, 8:05 PM EDT
Att. 9,587 - Unknown - 70 F

AB 33
R 3
H 8
RBI 3
BB 0
SO 6
LOB 9



Batter	1	2	3	4	5	6	7	8	9	AB	R	H	RBI	BB	SO	LOB	BOTTOM				
Dave Gallagher, R OBP: 0.375, SLG: 0.344	4-1 2B BB	1-2 G6-3		3-2 FC6-4 1B		0-1 F9				3	1	1	1	1	0	0					
Fred Manrique, R OBP: 0.379, SLG: 0.469	1-0 HBP 1B	0-1 G4-3		2-2 FC6-4 BB		0-2 G5-3				4	1	1	1	0	0	1					
Harold Baines, L OBP: 0.430, SLG: 0.505	4-2 HBP 1B BB	2-3 K		4-0 FC6-4 BB		0-0 L6		0-0 L6		2	1	0	0	2	1	0					
Carlton Fisk, R OBP: 0.294, SLG: 0.373	2-2 1B HBP		0-0 G6-3 2B	0-1 FC6-4		0-0 L6				3	1	1	0	0	0	2					
Ivan Calderon, R OBP: 0.326, SLG: 0.434	0-0 1B		3-2 F9		0-0 G6-4-3 1B			3-2 L7		4	0	2	2	0	0	1					
Greg Walker, L OBP: 0.245, SLG: 0.284	1-2 2H 3H		3-2 G6-3		0-0 G6-4-3			0-0 F8		4	0	1	1	0	0	2					
Dan Pasqua, L OBP: 0.326, SLG: 0.380	0-3 K		1-0 F8		1-1 G4-3			0-1 G3-1		4	0	0	0	0	1	2					
Carlos Martinez, R OBP: 0.319, SLG: 0.386	0-0 1B		0-0 FC3-6 1B		1-1 G6-3					3	0	2	0	0	0	0					
Ozzie Guillen, L OBP: 0.254, SLG: 0.280	0-0 L6		0-0 FC3-6 1B		0-0 G4-3					3	1	0	0	0	0	3					
Inning Stats	R: 4 E: 0 K: 1 S: 16	H: 4 LOB: 2 BB: 2 P: 27	R: 0 E: 0 K: 1 S: 8	H: 0 LOB: 0 BB: 0 P: 11	R: 0 E: 0 K: 0 S: 10	H: 1 LOB: 1 BB: 0 P: 17	R: 1 E: 0 K: 0 S: 11	H: 2 LOB: 1 BB: 1 P: 20	R: 0 E: 0 K: 0 S: 4	H: 1 LOB: 0 BB: 0 P: 5	R: 0 E: 0 K: 0 S: 5	H: 0 LOB: 0 BB: 0 P: 6	R: 0 E: 0 K: 0 S: 5	H: 0 LOB: 0 BB: 0 P: 5	R: 0 E: 0 K: 0 S: 12	H: 0 LOB: 0 BB: 0 P: 15	1B: 6 2B: 2 3B: 0 HR: 0	SF: 0 SAC: 0 DP: 1 HBP: 1	WP: 0 PB: 0 SB: 1 CS: 0	PA: 34	
PITCHER	IP	WLS	BF	H	R	ER	SO	BB	IBB	HBP	BLK	WP	HR	S	P	ERA	WHIP				
Rich Yett, R ERA: 5.19	0.0	L	5	2	4	4	0	2	0	1	0	0	0	10	21						
Scott Bailes, L ERA: 3.09	7.0		26	6	1	1	2	1	0	0	0	0	0	49	70	1.29	1.000				
Jesse Orosco, L ERA: 1.37	1.0		3	0	0	0	0	0	0	0	0	0	0	12	15	0.00	0.000				

Cleveland Indians @ Chicago White Sox
Comiskey Park, Chicago, IL
Mon Jun 12 1989, 8:05 PM EDT
Att. 9,587 - Unknown - 70 F

AB 30
R 5
H 8
RBI 5
BB 3
SO 2
LOB 11



Batter	1	2	3	4	5	6	7	8	9	AB	R	H	RBI	BB	SO	LOB	TOP								
Jerry Browne, S OBP: 0.338, SLG: 0.380	1-1 L8 1B 2B	1-3 K	4-1 BB BB		1-2 3B 2B		2-1 G6-3			4	2	2	1	1	1	2									
Oddibe McDowell, L OBP: 0.293, SLG: 0.286	3-2 F8		1-2 1B 2-3 3-H		2-1 3B 2H		0-0 G6-3			4	1	2	2	1	0	1									
Joe Carter, R OBP: 0.312, SLG: 0.428	1-2 L8 2-3		1-2 1B F9		1-2 L4			2-2 1B G6-3 1B		5	2	2	0	0	0	5									
Pete O'Brien, L OBP: 0.388, SLG: 0.491	1-2 1B		4-2 1B FC4-6 BB	0-1 F7	0-1 P5			1-1 1B G6-3 1B		4	1	2	1	1	0	1									
Cory Snyder, R OBP: 0.268, SLG: 0.379	3-H F8		1-0 P6	0-2 1B SF8 1B		2-2 G5-3		0-1 G6-3		5	1	1	0	0	0	5									
Dave Clark, L OBP: 0.316, SLG: 0.390		3-2 1B	0-0 FC4-6 1B	1-1 1B		1-1 G1 1B		1-1 G3-1		5	0	4	2	0	0	0									
Brook Jacoby, R OBP: 0.361, SLG: 0.454		2-1 1B	0-1 FC4-6 BB HBP	1-1 SF8		0-0 G1		0-0 L7		4	1	1	2	0	0	2									
Andy Allanson, R OBP: 0.266, SLG: 0.248		2-1 P3	2-2 BB BB HBP	0-2 G3		2-2 G6-3		0-0 G6-3 1B		4	1	1	0	0	0	4									
Felix Fermin, R OBP: 0.308, SLG: 0.260		0-2 L9	4-2 BB BB		0-1 G1-3		0-0 G2-3		1-2 G6-3	4	0	0	0	1	0	3									
Inning Stats	R: 1 E: 0 K: 0 S: 17	H: 2 LOB: 1 BB: 0 P: 23	R: 0 E: 0 K: 1 S: 14	H: 2 LOB: 2 BB: 0 P: 22	R: 5 E: 0 K: 0 S: 15	H: 3 LOB: 3 BB: 4 P: 37	R: 1 E: 0 K: 0 S: 14	H: 2 LOB: 1 BB: 0 P: 16	R: 1 E: 0 K: 0 S: 12	H: 2 LOB: 1 BB: 0 P: 16	R: 0 E: 0 K: 0 S: 10	H: 1 LOB: 0 BB: 0 P: 15	R: 0 E: 0 K: 0 S: 4	H: 0 LOB: 0 BB: 0 P: 6	R: 1 E: 0 K: 0 S: 9	H: 2 LOB: 0 BB: 0 P: 13	R: 0 E: 0 K: 0 S: 5	H: 1 LOB: 0 BB: 0 P: 6	1B: 12 2B: 2 3B: 1 HR: 0	SF: 1 SAC: 0 DP: 2 HBP: 1	WP: 0 PB: 0 SB: 1 CS: 0	PA: 45			
PITCHER	IP	WLS	BF	H	R	ER	SO	BB	IBB	HBP	BLK	WP	HR	S	P	ERA	WHIP								
Adam Peterson, R ERA: 19.29	(1, 1)	2.1	L 15	7	5	5	1	1	0	0	0	0	0	37	58	19.29	3.429								
Tom McCarthy, R ERA: 3.82	(3, 1)	6.2	30	8	4	4	0	3	0	1	0	0	0	63	96	5.40	1.650								

Cleveland Indians @ Chicago White Sox
Comiskey Park, Chicago, IL
Tue Jun 13 1989, 8:05 PM EDT
Att: 10,264 - Unknown

AB	39
R	9
H	15
RBI	8
BB	4
SO	1
LOB	23



Batter	1	2	3	4	5	6	7	8	9	AB	R	H	RBI	BB	SO	LOB	BOTTOM								
Dave Gallagher, R OBP: 0.372, SLG: 0.341	1-1 G3		1-0 G6-4-3			1-1 1B		1-2 FC5-4 1B 2B	2-1 G5-3	5	1	1	0	0	0	4									
Fred Manrique, R OBP: 0.374, SLG: 0.460	2-2 L9		2-2 G4-3			1-1 G6-3		1-0 1B WP		4	1	1	0	0	0	1									
Harold Baines, L OBP: 0.429, SLG: 0.500	4-2 1B BB			1-3 K			0-0 F8	2-2 1B 2B		2	0	0	0	1	1	0									
Dan Pasqua, L OBP: 0.333, SLG: 0.403								1-H 2-H 1B 2B		1	1	1	2	0	0	0									
Carlton Fisk, R OBP: 0.319, SLG: 0.444	0-0 E3			0-1 P3			1-0 HR	2-1 HR 1B		4	2	3	2	0	0	0									
Ivan Calderon, R OBP: 0.326, SLG: 0.433		1-2 G5-3			2-2 L7		1-1 FC4-6 1B	1-0 HR		3	0	1	0	0	0	0									
Daryl Boston, L OBP: 0.303, SLG: 0.310								1-H HR		1	1	1	2	0	0	0									
Carlos Martinez, R OBP: 0.327, SLG: 0.385		4-2 G4-6-3 BB				1-0 G6-3 1B		1-2 F8	0-0 F8	3	0	1	0	1	0	1									
Greg Walker, L OBP: 0.235, SLG: 0.272		2-0 G4-6-3				2-2 G6-3		2-2 FC4-6		4	0	0	0	0	0	3									
Eddie Williams, R OBP: 0.351, SLG: 0.351			1-1 G6-4-3 1B			2-1 P3		1-2 L8	1-1 G6-3	4	0	1	0	0	0	1									
Ozzie Guillen, L OBP: 0.255, SLG: 0.282			1-2 G6-4-3 1B				0-1 G5-3	1-1 FC5-4 1B	0-2 P5	2	0	1	0	0	0	0									
Steve Lyons, L OBP: 0.300, SLG: 0.285			1-2 G6-4-3 1B							2	0	1	0	0	0	1									
Inning Stats	R: 0 E: 1 K: 0 S: 9	H: 1 LOB: 2 BB: 1 P: 16	R: 0 E: 0 K: 0 S: 6	H: 0 LOB: 0 BB: 1 P: 13	R: 0 E: 0 K: 0 S: 10	H: 2 LOB: 1 BB: 0 P: 15	R: 0 E: 0 K: 1 S: 8	H: 0 LOB: 0 BB: 0 P: 11	R: 0 E: 0 K: 0 S: 7	H: 1 LOB: 0 BB: 0 P: 12	R: 0 E: 0 K: 0 S: 6	H: 1 LOB: 0 BB: 0 P: 8	R: 1 E: 0 K: 0 S: 10	H: 2 LOB: 1 BB: 0 P: 15	R: 5 E: 0 K: 0 S: 20	H: 5 LOB: 0 BB: 0 P: 29	R: 0 E: 1 K: 0 S: 11	H: 0 LOB: 1 BB: 0 P: 15	1B: 9 2B: 1 3B: 0 HR: 2	SF: 0 SAC: 0 DP: 3 HBP: 0	WP: 1 PB: 0 SB: 0 CS: 0	PA: 37			
PITCHER	IP	WLS	BF	H	R	ER	SO	BB	IBB	HBP	BLK	WP	HR	S	P	ERA	WHIP								
Greg Swindell, L ERA: 2.6	(1, 1)	7.2	W 30	10	4	4	1	2	0	0	0	0	1	72	112	4.70	1.565								
Keith Atherton, R ERA: 4.11	(8, 1)	0.1	4	2	2	2	0	0	0	0	0	0	1	8	12	54.00	6.000								
Doug Jones, R ERA: 1.8	(9, 1)	1.0	S 3	0	0	0	0	0	0	0	0	0	0	7	10	0.00	0.000								

Cleveland Indians @ Chicago White Sox
Comiskey Park, Chicago, IL
Tue Jun 13 1989, 8:05 PM EDT
Att: 10,264 - Unknown

AB	35
R	6
H	12
RBI	6
BB	2
SO	1
LOB	11



Batter	1	2	3	4	5	6	7	8	9	AB	R	H	RBI	BB	SO	LOB	TOP								
Jerry Browne, S (1.4) OBP: 0.340, SLG: 0.382	G5-3		1B			E G4-3 1B		F8		4	0	2	0	0	0	1	Cleveland Indians @ Chicago White Sox Comiskey Park, Chicago, IL Wed Jun 14 1989, 8:05 PM EDT Alt. 8,993 - Unknown - 60 F								
Oddibe McDowell, L (1.7) OBP: 0.289, SLG: 0.281	G4-3		G3			G4-3		P5		4	0	0	0	0	3										
Joe Carter, R (1.8) OBP: 0.308, SLG: 0.421	L4				P3	E5			P6	4	0	0	0	0	1										
Cory Snyder, R (1.9) OBP: 0.267, SLG: 0.374		P2			F8	P6				3	1	0	0	1	2										
Pete O'Brien, L (1.3) OBP: 0.382, SLG: 0.482		P4			P6				E6	4	0	0	0	0	1										
Brook Jacoby, R (1.5) OBP: 0.359, SLG: 0.452									SF4	3	0	1	1	0	1										
Luis Medina, R (1.10) OBP: 0.258, SLG: 0.361										3	0	0	0	1	2										
Andy Allanson, R (1.2) OBP: 0.262, SLG: 0.244			G4-3		G6-4-3				G6-3	3	0	0	0	0	1										
Felix Fermin, R (1.6) OBP: 0.309, SLG: 0.258			F8			G6-3				2	0	0	0	1	0	C									
Inning Stats	R: 0 E: 0 K: 0 S: 6	H: 0 LOB: 0 BB: 0 P: 11	R: 0 E: 0 K: 0 S: 11	H: 1 LOB: 1 BB: 0 P: 16	R: 0 E: 0 K: 0 S: 7	H: 1 LOB: 1 BB: 0 P: 12	R: 0 E: 0 K: 0 S: 9	H: 0 LOB: 0 BB: 0 P: 12	R: 0 E: 0 K: 0 S: 11	H: 0 LOB: 0 BB: 1 P: 15	R: 0 E: 1 K: 0 S: 7	H: 1 LOB: 2 BB: 0 P: 9	R: 0 E: 1 K: 0 S: 8	H: 0 LOB: 0 BB: 0 P: 10	R: 0 E: 0 K: 0 S: 9		H: 0 LOB: 1 BB: 1 P: 17	R: 1 E: 2 K: 1 S: 10	H: 0 LOB: 1 BB: 1 P: 18	1B: 3 2B: 0 3B: 0 HR: 0	SF: 1 SAC: 0 DP: 2 HBP: 0	WP: 0 PB: 0 SB: 0 CS: 0	PA: 34		
PITCHER	IP	WLS	BF	H	R	ER	SO	BB	IBB	HBP	BLK	WP	HR	S	P	ERA	WHIP								
Jerry Reuss, L (1.1) ERA: 5.45	7.0	W	25	3	0	0	0	1	0	0	0	0	0	59	85	0.00	0.571								
Bobby Thigpen, R (8.1) ERA: 4.64	2.0	S	9	0	1	0	1	2	0	0	0	0	0	19	35	0.00	1.000								

Batter	1	2	3	4	5	6	7	8	9	AB	R	H	RBI	BB	SO	LOB	BOTTOM								
Dave Gallagher, R (1.8) OBP: 0.373, SLG: 0.341	K		G1-6-3 BB		G4-3			G4-3 1B 1B		3	0	1	0	1	1	0	Cleveland Indians @ Chicago White Sox Comiskey Park, Chicago, IL Wed Jun 14 1989, 8:05 PM EDT Alt. 8,993 - Unknown - 60 F								
Steve Lyons, L (1.4) OBP: 0.299, SLG: 0.284	1B		G1-6-3		P1			G4-3		4	0	1	0	0	2										
Harold Baines, L (1.10) OBP: 0.430, SLG: 0.498					G5-3			K		3	0	1	0	1	1										
Carlton Fisk, R (1.2) OBP: 0.316, SLG: 0.433					L7			L7		4	0	1	0	0	2										
Dan Pasqua, L (1.9) OBP: 0.352, SLG: 0.440								F7		3	2	2	0	1	2										
Greg Walker, L (1.3) OBP: 0.238, SLG: 0.274					G4-3			G1-3		3	1	1	1	0	1										
Daryl Boston, L (1.7) OBP: 0.304, SLG: 0.344								K		3	0	1	2	0	1										
Carlos Martinez, R (1.5) OBP: 0.317, SLG: 0.372								K		3	0	0	0	2	1										
Ozzie Guillen, L (1.6) OBP: 0.253, SLG: 0.279					G4-3			F9		3	0	0	0	0	0	CS									
Inning Stats	R: 0 E: 0 K: 1 S: 12	H: 2 LOB: 1 BB: 0 P: 16	R: 1 E: 0 K: 2 S: 10	H: 1 LOB: 0 BB: 0 P: 15	R: 0 E: 0 K: 0 S: 5	H: 0 LOB: 0 BB: 1 P: 9	R: 2 E: 0 K: 1 S: 12	H: 3 LOB: 1 BB: 0 P: 19	R: 0 E: 0 K: 0 S: 6	H: 0 LOB: 0 BB: 0 P: 7	R: 0 E: 0 K: 1 S: 10	H: 0 LOB: 1 BB: 1 P: 20	R: 0 E: 0 K: 0 S: 5	H: 0 LOB: 0 BB: 0 P: 8	R: 0 E: 0 K: 0 S: 9		H: 2 LOB: 2 BB: 1 P: 16	R: 0 E: 0 K: 0 S: 10	H: 0 LOB: 0 BB: 0 P: 16	1B: 6 2B: 0 3B: 2 HR: 0	SF: 0 SAC: 0 DP: 2 HBP: 0	WP: 0 PB: 0 SB: 1 CS: 0	PA: 32		
PITCHER	IP	WLS	BF	H	R	ER	SO	BB	IBB	HBP	BLK	WP	HR	S	P	ERA	WHIP								
Tom Candiotti, R (1.1) ERA: 3.55	7.2	L	31	8	3	3	5	2	1	0	0	0	0	66	105	3.52	1.304								
Jesse Orosco, L (8.1) ERA: 1.35	0.1		1	0	0	0	0	0	0	0	0	0	0	3	5	0.00	0.000								

Batter	1	2	3	4	5	6	7	8	9	AB	R	H	RBI	BB	SO	LOB	TOP							
Jody Reed, R OBP: 0.349, SLG: 0.364 (1, 4)	L7		L9-3														3 0 1 0 1 0 1							
Randy Kutcher, R OBP: 0.359, SLG: 0.353 (1, 8)	G1-3			K													4 0 0 0 0 1 2							
Wade Boggs, L OBP: 0.408, SLG: 0.481 (1, 5)				G1-3													2 1 0 0 2 0 0							
Mike Greenwell, L OBP: 0.379, SLG: 0.436 (1, 7)	G1-3			G6-3													4 0 1 0 0 0 2							
Dwight Evans, R OBP: 0.421, SLG: 0.486 (1, 10)																	4 0 2 0 0 0 0							
Nick Esasky, R OBP: 0.326, SLG: 0.443 (1, 3)																	4 1 0 0 0 1 4							
Rick Cerone, R OBP: 0.400, SLG: 0.371 (9, PH) Danny Heep, L OBP: 0.437, SLG: 0.406 Rich Gedman, L OBP: 0.275, SLG: 0.299 (9, 2)																	3 0 0 0 0 0 2 1 0 1 1 0 0 0 0 0 0 0 0 0 0							
Kevin Romine, R OBP: 0.333, SLG: 0.333 (1, 9)																	4 0 1 0 0 1 0							
Luis Rivera, R OBP: 0.350, SLG: 0.526 (1, 6)																	4 0 1 0 0 0 2							
Inning Stats	R: 0 H: 0 E: 0 K: 0 S: 8	H: 0 LOB: 1 BB: 1 P: 17	R: 0 H: 0 E: 0 K: 1 S: 10	H: 0 LOB: 0 BB: 0 P: 15	R: 0 H: 1 E: 0 K: 0 S: 5	H: 0 LOB: 0 BB: 0 P: 10	R: 0 H: 0 E: 0 K: 1 S: 9	H: 0 LOB: 0 BB: 0 P: 14	R: 0 H: 0 E: 0 K: 0 S: 5	H: 0 LOB: 0 BB: 0 P: 6	R: 0 H: 1 E: 0 K: 0 S: 10	H: 1 LOB: 1 BB: 0 P: 18	R: 0 H: 2 E: 0 K: 0 S: 11	H: 2 LOB: 2 BB: 0 P: 13	R: 0 H: 0 E: 0 K: 1 S: 7	H: 0 LOB: 1 BB: 1 P: 15	R: 2 H: 3 E: 1 K: 0 S: 14	H: 3 LOB: 2 BB: 1 P: 25	1B: 7 2B: 1 3B: 0 HR: 0	SF: 0 SAC: 0 DP: 1 HBP: 0	WP: 0 PB: 0 SB: 0 CS: 0	PA: 36		
PITCHER	IP	WLS	BF	H	R	ER	SO	BB	IBB	HBP	BLK	WP	HR	S	P	ERA	WHIP							
Greg Hibbard, L ERA: 2.59 (1, 1)	8.0		29	4	0	0	3	2	0	0	0	0	0	65	108	0.00	0.750							
Ken Patterson, L ERA: 4.89 (9, 1)	0.1	L	3	1	2	1	0	1	0	0	0	0	0	8	15	27.00	6.000							
Shawn Hillegas, R ERA: 5.74 (9, 1)	0.1		3	2	0	0	0	0	0	0	0	0	0	5	8	0.00	6.000							
Donn Pall, R ERA: 3.44 (9, 1)	0.1		1	0	0	0	0	0	0	0	0	0	0	1	2	0.00	0.000							

Boston Red Sox @ Chicago White Sox
Comiskey Park, Chicago, IL
Fri Jun 16 1989, 8:05 PM EDT
Att: 16,898 - Unknown - 60 F

AB 33
R 2
H 7
RBI 1
BB 3
SO 3
LOB 13



Batter	1	2	3	4	5	6	7	8	9	AB	R	H	RBI	BB	SO	LOB	BOTTOM							
Dave Gallagher, R OBP: 0.368, SLG: 0.336 (1, 8)	K			G4-3													4 0 0 0 0 1 1							
Steve Lyons, L OBP: 0.298, SLG: 0.283 (1, 4) (9, 3)	P6																4 0 1 0 0 1 0							
Harold Baines, L OBP: 0.425, SLG: 0.491 (1, 10)	F7																3 0 0 0 0 0 1							
Greg Walker, L OBP: 0.240, SLG: 0.268 (9, PR) Fred Manrique, R OBP: 0.374, SLG: 0.460 (9, 4)																	2 0 0 0 1 1 0 0 0 0 0 0 0 0							
Ivan Calderon, R OBP: 0.322, SLG: 0.428 (1, 9)																	3 0 0 0 0 2 1							
Carlton Fisk, R OBP: 0.304, SLG: 0.414 (1, 2)																	3 0 0 0 0 3 2							
Dan Pasqua, L OBP: 0.340, SLG: 0.423 (1, 7)																	3 0 0 0 0 2 2							
Carlos Martinez, R OBP: 0.311, SLG: 0.365 (9, PH) Daryl Boston, L OBP: 0.300, SLG: 0.339 Eddie Williams, R OBP: 0.351, SLG: 0.351 (9, 5)																	2 0 0 0 0 2 0 1 0 0 0 0 0 2 0 0 0 0 0 0 0							
Ozzie Guillen, L OBP: 0.253, SLG: 0.279 (1, 6)																	3 0 1 0 0 0 0							
Inning Stats	R: 0 H: 0 E: 0 K: 1 S: 11	H: 0 LOB: 0 BB: 0 P: 16	R: 0 H: 0 E: 0 K: 2 S: 9	H: 0 LOB: 0 BB: 0 P: 12	R: 0 H: 0 E: 0 K: 1 S: 9	H: 0 LOB: 0 BB: 0 P: 16	R: 0 H: 1 E: 0 K: 0 S: 11	H: 0 LOB: 0 BB: 0 P: 13	R: 0 H: 0 E: 0 K: 3 S: 11	H: 0 LOB: 0 BB: 0 P: 14	R: 0 H: 0 E: 0 K: 2 S: 9	H: 0 LOB: 0 BB: 0 P: 11	R: 0 H: 0 E: 0 K: 1 S: 14	H: 0 LOB: 0 BB: 0 P: 21	R: 0 H: 0 E: 1 K: 2 S: 18	H: 0 LOB: 2 BB: 1 P: 30	R: 0 H: 1 E: 0 K: 0 S: 4	H: 1 LOB: 0 BB: 0 P: 6	1B: 2 2B: 0 3B: 0 HR: 0	SF: 0 SAC: 0 DP: 1 HBP: 0	WP: 0 PB: 0 SB: 0 CS: 1	PA: 30		
PITCHER	IP	WLS	BF	H	R	ER	SO	BB	IBB	HBP	BLK	WP	HR	S	P	ERA	WHIP							
Roger Clemens, R ERA: 2.74 (1, 1)	9.0	W	29	2	0	0	12	1	0	0	0	0	0	96	139	0.00	0.333							

Boston Red Sox @ Chicago White Sox
Comiskey Park, Chicago, IL
Fri Jun 16 1989, 8:05 PM EDT
Att: 16,898 - Unknown - 60 F

AB 28
R 0
H 2
RBI 0
BB 1
SO 12
LOB 9



Batter	1	2	3	4	5	6	7	8	9	AB	R	H	RBI	BB	SO	LOB	TOP				
Jody Reed, R OBP: 0.346, SLG: 0.358 (1, 4)	P2		1B HR BB	K		G5-3			P6	4	1	0	0	1	1	0					
Danny Heep, L OBP: 0.413, SLG: 0.382 Kevin Romine, R OBP: 0.333, SLG: 0.333 (1, 9)	G4-3		L9	F8			F9			4	0	0	0	0	0	1					
Wade Boggs, L OBP: 0.473, SLG: 0.485 (1, 5)	1B BB		1B HR HBP		WP HR 2B		F7			2	2	1	0	1	0	0					
Mike Greenwell, L OBP: 0.381, SLG: 0.437 (1, 7)	1B		1B HR		F7		G6-3			4	1	2	0	0	0	1					
Dwight Evans, R OBP: 0.419, SLG: 0.495 (1, 10)	K		1B HR		G5-3			K		4	1	1	4	0	2	3					
Nick Esasky, R OBP: 0.324, SLG: 0.454 (1, 3)		K	L5		HR		F9			4	1	1	2	0	1	0					
Rich Gedman, L OBP: 0.274, SLG: 0.293 (1, 2)	G3-1		FC5-4 BB		P5		F9			3	0	0	0	1	0	0					
Randy Kutcher, R OBP: 0.349, SLG: 0.342 (1, 8)	1B		FC5-4			K		G5-3		4	0	1	0	0	1	1					
Luis Rivera, R OBP: 0.292, SLG: 0.435 (1, 6)	L9				G6-3		F7		K	4	0	0	0	0	1	1					
Inning Stats	R: 0 E: 0 K: 1 S: 9	H: 1 LOB: 2 BB: 1 P: 17	R: 0 E: 0 K: 1 S: 11	H: 1 LOB: 1 BB: 0 P: 18	R: 4 E: 0 K: 0 S: 18	H: 2 LOB: 1 BB: 2 P: 32	R: 0 E: 0 K: 1 S: 5	H: 0 LOB: 0 BB: 0 P: 10	R: 2 E: 0 K: 0 S: 7	H: 2 LOB: 0 BB: 0 P: 12	R: 0 E: 0 K: 1 S: 9	H: 0 LOB: 0 BB: 0 P: 12	R: 0 E: 0 K: 1 S: 6	H: 0 LOB: 0 BB: 0 P: 9	R: 0 E: 0 K: 1 S: 7	H: 0 LOB: 0 BB: 0 P: 9	1B: 3 2B: 1 3B: 0 HR: 2	SF: 0 SAC: 0 DP: 0 HBP: 1	WP: 1 PB: 0 SB: 1 CS: 0	PA: 37	
PITCHER	IP	WLS	BF	H	R	ER	SO	BB	IBB	HBP	BLK	WP	HR	S	P	ERA	WHIP				
Melido Perez, R ERA: 6.56 (1, 1)	4.2	L	24	6	6	6	3	3	0	1	0	1	2	48	86	11.57	1.929				
Ken Patterson, L ERA: 4.35 (5, 1)	4.1		13	0	0	0	3	0	0	0	0	0	0	34	49	0.00	0.000				

Boston Red Sox @ Chicago White Sox
Comiskey Park, Chicago, IL
Sat Jun 17 1989, 8:05 PM EDT
Att: 25,258 - Unknown

AB 33
R 6
H 6
RBI 6
BB 3
SO 6
LOB 7



Batter	1	2	3	4	5	6	7	8	9	AB	R	H	RBI	BB	SO	LOB	BOTTOM				
Dave Gallagher, R OBP: 0.367, SLG: 0.338 (1, 8)	2B		G6-3		G5-3		FC6-4			4	0	1	0	0	0	1					
Steve Lyons, L OBP: 0.297, SLG: 0.279 (1, 4)	B1		BB			G4-3		P6		3	0	0	0	1	0	1					
Harold Baines, L OBP: 0.422, SLG: 0.486 (1, 10)	G3		K			BB 1B		F7		4	0	1	0	0	1	2					
Carlton Fisk, R OBP: 0.301, SLG: 0.405 (1, 2)	F8				P6		K		1B	4	0	1	0	0	1	2					
Greg Walker, L OBP: 0.250, SLG: 0.300 (1, 3)		HR			F8			G4-3		3	1	1	1	1	0	1					
Dan Pasqua, L OBP: 0.340, SLG: 0.413 Fred Manrique, R OBP: 0.370, SLG: 0.455 (9, FH)	G3				BB		K		L8	2	0	0	0	1	1	2					
Daryl Boston, L OBP: 0.288, SLG: 0.323 Ivan Calderon, R OBP: 0.321, SLG: 0.426 (9, FH)	G6-3				G4-3			P6	F9	3	0	0	0	0	0	1					
Eddie Williams, R OBP: 0.349, SLG: 0.349 (1, 5)	F7				G5-3		FC6-4 1B		F9	4	0	1	0	0	0	0					
Ozzie Guillen, L OBP: 0.251, SLG: 0.276 (1, 6)	G6-3				L4		F7			3	0	0	0	0	0	1					
Inning Stats	R: 0 E: 0 K: 0 S: 10	H: 1 LOB: 0 BB: 0 P: 16	R: 1 E: 0 K: 0 S: 6	H: 1 LOB: 0 BB: 0 P: 10	R: 0 E: 0 K: 1 S: 7	H: 0 LOB: 1 BB: 1 P: 13	R: 0 E: 0 K: 0 S: 8	H: 0 LOB: 1 BB: 1 P: 18	R: 0 E: 0 K: 2 S: 12	H: 1 LOB: 2 BB: 1 P: 20	R: 0 E: 0 K: 0 S: 10	H: 1 LOB: 1 BB: 0 P: 18	R: 0 E: 0 K: 0 S: 9	H: 1 LOB: 0 BB: 0 P: 14	R: 0 E: 0 K: 0 S: 8	H: 0 LOB: 0 BB: 0 P: 12	1B: 3 2B: 1 3B: 0 HR: 1	SF: 0 SAC: 0 DP: 0 HBP: 0	WP: 0 PB: 0 SB: 0 CS: 0	PA: 35	
PITCHER	IP	WLS	BF	H	R	ER	SO	BB	IBB	HBP	BLK	WP	HR	S	P	ERA	WHIP				
Mike Smithson, R ERA: 4.32 (1, 1)	7.0	W	28	4	1	1	3	3	0	0	0	0	1	60	107	1.29	1.000				
Rob Murphy, L ERA: 2.23 (8, 1)	2.0		7	1	0	0	0	0	0	0	0	0	0	17	26	0.00	0.500				

Boston Red Sox @ Chicago White Sox
Comiskey Park, Chicago, IL
Sat Jun 17 1989, 8:05 PM EDT
Att: 25,258 - Unknown

AB 32
R 1
H 5
RBI 1
BB 3
SO 3
LOB 11



Batter	1	2	3	4	5	6	7	8	9	AB	R	H	RBI	BB	SO	LOB	TOP										
Jody Reed, R OBP: 0.350, SLG: 0.367 (1, 4)	0-1 WP E 1B	1-0 SH2-6-3	2-1 E 2B		1-3 K			0-0 SH1-4		3	2	2	0	0	1	1	Boston Red Sox @ Chicago White Sox Comiskey Park, Chicago, IL Sun Jun 18 1989, 4:33 AM EDT Att: 16,350 - Unknown										
Kevin Romine, R OBP: 0.273, SLG: 0.273 (1, 9)	1-2 K	1-0 G4-3	0-0 E5			0-0 G6-3 1B		1-1 G6-3		5	0	1	0	0	1	3											
Wade Boggs, L OBP: 0.473, SLG: 0.481 (1, 5)	3-1 E7 G3 1B	4-0 BB	2-3 G4-3			1-1 G6-3 1B		0-1 G1-3		4	1	1	0	1	0	2											
Mike Greenwell, L OBP: 0.381, SLG: 0.437 (1, 7)	1-1 G3	2-3 K		1-0 CS 1B		0-1 G6-3		2-0 G5-4-3 1B		5	0	2	0	0	1	5											
Dwight Evans, R OBP: 0.415, SLG: 0.486 (1, 10)	4-1 1B 1B BB		0-1 L7	3-2 L6		3-0 G5-3		1-1 G5-4-3		4	1	0	0	1	0	3											
Nick Esasky, R OBP: 0.326, SLG: 0.452 (1, 3)	1-1 1B 1-3 1B 3-H		3-2 F7	1-2 F9			2-3 K	0-0 1B		5	0	2	1	0	1	0											
Rick Cerone, R OBP: 0.411, SLG: 0.378 (1, 2)	1-0 1B 1-2 1B 3-H		3-2 WP 2B 1B	4-2 G1-6-3 BB			1-1 G5-3	1-0 F7		4	1	2	1	1	0	1											
Randy Kutcher, R OBP: 0.362, SLG: 0.381 (1, 8)	2-2 1B 1-2 2-H		1-2 1B 1-H 2B	1-0 G1-6-3			0-0 G1-3			4	1	2	1	0	0	1											
Luis Rivera, R OBP: 0.393, SLG: 0.519 (1, 6)		0-1 G4-3 1B	0-0 2B E 1B		0-2 1B			1-1 G6-3 SH1-4 1B		4	1	4	1	0	0	0											
Inning Stats	R: 3 E: 1 K: 1 S: 19	H: 4 LOB: 2 BB: 1 P: 33	R: 0 E: 0 K: 1 S: 7	H: 1 LOB: 2 BB: 1 P: 15	R: 4 E: 1 K: 0 S: 19	H: 4 LOB: 1 BB: 0 P: 29	R: 0 E: 0 K: 0 S: 7	H: 1 LOB: 0 BB: 0 P: 12	R: 0 E: 0 K: 1 S: 10	H: 1 LOB: 1 BB: 1 P: 16	R: 0 E: 0 K: 0 S: 6	H: 2 LOB: 1 BB: 0 P: 10	R: 0 E: 0 K: 1 S: 6	H: 0 LOB: 0 BB: 0 P: 9	R: 0 E: 0 K: 0 S: 7	H: 1 LOB: 1 BB: 0 P: 9	R: 0 E: 0 K: 0 S: 5	H: 2 LOB: 1 BB: 0 P: 9	1B: 14 2B: 2 3B: 0 HR: 0	SF: 0 SAC: 2 DP: 3 HBP: 0	WP: 2 PB: 0 SB: 0 CS: 1	PA: 43					
PITCHER	IP	WLS	BF	H	R	ER	SO	BB	IBB	HBP	BLK	WP	HR	S	P	ERA	WHIP										
Steve Rosenberg, L ERA: 4.01 (1, 1)	2.2	L	19	9	7	2	2	2	0	0	0	2	0	41	72	6.75	4.125										
Tom McCarthy, R ERA: 3.2 (3, 1)	6.1		24	7	0	0	2	1	0	0	0	0	0	45	70	0.00	1.263										

AB 38
R 7
H 16
RBI 4
BB 3
SO 4
LOB 16



Batter	1	2	3	4	5	6	7	8	9	AB	R	H	RBI	BB	SO	LOB	BOTTOM										
Dave Gallagher, R OBP: 0.362, SLG: 0.333 (1, 8)	1-2 G5-3		0-2 L6		0-1 FC6-4 1-2			0-0 G4-3		4	0	0	0	0	0	2	Boston Red Sox @ Chicago White Sox Comiskey Park, Chicago, IL Sun Jun 18 1989, 4:33 AM EDT Att: 16,350 - Unknown										
Fred Manrique, R OBP: 0.366, SLG: 0.476 (1, 4)	0-3 K		0-0 1-H HR			1-1 P5		1-1 G5-3		4	1	1	2	0	1	0											
Harold Baines, L OBP: 0.419, SLG: 0.480 (1, 10)	3-3 K		0-0 P5			4-2 HR BB		2-2 F9		3	1	0	0	1	1	0											
Ivan Calderon, R OBP: 0.320, SLG: 0.435 (1, 9)		0-0 F7		2-0 G5-3		1-0 HR		3-3 K		4	1	1	2	0	1	0											
Carlos Martinez, R OBP: 0.302, SLG: 0.354 (1, 7)		0-1 G5-3		0-1 G5-3		0-0 L6		2-2 F7		3	0	0	0	0	0	0											
Daryl Boston, L OBP: 0.284, SLG: 0.318 (9, PH)		G5-3		G5-3		L6		F7		1	0	0	0	0	0	0											
Greg Walker, L OBP: 0.250, SLG: 0.298 (1, 3)		1-0 1B		K		L7		G6-3		4	0	1	0	0	1	0											
Eddie Williams, R OBP: 0.348, SLG: 0.349 (1, 5)		3-2 G4-3		1-2 FC6-4 1B		K				3	0	1	0	0	1	1											
Ozzie Guillen, L OBP: 0.252, SLG: 0.277 (1, 6)			0-0 HR 1B		1-0 FC6-4 1-2		G1-3			3	1	1	0	0	0	1											
Ron Karkovice, R OBP: 0.245, SLG: 0.315 (1, 2)			1-0 P5		1-0 F8		P5			3	0	0	0	0	0	2											
Inning Stats	R: 0 E: 0 K: 2 S: 10	H: 0 LOB: 0 BB: 0 P: 14	R: 0 E: 0 K: 0 S: 7	H: 1 LOB: 0 BB: 0 P: 11	R: 2 E: 0 K: 0 S: 7	H: 2 LOB: 0 BB: 0 P: 8	R: 0 E: 0 K: 1 S: 6	H: 0 LOB: 0 BB: 0 P: 10	R: 0 E: 0 K: 0 S: 7	H: 1 LOB: 1 BB: 0 P: 10	R: 2 E: 0 K: 0 S: 12	H: 1 LOB: 0 BB: 1 P: 20	R: 0 E: 0 K: 1 S: 11	H: 0 LOB: 0 BB: 0 P: 14	R: 0 E: 0 K: 0 S: 6	H: 0 LOB: 0 BB: 0 P: 9	R: 0 E: 0 K: 1 S: 11	H: 0 LOB: 0 BB: 0 P: 17	1B: 3 2B: 0 3B: 0 HR: 2	SF: 0 SAC: 0 DP: 0 HBP: 0	WP: 0 PB: 0 SB: 0 CS: 0	PA: 33					
PITCHER	IP	WLS	BF	H	R	ER	SO	BB	IBB	HBP	BLK	WP	HR	S	P	ERA	WHIP										
Joe Price, L ERA: 4.25 (1, 1)	6.0	W	24	5	4	4	3	1	0	0	0	0	0	17	23	6.00	1.000										
Bob Stanley, R ERA: 4.66 (7, 1)	2.0		6	0	0	0	1	0	0	0	0	0	0	11	17	0.00	0.000										
Lee Smith, R ERA: 5.96 (9, 1)	1.0	S	3	0	0	0	1	0	0	0	0	0	0	11	17	0.00	0.000										

AB 32
R 4
H 5
RBI 4
BB 1
SO 5
LOB 6



Batter	1	2	3	4	5	6	7	8	9	AB	R	H	RBI	BB	SO	LOB	TOP										
Wade Boggs, L OBP: 0.313, SLG: 0.478 (1, 5)										4	1	1	0	1	1	1	Boston Red Sox @ Chicago White Sox Comiskey Park, Chicago, IL Mon Jun 19 1989, 8:05 PM EDT Att: 12,712 - Unknown - 70 F										
Luis Rivera, R OBP: 0.394, SLG: 0.500 (1, 6)										5	1	2	0	0	1	3											
Danny Heep, L OBP: 0.405, SLG: 0.375 (1, 10)										4	0	1	1	0	0	1											
Mike Greenwell, L OBP: 0.376, SLG: 0.430 (1, 7)										4	0	0	0	0	0	2											
Dwight Evans, R OBP: 0.416, SLG: 0.484 (1, 9)										3	0	1	1	1	1	0											
Nick Esasky, R OBP: 0.325, SLG: 0.449 (1, 3)										4	0	1	0	0	0	2											
Rich Gedman, L OBP: 0.288, SLG: 0.285 (1, 2)										4	0	0	0	0	1	4											
Randy Kutcher, R OBP: 0.360, SLG: 0.378 Dana Williams, R (9, PH)									3	0	1	0	0	1	2	0											
Ed Romero, R OBP: 0.298, SLG: 0.273 (1, 4)										4	0	1	0	0	0	2											
Inning Stats	R: 2 E: 1 K: 0 S: 21	H: 3 LOB: 2 BB: 1 P: 36	R: 0 E: 0 K: 2 S: 12	H: 1 LOB: 1 BB: 0 P: 17	R: 0 E: 0 K: 1 S: 7	H: 0 LOB: 0 BB: 0 P: 12	R: 0 E: 0 K: 0 S: 9	H: 1 LOB: 1 BB: 0 P: 14	R: 0 E: 0 K: 1 S: 12	H: 1 LOB: 2 BB: 1 P: 21	R: 0 E: 0 K: 1 S: 7	H: 1 LOB: 1 BB: 0 P: 10	R: 0 E: 0 K: 0 S: 9	H: 0 LOB: 0 BB: 0 P: 12	R: 0 E: 0 K: 0 S: 5	H: 1 LOB: 2 BB: 0 P: 8	1B: 7 2B: 1 3B: 0 HR: 0	SF: 0 SAC: 0 DP: 0 HBP: 1	WP: 0 PB: 0 SB: 0 CS: 0	PA: 38							
PITCHER	IP	WLS	BF	H	R	ER	SO	BB	IBB	HBP	BLK	WP	HR	S	P	ERA	WHIP										
Adam Peterson, R ERA: 23.63 (1, 1)	0.1		5	3	2	2	0	1	0	0	0	0	0	17	30	54.00	12.000										
Shawn Hillegas, R ERA: 5.27 (1, 1)	5.2	W	21	3	0	0	4	1	0	0	0	0	0	50	79	0.00	0.706										
Donn Pall, R ERA: 3.18 (7, 1)	3.0	S	12	2	0	0	1	0	0	1	0	0	0	21	30	0.00	0.667										

Batter	1	2	3	4	5	6	7	8	9	AB	R	H	RBI	BB	SO	LOB	BOTTOM										
Dave Gallagher, R OBP: 0.358, SLG: 0.329 (1, 8)										4	1	0	0	1	1	3	Boston Red Sox @ Chicago White Sox Comiskey Park, Chicago, IL Mon Jun 19 1989, 8:05 PM EDT Att: 12,712 - Unknown - 70 F										
Steve Lyons, L OBP: 0.290, SLG: 0.271 (1, 5)										5	0	0	0	0	2	1											
Harold Baines, L OBP: 0.426, SLG: 0.482 Daryl Boston, L OBP: 0.284, SLG: 0.318 (6, PR)										3	1	2	0	2	1	0											
Ivan Calderon, R OBP: 0.318, SLG: 0.438 (1, 9)										5	1	1	2	0	1	3											
Greg Walker, L OBP: 0.267, SLG: 0.302 Carlos Martinez, R OBP: 0.299, SLG: 0.350 (7, PR) (8, 3)										2	1	1	0	2	0	1											
Carlton Fisk, R OBP: 0.333, SLG: 0.436 (1, 2)										4	2	4	1	0	0	0											
Dan Pasqua, L OBP: 0.356, SLG: 0.427 (1, 7)										2	1	1	1	2	0	2											
Fred Manrique, R OBP: 0.362, SLG: 0.468 (1, 4)										4	0	1	3	0	0	6											
Ozzie Guillen, L OBP: 0.252, SLG: 0.276 (1, 6)										4	0	1	1	0	0	5											
Inning Stats	R: 0 E: 0 K: 0 S: 6	H: 0 LOB: 1 BB: 1 P: 11	R: 0 E: 0 K: 0 S: 8	H: 1 LOB: 2 BB: 1 P: 15	R: 6 E: 0 K: 0 S: 17	H: 6 LOB: 1 BB: 1 P: 26	R: 0 E: 0 K: 2 S: 14	H: 0 LOB: 1 BB: 1 P: 24	R: 0 E: 0 K: 0 S: 9	H: 1 LOB: 1 BB: 1 P: 18	R: 0 E: 0 K: 2 S: 9	H: 0 LOB: 0 BB: 0 P: 14	R: 2 E: 0 K: 1 S: 21	H: 2 LOB: 3 BB: 2 P: 37	R: 0 E: 0 K: 0 S: 6	H: 1 LOB: 1 BB: 0 P: 8	1B: 9 2B: 1 3B: 1 HR: 0	SF: 0 SAC: 0 DP: 1 HBP: 0	WP: 0 PB: 0 SB: 1 CS: 0	PA: 41							
PITCHER	IP	WLS	BF	H	R	ER	SO	BB	IBB	HBP	BLK	WP	HR	S	P	ERA	WHIP										
John Dopson, R ERA: 4.54 (1, 1)	2.1	L	16	6	6	6	0	3	0	0	0	0	0	27	47	23.14	3.857										
Wes Gardner, R ERA: 6.51 (3, 1)	4.0		17	3	2	2	4	3	0	0	0	0	0	44	75	4.50	1.500										
Dennis Lamp, R ERA: 3.52 (7, 1)	1.2		8	2	0	0	1	1	0	0	0	0	0	19	31	0.00	1.800										

AB 35
R 2
H 8
RBI 2
BB 2
SO 5
LOB 17



AB 34
R 8
H 11
RBI 8
BB 7
SO 5
LOB 22



Batter	1	2	3	4	5	6	7	8	9	AB	R	H	RBI	BB	SO	LOB	TOP								
Dave Gallagher, R OBP: 0.362, SLG: 0.332 (1, 8)	1-2 BB HR 1B	1-0 G3-6-3 1B		3-2 E6 1B 2B	3-1 F7	3-1 1B			2-2 G5-3	6	2	3	0	0	0	1									
Steve Lyons, L OBP: 0.296, SLG: 0.280 (1, 5)	4-0 HR BB	2-2 F7		0-0 2B 1B	0-0 1B 2B	2-0 F8			2-2 G4-3	5	3	2	0	1	0	2									
Harold Baines, L OBP: 0.426, SLG: 0.494 (1, 10)	1-0 HR 1-H 2-H	1-0 G3-6-3		3-2 F7	0-0 1B 1B		1-2 F9			5	1	2	4	0	0	3									
Ivan Calderon, R OBP: 0.323, SLG: 0.453 (1, 9)	0-0 3B		3-0 2B 1B	0-1 HR 2B	1-0 F9			2-2 G5-3		5	2	3	2	0	0	2									
Greg Walker, L OBP: 0.281, SLG: 0.303 (1, 3)	4-0 BB 1B BB		1-1 B1-3	4-0 HR IBB	1-1 1B			1-1 G3		3	2	1	1	2	0	1									
Carlton Fisk, R OBP: 0.348, SLG: 0.432 (8, 2)	4-1 1B BB		1-1 2B 1B HBP	1-2 P4	1-1 1B			2-3 K		3	1	1	0	1	1	2									
Ron Karkovics, R OBP: 0.245, SLG: 0.315 (1, 7)	2-2 L9-2-3-6-5		0-1 1B 2B	1-1 HR	2-1 F7			1-2 F7		4	1	2	4	0	0	6									
Dan Pasqua, L OBP: 0.280, SLG: 0.313 (5, 7)	3-H		1-3 2-H	1-H 2-H				0-1 G6-3		1	0	0	0	0	0	0									
Fred Manrique, R OBP: 0.355, SLG: 0.456 (1, 4)	3-1 1-2 2-H		1-2 F7	2-1 G6-3			1-2 G5-3		0-1 G6-3	5	0	1	1	0	0	2									
Ozzie Guillen, L OBP: 0.254, SLG: 0.279 (1, 6)	1-0 G1-3		0-1 1B		0-0 2B 1B		0-2 F7		1-1 G6-3	5	1	2	1	0	0	2									
Inning Stats	R: 4 E: 0 K: 0 S: 12	H: 4 LOB: 2 BB: 3 P: 32	R: 0 E: 0 K: 0 S: 7	H: 1 LOB: 0 BB: 0 P: 11	R: 2 E: 0 K: 0 S: 11	H: 3 LOB: 2 BB: 0 P: 17	R: 5 E: 1 K: 0 S: 17	H: 3 LOB: 0 BB: 1 P: 31	R: 2 E: 0 K: 0 S: 12	H: 5 LOB: 3 BB: 0 P: 20	R: 0 E: 0 K: 0 S: 10	H: 1 LOB: 1 BB: 0 P: 16	R: 0 E: 0 K: 1 S: 9	H: 0 LOB: 0 BB: 0 P: 12	R: 0 E: 0 K: 1 S: 9	H: 0 LOB: 0 BB: 0 P: 12	R: 0 E: 0 K: 0 S: 8	H: 0 LOB: 0 BB: 0 P: 13	1B: 11 2B: 4 3B: 1 HR: 2	SF: 0 SAC: 0 DP: 2 HBP: 1	WP: 0 PB: 0 SB: 0 CS: 0	PA: 47			
PITCHER	IP	WLS	BF	H	R	ER	SO	BB	IBB	HBP	BLK	WP	HR	S	P	ERA	WHIP								
Richard Dotson, R ERA: 5.57 (1, 1)	0.2	L	8	4	4	4	0	3	0	0	0	0	1	11	30	54.00	10.500								
Dale Mohroric, R ERA: 4.12 (1, 1)	3.1		18	7	7	3	0	0	1	1	0	0	1	36	61	8.10	2.100								
Lance McCullers, R ERA: 4.97 (5, 1)	5.0		21	6	2	2	1	0	0	0	0	0	0	47	73	3.60	1.200								

Chicago White Sox @ New York Yankees
Yankee Stadium, Bronx, NY
Tue Jun 20 1989, 7:05 PM EDT
Att: 20,750 - Unknown

AB 42
R 13
H 17
RBI 13
BB 4
SO 1
LOB 21



Batter	1	2	3	4	5	6	7	8	9	AB	R	H	RBI	BB	SO	LOB	BOTTOM								
Rickey Henderson, R OBP: 0.392, SLG: 0.349 (1, 7)	4-0 E G3 BB	2-1 FC3-6 FC4-6 1-2		0-2 F9			1-0 F8		3-2 DI 1B	4	1	1	1	1	0	1									
Steve Sax, R OBP: 0.365, SLG: 0.366 (1, 4)	0-1 E6 G3 1B	0-2 FC4-6 2B 1-2			0-2 F7		1-1 G6-3		2-1 G4-3	5	1	1	0	0	0	2									
Don Mattingly, L OBP: 0.356, SLG: 0.436 (1, 3)	1-0 G3	1-2 SAFE SAFE SAFE 2B			0-1 G4-3		1-2 F9		2-2 G3	5	0	1	1	0	0	2									
Steve Balboni, R OBP: 0.304, SLG: 0.489 (8, PH)	2-3 3-H 1B				2-2 HR			1-3 K		3	2	2	2	0	0	2									
Mel Hall, L OBP: 0.344, SLG: 0.475 (1, 10)	1-2 2B 1B									1	0	0	0	0	1	0									
Jesse Barfield, R OBP: 0.327, SLG: 0.408 (1, 9)	1-3 K			2-1 G6-3		2-0 1B		1-2 F8		4	0	1	0	0	1	1									
Tom Brookens, R OBP: 0.280, SLG: 0.333 (8, PH)	1-0 2B 1B			2-2 F9		1-0 F8		0-3 K		3	0	1	0	0	0	1									
Mike Pagliarulo, L OBP: 0.274, SLG: 0.311 (9, 5)	1-2 1B									1	0	0	0	0	1	0									
Don Slaught, R OBP: 0.330, SLG: 0.411 (1, 2)	2-2 1-3 2-H			1-0 L4			0-3 K		0-0 HR	4	1	2	2	0	1	0									
Alvaro Espinoza, R OBP: 0.291, SLG: 0.286 (6, PH)	0-0 G6-3				0-0 L5		2-1 G1-3		1-3 K	2	0	0	0	0	0	2									
Wayne Tolleson, S OBP: 0.300, SLG: 0.230 (7, 6)										2	0	0	0	0	1	0									
Roberto Kelly, R OBP: 0.364, SLG: 0.415 (1, 8)					3-2 F3		1-0 G5-3		2-0 DI 1B	4	1	2	0	0	0	0									
Inning Stats	R: 3 E: 1 K: 1 S: 15	H: 4 LOB: 2 BB: 1 P: 25	R: 0 E: 0 K: 0 S: 13	H: 2 LOB: 0 BB: 0 P: 19	R: 0 E: 0 K: 0 S: 7	H: 0 LOB: 0 BB: 0 P: 12	R: 0 E: 0 K: 0 S: 6	H: 0 LOB: 0 BB: 0 P: 6	R: 1 E: 0 K: 0 S: 11	H: 2 LOB: 1 BB: 0 P: 16	R: 0 E: 0 K: 1 S: 7	H: 0 LOB: 0 BB: 0 P: 10	R: 0 E: 0 K: 2 S: 9	H: 0 LOB: 0 BB: 0 P: 11	R: 0 E: 0 K: 1 S: 14	H: 3 LOB: 1 BB: 0 P: 24	R: 2 E: 0 K: 1 S: 14	H: 3 LOB: 1 BB: 0 P: 24	1B: 7 2B: 2 3B: 0 HR: 2	SF: 0 SAC: 0 DP: 0 HBP: 0	WP: 0 PB: 0 SB: 0 CS: 0	PA: 39			
PITCHER	IP	WLS	BF	H	R	ER	SO	BB	IBB	HBP	BLK	WP	HR	S	P	ERA	WHIP								
Jerry Reuss, L ERA: 5.58 (1, 1)	5.0		24	8	4	4	1	1	0	0	0	0	1	52	78	7.20	1.800								
John Davis, R ERA: 4.5 (6, 1)	4.0	S	15	3	2	2	4	0	0	0	0	0	1	36	54	4.50	0.750								

Chicago White Sox @ New York Yankees
Yankee Stadium, Bronx, NY
Tue Jun 20 1989, 7:05 PM EDT
Att: 20,750 - Unknown

AB 38
R 6
H 11
RBI 6
BB 1
SO 5
LOB 11



Batter	1	2	3	4	5	6	7	8	9	AB	R	H	RBI	BB	SO	LOB	TOP								
Dave Gallagher, R OBP: 0.363, SLG: 0.337 (1, 8)	F9		F9		G4-3		G6-4-3			5	0	2	0	0	0	2									
Steve Lyons, L OBP: 0.298, SLG: 0.288 (1, 5) (9, 3)	2B		K		G4-3		F8		1B	5	0	2	0	0	1	2									
Harold Baines, L OBP: 0.426, SLG: 0.502 (1, 10)	BB		F8		G4-3			HR	K	4	1	1	1	1	1	2									
Ivan Calderon, R OBP: 0.324, SLG: 0.452 (1, 9)	K			BB 1B	K			2B 1B	F9	5	2	2	0	0	2	4									
Greg Walker, L OBP: 0.288, SLG: 0.313 Carlos Martinez, R OBP: 0.296, SLG: 0.347 (8, PR) (8, 3)	G5-3			FC4-6 BB			F9	1B 2B	G5-3	3	0	1	0	1	0	2									
Eddie Williams, R OBP: 0.348, SLG: 0.349 (9, 5)				1-2 BB				1-3 2B		0	0	0	0	0	0	0									
Carlton Fisk, R OBP: 0.365, SLG: 0.482 (1, 2)		HR		0-2 FC4-6 1B			G6-3	1B		4	2	3	3	0	0	0									
Dan Pasqua, L OBP: 0.358, SLG: 0.467 (1, 7)		F8		1-2 FC4-6 1B			F7	1B		4	1	1	1	0	0	2									
Fred Manrique, R OBP: 0.344, SLG: 0.441 (1, 4)		G5-3		1-1 P4				G6-3	G5-3	4	0	0	0	0	0	5									
Ozzie Guillen, L OBP: 0.257, SLG: 0.285 (1, 6)		G6-3		0-0 L7				2B	1B	4	0	2	2	0	0	2									
Inning Stats	R: 0 E: 0 K: 1 S: 12	H: 1 LOB: 2 BB: 1 P: 21	R: 1 E: 0 K: 0 S: 5	H: 1 LOB: 0 BB: 0 P: 9	R: 0 E: 0 K: 1 S: 8	H: 0 LOB: 0 BB: 0 P: 12	R: 1 E: 0 K: 0 S: 14	H: 2 LOB: 2 BB: 1 P: 22	R: 0 E: 0 K: 1 S: 8	H: 1 LOB: 1 BB: 0 P: 9	R: 0 E: 0 K: 0 S: 6	H: 0 LOB: 0 BB: 0 P: 10	R: 0 E: 0 K: 0 S: 13	H: 2 LOB: 1 BB: 0 P: 19	R: 5 E: 0 K: 0 S: 18	H: 6 LOB: 1 BB: 0 P: 26	R: 0 E: 0 K: 1 S: 10	H: 1 LOB: 1 BB: 0 P: 13	1B: 8 2B: 4 3B: 0 HR: 2	SF: 0 SAC: 0 DP: 1 HBP: 0	WP: 0 PB: 0 SB: 0 CS: 0	PA: 41			
PITCHER	IP	WLS	BF	H	R	ER	SO	BB	IBB	HBP	BLK	WP	HR	S	P	ERA	WHIP								
Andy Hawkins, R ERA: 5.17 Lee Guetterman, L ERA: 1.69	(1, 1) (8, 1)	7.0 2.0	L 9	32 4	10 2	5 2	5 2	3 1	2 0	0 0	0 0	0 0	0 0	2 21	73 30	111 9.00	6.43 2.000								

Chicago White Sox @ New York Yankees
Yankee Stadium, Bronx, NY
Wed Jun 21 1989, 7:05 PM EDT
Att: 20,404 - Unknown - 80 F

livebaseballscores.com

AB 39
R 7
H 14
RBI 7
BB 2
SO 4
LOB 22



Batter	1	2	3	4	5	6	7	8	9	AB	R	H	RBI	BB	SO	LOB	BOTTOM								
Steve Sax, R OBP: 0.369, SLG: 0.371 (1, 4)	S 1B		1B SF9		K				G4-3	5	1	3	0	0	1	1									
Alvaro Espinoza, R OBP: 0.290, SLG: 0.285 (1, 6)	F8		G6-3 E 1B		G6-4-3		G6-3			4	0	1	0	0	0	3									
Don Mattingly, L OBP: 0.355, SLG: 0.447 (1, 3)	F7		SF9			G3		HR		3	1	1	2	0	0	1									
Steve Balboni, R OBP: 0.298, SLG: 0.478 Ken Phelps, L OBP: 0.356, SLG: 0.357 (8, PH)	G6-3		G6-3			K		BLK BB		3	0	0	0	0	1	0									
Jesse Barfield, R OBP: 0.329, SLG: 0.407 (1, 9)		G4-3 1B	G6-3			2B BB		K		3	0	1	0	1	1	2									
Don Slaught, R OBP: 0.333, SLG: 0.417 (1, 2)	F7			G6-3 1B		L9				4	0	2	0	0	0	2									
Mel Hall, L OBP: 0.330, SLG: 0.452 (1, 7)	G4-3			G6-3		G3		F9		4	0	0	0	0	0	5									
Tom Brookens, R OBP: 0.252, SLG: 0.323 Mike Paganulo, L OBP: 0.273, SLG: 0.309 (9, PH)	F7			G4-3			K		P5	3	0	0	0	0	1	1									
Roberto Kelly, R OBP: 0.367, SLG: 0.436 (1, 8)			HR				P7		K	4	1	2	1	0	1	0									
Inning Stats	R: 0 E: 0 K: 0 S: 12	H: 1 LOB: 1 BB: 0 P: 18	R: 0 E: 0 K: 0 S: 10	H: 1 LOB: 0 BB: 0 P: 13	R: 2 E: 1 K: 0 S: 15	H: 3 LOB: 1 BB: 0 P: 22	R: 0 E: 0 K: 0 S: 5	H: 1 LOB: 0 BB: 0 P: 7	R: 0 E: 0 K: 1 S: 6	H: 1 LOB: 2 BB: 1 P: 6	R: 0 E: 0 K: 1 S: 11	H: 1 LOB: 1 BB: 1 P: 19	R: 0 E: 0 K: 1 S: 7	H: 1 LOB: 1 BB: 0 P: 10	R: 1 E: 0 K: 1 S: 23	H: 1 LOB: 1 BB: 1 P: 35	R: 0 E: 0 K: 1 S: 6	H: 0 LOB: 0 BB: 0 P: 9	1B: 7 2B: 1 3B: 0 HR: 2	SF: 1 SAC: 0 DP: 2 HBP: 0	WP: 0 PB: 0 SB: 1 CS: 0	PA: 37			
PITCHER	IP	WLS	BF	H	R	ER	SO	BB	IBB	HBP	BLK	WP	HR	S	P	ERA	WHIP								
Greg Hibbard, L ERA: 2.61 Donn Pait, R ERA: 3.38 Bobby Thigpen, R ERA: 4.37	(1, 1) (7, 1) (8, 1)	6.2 0.1 2.0	W 3	28 1	2 1	2 1	3 0	2 1	0 0	0 0	0 0	0 0	0 0	1 12	19 28	27.00 0.000	6.000								

Chicago White Sox @ New York Yankees
Yankee Stadium, Bronx, NY
Wed Jun 21 1989, 7:05 PM EDT
Att: 20,404 - Unknown - 80 F

livebaseballscores.com


AB 34
R 3
H 10
RBI 3
BB 2
SO 5
LOB 17



Batter	1	2	3	4	5	6	7	8	9	AB R H RBI BB SO LOB	TOP																	
Dave Gallagher, R OBP: 0.368, SLG: 0.348 (1, 8)	1-1 G1-6-3 BB 1B		1-1 1B 1B		3-1 FC4-6 HR 1B		1-1 E 2B		2-2 G1-3	5 3 4 0 0 0 0	Chicago White Sox @ New York Yankees Yankee Stadium, Bronx, NY Thu Jun 22 1989, 3:33 AM EDT Att: 21,677 - Cloudy - 80 F																	
Steve Lyons, L OBP: 0.309, SLG: 0.297 (1, 5)	4-2 G1-6-3 BB		0-0 1B 1B		2-2 FC4-6 1B		1-1 E4 E 1B 1B		0-0 G6-3	4 1 3 1 1 0 0																		
Harold Baines, L OBP: 0.425, SLG: 0.500 (1, 10)	0-1 G1-6-3		0-1 1B		3-2 FC4-6 HR		2-2 L8		0-0	5 1 2 1 0 0 5																		
Ivan Calderon, R OBP: 0.322, SLG: 0.449 Daryl Boston, L OBP: 0.292, SLG: 0.357 (5, PH) (5, 7)	2-1 G6-3		0-0 G4-3		0-0 HR		0-3 K		1-2 L7	2 0 0 0 0 0 3 3 1 1 3 0 1 2																		
Greg Walker, L OBP: 0.287, SLG: 0.310 (1, 3)		1-3 K		1-1 G3-1		1-1 G4-3		0-0 1B		4 0 1 1 0 1 0																		
Dan Pasqua, L OBP: 0.354, SLG: 0.457 (5, 9)		3-1 F7		1-1 FC6-4 1B		1-3 K		1-1 G4-3		4 0 1 0 0 1 1																		
Fred Manrique, R OBP: 0.333, SLG: 0.426 (1, 4)		0-3 K		2-2 FC6-4 1B		1-2 L8		0-0 F8		4 0 0 0 0 1 1																		
Ozzie Guillen, L OBP: 0.254, SLG: 0.281 (1, 6)			0-1 F7		0-0 G4-3		0-1 G4-3		2-3 K	4 0 0 0 0 1 1																		
Ron Karkovice, R OBP: 0.247, SLG: 0.326 Carlton Fisk, R OBP: 0.361, SLG: 0.477 (8, PH) (8, 2)			0-3 K		1-2 1B 1B 2B		2-3 K		2-2 G6-3	3 1 1 0 0 2 0 1 0 0 0 0 0 0																		
Inning Stats	R: 0 E: 0 K: 0 S: 8	H: 1 LOB: 1 BB: 1 P: 15	R: 0 E: 0 K: 2 S: 8	H: 0 LOB: 0 BB: 0 P: 12	R: 1 E: 0 K: 1 S: 11	H: 3 LOB: 2 BB: 0 P: 12	R: 0 E: 0 K: 0 S: 8	H: 1 LOB: 0 BB: 0 P: 12	R: 4 E: 0 K: 1 S: 20	H: 4 LOB: 0 BB: 0 P: 31	R: 0 E: 0 K: 1 S: 8	H: 0 LOB: 0 BB: 0 P: 11	R: 2 E: 2 K: 1 S: 13	H: 3 LOB: 1 BB: 0 P: 18	R: 0 E: 0 K: 1 S: 8	H: 0 LOB: 0 BB: 0 P: 12	R: 0 E: 0 K: 0 S: 8	H: 1 LOB: 1 BB: 0 P: 11	1B: 10 2B: 2 HR: 1	SF: 0 SAC: 0 HBP: 0	WP: 0 PB: 0 SB: 0 CS: 0	PA: 40						
PITCHER	IP WLS BF H R ER SO BB IBB HBP BLK WP HR S P ERA WHIP											PITCHER	IP WLS BF H R ER SO BB IBB HBP BLK WP HR S P ERA WHIP															
Jimmy Jones, R ERA: 5.46 (1, 1)	4.1	22	9	5	5	3	1	0	0	0	0	0	1	50	75	10.38	2.308											
Greg Cadaret, L ERA: 2.37 (5, 1)	2.2	W 11	3	2	1	3	0	0	0	0	0	0	0	26	36	3.38	1.125											
Dave Righetti, L ERA: 2.23 (8, 1)	2.0	S 7	1	0	0	1	0	0	0	0	0	0	0	16	23	0.00	0.500											

Batter	1	2	3	4	5	6	7	8	9	AB R H RBI BB SO LOB	BOTTOM																	
Steve Sax, R OBP: 0.373, SLG: 0.378 (1, 4)	3-1 CS 1B	0-2 P3		2-1 SH3 HR 2B		0-1 G2-3		0-0 SH3-4 1B		5 2 3 0 0 0 3	Chicago White Sox @ New York Yankees Yankee Stadium, Bronx, NY Thu Jun 22 1989, 3:33 AM EDT Att: 21,677 - Cloudy - 80 F																	
Alvaro Espinoza, R OBP: 0.291, SLG: 0.287 (1, 6)	0-1 1B CS	0-0 SF7		0-1 SH3		2-3 K2-3		0-0 SH3-4		2 0 1 1 0 1 0																		
Don Mattingly, L OBP: 0.362, SLG: 0.474 (1, 3)	1-2 1B 2-3	1-2 HR		1-0 G3		3-1 HR		4-0 1B IBB		4 2 3 4 1 0 1																		
Steve Balboni, R OBP: 0.294, SLG: 0.471 Ken Phelps, L OBP: 0.362, SLG: 0.390 (4, PH)	0-0 P3	3-3 K		2-1 HR		1-1 F7		0-2 G4-6-3 1B		2 0 0 0 0 1 2 3 1 2 3 0 0 0																		
Mel Hall, L OBP: 0.333, SLG: 0.443 (1, 7)	4-2 BB		1-2 L4		0-0 G3-1		0-0 BB 1B		3-2 G4-6-3	4 1 1 0 1 0 2																		
Jesse Barfield, R OBP: 0.332, SLG: 0.406 (1, 9)	2-3 K		1-1 1B 1B		3-1 P3		4-0 E BB		1-2 K	3 1 1 0 1 1 3																		
Bob Geren, R OBP: 0.361, SLG: 0.600 Mike Pagliarulo, L OBP: 0.271, SLG: 0.307 Don Slaught, R OBP: 0.333, SLG: 0.417 (8, 2)		0-0 2B SF7 1B		0-3 K		0-3 K		1-3 K		3 1 1 0 0 2 1 1 0 0 0 0 1 2 0 0 0 0 0 0 0																		
Tom Brookens, R OBP: 0.270, SLG: 0.350 (1, 5)		2-1 SF7 HR 2B		1-1 1B		3-2 F9		0-0 E5 1B		4 1 3 1 0 0 0																		
Roberto Kelly, R OBP: 0.365, SLG: 0.428 (1, 8)		4-1 HR BB		1-1 F9		1-2 F9		1-2 P9		3 1 0 0 1 0 3																		
Inning Stats	R: 0 E: 0 K: 1 S: 17	H: 3 LOB: 3 BB: 1 P: 27	R: 4 E: 0 K: 1 S: 17	H: 3 LOB: 0 BB: 1 P: 27	R: 0 E: 0 K: 1 S: 14	H: 2 LOB: 2 BB: 0 P: 18	R: 2 E: 0 K: 0 S: 8	H: 2 LOB: 0 BB: 0 P: 13	R: 0 E: 0 K: 1 S: 10	H: 0 LOB: 0 BB: 0 P: 16	R: 0 E: 0 K: 1 S: 9	H: 0 LOB: 0 BB: 0 P: 12	R: 3 E: 1 K: 1 S: 12	H: 3 LOB: 1 BB: 1 P: 22	R: 1 E: 0 K: 0 S: 10	H: 2 LOB: 1 BB: 1 P: 17	R: 0 E: 0 K: 0 S: 8	H: 1 LOB: 1 BB: 0 P: 11	1B: 10 2B: 2 HR: 3	SF: 1 SAC: 2 DP: 1 HBP: 0	WP: 0 PB: 0 SB: 0 CS: 2	PA: 41						
PITCHER	IP WLS BF H R ER SO BB IBB HBP BLK WP HR S P ERA WHIP											PITCHER	IP WLS BF H R ER SO BB IBB HBP BLK WP HR S P ERA WHIP															
Ken Patterson, L ERA: 4.97 (1, 1)	2.1	15	7	4	4	2	2	0	0	0	0	0	1	41	63	15.43	3.857											
Adam Peterson, R ERA: 15.19 (3, 1)	2.2	11	3	2	2	2	0	0	0	0	0	0	1	25	38	6.75	1.125											
Shawn Hillegas, R ERA: 5.43 (6, 1)	1.1	L 7	2	3	2	1	1	0	0	0	0	0	1	14	25	13.50	2.250											
Donn Pall, R ERA: 3.46 (7, 1)	1.2	8	3	1	1	1	0	1	0	0	0	0	0	17	26	5.40	1.800											

AB	39
R	7
H	13
RBI	6
BB	1
SO	7
LOB	13



Batter	1	2	3	4	5	6	7	8	9	AB	R	H	RBI	BB	SO	LOB	TOP					
Dave Gallagher, R OBP: 0.365, SLG: 0.343 (1, 8)										4	0	0	1	0	2	1	Chicago White Sox @ Milwaukee Brewers Milwaukee County Stadium, Milwaukee, WI Fri Jun 23 1989, 8:05 PM EDT Overcast - 86 F					
Steve Lyons, L OBP: 0.311, SLG: 0.300 (1, 5)										5	0	2	0	0	1	3						
Harold Baines, L OBP: 0.426, SLG: 0.498 (1, 10)										1	0	0	0	0	0	0						
Dan Pasqua, L OBP: 0.345, SLG: 0.443 (2, PR)										3	0	0	0	0	1	1						
Ivan Calderon, R OBP: 0.320, SLG: 0.444 (1, 9)										5	1	1	0	0	0	3						
Greg Walker, L OBP: 0.293, SLG: 0.325 (1, 3)										4	1	2	0	0	1	0						
Russ Morman, R (7, PR)										0	0	0	0	0	0	0						
Carlton Fisk, R OBP: 0.370, SLG: 0.477 (1, 2)										2	1	1	0	1	0	0						
Ron Karkovice, R OBP: 0.245, SLG: 0.323 (5, 2)										1	0	0	0	0	1	1						
Daryl Boston, L OBP: 0.293, SLG: 0.365 (1, 7)										4	1	2	1	0	0	1						
Fred Manrique, R OBP: 0.331, SLG: 0.424 (1, 4)										3	0	1	1	0	1	1						
Ozzie Guillen, L OBP: 0.257, SLG: 0.287 (1, 6)										4	1	2	0	0	0	2						
Inning Stats	R: 0 E: 0 K: 1 S: 10	H: 0 LOB: 0 BB: 0 P: 15	R: 5 E: 2 K: 0 S: 15	H: 4 LOB: 2 BB: 1 P: 27	R: 0 E: 0 K: 0 S: 11	H: 2 LOB: 2 BB: 0 P: 16	R: 0 E: 0 K: 2 S: 9	H: 1 LOB: 0 BB: 0 P: 12	R: 0 E: 0 K: 1 S: 6	H: 0 LOB: 0 BB: 0 P: 10	R: 0 E: 1 K: 1 S: 11	H: 2 LOB: 2 BB: 0 P: 11	R: 0 E: 0 K: 1 S: 16	H: 1 LOB: 1 BB: 0 P: 24	R: 0 E: 0 K: 1 S: 5	H: 0 LOB: 0 BB: 0 P: 8	R: 0 E: 0 K: 0 S: 13	H: 1 LOB: 1 BB: 0 P: 18	1B: 9 2B: 2 3B: 0 HR: 0	SF: 1 SAC: 1 DP: 1 HBP: 1	WP: 0 PB: 0 SB: 0 CS: 0	PA: 40
PITCHER Chris Bosio, R ERA: 2.94 (1, 1)	IP: 9.0 WLS: W BF: 40	H: 11 R: 5 ER: 4 SO: 7	BB: 1 IBB: 0 HBP: 1 BLK: 0	WP: 0 HR: 0 S: 96 P: 141	ERA: 4.00 WHIP: 1.333	PITCHER										IP: WLS: BF: H: R: ER: SO: BB: IBB: HBP: BLK: WP: HR: S: P: ERA: WHIP						

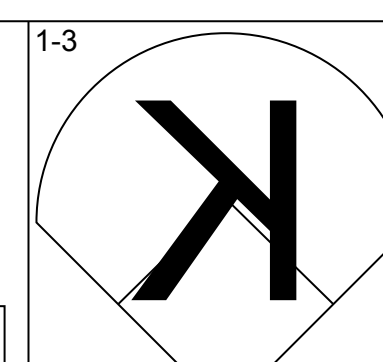
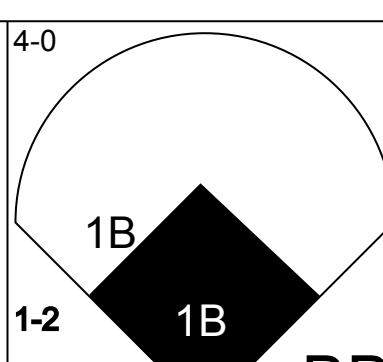
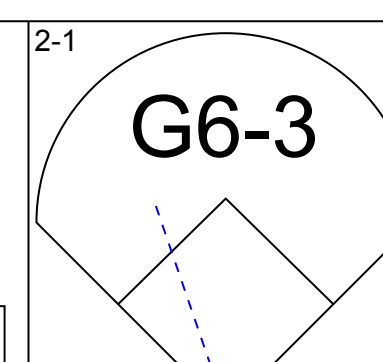
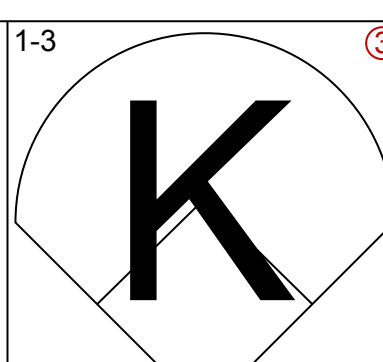
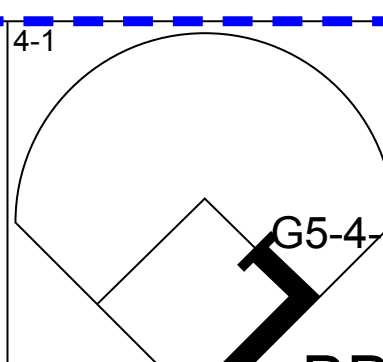
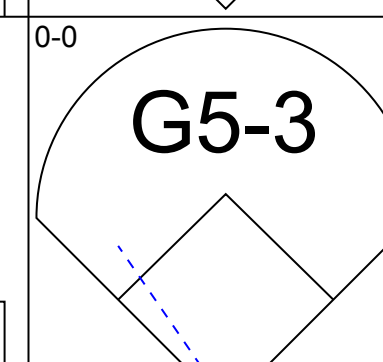
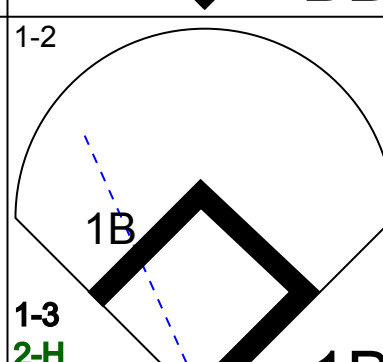
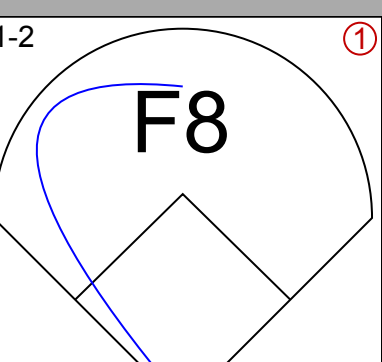
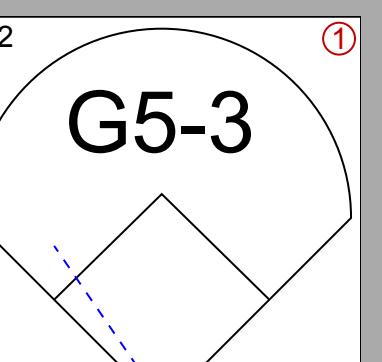
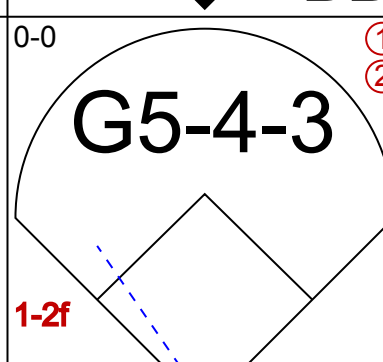
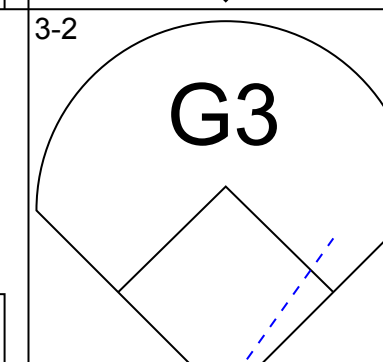
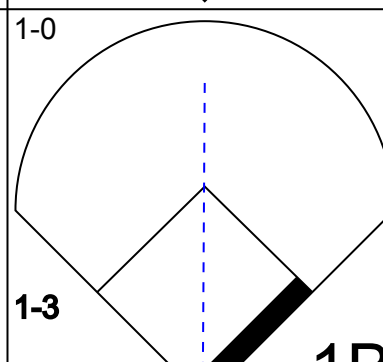
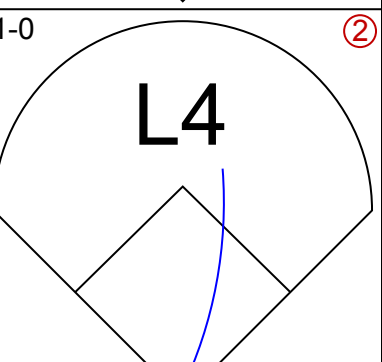
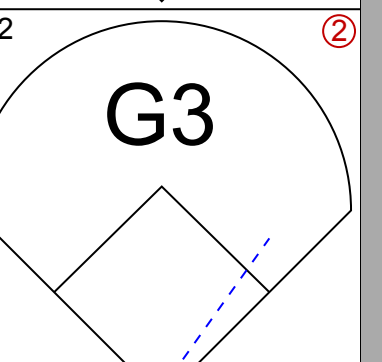
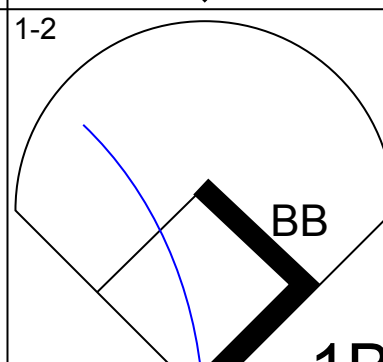
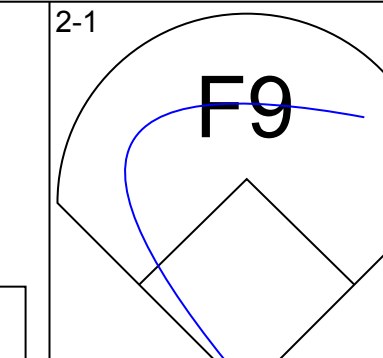
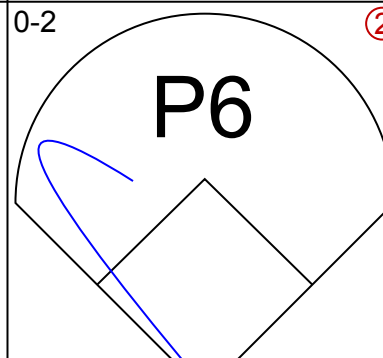
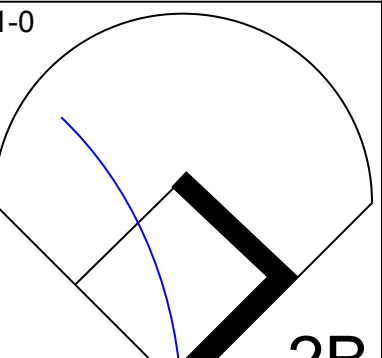
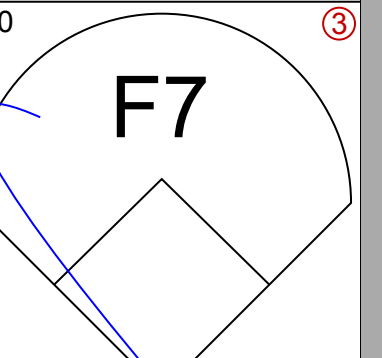
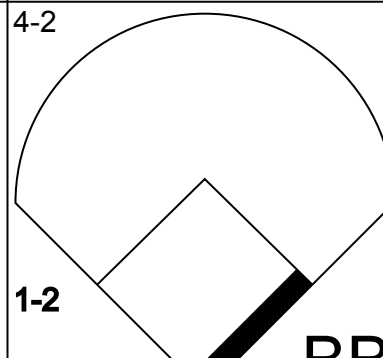
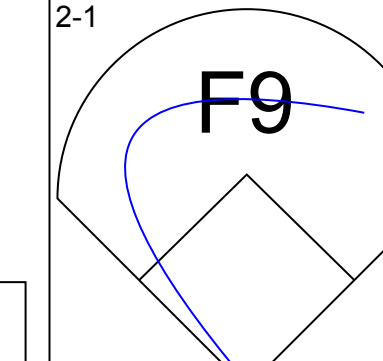
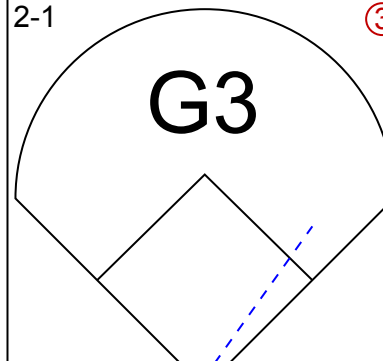
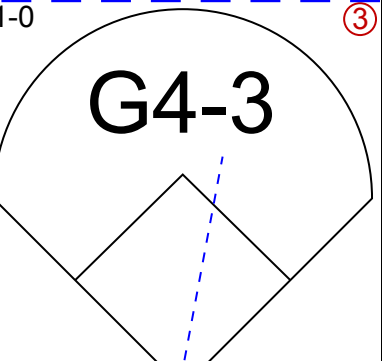
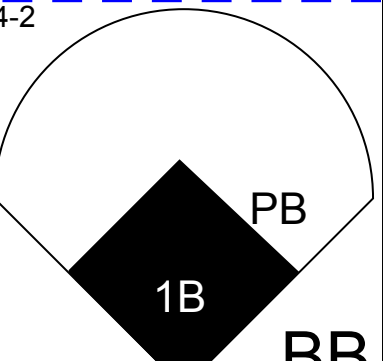
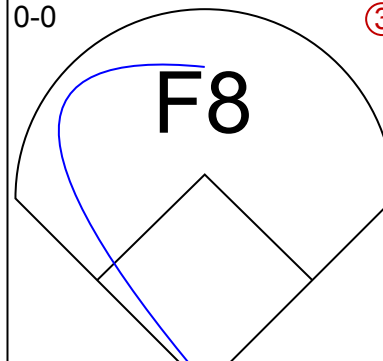
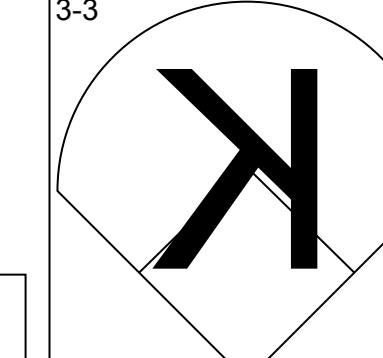
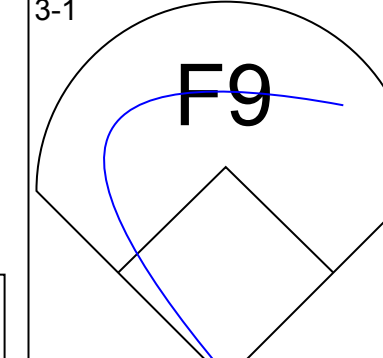
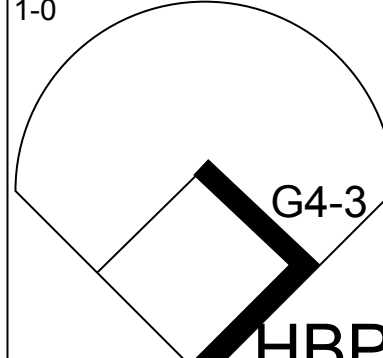
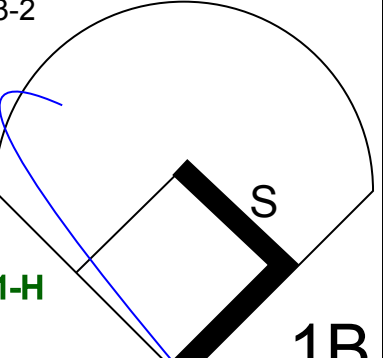
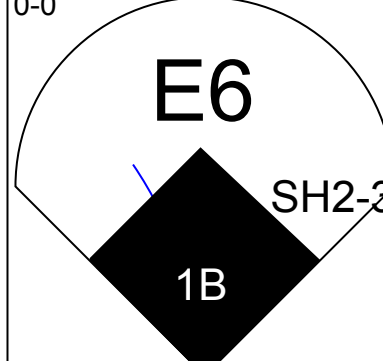
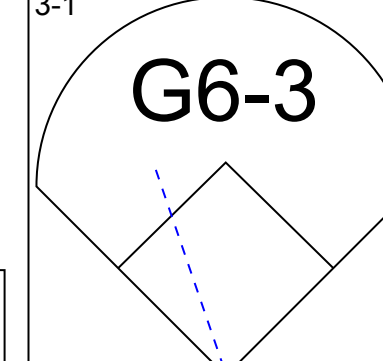
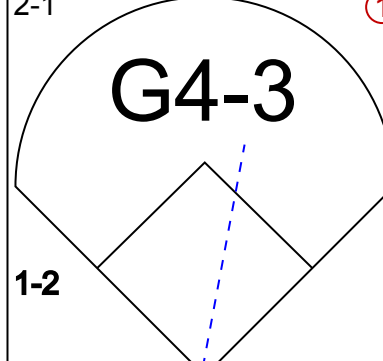
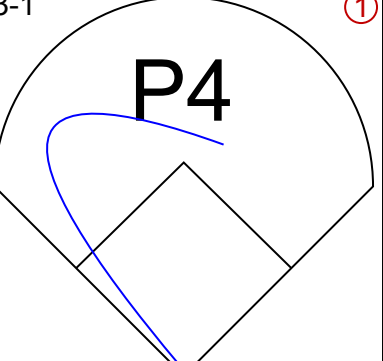
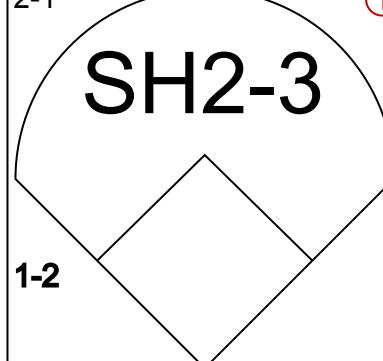
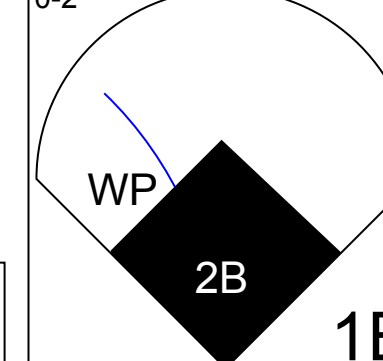
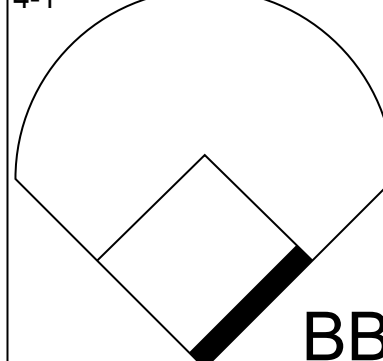
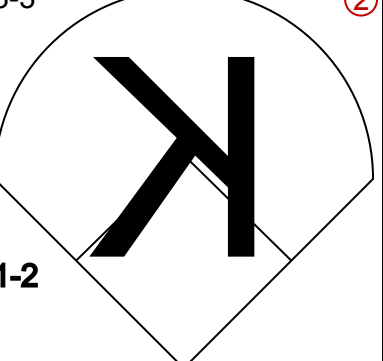
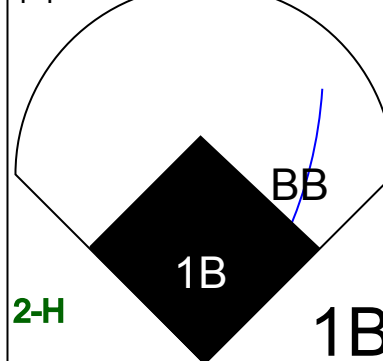


Batter	1	2	3	4	5	6	7	8	9	AB	R	H	RBI	BB	SO	LOB	BOTTOM					
Paul Molitor, R OBP: 0.368, SLG: 0.443 (1, 5)										6	2	2	1	0	1	3	Chicago White Sox @ Milwaukee Brewers Milwaukee County Stadium, Milwaukee, WI Fri Jun 23 1989, 8:05 PM EDT Overcast - 86 F					
Robin Yount, R OBP: 0.366, SLG: 0.449 (1, 10)										6	2	3	4	0	0	2						
Gary Sheffield, R OBP: 0.324, SLG: 0.365 (1, 6)										5	1	2	1	0	1	1						
Jim Gantner, L OBP: 0.294, SLG: 0.298 (8, 4)										1	0	0	0	0	1	0						
Rob Deer, R OBP: 0.313, SLG: 0.485 (1, 9)										3	3	2	2	1	1	2						
Terry Francona, L OBP: 0.243, SLG: 0.319 (6, 9)										2	0	0	0	0	0	0						
Glenn Braggs, R OBP: 0.323, SLG: 0.435 (1, 7)										4	2	2	0	1	1	1						
Dave Engle, R OBP: 0.262, SLG: 0.361 (1, 3)										4	1	1	2	1	0	4						
Charlie O'Brien, R OBP: 0.343, SLG: 0.400 (1, 2)										4	3	2	1	1	0	1						
Mike Felder, S OBP: 0.303, SLG: 0.294 (1, 8)										5	1	2	1	0	1	4						
Gus Polidor, R OBP: 0.230, SLG: 0.282 (8, 6)										4	2	3	3	0	0	0						
Inning Stats	R: 0 E: 0 K: 0 S: 8	H: 0 LOB: 0 BB: 0 P: 13	R: 4 E: 1 K: 1 S: 19	H: 4 LOB: 1 BB: 1 P: 27	R: 8 E: 1 K: 1 S: 21	H: 7 LOB: 2 BB: 1 P: 36	R: 1 E: 1 K: 0 S: 12	H: 2 LOB: 1 BB: 0 P: 16	R: 1 E: 0 K: 1 S: 11	H: 1 LOB: 1 BB: 2 P: 21	R: 0 E: 0 K: 1 S: 12	H: 1 LOB: 1 BB: 0 P: 20	R: 0 E: 0 K: 0 S: 10	H: 1 LOB: 1 BB: 0 P: 14	R: 3 E: 0 K: 2 S: 14	H: 3 LOB: 0 BB: 0 P: 24	R: 0 E: 0 K: 0 S: 13	H: 0 LOB: 0 BB: 0 P: 18	1B: 13 2B: 3 3B: 0 HR: 3	SF: 0 SAC: 1 DP: 1 HBP: 0	WP: 1 PB: 0 SB: 0 CS: 0	PA: 49
PITCHER Steve Rosenberg, L ERA: 4.6 (1, 1)	IP: 2.0 WLS: L BF: 13	H: 5 R: 6 ER: 5 SO: 1	BB: 2 IBB: 0 HBP: 0 BLK: 0	WP: 1 HR: 1 S: 31 P: 51	ERA: 22.50 WHIP: 3.500	PITCHER										IP: WLS: BF: H: R: ER: SO: BB: IBB: HBP: BLK: WP: HR: S: P: ERA: WHIP						
Tom McCarthy, R ERA: 4.57 (3, 1)	IP: 6.0 WLS: L BF: 36	H: 14 R: 11 ER: 9 SO: 5	BB: 2 IBB: 0 HBP: 0 BLK: 0	WP: 1 HR: 2 S: 76 P: 120	ERA: 13.50 WHIP: 2.667	PITCHER										IP: WLS: BF: H: R: ER: SO: BB: IBB: HBP: BLK: WP: HR: S: P: ERA: WHIP						

Batter	1	2	3	4	5	6	7	8	9	AB	R	H	RBI	BB	SO	LOB	TOP								
Dave Gallagher, R OBP: 0.365, SLG: 0.344 (1, 8)	0-3 K	1-1 G6-3		1-1 F8			1-0 1B		1-2 1B	5	0	2	1	0	1	1	Chicago White Sox @ Milwaukee Brewers Milwaukee County Stadium, Milwaukee, WI Fri Jun 23 1989, 8:05 PM EDT Att: 28,702 - Unknown livebaseballscorecards.com								
Steve Lyons, L OBP: 0.313, SLG: 0.307 (1, 4)	3-1 HR		1-0 G3	0-3 K			3-3 K		1-2 K	5	1	2	0	0	3	3									
Daryl Boston, L OBP: 0.302, SLG: 0.372 (1, 7)	3-1 F7		1-2 G3		0-3 K		0-1 FC6-4		1-3 1B	4	0	2	0	0	1	1									
Ivan Calderon, R OBP: 0.319, SLG: 0.452 (1, 10)	2-2 HR		0-1 G3		2-0 G3		2-0 FC6-4			4	1	1	2	0	0	4									
Greg Walker, L OBP: 0.285, SLG: 0.315 (1, 3)	0-0 G6-3		0-0 P4		0-3 K				1-3 K	4	0	0	0	0	2	2									
Carlton Fisk, R OBP: 0.365, SLG: 0.467 (1, 2)		0-1 HR		0-0 F8		0-1 L7			3-2 G5-3	4	1	1	0	0	0	2									
Dan Pasqua, L OBP: 0.350, SLG: 0.505 (1, 9)		2-1 HR		1-0 HR		1-0 F8			1-1 G3-1	4	2	2	3	0	0	0									
Eddie Williams, R OBP: 0.351, SLG: 0.358 (1, 5)		0-1 P4		3-2 2B		0-3 K			1-0 1B	4	1	2	0	0	1	0									
Ozzie Guillen, L OBP: 0.257, SLG: 0.287 (1, 6)		1-2 F8		1-3 K			3-3 K		0-2 1B	4	0	1	0	0	2	1									
Inning Stats	R: 2 E: 0 K: 1 S: 13	H: 2 LOB: 0 BB: 0 P: 21	R: 2 E: 0 K: 0 S: 14	H: 2 LOB: 0 BB: 0 P: 18	R: 0 E: 0 K: 0 S: 6	H: 2 LOB: 2 BB: 0 P: 7	R: 1 E: 0 K: 2 S: 12	H: 2 LOB: 1 BB: 0 P: 18	R: 0 E: 0 K: 2 S: 7	H: 0 LOB: 0 BB: 0 P: 9	R: 0 E: 0 K: 1 S: 7	H: 0 LOB: 0 BB: 0 P: 8	R: 0 E: 0 K: 2 S: 11	H: 2 LOB: 2 BB: 0 P: 20	R: 0 E: 0 K: 1 S: 10	H: 0 LOB: 0 BB: 0 P: 15	R: 1 E: 0 K: 1 S: 12	H: 3 LOB: 0 BB: 0 P: 16	1B: 8 2B: 2 3B: 0 HR: 3	SF: 0 SAC: 0 DP: 0 HBP: 0	WP: 0 PB: 0 CS: 1	PA: 38			
PITCHER	IP	WLS	BF	H	R	ER	SO	BB	IBB	HBP	BLK	WP	HR	S	P	ERA	WHIP								
Bryan Clutterbuck, R ERA: 4.14 (1, 1)	3.0	L	17	8	5	5	1	0	0	0	0	0	3	37	54	15.00	2.667								
Tony Fossas, L ERA: 2.93 (4, 1)	5.0		17	2	0	0	8	0	0	0	0	0	0	43	62	0.00	0.400								
Jay Aldrich, R ERA: 0.54 (9, 1)	0.1		3	3	1	1	0	0	0	0	0	0	0	8	10	27.00	9.000								
Dan Plesac, L ERA: 2.51 (9, 1)	0.2		1	0	0	0	1	0	0	0	0	0	0	4	6	0.00	0.000								

Batter	1	2	3	4	5	6	7	8	9	AB	R	H	RBI	BB	SO	LOB	BOTTOM								
Paul Molitor, R OBP: 0.366, SLG: 0.440 (1, 5)	2-3 K		3-2 1B		2-3 K			2-3 K		4	0	1	0	0	3	0	Chicago White Sox @ Milwaukee Brewers Milwaukee County Stadium, Milwaukee, WI Fri Jun 23 1989, 8:05 PM EDT Att: 28,702 - Unknown livebaseballscorecards.com								
Robin Yount, R OBP: 0.365, SLG: 0.457 (1, 8)	2-0 G6-3		1-3 K		1-3 K			1-1 HR		4	1	1	1	0	2	2									
Gary Sheffield, R OBP: 0.319, SLG: 0.360 (1, 6)	2-3 K			0-3 K			1-1 G6-3		0-2 G5-3	4	0	0	0	0	2	0									
Greg Brock, L OBP: 0.317, SLG: 0.365 (1, 3)		2-2 F8		1-3 K			0-2 L6		0-2 G1-3	4	0	0	0	0	1	0									
Rob Deer, R OBP: 0.316, SLG: 0.494 (1, 9)		0-1 G1-3		4-1 1B			1-3 K		2-2 HR	3	2	1	1	1	1	0									
Glenn Braggs, R OBP: 0.326, SLG: 0.436 (1, 7)		2-2 P5		0-0 1B			2-1 G6-3		1-0 G6-4-3	4	1	2	0	0	0	0									
B.J. Surhoff, L OBP: 0.264, SLG: 0.315 (1, 2)			0-0 1B		0-2 1B		1-3 K		0-0 G6-4-3	4	0	2	2	0	1	1									
Terry Francona, L OBP: 0.238, SLG: 0.313 (1, 10)			1-0 G1-3		0-0 G3		2-3 K			3	0	0	0	0	1	2									
Jim Gantner, L OBP: 0.291, SLG: 0.294 (1, 4)			1-1 F7		1-3 K			0-1 G3-1		3	0	0	0	0	1	1									
Inning Stats	R: 0 E: 0 K: 2 S: 11	H: 0 LOB: 0 BB: 0 P: 17	R: 0 E: 0 K: 0 S: 9	H: 0 LOB: 0 BB: 0 P: 13	R: 0 E: 0 K: 1 S: 13	H: 2 LOB: 2 BB: 0 P: 19	R: 2 E: 0 K: 2 S: 14	H: 2 LOB: 1 BB: 1 P: 19	R: 0 E: 0 K: 3 S: 10	H: 0 LOB: 0 BB: 0 P: 14	R: 0 E: 0 K: 1 S: 9	H: 0 LOB: 0 BB: 0 P: 11	R: 0 E: 0 K: 2 S: 8	H: 0 LOB: 0 BB: 0 P: 13	R: 1 E: 0 K: 1 S: 10	H: 1 LOB: 0 BB: 0 P: 13	R: 1 E: 0 K: 0 S: 8	H: 2 LOB: 0 BB: 0 P: 11	1B: 4 2B: 0 3B: 1 HR: 2	SF: 0 SAC: 0 DP: 1 HBP: 0	WP: 0 PB: 0 CS: 0	PA: 34			
PITCHER	IP	WLS	BF	H	R	ER	SO	BB	IBB	HBP	BLK	WP	HR	S	P	ERA	WHIP								
Melido Perez, R ERA: 6.26 (1, 1)	7.2	W	29	5	3	3	12	1	0	0	0	0	1	81	116	3.52	0.783								
Bobby Thigpen, R ERA: 4.49 (8, 1)	1.1	S	5	2	1	1	0	0	0	0	0	0	1	11	14	6.75	1.500								

Batter	1	2	3	4	5	6	7	8	9	AB	R	H	RBI	BB	SO	LOB	TOP										
Dave Gallagher, R OBP: 0.368, SLG: 0.349 (1, 8)										5	1	2	1	0	0	1	Chicago White Sox @ Milwaukee Brewers Milwaukee County Stadium, Milwaukee, WI Sat Jun 24 1989, 8:05 PM EDT Att: 52,021 - Unknown livebaseballscorecards.com										
Fred Manrique, R OBP: 0.326, SLG: 0.415 (1, 4)										5	1	1	0	0	1	1											
Carlton Fisk, R OBP: 0.358, SLG: 0.454 (1, 2)										5	0	1	1	0	1	1											
Ivan Calderon, R OBP: 0.325, SLG: 0.466 (1, 10)										2	1	2	2	1	0	0											
Greg Walker, L OBP: 0.291, SLG: 0.315 (1, 3)										3	0	1	0	1	1	3											
Dan Pasqua, L OBP: 0.347, SLG: 0.495 (1, 9)										4	1	1	0	0	0	3											
Eddie Williams, R OBP: 0.354, SLG: 0.361 (1, 5)										4	1	2	0	0	1	0											
Daryl Boston, L OBP: 0.289, SLG: 0.354 (1, 7)										4	0	0	1	0	0	2											
Ozzie Guillen, L OBP: 0.254, SLG: 0.283 (1, 6)										4	0	0	0	0	0	2											
Inning Stats	R: 2 E: 0 K: 0 S: 9	H: 2 LOB: 1 BB: 1 P: 18	R: 0 E: 0 K: 0 S: 5	H: 1 LOB: 1 BB: 0 P: 9	R: 1 E: 0 K: 1 S: 8	H: 2 LOB: 1 BB: 0 P: 11	R: 0 E: 0 K: 1 S: 7	H: 0 LOB: 0 BB: 0 P: 12	R: 0 E: 0 K: 1 S: 8	H: 1 LOB: 2 BB: 1 P: 17	R: 2 E: 0 K: 0 S: 14	H: 3 LOB: 1 BB: 0 P: 20	R: 0 E: 0 K: 0 S: 9	H: 1 LOB: 1 BB: 0 P: 11	R: 0 E: 0 K: 0 S: 4	H: 0 LOB: 0 BB: 0 P: 9		R: 0 E: 0 K: 1 S: 10	H: 0 LOB: 0 BB: 0 P: 12	1B: 8 2B: 1 3B: 0 HR: 1	SF: 1 SAC: 0 DP: 0 HBP: 0	WP: 1 PB: 0 SB: 0 CS: 0	PA: 39				
PITCHER	IP	WLS	BF	H	R	ER	SO	BB	IBB	HBP	BLK	WP	HR	S	P	ERA	WHIP										
Bill Krueger, L ERA: 4.63 (1, 1)	5.0	L	25	8	5	5	3	2	0	0	1	1	1	42	73	9.00	2.000										
Chuck Cnm, R ERA: 3.42 (6, 1)	4.0		14	2	0	0	1	0	0	0	0	0	0	32	46	0.00	0.500										

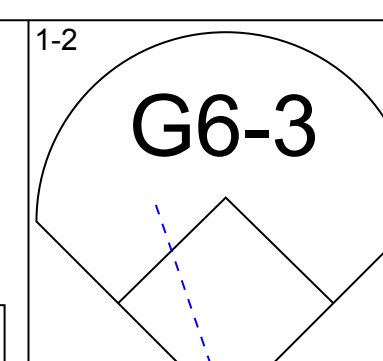
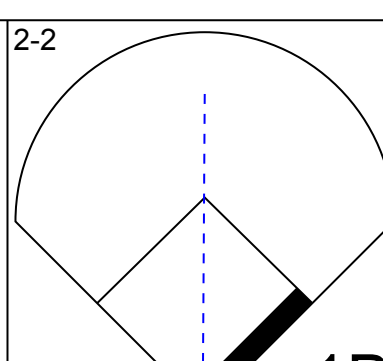
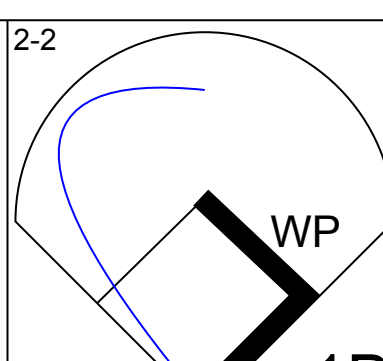
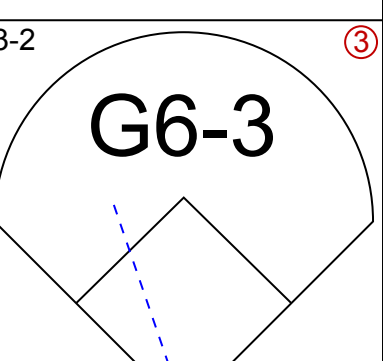

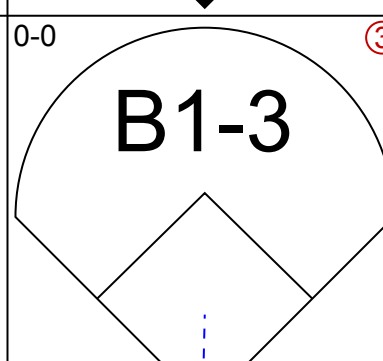
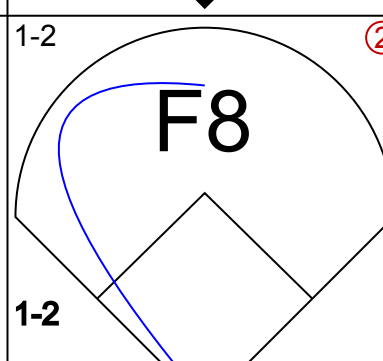
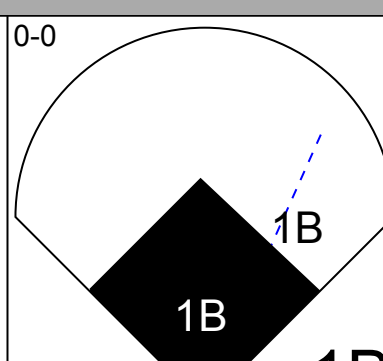

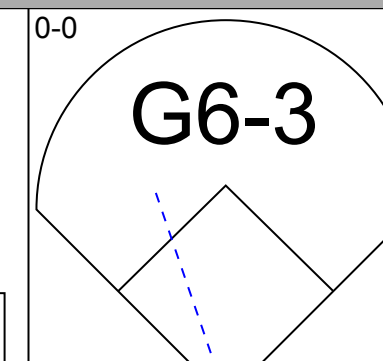
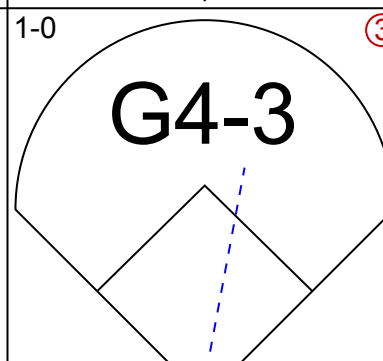
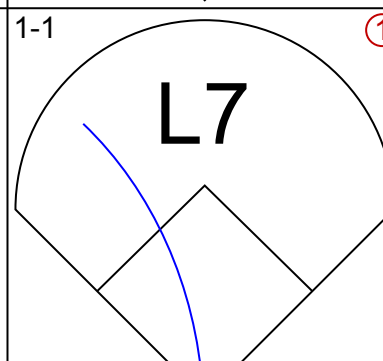
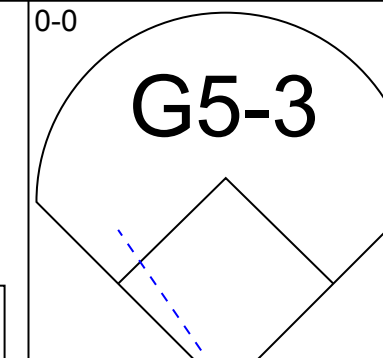
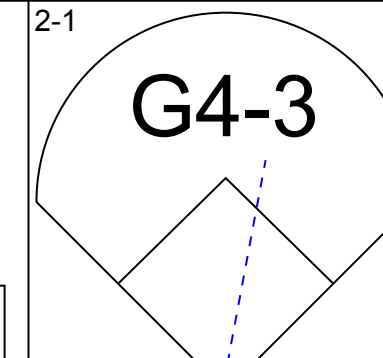
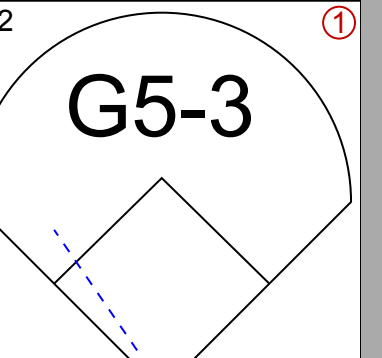
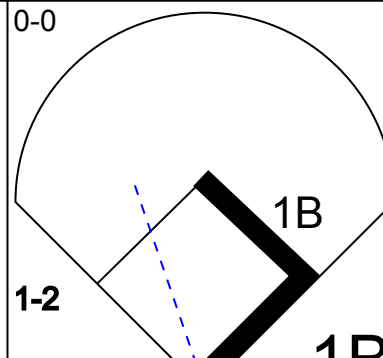
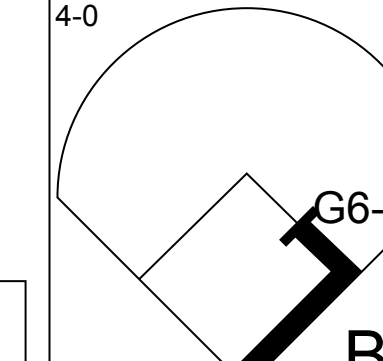
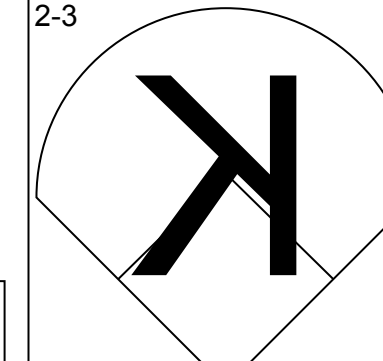
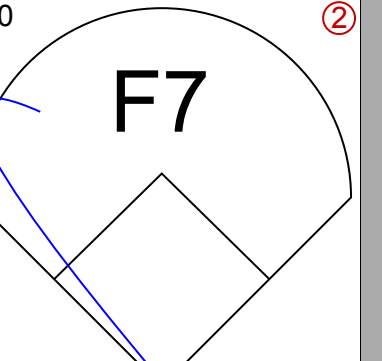
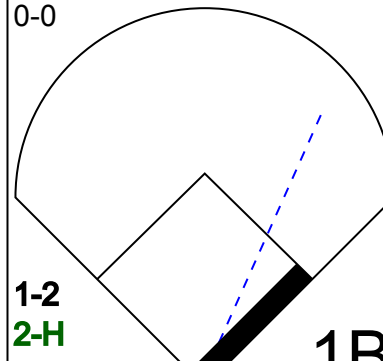
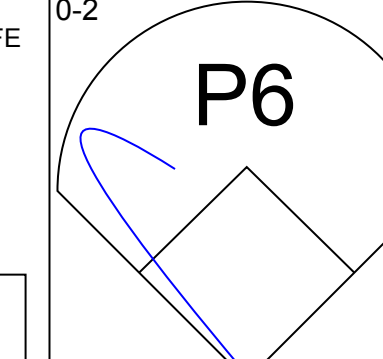
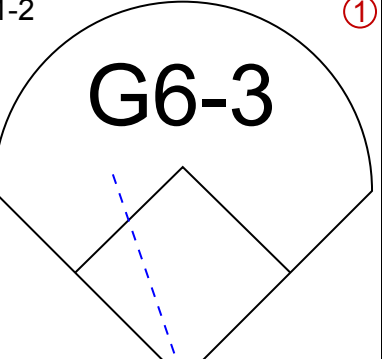
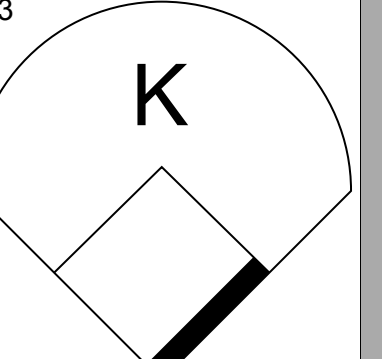
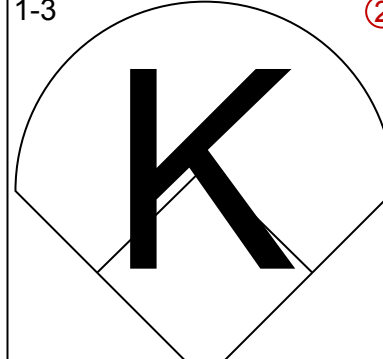
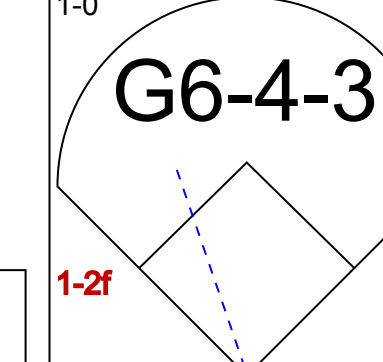
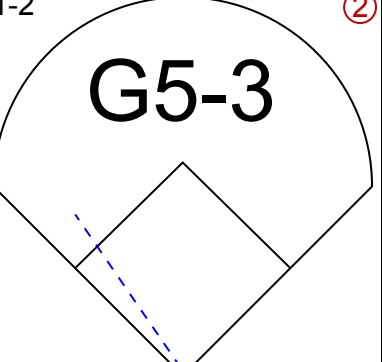
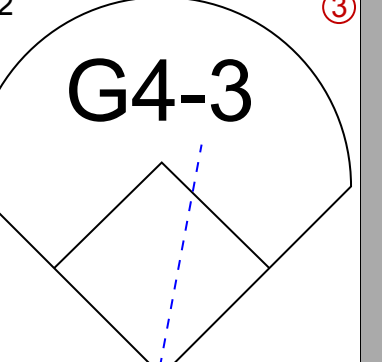
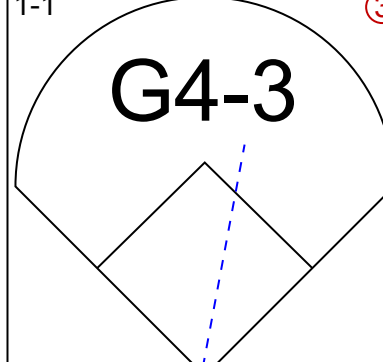
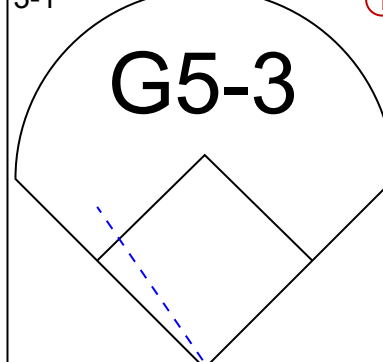
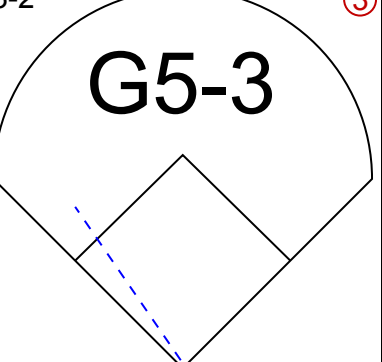
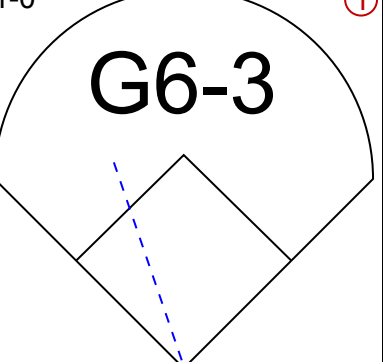
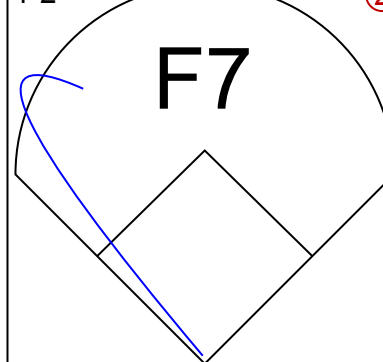
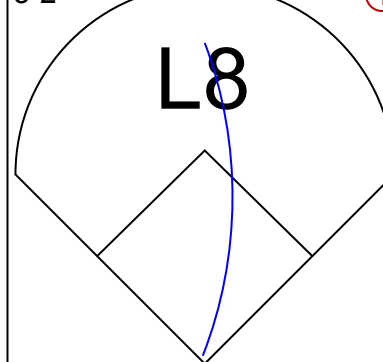
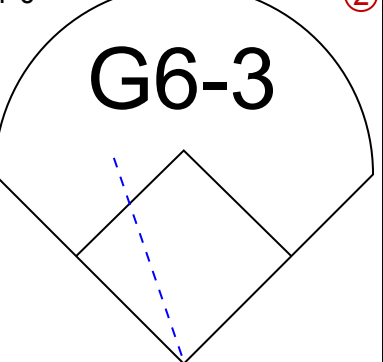
Batter	1	2	3	4	5	6	7	8	9	AB	R	H	RBI	BB	SO	LOB	BOTTOM										
Paul Molitor, R OBP: 0.362, SLG: 0.434 (1, 5)										4	0	0	0	0	0	2	Chicago White Sox @ Milwaukee Brewers Milwaukee County Stadium, Milwaukee, WI Sat Jun 24 1989, 8:05 PM EDT Att: 52,021 - Unknown livebaseballscorecards.com										
Robin Yount, R OBP: 0.360, SLG: 0.450 (1, 8)										4	0	0	0	0	0	2											
Gary Sheffield, R OBP: 0.322, SLG: 0.362 (1, 6)										4	2	2	0	0	0	0											
Greg Brock, L OBP: 0.326, SLG: 0.355 (1, 3)										2	0	0	0	2	0	1											
Rob Deer, R OBP: 0.318, SLG: 0.493 (1, 9)										3	0	1	0	0	0	2											
Glenn Briggs, R OBP: 0.325, SLG: 0.433 (1, 7)										4	1	1	1	0	0	4											
B.J. Surhoff, L OBP: 0.264, SLG: 0.314 (1, 2)										4	0	1	1	0	0	2											
Terry Francona, L OBP: 0.245, SLG: 0.318 (1, 10)										4	0	2	1	0	0	2											
Jim Gantner, L OBP: 0.290, SLG: 0.293 (1, 4)										4	0	1	0	0	1	2											
Inning Stats	R: 0 E: 0 K: 0 S: 7	H: 0 LOB: 0 BB: 0 P: 9	R: 0 E: 0 K: 0 S: 3	H: 0 LOB: 0 BB: 0 P: 6	R: 0 E: 0 K: 0 S: 13	H: 2 LOB: 2 BB: 0 P: 18	R: 1 E: 0 K: 0 S: 12	H: 2 LOB: 1 BB: 1 P: 21	R: 0 E: 0 K: 0 S: 10	H: 0 LOB: 0 BB: 0 P: 12	R: 2 E: 0 K: 0 S: 16	H: 4 LOB: 2 BB: 0 P: 25	R: 0 E: 0 K: 0 S: 7	H: 0 LOB: 0 BB: 0 P: 10	R: 0 E: 0 K: 0 S: 8	H: 0 LOB: 0 BB: 1 P: 13		R: 0 E: 0 K: 1 S: 10	H: 0 LOB: 0 BB: 0 P: 12	1B: 8 2B: 0 3B: 0 HR: 0	SF: 0 SAC: 0 DP: 2 HBP: 1	WP: 0 PB: 0 SB: 0 CS: 0	PA: 36				
PITCHER	IP	WLS	BF	H	R	ER	SO	BB	IBB	HBP	BLK	WP	HR	S	P	ERA	WHIP										
Bill Long, R ERA: 5.77 (1, 1)	5.2	W	25	7	3	2	0	1	0	1	0	0	0	59	86	3.18	1.412										
Shawn Hillegas, R ERA: 5.25 (6, 1)	2.1		8	1	0	0	0	1	0	0	0	0	0	17	28	0.00	0.857										
Bobby Thigpen, R ERA: 4.34 (9, 1)	1.0	S	3	0	0	0	1	0	0	0	0	0	0	10	12	0.00	0.000										

Batter	1	2	3	4	5	6	7	8	9	AB	R	H	RBI	BB	SO	LOB	TOP					
Cecil Espy, S OBP: 0.306, SLG: 0.331 (1, 8)										3	1	0	0	2	2	3						
Sammy Sosa, R OBP: 0.255, SLG: 0.340 (1, 7)										5	0	1	1	1	0	0	1					
Rafael Palmeiro, L OBP: 0.385, SLG: 0.441 (1, 3)										5	0	2	1	0	0	0						
Ruben Sierra, S OBP: 0.380, SLG: 0.605 (1, 9)										4	0	1	0	1	0	2						
Julio Franco, R OBP: 0.406, SLG: 0.515 (1, 4)										4	1	0	0	1	0	5						
Mike Stanley, R OBP: 0.250, SLG: 0.152 (1, 10)										2	0	0	0	0	1	0						
Thad Bosley, L OBP: 1.000, SLG: 1.000 (8, FH)										1	0	1	1	0	0	0						
Steve Buechele, R OBP: 0.299, SLG: 0.346 (1, 5)										4	1	0	0	0	0	2						
Jim Sundberg, R OBP: 0.340, SLG: 0.389 (1, 2)										2	1	1	0	1	1	1						
Jeff Kunkel, R OBP: 0.304, SLG: 0.480 (1, 6)										4	1	2	2	0	1	3						
Inning Stats	R: 0 E: 0 K: 1 S: 7	H: 0 LOB: 0 BB: 0 P: 11	R: 0 E: 0 K: 1 S: 10	H: 0 LOB: 0 BB: 0 P: 17	R: 3 E: 1 K: 0 S: 14	H: 3 LOB: 2 BB: 1 P: 25	R: 1 E: 0 K: 0 S: 14	H: 2 LOB: 1 BB: 0 P: 25	R: 0 E: 0 K: 0 S: 6	H: 1 LOB: 1 BB: 0 P: 10	R: 0 E: 0 K: 2 S: 12	H: 0 LOB: 0 BB: 1 P: 21	R: 0 E: 0 K: 0 S: 9	H: 0 LOB: 0 BB: 0 P: 12	R: 1 E: 0 K: 0 S: 12	H: 1 LOB: 1 BB: 2 P: 26	R: 0 E: 0 K: 0 S: 10	H: 1 LOB: 2 BB: 2 P: 19	1B: 6 2B: 2 3B: 0 HR: 0	SF: 0 SAC: 1 DP: 1 HBP: 1	WP: 2 PB: 1 SB: 1 CS: 0	PA: 41
PITCHER	IP	WLS	BF	H	R	ER	SO	BB	IBB	HBP	BLK	WP	HR	S	P	ERA	WHIP					
Greg Hibbard, L ERA: 3.03 (1, 1)	4.2	L	22	6	4	3	2	1	0	0	0	1	0	50	86	5.79	1.500					
Donn Palt, R ERA: 3.27 (5, 1)	2.1		9	0	0	0	2	1	0	1	0	0	0	22	35	0.00	0.429					
John Davis, R ERA: 3.0 (8, 1)	1.0		5	1	1	0	1	1	0	0	0	0	0	12	26	0.00	2.000					
Ken Patterson, L ERA: 4.85 (9, 1)	1.0		5	1	0	0	0	2	0	0	0	0	0	10	19	0.00	3.000					

Texas Rangers @ Chicago White Sox
Comiskey Park, Chicago, IL
Tue Jun 27 1989, 8:05 PM EDT
Alt. 9,631 - Unknown - 70 F

AB 34
R 5
H 8
RBI 5
BB 5
SO 5
LOB 17



Batter	1	2	3	4	5	6	7	8	9	AB	R	H	RBI	BB	SO	LOB	BOTTOM					
Dave Gallagher, R OBP: 0.365, SLG: 0.348 (1, 8)										4	0	2	0	0	0	0						
Steve Lyons, L OBP: 0.324, SLG: 0.323 (1, 4)										4	1	2	0	0	0	2						
Harold Baines, L OBP: 0.421, SLG: 0.490 (1, 10)										4	0	0	0	0	1	3						
Ivan Calderon, R OBP: 0.326, SLG: 0.464 (1, 9)										4	0	1	0	0	0	1						
Dan Pasqua, L OBP: 0.341, SLG: 0.473 (1, 7)										3	0	1	1	1	1	0						
Carlton Fisk, R OBP: 0.348, SLG: 0.437 (1, 2)										4	0	0	0	0	2	3						
Greg Walker, L OBP: 0.275, SLG: 0.296 (1, 3)										4	0	0	0	0	0	4						
Eddie Williams, R OBP: 0.348, SLG: 0.353 (1, 5)										3	0	0	0	0	0	0						
Ozzie Guillen, L OBP: 0.251, SLG: 0.280 (1, 6)										3	0	0	0	0	0	0						
Inning Stats	R: 0 E: 0 K: 1 S: 11	H: 1 LOB: 1 BB: 0 P: 16	R: 0 E: 0 K: 0 S: 4	H: 0 LOB: 0 BB: 1 P: 9	R: 0 E: 0 K: 0 S: 9	H: 1 LOB: 0 BB: 0 P: 15	R: 0 E: 0 K: 1 S: 6	H: 0 LOB: 0 BB: 0 P: 10	R: 0 E: 0 K: 0 S: 11	H: 0 LOB: 0 BB: 0 P: 16	R: 0 E: 0 K: 0 S: 14	H: 1 LOB: 1 BB: 0 P: 21	R: 0 E: 0 K: 1 S: 10	H: 0 LOB: 1 BB: 0 P: 16	R: 0 E: 0 K: 0 S: 5	H: 0 LOB: 0 BB: 0 P: 10	R: 1 E: 0 K: 1 S: 13	H: 3 LOB: 2 BB: 0 P: 16	1B: 5 2B: 1 3B: 0 HR: 0	SF: 0 SAC: 0 DP: 1 HBP: 0	WP: 1 PB: 1 SB: 0 CS: 0	PA: 34
PITCHER	IP	WLS	BF	H	R	ER	SO	BB	IBB	HBP	BLK	WP	HR	S	P	ERA	WHIP					
Kevin Brown, R ERA: 2.82 (1, 1)	8.1	W	32	6	1	1	3	1	0	0	0	0	0	75	119	1.08	0.840					
Jeff Russell, R ERA: 1.95 (9, 1)	0.2	S	2	0	0	0	1	0	0	0	0	0	0	8	10	0.00	0.000					

Texas Rangers @ Chicago White Sox
Comiskey Park, Chicago, IL
Tue Jun 27 1989, 8:05 PM EDT
Alt. 9,631 - Unknown - 70 F

AB 33
R 1
H 6
RBI 1
BB 1
SO 4
LOB 13



Batter	1	2	3	4	5	6	7	8	9	AB	R	H	RBI	BB	SO	LOB	TOP								
Cecil Espy, S OBP: 0.304, SLG: 0.328 (1, 8)	G6-3		G5-6-3	G6-3	1-3 2-H 1B			L7		5	0	1	1	0	0	3	Texas Rangers @ Chicago White Sox Comiskey Park, Chicago, IL Wed Jun 28 1989, 8:05 PM EDT Alt. 8,622 - Unknown - 58 F								
Scott Fletcher, R OBP: 0.344, SLG: 0.312 (1, 10)	1B		G5-3		G5-3			G5-3		5	1	2	1	0	0	2									
Rafael Palmeiro, L OBP: 0.382, SLG: 0.437 (1, 3)	F7		G5-3		1-0 BB	L6		G4-3		5	1	1	1	0	0	2									
Ruben Sierra, S OBP: 0.380, SLG: 0.601 (1, 9)	K		L9		1-2 3-H 1-1 FC6-4 BB	G4-3		1B FC3		4	1	1	0	1	1	2									
Julio Franco, R OBP: 0.406, SLG: 0.513 (1, 4)	L8			SH1-3 1B SF8	K	L7		1B FC3		5	1	2	0	0	1	3									
Sammy Sosa, R OBP: 0.285, SLG: 0.347 (1, 7)	L7			1B	FC6-4			FC3		2	1	1	0	0	0	0									
Rick Leach, L OBP: 0.354, SLG: 0.378 (5, 7)	L7			2B 1B	1-2 2-H 3-H 1B		F8	FC6-4		3	1	0	2	0	0	2									
Jim Sundberg, R OBP: 0.285, SLG: 0.380 (1, 2)	L7			1B	1-2 2-3			K		2	1	0	0	1	1	0									
Thad Bosley, L OBP: 0.500, SLG: 0.500 (9, PH)				1B	1-2 2-3			K		1	0	0	0	0	1	2									
Chad Kreuter, S OBP: 0.191, SLG: 0.197 (9, 2)				BB				K		0	0	0	0	0	0	0									
Steve Buechele, R OBP: 0.301, SLG: 0.348 (1, 5)				2B 1B	1-2 2-H 1B		F9	FC6-4		4	2	2	2	0	0	2									
Jeff Kunkel, R OBP: 0.321, SLG: 0.510 (1, 6)				1B 2B	1-2 2-H 1B			K		4	1	3	2	0	1	0									
Inning Stats	R: 0 E: 0 K: 1 S: 9	H: 1 LOB: 1 BB: 0 P: 14	R: 0 E: 0 K: 0 S: 9	H: 0 LOB: 0 BB: 0 P: 16	R: 2 E: 0 K: 0 S: 13	H: 3 LOB: 1 BB: 0 P: 21	R: 2 E: 0 K: 0 S: 12	H: 3 LOB: 1 BB: 0 P: 19	R: 5 E: 2 K: 1 S: 19	H: 4 LOB: 2 BB: 2 P: 36	R: 0 E: 0 K: 0 S: 7	H: 0 LOB: 0 BB: 0 P: 11	R: 0 E: 0 K: 1 S: 10	H: 0 LOB: 0 BB: 0 P: 14	R: 0 E: 0 K: 1 S: 8	H: 0 LOB: 0 BB: 0 P: 10	R: 1 E: 0 K: 1 S: 13	H: 2 LOB: 2 BB: 0 P: 19	1B: 11 2B: 2 3B: 0 HR: 0	SF: 1 SAC: 1 DP: 0 HBP: 0	WP: 0 PB: 0 SB: 0 CS: 0	PA: 44			
PITCHER	IP	WLS	BF	H	R	ER	SO	BB	IBB	HBP	BLK	WP	HR	S	P	ERA	WHIP								
Steve Rosenberg, L ERA: 4.86 (1, 1)	4.0	L	21	8	6	6	1	0	0	0	0	0	0	46	75	13.50	2.000								
Shawn Hillegas, R ERA: 5.54 (5, 1)	1.0		8	3	3	1	1	2	0	0	0	0	0	16	31	9.00	5.000								
Tom McCarthy, R ERA: 4.38 (6, 1)	4.0		15	2	1	1	3	0	0	0	0	0	0	38	54	2.25	0.500								

Batter	1	2	3	4	5	6	7	8	9	AB	R	H	RBI	BB	SO	LOB	BOTTOM								
Dave Gallagher, R OBP: 0.368, SLG: 0.352 (1, 8)	G4-3 1B			G4-3				G6-3		5	1	3	0	0	0	1	Texas Rangers @ Chicago White Sox Comiskey Park, Chicago, IL Wed Jun 28 1989, 8:05 PM EDT Alt. 8,622 - Unknown - 58 F								
Fred Manrique, R OBP: 0.320, SLG: 0.403 (1, 4)	1B			G6-3				G6-3		5	0	1	0	0	0	3									
Harold Baines, L OBP: 0.417, SLG: 0.482 (1, 10)	G4-3							G1-3		4	0	0	0	1	1	3									
Russ Morman, R (9, PR)								BB		0	0	0	0	0	0	0									
Ivan Calderon, R OBP: 0.327, SLG: 0.470 (1, 9)	E5 3B			G1-3 1B				K		5	3	2	0	0	1	2									
Carlton Fisk, R OBP: 0.350, SLG: 0.467 (1, 2)	1B			G1-3				SF8 3B		4	0	2	3	0	0	2									
Dan Pasqua, L OBP: 0.338, SLG: 0.461 (1, 7)	G3			FC6 BB				K		3	0	0	0	1	2	2									
Greg Walker, L OBP: 0.281, SLG: 0.292 (1, 3)				FC6 BB				K		2	0	0	0	2	1	1									
Eddie Williams, R OBP: 0.346, SLG: 0.347 (1, 5)	K			F7				FC3-6 BB		3	0	0	0	1	1	4									
Ozzie Guillen, L OBP: 0.249, SLG: 0.277 (1, 6)				G4-3				FC6-4		4	0	0	0	0	0	2									
Inning Stats	R: 3 E: 1 K: 1 S: 14	H: 3 LOB: 2 BB: 1 P: 30	R: 0 E: 0 K: 0 S: 10	H: 1 LOB: 1 BB: 0 P: 18	R: 1 E: 1 K: 0 S: 8	H: 1 LOB: 1 BB: 1 P: 16	R: 0 E: 0 K: 0 S: 7	H: 0 LOB: 0 BB: 0 P: 11	R: 0 E: 0 K: 2 S: 9	H: 1 LOB: 1 BB: 0 P: 14	R: 0 E: 0 K: 1 S: 12	H: 1 LOB: 2 BB: 1 P: 19	R: 1 E: 0 K: 1 S: 7	H: 1 LOB: 0 BB: 0 P: 10	R: 0 E: 0 K: 0 S: 11	H: 0 LOB: 1 BB: 1 P: 21		R: 0 E: 0 K: 1 S: 12	H: 0 LOB: 1 BB: 1 P: 18	1B: 5 2B: 1 3B: 2 HR: 0	SF: 1 SAC: 0 DP: 0 HBP: 0	WP: 0 PB: 0 SB: 0 CS: 0	PA: 41		
PITCHER	IP	WLS	BF	H	R	ER	SO	BB	IBB	HBP	BLK	WP	HR	S	P	ERA		WHIP							
Mike Jeffcoat, L ERA: 2.75 (1, 1)	7.0	W	33	8	5	3	5	3	0	0	0	0	0	67	118	3.86	1.571								
Kenny Rogers, L ERA: 2.55 (8, 1)	2.0		8	0	0	0	1	2	0	0	0	0	0	23	39	0.00	1.000								

Batter	1	2	3	4	5	6	7	8	9	AB	R	H	RBI	BB	SO	LOB	TOP					
Kurt Stillwell, S OBP: 0.322, SLG: 0.350 (1, 6)											5	1	1	0	0	0	1					
Kevin Seitzer, R OBP: 0.386, SLG: 0.349 (1, 5)											5	1	1	1	0	0	1					
George Brett, L OBP: 0.314, SLG: 0.344 Rey Palacios, R OBP: 0.200, SLG: 0.304 (1, 3) (8, 3)											3	2	2	1	1	0	1					
Bo Jackson, R OBP: 0.305, SLG: 0.525 (1, 10)											4	0	1	2	0	1	2					
Jim Eisenreich, L OBP: 0.355, SLG: 0.423 (1, 8)											3	0	1	0	1	0	1					
Pat Tabler, R OBP: 0.330, SLG: 0.294 (1, 7)											3	0	1	0	0	0	2					
Matt Winters, L OBP: 0.388, SLG: 0.390 (1, 9)											3	0	0	1	1	2	3					
Bob Boone, R OBP: 0.362, SLG: 0.372 Mike Macfarlane, R OBP: 0.237, SLG: 0.257 (1, 2) (7, 2)											2	0	0	0	1	1	0					
Frank White, R OBP: 0.297, SLG: 0.297 Brad Wellman, R OBP: 0.293, SLG: 0.287 (1, 4) (7, 4)											3	0	0	0	0	1	2					
Inning Stats	R: 1 E: 0 K: 0 S: 17	H: 2 LOB: 1 BB: 0 P: 27	R: 0 E: 0 K: 1 S: 7	H: 1 LOB: 1 BB: 1 P: 14	R: 1 E: 0 K: 0 S: 11	H: 1 LOB: 0 BB: 0 P: 19	R: 0 E: 0 K: 0 S: 6	H: 0 LOB: 0 BB: 0 P: 10	R: 0 E: 0 K: 0 S: 7	H: 0 LOB: 0 BB: 0 P: 11	R: 1 E: 1 K: 1 S: 9	H: 2 LOB: 2 BB: 0 P: 14	R: 0 E: 0 K: 2 S: 7	H: 0 LOB: 0 BB: 0 P: 7	R: 1 E: 0 K: 0 S: 9	H: 0 LOB: 3 BB: 3 P: 25	R: 1 E: 0 K: 2 S: 12	H: 2 LOB: 1 BB: 0 P: 17	1B: 6 2B: 2 3B: 0 HR: 1	SF: 1 SAC: 0 DP: 1 HBP: 1	WP: 0 PB: 0 SB: 0 CS: 0	PA: 40
PITCHER	IP WLS BF H R ER SO BB IBB HBP BLK WP HR S P ERA WHIP																					
Melido Perez, R ERA: 6.01 Ken Patterson, L ERA: 4.91 (1, 1) (8, 1)	7.2 W 32 6 4 3 4 3 0 0 0 0 0 1 68 114 3.52 1.174																					
																	AB 34 R 5 H 8 RBI 5 BB 4 SO 6 LOB 17					

Kansas City Royals @ Chicago White Sox
Comiskey Park, Chicago, IL
Thu Jun 29 1989, 8:05 PM EDT
Att: 11,970 - Unknown - 60 F



Batter	1	2	3	4	5	6	7	8	9	AB	R	H	RBI	BB	SO	LOB	BOTTOM			
Dave Gallagher, R OBP: 0.367, SLG: 0.354 (1, 8)										4	1	1	2	0	0	2				
Steve Lyons, L OBP: 0.321, SLG: 0.321 (1, 4)											4	0	1	2	0	1				
Harold Baines, L OBP: 0.417, SLG: 0.479 (1, 10)											4	1	1	0	1	2				
Ivan Calderon, R OBP: 0.328, SLG: 0.472 (1, 9)											5	2	2	0	0	2				
Dan Pasqua, L OBP: 0.348, SLG: 0.475 (1, 7)											5	1	3	1	0	0				
Carlton Fisk, R OBP: 0.352, SLG: 0.464 (1, 2)											3	2	1	2	1	1				
Greg Walker, L OBP: 0.288, SLG: 0.329 Russ Morman, R OBP: 1.000, SLG: 2.000 (1, 3) (6, PR) (7, 3)											3	1	2	2	0	1				
Eddie Williams, R OBP: 0.349, SLG: 0.352 (1, 5)											3	1	1	0	1	3				
Ozzie Guillen, L OBP: 0.252, SLG: 0.284 (1, 6)											2	2	2	3	0	0				
Inning Stats	R: 0 E: 0 K: 2 S: 14	H: 0 LOB: 0 BB: 0 P: 21	R: 1 E: 0 K: 1 S: 12	H: 2 LOB: 1 BB: 0 P: 19	R: 1 E: 1 K: 1 S: 12	H: 1 LOB: 0 BB: 0 P: 16	R: 0 E: 0 K: 2 S: 10	H: 0 LOB: 0 BB: 0 P: 16	R: 1 E: 0 K: 0 S: 16	H: 2 LOB: 1 BB: 0 P: 21	R: 7 E: 1 K: 1 S: 23	H: 7 LOB: 2 BB: 2 P: 39	R: 1 E: 0 K: 0 S: 14	H: 1 LOB: 1 BB: 1 P: 23	R: 1 E: 0 K: 1 S: 11	H: 2 LOB: 1 BB: 0 P: 20	1B: 7 2B: 7 3B: 0 HR: 1	SF: 3 SAC: 2 DP: 0 HBP: 0	WP: 0 PB: 0 SB: 0 CS: 0	PA: 42
PITCHER	IP WLS BF H R ER SO BB IBB HBP BLK WP HR S P ERA WHIP																			
Bret Saberhagen, R ERA: 2.88 Terry Leach, R ERA: 4.42 Tom Gordon, R ERA: 2.84 Kevin Appier, R ERA: 7.71 Steve Farr, R ERA: 3.34 (1, 1) (6, 1) (6, 1) (6, 1) (8, 1)	5.0 L 6 4 5 5 0 0 0 1 0 0 0 0 0 10 17 135.00 12.000																			
																	AB 34 R 12 H 15 RBI 12 BB 3 SO 9 LOB 13			

Kansas City Royals @ Chicago White Sox
Comiskey Park, Chicago, IL
Thu Jun 29 1989, 8:05 PM EDT
Att: 11,970 - Unknown - 60 F



Batter	1	2	3	4	5	6	7	8	9	AB	R	H	RBI	BB	SO	LOB	TOP					
Kurt Stillwell, S OBP: 0.320, SLG: 0.347 (1, 6)	E5 G6-4-3		1B 1B	F8		G3-1			G3-1	5	1	1	0	0	0	1	Kansas City Royals @ Chicago White Sox Comiskey Park, Chicago, IL Fri Jun 30 1989, 8:05 PM EDT Att: 12,464 - Unknown livebaseballscorecards.com					
Kevin Seitzer, R OBP: 0.386, SLG: 0.349 (1, 5)	G6-4-3		1B 1B				G6-3		K	5	1	2	1	0	1	1						
George Brett, L OBP: 0.311, SLG: 0.340 (1, 3)	F8		1B 1B	K			P6		P6	5	1	1	1	0	1	1						
Bo Jackson, R OBP: 0.308, SLG: 0.525 (1, 10)			1B 1B			K			K	4	1	2	1	0	2	0						
Pat Tabler, R OBP: 0.329, SLG: 0.293 (1, 7)			1B 1B				G6-3		G6-3	4	0	1	1	0	0	1						
Danny Tartabull, R OBP: 0.383, SLG: 0.430 Jim Eisenreich, L OBP: 0.355, SLG: 0.423 (8, 9)	FC5-4		K						HR	4	1	2	1	0	1	3						
Bob Boone, R OBP: 0.360, SLG: 0.370 (1, 2)	G6-3		1B			G4-3			P4	4	0	1	1	0	0	2						
Frank White, R OBP: 0.301, SLG: 0.301 (1, 4)							P5		1B	4	1	2	0	0	0	2						
Willie Wilson, S OBP: 0.272, SLG: 0.245 (1, 8)			F8				K		G4-3	3	0	0	0	1	1	2						
Inning Stats	R: 0 E: 1 K: 0 S: 9	H: 0 LOB: 0 BB: 0 P: 13	R: 0 E: 0 K: 0 S: 8	H: 1 LOB: 1 BB: 0 P: 11	R: 5 E: 0 K: 1 S: 22	H: 7 LOB: 2 BB: 0 P: 29	R: 0 E: 0 K: 1 S: 9	H: 1 LOB: 1 BB: 1 P: 19	R: 0 E: 0 K: 1 S: 13	H: 1 LOB: 0 BB: 0 P: 18	R: 0 E: 0 K: 1 S: 7	H: 0 LOB: 0 BB: 0 P: 11	R: 0 E: 0 K: 1 S: 8	H: 0 LOB: 0 BB: 0 P: 12	R: 1 E: 0 K: 0 S: 10	H: 2 LOB: 1 BB: 0 P: 11		R: 0 E: 0 K: 1 S: 8	H: 0 LOB: 0 BB: 0 P: 10	1B: 11 2B: 0 3B: 0 HR: 1	SF: 0 SAC: 0 DP: 1 HBP: 0	WP: 0 PB: 0 SB: 0 CS: 1
PITCHER	IP	WLS	BF	H	R	ER	SO	BB	IBB	HBP	BLK	WP	HR	S	P	ERA	WHIP					
Jerry Reuss, L ERA: 5.88 (1, 1)	2.2	L	16	8	5	5	1	0	0	0	0	0	0	36	50	16.88	3.000					
Bill Long, R ERA: 5.37 (3, 1)	5.1		20	4	1	1	4	1	0	0	0	0	1	50	74	1.69	0.938					
Bobby Thigpen, R ERA: 4.23 (9, 1)	1.0		3	0	0	0	1	0	0	0	0	0	0	8	10	0.00	0.000					

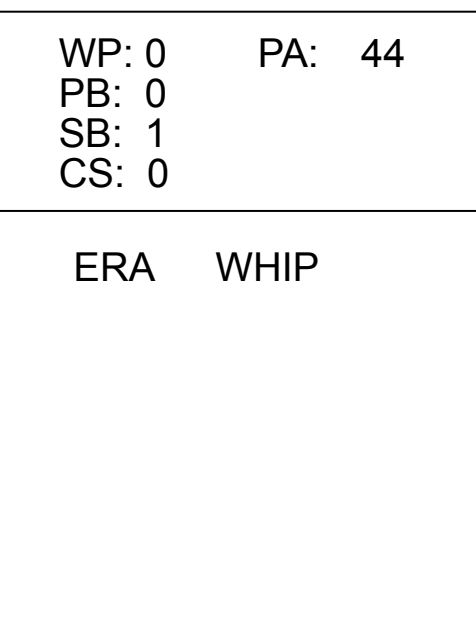
Batter	1	2	3	4	5	6	7	8	9	AB	R	H	RBI	BB	SO	LOB	BOTTOM					
Dave Gallagher, R OBP: 0.362, SLG: 0.348 (1, 8)	K			B1-3					K	5	0	0	0	0	2	6	Kansas City Royals @ Chicago White Sox Comiskey Park, Chicago, IL Fri Jun 30 1989, 8:05 PM EDT Att: 12,464 - Unknown livebaseballscorecards.com					
Fred Manrique, R OBP: 0.318, SLG: 0.399 Greg Walker, L OBP: 0.287, SLG: 0.326 (9, PH)	2B 1B		L9				F8		G6-3	4	1	1	0	0	0	3						
Harold Baines, L OBP: 0.415, SLG: 0.479 (1, 10)	1B 2B		F7						G6-3	4	1	1	1	0	0	1						
Ivan Calderon, R OBP: 0.324, SLG: 0.466 (1, 9)	P3		G6-3						G6-3	4	0	0	0	0	0	1						
Carlton Fisk, R OBP: 0.357, SLG: 0.465 (1, 2)	2H 1B		1B				K		K	4	0	2	1	0	2	0						
Dan Pasqua, L OBP: 0.338, SLG: 0.460 (1, 7)	F9		G6-3				F8		K	4	0	0	0	0	1	2						
Russ Morman, R OBP: 0.500, SLG: 0.750 Steve Lyons, L OBP: 0.324, SLG: 0.324 (9, PH)			K						1B 1B	3	0	1	0	0	2	0						
Eddie Williams, R OBP: 0.348, SLG: 0.367 Daryl Boston, L OBP: 0.286, SLG: 0.349 (9, PH)	E6 1B						P6		F8	3	1	1	1	0	0	1						
Ozzie Guillen, L OBP: 0.258, SLG: 0.290 (1, 6)							HR		1B	4	0	3	0	0	0	1						
Inning Stats	R: 2 E: 0 K: 1 S: 13	H: 3 LOB: 1 BB: 0 P: 19	R: 0 E: 1 K: 1 S: 12	H: 1 LOB: 2 BB: 0 P: 17	R: 0 E: 0 K: 0 S: 10	H: 1 LOB: 1 BB: 0 P: 14	R: 0 E: 0 K: 0 S: 6	H: 1 LOB: 1 BB: 0 P: 9	R: 0 E: 0 K: 2 S: 7	H: 0 LOB: 0 BB: 0 P: 10	R: 0 E: 0 K: 2 S: 7	H: 0 LOB: 0 BB: 0 P: 12	R: 1 E: 0 K: 0 S: 12	H: 2 LOB: 1 BB: 0 P: 17	R: 0 E: 0 K: 2 S: 11	H: 0 LOB: 0 BB: 0 P: 13		R: 0 E: 0 K: 1 S: 14	H: 2 LOB: 2 BB: 0 P: 22	1B: 8 2B: 1 3B: 0 HR: 1	SF: 0 SAC: 0 DP: 0 HBP: 0	WP: 0 PB: 0 SB: 1 CS: 0
PITCHER	IP	WLS	BF	H	R	ER	SO	BB	IBB	HBP	BLK	WP	HR	S	P	ERA	WHIP					
Charlie Leibrandt, L ERA: 3.91 (1, 1)	7.0	W	30	8	3	3	4	0	0	0	0	0	0	67	98	3.86	1.143					
Jeff Montgomery, R ERA: 1.53 (8, 1)	2.0	S	8	2	0	0	3	0	0	0	0	0	0	25	35	0.00	1.000					

Batter	1	2	3	4	5	6	7	8	9	AB	R	H	RBI	BB	SO	LOB	TOP		
Kurt Stillwell, S (1, 6) OBP: 0.321, SLG: 0.345	4-0 FC3-6 BB FC4-6 BB	3-1 F9		2-2 G3-1		2-2 1B S 1B		1-3 K		4	1	1	0	1	1	2			
Kevin Seitzer, R (1, 5) OBP: 0.395, SLG: 0.354	4-2 FC3-6 BB 1-2 BB	0-0 1-2 2-H 1B		4-2 BB		2-1 1B		4-2 FC4-6 BB 2B BB		2	1	2	1	3	0	0			
George Brett, L (1, 3) OBP: 0.308, SLG: 0.331	2-2 FC3-6 FC4-6 1-2 2-3	0-0 L8		1-3 K		0-0 L9		4-0 FC4-6 BB 1-2 BB		4	0	0	0	1	1	7			
Bo Jackson, R (1, 7) OBP: 0.304, SLG: 0.518	2-1 FC4-6 1-2 3-H		0-1 P4		1-3 K		0-0 L8		2-2 FC4-6 2B 1-2 2-3	4	0	0	1	0	1	1			
Matt Winters, L (9, PH) OBP: 0.390, SLG: 0.381										1	0	0	0	0	0	2			
Jim Eisenreich, L (1, 8) OBP: 0.356, SLG: 0.436	0-0 G4-3		2-2 G4-3		1-0 F9		1-1 3B		2-2 2B 1-3 3-H	5	0	2	1	0	0	1			
Danny Tartabull, R (1, 10) OBP: 0.383, SLG: 0.424		1-0 G6-3		4-2 1B BB		4-0 FC5-4 BB		0-2 F8		2-3 K	3	0	0	0	2	1	3		
Pat Tabler, R (1, 9) OBP: 0.328, SLG: 0.292		2-2 E3 BB 1B		2-1 FC6-4 1B		2-0 FC5-4 1-2		2-2 G6-3		4-1 IBB	4	1	1	0	0	2			
Willie Wilson, S (7, 8) OBP: 0.272, SLG: 0.245											0	0	0	0	0	2			
Bob Boone, R (9, PH) OBP: 0.363, SLG: 0.370											0	0	0	0	1	0			
Rey Palacios, R (9, PR) OBP: 0.200, SLG: 0.304											0	0	0	0	0	0			
Mike Macfarlane, R (1, 2) OBP: 0.235, SLG: 0.244		4-1 1B BB 1-2 1B		1-0 FC6-4 1-2		3-3 K		1-0 L6		3-1 F8	4	1	0	0	1	5			
Frank White, R (1, 4) OBP: 0.301, SLG: 0.302																			
Bill Buckner, L (8, PH) OBP: 0.246, SLG: 0.280																			
Brad Wellman, R (8, 4) OBP: 0.293, SLG: 0.287		1-1 1B 1-2 2-H		0-0 P6		1-1 F9		2-1 F9			3	0	1	1	0	0			
Inning Stats	R: 1 E: 0 K: 0 S: 15	H: 0 LOB: 1 BB: 2 P: 27	R: 2 E: 1 K: 0 S: 11	H: 2 LOB: 2 BB: 1 P: 22	R: 0 E: 0 K: 0 S: 12	H: 1 LOB: 1 BB: 1 P: 21	R: 0 E: 0 K: 1 S: 9	H: 0 LOB: 1 BB: 1 P: 16	R: 0 E: 0 K: 1 S: 5	H: 0 LOB: 1 BB: 1 P: 13	R: 0 E: 0 K: 1 S: 13	H: 2 LOB: 2 BB: 0 P: 21	R: 0 E: 0 K: 0 S: 6	H: 0 LOB: 0 BB: 0 P: 10	R: 1 E: 0 K: 1 S: 14	H: 1 LOB: 3 BB: 3 P: 35	1B: 5 2B: 1 3B: 1 HR: 0	SF: 0 SAC: 0 DP: 0 HBP: 0	WP: 0 PA: 44 PB: 0 SB: 1 CS: 0
PITCHER	IP	WLS	BF	H	R	ER	SO	BB	IBB	HBP	BLK	WP	HR	S	P	ERA	WHIP		
Richard Dotson, R (1, 1) ERA: 5.15	6.0		30	5	3	1	3	6	0	0	0	0	0	65	120	1.50	1.833		
Shawn Hillegas, R (7, 1) ERA: 5.47	1.0	W	4	1	0	0	0	0	0	0	0	0	0	9	12	0.00	1.000		
Bobby Thigpen, R (8, 1) ERA: 4.24	2.0	S	10	1	1	1	2	2	1	0	0	0	0	20	45	4.50	1.500		

Batter	1	2	3	4	5	6	7	8	9	AB	R	H	RBI	BB	SO	LOB	BOTTOM		
Dave Gallagher, R (1, 8) OBP: 0.360, SLG: 0.346	2-2 G4-3		1-2 F9		1-0 P4		0-0 1B 2B 1B	1-3 K		5	1	1	0	0	1	2			
Steve Lyons, L (1, 4) OBP: 0.323, SLG: 0.323	2-3 K		1-3 K		1-0 P6		1-1 2B 1B			4	1	1	1	0	2	0			
Harold Baines, L (1, 10) OBP: 0.416, SLG: 0.483	1-1 G3		1-1 1B		0-0 F9		0-0 1H 2-H 2B			4	0	2	2	0	0	0			
Ivan Calderon, R (1, 9) OBP: 0.326, SLG: 0.466		2-2 2B 1B		0-0 F8		1-1 G6-4-3 1B		3-2 F8		4	1	2	0	0	0	2			
Dan Pasqua, L (1, 7) OBP: 0.336, SLG: 0.453		1-3 K		2-1 2B 1B		1-0 F7		3-3 K		4	0	1	0	0	2	2			
Carlton Fisk, R (1, 2) OBP: 0.398, SLG: 0.500		2-1 2B 2B		3-2 2B		3-1 G6-4-3 1-2		1-2 G6-3 1B 2B		4	2	3	0	0	0	1			
Greg Walker, L (1, 3) OBP: 0.345, SLG: 0.333		3-2 2B		0-1 F7		0-1 L9		1-2 G6-3		3	0	1	2	0	0	2			
Fred Manrique, R (8, 4) OBP: 0.316, SLG: 0.396		2-H 3-H 2B		0-0 F7		0-0 P6		2-3 G6-3		1	0	0	0	0	0	1			
Eddie Williams, R (1, 5) OBP: 0.345, SLG: 0.364																			
Daryl Boston, L (7, PH) OBP: 0.293, SLG: 0.357																			
Russ Morman, R (8, 3) OBP: 0.600, SLG: 0.750																			
Ozzie Guillen, L (1, 6) OBP: 0.258, SLG: 0.289		0-1 P3		2-2 F8		0-0 P6		0-0 P6 1-2 3-H		4	0	1	1	0	0	4			
Inning Stats	R: 0 E: 0 K: 1 S: 8	H: 0 LOB: 0 BB: 0 P: 13	R: 2 E: 0 K: 1 S: 15	H: 3 LOB: 1 BB: 0 P: 23	R: 0 E: 0 K: 1 S: 9	H: 1 LOB: 1 BB: 0 P: 12	R: 0 E: 0 K: 0 S: 13	H: 2 LOB: 2 BB: 0 P: 23	R: 0 E: 0 K: 0 S: 3	H: 0 LOB: 0 BB: 0 P: 5	R: 0 E: 0 K: 0 S: 5	H: 1 LOB: 0 BB: 0 P: 10	R: 3 E: 0 K: 0 S: 15	H: 4 LOB: 1 BB: 0 P: 20	R: 1 E: 0 K: 2 S: 18	H: 2 LOB: 2 BB: 1 P: 28	1B: 8 2B: 5 3B: 0 HR: 0	SF: 0 SAC: 0 DP: 1 HBP: 0	WP: 0 PA: 37 PB: 0 SB: 0 CS: 0
PITCHER	IP	WLS	BF	H	R	ER	SO	BB	IBB	HBP	BLK	WP	HR	S	P	ERA	WHIP		
Luis Aquino, R (1, 1) ERA: 3.49	6.2	L	29	10	5	3	3	0	0	0	0	0	0	60	95	6.75	1.500		
Tom Gordon, R (7, 1) ERA: 2.93	1.1		8	3	1	1	2	1	0	0	0	0	0	26	39	6.75	3.000		

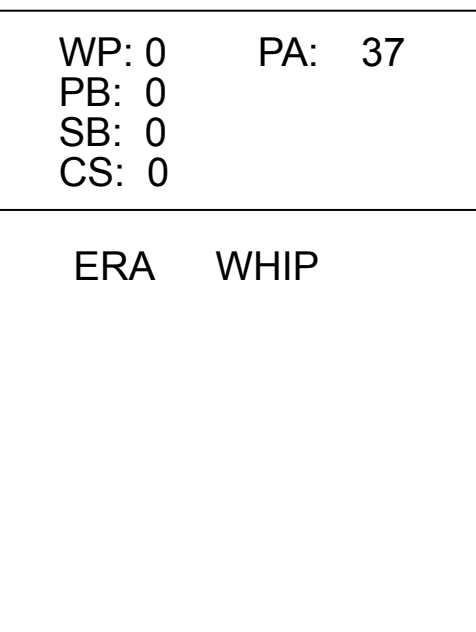
Kansas City Royals @ Chicago White Sox
Comiskey Park, Chicago, IL
Sat Jul 01 1989, 8:05 PM EDT
Att: 19,106 - Sunny - 78 F


AB	35
R	4
H	7
RBI	4
BB	9
SO	5
LOB	23




Kansas City Royals @ Chicago White Sox
Comiskey Park, Chicago, IL
Sat Jul 01 1989, 8:05 PM EDT
Att: 19,106 - Sunny - 78 F

AB	36
R	6
H	13
RBI	6
BB	1
SO	5
LOB	17



Batter	1	2	3	4	5	6	7	8	9	AB	R	H	RBI	BB	SO	LOB	TOP				
Kurt Stillwell, S OBP: 0.320, SLG: 0.344 (1, 6)	B1-3 1-1		G3 0-0 2H		G6-3 3-0		F8 2-1			4	0	1	1	0	0	0	Kansas City Royals @ Chicago White Sox Sun Jul 02 1989, 4:33 AM EDT Att: 16,716 - Overcast - 75 F 				
Kevin Seitzer, R OBP: 0.353, SLG: 0.353 (1, 5)	F7-3 1-1		G3 2-2		G6-3 0-0		L7 1-1			4	0	1	0	0	0	1					
George Brett, L OBP: 0.312, SLG: 0.335 (1, 3)	F7-3 0-2		L8 0-1					G6-4-3 1-1		4	0	2	0	0	0	2					
Danny Tartabull, R OBP: 0.362, SLG: 0.425 (1, 10)		1B 2-1			5-3 2-2			G6-4-3 1-0		4	1	1	0	0	1	2					
Jim Eisenreich, L OBP: 0.354, SLG: 0.433 (1, 9)								G3-1 0-0		4	1	1	0	0	1	1					
Pat Tabler, R OBP: 0.335, SLG: 0.298 (1, 7)									6-3 1-1	3	0	2	2	1	0	0					
Bob Boone, R OBP: 0.361, SLG: 0.365 (1, 2)										3	0	0	0	1	0	2					
Brad Wellman, R OBP: 0.284, SLG: 0.278 (9, PH)										3	1	0	0	0	1	3					
Bill Buckner, L OBP: 0.244, SLG: 0.277 (9, PH)										1	0	0	0	0	0	0					
Willie Wilson, S OBP: 0.267, SLG: 0.240 (1, 8)										3	0	0	0	0	1	3					
Inning Stats	R: 0 E: 0 K: 0 S: 7	H: 1 LOB: 0 BB: 0 P: 9	R: 1 E: 0 K: 1 S: 11	H: 2 LOB: 0 BB: 0 P: 18	R: 1 E: 1 K: 1 S: 11	H: 1 LOB: 1 BB: 0 P: 15	R: 1 E: 0 K: 0 S: 15	H: 2 LOB: 2 BB: 1 P: 25	R: 0 E: 0 K: 1 S: 14	H: 0 LOB: 1 BB: 0 P: 21	R: 0 E: 0 K: 0 S: 6	H: 0 LOB: 0 BB: 0 P: 10	R: 0 E: 0 K: 0 S: 4	H: 1 LOB: 0 BB: 0 P: 6	R: 0 E: 0 K: 0 S: 5	H: 0 LOB: 0 BB: 0 P: 7	1B: 7 2B: 2 3B: 0 HR: 0	SF: 0 SAC: 0 DP: 3 HBP: 0	WP: 0 PB: 0 SB: 1 CS: 0	PA: 35	
PITCHER	IP	WLS	BF	H	R	ER	SO	BB	IBB	HBP	BLK	WP	HR	S	P	ERA	WHIP				
Greg Hibbard, L ERA: 3.07 (1, 1)	5.1	W	24	7	3	2	3	2	0	0	0	0	0	58	92	3.38	1.688				
Donn Pall, R ERA: 3.02 (6, 1)	3.2	S	11	1	0	0	1	0	0	0	0	0	0	21	30	0.00	0.273				

Batter	1	2	3	4	5	6	7	8	9	AB	R	H	RBI	BB	SO	LOB	BOTTOM				
Dave Gallagher, R OBP: 0.361, SLG: 0.354 (1, 8)	2B 1-2		F7 SF7 2B 1-2	G5-4-3 1-2			G6-3 1-1			4	2	2	0	0	0	2	Kansas City Royals @ Chicago White Sox Sun Jul 02 1989, 4:33 AM EDT Att: 16,716 - Overcast - 75 F 				
Steve Lyons, L OBP: 0.325, SLG: 0.320 (1, 5)	2B 4-0		F7 2-3			S BB 4-2	F9 0-1			2	1	0	0	2	0	1					
Harold Baines, L OBP: 0.417, SLG: 0.500 (1, 10)	F8 SF9 1H 2H 2B 1-2		SF7 2-0			F8 2-0		HR 3-2		3	2	2	4	0	0	1					
Ivan Calderon, R OBP: 0.322, SLG: 0.460 (1, 9)	F8 2-3		G5-3 1-0			K 1-2		P3 2-2		4	0	0	0	0	1	2					
Dan Pasqua, L OBP: 0.333, SLG: 0.446 (1, 7)	SF9 0-2					1B BB 4-2	F6 0-2			2	1	0	1	1	1	1					
Fred Manrique, R OBP: 0.321, SLG: 0.399 (1, 4)	P5 3H 1-1					1B BB 0-1		P6 0-1		4	1	2	0	0	0	0					
Greg Walker, L OBP: 0.294, SLG: 0.340 (1, 3)						1B BB 1-1				3	0	2	1	0	0	1					
Russ Morman, R OBP: 0.600, SLG: 0.750 (7, 3)						1B 1B 1-3 2H		F9 1-2		0	0	0	0	0	0	0					
Ozzie Guillen, L OBP: 0.256, SLG: 0.287 (1, 6)						P2 0-1		P5 1-1		3	0	0	0	0	0	4					
Ron Karkovics, R OBP: 0.243, SLG: 0.316 (1, 2)						G5-4-3 1B 1-3 3H				3	0	1	1	0	2	1					
Inning Stats	R: 3 E: 0 K: 0 S: 18	H: 2 LOB: 0 BB: 1 P: 26	R: 0 E: 0 K: 1 S: 8	H: 1 LOB: 0 BB: 0 P: 13	R: 1 E: 0 K: 0 S: 6	H: 1 LOB: 0 BB: 0 P: 11	R: 2 E: 0 K: 0 S: 12	H: 3 LOB: 1 BB: 1 P: 19	R: 0 E: 0 K: 1 S: 9	H: 0 LOB: 0 BB: 1 P: 15	R: 0 E: 0 K: 0 S: 8	H: 1 LOB: 0 BB: 0 P: 9	R: 0 E: 0 K: 1 S: 7	H: 0 LOB: 0 BB: 0 P: 9	R: 1 E: 0 K: 1 S: 13	H: 1 LOB: 0 BB: 0 P: 20	1B: 5 2B: 3 3B: 0 HR: 1	SF: 2 SAC: 0 DP: 1 HBP: 0	WP: 0 PB: 0 SB: 1 CS: 2	PA: 33	
PITCHER	IP	WLS	BF	H	R	ER	SO	BB	IBB	HBP	BLK	WP	HR	S	P	ERA	WHIP				
Kevin Appier, R ERA: 9.14 (1, 1)	3.0	L	16	6	6	6	1	2	0	0	0	0	0	38	61	18.00	2.667				
Terry Leach, R ERA: 4.1 (4, 1)	5.0		17	3	1	1	3	1	0	0	0	0	1	43	61	1.80	0.800				

Batter	1	2	3	4	5	6	7	8	9	AB	R	H	RBI	BB	SO	LOB	TOP					
Dave Gallagher, R (1, 8) OBP: 0.360, SLG: 0.356										4	1	1	0	0	0	0	Chicago White Sox @ Cleveland Indians Cleveland Municipal Stadium, Cleveland, OH Mon Jul 03 1989, 7:05 PM EDT Att: 53,046 - Cloudy - 72 F					
Fred Manrique, R (1, 4) OBP: 0.325, SLG: 0.401										4	0	2	1	0	0	0						
Harold Baines, L (1, 10) OBP: 0.415, SLG: 0.500										4	0	1	0	0	1	2						
Ivan Calderon, R (1, 9) OBP: 0.319, SLG: 0.454										4	0	0	0	0	2							
Carlton Fisk, R (1, 2) OBP: 0.358, SLG: 0.484										4	0	0	0	0	1							
Dan Pasqua, L (1, 7) OBP: 0.338, SLG: 0.470										4	1	2	1	0	2							
Russ Morman, R (1, 3) OBP: 0.625, SLG: 0.714										3	0	2	0	0	1	0						
Eddie Williams, R (1, 5) OBP: 0.341, SLG: 0.358										3	0	0	0	0	2	4						
Ozzie Guillen, L (1, 6) OBP: 0.254, SLG: 0.284										3	0	0	0	0	1	2						
Inning Stats	R: 1 E: 0 K: 0 S: 4	H: 2 LOB: 0 BB: 0 P: 4	R: 0 E: 1 K: 1 S: 7	H: 1 LOB: 2 BB: 0 P: 7	R: 0 E: 0 K: 1 S: 5	H: 0 LOB: 0 BB: 0 P: 5	R: 1 E: 0 K: 1 S: 6	H: 1 LOB: 0 BB: 0 P: 6	R: 0 E: 0 K: 0 S: 3	H: 0 LOB: 0 BB: 0 P: 3	R: 0 E: 0 K: 0 S: 3	H: 1 LOB: 1 BB: 0 P: 3	R: 0 E: 0 K: 1 S: 6	H: 2 LOB: 1 BB: 0 P: 6	R: 0 E: 0 K: 1 S: 5	H: 0 LOB: 0 BB: 0 P: 5	R: 0 E: 0 K: 0 S: 4	H: 1 LOB: 1 BB: 0 P: 4	1B: 5 2B: 2 3B: 0 HR: 1	SF: 0 SAC: 0 DP: 2 HBP: 0	WP: 0 PB: 0 SB: 0 CS: 2	PA: 33
PITCHER	IP WLS BF H R ER SO BB IBB HBP BLK WP HR S P ERA WHIP																					
Bud Black, L (1, 1) ERA: 3.51	8.0 W 29 7 2 2 5 0 0 0 0 0 1 39 39 2.25 0.875																					
Doug Jones, R (9, 1) ERA: 1.78	1.0 S 4 1 0 0 0 0 0 0 0 0 0 0 4 4 0.00 1.000																					

Batter	1	2	3	4	5	6	7	8	9	AB	R	H	RBI	BB	SO	LOB	BOTTOM			
Jerry Browne, S (1, 4) OBP: 0.350, SLG: 0.390										3	2	2	0	1	0	0	Chicago White Sox @ Cleveland Indians Cleveland Municipal Stadium, Cleveland, OH Mon Jul 03 1989, 7:05 PM EDT Att: 53,046 - Cloudy - 72 F			
Dion James, L (1, 7) OBP: 0.357, SLG: 0.326										2	0	1	1	0	0	0				
Joe Carter, R (1, 10) OBP: 0.295, SLG: 0.443										4	1	1	1	0	0	2				
Cory Snyder, R (1, 9) OBP: 0.261, SLG: 0.381										4	0	1	1	0	0	1				
Pete O'Brien, L (1, 3) OBP: 0.385, SLG: 0.447										3	0	1	1	1	0	1				
Brad Komminsk, R (1, 8) OBP: 0.333, SLG: 0.333										4	0	0	0	0	1	3				
Luis Aguayo, R (1, 5) OBP: 0.250, SLG: 0.160										2	0	0	0	1	1	1				
Andy Allanson, R (1, 2) OBP: 0.255, SLG: 0.256										2	0	0	0	0	0	0				
Dave Clark, L (7, PH) OBP: 0.316, SLG: 0.391										1	0	0	0	0	1	1				
Joel Skinner, R (8, 2) OBP: 0.306, SLG: 0.333										0	0	0	0	0	0	0				
Felix Fermin, R (1, 6) OBP: 0.316, SLG: 0.268										3	1	1	0	0	0	0				
Inning Stats	R: 0 E: 0 K: 0 S: 3	H: 0 LOB: 0 BB: 0 P: 3	R: 0 E: 0 K: 1 S: 6	H: 1 LOB: 1 BB: 0 P: 6	R: 1 E: 0 K: 0 S: 4	H: 1 LOB: 1 BB: 1 P: 8	R: 0 E: 0 K: 0 S: 2	H: 0 LOB: 0 BB: 1 P: 6	R: 0 E: 0 K: 0 S: 3	H: 0 LOB: 0 BB: 0 P: 3	R: 0 E: 0 K: 0 S: 4	H: 1 LOB: 1 BB: 0 P: 4	R: 0 E: 0 K: 2 S: 7	H: 0 LOB: 1 BB: 1 P: 11	R: 3 E: 0 K: 0 S: 7	H: 4 LOB: 1 BB: 0 P: 7	1B: 5 2B: 2 3B: 0 HR: 0	SF: 0 SAC: 2 DP: 1 HBP: 0	WP: 0 PB: 0 SB: 1 CS: 0	PA: 33
PITCHER	IP WLS BF H R ER SO BB IBB HBP BLK WP HR S P ERA WHIP																			
Steve Rosenberg, L (1, 1) ERA: 4.54	6.2 L 25 3 1 1 2 3 0 0 0 0 0 0 6 6 1.35 0.900																			
Shawn Hillegas, R (7, 1) ERA: 5.66	0.2 L 4 2 2 2 1 0 0 0 0 0 0 0 6 6 27.00 3.000																			
Bobby Thigpen, R (8, 1) ERA: 4.39	0.2 4 2 1 1 0 0 0 0 0 0 0 0 4 4 13.50 3.000																			

Batter	1	2	3	4	5	6	7	8	9	AB	R	H	RBI	BB	SO	LOB	TOP			
Dave Gallagher, R OBP: 0.356, SLG: 0.352 (1, 8)										4	0	0	0	0	0	1	Chicago White Sox @ Cleveland Indians Cleveland Municipal Stadium, Cleveland, OH Tue Jul 04 1989, 3:33 AM EDT Att: 8,319 - Unknown - 70 F livebaseballscorecards.com			
Steve Lyons, L OBP: 0.328, SLG: 0.323 (1, 5)										4	0	2	0	0	0	0				
Fred Manrique, R OBP: 0.319, SLG: 0.394 (1, 4)										3	0	0	0	0	1	1				
Ivan Calderon, R OBP: 0.318, SLG: 0.452 (4, 3)										4	0	1	0	0	0	1				
Carlton Fisk, R OBP: 0.355, SLG: 0.476 (1, 2)										4	1	1	0	0	0	2				
Dan Pasqua, L OBP: 0.344, SLG: 0.496 (1, 7) (4, 9)										3	1	2	2	0	0	0				
Greg Walker, L OBP: 0.295, SLG: 0.340 (1, 10)										3	0	1	0	0	0	1				
Russ Morman, R OBP: 0.625, SLG: 0.714 (1, 3)										0	0	0	0	0	0	0				
Daryl Boston, L OBP: 0.287, SLG: 0.349 (4, 7)										2	0	0	0	0	1	1				
Ozzie Guillen, L OBP: 0.251, SLG: 0.282 (1, 6)										3	0	0	0	0	1	1				
Inning Stats	R: 0 E: 0 K: 0 S: 3	H: 1 LOB: 0 BB: 0 P: 3	R: 0 E: 0 K: 0 S: 3	H: 1 LOB: 0 BB: 0 P: 3	R: 0 E: 0 K: 1 S: 6	H: 0 LOB: 0 BB: 0 P: 6	R: 0 E: 0 K: 0 S: 3	H: 0 LOB: 0 BB: 0 P: 3	R: 0 E: 0 K: 0 S: 4	H: 1 LOB: 1 BB: 0 P: 4	R: 2 E: 0 K: 1 S: 7	H: 2 LOB: 0 BB: 0 P: 8	R: 0 E: 0 K: 1 S: 5	H: 0 LOB: 0 BB: 0 P: 5	R: 0 E: 0 K: 0 S: 4	H: 1 LOB: 1 BB: 0 P: 4	1B: 6 2B: 0 3B: 0 HR: 1	SF: 0 SAC: 2 DP: 2 HBP: 0	WP: 0 PB: 0 CS: 0	PA: 32
PITCHER	IP WLS BF H R ER SO BB IBB HBP BLK WP HR S P ERA WHIP																			
Scott Bailes, L ERA: 3.08 (1, 1)	7.0 W 25 6 2 2 2 0 0 0 0 0 1 29 30 2.57 0.857																			
Jesse Orosco, L ERA: 2.09 (8, 1)	1.0 3 0 0 0 1 0 0 0 0 0 0 5 5 0.00 0.000																			
Doug Jones, R ERA: 1.73 (9, 1)	1.0 S 4 1 0 0 0 0 0 0 0 0 0 4 4 0.00 1.000																			

Batter	1	2	3	4	5	6	7	8	9	AB	R	H	RBI	BB	SO	LOB	BOTTOM			
Jerry Browne, S OBP: 0.355, SLG: 0.389 (1, 4)										1	2	0	0	3	1	1	Chicago White Sox @ Cleveland Indians Cleveland Municipal Stadium, Cleveland, OH Tue Jul 04 1989, 3:33 AM EDT Att: 8,319 - Unknown - 70 F livebaseballscorecards.com			
Luis Aquayo, R OBP: 0.250, SLG: 0.222 (1, 5)										4	1	1	2	0	0	3				
Dion James, L OBP: 0.350, SLG: 0.318 (1, 7)										4	0	0	0	0	0	1				
Joe Carter, R OBP: 0.294, SLG: 0.443 (1, 10)										4	0	1	1	0	0	0				
Pete O'Brien, L OBP: 0.384, SLG: 0.443 (1, 3)										3	0	0	0	1	1	0				
Cory Snyder, R OBP: 0.282, SLG: 0.381 (1, 9)										3	0	1	0	0	0	2				
Brad Komminsk, R OBP: 0.333, SLG: 0.333 (1, 8)										3	0	1	0	0	0	1				
Joel Skinner, R OBP: 0.307, SLG: 0.333 (1, 2)										3	0	1	0	0	1	1				
Felix Fermin, R OBP: 0.314, SLG: 0.266 (1, 6)										2	0	0	0	0	0	1				
Inning Stats	R: 1 E: 0 K: 0 S: 4	H: 1 LOB: 2 BB: 2 P: 12	R: 0 E: 0 K: 2 S: 8	H: 1 LOB: 1 BB: 0 P: 8	R: 0 E: 0 K: 0 S: 3	H: 0 LOB: 0 BB: 0 P: 3	R: 0 E: 0 K: 1 S: 5	H: 0 LOB: 0 BB: 0 P: 5	R: 2 E: 0 K: 0 S: 4	H: 1 LOB: 1 BB: 1 P: 8	R: 0 E: 0 K: 0 S: 4	H: 1 LOB: 1 BB: 1 P: 4	R: 0 E: 0 K: 0 S: 3	H: 0 LOB: 0 BB: 0 P: 3	R: 0 E: 0 K: 0 S: 3	H: 0 LOB: 0 BB: 0 P: 3		1B: 3 2B: 1 3B: 0 HR: 1	SF: 0 SAC: 1 DP: 1 HBP: 0	WP: 0 PB: 0 CS: 0
PITCHER	IP WLS BF H R ER SO BB IBB HBP BLK WP HR S P ERA WHIP																			
Melido Perez, R ERA: 5.89 (1, 1)	6.1 L 28 5 3 3 3 4 0 0 0 0 0 1 30 46 4.26 1.421																			
Donn Pall, R ERA: 2.92 (7, 1)	1.2 4 0 0 0 0 0 0 0 0 0 0 4 4 0.00 0.000																			

Chicago White Sox @ Cleveland Indians
 Cleveland Municipal Stadium, Cleveland, OH
 Tue Jul 04 1989, 3:33 AM EDT
 Att: 8,319 - Unknown - 70 F

AB 30
 R 2
 H 7
 RBI 2
 BB 0
 SO 3
 LOB 8



Chicago White Sox @ Cleveland Indians
 Cleveland Municipal Stadium, Cleveland, OH
 Tue Jul 04 1989, 3:33 AM EDT
 Att: 8,319 - Unknown - 70 F

AB 27
 R 3
 H 5
 RBI 3
 BB 4
 SO 3
 LOB 10



Batter	1	2	3	4	5	6	7	8	9	AB	R	H	RBI	BB	SO	LOB	TOP										
Dave Gallagher, R OBP: 0.358, SLG: 0.350 (1, 8)	4-2 SH1-3 BB		4-1 1-2 BB		1 SAFE 4-0 FC6-4 BB		3-3 K		0-1 G6-3	2	0	0	0	3	1	1											
Steve Lyons, L OBP: 0.324, SLG: 0.319 (1, 5)	0-0 SH1-3		0-0 F9		1-1 FC6-4			2-3 K		3	0	0	0	0	1	4											
Harold Baines, L OBP: 0.410, SLG: 0.493 (1, 10)	1-1 L1-3		2-3 K		2-0 F7			2-2 G4-3		4	0	0	0	0	1	3											
Ivan Calderon, R OBP: 0.320, SLG: 0.452 (1, 9)	0-0 F9			0-0 L7		1-0 L8 1B		2-2 HR 1B		4	1	2	0	0	0	1											
Carlton Fisk, R OBP: 0.359, SLG: 0.500 (1, 2)		1-3 K		0-2 G4-3		0-0 1B		1-0 HR		4	1	2	2	0	1	0											
Dan Pasqua, L OBP: 0.335, SLG: 0.482 (1, 7)	1-0 L4			2-0 F9		0-0 L8		1-3 K		4	0	0	0	0	1	2											
Greg Walker, L OBP: 0.288, SLG: 0.331 (1, 3)	1-3 K				0-1 F9		0-0 L8		0-0 G4-3	4	0	0	0	0	1	2											
Fred Manrique, R OBP: 0.319, SLG: 0.392 (9, PH)			0-0 F8		1-1 BB 1B		2-2 F7		1-1 G5-3	3	0	1	0	0	0	0											
Daryl Boston, L OBP: 0.294, SLG: 0.345 (9, PH)										1	0	0	0	0	0	0											
Ozzie Guillen, L OBP: 0.254, SLG: 0.284 (1, 6)			0-0 S 1B		1-2 F8		0-0 F7		1-0 1B	4	0	2	0	0	0	1											
Inning Stats	R: 0 E: 0 K: 0 S: 8	H: 0 LOB: 1 BB: 1 P: 13	R: 0 E: 0 K: 2 S: 8	H: 0 LOB: 0 BB: 0 P: 11	R: 0 E: 0 K: 1 S: 7	H: 1 LOB: 2 BB: 1 P: 13	R: 0 E: 0 K: 0 S: 5	H: 0 LOB: 0 BB: 0 P: 7	R: 0 E: 0 K: 0 S: 9	H: 1 LOB: 2 BB: 1 P: 16	R: 0 E: 0 K: 0 S: 5	H: 2 LOB: 2 BB: 0 P: 8	R: 0 E: 0 K: 1 S: 8	H: 0 LOB: 0 BB: 0 P: 13	R: 2 E: 0 K: 2 S: 17	H: 2 LOB: 0 BB: 0 P: 25	R: 0 E: 0 K: 0 S: 6	H: 1 LOB: 1 BB: 0 P: 8	1B: 6 2B: 0 3B: 0 HR: 1	SF: 0 SAC: 1 DP: 0 HBP: 0	WP: 0 PB: 0 SB: 1 CS: 0	PA: 37					
PITCHER	IP	WLS	BF	H	R	ER	SO	BB	IBB	HBP	BLK	WP	HR	S	P	ERA	WHIP										
Greg Swindell, L ERA: 2.75 (1, 1)	7.2	W	32	6	2	2	5	3	0	0	0	0	1	64	102	2.35	1.174										
Jesse Orosco, L ERA: 2.05 (8, 1)	0.1		1	0	0	0	1	0	0	0	0	0	0	3	4	0.00	0.000										
Doug Jones, R ERA: 1.69 (9, 1)	1.0	S	4	1	0	0	0	0	0	0	0	0	0	6	8	0.00	1.000										

Chicago White Sox @ Cleveland Indians
Cleveland Municipal Stadium, Cleveland, OH
Wed Jul 05 1989, 7:05 PM EDT
Att: 11,476 - Unknown - 75 F

AB 33
R 2
H 7
RBI 2
BB 3
SO 6
LOB 14



Batter	1	2	3	4	5	6	7	8	9	AB	R	H	RBI	BB	SO	LOB	BOTTOM										
Jerry Browne, S OBP: 0.354, SLG: 0.391 (1, 4)	1-2 1B FC5-4 2B	2-1 G4-3		1 SAFE 1-0 F9			0-1 G4-3			4	1	1	0	0	0	1											
Dion James, L OBP: 0.348, SLG: 0.317 (1, 10)	0-1 FC5-4 1B		1-0 G3		1-2 P6		1-0 L6			4	0	1	0	0	0	0											
Joe Carter, R OBP: 0.291, SLG: 0.438 (1, 7)	1-0 FC5-4 F8 HR 1B		1-0 F7		0-0 F8			1-3 K		4	1	0	1	0	1	1											
Cory Snyder, R OBP: 0.265, SLG: 0.383 (1, 9)	0-0 F8 HR 1B		0-0 1B		0-0 G5-3			0-0 F9		4	1	2	0	0	0	0											
Pete O'Brien, L OBP: 0.385, SLG: 0.443 (1, 3)	0-1 F8		0-0 FC5-4 1B			2-3 K		1-0 1B		4	0	2	0	0	1	2											
Brad Komminsk, R OBP: 0.368, SLG: 0.500 (1, 8)	2-2 HR		2-2 FC5-4		1-0 1B HBP		2-1 L5			3	1	1	3	0	0	3											
Luis Aguayo, R OBP: 0.254, SLG: 0.228 (1, 5)	0-2 L5			3-1 G5-3		0-1 G5-4-3 1B				3	0	1	0	0	0	0											
Andy Allanson, R OBP: 0.257, SLG: 0.257 (1, 2)		1-2 L7		0-0 FC6-4 1B		0-0 G5-4-3				3	0	1	0	0	0	2											
Felix Fermin, R OBP: 0.310, SLG: 0.263 (1, 6)		1-2 G5-3		0-0 FC6-4			0-1 G4-3			3	0	0	0	0	0	1											
Inning Stats	R: 4 E: 0 K: 0 S: 20	H: 4 LOB: 0 BB: 0 P: 24	R: 0 E: 0 K: 0 S: 9	H: 0 LOB: 0 BB: 0 P: 13	R: 0 E: 0 K: 0 S: 6	H: 2 LOB: 1 BB: 0 P: 9	R: 0 E: 0 K: 0 S: 5	H: 1 LOB: 1 BB: 0 P: 9	R: 0 E: 0 K: 0 S: 9	H: 0 LOB: 0 BB: 0 P: 10	R: 0 E: 0 K: 1 S: 8	H: 1 LOB: 1 BB: 0 P: 11	R: 0 E: 0 K: 0 S: 5	H: 0 LOB: 0 BB: 0 P: 6	R: 0 E: 0 K: 1 S: 7	H: 1 LOB: 1 BB: 0 P: 11	1B: 7 2B: 1 3B: 0 HR: 1	SF: 0 SAC: 0 DP: 1 HBP: 1	WP: 0 PB: 0 SB: 0 CS: 0	PA: 33							
PITCHER	IP	WLS	BF	H	R	ER	SO	BB	IBB	HBP	BLK	WP	HR	S	P	ERA	WHIP										
Jerry Reuss, L ERA: 5.54 (1, 1)	7.0	L	29	8	4	4	1	0	0	0	0	0	1	62	82	5.14	1.143										
Ken Patterson, L ERA: 4.8 (8, 1)	1.0		4	1	0	0	1	0	0	0	0	0	0	7	11	0.00	1.000										

Chicago White Sox @ Cleveland Indians
Cleveland Municipal Stadium, Cleveland, OH
Wed Jul 05 1989, 7:05 PM EDT
Att: 11,476 - Unknown - 75 F

AB 32
R 4
H 9
RBI 4
BB 0
SO 2
LOB 10



Batter	1	2	3	4	5	6	7	8	9	AB	R	H	RBI	BB	SO	LOB	TOP					
Dave Gallagher, R OBP: 0.355, SLG: 0.345 (1, 8)										5	0	0	0	0	2	5						
Steve Lyons, L OBP: 0.327, SLG: 0.326 (1, 5)										4	0	2	2	0	1	1						
Harold Baines, L OBP: 0.411, SLG: 0.491 (1, 10)										3	0	1	0	1	0	1						
Ivan Calderon, R OBP: 0.316, SLG: 0.447 (1, 9)										4	0	0	0	0	1	4						
Dan Pasqua, L OBP: 0.333, SLG: 0.476 (1, 7)										4	0	1	0	0	2	1						
Carlton Fisk, R OBP: 0.349, SLG: 0.485 (1, 2)										4	0	0	0	0	2	1						
Greg Walker, L OBP: 0.287, SLG: 0.325 (1, 3)										3	1	0	0	1	2	0						
Fred Manrique, R OBP: 0.325, SLG: 0.404 (9, PH)										3	1	2	0	0	1	0						
Daryl Boston, L OBP: 0.292, SLG: 0.352 (9, PH)										1	0	1	0	0	0	0						
Ozzie Guillen, L OBP: 0.255, SLG: 0.285 (1, 6)										2	0	1	0	0	1	0						
Inning Stats	R: 0 E: 0 K: 1 S: 11	H: 1 LOB: 1 BB: 0 P: 19	R: 0 E: 0 K: 3 S: 9	H: 0 LOB: 0 BB: 0 P: 11	R: 0 E: 0 K: 0 S: 6	H: 1 LOB: 1 BB: 0 P: 8	R: 0 E: 0 K: 0 S: 9	H: 1 LOB: 1 BB: 0 P: 14	R: 2 E: 0 K: 0 S: 9	H: 2 LOB: 2 BB: 2 P: 19	R: 0 E: 0 K: 2 S: 6	H: 0 LOB: 0 BB: 0 P: 10	R: 0 E: 0 K: 3 S: 7	H: 0 LOB: 0 BB: 0 P: 10	R: 0 E: 0 K: 3 S: 10	H: 1 LOB: 1 BB: 0 P: 14	R: 0 E: 0 K: 3 S: 12	H: 2 LOB: 2 BB: 0 P: 16	1B: 6 2B: 2 3B: 0 HR: 0	SF: 0 SAC: 2 DP: 0 HBP: 0	WP: 0 PB: 0 CS: 0	PA: 37
PITCHER	IP	WLS	BF	H	R	ER	SO	BB	IBB	HBP	BLK	WP	HR	S	P	ERA	WHIP					
Terry Leach, R ERA: 3.88 (1, 1)	7.0	W	28	5	2	2	6	1	1	0	0	0	0	57	91	2.57	0.857					
Jeff Montgomery, R ERA: 1.56 (8, 1)	1.0		4	1	0	0	3	0	0	0	0	0	0	10	14	0.00	1.000					
Steve Farr, R ERA: 3.21 (9, 1)	1.0	S	5	2	0	0	3	0	0	0	0	0	0	12	16	0.00	2.000					

Chicago White Sox @ Kansas City Royals
 Royals Stadium, Kansas City, MO
 Fri Jul 07 1989, 8:05 PM EDT
 Att: 37,464 - Sunny - 90 F

livebaseballscores.com

AB 33
 R 2
 H 8
 RBI 2
 BB 2
 SO 12
 LOB 13

Batter	1	2	3	4	5	6	7	8	9	AB	R	H	RBI	BB	SO	LOB	BOTTOM					
Jim Eisenreich, L OBP: 0.342, SLG: 0.414 (7, 7)										3	1	0	0	1	1	1						
Kevin Seitzer, R OBP: 0.391, SLG: 0.348 (1, 5)										2	0	1	0	2	0	0						
George Brett, L OBP: 0.307, SLG: 0.346 (1, 3)										4	0	1	0	0	1	2						
Rey Palacios, R OBP: 0.219, SLG: 0.276 (9, 3)										0	0	0	0	0	0	0						
Bo Jackson, R OBP: 0.304, SLG: 0.521 (1, 10)										3	0	0	1	0	2	2						
Pat Tabler, R OBP: 0.341, SLG: 0.307 (7, 8)										3	1	1	0	0	0	2						
Willie Wilson, S OBP: 0.279, SLG: 0.261 (7, 8)										1	0	1	0	0	0	0						
Matt Winters, L OBP: 0.393, SLG: 0.435 (1, 9)										4	1	1	1	0	2	4						
Bob Boone, R OBP: 0.363, SLG: 0.361 (1, 2)										3	1	1	0	1	0	1						
Frank White, R OBP: 0.305, SLG: 0.311 (1, 4)										4	0	1	1	0	1	2						
Brad Wellman, R OBP: 0.284, SLG: 0.272 (1, 6)										3	0	0	1	0	1	3						
Inning Stats	R: 0 E: 0 K: 1 S: 7	H: 0 LOB: 1 BB: 1 P: 12	R: 1 E: 0 K: 1 S: 12	H: 1 LOB: 1 BB: 1 P: 18	R: 1 E: 0 K: 0 S: 10	H: 1 LOB: 2 BB: 2 P: 18	R: 0 E: 1 K: 0 S: 7	H: 0 LOB: 0 BB: 0 P: 12	R: 0 E: 0 K: 2 S: 8	H: 3 LOB: 1 BB: 0 P: 13	R: 0 E: 0 K: 1 S: 8	H: 0 LOB: 0 BB: 0 P: 12	R: 0 E: 1 K: 2 S: 10	H: 1 LOB: 1 BB: 0 P: 12	1B: 5 2B: 1 3B: 0 HR: 1	SF: 1 SAC: 0 DP: 1 HBP: 0	WP: 0 PB: 0 CS: 0	PA: 35				
PITCHER	IP	WLS	BF	H	R	ER	SO	BB	IBB	HBP	BLK	WP	HR	S	P	ERA	WHIP					
Richard Dotson, R ERA: 5.29 (1, 1)	5.1	L	26	6	4	4	5	4	0	0	0	0	0	51	80	6.75	1.875					
Shawn Hillegas, R ERA: 5.47 (6, 1)	2.2		9	1	0	0	3	0	0	0	0	0	0	22	29	0.00	0.375					

Chicago White Sox @ Kansas City Royals
 Royals Stadium, Kansas City, MO
 Fri Jul 07 1989, 8:05 PM EDT
 Att: 37,464 - Sunny - 90 F


livebaseballscores.com

AB 30
 R 4
 H 7
 RBI 4
 BB 4
 SO 8
 LOB 17

Batter	1	2	3	4	5	6	7	8	9	10	11	AB	R	H	RBI	BB	SO	LOB	TOP			
Daryl Boston, L OBP: 0.297, SLG: 0.366 (1, 8)	F7		G4-3		K							5	0	2	0	0	1	1				
Steve Lyons, L OBP: 0.325, SLG: 0.324 (1, 5)	F8		G3		B1-3							5	0	1	0	0	1	2				
Harold Baines, L OBP: 0.412, SLG: 0.495 Dave Gallagher, R OBP: 0.354, SLG: 0.344 (8, PR)	G4-3											4	0	2	0	0	0	0				
Ivan Calderon, R OBP: 0.316, SLG: 0.444 (1, 9)		E8 F9 G4-3 1B	K									4	1	1	0	0	1	1				
Dan Pasqua, L OBP: 0.329, SLG: 0.467 (1, 7)		F9										5	0	1	0	0	0	2				
Carlton Fisk, R OBP: 0.331, SLG: 0.496 (1, 2)		G4-3										5	0	2	2	0	1	1				
Greg Walker, L OBP: 0.287, SLG: 0.329 Russ Morman, R OBP: 0.667, SLG: 0.714 (11, PH)												4	1	1	0	0	1	2				
Fred Manrique, R OBP: 0.322, SLG: 0.398 (1, 4)												5	0	1	1	0	2	2				
Ozzie Guillen, L OBP: 0.287, SLG: 0.287 (1, 6)		G4-3										5	0	2	0	0	0	1				
Inning Stats	R: 0 E: 0 K: 0 S: 9	H: 0 LOB: 0 BB: 0 P: 11	R: 2 E: 1 K: 0 S: 12	H: 3 LOB: 1 BB: 0 P: 17	R: 0 E: 0 K: 1 S: 10	H: 1 LOB: 1 BB: 0 P: 13	R: 0 E: 0 K: 1 S: 9	H: 1 LOB: 1 BB: 0 P: 13	R: 0 E: 0 K: 2 S: 16	H: 2 LOB: 2 BB: 0 P: 23	R: 1 E: 0 K: 0 S: 10	H: 2 LOB: 1 BB: 0 P: 16	R: 0 E: 0 K: 1 S: 10	H: 2 LOB: 2 BB: 0 P: 13	R: 0 E: 0 K: 1 S: 7	H: 0 LOB: 0 BB: 1 P: 12	R: 0 E: 0 K: 0 S: 5	H: 0 LOB: 0 BB: 1 P: 9	1B: 8 2B: 5 3B: 0 HR: 0	SF: 0 SAC: 1 DP: 1 HBP: 0	WP: 0 PB: 0 SB: 0 CS: 1	PA: 45
PITCHER	IP WLS BF H R ER SO BB IBB HBP BLK WP HR S P ERA WHIP	PITCHER										IP WLS BF H R ER SO BB IBB HBP BLK WP HR S P ERA WHIP										
Mark Gubicza, R ERA: 2.52 (1, 1)	3.0	W	11	2	0	0	2	1	0	0	0	0	0	0	0	0	22	34	0.00	1.000		
Jeff Montgomery, R ERA: 1.47 (9, 1)																						

Chicago White Sox @ Kansas City Royals
Royals Stadium, Kansas City, MO
Sat Jul 08 1989, 8:05 PM EDT
Att: 39,869 - Sunny - 88 F

AB 43
R 3
H 13
RBI 3
BB 1
SO 7
LOB 14



Batter	1	2	3	4	5	6	7	8	9	10	11	AB	R	H	RBI	BB	SO	LOB	BOTTOM							
Willie Wilson, S OBP: 0.277, SLG: 0.259 (1, 8)	WP 1B		P3		K							5	1	1	0	0	1	3								
Kevin Seltzer, R OBP: 0.366, SLG: 0.343 (8, 6)	F8		F9		G5-3							5	0	0	0	0	0	2								
George Brett, L OBP: 0.309, SLG: 0.353 (1, 3)			G3-1									5	1	2	0	0	0	1								
Bo Jackson, R OBP: 0.302, SLG: 0.526 (1, 7)												5	1	1	1	0	1	2								
Pat Tabler, R OBP: 0.344, SLG: 0.308 (10, 5)												3	0	1	0	1	0	0								
Danny Tartabull, R OBP: 0.357, SLG: 0.428 (1, 10)												4	1	1	1	0	1	3								
Bob Boone, R OBP: 0.371, SLG: 0.371 Rey Palacios, R OBP: 0.219, SLG: 0.276 (7, PR)												2	0	2	0	1	0	0								
Jim Eisenreich, L OBP: 0.341, SLG: 0.413 (9, PH)												1	0	0	0	0	0	0								
Frank White, R OBP: 0.302, SLG: 0.306 (1, 4)												3	0	0	0	0	0	3								
Brad Wellman, R OBP: 0.279, SLG: 0.287 Bill Buckner, L OBP: 0.240, SLG: 0.273 Mike MacFarlane, R OBP: 0.241, SLG: 0.250 (8, 2)												2	0	0	0	0	0	1								
Inning Stats	R: 2 E: 1 K: 2 S: 20	H: 2 LOB: 1 BB: 0 P: 29	R: 0 E: 0 K: 0 S: 5	H: 1 LOB: 0 BB: 0 P: 8	R: 0 E: 0 K: 0 S: 7	H: 0 LOB: 0 BB: 0 P: 9	R: 0 E: 0 K: 0 S: 9	H: 0 LOB: 2 BB: 2 P: 21	R: 0 E: 0 K: 1 S: 5	H: 1 LOB: 2 BB: 0 P: 9	R: 0 E: 0 K: 0 S: 8	H: 1 LOB: 1 BB: 0 P: 10	R: 0 E: 0 K: 0 S: 7	H: 1 LOB: 1 BB: 0 P: 12	R: 0 E: 0 K: 0 S: 9	H: 1 LOB: 0 BB: 0 P: 11	R: 1 E: 0 K: 0 S: 7	H: 1 LOB: 0 BB: 0 P: 12	R: 0 E: 0 K: 0 S: 15	H: 1 LOB: 1 BB: 0 P: 21	R: 1 E: 0 K: 0 S: 2	H: 1 LOB: 0 BB: 0 P: 4	1B: 5 2B: 3 3B: 0 HR: 2	SF: 0 SAC: 1 DP: 2 HBP: 0	WP: 1 PB: 0 SB: 0 CS: 0	PA: 40
PITCHER	IP WLS BF H R ER SO BB IBB HBP BLK WP HR S P ERA WHIP	PITCHER										IP WLS BF H R ER SO BB IBB HBP BLK WP HR S P ERA WHIP														
Greg Hibbard, L ERA: 2.87 (7, 1)	1.1	5	1	0	0	0	0	0	0	0	0	0	0	0	0	10	15	0.00	0.750							
Donn Pall, R ERA: 2.84 (8, 1)	2.2	9	2	1	1	0	0	0	0	0	0	0	1	27	39	3.38	0.750									
Bobby Thigpen, R ERA: 4.33 (11, 1)	0.0	L	1	1	1	0	0	0	0	0	0	0	1	2	4	∞	∞									

Chicago White Sox @ Kansas City Royals
Royals Stadium, Kansas City, MO
Sat Jul 08 1989, 8:05 PM EDT
Att: 39,869 - Sunny - 88 F

AB 37
R 4
H 9
RBI 2
BB 2
SO 3
LOB 17




Batter	1	2	3	4	5	6	7	8	9	AB	R	H	RBI	BB	SO	LOB	TOP										
Dave Gallagher, R OBP: 0.357, SLG: 0.345 (1, 8)	1-2 F7 1B		2-3 K		1-3 K		2-2 2B 1B	4-0 FC4 BB		4	1	2	0	1	2	1											
Steve Lyons, L OBP: 0.326, SLG: 0.327 (1, 5) (8, 4)	1-1 F7		1-0 G4-3		4-2 BB		1-0 2B	0-2 FC4		4	1	1	1	1	0	4											
Harold Baines, L OBP: 0.409, SLG: 0.488 (1, 10)	1-3 K		2-3 K		4-0 BB		1-3 2B			4	0	0	0	1	4	3											
Ivan Calderon, R OBP: 0.314, SLG: 0.444 (1, 9)	2-3 K			2-1 P4	2-2 L6		0-1 2B		1-1 F9	5	0	1	2	0	1	4											
Dan Pasqua, L OBP: 0.322, SLG: 0.452 (1, 7)		1-3 K		3-3 K		0-3 K			1-1 F9	5	0	0	0	0	4	1											
Greg Walker, L OBP: 0.291, SLG: 0.335 (1, 3)		1-2 1B 2B		4-2 BB		2-2 G4-3		0-0 6-3		3	1	1	0	1	0	0											
Fred Manrique, R OBP: 0.304, SLG: 0.366 (8, PH) Daryl Boston, L OBP: 0.304, SLG: 0.366 (8, 5) Eddie Williams, R OBP: 0.341, SLG: 0.358 (8, 5)		1-0 1B 2H 1B		3-3 K		1-2 L9		4-0 BB 1B BB		3	0	1	1	0	1	1											
Ozzie Guillen, L OBP: 0.263, SLG: 0.292 (1, 6)		0-1 1B			1-3 K		1-0 1B 2B 1B	1-0 BB 1B		4	1	3	0	0	1	0											
Ron Karkovics, R OBP: 0.245, SLG: 0.327 (8, PH) Carlton Fisk, R OBP: 0.348, SLG: 0.493 (8, 2)		1-2 K		0-0 BB 2B			0-3 K	2-3 K		3	0	1	0	0	2	2											
Inning Stats	R: 0 E: 0 K: 2 S: 11	H: 1 LOB: 1 BB: 0 P: 16	R: 1 E: 0 K: 2 S: 14	H: 3 LOB: 1 BB: 0 P: 19	R: 0 E: 0 K: 2 S: 7	H: 0 LOB: 0 BB: 0 P: 12	R: 0 E: 0 K: 2 S: 11	H: 0 LOB: 1 BB: 1 P: 23	R: 0 E: 0 K: 1 S: 13	H: 1 LOB: 3 BB: 2 P: 25	R: 0 E: 0 K: 1 S: 15	H: 0 LOB: 0 BB: 0 P: 18	R: 3 E: 0 K: 3 S: 17	H: 4 LOB: 1 BB: 0 P: 21	R: 0 E: 0 K: 1 S: 9	H: 1 LOB: 3 BB: 2 P: 20	R: 0 E: 0 K: 1 S: 7	H: 0 LOB: 0 BB: 0 P: 9	1B: 6 2B: 4 3B: 0 HR: 0	SF: 0 SAC: 0 DP: 0 HBP: 0	WP: 0 PB: 0 CS: 1	PA: 41					
PITCHER	IP	WLS	BF	H	R	ER	SO	BB	IBB	HBP	BLK	WP	HR	S	P	ERA	WHIP										
Bret Saberhagen, R ERA: 2.61 Tom Gordon, R ERA: 3.14	(1, 1) (7, 1)	6.1 W	28 13	7 3	3 1	3 1	12 4	3 2	0 0	0 0	0 0	0 0	0 0	79 25	124 39	4.26 3.38	1.579 1.875										

Chicago White Sox @ Kansas City Royals
Royals Stadium, Kansas City, MO
Sun Jul 09 1989, 4:33 AM EDT
Att: 30,456 - Unknown - 89 F

livebaseballscores.com

AB	36
R	4
H	10
RBI	4
BB	5
SO	16
LOB	18




Batter	1	2	3	4	5	6	7	8	9	AB	R	H	RBI	BB	SO	LOB	BOTTOM										
Jim Eisenreich, L OBP: 0.342, SLG: 0.414 (1, 8) (7, 9)	4-0 G6-3 SF7 BB		1-0 L8		0-1 WP 2H 2B	1-0 G1-3		0-0 F7		4	1	1	1	1	0	5											
Kevin Seitzer, R OBP: 0.386, SLG: 0.340 (1, 5) (9, 6)	2-2 G6-3		2-3 K		4-1 BB		4-1 FC6-4 BB		1-1 G4-3	3	0	0	0	2	1	1											
George Brett, L OBP: 0.306, SLG: 0.356 (1, 3)	2-0 SF7			0-0 P5	1-0 P3		0-1 FC6-4 BB F8-6 1-2		0-0 1B 2B	4	1	1	1	0	0	3											
Bo Jackson, R OBP: 0.307, SLG: 0.522 (1, 7)	4-2 BB			2-3 K		1-3 K		4-2 BB		2	0	0	0	3	2	0											
Pat Tabler, R OBP: 0.347, SLG: 0.312 Willie Wilson, S OBP: 0.280, SLG: 0.262 (6, PR) (7, 8)	1-1 F9			1-0 1B		0-0 1B		1-1 F8-6		3	0	2	0	0	0	1											
Danny Tartabull, R OBP: 0.355, SLG: 0.422 (1, 10)		3-2 F8		0-0 G5-3		4-2 BB 1B		1-3 K		3	1	0	0	1	1	1											
Mike Macfarlane, R OBP: 0.284, SLG: 0.277 (1, 2)		1-2 6-3			0-0 2B 2B	4-2 E 1B BB		2-1 E 1B		3	1	2	0	1	0	0											
Frank White, R OBP: 0.301, SLG: 0.305 (1, 4)		2-2 G5-3			0-1 F9	0-2 E7 1B		1-0 F8		4	0	1	2	0	0	2											
Brad Wellman, R OBP: 0.272, SLG: 0.259 Bill Buckner, L OBP: 0.238, SLG: 0.270 Rey Palacios, R OBP: 0.219, SLG: 0.276 (8, PH) (8, PR) (9, 5)			0-3 K		3-3 K	4-2 SAFE F9		3-2 E5		3	0	0	0	0	2	4											
Inning Stats	R: 1 E: 0 K: 0 S: 8	H: 0 LOB: 1 BB: 2 P: 21	R: 0 E: 0 K: 0 S: 11	H: 0 LOB: 0 BB: 0 P: 17	R: 0 E: 0 K: 2 S: 7	H: 0 LOB: 0 BB: 0 P: 10	R: 0 E: 0 K: 1 S: 6	H: 1 LOB: 1 BB: 0 P: 9	R: 1 E: 0 K: 1 S: 11	H: 2 LOB: 2 BB: 1 P: 19	R: 2 E: 1 K: 1 S: 16	H: 2 LOB: 3 BB: 2 P: 27	R: 0 E: 0 K: 0 S: 7	H: 0 LOB: 1 BB: 2 P: 16	R: 0 E: 1 K: 1 S: 11	H: 1 LOB: 2 BB: 0 P: 18	R: 1 E: 0 K: 0 S: 6	H: 2 LOB: 2 BB: 1 P: 12	1B: 5 2B: 4 3B: 0 HR: 0	SF: 1 SAC: 0 DP: 1 HBP: 0	WP: 1 PB: 0 CS: 0	PA: 41					
PITCHER	IP	WLS	BF	H	R	ER	SO	BB	IBB	HBP	BLK	WP	HR	S	P	ERA	WHIP										
Steve Rosenberg, L ERA: 4.69 Bill Long, R ERA: 5.27 Shawn Hillegas, R ERA: 5.44	(1, 1) (6, 1) (7, 1)	5.1 L	24 10	4 3	4 1	4 1	5 1	4 0	0 1	0 0	0 0	0 0	0 0	14 19	28 33	0.00 4.50	1.500 1.500										

Chicago White Sox @ Kansas City Royals
Royals Stadium, Kansas City, MO
Sun Jul 09 1989, 4:33 AM EDT
Att: 30,456 - Unknown - 89 F

livebaseballscores.com

AB	32
R	5
H	8
RBI	5
BB	8
SO	6
LOB	20



Batter	1	2	3	4	5	6	7	8	9	AB	R	H	RBI	BB	SO	LOB	TOP					
Paul Moltzer, R OBP: 0.377, SLG: 0.445 (1, 5)	G4-3	G4-3			G5-4-3 1B	K			1B	5	1	2	0	0	1	4						
Robin Yount, R OBP: 0.366, SLG: 0.464 (1, 8)	G3 1B		F9		L7		F7		F7	5	0	1	0	0	0	2						
Glenn Braggs, R OBP: 0.317, SLG: 0.409 (1, 7)	G3		L4		G5-4-3 1-2		PB HBP		P5	4	0	0	0	0	0	3						
Rob Deer, R OBP: 0.333, SLG: 0.489 (1, 9)	G1		FC5 1B						S 1B	4	1	3	2	1	0	1						
Greg Brock, L OBP: 0.370, SLG: 0.389 (1, 3)		1B HBP							F7	4	1	1	0	0	1	3						
Gary Sheffield, R OBP: 0.307, SLG: 0.334 (1, 6)		P5	FC5			G6-3	F7			4	0	0	0	0	0	5						
B.J. Surhoff, L OBP: 0.282, SLG: 0.332 (1, 2)		CS 1B			G4-3	FC5 E 1B			G6-3	4	1	2	0	0	0	0						
Joey Meyer, R OBP: 0.267, SLG: 0.348 (1, 10)		P5			G6-3	E5 FC5			K	4	0	0	0	0	1	3						
Jim Gantner, L OBP: 0.298, SLG: 0.293 (1, 4)			F7		F7	FC5			F7	4	0	1	2	0	0	2						
Inning Stats	R: 0 E: 0 K: 0 S: 13	H: 1 LOB: 1 BB: 0 P: 16	R: 2 E: 0 K: 0 S: 10	H: 2 LOB: 1 BB: 0 P: 16	R: 0 E: 0 K: 0 S: 10	H: 2 LOB: 2 BB: 0 P: 17	R: 0 E: 0 K: 0 S: 4	H: 0 LOB: 0 BB: 0 P: 7	R: 0 E: 0 K: 0 S: 6	H: 1 LOB: 0 BB: 0 P: 7	R: 1 E: 1 K: 1 S: 14	H: 2 LOB: 2 BB: 0 P: 17	R: 0 E: 0 K: 1 S: 12	H: 0 LOB: 2 BB: 1 P: 20	R: 0 E: 0 K: 1 S: 6	H: 0 LOB: 0 BB: 0 P: 9	R: 1 E: 0 K: 0 S: 11	H: 2 LOB: 1 BB: 0 P: 16	1B: 9 2B: 0 3B: 0 HR: 1	SF: 0 SAC: 0 DP: 1 HBP: 2	WP: 0 PB: 1 CS: 2	PA: 41
PITCHER	IP	WLS	BF	H	R	ER	SO	BB	IBB	HBP	BLK	WP	HR	S	P	ERA	WHIP					
Jerry Reuss, L ERA: 5.28 (1, 1)	6.0		28	8	3	1	1	0	0	1	0	0	1	57	80	1.50	1.333					
Shawn Hillegas, R ERA: 5.31 (7, 1)	2.0		8	0	0	0	2	1	0	1	0	0	0	18	29	0.00	0.500					
Bobby Thigpen, R ERA: 4.43 (9, 1)	1.0	W	5	2	1	1	0	0	0	0	0	0	0	11	16	9.00	2.000					

Milwaukee Brewers @ Chicago White Sox
Comiskey Park, Chicago, IL
Thu Jul 13 1989, 8:05 PM EDT
Att: 13,966 - Unknown - 72 F

AB 38
R 4
H 10
RBI 4
BB 1
SO 3
LOB 23



Batter	1	2	3	4	5	6	7	8	9	AB	R	H	RBI	BB	SO	LOB	BOTTOM					
Dave Gallagher, R OBP: 0.356, SLG: 0.344 (1, 8)	F7	1B		F9		G5-3			SH2-4	4	0	1	1	0	0	0						
Steve Lyons, L OBP: 0.328, SLG: 0.327 (1, 4)	F9	BB		K		K			BB IBB	3	0	1	0	1	2	0						
Fred Manrique, R OBP: 0.326, SLG: 0.396 (9, FH)	BB	FC6-4 1B							BB IBB	0	0	0	0	1	0	0						
Harold Baines, L OBP: 0.409, SLG: 0.483 (1, 10)	BB	K		F8		G4-3			BB BB	3	0	0	0	2	1	2						
Ivan Calderon, R OBP: 0.313, SLG: 0.439 (1, 9)	F9	FC6-4			E5	F9			BB	4	0	0	1	1	0	4						
Dan Pasqua, L OBP: 0.313, SLG: 0.440 (1, 7)	F9			G6-3		F8			G4-3	4	0	0	0	0	0	3						
Carlton Fisk, R OBP: 0.352, SLG: 0.493 (1, 2)		BB 1B		F9		F9			F7	4	1	2	0	0	0	1						
Greg Walker, L OBP: 0.286, SLG: 0.329 (1, 3)		F7		P5		F8			K	3	0	0	0	0	0	3						
Russ Morman, R OBP: 0.600, SLG: 0.625 (6, 3)									K	1	0	0	0	0	1	0						
Carlos Martinez, R OBP: 0.313, SLG: 0.385 (1, 5)		BB BB							F8	3	2	2	1	1	0	0						
Ozzie Guillen, L OBP: 0.265, SLG: 0.300 (1, 6)		BB BB		G3		G5-3			BB SH2-4 BB	4	2	2	2	0	0	2						
Inning Stats	R: 0 E: 0 K: 0 S: 9	H: 0 LOB: 2 BB: 2 P: 22	R: 3 E: 0 K: 1 S: 11	H: 4 LOB: 2 BB: 1 P: 19	R: 0 E: 0 K: 0 S: 15	H: 2 LOB: 0 BB: 0 P: 24	R: 0 E: 0 K: 1 S: 8	H: 0 LOB: 0 BB: 0 P: 12	R: 0 E: 0 K: 0 S: 7	H: 0 LOB: 1 BB: 0 P: 13	R: 1 E: 0 K: 1 S: 8	H: 1 LOB: 0 BB: 0 P: 10	R: 0 E: 0 K: 0 S: 6	H: 0 LOB: 0 BB: 0 P: 10	R: 0 E: 0 K: 1 S: 7	H: 0 LOB: 0 BB: 0 P: 10	R: 1 E: 0 K: 0 S: 7	H: 1 LOB: 3 BB: 3 P: 21	1B: 6 2B: 0 3B: 1 HR: 1	SF: 0 SAC: 1 DP: 0 HBP: 0	WP: 0 PB: 0 CS: 0	PA: 40
PITCHER	IP	WLS	BF	H	R	ER	SO	BB	IBB	HBP	BLK	WP	HR	S	P	ERA	WHIP					
Don August, R ERA: 4.61 (1, 1)	1.1		10	3	3	3	0	3	0	0	0	0	1	50	76	1.59	0.706					
Bill Krueger, L ERA: 4.05 (2, 1)	5.2		22	4	1	1	3	0	0	0	0	0	0	14	34	20.25	4.500					
Chuck Crim, R ERA: 3.54 (8, 1)	1.0		3	0	0	0	1	0	0	0	0	0	0	7	10	0.00	0.000					
Tony Fossas, L ERA: 2.86 (9, 1)	0.1	L	4	1	1	1	0	1	1	0	0	0	0	6	16	27.00	6.000					
Dan Plesac, L ERA: 2.35 (9, 1)	0.0		1	0	0	0	0	1	0	0	0	0	0	1	5	∞	∞					

Milwaukee Brewers @ Chicago White Sox
Comiskey Park, Chicago, IL
Thu Jul 13 1989, 8:05 PM EDT
Att: 13,966 - Unknown - 72 F

AB 33
R 5
H 8
RBI 5
BB 6
SO 4
LOB 15

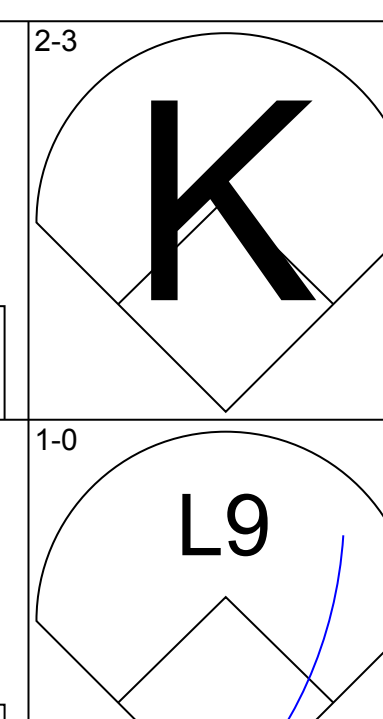
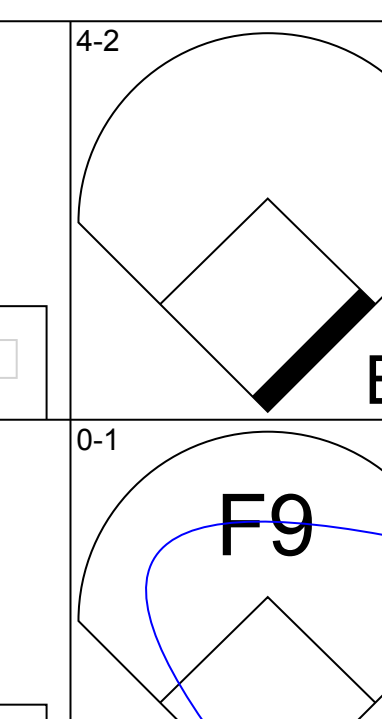
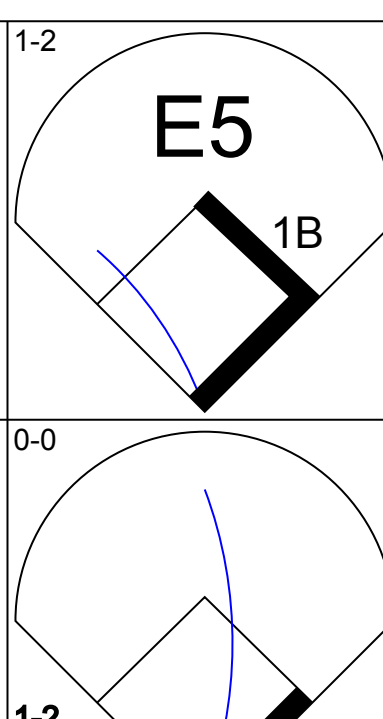
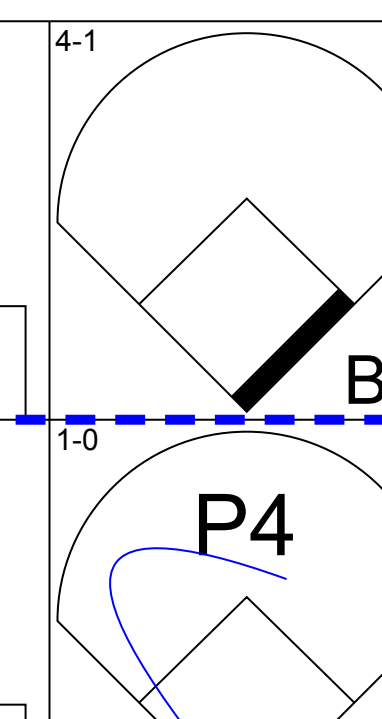
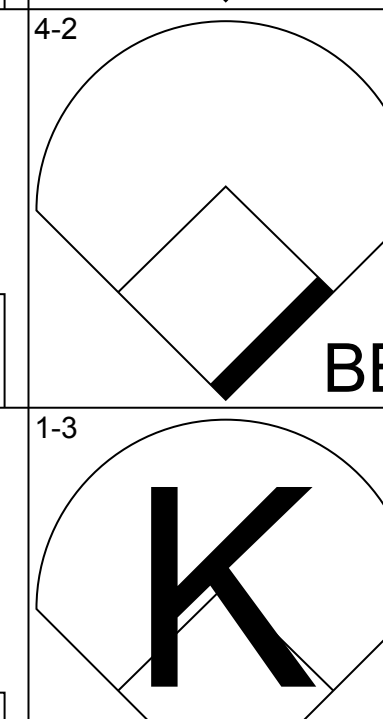

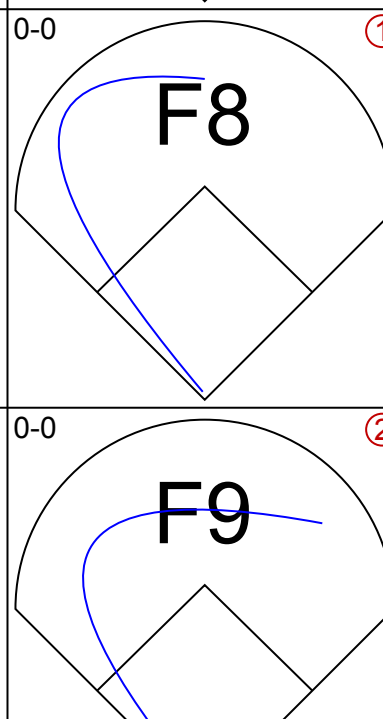
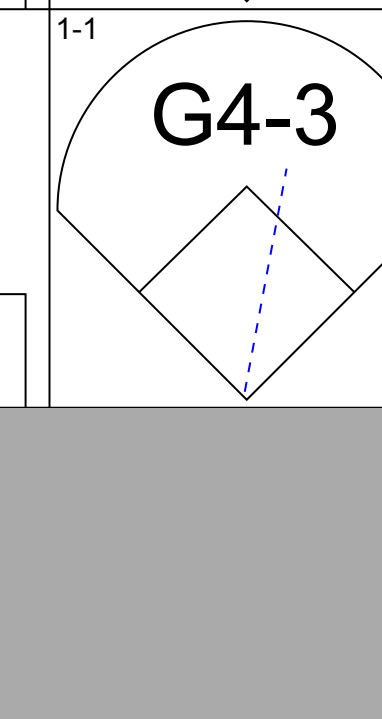

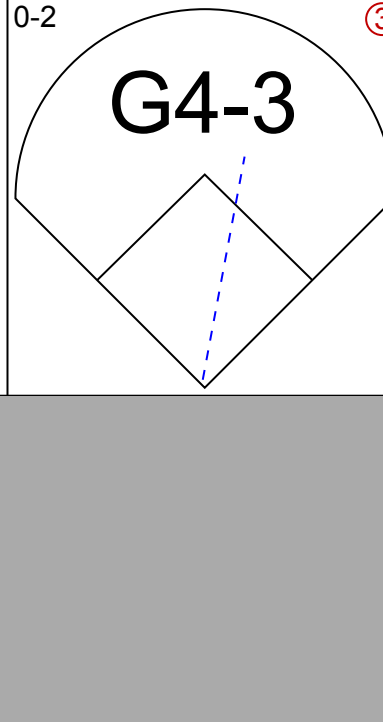




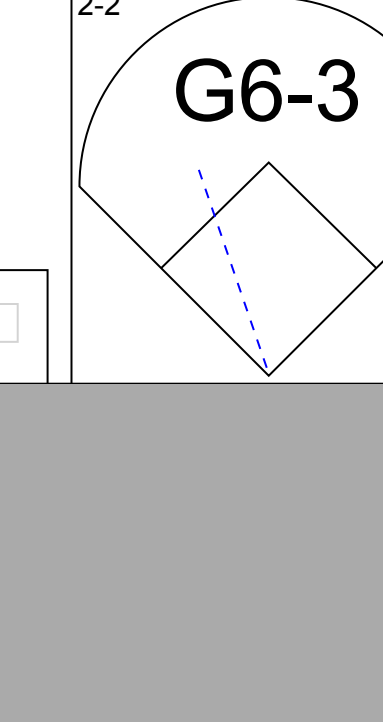
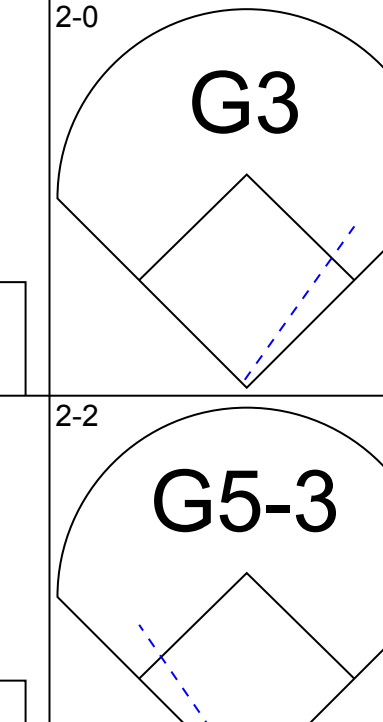
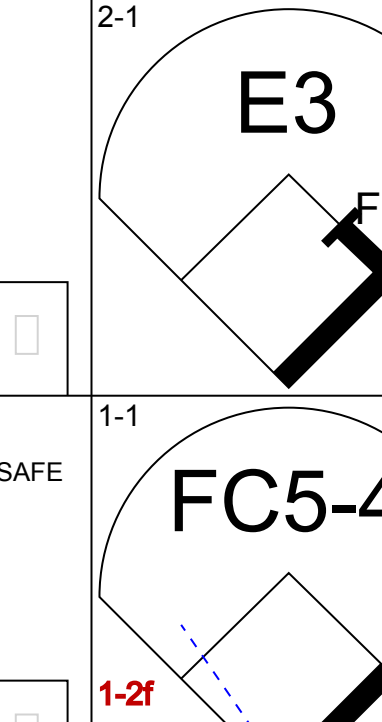
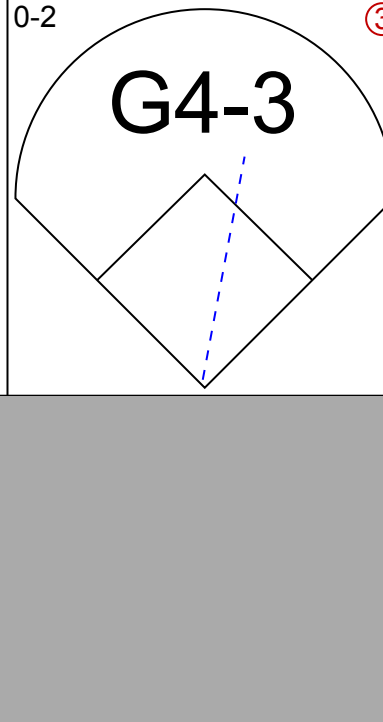
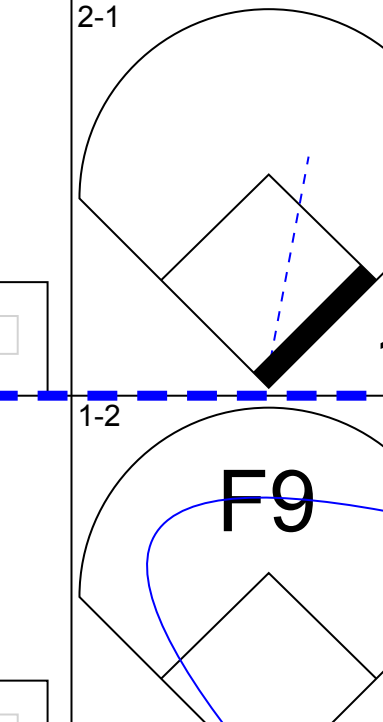


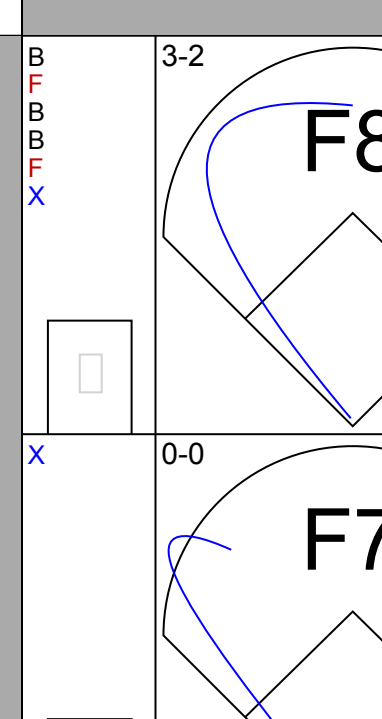
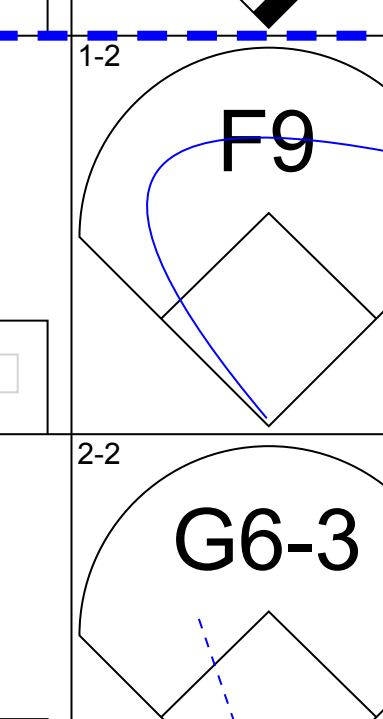
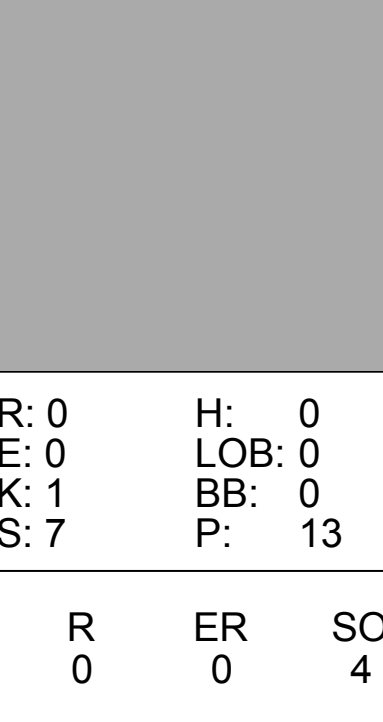
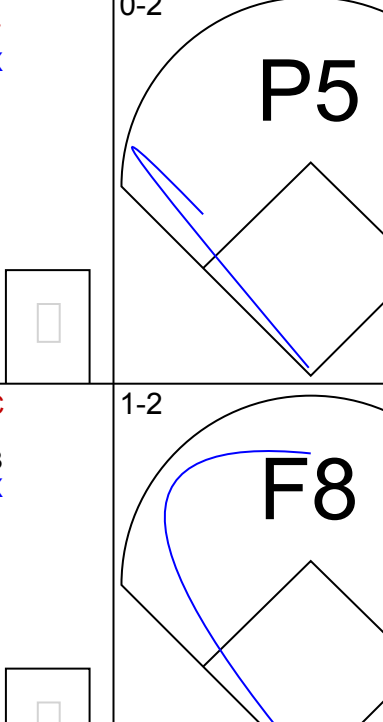
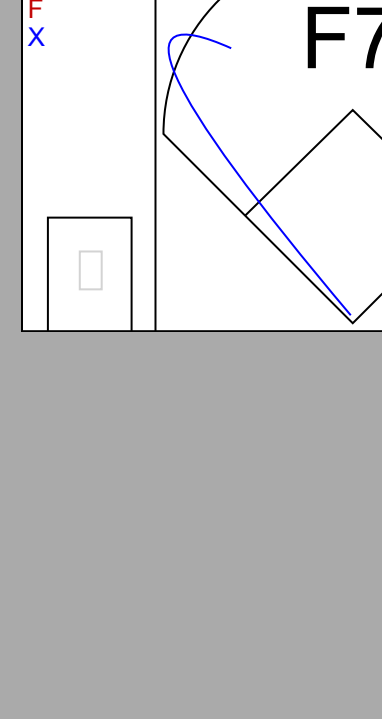

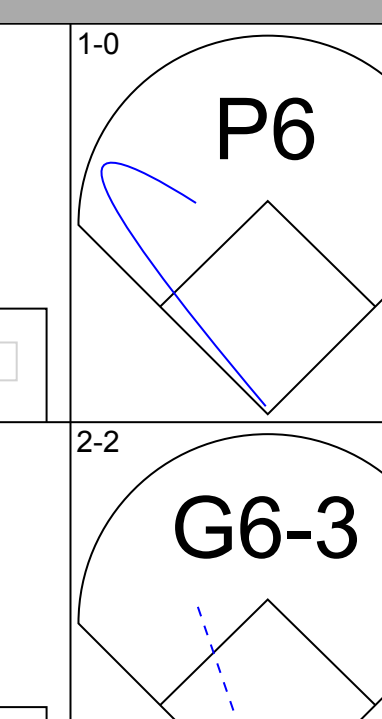
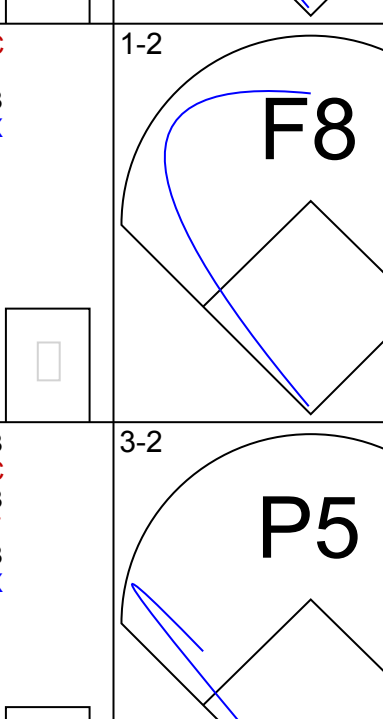

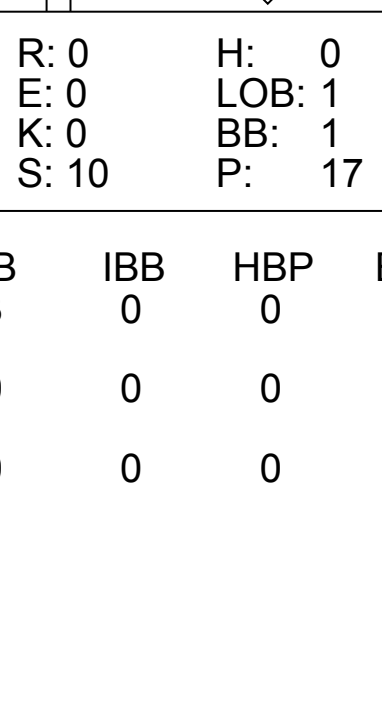
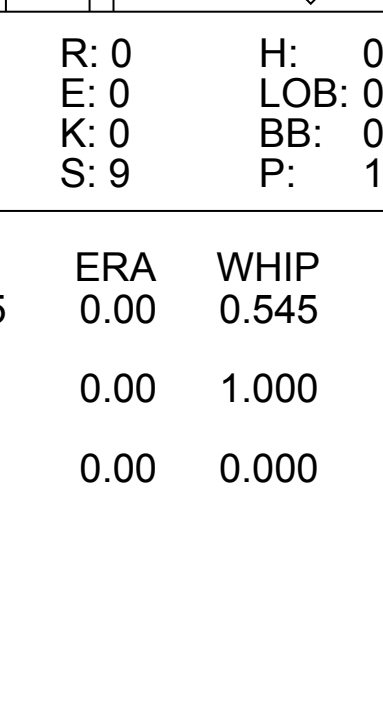
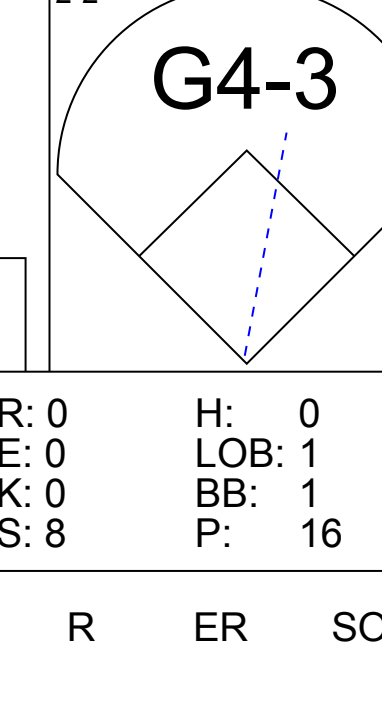


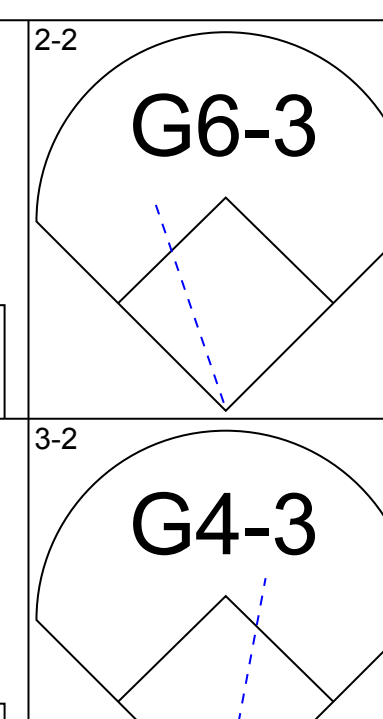
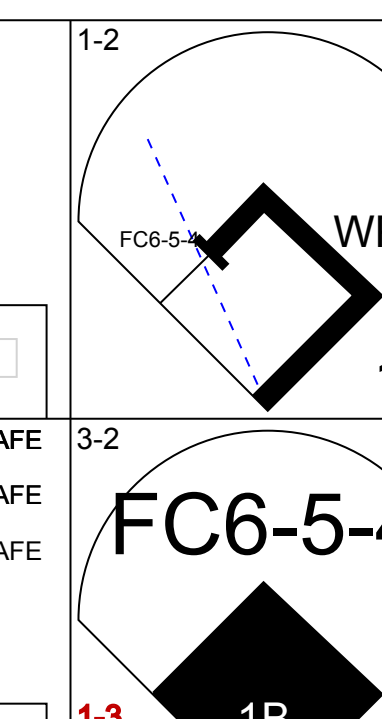
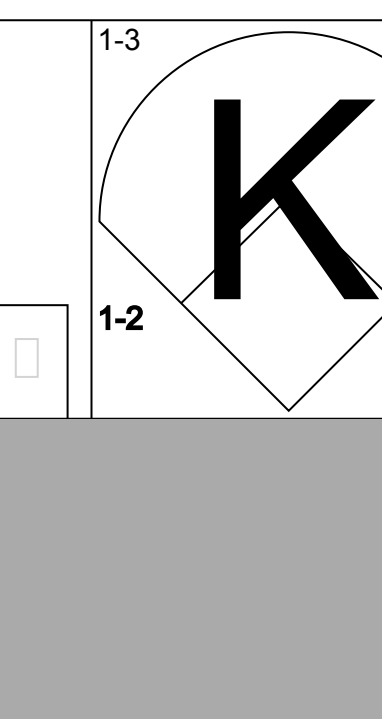
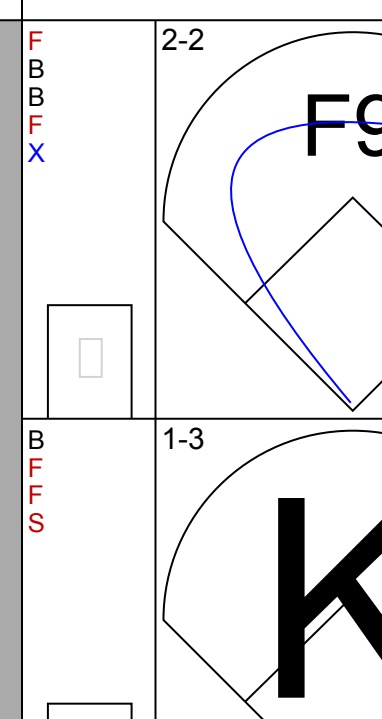

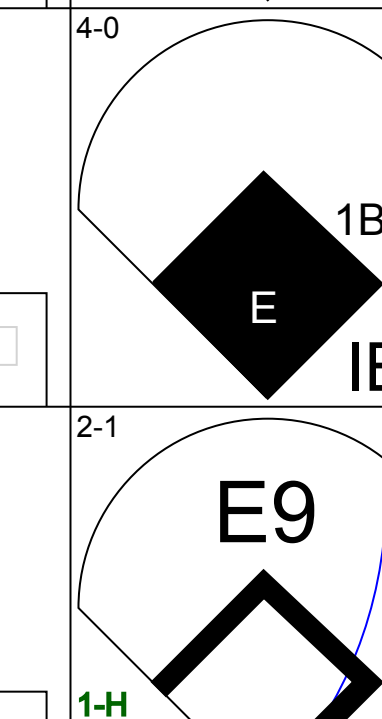
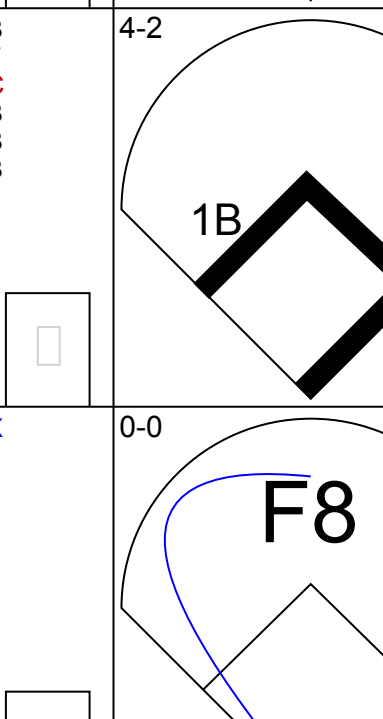
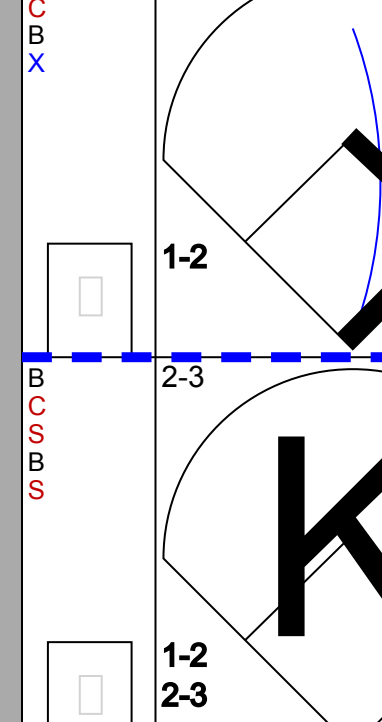

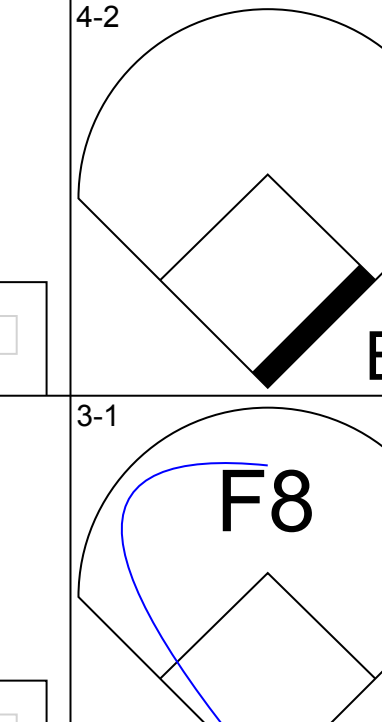



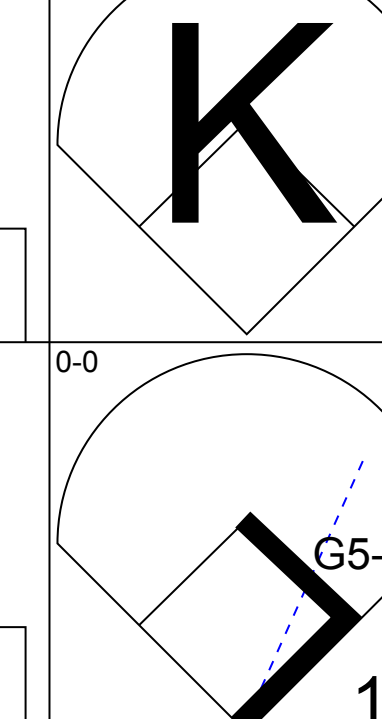
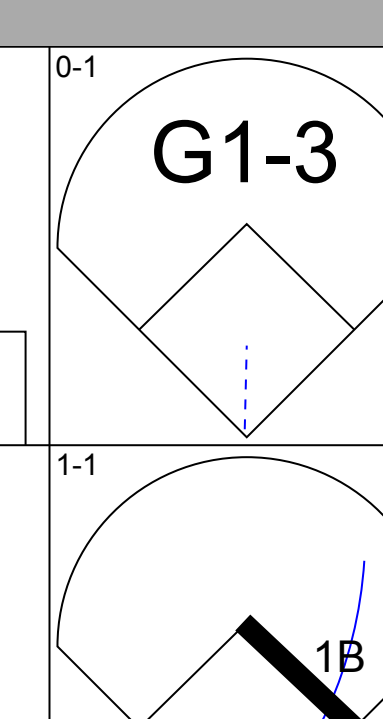
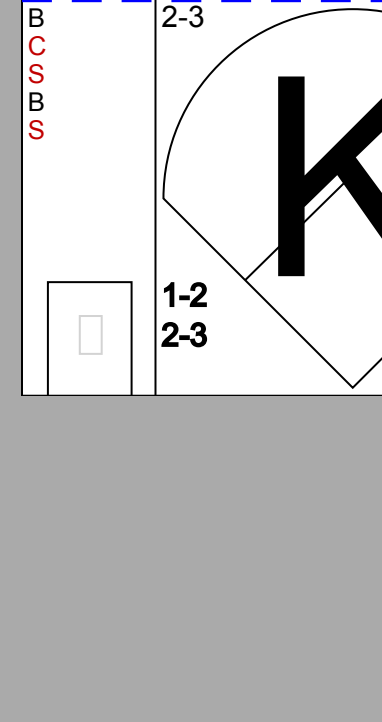
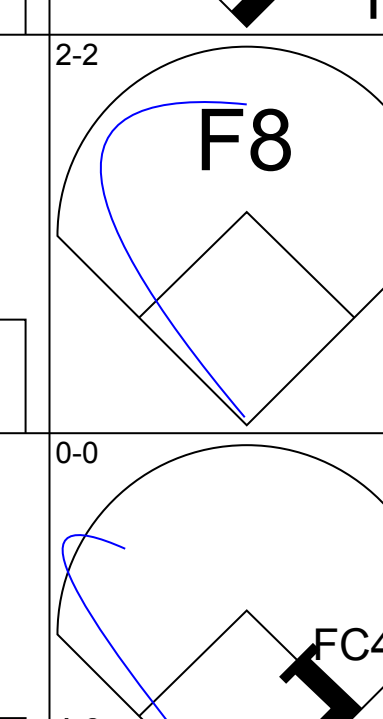
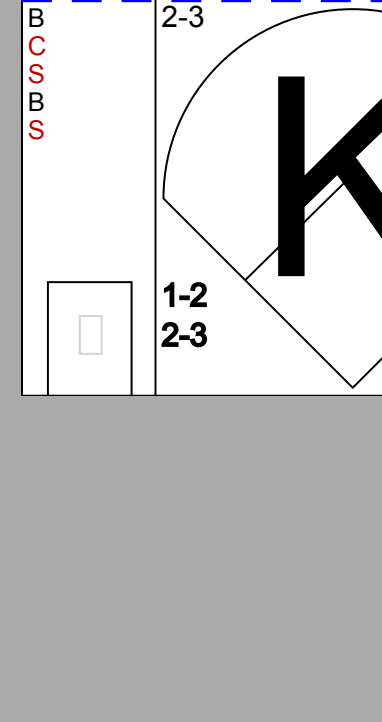
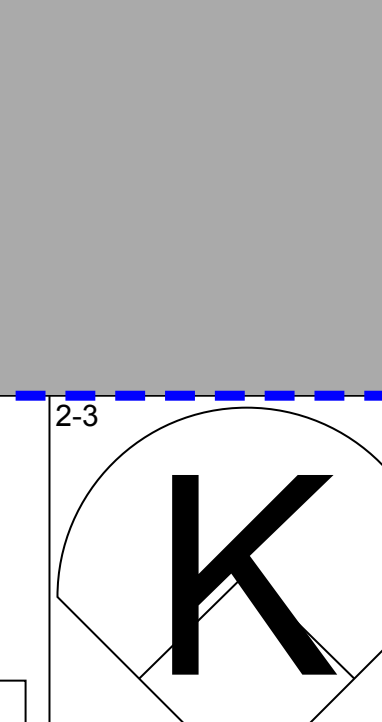

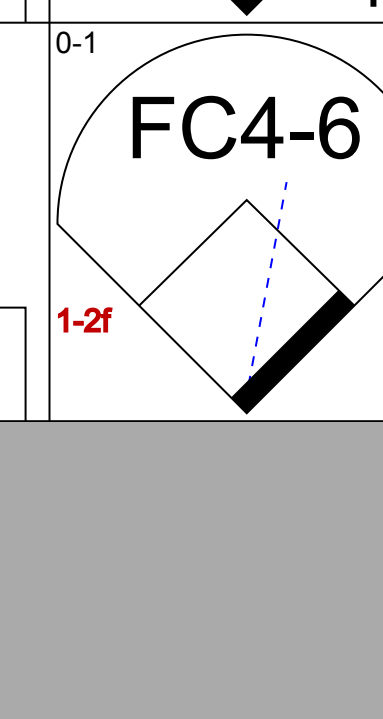
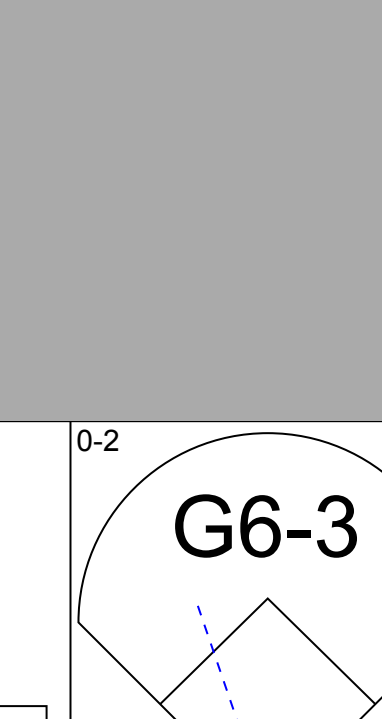


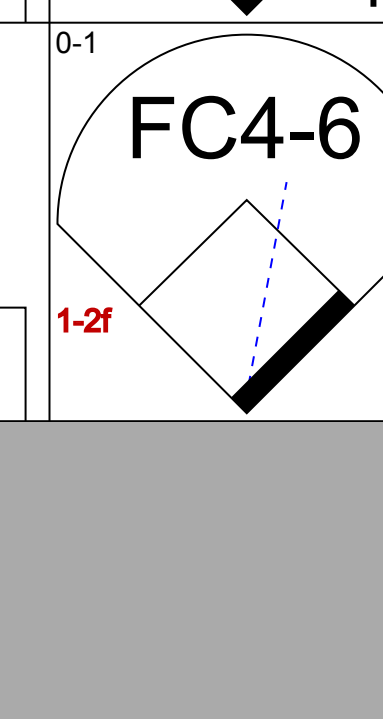
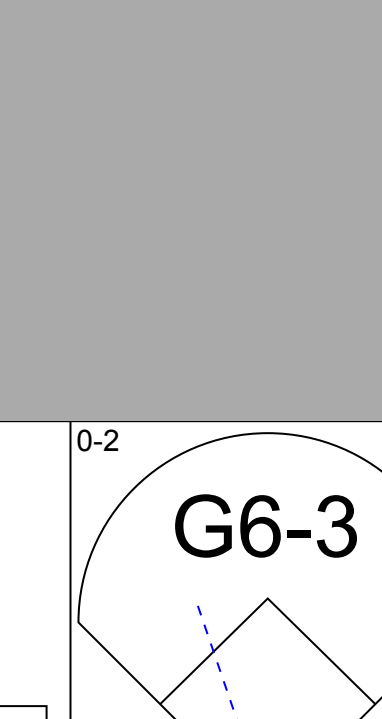
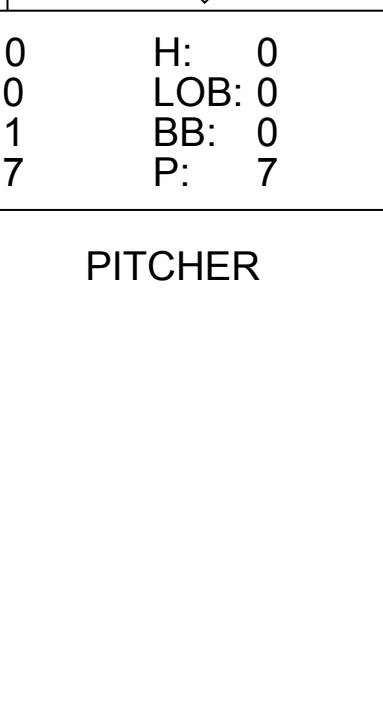
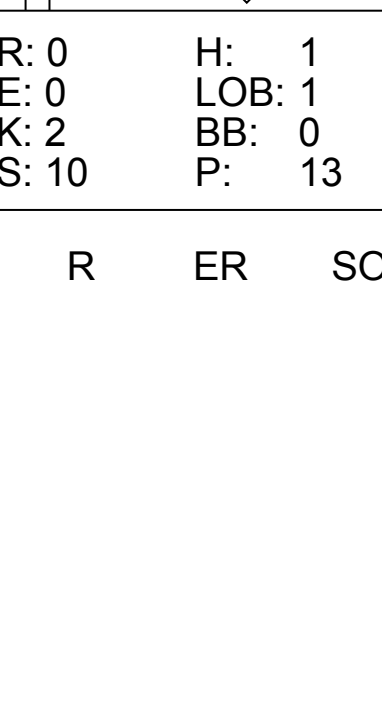
Batter	1	2	3	4	5	6	7	8	9	AB	R	H	RBI	BB	SO	LOB	TOP				
Paul Molitor, R OBP: 0.375, SLG: 0.444 (1, 5)	L4	L9		L6		3B 2B			L9	5	1	1	0	0	0	3	Milwaukee Brewers @ Chicago White Sox Comiskey Park, Chicago, IL Fri Jul 14, 1989, 8:05 PM EDT Att: 14,437 - Unknown - 75 F livebaseballscorecards.com				
Robin Yount, R OBP: 0.369, SLG: 0.471 (1, 8)	BB 1B		1-3	BB		2H 3B			5-3	4	0	2	1	1	0	0					
Glenn Braggs, R OBP: 0.316, SLG: 0.404 (1, 7)	F8		L8	4-3		5-3			FC5-4 BB	4	0	0	0	1	0	4					
Rob Deer, R OBP: 0.332, SLG: 0.483 (1, 9)	BB		6-3		P6				FC5-4 BB	4	0	0	0	1	1	1					
Greg Brock, L OBP: 0.373, SLG: 0.388 (1, 3)	L4			1B 3B					L9	3	1	1	0	1	0	2					
Joey Meyer, R OBP: 0.286, SLG: 0.343 (1, 10)		6-3		BB 1B		F9			K	4	1	1	0	0	1	1					
Jim Gantner, L OBP: 0.304, SLG: 0.304 (1, 4)		FC6-4 BB		1B 3B		F8			G3-6-3 1B	3	1	2	2	1	0	1					
Charlie O'Brien, R OBP: 0.333, SLG: 0.373 (8, PH) B.J. Surhoff, L OBP: 0.261, SLG: 0.331 (8, 2)	FC6-4 BB			G3 1B					G3-6-3	2	0	1	1	0	0	1					
Gus Polidor, R OBP: 0.242, SLG: 0.283 (1, 6)	BB			G3		G4-6-3 HBP			F9	1	0	0	0	0	0	1					
Inning Stats	R: 0 E: 0 K: 0 S: 15	H: 1 LOB: 2 BB: 1 P: 27	R: 0 E: 0 K: 0 S: 10	H: 0 LOB: 0 BB: 2 P: 18	R: 0 E: 0 K: 0 S: 6	H: 0 LOB: 0 BB: 0 P: 11	R: 3 E: 0 K: 0 S: 12	H: 3 LOB: 2 BB: 2 P: 26	R: 0 E: 0 K: 0 S: 12	H: 1 LOB: 1 BB: 0 P: 19	R: 0 E: 0 K: 2 S: 10	H: 0 LOB: 0 BB: 0 P: 14	R: 0 E: 0 K: 0 S: 6	H: 1 LOB: 0 BB: 0 P: 10	R: 0 E: 0 K: 0 S: 9	H: 0 LOB: 1 BB: 1 P: 19		1B: 5 2B: 1 3B: 2 HR: 0	SF: 0 SAC: 0 DP: 2 HBP: 1	WP: 0 PB: 0 SB: 0 CS: 0	PA: 40
PITCHER	IP	WLS	BF	H	R	ER	SO	BB	IBB	HBP	BLK	WP	HR	S	P	ERA	WHIP				
Greg Hibbard, L ERA: 3.24 (1, 1)	3.0		17	4	3	3	0	4	0	0	0	0	0	36	67	9.00	2.667				
Bill Long, R ERA: 5.15 (4, 1)	3.0	W	13	3	1	1	0	1	0	1	0	0	0	26	48	3.00	1.333				
Donn Pall, R ERA: 2.68 (7, 1)	3.0	S	10	1	0	0	2	1	0	0	0	0	0	25	43	0.00	0.667				

Batter	1	2	3	4	5	6	7	8	9	AB	R	H	RBI	BB	SO	LOB	BOTTOM				
Dave Gallagher, R OBP: 0.357, SLG: 0.347 (1, 8)	1B 2B	FC3-6 BB		F8		6-3				3	1	1	0	1	0	1	Milwaukee Brewers @ Chicago White Sox Comiskey Park, Chicago, IL Fri Jul 14, 1989, 8:05 PM EDT Att: 14,437 - Unknown - 75 F livebaseballscorecards.com				
Steve Lyons, L OBP: 0.327, SLG: 0.326 (1, 4)	K	FC3-6 HR							1-3	4	1	1	0	0	1	2					
Harold Baines, L OBP: 0.410, SLG: 0.493 (1, 10)	1B 2H	1B HR							K	4	2	2	3	0	2	2					
Ivan Calderon, R OBP: 0.312, SLG: 0.436 (1, 9)	BB 1B	6-3							6-3	4	0	1	0	0	1	0					
Dan Pasqua, L OBP: 0.312, SLG: 0.436 (1, 7)	BB 1B			F9		G3			K	4	0	1	1	0	1	0					
Carlton Fisk, R OBP: 0.350, SLG: 0.483 (1, 2)	BB			5-3		5-3			L7	3	0	0	0	1	0	0					
Greg Walker, L OBP: 0.286, SLG: 0.345 (1, 3)	K			G3					6-3	4	1	1	1	0	1	2					
Carlos Martinez, R OBP: 0.313, SLG: 0.377 (1, 5)		F8		1B BB		F8				2	0	0	0	1	0	0					
Ozzie Guillen, L OBP: 0.268, SLG: 0.303 (1, 6)	BB E 1B			P6					1B	3	1	2	0	0	0	1					
Inning Stats	R: 2 E: 0 K: 2 S: 13	H: 4 LOB: 2 BB: 1 P: 25	R: 3 E: 1 K: 0 S: 15	H: 2 LOB: 0 BB: 1 P: 31	R: 0 E: 0 K: 0 S: 6	H: 0 LOB: 0 BB: 0 P: 8	R: 0 E: 0 K: 1 S: 9	H: 1 LOB: 2 BB: 1 P: 17	R: 0 E: 0 K: 1 S: 7	H: 0 LOB: 0 BB: 0 P: 12	R: 1 E: 0 K: 0 S: 6	H: 2 LOB: 0 BB: 0 P: 10	R: 0 E: 0 K: 1 S: 7	H: 0 LOB: 0 BB: 0 P: 8	R: 0 E: 0 K: 1 S: 10	H: 0 LOB: 0 BB: 0 P: 14		1B: 6 2B: 1 3B: 0 HR: 2	SF: 0 SAC: 0 DP: 0 HBP: 0	WP: 0 PB: 0 SB: 0 CS: 0	PA: 34
PITCHER	IP	WLS	BF	H	R	ER	SO	BB	IBB	HBP	BLK	WP	HR	S	P	ERA	WHIP				
Chris Bosio, R ERA: 3.02 (1, 1)	6.0	L	28	9	6	6	4	3	0	0	0	0	0	56	103	9.00	2.000				
Tony Fossas, L ERA: 2.63 (7, 1)	2.0		6	0	0	0	2	0	0	0	0	0	0	17	22	0.00	0.000				

Batter	1	2	3	4	5	6	7	8	9	AB	R	H	RBI	BB	SO	LOB	TOP					
Paul Moltzer, R OBP: 0.374, SLG: 0.440 (1, 5)	F9		G5-3				FC5			3	0	0	0	1	0	3	Milwaukee Brewers @ Chicago White Sox Comiskey Park, Chicago, IL Sat Jul 15 1989, 8:05 PM EDT Att: 22,404 - Unknown - 77 F livebaseballscorecards.com					
Robin Yount, R OBP: 0.373, SLG: 0.480 (1, 8)	G3			G6-3			2B		1B	4	0	3	0	0	0	0						
Greg Brock, L OBP: 0.364, SLG: 0.376 (1, 3)	G3			F8		P4		F8		4	0	0	0	0	0	3						
Rob Deer, R OBP: 0.333, SLG: 0.485 (1, 9)	K							K		3	1	1	0	1	2	2						
B.J. Surhoff, L OBP: 0.280, SLG: 0.330 (1, 2)		F7		F8				G4-3		4	0	1	0	0	0	2						
Glenn Braggs, R OBP: 0.376, SLG: 0.402 (1, 7)		K			G6-3				F7	4	0	1	1	0	1	0						
Jim Gantner, L OBP: 0.301, SLG: 0.301 (1, 4)		F7			L3				G6-3	3	0	0	0	0	0	0						
Terry Francona, L OBP: 0.250, SLG: 0.324 (1, 10)			P6						G4-3	3	0	0	0	1	0	0						
Gus Polidor, R OBP: 0.235, SLG: 0.274 (1, 6)			F9							3	0	0	0	0	0	3						
Inning Stats	R: 0 E: 0 K: 1 S: 11	H: 1 LOB: 1 BB: 0 P: 15	R: 0 E: 0 K: 1 S: 5	H: 0 LOB: 0 BB: 0 P: 8	R: 0 E: 0 K: 0 S: 6	H: 0 LOB: 0 BB: 0 P: 9	R: 0 E: 0 K: 0 S: 4	H: 0 LOB: 1 BB: 1 P: 11	R: 0 E: 0 K: 0 S: 5	H: 0 LOB: 0 BB: 0 P: 6	R: 0 E: 0 K: 0 S: 9	H: 1 LOB: 1 BB: 1 P: 17	R: 1 E: 0 K: 0 S: 13	H: 3 LOB: 3 BB: 1 P: 20	R: 0 E: 0 K: 1 S: 10	H: 1 LOB: 1 BB: 0 P: 12	R: 0 E: 0 K: 0 S: 8	H: 0 LOB: 0 BB: 0 P: 11	1B: 3 2B: 3 3B: 0 HR: 0	SF: 0 SAC: 1 DP: 0 HBP: 0	WP: 0 PB: 0 SB: 0 CS: 1	PA: 35
PITCHER	IP	WLS	BF	H	R	ER	SO	BB	IBB	HBP	BLK	WP	HR	S	P	ERA	WHIP					
Melido Perez, R ERA: 5.56 (1, 1)	7.0	W	28	5	1	1	2	2	1	0	0	0	0	53	86	1.29	1.000					
Shawn Hillegas, R ERA: 5.31 (8, 1)	0.0		1	1	0	0	0	0	0	0	0	0	0	2	2	∞	∞					
Bobby Thigpen, R ERA: 4.24 (8, 1)	2.0	S	6	0	0	0	1	0	0	0	0	0	0	16	21	0.00	0.000					

Batter	1	2	3	4	5	6	7	8	9	AB	R	H	RBI	BB	SO	LOB	BOTTOM				
Dave Gallagher, R OBP: 0.354, SLG: 0.343 (1, 8)	F9		F7		G5-3		G6-3			4	0	0	0	0	0	2	Milwaukee Brewers @ Chicago White Sox Comiskey Park, Chicago, IL Sat Jul 15 1989, 8:05 PM EDT Att: 22,404 - Unknown - 77 F livebaseballscorecards.com				
Daryl Boston, L OBP: 0.292, SLG: 0.351 (1, 7)	G3		K					G6-3		4	0	0	0	0	1	0					
Fred Manrique, R OBP: 0.331, SLG: 0.401 (1, 4)										3	0	2	0	0	0	0					
Steve Lyons, L OBP: 0.330, SLG: 0.332 (8, PH) (9, 4)	G5-3									1	0	1	0	0	0	0					
Carlton Fisk, R OBP: 0.353, SLG: 0.480 (1, 10)										3	1	1	0	1	0	2					
Carlos Martinez, R OBP: 0.311, SLG: 0.373 (1, 5)										4	1	1	0	0	0	3					
Dan Pasqua, L OBP: 0.314, SLG: 0.436 (1, 9)										2	0	1	0	0	0	0					
Russ Morman, R OBP: 0.538, SLG: 0.636 (1, 3)										3	0	1	1	0	1	2					
Ozzie Guillen, L OBP: 0.272, SLG: 0.306 (1, 6)										3	0	2	1	0	0	0					
Ron Karkovics, R OBP: 0.239, SLG: 0.317 (1, 2)										3	0	0	0	0	1	4					
Inning Stats	R: 0 E: 0 K: 0 S: 9	H: 0 LOB: 0 BB: 0 P: 14	R: 1 E: 0 K: 1 S: 15	H: 3 LOB: 2 BB: 0 P: 19	R: 0 E: 0 K: 1 S: 7	H: 1 LOB: 1 BB: 0 P: 10	R: 0 E: 0 K: 0 S: 4	H: 0 LOB: 0 BB: 0 P: 4	R: 0 E: 0 K: 0 S: 4	H: 0 LOB: 0 BB: 0 P: 6	R: 0 E: 0 K: 0 S: 6	H: 1 LOB: 0 BB: 0 P: 8	R: 1 E: 0 K: 1 S: 12	H: 3 LOB: 2 BB: 0 P: 17	R: 0 E: 0 K: 0 S: 5	H: 1 LOB: 1 BB: 1 P: 10	1B: 7 2B: 2 3B: 0 HR: 0	SF: 0 SAC: 1 DP: 1 HBP: 0	WP: 0 PB: 0 SB: 1 CS: 1	PA: 33	
PITCHER	IP	WLS	BF	H	R	ER	SO	BB	IBB	HBP	BLK	WP	HR	S	P	ERA	WHIP				
Teddy Higuera, L ERA: 3.84 (7, 1)	6.1	L	26	8	2	2	2	0	0	0	0	0	0	51	68	2.84	1.263				
Chuck Cnm, R ERA: 3.45 (7, 1)	1.2		6	1	0	0	1	0	1	0	0	0	0	11	20	0.00	0.600				

Batter	1	2	3	4	5	6	7	8	9	AB	R	H	RBI	BB	SO	LOB	TOP			
Paul Moltzer, R OBP: 0.375, SLG: 0.438 (1, 5)										2	0	0	0	2	1	0	Milwaukee Brewers @ Chicago White Sox Comiskey Park, Chicago, IL Sun Jul 16 1989, 4:33 AM EDT Att: 19,379 - Sunny - 80 F			
Robin Yount, R OBP: 0.372, SLG: 0.477 (1, 8)										4	0	1	0	0	0	2				
Greg Brock, L OBP: 0.361, SLG: 0.368 (1, 3)										3	0	0	0	1	0	3				
Rob Deer, R OBP: 0.330, SLG: 0.479 (1, 10)										4	0	0	0	0	3	3				
B.J. Surhoff, L OBP: 0.280, SLG: 0.328 (1, 2)										4	0	1	0	0	0	2				
Glenn Braggs, R OBP: 0.311, SLG: 0.397 (1, 7)										4	0	0	0	0	0	2				
Jim Gantner, L OBP: 0.297, SLG: 0.297 (1, 4)										4	0	0	0	0	1	1				
Mike Felder, S OBP: 0.283, SLG: 0.286 (1, 9)										3	0	0	0	0	0	0				
Gus Polidor, R OBP: 0.230, SLG: 0.268 (1, 6)										2	0	0	0	0	0	0				
Terry Francona, L OBP: 0.249, SLG: 0.323 (8, PH)										1	0	0	0	0	0	0				
Bill Spiers, L OBP: 0.311, SLG: 0.286 (8, 6)										0	0	0	0	0	0	0				
Inning Stats	R: 0 E: 0 K: 2 S: 9	H: 0 LOB: 1 BB: 1 P: 17	R: 0 E: 0 K: 1 S: 7	H: 0 LOB: 0 BB: 0 P: 13	R: 0 E: 0 K: 1 S: 10	H: 0 LOB: 1 BB: 1 P: 17	R: 0 E: 1 K: 1 S: 8	H: 0 LOB: 1 BB: 0 P: 13	R: 0 E: 0 K: 0 S: 9	H: 1 LOB: 2 BB: 0 P: 10	R: 0 E: 0 K: 0 S: 7	H: 0 LOB: 0 BB: 0 P: 11	R: 0 E: 0 K: 0 S: 8	H: 0 LOB: 1 BB: 1 P: 16	R: 0 E: 0 K: 1 S: 12	H: 1 LOB: 1 BB: 0 P: 18	1B: 2 2B: 0 3B: 0 HR: 0	SF: 0 SAC: 0 DP: 0 HBP: 0	WP: 0 PB: 0 CS: 0	PA: 34
PITCHER	IP	WLS	BF	H	R	ER	SO	BB	IBB	HBP	BLK	WP	HR	S	P	ERA	WHIP			
Richard Dotson, R ERA: 4.73 (1, 1)	7.1	W	28	1	0	0	4	3	0	0	0	0	0	64	105	0.00	0.545			
Donn Pail, R ERA: 2.63 (8, 1)	1.0		4	1	0	0	1	0	0	0	0	0	0	8	13	0.00	1.000			
Bobby Thigpen, R ERA: 4.18 (9, 1)	0.2	S	2	0	0	0	0	0	0	0	0	0	0	7	10	0.00	0.000			

Batter	1	2	3	4	5	6	7	8	9	AB	R	H	RBI	BB	SO	LOB	BOTTOM			
Dave Gallagher, R OBP: 0.353, SLG: 0.342 (1, 8)										4	0	1	0	0	1	1	Milwaukee Brewers @ Chicago White Sox Comiskey Park, Chicago, IL Sun Jul 16 1989, 4:33 AM EDT Att: 19,379 - Sunny - 80 F			
Steve Lyons, L OBP: 0.325, SLG: 0.327 (1, 4)										4	1	0	0	0	1	1				
Harold Baines, L OBP: 0.414, SLG: 0.493 (1, 10)										2	1	1	0	2	1	0				
Ivan Calderon, R OBP: 0.314, SLG: 0.437 (1, 3)										4	0	2	1	0	0	1				
Dan Pasqua, L OBP: 0.323, SLG: 0.440 (1, 9)										3	0	2	0	1	1	2				
Carlton Fisk, R OBP: 0.345, SLG: 0.468 (1, 2)										4	0	0	0	0	2	5				
Daryl Boston, L OBP: 0.300, SLG: 0.356 (1, 7)											4	0	2	0	0	0				
Carlos Martinez, R OBP: 0.301, SLG: 0.360 (1, 5)											4	0	0	0	0	1		3		
Ozzie Guillen, L OBP: 0.271, SLG: 0.305 (1, 6)											4	0	1	0	0	1		1		
Inning Stats	R: 0 E: 0 K: 1 S: 10	H: 2 LOB: 2 BB: 0 P: 16	R: 0 E: 0 K: 0 S: 11	H: 2 LOB: 2 BB: 0 P: 14	R: 2 E: 1 K: 0 S: 16	H: 2 LOB: 2 BB: 2 P: 33	R: 0 E: 0 K: 1 S: 7	H: 1 LOB: 1 BB: 0 P: 11	R: 0 E: 0 K: 1 S: 14	H: 0 LOB: 2 BB: 1 P: 25	R: 0 E: 0 K: 2 S: 12	H: 2 LOB: 2 BB: 0 P: 21	R: 0 E: 0 K: 2 S: 10	H: 1 LOB: 1 BB: 0 P: 13	1B: 9 2B: 0 3B: 0 HR: 0	SF: 0 SAC: 0 DP: 0 HBP: 0		WP: 2 PB: 0 CS: 0	PA: 36	
PITCHER	IP	WLS	BF	H	R	ER	SO	BB	IBB	HBP	BLK	WP	HR	S	P	ERA	WHIP			
Jaime Navarro, R ERA: 2.66 (1, 1)	6.2	L	31	8	2	1	5	2	1	0	0	0	0	74	122	1.35	1.500			
Bill Krueger, L ERA: 4.02 (7, 1)	0.1		1	0	0	0	1	0	0	0	0	1	0	3	5	0.00	0.000			
Jay Aldrich, R ERA: 3.81 (8, 1)	1.0		4	1	0	0	2	0	0	0	0	0	0	10	13	0.00	1.000			

Batter	1	2	3	4	5	6	7	8	9	AB	R	H	RBI	BB	SO	LOB	TOP				
Steve Sax, R (1,4) OBP: 0.378, SLG: 0.396	2-1 1B		3-1 F9		0-1 G6-3			1-2 F8		4	0	1	0	0	0	0					
Luis Polonia, L (1,7) OBP: 0.332, SLG: 0.382	1-2 L7		2-1 E		1-2 G3			0-0 1B WP		4	2	2	0	0	0	1					
Don Mattingly, L (1,3) OBP: 0.360, SLG: 0.466	2-0 F7		1-1 E9		1-1 G5-4-3		1-1 F7	2-1 F7		4	0	0	0	0	0	2					
Steve Balboni, R (1,10) OBP: 0.299, SLG: 0.503	1-1 L7		0-0 G5-4-3		2-2 F8		3-1 WP	1-3 1B		4	0	1	0	0	0	2					
Jesse Barfield, R (1,9) OBP: 0.361, SLG: 0.440		2-1 HR		1-1 G5-4-3 1B		4-0 CS BB		4-2 1B		2	1	2	1	2	0	0					
Tom Brookens, R (1,5) OBP: 0.284, SLG: 0.336	1-0 F7		0-0 G5-4-3 1B		1-2 G6-3		1-2 G6-3	1-0 P5		3	0	1	0	0	0	1					
Mel Hall, L (8, PH) OBP: 0.315, SLG: 0.465										1	0	0	0	0	0	2					
Mike Pagliarulo, L (8,5) OBP: 0.275, SLG: 0.307										0	0	0	0	0	0	0					
Don Slaught, R (1,2) OBP: 0.339, SLG: 0.422	3-2 L7		1-0 G5-4-3		2-2 F8		2-3 K			4	0	0	0	0	1	2					
Alvaro Espinoza, R (1,6) OBP: 0.296, SLG: 0.304	4-1 BB		0-0 F9		1-2 F8		1-1 F9			3	0	0	0	1	0	1					
Roberto Kelly, R (1,8) OBP: 0.372, SLG: 0.432	1-0 L8				1-2 G1-3		2-3 K	2-3 K		4	0	0	0	0	2	1					
Inning Stats	R: 0 E: 0 K: 0 S: 8	H: 1 LOB: 1 BB: 0 P: 14	R: 1 E: 0 K: 0 S: 8	H: 1 LOB: 0 BB: 1 P: 19	R: 1 E: 1 K: 0 S: 7	H: 1 LOB: 0 BB: 0 P: 13	R: 0 E: 0 K: 0 S: 5	H: 2 LOB: 1 BB: 0 P: 7	R: 0 E: 0 K: 0 S: 10	H: 0 LOB: 0 BB: 1 P: 18	R: 0 E: 0 K: 1 S: 11	H: 0 LOB: 0 BB: 0 P: 16	R: 1 E: 0 K: 0 S: 11	H: 2 LOB: 2 BB: 1 P: 22	R: 0 E: 0 K: 2 S: 9	H: 0 LOB: 0 BB: 0 P: 14	1B: 5 2B: 1 3B: 0 HR: 1	SF: 0 SAC: 0 DP: 2 HBP: 0	WP: 1 PB: 0 CS: 1	PA: 36	
PITCHER	IP WLS BF H R ER SO BB IBB HBP BLK WP HR S P ERA WHIP	7.2 W 31 7 3 2 1 2 0 0 0 0 1 65 111 2.35 1.174	8.1 S 5 0 0 0 2 1 0 0 0 1 0 12 22 0.00 0.750																		

New York Yankees @ Chicago White Sox
Comiskey Park, Chicago, IL
Mon Jul 17 1989, 8:05 PM EDT
Att: 18,070 - Unknown - 81 F

AB	33
R	3
H	7
RBI	1
BB	3
SO	3
LOB	12



Batter	1	2	3	4	5	6	7	8	9	AB	R	H	RBI	BB	SO	LOB	BOTTOM				
Dave Gallagher, R (1,8) OBP: 0.354, SLG: 0.342	1-1 2B 1B	2-3 K			2-2 L4		4-1 BLK 1B BB	1-0 SH1-3		3	2	1	1	1	1	0					
Fred Manrique, R (1,4) OBP: 0.332, SLG: 0.406	3-1 1B	2-2 G6-3			0-1 P4		1-0 F9	1-1 G4-3		3	1	1	0	0	0	0					
Steve Lyons, L (7, PH) OBP: 0.323, SLG: 0.325	1-3 1B 2B						1-2 F9			2	0	0	0	0	0	1					
Harold Baines, L (1,10) OBP: 0.415, SLG: 0.492	0-1 1B 1B		1-2 G4-3		0-0 G4-3		4-0 1B IBB			3	2	1	2	1	0	0					
Ivan Calderon, R (1,9) OBP: 0.313, SLG: 0.435	0-0 F8		2-3 K		0-2 P4		3-1 1B 1B	1-2 2H 1B		4	0	1	1	0	1	1					
Carlton Fisk, R (1,2) OBP: 0.354, SLG: 0.481	3-2 1B 1B		0-2 G6-3		0-0 1B 2B		2-0 1B 1B	1-3 2H 1B		4	1	3	1	0	0	0					
Carlos Martinez, R (1,5) OBP: 0.315, SLG: 0.368	1-0 1B 1B				0-2 G3		4-0 1B IBB	1-1 1B 1B		3	0	2	1	1	0	0					
Dan Pasqua, L (1,7) OBP: 0.327, SLG: 0.442	1-0 G6-4-3 1B				1-2 F9		2-1 1B 1B	3-3 K		4	0	2	1	0	1	2					
Russ Morman, R (1,3) OBP: 0.471, SLG: 0.500	1-1 G6-4-3				1-1 G1-3		4-0 1B IBB	1-2 F8		3	0	0	0	1	0	3					
Ozzie Guillen, L (1,6) OBP: 0.271, SLG: 0.304		1-1 F8			1-2 F7		0-2 L9	1-2 E S SH1-3 1B		4	1	1	0	0	0	3					
Inning Stats	R: 3 E: 0 K: 0 S: 14	H: 6 LOB: 2 BB: 0 P: 24	R: 0 E: 0 K: 1 S: 8	H: 0 LOB: 0 BB: 0 P: 13	R: 0 E: 0 K: 1 S: 9	H: 0 LOB: 0 BB: 0 P: 12	R: 0 E: 0 K: 0 S: 8	H: 0 LOB: 0 BB: 0 P: 10	R: 0 E: 0 K: 0 S: 8	H: 2 LOB: 3 BB: 2 P: 11	R: 1 E: 0 K: 0 S: 10	H: 2 LOB: 2 BB: 2 P: 20	R: 2 E: 0 K: 1 S: 10	H: 3 LOB: 2 BB: 2 P: 28	R: 1 E: 0 K: 0 S: 10	H: 1 LOB: 0 BB: 0 P: 14	1B: 10 2B: 2 3B: 0 HR: 0	SF: 0 SAC: 1 DP: 1 HBP: 0	WP: 0 PB: 0 SB: 1 CS: 0	PA: 38	
PITCHER	IP WLS BF H R ER SO BB IBB HBP BLK WP HR S P ERA WHIP	6.0 L 27 8 4 4 2 8 4 4 2 0 0 10 28 6.00 1.333	7.1 7 3 2 2 1 1 1 0 0 1 0 0 10 28 18.00 4.000	8.1 4 1 1 0 0 0 0 0 0 0 0 0 10 14 0.00 1.000																	

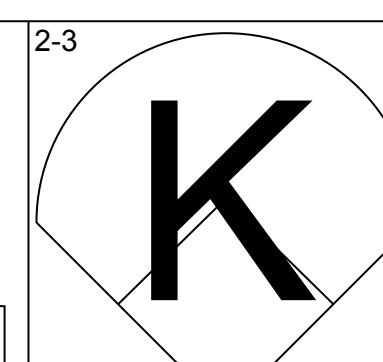
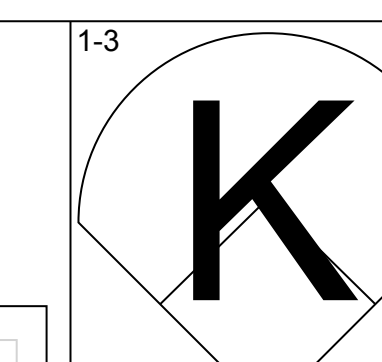
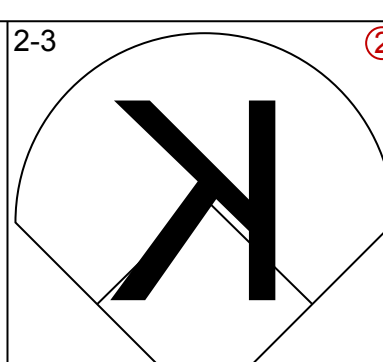
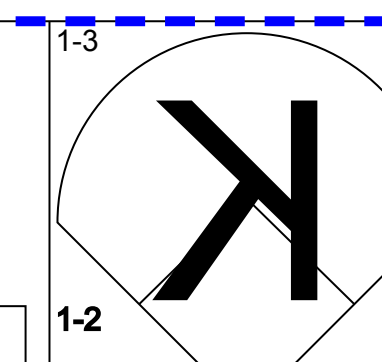
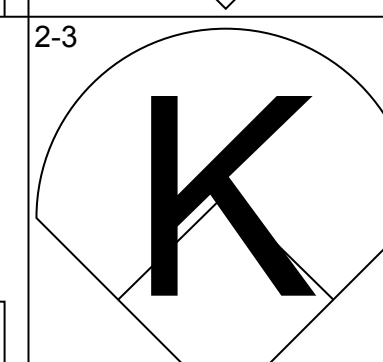
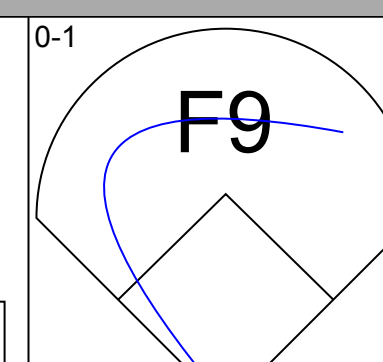
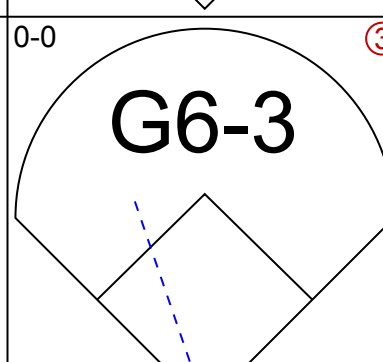
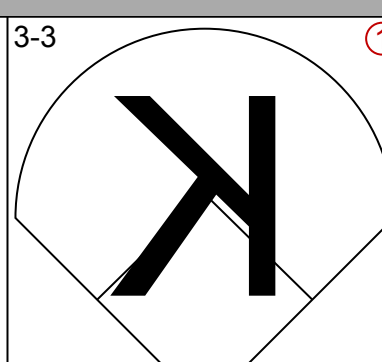
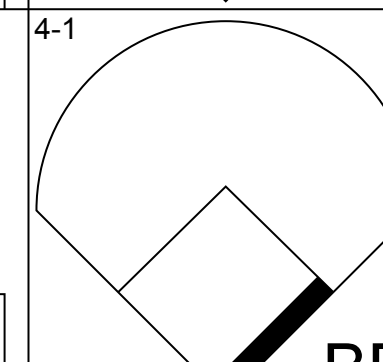
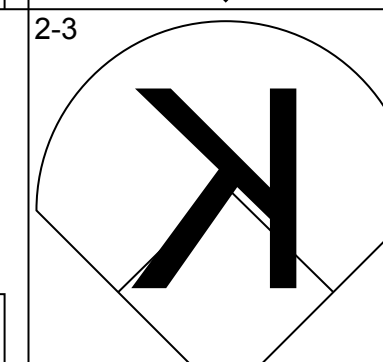
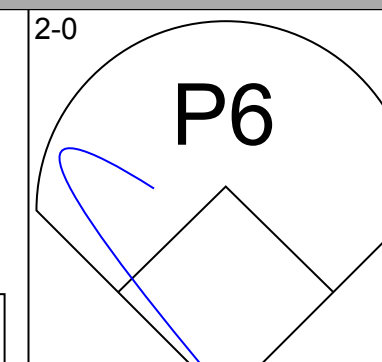
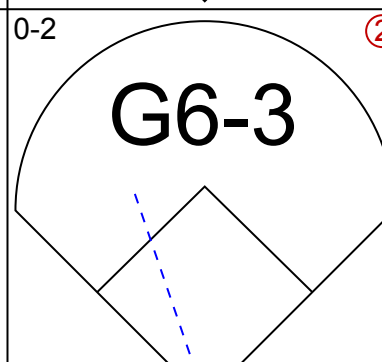
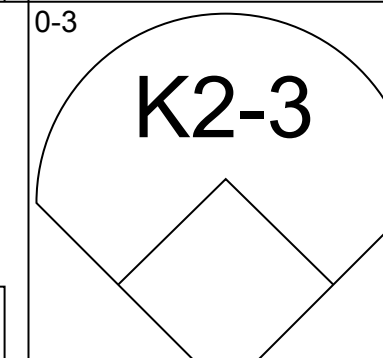
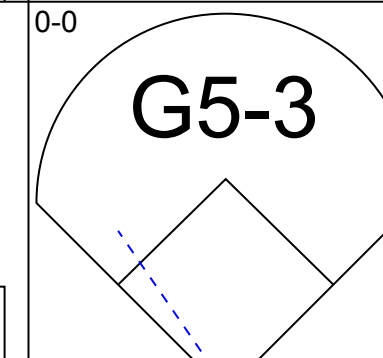
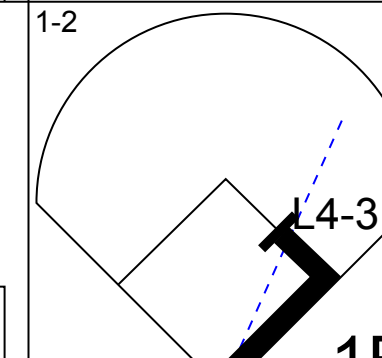
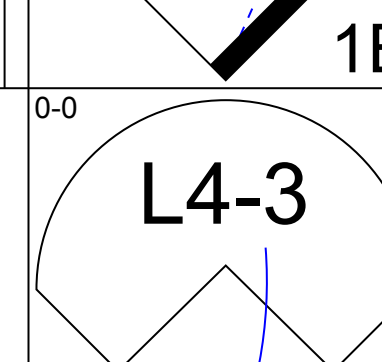
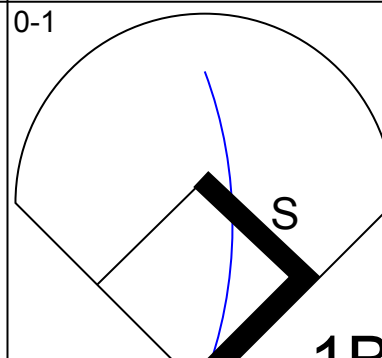
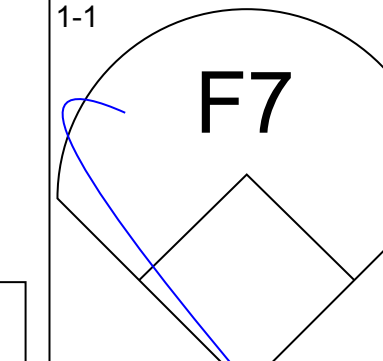
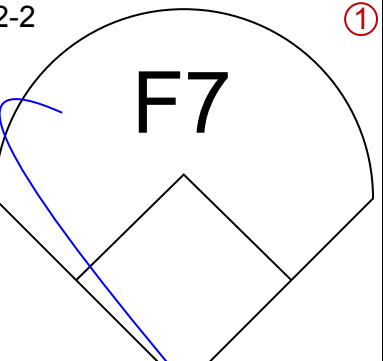
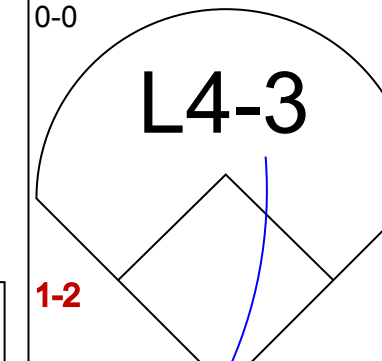
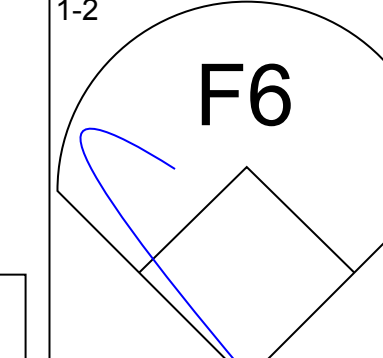
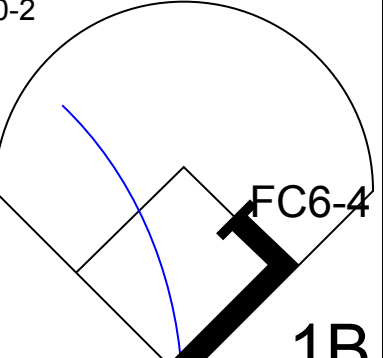
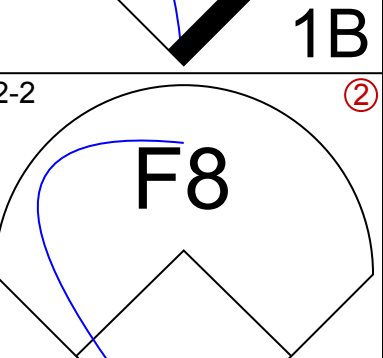
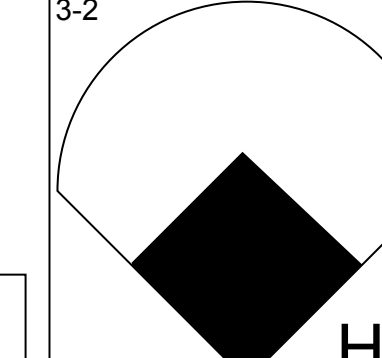
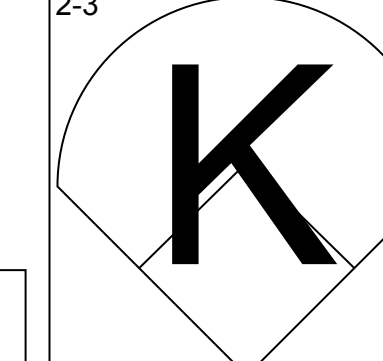
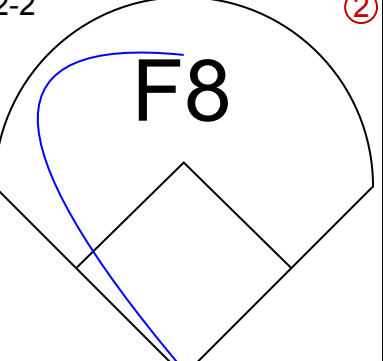
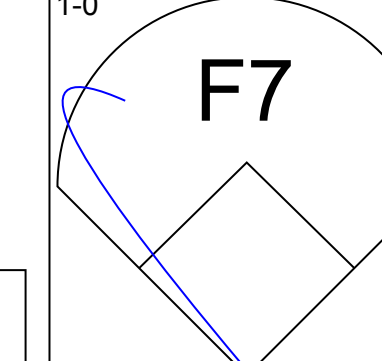
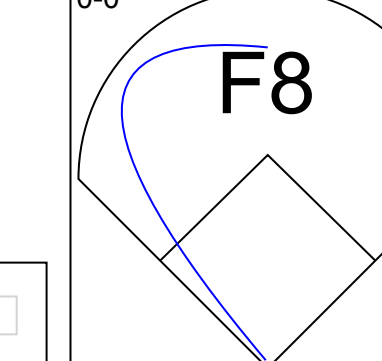
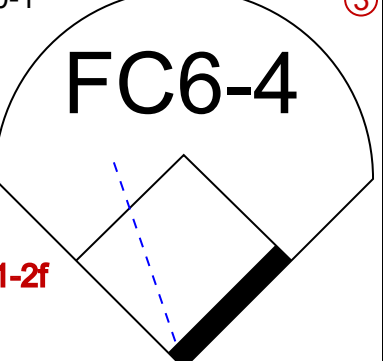
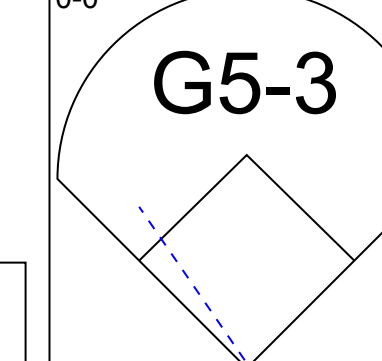
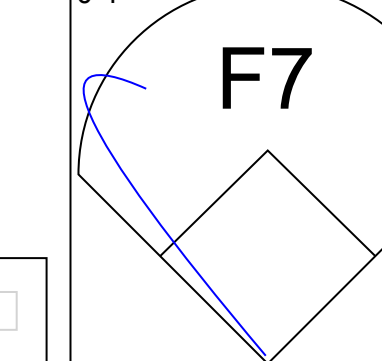
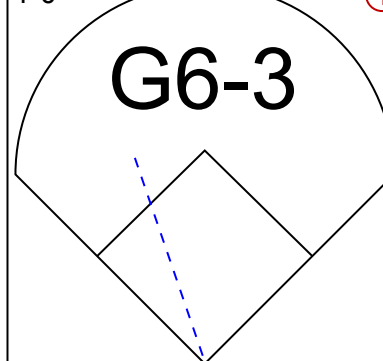
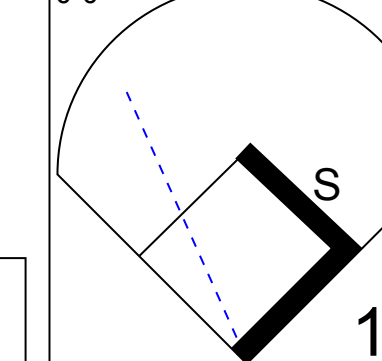
New York Yankees @ Chicago White Sox
Comiskey Park, Chicago, IL
Mon Jul 17 1989, 8:05 PM EDT
Att: 18,070 - Unknown - 81 F

AB	33
R	7
H	12
RBI	7
BB	4
SO	3
LOB	10



Batter	1	2	3	4	5	6	7	8	9	AB	R	H	RBI	BB	SO	LOB	TOP					
Steve Sax, R (1,4) OBP: 0.376, SLG: 0.394	G5-3		G5-3				G4-3		G4-3	5	0	1	0	0	0	1	New York Yankees @ Chicago White Sox Comiskey Park, Chicago, IL Wed Jul 19 1989, 4:33 AM EDT Att: 16,015 - Cloudy - 71 F					
Luis Polonia, L (1,7) OBP: 0.333, SLG: 0.380	L3		2B				F9		K	4	1	1	1	1	1	1						
Don Mattingly, L (1,3) OBP: 0.361, SLG: 0.467	2B		K				K		L7	4	1	1	0	1	2	2						
Steve Balboni, R (1,10) OBP: 0.305, SLG: 0.517 Mel Hall, L (7,PH) OBP: 0.320, SLG: 0.468	WP		1-H				L7			3	0	2	2	0	0	1						
Jesse Barfield, R (1,9) OBP: 0.360, SLG: 0.435	2B		2B				1B			1	0	1	1	0	0	0						
Tom Brookens, R (1,5) OBP: 0.283, SLG: 0.354	L7		G1-3				F9			3	0	0	0	1	1	3						
Don Slaught, R (1,2) OBP: 0.338, SLG: 0.419			G1-3				K		K	4	1	1	1	0	1	2						
Alvaro Espinoza, R (1,6) OBP: 0.292, SLG: 0.300 Ken Phelps, L (8,PH) OBP: 0.361, SLG: 0.381 Wayne Tolleson, S (8,6) OBP: 0.239, SLG: 0.171			L7				HR		1B	4	0	1	0	0	1	0						
Roberto Kelly, R (1,8) OBP: 0.374, SLG: 0.433			K				F9		P5	3	0	0	0	0	1	0						
			L8				1B		K	4	2	2	0	0	1	1						
Inning Stats	R: 1 E: 0 K: 0 S: 12	H: 2 LOB: 2 BB: 1 P: 25	R: 0 E: 0 K: 1 S: 6	H: 0 LOB: 0 BB: 0 P: 7	R: 1 E: 0 K: 1 S: 16	H: 1 LOB: 1 BB: 1 P: 22	R: 0 E: 0 K: 0 S: 6	H: 0 LOB: 0 BB: 0 P: 9	R: 1 E: 0 K: 2 S: 13	H: 3 LOB: 1 BB: 0 P: 14	R: 1 E: 0 K: 2 S: 13	H: 1 LOB: 0 BB: 0 P: 18	R: 1 E: 0 K: 0 S: 10	H: 2 LOB: 2 BB: 1 P: 16	R: 0 E: 0 K: 2 S: 11	H: 1 LOB: 1 BB: 0 P: 16	R: 0 E: 0 K: 1 S: 8	H: 0 LOB: 0 BB: 0 P: 10	1B: 6 2B: 3 3B: 0 HR: 1	SF: 0 SAC: 0 DP: 0 HBP: 0	WP: 1 PB: 0 SB: 1 CS: 0	PA: 39
PITCHER	IP WLS BF H R ER SO BB IBB HBP BLK WP HR S P ERA WHIP																					
Greg Hibbard, L (1,1) ERA: 3.58	5.1	W 24	7	4	4	4	2	0	0	0	0	1	1	56	88	6.75	1.688					
Shawn Hillegas, R (6,1) ERA: 5.21	2.0	L 10	3	1	1	2	0	1	0	0	0	0	0	21	29	4.50	1.500					
Bobby Thigpen, R (8,1) ERA: 4.04	1.2	S 5	0	0	0	2	0	0	0	0	0	0	0	15	20	0.00	0.000					

Batter	1	2	3	4	5	6	7	8	9	AB	R	H	RBI	BB	SO	LOB	BOTTOM					
Dave Gallagher, R (1,8) OBP: 0.352, SLG: 0.343	F9		G6-3				L9			5	1	1	0	0	0	1	New York Yankees @ Chicago White Sox Comiskey Park, Chicago, IL Wed Jul 19 1989, 4:33 AM EDT Att: 16,015 - Cloudy - 71 F					
Steve Lyons, L (1,4) OBP: 0.324, SLG: 0.326	1B		3B				G3		P6	5	2	2	0	0	1	2						
Harold Baines, L (1,10) OBP: 0.420, SLG: 0.498	1B		3B				G4-3		1B	2	3	1	1	3	0	0						
Ivan Calderon, R (1,3) OBP: 0.314, SLG: 0.437	1B		F9				G6-3		P3	5	2	2	2	0	0	3						
Dan Pasqua, L (1,9) OBP: 0.333, SLG: 0.446	WP		F9				G3		G3	5	1	3	2	0	0	1						
Carlton Fisk, R (1,2) OBP: 0.361, SLG: 0.500	1B		G5-3				F9		HR	4	1	2	4	1	0	1						
Daryl Boston, L (1,7) OBP: 0.322, SLG: 0.365	G6-3		BLK				SH3		1B	3	1	2	1	2	1	0						
Carlos Martinez, R (1,5) OBP: 0.315, SLG: 0.361	G6-3		G6-3				SH3		1B	2	0	0	0	1	0	4						
Ozzie Guillen, L (1,6) OBP: 0.271, SLG: 0.306			F7				G3			4	0	1	1	0	0	3						
Inning Stats	R: 3 E: 0 K: 0 S: 16	H: 4 LOB: 2 BB: 2 P: 29	R: 1 E: 0 K: 0 S: 11	H: 2 LOB: 1 BB: 0 P: 15	R: 0 E: 0 K: 0 S: 13	H: 0 LOB: 1 BB: 1 P: 24	R: 0 E: 0 K: 1 S: 9	H: 0 LOB: 0 BB: 0 P: 15	R: 0 E: 0 K: 0 S: 6	H: 1 LOB: 1 BB: 0 P: 11	R: 1 E: 0 K: 0 S: 13	H: 2 LOB: 2 BB: 3 P: 21	R: 2 E: 0 K: 0 S: 9	H: 2 LOB: 2 BB: 2 P: 25	R: 4 E: 0 K: 1 S: 15	H: 3 LOB: 0 BB: 1 P: 24		R: 0 E: 0 K: 1 S: 8	H: 0 LOB: 0 BB: 0 P: 10	1B: 9 2B: 3 3B: 1 HR: 1	SF: 0 SAC: 1 DP: 2 HBP: 0	WP: 1 PB: 0 SB: 0 CS: 0
PITCHER	IP WLS BF H R ER SO BB IBB HBP BLK WP HR S P ERA WHIP																					
Clay Parker, R (1,1) ERA: 3.75	5.1	W 26	8	5	5	1	3	0	0	1	1	0	0	60	103	8.44	2.062					
Lee Guetterman, L (6,1) ERA: 2.87	1.0	L 8	3	2	2	0	1	1	0	0	0	0	0	14	30	18.00	4.000					
Dale Mohorcic, R (7,1) ERA: 4.68	1.2	9	3	4	4	1	1	1	0	0	0	1	1	18	31	21.60	2.400					

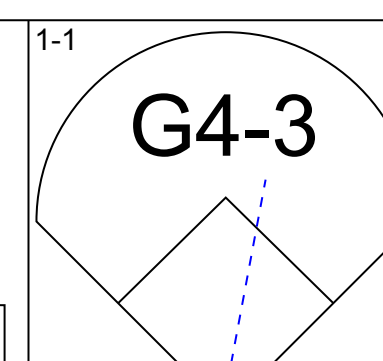
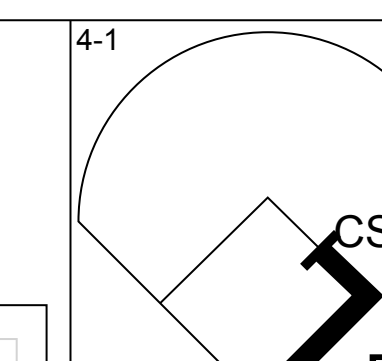
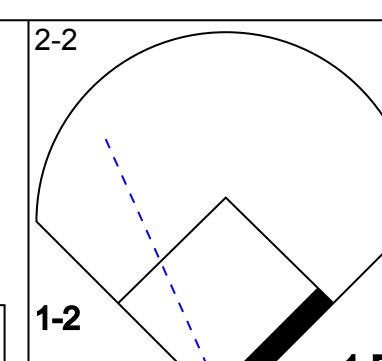
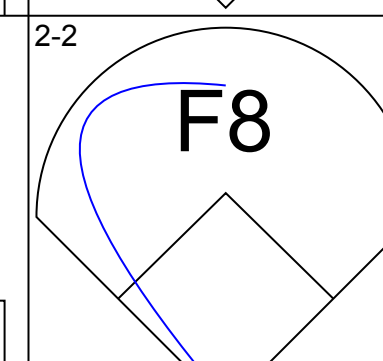
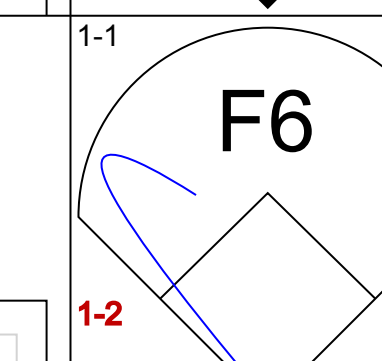
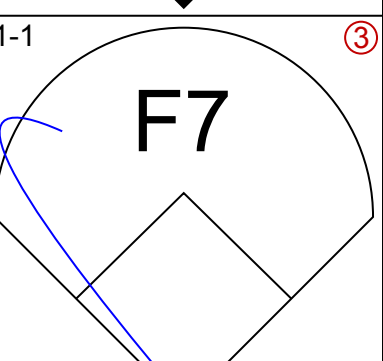
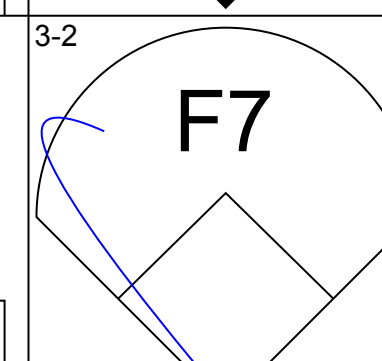
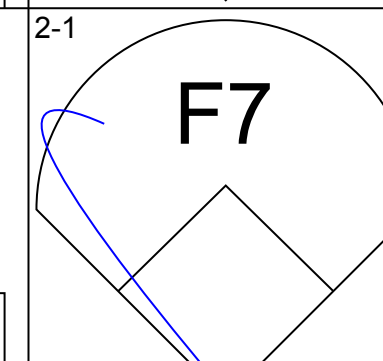
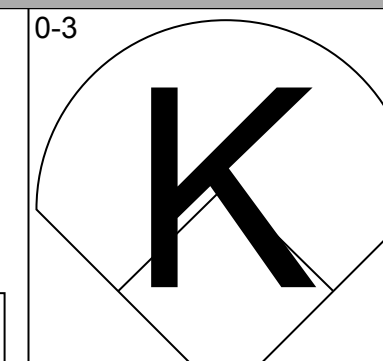
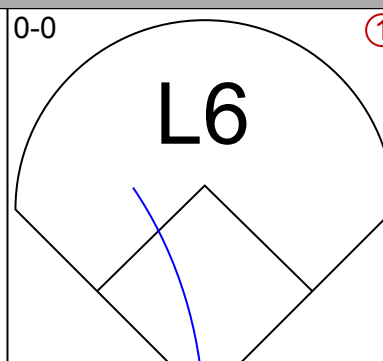
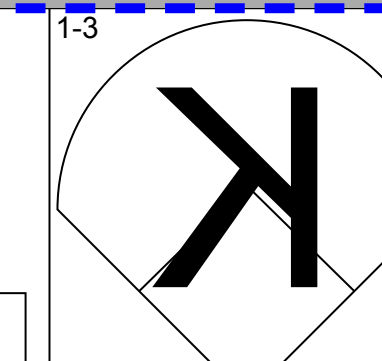
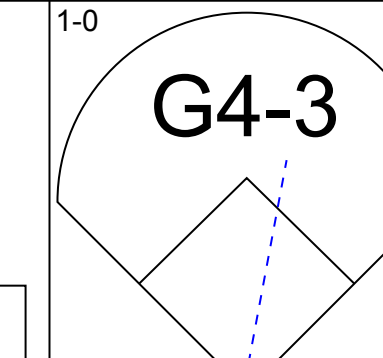
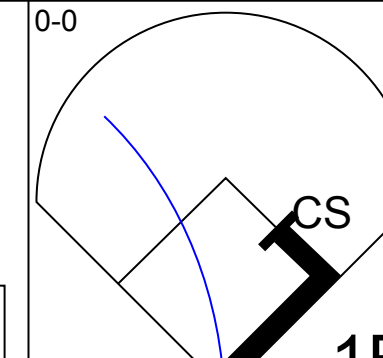
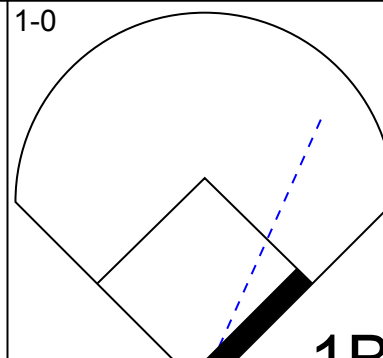
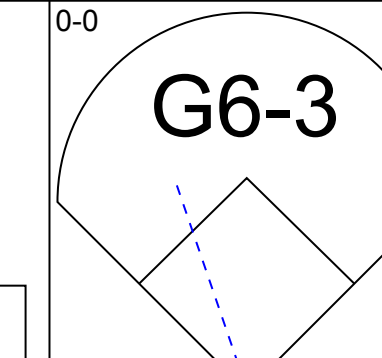
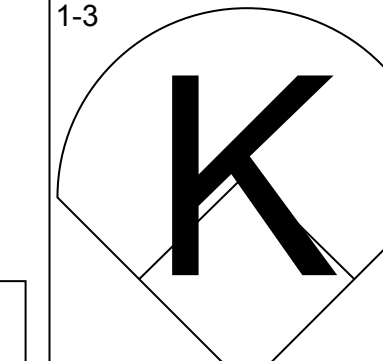
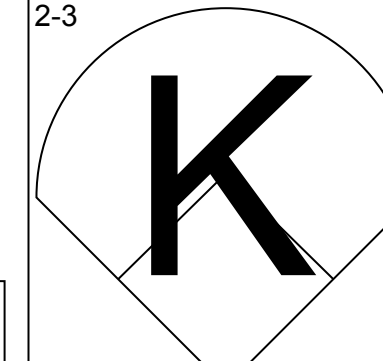
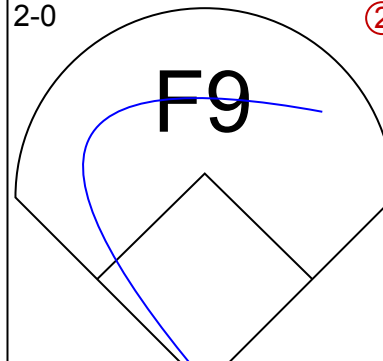
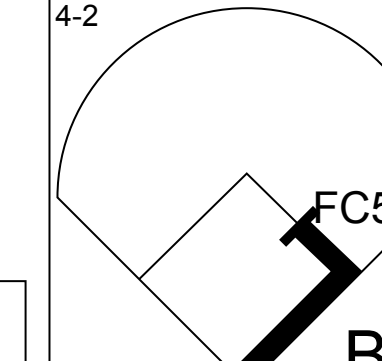
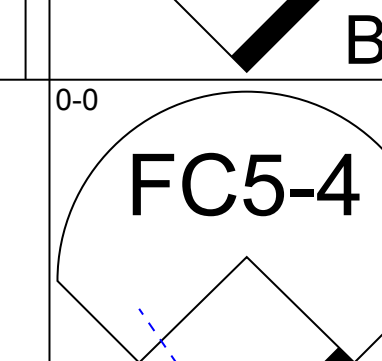
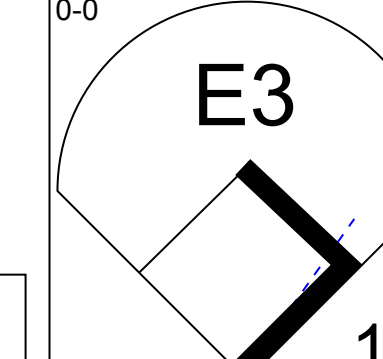
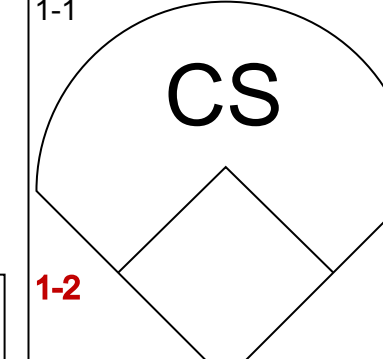
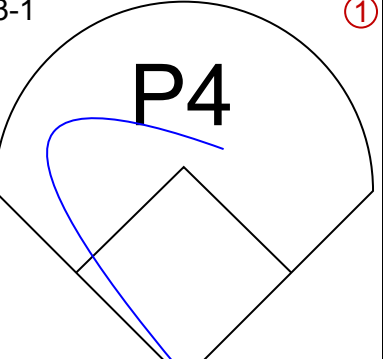
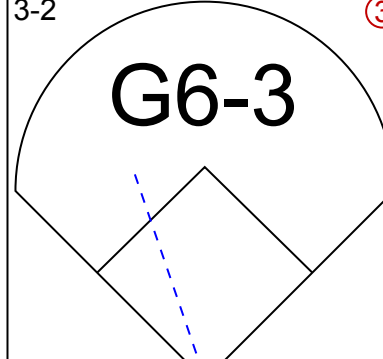
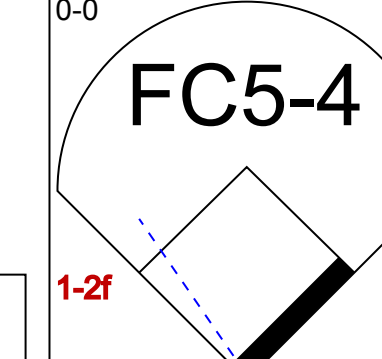
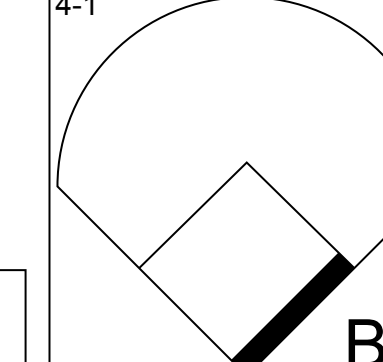
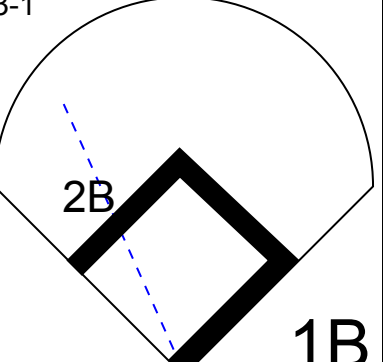
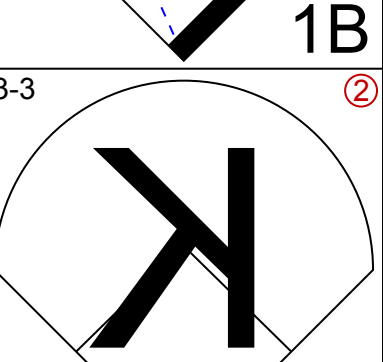
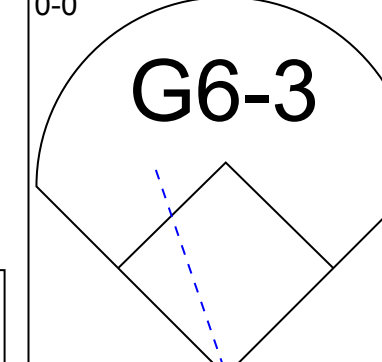
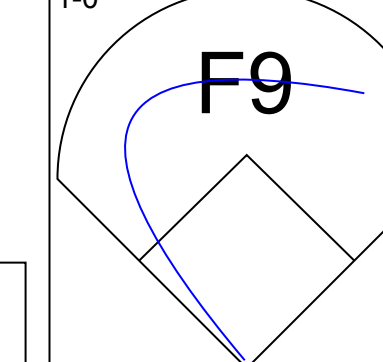
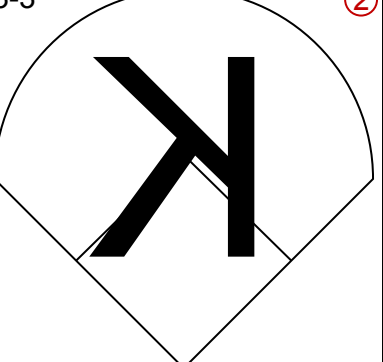
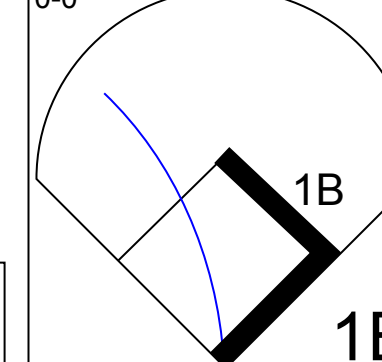
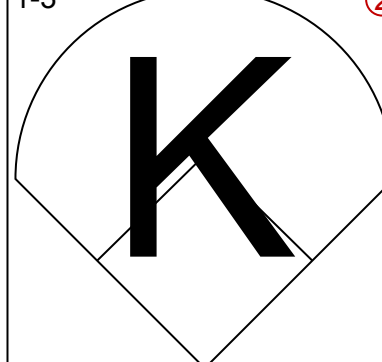
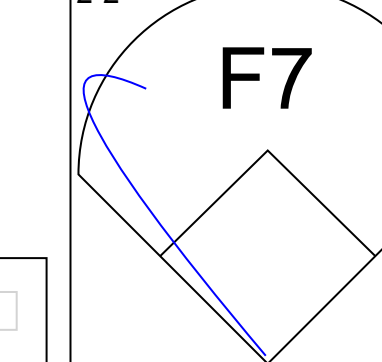
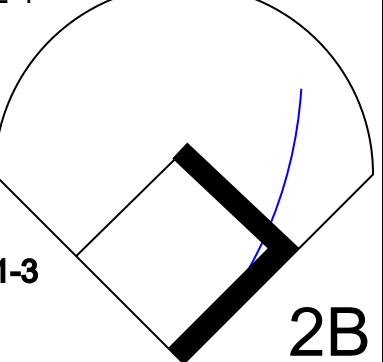
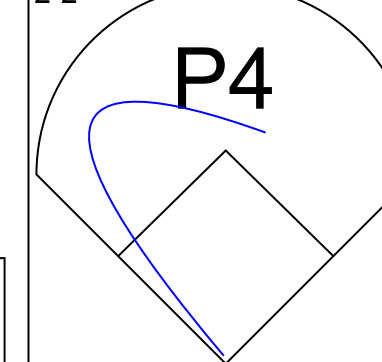
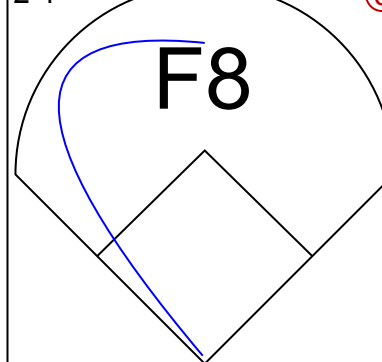
Batter	1	2	3	4	5	6	7	8	9	AB	R	H	RBI	BB	SO	LOB	TOP			
Dave Gallagher, R OBP: 0.348, SLG: 0.339 (1, 8)										4	0	0	0	0	4	1				
Steve Lyons, L OBP: 0.320, SLG: 0.321 (1, 4)										4	0	0	0	0	2	0				
Harold Baines, L OBP: 0.418, SLG: 0.493 (1, 10)										3	0	0	0	1	1	0				
Ivan Calderon, R OBP: 0.316, SLG: 0.438 (1, 3)										4	0	2	0	0	1	1				
Dan Pasqua, L OBP: 0.327, SLG: 0.436 (1, 9)										4	0	0	0	0	1	2				
Carlton Fisk, R OBP: 0.396, SLG: 0.521 (1, 2)										3	1	2	1	0	0	0				
Daryl Boston, L OBP: 0.314, SLG: 0.355 (1, 7)										3	0	0	0	0	1	1	AB 31			
Carlos Martinez, R OBP: 0.308, SLG: 0.352 (1, 5)										3	0	0	0	0	0	1	R 1			
Ozzie Guillen, L OBP: 0.271, SLG: 0.307 (1, 6)										3	0	1	0	0	0	0	H 5			
Inning Stats	R: 0 H: 0 E: 0 K: 3 S: 11	H: 0 LOB: 1 BB: 1 P: 19	R: 0 H: 0 E: 0 K: 1 S: 11	H: 0 LOB: 0 BB: 0 P: 15	R: 0 H: 0 E: 0 K: 1 S: 8	H: 0 LOB: 0 BB: 0 P: 9	R: 0 H: 0 E: 0 K: 1 S: 6	H: 1 LOB: 1 BB: 0 P: 8	R: 0 H: 0 E: 0 K: 0 S: 5	H: 0 LOB: 0 BB: 0 P: 8	R: 0 H: 1 E: 0 K: 0 S: 6	H: 1 LOB: 0 BB: 0 P: 9	R: 1 H: 2 E: 0 K: 1 S: 9	H: 2 LOB: 1 BB: 0 P: 14	R: 0 H: 1 E: 0 K: 2 S: 15	H: 1 LOB: 1 BB: 0 P: 19	1B: 4 2B: 1 3B: 0 HR: 1	SF: 0 SAC: 0 DP: 1 HBP: 0	WP: 0 PB: 0 SB: 2 CS: 0	PA: 32
PITCHER	IP	WLS	BF	H	R	ER	SO	BB	IBB	HBP	BLK	WP	HR	S	P	ERA	WHIP			
Eric Hetzel, R ERA: 2.28 (1, 1)	7.2	L	27	4	1	1	7	1	0	0	0	0	1	66	95	1.17	0.652			
Lee Smith, R ERA: 5.09 (8, 1)	1.1	S	5	1	0	0	3	0	0	0	0	0	0	18	23	0.00	0.750			

Chicago White Sox @ Boston Red Sox
Fenway Park, Boston, MA
Fri Jul 21 1989, 7:05 PM EDT
Att: 34,925 - Cloudy - 66 F

livebaseballscorecards.com

AB 31
R 1
H 5
RBI 1
BB 1
SO 10
LOB 6



Batter	1	2	3	4	5	6	7	8	9	AB	R	H	RBI	BB	SO	LOB	BOTTOM					
Wade Boggs, L OBP: 0.427, SLG: 0.447 (1, 5)										2	0	1	0	2	0	0						
Jody Read, R OBP: 0.354, SLG: 0.342 (1, 4)										4	0	0	0	0	0	6						
Kevin Romine, R OBP: 0.350, SLG: 0.388 (1, 8)										4	0	0	0	0	2	0						
Mike Greenwell, L OBP: 0.364, SLG: 0.451 (1, 7)										4	0	2	0	0	0	0						
Dwight Evans, R OBP: 0.394, SLG: 0.454 Danny Heep, L OBP: 0.371, SLG: 0.363 (5, 9)										2	0	0	0	0	2	1						
Nick Esasky, R OBP: 0.322, SLG: 0.446 (1, 3)										4	0	1	0	0	0	2						
Jim Rice, R OBP: 0.283, SLG: 0.356 (1, 10)										3	0	1	0	1	1	0	AB 32					
Luis Rivera, R OBP: 0.325, SLG: 0.395 (1, 6)										4	0	1	0	0	2	3	R 0					
Rick Cerone, R OBP: 0.354, SLG: 0.350 (1, 2)										4	0	1	0	0	0	1	H 7					
Inning Stats	R: 0 H: 0 E: 0 K: 0 S: 7	H: 1 LOB: 2 BB: 1 P: 12	R: 0 H: 1 E: 1 K: 1 S: 7	H: 0 LOB: 1 BB: 1 P: 14	R: 0 H: 0 E: 0 K: 0 S: 6	H: 0 LOB: 0 BB: 1 P: 13	R: 0 H: 1 E: 0 K: 2 S: 9	H: 1 LOB: 0 BB: 0 P: 12	R: 0 H: 2 E: 0 K: 1 S: 12	H: 2 LOB: 3 BB: 1 P: 28	R: 0 H: 1 E: 0 K: 0 S: 7	H: 1 LOB: 1 BB: 0 P: 13	R: 0 H: 2 E: 0 K: 0 S: 11	H: 2 LOB: 2 BB: 0 P: 18	R: 0 H: 0 E: 0 K: 1 S: 7	H: 0 LOB: 1 BB: 1 P: 12	R: 0 H: 0 E: 0 K: 2 S: 8	H: 0 LOB: 0 BB: 0 P: 11	1B: 6 2B: 1 3B: 0 HR: 0	SF: 0 SAC: 0 DP: 0 HBP: 0	WP: 0 PB: 0 SB: 0 CS: 2	PA: 37
PITCHER	IP	WLS	BF	H	R	ER	SO	BB	IBB	HBP	BLK	WP	HR	S	P	ERA	WHIP					
Melido Perez, R ERA: 5.2 (1, 1)	7.0	W	29	7	0	0	4	2	1	0	0	0	0	59	110	0.00	1.286					
Bobby Thigpen, R ERA: 3.89 (8, 1)	2.0	S	7	0	0	0	3	1	0	0	0	0	0	15	23	0.00	0.500					

Chicago White Sox @ Boston Red Sox
Fenway Park, Boston, MA
Fri Jul 21 1989, 7:05 PM EDT
Att: 34,925 - Cloudy - 66 F

livebaseballscorecards.com

AB 32
R 0
H 7
RBI 0
BB 4
SO 7
LOB 14



Batter	1	2	3	4	5	6	7	8	9	AB	R	H	RBI	BB	SO	LOB	TOP										
Dave Gallagher, R OBP: 0.351, SLG: 0.342 (1, 8)										6	2	3	1	0	2	4	Chicago White Sox @ Boston Red Sox Fenway Park, Boston, MA Sat Jul 22 1989, 3:33 AM EDT Att: 34,899 - Overcast										
Steve Lyons, L OBP: 0.321, SLG: 0.326 (1, 4) (8, 7)										5	1	2	1	0	0	2											
Harold Baines, L OBP: 0.420, SLG: 0.495 (1, 10)										5	1	3	1	0	1	4											
Ivan Calderon, R OBP: 0.320, SLG: 0.447 (1, 3)										4	2	2	3	1	0	1											
Dan Pasqua, L OBP: 0.329, SLG: 0.438 (1, 9)										4	1	1	2	1	3	3											
Daryl Boston, L OBP: 0.311, SLG: 0.351 Fred Manrique, R OBP: 0.330, SLG: 0.403 (8, 4) (8, 4)										4	0	1	0	0	0	2											
Carlos Martinez, R OBP: 0.312, SLG: 0.378 (1, 5)										5	1	2	2	0	1	0											
Ozzie Guillen, L OBP: 0.273, SLG: 0.310 (1, 6)										5	1	2	0	0	0	2											
Ron Karkovice, R OBP: 0.246, SLG: 0.315 (1, 2)										4	1	1	0	1	2	3											
Inning Stats	R: 1 E: 0 K: 0 S: 13	H: 2 LOB: 0 BB: 0 P: 18	R: 0 E: 0 K: 2 S: 8	H: 0 LOB: 0 BB: 0 P: 9	R: 0 E: 0 K: 0 S: 10	H: 0 LOB: 1 BB: 1 P: 20	R: 3 E: 0 K: 1 S: 20	H: 5 LOB: 2 BB: 0 P: 24	R: 0 E: 0 K: 1 S: 9	H: 0 LOB: 0 BB: 0 P: 12	R: 3 E: 0 K: 2 S: 18	H: 3 LOB: 0 BB: 0 P: 24	R: 3 E: 0 K: 2 S: 24	H: 5 LOB: 3 BB: 1 P: 38	R: 0 E: 0 K: 2 S: 9	H: 1 LOB: 1 BB: 0 P: 14	1B: 12 2B: 3 3B: 0 HR: 2	SF: 0 SAC: 0 DP: 0 HBP: 0	WP: 0 PB: 0 SB: 0 CS: 0	PA: 46							
PITCHER	IP	WLS	BF	H	R	ER	SO	BB	IBB	HBP	BLK	WP	HR	S	P	ERA	WHIP										
John Dopson, R ERA: 4.07 (1, 1)	3.0		16	7	4	4	2	1	0	0	2	0	0	43	62	12.00	2.667										
Dennis Lamp, R ERA: 3.71 (4, 1)	3.0		13	3	2	2	2	1	0	0	0	0	0	31	45	6.00	1.333										
Rob Murphy, L ERA: 2.49 (7, 1)	1.0	L	4	1	1	1	2	0	0	0	0	0	1	13	17	9.00	1.000										
Mike Smithson, R ERA: 5.18 Joe Price, L ERA: 4.61 (8, 1) (8, 1)	0.0		4	4	3	3	0	0	0	0	0	0	1	11	17	∞	∞										
2.0	9	2	0	0	4	0	1	0	0	0	0	0	0	22	35	0.00	1.000										

Batter	1	2	3	4	5	6	7	8	9	AB	R	H	RBI	BB	SO	LOB	BOTTOM										
Wade Boggs, L OBP: 0.332, SLG: 0.452 (1, 5)										3	0	2	0	2	0	0	Chicago White Sox @ Boston Red Sox Fenway Park, Boston, MA Sat Jul 22 1989, 3:33 AM EDT Att: 34,899 - Overcast										
Jody Reed, R OBP: 0.352, SLG: 0.341 (1, 4)										4	0	1	1	0	0	6											
Kevin Romine, R OBP: 0.343, SLG: 0.388 (1, 8)										5	1	1	1	0	0	3											
Mike Greenwell, L OBP: 0.364, SLG: 0.452 (1, 7)										4	1	1	0	1	1	3											
Danny Heep, L OBP: 0.372, SLG: 0.372 (1, 9)										5	0	2	2	0	0	0											
Nick Esasky, R OBP: 0.326, SLG: 0.448 (1, 3)										3	1	1	0	2	1	1											
Jim Rice, R OBP: 0.281, SLG: 0.357 (1, 10)										5	0	1	1	0	1	5											
Luis Rivera, R OBP: 0.336, SLG: 0.402 (1, 6)											3	2	1	0	2	0		1									
Rick Cerone, R OBP: 0.354, SLG: 0.350 (1, 2)										3	1	1	1	0	0	2											
Inning Stats	R: 0 E: 0 K: 0 S: 7	H: 1 LOB: 1 BB: 0 P: 8	R: 1 E: 0 K: 0 S: 13	H: 1 LOB: 3 BB: 3 P: 28	R: 1 E: 0 K: 0 S: 10	H: 2 LOB: 1 BB: 0 P: 15	R: 3 E: 1 K: 0 S: 19	H: 4 LOB: 3 BB: 2 P: 41	R: 1 E: 0 K: 0 S: 9	H: 1 LOB: 0 BB: 2 P: 20	R: 0 E: 0 K: 1 S: 9	H: 0 LOB: 0 BB: 0 P: 17	R: 0 E: 0 K: 0 S: 8	H: 0 LOB: 0 BB: 0 P: 11	R: 0 E: 0 K: 1 S: 6	H: 1 LOB: 0 BB: 0 P: 9	R: 0 E: 0 K: 1 S: 6	H: 1 LOB: 1 BB: 0 P: 10	1B: 4 2B: 7 3B: 0 HR: 0	SF: 1 SAC: 1 DP: 1 HBP: 0	WP: 0 PB: 1 SB: 0 CS: 0	PA: 44					
PITCHER	IP	WLS	BF	H	R	ER	SO	BB	IBB	HBP	BLK	WP	HR	S	P	ERA	WHIP										
Richard Dotson, R ERA: 5.15 (1, 1)	3.0		19	7	5	5	0	3	0	0	0	0	0	18	66	15.00	3.333										
Bill Long, R ERA: 5.19 (4, 1)	1.2		11	2	1	1	0	4	0	0	0	0	0	18	43	5.40	3.600										
Ken Patterson, L ERA: 4.66 (5, 1)	1.1	W	4	0	0	0	1	0	0	0	0	0	0	11	20	0.00	0.000										
Donn Pall, R ERA: 2.5 (7, 1)	3.0	S	10	2	0	0	2	0	0	0	0	0	0	20	30	0.00	0.667										

AB	43
R	10
H	17
RBI	10
BB	3
SO	10
LOB	24



AB	35
R	6
H	11
RBI	6
BB	7
SO	3
LOB	21



Batter	1	2	3	4	5	6	7	8	9	AB	R	H	RBI	BB	SO	LOB	TOP										
Dave Gallagher, R OBP: 0.350, SLG: 0.341 (1, 8)	2-1 G6-3 SH1-4 3B 1B	1-1 SAFE SAFE SAFE CS	0-0 F9		2-3 K			3-2 L9		4	1	1	0	0	1	1											
Steve Lyons, L OBP: 0.325, SLG: 0.330 (1, 4)	0-1 SH1-4 1-2		1-3 K		2-1 G3-6 1B			2-2 BB 1B		3	1	2	0	0	1	0											
Harold Baines, L OBP: 0.418, SLG: 0.492 (1, 10)	0-0 G6-3		0-0 G3-1		0-1 G3-6 1-2			2-3 K		2	0	0	0	0	0	1											
Greg Walker, L OBP: 0.283, SLG: 0.341 (6, PH)					1-0 G6-3			4-2 FC3-6 1B 1-2 BB		3	0	2	1	1	0	0											
Ivan Calderon, R OBP: 0.324, SLG: 0.454 (1, 3)	1-1 3-H 3B			3-2 G6-4-3 1B				1-0 F9		3	0	1	1	1	0	1											
Dan Pasqua, L OBP: 0.332, SLG: 0.436 (1, 9)	4-2 BB			1-0 F9				3-2 F8		3	0	1	1	1	0	1											
Carlton Fisk, R OBP: 0.358, SLG: 0.509 (1, 2)	0-1 SAFE G4-3			2-1 SAFE G6-4-3 1-2				3-3 K		4	0	0	0	0	1	5											
Daryl Boston, L OBP: 0.302, SLG: 0.339 (1, 7)				0-0 G4-3				2-2 G3		4	0	0	0	0	1	2											
Carlos Martinez, R OBP: 0.305, SLG: 0.369 (1, 5)				3-1 G6-3				0-2 G5-3		3	0	0	0	0	1	0											
Ozzie Guillen, L OBP: 0.276, SLG: 0.316 (1, 6)				2-2 G5-3				1-1 G5-3		3	0	2	0	0	0	0											
Fred Manrique, R OBP: 0.330, SLG: 0.403 (8, 6)				0-0 CS 1B						0	0	0	0	0	0	0											
Inning Stats	R: 1 E: 0 K: 0 S: 12	H: 2 LOB: 2 BB: 1 P: 19	R: 0 E: 0 K: 2 S: 8	H: 1 LOB: 0 BB: 0 P: 10	R: 0 E: 0 K: 1 S: 5	H: 0 LOB: 0 BB: 0 P: 6	R: 0 E: 0 K: 0 S: 7	H: 1 LOB: 1 BB: 0 P: 13	R: 0 E: 0 K: 1 S: 9	H: 0 LOB: 0 BB: 0 P: 16	R: 0 E: 0 K: 1 S: 10	H: 0 LOB: 0 BB: 0 P: 18	R: 0 E: 0 K: 0 S: 10	H: 0 LOB: 0 BB: 1 P: 14	R: 1 E: 0 K: 1 S: 13	H: 2 LOB: 2 BB: 1 P: 23	1B: 6 2B: 1 3B: 1 HR: 0	SF: 0 SAC: 1 DP: 2 HBP: 0	WP: 0 PB: 0 SB: 0 CS: 1	PA: 35							
PITCHER	IP	WLS	BF	H	R	ER	SO	BB	IBB	HBP	BLK	WP	HR	S	P	ERA	WHIP										
Roger Clemens, R ERA: 3.21 (1, 1)	7.0	W	25	6	1	1	5	1	0	0	0	0	0	56	90	1.29	1.000										
Lee Smith, R ERA: 5.05 (8, 1)	2.0		9	2	1	1	1	1	0	0	0	0	0	23	37	4.50	1.500										

Chicago White Sox @ Boston Red Sox
Fenway Park, Boston, MA
Sun Jul 23 1989, 3:33 AM EDT
Att: 34,519 - Sunny

AB 31
R 2
H 8
RBI 2
BB 2
SO 6
LOB 12





Batter	1	2	3	4	5	6	7	8	9	AB	R	H	RBI	BB	SO	LOB	BOTTOM										
Wade Boggs, L OBP: 0.331, SLG: 0.454 (1, 5)	0-2 G5-3	2-2 1B		0-1 F8 1B 2B		1-3 K		3-3 K		5	1	2	0	0	2	0											
Luis Rivera, R OBP: 0.326, SLG: 0.389 (1, 6)	2-2 G5-3	2-2 F7		0-2 F8		1-1 P3				4	0	0	0	0	3												
Kevin Romine, R OBP: 0.339, SLG: 0.383 (1, 8)	0-0 G6-3		2-2 G6-3	0-0 1B		0-2 F9				4	0	1	1	0	0												
Mike Greenwell, L OBP: 0.368, SLG: 0.453 (1, 7)		1-1 1B 1B	4-1 BB BB	0-0 F7		1-2 PB 1B				3	2	2	0	1	0	1											
Nick Esasky, R OBP: 0.325, SLG: 0.455 (1, 3)		1-1 SAFE SAFE SAFE F9	0-0 F9		2-2 HR		2-3 K			4	1	1	1	0	1	3											
Jim Rice, R OBP: 0.291, SLG: 0.363 (1, 10)		3-1 SAFE SAFE SAFE 1B 2B 1B	4-2 SAFE SAFE SAFE HR BB		1-1 P3		0-1 1-2 1B			3	2	2	0	1	0	0											
Randy Kutcher, R OBP: 0.291, SLG: 0.340 (1, 9)		2-1 2B SF8 1B	1-0 HR HR		2-3 K		3-2 G6-3			4	2	2	4	0	1	2											
Rick Cerone, R OBP: 0.351, SLG: 0.354 (1, 2)		1-3 3-H 1B 2B	2-1 P2		2-3 K			0-0 L7		4	0	1	1	0	1	0											
Ed Romero, R OBP: 0.264, SLG: 0.252 (1, 4)		1-0 3-H SF8		0-0 F7		1-0 P3		0-1 P4		3	0	0	1	0	0	0											
Inning Stats	R: 0 E: 0 K: 0 S: 7	H: 0 LOB: 0 BB: 0 P: 9	R: 3 E: 0 K: 0 S: 16	H: 5 LOB: 2 BB: 0 P: 30	R: 3 E: 0 K: 0 S: 10	H: 1 LOB: 0 BB: 2 P: 23	R: 1 E: 0 K: 0 S: 10	H: 2 LOB: 1 BB: 0 P: 10	R: 1 E: 0 K: 2 S: 12	H: 1 LOB: 0 BB: 0 P: 19	R: 0 E: 0 K: 1 S: 6	H: 0 LOB: 0 BB: 0 P: 9	R: 0 E: 0 K: 1 S: 16	H: 2 LOB: 2 BB: 0 P: 22	R: 0 E: 0 K: 1 S: 6	H: 0 LOB: 0 BB: 0 P: 9	1B: 7 2B: 2 3B: 0 HR: 2	SF: 1 SAC: 0 DP: 0 HBP: 0	WP: 0 PB: 1 SB: 0 CS: 0	PA: 37							
PITCHER	IP	WLS	BF	H	R	ER	SO	BB	IBB	HBP	BLK	WP	HR	S	P	ERA	WHIP										
Steve Rosenberg, L ERA: 5.0 (1, 1)	3.2	L	21	8	7	7	0	2	0	0	0	0	1	42	71	17.18	2.727										
Ken Patterson, L ERA: 4.53 (4, 1)	3.1		13	3	1	1	4	0	0	0	0	0	1	35	51	2.70	0.900										
Shawn Hillegas, R ERA: 5.15 (8, 1)	1.0		3	0	0	0	1	0	0	0	0	0	0	6	9	0.00	0.000										

Chicago White Sox @ Boston Red Sox
Fenway Park, Boston, MA
Sun Jul 23 1989, 3:33 AM EDT
Att: 34,519 - Sunny

AB 34
R 8
H 11
RBI 8
BB 2
SO 5
LOB 9



Batter	1	2	3	4	5	6	7	8	9	AB	R	H	RBI	BB	SO	LOB	TOP									
Harold Reynolds, S OBP: 0.362, SLG: 0.373 (1, 4)	G6-3	CS	1B SF7				G4-3			4	1	2	1	0	0	1	Seattle Mariners @ Chicago White Sox Comiskey Park, Chicago, IL Mon Jul 24 1989, 8:05 PM EDT Att: 11,430 - Unknown - 81 F									
Greg Britley, L OBP: 0.369, SLG: 0.523 (1, 7)	1B		CS				F8			3	0	2	0	1	0	1										
Alvin Davis, L OBP: 0.444, SLG: 0.469 (1, 3)	F7		SF7				G3			2	0	0	1	1	0	2										
Jeffrey Leonard, R OBP: 0.315, SLG: 0.428 (1, 10)	K		P6				G6-3			4	0	0	0	0	2	3										
Darnell Coles, R OBP: 0.301, SLG: 0.384 (1, 9)		G6-3	CS				F7			4	0	0	0	0	1	1										
Henry Cotto, R OBP: 0.286, SLG: 0.356 (1, 8)	2B						G6-3			4	1	2	0	0	0	1										
Jim Prestley, R OBP: 0.300, SLG: 0.404 (1, 5)	1B						1B			4	1	1	1	0	1	1										
Dave Valle, R OBP: 0.332, SLG: 0.402 (1, 2)	G5-3						F8			4	1	1	0	0	0	1										
Omar Vizquel, S OBP: 0.301, SLG: 0.303 (1, 6)	1B		CS				G4-3			3	0	2	1	0	0	0	AB 32 R 4 H 10 RBI 4 BB 2 SO 4 LOB 11 									
Inning Stats	R: 0 E: 0 K: 1 S: 11	H: 1 LOB: 1 BB: 0 P: 17	R: 2 E: 0 K: 0 S: 10	H: 3 LOB: 0 BB: 0 P: 17	R: 1 E: 0 K: 0 S: 5	H: 2 LOB: 0 BB: 0 P: 10	R: 0 E: 0 K: 0 S: 5	H: 0 LOB: 0 BB: 0 P: 8	R: 1 E: 1 K: 0 S: 10	H: 2 LOB: 1 BB: 1 P: 14	R: 0 E: 0 K: 1 S: 11	H: 1 LOB: 1 BB: 0 P: 14	R: 0 E: 1 K: 0 S: 9	H: 1 LOB: 1 BB: 0 P: 12	R: 0 E: 0 K: 2 S: 8	H: 0 LOB: 1 BB: 1 P: 15		R: 0 E: 0 K: 0 S: 5	H: 0 LOB: 0 BB: 0 P: 6	1B: 9 2B: 1 3B: 0 HR: 0	SF: 1 SAC: 1 DP: 0 HBP: 0	WP: 0 PB: 0 SB: 0 CS: 3	PA: 38			
PITCHER	IP	WLS	BF	H	R	ER	SO	BB	IBB	HBP	BLK	WP	HR	S	P	ERA		WHIP								
Jerry Reuss, L ERA: 5.24 (1, 1)	6.0		25	9	4	3	2	1	0	0	0	0	0	52	80	4.50		1.667								
Shawn Hillegas, R ERA: 4.99 (7, 1)	3.0	W	11	1	0	0	2	1	0	0	0	0	0	22	33	0.00		0.667								

Batter	1	2	3	4	5	6	7	8	9	AB	R	H	RBI	BB	SO	LOB	BOTTOM									
Dave Gallagher, R OBP: 0.351, SLG: 0.340 (1, 8)	G6-3	K		FC4-6			F9			4	1	1	0	1	1	3	Seattle Mariners @ Chicago White Sox Comiskey Park, Chicago, IL Mon Jul 24 1989, 8:05 PM EDT Att: 11,430 - Unknown - 81 F									
Steve Lyons, L OBP: 0.327, SLG: 0.337 (1, 4) (7, 5)	1B	SF8-6-5		FC4-6			G3			3	1	2	1	0	0	1										
Harold Baines, L OBP: 0.423, SLG: 0.490 (1, 10)	1B			FC3-6			F7			1	1	0	0	4	0	1										
Ivan Calderon, R OBP: 0.325, SLG: 0.450 (1, 3)	1B			FC3-6			K			3	0	0	0	1	1	5										
Dan Pasqua, L OBP: 0.329, SLG: 0.430 (1, 9)	1B			K			P4			5	0	1	2	0	2	7										
Carlton Fisk, R OBP: 0.354, SLG: 0.500 (1, 2)	F9			FC3-6			P6			5	0	1	1	0	0	6										
Daryll Boston, L OBP: 0.292, SLG: 0.328 (1, 7)	P6			G1-3			F7			4	0	0	0	0	1	4										
Carlos Martinez, R OBP: 0.319, SLG: 0.414 (6, PR) Fred Manrique, R OBP: 0.326, SLG: 0.401 (7, 4)	2B						K			3	2	3	1	0	0	0										
Ozzie Guillen, L OBP: 0.276, SLG: 0.318 (1, 6)	2B			L7			F9			4	0	1	0	0	0	1	AB 33 R 5 H 9 RBI 5 BB 6 SO 6 LOB 28 									
Inning Stats	R: 2 E: 0 K: 0 S: 17	H: 2 LOB: 2 BB: 2 P: 32	R: 1 E: 0 K: 1 S: 9	H: 2 LOB: 0 BB: 0 P: 13	R: 0 E: 0 K: 1 S: 9	H: 0 LOB: 2 BB: 1 P: 20	R: 1 E: 0 K: 0 S: 8	H: 2 LOB: 1 BB: 0 P: 11	R: 0 E: 0 K: 1 S: 5	H: 0 LOB: 0 BB: 0 P: 6	R: 0 E: 0 K: 0 S: 7	H: 1 LOB: 1 BB: 0 P: 10	R: 0 E: 0 K: 0 S: 13	H: 1 LOB: 2 BB: 1 P: 23	R: 0 E: 0 K: 2 S: 8	H: 0 LOB: 0 BB: 0 P: 12		R: 1 E: 1 K: 1 S: 11	H: 1 LOB: 3 BB: 2 P: 21	1B: 5 2B: 4 3B: 0 HR: 1	SF: 1 SAC: 1 DP: 1 HBP: 1	WP: 0 PB: 0 SB: 0 CS: 0	PA: 42			
PITCHER	IP	WLS	BF	H	R	ER	SO	BB	IBB	HBP	BLK	WP	HR	S	P	ERA		WHIP								
Brian Holman, R ERA: 3.78 (1, 1)	6.0		30	8	4	4	3	4	0	1	0	0	0	57	100	6.00		2.000								
Michael Jackson, R ERA: 3.79 (7, 1)	2.0	L	7	0	1	0	2	1	0	0	0	0	0	20	32	0.00		0.500								
Keith Comstock, L ERA: (9, 1)	0.0		2	0	0	0	0	0	1	0	0	0	0	2	7	∞		∞								
Mike Schooler, R ERA: 1.71 (9, 1)	0.2		3	1	0	0	1	0	0	0	0	0	0	8	9	0.00		1.500								

Batter	1	2	3	4	5	6	7	8	9	AB	R	H	RBI	BB	SO	LOB	TOP			
Harold Reynolds, S OBP: 0.361, SLG: 0.370	G4-3		B1-3		SH5-3		K		BB	3	0	0	0	1	1		Seattle Mariners @ Chicago White Sox Comiskey Park, Chicago, IL Tue Jul 25 1989, 8:05 PM EDT Att: 9,185 - Unknown			
Greg Britley, L OBP: 0.360, SLG: 0.513	G4-3		P6		SF7		K		P8	4	0	0	1	0	2					
Alvin Davis, L OBP: 0.447, SLG: 0.473	F8				F9 1B		FC5-4 1B		P5	4	1	2	1	1	0	1				
Darnell Coles, R OBP: 0.299, SLG: 0.382		G6-3		F9	FC5-4				P4	5	0	1	1	0	0	3				
Jeffrey Leonard, R OBP: 0.317, SLG: 0.429		K		G5-3 1B						4	1	2	1	0	2	2				
Scott Bradley, L OBP: 0.326, SLG: 0.395		2B BB		G5-3					G6-3	3	1	1	0	1	0	1				
Jim Presley, R OBP: 0.299, SLG: 0.405		1-H 2B		P3					K	4	0	1	1	0	1	3		AB 35 R 6 H 10 RBI 5 BB 3 SO 6 LOB 16		
Mike Kingery, L OBP: 0.250, SLG: 0.500		K			E5 SH5-3 SF7 1B		G3-6-3-4			4	1	1	0	0	1	2				
Omar Vizquel, S OBP: 0.304, SLG: 0.306			F7						G4-3	4	2	2	0	0	0	1				
Inning Stats	R: 0 E: 0 K: 0 S: 6	H: 0 LOB: 0 BB: 0 P: 10	R: 1 E: 0 K: 2 S: 15	H: 1 LOB: 1 BB: 1 P: 26	R: 0 E: 0 K: 0 S: 10	H: 0 LOB: 0 BB: 0 P: 13	R: 1 E: 0 K: 0 S: 10	H: 2 LOB: 1 BB: 0 P: 16	R: 2 E: 1 K: 0 S: 10	H: 2 LOB: 1 BB: 0 P: 12	R: 1 E: 0 K: 3 S: 16	H: 2 LOB: 2 BB: 1 P: 29	R: 0 E: 0 K: 1 S: 7	H: 1 LOB: 1 BB: 0 P: 8	R: 0 E: 0 K: 0 S: 7	H: 0 LOB: 1 BB: 1 P: 14	1B: 7 2B: 3 3B: 0 HR: 0	SF: 1 SAC: 1 DP: 1 HBP: 0	WP: 0 PB: 0 SB: 0 CS: 0	PA: 40
PITCHER	IP	WLS	BF	H	R	ER	SO	BB	IBB	HBP	BLK	WP	HR	S	P	ERA	WHIP			
Eric King, R ERA: 4.08	5.0		23	6	5	3	2	1	0	0	0	0	0	53	81	5.40	1.400			
Donn Patti, R ERA: 2.52	3.0	W	13	4	1	1	4	0	1	0	0	0	0	27	43	3.00	1.333			
Bobby Thigpen, R ERA: 3.81	1.0	S	4	0	0	0	0	1	0	0	0	0	0	7	14	0.00	1.000			

Batter	1	2	3	4	5	6	7	8	9	AB	R	H	RBI	BB	SO	LOB	BOTTOM		
Dave Gallagher, R OBP: 0.356, SLG: 0.344	P9		3B							4	1	3	1	1	0	0	Seattle Mariners @ Chicago White Sox Comiskey Park, Chicago, IL Tue Jul 25 1989, 8:05 PM EDT Att: 9,185 - Unknown		
Steve Lyons, L OBP: 0.325, SLG: 0.341	F9		1B		P4				G4-6-3 1B	5	0	1	1	0	5				
Harold Baines, L OBP: 0.420, SLG: 0.489	1B 2B		K		F7				K	5	1	1	0	0	3	3			
Ivan Calderon, R OBP: 0.327, SLG: 0.451	2B 1B		K						G4-3	4	1	2	1	0	1	1			
Dan Pasqua, L OBP: 0.327, SLG: 0.442	K				HR				G4-3	4	1	1	1	0	2	2			
Carlton Fisk, R OBP: 0.357, SLG: 0.503									F7	3	1	1	1	1	0	0			
Daryl Boston, L OBP: 0.306, SLG: 0.344	F8				2B BB				G4-6-3 1B	3	1	2	1	1	0	0		AB 34 R 7 H 12 RBI 6 BB 3 SO 6 LOB 16	
Fred Manrique, R OBP: 0.328, SLG: 0.397					FC4-6 1B 2B				G3-1 SH1-4 1B	2	0	0	0	0	0	2			
Ozzie Guillen, L OBP: 0.275, SLG: 0.319					G5-3				G3-1	4	1	1	0	0	0	3			
Inning Stats	R: 1 E: 0 K: 1 S: 14	H: 2 LOB: 1 BB: 0 P: 18	R: 0 E: 0 K: 0 S: 6	H: 0 LOB: 0 BB: 0 P: 8	R: 1 E: 0 K: 2 S: 15	H: 2 LOB: 1 BB: 0 P: 22	R: 3 E: 0 K: 0 S: 14	H: 3 LOB: 2 BB: 1 P: 24	R: 0 E: 0 K: 0 S: 5	H: 1 LOB: 2 BB: 1 P: 8	R: 1 E: 0 K: 2 S: 16	H: 2 LOB: 2 BB: 1 P: 27	R: 1 E: 0 K: 1 S: 8	H: 2 LOB: 0 BB: 0 P: 13	1B: 6 2B: 4 3B: 1 HR: 1	SF: 0 SAC: 1 DP: 1 HBP: 1	WP: 0 PB: 0 SB: 0 CS: 0	PA: 39	
PITCHER	IP	WLS	BF	H	R	ER	SO	BB	IBB	HBP	BLK	WP	HR	S	P	ERA	WHIP		
Scott Bankhead, R ERA: 3.03	3.1		19	7	5	5	3	1	0	1	0	0	0	10	16	0.00	0.857		
Jerry Reed, R ERA: 2.57	2.1		9	1	0	0	0	1	0	0	0	0	0	10	16	9.00	1.000		
Keith Comstock, L ERA: 0.96	1.0		4	1	1	1	2	0	0	0	0	0	0	10	16	6.75	3.000		
Michael Jackson, R ERA: 3.86	1.1	L	7	3	1	1	1	1	0	0	0	0	0	15	25				

Batter	1	2	3	4	5	6	7	8	9	AB	R	H	RBI	BB	SO	LOB	TOP								
Harold Reynolds, S OBP: 0.359, SLG: 0.366 (1, 4)	G6-3		G4-3			L7		L7		4	0	0	0	1	0	0									
Greg Britley, L OBP: 0.366, SLG: 0.522 (1, 7)	HBP		K			FC4-6 1B		HR	BB	4	1	2	0	0	1	1									
Alvin Davis, L OBP: 0.447, SLG: 0.482 (1, 3)	K					FC4-6 1-2		HR		3	1	1	2	1	1	2									
Darnell Coles, R OBP: 0.296, SLG: 0.377 (1, 9)		G5-3				P5		F9		4	0	0	0	0	0	2									
Jeffrey Leonard, R OBP: 0.317, SLG: 0.427 (1, 10)		F7				K		G4-3		4	1	1	0	0	1	1									
Henry Cotto, R OBP: 0.281, SLG: 0.351 Scott Bradley, L OBP: 0.330, SLG: 0.405 Dave Cochrane, S OBP: 0.316, SLG: 0.348 (8, PH)	E5 1B					K		K		3	0	0	0	0	2	1									
Jim Presley, R OBP: 0.298, SLG: 0.403 (1, 5)						K		K		1	0	1	1	0	0	0									
Dave Valle, R OBP: 0.330, SLG: 0.399 (1, 2)		G6-3				G1-3		E6 1B		4	0	1	0	0	0	1									
Omar Vizquel, S OBP: 0.300, SLG: 0.303 Mike Kingery, L OBP: 0.200, SLG: 0.400 (8, 8)						G6-3		P4		4	0	1	0	0	0	2									
Inning Stats	R: 0 E: 0 K: 1 S: 6	H: 0 LOB: 1 BB: 0 P: 15	R: 0 E: 1 K: 0 S: 11	H: 1 LOB: 2 BB: 0 P: 19	R: 0 E: 0 K: 1 S: 8	H: 0 LOB: 0 BB: 0 P: 14	R: 0 E: 0 K: 2 S: 13	H: 0 LOB: 1 BB: 1 P: 20	R: 0 E: 0 K: 0 S: 6	H: 0 LOB: 0 BB: 0 P: 11	R: 0 E: 0 K: 0 S: 4	H: 1 LOB: 1 BB: 0 P: 8	R: 0 E: 1 K: 1 S: 13	H: 1 LOB: 2 BB: 0 P: 21	R: 3 E: 0 K: 0 S: 17	H: 4 LOB: 1 BB: 0 P: 22	R: 0 E: 0 K: 0 S: 7	H: 0 LOB: 1 BB: 1 P: 16	1B: 4 2B: 2 3B: 1 HR: 1	SF: 0 SAC: 0 DP: 1 HBP: 1	WP: 0 PB: 0 SB: 0 CS: 1	PA: 38			
PITCHER	IP	WLS	BF	H	R	ER	SO	BB	IBB	HBP	BLK	WP	HR	S	P	ERA	WHIP								
Greg Hibbard, L ERA: 3.19 (1, 1)	6.2	W	26	3	0	0	5	1	0	1	0	0	0	59	103	0.00	0.600								
Shawn Hillegas, R ERA: 5.14 (7, 1)	0.2		4	2	2	2	0	0	0	0	0	0	1	11	18	27.00	3.000								
Bobby Thigpen, R ERA: 3.86 (8, 1)	1.2	S	8	2	1	1	0	1	0	0	0	0	0	15	25	5.40	1.800								

Seattle Mariners @ Chicago White Sox
Comiskey Park, Chicago, IL
Wed Jul 26 1989, 4:33 AM EDT
Att: 14,430 - Cloudy - 82 F

AB 35
R 3
H 7
RBI 3
BB 2
SO 5
LOB 12



Batter	1	2	3	4	5	6	7	8	9	AB	R	H	RBI	BB	SO	LOB	BOTTOM								
Dave Gallagher, R OBP: 0.353, SLG: 0.341 (1, 8)	G1-3		G3-1			FC6-4 G6-4-3		K		4	0	0	0	0	1	2									
Steve Lyons, L OBP: 0.324, SLG: 0.338 (1, 4)	HBP		K			G6-4-3		K		3	0	0	0	0	2	2									
Harold Baines, L OBP: 0.424, SLG: 0.505 (1, 10)	G6-4-3					F9 2B		HR		4	1	3	1	0	0	1									
Ivan Calderon, R OBP: 0.326, SLG: 0.449 (5, 9)						F9		F9		4	1	1	0	0	0	2									
Dan Pasqua, L OBP: 0.330, SLG: 0.443 (5, 7)						G4-3		G1-3		4	1	2	0	0	0	1									
Daryl Boston, L OBP: 0.301, SLG: 0.339 Russ Morman, R OBP: 0.421, SLG: 0.438 (5, 3)						G1-3		G5-3		2	0	0	0	0	0	1									
Fred Manrique, R OBP: 0.326, SLG: 0.404 (1, 5)						G6-3		G4-3		4	1	1	1	0	0	2									
Ron Karkovice, R OBP: 0.248, SLG: 0.324 (1, 2)						F7		G6-3		3	1	1	0	0	0	2									
Ozzie Guillen, L OBP: 0.278, SLG: 0.322 (1, 6)						G4-3		G6-3		3	0	2	2	0	0	1									
Inning Stats	R: 0 E: 0 K: 0 S: 9	H: 0 LOB: 0 BB: 0 P: 11	R: 2 E: 1 K: 0 S: 13	H: 2 LOB: 1 BB: 0 P: 21	R: 0 E: 0 K: 1 S: 10	H: 1 LOB: 1 BB: 0 P: 12	R: 0 E: 0 K: 0 S: 7	H: 0 LOB: 0 BB: 0 P: 9	R: 1 E: 0 K: 0 S: 12	H: 2 LOB: 0 BB: 0 P: 15	R: 0 E: 0 K: 0 S: 9	H: 1 LOB: 1 BB: 0 P: 13	R: 1 E: 0 K: 2 S: 11	H: 2 LOB: 1 BB: 0 P: 19	R: 1 E: 0 K: 1 S: 10	H: 2 LOB: 1 BB: 0 P: 14	1B: 6 2B: 2 3B: 1 HR: 1	SF: 0 SAC: 0 DP: 2 HBP: 1	WP: 0 PB: 0 SB: 1 CS: 0	PA: 34					
PITCHER	IP	WLS	BF	H	R	ER	SO	BB	IBB	HBP	BLK	WP	HR	S	P	ERA	WHIP								
Bill Swift, R ERA: 5.44 (1, 1)	6.0	L	24	6	3	2	1	0	0	0	0	0	0	60	81	3.00	1.000								
Gene Harris, R ERA: 5.74 (7, 1)	1.0		5	2	1	1	2	0	0	0	0	0	0	11	19	9.00	2.000								
Mike Schooler, R ERA: 1.86 (8, 1)	1.0		5	2	1	1	1	0	0	0	0	0	1	10	14	9.00	2.000								

Seattle Mariners @ Chicago White Sox
Comiskey Park, Chicago, IL
Wed Jul 26 1989, 4:33 AM EDT
Att: 14,430 - Cloudy - 82 F

AB 33
R 5
H 10
RBI 4
BB 0
SO 4
LOB 16



Batter	1	2	3	4	5	6	7	8	9	AB	R	H	RBI	BB	SO	LOB	TOP					
Dave Gallagher, R OBP: 0.355, SLG: 0.344	F8		2B 1B				P3			5	1	3	1	0	0	1	Chicago White Sox @ California Angels Anaheim Stadium, Anaheim, CA Thu Jul 27 1989, 10:05 PM EDT Att: 31,892 - Unknown					
Fred Manrique, R OBP: 0.333, SLG: 0.412	K		1B						K	4	2	0	0	1	2	1						
Harold Baines, L OBP: 0.423, SLG: 0.506	G4-3		1B						F7	5	1	2	2	0	0	3						
Ivan Calderon, R OBP: 0.325, SLG: 0.447		L7	G4-6-3						L5	4	0	1	0	0	0	3						
Carlton Fisk, R OBP: 0.355, SLG: 0.497		G6-3							E6	4	0	1	1	0	0	1						
Dan Pasqua, L OBP: 0.323, SLG: 0.439		1B							FC3-6	4	0	1	1	0	0	1						
Carlos Martinez, R OBP: 0.318, SLG: 0.409		1B							G4-3	4	0	1	0	0	0	1						
Russ Morman, R OBP: 0.364, SLG: 0.368									G4-3	3	0	0	0	0	2	2						
Steve Lyons, L OBP: 0.323, SLG: 0.337		K								1	0	0	0	0	0	0						
Ozzie Guillen, L OBP: 0.280, SLG: 0.328			G6-3							4	1	2	0	0	0	0						
Inning Stats	R: 0 E: 0 K: 1 S: 7	H: 0 LOB: 0 BB: 0 P: 10	R: 0 E: 0 K: 1 S: 12	H: 2 LOB: 2 BB: 0 P: 15	R: 2 E: 0 K: 0 S: 9	H: 3 LOB: 0 BB: 0 P: 13	R: 0 E: 0 K: 0 S: 5	H: 0 LOB: 0 BB: 0 P: 8	R: 0 E: 0 K: 0 S: 12	H: 2 LOB: 2 BB: 0 P: 19	R: 0 E: 0 K: 0 S: 5	H: 1 LOB: 0 BB: 0 P: 7	R: 0 E: 0 K: 1 S: 8	H: 1 LOB: 1 BB: 0 P: 14	R: 2 E: 1 K: 0 S: 12	H: 2 LOB: 1 BB: 1 P: 22	R: 1 E: 0 K: 1 S: 10	H: 2 LOB: 1 BB: 0 P: 16	1B: 10 2B: 2 3B: 1 HR: 0	SF: 0 SAC: 0 DP: 2 HBP: 0	WP: 0 PB: 0 SB: 0 CS: 0	PA: 39
PITCHER	IP	WLS	BF	H	R	ER	SO	BB	IBB	HBP	BLK	WP	HR	S	P	ERA	WHIP					
Jim Abbott, L ERA: 3.4	7.0	W	30	10	4	3	3	1	0	0	0	0	0	60	94	3.86	1.571					
Greg Minton, R ERA: 1.95	1.1		7	3	1	1	0	0	0	0	0	0	0	14	20	6.75	2.250					
Bryan Harvey, R ERA: 3.53	0.2	S	2	0	0	0	1	0	0	0	0	0	0	6	10	0.00	0.000					

Batter	1	2	3	4	5	6	7	8	9	AB	R	H	RBI	BB	SO	LOB	BOTTOM				
Claudell Washington, L OBP: 0.333, SLG: 0.451	2B 1B	F8			L4-3		F7			4	1	1	0	0	0	0	Chicago White Sox @ California Angels Anaheim Stadium, Anaheim, CA Thu Jul 27 1989, 10:05 PM EDT Att: 31,892 - Unknown				
Johnny Ray, S OBP: 0.320, SLG: 0.355	K	F8			G6-3		G3			4	0	0	0	0	1	1					
Devon White, S OBP: 0.310, SLG: 0.417	2B				G4-3		G4-3			3	1	0	0	1	0	0					
Wally Joyner, L OBP: 0.351, SLG: 0.403	HR				F8					4	1	1	2	0	0	0					
Brian Downing, R OBP: 0.379, SLG: 0.425	HR				L8		F9 BB HR		F8	2	2	0	0	2	0	0					
Chili Davis, S OBP: 0.316, SLG: 0.411	HR				K		HR BB			3	2	2	3	1	1	0					
Lance Parrish, R OBP: 0.334, SLG: 0.434	G6-3						F9		P6	3	0	0	0	1	0	3					
Jack Howell, L OBP: 0.319, SLG: 0.427	P2				K		HR			3	1	1	3	0	1	1					
Dick Schofield, R OBP: 0.303, SLG: 0.343		G6-3			P4		L9			3	0	0	0	0	0	1					
Inning Stats	R: 5 E: 0 K: 1 S: 16	H: 3 LOB: 0 BB: 2 P: 35	R: 0 E: 0 K: 0 S: 9	H: 0 LOB: 0 BB: 0 P: 12	R: 0 E: 0 K: 0 S: 8	H: 0 LOB: 0 BB: 0 P: 11	R: 0 E: 0 K: 2 S: 10	H: 0 LOB: 1 BB: 1 P: 18	R: 0 E: 0 K: 0 S: 7	H: 0 LOB: 0 BB: 0 P: 7	R: 3 E: 0 K: 0 S: 12	H: 1 LOB: 0 BB: 2 P: 27	R: 0 E: 0 K: 0 S: 7	H: 0 LOB: 0 BB: 0 P: 8	R: 0 E: 0 K: 0 S: 10	H: 1 LOB: 1 BB: 0 P: 13		1B: 2 2B: 1 3B: 0 HR: 2	SF: 0 SAC: 0 DP: 0 HBP: 0	WP: 0 PB: 0 SB: 0 CS: 0	PA: 34
PITCHER	IP	WLS	BF	H	R	ER	SO	BB	IBB	HBP	BLK	WP	HR	S	P	ERA	WHIP				
Melido Perez, R ERA: 5.58	5.2	L	26	4	8	8	3	5	0	0	0	0	0	61	107	12.71	1.588				
Ken Patterson, L ERA: 4.41	1.1		4	0	0	0	0	0	0	0	0	0	0	8	11	0.00	0.000				
Bill Long, R ERA: 5.07	1.0		4	1	0	0	0	0	0	0	0	0	0	10	13	0.00	1.000				

Batter	1	2	3	4	5	6	7	8	9	AB	R	H	RBI	BB	SO	LOB	TOP										
Dave Gallagher, R OBP: 0.358, SLG: 0.343 (1, 8)										4	0	1	0	1	1	1											
Steve Lyons, L OBP: 0.318, SLG: 0.331 (1, 4)										5	0	0	0	0	0	4											
Harold Baines, L OBP: 0.423, SLG: 0.505 (1, 10)										5	0	2	0	0	0	4											
Ivan Calderon, R OBP: 0.322, SLG: 0.442 (9, 3)										4	0	0	0	0	1	3											
Dan Pasqua, L OBP: 0.328, SLG: 0.435 (9, 9)										4	1	1	0	0	1	2											
Carlton Fisk, R OBP: 0.348, SLG: 0.486 (1, 2)										4	0	0	0	0	1	2											
Greg Walker, L OBP: 0.292, SLG: 0.369 Daryl Boston, L OBP: 0.301, SLG: 0.339 (9, PR)										3	2	2	1	1	0	1											
Carlos Martinez, R OBP: 0.322, SLG: 0.418 (1, 5)										4	1	2	0	0	0	1											
Ozzie Guillen, L OBP: 0.282, SLG: 0.331 (1, 6)										3	0	2	4	0	0	0											
Inning Stats	R: 0 E: 0 K: 0 S: 10	H: 1 LOB: 1 BB: 0 P: 10	R: 1 E: 0 K: 0 S: 9	H: 1 LOB: 0 BB: 0 P: 14	R: 0 E: 0 K: 0 S: 7	H: 0 LOB: 0 BB: 0 P: 12	R: 0 E: 0 K: 1 S: 8	H: 1 LOB: 1 BB: 0 P: 11	R: 1 E: 0 K: 1 S: 10	H: 1 LOB: 0 BB: 0 P: 12	R: 0 E: 0 K: 1 S: 10	H: 0 LOB: 0 BB: 0 P: 15	R: 2 E: 0 K: 0 S: 11	H: 3 LOB: 1 BB: 0 P: 20	R: 0 E: 0 K: 0 S: 7	H: 1 LOB: 1 BB: 0 P: 11	R: 1 E: 0 K: 1 S: 13	H: 2 LOB: 3 BB: 2 P: 23	1B: 7 2B: 2 3B: 0 HR: 1	SF: 1 SAC: 0 DP: 0 HBP: 0	WP: 0 PB: 1 SB: 1 CS: 0	PA: 39					
PITCHER	IP	WLS	BF	H	R	ER	SO	BB	IBB	HBP	BLK	WP	HR	S	P	ERA	WHIP										
Bert Blyleven, R ERA: 2.45 (1, 1)	6.2		27	7	4	4	3	0	0	0	0	0	1	62	90	5.40	1.050										
Bob McClure, L ERA: 2.13 (7, 1)	0.2		3	1	0	0	0	0	0	0	0	0	0	7	12	0.00	1.500										
Greg Minton, R ERA: 2.08 (8, 1)	1.0		5	1	1	1	1	1	0	0	0	0	0	9	15	9.00	2.000										
Bryan Harvey, R ERA: 3.47 (9, 1)	0.2	W	4	1	0	0	0	1	0	0	0	0	0	7	11	0.00	3.000										

Chicago White Sox @ California Angels
Anaheim Stadium, Anaheim, CA
Fri Jul 28 1989, 10:05 PM EDT
Att: 32,620 - Unknown

livebaseballscores.com

AB 36
R 5
H 10
RBI 5
BB 2
SO 4
LOB 18

Batter	1	2	3	4	5	6	7	8	9	AB	R	H	RBI	BB	SO	LOB	BOTTOM										
Claudell Washington, L OBP: 0.331, SLG: 0.448 (1, 9)										4	0	1	1	0	0	1											
Johnny Ray, S OBP: 0.316, SLG: 0.354 (1, 4)										4	0	1	0	0	0	1											
Devon White, S OBP: 0.309, SLG: 0.420 (1, 8)										4	1	1	0	0	1	1											
Wally Joyner, L OBP: 0.350, SLG: 0.403 (1, 3)										3	0	1	1	0	0	0											
Brian Downing, R OBP: 0.380, SLG: 0.425 (1, 10)										3	1	1	0	1	0	1											
Chili Davis, S OBP: 0.316, SLG: 0.409 (1, 7)										4	1	1	0	0	0	2											
Lance Parrish, R OBP: 0.330, SLG: 0.429 (1, 2)										4	0	0	0	0	0	4											
Jack Howell, L OBP: 0.324, SLG: 0.446 (1, 5)										4	3	3	2	0	0	0											
Dick Schofield, R OBP: 0.304, SLG: 0.343 (1, 6)										3	0	1	2	0	0	0											
Inning Stats	R: 0 E: 0 K: 0 S: 9	H: 0 LOB: 0 BB: 0 P: 15	R: 0 E: 0 K: 0 S: 11	H: 1 LOB: 1 BB: 0 P: 16	R: 0 E: 0 K: 0 S: 6	H: 1 LOB: 1 BB: 0 P: 11	R: 1 E: 0 K: 0 S: 12	H: 2 LOB: 1 BB: 0 P: 21	R: 1 E: 0 K: 0 S: 11	H: 2 LOB: 1 BB: 0 P: 16	R: 3 E: 0 K: 0 S: 9	H: 3 LOB: 1 BB: 1 P: 16	R: 0 E: 0 K: 1 S: 8	H: 0 LOB: 0 BB: 0 P: 13	R: 0 E: 0 K: 0 S: 7	H: 0 LOB: 0 BB: 0 P: 9	R: 1 E: 1 K: 0 S: 4	H: 1 LOB: 1 BB: 0 P: 8	1B: 7 2B: 1 3B: 1 HR: 1	SF: 2 SAC: 1 DP: 0 HBP: 0	WP: 0 PB: 0 SB: 0 CS: 0	PA: 37					
PITCHER	IP	WLS	BF	H	R	ER	SO	BB	IBB	HBP	BLK	WP	HR	S	P	ERA	WHIP										
Richard Dotson, R ERA: 5.26 (1, 1)	5.1		24	7	4	4	0	1	0	0	0	0	0	23	34	6.75	1.500										
Donn Pail, R ERA: 2.56 (6, 1)	2.2	L	12	3	2	1	1	0	0	0	0	0	0	23	34	3.38	1.125										
Bobby Thigpen, R ERA: 3.83 (9, 1)	0.1		1	0	0	0	0	0	0	0	0	0	0	2	4	0.00	0.000										

Chicago White Sox @ California Angels
Anaheim Stadium, Anaheim, CA
Fri Jul 28 1989, 10:05 PM EDT
Att: 32,620 - Unknown


livebaseballscores.com

AB 33
R 6
H 10
RBI 6
BB 1
SO 1
LOB 10

Batter	1	2	3	4	5	6	7	8	9	AB	R	H	RBI	BB	SO	LOB	TOP				
Dave Gallagher, R OBP: 0.357, SLG: 0.341 (1, 8)	F9			G6-4-3 BB		FC3-6 HBP		K		2	0	0	0	1	1	1					
Scott Fletcher, R OBP: 0.319, SLG: 0.286 (1, 4)	F8			G6-4-3 1-2f		FC3-6 1-2f		F9		4	0	0	0	0	0	2					
Daryl Boston, L OBP: 0.300, SLG: 0.344 (1, 7)	G5-3			G1-3		P6		1B 2B		4	1	1	0	0	0	1					
Ivan Calderon, R OBP: 0.322, SLG: 0.440 (1, 3)										4	0	1	1	0	0	0					
Dan Pasqua, L OBP: 0.322, SLG: 0.427 (1, 9)										4	0	0	0	0	1	1					
Carlton Fisk, R OBP: 0.346, SLG: 0.481 (1, 2)										4	0	1	0	0	0	1					
Greg Walker, L OBP: 0.293, SLG: 0.369 (1, 10)										3	0	1	0	0	0	0					
Carlos Martinez, R OBP: 0.323, SLG: 0.417 (1, 5)										3	0	1	0	0	0	2					
Ozzie Guillen, L OBP: 0.280, SLG: 0.329 (1, 6)										3	0	0	0	0	0	1					
Inning Stats	R: 0 E: 0 K: 0 S: 7	H: 0 LOB: 0 BB: 0 P: 13	R: 0 E: 0 K: 0 S: 6	H: 0 LOB: 0 BB: 0 P: 8	R: 0 E: 0 K: 0 S: 6	H: 0 LOB: 0 BB: 0 P: 7	R: 0 E: 0 K: 0 S: 5	H: 2 LOB: 2 BB: 1 P: 13	R: 0 E: 0 K: 0 S: 10	H: 0 LOB: 1 BB: 0 P: 9	R: 0 E: 0 K: 0 S: 7	H: 0 LOB: 0 BB: 0 P: 8	R: 0 E: 0 K: 1 S: 9	H: 1 LOB: 1 BB: 0 P: 12	R: 1 E: 0 K: 1 S: 12	H: 2 LOB: 1 BB: 0 P: 18	1B: 4 2B: 1 3B: 0 HR: 0	SF: 0 SAC: 0 DP: 1 HBP: 1	WP: 0 PB: 0 SB: 0 CS: 0	PA: 33	
PITCHER	IP	WLS	BF	H	R	ER	SO	BB	IBB	HBP	BLK	WP	HR	S	P	ERA	WHIP				
Kirk McCaskill, R ERA: 3.09 (1, 1)	8.1	W	31	5	1	1	1	1	0	1	0	0	0	63	98	1.08	0.720				
Bryan Harvey, R ERA: 3.41 (9, 1)	0.2	S	2	0	0	0	1	0	0	0	0	0	0	4	7	0.00	0.000				

Chicago White Sox @ California Angels
Anaheim Stadium, Anaheim, CA
Sat Jul 29 1989, 10:05 PM EDT
Att: 34,940 - Unknown


AB 31
R 1
H 5
RBI 1
BB 1
SO 2
LOB 9

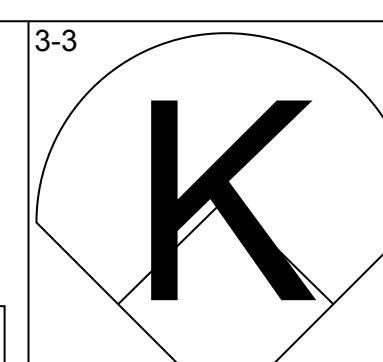
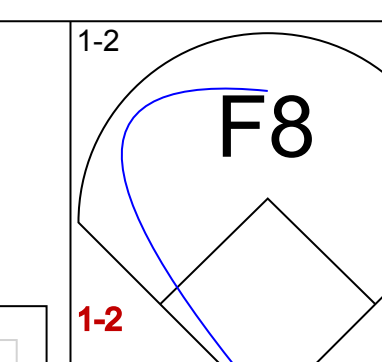
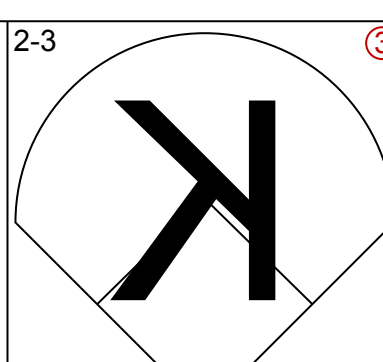
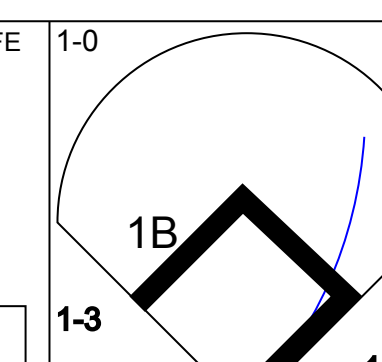
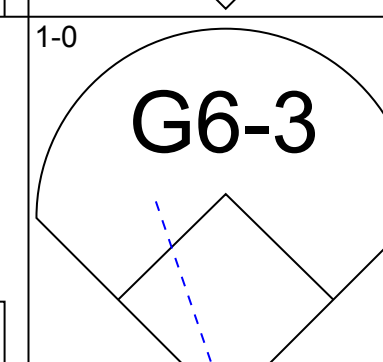
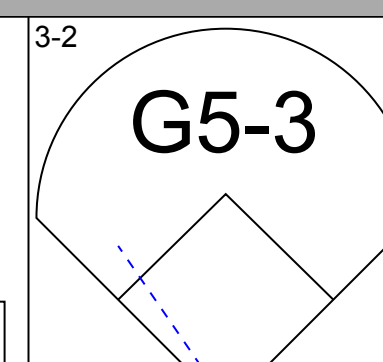
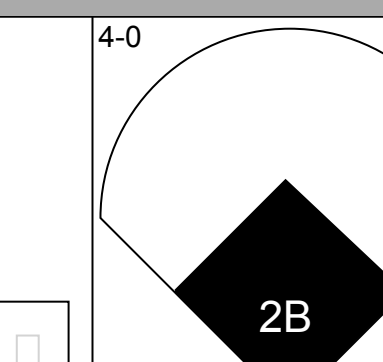
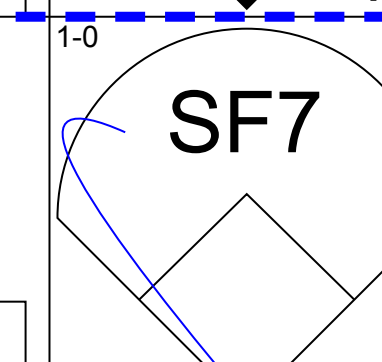
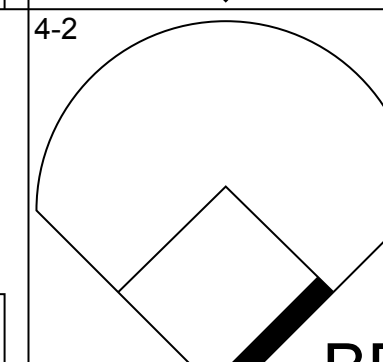
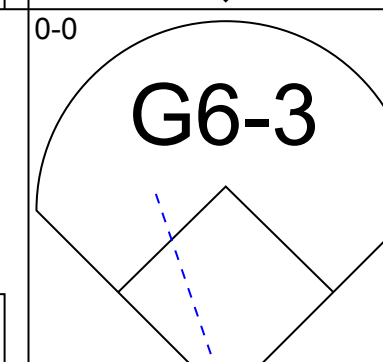
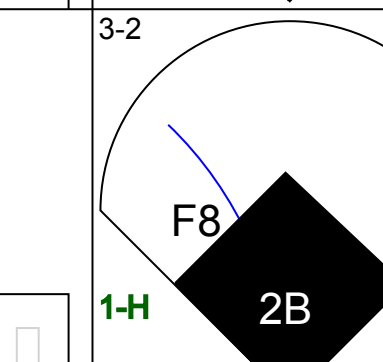
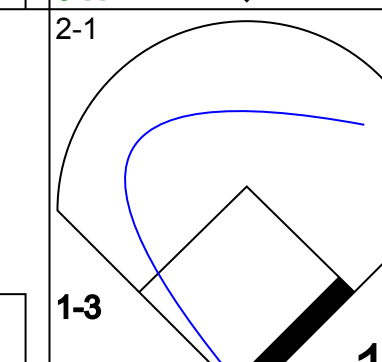
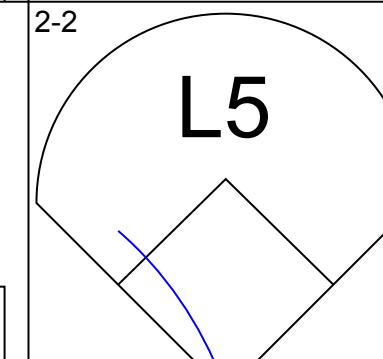
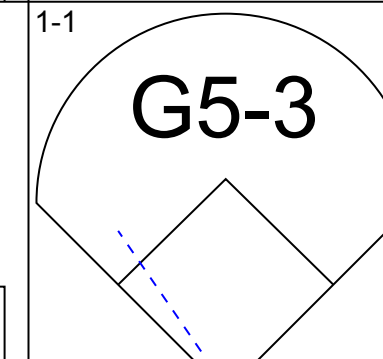
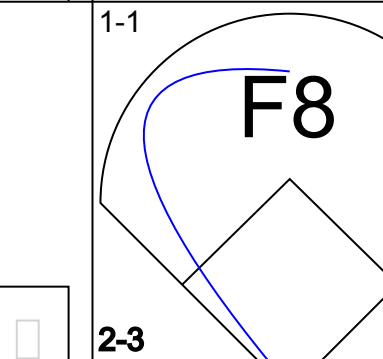
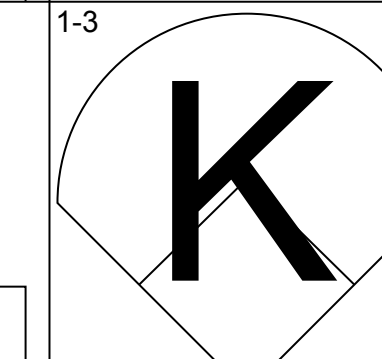
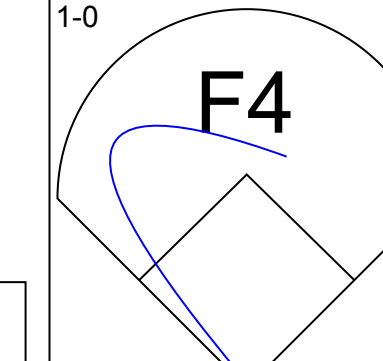
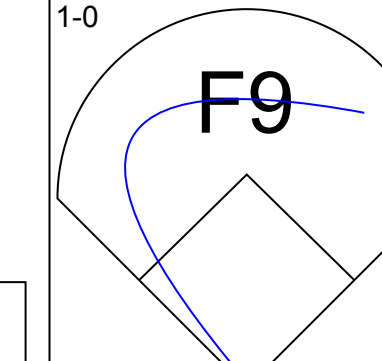
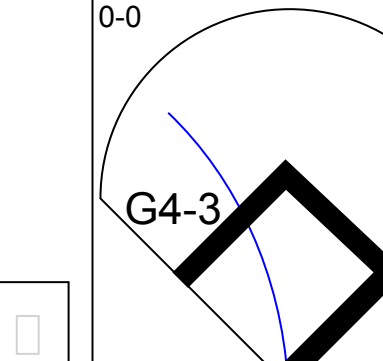
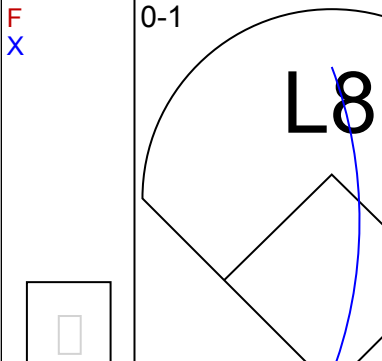
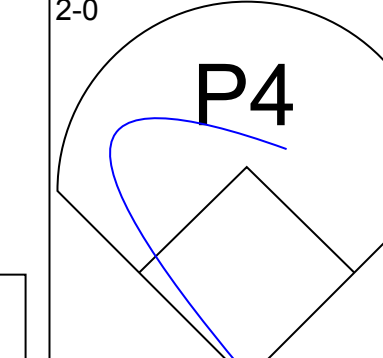
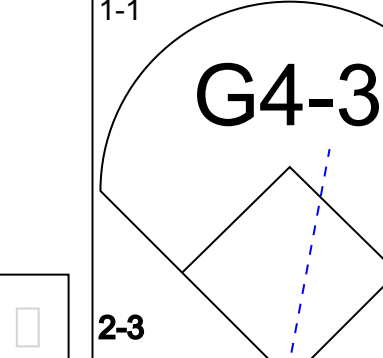
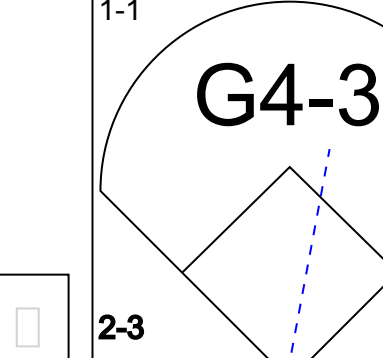
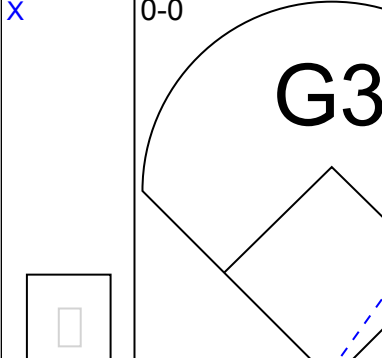
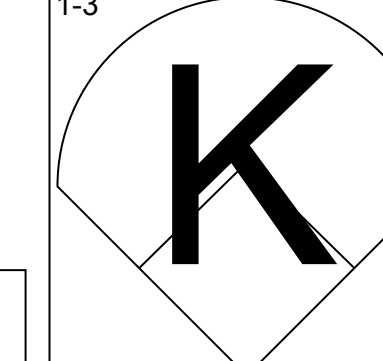
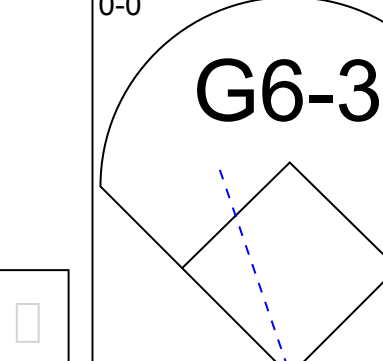
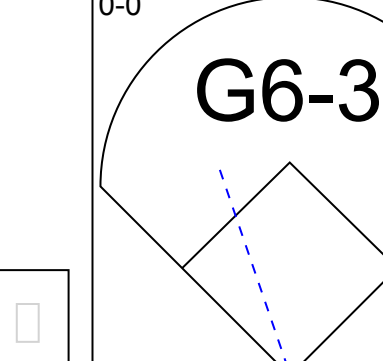
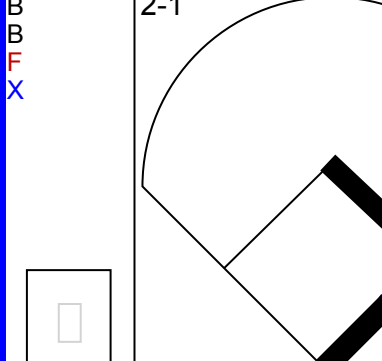
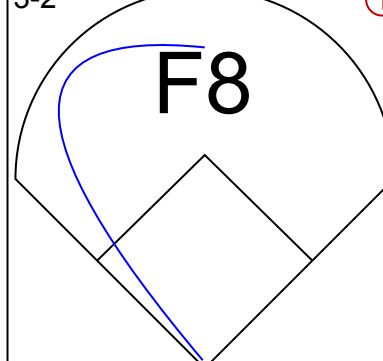
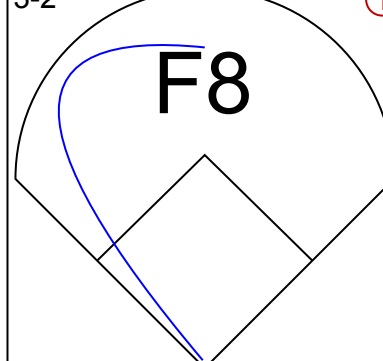
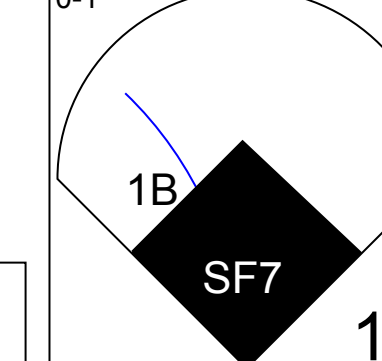
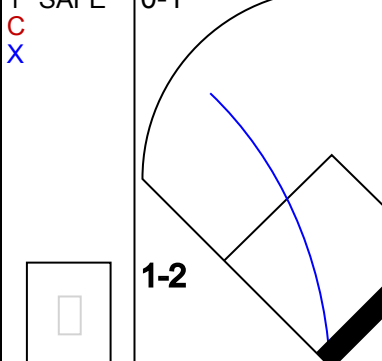
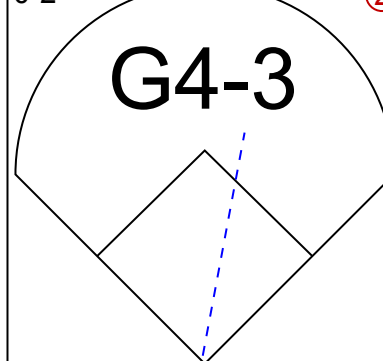
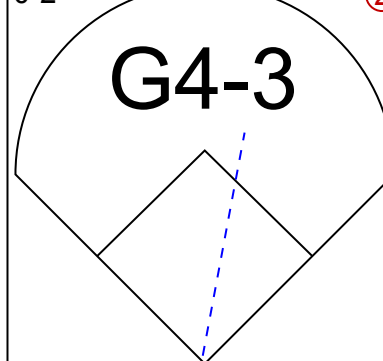
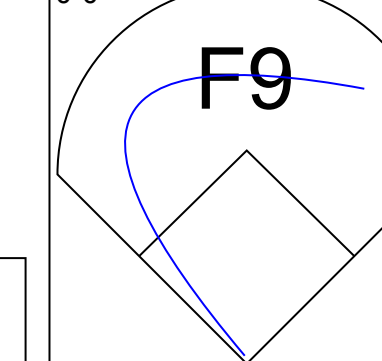
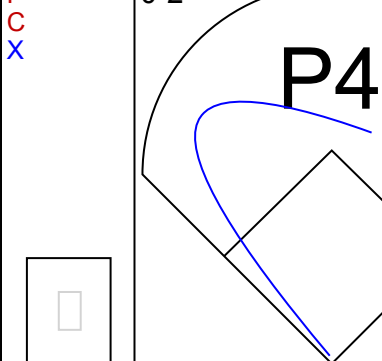


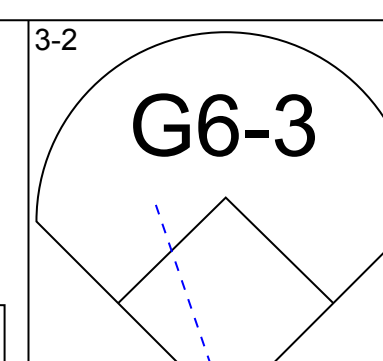
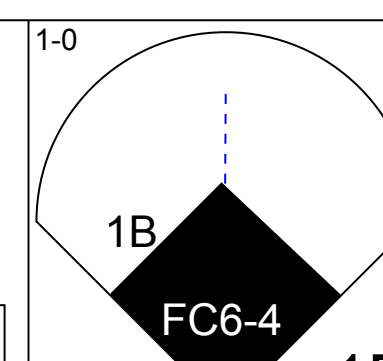
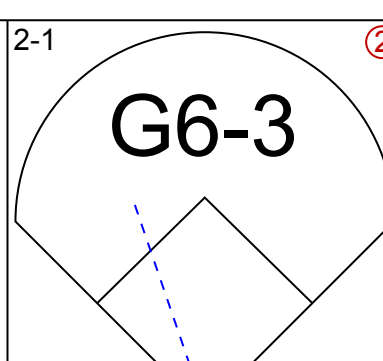
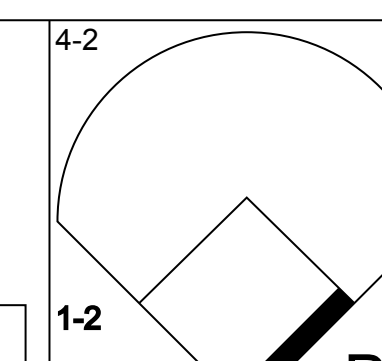
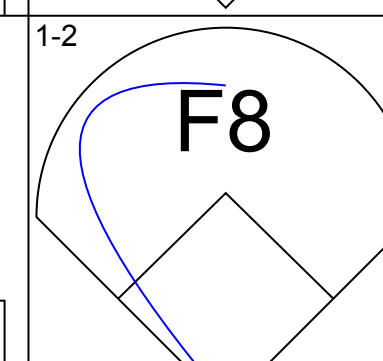
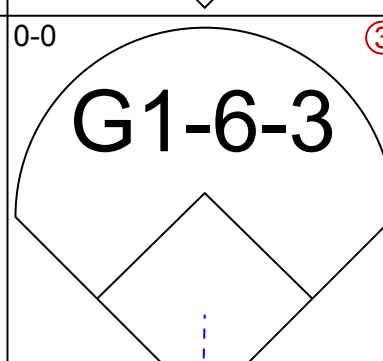
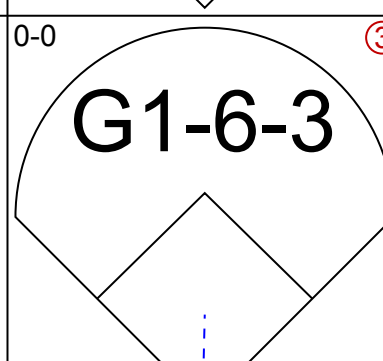
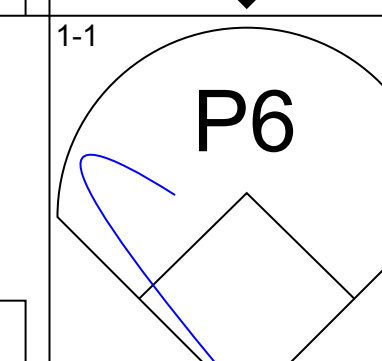
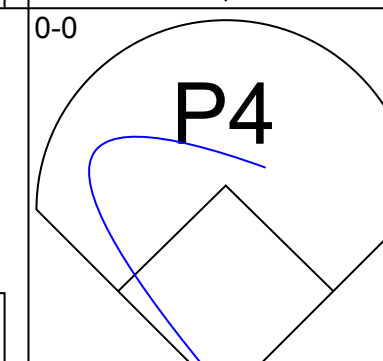
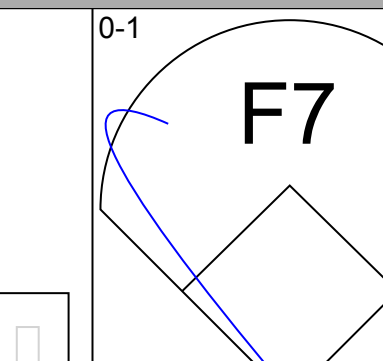
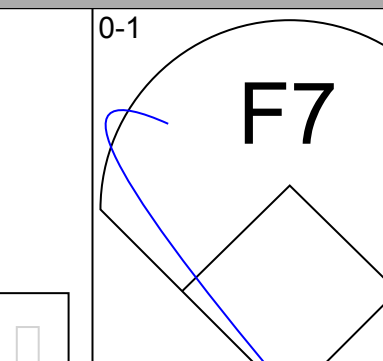
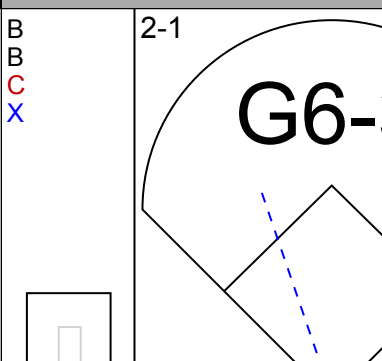
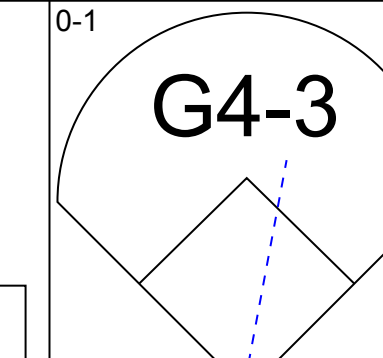
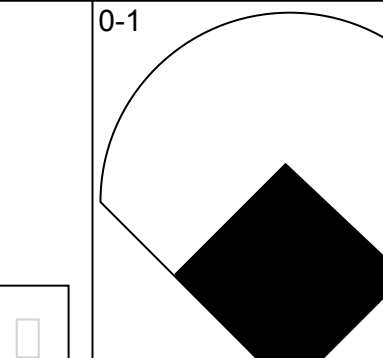
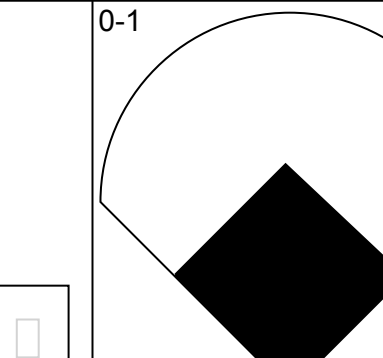
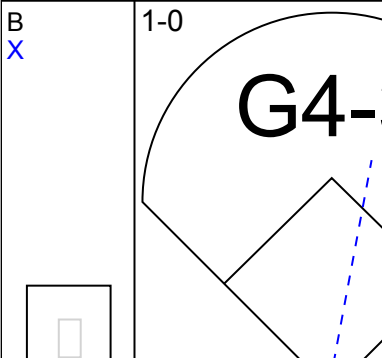
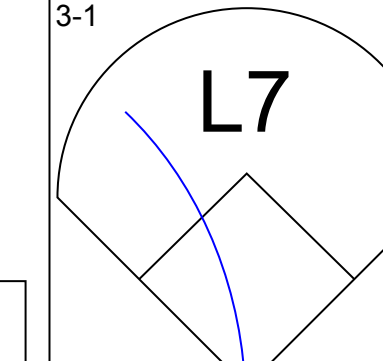
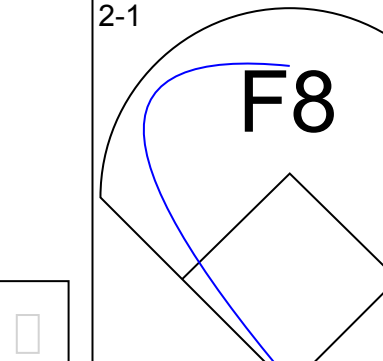
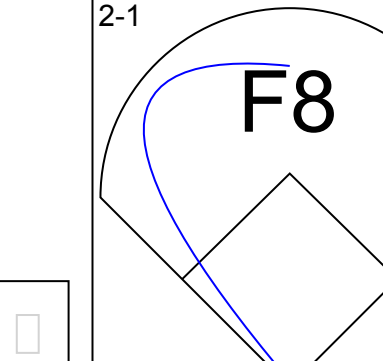
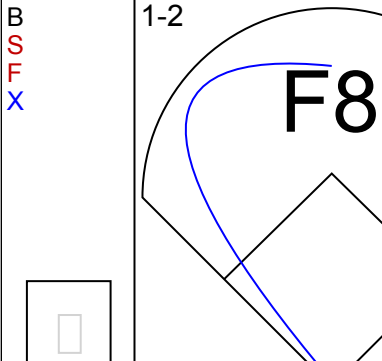
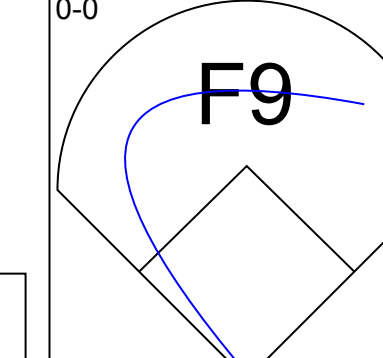
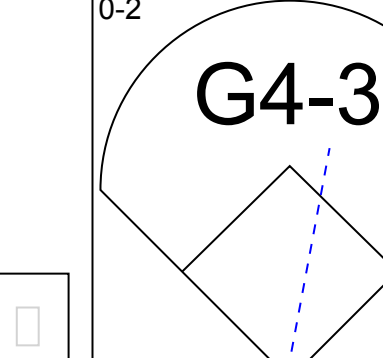
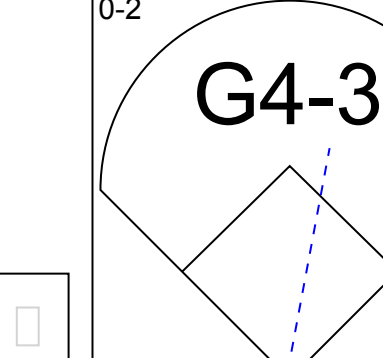
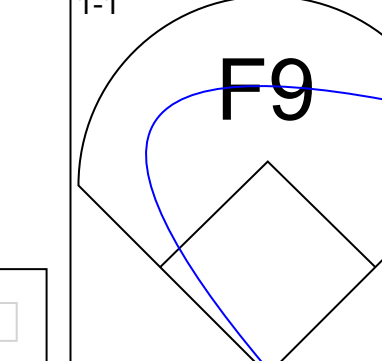
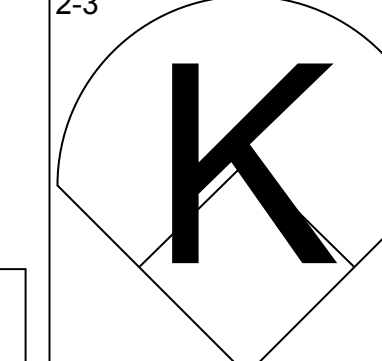
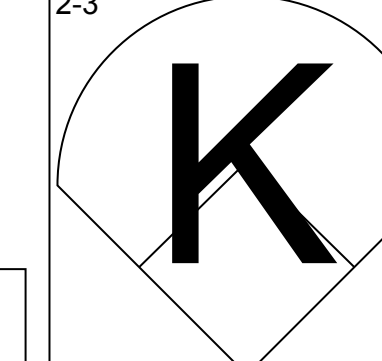
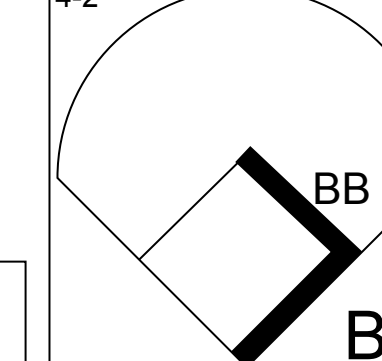
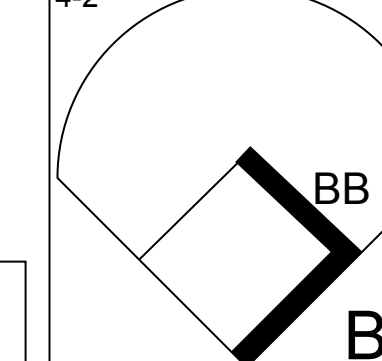
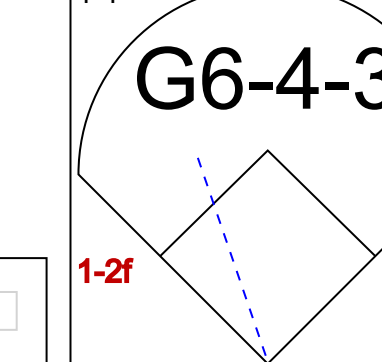
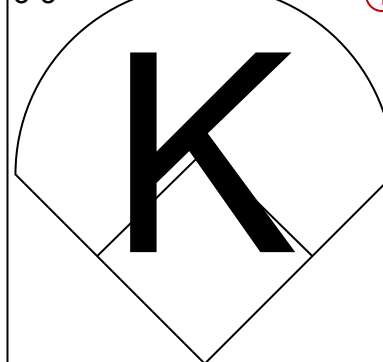
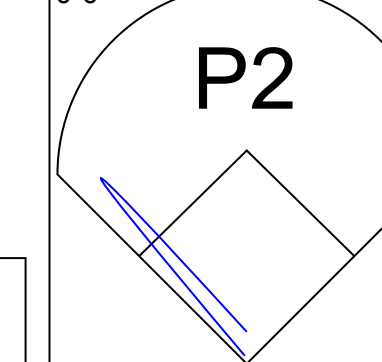

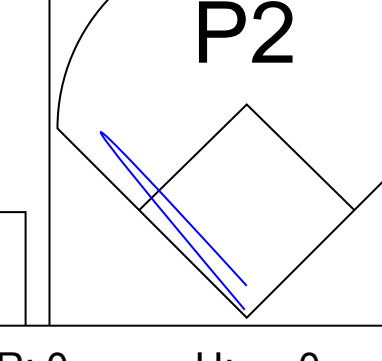
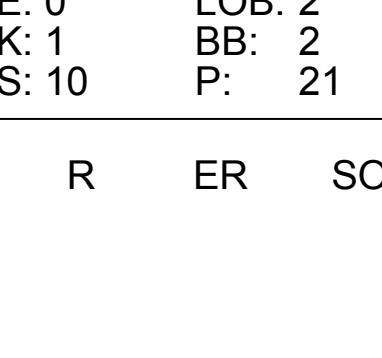
Batter	1	2	3	4	5	6	7	8	9	AB	R	H	RBI	BB	SO	LOB	BOTTOM				
Claudell Washington, L OBP: 0.337, SLG: 0.461 (1, 9)	SH1-3 2B							K		4	0	3	0	0	1	0					
Johnny Ray, S OBP: 0.316, SLG: 0.353 (1, 4)	SH1-3							CS BB		1	0	0	1	1	0	1					
Devon White, S OBP: 0.307, SLG: 0.416 (1, 8)	G6-3							F7		4	0	0	0	0	1	3					
Wally Joyner, L OBP: 0.347, SLG: 0.399 (1, 3)	K							CS		3	0	0	0	0	2	1					
Chili Davis, S OBP: 0.316, SLG: 0.408 (1, 7)										3	0	1	0	0	0	0					
Lance Parrish, R OBP: 0.330, SLG: 0.428 (1, 2)										3	0	1	0	0	0	1					
Tony Armas, R OBP: 0.301, SLG: 0.495 (1, 10)										3	1	1	1	0	1	1					
Jack Howell, L OBP: 0.324, SLG: 0.444 (1, 5)										3	1	1	0	0	1	1					
Dick Schofield, R OBP: 0.300, SLG: 0.339 (1, 6)										3	0	0	0	0	0	2					
Inning Stats	R: 0 E: 0 K: 1 S: 9	H: 1 LOB: 1 BB: 0 P: 15	R: 0 E: 0 K: 1 S: 9	H: 1 LOB: 0 BB: 0 P: 11	R: 1 E: 0 K: 0 S: 8	H: 2 LOB: 1 BB: 0 P: 14	R: 0 E: 0 K: 0 S: 7	H: 0 LOB: 0 BB: 0 P: 11	R: 1 E: 0 K: 2 S: 8	H: 2 LOB: 1 BB: 0 P: 33	R: 0 E: 0 K: 1 S: 11	H: 1 LOB: 1 BB: 0 P: 19	R: 0 E: 0 K: 1 S: 5	H: 0 LOB: 0 BB: 1 P: 14	R: 0 E: 0 K: 1 S: 12	H: 0 LOB: 0 BB: 0 P: 18	1B: 4 2B: 2 3B: 0 HR: 1	SF: 1 SAC: 1 DP: 1 HBP: 0	WP: 0 PB: 0 SB: 1 CS: 1	PA: 31	
PITCHER	IP	WLS	BF	H	R	ER	SO	BB	IBB	HBP	BLK	WP	HR	S	P	ERA	WHIP				
Steve Rosenberg, L ERA: 4.78 (1, 1)	8.0	L	30	7	2	2	6	1	0	0	0	0	1	80	127	2.25	1.000				

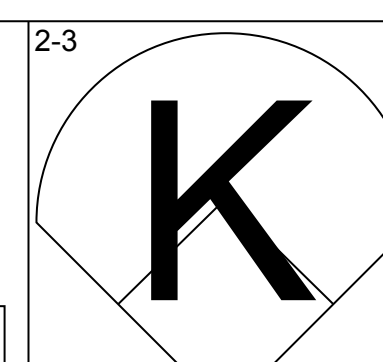
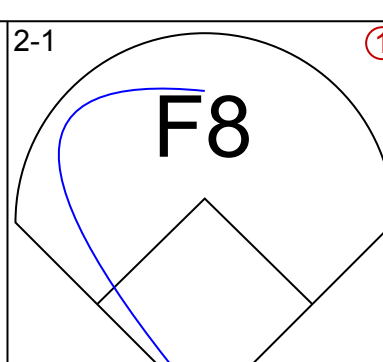
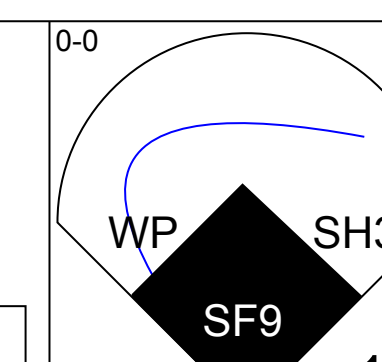
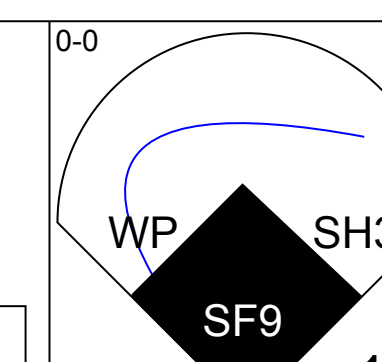
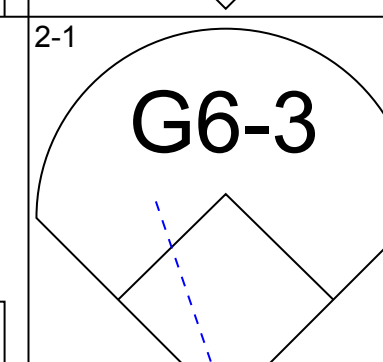
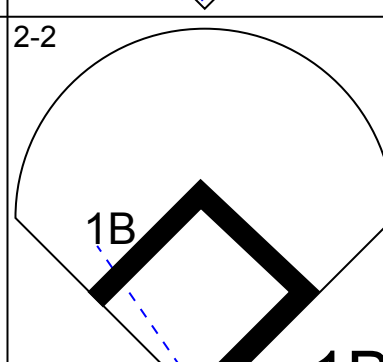
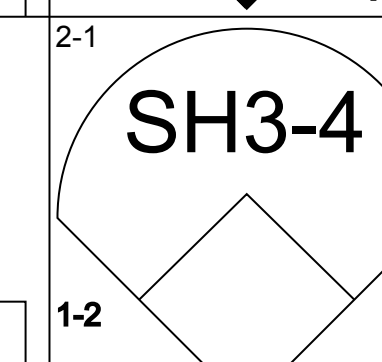
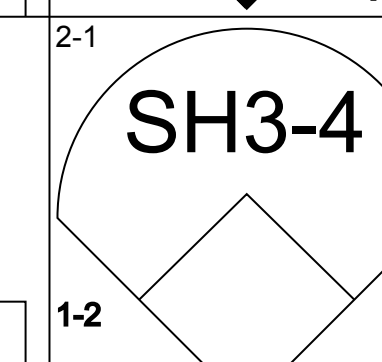
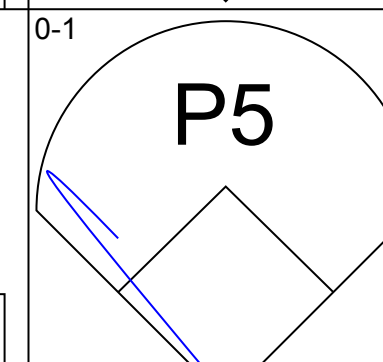
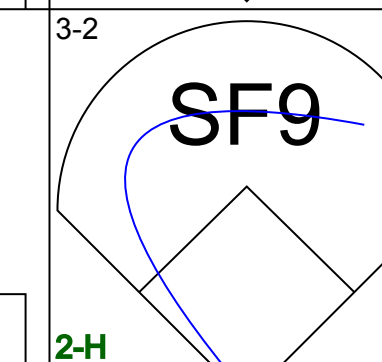
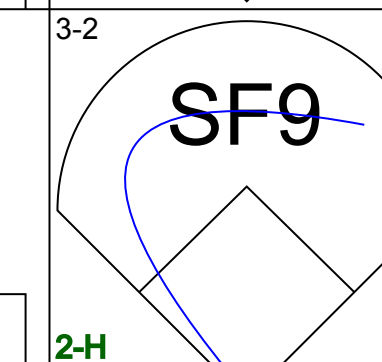
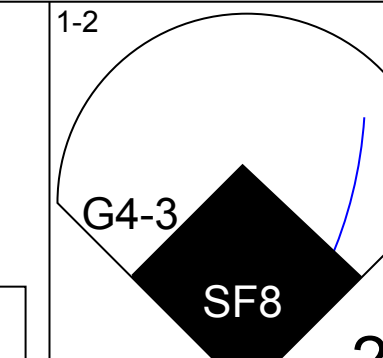
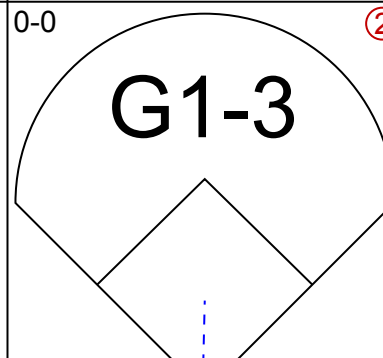
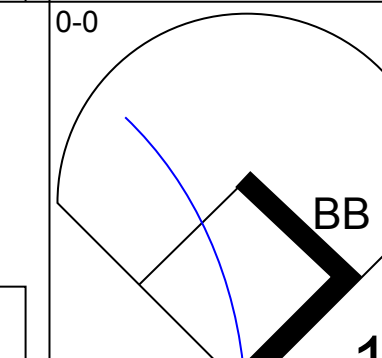

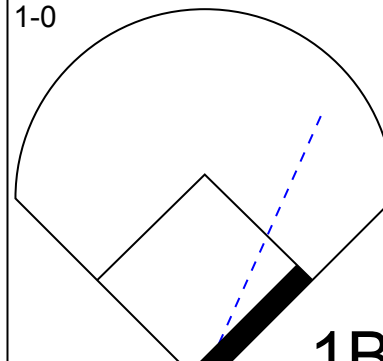
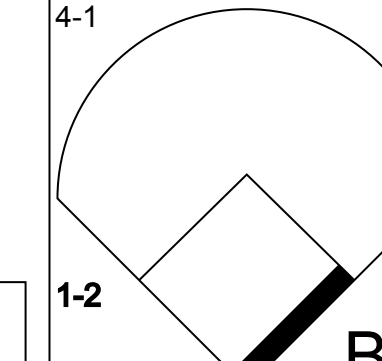

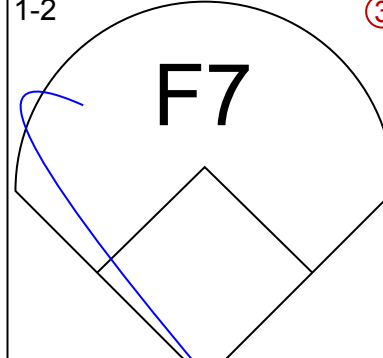
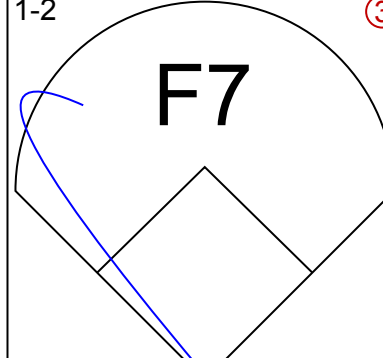
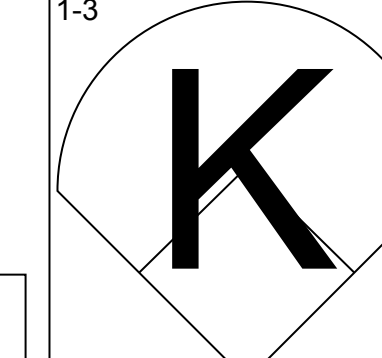
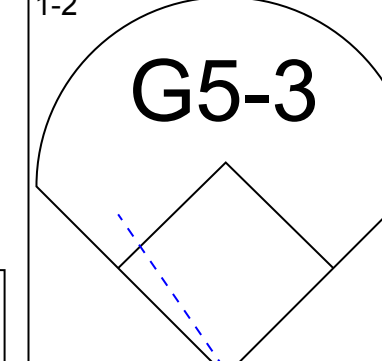
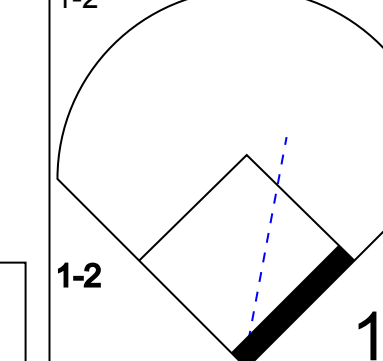
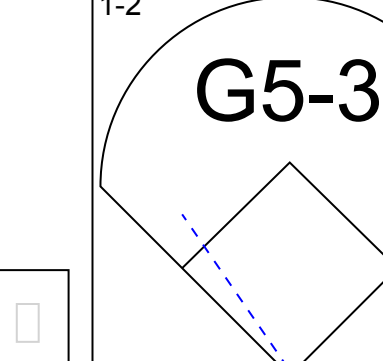
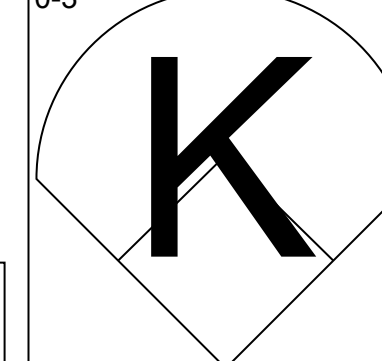

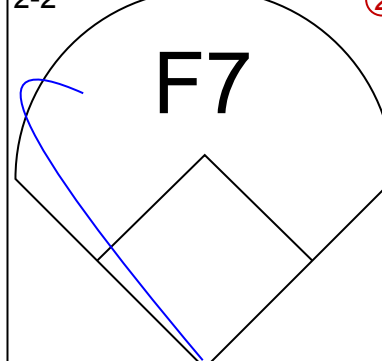
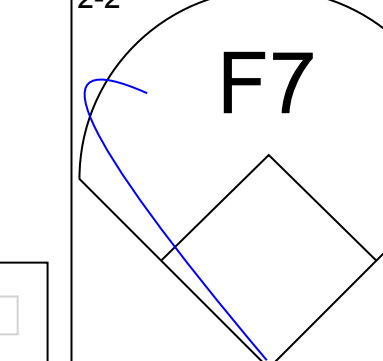

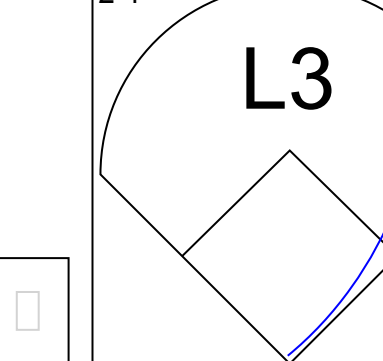
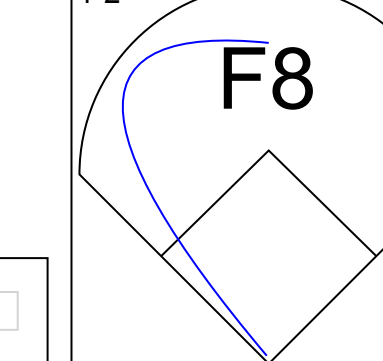
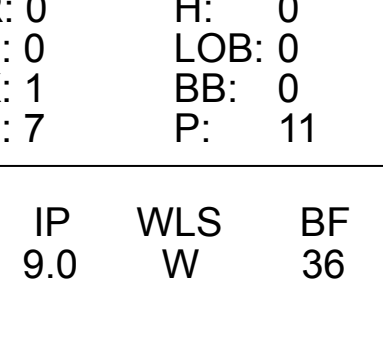
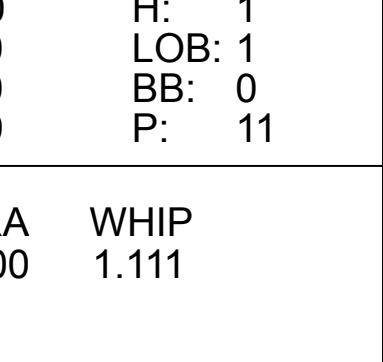
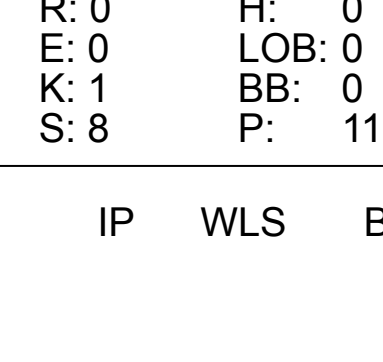
Chicago White Sox @ California Angels
Anaheim Stadium, Anaheim, CA
Sat Jul 29 1989, 10:05 PM EDT
Att: 34,940 - Unknown

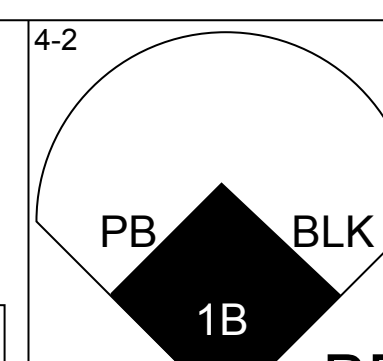
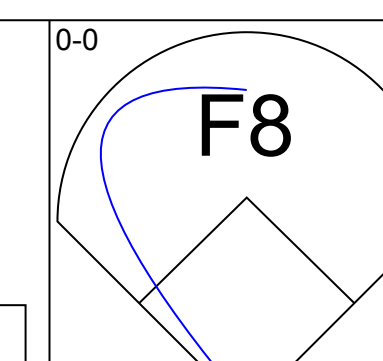
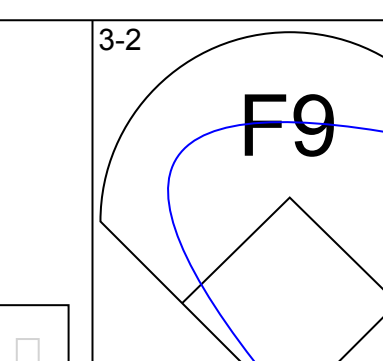
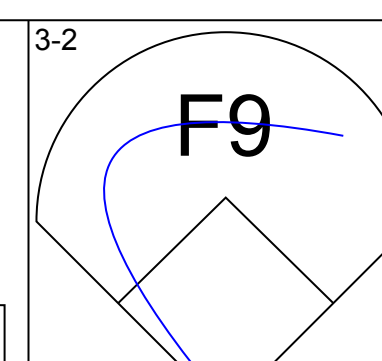
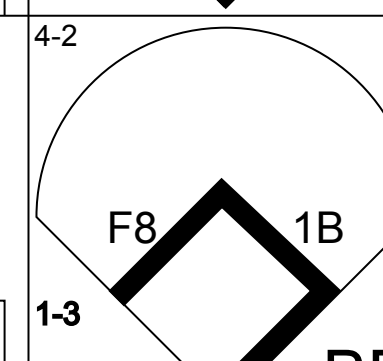
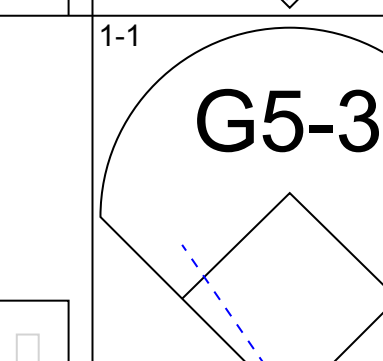
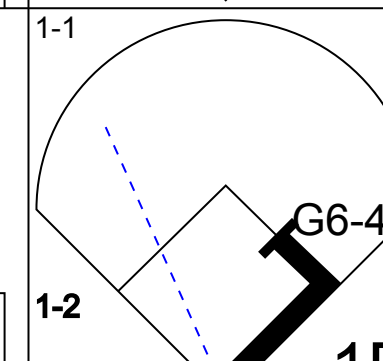
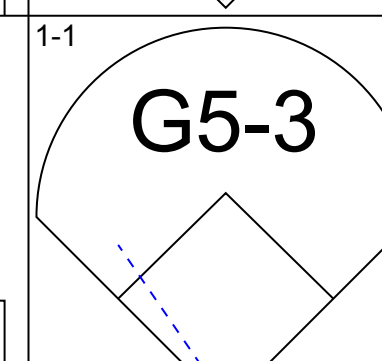
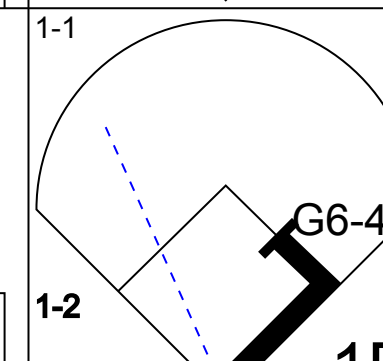
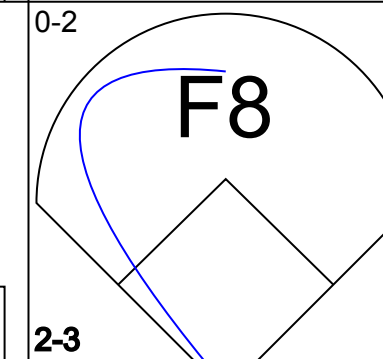
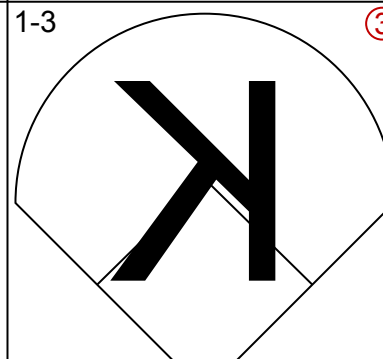
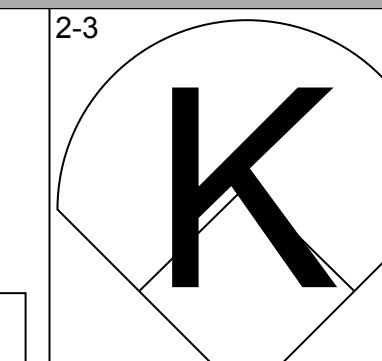
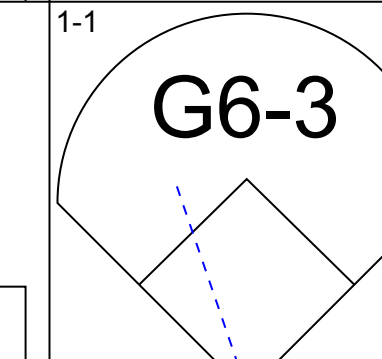
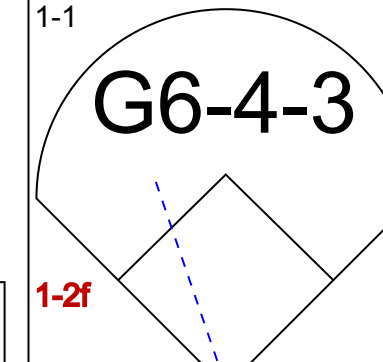

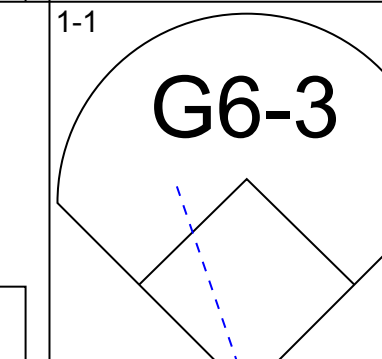
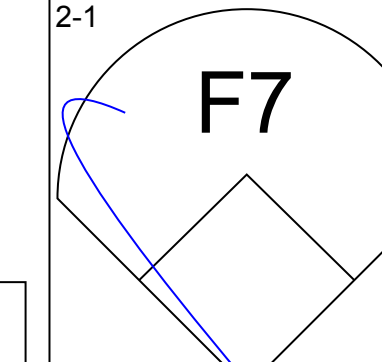

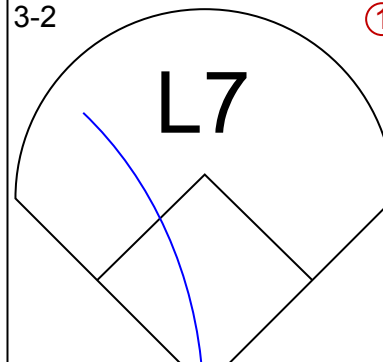
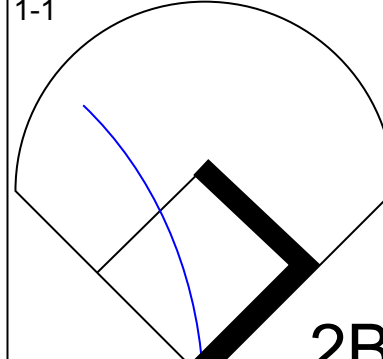

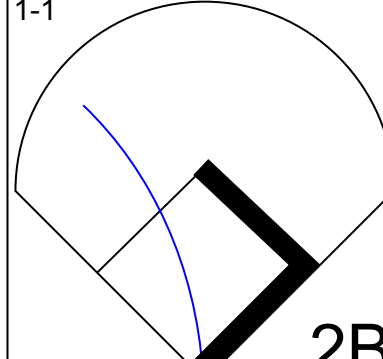
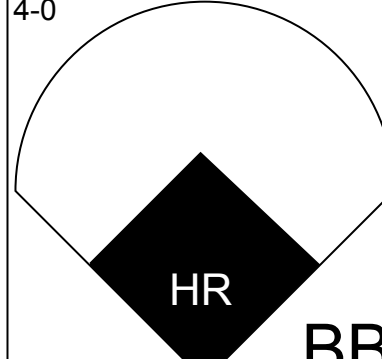
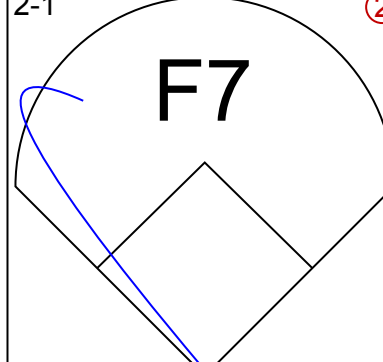
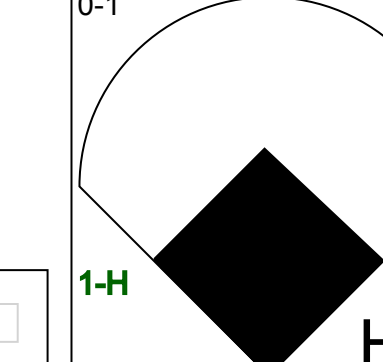
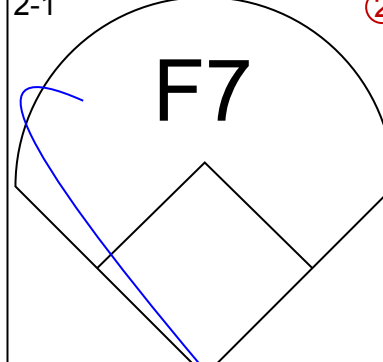


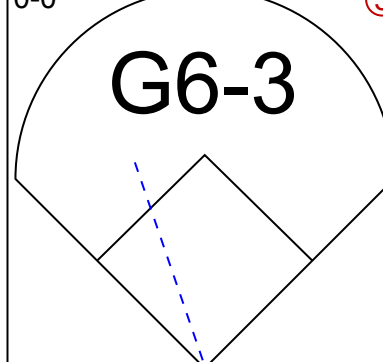


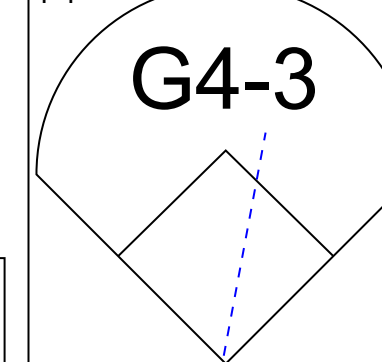

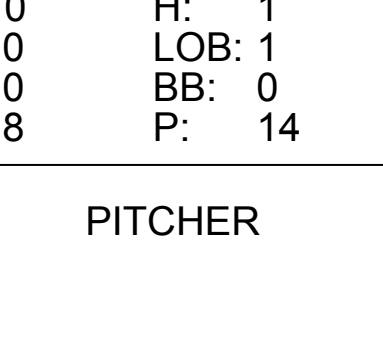



AB 27
R 2
H 7
RBI 2
BB 1
SO 6
LOB 10



Batter	1	2	3	4	5	6	7	8	9	AB	R	H	RBI	BB	SO	LOB	TOP				
Dave Gallagher, R (1, 8) OBP: 0.358, SLG: 0.340										4	0	1	0	0	2	1	Chicago White Sox @ California Angels Anaheim Stadium, Anaheim, CA Sun Jul 30 1989, 6:33 AM EDT Att: 29,363 - Sunny - 86 F				
Scott Fletcher, R (1, 4) OBP: 0.319, SLG: 0.284										2	1	0	1	1	0	0					
Ivan Calderon, R (1, 9) OBP: 0.326, SLG: 0.444										3	1	2	1	1	0	0					
Carlton Fisk, R (1, 10) OBP: 0.340, SLG: 0.472										4	0	0	0	0	1	4					
Carlos Martinez, R (1, 5) OBP: 0.321, SLG: 0.419										4	0	1	1	0	0	0					
Dan Pasqua, L (1, 7) OBP: 0.317, SLG: 0.419										4	0	0	0	0	0	1					
Russ Morman, R (1, 3) Steve Lyons, L (9, PH) OBP: 0.320, SLG: 0.333										3	0	0	0	0	1	1					
Ron Karkovice, R (1, 2) OBP: 0.264, SLG: 0.339										4	1	3	0	0	0	0					
Ozzie Guillen, L (1, 6) OBP: 0.278, SLG: 0.325										4	0	0	0	0	0	4					
Inning Stats	R: 0 E: 0 K: 1 S: 9	H: 0 LOB: 1 BB: 1 P: 19	R: 0 E: 0 K: 1 S: 5	H: 0 LOB: 0 BB: 0 P: 9	R: 0 E: 0 K: 0 S: 6	H: 1 LOB: 0 BB: 0 P: 8	R: 0 E: 0 K: 0 S: 6	H: 0 LOB: 0 BB: 0 P: 10	R: 0 E: 0 K: 1 S: 5	H: 0 LOB: 0 BB: 0 P: 7	R: 2 E: 0 K: 0 S: 10	H: 2 LOB: 1 BB: 1 P: 19	R: 1 E: 0 K: 0 S: 10	H: 3 LOB: 2 BB: 0 P: 15	R: 0 E: 0 K: 0 S: 10	H: 2 LOB: 2 BB: 0 P: 12		1B: 6 2B: 2 3B: 0 HR: 0	SF: 1 SAC: 0 DP: 0 HBP: 0	WP: 0 PB: 0 SB: 0 CS: 1	PA: 36
PITCHER	IP	WLS	BF	H	R	ER	SO	BB	IBB	HBP	BLK	WP	HR	S	P	ERA	WHIP				
Chuck Finley, L (1, 1) ERA: 2.44	7.1	L	28	5	3	3	3	2	0	0	0	0	0	55	92	3.68	0.955				
Willie Fraser, R (8, 1) ERA: 3.02	1.1		7	3	0	0	1	0	0	0	0	0	0	13	19	0.00	2.250				
Bob McClure, L (9, 1) ERA: 2.1	0.1		1	0	0	0	0	0	0	0	0	0	0	3	3	0.00	0.000				

Batter	1	2	3	4	5	6	7	8	9	AB	R	H	RBI	BB	SO	LOB	BOTTOM					
Dick Schofield, R (1, 6) OBP: 0.303, SLG: 0.339										3	1	1	0	1	0	0	Chicago White Sox @ California Angels Anaheim Stadium, Anaheim, CA Sun Jul 30 1989, 6:33 AM EDT Att: 29,363 - Sunny - 86 F					
Johnny Ray, S (1, 4) OBP: 0.316, SLG: 0.352										4	0	1	0	0	2							
Devon White, S (1, 8) OBP: 0.304, SLG: 0.412										4	0	0	1	0	0	1						
Wally Joyner, L (1, 3) OBP: 0.346, SLG: 0.406										4	1	1	1	0	0	1						
Brian Downing, R (1, 10) OBP: 0.376, SLG: 0.420										4	0	0	0	0	0	1						
Chili Davis, S (1, 7) OBP: 0.313, SLG: 0.405										3	0	0	0	0	0	0						
Tony Armas, R (1, 9) OBP: 0.292, SLG: 0.480										3	0	0	0	0	1	0						
Lance Parrish, R (9, 2) OBP: 0.330, SLG: 0.428										0	0	0	0	0	0	0						
Jack Howell, L (1, 5) OBP: 0.327, SLG: 0.445										2	0	1	0	1	1	0						
Bill Schroeder, R (1, 2) OBP: 0.267, SLG: 0.418										2	0	0	0	0	1	1						
Claudell Washington, L (8, PH) OBP: 0.336, SLG: 0.459										1	0	0	0	0	0	1						
Inning Stats	R: 0 E: 0 K: 0 S: 7	H: 0 LOB: 0 BB: 0 P: 11	R: 0 E: 0 K: 0 S: 5	H: 0 LOB: 0 BB: 0 P: 8	R: 0 E: 0 K: 0 S: 5	H: 1 LOB: 0 BB: 0 P: 7	R: 1 E: 0 K: 0 S: 6	H: 2 LOB: 1 BB: 0 P: 10	R: 0 E: 0 K: 1 S: 9	H: 0 LOB: 0 BB: 0 P: 12	R: 0 E: 0 K: 1 S: 7	H: 0 LOB: 0 BB: 0 P: 12	R: 1 E: 0 K: 0 S: 9	H: 1 LOB: 0 BB: 0 P: 11	R: 0 E: 0 K: 1 S: 10	H: 0 LOB: 2 BB: 2 P: 21	R: 0 E: 0 K: 0 S: 6	H: 0 LOB: 0 BB: 0 P: 10	1B: 3 2B: 0 3B: 0 HR: 1	SF: 0 SAC: 0 DP: 1 HBP: 0	WP: 0 PB: 0 SB: 0 CS: 0	PA: 32
PITCHER	IP	WLS	BF	H	R	ER	SO	BB	IBB	HBP	BLK	WP	HR	S	P	ERA	WHIP					
Jerry Reuss, L (1, 1) ERA: 5.06	7.0	W	24	4	2	2	2	0	0	0	0	0	0	48	71	2.57	0.571					
Bobby Thigpen, R (8, 1) ERA: 3.7	2.0	S	8	0	0	0	1	2	0	0	0	0	0	16	31	0.00	1.000					

Batter	1	2	3	4	5	6	7	8	9	AB	R	H	RBI	BB	SO	LOB	TOP					
Dave Gallagher, R (1, 8) OBP: 0.357, SLG: 0.342										4	1	2	0	0	1	0	Chicago White Sox @ Oakland Athletics Oakland-Alameda County Coliseum, Oakland, CA Mon Jul 31 1989, 7:05 PM PDT Att: 34,554 - Unknown - 65 F					
Scott Fletcher, R (1, 4) OBP: 0.319, SLG: 0.285										3	0	1	0	0	0	1						
Greg Walker, L (1, 10) OBP: 0.292, SLG: 0.368										3	0	1	1	0	0	0						
Ivan Calderon, R (1, 3) OBP: 0.327, SLG: 0.448 (8, 9)										4	1	2	0	0	1	1						
Dan Pasqua, L (1, 9) OBP: 0.320, SLG: 0.418 (8, 7)										3	0	1	0	1	0	1						
Carlton Fisk, R (1, 2) OBP: 0.333, SLG: 0.464										3	0	0	1	0	1	3						
Carlos Martinez, R (1, 5) OBP: 0.319, SLG: 0.414										4	0	1	0	0	1	0						
Lance Johnson, L (1, 7) OBP: 0.333, SLG: 0.333										3	0	1	0	0	1	0						
Steve Lyons, L (8, 3) OBP: 0.319, SLG: 0.332										1	0	0	0	0	0	0						
Ozzie Guillen, L (1, 6) OBP: 0.275, SLG: 0.322										4	0	0	0	0	0	2						
Inning Stats	R: 0 E: 0 K: 1 S: 7	H: 0 LOB: 0 BB: 0 P: 11	R: 1 E: 0 K: 0 S: 18	H: 3 LOB: 2 BB: 0 P: 23	R: 0 E: 0 K: 1 S: 11	H: 2 LOB: 1 BB: 0 P: 18	R: 0 E: 0 K: 0 S: 7	H: 0 LOB: 0 BB: 0 P: 11	R: 0 E: 0 K: 0 S: 9	H: 1 LOB: 1 BB: 0 P: 11	R: 0 E: 0 K: 0 S: 9	H: 1 LOB: 1 BB: 0 P: 13	R: 0 E: 0 K: 1 S: 8	H: 0 LOB: 0 BB: 0 P: 11	R: 1 E: 0 K: 1 S: 13	H: 2 LOB: 2 BB: 1 P: 23	R: 0 E: 0 K: 1 S: 10	H: 0 LOB: 0 BB: 0 P: 16	1B: 8 2B: 1 3B: 0 HR: 0	SF: 2 SAC: 1 DP: 0 HBP: 0	WP: 1 PB: 0 CS: 0	PA: 36
PITCHER Mike Moore, R (1, 1) ERA: 2.25	IP: 9.0 WLS: W BF: 36 H: 9 R: 2 ER: 2 SO: 5 BB: 1 IBB: 0 HBP: 0 BLK: 0 WP: 1 HR: 0 S: 92 P: 137 ERA: 2.00 WHIP: 1.111															PITCHER						

Batter	1	2	3	4	5	6	7	8	9	AB	R	H	RBI	BB	SO	LOB	BOTTOM			
Rickey Henderson, R (1, 7) OBP: 0.423, SLG: 0.411										2	1	0	0	1	0	2	Chicago White Sox @ Oakland Athletics Oakland-Alameda County Coliseum, Oakland, CA Mon Jul 31 1989, 7:05 PM PDT Att: 34,554 - Unknown - 65 F			
Jose Canseco, R (6, 9) OBP: 0.366, SLG: 0.581										3	0	1	0	1	0	0				
Carney Lansford, R (1, 5) OBP: 0.402, SLG: 0.404										4	0	2	1	0	1	0				
Dave Parker, L (1, 10) OBP: 0.321, SLG: 0.442										4	0	2	1	0	1	0				
Mark McGwire, R (1, 3) OBP: 0.332, SLG: 0.458										4	0	0	0	0	1	4				
Felix Jose, S (1, 9) OBP: 0.186, SLG: 0.150 (6, 7)										4	0	0	0	0	0	2				
Terry Steinbach, R (1, 2) OBP: 0.351, SLG: 0.407										3	0	1	0	1	0	0				
Gene Nelson, R (9, FR)										0	1	0	0	0	0	0				
Tony Phillips, S (1, 4) OBP: 0.358, SLG: 0.358										4	1	2	2	0	0	1				
Stan Javier, S (1, 8) OBP: 0.320, SLG: 0.331										3	0	1	0	0	0	3				
Walt Weiss, S (1, 6) OBP: 0.293, SLG: 0.315										3	0	1	0	0	0	2				
Inning Stats	R: 1 E: 0 K: 0 S: 12	H: 1 LOB: 1 BB: 2 P: 22	R: 0 E: 0 K: 0 S: 9	H: 2 LOB: 2 BB: 0 P: 13	R: 0 E: 0 K: 1 S: 5	H: 0 LOB: 0 BB: 0 P: 7	R: 0 E: 1 K: 0 S: 6	H: 1 LOB: 2 BB: 0 P: 11	R: 0 E: 0 K: 0 S: 10	H: 2 LOB: 1 BB: 0 P: 14	R: 0 E: 0 K: 0 S: 8	H: 1 LOB: 1 BB: 0 P: 14	R: 0 E: 0 K: 1 S: 7	H: 0 LOB: 0 BB: 0 P: 12	R: 2 E: 0 K: 0 S: 2	H: 1 LOB: 1 BB: 1 P: 6	1B: 6 2B: 1 3B: 0 HR: 1	SF: 0 SAC: 0 DP: 2 HBP: 0	WP: 0 PB: 1 CS: 0	PA: 34
PITCHER Eric King, R (1, 1) ERA: 3.83	IP: 8.0 WLS: L BF: 32 H: 7 R: 1 ER: 1 SO: 2 BB: 2 IBB: 0 HBP: 0 BLK: 0 WP: 0 HR: 0 S: 66 P: 107 ERA: 1.12 WHIP: 1.125															PITCHER				
Bobby Thigpen, R (9, 1) ERA: 4.02	IP: 0.0 WLS: L BF: 2 H: 1 R: 2 ER: 2 SO: 0 BB: 1 IBB: 0 HBP: 0 BLK: 0 WP: 0 HR: 1 S: 6 P: 6 ERA: ∞ WHIP: ∞															PITCHER				



Batter	1	2	3	4	5	6	7	8	9	AB	R	H	RBI	BB	SO	LOB	TOP										
Dave Gallagher, R OBP: 0.355, SLG: 0.340 (1, 8)	G5-3		L9		G3			SH1-4		3	0	0	0	0	0	1	Chicago White Sox @ Oakland Athletics Oakland-Alameda County Coliseum, Oakland, CA Tue Aug 01 1989, 7:05 PM PDT Att: 22,536 - Unknown - 67 F livebaseballscorecards.com										
Scott Fletcher, R OBP: 0.318, SLG: 0.284 (1, 4)	1B		L8			G5-3		K		4	0	1	0	0	1	1											
Ivan Calderon, R OBP: 0.326, SLG: 0.446 (1, 9)	1B		L9			P3		G5-3		4	0	1	0	0	0	1											
Carlton Fisk, R OBP: 0.327, SLG: 0.455 (1, 10)	F9				K			G6-3		4	0	0	0	0	1	2											
Carlos Martinez, R OBP: 0.333, SLG: 0.406 (1, 5)	G6-3																										
Greg Walker, L OBP: 0.291, SLG: 0.366 (9, PH)					G6-3			G5-3		3	0	0	0	0	0	2											
Dan Pasqua, L OBP: 0.318, SLG: 0.415 (1, 7)			L8		L7			SH1-3		1	0	0	0	0	1	0											
Russ Morman, R OBP: 0.313, SLG: 0.333 (7, PH)			1B		L9			SH1-3		2	0	1	0	0	0	0											
Steve Lyons, L OBP: 0.319, SLG: 0.332 (7, 3)			1B					1-2		0	0	0	0	0	0	0											
Ron Karkovice, R OBP: 0.258, SLG: 0.331 (1, 2)			K		F9			K		3	0	0	0	0	2	2											
Ozzie Guillen, L OBP: 0.278, SLG: 0.325 (1, 6)	G6-3									3	0	2	0	0	0	1											
Inning Stats	R: 0 H: 2 E: 0 K: 0 S: 11	H: 2 LOB: 2 BB: 0 P: 16	R: 0 H: 1 E: 0 K: 1 S: 10	LOB: 1 BB: 0 P: 16	R: 0 H: 0 E: 0 K: 0 S: 4	H: 0 LOB: 0 BB: 0 P: 7	R: 0 H: 0 E: 0 K: 1 S: 6	H: 0 LOB: 0 BB: 0 P: 9	R: 0 H: 1 E: 0 K: 0 S: 9	H: 1 LOB: 1 BB: 0 P: 14	R: 0 H: 0 E: 0 K: 0 S: 8	H: 0 LOB: 0 BB: 0 P: 13	R: 0 H: 1 E: 0 K: 1 S: 9	H: 1 LOB: 1 BB: 0 P: 13	R: 0 H: 1 E: 0 K: 2 S: 11	H: 0 LOB: 0 BB: 0 P: 15	1B: 6 2B: 0 3B: 0 HR: 0	SF: 0 SAC: 0 DP: 0 HBP: 0	WP: 0 PB: 0 SB: 2 CS: 0	PA: 33							
PITCHER	IP	WLS	BF	H	R	ER	SO	BB	IBB	HBP	BLK	WP	HR	S	P	ERA	WHIP										
Curt Young, L ERA: 4.71 (1, 1)	6.0	W	22	4	0	0	2	0	0	0	0	0	0	4	5	0.00	0.667										
Todd Burns, R ERA: 2.24 (7, 1)	0.1		2	1	0	0	0	0	0	0	0	0	0	4	5	0.00	3.000										
Rick Honeycutt, L ERA: 2.25 (7, 1)	1.0		4	1	0	0	1	0	0	0	0	0	0	10	14	0.00	1.000										
Dennis Eckersley, R ERA: 1.23 (8, 1)	1.2	S	5	0	0	0	3	0	0	0	0	0	0	18	23	0.00	0.000										

Batter	1	2	3	4	5	6	7	8	9	AB	R	H	RBI	BB	SO	LOB	BOTTOM										
Rickey Henderson, R OBP: 0.422, SLG: 0.409 (1, 10)	G5-3		F4			G6-3		1B		4	0	1	0	0	0	0	Chicago White Sox @ Oakland Athletics Oakland-Alameda County Coliseum, Oakland, CA Tue Aug 01 1989, 7:05 PM PDT Att: 22,536 - Unknown - 67 F livebaseballscorecards.com										
Carney Lansford, R OBP: 0.406, SLG: 0.408 (1, 5)	G6-3		G1-4-3			CS		1B		4	0	3	1	0	0	0											
Jose Canseco, R OBP: 0.283, SLG: 0.532 (1, 9)	G1		G1-4-3			K		F4		4	0	0	0	0	1	4											
Mark McGwire, R OBP: 0.332, SLG: 0.455 (1, 3)			F7		G1-3			CS		2	0	0	0	1	0	0											
Dave Henderson, R OBP: 0.324, SLG: 0.364 (1, 8)			1B		G5-4-3			FC2-6		2	1	1	0	1	0	1											
Terry Steinbach, R OBP: 0.348, SLG: 0.403 (1, 2)			K		G5-4-3			G4-3		3	0	0	0	0	1	3											
Tony Phillips, S OBP: 0.357, SLG: 0.358 (1, 4)			2B		L8			L9		3	0	1	0	0	0	0											
Felix Jose, S OBP: 0.217, SLG: 0.209 (1, 7)			1B		G4-6-3			G5-3		3	0	2	1	0	0	0											
Mike Gallego, R OBP: 0.321, SLG: 0.332 (1, 6)			F8		G4-6-3			1B		3	1	1	0	0	0	3											
Inning Stats	R: 0 H: 0 E: 0 K: 0 S: 8	H: 0 LOB: 0 BB: 0 P: 15	R: 1 H: 3 E: 0 K: 1 S: 13	H: 3 LOB: 2 BB: 0 P: 20	R: 0 H: 1 E: 0 K: 0 S: 5	H: 1 LOB: 0 BB: 0 P: 10	R: 0 H: 0 E: 0 K: 0 S: 5	H: 0 LOB: 0 BB: 1 P: 10	R: 0 H: 1 E: 0 K: 0 S: 8	H: 1 LOB: 0 BB: 0 P: 13	R: 0 H: 0 E: 0 K: 0 S: 4	H: 0 LOB: 0 BB: 1 P: 8	R: 1 H: 3 E: 0 K: 0 S: 8	H: 3 LOB: 2 BB: 0 P: 13	1B: 8 2B: 1 3B: 0 HR: 0	SF: 0 SAC: 0 DP: 4 HBP: 0		WP: 0 PB: 0 SB: 0 CS: 1	PA: 31								
PITCHER	IP	WLS	BF	H	R	ER	SO	BB	IBB	HBP	BLK	WP	HR	S	P	ERA	WHIP										
Greg Hibbard, L ERA: 3.1 (1, 1)	7.2	L	28	8	2	2	2	2	0	0	0	0	0	3	6	0.00	1.304										
Shawn Hillegas, R ERA: 5.12 (8, 1)	0.1		2	1	0	0	0	0	0	0	0	0	0	3	6	0.00	3.000										



Batter	1	2	3	4	5	6	7	8	9	AB	R	H	RBI	BB	SO	LOB	TOP										
Dave Gallagher, R (1, 8) OBP: 0.354, SLG: 0.339	1-1 F8		0-1 1B		1-3 K		2-1 G5-3			4	0	1	0	0	1	1	Chicago White Sox @ Oakland Athletics Oakland-Alameda County Coliseum, Oakland, CA Wed Aug 02 1989, 7:05 PM PDT Att: 25,146 - Unknown - 64 F										
Scott Fletcher, R (1, 4) OBP: 0.317, SLG: 0.282	1-1 G1-4-3		1-2 F9		4-2 BB		1-0 L8			3	0	0	0	1	0	2											
Greg Walker, L (1, 10) OBP: 0.285, SLG: 0.358	2-3 K		3-1 F8		2-3 K			0-0 F8		4	0	0	0	0	2	4											
Ivan Calderon, R (1, 3) OBP: 0.326, SLG: 0.444		0-1 G4-3		2-1 1B		0-2 E7		0-3 K		4	0	1	0	0	1	0											
Dan Pasqua, L (1, 9) OBP: 0.314, SLG: 0.408		0-2 F7		0-0 F8		0-2 FC1-6		2-1 G3-1		4	0	0	0	0	0	2											
Carlton Fisk, R (1, 2) OBP: 0.330, SLG: 0.466		3-2 3B		2-3 K		1-2 1B			1-1 L5	4	0	2	0	0	1	1											
Daryl Boston, L (1, 7) OBP: 0.294, SLG: 0.338		1-0 F7		0-0 F7		1-0 F8			1-1 1B	3	0	0	0	0	0	4											
Russ Morman, R (9, PH) OBP: 0.357, SLG: 0.360										1	0	1	0	0	0	0											
Lance Johnson, L (9, PR) OBP: 0.333, SLG: 0.333										0	0	0	0	0	0	0											
Carlos Martinez, R (1, 5) OBP: 0.318, SLG: 0.415			0-1 1B		1-2 S		0-3 K		2-3 K	4	0	2	0	0	2	3											
Ozzie Guillen, L (1, 6) OBP: 0.275, SLG: 0.322			0-1 P6		0-0 P1		1-0 L7		2-3 K	4	0	0	0	0	1	3											
Inning Stats	R: 0 E: 0 K: 1 S: 7	H: 0 LOB: 0 BB: 0 P: 11	R: 0 E: 0 K: 0 S: 11	H: 1 LOB: 1 BB: 0 P: 15	R: 0 E: 0 K: 0 S: 11	H: 2 LOB: 2 BB: 0 P: 15	R: 0 E: 0 K: 1 S: 7	H: 1 LOB: 1 BB: 0 P: 11	R: 0 E: 0 K: 2 S: 14	H: 1 LOB: 2 BB: 1 P: 22	R: 0 E: 0 K: 0 S: 4	H: 0 LOB: 0 BB: 0 P: 8	R: 0 E: 0 K: 1 S: 8	H: 0 LOB: 0 BB: 0 P: 10	R: 0 E: 0 K: 2 S: 12	H: 1 LOB: 1 BB: 0 P: 18	1B: 5 2B: 1 3B: 1 HR: 0	SF: 0 SAC: 0 DP: 0 HBP: 0	WP: 0 PB: 0 SB: 1 CS: 1	PA: 36							
PITCHER	IP	WLS	BF	H	R	ER	SO	BB	IBB	HBP	BLK	WP	HR	S	P	ERA	WHIP										
Storm Davis, R (1, 1) ERA: 5.61	5.0	W	21	5	0	0	4	1	0	0	0	0	0	50	74	0.00	1.200										
Gene Nelson, R (6, 1) ERA: 4.02	2.2		10	1	0	0	2	0	0	0	0	0	0	23	29	0.00	0.375										
Rick Honeycutt, L (8, 1) ERA: 2.24	1.1	S	5	1	0	0	2	0	0	0	0	0	0	14	22	0.00	0.750										

Batter	1	2	3	4	5	6	7	8	9	AB	R	H	RBI	BB	SO	LOB	BOTTOM										
Rickey Henderson, R (1, 7) OBP: 0.424, SLG: 0.411	2-2 S		0-0 L8		4-1 BLK			1-1 F9		3	1	2	0	1	0	0	Chicago White Sox @ Oakland Athletics Oakland-Alameda County Coliseum, Oakland, CA Wed Aug 02 1989, 7:05 PM PDT Att: 25,146 - Unknown - 64 F										
Carney Lansford, R (1, 3) OBP: 0.402, SLG: 0.403	0-0 G1-3		3-1 L4		3-2 L8		2-1 F9			4	0	0	0	0	0	4											
Jose Canseco, R (1, 9) OBP: 0.298, SLG: 0.529	3-2 WP			1-3 K		3-2 CS		3-2 F9		4	0	2	1	0	1	1											
Dave Parker, L (1, 10) OBP: 0.319, SLG: 0.438	2-1 F7			0-0 F7		1-2 L8		2-0 P3		3	0	0	0	0	0	2											
Mark McGwire, R (8, PH) OBP: 0.331, SLG: 0.453	1-2 F7					1-2 L8				1	0	0	0	0	0	1											
Dave Henderson, R (1, 8) OBP: 0.322, SLG: 0.361	2-3 K			3-3 K		0-1 G6-3				3	0	0	0	0	2	1											
Ron Hassey, L (1, 2) OBP: 0.307, SLG: 0.374		1-3 K			3-1 G4-3		0-0 F9			3	0	0	0	0	1	0											
Tony Phillips, S (1, 5) OBP: 0.357, SLG: 0.358		2-2 L8			1-1 BB		2-2 F7			3	1	1	0	0	0	0											
Walt Weiss, S (1, 6) OBP: 0.294, SLG: 0.325		0-3 K			0-2 P5		0-0 2B			3	0	1	0	0	1	1											
Mike Gallego, R (1, 4) OBP: 0.321, SLG: 0.330			0-0 L8		4-2 BLK		1-3 K			2	0	0	0	1	1	1											
Inning Stats	R: 1 E: 0 K: 1 S: 15	H: 2 LOB: 1 BB: 0 P: 24	R: 0 E: 0 K: 2 S: 10	H: 0 LOB: 0 BB: 0 P: 13	R: 0 E: 0 K: 0 S: 4	H: 0 LOB: 0 BB: 0 P: 7	R: 0 E: 0 K: 2 S: 7	H: 0 LOB: 0 BB: 0 P: 11	R: 1 E: 0 K: 0 S: 13	H: 1 LOB: 2 BB: 2 P: 28	R: 0 E: 0 K: 0 S: 8	H: 1 LOB: 1 BB: 0 P: 12	R: 0 E: 0 K: 1 S: 11	H: 1 LOB: 1 BB: 0 P: 14	R: 0 E: 0 K: 0 S: 9	H: 1 LOB: 1 BB: 0 P: 16	1B: 5 2B: 1 3B: 0 HR: 0	SF: 0 SAC: 0 DP: 0 HBP: 0	WP: 2 PB: 0 SB: 2 CS: 1	PA: 31							
PITCHER	IP	WLS	BF	H	R	ER	SO	BB	IBB	HBP	BLK	WP	HR	S	P	ERA	WHIP										
Melido Perez, R (1, 1) ERA: 5.4	7.0	L	28	6	2	2	6	2	0	0	1	1	0	70	112	2.57	1.143										
Bill Long, R (8, 1) ERA: 5.02	0.2		2	0	0	0	0	0	0	0	0	0	0	6	10	0.00	0.000										
Ken Patterson, L (8, 1) ERA: 4.38	0.1		1	0	0	0	0	0	0	0	0	0	0	1	3	0.00	0.000										

AB 35
R 0
H 7
RBI 0
BB 1
SO 8
LOB 20




AB 29
R 2
H 6
RBI 1
BB 2
SO 6
LOB 11



Batter	1	2	3	4	5	6	7	8	9	AB	R	H	RBI	BB	SO	LOB	TOP										
Dave Gallagher, R OBP: 0.351, SLG: 0.335 (1, 8)	 2-3		 1-0	 0-0	 1-0		 0-0		 1-1	5	0	0	0	0	1	1	Chicago White Sox @ Oakland Athletics Oakland-Alameda County Coliseum, Oakland, CA Thu Aug 03 1989, 3:33 AM PDT Att: 31,974 - Sunny - 70 F										
Scott Fletcher, R OBP: 0.318, SLG: 0.279 (1, 4)	 0-0			 4-2	 4-2		 0-3		 1-2	3	1	0	0	2	1	0											
Ivan Calderon, R OBP: 0.330, SLG: 0.449 (1, 3) (7, 9)	 0-3			 1-1	 2-2		 1-1			4	2	3	1	0	1	0											
Greg Walker, L OBP: 0.284, SLG: 0.356 (1, 10)		 0-0		 3-2	 3-2		 2-0			4	1	1	1	0	1	2											
Dan Pasqua, L OBP: 0.317, SLG: 0.411 (1, 9) (7, 7)		 2-0		 2-2		 4-0		 2-3		3	1	1	1	1	1	1											
Carlos Martinez, R OBP: 0.310, SLG: 0.405 (1, 5)		 0-0		 3-3		 0-3		 1-0		4	0	0	0	0	2	2											
Daryl Boston, L OBP: 0.288, SLG: 0.328 (1, 7)			 3-2	 1-3		 1-3		 1-3		3	0	0	0	0	2	2											
Steve Lyons, L OBP: 0.318, SLG: 0.331 (7, 3)										1	0	0	0	0	1	0											
Ron Karkovice, R OBP: 0.258, SLG: 0.344 (1, 2)			 1-0		 1-3	 0-0		 1-3		4	0	1	1	0	2	0											
Ozzie Guillen, L OBP: 0.277, SLG: 0.326 (1, 6)			 1-0		 0-2	 1-0			 0-2	4	1	2	0	0	0	1											
Inning Stats	R: 0 E: 0 K: 2 S: 7	H: 0 LOB: 0 BB: 0 P: 9	R: 0 E: 0 K: 0 S: 3	H: 1 LOB: 0 BB: 0 P: 5	R: 0 E: 0 K: 0 S: 6	H: 1 LOB: 0 BB: 0 P: 11	R: 3 E: 1 K: 2 S: 18	H: 2 LOB: 1 BB: 1 P: 32	R: 1 E: 0 K: 2 S: 16	H: 2 LOB: 2 BB: 1 P: 26	R: 1 E: 0 K: 2 S: 8	H: 1 LOB: 1 BB: 1 P: 14	R: 1 E: 1 K: 2 S: 11	H: 2 LOB: 0 BB: 0 P: 16	R: 0 E: 0 K: 2 S: 7	H: 0 LOB: 0 BB: 0 P: 10	R: 0 E: 0 K: 0 S: 8	H: 0 LOB: 0 BB: 0 P: 10	1B: 4 2B: 3 3B: 1 HR: 0	SF: 0 SAC: 0 DP: 0 HBP: 0	WP: 0 PB: 0 SB: 1 CS: 1	PA: 39					
PITCHER	IP	WLS	BF	H	R	ER	SO	BB	IBB	HBP	BLK	WP	HR	S	P	ERA	WHIP										
Bob Welch, R ERA: 3.06 (1, 1)	6.2	L	31	8	6	4	9	3	0	0	0	0	0	66	108	5.40	1.650										
Matt Young, L ERA: 4.73 (7, 1)	1.2		5	0	0	0	3	0	0	0	0	0	0	13	18	0.00	0.000										
Jim Corsi, R ERA: 2.33 (9, 1)	0.2		2	0	0	0	0	0	0	0	0	0	0	5	7	0.00	0.000										

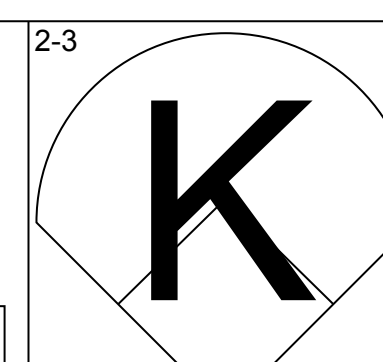
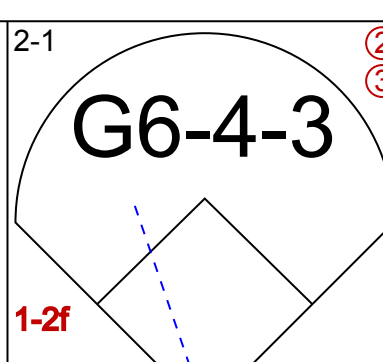
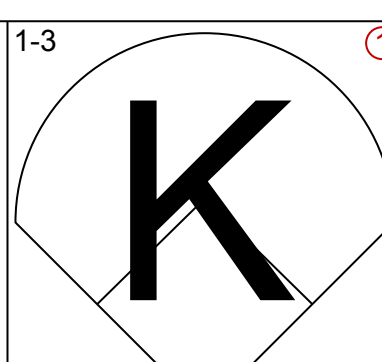
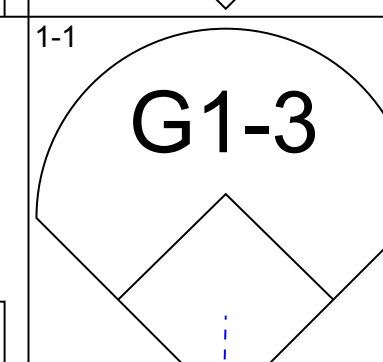
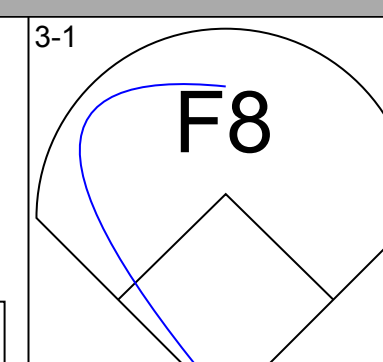
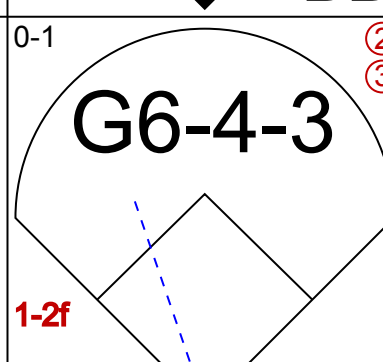
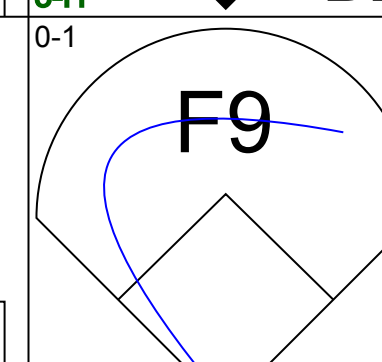
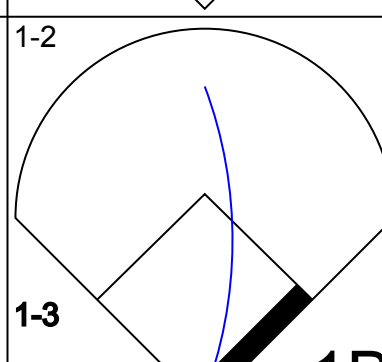
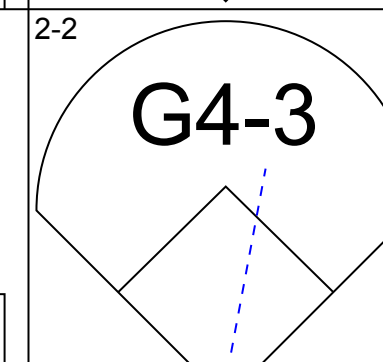
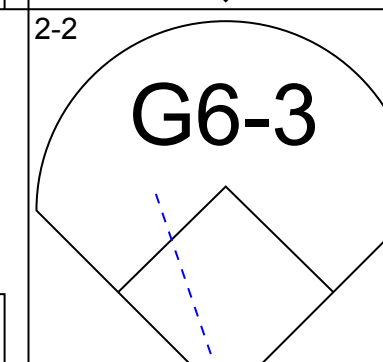
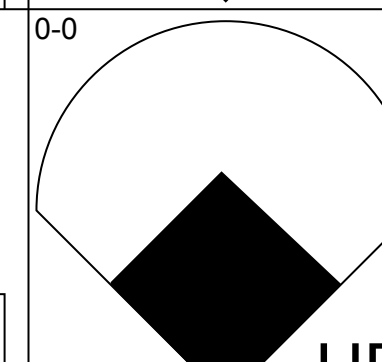
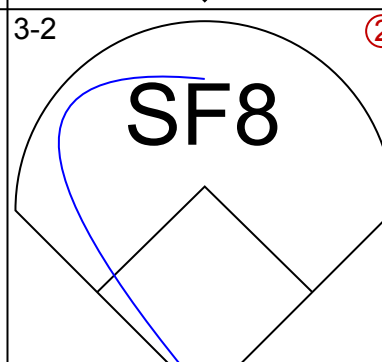
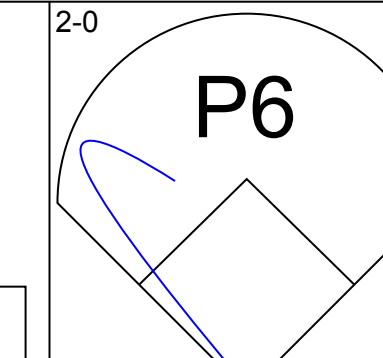
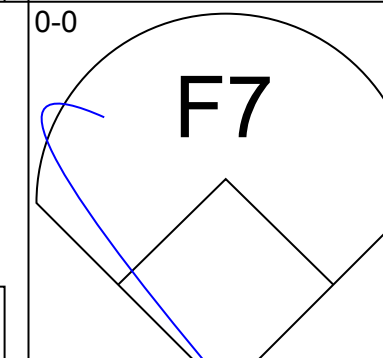
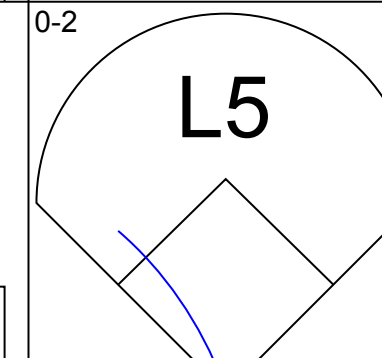
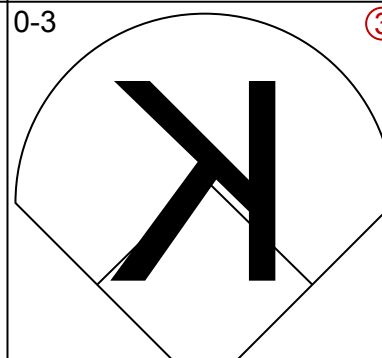
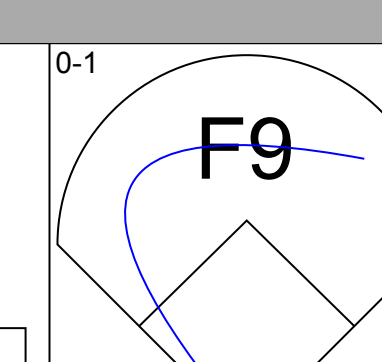
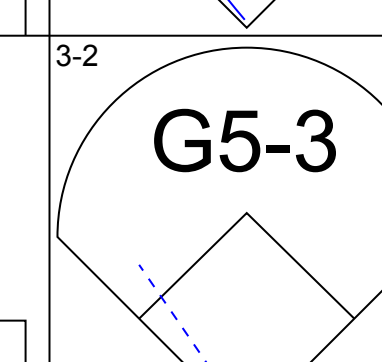
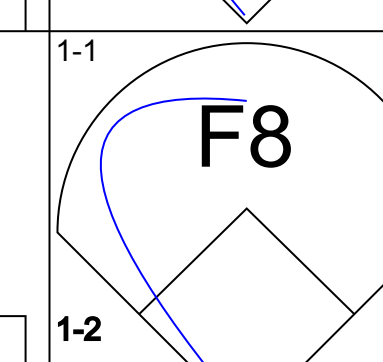
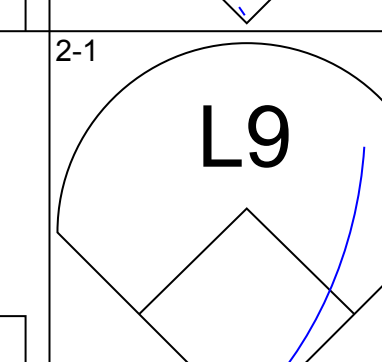
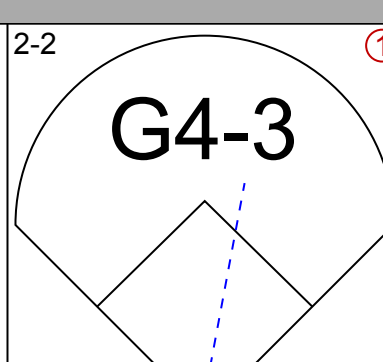
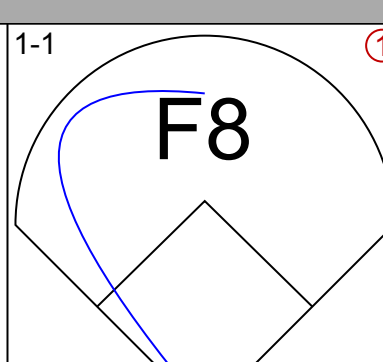
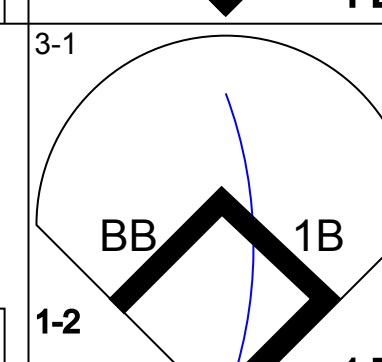
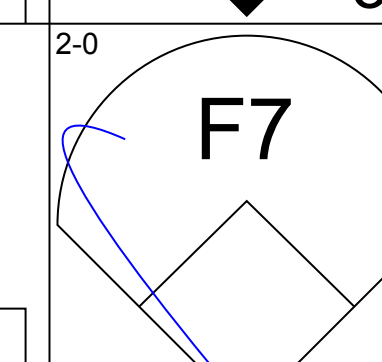
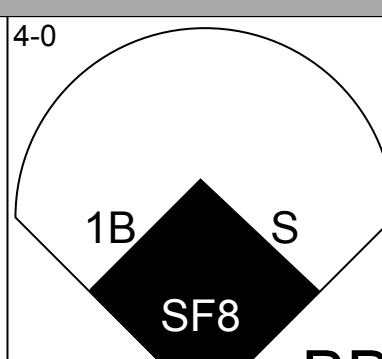
Batter	1	2	3	4	5	6	7	8	9	AB	R	H	RBI	BB	SO	LOB	BOTTOM										
Rickey Henderson, R OBP: 0.424, SLG: 0.409 (1, 7)	 1-0	 1-2			 4-1		 1-2		 2-2	4	1	1	0	1	0	0	Chicago White Sox @ Oakland Athletics Oakland-Alameda County Coliseum, Oakland, CA Thu Aug 03 1989, 3:33 AM PDT Att: 31,974 - Sunny - 70 F										
Carney Lansford, R OBP: 0.402, SLG: 0.403 (1, 5)	 1-2	 3-1			 0-1		 0-0		 1-2	5	0	2	0	0	0	3											
Jose Canseco, R OBP: 0.311, SLG: 0.545 (1, 9)	 1-1		 2-3		 0-0		 2-2			4	1	2	1	0	1	1											
Dave Parker, L OBP: 0.318, SLG: 0.436 (1, 10)	 1-2		 3-2		 1-0		 0-1			4	0	1	0	0	0	3											
Mark McGwire, R OBP: 0.327, SLG: 0.448 (1, 3)	 0-2		 2-1		 2-2		 3-2			4	0	0	0	0	0	4											
Dave Henderson, R OBP: 0.326, SLG: 0.373 (1, 8)		 2-1		 1-0		 1-2		 0-0		4	1	3	1	0	0	0											
Terry Steinbach, R OBP: 0.349, SLG: 0.402 (1, 2)		 0-1		 4-2		 1-0		 1-1		3	1	1	0	1	0	2											
Tony Phillips, S OBP: 0.357, SLG: 0.355 (1, 4)		 2-0		 4-1		 1-1		 0-0		2	0	0	0	1	0	2											
Walt Weiss, S OBP: 0.295, SLG: 0.333 (1, 6)		 1-1		 0-0		 2-3			 1-2	3	0	1	1	0	1	3											
Ron Hassey, L OBP: 0.305, SLG: 0.372 (9, PH)				 2-H	 1-2				 1-2	1	0	0	0	0	0	0											
Inning Stats	R: 0 E: 0 K: 0 S: 12	H: 2 LOB: 2 BB: 0 P: 16	R: 2 E: 0 K: 0 S: 12	H: 4 LOB: 1 BB: 0 P: 21	R: 0 E: 0 K: 1 S: 8	H: 0 LOB: 0 BB: 0 P: 15	R: 0 E: 0 K: 0 S: 5	H: 0 LOB: 1 BB: 2 P: 14	R: 2 E: 0 K: 0 S: 8	H: 1 LOB: 0 BB: 1 P: 15	R: 0 E: 0 K: 1 S: 9	H: 1 LOB: 1 BB: 0 P: 14	R: 0 E: 0 K: 0 S: 13	H: 2 LOB: 2 BB: 0 P: 19	R: 0 E: 0 K: 0 S: 4	H: 1 LOB: 0 BB: 0 P: 5	R: 0 E: 0 K: 0 S: 10	H: 0 LOB: 0 BB: 0 P: 14	1B: 8 2B: 3 3B: 0 HR: 1	SF: 0 SAC: 1 DP: 3 HBP: 0	WP: 1 PB: 0 SB: 1 CS: 0	PA: 38					
PITCHER	IP	WLS	BF	H	R	ER	SO	BB	IBB	HBP	BLK	WP	HR	S	P	ERA	WHIP										
Richard Dotson, R ERA: 5.42 (1, 1)	4.1		21	7	4	4	1	3	0	0	0	0	0	41	74	8.31	2.308										
Donn Pait, R ERA: 2.42 (5, 1)	3.2	W	14	4	0	0	1	0	0	0	0	1	0	30	45	0.00	1.091										
Bobby Thigpen, R ERA: 3.95 (9, 1)	1.0	S	3	0	0	0	0	0	0	0	0	0	0	10	14	0.00	0.000										

AB	35
R	6
H	8
RBI	4
BB	3
SO	12
LOB	9



Batter	1	2	3	4	5	6	7	8	9	AB	R	H	RBI	BB	SO	LOB	TOP				
Gary Pettis, S OBP: 0.373, SLG: 0.329 (1, 8)	G5-3	CS	G5-3		G4-3		1B		CS	5	0	2	0	0	0	0	Detroit Tigers @ Chicago White Sox Comiskey Park, Chicago, IL Fri Aug 04 1989, 8:05 PM EDT Att: 16,918 - Unknown - 88 F				
Alan Trammell, R OBP: 0.319, SLG: 0.335 (1, 6)	G5-3		HR		P4		F8		1B	5	1	2	1	0	0	2					
Lou Whitaker, L OBP: 0.363, SLG: 0.490 (1, 4)	1B		F7		K			2B	G3	3	0	0	0	2	1	1					
Gary Ward, R OBP: 0.295, SLG: 0.416 (1, 3)	1B		HR		F7			P3		4	1	2	1	0	0	1					
Tracy Jones, R OBP: 0.284, SLG: 0.318 Fred Lynn, L OBP: 0.313, SLG: 0.339 (8, PH)	FC6-4		G5-3		G6-3			L7		3	0	0	0	0	0	2					
Chet Lemon, R OBP: 0.341, SLG: 0.353 (1, 9)					G5-3			F9		4	1	2	0	0	0	0					
Rick Schu, R OBP: 0.297, SLG: 0.335 (1, 5)					G4-3			L7		4	0	0	0	0	0	3					
Mike Heath, R OBP: 0.335, SLG: 0.457 (1, 2)					F7			F8		4	1	2	1	0	0	1					
Kenny Williams, R OBP: 0.236, SLG: 0.293 Dave Bergman, L OBP: 0.337, SLG: 0.339 (9, PH)	FC6-4				K			1B		3	0	2	1	0	1	1					
										1	0	0	0	0	0	0					
Inning Stats	R: 0 E: 0 K: 0 S: 8	H: 1 LOB: 2 BB: 1 P: 15	R: 1 E: 0 K: 0 S: 6	H: 2 LOB: 0 BB: 0 P: 9	R: 2 E: 0 K: 0 S: 10	H: 2 LOB: 0 BB: 0 P: 14	R: 0 E: 0 K: 1 S: 9	H: 1 LOB: 1 BB: 0 P: 13	R: 0 E: 0 K: 0 S: 7	H: 0 LOB: 0 BB: 0 P: 10	R: 0 E: 0 K: 0 S: 8	H: 2 LOB: 2 BB: 0 P: 11	R: 0 E: 0 K: 0 S: 10	H: 1 LOB: 2 BB: 1 P: 20	R: 1 E: 0 K: 0 S: 11	H: 3 LOB: 1 BB: 0 P: 20	1B: 7 2B: 2 3B: 0 HR: 3	SF: 0 SAC: 0 DP: 0 HBP: 0	WP: 0 PB: 0 SB: 0 CS: 2	PA: 40	
PITCHER	IP	WLS	BF	H	R	ER	SO	BB	IBB	HBP	BLK	WP	HR	S	P	ERA	WHIP				
Steve Rosenberg, L ERA: 4.73 Shawn Hillegas, R ERA: 5.11 Ken Patterson, L ERA: 4.35	6.2		28	8	3	3	2	1	0	0	0	0	2	56	81	4.05	1.350				
	2.0		10	4	1	1	0	1	0	0	0	0	1	20	37	4.50	2.500				
	0.1	W	1	0	0	0	0	0	0	0	0	0	0	2	4	0.00	0.000				

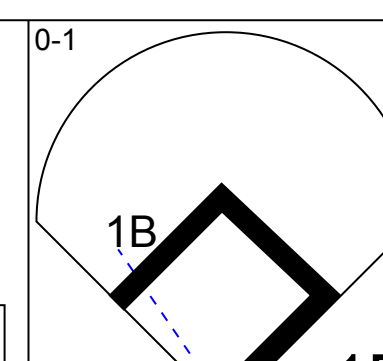
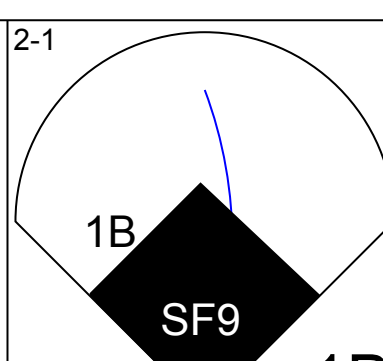
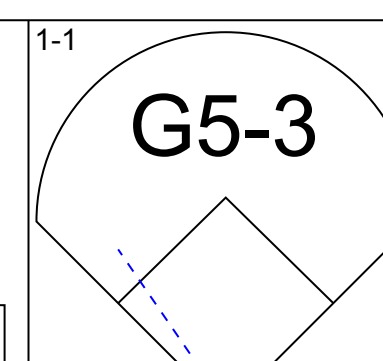
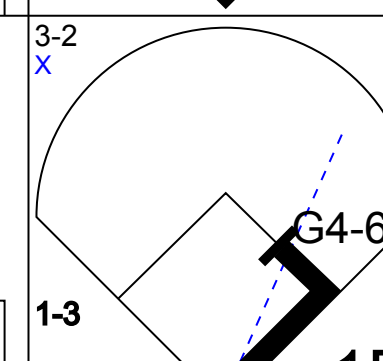
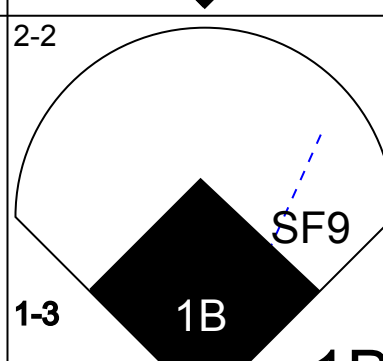
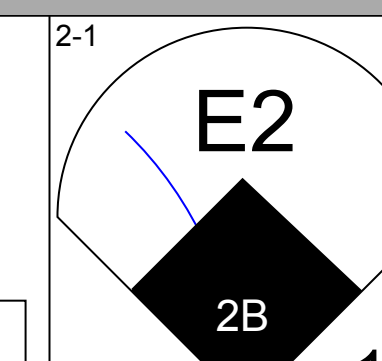
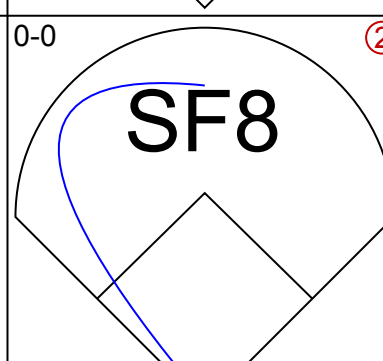
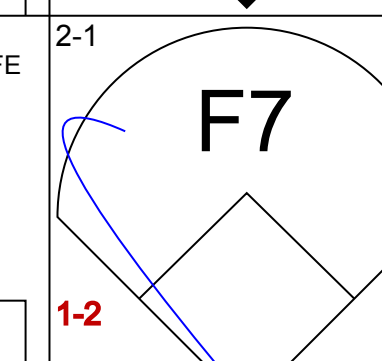
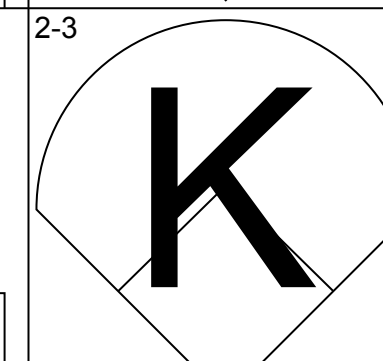
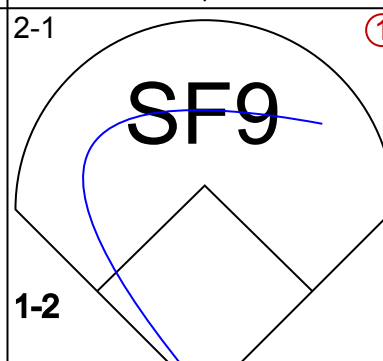
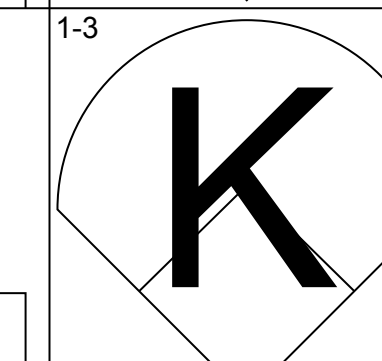
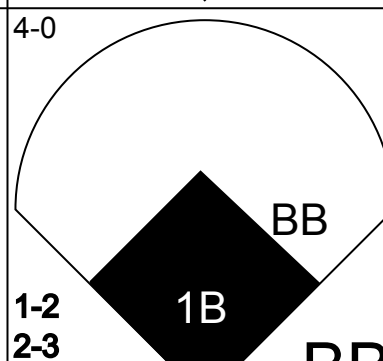
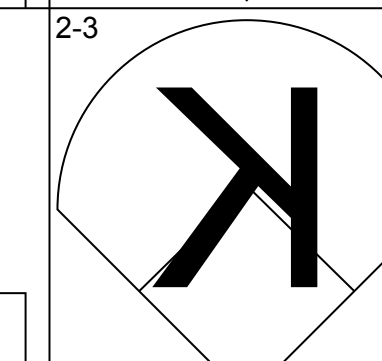
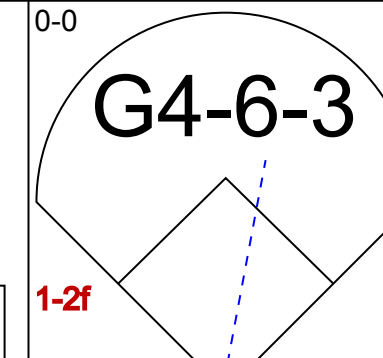

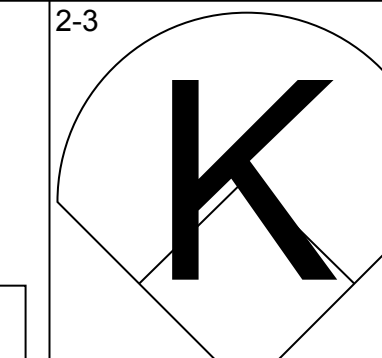
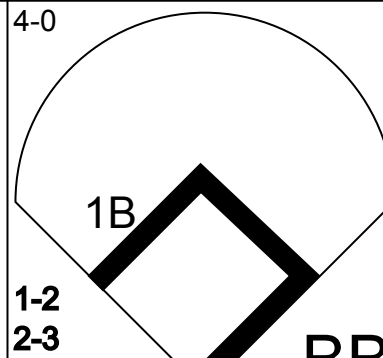
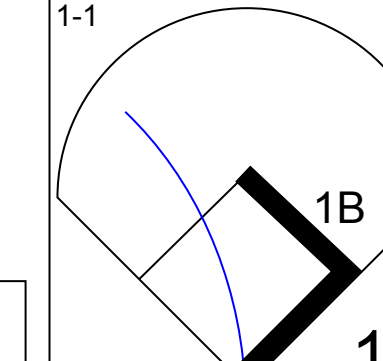

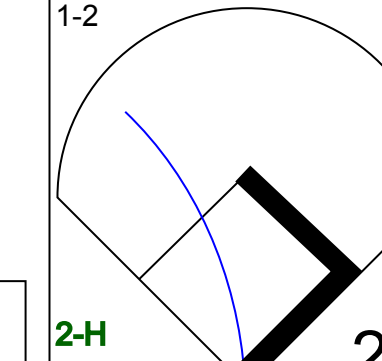
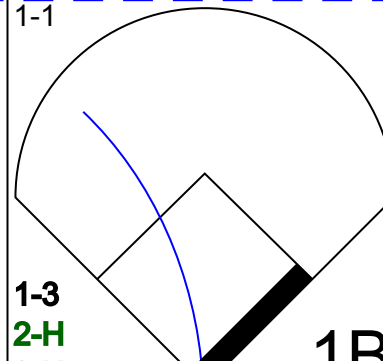
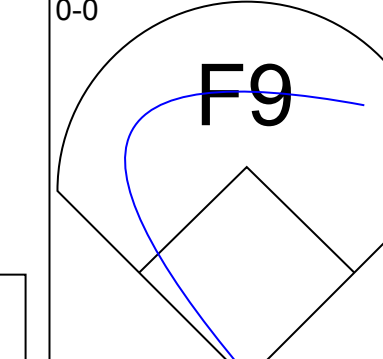
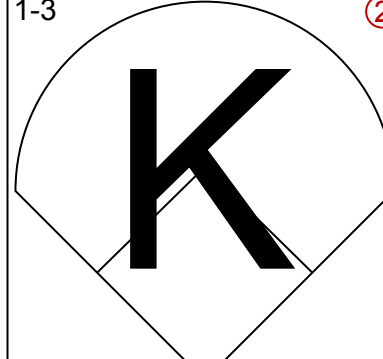
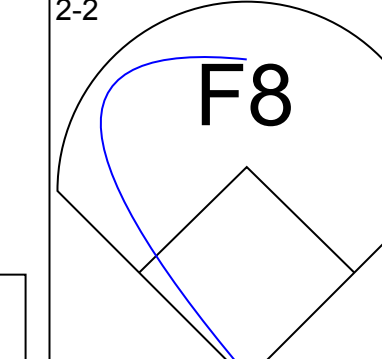
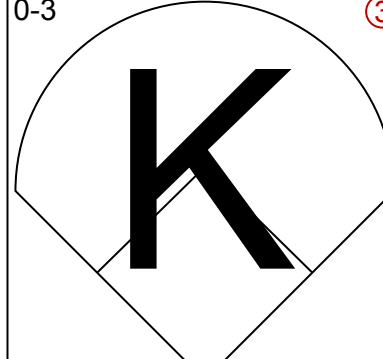
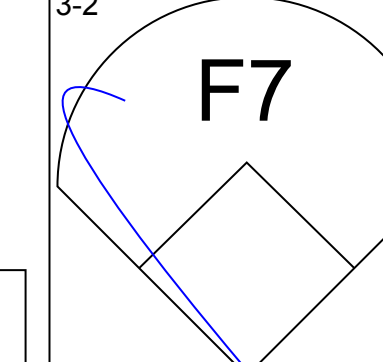
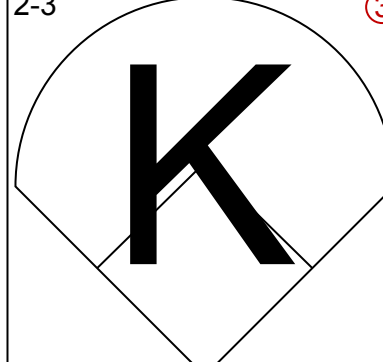
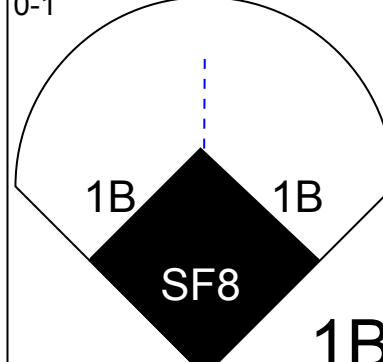
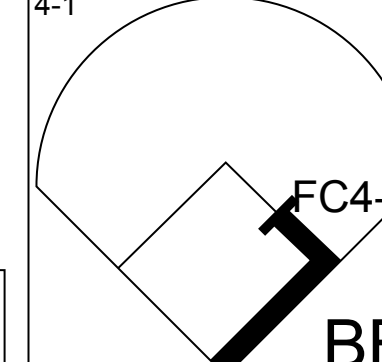
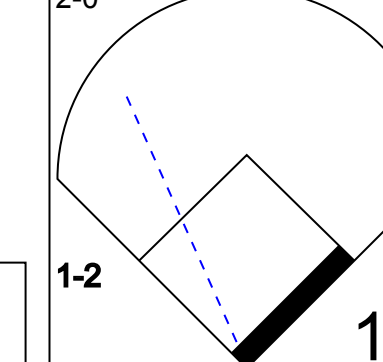
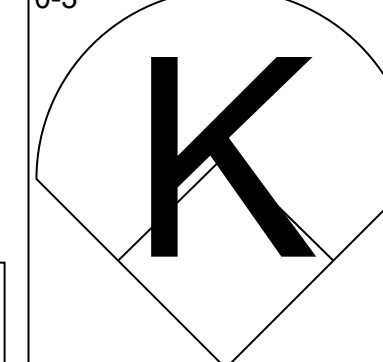
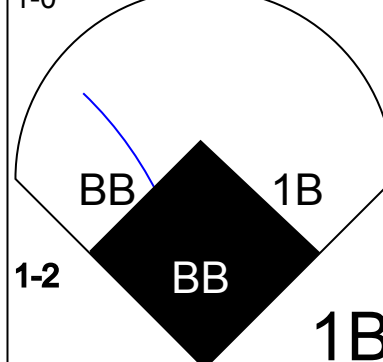
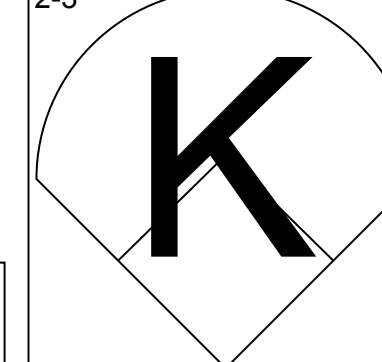

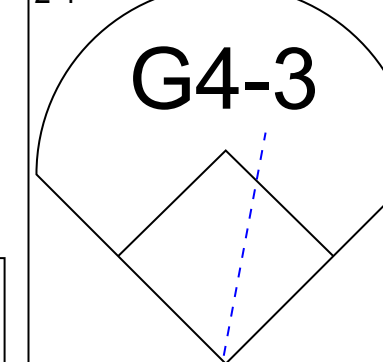
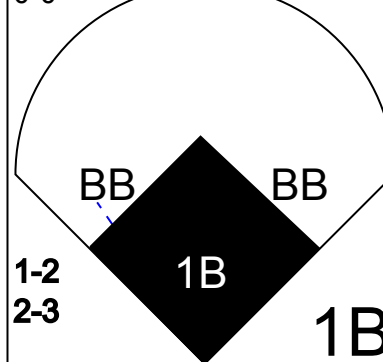
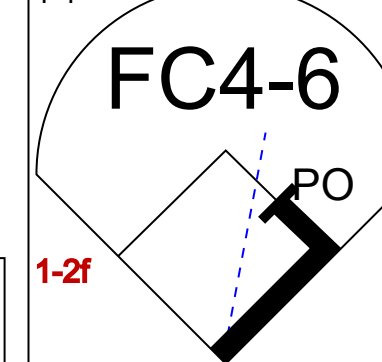
Batter	1	2	3	4	5	6	7	8	9	AB	R	H	RBI	BB	SO	LOB	BOTTOM					
Dave Gallagher, R OBP: 0.350, SLG: 0.334 (1, 8)	P5			G6-3		SH5-3	G5-3			4	1	1	0	0	0	2	Detroit Tigers @ Chicago White Sox Comiskey Park, Chicago, IL Fri Aug 04 1989, 8:05 PM EDT Att: 16,918 - Unknown - 88 F					
Scott Fletcher, R OBP: 0.321, SLG: 0.283 (1, 4)	G1-3			G4-6-3		SH5-3		1B		3	0	2	0	0	0	0						
Ivan Calderon, R OBP: 0.329, SLG: 0.447 (1, 9)	G5-3			G4-6-3				F9		4	0	1	1	0	0	2						
Greg Walker, L OBP: 0.284, SLG: 0.351 (1, 10)				F9		P6		F8		3	1	0	0	1	0	2						
Dan Pasqua, L OBP: 0.313, SLG: 0.406 Daryl Boston, L OBP: 0.286, SLG: 0.326 (8, 7)				K		F8		P2		3	0	0	0	0	1	2						
Carlton Fisk, R OBP: 0.333, SLG: 0.471 Lance Johnson, L OBP: 0.333, SLG: 0.333 (9, FR)				G5-3		L8		FC2-6		4	0	2	0	0	0	1						
										0	1	0	0	0	0	0						
Steve Lyons, L OBP: 0.318, SLG: 0.338 (1, 3)				K				FC2-6		3	2	1	1	0	1	1						
Carlos Martinez, R OBP: 0.311, SLG: 0.410 (1, 5)				G6-3				K		3	0	1	1	0	1	1						
Ozzie Guillen, L OBP: 0.277, SLG: 0.327 (1, 6)				G4-3		G3-1		E5		4	0	1	1	0	0	2						
Inning Stats	R: 0 E: 0 K: 0 S: 5	H: 0 LOB: 0 BB: 0 P: 8	R: 0 E: 0 K: 1 S: 9	H: 0 LOB: 0 BB: 0 P: 14	R: 0 E: 0 K: 1 S: 8	H: 0 LOB: 0 BB: 0 P: 12	R: 0 E: 0 K: 0 S: 5	H: 1 LOB: 0 BB: 0 P: 8	R: 2 E: 0 K: 0 S: 6	H: 2 LOB: 1 BB: 1 P: 13	R: 1 E: 0 K: 0 S: 9	H: 2 LOB: 1 BB: 0 P: 12	R: 0 E: 1 K: 1 S: 8	H: 1 LOB: 2 BB: 0 P: 12	R: 0 E: 0 K: 0 S: 12	H: 1 LOB: 1 BB: 0 P: 19	R: 2 E: 1 K: 0 S: 4	H: 2 LOB: 1 BB: 0 P: 7	1B: 5 2B: 3 3B: 1 HR: 0	SF: 0 SAC: 3 DP: 1 HBP: 0	WP: 0 PB: 0 SB: 1 CS: 0	PA: 36
PITCHER	IP	WLS	BF	H	R	ER	SO	BB	IBB	HBP	BLK	WP	HR	S	P	ERA	WHIP					
Jack Morris, R ERA: 4.86 Charles Hudson, R ERA: 6.57 Paul Gibson, L ERA: 4.43	7.0		28	6	3	3	3	1	0	0	0	0	0	13	21	9.00	2.000					
	1.0		5	2	1	1	0	0	0	0	0	0	0	3	5	0.00	3.000					
	0.1	L	3	1	1	0	0	0	0	0	0	0	0	3	5	0.00	3.000					

Batter	1	2	3	4	5	6	7	8	9	AB	R	H	RBI	BB	SO	LOB	TOP				
Gary Pettis, S OBP: 0.373, SLG: 0.326 (1, 8)										3	0	0	1	2	2	2					
Alan Trammell, R OBP: 0.315, SLG: 0.331 Mike Brumley, S OBP: 0.295, SLG: 0.301 (1, 6) (7, 6) (8, 9)										4	0	0	0	0	0	5					
Matt Nokes, L OBP: 0.297, SLG: 0.407 Charles Hudson, S (9, PH) (9, PR)										1	0	1	0	0	0	0					
Lou Whitaker, L OBP: 0.362, SLG: 0.496 (1, 4)										4	1	1	2	0	0	0					
Fred Lynn, L OBP: 0.311, SLG: 0.336 (1, 10)										5	1	1	0	0	1	1					
Dave Bergman, L OBP: 0.340, SLG: 0.342 (1, 3)										4	1	2	0	0	0	0					
Chet Lemon, R OBP: 0.340, SLG: 0.350 Rick Schu, R OBP: 0.297, SLG: 0.335 (1, 9) (8, 5)										3	1	0	0	1	1	3					
Doug Strange, S OBP: 0.235, SLG: 0.280 (1, 5) (8, 6)										4	1	2	2	0	0	1					
Mike Heath, R OBP: 0.333, SLG: 0.453 (1, 2)										4	0	1	1	0	0	1					
Kenny Williams, R OBP: 0.253, SLG: 0.305 (1, 7)										3	1	3	0	1	0	0					
Inning Stats	R: 0 E: 0 K: 1 S: 9	H: 0 LOB: 0 BB: 0 P: 14	R: 0 E: 0 K: 0 S: 5	H: 1 LOB: 1 BB: 0 P: 8	R: 0 E: 0 K: 0 S: 8	H: 1 LOB: 0 BB: 0 P: 13	R: 0 E: 0 K: 0 S: 8	H: 0 LOB: 0 BB: 0 P: 13	R: 0 E: 0 K: 0 S: 5	H: 1 LOB: 3 BB: 2 P: 11	R: 3 E: 0 K: 0 S: 20	H: 4 LOB: 3 BB: 2 P: 31	R: 2 E: 0 K: 1 S: 16	H: 3 LOB: 1 BB: 0 P: 24	R: 1 E: 0 K: 2 S: 12	H: 1 LOB: 1 BB: 1 P: 21	1B: 9 2B: 0 3B: 1 HR: 1	SF: 1 SAC: 0 DP: 2 HBP: 0	WP: 0 PB: 1 SB: 1 CS: 0	PA: 40	
PITCHER	IP	WLS	BF	H	R	ER	SO	BB	IBB	HBP	BLK	WP	HR	S	P	ERA	WHIP				
Eric King, R ERA: 3.84 (1, 1)	6.2	W	26	6	3	3	1	2	0	0	0	0	1	56	92	4.05	1.200				
Bill Long, R ERA: 5.25 (7, 1)	0.2		6	3	2	2	0	1	0	0	0	0	0	17	26	27.00	6.000				
Bobby Thigpen, R ERA: 3.99 (8, 1)	1.2	S	8	2	1	1	3	1	0	0	0	0	0	18	30	5.40	1.800				

Detroit Tigers @ Chicago White Sox
Comiskey Park, Chicago, IL
Sat Aug 05 1989, 8:05 PM EDT
Att: 19,266 - Unknown

AB 35
R 6
H 11
RBI 6
BB 4
SO 4
LOB 13



Batter	1	2	3	4	5	6	7	8	9	AB	R	H	RBI	BB	SO	LOB	BOTTOM				
Dave Gallagher, R OBP: 0.352, SLG: 0.337 (1, 8)										5	1	3	0	0	1	3					
Scott Fletcher, R OBP: 0.325, SLG: 0.288 (1, 4)										4	2	3	1	0	0	1					
Ivan Calderon, R OBP: 0.327, SLG: 0.444 (1, 9)										3	1	0	1	1	3	3					
Greg Walker, L OBP: 0.288, SLG: 0.347 (1, 10)										2	0	0	1	2	1	3					
Carlton Fisk, R OBP: 0.345, SLG: 0.486 (1, 2)										4	0	4	4	0	0	0					
Steve Lyons, L OBP: 0.315, SLG: 0.333 (1, 3)										4	0	0	0	0	2	6					
Daryl Boston, L OBP: 0.291, SLG: 0.326 (1, 7)										3	1	1	0	1	1	3					
Carlos Martinez, R OBP: 0.315, SLG: 0.412 (1, 5)										4	1	2	0	0	2	1					
Ozzie Guillen, L OBP: 0.277, SLG: 0.327 (1, 6)										4	1	1	0	0	0	3					
Inning Stats	R: 0 E: 0 K: 1 S: 11	H: 2 LOB: 1 BB: 0 P: 16	R: 0 E: 0 K: 0 S: 9	H: 2 LOB: 0 BB: 0 P: 15	R: 2 E: 0 K: 2 S: 14	H: 3 LOB: 2 BB: 1 P: 28	R: 0 E: 0 K: 1 S: 8	H: 0 LOB: 0 BB: 0 P: 11	R: 1 E: 1 K: 2 S: 15	H: 2 LOB: 1 BB: 0 P: 23	R: 4 E: 0 K: 2 S: 13	H: 4 LOB: 2 BB: 2 P: 24	R: 0 E: 0 K: 1 S: 9	H: 0 LOB: 0 BB: 1 P: 14	R: 0 E: 0 K: 1 S: 9	H: 1 LOB: 0 BB: 0 P: 13	1B: 13 2B: 1 3B: 0 HR: 0	SF: 2 SAC: 0 DP: 1 HBP: 0	WP: 0 PB: 0 SB: 0 CS: 1	PA: 40	
PITCHER	IP	WLS	BF	H	R	ER	SO	BB	IBB	HBP	BLK	WP	HR	S	P	ERA	WHIP				
Doyle Alexander, R ERA: 4.43 (1, 1)	5.2	L	31	12	7	6	7	3	0	0	0	0	0	65	111	9.53	2.647				
Ramon Pena, R ERA: 6.0 (6, 1)	2.1		8	2	0	0	3	1	0	0	0	0	0	23	33	0.00	1.286				

Detroit Tigers @ Chicago White Sox
Comiskey Park, Chicago, IL
Sat Aug 05 1989, 8:05 PM EDT
Att: 19,266 - Unknown

AB 33
R 7
H 14
RBI 7
BB 4
SO 10
LOB 23



Batter	1	2	3	4	5	6	7	8	9	10	AB	R	H	RBI	BB	SO	LOB	TOP							
Rickey Henderson, R OBP: 0.428, SLG: 0.413 (1, 7)	F7		S 2B BB		G4-6-3 1B			F7		L6-3 1B	4	1	2	0	1	0	0								
Carney Lansford, R OBP: 0.403, SLG: 0.407 (1, 3) (8, 5)	F7		S 2B BB		G4-6-3 1-2					L6-3 1-2	4	1	1	0	1	0	3								
Dave Henderson, R OBP: 0.320, SLG: 0.369 (1, 8)			F8 1-H 2-H 2B					K			3	0	1	2	1	2	1								
Dave Parker, L OBP: 0.314, SLG: 0.437 (1, 10)	K		F8					K		F8	4	0	0	0	0	2	2								
Terry Steinbach, R OBP: 0.347, SLG: 0.394 (1, 2)			F8					K		P5	3	0	0	0	1	1	1								
Tony Phillips, S OBP: 0.346, SLG: 0.345 (8, 4)			K					L7		K	4	0	0	0	0	2	1								
Stan Javier, S OBP: 0.316, SLG: 0.323 (1, 9)			G3					F9			3	1	0	0	1	1	1								
Walt Weiss, S OBP: 0.278, SLG: 0.318 (1, 6)			F9					F9			3	0	0	0	0	0	1								
Mike Gallego, R OBP: 0.325, SLG: 0.335 Jose Canseco, R OBP: 0.316, SLG: 0.500 Mark McGwire, R OBP: 0.338, SLG: 0.439 (8, 3)			1-3					P6			2	0	0	0	0	0	0								
								K			1	0	0	0	0	1	0								
											1	0	1	0	0	0	0								
Inning Stats	R: 0 E: 0 K: 1 S: 5	H: 0 LOB: 1 BB: 1 P: 9	R: 0 E: 0 K: 1 S: 5	H: 0 LOB: 1 BB: 1 P: 9	R: 2 E: 0 K: 0 S: 4	H: 1 LOB: 1 BB: 2 P: 12	R: 0 E: 0 K: 1 S: 5	H: 0 LOB: 0 BB: 0 P: 5	R: 0 E: 0 K: 3 S: 9	H: 0 LOB: 0 BB: 0 P: 9	R: 0 E: 0 K: 0 S: 3	H: 0 LOB: 0 BB: 0 P: 3	R: 0 E: 0 K: 2 S: 8	H: 1 LOB: 1 BB: 0 P: 8	R: 0 E: 0 K: 1 S: 5	H: 0 LOB: 0 BB: 0 P: 5	R: 1 E: 1 K: 0 S: 4	H: 2 LOB: 1 BB: 1 P: 8	1B: 4 2B: 2 3B: 0 HR: 0	SF: 0 SAC: 1 DP: 2 HBP: 0	WP: 0 PB: 0 SB: 3 CS: 0	PA: 38			
PITCHER	IP 9.0	WLS 33	BF 3	H 2	R 2	ER 2	SO 9	BB 4	IBB 0	HBP 0	BLK 0	WP 0	HR 0	S 47	P 63	ERA 2.00	WHIP 0.778								
Melido Perez, R ERA: 5.16 Donn Pall, R ERA: 2.51 (10, 1)	1.0	L	5	2	1	1	0	1	0	0	0	0	0	4	8	9.00	3.000								

Oakland Athletics @ Chicago White Sox
Comiskey Park, Chicago, IL
Tue Aug 08 1989, 8:05 PM EDT
Att: 17,832 - Unknown - 74 F

AB 32
R 3
H 5
RBI 2
BB 5
SO 9
LOB 10



Batter	1	2	3	4	5	6	7	8	9	10	AB	R	H	RBI	BB	SO	LOB	BOTTOM							
Dave Gallagher, R OBP: 0.351, SLG: 0.334 (1, 8)	F9		SH3	FC6-4		P4					4	0	1	0	0	0	3								
Scott Fletcher, R OBP: 0.325, SLG: 0.290 (1, 4)	F9		1B					F9		F7	5	0	2	1	0	0	1								
Ivan Calderon, R OBP: 0.325, SLG: 0.439 (1, 9)	4-3		1B					4-3		1-3	5	0	1	0	0	0	2								
Greg Walker, L OBP: 0.281, SLG: 0.338 (1, 10)			P4					K			5	0	0	0	0	1	3								
Carlton Fisk, R OBP: 0.340, SLG: 0.477 (1, 2)			F7					F8			4	0	0	0	1	1	3								
Carlos Martinez, R OBP: 0.317, SLG: 0.410 (1, 5)								4-3 SH1 BB		F7	4	0	2	0	0	0	0								
Daryl Boston, L OBP: 0.297, SLG: 0.331 (1, 7)			WP 1B					1B			4	1	2	0	0	0	2								
Russ Morman, R OBP: 0.333, SLG: 0.333 Steve Lyons, L OBP: 0.312, SLG: 0.330 (7, 3)			WP 1B					P3			4	1	2	0	0	0	2								
Ozzie Guillen, L OBP: 0.276, SLG: 0.325 (1, 6)			K					L7			2	0	0	0	0	0	2								
								F7			2	0	0	0	0	0	2								
			E8 SH3 1B								4	1	2	1	0	0	0								
								FC6-4 1B			4	1	2	1	0	0	0								
Inning Stats	R: 0 E: 0 K: 0 S: 3	H: 2 LOB: 2 BB: 0 P: 9	R: 1 E: 1 K: 0 S: 6	H: 2 LOB: 2 BB: 0 P: 6	R: 1 E: 0 K: 1 S: 7	H: 2 LOB: 1 BB: 0 P: 7	R: 0 E: 0 K: 1 S: 6	H: 1 LOB: 1 BB: 0 P: 6	R: 0 E: 0 K: 0 S: 5	H: 2 LOB: 2 BB: 0 P: 5	R: 0 E: 0 K: 0 S: 3	H: 0 LOB: 0 BB: 0 P: 3	R: 0 E: 0 K: 0 S: 3	H: 0 LOB: 1 BB: 1 P: 7	R: 0 E: 0 K: 0 S: 4	H: 1 LOB: 1 BB: 0 P: 4	R: 0 E: 0 K: 0 S: 3	H: 0 LOB: 0 BB: 0 P: 3	1B: 9 2B: 1 3B: 0 HR: 0	SF: 0 SAC: 2 DP: 0 HBP: 0	WP: 1 PB: 0 SB: 1 CS: 0	PA: 42			
PITCHER	IP 8.0	WLS 35	BF 9	H 2	R 1	ER 1	SO 4	BB 1	IBB 0	HBP 0	BLK 0	WP 0	HR 0	S 46	P 46	ERA 1.12	WHIP 1.250								
Dave Stewart, R ERA: 3.41 Rick Honeycutt, L ERA: 2.3 Dennis Eckersley, R ERA: 1.13 (10, 1)	1.1	W	5	1	0	0	0	0	0	0	0	0	0	5	5	0.00	0.750								

Oakland Athletics @ Chicago White Sox
Comiskey Park, Chicago, IL
Tue Aug 08 1989, 8:05 PM EDT
Att: 17,832 - Unknown - 74 F

AB 39
R 2
H 10
RBI 2
BB 1
SO 4
LOB 19

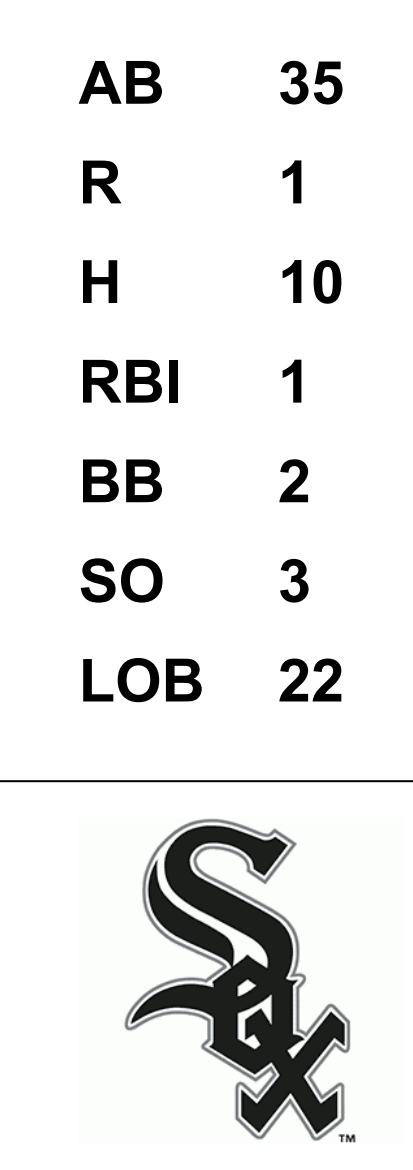


Batter	1	2	3	4	5	6	7	8	9	AB	R	H	RBI	BB	SO	LOB	TOP			
Rickey Henderson, R OBP: 0.423, SLG: 0.405	1-2 P3		0-0 G6-3	2-1 P3			3-1 P4		0-0 1B	5	0	1	2	0	0	4	<p>Oakland Athletics @ Chicago White Sox</p> <p>Comiskey Park, Chicago, IL</p> <p>Thu Aug 10 1989, 4:33 AM EDT</p> <p>Att: 16,173 - Sunny - 78 F</p>			
Carney Lansford, R OBP: 0.403, SLG: 0.405	0-0 G4-3		4-1 BB		0-0 P4		0-0 G1-3		2-H 3-H 1B	4	0	1	0	1	0	1				
Dave Henderson, R OBP: 0.318, SLG: 0.365	2-1 L9		1-1 G2-3		1-2 L1			1-1 G4-3	2-1 F8	5	0	0	0	0	4					
Mark McGwire, R OBP: 0.337, SLG: 0.442		2-3 K		4-0 1B E FC3-2 BB	2-2 F7			2-1 G6-3		3	0	0	0	1	1	0				
Terry Steinbach, R OBP: 0.341, SLG: 0.387	1-1 G5-3		0-1 E5 FC3-2 1B SF9			1-1 G4-3		1-2 G1-3		4	1	0	0	0	0	1				
Felix Jose, S OBP: 0.236, SLG: 0.216	4-1 BB		0-1 SF9 FC3-2 1B			0-1 F8		2-2 G4-3		3	1	1	0	1	0	0				
Ron Hassey, L OBP: 0.305, SLG: 0.362	0-0 G3		2-2 FC3-2 1B			1-1 F7		1-0 G3		3	0	0	0	0	0	3				
Tony Phillips, S OBP: 0.345, SLG: 0.342			4-0 G6-3 G1-6-3 BB		2-1 SF9		0-0 G6-3		4-2 2B 1B BB	2	1	0	1	2	0	1				
Mike Gallego, R OBP: 0.329, SLG: 0.340			0-1 G1-6-3		1-2 3-H 1B		4-2 BB		1-3 1B 2B	3	1	2	1	1	0	1				
Inning Stats	R: 0 E: 0 K: 0 S: 6	H: 0 LOB: 0 BB: 0 P: 9	R: 0 E: 0 K: 1 S: 8	H: 0 LOB: 1 BB: 1 P: 15	R: 0 E: 0 K: 0 S: 6	H: 0 LOB: 2 BB: 2 P: 15	R: 2 E: 1 K: 0 S: 15	H: 2 LOB: 2 BB: 1 P: 28	R: 0 E: 0 K: 0 S: 10	H: 0 LOB: 0 BB: 0 P: 13	R: 0 E: 0 K: 0 S: 6	H: 0 LOB: 1 BB: 1 P: 13	R: 0 E: 0 K: 0 S: 7	H: 0 LOB: 0 BB: 0 P: 11	R: 2 E: 0 K: 0 S: 14	H: 3 LOB: 2 BB: 1 P: 24		1B: 4 2B: 1 3B: 0 HR: 0	SF: 1 SAC: 0 DP: 0 HBP: 0	WP: 0 PB: 0 SB: 0 CS: 0
PITCHER	IP WLS BF H R ER SO BB IBB HBP BLK WP HR S P ERA WHIP																			
Steve Rosenberg, L ERA: 4.43	(1, 1) 7.0 L 29 2 2 0 1 5 0 0 0 0 0 0 57 101 0.00 1.000																			
Tom McCarthy, R ERA: 4.1	(8, 1) 1.0 3 0 0 0 0 0 0 0 0 0 0 0 7 11 0.00 0.000																			
Donn Pall, R ERA: 2.74	(9, 1) 1.0 7 3 2 2 0 1 0 0 0 0 0 0 14 24 18.00 4.000																			

AB	32
R	4
H	5
RBI	4
BB	6
SO	1
LOB	15



Batter	1	2	3	4	5	6	7	8	9	AB	R	H	RBI	BB	SO	LOB	BOTTOM			
Dave Gallagher, R OBP: 0.347, SLG: 0.330	2-2 G4-6-3 1B		0-1 FC6-4		0-2 G1-3		0-0 P5		1-2 P4	5	0	1	0	0	0	3	<p>Oakland Athletics @ Chicago White Sox</p> <p>Comiskey Park, Chicago, IL</p> <p>Thu Aug 10 1989, 4:33 AM EDT</p> <p>Att: 16,173 - Sunny - 78 F</p>			
Scott Fletcher, R OBP: 0.324, SLG: 0.291	1-2 G4-6-3		0-0 F8		2-1 G6-3		2-0 L8		1-2 P4	5	0	0	0	0	0	4				
Ivan Calderon, R OBP: 0.329, SLG: 0.439	0-1 1B			2-1 P4		3-2 BB 1B		1-3 K		4	0	2	0	0	1	0				
Carlton Fisk, R OBP: 0.351, SLG: 0.487	0-0 L5			4-0 1B BB		1-2 BB		1-0 FC6-4 2B		2	1	1	0	2	0	1				
Steve Lyons, L OBP: 0.313, SLG: 0.331		0-0 P4		0-2 1B		1-0 B3		0-0 FC6-4 1B		4	0	2	0	0	0	2				
Carlos Martinez, R OBP: 0.318, SLG: 0.405		1-1 F8		0-3 K		1-0 L9		1-0 FC6-4 1B		4	0	0	1	0	1	5				
Lance Johnson, L ERA: 4.92	(1, 7) 1-2 G6-3		1-1 G6-3		1-1 G6-3		2-2 F9		1-2 1B	3	0	0	0	0	0	4				
Daryl Boston, L OBP: 0.292, SLG: 0.324	(6, PH) (9, 7) G6-3									1	0	1	0	0	0	0				
Ron Karkovice, R OBP: 0.286, SLG: 0.396			0-1 FC5-4 1B		0-0 SH1-3 2B		0-0 P2		1-3 K	4	0	2	0	0	1	2				
Ozzie Guillen, L OBP: 0.276, SLG: 0.324			0-2 FC5-4 FC6-4		0-0 SH1-3		0-1 S 1B		G4-3	3	0	1	0	0	0	1				
Inning Stats	R: 0 E: 0 K: 0 S: 10	H: 2 LOB: 1 BB: 0 P: 13	R: 0 E: 0 K: 0 S: 6	H: 0 LOB: 0 BB: 0 P: 8	R: 0 E: 0 K: 1 S: 8	H: 1 LOB: 1 BB: 0 P: 8	R: 0 E: 0 K: 1 S: 10	H: 1 LOB: 2 BB: 1 P: 17	R: 0 E: 0 K: 0 S: 8	H: 1 LOB: 1 BB: 0 P: 10	R: 0 E: 0 K: 0 S: 5	H: 1 LOB: 2 BB: 1 P: 19	R: 0 E: 0 K: 2 S: 10	H: 3 LOB: 0 BB: 0 P: 14	R: 0 E: 0 K: 0 S: 11	H: 0 LOB: 0 BB: 0 P: 13	1B: 8 2B: 2 3B: 0 HR: 0	SF: 0 SAC: 1 DP: 1 HBP: 0	WP: 0 PB: 0 SB: 1 CS: 0	PA: 38
PITCHER	IP WLS BF H R ER SO BB IBB HBP BLK WP HR S P ERA WHIP																			
Storm Davis, R ERA: 4.92	(1, 1) 6.0 W 25 6 0 0 1 2 0 0 0 0 0 0 9 75 0.00 1.333																			
Gene Nelson, R ERA: 4.32	(7, 1) 1.1 6 2 1 1 1 0 0 0 0 0 0 0 9 13 6.75 1.500																			
Dennis Eckersley, R ERA: 1.07	(8, 1) 1.2 S 7 2 0 0 1 0 0 0 0 0 0 0 17 21 0.00 1.200																			



Batter	1	2	3	4	5	6	7	8	9	AB	R	H	RBI	BB	SO	LOB	TOP										
Dave Gallagher, R OBP: 0.341, SLG: 0.324 (1, 8)										4	0	1	0	0	4		Chicago White Sox @ Seattle Mariners The Kingdome, Seattle, WA Sun Aug 13 1989, 6:33 AM EDT Att: 20,838 - Dome - 72 F										
Scott Fletcher, R OBP: 0.331, SLG: 0.291 (1, 4)										3	2	1	0	2	0	1											
Ivan Calderon, R OBP: 0.333, SLG: 0.442 (1, 9)										4	1	0	0	1	2	2											
Carlton Fisk, R OBP: 0.346, SLG: 0.490 (1, 10)										5	1	2	4	0	0	0											
Carlos Martinez, R OBP: 0.316, SLG: 0.398 (1, 5)										5	0	1	0	0	0	1											
Russ Morman, R OBP: 0.333, SLG: 0.313 Steve Lyons, L OBP: 0.311, SLG: 0.329 (6, 3)										2	0	0	0	0	0	1											
Ron Karkovics, R OBP: 0.299, SLG: 0.397 (1, 2)										2	1	1	0	1	0	0											
Lance Johnson, L OBP: 0.421, SLG: 0.412 (1, 7)										4	1	3	0	0	0	2											
Ozzie Guillen, L OBP: 0.278, SLG: 0.324 (1, 6)										3	0	1	1	1	1	3											
Inning Stats	R: 0 E: 0 K: 1 S: 8	H: 0 LOB: 0 BB: 1 P: 16	R: 0 E: 0 K: 0 S: 9	H: 0 LOB: 0 BB: 0 P: 15	R: 0 E: 0 K: 1 S: 7	H: 1 LOB: 1 BB: 0 P: 9	R: 3 E: 0 K: 0 S: 10	H: 2 LOB: 4 BB: 4 P: 31	R: 0 E: 0 K: 0 S: 5	H: 0 LOB: 0 BB: 0 P: 7	R: 1 E: 0 K: 0 S: 12	H: 2 LOB: 1 BB: 0 P: 16	R: 2 E: 0 K: 0 S: 12	H: 3 LOB: 1 BB: 0 P: 16	R: 0 E: 0 K: 1 S: 7	H: 0 LOB: 0 BB: 0 P: 8		1B: 7 2B: 1 3B: 0 HR: 1	SF: 1 SAC: 0 DP: 0 HBP: 1	WP: 1 PB: 0 CS: 2 SB: 1	PA: 42						
PITCHER	IP	WLS	BF	H	R	ER	SO	BB	IBB	HBP	BLK	WP	HR	S	P	ERA	WHIP										
Randy Johnson, L ERA: 4.5 (1, 1)	3.2		18	3	3	3	2	5	0	0	0	0	1	32	68	7.36	2.182										
Tom Niedenfuer, R ERA: 7.93 (4, 1)	2.1		9	1	0	0	0	0	0	1	0	0	0	14	22	0.00	0.429										
Jerry Reed, R ERA: 3.21 (7, 1)	1.0		5	2	1	1	0	0	0	0	0	0	0	12	16	9.00	2.000										
Keith Comstock, L ERA: 3.71 (8, 1)	1.0	L	6	3	2	2	0	0	0	0	0	1	0	12	16	18.00	3.000										
Mike Scholter, R ERA: 2.12 (9, 1)	1.0		3	0	0	0	1	0	0	0	0	0	0	7	8	0.00	0.000										

Batter	1	2	3	4	5	6	7	8	9	AB	R	H	RBI	BB	SO	LOB	BOTTOM										
Harold Reynolds, S OBP: 0.352, SLG: 0.360 (1, 4)										5	0	1	0	0	1	5	Chicago White Sox @ Seattle Mariners The Kingdome, Seattle, WA Sun Aug 13 1989, 6:33 AM EDT Att: 20,838 - Dome - 72 F										
Greg Britley, L OBP: 0.362, SLG: 0.509 (1, 7)										4	1	1	0	1	1	1											
Alvin Davis, L OBP: 0.449, SLG: 0.517 (1, 3)										5	1	3	3	0	0	2											
Jeffrey Leonard, R OBP: 0.306, SLG: 0.432 (1, 10)										4	0	0	1	0	1	3											
Darnell Coles, R OBP: 0.302, SLG: 0.389 (1, 9)										5	0	2	0	0	1	3											
Mike Kingery, L OBP: 0.323, SLG: 0.404 (1, 8)										4	0	1	0	1	0	1											
Jim Prestley, R OBP: 0.284, SLG: 0.396 (1, 5)										4	0	0	0	0	3	3											
Dave Valle, R OBP: 0.338, SLG: 0.384 (1, 2)										3	1	2	0	1	0	0											
Omar Vizquel, S OBP: 0.288, SLG: 0.283 (1, 6)										4	1	2	0	0	0	3											
Inning Stats	R: 0 E: 0 K: 1 S: 14	H: 2 LOB: 2 BB: 0 P: 20	R: 0 E: 0 K: 1 S: 14	H: 2 LOB: 2 BB: 0 P: 20	R: 1 E: 0 K: 0 S: 13	H: 2 LOB: 2 BB: 1 P: 22	R: 3 E: 0 K: 0 S: 13	H: 2 LOB: 1 BB: 2 P: 25	R: 0 E: 0 K: 2 S: 8	H: 1 LOB: 1 BB: 0 P: 15	R: 0 E: 0 K: 1 S: 5	H: 0 LOB: 0 BB: 0 P: 6	R: 0 E: 0 K: 0 S: 9	H: 1 LOB: 1 BB: 0 P: 13	R: 0 E: 0 K: 0 S: 8	H: 1 LOB: 1 BB: 0 P: 13		1B: 8 2B: 3 3B: 0 HR: 1	SF: 1 SAC: 0 DP: 0 HBP: 0	WP: 0 PB: 0 CS: 0	PA: 42						
PITCHER	IP	WLS	BF	H	R	ER	SO	BB	IBB	HBP	BLK	WP	HR	S	P	ERA	WHIP										
Melido Perez, R ERA: 5.25 (1, 1)	3.0		18	7	3	3	3	2	0	0	0	0	0	41	65	1.80	1.000										
Bill Long, R ERA: 5.0 (4, 1)	5.0	W	20	4	1	1	4	1	0	0	0	0	0	41	65	1.80	1.000										
Bobby Thigpen, R ERA: 3.94 (9, 1)	1.0	S	4	1	0	0	0	0	0	0	0	0	0	8	13	0.00	1.000										

Batter	1	2	3	4	5	6	7	8	9	AB	R	H	RBI	BB	SO	LOB	TOP										
Willie Wilson, S (1, 8) OBP: 0.318, SLG: 0.360	F7		FC4-6 WP			L8			G3-6	5	1	1	1	0	0	4	Kansas City Royals @ Chicago White Sox Comiskey Park, Chicago, IL Mon Aug 14, 1989, 8:05 PM EDT Att: 10,575 - Unknown - 69 F livebaseballscores.com										
Kevin Seitzer, R (1, 5) OBP: 0.398, SLG: 0.333	G3		G4-3			K			G4-3	5	0	1	0	0	1	2											
George Brett, L (1, 3) OBP: 0.326, SLG: 0.395	K								G6-3	5	0	1	1	0	1	1											
Bo Jackson, R (1, 7)										4	0	1	0	0	0	1											
Jim Eisenreich, L (1, 9) OBP: 0.344, SLG: 0.417	K								F7	4	0	0	0	0	1	2											
Danny Tartabull, R (1, 10) OBP: 0.377, SLG: 0.465									6-3	3	0	2	0	1	0	0											
Bob Boone, R (1, 2) OBP: 0.359, SLG: 0.334										4	0	1	0	0	0	4											
Gary Thurman, R (8, PR) OBP: 0.321, SLG: 0.275	L5									0	0	0	0	0	0	0											
Mike Macfarlane, R (8, 2) OBP: 0.246, SLG: 0.300										0	0	0	0	0	0	0											
Frank White, R (1, 4) OBP: 0.302, SLG: 0.299									P2	4	1	3	0	0	0	1											
Kurt Stillwell, S (1, 6) OBP: 0.329, SLG: 0.382										3	1	1	1	1	1	3											
Inning Stats	R: 0 E: 0 K: 1 S: 9	H: 0 LOB: 0 BB: 0 P: 13	R: 0 E: 0 K: 1 S: 9	H: 1 LOB: 1 BB: 0 P: 13	R: 0 E: 0 K: 1 S: 14	H: 1 LOB: 1 BB: 0 P: 22	R: 0 E: 0 K: 0 S: 11	H: 1 LOB: 2 BB: 1 P: 21	R: 3 E: 0 K: 1 S: 12	H: 4 LOB: 1 BB: 0 P: 15	R: 0 E: 0 K: 0 S: 12	H: 2 LOB: 2 BB: 0 P: 18	R: 0 E: 0 K: 0 S: 5	H: 1 LOB: 1 BB: 0 P: 6	R: 0 E: 0 K: 0 S: 10	H: 1 LOB: 1 BB: 0 P: 13	R: 0 E: 0 K: 0 S: 6	H: 1 LOB: 1 BB: 1 P: 14	1B: 8 2B: 1 3B: 2 HR: 0	SF: 0 SAC: 0 DP: 1 HBP: 0	WP: 1 PB: 0 SB: 1 CS: 0	PA: 39					
PITCHER	IP	WLS	BF	H	R	ER	SO	BB	IBB	HBP	BLK	WP	HR	S	P	ERA	WHIP										
Richard Dotson, R (1, 1) ERA: 5.12	5.1		26	9	3	3	4	1	0	0	0	1	0	61	93	5.06	1.875										
Ken Patterson, L (6, 1) ERA: 4.07	2.1	W	8	1	0	0	0	0	0	0	0	0	0	19	25	0.00	0.429										
Shawn Hillegas, R (8, 1) ERA: 4.92	0.1		1	0	0	0	0	0	0	0	0	0	0	2	3	0.00	0.000										
Bobby Thigpen, R (9, 1) ERA: 3.88	1.0	S	4	1	0	0	0	1	0	0	0	0	0	6	14	0.00	2.000										

Batter	1	2	3	4	5	6	7	8	9	AB	R	H	RBI	BB	SO	LOB	BOTTOM										
Dave Gallagher, R (1, 8) OBP: 0.340, SLG: 0.323	F9		F9			E5			P4	4	1	1	0	0	0	3	Kansas City Royals @ Chicago White Sox Comiskey Park, Chicago, IL Mon Aug 14, 1989, 8:05 PM EDT Att: 10,575 - Unknown - 69 F livebaseballscores.com										
Scott Fletcher, R (1, 4) OBP: 0.330, SLG: 0.290	4-3		FC6-4			E7			6-3	4	1	1	1	0	0	2											
Ivan Calderon, R (1, 9) OBP: 0.337, SLG: 0.446	K									3	0	2	1	0	1	0											
Carlton Fisk, R (1, 2) OBP: 0.344, SLG: 0.486										4	0	1	0	0	1	2											
Dan Pasqua, L (1, 10) OBP: 0.321, SLG: 0.424										3	1	1	1	1	1	1											
Carlos Martinez, R (1, 5) OBP: 0.319, SLG: 0.400										4	1	2	0	0	0	0											
Steve Lyons, L (1, 3) OBP: 0.309, SLG: 0.326										3	0	0	0	0	0	2											
Lance Johnson, L (1, 7) OBP: 0.435, SLG: 0.400										3	0	1	1	1	0	0											
Ozzie Guillen, L (1, 6) OBP: 0.279, SLG: 0.324										3	0	1	0	0	0	1											
Inning Stats	R: 0 E: 0 K: 1 S: 9	H: 0 LOB: 0 BB: 0 P: 11	R: 0 E: 0 K: 2 S: 7	H: 0 LOB: 0 BB: 0 P: 12	R: 0 E: 0 K: 0 S: 11	H: 1 LOB: 1 BB: 1 P: 20	R: 0 E: 0 K: 0 S: 7	H: 2 LOB: 2 BB: 1 P: 17	R: 2 E: 0 K: 0 S: 10	H: 3 LOB: 1 BB: 0 P: 15	R: 2 E: 1 K: 0 S: 14	H: 3 LOB: 1 BB: 0 P: 18	R: 0 E: 0 K: 0 S: 6	H: 1 LOB: 1 BB: 0 P: 13	R: 0 E: 0 K: 0 S: 11	H: 0 LOB: 0 BB: 0 P: 15		1B: 8 2B: 1 3B: 0 HR: 1	SF: 0 SAC: 1 DP: 1 HBP: 1	WP: 0 PB: 0 SB: 0 CS: 1	PA: 35						
PITCHER	IP	WLS	BF	H	R	ER	SO	BB	IBB	HBP	BLK	WP	HR	S	P	ERA	WHIP										
Luis Aquino, R (1, 1) ERA: 3.36	5.0	L	24	8	4	3	3	2	0	0	0	0	0	14	23	0.00	1.000										
Steve Crawford, R (6, 1) ERA: 2.7	2.0		8	2	0	0	0	0	0	1	0	0	0	11	15	0.00	0.000										
Rick Luecken, R (8, 1) ERA: 1.8	1.0		3	0	0	0	0	0	0	0	0	0	0	11	15	0.00	0.000										


Batter	1	2	3	4	5	6	7	8	9	AB	R	H	RBI	BB	SO	LOB	TOP					
Willie Wilson, S OBP: 0.315, SLG: 0.356 Jim Eisenreich, L OBP: 0.348, SLG: 0.421	1-1 P6	0-3 K	0-3 K	1-3 K		0-1 1B		2-1 SF 1B		3	0	0	0	2	2		Kansas City Royals @ Chicago White Sox Comiskey Park, Chicago, IL Tue Aug 15 1989, 8:05 PM EDT Att: 13,553 - Unknown - 71 F					
Kevin Seitzer, R OBP: 0.394, SLG: 0.330	2-2 F9	1-1 G6-3		1-1 G6-4-3		0-0 F9		1-1 SF		4	0	0	1	0	0	3						
George Brett, L OBP: 0.330, SLG: 0.400	0-0 1B		4-2 1B		0-1 G1-3		2-1 2B	2-1 K		4	1	2	0	1	1	1						
Bo Jackson, R OBP: 0.306, SLG: 0.504	1-2 G1-3		1-0 1B	1-2 SF9	3-3 K		0-3 K	0-3 K2-3		5	1	1	0	0	3	3						
Pat Tabler, R OBP: 0.328, SLG: 0.308 Gary Thurman, R OBP: 0.317, SLG: 0.271		1-2 G5-3	1-0 FC5-4	1-2 1B	1-2 P6		1-1 5-3		2-2 G6-3	4	0	1	1	0	0	1						
Danny Tartabull, R OBP: 0.377, SLG: 0.474		3-2 HR	2-1 FC5-4	1-2 1B		0-0 E6	1-0 G6-3		0-0 1B	5	2	2	1	0	0	3						
Mike Macfarlane, R OBP: 0.281, SLG: 0.342		0-1 1B	2-1 SF9			0-3 K		2-1 HR	0-0 G1-6-3	4	2	3	2	0	1	1						
Frank White, R OBP: 0.304, SLG: 0.304		0-1 1B	0-0 F9			0-1 SH1-3		1-0 SH4-3	1-1 G1-6-3	4	2	2	0	0	0	3						
Kurt Stillwell, S OBP: 0.335, SLG: 0.399		1-0 3B		4-2 BB		0-0 1B		0-0 SH4-3		2	1	2	3	1	0	0						
Inning Stats	R: 0 E: 0 K: 0 S: 10	H: 1 LOB: 1 BB: 0 P: 14	R: 3 E: 0 K: 1 S: 17	H: 4 LOB: 1 BB: 0 P: 23	R: 2 E: 0 K: 0 S: 10	H: 2 LOB: 0 BB: 1 P: 20	R: 0 E: 0 K: 1 S: 7	H: 0 LOB: 0 BB: 0 P: 13	R: 0 E: 0 K: 1 S: 8	H: 0 LOB: 0 BB: 0 P: 12	R: 2 E: 1 K: 1 S: 10	H: 2 LOB: 1 BB: 0 P: 10	R: 0 E: 0 K: 1 S: 8	H: 1 LOB: 1 BB: 0 P: 12	R: 3 E: 1 K: 2 S: 16	H: 3 LOB: 1 BB: 0 P: 24		R: 0 E: 0 K: 0 S: 7	H: 2 LOB: 1 BB: 0 P: 10	1B: 9 2B: 2 3B: 2 HR: 2	SF: 2 SAC: 2 DP: 2 HBP: 0	WP: 0 PB: 0 CS: 0
PITCHER	IP	WLS	BF	H	R	ER	SO	BB	IBB	HBP	BLK	WP	HR	S	P	ERA	WHIP					
Steve Rosenberg, L ERA: 4.75	2.0		14	7	5	5	1	1	0	0	0	0	1	32	48	22.50	4.000					
Tom McCarthy, R ERA: 3.77	3.2	L	13	1	2	0	3	1	0	0	0	0	0	27	41	0.00	0.545					
Donn Pall, R ERA: 2.96	1.2		10	5	3	2	1	0	0	0	0	0	1	17	26	10.80	3.000					
Shawn Hillegas, R ERA: 4.83	1.2		7	2	0	0	2	0	0	0	0	0	0	17	23	0.00	1.200					

Batter	1	2	3	4	5	6	7	8	9	AB	R	H	RBI	BB	SO	LOB	BOTTOM				
Dave Gallagher, R OBP: 0.338, SLG: 0.322	0-0 E8	0-3 K		1-0 G6-3		0-0 G6-3		1-1 G6-3		5	1	1	1	0	1	3	Kansas City Royals @ Chicago White Sox Comiskey Park, Chicago, IL Tue Aug 15 1989, 8:05 PM EDT Att: 13,553 - Unknown - 71 F				
Scott Fletcher, R OBP: 0.332, SLG: 0.293	1-0 SH1-3		1-0 G3	2-1 G1-3		0-1 G5-3		1-0 G6-4-3		4	0	2	0	0	0	0					
Carlos Martinez, R OBP: 0.321, SLG: 0.400	1-1 1B		0-0 G3	0-1 S		2-1 G1-3		1-2 G6-4-3		5	1	2	1	0	0	2					
Carlton Fisk, R OBP: 0.345, SLG: 0.482	0-0 SH1-3		1-0 F7	4-0 FC6-4		2-1 P2		2-0 G1-3		4	0	1	0	1	0	1					
Russ Morman, R OBP: 0.324, SLG: 0.303 Steve Lyons, L OBP: 0.307, SLG: 0.324	1-0 SH1-3		3-2 F9	2-2 FC6-4		2-0 F9				1	0	0	1	0	0	1					
Daryl Boston, L OBP: 0.297, SLG: 0.331	1-1 G4-3			0-0 1B	3-1 G4-3			2-2 G3-1		4	1	1	0	0	0	1					
Ron Karkovics, R OBP: 0.304, SLG: 0.400		2-3 K		0-1 1B	2-2 P5			3-2 1B		4	1	2	1	0	1	0					
Lance Johnson, L OBP: 0.481, SLG: 0.435		4-1 WP		3-2 3B	0-1 G1-3			1-2 1B		3	1	2	0	1	0	0					
Ozzie Guillen, L OBP: 0.278, SLG: 0.328		3-2 G4-3		0-0 G6-3		1-2 P5		1-3 K		4	1	1	2	0	1	3					
Inning Stats	R: 2 E: 1 K: 0 S: 8	H: 3 LOB: 1 BB: 0 P: 12	R: 0 E: 0 K: 2 S: 12	H: 0 LOB: 1 BB: 1 P: 20	R: 0 E: 0 K: 0 S: 6	H: 1 LOB: 0 BB: 0 P: 11	R: 4 E: 0 K: 0 S: 16	H: 5 LOB: 2 BB: 1 P: 27	R: 0 E: 0 K: 0 S: 7	H: 0 LOB: 0 BB: 0 P: 12	R: 0 E: 0 K: 0 S: 6	H: 0 LOB: 0 BB: 0 P: 7	R: 0 E: 0 K: 1 S: 22	H: 2 LOB: 2 BB: 0 P: 30	R: 0 E: 0 K: 0 S: 5	H: 1 LOB: 0 BB: 0 P: 9		1B: 10 2B: 0 3B: 2 HR: 0	SF: 0 SAC: 2 DP: 1 HBP: 0	WP: 1 PB: 0 SB: 2 CS: 0	PA: 40
PITCHER	IP	WLS	BF	H	R	ER	SO	BB	IBB	HBP	BLK	WP	HR	S	P	ERA	WHIP				
Charlie Leibrandt, L ERA: 4.98	3.0		18	6	6	2	1	0	0	0	0	0	0	33	52	18.00	3.000				
Terry Leach, R ERA: 4.02	5.0	W	19	3	0	0	1	1	0	0	0	0	0	49	78	0.00	0.800				
Steve Farr, R ERA: 4.37	1.0		3	1	0	0	0	0	0	0	0	0	0	5	9	0.00	1.000				

Batter	1	2	3	4	5	6	7	8	9	AB	R	H	RBI	BB	SO	LOB	TOP								
Kurt Stillwell, S OBP: 0.342, SLG: 0.399 (1, 6)	2-1 1B SF7 1B		4-2 G1-6-3 BB		4-2 1B BB		2-2 L8	4-0 BB		2	1	1	0	3	0	0									
Kevin Seitzer, R OBP: 0.394, SLG: 0.331 (1, 5)	0-1 SF7 1B		3-1 G1-6-3		0-0 1B		2-2 G6-3	1-3 K		5	0	2	0	0	1	3									
George Brett, L OBP: 0.328, SLG: 0.398 (1, 3)	0-0 SF7 1-2 3-H		2-2 G3-1		0-0 G1-3		1-0 1B		1-2 G4-3	4	0	1	1	0	0	3									
Bo Jackson, R OBP: 0.304, SLG: 0.500 (1, 7)	1-3 K			2-2 G4-1		0-0 WP 3B 1B	1-2 G5-3		1-1 G6-3	5	1	1	0	0	1	2									
Jim Eisenreich, L OBP: 0.349, SLG: 0.427 (1, 8) (9, 9)	2-3 K			0-0 1B 1B		2-2 1B 3B		0-0 F7	2-1 G4-3	5	1	2	1	0	1	1									
Danny Tartabull, R OBP: 0.379, SLG: 0.472 (1, 10)		2-0 P2		2-2 G6-3 1B		1-1 G5-3		4-1 2B BB		3	0	1	0	1	0	1									
Gary Thurman, R OBP: 0.317, SLG: 0.271 (8, PR) (9, 8)				0-2 G6-3		0-1 1B		0-2 1B SH1-3 2B		0	1	0	0	0	0	0									
Pat Tabler, R OBP: 0.334, SLG: 0.314 (1, 9)		1-2 P6		0-2 G6-3		0-1 1B		1-2 SH1-3 2B		4	1	2	2	0	0	2									
Jeff Montgomery, R (9, 1)				1-2 1B		0-2 1B		0-1 WP SH1-3 1B		0	0	0	0	0	0	0									
Frank White, R OBP: 0.303, SLG: 0.304 (1, 4)		1-1 G3			2-2 G3-1		0-2 P4		2-3 1B	4	0	1	0	0	0	1									
Bob Boone, R OBP: 0.356, SLG: 0.331 (1, 2)			2-1 G6-3		0-0 F7		2-1 L5		0-1 SH1-3	3	0	0	1	0	0	1									
Inning Stats	R: 1 E: 0 K: 2 S: 12	H: 2 LOB: 1 BB: 0 P: 17	R: 0 E: 0 K: 0 S: 6	H: 0 LOB: 0 BB: 0 P: 10	R: 0 E: 0 K: 0 S: 9	H: 0 LOB: 1 BB: 1 P: 20	R: 0 E: 0 K: 0 S: 12	H: 2 LOB: 1 BB: 0 P: 16	R: 0 E: 0 K: 0 S: 8	H: 1 LOB: 2 BB: 1 P: 14	R: 2 E: 0 K: 0 S: 14	H: 3 LOB: 1 BB: 0 P: 19	R: 0 E: 0 K: 0 S: 12	H: 1 LOB: 1 BB: 0 P: 18	R: 2 E: 0 K: 1 S: 12	H: 2 LOB: 2 BB: 2 P: 21	R: 0 E: 0 K: 0 S: 8	H: 0 LOB: 0 BB: 0 P: 12	1B: 9 2B: 1 3B: 1 HR: 0	SF: 1 SAC: 1 DP: 1 HBP: 0	WP: 2 PB: 0 CS: 0	PA: 41			
PITCHER	IP	WLS	BF	H	R	ER	SO	BB	IBB	HBP	BLK	WP	HR	S	P	ERA	WHIP								
Eric King, R ERA: 3.97 (1, 1)	7.0		31	9	3	3	2	2	0	0	0	1	0	73	114	3.86	1.571								
Ken Patterson, L ERA: 4.2 (8, 1)	0.1		2	0	1	1	0	1	0	0	0	0	0	2	6	27.00	3.000								
Bobby Thigpen, R ERA: 3.97 (8, 1)	0.2	L	5	2	1	1	1	1	0	0	0	1	0	10	15	13.50	4.500								
Tom McCarthy, R ERA: 3.7 (9, 1)	1.0		3	0	0	0	0	0	0	0	0	0	0	8	12	0.00	0.000								

Kansas City Royals @ Chicago White Sox
Comiskey Park, Chicago, IL
Wed Aug 16 1989, 8:05 PM EDT
Att: 11,155 - Unknown - 69 F


AB 35
R 5
H 11
RBI 5
BB 4
SO 3
LOB 14



Batter	1	2	3	4	5	6	7	8	9	AB	R	H	RBI	BB	SO	LOB	BOTTOM								
Dave Gallagher, R OBP: 0.338, SLG: 0.322 (1, 8)	0-1 SH3 2B	2-2 CS	1-2 G4-3		1-1 F9		0-0 B1-3		2-3 K	5	0	1	0	0	1	1									
Scott Fletcher, R OBP: 0.332, SLG: 0.293 (1, 4)	0-1 SH3 2-3		0-1 1B		2-1 G6-3		1-2 P3			3	0	1	0	0	0	0									
Ivan Calderon, R OBP: 0.336, SLG: 0.444 (1, 9)	1-3 K		2-2 1B		0-0 G5-3		0-1 P6			4	0	1	0	0	1	1									
Carlton Fisk, R OBP: 0.344, SLG: 0.490 (1, 2)	2-0 F7		3-2 G5-3		0-0 HR		1-0 F8			4	1	1	1	0	0	2									
Dan Pasqua, L OBP: 0.320, SLG: 0.434 (1, 10)		3-3 K		3-2 P5		1-2 HR		1-3 K		4	1	1	1	0	2	0									
Daryl Boston, L OBP: 0.297, SLG: 0.331 (8, PR)										0	0	0	0	0	0	0									
Carlos Martinez, R OBP: 0.324, SLG: 0.407 (1, 5)		0-1 1B 2B		0-1 1B		0-0 P8		2-2 P3		4	1	2	0	0	0	1									
Steve Lyons, L OBP: 0.306, SLG: 0.324 (1, 3)		3-2 1B CS 1B		1-0 P7		0-1 B4-3			0-0 G3	4	0	1	0	0	0	1									
Lance Johnson, L OBP: 0.516, SLG: 0.500 (1, 7)		2-1 1B		1-3 K			4-1 SH5-4 E BB		0-0 G3 2B	3	1	2	1	1	1	1									
Ozzie Guillen, L OBP: 0.277, SLG: 0.326 (1, 6)		0-0 P6			0-2 L8		1-1 SH5-4		0-0 G3	3	0	0	0	0	0	3									
Inning Stats	R: 0 E: 0 K: 1 S: 8	H: 1 LOB: 1 BB: 0 P: 11	R: 1 E: 0 K: 1 S: 15	H: 3 LOB: 1 BB: 0 P: 25	R: 0 E: 0 K: 0 S: 13	H: 2 LOB: 1 BB: 0 P: 19	R: 0 E: 0 K: 1 S: 15	H: 1 LOB: 0 BB: 0 P: 19	R: 0 E: 0 K: 0 S: 8	H: 0 LOB: 0 BB: 0 P: 11	R: 2 E: 0 K: 0 S: 10	H: 2 LOB: 0 BB: 0 P: 11	R: 1 E: 1 K: 0 S: 7	H: 0 LOB: 0 BB: 1 P: 13	R: 0 E: 0 K: 1 S: 9	H: 0 LOB: 1 BB: 0 P: 13	R: 0 E: 0 K: 1 S: 6	H: 1 LOB: 0 BB: 0 P: 8	1B: 5 2B: 3 3B: 0 HR: 2	SF: 0 SAC: 2 DP: 0 HBP: 0	WP: 1 PB: 0 CS: 1	PA: 38			
PITCHER	IP	WLS	BF	H	R	ER	SO	BB	IBB	HBP	BLK	WP	HR	S	P	ERA	WHIP								
Bret Saberhagen, R ERA: 2.71 (1, 1)	7.0		29	9	4	3	3	1	0	0	0	1	0	76	109	3.86	1.429								
Jeff Montgomery, R ERA: 1.33 (8, 1)	2.0	S	8	1	0	0	2	0	0	0	0	1	0	15	21	0.00	0.500								
Jeff Montgomery, R ERA: 1.33 (9, 1)	2.0	S	8	1	0	0	2	0	0	0	0	1	0	15	21	0.00	0.500								

Kansas City Royals @ Chicago White Sox
Comiskey Park, Chicago, IL
Wed Aug 16 1989, 8:05 PM EDT
Att: 11,155 - Unknown - 69 F


AB 34
R 4
H 10
RBI 3
BB 1
SO 5
LOB 10



Batter	1	2	3	4	5	6	7	8	9	AB	R	H	RBI	BB	SO	LOB	TOP			
Cecil Espy, S OBP: 0.304, SLG: 0.316 (1, 8)	L4		SH3-4			5-3		F7		3	0	0	0	0	0	1				
Rafael Palmeiro, L OBP: 0.354, SLG: 0.395 (1, 3)	F8		4-3			K			4-3	4	0	0	1	0	1	1				
Ruben Sierra, S OBP: 0.350, SLG: 0.544 (1, 9)	FC6-4 1B		L7			L1			F8	4	0	1	0	0	0	1				
Julio Franco, R OBP: 0.370, SLG: 0.457 (1, 4)	FC6-4			6-3			F7		6-3	4	0	0	0	0	0	1				
Harold Baines, L OBP: 0.413, SLG: 0.491 (1, 10)		1B								0	0	0	0	0	0	0				
Pete Incaviglia, R OBP: 0.281, SLG: 0.446 (1, 7)	G5-4-3			G6-4-3			G6-4-3			3	0	0	0	0	0	3				
Fred Manrique, R OBP: 0.355, SLG: 0.430 (1, 6)		6-3				K		5-3		0	0	0	0	0	0	0				
Steve Buechele, R OBP: 0.300, SLG: 0.382 (1, 5)			SH3-4 4-3 BB		F8		F8		F8	2	1	0	0	1	0	0				
Chad Kreuter, S OBP: 0.277, SLG: 0.246 (1, 2)			4-3 SH3-4 BB		5-3					1	0	0	0	2	0	0				
Inning Stats	R: 0 E: 0 K: 0 S: 8	H: 1 LOB: 1 BB: 0 P: 14	R: 0 E: 0 K: 0 S: 7	H: 1 LOB: 0 BB: 0 P: 12	R: 1 E: 0 K: 0 S: 9	H: 0 LOB: 1 BB: 2 P: 17	R: 0 E: 0 K: 0 S: 8	H: 1 LOB: 0 BB: 0 P: 12	R: 0 E: 0 K: 1 S: 6	H: 0 LOB: 0 BB: 0 P: 9	R: 0 E: 0 K: 0 S: 4	H: 1 LOB: 0 BB: 0 P: 6	R: 0 E: 0 K: 0 S: 12	H: 0 LOB: 1 BB: 1 P: 19	R: 0 E: 0 K: 0 S: 8	H: 0 LOB: 0 BB: 0 P: 13	1B: 4 2B: 0 3B: 0 HR: 0	SF: 0 SAC: 1 DP: 3 HBP: 0	WP: 0 PB: 0 SB: 0 CS: 0	PA: 31
PITCHER Greg Hibbard, L ERA: 3.15 (1, 1)	IP: 9.0 WLS: W BF: 31 H: 4 R: 1 ER: 1 SO: 2 BB: 3 IBB: 0 HBP: 0 BLK: 0 WP: 0 HR: 0 S: 68 P: 111 ERA: 1.00 WHIP: 0.778															PITCHER				

Texas Rangers @ Chicago White Sox
Comiskey Park, Chicago, IL
Thu Aug 17 1989, 8:05 PM EDT
Att: 12,567 - Unknown - 71 F

AB 21
R 1
H 1
RBI 1
BB 3
SO 1
LOB 7



Batter	1	2	3	4	5	6	7	8	9	AB	R	H	RBI	BB	SO	LOB	BOTTOM			
Dave Gallagher, R OBP: 0.337, SLG: 0.322 (1, 8)	5-3		1B 1B	K			F8			4	1	1	0	0	1	1				
Scott Fletcher, R OBP: 0.336, SLG: 0.294 (1, 4)			1B G3 1B		5-3		3B BB			2	2	1	0	2	0	0				
Ivan Calderon, R OBP: 0.339, SLG: 0.453 (1, 9)	K		G3 1B 1B		1B 2B		1B 3B			4	2	3	2	0	1	1				
Carlton Fisk, R OBP: 0.346, SLG: 0.490 (1, 2)	5-3		G3		1B		FC4-6 1B			4	0	2	2	0	0	2				
Dan Pasqua, L OBP: 0.315, SLG: 0.427 (1, 10)		4-3	1-3		K		L7			4	0	0	0	0	1	4				
Carlos Martinez, R OBP: 0.327, SLG: 0.408 (1, 5)		1B 1B	1B		P5		FC4-6			4	1	2	1	0	0	3				
Steve Lyons, L OBP: 0.303, SLG: 0.320 (1, 3)	F7		G3			5-3		4-3		4	0	0	0	0	0	2				
Lance Johnson, L OBP: 0.514, SLG: 0.500 (1, 7)		1B	CS G1-3 1B		K		F8			4	0	2	1	0	1	0				
Ozzie Guillen, L OBP: 0.275, SLG: 0.323 (1, 6)	1-3		G1-3		F9		P6			4	0	0	0	0	0	2				
Inning Stats	R: 0 E: 0 K: 1 S: 12	H: 0 LOB: 1 BB: 1 P: 21	R: 1 E: 0 K: 0 S: 12	H: 2 LOB: 1 BB: 0 P: 18	R: 3 E: 0 K: 0 S: 14	H: 4 LOB: 1 BB: 0 P: 22	R: 0 E: 0 K: 1 S: 9	H: 1 LOB: 0 BB: 0 P: 9	R: 0 E: 0 K: 1 S: 7	H: 2 LOB: 2 BB: 0 P: 8	R: 0 E: 0 K: 0 S: 10	H: 2 LOB: 1 BB: 1 P: 19	R: 0 E: 0 K: 0 S: 6	H: 0 LOB: 0 BB: 0 P: 9	R: 0 E: 0 K: 0 S: 8	H: 0 LOB: 0 BB: 0 P: 9	1B: 9 2B: 1 3B: 1 HR: 0	SF: 0 SAC: 0 DP: 0 HBP: 0	WP: 0 PB: 0 SB: 0 CS: 1	PA: 36
PITCHER Kevin Brown, R ERA: 2.99 (1, 1)	IP: 4.1 WLS: L BF: 22 H: 4 R: 4 ER: 4 SO: 2 BB: 1 IBB: 0 HBP: 0 BLK: 0 WP: 0 HR: 0 S: 50 P: 74 ERA: 8.31 WHIP: 2.308															PITCHER				
Drew Hall, L ERA: 4.5 (5, 1)	2.0 7 0 1 1 2 1 0 0 0 0 0 15 27 4.50 0.500																			
Gary Mielke, R ERA: 4.24 (7, 1)	1.2 7 2 1 1 0 0 0 0 0 0 0 12 17 5.40 1.200																			

Texas Rangers @ Chicago White Sox
Comiskey Park, Chicago, IL
Thu Aug 17 1989, 8:05 PM EDT
Att: 12,567 - Unknown - 71 F

AB 34
R 6
H 11
RBI 6
BB 2
SO 4
LOB 15



Batter	1	2	3	4	5	6	7	8	9	AB	R	H	RBI	BB	SO	LOB	TOP								
Cecil Espy, S OBP: 0.309, SLG: 0.322 (1, 8)	F7		G4-3	G4-3		S		BB		4	0	2	2	1	0	1	Texas Rangers @ Chicago White Sox Comiskey Park, Chicago, IL Sat Aug 19 1989, 8:05 PM EDT Att: 18,638 - Unknown - 78 F								
Rafael Palmeiro, L OBP: 0.352, SLG: 0.391 (1, 3)	P6		G4-3	G4-3		F9		G4-3		5	0	0	0	0	1	5									
Harold Baines, L OBP: 0.411, SLG: 0.490 (1, 10)	G4-3		G5-3							0	0	0	0	0	0	0									
Pete Incaviglia, R OBP: 0.282, SLG: 0.444 (5, PR)										2	0	0	0	0	2	1									
Ruben Sierra, S OBP: 0.349, SLG: 0.544 (1, 9)		G3		F9				F8		5	0	1	0	0	1	2									
Julio Franco, R OBP: 0.371, SLG: 0.460 (1, 4)		G6-3		1B				F9		4	1	1	0	1	0	1									
Geno Petralli, L OBP: 0.388, SLG: 0.433 (1, 2)				3B																					
Chad Kreuter, S OBP: 0.277, SLG: 0.246 (9, 2)				1B				F7		5	1	3	1	0	0	2									
Rick Leach, L OBP: 0.350, SLG: 0.356 (1, 7)				1B				1B		0	0	0	0	0	0	0									
Fred Manrique, R OBP: 0.350, SLG: 0.426 (1, 6)			G6-3					E6		0	2	0	0	0	0	0									
Steve Buechele, R OBP: 0.304, SLG: 0.397 (1, 5)				1B						4	2	3	2	0	1	0									
Inning Stats	R: 0 E: 0 K: 0 S: 6	H: 0 LOB: 0 BB: 0 P: 9	R: 0 E: 0 K: 0 S: 7	H: 1 LOB: 1 BB: 0 P: 11	R: 1 E: 0 K: 1 S: 11	H: 2 LOB: 1 BB: 0 P: 16	R: 4 E: 0 K: 0 S: 16	H: 5 LOB: 1 BB: 0 P: 29	R: 0 E: 0 K: 1 S: 14	H: 1 LOB: 2 BB: 1 P: 20	R: 2 E: 2 K: 1 S: 22	H: 2 LOB: 1 BB: 0 P: 31	R: 0 E: 0 K: 0 S: 4	H: 0 LOB: 0 BB: 0 P: 5	R: 0 E: 0 K: 1 S: 8	H: 0 LOB: 1 BB: 1 P: 16	R: 0 E: 0 K: 2 S: 12	H: 2 LOB: 2 BB: 0 P: 17	1B: 7 2B: 4 3B: 2 HR: 0	SF: 0 SAC: 0 DP: 0 HBP: 0	WP: 0 PB: 0 SB: 2 CS: 0	PA: 43			
PITCHER	IP	WLS	BF	H	R	ER	SO	BB	IBB	HBP	BLK	WP	HR	S	P	ERA	WHIP								
Richard Dotson, R ERA: 5.4 (1, 1)	3.1	L	18	8	5	5	1	0	0	0	0	0	0	36	57	13.50	2.400								
Bill Long, R ERA: 4.57 (4, 1)	4.2		20	3	2	0	3	2	0	0	0	0	0	52	80	0.00	1.071								
Donn Pall, R ERA: 2.92 (9, 1)	1.0	S	5	2	0	0	2	0	0	0	0	0	0	12	17	0.00	2.000								

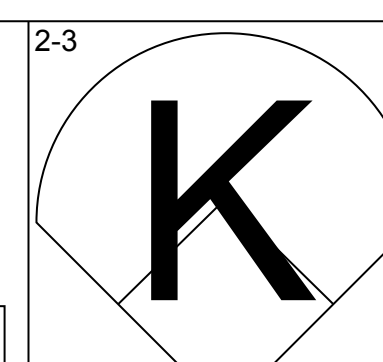
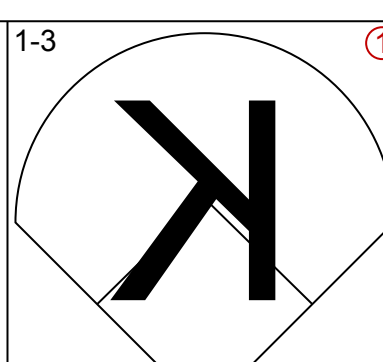
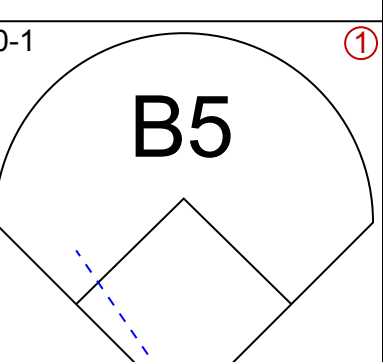
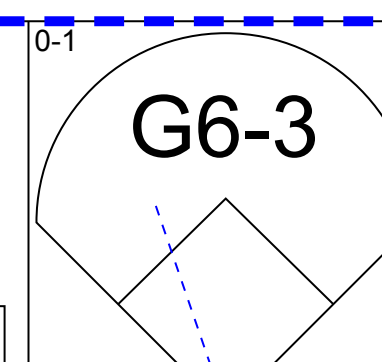
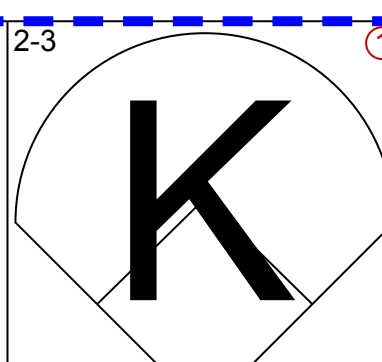

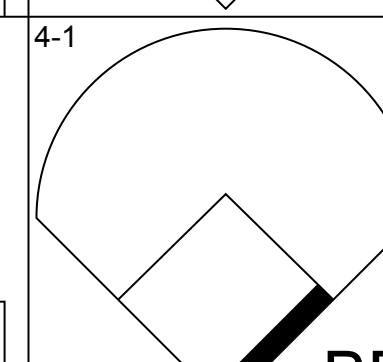
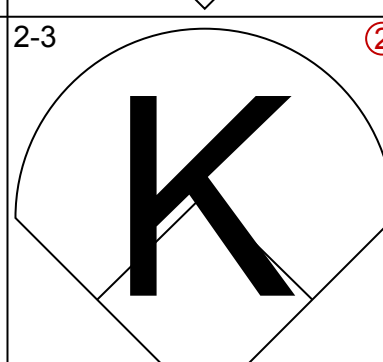
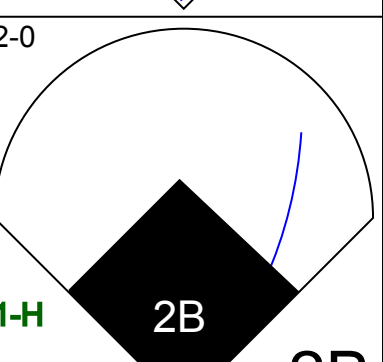
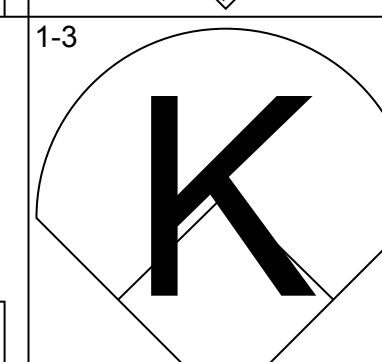
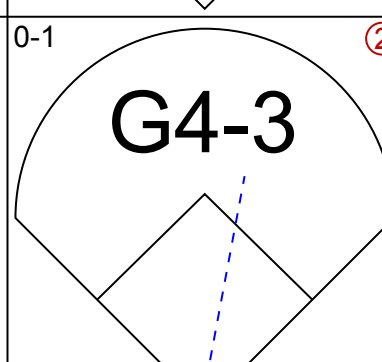
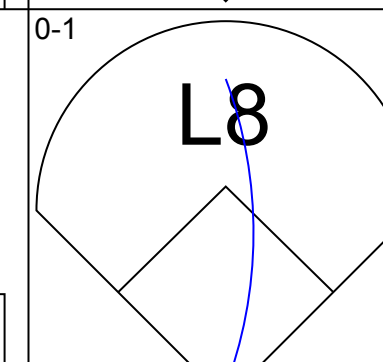
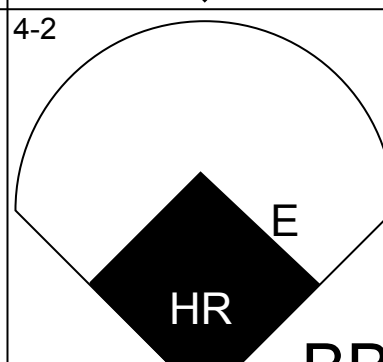
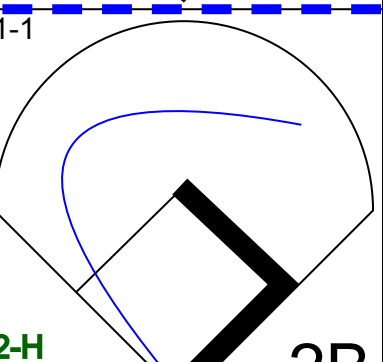
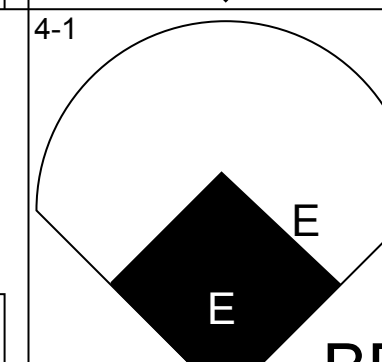
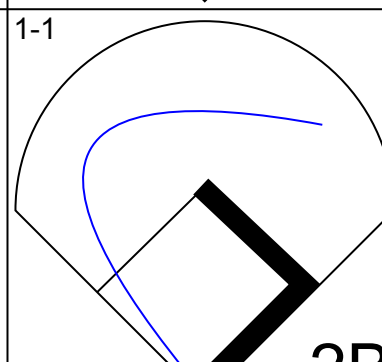
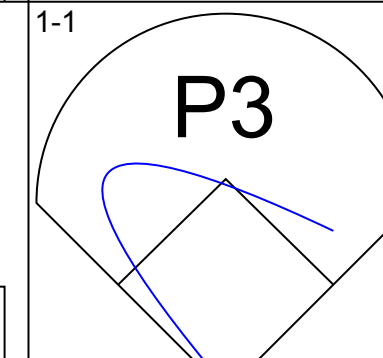
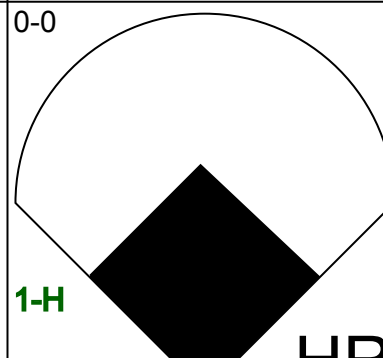
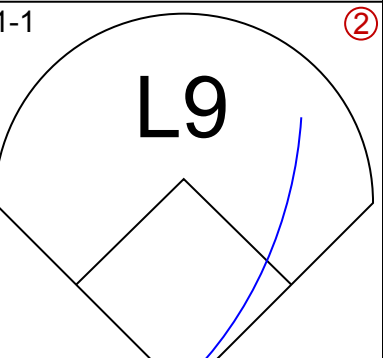
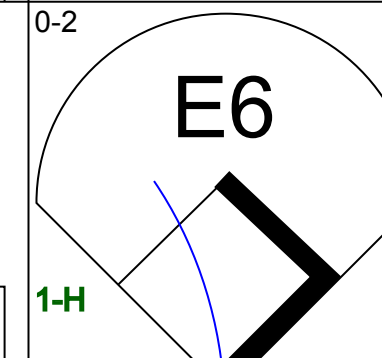
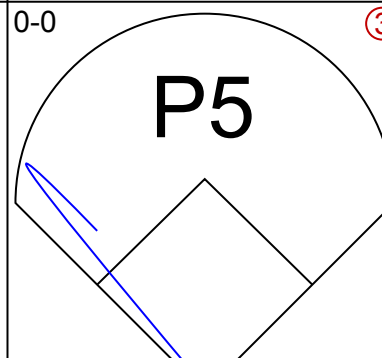
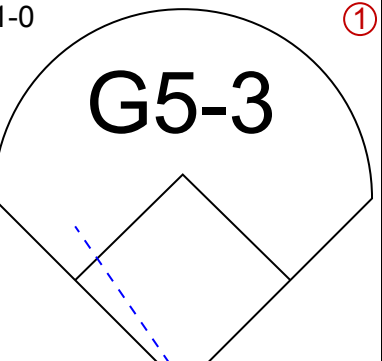
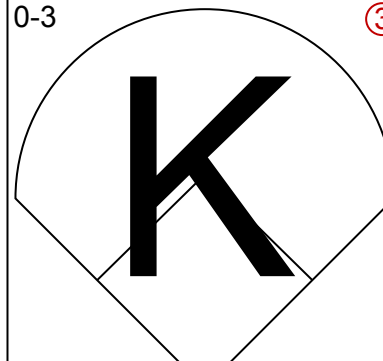
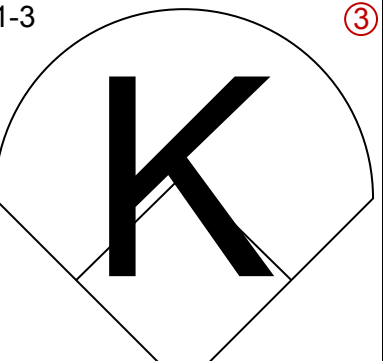
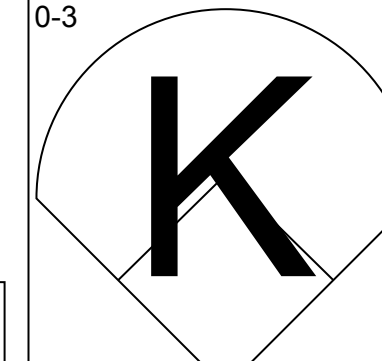
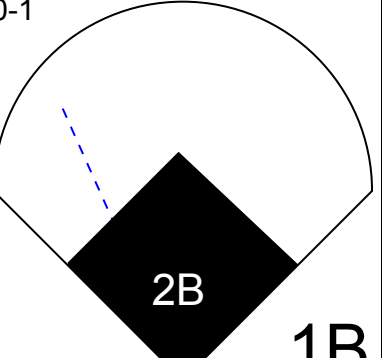
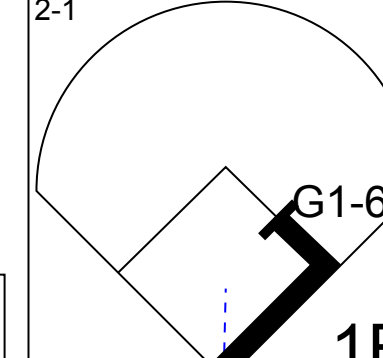
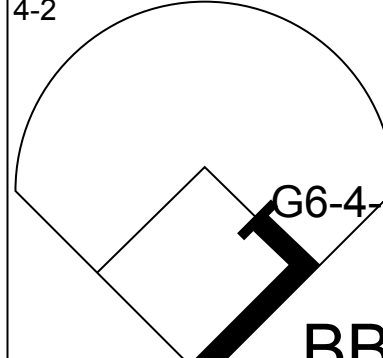
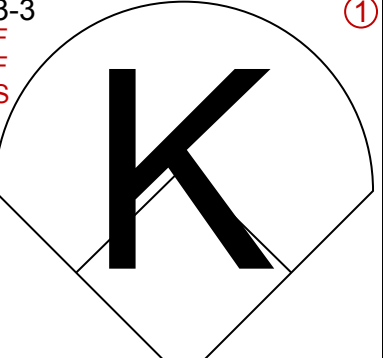
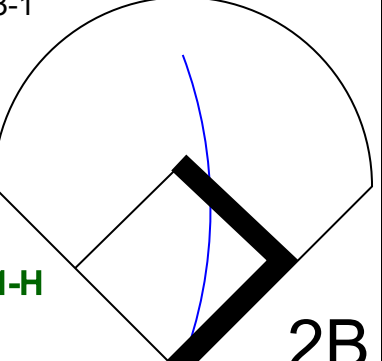
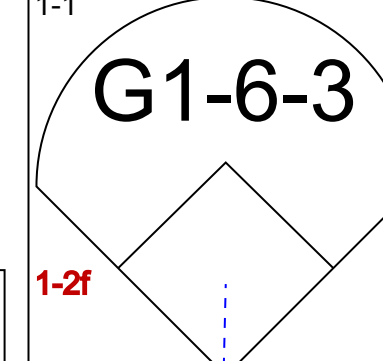
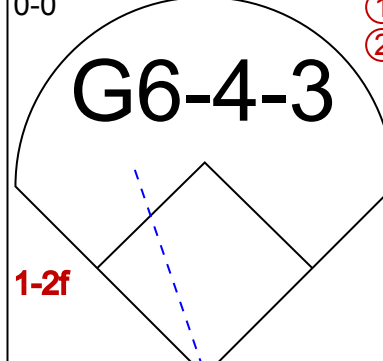
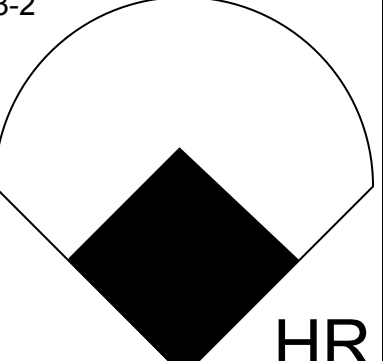
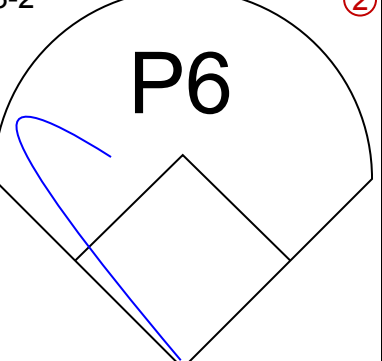
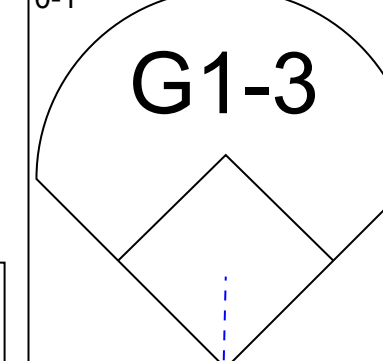
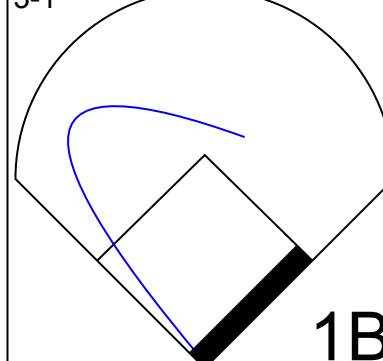
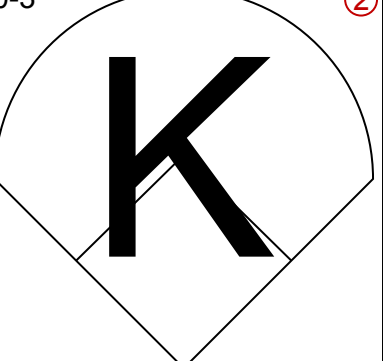
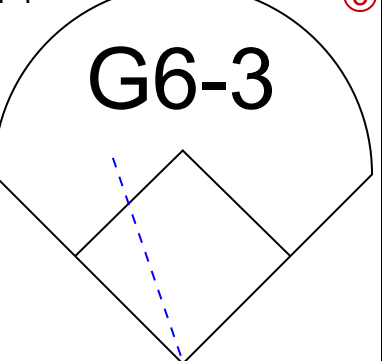
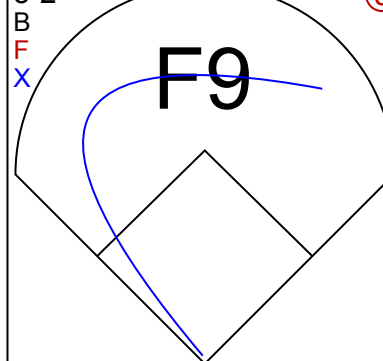
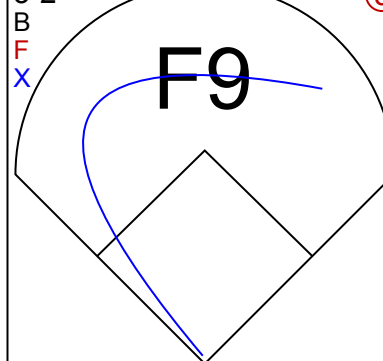
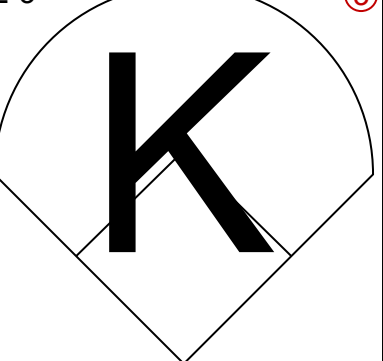
AB	34
R	7
H	11
RBI	5
BB	2
SO	6
LOB	17

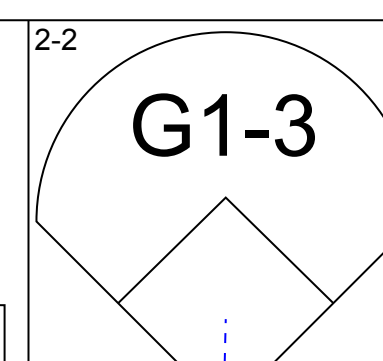
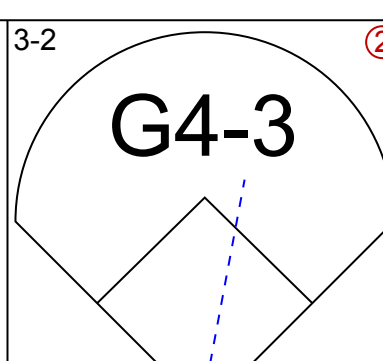
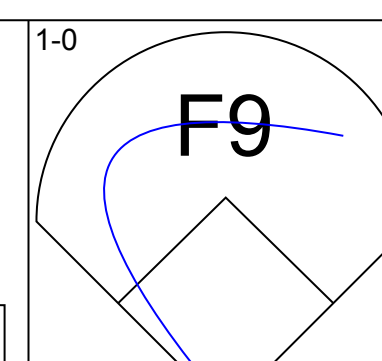
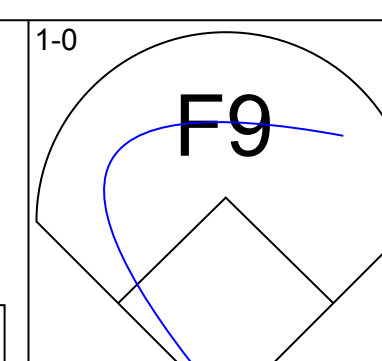

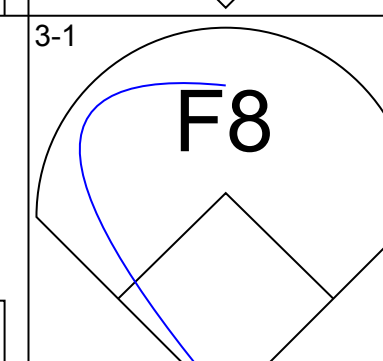
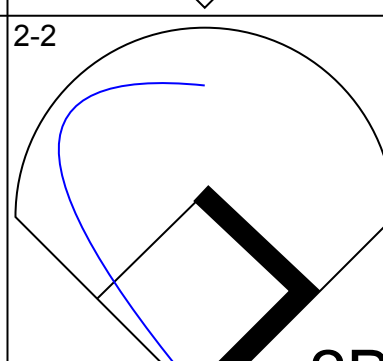
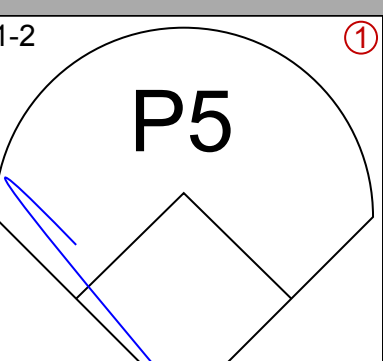
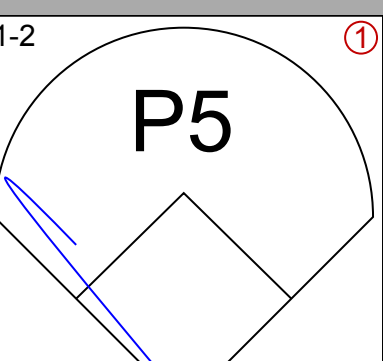
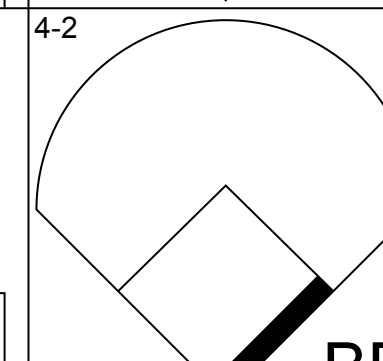
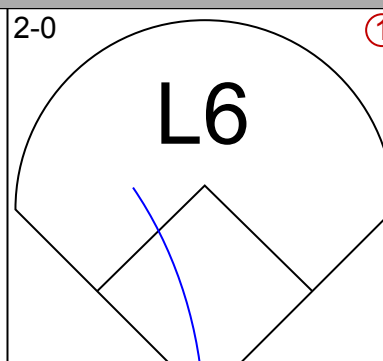
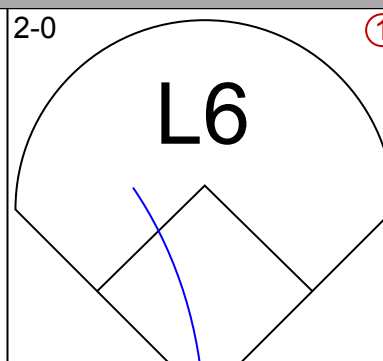
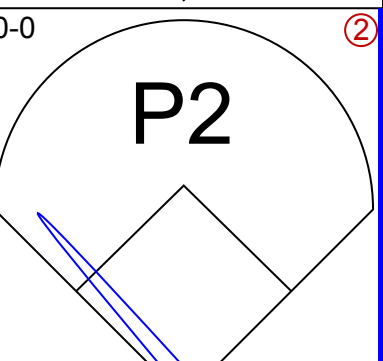
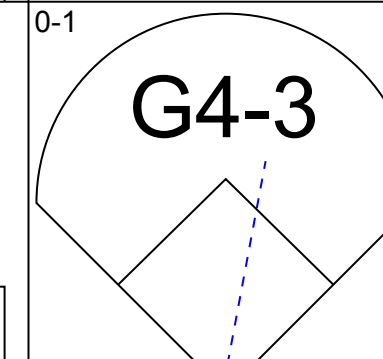
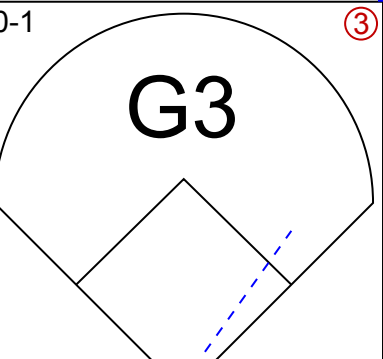
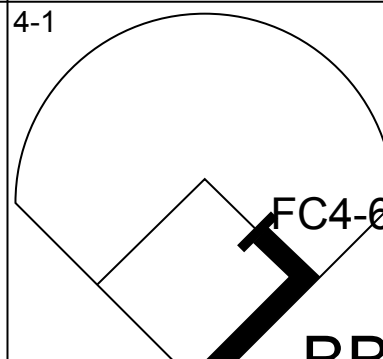
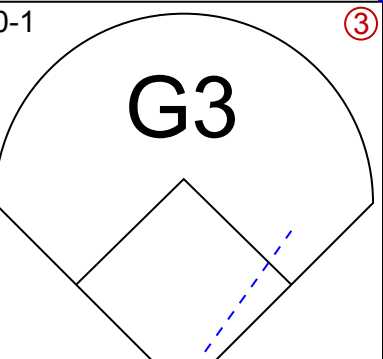
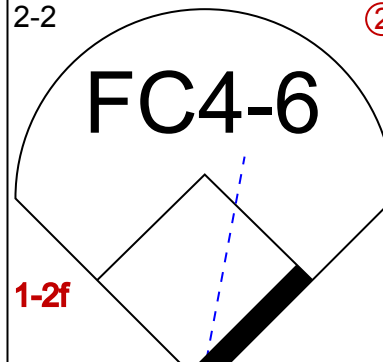

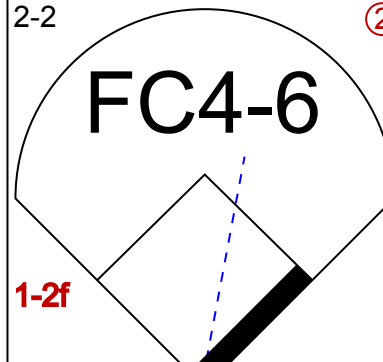

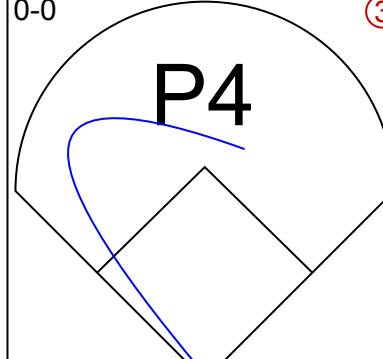
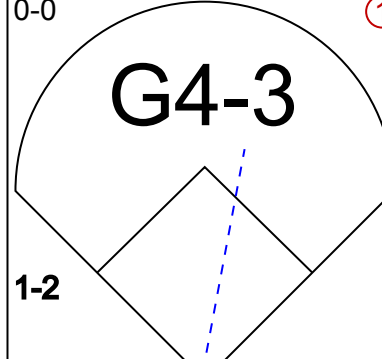
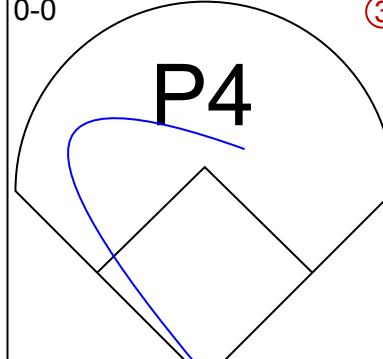




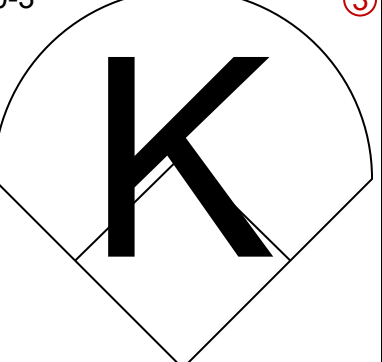

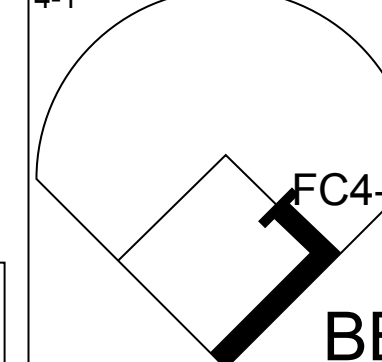
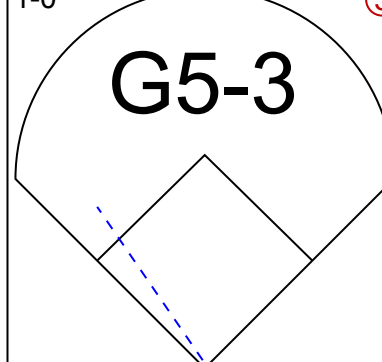

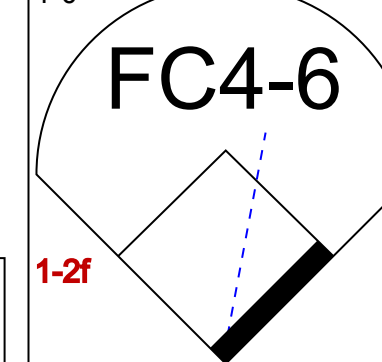
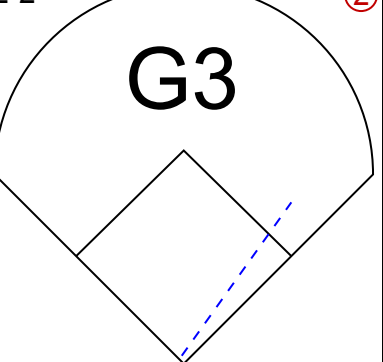
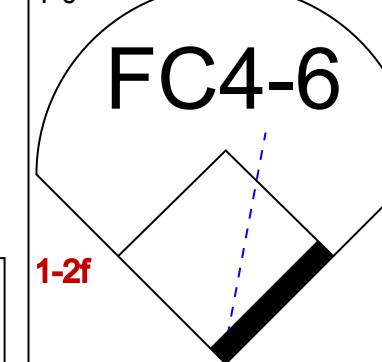

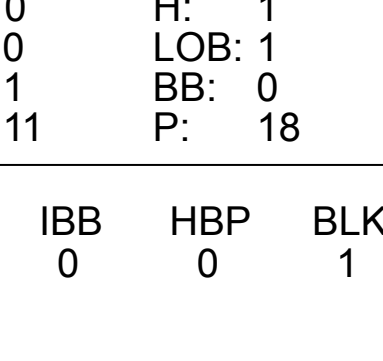
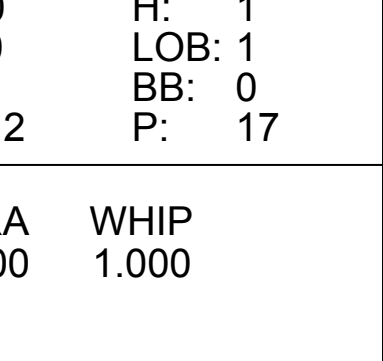
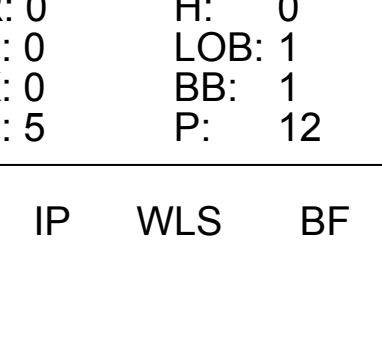


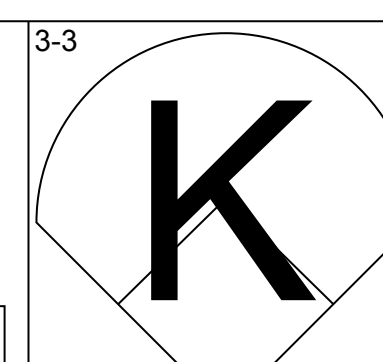
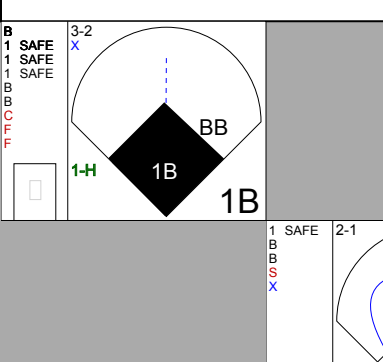
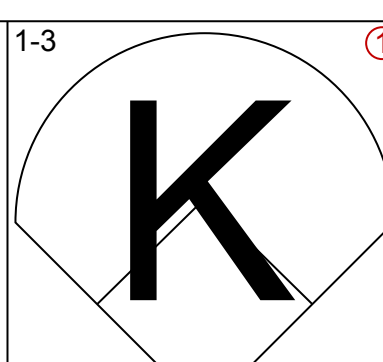
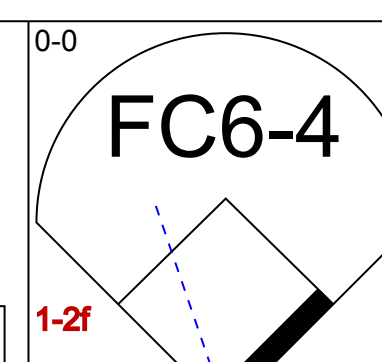
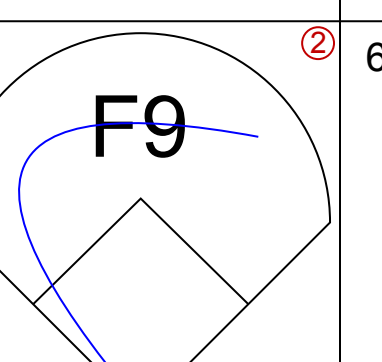
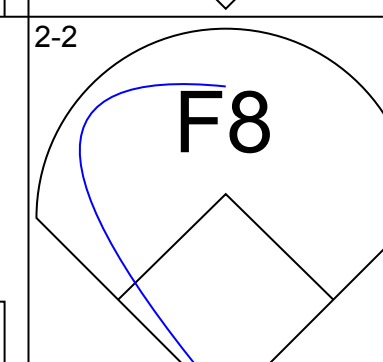
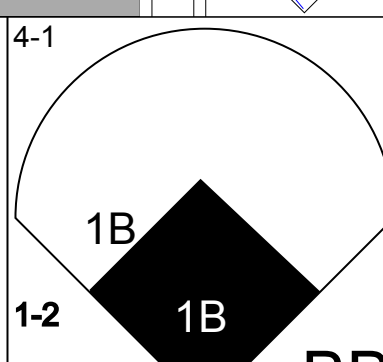
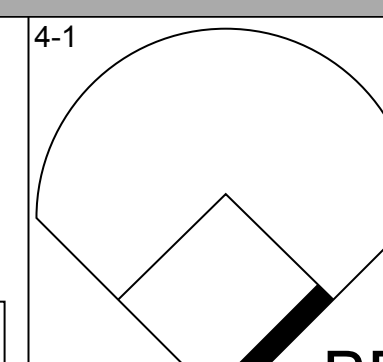
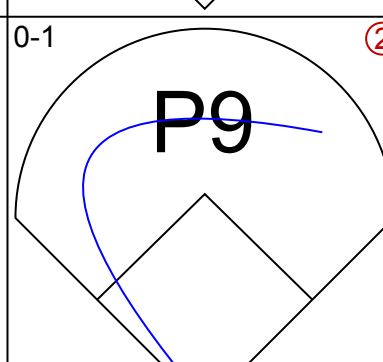
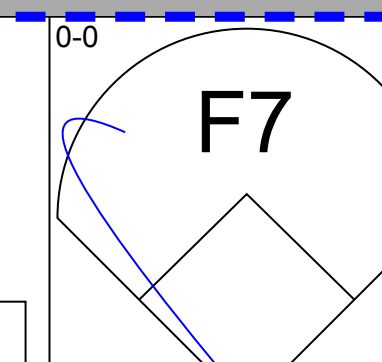
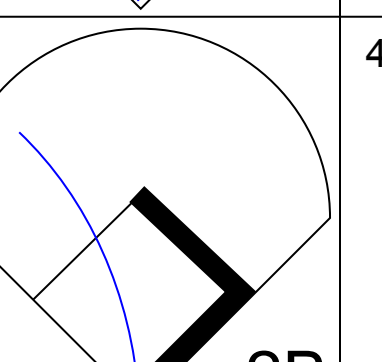
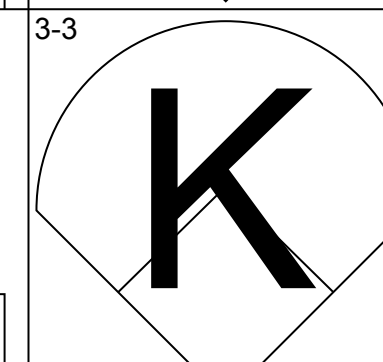
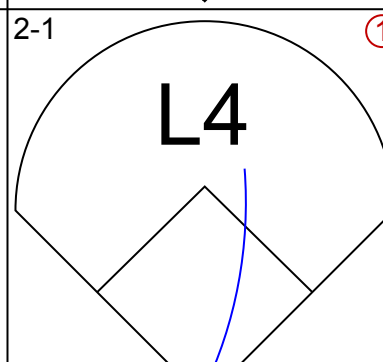
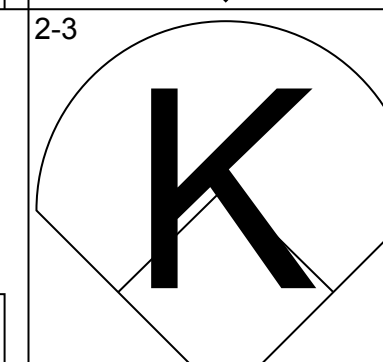
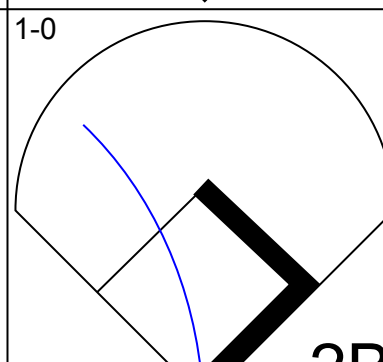
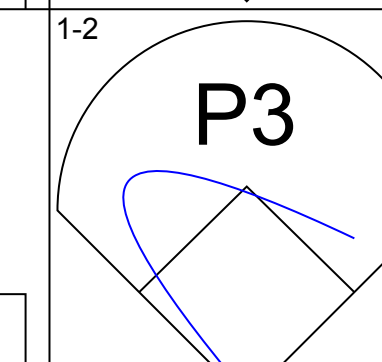
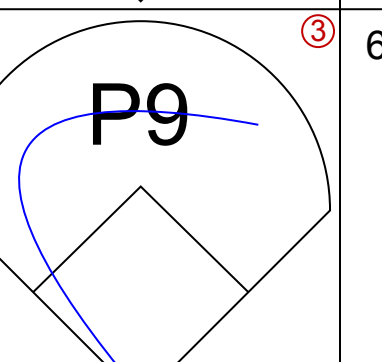
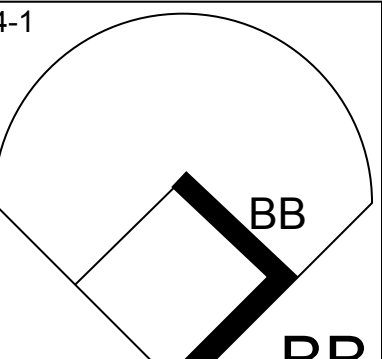
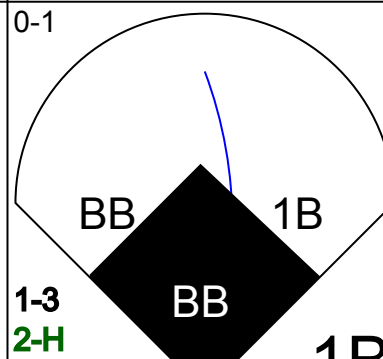
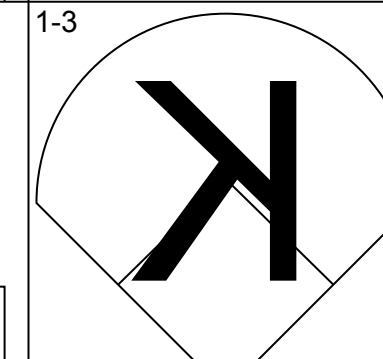
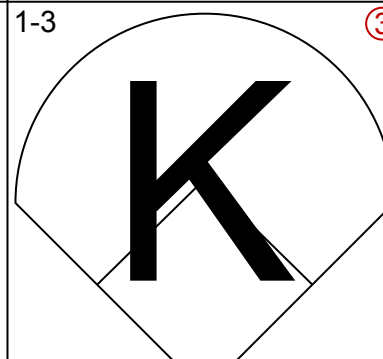
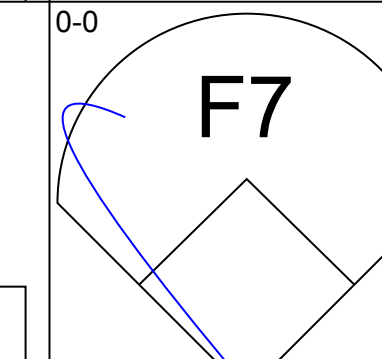

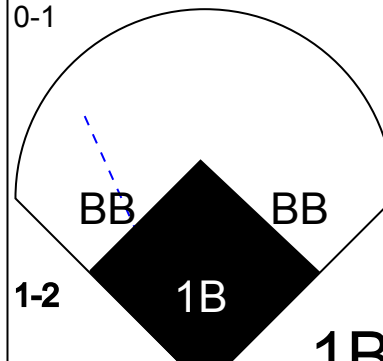
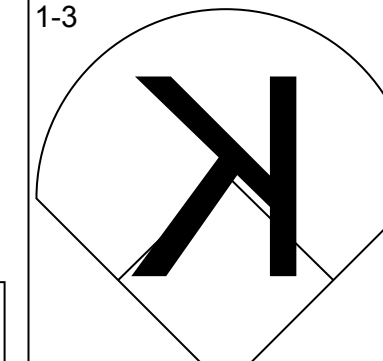
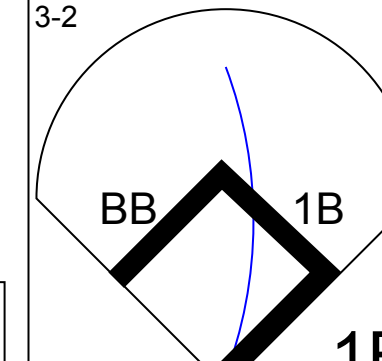
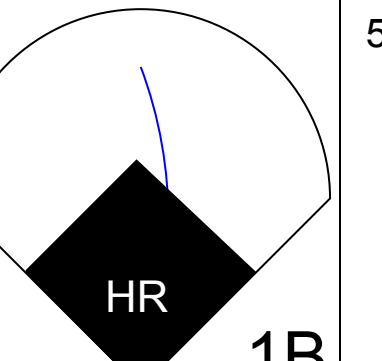

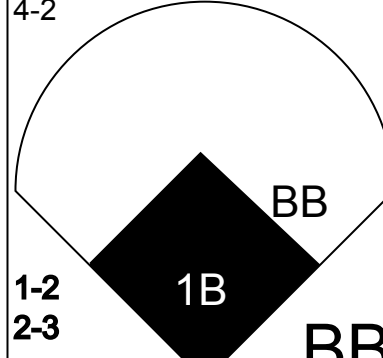
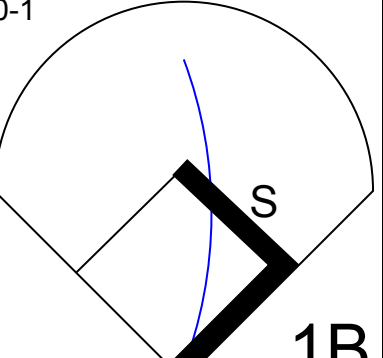
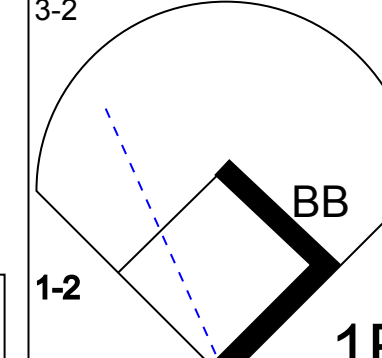
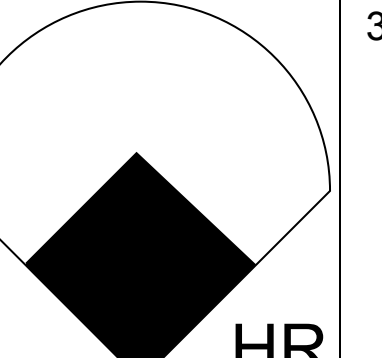

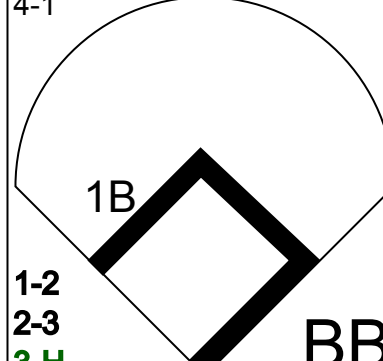
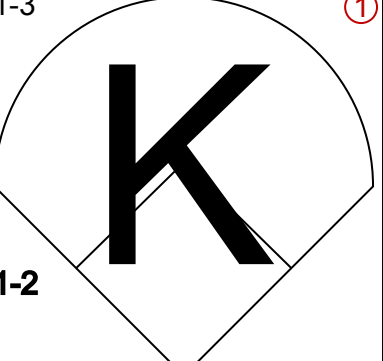
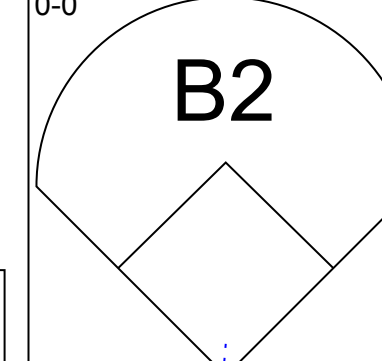
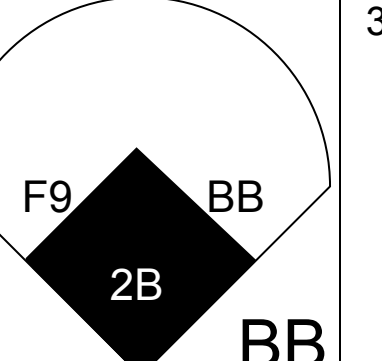

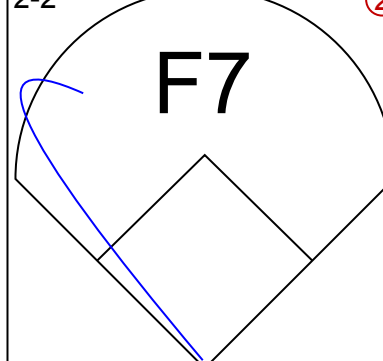
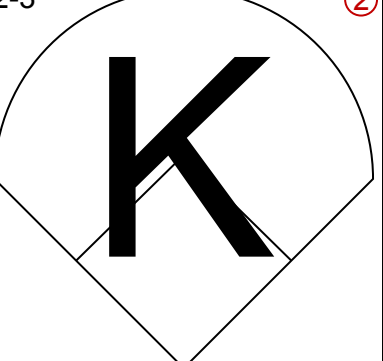
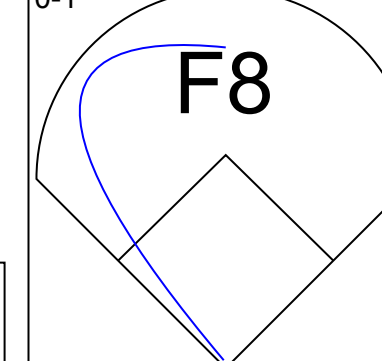
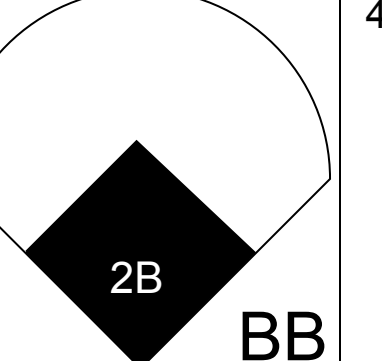
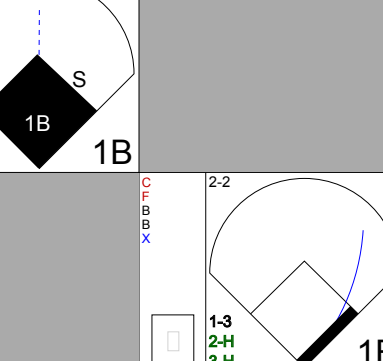
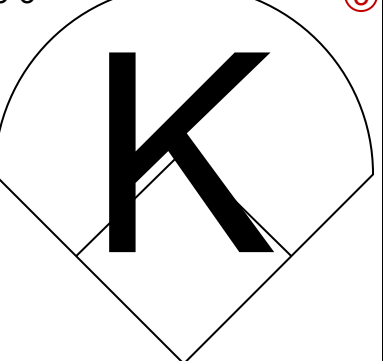
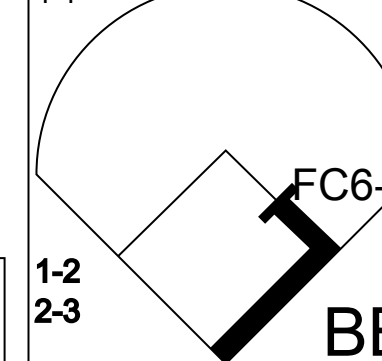
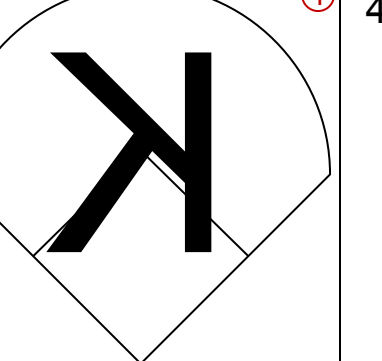
Batter	1	2	3	4	5	6	7	8	9	AB	R	H	RBI	BB	SO	LOB	BOTTOM								
Lance Johnson, L OBP: 0.477, SLG: 0.538 (1, 7)	1B			K				F8		5	1	3	2	0	1	1	Texas Rangers @ Chicago White Sox Comiskey Park, Chicago, IL Sat Aug 19 1989, 8:05 PM EDT Att: 18,638 - Unknown - 78 F								
Scott Fletcher, R OBP: 0.339, SLG: 0.294 (1, 4)				G6-3						4	0	2	1	1	1	1									
Dave Gallagher, R OBP: 0.335, SLG: 0.318 (1, 8)	P3			1B				L4		4	0	0	0	1	1	4									
Ivan Calderon, R OBP: 0.339, SLG: 0.451 (1, 10)	FC6-4			1B				K		4	0	0	1	1	2	2									
Carlton Fisk, R OBP: 0.353, SLG: 0.487 (1, 2)	K									3	1	1	0	1	1	1									
Steve Lyons, L OBP: 0.303, SLG: 0.318 (1, 3)										4	0	0	0	0	2	4									
Carlos Martinez, R OBP: 0.328, SLG: 0.407 (1, 5)		G4-3		K						4	1	1	0	0	1	3									
Daryl Boston, L OBP: 0.296, SLG: 0.325 (1, 9)										2	1	0	0	1	0	3									
Russ Morman, R OBP: 0.317, SLG: 0.297 (9, 3)										1	0	1	1	0	0	0									
Ozzie Guillen, L OBP: 0.273, SLG: 0.321 (1, 6)										4	2	1	1	0	1	1									
Inning Stats	R: 1 E: 0 K: 1 S: 12	H: 2 LOB: 1 BB: 0 P: 19	R: 2 E: 0 K: 1 S: 15	H: 3 LOB: 2 BB: 1 P: 27	R: 0 E: 0 K: 2 S: 16	H: 1 LOB: 2 BB: 2 P: 25	R: 0 E: 0 K: 2 S: 9	H: 0 LOB: 0 BB: 0 P: 16	R: 0 E: 0 K: 0 S: 6	H: 0 LOB: 0 BB: 0 P: 7	R: 1 E: 1 K: 2 S: 14	H: 1 LOB: 1 BB: 0 P: 18	R: 2 E: 0 K: 0 S: 17	H: 2 LOB: 1 BB: 1 P: 30	R: 0 E: 0 K: 0 S: 5	H: 0 LOB: 0 BB: 1 P: 10	1B: 7 2B: 1 3B: 1 HR: 0	SF: 0 SAC: 0 DP: 1 HBP: 0	WP: 1 PB: 0 SB: 0 CS: 0	PA: 40					
PITCHER	IP	WLS	BF	H	R	ER	SO	BB	IBB	HBP	BLK	WP	HR	S	P	ERA	WHIP								
Bobby Witt, R ERA: 5.27 (1, 1)	7.1	W	34	8	6	5	10	4	0	0	0	0	0	92	147	6.14	1.636								
Kenny Rogers, L ERA: 3.16 (8, 1)	0.2		3	1	0	0	0	0	0	0	0	1	0	8	13	0.00	1.500								
Jeff Russell, R ERA: 1.87 (9, 1)	1.0	S	3	0	0	0	0	1	0	0	0	0	0	5	10	0.00	1.000								

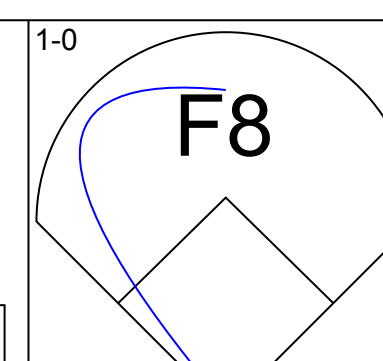
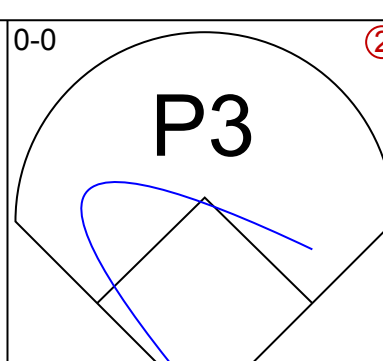
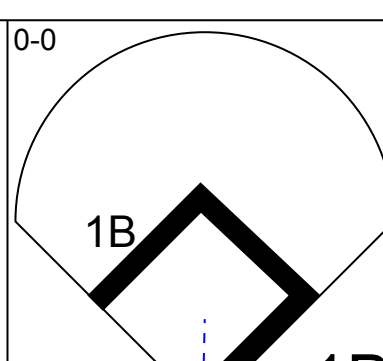
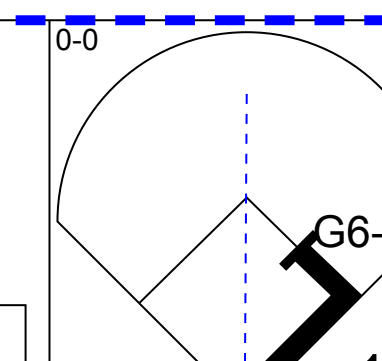
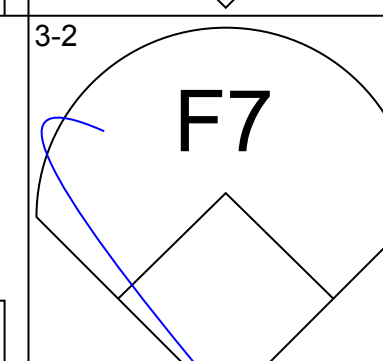
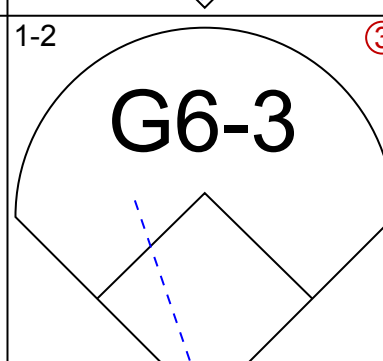
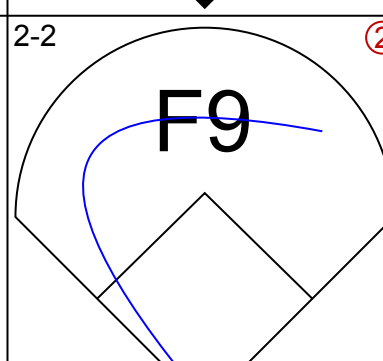
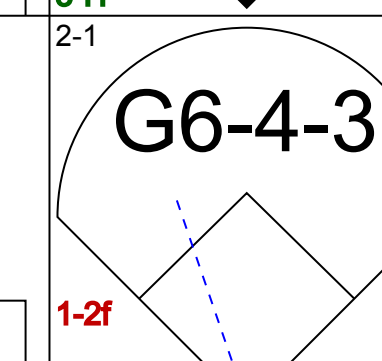
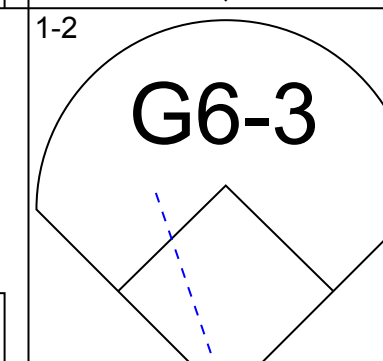
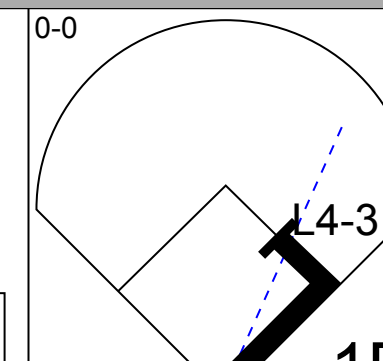
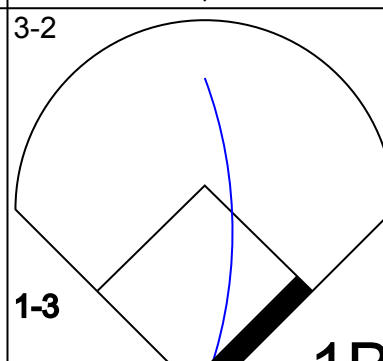
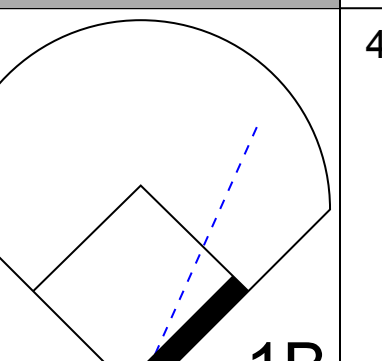
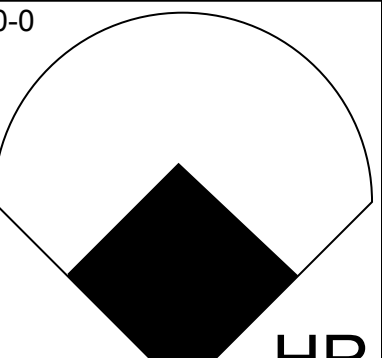
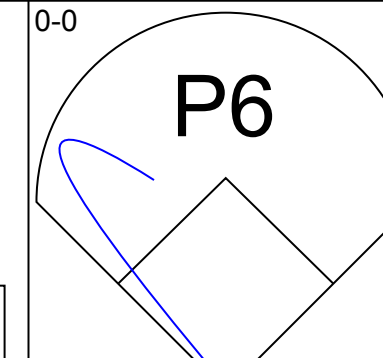
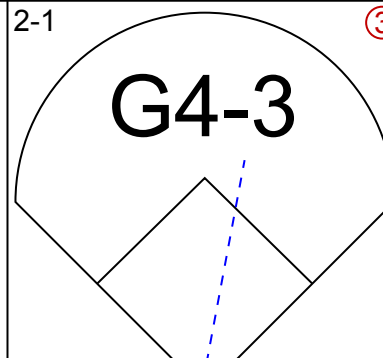
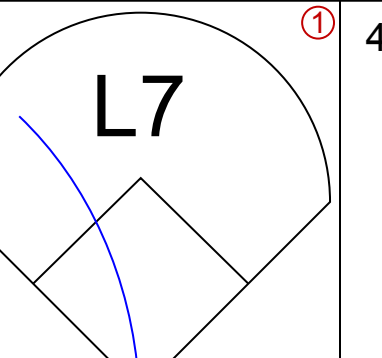
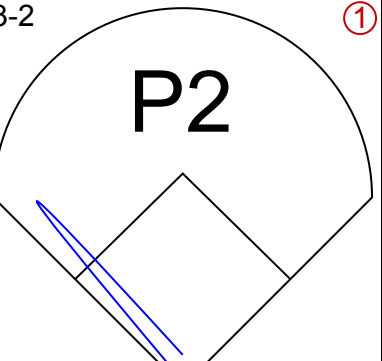
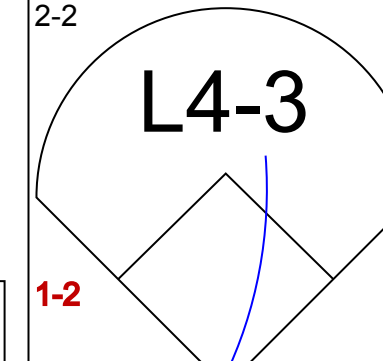
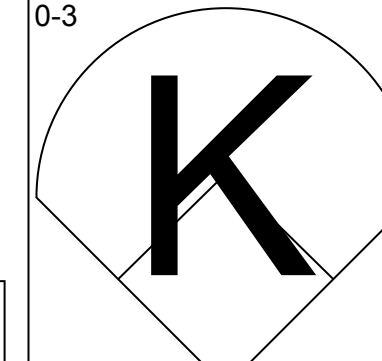
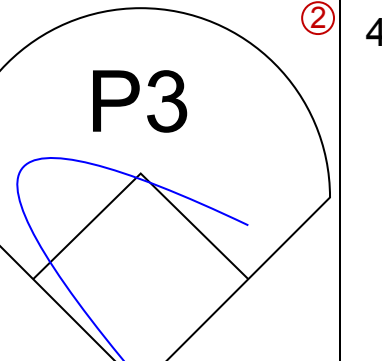
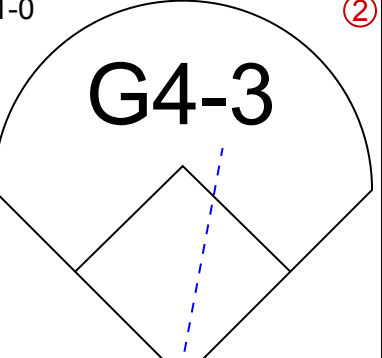
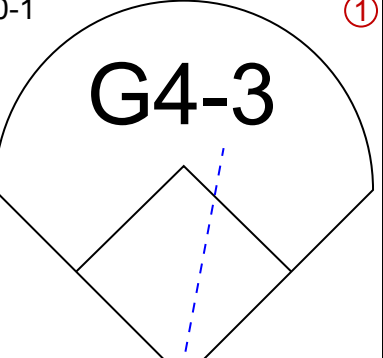
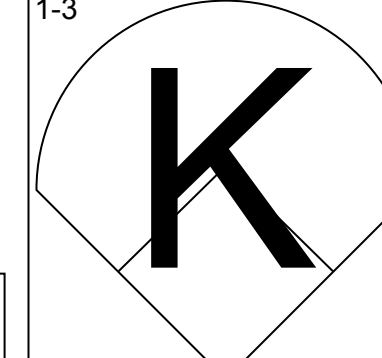
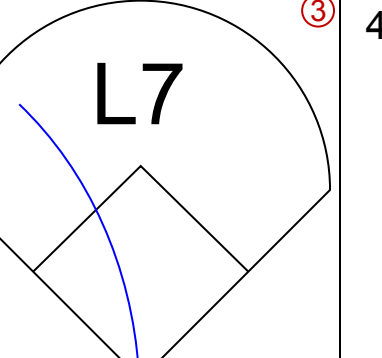
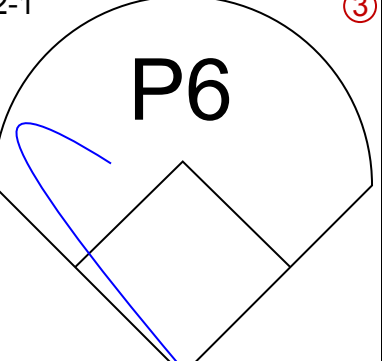
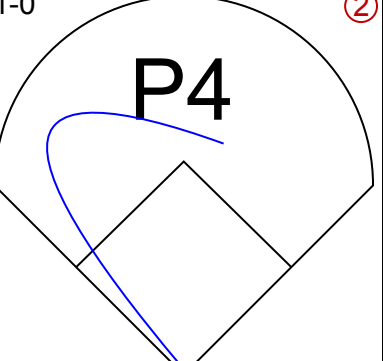
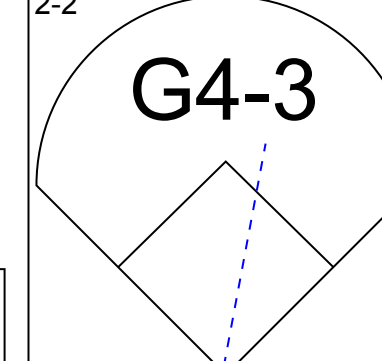
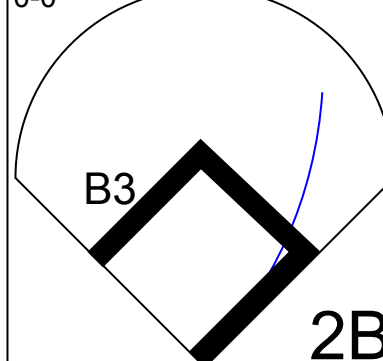
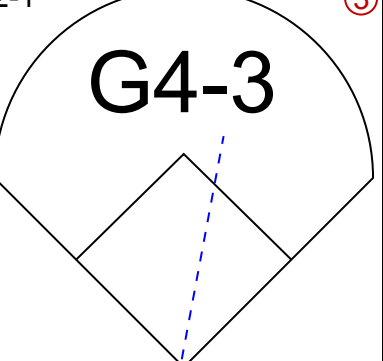
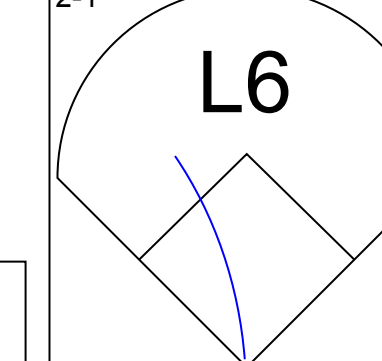
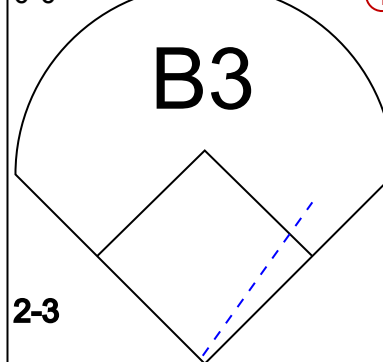

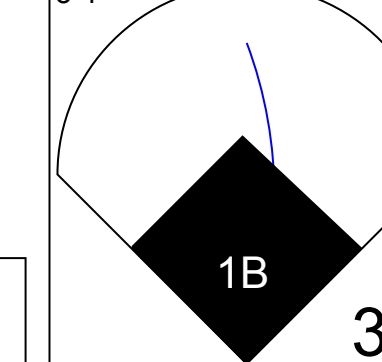
AB	35
R	6
H	9
RBI	6
BB	5
SO	10
LOB	20



Batter	1	2	3	4	5	6	7	8	9	AB	R	H	RBI	BB	SO	LOB	TOP					
Fred Manrique, R OBP: 0.343, SLG: 0.418 (1, 6)										0	0	0	0	0	0	0	Texas Rangers @ Chicago White Sox Comiskey Park, Chicago, IL Sun Aug 20 1989, 4:33 AM EDT Att: 27,158 - Sunny - 80 F livebaseballscores.com AB 30 R 7 H 9 RBI 6 BB 5 SO 8 LOB 11 					
Jeff Kunkel, R OBP: 0.317, SLG: 0.449 (1, 10)										4	1	1	1	1	2	0						
Julio Franco, R OBP: 0.375, SLG: 0.466 (1, 4)										3	2	2	1	2	0	1						
Ruben Sierra, S OBP: 0.348, SLG: 0.546 (1, 9)										5	1	1	2	0	0	3						
Pete Incaviglia, R OBP: 0.278, SLG: 0.439 (1, 7)										4	0	0	0	0	3	2						
Jack Daugherty, S OBP: 0.420, SLG: 0.500 (1, 3)										3	1	2	0	1	1	0						
Steve Buechele, R OBP: 0.306, SLG: 0.408 (1, 5)										4	1	2	2	0	0	2						
Chad Kreuter, S OBP: 0.276, SLG: 0.246 (1, 2)										4	0	1	0	0	1	1						
Cecil Espy, S OBP: 0.308, SLG: 0.319 (1, 8)										3	1	0	0	1	1	2						
Inning Stats	R: 0 E: 0 K: 1 S: 8	H: 0 LOB: 1 BB: 1 P: 15	R: 1 E: 0 K: 0 S: 12	H: 2 LOB: 1 BB: 0 P: 20	R: 2 E: 1 K: 3 S: 12	H: 1 LOB: 0 BB: 1 P: 19	R: 0 E: 0 K: 0 S: 6	H: 1 LOB: 0 BB: 0 P: 9	R: 2 E: 0 K: 1 S: 10	H: 2 LOB: 1 BB: 1 P: 19	R: 0 E: 0 K: 0 S: 15	H: 1 LOB: 1 BB: 1 P: 25	R: 1 E: 1 K: 2 S: 12	H: 0 LOB: 1 BB: 1 P: 17	R: 1 E: 0 K: 3 S: 21	H: 1 LOB: 0 BB: 0 P: 29	R: 0 E: 0 K: 1 S: 8	H: 1 LOB: 1 BB: 0 P: 11	1B: 3 2B: 4 3B: 0 HR: 2	SF: 0 SAC: 0 DP: 2 HBP: 0	WP: 0 PB: 0 SB: 0 CS: 0	PA: 40
PITCHER	IP	WLS	BF	H	R	ER	SO	BB	IBB	HBP	BLK	WP	HR	S	P	ERA	WHIP					
Steve Rosenberg, L ERA: 4.96 (1, 1)	4.1	L	20	5	5	5	4	3	0	0	0	0	1	41	72	10.38	1.846					
Shawn Hillegas, R ERA: 4.75 (5, 1)	1.2		7	2	0	0	1	1	0	0	0	0	0	22	35	0.00	1.800					
Ken Patterson, L ERA: 4.21 (7, 1)	2.0		9	1	2	1	5	1	0	0	0	0	1	33	46	4.50	1.000					
Bobby Thigpen, R ERA: 3.92 (9, 1)	1.0		4	1	0	0	1	0	0	0	0	0	0	8	11	0.00	1.000					

Batter	1	2	3	4	5	6	7	8	9	AB	R	H	RBI	BB	SO	LOB	BOTTOM					
Lance Johnson, L OBP: 0.458, SLG: 0.512 (1, 8)										4	0	1	0	0	0	1	Texas Rangers @ Chicago White Sox Comiskey Park, Chicago, IL Sun Aug 20 1989, 4:33 AM EDT Att: 27,158 - Sunny - 80 F livebaseballscores.com AB 31 R 1 H 5 RBI 1 BB 4 SO 5 LOB 11 					
Scott Fletcher, R OBP: 0.338, SLG: 0.296 (1, 4)										4	0	1	0	0	0	1						
Ivan Calderon, R OBP: 0.358, SLG: 0.448 (1, 9)										3	0	0	0	1	1	1						
Dave Gallagher, R OBP: 0.335, SLG: 0.318 (9, 9)										0	0	0	0	0	0	0						
Greg Walker, L OBP: 0.287, SLG: 0.338 (1, 10)										3	0	0	0	1	0	1						
Daryl Boston, L OBP: 0.306, SLG: 0.353 (1, 7)										4	1	3	1	0	0	1						
Carlos Martinez, R OBP: 0.326, SLG: 0.402 (1, 5)										3	0	0	0	1	1	2						
Steve Lyons, L OBP: 0.300, SLG: 0.314 (1, 3)										4	0	0	0	0	1	2						
Ron Karkovice, R OBP: 0.301, SLG: 0.395 (1, 2)										3	0	0	0	1	2	1						
Ozzie Guillen, L OBP: 0.272, SLG: 0.319 (1, 6)										3	0	0	0	0	0	1						
Inning Stats	R: 0 E: 0 K: 0 S: 10	H: 0 LOB: 1 BB: 1 P: 19	R: 1 E: 0 K: 2 S: 11	H: 1 LOB: 0 BB: 0 P: 14	R: 0 E: 0 K: 1 S: 11	H: 1 LOB: 1 BB: 0 P: 18	R: 0 E: 0 K: 1 S: 7	H: 1 LOB: 1 BB: 1 P: 15	R: 0 E: 0 K: 0 S: 12	H: 0 LOB: 1 BB: 1 P: 17	R: 0 E: 0 K: 0 S: 6	H: 0 LOB: 1 BB: 1 P: 14	R: 0 E: 0 K: 0 S: 5	H: 0 LOB: 0 BB: 1 P: 12	R: 0 E: 0 K: 0 S: 6	H: 0 LOB: 0 BB: 0 P: 7	R: 0 E: 0 K: 0 S: 7	H: 1 LOB: 1 BB: 0 P: 11	1B: 3 2B: 1 3B: 0 HR: 1	SF: 0 SAC: 0 DP: 0 HBP: 0	WP: 1 PB: 0 SB: 0 CS: 1	PA: 35
PITCHER	IP	WLS	BF	H	R	ER	SO	BB	IBB	HBP	BLK	WP	HR	S	P	ERA	WHIP					
Charlie Hough, R ERA: 4.44 (1, 1)	9.0	W	35	5	1	1	5	4	0	0	1	1	1	75	127	1.00	1.000					

Batter	1	2	3	4	5	6	7	8	9	AB	R	H	RBI	BB	SO	LOB	TOP					
Dave Gallagher, R OBP: 0.333, SLG: 0.316 (1, 8)										6	1	1	1	0	2	7	Chicago White Sox @ Minnesota Twins Hubert H. Humphrey Metrodome, Minneapolis, MN Tue Aug 22 1989, 8:05 PM EDT Att: 24,967 - Dome livebaseballscorecards.com					
Scott Fletcher, R OBP: 0.341, SLG: 0.298 (1, 4)										4	1	1	2	2	0	0						
Ivan Calderon, R OBP: 0.336, SLG: 0.447 (1, 10)										6	0	1	0	0	2	4						
Carlton Fisk, R OBP: 0.354, SLG: 0.483 (1, 2)										4	1	1	1	1	2	2						
Carlos Martinez, R OBP: 0.332, SLG: 0.406 (1, 5)										5	2	3	1	0	1	2						
Sammy Sosa, R OBP: 0.281, SLG: 0.368 (1, 9)										3	2	3	2	2	0	0						
Russ Morman, R OBP: 0.326, SLG: 0.275 (1, 3)										3	1	0	1	2	2	5						
Ozzie Guillen, L OBP: 0.271, SLG: 0.317 (1, 6)										4	1	0	0	1	1	8						
Lance Johnson, L OBP: 0.472, SLG: 0.511 (1, 7)										4	1	2	2	1	2	3						
Inning Stats	R: 0 H: 0 E: 0 K: 2 S: 11	H: 0 LOB: 0 BB: 0 P: 19	R: 0 H: 0 E: 0 K: 1 S: 8	H: 0 LOB: 2 BB: 2 P: 21	R: 6 H: 5 E: 0 K: 0 S: 25	H: 5 LOB: 3 BB: 3 P: 51	R: 0 H: 0 E: 0 K: 3 S: 12	H: 0 LOB: 1 BB: 1 P: 20	R: 0 H: 1 E: 0 K: 3 S: 14	H: 1 LOB: 1 BB: 0 P: 20	R: 0 H: 1 E: 0 K: 2 S: 10	H: 1 LOB: 3 BB: 1 P: 13	R: 0 H: 2 E: 0 K: 0 S: 12	H: 2 LOB: 3 BB: 1 P: 22	R: 0 H: 0 E: 0 K: 0 S: 6	H: 0 LOB: 0 BB: 0 P: 7	R: 4 H: 3 E: 0 K: 1 S: 17	H: 3 LOB: 1 BB: 2 P: 30	1B: 9 2B: 2 3B: 0 HR: 1	SF: 0 SAC: 0 DP: 0 HBP: 0	WP: 0 PB: 0 SB: 2 CS: 0	PA: 48
PITCHER	IP	WLS	BF	H	R	ER	SO	BB	IBB	HBP	BLK	WP	HR	S	P	ERA	WHIP					
Shane Rawley, L ERA: 5.26 (1, 1)	2.1	L	16	4	6	6	3	5	0	0	0	0	0	36	77	23.14	3.857					
Mark Gutrie, L ERA: 2.91 (3, 1)	4.2		21	5	0	0	8	2	0	0	0	0	0	56	89	0.00	1.500					
David West, L ERA: 9.82 (8, 1)	2.0		11	3	4	4	1	2	0	0	0	0	1	23	37	18.00	2.500					

Batter	1	2	3	4	5	6	7	8	9	AB	R	H	RBI	BB	SO	LOB	BOTTOM					
Dan Gladden, R OBP: 0.336, SLG: 0.406 (1, 7)										4	0	2	1	0	0	1	Chicago White Sox @ Minnesota Twins Hubert H. Humphrey Metrodome, Minneapolis, MN Tue Aug 22 1989, 8:05 PM EDT Att: 24,967 - Dome livebaseballscorecards.com					
Wally Backman, S OBP: 0.302, SLG: 0.298 (1, 4)										4	0	0	0	0	3							
Kirby Puckett, R OBP: 0.377, SLG: 0.467 (1, 8)										4	0	3	0	0	0							
Kent Hrbek, L OBP: 0.361, SLG: 0.529 (1, 3)										4	1	1	1	0	4							
Gary Gaetti, R OBP: 0.287, SLG: 0.414 (1, 5)										4	0	0	0	0	1	2						
Randy Bush, L OBP: 0.338, SLG: 0.432 (1, 9)										4	0	0	0	0	1	1						
Tim Laudner, R OBP: 0.299, SLG: 0.350 (1, 2)										3	0	0	0	0	0	0						
Jim Dwyer, L OBP: 0.386, SLG: 0.402 (1, 10)										2	0	1	0	0	0	0						
Carmen Castillo, R OBP: 0.305, SLG: 0.444 (8, PH)										1	0	0	0	0	0	0						
Greg Gagne, R OBP: 0.294, SLG: 0.405 (1, 6)										3	1	1	0	0	0	1						
Inning Stats	R: 0 H: 0 E: 0 K: 0 S: 9	H: 1 LOB: 0 BB: 0 P: 14	R: 1 H: 1 E: 0 K: 0 S: 7	H: 1 LOB: 0 BB: 0 P: 13	R: 0 H: 1 E: 0 K: 0 S: 6	H: 1 LOB: 1 BB: 0 P: 7	R: 0 H: 1 E: 0 K: 0 S: 5	H: 1 LOB: 0 BB: 0 P: 7	R: 0 H: 2 E: 0 K: 0 S: 12	H: 2 LOB: 2 BB: 0 P: 20	R: 0 H: 0 E: 0 K: 2 S: 9	H: 0 LOB: 0 BB: 0 P: 12	R: 1 H: 2 E: 0 K: 0 S: 7	H: 2 LOB: 0 BB: 0 P: 14	R: 0 H: 1 E: 0 K: 0 S: 7	H: 1 LOB: 1 BB: 0 P: 12	1B: 5 2B: 2 3B: 1 HR: 1	SF: 0 SAC: 0 DP: 2 HBP: 0	WP: 0 PB: 0 SB: 0 CS: 0	PA: 33		
PITCHER	IP	WLS	BF	H	R	ER	SO	BB	IBB	HBP	BLK	WP	HR	S	P	ERA	WHIP					
Eric King, R ERA: 3.82 (1, 1)	7.0	W	25	5	1	1	2	5	1	0	0	0	0	53	81	1.29	0.714					
Ken Patterson, L ERA: 4.34 (8, 1)	0.1		2	1	1	1	0	0	0	0	0	0	0	4	9	27.00	3.000					
Tom McCarthy, R ERA: 3.39 (8, 1)	1.2		6	2	0	0	0	0	0	0	0	0	0	10	17	0.00	1.200					

Batter	1	2	3	4	5	6	7	8	9	AB	R	H	RBI	BB	SO	LOB	TOP										
Lance Johnson, L OBP: 0.419, SLG: 0.464 (1, 7)	G4-3 2B		G3			F7			L6	5	0	1	0	0	1	2											
Scott Fletcher, R OBP: 0.340, SLG: 0.298 (1, 4) (3, 6)	G4-3		G5-3						F8	5	1	2	1	0	0	1											
Ivan Calderon, R OBP: 0.338, SLG: 0.453 (1, 10)	K		K							4	0	1	1	0	2	2											
Carlos Martinez, R OBP: 0.336, SLG: 0.403 (1, 5)	G6-3									3	0	0	0	1	2	1											
Sammy Sosa, R OBP: 0.276, SLG: 0.354 (1, 9)		K								4	0	0	0	0	2	2											
Steve Lyons, L OBP: 0.307, SLG: 0.318 (1, 3) (3, 4)	F7									3	1	2	0	1	0	0											
Dave Gallagher, R OBP: 0.331, SLG: 0.315 (1, 8)	L7									4	0	1	0	0	0	2											
Ron Karkovics, R OBP: 0.306, SLG: 0.393 (1, 2)										3	1	1	0	0	1	1											
Ozzie Guillen, L OBP: 0.276, SLG: 0.325 (1, 6)										1	1	1	1	0	0	0											
Greg Walker, L OBP: 0.288, SLG: 0.343 (3, 3)										3	0	1	1	0	0	3											
Inning Stats	R: 0 E: 0 K: 1 S: 12	H: 1 LOB: 1 BB: 0 P: 19	R: 0 E: 0 K: 1 S: 7	H: 0 LOB: 0 BB: 0 P: 12	R: 2 E: 0 K: 1 S: 11	H: 2 LOB: 0 BB: 0 P: 13	R: 0 E: 0 K: 1 S: 14	H: 2 LOB: 3 BB: 0 P: 21	R: 0 E: 0 K: 2 S: 17	H: 1 LOB: 1 BB: 1 P: 22	R: 1 E: 0 K: 0 S: 15	H: 1 LOB: 1 BB: 1 P: 24	R: 1 E: 0 K: 1 S: 9	H: 2 LOB: 0 BB: 0 P: 15	R: 0 E: 0 K: 1 S: 7	H: 1 LOB: 0 BB: 0 P: 12	R: 0 E: 0 K: 0 S: 8	H: 0 LOB: 0 BB: 0 P: 13	1B: 7 2B: 2 3B: 1 HR: 0	SF: 0 SAC: 0 DP: 1 HBP: 1	WP: 1 PB: 0 SB: 0 CS: 0	PA: 38					
PITCHER	IP	WLS	BF	H	R	ER	SO	BB	IBB	HBP	BLK	WP	HR	S	P	ERA	WHIP										
Rick Aguilera, R ERA: 3.02 (1, 1)	6.0		28	7	3	3	6	2	0	1	0	0	0	76	111	4.50	1.500										
Juan Berenguer, R ERA: 3.69 (7, 1)	2.0	W	7	3	1	1	2	0	0	0	0	1	0	16	27	4.50	1.500										
Jeff Reardon, R ERA: 4.27 (9, 1)	1.0	S	3	0	0	0	0	0	0	0	0	0	0	8	13	0.00	0.000										

Chicago White Sox @ Minnesota Twins
Hubert H. Humphrey Metrodome, Minneapolis, MN

AB 35
R 4
H 10
RBI 4
BB 2
SO 8
LOB 14



Thu Aug 24 1989, 4:33 AM EDT
Att: 31,869 - Dome


Batter	1	2	3	4	5	6	7	8	9	AB	R	H	RBI	BB	SO	LOB	BOTTOM										
Al Newman, S OBP: 0.341, SLG: 0.308 (1, 5)	3B 1B BB									2	1	0	1	2	0	0											
Wally Backman, S OBP: 0.301, SLG: 0.294 (1, 4)	P7	G4-3								3	0	0	0	1	1	3											
Kirby Puckett, R OBP: 0.374, SLG: 0.463 (1, 8)	3B 1B		P4			G4-3 BB 1B			F9	4	1	2	0	0	0	1											
Randy Bush, L OBP: 0.339, SLG: 0.436 (1, 3)	SF9 3B		K			G4-3 BB			F7	3	1	1	2	1	1	0											
Dan Gladden, R OBP: 0.331, SLG: 0.401 (1, 7)	SF9		K			P4			G5-3	3	0	0	1	0	1	2											
Jim Dwyer, L OBP: 0.388, SLG: 0.405 (1, 10)	2B				G4-3					3	1	1	0	1	0	2											
Brian Harper, R OBP: 0.345, SLG: 0.441 (1, 2)	P6				P7					4	1	2	1	0	0	1											
John Moses, S OBP: 0.326, SLG: 0.363 (1, 9)		F9			L4					4	1	2	1	0	0	0											
Greg Gagne, R OBP: 0.301, SLG: 0.415 (1, 6)	CS WP 1B					F7				3	0	1	0	0	1	2											
Inning Stats	R: 3 E: 0 K: 0 S: 8	H: 3 LOB: 1 BB: 1 P: 19	R: 0 E: 0 K: 0 S: 10	H: 1 LOB: 1 BB: 1 P: 19	R: 0 E: 0 K: 2 S: 7	H: 0 LOB: 0 BB: 0 P: 10	R: 0 E: 0 K: 0 S: 6	H: 0 LOB: 0 BB: 0 P: 8	R: 0 E: 0 K: 1 S: 7	H: 0 LOB: 0 BB: 0 P: 11	R: 0 E: 0 K: 0 S: 10	H: 1 LOB: 1 BB: 1 P: 14	R: 2 E: 0 K: 0 S: 16	H: 2 LOB: 1 BB: 1 P: 24	R: 1 E: 0 K: 1 S: 15	H: 2 LOB: 2 BB: 1 P: 23	1B: 5 2B: 2 3B: 1 HR: 1	SF: 1 SAC: 1 DP: 1 HBP: 0	WP: 1 PB: 0 SB: 0 CS: 2	PA: 36							
PITCHER	IP	WLS	BF	H	R	ER	SO	BB	IBB	HBP	BLK	WP	HR	S	P	ERA	WHIP										
Melido Perez, R ERA: 5.46 (1, 1)	6.0		25	6	4	4	3	3	0	0	0	0	1	49	83	6.00	1.500										
Shawn Hillegas, R ERA: 4.84 (7, 1)	2.0	L	11	3	2	2	1	2	0	0	0	0	0	30	45	9.00	2.500										

Chicago White Sox @ Minnesota Twins
Hubert H. Humphrey Metrodome, Minneapolis, MN

AB 29
R 6
H 9
RBI 6
BB 5
SO 4
LOB 11





Thu Aug 24 1989, 4:33 AM EDT
Att: 31,869 - Dome

Batter	1	2	3	4	5	6	7	8	9	AB	R	H	RBI	BB	SO	LOB	TOP										
Lance Johnson, L OBP: 0.395, SLG: 0.429	0-0 B3	1-2 G3-1	3-2 1B		1-2 P6			0-0 L9		5	0	1	0	0	0	4	Chicago White Sox @ Cleveland Indians Cleveland Municipal Stadium, Cleveland, OH Sun Aug 27 1989, 3:33 AM EDT Att: 24,835 - Sunny - 83 F										
Scott Fletcher, R OBP: 0.337, SLG: 0.300	0-3 K		1B G3-4-1			2-2 G5-3		0-1 G5-3		4	1	0	0	0	1												
Ivan Calderon, R OBP: 0.338, SLG: 0.452	1-2 G6-3		1-2 F8	1-1 G3		0-0 1B G6-3		3-2 F8		5	0	1	0	0	0	1											
Carlos Martinez, R OBP: 0.347, SLG: 0.415		0-0 1B 2B	1-2 1B 2B	1-1 G5-3		0-0 1-2 G6-3		2-2 1B		5	2	3	0	0	0	1											
Greg Walker, L OBP: 0.294, SLG: 0.345		0-1 BB 1B	0-2 2B HR	0-0 G4-3			0-0 2B 1B	1-3 K		5	2	3	1	0	1	1											
Sammy Sosa, R OBP: 0.282, SLG: 0.361		0-3 K	0-0 HR		2-1 1B		1-3 K	2-3 K		5	2	2	1	0	3	4											
Steve Lyons, L OBP: 0.312, SLG: 0.324		0-0 BB 1B	4-0 HR		2-0 G6-3		0-1 1-H 2B	2-0 F8		4	1	2	2	1	0	2											
Ron Karkovice, R OBP: 0.317, SLG: 0.418		4-2 BB	3-1 HR		1-2 FC5-4 1B		1-3 K			3	1	2	5	1	1	1											
Dave Gallagher, R OBP: 0.328, SLG: 0.313	0-1 F8		2-1 F8		0-1 FC5-4		3-2 L4			4	0	0	0	0	0	5											
Inning Stats	R: 0 E: 0 K: 1 S: 7	H: 0 LOB: 0 BB: 0 P: 8	R: 1 E: 0 K: 1 S: 15	H: 3 LOB: 3 BB: 1 P: 20	R: 6 E: 0 K: 0 S: 23	H: 5 LOB: 1 BB: 1 P: 44	R: 0 E: 0 K: 0 S: 5	H: 0 LOB: 0 BB: 0 P: 7	R: 1 E: 0 K: 0 S: 11	H: 2 LOB: 1 BB: 0 P: 17	R: 0 E: 0 K: 0 S: 6	H: 1 LOB: 0 BB: 0 P: 8	R: 1 E: 0 K: 2 S: 12	H: 2 LOB: 1 BB: 0 P: 17	R: 0 E: 0 K: 0 S: 6	H: 0 LOB: 0 BB: 0 P: 9		R: 0 E: 0 K: 2 S: 12	H: 1 LOB: 1 BB: 0 P: 19	1B: 10 2B: 3 3B: 0 HR: 1	SF: 0 SAC: 0 DP: 1 HBP: 1	WP: 0 PB: 0 SB: 1 CS: 0	PA: 43				
PITCHER	IP	WLS	BF	H	R	ER	SO	BB	IBB	HBP	BLK	WP	HR	S	P	ERA	WHIP										
John Farrell, R ERA: 4.18	2.1	L	17	7	7	7	2	1	1	1	0	0	1	37	56	27.00	3.429										
Ed Wojna, R ERA: 5.57	4.2		19	6	2	2	2	0	0	0	0	0	0	42	65	3.86	1.286										
Rich Yett, R ERA: 4.7	2.0		7	1	0	0	2	0	0	0	0	0	0	18	28	0.00	0.500										

Batter	1	2	3	4	5	6	7	8	9	AB	R	H	RBI	BB	SO	LOB	BOTTOM										
Jerry Browne, S OBP: 0.385, SLG: 0.415	1-2 G6-3		0-1 1B BB E		0-1 F8			2-2 G3	1-2 G2-3	5	1	1	0	0	0	2	Chicago White Sox @ Cleveland Indians Cleveland Municipal Stadium, Cleveland, OH Sun Aug 27 1989, 3:33 AM EDT Att: 24,835 - Sunny - 83 F										
Felix Fermin, R OBP: 0.306, SLG: 0.267	0-0 G5-3		4-1 E		2-1 G5-3			2-2 BB 1B	2-1 P3	2	0	0	0	1	0	0											
Paul Zuvella, R OBP: 0.235, SLG: 0.313			1-2 BB							2	0	1	0	0	0	2											
Brad Komminsk, R OBP: 0.365, SLG: 0.519	3-3 K		1-2 E2			2-3 K		4-2 BB		3	0	1	0	1	2	0											
Joe Carter, R OBP: 0.293, SLG: 0.465		1-1 F9 E	1-3 K		1-0 G5-3			1-3 K		4	1	1	0	0	2	4											
Brook Jacoby, R OBP: 0.356, SLG: 0.428		0-0 F9	1-3 K		1-0 2B			2-3 K		4	0	1	0	0	2	5											
Cory Snyder, R OBP: 0.249, SLG: 0.362		0-0 E6			0-0 G5-3			2-2 F9		4	1	1	1	0	0	1											
Mike Young, S OBP: 0.288, SLG: 0.261		3-H F8			1-0 F9				0-0 HR	4	0	1	0	0	0	1											
Albert Belle, R OBP: 0.259, SLG: 0.390									0-0 G2-3 1B	4	0	1	0	0	0	1											
Dave Clark, L OBP: 0.315, SLG: 0.379									2-3 K	2	0	0	0	0	2	1											
Andy Allanson, R OBP: 0.283, SLG: 0.287			2-2 P2						0-0 G2-3 1B	4	0	1	0	0	0	0											
Inning Stats	R: 0 E: 0 K: 1 S: 7	H: 0 LOB: 0 BB: 0 P: 11	R: 1 E: 1 K: 0 S: 8	H: 1 LOB: 1 BB: 0 P: 11	R: 1 E: 1 K: 2 S: 15	H: 2 LOB: 2 BB: 1 P: 24	R: 0 E: 0 K: 1 S: 5	H: 0 LOB: 0 BB: 0 P: 6	R: 0 E: 0 K: 1 S: 10	H: 1 LOB: 1 BB: 0 P: 16	R: 0 E: 0 K: 1 S: 7	H: 0 LOB: 0 BB: 0 P: 10	R: 0 E: 0 K: 2 S: 15	H: 1 LOB: 2 BB: 1 P: 26	R: 1 E: 0 K: 1 S: 13	H: 3 LOB: 2 BB: 0 P: 18	1B: 5 2B: 2 3B: 0 HR: 1	SF: 0 SAC: 0 DP: 0 HBP: 0	WP: 0 PB: 0 SB: 0 CS: 0	PA: 38							
PITCHER	IP	WLS	BF	H	R	ER	SO	BB	IBB	HBP	BLK	WP	HR	S	P	ERA	WHIP										
Greg Hibbard, L ERA: 3.15	7.0	W	27	4	2	0	6	1	0	0	0	0	0	60	90	0.00	0.714										
Shawn Hillegas, R ERA: 4.79	1.0		5	1	0	0	2	1	0	0	0	0	0	15	26	0.00	2.000										
Ken Patterson, L ERA: 4.7	1.0		6	3	1	1	1	0	0	0	0	0	1	13	18	9.00	3.000										



Batter	1	2	3	4	5	6	7	8	9	AB	R	H	RBI	BB	SO	LOB	TOP										
Lance Johnson, L (1, 7) OBP: 0.388, SLG: 0.419	G1-3		FC6-4 1B		G4-3			K		4	0	1	0	0	1	1	Chicago White Sox @ Toronto Blue Jays SkyDome, Toronto, ON Tue Aug 29 1989, 7:05 PM EDT Att: 49,565 - Unknown - 75 F										
Scott Fletcher, R (1, 6) OBP: 0.337, SLG: 0.300	F7		FC6-4 G6-4-3 1B			FC5 G5-3 1B		F7		4	0	1	1	0	0	1											
Ivan Calderon, R (1, 10) OBP: 0.336, SLG: 0.448	G6-3		G6-4-3			F7			K	4	0	0	0	0	1	2											
Carlton Fisk, R (1, 2) OBP: 0.346, SLG: 0.481		2B		FC2-6 1B		G5-3			K	4	1	2	0	0	1	1											
Carlos Martinez, R (1, 5) OBP: 0.342, SLG: 0.409		K		FC2-6 G4-3		FC5			K	4	0	0	0	0	2	3											
Sammy Sosa, R (1, 9) OBP: 0.283, SLG: 0.369		FC6-2 2B		G4-3			G1-3			3	0	1	1	0	0	1											
Russ Morman, R (1, 3) OBP: 0.321, SLG: 0.277		FC6-2			FC1-6 1B		G4-3			3	0	1	0	0	0	1											
Steve Lyons, L (1, 4) OBP: 0.310, SLG: 0.322		G4-3			FC1-6		G1-3			3	0	0	0	0	0	2											
Dave Gallagher, R (1, 8) OBP: 0.328, SLG: 0.315			1B FC6-4 2B					K		3	1	1	0	0	2	1											
Inning Stats	R: 0 E: 0 K: 0 S: 4	H: 0 LOB: 0 BB: 0 P: 6	R: 1 E: 0 K: 1 S: 15	H: 2 LOB: 1 BB: 0 P: 22	R: 1 E: 0 K: 0 S: 5	H: 2 LOB: 0 BB: 0 P: 10	R: 0 E: 0 K: 0 S: 6	H: 1 LOB: 0 BB: 0 P: 6	R: 0 E: 0 K: 1 S: 13	H: 1 LOB: 1 BB: 0 P: 17	R: 0 E: 0 K: 0 S: 7	H: 0 LOB: 0 BB: 0 P: 10	R: 0 E: 0 K: 2 S: 9	H: 0 LOB: 0 BB: 0 P: 14	R: 0 E: 0 K: 3 S: 9	H: 0 LOB: 0 BB: 0 P: 14		1B: 4 2B: 3 3B: 0 HR: 0	SF: 0 SAC: 0 DP: 2 HBP: 0	WP: 0 PB: 0 SB: 2 CS: 0	PA: 32						
PITCHER	IP	WLS	BF	H	R	ER	SO	BB	IBB	HBP	BLK	WP	HR	S	P	ERA	WHIP										
Mike Flanagan, L (1, 1) ERA: 3.77	7.0	W	26	7	2	2	2	0	0	0	0	0	0	58	79	2.57	1.000										
Tom Henke, R (8, 1) ERA: 2.21	2.0	S	6	0	0	0	5	0	0	0	0	0	0	18	28	0.00	0.000										

Batter	1	2	3	4	5	6	7	8	9	AB	R	H	RBI	BB	SO	LOB	BOTTOM										
Lloyd Moseby, L (1, 10) OBP: 0.293, SLG: 0.346	S BB	L6			G4-3	G3		G3		4	0	0	0	1	0	6	Chicago White Sox @ Toronto Blue Jays SkyDome, Toronto, ON Tue Aug 29 1989, 7:05 PM EDT Att: 49,565 - Unknown - 75 F										
Mookie Wilson, S (1, 8) OBP: 0.283, SLG: 0.335	K		G4-3		K		G3		4	0	0	0	0	2	1												
George Bell, R (1, 7) OBP: 0.340, SLG: 0.475	L6		P4		HR		G5-3		4	1	1	1	0	0	1												
Fred McGriff, L (1, 3) OBP: 0.401, SLG: 0.584	G3				HR		HR		3	2	2	2	1	0	1												
Ernie Whitt, L (1, 2) OBP: 0.366, SLG: 0.439		1B BB	G4-3		G3-1			1B	3	0	1	0	1	0	1												
Tony Fernandez, S (1, 6) OBP: 0.283, SLG: 0.376		S 1B			S 1B		F8 G6-3 BB		3	0	2	0	1	0	1												
Kelly Gruber, R (1, 5) OBP: 0.328, SLG: 0.440		P4			F7		G6-3		F9	4	0	0	0	0	4												
Nelson Liriano, S (1, 4) OBP: 0.320, SLG: 0.368					B1			G3-1		2	0	0	0	2	0	1											
Junior Felix, S (1, 9) OBP: 0.316, SLG: 0.392		K			F8		F8			4	0	1	0	0	1	6											
Inning Stats	R: 0 E: 0 K: 1 S: 11	H: 0 LOB: 1 BB: 1 P: 19	R: 0 E: 0 K: 1 S: 15	H: 1 LOB: 3 BB: 2 P: 31	R: 0 E: 0 K: 0 S: 12	H: 0 LOB: 1 BB: 1 P: 21	R: 0 E: 0 K: 0 S: 5	H: 1 LOB: 1 BB: 0 P: 7	R: 2 E: 0 K: 1 S: 12	H: 2 LOB: 0 BB: 0 P: 16	R: 0 E: 0 K: 0 S: 9	H: 0 LOB: 2 BB: 2 P: 21	R: 1 E: 0 K: 0 S: 11	H: 2 LOB: 1 BB: 0 P: 20	R: 0 E: 0 K: 0 S: 7	H: 1 LOB: 1 BB: 0 P: 11		1B: 4 2B: 0 3B: 0 HR: 3	SF: 0 SAC: 0 DP: 0 HBP: 0	WP: 0 PB: 0 SB: 3 CS: 0	PA: 37						
PITCHER	IP	WLS	BF	H	R	ER	SO	BB	IBB	HBP	BLK	WP	HR	S	P	ERA	WHIP										
Melido Perez, R (1, 1) ERA: 5.36	6.0		28	4	2	2	3	6	0	0	0	0	1	64	115	3.00	1.667										
Donn Pall, R (7, 1) ERA: 3.08	2.0	L	9	3	1	1	0	0	0	0	0	0	1	18	31	4.50	1.500										

Batter	1	2	3	4	5	6	7	8	9	AB	R	H	RBI	BB	SO	LOB	TOP										
Sammy Sosa, R OBP: 0.291, SLG: 0.374 (1, 7)	1-3 K		2-2 1B			2-2 1B			1-0 L7	4	0	2	0	0	1	0	Chicago White Sox @ Toronto Blue Jays SkyDome, Toronto, ON Wed Aug 30 1989, 7:05 PM EDT Att: 49,435 - Unknown - 70 F livebaseballscorecards.com										
Scott Fletcher, R OBP: 0.336, SLG: 0.299 (1, 6)	0-2 L9		0-2 F7			1-1 G5-3			0-0 1B	4	0	1	0	0	0	3											
Ivan Calderon, R OBP: 0.333, SLG: 0.445 (1, 9)	3-2 G3			1-0 F9					0-2 G6-4-3	4	0	0	0	0	1	1											
Carlton Fisk, R OBP: 0.343, SLG: 0.476 (1, 2)		0-2 P1		1-1 G1-3					0-1 G6-3	3	0	0	0	0	0	0											
Carlos Martinez, R OBP: 0.338, SLG: 0.404 (1, 5)		0-0 G5-3		1-3 K					1-2 G4-3	3	0	0	0	0	1	0											
Russ Morman, R OBP: 0.309, SLG: 0.265 Lance Johnson, L OBP: 0.383, SLG: 0.413 (1, 3) (8, 7)		2-2 F9			1-3 K				2-2 L7	2	0	0	0	0	1	0											
Ron Karkovics, R OBP: 0.317, SLG: 0.423 (1, 10)			3-2 SH5-4 2B		0-1 G5-3				2-3 K	3	1	1	0	0	1	0											
Steve Lyons, L OBP: 0.311, SLG: 0.323 (1, 4)			1-0 SH5-4		2-3 K				2-0 1B	2	0	1	0	0	1	0											
Dave Gallagher, R OBP: 0.328, SLG: 0.317 (1, 8)			2-2 1B CS 2B			1-1 G1-3			0-0 G4-3	3	0	1	1	0	0	1											
Inning Stats	R: 0 E: 0 K: 1 S: 12	H: 0 LOB: 0 BB: 0 P: 16	R: 0 E: 0 K: 0 S: 7	H: 0 LOB: 0 BB: 0 P: 9	R: 1 E: 0 K: 0 S: 14	H: 3 LOB: 1 BB: 0 P: 22	R: 0 E: 0 K: 1 S: 6	H: 0 LOB: 0 BB: 0 P: 9	R: 0 E: 0 K: 2 S: 11	H: 0 LOB: 0 BB: 0 P: 14	R: 0 E: 0 K: 1 S: 7	H: 1 LOB: 0 BB: 0 P: 11	R: 0 E: 0 K: 1 S: 11	H: 0 LOB: 0 BB: 0 P: 14	R: 0 E: 0 K: 1 S: 8	H: 1 LOB: 1 BB: 0 P: 14		R: 0 E: 0 K: 0 S: 5	H: 1 LOB: 0 BB: 0 P: 6	1B: 4 2B: 2 3B: 0 HR: 0	SF: 0 SAC: 1 DP: 1 HBP: 0	WP: 0 PB: 0 SB: 0 CS: 1	PA: 30				
PITCHER	IP	WLS	BF	H	R	ER	SO	BB	IBB	HBP	BLK	WP	HR	S	P	ERA	WHIP										
Jimmy Key, L ERA: 3.72 Duane Ward, R ERA: 3.95	(1, 1) (8, 1)	7.0 S	23 7	4 2	1 0	1 0	5 1	0 0	0 0	0 0	0 0	0 0	0 0	68 13	95 20	1.29 0.00	0.571 1.000										

Batter	1	2	3	4	5	6	7	8	9	AB	R	H	RBI	BB	SO	LOB	BOTTOM										
Lloyd Moseby, L OBP: 0.293, SLG: 0.345 (1, 10)	2-3 K		3-3 K			0-0 1B			0-0 E3 SH1-3 S	4	0	1	0	0	2	0	Chicago White Sox @ Toronto Blue Jays SkyDome, Toronto, ON Wed Aug 30 1989, 7:05 PM EDT Att: 49,435 - Unknown - 70 F livebaseballscorecards.com										
Mookie Wilson, S OBP: 0.286, SLG: 0.344 (1, 8)	4-2 BB BB		0-0 HR		2-2 L4-3 1B				0-1 SH1-3	2	1	1	1	1	0	1											
George Bell, R OBP: 0.340, SLG: 0.473 (1, 7)	2-0 F8		1-1 G5-3		3-2 1B				0-0 L5	4	0	1	0	0	0	2											
Fred McGriff, L OBP: 0.400, SLG: 0.581 (1, 3)	4-1 1B		1-1 G1-3		3-0 G4-3				3-1 P5	3	0	0	0	1	0	2											
Ernie Whitt, L OBP: 0.367, SLG: 0.441 (1, 2)	2-2 G4-3			0-0 F9					1-2 1B 2B	3	1	1	0	1	0	2											
Tony Fernandez, S OBP: 0.281, SLG: 0.373 (1, 6)		1-0 P6		3-1 F9		1-3 K2-3			1-2 G3-6	4	0	0	0	0	1	2											
Kelly Gruber, R OBP: 0.328, SLG: 0.438 (1, 5)		1-0 P4		1-0 1B		0-2 P4			1-0 P2	4	0	1	0	0	0	1											
Nelson Liriano, S OBP: 0.325, SLG: 0.371 (1, 4)		2-2 1B		4-1 1B		1-2 1B			1-2 1B	2	0	2	1	1	0	0											
Junior Felix, S OBP: 0.314, SLG: 0.389 (1, 9)		1-2 G4-3		1-1 F9		1-0 F8				3	0	0	0	0	0	4											
Inning Stats	R: 0 E: 0 K: 1 S: 10	H: 0 LOB: 2 BB: 2 P: 24	R: 0 E: 0 K: 0 S: 8	H: 1 LOB: 0 BB: 0 P: 13	R: 1 E: 0 K: 1 S: 9	H: 1 LOB: 0 BB: 0 P: 14	R: 0 E: 0 K: 0 S: 7	H: 1 LOB: 2 BB: 1 P: 16	R: 0 E: 0 K: 0 S: 10	H: 2 LOB: 1 BB: 0 P: 18	R: 1 E: 0 K: 1 S: 13	H: 2 LOB: 1 BB: 0 P: 17	R: 0 E: 1 K: 0 S: 6	H: 0 LOB: 1 BB: 0 P: 9	R: 0 E: 0 K: 0 S: 6	H: 0 LOB: 0 BB: 1 P: 12		1B: 5 2B: 2 3B: 0 HR: 1	SF: 0 SAC: 1 DP: 2 HBP: 0	WP: 0 PB: 0 SB: 1 CS: 0	PA: 34						
PITCHER	IP	WLS	BF	H	R	ER	SO	BB	IBB	HBP	BLK	WP	HR	S	P	ERA	WHIP										
Richard Dotson, R ERA: 4.99	(1, 1)	8.0 L	34 34	7 2	2 2	2 2	3 3	4 4	0 0	0 0	0 0	0 0	1 1	69 69	123 123	2.25 2.25	1.375 1.375										


Batter	1	2	3	4	5	6	7	8	9	AB	R	H	RBI	BB	SO	LOB	TOP			
Lance Johnson, L (1, 7) OBP: 0.365, SLG: 0.392	E5 SH1-3 2B		B1-3		6-3		1-3			4	1	0	0	0	0	0	Chicago White Sox @ Toronto Blue Jays SkyDome, Toronto, ON Thu Aug 31 1989, 3:33 AM EDT Att: 49,422 - Unknown			
Scott Fletcher, R (1, 6) OBP: 0.336, SLG: 0.302	SH1-3 2-3				6-3			6-3		3	0	1	0	0	0	0				
Ivan Calderon, R (1, 10) OBP: 0.333, SLG: 0.445			L4		1-3			K		4	0	1	1	0	1	1				
Greg Walker, L (1, 3) OBP: 0.290, SLG: 0.339	P4		P6					G6-3		4	0	0	0	0	1	2				
Daryl Boston, L (1, 9) OBP: 0.319, SLG: 0.359										2	0	2	0	2	0	0				
Carlos Martinez, R (1, 5) OBP: 0.341, SLG: 0.405	P3									4	0	2	0	0	1	3				
Steve Lyons, L (1, 4) OBP: 0.308, SLG: 0.320										3	0	0	0	0	0	3				
Ron Karkovice, R (1, 2) OBP: 0.310, SLG: 0.413	G3									4	0	0	0	0	1	4				
Dave Gallagher, R (1, 8) OBP: 0.325, SLG: 0.315	F8									4	0	0	0	0	0	4				
Inning Stats	R: 1 E: 1 K: 0 S: 13	H: 1 LOB: 2 BB: 1 P: 24	R: 0 E: 0 K: 0 S: 5	H: 0 LOB: 0 BB: 0 P: 8	R: 0 E: 0 K: 0 S: 6	H: 1 LOB: 2 BB: 1 P: 6	R: 0 E: 0 K: 0 S: 6	H: 0 LOB: 0 BB: 0 P: 10	R: 0 E: 0 K: 2 S: 12	H: 1 LOB: 1 BB: 0 P: 14	R: 0 E: 0 K: 0 S: 6	H: 0 LOB: 0 BB: 0 P: 9	R: 0 E: 0 K: 1 S: 7	H: 0 LOB: 0 BB: 0 P: 14	R: 0 E: 0 K: 1 S: 10	H: 2 LOB: 2 BB: 0 P: 14	1B: 4 2B: 2 3B: 0 HR: 0	SF: 0 SAC: 2 DP: 0 HBP: 0	WP: 0 PB: 0 CS: 0	PA: 36
PITCHER	IP WLS BF H R ER SO BB IBB HBP BLK WP HR S P ERA WHIP																			
Dave Stieb, R (1, 1) ERA: 3.62	6.0 W 25 4 1 0 2 2 0 0 0 0 0 49 74 0.00 1.000																			
Jim Acker, R (7, 1) ERA: 2.49	2.0 6 0 0 0 1 0 0 0 0 0 0 13 23 0.00 0.000																			
Tom Henke, R (9, 1) ERA: 2.18	1.0 5 2 0 0 1 0 0 0 0 0 0 10 14 0.00 2.000																			

Batter	1	2	3	4	5	6	7	8	9	AB	R	H	RBI	BB	SO	LOB	BOTTOM	
Mookie Wilson, S (1, 8) OBP: 0.269, SLG: 0.346	G6-4-3 3B 1B									4	1	2	0	0	0	2	Chicago White Sox @ Toronto Blue Jays SkyDome, Toronto, ON Thu Aug 31 1989, 3:33 AM EDT Att: 49,422 - Unknown	
Manuel Lee, S (1, 4) OBP: 0.302, SLG: 0.348	G3 1-H 3B									3	2	1	1	1	0	1		
George Bell, R (1, 7) OBP: 0.339, SLG: 0.477	G3 3-H									4	1	1	3	0	0	1		
Fred McGriff, L (1, 3) OBP: 0.397, SLG: 0.575	P6									4	0	0	0	0	2	0		
Kelly Gruber, R (1, 5) OBP: 0.327, SLG: 0.439	WP 1B 2B									4	1	1	0	0	0	0		
Tony Fernandez, S (1, 6) OBP: 0.281, SLG: 0.372	F8 2-H 1B									4	0	1	1	0	0	0		
Pat Borders, R (1, 2) OBP: 0.301, SLG: 0.365	5-3									3	0	2	0	0	0	1		
Lee Mazzilli, S (1, 9) OBP: 0.374, SLG: 0.412										3	0	1	0	0	0	1		
Nelson Liriano, S (1, 10) OBP: 0.325, SLG: 0.369										2	0	0	0	1	0	3		
Inning Stats	R: 3 E: 0 K: 0 S: 13	H: 4 LOB: 1 BB: 0 P: 21	R: 0 E: 0 K: 0 S: 4	H: 0 LOB: 0 BB: 1 P: 10	R: 0 E: 0 K: 0 S: 7	H: 0 LOB: 0 BB: 0 P: 10	R: 0 E: 0 K: 0 S: 10	H: 2 LOB: 2 BB: 0 P: 15	R: 0 E: 0 K: 1 S: 9	H: 0 LOB: 0 BB: 0 P: 14	R: 0 E: 0 K: 0 S: 7	H: 1 LOB: 1 BB: 0 P: 12	R: 2 E: 0 K: 1 S: 10	H: 1 LOB: 0 BB: 1 P: 19	1B: 6 2B: 1 3B: 1 HR: 1	SF: 0 SAC: 0 DP: 2 HBP: 0	WP: 1 PB: 0 CS: 0	PA: 33
PITCHER	IP WLS BF H R ER SO BB IBB HBP BLK WP HR S P ERA WHIP																	
Steve Rosenberg, L (1, 1) ERA: 4.84	8.0 L 33 9 5 5 2 2 0 0 0 1 1 67 109 5.62 1.375																	

Batter	1	2	3	4	5	6	7	8	9	AB	R	H	RBI	BB	SO	LOB	TOP								
Phil Bradley, R OBP: 0.362, SLG: 0.414 (1, 7)	G6-3		K		FC5-4			G6-3		4	0	0	0	0	1	1									
Mike Deversaux, R OBP: 0.334, SLG: 0.379 (1, 8)	CS S BB			F 1B G6-3 1B		F9		F9		3	1	1	0	1	0	0									
Cal Ripken Jr., R OBP: 0.323, SLG: 0.408 (1, 6)	1-3 1B			P6		G6-3		F7		4	0	1	0	0	0	1									
Joe Orsulak, L OBP: 0.350, SLG: 0.428 (1, 9)	F7			E8 G6-3 1B		G4-3		F7		4	0	1	0	0	0	1									
Randy Milligan, R OBP: 0.405, SLG: 0.459 (1, 3)		G1-6-3 1B		G6-3				F8		3	0	1	1	0	0	1									
Larry Sheets, L OBP: 0.298, SLG: 0.358 (1, 10)	F7			F7				F8		3	0	0	0	0	0	2									
Craig Worthington, R OBP: 0.339, SLG: 0.394 (1, 5)		G1-6-3			K			G1-3		3	0	0	0	0	1	1									
Bob Melvin, R OBP: 0.293, SLG: 0.314 (1, 2)			F8		K			G4-3		3	0	0	0	0	1	0									
Tim Hulett, R OBP: 0.306, SLG: 0.333 (1, 4)					E5 FC5-4			F7		2	0	0	0	0	0	0									
Stan Jefferson, S OBP: 0.202, SLG: 0.337 (8, PH)										1	0	0	0	0	0	0									
Rene Gonzales, R OBP: 0.262, SLG: 0.257 (8, 4)										0	0	0	0	0	0	0									
Inning Stats	R: 0 E: 0 K: 0 S: 15	H: 1 LOB: 1 BB: 1 P: 26	R: 0 E: 0 K: 0 S: 7	H: 1 LOB: 0 BB: 0 P: 13	R: 0 E: 0 K: 1 S: 10	H: 0 LOB: 0 BB: 0 P: 14	R: 1 E: 1 K: 0 S: 10	H: 2 LOB: 1 BB: 0 P: 18	R: 0 E: 0 K: 2 S: 10	H: 0 LOB: 1 BB: 0 P: 17	R: 0 E: 0 K: 0 S: 6	H: 0 LOB: 0 BB: 0 P: 9	R: 0 E: 0 K: 0 S: 6	H: 0 LOB: 0 BB: 0 P: 10	R: 0 E: 0 K: 0 S: 9	H: 0 LOB: 0 BB: 0 P: 13	R: 0 E: 0 K: 0 S: 5	H: 0 LOB: 0 BB: 0 P: 7	1B: 4 2B: 0 3B: 0 HR: 0	SF: 0 SAC: 0 DP: 1 HBP: 0	WP: 0 PB: 0 SB: 1 CS: 1	PA: 31			
PITCHER	IP	WLS	BF	H	R	ER	SO	BB	IBB	HBP	BLK	WP	HR	S	P	ERA	WHIP								
Eric King, R ERA: 3.61 (1, 1)	7.0	W	25	4	1	0	3	1	0	0	0	0	0	64	107	0.00	0.714								
Shawn Hillegas, R ERA: 4.7 (8, 1)	2.0		6	0	0	0	0	0	0	0	0	0	0	14	20	0.00	0.000								

Baltimore Orioles @ Chicago White Sox
Comiskey Park, Chicago, IL
Fri Sep 01 1989, 8:05 PM EDT
Att: 11,574 - Unknown - 74 F


AB 30
R 1
H 4
RBI 1
BB 1
SO 3
LOB 7





Batter	1	2	3	4	5	6	7	8	9	AB	R	H	RBI	BB	SO	LOB	BOTTOM								
Lance Johnson, L OBP: 0.378, SLG: 0.405 (1, 7)	BB S HR 1B	G1-3			F9		S SF7 1B	1-2 1B		5	2	3	0	0	0	0									
Scott Fletcher, R OBP: 0.335, SLG: 0.301 (1, 4)	F9	F8			L6		SF7	G6-4-3 1B		4	0	1	2	0	0	1									
Ivan Calderon, R OBP: 0.332, SLG: 0.443 (1, 10)	E1 BB HR 1B		G5-3				P3	G6-4-3 1B		5	1	1	0	0	0	3									
Carlton Fisk, R OBP: 0.345, SLG: 0.474 (1, 2)	HR BB		F9		F8			1B 1B		3	2	1	0	1	0	1									
Daryl Boston, L OBP: 0.323, SLG: 0.379 (1, 9)			F9				G3-1	1B 1B		4	2	2	4	0	0	0									
Dave Gallagher, R OBP: 0.325, SLG: 0.315 (9, 9)	HR							1-3 1B 1B		0	0	0	0	0	0	0									
Carlos Martinez, R OBP: 0.346, SLG: 0.414 (1, 5)	1B			P2		1B 2B		1B 1B		4	1	3	1	0	0	0									
Steve Lyons, L OBP: 0.310, SLG: 0.322 (1, 3)	F8			F7		G4-6-3 1B		1B FC4-6 1B		4	1	2	1	0	0	1									
Sammy Sosa, R OBP: 0.298, SLG: 0.378 (1, 8)	F8				G4-6-3			FC4-6 1B		4	0	2	1	0	0	3									
Ozzie Guillen, L OBP: 0.274, SLG: 0.323 (1, 6)		F9					K	FC4-6 1B		4	1	0	1	0	1	2									
Russ Morman, R OBP: 0.309, SLG: 0.265 (9, 3)				P6						0	0	0	0	0	0	0									
Inning Stats	R: 4 E: 1 K: 0 S: 15	H: 3 LOB: 1 BB: 1 P: 29	R: 0 E: 0 K: 0 S: 8	H: 0 LOB: 0 BB: 0 P: 11	R: 0 E: 0 K: 0 S: 9	H: 0 LOB: 0 BB: 0 P: 17	R: 0 E: 0 K: 0 S: 15	H: 1 LOB: 1 BB: 0 P: 21	R: 0 E: 0 K: 0 S: 9	H: 1 LOB: 1 BB: 0 P: 15	R: 0 E: 0 K: 0 S: 6	H: 2 LOB: 1 BB: 0 P: 8	R: 1 E: 0 K: 1 S: 10	H: 1 LOB: 0 BB: 0 P: 17	R: 5 E: 0 K: 0 S: 19	H: 7 LOB: 1 BB: 0 P: 27	1B: 13 2B: 1 3B: 0 HR: 1	SF: 1 SAC: 0 DP: 2 HBP: 0	WP: 0 PB: 0 SB: 3 CS: 0	PA: 39					
PITCHER	IP	WLS	BF	H	R	ER	SO	BB	IBB	HBP	BLK	WP	HR	S	P	ERA	WHIP								
Bob Milacki, R ERA: 4.07 (1, 1)	7.0	L	30	8	5	4	1	1	0	0	0	0	0	72	118	5.14	1.286								
Mickey Weston, R ERA: 7.99 (8, 1)	0.1		8	7	5	5	0	0	0	0	0	0	0	18	26	135.00	21.000								
Kevin Hickey, L ERA: 2.89 (8, 1)	0.2		1	0	0	0	0	0	0	0	0	0	0	1	1	0.00	0.000								

Baltimore Orioles @ Chicago White Sox
Comiskey Park, Chicago, IL
Fri Sep 01 1989, 8:05 PM EDT
Att: 11,574 - Unknown - 74 F

AB 37
R 10
H 15
RBI 10
BB 1
SO 1
LOB 11



Batter	1	2	3	4	5	6	7	8	9	AB	R	H	RBI	BB	SO	LOB	TOP
Mike Devereaux, R OBP: 0.335, SLG: 0.377 (1, 8)	4-1 G5-3 SF7 BB	2-3 K		1-1 CS 1-2	1-0 CS 1B		0-1 G5-3		3-1 FC6-4 1-2	4	1	1	0	1	1	3	Baltimore Orioles @ Chicago White Sox Comiskey Park, Chicago, IL Sat Sep 02 1989, 8:05 PM EDT Att: 17,678 - Unknown AB 32 R 2 H 9 RBI 2 BB 2 SO 4 LOB 14 
Phil Bradley, R OBP: 0.361, SLG: 0.412 (1, 7)	3-2 G5-3 1-3		0-1 G2-3 1B		1-1 G5-3 1-2		1-0 L9			4	0	1	0	0	0	2	
Cal Ripken Jr., R OBP: 0.323, SLG: 0.408 (1, 6)	0-1 SF7 3-H 2-0		2-0 G2-3 1-2		2-2 1B			1-1 G6-3		3	0	1	1	0	0	1	
Keith Moreland, R OBP: 0.336, SLG: 0.377 (1, 10)			1-0 G1-3		0-0 G1-3			1-3 K		4	0	0	0	0	1	2	
Randy Milligan, R OBP: 0.408, SLG: 0.462 (1, 3)		2-2 SH5-4 1B						0-0 1B		3	1	2	0	1	0	0	
Craig Worthington, R OBP: 0.335, SLG: 0.383 (1, 5)		2-2 1B SH5-4 FC5-2 1B		3-2 G4-3				0-0 G6-3		4	0	1	0	0	0	3	
Bob Melvin, R OBP: 0.293, SLG: 0.314 (1, 2)		0-1 SH5-4 1-2 2-3		3-1 G5-3			1-2 1B		2-2 F8	3	0	1	0	0	0	0	
Tim Hulett, R OBP: 0.300, SLG: 0.324 (1, 4)		2-0 FC5-2 1B 2-3 3-H		2-2 F9			2-3 K		3-1 F8	4	0	1	1	0	1	1	
Stan Jefferson, S OBP: 0.214, SLG: 0.337 (9, PR)			1-0 FC5-2 1-2 3-H		1-0 CS 1B				2-2 FC6-4 HBP	3	0	1	0	0	1	2	
Steve Finley, L OBP: 0.295, SLG: 0.311 (9, 9)							2-3 K			0	0	0	0	0	0	0	
Inning Stats	R: 1 E: 0 K: 0 S: 7	H: 0 LOB: 0 BB: 1 P: 16	R: 1 E: 0 K: 1 S: 13	H: 3 LOB: 2 BB: 0 P: 22	R: 0 E: 0 K: 0 S: 8	H: 1 LOB: 0 BB: 1 P: 14	R: 0 E: 0 K: 0 S: 7	H: 2 LOB: 1 BB: 0 P: 11	R: 0 E: 0 K: 1 S: 10	H: 0 LOB: 0 BB: 0 P: 10	R: 0 E: 0 K: 1 S: 8	H: 1 LOB: 1 BB: 0 P: 10	R: 0 E: 0 K: 0 S: 10	H: 0 LOB: 0 BB: 0 P: 20	1B: 9 2B: 0 3B: 0 HR: 0	SF: 1 SAC: 1 DP: 0 HBP: 1	WP: 0 PA: 38 PB: 0 SB: 1 CS: 2
PITCHER Greg Hibbard, L ERA: 3.06 (1, 1)	IP: 9.0 WLS: L BF: 37 H: 9 R: 2 ER: 2 SO: 4 BB: 2 IBB: 0 HBP: 1 BLK: 0 WP: 0 HR: 0 S: 77 P: 137 ERA: 2.00 WHIP: 1.222																

Batter	1	2	3	4	5	6	7	8	9	AB	R	H	RBI	BB	SO	LOB	BOTTOM				
Lance Johnson, L OBP: 0.368, SLG: 0.386 (1, 7)	0-0 F7	0-1 G4-3			4-1 WP BB		2-2 G4-3		0-3 K2-3 1-2	4	0	0	0	1	1	3	Baltimore Orioles @ Chicago White Sox Comiskey Park, Chicago, IL Sat Sep 02 1989, 8:05 PM EDT Att: 17,678 - Unknown AB 31 R 1 H 6 RBI 1 BB 8 SO 6 LOB 21 				
Scott Fletcher, R OBP: 0.337, SLG: 0.301 (1, 4)	4-2 BB BB		0-1 G4-6-3 1B		2-2 F8 1-2		0-0 P4		4-0 BB	3	0	1	0	2	0	1					
Ivan Calderon, R OBP: 0.329, SLG: 0.439 (1, 10)	2-3 K		0-0 G4-6-3 1-2		1-2 P6			1-0 G6-3	2-2 G6-3	5	0	0	0	0	1	5					
Carlton Fisk, R OBP: 0.350, SLG: 0.473 (1, 2)	4-1 BB 1-2 BB		4-1 BB BB		4-0 BB BB			1-2 F9		1	0	0	0	3	0	0					
Daryl Boston, L OBP: 0.327, SLG: 0.390 Dave Gallagher, R OBP: 0.325, SLG: 0.315 (9, 9)	2-3 K		4-0 BB 1-2 BB		3-2 G3-1			0-2 1B 3B		3	1	1	0	1	1	4					
Carlos Martinez, R OBP: 0.352, SLG: 0.419 (1, 5)		1-2 FC4-6 1B		0-2 F9			0-0 CS 1B	2-2 1B 3-H		4	0	3	1	0	0	2					
Steve Lyons, L OBP: 0.307, SLG: 0.319 (1, 3)		0-1 FC4-6 1-2		2-1 G6-3			1-2 P4		0-0 P2	4	0	0	0	0	0	3					
Sammy Sosa, R OBP: 0.296, SLG: 0.369 (1, 8)		4-1 BB 1-2 BB		2-3 K			3-3 K 1-2		1-0 B1-3	3	0	0	0	1	2	1					
Ozzie Guillen, L OBP: 0.274, SLG: 0.322 (1, 6)		1-3 K		1-2 L1-3			2-1 G4-3		0-1 BLK 1B	4	0	1	0	0	1	2					
Inning Stats	R: 0 E: 0 K: 2 S: 12	H: 0 LOB: 2 BB: 2 P: 24	R: 0 E: 0 K: 1 S: 13	H: 1 LOB: 1 BB: 1 P: 19	R: 0 E: 0 K: 0 S: 7	H: 1 LOB: 2 BB: 2 P: 15	R: 0 E: 0 K: 1 S: 8	H: 0 LOB: 0 BB: 0 P: 13	R: 0 E: 0 K: 0 S: 10	H: 0 LOB: 0 BB: 0 P: 24	R: 0 E: 0 K: 1 S: 7	H: 1 LOB: 1 BB: 0 P: 11	R: 0 E: 0 K: 0 S: 6	H: 0 LOB: 0 BB: 0 P: 10	R: 1 E: 0 K: 0 S: 12	H: 2 LOB: 1 BB: 0 P: 16	R: 0 E: 0 K: 1 S: 10	H: 1 LOB: 2 BB: 1 P: 17	1B: 5 2B: 1 3B: 1 HR: 0	SF: 0 SAC: 0 DP: 2 HBP: 0	WP: 1 PA: 39 PB: 0 SB: 0 CS: 1
PITCHER Pete Harnisch, R ERA: 4.32 Brian Holton, R ERA: 4.12 Mark Thurmond, L ERA: 3.6 Mark Williamson, R ERA: 3.16 Gregg Olson, R ERA: 2.0 (8, 1)	IP: 4.0 WLS: W BF: 7 H: 1 R: 0 ER: 0 SO: 1 BB: 1 IBB: 0 HBP: 0 BLK: 0 WP: 1 HR: 0 S: 16 P: 30 ERA: 0.00 WHIP: 1.000																				

Batter	1	2	3	4	5	6	7	8	9	AB	R	H	RBI	BB	SO	LOB	TOP					
Phil Bradley, R OBP: 0.362, SLG: 0.411 (1, 7)	4-1 SH1-3 BB		0-1 G6-3			4-2 1B G6-4-3 BB		2-2 L4		2	1	0	0	2	0	0	Baltimore Orioles @ Chicago White Sox Comiskey Park, Chicago, IL Sun Sep 03 1989, 4:33 AM EDT Att: 17,101 - Unknown					
Steve Finley, L OBP: 0.301, SLG: 0.318 (1, 8)	0-0 SH1-3		1-1 L3			0-0 G6-4-3 1B		3-2 1B		3	0	2	0	0	0	0						
Cal Ripken Jr., R OBP: 0.321, SLG: 0.405 (1, 6)	0-3 K		2-2 F7			0-1 G6-4-3 1-2 3-H 1-2		0-1 L7		4	0	0	0	0	1	3						
Joe Orsulak, L OBP: 0.349, SLG: 0.426 (1, 9)	2-2 F7			2-0 P6		1-2 1B		1-0 P6		4	0	1	0	0	0	2						
Randy Milligan, R OBP: 0.404, SLG: 0.455 (1, 3)		2-3 K		2-1 F9		1-3 K		3-2 L6		4	0	0	0	0	2	1						
Larry Sheets, L OBP: 0.297, SLG: 0.357 (1, 10)		3-2 E6 1B WP		0-0 P5			1-2 L7		0-2 G1	4	1	1	0	0	0	0						
Craig Worthington, R OBP: 0.339, SLG: 0.383 (1, 5)		3-2 1B 2-H 1B			2-3 K		4-2 BB		4-0 BB	2	0	1	1	2	1	0						
Jamie Quirk, L OBP: 0.242, SLG: 0.232 (1, 2)		1-3 K			0-3 K		2-2 F8		0-1 G1-3	2	0	0	0	0	2	1						
Jim Traber, L OBP: 0.391, SLG: 0.311 (7, PH)										1	0	0	0	0	0	1						
Bob Melvin, R OBP: 0.292, SLG: 0.313 (7, 2)										1	0	0	0	0	0	1						
Rene Gonzales, R OBP: 0.265, SLG: 0.260 (1, 4)		2-2 1B			1-3 K		0-3 K			2	0	1	0	0	1	0						
Mickey Tettleton, S OBP: 0.351, SLG: 0.321 (7, PH)										1	0	0	0	0	1	1						
Tim Lulett, R OBP: 0.300, SLG: 0.324 (7, 4)										0	0	0	0	0	0	0						
Inning Stats	R: 0 E: 0 K: 1 S: 9	H: 0 LOB: 1 BB: 1 P: 15	R: 1 E: 1 K: 2 S: 20	H: 3 LOB: 2 BB: 0 P: 31	R: 0 E: 0 K: 0 S: 7	H: 0 LOB: 0 BB: 0 P: 10	R: 0 E: 0 K: 0 S: 4	H: 0 LOB: 0 BB: 0 P: 8	R: 0 E: 0 K: 3 S: 10	H: 0 LOB: 0 BB: 0 P: 13	R: 1 E: 0 K: 1 S: 12	H: 2 LOB: 1 BB: 1 P: 18	R: 0 E: 0 K: 1 S: 13	H: 0 LOB: 1 BB: 1 P: 20	R: 0 E: 0 K: 0 S: 10	H: 1 LOB: 1 BB: 0 P: 16	R: 0 E: 0 K: 0 S: 8	H: 0 LOB: 1 BB: 1 P: 15	1B: 6 2B: 0 3B: 0 HR: 0	SF: 0 SAC: 1 DP: 1 HBP: 0	WP: 1 PB: 0 SB: 0 CS: 0	PA: 35
PITCHER	IP WLS BF H R ER SO BB IBB HBP BLK WP HR S P ERA WHIP	IP WLS BF H R ER SO BB IBB HBP BLK WP HR S P ERA WHIP																				
Melido Perez, R ERA: 5.23 (1, 1)	7.1 W 29 6 2 2 8 3 0 0 0 1 0 82 127 2.46 1.227																					
Bobby Thigpen, R ERA: 3.68 (8, 1)	1.2 S 6 0 0 0 0 1 0 0 0 0 0 11 19 0.00 0.600																					

AB	30
R	2
H	6
RBI	1
BB	4
SO	8
LOB	10



Batter	1	2	3	4	5	6	7	8	9	AB	R	H	RBI	BB	SO	LOB	BOTTOM			
Dave Gallagher, R OBP: 0.325, SLG: 0.314 (1, 7)	1-2 P3		4-2 1B BB		1-0 F8		1-0 SH1-3			2	1	0	0	1	0	0	Baltimore Orioles @ Chicago White Sox Comiskey Park, Chicago, IL Sun Sep 03 1989, 4:33 AM EDT Att: 17,101 - Unknown			
Scott Fletcher, R OBP: 0.337, SLG: 0.301 (1, 4)	1-1 L9		0-1 1B		0-1 L9		3-2 F8			4	1	1	1	0	0	1				
Ivan Calderon, R OBP: 0.328, SLG: 0.436 (1, 9)	3-1 G6-3		4-1 1B BB		1-0 F8		0-0 G1-3			3	0	0	0	1	0	1				
Steve Lyons, L OBP: 0.307, SLG: 0.319 (8, 3)										0	0	0	0	0	0	0				
Carlton Fisk, R OBP: 0.352, SLG: 0.473 (1, 10)		0-0 F9	1-1 1B		2-2 G4-3 1B		2-2 G6-3			4	0	2	2	0	0	0				
Carlos Martinez, R OBP: 0.347, SLG: 0.413 (1, 5)		3-3 K		2-0 G3		2-1 G4-3		2-2 F7		4	0	0	0	0	1	1				
Sammy Sosa, R OBP: 0.310, SLG: 0.400 (1, 8)		3-1 CS 1B		2-1 HR		4-0 IBB		1-2 P5		3	1	2	1	1	0	0				
Russ Morman, R OBP: 0.309, SLG: 0.265 (1, 3)		3-1 CS	1-2 G1-3		0-0 FC4-2 3B		0-3 K			0	0	0	0	0	0	0				
Lance Johnson, L OBP: 0.367, SLG: 0.407 (2, PH)					1-2 FC4-2 3B					3	0	1	0	0	1	2				
Ron Karkovice, R OBP: 0.310, SLG: 0.407 (1, 2)			4-1 WP 1B BB		1-2 FC4-2		3-3 K			2	1	0	0	1	1	3				
Ozzie Guillen, L OBP: 0.274, SLG: 0.322 (1, 6)			2-2 P6		3-1 B2-3		0-1 SH1-3 1B			3	0	1	0	0	0	2				
Inning Stats	R: 0 E: 0 K: 0 S: 7	H: 0 LOB: 0 BB: 0 P: 12	R: 0 E: 0 K: 1 S: 10	H: 1 LOB: 0 BB: 0 P: 19	R: 3 E: 0 K: 0 S: 18	H: 2 LOB: 2 BB: 3 P: 34	R: 1 E: 0 K: 0 S: 9	H: 2 LOB: 1 BB: 0 P: 14	R: 0 E: 0 K: 2 S: 15	H: 1 LOB: 2 BB: 1 P: 25	R: 0 E: 0 K: 0 S: 8	H: 1 LOB: 1 BB: 0 P: 11	R: 0 E: 0 K: 0 S: 9	H: 0 LOB: 0 BB: 0 P: 14	R: 0 E: 0 K: 0 S: 8	H: 0 LOB: 0 BB: 0 P: 14	1B: 5 2B: 0 3B: 1 HR: 1	SF: 0 SAC: 1 DP: 0 HBP: 0	WP: 1 PB: 0 SB: 0 CS: 1	PA: 34
PITCHER	IP WLS BF H R ER SO BB IBB HBP BLK WP HR S P ERA WHIP	IP WLS BF H R ER SO BB IBB HBP BLK WP HR S P ERA WHIP																		
Jeff Ballard, L ERA: 3.62 (1, 1)	6.1 L 28 7 4 4 3 3 0 0 0 0 0 67 114 5.68 1.579																			
Dave Schmidt, R ERA: 5.21 (7, 1)	1.2 S 5 0 0 0 0 0 0 0 0 0 0 13 21 0.00 0.000																			

AB	28
R	4
H	7
RBI	4
BB	4
SO	3
LOB	10




Batter	1	2	3	4	5	6	7	8	9	AB	R	H	RBI	BB	SO	LOB	TOP								
Lloyd Moseby, L (1, 8) OBP: 0.293, SLG: 0.346	G4-3		K		CS	FC6-5 2B	G4-3		F7	5	0	1	0	0	1	3									
Mookie Wilson, S (1, 9) OBP: 0.273, SLG: 0.349	G1-3			L8		P6		K	1B	5	0	1	0	0	0	1									
George Bell, R (1, 7) OBP: 0.334, SLG: 0.467	F9			G6-3		FC6-5 HR		F8	1B	5	1	1	1	0	0	1									
Fred McGriff, L (1, 3)		K			BB	HR		1B	G4-3	3	2	1	2	2	1	2									
Ernie Whitt, L (1, 2) OBP: 0.365, SLG: 0.445	F7			F9		G4-3		E1		4	0	0	0	0	0	2									
Tony Fernandez, S (1, 6) OBP: 0.279, SLG: 0.367	F7					F7 FC1-2 1B		F9	1B	4	0	2	1	0	0	0									
Kelly Gruber, R (1, 5) OBP: 0.329, SLG: 0.449						FC1-2 F7 1B		G5-3	F8	4	0	2	0	0	0	2									
Lee Mazzilli, S (1, 10) OBP: 0.399, SLG: 0.410						F7				3	1	1	0	1	1	3									
Junior Felix, S (9, PR) OBP: 0.379, SLG: 0.389						F7				0	1	0	0	0	0	0									
Nelson Liriano, S (1, 4) OBP: 0.326, SLG: 0.367				L7		FC1-2 CS				4	0	1	1	0	1	4									
Inning Stats	R: 0 E: 0 K: 0 S: 10	H: 0 LOB: 0 BB: 0 P: 15	R: 0 E: 0 K: 1 S: 10	H: 0 LOB: 0 BB: 0 P: 15	R: 0 E: 0 K: 2 S: 9	H: 1 LOB: 1 BB: 0 P: 12	R: 0 E: 0 K: 0 S: 7	H: 0 LOB: 1 BB: 1 P: 14	R: 0 E: 0 K: 0 S: 12	H: 2 LOB: 1 BB: 0 P: 16	R: 2 E: 0 K: 0 S: 14	H: 2 LOB: 1 BB: 0 P: 21	R: 1 E: 0 K: 0 S: 12	H: 2 LOB: 1 BB: 0 P: 20	R: 1 E: 1 K: 1 S: 13	H: 1 LOB: 2 BB: 1 P: 23	R: 1 E: 0 K: 1 S: 11	H: 2 LOB: 2 BB: 1 P: 18	1B: 7 2B: 2 3B: 0 HR: 1	SF: 0 SAC: 0 DP: 0 HBP: 0	WP: 0 PB: 0 SB: 0 CS: 1	PA: 41			
PITCHER	IP	WLS	BF	H	R	ER	SO	BB	IBB	HBP	BLK	WP	HR	S	P	ERA	WHIP								
Richard Dotson, R (1, 1) ERA: 4.92	7.0	L	28	7	3	3	3	1	0	0	0	0	1	74	113	3.86	1.143								
Barry Jones, R (8, 1) ERA: 4.15	0.2		5	1	1	0	1	1	0	0	0	0	0	12	22	0.00	3.000								
Donn Pall, R (8, 1) ERA: 3.14	1.1		7	2	1	1	1	1	0	0	0	0	0	12	19	6.75	2.250								

Toronto Blue Jays @ Chicago White Sox
Comiskey Park, Chicago, IL
Mon Sep 04 1989, 8:05 PM EDT
Alt. 9:318 - Unknown - 76 F

livebaseballscores.com

AB 37
R 5
H 10
RBI 5
BB 3
SO 5
LOB 18




Batter	1	2	3	4	5	6	7	8	9	AB	R	H	RBI	BB	SO	LOB	BOTTOM								
Dave Gallagher, R (1, 9) OBP: 0.327, SLG: 0.315	G6-4-3 1B		P3		F7					4	0	2	1	0	0	2									
Scott Fletcher, R (1, 4) OBP: 0.334, SLG: 0.298	P1			L7		F8	G4-3			4	0	0	0	0	0	3									
Ivan Calderon, R (1, 3) OBP: 0.329, SLG: 0.437	G6-4-3 1-2				1B	G6-3 1B				4	0	2	0	0	0	1									
Carlton Fisk, R (1, 2) OBP: 0.347, SLG: 0.467		G6-3		F9		G6-3		L8		4	0	0	0	0	0	2									
Carlos Martinez, R (1, 5) OBP: 0.346, SLG: 0.411		K			1B	G6-3		P4		4	0	1	0	0	1	0									
Sammy Sosa, R (1, 8) OBP: 0.398, SLG: 0.391					P3		BB SF8 BB		G6-3	3	1	0	0	1	1	2									
Lance Johnson, L (1, 7) OBP: 0.373, SLG: 0.411					FC1-6 1B				G1-4-3	4	1	2	0	0	1	0									
Ron Karkovice, R (1, 10) OBP: 0.313, SLG: 0.409					F8					2	0	1	0	0	0	1									
Daryl Boston, L (7, PH) OBP: 0.333, SLG: 0.393										1	0	1	0	1	0	0									
Ozzie Guillen, L (1, 6) OBP: 0.272, SLG: 0.320					FC1-6				F8	3	0	0	1	0	0	3									
Inning Stats	R: 0 E: 0 K: 0 S: 6	H: 1 LOB: 0 BB: 0 P: 8	R: 0 E: 0 K: 2 S: 7	H: 0 LOB: 0 BB: 0 P: 8	R: 0 E: 0 K: 0 S: 7	H: 1 LOB: 1 BB: 0 P: 12	R: 0 E: 0 K: 0 S: 12	H: 2 LOB: 2 BB: 0 P: 18	R: 0 E: 0 K: 1 S: 11	H: 1 LOB: 1 BB: 0 P: 13	R: 0 E: 0 K: 0 S: 5	H: 1 LOB: 0 BB: 0 P: 9	R: 2 E: 0 K: 0 S: 13	H: 2 LOB: 2 BB: 2 P: 24	R: 0 E: 0 K: 0 S: 7	H: 0 LOB: 0 BB: 0 P: 12	R: 0 E: 0 K: 0 S: 9	H: 1 LOB: 1 BB: 0 P: 14	1B: 9 2B: 0 3B: 0 HR: 0	SF: 1 SAC: 0 DP: 2 HBP: 0	WP: 0 PB: 0 SB: 0 CS: 0	PA: 36			
PITCHER	IP	WLS	BF	H	R	ER	SO	BB	IBB	HBP	BLK	WP	HR	S	P	ERA	WHIP								
Jimmy Key, L (1, 1) ERA: 3.69	6.1	W	25	7	2	2	3	1	0	0	0	0	0	54	80	2.84	1.263								
Tom Henke, R (7, 1) ERA: 2.07	2.2	S	11	2	0	0	0	1	0	0	0	0	0	23	38	0.00	1.125								

Toronto Blue Jays @ Chicago White Sox
Comiskey Park, Chicago, IL
Mon Sep 04 1989, 8:05 PM EDT
Alt. 9:318 - Unknown - 76 F

livebaseballscores.com

AB 33
R 2
H 9
RBI 2
BB 2
SO 3
LOB 14



Batter	1	2	3	4	5	6	7	8	9	AB	R	H	RBI	BB	SO	LOB	TOP								
Mookie Wilson, S (1, 7) OBP: 0.274, SLG: 0.350 Rob Ducey, L (8, 7) OBP: 0.304, SLG: 0.257										5	2	2	0	0	2	2									
Manuel Lee, S (1, 4) OBP: 0.299, SLG: 0.343										4	0	2	2	1	1	0									
George Bell, R (1, 10) OBP: 0.335, SLG: 0.469										4	1	2	1	0	0	1									
Fred McGriff, L (1, 3) OBP: 0.403, SLG: 0.578 John Olerud, L (9, 3) OBP: 1.000, SLG: 1.000											3	2	3	1	2	0									
Kelly Gruber, R (1, 5) OBP: 0.330, SLG: 0.449										5	0	2	1	0	0	6									
Tony Fernandez, S (1, 6) OBP: 0.279, SLG: 0.366										4	0	1	0	0	0	3									
Pat Borders, R (1, 2) OBP: 0.295, SLG: 0.356										4	0	0	0	0	0	3									
Glenallen Hill, R (1, 9) OBP: 0.313, SLG: 0.467										4	0	1	0	0	2	1									
Junior Felix, S (1, 8) OBP: 0.313, SLG: 0.391										4	1	1	0	0	2	2									
Inning Stats	R: 0 E: 0 K: 1 S: 10	H: 0 LOB: 2 BB: 2 P: 22	R: 0 E: 0 K: 1 S: 7	H: 0 LOB: 0 BB: 0 P: 9	R: 1 E: 0 K: 1 S: 10	H: 2 LOB: 0 BB: 0 P: 15	R: 1 E: 0 K: 1 S: 11	H: 3 LOB: 1 BB: 0 P: 14	R: 2 E: 0 K: 0 S: 18	H: 3 LOB: 2 BB: 1 P: 33	R: 0 E: 0 K: 2 S: 10	H: 1 LOB: 1 BB: 0 P: 12	R: 2 E: 0 K: 1 S: 14	H: 3 LOB: 1 BB: 0 P: 20	R: 0 E: 1 K: 0 S: 7	H: 0 LOB: 0 BB: 0 P: 9	R: 0 E: 0 K: 0 S: 12	H: 2 LOB: 1 BB: 0 P: 18	1B: 11 2B: 3 3B: 0 HR: 0	SF: 1 SAC: 0 DP: 3 HBP: 0	WP: 1 PB: 0 SB: 1 CS: 1	PA: 41			
PITCHER	IP	WLS	BF	H	R	ER	SO	BB	IBB	HBP	BLK	WP	HR	S	P	ERA	WHIP								
Steve Rosenberg, L (1, 1) ERA: 4.96	4.0	L	20	8	4	4	4	2	0	0	0	0	0	44	69	9.00	2.500								
Bill Long, R (5, 1) ERA: 4.5	2.0		8	1	0	0	2	1	0	0	0	1	0	22	36	0.00	1.000								
Ken Patterson, L (7, 1) ERA: 4.84	2.0		9	3	2	2	1	0	0	0	0	0	0	21	29	9.00	1.500								
Tom McCarthy, R (9, 1) ERA: 3.34	1.0		4	2	0	0	0	0	0	0	0	0	0	12	18	0.00	2.000								

Toronto Blue Jays @ Chicago White Sox
Comiskey Park, Chicago, IL
Tue Sep.05 1989, 8:05 PM EDT
Att. 7,858 - Unknown - 74 F

livebaseballscorecards.com

AB 37
R 6
H 14
RBI 5
BB 3
SO 7
LOB 18

Batter	1	2	3	4	5	6	7	8	9	AB	R	H	RBI	BB	SO	LOB	BOTTOM								
Lance Johnson, L (1, 7) OBP: 0.358, SLG: 0.394										4	0	0	0	0	0	2									
Scott Fletcher, R (1, 4) OBP: 0.333, SLG: 0.298										4	0	1	0	0	0	1									
Ivan Calderon, R (1, 3) OBP: 0.329, SLG: 0.435										4	1	1	0	0	1	1									
Carlton Fisk, R (1, 2) OBP: 0.344, SLG: 0.462 Ron Karkovics, R (9, 2) OBP: 0.313, SLG: 0.409 Steve Lyons, L (9, FH) OBP: 0.309, SLG: 0.320										3	0	0	0	0	0	0									
Daryl Boston, L (1, 10) OBP: 0.327, SLG: 0.385										4	0	0	0	0	0	1									
Carlos Martinez, R (1, 5) OBP: 0.345, SLG: 0.409										4	0	1	0	0	1	1									
Sammy Sosa, R (1, 8) OBP: 0.301, SLG: 0.382										3	0	0	0	0	0	1									
Ozzie Guillen, L (1, 6) OBP: 0.274, SLG: 0.322										3	0	2	0	0	0	0									
Dave Gallagher, R (1, 9) OBP: 0.326, SLG: 0.314										2	0	0	0	0	0	1									
Inning Stats	R: 0 E: 0 K: 0 S: 8	H: 0 LOB: 0 BB: 0 P: 10	R: 0 E: 0 K: 0 S: 9	H: 1 LOB: 0 BB: 0 P: 15	R: 0 E: 0 K: 0 S: 11	H: 1 LOB: 1 BB: 0 P: 18	R: 0 E: 0 K: 0 S: 9	H: 0 LOB: 0 BB: 0 P: 12	R: 0 E: 0 K: 1 S: 15	H: 1 LOB: 1 BB: 0 P: 22	R: 0 E: 0 K: 0 S: 7	H: 0 LOB: 0 BB: 0 P: 13	R: 0 E: 0 K: 0 S: 11	H: 1 LOB: 1 BB: 0 P: 17	R: 1 E: 0 K: 1 S: 10	H: 2 LOB: 1 BB: 0 P: 15	1B: 6 2B: 0 3B: 0 HR: 0	SF: 0 SAC: 1 DP: 0 HBP: 0	WP: 3 PB: 0 SB: 1 CS: 0	PA: 33					
PITCHER	IP	WLS	BF	H	R	ER	SO	BB	IBB	HBP	BLK	WP	HR	S	P	ERA	WHIP								
Dave Stieb, R (1, 1) ERA: 3.48	7.0	W	24	3	0	0	1	0	0	0	0	0	0	65	98	0.00	0.429								
David Wells, L (8, 1) ERA: 2.54	1.0		4	1	0	0	0	0	0	0	0	2	0	11	17	0.00	1.000								
Duane Ward, R (9, 1) ERA: 3.58	1.0		5	2	1	1	1	0	0	0	0	1	0	10	15	9.00	2.000								

Toronto Blue Jays @ Chicago White Sox
Comiskey Park, Chicago, IL
Tue Sep.05 1989, 8:05 PM EDT
Att. 7,858 - Unknown - 74 F

livebaseballscorecards.com

AB 32
R 1
H 6
RBI 0
BB 0
SO 2
LOB 8

Batter	1	2	3	4	5	6	7	8	9	AB	R	H	RBI	BB	SO	LOB	TOP
Dave Gallagher, R OBP: 0.323, SLG: 0.311 (1, 8)	F7		K		5-3		4-3		FC5-2	5	0	0	0	0	1	2	
Scott Fletcher, R OBP: 0.333, SLG: 0.297 (1, 4)	5-3		1B		3-1			2B 6-3 BB	4-3	4	1	1	0	1	0	2	
Ivan Calderon, R OBP: 0.328, SLG: 0.434 (1, 3)	1B		F9			6-3		6-3 1-3 SF9 2B		4	1	2	0	0	0	1	
Carlton Fisk, R OBP: 0.339, SLG: 0.454 (1, 2)	5-3			5-3		5-3		6-3		4	0	0	1	0	0	2	
Greg Walker, L OBP: 0.285, SLG: 0.333 (1, 10)		F9		F9		1B		SF9		3	0	1	1	0	0	0	
Carlos Martinez, R OBP: 0.342, SLG: 0.415 (1, 5)		HR		1B		6-3		F8		4	1	2	1	0	0	1	
Daryl Boston, L OBP: 0.324, SLG: 0.395 (1, 7)		4-3		P5			HR		K	4	1	1	1	0	1	1	
Sammy Sosa, R OBP: 0.295, SLG: 0.373 (1, 9)					F6					3	0	0	0	0	1	0	
Lance Johnson, L OBP: 0.360, SLG: 0.388 (9, FH)		6-3					K		2B FC5-2 1B	1	0	1	0	0	0	0	
Ozzie Guillen, L OBP: 0.277, SLG: 0.332 (1, 6)			F7				P3		FC5-2 1-3 2B	4	1	2	1	0	0	0	
Inning Stats	R: 0 E: 0 K: 0 S: 4	H: 1 LOB: 1 BB: 0 P: 4	R: 1 E: 0 K: 0 S: 4	H: 1 LOB: 0 BB: 0 P: 4	R: 0 E: 0 K: 1 S: 6	H: 1 LOB: 1 BB: 0 P: 6	R: 0 E: 0 K: 0 S: 4	H: 1 LOB: 1 BB: 0 P: 4	R: 1 E: 0 K: 0 S: 4	H: 1 LOB: 0 BB: 0 P: 6	R: 2 E: 0 K: 0 S: 4	H: 1 LOB: 2 BB: 0 P: 8	R: 0 E: 0 K: 1 S: 7	H: 2 LOB: 2 BB: 0 P: 7	1B: 5 2B: 2 3B: 0 HR: 3	SF: 1 SAC: 0 DP: 0 HBP: 0	WP: 0 PA: 38 PB: 0 SB: 0 CS: 0
PITCHER	IP	WLS	BF	H	R	ER	SO	BB	IBB	HBP	BLK	WP	HR	S	P	ERA	WHIP
Jack Morris, R ERA: 4.93 (1, 1)	8.1	W	36	10	5	5	3	1	0	0	0	0	3	41	45	5.40	1.320
Mike Henneman, R ERA: 3.75 (9, 1)	0.2	S	2	0	0	0	0	0	0	0	0	0	0	2	2	0.00	0.000

Chicago White Sox @ Detroit Tigers
Tiger Stadium, Detroit, MI
Fri Sep 08 1989, 7:05 PM EDT
Att: 14,586 - Unknown

AB 36
R 5
H 10
RBI 5
BB 1
SO 3
LOB 9



Batter	1	2	3	4	5	6	7	8	9	AB	R	H	RBI	BB	SO	LOB	BOTTOM		
Gary Pettis, S OBP: 0.381, SLG: 0.313 (1, 8)	F8		5-3			FC6-4 1B		E BB		4	0	2	1	1	0	0			
Mike Heath, R OBP: 0.323, SLG: 0.426 (1, 2)	F9 S 1B		5-3		F8	G5-3 2-3f		E3		5	0	1	0	0	0	6			
Lou Whitaker, L OBP: 0.361, SLG: 0.473 (1, 4)	FC6-4 1-2 BB			F7	K		6-3	F7		4	0	0	0	1	1	4			
Gary Ward, R OBP: 0.310, SLG: 0.419 (1, 7)					FC6-4			F7		3	1	1	0	0	0	4			
Scott Lusader, L OBP: 0.333, SLG: 0.387 (7, 7)	F9 2-3			2B	FC6-4 1-2f 2-3		2B	1B		2	1	1	0	0	0	2			
Rick Schu, R OBP: 0.288, SLG: 0.355 (1, 10)	FC6-4 1-2f			P2		SH1-4 1B 1B		E 2B		4	2	2	1	0	0	3			
Kenny Williams, R OBP: 0.272, SLG: 0.300 (1, 9)		5-3		2B BB		SH1-4 1B 1B		E9 G3 1B		3	2	2	1	1	0	0			
Dave Bergman, L OBP: 0.333, SLG: 0.353 (1, 3)		6-3			1-2 2-3	SH1-4		G3		3	0	1	2	0	0	1			
Mike Brumley, S OBP: 0.272, SLG: 0.282 (1, 6)			P3		6-3					4	1	1	2	0	1	2			
Doug Strange, S OBP: 0.272, SLG: 0.282 (1, 5)			6-3			FC6-4 1B		G5-3 1B BB		3	0	2	0	1	0	0			
Inning Stats	R: 0 E: 0 K: 0 S: 4	H: 1 LOB: 2 BB: 1 P: 8	R: 0 E: 0 K: 0 S: 3	H: 0 LOB: 0 BB: 0 P: 3	R: 0 E: 0 K: 0 S: 3	H: 0 LOB: 0 BB: 0 P: 3	R: 2 E: 0 K: 0 S: 5	H: 2 LOB: 1 BB: 1 P: 9	R: 0 E: 0 K: 1 S: 7	H: 2 LOB: 2 BB: 0 P: 7	R: 3 E: 0 K: 0 S: 6	H: 4 LOB: 1 BB: 1 P: 10	R: 2 E: 1 K: 1 S: 8	H: 3 LOB: 1 BB: 0 P: 8	R: 0 E: 1 K: 0 S: 4	H: 1 LOB: 2 BB: 1 P: 8	1B: 10 2B: 3 3B: 0 HR: 0	SF: 0 SAC: 1 DP: 1 HBP: 0	WP: 0 PA: 40 PB: 0 SB: 0 CS: 1
PITCHER	IP	WLS	BF	H	R	ER	SO	BB	IBB	HBP	BLK	WP	HR	S	P	ERA	WHIP		
Greg Hibbard, L ERA: 3.31 (1, 1)	5.1	L	26	8	5	5	1	2	0	0	0	0	0	1	5	8.44	1.875		
Tom McCarthy, R ERA: 3.34 (6, 1)	0.0		2	1	0	0	0	1	0	0	0	0	0	1	5	∞	∞		
Donn Pall, R ERA: 3.29 (6, 1)	1.2		7	3	2	2	1	0	0	0	0	0	0	9	9	10.80	1.800		
Ken Patterson, L ERA: 4.74 (8, 1)	0.0		2	1	0	0	0	1	0	0	0	0	0	1	5	∞	∞		
Barry Jones, R ERA: 3.79 (8, 1)	1.0		3	0	0	0	0	0	0	0	0	0	0	3	3	0.00	0.000		

Chicago White Sox @ Detroit Tigers
Tiger Stadium, Detroit, MI
Fri Sep 08 1989, 7:05 PM EDT
Att: 14,586 - Unknown

AB 35
R 7
H 13
RBI 7
BB 4
SO 2
LOB 22



Batter	1	2	3	4	5	6	7	8	9	AB	R	H	RBI	BB	SO	LOB	TOP						
Lance Johnson, L (1, 7) OBP: 0.368, SLG: 0.389										5	1	2	3	1	0	2							
Scott Fletcher, R (1, 4) OBP: 0.335, SLG: 0.298										5	2	2	0	1	0	1							
Ivan Calderon, R (1, 10) OBP: 0.328, SLG: 0.434										5	1	1	1	1	2	2							
Carlos Martinez, R (1, 5) OBP: 0.345, SLG: 0.421										5	2	3	1	0	0	2							
Daryl Boston, L (1, 9) OBP: 0.330, SLG: 0.397										4	2	2	2	1	0	4							
Dave Gallagher, R (8, 9) OBP: 0.323, SLG: 0.311										0	0	0	0	0	0	0							
Sammy Sosa, R (1, 8) OBP: 0.292, SLG: 0.362										4	1	0	0	0	1	7							
Steve Lyons, L (1, 3) OBP: 0.315, SLG: 0.338										4	2	2	4	1	0	2							
Ron Karkovics, R (1, 2) OBP: 0.309, SLG: 0.402										5	0	1	0	0	2	3							
Ozzie Guillen, L (1, 6) OBP: 0.278, SLG: 0.335										4	2	2	1	0	0	1							
Jerry Hairston, S (8, PH) OBP: 0.364, SLG: 0.483										1	0	0	0	0	0	1							
Greg Walker, L (8, 3) OBP: 0.285, SLG: 0.333										0	0	0	0	0	0	0							
Inning Stats	R: 7 E: 3 K: 2 S: 18	H: 4 LOB: 1 BB: 3 P: 34	R: 0 E: 0 K: 0 S: 13	H: 1 LOB: 2 BB: 1 P: 21	R: 1 E: 0 K: 1 S: 24	H: 2 LOB: 1 BB: 0 P: 33	R: 0 E: 0 K: 0 S: 12	H: 1 LOB: 2 BB: 1 P: 22	R: 0 E: 0 K: 1 S: 10	H: 0 LOB: 0 BB: 0 P: 16	R: 0 E: 1 K: 1 S: 9	H: 1 LOB: 2 BB: 0 P: 14	R: 0 E: 0 K: 0 S: 6	H: 1 LOB: 1 BB: 0 P: 10	R: 5 E: 0 K: 1 S: 16	H: 5 LOB: 1 BB: 0 P: 25	R: 0 E: 0 K: 0 S: 3	H: 0 LOB: 0 BB: 0 P: 8	1B: 11 2B: 3 3B: 0 HR: 1	SF: 1 SAC: 0 DP: 0 HBP: 1	WP: 0 PB: 0 SB: 0 CS: 0	PA: 49	
PITCHER	IP WLS BF H R ER SO BB IBB HBP BLK WP HR S P ERA WHIP	IP WLS BF H R ER SO BB IBB HBP BLK WP HR S P ERA WHIP	IP WLS BF H R ER SO BB IBB HBP BLK WP HR S P ERA WHIP	IP WLS BF H R ER SO BB IBB HBP BLK WP HR S P ERA WHIP	IP WLS BF H R ER SO BB IBB HBP BLK WP HR S P ERA WHIP	IP WLS BF H R ER SO BB IBB HBP BLK WP HR S P ERA WHIP	IP WLS BF H R ER SO BB IBB HBP BLK WP HR S P ERA WHIP	IP WLS BF H R ER SO BB IBB HBP BLK WP HR S P ERA WHIP	IP WLS BF H R ER SO BB IBB HBP BLK WP HR S P ERA WHIP	IP WLS BF H R ER SO BB IBB HBP BLK WP HR S P ERA WHIP	IP WLS BF H R ER SO BB IBB HBP BLK WP HR S P ERA WHIP	IP WLS BF H R ER SO BB IBB HBP BLK WP HR S P ERA WHIP	IP WLS BF H R ER SO BB IBB HBP BLK WP HR S P ERA WHIP	IP WLS BF H R ER SO BB IBB HBP BLK WP HR S P ERA WHIP	IP WLS BF H R ER SO BB IBB HBP BLK WP HR S P ERA WHIP	IP WLS BF H R ER SO BB IBB HBP BLK WP HR S P ERA WHIP	IP WLS BF H R ER SO BB IBB HBP BLK WP HR S P ERA WHIP	IP WLS BF H R ER SO BB IBB HBP BLK WP HR S P ERA WHIP	IP WLS BF H R ER SO BB IBB HBP BLK WP HR S P ERA WHIP	IP WLS BF H R ER SO BB IBB HBP BLK WP HR S P ERA WHIP	IP WLS BF H R ER SO BB IBB HBP BLK WP HR S P ERA WHIP	IP WLS BF H R ER SO BB IBB HBP BLK WP HR S P ERA WHIP	IP WLS BF H R ER SO BB IBB HBP BLK WP HR S P ERA WHIP

Chicago White Sox @ Detroit Tigers
Tiger Stadium, Detroit, MI
Sat Sep 09 1989, 3:33 AM EDT
Att: 18,791 - Unknown

AB	42
R	13
H	15
RBI	12
BB	5
SO	5
LOB	25



Batter	1	2	3	4	5	6	7	8	9	AB	R	H	RBI	BB	SO	LOB	BOTTOM						
Gary Pettis, S (1, 8) OBP: 0.379, SLG: 0.316										5	1	1	0	0	2	3							
Mike Heath, R (1, 2) OBP: 0.320, SLG: 0.421										4	0	0	0	0	2	1							
Rick Schu, R (8, 5) OBP: 0.291, SLG: 0.355										0	0	0	0	1	0	0							
Lou Whitaker, L (1, 4) OBP: 0.364, SLG: 0.483										3	2	2	2	1	0	0							
Jeff Datz, R (8, 2) OBP: 0.322, SLG: 0.363										1	0	0	0	0	0	1							
Fred Lynn, L (1, 10) OBP: 0.322, SLG: 0.363										5	0	1	0	0	0	2							
Dave Bergman, L (1, 3) OBP: 0.335, SLG: 0.355										4	0	2	1	0	0	1							
Scott Lusader, L (1, 9) OBP: 0.329, SLG: 0.379										4	0	1	0	0	1	2							
Rob Richie, L (1, 7) OBP: 0.353, SLG: 0.516										4	0	2	0	0	1	2							
Doug Strange, S (1, 5) OBP: 0.277, SLG: 0.278										2	0	0	0	2	0	1							
Mike Brumley, S (1, 6) OBP: 0.272, SLG: 0.277										3	0	0	0	1	1	4							
Inning Stats	R: 0 E: 0 K: 1 S: 8	H: 0 LOB: 0 BB: 0 P: 11	R: 0 E: 0 K: 0 S: 7	H: 2 LOB: 3 BB: 1 P: 12	R: 1 E: 0 K: 1 S: 8	H: 1 LOB: 0 BB: 0 P: 12	R: 0 E: 0 K: 1 S: 16	H: 1 LOB: 2 BB: 2 P: 33	R: 0 E: 0 K: 2 S: 11	H: 0 LOB: 1 BB: 1 P: 15	R: 0 E: 0 K: 2 S: 11	H: 1 LOB: 1 BB: 0 P: 15	R: 2 E: 0 K: 1 S: 11	H: 4 LOB: 1 BB: 0 P: 16	R: 0 E: 0 K: 1 S: 6	H: 0 LOB: 0 BB: 0 P: 7	R: 0 E: 0 K: 0 S: 7	H: 0 LOB: 1 BB: 1 P: 15	1B: 5 2B: 2 3B: 1 HR: 1	SF: 0 SAC: 0 DP: 1 HBP: 0	WP: 0 PB: 0 SB: 0 CS: 0	PA: 40	
PITCHER	IP WLS BF H R ER SO BB IBB HBP BLK WP HR S P ERA WHIP	IP WLS BF H R ER SO BB IBB HBP BLK WP HR S P ERA WHIP	IP WLS BF H R ER SO BB IBB HBP BLK WP HR S P ERA WHIP	IP WLS BF H R ER SO BB IBB HBP BLK WP HR S P ERA WHIP	IP WLS BF H R ER SO BB IBB HBP BLK WP HR S P ERA WHIP	IP WLS BF H R ER SO BB IBB HBP BLK WP HR S P ERA WHIP	IP WLS BF H R ER SO BB IBB HBP BLK WP HR S P ERA WHIP	IP WLS BF H R ER SO BB IBB HBP BLK WP HR S P ERA WHIP	IP WLS BF H R ER SO BB IBB HBP BLK WP HR S P ERA WHIP	IP WLS BF H R ER SO BB IBB HBP BLK WP HR S P ERA WHIP	IP WLS BF H R ER SO BB IBB HBP BLK WP HR S P ERA WHIP	IP WLS BF H R ER SO BB IBB HBP BLK WP HR S P ERA WHIP	IP WLS BF H R ER SO BB IBB HBP BLK WP HR S P ERA WHIP	IP WLS BF H R ER SO BB IBB HBP BLK WP HR S P ERA WHIP	IP WLS BF H R ER SO BB IBB HBP BLK WP HR S P ERA WHIP	IP WLS BF H R ER SO BB IBB HBP BLK WP HR S P ERA WHIP	IP WLS BF H R ER SO BB IBB HBP BLK WP HR S P ERA WHIP	IP WLS BF H R ER SO BB IBB HBP BLK WP HR S P ERA WHIP	IP WLS BF H R ER SO BB IBB HBP BLK WP HR S P ERA WHIP	IP WLS BF H R ER SO BB IBB HBP BLK WP HR S P ERA WHIP	IP WLS BF H R ER SO BB IBB HBP BLK WP HR S P ERA WHIP	IP WLS BF H R ER SO BB IBB HBP BLK WP HR S P ERA WHIP	IP WLS BF H R ER SO BB IBB HBP BLK WP HR S P ERA WHIP

Chicago White Sox @ Detroit Tigers
Tiger Stadium, Detroit, MI
Sat Sep 09 1989, 3:33 AM EDT
Att: 18,791 - Unknown

AB	35
R	3
H	9
RBI	3
BB	5
SO	7
LOB	17



Batter	1	2	3	4	5	6	7	8	9	AB	R	H	RBI	BB	SO	LOB	TOP										
Lance Johnson, L (1, 7) OBP: 0.370, SLG: 0.390	2-2 CS S 1B		0-1 G1-3		0-1 F8		3-2 P5		2-3 K	5	0	1	0	0	1	1	Chicago White Sox @ Baltimore Orioles Memorial Stadium, Baltimore, MD Mon Sep 11 1989, 7:05 PM EDT Att: 21,581 - Unknown - 83 F										
Scott Fletcher, R (1, 4) OBP: 0.335, SLG: 0.299	1-3 SAFE K		3-1 2B		2-3 K		2-2 G6-3			4	0	1	0	0	2	2											
Ivan Calderon, R (1, 3) OBP: 0.328, SLG: 0.438	1-0 SAFE F9		1-1 F7		1-0 2B 1B		1-0 F8			4	1	1	0	0	0	2											
Carlton Fisk, R (1, 10) OBP: 0.315, SLG: 0.452		2-2 G5-6-3	0-1 P3		0-0 1B 2B		0-0 F7			4	0	1	1	0	0	1											
Carlos Martinez, R (1, 5) OBP: 0.346, SLG: 0.418		1-0 1B 1B		1-0 G5-3		0-0 P4		0-0 G6-3		4	1	1	0	0	0	1											
Sammy Sosa, R (1, 8) OBP: 0.297, SLG: 0.366		2-1 SAFE S 1B E 1B		0-0 F7		2-2 P8		0-1 1B		4	1	2	0	0	0	1											
Ron Karkovics, R (1, 2) Daryl Boston, L (8, PH) Wayne Edwards, L (8, 1)		2-1 SAFE G1 E 1B		0-1 G5-3		4-1 1B BB		2-2 G3		2	0	1	1	1	0	0											
Ozzie Guillen, L (1, 6) OBP: 0.280, SLG: 0.335		1-1 G1		1-2 F8		0-2 1B		2-1 L8		4	0	1	0	0	0	1											
Dave Gallagher, R (1, 9) Steve Lyons, L (9, PH) OBP: 0.313, SLG: 0.336		2-1 G5-3		1-1 2B		0-1 P4		0-3 K		3	0	1	0	0	0	4											
Inning Stats	R: 0 E: 0 K: 1 S: 9	H: 1 LOB: 0 BB: 0 P: 13	R: 2 E: 0 K: 0 S: 12	H: 3 LOB: 1 BB: 0 P: 22	R: 0 E: 0 K: 0 S: 8	H: 1 LOB: 0 BB: 0 P: 12	R: 0 E: 0 K: 0 S: 4	H: 0 LOB: 0 BB: 0 P: 5	R: 0 E: 0 K: 1 S: 11	H: 1 LOB: 3 BB: 0 P: 15	R: 1 E: 0 K: 0 S: 12	H: 3 LOB: 0 BB: 1 P: 19	R: 0 E: 0 K: 0 S: 8	H: 0 LOB: 0 BB: 0 P: 14	R: 0 E: 0 K: 1 S: 9	H: 1 LOB: 1 BB: 0 P: 11		R: 0 E: 0 K: 2 S: 9	H: 0 LOB: 0 BB: 0 P: 13	1B: 7 2B: 3 3B: 0 HR: 0	SF: 0 SAC: 0 DP: 0 HBP: 0	WP: 0 PB: 0 SB: 2 CS: 1	PA: 37				
PITCHER	IP	WLS	BF	H	R	ER	SO	BB	IBB	HBP	BLK	WP	HR	S	P	ERA	WHIP										
Jeff Ballard, L (1, 1) ERA: 3.62	6.1	W	28	9	3	2	2	1	0	0	0	0	0	60	93	2.84	1.579										
Mark Williamson, R (7, 1) ERA: 2.93	1.2		6	1	0	0	0	0	0	0	0	0	0	13	18	0.00	0.600										
Gregg Olson, R (9, 1) ERA: 1.88	1.0	S	3	0	0	0	2	0	0	0	0	0	0	9	13	0.00	0.000										

Batter	1	2	3	4	5	6	7	8	9	AB	R	H	RBI	BB	SO	LOB	BOTTOM										
Phil Bradley, R (1, 7) OBP: 0.367, SLG: 0.418	1-0 S SF7 2B		0-0 G3-6-3 1B		0-2 E S WP 1B		1-2 1B			4	2	4	0	0	0	0	Chicago White Sox @ Baltimore Orioles Memorial Stadium, Baltimore, MD Mon Sep 11 1989, 7:05 PM EDT Att: 21,581 - Unknown - 83 F										
Steve Finley, L (1, 9) OBP: 0.311, SLG: 0.339	2-2 G5-3		0-0 G3-6-3 1-2		4-2 SAFE HR BB		2-1 G4-3			3	1	0	0	1	0	3											
Cal Ripken Jr., R (1, 6) OBP: 0.323, SLG: 0.419	2-2 SF7		2-3 K		2-1 1B HR		1-1 E5 S			3	1	1	3	0	1	0											
Mickey Tettleton, S (1, 10) OBP: 0.383, SLG: 0.528	2-1 HR				0-0 PB 1B		3-3 K		1-2 K	4	1	2	1	0	2	1											
Randy Milligan, R (1, 3) OBP: 0.391, SLG: 0.451	0-3 K				1-2 L9		3-3 K		3-3 K	4	0	0	0	0	3	2											
Mike Devereaux, R (1, 8) OBP: 0.340, SLG: 0.394		1-2 E 1B 1B		4-1 BB BB	2-2 PB 1B		2-1 G5-3			3	1	2	0	1	0	1											
Craig Worthington, R (1, 5) OBP: 0.337, SLG: 0.377	1-3 SAFE 1B			4-1 SAFE BB	3-2 F8		4-2 G5-4-3 BB			2	0	1	1	2	0	2											
Bob Melvin, R (1, 2) OBP: 0.280, SLG: 0.295		4-1 CS BB		2-3 K	1-3 K		1-2 G5-4-3			3	0	0	0	1	2	3											
Billy Ripken, R (1, 4) OBP: 0.284, SLG: 0.302		2-3 K			2-3 K		1-0 G6-3		1-3 K	4	0	0	0	0	3	1											
Inning Stats	R: 2 E: 0 K: 1 S: 13	H: 2 LOB: 0 BB: 0 P: 20	R: 1 E: 1 K: 1 S: 10	H: 2 LOB: 0 BB: 1 P: 19	R: 0 E: 0 K: 1 S: 7	H: 1 LOB: 0 BB: 0 P: 9	R: 0 E: 0 K: 3 S: 11	H: 0 LOB: 2 BB: 2 P: 23	R: 3 E: 0 K: 1 S: 25	H: 4 LOB: 2 BB: 1 P: 39	R: 0 E: 0 K: 1 S: 11	H: 1 LOB: 1 BB: 0 P: 15	R: 0 E: 1 K: 2 S: 11	H: 0 LOB: 1 BB: 0 P: 20	R: 0 E: 0 K: 1 S: 10	H: 0 LOB: 0 BB: 1 P: 16		1B: 7 2B: 1 3B: 0 HR: 2	SF: 1 SAC: 0 DP: 2 HBP: 0	WP: 1 PB: 1 SB: 3 CS: 1	PA: 36						
PITCHER	IP	WLS	BF	H	R	ER	SO	BB	IBB	HBP	BLK	WP	HR	S	P	ERA	WHIP										
Steve Rosenberg, L (1, 1) ERA: 5.05	1.1	L	8	4	3	2	1	1	0	0	0	1	1	39	66	5.40	2.400										
Bill Long, R (2, 1) ERA: 4.59	3.1		16	5	3	2	6	3	0	0	0	0	0	29	45	0.00	0.429										
Barry Jones, R (5, 1) ERA: 3.38	2.1		9	1	0	0	3	0	0	0	0	0	0	10	16	0.00	1.000										
Wayne Edwards, L (8, 1) ERA:	1.0		3	0	0	0	1	1	0	0	0	0	0	10	16	0.00	1.000										

AB	36
R	3
H	10
RBI	2
BB	1
SO	4
LOB	14



Batter	1	2	3	4	5	6	7	8	9	AB	R	H	RBI	BB	SO	LOB	TOP					
Lance Johnson, L (1, 7) OBP: 0.384, SLG: 0.406	G4-3		E 2B		1B 1B	FC6-4 1B			L4	5	2	3	0	0	0	0						
Scott Fletcher, R (1, 4) OBP: 0.336, SLG: 0.311	FC6-4 1B		E8 G3 2-H		1B 1B	FC6-4 1-2			3B	5	0	3	0	0	0	1						
Ivan Calderon, R (1, 10) OBP: 0.331, SLG: 0.442	L8		G3		P3				F7	5	0	0	0	0	0	5						
Carlton Fisk, R (1, 2) OBP: 0.342, SLG: 0.462	FC6-4 1-2		P4		1B				F7	4	0	1	0	0	0	2						
Steve Lyons, L (1, 9) (9, 3)		F9		G5-3 2B BB	1B				G3	3	1	1	1	1	0	0						
Carlos Martinez, R (1, 3) OBP: 0.343, SLG: 0.410	F7			G5-3	P4				G5-3	4	0	0	0	0	0	4						
Dave Gallagher, R (9, 9) OBP: 0.321, SLG: 0.311				1-2						0	0	0	0	0	0	0						
Robin Ventura, L (1, 5) OBP: 0.444, SLG: 0.625				1-1	F7				G4-3	4	0	2	1	0	0	3						
Sammy Sosa, R (1, 8) OBP: 0.299, SLG: 0.356		G6-3			F8				P3	4	0	0	0	0	0	2						
Ozzie Guillen, L (1, 6) OBP: 0.279, SLG: 0.333			P3	G3-1		G4-3			F7	4	0	0	0	0	0	1						
Inning Stats	R: 0 E: 0 K: 0 S: 6	H: 1 LOB: 1 BB: 0 P: 9	R: 0 E: 0 K: 0 S: 9	H: 1 LOB: 1 BB: 0 P: 12	R: 1 E: 1 K: 0 S: 10	H: 1 LOB: 0 BB: 0 P: 13	R: 1 E: 0 K: 0 S: 7	H: 1 LOB: 1 BB: 1 P: 13	R: 1 E: 0 K: 0 S: 9	H: 4 LOB: 3 BB: 0 P: 14	R: 0 E: 0 K: 0 S: 6	H: 1 LOB: 0 BB: 0 P: 9	R: 0 E: 0 K: 0 S: 5	H: 0 LOB: 0 BB: 0 P: 9	R: 0 E: 0 K: 0 S: 7	H: 0 LOB: 0 BB: 0 P: 12	R: 0 E: 0 K: 0 S: 8	H: 1 LOB: 1 BB: 0 P: 10	1B: 6 2B: 3 3B: 1 HR: 0	SF: 0 SAC: 0 DP: 0 HBP: 0	WP: 0 PB: 0 SB: 0 CS: 0	PA: 39
PITCHER Dave Johnson, R (1, 1) ERA: 3.62	IP: 9.0 WLS: L BF: 39 H: 10 R: 3 ER: 2 SO: 0 BB: 1 IBB: 0 HBP: 0 BLK: 0 WP: 0 HR: 0 S: 67 P: 101 ERA: 2.00 WHIP: 1.222															PITCHER						

Chicago White Sox @ Baltimore Orioles
Memorial Stadium, Baltimore, MD
 Wed Sep 13 1989, 7:05 PM EDT
 Att: 16,484 - Unknown

AB 38
R 3
H 10
RBI 2
BB 1
SO 0
LOB 18



Batter	1	2	3	4	5	6	7	8	9	AB	R	H	RBI	BB	SO	LOB	BOTTOM					
Phil Bradley, R (1, 7) OBP: 0.367, SLG: 0.416	G6-3		F9		P4				G3 1B	4	0	1	0	0	0	1						
Joe Orsulak, L (1, 9) OBP: 0.350, SLG: 0.422	G1-3					E3			G3	3	0	0	0	1	0	1						
Cal Ripken Jr., R (1, 6) OBP: 0.319, SLG: 0.413	K		FC5			F7			F8	4	0	0	0	0	1	4						
Mickey Tettleton, S (1, 10) OBP: 0.381, SLG: 0.523		G4-3 2B			P3	K2-3			G6-3	4	0	1	0	0	1	1						
Randy Milligan, R (1, 3) OBP: 0.393, SLG: 0.453		G4-3				F7				3	0	1	0	1	0	2						
Craig Worthington, R (1, 5) OBP: 0.334, SLG: 0.373																						
Steve Finley, L (9, PH) OBP: 0.308, SLG: 0.335									F8	3	0	0	0	0	2	2						
Mike Devereaux, R (1, 8) OBP: 0.335, SLG: 0.387									K	1	0	0	0	0	0	1						
Mike Devereaux, R (1, 8) OBP: 0.335, SLG: 0.387		G4-3			F7				F7	4	0	0	0	0	1	3						
Bob Melvin, R (1, 2) OBP: 0.280, SLG: 0.296									F8	3	0	1	0	0	0	0						
Billy Ripken, R (1, 4) OBP: 0.281, SLG: 0.298									F9													
Tim Hulett, R (8, PH) OBP: 0.313, SLG: 0.350			SH3-1						G6-3	1	0	0	0	0	0	0						
Inning Stats	R: 0 E: 0 K: 1 S: 9	H: 0 LOB: 0 BB: 0 P: 14	R: 0 E: 0 K: 0 S: 8	H: 1 LOB: 1 BB: 0 P: 14	R: 0 E: 0 K: 0 S: 11	H: 1 LOB: 2 BB: 1 P: 17	R: 0 E: 0 K: 1 S: 11	H: 1 LOB: 1 BB: 0 P: 16	R: 0 E: 0 K: 0 S: 6	H: 0 LOB: 0 BB: 0 P: 9	R: 0 E: 1 K: 1 S: 14	H: 0 LOB: 1 BB: 0 P: 17	R: 0 E: 0 K: 1 S: 6	H: 0 LOB: 0 BB: 0 P: 11	R: 0 E: 0 K: 0 S: 7	H: 1 LOB: 1 BB: 0 P: 11	R: 0 E: 0 K: 1 S: 9	H: 0 LOB: 1 BB: 1 P: 17	1B: 3 2B: 1 3B: 0 HR: 0	SF: 0 SAC: 1 DP: 0 HBP: 0	WP: 0 PB: 0 SB: 0 CS: 0	PA: 34
PITCHER Greg Hibbard, L (1, 1) ERA: 3.08	IP: 8.1 WLS: W BF: 32 H: 4 R: 0 ER: 0 SO: 4 BB: 2 IBB: 0 HBP: 0 BLK: 0 WP: 0 HR: 0 S: 76 P: 119 ERA: 0.00 WHIP: 0.720															PITCHER						
PITCHER Bobby Thigpen, R (9, 1) ERA: 3.93	IP: 0.2 WLS: S BF: 2 H: 0 R: 0 ER: 0 SO: 1 BB: 0 IBB: 0 HBP: 0 BLK: 0 WP: 0 HR: 0 S: 5 P: 7 ERA: 0.00 WHIP: 0.000															PITCHER						

Chicago White Sox @ Baltimore Orioles
Memorial Stadium, Baltimore, MD
 Wed Sep 13 1989, 7:05 PM EDT
 Att: 16,484 - Unknown

AB 31
R 0
H 4
RBI 0
BB 2
SO 5
LOB 15

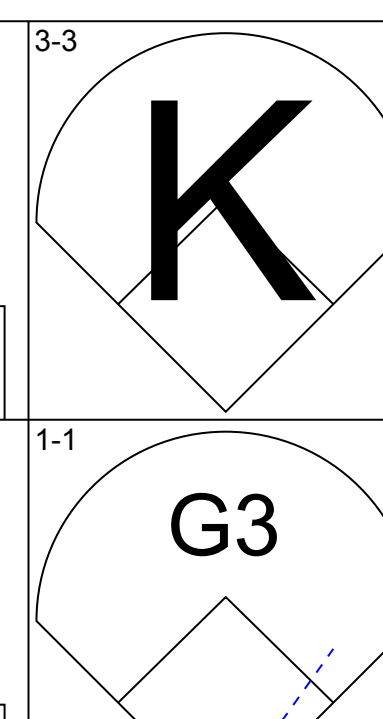
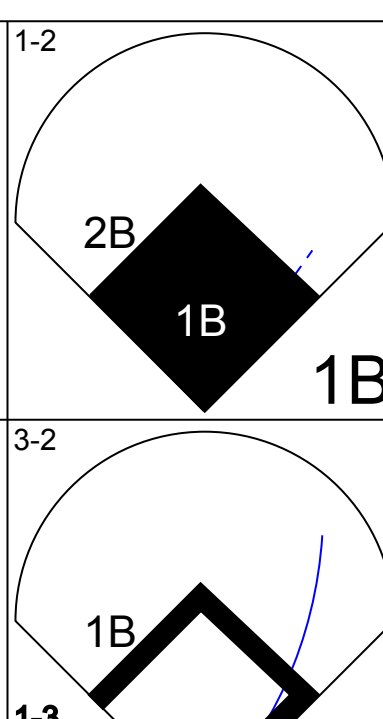
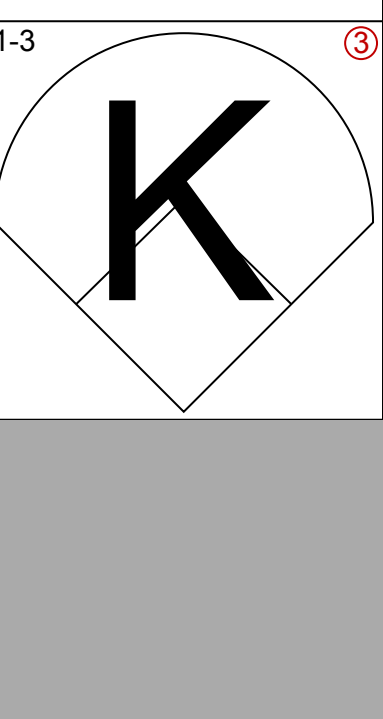
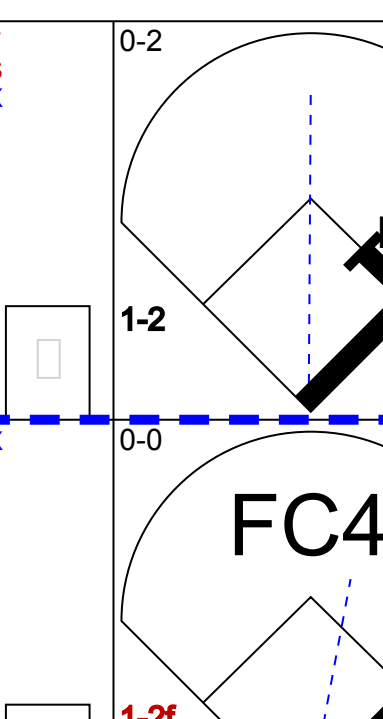
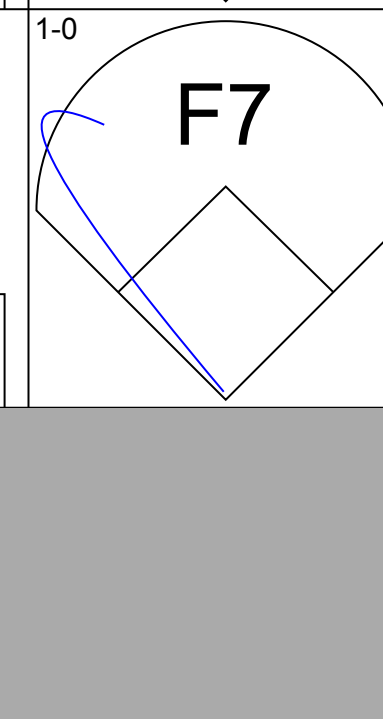
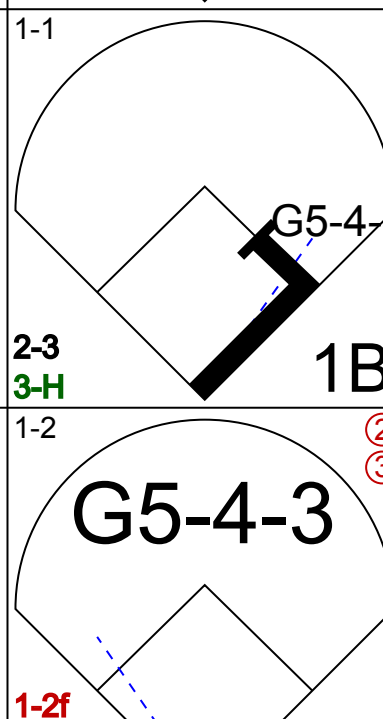
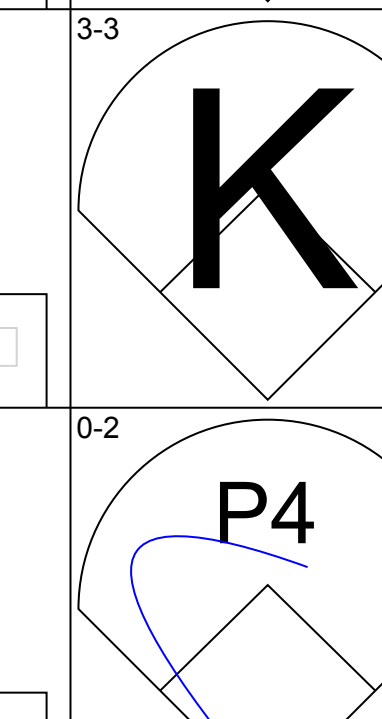
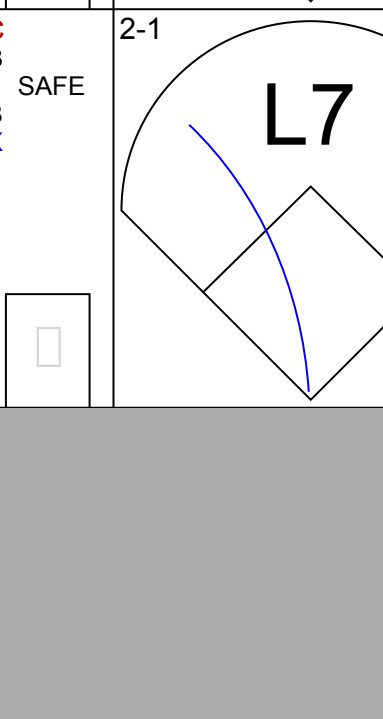




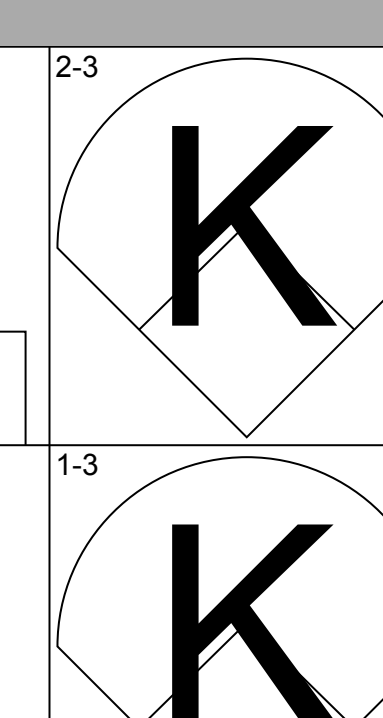
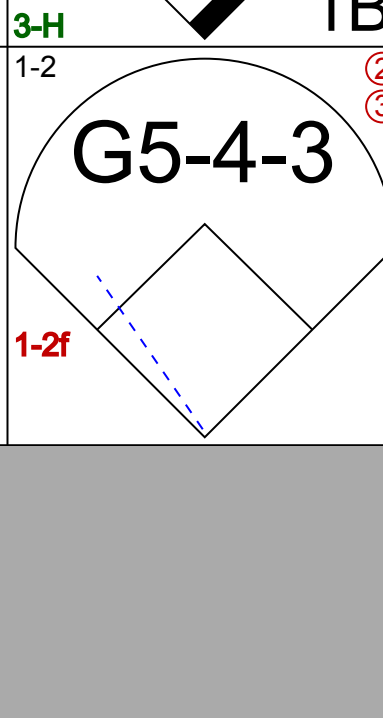
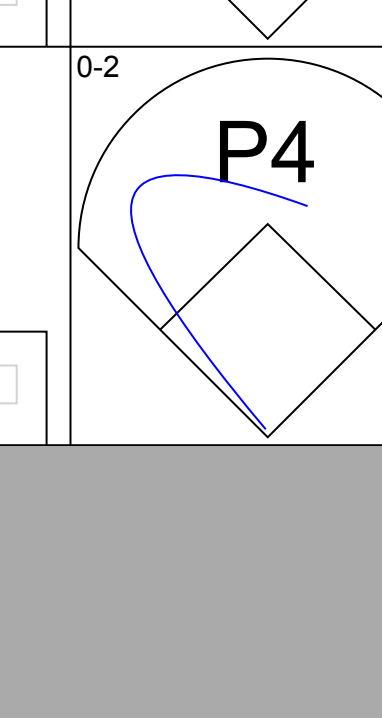
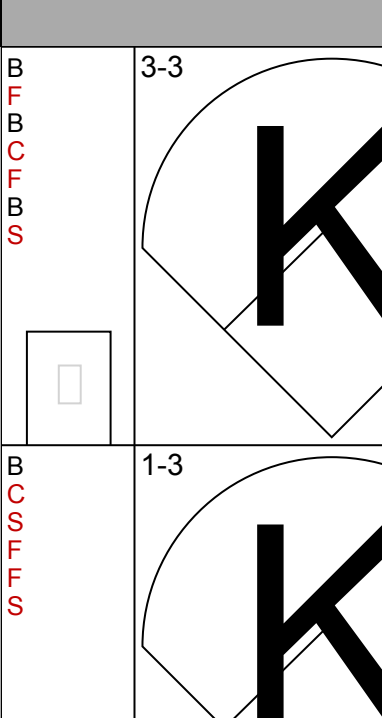
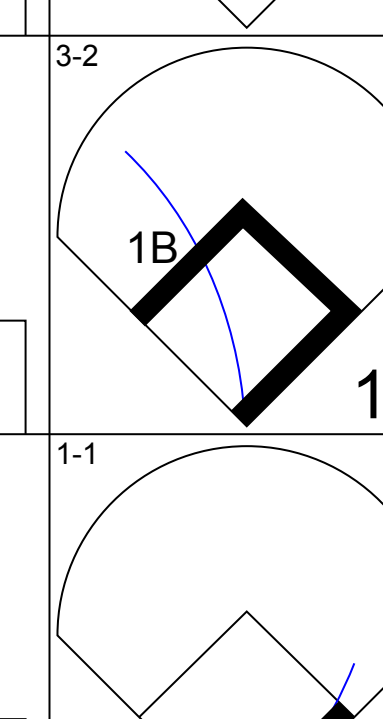
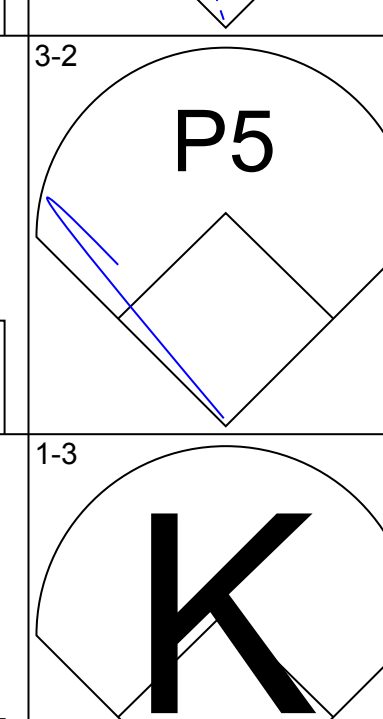
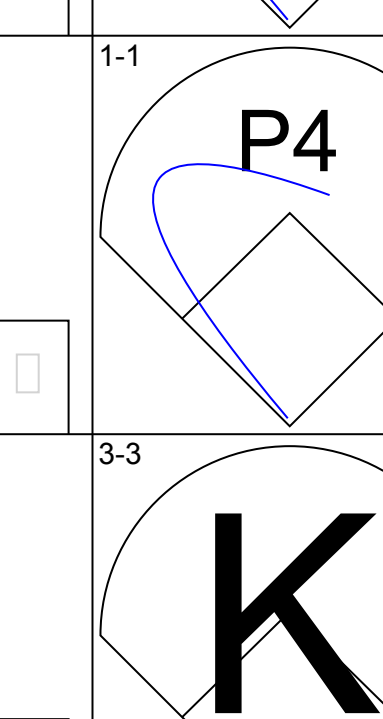
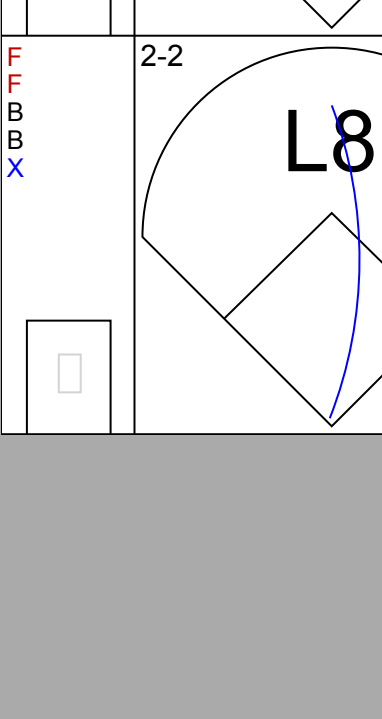
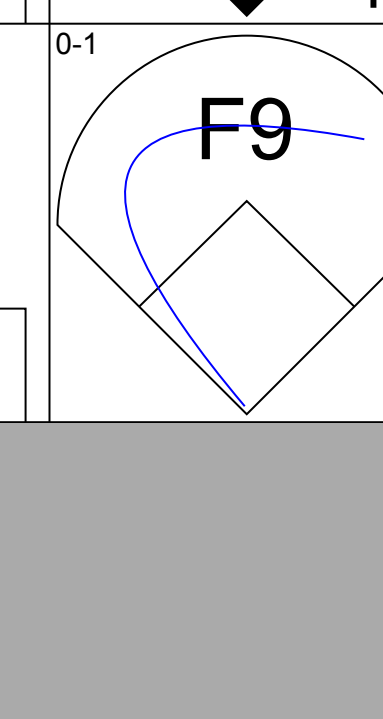



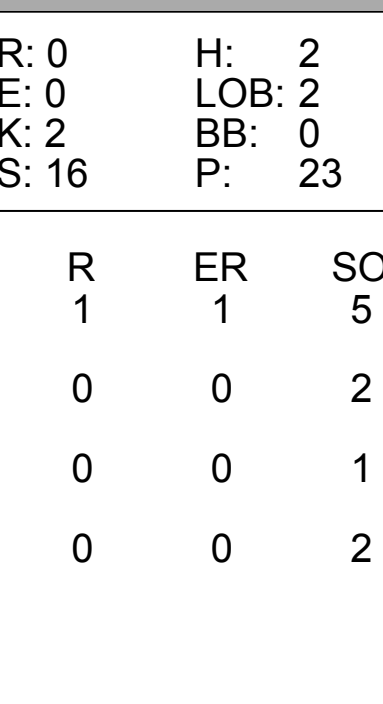
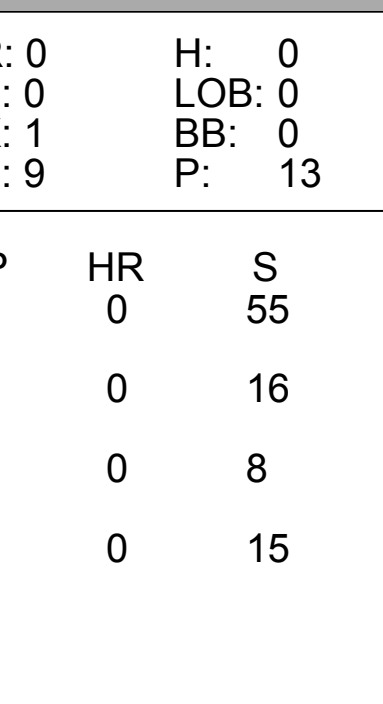
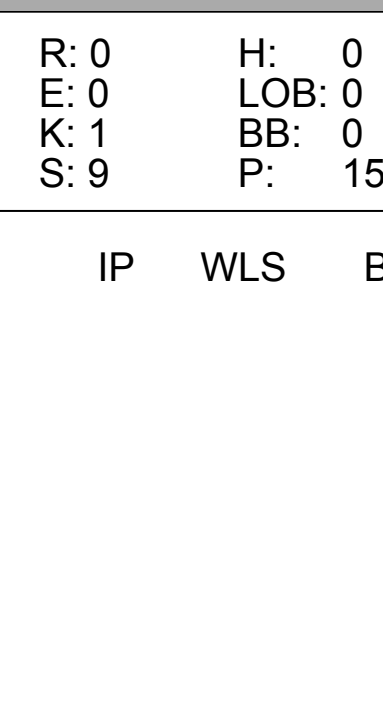

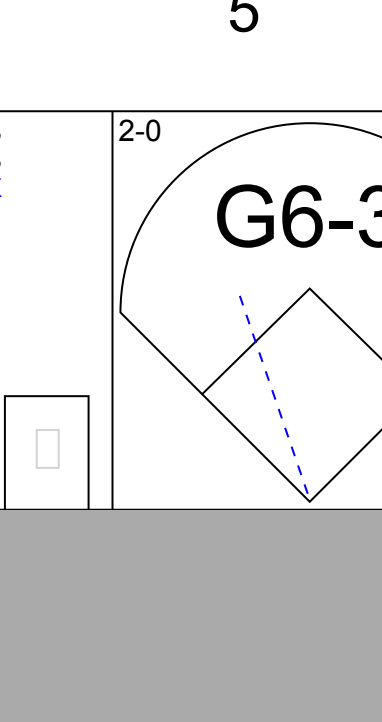
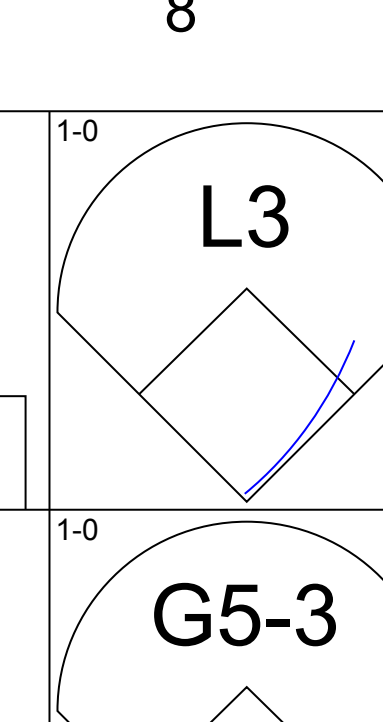
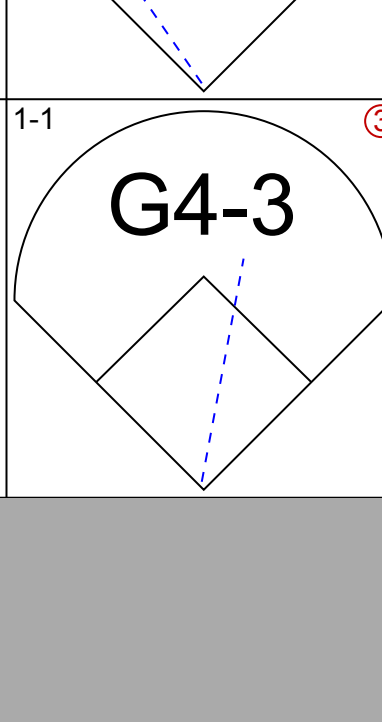

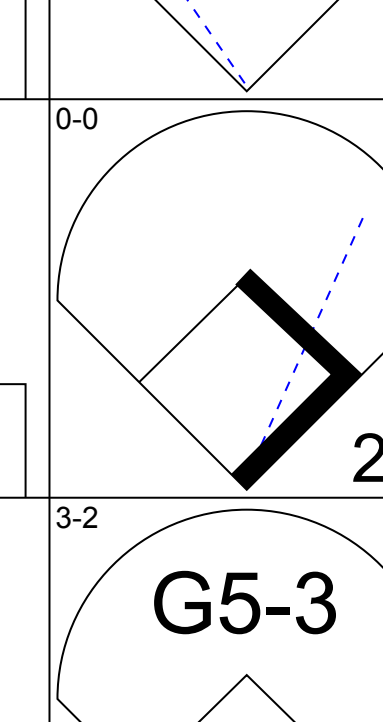


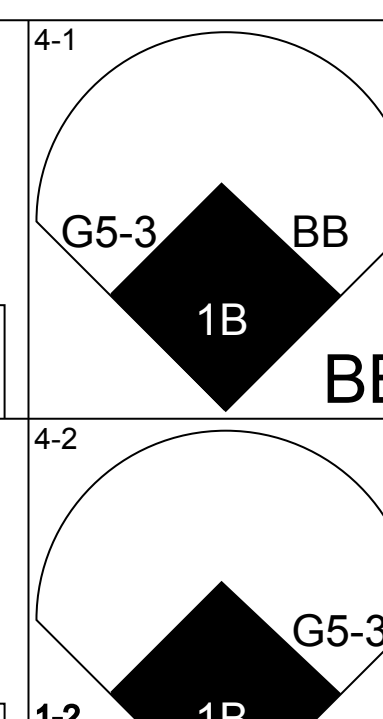
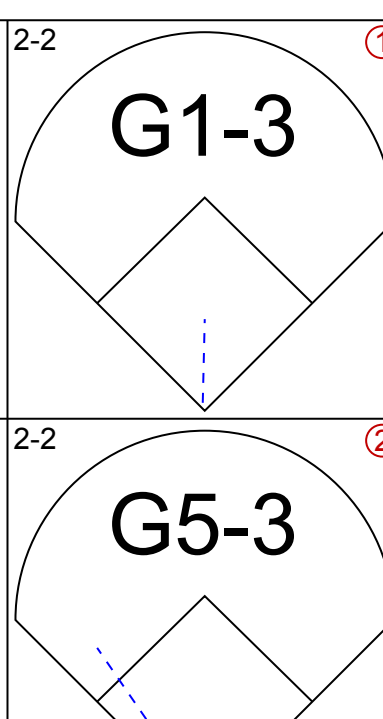
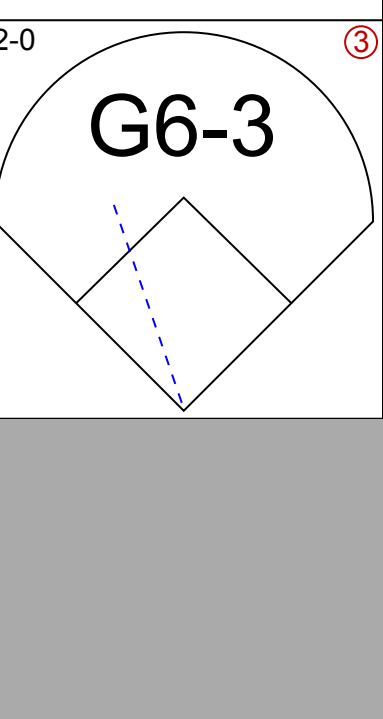
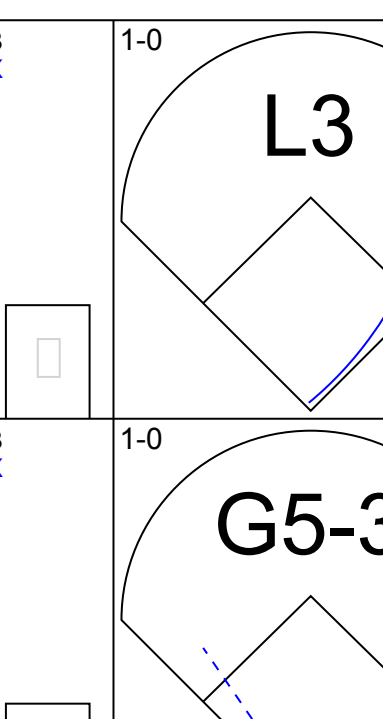
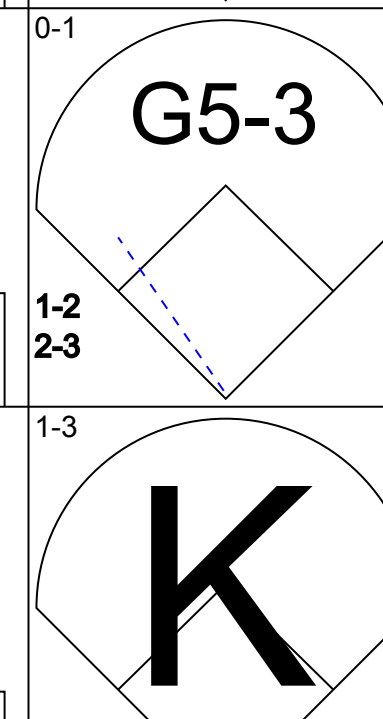
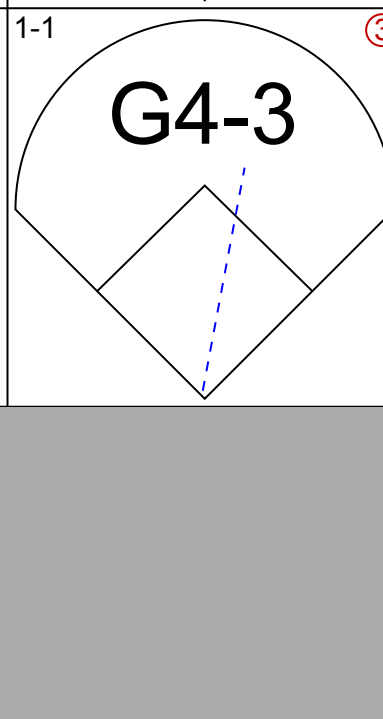
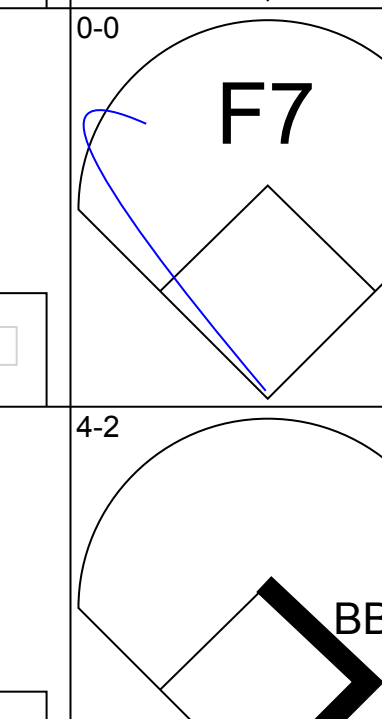
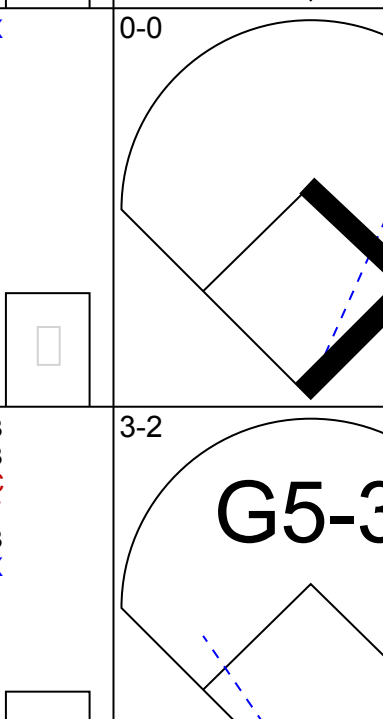
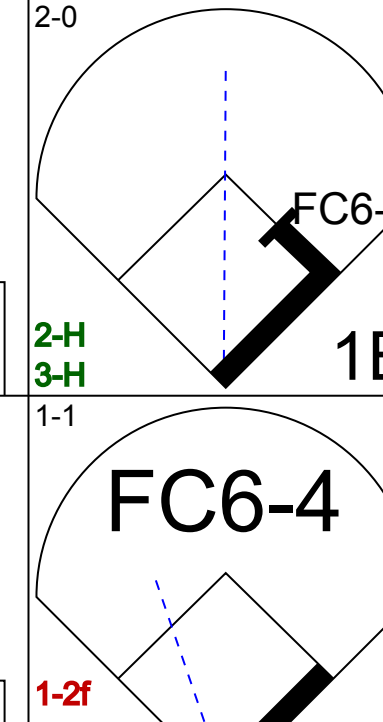

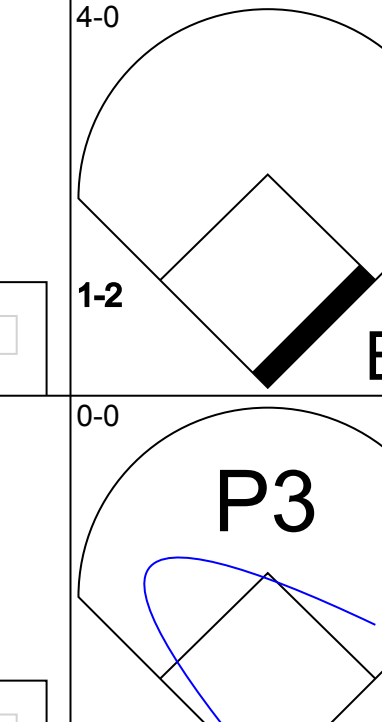


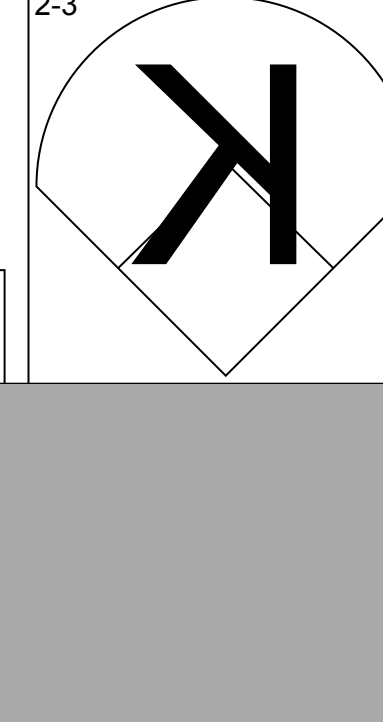


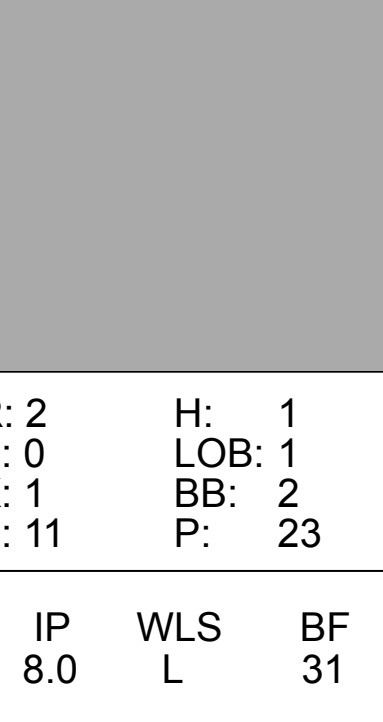
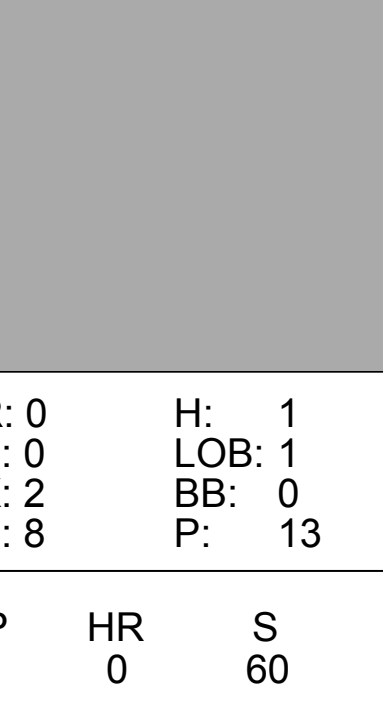
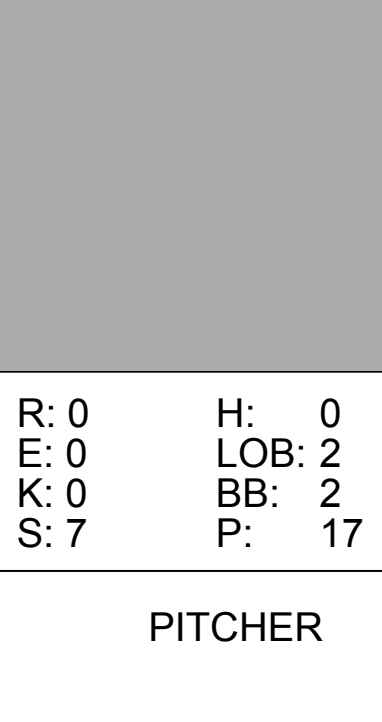



Batter	1	2	3	4	5	6	7	8	9	AB	R	H	RBI	BB	SO	LOB	TOP			
Claudell Washington, L OBP: 0.319, SLG: 0.437 (1, 9)	F7			BB		F7			G3-1	3	0	0	0	1	0	1	California Angels @ Chicago White Sox Comiskey Park, Chicago, IL Fri Sep 15 1989, 8:05 PM EDT Sunny - 63 F livebaseballscorecards.com			
Devon White, S OBP: 0.286, SLG: 0.384 (1, 8)	G3			K		CS			K	4	0	1	1	0	2	1				
Chili Davis, S OBP: 0.335, SLG: 0.442 (1, 7)	K			F7		CS			G3-1	4	0	0	0	0	2	1				
Wally Joyner, L OBP: 0.337, SLG: 0.425 (1, 3)		G4-3		K					K	3	0	0	0	0	2	1				
Brian Downing, R OBP: 0.362, SLG: 0.419 (1, 10)		K			K					3	0	1	0	0	2	0				
Jack Howell, L OBP: 0.312, SLG: 0.421 (1, 5)		L7			K				K	3	0	0	0	0	2	1				
Lance Parrish, R OBP: 0.299, SLG: 0.390 (1, 2)				G1-3		L5			K	3	0	0	0	0	1	0				
Mark McLemore, S OBP: 0.286, SLG: 0.268 (1, 4)				K		S			G6-3	2	1	0	0	1	1	0				
Kent Anderson, R OBP: 0.272, SLG: 0.254 (1, 6)				F8		G5-3			F9	2	0	0	0	0	0	1				
Max Venable, L OBP: 0.404, SLG: 0.478 (8, PH)										1	0	0	0	0	0	0				
Glenn Hoffman, R OBP: 0.255, SLG: 0.277 (8, 6)										0	0	0	0	0	0	0				
Inning Stats	R: 0 H: 0 E: 0 K: 1 S: 8	H: 0 LOB: 0 BB: 0 P: 13	R: 0 H: 0 E: 0 K: 1 S: 7	H: 0 LOB: 0 BB: 0 P: 11	R: 0 H: 0 E: 0 K: 1 S: 8	H: 0 LOB: 1 BB: 1 P: 17	R: 0 H: 0 E: 0 K: 2 S: 10	H: 0 LOB: 0 BB: 0 P: 9	R: 1 H: 1 E: 0 K: 0 S: 9	H: 1 LOB: 0 BB: 1 P: 20	R: 0 H: 1 E: 0 K: 3 S: 10	H: 1 LOB: 1 BB: 0 P: 16	R: 0 H: 0 E: 0 K: 1 S: 6	H: 0 LOB: 0 BB: 0 P: 7	R: 0 H: 0 E: 0 K: 1 S: 10	H: 0 LOB: 0 BB: 0 P: 16	1B: 1 2B: 1 3B: 0 HR: 0	SF: 0 SAC: 0 DP: 0 HBP: 0	WP: 0 PB: 0 SB: 1 CS: 1	PA: 31
PITCHER Melido Perez, R ERA: 4.97 (1, 1)	IP: 9.0 WLS: W BF: 30 H: 2 R: 1 ER: 1 SO: 12 BB: 2 IBB: 0 HBP: 0 BLK: 0 WP: 0 HR: 0 S: 75 P: 120 ERA: 1.00 WHIP: 0.444																			

Batter	1	2	3	4	5	6	7	8	9	AB	R	H	RBI	BB	SO	LOB	BOTTOM			
Lance Johnson, L OBP: 0.380, SLG: 0.402 (1, 7)	K					G5-4-3			F7	4	0	1	0	0	2	3	California Angels @ Chicago White Sox Comiskey Park, Chicago, IL Fri Sep 15 1989, 8:05 PM EDT Sunny - 63 F livebaseballscorecards.com			
Scott Fletcher, R OBP: 0.333, SLG: 0.309 (1, 4)	G5-3				G5-3				L8	4	0	0	0	0	0	1				
Ivan Calderon, R OBP: 0.330, SLG: 0.440 (1, 3)					P2				G5-3	3	0	0	0	1	1	0				
Steve Lyons, L OBP: 0.318, SLG: 0.340 (9, 3)	K					G5-3			S	0	0	0	0	0	0	0				
Carlton Fisk, R OBP: 0.341, SLG: 0.459 (1, 10)		G6-3			K				BB	4	1	1	0	0	2	1				
Carlos Martinez, R OBP: 0.344, SLG: 0.415 (1, 5)		G5-3			F8				F8	4	1	2	0	0	0	1				
Sammy Sosa, R OBP: 0.306, SLG: 0.358 (1, 8)		G5-3							BB	2	1	1	0	1	0	1				
Ron Karkovics, R OBP: 0.323, SLG: 0.407 (1, 2)					SH1-3				FC6-2	1	0	1	1	1	0	0				
Ozzie Guillen, L OBP: 0.278, SLG: 0.332 (1, 6)					BB				P4	3	0	0	0	0	0	5				
Dave Gallagher, R OBP: 0.321, SLG: 0.311 (1, 9)					K				FC6-2	3	0	1	1	0	1	3				
Inning Stats	R: 0 H: 0 E: 0 K: 2 S: 13	H: 1 LOB: 1 BB: 1 P: 24	R: 1 H: 1 E: 0 K: 0 S: 17	H: 1 LOB: 1 BB: 1 P: 24	R: 0 H: 0 E: 0 K: 2 S: 9	H: 0 LOB: 0 BB: 0 P: 13	R: 0 H: 0 E: 0 K: 1 S: 9	H: 0 LOB: 0 BB: 0 P: 12	R: 1 H: 2 E: 0 K: 0 S: 5	H: 2 LOB: 1 BB: 0 P: 5	R: 0 H: 1 E: 0 K: 0 S: 8	H: 1 LOB: 0 BB: 0 P: 11	R: 1 H: 3 E: 0 K: 0 S: 8	H: 3 LOB: 3 BB: 1 P: 13	R: 0 H: 0 E: 0 K: 1 S: 11	H: 0 LOB: 1 BB: 1 P: 20	1B: 6 2B: 1 3B: 0 HR: 0	SF: 0 SAC: 1 DP: 1 HBP: 0	WP: 1 PB: 1 SB: 1 CS: 0	PA: 32
PITCHER Jim Abbott, L ERA: 3.91 (1, 1)	IP: 7.0 WLS: L BF: 28 H: 7 R: 3 ER: 3 SO: 5 BB: 1 IBB: 1 HBP: 0 BLK: 0 WP: 1 HR: 0 S: 69 P: 98 ERA: 3.86 WHIP: 1.143																			
Willie Fraser, R ERA: 2.9 (8, 1)	IP: 1.0 WLS: L BF: 4 H: 0 R: 0 ER: 0 SO: 1 BB: 1 IBB: 0 HBP: 0 BLK: 0 WP: 0 HR: 0 S: 11 P: 20 ERA: 0.00 WHIP: 1.000																			

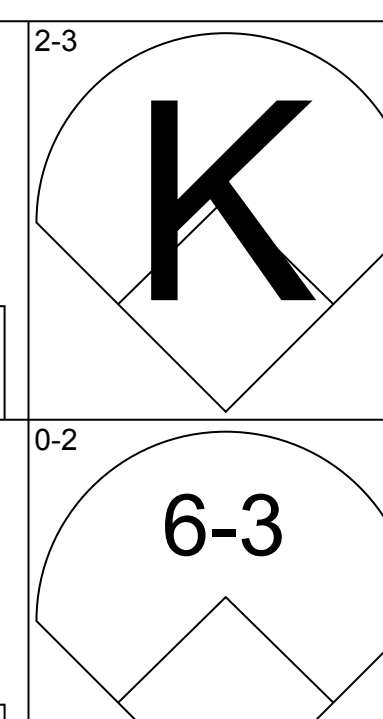
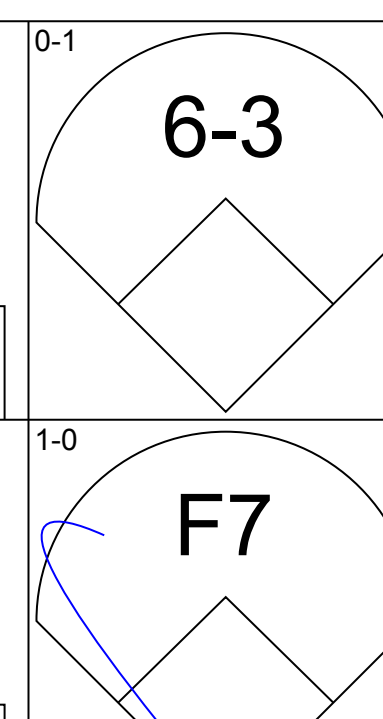
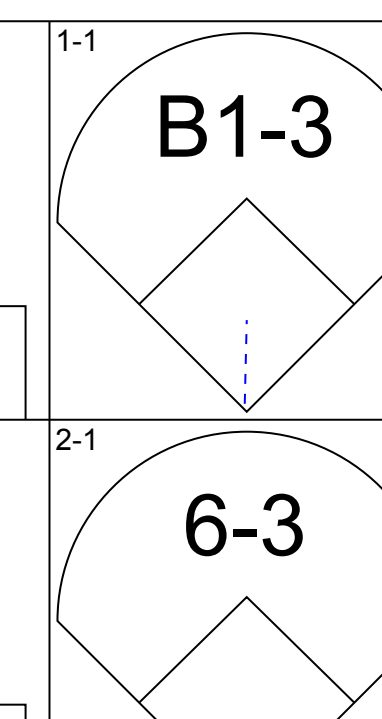
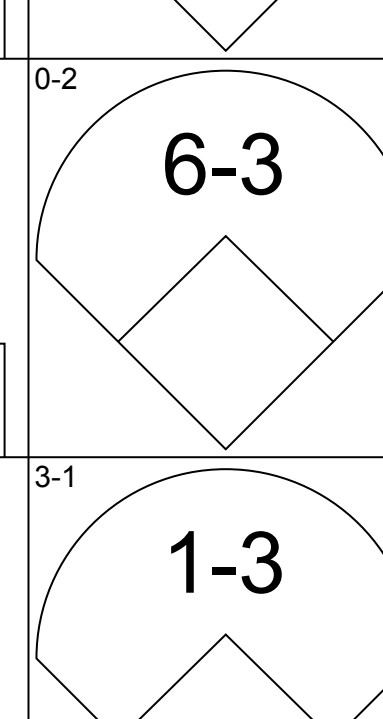
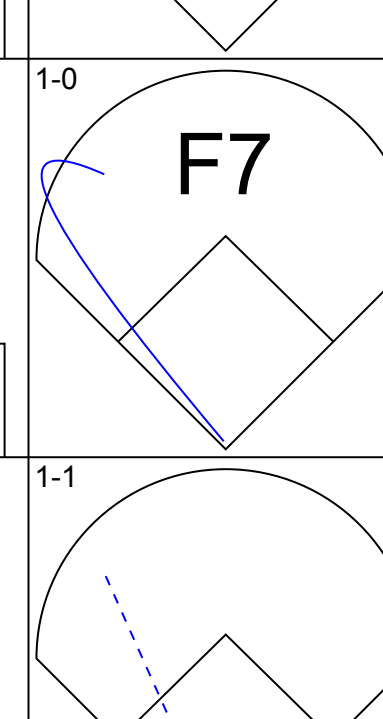
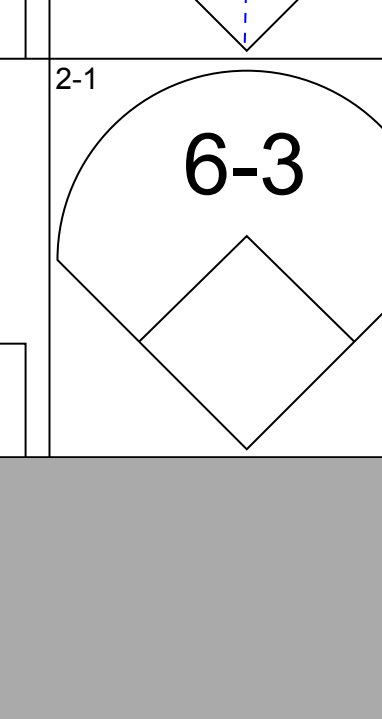
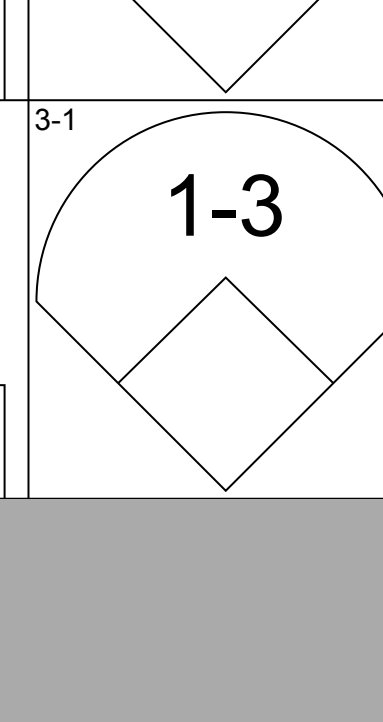
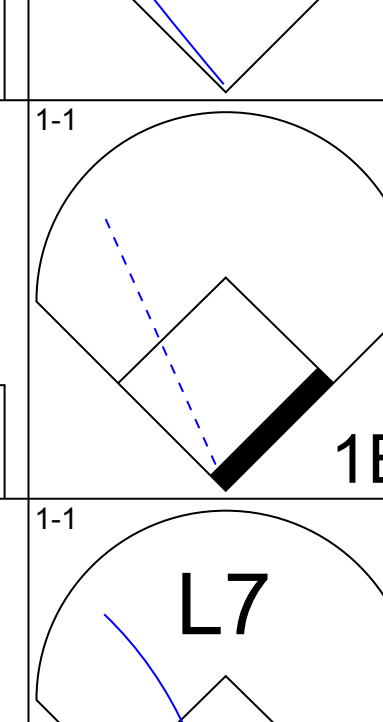
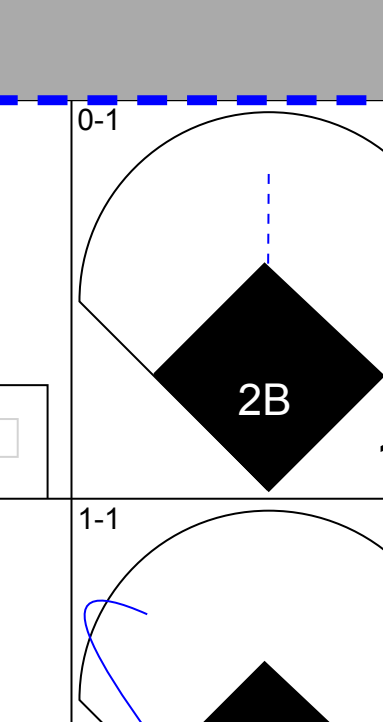
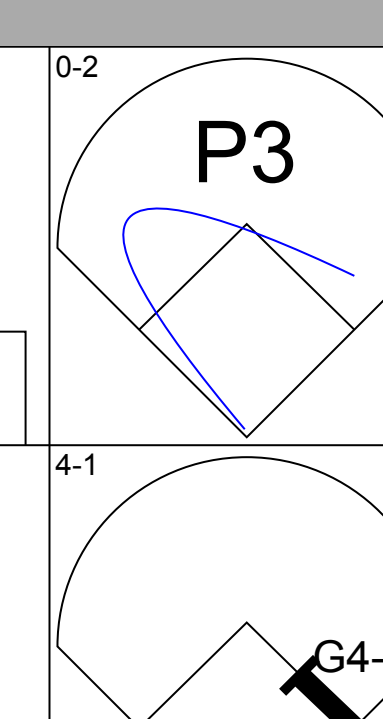
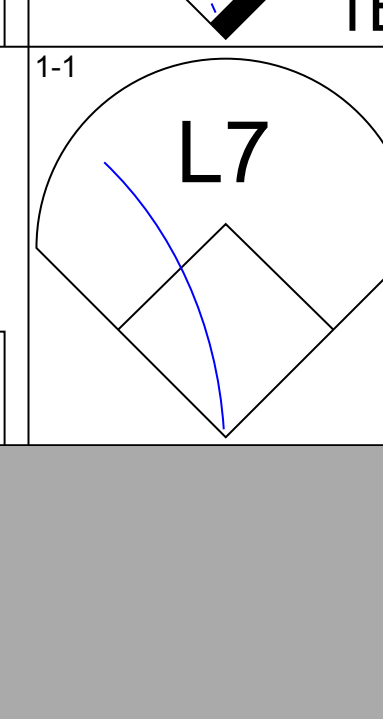
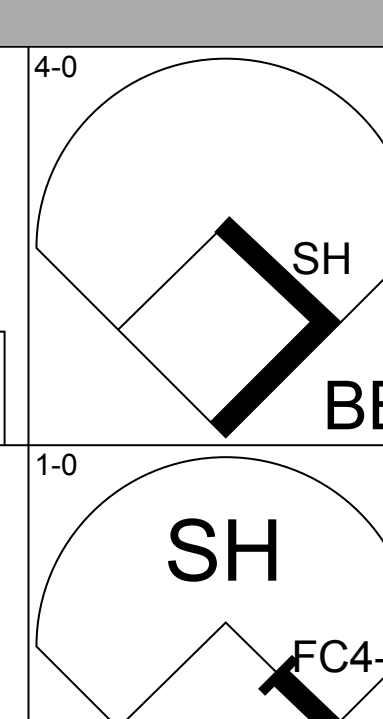
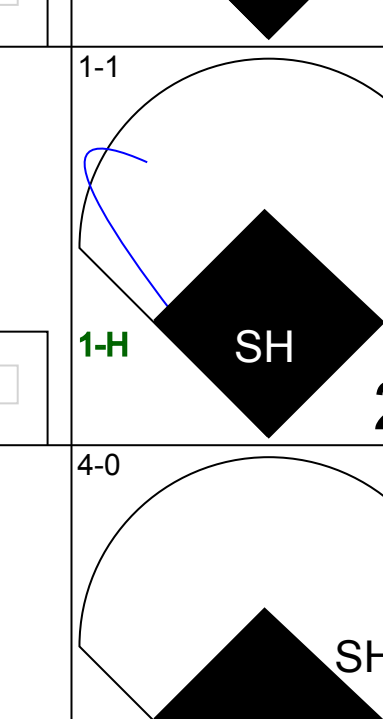
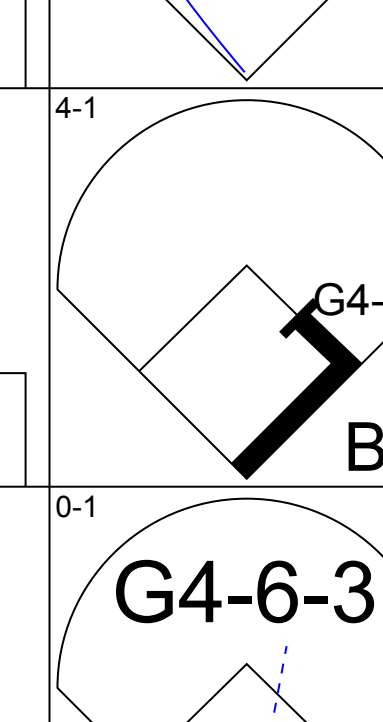
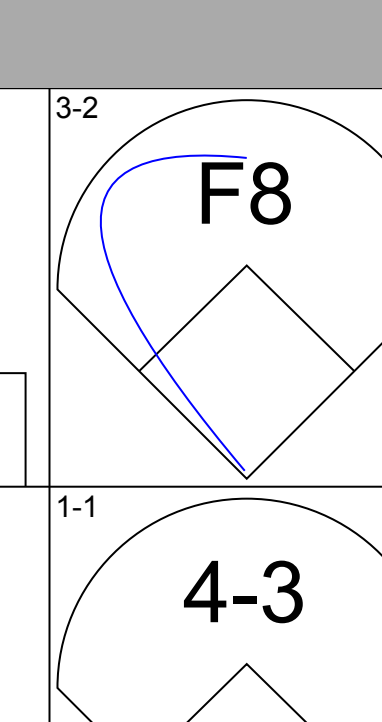
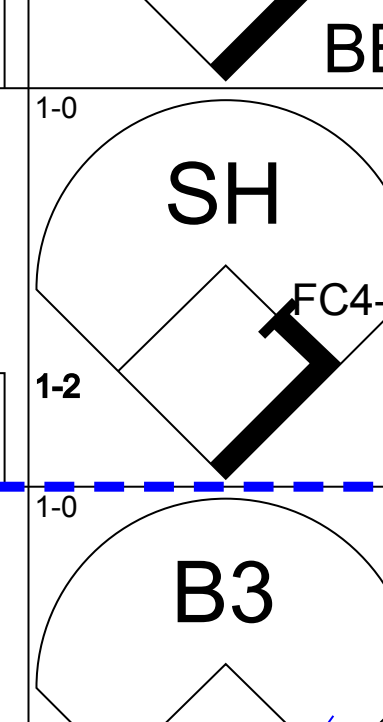
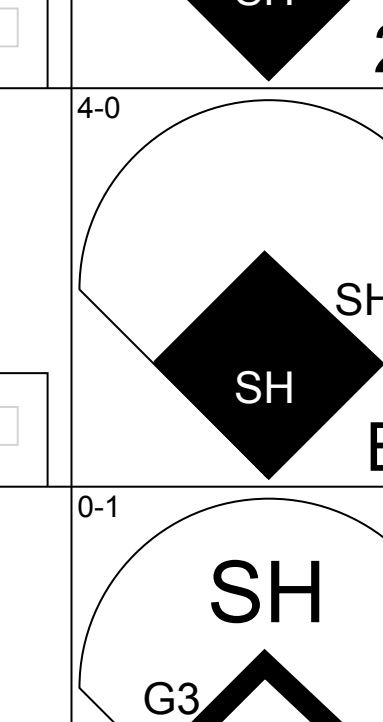
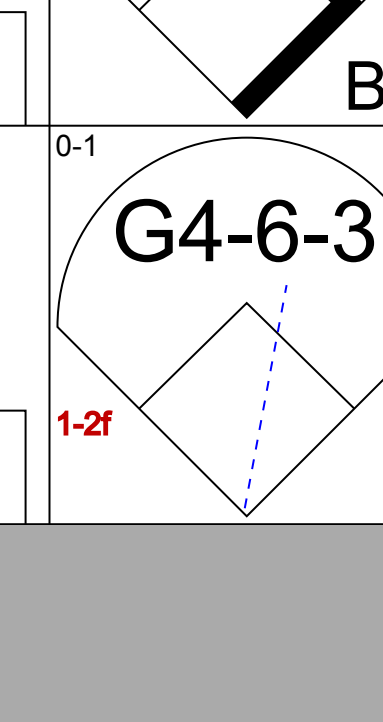
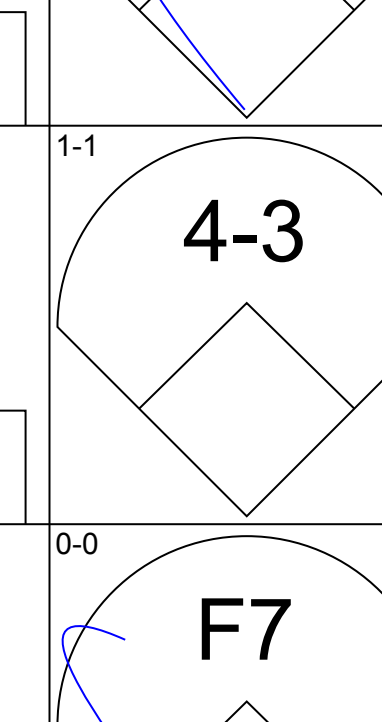
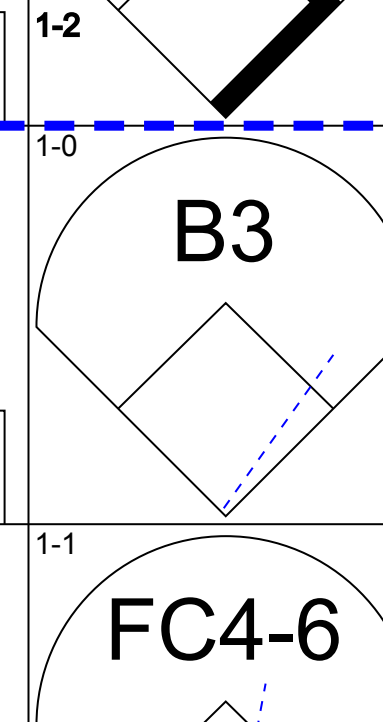
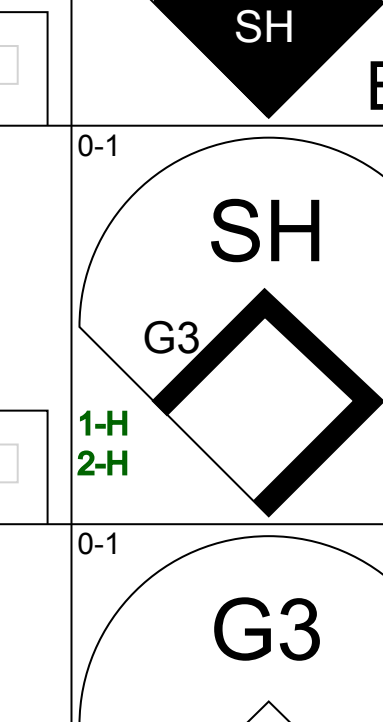
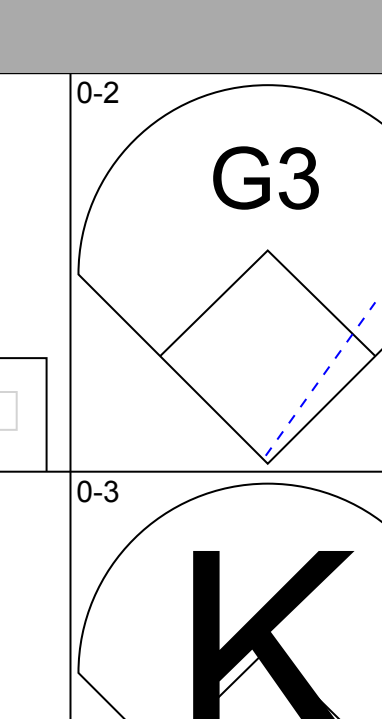
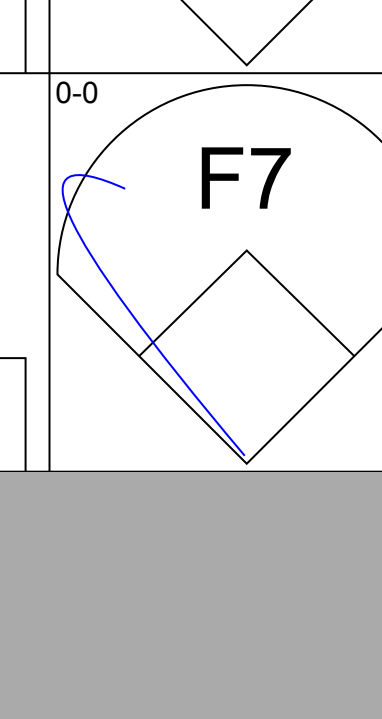
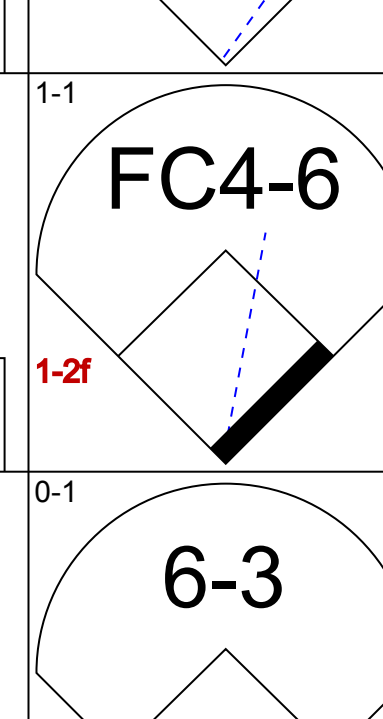
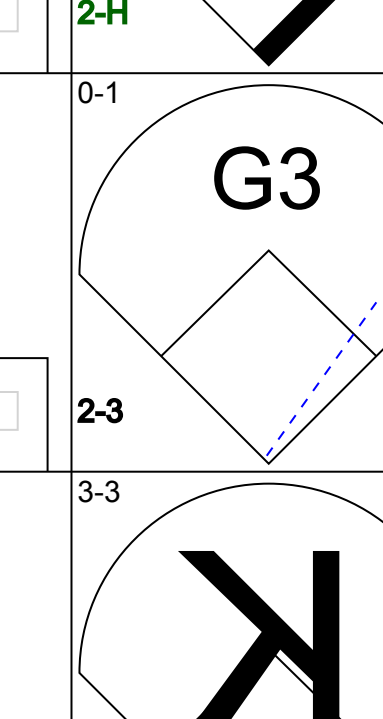
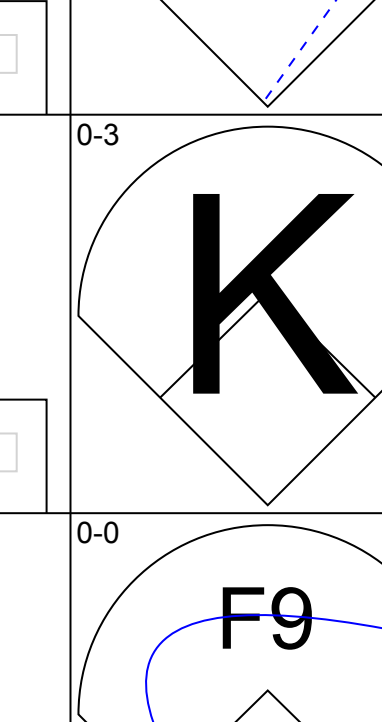
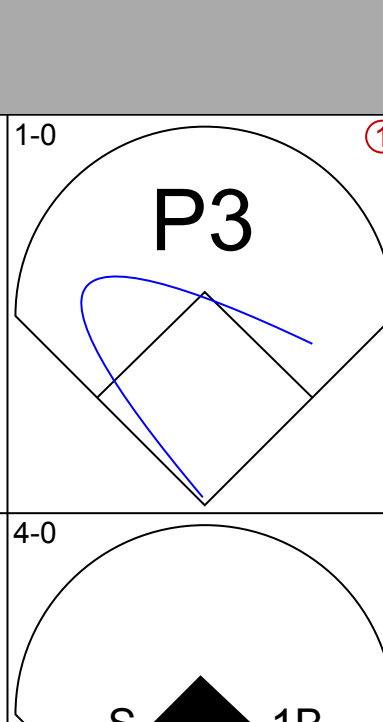
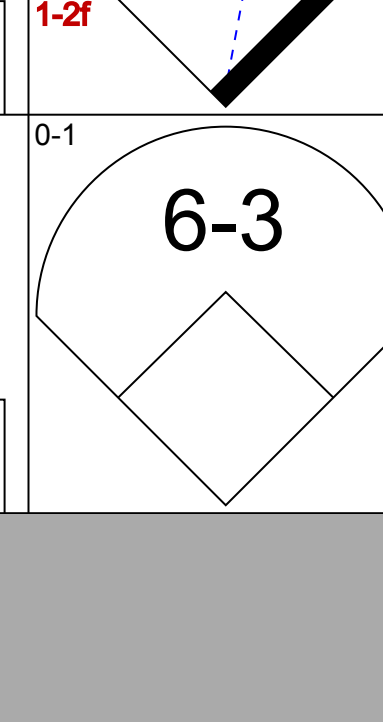
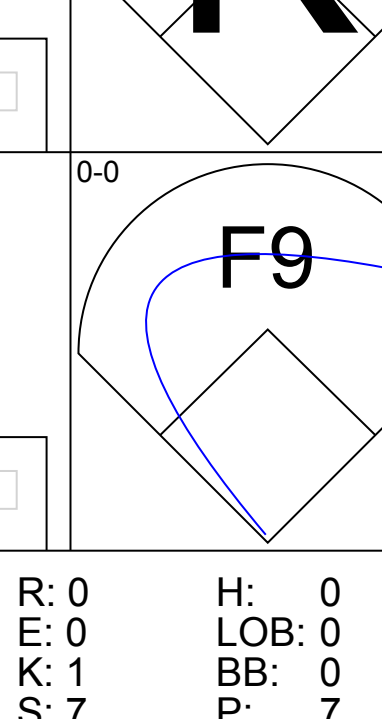
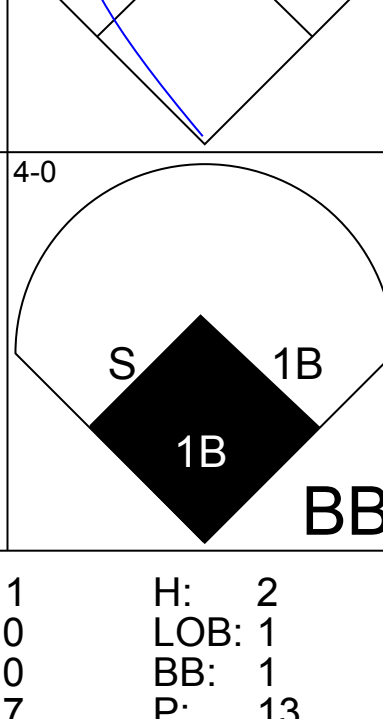
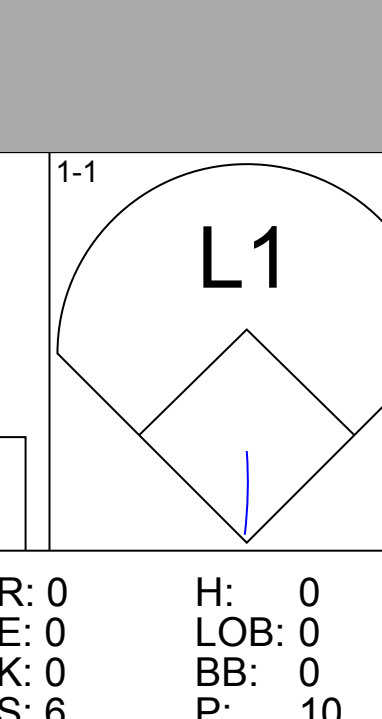
Batter	1	2	3	4	5	6	7	8	9	AB	R	H	RBI	BB	SO	LOB	TOP										
Devon White, S (1, 8) OBP: 0.291, SLG: 0.386										4	1	3	0	0	0	0	California Angels @ Chicago White Sox Comiskey Park, Chicago, IL Fri Sep 15 1989, 8:05 PM EDT Att: 11,202 - Unknown										
Glenn Hoffman, R (1, 6) OBP: 0.255, SLG: 0.286										4	0	1	0	0	1	3											
Chili Davis, S (1, 7) OBP: 0.335, SLG: 0.439										3	0	0	1	1	0	1											
Wally Joyner, L (1, 3) OBP: 0.334, SLG: 0.421										4	0	0	0	0	0	4											
Brian Downing, R (1, 10) OBP: 0.359, SLG: 0.416										4	0	0	0	0	2	4											
Johnny Ray, S (1, 4) OBP: 0.334, SLG: 0.369										4	0	0	0	0	1	1											
Tony Armas, R (1, 9) OBP: 0.280, SLG: 0.481										4	1	2	1	0	2	0											
Jack Howell, L (1, 5) OBP: 0.311, SLG: 0.420										4	0	1	0	0	1	2											
John Orton, R (1, 2) OBP: 0.286, SLG: 0.269										4	0	1	0	0	2	1											
Inning Stats	R: 1 E: 0 K: 1 S: 10	H: 2 LOB: 1 BB: 0 P: 14	R: 0 E: 0 K: 2 S: 13	H: 1 LOB: 1 BB: 0 P: 20	R: 0 E: 0 K: 0 S: 12	H: 1 LOB: 0 BB: 0 P: 15	R: 0 E: 1 K: 1 S: 15	H: 1 LOB: 2 BB: 0 P: 19	R: 0 E: 0 K: 1 S: 9	H: 2 LOB: 3 BB: 1 P: 26	R: 0 E: 0 K: 0 S: 10	H: 0 LOB: 0 BB: 0 P: 15	R: 0 E: 0 K: 1 S: 5	H: 0 LOB: 0 BB: 0 P: 7	R: 0 E: 0 K: 1 S: 6	H: 0 LOB: 0 BB: 0 P: 7	1B: 6 2B: 1 3B: 0 HR: 1	SF: 0 SAC: 0 DP: 0 HBP: 0	WP: 0 PB: 0 SB: 0 CS: 1	PA: 36							
PITCHER	IP	WLS	BF	H	R	ER	SO	BB	IBB	HBP	BLK	WP	HR	S	P	ERA	WHIP										
Richard Dotson, R (1, 1) ERA: 4.75	7.0	L	30	8	2	2	7	0	1	0	0	0	1	87	121	2.57	1.143										
Wayne Edwards, L (8, 1) ERA:	0.1		1	0	0	0	0	0	0	0	0	0	0	1	3	0.00	0.000										
Barry Jones, R (8, 1) ERA: 3.13	1.2	S	5	0	0	0	2	0	0	0	0	0	0	10	11	0.00	0.000										

Batter	1	2	3	4	5	6	7	8	9	AB	R	H	RBI	BB	SO	LOB	BOTTOM										
Lance Johnson, L (1, 7) OBP: 0.377, SLG: 0.404										4	0	1	0	0	0	2	California Angels @ Chicago White Sox Comiskey Park, Chicago, IL Fri Sep 15 1989, 8:05 PM EDT Att: 11,202 - Unknown										
Scott Fletcher, R (1, 4) OBP: 0.333, SLG: 0.308										4	0	1	0	0	1	2											
Ivan Calderon, R (1, 10) OBP: 0.330, SLG: 0.439										4	0	1	0	0	0	2											
Carlton Fisk, R (1, 2) OBP: 0.337, SLG: 0.454										4	0	0	0	0	2	3											
Carlos Martinez, R (1, 3) OBP: 0.343, SLG: 0.411										3	0	0	0	1	0	2											
Sammy Sosa, R (1, 8) OBP: 0.311, SLG: 0.357										3	1	1	0	1	2	0											
Robin Ventura, L (1, 5) OBP: 0.538, SLG: 0.600										2	0	1	0	1	0	0											
Dave Gallagher, R (1, 9) OBP: 0.320, SLG: 0.310										4	0	1	1	0	1	4											
Ozzie Guillen, L (1, 6) OBP: 0.277, SLG: 0.330										2	0	0	0	0	0	1											
Inning Stats	R: 0 E: 0 K: 1 S: 7	H: 0 LOB: 0 BB: 0 P: 9	R: 0 E: 0 K: 1 S: 6	H: 0 LOB: 0 BB: 0 P: 8	R: 0 E: 0 K: 1 S: 8	H: 1 LOB: 0 BB: 0 P: 11	R: 0 E: 0 K: 1 S: 15	H: 2 LOB: 2 BB: 0 P: 19	R: 0 E: 0 K: 0 S: 10	H: 1 LOB: 1 BB: 1 P: 18	R: 0 E: 0 K: 0 S: 9	H: 2 LOB: 3 BB: 2 P: 20	R: 0 E: 0 K: 0 S: 4	H: 0 LOB: 0 BB: 0 P: 6	R: 0 E: 0 K: 1 S: 8	H: 0 LOB: 0 BB: 0 P: 16	R: 0 E: 0 K: 1 S: 8	H: 0 LOB: 0 BB: 0 P: 11	1B: 5 2B: 1 3B: 0 HR: 0	SF: 0 SAC: 1 DP: 1 HBP: 1	WP: 0 PB: 0 SB: 0 CS: 1	PA: 36					
PITCHER	IP	WLS	BF	H	R	ER	SO	BB	IBB	HBP	BLK	WP	HR	S	P	ERA	WHIP										
Chuck Finley, L (1, 1) ERA: 2.53	5.0	W	21	5	1	1	4	1	0	1	0	0	0	47	66	1.80	1.200										
Greg Minton, R (6, 1) ERA: 2.39	3.0		11	1	0	0	1	2	0	0	0	0	0	20	41	0.00	1.000										
Bryan Harvey, R (9, 1) ERA: 3.04	1.0	S	3	0	0	0	1	0	0	0	0	0	0	8	11	0.00	0.000										

Batter	1	2	3	4	5	6	7	8	9	AB	R	H	RBI	BB	SO	LOB	TOP					
Claudell Washington, L OBP: 0.319, SLG: 0.437 (1.9)										4	1	2	0	0	2	0	California Angels @ Chicago White Sox Comiskey Park, Chicago, IL Sat Sep 16 1989, 8:05 PM EDT Att: 11,935 - Unknown					
Devon White, S OBP: 0.291, SLG: 0.387 (1.8)										4	0	1	0	0	0	2						
Chili Davis, S OBP: 0.334, SLG: 0.438 (1.7)										4	0	1	1	0	1	3						
Wally Joyner, L OBP: 0.332, SLG: 0.418 (1.3)										4	0	0	0	0	2	2						
Brian Downing, R OBP: 0.356, SLG: 0.412 (1.10)										4	0	0	0	0	2	0						
Johnny Ray, S OBP: 0.333, SLG: 0.369 (1.4)										4	0	1	0	0	0	0						
Jack Howell, L OBP: 0.311, SLG: 0.419 (1.5)										3	0	1	0	0	2	0						
John Orton, R OBP: 0.267, SLG: 0.250 (8, PH)										2	0	0	0	0	0	2						
Max Venable, L OBP: 0.396, SLG: 0.468 (8, PH)										1	0	0	0	0	1	0						
Lance Parrish, R OBP: 0.299, SLG: 0.390 (8.2)										0	0	0	0	0	0	0						
Glenn Hoffman, R OBP: 0.250, SLG: 0.280 (8, PH)										2	0	0	0	0	0	0						
Jim Eppard, L OBP: 0.444, SLG: 0.375 (8, PR)										1	0	1	0	0	0	0						
Mark McLemore, S OBP: 0.286, SLG: 0.268 (8, PR)										0	0	0	0	0	0	0						
Kent Anderson, R OBP: 0.272, SLG: 0.254 (8.6)										0	0	0	0	0	0	0						
Inning Stats	R: 0 E: 0 K: 1 S: 6	H: 0 LOB: 0 BB: 0 P: 11	R: 0 E: 0 K: 2 S: 16	H: 2 LOB: 2 BB: 0 P: 23	R: 1 E: 0 K: 0 S: 13	H: 3 LOB: 1 BB: 0 P: 20	R: 0 E: 0 K: 1 S: 9	H: 0 LOB: 0 BB: 0 P: 13	R: 0 E: 0 K: 1 S: 11	H: 0 LOB: 0 BB: 0 P: 16	R: 0 E: 0 K: 1 S: 7	H: 0 LOB: 0 BB: 0 P: 11	R: 0 E: 0 K: 1 S: 9	H: 0 LOB: 0 BB: 0 P: 15	R: 0 E: 0 K: 1 S: 11	H: 2 LOB: 3 BB: 0 P: 15	R: 0 E: 0 K: 2 S: 12	H: 0 LOB: 0 BB: 0 P: 18	1B: 6 2B: 1 3B: 0 HR: 0	SF: 0 SAC: 0 DP: 1 HBP: 0	WP: 0 PB: 0 CS: 0	PA: 33
PITCHER	IP	WLS	BF	H	R	ER	SO	BB	IBB	HBP	BLK	WP	HR	S	P	ERA	WHIP					
Shawn Hillegas, R ERA: 4.49 (1.1)	5.0	W	19	5	1	1	5	0	0	0	0	0	0	55	83	1.80	1.000					
Steve Rosenberg, L ERA: 4.97 (6.1)	2.0		6	0	0	0	2	0	0	0	0	0	0	16	26	0.00	0.000					
Jose Segura, R ERA: 24.0 (8.1)	0.1	S	3	2	0	0	1	0	0	0	0	0	0	8	10	0.00	6.000					
Bobby Thigpen, R ERA: 3.84 (8.1)	1.2	S	5	0	0	0	2	0	0	0	0	0	0	15	23	0.00	0.000					

Batter	1	2	3	4	5	6	7	8	9	AB	R	H	RBI	BB	SO	LOB	BOTTOM				
Lance Johnson, L OBP: 0.373, SLG: 0.396 (1.7)										3	1	0	0	1	0	0	California Angels @ Chicago White Sox Comiskey Park, Chicago, IL Sat Sep 16 1989, 8:05 PM EDT Att: 11,935 - Unknown				
Scott Fletcher, R OBP: 0.332, SLG: 0.306 (1.4)										3	1	0	0	1	0	0					
Ivan Calderon, R OBP: 0.329, SLG: 0.439 (1.10)										4	0	1	0	0	0	2					
Carlton Fisk, R OBP: 0.339, SLG: 0.456 (1.2)										3	0	1	0	1	1	3					
Steve Lyons, L OBP: 0.321, SLG: 0.341 (1.9)										2	0	1	2	1	0	1					
Carlos Martinez, R OBP: 0.340, SLG: 0.407 (1.3)										3	0	0	0	0	1	4					
Dave Gallagher, R OBP: 0.320, SLG: 0.310 (9.9)										0	0	0	0	0	0	0					
Robin Ventura, L OBP: 0.438, SLG: 0.462 (1.5)										3	0	0	0	0	1	1					
Sammy Sosa, R OBP: 0.311, SLG: 0.353 (1.8)										2	0	0	0	1	1	0					
Ozzie Guillen, L OBP: 0.275, SLG: 0.329 (1.6)										3	0	0	0	0	0	1					
Inning Stats	R: 2 E: 0 K: 1 S: 11	H: 1 LOB: 1 BB: 2 P: 23	R: 0 E: 0 K: 0 S: 6	H: 0 LOB: 0 BB: 0 P: 7	R: 0 E: 0 K: 0 S: 9	H: 0 LOB: 0 BB: 0 P: 14	R: 0 E: 0 K: 2 S: 8	H: 1 LOB: 1 BB: 0 P: 13	R: 0 E: 0 K: 1 S: 7	H: 0 LOB: 0 BB: 0 P: 12	R: 0 E: 0 K: 0 S: 7	H: 0 LOB: 2 BB: 2 P: 17	R: 0 E: 0 K: 0 S: 6	H: 0 LOB: 1 BB: 1 P: 10	R: 0 E: 0 K: 0 S: 6	H: 1 LOB: 1 BB: 0 P: 11	1B: 1 2B: 3 3B: 0 HR: 0	SF: 0 SAC: 0 DP: 1 HBP: 0	WP: 0 PB: 0 CS: 0	PA: 31	
PITCHER	IP	WLS	BF	H	R	ER	SO	BB	IBB	HBP	BLK	WP	HR	S	P	ERA	WHIP				
Kirk McCaskill, R ERA: 2.87 (1.1)	8.0	L	31	3	2	2	4	5	0	0	0	0	0	60	107	2.25	1.000				

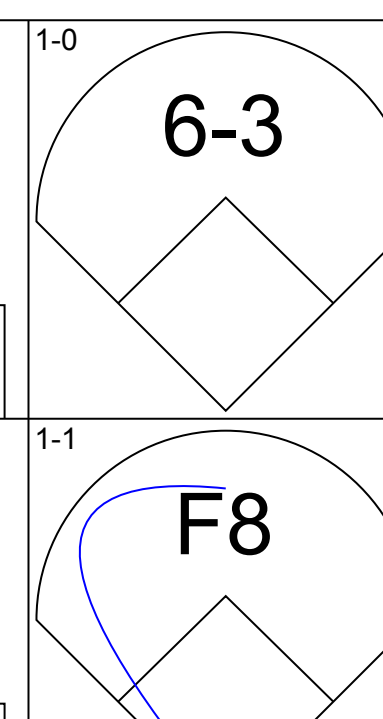
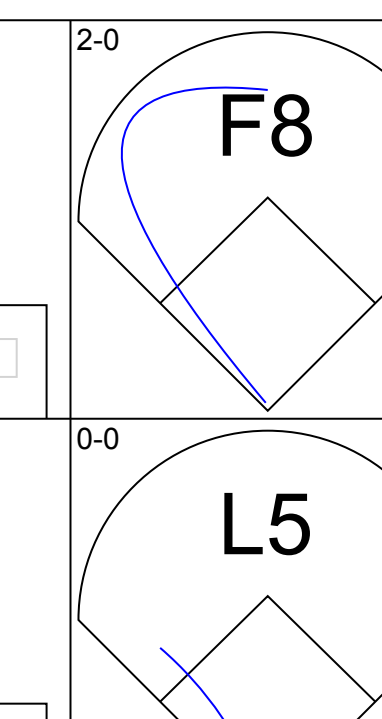
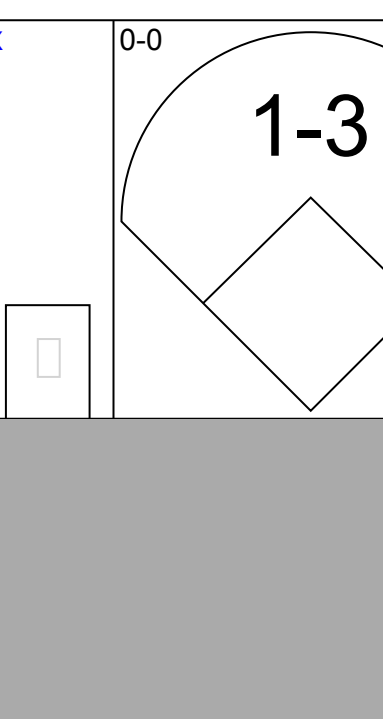
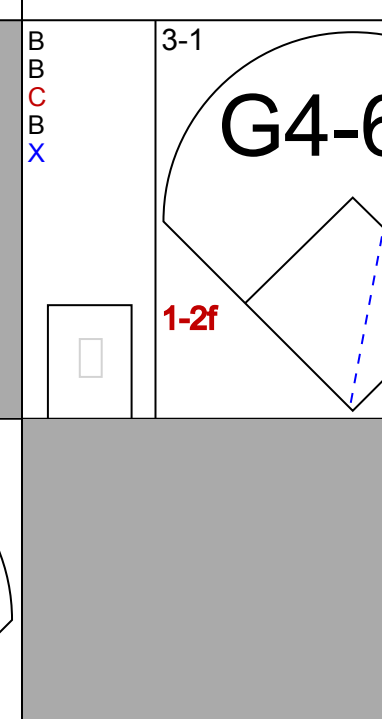
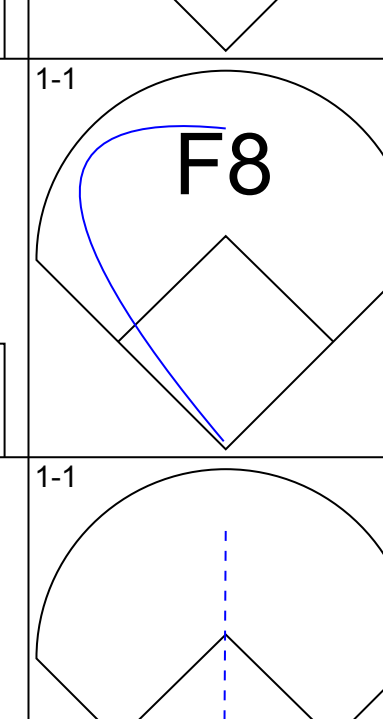
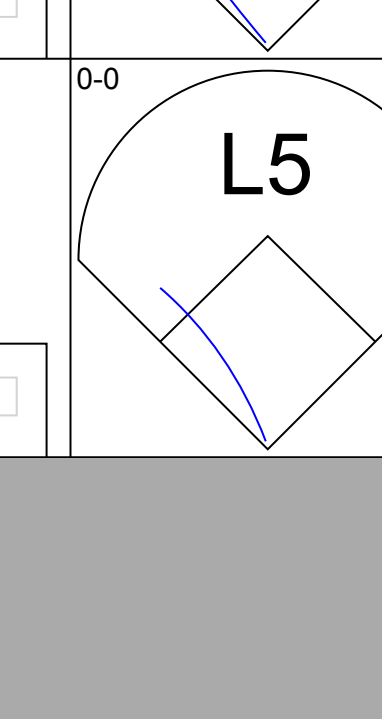
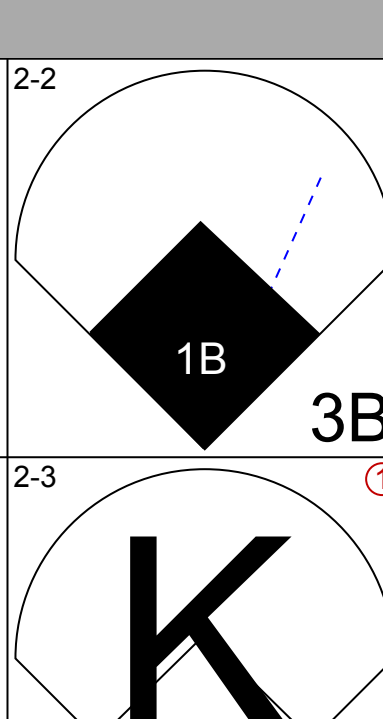
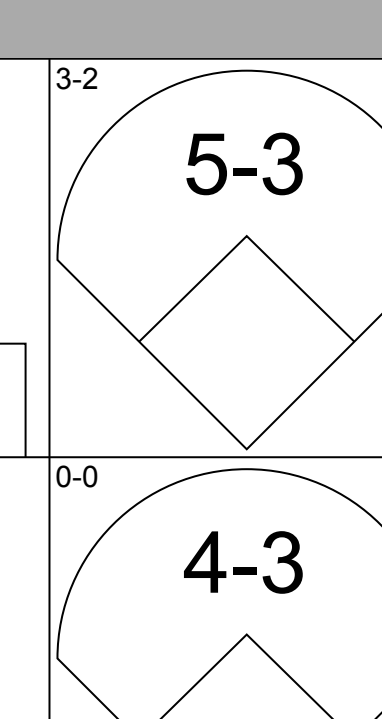
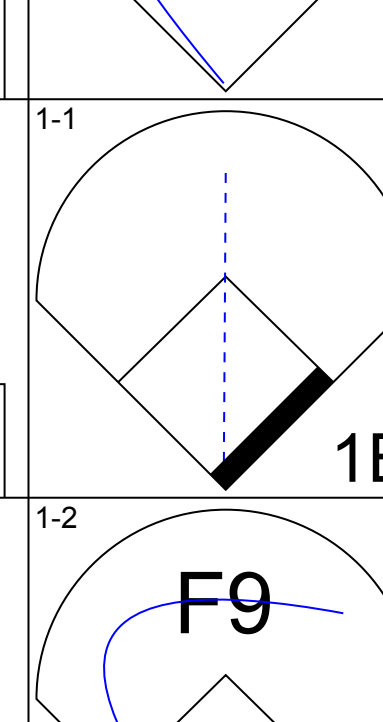
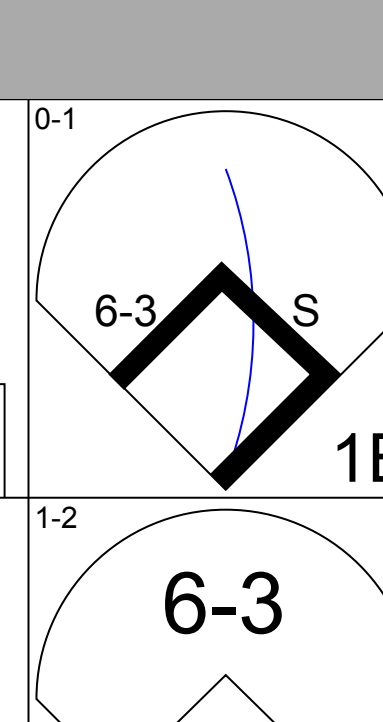
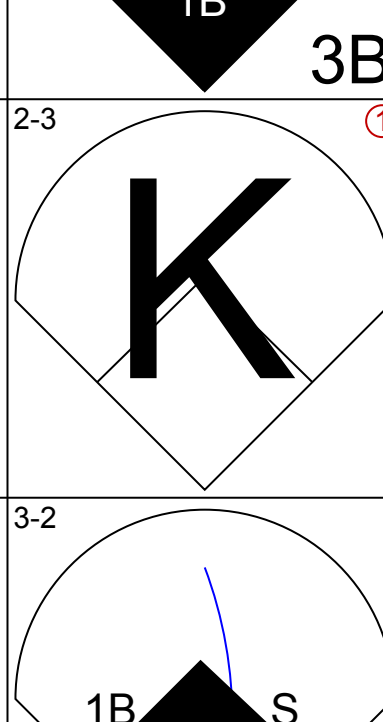
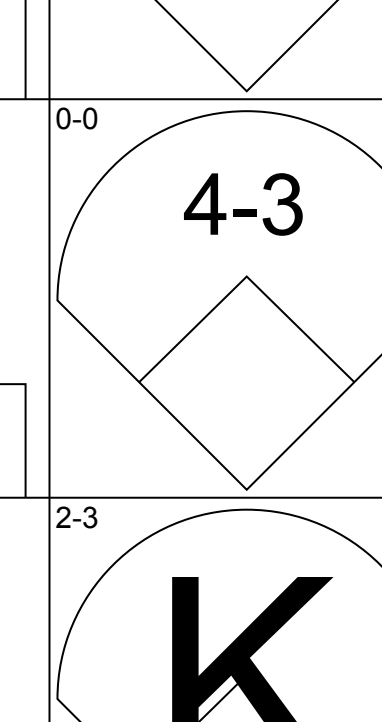
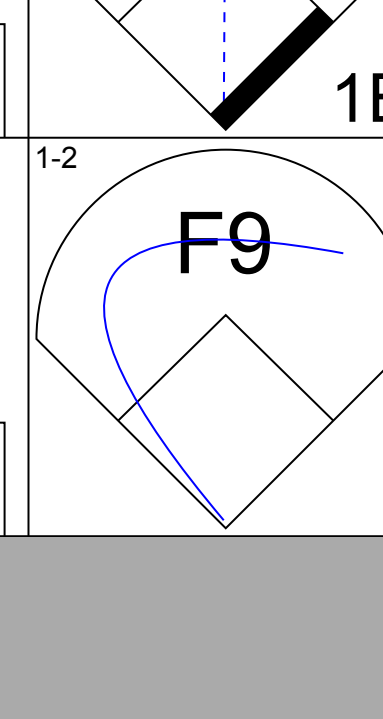
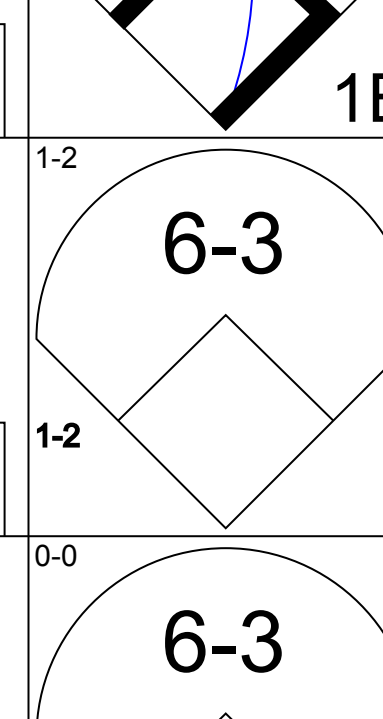
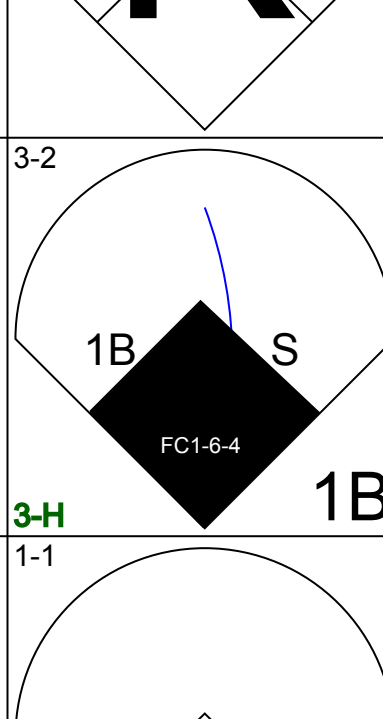
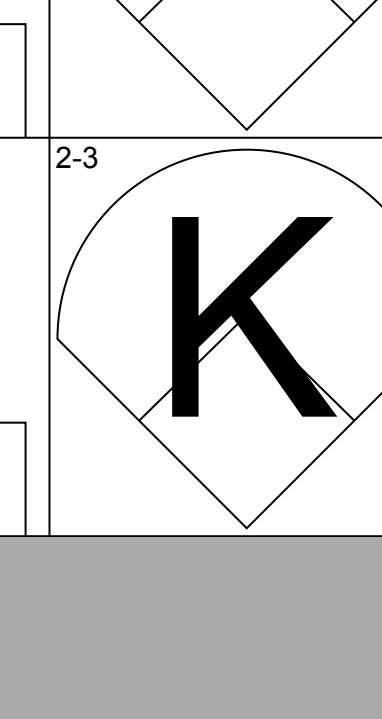
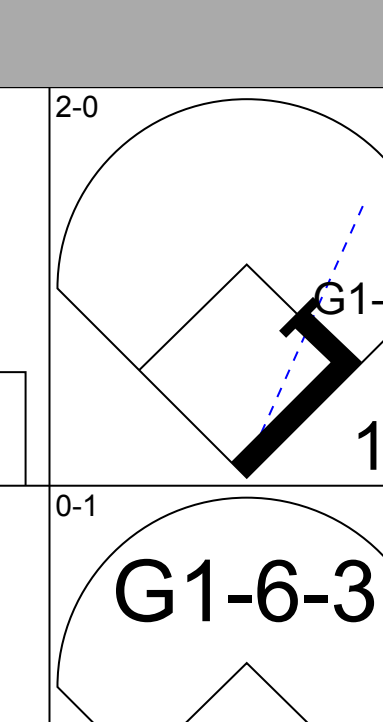
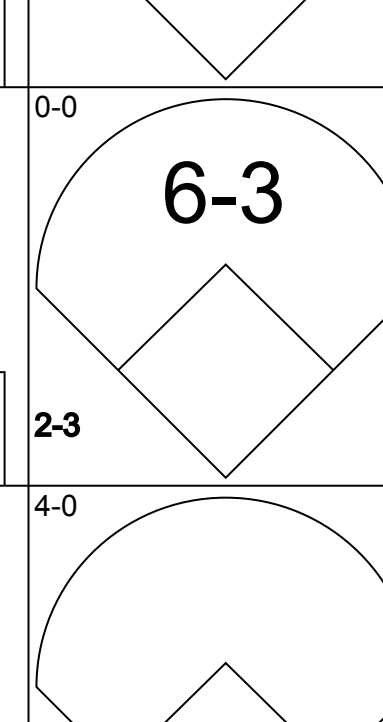
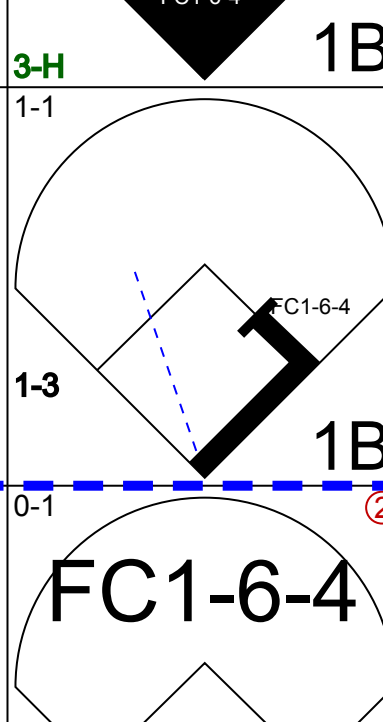
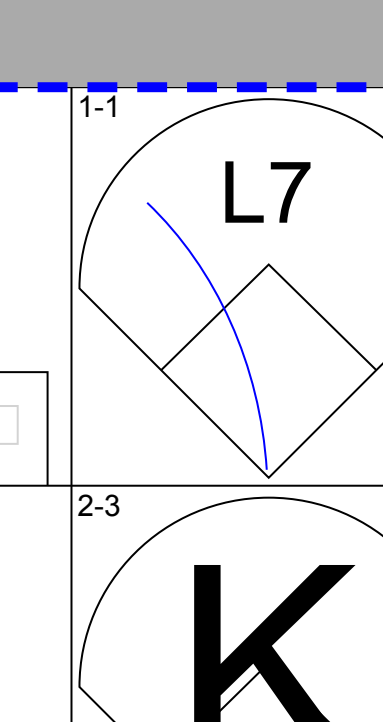
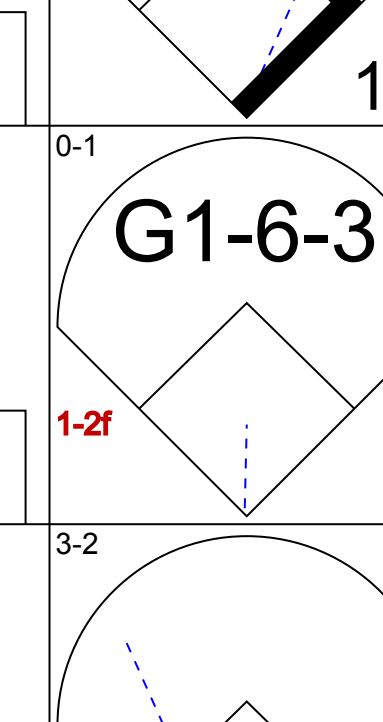
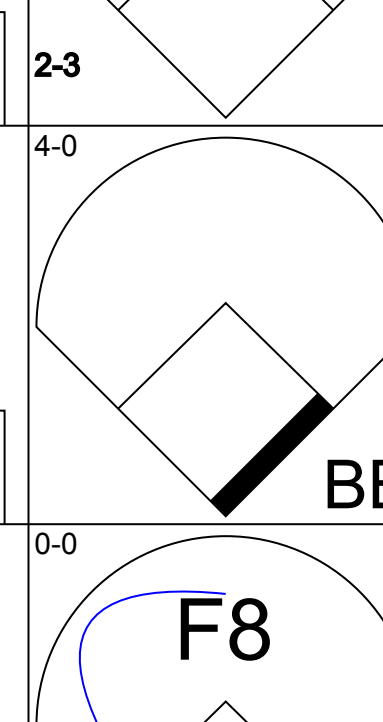
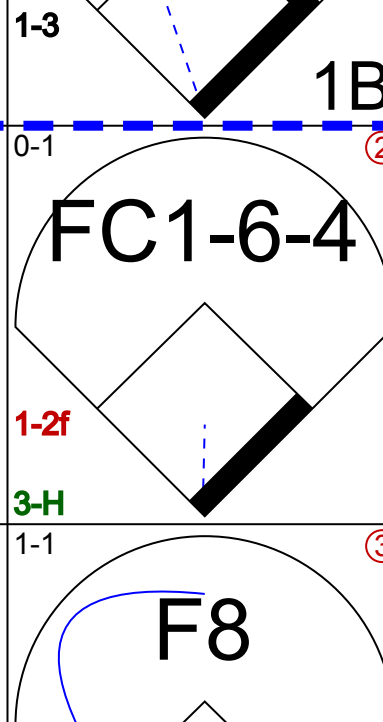
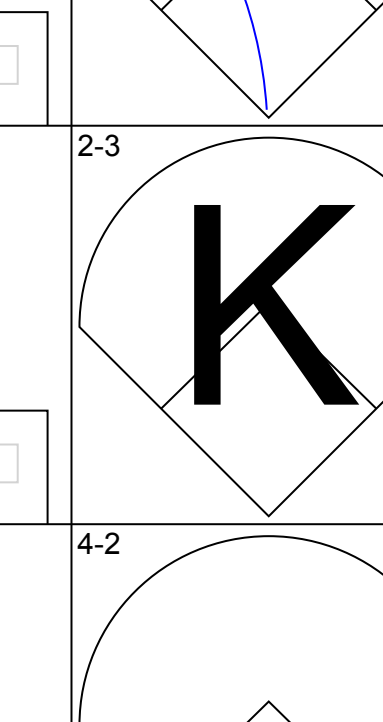
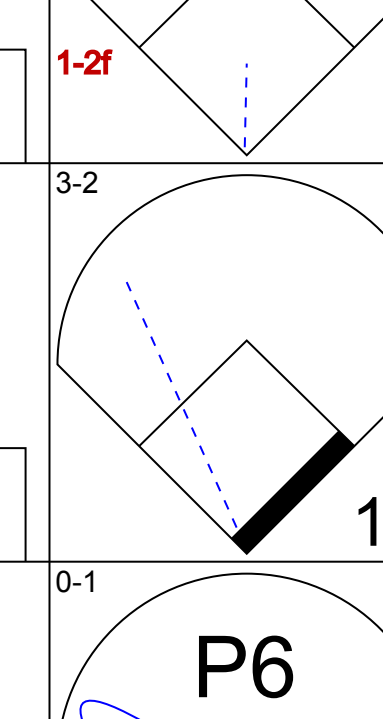
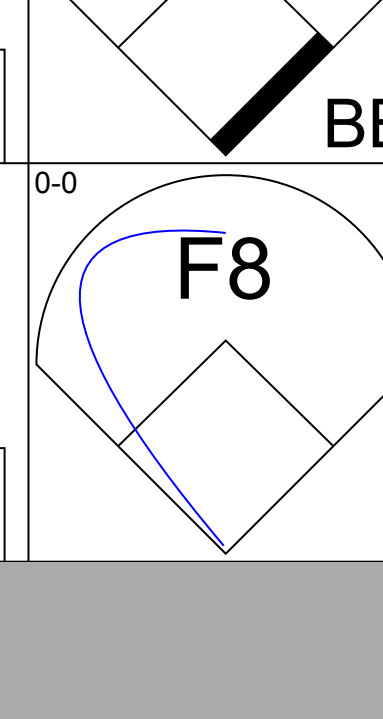
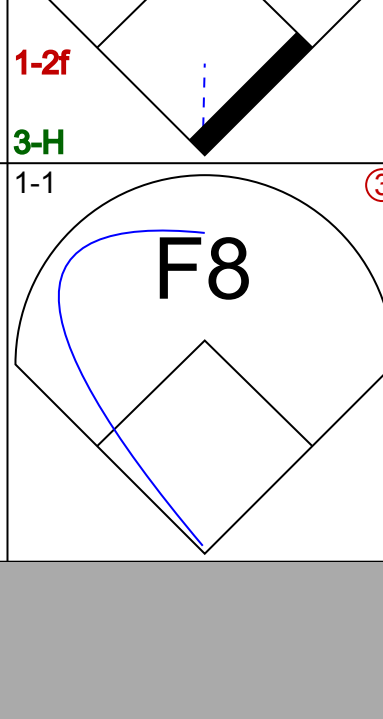
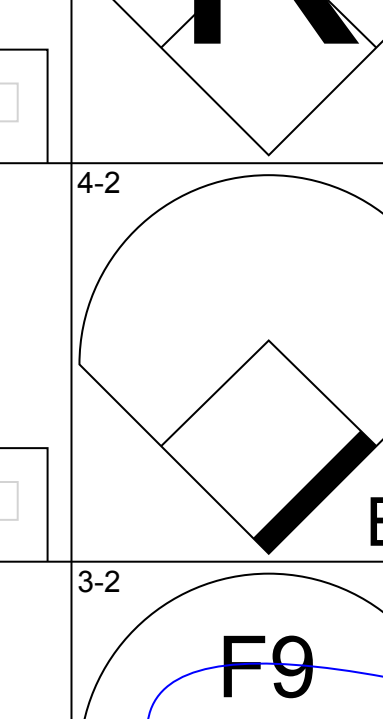
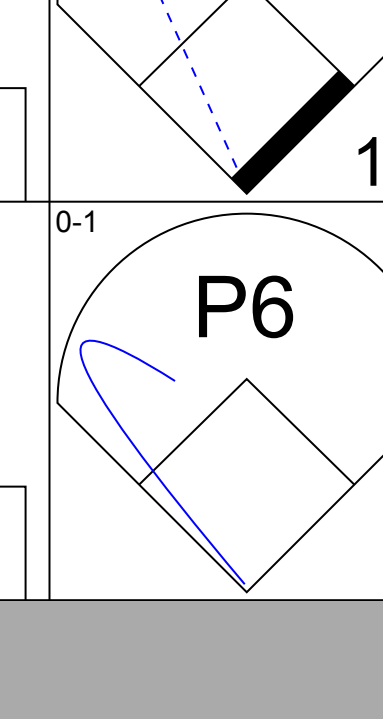
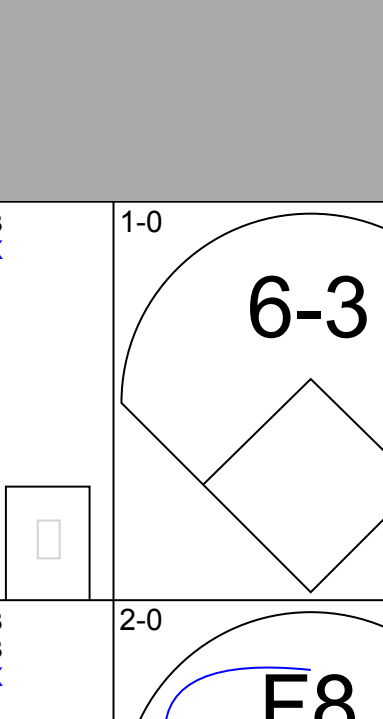
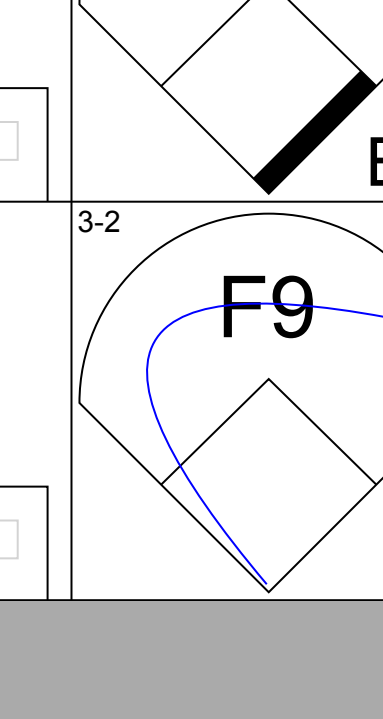
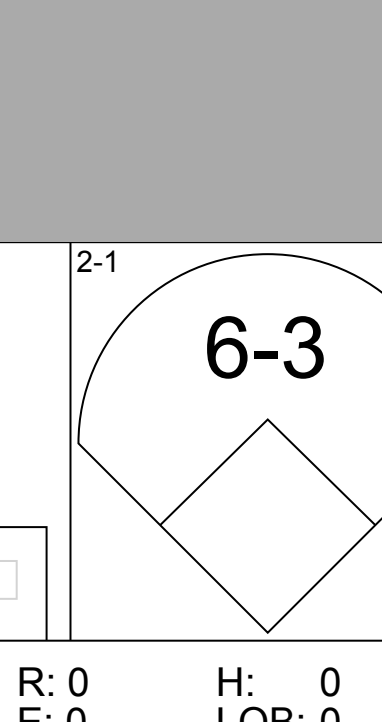
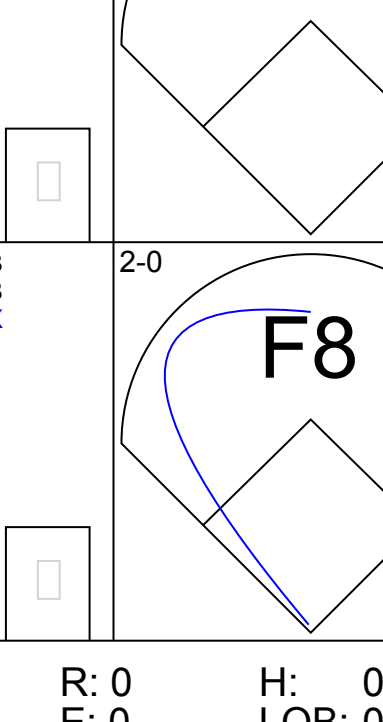
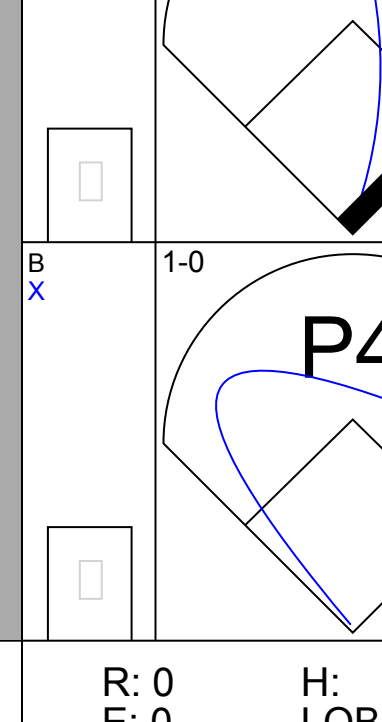
Batter	1	2	3	4	5	6	7	8	9	AB	R	H	RBI	BB	SO	LOB	TOP																			
Brian Downing, R OBP: 0.359, SLG: 0.418 (1, 10)	F9					G4-3				5	0	3	1	0	0	1	California Angels @ Chicago White Sox Comiskey Park, Chicago, IL Sun Sep 17 1989, 4:33 AM EDT Att. 16,215 - Sunny - 68 F																			
Mark McLemore, S OBP: 0.293, SLG: 0.270 (1, 4)	G4-3					SF7				3	0	1	2	1	1	1																				
Devon White, S OBP: 0.290, SLG: 0.386 (1, 8)	FC4-6					K				5	0	1	0	0	1	4																				
Wally Joyner, L OBP: 0.331, SLG: 0.416 (1, 3)	FC4-6									5	0	1	0	0	0	3																				
Chili Davis, S OBP: 0.333, SLG: 0.434 (1, 7)										4	1	0	0	1	2	1																				
Claudell Washington, L OBP: 0.320, SLG: 0.438 (1, 9)										4	0	1	1	1	1	1																				
Lance Parrish, R OBP: 0.302, SLG: 0.400 (1, 2)										5	2	3	1	0	1	2																				
Jack Howell, L OBP: 0.311, SLG: 0.417 (1, 5)										4	1	1	0	0	2	3																				
Kent Anderson, R OBP: 0.276, SLG: 0.259 (1, 6)										4	2	2	1	0	1	0																				
Inning Stats	R: 0 E: 0 K: 0 S: 9	H: 1 LOB: 1 BB: 0 P: 13	R: 0 E: 0 K: 1 S: 9	H: 0 LOB: 1 BB: 1 P: 14	R: 0 E: 0 K: 1 S: 14	H: 1 LOB: 2 BB: 1 P: 23	R: 3 E: 0 K: 0 S: 16	H: 5 LOB: 2 BB: 0 P: 25	R: 0 E: 0 K: 3 S: 15	H: 2 LOB: 2 BB: 0 P: 21	R: 1 E: 1 K: 1 S: 9	H: 1 LOB: 0 BB: 0 P: 13	R: 0 E: 0 K: 1 S: 9	H: 0 LOB: 0 BB: 0 P: 13	R: 1 E: 0 K: 1 S: 13	H: 2 LOB: 1 BB: 0 P: 20	R: 1 E: 0 K: 1 S: 12	H: 1 LOB: 1 BB: 1 P: 25	1B: 9 2B: 3 3B: 0 HR: 1	SF: 1 SAC: 0 DP: 0 HBP: 0	WP: 0 PB: 0 SB: 0 CS: 0	PA: 43														
PITCHER	IP	WLS	BF	H	R	ER	SO	BB	IBB	HBP	BLK	WP	HR	S	P	ERA	WHIP	PITCHER		IP	WLS	BF	H	R	ER	SO	BB	IBB	HBP	BLK	WP	HR	S	P	ERA	WHIP
Eric King, R ERA: 3.48	3.2	L	20	7	3	3	2	2	0	0	0	0	0	45	70	7.36	2.455	Donn Pall, R ERA: 3.36		1.0		5	1	1	1	1	1	0	0	0	0	0	12	25	9.00	2.000
Wayne Edwards, L ERA: 4.54	1.1		6	2	0	0	3	0	0	0	0	0	0	18	26	0.00	1.500																			
Bill Long, R ERA: 4.54	1.0		4	1	1	0	1	0	0	0	0	0	0	9	13	0.00	1.000																			
Steve Rosenberg, L ERA: 4.94	1.0		3	0	0	0	1	0	0	0	0	0	0	9	13	0.00	0.000																			
Tom McCarthy, R ERA: 3.43	1.0		5	2	1	1	1	0	0	0	0	0	1	13	20	9.00	2.000																			
Batter	1	2	3	4	5	6	7	8	9	AB	R	H	RBI	BB	SO	LOB	BOTTOM																			
Lance Johnson, L OBP: 0.361, SLG: 0.382 (1, 7)	G1-6-3									5	0	0	0	0	1	1	California Angels @ Chicago White Sox Comiskey Park, Chicago, IL Sun Sep 17 1989, 4:33 AM EDT Att. 16,215 - Sunny - 68 F																			
Scott Fletcher, R OBP: 0.333, SLG: 0.307 (1, 4)	G4-3									5	0	2	1	0	0	0																				
Steve Lyons, L OBP: 0.317, SLG: 0.337 (1, 3)	G4-3									5	0	0	0	0	2	1																				
Greg Walker, L OBP: 0.286, SLG: 0.335 (6, PH)										2	0	1	0	0	1	0																				
Ivan Calderon, R OBP: 0.326, SLG: 0.438 (6, PH)										2	0	0	0	0	0	0																				
Daryl Boston, L OBP: 0.330, SLG: 0.395 (6, PH)										2	1	2	0	0	0	0																				
Carlos Martinez, R OBP: 0.344, SLG: 0.409 (7, 5)										1	1	1	0	1	0	0																				
Dave Gallagher, R OBP: 0.323, SLG: 0.317 (7, 9)										4	0	3	1	0	0	2																				
Robin Ventura, L OBP: 0.369, SLG: 0.429 (6, PH)										1	0	0	1	0	0	2																				
Sammy Sosa, R OBP: 0.308, SLG: 0.348 (7, 8)										2	0	0	0	0	1	3																				
Ron Karkovics, R OBP: 0.319, SLG: 0.402 (6, PH)										2	0	0	0	0	1	3																				
Carlton Fisk, R OBP: 0.342, SLG: 0.456 (7, 2)										0	0	0	0	2	0	0																				
Ozzie Guillen, L OBP: 0.275, SLG: 0.328 (1, 6)										4	1	1	0	0	1	5																				
Inning Stats	R: 0 E: 0 K: 0 S: 7	H: 0 LOB: 0 BB: 0 P: 11	R: 1 E: 0 K: 1 S: 11	H: 2 LOB: 1 BB: 0 P: 19	R: 0 E: 0 K: 1 S: 8	H: 1 LOB: 1 BB: 0 P: 14	R: 0 E: 0 K: 1 S: 10	H: 2 LOB: 2 BB: 0 P: 21	R: 1 E: 0 K: 1 S: 8	H: 2 LOB: 0 BB: 0 P: 12	R: 1 E: 0 K: 1 S: 16	H: 2 LOB: 2 BB: 1 P: 28	R: 0 E: 0 K: 1 S: 10	H: 0 LOB: 0 BB: 0 P: 13	R: 0 E: 0 K: 1 S: 16	H: 1 LOB: 3 BB: 2 P: 31	R: 0 E: 0 K: 1 S: 8	H: 0 LOB: 0 BB: 0 P: 10	1B: 9 2B: 0 3B: 1 HR: 0	SF: 1 SAC: 0 DP: 0 HBP: 0	WP: 2 PB: 0 SB: 0 CS: 0	PA: 39														
PITCHER	IP	WLS	BF	H	R	ER	SO	BB	IBB	HBP	BLK	WP	HR	S	P	ERA	WHIP	PITCHER		IP	WLS	BF	H	R	ER	SO	BB	IBB	HBP	BLK	WP	HR	S	P	ERA	WHIP
Mike Witt, R ERA: 4.54	5.0	W	21	7	2	2	3	0	0	0	0	0	0	44	77	3.60	1.400	Greg Minton, R ERA: 2.37		0.1		3	1	0	0	0	1	0	0	0	0	10	19	0.00	6.000	
Bob McClure, L ERA: 1.52	2.0		9	2	1	1	2	0	1	0	0	0	0	26	41	4.50	1.000	Bryan Harvey, R ERA: 2.94		1.2	S	6	0	0	0	2	1	0	0	0	14	22	0.00	0.600		

Batter	1	2	3	4	5	6	7	8	9	AB	R	H	RBI	BB	SO	LOB	TOP								
Lance Johnson, L (1, 7) OBP: 0.358, SLG: 0.378										4	0	1	0	0	1	0									
Scott Fletcher, R (1, 4) OBP: 0.332, SLG: 0.307										4	0	1	1	0	0	0									
Ivan Calderon, R (1, 10) OBP: 0.329, SLG: 0.438										4	1	2	0	0	0	2									
Carlton Fisk, R (1, 2) OBP: 0.344, SLG: 0.458 Sammy Sosa, R (9, PR) OBP: 0.308, SLG: 0.348										3	0	1	1	1	0	1									
Daryl Boston, L (1, 9) OBP: 0.335, SLG: 0.393 Ron Karkovics, R (9, 2) OBP: 0.319, SLG: 0.402										1	1	0	0	2	0	0									
Carlos Martinez, R (1, 3) OBP: 0.341, SLG: 0.405 Steve Lyons, L (9, PH) OBP: 0.317, SLG: 0.337										3	0	0	0	0	0	3									
Robin Ventura, L (1, 5) OBP: 0.318, SLG: 0.333										4	0	0	0	0	0	3									
Dave Gallagher, R (1, 8) OBP: 0.321, SLG: 0.315										4	0	0	0	0	2	4									
Ozzie Guillen, L (1, 6) OBP: 0.275, SLG: 0.326										3	1	0	0	1	0	2									
Inning Stats	R: 0 E: 0 K: 1 S: 9	H: 0 LOB: 0 BB: 0 P: 14	R: 0 E: 0 K: 0 S: 7	H: 0 LOB: 0 BB: 1 P: 11	R: 0 E: 0 K: 1 S: 7	H: 0 LOB: 0 BB: 0 P: 7	R: 0 E: 0 K: 0 S: 7	H: 1 LOB: 1 BB: 0 P: 10	R: 0 E: 0 K: 0 S: 7	H: 0 LOB: 0 BB: 0 P: 11	R: 1 E: 0 K: 0 S: 7	H: 2 LOB: 1 BB: 1 P: 13	R: 0 E: 0 K: 0 S: 6	H: 0 LOB: 2 BB: 1 P: 13	R: 0 E: 0 K: 1 S: 6	H: 0 LOB: 0 BB: 0 P: 10	R: 3 E: 1 K: 1 S: 15	H: 2 LOB: 2 BB: 1 P: 23	1B: 4 2B: 1 3B: 0 HR: 0	SF: 0 SAC: 2 DP: 2 HBP: 0	WP: 0 PB: 0 SB: 2 CS: 0	PA: 36			
PITCHER	IP	WLS	BF	H	R	ER	SO	BB	IBB	HBP	BLK	WP	HR	S	P	ERA	WHIP								
Tom Gordon, R (1, 1) ERA: 3.58	6.0		23	3	1	1	2	3	0	0	0	0	0	45	72	1.50	1.000								
Steve Crawford, R (7, 1) ERA: 2.53	2.0	6	0	0	0	0	0	0	0	0	0	0	0	11	17	0.00	0.000								
Jeff Montgomery, R (9, 1) ERA: 1.42	1.0	L	7	2	3	2	1	1	0	0	0	0	0	15	23	18.00	3.000								

Chicago White Sox @ Kansas City Royals
 Royals Stadium, Kansas City, MO
 Mon Sep 18 1989, 8:05 PM EDT
 Att: 23,722 - Unknown - 75 F

AB 30
 R 4
 H 5
 RBI 2
 BB 4
 SO 3
 LOB 15



Batter	1	2	3	4	5	6	7	8	9	AB	R	H	RBI	BB	SO	LOB	BOTTOM								
Kevin Seitzer, R (1, 5) OBP: 0.384, SLG: 0.331										4	0	0	0	0	0	1									
Willie Wilson, S (1, 8) OBP: 0.298, SLG: 0.354										4	1	1	0	0	0	0									
George Brett, L (1, 3) OBP: 0.363, SLG: 0.439										4	0	2	0	0	1	1									
Bo Jackson, R (1, 7) OBP: 0.312, SLG: 0.504										4	1	1	1	0	1	2									
Jim Eisenreich, L (1, 9) OBP: 0.352, SLG: 0.445										4	0	2	0	0	0	1									
Pat Tabler, R (1, 10) OBP: 0.334, SLG: 0.319										3	0	0	1	1	1	2									
Kurt Stillwell, S (1, 6) OBP: 0.340, SLG: 0.401										3	0	1	0	1	0	3									
Frank White, R (1, 4) OBP: 0.314, SLG: 0.336 Danny Tartabull, R (9, PH) OBP: 0.387, SLG: 0.442										3	0	1	0	0	0	1									
Bob Boone, R (1, 2) OBP: 0.350, SLG: 0.316										3	0	0	0	0	0	1									
Inning Stats	R: 0 E: 0 K: 0 S: 8	H: 1 LOB: 1 BB: 0 P: 12	R: 0 E: 0 K: 0 S: 8	H: 2 LOB: 0 BB: 0 P: 13	R: 0 E: 0 K: 0 S: 4	H: 0 LOB: 0 BB: 0 P: 8	R: 0 E: 0 K: 0 S: 7	H: 1 LOB: 2 BB: 1 P: 12	R: 0 E: 0 K: 1 S: 16	H: 3 LOB: 1 BB: 0 P: 25	R: 0 E: 0 K: 0 S: 5	H: 1 LOB: 0 BB: 0 P: 10	R: 0 E: 0 K: 1 S: 9	H: 0 LOB: 0 BB: 0 P: 14	R: 0 E: 0 K: 1 S: 12	H: 0 LOB: 1 BB: 1 P: 22	1B: 7 2B: 0 3B: 1 HR: 0	SF: 0 SAC: 0 DP: 2 HBP: 0	WP: 0 PB: 0 SB: 2 CS: 0	PA: 35					
PITCHER	IP	WLS	BF	H	R	ER	SO	BB	IBB	HBP	BLK	WP	HR	S	P	ERA	WHIP								
Greg Hibbard, L (1, 1) ERA: 3.09	5.1		23	7	2	2	1	1	0	0	0	0	0	42	71	3.38	1.500								
Barry Jones, R (6, 1) ERA: 2.81	2.2	W	8	1	0	0	1	0	0	0	0	0	0	18	29	0.00	0.375								
Bobby Thigpen, R (9, 1) ERA: 3.79	1.0	S	4	0	0	0	1	1	0	0	0	0	0	12	22	0.00	1.000								

Chicago White Sox @ Kansas City Royals
 Royals Stadium, Kansas City, MO
 Mon Sep 18 1989, 8:05 PM EDT
 Att: 23,722 - Unknown - 75 F

AB 33
 R 2
 H 8
 RBI 2
 BB 2
 SO 3
 LOB 13



Batter	1	2	3	4	5	6	7	8	9	AB	R	H	RBI	BB	SO	LOB	TOP										
Lance Johnson, L OBP: 0.363, SLG: 0.381 (1, 8)	G4-3 S BB	1B E BB		L7	G6-3			G3-1		3	1	0	0	2	0	2	Chicago White Sox @ Kansas City Royals Royals Stadium, Kansas City, MO Wed Sep 20 1989, 8:05 PM EDT Att: 21,320 - Unknown - 72 F										
Scott Fletcher, R OBP: 0.329, SLG: 0.303 (1, 4)	G4-3	P6		HBP 1B			5-3	5-3		5	0	1	0	0	0	4											
Ivan Calderon, R OBP: 0.328, SLG: 0.435 (1, 10)	K			K			P3		K	5	0	1	2	0	3	2											
Carlton Fisk, R OBP: 0.344, SLG: 0.464 (1, 2)	5-3	L6					K		HR	4	1	1	1	0	1	2											
Daryl Boston, L OBP: 0.332, SLG: 0.388 Dave Gallagher, R OBP: 0.319, SLG: 0.313 (7, 8)				1-3			P3		F9	4	1	1	0	0	1	3											
Steve Lyons, L OBP: 0.318, SLG: 0.337 (1, 9)							F9		F9	4	1	2	0	1	0	0											
Carlos Martinez, R OBP: 0.346, SLG: 0.415 (1, 3)										4	1	3	0	0	1	1											
Robin Ventura, L OBP: 0.320, SLG: 0.300 (1, 5)										2	1	0	1	1	0	2											
Ozzie Guillen, L OBP: 0.274, SLG: 0.324 (1, 6)										4	1	1	2	0	0	4											
Inning Stats	R: 0 E: 0 K: 1 S: 7	H: 0 LOB: 1 BB: 1 P: 14	R: 6 E: 1 K: 1 S: 16	H: 4 LOB: 1 BB: 3 P: 30	R: 0 E: 0 K: 1 S: 10	H: 1 LOB: 0 BB: 0 P: 14	R: 0 E: 0 K: 1 S: 9	H: 1 LOB: 2 BB: 0 P: 15	R: 0 E: 0 K: 0 S: 9	H: 0 LOB: 0 BB: 0 P: 8	R: 0 E: 0 K: 0 S: 10	H: 1 LOB: 1 BB: 0 P: 12	R: 0 E: 0 K: 0 S: 3	H: 0 LOB: 0 BB: 0 P: 5	R: 1 E: 0 K: 1 S: 9	H: 1 LOB: 0 BB: 0 P: 11		1B: 8 2B: 2 3B: 0 HR: 1	SF: 0 SAC: 1 DP: 1 HBP: 1	WP: 0 PB: 0 SB: 1 CS: 0	PA: 42						
PITCHER	IP	WLS	BF	H	R	ER	SO	BB	IBB	HBP	BLK	WP	HR	S	P	ERA	WHIP										
Mark Gubicza, R ERA: 3.04 (1, 1)	1.0	L	8	2	4	4	1	3	0	0	0	0	0	15	31	36.00	5.000										
Steve Crawford, R ERA: 2.99 (2, 1)	4.0		20	6	2	1	3	1	0	1	0	0	0	36	55	2.25	1.750										
Terry Leach, R ERA: 4.05 (6, 1)	2.0		7	1	0	0	1	0	0	0	0	0	0	17	20	0.00	0.500										
Luis Aquino, R ERA: 3.66 (8, 1)	1.0		3	0	0	0	0	0	0	0	0	0	0	3	5	0.00	0.000										
Rick Luecken, R ERA: 3.66 (9, 1)	1.0		4	1	1	1	1	0	0	0	0	0	1	9	11	9.00	1.000										
Batter	1	2	3	4	5	6	7	8	9	AB	R	H	RBI	BB	SO	LOB	BOTTOM										
Kevin Seitzer, R OBP: 0.385, SLG: 0.331 (1, 5)	FC4-6 BB				5-3			P4		3	0	1	0	1	0	0	Chicago White Sox @ Kansas City Royals Royals Stadium, Kansas City, MO Wed Sep 20 1989, 8:05 PM EDT Att: 21,320 - Unknown - 72 F										
Willie Wilson, S OBP: 0.296, SLG: 0.357 (1, 8)	FC4-6 G6-3 S							E6		4	0	1	0	0	1	2											
George Brett, L OBP: 0.359, SLG: 0.432 (1, 3)	G6-3							F7		4	0	0	0	0	0	4											
Bo Jackson, R OBP: 0.307, SLG: 0.496 (1, 7)	K2-3							F8		4	0	0	0	0	3	4											
Jim Eisenreich, L OBP: 0.350, SLG: 0.449 (1, 9)								K		4	1	1	1	0	1	1											
Danny Tartabull, R OBP: 0.386, SLG: 0.439 (1, 10)								L6		4	1	1	1	0	1	1											
Kurt Stillwell, S OBP: 0.336, SLG: 0.398 (1, 6)								HR		3	0	0	0	1	2	0											
Bob Boone, R OBP: 0.356, SLG: 0.323 (1, 2)								G4-3 BB		4	1	1	0	0	0	1											
Brad Wellman, R OBP: 0.272, SLG: 0.298 Pat Tabler, R OBP: 0.333, SLG: 0.317 (7, PH) (8, 4)								K		4	1	1	0	0	0	1											
Inning Stats	R: 0 E: 0 K: 1 S: 9	H: 0 LOB: 1 BB: 1 P: 14	R: 1 E: 0 K: 1 S: 12	H: 2 LOB: 1 BB: 0 P: 19	R: 0 E: 0 K: 1 S: 9	H: 1 LOB: 0 BB: 0 P: 13	R: 0 E: 0 K: 1 S: 5	H: 0 LOB: 0 BB: 0 P: 7	R: 0 E: 0 K: 1 S: 9	H: 0 LOB: 0 BB: 0 P: 14	R: 0 E: 0 K: 2 S: 8	H: 1 LOB: 1 BB: 0 P: 15	R: 0 E: 1 K: 1 S: 12	H: 0 LOB: 1 BB: 0 P: 20	R: 1 E: 0 K: 0 S: 12	H: 1 LOB: 1 BB: 1 P: 23		1B: 4 2B: 1 3B: 0 HR: 1	SF: 0 SAC: 0 DP: 0 HBP: 0	WP: 0 PB: 0 SB: 1 CS: 0	PA: 36						
PITCHER	IP	WLS	BF	H	R	ER	SO	BB	IBB	HBP	BLK	WP	HR	S	P	ERA	WHIP										
Melido Perez, R ERA: 4.82 (1, 1)	9.0	W	36	6	2	2	9	2	0	0	0	0	1	84	139	2.00	0.889										

Batter	1	2	3	4	5	6	7	8	9	AB	R	H	RBI	BB	SO	LOB	TOP		
Lance Johnson, L (1, 7) OBP: 0.358, SLG: 0.375 (9, 8)	G3		K	G1-3			E8 SH3-4 1B	F8		5	1	1	0	0	1	1			
Scott Fletcher, R (1, 4) OBP: 0.330, SLG: 0.307	F7		1B 2B	K			SH3-4		FC1-5 1B	4	1	2	0	0	1	0			
Ivan Calderon, R (1, 10) OBP: 0.331, SLG: 0.437	1B		2B 1B				FC6-4 1B IBB		FC1-5 2B 1B	4	2	3	1	1	0	0			
Carlton Fisk, R (1, 2) OBP: 0.349, SLG: 0.470	FC5-4 1B		1B 2B				FC6-4 1B		FC1-5 2B 1B	4	2	3	2	1	0	2			
Carlos Martinez, R (1, 5) OBP: 0.346, SLG: 0.417 (6, 3)	FC5-4		2B 1B				FC6-4		1B SF9 2B	5	2	2	2	0	0	5			
Dave Gallagher, R (1, 9) OBP: 0.321, SLG: 0.315 (9, PH)		G5-3					F9			3	0	1	1	1	0	2			
Steve Lyons, L (9, 9) OBP: 0.321, SLG: 0.339			2B				G5-3 G6-3 BB		CS 1B	1	0	1	1	0	0	0			
Russ Morman, R (1, 3) OBP: 0.259, SLG: 0.259 (6, PH)			G5-3				G6-3		SF9	2	0	0	0	0	0	1			
Robin Ventura, L (6, 5) OBP: 0.321, SLG: 0.286	F9								BB	1	0	0	1	1	0	1			
Sammy Sosa, R (1, 8) OBP: 0.307, SLG: 0.370 (9, PH)							G5-3		F9	4	1	1	1	0	1	2			
Daryl Boston, L (9, 7) OBP: 0.332, SLG: 0.388	K								CS	0	0	0	0	0	0	0			
Ozzie Guillen, L (1, 6) OBP: 0.272, SLG: 0.322			G6-3				G1-3		P5	4	0	0	0	0	0	2			
Inning Stats	R: 0 H: 2 E: 0 K: 0 S: 10	H: 2 LOB: 2 BB: 0 P: 10	R: 0 H: 0 E: 0 K: 1 S: 9	H: 0 LOB: 0 BB: 0 P: 11	R: 4 H: 5 E: 0 K: 1 S: 23	H: 5 LOB: 1 BB: 0 P: 36	R: 1 H: 1 E: 0 K: 1 S: 10	H: 1 LOB: 0 BB: 0 P: 16	R: 0 H: 0 E: 0 K: 0 S: 6	H: 0 LOB: 0 BB: 1 P: 13	R: 1 H: 2 E: 1 K: 0 S: 11	H: 2 LOB: 2 BB: 1 P: 17	R: 0 H: 0 E: 0 K: 0 S: 19	H: 0 LOB: 1 BB: 0 P: 29	R: 3 H: 4 E: 0 K: 0 S: 16	H: 4 LOB: 0 BB: 0 P: 21	1B: 9 SF: 1 2B: 5 3B: 0 HR: 1	WP: 0 PA: 44 PB: 0 SB: 0 CS: 1	
PITCHER	IP WLS BF H R ER SO BB IBB HBP BLK WP HR S P ERA WHIP	IP WLS BF H R ER SO BB IBB HBP BLK WP HR S P ERA WHIP	IP WLS BF H R ER SO BB IBB HBP BLK WP HR S P ERA WHIP	IP WLS BF H R ER SO BB IBB HBP BLK WP HR S P ERA WHIP	IP WLS BF H R ER SO BB IBB HBP BLK WP HR S P ERA WHIP	IP WLS BF H R ER SO BB IBB HBP BLK WP HR S P ERA WHIP	IP WLS BF H R ER SO BB IBB HBP BLK WP HR S P ERA WHIP	IP WLS BF H R ER SO BB IBB HBP BLK WP HR S P ERA WHIP	IP WLS BF H R ER SO BB IBB HBP BLK WP HR S P ERA WHIP	IP WLS BF H R ER SO BB IBB HBP BLK WP HR S P ERA WHIP	IP WLS BF H R ER SO BB IBB HBP BLK WP HR S P ERA WHIP	IP WLS BF H R ER SO BB IBB HBP BLK WP HR S P ERA WHIP	IP WLS BF H R ER SO BB IBB HBP BLK WP HR S P ERA WHIP	IP WLS BF H R ER SO BB IBB HBP BLK WP HR S P ERA WHIP	IP WLS BF H R ER SO BB IBB HBP BLK WP HR S P ERA WHIP	IP WLS BF H R ER SO BB IBB HBP BLK WP HR S P ERA WHIP	IP WLS BF H R ER SO BB IBB HBP BLK WP HR S P ERA WHIP		
John Barfield, L (1, 1) ERA: 6.17	2.2	15	7	4	4	2	0	0	0	0	0	0	0	0	0	0	0	13.50	2.625
Brad Amberg, R (3, 1) ERA: 3.53	2.1	8	1	1	1	1	1	0	0	0	0	0	1	21	37	3.86	0.857		
Gary Mielke, R (6, 1) ERA: 3.19	2.0	10	2	1	1	0	1	0	0	0	0	0	0	19	33	4.50	1.500		
Kenny Rogers, L (8, 1) ERA: 3.03	1.0	4	0	0	0	0	1	0	0	0	0	0	0	19	29	0.00	1.000		
Cecilio Cuante, R (9, 1) ERA: 3.91	0.0	L	2	2	2	0	0	0	0	0	0	0	0	4	7	∞	∞		

Chicago White Sox @ Texas Rangers
Arlington Stadium, Arlington, TX
Fri Sep 22, 1989, 8:05 PM EDT
Att: 15,655 - Unknown - 77 F

AB 37
R 9
H 14
RBI 9
BB 4
SO 3
LOB 16



Batter	1	2	3	4	5	6	7	8	9	AB	R	H	RBI	BB	SO	LOB	BOTTOM		
Fred Manrique, R (1, 4) OBP: 0.335, SLG: 0.403			F8					F9		5	0	2	0	0	0	1			
Jeff Kunkel, R (1, 6) OBP: 0.319, SLG: 0.442	SH1		L3				BB 1B BB	F8		3	1	0	0	1	0	1			
Rafael Palmeiro, L (1, 3) OBP: 0.358, SLG: 0.377							1B 2B BB	F9		3	1	2	1	2	0	0			
Ruben Sierra, S (1, 9) OBP: 0.349, SLG: 0.545	F7						1B 1B 1B	K		5	1	2	2	0	1	2			
Harold Baines, L (1, 10) OBP: 0.404, SLG: 0.478	F7						K	F7		5	0	1	0	0	1	4			
Pete Incaviglia, R (1, 7) OBP: 0.292, SLG: 0.458			CS 1B				K	K		4	1	2	1	0	2	4			
Mike Stanley, R (1, 2) OBP: 0.264, SLG: 0.297 (6, PH)										3	1	2	1	0	0	1			
Cecil Espy, S (9, 8) OBP: 0.310, SLG: 0.323	G6-3						1B 1B	HR		1	0	1	0	0	0	0			
Juan Gonzalez, R (1, 8) OBP: 0.264, SLG: 0.277 (6, PH)										3	0	1	1	0	0	0			
Rick Leach, L (9, 2) OBP: 0.360, SLG: 0.356	G5-3									0	0	0	0	0	0	0			
Chad Kreuter, S (9, 2) OBP: 0.270, SLG: 0.250										0	0	0	0	0	0	0			
Scott Coolbaugh, R (1, 5) OBP: 0.200, SLG: 0.242 (8, PH)										3	0	0	0	0	2	3			
Thad Bosley, L (9, 5) OBP: 0.255, SLG: 0.258										1	0	0	0	0	0	1			
Steve Buechele, R (9, 5) OBP: 0.295, SLG: 0.398										0	0	0	0	0	0	0			
Inning Stats	R: 1 H: 2 E: 0 K: 0 S: 10	H: 1 LOB: 0 BB: 0 P: 15	R: 0 H: 0 E: 0 K: 1 S: 5	H: 0 LOB: 0 BB: 0 P: 8	R: 2 H: 5 E: 0 K: 1 S: 13	H: 5 LOB: 2 BB: 0 P: 25	R: 1 H: 1 E: 0 K: 2 S: 13	H: 1 LOB: 2 BB: 2 P: 25	R: 1 H: 2 E: 0 K: 1 S: 12	H: 2 LOB: 1 BB: 0 P: 20	R: 0 H: 0 E: 0 K: 1 S: 7	H: 0 LOB: 0 BB: 0 P: 12	R: 1 H: 2 E: 0 K: 0 S: 9	H: 2 LOB: 1 BB: 0 P: 16	R: 0 H: 0 E: 0 K: 0 S: 7	H: 0 LOB: 1 BB: 1 P: 14	1B: 9 SF: 0 2B: 2 3B: 0 HR: 2	WP: 0 PA: 41 PB: 0 SB: 1 CS: 1	
PITCHER	IP WLS BF H R ER SO BB IBB HBP BLK WP HR S P ERA WHIP	IP WLS BF H R ER SO BB IBB HBP BLK WP HR S P ERA WHIP	IP WLS BF H R ER SO BB IBB HBP BLK WP HR S P ERA WHIP	IP WLS BF H R ER SO BB IBB HBP BLK WP HR S P ERA WHIP	IP WLS BF H R ER SO BB IBB HBP BLK WP HR S P ERA WHIP	IP WLS BF H R ER SO BB IBB HBP BLK WP HR S P ERA WHIP	IP WLS BF H R ER SO BB IBB HBP BLK WP HR S P ERA WHIP	IP WLS BF H R ER SO BB IBB HBP BLK WP HR S P ERA WHIP	IP WLS BF H R ER SO BB IBB HBP BLK WP HR S P ERA WHIP	IP WLS BF H R ER SO BB IBB HBP BLK WP HR S P ERA WHIP	IP WLS BF H R ER SO BB IBB HBP BLK WP HR S P ERA WHIP	IP WLS BF H R ER SO BB IBB HBP BLK WP HR S P ERA WHIP	IP WLS BF H R ER SO BB IBB HBP BLK WP HR S P ERA WHIP	IP WLS BF H R ER SO BB IBB HBP BLK WP HR S P ERA WHIP	IP WLS BF H R ER SO BB IBB HBP BLK WP HR S P ERA WHIP	IP WLS BF H R ER SO BB IBB HBP BLK WP HR S P ERA WHIP			
Shawn Hillegas, R (1, 1) ERA: 4.59	3.1	16	7	3	3	2	0	0	0	0	0	0	0	0	0	0	0	8.10	2.100
Tom McCarthy, R (4, 1) ERA: 3.51	1.0	5	1	1	1	0	2	0	0	0	0	0	0	9	18	9.00	3.000		
Wayne Edwards, L (5, 1) ERA: 2.08	0.2	4	2	1	1	2	0	0	0	0	0	0	0	1	11	18	13.50	3.000	
Donn Pall, R (6, 1) ERA: 3.39	2.0	8	2	1	1	2	0	0	0	0	0	0	0	1	21	34	4.50	1.000	
Barry Jones, R (8, 1) ERA: 2.7	1.0	W	4	1	0	0	0	0	0	0	0	0	0	5	9	0.00	1.000		

Chicago White Sox @ Texas Rangers
Arlington Stadium, Arlington, TX
Fri Sep 22, 1989, 8:05 PM EDT
Att: 15,655 - Unknown - 77 F

AB 36
R 5
H 13
RBI 6
BB 3
SO 6
LOB 17



Batter	1	2	3	4	5	6	7	8	9	10	AB	R	H	RBI	BB	SO	LOB	TOP						
Lance Johnson, L OBP: 0.361, SLG: 0.365 (1.8) (3.7)											3	1	0	0	2	2	1							
Scott Fletcher, R OBP: 0.333, SLG: 0.310 (1.4)											4	2	2	1	1	0	1							
Steve Lyons, L OBP: 0.319, SLG: 0.336 (1.9) (3.3)											4	0	1	1	0	2	3							
Sammy Sosa, R OBP: 0.311, SLG: 0.370 (10. PH) (10.8)											0	0	0	0	1	0	0							
Ivan Calderon, R OBP: 0.329, SLG: 0.434 (1.10)											5	0	1	0	0	1	2							
Daryl Boston, L OBP: 0.331, SLG: 0.379 (1.7) (3.9)											3	0	0	0	1	0	0							
Carlton Fisk, R OBP: 0.354, SLG: 0.474 (10. PH)											0	0	0	0	1	0	0							
Russ Morman, R OBP: 0.300, SLG: 0.259 (10.3)											1	0	0	0	0	1	0							
Carlos Martinez, R OBP: 0.347, SLG: 0.415 (1.3)											3	0	0	0	1	0	4							
Dave Gallagher, R OBP: 0.320, SLG: 0.313 (3.8) (10.9)											3	0	0	0	1	0	4							
Robin Ventura, L OBP: 0.306, SLG: 0.250 (1.5)											3	0	0	0	1	2	3							
Ron Karkovice, R OBP: 0.313, SLG: 0.393 (1.2)											4	1	0	0	0	1	2							
Ozzie Guillen, L OBP: 0.273, SLG: 0.324 (1.6)											4	0	1	0	0	1	1							
Inning Stats	R: 0 E: 1 K: 0 S: 6	H: 0 LOB: 0 BB: 1 P: 14	R: 0 E: 0 K: 1 S: 8	H: 0 LOB: 0 BB: 0 P: 11	R: 3 E: 1 K: 0 S: 12	H: 2 LOB: 1 BB: 2 P: 25	R: 0 E: 0 K: 1 S: 9	H: 0 LOB: 1 BB: 1 P: 19	R: 0 E: 0 K: 0 S: 9	H: 0 LOB: 0 BB: 0 P: 17	R: 0 E: 0 K: 2 S: 10	H: 1 LOB: 1 BB: 0 P: 12	R: 1 E: 1 K: 2 S: 14	H: 1 LOB: 2 BB: 1 P: 23	R: 0 E: 0 K: 1 S: 6	H: 0 LOB: 0 BB: 0 P: 9	R: 0 E: 0 K: 0 S: 5	H: 1 LOB: 2 BB: 2 P: 13	1B: 3 2B: 3 3B: 0 HR: 0	SF: 0 SAC: 0 DP: 2 HBP: 0	WP: 0 PB: 0 SB: 2 CS: 0	PA: 42		
PITCHER	IP 8.0	WLS 34	BF 4	H 4	R 4	ER 2	SO 9	BB 6	IBB 0	HBP 0	BLK 0	WP 0	HR 0	S 79	P 140	ERA 2.25	WHIP 1.250							
Nolan Ryan, R ERA: 3.32																								
Kenny Rogers, L ERA: 2.93																								
Jeff Russell, R ERA: 2.03																								

Chicago White Sox @ Texas Rangers
Arlington Stadium, Arlington, TX
Sun Sep 24 1989, 4:33 AM EDT
Att. 23,631 - Sunny - 68 F

AB 34
R 4
H 5
RBI 2
BB 8
SO 10
LOB 17



Batter	1	2	3	4	5	6	7	8	9	10	AB	R	H	RBI	BB	SO	LOB	BOTTOM						
Fred Manrique, R OBP: 0.336, SLG: 0.403 (1.4) (9.6)											4	0	1	1	1	0	0							
Rafael Palmeiro, L OBP: 0.359, SLG: 0.381 (1.3)											5	0	2	0	0	0	3							
Ruben Sierra, S OBP: 0.350, SLG: 0.548 (1.9)											4	1	1	2	1	0	1							
Pete Incaviglia, R OBP: 0.250, SLG: 0.455 (1.7)											3	0	1	0	2	0	1							
Steve Buechele, R OBP: 0.292, SLG: 0.392 (1.5) (9.4)											4	0	0	0	1	1	5							
Scott Coolbaugh, R OBP: 0.216, SLG: 0.257 (1.10)											2	0	1	0	0	1	0							
Harold Baines, L OBP: 0.405, SLG: 0.478 (6. PH)											3	0	2	0	0	0	0							
Jack Daugherty, S OBP: 0.358, SLG: 0.423 (10. PR)											0	1	0	0	0	0	0							
Juan Gonzalez, R OBP: 0.255, SLG: 0.265 (1.8)											2	0	0	0	0	1	2							
Cecil Espy, S OBP: 0.311, SLG: 0.321 (8. PH) (9.8)											0	0	0	0	2	0	0							
Jeff Kunkel, R OBP: 0.320, SLG: 0.449 (1.6)											3	1	1	0	0	0	3							
Thad Bosley, L OBP: 0.262, SLG: 0.273 (8. PH)											1	0	0	0	0	0	1							
Dean Palmer, R OBP: 0.059, SLG: 0.125 (9.5)											0	0	0	1	0	0	0							
Jim Sundberg, R OBP: 0.304, SLG: 0.289 (4. PR)											2	0	1	1	0	0	0							
Chad Kreider, S OBP: 0.268, SLG: 0.248 (5.2)											1	1	0	0	0	0	1							
Rick Leach, L OBP: 0.145, SLG: 0.261 (8. PH) (8. PH) (9.2)											0	0	0	0	0	0	0							
Mike Stanley, R OBP: 0.145, SLG: 0.261 (8. PH) (9.2)											1	0	0	0	0	0	1							
Inning Stats	R: 0 E: 0 K: 0 S: 6	H: 0 LOB: 0 BB: 0 P: 11	R: 0 E: 1 K: 1 S: 16	H: 2 LOB: 2 BB: 0 P: 21	R: 2 E: 0 K: 1 S: 10	H: 1 LOB: 1 BB: 2 P: 27	R: 2 E: 0 K: 1 S: 13	H: 3 LOB: 2 BB: 0 P: 19	R: 0 E: 0 K: 0 S: 8	H: 0 LOB: 0 BB: 0 P: 9	R: 0 E: 0 K: 0 S: 9	H: 1 LOB: 1 BB: 0 P: 16	R: 0 E: 0 K: 0 S: 8	H: 1 LOB: 2 BB: 1 P: 18	R: 0 E: 0 K: 0 S: 5	H: 0 LOB: 1 BB: 1 P: 13	R: 0 E: 0 K: 0 S: 8	H: 1 LOB: 1 BB: 0 P: 17	R: 1 E: 0 K: 0 S: 6	H: 1 LOB: 2 BB: 2 P: 18	1B: 5 2B: 2 3B: 2 HR: 1	SF: 1 SAC: 1 DP: 1 HBP: 0	WP: 0 PB: 0 SB: 1 CS: 0	PA: 44
PITCHER	IP 4.0	WLS 31	BF 14	H 2	R 0	ER 0	SO 3	BB 0	IBB 0	HBP 0	BLK 0	WP 0	HR 0	S 45	P 78	ERA 9.00	WHIP 2.000							
Greg Hibbard, L ERA: 3.27																								
Bill Long, R ERA: 4.06																								
Barry Jones, R ERA: 2.63																								
Steve Rosenberg, L ERA: 4.94																								
Donn Pall, R ERA: 3.39																								

Chicago White Sox @ Texas Rangers
Arlington Stadium, Arlington, TX
Sun Sep 24 1989, 4:33 AM EDT
Att. 23,631 - Sunny - 68 F

AB 35
R 4
H 10
RBI 5
BB 7
SO 3
LOB 18



Batter	1	2	3	4	5	6	7	8	9	AB	R	H	RBI	BB	SO	LOB	TOP					
Chip Hale, L OBP: 0.179, SLG: 0.204 (1, 4)	P7	FC4-6			G4-3												4 0 1 0 0 0 2					
Terry Jorgensen, R OBP: 0.308, SLG: 0.227 (9, PH)																	0 0 0 0 1 0 0					
Dan Gladden, R OBP: 0.323, SLG: 0.396 (1, 8)	G5-3			L6													5 0 1 0 0 0 2					
Kent Hrbek, L OBP: 0.355, SLG: 0.517 John Moses, S OBP: 0.331, SLG: 0.365 (6, 8)				L3													3 0 1 0 0 0 1					
Gary Gaetti, R OBP: 0.288, SLG: 0.407 Doug Baker, S OBP: 0.350, SLG: 0.406 (6, 4)																	2 0 0 0 0 0 2					
Randy Bush, L OBP: 0.353, SLG: 0.447 (1, 7)	L3																3 0 1 0 0 2 0					
Brian Harper, R OBP: 0.345, SLG: 0.434 Lenny Webster, R OBP: 0.400, SLG: 0.429 (7, 2)																	2 1 2 0 0 0 0					
Paul Sorrento, L OBP: 0.375, SLG: 0.250 (1, 10)																	3 0 1 0 0 2 0					
Gene Larkin, S OBP: 0.350, SLG: 0.359 (6, 3)																	2 1 0 0 0 0 0					
Greg Gagne, R OBP: 0.298, SLG: 0.422 (1, 6)																	3 1 1 0 2 1 4					
Inning Stats	R: 0 E: 0 K: 0 S: 8	H: 2 LOB: 2 BB: 0 P: 8	R: 0 E: 0 K: 0 S: 11	H: 2 LOB: 2 BB: 0 P: 18	R: 0 E: 0 K: 1 S: 6	H: 0 LOB: 0 BB: 0 P: 8	R: 1 E: 0 K: 1 S: 12	H: 1 LOB: 1 BB: 1 P: 23	R: 0 E: 0 K: 0 S: 6	H: 1 LOB: 0 BB: 1 P: 7	R: 0 E: 0 K: 1 S: 8	H: 1 LOB: 2 BB: 1 P: 17	R: 0 E: 0 K: 2 S: 8	H: 1 LOB: 0 BB: 0 P: 12	R: 1 E: 0 K: 2 S: 11	H: 2 LOB: 2 BB: 1 P: 21	R: 0 E: 0 K: 1 S: 12	H: 1 LOB: 2 BB: 1 P: 22	1B: 10 2B: 1 3B: 0 HR: 0	SF: 1 SAC: 0 DP: 1 HBP: 0	WP: 0 PB: 0 SB: 0 CS: 0	PA: 41
PITCHER	IP	WLS	BF	H	R	ER	SO	BB	IBB	HBP	BLK	WP	HR	S	P	ERA	WHIP					
Richard Dotson, R ERA: 4.65 (1, 1)	7.0	W	33	10	2	2	3	3	0	0	0	0	0	63	103	2.57	1.857					
Ken Patterson, L ERA: 4.66 (8, 1)	1.0		3	0	0	0	2	0	0	0	0	0	0	7	11	0.00	0.000					
Wayne Edwards, L ERA: 1.69 (9, 1)	1.0		5	1	0	0	1	1	0	0	0	0	0	12	22	0.00	2.000					

Minnesota Twins @ Chicago White Sox
Comiskey Park, Chicago, IL
Mon Sep 25 1989, 8:05 PM EDT
Att. 6,975 - Unknown - 66 F

AB 36
R 2
H 11
RBI 2
BB 4
SO 6
LOB 25



Batter	1	2	3	4	5	6	7	8	9	AB	R	H	RBI	BB	SO	LOB	BOTTOM				
Lance Johnson, L OBP: 0.367, SLG: 0.378 (1, 7)																	5 2 3 1 0 0 1				
Scott Fletcher, R OBP: 0.333, SLG: 0.311 (1, 4)																	5 2 2 0 0 1 4				
Ivan Calderon, R OBP: 0.332, SLG: 0.439 Jerry Hairston, S OBP: 0.333, SLG: 0.333 (6, PH)																	3 2 2 4 1 0 1				
Carlton Fisk, R OBP: 0.356, SLG: 0.471 Ron Karkovics, R OBP: 0.311, SLG: 0.391 (8, 2)																	1 0 1 0 0 0 0				
Sammy Sosa, R OBP: 0.308, SLG: 0.375 (1, 8)																	2 0 0 0 2 0 3				
Russ Morman, R OBP: 0.292, SLG: 0.259 (1, 3)																	1 0 0 0 0 1 1				
Robin Ventura, L OBP: 0.325, SLG: 0.313 (1, 5)																	3 1 1 2 0 1 1				
Dave Gallagher, R OBP: 0.319, SLG: 0.312 (1, 9)																	4 1 1 2 0 1 2				
Ozzie Guillen, L OBP: 0.273, SLG: 0.323 (1, 6)																	4 1 2 1 0 0 1				
Inning Stats	R: 3 E: 1 K: 0 S: 13	H: 2 LOB: 1 BB: 1 P: 23	R: 2 E: 0 K: 0 S: 7	H: 2 LOB: 1 BB: 0 P: 9	R: 0 E: 0 K: 1 S: 10	H: 2 LOB: 2 BB: 0 P: 17	R: 2 E: 0 K: 0 S: 10	H: 2 LOB: 1 BB: 1 P: 19	R: 0 E: 0 K: 0 S: 5	H: 0 LOB: 0 BB: 0 P: 6	R: 0 E: 0 K: 0 S: 8	H: 1 LOB: 1 BB: 1 P: 13	R: 3 E: 0 K: 2 S: 15	H: 4 LOB: 1 BB: 0 P: 21	R: 0 E: 0 K: 2 S: 12	H: 1 LOB: 1 BB: 0 P: 17	1B: 10 2B: 3 3B: 1 HR: 0	SF: 3 SAC: 0 DP: 1 HBP: 0	WP: 0 PB: 0 SB: 1 CS: 0	PA: 42	
PITCHER	IP	WLS	BF	H	R	ER	SO	BB	IBB	HBP	BLK	WP	HR	S	P	ERA	WHIP				
Mark Guthrie, L ERA: 4.73 (1, 1)	4.0	L	24	8	7	5	1	1	0	0	0	0	0	13	19	0.00	1.000				
Greg Booker, R ERA: 4.23 (5, 1)	2.0		7	1	0	0	0	1	0	0	0	0	0	27	38	13.50	2.500				
German Gonzalez, R ERA: 4.66 (7, 1)	2.0		11	5	3	3	4	0	0	0	0	0	0	27	38	13.50	2.500				

Minnesota Twins @ Chicago White Sox
Comiskey Park, Chicago, IL
Mon Sep 25 1989, 8:05 PM EDT
Att. 6,975 - Unknown - 66 F

AB 36
R 10
H 14
RBI 10
BB 3
SO 5
LOB 18



Batter	1	2	3	4	5	6	7	8	9	AB	R	H	RBI	BB	SO	LOB	TOP										
Dan Gladden, R OBP: 0.322, SLG: 0.394 (1, 7)	L4	G4-3		G1-3		G4-3		G4-3		5	0	1	0	0	0	4	Minnesota Twins @ Chicago White Sox Comiskey Park, Chicago, IL Tue Sep 26 1989, 8:05 PM EDT Att: 6,772 - Unknown - 51 F										
Chip Hale, L OBP: 0.180, SLG: 0.207 (1, 4)	G6-3		P6		HR	SF7		G4-3		4	1	1	1	0	0	0											
Kirby Puckett, R OBP: 0.383, SLG: 0.469 Greg Gagne, R OBP: 0.298, SLG: 0.422 (1, 8) (9, 8)	1B		CS		HR	FC4-6		G6-3		4	1	2	2	1	0	1											
Kent Hrbek, L OBP: 0.355, SLG: 0.514 Paul Sorrento, L OBP: 0.375, SLG: 0.250 (1, 3) (9, PR) (9, 3)	L3		F7		3B	G1-3		F9-3		4	1	1	0	1	0	3											
Gary Gaetti, R OBP: 0.289, SLG: 0.412 Terry Jorgensen, R OBP: 0.296, SLG: 0.217 (1, 5) (7, 5)		K	CS		G5-3	SF9		F9-3		4	1	2	1	0	1	0											
Randy Bush, L OBP: 0.352, SLG: 0.445 (1, 9)	F9				HR	P6		G6-4-3		4	1	1	0	0	0	2											
Gene Larkin, S OBP: 0.353, SLG: 0.367 (1, 10)	WP	BB			HR	SF9		BB		1	1	1	3	2	0	0											
Doug Baker, S OBP: 0.386, SLG: 0.403 (1, 6)	WP	BB			G5-3	F7		K2-3		3	0	1	0	1	1	1											
Lenny Webster, R OBP: 0.421, SLG: 0.471 (1, 2)	BB				G5-3			G5-3		3	1	1	0	1	0	1											
	BB					SF7																					
Inning Stats	R: 0 E: 0 K: 0 S: 11	H: 1 LOB: 1 BB: 0 P: 16	R: 0 E: 0 K: 1 S: 14	H: 0 LOB: 3 BB: 3 P: 29	R: 0 E: 0 K: 0 S: 4	H: 0 LOB: 0 BB: 1 P: 11	R: 2 E: 0 K: 0 S: 12	H: 3 LOB: 1 BB: 0 P: 19	R: 4 E: 0 K: 0 S: 18	H: 3 LOB: 0 BB: 1 P: 30	R: 1 E: 0 K: 0 S: 9	H: 2 LOB: 1 BB: 0 P: 13	R: 0 E: 0 K: 1 S: 10	H: 1 LOB: 1 BB: 1 P: 16	R: 0 E: 0 K: 0 S: 8	H: 0 LOB: 0 BB: 0 P: 11	R: 0 E: 0 K: 0 S: 6	H: 1 LOB: 1 BB: 0 P: 8	1B: 7 2B: 2 3B: 1 HR: 2	SF: 2 SAC: 0 DP: 2 HBP: 0	WP: 1 PB: 0 CS: 1	PA: 42					
PITCHER	IP	WLS	BF	H	R	ER	SO	BB	IBB	HBP	BLK	WP	HR	S	P	ERA	WHIP										
Melido Perez, R ERA: 5.01 (1, 1)	4.0	L	23	7	6	6	1	5	0	0	0	1	2	51	92	13.50	3.000										
Bill Long, R ERA: 4.07 (5, 1)	2.0		8	2	1	1	0	0	0	0	0	0	0	17	26	4.50	1.000										
Ken Patterson, L ERA: 4.59 (7, 1)	1.0		4	1	0	0	1	1	0	0	0	0	0	10	16	0.00	2.000										
Jose Segura, R ERA: 15.88 (8, 1)	1.0		3	0	0	0	0	0	0	0	0	0	0	8	11	0.00	0.000										
Barry Jones, R ERA: 2.54 (9, 1)	1.0		3	1	0	0	0	0	0	0	0	0	0	6	8	0.00	1.000										

Batter	1	2	3	4	5	6	7	8	9	AB	R	H	RBI	BB	SO	LOB	BOTTOM										
Lance Johnson, L OBP: 0.359, SLG: 0.369 Dave Gallagher, R OBP: 0.319, SLG: 0.312 (1, 7) (9, 9)	B4-3		G4-3		G4-3			G1-3		4	0	0	0	0	0	1	Minnesota Twins @ Chicago White Sox Comiskey Park, Chicago, IL Tue Sep 26 1989, 8:05 PM EDT Att: 6,772 - Unknown - 51 F										
Scott Fletcher, R OBP: 0.333, SLG: 0.310 (1, 4)	G6-3		G5-3			K		G6-4-3		4	0	1	0	0	1	0											
Ivan Calderon, R OBP: 0.331, SLG: 0.437 (1, 10)	1B	BB	L8			G3		G6-4-3		3	1	0	0	1	0	1											
Carlton Fisk, R OBP: 0.355, SLG: 0.468 (1, 2)	1B				P3	F7		K		4	0	1	1	0	1	0											
Steve Lyons, L OBP: 0.317, SLG: 0.334 (1, 3)	P6				K			G3		3	0	0	0	0	1	1											
Daryl Boston, L OBP: 0.331, SLG: 0.379 (1, 9) (9, 7)					G1-3			K		3	0	1	0	0	1	0											
Robin Ventura, L OBP: 0.349, SLG: 0.303 (1, 5)								G4-3		1	0	0	0	2	0	0											
Sammy Sosa, R OBP: 0.303, SLG: 0.368 (1, 8)								G6-3		3	0	0	0	0	2	3											
Ozzie Guillen, L OBP: 0.272, SLG: 0.321 (1, 6)								G1-3		3	0	0	0	0	0	3											
Inning Stats	R: 1 E: 0 K: 0 S: 6	H: 1 LOB: 1 BB: 1 P: 13	R: 0 E: 0 K: 1 S: 7	H: 1 LOB: 1 BB: 1 P: 14	R: 0 E: 0 K: 0 S: 5	H: 0 LOB: 0 BB: 0 P: 7	R: 0 E: 0 K: 1 S: 8	H: 0 LOB: 0 BB: 0 P: 13	R: 0 E: 0 K: 1 S: 7	H: 0 LOB: 1 BB: 1 P: 13	R: 0 E: 0 K: 1 S: 6	H: 0 LOB: 0 BB: 0 P: 7	R: 0 E: 0 K: 1 S: 6	H: 0 LOB: 0 BB: 0 P: 6	R: 0 E: 0 K: 0 S: 6	H: 0 LOB: 0 BB: 0 P: 9	R: 0 E: 0 K: 1 S: 5	H: 1 LOB: 0 BB: 0 P: 6	1B: 3 2B: 0 3B: 0 HR: 0	SF: 0 SAC: 0 DP: 2 HBP: 0	WP: 0 PB: 0 CS: 0	PA: 31					
PITCHER	IP	WLS	BF	H	R	ER	SO	BB	IBB	HBP	BLK	WP	HR	S	P	ERA	WHIP										
Rick Aguilera, R ERA: 2.79 (1, 1)	9.0	W	31	3	1	1	6	3	0	0	0	0	0	56	88	1.00	0.667										

Batter	1	2	3	4	5	6	7	8	9	AB	R	H	RBI	BB	SO	LOB	TOP								
Jerry Browne, S OBP: 0.368, SLG: 0.390	6-3		BB				P5		F7								4 0 0 0 1 1 6								
Pete O'Brien, L OBP: 0.356, SLG: 0.373	4-3		BB						F6								4 0 0 0 1 1 3								
Joe Carter, R OBP: 0.284, SLG: 0.470					5-3				F9								4 0 1 0 0 1 3								
Albert Belle, R OBP: 0.279, SLG: 0.410	4-3								P2								4 0 1 0 0 1 1								
Dion James, L OBP: 0.363, SLG: 0.367									4-3								4 0 1 0 0 0 0								
Cory Snyder, R OBP: 0.253, SLG: 0.364	4-3								1B								4 0 0 0 0 0 2								
Brook Jacoby, R OBP: 0.342, SLG: 0.412	6-3								4-3								3 1 1 0 1 0 0								
Andy Allanson, R OBP: 0.289, SLG: 0.294									SH3-4								3 0 2 0 0 0 0								
Dave Clark, L OBP: 0.312, SLG: 0.373									1B								1 0 1 1 0 0 0								
Tommy Hinzo, S OBP: 0.253, SLG: 0.364									SH1								0 0 0 0 0 0 0								
Felix Fermin, R OBP: 0.305, SLG: 0.263									SH1								2 0 1 0 0 0 0								
Inning Stats	R: 0 E: 0 K: 0 S: 4	H: 1 LOB: 1 BB: 0 P: 4	R: 0 E: 0 K: 0 S: 3	H: 0 LOB: 0 BB: 0 P: 3	R: 0 E: 0 K: 0 S: 3	H: 0 LOB: 1 BB: 1 P: 7	R: 0 E: 0 K: 1 S: 5	H: 0 LOB: 0 BB: 0 P: 5	R: 0 E: 0 K: 0 S: 5	H: 2 LOB: 2 BB: 0 P: 5	R: 0 E: 0 K: 2 S: 9	H: 2 LOB: 2 BB: 0 P: 9	R: 0 E: 0 K: 0 S: 4	H: 1 LOB: 3 BB: 2 P: 12	R: 0 E: 0 K: 0 S: 3	H: 0 LOB: 0 BB: 0 P: 3	R: 1 E: 0 K: 1 S: 7	H: 2 LOB: 2 BB: 0 P: 7	1B: 7 2B: 1 3B: 0 HR: 0	SF: 0 SAC: 2 DP: 0 HBP: 0	WP: 0 PB: 0 SB: 1 CS: 0	PA: 38			
PITCHER	IP	WLS	BF	H	R	ER	SO	BB	IBB	HBP	BLK	WP	HR	S	P	ERA	WHIP								
Eric King, R ERA: 3.39	6.0	W	26	6	0	0	3	2	0	0	0	0	0	30	38	0.00	1.333								
Barry Jones, R ERA: 2.37	2.0		7	0	0	0	0	1	0	0	0	0	0	6	10	0.00	0.500								
Bobby Thigpen, R ERA: 3.76	1.0	S	5	2	1	1	1	0	0	0	0	0	0	7	7	9.00	2.000								

Cleveland Indians @ Chicago White Sox
Comiskey Park, Chicago, IL
Fri Sep 29 1989, 8:05 PM EDT
Att: 8,133 - Unknown

AB	33
R	1
H	8
RBI	1
BB	3
SO	4
LOB	15



Batter	1	2	3	4	5	6	7	8	9	AB	R	H	RBI	BB	SO	LOB	BOTTOM								
Dave Gallagher, R OBP: 0.320, SLG: 0.315	SH1-3		F8					F8									4 1 2 0 0 0 0								
Scott Fletcher, R OBP: 0.330, SLG: 0.307	SH1-3							6-3									3 0 0 0 0 1 2								
Ivan Calderon, R OBP: 0.330, SLG: 0.433								5-3									2 0 0 0 2 1 1								
Carlton Fisk, R OBP: 0.354, SLG: 0.466								5-3									3 0 0 0 0 1 5								
Steve Lyons, L OBP: 0.316, SLG: 0.333								1-3									3 0 1 2 0 0 1								
Carlos Martinez, R OBP: 0.344, SLG: 0.411								5-3									3 0 0 0 0 0 2								
Robin Ventura, L OBP: 0.306, SLG: 0.256								6-3									3 0 0 0 0 0 0								
Sammy Sosa, R OBP: 0.304, SLG: 0.364								F9									3 0 1 0 0 1 0								
Ozzie Guillen, L OBP: 0.271, SLG: 0.320								F8									3 1 1 0 0 0 1								
Inning Stats	R: 0 E: 0 K: 2 S: 8	H: 1 LOB: 1 BB: 0 P: 8	R: 0 E: 0 K: 0 S: 3	H: 0 LOB: 0 BB: 0 P: 3	R: 0 E: 0 K: 0 S: 3	H: 0 LOB: 0 BB: 0 P: 3	R: 0 E: 0 K: 1 S: 5	H: 0 LOB: 1 BB: 1 P: 9	R: 0 E: 0 K: 1 S: 5	H: 0 LOB: 0 BB: 0 P: 5	R: 2 E: 0 K: 0 S: 6	H: 3 LOB: 2 BB: 1 P: 10	R: 0 E: 0 K: 0 S: 3	H: 1 LOB: 0 BB: 0 P: 3	R: 0 E: 0 K: 0 S: 3	H: 0 LOB: 0 BB: 0 P: 3	1B: 4 2B: 1 3B: 0 HR: 0	SF: 0 SAC: 1 DP: 0 HBP: 0	WP: 0 PB: 0 SB: 1 CS: 1	PA: 30					
PITCHER	IP	WLS	BF	H	R	ER	SO	BB	IBB	HBP	BLK	WP	HR	S	P	ERA	WHIP								
Tom Candiotti, R ERA: 3.1	7.0	L	27	5	2	2	4	1	0	0	0	0	0	33	41	2.57	0.857								
Steve Olin, R ERA: 3.75	1.0		3	0	0	0	0	0	0	0	0	0	0	3	3	0.00	0.000								

Cleveland Indians @ Chicago White Sox
Comiskey Park, Chicago, IL
Fri Sep 29 1989, 8:05 PM EDT
Att: 8,133 - Unknown


AB	27
R	2
H	5
RBI	2
BB	2
SO	4
LOB	12



Batter	1	2	3	4	5	6	7	8	9	AB	R	H	RBI	BB	SO	LOB	TOP					
Jerry Browne, S OBP: 0.368, SLG: 0.389 (1, 4)	G6-3 BB		P4			FC5-4 1B			L7	4	0	1	0	1	1	3						
Paul Zivella, R OBP: 0.300, SLG: 0.414 Pete O'Brien, L OBP: 0.356, SLG: 0.372 (1, 10) (9, PH)	G6-3		1B			F9		G1-3	P4	4	0	1	0	0	0	2						
Joe Carter, R OBP: 0.293, SLG: 0.468 (1, 3)	G5-3		1B			F7		P4		4	0	1	0	0	0	2						
Albert Belle, R OBP: 0.274, SLG: 0.402 (1, 7) (6, 9)	F8		L8			FC5-4		F9		4	0	0	0	0	0	4						
Brook Jacoby, R OBP: 0.345, SLG: 0.414 (1, 5)		G5-3 BB		G4-3 1B				L9		3	2	0	1	0	0							
Cory Snyder, R OBP: 0.253, SLG: 0.363 (1, 9) (6, 6)	F8			G5-3 1B		L5		G1-3		4	0	1	0	0	0	2						
Brad Komminsk, R OBP: 0.321, SLG: 0.423 (1, 8) (6, 7)	G5-3			G4-3					K	3	0	0	0	1	1	3						
Felix Fermin, R OBP: 0.304, SLG: 0.262 Mike Young, S OBP: 0.273, SLG: 0.237 Joel Skinner, R OBP: 0.271, SLG: 0.303 Dave Clark, L OBP: 0.314, SLG: 0.379 (1, 6) (6, PH) (6, 2) (9, PH)	G5-3			G5-3						2	0	0	1	0	0	2						
Tom Magrann, R Luis Aguayo, R Dion James, L (1, 2) (6, PH) (6, PH)			F8	P4						2	0	0	0	0	0	1						
Inning Stats	R: 0 E: 0 K: 0 S: 9	H: 0 LOB: 1 BB: 1 P: 17	R: 0 E: 0 K: 0 S: 7	H: 0 LOB: 1 BB: 1 P: 14	R: 0 E: 0 K: 0 S: 10	H: 2 LOB: 2 BB: 0 P: 15	R: 1 E: 0 K: 0 S: 10	H: 2 LOB: 1 BB: 0 P: 15	R: 0 E: 0 K: 0 S: 10	H: 1 LOB: 1 BB: 0 P: 13	R: 1 E: 1 K: 1 S: 10	H: 2 LOB: 2 BB: 1 P: 16	R: 0 E: 0 K: 0 S: 6	H: 0 LOB: 0 BB: 0 P: 7	R: 0 E: 0 K: 1 S: 11	H: 0 LOB: 0 BB: 0 P: 15	R: 0 E: 0 K: 1 S: 15	H: 1 LOB: 1 BB: 0 P: 23	1B: 7 2B: 1 3B: 0 HR: 0	SF: 0 SAC: 0 DP: 0 HBP: 0	WP: 0 PB: 0 SB: 0 CS: 0	PA: 38
PITCHER	IP WLS BF H R ER SO BB IBB HBP BLK WP HR S P ERA WHIP	IP WLS BF H R ER SO BB IBB HBP BLK WP HR S P ERA WHIP															IP WLS BF H R ER SO BB IBB HBP BLK WP HR S P ERA WHIP					
Greg Hibbard, L ERA: 3.21 Bill Long, R ERA: 3.92 (1, 1) (6, 1)	5.1 W 26 7 2 1 0 3 0 0 0 0 0 0 50 83 1.69 1.875	3.2 S 12 1 0 0 3 0 0 0 0 0 0 0 38 52 0.00 0.273																				

Cleveland Indians @ Chicago White Sox
Comiskey Park, Chicago, IL
Sat Sep 30 1989, 8:05 PM EDT
Att: 13,189 - Unknown


AB 35
R 2
H 8
RBI 2
BB 3
SO 3
LOB 23



Batter	1	2	3	4	5	6	7	8	9	AB	R	H	RBI	BB	SO	LOB	BOTTOM			
Dave Gallagher, R OBP: 0.321, SLG: 0.317 (1, 9)	L8			CS			G4-3			4	1	2	2	0	0	0				
Scott Fletcher, R OBP: 0.331, SLG: 0.310 (1, 4)	3B			CS		G5-3		F8		4	1	2	1	0	0	0				
Ivan Calderon, R OBP: 0.331, SLG: 0.435 (1, 10)	1B	G6-3				G6-3			HR	3	2	1	1	1	0	1				
Carlton Fisk, R OBP: 0.356, SLG: 0.475 (1, 2)	1B			P5		G4-3				4	1	2	3	0	0	0				
Steve Lyons, L OBP: 0.318, SLG: 0.339 (1, 7)				G4-3				B1-3		4	1	2	0	0	0	0				
Carlos Martinez, R OBP: 0.343, SLG: 0.409 (1, 3)	F7			G5-3					K	4	0	1	0	0	1	2				
Robin Ventura, L OBP: 0.302, SLG: 0.262 (1, 5)		G6-3				E6		F7		3	1	1	1	0	0	1				
Sammy Sosa, R OBP: 0.303, SLG: 0.361 (1, 8)		F7		G6-3				F9		4	1	1	0	0	0	2				
Ozzie Guillen, L OBP: 0.270, SLG: 0.318 (1, 6)		F7				L8		G1-3		3	0	0	0	0	0	2				
Inning Stats	R: 2 E: 0 K: 0 S: 11	H: 4 LOB: 1 BB: 0 P: 19	R: 2 E: 0 K: 0 S: 17	H: 3 LOB: 0 BB: 0 P: 25	R: 0 E: 0 K: 0 S: 8	H: 0 LOB: 0 BB: 0 P: 12	R: 1 E: 1 K: 0 S: 7	H: 2 LOB: 0 BB: 0 P: 9	R: 0 E: 0 K: 0 S: 10	H: 0 LOB: 0 BB: 0 P: 13	R: 0 E: 0 K: 0 S: 8	H: 1 LOB: 1 BB: 0 P: 10	R: 0 E: 0 K: 0 S: 5	H: 0 LOB: 0 BB: 0 P: 8	R: 3 E: 0 K: 1 S: 14	H: 2 LOB: 0 BB: 1 P: 23	1B: 8 2B: 1 3B: 2 HR: 1	SF: 1 SAC: 0 DP: 0 HBP: 0	WP: 0 PB: 0 SB: 1 CS: 1	PA: 36
PITCHER	IP WLS BF H R ER SO BB IBB HBP BLK WP HR S P ERA WHIP	IP WLS BF H R ER SO BB IBB HBP BLK WP HR S P ERA WHIP															IP WLS BF H R ER SO BB IBB HBP BLK WP HR S P ERA WHIP			
Rod Nichols, R ERA: 4.4 Ed Wojna, R ERA: 4.09 Jeff Kaiser, L ERA: 7.36 Rudy Seanez, R ERA: 3.6 (1, 1) (3, 1) (8, 1) (8, 1)	2.0 L 12 3 1 0 0 0 0 0 0 0 0 0 38 52 0.00 0.600	5.0 17 3 1 0 0 0 0 0 0 0 0 0 1 7 12 ∞ ∞	1.0 3 0 0 0 0 1 0 0 0 0 0 0 7 11 0.00 0.000																	

Cleveland Indians @ Chicago White Sox
Comiskey Park, Chicago, IL
Sat Sep 30 1989, 8:05 PM EDT
Att: 13,189 - Unknown

AB 33
R 8
H 12
RBI 8
BB 1
SO 1
LOB 8



Batter	1	2	3	4	5	6	7	8	9	AB	R	H	RBI	BB	SO	LOB	TOP								
Jerry Browne, S (1,4) OBP: 0.370, SLG: 0.390	G4-3		1B		IBB			SH3		2	0	1	0	1	0	0	Cleveland Indians @ Chicago White Sox Comiskey Park, Chicago, IL Sun Oct 01 1989, 4:33 AM EDT Att: 12,856 - Sunny - 70 F								
Felix Fermin, R (1,6) OBP: 0.302, SLG: 0.260	K		G4-3		G3			CS		3	0	0	0	0	1	4									
Dion James, L (8,PH) OBP: 0.363, SLG: 0.366								1B		1	0	1	1	0	0	0									
Joel Skinner, R (8,2) OBP: 0.271, SLG: 0.303										0	0	0	0	0	0	0									
Joe Carter, R (1,3) OBP: 0.292, SLG: 0.465	F8							F8		4	0	0	0	0	0	1									
Albert Belle, R (1,10) OBP: 0.269, SLG: 0.394		K						CS		4	0	0	0	0	3	0									
Cory Snyder, R (1,9) OBP: 0.251, SLG: 0.360	G1-3							F9		4	0	0	0	0	1	0									
Brook Jacoby, R (1,5) OBP: 0.348, SLG: 0.416										4	0	3	0	0	1	0									
Beau Alired, L (1,7) OBP: 0.306, SLG: 0.375								1B		4	0	1	0	0	1	2									
Pete O'Brien, L (9,3) OBP: 0.356, SLG: 0.372	F8									0	0	0	0	0	0	0									
Brad Komminsk, R (1,8) OBP: 0.319, SLG: 0.419										2	0	0	0	0	1	0									
Tom Magrann, R (1,2)										2	0	0	0	0	2	2									
Dave Clark, L (8,PH) OBP: 0.317, SLG: 0.379										0	0	0	0	1	0	0									
Tommy Hinzo, S (8,PR)										0	1	0	0	0	0	0									
Paul Zuvella, R (8,6) OBP: 0.300, SLG: 0.414								SH3		0	0	0	0	0	0	0									
								1B		0	0	0	0	0	0	0									
								BB		0	0	0	0	0	0	0									
Inning Stats	R: 0 E: 0 K: 1 S: 9	H: 0 LOB: 0 BB: 0 P: 13	R: 0 E: 0 K: 1 S: 7	H: 1 LOB: 1 BB: 0 P: 10	R: 0 E: 0 K: 1 S: 10	H: 1 LOB: 1 BB: 0 P: 12	R: 0 E: 0 K: 2 S: 8	H: 0 LOB: 0 BB: 0 P: 12	R: 0 E: 0 K: 1 S: 9	H: 2 LOB: 3 BB: 1 P: 15	R: 0 E: 0 K: 0 S: 5	H: 0 LOB: 0 BB: 0 P: 10	R: 0 E: 0 K: 3 S: 11	H: 0 LOB: 0 BB: 0 P: 16	R: 1 E: 0 K: 0 S: 11	H: 1 LOB: 1 BB: 0 P: 20	R: 0 E: 0 K: 1 S: 6	H: 1 LOB: 1 BB: 0 P: 8	1B: 6 2B: 0 3B: 0 HR: 0	SF: 0 SAC: 2 DP: 0 HBP: 0	WP: 0 PB: 0 SB: 1 CS: 1	PA: 35			
PITCHER	IP	WLS	BF	H	R	ER	SO	BB	IBB	HBP	BLK	WP	HR	S	P	ERA	WHIP								
Richard Dotson, R (1,1) ERA: 4.46	8.0	L	30	5	1	1	9	1	1	0	0	0	0	70	108	1.12	0.750								
Ken Patterson, L (9,1) ERA: 4.52	1.0		4	1	0	0	1	0	0	0	0	0	0	6	8	0.00	1.000								

Batter	1	2	3	4	5	6	7	8	9	AB	R	H	RBI	BB	SO	LOB	BOTTOM								
Dave Gallagher, R (1,9) OBP: 0.320, SLG: 0.314	P4		F7		F8			F9		4	0	0	0	0	0	1	Cleveland Indians @ Chicago White Sox Comiskey Park, Chicago, IL Sun Oct 01 1989, 4:33 AM EDT Att: 12,856 - Sunny - 70 F								
Scott Fletcher, R (1,4) OBP: 0.332, SLG: 0.311	G6-3		FC6-4		1B			K		4	0	2	0	0	1	0									
Ivan Calderon, R (1,10) OBP: 0.332, SLG: 0.437			FC6-4							4	0	2	0	0	0	2									
Carlos Martinez, R (1,3) OBP: 0.340, SLG: 0.406										3	0	0	0	0	2	2									
Russ Morman, R (8,3) OBP: 0.292, SLG: 0.259	K									0	0	0	0	0	0	0									
Daryl Boston, L (8,PH) OBP: 0.325, SLG: 0.372										1	0	0	0	0	1	1									
Steve Lyons, L (1,7) OBP: 0.317, SLG: 0.339										4	0	1	0	0	2	1									
Sammy Sosa, R (1,8) OBP: 0.303, SLG: 0.366										3	0	1	0	0	2	1									
Lance Johnson, L (9,PH) OBP: 0.360, SLG: 0.367										1	0	0	0	0	1	0									
Robin Ventura, L (1,5) OBP: 0.298, SLG: 0.244										3	0	0	0	1	2	2									
Ron Karkovics, R (1,2) OBP: 0.306, SLG: 0.385										3	0	0	0	0	3	2									
Ozzie Guillen, L (1,6) OBP: 0.270, SLG: 0.318										3	0	1	0	0	1	1									
Inning Stats	R: 0 E: 0 K: 1 S: 9	H: 1 LOB: 1 BB: 0 P: 11	R: 0 E: 0 K: 3 S: 14	H: 0 LOB: 1 BB: 1 P: 22	R: 0 E: 0 K: 0 S: 10	H: 1 LOB: 1 BB: 0 P: 15	R: 0 E: 0 K: 3 S: 15	H: 1 LOB: 1 BB: 0 P: 21	R: 0 E: 0 K: 1 S: 6	H: 1 LOB: 0 BB: 0 P: 9	R: 0 E: 0 K: 1 S: 10	H: 1 LOB: 1 BB: 0 P: 17	R: 0 E: 0 K: 2 S: 15	H: 1 LOB: 1 BB: 0 P: 20	R: 0 E: 0 K: 2 S: 12	H: 1 LOB: 1 BB: 0 P: 17	R: 0 E: 0 K: 2 S: 8	H: 0 LOB: 0 BB: 0 P: 10	1B: 5 2B: 2 3B: 0 HR: 0	SF: 0 SAC: 0 DP: 0 HBP: 0	WP: 1 PB: 0 SB: 1 CS: 1	PA: 34			
PITCHER	IP	WLS	BF	H	R	ER	SO	BB	IBB	HBP	BLK	WP	HR	S	P	ERA	WHIP								
Greg Swindell, L (1,1) ERA: 3.37	6.0		23	5	0	0	9	1	0	0	0	0	0	64	95	0.00	1.000								
Jesse Orosco, L (7,1) ERA: 2.09	1.0	W	4	1	0	0	2	0	0	0	0	0	0	15	20	0.00	1.000								
Doug Jones, R (8,1) ERA: 2.34	2.0	S	7	1	0	0	4	0	0	0	0	0	0	20	27	0.00	0.500								

