

Chicago White Sox - 1990

Batter	1	2	3	4	5	6	7	8	9	AB R H RBI BB SO LOB	TOP
--------	---	---	---	---	---	---	---	---	---	----------------------	-----

Gary Sheffield, R (1, 5) <small>B</small> 	1-0 		1-2 		1-0 			2-1 		4 0 0 0 0 0 2	<h1 style="margin:0;">Milwaukee Brewers @ Chicago White Sox</h1> <h2 style="margin:0;">Comiskey Park, Chicago, IL</h2> <p style="font-size:0.8em; margin:0;">Mon Apr 09 1990, 4:33 AM EDT Att. 40,008 - Cloudy - 51 F</p>
B.J. Surhoff, L (1, 2) <small>C</small> <small>S</small> <small>O</small> OBP: 0.250, SLG: 0.500 	0-3 		1-0 					1-0 		4 0 1 1 0 2 0	
Robin Yount, R (1, 8) <small>B</small> <small>B</small> <small>X</small> 	2-0 		2-3 					2-2 		3 0 0 0 1 1 1	
Dave Parker, L (1, 10) OBP: 0.250, SLG: 0.250 										4 0 1 0 0 1 1	
Rob Deer, R (1, 9) 										4 0 0 0 0 3 2	
Greg Brock, L (1, 3) 										4 0 0 0 0 1 1	
Glenn Braggs, R (1, 7) 										2 0 0 0 0 0 1	
Edgar Diaz, R (1, 6) OBP: 0.667, SLG: 0.667 										3 1 2 0 0 0 1	
Billy Bates, L (1, 4) 										2 0 0 0 0 0 2	

Inning Stats	R: 0 E: 0 K: 1 S: 5	H: 0 LOB: 0 BB: 0 P: 8	R: 0 E: 0 K: 0 S: 9	H: 1 LOB: 1 BB: 0 P: 14	R: 1 E: 0 K: 1 S: 12	H: 2 LOB: 1 BB: 0 P: 18	R: 0 E: 0 K: 2 S: 7	H: 0 LOB: 0 BB: 0 P: 12	R: 0 E: 0 K: 0 S: 6	H: 1 LOB: 1 BB: 0 P: 10	R: 0 E: 0 K: 2 S: 10	H: 0 LOB: 1 BB: 1 P: 18	R: 0 E: 0 K: 0 S: 9	H: 0 LOB: 1 BB: 0 P: 12	R: 0 E: 0 K: 0 S: 6	H: 0 LOB: 0 BB: 0 P: 11	R: 0 E: 0 K: 2 S: 11	H: 0 LOB: 0 BB: 0 P: 16	1B: 3 2B: 1 3B: 0 HR: 0	SF: 0 SAC: 1 DP: 0 HBP: 1
--------------	------------------------------	---------------------------------	------------------------------	----------------------------------	-------------------------------	----------------------------------	------------------------------	----------------------------------	------------------------------	----------------------------------	-------------------------------	----------------------------------	------------------------------	----------------------------------	------------------------------	----------------------------------	-------------------------------	----------------------------------	----------------------------------	------------------------------------

PITCHER	IP	WLS	BF	H	R	ER	SO	BB	IBB	HBP	BLK	WP	HR	S	P	ERA	WHIP
Melido Perez, R (1, 1) ERA: 1.5	6.0		23	4	1	1	6	1	0	0	0	1	0	49	80	1.50	0.833
Scott Radinsky, L (7, 1) ERA:	0.1		1	0	0	0	0	0	0	0	0	0	0	1	2	0.00	0.000
Barry Jones, R (7, 1) ERA:	1.2	W	6	0	0	0	0	0	0	1	0	0	0	14	21	0.00	0.000
Wayne Edwards, L (9, 1) ERA:	0.1		1	0	0	0	1	0	0	0	0	0	0	5	8	0.00	0.000
Bobby Thigpen, R (9, 1) ERA:	0.2	S	2	0	0	0	1	0	0	0	0	0	0	6	8	0.00	0.000

AB	30
R	1
H	4
RBI	1
BB	1
SO	8
LOB	11

livebaseballscorecards.com

WP: 1	PA: 33	PB: 0	SB: 1	CS: 0
-------	--------	-------	-------	-------

BOTTOM

Milwaukee Brewers @ Chicago White Sox
Comiskey Park, Chicago, IL
Mon Apr 09 1990, 4:33 AM EDT
Att. 40,008 - Cloudy - 51 F

livebaseballscorecards.com

AB 29
R 2
H 6
RBI 1
BB 2
SO 1
LOB 13



WP: 2 PA: 33
PB: 0 SB: 1
CS: 0

AB R H RBI BB SO LOB

4 0 1 0 0 0 1

3 0 0 1 0 0 0

4 0 1 0 0 0 2

2 0 0 0 0 1 1

2 0 0 0 0 0 0

4 0 2 0 0 0 0

4 0 0 0 0 0 2

1 0 0 0 2 0 1

2 1 1 0 0 0 1

3 1 1 0 0 0 5

1B: 4 SF: 1
2B: 1 SAC: 1
3B: 1 DP: 0
HR: 0 HBP: 0

Batter	1	2	3	4	5	6	7	8	9
Lance Johnson, L OBP: 0.250, SLG: 0.250 (1, 8)	F9 3-2		B1-3 1-2		G3 0-0		FC4-6 1B 1-2 2-3		
Scott Fletcher, R (1, 4)	G6-3 2-1		F9 0-0		F8 2-2		SF9 1-1		
Ivan Calderon, R OBP: 0.250, SLG: 0.250 (1, 7)	G6-3 0-0		F9 0-0		F9 2-2		FC4-6 1-1 1-2f		
Greg Walker, L Ron Kittle, R (6, PH)		F7 2-2	K 2-3		P4 0-0		G6-3 1-1		
Carlton Fisk, R OBP: 0.500, SLG: 0.750 (1, 2)		1B 2B 1-2		WP 1B 0-1		G1-3 0-0		L4 1-1	
Carlos Martinez, R (1, 3)		G5-3 2-2		L4 1-2		G5-3 0-0		L8 0-1	
Robin Ventura, L (1, 5)		1B BB 4-1		F7 1-2		FC2-5 SH BB 4-2			
Sammy Sosa, R OBP: 0.500, SLG: 0.500 (1, 9)		F7 1-2 2-3		F7 0-0		SH 1B FC2-5 1-2			
Ozzie Guillen, L OBP: 0.333, SLG: 1.000 (1, 6)		F7 0-2		WP 3B 2-2		FC2-5 SF9 1B 1-2 2-3f			

Inning Stats	R: 0 E: 0 K: 0 S: 6	H: 0 LOB: 0 BB: 0 P: 11	R: 0 E: 0 K: 0 S: 16	H: 2 LOB: 3 BB: 1 P: 27	R: 0 E: 0 K: 1 S: 9	H: 1 LOB: 1 BB: 0 P: 12	R: 0 E: 0 K: 0 S: 8	H: 1 LOB: 1 BB: 0 P: 11	R: 1 E: 0 K: 0 S: 10	H: 1 LOB: 0 BB: 0 P: 16	R: 0 E: 0 K: 0 S: 3	H: 0 LOB: 0 BB: 0 P: 3	R: 1 E: 0 K: 0 S: 12	H: 1 LOB: 2 BB: 1 P: 21	R: 0 E: 0 K: 0 S: 6	H: 0 LOB: 0 BB: 0 P: 8
--------------	------------------------------	----------------------------------	-------------------------------	----------------------------------	------------------------------	----------------------------------	------------------------------	----------------------------------	-------------------------------	----------------------------------	------------------------------	---------------------------------	-------------------------------	----------------------------------	------------------------------	---------------------------------

PITCHER	IP	WLS	BF	H	R	ER	SO	BB	IBB	HBP	BLK	WP	HR	S	P	ERA	WHIP
Chris Bosio, R ERA: 1.8 (1, 1)	5.0		21	5	1	1	1	1	0	0	0	2	0	49	77	1.80	1.200
Tony Fossas, L ERA: 4.5 (6, 1)	2.0	L	9	1	1	1	0	1	0	0	0	0	0	15	24	4.50	1.000
Chuck Crim, R ERA: (8, 1)	1.0		3	0	0	0	0	0	0	0	0	0	0	6	8	0.00	0.000

PITCHER	IP	WLS	BF	H	R	ER	SO	BB	IBB	HBP	BLK	WP	HR	S	P	ERA	WHIP
---------	----	-----	----	---	---	----	----	----	-----	-----	-----	----	----	---	---	-----	------

Batter	1	2	3	4	5	6	7	8	9	AB	R	H	RBI	BB	SO	LOB	TOP																						
Sammy Sosa, R OBP: 0.143, SLG: 0.143 (1, 9)	2-3 K		0-3 SAFE K		1-3 SAFE K	2-1 P6			1-1 F8	5	0	0	0	0	3	4																							
Scott Fletcher, R (1, 4)	0-0 F8		0-2 SAFE CS	4-1 BB BB	4-1 2B BB			4-2 FC6-4 BB	2-1 L8	2	0	0	0	3	0	0																							
Ivan Calderon, R OBP: 0.444, SLG: 0.429 Dave Gallagher, R (1, 7) (9, 7)	2-3 K			4-2 BB SAFE BB	2-1 2B			1-2 FC6-4 WP S BB	4-1 BB BB BB BB BB BB	3	0	1	2	2	1	1																							
Ron Kittle, R (1, 10)		0-0 G6-3		1-2 F8		1-3 K		2-2 F7	1-3 K	5	0	0	0	0	2	4																							
Carlton Fisk, R OBP: 0.500, SLG: 0.625 (1, 2)		1-0 FC6 1B		1-1 F8		2-0 BB BB 1B		1-3 K		4	1	2	0	0	1	3																							
Carlos Martinez, R (1, 3)		1-2 FC6 1-2f		3-2 P6		4-2 BB 1B BB		0-0 G4-3		3	1	0	0	1	0	3																							
Robin Ventura, L (1, 5)		1-3 K			4-2 FC4-6 2B BB	4-2 1B SF8 BB		1-1 G2-3		2	2	0	0	2	1	1																							
Lance Johnson, L OBP: 0.375, SLG: 0.286 (1, 8)			0-0 L8		0-0 E1 FC4-6	1-0 1B		4-1 BB		3	0	1	2	1	0	1																							
Ozzie Guillen, L OBP: 0.286, SLG: 0.667 (1, 6)			0-2 CS 1B		2-2 FC4-6 2B	0-0 SF8		0-1 G4-3		3	1	1	1	0	0	3																							
Inning Stats	R: 0 E: 0 K: 2 S: 7	H: 0 LOB: 0 BB: 0 P: 11	R: 0 E: 1 K: 1 S: 8	H: 1 LOB: 1 BB: 0 P: 11	R: 0 E: 0 K: 1 S: 9	H: 1 LOB: 0 BB: 0 P: 9	R: 0 E: 0 K: 0 S: 13	H: 0 LOB: 2 BB: 2 P: 26	R: 2 E: 1 K: 1 S: 15	H: 1 LOB: 2 BB: 2 P: 28	R: 3 E: 0 K: 1 S: 15	H: 2 LOB: 1 BB: 2 P: 28	R: 0 E: 0 K: 1 S: 11	H: 0 LOB: 1 BB: 1 P: 19	R: 0 E: 0 K: 0 S: 6	H: 0 LOB: 1 BB: 1 P: 11	R: 0 E: 0 K: 1 S: 8	H: 0 LOB: 1 BB: 1 P: 16	1B: 4 2B: 1 3B: 0 HR: 0	SF: 1 SAC: 0 DP: 0 HBP: 0	WP: 1 PB: 0 SB: 3 CS: 1	PA: 41																	
PITCHER	IP	WLS	BF	H	R	ER	SO	BB	IBB	HBP	BLK	WP	HR	S	P	ERA	WHIP	PITCHER	IP	WLS	BF	H	R	ER	SO	BB	IBB	HBP	BLK	WP	HR	S	P	ERA	WHIP				
Teddy Higuera, L ERA: 54.0	(1, 1)	5.0		21	3	2	0	5	4	0	0	0	0	52	85	0.00	1.400																						
Tom Filer, R ERA: 54.0	(6, 1)	0.1	L	3	1	2	2	1	1	0	0	0	0	7	14	54.00	6.000																						
Paul Mirabella, L ERA: 13.5	(6, 1)	0.2		5	1	1	1	0	2	0	0	0	0	10	20	13.50	4.500																						
Don August, R ERA:	(7, 1)	2.0		7	0	0	0	1	1	0	0	1	0	15	24	0.00	0.500																						
Dan Plesac, L ERA:	(9, 1)	1.0		4	0	0	0	1	1	0	0	0	0	8	16	0.00	1.000																						

Chicago White Sox @ Milwaukee Brewers
Milwaukee County Stadium, Milwaukee, WI

AB	30
R	5
H	5
RBI	5
BB	9
SO	8
LOB	20



Tue Apr 10 1990, 4:33 AM EDT
Att. 50,294 - Sunny - 43 F

livebaseballscorecards.com

BOTTOM

Chicago White Sox @ Milwaukee Brewers
Milwaukee County Stadium, Milwaukee, WI

Tue Apr 10 1990, 4:33 AM EDT
Att: 50,294 - Sunny - 43 F

livebaseballscorecards.com

AB	32
R	3
H	8
RBI	3
BB	4
SO	2
LOB	20



WP:	0	PA:	39
PB:	0		
SB:	0		
CS:	0		

AB R H RBI BB SO LOB

4	1	1	1	0	0	1
4	0	2	0	1	1	3
5	0	1	1	0	0	3
3	0	1	0	1	0	2
0	0	0	0	0	0	0
2	0	0	0	1	0	1
2	0	1	0	0	0	0
0	1	0	0	0	0	0
2	0	0	0	0	0	5
4	1	1	1	0	1	5
3	0	0	0	0	0	0
1	0	0	0	0	0	0
0	0	0	0	1	0	0
2	0	1	0	0	0	0

Batter	1	2	3	4	5	6	7	8	9
Gary Sheffield, R OBP: 0.111, SLG: 0.125 (1, 5)	0-1 1B 1B		0-0 F9		0-0 SF8		2-2 P3		0-0 B1
B.J. Surhoff, L OBP: 0.444, SLG: 0.500 (1, 2)	1-2 G4-6-3 1B 1-3 1B		2-3 K		2-0 F5-2 3-H			4-1 FC6-4 BB	0-1 E8 1-3 1B
Robin Yount, R OBP: 0.222, SLG: 0.125 (1, 8)	0-1 G4-6-3 1-2 3-H 1B			0-0 G5-3		2-2 G5-3		1-1 FC6-4 BB FC1-2 1-2	0-2 F7
Dave Parker, L OBP: 0.375, SLG: 0.286 Darryl Hamilton, L (8, PR)	1-0 G4-6-3 1-2 2-3			0-1 G5-3		2-1 G3 HBP 1B		4-1 FC1-2 BB 1-2 BB	
Rob Deer, R (1, 9)	2-1 F7			0-0 F8		1-0 G3 HBP		4-2 FC1-2 1-2 2-3 BB	
Greg Brock, L OBP: 0.167, SLG: 0.167 Mike Felder, S (5, PR) Terry Francona, L (6, 3)		0-1 L3			3-2 2B 1B		3-2 G3	1-1 FC1-2 FC6-4	
Glenn Braggs, R OBP: 0.286, SLG: 0.333 (1, 7)		0-1 F8			2-1 SH SF8 1-H 2B		0-3 K	0-0 FC6-4 1-2	
Edgar Diaz, R OBP: 0.333, SLG: 0.333 (1, 6)			3-1 P3		0-1 SH SF8 BB F5-2 2-3		0-0 L7		0-1 F7
Billy Bates, L Greg Vaughn, R (5, PH) Dale Sveum, S OBP: 0.500, SLG: 0.500 (6, 4)				2-1 G6-3		4-2 SF8 BB 1-2	1-0 G3		1-2 E 1B

Inning Stats	R: 1	H: 3	E: 0	K: 0	S: 10	LOB: 1	BB: 0	P: 14	R: 0	H: 0	E: 0	K: 0	S: 6	LOB: 0	BB: 0	P: 9	R: 0	H: 0	E: 0	K: 1	S: 6	LOB: 0	BB: 0	P: 10	R: 0	H: 0	E: 0	K: 0	S: 4	LOB: 0	BB: 0	P: 4	R: 2	H: 2	E: 1	K: 0	S: 12	LOB: 2	BB: 1	P: 22	R: 0	H: 1	E: 0	K: 1	S: 11	LOB: 2	BB: 0	P: 19	R: 0	H: 0	E: 0	K: 0	S: 5	LOB: 0	BB: 0	P: 8	R: 0	H: 0	E: 0	K: 0	S: 9	LOB: 3	BB: 3	P: 23	R: 0	H: 2	E: 1	K: 0	S: 12	LOB: 2	BB: 0	P: 13	1B: 7	2B: 2	3B: 0	HR: 0	SF: 1	SAC: 1	DP: 2	HBP: 1	WP: 0	PA: 39
--------------	------	------	------	------	-------	--------	-------	-------	------	------	------	------	------	--------	-------	------	------	------	------	------	------	--------	-------	-------	------	------	------	------	------	--------	-------	------	------	------	------	------	-------	--------	-------	-------	------	------	------	------	-------	--------	-------	-------	------	------	------	------	------	--------	-------	------	------	------	------	------	------	--------	-------	-------	------	------	------	------	-------	--------	-------	-------	-------	-------	-------	-------	-------	--------	-------	--------	-------	--------

PITCHER	IP	WLS	BF	H	R	ER	SO	BB	IBB	HBP	BLK	WP	HR	S	P	ERA	WHIP
Eric King, R ERA: 6.75 (1, 1)	4.0		17	5	3	3	1	0	0	0	0	0	0	34	49	6.75	1.250
Scott Radinsky, L ERA: (5, 1)	1.1	W	5	1	0	0	0	1	0	0	0	0	0	9	19	0.00	1.500
Donn Pall, R ERA: (6, 1)	2.0		8	0	0	0	1	1	0	1	0	0	0	14	26	0.00	0.500
Wayne Edwards, L ERA: (8, 1)	0.0		1	0	0	0	0	1	0	0	0	0	0	1	5	∞	∞
Barry Jones, R ERA: (8, 1)	0.2		3	0	0	0	0	1	0	0	0	0	0	5	10	0.00	1.500

PITCHER	IP	WLS	BF	H	R	ER	SO	BB	IBB	HBP	BLK	WP	HR	S	P	ERA	WHIP
Bobby Thigpen, R ERA: (9, 1)	1.0		5	2	0	0	0	0	0	0	0	0	0	12	13	0.00	2.000

Batter	1	2	3	4	5	6	7	8	9	AB R H RBI BB SO LOB	TOP															
Mitch Webster, S OBP: 0.222, SLG: 0.125 (1, 8)	2-3 K		2-0 F9			4-1 SH5-4 HR BB	2-3 K		1-2 F7	4 1 0 0 1 2 2																
Jerry Browne, S OBP: 0.333, SLG: 0.333 (1, 4)	0-1 L3			1-3 K		0-1 SH5-4	0-0 2B 1B			3 1 1 0 0 1 0																
Candy Maldonado, R OBP: 0.500, SLG: 1.000 (1, 7)	0-3 K			0-0 L9		1-1 HR	1-2 2B			4 1 2 4 0 1 0																
Cory Snyder, R OBP: 0.375, SLG: 0.875 (1, 9)		2-3 K		2-2 G6-3		1-1 1B 2B	1-2 P4			4 1 1 0 0 1 1																
Keith Hernandez, L OBP: 0.250, SLG: 0.250 (1, 3)		2-2 P6			2-0 P6	3-2 1B		1-0 G3		4 0 1 1 0 0 0																
Chris James, R OBP: 0.250, SLG: 0.571 (1, 10)		3-2 HBP			2-1 HR	1-1 F7		2-1 F8		3 1 1 1 0 0 1																
Brook Jacoby, R OBP: 0.250, SLG: 0.250 (1, 5)		2-1 G1-3			2-0 1B	1-1 G5-3		0-0 F9		4 0 1 0 0 0 2																
Sandy Alomar Jr., R OBP: 0.429, SLG: 0.200 (1, 2)			2-2 F7		2-2 F8		1-0 1B HBP		1-1 P6	3 0 0 0 0 0 1																
Rafael Santana, R OBP: 0.200, SLG: 0.200 (1, 6)			0-0 G6-3		0-0 G5-3		3-2 1B 2B 1B		0-0 G6-3	3 1 1 0 0 0 1 1 0 0 0 0 0 0																
Felix Fermin, R (8, 6)																										
Inning Stats	R: 0 E: 0 K: 2 S: 11	H: 0 LOB: 0 BB: 0 P: 13	R: 0 E: 0 K: 1 S: 11	H: 0 LOB: 1 BB: 0 P: 20	R: 0 E: 0 K: 0 S: 7	H: 0 LOB: 0 BB: 0 P: 11	R: 0 E: 0 K: 1 S: 8	H: 0 LOB: 0 BB: 0 P: 11	R: 1 E: 0 K: 0 S: 10	H: 2 LOB: 1 BB: 0 P: 18	R: 3 E: 0 K: 0 S: 14	H: 3 LOB: 1 BB: 1 P: 25	R: 2 E: 0 K: 1 S: 14	H: 3 LOB: 1 BB: 0 P: 21	R: 0 E: 0 K: 0 S: 4	H: 0 LOB: 0 BB: 0 P: 7	R: 0 E: 0 K: 0 S: 6	H: 0 LOB: 0 BB: 0 P: 8	1B: 4 2B: 2 3B: 0 HR: 2	SF: 0 SAC: 1 DP: 0 HBP: 2	WP: 0 PB: 0 SB: 0 CS: 0	PA: 37				
PITCHER	IP WLS BF H R ER SO BB IBB HBP BLK WP HR S P ERA WHIP																									
Jack McDowell, R ERA: 1.8 (1, 1)	5.0		18	2	1	1	4	0	0	1	0	0	0	1	47	73	1.80	0.400								
Bill Long, R ERA: 81.0 (6, 1)	0.1	L	4	2	3	3	0	1	0	0	0	0	0	1	7	13	81.00	9.000								
Scott Radinsky, L ERA: (6, 1)	0.0		1	1	0	0	0	0	0	0	0	0	0	3	6	∞	∞									
Donn Pall, R ERA: 4.91 (6, 1)	1.2		8	3	2	2	1	0	0	1	0	0	0	18	27	10.80	1.800									
Ken Patterson, L ERA: (8, 1)	2.0		6	0	0	0	0	0	0	0	0	0	0	10	15	0.00	0.000									

Cleveland Indians @ Chicago White Sox
 Comiskey Park, Chicago, IL
 Fri Apr 13 1990, 4:33 AM EDT
 Att: 11,374 - Overcast - 49 F

livebaseballscorecards.com

AB	33
R	6
H	8
RBI	6
BB	1
SO	5
LOB	8



Batter	1	2	3	4	5	6	7	8	9	AB	R	H	RBI	BB	SO	LOB
Lance Johnson, L OBP: 0.417, SLG: 0.400 (1, 8)	2-1 G3 2B		0-1 G4-3			4-2 BB BB		2-3 K		3	0	1	1	1	1	0
Scott Fletcher, R Craig Grebeck, R (1, 4) (8, PH) (9, 4)	1-1 G3 2-3		1-2 F9			4-2 SAFE BB BB		1-3 K		2	0	0	0	1	0	1
Ivan Calderon, R OBP: 0.385, SLG: 0.300 (1, 7)	2-3 K				4-2 BB CS BB		0-0 L8		1-3 K	3	0	0	0	1	2	3
Carlton Fisk, R OBP: 0.384, SLG: 0.455 Ron Karkovice, R Steve Lyons, L (1, 2) (8, 2) (9, PH) OBP: 1.000, SLG: 1.000	2-2 G4-3				2-3 K 1-2		2-3 K		1-2 F9 1B 1B	3	0	0	0	0	2	4
Ron Kittle, R OBP: 0.091, SLG: 0.091 (1, 10)		1-0 F8			1-2 F9		2-3 K		0-1 1B 1B 1B	4	0	1	0	0	1	0
Carlos Martinez, R (1, 3)		1-1 G6-3			0-0 G4-3		1-3 K		0-1 F9	4	0	0	0	0	1	2
Robin Ventura, L OBP: 0.545, SLG: 0.286 (1, 5)		1-2 F8			0-0 G3-1		3-2 1B		1-0 1B	4	0	2	1	0	0	0
Sammy Sosa, R OBP: 0.200, SLG: 0.300 Dan Pasqua, L (1, 9) (9, PH)			0-0 SH5-3 G4-3 2B		1-1 F8		1-3 K		3-H 0-2 L7	3	1	1	0	0	1	1
Ozzie Guillen, L OBP: 0.222, SLG: 0.500 (1, 6)			1-0 SH5-3			0-1 G4-3		1-2 F9		2	0	0	0	0	0	0

Inning Stats	R: 0	H: 1	E: 0	K: 1	S: 11	LOB: 1	BB: 0	P: 18	R: 0	H: 0	E: 0	K: 0	S: 6	LOB: 0	BB: 0	P: 9	R: 1	H: 1	E: 0	K: 0	S: 8	LOB: 0	BB: 0	P: 10	R: 0	H: 0	E: 0	K: 1	S: 12	LOB: 0	BB: 1	P: 19	R: 0	H: 0	E: 0	K: 0	S: 4	LOB: 0	BB: 0	P: 5	R: 0	H: 0	E: 0	K: 1	S: 10	LOB: 2	BB: 2	P: 20	R: 0	H: 1	E: 0	K: 3	S: 14	LOB: 1	BB: 0	P: 21	R: 0	H: 0	E: 0	K: 2	S: 9	LOB: 0	BB: 0	P: 13	R: 1	H: 3	E: 0	K: 1	S: 15	LOB: 2	BB: 0	P: 18	1B: 4	2B: 2	3B: 0	HR: 0	SF: 0	SAC: 1	DP: 0	HBP: 0	WP: 0	PB: 0	SB: 0	CS: 1	PA: 35
PITCHER	IP	WLS	BF	H	R	ER	SO	BB	IBB	HBP	BLK	WP	HR	S	P	ERA	WHIP																																																																				
John Farrell, R ERA: 1.69 (1, 1)	5.1	W	20	2	1	1	2	3	0	0	0	0	0	47	75	1.69	0.938																																																																				
Steve Olin, R ERA: 2.7 (6, 1)	3.1		14	4	1	1	7	0	0	0	0	0	0	39	55	2.70	1.200																																																																				
Doug Jones, R ERA: (9, 1)	0.1	S	1	0	0	0	0	0	0	0	0	0	0	3	3	0.00	0.000																																																																				

BOTTOM

Cleveland Indians @ Chicago White Sox
Comiskey Park, Chicago, IL

Fri Apr 13 1990, 4:33 AM EDT
Att: 11,374 - Overcast - 49 F

livebaseballscorecards.com

AB	31
R	2
H	6
RBI	2
BB	3
SO	9
LOB	13



Batter	1	2	3	4	5	6	7	8	9	AB R H RBI BB SO LOB	TOP		
Dion James, L (1, 8) B X	1-0 L7		1-0 G1-3		4-1 BB		1-2 G4-3			3 0 0 0 1 0 0	Cleveland Indians @ Chicago White Sox Comiskey Park, Chicago, IL Sat Apr 14 1990, 8:05 PM EDT Att. 12,125 - Cloudy - 55 F		
Jerry Browne, S (1, 4) OBP: 0.200, SLG: 0.200 Tom Brookens, R (8, 4) M B F S	2-3 K		1-1 G4-3		1-0 G4-3		1-3 K			4 0 0 0 0 2 1 0 0 0 0 0 0 0			
Candy Maldonado, R (1, 7) OBP: 0.545, SLG: 0.900 Albert Belle, R (7, 7) B X	1-0 F7		4-0 FC5-4 BB		0-2 G6-4-3 1B		1-3 K			2 0 1 0 1 0 0 1 0 0 0 0 1 0			
Cory Snyder, R (1, 9) OBP: 0.333, SLG: 0.667 X	0-0 1B 1B		0-0 FC5-4		1-1 G6-4-3 1-2f		0-0 G6-3			4 1 1 0 0 0 2			
Keith Hernandez, L (1, 3) OBP: 0.182, SLG: 0.182 Carlos Baerga, S (7, 5) B C B B X	3-1 F7		1-1 F8		3-3 K		0-0 FC5-4 1B			3 0 0 0 0 1 1 1 0 1 0 0 0 0			
Chris James, R (1, 10) OBP: 0.250, SLG: 0.455 X B T F C	1-2 1B 1-3 1B		1-2 F7		0-1 P6		0-0 FC5-4 1-2f			4 0 1 0 0 0 1			
Brook Jacoby, R (1, 5) OBP: 0.333, SLG: 0.583 (7, 3) X	0-0 FC4-6 1B 1-2 3-H		1-0 L8		1-0 HR		0-0 G6-3			4 1 2 2 0 0 0			
Sandy Alomar Jr., R (1, 2) OBP: 0.400, SLG: 0.375 Joel Skinner, R (8, 2) X B B B X	2-1 P4		2-2 P5		2-0 HR 2B		2-3 K			3 1 1 0 0 0 2 1 0 0 0 0 1 0			
Rafael Santana, R (1, 6) OBP: 0.222, SLG: 0.556 B X	1-0 FC4-6 1-2f		0-0 F7		2-1 HR		1-0 G6-3			4 1 1 2 0 0 2			
Inning Stats	R: 0 H: 0 E: 0 LOB: 0 K: 1 BB: 0 S: 5 P: 9	R: 1 H: 3 E: 0 LOB: 2 K: 0 BB: 0 S: 10 P: 17	R: 0 H: 0 E: 0 LOB: 1 K: 0 BB: 1 S: 4 P: 10	R: 0 H: 0 E: 0 LOB: 0 K: 0 BB: 0 S: 8 P: 11	R: 0 H: 0 E: 0 LOB: 1 K: 0 BB: 1 S: 7 P: 14	R: 0 H: 1 E: 0 LOB: 0 K: 1 BB: 0 S: 10 P: 14	R: 3 H: 3 E: 0 LOB: 0 K: 1 BB: 0 S: 12 P: 19	R: 0 H: 1 E: 0 LOB: 1 K: 1 BB: 0 S: 6 P: 7	R: 0 H: 0 E: 0 LOB: 0 K: 1 BB: 0 S: 5 P: 8	1B: 5 SF: 0 2B: 1 SAC: 0 3B: 0 DP: 1 HR: 2 HBP: 0		WP: 0 PA: 36 PB: 0 SB: 0 CS: 0	
PITCHER	IP WLS BF H R ER SO BB IBB HBP BLK WP HR S P ERA WHIP											PITCHER	IP WLS BF H R ER SO BB IBB HBP BLK WP HR S P ERA WHIP
Melido Perez, R (1, 1) ERA: 2.92	6.1 W 26 6 3 3 2 2 0 0 0 0 0 1 48 82 4.26 1.263												
Wayne Edwards, L (7, 1) ERA: 4.5	1.2 7 2 1 1 2 0 0 0 0 0 0 1 14 19 5.40 1.200												
Barry Jones, R (9, 1) ERA:	1.0 3 0 0 0 1 0 0 0 0 0 0 0 5 8 0.00 0.000												

AB	34
R	4
H	8
RBI	4
BB	2
SO	5
LOB	9



Batter	1	2	3	4	5	6	7	8	9	AB	R	H	RBI	BB	SO	LOB
Sammy Sosa, R OBP: 0.333, SLG: 0.643 (1, 9)	4-2 1B SF7 BB	0-0 SH 3B		2-1 3B	0-1 F9		1-2 F8			4	2	2	1	1	0	2
Scott Fletcher, R OBP: 0.313, SLG: 0.091 (1, 4)	0-2 1B BB	0-0 SH 1B		0-1 P3	2-3 K			1-3 K		4	2	1	1	0	2	3
Ivan Calderon, R OBP: 0.412, SLG: 0.462 (1, 7)	2-2 SF7	1-2 1B		0-2 G6-3		0-0 2B		0-3 K		3	1	2	2	0	0	1
Dave Gallagher, R (7, 7)	3-H 1B	1-H 1B								1	0	0	0	0	1	0
Ron Kittle, R OBP: 0.250, SLG: 0.267 (1, 10)	4-1 FC5 1B	2-0 P3		0-0 G6-3		2-2 G4-3 2B		0-2 1B		4	0	2	1	1	0	1
Daryl Boston, L (8, PR)	1-2 BB					2-H 2B		1B		0	0	0	0	0	0	0
Carlton Fisk, R OBP: 0.438, SLG: 0.563 (1, 2)	2-2 FC5 1B		0-0 F9		2-2 3B 2B		2-0 G4-3	1-1 1B	1-2 1B	5	1	3	1	0	0	1
Carlos Martinez, R OBP: 0.176, SLG: 0.200 (1, 3)	3-1 FC5		4-2 G5-3 1B BB		0-1 FC5-4 3B		1-2 F8	1-1 F9		4	2	1	1	1	0	5
Robin Ventura, L OBP: 0.467, SLG: 0.200 (1, 5)	2-2 G4-3		3-2 G5-3	1-2	2-1 FC5-4 HBP		1-0 P5			3	0	0	0	0	0	4
Lance Johnson, L OBP: 0.438, SLG: 0.429 (1, 8)		0-1 G4-3	0-0 1B	1-1 FC5-4 1B		1-0 L5-3 1B				4	0	2	2	0	0	1
Ozzie Guillen, L OBP: 0.308, SLG: 0.500 (1, 6)		0-0 3B 1B	2-0 G5-3	1-1 1B	1-1 1B		0-2 L5-3			4	1	2	0	0	0	2

Inning Stats	R: 2	H: 2	E: 0	K: 0	S: 20	R: 3	H: 3	E: 1	K: 0	S: 9	R: 1	H: 1	E: 0	K: 0	S: 8	R: 0	H: 1	E: 0	K: 0	S: 11	R: 2	H: 3	E: 0	K: 1	S: 16	R: 1	H: 2	E: 0	K: 0	S: 9	R: 0	H: 1	E: 0	K: 0	S: 8	R: 0	H: 2	E: 0	K: 2	S: 13
	LOB: 2	BB: 2	P: 37	LOB: 0	BB: 0	P: 12	LOB: 1	BB: 1	P: 17	LOB: 1	BB: 1	P: 13	LOB: 2	BB: 0	P: 24	LOB: 1	BB: 0	P: 15	LOB: 0	BB: 0	P: 10	LOB: 2	BB: 0	P: 16	LOB: 0	BB: 0	P: 16	LOB: 2	BB: 0	P: 16	LOB: 0	BB: 0	P: 16	LOB: 2	BB: 0	P: 16	LOB: 0	BB: 0	P: 16	

PITCHER	IP	WLS	BF	H	R	ER	SO	BB	IBB	HBP	BLK	WP	HR	S	P	ERA	WHIP
Greg Swindell, L (1, 1)	2.0	L	13	5	5	4	0	2	0	0	0	1	0	29	49	18.00	3.500
Rod Nichols, R (3, 1)	3.0		18	7	4	4	1	1	0	1	0	0	0	39	60	12.00	2.667
Kevin Wickander, L (6, 1)	3.0		11	3	0	0	2	0	0	0	0	0	0	26	35	0.00	1.000

BOTTOM

Cleveland Indians @ Chicago White Sox
Comiskey Park, Chicago, IL

Sat Apr 14 1990, 8:05 PM EDT
Att: 12,125 - Cloudy - 55 F

AB	36
R	9
H	15
RBI	9
BB	3
SO	3
LOB	20



WP	PA	42
1B: 9	SF: 1	WP: 1
2B: 4	SAC: 1	PB: 0
3B: 3	DP: 1	SB: 0
HR: 0	HBP: 1	CS: 0

Batter	1	2	3	4	5	6	7	8	9	AB R H RBI BB SO LOB	TOP											
Mitch Webster, S (1, 8) OBP: 0.385, SLG: 0.500	3-2 G1-3			1-2 SF7 3B	2-1 1B			1-1 FC6-4 1B		4 1 3 0 0 0 0	Cleveland Indians @ Chicago White Sox Comiskey Park, Chicago, IL Sun Apr 15 1990, 4:33 AM EDT Att: 9,320 - Sunny - 51 F											
Carlos Baerga, S (1, 4) OBP: 0.200, SLG: 0.250	1-1 G5-3			0-1 SF7	0-0 F8			1-2 F7		3 0 0 1 0 0 4												
Candy Maldonado, R (1, 7) OBP: 0.467, SLG: 0.714	3-2 F9			3-H 1-0 1B			2-3 K	3-2 L8		4 0 1 0 0 1 1												
Cory Snyder, R (1, 9) OBP: 0.313, SLG: 0.563				0-1 F7			0-0 L6	0-1 FC6-4		4 0 1 0 0 0 2												
Keith Hernandez, L (1, 3) OBP: 0.200, SLG: 0.200				1-2 G4-3			3-1 FC5-4 1B	3-2 G3-1		4 0 1 0 0 0 2												
Chris James, R (1, 10) OBP: 0.188, SLG: 0.333				1-0 G1-3			0-1 FC5-4	2-1 G6-3		4 0 0 0 0 0 1												
Brook Jacoby, R (1, 5) OBP: 0.313, SLG: 0.500				3-2 G5-3			1-2 L7	1-0 WP 1B		4 0 1 0 0 0 0												
Sandy Alomar Jr., R (1, 2) OBP: 0.357, SLG: 0.333				1-3 K			0-1 G6-3	3-2 G4-3		4 0 1 0 0 1 1												
Felix Fermin, R (1, 6) Dion James, L (7, PH) Rafael Santana, R (7, 6) OBP: 0.222, SLG: 0.556				2-1 F9			1-1 F9			1 0 0 0 1 0 0 1 0 0 0 0 0 0 0 0 0 0 0 0 0												
Inning Stats	R: 0 E: 0 K: 0 S: 8	H: 0 LOB: 0 BB: 0 P: 15	R: 0 E: 0 K: 0 S: 3	H: 1 LOB: 0 BB: 0 P: 6	R: 0 E: 0 K: 1 S: 8	H: 0 LOB: 0 BB: 0 P: 14	R: 1 E: 0 K: 0 S: 12	H: 2 LOB: 1 BB: 0 P: 15	R: 0 E: 0 K: 0 S: 7	H: 2 LOB: 3 BB: 1 P: 13		R: 0 E: 0 K: 1 S: 8	H: 1 LOB: 1 BB: 0 P: 13	R: 0 E: 0 K: 0 S: 7	H: 0 LOB: 0 BB: 0 P: 9	R: 0 E: 0 K: 0 S: 10	H: 1 LOB: 1 BB: 0 P: 15	R: 0 E: 0 K: 0 S: 12	H: 1 LOB: 1 BB: 0 P: 21	1B: 7 2B: 0 3B: 1 HR: 0	SF: 1 SAC: 0 DP: 0 HBP: 0	WP: 1 PB: 0 SB: 0 CS: 1
PITCHER	IP WLS BF H R ER SO BB IBB HBP BLK WP HR S P ERA WHIP											PITCHER	IP WLS BF H R ER SO BB IBB HBP BLK WP HR S P ERA WHIP									
Greg Hibbard, L (1, 1) ERA: 1.59	5.2 W 23 6 1 1 2 1 0 0 0 0 0 0 44 74 1.59 1.235																					
Donn Pall, R (6, 1) ERA: 3.6	1.1 5 1 0 0 0 0 0 0 0 0 0 0 11 14 0.00 0.750																					
Barry Jones, R (8, 1) ERA:	1.0 3 0 0 0 0 0 0 0 0 0 0 0 8 12 0.00 0.000																					
Bobby Thigpen, R (9, 1) ERA:	1.0 S 4 1 0 0 0 0 0 0 0 0 1 0 12 21 0.00 1.000																					

AB	33
R	1
H	8
RBI	1
BB	1
SO	2
LOB	11



WP: 1	PA: 35
PB: 0	
SB: 0	
CS: 1	

Batter	1	2	3	4	5	6	7	8	9
Sammy Sosa, R OBP: 0.263, SLG: 0.500 (1, 9)	F8		K	G3		K			
Scott Fletcher, R OBP: 0.350, SLG: 0.077 (1, 4)	FC6-4 BB		CS BB		P3	K			
Ivan Calderon, R OBP: 0.381, SLG: 0.375 Dave Gallagher, R (8, 7)	F8		CS	F9	HBP		K		
Ron Kittle, R OBP: 0.250, SLG: 0.316 (1, 10)	FC6-4			1B 2B	K		P2		
Carlton Fisk, R OBP: 0.450, SLG: 0.550 (1, 2)				1B	G6-3		K		
Carlos Martinez, R OBP: 0.190, SLG: 0.211 (1, 3)	F8			1B E 1B		L4		K	
Robin Ventura, L OBP: 0.526, SLG: 0.571 (1, 5)	F8			E 1B		1B 3B		G4-3 2B	
Lance Johnson, L OBP: 0.400, SLG: 0.389 (1, 8)	L9			E4		S S 1B		G4-3	
Ozzie Guillen, L OBP: 0.294, SLG: 0.400 (1, 6)			P4	F8		S BB BB BB 1-2 BB		G1-3	

AB	R	H	RBI	BB	SO	LOB
4	0	0	0	0	2	4
2	0	0	0	2	1	2
3	0	0	0	0	1	1
0	0	0	0	0	0	0
4	1	1	0	0	1	2
4	1	2	0	0	1	1
4	1	1	1	0	1	1
4	1	3	1	0	0	1
4	0	1	2	0	0	3
3	0	0	0	1	0	3


BOTTOM

Cleveland Indians @ Chicago White Sox
Comiskey Park, Chicago, IL

Sun Apr 15 1990, 4:33 AM EDT
Att. 9,320 - Sunny - 51 F

livebaseballscorecards.com

AB	32
R	4
H	8
RBI	4
BB	3
SO	7
LOB	18



Inning	1	2	3	4	5	6	7	8	9
R: 0	R: 0	R: 0	R: 0	R: 3	R: 0	R: 1	R: 0	R: 0	R: 0
E: 0	E: 0	E: 0	E: 0	E: 1	E: 0	E: 0	E: 0	E: 0	E: 0
K: 0	K: 0	K: 0	K: 1	K: 0	K: 1	K: 2	K: 2	K: 1	K: 1
S: 7	S: 7	S: 7	S: 8	S: 18	S: 7	S: 11	S: 10	S: 8	S: 13
H: 0	H: 1	H: 0	H: 0	H: 4	H: 0	H: 2	H: 0	H: 1	H: 1
LOB: 1	LOB: 1	LOB: 0	LOB: 0	LOB: 2	LOB: 1	LOB: 2	LOB: 0	LOB: 1	LOB: 1
BB: 1	BB: 0	BB: 1	BB: 1	BB: 0	BB: 0	BB: 1	BB: 0	BB: 0	BB: 0
P: 13	P: 13	P: 14	P: 14	P: 25	P: 11	P: 21	P: 15	P: 13	P: 13

PITCHER	IP	WLS	BF	H	R	ER	SO	BB	IBB	HBP	BLK	WP	HR	S	P	ERA	WHIP
Kevin Bearse, L ERA: 6.75 (1, 1)	5.1	L	27	7	4	4	2	3	0	1	0	0	0	52	87	6.75	1.875
Cecilio Guante, R ERA: (6, 1)	2.0		6	0	0	0	5	0	0	0	0	0	0	19	30	0.00	0.000
Jesse Orosco, L ERA: 6.75 (8, 1)	0.2		3	1	0	0	0	0	0	0	0	0	0	5	8	0.00	1.500

WP	PA
0	37

Batter	1	2	3	4	5	6	7	8	9	AB R H RBI BB SO LOB	TOP																									
Wade Boggs, L (1, 5) OBP: 0.462, SLG: 0.375	1-2 G6-3		4-1 SH1 1B BB	0-1 G1-3			1-2 G1-3		4-0 IBB	3 1 0 0 2 0 1																										
Marty Barrett, R (1, 4) OBP: 0.382, SLG: 0.259	0-2 G4-3		1-0 SH1 1-2		4-0 S BB		1-2 F7		2-2 P2	3 0 0 0 1 0 2																										
Mike Greenwell, L (1, 7) OBP: 0.361, SLG: 0.241	4-1 BB		3-1 F9		3-2 F7		0-1 L6			3 0 0 0 1 0 2																										
Ellis Burks, R (1, 8) OBP: 0.278, SLG: 0.294	1-1 F8		0-0 1B 2-H 1B		3-2 F3			2-0 G3-1		4 0 1 1 0 0 2																										
Dwight Evans, R (1, 10) OBP: 0.400, SLG: 0.485		1-1 G1-3	0-0 1B 1-3		4-0 IBB			1-2 G6-3		3 0 1 0 1 0 0																										
Billy Jo Robidoux, L (1, 3) OBP: 0.429, SLG: 0.688		2-3 K	0-3 K		0-2 G4-3			2-3 K		2 0 0 0 0 2 2																										
Carlos Quintana, R (5, PH) OBP: 0.500, SLG: 0.714										0 0 0 0 0 0 0																										
Bill Buckner, L (5, PH) OBP: 0.200, SLG: 0.200										2 0 0 0 0 1 2																										
Tony Peña, R (1, 2) OBP: 0.357, SLG: 0.536		2-2 PB 2B		0-2 G6-3			2-2 G1-3		0-2 SH1-4 1B	4 0 2 0 0 0 0																										
Danny Heep, L (1, 9) Randy Kutcher, R (9, PH)		0-3 K		4-0 BB			3-2 G5-3		0-1 SH1-4	2 0 0 0 1 1 1																										
Jody Reed, R (1, 6) OBP: 0.250, SLG: 0.227		2-3 P4		0-0 F7			0-1 G4-3		1-2 L3	0 0 0 0 0 0 0																										
										4 0 0 0 0 0 4																										
Inning Stats	R: 0 E: 0 K: 0 S: 9	H: 0 LOB: 1 BB: 1 P: 15	R: 0 E: 0 K: 2 S: 14	H: 1 LOB: 2 BB: 0 P: 19	R: 1 E: 0 K: 1 S: 9	H: 2 LOB: 2 BB: 1 P: 17	R: 0 E: 0 K: 0 S: 6	H: 0 LOB: 1 BB: 1 P: 10	R: 0 E: 0 K: 0 S: 9	H: 0 LOB: 2 BB: 2 P: 23	R: 0 E: 0 K: 0 S: 8	H: 0 LOB: 0 BB: 0 P: 10	R: 0 E: 0 K: 1 S: 7	H: 0 LOB: 0 BB: 0 P: 12	R: 0 E: 0 K: 0 S: 12	H: 1 LOB: 2 BB: 1 P: 18	1B: 3 2B: 1 3B: 0 HR: 0	SF: 0 SAC: 2 DP: 0 HBP: 0	WP: 0 PB: 1 SB: 1 CS: 0	PA: 38																
PITCHER	IP WLS BF H R ER SO BB IBB HBP BLK WP HR S P ERA WHIP																																			
Eric King, R (1, 1) ERA: 4.5	4.0		20	3	1	1	3	4	0	0	0	0	0	38	65	2.25	1.750																			
Ken Patterson, L (5, 1) ERA:	0.2		3	0	0	0	0	0	1	0	0	0	0	6	16	0.00	0.000																			
Bill Long, R (5, 1) ERA: 16.2	1.1		4	0	0	0	0	0	0	0	0	0	0	12	17	0.00	0.000																			
Scott Radinsky, L (7, 1) ERA:	2.0		6	0	0	0	1	0	0	0	0	0	0	15	22	0.00	0.000																			
Barry Jones, R (9, 1) ERA:	1.0	W	5	1	0	0	0	0	1	0	0	0	0	12	18	0.00	1.000																			

Boston Red Sox @ Chicago White Sox
 Comiskey Park, Chicago, IL
 Tue Apr 17 1990, 8:05 PM EDT
 Att: 8,479 - Unknown - 38 F

AB	30
R	1
H	4
RBI	1
BB	6
SO	4
LOB	16



WP: 0	PA: 38
-------	--------

Batter	1	2	3	4	5	6	7	8	9	AB	R	H	RBI	BB	SO	LOB
Lance Johnson, L OBP: 0.375, SLG: 0.409 (1, 8)	2-1 G4-3		3-3 K		1-1 G4-3		2-1 2B			4	0	1	0	0	1	1
Scott Fletcher, R OBP: 0.292, SLG: 0.059 (1, 4)	1-1 G4-3		2-1 F8		0-1 P6		3-3 K			4	0	0	0	0	1	3
Ivan Calderon, R OBP: 0.360, SLG: 0.316 (1, 7)	4-1 FC5 BB		2-0 L9			3-3 K		2-1 F9		3	0	0	0	1	1	0
Ron Kittle, R OBP: 0.375, SLG: 0.571 Daryl Boston, L (8, PR)	4-0 1-2 BB			1-0 2B		1-1 HR		4-2 BB		2	1	2	1	2	0	0
Carlton Fisk, R OBP: 0.375, SLG: 0.458 (1, 2)	2-0 FC5 2-3f			1-0 G1-3		1-2 G5-3		1-3 K		4	0	0	0	0	1	4
Carlos Martinez, R OBP: 0.167, SLG: 0.182 Steve Lyons, L (8, PH) (9, 3)		1-0 F9		0-3 K		0-2 G5-3		1-2 F8		3	0	0	0	0	1	1
Robin Ventura, L OBP: 0.478, SLG: 0.500 (1, 5)		0-0 P5		3-2 F8			3-1 CS 1B		0-1 F8	4	0	1	0	0	0	1
Sammy Sosa, R OBP: 0.304, SLG: 0.500 (1, 9)		2-1 1B			2-2 F9		3-3 K		3-2 S 1B	4	1	2	0	0	1	1
Ozzie Guillen, L OBP: 0.333, SLG: 0.421 (1, 6)		0-0 F8			0-0 G4-3 1B		1-2 E5 2B		0-2 1B	4	0	2	1	0	0	1

Inning Stats		R: 0	H: 0	E: 0	K: 6	S: 6	R: 0	H: 1	E: 0	K: 5	S: 5	R: 0	H: 0	E: 0	K: 1	S: 6	R: 0	H: 1	E: 0	K: 1	S: 9	R: 0	H: 1	E: 0	K: 8	S: 8	R: 1	H: 1	E: 0	K: 15	S: 15	R: 0	H: 2	E: 1	K: 2	S: 15	R: 0	H: 0	E: 0	K: 11	S: 11	R: 1	H: 2	E: 0	K: 9	S: 9	1B: 5	2B: 2	3B: 0	HR: 1	SF: 0	SAC: 0	DP: 0	HBP: 0	WP: 0	PB: 0	SB: 2	CS: 1	PA: 36											
PITCHER		IP	WLS	BF	H	R	ER	SO	BB	IBB	HBP	BLK	WP	HR	S	P	ERA	WHIP	PITCHER		IP	WLS	BF	H	R	ER	SO	BB	IBB	HBP	BLK	WP	HR	S	P	ERA	WHIP																																	
John Dopper, R ERA: 5.14	(1, 1)	5.1		21	3	0	0	3	2	0	0	0	0	0	37	71	0.00	0.938	Rob Murphy, L ERA: 5.14		(6, 1)	1.1	7	3	1	1	1	0	0	0	0	1	24	35	6.75	2.250	Jeff Reardon, R ERA: 5.14		(7, 1)	1.1	5	0	0	2	1	0	0	0	0	14	25	0.00	0.750	Lee Smith, R ERA: 2.25		(9, 1)	0.1	L	3	2	1	1	0	0	0	0	9	12	27.00	6.000

BOTTOM

Boston Red Sox @ Chicago White Sox
Comiskey Park, Chicago, IL

Tue Apr 17 1990, 8:05 PM EDT
Att. 8,479 - Unknown - 38 F

livebaseballscorecards.com

AB 33
R 2
H 8
RBI 2
BB 3
SO 6
LOB 14



Batter	1	2	3	4	5	6	7	8	9	AB R H RBI BB SO LOB	TOP
Wade Boggs, L (1, 5) OBP: 0.442, SLG: 0.361 Luis Rivera, R (7, 5)	1-2 G4-3		2-2 FC 1B	2-0 G6-3			0-2 G1-6-3		0-0 G4-6-3	4 0 1 2 0 0 0 1 0 0 0 0 0 1	
Marty Barrett, R (1, 4) OBP: 0.342, SLG: 0.233	2-1 G3		0-1 FC BB BB	0-1 G1-3			0-2 G4-3			4 1 0 1 0 0 1	
Ellis Burks, R (1, 8) OBP: 0.300, SLG: 0.297	0-3 K		4-0 BB BB 1B BB				1-1 1B			3 1 1 0 1 1 0	
Mike Greenwell, L (1, 7) OBP: 0.375, SLG: 0.250		1-0 G4-3 1B	4-1 BB BB 1B BB				0-1 G3-1			3 1 1 0 1 0 1	
Dwight Evans, R (1, 10) OBP: 0.385, SLG: 0.444		1 SAFE 3-1 F9	4-2 1B BB				3-3 K			3 0 0 1 1 1 1	
Billy Jo Robidoux, L (1, 3) OBP: 0.391, SLG: 0.611 Carlos Quintana, R (6, PH) OBP: 0.500, SLG: 0.625		1 SAFE 0-0 G4-3	0-1 L3				4-2 G4-6-3 BB			2 0 0 0 0 0 4 1 0 0 0 1 0 0	
Tony Peña, R (1, 2) OBP: 0.375, SLG: 0.531			BB BB 1B 1B				2-2 G4-6-3			4 1 2 2 0 0 1	
Jody Reed, R (1, 6) OBP: 0.250, SLG: 0.231			BB BB 1B 1B				2-2 G5-3			4 1 1 0 0 0 2	
Randy Kutcher, R (1, 9) OBP: 0.625, SLG: 1.000			4-2 1B FC 1B BB	1-1 F9			3-1 HR			3 2 2 1 1 0 0	
Inning Stats	R: 0 H: 0 E: 0 LOB: 0 K: 1 BB: 0 S: 8 P: 11	R: 0 H: 1 E: 0 LOB: 0 K: 0 BB: 0 S: 4 P: 8	R: 6 H: 4 E: 1 LOB: 2 K: 0 BB: 4 S: 18 P: 40	R: 0 H: 0 E: 0 LOB: 0 K: 0 BB: 0 S: 5 P: 8	R: 0 H: 0 E: 0 LOB: 0 K: 1 BB: 0 S: 6 P: 9	R: 0 H: 0 E: 0 LOB: 0 K: 0 BB: 1 S: 9 P: 17	R: 1 H: 2 E: 0 LOB: 1 K: 0 BB: 0 S: 15 P: 21	R: 0 H: 0 E: 0 LOB: 0 K: 0 BB: 0 S: 7 P: 12	R: 0 H: 1 E: 0 LOB: 0 K: 0 BB: 0 S: 3 P: 5	1B: 7 SF: 1 2B: 0 SAC: 0 3B: 0 DP: 3 HR: 1 HBP: 0	WP: 0 PA: 37 PB: 0 SB: 0 CS: 0
PITCHER	IP WLS BF H R ER SO BB IBB HBP BLK WP HR S P ERA WHIP										
Jack McDowell, R (1, 1) ERA: 4.91	2.1 L 13 4 6 3 1 3 0 0 0 0 0 0 22 44 11.57 3.000										
Bill Long, R (3, 1) ERA: 8.1	1.2 7 1 0 0 0 1 0 0 0 0 0 0 13 23 0.00 1.200										
Wayne Edwards, L (5, 1) ERA: 2.25	2.0 6 0 0 0 0 1 1 0 0 0 0 0 15 26 0.00 0.500										
Ken Patterson, L (7, 1) ERA: 2.45	1.0 5 2 1 1 0 0 0 0 0 0 0 1 15 21 9.00 2.000										
Donn Pall, R (8, 1) ERA: 3.0	1.0 3 0 0 0 0 0 0 0 0 0 0 0 7 12 0.00 0.000										
PITCHER	IP WLS BF H R ER SO BB IBB HBP BLK WP HR S P ERA WHIP										
Bobby Thigpen, R (9, 1) ERA:	1.0 3 1 0 0 0 0 0 0 0 0 0 0 13 23 0.00 1.000										

Boston Red Sox @ Chicago White Sox
Comiskey Park, Chicago, IL
Wed Apr 18 1990, 8:05 PM EDT
Att. 10,570 - Unknown - 48 F

livebaseballscorecards.com

AB	32
R	7
H	8
RBI	7
BB	5
SO	2
LOB	11



Batter	1	2	3	4	5	6	7	8	9
Lance Johnson, L (1, 8) OBP: 0.357, SLG: 0.385 Ron Kittle, R (8, PH) OBP: 0.400, SLG: 0.591 Craig Grebeck, R (8, PR) (9, 4)	0-1 F7		2-1 F9		1-2 G3		1-2 BB 1B	0-0 1B	
Scott Fletcher, R (1, 4) OBP: 0.286, SLG: 0.050 Steve Lyons, L (8, PH) OBP: 0.333, SLG: 0.333 (9, 9)	2-2 F9		3-3 K		0-0 F9		4-2 1B BB	1-3 K	
Ivan Calderon, R (1, 7) OBP: 0.333, SLG: 0.292	0-3 K		2-2 F8			2-3 K	2-0 CS 1B	1-2 G4-3	
Dan Pasqua, L (1, 10) OBP: 0.500, SLG: 0.500		2-2 1B 2B		1-3 K		0-3 K	4-2 BB	4-2 BB	
Carlton Fisk, R (1, 2) OBP: 0.370, SLG: 0.444 Ron Karkovice, R (7, 2)		2-2 SH1-3 1B 2-H		1-3 K		0-0 E8	0-1 F7	1-3 K	
Greg Walker, L (1, 3) OBP: 0.200, SLG: 0.200 Dave Gallagher, R (8, PH) (9, 8)		1-1 SH1-3 1B		1-3 K		1-1 L7		0-3 K	2-1 L8
Robin Ventura, L (1, 5) OBP: 0.462, SLG: 0.619		0-0 SH1-3		0-0 F9			3-2 HR	0-3 K	
Sammy Sosa, R (1, 9) OBP: 0.280, SLG: 0.458 Daryl Boston, L (7, PH) (8, 9)		3-3 K			2-3 K		2-1 G4-3	0-0 1B 1B	
Carlos Martinez, R (8, PH) OBP: 0.200, SLG: 0.217 (9, 3)		1-1 G1-3			0-0 G3 1B		0-0 BB 1B 1B	0-1 1B	
Ozzie Guillen, L (1, 6) OBP: 0.400, SLG: 0.478								1-2 1B	

AB	R	H	RBI	BB	SO	LOB
4	1	1	0	0	0	1
1	0	1	1	0	0	0
0	0	0	0	0	0	0

3	0	0	0	1	1	1
1	0	0	0	0	1	2

5	0	1	2	0	2	0
---	---	---	---	---	---	---

3	1	1	0	2	2	0
---	---	---	---	---	---	---

3	0	1	1	0	1	0
2	0	0	0	0	1	3

3	0	1	0	0	1	2
2	0	0	0	0	1	1

3	1	1	1	0	1	1
---	---	---	---	---	---	---

2	0	0	0	0	2	2
1	0	0	0	0	0	0

1	1	1	0	0	0	0
---	---	---	---	---	---	---

4	1	3	0	0	0	2
---	---	---	---	---	---	---

1B	9	SF	0
2B	1	SAC	1
3B	0	DP	0
HR	1	HBP	0

BOTTOM

Boston Red Sox @ Chicago White Sox
Comiskey Park, Chicago, IL
Wed Apr 18 1990, 8:05 PM EDT
Att: 10,570 - Unknown - 48 F

livebaseballscorecards.com

AB	38
R	5
H	11
RBI	5
BB	3
SO	13
LOB	15



Inning Stats	R: 0	H: 0	E: 0	K: 10	LOB: 0	BB: 0	P: 12	R: 1	H: 3	E: 0	K: 16	LOB: 2	BB: 0	P: 25	R: 0	H: 0	E: 0	K: 9	LOB: 0	BB: 0	P: 16	R: 0	H: 0	E: 0	K: 12	LOB: 1	BB: 0	P: 15	R: 0	H: 1	E: 0	K: 10	LOB: 1	BB: 0	P: 13	R: 0	H: 0	E: 1	K: 10	LOB: 1	BB: 0	P: 13	R: 3	H: 4	E: 0	K: 18	LOB: 2	BB: 2	P: 34	R: 1	H: 3	E: 0	K: 16	LOB: 2	BB: 0	P: 17	R: 0	H: 0	E: 0	K: 11	LOB: 1	BB: 1	P: 19	1B <td>9</td> <td>SF</td> <td>0</td> <td>2B</td> <td>1</td> <td>SAC</td> <td>1</td> <td>3B</td> <td>0</td> <td>DP</td> <td>0</td> <td>HR</td> <td>1</td> <td>HBP</td> <td>0</td> <td>WP</td> <td>1</td> <td>PA</td> <td>42</td>	9	SF	0	2B	1	SAC	1	3B	0	DP	0	HR	1	HBP	0	WP	1	PA	42
--------------	------	------	------	-------	--------	-------	-------	------	------	------	-------	--------	-------	-------	------	------	------	------	--------	-------	-------	------	------	------	-------	--------	-------	-------	------	------	------	-------	--------	-------	-------	------	------	------	-------	--------	-------	-------	------	------	------	-------	--------	-------	-------	------	------	------	-------	--------	-------	-------	------	------	------	-------	--------	-------	-------	---	---	----	---	----	---	-----	---	----	---	----	---	----	---	-----	---	----	---	----	----

PITCHER	IP	WLS	BF	H	R	ER	SO	BB	IBB	HBP	BLK	WP	HR	S	P	ERA	WHIP
Roger Clemens, R (1, 1) ERA: 4.12	6.1		29	7	4	4	9	1	0	0	0	1	1	80	117	5.68	1.263
Jeff Reardon, R (7, 1) ERA:	0.2		3	1	0	0	0	1	0	0	0	0	0	5	11	0.00	3.000
Rob Murphy, L (8, 1) ERA: 5.87	0.2		4	2	1	1	2	0	0	0	0	0	0	10	10	13.50	3.000
Lee Smith, R (8, 1) ERA: 1.69	1.1	S	6	1	0	0	2	1	0	0	0	0	0	17	26	0.00	1.500

Batter	1	2	3	4	5	6	7	8	9	AB R H RBI BB SO LOB	TOP									
Lance Johnson, L (1, 8) OBP: 0.375, SLG: 0.379	1-2 F8 1B	4-2 BB			1-2 G1-3			1-1 F8		3 1 1 0 1 0 0										
Scott Fletcher, R (1, 4) OBP: 0.313, SLG: 0.087	1-1 G5-3 1B HR	2-2 F9			1-1 F3			4-2 BB		3 1 1 0 1 0 1										
Ivan Calderon, R (1, 7) OBP: 0.294, SLG: 0.250	1-1 F8				2-1 G1-3			0-0 F8		4 0 0 0 0 0 3										
Ron Kittle, R (1, 10) OBP: 0.379, SLG: 0.538	0-1 G5-3 HR				0-1 F8			1-2 L5		4 1 1 1 0 0 1										
Carlton Fisk, R (1, 2) Daryl Boston, L (9, PR) OBP: 0.355, SLG: 0.400	0-0 G5-3				0-0 E5 FC6-4			4-2 G4-6-3 BB		3 0 0 0 1 0 2 0 0 0 0 0 0 0										
Carlos Martinez, R (1, 3) OBP: 0.207, SLG: 0.333	0-0 HR				0-0 FC6-4			1-2 G4-6-3		4 1 1 3 0 0 2										
Robin Ventura, L (1, 5) OBP: 0.400, SLG: 0.520	3-2 G6-3				1-0 B2-3			2-3 K		4 0 0 0 0 1 1										
Sammy Sosa, R (1, 9) Dan Pasqua, L (7, PH) OBP: 0.259, SLG: 0.423					1-3 K			0-0 G6-3		2 0 0 0 0 1 0 1 0 0 0 0 0 0										
Ozzie Guillen, L (1, 6) OBP: 0.357, SLG: 0.423					2-2 G4-3			3-2 G4-3		3 0 0 0 0 0 0										
Inning Stats	R: 4 E: 0 K: 0 S: 14	H: 4 LOB: 0 BB: 0 P: 20	R: 0 E: 0 K: 0 S: 9	H: 0 LOB: 1 BB: 1 P: 16	R: 0 E: 0 K: 0 S: 6	H: 0 LOB: 0 BB: 0 P: 11	R: 0 E: 0 K: 1 S: 7	H: 0 LOB: 0 BB: 0 P: 12	R: 0 E: 1 K: 0 S: 6	H: 0 LOB: 1 BB: 0 P: 8	R: 0 E: 0 K: 0 S: 7	H: 0 LOB: 0 BB: 0 P: 13	R: 0 E: 0 K: 0 S: 10	H: 0 LOB: 1 BB: 1 P: 16	R: 0 E: 0 K: 1 S: 9	H: 0 LOB: 1 BB: 1 P: 16	1B: 3 2B: 0 3B: 0 HR: 1	SF: 0 SAC: 0 DP: 1 HBP: 0	WP: 0 PB: 0 SB: 0 CS: 0	PA: 34
PITCHER	IP WLS BF H R ER SO BB IBB HBP BLK WP HR S P ERA WHIP																			
Tom Candiotti, R (1, 1) ERA: 5.25	7.0 W 27 4 4 4 1 1 0 0 0 0 1 57 92 5.14 0.714																			
Cecilio Guante, R (8, 1) ERA:	1.0 4 0 0 0 0 1 0 0 0 0 0 10 16 0.00 1.000																			
Doug Jones, R (9, 1) ERA:	1.0 3 0 0 0 0 1 1 0 0 0 0 9 16 0.00 1.000																			

Chicago White Sox @ Cleveland Indians
Cleveland Municipal Stadium, Cleveland, OH

Sat Apr 21 1990, 3:33 AM EDT
Att: 9,076 - Cloudy - 51 F

AB	31
R	4
H	4
RBI	4
BB	3
SO	2
LOB	10



Batter	1	2	3	4	5	6	7	8	9
Jerry Browne, S OBP: 0.143, SLG: 0.143 (1, 4)	2-3 K		0-0 F7	0-0 F9		3-2 G3-1			
Mitch Webster, S OBP: 0.391, SLG: 0.500 (1, 8)	1-0 P6			1-2 1B	2-3 K		2-2 2B		
Dion James, L OBP: 0.300, SLG: 0.278 (1, 10) Chris James, R OBP: 0.115, SLG: 0.200 (7, PH)	1-2 P5			0-0 F9	2-1 G4-3		0-3 K		
Cory Snyder, R OBP: 0.333, SLG: 0.543 (1, 9)		0-0 F9		1-0 F9	2-1 1B		0-3 K		
Candy Maldonado, R OBP: 0.351, SLG: 0.543 (1, 7)		3-2 HR		1-1 F9	0-0 F8		0-0 G5-3		
Keith Hernandez, L OBP: 0.286, SLG: 0.194 (1, 3)		3-2 F7		1-3 K2-3		0-2 E4		2-2 F7	
Brook Jacoby, R OBP: 0.343, SLG: 0.419 (1, 5)		1-3 K		4-0 2B		2-3 K		1-1 G6-3	
Sandy Alomar Jr., R OBP: 0.424, SLG: 0.552 (1, 2)			2-0 F9	0-1 1B		0-1 HR		3-1 F9	
Felix Fermin, R OBP: 0.214, SLG: 0.154 (1, 6)			3-2 P4	0-2 1B		0-0 G6-3			

Inning Stats	R: 0	H: 0	E: 0	K: 1	S: 7	LOB: 0	BB: 0	P: 11
	R: 1	H: 1	E: 0	K: 1	S: 12	LOB: 0	BB: 0	P: 19
	R: 0	H: 0	E: 0	K: 0	S: 5	LOB: 0	BB: 0	P: 10
	R: 5	H: 5	E: 0	K: 1	S: 17	LOB: 1	BB: 1	P: 25
	R: 0	H: 1	E: 0	K: 1	S: 8	LOB: 1	BB: 0	P: 14
	R: 2	H: 1	E: 1	K: 1	S: 13	LOB: 0	BB: 0	P: 18
	R: 0	H: 1	E: 0	K: 2	S: 10	LOB: 1	BB: 0	P: 12
	R: 0	H: 0	E: 0	K: 0	S: 7	LOB: 0	BB: 0	P: 13

PITCHER	IP	WLS	BF	H	R	ER	SO	BB	IBB	HBP	BLK	WP	HR	S	P	ERA	WHIP
Melido Perez, R ERA: 5.63 (1, 1)	3.2	L	17	5	6	6	3	1	0	0	0	0	1	36	60	14.73	1.636
Bill Long, R ERA: 6.35 (4, 1)	2.1		11	3	2	1	2	0	0	0	0	0	1	26	37	3.86	1.286
Scott Radinsky, L ERA: (7, 1)	1.0		4	1	0	0	2	0	0	0	0	0	0	10	12	0.00	1.000
Ken Patterson, L ERA: 1.93 (8, 1)	1.0		3	0	0	0	0	0	0	0	0	0	0	7	13	0.00	0.000

AB R H RBI BB SO LOB

4	0	0	0	0	1	1
4	1	2	0	0	1	0
3	1	1	0	0	0	0
1	0	0	0	0	1	1
4	1	2	1	0	1	1
4	1	1	1	0	0	4
4	1	0	0	0	1	2
3	1	0	0	1	2	1
4	2	2	5	0	0	0
3	0	1	1	0	0	0

1B: 5	SF: 0	WP: 0	PA: 35
2B: 2	SAC: 0	PB: 0	
3B: 0	DP: 0	SB: 0	
HR: 2	HBP: 0	CS: 0	

AB	R	H	RBI	BB	SO	LOB
34	8	9	8	1	7	10

Chicago White Sox @ Cleveland Indians
 Cleveland Municipal Stadium, Cleveland, OH
 Sat Apr 21 1990, 3:33 AM EDT
 Att. 9,076 - Cloudy - 51 F

livebaseballscorecards.com

AB	34
R	8
H	9
RBI	8
BB	1
SO	7
LOB	10



Batter	1	2	3	4	5	6	7	8	9	AB R H RBI BB SO LOB	TOP	
Sammy Sosa, R (1, 9) OBP: 0.258, SLG: 0.414	0-0 1B		1-1 G6-3		3-1 SF8			0-0 G5-3		3 0 1 1 0 0 0		
Scott Fletcher, R (1, 4) OBP: 0.278, SLG: 0.074	1-1 P4		0-0 G5-3		1-1 P4			2-1 G6-3		4 0 0 0 0 0 1		
Ivan Calderon, R (1, 7) OBP: 0.289, SLG: 0.250	0-0 L8		0-0 F7		1-1 G4-3			1-2 G6-3 1B		4 0 1 0 0 0 1		
Ron Kittle, R (1, 10) Daryl Boston, L (9, PR)	0-0 L1		1-2 G4-3		1-2 G6-3			0-0 G6-3 1B		4 0 1 0 0 0 1 0 0 0 0 0 0 0		
Carlton Fisk, R (1, 2) OBP: 0.314, SLG: 0.353		1-0 G4-3	0-0 F9		2-0 P8			1-2 L9		4 0 0 0 0 0 2		
Carlos Martinez, R (1, 3) OBP: 0.182, SLG: 0.290		0-1 G4-3	0-0 G5-3		3-2 F8			0-0 G6-3		4 0 0 0 0 0 2		
Robin Ventura, L (1, 5) OBP: 0.412, SLG: 0.481		4-1 1B BB	4-1 FC3-6 BB		3-3 K			1-3 K		2 0 0 0 2 2 3		
Lance Johnson, L (1, 8) OBP: 0.371, SLG: 0.375	1-0 1B		2-2 FC3-6 2B PB		1-3 K					3 1 1 0 0 1 1		
Ozzie Guillen, L (1, 6) OBP: 0.355, SLG: 0.448	0-0 G4-3		0-0 PB SF8 2B		0-1 F8					3 1 1 0 0 0 2		
Inning Stats	R: 0 H: 1 E: 0 LOB: 1 K: 0 BB: 0 S: 5 P: 6	R: 0 H: 1 E: 0 LOB: 2 K: 0 BB: 1 S: 6 P: 12	R: 0 H: 0 E: 0 LOB: 0 K: 0 BB: 0 S: 4 P: 5	R: 0 H: 0 E: 0 LOB: 0 K: 0 BB: 0 S: 5 P: 6	R: 2 H: 1 E: 0 LOB: 0 K: 0 BB: 1 S: 10 P: 20	R: 0 H: 0 E: 0 LOB: 0 K: 2 BB: 0 S: 6 P: 10	R: 0 H: 0 E: 0 LOB: 0 K: 2 BB: 0 S: 10 P: 17	R: 0 H: 0 E: 0 LOB: 0 K: 0 BB: 0 S: 5 P: 7	R: 0 H: 2 E: 0 LOB: 3 K: 1 BB: 0 S: 12 P: 15	1B: 4 SF: 1 2B: 1 SAC: 0 3B: 0 DP: 0 HR: 0 HBP: 0	WP: 0 PA: 34 PB: 1 SB: 0 CS: 0	
PITCHER	IP WLS BF H R ER SO BB IBB HBP BLK WP HR S P ERA WHIP											
Bud Black, L (1, 1) ERA: 2.95	8.0 W 31 5 2 1 2 2 0 0 0 0 0 0 55 88 1.12 0.875											
Doug Jones, R (9, 1) ERA:	1.0 S 3 0 0 0 1 0 0 0 0 0 0 0 8 10 0.00 0.000											

Chicago White Sox @ Cleveland Indians
Cleveland Municipal Stadium, Cleveland, OH
Sun Apr 22 1990, 3:33 AM EDT
Att. 16,400 - Sunny - 47 F

AB	31
R	2
H	5
RBI	1
BB	2
SO	3
LOB	13



Batter	1	2	3	4	5	6	7	8	9
Jerry Browne, S OBP: 0.167, SLG: 0.167 (1, 4)	G6-3		E S 1B		G6-3		G5-3		
Mitch Webster, S OBP: 0.370, SLG: 0.462 (1, 8)	K		E7 1B 1-3		F9		G4-3		
Carlos Baerga, S OBP: 0.250, SLG: 0.222 (1, 5) Keith Hernandez, L OBP: 0.286, SLG: 0.194 (8, 3)	K		G6-4-3 1B 2-3 3-H		HR 1B		F8		
Cory Snyder, R OBP: 0.350, SLG: 0.615 (1, 9)			G6-4-3 1B 1-2f		HR 1B 1-H		G5-3		
Candy Maldonado, R OBP: 0.366, SLG: 0.526 (1, 7)			SF7 1B 1-3		FC5 1B BB		G3		
Brook Jacoby, R OBP: 0.359, SLG: 0.429 (1, 3) (8, 5)			FC5-2-5 1B 1-3 3-H		FC5 1B 1-2		P3		
Chris James, R OBP: 0.107, SLG: 0.192 (1, 10) Dion James, L OBP: 0.286, SLG: 0.263 (6, PH)			SF7 1B 0-1 3-H		FC5 1B 1-2 2-3f		K 1B 1-2		
Sandy Alomar Jr., R OBP: 0.389, SLG: 0.500 (1, 2)			K 1B 1-3		F9 1B 1-1		G5-3 1B 0-0		
Felix Fermin, R OBP: 0.235, SLG: 0.375 (1, 6)			L8 1B 1-0		L9 1B 2-0		HR 1B 2-2		

Inning Stats	R: 0	H: 0	E: 0	K: 2	S: 7	R: 1	H: 2	E: 0	K: 1	S: 11	R: 1	H: 3	E: 1	K: 0	S: 8	R: 0	H: 1	E: 0	K: 0	S: 7	R: 2	H: 2	E: 0	K: 0	S: 8	R: 0	H: 1	E: 0	K: 1	S: 5	R: 1	H: 1	E: 0	K: 0	S: 10	R: 0	H: 0	E: 0	K: 0	S: 8
	LOB: 0	BB: 0	P: 8	LOB: 1	BB: 0	P: 16	LOB: 1	BB: 0	P: 11	LOB: 2	BB: 1	P: 15	LOB: 0	BB: 0	P: 10	LOB: 0	BB: 0	P: 8	LOB: 0	BB: 0	P: 16	LOB: 0	BB: 0	P: 8	LOB: 0	BB: 0	P: 8	LOB: 0	BB: 0	P: 8	LOB: 0	BB: 0	P: 8	LOB: 0	BB: 0	P: 8	LOB: 0	BB: 0	P: 8	

PITCHER	IP	WLS	BF	H	R	ER	SO	BB	IBB	HBP	BLK	WP	HR	S	P	ERA	WHIP
Greg Hibbard, L ERA: 4.22 (1, 1)	5.0	L	24	9	4	4	3	1	0	0	0	0	1	42	62	7.20	2.000
Donn Pall, R ERA: 3.38 (6, 1)	2.0		6	1	1	1	1	0	0	0	0	0	1	14	22	4.50	0.500
Barry Jones, R ERA: (8, 1)	1.0		3	0	0	0	0	0	0	0	0	0	0	8	8	0.00	0.000


BOTTOM

Chicago White Sox @ Cleveland Indians
Cleveland Municipal Stadium, Cleveland, OH

Sun Apr 22 1990, 3:33 AM EDT
Att. 16,400 - Sunny - 47 F

AB	R	H	RBI	BB	SO	LOB
4	1	1	0	0	0	0
4	0	1	0	0	1	0
4	1	2	1	0	1	0
0	0	0	0	0	0	0
4	1	2	2	0	0	2
3	1	1	0	1	0	0
4	0	2	0	0	0	2
1	0	0	1	0	0	2
1	0	0	0	0	1	1
3	0	0	0	0	1	3
3	1	1	1	0	0	2

AB	31
R	5
H	10
RBI	5
BB	1
SO	4
LOB	12



WP: 0	PA: 33
PB: 0	
SB: 2	
CS: 1	

livebaseballscores.com

Chicago White Sox @ Texas Rangers
Arlington Stadium, Arlington, TX

Tue Apr 24 1990, 8:05 PM EDT
Att. 13,092 - Unknown - 76 F

AB	35
R	4
H	10
RBI	4
BB	0
SO	4
LOB	11



Batter	1	2	3	4	5	6	7	8	9	AB	R	H	RBI	BB	SO	LOB																				
Sammy Sosa, R OBP: 0.286, SLG: 0.424 (1, 9)	G6-3		G5-3							4	0	2	0	0	0	0																				
Lance Johnson, L OBP: 0.333, SLG: 0.333 (1, 8)	L6		P6							4	0	0	0	0	0	0																				
Ivan Calderon, R OBP: 0.286, SLG: 0.250 Dave Gallagher, R (9, 7)	CS 1B		K							4	1	1	0	0	1	0																				
Ron Kittle, R OBP: 0.378, SLG: 0.485 (1, 10)	2B 1B									3	1	1	1	0	0	0																				
Carlton Fisk, R OBP: 0.359, SLG: 0.421 (1, 2)	1B 2B									4	1	3	1	0	0	1																				
Carlos Martinez, R OBP: 0.216, SLG: 0.314 (1, 3)	CS 1B									4	1	2	1	0	0	2																				
Robin Ventura, L OBP: 0.368, SLG: 0.419 (1, 5)	CS 1-2	B5-3								4	0	0	0	0	0	3																				
Scott Fletcher, R OBP: 0.275, SLG: 0.097 (1, 4)		K								4	0	1	1	0	2	2																				
Ozzie Guillen, L OBP: 0.314, SLG: 0.394 (1, 6)		K								4	0	0	0	0	1	3																				
Inning Stats	R: 3 E: 0 K: 0 S: 13	H: 4 LOB: 0 BB: 0 P: 22	R: 0 E: 0 K: 2 S: 8	H: 0 LOB: 0 BB: 0 P: 11	R: 0 E: 0 K: 1 S: 7	H: 0 LOB: 0 BB: 0 P: 11	R: 0 E: 0 K: 0 S: 7	H: 1 LOB: 1 BB: 0 P: 13	R: 0 E: 0 K: 0 S: 7	H: 1 LOB: 0 BB: 0 P: 8	R: 0 E: 0 K: 0 S: 11	H: 0 LOB: 1 BB: 0 P: 17	R: 1 E: 0 K: 0 S: 10	H: 3 LOB: 2 BB: 0 P: 16	R: 0 E: 0 K: 0 S: 6	H: 0 LOB: 0 BB: 0 P: 10	R: 0 E: 1 K: 1 S: 11	H: 1 LOB: 2 BB: 0 P: 16	1B: 9 2B: 1 3B: 0 HR: 0	SF: 0 SAC: 0 DP: 0 HBP: 1	WP: 0 PB: 0 SB: 0 CS: 3	PA: 38														
PITCHER	IP WLS BF H R ER SO BB IBB HBP BLK WP HR S P ERA WHIP																				IP WLS BF H R ER SO BB IBB HBP BLK WP HR S P ERA WHIP															
Jamie Moyer, L ERA: 4.41 (1, 1)	6.1	W	26	8	4	1	3	0	0	1	0	0	0	60	92	1.42	1.263																			
Kenny Rogers, L ERA: 3.38 (7, 1)	2.2	W	10	2	0	0	1	0	0	0	0	0	0	20	32	0.00	0.750																			

livebaseballscorecards.com

Batter	1	2	3	4	5	6	7	8	9	AB R H RBI BB SO LOB
Gary Pettis, S (1, 8) OBP: 0.373, SLG: 0.349 Jack Daugherty, S (9, PH) OBP: 0.250, SLG: 0.143	0-1 B1-3			2-1 G3-1		2-3 K			1-1 G6-3	3 0 0 0 0 1 0 1 0 0 0 0 0 0
Rafael Palmeiro, L (1, 3) OBP: 0.436, SLG: 0.714	0-2 G3			2-1 P6		2-2 F7			2-2 E 2B	4 1 1 0 0 0 0
Julio Franco, R (1, 4) OBP: 0.263, SLG: 0.236	2-0 F9			0-0 F9			1-3 K		0-1 E6 HR	4 1 0 0 0 1 0
Ruben Sierra, S (1, 9) OBP: 0.333, SLG: 0.544		1-0 L9		2-3 K		1-3 K		1-1 HR	4 1 1 2 0 2 0	
Harold Baines, L (1, 10) OBP: 0.289, SLG: 0.390 Thad Bosley, L (9, PR) OBP: 0.375, SLG: 0.167		1-1 G4-3		3-2 F7		1-3 K		4-1 HR BB	3 0 0 0 1 1 0 0 1 0 0 0 0 0	
Pete Incaviglia, R (1, 7) OBP: 0.353, SLG: 0.574		1-1 G5-3		0-1 BB 1B			3-3 K	0-0 HR	4 1 2 2 0 1 0	
Geno Petralli, L (1, 2) OBP: 0.364, SLG: 0.310			0-0 L8	4-2 FC5-4 BB		3-2 F7			2 0 0 0 1 0 0	
Jeff Kunkel, R (1, 6) OBP: 0.182, SLG: 0.226 Jeff Huson, L (8, PH) OBP: 0.360, SLG: 0.211 (9, 6)			3-3 K	0-0 FC5-4		4-1 BB			2 0 0 0 0 1 2 0 0 0 0 1 0 0	
Scott Coolbaugh, R (1, 5) OBP: 0.167, SLG: 0.167			1-1 1B	1-2 1-2f		1-3 K		0-1 P3	3 0 1 0 0 1 1	

BOTTOM

Chicago White Sox @ Texas Rangers
Arlington Stadium, Arlington, TX
Tue Apr 24 1990, 8:05 PM EDT
Att: 13,092 - Unknown - 76 F

livebaseballscorecards.com

AB	30
R	5
H	5
RBI	4
BB	3
SO	8
LOB	3



Inning Stats	R: 0	H: 0	E: 0	K: 0	S: 6	P: 8	R: 0	H: 0	E: 0	K: 0	S: 5	R: 0	H: 1	E: 0	K: 1	S: 6	R: 0	H: 0	E: 0	K: 0	S: 5	R: 0	H: 1	E: 0	K: 1	S: 11	R: 0	H: 0	E: 0	K: 2	S: 10	R: 0	H: 0	E: 0	K: 3	S: 10	R: 0	H: 0	E: 0	K: 1	S: 13	R: 5	H: 3	E: 1	K: 0	S: 11	1B: 2	2B: 1	3B: 0	HR: 2	SF: 0	SAC: 0	DP: 0	HBP: 0	WP: 0	PB: 0	SB: 0	CS: 0	PA: 33
--------------	------	------	------	------	------	------	------	------	------	------	------	------	------	------	------	------	------	------	------	------	------	------	------	------	------	-------	------	------	------	------	-------	------	------	------	------	-------	------	------	------	------	-------	------	------	------	------	-------	-------	-------	-------	-------	-------	--------	-------	--------	-------	-------	-------	-------	--------

PITCHER	IP	WLS	BF	H	R	ER	SO	BB	IBB	HBP	BLK	WP	HR	S	P	ERA	WHIP
Eric King, R (1, 1) ERA: 2.4	7.0		23	2	0	0	7	1	0	0	0	0	0	53	83	0.00	0.429
Donn Pall, R (8, 1) ERA: 3.86	1.1		7	1	2	2	1	1	0	0	0	0	0	20	33	13.50	1.500
Bobby Thigpen, R (9, 1) ERA: 7.36	0.0	L	3	2	3	2	0	1	0	0	0	0	2	4	9	∞	∞

Batter	1	2	3	4	5	6	7	8	9	AB R H RBI BB SO LOB	TOP											
Lance Johnson, L (1, 8) OBP: 0.318, SLG: 0.317	1-3 K	0-3 K		0-0 E9 BLK 1B		0-0 G3			2-1 F7	5 0 1 0 0 2 1												
Sammy Sosa, R (1, 9) OBP: 0.300, SLG: 0.447	0-2 1B 2B	2-3 K		0-0 P4		1-1 F9			3-2 G1-6-3 1B	5 1 2 0 0 1 3												
Ivan Calderon, R (1, 7) OBP: 0.298, SLG: 0.268 Dave Gallagher, R (9, 7)	0-2 1B 2H 1B			3-3 K					0-0 G1-6-3 1-2f	5 2 2 1 0 2 2 0 0 0 0 0 0 0												
Ron Kittle, R (1, 10) OBP: 0.439, SLG: 0.600	0-0 1B 1-3 1B			2-2 HR					4-2 G1-6-3 BB	2 1 2 2 1 0 0												
Carlton Fisk, R (1, 2) OBP: 0.349, SLG: 0.405	2-2 1-2 3-H 1B			3-3 K		2-1 FC5-4 1-2f			0-0 G1-6-3 1-2f	4 0 1 1 0 1 3												
Carlos Martinez, R (1, 3) OBP: 0.220, SLG: 0.308	0-3 K			1-2 P4		0-0 L8			0-1 G4-6-3 1B	4 0 1 0 0 1 2												
Robin Ventura, L (1, 5) OBP: 0.357, SLG: 0.382	3-2 G3-1			4-2 BB		3-3 K			2-0 G4-6-3 1-2f	3 0 0 0 1 1 3												
Scott Fletcher, R (1, 4) OBP: 0.250, SLG: 0.086				1-2 F8		0-1 G1-3			3-1 E2	4 0 0 0 0 0 1												
Ozzie Guillen, L (1, 6) OBP: 0.333, SLG: 0.389				1-2 S 1B		4-1 E BLK BB			0-0 F7	3 1 1 0 1 0 1												
Inning Stats	R: 2 E: 0 K: 2 S: 23	H: 4 LOB: 2 BB: 0 P: 29	R: 0 E: 0 K: 2 S: 13	H: 1 LOB: 1 BB: 0 P: 18	R: 2 E: 0 K: 1 S: 19	H: 2 LOB: 1 BB: 1 P: 33	R: 1 E: 1 K: 1 S: 12	H: 1 LOB: 2 BB: 1 P: 23	R: 0 E: 0 K: 1 S: 7	H: 0 LOB: 0 BB: 0 P: 10	R: 0 E: 0 K: 0 S: 4	H: 0 LOB: 0 BB: 0 P: 6	R: 0 E: 1 K: 1 S: 7	H: 0 LOB: 0 BB: 1 P: 12	R: 0 E: 1 K: 0 S: 6	H: 1 LOB: 1 BB: 0 P: 11	R: 0 E: 0 K: 0 S: 6	H: 1 LOB: 0 BB: 0 P: 11	1B: 8 2B: 1 3B: 0 HR: 1	SF: 0 SAC: 0 DP: 3 HBP: 1	WP: 0 PB: 0 SB: 2 CS: 0	PA: 39
PITCHER	IP WLS BF H R ER SO BB IBB HBP BLK WP HR S P ERA WHIP																					
Bobby Witt, R (1, 1) ERA: 6.75	4.0 L 23 8 5 4 6 2 0 1 1 0 1 67 103 9.00 2.500																					
Brian Bohanon, L (5, 1) ERA: 2.57	4.0 13 1 0 0 2 1 0 0 0 0 0 24 39 0.00 0.500																					
Mike Jeffcoat, L (9, 1) ERA: 2.53	1.0 3 1 0 0 0 0 0 0 0 0 0 6 11 0.00 1.000																					

Chicago White Sox @ Texas Rangers
Arlington Stadium, Arlington, TX
Wed Apr 25 1990, 8:05 PM EDT
Att. 11,667 - Unknown - 77 F

livebaseballscorecards.com

AB	35
R	5
H	10
RBI	4
BB	3
SO	8
LOB	16



Batter	1	2	3	4	5	6	7	8	9	AB R H RBI BB SO LOB
Gary Pettis, S (1, 8) OBP: 0.357, SLG: 0.319 Thad Bosley, L (9, PH) OBP: 0.375, SLG: 0.167	4-1 S 2B BB		1-2 G3-1		2-2 G3		2-2 F9		1-3 K	3 1 0 0 1 0 1 1 0 0 0 0 1 0
Rafael Palmeiro, L (1, 3) OBP: 0.407, SLG: 0.660	3-3 K 1-2		0-0 L9		1-2 G4-1		2-2 F8 1-2			4 0 0 0 0 1 2
Julio Franco, R (1, 4) OBP: 0.297, SLG: 0.288	2-0 2B		0-3 K		2-2 L7			2-2 2B		4 1 2 1 0 1 0
Ruben Sierra, S (1, 9) OBP: 0.328, SLG: 0.541	0-3 K			0-0 G3-1		1-3 K		0-1 2B G6-4-3 2-H		4 0 1 1 0 2 1
Harold Baines, L (1, 10) OBP: 0.286, SLG: 0.364	1-2 G3-1			0-1 F7		0-1 P6		4-2 BB G6-4-3		3 0 0 0 1 0 1
Pete Incaviglia, R (1, 7) OBP: 0.364, SLG: 0.620		1-3 K		1-0 HR		4-1 BB		2-1 G6-4-3 1-2f 2-3		3 1 1 1 1 1 2
Geno Petralli, L (1, 2) OBP: 0.378, SLG: 0.333		1-2 1B		0-1 1B		0-3 K		2-2 P6		4 0 2 0 0 1 2
Scott Coolbaugh, R (1, 5) OBP: 0.111, SLG: 0.111 Jack Daugherty, S (9, PH) OBP: 0.222, SLG: 0.125		2-1 F7 1-2		1-3 K			1-2 P3		3-3 K	3 0 0 0 0 1 2 1 0 0 0 0 1 0
Jeff Huson, L (1, 6) OBP: 0.370, SLG: 0.286 Jeff Kunkel, R (7, PH) OBP: 0.200, SLG: 0.219 (8, 6)		0-1 P6			1-1 E9 WP 2B		4-2 BLK BB		1-3 K	2 1 1 0 0 0 1 1 0 0 0 1 1 0

Inning Stats	R: 1 E: 0 K: 2 S: 14	H: 1 LOB: 1 BB: 1 P: 24	R: 0 E: 1 K: 1 S: 10	H: 1 LOB: 1 BB: 0 P: 14	R: 0 E: 0 K: 1 S: 7	H: 0 LOB: 0 BB: 0 P: 8	R: 1 E: 0 K: 1 S: 9	H: 2 LOB: 1 BB: 0 P: 11	R: 1 E: 1 K: 0 S: 12	H: 1 LOB: 0 BB: 0 P: 18	R: 0 E: 0 K: 2 S: 10	H: 0 LOB: 1 BB: 1 P: 15	R: 0 E: 0 K: 0 S: 11	H: 0 LOB: 1 BB: 1 P: 20	R: 1 E: 0 K: 0 S: 13	H: 2 LOB: 1 BB: 1 P: 23	R: 0 E: 0 K: 3 S: 11	H: 0 LOB: 0 BB: 0 P: 16	1B: 2 2B: 4 3B: 0 HR: 1	SF: 0 SAC: 0 DP: 1 HBP: 0	WP: 1 PB: 0 SB: 1 CS: 0	PA: 37
--------------	-------------------------------	----------------------------------	-------------------------------	----------------------------------	------------------------------	---------------------------------	------------------------------	----------------------------------	-------------------------------	----------------------------------	-------------------------------	----------------------------------	-------------------------------	----------------------------------	-------------------------------	----------------------------------	-------------------------------	----------------------------------	----------------------------------	------------------------------------	----------------------------------	--------

PITCHER	IP	WLS	BF	H	R	ER	SO	BB	IBB	HBP	BLK	WP	HR	S	P	ERA	WHIP
Jack McDowell, R (1, 1) ERA: 4.85	5.2	W	24	5	3	3	6	2	0	0	0	1	1	59	87	4.76	1.235
Scott Radinsky, L (6, 1) ERA:	1.1		5	0	0	0	1	1	0	0	1	0	0	14	23	0.00	0.750
Barry Jones, R (8, 1) ERA: 1.42	0.0		2	2	1	1	0	0	0	0	0	0	0	5	7	∞	∞
Wayne Edwards, L (8, 1) ERA: 2.25	0.0		1	0	0	0	0	1	0	0	0	0	0	2	6	∞	∞
Bobby Thigpen, R (8, 1) ERA: 4.76	2.0	S	5	0	0	0	3	0	0	0	0	0	0	17	26	0.00	0.000

BOTTOM

Chicago White Sox @ Texas Rangers
Arlington Stadium, Arlington, TX
Wed Apr 25 1990, 8:05 PM EDT
Att. 11,667 - Unknown - 77 F

livebaseballscorecards.com

AB	33
R	4
H	7
RBI	3
BB	4
SO	10
LOB	12



Batter	1	2	3	4	5	6	7	8	9	AB R H RBI BB SO LOB	TOP	
Lance Johnson, L (1, 8) OBP: 0.292, SLG: 0.289	2-3 K		0-3 K			0-0 P6			3-2 F7	4 0 0 0 0 2 1		
Sammy Sosa, R (1, 9) OBP: 0.279, SLG: 0.415 Dan Pasqua, L (9, PH) OBP: 0.375, SLG: 0.333	0-3 K		1-1 CS	2-3 K		2-2 F7			3-3 K	3 0 0 0 0 2 0 1 0 0 0 0 1 0		
Ivan Calderon, R (1, 7) OBP: 0.280, SLG: 0.250	2-2 L5			0-3 K						3 0 0 0 0 1 0		
Ron Kittle, R (1, 10) OBP: 0.432, SLG: 0.579		1-2 G3 WP 1B		1-2 G3						3 0 1 0 0 1 0		
Carlton Fisk, R (1, 2) OBP: 0.326, SLG: 0.378		0-3 K			0-3 K					3 0 0 0 0 3 1		
Steve Lyons, L (1, 3) OBP: 0.167, SLG: 0.167		2-2 G3			0-3 K					3 0 0 0 0 2 1		
Robin Ventura, L (1, 5) OBP: 0.356, SLG: 0.361		3-3 K			4-2 BB					2 0 0 0 1 2 1		
Scott Fletcher, R (1, 4) OBP: 0.255, SLG: 0.081			4-2 CS BB		1-3 K					2 0 0 0 1 2 1		
Ozzie Guillen, L (1, 6) OBP: 0.310, SLG: 0.359			0-2 P7			0-1 L1			0-0 L7	3 0 0 0 0 0 1		
Inning Stats	R: 0 E: 0 K: 2 S: 10 H: 0 LOB: 0 BB: 0 P: 14	R: 0 E: 0 K: 2 S: 13 H: 1 LOB: 1 BB: 0 P: 19	R: 0 E: 0 K: 1 S: 11 H: 0 LOB: 0 BB: 1 P: 15	R: 0 E: 0 K: 2 S: 10 H: 0 LOB: 0 BB: 0 P: 13	R: 0 E: 0 K: 3 S: 13 H: 0 LOB: 1 BB: 1 P: 18	R: 0 E: 0 K: 0 S: 6 H: 0 LOB: 0 BB: 0 P: 8	R: 0 E: 0 K: 2 S: 8 H: 0 LOB: 0 BB: 0 P: 11	R: 0 E: 0 K: 3 S: 10 H: 0 LOB: 0 BB: 0 P: 16	R: 0 E: 0 K: 1 S: 7 H: 0 LOB: 0 BB: 0 P: 13	1B: 1 2B: 0 3B: 0 HR: 0 SF: 0 SAC: 0 DP: 0 HBP: 0	WP: 1 PB: 0 SB: 0 CS: 1 PA: 30	
PITCHER Nolan Ryan, R (1, 1) ERA: 2.25	IP WLS BF H R ER SO BB IBB HBP BLK WP HR S P ERA WHIP	9.0 W 29 1 0 0 16 2 0 0 0 1 0 88 127 0.00 0.333										

Chicago White Sox @ Texas Rangers
Arlington Stadium, Arlington, TX

Thu Apr 26 1990, 8:05 PM EDT
Att. 20,404 - Unknown - 67 F

livebaseballscorecards.com

AB 27
R 0
H 1
RBI 0
BB 2
SO 16
LOB 6



Batter	1	2	3	4	5	6	7	8	9
Gary Pettis, S OBP: 0.333, SLG: 0.294 (1, 8) C B F S	1-3 K CS		2-3 K		0-0 FC4-6 1-2f			0-3 K	
Rafael Palmeiro, L OBP: 0.397, SLG: 0.625 (1, 3) 1 SAFE B 1 SAFE B B B	4-0 BB 1-2 BB		3-1 G4-3			2-2 F7		0-2 G4-3	
Julio Franco, R OBP: 0.279, SLG: 0.270 (1, 4) F B B S S	2-3 K			1-3 K		1-3 K		1-1 L7	
Ruben Sierra, S OBP: 0.343, SLG: 0.540 (1, 9) B B B B	4-0 BB 1-2 BB			1-2 F7		2-2 S 1B			
Harold Baines, L OBP: 0.288, SLG: 0.348 (1, 10) X	0-0 G4-3			0-0 G1-3		4-2 SAFE SAFE 1B C B C B		1-2 BB	
Pete Incaviglia, R OBP: 0.345, SLG: 0.585 (1, 7) F X		0-1 G5-3			3-3 K	2-3 K			
Geno Petralli, L OBP: 0.400, SLG: 0.371 (1, 2) F S F S		0-3 K2-3			3-0 BLK 1B 2B		4-2 G4-6-3 BB		
Scott Coolbaugh, R OBP: 0.083, SLG: 0.083 (1, 5) C B F S X		1-2 G6-3			3-3 K		0-3 K		
Jeff Huson, L OBP: 0.367, SLG: 0.292 (1, 6) C B B F X			2-2 G1-6-3		2-2 FC4-6 1B 2-H		1-2 G4-6-3 1-2f		

Inning Stats	R: 0	H: 0	E: 0	K: 2	S: 7	LOB: 2	BB: 2	P: 18
	R: 0	H: 0	E: 0	K: 1	S: 8 <td>LOB: 0</td> <td>BB: 0</td> <td>P: 9 </td>	LOB: 0	BB: 0	P: 9
	R: 0	H: 0	E: 0	K: 1	S: 8 <td>LOB: 0</td> <td>BB: 0</td> <td>P: 15 </td>	LOB: 0	BB: 0	P: 15
	R: 0	H: 0	E: 0	K: 1	S: 7 <td>LOB: 0</td> <td>BB: 0</td> <td>P: 9 </td>	LOB: 0	BB: 0	P: 9
	R: 1	H: 2	E: 0	K: 2	S: 13 <td>LOB: 1</td> <td>BB: 0</td> <td>P: 24 </td>	LOB: 1	BB: 0	P: 24
	R: 0	H: 1	E: 0	K: 2	S: 16 <td>LOB: 2</td> <td>BB: 1</td> <td>P: 27 </td>	LOB: 2	BB: 1	P: 27
	R: 0	H: 0	E: 0	K: 1	S: 9 <td>LOB: 0</td> <td>BB: 1</td> <td>P: 14 </td>	LOB: 0	BB: 1	P: 14
	R: 0	H: 0	E: 0	K: 1	S: 9 <td>LOB: 0</td> <td>BB: 0</td> <td>P: 10 </td>	LOB: 0	BB: 0	P: 10

PITCHER	IP	WLS	BF	H	R	ER	SO	BB	IBB	HBP	BLK	WP	HR	S	P	ERA	WHIP
Melido Perez, R ERA: 4.5 (1, 1)	6.0	L	24	3	1	1	9	3	0	0	1	0	0	59	102	1.50	1.000
Wayne Edwards, L ERA: 1.5 (7, 1)	2.0		6	0	0	0	2	1	0	0	0	0	0	18	24	0.00	0.500

AB R H RBI BB SO LOB

4	0	0	0	0	3	1
3	0	0	0	1	0	0
4	0	0	0	0	3	1
2	0	1	0	1	0	0
2	0	0	0	1	0	2
3	0	0	0	0	2	2
2	1	1	0	1	1	0
3	0	0	0	0	2	2
3	0	1	1	0	0	1

1B: 2	SF: 0	WP: 0	PA: 30
2B: 1	SAC: 0	PB: 1	
3B: 0	DP: 1	SB: 1	
HR: 0	HBP: 0	CS: 1	

Chicago White Sox @ Texas Rangers
Arlington Stadium, Arlington, TX
Thu Apr 26 1990, 8:05 PM EDT
Att. 20,404 - Unknown - 67 F

livebaseballscorecards.com

AB	26
R	1
H	3
RBI	1
BB	4
SO	11
LOB	9



Batter	1	2	3	4	5	6	7	8	9	AB R H RBI BB SO LOB	TOP									
Tony Fernandez, S (1, 6) OBP: 0.370, SLG: 0.397	0-0 F8		0-0 L9		0-0 F9			0-0 L8		4 0 0 0 0 0 1										
Mookie Wilson, S (1, 7) OBP: 0.257, SLG: 0.246	0-3 K			0-0 6-3		0-0 6-3		4-0 FC4-6 WP BB		3 0 0 0 1 1 0										
Kelly Gruber, R (1, 5) OBP: 0.382, SLG: 0.690	0-0 F7			0-3 K2-3		0-0 P6		4-0 FC4-6 1-2 BB		3 0 0 0 1 1 0										
George Bell, R (1, 10) OBP: 0.292, SLG: 0.457		0-0 4-3		4-0 BB		0-0 P4		0-0 FC4-6 1-2f 2-3		3 0 0 0 1 0 2										
Fred McGriff, L (1, 3) OBP: 0.480, SLG: 0.509		4-0 FC3-6 BB		0-3 K			0-3 K		0-3 K	3 0 0 0 1 3 3										
Glenallen Hill, R (1, 9) OBP: 0.281, SLG: 0.400		0-0 FC3-6 1-2f S			0-0 6-3 1B 1B		0-0 P6		0-0 F9	4 1 1 0 0 0 3										
Pat Borders, R (1, 2) OBP: 0.292, SLG: 0.696		0-0 F9 1-2			0-0 P6		0-0 L7			3 0 0 0 0 0 2										
Manuel Lee, S (1, 4) OBP: 0.394, SLG: 0.355			0-0 6-3		0-0 6-3 1-2		0-0 4-3			3 0 0 0 0 0 1										
Junior Felix, S (1, 8) OBP: 0.455, SLG: 0.611			0-0 F9		0-0 1B 2-H		0-3 K			3 0 1 1 0 1 0										
Inning Stats	R: 0 E: 0 K: 1 S: 5	H: 0 LOB: 0 BB: 0 P: 5	R: 0 E: 0 K: 0 S: 3	H: 0 LOB: 1 BB: 1 P: 7	R: 0 E: 0 K: 0 S: 3	H: 0 LOB: 0 BB: 0 P: 3	R: 0 E: 0 K: 2 S: 7	H: 0 LOB: 1 BB: 1 P: 11	R: 1 E: 0 K: 0 S: 5	H: 2 LOB: 1 BB: 0 P: 5	R: 0 E: 0 K: 0 S: 3	H: 0 LOB: 0 BB: 0 P: 3	R: 0 E: 0 K: 1 S: 5	H: 0 LOB: 0 BB: 0 P: 5	R: 0 E: 0 K: 1 S: 5	H: 0 LOB: 2 BB: 2 P: 13	1B: 2 2B: 0 3B: 0 HR: 0	SF: 0 SAC: 0 DP: 0 HBP: 0	WP: 1 PB: 0 SB: 1 CS: 0	PA: 33
PITCHER	IP WLS BF H R ER SO BB IBB HBP BLK WP HR S P ERA WHIP																			
Greg Hibbard, L (1, 1) ERA: 2.89	8.0 W 28 2 1 1 5 2 0 0 0 0 0 0 36 44 1.12 0.500																			
Scott Radinsky, L (9, 1) ERA:	0.0 2 0 0 0 0 2 0 0 0 1 0 0 8 ∞ ∞																			
Bobby Thigpen, R (9, 1) ERA: 4.05	1.0 3 0 0 0 0 1 0 0 0 0 0 0 5 5 0.00 0.000																			

Toronto Blue Jays @ Chicago White Sox
Comiskey Park, Chicago, IL
Fri Apr 27 1990, 8:05 PM EDT
Att. 10,965 - Unknown - 81 F

livebaseballscorecards.com

AB	29
R	1
H	2
RBI	1
BB	4
SO	6
LOB	12



Batter	1	2	3	4	5	6	7	8	9	AB	R	H	RBI	BB	SO	LOB
Sammy Sosa, R (1, 9) OBP: 0.298, SLG: 0.422	0-0 4-3 S SF7 1B		0-0 G4-6-3 1-2f		0-0 F8			0-0 CS 1B		4	1	2	1	0	0	1
Dave Gallagher, R (1, 8) OBP: 0.143, SLG: 0.286	0-0 4-3 1-3			0-0 P8		0-0 F3		0-0 3-H 1-2 HR 2B		4	1	1	0	0	0	1
Ivan Calderon, R (1, 7) OBP: 0.296, SLG: 0.340 Lance Johnson, L (9, 8) OBP: 0.292, SLG: 0.289	0-0 SF7 3-H			0-0 G1 2B 1B		0-0 5-3		0-0 2-H HR		3	2	2	3	0	0	0
Ron Kittle, R (1, 10) OBP: 0.396, SLG: 0.524	0-0 4-3			0-0 G1 1-2		0-0 5-3		0-3 K		0	0	0	0	0	1	1
Carlton Fisk, R (1, 2) OBP: 0.367, SLG: 0.426		4-0 BB BB BB		0-0 G4-3 2B		0-0 G4-6-3 1B				2	1	2	1	1	0	0
Carlos Martinez, R (1, 3) OBP: 0.227, SLG: 0.333		0-0 G4-3 1-2f		0-0 2B		0-3 K				3	0	1	1	0	1	2
Robin Ventura, L (1, 5) OBP: 0.333, SLG: 0.333		0-0 5-3		0-0 4-3		0-0 G4-6-3 1-2f				3	0	0	0	0	0	2
Scott Fletcher, R (1, 4) OBP: 0.280, SLG: 0.150			0-0 FC6-4 1B		0-0 L8			0-0 SH2-3 1B 2B		3	1	2	0	0	0	0
Ozzie Guillen, L (1, 6) OBP: 0.295, SLG: 0.341			0-0 FC6-4 G4-6-3 1-2f		0-0 L4			0-0 SH2-3 2-3		2	0	0	0	0	0	1

BOTTOM

Toronto Blue Jays @ Chicago White Sox
Comiskey Park, Chicago, IL

livebaseballscores.com

AB	28
R	6
H	10
RBI	6
BB	1
SO	2
LOB	8



WP: 0	PA: 31
PB: 0	
SB: 1	
CS: 1	

Inning Stats	R: 1	H: 1	R: 0	H: 0	R: 0	H: 1	R: 0	H: 0	R: 0	H: 0	R: 0	H: 1	R: 3	H: 4	R: 0	H: 0	R: 0	H: 0	R: 0	H: 0	R: 0	H: 1	R: 3	H: 4
	John Cerutti, L (1, 1) ERA: 5.79 Frank Wills, R (8, 1) ERA: 8.71	E: 0	LOB: 0	E: 0	LOB: 0	E: 0	LOB: 0	E: 0	LOB: 0	E: 0	LOB: 0	E: 0	LOB: 0	E: 0	LOB: 0	E: 0	LOB: 0	E: 0	LOB: 0	E: 0	LOB: 0	E: 0	LOB: 0	E: 0
	K: 0	BB: 0	K: 0	BB: 1	K: 0	BB: 0	K: 0	BB: 0	K: 0	BB: 0	K: 0	BB: 0	K: 1	BB: 0	K: 1	BB: 0	K: 1	BB: 0	K: 0	BB: 0	K: 0	BB: 0	K: 1	BB: 0
	S: 4	P: 4	S: 2	P: 6	S: 3	P: 3	S: 6	P: 6	S: 3	P: 3	S: 3	P: 3	S: 5	P: 5	S: 8	P: 8	S: 5	P: 5	S: 3	P: 3	S: 3	P: 3	S: 8	P: 8

PITCHER	IP	WLS	BF	H	R	ER	SO	BB	IBB	HBP	BLK	WP	HR	S	P	ERA	WHIP
John Cerutti, L (1, 1) ERA: 5.79 Frank Wills, R (8, 1) ERA: 8.71	7.0	L	25	6	3	3	3	1	1	0	0	0	0	26	30	3.86	1.000
	1.0		6	4	3	3	1	0	0	0	0	0	1	8	8	27.00	4.000

Fri Apr 27 1990, 8:05 PM EDT
Att: 10,965 - Unknown - 81 F

Batter	1	2	3	4	5	6	7	8	9	AB R H RBI BB SO LOB	TOP	
Tony Fernandez, S (1, 6) OBP: 0.349, SLG: 0.372	1-0 B5-3		0-0 F7	1-3 K		0-0 G3			1-1 G6-3	5 0 0 0 0 1 3		
Mookie Wilson, S (1, 7) OBP: 0.253, SLG: 0.243	2-0 L5		0-1 1B		0-0 B2-3			1-0 F7	2-2 P5	5 0 1 0 0 0 0		
Kelly Gruber, R (1, 5) OBP: 0.370, SLG: 0.653	2-2 F9		1-2 G5-3		2-1 F9			1-1 F9 HBP	1-3 K2-3	4 0 0 0 0 1 1		
George Bell, R (1, 10) OBP: 0.289, SLG: 0.486		1-2 P4		1-2 HR		1-0 G6-3		0-1 F9		4 1 1 1 0 0 1		
Fred McGriff, L (1, 3) OBP: 0.481, SLG: 0.500		1-3 K		0-0 G4-3		4-0 1B BB		0-0 FC5 G6-3 1B		3 1 1 0 1 1 0		
Greg Myers, L (1, 2) OBP: 0.333, SLG: 0.475		4-2 1B BB		4-0 BB 1B BB		3-2 FC1-5 1B 1B		0-0 B3		0 1 0 0 2 0 0		
Pat Borders, R (6, PH) OBP: 0.308, SLG: 0.680						1-3 1B				2 0 1 0 0 0 1		
Glenallen Hill, R (1, 9) OBP: 0.333, SLG: 0.424		0-0 1-2 1B		4-0 1-2 1B BB		0-0 1-2 FC1-5 2B 1B		2-2 G6-3		3 1 2 1 1 0 1		
Nelson Liriano, S (1, 4) OBP: 0.366, SLG: 0.394		1-0 G3-1		0-2 P4		0-1 FC1-5 2B		4-2 BB		3 0 0 0 1 0 6		
Junior Felix, S (1, 8) OBP: 0.457, SLG: 0.621			0-0 G6-3	1-0 1-2 2-H 1B		1-2 1-3 2-H 2B		0-0 FC5		4 0 2 2 0 0 2		
Inning Stats	R: 0 E: 0 K: 0 S: 5 H: 0 LOB: 0 BB: 0 P: 10	R: 0 E: 0 K: 1 S: 12 H: 1 LOB: 2 BB: 1 P: 19	R: 0 E: 0 K: 0 S: 8 H: 1 LOB: 1 BB: 0 P: 9	R: 2 E: 0 K: 1 S: 12 H: 2 LOB: 2 BB: 2 P: 23	R: 0 E: 0 K: 0 S: 4 H: 0 LOB: 0 BB: 0 P: 7	R: 2 E: 0 K: 0 S: 11 H: 3 LOB: 1 BB: 1 P: 19	R: 0 E: 0 K: 0 S: 4 H: 0 LOB: 0 BB: 0 P: 6	R: 0 E: 0 K: 0 S: 9 H: 1 LOB: 2 BB: 1 P: 15	R: 0 E: 0 K: 1 S: 9 H: 0 LOB: 0 BB: 0 P: 13	1B: 6 2B: 1 3B: 0 HR: 1 SF: 0 SAC: 0 DP: 0 HBP: 1	WP: 0 PB: 0 SB: 0 CS: 0 PA: 39	
PITCHER	IP WLS BF H R ER SO BB IBB HBP BLK WP HR S P ERA WHIP											
Jerry Kutzler, R (1, 1) ERA: 5.4	5.0 W 23 4 3 3 2 4 0 0 0 0 1 41 72 5.40 1.600											
Scott Radinsky, L (6, 1) ERA: 1.5	0.0 1 1 0 0 0 0 0 0 0 0 0 0 4 7 ∞ ∞											
Donn Pall, R (6, 1) ERA: 3.38	1.1 6 2 1 1 0 0 0 0 1 0 0 0 9 12 6.75 1.500											
Barry Jones, R (7, 1) ERA: 1.13	1.2 6 1 0 0 0 1 0 0 0 0 0 0 11 17 0.00 1.200											
Bobby Thigpen, R (9, 1) ERA: 3.52	1.0 S 3 0 0 0 1 0 0 0 0 0 0 0 9 13 0.00 0.000											

Toronto Blue Jays @ Chicago White Sox
Comiskey Park, Chicago, IL
Sat Apr 28 1990, 8:05 PM EDT
Att. 15,395 - Unknown

livebaseballscorecards.com

AB	33
R	4
H	8
RBI	4
BB	5
SO	3
LOB	15



Batter	1	2	3	4	5	6	7	8	9	AB	R	H	RBI	BB	SO	LOB	BOTTOM			
Sammy Sosa, R (1, 9) OBP: 0.333, SLG: 0.489	1-1 HR	4-2 1B BB			4-0 HR BB		2-1 G3			2	2	1	1	2	0	0	Toronto Blue Jays @ Chicago White Sox Comiskey Park, Chicago, IL Sat Apr 28 1990, 8:05 PM EDT Att. 15,395 - Unknown			
Dave Gallagher, R (1, 8) Lance Johnson, L (6, 8) OBP: 0.222, SLG: 0.333 OBP: 0.286, SLG: 0.283	0-0 G6-3	0-0 E1 1B			2-2 SH2-3		2-1 G1-3			2	0	1	1	0	0	0				
Ivan Calderon, R (1, 7) OBP: 0.293, SLG: 0.392	1-2 F7	1-0 L6			1-0 HR		1-3 K			4	1	1	2	0	1	2				
Ron Kittle, R (1, 10) OBP: 0.365, SLG: 0.478	0-0 E5 FC6-4		1-3 K		1-3 K		1-3 K			4	0	0	0	0	3	0				
Carlton Fisk, R (1, 2) OBP: 0.358, SLG: 0.412	2-2 FC6-4		3-0 G5-3		1-2 1B		1-0 G5-3			4	0	1	0	0	0	1				
Carlos Martinez, R (1, 3) OBP: 0.208, SLG: 0.304		1-3 K	1-1 F9		0-0 F8		0-3 K			4	0	0	0	0	2	1				
Craig Grebeck, R (1, 5) Robin Ventura, L (6, PH) (7, 5) OBP: 0.327, SLG: 0.325		3-2 F7		0-0 F9		2-1 G3				2	0	0	0	0	0	0				
Scott Fletcher, R (1, 4) OBP: 0.302, SLG: 0.167		4-1 1B E BB		2-1 CS 1B		2-3 K				2	1	1	0	1	1	0				
Ozzie Guillen, L (1, 6) OBP: 0.298, SLG: 0.341		1-2 E S 1B 1B		1-2 G1-3		0-0 G4-3				3	1	1	0	0	0	1				
Inning Stats	R: 1 E: 1 K: 0 S: 10	H: 1 LOB: 1 BB: 0 P: 14	R: 2 E: 1 K: 1 S: 17	H: 2 LOB: 2 BB: 2 P: 31	R: 0 E: 0 K: 1 S: 6	H: 0 LOB: 0 BB: 0 P: 11	R: 0 E: 0 K: 0 S: 7	H: 1 LOB: 0 BB: 0 P: 10	R: 2 E: 0 K: 1 S: 14	H: 2 LOB: 1 BB: 1 P: 22	R: 0 E: 0 K: 1 S: 6	H: 0 LOB: 0 BB: 0 P: 10	R: 0 E: 0 K: 1 S: 8	H: 0 LOB: 0 BB: 0 P: 13	R: 0 E: 0 K: 2 S: 8	H: 0 LOB: 0 BB: 0 P: 10		1B: 4 2B: 0 3B: 0 HR: 2	SF: 0 SAC: 1 DP: 0 HBP: 0	WP: 0 PB: 0 SB: 1 CS: 1
PITCHER	IP WLS BF H R ER SO	IP WLS BF H R ER SO	IP WLS BF H R ER SO	IP WLS BF H R ER SO	IP WLS BF H R ER SO	IP WLS BF H R ER SO	IP WLS BF H R ER SO	IP WLS BF H R ER SO	IP WLS BF H R ER SO	IP WLS BF H R ER SO	IP WLS BF H R ER SO	IP WLS BF H R ER SO	IP WLS BF H R ER SO	IP WLS BF H R ER SO	IP WLS BF H R ER SO	ERA WHIP				
Mike Flanagan, L (1, 1) ERA: 5.06	4.1 L	20	4	4	3	2	3	0	0	0	0	0	0	0	0	0	6.23	1.615		
Jim Acker, R (5, 1) ERA: 3.95	2.2	10	2	1	1	3	0	0	0	0	0	0	0	0	0	3.38	0.750			
Tom Henke, R (8, 1) ERA: 3.24	1.0	3	0	0	0	2	0	0	0	0	0	0	0	0	0	0.00	0.000			

livebaseballscorecards.com

AB 29
R 5
H 6
RBI 4
BB 3
SO 7
LOB 5



Batter	1	2	3	4	5	6	7	8	9	AB R H RBI BB SO LOB	TOP											
Tony Fernandez, S (1, 6) OBP: 0.352, SLG: 0.373	1-1 G3	0-0 1-3 2-H 1B		0-0 2-H 1B		1-0 G5-3			1-2 G6-3	5 0 2 2 0 0 1												
Mookie Wilson, S (1, 7) OBP: 0.253, SLG: 0.233	2-3 K	0-0 SAFE G5-3		0-0 SAFE G4-3				4-0 G6-3 BB		3 0 0 0 1 1 3												
Kelly Gruber, R (1, 5) OBP: 0.376, SLG: 0.658	0-0 2B		0-2 1B		2-2 G6-3			1-3 K		4 0 2 0 0 1 1												
George Bell, R (1, 10) OBP: 0.275, SLG: 0.462	1-0 G4-3		1-0 P4		0-1 G6-3			1-2 G6-3 1-2f		4 0 0 0 0 0 3												
Fred McGriff, L (1, 3) OBP: 0.482, SLG: 0.483		4-2 L8 1B BB	2-3 K		4-2 FC6-4 BB			3-3 K		2 1 0 0 2 2 1												
John Olerud, L (8, 3) OBP: 0.333, SLG: 0.372										0 0 0 0 0 0 0												
Greg Myers, L (1, 2) OBP: 0.390, SLG: 0.465		2-2 1B	1-0 G6-3		2-1 FC6-4			1-3 K		3 1 1 0 0 0 2												
Pat Borders, R (8, PH) OBP: 0.296, SLG: 0.654		1-2 1B			1-2f					1 0 0 0 0 1 0												
Glenallen Hill, R (1, 9) OBP: 0.350, SLG: 0.459		1-3 K		1-2 S 1B		1-1 2B		3-2 G6-3		4 1 2 0 0 1 2												
Nelson Liriano, S (1, 4) OBP: 0.333, SLG: 0.351		3-1 L8		0-2 SAFE F7		0-0 G1-3			1-0 G5-3	4 0 0 0 0 0 4												
Junior Felix, S (1, 8) OBP: 0.446, SLG: 0.597		1-0 1B		2-0 SAFE L5		0-1 F4			0-0 F7	4 0 1 1 0 0 2												
Inning Stats	R: 0 E: 0 K: 1 S: 7	H: 1 LOB: 1 BB: 0 P: 11	R: 2 E: 0 K: 1 S: 13	H: 3 LOB: 2 BB: 1 P: 24	R: 0 E: 0 K: 1 S: 8	H: 1 LOB: 1 BB: 0 P: 12	R: 1 E: 0 K: 0 S: 9	H: 2 LOB: 1 BB: 0 P: 12	R: 0 E: 0 K: 0 S: 9	H: 0 LOB: 1 BB: 1 P: 17	R: 0 E: 0 K: 0 S: 6	H: 1 LOB: 1 BB: 0 P: 8	R: 0 E: 0 K: 1 S: 7	H: 0 LOB: 0 BB: 1 P: 13	R: 0 E: 0 K: 2 S: 10	H: 0 LOB: 0 BB: 0 P: 17	R: 0 E: 0 K: 0 S: 5	H: 0 LOB: 0 BB: 0 P: 7	1B: 6 2B: 2 3B: 0 HR: 0	SF: 0 SAC: 0 DP: 1 HBP: 0	WP: 0 PB: 0 SB: 1 CS: 0	PA: 37
PITCHER	IP WLS BF H R ER SO BB IBB HBP BLK WP HR S P ERA WHIP																					
Eric King, R (1, 1) ERA: 3.15	5.0 W 25 8 3 3 3 2 0 0 0 0 0 0 48 79 5.40 2.000																					
Wayne Edwards, L (6, 1) ERA: 0.9	4.0 S 12 0 0 0 3 1 0 0 0 0 0 0 26 42 0.00 0.250																					

Toronto Blue Jays @ Chicago White Sox
Comiskey Park, Chicago, IL
 Sun Apr 29 1990, 4:33 AM EDT
 Att. 12,936 - Sunny - 56 F

AB	34
R	3
H	8
RBI	3
BB	3
SO	6
LOB	19



Batter	1	2	3	4	5	6	7	8	9	AB	R	H	RBI	BB	SO	LOB
Sammy Sosa, R OBP: 0.321, SLG: 0.529 (1, 9)	2-3 K	2-1 HR		0-0 F9			2-3 K	0-0 SF8		4	1	1	4	0	2	1
Lance Johnson, L OBP: 0.296, SLG: 0.294 (1, 8)	1-2 G3	1-2 G5-3		2-1 1B			0-0 1B	0-1 G5-3		5	1	2	0	0	0	1
Ivan Calderon, R OBP: 0.323, SLG: 0.444 (1, 7)	3-2 1B		1-1 2B	0-1 1B			1 SAFE 1B	4-1 1B		3	2	2	0	1	0	2
Ron Kittle, R OBP: 0.375, SLG: 0.480 (1, 10)	2-2 1B		1-0 1B	2-3 K			0-3 K	1-2 2-3		4	1	2	1	0	2	2
Carlos Martinez, R OBP: 0.250, SLG: 0.400 (1, 3)		1-1 HR	1-0 1B	3-2 G5-3			0-1 CS	2-H 3-H 1B		4	1	3	3	0	0	0
Ron Karkovice, R (1, 2)		2-2 G5-3	0-0 SH5-3	2-3 K			0-1 CS	4-2 1B		2	1	0	0	1	1	0
Craig Grebeck, R OBP: 0.143, SLG: 0.167 (1, 5)		1-2 1B	0-0 SF9	1-3 K			3-2 F9			3	1	1	1	0	1	1
Scott Fletcher, R OBP: 0.298, SLG: 0.174 (1, 4)		3-1 F7	0-1 G6-3	1-1 L7			1-0 1B	1-3 SF8		4	1	1	0	0	0	2
Ozzie Guillen, L OBP: 0.333, SLG: 0.396 (1, 6)		0-0 HR		1-2 1B			2-3 K	0-0 1B		4	1	3	1	0	1	0

Inning Stats	R: 0	H: 2	E: 0	K: 1	S: 15	LOB: 2	BB: 0	P: 23	R: 4	H: 4	E: 0	K: 0	S: 16	LOB: 0	BB: 0	P: 26	R: 2	H: 3	E: 0	K: 0	S: 8	LOB: 1	BB: 0	P: 11	R: 0	H: 2	E: 0	K: 0	S: 9	LOB: 1	BB: 0	P: 12	R: 0	H: 0	E: 0	K: 2	S: 8	LOB: 0	BB: 0	P: 12	R: 2	H: 2	E: 0	K: 2	S: 12	LOB: 0	BB: 1	P: 17	R: 2	H: 2	E: 0	K: 0	S: 11	LOB: 1	BB: 1	P: 19
--------------	------	------	------	------	-------	--------	-------	-------	------	------	------	------	-------	--------	-------	-------	------	------	------	------	------	--------	-------	-------	------	------	------	------	------	--------	-------	-------	------	------	------	------	------	--------	-------	-------	------	------	------	------	-------	--------	-------	-------	------	------	------	------	-------	--------	-------	-------

PITCHER	IP	WLS	BF	H	R	ER	SO	BB	IBB	HBP	BLK	WP	HR	S	P	ERA	WHIP
Jimmy Key, L ERA: 5.21 (1, 1)	3.0	L	17	9	6	6	1	0	0	0	0	0	2	39	60	18.00	3.000
Willie Blair, R ERA: 1.17 (4, 1)	2.0		7	2	0	0	2	0	0	0	0	0	0	21	31	0.00	1.000
David Wells, L ERA: 0.93 (6, 1)	1.0		3	0	0	0	2	0	0	0	0	0	0	8	12	0.00	0.000
Duane Ward, R ERA: 1.08 (7, 1)	1.0		5	2	2	2	2	1	0	0	0	0	0	12	17	18.00	3.000
Paul Kilgus, L ERA: 9.9 (8, 1)	1.0		6	2	2	2	0	1	0	0	0	0	0	11	19	18.00	3.000

BOTTOM

Toronto Blue Jays @ Chicago White Sox
 Comiskey Park, Chicago, IL
 Sun Apr 29 1990, 4:33 AM EDT
 Att. 12,936 - Sunny - 56 F

AB	33
R	10
H	15
RBI	10
BB	2
SO	7
LOB	9

livebaseballscorecards.com



1B:	10	SF:	2	WP:	0	PA:	39
2B:	4	SAC:	1	PB:	0		
3B:	0	DP:	1	SB:	2		
HR:	2	HBP:	0	CS:	1		

Batter	1	2	3	4	5	6	7	8	9	10	11	12	13	AB R H RBI BB SO LOB	TOP													
Jeff Huson, L (1, 6) OBP: 0.400, SLG: 0.306 (8, 5)	0-3 K		0-1 1B G1-6-3 1B		3-2 F8		1-3 K		0-0 G4-3			4-0 FC6-4 BB		5 1 1 0 1 2 0														
Rafael Palmeiro, L (1, 3) OBP: 0.390, SLG: 0.580	1-1 F7		3-2 G1-6-3 1B		1-1 FC3-6 1B		1-2 P2		3-2 G6-3			3-2 F7		6 0 2 1 0 0 1														
Julio Franco, R (1, 4) OBP: 0.315, SLG: 0.333	2-0 F9		2-1 G1-6-3		0-2 FC3-6 1B			1-0 G6-3 1B 1B		0-1 G6-3		1-1 FC6-4 1-2f		6 1 2 1 0 0 2														
Ruben Sierra, S (1, 9)		1-0 G4-3		4-2 BB		0-0 FC3-6 WP 1-2f 2-3		2-1 G3		2-2 FC5-4 1B		2-2 F8		5 0 1 0 1 0 4														
Harold Baines, L (1, 10) Chad Kreuter, S (13, PR)		2-1 HR		3-1 F7		3-3 K		1-2 G6-3		0-1 P7			4-2 BB	5 1 1 1 1 1 6 0 0 0 0 0 0 0														
Pete Incaviglia, R (1, 7) OBP: 0.303, SLG: 0.486		3-3 K		0-0 CS 2B		1-0 G5-3		0-0 BB 1B		0-1 FC5-4 1-2f			1-0 P9	6 0 2 1 0 1 2														
Geno Petralli, L (1, 2) OBP: 0.418, SLG: 0.356		1-3 K		2-0 P6		1-2 G4-3		4-0 BB 1B			3-3 K		0-0 F8	5 0 0 0 1 2 2														
Scott Coolbaugh, R (1, 5) OBP: 0.227, SLG: 0.105 Thad Bosley, L (8, PH) OBP: 0.333, SLG: 0.111 Jeff Kunkel, R (8, 6) OBP: 0.163, SLG: 0.175			4-2 1B BB		4-2 BB		2-3 K		1-0 F8		2-3 K		0-1 P6	1 1 0 0 2 1 0 1 0 0 0 0 0 2 2 0 0 0 0 1 1														
Cecil Espy, S (1, 8) OBP: 0.125, SLG: 0.067 Jack Daugherty, S (9, PH) OBP: 0.294, SLG: 0.267 Gary Pettis, S (9, 8) OBP: 0.329, SLG: 0.292			3-3 K		2-2 G5-3		0-3 K		2-2 G6-3		0-1 B1-3			3 0 0 0 0 2 2 1 0 0 0 0 0 0 1 0 0 0 0 0 0														
Inning Stats	R: 0 E: 0 K: 1 S: 6	H: 0 LOB: 0 BB: 0 P: 9	R: 1 E: 0 K: 2 S: 9	H: 1 LOB: 0 BB: 0 P: 16	R: 2 E: 0 K: 1 S: 25	H: 2 LOB: 2 BB: 2 P: 44	R: 0 E: 0 K: 0 S: 7	H: 1 LOB: 1 BB: 1 P: 15	R: 0 E: 0 K: 1 S: 13	H: 0 LOB: 0 BB: 0 P: 13	R: 0 E: 0 K: 2 S: 9	H: 0 LOB: 0 BB: 0 P: 11	R: 1 E: 0 K: 0 S: 9	H: 2 LOB: 2 BB: 1 P: 18	R: 0 E: 0 K: 0 S: 8	H: 0 LOB: 0 BB: 0 P: 13	R: 0 E: 0 K: 0 S: 9	H: 1 LOB: 1 BB: 0 P: 11	R: 0 E: 0 K: 2 S: 8	H: 0 LOB: 0 BB: 0 P: 13	R: 0 E: 1 K: 0 S: 9	H: 0 LOB: 1 BB: 1 P: 19	R: 0 E: 0 K: 0 S: 7	H: 0 LOB: 1 BB: 1 P: 12	1B: 7 2B: 1 3B: 0 HR: 1	SF: 0 SAC: 0 DP: 0 HBP: 0	WP: 1 PB: 0 SB: 0 CS: 1	PA: 53
PITCHER	IP WLS BF H R ER SO BB IBB HBP BLK WP HR S P ERA WHIP	IP WLS BF H R ER SO BB IBB HBP BLK WP HR S P ERA WHIP																										
Jack McDowell, R (1, 1) ERA: 5.74 Ken Patterson, L (3, 1) ERA: 1.42 Donn Pall, R (5, 1) ERA: 3.21 Barry Jones, R (8, 1) ERA: 0.87 Bobby Thigpen, R (11, 1) ERA: 2.53	2.2 13 8 3 0 3 4 2 0 0 0 0 1 38 64 10.12 1.875	1.2 8 3 0 0 0 0 1 0 0 0 0 0 18 33 0.00 2.400	3.1 13 2 1 1 4 1 0 0 0 1 0 30 47 2.70 0.900	2.1 8 1 0 0 0 0 0 0 0 0 0 18 26 0.00 0.429	3.0 W 11 0 0 0 2 2 0 0 0 0 0 24 44 0.00 0.667																							

Texas Rangers @ Chicago White Sox
 Comiskey Park, Chicago, IL
 Mon Apr 30 1990, 8:05 PM EDT
 Att. 8,406 - Unknown - 60 F

livebaseballscorecards.com

AB	47
R	4
H	9
RBI	4
BB	6
SO	10
LOB	22



Batter	1	2	3	4	5	6	7	8	9	10	11	12	13	AB R H RBI BB SO LOB
Sammy Sosa, R (1, 9) OBP: 0.333, SLG: 0.509	4-0 FC1-6 BB	0-0 G3		2-3 K			1-1 P4		2-2 CS 1B		0-1 1B		0-2 E4 1B	6 1 2 1 1 1 0
Lance Johnson, L (1, 8) (11, 7) OBP: 0.311, SLG: 0.310	1-2 FC1-6 2B 1-2f	0-0 2B 1B		2-1 G1-6-3			2-1 F7		1-2 CS 1-2	2-1 FC4-6 BB 1B	1-2 G1-3		0-0 1B	7 1 3 1 0 0 2
Ivan Calderon, R (1, 7) (11, 3) OBP: 0.368, SLG: 0.500	1-1 2B 1-3	2-0 2B		2-0 G5-3			0-1 1B			4-0 FC4-6 BB 1-2		4-2 BB SH1-4 BB		4 0 3 1 2 0 0
Ron Kittle, R (1, 10) OBP: 0.367, SLG: 0.453	3-2 P3	4-1 BB			1-3 K		1-1 F7			0-2 FC4-6 IBB 1-2f 2-3		0-0 SH1-4		3 0 0 0 1 1 3 1 0 0 0 0 0 2
Steve Lyons, L (10, PH) OBP: 0.143, SLG: 0.143														
Carlton Fisk, R (1, 2) OBP: 0.356, SLG: 0.382	1-1 G5-3	1-0 F7			0-0 G5-3		2-2 F7			4-0 1-2 IBB		4-0 BB IBB		4 0 0 0 2 0 4
Carlos Martinez, R (1, 3) OBP: 0.268, SLG: 0.426		2-1 1B 3B 1B		2-2 G4-3		1-0 G4-3		1-1 2B		1-3 K		4-2 BB		4 1 2 0 0 0 0 1 0 0 0 0 1 3 0 0 0 0 1 0 0
Dan Pasqua, L (10, PH) OBP: 0.333, SLG: 0.286														
Rodney McCray, R (11, 8)														
Craig Grebeck, R (1, 5) OBP: 0.091, SLG: 0.100		0-3 K		1-0 G4-3			0-0 L1-4-3		1-2 F8	2-3 K		0-3 K		4 0 0 0 0 1 1 2 0 0 0 0 2 6
Robin Ventura, L (10, PH) OBP: 0.314, SLG: 0.310														
Scott Fletcher, R (1, 4) OBP: 0.302, SLG: 0.192		1-1 3B 1B 1-2		1-1 1B		3-2 L8			2-3 K		1-0 F9		0-3 K	6 1 2 0 0 2 3
Ozzie Guillen, L (1, 6) OBP: 0.316, SLG: 0.407		1-1 G3 3B 1-1 2-H		1-3 K		1-0 G4-3			1-1 G6-3		1-1 P5		0-0 F9	6 1 1 2 0 1 1


Inning Stats	R: 0	H: 1	E: 0	LOB: 2	K: 0	S: 11	P: 20	R: 4	H: 5	E: 0	LOB: 2	K: 1	S: 14	P: 25	R: 0	H: 1	E: 0	LOB: 1	K: 1	S: 11	P: 16	R: 0	H: 0	E: 0	LOB: 0	K: 1	S: 7	P: 13	R: 0	H: 0	E: 0	LOB: 0	K: 1	S: 5	P: 7	R: 0	H: 0	E: 0	LOB: 0	K: 0	S: 6	P: 10	R: 0	H: 1	E: 0	LOB: 1	K: 0	S: 8	P: 12	R: 0	H: 1	E: 0	LOB: 0	K: 0	S: 8	P: 12	R: 0	H: 1	E: 0	LOB: 0	K: 1	S: 12	P: 18	R: 0	H: 1	E: 0	LOB: 3	K: 2	S: 12	P: 25	R: 0	H: 1	E: 0	LOB: 1	K: 0	S: 7	P: 9	R: 0	H: 0	E: 0	LOB: 3	K: 2	S: 12	P: 24	R: 1	H: 1	E: 1	LOB: 1	K: 0	S: 5	P: 5	1B: 9	2B: 3	3B: 1	HR: 0	SF: 0	SAC: 1	DP: 0	HBP: 0	WP: 0	PA: 57
--------------	------	------	------	--------	------	-------	-------	------	------	------	--------	------	-------	-------	------	------	------	--------	------	-------	-------	------	------	------	--------	------	------	-------	------	------	------	--------	------	------	------	------	------	------	--------	------	------	-------	------	------	------	--------	------	------	-------	------	------	------	--------	------	------	-------	------	------	------	--------	------	-------	-------	------	------	------	--------	------	-------	-------	------	------	------	--------	------	------	------	------	------	------	--------	------	-------	-------	------	------	------	--------	------	------	------	-------	-------	-------	-------	-------	--------	-------	--------	-------	--------

PITCHER	IP	WLS	BF	H	R	ER	SO	BB	IBB	HBP	BLK	WP	HR	S	P	ERA	WHIP
Brian Bohanon, L (1, 1) ERA: 4.38	5.1		25	7	4	4	4	2	0	0	0	0	0	49	82	6.75	1.688
Gary Mielke, R (6, 1) ERA: 3.0	2.2		9	2	0	0	0	0	0	0	0	0	0	21	33	0.00	0.750
Mike Jeffcoat, L (9, 1) ERA: 2.08	1.0		4	2	0	0	1	0	0	0	0	0	0	14	22	0.00	2.000
Jeff Russell, R (10, 1) ERA: 3.18	3.0		15	1	0	0	4	3	2	0	0	0	0	29	54	0.00	1.333
Jamie Moyer, L (13, 1) ERA: 4.08	0.1	L	3	1	1	0	0	0	0	0	0	0	0	5	5	0.00	3.000

TEXAS RANGERS @ CHICAGO WHITE SOX
Comiskey Park, Chicago, IL
 Mon Apr 30 1990, 8:05 PM EDT
 Att: 8,406 - Unknown - 60 F

livebaseballscorecards.com

AB 48
 R 5
 H 13
 RBI 5
 BB 7
 SO 9
 LOB 25



Batter	1	2	3	4	5	6	7	8	9	AB R H RBI BB SO LOB	TOP
Gary Pettis, S (1, 8) OBP: 0.316, SLG: 0.279 Thad Bosley, L (8, PH) OBP: 0.385, SLG: 0.111 (8, 8)	2-1 		1-3 			1-3 		4-1 		3 0 0 0 0 2 1 0 0 0 0 1 0 0	
Rafael Palmeiro, L (1, 3) OBP: 0.375, SLG: 0.556 Mike Stanley, R (8, PH) OBP: 0.292, SLG: 0.364 (8, 5)	1-3 			1-2 		2-3 		1-2 		3 0 0 0 0 2 1 1 0 0 0 0 0 2	
Julio Franco, R (1, 4) OBP: 0.301, SLG: 0.318	2-3 			2-3 			3-1 	0-2 		4 0 0 0 0 2 2	
Ruben Sierra, S (1, 9) OBP: 0.363, SLG: 0.512		0-3 		3-2 			2-0 		3-2 	4 0 1 0 0 1 0	
Harold Baines, L (1, 10) OBP: 0.329, SLG: 0.439		4-2 			1-1 		4-2 		0-2 	2 0 0 0 2 0 1	
Pete Incaviglia, R (1, 7) OBP: 0.288, SLG: 0.459		1-0 			3-3 		0-0 		1-0 	4 0 0 0 0 1 3	
Geno Petrali, L (1, 2) OBP: 0.397, SLG: 0.333 Jeff Kunkel, R (9, PH) OBP: 0.159, SLG: 0.171		2-1 			1-3 			0-0 	1-3 	3 0 0 0 0 1 1 1 0 0 0 0 1 1	
Scott Coolbaugh, R (1, 5) OBP: 0.208, SLG: 0.095 Jack Daugherty, S (8, PH) OBP: 0.333, SLG: 0.267 (8, 3)			1-3 			1-2 		4-1 		2 0 0 0 0 1 0 0 1 0 0 1 0 0	
Jeff Huson, L (1, 6) OBP: 0.417, SLG: 0.359			3-1 			0-1 		0-0 		3 0 2 1 0 0 0	
Inning Stats	R: 0 H: 0 E: 0 LOB: 0 K: 2 BB: 0 S: 10 P: 15	R: 0 H: 0 E: 0 LOB: 1 K: 1 BB: 1 S: 8 P: 15	R: 0 H: 0 E: 0 LOB: 0 K: 2 BB: 0 S: 8 P: 13	R: 0 H: 0 E: 0 LOB: 0 K: 1 BB: 0 S: 9 P: 15	R: 0 H: 0 E: 0 LOB: 0 K: 2 BB: 0 S: 8 P: 13	R: 0 H: 1 E: 0 LOB: 1 K: 2 BB: 0 S: 11 P: 15	R: 0 H: 0 E: 0 LOB: 1 K: 0 BB: 1 S: 6 P: 15	R: 1 H: 1 E: 0 LOB: 2 K: 0 BB: 2 S: 12 P: 21	R: 0 H: 1 E: 0 LOB: 1 K: 1 BB: 0 S: 11 P: 16	1B: 2 SF: 0 2B: 1 SAC: 0 3B: 0 DP: 0 HR: 0 HBP: 0	WP: 0 PA: 34 PB: 0 SB: 1 CS: 0
PITCHER Melido Perez, R (1, 1) ERA: 3.68 Scott Radinsky, L (8, 1) ERA: 1.17	IP WLS BF H R ER SO BB IBB HBP BLK WP HR S P ERA WHIP 7.1 W 28 2 1 1 10 4 0 0 0 0 0 0 64 113 1.23 0.818 1.2 S 6 1 0 0 1 0 0 0 0 0 0 0 0 19 25 0.00 0.600	PITCHER IP WLS BF H R ER SO BB IBB HBP BLK WP HR S P ERA WHIP									

Texas Rangers @ Chicago White Sox
 Comiskey Park, Chicago, IL
 Tue May 01 1990, 8:05 PM EDT
 Att. 11,501 - Unknown - 58 F

livebaseballscorecards.com

AB	30
R	1
H	3
RBI	1
BB	4
SO	11
LOB	12



Batter	1	2	3	4	5	6	7	8	9	AB	R	H	RBI	BB	SO	LOB
Sammy Sosa, R OBP: 0.313, SLG: 0.475 (1, 9)	2-2 G6-3	1-3 K		0-1 G1-3			1-1 G5-3			4	0	0	0	0	1	0
Steve Lyons, L OBP: 0.182, SLG: 0.100 (1, 8) (9, 7)	4-0 BB 1B BB	1-0 F9			2-1 F9		1-3 K			3	1	0	0	1	1	0
Ivan Calderon, R OBP: 0.375, SLG: 0.492 Rodney McCray, R (1, 7) (9, 8)	4-1 1B 1-2 G3-1 BB	0-3 K			1-2 1B		0-0 F8			3	1	1	0	1	1	0
Dan Pasqua, L OBP: 0.308, SLG: 0.273 (1, 10)	2-0 G3-1 1B 1-3 2-H		1-3 K		3-3 K		1-2 K	3-2 G4-3		4	1	1	1	0	2	1
Carlos Martinez, R OBP: 0.267, SLG: 0.404 (1, 3)	4-1 1B 1-2 G3-1 BB		3-3 K		1-3 K			0-3 K		3	1	0	0	1	3	1
Robin Ventura, L OBP: 0.315, SLG: 0.295 (1, 5)	0-1 G3-1		4-1 BB			0-0 G3				2	0	0	1	1	0	2
Ron Karkovics, R OBP: 0.250, SLG: 0.143 (1, 2)	2-2 3B 1B 2-H 3-H		1-3 K			3-2 F8				3	1	1	2	0	1	1
Scott Fletcher, R OBP: 0.303, SLG: 0.236 (1, 4)	1-0 3B			2-2 P5		2-3 K				3	0	1	1	0	1	0
Ozzie Guillen, L OBP: 0.300, SLG: 0.386 (1, 6)	1-0 F9			0-2 F7			0-0 G5-3			3	0	0	0	0	0	1

Inning Stats	R: 5	H: 3	LOB: 1	K: 0	S: 13	P: 33	R: 0	H: 0	LOB: 0	K: 2	S: 8	R: 0	H: 0	LOB: 1	K: 3	S: 12	R: 0	H: 1	LOB: 0	K: 0	S: 8	R: 0	H: 0	LOB: 0	K: 1	S: 10	R: 0	H: 0	LOB: 0	K: 1	S: 7	R: 0	H: 0	LOB: 0	K: 1	S: 7	
	1B: 3	2B: 0	3B: 1	HR: 0	SF: 0	SAC: 0	DP: 0	HBP: 0	WP: 0	PB: 0	CS: 0																										

PITCHER	IP	WLS	BF	H	R	ER	SO	BB	IBB	HBP	BLK	WP	HR	S	P	ERA	WHIP
Nolan Ryan, R ERA: 3.18 (1, 1)	6.0	L	26	4	5	5	8	4	0	0	0	0	0	62	107	7.50	1.333
Jamie Moyer, L ERA: 3.66 (7, 1)	2.0		6	0	0	0	2	0	0	0	0	0	0	14	19	0.00	0.000

BOTTOM

Texas Rangers @ Chicago White Sox
Comiskey Park, Chicago, IL
Tue May 01 1990, 8:05 PM EDT
Att. 11,501 - Unknown - 58 F

livebaseballscorecards.com

AB	28
R	5
H	4
RBI	5
BB	4
SO	10
LOB	6



WP	PA	ERA	WHIP
0	32		

Batter	1	2	3	4	5	6	7	8	9	AB R H RBI BB SO LOB	TOP														
Gary Pettis, S (1, 8) OBP: 0.333, SLG: 0.292	1-3 		3-2 		4-2 	1-1 			1-0 	4 1 2 1 1 1 1															
Jack Daugherty, S (1, 3) OBP: 0.304, SLG: 0.300	1-0 			2-1 	2-2 	2-0 			0-0 	5 0 1 1 0 0 3															
Julio Franco, R (1, 4) OBP: 0.296, SLG: 0.322	1-1 			3-2 	2-1 				2-0 	5 1 1 0 0 0 2															
Ruben Sierra, S (1, 9) OBP: 0.365, SLG: 0.511		1-0 		2-0 	0-1 			4-2 	0-1 	4 1 1 1 1 0 2															
Pete Incaviglia, R (1, 7) OBP: 0.274, SLG: 0.436		1-2 		0-0 		2-1 		2-3 		4 0 0 0 0 1 2															
Mike Stanley, R (1, 10) OBP: 0.296, SLG: 0.333		3-0 		0-0 		4-2 		2-3 		2 0 0 0 1 0 2															
Thad Bosley, L (6, PR) OBP: 0.385, SLG: 0.111										0 1 0 0 0 0 0															
Harold Baines, L (7, PH) OBP: 0.325, SLG: 0.433										1 0 0 0 0 1 1															
Scott Coolbaugh, R (1, 5) OBP: 0.250, SLG: 0.160			2-0 	0-1 		0-0 			1-3 	4 1 2 1 0 1 0															
Jeff Kunkel, R (1, 6) OBP: 0.174, SLG: 0.186			0-0 	0-2 		1-1 			1-2 	2 0 1 0 0 0 2															
Jeff Huson, L (6, PH) OBP: 0.400, SLG: 0.341										2 0 0 0 0 0 2															
Chad Kreuter, S (1, 2) Geno Petrali, L (6, PH) OBP: 0.400, SLG: 0.380			2-1 		2-3 	1-1 			0-0 	2 0 0 0 0 1 1															
										2 1 1 2 0 0 0															
Inning Stats	R: 0 E: 0 K: 1 S: 6	H: 0 LOB: 0 BB: 0 P: 9	R: 0 E: 0 K: 0 S: 5	H: 0 LOB: 0 BB: 0 P: 10	R: 0 E: 0 K: 0 S: 7	H: 1 LOB: 1 BB: 0 P: 14	R: 2 E: 1 K: 0 S: 14	H: 3 LOB: 2 BB: 0 P: 21	R: 1 E: 0 K: 1 S: 14	H: 1 LOB: 1 BB: 1 P: 23	R: 3 E: 0 K: 0 S: 12	H: 3 LOB: 1 BB: 1 P: 23	R: 0 E: 0 K: 2 S: 12	H: 0 LOB: 1 BB: 1 P: 23	R: 0 E: 0 K: 1 S: 7	H: 0 LOB: 0 BB: 0 P: 9	R: 0 E: 0 K: 0 S: 6	H: 1 LOB: 1 BB: 0 P: 8	1B: 5 2B: 3 3B: 1 HR: 0	SF: 0 SAC: 0 DP: 0 HBP: 0	WP: 0 PB: 0 SB: 5 CS: 0	PA: 40			
PITCHER	IP	WLS	BF	H	R	ER	SO	BB	IBB	HBP	BLK	WP	HR	S	P	ERA	WHIP								
Greg Hibbard, L (1, 1) ERA: 3.75	5.1	L	25	6	5	4	2	2	0	0	0	0	0	51	88	6.75	1.500								
Donn Pall, R (6, 1) ERA: 3.68	0.2		4	2	1	1	0	0	0	0	0	0	0	7	12	13.50	3.000								
Ken Patterson, L (7, 1) ERA: 0.96	3.0		11	1	0	0	3	1	0	0	0	0	0	25	40	0.00	0.667								

Texas Rangers @ Chicago White Sox
 Comiskey Park, Chicago, IL
 Wed May 02 1990, 8:05 PM EDT
 Att: 8,003 - Unknown - 53 F

AB	37
R	6
H	9
RBI	6
BB	3
SO	5
LOB	18



WP: 0	PA: 40
-------	--------

ERA	WHIP
-----	------

livebaseballscorecards.com

Batter	1	2	3	4	5	6	7	8	9	AB R H RBI BB SO LOB
Sammy Sosa, R OBP: 0.306, SLG: 0.455 (1, 9) C S B X	1-2 G4-3 X	0-0 BB 1B		1-2 F9 C B B X			1-2 G5-3 SAFE X		3-3 K C B B X	5 0 1 0 0 1 1
Steve Lyons, L OBP: 0.267, SLG: 0.286 (1, 8) B C X	1-1 1B 2B	2-3 K C B B X			3-2 FC5-4 1B C B B X		3-1 F8 C B B X			4 1 2 0 0 1 3
Ivan Calderon, R OBP: 0.382, SLG: 0.484 (1, 7) B B C X	2-1 1B 1B	4-0 1B 1B C B B X			0-1 FC5-4 PB SAFE SAFE SAFE X		1-0 P6 C B B X			3 1 1 0 1 0 2
Dan Pasqua, L OBP: 0.294, SLG: 0.267 (1, 10) B B C X	2-1 1B 1B 1-3 2-H	1-0 G3 C B X			1-1 L3 SAFE SAFE SAFE X			1-1 G4-3 C B X		4 1 1 1 0 0 4
Carlton Fisk, R OBP: 0.333, SLG: 0.356 (1, 2) B C X	1-1 P4 C B X		0-1 G5-3 C X					2-1 G6-3 C B C X		4 0 0 0 0 0 3
Carlos Martinez, R OBP: 0.297, SLG: 0.426 (1, 3) X	0-0 1B 2-H 3-H		1-0 G5-4-3 1B B X			3-1 L9 C B C X		3-2 1B B B F B X		4 0 3 2 0 0 0
Robin Ventura, L OBP: 0.293, SLG: 0.271 (1, 5) SAFE SAFE SAFE SAFE X	1-1 G4-3 SAFE SAFE SAFE SAFE X		1-2 G5-4-3 SAFE SAFE SAFE SAFE X			1-0 G4-3 B X		1-1 G4-3 C B X		4 0 0 0 0 0 3
Scott Fletcher, R OBP: 0.300, SLG: 0.237 (1, 4) C B C X		1-2 BB 1B 1B C B C X		2-1 L7 C B B X		2-1 P3 C B B X		1-2 F8 C B B X		4 0 1 0 0 0 0
Ozzie Guillen, L OBP: 0.297, SLG: 0.377 (1, 6) L X		0-1 F9 L X		2-2 G3-1 C B B X			0-0 G5-3 1B X		0-0 G4-3 X	4 0 1 0 0 0 1

Inning Stats	R: 3	H: 4	E: 0	LOB: 1	K: 0	P: 22	R: 0	H: 2	E: 0	LOB: 3	K: 1	P: 18	R: 0	H: 1	E: 0	LOB: 0	K: 0	P: 8	R: 0	H: 1	E: 0	LOB: 1	K: 0	P: 13	R: 0	H: 0	E: 0	LOB: 0	K: 0	P: 11	R: 0	H: 1	E: 0	LOB: 1	K: 0	P: 12	R: 0	H: 1	E: 0	LOB: 1	K: 0	P: 16	R: 0	H: 0	E: 0	LOB: 0	K: 1	P: 11	1B: 9	SF: 0	2B: 1	SAC: 0	3B: 0	DP: 1	HR: 0	HBP: 0	WP: 0	PA: 37
--------------	------	------	------	--------	------	-------	------	------	------	--------	------	-------	------	------	------	--------	------	------	------	------	------	--------	------	-------	------	------	------	--------	------	-------	------	------	------	--------	------	-------	------	------	------	--------	------	-------	------	------	------	--------	------	-------	-------	-------	-------	--------	-------	-------	-------	--------	-------	--------

PITCHER	IP	WLS	BF	H	R	ER	SO	BB	IBB	HBP	BLK	WP	HR	S	P	ERA	WHIP	PITCHER	IP	WLS	BF	H	R	ER	SO	BB	IBB	HBP	BLK	WP	HR	S	P	ERA	WHIP														
Charlie Hough, R ERA: 4.05 (1, 1)	9.0	W	37	10	3	3	2	1	0	0	0	0	0	77	126	3.00	1.222																																

BOTTOM

Texas Rangers @ Chicago White Sox
Comiskey Park, Chicago, IL
Wed May 02 1990, 8:05 PM EDT
Att. 8,003 - Unknown - 53 F

livebaseballscorecards.com

AB	36
R	3
H	10
RBI	3
BB	1
SO	2
LOB	17




Batter	1	2	3	4	5	6	7	8	9	10	11	AB R H RBI BB SO LOB	TOP														
Sammy Sosa, R OBP: 0.295, SLG: 0.444	1-3 K		1-3 K		1-0 1B 2B		0-3 SAFE K		2-3 SAFE K		3-3 K	6 1 1 0 0 5 6															
Lance Johnson, L OBP: 0.343, SLG: 0.323	4-0 1B CS BB		4-1 E S 1B BB		0-0 2-H 1B		0-1 G3		3-3 K		1-2 2-H 1B	4 1 2 2 2 1 4															
Ivan Calderon, R OBP: 0.378, SLG: 0.471	2-1 CS 1B		3-2 1-H 1B		3-3 SAFE SAFE SAFE SAFE K		1-2 P3		0-0 G5-3		0-3 K	6 0 2 1 0 2 3															
Ron Kittle, R OBP: 0.338, SLG: 0.414	1-3 K		2-2 G5-3		3-2 P7		3-2 G5-3		2-2 G1-3			5 0 0 0 0 1 2															
Carlton Fisk, R OBP: 0.338, SLG: 0.349	4-1 1-2 3-H BB		1-2 P6		1-1 L7-3 1B		0-0 P5		0-3 K S			4 0 1 0 1 1 0															
Carlos Martinez, R OBP: 0.279, SLG: 0.400		0-0 G1-3		1-0 G5-3		1-0 L7-3		0-2 E6 SH5-3 1B 1B		2-2 F7		4 0 0 0 0 0 1 0 1 0 0 0 0 0 1 0 0 0 0 0 1															
Rodney McCray, R (9, PR)																											
Craig Grebeck, R OBP: 0.083, SLG: 0.091																											
Robin Ventura, L OBP: 0.295, SLG: 0.260		4-2 CS BB		1-3 K		1-2 G1-5-3		0-1 SAFE 1B SH5-3 1B			1-0 E1 SH3 1B	2 0 0 0 1 1 0 1 0 1 0 0 0 0 1 1 0 0 0 0 0															
Ron Karkovice, R OBP: 0.333, SLG: 0.250																											
Steve Lyons, L OBP: 0.250, SLG: 0.267																											
Scott Fletcher, R OBP: 0.315, SLG: 0.262		1-2 SAFE BB		4-1 SAFE BB		2-3 K		1-1 SAFE 1B 2B		1-0 SAFE SH5-3		0-0 SAFE SH3	2 1 1 0 1 1 0														
Ozzie Guillen, L OBP: 0.319, SLG: 0.385		0-2 F7		0-0 G4-3		0-0 G4-3		3-2 2-H S 1B		0-2 SAFE 3-H 1B		4-0 1B IBB	4 0 2 2 1 0 1														
Inning Stats	R: 0 E: 0 K: 2 S: 13	H: 1 LOB: 2 BB: 2 P: 25	R: 0 E: 0 K: 0 S: 9	H: 0 LOB: 1 BB: 2 P: 17	R: 1 E: 0 K: 1 S: 10	H: 1 LOB: 0 BB: 1 P: 20	R: 0 E: 0 K: 1 S: 7	H: 0 LOB: 0 BB: 0 P: 10	R: 1 E: 0 K: 2 S: 11	H: 2 LOB: 1 BB: 0 P: 16	R: 0 E: 0 K: 0 S: 6	H: 1 LOB: 0 BB: 0 P: 11	R: 1 E: 0 K: 1 S: 13	H: 2 LOB: 1 BB: 0 P: 18	R: 0 E: 0 K: 0 S: 8	H: 0 LOB: 0 BB: 0 P: 12	R: 1 E: 1 K: 2 S: 17	H: 2 LOB: 3 BB: 0 P: 23	R: 0 E: 0 K: 1 S: 12	H: 0 LOB: 1 BB: 0 P: 16	R: 1 E: 1 K: 2 S: 11	H: 1 LOB: 2 BB: 1 P: 20	1B: 8 2B: 3 3B: 0 HR: 0	SF: 0 SAC: 2 DP: 1 HBP: 0	WP: 1 PB: 0 SB: 3 CS: 3	PA: 48	
PITCHER	IP	WLS	BF	H	R	ER	SO	BB	IBB	HBP	BLK	WP	HR	S	P	ERA	WHIP										
Tom Gordon, R ERA: 1.57	(1, 1)	6.0	24	5	2	1	6	5	0	0	0	0	0	56	99	1.50	1.667										
Jeff Montgomery, R ERA: 2.5	(7, 1)	2.0	8	2	1	1	1	0	0	0	0	0	0	21	30	4.50	1.000										
Mark Davis, L ERA: 6.35	(9, 1)	2.0	10	2	1	0	3	0	0	0	0	1	0	29	39	0.00	1.000										
Steve Farr, R ERA: 2.57	(11, 1)	1.0	L 6	1	1	0	2	0	1	0	0	0	0	11	20	0.00	1.000										

Chicago White Sox @ Kansas City Royals
Royals Stadium, Kansas City, MO
Fri May 04 1990, 8:05 PM EDT
Att: 21,876 - Unknown - 45 F

livebaseballscorecards.com

AB	40
R	5
H	10
RBI	5
BB	6
SO	12
LOB	18



Batter	1	2	3	4	5	6	7	8	9	10	11	AB R H RBI BB SO LOB	BOTTOM	
Kevin Seitzer, R OBP: 0.284, SLG: 0.258 (1, 5)	4-0 F7-4-3 BB			0-0 G4-3 1B	0-0 F9		0-1 P3			4-0 G1-2-3 BB		3 1 1 0 2 0 1	Chicago White Sox @ Kansas City Royals Royals Stadium, Kansas City, MO Fri May 04 1990, 8:05 PM EDT Att: 21,876 - Unknown - 45 F livebaseballscores.com AB 40 R 4 H 11 RBI 4 BB 3 SO 4 LOB 16 	
Kurt Stillwell, S OBP: 0.427, SLG: 0.551 (1, 6)	0-1 F9			3-2 G4-3 1B	1-2 1B			1-2 L4		2-1 IBB 1B		5 0 2 0 0 0 2		
George Brett, L OBP: 0.280, SLG: 0.229 (1, 3)	0-1 F7-4-3			1-1 1B 2B 1B	0-0 L7			1-3 K		4-0 IBB 1B		4 1 1 1 1 1 3		
Bo Jackson, R OBP: 0.384, SLG: 0.409 (1, 7)			0-0 G5-3	1-0 2B 1B		0-1 1B		0-1 G3		0-0 G1-2-3		5 2 2 0 0 0 3		
Jim Eisenreich, L OBP: 0.284, SLG: 0.391 (1, 8) (7, 9)			0-0 G4-3	1-0 L8		1-2 G1-6-3 1B			0-0 G4-3		1-1 F8	5 0 1 1 0 0 2		
Gerald Perry, L OBP: 0.383, SLG: 0.397 (1, 10)			2-2 PO 1B	1-1 2B		0-0 G1-6-3			1-1 FC5-4 1B		1-0 G3	5 0 3 2 0 0 1		
Pat Tabler, R OBP: 0.297, SLG: 0.265 Willie Wilson, S OBP: 0.392, SLG: 0.455 (1, 9) (7, 8)			2-2 PO 1B	1-2 L9	1-0 G5-3		0-3 K		0-1 FC5-4		0-1 G6-3	3 0 0 0 0 1 1 2 0 0 0 0 0 1		
Bob Boone, R OBP: 0.385, SLG: 0.333 (1, 2)			0-1 G4-3		0-1 1B 1B		0-1 G4-3		2-2 G6-3			4 0 1 0 0 0 1		
Terry Shumpert, R OBP: 0.273, SLG: 0.273 (1, 4)			0-2 G4-3		0-3 K		0-0 G6-3			1-3 K		4 0 0 0 0 2 1		
Inning Stats	R: 0 H: 0 E: 0 LOB: 0 K: 0 BB: 1 S: 4 P: 8	R: 0 H: 1 E: 0 LOB: 0 K: 0 BB: 0 S: 7 P: 11	R: 0 H: 0 E: 0 LOB: 0 K: 0 BB: 0 S: 8 P: 9	R: 3 H: 4 E: 0 LOB: 1 K: 0 BB: 0 S: 11 P: 19	R: 0 H: 2 E: 0 LOB: 2 K: 1 BB: 0 S: 10 P: 11	R: 1 H: 2 E: 0 LOB: 0 K: 1 BB: 0 S: 10 P: 11	R: 0 H: 0 E: 0 LOB: 0 K: 0 BB: 0 S: 5 P: 5	R: 0 H: 0 E: 0 LOB: 0 K: 1 BB: 0 S: 11 P: 13	R: 0 H: 1 E: 0 LOB: 1 K: 0 BB: 0 S: 8 P: 11	R: 0 H: 1 E: 0 LOB: 2 K: 1 BB: 2 S: 6 P: 17	R: 0 H: 0 E: 0 LOB: 0 K: 0 BB: 0 S: 5 P: 7	1B: 10 SF: 0 2B: 2 SAC: 0 3B: 0 DP: 3 HR: 0 HBP: 0		WP: 0 PA: 44 PB: 0 SB: 1 CS: 0
PITCHER	IP WLS BF H R ER SO BB IBB HBP BLK WP HR S P ERA WHIP													
Jerry Kutzler, R ERA: 6.3 (1, 1)	5.0													
Wayne Edwards, L ERA: 0.64 (6, 1)	4.0	13	2	0	0	2	0	0	0	0	0	32	38	0.00 0.500
Barry Jones, R ERA: 0.79 (10, 1)	1.0	W 5	1	0	0	1	1	1	0	0	0	6	17	0.00 2.000
Bobby Thigpen, R ERA: 2.31 (11, 1)	1.0	S 3	0	0	0	0	0	0	0	0	0	5	7	0.00 0.000

Batter	1	2	3	4	5	6	7	8	9	AB R H RBI BB SO LOB	TOP											
Sammy Sosa, R OBP: 0.313, SLG: 0.453 (1, 9)	2-2 G4-3 SF9 1B	0-0 SF9			0-0 FC5 SH3-4 1B		2-2 S 2B HBP		0-3 K	3 2 2 1 0 1 0												
Lance Johnson, L OBP: 0.324, SLG: 0.303 (1, 8) (9, 7)	2-2 G4-3 1-3	2-2 P2			0-0 SH3-4 1-2 2-3		1-1 G1-3 1-2		0-0 G4-3	4 0 0 0 0 0 3												
Ivan Calderon, R OBP: 0.384, SLG: 0.486 Rodney McCray, R (1, 7) (9, 8)	1-2 SF9 3-H				1-1 G4-3 IBB		0-1 S 1B 2B			2 1 1 2 1 0 0 0 0 0 0 0 0 0												
Ron Kittle, R OBP: 0.348, SLG: 0.426 (1, 10)	2-2 FC6-4 1B				0-0 SF8 3-H		0-0 S 1B			3 0 2 2 0 1 0												
Carlos Martinez, R OBP: 0.264, SLG: 0.377 (1, 3)	2-1 FC6-4 1-2f				1-2 G6-3 2-3f		1-0 P3			4 0 0 0 0 0 4												
Ron Karkovics, R OBP: 0.308, SLG: 0.250 (1, 2)		0-0 WP 1B 1B			2-0 G5-3		0-0 F9		0-2 F8	4 1 1 0 0 0 0												
Robin Ventura, L OBP: 0.277, SLG: 0.241 (1, 5)		2-2 P2			1-0 F9		2-0 F9		2-1 G4-3	4 0 0 0 0 0 1												
Scott Fletcher, R OBP: 0.312, SLG: 0.250 (1, 4)		4-0 1B SF9 BB			1-0 L1		3-1 P7		1-1 G6-3	3 1 0 0 1 0 0												
Ozzie Guillen, L OBP: 0.333, SLG: 0.397 Craig Grebeck, R OBP: 0.077, SLG: 0.083 (1, 6) (9, PH) (9, 6)		0-1 1-3 2-H 1B			1-1 SH3-4 SF8 1B 1B		1-2 P6		0-0 F8	3 1 2 1 0 0 0 1 0 0 0 0 0 0												
Inning Stats	R: 1 E: 0 K: 0 S: 17	H: 2 LOB: 1 BB: 0 P: 26	R: 2 E: 0 K: 0 S: 13	H: 2 LOB: 1 BB: 1 P: 19	R: 0 E: 0 K: 1 S: 8	H: 0 LOB: 0 BB: 0 P: 11	R: 0 E: 0 K: 0 S: 3	H: 0 LOB: 0 BB: 0 P: 7	R: 1 E: 0 K: 0 S: 7	H: 2 LOB: 2 BB: 1 P: 12	R: 0 E: 0 K: 0 S: 4	H: 0 LOB: 0 BB: 0 P: 9	R: 2 E: 0 K: 0 S: 11	H: 2 LOB: 1 BB: 0 P: 16	R: 0 E: 0 K: 0 S: 7	H: 0 LOB: 0 BB: 0 P: 10	R: 0 E: 0 K: 1 S: 5	H: 0 LOB: 0 BB: 0 P: 5	1B: 7 2B: 1 3B: 0 HR: 0	SF: 3 SAC: 1 DP: 0 HBP: 1	WP: 1 PB: 0 SB: 2 CS: 0	PA: 38
PITCHER	IP WLS BF H R ER SO BB IBB HBP BLK WP HR S P ERA WHIP																					
Richard Dotson, R ERA: 5.75 (1, 1)	4.0 L 19 6 4 4 1 1 0 0 0 1 0 44 67 9.00 1.750																					
Luis Aquino, R ERA: 5.02 (5, 1)	3.0 13 2 2 2 0 0 1 1 0 0 0 19 33 6.00 0.667																					
Larry McWilliams, L ERA: 8.59 (8, 1)	1.0 3 0 0 0 0 0 0 0 0 0 0 7 10 0.00 0.000																					
Jay Baller, R ERA: 9.0 (9, 1)	1.0 3 0 0 0 1 0 0 0 0 0 0 5 5 0.00 0.000																					

Chicago White Sox @ Kansas City Royals
Royals Stadium, Kansas City, MO
Sat May 05 1990, 8:05 PM EDT
Att: 32,929 - Unknown

livebaseballscorecards.com

AB	31
R	6
H	8
RBI	6
BB	2
SO	2
LOB	8



Batter	1	2	3	4	5	6	7	8	9	AB	R	H	RBI	BB	SO	LOB
Willie Wilson, S OBP: 0.387, SLG: 0.448 Pat Tabler, R OBP: 0.275, SLG: 0.243	3-1 P4		1-0 F9			1-1 G6-3		1-2 G3-1		1	0	0	0	0	0	0
Kevin Seitzer, R OBP: 0.283, SLG: 0.258	1-0 P9		2-3 K			3-1 1B			1-1 G4-3	4	0	1	0	0	1	1
George Brett, L OBP: 0.278, SLG: 0.230	0-0 FC4 1B			0-0 G5-3		2-1 L8			2-3 K	4	0	1	0	0	1	1
Bo Jackson, R OBP: 0.364, SLG: 0.386	1-0 FC4			2-0 G6-3			1-1 G6-3		2-3 K	4	0	0	0	0	1	1
Jim Eisenreich, L OBP: 0.271, SLG: 0.373		0-0 G6-3		1-0 G6-3			2-0 F7			3	0	0	0	0	0	0
Gerald Perry, L OBP: 0.381, SLG: 0.387		4-1 CS BB			1-0 L7		1-0 G4-3			2	0	0	0	1	0	0
Kurt Stillwell, S OBP: 0.410, SLG: 0.528		0-1 SAFE SAFE P6		2-2 F9				0-0 G4-3		3	0	0	0	0	0	1
Bob Boone, R OBP: 0.382, SLG: 0.354 Rey Palacios, R (8, PR)		3-0 SAFE CS	0-0 G6-3		3-1 F7			1-0 2B		3	0	1	0	0	0	0
Terry Shumpert, R OBP: 0.357, SLG: 0.357			1-0 1B			1-1 G6-3 1B		1-2 L9		3	0	2	0	0	0	1

BOTTOM

Chicago White Sox @ Kansas City Royals
Royals Stadium, Kansas City, MO
 Sat May 05 1990, 8:05 PM EDT
 Att. 32,929 - Unknown

livebaseballscorecards.com

AB	30
R	0
H	5
RBI	0
BB	1
SO	3
LOB	8



Inning Stats	R: 0	H: 1	E: 0	LOB: 1	K: 0	BB: 0	S: 5	P: 10	R: 0	H: 0	E: 0	LOB: 0	K: 0	BB: 1	S: 4	P: 11	R: 0	H: 1	E: 0	LOB: 1	K: 1	BB: 0	S: 6	P: 10	R: 0	H: 0	E: 0	LOB: 0	K: 0	BB: 0	S: 3	P: 6	R: 0	H: 0	E: 0	LOB: 0	K: 0	BB: 0	S: 6	P: 12	R: 0	H: 2	E: 0	LOB: 1	K: 0	BB: 0	S: 8	P: 15	R: 0	H: 0	E: 0	LOB: 0	K: 0	BB: 0	S: 4	P: 8	R: 0	H: 1	E: 0	LOB: 1	K: 0	BB: 0	S: 8	P: 11	R: 0	H: 0	E: 0	LOB: 0	K: 2	BB: 0	S: 10	P: 15	1B: 4	SF: 0	2B: 1	SAC: 0	3B: 0	DP: 1	HR: 0	HBP: 0	WP: 0	PA: 32	PB: 0	SB: 0	CS: 1	ERA	WHIP
Eric King, R ERA: 2.17	IP	WLS	BF	H	R	ER	SO	BB	IBB	HBP	BLK	WP	HR	S	P	ERA	WHIP	IP	WLS	BF	H	R	ER	SO	BB	IBB	HBP	BLK	WP	HR	S	P	ERA	WHIP																																																					

Batter	1	2	3	4	5	6	7	8	9	10	AB	R	H	RBI	BB	SO	LOB	TOP						
Sammy Sosa, R OBP: 0.302, SLG: 0.436 Steve Lyons, L OBP: 0.235, SLG: 0.250 Craig Grebeck, R OBP: 0.133, SLG: 0.143	(1, 9) (8, PH) (8, 9) (9, PH) (9, 5)	1-2 F9		2-3 K		1-3 K		0-2 E6 FC6-4	1-1 BB BB 1B	1-2 P4	3	0	0	0	0	2	4							
Lance Johnson, L OBP: 0.329, SLG: 0.300	(1, 8)	0-0 B1		1-0 FC3-2		0-2 FC5-4 1B		2-1 FC6-4 HR	4-1 BB BB		4	1	1	1	1	0	4							
Ivan Calderon, R OBP: 0.363, SLG: 0.455	(1, 7) (9, 9)	0-0 F8		2-3 K		0-0 FC5-4 1-2f		0-1 F7	1-3 K		5	0	0	0	0	2	8							
Dan Pasqua, L OBP: 0.318, SLG: 0.421	(1, 10)		3-2 G4-3		1-2 G4-3		3-3 K	0-1 HR	4-1 BB		4	1	1	3	1	1	0							
Carlton Fisk, R OBP: 0.347, SLG: 0.358 Rodney McCray, R Ron Karkovice, R OBP: 0.286, SLG: 0.231	(1, 2) (8, PR) (8, 2)	3-2 P9		0-0 G5-4-3 1B		1-0 L7		1-2 S 1B	1-3 K		4	0	2	0	0	0	0							
Carlos Martinez, R OBP: 0.247, SLG: 0.351	(1, 3) (9, 7)	3-3 K		0-0 G5-4-3 1-2f		1-2 P9		3-2 G1-3		1-3 K	5	0	0	0	0	2	2							
Robin Ventura, L OBP: 0.294, SLG: 0.236 Ron Kittle, R OBP: 0.352, SLG: 0.429	(1, 5) (9, PH) (9, 3)		4-2 1B WP FC3-2 BB		4-1 G5-3 3B BB		1-2 G1-3		2-3 K	0-1 1B	1	1	0	0	2	0	0							
Scott Fletcher, R OBP: 0.317, SLG: 0.239	(1, 4)		4-2 FC3-2 1B BB		3-2 G5-3		0-0 P4		4-1 1B BB	0-0 F7	3	1	0	0	2	0	2							
Ozzie Guillen, L OBP: 0.364, SLG: 0.452	(1, 6)		1-2 FC3-2 1B		0-1 G6-3 1B 3B		1-2 G6-3		3-2 BB 1B BB	0-0 1B	5	2	4	1	0	0	0							
Inning Stats	R: 0 E: 0 K: 0 S: 5	H: 0 LOB: 0 BB: 0 P: 6	R: 0 E: 0 K: 1 S: 15	H: 0 LOB: 0 BB: 0 P: 24	R: 0 E: 0 K: 2 S: 23	H: 1 LOB: 3 BB: 2 P: 37	R: 0 E: 0 K: 0 S: 5	H: 1 LOB: 0 BB: 0 P: 6	R: 2 E: 0 K: 1 S: 13	H: 2 LOB: 1 BB: 1 P: 21	R: 0 E: 0 K: 0 S: 7	H: 0 LOB: 0 BB: 0 P: 12	R: 0 E: 0 K: 0 S: 7	H: 0 LOB: 0 BB: 0 P: 9	R: 2 E: 1 K: 0 S: 15	H: 2 LOB: 2 BB: 0 P: 21	R: 2 E: 0 K: 3 S: 17	H: 2 LOB: 3 BB: 3 P: 37	R: 0 E: 0 K: 1 S: 10	H: 2 LOB: 2 BB: 0 P: 12	1B: 8 2B: 0 3B: 1 HR: 1	SF: 0 SAC: 0 DP: 1 HBP: 0	WP: 1 PB: 0 SB: 1 CS: 0	PA: 46
PITCHER	IP WLS BF H R ER SO	WLS BF H R ER SO	WLS BF H R ER SO	WLS BF H R ER SO	WLS BF H R ER SO	IP WLS BF H R ER SO	IP WLS BF H R ER SO	IP WLS BF H R ER SO	IP WLS BF H R ER SO	IP WLS BF H R ER SO	IP WLS BF H R ER SO	IP WLS BF H R ER SO	IP WLS BF H R ER SO	IP WLS BF H R ER SO	IP WLS BF H R ER SO	IP WLS BF H R ER SO	IP WLS BF H R ER SO	IP WLS BF H R ER SO	IP WLS BF H R ER SO	ERA WHIP	ERA WHIP			
Bret Saberhagen, R ERA: 4.23	(1, 1)	7.0																						
Jeff Montgomery, R ERA: 2.37	(8, 1)	1.0																						
Mark Davis, L ERA: 7.71	(9, 1)	0.1																						
Steve Farr, R ERA: 2.3	(9, 1)	1.2	W																					

Chicago White Sox @ Kansas City Royals
Royals Stadium, Kansas City, MO
Sun May 06 1990, 4:33 AM EDT
Att. 26,529 - Sunny - 71 F

livebaseballscorecards.com

AB 40
R 6
H 10
RBI 6
BB 6
SO 9
LOB 25



Chicago White Sox @ Kansas City Royals
 Royals Stadium, Kansas City, MO

Sun May 06 1990, 4:33 AM EDT
 Att. 26,529 - Sunny - 71 F

livebaseballscorecards.com

AB 35
 R 7
 H 10
 RBI 7
 BB 5
 SO 6
 LOB 9



WP: 1 PA: 43
 PB: 0
 SB: 0
 CS: 1

Batter	1	2	3	4	5	6	7	8	9	10	AB	R	H	RBI	BB	SO	LOB
Kevin Seitzer, R (1, 5) OBP: 0.288, SLG: 0.281	F8		WP 2B	SF7 3B		F8			SF9		3	2	1	1	1	0	0
Kurt Stillwell, S (1, 6) OBP: 0.410, SLG: 0.520	K		2B 1B	SF7		F8			3-H 1B		3	1	1	1	1	1	0
George Brett, L (1, 10) OBP: 0.284, SLG: 0.242	K		1B BB	2B BB		K			P4		4	1	1	1	1	2	1
Bo Jackson, R (1, 8) OBP: 0.354, SLG: 0.387		1B SF8 2B	K	K		L7				B1-3	5	1	1	0	0	2	3
Jim Eisenreich, L (1, 7) OBP: 0.293, SLG: 0.394		CS 1B	BB 1B			G3			G3-1		4	1	2	0	1	0	0
Gerald Perry, L (1, 3) OBP: 0.375, SLG: 0.385 Rey Palacios, R (9, 3) Russ Morman, R (10, PH)		SF8	BB 1B	K		K			P5		3	0	1	2	0	1	0
Mike Macfarlane, R (1, 2) OBP: 0.359, SLG: 0.474		3-H	1-2 2-3 3-H	1B		P4			F9		4	0	2	2	1	0	0
Pat Tabler, R (1, 9) OBP: 0.250, SLG: 0.220		1-2	2B	FC6-4 BB		L8			G5-3		4	0	0	0	0	0	4
Terry Shumpert, R (1, 4) OBP: 0.333, SLG: 0.444		0-1	L8	FC6-4		G6-3			G6-3		4	1	1	0	0	0	0
			G6-3	F9		F9			SF9 3B								

Inning Stats	R: 0	H: 0	E: 0	K: 2	S: 8	H: 0	LOB: 0	BB: 0	P: 12	R: 1	H: 3	E: 0	K: 0	S: 11	R: 3	H: 2	E: 0	K: 1	S: 22	R: 1	H: 1	E: 0	K: 1	S: 13	R: 0	H: 0	E: 0	K: 0	S: 5	R: 0	H: 0	E: 0	K: 0	S: 9	R: 0	H: 0	E: 0	K: 1	S: 8	R: 0	H: 0	E: 0	K: 0	S: 9	R: 0	H: 0	E: 0	K: 0	S: 9	R: 1	H: 2	E: 0	K: 0	S: 8	R: 1	H: 2	E: 0	K: 0	S: 9	1B: 4	SF: 3	2B: 4	SAC: 0	3B: 2	DP: 0	HR: 0	HBP: 0	WP: 1	PA: 43
--------------	------	------	------	------	------	------	--------	-------	-------	------	------	------	------	-------	------	------	------	------	-------	------	------	------	------	-------	------	------	------	------	------	------	------	------	------	------	------	------	------	------	------	------	------	------	------	------	------	------	------	------	------	------	------	------	------	------	------	------	------	------	------	-------	-------	-------	--------	-------	-------	-------	--------	-------	--------

PITCHER	IP	WLS	BF	H	R	ER	SO	BB	IBB	HBP	BLK	WP	HR	S	P	ERA	WHIP
Melido Perez, R (1, 1) ERA: 4.5	2.2		15	5	4	4	3	3	0	0	0	1	0	38	68	13.50	3.000
Ken Patterson, L (3, 1) ERA: 1.32	4.1		16	1	1	1	3	2	0	0	0	0	0	38	65	2.08	0.692
Scott Radinsky, L (8, 1) ERA: 1.04	1.0		3	0	0	0	0	0	0	0	0	0	0	9	12	0.00	0.000
Bobby Thigpen, R (9, 1) ERA: 3.38	1.2	L	9	4	2	2	0	0	0	0	0	0	0	17	23	10.80	2.400

Batter	1	2	3	4	5	6	7	8	9	AB R H RBI BB SO LOB	TOP
Lance Johnson, L OBP: 0.338, SLG: 0.311 (1, 8)	2-2 CS S 1B		1-0 B5		0-0 G5-3			0-0 G6-4-3 1B		4 0 2 0 0 0 0	Chicago White Sox @ Toronto Blue Jays SkyDome, Toronto, ON Mon May 07 1990, 7:05 PM EDT Att: 41,384 - Dome - 70 F
Robin Ventura, L OBP: 0.306, SLG: 0.228 (1, 5)	SAFE SAFE 4-2 1B BB 1-2 BB		4-2 BB			3-3 K		0-1 G6-4-3 1-2f		2 1 0 0 2 1 1	
Ivan Calderon, R OBP: 0.358, SLG: 0.444 (1, 7)	1-3 K		0-3 K			0-0 G6-3		2-2 1B 1B		4 0 1 0 0 2 3	
Dan Pasqua, L OBP: 0.385, SLG: 0.455 (1, 9)	SAFE 4-2 1B BB 1-2 BB 2-3		2-1 P8			1-0 1B		1-2 FC5-4 1B		3 0 2 0 1 0 1	
Carlton Fisk, R OBP: 0.342, SLG: 0.352 (1, 2)	0-0 1-3 2-H 1B			1-1 F8		2-0 P3		2-2 FC5-4 1-2f		4 0 1 1 0 0 3	
Ron Kittle, R OBP: 0.333, SLG: 0.403 (1, 10)	2-3 K			0-0 P7			0-3 K		1-3 K	4 0 0 0 0 3 2	
Carlos Martinez, R OBP: 0.238, SLG: 0.338 Steve Lyons, L OBP: 0.222, SLG: 0.235 (1, 3) (9, PH)		0-2 F9		0-1 G1-3			3-2 F9		0-2 L9	3 0 0 0 0 0 0 1 0 0 0 0 0 0	
Scott Fletcher, R OBP: 0.314, SLG: 0.268 (1, 4)		3-2 P4			1-2 P3		0-0 3B		2-1 G6-3	4 0 1 0 0 0 0	
Ozzie Guillen, L OBP: 0.350, SLG: 0.434 (1, 6)		1-0 F9			1-0 G4-3		0-0 G6-3			3 0 0 0 0 0 1	
Inning Stats	R: 1 H: 2 E: 0 LOB: 2 K: 2 BB: 2 S: 16 P: 29	R: 0 H: 0 E: 0 LOB: 0 K: 0 BB: 0 S: 9 P: 13	R: 0 H: 0 E: 0 LOB: 1 K: 1 BB: 1 S: 8 P: 15	R: 0 H: 0 E: 0 LOB: 0 K: 0 BB: 0 S: 5 P: 6	R: 0 H: 0 E: 0 LOB: 0 K: 0 BB: 0 S: 5 P: 7	R: 0 H: 1 E: 0 LOB: 1 K: 1 BB: 0 S: 6 P: 12	R: 0 H: 1 E: 0 LOB: 1 K: 1 BB: 0 S: 8 P: 11	R: 0 H: 3 E: 0 LOB: 2 K: 0 BB: 0 S: 12 P: 17	R: 0 H: 0 E: 0 LOB: 0 K: 1 BB: 0 S: 8 P: 11	1B: 6 SF: 0 2B: 0 SAC: 0 3B: 1 DP: 1 HR: 0 HBP: 0	
PITCHER Dave Stieb, R ERA: 2.15 Duane Ward, R ERA: 0.93	IP WLS BF H R ER SO BB IBB HBP BLK WP HR S P ERA WHIP (1, 1) 7.2 W 31 7 1 1 5 3 0 0 0 0 0 0 66 105 1.17 1.304 (8, 1) 1.1 4 0 0 0 1 0 0 0 0 0 0 11 16 0.00 0.000	PITCHER IP WLS BF H R ER SO BB IBB HBP BLK WP HR S P ERA WHIP									

livebaseballscorecards.com

AB	32
R	1
H	7
RBI	1
BB	3
SO	6
LOB	11



Batter	1	2	3	4	5	6	7	8	9	AB R H RBI BB SO LOB
Tony Fernandez, S OBP: 0.369, SLG: 0.445 (1, 6)	1-3 K	1-1 CS	4-2 1B BB		4-2 S G4-3 HR BB		0-0 1B 3B			2 2 1 0 2 1 0
Mookie Wilson, S OBP: 0.268, SLG: 0.256 (1, 8)	2-1 G4-3		1-1 1B 1B		2-1 G4-3		0-0 G5-4-3 1B			4 0 2 1 0 0 1
Kelly Gruber, R OBP: 0.378, SLG: 0.699 (1, 5)	1-2 1B		2-3 K		3-2 HR		1-0 G5-4-3			4 1 2 2 0 1 3
George Bell, R OBP: 0.284, SLG: 0.431 (1, 7)	0-3 K		1-0 L9		3-2 G6-3		2-2 F9			4 0 0 0 0 1 3
Fred McGriff, L OBP: 0.505, SLG: 0.582 (1, 3)		2-2 FC1-6-5 2B	2-1 1B		4-1 HR BB		1-3 K			3 1 2 0 1 1 0
John Olerud, L OBP: 0.373, SLG: 0.484 (1, 10)		0-0 FC1-6-5 1B		1-2 G1-3		0-2 HR	1-3 K			4 2 1 2 0 1 1
Pat Borders, R OBP: 0.340, SLG: 0.714 (1, 2)		0-2 L9		1-2 E5 FC3-6		2-0 G6-3	2-2 1B			4 0 1 0 0 0 1
Nelson Liriano, S OBP: 0.295, SLG: 0.288 (1, 4)		1-2 1B CS 1B		1-2 FC3-6 CS		1-2 F8	1-3 K			4 0 1 1 0 1 2
Junior Felix, S OBP: 0.412, SLG: 0.568 (1, 9)		1-2 1B		0-2 CS		0-0 G6-3	3-3 K			3 0 1 0 0 1 0


Inning Stats	R: 0	H: 1	E: 0	K: 2	S: 11	LOB: 1	BB: 0	P: 15	R: 1	H: 3	E: 0	K: 0	S: 17	LOB: 1	BB: 0	P: 22	R: 0	H: 2	E: 0	K: 1	S: 12	LOB: 2	BB: 1	P: 22	R: 0	H: 0	E: 1	K: 0	S: 12	LOB: 0	BB: 0	P: 15	R: 2	H: 1	E: 0	K: 0	S: 14	LOB: 0	BB: 1	P: 26	R: 2	H: 1	E: 0	K: 1	S: 13	LOB: 0	BB: 1	P: 23	R: 1	H: 2	E: 0	K: 0	S: 7	LOB: 0	BB: 0	P: 10	R: 0	H: 1	E: 0	K: 3	S: 17	LOB: 1	BB: 0	P: 22
1B: 7	SF: 0	2B: 1	SAC: 0	3B: 1	DP: 1	HR: 2	HBP: 0	WP: 0	PA: 37																																																							

BOTTOM

Chicago White Sox @ Toronto Blue Jays
SkyDome, Toronto, ON
Mon May 07 1990, 7:05 PM EDT
Att. 41,384 - Dome - 70 F

livebaseballscorecards.com

AB	32
R	6
H	11
RBI	6
BB	3
SO	7
LOB	11



PITCHER	IP	WLS	BF	H	R	ER	SO	BB	IBB	HBP	BLK	WP	HR	S	P	ERA	WHIP
Jack McDowell, R ERA: 5.66 (1, 1)	5.0	L	22	7	3	3	3	2	0	0	0	0	1	66	100	5.40	1.800
Wayne Edwards, L ERA: 1.8 (6, 1)	1.0		5	1	2	2	1	1	0	0	0	0	1	13	23	18.00	2.000
Donn Pall, R ERA: 4.02 (7, 1)	1.0		4	2	1	1	0	0	0	0	0	0	0	7	10	9.00	2.000
Scott Radinsky, L ERA: 0.93 (8, 1)	1.0		4	1	0	0	3	0	0	0	0	0	0	17	22	0.00	1.000

Batter	1	2	3	4	5	6	7	8	9	AB R H RBI BB SO LOB	TOP											
Sammy Sosa, R OBP: 0.311, SLG: 0.439 (1, 9) X	0-0 G6-3 SAFE	2-1 CS 1-2	2-1 G5-3		2-1 1B		1-2 1B			4 0 2 1 0 0 0												
Lance Johnson, L OBP: 0.321, SLG: 0.295 (1, 8) X	0-0 G4-3		0-1 G4-3		0-1 G4-3		1-1 P6			4 0 0 0 0 0 2												
Ivan Calderon, R OBP: 0.364, SLG: 0.452 (1, 7) C B B B F F B	4-2 HR BB		0-1 F9			0-0 G6-3		0-0 2B		3 1 1 0 1 0 0												
Ron Kittle, R OBP: 0.342, SLG: 0.493 (1, 10) F X	0-1 HR			0-0 HR		1-0 F7		0-1 F7		4 2 2 3 0 0 1												
Carlton Fisk, R OBP: 0.350, SLG: 0.342 (1, 2) C H	1-1 HBP			0-0 L8		4-0 BB		0-3 K		2 0 0 0 1 1 1												
Carlos Martinez, R OBP: 0.238, SLG: 0.333 (1, 3) B X	1-0 G4-3			1-1 G4-6-3 1B		1-1 G4-3		0-0 F8		4 0 1 0 0 0 3												
Craig Grebeck, R OBP: 0.167, SLG: 0.125 Steve Lyons, L OBP: 0.211, SLG: 0.222 Robin Ventura, L OBP: 0.306, SLG: 0.228 (1, 5) C B B B B		4-1 FC6-4 BB		0-0 G4-6-3 1-2f			1-1 F9		1-2 F7	2 0 0 0 1 0 1 1 0 0 0 0 0 0 0 0 0 0 0 0 0	AB 32 R 4 H 7 RBI 4 BB 3 SO 2 LOB 10											
Scott Fletcher, R OBP: 0.300, SLG: 0.253 (1, 4) B F SAFE B SAFE X		2-1 L7			1-1 F9		0-0 L4		0-0 P4	4 0 0 0 0 0 1												
Ozzie Guillen, L OBP: 0.345, SLG: 0.425 (1, 6) C F SAFE X		0-2 FC6-4 CS			1-2 G4-3		1-1 BLK 1B		1-3 K	4 1 1 0 0 1 1												
Inning Stats	R: 2 E: 0 K: 0 S: 9	H: 1 LOB: 1 BB: 1 P: 15	R: 0 E: 0 K: 0 S: 7	H: 0 LOB: 0 BB: 1 P: 15	R: 0 E: 0 K: 0 S: 6	H: 0 LOB: 0 BB: 0 P: 8	R: 1 E: 0 K: 0 S: 5	H: 2 LOB: 0 BB: 0 P: 6	R: 0 E: 0 K: 0 S: 9	H: 1 LOB: 1 BB: 0 P: 13	R: 0 E: 0 K: 0 S: 4	H: 0 LOB: 1 BB: 1 P: 10	R: 1 E: 0 K: 0 S: 12	H: 2 LOB: 1 BB: 0 P: 16	R: 0 E: 0 K: 1 S: 7	H: 1 LOB: 1 BB: 0 P: 7	R: 0 E: 0 K: 1 S: 8	H: 0 LOB: 0 BB: 0 P: 10	1B: 4 2B: 1 3B: 0 HR: 2	SF: 0 SAC: 0 DP: 1 HBP: 1	WP: 0 PB: 0 SB: 1 CS: 1	PA: 37
PITCHER	IP WLS BF H R ER SO BB IBB HBP BLK WP HR S P ERA WHIP																					
John Cerutti, L ERA: 4.91 (1, 1)	7.0 L 29 6 4 4 0 3 0 1 1 0 2 52 83 5.14 1.286																					
Jim Acker, R ERA: 3.06 (8, 1)	1.0 4 1 0 0 1 0 0 0 0 0 0 7 7 0.00 1.000																					
Tom Henke, R ERA: 3.21 (9, 1)	1.0 3 0 0 0 1 0 0 0 0 0 0 8 10 0.00 0.000																					

Chicago White Sox @ Toronto Blue Jays
SkyDome, Toronto, ON
Tue May 08 1990, 7:05 PM EDT
Att: 41,101 - Dome - 70 F

livebaseballscorecards.com



Batter	1	2	3	4	5	6	7	8	9	AB R H RBI BB SO LOB
Tony Fernandez, S (1, 6) OBP: 0.362, SLG: 0.435	0-3 K	1-2 1B		1-0 G6-3			3-1 G5-3		0-1 P6	5 0 1 0 0 1 2
Mookie Wilson, S (1, 8) OBP: 0.255, SLG: 0.242	1-0 G5-3	0-2 P4			2-2 P4		0-1 L9		1-2 F7	5 0 0 0 0 0 3
Kelly Gruber, R (1, 5) OBP: 0.388, SLG: 0.704	2-2 1B		0-0 L8		3-2 2B			0-0 1B	0-1 G6-3	5 0 3 0 0 0 1
George Bell, R (1, 7) OBP: 0.292, SLG: 0.434	1-2 1B		2-3 K		0-2 P4			0-1 1B		4 0 2 0 0 1 1
Fred McGriff, L (1, 3) OBP: 0.505, SLG: 0.565	4-1 BB		3-2 G4-3		0-0 G3-1			4-2 BB		2 0 0 0 2 0 1
Glenallen Hill, R (1, 9) OBP: 0.299, SLG: 0.484	0-0 L7			0-0 2B		1-1 P3		0-3 K		3 1 1 0 0 0 3
Junior Felix, S (8, PH) OBP: 0.408, SLG: 0.562										1 0 0 0 0 1 3
John Olerud, L (1, 10) OBP: 0.367, SLG: 0.485		1-3 K		3-2 2B		0-2 G3-1		3-3 K		4 0 1 1 0 2 3
Pat Borders, R (1, 2) OBP: 0.340, SLG: 0.692		0-0 1B		0-3 K		2-1 G6-3		1-1 L7		3 0 1 0 0 1 1
Rance Mulliniks, L (8, PH) OBP: 0.467, SLG: 0.615										1 0 0 0 0 0 3
Carlos Diaz, R (9, 2)										0 0 0 0 0 0 0
Manuel Lee, S (1, 4) OBP: 0.313, SLG: 0.333		2-3 K		1-3 K			0-2 G5-3		3-1 E4	3 0 0 0 0 2 2
Nelson Liriano, S (9, PH) OBP: 0.290, SLG: 0.283				2-3						1 0 0 0 0 0 0

Inning Stats	R: 0	H: 2	E: 0	LOB: 3	K: 1	BB: 1	S: 14	R: 0	H: 2	E: 0	LOB: 2	K: 2	BB: 0	S: 14	R: 0	H: 0	E: 0	LOB: 0	K: 1	BB: 0	S: 7	R: 1	H: 2	E: 0	LOB: 1	K: 2	BB: 0	S: 13	R: 0	H: 1	E: 0	LOB: 1	K: 0	BB: 0	S: 12	R: 0	H: 0	E: 0	LOB: 0	K: 0	BB: 0	S: 7	R: 0	H: 0	E: 0	LOB: 0	K: 0	BB: 0	S: 7	R: 0	H: 0	E: 0	LOB: 0	K: 0	BB: 0	S: 7	R: 0	H: 2	E: 0	LOB: 3	K: 2	BB: 1	S: 13	R: 0	H: 0	E: 1	LOB: 1	K: 0	BB: 0	S: 9	1B: 7	SF: 0	2B: 2	SAC: 0	3B: 0	DP: 0	HR: 0	HBP: 0
--------------	------	------	------	--------	------	-------	-------	------	------	------	--------	------	-------	-------	------	------	------	--------	------	-------	------	------	------	------	--------	------	-------	-------	------	------	------	--------	------	-------	-------	------	------	------	--------	------	-------	------	------	------	------	--------	------	-------	------	------	------	------	--------	------	-------	------	------	------	------	--------	------	-------	-------	------	------	------	--------	------	-------	------	-------	-------	-------	--------	-------	-------	-------	--------

PITCHER	IP	WLS	BF	H	R	ER	SO	BB	IBB	HBP	BLK	WP	HR	S	P	ERA	WHIP
Greg Hibbard, L (1, 1) ERA: 3.19	7.0	W	29	7	1	1	6	1	0	0	0	0	0	74	107	1.29	1.143
Barry Jones, R (8, 1) ERA: 0.79	0.0		2	2	0	0	0	0	0	0	0	0	0	3	3	∞	∞
Scott Radinsky, L (8, 1) ERA: 0.93	0.0		1	0	0	0	0	1	0	0	0	0	0	2	6	∞	∞
Bobby Thigpen, R (8, 1) ERA: 2.93	2.0	S	7	0	0	0	2	0	0	0	0	0	0	17	25	0.00	0.000

BOTTOM

Chicago White Sox @ Toronto Blue Jays
SkyDome, Toronto, ON

Tue May 08 1990, 7:05 PM EDT
Att. 41,101 - Dome - 70 F

livebaseballscorecards.com

AB	37
R	1
H	9
RBI	1
BB	2
SO	8
LOB	23



WP: 0	PA: 39
PB: 1	SB: 0
CS: 0	

Batter	1	2	3	4	5	6	7	8	9	AB R H RBI BB SO LOB	TOP
Sammy Sosa, R (1, 9) OBP: 0.319, SLG: 0.453	0-3 K		0-1 CS 1-H 2B		2-0 1B			2-3 K		4 0 2 1 0 2 0	
Lance Johnson, L (1, 8) OBP: 0.341, SLG: 0.309	0-0 G6-4-3 1B		0-2 L9		1-2 G6-4-3 1B			4-2 G6-4-3 BB		3 0 2 0 1 0 1	
Ivan Calderon, R (1, 7) OBP: 0.359, SLG: 0.477	1-2 G6-4-3 1-2f		0-0 HR		0-2 G6-4-3 1-2f			0-1 G6-4-3 1-2f		4 1 1 1 0 0 4	
Dan Pasqua, L (1, 10) OBP: 0.367, SLG: 0.423		2-0 L4-3	1-1 1B						1-1 F7	4 0 1 0 0 0 0	
Carlton Fisk, R (1, 2) Rodney McCray, R (9, PR)		2-0 1B 1B		2-3 K				2-1 F7	0-1 S 1B	4 0 2 0 0 1 0 0 0 0 0 0 0 0	
Steve Lyons, L (1, 3) OBP: 0.261, SLG: 0.409		0-1 1B		2-0 HR				3-2 P6	0-3 K	4 1 2 1 0 1 1	
Robin Ventura, L (1, 5) Ron Kittle, R (9, PH) OBP: 0.293, SLG: 0.217 OBP: 0.338, SLG: 0.486		0-0 L6		0-0 F7				1-1 G4-3	0-3 K	3 0 0 0 0 0 2 1 0 0 0 0 1 2	
Scott Fletcher, R (1, 4) OBP: 0.290, SLG: 0.244		1-2 F8		2-0 G4-3				2-3 K		3 0 0 0 0 1 2	
Ozzie Guillen, L (1, 6) OBP: 0.345, SLG: 0.422			0-2 PB 2B 1B		3-1 G3-1			0-0 P7		3 1 1 0 0 0 0	

Inning Stats	R: 0	H: 1	E: 0	K: 1	S: 9	P: 9	R: 0	H: 2	E: 0	K: 0	S: 8	P: 13	R: 2	H: 4	E: 0	K: 0	S: 11	P: 12	R: 1	H: 1	E: 0	K: 1	S: 6	P: 12	R: 0	H: 2	E: 0	K: 0	S: 11	P: 16	R: 0	H: 0	E: 0	K: 0	S: 7	P: 13	R: 0	H: 0	E: 0	K: 1	S: 9	P: 12	R: 0	H: 0	E: 0	K: 1	S: 8	P: 14	R: 0	H: 1	E: 0	K: 2	S: 10	P: 11	1B: 8	2B: 1	3B: 0	HR: 2	SF: 0	SAC: 0	DP: 3	HBP: 0	WP: 0	PA: 34
--------------	------	------	------	------	------	------	------	------	------	------	------	-------	------	------	------	------	-------	-------	------	------	------	------	------	-------	------	------	------	------	-------	-------	------	------	------	------	------	-------	------	------	------	------	------	-------	------	------	------	------	------	-------	------	------	------	------	-------	-------	-------	-------	-------	-------	-------	--------	-------	--------	-------	--------

PITCHER	IP	WLS	BF	H	R	ER	SO	BB	IBB	HBP	BLK	WP	HR	S	P	ERA	WHIP
Steve Cummings, R (1, 1) ERA: 6.23	4.1		20	10	3	3	2	0	0	0	0	0	2	42	59	6.23	2.308
Frank Wills, R (5, 1) ERA: 5.94	2.2	W	7	0	0	0	1	0	0	0	0	0	0	19	28	0.00	0.000
Duane Ward, R (8, 1) ERA: 0.84	2.0	S	7	1	0	0	3	1	0	0	0	0	0	18	25	0.00	1.000

Chicago White Sox @ Toronto Blue Jays
SkyDome, Toronto, ON
 Wed May 09 1990, 7:05 PM EDT
 Att: 43,128 - Dome - 70 F

AB	33
R	3
H	11
RBI	3
BB	1
SO	6
LOB	12



Batter	1	2	3	4	5	6	7	8	9	AB	R	H	RBI	BB	SO	LOB
Tony Fernandez, S OBP: 0.366, SLG: 0.441 (1, 6)	4-1 G4-6-3 BB		2-2 F7		0-0 SF8 1-3 2-H 2B		3-3 K			3	0	1	1	1	1	0
Junior Felix, S OBP: 0.393, SLG: 0.543 (1, 8)	1-0 G4-6-3 1-2f		2-2 4-3		1-0 SF8 2-3 3-H		0-2 G3			3	0	0	1	0	0	1
Kelly Gruber, R OBP: 0.375, SLG: 0.679 (1, 5)	0-2 F9			1-3 K	1-1 F9		0-3 K			4	0	0	0	0	2	1
George Bell, R OBP: 0.282, SLG: 0.418 (1, 7)		3-2 4-3		1-0 F9		0-1 G6-3		2-3 K		4	0	0	0	0	1	0
Fred McGriff, L OBP: 0.485, SLG: 0.534 (1, 3)		1-3 K		2-2 G3-1		0-0 E1 BB 1B		2-2 G3		4	1	0	0	0	1	0
John Olerud, L OBP: 0.398, SLG: 0.522 (1, 10)		4-2 1B BB		2-0 2B 3B	4-1 1B BB	1-2 BB	4-1 BB		1 1 1 0 3 0 0							
Pat Borders, R OBP: 0.351, SLG: 0.673 (1, 2)		2-1 1-2 1B		1-0 G5-3	4-0 1B BB	1-2 2-3 BB	1-3 K		3 0 1 0 1 1 2							
Nelson Liriano, S OBP: 0.308, SLG: 0.321 (1, 4)		0-3 K		3-1 2B 2B	0-0 G5-4-3 1B	1-2 2-3 3-H 1B			3 1 2 2 0 1 2							
Glenallen Hill, R OBP: 0.300, SLG: 0.470 (1, 9)		2-3 K		4-2 2B SF8 BB	1-2 G5-4-3 1-2f				2 1 0 0 1 1 3							

Inning Stats	R: 0	H: 0	E: 0	K: 0	S: 6	R: 0	H: 1	E: 0	K: 2	S: 13	R: 0	H: 0	E: 0	K: 1	S: 12	R: 0	H: 0	E: 0	K: 1	S: 8	R: 3	H: 3	E: 0	K: 0	S: 11	R: 1	H: 1	E: 1	K: 0	S: 8	R: 0	H: 0	E: 0	K: 2	S: 9	R: 0	H: 0	E: 0	K: 2	S: 11	R: 0	H: 0	E: 0	K: 2	S: 11	1B: 2	2B: 2	3B: 1	HR: 0	SF: 1	SAC: 0	DP: 2	HBP: 0	WP: 0	PB: 0	SB: 0	CS: 0	PA: 34
--------------	------	------	------	------	------	------	------	------	------	-------	------	------	------	------	-------	------	------	------	------	------	------	------	------	------	-------	------	------	------	------	------	------	------	------	------	------	------	------	------	------	-------	------	------	------	------	-------	-------	-------	-------	-------	-------	--------	-------	--------	-------	-------	-------	-------	--------

PITCHER	IP	WLS	BF	H	R	ER	SO	BB	IBB	HBP	BLK	WP	HR	S	P	ERA	WHIP
Jerry Kutzler, R ERA: 6.28 (1, 1)	4.1		19	4	3	3	4	3	0	0	0	0	0	47	82	6.23	1.615
Wayne Edwards, L ERA: 1.69 (5, 1)	1.0	L	7	1	1	0	0	2	0	0	0	0	0	8	18	0.00	3.000
Donn Pall, R ERA: 3.44 (6, 1)	2.2		8	0	0	0	4	1	0	0	0	0	0	23	36	0.00	0.375

BOTTOM

Chicago White Sox @ Toronto Blue Jays
SkyDome, Toronto, ON
Wed May 09 1990, 7:05 PM EDT
Att. 43,128 - Dome - 70 F

livebaseballscorecards.com

AB	27
R	4
H	5
RBI	4
BB	6
SO	8
LOB	9



Batter	1	2	3	4	5	6	7	8	9	AB	R	H	RBI	BB	SO	LOB	TOP	
Kevin Seitzer, R OBP: 0.320, SLG: 0.299 (1, 5)	2-1 BB 1B	1-2 G5-3			0-0 1B 1B		0-0 FC3 1B	0-1 L9		5	0	2	0	0	0	3		
Kurt Stillwell, S OBP: 0.402, SLG: 0.489 (1, 6)	0-1 F8		1-0 G4-3		1-1 G1-6-3 1B		0-0 B3		4-1 G3 BB	4	0	1	0	1	0	3		
Gerald Perry, L OBP: 0.374, SLG: 0.427 (1, 10)	4-0 BB 1-2		0-3 K		2-2 G1-6-3 1-2f		0-3 K		0-2 G3 1-2	4	0	0	0	1	2	5		
Bo Jackson, R OBP: 0.390, SLG: 0.452 (1, 8)	2-1 F9		0-1 HR			1-0 F8	3-1 1B		0-3 K	5	1	2	2	0	1	3		
George Brett, L OBP: 0.304, SLG: 0.273 (1, 3)	1-1 G4-3		2-2 L5			2-2 F8	1-0 G3-1		0-2 G4-3	5	0	0	0	0	0	5		
Jim Eisenreich, L OBP: 0.289, SLG: 0.363 (1, 7) (8, 9)		2-2 SH1-4 SF7 1B		2-3 K		1-0 1B 1B		4-2 1B BLK BB G4-3		3	2	2	0	1	1	0		
Pat Tabler, R OBP: 0.300, SLG: 0.261 Willie Wilson, S OBP: 0.382, SLG: 0.441 (1, 9) (8, 7)		1-0 SH1-4 1B		1-3 K		2-1 1B		0-1 G4-3		4	0	2	0	0	1	1		
Bob Boone, R OBP: 0.368, SLG: 0.322 (1, 2)		0-1 SH1-4		2-1 G6-3		1-1 F8		2-0 BLK 1B		3	0	1	0	0	0	2		
Terry Shumpert, R OBP: 0.333, SLG: 0.405 (1, 4)		1-0 SF7		1-2 F9			1-2 E 1B	2-3 K		3	1	1	1	0	1	1		
Inning Stats	R: 0 E: 0 K: 0 S: 8 H: 1 LOB: 2 BB: 1 P: 17	R: 1 E: 0 K: 0 S: 11 H: 2 LOB: 1 BB: 0 P: 16	R: 1 E: 0 K: 1 S: 10 H: 1 LOB: 0 BB: 0 P: 13	R: 0 E: 0 K: 2 S: 9 H: 0 LOB: 0 BB: 0 P: 14	R: 0 E: 0 K: 0 S: 10 H: 2 LOB: 1 BB: 0 P: 14	R: 0 E: 0 K: 0 S: 11 H: 2 LOB: 2 BB: 0 P: 17	R: 1 E: 1 K: 1 S: 11 H: 2 LOB: 2 BB: 0 P: 16	R: 1 E: 0 K: 1 S: 15 H: 1 LOB: 1 BB: 1 P: 23	R: 0 E: 0 K: 1 S: 12 H: 0 LOB: 1 BB: 1 P: 16	1B: 10 2B: 0 3B: 0 HR: 1 SF: 1 SAC: 1 DP: 1 HBP: 0	WP: 0 PA: 41 PB: 0 SB: 0 CS: 0							
PITCHER	IP	WLS	BF	H	R	ER	SO	BB	IBB	HBP	BLK	WP	HR	S	P	ERA	WHIP	
Eric King, R ERA: 2.31 (1, 1)	6.0		28	9	3	2	3	1	0	0	0	0	1	63	96	3.00	1.667	
Scott Radinsky, L ERA: 0.87 (7, 1)	0.2		2	0	0	0	1	0	0	0	0	0	0	4	4	0.00	0.000	
Barry Jones, R ERA: 1.42 (7, 1)	1.1	W	7	2	1	1	1	1	0	0	1	0	0	18	30	6.75	2.250	
Bobby Thigpen, R ERA: 2.76 (9, 1)	1.0	S	4	0	0	0	1	1	0	0	0	0	0	12	16	0.00	1.000	

Kansas City Royals @ Chicago White Sox
Comiskey Park, Chicago, IL
Fri May 11 1990, 8:05 PM EDT
Att. 14,889 - Unknown - 53 F

AB	36
R	4
H	11
RBI	3
BB	3
SO	6
LOB	23



WP: 0	PA: 41
PB: 0	
SB: 0	
CS: 0	

Batter	1	2	3	4	5	6	7	8	9	AB	R	H	RBI	BB	SO	LOB
Lance Johnson, L (1, 8) OBP: 0.337, SLG: 0.306 Ron Kittle, R (8, PH) OBP: 0.346, SLG: 0.534 Sammy Sosa, R (9, 9) OBP: 0.319, SLG: 0.453	1-1 G5-3		0-0 F7		0-1 FC1-2 1B		0-3 K	3-2 HR		4	0	1	0	0	1	1
Scott Fletcher, R (1, 4) OBP: 0.286, SLG: 0.232	3-2 G5-3			1-0 F9	1-0 FC1-2		4-2 BB	1-0 E4 2B		4	1	0	0	1	0	3
Ivan Calderon, R (1, 7) OBP: 0.361, SLG: 0.478	0-3 K			2-3 K	0-1 G1-3		4-1 FC5-4 BB	2-1 2B		4	1	1	1	1	2	3
Dan Pasqua, L (1, 9) OBP: 0.412, SLG: 0.429 Carlos Martinez, R (8, PH) OBP: 0.247, SLG: 0.354		4-2 BB		2-2 1B		4-0 FC4-6 BB	0-3 K	0-1 2B		2	0	1	0	2	1	3
Carlton Fisk, R (1, 10) OBP: 0.348, SLG: 0.333		0-0 F9		2-1 F8		0-0 FC4-6 1B	2-2 FC5-4	4-0 BB		4	0	0	0	1	0	6
Steve Lyons, L (1, 3) OBP: 0.286, SLG: 0.423		0-0 F7			2-1 1B SF8	2-3 K		G3		4	1	1	0	1	1	2
Ron Karkovics, R (1, 2) OBP: 0.316, SLG: 0.235		0-1 P4			4-2 1B FC1-2 BB	0-0 1B	1-2 1B	P7		4	0	1	0	1	1	4
Robin Ventura, L (1, 5) OBP: 0.304, SLG: 0.281			2-3 K		0-1 FC1-2 1B	0-1 G1-3		1-1 HR		4	1	2	1	0	1	2
Ozzie Guillen, L (1, 6) OBP: 0.352, SLG: 0.430			1-2 F9		1-2 SF8		0-0 BB BB 1B	1-1 HR 1B		3	1	2	1	0	0	0

Inning Stats	R: 0	H: 0	E: 0	K: 1	S: 8	R: 0	H: 0	E: 0	K: 0	S: 6	R: 0	H: 0	E: 0	K: 1	S: 10	R: 0	H: 1	E: 0	K: 1	S: 10	R: 1	H: 3	E: 0	K: 0	S: 18	R: 0	H: 1	E: 0	K: 2	S: 13	R: 5	H: 5	E: 1	K: 1	S: 23	1B: 6	SF: 1	2B: 3	SAC: 0	3B: 0	DP: 0	HR: 2	HBP: 0	WP: 0	PA: 43
--------------	------	------	------	------	------	------	------	------	------	------	------	------	------	------	-------	------	------	------	------	-------	------	------	------	------	-------	------	------	------	------	-------	------	------	------	------	-------	-------	-------	-------	--------	-------	-------	-------	--------	-------	--------

PITCHER	IP	WLS	BF	H	R	ER	SO	BB	IBB	HBP	BLK	WP	HR	S	P	ERA	WHIP
Bret Saberhagen, R (1, 1) ERA: 3.83	6.1		29	6	1	1	5	4	0	0	0	0	0	65	101	1.42	1.579
Steve Farr, R (7, 1) ERA: 2.95	1.1		7	2	2	2	1	1	0	0	0	0	1	14	24	13.50	2.250
Mark Davis, L (8, 1) ERA: 7.24	0.0	L	3	2	2	1	0	0	0	0	0	0	1	9	15	∞	∞
Kevin Appier, R (8, 1) ERA: 0.75	0.1		4	1	1	0	1	2	0	0	0	0	0	7	15	0.00	9.000


BOTTOM

Kansas City Royals @ Chicago White Sox
Comiskey Park, Chicago, IL

Fri May 11 1990, 8:05 PM EDT
Att: 14,889 - Unknown - 53 F

livebaseballscorecards.com

AB	35
R	6
H	11
RBI	6
BB	7
SO	7
LOB	24



Batter	1	2	3	4	5	6	7	8	9	AB R H RBI BB SO LOB	TOP
Kevin Seitzer, R (1, 5) OBP: 0.333, SLG: 0.308	3-2 P5			1-1 G6-4-3 1B			0-0 G4-6-3 1B		4-0 G4-3 BB 1-2 E BB	3 1 2 0 1 0 0	Kansas City Royals @ Chicago White Sox Comiskey Park, Chicago, IL Sat May 12 1990, 8:05 PM EDT Att. 18,174 - Unknown - 47 F
Kurt Stillwell, S (1, 6) OBP: 0.396, SLG: 0.474	0-2 F9			2-1 G6-4-3 1-2f			2-3 K		4-2 G4-3 1-2 E BB 2-3	3 1 0 0 1 1 2	
Gerald Perry, L (1, 10) OBP: 0.360, SLG: 0.410	2-0 G4-3			1-0 F8			1-1 G4-6-3 1-2f		0-2 G4-3 1-2 E 2-3 3-H	4 0 0 1 0 0 3	
Bo Jackson, R (1, 8) OBP: 0.376, SLG: 0.433									3-3 E9 2-H 3-H 3-3	4 0 0 0 0 1 1	
George Brett, L (1, 3) OBP: 0.295, SLG: 0.263									0-0 G3 3-3	4 0 0 0 0 2 2	
Jim Eisenreich, L (1, 7) OBP: 0.290, SLG: 0.362									1-1 1B	3 0 1 0 0 0 0	
Pat Tabler, R (1, 9) OBP: 0.283, SLG: 0.245									2-3 K	3 0 0 0 0 1 1	
Bob Boone, R (1, 2) OBP: 0.352, SLG: 0.306 Rey Palacios, R (9, PR)									3-2 E5 BB BB G4-3	3 0 0 0 0 1 0 0 1 0 0 0 0 0	
Terry Shumpert, R (1, 4) OBP: 0.310, SLG: 0.375									3-3 K	3 0 0 0 0 2 1	
Inning Stats	R: 0 E: 0 K: 0 S: 8 H: 0 LOB: 0 BB: 0 P: 13	R: 0 E: 0 K: 0 S: 6 H: 0 LOB: 0 BB: 0 P: 12	R: 0 E: 0 K: 2 S: 9 H: 0 LOB: 0 BB: 0 P: 15	R: 0 E: 0 K: 0 S: 5 H: 1 LOB: 0 BB: 0 P: 9	R: 0 E: 0 K: 1 S: 7 H: 0 LOB: 0 BB: 0 P: 10	R: 0 E: 0 K: 0 S: 6 H: 0 LOB: 0 BB: 0 P: 9	R: 0 E: 0 K: 1 S: 6 H: 1 LOB: 0 BB: 0 P: 9	R: 0 E: 0 K: 2 S: 12 H: 1 LOB: 1 BB: 0 P: 18	R: 3 E: 2 K: 2 S: 19 H: 0 LOB: 2 BB: 2 P: 39	1B: 3 2B: 0 3B: 0 HR: 0 SF: 0 SAC: 0 DP: 2 HBP: 0	
PITCHER	IP WLS BF H R ER SO BB IBB HBP BLK WP HR S P ERA WHIP										
Melido Perez, R (1, 1) ERA: 3.54	8.2 W 31 3 3 0 7 2 0 0 0 0 0 0 0 127 0.00 0.577										
Scott Radinsky, L (9, 1) ERA: 0.84	0.1 S 1 0 0 0 1 0 0 0 0 0 0 0 4 7 0.00 0.000										

AB	30
R	3
H	3
RBI	1
BB	2
SO	8
LOB	10



Batter	1	2	3	4	5	6	7	8	9
Sammy Sosa, R OBP: 0.323, SLG: 0.444 (1, 9)	4-1 1B BB		2-1 E 1B 1B	2-3 K		2-2 G6-3		2-2 F9	
Lance Johnson, L OBP: 0.340, SLG: 0.322 (1, 8) (8, 7)	0-1 F8		0-0 E2 1B 1B	0-0 G6-3		0-0 G4-3		0-0 F9 2B	
Ivan Calderon, R OBP: 0.384, SLG: 0.500 (1, 7) Rodney McCray, R (7, PR) (8, 8)	0-0 FC6-4 1B		2-1 1B G5-3 3B 1B	0-0			0-0 G3 1B 1B	0-0 F9	
Ron Kittle, R OBP: 0.337, SLG: 0.506 (1, 10)	2-3 K		0-1 G5-3	1-3 K			1-0 F7	4-1 BB	
Carlton Fisk, R OBP: 0.351, SLG: 0.337 (1, 2)	0-1 FC6-4 1-2		3-2 3B 1B		0-3 K		1-1 G3 1B	3-2 G5-3	
Carlos Martinez, R OBP: 0.247, SLG: 0.372 (1, 3)		0-0 G3-1	0-1 3B		2-2 G1-3		2-1 G3		
Robin Ventura, L OBP: 0.325, SLG: 0.299 (1, 5)		1-0 P6	3-1 2B 1B		0-0		4-2 BB		
Scott Fletcher, R OBP: 0.294, SLG: 0.256 (1, 4)		2-2 1B	1-2 2B		1-1 G4-3		1-1 F7		
Ozzie Guillen, L OBP: 0.347, SLG: 0.433 (1, 6) Craig Grebeck, R OBP: 0.167, SLG: 0.125 (9, 6)		1-1 F7	0-1 G6-3			1-0 L9		0-0 F9 2B	

Inning Stats	R: 0 E: 0 K: 10 S: 10	H: 1 LOB: 2 BB: 1 P: 16	R: 0 E: 0 K: 9 S: 9	H: 1 LOB: 1 BB: 0 P: 13	R: 5 E: 1 K: 0 S: 19	H: 7 LOB: 1 BB: 0 P: 30	R: 0 E: 0 K: 2 S: 9	H: 1 LOB: 1 BB: 0 P: 12	R: 0 E: 0 K: 1 S: 12	H: 1 LOB: 1 BB: 0 P: 15	R: 0 E: 0 K: 0 S: 7	H: 0 LOB: 0 BB: 0 P: 10	R: 0 E: 0 K: 0 S: 12	H: 2 LOB: 3 BB: 1 P: 21	R: 1 E: 0 K: 0 S: 11	H: 2 LOB: 2 BB: 1 P: 20
--------------	--------------------------------	----------------------------------	------------------------------	----------------------------------	-------------------------------	----------------------------------	------------------------------	----------------------------------	-------------------------------	----------------------------------	------------------------------	----------------------------------	-------------------------------	----------------------------------	-------------------------------	----------------------------------

PITCHER	IP	WLS	BF	H	R	ER	SO	BB	IBB	HBP	BLK	WP	HR	S	P	ERA	WHIP
Richard Dotson, R ERA: 6.26 (1, 1)	2.2	L	17	9	5	3	1	1	0	0	0	0	0	36	57	10.12	3.750
Kevin Appier, R ERA: 1.08 (3, 1)	4.2		20	5	1	1	3	1	0	0	0	0	0	47	67	1.93	1.286
Larry McWilliams, L ERA: 9.72 (8, 1)	0.0		1	1	0	0	0	0	0	0	0	0	0	1	1	∞	∞
Luis Aquino, R ERA: 5.03 (8, 1)	0.2		3	0	0	0	0	1	0	0	0	0	0	5	12	0.00	1.500

BOTTOM


Kansas City Royals @ Chicago White Sox
Comiskey Park, Chicago, IL

Sat May 12 1990, 8:05 PM EDT
Att: 18,174 - Unknown - 47 F

AB	R	H	RBI	BB	SO	LOB
4	1	1	0	1	1	1
5	1	2	1	0	0	1
4	1	4	1	0	0	0
1	0	0	0	0	0	1
4	0	0	0	1	2	6
5	1	2	1	0	1	4
4	0	1	2	0	0	2
3	1	2	0	1	0	0
4	0	2	1	0	0	4
4	1	1	0	0	0	2
0	0	0	0	0	0	0

AB	38
R	6
H	15
RBI	6
BB	3
SO	4
LOB	21

WP: 0 PA: 41
PB: 0 SB: 0
CS: 0



PITCHER	IP	WLS	BF	H	R	ER	SO	BB	IBB	HBP	BLK	WP	HR	S	P	ERA	WHIP
---------	----	-----	----	---	---	----	----	----	-----	-----	-----	----	----	---	---	-----	------

TOP

Kansas City Royals @ Chicago White Sox
Comiskey Park, Chicago, IL

Sun May 13 1990, 4:33 AM EDT
Att. 13,731 - Sunny - 54 F

AB	36
R	3
H	11
RBI	3
BB	4
SO	7
LOB	20



WP:	1	PA:	42
PB:	0		
SB:	0		
CS:	1		

AB R H RBI BB SO LOB

5	0	1	0	0	0	3
4	0	1	0	1	1	1
4	1	2	1	1	1	2
5	0	0	0	0	3	3
5	1	2	0	0	0	3
3	0	2	0	1	0	0
4	0	1	0	0	0	3
1	0	1	1	1	0	0
1	1	0	0	0	0	2
4	0	1	1	0	2	3

Batter	1	2	3	4	5	6	7	8	9
Kevin Seitzer, R (1, 5) OBP: 0.328, SLG: 0.304	2-1 F7		2-2 F7		3-2 G6-3		2-1 G6-3		1-2 1B
Kurt Stillwell, S (1, 6) OBP: 0.397, SLG: 0.465	0-3 K		0-1 P6		0-2 G4-3		4-2 BB		2-0 BB
Gerald Perry, L (1, 3) OBP: 0.371, SLG: 0.442	2-3 K		0-0 CS 1B			1-0 HR	1-0 F9		4-2 BB
Bo Jackson, R (1, 8) OBP: 0.360, SLG: 0.412		0-0 P9	1-0 CS	1-3 K		2-2 G6-3		3-3 K	1-3 K
George Brett, L (1, 10) OBP: 0.299, SLG: 0.277		0-2 1B SF9 2B		0-0 P5		0-0 F7		0-1 FC5 1B	3-1 G6-3
Jim Eisenreich, L (1, 9) OBP: 0.308, SLG: 0.371		4-2 1B BB		3-2 1B		0-0 F9		0-0 FC5 1B	
Mike Macfarlane, R (1, 2) OBP: 0.308, SLG: 0.380		0-1 1-2 2-3 1B		1-0 P6			0-0 G4-3	1-2 FC5	
Russ Morman, R (1, 7) OBP: 0.263, SLG: 0.588		2-2 SF9			4-2 WP BB		3-2 2B 3B	1-1 F7	
Steve Jeltz, S (7, PR) OBP: 0.125, SLG: 0.103		3-H K			1-3 K		0-2 G6-3 2B		1-0 F7
Terry Shumpert, R (1, 4) OBP: 0.304, SLG: 0.386					1-2 K				

Inning Stats	R: 0	H: 0	E: 0	K: 2	S: 8	P: 12	R: 1	H: 2	E: 0	K: 1	S: 21	P: 27	R: 0	H: 1	E: 0	K: 0	S: 6	R: 0	H: 1	E: 0	K: 1	S: 10	P: 15	R: 0	H: 0	E: 0	K: 0	S: 12	P: 20	R: 1	H: 1	E: 0	K: 0	S: 7	P: 10	R: 1	H: 2	E: 0	K: 0	S: 16	P: 26	R: 0	H: 2	E: 0	K: 1	S: 14	P: 19	R: 0	H: 2	E: 0	K: 1	S: 15	P: 27	1B: 7	SF: 1	2B: 2	SAC: 0	3B: 1	DP: 0	HR: 1	HBP: 0	WP: 1	PA: 42
--------------	------	------	------	------	------	-------	------	------	------	------	-------	-------	------	------	------	------	------	------	------	------	------	-------	-------	------	------	------	------	-------	-------	------	------	------	------	------	-------	------	------	------	------	-------	-------	------	------	------	------	-------	-------	------	------	------	------	-------	-------	-------	-------	-------	--------	-------	-------	-------	--------	-------	--------

PITCHER	IP	WLS	BF	H	R	ER	SO	BB	IBB	HBP	BLK	WP	HR	S	P	ERA	WHIP
Jack McDowell, R (1, 1) ERA: 5.06	6.0		24	5	2	2	5	2	0	0	0	1	1	64	93	3.00	1.167
Donn Pall, R (7, 1) ERA: 3.79	0.2		4	2	1	1	0	0	0	0	0	0	0	12	17	13.50	3.000
Wayne Edwards, L (7, 1) ERA: 1.65	0.1		2	0	0	0	0	1	0	0	0	0	0	4	9	0.00	3.000
Barry Jones, R (8, 1) ERA: 1.29	1.1		8	4	0	0	1	0	0	0	0	0	0	20	29	0.00	3.000
Scott Radinsky, L (9, 1) ERA: 0.79	0.2	W	3	0	0	0	1	1	0	0	0	0	0	9	17	0.00	1.500

Batter	1	2	3	4	5	6	7	8	9	AB	R	H	RBI	BB	SO	LOB
Sammy Sosa, R (1, 9) OBP: 0.311, SLG: 0.426 Carlos Martinez, R (9, PH) OBP: 0.256, SLG: 0.372	3-2 P9		0-1 G6-3		1 SAFE 1 SAFE 1 SAFE 1-2f		2-3 K		4-0 IBB	4	0	0	0	0	1	1
Lance Johnson, L (1, 8) OBP: 0.343, SLG: 0.323	1-0 G4-3		1-1 G4-3			4-0 2B S BB		0-0 1B S	1-1 SF7	3	1	1	1	1	0	0
Ivan Calderon, R (1, 7) OBP: 0.379, SLG: 0.500	2-0 L8		1-1 F9			1 SAFE 3-1 2B		3-2 F9		4	0	1	0	0	0	1
Dan Pasqua, L (1, 10) OBP: 0.447, SLG: 0.469 Rodney McCray, R (8, PR)		1-0 SH BB E 1B		0-0 S 1B		0-3 K		0-1 2B S 1B		4	1	3	1	0	1	2
Steve Lyons, L (1, 3) OBP: 0.344, SLG: 0.464		4-0 E G6-3 BB		0-2 F8		4-0 IBB		1-2 2B		2	1	1	0	2	0	1
Ron Karkovice, R (1, 2) OBP: 0.286, SLG: 0.211 Carlton Fisk, R (8, PH) (9, 2) OBP: 0.347, SLG: 0.333		0-0 SH G5-3 1-3 2-H		2-3 K 1-2		1-3 K		3-2 F9		2	0	0	0	0	2	4
Robin Ventura, L (1, 5) OBP: 0.310, SLG: 0.282		0-1 G6-3 3-H		2-1 G3		0-1 F8			1-3 K	4	0	0	1	0	1	5
Scott Fletcher, R (1, 4) OBP: 0.302, SLG: 0.270		0-1 G5-3 2-3		4-1 FC3-6 BB		2-3 K			1-0 E8 SF7 2B	3	1	1	0	1	1	1
Ozzie Guillen, L (1, 6) OBP: 0.343, SLG: 0.419		0-0 G3		1 SAFE 1-2f FC3-6 G6-3		0-0 G6-3			4-0 IBB IBB	3	0	0	0	1	0	2

Inning Stats	R: 0	H: 0	E: 0	K: 0	S: 7	R: 2	H: 1	E: 1	K: 0	S: 7	R: 0	H: 0	E: 0	K: 0	S: 6	R: 0	H: 1	E: 0	K: 1	S: 9	R: 0	H: 0	E: 0	K: 0	S: 6	R: 0	H: 1	E: 0	K: 2	S: 11	R: 0	H: 0	E: 0	K: 2	S: 8	R: 1	H: 3	E: 0	K: 0	S: 13	R: 1	H: 1	E: 1	K: 1	S: 7	1B: 4	2B: 3	3B: 0	HR: 0	SF: 1	SAC: 1	DP: 1	HBP: 0	WP: 0	PB: 0	SB: 4	CS: 0	PA: 38
--------------	------	------	------	------	------	------	------	------	------	------	------	------	------	------	------	------	------	------	------	------	------	------	------	------	------	------	------	------	------	-------	------	------	------	------	------	------	------	------	------	-------	------	------	------	------	------	-------	-------	-------	-------	-------	--------	-------	--------	-------	-------	-------	-------	--------

PITCHER	IP	WLS	BF	H	R	ER	SO	BB	IBB	HBP	BLK	WP	HR	S	P	ERA	WHIP
Mark Gubicza, R (1, 1) ERA: 6.25	7.0		28	3	2	1	5	3	1	0	0	0	0	54	92	1.29	0.857
Jeff Montgomery, R (8, 1) ERA: 2.3	1.2	L	10	4	2	2	1	0	2	0	0	0	0	20	36	10.80	2.400

BOTTOM

Kansas City Royals @ Chicago White Sox
Comiskey Park, Chicago, IL

Sun May 13 1990, 4:33 AM EDT
Att. 13,731 - Sunny - 54 F

AB	30
R	4
H	7
RBI	3
BB	6
SO	6
LOB	19



PITCHER	IP	WLS	BF	H	R	ER	SO	BB	IBB	HBP	BLK	WP	HR	S	P	ERA	WHIP
---------	----	-----	----	---	---	----	----	----	-----	-----	-----	----	----	---	---	-----	------

Batter	1	2	3	4	5	6	7	8	9	AB R H RBI BB SO LOB	TOP																
Phil Bradley, R (1, 7) OBP: 0.323, SLG: 0.280	1-1 F7		0-0 1B		0-1 SH5-3	3-2 F8		1-2 1B		0 0 0 0 0 0 0																	
Mike Devereaux, R (1, 8) OBP: 0.221, SLG: 0.234	3-2 G5-3		0-1 FC5		0-1 G6-3		2-1 L7	0-0 E5		5 0 0 1 0 0 4																	
Cal Ripken Jr., R (1, 6) OBP: 0.375, SLG: 0.429	2-3 K		2-3f		1-2 P3	4-0 IBB	0-1 BB	0-1 FC4		4 0 1 0 1 1 2																	
Randy Milligan, R (1, 3) OBP: 0.400, SLG: 0.340		1-1 F9		1-2 G1 1B	0-0 G1-3		4-2 FC5 BB		4-2 G5-4-3 BB	3 0 1 0 2 0 2																	
Mickey Tettleton, S (1, 10) OBP: 0.305, SLG: 0.227	2-3 K		3-2 G1	1-2 1B		3-2 G5-3	0-3 K	1-1 F9		5 0 1 0 0 2 3																	
Craig Worthington, R (1, 5) OBP: 0.323, SLG: 0.366	1-0 G5-3		2-2 G1	1-2 2-3		3-1 HBP 1B	4-2 1B	1-1 G5-4-3		4 1 1 0 1 0 3																	
Bob Melvin, R (1, 2) OBP: 0.269, SLG: 0.349			0-0 G4-3	0-1 G1-4-3		1 SAFE 0-1 HBP 1B	0-1 FC5			4 0 1 0 0 0 5																	
Brad Komminsk, R (1, 9) OBP: 0.280, SLG: 0.227			1-0 F7		0-1 SH5-3 SH	1-0 HBP		2-3 K		3 1 1 0 0 1 0																	
Billy Ripken, R (1, 4) OBP: 0.311, SLG: 0.349			2-1 FC5 1B		1-1 SH	0-0 SF8		2-2 G5-3		2 0 1 1 0 0 0																	
Inning Stats	R: 0 E: 0 K: 1 S: 8	H: 0 LOB: 0 BB: 0 P: 14	R: 0 E: 0 K: 1 S: 6	H: 0 LOB: 0 BB: 0 P: 10	R: 0 E: 0 K: 0 S: 7	H: 2 LOB: 2 BB: 0 P: 10	R: 0 E: 0 K: 0 S: 17	H: 2 LOB: 2 BB: 0 P: 24	R: 1 E: 0 K: 0 S: 9	H: 1 LOB: 2 BB: 1 P: 14	R: 1 E: 0 K: 0 S: 13	H: 2 LOB: 2 BB: 0 P: 23	R: 0 E: 0 K: 1 S: 22	H: 1 LOB: 3 BB: 2 P: 32	R: 0 E: 1 K: 1 S: 14	H: 1 LOB: 2 BB: 0 P: 19	R: 0 E: 0 K: 0 S: 6	H: 0 LOB: 0 BB: 1 P: 12	1B: 8 2B: 1 3B: 0 HR: 0	SF: 1 SAC: 2 DP: 1 HBP: 1	WP: 0 PB: 0 SB: 0 CS: 0	PA: 42					
PITCHER	IP WLS BF H R ER SO BB IBB HBP BLK WP HR S P ERA WHIP																										
Greg Hibbard, L (1, 1) ERA: 3.16	6.0		28	7	2	2	2	0	1	1	0	0	0	60	95	3.00	1.167										
Wayne Edwards, L (7, 1) ERA: 1.59	0.2		5	1	0	0	1	2	0	0	0	0	0	20	30	0.00	4.500										
Donn Pall, R (7, 1) ERA: 3.6	1.0		5	1	0	0	1	0	0	0	0	0	0	14	19	0.00	1.000										
Barry Jones, R (8, 1) ERA: 1.26	0.1	W	1	0	0	0	0	0	0	0	0	0	0	2	2	0.00	0.000										
Bobby Thigpen, R (9, 1) ERA: 2.6	1.0	S	3	0	0	0	0	1	0	0	0	0	0	6	12	0.00	1.000										

Baltimore Orioles @ Chicago White Sox
 Comiskey Park, Chicago, IL
 Tue May 15 1990, 8:05 PM EDT
 Att: 8,343 - Unknown - 48 F

livebaseballscorecards.com

AB	30
R	2
H	7
RBI	2
BB	4
SO	4
LOB	19



Batter	1	2	3	4	5	6	7	8	9
Sammy Sosa, R OBP: 0.318, SLG: 0.429 (1, 9)	1-2 G4-3 S G4-3 1B		2-2 FC4-6 1-2 1B		0-1 F8		1-0 F8		
Lance Johnson, L OBP: 0.330, SLG: 0.309 (1, 8)	1-0 G4-3 1-3		1-0 FC4-6 1-2f 2-3			1-2 B5-3		2-1 G4-3	
Ivan Calderon, R OBP: 0.375, SLG: 0.490 (1, 7) Rodney McCray, R (9, 7)	0-0 G4-3 3-H		0-0 G4-3			3-2 S 1B		0-0 G6-3	
Ron Kittle, R OBP: 0.326, SLG: 0.488 (1, 10) Dan Pasqua, L (8, PH) OBP: 0.462, SLG: 0.545	2-3 K			2-3 K		1 SAFE 2-3 K 1-2		1-2 HR 3B	
Carlton Fisk, R OBP: 0.354, SLG: 0.367 (1, 2)		0-2 G4-3		4-2 G6-4-3 BB		0-3 K		0-1 HR	
Carlos Martinez, R OBP: 0.245, SLG: 0.356 (1, 3)		0-1 G3-1		0-2 G6-4-3 1-2f			0-2 G4-3	3-2 F9	
Robin Ventura, L OBP: 0.300, SLG: 0.270 (1, 5)		1-3 K			2-2 G6-3		3-2 F7		
Scott Fletcher, R OBP: 0.312, SLG: 0.267 (1, 4)			4-2 FC4-6 1B BB		1-0 F9		4-0 1B BB		
Ozzie Guillen, L OBP: 0.353, SLG: 0.448 (1, 6)			1 SAFE 0-2 F7		1-2 3B		0-1 1B		

BOTTOM										
AB	R	H	RBI	BB	SO	LOB				
4	1	2	0	0	0	3				
4	0	0	0	0	0	3				
4	0	1	1	0	0	2				
0	0	0	0	0	0	0				
3	0	0	0	0	3	1				
1	1	1	0	0	0	0				
3	1	1	2	1	1	1				
4	0	0	0	0	0	1				
3	0	0	0	0	1	0				
1	0	0	0	2	0	0				
3	0	2	0	0	0	1				
1B: 4	SF: 0			WP: 0	PA: 33					
2B: 0	SAC: 0			PB: 0						
3B: 2	DP: 1			SB: 2						
HR: 1	HBP: 0			CS: 0						

Baltimore Orioles @ Chicago White Sox
 Comiskey Park, Chicago, IL
 Tue May 15 1990, 8:05 PM EDT
 Att. 8,343 - Unknown - 48 F

livebaseballscorecards.com

AB	30
R	3
H	7
RBI	3
BB	3
SO	5
LOB	12



Inning Stats	R: 1	H: 1	E: 0	K: 1	S: 9	LOB: 0	BB: 0	P: 13	R: 0	H: 0	E: 0	K: 1	S: 8	LOB: 0	BB: 0	P: 9	R: 0	H: 1	E: 0	K: 0	S: 16	LOB: 2	BB: 1	P: 23	R: 0	H: 0	E: 0	K: 1	S: 9	LOB: 0	BB: 1	P: 15	R: 0	H: 1	E: 0	K: 0	S: 14	LOB: 1	BB: 0	P: 18	R: 0	H: 1	E: 0	K: 2	S: 13	LOB: 1	BB: 0	P: 19	R: 0	H: 1	E: 0	K: 0	S: 11	LOB: 2	BB: 1	P: 19	R: 2	H: 2	E: 0	K: 0	S: 17	LOB: 0	BB: 0	P: 23
PITCHER	IP	WLS	BF	H	R	ER	SO	BB	IBB	HBP	BLK	WP	HR	S	P	ERA	WHIP																																															
Pete Harnisch, R (1, 1) ERA: 3.74	8.0	L	33	7	3	3	5	3	0	0	0	0	0	97	139	3.38	1.250																																															
																		PITCHER	IP	WLS	BF	H	R	ER	SO	BB	IBB	HBP	BLK	WP	HR	S	P	ERA	WHIP																													

Batter	1	2	3	4	5	6	7	8	9	AB R H RBI BB SO LOB
--------	---	---	---	---	---	---	---	---	---	----------------------

Phil Bradley, R (1, 7) <small>OBP: 0.314, SLG: 0.270</small>	0-0 G5-3		2-2 G1-3			1-2 F9		0-1 G6-3		0 0 0 0 0 0 0
--	--------------------	--	--------------------	--	--	------------------	--	--------------------	--	---------------

Mike Devereaux, R (1, 8) <small>OBP: 0.214, SLG: 0.227</small> Steve Finley, L (4, 8) <small>OBP: 0.323, SLG: 0.315</small> Bob Melvin, R (9, PH) <small>OBP: 0.269, SLG: 0.349</small> Brady Anderson, L (9, PH) <small>OBP: 0.406, SLG: 0.250</small>	0-0 E5 3B		3-2 G6-3			1-1 1B		1-0 G3	2 1 0 0 0 0 0 1 0 1 0 0 0 0 0 0 0 0 0 0 0 1 0 0 0 0 0 0
--	-------------------------------	--	--------------------	--	--	------------------	--	------------------	--

Cal Ripken Jr., R (1, 6) <small>OBP: 0.372, SLG: 0.439</small>	1-2 2B 3B			2-3 K		2-2 L4		3-1 G6-3	4 1 1 1 0 1 1
--	-------------------------------	--	--	-----------------	--	------------------	--	--------------------	---------------

Joe Orsulak, L (1, 9) <small>OBP: 0.389, SLG: 0.471</small>	3-0 2B			0-2 L7		4-1 BB		1-2 1B	3 0 2 1 1 0 0
---	------------------	--	--	------------------	--	------------------	--	------------------	---------------

Randy Milligan, R (1, 10) <small>OBP: 0.388, SLG: 0.327</small>	3-2 P3			1-3 K		1-1 G4-6-3		1-3 K	4 0 0 0 0 2 3
---	------------------	--	--	-----------------	--	----------------------	--	-----------------	---------------

Mickey Tettleton, S (1, 2) <small>OBP: 0.306, SLG: 0.242</small>		2-3 K		2-0 G4-3		2-1 2B			3 0 1 0 0 1 0
--	--	-----------------	--	--------------------	--	------------------	--	--	---------------

Craig Worthington, R (1, 5) <small>OBP: 0.315, SLG: 0.357</small>		2-3 K		0-2 G6-3		3-3 K			3 0 0 0 0 2 1
---	--	-----------------	--	--------------------	--	-----------------	--	--	---------------

David Segui, S (1, 3) <small>OBP: 0.278, SLG: 0.250</small>		0-0 L9		2-2 F7		0-1 G4-3			3 0 0 0 0 0 0
---	--	------------------	--	------------------	--	--------------------	--	--	---------------

Billy Ripken, R (1, 4) <small>OBP: 0.301, SLG: 0.337</small>		2-1 P2		1-0 F8		0-3 K			3 0 0 0 0 1 0
--	--	------------------	--	------------------	--	-----------------	--	--	---------------


Inning Stats	R: 2 H: 2 E: 1 K: 0 S: 9	H: 2 LOB: 0 BB: 0 P: 16	R: 0 H: 0 E: 0 K: 2 S: 9	H: 0 LOB: 0 BB: 0 P: 13	R: 0 H: 0 E: 0 K: 0 S: 9	H: 0 LOB: 0 BB: 0 P: 16	R: 0 H: 0 E: 0 K: 2 S: 9	H: 0 LOB: 0 BB: 0 P: 12	R: 0 H: 0 E: 0 K: 0 S: 7	H: 0 LOB: 0 BB: 0 P: 11	R: 0 H: 1 E: 0 K: 0 S: 11	H: 1 LOB: 1 BB: 0 P: 16	R: 0 H: 1 E: 0 K: 1 S: 9	H: 1 LOB: 1 BB: 1 P: 19	R: 0 H: 0 E: 0 K: 1 S: 8	H: 0 LOB: 0 BB: 0 P: 8	R: 0 H: 1 E: 0 K: 1 S: 10	H: 1 LOB: 1 BB: 0 P: 16	1B: 2 SF: 0 2B: 2 SAC: 0 3B: 1 DP: 1 HR: 0 HBP: 0
--------------	--------------------------	-------------------------	--------------------------	-------------------------	--------------------------	-------------------------	--------------------------	-------------------------	--------------------------	-------------------------	---------------------------	-------------------------	--------------------------	-------------------------	--------------------------	------------------------	---------------------------	-------------------------	---

PITCHER	Jerry Kutzler, R (1, 1) ERA: 4.87	IP: 6.0 WLS: W BF: 22 H: 3 R: 2 ER: 1 SO: 4 BB: 1 IBB: 0 HBP: 0 BLK: 0 WP: 0 HR: 0 S: 55 P: 89 ERA: 1.50 WHIP: 0.667	Scott Radinsky, L (7, 1) ERA: 0.68	IP: 2.0 WLS: S BF: 6 H: 1 R: 0 ER: 0 SO: 2 BB: 0 IBB: 0 HBP: 0 BLK: 0 WP: 0 HR: 0 S: 16 P: 22 ERA: 0.00 WHIP: 0.500	Bobby Thigpen, R (9, 1) ERA: 2.45	IP: 1.0 WLS: S BF: 4 H: 1 R: 0 ER: 0 SO: 1 BB: 0 IBB: 0 HBP: 0 BLK: 0 WP: 0 HR: 0 S: 10 P: 16 ERA: 0.00 WHIP: 1.000
---------	--------------------------------------	--	---------------------------------------	---	--------------------------------------	---

TOP

Baltimore Orioles @ Chicago White Sox
 Comiskey Park, Chicago, IL
 Wed May 16 1990, 8:05 PM EDT
 Att. 20,042 - Unknown - 72 F

AB	27
R	2
H	5
RBI	2
BB	1
SO	7
LOB	5



livebaseballscorecards.com

Batter	1	2	3	4	5	6	7	8	9	AB R H RBI BB SO LOB
Sammy Sosa, R OBP: 0.306, SLG: 0.412 (1, 9)	3-1 G4-3	0-1 F8		1-3 K			2-0 G5-3			4 0 0 0 0 1 2
Lance Johnson, L OBP: 0.336, SLG: 0.317 (1, 8)	0-0 BB FC6-4 1B	2-0 P6		1-1 CS	0-0 CS 1B		2-1 F8			4 1 2 0 0 0 1
Ivan Calderon, R OBP: 0.387, SLG: 0.486 (1, 7)	4-0 FC6-4 2B BB		4-1 E S G4-3 BB		4-2 S S BB		3-1 F8			1 2 0 0 3 0 0
Dan Pasqua, L OBP: 0.442, SLG: 0.500 (1, 10)	4-1 FC6-4 BB		3-3 K		2-3 K		2-1 F8			3 0 0 0 1 2 2
Carlton Fisk, R OBP: 0.359, SLG: 0.359 (1, 2)	0-1 FC6-4 2B		2-2 G4-3		4-2 FC6-4 BB		4-1 BB			2 0 0 2 2 0 2
Carlos Martinez, R OBP: 0.255, SLG: 0.404 (1, 3)	1-3 2B		1-0 HR		2-2 FC6-4		1-0 F9			4 1 2 2 0 0 3
Robin Ventura, L OBP: 0.287, SLG: 0.256 (1, 5)	0-0 G6-3		0-3 K		1-0 F9		2-2 G6-3			4 0 0 0 0 1 3
Scott Fletcher, R OBP: 0.304, SLG: 0.258 (1, 4)		2-2 F7		2-2 G5-3		3-3 K				3 0 0 0 0 1 0
Ozzie Guillen, L OBP: 0.362, SLG: 0.455 (1, 6)		1-0 S F8 1B		0-1 CS 1B		0-2 F7				3 0 2 0 0 0 0

Inning Stats	R: 2 E: 0 K: 0 S: 11	H: 2 LOB: 2 BB: 2 P: 24	R: 0 E: 0 K: 0 S: 7	H: 1 LOB: 1 BB: 0 P: 12	R: 2 E: 0 K: 2 S: 11	H: 1 LOB: 0 BB: 1 P: 21	R: 0 E: 0 K: 1 S: 9	H: 1 LOB: 0 BB: 0 P: 13	R: 0 E: 0 K: 1 S: 11	H: 1 LOB: 2 BB: 2 P: 23	R: 0 E: 0 K: 1 S: 9	H: 0 LOB: 0 BB: 0 P: 13	R: 0 E: 0 K: 0 S: 5	H: 0 LOB: 0 BB: 0 P: 12	R: 0 E: 0 K: 0 S: 7	H: 0 LOB: 1 BB: 1 P: 16	1B: 4 2B: 1 3B: 0 HR: 1	SF: 0 SAC: 0 DP: 0 HBP: 0	WP: 0 PB: 0 SB: 4 CS: 2	PA: 35
--------------	-------------------------------	----------------------------------	------------------------------	----------------------------------	-------------------------------	----------------------------------	------------------------------	----------------------------------	-------------------------------	----------------------------------	------------------------------	----------------------------------	------------------------------	----------------------------------	------------------------------	----------------------------------	----------------------------------	------------------------------------	----------------------------------	--------

PITCHER	IP	WLS	BF	H	R	ER	SO	BB	IBB	HBP	BLK	WP	HR	S	P	ERA	WHIP
Bob Milacki, R ERA: 4.03 (1, 1)	3.0	L	16	4	4	4	2	3	0	0	0	0	1	29	57	12.00	2.333
Joe Price, L ERA: 3.44 (4, 1)	3.0		11	2	0	0	3	2	0	0	0	0	0	29	49	0.00	1.333
Mark Williamson, R ERA: 2.3 (7, 1)	2.0		7	0	0	0	0	1	0	0	0	0	0	12	28	0.00	0.500

BOTTOM

Baltimore Orioles @ Chicago White Sox
Comiskey Park, Chicago, IL
Wed May 16 1990, 8:05 PM EDT
Att: 20,042 - Unknown - 72 F

AB	28
R	4
H	6
RBI	4
BB	6
SO	5
LOB	13



PITCHER	IP	WLS	BF	H	R	ER	SO	BB	IBB	HBP	BLK	WP	HR	S	P	ERA	WHIP
---------	----	-----	----	---	---	----	----	----	-----	-----	-----	----	----	---	---	-----	------

Batter	1	2	3	4	5	6	7	8	9	AB R H RBI BB SO LOB	TOP
Brady Anderson, L (1, 7) OBP: 0.389, SLG: 0.222	0-0 F7		1-1 SH5-3 HBP		2-1 F8			1-2 P6		3 0 0 0 0 0 0	
Steve Finley, L (1, 8) OBP: 0.324, SLG: 0.315	0-1 G4-3 1B		1-0 SH5-3			2-2 G4-3		3-2 G1-3		3 0 1 0 0 0 0	
Cal Ripken Jr., R (1, 6) OBP: 0.368, SLG: 0.433	1-2 G4-3		2-0 F8			2-1 G5-3		1-0 1B		4 0 1 0 0 0 2	
Joe Orsulak, L (1, 9) OBP: 0.374, SLG: 0.449	2-1 P4		3-2 G6-3			2-1 G4-3		0-0 G3		4 0 0 0 0 0 3	
Randy Milligan, R (1, 3) OBP: 0.383, SLG: 0.317		1-1 F7		2-0 P4			4-1 HR BB		1-1 E5 FC3-6	3 1 0 0 1 0 0	
Mickey Tettleton, S (1, 2) OBP: 0.321, SLG: 0.305		2-1 2B		1-1 G5-4-3 1B			2-1 HR		2-2 FC3-6 1-2f	4 2 3 2 0 0 1	
Craig Worthington, R (1, 5) OBP: 0.313, SLG: 0.361		0-1 G3 2-H 2B		1-2 G5-4-3 1-2f			1-3 K		1-3 K	4 0 1 1 0 2 2	
David Segui, S (1, 10) OBP: 0.227, SLG: 0.200		0-1 G3 2-3					1-1 F7		1-3 K	4 0 0 0 0 1 2	
Billy Ripken, R (1, 4) OBP: 0.292, SLG: 0.326		1-1 G5-3					0-1 P6			3 0 0 0 0 0 1	

Inning Stats	R: 0	H: 1	E: 0	K: 0	S: 9	P: 12	R: 1	H: 2	E: 0	K: 0	S: 10	P: 14	R: 0	H: 0	E: 0	K: 0	S: 7	P: 13	R: 0	H: 1	E: 0	K: 0	S: 7	P: 11	R: 0	H: 0	E: 0	K: 0	S: 6	P: 9	R: 2	H: 1	E: 0	K: 1	S: 11	P: 21	R: 0	H: 1	E: 0	K: 0	S: 8	P: 13	R: 0	H: 0	E: 1	K: 2	S: 11	P: 16	1B: 3	2B: 2	3B: 0	HR: 1	SF: 0	SAC: 1	DP: 1	HBP: 1	WP: 0	PB: 0	SB: 0	CS: 0	PA: 35
--------------	------	------	------	------	------	-------	------	------	------	------	-------	-------	------	------	------	------	------	-------	------	------	------	------	------	-------	------	------	------	------	------	------	------	------	------	------	-------	-------	------	------	------	------	------	-------	------	------	------	------	-------	-------	-------	-------	-------	-------	-------	--------	-------	--------	-------	-------	-------	-------	--------

PITCHER	IP	WLS	BF	H	R	ER	SO	BB	IBB	HBP	BLK	WP	HR	S	P	ERA	WHIP	PITCHER	IP	WLS	BF	H	R	ER	SO	BB	IBB	HBP	BLK	WP	HR	S	P	ERA	WHIP															
Eric King, R (1, 1) ERA: 2.63	6.0		24	5	3	3	0	1	0	1	0	0	1	49	81	4.50	1.000																																	
Barry Jones, R (7, 1) ERA: 1.1	2.0	W	7	1	0	0	1	0	0	0	0	0	0	16	25	0.00	0.500																																	
Donn Pall, R (9, 1) ERA: 3.43	1.0		4	0	0	0	2	0	0	0	0	0	0	11	16	0.00	0.000																																	

Baltimore Orioles @ Chicago White Sox
Comiskey Park, Chicago, IL
Thu May 17 1990, 8:05 PM EDT
Att: 9,655 - Unknown - 60 F

livebaseballscorecards.com

AB	32
R	3
H	6
RBI	3
BB	1
SO	3
LOB	11



Batter	1	2	3	4	5	6	7	8	9
Sammy Sosa, R OBP: 0.302, SLG: 0.411 (1, 9)	1-3 K		2-0 F8			0-1 G4-3	2-1 BB BB 2B	2-2 G1-3	
Lance Johnson, L OBP: 0.360, SLG: 0.337 (1, 8)	0-0 G6-4-3 1B			3-2 G4-3 1B		0-1 1B 1B	4-1 BB WP BB		
Ivan Calderon, R OBP: 0.391, SLG: 0.481 (1, 7)	0-0 G6-4-3 1-2f			0-0 G4-3 1-2f		1-0 1B E 1B	4-2 WP BB E BB		
Ron Kittle, R OBP: 0.344, SLG: 0.494 (1, 10) Rodney McCray, R (7, PR)		1-1 F7		1-2 1B		1-1 E4 1-3 1-H 3-H 1B	4-2 BB		
Carlton Fisk, R OBP: 0.355, SLG: 0.347 (1, 2)		2-0 F8		4-1 1-2 BB		2-1 G5-3	2-0 E3 G4-3 2-H 1-2 2-H 3-H		
Carlos Martinez, R OBP: 0.255, SLG: 0.392 (1, 3)		1-0 G5-3		0-0 P4		4-0 IBB	1-2 G4-3		
Craig Grebeck, R OBP: 0.136, SLG: 0.100 (1, 5)			0-3 K		0-0 L6	1-0 F8	2-2 G4-3		
Scott Fletcher, R OBP: 0.293, SLG: 0.247 (1, 4)			0-2 F7		0-2 G5-3		1-3 K	1-0 F8	
Ozzie Guillen, L OBP: 0.367, SLG: 0.456 (1, 6)			1-2 1B		0-2 F8		0-0 S 2B 1B	1-0 F8	

Inning Stats	R: 0	H: 1	E: 0	K: 1	S: 5	LOB: 0	BB: 0	P: 6	R: 0	H: 0	E: 0	K: 0	S: 4	LOB: 0	BB: 0	P: 8	R: 0	H: 1	E: 0	K: 1	S: 14	LOB: 1	BB: 0	P: 16	R: 0	H: 2	E: 0	K: 0	S: 11	LOB: 2	BB: 1	P: 19	R: 0	H: 0	E: 0	K: 0	S: 8	LOB: 0	BB: 0	P: 8	R: 2	H: 3	E: 1	K: 0	S: 11	LOB: 2	BB: 1	P: 19	R: 5	H: 2	E: 1	K: 1	S: 22	LOB: 2	BB: 3	P: 41	R: 0	H: 0	E: 0	K: 0	S: 5	LOB: 0	BB: 0	P: 9
--------------	------	------	------	------	------	--------	-------	------	------	------	------	------	------	--------	-------	------	------	------	------	------	-------	--------	-------	-------	------	------	------	------	-------	--------	-------	-------	------	------	------	------	------	--------	-------	------	------	------	------	------	-------	--------	-------	-------	------	------	------	------	-------	--------	-------	-------	------	------	------	------	------	--------	-------	------

Batter	AB	R	H	RBI	BB	SO	LOB
Sammy Sosa, R	5	1	1	1	0	1	1
Lance Johnson, L	3	2	3	0	1	0	0
Ivan Calderon, R	3	2	1	0	1	0	2
Ron Kittle, R	3	0	2	2	1	0	0
Carlton Fisk, R	3	0	0	1	1	0	1
Carlos Martinez, R	3	0	0	0	1	0	3
Craig Grebeck, R	4	0	0	0	0	1	4
Scott Fletcher, R	4	0	0	0	0	1	0
Ozzie Guillen, L	4	1	2	0	0	0	0

BOTTOM

Baltimore Orioles @ Chicago White Sox
Comiskey Park, Chicago, IL
Thu May 17 1990, 8:05 PM EDT
Att. 9,655 - Unknown - 60 F

livebaseballscorecards.com

AB	32
R	7
H	9
RBI	4
BB	5
SO	3
LOB	11



PITCHER	IP	WLS	BF	H	R	ER	SO	BB	IBB	HBP	BLK	WP	HR	S	P	ERA	WHIP
Jeff Ballard, L	6.0		25	7	2	1	2	1	1	0	0	0	0	53	76	1.50	1.333
Brian Holton, R	0.1	L	3	2	2	2	1	0	0	0	0	0	0	7	9	54.00	6.000
Kevin Hickey, L	0.0		1	0	0	0	0	1	0	0	0	0	0	1	5	∞	∞
Mark Williamson, R	1.2		8	0	3	2	0	2	0	0	0	1	0	19	36	10.80	1.200

PITCHER	IP	WLS	BF	H	R	ER	SO	BB	IBB	HBP	BLK	WP	HR	S	P	ERA	WHIP
Sammy Sosa, R	1.0		4	1	0	0	0	0	0	0	0	0	0	2	4	3.00	1.000
Lance Johnson, L	0.0		0	0	0	0	0	0	0	0	0	0	0	0	0	0.00	0.000
Ivan Calderon, R	0.0		0	0	0	0	0	0	0	0	0	0	0	0	0	0.00	0.000
Ron Kittle, R	0.0		0	0	0	0	0	0	0	0	0	0	0	0	0	0.00	0.000
Carlton Fisk, R	0.0		0	0	0	0	0	0	0	0	0	0	0	0	0	0.00	0.000
Carlos Martinez, R	0.0		0	0	0	0	0	0	0	0	0	0	0	0	0	0.00	0.000
Craig Grebeck, R	0.0		0	0	0	0	0	0	0	0	0	0	0	0	0	0.00	0.000
Scott Fletcher, R	0.0		0	0	0	0	0	0	0	0	0	0	0	0	0	0.00	0.000
Ozzie Guillen, L	0.0		0	0	0	0	0	0	0	0	0	0	0	0	0	0.00	0.000

Batter	1	2	3	4	5	6	7	8	9	AB R H RBI BB SO LOB	TOP											
Tony Phillips, S (1, 5) OBP: 0.305, SLG: 0.363	1-3 K	2-2 3B		3-2 P6		2-2 G5-3		1-1 P4		5 0 1 2 0 1 2												
Alan Trammell, R (1, 6) OBP: 0.383, SLG: 0.451	2-1 L9	1-3 K		3-1 2B		0-0 1B		0-0 G5-3		5 0 2 2 0 1 1												
Lou Whitaker, L (1, 4) OBP: 0.294, SLG: 0.272	4-2 BB	2-3 K		3-3 K		3-2 G4-3		0-3 K		4 0 0 0 1 3 3												
Lloyd Moseby, L (1, 8) OBP: 0.356, SLG: 0.458	3-3 K			4-0 2B		0-0 F9		1-3 K		4 1 0 0 1 2 1												
Cecil Fielder, R (1, 3) OBP: 0.405, SLG: 0.740				1-0 2B		4-2 BB		2-2 HR		3 1 3 2 1 0 0												
Matt Nokes, L (1, 10) OBP: 0.284, SLG: 0.370		0-2 FC3-6		4-2 2B		0-0 G5-4-3		2-1 P3		1 1 0 0 0 0 1												
Tracy Jones, R (3, PH) OBP: 0.325, SLG: 0.437		1B 2B		FC6-4 BB		1-2f				2 0 0 0 1 0 1												
Larry Sheets, L (1, 9) OBP: 0.353, SLG: 0.494		1-2 2B		0-1 FC6-4				0-1 G3-1		2 1 1 0 0 0 2												
Kenny Williams, R (6, PH) OBP: 0.200, SLG: 0.167		1-3 1B		1-2f 2-3						2 0 0 0 0 0 0												
Gary Ward, R (1, 7) OBP: 0.306, SLG: 0.337		4-2 2B		1-0 P3		0-0 WP		0-1 F8		3 2 1 0 1 0 2												
Mike Heath, R (1, 2) OBP: 0.376, SLG: 0.483		1-2 3B		BB		1B																
Mark Salas, L (5, 2) OBP: 0.375, SLG: 0.333		0-1 3B		0-1 F9		4-2 WP		3-3 K		2 1 1 2 0 0 2												
		1-3 2H 3H		2B		1B				1 1 0 0 1 1 0												
Inning Stats	R: 0 E: 0 K: 2 S: 12	H: 0 LOB: 1 BB: 1 P: 22	R: 4 E: 0 K: 2 S: 24	H: 4 LOB: 1 BB: 1 P: 34	R: 1 E: 0 K: 0 S: 8	H: 1 LOB: 2 BB: 2 P: 18	R: 0 E: 0 K: 1 S: 11	H: 1 LOB: 1 BB: 0 P: 20	R: 0 E: 0 K: 0 S: 4	H: 0 LOB: 0 BB: 1 P: 8	R: 2 E: 0 K: 0 S: 12	H: 2 LOB: 1 BB: 1 P: 22	R: 1 E: 0 K: 1 S: 11	H: 1 LOB: 0 BB: 0 P: 16	R: 0 E: 0 K: 1 S: 7	H: 0 LOB: 0 BB: 0 P: 11	R: 0 E: 0 K: 1 S: 7	H: 0 LOB: 0 BB: 0 P: 7	1B: 4 2B: 3 3B: 1 HR: 1	SF: 0 SAC: 0 DP: 1 HBP: 0	WP: 1 PB: 0 SB: 1 CS: 0	PA: 40
PITCHER	IP WLS BF H R ER SO BB IBB HBP BLK WP HR S P ERA WHIP																					
Melido Perez, R (1, 1) ERA: 4.43	2.0 L 14 5 5 5 4 3 0 0 0 0 0 0 37 62 22.50 4.000																					
Ken Patterson, L (3, 1) ERA: 2.5	4.1 18 4 3 3 2 3 0 0 0 0 1 1 41 72 6.23 1.615																					
Wayne Edwards, L (7, 1) ERA: 1.45	1.2 5 0 0 0 1 0 0 0 0 0 0 0 11 17 0.00 0.000																					
Scott Radinsky, L (9, 1) ERA: 0.63	1.0 3 0 0 0 1 0 0 0 0 0 0 0 7 7 0.00 0.000																					

Detroit Tigers @ Chicago White Sox
 Comiskey Park, Chicago, IL
 Fri May 18 1990, 8:05 PM EDT
 Att. 21,312 - Unknown - 72 F

livebaseballscorecards.com

AB	34
R	8
H	9
RBI	8
BB	6
SO	8
LOB	15



Batter	1	2	3	4	5	6	7	8	9	AB R H RBI BB SO LOB
Sammy Sosa, R OBP: 0.298, SLG: 0.402 (1, 9)	0-1 G4-6-3 1B	2-3 K		2-1 F7-5-4 1-2			1-3 K		1-2 G4-6-3 1-2f	5 0 1 0 0 2 5
Lance Johnson, L OBP: 0.353, SLG: 0.330 (1, 8)	0-0 G4-6-3 1-2f	3-1 G1-3			1-0 G3		1-1 F8		1-0 1B	5 0 1 0 0 0 3
Ivan Calderon, R OBP: 0.391, SLG: 0.473 (1, 7)	4-1 2B 1B BB			1-1 F9		0-0 WP 1B		2-1 G6-3	1-3 K	4 1 1 0 1 1 1
Ron Kittle, R OBP: 0.361, SLG: 0.552 (1, 10)	2-0 1B 1-3 2B		2-2 HR		2-3 K			1-1 BB 1B 1B		4 1 3 1 0 1 1
Carlton Fisk, R OBP: 0.360, SLG: 0.354 (1, 2)	1-2 1B		1-0 L5		3-3 K			2-1 FC5 BB 1B		4 0 2 1 0 1 1 0 0 0 0 0 0 0
Ron Karkovics, R OBP: 0.286, SLG: 0.211 (8, PR)								1-2 1B		
Carlos Martinez, R OBP: 0.245, SLG: 0.376 (1, 3)	0-0 L8		1-3 K			1-2 G6-3		0-3 K		4 0 0 0 0 2 4
Craig Grebeck, R OBP: 0.167, SLG: 0.136 (1, 5)		0-0 E5 FC5-4 1B		2-2 1B 1B			3-2 F7	4-2 BB		2 0 1 0 0 0 0 1 0 0 0 1 0 0
Robin Ventura, L OBP: 0.292, SLG: 0.253 (6, PH)								1-2 2-3 BB		
Scott Fletcher, R OBP: 0.292, SLG: 0.248 (1, 4)		0-0 FC5-4 1B 1-2f		2-2 SAFE F7-5-4 1-2 1B		0-1 G4-3		2-0 FC5 2-3f		4 0 1 0 0 0 4
Ozzie Guillen, L OBP: 0.372, SLG: 0.458 (1, 6)		0-0 1B		2-2 P3			0-1 F7		0-0 G4-6-3 1B	4 0 2 0 0 0 2

Inning Stats	R: 1 E: 0 K: 0 S: 9	H: 3 LOB: 2 BB: 1 P: 16	R: 0 E: 1 K: 1 S: 8	H: 1 LOB: 2 BB: 0 P: 13	R: 0 E: 0 K: 1 S: 10	H: 1 LOB: 0 BB: 0 P: 15	R: 0 E: 0 K: 0 S: 14	H: 2 LOB: 1 BB: 0 P: 22	R: 0 E: 0 K: 2 S: 11	H: 1 LOB: 1 BB: 0 P: 17	R: 0 E: 0 K: 0 S: 8	H: 0 LOB: 0 BB: 0 P: 12	R: 0 E: 0 K: 1 S: 7	H: 0 LOB: 0 BB: 0 P: 9	R: 0 E: 0 K: 1 S: 12	H: 2 LOB: 3 BB: 1 P: 23	R: 0 E: 0 K: 1 S: 8	H: 2 LOB: 1 BB: 0 P: 11	1B: 10 2B: 2 3B: 0 HR: 1	SF: 0 SAC: 0 DP: 3 HBP: 0	WP: 1 PB: 0 SB: 0 CS: 0	PA: 39
--------------	------------------------------	----------------------------------	------------------------------	----------------------------------	-------------------------------	----------------------------------	-------------------------------	----------------------------------	-------------------------------	----------------------------------	------------------------------	----------------------------------	------------------------------	---------------------------------	-------------------------------	----------------------------------	------------------------------	----------------------------------	-----------------------------------	------------------------------------	----------------------------------	--------


PITCHER	IP	WLS	BF	H	R	ER	SO	BB	IBB	HBP	BLK	WP	HR	S	P	ERA	WHIP
Brian Dubois, L ERA: 7.94 (1, 1)	5.0	W	23	8	2	2	4	1	0	0	0	1	1	52	83	3.60	1.800
Ed Nunez, R ERA: 2.31 (6, 1)	3.0		12	2	0	0	2	1	0	0	0	0	0	27	44	0.00	1.000
Jerry Don Gleaton, L ERA: 3.6 (9, 1)	1.0		4	2	0	0	1	0	0	0	0	0	0	8	11	0.00	2.000

BOTTOM

Detroit Tigers @ Chicago White Sox
Comiskey Park, Chicago, IL

Fri May 18 1990, 8:05 PM EDT
Att: 21,312 - Unknown - 72 F

AB 37
R 2
H 12
RBI 2
BB 2
SO 7
LOB 21



PITCHER	IP	WLS	BF	H	R	ER	SO	BB	IBB	HBP	BLK	WP	HR	S	P	ERA	WHIP
---------	----	-----	----	---	---	----	----	----	-----	-----	-----	----	----	---	---	-----	------

Batter	1	2	3	4	5	6	7	8	9	AB R H RBI BB SO LOB	TOP											
Tony Phillips, S OBP: 0.307, SLG: 0.360 (1, 5)	2-2 F7 1B		0-0 S 1B		1-2 L8	0-1 G1-3			4-1 FC5-4 BB	4 0 1 0 1 0 0												
Alan Trammell, R OBP: 0.389, SLG: 0.449 (1, 6)	2-1 S 1B		1 SAFE 4-2 BB 1-2 BB		4-0 S HR BB			1-2 G6-3	1 SAFE 0-1 1 SAFE FC5-4 1-2f	3 1 1 0 2 0 1												
Lou Whitaker, L OBP: 0.300, SLG: 0.299 (1, 4)	2-3 K 1-2		2-3 K		1 SAFE 0-2 1 SAFE 1-H HR			4-2 G4-3 BB		3 1 1 2 1 2 3												
Lloyd Moseby, L OBP: 0.345, SLG: 0.444 (1, 8)	3-2 F7		1-3 K		0-0 F9			0-0 G4-3 1-2f		4 0 0 0 0 1 4												
Cecil Fielder, R OBP: 0.408, SLG: 0.740 (1, 10)		1-0 HBP 1B	0-3 K		2-1 BB 1B 2B			2-3 K		4 2 2 0 0 2 2												
Larry Sheets, L OBP: 0.345, SLG: 0.481 (1, 9)	2-2 F7			2-1 F7		4-1 BB 1B BB		1-0 F2		2 0 0 0 0 0 1												
Tracy Jones, R OBP: 0.329, SLG: 0.431 (6, PH)										1 1 0 0 1 0 0												
Kenny Williams, R OBP: 0.200, SLG: 0.167 (8, 9)										0 0 0 0 0 0 0												
Matt Nokes, L OBP: 0.299, SLG: 0.366 (1, 2)		2-2 1B HBP		2-2 G3-1		4-1 1B G4-6-3 BB		0-0 G5-3		1 0 0 0 0 0 0												
Mike Heath, R OBP: 0.379, SLG: 0.478 (6, PH)										1 1 0 0 1 0 0												
Gary Ward, R OBP: 0.313, SLG: 0.343 (1, 7)		2-2 G1-6-3 1B		2-3 K		1-0 G4-6-3 1B			3-3 K	4 0 2 3 0 2 0												
Dave Bergman, L OBP: 0.243, SLG: 0.206 (1, 3)		2-1 G1-6-3		2-2 F9		1-0 G4-6-3			2-0 P5	4 0 0 0 0 0 3												
Inning Stats	R: 0 E: 0 K: 1 S: 15	H: 1 LOB: 1 BB: 0 P: 23	R: 1 E: 0 K: 0 S: 11	H: 2 LOB: 1 BB: 0 P: 20	R: 0 E: 0 K: 3 S: 14	H: 1 LOB: 2 BB: 1 P: 21	R: 0 E: 0 K: 1 S: 10	H: 0 LOB: 0 BB: 0 P: 16	R: 2 E: 0 K: 0 S: 10	H: 1 LOB: 0 BB: 1 P: 17	R: 3 E: 0 K: 0 S: 8	H: 2 LOB: 0 BB: 2 P: 20	R: 0 E: 0 K: 0 S: 7	H: 0 LOB: 0 BB: 1 P: 12	R: 0 E: 0 K: 1 S: 5	H: 0 LOB: 0 BB: 0 P: 8	R: 0 E: 0 K: 1 S: 8	H: 0 LOB: 1 BB: 1 P: 17	1B: 5 2B: 1 3B: 0 HR: 1	SF: 0 SAC: 0 DP: 3 HBP: 1	WP: 0 PB: 0 SB: 3 CS: 0	PA: 38
PITCHER	IP WLS BF H R ER SO BB IBB HBP BLK WP HR S P ERA WHIP																					
Jack McDowell, R ERA: 5.4 (1, 1)	5.0 L 23 6 4 4 5 2 0 1 0 0 1 62 101 7.20 1.600																					
Scott Radinsky, L ERA: 1.88 (6, 1)	0.0 2 0 0 0 0 2 0 0 0 0 0 2 10 ∞ ∞																					
Donn Pall, R ERA: 2.88 (6, 1)	4.0 13 1 2 2 2 2 0 0 0 0 0 24 43 4.50 0.750																					

Detroit Tigers @ Chicago White Sox
 Comiskey Park, Chicago, IL
 Sat May 19 1990, 8:05 PM EDT
 Att. 22,136 - Unknown - 68 F

livebaseballscorecards.com

AB	31
R	6
H	7
RBI	5
BB	6
SO	7
LOB	14



BOTTOM

Detroit Tigers @ Chicago White Sox
 Comiskey Park, Chicago, IL
 Sat May 19 1990, 8:05 PM EDT
 Att. 22,136 - Unknown - 68 F

livebaseballscorecards.com

AB	38
R	4
H	12
RBI	4
BB	0
SO	1
LOB	14



WP: 0	PA: 39
PB: 0	
SB: 2	
CS: 1	

AB R H RBI BB SO LOB

5	0	2	0	0	1	1
5	2	1	0	0	0	3
4	1	2	3	0	0	1
4	1	2	1	0	0	0
4	0	2	0	0	0	1
4	0	0	0	0	0	3
3	0	2	0	0	0	1
1	0	0	0	0	0	1
0	0	0	0	0	0	0
3	0	0	0	0	0	3
1	0	0	0	0	0	0
4	0	1	0	0	0	0

Batter	1	2	3	4	5	6	7	8	9
Sammy Sosa, R (1, 9) OBP: 0.302, SLG: 0.402	1-3 K		1-0 F8		0-1 FC4-6 1B		1-0 F8		1-2 1B
Lance Johnson, L (1, 8) OBP: 0.347, SLG: 0.333	2-1 G1-3			1-1 HR 2B	1-0 FC4-6 1B		2-0 FC1-6 FC5-4		0-0 L6
Ivan Calderon, R (1, 7) OBP: 0.394, SLG: 0.500	1-0 G1-3			2-2 HR 2-H	2-0 CS 1B		0-0 FC5-4		
Ron Kittle, R (1, 10) OBP: 0.366, SLG: 0.582		2-2 P3		2-0 1B 1B	3-1 CS 1-2	3-1 HR		1-1 F9	
Carlton Fisk, R (1, 2) OBP: 0.365, SLG: 0.369		1-0 S 1B		1-0 F4		1-2 F9		0-0 2B	
Carlos Martinez, R (1, 3) OBP: 0.236, SLG: 0.362		3-2 G1-3		3-2 L7		0-0 F8		2-1 G1-3	
Craig Grebeck, R (1, 5) OBP: 0.222, SLG: 0.200		1-2 G3-1		1-1 1B		2-0 1B		3-2 G3	
Dan Pasqua, L (8, PH) OBP: 0.432, SLG: 0.486				1-2 1B					
Robin Ventura, L (9, 5) OBP: 0.292, SLG: 0.253									
Scott Fletcher, R (1, 4) OBP: 0.285, SLG: 0.240			2-2 G6-3		1-0 F4		0-1 L8		0-0 B5-3
Steve Lyons, L (9, PH) OBP: 0.333, SLG: 0.448									
Ozzie Guillen, L (1, 6) OBP: 0.368, SLG: 0.450			0-0 G6-3		0-1 F7		0-1 FC1-6 1B		1-0 G6-3

Inning Stats	R: 0	H: 0	E: 0	K: 1	S: 6	LOB: 0	BB: 0	P: 10	R: 0	H: 1	E: 0	K: 0	S: 11	LOB: 1	BB: 0	P: 18	R: 0	H: 0	E: 0	K: 0	S: 5	LOB: 0	BB: 0	P: 8	R: 2	H: 4	E: 0	K: 0	S: 13	LOB: 2	BB: 0	P: 24	R: 1	H: 2	E: 0	K: 0	S: 7	LOB: 0	BB: 0	P: 13	R: 1	H: 2	E: 0	K: 0	S: 11	LOB: 1	BB: 0	P: 17	R: 0	H: 1	E: 0	K: 0	S: 5	LOB: 1	BB: 0	P: 8	R: 0	H: 1	E: 0	K: 0	S: 8	LOB: 1	BB: 0	P: 14	R: 0	H: 1	E: 0	K: 0	S: 6	LOB: 1	BB: 0	P: 8	1B: 8	SF: 0	2B: 2	SAC: 0	3B: 0	DP: 0	HR: 2	HBP: 0	WP: 0	PA: 39
--------------	------	------	------	------	------	--------	-------	-------	------	------	------	------	-------	--------	-------	-------	------	------	------	------	------	--------	-------	------	------	------	------	------	-------	--------	-------	-------	------	------	------	------	------	--------	-------	-------	------	------	------	------	-------	--------	-------	-------	------	------	------	------	------	--------	-------	------	------	------	------	------	------	--------	-------	-------	------	------	------	------	------	--------	-------	------	-------	-------	-------	--------	-------	-------	-------	--------	-------	--------

PITCHER	IP	WLS	BF	H	R	ER	SO	BB	IBB	HBP	BLK	WP	HR	S	P	ERA	WHIP
Frank Tanana, L (1, 1) ERA: 5.69	7.0	W	30	10	4	4	1	0	0	0	0	0	2	58	98	5.14	1.429
Mike Henneman, R (8, 1) ERA: 2.81	2.0	S	8	2	0	0	0	0	0	0	0	0	0	14	22	0.00	1.000

PITCHER	IP	WLS	BF	H	R	ER	SO	BB	IBB	HBP	BLK	WP	HR	S	P	ERA	WHIP
Frank Tanana, L (1, 1) ERA: 5.69	7.0	W	30	10	4	4	1	0	0	0	0	0	2	58	98	5.14	1.429
Mike Henneman, R (8, 1) ERA: 2.81	2.0	S	8	2	0	0	0	0	0	0	0	0	0	14	22	0.00	1.000

Batter	1	2	3	4	5	6	7	8	9	10	AB	R	H	RBI	BB	SO	LOB
Tony Phillips, S OBP: 0.310, SLG: 0.357 (1, 4) C B B S X (9, 5)	2-2 G6-3 ①		1-0 F7 ①		3-2 E6 1B ①			2-2 1B SF7 1B ①		4-1 FC5-4 HBP ①	4	1	1	0	0	0	0
Alan Trammell, R OBP: 0.390, SLG: 0.447 (1, 6) B S S C X (8, 9)	3-3 K ②		0-3 K ②		2-1 1B SAFE SAFE ②			1-1 1B SAFE ②		0-1 FC5-4 FC6 1-2f ②	5	0	2	0	0	2	1
Tracy Jones, R OBP: 0.329, SLG: 0.427 Dave Bergman, L OBP: 0.231, SLG: 0.200 (1, 10) C B B T S X (8, PH)	2-2 E5 1B ③		2-3 K ③		0-2 F8 ③			2-2 SF7 3-H ③		2-1 FC6 1B 1-2f ③	3	0	1	0	0	1	2
Cecil Fielder, R OBP: 0.414, SLG: 0.756 (1, 3) B B B B ①	4-0 BB ③			2-1 HR ①		3-1 L8 ①		1-0 F9 ②		1-1 1B 1-2 1B ②	4	1	2	1	1	0	1
Gary Ward, R OBP: 0.304, SLG: 0.333 Lloyd Moseby, L OBP: 0.348, SLG: 0.444 (1, 7) C S X (8, PH) (8, 8)	0-2 F8 ③			3-1 F8 ①		3-1 G6-3 ②		2-0 G4-3 ③		1-0 1B 1-2 2-H 1B ③	3	0	0	0	0	0	2
Mike Heath, R OBP: 0.370, SLG: 0.463 (1, 2) B S C X (9, 9)		1-2 G6-3 ①		0-2 G5-3 ②		1-0 G5-3 ③			1-0 1B CS 1B ①	3-1 F2 ③	5	0	1	0	0	0	2
Chet Lemon, R OBP: 0.340, SLG: 0.500 Larry Sheets, L OBP: 0.341, SLG: 0.475 (1, 9) B F B X (9, PH) (9, 7)		2-1 1B ②		0-2 F7 ③			2-0 G4-3 ①		0-2 F7 ①		3	0	1	0	0	0	0
Ed Romero, R OBP: 0.296, SLG: 0.217 Lou Whitaker, L OBP: 0.305, SLG: 0.305 (1, 5) 1 SAFE 1 SAFE B T T T B ①		3-2 F8 ②			0-1 G5-3 ①		2-1 L3 ②		1-0 CS 1B ②		1	0	0	0	0	0	1
Kenny Williams, R OBP: 0.188, SLG: 0.156 Matt Nokes, L OBP: 0.295, SLG: 0.361 (1, 8) B C C X (8, 7) (9, PH) (9, 2)		2-3 K ③			2-2 G6-3 ②		2-2 G5-3 ③		2-1 F4 1-2 3-H ③		3	0	0	0	0	1	1


Inning Stats	R: 0	H: 1	E: 1	LOB: 2	K: 1	S: 13	R: 0	H: 1	E: 0	LOB: 1	K: 1	S: 15	R: 0	H: 0	E: 0	LOB: 0	K: 2	S: 8	R: 1	H: 1	E: 0	LOB: 0	K: 0	S: 11	R: 0	H: 1	E: 1	LOB: 2	K: 0	S: 13	R: 0	H: 0	E: 0	LOB: 0	K: 0	S: 5	R: 0	H: 0	E: 0	LOB: 0	K: 0	S: 7	R: 1	H: 2	E: 0	LOB: 1	K: 0	S: 10	R: 0	H: 2	E: 0	LOB: 1	K: 0	S: 7	R: 1	H: 2	E: 0	LOB: 2	K: 0	S: 10	R: 1	H: 2	E: 0	LOB: 2	K: 0	S: 10	1B: 9	2B: 0	3B: 0	HR: 1	SF: 1	SAC: 0	DP: 0	HBP: 1	WP: 0	PA: 42
--------------	------	------	------	--------	------	-------	------	------	------	--------	------	-------	------	------	------	--------	------	------	------	------	------	--------	------	-------	------	------	------	--------	------	-------	------	------	------	--------	------	------	------	------	------	--------	------	------	------	------	------	--------	------	-------	------	------	------	--------	------	------	------	------	------	--------	------	-------	------	------	------	--------	------	-------	-------	-------	-------	-------	-------	--------	-------	--------	-------	--------

PITCHER	IP	WLS	BF	H	R	ER	SO	BB	IBB	HBP	BLK	WP	HR	S	P	ERA	WHIP
Greg Hibbard, L ERA: 2.86 (1, 1)	7.0		27	4	1	1	4	1	0	0	0	0	1	72	119	1.29	0.714
Barry Jones, R ERA: 1.53 (8, 1)	1.1	L	8	4	1	1	0	0	0	0	0	0	0	15	25	6.75	3.000
Wayne Edwards, L ERA: 1.8 (9, 1)	1.1		6	2	1	1	0	0	0	1	0	0	0	10	20	6.75	1.500
Bobby Thigpen, R ERA: 2.41 (10, 1)	0.1		1	0	0	0	0	0	0	0	0	0	0	2	5	0.00	0.000

TOP

Detroit Tigers @ Chicago White Sox
Comiskey Park, Chicago, IL
Sun May 20 1990, 4:33 AM EDT
Att: 21,821 - Overcast - 65 F

AB	39
R	3
H	10
RBI	3
BB	1
SO	4
LOB	15



Batter	1	2	3	4	5	6	7	8	9	AB	R	H	RBI	BB	SO	LOB	TOP					
Sammy Sosa, R OBP: 0.303, SLG: 0.393 (1, 9)	1-1 G5-3	1-3 K		1-0 F8			0-0 G3 HR 1B	4-0 IBB		4	1	1	0	1	1	3						
Lance Johnson, L OBP: 0.336, SLG: 0.317 (1, 8)	0-0 F7		4-2 L6-3 BB	3-1 G6-3			1-3 K 1-2	2-1 G3-2-3		4	0	0	0	1	1	5						
Ivan Calderon, R OBP: 0.390, SLG: 0.488 (1, 7)	0-2 1B 1B		0-0 L6-3 1-2		2-1 F8		1-0 G3 2-3		1-2 G4-3 BB 1B	5	0	2	0	0	0	2						
Dan Pasqua, L OBP: 0.460, SLG: 0.571 Ron Kittle, R OBP: 0.364, SLG: 0.558 (1, 10) (7, PH)	2-1 1B 1-2		0-1 HR		4-1 FC5 BB		4-2 HR BB		4-2 G4-3 BB	2	1	2	1	1	0	0						
Carlton Fisk, R OBP: 0.358, SLG: 0.389 (1, 2)	3-1 F9		3-2 G5-3		1-0 FC5 1-2 G6-4-3		2-0 HR		1-1 G4-3 1-2f 2-3	5	1	1	3	0	0	5						
Steve Lyons, L OBP: 0.310, SLG: 0.378 (1, 4) (8, 3)			4-1 1B BB		1-1 HR 1B		0-0 G6-4-3 1-2f		2-2 G1-3	4	1	1	0	1	1	3						
Carlos Martinez, R OBP: 0.237, SLG: 0.358 Rodney McCray, R OBP: 0.283, SLG: 0.241 (1, 3) (8, PR) (8, 4)			1-3 K		0-3 K		3-3 K		0-1 SH5-4 SH G3-2-3 1B	4	0	1	0	0	3	2	AB 34					
Robin Ventura, L OBP: 0.294, SLG: 0.294 (1, 5)			2-2 L5		2-2 HR 1-H		2-2 F7		0-0 SH SH5-4 1-2	3	1	1	2	0	0	1	R 6					
Ozzie Guillen, L OBP: 0.374, SLG: 0.462 Craig Grebeck, R OBP: 0.222, SLG: 0.200 (1, 6) (8, 6)			1-1 1B		0-2 F8 S 1B		1-0 G6-3		0-0 SH5-4 1-2 2-3	3	0	2	0	0	0	0	H 11					
																	RBI 6					
																	BB 6					
																	SO 6					
																	LOB 21					
Inning Stats	R: 0 E: 0 K: 0 S: 10	H: 2 LOB: 2 BB: 0 P: 16	R: 0 E: 0 K: 2 S: 13	H: 1 LOB: 2 BB: 1 P: 22	R: 1 E: 0 K: 0 S: 9	H: 1 LOB: 0 BB: 1 P: 16	R: 2 E: 0 K: 1 S: 15	H: 3 LOB: 1 BB: 0 P: 22	R: 0 E: 0 K: 0 S: 5	H: 0 LOB: 1 BB: 1 P: 12	R: 0 E: 0 K: 1 S: 7	H: 0 LOB: 0 BB: 0 P: 13	R: 3 E: 0 K: 2 S: 12	H: 2 LOB: 0 BB: 1 P: 20	R: 0 E: 1 K: 0 S: 6	H: 1 LOB: 2 BB: 1 P: 12	R: 0 E: 0 K: 0 S: 14	H: 1 LOB: 1 BB: 1 P: 22	1B: 8 2B: 1 3B: 0 HR: 3	SF: 0 SAC: 2 DP: 4 HBP: 0	WP: 0 PB: 0 SB: 2 CS: 0	PA: 42
PITCHER	IP	WLS	BF	H	R	ER	SO	BB	IBB	HBP	BLK	WP	HR	S	P	ERA	WHIP					
Andy Hawkins, R ERA: 6.69 (1, 1)	6.2		30	8	4	4	5	3	0	0	0	0	2	64	108	5.40	1.650					
Lee Guetterman, L ERA: 2.78 (7, 1)	0.0	L	1	0	0	0	0	1	0	0	0	0	0	2	6	∞	∞					
Lance McCullers, R ERA: 3.95 (7, 1)	0.1		3	2	2	2	1	0	0	0	0	0	1	7	9	54.00	6.000					
Greg Cadaret, L ERA: 5.85 (8, 1)	1.0		4	0	0	0	0	0	1	0	0	0	0	4	10	0.00	0.000					
Jeff Robinson, R ERA: 3.8 (9, 1)	1.0		4	1	0	0	0	1	0	0	0	0	0	14	22	0.00	2.000					

Chicago White Sox @ New York Yankees
 Yankee Stadium, Bronx, NY
 Mon May 21 1990, 7:05 PM EDT
 Att. 14,313 - Unknown - 44 F

livebaseballscorecards.com



BOTTOM

Chicago White Sox @ New York Yankees
 Yankee Stadium, Bronx, NY
 Mon May 21 1990, 7:05 PM EDT
 Att: 14,313 - Unknown - 44 F

livebaseballscores.com

AB	31
R	5
H	6
RBI	5
BB	3
SO	8
LOB	7



WP:	1	PA:	36
PB:	0		
SB:	1		
CS:	0		

AB	R	H	RBI	BB	SO	LOB
3	1	1	0	1	1	1

3	0	0	1	0	1	1
0	0	0	1	0	0	0

4	0	0	0	0	2	1
---	---	---	---	---	---	---

3	1	1	0	1	1	0
---	---	---	---	---	---	---

4	1	1	1	0	0	2
---	---	---	---	---	---	---

4	0	0	0	0	2	1
---	---	---	---	---	---	---

3	1	1	1	1	0	0
---	---	---	---	---	---	---

4	0	1	0	0	0	1
---	---	---	---	---	---	---

2	1	1	1	0	0	0
1	0	0	0	0	1	0

1B:	1	SF:	2
2B:	3	SAC:	0
3B:	2	DP:	0
HR:	0	HBP:	0

Batter	1	2	3	4	5	6	7	8	9
Deion Sanders, L (1, 7) OBP: 0.182, SLG: 0.300	0-2 G4-3	2-3 K			4-2 G4-3 BB		1-0 SF9 3B		
Claudell Washington, L (1, 9) OBP: 0.206, SLG: 0.228 Jesse Barfield, R (7, PH) OBP: 0.322, SLG: 0.433	2-3 K		2-1 P6		1-1 G4-3		0-0 SF9		
Roberto Kelly, R (1, 8) OBP: 0.345, SLG: 0.390	3-3 K2-3		0-0 L5		1-3 3-H K		0-1 3-H F9		
Don Mattingly, L (1, 3) OBP: 0.364, SLG: 0.471		2-2 2B	2-0 G3		4-0 FC6-4 IBB			2-3 K	
Mel Hall, L (1, 10) OBP: 0.252, SLG: 0.426		0-2 WP 1B		1-2 P4	2-1 FC6-4			1-1 L8	
Bob Geren, R (1, 2) OBP: 0.304, SLG: 0.347		3-3 K		0-3 K		1-2 F9		2-0 P3	
Randy Velarde, R (1, 5) OBP: 0.326, SLG: 0.231		0-0 2B SF8 1B		4-2 BB		0-1 G4-3			2-2 G6-3
Alvaro Espinoza, R (1, 6) OBP: 0.209, SLG: 0.225		0-2 SAFE SAFE SAFE SAFE SAFE SAFE SAFE SAFE SAFE SAFE		0-1 SAFE L5		2-0 F9			1-2 L5
Wayne Tolleson, S (1, 4) OBP: 0.125, SLG: 0.429 Steve Balboni, R (9, PH) OBP: 0.288, SLG: 0.163		1-1 SF8			0-0 G4-3 3B		2-2 G6-3		2-3 K

Inning Stats	R: 0 E: 0 K: 2 S: 10	H: 0 LOB: 0 BB: 0 P: 15	R: 3 E: 0 K: 2 S: 26	H: 4 LOB: 1 BB: 0 P: 34	R: 0 E: 0 K: 0 S: 4	H: 0 LOB: 0 BB: 0 P: 8	R: 0 E: 0 K: 1 S: 13	H: 0 LOB: 1 BB: 1 P: 18	R: 1 E: 0 K: 1 S: 11	H: 1 LOB: 2 BB: 2 P: 23	R: 0 E: 0 K: 0 S: 6	H: 0 LOB: 0 BB: 0 P: 9	R: 1 E: 0 K: 0 S: 7	H: 1 LOB: 0 BB: 0 P: 10	R: 0 E: 0 K: 1 S: 6	H: 0 LOB: 0 BB: 0 P: 11	R: 0 E: 0 K: 1 S: 9	H: 0 LOB: 0 BB: 0 P: 14	1B: 1 2B: 3 3B: 2 HR: 0	SF: 2 SAC: 0 DP: 0 HBP: 0	WP: 1 PB: 0 SB: 1 CS: 0	PA: 36
---------------------	-------------------------------	----------------------------------	-------------------------------	----------------------------------	------------------------------	---------------------------------	-------------------------------	----------------------------------	-------------------------------	----------------------------------	------------------------------	---------------------------------	------------------------------	----------------------------------	------------------------------	----------------------------------	------------------------------	----------------------------------	----------------------------------	------------------------------------	----------------------------------	--------

PITCHER	IP	WLS	BF	H	R	ER	SO	BB	IBB	HBP	BLK	WP	HR	S	P	ERA	WHIP
Jerry Kutler, R (1, 1) ERA: 5.4	4.2		22	5	4	4	6	2	1	0	0	1	0	62	94	7.71	1.500
Scott Radinsky, L (5, 1) ERA: 2.25	1.2	W	6	1	1	1	0	0	0	0	0	0	0	12	20	5.40	0.600
Barry Jones, R (7, 1) ERA: 1.4	1.2		5	0	0	0	1	0	0	0	0	0	0	9	14	0.00	0.000
Bobby Thigpen, R (9, 1) ERA: 2.29	1.0	S	3	0	0	0	1	0	0	0	0	0	0	9	14	0.00	0.000

Batter	1	2	3	4	5	6	7	8	9	AB R H RBI BB SO LOB	TOP											
Sammy Sosa, R OBP: 0.307, SLG: 0.413 (1, 9)	0-2 HR		0-1 FC1-6 1-2f			4-2 1B BB			0-0 L9	4 1 1 1 1 1 1												
Lance Johnson, L OBP: 0.338, SLG: 0.315 (1, 8)	0-0 E6 CS		0-2 F9			0-0 BB WP 1B			4-1 1B BB	4 0 1 0 1 0 1												
Ivan Calderon, R OBP: 0.387, SLG: 0.481 (1, 7)	2-2 F9		0-2 G6-3			0-3 K FC5 BB			2-0 K S 1B	4 0 1 0 0 1 3												
Dan Pasqua, L OBP: 0.472, SLG: 0.591 Ron Kittle, R OBP: 0.361, SLG: 0.552 (1, 10) (7, PH)	2-1 2B				3-3 K	4-2 BB			1-2 F8	2 0 1 0 1 1 0 1 0 0 0 0 0 2												
Carlton Fisk, R OBP: 0.355, SLG: 0.384 (1, 2)	2-1 G6-3				3-1 G1-3 E 1B	1-1 FC5			1-2 G3	4 1 1 0 0 0 4												
Carlos Martinez, R OBP: 0.229, SLG: 0.345 (1, 3)			0-0 G5-3		0-0 G1-3				2-2 G4-3	4 0 0 0 0 1 1												
Scott Fletcher, R OBP: 0.290, SLG: 0.250 (1, 4)			2-0 L8		2-2 E9 1B				1-1 1B	4 0 2 1 0 0 0												
Craig Grebeck, R OBP: 0.194, SLG: 0.172 (1, 5)			0-0 G5-3		0-2 G6-3				3-1 P4	4 0 0 0 0 1 2												
Ozzie Guillen, L OBP: 0.370, SLG: 0.455 (1, 6)					0-0 FC1-6 1B				0-1 G4-3	4 0 1 0 0 0 0												
Inning Stats	R: 1 E: 1 K: 0 S: 11	H: 2 LOB: 1 BB: 0 P: 17	R: 0 E: 0 K: 0 S: 3	H: 0 LOB: 0 BB: 0 P: 5	R: 0 E: 0 K: 0 S: 10	H: 1 LOB: 1 BB: 0 P: 10	R: 1 E: 1 K: 1 S: 12	H: 2 LOB: 1 BB: 0 P: 20	R: 0 E: 0 K: 1 S: 12	H: 1 LOB: 3 BB: 2 P: 21	R: 0 E: 0 K: 2 S: 10	H: 0 LOB: 0 BB: 0 P: 15	R: 0 E: 0 K: 0 S: 7	H: 1 LOB: 2 BB: 1 P: 14	R: 0 E: 0 K: 0 S: 10	H: 1 LOB: 1 BB: 0 P: 17	R: 0 E: 0 K: 1 S: 6	H: 0 LOB: 0 BB: 0 P: 7	1B: 6 2B: 1 3B: 0 HR: 1	SF: 0 SAC: 0 DP: 0 HBP: 0	WP: 1 PB: 0 SB: 2 CS: 1	PA: 38
PITCHER	IP WLS BF H R ER SO BB IBB HBP BLK WP HR S P ERA WHIP																					
Dave LaPoint, L ERA: 3.46 (1, 1)	6.2 W 30 7 2 2 4 3 0 0 0 1 1 62 98 2.70 1.500																					
Lee Guetterman, L ERA: 2.63 (7, 1)	1.1 5 1 0 0 0 0 0 0 0 0 0 0 13 21 0.00 0.750																					
Dave Righetti, L ERA: 4.63 (9, 1)	1.0 S 3 0 0 0 1 0 0 0 0 0 0 0 6 7 0.00 0.000																					

Chicago White Sox @ New York Yankees
Yankee Stadium, Bronx, NY
Tue May 22 1990, 7:05 PM EDT
Att. 24,142 - Unknown

AB	35
R	2
H	8
RBI	2
BB	3
SO	5
LOB	14



WP	1	PA	38
PB	0		
SB	2		
CS	1		

Batter	1	2	3	4	5	6	7	8	9	AB R H RBI BB SO LOB
Deion Sanders, L (1, 7) OBP: 0.200, SLG: 0.286	2-3 K		1-0 P6		1-0 P6		3-2 2B 1B			4 1 1 0 0 1 1
Steve Sax, R (1, 4) OBP: 0.340, SLG: 0.331	3-2 G4-3		1-0 G1-3		0-0 P9		0-2 S 2B 1-H 3-H			4 0 1 2 0 0 1
Roberto Kelly, R (1, 8) OBP: 0.349, SLG: 0.388	4-1 BB			2-2 1B HR 1B	2-3 K		1-1 G5-3			3 1 1 0 1 1 1
Don Mattingly, L (1, 3) OBP: 0.355, SLG: 0.457	1-1 P3			1-0 L5		1-2 G5-3		3-3 K		4 0 0 0 0 1 2
Mel Hall, L (1, 10) OBP: 0.245, SLG: 0.413		1-3 K		0-0 F8		0-0 G1-3		0-3 K		3 0 0 0 0 1 1
Steve Balboni, R (8, PH) OBP: 0.283, SLG: 0.159										1 0 0 0 0 1 0
Jesse Barfield, R (1, 9) OBP: 0.320, SLG: 0.426		0-3 K2-3		1-0 HR 1B		2-3 K		3-2 G5-3		4 1 1 0 0 2 0
Bob Geren, R (1, 2) OBP: 0.317, SLG: 0.392		2-0 G5-3		0-0 HR			3-2 1B 2B HBP			2 2 1 3 0 0 0
Randy Velarde, R (1, 5) OBP: 0.347, SLG: 0.225			4-2 SH1-3 BLK BB		4-2 BB		3-2 P8			1 0 0 0 2 0 1
Alvaro Espinoza, R (1, 6) OBP: 0.205, SLG: 0.221			1-0 SH1-3		2-2 F9		0-0 P3			2 0 0 0 0 0 2

Inning Stats	R: 0 E: 0 K: 1 S: 11	H: 0 LOB: 1 BB: 1 P: 21	R: 0 E: 0 K: 2 S: 7	H: 0 LOB: 0 BB: 0 P: 10	R: 0 E: 0 K: 0 S: 5	H: 0 LOB: 1 BB: 1 P: 12	R: 3 E: 0 K: 0 S: 16	H: 3 LOB: 1 BB: 1 P: 26	R: 0 E: 0 K: 1 S: 5	H: 0 LOB: 0 BB: 0 P: 8	R: 0 E: 0 K: 1 S: 7	H: 0 LOB: 0 BB: 0 P: 10	R: 2 E: 0 K: 0 S: 17	H: 2 LOB: 1 BB: 0 P: 26	R: 0 E: 0 K: 2 S: 11	H: 0 LOB: 0 BB: 0 P: 17	1B: 3 2B: 1 3B: 0 HR: 1	SF: 0 SAC: 1 DP: 0 HBP: 1	WP: 0 PB: 1 SB: 1 CS: 0	PA: 33	
PITCHER	IP	WLS	BF	H	R	ER	SO	BB	IBB	HBP	BLK	WP	HR	S	P	ERA	WHIP				
Melido Perez, R (1, 1) ERA: 4.74	6.2	L	28	4	5	5	5	3	0	1	1	0	1	63	107	6.75	1.050				
Wayne Edwards, L (7, 1) ERA: 1.69	1.1		5	1	0	0	2	0	0	0	0	0	0	16	23	0.00	0.750				


BOTTOM

Chicago White Sox @ New York Yankees
 Yankee Stadium, Bronx, NY
 Tue May 22 1990, 7:05 PM EDT
 Att. 24,142 - Unknown

livebaseballscorecards.com

AB	28
R	5
H	5
RBI	5
BB	3
SO	7
LOB	9



Batter	1	2	3	4	5	6	7	8	9	AB R H RBI BB SO LOB	TOP											
Sammy Sosa, R (1, 9) OBP: 0.296, SLG: 0.397	2-1 G6-3	3-2 G5-3		1-2 G6-3		0-0 P4		2-3 K		5 0 0 0 0 1 6												
Lance Johnson, L (1, 8) OBP: 0.347, SLG: 0.333	0-0 1B HR 1B		0-0 G4-3		3-0 1B 2B		1-0 L9	0-0 1B		5 2 3 1 0 0 0												
Ivan Calderon, R (1, 7) OBP: 0.381, SLG: 0.470	1-0 1B HR 1B		2-3 K		0-0 G6-3		1-2 F9	0-0 G6-3		5 1 1 0 0 1 3												
Dan Pasqua, L (1, 10) OBP: 0.483, SLG: 0.708	2-0 1-H 3-H HR		1-0 F8		4-0 1B IBB		0-1 HR		1-1 P6	4 2 2 4 1 0 0												
Carlton Fisk, R (1, 2) OBP: 0.357, SLG: 0.385	1-2 P5			1-0 F7	2-2 1-2 2-H 1B		2-0 1B		1-3 K	5 0 2 1 0 1 0												
Ron Kittle, R (1, 3) OBP: 0.351, SLG: 0.535	1-1 F9			1-3 K	1-0 F7		2-3 K		4-2 BB	0 0 0 0 0 0 0 1 0 0 0 1 1 1												
Steve Lyons, L (5, 3) OBP: 0.318, SLG: 0.368																						
Robin Ventura, L (1, 5) OBP: 0.290, SLG: 0.281			1-1 G3		4-2 E 1B BB		0-0 G1-3		0-0 L5	0-0 G3-1	4 0 0 0 1 0 3	AB 36 R 6 H 11 RBI 6 BB 4 SO 4 LOB 16										
Scott Fletcher, R (1, 4) OBP: 0.304, SLG: 0.276				2-0 WP G4-3 1B			2-2 G6-3		1-1 1B 2B		4 1 3 0 0 0 0											
Ozzie Guillen, L (1, 6) OBP: 0.366, SLG: 0.444				0-0 G4-3		0-0 E3		2-2 G6-3		4-2 1B BB	3 0 0 0 1 0 3											
Inning Stats	R: 3 E: 0 K: 0 S: 10	H: 3 LOB: 0 BB: 0 P: 17	R: 0 E: 0 K: 0 S: 10	H: 1 LOB: 1 BB: 0 P: 14	R: 0 E: 0 K: 1 S: 5	H: 0 LOB: 0 BB: 0 P: 8	R: 0 E: 1 K: 1 S: 14	H: 1 LOB: 3 BB: 1 P: 23	R: 1 E: 0 K: 0 S: 7	H: 2 LOB: 2 BB: 1 P: 17	R: 0 E: 0 K: 0 S: 8	H: 0 LOB: 0 BB: 0 P: 12	R: 1 E: 0 K: 1 S: 10	H: 2 LOB: 1 BB: 0 P: 16	R: 1 E: 0 K: 1 S: 10	H: 2 LOB: 2 BB: 1 P: 17	R: 0 E: 0 K: 1 S: 11	H: 0 LOB: 1 BB: 1 P: 16	1B: 7 2B: 2 3B: 0 HR: 2	SF: 0 SAC: 0 DP: 0 HBP: 0	WP: 1 PB: 0 SB: 0 CS: 0	PA: 43
PITCHER	IP WLS BF H R ER SO BB IBB HBP BLK WP HR S P ERA WHIP																					
Dave Johnson, R (1, 1) ERA: 4.41	6.2 L 32 9 5 5 2 1 1 0 0 1 2 61 102 6.75 1.500																					
Kevin Hickey, L (7, 1) ERA: 4.35	0.2 4 1 1 1 1 1 0 0 0 0 0 8 15 13.50 3.000																					
Mickey Weston, R (8, 1) ERA: 3.86	1.2 7 1 0 0 2 1 0 0 0 0 0 16 23 0.00 1.200																					

Chicago White Sox @ Baltimore Orioles
 Memorial Stadium, Baltimore, MD
 Wed May 23 1990, 7:05 PM EDT
 Att. 20,392 - Unknown - 71 F

livebaseballscorecards.com

Batter	1	2	3	4	5	6	7	8	9	AB	R	H	RBI	BB	SO	LOB
Steve Finley, L (1, 8) OBP: 0.336, SLG: 0.345	1-0 G6-3		0-2 G4-3		4-2 BB			0-2 F8		3	0	0	0	1	0	0
Randy Milligan, R (1, 10) OBP: 0.373, SLG: 0.297	2-2 G4-3		3-2 P4		0-3 K			1-3 K2-3		4	0	0	0	0	2	1
Brady Anderson, L (1, 7) OBP: 0.356, SLG: 0.200	2-3 K				1-2 F8			2-2 G4-3		4	0	0	0	0	1	1
Cal Ripken Jr., R (1, 6) OBP: 0.343, SLG: 0.391					0-0 HR 1B			1-0 F8		3	1	1	0	1	0	0
Mickey Tettleton, S (1, 2) OBP: 0.372, SLG: 0.421					4-2 HR BB			3-2 F7		2	1	0	0	2	1	1
Joe Orsulak, L (1, 9) OBP: 0.382, SLG: 0.536					1-1 HR			2-2 F7		4	1	1	3	0	0	2
Craig Worthington, R (1, 5) OBP: 0.299, SLG: 0.336					0-2 G3-1			4-0 G3-6-3 BB		2	0	0	0	1	0	1
David Segui, S (1, 3) OBP: 0.244, SLG: 0.263					0-1 G6-3			0-0 G3-6-3		3	0	0	0	0	0	3
Rene Gonzales, R (1, 4) OBP: 0.306, SLG: 0.267					0-1 F9			0-0 5-3		3	0	0	0	0	1	0

Inning Stats	R: 0	H: 0	E: 0	K: 1	S: 8	R: 0	H: 0	E: 0	K: 0	S: 8	R: 0	H: 0	E: 0	K: 0	S: 11	R: 3	H: 2	E: 0	K: 0	S: 15	R: 0	H: 0	E: 0	K: 2	S: 12	R: 0	H: 0	E: 0	K: 0	S: 11	R: 0	H: 0	E: 0	K: 1	S: 10	R: 0	H: 0	E: 0	K: 1	S: 7	1B: 1	2B: 0	3B: 0	HR: 1	SF: 0	SAC: 0	DP: 1	HBP: 1	WP: 0	PA: 34
Eric King, R (1, 1) ERA: 2.87	IP: 6.0	WLS: W	BF: 25	H: 2	R: 3	ER: 3	SO: 3	BB: 4	IBB: 0	HBP: 1	BLK: 0	WP: 0	HR: 1	S: 65	P: 103	ERA: 4.50	WHIP: 1.000																																	
Donn Pall, R (7, 1) ERA: 2.67	IP: 2.0	WLS: W	BF: 5	H: 0	R: 0	ER: 0	SO: 1	BB: 0	IBB: 0	HBP: 0	BLK: 0	WP: 0	HR: 0	S: 12	P: 15	ERA: 0.00	WHIP: 0.000																																	
Bobby Thigpen, R (9, 1) ERA: 2.18	IP: 1.0	WLS: S	BF: 4	H: 0	R: 0	ER: 0	SO: 1	BB: 1	IBB: 0	HBP: 0	BLK: 0	WP: 0	HR: 0	S: 7	P: 16	ERA: 0.00	WHIP: 1.000																																	

BOTTOM

Chicago White Sox @ Baltimore Orioles
Memorial Stadium, Baltimore, MD

Wed May 23 1990, 7:05 PM EDT
Att: 20,392 - Unknown - 71 F

livebaseballscorecards.com

AB	28
R	3
H	2
RBI	3
BB	5
SO	5
LOB	9



Batter	1	2	3	4	5	6	7	8	9	AB R H RBI BB SO LOB	TOP						
Lance Johnson, L (1, 8) OBP: 0.342, SLG: 0.336	0-0 BB 1B		0-0 G4-3		1-3 K		0-1 G3-1			4 0 1 0 0 1 4							
Scott Fletcher, R (1, 4) OBP: 0.301, SLG: 0.262	4-0 SAFE SAFE SAFE BB BB BB BB BB BB BB BB		2-3 K		4-1 BB BB BB BB BB BB		0-1 B1-3			2 0 0 0 2 1 0							
Ivan Calderon, R (1, 7) OBP: 0.368, SLG: 0.451	1-1 G6-4-3 1-2f 2-3		0-2 F9		2-2 SAFE SAFE BB BB BB BB		0-0 G5-3			4 0 0 0 0 0 3							
Dan Pasqua, L (1, 9) OBP: 0.477, SLG: 0.660	4-0 BB BB BB BB BB BB BB BB BB BB BB		2-2 G3		4-1 BB BB BB BB BB BB		1-0 P4			1 0 0 0 2 0 0							
Steve Lyons, L (7, 3) OBP: 0.304, SLG: 0.350										1 0 0 0 0 0 0							
Carlton Fisk, R (1, 2) OBP: 0.365, SLG: 0.382	2-1 G4-3		1-3 K		0-3 K					3 0 0 0 1 2 3							
Ron Kittle, R (1, 10) OBP: 0.350, SLG: 0.552		2-3 K		1-1 P2		1-2 FC6 WP G4-3 1B		1-1 BB BB BB BB BB BB		3 0 1 0 0 1 0							
Rodney McCray, R (7, PR) OBP: 0.346, SLG: 0.304								1-2 1B		0 1 0 0 0 0 0							
Ron Karkovice, R (9, PH)										1 0 1 0 0 0 0							
Carlos Martinez, R (1, 3) OBP: 0.231, SLG: 0.339			1-3 K		4-0 G3 BB BB BB BB		1-1 FC6 G4-3 G5-3 1-3			2 0 0 0 1 1 1							
Sammy Sosa, R (7, 9) OBP: 0.286, SLG: 0.382										1 0 0 0 0 1 2							
Robin Ventura, L (1, 5) OBP: 0.278, SLG: 0.260			3-1 G4-3		4-2 G3 BB BB BB BB BB BB BB BB BB BB		0-0 G5-3 1-2			3 0 0 0 1 0 4							
Ozzie Guillen, L (1, 6) OBP: 0.362, SLG: 0.435			1-0 P4		2-2 G3 1-2 2-3		0-0 G4-3 2-3 3-H			4 0 0 1 0 0 6							
Inning Stats	R: 0 H: 1 E: 0 LOB: 2 K: 0 BB: 2 S: 6 P: 16	R: 0 H: 0 E: 0 LOB: 0 K: 2 BB: 0 S: 8 P: 14	R: 0 H: 0 E: 0 LOB: 0 K: 1 BB: 0 S: 6 P: 9	R: 0 H: 0 E: 0 LOB: 0 K: 1 BB: 0 S: 9 P: 12	R: 0 H: 0 E: 0 LOB: 2 K: 1 BB: 2 S: 12 P: 24	R: 0 H: 0 E: 0 LOB: 1 K: 1 BB: 2 S: 8 P: 18	R: 1 H: 1 E: 0 LOB: 2 K: 0 BB: 0 S: 10 P: 11	R: 0 H: 0 E: 0 LOB: 0 K: 0 BB: 0 S: 4 P: 5	R: 0 H: 1 E: 0 LOB: 2 K: 1 BB: 1 S: 17 P: 23	1B: 3 SF: 0 2B: 0 SAC: 0 3B: 0 DP: 2 HR: 0 HBP: 0	WP: 1 PA: 36 PB: 0 SB: 0 CS: 0						
PITCHER	IP WLS BF H R ER SO BB IBB HBP BLK WP HR S P ERA WHIP																
Dan Petry, R (1, 1) ERA: 2.44	6.0	25	2	1	1	6	5	1	0	0	0	1	0	55	100	1.50	1.167
Paul Gibson, L (7, 1) ERA: 2.56	1.0	3	0	0	0	0	0	0	0	0	0	0	0	4	4	0.00	0.000
Mike Henneman, R (8, 1) ERA: 2.51	2.0	8	1	0	0	1	1	0	0	0	0	0	0	21	28	0.00	1.000

Chicago White Sox @ Detroit Tigers
Tiger Stadium, Detroit, MI
Fri May 25 1990, 7:05 PM EDT
Att. 13,852 - Unknown

livebaseballscorecards.com

AB	29
R	1
H	3
RBI	1
BB	7
SO	7
LOB	23



Batter	1	2	3	4	5	6	7	8	9	AB	R	H	RBI	BB	SO	LOB
Tony Phillips, S OBP: 0.337, SLG: 0.359 (1, 4) C S H	1-2 G6-4-3 BB HBP		4-1 FC5-2-5 BB		4-2 S BB		3-1 L5 2-3			1	0	0	0	2	0	1
Alan Trammell, R OBP: 0.392, SLG: 0.435 (1, 6) B SAFE C SAFE C SAFE B	4-1 G6-4-3 BB		2-0 FC5-2-5 1-3 3-3		3-2 F9 1-2			1-1 B5-3		3	0	0	0	1	0	3
Lloyd Moseby, L OBP: 0.337, SLG: 0.428 (1, 8) C SAFE B SAFE B SAFE X	2-1 G6-4-3 1-2f 2-3		1 SAFE 0-2 P6 1 SAFE 1 SAFE 1 SAFE C SAFE F SAFE X		2-1 P3			0-0 G4-3		4	0	0	0	0	0	4
Cecil Fielder, R OBP: 0.419, SLG: 0.727 (1, 3) B SAFE X	1-0 F9		0-0 F9		0-0 P4			0-2 1B		4	0	1	0	0	0	3
Gary Ward, R OBP: 0.301, SLG: 0.336 (1, 7) B SAFE B SAFE X		2-2 G4-3		0-0 F8		0-1 1B		0-0 F8		4	0	1	0	0	0	1
Mike Heath, R OBP: 0.376, SLG: 0.464 (1, 2) B SAFE C SAFE B SAFE X		2-1 G5-3		0-0 CS 1B		1-2 F9				3	0	1	0	0	0	1
Tracy Jones, R OBP: 0.330, SLG: 0.446 (1, 10) B SAFE X		1-0 G5-3		3-0 G5-3 1-2			1-1 E5 SH3-4 2B			3	1	0	0	0	0	1
Ed Romero, R OBP: 0.333, SLG: 0.310 (1, 5) C SAFE B SAFE B SAFE X			2-2 E 1B		2-2 F3		2-1 SH3-4			2	1	1	0	0	0	0
Kenny Williams, R OBP: 0.196, SLG: 0.192 (1, 9) B SAFE S SAFE S SAFE B SAFE X			3-2 E8 1-H FC5-2-5		0-3 K		0-0 CS 2B 3-H			3	0	1	1	0	1	0
Inning Stats	R: 0 H: 0 E: 0 LOB: 1 K: 0 BB: 1 S: 6 P: 14	R: 0 H: 0 E: 0 LOB: 0 K: 0 BB: 0 S: 6 P: 11	R: 1 H: 1 E: 1 LOB: 2 K: 0 BB: 1 S: 13 P: 24	R: 0 H: 1 E: 0 LOB: 0 K: 0 BB: 0 S: 3 P: 6	R: 0 H: 0 E: 0 LOB: 1 K: 1 BB: 1 S: 12 P: 21	R: 0 H: 1 E: 0 LOB: 1 K: 0 BB: 0 S: 8 P: 11	R: 1 H: 1 E: 1 LOB: 0 K: 0 BB: 0 S: 7 P: 13	R: 0 H: 1 E: 0 LOB: 1 K: 0 BB: 0 S: 7 P: 8	1B: 4 SF: 0 2B: 1 SAC: 1 3B: 0 DP: 1 HR: 0 HBP: 1							
PITCHER Greg Hibbard, L ERA: 2.42 (1, 1)	IP WLS BF H R ER SO BB IBB HBP BLK WP HR S P ERA WHIP	8.0 L 32 5 2 0 1 3 0 1 0 0 0 62 108 0.00 1.000														

BOTTOM

Chicago White Sox @ Detroit Tigers
Tiger Stadium, Detroit, MI
Fri May 25 1990, 7:05 PM EDT
Att. 13,852 - Unknown

livebaseballscorecards.com

AB	27
R	2
H	5
RBI	1
BB	3
SO	1
LOB	14



WP: 0	PA: 32
PB: 0	
SB: 1	
CS: 2	

Batter	1	2	3	4	5	6	7	8	9	AB R H RBI BB SO LOB	TOP											
Lance Johnson, L (1, 8) OBP: 0.342, SLG: 0.331	1-0 G4-3		1-0 G6-3	0-0 P5		0-0 G4-3 1B		4-0 FC9-6 BB	0-0 G3	5 1 1 1 1 0 3												
Robin Ventura, L (1, 5) OBP: 0.273, SLG: 0.255	0-1 G4-3		1-0 BB 1B	2-0 P2		2-1 G4-3		2-0 FC9-6 1B	1-1 F8	6 1 1 1 0 0 6												
Ivan Calderon, R (1, 7) OBP: 0.375, SLG: 0.459	0-1 G1-3		4-2 BB 1-2 BB		3-3 K	0-0 1B		2-1 1B		4 1 2 2 1 1 0												
Dan Pasqua, L (1, 9) OBP: 0.464, SLG: 0.649		1-1 2B	2-1 F9		0-3 K	1-1 G4-3		4-2 1B		4 0 1 0 0 1 3												
Sammy Sosa, R (6, 9) OBP: 0.286, SLG: 0.382										0 0 0 0 0 0 0												
Carlton Fisk, R (8, PH) OBP: 0.370, SLG: 0.382										0 0 0 0 1 0 0												
Rodney McCray, R (8, PR) (8, 9)										0 1 0 0 0 0 0												
Ron Kittle, R (1, 10) OBP: 0.361, SLG: 0.546		1-3 K		4-2 1B BB	4-2 BB		1-3 K	2-2 1B		3 1 1 2 2 2 1												
Steve Lyons, L (1, 4) OBP: 0.294, SLG: 0.333		0-3 K		0-0 P4	2-3 K		2-3 K	0-0 1B		5 0 1 1 0 3 3												
Carlos Martinez, R (1, 3) OBP: 0.230, SLG: 0.333		2-0 P4		0-0 1B 1B		1-0 G4-3	2-2 F8	1-0 L7		5 1 1 0 0 0 3												
Ron Karkovice, R (1, 2) OBP: 0.419, SLG: 0.481			2-2 HR	1-0 1B		2-1 1B		2-1 G5-3	4-1 G3 BB	4 2 3 2 1 0 0												
Ozzie Guillen, L (1, 6) OBP: 0.373, SLG: 0.444			0-2 G6-3	0-0 P5		0-0 1B		0-0 FC9-6 BB	2-3 K	4 2 3 1 0 0 0												
Craig Grebeck, R (8, 6) OBP: 0.188, SLG: 0.167				2-3 3-H 1B		1-3 G4-3 1B				1 0 0 0 0 1 1												
Inning Stats	R: 0 E: 0 K: 0 S: 5	H: 0 LOB: 0 BB: 0 P: 6	R: 0 E: 0 K: 2 S: 9	H: 1 LOB: 1 BB: 0 P: 13	R: 1 E: 0 K: 2 S: 12	H: 2 LOB: 2 BB: 1 P: 22	R: 2 E: 0 K: 0 S: 11	H: 3 LOB: 2 BB: 1 P: 18	R: 0 E: 0 K: 3 S: 12	H: 0 LOB: 1 BB: 1 P: 21	R: 3 E: 0 K: 2 S: 10	H: 4 LOB: 1 BB: 0 P: 16	R: 0 E: 0 K: 2 S: 12	H: 0 LOB: 0 BB: 0 P: 17	R: 4 E: 0 K: 0 S: 17	H: 4 LOB: 2 BB: 2 P: 32	R: 0 E: 0 K: 1 S: 7	H: 0 LOB: 1 BB: 1 P: 14	1B: 11 2B: 2 3B: 0 HR: 1	SF: 0 SAC: 0 DP: 0 HBP: 0	WP: 0 PB: 0 SB: 1 CS: 0	PA: 47
PITCHER	IP WLS BF H R ER SO BB IBB HBP BLK WP HR S P ERA WHIP																					
Jeff Robinson, R (1, 1) ERA: 6.09	5.1 L 28 9 6 6 5 3 0 0 0 0 0 1 54 88 10.12 2.250																					
Jerry Don Gleaton, L (6, 1) ERA: 3.05	2.0 8 2 1 1 2 0 0 0 0 0 0 0 20 30 4.50 1.000																					
Matt Kinzer, R (8, 1) ERA: 16.2	1.2 11 3 3 3 1 3 0 0 0 0 0 0 21 41 16.20 3.600																					

Chicago White Sox @ Detroit Tigers
Tiger Stadium, Detroit, MI
Sat May 26 1990, 3:33 AM EDT
Att: 17,026 - Sunny

livebaseballscorecards.com

AB	41
R	10
H	14
RBI	10
BB	6
SO	8
LOB	20



BOTTOM

Chicago White Sox @ Detroit Tigers
 Tiger Stadium, Detroit, MI
 Sat May 26 1990, 3:33 AM EDT
 Att. 17,026 - Sunny

livebaseballscorecards.com

AB	34
R	4
H	9
RBI	4
BB	4
SO	8
LOB	14



WP:	1	PA:	40
PB:	0		
SB:	0		
CS:	1		

AB R H RBI BB SO LOB

4	0	0	0	0	0	1
4	0	1	1	1	0	2
4	0	0	0	1	1	3
5	1	1	1	0	2	3
3	1	1	0	1	2	0
3	1	1	1	0	1	0
1	0	1	0	0	0	0
3	0	1	0	1	0	0
1	1	1	0	0	0	0
2	0	1	1	0	1	3
1	0	1	0	0	0	0
2	0	0	0	0	1	1

Batter	1	2	3	4	5	6	7	8	9
Tony Phillips, S OBP: 0.330, SLG: 0.351 (1, 5)	F8		SH5-3		G6-3		F8		E3
Alan Trammell, R OBP: 0.392, SLG: 0.430 (1, 6)	L7		G4-3		CS BB		FC5		1B
Lou Whitaker, L OBP: 0.311, SLG: 0.336 (1, 4)	G3		G4-3		BB			F7	K
Cecil Fielder, R OBP: 0.413, SLG: 0.730 (1, 3)		HR		F8	K			G6-3	K
Lloyd Moseby, L OBP: 0.341, SLG: 0.439 (1, 8)		K		2B 3B		K		BB 1B BB	
Larry Sheets, L OBP: 0.337, SLG: 0.457 (1, 9)		G3		1B SF9 2B		K		BB 1B	
Kenny Williams, R OBP: 0.211, SLG: 0.208 (8, PH) (9, 9)				3-H 3-2 SF9 1B		G4-3		1-2 2-3 BB	
Gary Ward, R OBP: 0.307, SLG: 0.336 (1, 7)		F8		2-3 1B				1-2 2-3 BB	
Matt Nokes, L OBP: 0.310, SLG: 0.400 (1, 2)			SH5-3 1B		SF9		FC5 WP 1B		K
Mike Heath, R OBP: 0.375, SLG: 0.464 (4, PH) (5, 2)			G4-3 1B		1-2 3-H				
Dave Bergman, L OBP: 0.268, SLG: 0.222 (1, 10)			G4-3 SH5-3 1B		F9				F9
Tracy Jones, R OBP: 0.326, SLG: 0.440 (4, PH)									
Mark Salas, L OBP: 0.367, SLG: 0.273 (7, PH)									

Inning Stats	R: 0 E: 0 K: 0 S: 7	H: 0 LOB: 0 BB: 0 P: 9	R: 1 E: 0 K: 1 S: 10	H: 1 LOB: 0 BB: 0 P: 18	R: 1 E: 0 K: 0 S: 10	H: 2 LOB: 1 BB: 0 P: 15	R: 2 E: 0 K: 0 S: 12	H: 3 LOB: 1 BB: 0 P: 21	R: 0 E: 0 K: 1 S: 10	H: 0 LOB: 1 BB: 2 P: 24	R: 0 E: 0 K: 2 S: 10	H: 0 LOB: 0 BB: 0 P: 15	R: 0 E: 0 K: 1 S: 10	H: 1 LOB: 1 BB: 0 P: 17	R: 0 E: 0 K: 1 S: 14	H: 1 LOB: 3 BB: 2 P: 23	R: 0 E: 1 K: 2 S: 14	H: 1 LOB: 2 BB: 0 P: 21	1B: 6 2B: 1 3B: 1 HR: 1	SF: 1 SAC: 1 DP: 0 HBP: 0
--------------	------------------------------	---------------------------------	-------------------------------	----------------------------------	-------------------------------	----------------------------------	-------------------------------	----------------------------------	-------------------------------	----------------------------------	-------------------------------	----------------------------------	-------------------------------	----------------------------------	-------------------------------	----------------------------------	-------------------------------	----------------------------------	----------------------------------	------------------------------------

PITCHER	IP	WLS	BF	H	R	ER	SO	BB	IBB	HBP	BLK	WP	HR	S	P	ERA	WHIP
Jerry Kutzler, R ERA: 6.04 (1, 1)	3.1		16	6	4	4	1	0	0	0	0	0	1	35	56	10.80	1.800
Ken Patterson, L ERA: 2.18 (4, 1)	2.2	W	9	0	0	0	3	2	0	0	0	0	0	24	46	0.00	0.750
Donn Pall, R ERA: 2.54 (7, 1)	1.0		4	1	0	0	1	0	0	0	0	1	0	10	17	0.00	1.000
Wayne Edwards, L ERA: 1.57 (8, 1)	1.2		10	2	0	0	2	2	0	0	0	0	0	25	40	0.00	2.400
Barry Jones, R ERA: 1.71 (9, 1)	0.1		1	0	0	0	1	0	0	0	0	0	0	3	4	0.00	0.000

Batter	1	2	3	4	5	6	7	8	9	AB R H RBI BB SO LOB	TOP	
Lance Johnson, L (1, 8) OBP: 0.335, SLG: 0.324	2-1 G3-1			0-0 G6-3		2-2 G6-3		0-1 SH5-4		3 0 0 0 0 0 0		
Robin Ventura, L (1, 5) OBP: 0.274, SLG: 0.257	1-1 P6			1-2 F8			0-0 1B	4-0 L3		3 0 1 0 0 0 0		
Rodney McCray, R (7, PR)										0 1 0 0 0 0 0		
Sammy Sosa, R (8, PH) OBP: 0.291, SLG: 0.382										0 0 0 0 1 0 0		
Ivan Calderon, R (1, 7) OBP: 0.366, SLG: 0.447	0-1 F8			0-0 G6-3			1-0 F8	1-2 L3		4 0 0 0 0 0 4		
Dan Pasqua, L (1, 9) OBP: 0.444, SLG: 0.617		2-3 K			1-0 F9		2-3 K		0-0 F7	3 0 0 0 0 2 1		
Craig Grebeck, R (7, 5) OBP: 0.182, SLG: 0.161										1 0 0 0 0 0 0		
Carlton Fisk, R (1, 2) OBP: 0.373, SLG: 0.405		0-3 K			1-1 HR		4-0 1B		1-3 K	3 1 1 1 1 2 0		
Ron Kittle, R (1, 10) OBP: 0.373, SLG: 0.559		2-1 F4			4-2 BB		2-1 1B		2-2 2B	3 0 2 1 1 0 0		
Carlos Martinez, R (1, 3) OBP: 0.223, SLG: 0.323				0-2 F9		2-2 G6-4-3		0-0 FC5-4	1-2 L6	4 0 0 0 0 0 4		
Scott Fletcher, R (1, 4) OBP: 0.301, SLG: 0.264				1-2 G5-3			3-2 P4		0-2 SH5-4	3 0 1 0 0 0 0		
Ozzie Guillen, L (1, 6) OBP: 0.372, SLG: 0.442				0-0 F7			1-1 F8		0-0 SH5-4	3 0 1 0 0 0 0		
Inning Stats	R: 0 E: 0 K: 0 S: 6 H: 0 LOB: 0 BB: 0 P: 9	R: 0 E: 0 K: 2 S: 9 H: 0 LOB: 0 BB: 0 P: 13	R: 0 E: 0 K: 0 S: 7 H: 0 LOB: 0 BB: 0 P: 8	R: 0 E: 0 K: 0 S: 6 H: 0 LOB: 0 BB: 0 P: 7	R: 1 E: 0 K: 0 S: 9 H: 1 LOB: 0 BB: 1 P: 17	R: 0 E: 0 K: 0 S: 8 H: 0 LOB: 0 BB: 0 P: 14	R: 1 E: 0 K: 1 S: 9 H: 2 LOB: 2 BB: 1 P: 18	R: 0 E: 0 K: 0 S: 9 H: 2 LOB: 2 BB: 1 P: 14	R: 0 E: 0 K: 1 S: 11 H: 1 LOB: 1 BB: 0 P: 15	1B: 4 2B: 2 3B: 0 HR: 1 SF: 0 SAC: 1 DP: 2 HBP: 0	WP: 0 PB: 0 SB: 1 CS: 0 PA: 34	
PITCHER	IP WLS BF H R ER SO BB IBB HBP BLK WP HR S P ERA WHIP											
Jack Morris, R (1, 1) ERA: 5.26	7.0 L 25 3 2 2 3 1 1 0 0 0 1 54 86 2.57 0.571											
Paul Gibson, L (8, 1) ERA: 2.53	0.1 4 2 0 0 0 0 0 1 0 0 0 0 6 10 0.00 6.000											
Ed Nunez, R (8, 1) ERA: 2.54	1.2 5 1 0 0 1 0 0 0 0 0 0 0 14 19 0.00 0.600											

Chicago White Sox @ Detroit Tigers
Tiger Stadium, Detroit, MI
Sun May 27 1990, 3:33 AM EDT
Sunny

livebaseballscorecards.com

AB 30
R 2
H 6
RBI 2
BB 3
SO 4
LOB 9



BOTTOM

Chicago White Sox @ Detroit Tigers
Tiger Stadium, Detroit, MI
Sun May 27 1990, 3:33 AM EDT
Sunny

livebaseballscorecards.com

AB	31
R	1
H	4
RBI	1
BB	4
SO	7
LOB	12



WP:	0	PA:	35
PB:	1		
SB:	0		
CS:	1		

AB R H RBI BB SO LOB

4 0 0 0 0 2 2

4 0 0 0 0 0 1

4 0 1 0 0 1 1

3 0 0 0 1 2 1

4 0 0 0 0 1 2

2 0 1 0 1 0 0

0 0 0 0 0 0 0

1 0 0 0 0 0 0

3 0 1 0 1 0 0

2 0 0 0 0 0 1

1 0 0 0 0 0 2

1 0 0 0 0 1 0

2 1 1 1 1 0 2

1B: 2 SF: 0
2B: 1 SAC: 0
3B: 0 DP: 0
HR: 1 HBP: 0

Batter	1	2	3	4	5	6	7	8	9
Tony Phillips, S OBP: 0.324, SLG: 0.344 (1, 5)	1-3 K G4-3 G4-6-3		2-3 K		2-2 G4-3			2-2 F7	
Alan Trammell, R OBP: 0.384, SLG: 0.420 (1, 6)	1 SAFE 2-1 G4-6-3 1-2		1-1 F8			1-2 F7		1-1 F9	
Lou Whitaker, L OBP: 0.309, SLG: 0.341 (1, 4)	1-0 G4-3 2-3			0-0 G4-3		1-3 K		1-1 2B	
Cecil Fielder, R OBP: 0.410, SLG: 0.716 (1, 3)	2-3 K			2-3 K		0-1 F8		4-0 IBB	
Lloyd Moseby, L OBP: 0.333, SLG: 0.428 (1, 8)		X 0-0 F7			2-3 K		2-2 F7	1-0 P6	
Larry Sheets, L OBP: 0.346, SLG: 0.457 (1, 9)		X 0-0 P3			1-2 CS 1B		4-2 FC4-6 BB	1-1 G6-3	
Kenny Williams, R OBP: 0.211, SLG: 0.208 (7, PR)									
Dave Bergman, L OBP: 0.262, SLG: 0.216 (9, PH)									
Gary Ward, R OBP: 0.313, SLG: 0.336 (1, 7)		C 0-1 F8			1-2 BB 1B		4-2 FC4-6 BB	1-1 G1-3	
Matt Nokes, L OBP: 0.304, SLG: 0.392 (1, 10)			B 1-2 G4-3		1 SAFE 3-1 F6		2-2 FC4-6	2-3 K	
Tracy Jones, R OBP: 0.323, SLG: 0.435 (7, PH)					1 SAFE 4-1 BB		1-2 BB		
Mark Salas, L OBP: 0.355, SLG: 0.261 (9, PH)							1-2 BB		
Mike Heath, R OBP: 0.382, SLG: 0.491 (1, 2)			B 3-1 HR		1 SAFE 4-1 BB		0-1 G1-3		

Inning Stats	R: 0 H: 0 E: 0 LOB: 1 K: 2 BB: 0 S: 11 P: 17	R: 0 H: 0 E: 0 LOB: 0 K: 0 BB: 0 S: 4 P: 4	R: 1 H: 1 E: 0 LOB: 0 K: 1 BB: 0 S: 10 P: 17	R: 0 H: 0 E: 0 LOB: 0 K: 2 BB: 0 S: 8 P: 12	R: 0 H: 2 E: 0 LOB: 2 K: 0 BB: 1 S: 12 P: 23	R: 0 H: 0 E: 0 LOB: 0 K: 1 BB: 0 S: 8 P: 10	R: 0 H: 0 E: 0 LOB: 2 K: 0 BB: 2 S: 12 P: 24	R: 0 H: 1 E: 0 LOB: 2 K: 0 BB: 1 S: 8 P: 17	R: 0 H: 0 E: 0 LOB: 0 K: 1 BB: 0 S: 7 P: 11	1B: 2 SF: 0 2B: 1 SAC: 0 3B: 0 DP: 0 HR: 1 HBP: 0
--------------	---	---	---	--	---	--	---	--	--	--

PITCHER	IP	WLS	BF	H	R	ER	SO	BB	IBB	HBP	BLK	WP	HR	S	P	ERA	WHIP
Melido Perez, R ERA: 4.37 (1, 1)	6.1	W	25	3	1	1	6	3	0	0	0	0	1	60	100	1.42	0.947
Scott Radinsky, L ERA: 1.93 (7, 1)	0.1		1	0	0	0	0	0	0	0	0	0	0	3	5	0.00	0.000
Barry Jones, R ERA: 1.64 (7, 1)	1.0		4	1	0	0	0	0	0	0	0	0	0	9	13	0.00	1.000
Bobby Thigpen, R ERA: 1.96 (8, 1)	1.1	S	5	0	0	0	1	0	1	0	0	0	0	8	17	0.00	0.000

Batter	1	2	3	4	5	6	7	8	9	AB R H RBI BB SO LOB	TOP											
Deion Sanders, L (1, 7) OBP: 0.214, SLG: 0.325	3-2 F9			1-1 P6		1-0 G4-3		3-2 G6-3		4 0 0 0 0 0 0												
Steve Sax, R (1, 4) OBP: 0.348, SLG: 0.329	2-2 G1-3			2-1 G6-3		1-2 L8		4-2 G6-4-3 BB		3 0 0 0 1 0 0												
Roberto Kelly, R (1, 8) OBP: 0.343, SLG: 0.409	2-3 K			4-1 1B BB		2-0 S 1B		2-0 G6-4-3 1-2f		3 0 1 0 1 1 1												
Don Mattingly, L (1, 3) OBP: 0.335, SLG: 0.421		1-1 L7		2-0 1-3 1B		2-2 P6		2-0 P6		4 0 1 0 0 0 1												
Mel Hall, L (1, 10) OBP: 0.236, SLG: 0.405		0-0 G3-1		1-1 F9			2-2 F7			3 0 0 0 0 0 2												
Jesse Barfield, R (1, 9) OBP: 0.342, SLG: 0.480		2-2 G4-3			1-1 HR		1-3 K			3 1 1 1 0 1 0												
Bob Geren, R (1, 2) OBP: 0.289, SLG: 0.382			3-2 F7		0-1 G5-3		0-2 G5-3			3 0 0 0 0 0 0												
Mike Blowers, R (1, 5) OBP: 0.284, SLG: 0.356			0-3 K		2-1 G6-3			0-0 P3		3 0 0 0 0 1 0												
Alvaro Espinoza, R (1, 6) OBP: 0.214, SLG: 0.222 Claudell Washington, L (8, PH) OBP: 0.208, SLG: 0.229 Wayne Tolleson, S (8, 6) OBP: 0.214, SLG: 0.385			0-1 G5-3		1-0 G6-3			0-2 G3		2 0 0 0 0 0 0 1 0 0 0 0 0 0 0 0 0 0 0 0 0												
Inning Stats	R: 0 E: 0 K: 1 S: 12	H: 0 LOB: 0 BB: 0 P: 19	R: 0 E: 0 K: 0 S: 7	H: 0 LOB: 0 BB: 0 P: 10	R: 0 E: 0 K: 1 S: 11	H: 0 LOB: 0 BB: 0 P: 14	R: 0 E: 0 K: 0 S: 8	H: 1 LOB: 2 BB: 1 P: 18	R: 1 E: 0 K: 0 S: 7	H: 1 LOB: 0 BB: 0 P: 11	R: 0 E: 0 K: 0 S: 12	H: 1 LOB: 1 BB: 0 P: 18	R: 0 E: 0 K: 1 S: 9	H: 0 LOB: 0 BB: 0 P: 12	R: 0 E: 0 K: 0 S: 8	H: 0 LOB: 0 BB: 0 P: 11	R: 0 E: 0 K: 0 S: 4	H: 0 LOB: 0 BB: 1 P: 12	1B: 2 2B: 0 3B: 0 HR: 1	SF: 0 SAC: 0 DP: 1 HBP: 0	WP: 0 PB: 0 SB: 1 CS: 0	PA: 31
PITCHER	IP WLS BF H R ER SO BB IBB HBP BLK WP HR S P ERA WHIP																					
Eric King, R (1, 1) ERA: 2.62	8.0 W 28 3 1 1 3 1 0 0 0 0 1 74 113 1.12 0.500																					
Bobby Thigpen, R (9, 1) ERA: 1.88	1.0 S 3 0 0 0 0 1 0 0 0 0 0 4 12 0.00 1.000																					

New York Yankees @ Chicago White Sox
 Comiskey Park, Chicago, IL
 Mon May 28 1990, 8:05 PM EDT
 Att. 25,008 - Unknown - 55 F

AB	29
R	1
H	3
RBI	1
BB	2
SO	3
LOB	4



Batter	1	2	3	4	5	6	7	8	9	AB R H RBI BB SO LOB
--------	---	---	---	---	---	---	---	---	---	----------------------

Lance Johnson, L <small>(1, 8) OBP: 0.333, SLG: 0.322</small>										4 0 1 0 0 0 2
Robin Ventura, L <small>(1, 5) OBP: 0.289, SLG: 0.269</small>										3 0 2 1 1 0 0
Ivan Calderon, R <small>(1, 7) OBP: 0.358, SLG: 0.435</small>										4 0 0 0 0 2 3
Dan Pasqua, L <small>(1, 10) OBP: 0.447, SLG: 0.597</small>										2 0 0 0 2 0 0
Carlton Fisk, R <small>(1, 2) OBP: 0.363, SLG: 0.392</small>										4 0 0 0 0 0 4
Ron Kittle, R <small>(1, 3) OBP: 0.372, SLG: 0.553</small> Steve Lyons, L <small>(7, 3) OBP: 0.288, SLG: 0.326</small>										3 0 1 0 0 1 0 1 0 0 0 0 0 0
Sammy Sosa, R <small>(1, 9) OBP: 0.291, SLG: 0.381</small>										3 0 1 0 0 0 0
Scott Fletcher, R <small>(1, 4) OBP: 0.309, SLG: 0.273</small>										3 2 2 0 0 0 2
Ozzie Guillen, L <small>(1, 6) OBP: 0.374, SLG: 0.450</small>										2 0 1 0 0 0 1

Inning Stats	R: 0 H: 0 E: 0 K: 1 S: 11	H: 0 LOB: 2 BB: 2 P: 23	R: 0 H: 2 E: 0 K: 0 S: 6	H: 2 LOB: 1 BB: 0 P: 8	R: 0 H: 2 E: 0 K: 0 S: 13	H: 2 LOB: 2 BB: 1 P: 22	R: 1 H: 2 E: 0 K: 1 S: 14	H: 2 LOB: 1 BB: 0 P: 22	R: 0 H: 0 E: 0 K: 1 S: 7	H: 0 LOB: 0 BB: 0 P: 10	R: 0 H: 0 E: 0 K: 0 S: 6	H: 0 LOB: 0 BB: 0 P: 8	R: 1 H: 2 E: 0 K: 0 S: 9	H: 2 LOB: 1 BB: 0 P: 13	R: 0 H: 0 E: 0 K: 0 S: 4	H: 0 LOB: 0 BB: 0 P: 6	1B: 7 2B: 1 3B: 0 HR: 0	SF: 0 SAC: 1 DP: 1 HBP: 0	WP: 2 PB: 0 SB: 0 CS: 1	PA: 33
--------------	---------------------------	-------------------------	--------------------------	------------------------	---------------------------	-------------------------	---------------------------	-------------------------	--------------------------	-------------------------	--------------------------	------------------------	--------------------------	-------------------------	--------------------------	------------------------	-------------------------	---------------------------	-------------------------	--------

PITCHER Tim Leary, R <small>(1, 1) ERA: 2.53</small>	IP 8.0 WLS L BF 33 H 8 R 2 ER 2 SO 3 BB 3 IBB 0 HBP 0 BLK 0 WP 2 HR 0 S 70 P 112 ERA 2.25 WHIP 1.375	PITCHER IP WLS BF H R ER SO BB IBB HBP BLK WP HR S P ERA WHIP
--	--	---

BOTTOM

New York Yankees @ Chicago White Sox
Comiskey Park, Chicago, IL
 Mon May 28 1990, 8:05 PM EDT
 Att: 25,008 - Unknown - 55 F

livebaseballscorecards.com

AB	29
R	2
H	8
RBI	1
BB	3
SO	3
LOB	12



Batter	1	2	3	4	5	6	7	8	9	AB R H RBI BB SO LOB	TOP					
Deion Sanders, L (1, 7) OBP: 0.217, SLG: 0.302	1-0 F7	2-0 FC4-6			0-1 L8		4-0 CS			3 0 0 0 1 0 2						
Steve Sax, R (1, 4) OBP: 0.341, SLG: 0.321	0-1 G6-3		0-1 P2		1-1 FC4-6		2-1 CS	2-1 G5-3		4 0 0 0 0 0 1						
Roberto Kelly, R (1, 8) OBP: 0.335, SLG: 0.399	0-0 L7		3-3 K			1-3 K		3-3 K		4 0 0 0 0 3 0						
Don Mattingly, L (1, 3) OBP: 0.339, SLG: 0.429		2-1 HR	2-3 K		0-1 2B		3-1 G4-3			4 1 2 0 0 1 0						
Mel Hall, L (1, 10) OBP: 0.244, SLG: 0.432		1-2 HR		0-0 L9	1-3 K		1-0 HR			4 2 2 1 0 1 1						
Jesse Barfield, R (1, 9) OBP: 0.347, SLG: 0.500		0-0 HR		1-3 K	4-2 BB		0-0 P3			3 1 1 3 1 1 0						
Bob Geren, R (1, 2) OBP: 0.277, SLG: 0.366		1-3 K		2-3 K	2-2 F7		0-3 K			4 0 0 0 0 3 2						
Mike Blowers, R (1, 5) OBP: 0.273, SLG: 0.341		0-2 G4-3			2-3 K		0-0 P4			4 0 0 0 0 1 0						
Alvaro Espinoza, R (1, 6) OBP: 0.224, SLG: 0.227		4-2 BB			1-2 FC4-6		0-2 F8			2 0 1 0 1 0 0						
Inning Stats	R: 0 E: 0 K: 0 S: 4 H: 0 LOB: 0 BB: 0 P: 5	R: 3 E: 0 K: 1 S: 17 H: 3 LOB: 1 BB: 1 P: 27	R: 0 E: 0 K: 2 S: 8 H: 0 LOB: 0 BB: 0 P: 13	R: 0 E: 0 K: 2 S: 7 H: 0 LOB: 0 BB: 0 P: 10	R: 0 E: 0 K: 1 S: 10 H: 1 LOB: 1 BB: 0 P: 14	R: 0 E: 0 K: 2 S: 13 H: 1 LOB: 2 BB: 1 P: 21	R: 0 E: 0 K: 0 S: 5 H: 0 LOB: 0 BB: 1 P: 11	R: 0 E: 0 K: 1 S: 7 H: 0 LOB: 0 BB: 0 P: 15	R: 1 E: 0 K: 1 S: 7 H: 1 LOB: 0 BB: 0 P: 9	1B: 3 2B: 1 3B: 0 HR: 2 SF: 0 SAC: 0 DP: 0 HBP: 0	WP: 0 PB: 0 SB: 1 CS: 1 PA: 36					
PITCHER	IP WLS BF H R ER SO BB IBB HBP BLK WP HR S P ERA WHIP															
Jack McDowell, R (1, 1) ERA: 5.1	6.2	28	5	3	3	8	3	0	0	0	0	1	63	98	4.05	1.200
Barry Jones, R (7, 1) ERA: 1.54	1.1	3	0	0	0	1	0	0	0	0	0	0	8	18	0.00	0.000
Bobby Thigpen, R (9, 1) ERA: 2.16	1.0	W 4	1	1	1	1	0	0	0	0	0	1	7	9	9.00	1.000

New York Yankees @ Chicago White Sox
 Comiskey Park, Chicago, IL
 Tue May 29 1990, 8:05 PM EDT
 Att. 15,353 - Unknown - 55 F

AB	32
R	4
H	6
RBI	4
BB	3
SO	10
LOB	6



BOTTOM

New York Yankees @ Chicago White Sox
Comiskey Park, Chicago, IL
Tue May 29 1990, 8:05 PM EDT
Att. 15,353 - Unknown - 55 F

livebaseballscorecards.com

AB	35
R	5
H	10
RBI	3
BB	4
SO	6
LOB	18



WP:	1	PA:	40
PB:	1		
SB:	1		
CS:	1		

AB R H RBI BB SO LOB

4	2	1	0	1	0	3
4	1	3	0	0	0	1
1	0	1	0	0	0	0
3	1	0	0	1	1	2
2	1	2	0	1	0	0
1	0	0	0	0	0	1
1	0	0	0	0	0	2
3	0	1	3	0	1	2
1	0	0	0	0	0	0
4	0	0	0	0	2	3
4	0	0	0	0	1	2
4	0	1	0	0	1	1
3	0	1	0	1	0	1

1B:	6	SF:	0
2B:	4	SAC:	0
3B:	0	DP:	1
HR:	0	HBP:	1

WP	HR	S	P	ERA	WHIP
1	0	7	18	3.86	1.833

Batter	1	2	3	4	5	6	7	8	9
Lance Johnson, L OBP: 0.335, SLG: 0.321 (1, 8)	2-1 E6 1B PB 1B	0-0 F8 1B		4-0 BB		0-0 FC4-6 1-2f			0-0 FC3-6 1B 1-2f
Robin Ventura, L OBP: 0.303, SLG: 0.295 Ivan Calderon, R OBP: 0.362, SLG: 0.439 (9, PH)	3-2 PB HBP 2B 1B	3-1 2B 1-2		2-2 G3			0-1 G6-4-3 1B		1-0 WP S 1-3 1B
Carlton Fisk, R OBP: 0.364, SLG: 0.383 (1, 10)	1-1 PB 2B HBP	1-1 G6-3			3-1 G5-3		1-3 K		4-0 WP 1-2 IBB
Dan Pasqua, L OBP: 0.488, SLG: 0.641 Dave Gallagher, R OBP: 0.200, SLG: 0.300 Carlos Martinez, R OBP: 0.223, SLG: 0.323 (9, PH)	4-2 2B BB		1-0 2B		0-1 2B		2-2 G6-4-3 1-2f		1-1 WP
Ron Kittle, R OBP: 0.371, SLG: 0.556 Steve Lyons, L OBP: 0.283, SLG: 0.319 (6, 3)	0-0 2B		0-1 G5-3		3-3 K			0-2 G1-3	
Ron Karkovics, R OBP: 0.371, SLG: 0.419 (1, 2)	1-3 K		3-3 K		3-2 G5-3			0-0 F8	
Sammy Sosa, R OBP: 0.284, SLG: 0.371 (1, 9)	1-3 K		0-1 G6-3			1-0 G6-3		1-1 G6-3	
Scott Fletcher, R OBP: 0.307, SLG: 0.273 (1, 4)	0-0 P6			1-3 K		3-1 FC4-6 1B			1-0 G5-3
Ozzie Guillen, L OBP: 0.377, SLG: 0.448 (1, 6)		1-0 CS 1B		0-1 F7		1-0 F9			4-2 FC3-6 BB

Inning Stats	R: 4	H: 3	E: 1	K: 2	LOB: 1	BB: 1	P: 34	R: 0	H: 2	E: 0	K: 0	S: 7	R: 0	H: 1	E: 0	K: 1	S: 8	R: 0	H: 0	E: 0	K: 1	S: 9	R: 0	H: 1	E: 0	K: 1	S: 11	R: 0	H: 1	E: 0	K: 0	S: 6	R: 0	H: 1	E: 0	K: 1	S: 8	R: 0	H: 0	E: 0	K: 0	S: 6	R: 1	H: 1	E: 0	K: 0	S: 7	1B: 6	SF: 0	2B: 4	SAC: 0	3B: 0	DP: 1	HR: 0	HBP: 1	WP: 1	PA: 40
--------------	------	------	------	------	--------	-------	-------	------	------	------	------	------	------	------	------	------	------	------	------	------	------	------	------	------	------	------	-------	------	------	------	------	------	------	------	------	------	------	------	------	------	------	------	------	------	------	------	------	-------	-------	-------	--------	-------	-------	-------	--------	-------	--------

PITCHER	IP	WLS	BF	H	R	ER	SO	BB	IBB	HBP	BLK	WP	HR	S	P	ERA	WHIP
Mike Witt, R ERA: 2.75 (1, 1)	6.0		29	9	4	4	5	2	0	0	0	0	0	65	105	6.00	1.833
Jeff Robinson, R ERA: 3.75 (7, 1)	2.1	L	7	0	1	1	1	1	0	0	0	0	0	16	25	3.86	0.429
Lee Guetterman, L ERA: 2.3 (9, 1)	0.1		2	1	0	0	0	0	0	0	0	0	0	2	3	0.00	3.000
Lance McCullers, R ERA: 3.6 (9, 1)	0.0		2	0	0	0	0	0	1	0	0	1	0	1	6	∞	∞

Batter	1	2	3	4	5	6	7	8	9	AB R H RBI BB SO LOB	TOP											
Steve Sax, R (1, 4) OBP: 0.339, SLG: 0.320	2-2 G5-3	2-1 FC6-4			1-2 G5-3			2-1 G5-3		4 0 1 0 0 0 2	<p>New York Yankees @ Chicago White Sox Comiskey Park, Chicago, IL Wed May 30 1990, 8:05 PM EDT Att. 18,585 - Unknown - 56 F</p>											
Roberto Kelly, R (1, 8) OBP: 0.328, SLG: 0.389	0-3 K		0-0 F9			1-2 G4-3		1-2 G5-3		4 0 0 0 0 1 1												
Don Mattingly, L (1, 3) OBP: 0.337, SLG: 0.424	2-1 HR		1-2 F9			3-1 L8		1-0 G3		4 1 1 0 0 0 1												
Steve Balboni, R (1, 10) OBP: 0.329, SLG: 0.424	2-2 HR		0-1 F8			4-1 BB			1-1 P5	3 1 1 2 1 0 0												
Jesse Barfield, R (1, 9) OBP: 0.338, SLG: 0.485	1-1 G5-3			2-2 P6		1-0 L9			3-2 P3	4 0 0 0 0 0 1												
Randy Velarde, R (1, 5) OBP: 0.278, SLG: 0.222		1-2 G3		0-1 L9		0-0 F9			1-2 3B	3 0 0 0 0 0 0												
Claudell Washington, L (9, PH) OBP: 0.216, SLG: 0.258										1 0 1 0 0 0 0												
Bob Geren, R (1, 2) OBP: 0.267, SLG: 0.351			0-0 F9		1-3 K		1-0 L9		0-3 K	4 0 0 0 0 2 1												
Alvaro Espinoza, R (1, 6) OBP: 0.226, SLG: 0.229			0-1 BB		2-2 G6-3		1-1 G6-3			3 0 1 0 0 0 0												
Deion Sanders, L (1, 7) OBP: 0.224, SLG: 0.289			4-2 FC6-4		0-1 G4-3			1-3 K		2 0 0 0 1 1 0												
Inning Stats	R: 2 E: 0 K: 1 S: 13	H: 2 LOB: 0 BB: 0 P: 20	R: 0 E: 0 K: 0 S: 10	H: 1 LOB: 2 BB: 1 P: 17	R: 0 E: 0 K: 0 S: 6	H: 0 LOB: 0 BB: 0 P: 7	R: 0 E: 0 K: 1 S: 8	H: 0 LOB: 0 BB: 0 P: 11	R: 0 E: 0 K: 0 S: 10	H: 0 LOB: 0 BB: 0 P: 13	R: 0 E: 0 K: 0 S: 8	H: 0 LOB: 1 BB: 1 P: 17	R: 0 E: 0 K: 0 S: 4	H: 0 LOB: 0 BB: 0 P: 6	R: 0 E: 0 K: 1 S: 9	H: 1 LOB: 1 BB: 0 P: 14	R: 0 E: 0 K: 1 S: 17	H: 1 LOB: 1 BB: 0 P: 22	1B: 3 2B: 0 3B: 1 HR: 1	SF: 0 SAC: 0 DP: 0 HBP: 0	WP: 0 PB: 0 SB: 1 CS: 0	PA: 34
PITCHER	IP WLS BF H R ER SO BB IBB HBP BLK WP HR S P ERA WHIP																					
Greg Hibbard, L (1, 1) ERA: 2.43	7.1 W 28 4 2 2 3 2 0 0 0 0 0 1 64 99 2.46 0.818																					
Donn Pall, R (8, 1) ERA: 2.51	0.1 1 0 0 0 0 0 0 0 0 0 0 0 3 4 0.00 0.000																					
Scott Radinsky, L (8, 1) ERA: 1.89	0.1 1 0 0 0 0 0 0 0 0 0 0 0 1 2 0.00 0.000																					
Bobby Thigpen, R (9, 1) ERA: 2.08	1.0 S 4 1 0 0 1 0 0 0 0 0 0 0 17 22 0.00 1.000																					

AB	32
R	2
H	5
RBI	2
BB	2
SO	4
LOB	6



WP: 0	PA: 34
PB: 0	
SB: 1	
CS: 0	

livebaseballscorecards.com

Batter	1	2	3	4	5	6	7	8	9
Sammy Sosa, R OBP: 0.283, SLG: 0.388 (1, 9)	2-3 K		3-1 G6-3		1-2 G4-3			1-1 HR	
Dave Gallagher, R OBP: 0.143, SLG: 0.214 (1, 8)	2-2 L5			2-2 G4-3	1-0 P4			0-0 P4	
Ivan Calderon, R OBP: 0.365, SLG: 0.443 (1, 7)	0-0 F7			4-2 2B BB		1-2 L8		2-2 CS 2B	
Ron Kittle, R OBP: 0.378, SLG: 0.563 (1, 10)		4-2 BB		1-1 HR 2B		2-3 K		2-1 CS	
Carlton Fisk, R OBP: 0.364, SLG: 0.378 (1, 2)		1-0 F9		4-1 HR BB		2-1 L9			
Carlos Martinez, R OBP: 0.218, SLG: 0.315 (1, 3)		0-0 F9		1-3 K		1-2 F9			
Scott Fletcher, R OBP: 0.308, SLG: 0.296 (1, 4)		1-0 F8		0-2 HR		1-0 F8			
Craig Grebeck, R OBP: 0.167, SLG: 0.147 (1, 5)			3-2 P3	1-0 P4		1-3 K			
Ozzie Guillen, L OBP: 0.377, SLG: 0.441 (1, 6)			4-0 CS BB		1-1 G5-3		1-3 K		

Inning Stats	R: 0	H: 0	E: 0	K: 1	S: 7	R: 0	H: 0	E: 0	K: 0	S: 5	R: 0	H: 0	E: 0	K: 0	S: 7	R: 4	H: 2	E: 0	K: 1	S: 20	R: 0	H: 0	E: 0	K: 0	S: 6	R: 0	H: 0	E: 0	K: 1	S: 7	R: 1	H: 2	E: 0	K: 1	S: 10	
	LOB: 0	BB: 0				LOB: 1	BB: 1				LOB: 0	BB: 0				LOB: 0	BB: 2				LOB: 0	BB: 0				LOB: 0	BB: 0			LOB: 0	BB: 0					

PITCHER	IP	WLS	BF	H	R	ER	SO	BB	IBB	HBP	BLK	WP	HR	S	P	ERA	WHIP
Chuck Cary, L ERA: 4.05 (1, 1)	7.2	L	30	4	5	5	5	4	0	0	0	0	2	71	119	5.87	1.043
Eric Plunk, R ERA: 2.95 (8, 1)	0.1		0	0	0	0	0	0	0	0	0	0	1	3		0.00	0.000


BOTTOM

New York Yankees @ Chicago White Sox
Comiskey Park, Chicago, IL

Wed May 30 1990, 8:05 PM EDT
Att: 18,585 - Unknown - 56 F

AB	R	H	RBI	BB	SO	LOB
4	1	1	1	0	1	1
4	0	0	0	0	0	0
3	1	1	0	1	0	0
2	1	1	1	1	1	0
2	1	0	0	1	0	1
3	0	0	0	0	1	3
3	1	1	3	0	0	1
3	0	0	0	0	1	0
2	0	0	0	1	1	0

AB	26
R	5
H	4
RBI	5
BB	4
SO	5
LOB	6



WP	HR	S	P	ERA	WHIP
0	2	16	2	0.00	0.000

Batter	1	2	3	4	5	6	7	8	9	AB R H RBI BB SO LOB	TOP																
Dan Gladden, R OBP: 0.356, SLG: 0.462 (1, 7) B C B B X	3-1 CS 1B		3-2 BB S 1B	2-1 FC5-4 1-2f 2-H		2-1 F8			0-1 G5-3	5 0 2 0 0 0 1																	
Al Newman, S OBP: 0.283, SLG: 0.288 (1, 6) (8, 4) B X	1-0 2B 1B		2-3 1 SAFE 1 SAFE K 1-2	3-2 P6			0-0 B1		3-2 G5-3	5 1 1 0 0 1 2																	
Kirby Puckett, R OBP: 0.415, SLG: 0.591 (1, 8) B 1 SAFE X	1-0 2B 2B		4-1 BB BB		0-0 G5-3 1B		1-3 K		1-0 G5-3	4 1 2 1 1 1 0																	
Kent Hrbek, L OBP: 0.393, SLG: 0.493 (1, 3) X	0-0 L9		2-3 K		0-0 G5-3 1B		4-0 BB			3 0 1 0 1 1 3																	
Gary Gaetti, R OBP: 0.311, SLG: 0.453 (1, 5) X	0-0 2B		4-0 BB		3-1 P4		0-0 P7			3 0 1 1 1 0 3																	
Gene Larkin, S OBP: 0.394, SLG: 0.493 (1, 10) S F C	0-3 K		1-1 L3		3-2 G5-3			4-2 G4-3 BB		3 0 0 0 1 1 6																	
Brian Harper, R OBP: 0.347, SLG: 0.496 (1, 2) B X		1-0 CS 1B		0-0 FC1-5 1B		0-0 L7		0-2 G4-3		4 0 2 0 0 0 3																	
Fred Manrique, R OBP: 0.270, SLG: 0.403 (1, 4) Jim Dwyer, L OBP: 0.297, SLG: 0.188 (8, PH) Carmen Castillo, R OBP: 0.184, SLG: 0.167 (8, PH) Greg Gagne, R OBP: 0.310, SLG: 0.395 (8, 6)		0-0 B2		1-0 FC1-5 E 1B		0-1 G4-3		0-3 K		3 1 1 0 0 0 1 0 0 0 0 0 0 0 1 0 0 0 0 1 1 0 0 0 0 0 0 0																	
John Moses, S OBP: 0.356, SLG: 0.302 (1, 9) 1 SAFE C B X		1-1 G4-3		0-1 FC1-5 FC5-4		1-3 K		1-0 G5-3		4 0 0 0 0 1 4																	
Inning Stats	R: 2 E: 0 K: 1 S: 9	H: 4 LOB: 1 BB: 0 P: 14	R: 0 E: 0 K: 0 S: 4	H: 1 LOB: 0 BB: 0 P: 6	R: 0 E: 0 K: 2 S: 14	H: 1 LOB: 3 BB: 2 P: 29	R: 1 E: 1 K: 0 S: 10	H: 2 LOB: 1 BB: 0 P: 16	R: 0 E: 0 K: 1 S: 9	H: 2 LOB: 2 BB: 0 P: 15	R: 0 E: 0 K: 1 S: 10	H: 0 LOB: 0 BB: 0 P: 13	R: 0 E: 0 K: 1 S: 6	H: 0 LOB: 1 BB: 1 P: 11	R: 0 E: 0 K: 1 S: 11	H: 0 LOB: 1 BB: 1 P: 16	R: 0 E: 0 K: 0 S: 6	H: 0 LOB: 0 BB: 0 P: 10	1B: 8 2B: 2 3B: 0 HR: 0	SF: 0 SAC: 0 DP: 0 HBP: 0	WP: 0 PB: 0 SB: 1 CS: 2	PA: 39					
PITCHER	IP	WLS	BF	H	R	ER	SO	BB	IBB	HBP	BLK	WP	HR	S	P	ERA	WHIP										
Jerry Kutzler, R ERA: 6.03 (1, 1)	3.0	L	17	8	3	2	3	2	0	0	0	0	0	29	52	6.00	3.333										
Ken Patterson, L ERA: 1.82 (4, 1)	4.0		15	2	0	0	2	1	0	0	0	0	0	33	52	0.00	0.750										
Donn Pall, R ERA: 2.48 (8, 1)	0.1		2	0	0	0	0	1	0	0	0	0	0	7	11	0.00	3.000										
Wayne Edwards, L ERA: 1.46 (8, 1)	1.2		5	0	0	0	1	0	0	0	0	0	0	10	15	0.00	0.000										

Minnesota Twins @ Chicago White Sox
Comiskey Park, Chicago, IL
Thu May 31 1990, 8:05 PM EDT
Att. 13,124 - Unknown - 70 F

livebaseballscorecards.com

AB 35
R 3
H 10
RBI 2
BB 4
SO 6
LOB 24



Batter	1	2	3	4	5	6	7	8	9	AB	R	H	RBI	BB	SO	LOB
Sammy Sosa, R OBP: 0.282, SLG: 0.391 (1, 9)	0-0 L3		1-3 K		1-1 1B 2B		1-0 F8			4	1	1	0	0	1	1
Lance Johnson, L OBP: 0.335, SLG: 0.321 Dave Gallagher, R OBP: 0.200, SLG: 0.214 (8, PH) (9, 8)	1-2 E6 G4-6-3		2-2 G4-3		1-1 1B CS			4-2 BB		3	0	1	1	0	0	1
Ivan Calderon, R OBP: 0.368, SLG: 0.444 (1, 7)	0-0 G4-6-3			0-0 1B S	1-2 1B			3-2 F8		4	1	2	0	0	0	2
Ron Kittle, R OBP: 0.367, SLG: 0.545 (1, 10)		2-3 K		1-3 K	1-1 G3			2-3 K		4	0	0	0	0	3	3
Carlton Fisk, R OBP: 0.361, SLG: 0.374 (1, 2)		2-0 1B E		1-3 K		1-3 K		0-0 P4		4	0	1	0	0	2	2
Carlos Martinez, R OBP: 0.221, SLG: 0.315 Dan Pasqua, L OBP: 0.463, SLG: 0.631 (9, PH)		0-1 E6		0-0 1B	3-2 F8			1-3 K		3	0	1	1	0	0	1
Scott Fletcher, R OBP: 0.306, SLG: 0.295 (1, 4)		1-1 G5-3		0-0 1B		1-0 P2		0-3 K		4	0	1	0	0	1	2
Craig Grebeck, R OBP: 0.158, SLG: 0.139 Robin Ventura, L OBP: 0.299, SLG: 0.289 (7, PH) (8, 5)		3-1 G6-3		0-0 L7			1-3 K		1-0 G6-3	2	0	0	0	0	0	4
Ozzie Guillen, L OBP: 0.376, SLG: 0.439 (1, 6)			2-2 CS S 1B		1-2 G4-3		0-3 K			2	0	0	0	0	1	0

Inning Stats	R: 0	H: 0	E: 1	K: 0	S: 7	H: 0	LOB: 0	BB: 0	P: 8	R: 0	H: 1	E: 1	K: 1	S: 11	H: 1	LOB: 2	BB: 0	P: 19	R: 0	H: 1	E: 0	K: 1	S: 10	H: 3	LOB: 2	BB: 0	P: 12	R: 1	H: 3	E: 0	K: 0	S: 12	H: 0	LOB: 0	BB: 0	P: 12	R: 0	H: 0	E: 0	K: 1	S: 7	H: 0	LOB: 0	BB: 0	P: 10	R: 0	H: 0	E: 0	K: 2	S: 8	H: 0	LOB: 0	BB: 0	P: 10	R: 0	H: 0	E: 0	K: 1	S: 11	H: 0	LOB: 1	BB: 1	P: 20	R: 0	H: 0	E: 0	K: 2	S: 7	H: 0	LOB: 0	BB: 0	P: 9	1B: 7	2B: 1	3B: 0	HR: 0	SF: 0	SAC: 0	DP: 1	HBP: 0	WP: 0	PB: 0	SB: 2	CS: 2	PA: 35
--------------	------	------	------	------	------	------	--------	-------	------	------	------	------	------	-------	------	--------	-------	-------	------	------	------	------	-------	------	--------	-------	-------	------	------	------	------	-------	------	--------	-------	-------	------	------	------	------	------	------	--------	-------	-------	------	------	------	------	------	------	--------	-------	-------	------	------	------	------	-------	------	--------	-------	-------	------	------	------	------	------	------	--------	-------	------	-------	-------	-------	-------	-------	--------	-------	--------	-------	-------	-------	-------	--------

PITCHER	IP	WLS	BF	H	R	ER	SO	BB	IBB	HBP	BLK	WP	HR	S	P	ERA	WHIP
Mark Guthrie, L ERA: 3.91 (1, 1)	5.0		22	8	2	2	4	0	0	0	0	0	0	50	71	3.60	1.600
Juan Berenguer, R ERA: 4.5 (6, 1)	1.0		3	0	0	0	1	0	0	0	0	0	0	7	12	0.00	0.000
John Candelaria, L ERA: 4.41 (7, 1)	1.0		4	0	0	0	2	1	0	0	0	0	0	10	16	0.00	1.000
Rick Aguilera, R ERA: 1.96 (8, 1)	2.0	S	6	0	0	0	3	0	0	0	0	0	0	16	23	0.00	0.000

BOTTOM

Minnesota Twins @ Chicago White Sox
Comiskey Park, Chicago, IL
Thu May 31 1990, 8:05 PM EDT
Att: 13,124 - Unknown - 70 F

livebaseballscorecards.com

AB	34
R	2
H	8
RBI	2
BB	1
SO	10
LOB	16



Batter	1	2	3	4	5	6	7	8	9	AB R H RBI BB SO LOB	TOP
Dan Gladden, R (1, 7) OBP: 0.348, SLG: 0.452	1-0 F8		0-0 B1-3			0-0 FC6-4		1-0 G5-3		4 0 0 0 0 0 2	
Gene Larkin, S (1, 9) OBP: 0.385, SLG: 0.480	1-1 G4-3			2-2 G3		2-0 F8		2-1 F8	4 0 0 0 0 0 1		
John Moses, S (9, 9) OBP: 0.356, SLG: 0.302									0 0 0 0 0 0 0		
Kirby Puckett, R (1, 8) OBP: 0.412, SLG: 0.583	2-2 1B			0-0 G5-3			0-0 G6-3		4 0 1 0 0 0 0		
Kent Hrbek, L (1, 3) OBP: 0.385, SLG: 0.481	1-1 G5-3			2-2 G1-3			2-1 G4-3		4 0 0 0 0 0 1		
Gary Gaetti, R (1, 5) OBP: 0.311, SLG: 0.451		0-0 G1-3			1-1 G6-3 1B		0-3 K		3 0 1 0 0 1 0		
Jim Dwyer, L (1, 10) OBP: 0.300, SLG: 0.286		2-1 G6-3			1-3 K			1-1 HR	3 1 1 1 0 1 1		
Brian Harper, R (1, 2) OBP: 0.340, SLG: 0.486		3-2 G5-3			1-1 G6-3 1-2f			0-0 L4	3 0 0 0 0 0 1		
Fred Manrique, R (1, 4) OBP: 0.264, SLG: 0.393			0-0 G5-3			2-0 F8		0-0 G4-3	3 0 0 0 0 0 0		
Greg Gagne, R (1, 6) OBP: 0.317, SLG: 0.417			2-1 F9			0-0 FC6-4 1B		0-0 3B	3 0 2 0 0 0 0		
Inning Stats	R: 0 E: 0 K: 0 S: 8 H: 1 LOB: 1 BB: 0 P: 13	R: 0 E: 0 K: 0 S: 6 H: 0 LOB: 0 BB: 0 P: 11	R: 0 E: 0 K: 0 S: 4 H: 0 LOB: 0 BB: 0 P: 6	R: 0 E: 0 K: 0 S: 10 H: 0 LOB: 0 BB: 0 P: 14	R: 0 E: 0 K: 1 S: 7 H: 1 LOB: 0 BB: 0 P: 10	R: 0 E: 0 K: 0 S: 4 H: 1 LOB: 1 BB: 0 P: 8	R: 0 E: 0 K: 1 S: 6 H: 0 LOB: 0 BB: 0 P: 8	R: 1 E: 0 K: 0 S: 6 H: 2 LOB: 1 BB: 0 P: 8	R: 0 E: 0 K: 0 S: 5 H: 0 LOB: 0 BB: 0 P: 9	1B: 3 2B: 0 3B: 1 HR: 1 SF: 0 SAC: 0 DP: 1 HBP: 0	WP: 0 PB: 0 SB: 0 CS: 0 PA: 31
PITCHER Melido Perez, R (1, 1) ERA: 3.98 Barry Jones, R (8, 1) ERA: 1.46	IP WLS BF H R ER SO BB IBB HBP BLK WP HR S P ERA WHIP	7.2 27 5 1 1 2 0 0 0 0 0 1 50 76 1.17 0.652	1.1 4 0 0 0 0 0 0 0 0 0 0 6 11 0.00 0.000								

Minnesota Twins @ Chicago White Sox
Comiskey Park, Chicago, IL
Fri Jun 01 1990, 8:05 PM EDT
Att. 17,552 - Unknown - 85 F

livebaseballscorecards.com

AB	31
R	1
H	5
RBI	1
BB	0
SO	2
LOB	6



Batter	1	2	3	4	5	6	7	8	9	AB	R	H	RBI	BB	SO	LOB	BOTTOM						
Lance Johnson, L (1, 8) OBP: 0.333, SLG: 0.319	0-0 G6-3		0-0 B1-3			0-1 G4-3		3-2 E 1B		4	0	1	0	0	0	0	Minnesota Twins @ Chicago White Sox Comiskey Park, Chicago, IL Fri Jun 01 1990, 8:05 PM EDT Att: 17,552 - Unknown - 85 F						
Robin Ventura, L (1, 5) OBP: 0.290, SLG: 0.280	2-2 G4-3			0-0 G4-3		2-3 K		2-2 F7		4	0	0	0	0	1	1							
Ivan Calderon, R (1, 7) OBP: 0.370, SLG: 0.446	1-2 G4-3			0-0 S 2B 1B		0-0 1B		1-2 E5		4	1	2	0	0	0	1							
Dan Pasqua, L (1, 9) OBP: 0.470, SLG: 0.647		0-0 FC1-6 1B		2-1 1-H 2B		2-3 K		0-0 L7		3	0	2	1	0	1	1							
Sammy Sosa, R (7, 9) OBP: 0.280, SLG: 0.388										1	0	0	0	0	0	2							
Ron Kittle, R (1, 10) OBP: 0.357, SLG: 0.528		1-1 FC1-6 1-2f		0-0 P2			1-3 K		3-2 F8	4	0	0	0	0	1	2							
Steve Lyons, L (1, 3) OBP: 0.298, SLG: 0.333		2-0 F7		2-2 G4-3			1-0 SH5-3 1B		2-2 1B 1B	4	1	2	0	0	0	2							
Ron Karkovics, R (1, 2) OBP: 0.368, SLG: 0.412		2-0 F8			0-1 F8		0-1 SH5-3		0-1 1B 1B	3	0	1	0	0	0	1							
Scott Fletcher, R (1, 4) OBP: 0.299, SLG: 0.287			0-1 G4-3		0-0 G4-3		0-0 G6-3		0-1 P5	4	0	0	0	0	0	3							
Craig Grebeck, R (1, 6) OBP: 0.146, SLG: 0.128			3-2 L1		0-1 G1-3			1-1 F8		3	0	0	0	0	0	0							
Carlos Martinez, R (9, PH) OBP: 0.226, SLG: 0.321								1-2 2-H 1B		1	0	1	1	0	0	0							
Inning Stats	R: 0 E: 0 K: 0 S: 7	H: 0 LOB: 0 BB: 0 P: 10	R: 0 E: 0 K: 0 S: 5	H: 1 LOB: 1 BB: 0 P: 10	R: 0 E: 0 K: 0 S: 7	H: 0 LOB: 0 BB: 0 P: 10	R: 1 E: 0 K: 0 S: 10	H: 2 LOB: 1 BB: 0 P: 14	R: 0 E: 0 K: 0 S: 5	H: 0 LOB: 0 BB: 0 P: 5	R: 0 E: 0 K: 2 S: 12	H: 1 LOB: 1 BB: 0 P: 15	R: 0 E: 0 K: 1 S: 7	H: 1 LOB: 1 BB: 0 P: 9	R: 0 E: 1 K: 0 S: 14	H: 1 LOB: 2 BB: 0 P: 19	R: 1 E: 0 K: 0 S: 13	H: 3 LOB: 2 BB: 0 P: 18	1B: 8 2B: 1 3B: 0 HR: 0	SF: 0 SAC: 1 DP: 0 HBP: 0	WP: 0 PB: 0 SB: 1 CS: 0	PA: 36	
PITCHER Kevin Tapani, R (1, 1) ERA: 3.31 Terry Leach, R (9, 1) ERA: 2.32	IP 8.0	WLS L	BF 31	H 6	R 1	ER 1	SO 3	BB 0	IBB 0	HBP 0	BLK 0	WP 0	HR 0	S 67	P 92	ERA 1.12	WHIP 0.750						
																	ERA 13.50	WHIP 4.500					

AB	35
R	2
H	9
RBI	2
BB	0
SO	3
LOB	13



livebaseballscores.com

Batter	1	2	3	4	5	6	7	8	9	AB R H RBI BB SO LOB	TOP																														
Dan Gladden, R OBP: 0.347, SLG: 0.453 (1, 7)	1-2 G1-3		0-1 G6-3			3-3 K		1-0 FC5 1-H 2B		4 0 1 1 0 1 0																															
John Moses, S OBP: 0.342, SLG: 0.288 (1, 9) Shane Mack, R OBP: 0.492, SLG: 0.588 (8, PH) (8, 9)	1-0 P6		3-2 G4-3			1-3 K		4-0 FC5 BB		3 0 0 0 0 1 0 0 0 0 0 1 0 0																															
Kirby Puckett, R OBP: 0.404, SLG: 0.571 (1, 8)	1-0 G6-3				1-3 K		0-0 G6-3	1-0 FC5 1-2 2-3		4 0 0 0 0 1 2																															
Gene Larkin, S OBP: 0.382, SLG: 0.471 (1, 3)		0-0 G4-3			2-3 K		4-2 G5-4-3 BB	1-1 G4-3		3 0 0 0 1 1 3																															
Gary Gaetti, R OBP: 0.304, SLG: 0.440 (1, 5)		1-1 E8 1B		0-1 G6-3		1-1 G5-4-3 1-2f		0-1 G6-3		4 1 0 0 0 0 1																															
Jim Dwyer, L OBP: 0.295, SLG: 0.282 (1, 10)		1-3 K		0-2 G3		0-0 F7		2-1 G1-4-3 1B		4 0 1 0 0 1 1																															
Brian Harper, R OBP: 0.338, SLG: 0.479 (1, 2)		1-2 WP 1B 2-H		0-0 F8				1-1 G4-3	0-0 G1-4-3 1-2f	4 0 1 1 0 0 1																															
Fred Manrique, R OBP: 0.266, SLG: 0.392 (1, 4) Al Newman, S OBP: 0.283, SLG: 0.288 (8, 4)		1-1 G3		1-2 FC6-4 1B				0-1 G3		3 0 1 0 0 0 1 0 0 0 0 0 0 0																															
Greg Gagne, R OBP: 0.318, SLG: 0.415 (1, 6)			0-0 P4		2-1 FC6-4 1-2f			1-1 2B 1B		3 1 1 0 0 0 1																															
Inning Stats	R: 0 E: 0 K: 0 S: 5	H: 0 LOB: 0 BB: 0 P: 8	R: 1 E: 1 K: 1 S: 12	H: 1 LOB: 1 BB: 0 P: 16	R: 0 E: 0 K: 0 S: 6	H: 0 LOB: 0 BB: 0 P: 9	R: 0 E: 0 K: 2 S: 9	H: 0 LOB: 0 BB: 0 P: 12	R: 0 E: 0 K: 0 S: 9	H: 1 LOB: 1 BB: 0 P: 12	R: 0 E: 0 K: 2 S: 7	H: 0 LOB: 0 BB: 0 P: 11	R: 0 E: 0 K: 0 S: 6	H: 0 LOB: 0 BB: 1 P: 11	R: 1 E: 0 K: 0 S: 10	H: 2 LOB: 3 BB: 1 P: 19	R: 0 E: 0 K: 0 S: 5	H: 1 LOB: 0 BB: 0 P: 7	1B: 4 2B: 1 3B: 0 HR: 0	SF: 0 SAC: 0 DP: 2 HBP: 0	WP: 1 PB: 0 SB: 0 CS: 0	PA: 34																			
PITCHER	IP	WLS	BF	H	R	ER	SO	BB	IBB	HBP	BLK	WP	HR	S	P	ERA	WHIP	PITCHER							IP	WLS	BF	H	R	ER	SO	BB	IBB	HBP	BLK	WP	HR	S	P	ERA	WHIP
Eric King, R ERA: 2.44 (1, 1)	7.2	L	28	4	2	1	5	1	0	0	0	1	0	61	89	1.17	0.652																								
Scott Radinsky, L ERA: 1.89 (8, 1)	0.0		1	0	0	0	0	1	0	0	0	0	0	0	4	∞	∞																								
Donn Pall, R ERA: 2.37 (8, 1)	1.1		5	1	0	0	0	0	0	0	0	0	0	8	12	0.00	0.750																								

Minnesota Twins @ Chicago White Sox
Comiskey Park, Chicago, IL
Sat Jun 02 1990, 8:05 PM EDT
Att. 30,153 - Unknown - 85 F

livebaseballscorecards.com

AB	32
R	2
H	5
RBI	2
BB	2
SO	5
LOB	10




Batter	1	2	3	4	5	6	7	8	9	AB	R	H	RBI	BB	SO	LOB	
Sammy Sosa, R OBP: 0.286, SLG: 0.410 (1, 9)	0-0 F8 3B		0-1 1B 2B		0-3 K		2-3 K			4	1	2	0	0	2	2	
Robin Ventura, L OBP: 0.298, SLG: 0.289 Ron Kittle, R OBP: 0.354, SLG: 0.523 Craig Grebeck, R OBP: 0.146, SLG: 0.128 (1, 5) (7, PH) (8, 5)	2-2 F8 3-H		2-2 1B 2-H		1-1 1B 1-3		2-1 L8			3	0	2	1	0	0	1	
Ivan Calderon, R OBP: 0.368, SLG: 0.443 Dave Gallagher, R OBP: 0.176, SLG: 0.188 Steve Lyons, L OBP: 0.293, SLG: 0.327 (1, 7) (3, 8) (8, PH) (9, 3)	0-3 K		1-3 K		2-1 F8		1-1 F8			1	0	0	0	0	1	0	
Carlton Fisk, R OBP: 0.358, SLG: 0.366 (1, 10)		0-0 L1-3		4-0 BB		1-1 F7		0-1 P4		3	0	0	0	1	0	0	
Carlos Martinez, R OBP: 0.229, SLG: 0.321 Dan Pasqua, L OBP: 0.464, SLG: 0.638 (1, 3) (8, PH) (9, 7)		0-0 G1-4-3		0-3 K		0-0 FC4-6 1B		1-3 K		3	0	1	0	0	1	1	
Ron Karkovice, R OBP: 0.357, SLG: 0.378 (1, 2)		4-2 E S BB		2-2 P2		1-3 K		1-3 K		3	0	0	0	1	2	2	
Scott Fletcher, R OBP: 0.292, SLG: 0.279 (1, 4)		2-1 G6-3 1-3		1-2 L6		0-2 FC4-6 1-2f		3-1 P8		4	0	0	0	0	0	3	
Lance Johnson, L OBP: 0.331, SLG: 0.329 (1, 8) (3, 7) (9, 8)			3-3 K		1-3 K		2-2 3B		1-2 P8		4	0	1	0	0	2	0
Ozzie Guillen, L OBP: 0.375, SLG: 0.437 (1, 6)			0-0 F7		1-2 1B		1-2 G4-3			3	0	1	0	0	0	1	

Inning Stats	R: 0	H: 1	E: 0	K: 1	S: 7	R: 0	H: 0	E: 0	K: 0	S: 6	R: 1	H: 2	E: 0	K: 2	S: 14	R: 0	H: 0	E: 0	K: 1	S: 13	R: 0	H: 2	E: 0	K: 2	S: 13	R: 0	H: 1	E: 0	K: 1	S: 9	R: 0	H: 1	E: 0	K: 1	S: 13	R: 0	H: 0	E: 0	K: 1	S: 7	R: 0	H: 0	E: 0	K: 1	S: 8	R: 0	H: 0	E: 0	K: 1	S: 8	1B: 4	2B: 1	3B: 2	HR: 0	SF: 0	SAC: 0	DP: 0	HBP: 0	WP: 0	PB: 0	SB: 1	CS: 0	PA: 35
--------------	------	------	------	------	------	------	------	------	------	------	------	------	------	------	-------	------	------	------	------	-------	------	------	------	------	-------	------	------	------	------	------	------	------	------	------	-------	------	------	------	------	------	------	------	------	------	------	------	------	------	------	------	-------	-------	-------	-------	-------	--------	-------	--------	-------	-------	-------	-------	--------

PITCHER	IP	WLS	BF	H	R	ER	SO	BB	IBB	HBP	BLK	WP	HR	S	P	ERA	WHIP
David West, L ERA: 4.61 (1, 1)	6.1		27	7	1	1	7	2	0	0	0	0	0	70	101	1.42	1.421
Juan Berenguer, R ERA: 4.45 (7, 1)	0.1		1	0	0	0	1	0	0	0	0	0	0	3	5	0.00	0.000
John Candelaria, L ERA: 4.37 (7, 1)	0.1	W	1	0	0	0	0	0	0	0	0	0	0	2	4	0.00	0.000
Rick Aguilera, R ERA: 1.8 (8, 1)	2.0	S	6	0	0	0	2	0	0	0	0	0	0	15	22	0.00	0.000

MINNESOTA TWINS @ CHICAGO WHITE SOX
Comiskey Park, Chicago, IL
 Sat Jun 02 1990, 8:05 PM EDT
 Att: 30,153 - Unknown - 85 F

AB 33
 R 1
 H 7
 RBI 1
 BB 2
 SO 10
 LOB 14



Batter	1	2	3	4	5	6	7	8	9	AB R H RBI BB SO LOB	TOP									
Dan Gladden, R OBP: 0.350, SLG: 0.454 (1, 7)	3-2 S E 1B		1-0 1B		1-2 F8		1-2 G5-4-3 1-2f			4 1 2 0 0 0 1										
Al Newman, S OBP: 0.274, SLG: 0.278 (1, 4)	1-3 K		0-2 P8		1-1 L4			2-1 P8		4 0 0 0 0 1 2										
Kirby Puckett, R OBP: 0.406, SLG: 0.585 (1, 8)	1-2 BB 1B		1-2 F9		0-0 HR			0-3 K		4 1 2 2 0 1 1										
Kent Hrbek, L OBP: 0.382, SLG: 0.472 (1, 3)	4-2 B		0-0 L9		0-1 P2			1-3 K		3 0 0 0 1 1 1										
John Moses, S OBP: 0.342, SLG: 0.288 (8, 3)	1-2 BB									0 0 0 0 0 0 0										
Gary Gaetti, R OBP: 0.298, SLG: 0.429 (1, 5)	2-3 K			0-0 E3 1B		0-0 F9			0-3 K	4 0 0 0 0 2 2										
Jim Dwyer, L OBP: 0.313, SLG: 0.302 (1, 10)	0-3 K			1-2 1B		1-0 P5			1-0 BB 1B	4 0 2 0 0 1 2										
Brian Harper, R OBP: 0.335, SLG: 0.469 (1, 2)			1-0 L3		1-3 K		2-2 P6		4-0 BB 1-2 BB	3 0 0 0 1 1 2										
Shane Mack, R OBP: 0.477, SLG: 0.564 (1, 9)			2-2 F8		1-3 K			0-0 G5-4-3 1B	0-3 K	4 0 1 0 0 2 4										
Greg Gagne, R OBP: 0.311, SLG: 0.406 (1, 6)			1-0 L3		0-3 K		1-3 K		0-0 F9	3 0 0 0 0 2 3										
Gene Larkin, S OBP: 0.380, SLG: 0.468 (9, PH)										1 0 0 0 0 0 2										
Inning Stats	R: 1 E: 1 K: 3 S: 20	H: 2 LOB: 2 BB: 1 P: 31	R: 0 E: 0 K: 0 S: 5	H: 0 LOB: 0 BB: 0 P: 9	R: 0 E: 0 K: 3 S: 9	H: 1 LOB: 1 BB: 0 P: 11	R: 0 E: 1 K: 3 S: 13	H: 1 LOB: 2 BB: 0 P: 16	R: 1 E: 0 K: 0 S: 10	H: 1 LOB: 0 BB: 0 P: 12	R: 0 E: 0 K: 1 S: 9	H: 1 LOB: 0 BB: 0 P: 11	R: 0 E: 0 K: 2 S: 9	H: 0 LOB: 0 BB: 0 P: 12	R: 0 E: 0 K: 2 S: 8	H: 1 LOB: 2 BB: 1 P: 13	1B: 6 2B: 0 3B: 0 HR: 1	SF: 0 SAC: 0 DP: 1 HBP: 0	WP: 0 PB: 0 SB: 1 CS: 0	PA: 36
PITCHER	IP WLS BF H R ER SO BB IBB HBP BLK WP HR S P ERA WHIP																			
Jack McDowell, R ERA: 4.62 (1, 1)	6.1 W 27 6 2 1 7 1 0 0 0 0 1 69 95 1.42 1.105																			
Donn Pall, R ERA: 2.25 (7, 1)	1.2 4 0 0 0 2 0 0 0 0 0 0 12 16 0.00 0.000																			
Bobby Thigpen, R ERA: 2.0 (9, 1)	1.0 S 5 1 0 0 2 1 0 0 0 0 0 8 13 0.00 2.000																			

Minnesota Twins @ Chicago White Sox
Comiskey Park, Chicago, IL
Sun Jun 03 1990, 8:05 PM EDT
Att. 15,952 - Unknown - 55 F

AB	34
R	2
H	7
RBI	2
BB	2
SO	11
LOB	20



Batter	1	2	3	4	5	6	7	8	9	AB	R	H	RBI	BB	SO	LOB
Sammy Sosa, R OBP: 0.285, SLG: 0.406 (1, 9)	0-0 G5-3	1-0 1B		1-1 G6-3			2-1 G6-3			4	0	1	2	0	0	0
Robin Ventura, L OBP: 0.297, SLG: 0.282 (1, 5)	1-3 K	3-2 L8			2-1 G6-3		4-1 2B BB			3	1	0	0	1	1	1
Ivan Calderon, R OBP: 0.376, SLG: 0.459 (1, 7)	4-1 BB	1-2 F8			1-0 2B		1-0 2B			3	0	2	1	1	0	1
Ron Kittle, R OBP: 0.345, SLG: 0.508 (1, 10)	1-1 F9		0-2 G1-3		1-3 K		1-3 K			4	0	0	0	0	2	3
Carlton Fisk, R OBP: 0.355, SLG: 0.363 (1, 2)		0-1 1B	2-1 F7		0-0 G5-3		1-3 K			4	1	1	0	0	1	2
Carlos Martinez, R OBP: 0.236, SLG: 0.333 (1, 3)		0-1 L6	0-1 FC6-4			1-1 G6-3		1-2 F9		4	0	2	0	0	0	1
Scott Fletcher, R OBP: 0.291, SLG: 0.278 (1, 4)		0-0 1B	0-0 FC6-4			0-1 G6-3		1-0 F7		4	1	1	0	0	0	2
Lance Johnson, L OBP: 0.335, SLG: 0.333 (1, 8)		0-1 1B		0-0 CS		2-2 G4-3		1-0 F7		4	1	2	1	0	0	1
Ozzie Guillen, L OBP: 0.374, SLG: 0.435 (1, 6)		0-1 1B		1-1 G6-3		0-0 G4-3				3	1	1	1	0	0	2

Inning Stats	R: 0	H: 0	E: 0	K: 1	S: 7	R: 4	H: 5	E: 0	K: 0	S: 17	R: 0	H: 1	E: 0	K: 0	S: 10	R: 0	H: 1	E: 0	K: 1	S: 7	R: 0	H: 1	E: 0	K: 0	S: 5	R: 0	H: 1	E: 0	K: 1	S: 7	R: 1	H: 1	E: 0	K: 2	S: 11	R: 0	H: 0	E: 0	K: 0	S: 5
	LOB: 1	BB: 1	P: 13	LOB: 1	BB: 0	P: 22	LOB: 0	BB: 0	P: 7	LOB: 1	BB: 0	P: 11	LOB: 1	BB: 0	P: 11	LOB: 1	BB: 1	P: 20	LOB: 0	BB: 0	P: 8	LOB: 0	BB: 0	P: 8	LOB: 0	BB: 0	P: 8	LOB: 0	BB: 0	P: 8	LOB: 0	BB: 0	P: 8	LOB: 0	BB: 0	P: 8	LOB: 0	BB: 0	P: 8	

PITCHER	IP	WLS	BF	H	R	ER	SO	BB	IBB	HBP	BLK	WP	HR	S	P	ERA	WHIP
Allan Anderson, L ERA: 5.32 (1, 1)	6.1	L	30	10	5	5	2	2	0	0	0	0	0	58	87	7.11	1.895
Juan Berenguer, R ERA: 4.2 (7, 1)	1.2		5	0	0	0	2	0	0	0	0	0	0	12	17	0.00	0.000


BOTTOM

Minnesota Twins @ Chicago White Sox
Comiskey Park, Chicago, IL

Sun Jun 03 1990, 8:05 PM EDT
Att: 15,952 - Unknown - 55 F

livebaseballscorecards.com

AB	33
R	5
H	10
RBI	5
BB	2
SO	4
LOB	13



WP	HR	S	P	ERA	WHIP
0	0	0	0	0.00	0.000
0	0	0	0	0.00	0.000

Batter	1	2	3	4	5	6	7	8	9	AB R H RBI BB SO LOB	TOP											
Harold Reynolds, S (1, 4) OBP: 0.310, SLG: 0.318	2-1 G1-3 1B	0-0 G6-3			4-0 BB			1-0 G6-3		3 2 1 0 2 0 1												
Henry Cotto, R (1, 7) OBP: 0.338, SLG: 0.361	2-2 G1-3 1-2	1-0 F9			3-2 BB			2-2 G6-3		5 1 2 3 0 0 2												
Alvin Davis, L (1, 3) OBP: 0.399, SLG: 0.411	2-2 1B		3-1 G4-3		4-2 BB			1-2 G4-3		4 1 1 1 1 0 2												
Jeffrey Leonard, R (1, 10) OBP: 0.267, SLG: 0.383	2-2 F8		0-2 F9		2-2 BB		0-0 G6-4-3		0-0 F8	5 1 2 1 0 0 1												
Ken Griffey Jr., L (1, 8) OBP: 0.396, SLG: 0.544	0-3 K		2-2 G4-3		4-2 BB		2-2 F8		2-3 K	4 1 0 0 1 2 2												
Edgar Martinez, R (1, 5) OBP: 0.420, SLG: 0.518		4-0 BB E BB		2-3 K	0-0 P3		2-1 G6-4-3		3-1 1B	4 1 1 0 1 1 4												
Jay Buhner, R (1, 9) OBP: 0.500, SLG: 0.714		0-1 F8		3-2 1B	2-2 BB		4-2 CS BB		1-1 G5-3	4 1 2 3 1 0 2	AB 34 R 10 H 10 RBI 9 BB 9 SO 5 LOB 19											
Brian Giles, R (1, 6) OBP: 0.352, SLG: 0.556		4-1 E BB		4-2 G5-4-3 BB	0-3 K		2-2 F9			2 1 0 0 2 1 2												
Matt Sinatro, R (1, 2) OBP: 0.353, SLG: 0.267		1-1 E7 1B		3-1 G5-4-3	4-2 BB		1-3 K			3 1 1 1 1 1 3												
Inning Stats	R: 1 E: 0 K: 1 S: 14	H: 2 LOB: 1 BB: 0 P: 22	R: 2 E: 1 K: 0 S: 7	H: 1 LOB: 1 BB: 2 P: 17	R: 0 E: 0 K: 0 S: 9	H: 0 LOB: 0 BB: 0 P: 14	R: 0 E: 0 K: 1 S: 13	H: 1 LOB: 1 BB: 1 P: 25	R: 7 E: 0 K: 1 S: 29	H: 4 LOB: 2 BB: 5 P: 58	R: 0 E: 0 K: 0 S: 6	H: 1 LOB: 0 BB: 0 P: 10	R: 0 E: 0 K: 1 S: 8	H: 0 LOB: 0 BB: 1 P: 15	R: 0 E: 0 K: 0 S: 8	H: 0 LOB: 0 BB: 0 P: 12	R: 0 E: 0 K: 1 S: 8	H: 1 LOB: 1 BB: 0 P: 14	1B: 8 2B: 1 3B: 1 HR: 0	SF: 0 SAC: 0 DP: 2 HBP: 0	WP: 0 PB: 0 SB: 1 CS: 1	PA: 43
PITCHER	IP WLS BF H R ER SO BB IBB HBP BLK WP HR S P ERA WHIP																					
Greg Hibbard, L (1, 1) ERA: 2.98	4.0 L 20 5 5 5 2 4 0 0 0 0 0 0 47 89 11.25 2.250																					
Ken Patterson, L (5, 1) ERA: 3.38	2.0 14 4 5 5 1 5 0 0 0 0 0 0 33 63 22.50 4.500																					
Wayne Edwards, L (7, 1) ERA: 1.35	2.0 5 0 0 0 1 0 0 0 0 0 0 0 14 21 0.00 0.000																					
Scott Radinsky, L (9, 1) ERA: 1.8	1.0 4 1 0 0 1 0 0 0 0 0 0 0 8 14 0.00 1.000																					

Seattle Mariners @ Chicago White Sox
Comiskey Park, Chicago, IL
Tue Jun 05 1990, 8:05 PM EDT
Att: 9,036 - Unknown - 57 F

livebaseballscorecards.com



Batter	1	2	3	4	5	6	7	8	9	AB R H RBI BB SO LOB
Lance Johnson, L OBP: 0.332, SLG: 0.328 (1, 8)	F7		G4-3		P5	SF9			BB	3 0 0 1 1 0 1
Robin Ventura, L OBP: 0.307, SLG: 0.297 (1, 5)	1B BB E 1B		G3-1		1-H 2B	BB		BB	BB	4 2 2 1 1 0 1
Ivan Calderon, R OBP: 0.372, SLG: 0.457 (1, 7)	K		G5-3		2-H E 2B	G4-3				5 1 1 1 0 2 3
Dan Pasqua, L OBP: 0.461, SLG: 0.616 (1, 10)	E 1-2 BB			HBP 1B	E3		P3	G4-3		4 0 1 0 1 0 1
Carlos Martinez, R OBP: 0.236, SLG: 0.331 (1, 3)	E6 1-3 2-H 1B			F7	K		G3			4 0 1 0 0 1 2
Ron Karkovics, R OBP: 0.326, SLG: 0.341 (1, 2)	F9			F9	K		K			4 0 0 0 0 2 4
Sammy Sosa, R OBP: 0.295, SLG: 0.411 (1, 9)		CS 1B		FC6-4 HBP		2B 1B 1B		F7		3 1 2 0 0 0 0
Scott Fletcher, R OBP: 0.290, SLG: 0.284 (1, 4)		1 SAFE SAFE G4-3 1-2		FC6-4		1B SF9 2B		G6-3		4 1 1 0 0 0 3
Ozzie Guillen, L OBP: 0.377, SLG: 0.437 (1, 6)		K			2B 1B		CS 1B	G1-3		4 1 2 1 0 1 0

Inning Stats	R: 1	H: 2	E: 1	K: 1	S: 19	LOB: 2	BB: 1	P: 31	R: 0	H: 1	E: 0	K: 1	S: 9	LOB: 0	BB: 0	P: 12	R: 0	H: 0	E: 0	K: 0	S: 4	LOB: 0	BB: 0	P: 7	R: 0	H: 1	E: 0	K: 0	S: 8	LOB: 2	BB: 0	P: 17	R: 3	H: 3	E: 1	K: 2	S: 13	LOB: 1	BB: 0	P: 19	R: 2	H: 3	E: 0	K: 0	S: 10	LOB: 1	BB: 1	P: 15	R: 0	H: 0	E: 0	K: 1	S: 9	LOB: 0	BB: 0	P: 14	R: 0	H: 0	E: 0	K: 0	S: 9	LOB: 0	BB: 0	P: 14	R: 0	H: 0	E: 0	K: 1	S: 6	LOB: 1	BB: 1	P: 14	1B: 7	SF: 1	2B: 3	SAC: 0	3B: 0	DP: 0	HR: 0	HBP: 1	WP: 0	PA: 40
--------------	------	------	------	------	-------	--------	-------	-------	------	------	------	------	------	--------	-------	-------	------	------	------	------	------	--------	-------	------	------	------	------	------	------	--------	-------	-------	------	------	------	------	-------	--------	-------	-------	------	------	------	------	-------	--------	-------	-------	------	------	------	------	------	--------	-------	-------	------	------	------	------	------	--------	-------	-------	------	------	------	------	------	--------	-------	-------	-------	-------	-------	--------	-------	-------	-------	--------	-------	--------

PITCHER	IP	WLS	BF	H	R	ER	SO	BB	IBB	HBP	BLK	WP	HR	S	P	ERA	WHIP
Brian Holman, R ERA: 4.18 (1, 1)	5.0		26	9	6	4	4	1	0	1	0	0	0	57	91	7.20	2.000
Keith Comstock, L ERA: 1.31 (6, 1)	3.0		11	1	0	0	1	2	0	0	0	0	0	24	42	0.00	1.000
Mike Schooler, R ERA: 1.35 (9, 1)	1.0		3	0	0	0	1	0	0	0	0	0	0	6	10	0.00	0.000


BOTTOM

Seattle Mariners @ Chicago White Sox
Comiskey Park, Chicago, IL
Tue Jun 05 1990, 8:05 PM EDT
Att. 9,036 - Unknown - 57 F

livebaseballscorecards.com

AB	35
R	6
H	10
RBI	4
BB	3
SO	6
LOB	15



Batter	1	2	3	4	5	6	7	8	9	AB R H RBI BB SO LOB	TOP	
Harold Reynolds, S (1, 4) OBP: 0.309, SLG: 0.317	1-2 CS 1B		2-3 K			1-0 F7			2-2 G6-3	4 0 1 0 0 1 1	Seattle Mariners @ Chicago White Sox Comiskey Park, Chicago, IL Wed Jun 06 1990, 8:05 PM EDT Att. 14,479 - Unknown - 80 F livebaseballscorecards.com AB 31 R 0 H 4 RBI 0 BB 0 SO 7 LOB 8 	
Greg Briley, L (1, 7) OBP: 0.295, SLG: 0.378	3-3 SAFE SAFE SAFE SAFE 1-2 K				1-0 F8	1-1 L6		2-2 F8	4 0 0 0 0 1 2			
Alvin Davis, L (1, 3) OBP: 0.396, SLG: 0.407	2-3 K			3-3 K			0-1 L8	1-1 1B	4 0 1 0 0 2 0			
Jeffrey Leonard, R (1, 10) OBP: 0.266, SLG: 0.381		1-0 G4-3		2-2 G3-1			0-0 E9 1B	2-3 K	4 0 1 0 0 1 1			
Ken Griffey Jr., L (1, 8) OBP: 0.396, SLG: 0.541		0-0 PB 1B			2-2 L3		2-1 P5		3 0 1 0 0 0 1			
Edgar Martinez, R (1, 5) OBP: 0.413, SLG: 0.509		1-1 G1-3			3-2 F9		2-0 F9		3 0 0 0 0 0 2			
Jay Buhner, R (1, 9) OBP: 0.421, SLG: 0.588		3-2 F8			1-0 F8			1-3 K	3 0 0 0 0 1 1			
Scott Bradley, L (1, 2) OBP: 0.245, SLG: 0.280			1-1 F8			0-0 G4-3		2-3 K	3 0 0 0 0 1 0			
Brian Giles, R (1, 6) OBP: 0.333, SLG: 0.521			3-2 P3			0-0 E5		0-1 F7	3 0 0 0 0 0 0			
Inning Stats	R: 0 H: 1 E: 0 LOB: 0 K: 2 BB: 0 S: 10 P: 16	R: 0 H: 1 E: 0 LOB: 1 K: 0 BB: 0 S: 7 P: 12	R: 0 H: 0 E: 0 LOB: 0 K: 1 BB: 0 S: 14 P: 20	R: 0 H: 0 E: 0 LOB: 0 K: 1 BB: 0 S: 7 P: 13	R: 0 H: 0 E: 0 LOB: 0 K: 0 BB: 0 S: 8 P: 14	R: 0 H: 0 E: 1 LOB: 1 K: 0 BB: 0 S: 6 P: 7	R: 0 H: 1 E: 1 LOB: 1 K: 0 BB: 0 S: 6 P: 10	R: 0 H: 0 E: 0 LOB: 0 K: 2 BB: 0 S: 10 P: 13	R: 0 H: 1 E: 0 LOB: 1 K: 1 BB: 0 S: 13 P: 20	1B: 4 SF: 0 2B: 1 SAC: 0 3B: 0 DP: 1 HR: 0 HBP: 0	WP: 0 PA: 31 PB: 1 SB: 0 CS: 1	
PITCHER Melido Perez, R (1, 1) ERA: 3.48	IP WLS BF H R ER SO BB IBB HBP BLK WP HR S P ERA WHIP	9.0 W 31 4 0 0 7 0 0 0 0 0 0 0 81 125 0.00 0.444										

Batter	1	2	3	4	5	6	7	8	9	AB R H RBI BB SO LOB	TOP																
Harold Reynolds, S (1, 4) OBP: 0.305, SLG: 0.312	2-2 F8		1-1 P5		0-0 F8			1-0 SH3		3 0 0 0 0 0 2																	
Greg Briley, L (1, 9) OBP: 0.289, SLG: 0.370	2-2 G1		0-0 P5			1-1 G3		1-2 E 1B		3 0 0 0 0 0 1																	
Henry Cotto, R (8, PH) OBP: 0.344, SLG: 0.366								2-3 1B		1 0 1 0 0 0 0																	
Alvin Davis, L (1, 3) OBP: 0.389, SLG: 0.399	2-0 F8		3-2 F9			2-1 F9		3-3 K		4 0 0 0 0 1 2																	
								1-2 3-H																			
Jeffrey Leonard, R (1, 7) OBP: 0.270, SLG: 0.380		0-1 G5-3 1B SF7 1B		1-3 K		4-2 BB		1-2 G6-3		3 1 1 0 1 1 1																	
Ken Griffey Jr., L (1, 8) OBP: 0.397, SLG: 0.540		0-0 G5-3 1B		2-2 F8		0-0 G3			2-2 BB 1B	4 0 2 0 0 0 1																	
Edgar Martinez, R (1, 5) OBP: 0.415, SLG: 0.506		2-1 G5-3		3-2 P6					4-0 1B BB	3 0 1 0 1 0 2																	
Jay Buhner, R (1, 10) OBP: 0.348, SLG: 0.500		1-1 SF7			2-0 F9		2-1 G5-4-3 1B		0-1 F9	3 0 0 1 0 0 2																	
Scott Bradley, L (1, 2) OBP: 0.245, SLG: 0.278		3-H 1-2 F7			0-2 G6-3		0-0 G4-3		1-2 1B	4 0 1 0 0 0 1																	
Brian Giles, R (1, 6) OBP: 0.361, SLG: 0.520			4-0 BB		4-1 BB			1-2 1B SH3 E 1B	3-3 K	2 1 1 0 2 1 2																	
Inning Stats	R: 0 E: 0 K: 0 S: 7	H: 0 LOB: 0 BB: 0 P: 13	R: 1 E: 0 K: 0 S: 10	H: 2 LOB: 1 BB: 0 P: 14	R: 0 E: 0 K: 0 S: 8	H: 0 LOB: 1 BB: 1 P: 16	R: 0 E: 0 K: 1 S: 9	H: 0 LOB: 0 BB: 0 P: 15	R: 0 E: 0 K: 0 S: 7	H: 0 LOB: 1 BB: 1 P: 13	R: 0 E: 0 K: 0 S: 7	H: 0 LOB: 1 BB: 1 P: 14	R: 0 E: 0 K: 0 S: 7	H: 1 LOB: 0 BB: 0 P: 12	R: 1 E: 1 K: 1 S: 15	H: 2 LOB: 1 BB: 0 P: 21	R: 0 E: 0 K: 1 S: 12	H: 2 LOB: 2 BB: 1 P: 22	1B: 7 2B: 0 3B: 0 HR: 0	SF: 1 SAC: 1 DP: 1 HBP: 0	WP: 0 PB: 0 SB: 0 CS: 0	PA: 36					
PITCHER	IP WLS BF H R ER SO BB IBB HBP BLK WP HR S P ERA WHIP																										
Adam Peterson, R (1, 1) ERA: 1.5	6.0		24	3	1	1	1	3	0	0	0	0	0	52	92	1.50	1.000										
Donn Pall, R (7, 1) ERA: 2.18	1.0	L	3	1	1	0	0	0	0	0	0	0	0	6	9	0.00	1.000										
Wayne Edwards, L (8, 1) ERA: 1.33	0.1		1	0	0	0	0	0	0	0	0	0	0	2	2	0.00	0.000										
Barry Jones, R (8, 1) ERA: 1.37	1.2		8	3	0	0	2	1	0	0	0	0	0	22	37	0.00	2.400										

Seattle Mariners @ Chicago White Sox
Comiskey Park, Chicago, IL

livebaseballscorecards.com

AB	30
R	2
H	7
RBI	1
BB	4
SO	3
LOB	14



Thu Jun 07 1990, 4:33 AM EDT
Att. 15,383 - Cloudy - 70 F

Batter	1	2	3	4	5	6	7	8	9	AB R H RBI BB SO LOB
Sammy Sosa, R OBP: 0.288, SLG: 0.394 (1, 9)	1-3 K	1-3 K			1-2 F8			1-0 P3		4 0 0 0 0 2 3
Robin Ventura, L OBP: 0.304, SLG: 0.289 (1, 5)	0-1 1B		2-3 K		2-3 K			0-1 B2-3		4 0 1 0 0 2 0
Ivan Calderon, R OBP: 0.372, SLG: 0.470 (1, 7)	2-2 F8		3-2 HR		1-0 G6-3			1-2 F9		4 1 1 1 0 0 1
Ron Kittle, R OBP: 0.333, SLG: 0.493 (1, 10)	0-3 K		1-2 2B		2-3 K			0-0 F8		4 0 1 0 0 2 1
Carlton Fisk, R OBP: 0.358, SLG: 0.366 (1, 2)		0-0 1B FC6-2 1B	0-0 P5		1-2 G5-3			2-2 F8		4 0 1 0 0 0 1
Carlos Martinez, R OBP: 0.239, SLG: 0.329 (1, 3)		0-0 1B FC6-2 BB	1-1 G4-3		0-0 F8			0-3 K		4 0 1 0 0 1 1
Scott Fletcher, R OBP: 0.291, SLG: 0.288 (1, 4)		4-2 BB FC6-2		1-2 G1-3			0-1 F7			2 0 0 0 1 0 0
Lance Johnson, L OBP: 0.327, SLG: 0.322 (1, 8)		3-2 FC6-2	1-3 K		1-3 K			1-3 K		3 0 0 0 0 2 3
Ozzie Guillen, L OBP: 0.364, SLG: 0.421 (1, 6)		1-3 K	1-2 F8		0-0 G1-3					3 0 0 0 0 1 3

Inning Stats	R: 0 E: 0 K: 2 S: 12	H: 1 LOB: 1 BB: 0 P: 15	R: 0 E: 0 K: 2 S: 17	H: 2 LOB: 3 BB: 1 P: 26	R: 1 E: 0 K: 1 S: 13	H: 2 LOB: 1 BB: 0 P: 20	R: 0 E: 0 K: 1 S: 9	H: 0 LOB: 0 BB: 0 P: 12	R: 0 E: 0 K: 1 S: 7	H: 0 LOB: 0 BB: 0 P: 11	R: 0 E: 0 K: 1 S: 8	H: 0 LOB: 0 BB: 0 P: 11	R: 0 E: 0 K: 0 S: 6	H: 0 LOB: 0 BB: 0 P: 8	R: 0 E: 0 K: 1 S: 9	H: 0 LOB: 0 BB: 0 P: 11	1B: 3 2B: 1 3B: 0 HR: 1	SF: 0 SAC: 0 DP: 0 HBP: 0	WP: 0 PB: 0 SB: 0 CS: 0	PA: 33
--------------	-------------------------------	----------------------------------	-------------------------------	----------------------------------	-------------------------------	----------------------------------	------------------------------	----------------------------------	------------------------------	----------------------------------	------------------------------	----------------------------------	------------------------------	---------------------------------	------------------------------	----------------------------------	----------------------------------	------------------------------------	----------------------------------	--------


PITCHER	IP	WLS	BF	H	R	ER	SO	BB	IBB	HBP	BLK	WP	HR	S	P	ERA	WHIP
Randy Johnson, L ERA: 3.74 (1, 1)	9.0	W	33	5	1	1	10	1	0	0	0	0	1	87	121	1.00	0.667

BOTTOM

Seattle Mariners @ Chicago White Sox
Comiskey Park, Chicago, IL

Thu Jun 07 1990, 4:33 AM EDT
Att. 15,383 - Cloudy - 70 F

AB	32
R	1
H	5
RBI	1
BB	1
SO	10
LOB	13



Batter	1	2	3	4	5	6	7	8	9	AB R H RBI BB SO LOB	TOP																									
Sammy Sosa, R (1, 9) OBP: 0.296, SLG: 0.402	0-1 CS S 1B		1-1 G5-3		0-2 1-3 2B		4-0 IBB		0-1 F9	4 0 2 0 1 0 0																										
Robin Ventura, L (1, 5) OBP: 0.302, SLG: 0.283	4-1 1-2 BB		3-3 K		1-0 F8		2-2 F7			3 0 0 0 1 1 4																										
Ivan Calderon, R (1, 7) OBP: 0.365, SLG: 0.460	1-3 K 2-3			2-0 F9		0-0 P3		2-0 P4		4 0 0 0 0 1 2																										
Ron Kittle, R (1, 10) OBP: 0.331, SLG: 0.507	1-3 K			0-3 K2-3		1-2 F9		2-1 HR		4 1 1 1 0 2 1																										
Carlos Martinez, R (1, 3) OBP: 0.234, SLG: 0.322		2-1 P6		1-0 F7		0-0 P4		2-2 WP 1B		3 0 0 0 0 0 0																										
Steve Lyons, L (8, PH) OBP: 0.305, SLG: 0.340										1 0 1 0 0 0 0																										
Ron Karkovics, R (1, 2) OBP: 0.320, SLG: 0.333		0-0 G5-3		2-3 K		0-1 SH1-3 2B 1B		1-1 P4		4 1 1 0 0 1 1																										
Dave Gallagher, R (1, 8) OBP: 0.211, SLG: 0.222		0-2 1B		1-3 K		2-1 SH1-3		0-2 G1-3		2 0 1 0 0 1 0																										
Lance Johnson, L (8, PH) OBP: 0.325, SLG: 0.320						1-2 1B				1 0 0 0 0 0 1																										
Scott Fletcher, R (1, 4) OBP: 0.290, SLG: 0.293		1-2 G5-3		0-0 1B 2B		2-0 P3			3-2 F9	4 1 1 0 0 0 2																										
Ozzie Guillen, L (1, 6) OBP: 0.367, SLG: 0.429			1-2 F8		1-0 2B 1B 2-H		0-0 2B		0-1 P3	4 0 2 2 0 0 0																										
Inning Stats	R: 0 E: 0 K: 2 S: 9	H: 1 LOB: 1 BB: 1 P: 15	R: 0 E: 0 K: 0 S: 9	H: 1 LOB: 1 BB: 0 P: 12	R: 0 E: 0 K: 1 S: 9	H: 0 LOB: 0 BB: 0 P: 14	R: 0 E: 0 K: 1 S: 8	H: 0 LOB: 0 BB: 0 P: 11	R: 1 E: 0 K: 2 S: 12	H: 3 LOB: 2 BB: 0 P: 17	R: 0 E: 0 K: 0 S: 7	H: 0 LOB: 0 BB: 0 P: 8	R: 1 E: 0 K: 0 S: 11	H: 2 LOB: 2 BB: 1 P: 20	R: 1 E: 0 K: 0 S: 11	H: 2 LOB: 1 BB: 0 P: 18	R: 0 E: 0 K: 0 S: 7	H: 0 LOB: 0 BB: 0 P: 10	1B: 5 2B: 3 3B: 0 HR: 1	SF: 0 SAC: 1 DP: 0 HBP: 0	WP: 1 PB: 0 SB: 1 CS: 1	PA: 37														
PITCHER	IP WLS BF H R ER SO BB IBB HBP BLK WP HR S P ERA WHIP																																			
David West, L (1, 1) ERA: 4.37	7.0	29	7	2	2	6	1	1	0	0	0	0	0	65	97	2.57	1.143																			
Juan Berenguer, R (8, 1) ERA: 4.05	2.0	L	8	2	1	1	0	0	0	0	0	1	1	18	28	4.50	1.000																			

Chicago White Sox @ Minnesota Twins
 Hubert H. Humphrey Metrodome, Minneapolis, MN
 Fri Jun 08 1990, 8:05 PM EDT
 Att. 25,205 - Dome

livebaseballscorecards.com

AB	34
R	3
H	9
RBI	3
BB	2
SO	6
LOB	11



Batter	1	2	3	4	5	6	7	8	9	AB	R	H	RBI	BB	SO	LOB
Dan Gladden, R OBP: 0.349, SLG: 0.446 (1, 7)	2-1 F7 1B	3-1 2-H 1B		2-1 F9			4-1 G5-3 BB		1-1 G5-3	4	0	1	1	1	0	0
Gene Larkin, S OBP: 0.381, SLG: 0.456 (1, 9)	2-1 1B 1B	0-0 F7			3-2 P3		0-1 G5-3		1-2	4	0	1	0	0	0	2
Kirby Puckett, R OBP: 0.419, SLG: 0.586 (1, 8)	1-2 1-3 1B		1-0 L9		0-0 F9		4-0 IBB			3	0	1	0	1	0	0
Kent Hrbek, L OBP: 0.380, SLG: 0.457 (1, 3)	0-0 P5		4-2 1B BB		1-0 L9		2-2 G6-3			3	0	0	0	1	0	4
Gary Gaetti, R OBP: 0.296, SLG: 0.435 (1, 5)	0-0 SAFE F8		0-2 1-2 1B			1-0 G5-3		1-1 F8		4	0	1	0	0	0	2
Jim Dwyer, L OBP: 0.345, SLG: 0.286 Carmen Castillo, R (8, PH) OBP: 0.164, SLG: 0.148 (1, 10)		4-1 2B BB	1-1 F8		4-0 1B BB		2-0 P2			1	1	0	0	2	0	2
Brian Harper, R OBP: 0.341, SLG: 0.481 (1, 2)		0-2 SAFE SAFE WP 1B 2B	1-2 G1-3		0-2 1-3 1B		1-3 G6-4-3 1B		1-3 K	4	1	2	1	0	1	2
Fred Manrique, R OBP: 0.283, SLG: 0.408 (1, 4)		0-2 F9		0-0 G5-3		2-2 SAFE G6-4-3			3-2 G6-3	4	0	0	0	0	0	3
Greg Gagne, R OBP: 0.307, SLG: 0.413 John Moses, S (9, PH) OBP: 0.329, SLG: 0.275 (1, 6)		2-2 G5-3		1-3 K		1-0 L9			2-2 G6-3	3	0	0	0	0	1	1

Inning Stats	R: 0	H: 2	E: 0	K: 0	S: 9	R: 2	H: 2	E: 0	K: 0	S: 14	R: 0	H: 1	E: 0	K: 0	S: 11	R: 0	H: 0	E: 0	K: 1	S: 7	R: 0	H: 1	E: 0	K: 0	S: 8	R: 0	H: 0	E: 0	K: 0	S: 7	R: 0	H: 0	E: 0	K: 1	S: 7	R: 0	H: 0	E: 0	K: 0	S: 8	R: 0	H: 0	E: 0	K: 0	S: 8	1B: 5	2B: 1	3B: 0	HR: 0	SF: 0	SAC: 0	DP: 1	HBP: 0
	LOB: 2 <td>BB: 0 <td>P: 14 <td>LOB: 1 <td>BB: 1 <td>P: 23 <td>LOB: 2 <td>BB: 1 <td>P: 18 <td>LOB: 0 <td>BB: 0 <td>P: 10 <td>LOB: 1 <td>BB: 1 <td>P: 14 <td>LOB: 2 <td>BB: 2 <td>P: 18 <td>LOB: 0 <td>BB: 0 <td>P: 9 <td>LOB: 1 <td>BB: 1 <td>P: 14 <td>LOB: 2 <td>BB: 2 <td>P: 18 <td>LOB: 0 <td>BB: 0 <td>P: 11 <td>LOB: 0 <td>BB: 0 <td>P: 11 <td>LOB: 0 <td>BB: 0 <td>P: 14</td> <td>1B: 5</td> <td>2B: 1</td> <td>3B: 0</td> <td>HR: 0</td> <td>SF: 0</td> <td>SAC: 0</td> <td>DP: 1</td> <td>HBP: 0</td> </td></td></td></td></td></td></td></td></td></td></td></td></td></td></td></td></td></td></td></td></td></td></td></td></td></td></td></td></td></td></td></td></td></td>	BB: 0 <td>P: 14 <td>LOB: 1 <td>BB: 1 <td>P: 23 <td>LOB: 2 <td>BB: 1 <td>P: 18 <td>LOB: 0 <td>BB: 0 <td>P: 10 <td>LOB: 1 <td>BB: 1 <td>P: 14 <td>LOB: 2 <td>BB: 2 <td>P: 18 <td>LOB: 0 <td>BB: 0 <td>P: 9 <td>LOB: 1 <td>BB: 1 <td>P: 14 <td>LOB: 2 <td>BB: 2 <td>P: 18 <td>LOB: 0 <td>BB: 0 <td>P: 11 <td>LOB: 0 <td>BB: 0 <td>P: 11 <td>LOB: 0 <td>BB: 0 <td>P: 14</td> <td>1B: 5</td> <td>2B: 1</td> <td>3B: 0</td> <td>HR: 0</td> <td>SF: 0</td> <td>SAC: 0</td> <td>DP: 1</td> <td>HBP: 0</td> </td></td></td></td></td></td></td></td></td></td></td></td></td></td></td></td></td></td></td></td></td></td></td></td></td></td></td></td></td></td></td></td></td>	P: 14 <td>LOB: 1 <td>BB: 1 <td>P: 23 <td>LOB: 2 <td>BB: 1 <td>P: 18 <td>LOB: 0 <td>BB: 0 <td>P: 10 <td>LOB: 1 <td>BB: 1 <td>P: 14 <td>LOB: 2 <td>BB: 2 <td>P: 18 <td>LOB: 0 <td>BB: 0 <td>P: 9 <td>LOB: 1 <td>BB: 1 <td>P: 14 <td>LOB: 2 <td>BB: 2 <td>P: 18 <td>LOB: 0 <td>BB: 0 <td>P: 11 <td>LOB: 0 <td>BB: 0 <td>P: 11 <td>LOB: 0 <td>BB: 0 <td>P: 14</td> <td>1B: 5</td> <td>2B: 1</td> <td>3B: 0</td> <td>HR: 0</td> <td>SF: 0</td> <td>SAC: 0</td> <td>DP: 1</td> <td>HBP: 0</td> </td></td></td></td></td></td></td></td></td></td></td></td></td></td></td></td></td></td></td></td></td></td></td></td></td></td></td></td></td></td></td></td>	LOB: 1 <td>BB: 1 <td>P: 23 <td>LOB: 2 <td>BB: 1 <td>P: 18 <td>LOB: 0 <td>BB: 0 <td>P: 10 <td>LOB: 1 <td>BB: 1 <td>P: 14 <td>LOB: 2 <td>BB: 2 <td>P: 18 <td>LOB: 0 <td>BB: 0 <td>P: 9 <td>LOB: 1 <td>BB: 1 <td>P: 14 <td>LOB: 2 <td>BB: 2 <td>P: 18 <td>LOB: 0 <td>BB: 0 <td>P: 11 <td>LOB: 0 <td>BB: 0 <td>P: 11 <td>LOB: 0 <td>BB: 0 <td>P: 14</td> <td>1B: 5</td> <td>2B: 1</td> <td>3B: 0</td> <td>HR: 0</td> <td>SF: 0</td> <td>SAC: 0</td> <td>DP: 1</td> <td>HBP: 0</td> </td></td></td></td></td></td></td></td></td></td></td></td></td></td></td></td></td></td></td></td></td></td></td></td></td></td></td></td></td></td></td>	BB: 1 <td>P: 23 <td>LOB: 2 <td>BB: 1 <td>P: 18 <td>LOB: 0 <td>BB: 0 <td>P: 10 <td>LOB: 1 <td>BB: 1 <td>P: 14 <td>LOB: 2 <td>BB: 2 <td>P: 18 <td>LOB: 0 <td>BB: 0 <td>P: 9 <td>LOB: 1 <td>BB: 1 <td>P: 14 <td>LOB: 2 <td>BB: 2 <td>P: 18 <td>LOB: 0 <td>BB: 0 <td>P: 11 <td>LOB: 0 <td>BB: 0 <td>P: 11 <td>LOB: 0 <td>BB: 0 <td>P: 14</td> <td>1B: 5</td> <td>2B: 1</td> <td>3B: 0</td> <td>HR: 0</td> <td>SF: 0</td> <td>SAC: 0</td> <td>DP: 1</td> <td>HBP: 0</td> </td></td></td></td></td></td></td></td></td></td></td></td></td></td></td></td></td></td></td></td></td></td></td></td></td></td></td></td></td></td>	P: 23 <td>LOB: 2 <td>BB: 1 <td>P: 18 <td>LOB: 0 <td>BB: 0 <td>P: 10 <td>LOB: 1 <td>BB: 1 <td>P: 14 <td>LOB: 2 <td>BB: 2 <td>P: 18 <td>LOB: 0 <td>BB: 0 <td>P: 9 <td>LOB: 1 <td>BB: 1 <td>P: 14 <td>LOB: 2 <td>BB: 2 <td>P: 18 <td>LOB: 0 <td>BB: 0 <td>P: 11 <td>LOB: 0 <td>BB: 0 <td>P: 11 <td>LOB: 0 <td>BB: 0 <td>P: 14</td> <td>1B: 5</td> <td>2B: 1</td> <td>3B: 0</td> <td>HR: 0</td> <td>SF: 0</td> <td>SAC: 0</td> <td>DP: 1</td> <td>HBP: 0</td> </td></td></td></td></td></td></td></td></td></td></td></td></td></td></td></td></td></td></td></td></td></td></td></td></td></td></td></td></td>	LOB: 2 <td>BB: 1 <td>P: 18 <td>LOB: 0 <td>BB: 0 <td>P: 10 <td>LOB: 1 <td>BB: 1 <td>P: 14 <td>LOB: 2 <td>BB: 2 <td>P: 18 <td>LOB: 0 <td>BB: 0 <td>P: 9 <td>LOB: 1 <td>BB: 1 <td>P: 14 <td>LOB: 2 <td>BB: 2 <td>P: 18 <td>LOB: 0 <td>BB: 0 <td>P: 11 <td>LOB: 0 <td>BB: 0 <td>P: 11 <td>LOB: 0 <td>BB: 0 <td>P: 14</td> <td>1B: 5</td> <td>2B: 1</td> <td>3B: 0</td> <td>HR: 0</td> <td>SF: 0</td> <td>SAC: 0</td> <td>DP: 1</td> <td>HBP: 0</td> </td></td></td></td></td></td></td></td></td></td></td></td></td></td></td></td></td></td></td></td></td></td></td></td></td></td></td></td>	BB: 1 <td>P: 18 <td>LOB: 0 <td>BB: 0 <td>P: 10 <td>LOB: 1 <td>BB: 1 <td>P: 14 <td>LOB: 2 <td>BB: 2 <td>P: 18 <td>LOB: 0 <td>BB: 0 <td>P: 9 <td>LOB: 1 <td>BB: 1 <td>P: 14 <td>LOB: 2 <td>BB: 2 <td>P: 18 <td>LOB: 0 <td>BB: 0 <td>P: 11 <td>LOB: 0 <td>BB: 0 <td>P: 11 <td>LOB: 0 <td>BB: 0 <td>P: 14</td> <td>1B: 5</td> <td>2B: 1</td> <td>3B: 0</td> <td>HR: 0</td> <td>SF: 0</td> <td>SAC: 0</td> <td>DP: 1</td> <td>HBP: 0</td> </td></td></td></td></td></td></td></td></td></td></td></td></td></td></td></td></td></td></td></td></td></td></td></td></td></td></td>	P: 18 <td>LOB: 0 <td>BB: 0 <td>P: 10 <td>LOB: 1 <td>BB: 1 <td>P: 14 <td>LOB: 2 <td>BB: 2 <td>P: 18 <td>LOB: 0 <td>BB: 0 <td>P: 9 <td>LOB: 1 <td>BB: 1 <td>P: 14 <td>LOB: 2 <td>BB: 2 <td>P: 18 <td>LOB: 0 <td>BB: 0 <td>P: 11 <td>LOB: 0 <td>BB: 0 <td>P: 11 <td>LOB: 0 <td>BB: 0 <td>P: 14</td> <td>1B: 5</td> <td>2B: 1</td> <td>3B: 0</td> <td>HR: 0</td> <td>SF: 0</td> <td>SAC: 0</td> <td>DP: 1</td> <td>HBP: 0</td> </td></td></td></td></td></td></td></td></td></td></td></td></td></td></td></td></td></td></td></td></td></td></td></td></td></td>	LOB: 0 <td>BB: 0 <td>P: 10 <td>LOB: 1 <td>BB: 1 <td>P: 14 <td>LOB: 2 <td>BB: 2 <td>P: 18 <td>LOB: 0 <td>BB: 0 <td>P: 9 <td>LOB: 1 <td>BB: 1 <td>P: 14 <td>LOB: 2 <td>BB: 2 <td>P: 18 <td>LOB: 0 <td>BB: 0 <td>P: 11 <td>LOB: 0 <td>BB: 0 <td>P: 11 <td>LOB: 0 <td>BB: 0 <td>P: 14</td> <td>1B: 5</td> <td>2B: 1</td> <td>3B: 0</td> <td>HR: 0</td> <td>SF: 0</td> <td>SAC: 0</td> <td>DP: 1</td> <td>HBP: 0</td> </td></td></td></td></td></td></td></td></td></td></td></td></td></td></td></td></td></td></td></td></td></td></td></td></td>	BB: 0 <td>P: 10 <td>LOB: 1 <td>BB: 1 <td>P: 14 <td>LOB: 2 <td>BB: 2 <td>P: 18 <td>LOB: 0 <td>BB: 0 <td>P: 9 <td>LOB: 1 <td>BB: 1 <td>P: 14 <td>LOB: 2 <td>BB: 2 <td>P: 18 <td>LOB: 0 <td>BB: 0 <td>P: 11 <td>LOB: 0 <td>BB: 0 <td>P: 11 <td>LOB: 0 <td>BB: 0 <td>P: 14</td> <td>1B: 5</td> <td>2B: 1</td> <td>3B: 0</td> <td>HR: 0</td> <td>SF: 0</td> <td>SAC: 0</td> <td>DP: 1</td> <td>HBP: 0</td> </td></td></td></td></td></td></td></td></td></td></td></td></td></td></td></td></td></td></td></td></td></td></td></td>	P: 10 <td>LOB: 1 <td>BB: 1 <td>P: 14 <td>LOB: 2 <td>BB: 2 <td>P: 18 <td>LOB: 0 <td>BB: 0 <td>P: 9 <td>LOB: 1 <td>BB: 1 <td>P: 14 <td>LOB: 2 <td>BB: 2 <td>P: 18 <td>LOB: 0 <td>BB: 0 <td>P: 11 <td>LOB: 0 <td>BB: 0 <td>P: 11 <td>LOB: 0 <td>BB: 0 <td>P: 14</td> <td>1B: 5</td> <td>2B: 1</td> <td>3B: 0</td> <td>HR: 0</td> <td>SF: 0</td> <td>SAC: 0</td> <td>DP: 1</td> <td>HBP: 0</td> </td></td></td></td></td></td></td></td></td></td></td></td></td></td></td></td></td></td></td></td></td></td></td>	LOB: 1 <td>BB: 1 <td>P: 14 <td>LOB: 2 <td>BB: 2 <td>P: 18 <td>LOB: 0 <td>BB: 0 <td>P: 9 <td>LOB: 1 <td>BB: 1 <td>P: 14 <td>LOB: 2 <td>BB: 2 <td>P: 18 <td>LOB: 0 <td>BB: 0 <td>P: 11 <td>LOB: 0 <td>BB: 0 <td>P: 11 <td>LOB: 0 <td>BB: 0 <td>P: 14</td> <td>1B: 5</td> <td>2B: 1</td> <td>3B: 0</td> <td>HR: 0</td> <td>SF: 0</td> <td>SAC: 0</td> <td>DP: 1</td> <td>HBP: 0</td> </td></td></td></td></td></td></td></td></td></td></td></td></td></td></td></td></td></td></td></td></td></td>	BB: 1 <td>P: 14 <td>LOB: 2 <td>BB: 2 <td>P: 18 <td>LOB: 0 <td>BB: 0 <td>P: 9 <td>LOB: 1 <td>BB: 1 <td>P: 14 <td>LOB: 2 <td>BB: 2 <td>P: 18 <td>LOB: 0 <td>BB: 0 <td>P: 11 <td>LOB: 0 <td>BB: 0 <td>P: 11 <td>LOB: 0 <td>BB: 0 <td>P: 14</td> <td>1B: 5</td> <td>2B: 1</td> <td>3B: 0</td> <td>HR: 0</td> <td>SF: 0</td> <td>SAC: 0</td> <td>DP: 1</td> <td>HBP: 0</td> </td></td></td></td></td></td></td></td></td></td></td></td></td></td></td></td></td></td></td></td></td>	P: 14 <td>LOB: 2 <td>BB: 2 <td>P: 18 <td>LOB: 0 <td>BB: 0 <td>P: 9 <td>LOB: 1 <td>BB: 1 <td>P: 14 <td>LOB: 2 <td>BB: 2 <td>P: 18 <td>LOB: 0 <td>BB: 0 <td>P: 11 <td>LOB: 0 <td>BB: 0 <td>P: 11 <td>LOB: 0 <td>BB: 0 <td>P: 14</td> <td>1B: 5</td> <td>2B: 1</td> <td>3B: 0</td> <td>HR: 0</td> <td>SF: 0</td> <td>SAC: 0</td> <td>DP: 1</td> <td>HBP: 0</td> </td></td></td></td></td></td></td></td></td></td></td></td></td></td></td></td></td></td></td></td>	LOB: 2 <td>BB: 2 <td>P: 18 <td>LOB: 0 <td>BB: 0 <td>P: 9 <td>LOB: 1 <td>BB: 1 <td>P: 14 <td>LOB: 2 <td>BB: 2 <td>P: 18 <td>LOB: 0 <td>BB: 0 <td>P: 11 <td>LOB: 0 <td>BB: 0 <td>P: 11 <td>LOB: 0 <td>BB: 0 <td>P: 14</td> <td>1B: 5</td> <td>2B: 1</td> <td>3B: 0</td> <td>HR: 0</td> <td>SF: 0</td> <td>SAC: 0</td> <td>DP: 1</td> <td>HBP: 0</td> </td></td></td></td></td></td></td></td></td></td></td></td></td></td></td></td></td></td></td>	BB: 2 <td>P: 18 <td>LOB: 0 <td>BB: 0 <td>P: 9 <td>LOB: 1 <td>BB: 1 <td>P: 14 <td>LOB: 2 <td>BB: 2 <td>P: 18 <td>LOB: 0 <td>BB: 0 <td>P: 11 <td>LOB: 0 <td>BB: 0 <td>P: 11 <td>LOB: 0 <td>BB: 0 <td>P: 14</td> <td>1B: 5</td> <td>2B: 1</td> <td>3B: 0</td> <td>HR: 0</td> <td>SF: 0</td> <td>SAC: 0</td> <td>DP: 1</td> <td>HBP: 0</td> </td></td></td></td></td></td></td></td></td></td></td></td></td></td></td></td></td></td>	P: 18 <td>LOB: 0 <td>BB: 0 <td>P: 9 <td>LOB: 1 <td>BB: 1 <td>P: 14 <td>LOB: 2 <td>BB: 2 <td>P: 18 <td>LOB: 0 <td>BB: 0 <td>P: 11 <td>LOB: 0 <td>BB: 0 <td>P: 11 <td>LOB: 0 <td>BB: 0 <td>P: 14</td> <td>1B: 5</td> <td>2B: 1</td> <td>3B: 0</td> <td>HR: 0</td> <td>SF: 0</td> <td>SAC: 0</td> <td>DP: 1</td> <td>HBP: 0</td> </td></td></td></td></td></td></td></td></td></td></td></td></td></td></td></td></td>	LOB: 0 <td>BB: 0 <td>P: 9 <td>LOB: 1 <td>BB: 1 <td>P: 14 <td>LOB: 2 <td>BB: 2 <td>P: 18 <td>LOB: 0 <td>BB: 0 <td>P: 11 <td>LOB: 0 <td>BB: 0 <td>P: 11 <td>LOB: 0 <td>BB: 0 <td>P: 14</td> <td>1B: 5</td> <td>2B: 1</td> <td>3B: 0</td> <td>HR: 0</td> <td>SF: 0</td> <td>SAC: 0</td> <td>DP: 1</td> <td>HBP: 0</td> </td></td></td></td></td></td></td></td></td></td></td></td></td></td></td></td>	BB: 0 <td>P: 9 <td>LOB: 1 <td>BB: 1 <td>P: 14 <td>LOB: 2 <td>BB: 2 <td>P: 18 <td>LOB: 0 <td>BB: 0 <td>P: 11 <td>LOB: 0 <td>BB: 0 <td>P: 11 <td>LOB: 0 <td>BB: 0 <td>P: 14</td> <td>1B: 5</td> <td>2B: 1</td> <td>3B: 0</td> <td>HR: 0</td> <td>SF: 0</td> <td>SAC: 0</td> <td>DP: 1</td> <td>HBP: 0</td> </td></td></td></td></td></td></td></td></td></td></td></td></td></td></td>	P: 9 <td>LOB: 1 <td>BB: 1 <td>P: 14 <td>LOB: 2 <td>BB: 2 <td>P: 18 <td>LOB: 0 <td>BB: 0 <td>P: 11 <td>LOB: 0 <td>BB: 0 <td>P: 11 <td>LOB: 0 <td>BB: 0 <td>P: 14</td> <td>1B: 5</td> <td>2B: 1</td> <td>3B: 0</td> <td>HR: 0</td> <td>SF: 0</td> <td>SAC: 0</td> <td>DP: 1</td> <td>HBP: 0</td> </td></td></td></td></td></td></td></td></td></td></td></td></td></td>	LOB: 1 <td>BB: 1 <td>P: 14 <td>LOB: 2 <td>BB: 2 <td>P: 18 <td>LOB: 0 <td>BB: 0 <td>P: 11 <td>LOB: 0 <td>BB: 0 <td>P: 11 <td>LOB: 0 <td>BB: 0 <td>P: 14</td> <td>1B: 5</td> <td>2B: 1</td> <td>3B: 0</td> <td>HR: 0</td> <td>SF: 0</td> <td>SAC: 0</td> <td>DP: 1</td> <td>HBP: 0</td> </td></td></td></td></td></td></td></td></td></td></td></td></td>	BB: 1 <td>P: 14 <td>LOB: 2 <td>BB: 2 <td>P: 18 <td>LOB: 0 <td>BB: 0 <td>P: 11 <td>LOB: 0 <td>BB: 0 <td>P: 11 <td>LOB: 0 <td>BB: 0 <td>P: 14</td> <td>1B: 5</td> <td>2B: 1</td> <td>3B: 0</td> <td>HR: 0</td> <td>SF: 0</td> <td>SAC: 0</td> <td>DP: 1</td> <td>HBP: 0</td> </td></td></td></td></td></td></td></td></td></td></td></td>	P: 14 <td>LOB: 2 <td>BB: 2 <td>P: 18 <td>LOB: 0 <td>BB: 0 <td>P: 11 <td>LOB: 0 <td>BB: 0 <td>P: 11 <td>LOB: 0 <td>BB: 0 <td>P: 14</td> <td>1B: 5</td> <td>2B: 1</td> <td>3B: 0</td> <td>HR: 0</td> <td>SF: 0</td> <td>SAC: 0</td> <td>DP: 1</td> <td>HBP: 0</td> </td></td></td></td></td></td></td></td></td></td></td>	LOB: 2 <td>BB: 2 <td>P: 18 <td>LOB: 0 <td>BB: 0 <td>P: 11 <td>LOB: 0 <td>BB: 0 <td>P: 11 <td>LOB: 0 <td>BB: 0 <td>P: 14</td> <td>1B: 5</td> <td>2B: 1</td> <td>3B: 0</td> <td>HR: 0</td> <td>SF: 0</td> <td>SAC: 0</td> <td>DP: 1</td> <td>HBP: 0</td> </td></td></td></td></td></td></td></td></td></td>	BB: 2 <td>P: 18 <td>LOB: 0 <td>BB: 0 <td>P: 11 <td>LOB: 0 <td>BB: 0 <td>P: 11 <td>LOB: 0 <td>BB: 0 <td>P: 14</td> <td>1B: 5</td> <td>2B: 1</td> <td>3B: 0</td> <td>HR: 0</td> <td>SF: 0</td> <td>SAC: 0</td> <td>DP: 1</td> <td>HBP: 0</td> </td></td></td></td></td></td></td></td></td>	P: 18 <td>LOB: 0 <td>BB: 0 <td>P: 11 <td>LOB: 0 <td>BB: 0 <td>P: 11 <td>LOB: 0 <td>BB: 0 <td>P: 14</td> <td>1B: 5</td> <td>2B: 1</td> <td>3B: 0</td> <td>HR: 0</td> <td>SF: 0</td> <td>SAC: 0</td> <td>DP: 1</td> <td>HBP: 0</td> </td></td></td></td></td></td></td></td>	LOB: 0 <td>BB: 0 <td>P: 11 <td>LOB: 0 <td>BB: 0 <td>P: 11 <td>LOB: 0 <td>BB: 0 <td>P: 14</td> <td>1B: 5</td> <td>2B: 1</td> <td>3B: 0</td> <td>HR: 0</td> <td>SF: 0</td> <td>SAC: 0</td> <td>DP: 1</td> <td>HBP: 0</td> </td></td></td></td></td></td></td>	BB: 0 <td>P: 11 <td>LOB: 0 <td>BB: 0 <td>P: 11 <td>LOB: 0 <td>BB: 0 <td>P: 14</td> <td>1B: 5</td> <td>2B: 1</td> <td>3B: 0</td> <td>HR: 0</td> <td>SF: 0</td> <td>SAC: 0</td> <td>DP: 1</td> <td>HBP: 0</td> </td></td></td></td></td></td>	P: 11 <td>LOB: 0 <td>BB: 0 <td>P: 11 <td>LOB: 0 <td>BB: 0 <td>P: 14</td> <td>1B: 5</td> <td>2B: 1</td> <td>3B: 0</td> <td>HR: 0</td> <td>SF: 0</td> <td>SAC: 0</td> <td>DP: 1</td> <td>HBP: 0</td> </td></td></td></td></td>	LOB: 0 <td>BB: 0 <td>P: 11 <td>LOB: 0 <td>BB: 0 <td>P: 14</td> <td>1B: 5</td> <td>2B: 1</td> <td>3B: 0</td> <td>HR: 0</td> <td>SF: 0</td> <td>SAC: 0</td> <td>DP: 1</td> <td>HBP: 0</td> </td></td></td></td>	BB: 0 <td>P: 11 <td>LOB: 0 <td>BB: 0 <td>P: 14</td> <td>1B: 5</td> <td>2B: 1</td> <td>3B: 0</td> <td>HR: 0</td> <td>SF: 0</td> <td>SAC: 0</td> <td>DP: 1</td> <td>HBP: 0</td> </td></td></td>	P: 11 <td>LOB: 0 <td>BB: 0 <td>P: 14</td> <td>1B: 5</td> <td>2B: 1</td> <td>3B: 0</td> <td>HR: 0</td> <td>SF: 0</td> <td>SAC: 0</td> <td>DP: 1</td> <td>HBP: 0</td> </td></td>	LOB: 0 <td>BB: 0 <td>P: 14</td> <td>1B: 5</td> <td>2B: 1</td> <td>3B: 0</td> <td>HR: 0</td> <td>SF: 0</td> <td>SAC: 0</td> <td>DP: 1</td> <td>HBP: 0</td> </td>	BB: 0 <td>P: 14</td> <td>1B: 5</td> <td>2B: 1</td> <td>3B: 0</td> <td>HR: 0</td> <td>SF: 0</td> <td>SAC: 0</td> <td>DP: 1</td> <td>HBP: 0</td>	P: 14	1B: 5	2B: 1	3B: 0	HR: 0	SF: 0	SAC: 0	DP: 1	HBP: 0									

PITCHER	IP	WLS	BF	H	R	ER	SO	BB	IBB	HBP	BLK	WP	HR	S	P	ERA	WHIP
Jack McDowell, R ERA: 4.42 (1, 1)	6.1		28	6	2	2	1	4	0	0	0	1	0	56	95	2.84	1.579
Donn Pall, R ERA: 2.16 (7, 1)	0.1		2	0	0	0	0	0	1	0	0	0	0	2	6	0.00	0.000
Scott Radinsky, L ERA: 1.74 (7, 1)	0.2	W	2	0	0	0	0	0	0	0	0	0	0	5	8	0.00	0.000
Bobby Thigpen, R ERA: 1.88 (8, 1)	1.2	S	5	0	0	0	1	0	0	0	0	0	0	13	22	0.00	0.000


BOTTOM

Chicago White Sox @ Minnesota Twins
 Hubert H. Humphrey Metrodome, Minneapolis, MN

Fri Jun 08 1990, 8:05 PM EDT
 Att. 25,205 - Dome

livebaseballscorecards.com

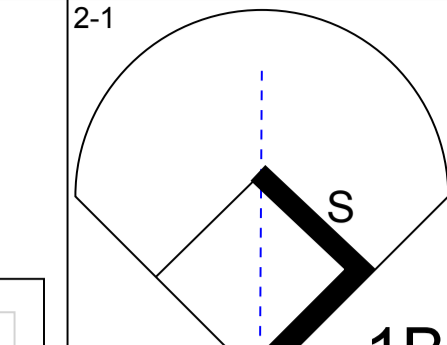
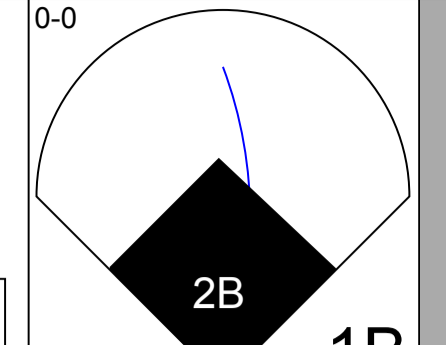
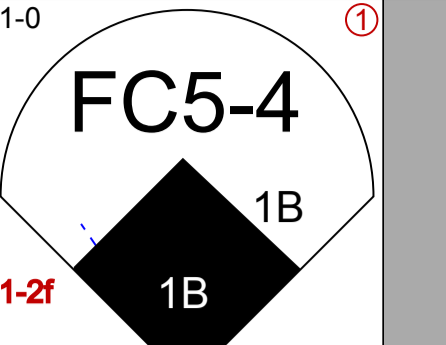
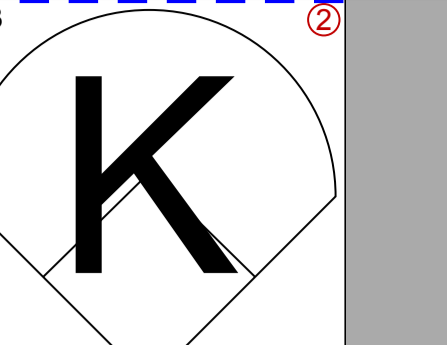
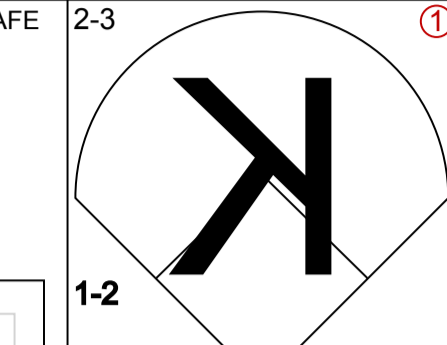
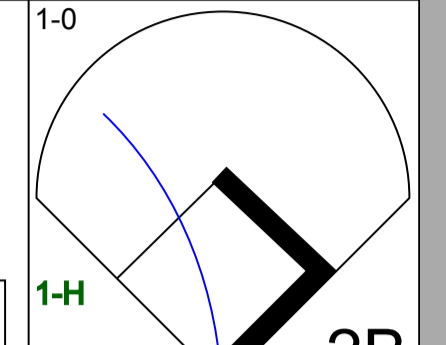
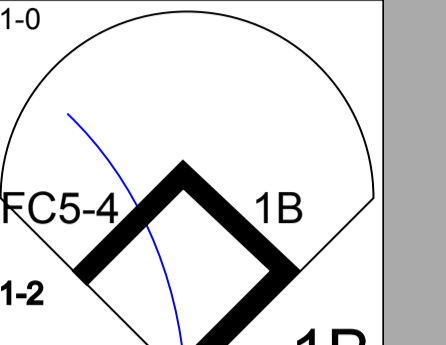
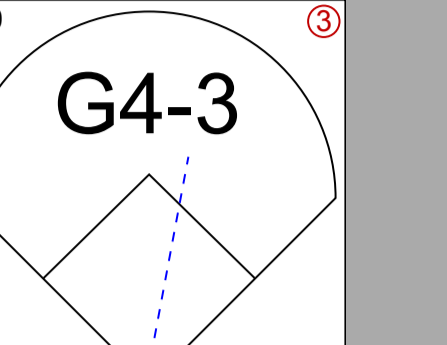
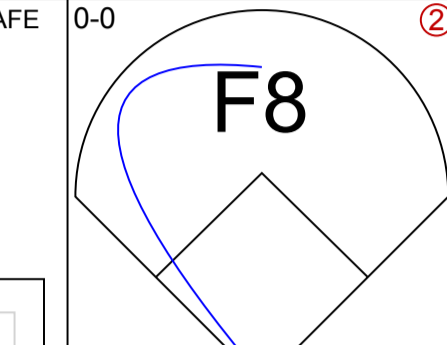
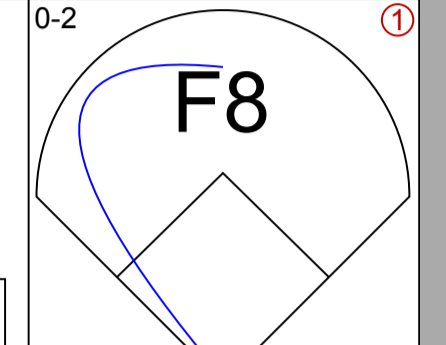
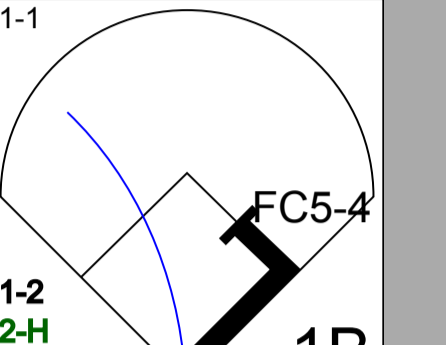
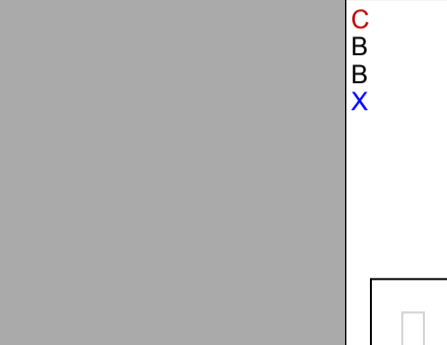
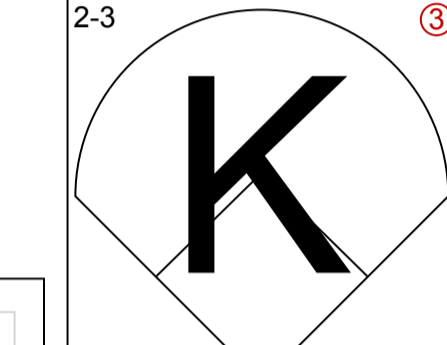
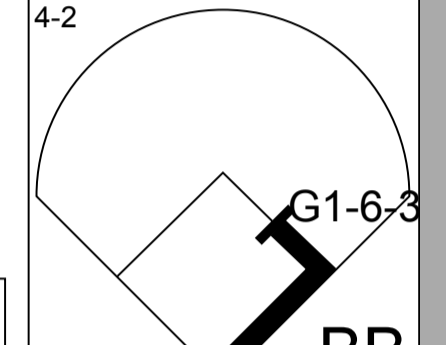
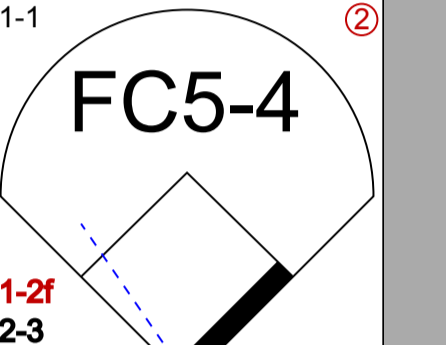
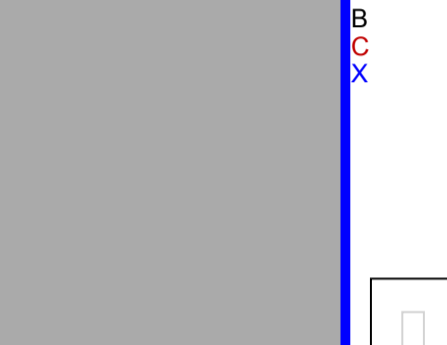
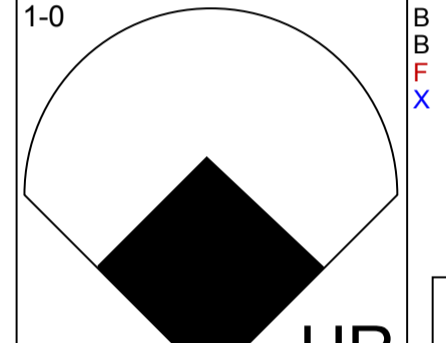
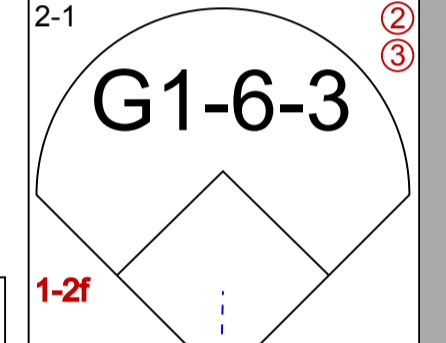
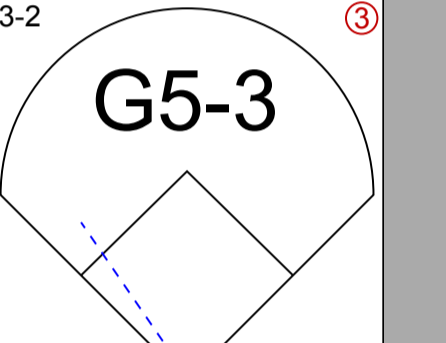

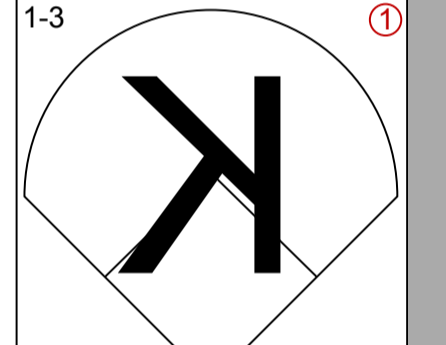
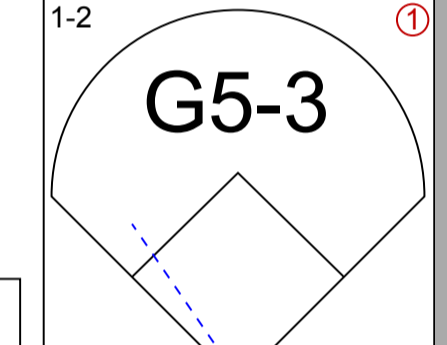
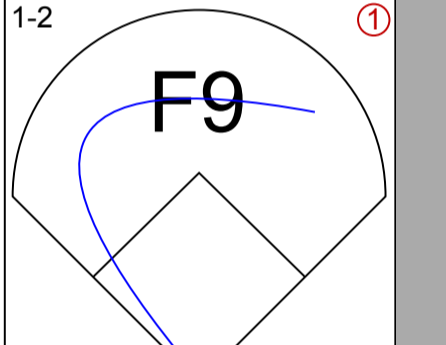
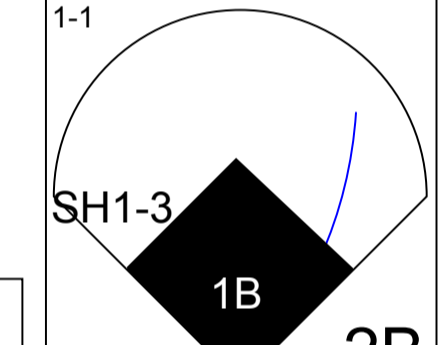
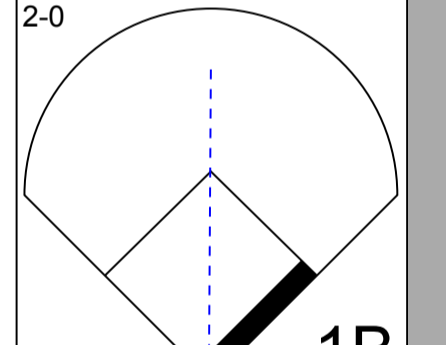
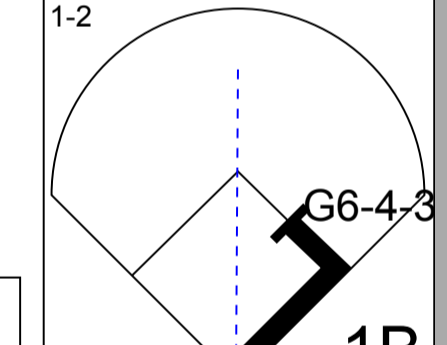
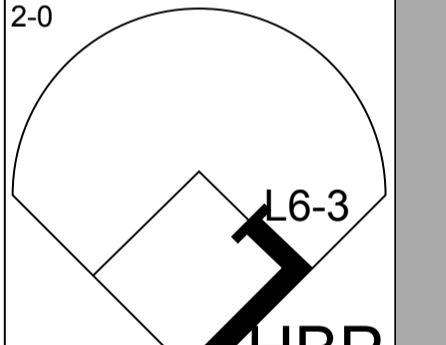
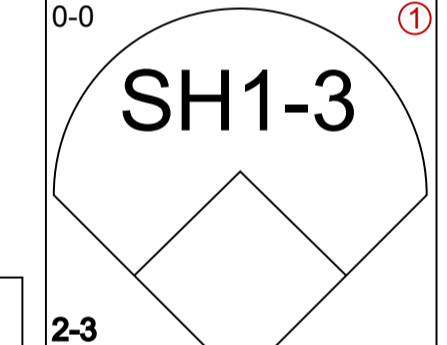
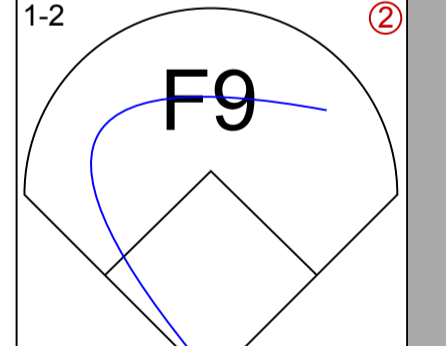
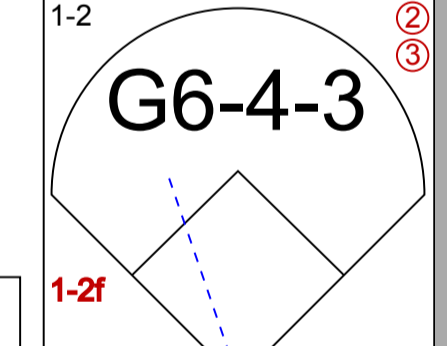
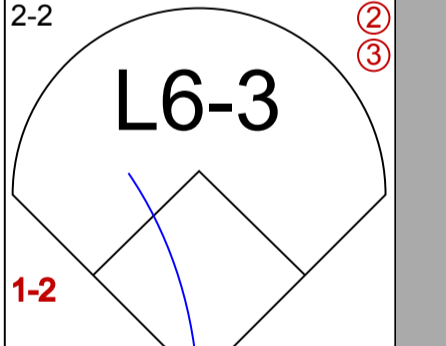
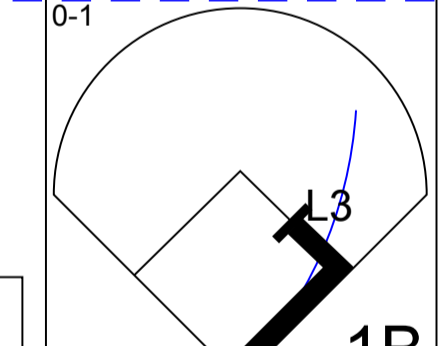
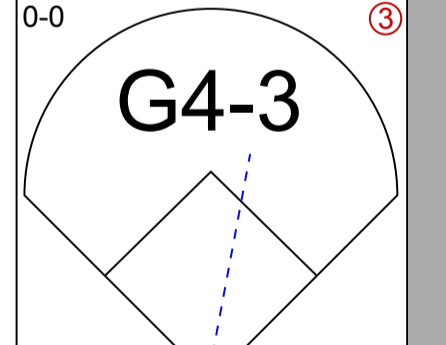
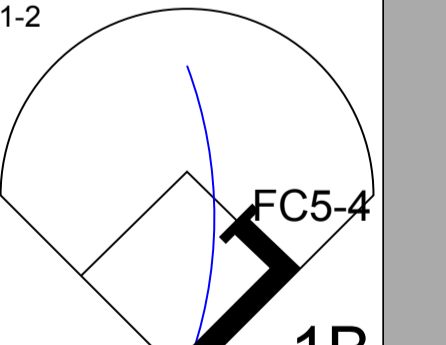
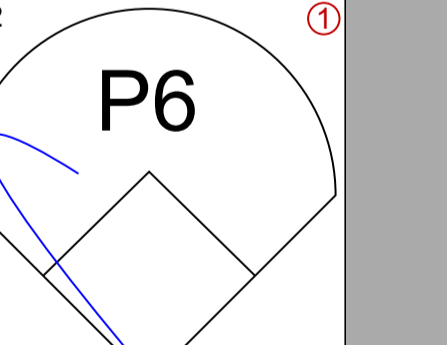
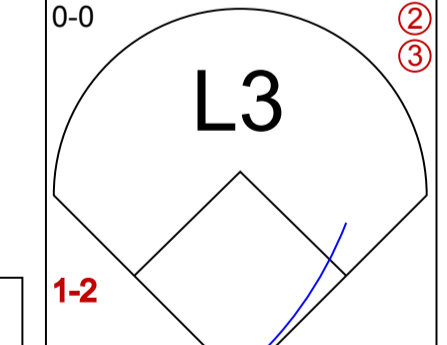
AB	32
R	2
H	6
RBI	2
BB	5
SO	2
LOB	16



WP: 1	PA: 37
PB: 0	
SB: 0	
CS: 0	

Batter	1	2	3	4	5	6	7	8	9	AB	R	H	RBI	BB	SO	LOB
--------	---	---	---	---	---	---	---	---	---	----	---	---	-----	----	----	-----

TOP

<p>Sammy Sosa, R (1, 9) OBP: 0.301, SLG: 0.404</p> 			<p>0-0</p> 		<p>1-0</p> 		<p>1-3</p> 			4	2	2	0	0	1	1
<p>Dave Gallagher, R (1, 8) OBP: 0.273, SLG: 0.333</p> <p>Lance Johnson, L (7, PH) OBP: 0.323, SLG: 0.319</p> <p>(7, 8)</p> 			<p>1-0</p> 		<p>1-0</p> 		<p>0-0</p> 			3	0	2	1	0	1	1
<p>Ivan Calderon, R (1, 7) OBP: 0.363, SLG: 0.455</p> 			<p>0-2</p> 		<p>1-1</p> 		<p>2-1</p> 			4	0	1	1	0	0	2
<p>Ron Kittle, R (1, 10) OBP: 0.331, SLG: 0.500</p> <p>Dan Pasqua, L (8, PH) OBP: 0.456, SLG: 0.608</p> 			<p>4-2</p> 		<p>1-1</p> 		<p>1-1</p> 			2	0	0	0	1	1	3
<p>Carlton Fisk, R (1, 2) OBP: 0.356, SLG: 0.382</p> 			<p>2-1</p> 		<p>3-2</p> 		<p>1-3</p> 			4	1	1	1	0	1	4
<p>Steve Lyons, L (1, 3) OBP: 0.302, SLG: 0.351</p> 				<p>1-2</p> 		<p>1-2</p> 		<p>1-1</p> 		4	1	1	0	0	1	0
<p>Scott Fletcher, R (1, 4) OBP: 0.302, SLG: 0.301</p> 				<p>1-2</p> 		<p>2-0</p> 		<p>0-0</p> 		2	0	2	0	0	0	0
<p>Craig Grebeck, R (1, 5) OBP: 0.136, SLG: 0.119</p> <p>Robin Ventura, L (9, PH) OBP: 0.307, SLG: 0.288</p> <p>(9, 5)</p> 				<p>1-2</p> 		<p>2-2</p> 		<p>0-1</p> 		3	0	0	0	0	0	3
<p>Ozzie Guillen, L (1, 6) OBP: 0.365, SLG: 0.424</p> 				<p>1-2</p> 		<p>3-2</p> 		<p>0-0</p> 		4	0	1	0	0	0	2

Chicago White Sox @ Minnesota Twins
Hubert H. Humphrey Metrodome, Minneapolis, MN
Sat Jun 09 1990, 8:05 PM EDT
Att. 27,991 - Dome

livebaseballscorecards.com

AB	33
R	4
H	11
RBI	4
BB	1
SO	5
LOB	16



Inning Stats	R: 0 H: 1 E: 0 K: 2 S: 10		H: 1 LOB: 1 BB: 0 P: 16		R: 1 H: 2 E: 0 K: 1 S: 9		H: 2 LOB: 1 BB: 0 P: 14		R: 1 H: 2 E: 0 K: 0 S: 12		H: 2 LOB: 1 BB: 1 P: 19		R: 0 H: 1 E: 0 K: 0 S: 10		H: 1 LOB: 0 BB: 0 P: 13		R: 1 H: 3 E: 0 K: 0 S: 12		H: 3 LOB: 2 BB: 0 P: 20		R: 0 H: 0 E: 0 K: 0 S: 7		H: 0 LOB: 0 BB: 0 P: 11		R: 0 H: 0 E: 0 K: 1 S: 8		H: 0 LOB: 0 BB: 0 P: 12		R: 0 H: 0 E: 0 K: 1 S: 7		H: 0 LOB: 0 BB: 0 P: 11		R: 1 H: 2 E: 0 K: 0 S: 6		H: 2 LOB: 0 BB: 0 P: 7		1B: 8 2B: 4 3B: 0 HR: 1		SF: 0 SAC: 1 DP: 4 HBP: 1		WP: 0 PB: 0 SB: 1 CS: 0		PA: 36	
--------------	---------------------------	--	-------------------------	--	--------------------------	--	-------------------------	--	---------------------------	--	-------------------------	--	---------------------------	--	-------------------------	--	---------------------------	--	-------------------------	--	--------------------------	--	-------------------------	--	--------------------------	--	-------------------------	--	--------------------------	--	-------------------------	--	--------------------------	--	------------------------	--	-------------------------	--	---------------------------	--	-------------------------	--	--------	--

PITCHER	IP	WLS	BF	H	R	ER	SO	BB	IBB	HBP	BLK	WP	HR	S	P	ERA	WHIP
Allan Anderson, L (1, 1) ERA: 5.23	6.1	L	27	9	3	3	3	1	0	1	0	0	1	63	99	4.26	1.579
Terry Leach, R (7, 1) ERA: 2.36	2.0		7	1	1	1	2	0	0	0	0	0	0	15	21	4.50	0.500
Rick Aguilera, R (9, 1) ERA: 1.69	0.2		2	1	0	0	0	0	0	0	0	0	0	3	3	0.00	1.500

PITCHER	IP	WLS	BF	H	R	ER	SO	BB	IBB	HBP	BLK	WP	HR	S	P	ERA	WHIP
---------	----	-----	----	---	---	----	----	----	-----	-----	-----	----	----	---	---	-----	------

Batter	1	2	3	4	5	6	7	8	9	AB	R	H	RBI	BB	SO	LOB
Dan Gladden, R OBP: 0.347, SLG: 0.442 (1, 7)	2-3 K		0-2 G4-3		1-0 1B		0-0 G6-3			4	0	1	0	0	1	1
Fred Manrique, R OBP: 0.293, SLG: 0.424 (1, 4)	2-2 2B		0-1 1B		2-2 1B			3-2 G5-3		2	0	2	0	0	0	0
Al Newman, S OBP: 0.269, SLG: 0.273 (5, PH)					1-2 1B					2	0	1	1	0	0	0
Kirby Puckett, R OBP: 0.416, SLG: 0.578 (1, 8)	2-2 HBP		1-1 F8		1-1 G4-6-3			1-0 G6-3		3	0	0	0	0	0	3
Kent Hrbek, L OBP: 0.377, SLG: 0.449 (1, 3)	2-0 L7			0-1 G1-3		2-0 G4-3		4-0 BB		3	0	0	0	1	0	2
Gary Gaetti, R OBP: 0.297, SLG: 0.447 (1, 5)	0-3 K			2-1 HR		1-3 K		2-3 K		4	1	1	1	0	3	3
Jim Dwyer, L OBP: 0.339, SLG: 0.269 (1, 10)		2-2 G3-1		2-1 G4-3		1-1 L7			4-0 BB	3	0	0	0	1	0	0
John Moses, S OBP: 0.329, SLG: 0.275 (9, PR)										0	0	0	0	0	0	0
Gene Larkin, S OBP: 0.373, SLG: 0.446 (1, 9)		1-0 G4-3		1-2 F9				0-0 F8		4	0	0	0	0	1	1
Greg Gagne, R OBP: 0.305, SLG: 0.416 (1, 6)		0-0 G6-3						2-1 G3-1 2B		4	0	1	0	0	1	1
Junior Ortiz, R OBP: 0.275, SLG: 0.359 (1, 2)			1-0 F9					2-0 G3-1		2	1	1	0	0	0	0
Brian Harper, R OBP: 0.337, SLG: 0.475 (7, PH)					1-1 1B 1B			2-3 G3-1		2	0	0	0	0	0	2

Inning Stats	R: 0	H: 1	E: 0	K: 2	S: 15	R: 0	H: 0	E: 0	K: 0	S: 6	R: 0	H: 1	E: 0	K: 0	S: 8	R: 1	H: 1	E: 0	K: 0	S: 9	R: 1	H: 3	E: 0	K: 0	S: 10	R: 0	H: 0	E: 0	K: 1	S: 6	R: 0	H: 1	E: 0	K: 0	S: 5	R: 0	H: 0	E: 0	K: 1	S: 7	R: 0	H: 0	E: 0	K: 2	S: 10	R: 0	H: 0	E: 0	K: 1	S: 10	1B: 4	2B: 2	3B: 0	HR: 1	SF: 0	SAC: 0	DP: 1	HBP: 1	WP: 0	PB: 0	SB: 0	CS: 0	PA: 36
--------------	------	------	------	------	-------	------	------	------	------	------	------	------	------	------	------	------	------	------	------	------	------	------	------	------	-------	------	------	------	------	------	------	------	------	------	------	------	------	------	------	------	------	------	------	------	-------	------	------	------	------	-------	-------	-------	-------	-------	-------	--------	-------	--------	-------	-------	-------	-------	--------

PITCHER	IP	WLS	BF	H	R	ER	SO	BB	IBB	HBP	BLK	WP	HR	S	P	ERA	WHIP
Eric King, R ERA: 2.48 (1, 1)	6.1	W	25	6	2	2	3	0	0	1	0	0	0	55	82	2.84	0.947
Barry Jones, R ERA: 1.29 (7, 1)	1.2		7	1	0	0	1	1	0	0	0	0	0	11	25	0.00	1.200
Bobby Thigpen, R ERA: 1.82 (9, 1)	1.0	S	4	0	0	0	2	1	0	0	0	0	0	10	17	0.00	1.000


BOTTOM

Chicago White Sox @ Minnesota Twins
 Hubert H. Humphrey Metrodome, Minneapolis, MN

Sat Jun 09 1990, 8:05 PM EDT
 Att. 27,991 - Dome

livebaseballscorecards.com

AB	33
R	2
H	7
RBI	2
BB	2
SO	6
LOB	13



Batter	1	2	3	4	5	6	7	8	9	AB R H RBI BB SO LOB	TOP											
Lance Johnson, L (1, 8) OBP: 0.325, SLG: 0.326	2-2 CS 1B		2-2 L3-1	2-2 1B 2B		1-1 G4-3			1-1 G4-3	5 1 2 2 0 0 2												
Robin Ventura, L (1, 5) OBP: 0.310, SLG: 0.299	2-1 1-2 2B		1-2 F8	1-0 2-H 1B		1-1 G4-3			0-1 G1-3	5 0 2 1 0 0 2												
Ivan Calderon, R (1, 10) OBP: 0.368, SLG: 0.474	1-1 F8		2-1 HR	1-1 F8			1-2 SH3-1 1B		1-1 S 1B	5 1 3 2 0 0 2												
Dan Pasqua, L (1, 7) OBP: 0.462, SLG: 0.618	4-2 BB		0-0 1B 2B		1-1 G3-1		0-0 SH3-1		2-2 F8	2 0 1 0 1 0 0												
Dave Gallagher, R (5, 7) OBP: 0.261, SLG: 0.318									1-2	1 0 0 0 0 0 1												
Ron Kittle, R (1, 3) OBP: 0.331, SLG: 0.497	1-3 K		0-0 1B		0-3 K		1-1 P9			3 0 1 0 0 2 2												
Scott Fletcher, R (5, 4) OBP: 0.300, SLG: 0.299			2-3 1B							1 0 0 0 0 0 1												
Steve Lyons, L (1, 4) OBP: 0.284, SLG: 0.328			2-1 P5		0-3 K		0-3 K			4 0 0 0 0 2 3												
Sammy Sosa, R (1, 9) OBP: 0.294, SLG: 0.396			1-3 K		1-3 K		0-0 E5 1B SH3 G4-3		0-1 F9	4 1 0 0 0 2 0												
Ron Karkovics, R (1, 2) OBP: 0.302, SLG: 0.313			3-2 F8		2-2 E5 1B 2B		0-0 SH3		0-0 P3	3 1 0 0 0 0 0												
Ozzie Guillen, L (1, 6) OBP: 0.373, SLG: 0.432			1-2 F8 L3-1 HR 1B		0-1 CS 1B		1-1 G4-3 1B		0-2 P5	4 1 3 0 0 0 0												
Inning Stats	R: 0 E: 0 K: 1 S: 16	H: 2 LOB: 2 BB: 1 P: 25	R: 0 E: 0 K: 1 S: 11	H: 0 LOB: 0 BB: 0 P: 18	R: 2 E: 0 K: 0 S: 17	H: 4 LOB: 2 BB: 0 P: 25	R: 2 E: 1 K: 1 S: 15	H: 3 LOB: 1 BB: 0 P: 21	R: 0 E: 0 K: 2 S: 8	H: 0 LOB: 0 BB: 0 P: 9	R: 1 E: 1 K: 0 S: 8	H: 1 LOB: 1 BB: 0 P: 11	R: 0 E: 0 K: 1 S: 9	H: 1 LOB: 1 BB: 0 P: 11	R: 0 E: 0 K: 0 S: 6	H: 0 LOB: 0 BB: 0 P: 6	R: 0 E: 0 K: 0 S: 9	H: 1 LOB: 1 BB: 0 P: 13	1B: 8 2B: 3 3B: 0 HR: 1	SF: 0 SAC: 2 DP: 0 HBP: 0	WP: 0 PB: 0 SB: 1 CS: 2	PA: 40
PITCHER	IP WLS BF H R ER SO BB IBB HBP BLK WP HR S P ERA WHIP																					
Roy Smith, R (1, 1) ERA: 4.99	3.2 L 19 8 4 2 3 1 0 0 0 0 0 1 56 84 4.91 2.455																					
Mark Guthrie, L (4, 1) ERA: 4.34	2.1 10 2 1 0 2 0 0 0 0 0 0 0 19 25 0.00 0.857																					
Tim Drummond, R (7, 1) ERA: 3.93	2.0 7 1 0 0 1 0 0 0 0 0 0 0 15 17 0.00 0.500																					
Gary Wayne, L (9, 1) ERA: 2.6	0.2 3 1 0 0 0 0 0 0 0 0 0 0 6 8 0.00 1.500																					
Rick Aguilera, R (9, 1) ERA: 1.67	0.1 1 0 0 0 0 0 0 0 0 0 0 0 3 5 0.00 0.000																					

Chicago White Sox @ Minnesota Twins
 Hubert H. Humphrey Metrodome, Minneapolis, MN

Sun Jun 10 1990, 4:33 AM EDT
 Att. 21,268 - Dome - 81 F

livebaseballscorecards.com

AB	37
R	5
H	12
RBI	5
BB	1
SO	6
LOB	13



BOTTOM

Chicago White Sox @ Minnesota Twins
 Hubert H. Humphrey Metrodome, Minneapolis, MN

Sun Jun 10 1990, 4:33 AM EDT
 Att. 21,268 - Dome - 81 F

livebaseballscorecards.com

AB	37
R	3
H	10
RBI	3
BB	5
SO	7
LOB	22



AB	R	H	RBI	BB	SO	LOB
4	0	1	0	1	2	0
4	0	2	0	1	0	3
4	0	0	0	1	0	5
4	1	0	0	1	2	1
4	1	0	0	0	1	1
4	0	2	0	1	0	3
3	0	1	1	0	0	2
2	1	1	1	0	0	2
3	0	0	0	0	2	3
1	0	1	0	0	0	0
0	0	0	0	0	0	0
3	0	1	0	0	0	2
1	0	1	1	0	0	0

Batter	1	2	3	4	5	6	7	8	9
Dan Gladden, R (1, 7) OBP: 0.348, SLG: 0.438	2-1 P3		0-2 BB 1-2 1B		0-3 K		1-3 K	4-0 FC4-8 IBB	
Al Newman, S (1, 4) OBP: 0.281, SLG: 0.280	0-0 G6-3 1B		4-0 G6-4-3 1-2 2-3 BB		0-0 G5-3		0-0 1B	0-1 FC4-6 1-2f	
Kirby Puckett, R (1, 8) OBP: 0.412, SLG: 0.567	0-0 G6-3 1-2f		1-1 G6-4-3 1-2f		0-0 F8		0-0 F8		4-1 1B BB
Gene Larkin, S (1, 3) OBP: 0.369, SLG: 0.436		0-0 G6-3		3-2 G6-3		1-3 K		4-2 G6-4-3 1B HBP BB	1-3 K
Gary Gaetti, R (1, 5) OBP: 0.294, SLG: 0.438		2-3 K		0-1 E7 1B		1-1 F8		2-0 G6-4-3 1-2 HBP	1-0 L6
Brian Harper, R (1, 2) OBP: 0.345, SLG: 0.482		4-0 FC6-4 BB		0-2 F9		1-1 E 2B		0-0 G6-4-3 1-2f 2-3	2-0 1B
Carmen Castillo, R (1, 10) OBP: 0.172, SLG: 0.158		1-2 FC6-4 1-2f		1-0 E 1B		1-2 E6 2-3		1-0 1B 2B 1B	2-2 F9
Jim Dwyer, L (8, PH) OBP: 0.344, SLG: 0.278				2-3 K 2-H 1B		2-3 K		0-2 2B 1-2 1B	
Shane Mack, R (1, 9) OBP: 0.418, SLG: 0.522			2-3 K		2-0 E5 1-2 FC6-4			3-0 2B 1-2 1B	
John Moses, S (8, PH) OBP: 0.338, SLG: 0.286					2-0 FC6-4				
Fred Manrique, R (9, 4) OBP: 0.293, SLG: 0.424									
Greg Gagne, R (1, 6) OBP: 0.306, SLG: 0.414			0-0 BB 1B		2-0 FC6-4 1-2f		1-0 F9		
Kent Hrbek, L (8, PH) OBP: 0.380, SLG: 0.458								1-3 2-H 2B	

Inning	R	H	E	K	S	H	LOB	BB	P
1	0	1	0	4	6	0	0	0	6
2	0	0	0	7	2	0	1	1	14
3	0	2	0	12	2	0	1	1	19
4	1	1	2	13	2	0	0	1	21
5	0	0	0	5	0	0	0	5	5
6	0	1	1	13	2	0	0	1	19
7	0	1	1	6	1	0	0	8	8
8	2	3	3	14	3	2	2	28	28
9	0	1	1	12	2	1	1	22	22

PITCHER	IP	WLS	BF	H	R	ER	SO	BB	IBB	HBP	BLK	WP	HR	S	P	ERA	WHIP
Greg Hibbard, L (1, 1) ERA: 2.82	7.0		31	6	2	1	6	3	0	0	0	0	0	66	102	1.29	1.286
Donn Pall, R (8, 1) ERA: 2.38	0.2		4	2	0	0	0	0	0	1	0	0	0	5	8	0.00	3.000
Barry Jones, R (8, 1) ERA: 1.27	0.1		3	1	1	1	0	0	1	0	0	0	0	3	10	27.00	3.000
Bobby Thigpen, R (9, 1) ERA: 1.76	1.0	S	5	1	0	0	1	1	0	0	0	0	0	12	22	0.00	2.000

WP	HR	S	P	ERA	WHIP
0	0	3	4	1.29	1.286

Batter	1	2	3	4	5	6	7	8	9	AB R H RBI BB SO LOB	TOP														
Sammy Sosa, R (1, 9) OBP: 0.292, SLG: 0.389	0-3 K2-3	2-2 FC5		1-2 SF9			4-2 CS S BB		1-3 K	3 0 0 2 1 2 2															
Dave Gallagher, R (1, 8) OBP: 0.259, SLG: 0.308 Lance Johnson, L (9, PH) OBP: 0.324, SLG: 0.324	1-0 1B	1-0 L3		2-2 F7			2-3 K		3-2 F7	4 0 1 0 0 1 5 1 0 0 0 0 0 0															
Ivan Calderon, R (1, 7) OBP: 0.371, SLG: 0.470	1-3 K			4-2 CS BB			4-0 WP CS IBB			2 0 0 0 2 1 1															
Ron Kittle, R (1, 10) OBP: 0.329, SLG: 0.487	2-0 F8			1-0 L8			4-0 WP BB			3 0 0 0 1 0 2															
Carlton Fisk, R (1, 2) OBP: 0.359, SLG: 0.400				4-0 HR BB			1-0 P4		1-3 K	3 1 1 1 1 1 2															
Carlos Martinez, R (1, 3) OBP: 0.236, SLG: 0.323 Steve Lyons, L (8, PH) OBP: 0.279, SLG: 0.323		0-1 E 1B FC5 1B		1-1 G4-3			0-0 F8		1-2 P5	3 1 1 0 0 0 1 1 0 0 0 0 0 0															
Scott Fletcher, R (1, 4) OBP: 0.304, SLG: 0.300		0-2 FC5 E 1B		1-0 E FC1 SF9 HBP			2-0 F8		1-3 K	3 1 1 0 0 1 0															
Craig Grebeck, R (1, 5) OBP: 0.146, SLG: 0.130		1-3 K		0-0 FC1 WP			3-1 K 1B		3-2 G5-3	4 0 1 0 0 1 3															
Ozzie Guillen, L (1, 6) OBP: 0.365, SLG: 0.422		3-2 E6 FC5		0-0 L4			1-0 G3		0-1 G4-3	4 0 0 0 0 0 5															
Inning Stats	R: 0 E: 0 K: 2 S: 8	H: 1 LOB: 1 BB: 0 P: 12	R: 2 E: 1 K: 1 S: 18	H: 3 LOB: 2 BB: 0 P: 28	R: 0 E: 0 K: 0 S: 5	H: 0 LOB: 1 BB: 2 P: 15	R: 1 E: 1 K: 0 S: 9	H: 0 LOB: 1 BB: 0 P: 13	R: 0 E: 0 K: 0 S: 7	H: 0 LOB: 0 BB: 0 P: 11	R: 0 E: 0 K: 0 S: 5	H: 1 LOB: 1 BB: 0 P: 11	R: 0 E: 0 K: 2 S: 9	H: 0 LOB: 2 BB: 3 P: 23	R: 0 E: 0 K: 1 S: 9	H: 0 LOB: 0 BB: 0 P: 14	R: 0 E: 0 K: 1 S: 8	H: 0 LOB: 0 BB: 0 P: 12	1B: 4 2B: 1 3B: 0 HR: 1	SF: 1 SAC: 0 DP: 1 HBP: 1	WP: 2 PB: 0 SB: 1 CS: 3	PA: 38			
PITCHER	IP WLS BF H R ER SO BB IBB HBP BLK WP HR S P ERA WHIP												PITCHER	IP WLS BF H R ER SO BB IBB HBP BLK WP HR S P ERA WHIP											
Matt Young, L (1, 1) ERA: 4.63	6.2 L 31 5 3 1 4 4 1 1 0 1 1 58 109 1.35 1.350												Gene Harris, R (7, 1) ERA: 4.15	2.1 7 0 0 0 3 0 0 0 0 1 0 20 30 0.00 0.000											

Chicago White Sox @ Seattle Mariners
The Kingdome, Seattle, WA
Mon Jun 11 1990, 10:05 PM EDT
Att. 20,627 - Dome

livebaseballscorecards.com

AB	31
R	3
H	5
RBI	3
BB	5
SO	7
LOB	21



Batter	1	2	3	4	5	6	7	8	9	AB	R	H	RBI	BB	SO	LOB
Harold Reynolds, S (1, 4) OBP: 0.301, SLG: 0.296	4-2 G4-3 BB	1-2 G4-3			1-1 F9			1-3 K		3	0	0	0	1	1	3
Greg Briley, L (1, 9) OBP: 0.307, SLG: 0.383	0-0 G4-3		1-1 P5			2-0 F8		1-3 K		3	0	0	0	0	0	1
Henry Cotto, R (8, PH) OBP: 0.350, SLG: 0.369	1-2									1	0	0	0	0	1	1
Alvin Davis, L (1, 3) OBP: 0.383, SLG: 0.389	4-0 BB		2-0 F8			1-1 G6-3		1-2 F7		3	0	0	0	1	0	1
Jeffrey Leonard, R (1, 7) OBP: 0.275, SLG: 0.371	2-3 K		1-3 K			2-1 F9			4-1 BB SF7 BB	3	1	0	0	1	2	2
Ken Griffey Jr., L (1, 8) OBP: 0.402, SLG: 0.541	3-0 L7				2-0 F7			1-1 G3-1		4	0	0	0	0	0	3
Edgar Martinez, R (1, 5) OBP: 0.414, SLG: 0.490		0-1 1B 1B			2-0 G6-4-3 1B			4-1 BB BB		3	0	2	0	1	1	0
Jay Buhner, R (1, 10) OBP: 0.400, SLG: 0.649		3-3 K			1-1 G6-4-3 1-2f			4-1 BB		2	0	0	0	2	1	2
Brian Giles, R (1, 6) OBP: 0.355, SLG: 0.460		2-2 P9			1-0 F9			2-1 P6		3	0	0	0	0	0	2
Darnell Coles, R (9, PH) OBP: 0.226, SLG: 0.290									1-2 SF7	0	0	0	1	0	0	0
Matt Sinatro, R (1, 2) OBP: 0.409, SLG: 0.350		0-2			0-1 B1-3			0-0 1B		2	0	1	0	0	0	0
Scott Bradley, L (8, PH) OBP: 0.235, SLG: 0.264									3-H F7	1	0	1	0	0	0	0
Dave Cochrane, S (9, PH) OBP: 0.100, SLG: 0.100		1-2 1B								1	0	0	0	0	0	2

Inning Stats	R: 0	H: 0	E: 0	K: 1	S: 7	R: 0	H: 2	E: 0	K: 1	S: 14	R: 0	H: 0	E: 0	K: 1	S: 6	R: 0	H: 1	E: 0	K: 0	S: 4	R: 0	H: 0	E: 0	K: 0	S: 5	R: 0	H: 0	E: 0	K: 1	S: 5	R: 0	H: 0	E: 0	K: 1	S: 11	R: 0	H: 1	E: 0	K: 2	S: 10	R: 1	H: 0	E: 0	K: 0	S: 12	1B: 4	2B: 0	3B: 0	HR: 0	SF: 1	SAC: 0	DP: 1	HBP: 0	WP: 0	PB: 0	SB: 0	CS: 0	PA: 36
--------------	------	------	------	------	------	------	------	------	------	-------	------	------	------	------	------	------	------	------	------	------	------	------	------	------	------	------	------	------	------	------	------	------	------	------	-------	------	------	------	------	-------	------	------	------	------	-------	-------	-------	-------	-------	-------	--------	-------	--------	-------	-------	-------	-------	--------

PITCHER	IP	WLS	BF	H	R	ER	SO	BB	IBB	HBP	BLK	WP	HR	S	P	ERA	WHIP
Melido Perez, R (1, 1) ERA: 3.18	7.0		27	4	0	0	4	3	0	0	0	0	0	53	98	0.00	1.000
Wayne Edwards, L (8, 1) ERA: 1.61	1.0		4	0	1	1	2	1	0	0	0	0	0	10	17	9.00	1.000
Scott Radinsky, L (9, 1) ERA: 1.71	0.1		3	0	0	0	0	2	0	0	0	0	0	4	13	0.00	6.000
Ken Patterson, L (9, 1) ERA: 3.29	0.2	S	2	0	0	0	0	0	0	0	0	0	0	7	9	0.00	0.000

BOTTOM

Chicago White Sox @ Seattle Mariners
The Kingdome, Seattle, WA
Mon Jun 11 1990, 10:05 PM EDT
Att. 20,627 - Dome

AB	29
R	1
H	4
RBI	1
BB	6
SO	6
LOB	17



PITCHER	IP	WLS	BF	H	R	ER	SO	BB	IBB	HBP	BLK	WP	HR	S	P	ERA	WHIP
---------	----	-----	----	---	---	----	----	----	-----	-----	-----	----	----	---	---	-----	------

Batter	1	2	3	4	5	6	7	8	9	AB R H RBI BB SO LOB	TOP											
Sammy Sosa, R (1, 9) OBP: 0.288, SLG: 0.383 Dan Pasqua, L (7, PH) OBP: 0.468, SLG: 0.623 (7, 9)	1-3 K		1-1 G3		2-3 K		3-2 FC1-4-6 1B			3 0 0 0 0 2 0 1 0 1 1 0 0 0												
Robin Ventura, L (1, 5)	1-1 2B		3-3 K			3-2 L7	1-2 FC1-4-6 1-2f			4 0 1 0 0 1 2												
Ivan Calderon, R (1, 7) OBP: 0.373, SLG: 0.465	2-1 F9			4-1 1B G6-4-3 BB		4-2 G4-3 BB		1-0 F9		2 1 0 0 2 0 1												
Ron Kittle, R (1, 10) OBP: 0.328, SLG: 0.481	1-3 K			0-0 G6-4-3 1B		0-0 G4-3		1-3 K		4 0 1 0 0 2 2												
Carlton Fisk, R (1, 2) OBP: 0.357, SLG: 0.393				4-2 1-2 BB		0-1 F9		2-3 K		3 0 0 0 1 1 1												
Carlos Martinez, R (1, 3) OBP: 0.238, SLG: 0.323 Lance Johnson, L (9, PH) OBP: 0.322, SLG: 0.323				0-0 G6-4-3 1B			2-2 G5-3		2-1 G4-3	3 0 1 0 0 0 2 1 0 0 0 0 0 0												
Dave Gallagher, R (1, 8) OBP: 0.233, SLG: 0.276 Steve Lyons, L (9, PH) OBP: 0.275, SLG: 0.317				0-0 F9		2-0 F9		1-0 G5-3		0-3 K	3 0 0 0 0 0 2 1 0 0 0 0 1 0											
Scott Fletcher, R (1, 4) OBP: 0.303, SLG: 0.295				1 SAFE 2-1 P4		1-0 F7		4-1 1B BB		2-2 F7	3 1 0 0 1 0 1											
Craig Grebeck, R (1, 6) OBP: 0.157, SLG: 0.125 Ozzie Guillen, L (7, PR) OBP: 0.365, SLG: 0.422 (7, 6)				0-0 F9		3-1 P2		4-1 1B BB			2 0 0 0 1 0 0 0 0 0 0 0 0 0											
Inning Stats	R: 0 E: 0 K: 2 S: 10	H: 1 LOB: 1 BB: 0 P: 15	R: 0 E: 0 K: 0 S: 7	H: 1 LOB: 1 BB: 0 P: 12	R: 0 E: 0 K: 1 S: 6	H: 0 LOB: 0 BB: 0 P: 10	R: 1 E: 0 K: 0 S: 8	H: 1 LOB: 1 BB: 2 P: 18	R: 0 E: 0 K: 1 S: 6	H: 0 LOB: 0 BB: 0 P: 12	R: 0 E: 0 K: 0 S: 8	H: 0 LOB: 1 BB: 1 P: 15	R: 1 E: 0 K: 0 S: 13	H: 1 LOB: 2 BB: 2 P: 28	R: 0 E: 0 K: 2 S: 8	H: 0 LOB: 0 BB: 0 P: 12	R: 0 E: 0 K: 1 S: 8	H: 0 LOB: 0 BB: 0 P: 12	1B: 3 2B: 1 3B: 0 HR: 0	SF: 0 SAC: 0 DP: 1 HBP: 0	WP: 0 PB: 0 SB: 0 CS: 0	PA: 35
PITCHER	IP WLS BF H R ER SO BB IBB HBP BLK WP HR S P ERA WHIP																					
Randy Johnson, L (1, 1) ERA: 3.66	6.2 W 27 3 2 2 4 5 0 0 0 0 0 0 51 99 2.70 1.200																					
Michael Jackson, R (7, 1) ERA: 3.51	1.1 5 1 0 0 2 0 0 0 0 0 0 0 15 23 0.00 0.750																					
Mike Schooler, R (9, 1) ERA: 1.88	1.0 S 3 0 0 0 1 0 0 0 0 0 0 0 8 12 0.00 0.000																					

Chicago White Sox @ Seattle Mariners
The Kingdom, Seattle, WA
Tue Jun 12 1990, 10:05 PM EDT
Att. 10,138 - Dome

livebaseballscorecards.com

AB	30
R	2
H	4
RBI	1
BB	5
SO	7
LOB	11



Batter	1	2	3	4	5	6	7	8	9
Henry Cotto, R (1, 9) OBP: 0.345, SLG: 0.363	1-3 K		3-2 F8		0-0 G3		0-0 SH2-4 1B	2-0 L6	
Edgar Martinez, R (1, 5) OBP: 0.413, SLG: 0.492	3-2 L4			2-1 2B 2B	3-2 G5-3		0-0 SH2-4		
Ken Griffey Jr., L (1, 8) OBP: 0.400, SLG: 0.540	0-0 G3			0-0 1B 2B	1-3 K		0-1 F7		
Alvin Davis, L (1, 3) OBP: 0.381, SLG: 0.387		2-1 F7		0-0 FC5-4 1B		3-2 P4	2-3 K		
Jay Buhner, R (1, 10) OBP: 0.408, SLG: 0.732		1-2 G1-3		3-1 FC5-4 1B WP SF4		0-0 1B 2B		3-2 HR	
Jeffrey Leonard, R (1, 7) OBP: 0.282, SLG: 0.381		0-2 1B		3-2 1B		0-0 F7	3-1 G4-3 2B		
Scott Bradley, L (1, 2) OBP: 0.235, SLG: 0.265		1-0 G3		0-0 SF4		1-0 FC5-4 1B	0-2 G4-3		
Brian Giles, R (1, 4) OBP: 0.350, SLG: 0.439			3-3 K	2-1 P9		0-1 FC5-4	4-0 BB		
Jeff Schaefer, R (1, 6) OBP: 0.286, SLG: 0.286			0-1 F8		0-1 E9 1B		1-2 SH2-4 1B	0-0 F9	

Inning Stats	R: 0	H: 0	E: 0	K: 1	S: 8	R: 0	H: 1	E: 0	K: 0	S: 9	R: 0	H: 0	E: 0	K: 1	S: 8	R: 3	H: 4	E: 0	K: 0	S: 14	R: 0	H: 1	E: 1	K: 1	S: 11	R: 1	H: 2	E: 0	K: 1	S: 9	R: 0	H: 2	E: 0	K: 1	S: 10	R: 1	H: 2	E: 0	K: 0	S: 11				
	0	0	0	1	12	0	1	0	0	9	0	0	0	0	13	0	1	0	0	14	0	0	1	0	0	15	0	2	0	1	0	0	1	0	2	0	1	0	23	0	13	0	1	23

AB	R	H	RBI	BB	SO	LOB
5	0	1	0	0	1	3
3	1	1	0	0	0	1
4	1	1	1	0	1	3
4	0	1	1	0	1	2
4	3	2	1	0	0	1
4	0	3	0	0	0	1
3	0	1	2	0	0	2
3	0	0	0	1	1	2
4	0	2	0	0	0	2


BOTTOM

Chicago White Sox @ Seattle Mariners
The Kingdome, Seattle, WA

Tue Jun 12 1990, 10:05 PM EDT
Att. 10,138 - Dome

livebaseballscorecards.com

AB	34
R	5
H	12
RBI	5
BB	1
SO	4
LOB	17



WP: 1	PA: 37
PB: 0	
SB: 0	
CS: 0	

PITCHER	IP	WLS	BF	H	R	ER	SO	BB	IBB	HBP	BLK	WP	HR	S	P	ERA	WHIP
Adam Peterson, R (1, 1) ERA: 3.86	3.1	L	15	5	3	3	2	0	0	0	0	1	0	36	58	8.10	1.500
Ken Patterson, L (4, 1) ERA: 3.3	2.2		11	3	1	1	1	0	0	0	0	0	0	23	33	3.38	1.125
Scott Radinsky, L (7, 1) ERA: 1.96	2.0		11	4	1	1	1	1	0	0	0	0	1	21	36	4.50	2.500

Batter	1	2	3	4	5	6	7	8	9	AB	R	H	RBI	BB	SO	LOB
Greg Briley, L OBP: 0.305, SLG: 0.379 (1, 9)	0-0 G6-3		1-0 WP 2-H 1B		0-1 F9			2-2 F8		4	0	1	1	0	0	0
Edgar Martinez, R OBP: 0.408, SLG: 0.485 (1, 5) Dave Cochrane, S OBP: 0.091, SLG: 0.091 (8, 5)	2-1 F9		2-1 F7		1-1 F8			0-0 F8		3	0	0	0	0	0	1
Ken Griffey Jr., L OBP: 0.398, SLG: 0.534 (1, 8)	2-2 P5		4-2 FC4-6 1-2 BB				0-0 F9		1-0 P6	3	0	0	0	1	0	0
Alvin Davis, L OBP: 0.376, SLG: 0.381 (1, 3) Darnell Coles, R OBP: 0.224, SLG: 0.287 (8, 3)		2-1 L9	1-1 FC4-6 1-2f				3-2 P5		3-3 K	3	0	0	0	0	0	2
Jay Buhner, R OBP: 0.377, SLG: 0.667 (1, 10)		1-3 K		0-0 F7			2-3 K		1-3 K	4	0	0	0	0	3	0
Jeffrey Leonard, R OBP: 0.282, SLG: 0.381 (1, 7)		2-3 K		2-3 K				0-0 G4-6-3 1B		3	0	1	0	0	2	0
Scott Bradley, L OBP: 0.238, SLG: 0.261 (1, 2) Matt Sinatro, R OBP: 0.409, SLG: 0.350 (8, 2)			2-3 K	4-1 BB				0-1 G4-6-3 1-2f		2	0	0	0	1	1	1
Brian Giles, R OBP: 0.349, SLG: 0.449 (1, 4)			0-0 2B	2-2 P4				3-2 L9		3	1	1	0	0	0	1
Jeff Schaefer, R OBP: 0.300, SLG: 0.400 (1, 6)			0-0 1B		0-1 G6-3			0-1 G5-3		3	1	1	1	0	0	0

Inning Stats	R: 0	H: 0	E: 0	K: 0	S: 6	R: 0	H: 0	E: 0	K: 2	S: 8	R: 2	H: 3	E: 0	K: 1	S: 14	R: 0	H: 0	E: 0	K: 1	S: 9	R: 0	H: 0	E: 0	K: 0	S: 6	R: 0	H: 1	E: 0	K: 0	S: 6	R: 0	H: 0	E: 0	K: 0	S: 6	R: 0	H: 0	E: 0	K: 2	S: 8	R: 0	H: 0	E: 0	K: 2	S: 13	R: 0	H: 0	E: 0	K: 2	S: 8	1B: 2	2B: 2	3B: 0	HR: 0	SF: 0	SAC: 0	DP: 1	HBP: 0	WP: 1	PA: 32
--------------	------	------	------	------	------	------	------	------	------	------	------	------	------	------	-------	------	------	------	------	------	------	------	------	------	------	------	------	------	------	------	------	------	------	------	------	------	------	------	------	------	------	------	------	------	-------	------	------	------	------	------	-------	-------	-------	-------	-------	--------	-------	--------	-------	--------

PITCHER	IP	WLS	BF	H	R	ER	SO	BB	IBB	HBP	BLK	WP	HR	S	P	ERA	WHIP
Jack McDowell, R ERA: 4.08 (1, 1)	9.0	W	32	4	2	2	7	2	0	0	0	1	0	72	115	2.00	0.667

BOTTOM

Chicago White Sox @ Seattle Mariners
The Kingdome, Seattle, WA

Wed Jun 13 1990, 6:33 AM EDT
Att. 12,468 - Dome

livebaseballscorecards.com

AB	30
R	2
H	4
RBI	2
BB	2
SO	7
LOB	5



Batter	1	2	3	4	5	6	7	8	9	AB	R	H	RBI	BB	SO	LOB	TOP		
Rickey Henderson, R OBP: 0.440, SLG: 0.552 (1, 7)	1-1 G5-3		2-2 G5-3	3-2 L5		2-2 1B		4-0 BB		4	0	1	0	1	0	3			
Doug Jennings, L OBP: 0.192, SLG: 0.217 Mike Gallego, R OBP: 0.281, SLG: 0.301 Ken Phelps, L OBP: 0.319, SLG: 0.271 Lance Blankenship, R OBP: 0.186, SLG: 0.079 (1, 10)	3-2 F7		1-0 1B	2-3 K		1-3 K		2-1 F9		3	1	1	0	0	1	3			
Carney Lansford, R OBP: 0.336, SLG: 0.339 (1, 5)	0-0 1B		1-2 1B	0-0 FC6-4				0-1 F8		5	0	2	1	0	0	3			
Mark McGwire, R OBP: 0.379, SLG: 0.531 Rick Honeycutt, L (9, PR) (1, 3)	1-0 1B		1-0 1B		2-2 P4		0-1 P4		1-0 1B		5	0	3	0	0	0			
Dave Henderson, R OBP: 0.292, SLG: 0.421 (1, 8)	2-2 F7		0-0 F9		1-3 K		3-2 2B		1-3 K		5	1	1	0	0	2			
Felix Jose, S OBP: 0.265, SLG: 0.348 (1, 9)		2-2 G1-3	2-0 F8		3-2 G3		0-2 FC5		3-3 K		5	0	1	1	0	1			
Terry Steinbach, R OBP: 0.254, SLG: 0.308 (1, 2)		0-1 BLK		1-0 SH		0-0 G6-3		2-0 FC5		4	0	2	0	0	0	1			
Walt Weiss, S OBP: 0.349, SLG: 0.377 (1, 6)		1-2 P6		2-2 SH		0-0 1B		1-2 G3		4	0	2	0	0	0	1			
Willie Randolph, R OBP: 0.322, SLG: 0.299 (1, 4)		0-3 K		0-0 SH		1-0 F8		0-3 K		3	0	0	0	0	2	2			
Inning Stats	R: 0 E: 0 K: 0 S: 13	H: 2 LOB: 2 BB: 0 P: 20	R: 0 E: 0 K: 1 S: 11	H: 1 LOB: 1 BB: 0 P: 14	R: 1 E: 0 K: 0 S: 11	H: 3 LOB: 2 BB: 0 P: 18	R: 0 E: 1 K: 1 S: 13	H: 2 LOB: 3 BB: 0 P: 21	R: 0 E: 0 K: 1 S: 9	H: 2 LOB: 2 BB: 0 P: 13	R: 1 E: 0 K: 0 S: 11	H: 2 LOB: 1 BB: 0 P: 16	R: 0 E: 0 K: 1 S: 8	H: 0 LOB: 1 BB: 1 P: 15	R: 0 E: 0 K: 2 S: 10	H: 1 LOB: 1 BB: 0 P: 17	1B: 10 2B: 2 3B: 1 HR: 0	SF: 0 SAC: 1 DP: 0 HBP: 0	WP: 0 PA: 42 PB: 0 SB: 1 CS: 0
PITCHER	IP WLS BF H R ER SO BB IBB HBP BLK WP HR S P ERA WHIP	IP WLS BF H R ER SO BB IBB HBP BLK WP HR S P ERA WHIP	IP WLS BF H R ER SO BB IBB HBP BLK WP HR S P ERA WHIP	IP WLS BF H R ER SO BB IBB HBP BLK WP HR S P ERA WHIP	IP WLS BF H R ER SO BB IBB HBP BLK WP HR S P ERA WHIP	IP WLS BF H R ER SO BB IBB HBP BLK WP HR S P ERA WHIP	IP WLS BF H R ER SO BB IBB HBP BLK WP HR S P ERA WHIP	IP WLS BF H R ER SO BB IBB HBP BLK WP HR S P ERA WHIP	IP WLS BF H R ER SO BB IBB HBP BLK WP HR S P ERA WHIP	IP WLS BF H R ER SO BB IBB HBP BLK WP HR S P ERA WHIP	IP WLS BF H R ER SO BB IBB HBP BLK WP HR S P ERA WHIP	IP WLS BF H R ER SO BB IBB HBP BLK WP HR S P ERA WHIP	IP WLS BF H R ER SO BB IBB HBP BLK WP HR S P ERA WHIP	IP WLS BF H R ER SO BB IBB HBP BLK WP HR S P ERA WHIP	IP WLS BF H R ER SO BB IBB HBP BLK WP HR S P ERA WHIP	IP WLS BF H R ER SO BB IBB HBP BLK WP HR S P ERA WHIP	IP WLS BF H R ER SO BB IBB HBP BLK WP HR S P ERA WHIP	IP WLS BF H R ER SO BB IBB HBP BLK WP HR S P ERA WHIP	
Eric King, R ERA: 2.41 (1, 1)	5.2 W	28 10	1 1	1 1	3 1	0 0	0 0	0 0	0 0	0 0	0 0	0 0	0 0	0 0	0 0	0 0	1.59 1.765		
Wayne Edwards, L ERA: 1.86 (6, 1)	1.0	5 2	1 1	1 1	1 1	0 0	0 0	0 0	0 0	0 0	0 0	0 0	0 0	0 0	0 0	0 0	9.00 2.000		
Barry Jones, R ERA: 1.23 (7, 1)	1.0	4 0	0 0	0 0	1 1	1 0	0 0	0 0	0 0	0 0	0 0	0 0	0 0	0 0	0 0	0 0	0.00 1.000		
Scott Radinsky, L ERA: 1.93 (8, 1)	0.1	1 0	0 0	0 0	0 0	0 0	0 0	0 0	0 0	0 0	0 0	0 0	0 0	0 0	0 0	0 0	0.00 0.000		
Bobby Thigpen, R ERA: 1.71 (9, 1)	1.0 S	4 1	0 0	0 0	2 2	0 0	0 0	0 0	0 0	0 0	0 0	0 0	0 0	0 0	0 0	0 0	0.00 1.000		

Oakland Athletics @ Chicago White Sox
Comiskey Park, Chicago, IL
Thu Jun 14 1990, 8:05 PM EDT
Att: 30,076 - Unknown

AB	40
R	2
H	13
RBI	2
BB	1
SO	7
LOB	24



WP: 0	PA: 42
PB: 0	
SB: 1	
CS: 0	

Batter	1	2	3	4	5	6	7	8	9
Lance Johnson, L OBP: 0.330, SLG: 0.333 (1, 8)	4-1 1B SF9 BB	0-1 2-3 3-H 1B			2-1 G4-3		2-1 G3-1 1-2		
Robin Ventura, L OBP: 0.315, SLG: 0.312 (1, 5)	2-2 SAFE G6-3 1B	3-1 SAFE L8			2-1 F8			1-1 G3-1	
Ivan Calderon, R OBP: 0.373, SLG: 0.466 (1, 7)	1-1 SF9		0-0 F9		0-2 FC5-4 1B			0-1 G5-3	
Dan Pasqua, L OBP: 0.451, SLG: 0.624 (1, 10)	0-2 3-H G6-3 1-2f		2-3 K		1-1 SAFE FC5-4 1-2f			0-1 F8	
Carlton Fisk, R OBP: 0.356, SLG: 0.388 (1, 2)		4-2 1B G1-3 BB		3-2 G4-3		3-2 F8			
Ron Kittle, R OBP: 0.324, SLG: 0.488 Steve Lyons, L OBP: 0.284, SLG: 0.313 (1, 3) (7, 3)		1-0 P5		0-2 1B		0-0 F8			
Sammy Sosa, R OBP: 0.292, SLG: 0.385 (1, 9)		1-2 G1-3 1B 1-2 1B		1-1 F7		0-1 CS 1B			
Scott Fletcher, R OBP: 0.312, SLG: 0.317 (1, 4)		1-2 1B G1-3 1-2 2-3 1B		2-1 F8		1-0 CS 1-2	1-0 F9		
Ozzie Guillen, L OBP: 0.360, SLG: 0.417 (1, 6)		1-0 G1-3		0-0 L9			1-2 CS 1B		

Inning Stats	R: 1	H: 1	E: 0	LOB: 0	K: 0	S: 9	P: 16	R: 2	H: 3	E: 0	LOB: 2	K: 0	S: 16	P: 27	R: 0	H: 0	E: 0	LOB: 0	K: 1	S: 7	P: 12	R: 0	H: 1	E: 0	LOB: 1	K: 0	S: 8	P: 11	R: 0	H: 1	E: 0	LOB: 0	K: 0	S: 7	P: 11	R: 0	H: 1	E: 0	LOB: 0	K: 0	S: 10	P: 15	R: 0	H: 0	E: 0	LOB: 0	K: 0	S: 6	P: 7
	1B: 8	SF: 1	2B: 0	SAC: 0	3B: 0	DP: 1	HR: 0	1B: 8	SF: 1	2B: 0	SAC: 0	3B: 0	DP: 1	HR: 0	1B: 8	SF: 1	2B: 0	SAC: 0	3B: 0	DP: 1	HR: 0	1B: 8	SF: 1	2B: 0	SAC: 0	3B: 0	DP: 1	HR: 0	1B: 8	SF: 1	2B: 0	SAC: 0	3B: 0	DP: 1	HR: 0	1B: 8	SF: 1	2B: 0	SAC: 0	3B: 0	DP: 1	HR: 0	1B: 8	SF: 1	2B: 0	SAC: 0	3B: 0	DP: 1	HR: 0

PITCHER	IP	WLS	BF	H	R	ER	SO	BB	IBB	HBP	BLK	WP	HR	S	P	ERA	WHIP	PITCHER	IP	WLS	BF	H	R	ER	SO	BB	IBB	HBP	BLK	WP	HR	S	P	ERA	WHIP													
Dave Stewart, R ERA: 2.3 (1, 1)	8.0	L	31	8	3	3	1	2	0	0	0	0	0	73	113	3.38	1.250																															

BOTTOM

Oakland Athletics @ Chicago White Sox
Comiskey Park, Chicago, IL
Thu Jun 14 1990, 8:05 PM EDT
Att. 30,076 - Unknown

livebaseballscorecards.com

AB	28
R	3
H	8
RBI	3
BB	2
SO	1
LOB	11



WP: 0	PA: 32
PB: 0	
SB: 0	
CS: 2	

Batter	1	2	3	4	5	6	7	8	9	AB R H RBI BB SO LOB	TOP																
Rickey Henderson, R OBP: 0.435, SLG: 0.544 (1, 7)	0-0 L6		0-0 F8		0-0 F7			0-0 2B 1B 1B	0-0 P4	5 1 1 0 0 0 0																	
Dave Henderson, R OBP: 0.306, SLG: 0.449 (1, 8)	0-0 HR		0-0 1B			4-0 BB		0-0 1B 2B		3 2 3 3 1 0 0																	
Carney Lansford, R OBP: 0.331, SLG: 0.333 (1, 5)	0-3 K		0-0 F9			0-0 G6-4-3		0-3 K		4 0 0 0 0 2 4																	
Mark McGwire, R OBP: 0.377, SLG: 0.522 (1, 3)	0-0 6-3		0-0 F8			0-0 F9		4-0 WP 1B IBB		3 0 0 0 1 0 1																	
Terry Steinbach, R OBP: 0.265, SLG: 0.318 (1, 10)		0-0 FC6-4 1B		0-0 4-3			0-0 G4-6-3 1B	0-0 WP 1B		4 0 3 2 0 0 0																	
Felix Jose, S OBP: 0.262, SLG: 0.343 (1, 9)		0-0 FC6-4		0-0 5-3			0-3 K	0-3 K		2 0 0 0 0 0 1																	
Lance Blankenship, R OBP: 0.178, SLG: 0.075 (5, 9)		1-2 FC5-2								2 0 0 0 0 2 3																	
Ron Hassey, L OBP: 0.241, SLG: 0.272 (1, 2)		0-0 E4 FC5-2 1-3		0-0 G3			0-0 G4-6-3	0-0 F7		4 0 0 0 0 0 4																	
Mike Gallego, R OBP: 0.280, SLG: 0.299 (1, 4)		0-0 FC5-2		0-3 K				0-0 1B 2B 1B 1B	0-0 5-3	4 1 1 0 0 1 2																	
Walt Weiss, S OBP: 0.347, SLG: 0.374 (1, 6)		0-0 5-3		0-0 6-3				0-0 2B 1B 1B	0-0 G3	4 1 1 0 0 0 2																	
Inning Stats	R: 1 E: 0 K: 1 S: 6	H: 1 LOB: 0 BB: 0 P: 6	R: 0 E: 1 K: 0 S: 5	H: 1 LOB: 2 BB: 0 P: 5	R: 0 E: 0 K: 0 S: 4	H: 1 LOB: 1 BB: 0 P: 4	R: 0 E: 0 K: 0 S: 3	H: 0 LOB: 0 BB: 0 P: 3	R: 0 E: 0 K: 1 S: 5	H: 0 LOB: 0 BB: 0 P: 5	R: 0 E: 0 K: 0 S: 2	H: 0 LOB: 0 BB: 1 P: 6	R: 0 E: 0 K: 1 S: 5	H: 1 LOB: 0 BB: 0 P: 5	R: 4 E: 0 K: 2 S: 12	H: 5 LOB: 2 BB: 1 P: 16	R: 0 E: 0 K: 0 S: 3	H: 0 LOB: 0 BB: 0 P: 3	1B: 7 2B: 1 3B: 0 HR: 1	SF: 0 SAC: 0 DP: 2 HBP: 0	WP: 1 PB: 0 SB: 0 CS: 0	PA: 37					
PITCHER	IP	WLS	BF	H	R	ER	SO	BB	IBB	HBP	BLK	WP	HR	S	P	ERA	WHIP										
Greg Hibbard, L ERA: 2.91 (1, 1)	7.0		27	6	3	3	3	1	0	0	0	0	1	32	36	3.86	1.000										
Barry Jones, R ERA: 1.8 (8, 1)	0.2	L	6	3	2	2	2	0	1	0	0	0	0	9	13	27.00	4.500										
Scott Radinsky, L ERA: 1.9 (8, 1)	0.1		1	0	0	0	0	0	0	0	0	1	0	1	1	0.00	0.000										
Donn Pall, R ERA: 2.31 (9, 1)	1.0		3	0	0	0	0	0	0	0	0	0	0	3	3	0.00	0.000										

Oakland Athletics @ Chicago White Sox
Comiskey Park, Chicago, IL
Fri Jun 15 1990, 8:05 PM EDT
Att. 40,417 - Unknown - 75 F

livebaseballscorecards.com

AB 35
R 5
H 9
RBI 5
BB 2
SO 5
LOB 17



Batter	1	2	3	4	5	6	7	8	9	AB	R	H	RBI	BB	SO	LOB
Lance Johnson, L (1, 8) OBP: 0.332, SLG: 0.332	4-0 1B S G5-4-3 BB		0-0 WP S PB 1-3 1B	0-3 K			0-0 F5		0-0 4-3	4	2	1	0	1	1	1
Robin Ventura, L (1, 5) OBP: 0.317, SLG: 0.311	0-0 G5-4-3 1-3 1B		4-0 PB WP 1-2 BB			0-0 F7		0-0 4-3	0-3 K	4	0	1	0	1	1	0
Ivan Calderon, R (1, 7) OBP: 0.378, SLG: 0.467	0-0 G5-4-3 1-2f 3-H		4-0 PB 1-2 2-3 3-H BB			0-0 6-3		0-0 BB 1B	0-0 BB 1B	4	1	2	0	1	0	1
Dan Pasqua, L (1, 10) OBP: 0.439, SLG: 0.596	0-0 L6		0-0 F5			0-0 F7		4-0 1B 1-2 BB	0-0 F8	4	0	0	0	1	0	4
Carlton Fisk, R (1, 2) OBP: 0.365, SLG: 0.389		4-0 G5-4-3 BB	4-0 1-2 2-3 3-H BB			0-0 P4		0-0 1-3 2-H 1B		2	0	1	1	2	0	0
Ron Kittle, R (1, 3) OBP: 0.324, SLG: 0.491		0-0 G5-4-3 1-2f	0-3 K			0-0 2B		0-0 F7		3	0	1	0	0	1	4
Steve Lyons, L (6, PR) OBP: 0.280, SLG: 0.309 (7, 3)										1	0	0	0	0	0	2
Sammy Sosa, R (1, 9) OBP: 0.296, SLG: 0.385		0-0 6-3		0-0 1B		1-0 HBP		0-0 F9		3	0	1	0	0	0	0
Scott Fletcher, R (1, 4) OBP: 0.316, SLG: 0.321			0-0 1B WP 1B	0-0 F9		0-0 F7		0-0 G6-4-3 1B		4	1	2	0	0	0	3
Ozzie Guillen, L (1, 6) OBP: 0.353, SLG: 0.408			0-0 F7	0-0 F9		0-0 F8		0-0 G6-4-3 1-2f		4	0	0	0	0	0	5

Inning Stats	R: 1	H: 1	E: 0	K: 0	S: 3	LOB: 0	BB: 1	P: 7	R: 0	H: 0	E: 0	K: 0	S: 2	LOB: 0	BB: 1	P: 6	R: 2	H: 2	E: 0	K: 1	S: 7	LOB: 3	BB: 3	P: 19	R: 0	H: 1	E: 0	K: 1	S: 6	LOB: 1	BB: 0	P: 6	R: 0	H: 0	E: 0	K: 0	S: 3	LOB: 0	BB: 0	P: 3	R: 0	H: 1	E: 0	K: 0	S: 4	LOB: 2	BB: 0	P: 5	R: 1	H: 2	E: 0	K: 0	S: 5	LOB: 2	BB: 1	P: 9	R: 0	H: 1	E: 0	K: 0	S: 3	LOB: 0	BB: 0	P: 3	R: 0	H: 1	E: 0	K: 1	S: 6	LOB: 1	BB: 0	P: 6	1B: 8	SF: 0	2B: 1	SAC: 0	3B: 0	DP: 3	HR: 0	HBP: 1	WP: 1	PA: 40
--------------	------	------	------	------	------	--------	-------	------	------	------	------	------	------	--------	-------	------	------	------	------	------	------	--------	-------	-------	------	------	------	------	------	--------	-------	------	------	------	------	------	------	--------	-------	------	------	------	------	------	------	--------	-------	------	------	------	------	------	------	--------	-------	------	------	------	------	------	------	--------	-------	------	------	------	------	------	------	--------	-------	------	-------	-------	-------	--------	-------	-------	-------	--------	-------	--------

PITCHER	IP	WLS	BF	H	R	ER	SO	BB	IBB	HBP	BLK	WP	HR	S	P	ERA	WHIP
Bob Welch, R (1, 1) ERA: 2.52	7.0	W	33	7	4	4	2	6	0	1	0	1	0	30	55	5.14	1.857
Gene Nelson, R (8, 1) ERA: 1.19	0.1		2	1	0	0	0	0	0	0	0	0	0	2	2	0.00	3.000
Rick Honeycutt, L (8, 1) ERA: 1.33	1.1		3	0	0	0	1	0	0	0	0	0	0	5	5	0.00	0.000
Dennis Eckersley, R (9, 1) ERA: 0.62	0.1	S	2	1	0	0	0	0	0	0	0	0	0	2	2	0.00	3.000

BOTTOM

Oakland Athletics @ Chicago White Sox
Comiskey Park, Chicago, IL

Fri Jun 15 1990, 8:05 PM EDT
Att: 40,417 - Unknown - 75 F

AB 33
R 4
H 9
RBI 1
BB 6
SO 3
LOB 20



PITCHER	IP	WLS	BF	H	R	ER	SO	BB	IBB	HBP	BLK	WP	HR	S	P	ERA	WHIP
---------	----	-----	----	---	---	----	----	----	-----	-----	-----	----	----	---	---	-----	------

Batter	1	2	3	4	5	6	7	8	9	AB	R	H	RBI	BB	SO	LOB	TOP											
Rickey Henderson, R OBP: 0.440, SLG: 0.565 Lance Blankenship, R OBP: 0.191, SLG: 0.073	(1, 7) (6, 9)		L7		HR		K	BB		3	2	2	1	1	0	0												
Dave Henderson, R OBP: 0.308, SLG: 0.448 Ron Hassey, L OBP: 0.239, SLG: 0.269 Scott Sanderson, R Joe Klink, L	(1, 8) (8, PH) (8, 1) (9, 1)	E6	1B		F9		L5	G1-3		5	1	2	2	0	0	1												
Carney Lansford, R OBP: 0.332, SLG: 0.336 Willie Randolph, R OBP: 0.320, SLG: 0.298	(1, 5) (7, 4)	G4-3	G4-3		K		1B	2B		4	0	1	0	1	1	3												
Mark McGwire, R OBP: 0.380, SLG: 0.519	(1, 3)	1B			HR		P9	1B		5	2	2	1	1	0	3												
Terry Steinbach, R OBP: 0.275, SLG: 0.345 Jamie Quirk, L OBP: 0.308, SLG: 0.455	(1, 2) (8, PH) (8, 2)	F8			HR		1B	1B		4	3	3	3	0	0	0												
Doug Jennings, L OBP: 0.250, SLG: 0.286	(1, 9) (6, 7)	2B			F7		1B	1B		5	1	2	2	1	1	1												
Steve Howard, R OBP: 0.167, SLG: 0.333	(1, 10) (8, 8)	K			L7		P3			6	1	1	0	0	2	5												
Walt Weiss, S OBP: 0.358, SLG: 0.379	(1, 6) (7, 5)	G3			1B		G4-3	1B		3	1	2	1	2	0	1												
Mike Gallego, R OBP: 0.277, SLG: 0.291	(1, 4) (7, 5)	G3			F8		L8			4	0	0	0	1	0	5												
Inning Stats	R: 7 E: 1 K: 1 S: 13	H: 5 LOB: 3 BB: 3 P: 27	R: 0 E: 0 K: 1 S: 8	H: 1 LOB: 1 BB: 0 P: 15	R: 0 E: 0 K: 0 S: 8	H: 1 LOB: 1 BB: 0 P: 14	R: 2 E: 0 K: 0 S: 18	H: 2 LOB: 1 BB: 1 P: 32	R: 1 E: 0 K: 1 S: 8	H: 1 LOB: 0 BB: 0 P: 10	R: 1 E: 0 K: 0 S: 10	H: 3 LOB: 1 BB: 0 P: 13	R: 0 E: 0 K: 1 S: 8	H: 2 LOB: 2 BB: 0 P: 12	R: 1 E: 0 K: 1 S: 10	H: 1 LOB: 3 BB: 3 P: 26	R: 0 E: 0 K: 0 S: 6	H: 1 LOB: 2 BB: 1 P: 12	1B: 10 2B: 5 3B: 0 HR: 2	SF: 0 SAC: 0 DP: 1 HBP: 0	WP: 1 PB: 0 SB: 0 CS: 0	PA: 52						
PITCHER	IP	WLS	BF	H	R	ER	SO	BB	IBB	HBP	BLK	WP	HR	S	P	ERA	WHIP											
Melido Perez, R ERA: 3.6	(1, 1)	0.2	L	11	5	7	4	1	2	0	0	0	1	0	12	22	54.00	10.500										
Ken Patterson, L ERA: 3.93	(1, 1)	4.1		22	7	4	4	2	2	0	0	0	0	2	50	86	8.31	2.077										
Wayne Edwards, L ERA: 1.74	(6, 1)	2.0		7	3	0	0	1	0	0	0	0	0	0	11	15	0.00	1.500										
Steve Lyons, R ERA: 4.5	(8, 1)	2.0		12	2	1	1	1	4	0	0	0	0	0	16	38	4.50	3.000										

Oakland Athletics @ Chicago White Sox
Comiskey Park, Chicago, IL
Sat Jun 16 1990, 8:05 PM EDT
Att. 44,176 - Unknown

AB	44
R	12
H	17
RBI	11
BB	8
SO	5
LOB	22



Batter	1	2	3	4	5	6	7	8	9	AB	R	H	RBI	BB	SO	LOB
Lance Johnson, L (1, 8) OBP: 0.329, SLG: 0.329	1-2 G6-3		0-1 L7		0-0 F9		0-0 G4-3		0-0 1B	5	0	1	0	0	0	1
Robin Ventura, L (1, 5) OBP: 0.326, SLG: 0.317 Dave Gallagher, R (9, PH) OBP: 0.250, SLG: 0.290	2-2 1B		4-0 BB		0-0 1B		0-0 G6-3 1B		1-1 BB 1B	3	1	2	1	1	0	0
Ivan Calderon, R (1, 10) OBP: 0.376, SLG: 0.463 Carlos Martinez, R (9, PH) OBP: 0.242, SLG: 0.323	0-0 F9		0-1 G5-3		3-1 1B		0-2 G6-3		4-1 G4-6-3 BB	4	0	1	0	0	0	3
Dan Pasqua, L (1, 7) OBP: 0.429, SLG: 0.574	0-3 K			0-2 G1-3	2-2 F7		0-1 1B		1-0 G4-6-3	5	0	1	1	0	1	6
Carlton Fisk, R (1, 2) OBP: 0.366, SLG: 0.391 Ron Karkovice, R (6, 2) OBP: 0.317, SLG: 0.333		0-0 1B		1-0 F8		1-0 G6-4-3 1B		3-2 P5		2	0	1	0	0	0	0
Ron Kittle, R (1, 3) OBP: 0.317, SLG: 0.480		1-1 F8		1-2 F7		0-0 G6-4-3		0-1 G4-3		4	0	0	0	0	0	2
Sammy Sosa, R (1, 9) OBP: 0.300, SLG: 0.397		1-2 F8			1-1 1B		0-0 1B		0-2 G4-3	4	1	2	0	0	0	1
Scott Fletcher, R (1, 4) OBP: 0.319, SLG: 0.324		1-3 K			0-2 G4-3 1B		1-0 1B		2-2 G4-3	4	1	2	1	0	1	1
Ozzie Guillen, L (1, 6) OBP: 0.350, SLG: 0.404 Craig Grebeck, R (6, 6) OBP: 0.151, SLG: 0.120			0-0 F7		0-1 G4-3		2-3 K		1-0 P6	2	0	0	0	0	0	1

BOTTOM															
Oakland Athletics @ Chicago White Sox Comiskey Park, Chicago, IL Sat Jun 16 1990, 8:05 PM EDT Att. 44,176 - Unknown	<table border="1"> <tr> <td>AB</td> <td>38</td> </tr> <tr> <td>R</td> <td>3</td> </tr> <tr> <td>H</td> <td>12</td> </tr> <tr> <td>RBI</td> <td>3</td> </tr> <tr> <td>BB</td> <td>2</td> </tr> <tr> <td>SO</td> <td>3</td> </tr> <tr> <td>LOB</td> <td>18</td> </tr> </table> 	AB	38	R	3	H	12	RBI	3	BB	2	SO	3	LOB	18
AB	38														
R	3														
H	12														
RBI	3														
BB	2														
SO	3														
LOB	18														

Inning Stats		R: 0	H: 1	R: 0	H: 1	R: 0	H: 0	R: 0	H: 0	R: 2	H: 4	R: 0	H: 3	R: 1	H: 1	R: 0	H: 0	R: 0	H: 2	1B: 11	SF: 0	WP: 0	PA: 40
PITCHER Scott Sanderson, R (1, 1) ERA: 3.48 Scott Sanderson, R (8, 1) ERA: 3.48 Joe Klink, L (9, 1) ERA: 2.63	IP: 8.0 WLS: W BF: 35 H: 10 R: 3 ER: 2 SO: 3 K: 1 S: 13	LOB: 1 BB: 0 P: 16	LOB: 1 BB: 0 P: 12	LOB: 1 BB: 1 P: 9	LOB: 0 BB: 0 P: 9	LOB: 2 BB: 0 P: 25	LOB: 2 BB: 0 P: 11	LOB: 1 BB: 0 P: 13	LOB: 0 BB: 0 P: 10	LOB: 0 BB: 1 P: 13	LOB: 2 BB: 1 P: 13	LOB: 0 BB: 0 P: 10	LOB: 2 BB: 1 P: 13	LOB: 0 BB: 0 P: 10	LOB: 2 BB: 1 P: 13	LOB: 0 BB: 0 P: 10	LOB: 2 BB: 1 P: 13	LOB: 2 BB: 1 P: 13	LOB: 2 BB: 1 P: 13	2B: 0 3B: 1 HR: 0	SAC: 0 DP: 2 HBP: 0	PB: 0 SB: 1 CS: 0	
PITCHER Scott Sanderson, R (1, 1) ERA: 3.48 Scott Sanderson, R (8, 1) ERA: 3.48 Joe Klink, L (9, 1) ERA: 2.63	IP: 8.0 WLS: W BF: 35 H: 10 R: 3 ER: 2 SO: 3 K: 1 S: 13	LOB: 1 BB: 0 P: 16	LOB: 1 BB: 0 P: 12	LOB: 1 BB: 1 P: 9	LOB: 0 BB: 0 P: 9	LOB: 2 BB: 0 P: 25	LOB: 2 BB: 0 P: 11	LOB: 1 BB: 0 P: 13	LOB: 0 BB: 0 P: 10	LOB: 0 BB: 1 P: 13	LOB: 2 BB: 1 P: 13	LOB: 0 BB: 0 P: 10	LOB: 2 BB: 1 P: 13	LOB: 0 BB: 0 P: 10	LOB: 2 BB: 1 P: 13	LOB: 0 BB: 0 P: 10	LOB: 2 BB: 1 P: 13	LOB: 2 BB: 1 P: 13	LOB: 2 BB: 1 P: 13	2B: 0 3B: 1 HR: 0	SAC: 0 DP: 2 HBP: 0	PB: 0 SB: 1 CS: 0	

Batter	1	2	3	4	5	6	7	8	9	AB R H RBI BB SO LOB	TOP																									
Rickey Henderson, R OBP: 0.439, SLG: 0.559 (1, 7)	1-0 E6 1B		1-0 P6		3-2 G5-4-3 BB 1B		4-2 BB		0-1 P3	4 0 1 0 1 0 0																										
Dave Henderson, R OBP: 0.314, SLG: 0.464 (1, 8)	1-1 P4		0-0 HR		4-1 G5-4-3 BB 1-2		0-0 F8		0-0 E8 2B 1B	4 2 2 1 1 0 2																										
Carney Lansford, R OBP: 0.329, SLG: 0.333 (1, 5)	0-0 1B		2-0 P3		0-0 G5-4-3 1-2f 2-3			0-0 L8	1-2 G5-3	5 0 1 0 0 0 3																										
Mark McGwire, R OBP: 0.381, SLG: 0.529 (1, 3)	1-3 K		1-1 F8		0-0 G5-3			0-0 HR	4-0 2B IBB	4 2 1 1 1 1 3																										
Terry Steinbach, R OBP: 0.275, SLG: 0.343 Lance Blankenship, R OBP: 0.191, SLG: 0.073 Jamie Quirk, L OBP: 0.333, SLG: 0.522 (1, 2) (8, PR) (8, 2)	1-2 F8			3-1 G4-3		0-0 G6-3		2-1 1B 1B	0-0 2B 1-H 2-H	4 0 1 0 0 0 2 0 1 0 0 0 0 0 1 0 1 2 0 0 0																										
Doug Jennings, L OBP: 0.297, SLG: 0.313 (1, 9)		4-0 CS BB		0-0 FC5 1B 1B		1-0 G3		2-1 1B 1B 1B	3-3 K	4 0 2 0 1 1 1																										
Steve Howard, R OBP: 0.111, SLG: 0.222 Felix Jose, S OBP: 0.267, SLG: 0.347 Curt Young, R (8, PR)		1-3 K		3-2 F8		1-0 G5-3		1-0 FC5-4 1B		3 0 0 0 0 0 1 2 1 0 1 1 0 0 0 0 0 0 0 0 0 0	AB 37 R 5 H 12 RBI 5 BB 4 SO 4 LOB 21																									
Walt Weiss, S OBP: 0.365, SLG: 0.383 (1, 6)		4-2 H 1-2 HBP		2-1 1-2 1B		2-1 P7-3 1B		0-3 K		3 0 2 0 0 1 2																										
Willie Randolph, R OBP: 0.314, SLG: 0.291 (1, 4)		1-0 L5		1-2 FC5 2-3f		1-2 P7-3 1-2f		0-2 FC5-4 1-2f		4 0 0 0 0 0 6																										
Inning Stats	R: 0 E: 1 K: 1 S: 11	H: 1 LOB: 2 BB: 0 P: 15	R: 0 E: 0 K: 1 S: 7	H: 0 LOB: 1 BB: 1 P: 17	R: 1 E: 0 K: 0 S: 5	H: 1 LOB: 2 BB: 0 P: 20	R: 0 E: 0 K: 0 S: 6	H: 1 LOB: 1 BB: 1 P: 13	R: 0 E: 0 K: 0 S: 3	H: 0 LOB: 0 BB: 0 P: 5	R: 0 E: 0 K: 0 S: 8	H: 1 LOB: 1 BB: 1 P: 15	R: 2 E: 0 K: 1 S: 14	H: 4 LOB: 2 BB: 0 P: 18	R: 2 E: 1 K: 1 S: 12	H: 2 LOB: 1 BB: 1 P: 20	1B: 9 2B: 2 3B: 0 HR: 2	SF: 0 SAC: 0 DP: 2 HBP: 1	WP: 0 PB: 0 SB: 0 CS: 1	PA: 42																
PITCHER	IP WLS BF H R ER SO BB IBB HBP BLK WP HR S P ERA WHIP																																			
Adam Peterson, R ERA: 3.38 (1, 1)	4.0		5	1	1	2	2	0	1	0	0	0	1	38	72	2.25	1.750																			
Donn Pall, R ERA: 2.58 (5, 1)	3.1	L	12	3	2	0	1	0	0	0	0	0	1	17	28	5.40	1.200																			
Barry Jones, R ERA: 1.8 (8, 1)	0.0		1	1	0	0	0	0	0	0	0	0	0	3	4	∞	∞																			
Scott Radinsky, L ERA: 2.49 (8, 1)	1.2		9	3	2	2	0	1	0	0	0	0	0	19	28	10.80	1.800																			

Oakland Athletics @ Chicago White Sox
Comiskey Park, Chicago, IL
Sun Jun 17 1990, 4:33 AM EDT
Att. 32,283 - Sunny - 89 F

livebaseballscorecards.com



Batter	1	2	3	4	5	6	7	8	9	AB	R	H	RBI	BB	SO	LOB
Lance Johnson, L OBP: 0.328, SLG: 0.327 (1, 8) C X	0-1 G6-3 S 1B	2-0 F8			2-2 L7		3-1 G1-3			4	1	1	0	0	0	2
Robin Ventura, L OBP: 0.320, SLG: 0.310 (1, 5) C B F X	1-2 G6-3 1-3		3-1 G3-1		0-1 F7		1-2 G3-1			4	0	0	0	0	0	3
Ivan Calderon, R OBP: 0.382, SLG: 0.463 (1, 10) X	0-0 BB 1B 3-H		1-3 K			4-2 G3 S 2B BB		4-2 SH3 BB		2	1	1	1	2	1	0
Dan Pasqua, L OBP: 0.426, SLG: 0.567 (1, 7) B X	1-0 BB 1B		1-0 L7			2-1 L8 SAFE SAFE SAFE		0-0 SH3		3	0	1	0	0	0	1
Dave Gallagher, R OBP: 0.250, SLG: 0.290 (7, 7) B X	1-2 BB 1B							1-2 SH3		0	0	0	0	0	0	0
Steve Lyons, L OBP: 0.278, SLG: 0.296 (1, 3) (9, 9) B B B C B	4-1 BB 1B 2-3			0-3 K2-3		1-1 G3		0-2 P7		3	0	0	0	1	1	2
Sammy Sosa, R OBP: 0.300, SLG: 0.401 (1, 9) X	0-0 F8		1-1 G4-3		2-0 2B		1-2 P2			3	0	1	1	0	0	3
Carlton Fisk, R OBP: 0.364, SLG: 0.388 (8, PH) B X										1	0	0	0	0	0	1
Carlos Martinez, R OBP: 0.242, SLG: 0.323 (9, 3) B X										0	0	0	0	0	0	0
Scott Fletcher, R OBP: 0.313, SLG: 0.318 (1, 4) F X	0-1 F8		2-1 F8		0-0 F7					4	0	0	0	0	0	4
Ron Karkovice, R OBP: 0.328, SLG: 0.345 (1, 2) F B B B X		3-3 K			0-0 SH2-3 1B		0-1 G1-3 SH1-4 1B		2-2 P5	4	0	2	0	0	1	0
Ozzie Guillen, L OBP: 0.346, SLG: 0.400 (1, 6) B B B X		2-1 G6-3			1 SAFE 0-0 SH2-3		1 SAFE 0-0 SH1-4		0-0 F7	2	0	0	0	0	0	0

Inning Stats	R: 1	H: 3	E: 0	LOB: 3	K: 0	BB: 1	S: 11	R: 0	H: 0	E: 0	LOB: 0	K: 1	BB: 0	S: 6	R: 0	H: 0	E: 0	LOB: 0	K: 1	BB: 0	S: 6	R: 0	H: 0	E: 0	LOB: 0	K: 1	BB: 0	S: 7	R: 0	H: 1	E: 0	LOB: 1	K: 0	BB: 0	S: 7	R: 1	H: 1	E: 0	LOB: 1	K: 0	BB: 1	S: 10	R: 0	H: 1	E: 0	LOB: 1	K: 0	BB: 0	S: 8	R: 0	H: 0	E: 0	LOB: 1	K: 0	BB: 1	S: 9	R: 0	H: 0	E: 0	LOB: 1	K: 0	BB: 1	S: 9	R: 0	H: 0	E: 0	LOB: 0	K: 0	BB: 0	S: 6	R: 0	H: 0	E: 0	LOB: 0	K: 0	BB: 0	S: 6	1B: 5	SF: 0	2B: 1	SAC: 3	3B: 0	DP: 0	HR: 0	HBP: 0	WP: 0	PA: 36
--------------	------	------	------	--------	------	-------	-------	------	------	------	--------	------	-------	------	------	------	------	--------	------	-------	------	------	------	------	--------	------	-------	------	------	------	------	--------	------	-------	------	------	------	------	--------	------	-------	-------	------	------	------	--------	------	-------	------	------	------	------	--------	------	-------	------	------	------	------	--------	------	-------	------	------	------	------	--------	------	-------	------	------	------	------	--------	------	-------	------	-------	-------	-------	--------	-------	-------	-------	--------	-------	--------

PITCHER	IP	WLS	BF	H	R	ER	SO	BB	IBB	HBP	BLK	WP	HR	S	P	ERA	WHIP
Mike Moore, R ERA: 4.22 (1, 1)	7.0	W	29	6	2	2	3	2	0	0	0	0	0	55	91	2.57	1.143
Todd Burns, R ERA: 2.01 (8, 1)	0.2		3	0	0	0	0	1	0	0	0	0	0	6	10	0.00	1.500
Dennis Eckersley, R ERA: 0.59 (8, 1)	1.1	S	4	0	0	0	0	0	0	0	0	0	0	9	12	0.00	0.000

BOTTOM

Oakland Athletics @ Chicago White Sox
Comiskey Park, Chicago, IL

Sun Jun 17 1990, 4:33 AM EDT
Att. 32,283 - Sunny - 89 F

livebaseballscorecards.com

AB 30
R 2
H 6
RBI 2
BB 3
SO 3
LOB 16



Batter	1	2	3	4	5	6	7	8	9	AB R H RBI BB SO LOB	TOP									
Luis Polonia, L (1, 7) OBP: 0.352, SLG: 0.400	3-2 F7	4-1 BB		0-2 S 1B		4-1 S BB		4-1 FC5-2 BB		2 0 1 0 3 0 0										
Donnie Hill, S (1, 4) OBP: 0.310, SLG: 0.351	1-2 P5	1-0 G4-3		3-2 SAFE 2 SAFE 1 SAFE 1-2		2-2 SAFE SAFE 1-2		2-2 FC5-2 G4-6-3		5 0 0 0 0 0 8										
Wally Joyner, L (1, 3) OBP: 0.376, SLG: 0.421	1-2 G3-1		2-3 K		1-3 K		0-0 P6	1-1 G4-6-3		5 0 0 0 0 2 3										
Dave Winfield, R (1, 9) OBP: 0.298, SLG: 0.435		3-1 E 2B	4-1 BB BB		0-2 L7		2-0 HR 1B		4-0 BB	3 2 2 0 2 0 0										
Chili Davis, S (1, 10) OBP: 0.350, SLG: 0.405		1-0 E7 1B	4-2 SAFE 1 SAFE 1 SAFE 1-2		4-2 BB BB		1-3 SAFE K	1-3 K		3 1 1 1 2 2 2										
Lance Parrish, R (1, 2) OBP: 0.361, SLG: 0.541		0-1 PB 1B	1-3 K		4-0 BB BB		3-2 1-H HR	3-3 K		4 1 2 3 1 2 3										
Jack Howell, L (1, 5) OBP: 0.300, SLG: 0.383		1-0 PB 1B	2-3 K		2-2 K		0-1 G6-3	1-2 G3		5 0 1 0 0 1 5										
Dick Schofield, R (1, 6) OBP: 0.308, SLG: 0.250		3-2 P4		0-0 F7		2-2 G5-3		0-1 SH FC5-2 1B		4 0 1 0 0 0 2										
Devon White, S (1, 8) OBP: 0.277, SLG: 0.339		1-3 K		1-2 G6-3		0-0 G4-3		0-0 SH FC5-2		3 0 0 0 0 1 2										
Inning Stats	R: 0 E: 0 K: 0 S: 13	H: 0 LOB: 0 BB: 0 P: 18	R: 2 E: 1 K: 1 S: 15	H: 4 LOB: 3 BB: 1 P: 29	R: 0 E: 0 K: 3 S: 14	H: 0 LOB: 2 BB: 2 P: 27	R: 0 E: 0 K: 0 S: 14	H: 1 LOB: 1 BB: 0 P: 17	R: 0 E: 0 K: 1 S: 13	H: 0 LOB: 2 BB: 2 P: 24	R: 2 E: 0 K: 1 S: 10	H: 2 LOB: 0 BB: 0 P: 16	R: 0 E: 1 K: 0 S: 9	H: 1 LOB: 2 BB: 1 P: 16	R: 0 E: 0 K: 2 S: 10	H: 0 LOB: 1 BB: 1 P: 19	1B: 6 2B: 1 3B: 0 HR: 1	SF: 0 SAC: 1 DP: 1 HBP: 0	WP: 0 PB: 1 SB: 2 CS: 0	PA: 43
PITCHER	IP WLS BF H R ER SO BB IBB HBP BLK WP HR S P ERA WHIP																			
Jack McDowell, R (1, 1) ERA: 3.99	6.0 L 29 5 2 2 5 6 0 0 0 0 0 0 78 132 3.00 1.833																			
Wayne Edwards, L (7, 1) ERA: 2.12	3.0 14 3 2 2 3 2 0 0 0 0 0 1 29 51 6.00 1.667																			

California Angels @ Chicago White Sox
Comiskey Park, Chicago, IL
Mon Jun 18 1990, 8:05 PM EDT
Att. 18,868 - Unknown - 82 F

livebaseballscorecards.com

AB	34
R	4
H	8
RBI	4
BB	8
SO	8
LOB	25



Batter	1	2	3	4	5	6	7	8	9	AB	R	H	RBI	BB	SO	LOB
Sammy Sosa, R OBP: 0.304, SLG: 0.413 (1, 9)	2-2 G5-3		1 SAFE 0-0 1-H 2B		1-0 2B			0-3 K		4	0	2	1	0	1	0
Robin Ventura, L OBP: 0.313, SLG: 0.302 (1, 5)	2-2 G4-3		0-3 K		3-2 G6-3			2-1 G6-3		4	0	0	0	0	1	2
Ivan Calderon, R OBP: 0.379, SLG: 0.464 (1, 7)	0-0 F7		0-1 L6			1-0 G5-3		3-2 2B		4	0	1	0	0	0	1
Ron Kittle, R OBP: 0.316, SLG: 0.471 (1, 10)		4-0 L5-3 BB	0-0 G5-3			2-2 G5-3		3-3 K		3	0	0	0	1	1	2
Carlton Fisk, R OBP: 0.362, SLG: 0.385 (1, 2)		0-0 L5-3		0-1 P4		2-2 FC4-6 1B		1-3 K	1-3 K	4	0	1	0	0	1	1
Carlos Martinez, R OBP: 0.244, SLG: 0.323 (1, 3)		1-0 1B		1-3 K		0-0 FC4-6		2-1 G4-3		3	0	1	0	0	1	1
Lance Johnson, L OBP: 0.326, SLG: 0.325 (9, PH)						1-2f				1	0	0	0	0	0	0
Dave Gallagher, R OBP: 0.257, SLG: 0.294 (1, 8)		3-2 FC6-4 1B		1-1 P8			1-1 G4-3		1-1 F7	3	0	1	0	0	0	0
Steve Lyons, L OBP: 0.275, SLG: 0.292 (9, PH)										1	0	0	0	0	0	0
Scott Fletcher, R OBP: 0.309, SLG: 0.313 (1, 4)		1-0 FC6-4		1-3 K		1-3 K		0-2 L9		3	0	0	0	0	1	2
Ozzie Guillen, L OBP: 0.346, SLG: 0.399 (1, 6)			1-1 2B 1B		0-0 F7		0-3 K			3	1	1	0	0	1	0

Inning Stats	R: 0	H: 0	E: 0	K: 0	S: 9	R: 0	H: 2	E: 0	K: 0	S: 6	R: 1	H: 2	E: 0	K: 1	S: 9	R: 0	H: 0	E: 0	K: 1	S: 7	R: 0	H: 1	E: 0	K: 1	S: 8	R: 0	H: 1	E: 0	K: 0	S: 10	R: 0	H: 0	E: 0	K: 1	S: 8	R: 0	H: 1	E: 0	K: 2	S: 11	R: 0	H: 0	E: 0	K: 1	S: 8	R: 0	H: 0	E: 0	K: 1	S: 8	R: 0	H: 0	E: 0	K: 1	S: 8	R: 0	H: 0	E: 0	K: 1	S: 8	R: 0	H: 0	E: 0	K: 1	S: 8
PITCHER	IP	WLS	BF	H	R	ER	SO	BB	IBB	HBP	BLK	WP	HR	S	P	ERA	WHIP																																																
Jim Abbott, L ERA: 4.97 (1, 1)	8.0	W	31	7	1	1	6	1	0	0	0	0	0	68	103	1.12	1.000																																																
Bryan Harvey, R ERA: 3.19 (9, 1)	1.0	S	3	0	0	0	1	0	0	0	0	0	0	8	12	0.00	0.000																																																

BOTTOM

California Angels @ Chicago White Sox
Comiskey Park, Chicago, IL
Mon Jun 18 1990, 8:05 PM EDT
Att: 18,868 - Unknown - 82 F

livebaseballscores.com

AB	33
R	1
H	7
RBI	1
BB	1
SO	7
LOB	9



WP: 0	PA: 34
PB: 0	
SB: 0	
CS: 0	

Batter	1	2	3	4	5	6	7	8	9	AB R H RBI BB SO LOB	TOP											
Luis Polonia, L (1, 7) OBP: 0.353, SLG: 0.400	0-2 G3		0-0 1B E 1B		1-2 F8	1-0 G1-3			1-1 1B 1B	5 1 2 0 0 0 0												
Dick Schofield, R (1, 6) OBP: 0.341, SLG: 0.278	4-2 G1-3 BB		3-1 E8 CS 1B 1B 1-H		1-0 F7			1-2 G4-3	2-2 1 SAFE 1 SAFE 1-3 1B G6-4-3 1B	4 0 2 0 1 0 0												
Wally Joyner, L (1, 3) OBP: 0.373, SLG: 0.416	0-1 G1-3		2-0 BB 1B 1-2		2-2 G4-3			2-3 K	0-0 G6-4-3 1-2f	5 0 1 0 0 1 3												
Dave Winfield, R (1, 9) OBP: 0.297, SLG: 0.430	2-2 P3		2-1 F7			0-1 BB 2B 1B		0-1 G6-3		4 1 1 0 0 0 3												
Lance Parrish, R (1, 2) OBP: 0.368, SLG: 0.538		4-1 1B BB	4-2 1-2 2-3 BB			4-1 1-2 2B BB		1-0 G4-3		1 1 0 0 3 0 0												
Chili Davis, S (1, 10) OBP: 0.352, SLG: 0.402		2-3 K	2-3 K			4-1 2B 2B BB		4-2 BB		2 1 0 0 2 2 3												
Jack Howell, L (1, 5) OBP: 0.299, SLG: 0.380		3-2 1-3 1B		0-0 G4-3		3-3 K		2-3 K		4 0 1 0 0 2 4												
Donnie Hill, S (1, 4) OBP: 0.309, SLG: 0.356		0-1 F8		3-2 G4-3		2-1 2B 2B		0-0 F9		4 1 1 2 0 0 3												
Devon White, S (1, 8) OBP: 0.276, SLG: 0.342		1-3 K		3-3 K		3-2 2B 2B		1-1 L7		4 0 1 2 0 2 2												
Inning Stats	R: 0 E: 0 K: 0 S: 12	H: 0 LOB: 1 BB: 1 P: 18	R: 0 E: 0 K: 2 S: 12	H: 1 LOB: 2 BB: 1 P: 22	R: 1 E: 1 K: 1 S: 11	H: 3 LOB: 2 BB: 1 P: 24	R: 0 E: 0 K: 1 S: 9	H: 0 LOB: 0 BB: 0 P: 15	R: 0 E: 0 K: 0 S: 9	H: 0 LOB: 0 BB: 0 P: 13	R: 4 E: 0 K: 1 S: 17	H: 3 LOB: 0 BB: 2 P: 34	R: 0 E: 0 K: 1 S: 8	H: 0 LOB: 0 BB: 0 P: 11	R: 0 E: 0 K: 1 S: 8	H: 0 LOB: 1 BB: 1 P: 15	R: 0 E: 0 K: 0 S: 11	H: 2 LOB: 1 BB: 0 P: 14	1B: 7 2B: 2 3B: 0 HR: 0	SF: 0 SAC: 0 DP: 1 HBP: 0	WP: 0 PB: 0 SB: 0 CS: 1	PA: 39
PITCHER	IP WLS BF H R ER SO BB IBB HBP BLK WP HR S P ERA WHIP																					
Melido Perez, R (1, 1) ERA: 3.81	5.0 L 24 5 4 4 4 5 0 0 0 0 0 0 57 104 7.20 2.000																					
Ken Patterson, L (6, 1) ERA: 3.89	0.1 1 0 0 0 1 0 0 0 0 0 0 0 5 8 0.00 0.000																					
Donn Pall, R (6, 1) ERA: 2.77	0.2 3 2 1 1 0 0 0 0 0 0 0 0 8 14 13.50 3.000																					
Scott Radinsky, L (7, 1) ERA: 2.3	2.0 7 0 0 0 2 1 0 0 0 0 0 0 16 26 0.00 0.500																					
Bobby Thigpen, R (9, 1) ERA: 1.65	1.0 4 2 0 0 0 0 0 0 0 0 0 0 11 14 0.00 2.000																					

California Angels @ Chicago White Sox
Comiskey Park, Chicago, IL
Tue Jun 19 1990, 8:05 PM EDT
Att. 21,598 - Unknown - 66 F

livebaseballscorecards.com

AB	33
R	5
H	9
RBI	4
BB	6
SO	7
LOB	18



Batter	1	2	3	4	5	6	7	8	9	AB R H RBI BB SO LOB	TOP														
Devon White, S (1, 8) OBP: 0.275, SLG: 0.339	1-1 G4-3		3-2 F8		1-0 P4		2-2 BB 1B		2-3 K	5 0 1 0 0 1 2															
Dick Schofield, R (1, 6) OBP: 0.347, SLG: 0.275	2-3 K		1-2 FC6-4 1B		4-2 FC6-4 BB		1-3 SAFE K		2-3 K	4 0 1 0 1 3 1															
Wally Joyner, L (1, 3) OBP: 0.371, SLG: 0.411	0-1 F8		0-1 FC6-4		2-2 FC6-4 BB		4-0 SAFE BB		1-2 BB	3 0 0 0 1 0 4															
Dave Winfield, R (1, 9) OBP: 0.296, SLG: 0.422		3-2 L8		2-1 G5-3		4-0 BB		0-0 G1		3 0 0 0 1 0 2															
Lance Parrish, R (1, 2) OBP: 0.362, SLG: 0.527		1-0 G6-3		0-0 G1-3		1-1 G4-3		0-3 K		4 0 0 0 0 1 3															
Chili Davis, S (1, 10) OBP: 0.358, SLG: 0.403		0-0 FC4-6 1B		4-1 FC6-4 BB		0-1 G3-1		4-2 BB		2 0 1 0 2 0 0															
Dante Bichette, R (1, 7) OBP: 0.290, SLG: 0.422		1-0 FC4-6		0-1 FC6-4		3-3 K		0-0 F7		3 0 0 0 0 1 2															
Max Venable, L (8, PH) OBP: 0.350, SLG: 0.432		1-2f		1-2f						1 0 0 0 0 0 1															
Rick Schu, R (1, 5) OBP: 0.287, SLG: 0.453			1-2 E9 FC6-2		0-0 HR		0-0 F8		0-0 L7	3 1 1 1 0 0 0															
Jack Howell, L (8, PH) OBP: 0.297, SLG: 0.377										1 0 0 0 0 0 1															
Kent Anderson, R (1, 4) OBP: 0.337, SLG: 0.318			0-0 FC6-2 1B		0-0 FC6-4 BB 1B		2-2 G1-3		2-3 K	3 0 1 0 0 0 1															
Luis Polonia, L (9, PH) OBP: 0.351, SLG: 0.397			3-H							1 0 0 0 0 1 0															
Inning Stats	R: 0 E: 0 K: 1 S: 7	H: 0 LOB: 0 BB: 0 P: 10	R: 0 E: 0 K: 0 S: 6	H: 1 LOB: 1 BB: 0 P: 11	R: 0 E: 1 K: 0 S: 16	H: 1 LOB: 2 BB: 0 P: 21	R: 0 E: 0 K: 0 S: 6	H: 0 LOB: 1 BB: 1 P: 12	R: 1 E: 0 K: 0 S: 13	H: 2 LOB: 3 BB: 2 P: 25	R: 0 E: 0 K: 1 S: 7	H: 0 LOB: 0 BB: 0 P: 10	R: 0 E: 0 K: 1 S: 12	H: 1 LOB: 2 BB: 1 P: 21	R: 0 E: 0 K: 1 S: 7	H: 0 LOB: 1 BB: 1 P: 11	R: 0 E: 0 K: 3 S: 13	H: 0 LOB: 0 BB: 0 P: 19	1B: 4 2B: 0 3B: 0 HR: 1	SF: 0 SAC: 0 DP: 0 HBP: 0	WP: 0 PB: 0 SB: 0 CS: 0	PA: 38			
PITCHER	IP	WLS	BF	H	R	ER	SO	BB	IBB	HBP	BLK	WP	HR	S	P	ERA	WHIP								
Greg Hibbard, L (1, 1) ERA: 2.85	4.2		22	4	1	1	1	3	0	0	0	0	1	46	76	1.93	1.500								
Barry Jones, R (5, 1) ERA: 1.67	2.1	W	9	1	0	0	2	1	0	0	0	0	0	21	34	0.00	0.857								
Bobby Thigpen, R (8, 1) ERA: 1.56	2.0	S	7	0	0	0	4	1	0	0	0	0	0	20	30	0.00	0.500								

California Angels @ Chicago White Sox
 Comiskey Park, Chicago, IL
 Wed Jun 20 1990, 8:05 PM EDT
 Att. 16,887 - Unknown - 72 F

AB	33
R	1
H	5
RBI	1
BB	5
SO	7
LOB	17



Batter	1	2	3	4	5	6	7	8	9
Sammy Sosa, R OBP: 0.307, SLG: 0.427 (1, 9)	3-2 1B		2-3 1 SAFE 1 SAFE 1 SAFE 1 SAFE C 1 SAFE 1 SAFE 1 SAFE F B B B X		3-2 HR		0-0 F8		
Dave Gallagher, R OBP: 0.256, SLG: 0.289 (1, 8)	2-3 1-2 1B		1-2 1-H 1B		1-1 P3		0-1 F9		
Ivan Calderon, R OBP: 0.383, SLG: 0.471 (1, 7)	3-1 2B			1-3 K		3-2 1B 1B		2-3 K	
Ron Kittle, R OBP: 0.320, SLG: 0.469 (1, 10)	2-2 F8			4-1 BB BB		1-2 1B		2-3 K	
Carlos Martinez, R OBP: 0.244, SLG: 0.320 (1, 3)		2-1 CS 1B		0-3 K		0-3 K		1-2 G6-3	
Ron Karkovice, R OBP: 0.328, SLG: 0.333 (1, 2)		2-2 F7 1-2		4-0 FC5-4 BB		1-3 K			
Scott Fletcher, R OBP: 0.300, SLG: 0.302 (1, 4)		1-0 G6-3		1-0 FC5-4 1-2f		1-3 K2-3			
Craig Grebeck, R OBP: 0.143, SLG: 0.113 (1, 5)			2-3 K		0-0 F7		0-0 F8		
Ozzie Guillen, L OBP: 0.350, SLG: 0.407 (1, 6)			1-1 S 1B 1B		0-0 CS 1B		2-2 F8 2B		

Inning Stats	R: 0	H: 2	E: 0	LOB: 1	K: 1	S: 11	R: 0	H: 1	E: 0	LOB: 0	K: 0	S: 6	R: 1	H: 2	E: 0	LOB: 1	K: 2	S: 13	R: 0	H: 0	E: 0	LOB: 2	K: 2	S: 9	R: 1	H: 2	E: 0	LOB: 0	K: 0	S: 7	R: 0	H: 2	E: 0	LOB: 2	K: 3	S: 16	R: 0	H: 1	E: 0	LOB: 1	K: 0	S: 8	R: 0	H: 0	E: 0	LOB: 0	K: 2	S: 10	

PITCHER	IP	WLS	BF	H	R	ER	SO	BB	IBB	HBP	BLK	WP	HR	S	P	ERA	WHIP
Mark Langston, L ERA: 3.2 (1, 1)	8.0	L	32	10	2	2	10	2	0	0	0	0	1	80	128	2.25	1.500

BOTTOM

AB	R	H	RBI	BB	SO	LOB
4	1	2	1	0	1	2
4	0	1	1	0	1	2
4	0	2	0	0	2	0
3	0	1	0	1	1	1
4	0	1	0	0	2	3
2	0	0	0	1	1	3
3	0	0	0	0	1	4
3	0	0	0	0	1	0
3	1	3	0	0	0	0

AB	30
R	2
H	10
RBI	2
BB	2
SO	10
LOB	15



WP	PA
0	32

livebaseballscorecards.com

California Angels @ Chicago White Sox
Comiskey Park, Chicago, IL
Wed Jun 20 1990, 8:05 PM EDT
Att: 16,887 - Unknown - 72 F

Batter	1	2	3	4	5	6	7	8	9	AB R H RBI BB SO LOB	TOP														
Lance Johnson, L (1, 8) OBP: 0.318, SLG: 0.326	0-0 P4		0-0 F9		3-2 G4-3		0-0 G6-4-3		1-0 L6	5 0 0 0 0 0 2															
Robin Ventura, L (1, 5) OBP: 0.320, SLG: 0.307	2-2 G6-3		0-0 F7			0-0 HR	3-2 1B			4 1 2 0 0 0 0															
Ivan Calderon, R (1, 7) OBP: 0.377, SLG: 0.463	3-1 P9		2-2 L7			0-1 F9	3-2 G6-3			4 0 0 0 0 0 2															
Dan Pasqua, L (1, 10) OBP: 0.423, SLG: 0.610		1-2 1B		1-0 F7		1-1 HR		0-1 G2-3		4 1 2 2 0 0 0															
Ron Kittle, R (1, 3) OBP: 0.318, SLG: 0.464		1-3 K		2-2 G1-3		3-1 F7		0-3 K		4 0 1 0 0 2 1															
Steve Lyons, L (8, 3) OBP: 0.275, SLG: 0.292										0 0 0 0 0 0 0															
Carlton Fisk, R (1, 2) OBP: 0.362, SLG: 0.381		1-0 1B		3-2 G1-3		2-1 HR		0-1 F9		4 2 2 0 0 0 1															
Scott Fletcher, R (1, 4) OBP: 0.303, SLG: 0.320		1-2 1B		1-2 1B		0-0 HR				4 1 2 2 0 0 1															
Sammy Sosa, R (1, 9) OBP: 0.306, SLG: 0.424		0-0 1B		0-0		0-0 HR		1-0 G6-3		4 1 2 2 0 0 1	AB 37														
Ozzie Guillen, L (1, 6) OBP: 0.349, SLG: 0.404		1-2 2-H		1-3 K		0-3 K		1-3 K		4 0 1 1 0 3 0	R 5														
		2-2 1B		0-0 P5		0-2 F8		0-0 FC4-6		4 0 1 0 0 0 3	H 11														
											RBI 5														
											BB 0														
											SO 5														
											LOB 10														
Inning Stats	R: 0 E: 0 K: 0 S: 6	H: 0 LOB: 0 BB: 0 P: 11	R: 1 E: 0 K: 1 S: 13	H: 4 LOB: 2 BB: 0 P: 18	R: 0 E: 0 K: 0 S: 5	H: 0 LOB: 0 BB: 0 P: 7	R: 0 E: 0 K: 0 S: 8	H: 1 LOB: 1 BB: 0 P: 14	R: 0 E: 0 K: 1 S: 10	H: 0 LOB: 0 BB: 0 P: 14	R: 4 E: 0 K: 1 S: 13	H: 4 LOB: 0 BB: 0 P: 19	R: 0 E: 0 K: 0 S: 8	H: 2 LOB: 1 BB: 0 P: 14	R: 0 E: 0 K: 1 S: 8	H: 0 LOB: 0 BB: 0 P: 8	R: 0 E: 0 K: 1 S: 9	H: 0 LOB: 1 BB: 0 P: 13	1B: 9 2B: 0 3B: 0 HR: 2	SF: 0 SAC: 0 DP: 1 HBP: 0	WP: 1 PB: 0 SB: 0 CS: 0	PA: 37			
PITCHER	IP	WLS	BF	H	R	ER	SO	BB	IBB	HBP	BLK	WP	HR	S	P	ERA	WHIP								
Scott Sanderson, R (1, 1) ERA: 3.76	6.0	L	26	9	5	5	3	0	0	0	0	0	2	55	83	7.50	1.500								
Joe Klink, L (7, 1) ERA: 3.24	1.1		5	2	0	0	0	0	0	0	0	0	0	10	16	0.00	1.500								
Mike Norris, R (8, 1) ERA: 3.09	1.2		6	0	0	0	2	0	0	0	0	1	0	15	19	0.00	0.000								

Chicago White Sox @ Oakland Athletics
Oakland-Alameda County Coliseum, Oakland, CA

Fri Jun 22 1990, 7:05 PM PDT
Att: 43,924 - Unknown

livebaseballscorecards.com



Batter	1	2	3	4	5	6	7	8	9	AB R H RBI BB SO LOB
Rickey Henderson, R OBP: 0.440, SLG: 0.574 (1, 7) C B F B F B F X	3-2 F9 ①			1-2 G1-3 ①		1 SAFE 2-2 G4-3 ① 1-2f		B B B C B 4-1 BB		3 0 0 0 1 0 1
Dave Henderson, R OBP: 0.309, SLG: 0.460 (1, 8) C B S C S	1-3 K ②			2-3 K ②		2-3 K ③		B F X 1-1 P2 ③		4 0 0 0 0 3 2
Carney Lansford, R OBP: 0.342, SLG: 0.340 (1, 5) X	0-0 G6-3 ③			1-0 BLK 1B			X 0-0 G6-4-3 1B		C C C F F B X 1-2 G6-3 ①	4 0 2 0 0 0 0
Mark McGwire, R OBP: 0.371, SLG: 0.515 (1, 3) B X T C		1-2 F8 ①		1 SAFE 2-3 SAFE K ③ 1-2		1-2 G6-4-3 ① 1-2f		F X 0-1 P3 ②		4 0 0 0 0 1 2
Terry Steinbach, R OBP: 0.284, SLG: 0.372 (1, 2) B B X		2-0 F9 ②			0-3 K ①		F B X 1-1 1B		X 0-0 P9 ③	4 0 1 0 0 1 0
Doug Jennings, L OBP: 0.220, SLG: 0.222 (1, 9) S B B C C		1-3 K ③			1-0 F7 ②		X 0-0 F7 ③			3 0 0 0 0 1 1
Steve Howard, R OBP: 0.286, SLG: 0.350 (1, 10) F B F S			1-3 K ①		2-1 1B		B B S X 2-3 K ②		B F F S 2-3 K ①	3 0 1 0 0 2 0
Walt Weiss, S OBP: 0.359, SLG: 0.377 (1, 6) C T B B C			2-3 K ②		0-0 G3 ③		X 0-0 G4-3 1B		X 0-0 G4-3 1B	3 0 1 0 0 1 1
Willie Randolph, R OBP: 0.323, SLG: 0.308 (1, 4) B X			1-0 G6-3 ③			X 0-0 G4-3 1B		S X 0-1 G4-3 ② 1-2		3 0 1 0 0 0 1

Inning Stats	R: 0 E: 0 K: 1 S: 9	H: 0 LOB: 0 BB: 0 P: 13	R: 0 E: 0 K: 1 S: 7	H: 0 LOB: 0 BB: 0 P: 11	R: 0 E: 0 K: 2 S: 8	H: 0 LOB: 0 BB: 0 P: 12	R: 0 E: 0 K: 2 S: 14	H: 1 LOB: 1 BB: 0 P: 20	R: 0 E: 0 K: 1 S: 7	H: 1 LOB: 1 BB: 0 P: 10	R: 0 E: 0 K: 1 S: 7	H: 1 LOB: 0 BB: 0 P: 11	R: 0 E: 0 K: 0 S: 7	H: 2 LOB: 1 BB: 0 P: 9	R: 0 E: 0 K: 1 S: 9	H: 1 LOB: 2 BB: 1 P: 16	R: 0 E: 0 K: 0 S: 8	H: 0 LOB: 0 BB: 0 P: 9	1B: 6 2B: 0 3B: 0 HR: 0	SF: 0 SAC: 0 DP: 2 HBP: 0	WP: 0 PB: 0 SB: 0 CS: 0	PA: 32									
PITCHER Eric King, R ERA: 2.15 (1, 1)	IP 9.0	WLS W	BF 32	H 6	R 0	ER 0	SO 9	BB 1	IBB 0	HBP 0	BLK 1	WP 0	HR 0	S 76	P 111	ERA 0.00	WHIP 0.778														
											PITCHER	IP	WLS	BF	H	R	ER	SO	BB	IBB	HBP	BLK	WP	HR	S	P	ERA	WHIP			

BOTTOM

Chicago White Sox @ Oakland Athletics
Oakland-Alameda County Coliseum, Oakland, CA

Fri Jun 22 1990, 7:05 PM PDT
Att. 43,924 - Unknown

livebaseballscorecards.com

AB	31
R	0
H	6
RBI	0
BB	1
SO	9
LOB	8



Batter	1	2	3	4	5	6	7	8	9	AB R H RBI BB SO LOB	TOP											
Lance Johnson, L (1, 8) OBP: 0.317, SLG: 0.329	1-2 F8		1-2 G4-3 1-H 2B		1-0 SH 2B		0-0 G1-3		0-0 G4-3	4 1 1 1 0 0 1												
Robin Ventura, L (1, 5) OBP: 0.318, SLG: 0.310	2-3 K		3-1 F8		0-2 2B		0-1 F7		2-1 G3	5 0 1 1 0 1 2												
Ivan Calderon, R (1, 7) OBP: 0.375, SLG: 0.457	2-3 K		0-0 G4-3		4-0 BB		0-0 P4			3 0 0 0 1 1 1												
Dan Pasqua, L (1, 10) OBP: 0.413, SLG: 0.593 Dave Gallagher, R (8, PH) OBP: 0.250, SLG: 0.282		1-0 G4-3	1-1 G3		3-2 F7		2-1 F8			3 0 0 0 0 0 3 1 0 0 0 0 0 0												
Ron Kittle, R (1, 3) OBP: 0.312, SLG: 0.454 Steve Lyons, L (8, 3) OBP: 0.275, SLG: 0.292		1-3 K		0-0 F8	1-2 P3		0-1 L5			4 0 0 0 0 1 2 0 0 0 0 0 0 0												
Scott Fletcher, R (1, 4) OBP: 0.302, SLG: 0.319		1-1 2B 1B		2-2 G6-3		1-2 G1-3		0-1 F9		4 0 1 0 0 0 0												
Ron Karkovics, R (1, 2) OBP: 0.352, SLG: 0.413		2-0 2B		2-1 G6-3		0-1 HR			1-2 PB 2B HBP	3 2 2 1 0 0 0	AB 35 R 5 H 9 RBI 4 BB 1 SO 4 LOB 13											
Sammy Sosa, R (1, 9) OBP: 0.305, SLG: 0.421		1-1 G1-3		0-1 2B 1B		0-1 G4-3		0-0 L3 1B	2-3 K	4 0 1 0 0 1 3												
Ozzie Guillen, L (1, 6) OBP: 0.356, SLG: 0.415					0-1 SH 1B		1-0 SH 1B	0-0 L3	1-0 G4-3 2-H 2B	4 2 3 1 0 0 1												
Inning Stats	R: 0 E: 0 K: 2 S: 10	H: 0 LOB: 0 BB: 0 P: 15	R: 0 E: 0 K: 1 S: 10	H: 2 LOB: 2 BB: 0 P: 16	R: 1 E: 0 K: 0 S: 10	H: 2 LOB: 1 BB: 0 P: 15	R: 0 E: 0 K: 0 S: 8	H: 0 LOB: 0 BB: 0 P: 12	R: 2 E: 1 K: 0 S: 14	H: 2 LOB: 2 BB: 1 P: 24	R: 1 E: 0 K: 0 S: 7	H: 2 LOB: 0 BB: 0 P: 8	R: 0 E: 0 K: 0 S: 4	H: 0 LOB: 0 BB: 0 P: 4	R: 0 E: 0 K: 0 S: 6	H: 0 LOB: 0 BB: 0 P: 8	R: 1 E: 0 K: 1 S: 9	H: 1 LOB: 1 BB: 0 P: 15	1B: 4 2B: 5 3B: 0 HR: 1	SF: 0 SAC: 1 DP: 1 HBP: 1	WP: 0 PB: 2 SB: 0 CS: 0	PA: 38
PITCHER	IP WLS BF H R ER SO BB IBB HBP BLK WP HR S P ERA WHIP																					
Mike Moore, R (1, 1) ERA: 4.26	5.1 L 26 8 4 3 3 1 0 0 0 0 0 1 58 89 5.06 1.688																					
Rick Honeycutt, L (6, 1) ERA: 2.05	1.2 4 0 0 0 0 0 0 0 0 0 0 0 5 5 0.00 0.000																					
Gene Nelson, R (8, 1) ERA: 1.39	2.0 8 1 1 1 1 0 0 1 0 0 0 0 15 23 4.50 0.500																					

Chicago White Sox @ Oakland Athletics
Oakland-Alameda County Coliseum, Oakland, CA

Sat Jun 23 1990, 3:33 AM PDT
Att: 43,084 - Sunny

livebaseballscorecards.com



Batter	1	2	3	4	5	6	7	8	9	AB	R	H	RBI	BB	SO	LOB
Rickey Henderson, R (1, 7) OBP: 0.440, SLG: 0.568	3-1 F9 HBP 1B	0-3 K		4-0 BLK BB		1-0 P2		2-3 K		4	0	1	0	1	2	2
Carney Lansford, R (1, 5) OBP: 0.343, SLG: 0.339	3-1 F4		0-1 HBP 2B 1B	2-0 F8 1-2		2-3 K			4-0 BB	4	1	1	0	1	1	2
Jose Canseco, R (1, 10) OBP: 0.418, SLG: 0.631	1-2 HBP		0-3 K		2-3 K		3-3 K		2-2 P4	4	0	0	0	0	3	2
Mark McGwire, R (1, 3) OBP: 0.375, SLG: 0.529	2-0 F9		2-1 2B 1-2 HBP		1-0 HR		0-1 1B		1-3 K	4	1	2	1	0	1	3
Dave Henderson, R (1, 8) OBP: 0.310, SLG: 0.463	1-3 K		2-2 1-3 2-H 2B		0-1 1B 1B		1-1 F8		0-0 F8	5	0	2	1	0	1	4
Terry Steinbach, R (1, 2) OBP: 0.279, SLG: 0.365		0-2 G6-3	1-3 K		2-3 K		1-3 K			4	0	0	0	0	3	4
Felix Jose, S (1, 9) OBP: 0.277, SLG: 0.358		2-2 2B 2B	2-1 F6		0-0 1B		4-2 G6-4-3 BB			3	1	2	0	1	0	2
Walt Weiss, S (1, 6) OBP: 0.353, SLG: 0.370		2-0 G4-3		1-1 G4-3		0-2 F8		0-0 G6-4-3		4	0	0	0	0	0	4
Willie Randolph, R (1, 4) OBP: 0.326, SLG: 0.313		0-1 2B		1-0 G6-3		0-1 F4		4-1 BB		3	0	1	1	1	0	0

Inning Stats	R: 0	H: 1	E: 0	K: 1	S: 10	R: 1	H: 2	E: 0	K: 1	S: 13	R: 1	H: 2	E: 0	K: 2	S: 14	R: 0	H: 0	E: 0	K: 0	S: 4	R: 1	H: 3	E: 0	K: 2	S: 16	R: 0	H: 0	E: 0	K: 1	S: 7	R: 0	H: 1	E: 0	K: 2	S: 10	R: 0	H: 0	E: 0	K: 1	S: 10	R: 0	H: 0	E: 0	K: 1	S: 7	R: 0	H: 0	E: 0	K: 1	S: 7	1B: 5	SF: 0	2B: 3	SAC: 0	3B: 0	DP: 1	HR: 1	HBP: 2	WP: 0	PA: 41
--------------	------	------	------	------	-------	------	------	------	------	-------	------	------	------	------	-------	------	------	------	------	------	------	------	------	------	-------	------	------	------	------	------	------	------	------	------	-------	------	------	------	------	-------	------	------	------	------	------	------	------	------	------	------	-------	-------	-------	--------	-------	-------	-------	--------	-------	--------

PITCHER	IP	WLS	BF	H	R	ER	SO	BB	IBB	HBP	BLK	WP	HR	S	P	ERA	WHIP
Jack McDowell, R ERA: 4.03	(1, 1)	6.0	29	8	3	3	7	1	0	2	1	0	1	64	101	4.50	1.500
Barry Jones, R ERA: 1.57	(7, 1)	2.0	8	1	0	0	3	2	0	0	0	0	0	20	35	0.00	1.500
Bobby Thigpen, R ERA: 1.51	(9, 1)	1.0	4	0	0	0	1	1	0	0	0	0	0	7	14	0.00	1.000

BOTTOM

Chicago White Sox @ Oakland Athletics
Oakland-Alameda County Coliseum, Oakland, CA
Sat Jun 23 1990, 3:33 AM PDT
Att. 43,084 - Sunny

livebaseballscores.com

AB	35
R	3
H	9
RBI	3
BB	4
SO	11
LOB	23



Batter	1	2	3	4	5	6	7	8	9	10	AB R H RBI BB SO LOB	TOP												
Lance Johnson, L (1, 8) OBP: 0.316, SLG: 0.328	0-3 K			1-1 2B SF9 1B		3-3 K			0-0 P6		4 1 1 0 0 2 0													
Robin Ventura, L (1, 5) OBP: 0.316, SLG: 0.314	2-3 K			1-0 SF9 2B 2B		3-1 F7			0-0 F8		4 1 1 0 0 1 0													
Ivan Calderon, R (1, 7) OBP: 0.374, SLG: 0.456	2-1 P3			1-0 SF9 2-3 3-H		3-3 K			3-2 1B		3 0 1 1 0 1 0													
Dan Pasqua, L (1, 10) OBP: 0.415, SLG: 0.625			1-3 K	2-2 2B 3-H		3-2 F7			0-1 HR		4 1 2 2 0 1 0													
Ron Kittle, R (1, 3) OBP: 0.308, SLG: 0.447			1-1 P3	0-1 F7		1-3 K			3-3 K		3 0 0 0 0 1 1													
Steve Lyons, L (7, 3) OBP: 0.272, SLG: 0.288											1 0 0 0 0 1 0													
Carlton Fisk, R (1, 2) OBP: 0.360, SLG: 0.378			2-2 F8	3-0 F9		0-2 G5-3			0-0 1B		4 0 1 0 0 0 1													
Scott Fletcher, R (1, 4) OBP: 0.297, SLG: 0.313			1-2 G4-3		1-1 P4			3-2 F8	2-3 K		4 0 0 0 0 1 1													
Sammy Sosa, R (1, 9) OBP: 0.300, SLG: 0.413			0-1 G5-3		2-2 G6-3			1-1 F7	2-3 K		4 0 0 0 0 1 1													
Ozzie Guillen, L (1, 6) OBP: 0.351, SLG: 0.409			1-2 F7		0-0 P6			0-1 G6-3			3 0 0 0 0 0 0													
Inning Stats	R: 0 E: 0 K: 2 S: 8	H: 0 LOB: 0 BB: 0 P: 12	R: 0 E: 0 K: 1 S: 8	H: 0 LOB: 0 BB: 0 P: 12	R: 0 E: 0 K: 0 S: 9	H: 0 LOB: 0 BB: 0 P: 11	R: 2 E: 0 K: 0 S: 10	H: 3 LOB: 1 BB: 0 P: 18	R: 0 E: 0 K: 0 S: 6	H: 0 LOB: 0 BB: 0 P: 9	R: 0 E: 0 K: 2 S: 8	H: 0 LOB: 0 BB: 0 P: 17	R: 0 E: 0 K: 1 S: 13	H: 0 LOB: 0 BB: 0 P: 17	R: 0 E: 0 K: 0 S: 7	H: 0 LOB: 0 BB: 0 P: 11	R: 0 E: 0 K: 0 S: 5	H: 1 LOB: 1 BB: 0 P: 8	R: 1 E: 0 K: 3 S: 13	H: 2 LOB: 1 BB: 0 P: 19	1B: 3 2B: 2 3B: 0 HR: 1	SF: 1 SAC: 0 DP: 0 HBP: 0	WP: 0 PB: 0 SB: 0 CS: 0	PA: 35
PITCHER Dave Stewart, R (1, 1) ERA: 2.75	IP 10.0	WLS L	BF 35	H 6	R 3	ER 3	SO 9	BB 0	IBB 0	HBP 0	BLK 0	WP 0	HR 1	S 87	P 134	ERA 2.70	WHIP 0.600							

Chicago White Sox @ Oakland Athletics
Oakland-Alameda County Coliseum, Oakland, CA

Sun Jun 24 1990, 3:33 AM PDT
Att. 44,347 - Sunny - 60 F

livebaseballscorecards.com

AB 34
R 3
H 6
RBI 3
BB 0
SO 9
LOB 4



Batter	1	2	3	4	5	6	7	8	9	10	AB R H RBI BB SO LOB
Rickey Henderson, R OBP: 0.440, SLG: 0.565 (1, 7)	G5-3			K			S S 1B		DI HR BB		3 1 1 0 1 1 0
Dave Henderson, R OBP: 0.313, SLG: 0.474 (1, 8)	G5-3			G5-4-3 BB			P3 1-2		HR		3 1 1 2 1 0 1
Carney Lansford, R OBP: 0.338, SLG: 0.333 (1, 5)	G5-3			G5-4-3 1-2f			P3		P3		4 0 0 0 0 0 2
Mark McGwire, R OBP: 0.374, SLG: 0.523 (1, 3)						G4-6-3 1B	K 2-3			F7	4 0 1 0 0 1 1
Felix Jose, S OBP: 0.277, SLG: 0.355 (1, 9)				G5-4-3 1B		G4-6-3 1-2f			G4-3	G4-3	4 0 1 0 0 0 1
Terry Steinbach, R OBP: 0.274, SLG: 0.357 (1, 2)				G5-4-3 1-2f		K			K	K	4 0 0 0 0 3 1
Doug Jennings, L OBP: 0.208, SLG: 0.208 (1, 10)							P4		F8		3 0 0 0 0 0 0
Walt Weiss, S OBP: 0.348, SLG: 0.365 (1, 6)							G4-3		L9		3 0 0 0 0 0 0
Mike Gallego, R OBP: 0.272, SLG: 0.291 Ron Hassey, L OBP: 0.250, SLG: 0.259 Willie Randolph, R OBP: 0.326, SLG: 0.313 (1, 4)							P4		G6-3		2 0 0 0 0 0 0 1 0 0 0 0 0 0 0 0 0 0 0 0 0

Inning Stats	R: 0 E: 0 K: 0 S: 9	H: 0 LOB: 0 BB: 0 P: 15	R: 0 E: 0 K: 0 S: 7	H: 1 LOB: 0 BB: 0 P: 10	R: 0 E: 0 K: 0 S: 5	H: 0 LOB: 0 BB: 0 P: 8	R: 0 E: 0 K: 1 S: 6	H: 0 LOB: 0 BB: 1 P: 11	R: 0 E: 0 K: 1 S: 6	H: 1 LOB: 0 BB: 0 P: 7	R: 0 E: 0 K: 0 S: 7	H: 0 LOB: 0 BB: 0 P: 14	R: 0 E: 0 K: 1 S: 12	H: 1 LOB: 1 BB: 0 P: 20	R: 0 E: 0 K: 1 S: 6	H: 0 LOB: 0 BB: 0 P: 10	R: 2 E: 0 K: 0 S: 13	H: 1 LOB: 0 BB: 1 P: 23	R: 0 E: 0 K: 1 S: 6	H: 0 LOB: 0 BB: 0 P: 10	R: 0 E: 0 K: 1 S: 6	H: 0 LOB: 0 BB: 0 P: 10	1B: 3 2B: 0 3B: 0 HR: 1	SF: 0 SAC: 0 DP: 3 HBP: 0	WP: 0 PB: 0 SB: 2 CS: 0	PA: 33
PITCHER	IP	WLS	BF	H	R	ER	SO	BB	IBB	HBP	BLK	WP	HR	S	P	ERA	WHIP									
Melido Perez, R ERA: 3.48 (1, 1)	8.0		25	3	0	0	4	1	0	0	0	0	0	58	95	0.00	0.500									
Bobby Thigpen, R ERA: 1.96 (9, PH)	1.0	W	5	1	2	2	0	1	0	0	0	0	1	13	23	18.00	2.000									
Barry Jones, R ERA: 1.53 (10, 1)	1.0	S	3	0	0	0	1	0	0	0	0	0	0	6	10	0.00	0.000									


BOTTOM

Chicago White Sox @ Oakland Athletics
Oakland-Alameda County Coliseum, Oakland, CA

Sun Jun 24 1990, 3:33 AM PDT
Att. 44,347 - Sunny - 60 F

livebaseballscorecards.com

AB	31
R	2
H	4
RBI	2
BB	2
SO	5
LOB	6



Batter	1	2	3	4	5	6	7	8	9	AB R H RBI BB SO LOB	TOP											
Sammy Sosa, R (1, 9) OBP: 0.304, SLG: 0.421	2-1 L8			2-1 G5-3		4-2 1B BB		3-2 1-2 3B		3 0 1 0 1 0 0												
Robin Ventura, L (1, 5) OBP: 0.320, SLG: 0.318	1-1 G6-4-3 1B			1-0 P4		0-2 1-2 2-H 1B		1-3 K		4 0 2 1 0 1 1												
Ivan Calderon, R (1, 7) OBP: 0.368, SLG: 0.448	1-1 G6-4-3 1-2f			1-2 G6-3		0-1 F9		1-2 G4-3		4 0 0 0 0 0 4												
Ron Kittle, R (1, 10) OBP: 0.302, SLG: 0.438			3-3 K		3-2 L7		1-3 K		1-1 L9	4 0 0 0 0 2 0												
Carlton Fisk, R (1, 2) OBP: 0.367, SLG: 0.399			4-2 G6-4-3 BB		3-1 F9		0-0 HR		0-0 FC5-4 1B	3 1 2 1 1 0 0												
Carlos Martinez, R (1, 3) OBP: 0.239, SLG: 0.312			0-1 G6-4-3 1-2f		3-2 F8		0-0 F8		0-2 FC5-4 1-2f	4 0 0 0 0 0 2												
Dave Gallagher, R (1, 8) OBP: 0.273, SLG: 0.326			2-2 L7		1-1 1B L8-2 1B		2-1 2B		1-1 P2	4 0 2 0 0 0 1												
Scott Fletcher, R (1, 4) OBP: 0.298, SLG: 0.313			1-1 L7		2-0 1-3 1B 1B		0-3 K			3 1 1 0 0 1 1												
Ozzie Guillen, L (1, 6) OBP: 0.351, SLG: 0.406			1-0 G4-3		0-2 L8-2 1-2 3-H			4-0 CS BB		2 0 0 0 1 0 2												
Inning Stats	R: 0 E: 0 K: 0 S: 6	H: 1 LOB: 0 BB: 0 P: 10	R: 0 E: 0 K: 1 S: 7	H: 0 LOB: 0 BB: 1 P: 14	R: 0 E: 0 K: 0 S: 10	H: 0 LOB: 0 BB: 0 P: 14	R: 0 E: 0 K: 0 S: 7	H: 0 LOB: 0 BB: 0 P: 11	R: 0 E: 0 K: 0 S: 11	H: 0 LOB: 0 BB: 0 P: 20	R: 1 E: 0 K: 0 S: 14	H: 3 LOB: 2 BB: 1 P: 21	R: 1 E: 0 K: 2 S: 10	H: 2 LOB: 1 BB: 0 P: 13	R: 0 E: 0 K: 1 S: 10	H: 1 LOB: 1 BB: 1 P: 19	R: 0 E: 0 K: 0 S: 8	H: 1 LOB: 1 BB: 0 P: 10	1B: 5 2B: 2 3B: 1 HR: 1	SF: 0 SAC: 0 DP: 3 HBP: 0	WP: 0 PB: 0 SB: 0 CS: 1	PA: 34
PITCHER	IP WLS BF H R ER SO BB IBB HBP BLK WP HR S P ERA WHIP																					
Mark Langston, L (1, 1) ERA: 3.13	8.0 L 30 7 2 2 4 3 0 0 0 0 0 1 75 122 2.25 1.250																					
Bryan Harvey, R (9, 1) ERA: 3.06	1.0 4 1 0 0 0 0 0 0 0 0 0 0 8 10 0.00 1.000																					

Chicago White Sox @ California Angels
Anaheim Stadium, Anaheim, CA
Mon Jun 25 1990, 10:05 PM EDT
Att. 27,357 - Unknown - 78 F

AB	31
R	2
H	8
RBI	2
BB	3
SO	4
LOB	11



livebaseballscorecards.com

Batter	1	2	3	4	5	6	7	8	9	AB R H RBI BB SO LOB
Brian Downing, R OBP: 0.316, SLG: 0.394 (1, 10)	0-3 K		2-2 HBP		1-1 1B			0-1 G6-3		3 0 1 0 0 1 0
Dick Schofield, R OBP: 0.338, SLG: 0.259 (1, 6)	1-0 F4		2-2 1B		2-3 K			0-1 G4-6-3 1B		4 0 2 0 0 1 1
Wally Joyner, L OBP: 0.368, SLG: 0.404 (1, 3)	2-0 G4-3		0-0 G3			2-1 G4-3		1-2 G4-6-3 1-2f		4 0 0 0 0 0 3
Dave Winfield, R OBP: 0.296, SLG: 0.436 (1, 9)		1-0 F9		1-1 G4-3		0-1 F9		0-0 P3		4 0 0 0 0 0 0
Chili Davis, S OBP: 0.367, SLG: 0.445 (1, 7)		0-0 G5-3		1-0 1B		1-2 P3		0-1 BB 1B		4 0 2 0 0 0 0
Lance Parrish, R OBP: 0.368, SLG: 0.532 Devon White, S OBP: 0.282, SLG: 0.336 (9, PR)		1-2 E6 FC6-4		0-2 1B		1-0 G6-4-3 1B		4-2 1B BB		3 0 2 0 1 0 0 0 0 0 0 0 0 0
Dante Bichette, R OBP: 0.281, SLG: 0.405 (1, 8)		1-2 FC6-4 1-2f		2-1 L4		2-2 G6-4-3		1-3 K		4 0 0 0 0 1 5
Kent Anderson, R OBP: 0.337, SLG: 0.352 Luis Polonia, L OBP: 0.349, SLG: 0.391 (9, PH)			0-0 L8		0-1 L4		1-0 1B	1-2 1B 2-H		3 0 1 0 0 0 0 1 0 1 0 0 0 0
Jack Howell, L OBP: 0.293, SLG: 0.389 (1, 5)			0-3 K		2-3 K		1-1 G4-3			3 0 0 0 0 2 1

Inning Stats	R: 0	H: 0	E: 0	K: 1	S: 5	LOB: 0	BB: 0	P: 8	R: 0	H: 0	E: 1	K: 0	S: 9	LOB: 1	BB: 0	P: 12	R: 0	H: 1	E: 0	K: 1	S: 10	LOB: 2	BB: 0	P: 14	R: 0	H: 2	E: 0	K: 0	S: 9	LOB: 1	BB: 0	P: 13	R: 0	H: 1	E: 0	K: 2	S: 10	LOB: 1	BB: 0	P: 15	R: 0	H: 0	E: 0	K: 0	S: 7	LOB: 0	BB: 0	P: 10	R: 0	H: 2	E: 0	K: 0	S: 7	LOB: 1	BB: 0	P: 12	R: 0	H: 1	E: 0	K: 0	S: 7	LOB: 0	BB: 0	P: 8	R: 0	H: 2	E: 0	K: 1	S: 16	LOB: 2	BB: 1	P: 22	1B: 9	2B: 0	3B: 0	HR: 0	SF: 0	SAC: 0	DP: 2	HBP: 1	WP: 0	PA: 35
PITCHER	IP	WLS	BF	H	R	ER	SO	BB	IBB	HBP	BLK	WP	HR	S	P	ERA	WHIP																																																																	
Greg Hibbard, L ERA: 2.59 Bobby Thigpen, R ERA: 1.93	(1, 1)	8.1	W	32	8	0	4	0	0	1	0	0	0	67	95	0.00	0.960																																																																	
	(9, 1)	0.2	S	3	1	0	1	1	0	0	0	0	0	13	19	0.00	3.000																																																																	

BOTTOM

Chicago White Sox @ California Angels
Anaheim Stadium, Anaheim, CA
Mon Jun 25 1990, 10:05 PM EDT
Att: 27,357 - Unknown - 78 F

livebaseballscores.com

AB	33
R	0
H	9
RBI	0
BB	1
SO	5
LOB	10



Batter	1	2	3	4	5	6	7	8	9	AB R H RBI BB SO LOB	TOP																
Lance Johnson, L (1, 8) OBP: 0.324, SLG: 0.336	1-2 S 1B		0-1 L3		0-0 1B 1B	0-1 1B HR 1B	0-0 P5		0-0 1B	6 1 4 2 0 0 0																	
Robin Ventura, L (1, 5) OBP: 0.324, SLG: 0.320	1-3 K 1-2		4-1 2B BB		0-0 1B 1B	0-0 HR 1B		0-3 K	0-0 G3	5 2 2 0 1 2 3																	
Ivan Calderon, R (1, 7) OBP: 0.370, SLG: 0.465 Dave Gallagher, R (7, 7) OBP: 0.267, SLG: 0.318	0-3 K		2-1 2B		0-0 F8	0-0 HR		3-1 G6-3		4 1 2 4 0 1 4 1 0 0 0 0 0 0																	
Dan Pasqua, L (1, 10) OBP: 0.400, SLG: 0.598	0-3 K		1-1 P5		1-3 K	3-2 E3 HR		2-2 G4-3		5 1 0 0 0 2 5																	
Ron Kittle, R (1, 3) OBP: 0.301, SLG: 0.449 Steve Lyons, L (7, 3) OBP: 0.268, SLG: 0.284		1-2 G1-3	2-0 F8		1-3 K	0-0 HR			0-3 K	4 1 1 2 0 1 4 1 0 0 0 0 1 0																	
Scott Fletcher, R (1, 4) OBP: 0.300, SLG: 0.312		1-0 F7		1-2 G6-3		F7			2-0 FC6-5 1B	4 0 1 0 1 0 0																	
Ron Karkovics, R (1, 2) OBP: 0.368, SLG: 0.471		2-2 HR		0-0 P6		WP 1B			0-0 FC6-5 1B	5 3 3 1 0 0 1																	
Sammy Sosa, R (1, 9) OBP: 0.306, SLG: 0.433		3-2 2B		3-3 K		3B P5			2-0 FC6-5 1B	5 2 2 1 0 1 2																	
Ozzie Guillen, L (1, 6) OBP: 0.352, SLG: 0.405		1-1 G4-3			1-1 1B 1B 1B	1-0 G4-3			0-0 1B	5 0 2 1 0 0 2																	
Inning Stats	R: 0 E: 0 K: 3 S: 13	H: 1 LOB: 1 BB: 0 P: 15	R: 1 E: 0 K: 0 S: 13	H: 2 LOB: 1 BB: 0 P: 21	R: 1 E: 0 K: 0 S: 8	H: 1 LOB: 1 BB: 1 P: 17	R: 0 E: 0 K: 1 S: 7	H: 0 LOB: 0 BB: 0 P: 11	R: 0 E: 0 K: 2 S: 14	H: 3 LOB: 3 BB: 0 P: 17	R: 7 E: 1 K: 0 S: 21	H: 6 LOB: 1 BB: 1 P: 34	R: 0 E: 0 K: 0 S: 7	H: 0 LOB: 0 BB: 0 P: 10	R: 0 E: 0 K: 1 S: 9	H: 0 LOB: 0 BB: 0 P: 14	R: 2 E: 0 K: 1 S: 10	H: 4 LOB: 2 BB: 0 P: 14	1B: 11 2B: 2 3B: 1 HR: 3	SF: 0 SAC: 0 DP: 0 HBP: 0	WP: 1 PB: 0 SB: 1 CS: 0	PA: 47					
PITCHER	IP WLS BF H R ER SO BB IBB HBP BLK WP HR S P ERA WHIP																										
Bert Blyleven, R (1, 1) ERA: 4.52	5.2		30	12	7	7	6	1	0	0	0	1	2	66	96	11.12	2.294										
Scott Bailes, L (6, 1) ERA: 4.55	0.0		2	1	2	0	0	0	0	0	0	0	1	8	11	∞	∞										
Willie Fraser, R (6, 1) ERA: 6.14	2.1		8	0	0	0	1	1	0	0	0	0	0	18	32	0.00	0.429										
Mark Eichhorn, R (9, 1) ERA: 1.64	1.0	L	7	4	2	2	1	0	0	0	0	0	0	10	14	18.00	4.000										

Chicago White Sox @ California Angels
Anaheim Stadium, Anaheim, CA

Tue Jun 26 1990, 10:05 PM EDT
Att. 28,401 - Unknown - 84 F

livebaseballscorecards.com

AB 45
R 11
H 17
RBI 11
BB 2
SO 8
LOB 21



BOTTOM

Chicago White Sox @ California Angels
Anaheim Stadium, Anaheim, CA

Tue Jun 26 1990, 10:05 PM EDT
Att: 28,401 - Unknown - 84 F

livebaseballscorecards.com

AB	34
R	9
H	8
RBI	8
BB	5
SO	4
LOB	13



WP	0	PA	41
PB	0		
SB	0		
CS	0		

AB R H RBI BB SO LOB

4 1 0 2 0 0 2
3 0 1 0 0 0 0
2 1 0 0 0 0 2

4 2 1 1 1 0 1

3 0 0 0 0 1 1
1 0 0 1 1 0 0

4 1 2 2 1 1 0

2 0 1 0 0 0 0
2 1 1 0 0 1 2

4 3 2 2 0 0 2

3 0 0 0 1 0 3

2 0 0 0 1 1 0


1B: 6 SF: 1
2B: 1 SAC: 1
3B: 0 DP: 1
HR: 2 HBP: 0

Batter	1	2	3	4	5	6	7	8	9
Luis Polonia, L OBP: 0.338, SLG: 0.380 (1, 7)	F7		G6-3			L9	FC4-6 BB	SF7	
Donnie Hill, S OBP: 0.300, SLG: 0.342 Kent Anderson, R OBP: 0.330, SLG: 0.344 (1, 4) (7, 4)	1B		G4-3			F7	E6 1B	L8	
Wally Joyner, L OBP: 0.369, SLG: 0.413 (1, 3)	F7			F7		HR	BB 1B		G1-3
Dave Winfield, R OBP: 0.292, SLG: 0.429 Max Venable, L OBP: 0.357, SLG: 0.442 (1, 9) (7, 8)	P3			K		G6-3	BB 1B		B1-3
Chili Davis, S OBP: 0.371, SLG: 0.446 (1, 10)		L4-6 BB		L9			BB 1B		K
Lance Parrish, R OBP: 0.370, SLG: 0.532 John Orton, R OBP: 0.236, SLG: 0.269 (1, 2) (7, 2)	1B				P5		BB 1B		
Dante Bichette, R OBP: 0.284, SLG: 0.421 (1, 8) (7, 9)	L4-6				HR		FC4-6 BB 1B	E3 SH5-4 BB	
Jack Howell, L OBP: 0.292, SLG: 0.382 (1, 5)	F9				P8		F7	SF7 SH5-4 BB	
Dick Schofield, R OBP: 0.338, SLG: 0.250 (1, 6)			K		F8		FC4-6 BB	SH5-4	

Inning Stats	R: 0 H: 1 E: 0 K: 7 S: 7	R: 0 H: 1 E: 0 K: 9 S: 9	R: 0 H: 0 E: 0 K: 8 S: 8	R: 0 H: 0 E: 0 K: 6 S: 6	R: 1 H: 1 E: 0 K: 6 S: 6	R: 1 H: 1 E: 0 K: 5 S: 5	R: 6 H: 4 E: 1 K: 21 S: 21	R: 1 H: 0 E: 1 K: 10 S: 10	R: 0 H: 0 E: 0 K: 11 S: 11
--------------	--------------------------	--------------------------	--------------------------	--------------------------	--------------------------	--------------------------	----------------------------	----------------------------	----------------------------

PITCHER	IP	WLS	BF	H	R	ER	SO	BB	IBB	HBP	BLK	WP	HR	S	P	ERA	WHIP
Adam Peterson, R ERA: 4.19 (1, 1)	6.0		24	6	4	4	2	1	0	0	0	0	2	47	76	6.00	1.167
Donn Pall, R ERA: 2.72 (7, 1)	0.2		5	1	1	0	0	1	0	0	0	0	6	12	0.00	3.000	
Wayne Edwards, L ERA: 2.38 (7, 1)	0.0		2	0	1	0	0	2	0	0	0	0	3	11	∞	∞	
Scott Radinsky, L ERA: 2.3 (7, 1)	0.0		1	1	2	1	0	0	0	0	0	0	3	5	∞	∞	
Barry Jones, R ERA: 1.47 (7, 1)	1.1	W	6	0	1	0	1	1	0	0	0	0	0	13	21	0.00	0.750

PITCHER	IP	WLS	BF	H	R	ER	SO	BB	IBB	HBP	BLK	WP	HR	S	P	ERA	WHIP
Bobby Thigpen, R ERA: 1.88 (9, 1)	1.0		3	0	0	0	1	0	0	0	0	0	0	11	15	0.00	0.000

Batter	1	2	3	4	5	6	7	8	9	AB R H RBI BB SO LOB	TOP		
Sammy Sosa, R (1, 9) OBP: 0.311, SLG: 0.450	0-0 HR		1-0 CS 1B		0-0 FC3-2 1B		2-2 G1-3		0-3 K	5 1 3 2 0 1 1			
Robin Ventura, L (1, 5) OBP: 0.323, SLG: 0.315	0-0 F8		2-1 G4-3		4-1 FC3-2 BB		1-0 G4-3			3 0 0 0 1 0 1			
Ivan Calderon, R (1, 7) OBP: 0.368, SLG: 0.462	1-2 G5-3		0-1 CS 1B		1-1 FC3-2			3-2 F		4 0 1 0 0 0 2			
Ron Kittle, R (1, 10) OBP: 0.309, SLG: 0.485	0-2 HR		0-1 CS	1-1 HR	1-2 P6			0-0 G5-3 PB 1B		4 2 3 2 0 0 2			
Ron Karkovics, R (1, 2) OBP: 0.350, SLG: 0.444	3-3 K			3-3 K		1-2 P3		2-0 G5-3		4 0 0 0 0 2 1			
Dave Gallagher, R (1, 8) Lance Johnson, L (6, PH) OBP: 0.325, SLG: 0.342		1-0 L7		1-2 G6-3		1-2 1B 2B		0-0 F7		2 0 0 0 0 0 0 2 1 1 0 0 0 1			
Carlos Martinez, R (1, 3) OBP: 0.250, SLG: 0.318			4-2 CS BB		1-3 K	1-0 SAFE 1B			0-0 SH1-4 1B	3 0 2 1 1 1 0	AB 34 R 5 H 12 RBI 5 BB 2 SO 4 LOB 11		
Scott Fletcher, R (1, 4) OBP: 0.300, SLG: 0.313			0-1 FC6-4 1B		1-0 G4-3	0-1 G6-4-3			0-1 SH1-4	3 0 1 0 0 0 1			
Craig Grebeck, R (1, 6) Ozzie Guillen, L (9, PH) OBP: 0.350, SLG: 0.404			0-1 FC6-4		1-0 1B 2B		2-0 F7		0-1 G6-3	3 1 1 0 0 0 1 1 0 0 0 0 0 1			
Inning Stats	R: 2 H: 2 E: 0 LOB: 0 K: 1 BB: 0 S: 12 P: 16	R: 0 H: 1 E: 0 LOB: 1 K: 0 BB: 1 S: 7 P: 12	R: 0 H: 2 E: 0 LOB: 0 K: 0 BB: 0 S: 6 P: 9	R: 1 H: 1 E: 0 LOB: 0 K: 2 BB: 0 S: 13 P: 19	R: 1 H: 2 E: 0 LOB: 2 K: 0 BB: 1 S: 9 P: 17	R: 1 H: 2 E: 0 LOB: 0 K: 0 BB: 0 S: 9 P: 12	R: 0 H: 0 E: 0 LOB: 0 K: 0 BB: 0 S: 5 P: 10	R: 0 H: 1 E: 0 LOB: 1 K: 0 BB: 0 S: 7 P: 12	R: 0 H: 1 E: 0 LOB: 1 K: 1 BB: 0 S: 8 P: 8	1B: 7 SF: 0 2B: 2 SAC: 1 3B: 0 DP: 1 HR: 3 HBP: 0	WP: 0 PA: 38 PB: 1 SB: 2 CS: 3		
PITCHER	IP WLS BF H R ER SO BB IBB HBP BLK WP HR S P ERA WHIP											PITCHER	IP WLS BF H R ER SO BB IBB HBP BLK WP HR S P ERA WHIP
Chuck Finley, L (1, 1) ERA: 2.62	4.1 L 20 8 4 4 3 2 0 0 0 0 0 3 42 66 8.31 2.308												
Mike Fetters, R (5, 1) ERA: 4.84	3.2 13 3 1 1 0 0 0 0 0 0 0 0 26 41 2.46 0.818												
Bryan Harvey, R (9, 1) ERA: 2.97	1.0 4 1 0 0 0 1 0 0 0 0 0 0 8 8 0.00 1.000												

Chicago White Sox @ California Angels
Anaheim Stadium, Anaheim, CA

Wed Jun 27 1990, 6:33 AM EDT
Att. 34,020 - Sunny - 99 F

livebaseballscorecards.com

BOTTOM

Chicago White Sox @ California Angels
Anaheim Stadium, Anaheim, CA

Wed Jun 27 1990, 6:33 AM EDT
Att. 34,020 - Sunny - 99 F

livebaseballscorecards.com

AB	32
R	2
H	6
RBI	2
BB	5
SO	4
LOB	24



WP:	0	PA:	38
PB:	0		
SB:	0		
CS:	1		

AB	R	H	RBI	BB	SO	LOB
2	1	0	0	2	0	1
1	0	0	0	0	0	1

3	1	0	0	1	0	3
---	---	---	---	---	---	---

4	0	1	1	0	0	3
---	---	---	---	---	---	---

4	0	2	1	0	0	3
---	---	---	---	---	---	---

3	0	0	0	1	2	3
---	---	---	---	---	---	---

4	0	0	0	0	1	4
---	---	---	---	---	---	---

4	0	2	0	0	1	1
---	---	---	---	---	---	---

3	0	1	0	0	0	2
1	0	0	0	0	0	1

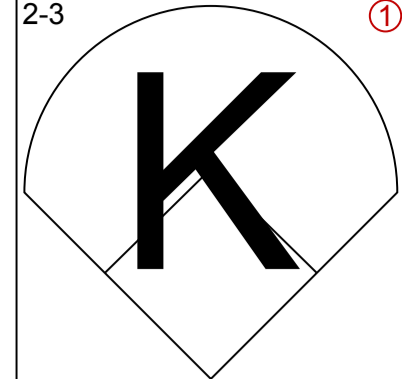
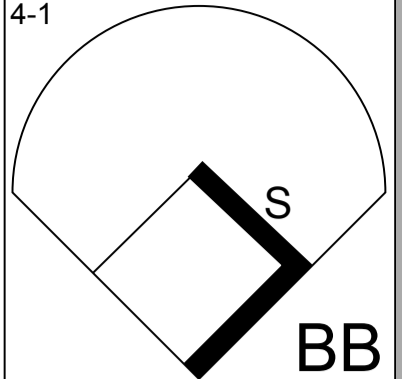
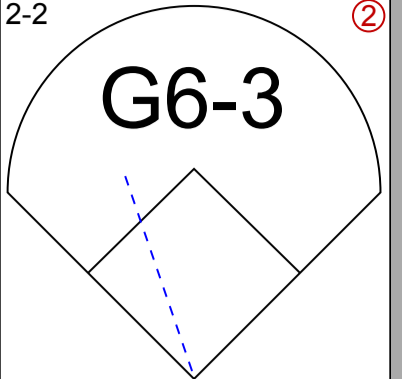
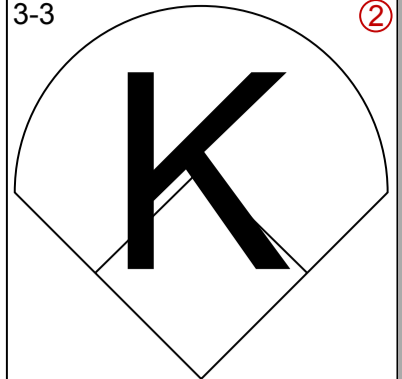
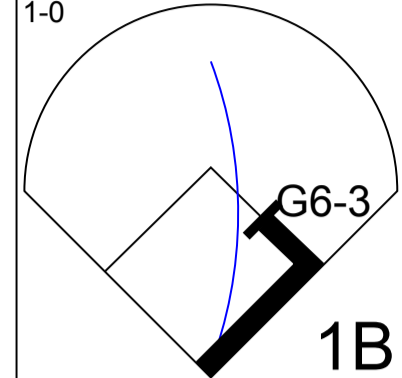
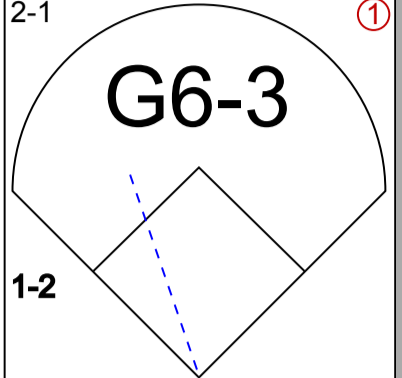
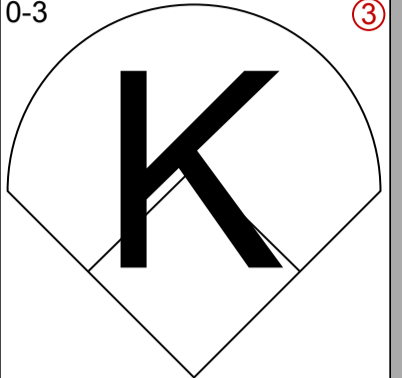
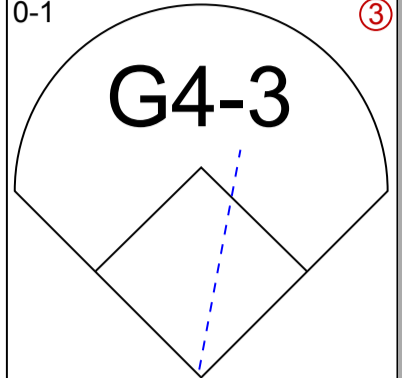
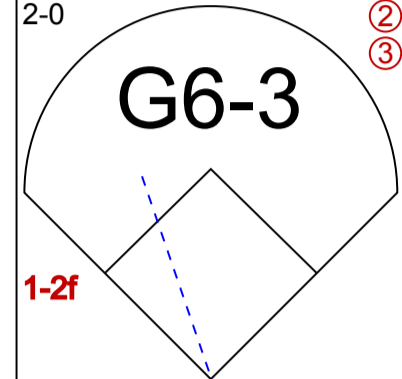
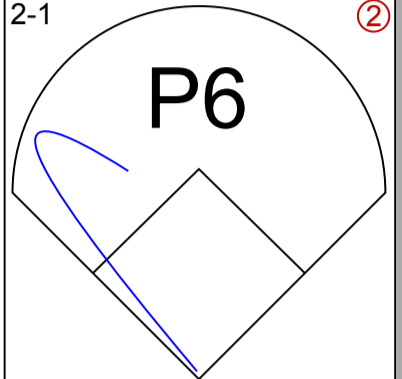
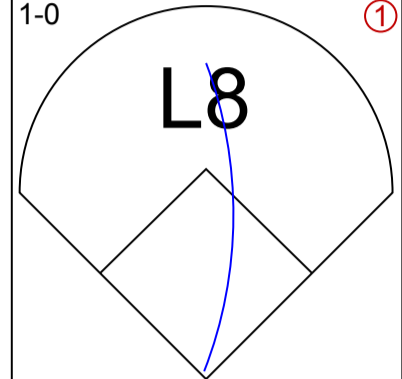
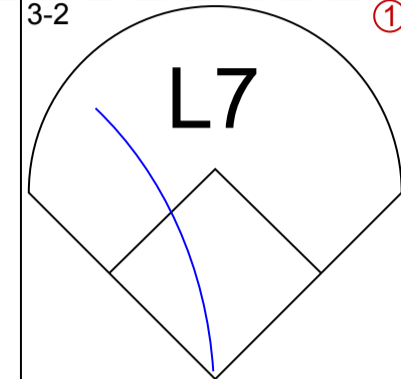
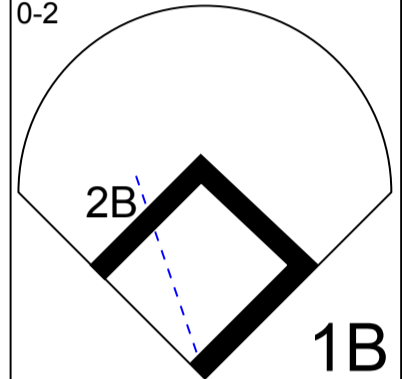
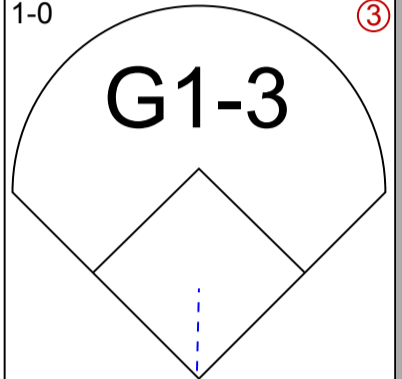
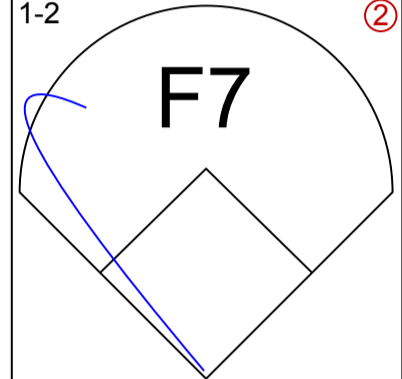
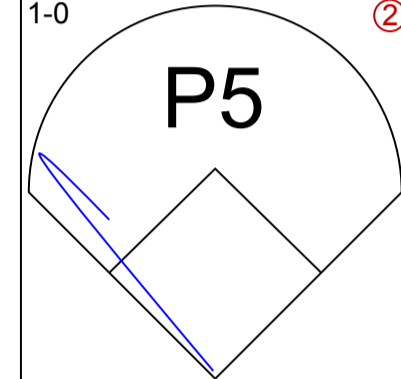
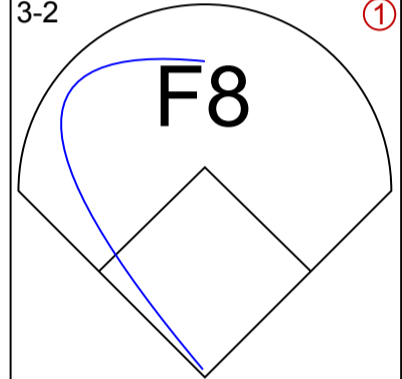
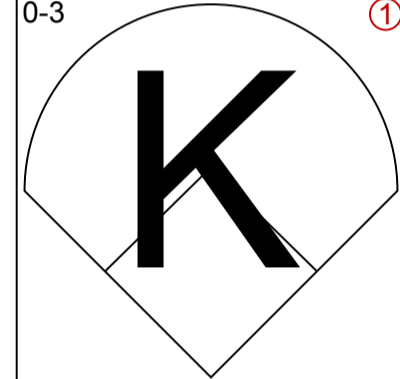
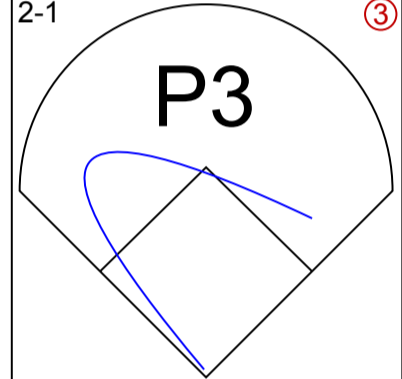
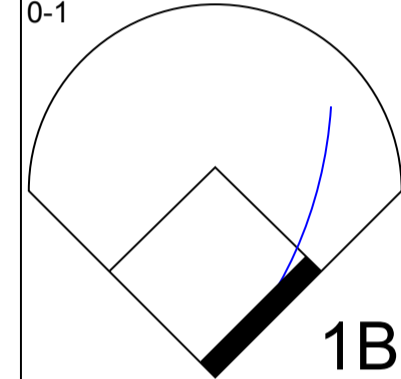
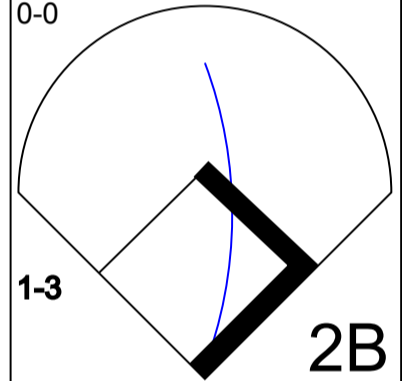
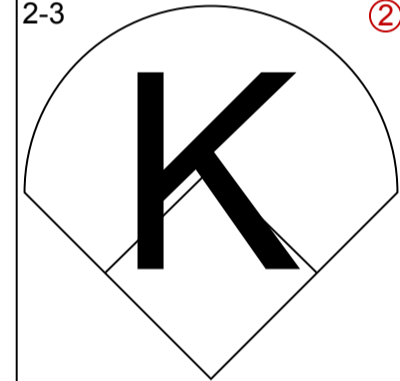
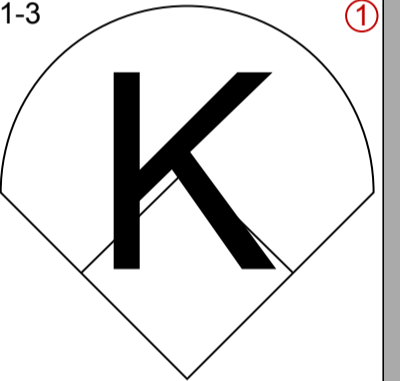
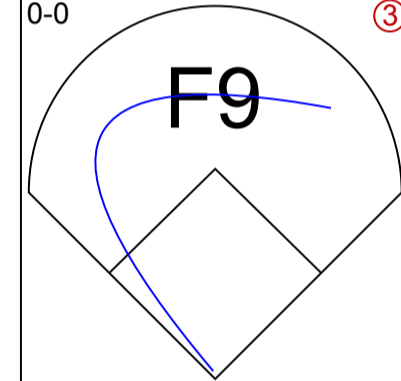
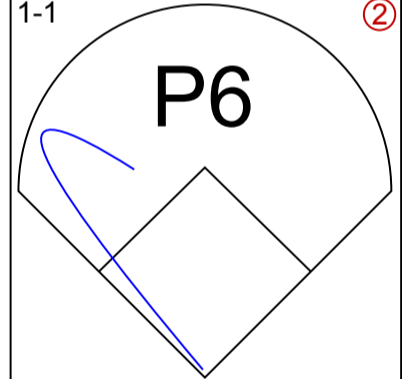
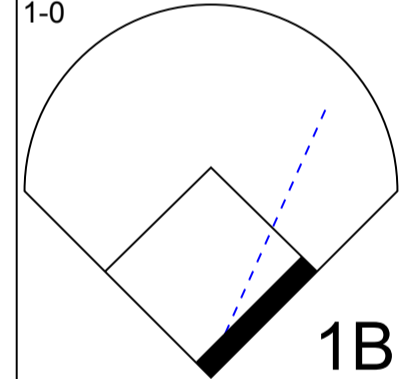
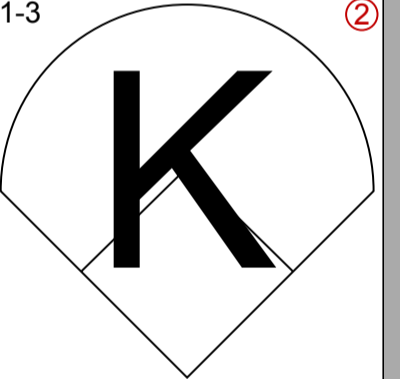
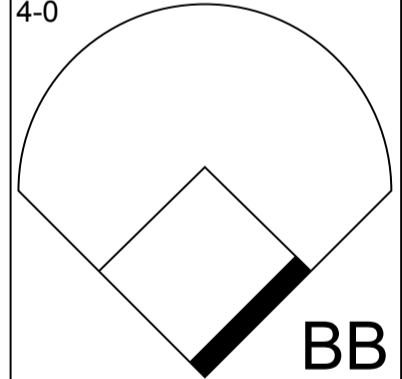
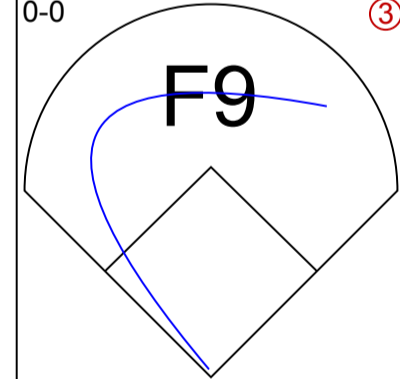
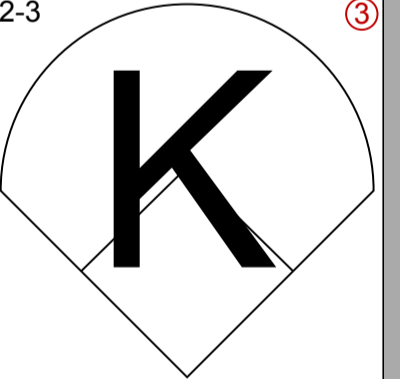
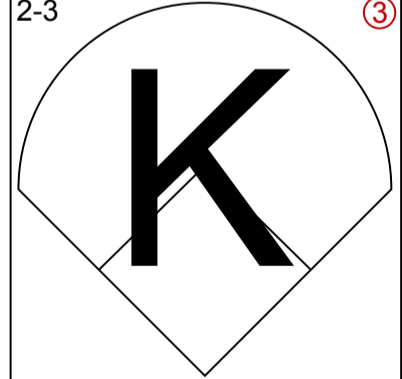
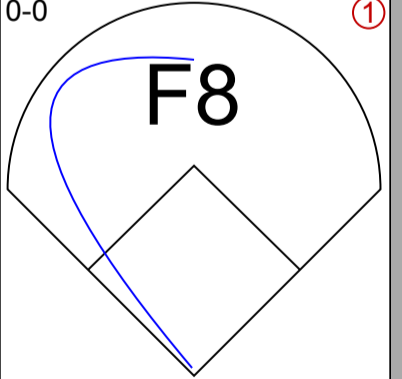
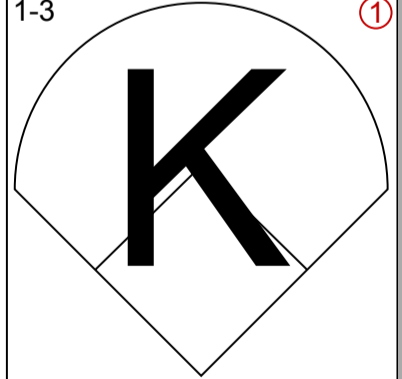
3	0	0	0	1	0	2
---	---	---	---	---	---	---

1B:	5	SF:	0
2B:	1	SAC:	0
3B:	0	DP:	0
HR:	0	HBP:	0

Batter	1	2	3	4	5	6	7	8	9
Luis Polonia, L (1, 7) OBP: 0.342, SLG: 0.375 Brian Downing, R (9, PH) OBP: 0.314, SLG: 0.390	G2-3		G1-3			FC4 BB		BB 2B BB	P9
Wally Joyner, L (1, 3) OBP: 0.367, SLG: 0.408	G1-3			G3		F7		2B 1B BB	
Chili Davis, S (1, 10) OBP: 0.370, SLG: 0.447	F9			G6-3		P6		1B FC5-2 2B	
Dave Winfield, R (1, 9) OBP: 0.296, SLG: 0.430				L5		FC4		FC5-2 1B	
Lance Parrish, R (1, 2) OBP: 0.368, SLG: 0.524						K		FC5-2 FC6-4	
Dante Bichette, R (1, 8) OBP: 0.279, SLG: 0.413						P4		FC6-4	
Donnie Hill, S (1, 4) OBP: 0.305, SLG: 0.346						K		F7	
Jack Howell, L (1, 5) OBP: 0.293, SLG: 0.381 Rick Schu, R (9, PH) OBP: 0.290, SLG: 0.450						F9		FC4-6 1B	
Dick Schofield, R (1, 6) OBP: 0.333, SLG: 0.237						FC6-4		G6-3	

Inning Stats	R: 0	H: 0	E: 0	K: 0	S: 7	R: 0	H: 1	E: 0	K: 2	S: 11	R: 0	H: 1	E: 0	K: 0	S: 7	R: 0	H: 0	E: 0	K: 0	S: 6	R: 0	H: 0	E: 0	K: 2	S: 10	R: 0	H: 1	E: 0	K: 0	S: 10	R: 0	H: 0	E: 0	K: 0	S: 11	R: 2	H: 2	E: 0	K: 0	S: 13	R: 0	H: 1	E: 0	K: 0	S: 10
	LOB: 0	BB: 0	P: 11	LOB: 0	BB: 0	P: 16	LOB: 1	BB: 0	P: 10	LOB: 0	BB: 0	P: 10	LOB: 0	BB: 0	P: 15	LOB: 3	BB: 2	P: 21	LOB: 1	BB: 1	P: 16	LOB: 2	BB: 2	P: 27	LOB: 1	BB: 0	P: 16	1B: 5	2B: 1	3B: 0	HR: 0	SF: 0	SAC: 0	DP: 0	HBP: 0	WP: 0	PA: 38								

PITCHER	IP	WLS	BF	H	R	ER	SO	BB	IBB	HBP	BLK	WP	HR	S	P	ERA	WHIP
Eric King, R (1, 1) ERA: 2.18	7.1	W	30	4	2	2	4	5	0	0	0	0	0	70	119	2.46	1.227
Donn Pall, R (8, 1) ERA: 2.68	0.2		3	1	0	0	0	0	0	0	0	0	0	5	7	0.00	1.500
Scott Radinsky, L (9, 1) ERA: 2.22	1.0	S	4	1	0	0	0	0	0	0	0	0	0	10	16	0.00	1.000

Batter	1	2	3	4	5	6	7	8	9	AB R H RBI BB SO LOB	TOP													
Roberto Kelly, R (1, 8) OBP: 0.322, SLG: 0.377	2-3 		4-1 		2-2 			3-3 		3 0 0 0 1 2 0														
Jim Leyritz, R (1, 5) OBP: 0.344, SLG: 0.371	1-0 		2-1 		0-3 			0-1 		4 0 1 0 0 1 1														
Don Mattingly, L (1, 3) OBP: 0.305, SLG: 0.353	2-0 		2-1 			1-0 			3-2 	4 0 0 0 0 0 2														
Mel Hall, L (1, 7) OBP: 0.264, SLG: 0.464		0-2 	1-0 			1-2 			1-0 	4 0 1 0 0 0 1														
Matt Nokes, L (1, 2) OBP: 0.303, SLG: 0.446 Steve Sax, R (9, PR) OBP: 0.334, SLG: 0.333		3-2 		0-3 		2-1 			0-1 	4 0 1 0 0 1 1 0 0 0 0 0 0 0														
Jesse Barfield, R (1, 9) OBP: 0.341, SLG: 0.478		0-0 		2-3 			1-3 		0-0 	4 0 1 0 0 2 1														
Kevin Maas, L (1, 10) OBP: 0.333, SLG: 0.333		1-1 		1-0 			1-3 			3 0 1 0 0 1 2														
Alvaro Espinoza, R (1, 6) OBP: 0.244, SLG: 0.270		4-0 		0-0 			2-3 			2 0 0 0 1 1 1														
Wayne Tolleson, S (1, 4) OBP: 0.143, SLG: 0.222		2-3 			0-0 			1-3 		3 0 0 0 0 2 3														
Inning Stats	R: 0 E: 0 K: 1 S: 6	H: 1 LOB: 0 BB: 0 P: 11	R: 0 E: 0 K: 1 S: 12	H: 2 LOB: 3 BB: 1 P: 22	R: 0 E: 0 K: 0 S: 6	H: 0 LOB: 1 BB: 1 P: 15	R: 0 E: 0 K: 2 S: 9	H: 1 LOB: 1 BB: 0 P: 12	R: 0 E: 0 K: 1 S: 7	H: 0 LOB: 0 BB: 0 P: 9	R: 0 E: 0 K: 0 S: 7	H: 0 LOB: 0 BB: 0 P: 11	R: 0 E: 0 K: 3 S: 9	H: 0 LOB: 0 BB: 0 P: 13	R: 0 E: 0 K: 2 S: 8	H: 0 LOB: 0 BB: 0 P: 12	R: 0 E: 0 K: 0 S: 7	H: 1 LOB: 1 BB: 0 P: 11	1B: 4 2B: 1 3B: 0 HR: 0	SF: 0 SAC: 0 DP: 1 HBP: 0	WP: 0 PB: 0 SB: 1 CS: 0	PA: 33		
PITCHER	IP	WLS	BF	H	R	ER	SO	BB	IBB	HBP	BLK	WP	HR	S	P	ERA	WHIP						ERA	WHIP
Jack McDowell, R (1, 1) ERA: 3.69	7.0	W	26	4	0	0	8	2	0	0	0	0	0	56	93	0.00	0.857							
Barry Jones, R (8, 1) ERA: 1.43	1.0		3	0	0	0	2	0	0	0	0	0	0	8	12	0.00	0.000							
Bobby Thigpen, R (9, 1) ERA: 1.83	1.0	S	4	1	0	0	0	0	0	0	0	0	0	7	11	0.00	1.000							

New York Yankees @ Chicago White Sox
Comiskey Park, Chicago, IL
Fri Jun 29 1990, 8:05 PM EDT
Att: 30,137 - Unknown

AB	31
R	0
H	5
RBI	0
BB	2
SO	10
LOB	12



WP: 0	PA: 33
PB: 0	
SB: 1	
CS: 0	

ERA	WHIP

Batter	1	2	3	4	5	6	7	8	9	AB R H RBI BB SO LOB
Sammy Sosa, R OBP: 0.307, SLG: 0.442 (1, 9)	0-0 F9		3-3 K		0-0 F7		1-1 F7			4 0 0 0 0 1 1
Robin Ventura, L OBP: 0.322, SLG: 0.310 (1, 5)	1-0 P6		0-1 G3		4-0 BB		2-1 F9			3 0 0 0 1 0 1
Ivan Calderon, R OBP: 0.370, SLG: 0.462 (1, 7)	0-1 F9		3-2 1B		1-0 P3			1-1 1B		4 0 2 0 0 0 1
Ron Kittle, R OBP: 0.308, SLG: 0.495 (1, 10)		0-1 HR	2-0 P7		2-3 K			2-2 G5-3		4 1 1 1 0 1 2
Carlton Fisk, R OBP: 0.370, SLG: 0.395 (1, 2)		1-1 F8		2-1 F7		4-2 BB		4-0 IBB		2 0 0 0 2 0 0
Carlos Martinez, R OBP: 0.250, SLG: 0.317 (1, 3)		1-2 FC4-6 1B		1-0 G3-1		1 SAFE 0-2 F9		3-3 K		4 0 1 0 0 1 3
Scott Fletcher, R OBP: 0.307, SLG: 0.314 (1, 4)		1-0 FC4-6 1B		4-1 BB		2-1 G4-3		4-0 BB		2 0 1 0 2 0 1
Lance Johnson, L OBP: 0.324, SLG: 0.340 (1, 8)		2-1 FC4-6 1-2f 2-3		1-2 P2			2-1 1B	2-2 G6-3		4 0 1 0 0 0 6
Ozzie Guillen, L OBP: 0.346, SLG: 0.398 (1, 6)		1-0 F7			0-1 F8		1-3 K			3 0 0 0 0 1 3

Inning Stats	R: 0 E: 0 K: 0 S: 4	H: 0 LOB: 0 BB: 0 P: 5	R: 1 E: 0 K: 0 S: 11	H: 3 LOB: 2 BB: 0 P: 17	R: 0 E: 0 K: 1 S: 13	H: 1 LOB: 1 BB: 0 P: 21	R: 0 E: 0 K: 0 S: 7	H: 0 LOB: 1 BB: 1 P: 15	R: 0 E: 0 K: 0 S: 4	H: 0 LOB: 1 BB: 1 P: 9	R: 0 E: 0 K: 1 S: 10	H: 0 LOB: 1 BB: 1 P: 18	R: 0 E: 0 K: 1 S: 11	H: 1 LOB: 1 BB: 0 P: 16	R: 0 E: 0 K: 1 S: 11	H: 1 LOB: 3 BB: 2 P: 27
1B: 5 2B: 0 3B: 0 HR: 1	SF: 0 SAC: 0 DP: 0 HBP: 0	WP: 0 PB: 0 SB: 2 CS: 0	PA: 35													

PITCHER	IP	WLS	BF	H	R	ER	SO	BB	IBB	HBP	BLK	WP	HR	S	P	ERA	WHIP
Chuck Cary, L ERA: 4.66 (1, 1)	7.0	L	30	6	1	1	3	3	0	0	0	0	1	62	104	1.29	1.286
Alan Mills, R ERA: 1.9 (8, 1)	0.2		4	0	0	0	1	1	1	0	0	0	0	6	19	0.00	1.500
Lee Guetterman, L ERA: 2.01 (8, 1)	0.1		1	0	0	0	0	0	0	0	0	0	0	3	5	0.00	0.000

BOTTOM

New York Yankees @ Chicago White Sox
Comiskey Park, Chicago, IL
Fri Jun 29 1990, 8:05 PM EDT
Att. 30,137 - Unknown

livebaseballscorecards.com

AB	30
R	1
H	6
RBI	1
BB	5
SO	4
LOB	18



Batter	1	2	3	4	5	6	7	8	9	AB R H RBI BB SO LOB	TOP											
Roberto Kelly, R OBP: 0.327, SLG: 0.390 (1, 8)	3-2 F8	4-2 G4-3 1B BB	0-3 K			0-0 HR	0-1 G1-6-3 1B			4 2 2 1 1 1 0												
Steve Sax, R OBP: 0.336, SLG: 0.335 (1, 4)	3-2 1B 1B	0-0 G3			1-0 G5-3	2-1 FC5-4 1B	2-1 G1-6-3			5 1 2 0 0 0 3												
Don Mattingly, L OBP: 0.303, SLG: 0.351 (1, 3)	1-2 1B 1B	0-1 G4-3			1-1 F7	1-1 FC5-4 1B		3-1 G1-3		5 2 1 0 0 0 2												
Mel Hall, L OBP: 0.271, SLG: 0.468 (1, 7)	1-1 1B 1B	1-1 3-H 1B			2-2 1B	0-1 G3		2-3 K		5 1 3 1 0 1 1												
Matt Nokes, L OBP: 0.300, SLG: 0.439 (1, 2)	0-0 F9	1-2 G4-3			0-2 L3	0-1 BB 1B		1-2 F7		5 0 1 1 0 0 5												
Jesse Barfield, R OBP: 0.346, SLG: 0.478 (1, 9)	0-1 1B 1B				0-0 HR 1B	1-2 G6-3	4-1 FC5-4 BB		0-0 F9	4 2 2 2 1 0 0												
Jim Leyritz, R OBP: 0.362, SLG: 0.478 (1, 5)	3-2 1B 1B				2-2 1-H HR	0-1 G6-3	1-1 FC5-4		3-1 HR	5 2 3 4 0 0 2												
Kevin Maas, L OBP: 0.429, SLG: 0.333 (1, 10)	0-0 FC6-4 1B				0-0 G4-3	4-2 BB		3-2 G4-3		3 0 1 1 1 0 0												
Steve Balboni, R OBP: 0.319, SLG: 0.417 (9, PH)	1-2 2-H 1B									1 0 0 0 0 1 0												
Alvaro Espinoza, R OBP: 0.243, SLG: 0.268 (1, 6)	0-0 FC6-4				0-2 L5	0-0 P9		0-0 1B 1B		5 0 1 0 0 0 3												
Inning Stats	R: 4 E: 0 K: 0 S: 23	H: 6 LOB: 2 BB: 0 P: 34	R: 1 E: 0 K: 0 S: 10	H: 1 LOB: 1 BB: 1 P: 16	R: 2 E: 0 K: 1 S: 13	H: 2 LOB: 0 BB: 0 P: 15	R: 0 E: 0 K: 0 S: 9	H: 1 LOB: 1 BB: 0 P: 13	R: 0 E: 0 K: 0 S: 8	H: 0 LOB: 1 BB: 1 P: 13	R: 2 E: 1 K: 0 S: 12	H: 3 LOB: 2 BB: 1 P: 20	R: 0 E: 0 K: 0 S: 9	H: 2 LOB: 1 BB: 0 P: 14	R: 0 E: 0 K: 1 S: 8	H: 0 LOB: 0 BB: 0 P: 14	R: 1 E: 0 K: 1 S: 10	H: 1 LOB: 0 BB: 0 P: 16	1B: 13 2B: 0 3B: 0 HR: 3	SF: 0 SAC: 0 DP: 1 HBP: 0	WP: 0 PB: 0 SB: 0 CS: 0	PA: 45
PITCHER	IP WLS BF H R ER SO BB IBB HBP BLK WP HR S P ERA WHIP																					
Melido Perez, R ERA: 4.07 (1, 1)	2.0 L 16 9 7 7 0 1 0 0 0 0 1 39 58 31.50 5.000																					
Wayne Edwards, L ERA: 2.39 (3, 1)	3.2 16 4 2 1 1 1 0 0 0 0 1 33 45 2.46 1.364																					
Donn Pall, R ERA: 2.59 (6, 1)	1.1 6 2 0 0 0 1 0 0 0 0 0 12 22 0.00 2.250																					
Scott Radinsky, L ERA: 2.15 (8, 1)	1.0 3 0 0 0 1 0 0 0 0 0 0 8 14 0.00 0.000																					
Ken Patterson, L ERA: 4.04 (9, 1)	1.0 4 1 1 1 1 0 0 0 0 0 0 1 10 9.00 1.000																					

New York Yankees @ Chicago White Sox
Comiskey Park, Chicago, IL
Sat Jun 30 1990, 8:05 PM EDT
Att. 38,078 - Unknown - 83 F

AB	42
R	10
H	16
RBI	10
BB	3
SO	3
LOB	16



Batter	1	2	3	4	5	6	7	8	9	AB	R	H	RBI	BB	SO	LOB
Sammy Sosa, R OBP: 0.308, SLG: 0.462 (1, 9)	F8		HR	G4-3		1B		FC1-5-6		5	2	2	2	0	0	2
Robin Ventura, L OBP: 0.328, SLG: 0.317 (1, 5)	1B		F7	FC6-4		FC4-6		FC4-6		5	0	3	2	0	0	1
Ivan Calderon, R OBP: 0.367, SLG: 0.457 (1, 7)	K		1B	FC6-4		FC4-6			F8	5	0	1	0	0	1	3
Dan Pasqua, L OBP: 0.396, SLG: 0.587 (1, 10)	1B		G1-3			F8		G6-3		4	0	1	0	0	0	1
Carlos Martinez, R OBP: 0.249, SLG: 0.315 (9, PH)									G3-1	1	0	0	0	0	0	0
Ron Kittle, R OBP: 0.306, SLG: 0.493 (1, 3)	P8			2B		F9		P3		5	1	1	0	0	1	2
Carlton Fisk, R OBP: 0.372, SLG: 0.399 (1, 2)		G6-3		1B		FC4-6		F8		3	1	1	1	1	0	0
Dave Gallagher, R OBP: 0.286, SLG: 0.333 (1, 8)				2B						2	0	2	1	0	0	0
Lance Johnson, L OBP: 0.326, SLG: 0.339 (6, 8)				1B		FC4-6				1	1	0	0	1	0	1
Scott Fletcher, R OBP: 0.314, SLG: 0.326 (1, 4)		G6-4-3		2B				G4-6-3		4	1	3	0	0	0	1
Ozzie Guillen, L OBP: 0.340, SLG: 0.391 (1, 6)			F8	FC1-2-5		G4-6-3		G6-3		4	1	0	1	0	0	4

Inning Stats	R: 0	H: 2	E: 0	K: 1	S: 8	R: 0	H: 1	E: 0	K: 0	S: 6	R: 1	H: 2	E: 0	K: 0	S: 8	R: 4	H: 5	E: 0	K: 0	S: 8	R: 0	H: 0	E: 0	K: 0	S: 4	R: 1	H: 3	E: 0	K: 0	S: 9	R: 0	H: 0	E: 0	K: 0	S: 5	R: 1	H: 1	E: 0	K: 0	S: 14	R: 0	H: 0	E: 0	K: 1	S: 7	1B: 9	2B: 3	3B: 1	HR: 1	SF: 0	SAC: 0	DP: 2	HBP: 0	WP: 0	PA: 41
--------------	------	------	------	------	------	------	------	------	------	------	------	------	------	------	------	------	------	------	------	------	------	------	------	------	------	------	------	------	------	------	------	------	------	------	------	------	------	------	------	-------	------	------	------	------	------	-------	-------	-------	-------	-------	--------	-------	--------	-------	--------

PITCHER	IP	WLS	BF	H	R	ER	SO	BB	IBB	HBP	BLK	WP	HR	S	P	ERA	WHIP
Dave LaPoint, L ERA: 4.5 (1, 1)	3.1		18	9	5	5	1	0	0	0	0	0	1	27	39	13.50	2.700
Jeff Robinson, R ERA: 5.29 (4, 1)	2.1	W	11	4	1	1	0	1	0	0	0	0	0	15	26	3.86	2.143
Greg Cadaret, L ERA: 4.62 (6, 1)	0.1		1	0	0	0	0	0	0	0	0	0	0	1	1	0.00	0.000
Lee Guetterman, L ERA: 2.1 (7, 1)	2.0		8	1	1	1	0	1	0	0	0	0	0	19	29	4.50	1.000
Dave Righetti, L ERA: 4.3 (9, 1)	1.0	S	3	0	0	0	1	0	0	0	0	0	0	7	13	0.00	0.000

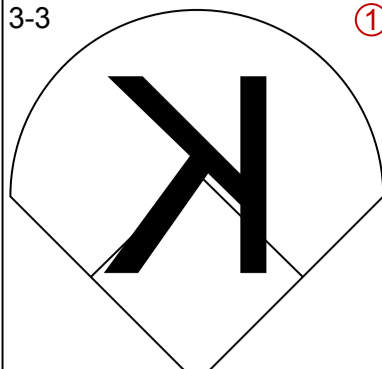
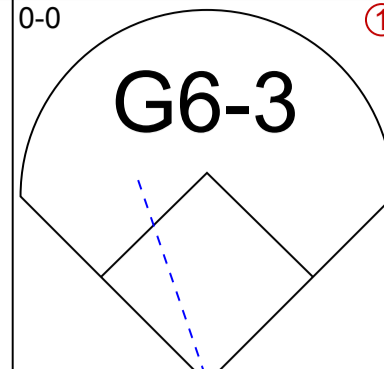
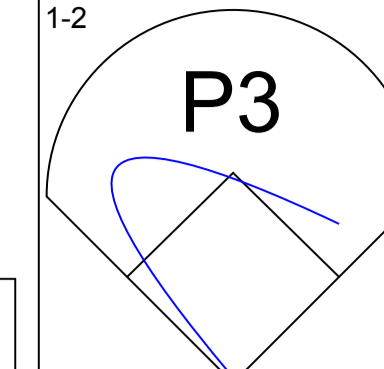
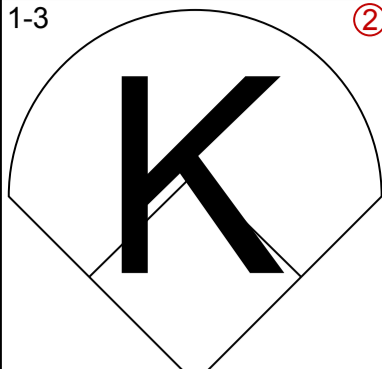
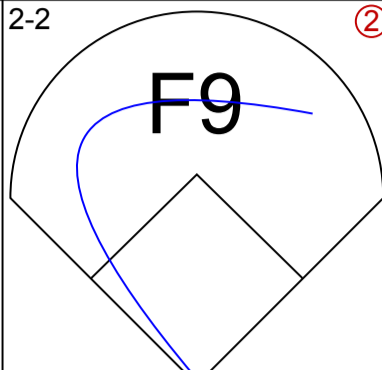
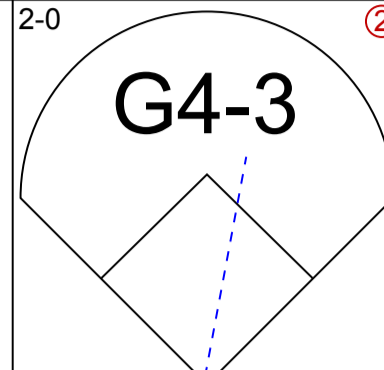
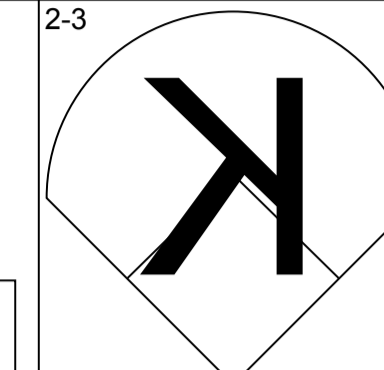
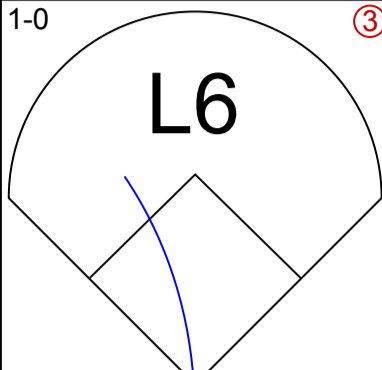
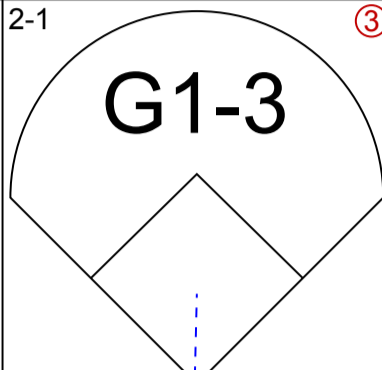
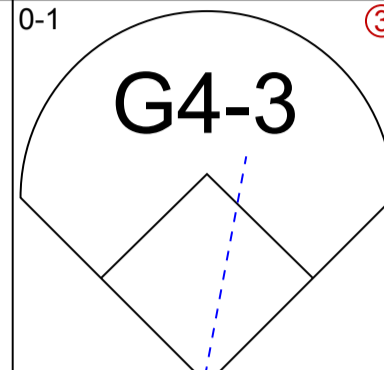
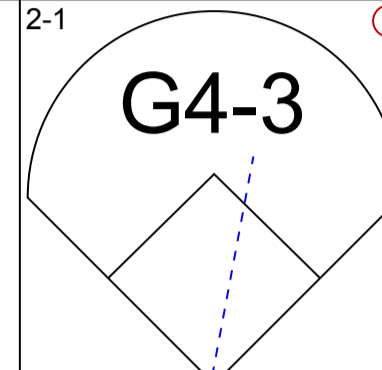
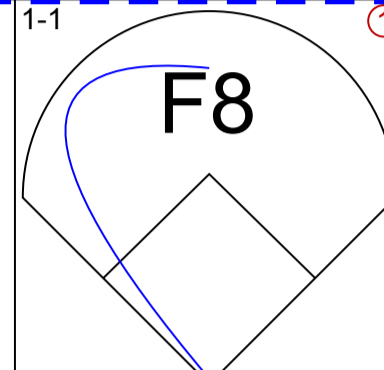
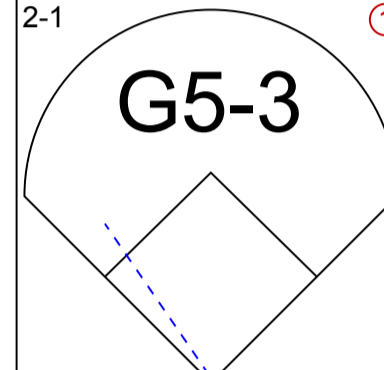
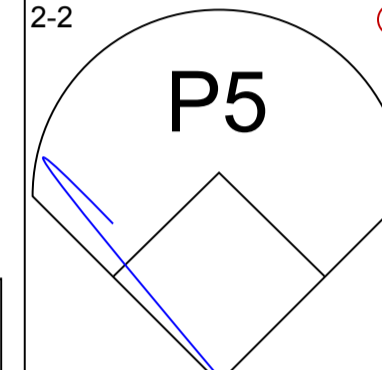
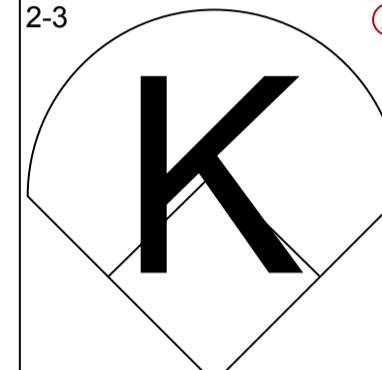
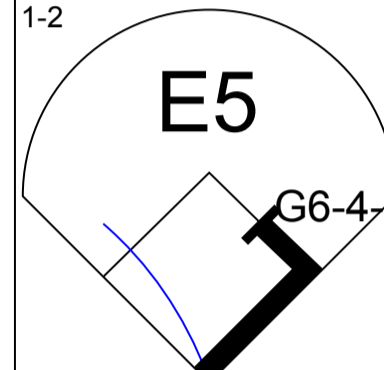
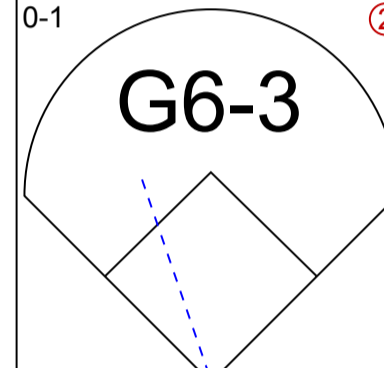
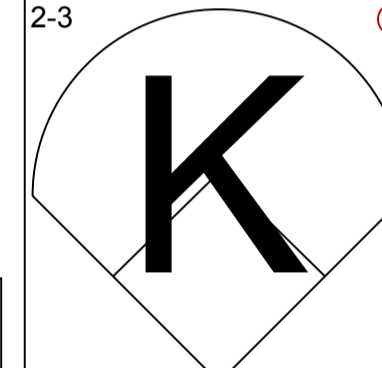
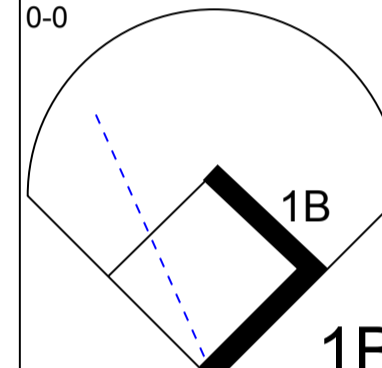
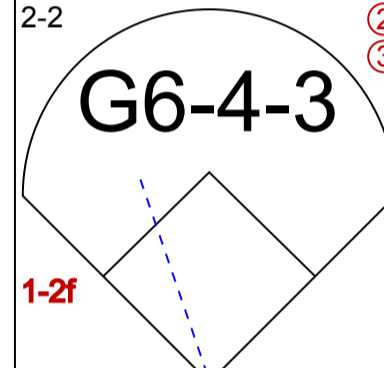
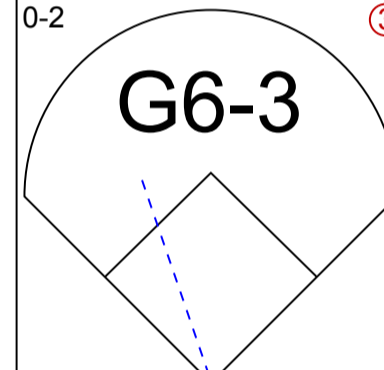
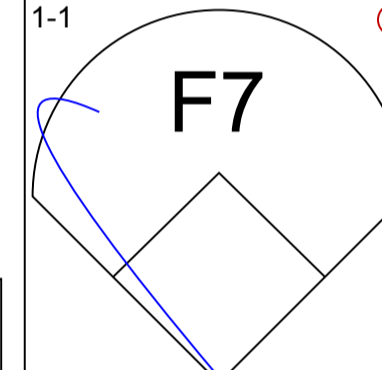
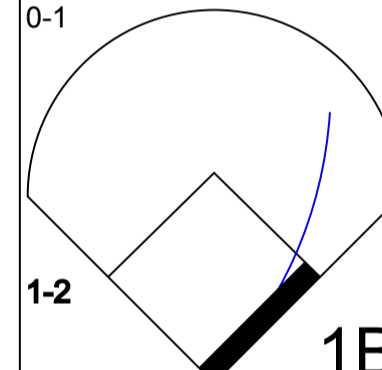
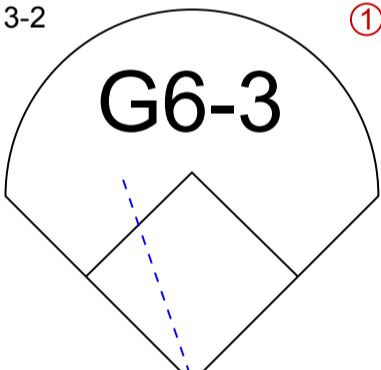
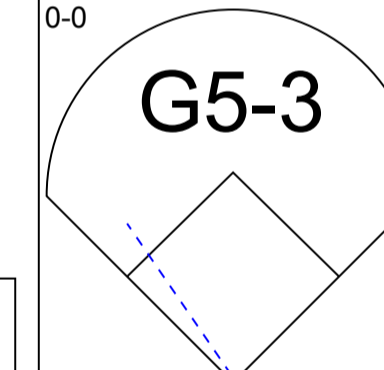
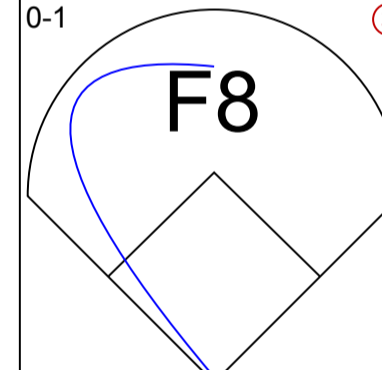
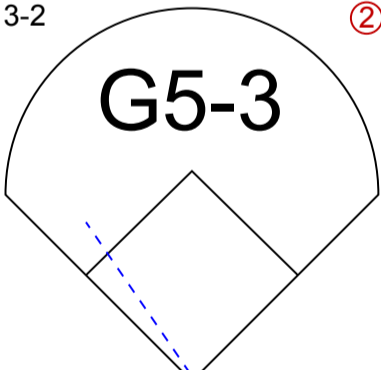
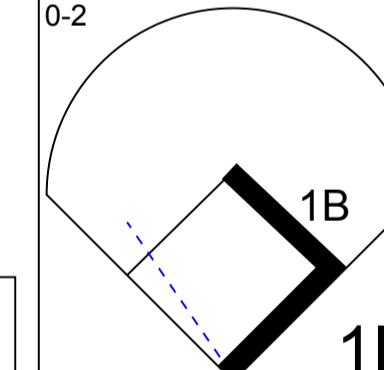
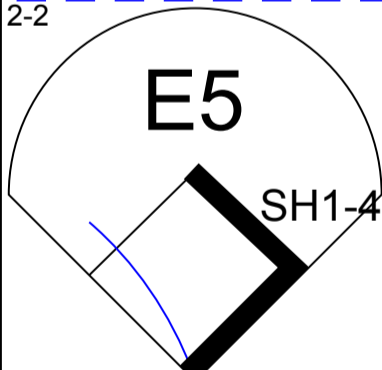
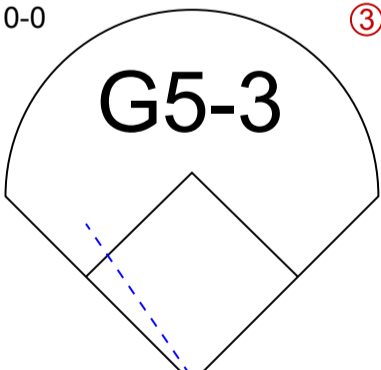
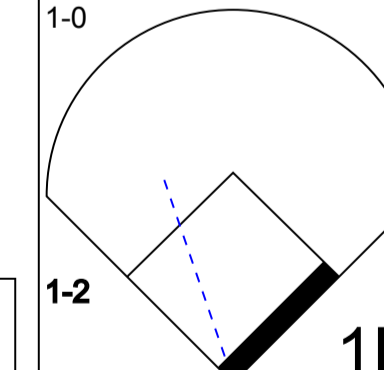
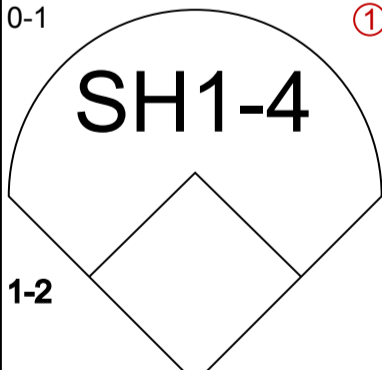
BOTTOM

New York Yankees @ Chicago White Sox
Comiskey Park, Chicago, IL
Sat Jun 30 1990, 8:05 PM EDT
Att: 38,078 - Unknown - 83 F

livebaseballscores.com

AB	39
R	7
H	14
RBI	7
BB	2
SO	2
LOB	15



Batter	1	2	3	4	5	6	7	8	9	AB R H RBI BB SO LOB	TOP														
Roberto Kelly, R (1, 8) OBP: 0.322, SLG: 0.384	3-3 			0-0 		1-2 		1-3 		4 0 0 0 0 2 3															
Steve Sax, R (1, 4) OBP: 0.331, SLG: 0.330	2-2 			2-0 		2-3 		1-0 		4 0 0 0 0 1 3															
Don Mattingly, L (1, 3) OBP: 0.299, SLG: 0.346	2-1 			0-1 			2-1 		1-1 	4 0 0 0 0 0 0															
Steve Balboni, R (1, 10) OBP: 0.309, SLG: 0.403 Wayne Tolleson, S (9, PR) OBP: 0.143, SLG: 0.222		2-1 			2-2 		2-3 		1-2 	4 0 0 0 0 1 0 0 0 0 0 0 0 0															
Jesse Barfield, R (1, 9) OBP: 0.344, SLG: 0.474		0-1 			2-3 		0-0 		2-2 	4 0 1 0 0 1 1															
Jim Leyritz, R (1, 7) OBP: 0.361, SLG: 0.471		0-2 			1-1 		0-1 			3 0 1 0 0 0 0															
Mike Blowers, R (1, 5) OBP: 0.259, SLG: 0.311			3-2 			0-0 		0-1 		3 0 0 0 0 0 2															
Bob Geren, R (1, 2) OBP: 0.271, SLG: 0.352			3-2 			0-2 		2-2 		3 0 1 0 0 0 0															
Alvaro Espinoza, R (1, 6) OBP: 0.245, SLG: 0.270			0-0 			1-0 		0-1 		2 0 1 0 0 0 0															
Inning Stats	R: 0 E: 0 K: 1 S: 11	H: 0 LOB: 0 BB: 0 P: 18	R: 0 E: 0 K: 0 S: 7	H: 0 LOB: 0 BB: 0 P: 9	R: 0 E: 0 K: 0 S: 8	H: 0 LOB: 0 BB: 0 P: 14	R: 0 E: 0 K: 0 S: 4	H: 0 LOB: 0 BB: 0 P: 6	R: 0 E: 0 K: 1 S: 8	H: 0 LOB: 0 BB: 0 P: 13	R: 0 E: 0 K: 1 S: 12	H: 2 LOB: 2 BB: 0 P: 16	R: 0 E: 0 K: 1 S: 11	H: 2 LOB: 2 BB: 0 P: 15	R: 0 E: 1 K: 1 S: 12	H: 0 LOB: 1 BB: 0 P: 16	R: 0 E: 1 K: 0 S: 9	H: 0 LOB: 1 BB: 0 P: 13	1B: 4 2B: 0 3B: 0 HR: 0	SF: 0 SAC: 1 DP: 1 HBP: 0	WP: 0 PB: 0 SB: 0 CS: 0	PA: 32			
PITCHER	IP WLS BF H R ER SO BB IBB HBP BLK WP HR S P ERA WHIP																								
Greg Hibbard, L (1, 1) ERA: 2.4	7.0		25	4	0	0	4	0	0	0	0	0	0	61	91	0.00	0.571								
Barry Jones, R (8, 1) ERA: 1.4	1.0	W	4	0	0	0	1	0	0	0	0	0	0	12	16	0.00	0.000								
Scott Radinsky, L (9, 1) ERA: 2.08	1.0		3	0	0	0	0	0	0	0	0	0	0	9	13	0.00	0.000								

New York Yankees @ Chicago White Sox
Comiskey Park, Chicago, IL
Sun Jul 01 1990, 4:33 AM EDT
Att. 30,642 - Sunny - 70 F

AB	31
R	0
H	4
RBI	0
BB	0
SO	5
LOB	9



WP: 0	PA: 32
PB: 0	
SB: 0	
CS: 0	

ERA	WHIP

Batter	1	2	3	4	5	6	7	8	9	AB	R	H	RBI	BB	SO	LOB
Lance Johnson, L (1, 8) OBP: 0.325, SLG: 0.335	0-2 F7			2-1 G4-3		1-1 G4-3		4-0 E BB		3	1	0	0	1	0	0
Robin Ventura, L (1, 5) OBP: 0.322, SLG: 0.311	1-2 F9			0-1 G4-3		2-2 G3-1		0-0 E7 E		4	1	0	0	0	0	0
Ivan Calderon, R (1, 10) OBP: 0.366, SLG: 0.452	0-2 F9			0-0 G6-3			4-2 CS BB	1-2 E9		3	0	0	0	1	0	0
Dan Pasqua, L (1, 7) OBP: 0.385, SLG: 0.568		3-3 K			2-2 F7		1 SAFE	1-2 F9	3-2 P6	4	0	0	0	0	1	2
Dave Gallagher, R (9, 7) OBP: 0.288, SLG: 0.333							1 SAFE			0	0	0	0	0	0	0
Ron Kittle, R (1, 3) OBP: 0.302, SLG: 0.486		2-3 K			1-1 P5		1 SAFE			3	0	0	0	0	2	1
Steve Lyons, L (8, 3) OBP: 0.288, SLG: 0.284							1 SAFE	1-3 K		0	0	0	0	0	0	0
Ron Karkovice, R (1, 2) OBP: 0.349, SLG: 0.432		2-2 P6			4-2 PB BB			1-2 P4		2	0	0	0	1	0	0
Scott Fletcher, R (1, 4) OBP: 0.314, SLG: 0.323			0-0 F9		4-1 BB			2-2 P4		2	0	0	0	1	0	0
Sammy Sosa, R (1, 9) OBP: 0.305, SLG: 0.456			1-2 F9		2-1 F7			1-2 E5 BB S E		3	1	0	0	0	0	2
Ozzie Guillen, L (1, 6) OBP: 0.340, SLG: 0.388			2-1 G6-3			1-0 F7		4-2 BB BB	1-2 E BB	2	1	0	0	1	0	0

Inning Stats	R: 0	H: 0	E: 0	LOB: 0	K: 0	S: 9	P: 10	R: 0	H: 0	E: 0	LOB: 0	K: 2	S: 10	R: 0	H: 0	E: 0	LOB: 0	K: 0	S: 7	R: 0	H: 0	E: 0	LOB: 0	K: 0	S: 5	R: 0	H: 0	E: 0	LOB: 2	K: 12	S: 25	R: 0	H: 0	E: 0	LOB: 0	K: 0	S: 6	R: 0	H: 0	E: 0	LOB: 0	K: 1	S: 9	R: 4	H: 3	E: 0	LOB: 1	K: 0	S: 21	1B: 0	2B: 0	3B: 0	HR: 0	SF: 0	SAC: 0	DP: 0	HBP: 0	WP: 0	PA: 31
--------------	------	------	------	--------	------	------	-------	------	------	------	--------	------	-------	------	------	------	--------	------	------	------	------	------	--------	------	------	------	------	------	--------	-------	-------	------	------	------	--------	------	------	------	------	------	--------	------	------	------	------	------	--------	------	-------	-------	-------	-------	-------	-------	--------	-------	--------	-------	--------

PITCHER	IP	WLS	BF	H	R	ER	SO	BB	IBB	HBP	BLK	WP	HR	S	P	ERA	WHIP	PITCHER	IP	WLS	BF	H	R	ER	SO	BB	IBB	HBP	BLK	WP	HR	S	P	ERA	WHIP																	
Andy Hawkins, R (1, 1) ERA: 5.8	8.0	L	31	0	4	0	3	5	0	0	0	0	0	79	131	0.00	0.625																																			

BOTTOM

New York Yankees @ Chicago White Sox
Comiskey Park, Chicago, IL
Sun Jul 01 1990, 4:33 AM EDT
Att. 30,642 - Sunny - 70 F

livebaseballscores.com

AB	26
R	4
H	0
RBI	0
BB	5
SO	3
LOB	5



Batter	1	2	3	4	5	6	7	8	9	AB R H RBI BB SO LOB	TOP																
Lou Whitaker, L (1, 4) OBP: 0.303, SLG: 0.360	2-2 SH5-3 1B		0-0 L9		0-0 B2-3		0-2 P3		1-1 L7	5 1 1 0 0 0 3																	
Tony Phillips, S (1, 5) OBP: 0.335, SLG: 0.341	2-1 SH5-3 1-2		3-2 BB 1B			4-1 S G6-3 FC5-2-5 BB	0-0 FC6-4 1-2f		2-3 K	3 0 1 0 1 1 3																	
Alan Trammell, R (1, 6) OBP: 0.382, SLG: 0.412	4-1 1B BB		4-2 G5-4-3 1-2 BB			2-2 G6-3 1-2		1-1 1B 1B	4-0 1B BB	2 1 1 0 3 0 1																	
Cecil Fielder, R (1, 3) OBP: 0.388, SLG: 0.619	1-3 K		1-1 G5-4-3 1-2f			1-1 FC5-2-5 2-H		0-0 1B 1B	1-1 1B 1B	5 1 2 0 0 1 5																	
Larry Sheets, L (1, 10) OBP: 0.337, SLG: 0.430	0-0 1-3 2-H 1B			1-2 CS 1B		3-3 K		1-0 1B WP 1B	0-3 K	4 0 3 2 0 1 1 1 1 0 0 0 1 2																	
Jim Lindeman, R (8, PR) OBP: 0.267, SLG: 0.464																											
Gary Ward, R (1, 7) OBP: 0.304, SLG: 0.339	0-0 F8			3-3 K 1-2			3-2 BB 1B		0-0 WP 1B	3 0 1 0 0 1 3 1 0 1 1 0 0 0																	
Dave Bergman, L (8, PH) OBP: 0.327, SLG: 0.310								1-3 3-H 1B																			
Scott Lusader, L (1, 9) OBP: 0.362, SLG: 0.313		2-2 G6-3		3-2 G4-3			1-2 BB 1B		0-3 K	3 0 1 0 0 0 0 1 0 0 0 0 1 2																	
Darnell Coles, R (8, PH) OBP: 0.262, SLG: 0.322							1-2 BB 1B																				
John Shelby, S (1, 8) OBP: 0.275, SLG: 0.375		0-1 F9			3-2 F9-2 3B		2-3 K		1-3 K	4 0 1 0 0 2 4																	
Mark Salas, L (1, 2) OBP: 0.347, SLG: 0.452			0-1 G4-3			1-0 F9-2 3-H																					
Mike Heath, R (7, PH) OBP: 0.365, SLG: 0.443							4-2 FC6-4 1-2 2-3 BB		1-3 K	2 0 0 0 0 0 1 1 0 0 0 1 1 1																	
Inning Stats	R: 1 E: 0 K: 1 S: 11	H: 2 LOB: 2 BB: 1 P: 20	R: 0 E: 0 K: 0 S: 7	H: 0 LOB: 0 BB: 0 P: 9	R: 0 E: 0 K: 0 S: 9	H: 1 LOB: 1 BB: 1 P: 17	R: 0 E: 0 K: 1 S: 10	H: 1 LOB: 0 BB: 0 P: 17	R: 0 E: 0 K: 1 S: 9	H: 0 LOB: 1 BB: 1 P: 19	R: 0 E: 0 K: 1 S: 17	H: 2 LOB: 3 BB: 1 P: 27	R: 3 E: 0 K: 3 S: 15	H: 4 LOB: 2 BB: 0 P: 19	R: 0 E: 0 K: 2 S: 11	H: 1 LOB: 2 BB: 1 P: 19	1B: 11 2B: 2 3B: 1 HR: 0	SF: 0 SAC: 1 DP: 3 HBP: 0	WP: 1 PB: 0 SB: 1 CS: 1	PA: 41							
PITCHER	IP	WLS	BF	H	R	ER	SO	BB	IBB	HBP	BLK	WP	HR	S	P	ERA	WHIP										
Adam Peterson, R (1, 1) ERA: 3.7	5.0		20	5	1	1	2	3	0	0	0	0	0	45	79	1.80	1.600										
Donn Pall, R (6, 1) ERA: 2.53	1.0		5	2	0	0	1	0	0	0	0	0	0	16	26	0.00	2.000										
Scott Radinsky, L (7, 1) ERA: 2.01	1.0		4	0	0	0	1	1	0	0	0	0	0	9	15	0.00	1.000										
Barry Jones, R (8, 1) ERA: 2.09	0.0		4	4	3	3	0	0	0	0	0	0	0	5	7	∞	∞										
Ken Patterson, L (8, 1) ERA: 3.96	0.2		2	0	0	0	2	0	0	0	0	0	0	7	8	0.00	0.000										
PITCHER	IP	WLS	BF	H	R	ER	SO	BB	IBB	HBP	BLK	WP	HR	S	P	ERA	WHIP										
Bobby Thigpen, R (8, 1) ERA: 1.77	1.1	W	6	1	0	0	3	1	0	0	0	0	0	14	23	0.00	1.500										

Detroit Tigers @ Chicago White Sox
 Comiskey Park, Chicago, IL
 Mon Jul 02 1990, 8:05 PM EDT
 Att. 26,787 - Unknown - 73 F

livebaseballscorecards.com

AB 35
R 4
H 12
RBI 3
BB 5
SO 9
LOB 26




Batter	1	2	3	4	5	6	7	8	9	AB	R	H	RBI	BB	SO	LOB
Sammy Sosa, R OBP: 0.303, SLG: 0.449 (1, 9)	2-3 K	1-3 K		4-2 SH3 BB		1-2 G5-3		0-2 F9		4	0	0	0	1	2	2
Robin Ventura, L OBP: 0.325, SLG: 0.315 Craig Grebeck, R OBP: 0.153, SLG: 0.143 (1, 5)	1-2 1B	2-1 F7		0-0 SH3		1-2 P5			1-0 G5-3 1B	4	1	2	0	0	0	0
Ivan Calderon, R OBP: 0.366, SLG: 0.449 (1, 7)	1-2 1B SF9	0-0 F8		1-2 IBB			2-1 G3		0-1 G5-3	4	1	1	0	1	0	1
Ron Kittle, R OBP: 0.304, SLG: 0.481 (1, 10)	1-1 1B BB		2-3 K	0-3 K			1-2 G5-3		4-0 1B IBB	4	1	1	1	1	2	3
Carlton Fisk, R OBP: 0.368, SLG: 0.396 (1, 2)	2-1 SF9		2-1 G6-3	2-1 G4-3			1-3 K		1-1 1B	4	0	1	2	0	1	3
Dave Gallagher, R OBP: 0.314, SLG: 0.333 Lance Johnson, L OBP: 0.322, SLG: 0.332 (1, 8)	4-2 1B BB		1-1 HBP		0-0 P7			1-3 K2-3		0	0	0	0	1	0	0
Carlos Martinez, R OBP: 0.250, SLG: 0.315 Dan Pasqua, L OBP: 0.389, SLG: 0.571 Steve Lyons, L OBP: 0.268, SLG: 0.284 (5, PH)	1-2 BB		1-2 HBP		0-1 P7				2	0	0	0	0	0	1	0
Carlos Martinez, R OBP: 0.250, SLG: 0.315 Dan Pasqua, L OBP: 0.389, SLG: 0.571 Steve Lyons, L OBP: 0.268, SLG: 0.284 (6, 8)	1-2 BB		1-2 HBP		0-1 F9			3-2 S 1B		3	0	1	1	0	0	1
Scott Fletcher, R OBP: 0.317, SLG: 0.323 (9, 3)	1-3 2-H 1B		1-2 P4		0-1 F9			1-1 P6		1	0	1	0	0	0	0
Scott Fletcher, R OBP: 0.317, SLG: 0.323 (1, 4)	4-1 BB		0-1 2B 1B		0-3 K			1-1 P6		3	1	1	0	1	1	1
Ozzie Guillen, L OBP: 0.343, SLG: 0.391 (1, 6)	3-2 F8		1-0 SH3 1-H 2B			0-2 G3		4-0 IBB		3	0	1	1	1	0	3


Inning Stats	R: 3	H: 4	E: 0	K: 1	S: 25	LOB: 3	BB: 2	P: 46	R: 0	H: 0	E: 0	K: 1	S: 6	LOB: 0	BB: 0	P: 9	R: 0	H: 0	E: 0	K: 1	S: 9	LOB: 1	BB: 0	P: 15	R: 1	H: 2	E: 0	K: 1	S: 13	LOB: 3	BB: 2	P: 24	R: 0	H: 0	E: 0	K: 1	S: 6	LOB: 0	BB: 0	P: 6	R: 0	H: 0	E: 0	K: 0	S: 12	LOB: 0	BB: 0	P: 14	R: 0	H: 0	E: 0	K: 1	S: 8	LOB: 0	BB: 0	P: 12	R: 0	H: 1	E: 0	K: 1	S: 12	LOB: 2	BB: 1	P: 20	R: 1	H: 2	E: 0	K: 0	S: 5	LOB: 2	BB: 1	P: 11	1B: 8	SF: 1	2B: 1	SAC: 1	3B: 0	DP: 0	HR: 0	HBP: 1	WP: 0	PA: 41
PITCHER	IP	WLS	BF	H	R	ER	SO	BB	IBB	HBP	BLK	WP	HR	S	P	ERA	WHIP																																																																	
Frank Tanana, L ERA: 5.68 (1, 1)	3.1		20	6	4	4	3	3	0	1	0	0	0	48	83	10.80	2.700																																																																	
Lance McCullers, R ERA: 3.6 (4, 1)	3.2		12	0	0	0	3	0	1	0	0	0	0	31	43	0.00	0.000																																																																	
Mike Henneman, R ERA: 2.64 (8, 1)	1.1	L	9	3	1	1	1	0	2	0	0	0	0	17	31	6.75	2.250																																																																	

DETROIT TIGERS @ CHICAGO WHITE SOX
Comiskey Park, Chicago, IL

Mon Jul 02 1990, 8:05 PM EDT
Att: 26,787 - Unknown - 73 F

AB	32
R	5
H	9
RBI	5
BB	6
SO	7
LOB	14



Batter	1	2	3	4	5	6	7	8	9	AB R H RBI BB SO LOB	TOP																
Lou Whitaker, L (1, 4) OBP: 0.303, SLG: 0.378	2-1 G4-3	2-0 F8		1-1 HR	0-1 2B 3B		2-3 K		1-0 G4-3	6 2 2 5 0 1 3																	
Tony Phillips, S (1, 5) OBP: 0.341, SLG: 0.349	0-0 HR 1B		1-2 F8	4-2 1B BB	2-2 2B			1-0 BB FC6-2 1B	1-3 K	5 2 3 1 1 1 0																	
Alan Trammell, R (1, 6) OBP: 0.387, SLG: 0.415	0-2 F8		1-0 CS 1B	2-1 1B 1B	0-1 G6-3			4-1 FC6-2 BB BB	1-1 1B	5 1 3 0 1 0 2																	
Cecil Fielder, R (1, 3) OBP: 0.390, SLG: 0.626	1 SAFE HR	2-0	2-3 K	0-1 1B		2-3 K		4-1 BB FC6-2 1B BB	1-3 K	5 2 2 3 1 3 2																	
Larry Sheets, L (1, 7) OBP: 0.335, SLG: 0.426	1-2 F8					2-3 K		1-2 FC6-2 BB 1B		4 0 1 0 0 2 2																	
Darnell Coles, R (8, PH) OBP: 0.260, SLG: 0.320								1-2 2-3 3-H		1 1 0 0 0 0 3																	
Scott Lusader, L (1, 9) OBP: 0.355, SLG: 0.308		0-0 G4-3		3-2 FC6-4 BLK 1B	1-2 FC6-4 1B	1-0 G4-3		4-2 E 1B BB		4 1 1 0 0 0 1																	
Gary Ward, R (8, PH) OBP: 0.308, SLG: 0.339								1-2 2-3 3-H		0 0 0 1 1 0 0																	
Dave Bergman, L (1, 10) OBP: 0.330, SLG: 0.314		2-1 1B 1B		1 SAFE G4-3	1-3 K		0-1 G4-3	1-2 E7 1B		2 0 1 0 0 0 1																	
Jim Lindeman, R (5, PH) OBP: 0.273, SLG: 0.452								1-3 2-H 3-H		3 0 1 2 0 1 1	AB 43 R 13 H 17 RBI 13 BB 6 SO 9 LOB 22																
John Shelby, S (1, 8) OBP: 0.282, SLG: 0.369		0-1 1B		4-2 1B HR BB	0-1 FC6-4 BB 3B		2-0 G5-3	1-3 K		4 2 1 0 1 1 3																	
Mark Salas, L (1, 2) OBP: 0.363, SLG: 0.455		0-1 L7		0-0 HR 1B	4-2 3B BB		0-1 1B	0-0 F7		4 2 2 1 1 0 4																	
Inning Stats	R: 2 E: 0 K: 0 S: 10	H: 2 LOB: 0 BB: 0 P: 15	R: 0 E: 0 K: 0 S: 8	H: 2 LOB: 2 BB: 0 P: 12	R: 0 E: 0 K: 1 S: 9	H: 1 LOB: 0 BB: 0 P: 12	R: 5 E: 0 K: 1 S: 26	H: 5 LOB: 2 BB: 2 P: 44	R: 3 E: 0 K: 1 S: 17	H: 3 LOB: 1 BB: 1 P: 25	R: 0 E: 0 K: 2 S: 7	H: 0 LOB: 0 BB: 0 P: 12	R: 0 E: 0 K: 1 S: 8	H: 1 LOB: 1 BB: 0 P: 12	R: 3 E: 1 K: 1 S: 16	H: 2 LOB: 2 BB: 3 P: 32	R: 0 E: 0 K: 2 S: 9	H: 1 LOB: 1 BB: 0 P: 13	1B: 13 2B: 1 3B: 1 HR: 2	SF: 0 SAC: 0 DP: 0 HBP: 0	WP: 0 PB: 0 SB: 0 CS: 1	PA: 49					
PITCHER	IP	WLS	BF	H	R	ER	SO	BB	IBB	HBP	BLK	WP	HR	S	P	ERA	WHIP										
Eric King, R (1, 1) ERA: 2.76	3.2	L	20	8	7	7	1	2	0	0	1	0	2	46	73	17.18	2.727										
Wayne Edwards, L (4, 1) ERA: 3.07	3.1		18	7	4	4	5	1	0	0	0	0	0	40	61	10.80	2.400										
Donn Pall, R (8, 1) ERA: 2.95	0.0		2	0	0	0	0	2	0	0	0	0	0	2	10	∞	∞										
Ken Patterson, L (8, 1) ERA: 3.76	2.0		9	2	2	2	3	1	0	0	0	0	0	22	33	9.00	1.500										

Detroit Tigers @ Chicago White Sox
Comiskey Park, Chicago, IL
Tue Jul 03 1990, 8:05 PM EDT
Att. 25,526 - Unknown - 89 F

livebaseballscorecards.com


Batter	1	2	3	4	5	6	7	8	9	AB	R	H	RBI	BB	SO	LOB
Sammy Sosa, R OBP: 0.305, SLG: 0.463 (1, 9)	2-0 G5-3 ①		0-0 1-H HR	0-1 L4 ③		0-0 F9 ①		1-0 2B		5	1	2	2	0	0	4
Robin Ventura, L OBP: 0.327, SLG: 0.317 (1, 5)	1-1 G6-4-3 1B		3-1 E1 3B		3-1 G5-4-3 1B	3-1 G6-3 ②		2-2 F7 ③		5	1	2	0	0	0	3
Ivan Calderon, R OBP: 0.364, SLG: 0.452 (1, 7)	2-0 G6-4-3 ② ③ 1-2f		2-2 1-H 3B		1-0 G5-4-3 ① ② 1-2f	0-1 G6-3 ③		1-0 G5-3 ①		5	0	1	1	0	0	4
Ron Kittle, R OBP: 0.302, SLG: 0.473 (1, 10)		2-0 G6-3 ①	0-0 P2 ③		1-1 F7 ③		4-2 G4-3 PB BB		1-1 G5-3 ②	4	0	0	0	1	0	1
Carlton Fisk, R OBP: 0.378, SLG: 0.421 (1, 2)		1-2 G5-4-3 1B		1-2 HR		1-1 1B FC3 1B	1-0 G4-3 ①		0-1 1B	5	2	4	1	0	0	1
Dave Gallagher, R OBP: 0.321, SLG: 0.340 Lance Johnson, L OBP: 0.319, SLG: 0.328 (1, 8) (6, PH) (7, 8)		2-1 G5-4-3 ② ③ 1-2f		0-0 WP 1B 1B		1-1 FC3 1B 1-2	0-0 F8 ②		2-1 G1-3 ③	2	0	1	0	0	0	1
Carlos Martinez, R OBP: 0.253, SLG: 0.314 Steve Lyons, L OBP: 0.274, SLG: 0.289 (1, 3) (6, PH) (7, 3)			0-1 G5-3 ①	4-0 1B 1-2 BB		0-0 1B E 1B 1-2 2-3	0-1 G4-3 ③			1	0	0	0	1	0	0
Scott Fletcher, R OBP: 0.312, SLG: 0.318 (1, 4)			3-3 K ②	0-1 F9 ①		0-0 FC3 G6-3 1B 1-2 2-3 3-H		1-0 G5-3 ①		4	0	0	1	0	1	4
Ozzie Guillen, L OBP: 0.345, SLG: 0.393 (1, 6)			0-0 E6 HR	1-1 1-3 2-H 1B ②		0-0 G6-3 1B 1-2 2-H 3-H		0-1 G6-3 ②		4	1	2	2	0	0	0

Inning Stats	R: 0	H: 1	E: 0	LOB: 0	K: 0	BB: 0	S: 4	P: 9	R: 0	H: 1	E: 0	LOB: 0	K: 0	BB: 0	S: 7	P: 12	R: 3	H: 2	E: 2	LOB: 1	K: 1	BB: 0	S: 13	P: 21	R: 1	H: 3	E: 0	LOB: 2	K: 0	BB: 1	S: 11	P: 17	R: 0	H: 1	E: 0	LOB: 0	K: 0	BB: 0	S: 5	P: 10	R: 3	H: 3	E: 2	LOB: 2	K: 0	BB: 0	S: 12	P: 17	R: 0	H: 0	E: 0	LOB: 1	K: 0	BB: 1	S: 7	P: 12	R: 0	H: 1	E: 0	LOB: 1	K: 0	BB: 0	S: 9	P: 13	R: 0	H: 1	E: 0	LOB: 1	K: 0	BB: 0	S: 7	P: 11	1B: 9	SF: 0	2B: 1	SAC: 0	3B: 1	DP: 3	HR: 2	HBP: 0
--------------	------	------	------	--------	------	-------	------	------	------	------	------	--------	------	-------	------	-------	------	------	------	--------	------	-------	-------	-------	------	------	------	--------	------	-------	-------	-------	------	------	------	--------	------	-------	------	-------	------	------	------	--------	------	-------	-------	-------	------	------	------	--------	------	-------	------	-------	------	------	------	--------	------	-------	------	-------	------	------	------	--------	------	-------	------	-------	-------	-------	-------	--------	-------	-------	-------	--------

PITCHER	IP	WLS	BF	H	R	ER	SO	BB	IBB	HBP	BLK	WP	HR	S	P	ERA	WHIP
Brian Dubois, L ERA: 4.15 (1, 1)	3.2		18	7	4	1	1	1	0	0	0	1	2	33	57	2.46	2.182
Ed Nunez, R ERA: 1.86 (4, 1)	1.1	W	8	3	3	1	0	0	0	0	0	0	0	13	20	6.75	2.250
Jerry Don Gleaton, L ERA: 2.88 (6, 1)	4.0	S	16	3	0	0	0	1	0	0	0	0	0	29	45	0.00	1.000

DETROIT TIGERS @ CHICAGO WHITE SOX
Comiskey Park, Chicago, IL
 Tue Jul 03 1990, 8:05 PM EDT
 Att: 25,526 - Unknown - 89 F

AB	40
R	7
H	13
RBI	7
BB	2
SO	1
LOB	22



WP	PA	ERA	WHIP
1	42		
1			
0			
0			

Batter	1	2	3	4	5	6	7	8	9	10	11	12	AB R H RBI BB SO LOB	TOP											
Lou Whitaker, L OBP: 0.303, SLG: 0.383 (1, 4)	0-0 1-3		0-0 P5	0-0 1B 3B		0-3 K		0-0 3-H 1B			0-3 K	0-0 L8	7 1 2 1 0 2 1												
Tony Phillips, S OBP: 0.343, SLG: 0.354 (1, 5)	0-0 FC4-6 1B		0-0 F8	0-0 1B		0-0 L5			0-3 K		0-0 2B	0-0 6-3	7 0 3 1 0 1 1												
Alan Trammell, R OBP: 0.386, SLG: 0.414 (1, 6)	0-0 FC4-6		0-0 F8	0-0 P4			0-0 2B		0-3 K		4-0 IBB		5 0 1 0 0 1 1 2												
Cecil Fielder, R OBP: 0.386, SLG: 0.615 (1, 3)	0-3 K			4-0 2B 1B BB		0-3 K		0-3 K		0-0 F3	0-0 F7		5 1 0 0 0 1 3 4												
Larry Sheets, L OBP: 0.335, SLG: 0.430 Darnell Coles, R OBP: 0.254, SLG: 0.312 (7, PH) (7, 7) (12, 9)		0-0 4-3		0-0 1B HR 2B		0-0 L4		0-0 F8			0-0 L5	0-0 5-3	3 1 1 0 0 0 0 3 0 0 0 0 0 3												
Dave Bergman, L OBP: 0.352, SLG: 0.374 Jim Lindeman, R OBP: 0.265, SLG: 0.438 (1, 10) (12, PH)		0-0 1B 1B		0-0 HR 1B		0-0 HR		0-0 3-1			0-0 BB 1B	0-3 K	5 2 4 2 0 0 1 1 0 0 0 0 1 0												
Scott Lusader, L OBP: 0.397, SLG: 0.393 (1, 9) (12, 8)		0-0 1B		0-0 HR		0-0 F8		4-0 1-4-3 SH1-3 1B BB		4-0 1-2 BB		0-0 1B HR 1B	4 3 3 3 2 0 0												
John Shelby, S OBP: 0.281, SLG: 0.364 Gary Ward, R OBP: 0.311, SLG: 0.343 (1, 8) (12, PH) (12, 7)		0-3 K		0-3 K			0-0 S 1B	0-0 SH1-3		0-3 K		0-0 1-2 HR 1B	4 0 1 0 0 3 4 1 1 1 0 0 0 0												
Mike Heath, R OBP: 0.360, SLG: 0.450 (1, 2)		0-0 F9		0-3 K		0-3 K	0-3 K	0-0 1-4-3		0-3 K		0-0 1-H 2-H HR	6 1 1 3 0 3 6												
Inning Stats	R: 0 E: 0 K: 1 S: 6	H: 1 LOB: 1 BB: 0 P: 6	R: 0 E: 0 K: 1 S: 7	H: 2 LOB: 2 BB: 0 P: 7	R: 0 E: 0 K: 0 S: 3	H: 0 LOB: 0 BB: 3	R: 5 E: 0 K: 2 S: 12	H: 5 LOB: 1 BB: 1 P: 16	R: 1 E: 0 K: 1 S: 6	H: 1 LOB: 0 BB: 0 P: 6	R: 0 E: 0 K: 1 S: 6	H: 1 LOB: 1 BB: 0 P: 6	R: 1 E: 0 K: 0 S: 3	H: 1 LOB: 1 BB: 1 P: 7	R: 0 E: 0 K: 2 S: 7	H: 0 LOB: 0 BB: 0 P: 7	R: 0 E: 0 K: 1 S: 6	H: 1 LOB: 2 BB: 1 P: 10	R: 3 E: 0 K: 1 S: 8	H: 3 LOB: 0 BB: 0 P: 8	1B: 10 2B: 3 3B: 1 HR: 3	SF: 0 SAC: 1 DP: 0 HBP: 0	WP: 0 PB: 0 SB: 1 CS: 0	PA: 56	
PITCHER	IP WLS BF H R ER SO BB IBB HBP BLK WP HR S P ERA WHIP																								
Jack McDowell, R ERA: 4.09 (1, 1)	5.0		26	10	6	6	5	1	0	0	0	0	0	0	0	0	2	35	39	10.80	2.200				
Scott Radinsky, L ERA: 1.87 (6, 1)	2.1		9	1	1	0	3	1	0	0	0	0	0	0	0	0	0	14	18	0.00	0.857				
Barry Jones, R ERA: 2.01 (8, 1)	1.2		5	1	0	0	2	0	0	0	0	0	0	0	0	0	0	9	9	0.00	0.600				
Bobby Thigpen, R ERA: 1.68 (10, 1)	2.0		10	2	0	0	3	1	1	0	0	0	0	0	0	0	0	14	22	0.00	1.500				
Ken Patterson, L ERA: 4.35 (12, 1)	1.0	L	6	3	3	3	1	0	0	0	0	0	0	0	0	0	1	8	8	27.00	3.000				

Detroit Tigers @ Chicago White Sox
 Comiskey Park, Chicago, IL
 Wed Jul 04 1990, 8:05 PM EDT
 Att. 23,547 - Unknown - 98 F

AB	51
R	10
H	17
RBI	10
BB	4
SO	14
LOB	22



Batter	1	2	3	4	5	6	7	8	9	10	11	12	AB	R	H	RBI	BB	SO	LOB	BOTTOM						
Lance Johnson, L OBP: 0.318, SLG: 0.327 (1, 8) X	0-0 F7 ①		0-0 E3 CS 1-2	0-0 SH1-3 1B 1-2 3-H		0-0 4-3 ①		0-0 E1 1-5-3 WP 1B 1-3		0-0 4-3 ①		0-0 2-3 ③	7	1	2	1	0	0	1							
Robin Ventura, L OBP: 0.328, SLG: 0.316 (1, 5) X	0-0 P6 ②		4-0 SH1-3 ② 1-2 2-3 BB	0-0 SH1-3 ② 1-2 2-3		0-0 E 1B		0-0 1-5-3 ① 2-3 3-H		0-0 F7 ②			4	0	1	1	1	0	1							
Ivan Calderon, R OBP: 0.360, SLG: 0.444 (1, 7) S	0-3 K ③		0-0 F8 ③	4-0 IBB		0-0 E4 1-2		0-0 P4 ②		0-0 4-3 ③			5	0	0	0	1	1	4							
Dan Pasqua, L OBP: 0.383, SLG: 0.554 Craig Grebeck, R OBP: 0.153, SLG: 0.143 Dave Gallagher, R OBP: 0.333, SLG: 0.353 (1, 10)		0-0 4-3 ①		F2 ① 3-1		0-0 F7 ②		4-0 WP IBB			0-0 CS 1B		4	0	0	0	1	0	5							
Ron Kittle, R OBP: 0.308, SLG: 0.500 Steve Lyons, L OBP: 0.271, SLG: 0.286 (1, 3)		0-3 K ②		0-0 HR	0-0 HR	0-3 K ③		4-0 1-2 3-H IBB			0-3 1-2 K ②		4	2	2	2	1	2	2							
Ron Karkovice, R OBP: 0.356, SLG: 0.442 Canton Fisk, R OBP: 0.379, SLG: 0.419 (1, 2)		4-0 BB		0-0 1B 2B	0-0 6-3 ①		0-0 P6 ①	0-3 K ③			4-0 BB		3	1	1	0	1	0	0							
Scott Fletcher, R OBP: 0.309, SLG: 0.314 (1, 4) X	0-0 P5 ③		0-0 WP 2B 1B 2-H	0-0 WP 2B 1B 2-H	0-3 K ②		0-0 P6 ②		0-0 F7 ①		0-0 F8 ③		6	1	1	1	0	1	2							
Sammy Sosa, R OBP: 0.305, SLG: 0.464 (1, 9) X			0-0 4-3 ①	0-0 1B 2B 1-H	0-0 1B		0-0 1-3 ③		0-0 F2 ②			0-0 F9 ①	6	1	2	1	0	0	0							
Ozzie Guillen, L OBP: 0.349, SLG: 0.393 (1, 6) X			4-0 CS E BB	0-0 SH1-3 1B 2-3	0-0 F8 ③			0-0 E 1-5-3 1B		0-0 6-3 ③		0-3 K ②	5	1	2	0	1	1	1							
Inning Stats	R: 0 E: 0 K: 1 S: 5	H: 0 LOB: 0 BB: 0 P: 5	R: 0 E: 0 K: 1 S: 5	H: 0 LOB: 1 BB: 1 P: 9	R: 0 E: 1 K: 0 S: 3	H: 0 LOB: 2 BB: 2 P: 11	R: 4 E: 0 K: 0 S: 9	H: 6 LOB: 3 BB: 1 P: 13	R: 1 E: 0 K: 1 S: 7	H: 2 LOB: 1 BB: 0 P: 7	R: 0 E: 1 K: 1 S: 7	H: 1 LOB: 2 BB: 0 P: 7	R: 0 E: 0 K: 0 S: 3	H: 0 LOB: 0 BB: 0 P: 3	R: 2 E: 1 K: 1 S: 7	H: 2 LOB: 2 BB: 2 P: 15	R: 0 E: 0 K: 0 S: 3	H: 0 LOB: 0 BB: 0 P: 3	R: 0 E: 0 K: 1 S: 5	H: 1 LOB: 1 BB: 1 P: 9	R: 0 E: 0 K: 1 S: 5	H: 0 LOB: 0 BB: 0 P: 5	1B: 8 2B: 3 3B: 0 HR: 2	SF: 0 DP: 1 HBP: 0	WP: 2 PB: 0 SB: 0 CS: 3	PA: 55
PITCHER	IP	WLS	BF	H	R	ER	SO	BB	IBB	HBP	BLK	WP	HR	S	P	ERA	WHIP									
Jeff Robinson, R ERA: 5.36 (1, 1)	3.1		18	5	4	4	2	3	0	0	0	1	1	19	31	10.80	2.400									
Paul Gibson, L ERA: 2.15 (4, 1)	2.1		13	4	1	1	1	0	1	0	0	0	1	14	18	3.86	1.714									
Ed Nunez, R ERA: 1.81 (6, 1)	1.1		4	0	0	0	1	0	0	0	0	0	0	6	6	0.00	0.000									
Mike Henneman, R ERA: 2.77 (8, 1)	1.0		7	2	2	1	1	0	2	0	0	1	0	7	15	9.00	2.000									
Lance McCullers, R ERA: 3.23 (9, 1)	4.0	W	13	1	0	0	2	1	0	0	0	0	0	16	20	0.00	0.500									

Detroit Tigers @ Chicago White Sox
 Comiskey Park, Chicago, IL
 Wed Jul 04 1990, 8:05 PM EDT
 Att: 23,547 - Unknown - 98 F

AB	47
R	7
H	12
RBI	6
BB	7
SO	7
LOB	19



Batter	1	2	3	4	5	6	7	8	9	AB R H RBI BB SO LOB	TOP											
Steve Finley, L (1, 9) OBP: 0.313, SLG: 0.342	1-2 G3 E 2B	2-3 K			3-3 K		1-2 SAFE SAFE 1-3 SAFE 1B		3-3 K	5 1 2 0 0 3 3												
Joe Orsulak, L (1, 7) OBP: 0.364, SLG: 0.447	1-1 G3 2-3		1-1 F9		1-3 K		1-0 G3			4 0 0 0 0 1 3												
Randy Milligan, R (1, 3) OBP: 0.421, SLG: 0.490	1-3 K		3-2 HR		0-0 F9			2-2 G6-3		4 1 1 1 0 1 1												
Mickey Tettleton, S (1, 2) OBP: 0.402, SLG: 0.441	2-1 E5 HBP 3-H		3-3 K		2-2 G3			3-3 K		4 0 0 0 0 2 0												
Cal Ripken Jr., R (1, 6) OBP: 0.357, SLG: 0.404	1-1 1-2 HBP		0-0 P5		1-3 K			1-1 G4-3		3 0 0 0 0 1 0												
Sam Horn, L (1, 10) OBP: 0.323, SLG: 0.420	2-3 K			0-1 L9		0-3 K			0-0 G3-1	4 0 0 0 0 2 2												
Craig Worthington, R (1, 5) OBP: 0.307, SLG: 0.340		0-0 F8		0-0 F7		1-0 F7			3-2 P4	4 0 0 0 0 0 0												
Billy Ripken, R (1, 4) OBP: 0.302, SLG: 0.340		3-2 F8 2B		1-1 E5		1-0 F8			0-2 1B 1B	4 0 2 0 0 0 0												
Mike Devereaux, R (1, 8) OBP: 0.247, SLG: 0.311		2-1 F8 2-3		1-1 P2		2-2 1B 1B			0-2 1B 1B	4 0 2 0 0 0 2												
Inning Stats	R: 1 E: 1 K: 2 S: 15	H: 1 LOB: 2 BB: 0 P: 23	R: 0 E: 0 K: 1 S: 9	H: 1 LOB: 1 BB: 0 P: 16	R: 1 E: 0 K: 1 S: 10	H: 1 LOB: 0 BB: 0 P: 17	R: 0 E: 1 K: 0 S: 7	H: 0 LOB: 1 BB: 0 P: 9	R: 0 E: 0 K: 2 S: 7	H: 0 LOB: 0 BB: 0 P: 11	R: 0 E: 0 K: 2 S: 10	H: 0 LOB: 0 BB: 0 P: 13	R: 0 E: 0 K: 0 S: 10	H: 2 LOB: 2 BB: 0 P: 15	R: 0 E: 0 K: 1 S: 11	H: 0 LOB: 0 BB: 0 P: 17	R: 0 E: 0 K: 1 S: 16	H: 2 LOB: 2 BB: 0 P: 22	1B: 4 2B: 2 3B: 0 HR: 1	SF: 0 SAC: 0 DP: 0 HBP: 1	WP: 0 PB: 0 SB: 0 CS: 0	PA: 37
PITCHER	IP WLS BF H R ER SO BB IBB HBP BLK WP HR S P ERA WHIP																					
Melido Perez, R (1, 1) ERA: 3.88	7.0 W 29 5 2 1 8 0 0 1 0 0 1 68 104 1.29 0.714																					
Barry Jones, R (8, 1) ERA: 1.96	1.0 3 0 0 0 1 0 0 0 0 0 0 11 17 0.00 0.000																					
Bobby Thigpen, R (9, 1) ERA: 1.65	1.0 S 5 2 0 0 1 0 0 0 0 0 0 16 22 0.00 2.000																					

Baltimore Orioles @ Chicago White Sox
Comiskey Park, Chicago, IL
Fri Jul 06 1990, 8:05 PM EDT
Att. 28,172 - Unknown - 63 F

livebaseballscorecards.com

AB	36
R	2
H	7
RBI	1
BB	0
SO	10
LOB	11



Batter	1	2	3	4	5	6	7	8	9
Lance Johnson, L OBP: 0.317, SLG: 0.333 (1, 8)	0-2 G4-3	3-1 G1-3			0-1 G3		0-0 3B		
Robin Ventura, L OBP: 0.323, SLG: 0.310 (1, 5)	0-0 P6		0-1 F8		1-2 G3-1		3-3 K		
Carlton Fisk, R OBP: 0.381, SLG: 0.417 (1, 2)	3-2 BLK 2B 1B		0-2 P4		0-1 G6-3		4-0 IBB		
Dan Pasqua, L OBP: 0.388, SLG: 0.564 Dave Gallagher, R OBP: 0.327, SLG: 0.346 (7, PH) (8, 7)	3-2 1-H 1B 2B		1-2 G4-3		0-2 CS 1B		2-3 K		
Ron Kittle, R OBP: 0.311, SLG: 0.500 (1, 10)	2-1 2-H 1B			3-2 1B		1-3 K		1-0 P9	
Steve Lyons, L OBP: 0.258, SLG: 0.272 (1, 3)	0-0 B1-3		3-3 K 1-2		3-2 G3-1 1-2		3-2 G6-3		
Sammy Sosa, R OBP: 0.304, SLG: 0.461 (1, 9)		3-2 SH5-3 1B		0-3 K		1-3 K		1-3 K	
Scott Fletcher, R OBP: 0.314, SLG: 0.317 (1, 4)		1 SAFE 0-1 SH5-3 1-2		2-1 1B 2-3		4-1 1B 3B BB			
Ozzie Guillen, L OBP: 0.349, SLG: 0.393 (1, 6)		0-2 F7		0-0 F8		1 SAFE 1 SAFE 1 SAFE 1-1 3B 1-2 3B 1B			

Inning Stats	R: 2 E: 0 K: 0 S: 13	H: 3 LOB: 1 BB: 0 P: 21	R: 0 E: 0 K: 0 S: 10	H: 1 LOB: 1 BB: 0 P: 16	R: 0 E: 0 K: 0 S: 11	H: 0 LOB: 0 BB: 0 P: 12	R: 0 E: 0 K: 2 S: 14	H: 2 LOB: 2 BB: 0 P: 22	R: 0 E: 0 K: 0 S: 7	H: 0 LOB: 0 BB: 0 P: 8	R: 0 E: 0 K: 1 S: 9	H: 1 LOB: 0 BB: 0 P: 13	R: 2 E: 0 K: 3 S: 13	H: 2 LOB: 2 BB: 2 P: 28	R: 0 E: 0 K: 1 S: 7	H: 0 LOB: 0 BB: 0 P: 12
--------------	-------------------------------	----------------------------------	-------------------------------	----------------------------------	-------------------------------	----------------------------------	-------------------------------	----------------------------------	------------------------------	---------------------------------	------------------------------	----------------------------------	-------------------------------	----------------------------------	------------------------------	----------------------------------

PITCHER	IP	WLS	BF	H	R	ER	SO	BB	IBB	HBP	BLK	WP	HR	S	P	ERA	WHIP
Pete Harnisch, R ERA: 4.02 (1, 1)	6.1	L	28	9	4	4	4	1	0	0	1	1	0	71	105	5.68	1.579
Jeff Ballard, L ERA: 5.12 (7, 1)	0.1		2	0	0	0	1	0	1	0	0	0	0	3	10	0.00	0.000
Curt Schilling, R ERA: (7, 1)	1.1		4	0	0	0	2	0	0	0	0	0	0	10	17	0.00	0.000

BOTTOM


Baltimore Orioles @ Chicago White Sox
Comiskey Park, Chicago, IL

Fri Jul 06 1990, 8:05 PM EDT
Att: 28,172 - Unknown - 63 F

AB	R	H	RBI	BB	SO	LOB
4	0	1	2	0	0	1
4	0	0	0	0	1	1
3	1	1	0	1	0	0
3	1	2	1	0	0	0
1	0	0	0	0	1	2
4	0	2	1	0	1	1
4	0	0	0	0	1	3
4	0	1	0	0	3	1
1	1	1	0	1	0	0
3	1	1	0	0	0	3

AB	31
R	4
H	9
RBI	4
BB	2
SO	7
LOB	12

livebaseballscorecards.com



WP	PA
1	34
PB	0
SB	0
CS	1

Batter	1	2	3	4	5	6	7	8	9	AB R H RBI BB SO LOB	TOP	
Mike Devereaux, R (1, 8) OBP: 0.252, SLG: 0.314	0-1 1B		1-1 FC6-4 1B	1-0 F8		2-1 1B		1-0 P6	5 0 2 1 0 0 2			
Joe Orsulak, L (1, 7) OBP: 0.365, SLG: 0.446	0-0 F9		1-0 1B		1-1 PB WP 1B	0-1 FC5		1-2 P4	5 0 2 0 0 0 3			
Randy Milligan, R (1, 3) OBP: 0.414, SLG: 0.481	1-0 F8		2-2 P3		3-2 P4		1-1 F9	1-1 P2	5 0 0 0 0 0 4			
Mickey Tettleton, S (1, 10) OBP: 0.400, SLG: 0.442	1-2 P6			1-0 3B 2B	0-2 P3		0-3 K		4 1 1 0 0 1 2			
Cal Ripken Jr., R (1, 6) OBP: 0.356, SLG: 0.400		3-1 F7		4-2 3B BB	0-0 P2		1-1 F4		3 1 0 0 1 0 1			
Tim Lincecum, R (1, 5) OBP: 0.390, SLG: 0.491		0-1 F8		1-0 SF9 3B		1-0 G4-3		2-1 SH1-3 1B	4 1 2 2 0 0 0			
Craig Worthington, R (8, 5) OBP: 0.307, SLG: 0.340				1-H 2-H					0 0 0 0 0 0 0			
Bob Melvin, R (1, 2) OBP: 0.261, SLG: 0.342		1-1 G5-3		1-0 SF9		1-0 F9		0-0 SH1-3	2 0 0 1 0 0 0			
Brad Komminsk, R (1, 9) OBP: 0.330, SLG: 0.337			0-0 G1-3	1-0 F9		2-2 BB 1B		2-3 K	4 1 1 0 0 1 1			
Billy Ripken, R (1, 4) OBP: 0.310, SLG: 0.344			1-0 FC6-4 1B	2-1 1B		4-0 FC5 1B BB		0-1 G4-3	3 0 2 0 1 0 1			
Inning Stats	R: 0 H: 1 E: 0 LOB: 1 K: 0 BB: 0 S: 7 P: 9	R: 0 H: 0 E: 0 LOB: 0 K: 0 BB: 0 S: 6 P: 10	R: 0 H: 2 E: 0 LOB: 2 K: 0 BB: 0 S: 8 P: 13	R: 3 H: 3 E: 0 LOB: 1 K: 0 BB: 1 S: 9 P: 20	R: 0 H: 1 E: 0 LOB: 1 K: 0 BB: 0 S: 9 P: 13	R: 1 H: 2 E: 0 LOB: 2 K: 0 BB: 1 S: 11 P: 21	R: 0 H: 0 E: 0 LOB: 0 K: 1 BB: 0 S: 7 P: 9	R: 0 H: 1 E: 0 LOB: 1 K: 1 BB: 0 S: 11 P: 15	R: 0 H: 0 E: 0 LOB: 0 K: 0 BB: 0 S: 7 P: 10	1B: 8 SF: 1 2B: 1 SAC: 1 3B: 1 DP: 0 HR: 0 HBP: 0	WP: 1 PA: 39 PB: 1 SB: 0 CS: 0	
PITCHER Greg Hibbard, L (1, 1) ERA: 2.58 Adam Peterson, R (5, 1) ERA: 3.38	IP WLS BF H R ER SO BB IBB HBP BLK WP HR S P ERA WHIP											
	4.0 L 20 7 3 3 0 1 0 0 0 0 0 0 32 55 6.75 2.000											
	5.0 19 3 1 1 2 1 0 0 0 1 0 0 43 65 1.80 0.800											

Baltimore Orioles @ Chicago White Sox
Comiskey Park, Chicago, IL
Sat Jul 07 1990, 8:05 PM EDT
Att. 32,151 - Unknown - 72 F

livebaseballscorecards.com

AB	35
R	4
H	10
RBI	4
BB	2
SO	2
LOB	14



Batter	1	2	3	4	5	6	7	8	9	AB	R	H	RBI	BB	SO	LOB
Lance Johnson, L OBP: 0.319, SLG: 0.333 (1, 8)	2-2 FC6-4 BB SF8 1B	0-0 G4-3			4-2 G4-3 BB			0-0 L6		3	1	1	0	1	0	1
Robin Ventura, L OBP: 0.322, SLG: 0.306 (1, 5)	4-0 FC6-4 BB 1-2		2-1 F7		2-2 G4-3 1-2			3-2 G4-3		3	0	0	0	1	0	1
Carlton Fisk, R OBP: 0.374, SLG: 0.410 (1, 2)	2-0 FC6-4 1B 1-2f 2-3		3-1 G6-3		0-0 G5-3			2-2 G4-3		4	0	0	0	0	0	3
Dan Pasqua, L OBP: 0.391, SLG: 0.566 (1, 7)	2-1 SF8		2-0 1B		1-0 FC6-4 1B			1-2 G3-1		3	0	2	1	0	0	0
Ron Kittle, R OBP: 0.310, SLG: 0.496 (1, 10)	1-0 1-2 1B		0-0 F7		2-3 K			1-2 G6-3		4	0	1	0	0	1	2
Sammy Sosa, R OBP: 0.300, SLG: 0.454 (1, 9)	0-0 FC6-4 1-			2-3 K				3-2 F9		4	0	0	0	0	1	3
Carlos Martinez, R OBP: 0.259, SLG: 0.319 (1, 3)		2-1 G1-6-3 1B		0-0 G6-3			1-0 CS	0-0 G6-4-3 1B		3	0	2	0	0	0	0
Scott Fletcher, R OBP: 0.311, SLG: 0.313 (1, 4)		1-0 G1-6-3 1-2f		1-1 G5-3			1-2 G6-4-3 1-2f			3	0	0	0	0	0	2
Ozzie Guillen, L OBP: 0.348, SLG: 0.392 (1, 6)		0-1 1B			2-2 F8			0-0 G6-3		3	0	1	0	0	0	0

Inning Stats	R: 1	H: 2	E: 0	K: 0	S: 9	H: 2	LOB: 2	BB: 1	P: 19	R: 0	H: 2	E: 0	K: 0	S: 6	H: 1	LOB: 1	BB: 0	P: 9	R: 0	H: 0	E: 0	K: 1	S: 6	H: 0	LOB: 0	BB: 0	P: 9	R: 0	H: 0	E: 0	K: 0	S: 9	H: 1	LOB: 0	BB: 0	P: 11	R: 0	H: 1	E: 0	K: 0	S: 5	H: 1	LOB: 0	BB: 0	P: 6	R: 0	H: 0	E: 0	K: 0	S: 8	H: 0	LOB: 0	BB: 0	P: 13	R: 0	H: 0	E: 0	K: 0	S: 9	H: 0	LOB: 0	BB: 0	P: 14	1B: 7	SF: 1	2B: 0	SAC: 0	3B: 0	DP: 2	HR: 0	HBP: 0	WP: 0	PA: 34
--------------	------	------	------	------	------	------	--------	-------	-------	------	------	------	------	------	------	--------	-------	------	------	------	------	------	------	------	--------	-------	------	------	------	------	------	------	------	--------	-------	-------	------	------	------	------	------	------	--------	-------	------	------	------	------	------	------	------	--------	-------	-------	------	------	------	------	------	------	--------	-------	-------	-------	-------	-------	--------	-------	-------	-------	--------	-------	--------


PITCHER	IP	WLS	BF	H	R	ER	SO	BB	IBB	HBP	BLK	WP	HR	S	P	ERA	WHIP
John Mitchell, R ERA: 4.89 (1, 1)	8.0	W	30	7	1	1	2	2	0	0	0	0	0	54	97	1.12	1.125
Gregg Olson, R ERA: 1.25 (9, 1)	1.0	S	3	0	0	0	0	0	0	0	0	0	0	9	14	0.00	0.000

BOTTOM


Baltimore Orioles @ Chicago White Sox
Comiskey Park, Chicago, IL

Sat Jul 07 1990, 8:05 PM EDT
Att: 32,151 - Unknown - 72 F

AB	30
R	1
H	7
RBI	1
BB	2
SO	2
LOB	12



livebaseballscorecards.com

Batter	1	2	3	4	5	6	7	8	9	10	11	AB R H RBI BB SO LOB	TOP					
Mike Devereaux, R (1, 8) OBP: 0.261, SLG: 0.324	G5-3		P6		HR		FC3-2 2B		K		2B	5 2 2 3 1 1 1						
Joe Orsulak, L (1, 7) OBP: 0.360, SLG: 0.451	F8		G3		HR		FC3-2 2B		L6		F8	6 1 1 2 0 0 6						
Randy Milligan, R (1, 3) OBP: 0.414, SLG: 0.494	P4			HR	P4					G6-3		5 1 2 3 0 0 0						
Mickey Tettleton, S (1, 2) OBP: 0.394, SLG: 0.433			P5		F8		G4-3			K		5 0 0 0 0 1 2						
Cal Ripken Jr., R (1, 6) OBP: 0.354, SLG: 0.397			F7		G3-6 1B		G4-3		G5-3		L5	5 0 1 0 0 0 0						
Sam Horn, L (1, 10) Steve Finley, L (8, PR) OBP: 0.330, SLG: 0.424 OBP: 0.316, SLG: 0.342			FC5-4 1B		G3-6 1-2f		K		G6-3 1B		FC1-5 SH BB	4 0 2 0 0 1 1 0 0 0 0 1 0 0						
Craig Worthington, R (1, 5) Rene Gonzales, R (11, PR) OBP: 0.310, SLG: 0.337 OBP: 0.297, SLG: 0.281			FC5-4 1-2f				F9 SH5-3 1B BB		G6-3		SH FC1-5 1B	2 1 0 0 1 0 2 0 0 0 0 0 0 0	AB 40 R 8 H 10 RBI 8 BB 3 SO 4 LOB 19					
Billy Ripken, R (1, 4) OBP: 0.309, SLG: 0.342					G6-3		SH5-3		L3		FC1-5 1B 2B	4 1 1 0 0 0 4						
Brad Komminsk, R (1, 9) OBP: 0.333, SLG: 0.333							F9		K		2B 1B	4 2 1 0 0 1 3						
Inning Stats	R: 0 H: 0 E: 0 K: 0 S: 7 LOB: 0 BB: 0 P: 12	R: 0 H: 1 E: 0 K: 0 S: 11 LOB: 1 BB: 0 P: 18	R: 0 H: 0 E: 0 K: 0 S: 7 LOB: 1 BB: 0 P: 13	R: 1 H: 2 E: 0 K: 0 S: 5 LOB: 0 BB: 0 P: 9	R: 3 H: 2 E: 0 K: 0 S: 8 LOB: 0 BB: 1 P: 13	R: 0 H: 0 E: 1 K: 1 S: 7 LOB: 0 BB: 0 P: 13	R: 2 H: 2 E: 0 K: 0 S: 15 LOB: 2 BB: 1 P: 24	R: 0 H: 1 E: 0 K: 0 S: 11 LOB: 2 BB: 0 P: 19	R: 0 H: 0 E: 0 K: 2 S: 10 LOB: 0 BB: 0 P: 14	R: 0 H: 0 E: 0 K: 1 S: 6 LOB: 0 BB: 0 P: 10	R: 2 H: 2 E: 0 K: 0 S: 9 LOB: 2 BB: 1 P: 13	1B: 6 SF: 0 2B: 2 SAC: 2 3B: 0 DP: 1 HR: 2 HBP: 2	WP: 0 PA: 47 PB: 0 SB: 1 CS: 0					
PITCHER	IP WLS BF H R ER SO BB IBB HBP BLK WP HR S P ERA WHIP																	
Eric King, R (1, 1) ERA: 2.99	4.2	20	5	4	4	0	1	0	1	0	0	0	0	0	6	11	0.00	0.000
Donn Pall, R (5, 1) ERA: 2.89	1.0	3	0	0	0	0	0	0	0	0	0	0	0	0	6	10	27.00	0.000
Scott Radinsky, L (6, 1) ERA: 2.12	0.1	2	0	1	1	1	0	0	1	0	0	0	0	0	23	37	4.50	2.000
Barry Jones, R (7, 1) ERA: 2.08	2.0	10	3	1	1	0	1	0	0	0	0	0	0	0	25	37	6.00	1.000
Bobby Thigpen, R (9, 1) ERA: 1.93	3.0	L 12	2	2	2	3	1	0	0	0	0	0	0	0	25	37	6.00	1.000

Baltimore Orioles @ Chicago White Sox
Comiskey Park, Chicago, IL
Sun Jul 08 1990, 4:33 AM EDT
Att: 29,821 - Sunny - 93 F

livebaseballscorecards.com



Batter	1	2	3	4	5	6	7	8	9	10	11	AB	R	H	RBI	BB	SO	LOB	BOTTOM
Lance Johnson, L (1, 8) OBP: 0.317, SLG: 0.331	1-1 F7		1-1 L8		0-0 1B 2B 1B	2-1 FC6-4			3-2 G4-3			5	1	1	1	0	0	1	
Robin Ventura, L (1, 5) OBP: 0.320, SLG: 0.304	2-1 L6		1-1 F8		0-0 2B 1B		1-0 G3-1		1-0 G4-3			5	1	1	0	0	0	0	
Dan Pasqua, L (1, 7) OBP: 0.400, SLG: 0.607 Dave Gallagher, R (8, 7) OBP: 0.339, SLG: 0.358	1-0 HR			3-2 L9 1B 2B	1-0 E 2B		1-3 K			3-2 PB 1B		4	3	3	2	0	1	0	
Ron Kittle, R (1, 10) OBP: 0.312, SLG: 0.498	1-0 1B			1-1 L9	1-2 2B		0-0 P4			1-3 K		5	0	2	0	0	1	2	
Ron Karkovice, R (1, 2) OBP: 0.348, SLG: 0.427	1-2 L8			0-0 P5	2-3 K			3-1 1B		0-1 G5-3		5	0	1	0	0	1	4	
Sammy Sosa, R (1, 9) OBP: 0.299, SLG: 0.450		0-3 K		1-2 1B	0-0 L1			2-3 K		2-2 L9		5	0	1	1	0	2	3	
Carlos Martinez, R (1, 3) OBP: 0.252, SLG: 0.311		1-0 P9		0-2 L1		0-0 G6-3		1-0 F8			3-3 K	5	0	0	0	0	1	2	
Scott Fletcher, R (1, 4) OBP: 0.312, SLG: 0.319		1-0 P7			0-0 SH1-3 1B 2B	1-1 FC6-4 1B		0-0 F7			1-3 K	5	1	2	0	0	1	1	
Ozzie Guillen, L (1, 6) OBP: 0.343, SLG: 0.386			1-2 P5		0-0 SH1-3 2B	1-0 F8			0-1 G6-3		2-2 F7	4	0	0	0	0	0	1	

Inning Stats	R: 1	H: 2	R: 0	H: 0	R: 0	H: 0	R: 1	H: 2	R: 4	H: 5	R: 0	H: 1	R: 0	H: 0	R: 0	H: 1	R: 0	H: 0	R: 0	H: 1	R: 0	H: 0	R: 0	H: 1	R: 0	H: 0	R: 0	H: 0	R: 0	H: 0	R: 0	H: 0	1B: 7	SF: 0	WP: 0	PA: 45
E: 0	LOB: 1	E: 0	LOB: 0	E: 0	LOB: 0	E: 0	LOB: 1	E: 0	LOB: 1	E: 0	LOB: 1	E: 0	LOB: 0	E: 0	LOB: 0	E: 0	LOB: 1	E: 0	LOB: 0	E: 0	LOB: 1	E: 0	LOB: 0	E: 0	LOB: 1	E: 0	LOB: 0	E: 0	LOB: 0	E: 0	LOB: 0	2B: 4 <td>SAC: 1 <td>PB: 2 </td></td>	SAC: 1 <td>PB: 2 </td>	PB: 2		
K: 0	BB: 0	K: 1	BB: 0	K: 0	BB: 0	K: 0	BB: 0	K: 1	BB: 0	K: 1	BB: 0	K: 0	BB: 0	K: 1	BB: 0	K: 1	BB: 0	K: 0	BB: 0	K: 1	BB: 0	K: 0	BB: 0	K: 1	BB: 0	K: 2	BB: 0	K: 0	BB: 0	K: 0	BB: 0	3B: 0	DP: 0	SB: 0		
S: 9	P: 15	S: 6	P: 8	S: 7	P: 10	S: 14	P: 19	S: 12	P: 16	S: 6	P: 10	S: 5	P: 7	S: 10	P: 16	S: 6	P: 10	S: 11	P: 17	S: 9	P: 15	S: 9	P: 15	S: 6	P: 10	S: 9	P: 15	S: 9	P: 15	S: 9	P: 15	HR: 1	HBP: 0	CS: 0		

PITCHER	IP	WLS	BF	H	R	ER	SO	BB	IBB	HBP	BLK	WP	HR	S	P	ERA	WHIP
Dave Johnson, R (1, 1) ERA: 4.3	4.1		20	7	5	5	1	0	0	0	0	0	1	40	56	10.38	1.615
Kevin Hickey, L (5, 1) ERA: 3.92	0.0	1	1	0	0	0	0	0	0	0	0	0	0	1	2	∞	∞
Ben McDonald, R (5, 1) ERA:	1.2	7	2	1	1	1	1	0	0	0	0	0	0	13	20	5.40	1.200
Jeff Ballard, L (7, 1) ERA: 5.06	1.0	4	1	0	0	0	1	0	0	0	0	0	0	7	12	0.00	1.000
Mark Williamson, R (8, 1) ERA: 1.49	3.0	W	10	1	0	0	2	0	0	0	0	0	0	25	38	0.00	0.333

Baltimore Orioles @ Chicago White Sox
Comiskey Park, Chicago, IL
Sun Jul 08 1990, 4:33 AM EDT
Att: 29,821 - Sunny - 93 F

AB	44
R	6
H	12
RBI	4
BB	0
SO	7
LOB	14



Batter	1	2	3	4	5	6	7	8	9	10	11	12	13	AB R H RBI BB SO LOB	TOP	
Jim Gantner, L (1, 4) <small>OBP: 0.380, SLG: 0.319</small>														7 1 3 2 0 0 0	Milwaukee Brewers @ Chicago White Sox Comiskey Park, Chicago, IL Wed Jul 11 1990, 4:33 AM EDT Att: 40,666 - Cloudy - 68 F	
Gary Sheffield, R (1, 5) <small>OBP: 0.364, SLG: 0.463</small>														5 2 3 0 1 1 1		
Robin Yount, R (1, 8) <small>OBP: 0.339, SLG: 0.361</small>														4 2 2 3 2 0 2		
Dave Parker, L (1, 10) <small>OBP: 0.353, SLG: 0.505</small>														5 1 1 0 1 1 4		
Greg Brock, L (1, 3) <small>OBP: 0.322, SLG: 0.367</small> Rob Deer, R (8, PH) <small>OBP: 0.333, SLG: 0.431</small> (8, 3)														3 0 0 0 0 1 1 2 1 0 1 1 0 0		
Greg Vaughn, R (1, 7) <small>OBP: 0.308, SLG: 0.430</small> Mike Felder, S (8, 7) <small>OBP: 0.325, SLG: 0.288</small>														4 1 2 2 0 1 0 2 1 1 0 0 1 0		
B.J. Surhoff, L (1, 2) <small>OBP: 0.342, SLG: 0.428</small>														5 2 1 2 1 1 1		
Darryl Hamilton, L (1, 9) <small>OBP: 0.322, SLG: 0.393</small>														6 1 2 2 0 1 1		
Bill Spiers, L (1, 6) <small>OBP: 0.299, SLG: 0.387</small> Dale Sveum, S (11, PH) <small>OBP: 0.286, SLG: 0.250</small> (11, 6) Edgar Diaz, R (13, 6) <small>OBP: 0.350, SLG: 0.311</small>														4 0 0 0 0 2 1 2 0 0 0 0 2 2 0 0 0 0 0 0 0		
Inning Stats	R: 0 H: 1 E: 0 LOB: 1 K: 0 BB: 0 S: 12 P: 18	R: 0 H: 1 E: 0 LOB: 1 K: 0 BB: 0 S: 9 P: 14	R: 3 H: 4 E: 0 LOB: 1 K: 1 BB: 0 S: 16 P: 23	R: 0 H: 0 E: 0 LOB: 0 K: 2 BB: 0 S: 13 P: 18	R: 0 H: 1 E: 0 LOB: 1 K: 1 BB: 0 S: 11 P: 15	R: 0 H: 0 E: 0 LOB: 0 K: 0 BB: 0 S: 5 P: 8	R: 0 H: 0 E: 0 LOB: 0 K: 0 BB: 0 S: 8 P: 15	R: 6 H: 3 E: 0 LOB: 0 K: 1 BB: 4 S: 18 P: 38	R: 0 H: 1 E: 0 LOB: 1 K: 0 BB: 1 S: 6 P: 10	R: 0 H: 0 E: 0 LOB: 0 K: 1 BB: 0 S: 8 P: 12	R: 0 H: 0 E: 0 LOB: 0 K: 2 BB: 0 S: 9 P: 14	R: 0 H: 1 E: 0 LOB: 0 K: 1 BB: 0 S: 6 P: 7	R: 3 H: 3 E: 0 LOB: 1 K: 2 BB: 1 S: 24 P: 35	1B: 13 SF: 0 2B: 2 SAC: 1 3B: 0 DP: 2 HR: 1 HBP: 0		WP: 0 PA: 56 PB: 0 SB: 5 CS: 2
PITCHER Jack McDowell, R (1, 1) <small>ERA: 4.25</small> Scott Radinsky, L (8, 1) <small>ERA: 2.65</small> Barry Jones, R (8, 1) <small>ERA: 2.35</small> Ken Patterson, L (11, 1) <small>ERA: 4.24</small> Donn Pall, R (12, 1) <small>ERA: 3.38</small>	IP 7.1 WLS 7 BF 30 H 7 R 5 ER 5 SO 4 BB 2 IBB 0 HBP 0 BLK 0 WP 0 HR 1 S 82 P 127 ERA 6.14 WHIP 1.227						PITCHER Wayne Edwards, L (13, 1) <small>ERA: 3.05</small>	IP 0.1 WLS 2 BF 1 H 0 R 0 ER 0 SO 1 BB 0 IBB 0 HBP 0 BLK 0 WP 0 HR 0 S 6 P 9 ERA 0.00 WHIP 3.000								

livebaseballscorecards.com

AB	49
R	12
H	15
RBI	12
BB	6
SO	11
LOB	13



Batter	1	2	3	4	5	6	7	8	9	10	11	12	13
Lance Johnson, L OBP: 0.316, SLG: 0.333 (1, 8)	2-1 1B 2B	3-2 G4-3	1-2 L8		0-0 FC6-4			0-0 B1-3			0-0 1B 1B		2-2 F7
Robin Ventura, L OBP: 0.314, SLG: 0.298 Dave Gallagher, R OBP: 0.333, SLG: 0.352 Craig Grebeck, R OBP: 0.153, SLG: 0.143 (11, PH)	1-1 F7	1-1 F8		1-2 G1-3		2-2 G4-3		3-2 G4-3			0-1 SAFE SAFE SAFE SAFE F9		
Ivan Calderon, R OBP: 0.359, SLG: 0.441 (1, 10)	0-1 1B 1B	3-3 K		0-2 G6-3		2-3 K			1-2 G5-3		1-0 1B		
Ron Kittle, R OBP: 0.308, SLG: 0.490 (1, 3)	0-2 1B 2B 1B		0-0 G5-3	1-3 K		1-3 K			2-2 G6-3		2-0 F8		
Carlton Fisk, R OBP: 0.378, SLG: 0.411 (1, 2)	4-2 1B 2B BB		4-1 1B 3B BB		1-1 P6		1-0 G3-1 2B		1-1 F9			1-3 K	
Steve Lyons, L OBP: 0.253, SLG: 0.264 (1, 7)	1-2 2B 1B		1-3 K		1-1 B1		0-0 G3-1			0-1 G1-3		2-3 K	
Scott Fletcher, R OBP: 0.316, SLG: 0.327 (1, 4)	0-1 1B		0-0 K		3-1 3B 1B		0-0 G5-3			1-1 G6-3		1-1 G4-3	
Sammy Sosa, R OBP: 0.299, SLG: 0.461 (1, 9)	0-0 F9		2-2 2B 3B		0-1 E 3B		2-1 P6			1-3 K			0-3 K
Ozzie Guillen, L OBP: 0.339, SLG: 0.385 (1, 6)	0-0 G1-3		3-1 2B		0-0 E5 FC6-4			0-1 F7			1-3 K		2-3 K

Inning Stats	R: 4	H: 5	E: 0	K: 0	S: 18	LOB: 2	BB: 1	P: 26
	R: 0	H: 0	E: 0	K: 1	S: 12	LOB: 0	BB: 0	P: 19
	R: 3	H: 3	E: 0	K: 1	S: 16	LOB: 1	BB: 1	P: 27
	R: 0	H: 0	E: 0	K: 1	S: 9	LOB: 0	BB: 0	P: 11
	R: 2	H: 2	E: 1	K: 0	S: 10	LOB: 1	BB: 0	P: 15
	R: 0	H: 0	E: 0	K: 2	S: 12	LOB: 0	BB: 0	P: 17
	R: 0	H: 1	E: 0	K: 0	S: 5	LOB: 1	BB: 0	P: 8
	R: 0	H: 0	E: 0	K: 0	S: 6	LOB: 0	BB: 0	P: 9
	R: 0	H: 0	E: 0	K: 0	S: 9	LOB: 0	BB: 0	P: 13
	R: 0	H: 0	E: 0	K: 1	S: 7	LOB: 0	BB: 0	P: 9
	R: 0	H: 2	E: 0	K: 1	S: 8	LOB: 2	BB: 2	P: 12
	R: 0	H: 0	E: 0	K: 2	S: 8	LOB: 0	BB: 0	P: 12
	R: 0	H: 0	E: 0	K: 2	S: 11	LOB: 0	BB: 0	P: 15
	1B: 7	2B: 4	3B: 2	HR: 0	SF: 0	SAC: 0	DP: 0	HBP: 0
	WP: 0	PA: 55	PB: 0	SB: 0	CS: 0			

PITCHER	IP	WLS	BF	H	R	ER	SO	BB	IBB	HBP	BLK	WP	HR	S	P	ERA	WHIP
Ron Robinson, R ERA: 4.11 (1, 1)	2.2		18	8	7	7	2	2	0	0	0	0	0	42	67	23.62	3.750
Jaime Navarro, R ERA: 5.94 (3, 1)	3.1		13	2	2	1	3	0	0	0	0	0	0	35	48	2.70	0.600
Chuck Crim, R ERA: 3.98 (7, 1)	4.0		13	1	0	0	1	0	0	0	0	0	0	27	39	0.00	0.250
Dan Plesac, L ERA: 4.74 (11, 1)	3.0	W	11	2	0	0	5	0	0	0	0	0	0	27	39	0.00	0.667

Milwaukee Brewers @ Chicago White Sox
 Comiskey Park, Chicago, IL
 Wed Jul 11 1990, 4:33 AM EDT
 Att. 40,666 - Cloudy - 68 F

AB	R	H	RBI	BB	SO	LOB
7	1	2	0	0	0	2
5	0	0	0	0	0	1
1	0	0	0	0	0	1
0	0	0	0	0	0	0
6	1	2	1	0	2	0
6	1	1	0	0	2	2
4	2	1	0	2	1	0
6	0	1	1	0	2	2
6	2	3	2	0	0	1
6	2	2	3	0	2	3
6	0	1	1	0	2	2

AB 53
R 9
H 13
RBI 8
BB 2
SO 11
LOB 14



livebaseballscorecards.com

Batter	1	2	3	4	5	6	7	8	9	AB R H RBI BB SO LOB	TOP		
Lance Johnson, L (1, 8) OBP: 0.316, SLG: 0.343	1-0 F7		0-0 HR		2-1 G4-3	2-2 G4-3				4 1 1 3 0 0 0			
Robin Ventura, L (1, 5) OBP: 0.317, SLG: 0.301	2-0 G3		2-0 FC5-4 1B		0-0 2B BB 1B	1-0 F7				4 1 2 0 0 0 0			
Ivan Calderon, R (1, 7) OBP: 0.358, SLG: 0.442	2-2 G6-3		0-0 FC5-4 1-2f		1-2 BB 1B 2B					4 1 1 0 0 0 1			
Dan Pasqua, L (1, 10) OBP: 0.402, SLG: 0.608		3-3 K	0-0 F9		4-0 BB 1B IBB					3 1 1 0 1 1 1			
Carlton Fisk, R (1, 2) OBP: 0.381, SLG: 0.409		2-0 P4		4-0 E 1B S BB	4-0 1B WP BB					1 2 0 1 2 0 0			
Steve Lyons, L (1, 3) OBP: 0.255, SLG: 0.267		0-1 P4		3-3 K	1-2 WP 1B					3 0 1 2 0 1 1			
Scott Fletcher, R (1, 4) OBP: 0.313, SLG: 0.323			2-2 G3-1		2-2 P6					3 0 0 0 0 1 3			
Sammy Sosa, R (1, 9) OBP: 0.303, SLG: 0.463			3-2 1B HR 1B		0-0 1B	3-2 G6-3				3 1 2 1 0 0 1			
Ozzie Guillen, L (1, 6) OBP: 0.339, SLG: 0.384			1-0 HR 1B		0-1 F8					3 1 1 0 0 0 1			
Inning Stats	R: 0 E: 0 K: 0 S: 7 H: 0 LOB: 0 BB: 0 P: 12	R: 0 E: 0 K: 1 S: 8 H: 0 LOB: 0 BB: 0 P: 13	R: 3 E: 0 K: 0 S: 12 H: 4 LOB: 1 BB: 0 P: 20	R: 1 E: 1 K: 1 S: 10 H: 1 LOB: 1 BB: 1 P: 19	R: 4 E: 0 K: 1 S: 18 H: 3 LOB: 1 BB: 2 P: 35	R: 0 E: 0 K: 0 S: 5 H: 0 LOB: 0 BB: 0 P: 8	R: 0 E: 0 K: 0 S: 3 H: 1 LOB: 1 BB: 0 P: 5			1B: 6 2B: 2 3B: 0 HR: 1 SF: 0 SAC: 0 DP: 0 HBP: 0	WP: 1 PB: 0 SB: 1 CS: 0 PA: 31		
PITCHER	IP WLS BF H R ER SO BB IBB HBP BLK WP HR S P ERA WHIP											PITCHER	IP WLS BF H R ER SO BB IBB HBP BLK WP HR S P ERA WHIP
Andy Hawkins, R (1, 1) ERA: 5.77	4.1 L 23 7 8 8 2 2 1 0 0 0 1 43 81 16.61 2.077												
Greg Cadaret, L (5, 1) ERA: 4.31	0.2 3 1 0 0 1 0 0 0 0 0 1 0 12 18 0.00 1.500												
Jimmy Jones, R (6, 1) ERA: 5.63	1.1 5 1 0 0 0 0 0 0 0 0 0 0 8 13 0.00 0.750												

Chicago White Sox @ New York Yankees
Yankee Stadium, Bronx, NY
Thu Jul 12 1990, 7:05 PM EDT
Att. 17,586 - Unknown

livebaseballscorecards.com

AB	28
R	8
H	9
RBI	7
BB	3
SO	3
LOB	8



Batter	1	2	3	4	5	6	7	8	9	AB R H RBI BB SO LOB
Roberto Kelly, R OBP: 0.316, SLG: 0.384 (1, 8) C F F B S	1-3 K		0-1 G6-4-3 1-2f			3-2 F7				3 0 0 0 0 1 1
Steve Sax, R OBP: 0.325, SLG: 0.320 (1, 4) B B B C B	4-1 E S BB		4-1 FC6 BB			1-0 G4-3				1 0 0 0 2 0 0
Don Mattingly, L OBP: 0.297, SLG: 0.342 (1, 3) C 1 SAFE F B 1 SAFE F S	1-3 K		0-1 FC6 1-2f			2-2 F8				3 0 0 0 0 1 2 0 0 0 0 0 0 0
Mel Hall, L OBP: 0.280, SLG: 0.456 (1, 7) B B B C X	2-2 F8			2-3 K						2 0 0 0 0 1 1
Matt Nokes, L OBP: 0.317, SLG: 0.440 (1, 10) B B B C B B B		4-2 S BB		1-3 K						1 0 0 0 1 1 0
Jesse Barfield, R OBP: 0.348, SLG: 0.469 (1, 9) S B B T S		1-3 K		1-3 K						2 0 0 0 0 2 1
Jim Leyritz, R OBP: 0.352, SLG: 0.398 (1, 5) S B B T C C C B		3-3 K 1-2			2-3 K					2 0 0 0 0 2 1
Bob Geren, R OBP: 0.266, SLG: 0.353 (1, 2) C B C X		1-1 G1-3			1-3 K					2 0 0 0 0 1 1
Alvaro Espinoza, R OBP: 0.254, SLG: 0.274 (1, 6) B B B B			4-0 G6-4-3 BB			0-1 L8				1 0 0 0 1 0 0
Inning Stats	R: 0 H: 0 E: 1 LOB: 1 K: 2 BB: 1 S: 12 P: 20	R: 0 H: 0 E: 0 LOB: 1 K: 2 BB: 1 S: 11 P: 20	R: 0 H: 0 E: 0 LOB: 1 K: 0 BB: 2 S: 5 P: 13	R: 0 H: 0 E: 0 LOB: 0 K: 3 BB: 0 S: 10 P: 14	R: 0 H: 0 E: 0 LOB: 0 K: 2 BB: 0 S: 8 P: 11	R: 0 H: 0 E: 0 LOB: 0 K: 0 BB: 0 S: 7 P: 13				1B: 0 SF: 0 2B: 0 SAC: 0 3B: 0 DP: 1 HR: 0 HBP: 0
PITCHER Melido Perez, R ERA: 3.67 (1, 1)	IP WLS BF H R ER SO BB IBB HBP BLK WP HR S P ERA WHIP	6.0 W 21 0 0 0 9 4 0 0 0 0 0 53 91 0.00 0.667								WP: 0 PA: 21 PB: 0 SB: 2 CS: 0

BOTTOM

Chicago White Sox @ New York Yankees
Yankee Stadium, Bronx, NY
Thu Jul 12 1990, 7:05 PM EDT
Att. 17,586 - Unknown

livebaseballscorecards.com

AB	17
R	0
H	0
RBI	0
BB	4
SO	9
LOB	7



Batter	1	2	3	4	5	6	7	8	9	AB R H RBI BB SO LOB	TOP											
Sammy Sosa, R (1, 9) OBP: 0.305, SLG: 0.466	0-0 F8			1-2 G3	4-0 CS		2-2 CS	0-1 5-3		3 1 1 0 1 0 0												
Robin Ventura, L (1, 5) OBP: 0.316, SLG: 0.300	2-0 F9			1-0 F9	1-1 CS	2-1 BB		1-1 5-3		4 0 1 0 0 0 1												
Ivan Calderon, R (1, 7) OBP: 0.357, SLG: 0.438	2-0 F9			4-1 G3		2-3 K		0-0 P5		3 1 0 0 1 1 1												
Ron Kittle, R (1, 3) OBP: 0.307, SLG: 0.484		0-2 P2		0-2 G3		4-2 BB		1-0 P6		3 0 0 1 1 0 1												
Steve Lyons, L (9, 3) OBP: 0.255, SLG: 0.267				1-3 2-H		1-2 BB		0 0 0 0 0 0 0														
Carlton Fisk, R (1, 10) OBP: 0.379, SLG: 0.406		1-3 K		3-2 PO		0-2 P3		1-1 F7		4 0 1 1 0 1 2												
Ron Karkovics, R (1, 2) OBP: 0.344, SLG: 0.419		0-0 F7		0-1 1B		2-3 K		1-0 L7		4 0 1 0 0 1 2												
Scott Fletcher, R (1, 4) OBP: 0.313, SLG: 0.323			3-2 P4	1-0 PO	2-2 E4		0-0 F7			3 1 1 0 0 0 0												
Lance Johnson, L (1, 8) OBP: 0.316, SLG: 0.342			0-0 4-3		1-0 SF8		4-2 FC6-4			1 0 0 1 1 0 0												
Ozzie Guillen, L (1, 6) OBP: 0.336, SLG: 0.380			1-0 4-3		2-2 6-3		1-1 FC6-4			3 0 0 0 0 0 1												
Inning Stats	R: 0 E: 0 K: 0 S: 3	H: 0 LOB: 0 BB: 0 P: 7	R: 0 E: 0 K: 1 S: 7	H: 0 LOB: 0 BB: 0 P: 8	R: 0 E: 0 K: 0 S: 5	H: 0 LOB: 0 BB: 0 P: 9	R: 2 E: 0 K: 0 S: 14	H: 3 LOB: 1 BB: 1 P: 24	R: 1 E: 1 K: 0 S: 8	H: 1 LOB: 0 BB: 1 P: 18	R: 0 E: 0 K: 2 S: 17	H: 1 LOB: 2 BB: 1 P: 27	R: 0 E: 0 K: 0 S: 8	H: 0 LOB: 0 BB: 1 P: 14	R: 0 E: 0 K: 0 S: 5	H: 0 LOB: 0 BB: 0 P: 6	R: 0 E: 0 K: 0 S: 4	H: 0 LOB: 0 BB: 0 P: 7	1B: 4 2B: 1 3B: 0 HR: 0	SF: 1 SAC: 0 DP: 0 HBP: 0	WP: 0 PB: 0 SB: 2 CS: 2	PA: 36
PITCHER Chuck Cary, L (1, 1) ERA: 4.27	IP: 9.0 WLS: L BF: 33 H: 5 R: 3 ER: 2 SO: 3 BB: 4 IBB: 0 HBP: 0 BLK: 0 WP: 0 HR: 0 S: 71 P: 120 ERA: 2.00 WHIP: 1.000											PITCHER	IP: 9.0 WLS: L BF: 33 H: 5 R: 3 ER: 2 SO: 3 BB: 4 IBB: 0 HBP: 0 BLK: 0 WP: 0 HR: 0 S: 71 P: 120 ERA: 2.00 WHIP: 1.000									

Chicago White Sox @ New York Yankees
 Yankee Stadium, Bronx, NY
 Fri Jul 13 1990, 7:05 PM EDT
 Att. 20,202 - Unknown

AB	28
R	3
H	5
RBI	3
BB	4
SO	3
LOB	8



WP: 0	PA: 36
PB: 0	
SB: 2	
CS: 2	

BOTTOM

Chicago White Sox @ New York Yankees
Yankee Stadium, Bronx, NY

livebaseballscores.com

AB	34
R	2
H	8
RBI	2
BB	0
SO	3
LOB	13



WP:	0	PA:	35
PB:	0	SB:	0
CS:	0		

Fri Jul 13 1990, 7:05 PM EDT
Att. 20,202 - Unknown

AB R H RBI BB SO LOB

4 0 1 0 0 1 0

4 0 2 0 0 0 0

4 0 0 0 0 0 3

4 1 2 1 0 1 2

4 1 1 0 0 0 2

4 0 1 0 0 0 1

0 0 0 0 0 0 0

3 0 1 1 0 1 1

3 0 0 0 0 0 1

1B: 3 SF: 1
2B: 4 SAC: 0
3B: 0 DP: 0
HR: 1 HBP: 0

Batter	1	2	3	4	5	6	7	8	9
Roberto Kelly, R OBP: 0.316, SLG: 0.382 (1, 8)	1-3 K		0-0 L6		2-2 1B		0-0 6-3		
Steve Sax, R OBP: 0.327, SLG: 0.325 (1, 4)	2-1 1B 2B		0-1 F8		2-2 FC6-4 1B			2-2 5-3	
Don Mattingly, L OBP: 0.293, SLG: 0.338 (1, 10)	1-0 P5		1-1 4-3		1-0 P9			1-0 4-3	
Steve Balboni, R OBP: 0.309, SLG: 0.414 (1, 3)	3-2 FC5-4 1B			2-0 HR	0-0 FC6-4			2-3 K	
Jesse Barfield, R OBP: 0.347, SLG: 0.469 (1, 9)	0-2 FC5-4			3-1 4-3 SF9 2B		2-0 6-3		2-1 F9	
Jim Leyritz, R OBP: 0.349, SLG: 0.402 (1, 5)		1-2 1-3		2-1 4-3		1-1 L8		0-2 G3 2B	
Deion Sanders, L OBP: 0.200, SLG: 0.207 (9, PR)				2-3					
Mel Hall, L OBP: 0.279, SLG: 0.458 (1, 7)		2-1 B1-3 2B		1-0 SF9		0-3 K		1-2 G3	
Bob Geren, R OBP: 0.261, SLG: 0.347 (1, 2)		2-1 B1-3		3-H 1-2 F7			1-1 P2	0-0 3-1	
Matt Nokes, L OBP: 0.316, SLG: 0.438 (9, PH)									
Alvaro Espinoza, R OBP: 0.251, SLG: 0.270 (1, 6)		0-0 F9			1-2 1-3		0-0 F8		

Inning Stats	R: 0	H: 2	E: 0	K: 1	S: 12	LOB: 2	BB: 0	P: 19
	R: 0	H: 1	E: 0	K: 0	S: 8	LOB: 1	BB: 0	P: 13
	R: 0	H: 0	E: 0	K: 0	S: 5	LOB: 0	BB: 0	P: 6
	R: 2	H: 2	E: 0	K: 0	S: 9	LOB: 0	BB: 0	P: 18
	R: 0	H: 2	E: 0	K: 1	S: 11	LOB: 2	BB: 0	P: 17
	R: 0	H: 0	E: 0	K: 1	S: 6	LOB: 0	BB: 0	P: 9
	R: 0	H: 0	E: 0	K: 0	S: 4	LOB: 0	BB: 0	P: 5
	R: 0	H: 0	E: 0	K: 1	S: 9	LOB: 0	BB: 0	P: 14
	R: 0	H: 1	E: 0	K: 0	S: 10	LOB: 2	BB: 0	P: 13
	R: 0	H: 0	E: 0	K: 0	S: 3	LOB: 0	BB: 0	P: 1
	R: 0	H: 0	E: 0	K: 0	S: 0	LOB: 0	BB: 0	P: 0

PITCHER	IP	WLS	BF	H	R	ER	SO	BB	IBB	HBP	BLK	WP	HR	S	P	ERA	WHIP
Greg Hibbard, L ERA: 2.58 (1, 1)	7.0	W	28	7	2	2	2	0	0	0	0	0	1	55	87	2.57	1.000
Barry Jones, R ERA: 2.3 (8, 1)	1.0		3	0	0	0	1	0	0	0	0	0	0	9	14	0.00	0.000
Bobby Thigpen, R ERA: 1.89 (9, 1)	1.0	S	4	1	0	0	0	0	0	0	0	0	0	10	13	0.00	1.000

Batter	1	2	3	4	5	6	7	8	9	10	AB R H RBI BB SO LOB	TOP												
Lance Johnson, L (1, 8) OBP: 0.317, SLG: 0.340	0-0 S CS E 1B	1-0 G6-3		4-2 CS S BB		2-1 G1-6-3 1-2f			1-3 K		4 1 1 0 1 1 3	<p>Chicago White Sox @ New York Yankees</p> <p>Yankee Stadium, Bronx, NY</p> <p>Sat Jul 14 1990, 3:33 AM EDT</p> <p>Att: 41,513 - Cloudy - 70 F</p>												
Robin Ventura, L (1, 5) OBP: 0.317, SLG: 0.299	1-0 L7	2-2 1B 2B 1B		3-2 L8			2-0 P5		4-1 1B BB		4 1 1 1 1 0 2													
Ivan Calderon, R (1, 7) OBP: 0.363, SLG: 0.444	3-1 CS 1B	1-0 1-2 2B 1B		1-3 K			1-0 S 1B		1-0 1-3 1B		5 1 4 0 0 1 1													
Dan Pasqua, L (1, 10) OBP: 0.399, SLG: 0.605 Carlton Fisk, R (9, PH) OBP: 0.377, SLG: 0.405	2-3 K	3-2 WP 2B			2-0 P2		0-3 K		1-2 P3		4 0 1 2 0 2 2 1 0 0 0 0 0 2													
Steve Lyons, L (1, 3) OBP: 0.255, SLG: 0.266 Dave Gallagher, R (10, PH) OBP: 0.328, SLG: 0.345 Carlos Martinez, R (10, 3) OBP: 0.252, SLG: 0.311					1-2 G3-1		1-2 G4-3			3-2 G6-3	4 1 1 0 0 1 2 1 0 0 0 0 0 0 0 0 0 0 0 0 0													
Ron Karkovice, R (1, 2) OBP: 0.366, SLG: 0.495		0-0 G4-3 WP 2B	1-1 G5-3		2-2 2B		0-2 FC3-6 1B			2-0 HR	5 2 4 1 0 0 0													
Scott Fletcher, R (1, 4) OBP: 0.315, SLG: 0.325		0-2 G4-3	2-2 1B		1-1 G6-3		0-0 FC3-6 G6-4-3 1-2f		1-0 1B		5 0 2 1 0 0 3													
Sammy Sosa, R (1, 9) OBP: 0.301, SLG: 0.458		2-3 K E S	0-3 K			0-3 K		1-1 G6-4-3 1-2f		0-0 F9	5 1 0 0 0 3 3													
Ozzie Guillen, L (1, 6) OBP: 0.340, SLG: 0.384	2-1 E8 1B 1B	0-2 G4-3				1-0 G1-6-3 1B			2-2 CS 1B	2-2 G6-3	5 1 3 1 0 0 2													
Inning Stats	R: 1 E: 0 K: 1 S: 8	H: 2 LOB: 0 BB: 0 P: 13	R: 6 E: 1 K: 2 S: 25	H: 6 LOB: 1 BB: 0 P: 40	R: 0 E: 0 K: 1 S: 13	H: 1 LOB: 1 BB: 0 P: 16	R: 0 E: 0 K: 1 S: 10	H: 0 LOB: 0 BB: 1 P: 18	R: 0 E: 0 K: 1 S: 6	H: 1 LOB: 1 BB: 0 P: 9	R: 0 E: 0 K: 1 S: 8		H: 1 LOB: 1 BB: 0 P: 12	R: 0 E: 0 K: 0 S: 6	H: 1 LOB: 0 BB: 0 P: 7	R: 0 E: 0 K: 1 S: 15	H: 2 LOB: 2 BB: 1 P: 23	R: 1 E: 0 K: 1 S: 10	H: 2 LOB: 1 BB: 0 P: 18	1B: 13 2B: 3 3B: 0 HR: 1	SF: 0 SAC: 0 DP: 2 HBP: 0	WP: 2 PB: 0 SB: 4 CS: 4	PA: 45	
PITCHER	IP WLS BF H R ER SO BB IBB HBP BLK WP HR S P ERA WHIP	IP WLS BF H R ER SO BB IBB HBP BLK WP HR S P ERA WHIP													IP WLS BF H R ER SO BB IBB HBP BLK WP HR S P ERA WHIP									
Tim Leary, R (1, 1) ERA: 4.24	1.2																							
Greg Cadaret, L (2, 1) ERA: 3.96	6.1																							
Lee Guetterman, L (9, 1) ERA: 2.88	2.0	L	10	4	1	1	1	1	0	0	0	0	1	25	41	4.50	2.500							

AB	43
R	8
H	17
RBI	6
BB	2
SO	8
LOB	20



livebaseballscorecards.com

Batter 1 2 3 4 5 6 7 8 9 10 AB R H RBI BB SO LOB BOTTOM

Roberto Kelly, R OBP: 0.316, SLG: 0.379 (1, 8)	0-3 K		1-1 G1-3 1B	1-0 P2		1-2 FC5-4		4-2 G4-3 SH1-3 BB		3-2 G5-3	5 1 1 0 1 1 3
Steve Sax, R OBP: 0.328, SLG: 0.327 (1, 4)	0-1 F7		1-0 G1-3		4-0 WP BB BB		1-2 1B BB 2B	2-0 SH1-3		3-2 G2-3	4 1 1 0 1 0 2
Don Mattingly, L OBP: 0.300, SLG: 0.338 (1, 3)	0-1 L6		2-2 1B		4-1 WP BB		4-0 BB 1B BB	1-2 G4-3		4-0 HBP IBB	3 1 1 1 3 0 1
Mel Hall, L OBP: 0.280, SLG: 0.457 Jesse Barfield, R OBP: 0.350, SLG: 0.467 (7, PH) (8, 9)		1-2 F8	2-2 1B		1-0 P4		0-3 K	4-0 BB		1-0 HBP	3 0 1 0 0 0 2 1 0 0 0 1 1 2
Matt Nokes, L OBP: 0.316, SLG: 0.436 Steve Balboni, R OBP: 0.313, SLG: 0.418 Wayne Tolleson, S OBP: 0.152, SLG: 0.219 Bob Geren, R OBP: 0.258, SLG: 0.343 (8, 2)		0-0 HR	1-2 F8		2-3 K		0-0 BB 1B	2-2 P6		2-3 K	3 1 1 0 0 1 4 1 0 1 0 0 0 0 0 1 0 0 0 0 0 2 0 0 0 0 1 5
Jim Leyritz, R OBP: 0.342, SLG: 0.387 (1, 5)		0-1 P5		1-0 F7	2-1 G6-3		4-2 1B BB		1-1 P6		4 0 0 1 1 0 3
Kevin Maas, L OBP: 0.429, SLG: 0.767 (1, 10)		0-0 HR		2-1 HR		1-2 G3	1-2 1B	3-2 G4-3			5 2 3 5 0 0 0
Alvaro Espinoza, R OBP: 0.246, SLG: 0.265 (1, 6)		1-0 F7		0-1 P3		0-0 G6-3	1-0 L6	1-3 K			5 0 0 0 0 1 2
Deion Sanders, L OBP: 0.214, SLG: 0.213 Randy Velarde, R OBP: 0.276, SLG: 0.281 (7, PH) (8, 7)			1-1 F8		4-2 BB	2-2 FC5-4 1B	3-3 K		3-2 G2-3 2B		2 0 1 0 1 0 0 2 0 1 0 0 1 2

Inning Stats	R: 0	H: 0	E: 0	K: 1	S: 7	P: 7	R: 2	H: 2	E: 0	K: 0	S: 8	P: 10	R: 1	H: 3	E: 0	K: 0	S: 14	R: 1	H: 1	E: 0	K: 0	S: 8	P: 16	R: 0	H: 0	E: 0	K: 1	S: 7	P: 20	R: 0	H: 1	E: 0	K: 0	S: 11	P: 15	R: 3	H: 3	E: 0	K: 2	S: 17	P: 30	R: 0	H: 0	E: 0	K: 0	S: 9	P: 22	R: 0	H: 0	E: 0	K: 1	S: 10	P: 15	R: 0	H: 1	E: 0	K: 1	S: 13	P: 29	1B: 7	2B: 2	3B: 0	HR: 2	SF: 0	SAC: 1	DP: 0	HBP: 1	WP: 1	PA: 50
--------------	------	------	------	------	------	------	------	------	------	------	------	-------	------	------	------	------	-------	------	------	------	------	------	-------	------	------	------	------	------	-------	------	------	------	------	-------	-------	------	------	------	------	-------	-------	------	------	------	------	------	-------	------	------	------	------	-------	-------	------	------	------	------	-------	-------	-------	-------	-------	-------	-------	--------	-------	--------	-------	--------

PITCHER	IP	WLS	BF	H	R	ER	SO	BB	IBB	HBP	BLK	WP	HR	S	P	ERA	WHIP
Adam Peterson, R ERA: 4.05 (1, 1)	4.0		20	6	4	4	1	2	0	0	0	0	2	37	59	9.00	2.000
Wayne Edwards, L ERA: 3.32 (5, 1)	2.0		10	2	2	2	1	2	0	0	0	1	0	21	39	9.00	2.000
Scott Radinsky, L ERA: 2.88 (7, 1)	0.1		2	1	0	0	1	0	0	0	0	0	0	4	4	0.00	3.000
Barry Jones, R ERA: 2.28 (7, 1)	0.1		3	1	1	1	0	1	0	0	0	0	0	7	12	27.00	6.000
Ken Patterson, L ERA: 4.14 (7, 1)	1.0		5	0	0	0	1	2	0	0	0	0	0	9	23	0.00	2.000

Chicago White Sox @ New York Yankees
Yankee Stadium, Bronx, NY
Sat Jul 14 1990, 3:33 AM EDT
Att. 41,513 - Cloudy - 70 F

AB	40
R	7
H	11
RBI	7
BB	8
SO	6
LOB	26



PITCHER	IP	WLS	BF	H	R	ER	SO	BB	IBB	HBP	BLK	WP	HR	S	P	ERA	WHIP
Donn Pall, R ERA: 3.23 (8, 1)	2.0		8	1	0	0	1	0	1	0	0	0	0	22	42	0.00	0.500
Bobby Thigpen, R ERA: 1.88 (10, 1)	0.1	S	2	0	0	0	1	0	0	1	0	0	0	4	7	0.00	0.000

TOP

Chicago White Sox @ New York Yankees
Yankee Stadium, Bronx, NY

AB	36
R	8
H	12
RBI	6
BB	4
SO	5
LOB	13



WP	1	PA	42
PB	0		
SB	0		
CS	0		

Sun Jul 15 1990, 3:33 AM EDT
Att. 31,939 - Sunny - 84 F

livebaseballscorecards.com

AB R H RBI BB SO LOB

5	1	1	2	0	0	3
3	0	1	0	0	1	0
2	1	1	1	0	0	0
4	1	2	1	1	0	0
4	0	1	1	0	1	2
1	0	0	0	0	1	0
5	1	1	0	0	0	1
4	2	2	0	1	1	1
2	0	1	0	1	1	1
1	0	0	0	0	0	2
2	1	1	0	0	0	1
3	1	1	1	1	0	2

Batter	1	2	3	4	5	6	7	8	9
Sammy Sosa, R (1, 9) OBP: 0.299, SLG: 0.453	2-1 F9	3-2 F8		0-0 P6		0-0 1B		0-1 G6-3	
Dave Gallagher, R (1, 8) OBP: 0.328, SLG: 0.345 Lance Johnson, L (6, PH) OBP: 0.318, SLG: 0.341	2-3 K		0-1 1B		2-2 P3	1-1 2B		0-0 G3-1	
Ivan Calderon, R (1, 7) OBP: 0.367, SLG: 0.448	0-0 1B		4-1 2B		2-2 G6-3	1-1 2B		3-2 G6-3	
Ron Kittle, R (1, 3) OBP: 0.307, SLG: 0.484 Steve Lyons, L (8, 3) OBP: 0.252, SLG: 0.263	1-1 G4-3		1-1 G3-1		0-0 L7	0-3 K		1-3 K	
Carlton Fisk, R (1, 2) OBP: 0.374, SLG: 0.400		2-0 F8	0-0 G3-1		1-0 G5-3	1-2 SH1-3		2-2 L6	
Dan Pasqua, L (1, 10) OBP: 0.405, SLG: 0.603		4-2 1B	3-2 G3		1-2 2B	1-2 SH1-3		2-3 K	
Scott Fletcher, R (1, 4) OBP: 0.318, SLG: 0.326		4-2 1B		1-1 SH5-3		1-3 K	0-0 SH1-3		
Craig Grebeck, R (1, 5) OBP: 0.150, SLG: 0.140 Robin Ventura, L (6, PH) OBP: 0.318, SLG: 0.305		1-2 F9		0-0 SH5-3		2-2 1B	1-2 F8		
Ozzie Guillen, L (1, 6) OBP: 0.343, SLG: 0.383		0-1 WP		1-0 P6		4-0 1B	0-1 F8		

Inning Stats	R: 0	H: 1	E: 0	K: 1	S: 8	P: 13	R: 1	H: 1	E: 0	K: 0	S: 14	P: 28	R: 1	H: 2	E: 0	K: 0	S: 10	P: 18	R: 0	H: 1	E: 0	K: 0	S: 5	P: 7	R: 5	H: 5	E: 1	K: 2	S: 19	P: 30	R: 1	H: 2	E: 1	K: 0	S: 12	P: 15	R: 0	H: 0	E: 0	K: 0	S: 6	P: 9	R: 0	H: 0	E: 0	K: 2	S: 12	P: 17	R: 0	H: 0	E: 0	K: 0	S: 12	P: 17
--------------	------	------	------	------	------	-------	------	------	------	------	-------	-------	------	------	------	------	-------	-------	------	------	------	------	------	------	------	------	------	------	-------	-------	------	------	------	------	-------	-------	------	------	------	------	------	------	------	------	------	------	-------	-------	------	------	------	------	-------	-------

PITCHER	IP	WLS	BF	H	R	ER	SO	BB	IBB	HBP	BLK	WP	HR	S	P	ERA	WHIP
Dave LaPoint, L (1, 1) ERA: 4.48	5.1		24	6	3	3	1	3	0	0	0	1	0	49	84	5.06	1.688
Alan Mills, R (6, 1) ERA: 3.67	0.1	L	6	4	4	4	1	1	0	0	0	0	0	11	20	108.00	15.000
Lee Guetterman, L (6, 1) ERA: 2.87	0.1		1	0	0	0	1	0	0	0	0	0	0	4	4	0.00	0.000
Eric Plunk, R (7, 1) ERA: 2.97	2.0		8	2	1	0	0	0	0	0	0	0	0	18	24	0.00	1.000
Dave Righetti, L (9, 1) ERA: 3.81	1.0		3	0	0	0	2	0	0	0	0	0	0	12	17	0.00	0.000

PITCHER	IP	WLS	BF	H	R	ER	SO	BB	IBB	HBP	BLK	WP	HR	S	P	ERA	WHIP
---------	----	-----	----	---	---	----	----	----	-----	-----	-----	----	----	---	---	-----	------

Batter	1	2	3	4	5	6	7	8	9	AB	R	H	RBI	BB	SO	LOB
Deion Sanders, L OBP: 0.216, SLG: 0.215 (1, 8) Steve Balboni, R OBP: 0.317, SLG: 0.418 (8, PH) (9, 3)	F8		K		G3	G4-3		BB		4	1	1	0	0	1	2
Steve Sax, R OBP: 0.326, SLG: 0.326 (1, 4)	G4-3		G4-6-3		G3		K	SF8		4	1	1	3	0	1	1
Don Mattingly, L OBP: 0.301, SLG: 0.339 (1, 3) (9, 7)	1B			P9	P2		1B	F8		5	0	2	0	0	0	4
Mel Hall, L OBP: 0.281, SLG: 0.461 Roberto Kelly, R OBP: 0.313, SLG: 0.376 (4, PR) (5, 8)	P5			FC5	G3		F9		P4	2	0	1	0	0	0	1
Matt Nokes, L OBP: 0.325, SLG: 0.442 Bob Geren, R OBP: 0.261, SLG: 0.345 (7, PH) (8, 2)		1B			1B		1B		G5-3	2	0	2	1	1	0	0
Jesse Barfield, R OBP: 0.348, SLG: 0.462 (1, 9)		K		F7	1B		K		F7	5	0	1	0	0	2	5
Kevin Maas, L OBP: 0.395, SLG: 0.697 Randy Velarde, R OBP: 0.274, SLG: 0.279 (8, PH)		P6		FC5	K			G4-3		3	0	0	0	0	1	5
Jim Leyritz, R OBP: 0.347, SLG: 0.385 (1, 5)		K			1B		G5-3			3	2	1	0	1	1	1
Alvaro Espinoza, R OBP: 0.258, SLG: 0.271 (1, 6)			G4-6-3		1B			SF8		2	1	2	0	2	0	0

Inning Stats	R: 0	H: 1	E: 0	LOB: 1	K: 0	BB: 0	S: 10	R: 0	H: 1	E: 0	LOB: 1	K: 2	BB: 0	S: 10	R: 0	H: 1	E: 0	LOB: 0	K: 1	BB: 0	S: 6	R: 0	H: 1	E: 0	LOB: 2	K: 0	BB: 1	S: 8	R: 4	H: 6	E: 0	LOB: 2	K: 1	BB: 0	S: 19	R: 0	H: 0	E: 0	LOB: 0	K: 0	BB: 1	S: 10	R: 0	H: 2	E: 0	LOB: 2	K: 2	BB: 0	S: 15	R: 1	H: 0	E: 0	LOB: 2	K: 0	BB: 3	S: 12	R: 0	H: 0	E: 0	LOB: 0	K: 0	BB: 0	S: 9	1B: 11	SF: 1	2B: 1	SAC: 0	3B: 0	DP: 2	HR: 0	HBP: 0	WP: 0	PA: 42
--------------	------	------	------	--------	------	-------	-------	------	------	------	--------	------	-------	-------	------	------	------	--------	------	-------	------	------	------	------	--------	------	-------	------	------	------	------	--------	------	-------	-------	------	------	------	--------	------	-------	-------	------	------	------	--------	------	-------	-------	------	------	------	--------	------	-------	-------	------	------	------	--------	------	-------	------	--------	-------	-------	--------	-------	-------	-------	--------	-------	--------

PITCHER	IP	WLS	BF	H	R	ER	SO	BB	IBB	HBP	BLK	WP	HR	S	P	ERA	WHIP
Eric King, R ERA: 3.2 (1, 1)	4.2		24	10	4	4	3	1	0	0	0	0	0	50	73	7.71	2.357
Ken Patterson, L ERA: 3.98 (5, 1)	1.2	W	6	1	0	0	2	1	0	0	0	0	0	19	31	0.00	1.200
Scott Radinsky, L ERA: 3.06 (7, 1)	1.0		7	1	1	1	1	3	0	0	0	0	0	14	29	9.00	4.000
Bobby Thigpen, R ERA: 1.81 (8, 1)	1.2	S	5	0	0	0	0	0	0	0	0	0	0	16	23	0.00	0.000

BOTTOM

Chicago White Sox @ New York Yankees
 Yankee Stadium, Bronx, NY
 Sun Jul 15 1990, 3:33 AM EDT
 Att: 31,939 - Sunny - 84 F

livebaseballscorecards.com

AB	36
R	5
H	12
RBI	5
BB	5
SO	6
LOB	21



Batter	1	2	3	4	5	6	7	8	9	AB R H RBI BB SO LOB	TOP												
Lance Johnson, L (1, 8) OBP: 0.316, SLG: 0.337	0-0 G3			4-0 S 2B BB		0-0 1-3	0-0 G3		0-0 F5	4 1 0 0 1 0 2													
Robin Ventura, L (1, 5) OBP: 0.317, SLG: 0.304	0-3 K			0-3 K		0-0 F6		0-0 1B		4 0 1 0 0 2 1													
Ivan Calderon, R (1, 7) OBP: 0.365, SLG: 0.445	0-0 6-3			0-0 4-3		0-0 1B		0-3 K		4 0 1 0 0 1 2													
Dan Pasqua, L (1, 10) OBP: 0.403, SLG: 0.604 Dave Gallagher, R (8, PH) OBP: 0.323, SLG: 0.339		0-0 F9		0-0 2B		0-0 G3		0-0 F2		3 0 1 1 0 0 1 1 0 0 0 0 0 1													
Carlton Fisk, R (1, 2) OBP: 0.372, SLG: 0.397		0-0 F3		0-0 6-3			0-0 1B HR 1B	0-0 1-3		4 1 1 0 0 0 2													
Steve Lyons, L (1, 3) OBP: 0.271, SLG: 0.276		0-3 K			0-0 FC6-4 1B		0-0 HR 1B		4-0 SH1-4 BB	3 1 2 0 1 1 0													
Scott Fletcher, R (1, 4) OBP: 0.318, SLG: 0.337			0-0 G3		0-0 FC6-4 FC6-4		0-0 HR		0-0 SH1-4	3 1 1 3 0 0 1													
Sammy Sosa, R (1, 9) OBP: 0.298, SLG: 0.449			4-0 G3-6-3 BB		0-0 FC6-4 FC6-4		0-0 F9		0-3 K	3 0 0 0 1 1 2													
Ozzie Guillen, L (1, 6) OBP: 0.341, SLG: 0.379			0-0 G3-6-3		0-0 4-3		0-0 L4		4-0 IBB	3 0 0 0 1 0 2													
Inning Stats	R: 0 E: 0 K: 1 S: 5	H: 0 LOB: 0 BB: 0 P: 5	R: 0 E: 0 K: 1 S: 5	H: 0 LOB: 0 BB: 0 P: 5	R: 0 E: 0 K: 0 S: 2	H: 0 LOB: 0 BB: 1 P: 6	R: 1 E: 0 K: 1 S: 6	H: 1 LOB: 1 BB: 1 P: 10	R: 0 E: 0 K: 0 S: 4	H: 1 LOB: 1 BB: 0 P: 4	R: 0 E: 0 K: 0 S: 4	H: 1 LOB: 1 BB: 0 P: 4	R: 3 E: 0 K: 0 S: 6	H: 3 LOB: 0 BB: 0 P: 6	R: 0 E: 0 K: 1 S: 6	H: 1 LOB: 1 BB: 0 P: 6	R: 0 E: 0 K: 1 S: 5	H: 0 LOB: 2 BB: 2 P: 13	1B: 5 2B: 1 3B: 0 HR: 1	SF: 0 SAC: 1 DP: 1 HBP: 0	WP: 0 PB: 0 SB: 1 CS: 0	PA: 37	
PITCHER	IP WLS BF H R ER SO BB IBB HBP BLK WP HR S P ERA WHIP																						
Dan Petry, R (1, 1) ERA: 3.82	6.1		26	6	4	4	3	2	0	0	0	0	0	1	30	38	5.68	1.263					
Paul Gibson, L (7, 1) ERA: 2.73	1.2		7	1	0	0	1	1	0	0	0	0	0	0	8	12	0.00	1.200					
Mike Henneman, R (9, 1) ERA: 2.45	1.0	W	4	0	0	0	1	0	1	0	0	0	0	0	5	9	0.00	0.000					

Chicago White Sox @ Detroit Tigers
Tiger Stadium, Detroit, MI
Mon Jul 16 1990, 7:05 PM EDT
Att. 14,770 - Unknown - 81 F

livebaseballscorecards.com

AB	32
R	4
H	7
RBI	4
BB	4
SO	5
LOB	14



Batter	1	2	3	4	5	6	7	8	9	AB R H RBI BB SO LOB
Lou Whitaker, L (1, 4) OBP: 0.312, SLG: 0.384	0-0 F9	0-0 HR 1B		0-0 FC4-6			0-3 K		0-3 K	5 1 1 1 0 2 1
Scott Lusader, L (1, 7) OBP: 0.377, SLG: 0.415 John Shelby, S (9, PH) OBP: 0.283, SLG: 0.367	0-0 6-3	0-0 HR		0-0 CS	0-3 K2-3		0-0 3-1		0-3 K	4 1 1 2 0 1 0 1 0 0 0 0 1 0
Alan Trammell, R (1, 6) OBP: 0.386, SLG: 0.417	0-0 BB 1B	0-0 1-3			0-0 CS 1B		0-0 WP 1B		0-0 HR	5 2 4 1 0 0 0
Cecil Fielder, R (1, 3) OBP: 0.378, SLG: 0.599	4-0 BB 1B		0-3 K		0-3 K		0-0 F7			3 0 0 0 1 2 2
Larry Sheets, L (1, 10) OBP: 0.329, SLG: 0.408 Darnell Coles, R (8, PH) OBP: 0.273, SLG: 0.315	0-0 S 1B		0-0 F8			0-0 F7		4-0 FC1 SH3-4 BB		3 0 1 1 0 0 0 0 0 0 0 1 0 0
Lloyd Moseby, L (1, 8) OBP: 0.338, SLG: 0.390	4-0 BB 1B		0-0 F6			0-0 BB 1B		0-0 SH3-4		2 0 1 0 1 0 0
Chet Lemon, R (1, 9) OBP: 0.358, SLG: 0.455	0-0 L6			0-0 FC4-6 2B		4-0 BB 1B		0-0 FC1		3 1 1 0 1 0 4
Mike Heath, R (1, 2) OBP: 0.349, SLG: 0.453 Dave Bergman, L (8, PH) OBP: 0.349, SLG: 0.352 Mark Salas, L (9, 2) OBP: 0.360, SLG: 0.528		0-3 K		0-0 6-3		0-3 K		0-0 L6		3 0 0 0 0 2 3 1 0 0 0 0 0 2 0 0 0 0 0 0 0
Travis Fryman, R (1, 5) OBP: 0.389, SLG: 0.533 Tony Phillips, S (8, PH) OBP: 0.347, SLG: 0.349 (9, 5)		0-0 CS 1B		4-0 FC4-6 BB		0-0 F9		0-0 6-3		2 0 1 0 1 0 2 1 0 0 0 0 0 2

Inning Stats	R: 1	H: 2	E: 0	K: 0	S: 5	H: 2	LOB: 3	P: 13	R: 2	H: 3	E: 0	K: 1	S: 7	R: 0	H: 0	E: 0	K: 1	S: 5	R: 1	H: 1	E: 0	K: 0	S: 3	R: 0	H: 1	E: 0	K: 2	S: 7	R: 0	H: 1	E: 0	K: 1	S: 6	R: 0	H: 0	E: 0	K: 0	S: 4	R: 1	H: 1	E: 0	K: 2	S: 7	1B: 7	2B: 2	3B: 0	HR: 2	SF: 0	SAC: 1	DP: 1	HBP: 0	WP: 1	PB: 0	SB: 1	CS: 3	PA: 40
--------------	------	------	------	------	------	------	--------	-------	------	------	------	------	------	------	------	------	------	------	------	------	------	------	------	------	------	------	------	------	------	------	------	------	------	------	------	------	------	------	------	------	------	------	------	-------	-------	-------	-------	-------	--------	-------	--------	-------	-------	-------	-------	--------

PITCHER	IP	WLS	BF	H	R	ER	SO	BB	IBB	HBP	BLK	WP	HR	S	P	ERA	WHIP
Jack McDowell, R (1, 1) ERA: 4.31	7.0		31	9	4	4	6	4	0	0	0	1	1	39	55	5.14	1.857
Wayne Edwards, L (8, 1) ERA: 3.32	0.0		1	0	0	0	0	1	0	0	0	0	0	4	4	∞	∞
Barry Jones, R (8, 1) ERA: 2.23	1.0		4	0	0	0	0	0	0	0	0	0	0	4	4	0.00	0.000
Scott Radinsky, L (9, 1) ERA: 3.0	0.2		2	0	0	0	2	0	0	0	0	0	0	6	6	0.00	0.000
Donn Pall, R (9, 1) ERA: 3.42	0.0	L	1	1	1	1	0	0	0	0	0	0	1	1	1	∞	∞

BOTTOM

Chicago White Sox @ Detroit Tigers
Tiger Stadium, Detroit, MI
Mon Jul 16 1990, 7:05 PM EDT
Att: 14,770 - Unknown - 81 F

livebaseballscorecards.com

AB	33
R	5
H	10
RBI	5
BB	5
SO	8
LOB	16




Batter	1	2	3	4	5	6	7	8	9	AB R H RBI BB SO LOB
Lance Johnson, L (1, 8) OBP: 0.313, SLG: 0.332	0-0 L6		0-2 G3			0-1 P6	0-1 SH1-3	1-2 G4-3		4 0 0 0 0 0 1
Robin Ventura, L (1, 5) OBP: 0.319, SLG: 0.303	3-2 F7			2-1 G3-1		0-0 2B 1B	4-0 IBB		1-1 G4-3	4 1 1 0 1 0 0
Ivan Calderon, R (1, 7) OBP: 0.363, SLG: 0.446	0-1 F8			0-1 G5-3		0-0 1-H 2B	1-0 SF3		2-2 G5-3	4 1 1 2 0 0 0
Dan Pasqua, L (1, 10) OBP: 0.398, SLG: 0.610		3-1 F8		3-3 K		1-1 2-H HR	2-2 F8		1-0 F7	5 1 1 2 0 1 2
Carlton Fisk, R (1, 2) OBP: 0.378, SLG: 0.398		2-2 S HBP			0-0 FC4-6 1B	4-2 S BB		1-3 K		2 1 1 0 1 1 0
Carlos Martinez, R (1, 3) OBP: 0.257, SLG: 0.315		0-0 F8			1-0 FC4-6 1B	1-1 F9		2-2 2B 1B		4 1 2 0 0 0 2
Scott Fletcher, R (1, 4) OBP: 0.317, SLG: 0.339		1-1 G5-3			2-2 FC4-6 PB	1-3 K2-3		0-0 WP E 2B		4 1 1 1 0 1 4
Sammy Sosa, R (1, 9) OBP: 0.298, SLG: 0.444			4-2 G4-6-3 BB		0-1 P4		1-0 E5 SH1-3 SH	3-3 K		3 1 0 0 1 1 2
Ozzie Guillen, L (1, 6) OBP: 0.338, SLG: 0.375			0-1 G4-6-3		1-1 G4-3		0-1 SH SF3 SH1-3	1-1 E8		3 0 0 0 0 0 2
Inning Stats	R: 0 H: 0 E: 0 LOB: 0 K: 0 BB: 0 S: 6 P: 9	R: 0 H: 0 E: 0 LOB: 1 K: 0 BB: 0 S: 7 P: 13	R: 0 H: 0 E: 0 LOB: 0 K: 0 BB: 1 S: 8 P: 12	R: 0 H: 0 E: 0 LOB: 0 K: 1 BB: 0 S: 7 P: 12	R: 1 H: 2 E: 0 LOB: 1 K: 0 BB: 0 S: 9 P: 13	R: 3 H: 3 E: 0 LOB: 1 K: 1 BB: 1 S: 15 P: 22	R: 1 H: 0 E: 1 LOB: 2 K: 0 BB: 1 S: 9 P: 17	R: 2 H: 2 E: 1 LOB: 1 K: 2 BB: 0 S: 18 P: 26	R: 0 H: 0 E: 0 LOB: 0 K: 0 BB: 0 S: 12 P: 16	1B: 4 SF: 1 2B: 2 SAC: 2 3B: 0 DP: 1 HR: 1 HBP: 1

TOP

Chicago White Sox @ Detroit Tigers
Tiger Stadium, Detroit, MI

Tue Jul 17 1990, 7:05 PM EDT
Att. 16,281 - Unknown - 85 F

AB	33
R	7
H	7
RBI	5
BB	3
SO	4
LOB	13



PITCHER	IP	WLS	BF	H	R	ER	SO	BB	IBB	HBP	BLK	WP	HR	S	P	ERA	WHIP
Jack Morris, R (1, 1) ERA: 5.26	7.2	L	36	7	7	4	4	2	1	1	0	1	1	75	119	4.70	1.174
Jerry Don Gleaton, L (8, 1) ERA: 3.1	1.1		4	0	0	0	0	0	0	0	0	0	0	16	21	0.00	0.000

Batter	1	2	3	4	5	6	7	8	9	AB	R	H	RBI	BB	SO	LOB
--------	---	---	---	---	---	---	---	---	---	----	---	---	-----	----	----	-----

Lou Whitaker, L OBP: 0.311, SLG: 0.382 (1, 4)	1-1 1B 2B 1B	2-1 G3-1			2-2 G4-3		3-2 G4-3			4	1	1	0	0	0	0
Tony Phillips, S OBP: 0.349, SLG: 0.349 (1, 5)	0-0 2B 1-2 G4-6-3 1B		0-0 F7		2-1 P4			4-2 FC4-6 BB		3	1	1	0	1	0	0
Alan Trammell, R OBP: 0.385, SLG: 0.418 (1, 6)	1-2 G4-6-3 1-3 2-H 3B 2B		2-2 G6-3		3-2 F8			2-2 FC4-6 1-2f BB		4	1	1	1	0	0	1
Cecil Fielder, R OBP: 0.380, SLG: 0.595 (1, 3)	4-0 G4-6-3 BB		2-3 K		4-1 1B BB			3-3 K		2	0	0	0	2	2	1
Larry Sheets, L OBP: 0.323, SLG: 0.400 (1, 7)	1-1 G4-6-3 1-2f 2-3 3-H		3-3 K		2-2 P2			1-0 G4-3		4	0	0	0	0	1	4
Dave Bergman, L OBP: 0.362, SLG: 0.378 (1, 10)	2-2 3B		4-2 BB		2-0 1B			2-1 B1-3		3	0	2	1	1	0	0
Chet Lemon, R OBP: 0.349, SLG: 0.442 (1, 9)	1-1 F9		0-3 K		0-0 P2			0-1 G5-3		4	0	0	0	0	1	4
Scott Lusader, L OBP: 0.370, SLG: 0.406 (1, 8)		0-0 G6-3		1-1 F9			3-2 G6-3		2-1 1B	4	0	1	0	0	0	1
Mike Heath, R OBP: 0.345, SLG: 0.447 (1, 2)		1-2 F8		0-1 G5-3			3-2 G4-3		2-2 P4	3	0	0	0	0	0	0
Mark Salas, L OBP: 0.356, SLG: 0.521 (9, PH)										1	0	0	0	0	0	1

Inning Stats	R: 3	H: 4	E: 0	LOB: 1	K: 0	S: 13	R: 0	H: 0	E: 0	LOB: 0	K: 0	S: 6	R: 0	H: 0	E: 0	LOB: 0	K: 1	S: 8	R: 0	H: 0	E: 0	LOB: 1	K: 2	S: 12	R: 0	H: 1	E: 0	LOB: 2	K: 0	S: 9	R: 0	H: 0	E: 0	LOB: 0	K: 0	S: 12	R: 0	H: 0	E: 0	LOB: 1	K: 1	S: 9	R: 0	H: 1	E: 0	LOB: 1	K: 0	S: 10	R: 0	H: 1	E: 0	LOB: 1	K: 0	S: 10	1B: 4	SF: 0	2B: 1	SAC: 0	3B: 1	DP: 1	HR: 0	HBP: 0	WP: 0	PA: 36
--------------	------	------	------	--------	------	-------	------	------	------	--------	------	------	------	------	------	--------	------	------	------	------	------	--------	------	-------	------	------	------	--------	------	------	------	------	------	--------	------	-------	------	------	------	--------	------	------	------	------	------	--------	------	-------	------	------	------	--------	------	-------	-------	-------	-------	--------	-------	-------	-------	--------	-------	--------

PITCHER	IP	WLS	BF	H	R	ER	SO	BB	IBB	HBP	BLK	WP	HR	S	P	ERA	WHIP
Melido Perez, R ERA: 3.68 (1, 1)	7.0	W	28	5	3	3	3	3	0	0	0	0	0	67	116	3.86	1.143
Shawn Hillegas, R ERA: (8, 1)	2.0		8	1	0	0	1	1	0	0	0	0	0	19	35	0.00	1.000

BOTTOM

Chicago White Sox @ Detroit Tigers
Tiger Stadium, Detroit, MI
 Tue Jul 17 1990, 7:05 PM EDT
 Att: 16,281 - Unknown - 85 F

livebaseballscorecards.com

AB 32
R 3
H 6
RBI 2
BB 4
SO 4
LOB 12



Batter	1	2	3	4	5	6	7	8	9	AB	R	H	RBI	BB	SO	LOB	TOP								
Sammy Sosa, R (1, 9) OBP: 0.299, SLG: 0.450	3-3 K		2-1 G5-3		1-1 G3 1-H 2-H 2B		2-3 K		3-2 K 1-H 2-H 2B	5	0	2	4	0	2	0									
Robin Ventura, L (1, 5) OBP: 0.314, SLG: 0.297	3-1 G3-1		1-3 K		0-2 G3 2-3			1-2 G4-3	1-3 K	5	0	0	0	0	2	2									
Ivan Calderon, R (1, 7) OBP: 0.365, SLG: 0.448	4-2 E S 1B BB			1-1 S SH5-3 2B	3-2 L9			1-1 G6-3		3	2	1	0	1	0	1									
Ron Kittle, R (1, 10) OBP: 0.306, SLG: 0.480	3-1 1-H 1B			2-3 K		1-3 K		0-2 F9		4	0	1	1	0	2	1									
Ron Karkovics, R (1, 2) OBP: 0.359, SLG: 0.484	0-1 L6			1-1 SH5-3		0-3 K			0-2 F9 SH5-4 2B 1B	2	0	0	1	0	1	1									
Lance Johnson, L (9, PH) OBP: 0.315, SLG: 0.334				2-H						1	1	1	0	0	0	0									
Carlos Martinez, R (1, 3) OBP: 0.258, SLG: 0.325		0-0 G3		1-1 G5-3		1-0 3B			1-2 SH5-4	3	0	1	0	0	0	0									
Steve Lyons, L (9, PH) OBP: 0.271, SLG: 0.276										0	0	0	0	0	0	0									
Scott Fletcher, R (1, 4) OBP: 0.314, SLG: 0.336		3-2 F9			1-3 K	1-1 P5			1-2 F9	3	0	0	0	0	1	1									
Dan Pasqua, L (9, PH) OBP: 0.396, SLG: 0.606									2-3 F9	1	0	0	0	0	0	1									
Dave Gallagher, R (1, 8) OBP: 0.323, SLG: 0.339		0-1 F7			2-1 1B 2B 1B				0-1 2B	3	1	1	0	0	0	0									
Carlton Fisk, R (9, PH) OBP: 0.380, SLG: 0.405									3-H 2B	1	1	1	1	0	0	0									
Ozzie Guillen, L (1, 6) OBP: 0.340, SLG: 0.375			1-1 G4-3		0-0 2B 1B			0-2 G4-3	4-0 2B IBB	3	2	1	0	1	0	0									
Inning Stats	R: 1 E: 0 K: 1 S: 14	H: 1 LOB: 1 BB: 1 P: 27	R: 0 E: 0 K: 0 S: 6	H: 0 LOB: 0 BB: 0 P: 9	R: 0 E: 0 K: 1 S: 8	H: 0 LOB: 0 BB: 0 P: 12	R: 1 E: 0 K: 1 S: 10	H: 1 LOB: 0 BB: 0 P: 15	R: 2 E: 0 K: 1 S: 16	H: 3 LOB: 1 BB: 0 P: 23	R: 0 E: 0 K: 2 S: 9	H: 1 LOB: 1 BB: 0 P: 12	R: 0 E: 0 K: 1 S: 7	H: 0 LOB: 0 BB: 0 P: 9	R: 0 E: 0 K: 0 S: 9	H: 0 LOB: 0 BB: 0 P: 11	R: 3 E: 0 K: 1 S: 19	H: 3 LOB: 1 BB: 1 P: 30	1B: 4 2B: 4 3B: 1 HR: 0	SF: 0 SAC: 2 DP: 0 HBP: 0	WP: 0 PB: 0 SB: 2 CS: 0	PA: 38			
PITCHER	IP	WLS	BF	H	R	ER	SO	BB	IBB	HBP	BLK	WP	HR	S	P	ERA	WHIP								
Frank Tanana, L (1, 1) ERA: 5.76	6.0		25	6	4	4	6	1	0	0	0	0	0	63	98	6.00	1.167								
Paul Gibson, L (7, 1) ERA: 2.64	2.0		6	0	0	0	1	0	0	0	0	0	0	16	20	0.00	0.000								
Mike Henneman, R (9, 1) ERA: 2.91	0.2	L	6	3	3	3	0	0	1	0	0	0	0	16	26	40.50	4.500								
Jerry Don Gleaton, L (9, 1) ERA: 3.08	0.1		1	0	0	0	1	0	0	0	0	0	0	3	4	0.00	0.000								

Chicago White Sox @ Detroit Tigers

Tiger Stadium, Detroit, MI

Wed Jul 18 1990, 7:05 PM EDT

Att. 15,254 - Unknown - 70 F

livebaseballscorecards.com

AB	34
R	7
H	9
RBI	7
BB	2
SO	8
LOB	7



BOTTOM

Chicago White Sox @ Detroit Tigers
Tiger Stadium, Detroit, MI
Wed Jul 18 1990, 7:05 PM EDT
Att: 15,254 - Unknown - 70 F

livebaseballscorecards.com

AB	38
R	5
H	12
RBI	5
BB	1
SO	2
LOB	11



WP:	0	PA:	39
PB:	0		
SB:	0		
CS:	0		

AB R H RBI BB SO LOB

5	0	2	0	0	0	0
3	0	0	0	0	0	2
2	0	0	0	0	0	2
5	0	0	0	0	0	2
4	2	2	1	0	0	0
4	0	1	1	0	0	1
0	0	0	0	0	0	0
3	1	2	0	1	1	0
3	1	1	0	0	0	2
1	0	0	0	0	0	0
4	1	2	1	0	1	1
4	0	2	2	0	0	1

Batter	1	2	3	4	5	6	7	8	9
Tony Phillips, S OBP: 0.349, SLG: 0.350 (1, 4) (7, 5)	0-0 L5		2-1 1-2 1B		0-0 F8	1-0 1-2 1B			3-1 F8
Travis Fryman, R OBP: 0.333, SLG: 0.444 Lou Whitaker, L OBP: 0.309, SLG: 0.379 (1, 5) (6, PH) (7, 4)	2-2 G5-3		0-0 F9		2-2 L4	1-2 F8			0-0 F7
Alan Trammell, R OBP: 0.380, SLG: 0.412 (1, 6)	1-1 G5-3		3-1 L6			0-0 G6-3	3-1 F7		0-1 L6
Cecil Fielder, R OBP: 0.381, SLG: 0.606 (1, 3)		0-0 E5		1-0 2B		1-0 HR	1-1 G6-3		
Gary Ward, R OBP: 0.317, SLG: 0.351 Scott Lusader, L OBP: 0.370, SLG: 0.406 (1, 7) (9, 8)		1-1 G5-4-3		2-0 2B		0-0 F8	1-0 G5-3		
Chet Lemon, R OBP: 0.359, SLG: 0.447 (1, 9)		4-1 BB		3-2 1B		1-1 1B		3-3 K	
Darnell Coles, R OBP: 0.274, SLG: 0.316 Dave Bergman, L OBP: 0.359, SLG: 0.375 (1, 10) (8, PH)		1-0 L4		0-2 F9		1-0 1B		1-1 G6-3	
John Shelby, S OBP: 0.291, SLG: 0.381 (1, 8) (9, 7)			0-3 K	0-0 G1-3		1-2 1B		1-1 FC6-4	
Mike Heath, R OBP: 0.347, SLG: 0.447 (1, 2)			1-2 1B		2-1 L7	0-0 1B		1-0 FC6-4	

Inning Stats	R: 0	H: 0	E: 0	K: 5	S: 6	R: 0	H: 0	E: 1	K: 0	S: 5	R: 0	H: 2	E: 0	K: 1	S: 11	R: 1	H: 3	E: 0	K: 0	S: 9	R: 0	H: 0	E: 0	K: 0	S: 8	R: 4	H: 6	E: 0	K: 0	S: 14	R: 0	H: 0	E: 0	K: 0	S: 5	R: 0	H: 1	E: 0	K: 1	S: 9	R: 0	H: 0	E: 0	K: 0	S: 5	R: 0	H: 0	E: 0	K: 0	S: 8	1B: 8	2B: 3	3B: 0	HR: 1	SF: 0	SAC: 0	DP: 1	HBP: 0	WP: 0	PA: 39
--------------	------	------	------	------	------	------	------	------	------	------	------	------	------	------	-------	------	------	------	------	------	------	------	------	------	------	------	------	------	------	-------	------	------	------	------	------	------	------	------	------	------	------	------	------	------	------	------	------	------	------	------	-------	-------	-------	-------	-------	--------	-------	--------	-------	--------

PITCHER	IP	WLS	BF	H	R	ER	SO	BB	IBB	HBP	BLK	WP	HR	S	P	ERA	WHIP
Greg Hibbard, L ERA: 2.84 (1, 1)	5.2		26	9	5	5	1	1	0	0	0	0	1	48	77	7.94	1.765
Scott Radinsky, L ERA: 3.0 (6, 1)	0.0		2	2	0	0	0	0	0	0	0	0	2	3		∞	∞
Donn Pall, R ERA: 3.26 (6, 1)	2.1	W	8	1	0	0	1	0	0	0	0	0	0	17	29	0.00	0.429
Bobby Thigpen, R ERA: 1.78 (9, 1)	1.0	S	3	0	0	0	0	0	0	0	0	0	0	5	8	0.00	0.000

Batter	1	2	3	4	5	6	7	8	9	AB R H RBI BB SO LOB	TOP											
Lance Johnson, L OBP: 0.314, SLG: 0.333 (1, 8) X	0-0 2B 1B	0-0 G1-3			0-1 G4-3			0-0 F9		4 1 1 0 0 0 2												
Robin Ventura, L OBP: 0.313, SLG: 0.300 (1, 5) X	0-0 G6-3 1-H 2B		3-1 G3		1-1 G4-3			1-0 F8		4 0 1 1 0 0 0												
Ivan Calderon, R OBP: 0.366, SLG: 0.449 (1, 7) X	0-0 G6-3 2-3		0-0 G3-6 1B			3-2 G5-4-3 1B			0-0 P3	4 0 2 0 0 0 1												
Dan Pasqua, L OBP: 0.387, SLG: 0.591 (1, 10) B B C F F X	2-3 K		2-2 G3-6 1-2f			2-0 F8			1-0 F9	4 0 0 0 0 1 3												
Carlton Fisk, R OBP: 0.378, SLG: 0.403 (1, 2) C C X Ron Karkovics, R OBP: 0.359, SLG: 0.484 (9, PR) X	0-2 G6-3			2-0 G6-3		1 SAFE 0-0 G5-4-3 1-2f			2-1 BB 1B	4 0 1 0 0 0 2 0 0 0 0 0 0 0												
Ron Kittle, R OBP: 0.309, SLG: 0.477 (1, 3) C C B B X Steve Lyons, L OBP: 0.271, SLG: 0.276 (9, PR) X		2-2 F9		4-0 BB			0-0 G3		4-0 BB 1-2	0 0 0 0 0 0 0 0 0 0 0 0 0 0												
Scott Fletcher, R OBP: 0.317, SLG: 0.336 (1, 4) B B B B X		4-0 1B BB		2-1 G1-6-3 1-2 1B			1-1 L9		0-0 L8	3 0 1 0 1 0 2												
Sammy Sosa, R OBP: 0.297, SLG: 0.446 (1, 9) C C B B X		1-3 K		2-2 G1-6-3 1-2f			1-3 K			3 0 0 0 0 2 3												
Ozzie Guillen, L OBP: 0.340, SLG: 0.374 (1, 6) F 1 SAFE X		0-1 1-3 1B			1-1 L7			0-1 F7		3 0 1 0 0 0 0												
Inning Stats	R: 1 E: 0 K: 1 S: 9	H: 2 LOB: 1 BB: 0 P: 11	R: 0 E: 0 K: 1 S: 9	H: 1 LOB: 2 BB: 1 P: 16	R: 0 E: 0 K: 0 S: 6	H: 1 LOB: 0 BB: 0 P: 11	R: 0 E: 0 K: 0 S: 6	H: 1 LOB: 1 BB: 1 P: 16	R: 0 E: 0 K: 0 S: 6	H: 0 LOB: 0 BB: 0 P: 8	R: 0 E: 0 K: 0 S: 5	H: 1 LOB: 0 BB: 0 P: 10	R: 0 E: 0 K: 1 S: 6	H: 0 LOB: 0 BB: 0 P: 8	R: 0 E: 0 K: 0 S: 4	H: 0 LOB: 0 BB: 0 P: 5	R: 0 E: 0 K: 0 S: 5	H: 1 LOB: 2 BB: 1 P: 12	1B: 6 2B: 1 3B: 0 HR: 0	SF: 0 SAC: 0 DP: 3 HBP: 0	WP: 0 PB: 0 SB: 0 CS: 0	PA: 34
PITCHER John Mitchell, R ERA: 4.02 (1, 1) Gregg Olson, R ERA: 1.13 (9, 1)	IP 8.2	WLS W	BF 32	H 7	R 1	ER 1	SO 3	BB 2	IBB 0	HBP 0	BLK 0	WP 0	HR 0	S 55	P 92	ERA 1.04	WHIP 1.038					
PITCHER	IP	WLS	BF	H	R	ER	SO	BB	IBB	HBP	BLK	WP	HR	S	P	ERA	WHIP					

Chicago White Sox @ Baltimore Orioles
 Memorial Stadium, Baltimore, MD
 Thu Jul 19 1990, 7:05 PM EDT
 Att. 27,267 - Unknown - 93 F

AB	29
R	1
H	7
RBI	1
BB	1
SO	3
LOB	13



Batter	1	2	3	4	5	6	7	8	9	AB	R	H	RBI	BB	SO	LOB
Phil Bradley, R OBP: 0.347, SLG: 0.359 (1, 7)	0-0 HR	0-2 L8		1-0 G4-3			0-0 P3			4	0	1	1	0	0	0
Steve Finley, L OBP: 0.311, SLG: 0.329 (9, 7)										0	0	0	0	0	0	0
Joe Orsulak, L OBP: 0.368, SLG: 0.460 (1, 9)	1-1 BB 2B 1B		4-1 G6-4-3 BB		1-2 G3		2-2 F8			3	1	1	0	1	0	0
Randy Milligan, R OBP: 0.424, SLG: 0.529 (1, 3)	4-2 SAFE 2B BB		0-1 SAFE G6-4-3 1-2f		4-0 BB		3-2 F8			2	1	0	0	2	0	1
Mickey Tettleton, S OBP: 0.386, SLG: 0.412 (1, 10)	3-1 P5		3-2 HR		2-3 K		2-0 F9			4	1	1	1	0	1	3
Cal Ripken Jr., R OBP: 0.353, SLG: 0.391 (1, 6)	1-2 1-H 2-H 2B		0-1 E4 1B		1-0 F7		0-2 F9			4	0	1	2	0	0	1
Tim Hulett, R OBP: 0.373, SLG: 0.426 Craig Worthington, R OBP: 0.313, SLG: 0.329 (1, 5) (8, 5)	1-1 L7		2-1 FC6-4 1B		1-3 K					3	0	1	0	0	1	1
Bob Melvin, R OBP: 0.251, SLG: 0.321 (1, 2)	0-0 G1-3		2-1 FC6-4 1-2f		1-2 F7					3	0	0	0	0	0	3
Billy Ripken, R OBP: 0.302, SLG: 0.329 (1, 4)		2-2 P4		1-2 G5-3		1-2 L9				3	0	0	0	0	0	0
Mike Devereaux, R OBP: 0.287, SLG: 0.337 (1, 8)		0-1 L7		2-3 K			1-1 F8			3	0	0	0	0	1	0
Inning Stats	R: 3 E: 0 K: 0 S: 13	H: 3 LOB: 1 BB: 1 P: 23	R: 0 E: 0 K: 0 S: 10	H: 0 LOB: 0 BB: 0 P: 12	R: 1 E: 1 K: 0 S: 15	H: 2 LOB: 2 BB: 1 P: 26	R: 0 E: 0 K: 1 S: 9	H: 0 LOB: 0 BB: 0 P: 13	R: 0 E: 0 K: 1 S: 9	H: 0 LOB: 0 BB: 0 P: 12	R: 0 E: 0 K: 0 S: 6	H: 0 LOB: 0 BB: 0 P: 9	R: 0 E: 0 K: 0 S: 7	H: 0 LOB: 0 BB: 0 P: 12	R: 0 E: 0 K: 0 S: 7	H: 0 LOB: 0 BB: 0 P: 12
PITCHER Adam Peterson, R ERA: 4.14 (1, 1)	IP: 8.0 WLS: L BF: 32 H: 5 R: 4 ER: 4 SO: 3	BB: 3 IBB: 0 HBP: 0 BLK: 0	WP: 0 HR: 2 S: 77 P: 123	ERA: 4.50 WHIP: 1.000	PITCHER	IP: 8.0 WLS: L BF: 32 H: 5 R: 4 ER: 4 SO: 3	BB: 3 IBB: 0 HBP: 0 BLK: 0	WP: 0 HR: 2 S: 77 P: 123	ERA: 4.50 WHIP: 1.000							

BOTTOM

Chicago White Sox @ Baltimore Orioles
Memorial Stadium, Baltimore, MD

Thu Jul 19 1990, 7:05 PM EDT
Att: 27,267 - Unknown - 93 F

livebaseballscorecards.com

AB	29
R	3
H	5
RBI	4
BB	3
SO	3
LOB	9



WP: 0	PA: 32
PB: 0	
SB: 0	
CS: 0	

Batter	1	2	3	4	5	6	7	8	9	AB R H RBI BB SO LOB
Lance Johnson, L (1, 8) OBP: 0.311, SLG: 0.330	0-2 G4-3		1-2 P6			0-0 G6-3			1-1 G3	4 0 0 0 0 0 1
Robin Ventura, L (1, 5) OBP: 0.314, SLG: 0.311	2-0 G4-3		1-1 L3 1-3 1B			1-1 G5-3			0-0 F7	4 0 1 0 0 0 0
Ivan Calderon, R (1, 7) OBP: 0.360, SLG: 0.439	0-0 L9		0-1 L3			3-3 K			0-0 G1-3	4 0 0 0 0 1 2

Dan Pasqua, L (1, 10) OBP: 0.380, SLG: 0.574		0-1 F7		0-3 K			3-3 K			3 0 0 0 0 2 0
Ron Kittle, R (1, 3) OBP: 0.308, SLG: 0.471		2-1 1B		1-0 1B			0-0 P4			0 0 0 0 0 0 0
Ron Karkovics, R (1, 2) OBP: 0.349, SLG: 0.469		2-1 FC6-4 BB 1-2f		0-0 G1-6-3 1-2f			0-0 G5-3			3 0 0 0 0 0 2

Scott Fletcher, R (1, 4) OBP: 0.313, SLG: 0.329		4-1 1-2 BB		0-0 P7				1-1 L9		2 0 0 0 1 0 0
Sammy Sosa, R (1, 9) OBP: 0.293, SLG: 0.440		1-0 G4-3		3-3 K				1-0 F7		3 0 0 0 0 1 2
Ozzie Guillen, L (1, 6) OBP: 0.335, SLG: 0.369		2-1 1B 1B		0-0 G3				1-3 K		3 0 1 0 0 1 0

Inning Stats	R: 0	H: 0	E: 0	K: 0	S: 5	P: 7	R: 0	H: 1	E: 0	K: 0	S: 8	P: 17	R: 0	H: 2	E: 0	K: 0	S: 10	P: 13	R: 0	H: 1	E: 0	K: 1	S: 5	P: 6	R: 0	H: 0	E: 0	K: 1	S: 5	P: 8	R: 0	H: 0	E: 0	K: 1	S: 7	P: 11	R: 0	H: 0	E: 0	K: 1	S: 6	P: 9	R: 0	H: 0	E: 0	K: 1	S: 6	P: 9	R: 0	H: 0	E: 0	K: 0	S: 4	P: 5	1B: 4	2B: 1	3B: 0	HR: 0	SF: 0	SAC: 0	DP: 2	HBP: 0	WP: 0	PB: 0	SB: 0	CS: 0	PA: 30
--------------	------	------	------	------	------	------	------	------	------	------	------	-------	------	------	------	------	-------	-------	------	------	------	------	------	------	------	------	------	------	------	------	------	------	------	------	------	-------	------	------	------	------	------	------	------	------	------	------	------	------	------	------	------	------	------	------	-------	-------	-------	-------	-------	--------	-------	--------	-------	-------	-------	-------	--------

PITCHER	IP	WLS	BF	H	R	ER	SO	BB	IBB	HBP	BLK	WP	HR	S	P	ERA	WHIP
Ben McDonald, R (1, 1) ERA: 0.48	9.0	W	30	4	0	0	5	1	0	0	0	0	0	56	85	0.00	0.556

TOP

Chicago White Sox @ Baltimore Orioles
Memorial Stadium, Baltimore, MD

Sat Jul 21 1990, 7:05 PM EDT
Att: 38,819 - Unknown

AB	26
R	0
H	2
RBI	0
BB	1
SO	5
LOB	7

Batter	1	2	3	4	5	6	7	8	9	AB R H RBI BB SO LOB	TOP											
Lance Johnson, L (1, 8) OBP: 0.317, SLG: 0.333	0-0 G6-3			4-1 2B BB		1-2 G5-4-3 S 1B		1-1 1B		3 1 2 0 1 0 0												
Robin Ventura, L (1, 5) OBP: 0.320, SLG: 0.318	2-2 G4-6-3 1B			0-0 1B SF9 1-H 2B		4-1 1-2 G5-4-3 BB		3-2 G6-3		3 1 2 1 1 0 1												
Ivan Calderon, R (1, 10) OBP: 0.361, SLG: 0.440	0-2 G4-6-3 1-2f			1-2 2-3 1B		1-1 G5-4-3 1-2f 2-3		2-2 G6-3 1B		4 0 2 0 0 0 3												
Dan Pasqua, L (1, 7) OBP: 0.376, SLG: 0.571 Carlton Fisk, R (6, PH) OBP: 0.379, SLG: 0.397 Dave Gallagher, R (6, 7) OBP: 0.318, SLG: 0.333		1-1 P6		0-0 SF9 3-H		3-2 F9		2-1 G6-3 1-2f		1 0 0 1 0 0 0 1 0 0 0 0 0 1 1 0 0 0 0 0 1												
Ron Kittle, R (1, 3) OBP: 0.307, SLG: 0.468		2-3 K		0-2 P4		0-1 G5-3		3-2 E7 1-2 1B		0 1 0 0 0 0 0												
Ron Karkovics, R (1, 2) OBP: 0.345, SLG: 0.455		2-0 P4		0-0 G2		2-2 L6		4-2 1B BB		3 0 0 0 1 0 1												
Scott Fletcher, R (1, 4) OBP: 0.312, SLG: 0.328			2-2 G5-3		0-3 K		0-0 G1-3		0-1 1-3 2-H 1B	4 0 1 1 0 1 0												
Sammy Sosa, R (1, 9) OBP: 0.290, SLG: 0.435			1-2 P2		3-3 K2-3		1-2 P9		2-3 K	4 0 0 0 0 2 2												
Ozzie Guillen, L (1, 6) OBP: 0.332, SLG: 0.365			2-2 G5-3		0-2 F9		2-2 G4-3			3 0 0 0 0 0 0												
Inning Stats	R: 0 E: 0 K: 0 S: 7	H: 1 LOB: 0 BB: 0 P: 9	R: 0 E: 0 K: 1 S: 6	H: 0 LOB: 0 BB: 0 P: 11	R: 0 E: 0 K: 0 S: 17	H: 0 LOB: 0 BB: 0 P: 22	R: 2 E: 0 K: 0 S: 10	H: 2 LOB: 1 BB: 1 P: 15	R: 0 E: 0 K: 2 S: 10	H: 0 LOB: 0 BB: 0 P: 13	R: 0 E: 0 K: 0 S: 10	H: 1 LOB: 1 BB: 1 P: 19	R: 0 E: 0 K: 0 S: 9	H: 0 LOB: 0 BB: 0 P: 11	R: 0 E: 0 K: 0 S: 13	H: 1 LOB: 1 BB: 0 P: 20	R: 1 E: 1 K: 1 S: 19	H: 3 LOB: 2 BB: 1 P: 32	1B: 7 2B: 1 3B: 0 HR: 0	SF: 1 SAC: 0 DP: 3 HBP: 0	WP: 0 PB: 0 SB: 1 CS: 0	PA: 35
PITCHER	IP WLS BF H R ER SO BB IBB HBP BLK WP HR S P ERA WHIP																					
Pete Harnisch, R (1, 1) ERA: 4.13	5.0 W 20 4 2 2 3 2 0 0 0 0 0 0 55 80 3.60 1.200																					
Joe Price, L (6, 1) ERA: 2.61	0.2 1 0 0 0 0 0 0 0 0 0 0 0 2 3 0.00 0.000																					
Curt Schilling, R (6, 1) ERA: 2.93	3.1 S 14 4 1 1 1 1 0 0 0 0 0 0 44 69 2.70 1.500																					

Chicago White Sox @ Baltimore Orioles
 Memorial Stadium, Baltimore, MD
 Sun Jul 22 1990, 3:33 AM EDT
 Att. 34,818 - Cloudy - 87 F

AB	27
R	3
H	7
RBI	3
BB	3
SO	3
LOB	9



Batter	1	2	3	4	5	6	7	8	9	AB	R	H	RBI	BB	SO	LOB	BOTTOM
Brady Anderson, L (1, 8) OBP: 0.369, SLG: 0.345	2-2 S BB SF9 1B	2-2 1-H 3B		1-3 K	2-2 F8			2-3 K		5	1	2	1	0	2	3	Chicago White Sox @ Baltimore Orioles Memorial Stadium, Baltimore, MD Sun Jul 22 1990, 3:33 AM EDT Att. 34,818 - Cloudy - 87 F
Steve Finley, L (1, 9) OBP: 0.309, SLG: 0.327	2-2 F8	1-0 G3		1-2 G4-1			1-3 K	0-1 2B 1B		5	1	1	0	0	1	3	
Randy Milligan, R (1, 3) OBP: 0.425, SLG: 0.536	4-0 PB SF9 1-2 BB		1-1 HR		0-1 SH5-3 SF8 1B		0-0 1B	0-0 1-H 1B 2B		4	3	4	2	1	0	0	
Joe Orsulak, L (1, 7) OBP: 0.368, SLG: 0.460	1-0 SF9		2-0 G3		1-1 SH5-3 3B 1B		0-1 P7	1-0 BB 1B		4	1	2	2	0	0	1	
Cal Ripken Jr., R (1, 6) OBP: 0.347, SLG: 0.380	3-1 G5-3		4-0 FC6-4 BB		1-0 SH5-3		1-3 K	4-2 BB		2	0	0	0	2	1	2	
Sam Horn, L (1, 10) OBP: 0.344, SLG: 0.486		2-0 HR	3-3 K		4-1 IBB		1-2 G6-3	0-3 K		2	1	1	1	0	1	1	
Phil Bradley, R (5, PH) OBP: 0.350, SLG: 0.350										2	0	0	0	1	1	2	
Craig Worthington, R (1, 5) OBP: 0.311, SLG: 0.325		1-3 K	2-2 FC6-4 1-2f		2-1 SF8		4-1 1B BB	1-3 K		3	0	0	1	1	2	3	
Bob Melvin, R (1, 2) OBP: 0.258, SLG: 0.335		0-1 G6-3		2-1 1B	1-0 3-H 1B 3B		1-0 G4-3 1B			4	0	3	2	0	0	0	
Billy Ripken, R (1, 4) OBP: 0.299, SLG: 0.323		1-2 E6 3B		1-0 F9	4-1 BB		1-0 G4-3 1-2f			3	1	0	0	1	0	3	

Inning Stats	R: 1	H: 1	LOB: 1	K: 0	S: 9	P: 21	R: 2	H: 2	LOB: 1	K: 1	S: 16	P: 23	R: 1	H: 1	LOB: 1	K: 1	S: 9	P: 21	R: 0	H: 1	LOB: 1	K: 1	S: 10	R: 3	H: 3	LOB: 2	K: 0	S: 14	R: 0	H: 1	LOB: 1	K: 2	S: 10	R: 0	H: 1	LOB: 1	K: 0	S: 6	R: 2	H: 3	LOB: 2	K: 3	S: 15	P: 23	1B: 8	SF: 2	2B: 1	SAC: 1	3B: 2	DP: 1	HR: 2	HBP: 0	WP: 0	PA: 43
--------------	------	------	--------	------	------	-------	------	------	--------	------	-------	-------	------	------	--------	------	------	-------	------	------	--------	------	-------	------	------	--------	------	-------	------	------	--------	------	-------	------	------	--------	------	------	------	------	--------	------	-------	-------	-------	-------	-------	--------	-------	-------	-------	--------	-------	--------

PITCHER	IP	WLS	BF	H	R	ER	SO	BB	IBB	HBP	BLK	WP	HR	S	P	ERA	WHIP
Melido Perez, R (1, 1) ERA: 3.84	2.1	L	14	4	4	3	1	2	0	0	0	0	2	28	54	11.57	2.571
Wayne Edwards, L (3, 1) ERA: 3.57	2.0		9	3	2	2	2	0	0	0	0	0	0	21	32	9.00	1.500
Shawn Hillegas, R (5, 1) ERA: 3.86	0.1		4	1	1	1	0	1	1	0	0	0	0	5	16	27.00	6.000
Ken Patterson, L (5, 1) ERA: 3.77	2.1		9	2	0	0	2	1	0	0	0	0	0	20	31	0.00	1.286
Scott Radinsky, L (8, 1) ERA: 3.41	1.0		7	3	2	2	3	1	0	0	0	0	0	15	23	18.00	4.000

livebaseballscorecards.com

AB	34
R	8
H	13
RBI	9
BB	6
SO	8
LOB	18



Batter	1	2	3	4	5	6	7	8	9	AB R H RBI BB SO LOB	TOP		
Mitch Webster, S OBP: 0.294, SLG: 0.417 (1, 8) X	0-0 P4		2-2 G5-3		2-2 FC6-4		0-0 G4-3			4 0 0 0 0 0 2			
Carlos Baerga, S OBP: 0.256, SLG: 0.317 (1, 5) C B F X	1-2 L9		3-2 G5-3		1-1 F8			1-1 L7		4 0 0 0 0 0 2			
Tom Brookens, R OBP: 0.299, SLG: 0.276 (1, 4) C S F B X	1-2 P6			1-0 P4		2-2 G5-3		1-1 F9		4 0 0 0 0 0 0			
Candy Maldonado, R OBP: 0.341, SLG: 0.472 (1, 7) C B B B X		2-1 G6-3		0-0 1B		2-3 K		0-1 F8		4 0 1 0 0 1 0			
Chris James, R OBP: 0.332, SLG: 0.412 (1, 10) B B F B B X		4-2 1B		0-0 1B		1-0 E4		3-3 K		3 1 1 0 1 1 0			
Brook Jacoby, R OBP: 0.374, SLG: 0.464 (1, 3) B X		1-0 1B		0-0 1B		1-1 1B		2-1 G6-3		4 0 2 0 0 0 2			
Cory Snyder, R OBP: 0.277, SLG: 0.435 (1, 9) X B F B B X		0-2 1B		0-0 1B		0-2 F7		0-3 K		4 0 1 1 0 2 2			
Felix Fermin, R OBP: 0.255, SLG: 0.285 (1, 6) B X		1-0 L1-3		0-0 1B		2-1 FC6-4		1-2 L4		3 0 1 0 0 0 2			
Joel Skinner, R OBP: 0.295, SLG: 0.329 (1, 2) F B B B X			2-2 F8		0-0 FC6-4		1-1 G5-3			3 0 1 0 0 0 0			
Inning Stats	R: 0 H: 0 E: 0 LOB: 0 K: 0 BB: 0 S: 8 P: 10	R: 1 H: 2 E: 0 LOB: 1 K: 0 BB: 1 S: 11 P: 19	R: 0 H: 0 E: 0 LOB: 0 K: 0 BB: 0 S: 9 P: 16	R: 0 H: 2 E: 0 LOB: 1 K: 0 BB: 0 S: 4 P: 5	R: 0 H: 2 E: 0 LOB: 2 K: 0 BB: 0 S: 11 P: 16	R: 0 H: 1 E: 1 LOB: 2 K: 2 BB: 0 S: 13 P: 20	R: 0 H: 0 E: 0 LOB: 0 K: 0 BB: 0 S: 7 P: 9	R: 0 H: 0 E: 0 LOB: 0 K: 2 BB: 0 S: 6 P: 8	R: 0 H: 0 E: 0 LOB: 0 K: 2 BB: 0 S: 9 P: 14	1B: 7 SF: 0 2B: 1 SAC: 0 3B: 0 DP: 2 HR: 0 HBP: 0	WP: 0 PA: 34 PB: 0 SB: 0 CS: 0		
PITCHER	IP WLS BF H R ER SO BB IBB HBP BLK WP HR S P ERA WHIP											PITCHER	IP WLS BF H R ER SO BB IBB HBP BLK WP HR S P ERA WHIP
Greg Hibbard, L ERA: 2.75 (1, 1)	7.0 W 28 7 1 1 2 1 0 0 0 0 0 0 63 95 1.29 1.143												
Barry Jones, R ERA: 2.1 (8, 1)	1.0 3 0 0 0 0 0 0 0 0 0 0 0 6 8 0.00 0.000												
Bobby Thigpen, R ERA: 1.89 (9, 1)	1.0 S 3 0 0 0 2 0 0 0 0 0 0 0 9 14 0.00 0.000												

Cleveland Indians @ Chicago White Sox
 Comiskey Park, Chicago, IL
 Mon Jul 23 1990, 8:05 PM EDT
 Att. 30,534 - Unknown - 69 F

AB	33
R	1
H	7
RBI	1
BB	1
SO	4
LOB	10



livebaseballscorecards.com

Batter	1	2	3	4	5	6	7	8	9	AB R H RBI BB SO LOB
--------	---	---	---	---	---	---	---	---	---	----------------------

Lance Johnson, L <small>OBP: 0.314, SLG: 0.330</small> <small>(1, 8)</small> 										3 0 0 0 0 2 1
---	--	--	--	--	--	--	--	--	--	---------------

Robin Ventura, L <small>OBP: 0.323, SLG: 0.322</small> <small>(1, 5)</small> 										3 0 2 2 0 0 0
---	--	--	--	--	--	--	--	--	--	---------------

Ivan Calderon, R <small>OBP: 0.358, SLG: 0.436</small> <small>(1, 7)</small> 										3 0 0 0 0 0 2
---	--	--	--	--	--	--	--	--	--	---------------

Dan Pasqua, L <small>OBP: 0.371, SLG: 0.561</small> <small>(1, 10)</small> 										3 0 0 0 0 0 1
---	--	--	--	--	--	--	--	--	--	---------------

Carlton Fisk, R <small>OBP: 0.378, SLG: 0.409</small> <small>(1, 2)</small> 										3 1 1 1 0 0 0
--	--	--	--	--	--	--	--	--	--	---------------

Ron Kittle, R <small>OBP: 0.304, SLG: 0.463</small> <small>(1, 3)</small> Scott Fletcher, R <small>OBP: 0.312, SLG: 0.328</small> <small>(8, 4)</small> 										3 0 0 0 0 0 0 0 0 0 0 0 0 0
--	--	--	--	--	--	--	--	--	--	--------------------------------

Steve Lyons, L <small>OBP: 0.264, SLG: 0.267</small> <small>(1, 4)</small> <small>(8, 3)</small> 										3 0 0 0 0 0 0
--	--	--	--	--	--	--	--	--	--	---------------

Dave Gallagher, R <small>OBP: 0.319, SLG: 0.333</small> <small>(1, 9)</small> 										3 1 1 0 0 0 0
--	--	--	--	--	--	--	--	--	--	---------------

Ozzie Guillen, L <small>OBP: 0.335, SLG: 0.368</small> <small>(1, 6)</small> 										3 1 2 0 0 0 0
---	--	--	--	--	--	--	--	--	--	---------------

Inning Stats	R: 0 H: 1 E: 0 K: 1 S: 10	H: 1 LOB: 1 BB: 0 P: 16	R: 0 H: 0 E: 0 K: 0 S: 5	H: 0 LOB: 0 BB: 0 P: 10	R: 2 H: 3 E: 0 K: 0 S: 11	H: 3 LOB: 0 BB: 0 P: 19	R: 1 H: 1 E: 0 K: 0 S: 11	H: 1 LOB: 0 BB: 0 P: 15	R: 0 H: 0 E: 0 K: 0 S: 8	H: 0 LOB: 0 BB: 0 P: 14	R: 0 H: 0 E: 0 K: 0 S: 5	H: 0 LOB: 0 BB: 0 P: 7	R: 0 H: 1 E: 0 K: 1 S: 6	H: 1 LOB: 0 BB: 0 P: 8	1B: 5 SF: 0 2B: 0 SAC: 1 3B: 0 DP: 1 HR: 1 HBP: 0
--------------	---------------------------	-------------------------	--------------------------	-------------------------	---------------------------	-------------------------	---------------------------	-------------------------	--------------------------	-------------------------	--------------------------	------------------------	--------------------------	------------------------	---

PITCHER	Tom Candiotti, R <small>ERA: 3.53</small> <small>(1, 1)</small>	IP 8.0 WLS L BF 28 H 6 R 3 ER 3 SO 2 BB 0 IBB 0 HBP 0 BLK 0 WP 1 HR 1 S 64 P 103 ERA 3.38 WHIP 0.750	PITCHER		IP WLS BF H R ER SO BB IBB HBP BLK WP HR S P ERA WHIP
---------	--	--	---------	--	---

BOTTOM

Cleveland Indians @ Chicago White Sox
 Comiskey Park, Chicago, IL
 Mon Jul 23 1990, 8:05 PM EDT
 Att: 30,534 - Unknown - 69 F

AB	27
R	3
H	6
RBI	3
BB	0
SO	2
LOB	4



WP: 1 PA: 28	PB: 0	SB: 0	CS: 1
--------------	-------	-------	-------

livebaseballscorecards.com

Batter	1	2	3	4	5	6	7	8	9	AB R H RBI BB SO LOB	TOP		
Jerry Browne, S (1, 4) OBP: 0.321, SLG: 0.347	3-1 F7		0-1 F9 1B		2-1 3-1		0-3 K		0-0 2B	5 0 2 0 0 1 1			
Mitch Webster, S (1, 8) OBP: 0.296, SLG: 0.419	0-2 E1 FC3-4		2-1 F9 1-2			4-2 BB E 1B BB	3-1 6-3 2B		3-2 F7	4 1 1 0 1 0 2			
Dion James, L (1, 7) OBP: 0.316, SLG: 0.316	2-0 FC3-4 1-2f			1-1 F9		0-0 BB E 1B	1-0 6-3			4 1 1 1 0 0 2			
Candy Maldonado, R (1, 9) OBP: 0.346, SLG: 0.475	4-2 SAFE 1-2 BB			0-0 2B		4-2 E FC3-2 BB	0-0 1-3			2 0 1 0 2 0 1			
Chris James, R (1, 10) OBP: 0.328, SLG: 0.407	2-2 F9			0-0 F7		2-3 K	0-1 6-3			4 0 0 0 0 1 6			
Brook Jacoby, R (1, 5) OBP: 0.375, SLG: 0.463		0-1 G5-4-3 1B		4-1 BB		1-1 FC5 FC3-2	2-2 4-3			3 0 1 0 1 0 1			
Keith Hernandez, L (1, 3) OBP: 0.283, SLG: 0.238		1-0 F7		0-1 F8		0-0 FC3-2	1-1 G3			4 0 0 0 0 0 5			
Felix Fermin, R (1, 6) OBP: 0.252, SLG: 0.281 Carlos Baerga, S (9, PH) OBP: 0.254, SLG: 0.315		0-1 G5-4-3 1-2f			2-1 6-3	1-0 5-3		0-1 G3		3 0 0 0 0 0 3 1 0 0 0 0 0 0			
Joel Skinner, R (1, 2) OBP: 0.296, SLG: 0.329 Ken Phelps, L (9, PH) OBP: 0.294, SLG: 0.210			0-0 F4		2-2 F9		1-0 2B 6-3 1B		0-0 F8	3 1 1 0 0 0 0 1 0 0 0 0 0 0			
Inning Stats	R: 0 H: 0 E: 2 LOB: 2 K: 0 BB: 1 S: 14 P: 25	R: 0 H: 1 E: 0 LOB: 0 K: 0 BB: 0 S: 5 P: 6	R: 0 H: 1 E: 0 LOB: 0 K: 0 BB: 1 S: 6 P: 7	R: 0 H: 1 E: 0 LOB: 2 K: 0 BB: 1 S: 7 P: 12	R: 0 H: 0 E: 0 LOB: 0 K: 0 BB: 0 S: 7 P: 13	R: 2 H: 1 E: 1 LOB: 2 K: 1 BB: 2 S: 14 P: 26	R: 1 H: 2 E: 0 LOB: 1 K: 1 BB: 0 S: 9 P: 14	R: 0 H: 0 E: 0 LOB: 0 K: 0 BB: 0 S: 7 P: 10	R: 0 H: 1 E: 0 LOB: 1 K: 0 BB: 0 S: 7 P: 10	1B: 4 SF: 0 2B: 3 SAC: 0 3B: 0 DP: 1 HR: 0 HBP: 0	WP: 0 PA: 38 PB: 0 SB: 0 CS: 0		
PITCHER	IP WLS BF H R ER SO BB IBB HBP BLK WP HR S P ERA WHIP											PITCHER	IP WLS BF H R ER SO BB IBB HBP BLK WP HR S P ERA WHIP
Adam Peterson, R (1, 1) ERA: 3.69	5.0 W 22 4 2 0 0 4 0 0 0 0 0 0 46 78 0.00 1.600												
Donn Pall, R (6, 1) ERA: 3.19	4.0 S 16 3 1 1 2 0 0 0 0 0 0 0 30 45 2.25 0.750												

Cleveland Indians @ Chicago White Sox
 Comiskey Park, Chicago, IL
 Tue Jul 24 1990, 8:05 PM EDT
 Att. 37,095 - Unknown - 70 F

AB	34
R	3
H	7
RBI	1
BB	4
SO	2
LOB	21



Batter	1	2	3	4	5	6	7	8	9	AB	R	H	RBI	BB	SO	LOB
Lance Johnson, L OBP: 0.318, SLG: 0.338 (1, 8)	3-2 2B		0-0 SH1 1B	2-2 P3		0-0 1B 1B	2-1 4-3			5	1	3	0	0	0	2
Robin Ventura, L OBP: 0.322, SLG: 0.321 (1, 5)	3-2 F8		0-1 SH1		2-1 F8	2-0 1B 3B 1B		3-2 4-3		4	1	1	1	0	0	1
Ivan Calderon, R OBP: 0.356, SLG: 0.432 (1, 7)	1-2 F7		0-2 4-3		1-1 5-3	3-2 3B 1B		0-1 1-3		5	1	1	2	0	0	2
Dan Pasqua, L OBP: 0.376, SLG: 0.579 (1, 10)	3-1 F7		3-2 F8		0-1 FC5 BB 1B	0-2 1B 3B		0-0 2B		5	1	3	2	0	0	2
Carlton Fisk, R OBP: 0.378, SLG: 0.407 (1, 2)		1-0 B1-3		2-2 5-3	4-1 BB	3-2 1B		0-1 4-3		4	0	1	1	1	0	1
Carlos Martinez, R OBP: 0.258, SLG: 0.332 (1, 3)		0-1 4-3		1-2 3B 3B	0-2 FC5	2-2 F8				4	1	1	0	0	0	3
Steve Lyons, L OBP: 0.272, SLG: 0.288 (1, 4)		2-1 HBP		0-0 1B 3B		0-1 P6	2-2 1-3			3	1	1	1	0	0	0
Sammy Sosa, R OBP: 0.289, SLG: 0.431 (1, 9)		0-0 P6		1-2 5-3		4-2 FC4-6 BB	0-0 6-3			3	0	0	0	1	0	2
Ozzie Guillen, L OBP: 0.341, SLG: 0.373 (1, 6)			1-1 SH1 1B 4-3 1B	1-2 1B		0-0 FC4-6 1B	0-1 1B			4	2	3	1	0	0	1

Inning Stats	R: 0	H: 1	E: 0	K: 0	S: 12	R: 0	H: 0	E: 0	K: 0	S: 5	R: 1	H: 2	E: 0	K: 0	S: 11	R: 2	H: 3	E: 0	K: 0	S: 19	R: 0	H: 1	E: 0	K: 0	S: 10	R: 5	H: 5	E: 0	K: 0	S: 24	R: 0	H: 1	E: 0	K: 0	S: 10	R: 0	H: 1	E: 0	K: 0	S: 8		
	LOB: 1	BB: 0	BB: 0	BB: 0	LOB: 1	LOB: 1	LOB: 1	LOB: 1	LOB: 1	LOB: 1	LOB: 1	LOB: 1	LOB: 1	LOB: 1	LOB: 1	LOB: 1	LOB: 1	LOB: 1	LOB: 1	LOB: 1	LOB: 1	LOB: 1	LOB: 1	LOB: 1	LOB: 1	LOB: 1	LOB: 1	LOB: 1	LOB: 1	LOB: 1	LOB: 1	LOB: 1	LOB: 1	LOB: 1	LOB: 1	LOB: 1	LOB: 1	LOB: 1	LOB: 1	LOB: 1	LOB: 1	LOB: 1


PITCHER	IP	WLS	BF	H	R	ER	SO	BB	IBB	HBP	BLK	WP	HR	S	P	ERA	WHIP
Rod Nichols, R ERA: 7.88 (1, 1)	4.2	L	23	7	3	3	0	1	0	0	0	0	0	54	85	5.79	1.714
Cecilio Guante, R ERA: 4.53 (5, 1)	0.1		1	0	0	0	0	0	0	0	0	0	0	3	3	0.00	0.000
Rudy Seanez, R ERA: 5.81 (6, 1)	0.2		7	4	5	5	0	1	0	0	0	0	0	16	25	67.50	7.500
Steve Olin, R ERA: 3.38 (6, 1)	2.1		10	3	0	0	0	0	0	0	0	0	0	26	38	0.00	1.286

BOTTOM

Cleveland Indians @ Chicago White Sox
Comiskey Park, Chicago, IL

Tue Jul 24 1990, 8:05 PM EDT
Att: 37,095 - Unknown - 70 F

AB	37
R	8
H	14
RBI	8
BB	2
SO	0
LOB	14



WP	HR	S	P	ERA	WHIP
0	0	1	0	0	0

Batter	1	2	3	4	5	6	7	8	9	AB R H RBI BB SO LOB	TOP											
Jerry Browne, S OBP: 0.322, SLG: 0.351 (1, 4)	2-3 K		0-0 G4-3		2-1 G4-3 1-H 2B		1-1 1B		0-2 G1-6-3	5 0 2 2 0 1 2												
Mitch Webster, S OBP: 0.298, SLG: 0.416 (1, 8)	0-2 G4-3		4-0 3B BB		2-1 F8		2-1 G5-3		2-2 FC5-4 1B	4 1 1 1 1 0 2												
Dion James, L OBP: 0.316, SLG: 0.329 Cory Snyder, R OBP: 0.275, SLG: 0.433 (1, 7) (8, PH) (8, 9)	3-2 L9		0-0 1-H 3B		2-1 G4-3			1-1 F7	0-0 FC5-4	3 0 1 2 0 0 1 2 0 0 0 0 0 1												
Candy Maldonado, R OBP: 0.345, SLG: 0.472 (1, 9) (8, 7)		1-2 G6-3	1-2 P4		3-2 L8			0-0 1B 1B		4 0 1 0 0 0 2												
Chris James, R OBP: 0.327, SLG: 0.405 (1, 10)		1-1 G5-3	0-0 G5-3		1-1 F7			1-0 1B		4 0 1 0 0 0 1												
Brook Jacoby, R OBP: 0.371, SLG: 0.458 (1, 3)		0-0 G5-3		0-0 F7		2-1 G4-3		1-1 L9		4 0 0 0 0 0 2												
Tom Brookens, R OBP: 0.297, SLG: 0.275 (1, 5)			1-0 1B FC5 1B	2-0 G5-3		2-0 F8		3-1 P6		4 1 1 0 0 0 2												
Felix Fermin, R OBP: 0.256, SLG: 0.285 (1, 6)			0-0 E FC5 G4-3 1B	0-0 P4			0-1 G6-3		0-1 FC1-6 1B	4 1 2 0 0 0 0												
Joel Skinner, R OBP: 0.294, SLG: 0.325 (1, 2)			1-1 FC5 G4-3 3B		1-1 2B 1B		1-2 G1-3		1-0 FC1-6 1B	4 3 1 1 0 0 2												
Inning Stats	R: 0 E: 0 K: 1 S: 9	H: 0 LOB: 0 BB: 0 P: 14	R: 0 E: 0 K: 0 S: 6	H: 0 LOB: 0 BB: 0 P: 8	R: 4 E: 1 K: 0 S: 10	H: 3 LOB: 1 BB: 1 P: 17	R: 0 E: 0 K: 0 S: 3	H: 0 LOB: 0 BB: 0 P: 5	R: 1 E: 0 K: 0 S: 12	H: 2 LOB: 1 BB: 0 P: 22	R: 0 E: 0 K: 0 S: 5	H: 0 LOB: 0 BB: 0 P: 10	R: 0 E: 0 K: 0 S: 11	H: 1 LOB: 1 BB: 0 P: 15	R: 0 E: 0 K: 0 S: 8	H: 2 LOB: 2 BB: 0 P: 14	R: 1 E: 0 K: 0 S: 10	H: 2 LOB: 1 BB: 0 P: 13	1B: 8 2B: 1 3B: 1 HR: 0	SF: 0 SAC: 0 DP: 0 HBP: 0	WP: 0 PB: 0 SB: 0 CS: 0	PA: 39
PITCHER	IP WLS BF H R ER SO BB IBB HBP BLK WP HR S P ERA WHIP																					
Eric King, R ERA: 3.2 (1, 1)	7.0 L 29 6 5 5 1 1 0 0 0 0 0 0 56 91 6.43 1.000																					
Scott Radinsky, L ERA: 3.32 (8, 1)	1.0 5 2 0 0 0 0 0 0 0 0 0 0 8 14 0.00 2.000																					
Ken Patterson, L ERA: 3.88 (9, 1)	1.0 5 2 1 1 0 0 0 0 0 0 0 0 10 13 9.00 2.000																					

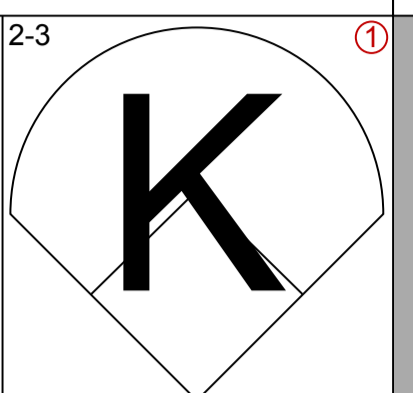
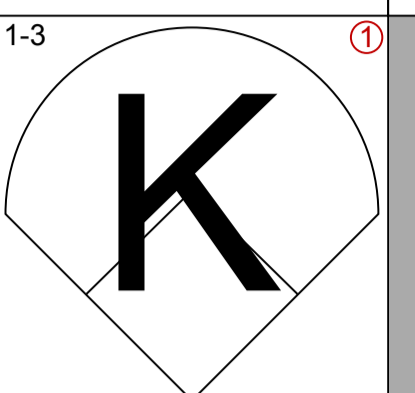
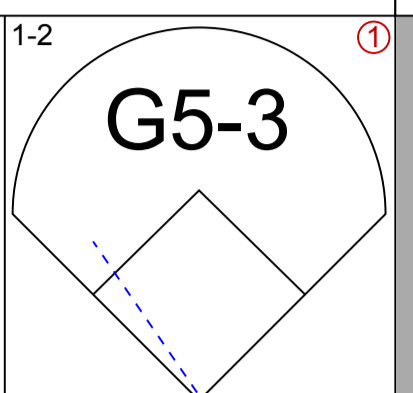
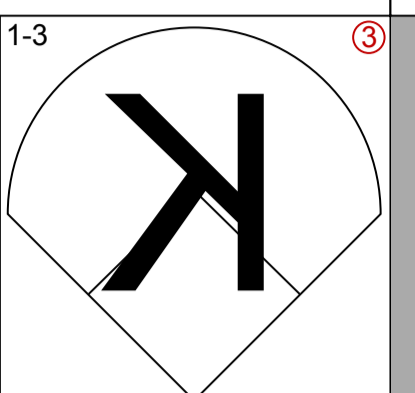
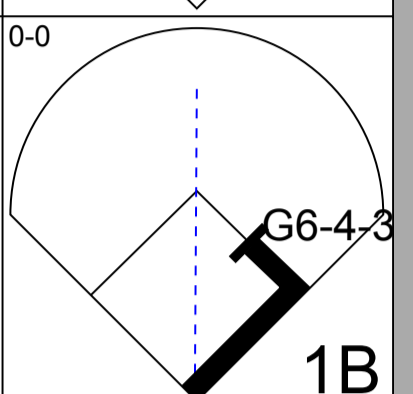
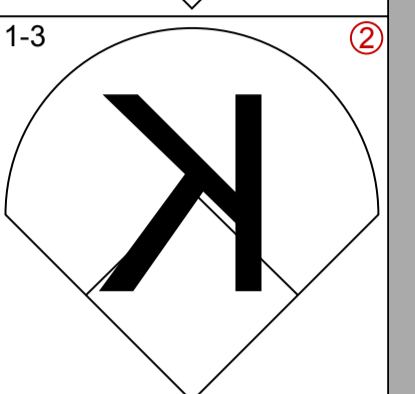
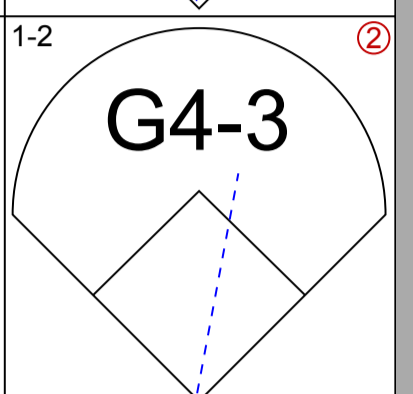
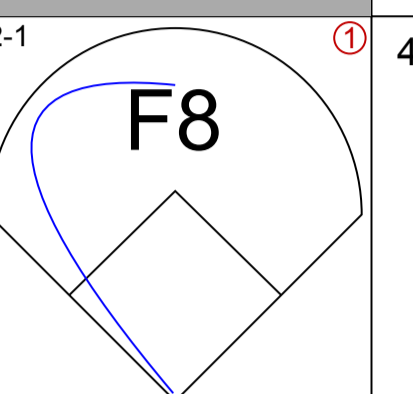
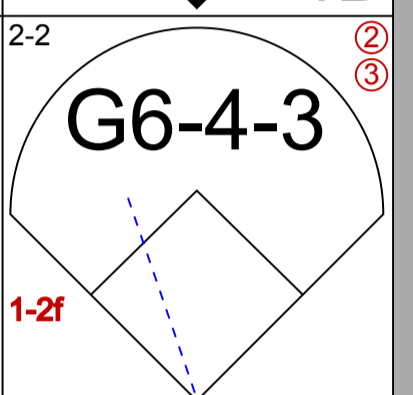
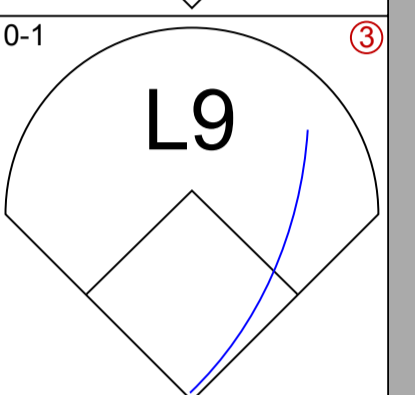
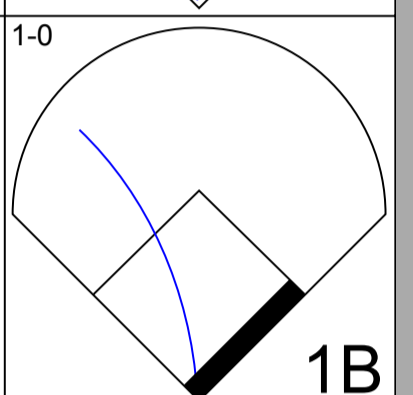
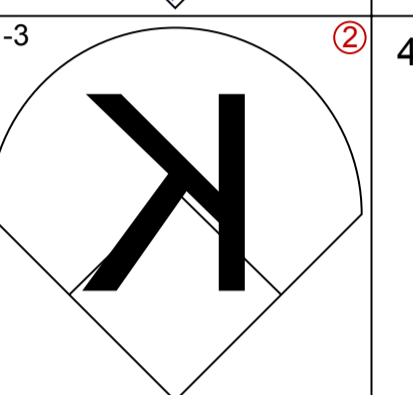
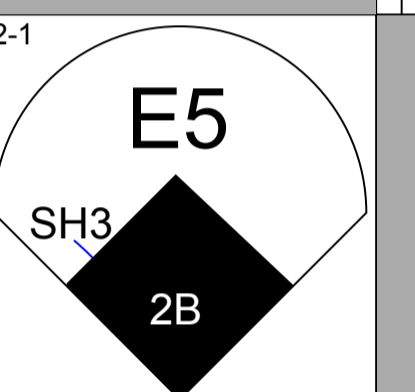
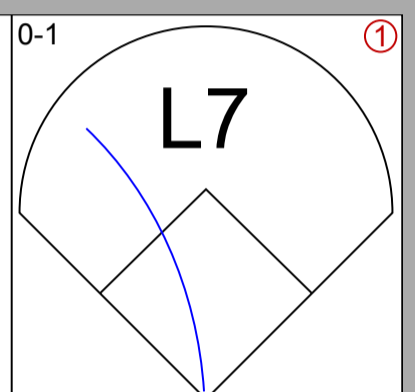
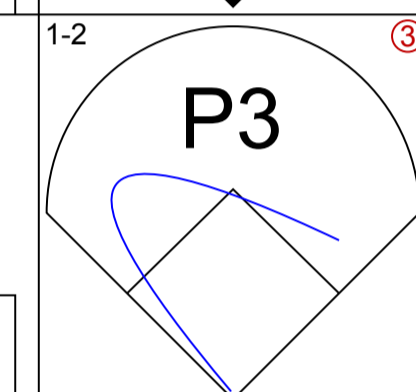
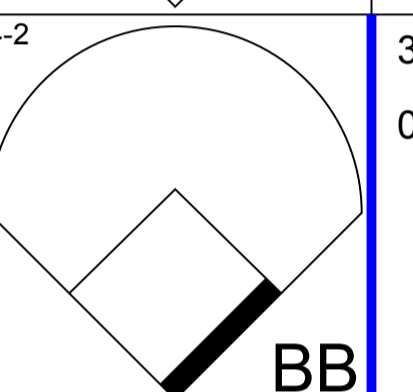
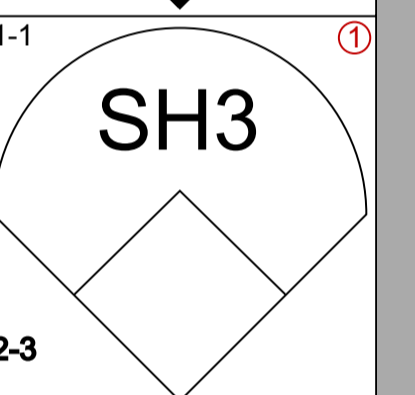
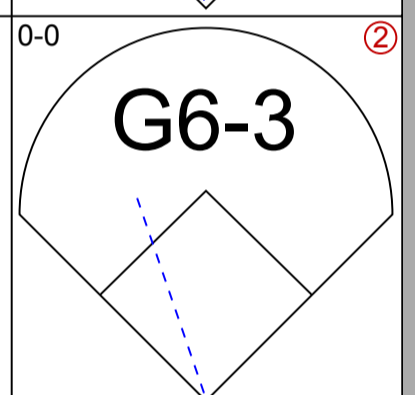
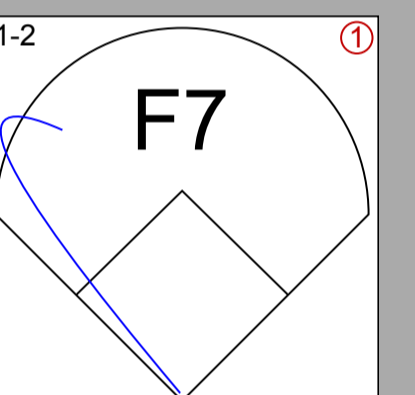
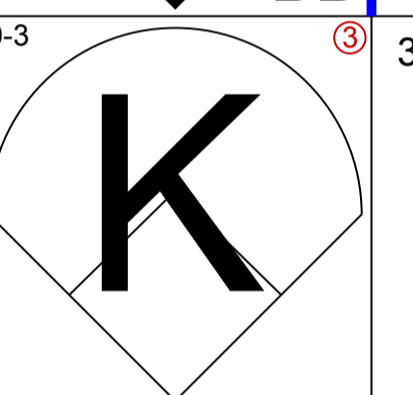
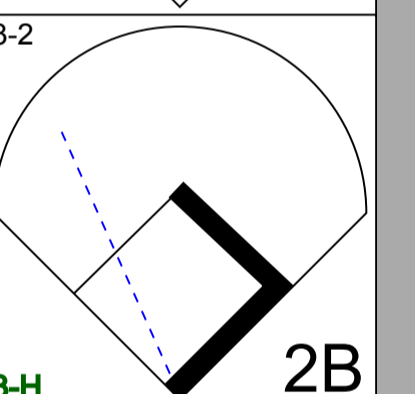
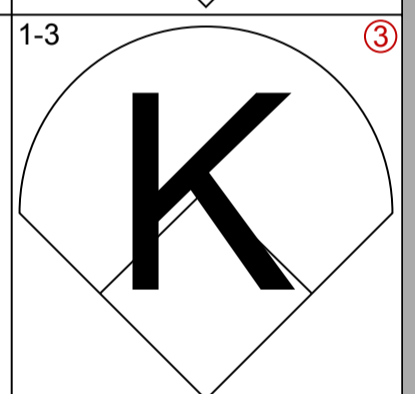
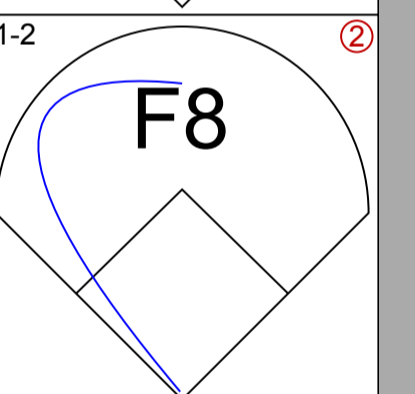
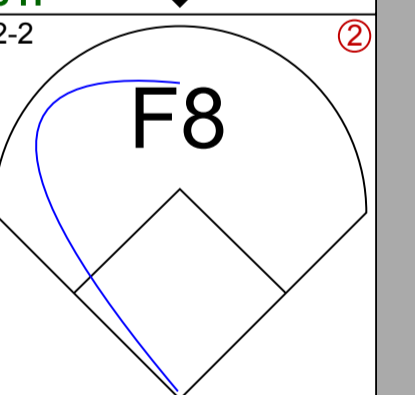
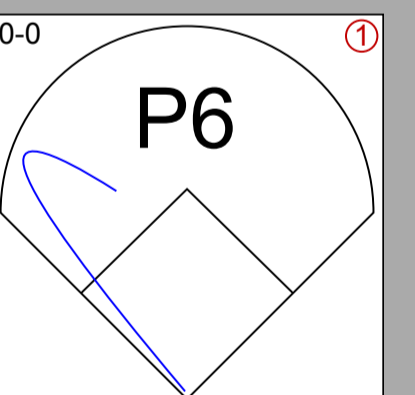
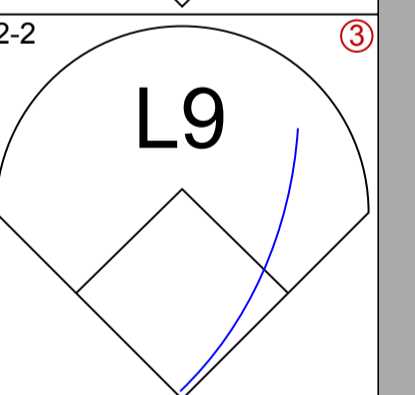
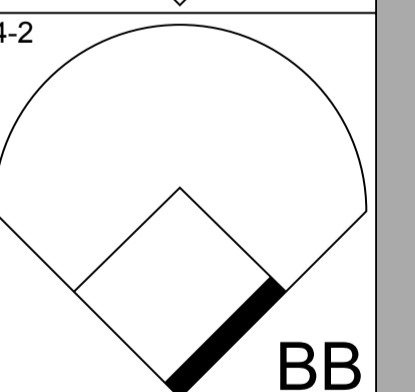
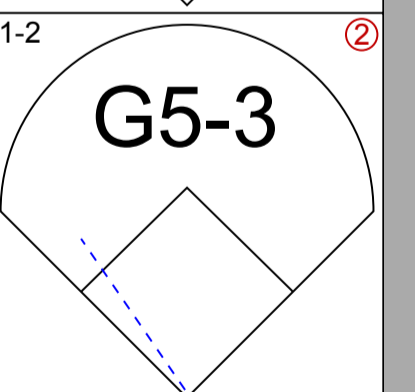
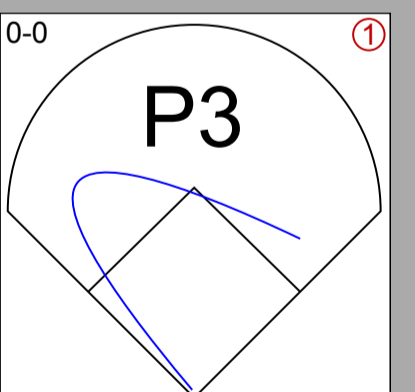
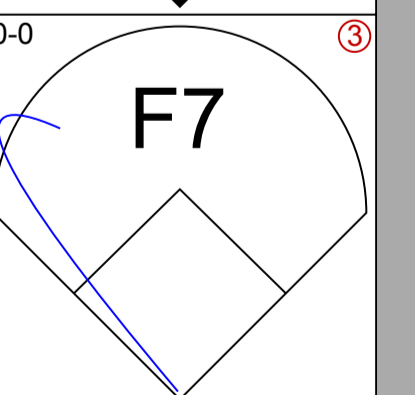
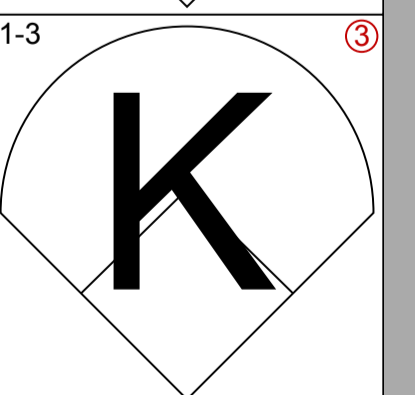
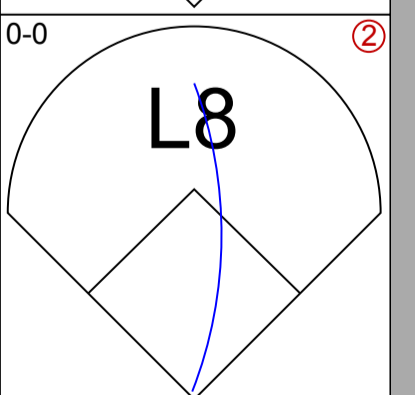
Cleveland Indians @ Chicago White Sox
Comiskey Park, Chicago, IL
Wed Jul 25 1990, 4:33 AM EDT
Att. 31,776 - Sunny - 75 F

livebaseballscorecards.com

AB	38
R	6
H	10
RBI	6
BB	1
SO	1
LOB	15



Batter	1	2	3	4	5	6	7	8	9	AB R H RBI BB SO LOB
--------	---	---	---	---	---	---	---	---	---	----------------------

Sammy Sosa, R <small>OBP: 0.286, SLG: 0.426</small> <small>(1, 9)</small>										4 0 0 0 0 3 0
Robin Ventura, L <small>OBP: 0.321, SLG: 0.320</small> <small>(1, 5)</small>										4 0 1 0 0 1 0
Ivan Calderon, R <small>OBP: 0.355, SLG: 0.430</small> <small>(1, 7)</small>										4 0 1 0 0 1 1
Ron Kittle, R <small>OBP: 0.303, SLG: 0.458</small> Rodney McCray, R <small>(9, PR)</small>										3 1 0 0 1 0 1 0 0 0 0 0 0 0
Carlos Martinez, R <small>OBP: 0.255, SLG: 0.327</small> <small>(1, 3)</small>										3 0 0 0 0 1 1
Ron Karkovice, R <small>OBP: 0.345, SLG: 0.461</small> <small>(1, 2)</small>										3 0 1 1 0 1 0
Steve Lyons, L <small>OBP: 0.265, SLG: 0.280</small> <small>(1, 4)</small>										3 0 0 0 0 0 1
Dave Gallagher, R <small>OBP: 0.319, SLG: 0.324</small> <small>(1, 8)</small>										2 0 0 0 1 0 0
Ozzie Guillen, L <small>OBP: 0.337, SLG: 0.369</small> <small>(1, 6)</small>										3 0 0 0 0 1 2

Inning Stats	R: 0 H: 1 E: 0 K: 1 S: 8	H: 1 LOB: 0 BB: 0 P: 12	R: 1 H: 1 E: 1 K: 0 S: 17	H: 1 LOB: 2 BB: 1 P: 29	R: 0 H: 0 E: 0 K: 2 S: 8	H: 0 LOB: 0 BB: 0 P: 10	R: 0 H: 0 E: 1 K: 1 S: 6	H: 0 LOB: 0 BB: 0 P: 7	R: 0 H: 0 E: 0 K: 1 S: 7	H: 0 LOB: 0 BB: 0 P: 9	R: 0 H: 1 E: 0 K: 0 S: 12	H: 1 LOB: 1 BB: 0 P: 16	R: 0 H: 0 E: 0 K: 0 S: 9	H: 0 LOB: 0 BB: 0 P: 13	R: 0 H: 0 E: 1 K: 1 S: 5	H: 0 LOB: 0 BB: 0 P: 6	R: 0 H: 0 E: 0 K: 2 S: 10	H: 0 LOB: 1 BB: 1 P: 17	1B: 2 SF: 0 2B: 1 SAC: 1 3B: 0 DP: 1 HR: 0 HBP: 0
--------------	--------------------------	-------------------------	---------------------------	-------------------------	--------------------------	-------------------------	--------------------------	------------------------	--------------------------	------------------------	---------------------------	-------------------------	--------------------------	-------------------------	--------------------------	------------------------	---------------------------	-------------------------	--

PITCHER	Bud Black, L <small>ERA: 3.14</small> <small>(1, 1)</small>	IP 9.0 WLS W BF 32 H 3 R 1 ER 0 SO 8 BB 2 IBB 0 HBP 0 BLK 0 WP 0 HR 0 S 82 P 119 ERA 0.00 WHIP 0.556
PITCHER		IP WLS BF H R ER SO BB IBB HBP BLK WP HR S P ERA WHIP

BOTTOM

Cleveland Indians @ Chicago White Sox
Comiskey Park, Chicago, IL
 Wed Jul 25 1990, 4:33 AM EDT
 Att. 31,776 - Sunny - 75 F

AB	29
R	1
H	3
RBI	1
BB	2
SO	8
LOB	6



WP: 0 PA: 32	PB: 0	SB: 0	CS: 0
--------------	-------	-------	-------

Batter	1	2	3	4	5	6	7	8	9	AB R H RBI BB SO LOB	TOP											
Mike Felder, S OBP: 0.304, SLG: 0.290 (1, 9)	1-1 B2		3-2 G4-6-3		1-1 B1		4-0 BB		1-2 1B	4 0 1 0 1 0 1												
Robin Yount, R OBP: 0.340, SLG: 0.379 (1, 8)	2-2 2B 1B		2-1 G5-3		4-2 1B 1B		0-3 K		2-1 1B	4 2 2 1 1 1 3												
Gary Sheffield, R OBP: 0.371, SLG: 0.470 (1, 5)	0-2 1-H 2B		0-0 2-H 1B		2-2 1B 1B		1-1 L5		0-2 P2	5 0 3 2 0 0 4												
Dave Parker, L OBP: 0.353, SLG: 0.497 (1, 10)	0-0 F7		1-3 K		0-0 PO 1B			0-1 G6-3		4 0 1 1 0 1 2												
Greg Vaughn, R OBP: 0.311, SLG: 0.460 (1, 7)	2-3 K			0-3 K	1-1 PO 1-2	1-2 F7		1-3 K		4 0 0 0 0 3 1												
Greg Brock, L OBP: 0.326, SLG: 0.351 (1, 3)		3-2 F7		3-3 K		3-2 G3-1		0-2 P6		4 0 0 0 0 1 0												
B.J. Surhoff, L OBP: 0.330, SLG: 0.398 (1, 2)		0-2 P5		4-2 BB		2-0 F8			0-2 1B	3 0 1 0 1 0 0												
Jim Gantner, L OBP: 0.328, SLG: 0.254 (1, 4)		0-1 G4-3		2-2 F7		3-2 G3			4-0 1B 1B BB	3 1 0 0 1 0 1												
Bill Spiers, L OBP: 0.304, SLG: 0.369 (1, 6)			0-0 1B 1B		0-0 P2		2-1 BB 1B		2-2 F8	4 1 2 0 0 0 1												
Inning Stats	R: 1 E: 0 K: 1 S: 12	H: 2 LOB: 1 BB: 0 P: 17	R: 0 E: 0 K: 0 S: 9	H: 0 LOB: 0 BB: 0 P: 12	R: 1 E: 0 K: 1 S: 10	H: 2 LOB: 1 BB: 0 P: 16	R: 0 E: 0 K: 2 S: 15	H: 0 LOB: 1 BB: 1 P: 24	R: 1 E: 0 K: 0 S: 10	H: 2 LOB: 1 BB: 1 P: 18	R: 0 E: 0 K: 0 S: 12	H: 0 LOB: 0 BB: 0 P: 18	R: 0 E: 0 K: 1 S: 14	H: 1 LOB: 2 BB: 1 P: 24	R: 0 E: 0 K: 1 S: 8	H: 0 LOB: 0 BB: 0 P: 9	R: 1 E: 0 K: 0 S: 15	H: 3 LOB: 2 BB: 1 P: 24	1B: 9 2B: 1 3B: 0 HR: 0	SF: 0 SAC: 0 DP: 0 HBP: 0	WP: 0 PB: 0 SB: 1 CS: 0	PA: 40
PITCHER	IP WLS BF H R ER SO BB IBB HBP BLK WP HR S P ERA WHIP																					
Jack McDowell, R ERA: 4.17 (1, 1)	6.1 W 28 7 3 3 4 3 0 0 0 0 0 0 77 123 4.26 1.579																					
Barry Jones, R ERA: 2.04 (7, 1)	1.2 5 0 0 0 2 0 0 0 0 0 0 0 13 15 0.00 0.000																					
Bobby Thigpen, R ERA: 2.03 (9, 1)	1.0 6 3 1 1 0 1 0 0 0 0 0 0 15 24 9.00 4.000																					

Milwaukee Brewers @ Chicago White Sox
Comiskey Park, Chicago, IL
Fri Jul 27 1990, 8:05 PM EDT
Att. 35,569 - Unknown - 78 F

AB	35
R	4
H	10
RBI	4
BB	4
SO	6
LOB	13



livebaseballscorecards.com

Batter	1	2	3	4	5	6	7	8	9
Lance Johnson, L (1, 8) OBP: 0.323, SLG: 0.343	2-1 S 2B 1B	2-0 1-H 1B		1-1 FC6 1-2 1B		2-3 K			
Robin Ventura, L (1, 5) OBP: 0.317, SLG: 0.315	0-0 F8	0-1 L8		2-1 FC6 1-2f		2-1 L8			
Ivan Calderon, R (1, 7) OBP: 0.357, SLG: 0.432	1-1 S 1-H 2B			1-2 G5-3		4-0 HR BB			1-1 P4
Dan Pasqua, L (1, 10) OBP: 0.374, SLG: 0.588	1-1 P4			1-3 K		2-0 1-H HR			2-2 G1-3
Carlton Fisk, R (1, 2) OBP: 0.377, SLG: 0.416	2-2 2-H HR			1-1 L7		0-1 L8			2-2 G5-3
Ron Kittle, R (1, 3) OBP: 0.307, SLG: 0.464	1-2 P4			1-0 1B FC4-6 2B		1-0 G5-3 1B			0-0 G4-3
Steve Lyons, L (6, 3) OBP: 0.263, SLG: 0.278									
Scott Fletcher, R (1, 4) OBP: 0.314, SLG: 0.330				1-1 FC4-6 1B		1-0 G5-3			0-0 1B
Sammy Sosa, R (1, 9) OBP: 0.286, SLG: 0.423				0-0 FC4-6 1B 1-2f 3-H		3-2 G6-3			2-0 L4
Ozzie Guillen, L (1, 6) OBP: 0.333, SLG: 0.365				1-1 F8					1-2 F9

AB	R	H	RBI	BB	SO	LOB
4	1	3	1	0	1	0
4	0	0	0	0	0	4
3	2	1	1	1	0	0
4	1	1	2	0	1	1
4	1	1	1	0	0	0
3	1	2	0	0	0	0
1	0	0	0	0	0	0
4	0	2	0	0	0	1
4	1	1	1	0	0	3
4	0	0	0	0	0	3

BOTTOM

Milwaukee Brewers @ Chicago White Sox
 Comiskey Park, Chicago, IL
 Fri Jul 27 1990, 8:05 PM EDT
 Att: 35,569 - Unknown - 78 F

livebaseballscorecards.com

AB	35
R	7
H	11
RBI	6
BB	1
SO	2
LOB	12



1B: 7	SF: 0	WP: 0	PA: 36
2B: 2	SAC: 0	PB: 0	
3B: 0	DP: 0	SB: 3	
HR: 2	HBP: 0	CS: 0	

Inning Stats	R: 3	H: 3	E: 0	LOB: 3	K: 0	BB: 0	S: 15	P: 22									
PITCHER	IP	WLS	BF	H	R	ER	SO	BB	IBB	HBP	BLK	WP	HR	S	P	ERA	WHIP
Ron Robinson, R (1, 1) ERA: 4.08	3.2	L	19	8	5	5	1	0	0	0	0	0	1	40	61	12.27	2.182
Paul Mirabella, L (4, 1) ERA: 3.51	0.1		1	0	0	0	0	0	0	0	0	0	2	4	0.00	0.000	
Tom Edens, R (5, 1) ERA: 4.24	4.0		16	3	2	2	1	1	0	0	0	0	1	30	53	4.50	1.000

Batter	1	2	3	4	5	6	7	8	9	AB R H RBI BB SO LOB	TOP									
Darryl Hamilton, L (1, 9) OBP: 0.329, SLG: 0.394 Mike Felder, S (8, PH) OBP: 0.307, SLG: 0.293 (8, 7)	1-2 		1-3 			1-1 		2-1 	0-1 	3 1 1 0 0 1 0 2 1 1 0 0 0 1	Milwaukee Brewers @ Chicago White Sox Comiskey Park, Chicago, IL Sat Jul 28 1990, 4:33 AM EDT Att: 40,268 - Sunny									
Robin Yount, R (1, 8) OBP: 0.338, SLG: 0.377	3-3 			2-3 		0-0 		1-1 		2 0 0 0 0 2 0										
Gary Sheffield, R (1, 5) OBP: 0.374, SLG: 0.480	1-1 			2-0 		3-1 		0-0 		3 1 2 2 0 0 0										
Dave Parker, L (1, 10) OBP: 0.352, SLG: 0.493		2-1 		1-2 		0-0 		4-0 		3 0 0 0 1 0 2										
Greg Vaughn, R (1, 7) Dale Sveum, S (8, 3) OBP: 0.276, SLG: 0.231		4-2 		1-0 		1-3 		0-0 		2 0 0 1 1 1 2 0 0 0 0 0 0 0										
Greg Brock, L (1, 3) Rob Deer, R (8, PH) OBP: 0.338, SLG: 0.449 (8, 9)		1-1 			1-2 	1-1 		3-1 		3 1 1 1 0 0 3 1 0 0 0 0 0 2										
B.J. Surhoff, L (1, 2) OBP: 0.329, SLG: 0.396		1-1 			1-1 		1-1 		0-2 	4 0 1 0 0 0 1										
Jim Gantner, L (1, 4) OBP: 0.326, SLG: 0.248			4-0 		0-0 		1-0 		1-0 	3 0 0 0 1 0 1										
Bill Spiers, L (1, 6) OBP: 0.299, SLG: 0.362			0-0 		2-1 		0-0 		2-2 	4 0 0 0 0 0 2										
Inning Stats	R: 0 H: 0 E: 0 LOB: 0 K: 1 BB: 0 S: 12 P: 17	R: 0 H: 0 E: 0 LOB: 1 K: 0 BB: 1 S: 8 P: 16	R: 0 H: 0 E: 0 LOB: 0 K: 1 BB: 1 S: 4 P: 9	R: 1 H: 1 E: 0 LOB: 0 K: 1 BB: 0 S: 8 P: 14	R: 1 H: 1 E: 0 LOB: 0 K: 0 BB: 0 S: 8 P: 12	R: 1 H: 2 E: 1 LOB: 2 K: 1 BB: 0 S: 11 P: 17	R: 0 H: 0 E: 0 LOB: 0 K: 0 BB: 0 S: 4 P: 6	R: 1 H: 1 E: 0 LOB: 2 K: 0 BB: 1 S: 7 P: 16	R: 0 H: 1 E: 0 LOB: 1 K: 0 BB: 0 S: 11 P: 14	1B: 3 SF: 1 2B: 1 SAC: 3 3B: 0 DP: 1 HR: 2 HBP: 0	WP: 0 PA: 37 PB: 0 SB: 1 CS: 0									
PITCHER	Melido Perez, R (1, 1) ERA: 3.9 Ken Patterson, L (6, 1) ERA: 3.91 Donn Pall, R (8, 1) ERA: 3.15 Scott Radinsky, L (8, 1) ERA: 3.2										PITCHER IP WLS BF H R ER SO BB IBB HBP BLK WP HR S P ERA WHIP									

livebaseballscorecards.com

AB 30
 R 4
 H 6
 RBI 4
 BB 3
 SO 4
 LOB 14



Batter	1	2	3	4	5	6	7	8	9	AB	R	H	RBI	BB	SO	LOB
Sammy Sosa, R OBP: 0.291, SLG: 0.438 (1, 9)	0-0 HR		1-2 1B		1-1 G5-3		4-0 IBB			3	2	2	1	1	0	0
Robin Ventura, L OBP: 0.314, SLG: 0.311 (1, 5)	2-2 P4		2-3 K		1-0 F8		1-1 P2			4	0	0	0	0	1	3
Ivan Calderon, R OBP: 0.358, SLG: 0.439 (1, 7)	0-2 1B		2 SAFE 3-2 1B		1-2 F8		2-2 G6-3			4	1	2	1	0	0	0
Dan Pasqua, L OBP: 0.376, SLG: 0.584 (1, 10)	3-2 1B		3-3 K		2-2 HBP		1-1 G4-3			3	0	1	1	0	1	1
Carlos Martinez, R OBP: 0.251, SLG: 0.322 (1, 3)	0-0 F9		0-0 G5-3		1-2 L9		0-0 F7			3	0	0	0	0	0	3
Lance Johnson, L OBP: 0.322, SLG: 0.342 (8, PH) (9, 8)										1	0	0	0	0	0	0
Ron Karkovice, R OBP: 0.342, SLG: 0.462 (1, 2)	3-3 K				1-0 P2					4	0	1	0	0	2	2
Rodney McCray, R (9, PR)										0	1	0	0	0	0	0
Scott Fletcher, R OBP: 0.317, SLG: 0.332 (1, 4)			0-1 F7		0-0 P9		0-0 SH1-4 1B		2-0 1B 2B	4	1	2	0	0	0	0
Dave Gallagher, R OBP: 0.311, SLG: 0.314 (1, 8)			1-2 G6-3		2-2 F7		1-0 SH1-4		4-1 1B BB	2	0	0	0	0	0	0
Steve Lyons, L OBP: 0.263, SLG: 0.278 (9, 3)							1-2 G1-3		1-2 BB	0	0	0	0	0	0	0
Carlton Fisk, R OBP: 0.379, SLG: 0.416 (9, PH)									1-2 BB	0	0	0	0	1	0	0
Ozzie Guillen, L OBP: 0.332, SLG: 0.363 (1, 6)			1-2 G1-3		0-1 F8		1-1 G1-3		1-2 1B	4	0	1	2	0	0	1

Inning Stats	R: 2	H: 3	E: 0	K: 1	S: 15	LOB: 1	BB: 0	P: 23	R: 0	H: 0	E: 0	K: 0	S: 8	LOB: 0	BB: 0	P: 10	R: 1	H: 2	E: 0	K: 2	S: 13	LOB: 1	BB: 0	P: 22	R: 0	H: 0	E: 0	K: 0	S: 5	LOB: 0	BB: 0	P: 8	R: 0	H: 0	E: 0	K: 0	S: 5	LOB: 0	BB: 0	P: 7	R: 0	H: 0	E: 0	K: 1	S: 12	LOB: 1	BB: 0	P: 17	R: 0	H: 1	E: 0	K: 0	S: 6	LOB: 2	BB: 1	P: 13	R: 0	H: 0	E: 0	K: 0	S: 6	LOB: 0	BB: 0	P: 9	R: 2	H: 3	E: 0	K: 0	S: 7	LOB: 2	BB: 1	P: 15	1B: 5	2B: 2	3B: 1	HR: 1	SF: 0	SAC: 1	DP: 0	HBP: 1	WP: 0	PB: 0	SB: 2	CS: 0	PA: 36
--------------	------	------	------	------	-------	--------	-------	-------	------	------	------	------	------	--------	-------	-------	------	------	------	------	-------	--------	-------	-------	------	------	------	------	------	--------	-------	------	------	------	------	------	------	--------	-------	------	------	------	------	------	-------	--------	-------	-------	------	------	------	------	------	--------	-------	-------	------	------	------	------	------	--------	-------	------	------	------	------	------	------	--------	-------	-------	-------	-------	-------	-------	-------	--------	-------	--------	-------	-------	-------	-------	--------

PITCHER	IP	WLS	BF	H	R	ER	SO	BB	IBB	HBP	BLK	WP	HR	S	P	ERA	WHIP
Teddy Higuera, L ERA: 3.34 (1, 1)	7.0		29	6	3	3	4	0	0	0	0	0	1	64	100	3.86	0.857
Jaime Navarro, R ERA: 4.88 (8, 1)	1.0		3	0	0	0	0	0	0	0	0	0	0	6	9	0.00	0.000
Dan Plesac, L ERA: 4.91 (9, 1)	0.0	L	4	3	2	2	0	1	0	0	0	0	0	7	15	∞	∞

BOTTOM

Milwaukee Brewers @ Chicago White Sox
Comiskey Park, Chicago, IL
 Sat Jul 28 1990, 4:33 AM EDT
 Att. 40,268 - Sunny

AB	32
R	5
H	9
RBI	5
BB	2
SO	4
LOB	10



PITCHER	IP	WLS	BF	H	R	ER	SO	BB	IBB	HBP	BLK	WP	HR	S	P	ERA	WHIP
---------	----	-----	----	---	---	----	----	----	-----	-----	-----	----	----	---	---	-----	------

Batter	1	2	3	4	5	6	7	8	9	10	11	AB R H RBI BB SO LOB	TOP																		
Mike Felder, S OBP: 0.310, SLG: 0.316 (1, 9) S M B X F X	1-2 E5 S 1B		2-1 E S 1B		1-0 HR		0-1 B1-3 1		1-1 F7 2		0-0 SH 1B G1-2-3	5 2 2 1 0 0 0	Milwaukee Brewers @ Chicago White Sox Comiskey Park, Chicago, IL Sun Jul 29 1990, 4:33 AM EDT Att. 33,353 - Overcast - 86 F																		
Robin Yount, R OBP: 0.343, SLG: 0.377 (1, 8) B X	1-0 F7 1		3-2 E7 1H 1B		4-2 WP 1B BB		1-1 6-3 2		4-2 E BB BB		4-1 G1-2-3 1B BB	3 2 1 1 3 0 1																			
Gary Sheffield, R OBP: 0.376, SLG: 0.479 (1, 5) S M B X C M B X	1-3 K 2		0-0 5-3 3		2-2 1H 1B		0-1 F8 3		4-2 E BB		1-1 G1-2-3 1B	5 1 2 2 1 1 2																			
Dave Parker, L OBP: 0.354, SLG: 0.493 Darryl Hamilton, L OBP: 0.319, SLG: 0.382 (1, 10) F M B X S M B X	0-2 F6 3			2-1 B1-3 1B		1-0 F8 3		0-0 SH3-4 HR 1B		1-0 E5		1-1 G1-2-3 1B		4 0 2 0 0 0 2 2 1 0 0 0 0 5																	
Greg Vaughn, R OBP: 0.307, SLG: 0.451 Greg Brock, L OBP: 0.327, SLG: 0.363 (1, 7) S X		0-1 5-3 1		0-0 B1-3 1-2		0-0 F8 1		0-0 SH3-4 1-2		1-0 F9 3		3-2 S 1B		3 0 0 0 0 0 1 2 0 1 2 0 0 3																	
Rob Deer, R OBP: 0.338, SLG: 0.458 (1, 3) S M B X S M B X		2-2 G4-6-3 1B		1-3 K		1-3 K		2-2 HR 2-H		0-3 K		0-3 K 1-2		6 1 2 2 0 4 2																	
Dale Sveum, S OBP: 0.278, SLG: 0.250 Jim Gantner, L OBP: 0.329, SLG: 0.252 (1, 4) S M B X		2-1 G4-6-3 1-2 1-2		0-0 1-3 2B 2B		1-2 2B 2B		1-0 6-3		3-2 G4-6-3 1B				3 1 1 0 0 0 2 2 0 1 0 0 0 1																	
Charlie O'Brien, R OBP: 0.243, SLG: 0.274 (1, 2) S M B X			2-3 K		1-1 L7		0-0 2-H 2B		0-0 6-3		0-0 G4-6-3 1-2			5 0 1 1 0 1 2																	
Edgar Diaz, R OBP: 0.339, SLG: 0.303 Bill Spiers, L OBP: 0.300, SLG: 0.363 (1, 6) S M B X			1-3 K		3-2 6-3		2-1 F7 3		2-1 1-3		0-0 SH 1B 1B	3 0 0 0 0 1 1 2 1 1 0 0 0 0																			
Inning Stats	R: 0 E: 1 K: 1 S: 14	H: 0 LOB: 1 BB: 0 P: 17	R: 0 E: 0 K: 0 S: 7	H: 1 LOB: 0 BB: 0 P: 11	R: 1 E: 1 K: 2 S: 15	H: 2 LOB: 1 BB: 0 P: 23	R: 0 E: 0 K: 1 S: 9	H: 1 LOB: 1 BB: 0 P: 12	R: 2 E: 0 K: 0 S: 12	H: 2 LOB: 1 BB: 1 P: 24	R: 1 E: 0 K: 1 S: 12	H: 2 LOB: 1 BB: 0 P: 16		R: 0 E: 0 K: 0 S: 6	H: 0 LOB: 0 BB: 0 P: 7	R: 2 E: 0 K: 0 S: 9	H: 2 LOB: 1 BB: 0 P: 12	R: 0 E: 1 K: 0 S: 14	H: 0 LOB: 3 BB: 2 P: 27	R: 0 E: 0 K: 1 S: 9	H: 1 LOB: 0 BB: 0 P: 12	R: 3 E: 1 K: 1 S: 15	H: 3 LOB: 1 BB: 1 P: 24	1B: 10 2B: 2 3B: 0 HR: 2	SF: 0 SAC: 2 DP: 3 HBP: 0	WP: 1 PB: 0 SB: 3 CS: 0	PA: 51				
PITCHER	IP WLS BF H R ER SO BB IBB HBP BLK WP HR S P ERA WHIP															IP WLS BF H R ER SO BB IBB HBP BLK WP HR S P ERA WHIP															
Greg Hibbard, L ERA: 2.91 (1, 1)	6.0	27	8	4	4	5	1	0	0	0	0	1	1	69	103	6.00	1.500														
Donn Pall, R ERA: 3.36 (7, 1)	2.0	8	2	2	2	0	0	0	0	0	0	0	1	15	19	9.00	1.000														
Barry Jones, R ERA: 1.99 (9, 1)	1.1	7	0	0	0	1	2	0	0	0	0	0	0	17	30	0.00	1.500														
Scott Radinsky, L ERA: 3.38 (10, 1)	0.2	L	3	2	1	1	0	0	0	0	0	0	0	7	10	13.50	3.000														
Bobby Thigpen, R ERA: 1.99 (11, 1)	1.0	6	2	2	0	1	1	0	0	0	0	0	0	14	23	0.00	3.000														

livebaseballscorecards.com

AB	45
R	9
H	14
RBI	9
BB	4
SO	7
LOB	22



Batter	1	2	3	4	5	6	7	8	9	10	11	AB R H RBI BB SO LOB	BOTTOM
Lance Johnson, L (1, 8) OBP: 0.319, SLG: 0.338	F6		F9		SH3-4 1B	G3-2-3		K		3-1		6 0 1 0 0 1 6	Milwaukee Brewers @ Chicago White Sox Comiskey Park, Chicago, IL Sun Jul 29 1990, 4:33 AM EDT Att. 33,353 - Overcast - 86 F
Robin Ventura, L (1, 5) OBP: 0.318, SLG: 0.316	F8		L5		SH3-4 1B		FC4-6 1B			G4-6-3 1B		5 0 3 1 0 0 0	
Ivan Calderon, R (1, 10) OBP: 0.355, SLG: 0.433	P3		4-3		BB		FC4-6 1B	F3		G4-6-3		5 1 0 0 1 0 5	
Dan Pasqua, L (1, 7) OBP: 0.375, SLG: 0.584		HBP 1B SF8 1B		K	SF8		6-3	6-3			4-3 2B	5 2 2 1 0 1 4	
Carlton Fisk, R (1, 2) OBP: 0.383, SLG: 0.424 Rodney McCray, R (9, PR) Ron Karkovice, R (10, 2) OBP: 0.339, SLG: 0.458		HBP 1B 1B		F7	F6		CS 1B		S 2B		4-3	5 0 3 1 0 0 2 0 0 0 0 0 0 0 1 0 0 0 0 0 1	
Ron Kittle, R (1, 3) OBP: 0.311, SLG: 0.469 Steve Lyons, L (4, PR) (5, 3)		HBP 1B HBP		K		K	CS	E6 1B HBP		1-3	1B 2B	1 0 1 0 0 0 0 4 3 1 1 0 1 1	
Scott Fletcher, R (1, 4) OBP: 0.326, SLG: 0.341		SF8										4 1 4 3 1 0 0	
Sammy Sosa, R (1, 9) OBP: 0.292, SLG: 0.439	F8		K					1B HBP		K		6 0 2 0 0 3 6	
Ozzie Guillen, L (1, 6) OBP: 0.338, SLG: 0.365					SH3-4 1B SF8 1B			1B HBP		K	FC6	4 1 2 1 1 1 3	

Inning Stats	R: 0 E: 0 K: 0 S: 4	H: 0 LOB: 0 BB: 0 P: 4	R: 1 E: 0 K: 0 S: 13	H: 3 LOB: 2 BB: 0 P: 20	R: 0 E: 0 K: 0 S: 6	H: 0 LOB: 0 BB: 0 P: 9	R: 1 E: 0 K: 2 S: 15	H: 2 LOB: 1 BB: 0 P: 21	R: 1 E: 0 K: 0 S: 6	H: 2 LOB: 2 BB: 1 P: 12	R: 0 E: 0 K: 1 S: 11	H: 2 LOB: 2 BB: 1 P: 16	R: 1 E: 0 K: 0 S: 11	H: 2 LOB: 0 BB: 0 P: 20	R: 2 E: 1 K: 1 S: 25	H: 3 LOB: 3 BB: 0 P: 39	R: 0 E: 0 K: 2 S: 13	H: 1 LOB: 2 BB: 1 P: 21	R: 0 E: 0 K: 0 S: 8	H: 1 LOB: 0 BB: 0 P: 14	R: 2 E: 0 K: 1 S: 10	H: 3 LOB: 1 BB: 0 P: 16	1B: 14 2B: 5 3B: 0 HR: 0	SF: 2 SAC: 1 DP: 2 HBP: 2	WP: 1 PB: 0 SB: 2 CS: 1	PA: 55
--------------	------------------------------	---------------------------------	-------------------------------	----------------------------------	------------------------------	---------------------------------	-------------------------------	----------------------------------	------------------------------	----------------------------------	-------------------------------	----------------------------------	-------------------------------	----------------------------------	-------------------------------	----------------------------------	-------------------------------	----------------------------------	------------------------------	----------------------------------	-------------------------------	----------------------------------	-----------------------------------	------------------------------------	----------------------------------	--------

PITCHER	IP	WLS	BF	H	R	ER	SO	BB	IBB	HBP	BLK	WP	HR	S	P	ERA	WHIP
Mark Knudson, R (1, 1) ERA: 3.36	5.0		23	7	3	3	2	1	0	1	0	0	0	44	66	5.40	1.600
Tony Fossas, L (6, 1) ERA: 5.67	1.0		6	3	1	1	1	1	0	0	0	0	0	12	18	9.00	4.000
Jaime Navarro, R (7, 1) ERA: 4.95	1.0		6	3	2	1	0	0	0	0	0	1	0	18	31	9.00	3.000
Dan Plesac, L (8, 1) ERA: 4.7	2.0		10	2	0	0	3	0	1	1	0	0	0	30	47	0.00	1.000
Paul Mirabella, L (10, 1) ERA: 3.43	1.0	W	3	1	0	0	0	0	0	0	0	0	0	8	14	0.00	1.000

AB	46
R	8
H	19
RBI	8
BB	3
SO	7
LOB	28



Batter	1	2	3	4	5	6	7	8	9	AB R H RBI BB SO LOB	TOP													
Lance Johnson, L (1, 8) OBP: 0.316, SLG: 0.334	0-0 G4-3	0-3 K			2-1 F8			2-1 G4-3		4 0 0 0 0 1 2														
Robin Ventura, L (1, 5) OBP: 0.320, SLG: 0.318	2-2 2B 1B		0-0 G3-1		3-2 F7			2-2 E 1B		4 0 2 0 0 0 0														
Ivan Calderon, R (1, 7) OBP: 0.357, SLG: 0.436	0-1 1-3 2B		2-2 CS 1B			1-2 G6-3		0-0 E6 FC4		4 0 2 0 0 0 1														
Dan Pasqua, L (1, 10) OBP: 0.368, SLG: 0.572	1-3 K		0-3 K			1-3 K		1-0 F9		4 0 0 0 0 3 5														
Carlton Fisk, R (1, 2) OBP: 0.381, SLG: 0.425	1-2 L5		1-1 CS	1-0 1B 2B		0-0 L9		2-2 FC4		4 0 1 0 0 0 4														
Steve Lyons, L (1, 3) OBP: 0.262, SLG: 0.293		1-1 G4-3		1-3 K			0-1 2B		0-3 K	4 0 1 0 0 2 1														
Scott Fletcher, R (1, 4) OBP: 0.328, SLG: 0.343		1-2 1B 1B		3-2 1B			0-0 F8		1-1 G6-3	4 0 2 0 0 0 1														
Sammy Sosa, R (1, 9) OBP: 0.288, SLG: 0.434		2-0 F8		2-1 G5-3			2-3 K		0-0 P2	4 0 0 0 0 1 3														
Ozzie Guillen, L (1, 6) OBP: 0.338, SLG: 0.364		0-1 1-2 1B		0-3 K			2-1 L1			3 0 1 0 0 1 1														
Inning Stats	R: 0 E: 0 K: 1 S: 13	H: 2 LOB: 2 BB: 0 P: 17	R: 0 E: 0 K: 1 S: 11	H: 2 LOB: 2 BB: 0 P: 15	R: 0 E: 0 K: 1 S: 11	H: 1 LOB: 0 BB: 0 P: 14	R: 0 E: 0 K: 1 S: 10	H: 2 LOB: 1 BB: 0 P: 17	R: 0 E: 0 K: 1 S: 8	H: 0 LOB: 0 BB: 0 P: 13	R: 0 E: 0 K: 1 S: 9	H: 0 LOB: 0 BB: 0 P: 11	R: 0 E: 0 K: 1 S: 8	H: 1 LOB: 1 BB: 0 P: 12	R: 0 E: 1 K: 0 S: 12	H: 1 LOB: 2 BB: 0 P: 19	R: 0 E: 0 K: 1 S: 6	H: 0 LOB: 0 BB: 0 P: 7	1B: 6 2B: 3 3B: 0 HR: 0	SF: 0 SAC: 0 DP: 0 HBP: 0	WP: 0 PB: 0 SB: 0 CS: 1	PA: 36		
PITCHER Roger Clemens, R (1, 1) ERA: 2.2	IP 9.0 WLS W BF 35 H 9 R 0 ER 0 SO 8 BB 0 IBB 0 HBP 0 BLK 0 WP 0 HR 0 S 88 P 125 ERA 0.00 WHIP 1.000																							

Chicago White Sox @ Boston Red Sox
Fenway Park, Boston, MA
Mon Jul 30 1990, 7:05 PM EDT
Att. 35,599 - Unknown - 68 F

livebaseballscorecards.com

AB	35
R	0
H	9
RBI	0
BB	0
SO	8
LOB	18



Batter	1	2	3	4	5	6	7	8	9	AB R H RBI BB SO LOB
Jody Reed, R OBP: 0.380, SLG: 0.444 (1, 4)	1-1 2B 1B		3-3 K		1-3 K		2-2 L6			4 1 1 0 0 2 0
Carlos Quintana, R OBP: 0.381, SLG: 0.455 (1, 3)	2-3 K SAFE		1-1 HR		0-2 G6-3		0-1 1B			4 1 2 1 0 1 1
Wade Boggs, L OBP: 0.390, SLG: 0.430 (1, 5)	1-0 1-H 2B		3-2 P7			2-2 1B 2B	0-1 F8			4 1 2 1 0 0 1
Ellis Burks, R OBP: 0.361, SLG: 0.497 (1, 8)	2-2 P6		2-3 K			0-2 FC3-5 2-H 1B 1B	1-1 G5-4-3 HBP			3 0 1 1 0 1 1
Mike Greenwell, L OBP: 0.359, SLG: 0.364 (1, 7)	1-1 G3-1			3-1 F9 2B		0-0 1 SAFE 1 SAFE 1B 1B	0-0 F9			4 0 2 0 0 0 2
Dwight Evans, R OBP: 0.345, SLG: 0.382 (1, 10)		0-0 P5		0-2 P5		1-0 FC3-5 1-2 2-3f 1B	0-1 G5-4-3 1-2f			4 0 0 0 0 0 4
Tom Brunansky, R OBP: 0.334, SLG: 0.383 (1, 9)		4-2 BB		1-0 F9 2-3		3-2 F7				2 0 0 0 1 0 3
Tony Peña, R OBP: 0.290, SLG: 0.327 (1, 2)		1 SAFE 1 SAFE 0-2 L9		0-0 P6		1-3 K				3 0 0 0 0 1 4
Luis Rivera, R OBP: 0.264, SLG: 0.322 (1, 6)		2-0 P6			3-2 P9		1-3 K			3 0 0 0 0 1 1


Inning Stats	R: 1 E: 0 K: 1 S: 12	H: 2 LOB: 1 BB: 0 P: 19	R: 0 E: 0 K: 0 S: 8	H: 0 LOB: 1 BB: 1 P: 14	R: 1 E: 0 K: 2 S: 13	H: 1 LOB: 0 BB: 0 P: 22	R: 0 E: 0 K: 0 S: 7	H: 1 LOB: 1 BB: 0 P: 11	R: 0 E: 0 K: 1 S: 12	H: 0 LOB: 0 BB: 0 P: 16	R: 1 E: 0 K: 1 S: 17	H: 3 LOB: 2 BB: 0 P: 24	R: 0 E: 0 K: 1 S: 10	H: 1 LOB: 1 BB: 0 P: 13	R: 0 E: 0 K: 0 S: 4	H: 0 LOB: 0 BB: 0 P: 5
--------------	-------------------------------	----------------------------------	------------------------------	----------------------------------	-------------------------------	----------------------------------	------------------------------	----------------------------------	-------------------------------	----------------------------------	-------------------------------	----------------------------------	-------------------------------	----------------------------------	------------------------------	---------------------------------

PITCHER	IP	WLS	BF	H	R	ER	SO	BB	IBB	HBP	BLK	WP	HR	S	P	ERA	WHIP
Adam Peterson, R ERA: 3.64 (1, 1)	8.0	L	33	8	3	3	6	1	0	1	0	0	1	83	124	3.38	1.125

BOTTOM

Chicago White Sox @ Boston Red Sox
 Fenway Park, Boston, MA
 Mon Jul 30 1990, 7:05 PM EDT
 Att: 35,599 - Unknown - 68 F

AB	31
R	3
H	8
RBI	3
BB	1
SO	6
LOB	17



1B:	4	SF:	0	WP:	0	PA:	33
2B:	3	SAC:	0	PB:	0	SB:	0
3B:	0	DP:	1	CS:	0		
HR:	1	HBP:	1				

livebaseballscorecards.com

Batter	1	2	3	4	5	6	7	8	9	AB R H RBI BB SO LOB	TOP											
Lance Johnson, L (1, 8) OBP: 0.315, SLG: 0.333	0-1 G4-3		0-0 G4-3			1-0 SAFE 1B 1B		1-1 F7		4 1 1 0 0 0 1												
Robin Ventura, L (1, 5) OBP: 0.319, SLG: 0.317	2-1 G3-1			0-0 G3-1		2-2 1B 1B		2-2 G4-3		4 0 1 1 0 0 0												
Ivan Calderon, R (1, 7) Sammy Sosa, R (7, 9) OBP: 0.357, SLG: 0.435 OBP: 0.288, SLG: 0.432	0-1 G6-3			1-0 G6-3		1-1 1B		1-1 F7		3 0 1 1 0 0 0 1 0 0 0 0 0 0												
Dan Pasqua, L (1, 10) OBP: 0.362, SLG: 0.561		0-0 G4-3		1-0 G3-1		1-2 P4			1-3 K	4 0 0 0 0 1 2												
Carlton Fisk, R (1, 2) OBP: 0.379, SLG: 0.426		1-3 K			1-2 G5-3	0-1 P4			1-1 2B	4 0 1 0 0 1 2												
Phil Bradley, R (1, 9) OBP: 0.350, SLG: 0.346		3-3 K			2-2 G5-3		2-0 G1-3		4-2 BB	3 0 0 0 1 1 0												
Steve Lyons, L (1, 4) Dave Gallagher, R (9, PH) OBP: 0.256, SLG: 0.286 OBP: 0.307, SLG: 0.310			0-1 F7		0-0 G4-3		1-0 F9		0-0 F9	3 0 0 0 0 0 0 1 0 0 0 0 0 2												
Carlos Martinez, R (1, 3) OBP: 0.256, SLG: 0.330			1-0 1B			3-2 L4	2-2 2B		1-3 K	4 0 2 0 0 1 2												
Ozzie Guillen, L (1, 6) OBP: 0.338, SLG: 0.364			1-0 L9			1-1 1B 1B	0-0 F8			3 1 1 0 0 0 2												
Inning Stats	R: 0 E: 0 K: 0 S: 6	H: 0 LOB: 0 BB: 0 P: 8	R: 0 E: 0 K: 2 S: 7	H: 0 LOB: 0 BB: 0 P: 11	R: 0 E: 0 K: 0 S: 5	H: 1 LOB: 1 BB: 0 P: 7	R: 0 E: 0 K: 0 S: 3	H: 0 LOB: 0 BB: 0 P: 5	R: 0 E: 0 K: 0 S: 10	H: 0 LOB: 0 BB: 0 P: 13	R: 2 E: 0 K: 0 S: 18	H: 4 LOB: 2 BB: 0 P: 27	R: 0 E: 0 K: 0 S: 6	H: 1 LOB: 1 BB: 0 P: 11	R: 0 E: 0 K: 2 S: 7	H: 0 LOB: 0 BB: 0 P: 11	R: 0 E: 0 K: 2 S: 11	H: 1 LOB: 2 BB: 1 P: 18	1B: 5 2B: 2 3B: 0 HR: 0	SF: 0 SAC: 0 DP: 0 HBP: 0	WP: 0 PB: 0 SB: 0 CS: 0	PA: 35
PITCHER	IP WLS BF H R ER SO BB IBB HBP BLK WP HR S P ERA WHIP																					
Dana Kiecker, R (1, 1) ERA: 4.3	5.1 W 21 5 2 2 2 0 0 0 0 0 0 0 43 64 3.38 0.938																					
Dennis Lamp, R (6, 1) ERA: 3.91	2.2 9 1 0 0 0 0 0 0 0 0 0 0 19 29 0.00 0.375																					
Rob Murphy, L (9, 1) ERA: 6.09	1.0 5 1 0 0 0 2 1 0 0 0 0 0 11 18 0.00 2.000																					

Chicago White Sox @ Boston Red Sox
 Fenway Park, Boston, MA
 Tue Jul 31 1990, 7:05 PM EDT
 Att. 33,033 - Unknown

livebaseballscorecards.com

AB	34
R	2
H	7
RBI	2
BB	1
SO	4
LOB	11



Batter	1	2	3	4	5	6	7	8	9	AB	R	H	RBI	BB	SO	LOB	BOTTOM	
Jody Reed, R OBP: 0.383, SLG: 0.445 (1, 4)	0-2 G4-3 1B	4-0 1B 1B BB		2-2 G6-3		1-1 FC4-6 1B	2-1 F8			4	1	2	0	1	0	1	Chicago White Sox @ Boston Red Sox Fenway Park, Boston, MA Tue Jul 31 1990, 7:05 PM EDT Att. 33,033 - Unknown	
Carlos Quintana, R OBP: 0.378, SLG: 0.451 (1, 3)	1-3 K	2-2 1B 1B 3-H		1-3 K		0-1 FC4-6 1B 1-2f 3-H		3-2 G5-3		5	0	1	2	0	2	2		
Wade Boggs, L OBP: 0.392, SLG: 0.433 (1, 5)	2-2 G4-3 1-2	3-2 1B 1B 3-H			2-2 2B 1B	0-1 FC5-4 1B 1-2		3-1 G3-1		5	0	3	1	0	0	1		
Ellis Burks, R OBP: 0.359, SLG: 0.496 (1, 8)	1-0 G6-3	2-3 K			2-2 1B 1-3 2B	0-0 FC5-4 1-2f		1-1 G6-3		5	0	1	0	0	1	5		
Mike Greenwell, L OBP: 0.358, SLG: 0.363 (1, 7)		0-0 FC4-6 1B	3-2 G4-3		0-0 G4-3		0-1 F9			4	0	1	0	0	0	2		
Dwight Evans, R OBP: 0.344, SLG: 0.380 (1, 10)		2-2 FC4-6 1B 1-2f	1-3 K		2-3 K		0-0 E 1B 1B			4	2	1	0	0	2	3		
Tom Brunansky, R OBP: 0.338, SLG: 0.387 (1, 9)		0-0 1B 1-2 G6-3 1B	1-2 1B		3-3 K		2-1 E8 G1-3 1B 1B			4	2	3	0	0	1	2		
Tony Peña, R OBP: 0.290, SLG: 0.326 (1, 2)		2-2 G6-3 1B 1-3 2-H	0-0 F8			1-2 G4-3	3-0 G1-3			4	1	1	1	0	0	3		
Luis Rivera, R OBP: 0.263, SLG: 0.321 (1, 6)		3-1 G6-3		0-0 G6-3		1-1 E4 1B FC4-6	0-0 1B 2-H 3-H			4	1	1	3	0	0	1		
Inning Stats	R: 0 E: 0 K: 1 S: 10	H: 1 LOB: 1 BB: 0 P: 14	R: 4 E: 0 K: 1 S: 23	H: 5 LOB: 2 BB: 1 P: 41	R: 0 E: 0 K: 1 S: 12	H: 1 LOB: 1 BB: 0 P: 17	R: 0 E: 0 K: 1 S: 8	H: 2 LOB: 2 BB: 0 P: 24	R: 1 E: 1 K: 0 S: 12	H: 2 LOB: 2 BB: 0 P: 15	R: 2 E: 1 K: 0 S: 9	H: 3 LOB: 1 BB: 0 P: 16	R: 0 E: 0 K: 0 S: 7	H: 0 LOB: 0 BB: 0 P: 14	1B: 13 2B: 1 3B: 0 HR: 0	SF: 0 SAC: 0 DP: 0 HBP: 0		WP: 0 PB: 0 SB: 0 CS: 0
PITCHER	IP WLS BF H R ER SO BB IBB HBP BLK WP HR S P ERA WHIP	IP WLS BF H R ER SO BB IBB HBP BLK WP HR S P ERA WHIP	IP WLS BF H R ER SO BB IBB HBP BLK WP HR S P ERA WHIP	IP WLS BF H R ER SO BB IBB HBP BLK WP HR S P ERA WHIP	IP WLS BF H R ER SO BB IBB HBP BLK WP HR S P ERA WHIP	IP WLS BF H R ER SO BB IBB HBP BLK WP HR S P ERA WHIP	IP WLS BF H R ER SO BB IBB HBP BLK WP HR S P ERA WHIP	IP WLS BF H R ER SO BB IBB HBP BLK WP HR S P ERA WHIP	IP WLS BF H R ER SO BB IBB HBP BLK WP HR S P ERA WHIP	IP WLS BF H R ER SO BB IBB HBP BLK WP HR S P ERA WHIP	IP WLS BF H R ER SO BB IBB HBP BLK WP HR S P ERA WHIP	IP WLS BF H R ER SO BB IBB HBP BLK WP HR S P ERA WHIP	IP WLS BF H R ER SO BB IBB HBP BLK WP HR S P ERA WHIP	IP WLS BF H R ER SO BB IBB HBP BLK WP HR S P ERA WHIP	IP WLS BF H R ER SO BB IBB HBP BLK WP HR S P ERA WHIP	IP WLS BF H R ER SO BB IBB HBP BLK WP HR S P ERA WHIP	IP WLS BF H R ER SO BB IBB HBP BLK WP HR S P ERA WHIP	IP WLS BF H R ER SO BB IBB HBP BLK WP HR S P ERA WHIP
Eric King, R ERA: 3.39 (1, 1)	4.0 L																	
Wayne Edwards, L ERA: 3.65 (5, 1)	4.0	18	5	3	2	2	0	0	0	0	0	0	0	0	0	0		

livebaseballscorecards.com

AB 39
R 7
H 14
RBI 7
BB 1
SO 6
LOB 20



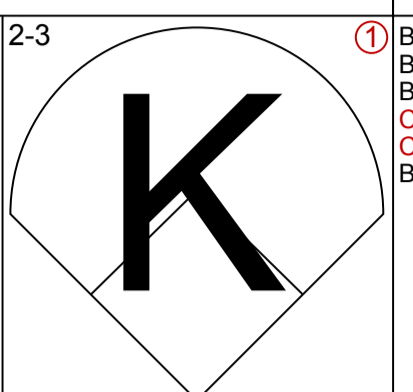
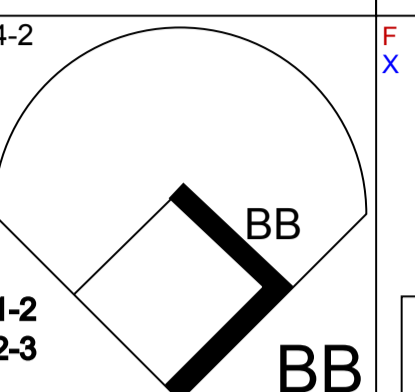
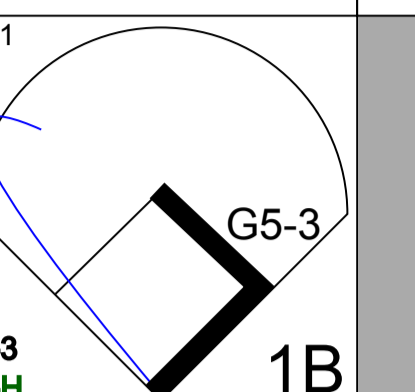
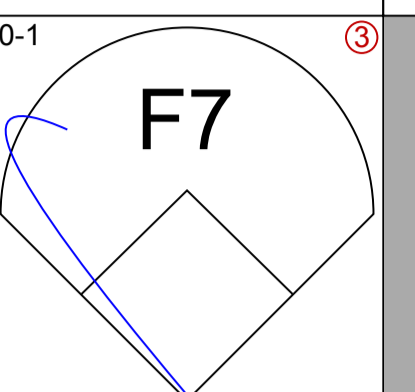
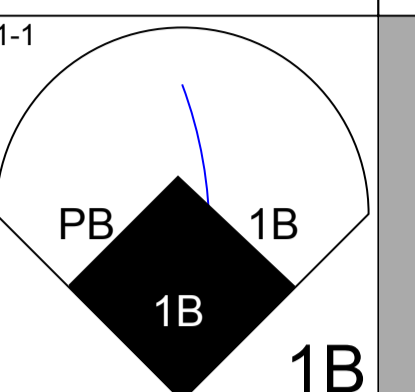
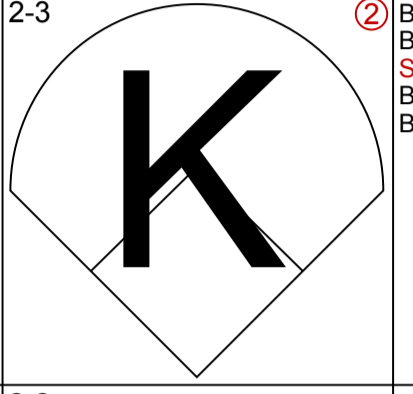
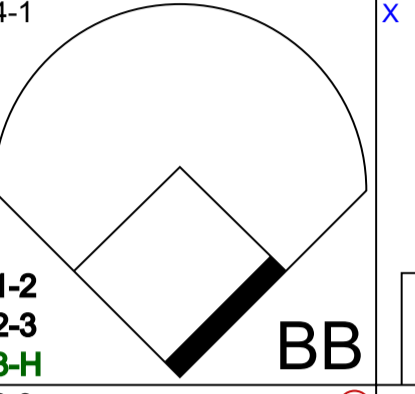
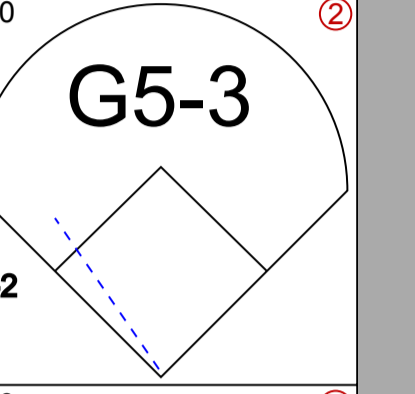
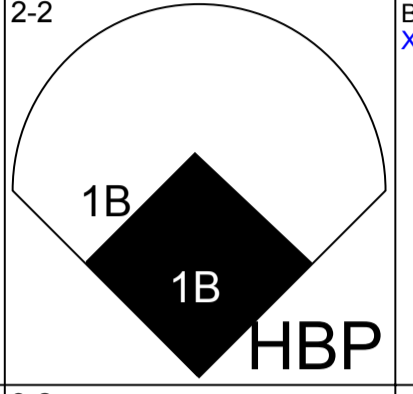
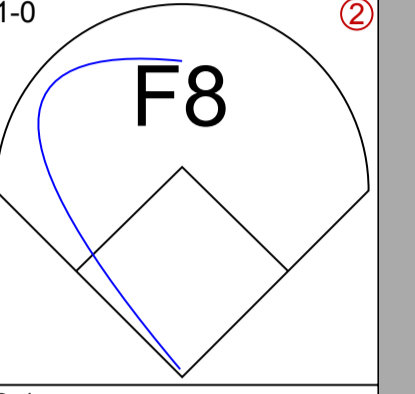
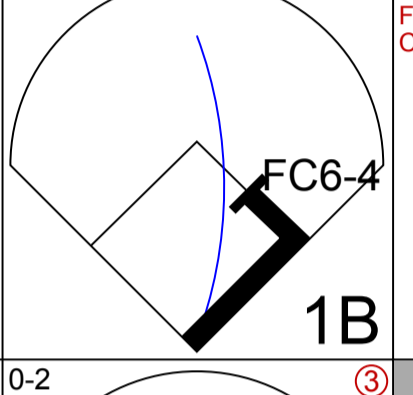
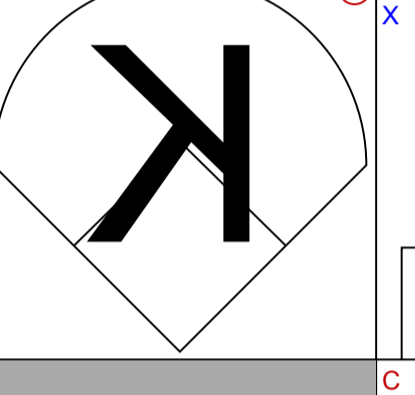
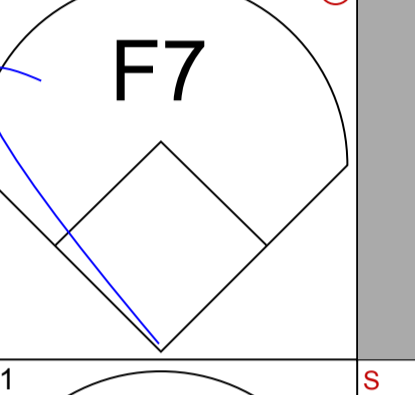
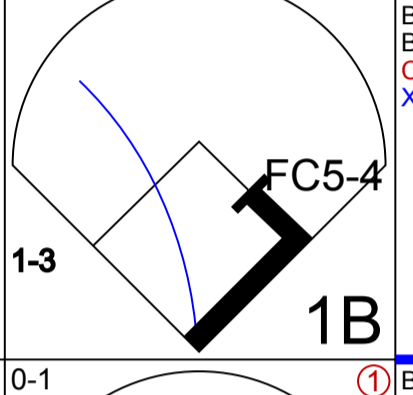
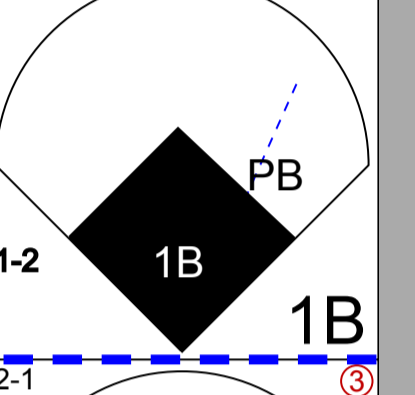
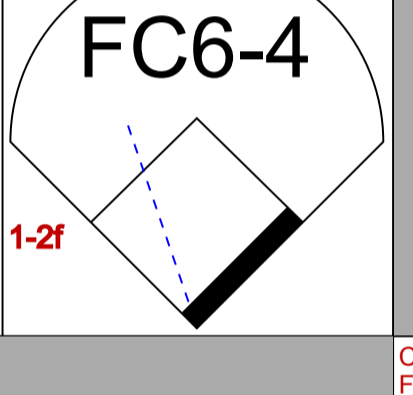
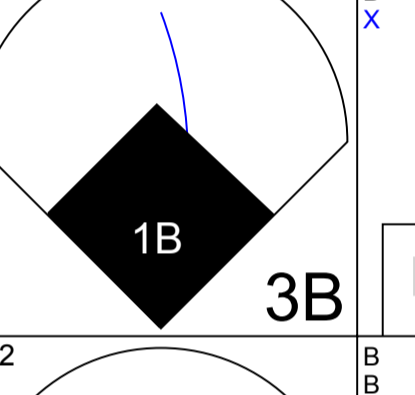
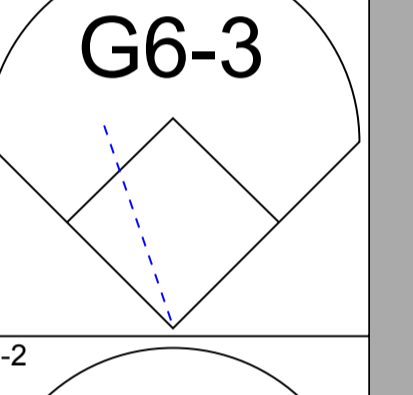
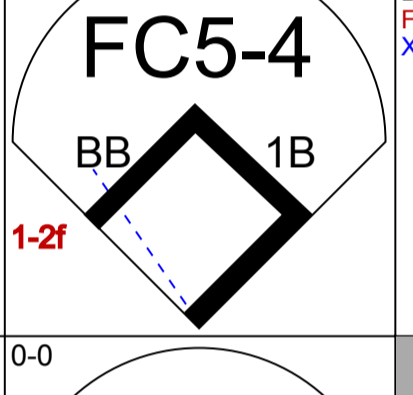
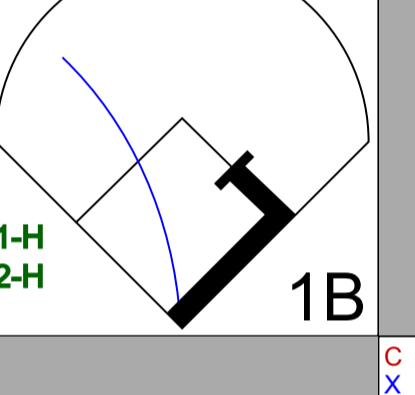
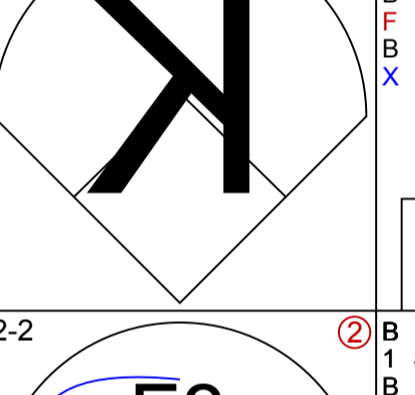
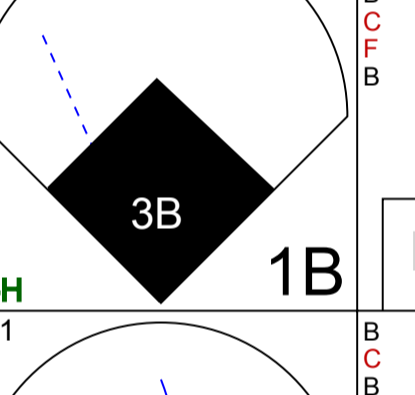
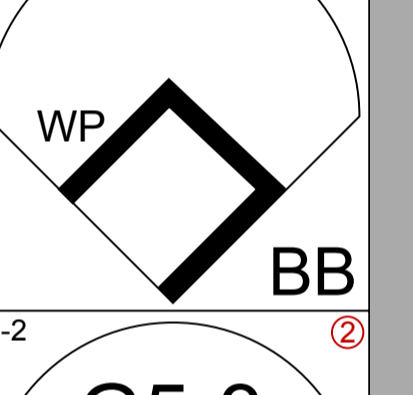
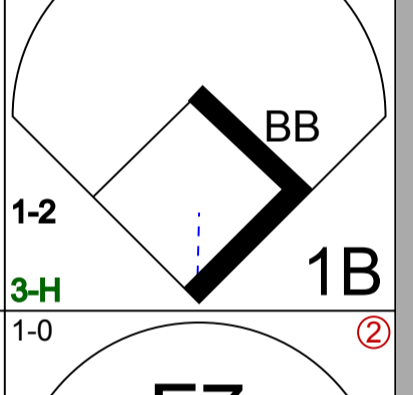
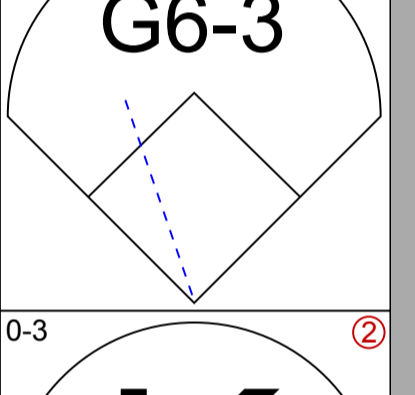
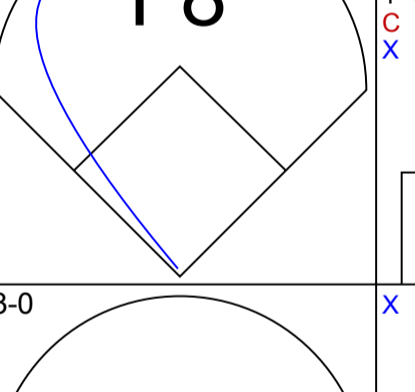
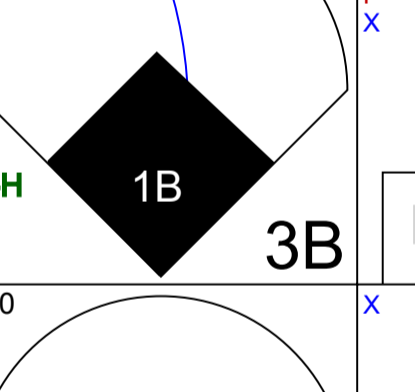
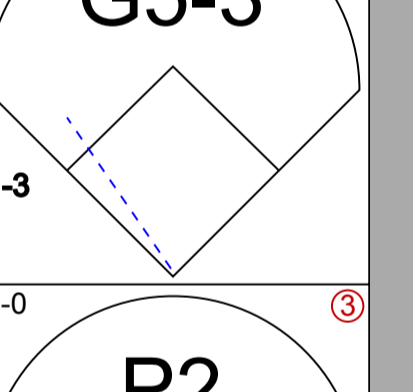
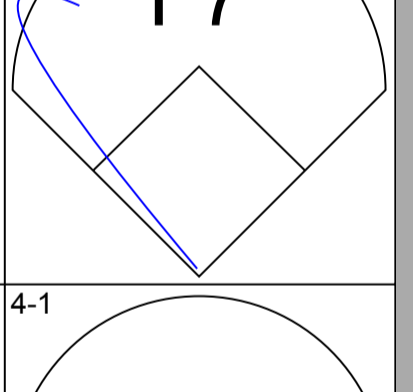
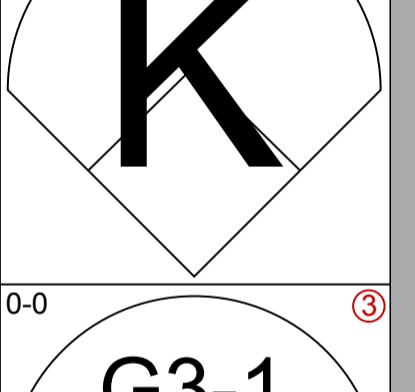
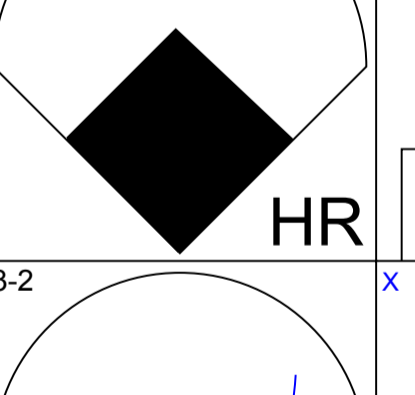
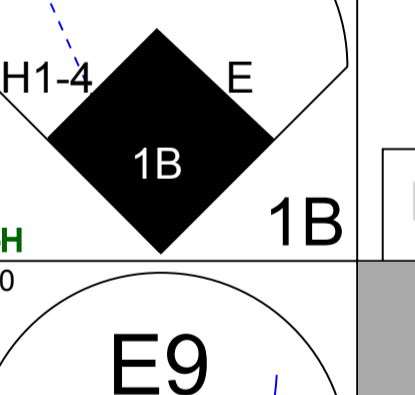
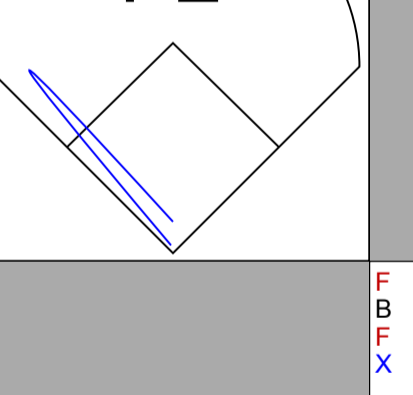
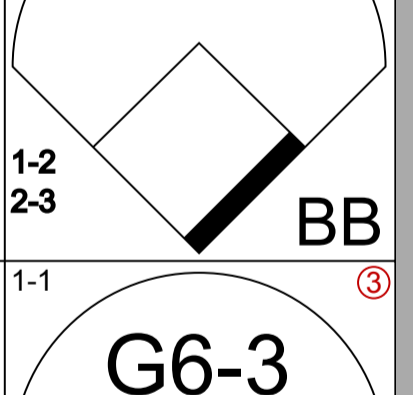
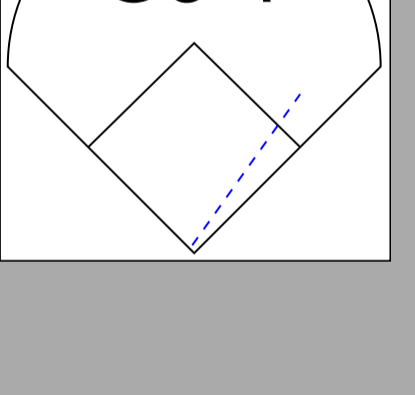
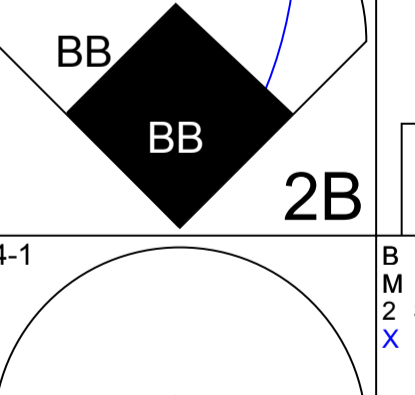
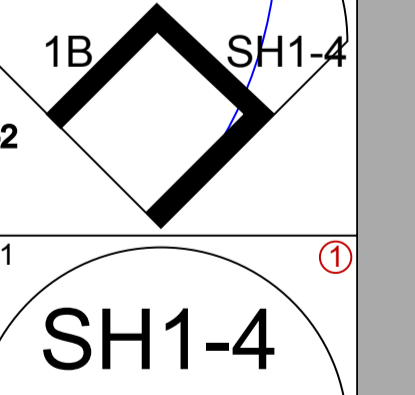
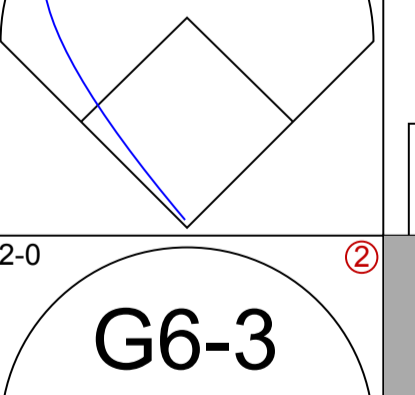
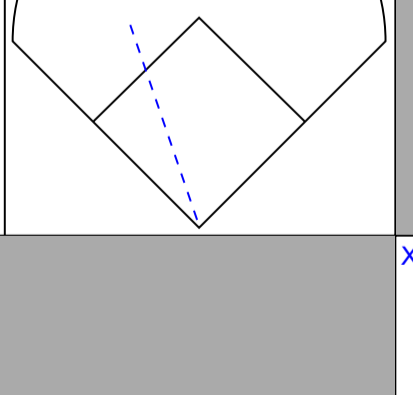
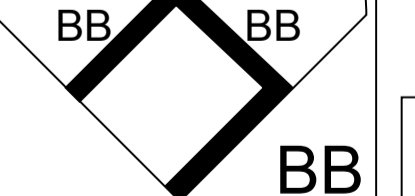
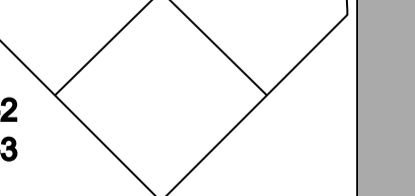
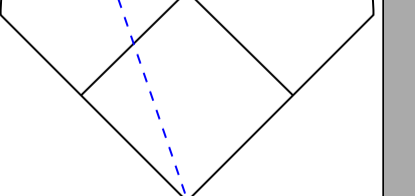
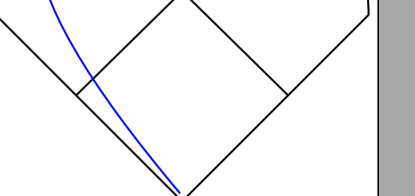
Batter	1	2	3	4	5	6	7	8	9	AB R H RBI BB SO LOB	TOP											
Sammy Sosa, R (1, 9) OBP: 0.285, SLG: 0.427	3-2 G5-3		0-0 G5-4-3			0-1 F7		0-3 K		4 0 0 0 0 1 1												
Robin Ventura, L (1, 5) OBP: 0.315, SLG: 0.313	2-2 G6-3			0-0 F8		2-2 G5-3		1-0 P6		4 0 0 0 0 0 0												
Phil Bradley, R (1, 7) OBP: 0.352, SLG: 0.346	3-2 L9			1-1 G6-4-3 HBP		1-0 1B		0-2 G5-3		3 0 1 0 0 0 0												
Ivan Calderon, R (1, 10) OBP: 0.356, SLG: 0.442		2-0 HR		1-0 G6-4-3		0-0 L5		0-0 F9		4 1 1 1 0 0 2												
Carlton Fisk, R (1, 2) OBP: 0.381, SLG: 0.436		2-2 G4-3			2-2 P3		4-2 3B BB	0-2 HR		3 2 1 1 1 0 0												
Carlos Martinez, R (1, 3) OBP: 0.255, SLG: 0.329		2-3 K			1-0 1B BB		0-1 F8	1-2 G5-3		4 0 1 0 0 1 1												
Dave Gallagher, R (1, 8) OBP: 0.316, SLG: 0.347		1-2 G6-3			1-2 F9		1-1 SF9 3B	2-1 1B WP		4 2 2 1 0 0 1												
Steve Lyons, L (1, 4) OBP: 0.263, SLG: 0.289			2-2 F8		4-2 BB		3-2 SF9	3-2 1B		2 0 1 2 1 0 0												
Ozzie Guillen, L (1, 6) OBP: 0.337, SLG: 0.363			1-1 G5-4-3 1B		0-0 G3		0-2 G4-1	1-3 K		4 0 1 0 0 1 3												
Inning Stats	R: 0 E: 0 K: 0 S: 12	H: 0 LOB: 0 BB: 0 P: 20	R: 1 E: 0 K: 1 S: 10	H: 1 LOB: 0 BB: 0 P: 17	R: 0 E: 0 K: 0 S: 7	H: 1 LOB: 0 BB: 0 P: 10	R: 0 E: 0 K: 0 S: 3	H: 0 LOB: 0 BB: 0 P: 5	R: 0 E: 0 K: 0 S: 13	H: 1 LOB: 2 BB: 1 P: 21	R: 0 E: 0 K: 0 S: 8	H: 1 LOB: 1 BB: 0 P: 11	R: 2 E: 0 K: 0 S: 13	H: 1 LOB: 0 BB: 1 P: 21	R: 0 E: 0 K: 1 S: 11	H: 0 LOB: 0 BB: 0 P: 12	R: 2 E: 0 K: 1 S: 18	H: 3 LOB: 1 BB: 0 P: 25	1B: 5 2B: 0 3B: 1 HR: 2	SF: 1 SAC: 0 DP: 2 HBP: 1	WP: 1 PB: 0 SB: 0 CS: 0	PA: 36
PITCHER	IP WLS BF H R ER SO BB IBB HBP BLK WP HR S P ERA WHIP																					
Tom Bolton, L (1, 1) ERA: 2.42	8.0 W 30 5 3 3 2 2 0 1 0 0 1 77 117 3.38 0.875																					
Rob Murphy, L (9, 1) ERA: 6.35	1.0 6 3 2 2 1 0 0 0 0 1 1 18 25 18.00 3.000																					

Chicago White Sox @ Boston Red Sox
 Fenway Park, Boston, MA
 Wed Aug 01 1990, 7:05 PM EDT
 Att. 35,522 - Unknown - 78 F

livebaseballscorecards.com

AB	32
R	5
H	8
RBI	5
BB	2
SO	3
LOB	8



Batter	1	2	3	4	5	6	7	8	9	AB R H RBI BB SO LOB
Jody Reed, R OBP: 0.385, SLG: 0.446 (1, 4)										4 1 2 1 1 1 0
Carlos Quintana, R OBP: 0.378, SLG: 0.446 (1, 3)										3 1 0 1 1 1 3
Wade Boggs, L OBP: 0.394, SLG: 0.435 (1, 5)										5 1 3 0 0 1 5
Ellis Burks, R OBP: 0.359, SLG: 0.500 (1, 8)										5 1 2 2 0 0 3
Mike Greenwell, L OBP: 0.361, SLG: 0.364 (1, 7)										4 1 2 2 1 1 0
Dwight Evans, R OBP: 0.342, SLG: 0.384 (1, 10)										5 1 1 1 0 1 3
Tom Brunansky, R OBP: 0.342, SLG: 0.397 (1, 9)										4 2 2 2 1 0 1
Tony Peña, R OBP: 0.289, SLG: 0.328 (1, 2)										4 1 1 0 0 0 4
Luis Rivera, R OBP: 0.264, SLG: 0.318 (1, 6)										2 0 0 0 1 0 0

Inning Stats	R: 0 E: 0 K: 2 S: 14	H: 1 LOB: 1 BB: 1 P: 20	R: 2 E: 0 K: 2 S: 18	H: 2 LOB: 3 BB: 3 P: 38	R: 4 E: 1 K: 0 S: 16	H: 5 LOB: 2 BB: 0 P: 23	R: 0 E: 0 K: 0 S: 8	H: 0 LOB: 1 BB: 1 P: 15	R: 0 E: 0 K: 0 S: 6	H: 0 LOB: 0 BB: 0 P: 9	R: 1 E: 0 K: 0 S: 12	H: 2 LOB: 3 BB: 1 P: 23	R: 2 E: 0 K: 0 S: 8	H: 3 LOB: 1 BB: 0 P: 15	R: 0 E: 0 K: 1 S: 7	H: 0 LOB: 0 BB: 0 P: 7
--------------	-------------------------------	----------------------------------	-------------------------------	----------------------------------	-------------------------------	----------------------------------	------------------------------	----------------------------------	------------------------------	---------------------------------	-------------------------------	----------------------------------	------------------------------	----------------------------------	------------------------------	---------------------------------

PITCHER	IP	WLS	BF	H	R	ER	SO	BB	IBB	HBP	BLK	WP	HR	S	P	ERA	WHIP
Jack McDowell, R ERA: 4.46 (1, 1)	2.1	L	19	8	6	5	4	3	0	0	0	0	1	46	78	19.29	4.714
Ken Patterson, L ERA: 3.93 (3, 1)	4.1		20	4	3	2	0	2	0	1	0	1	0	34	61	4.15	1.385
Scott Radinsky, L ERA: 3.27 (7, 1)	1.1		4	1	0	0	1	0	0	0	0	0	0	9	11	0.00	0.750

BOTTOM

Chicago White Sox @ Boston Red Sox
Fenway Park, Boston, MA
 Wed Aug 01 1990, 7:05 PM EDT
 Att: 35,522 - Unknown - 78 F

AB	36
R	9
H	13
RBI	9
BB	5
SO	5
LOB	19



1B: 9	SF: 0	WP: 2	PA: 43
2B: 1	SAC: 1	PB: 1	
3B: 2	DP: 0	SB: 0	
HR: 1	HBP: 1	CS: 0	

Chicago White Sox @ Milwaukee Brewers
 Milwaukee County Stadium, Milwaukee, WI

Thu Aug 02 1990, 8:05 PM EDT
 Sunny - 81 F

AB	34
R	4
H	7
RBI	4
BB	1
SO	6
LOB	9



Batter	1	2	3	4	5	6	7	8	9	AB R H RBI BB SO LOB
Phil Bradley, R (1, 7) OBP: 0.351, SLG: 0.344	0-0 5-3			0-0 F9	0-3 K			0-0 CS 1B		4 0 1 0 0 1 1
Robin Ventura, L (1, 5) OBP: 0.315, SLG: 0.313	0-0 P6			0-0 HR 1B		0-0 3-1		0-3 K 1-2		4 1 1 0 0 1 1
Ivan Calderon, R (1, 10) OBP: 0.357, SLG: 0.451	0-0 F9			0-0 1-H HR		0-0 F9		0-0 G3 WP FC 1B		4 2 2 2 0 0 0
Carlton Fisk, R (1, 2) OBP: 0.382, SLG: 0.448		0-3 K		0-0 HR		0-0 1B		0-0 G3		4 1 2 1 0 1 1
Frank Thomas, R (1, 3) Steve Lyons, L (9, PR) OBP: 0.263, SLG: 0.289		0-0 F8		0-0 P4		0-0 6-3		0-0 FC 5-3		4 0 0 1 0 0 1 0 0 0 0 0 0 0
Sammy Sosa, R (1, 9) OBP: 0.282, SLG: 0.423		0-3 K		0-3 K			0-0 B1-3	0-0 5-3		4 0 0 0 0 2 1
Lance Johnson, L (1, 8) OBP: 0.317, SLG: 0.333			0-0 G3		0-0 4-3 5-3 1B		0-0 4-3	4-0 IBB		3 0 1 0 1 0 0
Craig Grebeck, R (1, 4) Dan Pasqua, L (9, PH) Carlos Martinez, R (9, PH) OBP: 0.143, SLG: 0.133 OBP: 0.362, SLG: 0.561 OBP: 0.254, SLG: 0.327			0-3 K		0-0 5-3		0-0 F8	0-0 F8		3 0 0 0 0 1 1 0 0 0 0 0 0 0 1 0 0 0 0 0 2
Ozzie Guillen, L (1, 6) OBP: 0.334, SLG: 0.360			0-0 F7		0-0 4-3			0-0 4-3		3 0 0 0 0 0 1

Inning Stats	R: 0	H: 0	E: 0	K: 0	S: 3	P: 3	R: 0	H: 0	E: 0	K: 2	S: 7	P: 7	R: 0	H: 0	E: 0	K: 1	S: 5	P: 5	R: 3	H: 3	E: 0	K: 1	S: 8	P: 8	R: 0	H: 1	E: 0	K: 1	S: 6	P: 6	R: 0	H: 1	E: 0	K: 0	S: 4	P: 4	R: 0	H: 0	E: 0	K: 0	S: 3	P: 3	R: 0	H: 1	E: 0	K: 1	S: 5	P: 5	R: 1	H: 1	E: 0	K: 0	S: 5	P: 9	1B: 5	SF: 0	2B: 0	SAC: 0	3B: 0	DP: 0	HR: 2	HBP: 0	WP: 1	PA: 35
--------------	------	------	------	------	------	------	------	------	------	------	------	------	------	------	------	------	------	------	------	------	------	------	------	------	------	------	------	------	------	------	------	------	------	------	------	------	------	------	------	------	------	------	------	------	------	------	------	------	------	------	------	------	------	------	-------	-------	-------	--------	-------	-------	-------	--------	-------	--------

PITCHER	IP	WLS	BF	H	R	ER	SO	BB	IBB	HBP	BLK	WP	HR	S	P	ERA	WHIP
Teddy Higuera, L (1, 1) ERA: 3.34	8.0		29	6	3	3	6	0	0	0	0	0	2	41	41	3.38	0.750
Randy Veres, R (9, 1) ERA: 5.11	0.2	L	5	1	1	1	0	0	1	0	0	1	0	4	8	13.50	1.500
Dan Plesac, L (9, 1) ERA: 4.63	0.1		1	0	0	0	0	0	0	0	0	0	0	1	1	0.00	0.000

PITCHER	IP	WLS	BF	H	R	ER	SO	BB	IBB	HBP	BLK	WP	HR	S	P	ERA	WHIP
---------	----	-----	----	---	---	----	----	----	-----	-----	-----	----	----	---	---	-----	------

Batter	1	2	3	4	5	6	7	8	9	AB R H RBI BB SO LOB
Jim Gantner, L (1, 4) OBP: 0.316, SLG: 0.241	0-0 P3		0-0 F7		0-0 F8		0-0 F8			4 0 0 0 0 0 0
Robin Yount, R (1, 8) OBP: 0.345, SLG: 0.375	4-0 FC5-4 BB		1-0 FC6-4 HBP		0-0 HR 1B			4-0 SH1-3 S SF8 BB		1 2 1 0 2 0 0
Gary Sheffield, R (1, 5) OBP: 0.369, SLG: 0.473	0-0 FC5-4 1-2f		0-0 FC6-4 1-2f		0-0 HR 1B			0-0 SH1-3 1-3		3 1 1 2 0 0 2
Dave Parker, L (1, 10) OBP: 0.345, SLG: 0.482	0-0 1-3		0-3 K		0-3 K			0-0 SF8 3-H		3 0 0 1 0 2 2
Greg Vaughn, R (1, 7) OBP: 0.295, SLG: 0.431		0-3 K		0-3 K		0-0 F8		0-0 P2		4 0 0 0 0 2 0
Greg Brock, L (1, 3) OBP: 0.326, SLG: 0.361		0-0 5-3		0-0 1B		0-0 4-3			0-3 K	4 0 1 0 0 1 0
Rob Deer, R (1, 9) OBP: 0.341, SLG: 0.456		0-0 BB 1B 1B		0-0 F7		0-0 F7			0-0 5-3	4 0 1 0 0 0 1
B.J. Surhoff, L (1, 2) OBP: 0.329, SLG: 0.389		4-0 BB 1B		0-0 4-3			0-0 6-3		4-0 BB	2 0 0 0 2 0 1
Mike Felder, S (9, PR) OBP: 0.306, SLG: 0.308		1-2 BB								0 0 0 0 0 0 0
Bill Spiers, L (1, 6) OBP: 0.291, SLG: 0.351		0-0 1B				0-0 B1			0-3 K	3 0 1 0 0 0 0
Paul Molitor, R (9, PH) OBP: 0.356, SLG: 0.490		1-2 2-H 1B								1 0 0 0 0 1 1

Inning Stats	R: 0	H: 0	E: 0	K: 0	S: 3	R: 0	H: 2	E: 0	K: 1	S: 6	R: 0	H: 0	E: 0	K: 1	S: 5	R: 0	H: 1	E: 0	K: 1	S: 6	R: 2	H: 2	E: 0	K: 1	S: 7	R: 0	H: 0	E: 0	K: 0	S: 3	R: 0	H: 0	E: 0	K: 0	S: 3	R: 1	H: 0	E: 0	K: 0	S: 3	R: 0	H: 0	E: 0	K: 2	S: 7	R: 0	H: 0	E: 0	K: 0	S: 7	1B: 4	SF: 1	2B: 0	SAC: 1	3B: 0	DP: 0	HR: 1	HBP: 1	WP: 0	PA: 36
--------------	------	------	------	------	------	------	------	------	------	------	------	------	------	------	------	------	------	------	------	------	------	------	------	------	------	------	------	------	------	------	------	------	------	------	------	------	------	------	------	------	------	------	------	------	------	------	------	------	------	------	-------	-------	-------	--------	-------	-------	-------	--------	-------	--------

PITCHER	IP	WLS	BF	H	R	ER	SO	BB	IBB	HBP	BLK	WP	HR	S	P	ERA	WHIP
Alex Fernandez, R (1, 1) ERA: 2.57	7.0		28	5	2	2	4	2	0	1	0	0	1	33	42	2.57	1.000
Barry Jones, R (8, 1) ERA: 2.11	1.0	W	4	0	1	1	0	1	0	0	0	0	0	3	7	9.00	1.000
Bobby Thigpen, R (9, 1) ERA: 1.95	1.0	S	4	0	0	0	2	1	0	0	0	0	0	7	11	0.00	1.000

BOTTOM

Chicago White Sox @ Milwaukee Brewers
 Milwaukee County Stadium, Milwaukee, WI
 Thu Aug 02 1990, 8:05 PM EDT
 Sunny - 81 F

AB	29
R	3
H	5
RBI	3
BB	4
SO	6
LOB	7



Chicago White Sox @ Milwaukee Brewers
 Milwaukee County Stadium, Milwaukee, WI

AB	33
R	4
H	9
RBI	4
BB	2
SO	4
LOB	9



WP:	0	PA:	37
PB:	0		
SB:	0		
CS:	0		

Thu Aug 02 1990, 8:05 PM EDT
 Att. 25,022 - Unknown - 73 F

livebaseballscorecards.com

Batter	1	2	3	4	5	6	7	8	9	AB R H RBI BB SO LOB
Lance Johnson, L (1, 8) OBP: 0.316, SLG: 0.334	0-0 6-3		0-0 G6-4-3		0-0 F7		0-0 1B 2B		0-0 F9	5 1 1 0 0 0 2
Robin Ventura, L (1, 5) OBP: 0.314, SLG: 0.312	0-0 4-3			0-0 P5		0-0 G3	0-0 1B			4 0 1 2 0 0 0
Ivan Calderon, R (1, 10) OBP: 0.356, SLG: 0.451	0-0 6-3			0-0 5-3		0-0 1B SF8 2B	0-0 P3			4 1 1 0 0 0 1
Dan Pasqua, L (1, 7) OBP: 0.366, SLG: 0.560 Phil Bradley, R (7, PH) OBP: 0.350, SLG: 0.343 (7, 7)		0-0 F9		0-0 1B		4-0 SF8 1B IBB	0-0 F8			2 0 1 0 1 0 0 1 0 0 0 0 0 1
Carlos Martinez, R (1, 3) OBP: 0.254, SLG: 0.326		0-0 5-3		0-0 6-3		0-0 SF8 1B		0-0 4-3		4 0 1 0 0 0 1
Steve Lyons, L (1, 4) OBP: 0.270, SLG: 0.298		0-0 1B			0-0 SH1-4 2B 1B	0-0 SF8		0-0 F2		3 1 2 1 0 0 0
Ron Karkovics, R (1, 2) OBP: 0.331, SLG: 0.445		0-3 K		0-0 SH1-4		0-3 K		0-0 L5		3 0 0 0 0 2 3
Sammy Sosa, R (1, 9) OBP: 0.281, SLG: 0.423			0-0 L1		0-0 2B		0-3 K		0-0 P4	4 0 1 1 0 1 0
Ozzie Guillen, L (1, 6) OBP: 0.336, SLG: 0.359			0-0 G6-4-3 1B		0-0 5-3		4-0 2B 1B BB		0-3 K	3 1 1 0 1 1 1

Inning Stats	R: 0	H: 0	E: 0	K: 0	S: 3	P: 3	R: 0	H: 1	E: 0	K: 1	S: 6	P: 6	R: 0	H: 1	E: 0	K: 0	S: 3	P: 3	R: 0	H: 1	E: 0	K: 0	S: 4	P: 4	R: 1	H: 2	E: 0	K: 1	S: 5	P: 5	R: 1	H: 2	E: 0	K: 1	S: 7	P: 11	R: 2	H: 2	E: 0	K: 1	S: 7	P: 11	R: 0	H: 0	E: 0	K: 0	S: 3	P: 3	R: 0	H: 0	E: 0	K: 1	S: 5	P: 5	1B: 6	SF: 1	2B: 3	3B: 0	HR: 0	WP: 0	PA: 37
--------------	------	------	------	------	------	------	------	------	------	------	------	------	------	------	------	------	------	------	------	------	------	------	------	------	------	------	------	------	------	------	------	------	------	------	------	-------	------	------	------	------	------	-------	------	------	------	------	------	------	------	------	------	------	------	------	-------	-------	-------	-------	-------	-------	--------

PITCHER	IP	WLS	BF	H	R	ER	SO	BB	IBB	HBP	BLK	WP	HR	S	P	ERA	WHIP
Jaime Navarro, R (1, 1) ERA: 4.99	6.2	L	30	9	4	4	3	1	1	0	0	0	0	34	42	5.40	1.500
Paul Mirabella, L (7, 1) ERA: 3.6	0.1		1	0	0	0	0	0	0	0	0	0	0	1	1	0.00	0.000
Tom Edens, R (8, 1) ERA: 3.61	2.0		6	0	0	0	1	0	0	0	0	0	0	8	8	0.00	0.000

PITCHER	IP	WLS	BF	H	R	ER	SO	BB	IBB	HBP	BLK	WP	HR	S	P	ERA	WHIP
---------	----	-----	----	---	---	----	----	----	-----	-----	-----	----	----	---	---	-----	------

Batter	1	2	3	4	5	6	7	8	9	AB	R	H	RBI	BB	SO	LOB
Paul Molitor, R OBP: 0.366, SLG: 0.498 (1, 3)	0-0 6-3		4-0 BB		4-0 1-3 BB			0-0 BB E 1B	0-0 2B	3	1	2	0	2	0	0
Robin Yount, R OBP: 0.341, SLG: 0.370 (1, 8)	0-0 F9		0-3 K		0-0 4-3			0-0 F8	0-0 5-3	5	0	0	0	0	1	5
Gary Sheffield, R OBP: 0.370, SLG: 0.472 (1, 5)	0-0 P4			0-0 L6			0-0 CS 1B	4-0 E BB BB		3	0	1	0	1	0	0
Dave Parker, L OBP: 0.344, SLG: 0.479 (1, 10)		0-0 2B 1B		0-0 P6			0-0 F7	0-0 F7		4	0	1	0	0	0	3
Rob Deer, R OBP: 0.343, SLG: 0.458 (1, 9)		0-0 G3 1-H 2B		0-3 K		0-3 K		4-0 E BB		3	0	1	0	1	2	1
Jim Gantner, L OBP: 0.314, SLG: 0.248 (1, 4)		0-0 G3			0-0 SH5-3 WP 2B			0-0 G3	0-0 E4	4	1	1	0	0	0	3
Mike Felder, S OBP: 0.303, SLG: 0.304 (1, 7)		0-3 K			0-0 SH5-3			0-3 K	0-0 L8	2	0	0	0	0	2	1
B.J. Surhoff, L OBP: 0.328, SLG: 0.388 (8, PH)					2-3					1	0	0	0	0	0	3
Charlie O'Brien, R OBP: 0.240, SLG: 0.261 (1, 2)			0-0 5-3		0-0 P3			4-0 BB		2	0	0	0	1	0	0
Greg Vaughn, R OBP: 0.294, SLG: 0.430 (9, 7)					3-H				0-0 B5	1	0	0	0	0	0	0
Edgar Diaz, R OBP: 0.341, SLG: 0.298 (1, 6)			0-0 6-3		4-0 E S BB			0-0 F9		1	0	0	0	1	0	0
Greg Brock, L OBP: 0.325, SLG: 0.360 (7, PH)									0-0 F7	1	0	0	0	0	0	1
Bill Spiers, L OBP: 0.290, SLG: 0.349 (8, 6)										1	0	0	0	0	0	0

Inning Stats	R: 0	H: 0	E: 0	K: 0	S: 3	R: 0	H: 2	E: 0	K: 1	S: 6	R: 0	H: 0	E: 0	K: 1	S: 5	R: 0	H: 0	E: 0	K: 1	S: 5	R: 1	H: 1	E: 0	K: 0	S: 4	R: 0	H: 1	E: 0	K: 1	S: 5	R: 0	H: 0	E: 0	K: 1	S: 5	R: 1	H: 1	E: 2	K: 0	S: 5	R: 0	H: 1	E: 0	K: 0	S: 4	R: 0	H: 1	E: 0	K: 0	S: 4	R: 0	H: 1	E: 0	K: 0	S: 4	1B: 3	2B: 3	3B: 0	HR: 0	SF: 0	SAC: 1	DP: 0	HBP: 0	WP: 1	PB: 0	SB: 1	CS: 1	PA: 38
--------------	------	------	------	------	------	------	------	------	------	------	------	------	------	------	------	------	------	------	------	------	------	------	------	------	------	------	------	------	------	------	------	------	------	------	------	------	------	------	------	------	------	------	------	------	------	------	------	------	------	------	------	------	------	------	------	-------	-------	-------	-------	-------	--------	-------	--------	-------	-------	-------	-------	--------

PITCHER	IP	WLS	BF	H	R	ER	SO	BB	IBB	HBP	BLK	WP	HR	S	P	ERA	WHIP
Melido Perez, R ERA: 3.75 (1, 1)	7.1	W	30	5	2	1	5	5	0	0	0	1	0	35	55	1.23	1.364
Barry Jones, R ERA: 2.09 (8, 1)	0.2		4	0	0	0	0	1	0	0	0	0	0	3	7	0.00	1.500
Bobby Thigpen, R ERA: 1.92 (9, 1)	1.0	S	4	1	0	0	0	0	0	0	0	0	0	4	4	0.00	1.000

BOTTOM

Chicago White Sox @ Milwaukee Brewers
Milwaukee County Stadium, Milwaukee, WI

Thu Aug 02 1990, 8:05 PM EDT
Att: 25,022 - Unknown - 73 F

livebaseballscorecards.com

AB	31
R	2
H	6
RBI	0
BB	6
SO	5
LOB	17



Batter	1	2	3	4	5	6	7	8	9	AB R H RBI BB SO LOB	TOP											
Lance Johnson, L (1, 8) OBP: 0.312, SLG: 0.330	1-1 G3		1-1 F7			1-1 B1-3		0-3 K		4 0 0 0 0 1 2												
Robin Ventura, L (1, 5) OBP: 0.313, SLG: 0.311	0-0 G5-3			1-0 F7			0-1 F8	2-1 HR		4 1 1 0 0 0 0												
Ivan Calderon, R (1, 10) OBP: 0.357, SLG: 0.460	2-0 G5-3			0-0 P4			0-0 FC5-4 1B	0-0 1B		4 2 2 3 0 0 0												
Dan Pasqua, L (1, 7) OBP: 0.365, SLG: 0.557		0-3 K		0-1 G4-3			1-0 FC5-4 1B	0-1 G4-3		3 0 1 0 0 1 0												
Phil Bradley, R (7, PR) OBP: 0.349, SLG: 0.342										1 0 0 0 0 0 0												
Carlton Fisk, R (1, 2) OBP: 0.377, SLG: 0.442		3-2 G4-3			1-3 K		2-1 FC5-4 3B	0-0 P4		4 1 0 0 0 1 2												
Frank Thomas, R (1, 3) OBP: 0.143, SLG: 0.429			1-2 F8		2-2 F9		1-0 1B		0-0 G4-3 SH1-4 1B	3 1 1 2 0 0 0												
Craig Grebeck, R (7, 4) OBP: 0.156, SLG: 0.148							1-2 3B			1 0 1 0 0 0 0												
Steve Lyons, L (1, 4) OBP: 0.271, SLG: 0.299			1-1 F7		1-2 G6-3		1-2 1B		0-0 SH1-4	3 0 1 1 0 0 0												
Sammy Sosa, R (1, 9) OBP: 0.278, SLG: 0.419			0-0 G4-3			2-2 F7	1-1 F9		0-0 G4-3	4 0 0 0 0 0 2												
Ozzie Guillen, L (1, 6) OBP: 0.338, SLG: 0.364			2-2 2B			2-1 F7		0-1 HR	1-3 K	4 1 2 0 0 1 1												
Inning Stats	R: 0 E: 0 K: 0 S: 4	H: 0 LOB: 0 BB: 0 P: 7	R: 0 E: 0 K: 1 S: 10	H: 0 LOB: 0 BB: 0 P: 14	R: 0 E: 0 K: 0 S: 8	H: 1 LOB: 1 BB: 0 P: 12	R: 0 E: 0 K: 0 S: 4	H: 0 LOB: 0 BB: 0 P: 5	R: 0 E: 0 K: 1 S: 9	H: 0 LOB: 0 BB: 0 P: 13	R: 0 E: 0 K: 0 S: 7	H: 0 LOB: 0 BB: 0 P: 12	R: 3 E: 0 K: 0 S: 12	H: 4 LOB: 1 BB: 0 P: 18	R: 3 E: 0 K: 1 S: 12	H: 3 LOB: 0 BB: 0 P: 14	R: 0 E: 0 K: 1 S: 6	H: 1 LOB: 1 BB: 0 P: 7	1B: 6 2B: 1 3B: 1 HR: 1	SF: 0 SAC: 1 DP: 0 HBP: 0	WP: 0 PB: 0 SB: 0 CS: 0	PA: 36
PITCHER	IP WLS BF H R ER SO BB IBB HBP BLK WP HR S P ERA WHIP																					
Mark Knudson, R (1, 1) ERA: 3.45	7.0 L 26 5 3 3 2 0 0 0 0 0 0 0 54 81 3.86 0.714																					
Tony Fossas, L (8, 1) ERA: 6.44	0.1 3 2 2 2 1 0 0 0 0 0 0 0 8 10 54.00 6.000																					
Randy Veres, R (8, 1) ERA: 5.19	1.1 6 2 1 1 0 0 0 0 0 0 0 1 7 7 6.75 1.500																					
Paul Mirabella, L (9, 1) ERA: 3.57	0.1 1 0 0 0 0 1 0 0 0 0 0 0 3 4 0.00 0.000																					

Chicago White Sox @ Milwaukee Brewers
 Milwaukee County Stadium, Milwaukee, WI
 Fri Aug 03 1990, 8:05 PM EDT
 Att: 24,402 - Unknown

AB	35
R	6
H	9
RBI	6
BB	0
SO	4
LOB	7



Batter	1	2	3	4	5	6	7	8	9	AB	R	H	RBI	BB	SO	LOB
Paul Molitor, R OBP: 0.359, SLG: 0.488 (1, 3) B F X	1-1 F9		1-1 SAFE M B X G1-6-3		1-2 SAFE F F P 1 SAFE 1-2 CS	1-0 L8		3-2 B B C B B C X F9		4	0	0	0	0	0	1
Robin Yount, R OBP: 0.343, SLG: 0.379 (1, 8) B F X	2-1 F8		3-3 B C C F F B S K			1-2 C S B X S 1B		1-1 B C C X HR		4	1	2	1	0	1	0
Gary Sheffield, R OBP: 0.366, SLG: 0.466 (1, 5) C F C	0-3 K			X 0-0 F8		1-2 F 1 SAFE 1 SAFE 1 SAFE F X F9		2-2 B C C F X F9		4	0	0	0	0	1	1
Dave Parker, L OBP: 0.343, SLG: 0.477 (1, 10) F B X		1-1 SH2-4 1B SF8 1B		F X 0-1 E3 FC6		2-2 F B F 1 SAFE 1 SAFE F X G4-3		B B C X 2-1 G3		4	1	1	0	0	0	1
Rob Deer, R OBP: 0.345, SLG: 0.459 (1, 9) C B B X SAFE		2-1 SH2-4 1B		X 0-0 FC6		F B S X 2-2 FC4-6 1B		B B C X 1-2 F8		4	0	2	0	0	0	1
B.J. Surhoff, L OBP: 0.328, SLG: 0.387 (1, 2) X		0-0 SH2-4		C X 0-1 L3		C X 0-1 FC4-6		B B C X 2-2 1B		3	0	1	0	0	0	2
Mike Felder, S OBP: 0.296, SLG: 0.298 (1, 7) C B X		1-1 SF8		B B C X 3-1 F7		1 SAFE C B F 1 SAFE 1 SAFE F X K		C B C X 1-2 G5-3		3	0	0	1	0	1	2
Bill Spiers, L OBP: 0.286, SLG: 0.344 (1, 6) C B X		3-H 0-2 G6-3		X 0-0 G1-3		1 SAFE B B X 1-0 G1-3		B B C X 1-2 G6-3		3	0	0	0	0	0	2
Edgar Diaz, R OBP: 0.346, SLG: 0.300 (1, 4) X			X 0-0 G1-6-3 1B		B B F B B 4-1 CS BB					2	0	1	0	1	0	0

BOTTOM

Chicago White Sox @ Milwaukee Brewers
Milwaukee County Stadium, Milwaukee, WI

livebaseballscorecards.com

AB	31
R	2
H	7
RBI	2
BB	1
SO	3
LOB	10



WP: 0	PA: 35
PB: 0	
SB: 1	
CS: 1	

Inning Stats	R: 0	H: 0	R: 1	H: 2	R: 0	H: 1	R: 0	H: 0	R: 0	H: 1	R: 0	H: 1	R: 1	H: 1	R: 0	H: 1	R: 0	H: 1	R: 0	H: 0	R: 0	H: 0	1B: 6	SF: 1	WP: 0	PA: 35	
	E: 0	LOB: 0	E: 0	LOB: 1	E: 0	LOB: 0	E: 1	LOB: 1	E: 0	LOB: 1	E: 0	LOB: 1	E: 0	LOB: 0	E: 0	LOB: 1	E: 0	LOB: 1	E: 0	LOB: 1	E: 0	LOB: 0	2B: 0	SAC: 1	PB: 0		
PITCHER Greg Hibbard, L ERA: 2.85 (1, 1)	IP: 9.0	WLS: W	BF: 34	H: 7	R: 2	ER: 2	SO: 3	BB: 1	IBB: 0	HBP: 0	BLK: 0	WP: 0	HR: 1	S: 81	P: 122	ERA: 2.00	WHIP: 0.889										

Fri Aug 03 1990, 8:05 PM EDT
Att. 24,402 - Unknown

Batter	1	2	3	4	5	6	7	8	9	AB R H RBI BB SO LOB	TOP											
Phil Bradley, R (1, 7) OBP: 0.353, SLG: 0.344	0-0 S 1B		0-0 E5 G6-4-3		0-0 4-3	4-0 1B SF8 IBB		0-0 1B		4 1 2 0 1 0 1	Chicago White Sox @ Milwaukee Brewers Milwaukee County Stadium, Milwaukee, WI Sat Aug 04 1990, 8:05 PM EDT Att. 52,198 - Cloudy - 78 F											
Robin Ventura, L (1, 5) OBP: 0.312, SLG: 0.310	0-0 F7		0-0 F8		0-0 F7	0-0 1B		0-0 4-3		5 0 1 2 0 0 4												
Ivan Calderon, R (1, 10) OBP: 0.355, SLG: 0.465	0-3 K		0-0 G6-4-3 1-2f		0-0 6-3	0-0 SF8				4 1 1 2 0 1 3												
Carlton Fisk, R (1, 2) OBP: 0.375, SLG: 0.435	0-0 5-3 1-2			0-0 L7		0-0 K WP HR BB				4 1 0 0 1 2 2												
Frank Thomas, R (1, 3) OBP: 0.300, SLG: 0.444		0-0 F7		0-0 4-3 1B		4-0 1-2 HR BB	0-0 F6			2 2 1 0 1 0 0												
Steve Lyons, L (6, 3) OBP: 0.270, SLG: 0.297								0-0 4-3		1 0 0 0 0 0 0												
Carlos Martinez, R (9, PH) OBP: 0.253, SLG: 0.325										1 0 0 0 0 0 0												
Sammy Sosa, R (1, 9) OBP: 0.280, SLG: 0.429		0-0 E SF9 2B		0-0 4-3		0-0 1-3 HR	0-3 K			5 2 2 3 0 1 1												
Lance Johnson, L (1, 8) OBP: 0.314, SLG: 0.332		0-0 E3 2-3		0-0 S 1B		0-0 SH5-4 1B	0-0 F9			4 1 2 1 0 0 1												
Craig Grebeck, R (1, 4) OBP: 0.162, SLG: 0.143		0-0 SF9		0-0 F9		1-0 SH5-4 1B HBP		0-0 F3		2 1 0 1 0 0 1												
Ozzie Guillen, L (1, 6) OBP: 0.338, SLG: 0.364		0-0 F7			0-0 E8 4-3 1B	0-0 SH5-4		0-0 L6		3 0 1 0 0 0 1												
Inning Stats	R: 0 E: 0 K: 1 S: 6	H: 1 LOB: 1 BB: 0 P: 6	R: 1 E: 1 K: 0 S: 5	H: 1 LOB: 1 BB: 0 P: 5	R: 0 E: 1 K: 0 S: 3	H: 0 LOB: 0 BB: 0 P: 3	R: 1 E: 0 K: 0 S: 5	H: 2 LOB: 1 BB: 0 P: 5	R: 0 E: 1 K: 0 S: 4	H: 1 LOB: 1 BB: 0 P: 4	R: 6 E: 0 K: 1 S: 8	H: 3 LOB: 1 BB: 3 P: 21	R: 0 E: 0 K: 1 S: 5	H: 0 LOB: 0 BB: 0 P: 5	R: 0 E: 0 K: 0 S: 4	H: 1 LOB: 1 BB: 0 P: 4	R: 1 E: 0 K: 1 S: 6	H: 1 LOB: 0 BB: 0 P: 6	1B: 7 2B: 1 3B: 0 HR: 2	SF: 2 SAC: 1 DP: 1 HBP: 1	WP: 1 PB: 0 SB: 2 CS: 0	PA: 42
PITCHER	IP WLS BF H R ER SO BB IBB HBP BLK WP HR S P ERA WHIP																					
Bill Krueger, L (1, 1) ERA: 3.56	5.0 L 23 5 4 3 1 2 0 0 0 0 1 0 23 31 5.40 1.400																					
Tom Edens, R (6, 1) ERA: 4.11	3.0 15 4 4 4 2 0 1 1 0 0 1 17 22 12.00 1.333																					
Dan Plesac, L (9, 1) ERA: 4.72	1.0 4 1 1 1 1 0 0 0 0 0 1 6 6 9.00 1.000																					

livebaseballscorecards.com

AB	35
R	9
H	10
RBI	9
BB	3
SO	4
LOB	14



Batter	1	2	3	4	5	6	7	8	9	AB R H RBI BB SO LOB	TOP											
Phil Bradley, R (1, 7) OBP: 0.356, SLG: 0.350	4-2 F8 2B S BB		2-2 F7		1-2 G6-3		0-0 2B		3-2 1B	4 1 2 0 1 0 0												
Robin Ventura, L (1, 5) OBP: 0.308, SLG: 0.306	3-2 F8 1-3		2-3 K		2-1 F7		0-2 SF7		2-0 G3	4 0 0 1 0 1 2												
Ivan Calderon, R (1, 10) OBP: 0.357, SLG: 0.468	0-1 BB 2B 3-H			2-0 WP 1B S 1B		1-1 F8	2-0 F3			4 1 2 1 0 0 1												
Frank Thomas, R (1, 3) OBP: 0.357, SLG: 0.500	4-1 BB 2B 2-3			1-1 F9		1-0 G4-3		2-1 G6-3 2B		3 0 1 0 1 0 1 0 0 0 0 0 0 0												
Carlos Martinez, R (8, 3) OBP: 0.253, SLG: 0.325																						
Sammy Sosa, R (1, 9) OBP: 0.280, SLG: 0.426	0-2 G6-3			4-2 1B S BB		0-1 G4-3		3-2 G6-3 2-3		3 1 0 0 1 0 2												
Ron Karkovics, R (1, 2) OBP: 0.336, SLG: 0.442		2-3 K		2-3 K 1-2			0-0 3B 1B	4-2 G6-3 BB		3 1 1 0 1 2 2												
Lance Johnson, L (1, 8) OBP: 0.316, SLG: 0.340		0-3 K		0-2 FC5-4 1B 2-H 3-H			2-2 1B 3B 1-H	2-2 G6-3 1-2f		4 1 2 3 0 1 2												
Craig Grebeck, R (1, 4) OBP: 0.153, SLG: 0.134		3-2 G5-3		1-0 FC5-4 1-2f			1-0 G6-3		1-1 G5-3	4 0 0 0 0 0 2												
Ozzie Guillen, L (1, 6) OBP: 0.337, SLG: 0.362			1-2 G1-3		0-0 G6-3		2-2 2B SF7 1B 3-H		2-0 G5-3	4 1 1 1 0 0 0												
Inning Stats	R: 1 E: 0 K: 0 S: 14	H: 1 LOB: 1 BB: 2 P: 25	R: 0 E: 0 K: 2 S: 9	H: 0 LOB: 0 BB: 0 P: 14	R: 0 E: 0 K: 1 S: 13	H: 0 LOB: 0 BB: 0 P: 18	R: 2 E: 0 K: 1 S: 12	H: 2 LOB: 1 BB: 1 P: 22	R: 0 E: 0 K: 0 S: 6	H: 0 LOB: 0 BB: 0 P: 9	R: 0 E: 0 K: 0 S: 5	H: 0 LOB: 0 BB: 0 P: 7	R: 3 E: 0 K: 0 S: 14	H: 4 LOB: 1 BB: 0 P: 21	R: 0 E: 0 K: 0 S: 12	H: 1 LOB: 1 BB: 1 P: 23	R: 0 E: 0 K: 0 S: 7	H: 1 LOB: 1 BB: 0 P: 15	1B: 5 2B: 3 3B: 1 HR: 0	SF: 1 SAC: 0 DP: 1 HBP: 0	WP: 1 PB: 0 SB: 3 CS: 0	PA: 38
PITCHER	IP WLS BF H R ER SO BB IBB HBP BLK WP HR S P ERA WHIP																					
Dennis Powell, L (1, 1) ERA: 5.7	6.1 L 28 7 6 6 4 3 0 0 0 1 0 69 110 8.53 1.579																					
Mark Lee, L (7, 1) ERA:	1.2 6 1 0 0 0 1 0 0 0 0 0 16 29 0.00 1.200																					
Randy Veres, R (9, 1) ERA: 5.0	1.0 4 1 0 0 0 0 0 0 0 0 0 7 15 0.00 1.000																					

Chicago White Sox @ Milwaukee Brewers
Milwaukee County Stadium, Milwaukee, WI

Sun Aug 05 1990, 4:33 AM EDT
Att. 51,597 - Overcast - 66 F

AB	33
R	6
H	9
RBI	6
BB	4
SO	4
LOB	12



Batter	1	2	3	4	5	6	7	8	9	AB	R	H	RBI	BB	SO	LOB
Paul Molitor, R OBP: 0.358, SLG: 0.486 (1, 4)	0-0 G1-3		2-1 G4-3		1-2 F8			0-0 F7		4	0	0	0	0	0	2
B.J. Surhoff, L OBP: 0.328, SLG: 0.392 (1, 2)	1-0 SF9 3B		0-2 F9			0-1 G4-3		1-1 F7		4	1	1	0	0	0	0
Robin Yount, R OBP: 0.339, SLG: 0.374 (1, 8)	0-0 SF9			1-2 F9		1-1 G4-3			4-0 G4-1 BB	2	0	0	1	1	0	0
Dave Parker, L OBP: 0.344, SLG: 0.477 (1, 10)	0-0 G3			0-2 P6		1-0 2B			0-0 G4-1	4	0	1	0	0	0	1
Rob Deer, R OBP: 0.336, SLG: 0.446 (1, 9)		0-2 F7		0-2 P6		3-2 L8			1-1 F2	4	0	0	0	0	0	2
Greg Brock, L OBP: 0.321, SLG: 0.355 (1, 3)		1-0 G4-3			0-0 F9			0-2 F9	3-2 F9	4	0	0	0	0	0	1
Darryl Hamilton, L OBP: 0.325, SLG: 0.372 (1, 7)		1-2 1B			0-1 F7			0-2 G6-3		3	0	1	0	0	0	0
Jim Gantner, L OBP: 0.313, SLG: 0.250 (1, 5)		1-1 G4-3			1-0 1B			1-1 G1-3		3	0	1	0	0	0	1
Bill Spiers, L OBP: 0.291, SLG: 0.356 (1, 6)			0-0 G3		0-1 1B			0-2 F9		3	0	1	0	0	0	0

Inning Stats	R: 1 E: 0 K: 0 S: 4	H: 1 LOB: 0 BB: 0 P: 5	R: 0 E: 0 K: 0 S: 9	H: 1 LOB: 1 BB: 0 P: 12	R: 0 E: 0 K: 0 S: 7	H: 0 LOB: 0 BB: 0 P: 9	R: 0 E: 0 K: 0 S: 9	H: 0 LOB: 0 BB: 0 P: 10	R: 0 E: 0 K: 0 S: 9	H: 2 LOB: 2 BB: 0 P: 11	R: 0 E: 0 K: 0 S: 8	H: 1 LOB: 1 BB: 0 P: 13	R: 0 E: 0 K: 0 S: 8	H: 0 LOB: 0 BB: 0 P: 9	R: 0 E: 0 K: 0 S: 7	H: 0 LOB: 0 BB: 0 P: 8	R: 0 E: 0 K: 0 S: 6	H: 0 LOB: 1 BB: 1 P: 14	1B: 3 2B: 1 3B: 1 HR: 0	SF: 1 SAC: 0 DP: 0 HBP: 0	WP: 0 PB: 0 SB: 0 CS: 0	PA: 33											
PITCHER Jack McDowell, R ERA: 4.22 (1, 1)	IP 9.0	WLS W	BF 33	H 5	R 1	ER 1	SO 0	BB 1	IBB 0	HBP 0	BLK 0	WP 0	HR 0	S 67	P 91	ERA 1.00	WHIP 0.667																
											PITCHER	IP 9.0	WLS W	BF 33	H 5	R 1	ER 1	SO 0	BB 1	IBB 0	HBP 0	BLK 0	WP 0	HR 0	S 67	P 91	ERA 1.00	WHIP 0.667					

BOTTOM

Chicago White Sox @ Milwaukee Brewers
Milwaukee County Stadium, Milwaukee, WI

Sun Aug 05 1990, 4:33 AM EDT
Att. 51,597 - Overcast - 66 F

livebaseballscorecards.com

AB	31
R	1
H	5
RBI	1
BB	1
SO	0
LOB	7



Batter	1	2	3	4	5	6	7	8	9	AB R H RBI BB SO LOB	TOP											
Phil Bradley, R (1, 9) OBP: 0.352, SLG: 0.345	1-1 G4-3		2-3 K		2-1 F9		1-2 F9			4 0 0 0 0 1 1	Chicago White Sox @ Kansas City Royals Royals Stadium, Kansas City, MO Mon Aug 06 1990, 8:05 PM EDT Att. 38,084 - Unknown - 71 F livebaseballscorecards.com											
Robin Ventura, L (1, 5) OBP: 0.307, SLG: 0.308	2-2 G4-3			2-0 G4-3 SF9 2B	3-2 F8		1-1 G5-3			4 1 1 0 0 0 0												
Ivan Calderon, R (1, 7) OBP: 0.356, SLG: 0.466	3-1 P6			2-2 G4-3		1-2 S 2B 1B		0-2 F9		4 1 1 0 0 0 1												
Dan Pasqua, L (1, 10)		1-1 P3		2-2 SF9		3-2 1B 2B		2-2 P4		3 1 1 2 0 0 0												
Carlton Fisk, R (1, 2) OBP: 0.376, SLG: 0.438		0-1 G5-3		1-0 WP 1B 2B		4-1 1B BB		2-1 P4		3 1 1 0 1 0 0												
Frank Thomas, R (1, 3) OBP: 0.333, SLG: 0.438		1-0 P3		3-2 1B 1B		3-3 K		0-2 G1-3		4 0 1 1 0 1 2												
Lance Johnson, L (1, 8) OBP: 0.315, SLG: 0.339			0-2 P3	0-0 1B		0-0 F9		1-0 P6		4 0 1 0 0 0 2												
Scott Fletcher, R (1, 4) OBP: 0.327, SLG: 0.342			1-1 F9	1-2 F7		0-0 1B		0-1 G4-3		4 0 1 1 0 0 2												
Ozzie Guillen, L (1, 6) OBP: 0.337, SLG: 0.362			3-2 1B		1-1 F7		1-2 F7			3 0 1 0 0 0 0												
Inning Stats	R: 0 E: 0 K: 0 S: 7	H: 0 LOB: 0 BB: 0 P: 13	R: 0 E: 0 K: 0 S: 5	H: 0 LOB: 0 BB: 0 P: 7	R: 0 E: 0 K: 1 S: 11	H: 1 LOB: 1 BB: 0 P: 17	R: 2 E: 0 K: 0 S: 18	H: 4 LOB: 2 BB: 0 P: 29	R: 0 E: 0 K: 0 S: 7	H: 0 LOB: 0 BB: 0 P: 13	R: 2 E: 0 K: 1 S: 16	H: 3 LOB: 2 BB: 1 P: 27	R: 0 E: 0 K: 0 S: 10	H: 0 LOB: 0 BB: 0 P: 13	R: 0 E: 0 K: 0 S: 8	H: 0 LOB: 0 BB: 0 P: 12	R: 0 E: 0 K: 0 S: 6	H: 0 LOB: 0 BB: 0 P: 7	1B: 5 2B: 3 3B: 0 HR: 0	SF: 1 SAC: 0 DP: 0 HBP: 0	WP: 1 PB: 0 SB: 1 CS: 0	PA: 35
PITCHER	IP WLS BF H R ER SO BB IBB HBP BLK WP HR S P ERA WHIP																					
Storm Davis, R (1, 1) ERA: 5.28	5.0 W 20 5 2 2 1 0 0 0 0 1 0 48 79 3.60 1.000																					
Mel Stottlemyre, R (6, 1) ERA: 5.4	0.0 3 2 2 2 0 1 0 0 0 0 0 0 10 18 ∞ ∞																					
Steve Farr, R (6, 1) ERA: 2.16	3.0 9 1 0 0 1 0 0 0 0 0 0 0 24 34 0.00 0.333																					
Jeff Montgomery, R (9, 1) ERA: 2.42	1.0 S 3 0 0 0 0 0 0 0 0 0 0 0 6 7 0.00 0.000																					



Batter	1	2	3	4	5	6	7	8	9	AB	R	H	RBI	BB	SO	LOB
Kevin Seitzer, R OBP: 0.341, SLG: 0.373 (1, 5) C B F X	1-2 G1-3 ①		4-0 1B 1B BB	2-0 F9		0-0 FC6-4 1-2f				3	1	0	0	1	0	2
Jim Eisenreich, L OBP: 0.345, SLG: 0.407 (1, 8) (5, 7) S B X	1-1 CS 1B		1-0 L8 ①		2-0 G1-3 ①		2-0 G3 ①			4	0	1	0	0	0	2
George Brett, L OBP: 0.364, SLG: 0.459 (1, 3) B B SAFE SAFE X	2-0 F7 ② ③ 1-2		1-2 E 1B 2B 1B 1-2 2-H		0-1 F7 ②		3-3 K ②			4	1	1	1	0	1	1
Danny Tartabull, R OBP: 0.317, SLG: 0.464 (1, 9) Steve Jeltz, S OBP: 0.174, SLG: 0.185 (9, 9) F B B X		3-2 P4 ①	1-2 E2 2B 1B 1-3 2-H		4-1 BB		1-0 G6-3 ③			3	1	1	1	1	0	0
Gerald Perry, L OBP: 0.323, SLG: 0.378 (1, 10) B X		1-0 G5-3 ②	1-1 S E 2B 2-H 3-H		2-2 G5-3 ③		0-3 K ①			4	1	1	2	0	1	1
Pat Tabler, R OBP: 0.344, SLG: 0.364 (1, 7) Willie Wilson, S OBP: 0.340, SLG: 0.364 (5, 8) B X		1-0 1B 1B	3-2 CS 1B 2-H			1-1 G6-3 ①		1-1 L7 ②		2	0	2	0	0	0	0
Kurt Stillwell, S OBP: 0.322, SLG: 0.372 (1, 6) C B SAFE X		2-1 1B 1-2	3-3 K ②			0-0 G5-3 ②		1-0 G6-3 ③		4	0	1	0	0	1	1
Frank White, R OBP: 0.273, SLG: 0.336 (1, 4) C B X		1-2 G4-3 ③	0-0 CS 1-2	1-3 K ①		4-0 1B BB				2	0	0	0	1	1	2
Bob Boone, R OBP: 0.333, SLG: 0.296 (1, 2) B X			1-0 BB 1B	1-2 F8 ②		3-1 FC6-4 1B				3	1	2	0	0	0	0

Inning Stats	R: 0	H: 1	E: 0	K: 0	S: 6	LOB: 0	BB: 0	P: 10	R: 0	H: 2	E: 0	K: 0	S: 11	LOB: 2	BB: 0	P: 19	R: 5	H: 5	E: 1	K: 1	S: 16	LOB: 0	BB: 1	P: 31	R: 0	H: 0	E: 0	K: 1	S: 7	LOB: 0	BB: 0	P: 11	R: 0	H: 1	E: 0	K: 0	S: 6	LOB: 2	BB: 1	P: 14	R: 0	H: 0	E: 0	K: 1	S: 5	LOB: 0	BB: 0	P: 11	R: 0	H: 0	E: 0	K: 1	S: 6	LOB: 0	BB: 0	P: 8
--------------	------	------	------	------	------	--------	-------	-------	------	------	------	------	-------	--------	-------	-------	------	------	------	------	-------	--------	-------	-------	------	------	------	------	------	--------	-------	-------	------	------	------	------	------	--------	-------	-------	------	------	------	------	------	--------	-------	-------	------	------	------	------	------	--------	-------	------

PITCHER	IP	WLS	BF	H	R	ER	SO	BB	IBB	HBP	BLK	WP	HR	S	P	ERA	WHIP
Melido Perez, R ERA: 4.02 (1, 1)	2.1	L	15	8	5	5	0	1	0	0	0	0	0	30	54	19.29	3.857
Wayne Edwards, L ERA: 3.33 (3, 1)	4.2		16	1	0	0	3	2	0	0	0	0	0	29	58	0.00	0.643
Scott Radinsky, L ERA: 3.19 (8, 1)	1.0		3	0	0	0	1	0	0	0	0	0	0	6	8	0.00	0.000

BOTTOM

Chicago White Sox @ Kansas City Royals
Royals Stadium, Kansas City, MO
 Mon Aug 06 1990, 8:05 PM EDT
 Att: 38,084 - Unknown - 71 F

livebaseballscorecards.com

AB	31
R	5
H	9
RBI	4
BB	3
SO	4
LOB	9



1B: 8	SF: 0	WP: 0	PA: 35
2B: 1	SAC: 0	PB: 0	
3B: 0	DP: 0	SB: 1	
HR: 0	HBP: 0	CS: 2	

PITCHER	IP	WLS	BF	H	R	ER	SO	BB	IBB	HBP	BLK	WP	HR	S	P	ERA	WHIP
---------	----	-----	----	---	---	----	----	----	-----	-----	-----	----	----	---	---	-----	------

Batter	1	2	3	4	5	6	7	8	9	AB R H RBI BB SO LOB
Sammy Sosa, R (1, 9) OBP: 0.279, SLG: 0.423	0-0 P5		0-0 P3		1-0 3B 1B	2-0 P4			0-1 G5-3	5 1 1 2 0 0 3
Phil Bradley, R (1, 8) OBP: 0.350, SLG: 0.349	1-2 G5-3		3-2 G6-3		0-2 3B	1-3 K			0-0 G5-3	5 0 1 1 0 1 3
Ivan Calderon, R (1, 7) OBP: 0.352, SLG: 0.460	2-0 F9			0-0 F7	0-0 G6-3				0-0 G6-3	5 0 0 0 0 1 1
Carlton Fisk, R (1, 2) OBP: 0.378, SLG: 0.440		2-2 G5-3 HBP		1-1 G6-3		0-0 1B 2B			1-1 F8	3 1 1 0 0 0 0
Frank Thomas, R (1, 10) OBP: 0.333, SLG: 0.421		3-2 G5-3		3-1 F8		1-2 1B 1B			3-2	3 1 1 0 0 0 1
Dan Pasqua, L (7, PH) OBP: 0.366, SLG: 0.565		1-2				1B 1B				1 0 1 0 0 0 0
Carlos Martinez, R (1, 3) OBP: 0.253, SLG: 0.323		1-2 G6-3			0-0 G6-3	SH3 1B 1B			0-3 K	4 0 1 0 0 1 2
Scott Fletcher, R (1, 4) OBP: 0.329, SLG: 0.342		4-1 BB			0-2 P3	SH3 1B			2-1 F8	3 0 1 2 1 0 0
Craig Grebeck, R (1, 5) OBP: 0.162, SLG: 0.132		2-0 F7			4-2 2B 1B BB	SH3			1-0 G3-1	1 1 0 0 1 0 2
Robin Ventura, L (6, PH) OBP: 0.306, SLG: 0.307						1-2 2-3			2-2 G4-3	1 0 0 0 0 0 0
Ozzie Guillen, L (1, 6) OBP: 0.339, SLG: 0.365			1-2 G6-3		0-0 1B 2B					3 1 1 0 1 0 0

Inning Stats	R: 0	H: 0	E: 0	K: 0	S: 5	P: 8	R: 0	H: 0	E: 0	K: 0	S: 13	P: 25	R: 0	H: 0	E: 0	K: 0	S: 10	P: 14	R: 3	H: 3	E: 0	K: 0	S: 14	P: 19	R: 2	H: 4	E: 0	K: 1	S: 15	P: 28	R: 0	H: 1	E: 0	K: 2	S: 14	P: 18	R: 0	H: 0	E: 0	K: 0	S: 9	P: 14	R: 0	H: 0	E: 0	K: 0	S: 4	P: 4	1B: 4	SF: 0	2B: 3	SAC: 1	3B: 1	DP: 0	HR: 0	HBP: 1	WP: 0	PA: 39
--------------	------	------	------	------	------	------	------	------	------	------	-------	-------	------	------	------	------	-------	-------	------	------	------	------	-------	-------	------	------	------	------	-------	-------	------	------	------	------	-------	-------	------	------	------	------	------	-------	------	------	------	------	------	------	-------	-------	-------	--------	-------	-------	-------	--------	-------	--------

PITCHER	IP	WLS	BF	H	R	ER	SO	BB	IBB	HBP	BLK	WP	HR	S	P	ERA	WHIP
Pete Filson, L (1, 1) ERA: 5.63	5.0	L	24	6	5	5	0	2	0	1	0	0	0	54	85	9.00	1.600
Steve Crawford, R (6, 1) ERA: 3.53	4.0		15	2	0	0	3	0	1	0	0	0	0	35	54	0.00	0.500

TOP

Chicago White Sox @ Kansas City Royals
Royals Stadium, Kansas City, MO

Tue Aug 07 1990, 8:05 PM EDT
Att. 27,240 - Unknown - 75 F

AB	34
R	5
H	8
RBI	5
BB	3
SO	3
LOB	12



BOTTOM

Chicago White Sox @ Kansas City Royals
Royals Stadium, Kansas City, MO

Tue Aug 07 1990, 8:05 PM EDT
Att: 27,240 - Unknown - 75 F

livebaseballscorecards.com

AB	37
R	3
H	11
RBI	3
BB	3
SO	6
LOB	16



WP:	0	PA:	40
PB:	0		
SB:	0		
CS:	0		

AB R H RBI BB SO LOB

4	0	2	1	0	1	2
1	0	0	0	0	1	0
5	1	1	0	0	0	2
4	0	2	0	1	0	1
5	0	1	0	0	3	4
2	0	0	0	1	0	0
1	0	0	0	0	0	1
3	1	1	1	1	0	0
4	0	1	0	0	0	3
3	0	0	0	0	1	2
1	0	1	0	0	0	0
4	1	2	1	0	0	1


1B:	9	SF:	0
2B:	1	SAC:	0
3B:	1	DP:	0
HR:	0	HBP:	0

IP	WLS	BF	H	R	ER	SO	BB	IBB	HBP	BLK	WP	HR	S	P	ERA	WHIP
6.0		28	9	3	3	4	2	0	0	0	0	0	5	8	0.00	1.500
0.2		3	1	0	0	0	0	0	0	0	0	0	8	13	0.00	1.000
1.0		4	1	0	0	0	0	0	0	0	0	0	12	22	0.00	0.750
1.1	S	5	0	0	0	2	1	0	0	0	0	0	12	22	0.00	0.750

Batter	1	2	3	4	5	6	7	8	9
Bill Pecota, R OBP: 0.357, SLG: 0.387 (1, 5) Willie Wilson, S OBP: 0.339, SLG: 0.362 (9, PH)	2-3 K	0-0 G6-3 3-H 2B			1-1 FC1-4-6 1B	0-1 G3-1			1-3 K
Jim Eisenreich, L OBP: 0.343, SLG: 0.404 (1, 7)	2-2 BB 1B BB 1B	0-1 G6-3 2-3			2-2 FC1-4-6 1B 1-2f		0-0 G3	2-2 F8	
George Brett, L OBP: 0.367, SLG: 0.459 (1, 3)	1-0 BB 1B BB 1B	1-1 G4-3			0-0 1B 1-3		2-1 G3-1	4-1 BB	
Danny Tartabull, R OBP: 0.314, SLG: 0.457 (1, 9)	3-3 K		0-0 P3		3-3 K		1-1 1B	3-3 K	
Gerald Perry, L OBP: 0.323, SLG: 0.376 Pat Tabler, R OBP: 0.342, SLG: 0.361 (7, PH)	4-2 BB 1B BB 1B		2-0 F7			1-0 F7	2-1 P4		
Mike Macfarlane, R OBP: 0.328, SLG: 0.418 (1, 2)	4-1 BB 1B BB 1B		1-2 G5-3			0-1 1B 1B		1-0 F9	
Kurt Stillwell, S OBP: 0.322, SLG: 0.370 (1, 6)	1-2 P6			1-1 P3		0-0 1B 1B		1-1 G6-3	
Frank White, R OBP: 0.268, SLG: 0.329 Kevin Seitzer, R OBP: 0.342, SLG: 0.374 (8, PH)		2-1 G5-3		1-2 P4		1-3 K		1-2 1B	
Brian McRae, S OBP: 0.500, SLG: 1.000 (1, 8)		2-2 2B 3B		2-0 G4-3		1-1 1B 3-H		0-0 G4-3	

Inning Stats	R: 1	H: 2	E: 0	K: 2	S: 18	R: 1	H: 2	E: 0	K: 0	S: 10	R: 0	H: 0	E: 0	K: 0	S: 5	R: 0	H: 0	E: 0	K: 0	S: 6	R: 0	H: 2	E: 0	K: 1	S: 10	R: 1	H: 3	E: 0	K: 1	S: 11	R: 0	H: 1	E: 0	K: 0	S: 7	R: 0	H: 1	E: 0	K: 0	S: 7	R: 0	H: 0	E: 0	K: 2	S: 11	1B: 9	2B: 1	3B: 1	HR: 0	SF: 0	SAC: 0	DP: 0	HBP: 0	WP: 0	PB: 0	SB: 0	CS: 0
--------------	------	------	------	------	-------	------	------	------	------	-------	------	------	------	------	------	------	------	------	------	------	------	------	------	------	-------	------	------	------	------	-------	------	------	------	------	------	------	------	------	------	------	------	------	------	------	-------	-------	-------	-------	-------	-------	--------	-------	--------	-------	-------	-------	-------

PITCHER	IP	WLS	BF	H	R	ER	SO	BB	IBB	HBP	BLK	WP	HR	S	P	ERA	WHIP
Alex Fernandez, R ERA: 3.46 (1, 1)	6.0		28	9	3	3	4	2	0	0	0	0	0	5	8	0.00	1.500
Scott Radinsky, L ERA: 3.14 (7, 1)	0.2		3	1	0	0	0	0	0	0	0	0	0	8	13	0.00	1.000
Barry Jones, R ERA: 2.04 (7, 1)	1.0		4	1	0	0	0	0	0	0	0	0	0	12	22	0.00	0.750
Bobby Thigpen, R ERA: 1.83 (8, 1)	1.1	S	5	0	0	0	2	1	0	0	0	0	0	12	22	0.00	0.750

Batter	1	2	3	4	5	6	7	8	9	AB R H RBI BB SO LOB	TOP									
Lance Johnson, L (1, 8) OBP: 0.312, SLG: 0.335	2-2 G3-1		1-2 F9			0-0 L4		0-1 G3		4 0 0 0 0 0 1										
Robin Ventura, L (1, 5) OBP: 0.303, SLG: 0.304	0-1 G3		0-1 F7			1-0 F9			2-3 K	4 0 0 0 0 1 1										
Ivan Calderon, R (1, 7) OBP: 0.351, SLG: 0.458	1-3 K				0-0 P4	1-3 K			1-1 1B	4 0 1 0 0 2 0										
Dan Pasqua, L (1, 10) OBP: 0.360, SLG: 0.555		2-1 F9		1-3 K		0-3 K		0-1 L7		4 0 0 0 0 2 1										
Carlton Fisk, R (1, 2) OBP: 0.380, SLG: 0.451 Ron Karkovice, R (7, 2) OBP: 0.333, SLG: 0.439		0-2 G4-3		4-0 BB		1-2 HR		3-3 K		2 1 1 1 1 0 0 1 0 0 0 0 1 1										
Frank Thomas, R (1, 3) OBP: 0.333, SLG: 0.409		1-2 1B		0-2 L6		2-1 G6-3				3 0 1 0 0 0 1										
Scott Fletcher, R (1, 4) OBP: 0.326, SLG: 0.339		2-1 P6			1-0 P2	1-2 G3-1				3 0 0 0 0 0 1	AB 31 R 1 H 4 RBI 1 BB 1 SO 8 LOB 6									
Sammy Sosa, R (1, 9) OBP: 0.277, SLG: 0.420			1-3 K		3-3 K			2-1 L4		3 0 0 0 0 2 0										
Ozzie Guillen, L (1, 6) OBP: 0.339, SLG: 0.364			0-0 1B		2-1 F9			2-2 G6-3		3 0 1 0 0 0 0										
Inning Stats	R: 0 E: 0 K: 1 S: 11	H: 0 LOB: 0 BB: 0 P: 14	R: 0 E: 0 K: 0 S: 10	H: 1 LOB: 1 BB: 0 P: 15	R: 0 E: 0 K: 1 S: 12	H: 1 LOB: 1 BB: 0 P: 14	R: 0 E: 0 K: 1 S: 6	H: 0 LOB: 0 BB: 0 P: 12	R: 0 E: 0 K: 1 S: 5	H: 0 LOB: 0 BB: 0 P: 7	R: 1 E: 0 K: 1 S: 12	H: 1 LOB: 0 BB: 0 P: 16	R: 0 E: 0 K: 0 S: 7	H: 0 LOB: 0 BB: 0 P: 11	R: 0 E: 0 K: 2 S: 11	H: 1 LOB: 1 BB: 0 P: 17	1B: 3 2B: 0 3B: 0 HR: 1	SF: 0 SAC: 0 DP: 0 HBP: 0	WP: 0 PB: 0 SB: 0 CS: 0	PA: 32
PITCHER Tom Gordon, R (1, 1) ERA: 4.01	IP 9.0 WLS W BF 32 H 4 R 1 ER 1 SO 8 BB 1 IBB 0 HBP 0 BLK 0 WP 0 HR 1 S 85 P 122 ERA 1.00 WHIP 0.556																			
																			PITCHER	IP WLS BF H R ER SO BB IBB HBP BLK WP HR S P ERA WHIP

Chicago White Sox @ Kansas City Royals
Royals Stadium, Kansas City, MO
Wed Aug 08 1990, 8:05 PM EDT
Att. 28,493 - Unknown - 76 F

livebaseballscorecards.com

Batter	1	2	3	4	5	6	7	8	9
Kevin Seitzer, R OBP: 0.345, SLG: 0.384 (1, 5)	3-2 G6-3 2B	2-2 2B 2B		3-1 G6-3		1-1 2B		1-0 G3	
Bill Pecota, R OBP: 0.354, SLG: 0.383 (1, 6)	3-1 G6-3 2-3	0-3 K		0-1 F8 1B		2-2 L7			
George Brett, L OBP: 0.368, SLG: 0.461 (1, 3)	4-1 1B BB G5-3	0-1 2B		1-2 F8 1-3		0-0 G1-3			
Danny Tartabull, R OBP: 0.313, SLG: 0.453 (1, 9)	0-1 G5-3 1-2 3-H	0-0 G4-3		2-3 K		2-2 1B 1B			
Pat Tabler, R OBP: 0.346, SLG: 0.365 (1, 10)	0-2 2-3 1B			1-1 1B 1B		2-2 F7		1-0 F7	
Willie Wilson, S OBP: 0.341, SLG: 0.364 (1, 7)	1-0 F9			1-0 1B 1-2 1B		1-0 F7		1-1 1-2 1B	
Mike Macfarlane, R OBP: 0.323, SLG: 0.412 (1, 2)				3-1 F7		0-0 G6-3		0-0 F7	
Frank White, R OBP: 0.273, SLG: 0.333 (1, 4)				0-0 1B 2B 1B				1-0 P3	
Brian McRae, S OBP: 0.375, SLG: 0.625 (1, 8)				0-0 G6-3 1-2 2B 1B				1-0 G4-3	

Inning Stats	R: 1 E: 0 K: 0 S: 12	H: 2 LOB: 2 BB: 1 P: 23	R: 3 E: 0 K: 1 S: 14	H: 4 LOB: 1 BB: 0 P: 19	R: 1 E: 0 K: 0 S: 7	H: 3 LOB: 1 BB: 0 P: 13	R: 0 E: 0 K: 1 S: 10	H: 1 LOB: 1 BB: 0 P: 16	R: 0 E: 0 K: 0 S: 5	H: 0 LOB: 0 BB: 0 P: 8	R: 0 E: 0 K: 0 S: 7	H: 1 LOB: 1 BB: 0 P: 12	R: 0 E: 0 K: 0 S: 8	H: 2 LOB: 2 BB: 0 P: 12	R: 0 E: 0 K: 1 S: 5	H: 0 LOB: 0 BB: 0 P: 7
--------------	-------------------------------	----------------------------------	-------------------------------	----------------------------------	------------------------------	----------------------------------	-------------------------------	----------------------------------	------------------------------	---------------------------------	------------------------------	----------------------------------	------------------------------	----------------------------------	------------------------------	---------------------------------

PITCHER	IP	WLS	BF	H	R	ER	SO	BB	IBB	HBP	BLK	WP	HR	S	P	ERA	WHIP
Greg Hibbard, L ERA: 3.12 (1, 1)	2.1	L	17	9	5	5	1	1	0	0	0	0	0	32	54	19.29	4.286
Donn Pall, R ERA: 3.15 (3, 1)	3.2		12	2	0	0	1	0	0	0	0	0	0	23	37	0.00	0.545
Ken Patterson, L ERA: 4.17 (7, 1)	1.0		5	2	0	0	0	0	0	0	0	0	0	8	12	0.00	2.000
Scott Radinsky, L ERA: 3.07 (8, 1)	1.0		3	0	0	0	1	0	0	0	0	0	0	5	7	0.00	0.000

AB R H RBI BB SO LOB

5	2	3	2	0	0	0
4	0	1	0	0	1	3
3	0	1	1	1	0	1
4	0	1	1	0	1	3
4	1	2	0	0	0	1
4	0	2	0	0	0	2
4	0	0	0	0	0	4
4	1	2	1	0	1	0
4	1	1	0	0	0	2

AB	36
R	5
H	13
RBI	5
BB	1
SO	3
LOB	16

WP	PA
0	37

Chicago White Sox @ Kansas City Royals
Royals Stadium, Kansas City, MO
 Wed Aug 08 1990, 8:05 PM EDT
 Att: 28,493 - Unknown - 76 F

livebaseballscorecards.com



Batter	1	2	3	4	5	6	7	8	9	AB R H RBI BB SO LOB	TOP		
Phil Bradley, R (1, 9) OBP: 0.354, SLG: 0.354	1-2 FC4-6 1B		1-2 G4-3		2-2 S 1B		1-1 G4-6-3 1B			4 0 3 2 0 0 0	Chicago White Sox @ Kansas City Royals Royals Stadium, Kansas City, MO Thu Aug 09 1990, 8:05 PM EDT Att. 35,700 - Unknown - 81 F livebaseballscorecards.com		
Lance Johnson, L (1, 8) OBP: 0.312, SLG: 0.334	0-1 FC4-6 1-2f S		0-0 G6-3 1B		1-2 P6		0-0 G4-6-3 1-2f			4 0 1 0 0 0 3			
Ivan Calderon, R (1, 7) OBP: 0.350, SLG: 0.455	2-2 F8		1-0 G6-3		0-0 G5-3		4-2 FC4-6 BB			3 0 0 0 1 0 2			
Dan Pasqua, L (1, 10) OBP: 0.354, SLG: 0.544	3-1 P6 1-2		2-2 L9		2-2 G3		2-3 K			4 0 0 0 0 1 3			
Carlton Fisk, R (1, 2) OBP: 0.379, SLG: 0.448		0-1 SH3-4 1B		0-0 G6-3		2-3 K		1-2 FC4-6 1-2f		4 0 1 0 0 1 1			
Frank Thomas, R (1, 3) OBP: 0.357, SLG: 0.423		1-1 SH3-4 1B		2-2 F9		1-2 1B 2B 1B		2-0 F9		4 1 2 0 0 0 1			
Robin Ventura, L (1, 5) OBP: 0.301, SLG: 0.301		0-0 SH3-4		2-3 K		2-0 F7		2-1 F9		3 0 0 0 0 1 1			
Scott Fletcher, R (1, 4) OBP: 0.328, SLG: 0.340 Sammy Sosa, R (9, PR) OBP: 0.277, SLG: 0.420		0-3 K		0-1 G4-3		0-0 2B 1B 1B		0-1 G6-4-3 1B		4 1 2 0 0 1 2 0 0 0 0 0 0 0			
Ozzie Guillen, L (1, 6) OBP: 0.338, SLG: 0.366		0-0 G6-3		1-0 F8		0-0 1B 2B		1-1 G6-4-3 1-2f		4 1 1 1 0 0 3			
Inning Stats	R: 0 H: 1 E: 0 LOB: 1 K: 0 BB: 0 S: 11 P: 16	R: 0 H: 2 E: 0 LOB: 2 K: 1 BB: 0 S: 10 P: 11	R: 0 H: 1 E: 0 LOB: 1 K: 0 BB: 0 S: 9 P: 13	R: 0 H: 0 E: 0 LOB: 0 K: 1 BB: 0 S: 9 P: 13	R: 0 H: 1 E: 0 LOB: 1 K: 0 BB: 0 S: 9 P: 13	R: 0 H: 0 E: 0 LOB: 0 K: 1 BB: 0 S: 12 P: 16	R: 3 H: 4 E: 0 LOB: 0 K: 0 BB: 0 S: 9 P: 13	R: 0 H: 0 E: 0 LOB: 1 K: 1 BB: 1 S: 15 P: 24	R: 0 H: 1 E: 0 LOB: 1 K: 0 BB: 0 S: 6 P: 9	1B: 9 SF: 0 2B: 1 SAC: 1 3B: 0 DP: 2 HR: 0 HBP: 0		WP: 0 PA: 36 PB: 0 SB: 2 CS: 0	
PITCHER	IP WLS BF H R ER SO BB IBB HBP BLK WP HR S P ERA WHIP											PITCHER	IP WLS BF H R ER SO BB IBB HBP BLK WP HR S P ERA WHIP
Kevin Appier, R (1, 1) ERA: 3.18	6.1 W 28 9 3 3 3 0 0 0 0 0 0 0 68 94 4.26 1.421												
Steve Farr, R (7, 1) ERA: 2.09	2.2 S 8 1 0 0 1 1 0 0 0 0 0 0 22 34 0.00 0.750												



Batter	1	2	3	4	5	6	7	8	9
Kevin Seitzer, R OBP: 0.348, SLG: 0.385 (1, 5)	F8		F9	1B		G3		1B	
Bill Pecota, R OBP: 0.350, SLG: 0.390 (1, 4)	G4-3		F9	P3		G6-3		P3	
George Brett, L OBP: 0.372, SLG: 0.467 (1, 10)	G4-3		1B	1B				1B	
Danny Tartabull, R OBP: 0.307, SLG: 0.443 (1, 9)	F8		1B	2B				1B	
Jim Eisenreich, L OBP: 0.343, SLG: 0.404 (8, 9)	F8		K	G5-3				F8	
Gerald Perry, L OBP: 0.327, SLG: 0.380 (1, 3)			1B	1B		F7		1B	
Willie Wilson, S OBP: 0.340, SLG: 0.363 (1, 7)	F8		K					K	
Mike Macfarlane, R OBP: 0.322, SLG: 0.408 (1, 2)						F7		G5-4-3	
Kurt Stillwell, S OBP: 0.323, SLG: 0.372 (1, 6)								P6	
Brian McRae, S OBP: 0.417, SLG: 0.750 (1, 8)						L3		G4-3	
								F7	

AB R H RBI BB SO LOB

BOTTOM

4	2	2	0	1	0	1
5	1	1	0	0	0	5
4	0	3	3	0	0	0
4	0	0	0	0	1	4
0	0	0	0	0	0	0
4	0	3	1	0	0	0
4	0	1	0	0	2	5
3	0	0	0	1	0	3
4	1	2	0	0	0	0
4	1	2	1	0	0	2

AB	36
R	5
H	14
RBI	5
BB	2
SO	3
LOB	20

WP: 0 PA: 38
PB: 0
SB: 0
CS: 1

PITCHER	IP	WLS	BF	H	R	ER	SO	BB	IBB	HBP	BLK	WP	HR	S	P	ERA	WHIP
Adam Peterson, R ERA: 3.86 (1, 1)	6.1	L	32	13	5	5	2	2	0	0	0	0	0	68	113	7.11	2.368
Ken Patterson, L ERA: 4.04 (7, 1)	1.2		6	1	0	0	1	0	0	0	0	0	0	16	22	0.00	0.600

Chicago White Sox @ Kansas City Royals
Royals Stadium, Kansas City, MO
 Thu Aug 09 1990, 8:05 PM EDT
 Att: 35,700 - Unknown - 81 F

livebaseballscorecards.com

Batter	1	2	3	4	5	6	7	8	9	AB R H RBI BB SO LOB	TOP
Jeff Huson, L (1, 6) OBP: 0.327, SLG: 0.307 BB G5-4-3 BB	Julio Franco, R (1, 4) OBP: 0.388, SLG: 0.414 SAFE G5-4-3 1-2f	Rafael Palmeiro, L (1, 3) OBP: 0.360, SLG: 0.483 G3	Ruben Sierra, S (1, 9) OBP: 0.340, SLG: 0.457 G4-3	Harold Baines, L (1, 10) OBP: 0.389, SLG: 0.478 K 1B	Pete Incaviglia, R (1, 8) OBP: 0.317, SLG: 0.451 2B 1B	Jack Daugherty, S (1, 7) OBP: 0.356, SLG: 0.439 1-H 2B	Geno Petrali, L (1, 2) OBP: 0.336, SLG: 0.276 Kevin Reimer, L (9, PH) OBP: 0.318, SLG: 0.443	Steve Buechele, R (1, 5) OBP: 0.323, SLG: 0.399 K	3 0 1 0 1 1 0 4 0 1 0 0 0 3 4 0 0 0 0 0 2 4 1 1 0 0 0 1 4 0 1 0 0 2 1 4 1 3 1 0 1 1 4 0 1 1 0 1 2 2 0 0 0 1 0 2 1 0 1 0 0 0 0 4 0 1 0 0 2 3	Texas Rangers @ Chicago White Sox Comiskey Park, Chicago, IL Fri Aug 10 1990, 8:05 PM EDT Unknown - 74 F	
Inning Stats R: 0 H: 0 E: 0 K: 0 S: 7 H: 0 LOB: 0 BB: 1 P: 16 R: 1 H: 2 E: 0 K: 1 S: 12 H: 2 LOB: 1 BB: 0 P: 18 R: 0 H: 0 E: 0 K: 2 S: 11 H: 0 LOB: 0 BB: 0 P: 15 R: 0 H: 1 E: 0 K: 1 S: 8 H: 1 LOB: 1 BB: 0 P: 11 R: 0 H: 0 E: 0 K: 0 S: 10 H: 0 LOB: 0 BB: 1 P: 19 R: 0 H: 1 E: 0 K: 0 S: 18 H: 1 LOB: 1 BB: 0 P: 28 R: 0 H: 1 E: 0 K: 1 S: 10 H: 1 LOB: 1 BB: 0 P: 15 R: 0 H: 2 E: 0 K: 2 S: 14 H: 2 LOB: 1 BB: 0 P: 20 R: 1 H: 3 E: 0 K: 2 S: 14 H: 3 LOB: 2 BB: 0 P: 20 1B: 8 SF: 0 2B: 2 SAC: 0 3B: 0 DP: 3 HR: 0 HBP: 0	WP: 0 PA: 36 PB: 0 SB: 0 CS: 0										
PITCHER Jack McDowell, R (1, 1) ERA: 4.07 Barry Jones, R (8, 1) ERA: 2.15 Bobby Thigpen, R (9, 1) ERA: 1.81	PITCHER IP WLS BF H R ER SO BB IBB HBP BLK WP HR S P ERA WHIP										

livebaseballscorecards.com

AB	34
R	2
H	10
RBI	2
BB	2
SO	7
LOB	15



Batter	1	2	3	4	5	6	7	8	9	AB	R	H	RBI	BB	SO	LOB
Phil Bradley, R OBP: 0.353, SLG: 0.356 (1, 9)	F9		FC4-6 2B 1B		WP SF8 2B		G6-3			4	2	1	0	0	0	1
Lance Johnson, L OBP: 0.313, SLG: 0.338 (1, 8)	E S 1B BB		1B 2B		SF8		G3			2	2	1	1	1	0	0
Ivan Calderon, R OBP: 0.351, SLG: 0.454 (1, 7)	CS 1B		HBP 1B BB		P4		G3-1			3	0	1	1	1	0	0
Dan Pasqua, L OBP: 0.356, SLG: 0.557 (1, 10)	K		HBP 1B		HR		F5			4	1	2	3	0	1	1
Carlton Fisk, R OBP: 0.380, SLG: 0.445 (1, 2)		F9	HBP		FC5-4 BB		P6			2	0	0	0	1	0	0
Frank Thomas, R OBP: 0.313, SLG: 0.367 (1, 3)			P3		FC5-4		G4-3			4	0	0	0	0	1	4
Carlos Martinez, R OBP: 0.253, SLG: 0.323 (9, 3)										0	0	0	0	0	0	0
Robin Ventura, L OBP: 0.298, SLG: 0.299 (1, 5)		F7			G3		G4-3			3	0	0	0	0	0	0
Scott Fletcher, R OBP: 0.325, SLG: 0.337 (1, 4)			E6		P3		G6-3			3	0	0	0	0	0	0
Ozzie Guillen, L OBP: 0.338, SLG: 0.364 (1, 6)			FC4-6 BB		G3		L7			2	0	0	0	1	0	0

Inning Stats	R: 1	H: 1	E: 0	LOB: 0	K: 1	P: 15	R: 0	H: 0	E: 0	LOB: 0	K: 1	P: 14	R: 2	H: 2	E: 1	LOB: 3	K: 0	P: 29	R: 0	H: 0	E: 0	LOB: 0	K: 0	P: 17	R: 2	H: 2	E: 0	LOB: 1	K: 0	P: 25	R: 0	H: 0	E: 0	LOB: 0	K: 0	P: 10	R: 0	H: 0	E: 0	LOB: 0	K: 0	P: 6	R: 0	H: 0	E: 0	LOB: 0	K: 0	P: 14		
1B: 2	SF: 1	2B: 2	SAC: 0	3B: 0	DP: 0	HR: 1	HBP: 1	WP: 1	PA: 33																																									

PITCHER	IP	WLS	BF	H	R	ER	SO	BB	IBB	HBP	BLK	WP	HR	S	P	ERA	WHIP
Craig McMurtry, R ERA: 4.88 (1, 1)	4.2	L	23	5	5	4	2	4	0	1	0	1	1	55	102	7.71	1.929
Gary Mielke, R ERA: 4.55 (5, 1)	3.1		10	0	0	0	0	0	0	0	0	0	0	23	35	0.00	0.000

TEXAS RANGERS @ CHICAGO WHITE SOX
Comiskey Park, Chicago, IL

Fri Aug 10 1990, 8:05 PM EDT
Unknown - 74 F

AB	27
R	5
H	5
RBI	5
BB	4
SO	2
LOB	6

Batter	1	2	3	4	5	6	7	8	9	AB R H RBI BB SO LOB	TOP											
Gary Pettis, S (1, 8) OBP: 0.326, SLG: 0.343	3-2 G5-3		4-1 G4-6-3 BB			4-1 G4-6-3 1B BB		2-2 F8 1B	3-2 G6-3	3 1 1 0 2 0 1												
Julio Franco, R (1, 4) OBP: 0.389, SLG: 0.415	1-1 G6-3		1-1 L7			2-0 G4-6-3 1B		1-0 S 1B		4 0 2 0 0 0 2												
Rafael Palmeiro, L (1, 3) OBP: 0.357, SLG: 0.478	2-0 G4-3		0-1 G4-6-3 1-2f			2-2 G4-6-3 1-2f 2-3		1-0 F8 2-3		4 0 0 0 0 0 6												
Ruben Sierra, S (1, 9) OBP: 0.339, SLG: 0.455		1-2 G6-3		0-3 K		3-0 3-H 1B		3-3 K 1-2		4 0 1 1 0 2 2												
Pete Incaviglia, R (1, 7) OBP: 0.318, SLG: 0.450		1-2 BB HBP		1-0 G6-3		2-3 K		4-2 BB		1 0 0 0 0 0 0												
John Russell, R (5, 7) OBP: 0.330, SLG: 0.381										1 0 0 0 0 1 1												
Harold Baines, L (8, PH) OBP: 0.391, SLG: 0.478										0 0 0 0 1 0 0												
Gary Green, R (8, PR) OBP: 0.186, SLG: 0.128										0 0 0 0 0 0 0												
Jack Daugherty, S (1, 10) OBP: 0.350, SLG: 0.431		2-0 F7		0-0 G6-3			1-3 K	2-2 F8		4 0 0 0 0 1 4												
Mike Stanley, R (1, 2) OBP: 0.329, SLG: 0.343		4-0 BB			1-0 F8		4-2 FC5-4 BB		0-2 1B	2 0 1 0 2 0 0												
Steve Buechele, R (1, 5) OBP: 0.316, SLG: 0.389		0-3 K			0-2 G6-3		1-1 FC5-4 1-2f		0-3 K	4 0 0 0 0 2 4												
Jeff Kunkel, R (1, 6) OBP: 0.232, SLG: 0.284			0-2 BB 1B		1-3 K		1-0 G5-3		1-2 F9	4 0 1 0 0 1 2												
Inning Stats	R: 0 E: 0 K: 0 S: 8	H: 0 LOB: 0 BB: 0 P: 14	R: 0 E: 0 K: 1 S: 9	H: 0 LOB: 2 BB: 1 P: 17	R: 0 E: 0 K: 0 S: 8	H: 1 LOB: 1 BB: 1 P: 13	R: 0 E: 0 K: 1 S: 5	H: 0 LOB: 0 BB: 0 P: 6	R: 0 E: 0 K: 1 S: 7	H: 0 LOB: 0 BB: 0 P: 9	R: 1 E: 0 K: 1 S: 9	H: 2 LOB: 1 BB: 1 P: 22	R: 0 E: 0 K: 1 S: 10	H: 0 LOB: 1 BB: 1 P: 17	R: 0 E: 0 K: 1 S: 15	H: 2 LOB: 3 BB: 1 P: 28	R: 0 E: 0 K: 1 S: 14	H: 1 LOB: 1 BB: 0 P: 18	1B: 6 2B: 0 3B: 0 HR: 0	SF: 0 SAC: 0 DP: 2 HBP: 1	WP: 0 PB: 0 SB: 1 CS: 0	PA: 37
PITCHER	IP WLS BF H R ER SO BB IBB HBP BLK WP HR S P ERA WHIP																					
Wayne Edwards, L (1, 1) ERA: 3.17	5.2 W 22 3 1 1 3 3 0 1 0 0 0 0 43 76 1.59 1.059																					
Donn Pall, R (6, 1) ERA: 3.05	2.0 9 2 0 0 3 1 0 0 0 0 0 0 23 39 0.00 1.500																					
Scott Radinsky, L (8, 1) ERA: 2.98	1.1 S 6 1 0 0 1 1 0 0 0 0 0 0 19 29 0.00 1.500																					

Texas Rangers @ Chicago White Sox
Comiskey Park, Chicago, IL
Fri Aug 10 1990, 8:05 PM EDT
Att. 32,073 - Unknown

livebaseballscorecards.com

AB	31
R	1
H	6
RBI	1
BB	5
SO	7
LOB	22



Batter	1	2	3	4	5	6	7	8	9
Lance Johnson, L OBP: 0.313, SLG: 0.342 (1, 8)	1-3 K	1-2 G5-3		1-0 3B			1-1 G3-1		
Steve Lyons, L OBP: 0.262, SLG: 0.288 (1, 4)	2-0 G3	2-3 K		1-0 F8			1-1 G3		
Ivan Calderon, R OBP: 0.350, SLG: 0.454 (1, 10)	1-1 2B		0-2 P3		3-1 G5-3			1-0 G1-3	
Dan Pasqua, L OBP: 0.352, SLG: 0.550 (1, 7)	3-2 G4-3		0-1 P3		2-2 F9			2-3 K	
Phil Bradley, R OBP: 0.352, SLG: 0.355 (8, PH) (9, 7)									
Carlos Martinez, R OBP: 0.253, SLG: 0.322 (1, 3)		0-0 P4	1-2 1B		2-2 F8			0-2 F8	
Ron Karkovice, R OBP: 0.333, SLG: 0.444 (1, 2)		2-2 HR	0-0 F9			0-0 P3			
Sammy Sosa, R OBP: 0.279, SLG: 0.418 (1, 9)		4-2 HR		4-2 F9		0-0 F8			
Craig Grebeck, R OBP: 0.169, SLG: 0.183 (1, 5)		0-0 HR		2-2 F9		3-3 K			
Ozzie Guillen, L OBP: 0.338, SLG: 0.372 (1, 6)		0-0 HR		0-0 G4-3			0-0 G4-3		

Inning Stats	R: 0	H: 1	E: 0	K: 1	S: 10	L: 1	LOB: 1	BB: 0	P: 17	R: 4	H: 3	E: 0	K: 1	S: 14	L: 3	LOB: 0	BB: 1	P: 23	R: 0	H: 1	E: 0	K: 0	S: 11	L: 1	LOB: 1	BB: 0	P: 12	R: 1	H: 1	E: 0	K: 0	S: 11	L: 0	LOB: 0	BB: 0	P: 17	R: 0	H: 0	E: 0	K: 1	S: 6	L: 0	LOB: 0	BB: 0	P: 9	R: 0	H: 0	E: 0	K: 0	S: 5	L: 0	LOB: 0	BB: 0	P: 7	R: 0	H: 0	E: 0	K: 1	S: 7	L: 0	LOB: 0	BB: 0	P: 10
--------------	------	------	------	------	-------	------	--------	-------	-------	------	------	------	------	-------	------	--------	-------	-------	------	------	------	------	-------	------	--------	-------	-------	------	------	------	------	-------	------	--------	-------	-------	------	------	------	------	------	------	--------	-------	------	------	------	------	------	------	------	--------	-------	------	------	------	------	------	------	------	--------	-------	-------

PITCHER		IP	WLS	BF	H	R	ER	SO	BB	IBB	HBP	BLK	WP	HR	S	P	ERA	WHIP
Nolan Ryan, R ERA: 4.1 (1, 1)		5.0	L	23	6	5	5	2	2	0	0	0	0	2	56	87	9.00	1.600
John Barfield, L ERA: 3.86 (6, 1)		2.0		6	0	0	0	1	0	0	0	0	0	11	16	0.00	0.000	
Kenny Rogers, L ERA: 3.84 (8, 1)		1.0		3	0	0	0	1	0	0	0	0	0	7	10	0.00	0.000	

AB R H RBI BB SO LOB

4	0	1	1	0	1	0
4	0	0	0	0	1	1
4	0	1	0	0	0	0
3	0	0	0	0	0	1
1	0	0	0	0	1	0
4	0	1	0	0	0	0
3	1	1	0	0	0	1
1	2	0	0	2	0	0
3	1	1	3	0	1	1
3	1	1	1	0	0	1

AB 30
R 5
H 6
RBI 5
BB 2
SO 4
LOB 5



WP: 0 PA: 32
PB: 0
SB: 1
CS: 0

Texas Rangers @ Chicago White Sox
Comiskey Park, Chicago, IL
Fri Aug 10 1990, 8:05 PM EDT
Att. 32,073 - Unknown

livebaseballscorecards.com

Batter 1 2 3 4 5 6 7 8 9 AB R H RBI BB SO LOB TOP

Jeff Huson, L (1, 6) OBP: 0.332, SLG: 0.308
Mike Stanley, R (8, PH) OBP: 0.333, SLG: 0.343

Julio Franco, R (1, 4) OBP: 0.389, SLG: 0.412

Rafael Palmeiro, L (1, 3) OBP: 0.360, SLG: 0.478

Ruben Sierra, S (1, 9) OBP: 0.338, SLG: 0.455

Harold Baines, L (1, 10) OBP: 0.385, SLG: 0.470

Jack Daugherty, S (1, 7) OBP: 0.348, SLG: 0.428

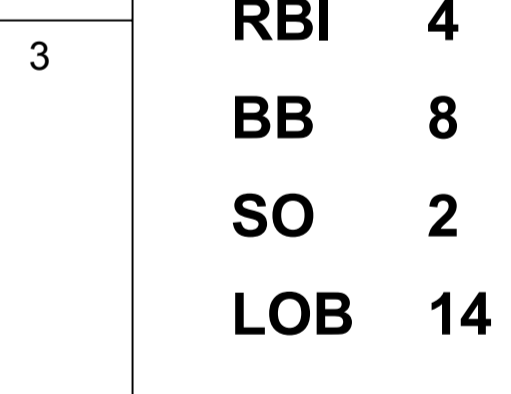

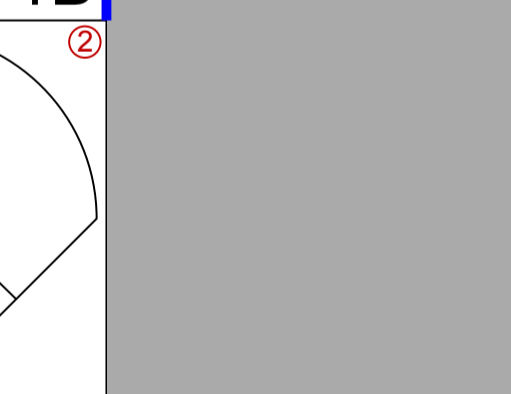
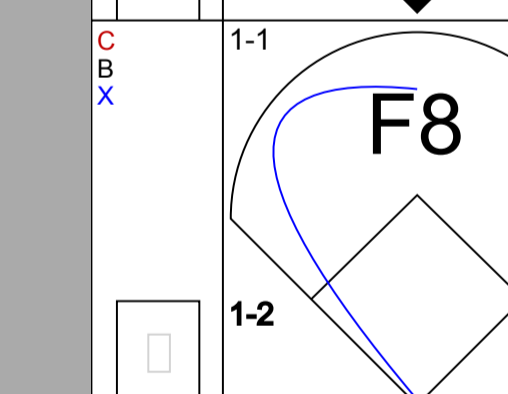

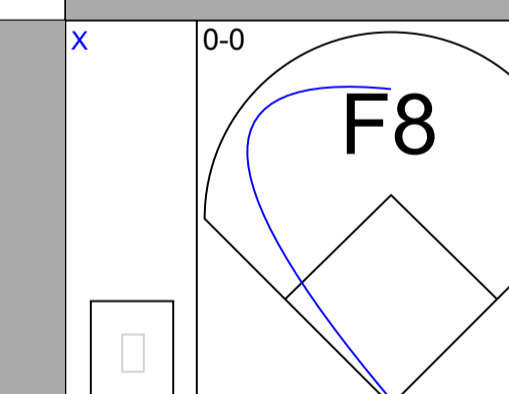

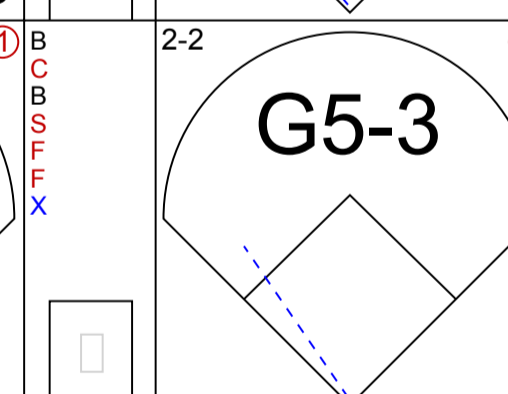
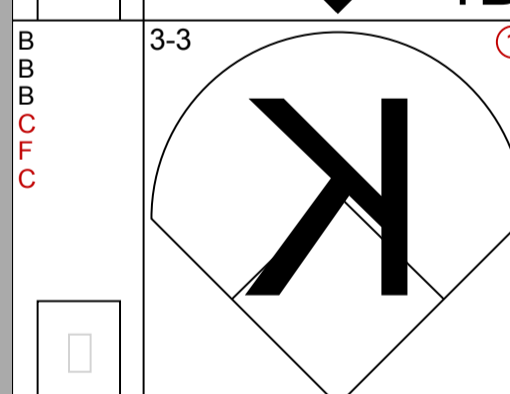
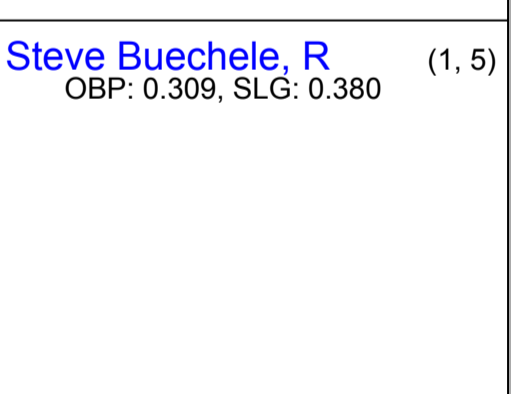
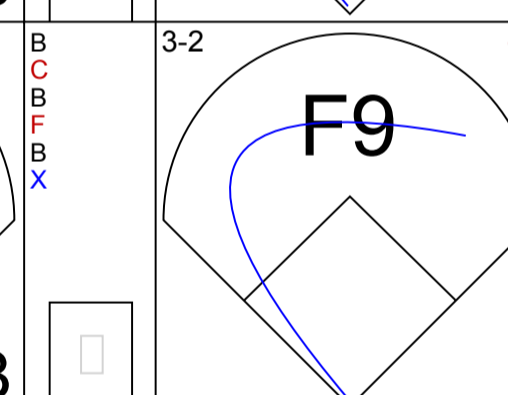
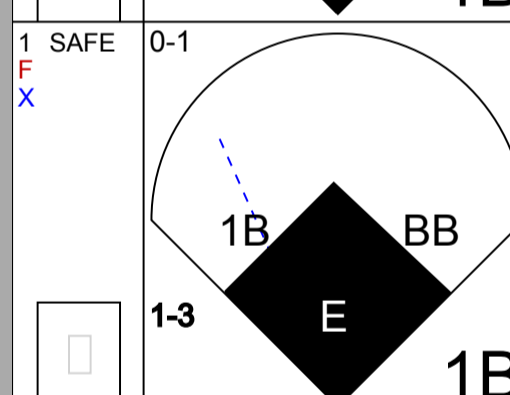

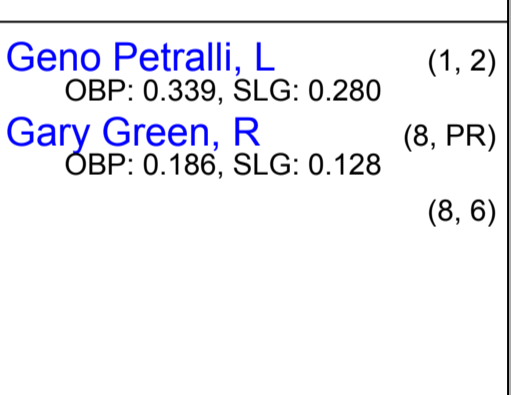
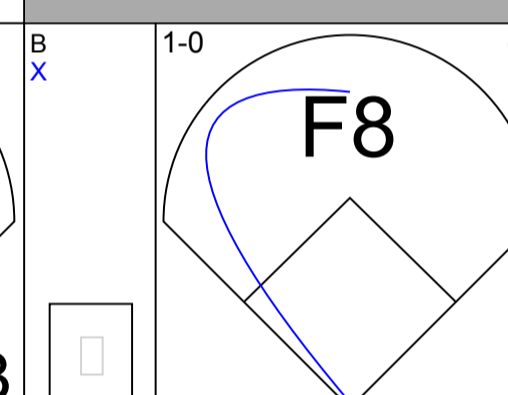
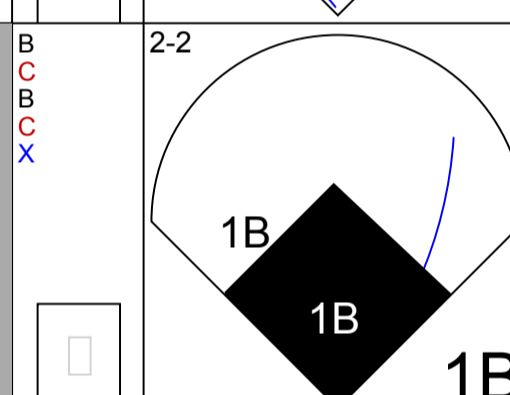

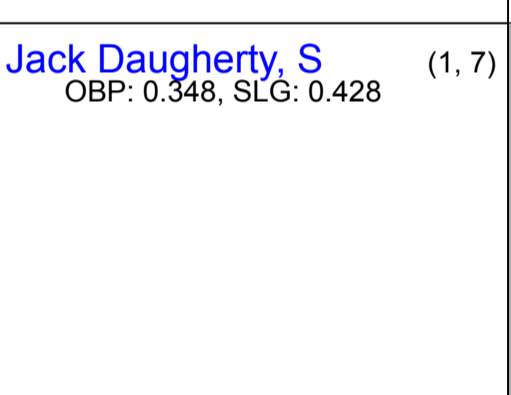
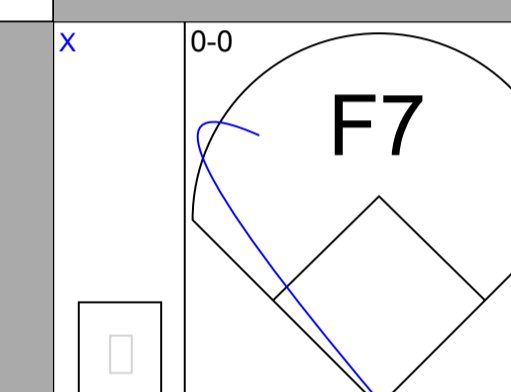

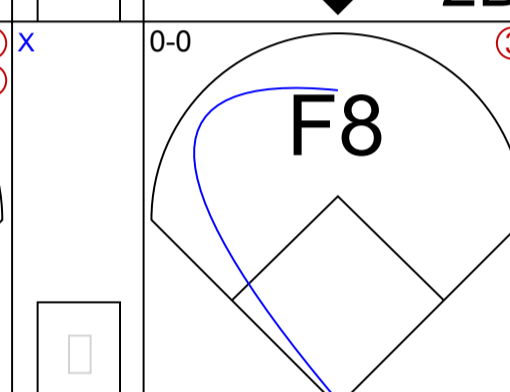
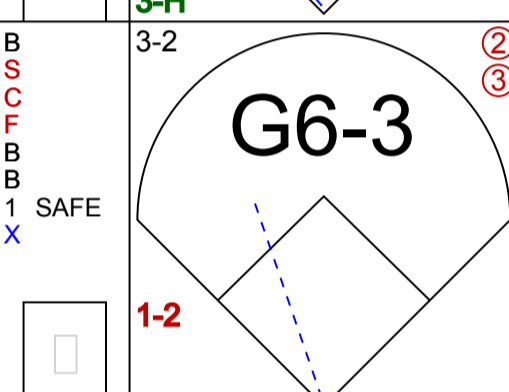
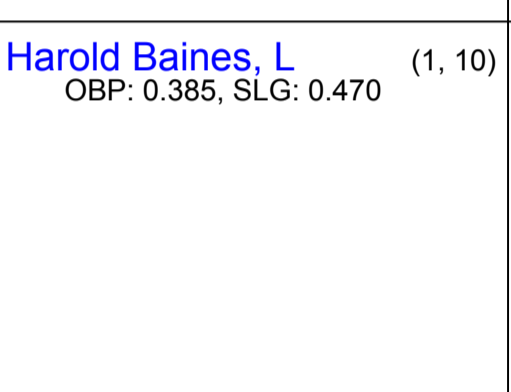
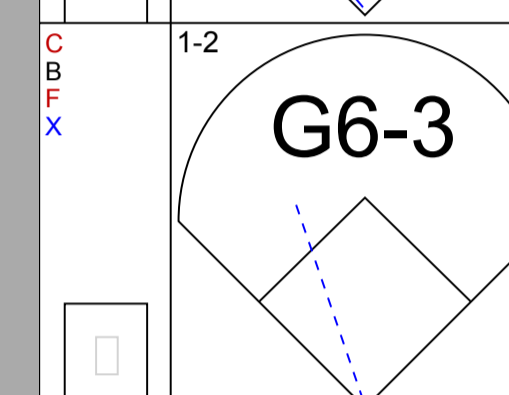
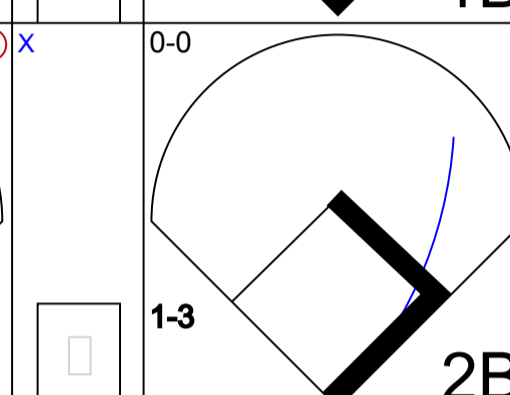
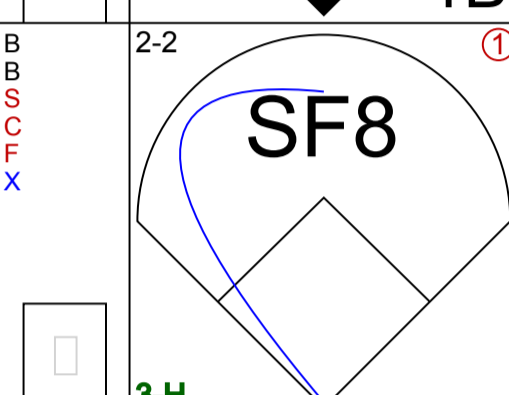
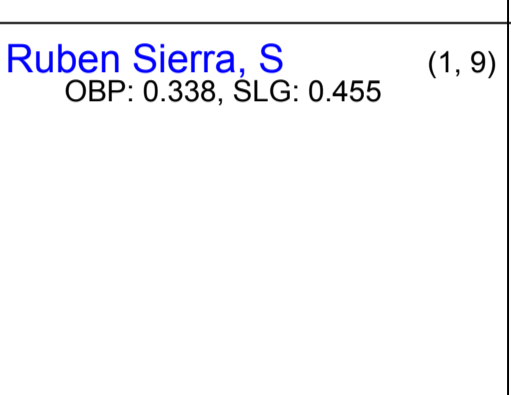
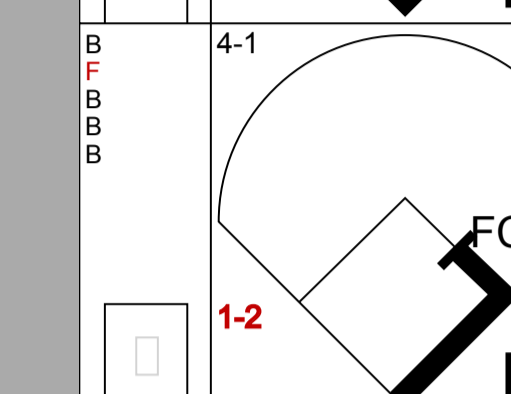
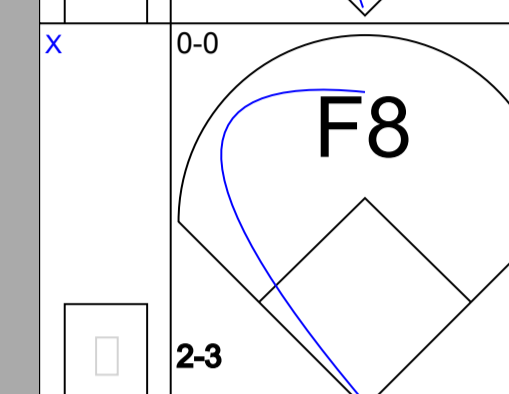
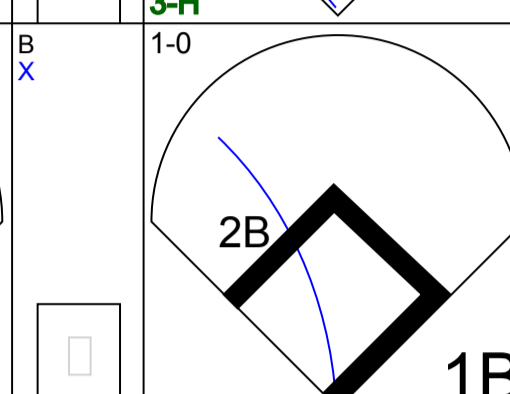
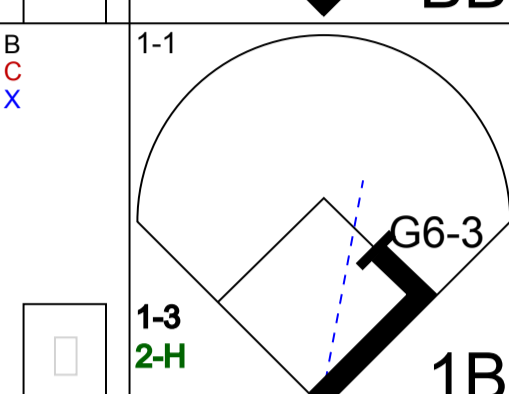
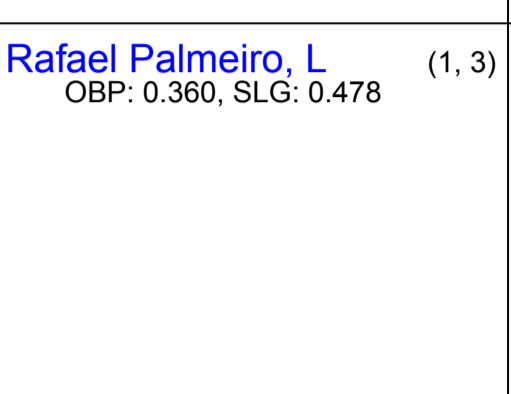
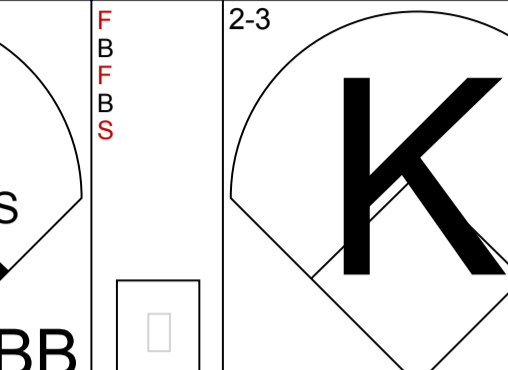
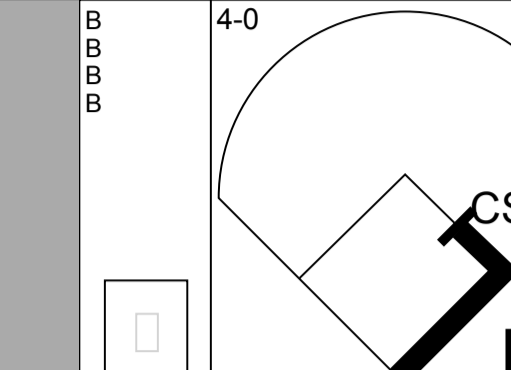
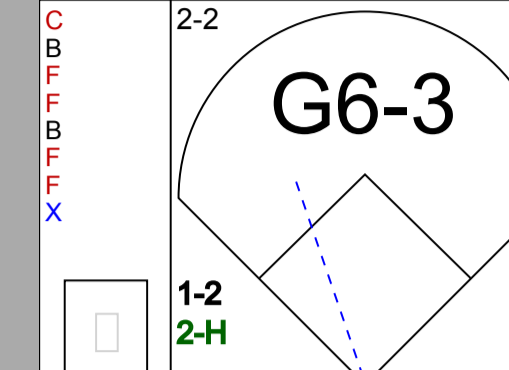
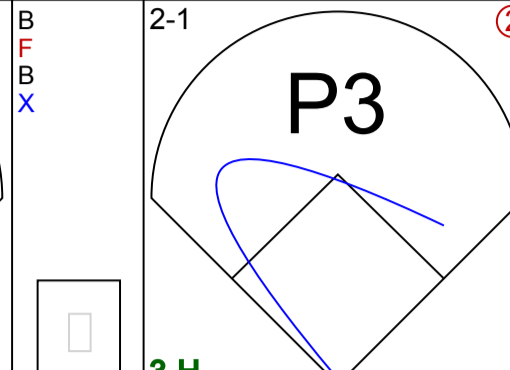
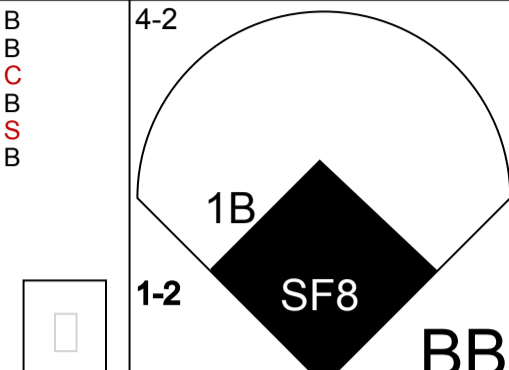
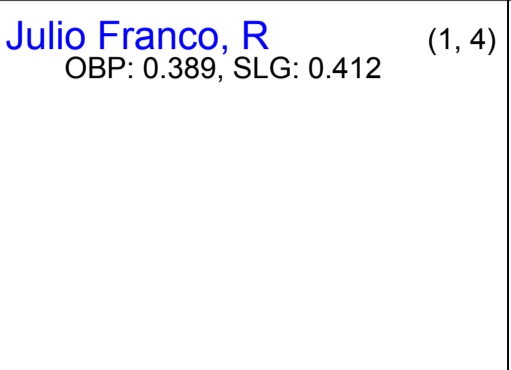
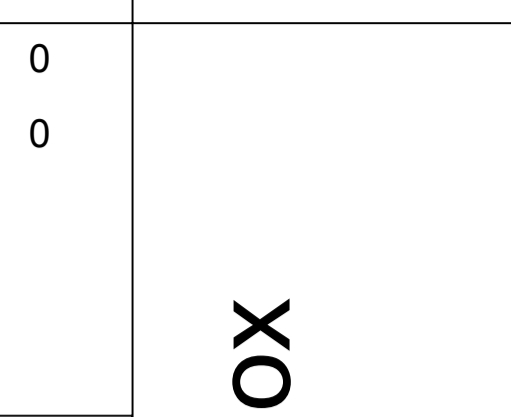

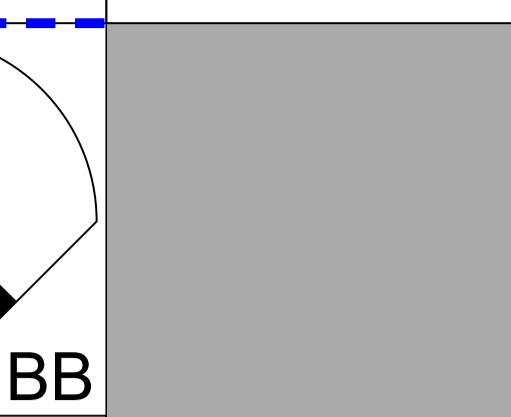
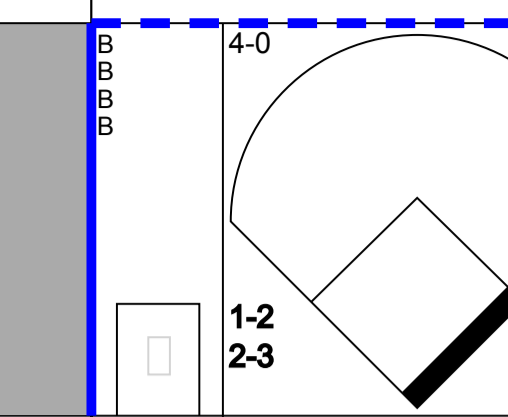
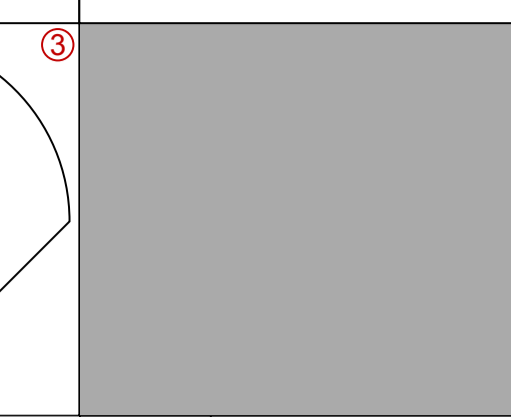
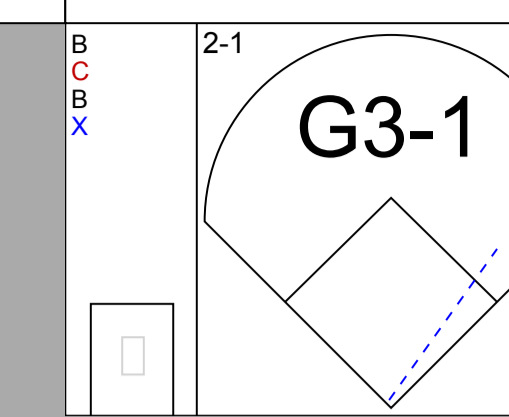

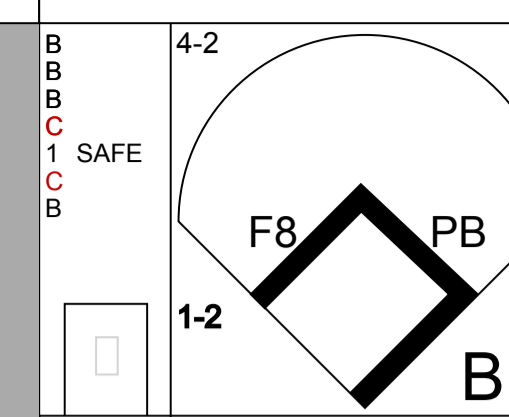
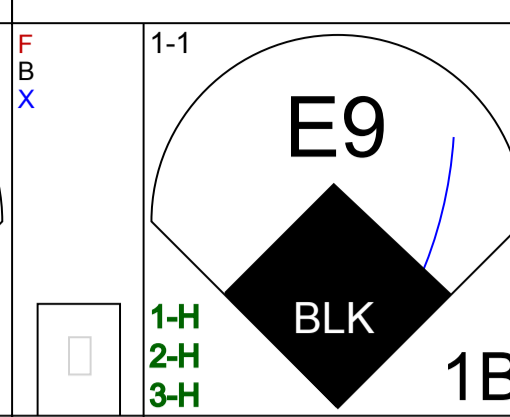
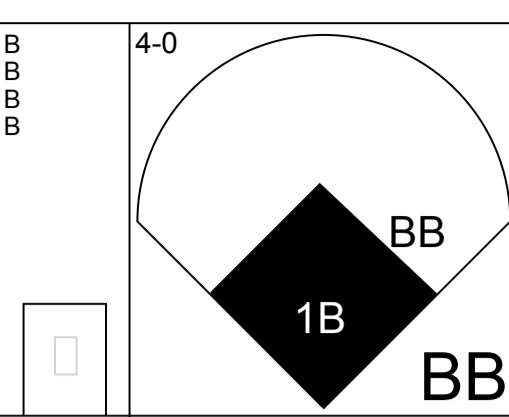
Geno Petrali, L (1, 2) OBP: 0.339, SLG: 0.280
Gary Green, R (8, PR) OBP: 0.186, SLG: 0.128

Steve Buechele, R (1, 5) OBP: 0.309, SLG: 0.380

Gary Pettis, S (1, 8) OBP: 0.330, SLG: 0.344

Inning Stats R: 2 H: 1 E: 0 K: 0 S: 12 H: 1 LOB: 0 BB: 2 P: 26 R: 4 H: 5 E: 1 K: 1 S: 18 H: 5 LOB: 2 BB: 1 P: 30 R: 0 H: 0 E: 0 K: 0 S: 9 H: 0 LOB: 0 BB: 0 P: 15 R: 1 H: 1 E: 0 K: 0 S: 15 H: 1 LOB: 1 BB: 1 P: 25 R: 0 H: 0 E: 0 K: 0 S: 6 H: 0 LOB: 0 BB: 0 P: 8 R: 0 H: 0 E: 0 K: 0 S: 6 H: 0 LOB: 0 BB: 2 P: 9 R: 0 H: 0 E: 0 K: 0 S: 5 H: 0 LOB: 1 BB: 2 P: 17 R: 0 H: 1 E: 0 K: 1 S: 7 H: 1 LOB: 3 BB: 2 P: 20 R: 0 H: 0 E: 0 K: 0 S: 3 H: 0 LOB: 0 BB: 0 P: 5 1B: 7 2B: 1 3B: 0 HR: 0 SF: 1 SAC: 0 DP: 0 HBP: 0 WP: 0 PB: 1 SB: 0 CS: 1 PA: 41

PITCHER Melido Perez, R (1, 1) ERA: 4.25 Ken Patterson, L (8, 1) ERA: 4.02 Adam Peterson, R (9, 1) ERA: 3.8



Texas Rangers @ Chicago White Sox
Comiskey Park, Chicago, IL
Sat Aug 11 1990, 4:33 AM EDT
Att: 40,680 - Overcast

livebaseballscorecards.com

AB 32
R 7
H 8
RBI 4
BB 8
SO 2
LOB 14



Batter	1	2	3	4	5	6	7	8	9	AB	R	H	RBI	BB	SO	LOB
Phil Bradley, R OBP: 0.355, SLG: 0.358 (1, 8) X	1-0 G6-3		1-2 G4-3 PB 1B	4-2 1-2 2-3 3-H BB		2-2 S 2B	0-3 K		2-2 L8	5	1	2	1	1	1	3
Scott Fletcher, R OBP: 0.323, SLG: 0.336 (1, 4) X	2-0 1B 1B		0-2 G4-3 1-3	1-2 SF7 3-H		2-0 F7 2-3		1-0 F8		4	0	1	1	0	0	2
Ivan Calderon, R OBP: 0.351, SLG: 0.456 (1, 7) SAFE X	0-0 1-2 1B		2-2 P3 3-H	2-3 K		0-1 G6-3		0-1 BB P6-4 2B		5	0	2	0	0	1	3
Dan Pasqua, L OBP: 0.353, SLG: 0.542 Steve Lyons, L OBP: 0.262, SLG: 0.288 (1, 10) (8, PR) X	3-3 K		4-0 WP BB		0-0 G4-3		0-0 G3	4-1 BB BB		3	0	0	0	2	1	2
Frank Thomas, R OBP: 0.351, SLG: 0.364 (1, 3) X	2-2 P2		2-3 K		4-2 BB BB		1-0 1B 1B	4-2 1-2 2-3 BB		3	1	1	0	2	1	3
Ron Karkovice, R OBP: 0.338, SLG: 0.446 Lance Johnson, L OBP: 0.312, SLG: 0.341 (1, 2) (8, PH) (9, 8) X		2-3 K		2-0 1B BB 1B	0-0 F8		0-2 1B 2B 1B	0-1 P6-4 3-H		4	2	2	0	0	1	1
Sammy Sosa, R OBP: 0.279, SLG: 0.415 Carlton Fisk, R OBP: 0.379, SLG: 0.444 (1, 9) (9, 2) X		0-3 K		0-1 P3 SAFE 1-2 BB	4-2 BB		2-2 F9		2-0 P4	3	0	0	0	1	1	3
Craig Grebeck, R OBP: 0.198, SLG: 0.203 Robin Ventura, L OBP: 0.300, SLG: 0.299 (1, 5) (9, PH) X		3-2 1B		4-0 BB 1B SF7 BB 1-2	2-2 L6		2-1 2B 1-3 2-H 1B		4-0 FC1-6 BB	3	1	2	1	1	0	2
Ozzie Guillen, L OBP: 0.338, SLG: 0.375 (1, 6) X		1-1 F8		0-2 BB 1B 1-2 2-3		1-2 F7		0-0 1-3 3-H 2B	2-2 FC1-6 DI 1-2f	5	0	2	1	0	0	2

Inning Stats	R: 0	H: 2	E: 0	K: 10	S: 18	R: 0	H: 1	E: 0	K: 12	S: 18	R: 1	H: 1	E: 0	K: 12	S: 21	R: 2	H: 2	E: 0	K: 17	S: 30	R: 0	H: 0	E: 0	K: 10	S: 20	R: 0	H: 1	E: 0	K: 10	S: 15	R: 2	H: 4	E: 0	K: 14	S: 19	R: 0	H: 1	E: 0	K: 10	S: 19	R: 0	H: 0	E: 0	K: 11	S: 21	1B: 9	2B: 4	3B: 0	HR: 0	SF: 1	SAC: 0	DP: 1	HBP: 0	WP: 1	PB: 2	SB: 1	CS: 0	PA: 46
--------------	------	------	------	-------	-------	------	------	------	-------	-------	------	------	------	-------	-------	------	------	------	-------	-------	------	------	------	-------	-------	------	------	------	-------	-------	------	------	------	-------	-------	------	------	------	-------	-------	------	------	------	-------	-------	-------	-------	-------	-------	-------	--------	-------	--------	-------	-------	-------	-------	--------

PITCHER	IP	WLS	BF	H	R	ER	SO	BB	IBB	HBP	BLK	WP	HR	S	P	ERA	WHIP
Charlie Hough, R ERA: 3.92 (1, 1)	6.2	W	35	10	5	4	5	5	0	0	0	1	0	81	137	5.40	2.250
John Barfield, L ERA: 3.86 (7, 1)	0.0		1	1	0	0	0	0	0	0	0	0	0	1	1	∞	∞
Brad Arnsberg, R ERA: 1.3 (7, 1)	1.2		7	1	0	0	1	2	0	0	0	0	0	14	25	0.00	1.800
Kenny Rogers, L ERA: 3.6 (9, 1)	0.2	S	3	0	0	0	0	1	0	0	0	0	0	10	18	0.00	1.500

BOTTOM

Texas Rangers @ Chicago White Sox
Comiskey Park, Chicago, IL
Sat Aug 11 1990, 4:33 AM EDT
Att. 40,680 - Overcast

livebaseballscorecards.com

AB	37
R	5
H	12
RBI	4
BB	8
SO	6
LOB	24



Batter 1 2 3 4 5 6 7 8 9 AB R H RBI BB SO LOB TOP

<p>Junior Felix, S (1, 9) OBP: 0.353, SLG: 0.483</p>	<p>Tony Fernandez, S (1, 6) OBP: 0.340, SLG: 0.364</p>	<p>Kelly Gruber, R (1, 5) OBP: 0.325, SLG: 0.497</p>	<p>George Bell, R (1, 7) OBP: 0.308, SLG: 0.460</p>	<p>Fred McGriff, L (1, 3) OBP: 0.407, SLG: 0.546</p>	<p>John Olerud, L (1, 10) Kenny Williams, R (9, PR) OBP: 0.191, SLG: 0.167</p>	<p>Greg Myers, L (1, 2) Mark Whiten, S (9, PR) Pat Borders, R (9, 2) OBP: 0.332, SLG: 0.552</p>	<p>Manuel Lee, S (1, 4) Rance Mulliniks, L (9, PH) Luis Sojo, R (9, 4) OBP: 0.267, SLG: 0.214</p>	<p>Mookie Wilson, S (1, 8) OBP: 0.300, SLG: 0.338</p>	<p>AB R H RBI BB SO LOB</p> <p>5 0 1 1 0 3 3</p> <p>3 0 0 0 2 0 2</p> <p>4 0 0 0 0 0 3</p> <p>4 0 0 0 0 0 0</p> <p>3 1 3 0 1 0 0</p> <p>3 0 1 1 1 0 2</p> <p>0 1 0 0 0 0 0</p> <p>4 1 2 0 0 1 3</p> <p>0 0 0 0 0 0 0</p> <p>0 0 0 0 0 0 0</p> <p>3 0 0 0 0 1 3</p> <p>1 0 0 0 0 1 2</p> <p>0 0 0 0 0 0 0</p> <p>4 1 2 1 0 0 1</p>	<p>Toronto Blue Jays @ Chicago White Sox Comiskey Park, Chicago, IL Mon Aug 13 1990, 8:05 PM EDT Att: 28,961 - Unknown</p>
<p>Inning Stats</p> <p>R: 0 H: 0 E: 0 K: 1 S: 5</p> <p>H: 0 LOB: 0 BB: 0 P: 8</p> <p>R: 0 H: 1 E: 0 K: 1 S: 13</p> <p>H: 1 LOB: 2 BB: 1 P: 23</p> <p>R: 0 H: 0 E: 0 K: 1 S: 11</p> <p>H: 0 LOB: 1 BB: 1 P: 19</p> <p>R: 0 H: 1 E: 0 K: 0 S: 6</p> <p>H: 1 LOB: 0 BB: 0 P: 10</p> <p>R: 1 H: 2 E: 1 K: 1 S: 17</p> <p>H: 2 LOB: 2 BB: 1 P: 29</p> <p>R: 0 H: 0 E: 0 K: 0 S: 7</p> <p>H: 0 LOB: 1 BB: 1 P: 15</p> <p>R: 0 H: 1 E: 0 K: 1 S: 10</p> <p>H: 1 LOB: 0 BB: 0 P: 11</p> <p>R: 0 H: 0 E: 0 K: 0 S: 4</p> <p>H: 0 LOB: 0 BB: 0 P: 5</p> <p>R: 3 H: 4 E: 0 K: 1 S: 20</p> <p>H: 4 LOB: 2 BB: 0 P: 24</p> <p>1B: 7 2B: 2 3B: 0 HR: 0</p> <p>SF: 0 SAC: 0 DP: 0 HBP: 0</p> <p>WP: 0 PB: 0 SB: 1 CS: 1</p> <p>PA: 38</p>	<p>PITCHER</p> <p>IP WLS BF H R ER SO BB IBB HBP BLK WP HR S P ERA WHIP</p> <p>Alex Fernandez, R (1, 1) ERA: 2.14</p> <p>Bobby Thigpen, R (9, 1) ERA: 2.23</p>									

AB	34
R	4
H	9
RBI	3
BB	4
SO	6
LOB	19



WP: 0	PA: 38
PB: 0	
SB: 1	
CS: 1	


Batter	1	2	3	4	5	6	7	8	9	AB	R	H	RBI	BB	SO	LOB
Phil Bradley, R OBP: 0.351, SLG: 0.354 (1, 7)	G6-3		K		L5			SH1-4	K	4	0	0	0	0	2	1
Lance Johnson, L OBP: 0.314, SLG: 0.348 (1, 8)	G4-3			G4-3		S		1B		4	1	2	1	0	0	0
Ivan Calderon, R OBP: 0.348, SLG: 0.451 (1, 10)	G5-3			F8		F8		G5-3		4	0	0	0	0	0	2
Frank Thomas, R OBP: 0.390, SLG: 0.444 (1, 3)				1B		1B		1B		3	1	2	1	1	1	1
Steve Lyons, L OBP: 0.262, SLG: 0.288 (9, 3)				1B		BB		1B		0	0	0	0	0	0	0
Carlton Fisk, R OBP: 0.380, SLG: 0.444 (1, 2)	P6			1B		1B		1B		4	0	2	0	0	1	2
Sammy Sosa, R OBP: 0.279, SLG: 0.413 (1, 9)	L3			1B		1B		1B		4	0	1	1	0	1	3
Scott Fletcher, R OBP: 0.323, SLG: 0.335 (1, 4)	B1-3			G5-3		G5-3		G5-3		4	0	1	0	0	0	3
Craig Grebeck, R OBP: 0.190, SLG: 0.195 (1, 5)				G5-3		P6		G5-3		3	0	0	0	0	0	0
Robin Ventura, L OBP: 0.300, SLG: 0.299 (9, PH)									SH1-4	0	0	0	0	0	0	0
Ozzie Guillen, L OBP: 0.338, SLG: 0.374 (1, 6)				F7		F7		SH1-4	G1-3	4	1	1	0	0	0	1

Inning Stats	R: 0	H: 0	E: 0	K: 0	S: 12	R: 0	H: 1	E: 0	K: 0	S: 7	R: 0	H: 0	E: 0	K: 1	S: 7	R: 1	H: 2	E: 0	K: 0	S: 11	R: 0	H: 0	E: 0	K: 0	S: 4	R: 0	H: 1	E: 0	K: 2	S: 14	R: 0	H: 0	E: 0	K: 0	S: 5	R: 2	H: 4	E: 0	K: 1	S: 12	R: 0	H: 1	E: 0	K: 1	S: 8	1B: 7	2B: 0	3B: 2	HR: 0	SF: 0	SAC: 2	DP: 0	HBP: 0	WP: 0	PA: 37
PITCHER	IP	WLS	BF	H	R	ER	SO	BB	IBB	HBP	BLK	WP	HR	S	P	ERA	WHIP																																						
David Wells, L ERA: 3.35 (1, 1)	7.1		29	6	3	3	3	1	0	0	0	0	0	64	91	3.68	0.955																																						
Duane Ward, R ERA: 3.36 (8, 1)	0.2	W	4	2	0	0	1	0	0	0	0	0	0	8	13	0.00	3.000																																						
Tom Henke, R ERA: 1.92 (9, 1)	1.0	S	4	1	0	0	1	0	0	0	0	0	0	8	13	0.00	1.000																																						

Toronto Blue Jays @ Chicago White Sox
 Comiskey Park, Chicago, IL
 Mon Aug 13 1990, 8:05 PM EDT
 Att. 28,961 - Unknown

livebaseballscorecards.com

AB 34
R 3
H 9
RBI 3
BB 1
SO 5
LOB 13



Batter	1	2	3	4	5	6	7	8	9	AB R H RBI BB SO LOB	TOP											
Junior Felix, S OBP: 0.353, SLG: 0.480 (1, 9)	4-0 1B BB	2-0 G6-3			2-1 3B 1B	1-0 F8		2-3 K		4 2 1 0 1 1 0												
Tony Fernandez, S OBP: 0.344, SLG: 0.367 (1, 6)	2-1 1B 1B		4-2 G5-3 SF7 BB		1-2 3B 1B		0-1 G4-3	0-1 E3		2 3 2 0 1 0 0 2 0 0 0 0 0 0												
Kelly Gruber, R OBP: 0.329, SLG: 0.503 (1, 5)	1-2 1B 1B		2-2 G5-3		1-2 SF8 3B		1-0 BB HR 1B	2-3 K		4 2 3 3 0 0 1 1 0 0 0 0 1 1												
Rance Mulliniks, L OBP: 0.424, SLG: 0.378 (7, 5)	1-3 2-H 1B		1-3		1-H 2-H 3B																	
George Bell, R OBP: 0.309, SLG: 0.465 (1, 10)	3-0 SF8		2-2 SF7		0-1 SF8		1-1 HR 1B		0-1 L9-6 2B	2 1 2 3 0 0 0												
Fred McGriff, L OBP: 0.408, SLG: 0.554 (1, 3)	0-0 G6-4-3 1B		0-2 G5-3		2-2 HR		0-1 F9		2-2 F8	4 1 2 1 0 0 2 1 0 0 0 0 0 1												
John Olerud, L OBP: 0.371, SLG: 0.458 (7, 3)	1-3																					
Pat Borders, R OBP: 0.333, SLG: 0.551 (1, 2)	0-0 G6-4-3			0-0 L4-6 2B	1-3 K		4-0 HR BB		0-0 L9-6	4 1 1 0 1 1 3												
Glenallen Hill, R OBP: 0.285, SLG: 0.470 (1, 7)			1-1 SF7 3B		4-0 S BB		3-2 G6-3		1-1 HR	3 2 2 4 1 0 0												
Manuel Lee, S OBP: 0.278, SLG: 0.353 (1, 4)			2-1 SF7		1-1 L4-6		1-1 G4-6-3 1B		0-0 G5-3	3 0 1 1 0 0 2												
Mookie Wilson, S OBP: 0.297, SLG: 0.335 (1, 8)			0-0 G6-3		1-1 F8		0-0 G4-6-3		0-3 K	4 0 0 0 0 1 2												
Inning Stats	R: 2 E: 0 K: 0 S: 8	H: 3 LOB: 1 BB: 1 P: 18	R: 1 E: 0 K: 0 S: 6	H: 1 LOB: 0 BB: 0 P: 11	R: 1 E: 0 K: 0 S: 12	H: 0 LOB: 0 BB: 1 P: 20	R: 0 E: 0 K: 0 S: 5	H: 1 LOB: 1 BB: 1 P: 11	R: 4 E: 0 K: 1 S: 24	H: 4 LOB: 0 BB: 0 P: 34	R: 0 E: 0 K: 0 S: 4	H: 1 LOB: 0 BB: 0 P: 6	R: 4 E: 0 K: 0 S: 10	H: 3 LOB: 0 BB: 1 P: 17	R: 0 E: 1 K: 3 S: 11	H: 0 LOB: 1 BB: 0 P: 15	R: 0 E: 0 K: 0 S: 6	H: 1 LOB: 0 BB: 0 P: 8	1B: 8 2B: 4 3B: 2 HR: 2	SF: 4 SAC: 0 DP: 4 HBP: 0	WP: 0 PB: 0 SB: 1 CS: 0	PA: 42
PITCHER	IP WLS BF H R ER SO BB IBB HBP BLK WP HR S P ERA WHIP																				PITCHER	IP WLS BF H R ER SO BB IBB HBP BLK WP HR S P ERA WHIP
Greg Hibbard, L ERA: 3.31 (1, 1)	3.0 L 16 5 4 4 0 3 0 0 0 0 0 27 54 12.00 2.667																					
Adam Peterson, R ERA: 4.58 (4, 1)	4.0 19 8 8 8 1 1 0 0 0 0 0 2 42 63 18.00 2.250																					
Scott Radinsky, L ERA: 2.91 (8, 1)	1.0 4 0 0 0 0 3 0 0 0 0 0 0 11 15 0.00 0.000																					
Ken Patterson, L ERA: 3.95 (9, 1)	1.0 3 1 0 0 0 0 0 0 0 0 0 0 6 8 0.00 1.000																					

Toronto Blue Jays @ Chicago White Sox
Comiskey Park, Chicago, IL
Tue Aug 14 1990, 8:05 PM EDT
Att: 24,314 - Unknown

AB	34
R	12
H	14
RBI	12
BB	4
SO	4
LOB	12



1B	8	SF	4
2B	4	SAC	0
3B	2	DP	4
HR	2	HBP	0


WP	0	PA	42
PB	0		
SB	1		
CS	0		

Batter	1	2	3	4	5	6	7	8	9	AB R H RBI BB SO LOB
Phil Bradley, R OBP: 0.349, SLG: 0.350 (1, 7)	3-1 G1-3		3-2 G4-3		1-0 G5-3			4-2 BB	1-3 K	4 0 0 0 1 1 1
Lance Johnson, L OBP: 0.313, SLG: 0.345 (1, 8)	4-2 2B BB		0-0 G4-3			0-1 P6		0-0 G4-3-6-4-5 1-2f		3 0 0 0 1 0 1
Ivan Calderon, R OBP: 0.349, SLG: 0.454 (1, 10)	1-2 SAFE SAFE SAFE SAFE 1-3 2B		0-1 F7			2-2 F8		0-1 1B 1B		4 1 2 0 0 0 0
Dan Pasqua, L OBP: 0.351, SLG: 0.537 (1, 9)	3-3 K			1-3 K		1-0 F7		3-1 1B 1B		4 1 1 0 0 2 2
Carlton Fisk, R OBP: 0.377, SLG: 0.440 Ron Karkovics, R OBP: 0.343, SLG: 0.451 (1, 2) (8, 2)	1-2 G5-3			0-3 K			2-3 K	1-2 1B 1B FC6-4 1B		3 0 0 0 0 2 2 1 1 1 1 0 0 0
Frank Thomas, R OBP: 0.422, SLG: 0.462 (1, 3)		0-3 K		4-1 BB		1-1 G4-3 1B		2-1 FC6-4 SF7 1B		3 1 2 1 1 1 0
Robin Ventura, L OBP: 0.302, SLG: 0.299 (1, 5)		4-1 BB		1-2 L6		0-0 G4-3		0-1 FC6-4 1B		3 0 1 0 1 0 2
Scott Fletcher, R OBP: 0.319, SLG: 0.331 (1, 4)		0-1 L9			1-2 G5-3		1-0 G4-3	0-0 FC6-4		4 0 0 1 0 0 4
Ozzie Guillen, L OBP: 0.334, SLG: 0.371 (1, 6)		1-0 L6			0-0 G5-3			1-0 F7	0-0 SF7	3 0 0 1 0 0 1

Inning Stats		R: 0	H: 1	E: 1	K: 1	S: 16	R: 0	H: 0	E: 0	K: 1	S: 7	R: 0	H: 0	E: 0	K: 0	S: 6	R: 0	H: 0	E: 0	K: 2	S: 10	R: 0	H: 0	E: 0	K: 0	S: 5	R: 0	H: 0	E: 0	K: 0	S: 6	R: 0	H: 1	E: 0	K: 1	S: 7	R: 0	H: 0	E: 0	K: 0	S: 5	R: 0	H: 0	E: 0	K: 0	S: 5	R: 4	H: 5	E: 0	K: 1	S: 17	1B: 6	SF: 1	2B: 1	SAC: 0	3B: 0	DP: 1	HR: 0	HBP: 0	WP: 0	PA: 37
PITCHER		IP	WLS	BF	H	R	ER	SO	BB	IBB	HBP	BLK	WP	HR	S	P	ERA	WHIP	PITCHER		IP	WLS	BF	H	R	ER	SO	BB	IBB	HBP	BLK	WP	HR	S	P	ERA	WHIP																								
Todd Stottliemyre, R ERA: 4.3 (1, 1)		7.0	W	26	2	0	0	5	3	0	0	0	0	0	57	91	0.00	0.714	Bob MacDonald, L ERA: (8, 1)		1.0	3	0	0	0	0	1	0	0	0	0	0	5	10	0.00	1.000	Jim Acker, R ERA: 3.79 (9, 1)		1.0	8	5	4	4	1	0	0	0	0	0	17	24	36.00	5.000								

Toronto Blue Jays @ Chicago White Sox
Comiskey Park, Chicago, IL
Tue Aug 14 1990, 8:05 PM EDT
Att. 24,314 - Unknown

AB	32
R	4
H	7
RBI	4
BB	4
SO	6
LOB	13



Batter	1	2	3	4	5	6	7	8	9	AB R H RBI BB SO LOB	TOP											
Junior Felix, S (1, 9) OBP: 0.349, SLG: 0.474	2-2 G5-3		0-0 FC6			0-3 K		1-1 G4-3		4 0 0 1 0 1 3												
Tony Fernandez, S (1, 6) OBP: 0.345, SLG: 0.371	0-1 G6-4-3 1B			1-3 K		3-2 2B		3-H 0-1 G3		4 0 2 2 0 1 0												
Kelly Gruber, R (1, 5) OBP: 0.328, SLG: 0.501	0-2 G6-4-3			0-0 G5-3		0-0 F7			2-1 G6-4-3 1B	4 0 1 0 0 0 2												
George Bell, R (1, 7) OBP: 0.306, SLG: 0.460		1-2 G6-3		3-2 F9		0-1 G5-3			1-2 G6-4-3 1B	4 0 0 0 0 0 2												
Fred McGriff, L (1, 3) OBP: 0.404, SLG: 0.548		1-3 K			2-3 K		0-0 G4-3		1-0 G6-3	4 0 0 0 0 2 0												
John Olerud, L (1, 10) OBP: 0.368, SLG: 0.453		0-0 G4-3			0-3 K		1-2 F7			3 0 0 0 0 1 0												
Greg Myers, L (1, 2) OBP: 0.294, SLG: 0.352			2-1 F8		1-1 L6		0-1 G1-3			3 0 0 0 0 0 0												
Manuel Lee, S (1, 4) OBP: 0.283, SLG: 0.354			4-2 FC4 BB			2-1 2B 2B 1B		0-2 G6-3		2 1 1 0 1 0 0												
Mookie Wilson, S (1, 8) OBP: 0.300, SLG: 0.345			1-1 FC4 FC6			1-0 2B 2B		1-2 G4-3 3B		3 2 2 0 0 0 1												
Inning Stats	R: 0 E: 0 K: 0 S: 9	H: 1 LOB: 0 BB: 0 P: 11	R: 0 E: 0 K: 1 S: 8	H: 0 LOB: 0 BB: 0 P: 10	R: 0 E: 0 K: 0 S: 9	H: 0 LOB: 1 BB: 1 P: 16	R: 0 E: 0 K: 1 S: 7	H: 0 LOB: 0 BB: 0 P: 11	R: 0 E: 0 K: 2 S: 8	H: 0 LOB: 0 BB: 0 P: 11	R: 2 E: 0 K: 1 S: 13	H: 3 LOB: 1 BB: 0 P: 19	R: 0 E: 0 K: 0 S: 6	H: 0 LOB: 0 BB: 0 P: 7	R: 1 E: 0 K: 0 S: 12	H: 1 LOB: 0 BB: 0 P: 14	R: 0 E: 0 K: 0 S: 7	H: 1 LOB: 0 BB: 0 P: 11	1B: 3 2B: 2 3B: 1 HR: 0	SF: 0 SAC: 0 DP: 2 HBP: 0	WP: 0 PB: 0 SB: 0 CS: 0	PA: 32
PITCHER	IP WLS BF H R ER SO BB IBB HBP BLK WP HR S P ERA WHIP																					
Jack McDowell, R (1, 1) ERA: 4.03	8.0 W 29 5 3 3 5 1 0 0 0 0 0 0 72 99 3.38 0.750																					
Bobby Thigpen, R (9, 1) ERA: 2.19	1.0 S 3 1 0 0 0 0 0 0 0 0 0 0 7 11 0.00 1.000																					

Toronto Blue Jays @ Chicago White Sox
Comiskey Park, Chicago, IL
Wed Aug 15 1990, 8:05 PM EDT
Att. 27,947 - Unknown - 82 F

livebaseballscorecards.com

AB	31
R	3
H	6
RBI	3
BB	1
SO	5
LOB	8



Batter	1	2	3	4	5	6	7	8	9
Phil Bradley, R OBP: 0.351, SLG: 0.348 Steve Lyons, L OBP: 0.260, SLG: 0.286	1-1 G6-3 HBP		4-2 BB 1B	2-3 K		1-1 G5-3		0-0 G4-3	
Scott Fletcher, R OBP: 0.318, SLG: 0.328	1 SAFE 2-1 F8		1 SAFE 4-2 1B 1B	2-3 K			1-3 K	0-0 G6-3	
Ivan Calderon, R OBP: 0.350, SLG: 0.457	1-1 G6-3		0-0 CS 1B		0-2 G6-3 FC6 2B		1-2 F8		
Frank Thomas, R OBP: 0.449, SLG: 0.524		2-1 FC6-4 2B	4-2 1B BB		3-1 G6-3		2-0 2B		
Carlton Fisk, R OBP: 0.381, SLG: 0.440		4-2 FC6-4 BB	1-0 FC6-4 1B		1-1 FC6		4-0 IBB		
Carlos Martinez, R OBP: 0.250, SLG: 0.318 Lance Johnson, L OBP: 0.313, SLG: 0.345	1-2 P3		0-0 FC6-4		1-2 F9		0-0 P3		
Sammy Sosa, R OBP: 0.281, SLG: 0.422	1-2 FC6-4			0-0 HR		0-0 G6-3		0-0 G4-3 SH3-4 1B	
Robin Ventura, L OBP: 0.300, SLG: 0.296	1-3 K			0-1 G6-3		0-0 G6-3		1-0 SH3-4	
Craig Grebeck, R OBP: 0.195, SLG: 0.225 Ozzie Guillen, L OBP: 0.336, SLG: 0.371			1-2 F8	1-1 3B		0-0 F9		4-0 G4-3 IBB	

Inning Stats	R: 0	H: 0	E: 0	K: 0	S: 5	R: 0	H: 1	E: 0	K: 1	S: 13	R: 2	H: 2	E: 0	K: 0	S: 13	R: 1	H: 2	E: 0	K: 2	S: 12	R: 1	H: 1	E: 0	K: 0	S: 11	R: 0	H: 0	E: 0	K: 0	S: 4	R: 0	H: 1	E: 0	K: 1	S: 8	R: 0	H: 1	E: 0	K: 0	S: 5
	LOB: 0	BB: 0	P: 9	LOB: 2	BB: 1	P: 22	LOB: 2	BB: 3	P: 27	LOB: 1	BB: 1	P: 17	LOB: 1	BB: 0	P: 16	LOB: 0	BB: 0	P: 5	LOB: 2	BB: 1	P: 16	LOB: 2	BB: 1	P: 9	LOB: 2	BB: 1	P: 9	LOB: 0	BB: 0	LOB: 2	BB: 1	P: 9	LOB: 0	BB: 0	LOB: 2	BB: 1	P: 9			

PITCHER	IP	WLS	BF	H	R	ER	SO	BB	IBB	HBP	BLK	WP	HR	S	P	ERA	WHIP
John Candelaria, L ERA: 3.78	(1, 1)	3.1	L	18	5	3	3	1	4	0	0	0	1	36	64	8.10	2.700
Frank Wills, R ERA: 4.82	(4, 1)	3.2		15	2	1	3	0	1	0	0	0	0	30	48	2.46	0.545
Duane Ward, R ERA: 3.33	(8, 1)	1.0		5	1	0	0	0	1	0	0	0	0	5	9	0.00	1.000

BOTTOM

AB	R	H	RBI	BB	SO	LOB
2	1	0	0	1	1	1
1	0	0	0	0	0	2
4	1	0	0	1	2	4
4	1	2	1	0	0	1
3	0	2	0	1	0	1
2	0	1	2	2	0	0
3	0	0	0	0	0	5
1	0	0	0	0	0	2
4	1	2	1	0	0	3
3	0	0	0	0	1	2
3	0	1	0	0	0	0
0	0	0	0	1	0	0

AB	30
R	4
H	8
RBI	4
BB	6
SO	4
LOB	21



WP	PA	ERA	WHIP
0	38		

Toronto Blue Jays @ Chicago White Sox
 Comiskey Park, Chicago, IL
 Wed Aug 15 1990, 8:05 PM EDT
 Att: 27,947 - Unknown - 82 F

livebaseballscorecards.com

Batter	1	2	3	4	5	6	7	8	9	10	11	12	13	AB R H RBI BB SO LOB	TOP															
Lance Johnson, L OBP: 0.309, SLG: 0.340 (1, 8) (11, 7) (11, 8) (13, 7)	0-0 G6-3		1-2 G4-3			0-2 G4-3		1-0 SAFE SAFE F7			1-0 B4-3			5 0 0 0 0 0 2																
Scott Fletcher, R OBP: 0.319, SLG: 0.327 (1, 4)	1-0 P6			1-3 K		0-0 1B			1-2 P6			4-0 BB		4 0 1 0 1 1 0																
Ivan Calderon, R OBP: 0.347, SLG: 0.452 (1, 7) (11, 9) (11, 7) (13, 9)	1-0 L6			1-3 K		1-0 P8			1-3 K			0-1 G1-4-6-3 1-2f		5 0 0 0 0 2 2																
Dan Pasqua, L OBP: 0.348, SLG: 0.530 (1, 10)		2-3 K		0-1 1B			1-3 K		0-0 L8			0-1 P6		5 0 1 0 0 2 0																
Frank Thomas, R OBP: 0.415, SLG: 0.478 Steve Lyons, L OBP: 0.259, SLG: 0.284 (1, 3) (10, 3) (13, 5)		1-3 K		3-3 K2-3			1-3 K			1-3 K			1-0 P4	4 0 0 0 0 4 1 1 0 0 0 0 0 0																
Ron Karkovice, R OBP: 0.338, SLG: 0.441 (1, 2)		3-3 K			3-3 K		0-1 B5-3			2-3 K			0-0 1B 1B	5 0 1 0 0 3 0																
Sammy Sosa, R OBP: 0.280, SLG: 0.419 (1, 9) (11, 8) (11, 9) (13, 8)			1-1 F8		2-3 K			0-0 P7			0-1 G6-3		2-1 1B 1B	5 0 1 0 0 1 0																
Craig Grebeck, R OBP: 0.200, SLG: 0.220 Robin Ventura, L OBP: 0.299, SLG: 0.296 (1, 5) (11, PH) (11, 5)			1-0 FC6-4 HBP		0-3 K			1-3 K			2-0 F8		1-3 K	2 0 0 0 0 2 0 1 0 0 0 0 0 0																
Carlton Fisk, R OBP: 0.380, SLG: 0.439 Carlos Martinez, R OBP: 0.250, SLG: 0.318 (13, PH) (13, 3)			1-0 FC6-4 1-2f			0-1 F8		2-2 1B			1-0 F7		0-1 G5-3	1 0 0 0 0 1 2 0 0 0 0 0 0 0																
Ozzie Guillen, L OBP: 0.334, SLG: 0.368 (1, 6)														5 0 1 0 0 0 3																
Inning Stats	R: 0 E: 0 K: 0 S: 3	H: 0 LOB: 0 BB: 0 P: 5	R: 0 E: 0 K: 3 S: 9	H: 0 LOB: 0 BB: 0 P: 15	R: 0 E: 0 K: 0 S: 6	H: 0 LOB: 1 BB: 0 P: 10	R: 0 E: 0 K: 3 S: 12	H: 1 LOB: 1 BB: 0 P: 17	R: 0 E: 0 K: 3 S: 10	H: 0 LOB: 0 BB: 0 P: 15	R: 0 E: 0 K: 2 S: 7	H: 0 LOB: 0 BB: 0 P: 10	R: 0 E: 0 K: 1 S: 8	H: 0 LOB: 0 BB: 0 P: 8	R: 0 E: 0 K: 2 S: 9	H: 0 LOB: 0 BB: 0 P: 12	R: 0 E: 0 K: 0 S: 3	H: 0 LOB: 0 BB: 1 P: 7	R: 0 E: 0 K: 0 S: 4	H: 0 LOB: 0 BB: 1 P: 8	R: 0 E: 0 K: 1 S: 9	H: 2 LOB: 2 BB: 0 P: 13	1B: 5 2B: 0 3B: 0 HR: 0	SF: 0 SAC: 0 DP: 1 HBP: 1	WP: 0 PB: 0 SB: 0 CS: 0	PA: 45				
PITCHER	IP WLS BF H R ER SO BB IBB HBP BLK WP HR S P ERA WHIP																													
Nolan Ryan, R ERA: 3.81 (1, 1)	10.0		34	3	0	0	15	0	0	0	0	0	0	0	0.00	0.300														
Brad Arnsberg, R ERA: 1.23 (11, 1)	2.1	W	9	2	0	0	0	1	0	0	0	0	0	0	0.00	1.286														
Kenny Rogers, L ERA: 3.76 (13, 1)	0.2		2	0	0	0	1	0	0	0	0	0	0	0	0.00	0.000														

Chicago White Sox @ Texas Rangers
Arlington Stadium, Arlington, TX
Fri Aug 17 1990, 8:05 PM EDT
Unknown - 98 F

livebaseballscorecards.com

AB	43
R	0
H	5
RBI	0
BB	1
SO	16
LOB	10



Batter	1	2	3	4	5	6	7	8	9	10	11	12	13	AB R H RBI BB SO LOB													
Gary Pettis, S (1, 8) OBP: 0.333, SLG: 0.355	1-1 F9		1-0 G5-3			2-2 F9		0-0 FC6-4			4-0 SH2-4 BB		2-1 1B 3B	5 1 1 0 1 0 1													
Julio Franco, R (1, 4) OBP: 0.387, SLG: 0.404	0-3 K			3-2 G4-3		0-2 L7			3-2 G3		1-0 SH2-4		4-0 1B IBB IBB	4 0 0 0 1 1 0													
Rafael Palmeiro, L (1, 3) OBP: 0.362, SLG: 0.477	4-0 BB			1-1 1B		0-0 P4			2-2 G6-3 1B		4-0 IBB		4-0 1B IBB	3 0 2 0 3 0 0													
Ruben Sierra, S (1, 9) OBP: 0.331, SLG: 0.446	2-2 P6			0-0 F8		2-2 G6-3			0-1 G6-3		0-0 F8		1-1 1B	6 0 1 1 0 0 6													
Pete Incaviglia, R (1, 7) OBP: 0.310, SLG: 0.435		4-2 CS BB		0-0 L4		1-1 F7			3-3 K		1-1 G6-3		1-1 1B	4 0 0 0 1 1 4													
Mike Stanley, R (1, 2) Geno Petralli, L (10, PH) (11, 2) OBP: 0.327, SLG: 0.336 OBP: 0.351, SLG: 0.299		1-3 1-2 K			1-1 F9		1-3 K			1-3 K		2-3 K		3 0 0 0 0 2 1 2 0 0 0 0 2 0													
John Russell, R (1, 10) Kevin Reimer, L (10, PH) OBP: 0.321, SLG: 0.370 OBP: 0.333, SLG: 0.455		3-3 K			1-0 F8			1-2 G5-3		1-0 1B		3-3 K		3 0 0 0 0 1 0 2 0 1 0 0 1 0													
Steve Buechele, R (1, 5) Jeff Huson, L (5, PR) (6, 5) OBP: 0.304, SLG: 0.367 OBP: 0.337, SLG: 0.306			2-1 B2-6-3 1B		1-0 HBP			4-0 FC6-4 BB		3-1 G4-3		4-2 BB		1 0 1 0 0 0 0 1 0 0 0 2 0 1													
Jeff Kunkel, R (1, 6) Jack Daugherty, S (12, PH) Gary Green, R (13, 6) OBP: 0.225, SLG: 0.268 OBP: 0.345, SLG: 0.424 OBP: 0.213, SLG: 0.163			1-1 B2-6-3		0-3 K			0-3 SAFE K			4-0 SH2-4 BB BB		2-3 SAFE K	3 0 0 0 1 2 3 1 0 0 0 0 1 1 0 0 0 0 0 0 0													
Inning Stats	R: 0 E: 0 K: 1 S: 8	H: 0 LOB: 1 BB: 1 P: 15	R: 0 E: 0 K: 2 S: 9	H: 0 LOB: 0 BB: 1 P: 17	R: 0 E: 0 K: 0 S: 5	H: 1 LOB: 0 BB: 0 P: 9	R: 0 E: 0 K: 0 S: 7	H: 1 LOB: 1 BB: 0 P: 11	R: 0 E: 0 K: 1 S: 6	H: 0 LOB: 1 BB: 0 P: 9	R: 0 E: 0 K: 1 S: 8	H: 0 LOB: 0 BB: 0 P: 12	R: 0 E: 0 K: 1 S: 8	H: 0 LOB: 1 BB: 1 P: 13	R: 0 E: 0 K: 0 S: 10	H: 1 LOB: 0 BB: 0 P: 15	R: 0 E: 0 K: 2 S: 10	H: 1 LOB: 1 BB: 0 P: 18	R: 0 E: 0 K: 0 S: 4	H: 0 LOB: 3 BB: 3 P: 18	R: 0 E: 0 K: 3 S: 13	H: 0 LOB: 1 BB: 1 P: 24	R: 1 E: 0 K: 0 S: 4	H: 2 LOB: 3 BB: 2 P: 15	1B: 5 2B: 0 3B: 1 HR: 0	SF: 0 SAC: 1 DP: 2 HBP: 1	WP: 0 PA: 49 PB: 0 SB: 0 CS: 1
PITCHER	IP WLS BF H R ER SO BB IBB HBP BLK WP HR S P ERA WHIP																								IP WLS BF H R ER SO BB IBB HBP BLK WP HR S P ERA WHIP		
Greg Hibbard, L (1, 1) ERA: 3.13	8.0																										
Barry Jones, R (9, 1) ERA: 2.08	2.0																										
Scott Radinsky, L (11, 1) ERA: 2.91	0.0																										
Bobby Thigpen, R (11, 1) ERA: 2.12	2.0																										
Donn Pall, R (13, 1) ERA: 3.19	0.0	L																									

Chicago White Sox @ Texas Rangers
Arlington Stadium, Arlington, TX
Fri Aug 17 1990, 8:05 PM EDT
Unknown - 98 F

AB	38
R	1
H	6
RBI	1
BB	9
SO	11
LOB	17



Batter	1	2	3	4	5	6	7	8	9	AB R H RBI BB SO LOB	TOP	
Phil Bradley, R (1, 7) OBP: 0.347, SLG: 0.344	1-0 G1-3	3-2 F8			2-1 F9			2-2 F9		4 0 0 0 0 0 1		
Lance Johnson, L (1, 8) OBP: 0.308, SLG: 0.344	1-2 G6-3	0-3 K			0-1 G3			0-2 G4-3		4 1 1 0 0 1 1		
Ivan Calderon, R (1, 10) OBP: 0.346, SLG: 0.450	0-0 G6-3							1-0 F7		4 0 1 1 0 0 0		
Dan Pasqua, L (1, 9) OBP: 0.345, SLG: 0.523	2-1 F9									3 0 0 0 0 1 1		
Sammy Sosa, R (6, 9) OBP: 0.279, SLG: 0.418										1 0 0 0 0 1 0		
Carlton Fisk, R (1, 2) OBP: 0.379, SLG: 0.446										4 1 1 1 0 1 0		
Carlos Martinez, R (1, 3) OBP: 0.246, SLG: 0.313										4 0 0 0 0 0 0		
Robin Ventura, L (1, 5) OBP: 0.302, SLG: 0.301										3 1 2 0 0 0 0		
Scott Fletcher, R (1, 4) OBP: 0.319, SLG: 0.327										3 1 1 1 0 0 1		
Ozzie Guillen, L (1, 6) OBP: 0.334, SLG: 0.371										3 0 1 1 0 0 1		
Inning Stats	R: 1 H: 1 E: 0 LOB: 0 K: 0 BB: 0 S: 7 P: 11	R: 3 H: 4 E: 1 LOB: 1 K: 1 BB: 0 S: 18 P: 25	R: 0 H: 0 E: 0 LOB: 0 K: 2 BB: 0 S: 12 P: 18	R: 0 H: 0 E: 0 LOB: 0 K: 0 BB: 0 S: 8 P: 12	R: 0 H: 0 E: 0 LOB: 0 K: 0 BB: 0 S: 6 P: 9	R: 0 H: 1 E: 0 LOB: 0 K: 0 BB: 0 S: 8 P: 12	R: 0 H: 1 E: 0 LOB: 1 K: 0 BB: 0 S: 7 P: 12	R: 0 H: 0 E: 0 LOB: 0 K: 1 BB: 0 S: 6 P: 9	R: 0 H: 0 E: 0 LOB: 0 K: 1 BB: 0 S: 6 P: 9	1B: 3 SF: 0 2B: 2 SAC: 0 3B: 1 DP: 1 HR: 1 HBP: 0	WP: 0 PA: 33 PB: 0 SB: 0 CS: 0	
PITCHER Charlie Hough, R (1, 1) ERA: 3.93	IP WLS BF H R ER SO BB IBB HBP BLK WP HR S P ERA WHIP											
	9.0 L 33 7 4 4 4 0 0 0 0 0 0 1 79 118 4.00 0.778											

Chicago White Sox @ Texas Rangers
Arlington Stadium, Arlington, TX

Fri Aug 17 1990, 8:05 PM EDT
Att. 37,432 - Unknown - 90 F

AB	33
R	4
H	7
RBI	4
BB	0
SO	4
LOB	5



livebaseballscorecards.com

Batter	1	2	3	4	5	6	7	8	9	AB R H RBI BB SO LOB
Gary Pettis, S (1, 8) OBP: 0.330, SLG: 0.351	0-0 B5-3		2-3 K		2-3 K		1-0 FC6-4			4 0 0 0 0 2 3
Julio Franco, R (1, 4) OBP: 0.387, SLG: 0.405	2-2 G4-6-3 1B		1-3 K		3-1 G4-3			1-0 CS 1B		4 0 2 0 0 1 2
Rafael Palmeiro, L (1, 3) OBP: 0.361, SLG: 0.475	0-1 G4-6-3 1-2f		1-2 L4			0-1 WP 1B		3-3 K 1-2		4 0 1 0 0 1 4
Ruben Sierra, S (1, 9) OBP: 0.331, SLG: 0.446		1-3 K		1-2 1B 2B		2-3 K		2-2 F9		4 1 1 0 0 2 1
Harold Baines, L (1, 10) OBP: 0.382, SLG: 0.459		2-1 P5		0-1 E7 1B		3-3 K2-3			3-3 K	3 0 0 0 0 1 2
John Russell, R (9, PH) OBP: 0.321, SLG: 0.370										0 0 0 0 0 0 0
Jack Daugherty, S (9, PH) OBP: 0.344, SLG: 0.422										1 0 0 0 0 1 0
Pete Incaviglia, R (1, 7) OBP: 0.307, SLG: 0.431		2-3 K		2-3 K		1-1 G5-3			3-2 F7	4 0 0 0 0 2 3
Geno Petralli, L (1, 2) OBP: 0.356, SLG: 0.303			3-2 E 1B 1B		3-2 G4-3 1B		4-2 FC6-4 BB		1-2 G6-3	3 1 2 1 1 0 0
Steve Buechele, R (1, 5) OBP: 0.304, SLG: 0.366			1-1 E8 1B 1B		3-2 G4-3		0-0 F7			3 0 1 0 0 0 3
Jeff Huson, L (1, 6) OBP: 0.337, SLG: 0.306			2-1 1B			2-1 F8		1-2 F7		3 0 1 1 0 0 1

Inning Stats	R: 0 E: 0 K: 0 S: 6	H: 1 LOB: 0 BB: 0 P: 8	R: 0 E: 0 K: 2 S: 10	H: 0 LOB: 0 BB: 0 P: 15	R: 1 E: 1 K: 2 S: 18	H: 3 LOB: 2 BB: 0 P: 28	R: 1 E: 1 K: 1 S: 14	H: 2 LOB: 1 BB: 0 P: 23	R: 0 E: 0 K: 1 S: 7	H: 0 LOB: 0 BB: 0 P: 14	R: 0 E: 0 K: 2 S: 11	H: 1 LOB: 1 BB: 0 P: 17	R: 0 E: 0 K: 0 S: 8	H: 0 LOB: 1 BB: 1 P: 14	R: 0 E: 0 K: 1 S: 8	H: 1 LOB: 0 BB: 0 P: 14	R: 0 E: 0 K: 1 S: 10	H: 0 LOB: 0 BB: 0 P: 17	1B: 7 2B: 2 3B: 0 HR: 0	SF: 0 SAC: 0 DP: 3 HBP: 0	WP: 2 PB: 0 SB: 0 CS: 1	PA: 34
--------------	------------------------------	---------------------------------	-------------------------------	----------------------------------	-------------------------------	----------------------------------	-------------------------------	----------------------------------	------------------------------	----------------------------------	-------------------------------	----------------------------------	------------------------------	----------------------------------	------------------------------	----------------------------------	-------------------------------	----------------------------------	----------------------------------	------------------------------------	----------------------------------	--------

PITCHER	IP	WLS	BF	H	R	ER	SO	BB	IBB	HBP	BLK	WP	HR	S	P	ERA	WHIP
Melido Perez, R (1, 1) ERA: 4.17	7.0	W	28	7	2	2	8	1	0	0	0	1	0	74	119	2.57	1.143
Ken Patterson, L (8, 1) ERA: 3.88	1.0		3	1	0	0	1	0	0	0	0	0	0	8	14	0.00	1.000
Bobby Thigpen, R (9, 1) ERA: 2.09	1.0	S	3	0	0	0	1	0	0	0	0	0	0	10	17	0.00	0.000

BOTTOM

Chicago White Sox @ Texas Rangers
Arlington Stadium, Arlington, TX
Fri Aug 17 1990, 8:05 PM EDT
Att: 37,432 - Unknown - 90 F

livebaseballscorecards.com

AB	33
R	2
H	8
RBI	2
BB	1
SO	10
LOB	19



Batter	1	2	3	4	5	6	7	8	9	AB R H RBI BB SO LOB	TOP																									
Sammy Sosa, R (1, 9) OBP: 0.281, SLG: 0.419	0-0 5-3 2B 1B	0-0 1-3 2-H CS 1B			0-0 E5 CS		0-0 P3			4 1 2 1 0 0 0																										
Phil Bradley, R (1, 10) OBP: 0.343, SLG: 0.340	0-0 F9	0-0 CS 1-2	0-0 6-3		0-3 K 1-2		0-0 G1-4-3			4 0 0 0 0 1 2																										
Ivan Calderon, R (1, 7) OBP: 0.343, SLG: 0.446	0-0 5-3 1-2		0-0 F9		0-0 5-3			0-0 6-3		4 0 0 0 0 0 1																										
Frank Thomas, R (1, 3) OBP: 0.421, SLG: 0.490	0-0 2-H 2B		0-0 6-3			4-0 SH5-4 4-3 BB BB		0-0 5-3		3 1 1 1 1 0 0																										
Carlton Fisk, R (1, 2) OBP: 0.380, SLG: 0.445	0-0 6-3			0-0 FC1-5 1B 1B		4-0 4-3 SH5-4 BB BB		0-0 P3		3 0 1 0 1 0 1																										
Scott Fletcher, R (1, 4) OBP: 0.322, SLG: 0.330		0-0 1B 1B 1B		0-0 FC1-5 1B 1-2		0-0 SH5-4 1-2 2-3		0-0 4-3		3 0 2 0 0 0 0																										
Robin Ventura, L (1, 5) OBP: 0.302, SLG: 0.302		0-0 1B 1B		0-0 FC1-5 FC4 1-2 2-3f		0-0 4-3 2-3 3-H		0-0 F9		3 1 1 1 0 0 3																										
Craig Grebeck, R (9, PH) OBP: 0.198, SLG: 0.217		1-2 1B 1B		0-0 K 1-2 2-3f		0-3 K 0-3		0-0 F9		1 0 0 0 0 0 0																										
Lance Johnson, L (1, 8) OBP: 0.308, SLG: 0.344		0-0 1B 1B		0-3 K 1-2 2-3f		0-3 K 0-3		0-0 F9		3 0 1 0 0 2 3																										
Carlos Martinez, R (9, PH) OBP: 0.245, SLG: 0.311		0-0 K		0-0 FC4 1-2f				0-0 5-3		1 0 0 0 0 0 0																										
Ozzie Guillen, L (1, 6) OBP: 0.332, SLG: 0.368		0-3 K								3 0 0 0 0 1 4																										
Inning Stats	R: 1 E: 0 K: 0 S: 5	H: 2 LOB: 1 BB: 0 P: 5	R: 1 E: 0 K: 1 S: 7	H: 4 LOB: 1 BB: 0 P: 7	R: 0 E: 0 K: 0 S: 3	H: 0 LOB: 0 BB: 0 P: 3	R: 0 E: 1 K: 1 S: 7	H: 2 LOB: 2 BB: 0 P: 7	R: 0 E: 1 K: 1 S: 5	H: 0 LOB: 1 BB: 2 P: 13	R: 0 E: 0 K: 0 S: 3	H: 0 LOB: 0 BB: 0 P: 3	R: 0 E: 0 K: 0 S: 3	H: 0 LOB: 0 BB: 0 P: 3	R: 0 E: 0 K: 0 S: 3	H: 0 LOB: 0 BB: 0 P: 3	1B: 7 2B: 1 3B: 0 HR: 0	SF: 0 SAC: 1 DP: 0 HBP: 0	WP: 0 PB: 0 SB: 0 CS: 2	PA: 36																
PITCHER	IP WLS BF H R ER SO BB IBB HBP BLK WP HR S P ERA WHIP																																			
Mike Jeffcoat, L (1, 1) ERA: 4.95	3.0	15	8	2	2	1	0	0	0	0	0	0	0	17	17	6.00	2.667																			
John Barfield, L (4, 1) ERA: 2.93	6.0	W	20	0	1	1	3	2	0	0	0	0	0	24	32	1.50	0.333																			

Chicago White Sox @ Texas Rangers
Arlington Stadium, Arlington, TX
Sat Aug 18 1990, 8:05 PM EDT
Att. 36,996 - Unknown - 96 F

livebaseballscorecards.com

AB 32
R 3
H 8
RBI 3
BB 2
SO 4
LOB 14



Batter	1	2	3	4	5	6	7	8	9
Gary Pettis, S OBP: 0.329, SLG: 0.348 (1, 8)	0-3 K		4-0 1B 2B BB		0-3 K	0-0 6-3			
Julio Franco, R OBP: 0.386, SLG: 0.403 (1, 4)	0-0 4-3		0-0 1-3 2B 1B		0-0 5-3		0-3 K		
Rafael Palmeiro, L OBP: 0.360, SLG: 0.475 (1, 3)	0-0 F9		0-0 1-H 3-H HR 2B		0-0 F7	0-0 P6			
Ruben Sierra, S OBP: 0.334, SLG: 0.456 (1, 9)		0-0 G6-4-3 1B	0-0 2-H HR		0-0 1B 1B	0-0 F9			
Harold Baines, L OBP: 0.381, SLG: 0.456 (1, 10)		0-0 G6-4-3 1-2f	0-0 G3		0-0 BB 2B 1B	0-3 K			
Pete Incaviglia, R OBP: 0.306, SLG: 0.428 (1, 7)		1-0 HBP		0-0 P4	0-3 K	0-0 F8			
Geno Petralli, L OBP: 0.355, SLG: 0.303 (1, 2)		0-0 4-3		0-0 P5	0-0 1-2 3-H 2B 1B	0-0 F7			
Jeff Huson, L OBP: 0.340, SLG: 0.305 (1, 5)			4-0 L3 BB	0-0 P7	0-0 1-2 2-3 2B BB				
Gary Green, R OBP: 0.220, SLG: 0.196 (1, 6)			0-0 L3		0-3 K	0-0 1-H 2-H 3-H 2B			

Inning Stats	R: 0	H: 0	E: 0	K: 1	S: 5	LOB: 0	BB: 0	P: 5	R: 0	H: 1	E: 0	K: 0	S: 3	LOB: 1	BB: 0	P: 4	R: 4	H: 3	E: 0	K: 0	S: 5	LOB: 0	BB: 2	P: 13	R: 0	H: 0	E: 0	K: 0	S: 3	LOB: 0	BB: 0	P: 3	R: 0	H: 0	E: 0	K: 2	S: 7	LOB: 0	BB: 0	P: 7	R: 4	H: 4	E: 0	K: 1	S: 9	LOB: 1	BB: 1	P: 13	R: 0	H: 0	E: 0	K: 1	S: 5	LOB: 0	BB: 0	P: 5	R: 0	H: 0	E: 0	K: 1	S: 5	LOB: 0	BB: 0	P: 5
--------------	------	------	------	------	------	--------	-------	------	------	------	------	------	------	--------	-------	------	------	------	------	------	------	--------	-------	-------	------	------	------	------	------	--------	-------	------	------	------	------	------	------	--------	-------	------	------	------	------	------	------	--------	-------	-------	------	------	------	------	------	--------	-------	------	------	------	------	------	------	--------	-------	------

AB	R	H	RBI	BB	SO	LOB
3	1	0	0	1	2	1
4	1	1	0	0	1	0
4	1	1	2	0	0	0
4	2	3	2	0	0	0
4	1	1	0	0	1	1
3	0	0	0	0	1	2
4	1	1	1	0	0	1
1	1	0	0	2	0	0
3	0	1	3	0	1	1


BOTTOM

Chicago White Sox @ Texas Rangers
Arlington Stadium, Arlington, TX

Sat Aug 18 1990, 8:05 PM EDT
Att: 36,996 - Unknown - 96 F

livebaseballscorecards.com

AB	30
R	8
H	8
RBI	8
BB	3
SO	6
LOB	6



PITCHER	IP	WLS	BF	H	R	ER	SO	BB	IBB	HBP	BLK	WP	HR	S	P	ERA	WHIP
Alex Fernandez, R ERA: 4.39 (1, 1)	5.2	L	27	8	8	8	4	3	0	1	0	0	1	31	44	12.71	1.941
Scott Radinsky, L ERA: 2.83 (6, 1)	1.1		4	0	0	0	1	0	0	0	0	0	0	6	6	0.00	0.000
Adam Peterson, R ERA: 4.52 (8, 1)	1.0		3	0	0	0	1	0	0	0	0	0	0	5	5	0.00	0.000

Batter	1	2	3	4	5	6	7	8	9	AB	R	H	RBI	BB	SO	LOB	TOP								
Sammy Sosa, R (1, 9) OBP: 0.280, SLG: 0.415	0-1 G6-3		3-3 K	2-2 FC6			4-2 1B BB	3-1 L5		4	0	0	0	1	1	3									
Scott Fletcher, R (1, 4) OBP: 0.320, SLG: 0.326	4-0 1B BB		1-0 F9		2-0 P4		1-3 K		1-3 K	4	0	0	0	1	2	1									
Ivan Calderon, R (1, 7) OBP: 0.346, SLG: 0.450	0-2 L9		1-0 1B		1-0 2B		1-0 1B		1-0 P3	5	0	3	0	0	0	1									
Frank Thomas, R (1, 10) OBP: 0.419, SLG: 0.481	3-2 1-2 1B		1-0 F9		2-2 G6-4-3 1B		0-2 G4-3		3-0 F8	5	0	2	0	0	0	3									
Phil Bradley, R (1, 8) OBP: 0.345, SLG: 0.342	3-2 G6-3			0-2 BB 1B SF9 1B	1-1 G6-4-3			1-0 WP 1B 1B		4	2	2	0	0	0	4									
Carlos Martinez, R (1, 3) OBP: 0.250, SLG: 0.324		3-2 SF7 3B		1-1 SF9 BB 1-2 1B		2-2 F7		1 SAFE 1 SAFE 1 SAFE 1 SAFE B B	3-1 B5	3	1	2	0	0	0	0									
Steve Lyons, L (8, PH) OBP: 0.257, SLG: 0.281									1-2	1	0	0	0	0	0	1									
Ron Karkovice, R (1, 2) OBP: 0.336, SLG: 0.438		1-0 SF7		0-1 B1		2-3 K		2-2 WP 2B 1B		3	1	1	2	0	1	2									
Craig Grebeck, R (1, 5) OBP: 0.211, SLG: 0.233		3-H 2-2 G4-3		4-0 FC6 1-2 2-3 BB		2-1 G6-3		2-2 G6-3 1-H 2B		3	0	1	1	1	0	0									
Ozzie Guillen, L (1, 6) OBP: 0.329, SLG: 0.365		3-2 F7		0-0 SF9		2-1 G1-3		0-2 G6-3		3	0	0	1	0	0	1									
Inning Stats	R: 0 E: 0 K: 0 S: 15	H: 1 LOB: 2 BB: 1 P: 25	R: 1 E: 0 K: 0 S: 10	H: 1 LOB: 0 BB: 0 P: 19	R: 0 E: 0 K: 1 S: 6	H: 1 LOB: 1 BB: 0 P: 12	R: 1 E: 0 K: 0 S: 12	H: 2 LOB: 2 BB: 1 P: 19	R: 0 E: 0 K: 0 S: 7	H: 2 LOB: 1 BB: 0 P: 13	R: 0 E: 0 K: 1 S: 10	H: 0 LOB: 0 BB: 0 P: 16	R: 0 E: 0 K: 1 S: 14	H: 1 LOB: 2 BB: 1 P: 21	R: 2 E: 0 K: 0 S: 15	H: 3 LOB: 1 BB: 0 P: 26	R: 0 E: 0 K: 1 S: 6	H: 0 LOB: 0 BB: 0 P: 11	1B: 8 2B: 2 3B: 1 HR: 0	SF: 2 SAC: 0 DP: 1 HBP: 0	WP: 2 PB: 0 SB: 0 CS: 0	PA: 40			
PITCHER	IP	WLS	BF	H	R	ER	SO	BB	IBB	HBP	BLK	WP	HR	S	P	ERA	WHIP								
Jamie Moyer, L (1, 1) ERA: 4.25	6.1	L	28	7	2	2	2	3	0	0	0	0	0	65	115	2.84	1.579								
Gary Mielke, R (7, 1) ERA: 4.75	0.2		4	2	1	1	1	0	0	0	0	0	0	10	12	13.50	3.000								
Kenny Rogers, L (8, 1) ERA: 3.84	1.0		5	2	1	1	0	0	0	0	0	2	0	14	24	9.00	2.000								
Brad Arnsberg, R (9, 1) ERA: 1.2	1.0		3	0	0	0	1	0	0	0	0	0	0	6	11	0.00	0.000								

Chicago White Sox @ Texas Rangers
Arlington Stadium, Arlington, TX
Sun Aug 19 1990, 8:05 PM EDT
Att. 24,587 - Unknown - 95 F

livebaseballscorecards.com

AB	35
R	4
H	11
RBI	4
BB	3
SO	4
LOB	16



Batter	1	2	3	4	5	6	7	8	9	AB	R	H	RBI	BB	SO	LOB
Gary Pettis, S OBP: 0.329, SLG: 0.350 Jack Daugherty, S OBP: 0.343, SLG: 0.421 (1, 8) (7, PH) (8, 7)	1-0 P9		2-1 F9 2B	3-3 K			1-0 G6-3			3	0	1	0	0	1	2
Julio Franco, R OBP: 0.385, SLG: 0.400 (1, 4)	4-0 F9 S BB		1-2 F9 2-3			1-0 F8	2-1 F9			3	0	0	0	1	0	2
Rafael Palmeiro, L OBP: 0.360, SLG: 0.480 (1, 3)	3-2 F9 1-3		2-2 G6-3			1-2 P5		1-1 HR		4	1	1	1	0	0	2
Ruben Sierra, S OBP: 0.333, SLG: 0.454 (1, 9)	0-0 G5-3		2-1 P6			2-1 PO 1B		1-1 F8		4	0	1	0	0	0	2
Pete Incaviglia, R OBP: 0.308, SLG: 0.425 (1, 7) (8, 8)		3-0 L9		0-2 G5-3		0-2 PO 1-2	4-0 FC4-6 BB	3-3 K		3	0	0	0	1	1	0
John Russell, R OBP: 0.324, SLG: 0.366 Harold Baines, L OBP: 0.379, SLG: 0.453 (1, 10) (6, PH)		2-3 K		4-0 1B BB		1-1 FC4-6 1-2f	1-1 F8	0-0 F8		1	1	0	0	1	1	0
Mike Stanley, R OBP: 0.335, SLG: 0.345 Geno Petralli, L OBP: 0.352, SLG: 0.300 (1, 2) (6, PH) (7, 2)		2-1 BB 1B		0-0 1B 1-2		3-2 F7			1-1 G3-1	2	0	2	0	0	0	0
Steve Buechele, R OBP: 0.314, SLG: 0.373 Jeff Huson, L OBP: 0.339, SLG: 0.304 (1, 5) (9, PH)		4-1 1-2 BB		0-2 1-2 2-H 1B		3-1 2-4 1-2	2-1 G6-3 SH1-4 1B	2-2 P2		2	0	2	1	1	0	0
Gary Green, R OBP: 0.212, SLG: 0.188 Kevin Reimer, L OBP: 0.329, SLG: 0.448 (1, 6) (9, PH)		2-2 F7		1-3 K			0-0 SH1-4 1-2	0-0 P5		2	0	0	0	0	1	4

Inning Stats	R: 0	H: 0	E: 0	K: 0	S: 6	R: 0	H: 1	E: 0	K: 1	S: 12	R: 0	H: 1	E: 0	K: 0	S: 11	R: 1	H: 2	E: 0	K: 2	S: 15	R: 0	H: 1	E: 0	K: 0	S: 9	R: 0	H: 0	E: 0	K: 0	S: 8	R: 0	H: 1	E: 0	K: 0	S: 6	R: 1	H: 1	E: 0	K: 1	S: 8	R: 0	H: 0	E: 0	K: 0	S: 6	R: 0	H: 0	E: 0	K: 0	S: 6	1B: 5	2B: 1	3B: 0	HR: 1	SF: 0	SAC: 1	DP: 0	HBP: 0	WP: 0	PB: 0	SB: 1	CS: 0	PA: 37
--------------	------	------	------	------	------	------	------	------	------	-------	------	------	------	------	-------	------	------	------	------	-------	------	------	------	------	------	------	------	------	------	------	------	------	------	------	------	------	------	------	------	------	------	------	------	------	------	------	------	------	------	------	-------	-------	-------	-------	-------	--------	-------	--------	-------	-------	-------	-------	--------

PITCHER	IP	WLS	BF	H	R	ER	SO	BB	IBB	HBP	BLK	WP	HR	S	P	ERA	WHIP
Wayne Edwards, L ERA: 3.06 (1, 1)	5.0		23	5	1	1	3	4	0	0	0	0	0	53	97	1.80	1.800
Donn Pall, R ERA: 3.18 (6, 1)	0.1		1	0	0	0	0	0	0	0	0	0	0	2	3	0.00	0.000
Ken Patterson, L ERA: 3.81 (6, 1)	1.0		4	1	0	0	0	0	0	0	0	0	0	9	17	0.00	1.000
Barry Jones, R ERA: 2.17 (7, 1)	1.2		6	1	1	1	1	0	0	0	0	0	1	11	19	5.40	0.600
Bobby Thigpen, R ERA: 2.06 (9, 1)	1.0	S	3	0	0	0	0	0	0	0	0	0	0	6	9	0.00	0.000

BOTTOM

Chicago White Sox @ Texas Rangers
Arlington Stadium, Arlington, TX
Sun Aug 19 1990, 8:05 PM EDT
Att: 24,587 - Unknown - 95 F

livebaseballscorecards.com

AB	31
R	2
H	7
RBI	2
BB	4
SO	4
LOB	15



Batter	1	2	3	4	5	6	7	8	9	AB R H RBI BB SO LOB	TOP
Rickey Henderson, R OBP: 0.435, SLG: 0.585 (1, 10) C S X	0-2 G6-3 ①		4-2 G6-3 BB ②		0-2 FC6-4 1-2f ③			1-3 K ②		3 0 0 0 1 1 1	
Carney Lansford, R OBP: 0.336, SLG: 0.334 (1, 5) F B B B	4-1 2B BB ②		2-2 G6-3 1-2 ②			0-1 G3-1 ①		1-0 F9 ③		3 1 0 0 1 0 1	
Jose Canseco, R OBP: 0.382, SLG: 0.606 (1, 9) B F B 1 SAFE X	2-1 2B 1-H ②		3-3 K ③			1-0 F9 ②			2-3 K ①	4 0 1 1 0 2 1	
Dave Henderson, R OBP: 0.330, SLG: 0.471 Doug Jennings, L OBP: 0.274, SLG: 0.273 (1, 8) (1, 7) X	0-0 F8 ②		3-3 K ①			1-3 K ③			3-1 G3 ②	1 0 0 0 0 0 1 3 0 0 0 0 2 0	
Mark McGwire, R OBP: 0.350, SLG: 0.484 (1, 3) B S B X	2-1 L5 ③			0-1 G1-6-3 1B ②				4-2 FC4-6 BB ①	2-3 K ③	3 0 1 0 1 1 1	
Felix Jose, S OBP: 0.304, SLG: 0.373 (1, 7) (1, 8) B C O C X		1-2 G4-3 ①		0-0 G1-6-3 1-2f ③				1-1 FC4-6 1-2f ①		3 0 0 0 0 0 2	
Terry Steinbach, R OBP: 0.277, SLG: 0.342 (1, 2) C O C O C X			0-3 K ②					2-1 L9 ②		3 0 0 0 0 2 1	
Walt Weiss, S OBP: 0.333, SLG: 0.336 Lance Blankenship, R OBP: 0.245, SLG: 0.179 (1, 6) (7, 4) X C O C O C X			2-2 G3-1 ③					3-2 G6-3 ③		3 0 0 0 0 0 1 0 0 0 0 0 0 0	
Mike Gallego, R OBP: 0.271, SLG: 0.283 (1, 4) (7, 6) X C C X			0-2 P8 ①					1-0 FC6-4 1B ①	0-2 P4 ①	3 0 1 0 0 0 0	
Inning Stats	R: 1 H: 1 E: 0 LOB: 1 K: 0 BB: 1 S: 9 P: 17	R: 0 H: 0 E: 0 LOB: 0 K: 1 BB: 0 S: 9 P: 12	R: 0 H: 0 E: 0 LOB: 1 K: 1 BB: 1 S: 13 P: 22	R: 0 H: 1 E: 0 LOB: 0 K: 1 BB: 0 S: 6 P: 9	R: 0 H: 1 E: 0 LOB: 1 K: 1 BB: 0 S: 16 P: 22	R: 0 H: 0 E: 0 LOB: 0 K: 1 BB: 0 S: 6 P: 8	R: 0 H: 0 E: 0 LOB: 1 K: 0 BB: 1 S: 11 P: 21	R: 0 H: 0 E: 0 LOB: 0 K: 1 BB: 0 S: 7 P: 9	R: 0 H: 0 E: 0 LOB: 0 K: 2 BB: 0 S: 8 P: 15	1B: 2 SF: 0 2B: 1 SAC: 0 3B: 0 DP: 1 HR: 0 HBP: 0	WP: 0 PA: 32 PB: 0 SB: 0 CS: 0
PITCHER Jack McDowell, R ERA: 3.85 (1, 1)	IP WLS BF H R ER SO BB IBB HBP BLK WP HR S P ERA WHIP	9.0 W 32 3 1 1 8 3 0 0 0 0 0 0 85 135 1.00 0.667					PITCHER IP WLS BF H R ER SO BB IBB HBP BLK WP HR S P ERA WHIP				

Oakland Athletics @ Chicago White Sox
Comiskey Park, Chicago, IL
Mon Aug 20 1990, 8:05 PM EDT
Att. 39,294 - Unknown - 73 F

livebaseballscorecards.com

AB 29
R 1
H 3
RBI 1
BB 3
SO 8
LOB 9



Batter	1	2	3	4	5	6	7	8	9
Lance Johnson, L (1, 8) OBP: 0.308, SLG: 0.342	1-1 G6-3	1-3 K			2-2 G6-3		0-0 SH	4-0 1B	
Robin Ventura, L (1, 5) OBP: 0.304, SLG: 0.304	2-2 P5				1-0 1B		2-1 1B	0-2 SF7	
Craig Grebeck, R (7, PR) OBP: 0.208, SLG: 0.233							1-2 2-H	1-2 2-3 3-H	
Ivan Calderon, R (1, 7) OBP: 0.348, SLG: 0.451	2-1 1B				0-0 F8		0-0 1B	1-2 2B	
Dan Pasqua, L (1, 10) OBP: 0.349, SLG: 0.525	4-2 1B						0-2 F9	3-2 1B	
Carlton Fisk, R (1, 2) OBP: 0.380, SLG: 0.444	1-0 3B						1-1 G5-3	2-2 F7	
Frank Thomas, R (1, 3) OBP: 0.424, SLG: 0.534	2-0 3B						2-3 K	2-0 FC6-4	
Sammy Sosa, R (1, 9) OBP: 0.282, SLG: 0.423	0-1 P6						0-1 HR	0-1 FC6-4	
Scott Fletcher, R (1, 4) OBP: 0.317, SLG: 0.322							1-3 K	2-2 FC6-4	
Ozzie Guillen, L (1, 6) OBP: 0.330, SLG: 0.369							0-1 G4-3	2-2 SF7	

Inning Stats	R: 3	H: 3	E: 0	K: 0	S: 13	LOB: 1	BB: 1	P: 25
	R: 0	H: 0	E: 0	K: 2	S: 9	LOB: 0	BB: 0	P: 13
	R: 0	H: 0	E: 0	K: 1	S: 9	LOB: 1	BB: 1	P: 15
	R: 0	H: 0	E: 0	K: 2	S: 11	LOB: 0	BB: 0	P: 16
	R: 0	H: 1	E: 0	K: 0	S: 7	LOB: 1	BB: 0	P: 10
	R: 2	H: 2	E: 0	K: 2	S: 13	LOB: 0	BB: 0	P: 19
	R: 1	H: 3	E: 1	K: 0	S: 10	LOB: 2	BB: 0	P: 13
	R: 5	H: 5	E: 0	K: 0	S: 24	LOB: 1	BB: 1	P: 40

PITCHER	IP	WLS	BF	H	R	ER	SO	BB	IBB	HBP	BLK	WP	HR	S	P	ERA	WHIP
Dave Stewart, R (1, 1) ERA: 2.57	7.0	L	32	9	6	5	7	2	0	0	0	1	1	72	111	6.43	1.571
Reggie Harris, R (8, 1) ERA: 3.55	1.0		9	5	5	5	0	0	1	0	0	0	0	24	40	45.00	5.000

BOTTOM


Oakland Athletics @ Chicago White Sox

Comiskey Park, Chicago, IL

Mon Aug 20 1990, 8:05 PM EDT
Att: 39,294 - Unknown - 73 F

AB	36
R	11
H	14
RBI	11
BB	3
SO	7
LOB	11

WP: 1 PA: 41
PB: 0 SB: 0
CS: 0



AB	R	H	RBI	BB	SO	LOB
3	2	0	0	1	1	0
4	0	2	0	0	0	0
0	0	0	1	0	0	0
5	2	3	3	0	0	1
3	1	1	1	2	0	2
5	2	2	1	0	1	4
4	1	2	2	0	2	1
4	1	2	2	0	0	1
4	1	0	0	0	3	2
4	1	2	1	0	0	0

Batter	1	2	3	4	5	6	7	8	9	AB R H RBI BB SO LOB	TOP											
Carney Lansford, R (1, 5) <small>OBP: 0.333, SLG: 0.331</small>	3-2 	2-0 			2-0 		1-3 			4 1 0 0 0 1 3												
Lance Blankenship, R (1, 7) <small>OBP: 0.250, SLG: 0.177</small> Doug Jennings, L (8, PH) <small>OBP: 0.272, SLG: 0.270</small>	1-1 		3-2 		4-2 			0-3 		1 0 0 0 1 0 0 1 0 0 0 0 1 0												
Jose Canseco, R (1, 10) <small>OBP: 0.381, SLG: 0.602</small>	0-1 		1-2 		3-3 			2-3 		4 0 1 0 0 2 2												
Mark McGwire, R (1, 3) <small>OBP: 0.348, SLG: 0.480</small>	1-0 		3-2 			2-2 		2-1 		3 0 0 1 0 0 0												
Felix Jose, S (1, 9) <small>OBP: 0.306, SLG: 0.374</small>	1-1 			2-1 		1-2 		0-2 		4 0 2 0 0 0 0												
Terry Steinbach, R (1, 2) <small>OBP: 0.277, SLG: 0.341</small>	3-2 			2-2 		1-1 		0-2 		4 0 1 0 0 0 3												
Willie Randolph, R (1, 4) <small>OBP: 0.312, SLG: 0.307</small>			0-1 		1-1 		2-1 		0-0 	4 0 0 0 0 0 0												
Mike Gallego, R (1, 6) <small>OBP: 0.272, SLG: 0.283</small>			1-1 			0-0 		2-2 		3 0 1 0 0 0 0												
Darren Lewis, R (1, 8) <small>OBP: 1.000, SLG: 1.000</small>			2-1 		2-1 		1-0 			2 0 2 0 0 0 0												
Inning Stats	R: 1 E: 1 K: 0 S: 19	H: 2 LOB: 2 BB: 0 P: 28	R: 0 E: 0 K: 0 S: 7	H: 1 LOB: 1 BB: 0 P: 12	R: 0 E: 0 K: 0 S: 10	H: 0 LOB: 0 BB: 0 P: 17	R: 0 E: 0 K: 0 S: 11	H: 1 LOB: 0 BB: 0 P: 16	R: 0 E: 0 K: 1 S: 11	H: 1 LOB: 2 BB: 1 P: 22	R: 0 E: 0 K: 0 S: 11	H: 1 LOB: 0 BB: 0 P: 15	R: 0 E: 0 K: 1 S: 9	H: 1 LOB: 1 BB: 0 P: 15	R: 0 E: 0 K: 2 S: 10	H: 0 LOB: 0 BB: 0 P: 14	R: 0 E: 0 K: 0 S: 10	H: 0 LOB: 0 BB: 0 P: 10	1B: 7 2B: 0 3B: 0 HR: 0	SF: 1 SAC: 2 DP: 1 HBP: 0	WP: 0 PB: 0 SB: 0 CS: 0	PA: 34
PITCHER	IP WLS BF H R ER SO BB IBB HBP BLK WP HR S P ERA WHIP																					
Greg Hibbard, L (1, 1) <small>ERA: 2.99</small>	7.0 W 28 7 1 0 2 1 0 0 0 0 0 0 78 125 0.00 1.143																					
Barry Jones, R (8, 1) <small>ERA: 2.13</small>	1.0 3 0 0 0 2 0 0 0 0 0 0 0 10 14 0.00 0.000																					
Bobby Thigpen, R (9, 1) <small>ERA: 2.03</small>	1.0 S 3 0 0 0 0 0 0 0 0 0 0 0 10 10 0.00 0.000																					

Oakland Athletics @ Chicago White Sox
 Comiskey Park, Chicago, IL
 Tue Aug 21 1990, 8:05 PM EDT
 Att. 31,172 - Unknown - 70 F

AB	30
R	1
H	7
RBI	1
BB	1
SO	4
LOB	8



Batter	1	2	3	4	5	6	7	8	9
Lance Johnson, L OBP: 0.307, SLG: 0.341 (1, 8)	0-1 F7		2-2 L7			0-0 F9	2-2 1B		
Scott Fletcher, R OBP: 0.316, SLG: 0.322 (1, 4)	2-2 P2			1-2 F9		2-1 F8	1-1 1B		
Ivan Calderon, R OBP: 0.345, SLG: 0.447 (1, 7)	0-0 F8			1-0 G5-3		2-2 L9	1-0 F8		
Dan Pasqua, L OBP: 0.349, SLG: 0.527 Phil Bradley, R OBP: 0.344, SLG: 0.341 (1, 10) (7, PR)		1-0 G3-1		0-0 G1-3			0-1 2B	2-2 G4-3	
Frank Thomas, R OBP: 0.429, SLG: 0.541 (1, 3)		1-1 L3-6 2B			3-3 K		4-2 2B	1-1 F8	
Sammy Sosa, R OBP: 0.282, SLG: 0.420 (1, 9)		3-2 L3-6 2-3			4-0 S BB		0-3 K	0-3 K	
Ron Karkovics, R OBP: 0.336, SLG: 0.432 (1, 2)			2-1 F7		1-2 F9		4-2 2B		
Craig Grebeck, R OBP: 0.224, SLG: 0.241 Robin Ventura, L OBP: 0.304, SLG: 0.304 Carlton Fisk, R OBP: 0.382, SLG: 0.449 Steve Lyons, L OBP: 0.257, SLG: 0.281 (1, 5) (7, PH) (7, PH) (7, PR) (8, 5)			0-0		4-1 SAFE		0-1 SH5-3 2B		
Ozzie Guillen, L OBP: 0.329, SLG: 0.367 (1, 6)			0-0 F8		0-1 G2		0-0 SH5-3		

Inning Stats	R: 0	H: 0	E: 0	K: 0	S: 6	R: 0	H: 1	E: 0	K: 0	S: 6	R: 0	H: 1	E: 0	K: 0	S: 7	R: 0	H: 0	E: 0	K: 0	S: 5	R: 0	H: 0	E: 0	K: 1	S: 9	R: 0	H: 0	E: 0	K: 0	S: 6	R: 4	H: 4	E: 0	K: 1	S: 21	R: 0	H: 0	E: 0	K: 1	S: 10
	0	0	0	0	8	0	1	0	0	8	0	1	0	0	11	0	0	0	0	7	0	0	0	2	21	0	0	0	0	10	0	4	3	0	2	0	0	0	13	

PITCHER															PITCHER																							
IP	WLS	BF	H	R	ER	SO	BB	IBB	HBP	BLK	WP	HR	S	P	ERA	WHIP	IP	WLS	BF	H	R	ER	SO	BB	IBB	HBP	BLK	WP	HR	S	P	ERA	WHIP					
Mike Moore, R ERA: 4.33 (1, 1)	6.1	L	25	3	3	3	2	4	0	0	0	0	50	87	4.26	1.105																						
Rick Honeycutt, L ERA: 2.74 (7, 1)	0.1		4	3	1	1	0	0	0	0	0	0	9	12	27.00	9.000																						
Gene Nelson, R ERA: 1.37 (7, 1)	1.1		4	0	0	0	1	0	0	0	0	0	11	15	0.00	0.000																						

BOTTOM

Oakland Athletics @ Chicago White Sox
Comiskey Park, Chicago, IL
Tue Aug 21 1990, 8:05 PM EDT
Att: 31,172 - Unknown - 70 F

AB	R	H	RBI	BB	SO	LOB
4	0	1	0	0	0	1
4	0	1	0	0	0	0
4	0	0	0	0	0	3
3	0	1	0	0	0	0
1	1	0	0	0	0	0
3	1	1	0	1	1	0
3	0	0	0	1	2	3
2	1	0	0	1	0	1
1	0	1	0	1	0	0
0	0	0	0	0	0	0
1	0	1	3	0	0	0
0	1	0	0	0	0	0
2	0	0	1	0	0	3

AB	28
R	4
H	6
RBI	4
BB	4
SO	3
LOB	11

livebaseballscorecards.com

AB 28
R 4
H 6
RBI 4
BB 4
SO 3
LOB 11



WP	PA
0	33

Batter	1	2	3	4	5	6	7	8	9	AB R H RBI BB SO LOB	TOP												
Rickey Henderson, R OBP: 0.434, SLG: 0.584 (1, 7)	3-2 G6-3 1B 2B	1-1 FC6-4 1-2f			4-1 1B E BB		2-1 F8		2-3 K	4 2 1 0 1 1 2													
Carney Lansford, R OBP: 0.336, SLG: 0.334 (1, 5)	2-2 G6-3		2-2 CS 1B		1-1 E9 WP 1B		1-1 G5-4-3 1B		0-0 FC6-4 1B 1-2f	5 1 3 0 0 0 2													
Jose Canseco, R OBP: 0.381, SLG: 0.599 (1, 10)	3-1 1B		3-3 K		3-3 K		0-0 G5-4-3 1-2f		2-0 1B	5 0 2 1 0 2 2													
Mark McGwire, R OBP: 0.346, SLG: 0.475 (1, 3)	0-0 F8		2-3 K		2-3 K			4-2 G4-3 G1-3 BB	1-3 K	4 0 0 0 1 3 3													
Ron Hassey, L OBP: 0.284, SLG: 0.313 (1, 2)	0-0 P5			1-3 K		0-0 G3 1B 2B		1-2 G1-3		4 1 1 0 0 1 2													
Felix Jose, S OBP: 0.305, SLG: 0.373 (1, 9)		0-0 G4-3		0-1 1B SF8-6 1B		0-1 G3		1-0 G4-3		4 1 1 0 0 0 2													
Willie Randolph, R OBP: 0.318, SLG: 0.321 (1, 4)		3-1 1B 3B		1-0 SF8-6 1B		3-1 1B		0-0 L3		4 1 3 1 0 0 1													
Mike Gallego, R OBP: 0.275, SLG: 0.297 (1, 6)		2-0 G5-3		2-2 SF8-6		1-1 G6-4-3 1B			1-1 HR	3 1 2 2 0 0 1													
Darren Lewis, R OBP: 0.667, SLG: 0.600 (1, 8)		1-0 FC6-4 1B			0-1 P3		1-0 G6-4-3		4-1 FC6-4 BB	3 0 1 1 1 0 2													
Inning Stats	R: 1 E: 0 K: 0 S: 10	H: 2 LOB: 1 BB: 0 P: 18	R: 1 E: 0 K: 0 S: 9	H: 2 LOB: 1 BB: 0 P: 14	R: 0 E: 0 K: 2 S: 12	H: 1 LOB: 0 BB: 0 P: 19	R: 1 E: 0 K: 1 S: 11	H: 2 LOB: 0 BB: 0 P: 14	R: 2 E: 1 K: 2 S: 12	H: 1 LOB: 0 BB: 1 P: 22	R: 1 E: 0 K: 0 S: 8	H: 3 LOB: 1 BB: 0 P: 13	R: 0 E: 0 K: 0 S: 5	H: 1 LOB: 0 BB: 0 P: 8	R: 0 E: 0 K: 0 S: 7	H: 0 LOB: 1 BB: 1 P: 13	R: 1 E: 0 K: 2 S: 13	H: 2 LOB: 2 BB: 1 P: 23	1B: 10 2B: 4 3B: 1 HR: 1	SF: 1 SAC: 0 DP: 4 HBP: 0	WP: 1 PB: 0 SB: 0 CS: 1	PA: 40	
PITCHER	IP WLS BF H R ER SO BB IBB HBP BLK WP HR S P ERA WHIP																						
Melido Perez, R ERA: 4.32 (1, 1)	5.1 L	25 10	6 6	5 5	5 5	1 1	0 0	0 0	0 0	1 0	59 95	8.44 2.062											
Adam Peterson, R ERA: 4.42 (6, 1)	3.2	15 4	1 1	1 2	2 2	0 0	0 0	0 0	0 0	1 28	49 49	2.46 1.636											

Oakland Athletics @ Chicago White Sox
Comiskey Park, Chicago, IL
Wed Aug 22 1990, 8:05 PM EDT
Att. 33,858 - Unknown - 70 F

livebaseballscorecards.com

AB	36
R	7
H	14
RBI	5
BB	3
SO	7
LOB	17



Batter	1	2	3	4	5	6	7	8	9	AB	R	H	RBI	BB	SO	LOB
Lance Johnson, L OBP: 0.305, SLG: 0.337 (1, 8) X	0-0 P4 ①			1-0 G3 ①		3-2 F7 ②		0-0 G4-3 ②		4	0	0	0	0	0	0
Robin Ventura, L OBP: 0.306, SLG: 0.304 (1, 5) B C B X	2-1 F7 ②			2-2 G6-4-3 1B		1-3 K		4-2 BB		3	0	1	0	1	1	0
Ivan Calderon, R OBP: 0.343, SLG: 0.443 (1, 7) B B X	2-0 F9 ③			0-1 G6-4-3 1-2f			3-2 G3 ① X	0-0 F8 ③		4	0	0	0	0	0	2
Dan Pasqua, L OBP: 0.344, SLG: 0.518 (1, 10)			3-2 G4-3 ①		0-3 K ①		2-1 P2 ②		2-3 K ①	4	0	0	0	0	2	0
Carlton Fisk, R OBP: 0.383, SLG: 0.448 (1, 2)			1-1 F9 ②		3-1 1B 1B		4-0 BB 2B		1-0 G5-3 ②	3	1	1	0	1	0	0
Frank Thomas, R OBP: 0.419, SLG: 0.516 (1, 3)			1-3 K ③		0-3 K ②		4-1 2B 1-2 BB		2-3 K ③	3	0	0	0	1	3	1
Sammy Sosa, R OBP: 0.285, SLG: 0.424 (1, 9)			0-1 G6-3 ①		3-2 FC4-6 1B		2-2 2B 1-3 2-H			3	0	2	1	0	0	0
Scott Fletcher, R OBP: 0.314, SLG: 0.319 (1, 4)			0-1 G4-3 ②		0-0 FC4-6 1-2f		1-2 G5-3 ③			3	0	0	0	0	0	4
Ozzie Guillen, L OBP: 0.326, SLG: 0.364 (1, 6)			1-2 F7 ③			1-0 G4-3 ①		1-2 P5 ①		3	0	0	0	0	0	0


Inning Stats	R: 0	H: 0	E: 0	LOB: 0	K: 0	S: 4	P: 8	R: 0	H: 0	E: 0	LOB: 0	K: 1	S: 9	R: 0	H: 0	E: 0	LOB: 0	K: 0	S: 7	R: 0	H: 1	E: 0	LOB: 0	K: 0	S: 7	R: 0	H: 2	E: 0	LOB: 2	K: 2	S: 12	R: 0	H: 0	E: 0	LOB: 0	K: 1	S: 8	R: 1	H: 1	E: 0	LOB: 2	K: 0	S: 13	R: 0	H: 0	E: 0	LOB: 1	K: 0	S: 8	R: 0	H: 0	E: 0	LOB: 0	K: 2	S: 9	1B: 3	SF: 0	2B: 1	SAC: 0	3B: 0	DP: 1	HR: 0	HBP: 0	WP: 0	PA: 33
--------------	------	------	------	--------	------	------	------	------	------	------	--------	------	------	------	------	------	--------	------	------	------	------	------	--------	------	------	------	------	------	--------	------	-------	------	------	------	--------	------	------	------	------	------	--------	------	-------	------	------	------	--------	------	------	------	------	------	--------	------	------	-------	-------	-------	--------	-------	-------	-------	--------	-------	--------

PITCHER	IP	WLS	BF	H	R	ER	SO	BB	IBB	HBP	BLK	WP	HR	S	P	ERA	WHIP
Bob Welch, R ERA: 3.02 (1, 1)	7.0	W	26	4	1	1	4	2	0	0	0	0	0	60	100	1.29	0.857
Rick Honeycutt, L ERA: 2.68 (8, 1)	1.0		4	0	0	0	0	1	0	0	0	0	0	8	13	0.00	1.000
Dennis Eckersley, R ERA: 0.68 (9, 1)	1.0		3	0	0	0	2	0	0	0	0	0	0	9	14	0.00	0.000

BOTTOM

Oakland Athletics @ Chicago White Sox
 Comiskey Park, Chicago, IL
 Wed Aug 22 1990, 8:05 PM EDT
 Att: 33,858 - Unknown - 70 F

AB	30
R	1
H	4
RBI	1
BB	3
SO	6
LOB	7



PITCHER	IP	WLS	BF	H	R	ER	SO	BB	IBB	HBP	BLK	WP	HR	S	P	ERA	WHIP
---------	----	-----	----	---	---	----	----	----	-----	-----	-----	----	----	---	---	-----	------

Batter	1	2	3	4	5	6	7	8	9	AB	R	H	RBI	BB	SO	LOB
Phil Bradley, R OBP: 0.343, SLG: 0.340 (1, 8) (8, 7)	F9		CS 1B		F9		G4-3			4	0	1	0	0	0	0
Robin Ventura, L OBP: 0.308, SLG: 0.302 (1, 5)	K		CS 1-2	G3	BB		G5-3 BB			2	0	0	0	2	1	0
Ivan Calderon, R OBP: 0.342, SLG: 0.444 (1, 10)	F8			2B	P6		G5-3			4	1	1	0	0	0	2
Dan Pasqua, L OBP: 0.348, SLG: 0.522 Carlos Martinez, R OBP: 0.249, SLG: 0.323 Lance Johnson, L OBP: 0.305, SLG: 0.337 (1, 7) (7, PH) (8, 8)		1B G4-6-3 HBP		G1-3 1B 2B	F8		F8			2	2	1	1	0	0	1
Carlton Fisk, R OBP: 0.385, SLG: 0.452 Ron Karkovics, R OBP: 0.336, SLG: 0.432 (1, 2) (9, 2)		G4-6-3 1B		G1-3		P6		1B 2B		4	0	2	0	0	0	1
Frank Thomas, R OBP: 0.436, SLG: 0.515 Steve Lyons, L OBP: 0.257, SLG: 0.281 (1, 3) (9, 3)		G4-6-3 1-2f 3-H		BB 1B BB		1B BB		1B		2	1	1	0	2	0	1
Sammy Sosa, R OBP: 0.284, SLG: 0.421 (1, 9)		F8		1B BB		L7		K		3	0	0	0	1	1	2
Scott Fletcher, R OBP: 0.316, SLG: 0.321 (1, 4)			G1-3		1B		F8			4	0	2	2	0	0	1
Ozzie Guillen, L OBP: 0.324, SLG: 0.362 (1, 6)			G4-3	G3		F7				3	0	0	0	0	0	4

Inning Stats	R: 0	H: 0	E: 0	K: 1	S: 9	R: 1	H: 1	E: 0	K: 0	S: 6	R: 0	H: 1	E: 0	K: 0	S: 8	R: 3	H: 3	E: 0	K: 0	S: 15	R: 0	H: 0	E: 0	K: 0	S: 9	R: 0	H: 1	E: 0	K: 0	S: 13	R: 0	H: 0	E: 0	K: 0	S: 15	R: 0	H: 2	E: 0	K: 1	S: 8
	LOB: 0	BB: 0	LOB: 0	BB: 0	P: 16	LOB: 0	BB: 0	LOB: 0	BB: 0	P: 9	LOB: 2	BB: 2	LOB: 1	BB: 1	P: 18	LOB: 2	BB: 1	LOB: 1	BB: 0	P: 12	LOB: 1	BB: 0	LOB: 1	BB: 1	P: 24	LOB: 1	BB: 0	LOB: 1	BB: 1	P: 20	LOB: 1	BB: 1	LOB: 1	BB: 1	P: 24	LOB: 1	BB: 1	LOB: 1	BB: 0	P: 12

PITCHER	IP	WLS	BF	H	R	ER	SO	BB	IBB	HBP	BLK	WP	HR	S	P	ERA	WHIP
Kirk McCaskill, R ERA: 3.16 (1, 1)	5.2	L	26	6	4	4	1	4	0	1	0	0	0	58	103	6.35	1.765
Cliff Young, L ERA: 3.57 (6, 1)	1.2		7	2	0	0	0	1	0	0	0	0	0	20	31	0.00	1.800
Mark Eichhorn, R ERA: 3.13 (8, 1)	0.2		2	0	0	0	1	0	0	0	0	0	0	5	7	0.00	0.000


BOTTOM

California Angels @ Chicago White Sox
Comiskey Park, Chicago, IL

Thu Aug 23 1990, 8:05 PM EDT
Att. 32,393 - Unknown

AB	R	H	RBI	BB	SO	LOB
29	4	8	3	5	2	13

WP: 0 PA: 36
PB: 0
SB: 0
CS: 1



WP	HR	S	P	ERA	WHIP
0	0	1	3	6.35	1.765

Batter	1	2	3	4	5	6	7	8	9	AB R H RBI BB SO LOB	TOP														
Brian Downing, R OBP: 0.394, SLG: 0.514 (1, 10) C B B B B	4-1 1B BB		2-1 G3 1-2		2-3 SAFE 1-2			0-1 F9		3 0 0 0 1 1 2															
Pete Coachman, R OBP: 0.379, SLG: 0.429 (1, 5) C C F C	0-3 K		1-1 G5-3 2-3		0-1 G1-3			0-1 G4-3		4 0 0 0 0 1 2															
Chili Davis, S OBP: 0.365, SLG: 0.430 (1, 7) S S X	0-2 1-3 1B		0-0 2B 1B			2-2 FC4-6 1B		1-2 G4-3		4 1 3 1 0 0 0															
Dave Winfield, R OBP: 0.328, SLG: 0.437 (1, 9) C S S	0-3 K		0-0 1-H 2B		2-3 SAFE SAFE SAFE SAFE SAFE				0-0 G6-3	4 0 1 1 0 2 3															
Lee Stevens, L OBP: 0.296, SLG: 0.355 (1, 3) B SAFE B B X	3-0 F9		1-3 K		0-0 FC4-6 1-2f				4-2 1B BB	3 0 0 0 1 1 4															
Dante Bichette, R OBP: 0.263, SLG: 0.419 (1, 8) C S T B B B B B		3-3 K		1-1 G6-4-3 1B		1-0 L8		0-2 1-2 1B		4 0 2 0 0 1 1															
Lance Parrish, R OBP: 0.345, SLG: 0.456 (1, 2) S B S		1-1 P9		1-3 K		2-3 K		0-1 F8		4 0 0 0 0 2 3															
Donnie Hill, S OBP: 0.310, SLG: 0.340 (1, 4) B X C B		1-1 F9		2-1 SAFE SAFE SAFE SAFE SAFE 1-2f		0-2 G1-6-3		3-2 G4-3		4 0 0 0 0 0 3															
Dick Schofield, R OBP: 0.349, SLG: 0.259 (1, 6) B B B B			4-0 G5-3 G3 1B BB		4-1 CS BB		2-3 K			1 1 0 0 2 1 0															
Inning Stats	R: 0 E: 0 K: 2 S: 12	H: 1 LOB: 2 BB: 1 P: 19	R: 0 E: 0 K: 1 S: 8	H: 0 LOB: 0 BB: 0 P: 13	R: 2 E: 0 K: 1 S: 9	H: 2 LOB: 1 BB: 1 P: 17	R: 0 E: 0 K: 1 S: 7	H: 1 LOB: 0 BB: 0 P: 11	R: 0 E: 0 K: 1 S: 8	H: 0 LOB: 0 BB: 1 P: 14	R: 0 E: 0 K: 2 S: 11	H: 1 LOB: 1 BB: 0 P: 16	R: 0 E: 0 K: 2 S: 12	H: 0 LOB: 0 BB: 0 P: 16	R: 0 E: 0 K: 0 S: 8	H: 0 LOB: 0 BB: 0 P: 9	R: 0 E: 0 K: 0 S: 13	H: 1 LOB: 2 BB: 1 P: 20	1B: 5 2B: 1 3B: 0 HR: 0	SF: 0 SAC: 0 DP: 1 HBP: 0	WP: 0 PB: 0 SB: 0 CS: 1	PA: 35			
PITCHER	IP	WLS	BF	H	R	ER	SO	BB	IBB	HBP	BLK	WP	HR	S	P	ERA	WHIP								
Wayne Edwards, L ERA: 3.06 (1, 1)	6.0	W	24	5	2	2	7	3	0	0	0	0	0	55	90	3.00	1.333								
Donn Pall, R ERA: 3.13 (7, 1)	1.0		3	0	0	0	2	0	0	0	0	0	0	12	16	0.00	0.000								
Barry Jones, R ERA: 2.1 (8, 1)	1.0		3	0	0	0	0	0	0	0	0	0	0	8	9	0.00	0.000								
Bobby Thigpen, R ERA: 1.97 (9, 1)	1.0	S	5	1	0	0	0	1	0	0	0	0	0	13	20	0.00	2.000								

California Angels @ Chicago White Sox
Comiskey Park, Chicago, IL
Fri Aug 24 1990, 8:05 PM EDT
Att. 29,024 - Unknown - 79 F

AB	31
R	2
H	6
RBI	2
BB	4
SO	9
LOB	18



Batter	1	2	3	4	5	6	7	8	9
Sammy Sosa, R OBP: 0.286, SLG: 0.419 (1, 9)	3-2 P6		2-2 L6-3		2-2 FC6-4 1B		4-2 SH1-3 1B BB	0-3 K	
Phil Bradley, R OBP: 0.346, SLG: 0.341 Robin Ventura, L OBP: 0.308, SLG: 0.302 (1, 8) (9, 5)	4-0 1B BB		0-0 1B 2B 1B		1-2 FC6-4 1B 1-2f		0-0 SH1-3		
Ivan Calderon, R OBP: 0.347, SLG: 0.449 (1, 7)	0-0 1-3 1B		0-0 1-3 2B 1B		0-1 P3 2-3 1B		0-2 L5-4 BB 2-H 1B		
Frank Thomas, R OBP: 0.451, SLG: 0.507 (1, 10)	4-1 BB BB C B		4-1 1-2 2B BB		0-1 P3 1-2		4-1 1-2 BB		
Carlton Fisk, R OBP: 0.386, SLG: 0.454 (1, 2)	2-2 G4-3		0-2 1-H 2-H 3-H 2B		4-0 FC6-4 IBB		2-2 L5-4		
Carlos Martinez, R OBP: 0.246, SLG: 0.319 Lance Johnson, L OBP: 0.306, SLG: 0.339 (1, 3) (8, PH) (9, 8)		2-2 G6-3	0-1 P4		0-0 FC6-4 1-2f			1-1 S 1B 1B	
Scott Fletcher, R OBP: 0.313, SLG: 0.317 (1, 4)		1-1 G6-3		0-0 G5-3		0-1 L1		0-0 L9	
Craig Grebeck, R OBP: 0.218, SLG: 0.233 Steve Lyons, L OBP: 0.255, SLG: 0.279 (1, 5) (8, PH) (9, 3)		1-3 K		1-2 P4		1-1 F7		3-3 K	
Ozzie Guillen, L OBP: 0.323, SLG: 0.360 (1, 6)			0-2 G6-3	0-0 G1		1-2 F7		0-0 3-H 1B	

Inning Stats	R: 0 E: 0 K: 0 S: 8	H: 1 LOB: 2 BB: 2 P: 21	R: 0 E: 0 K: 1 S: 8	H: 0 LOB: 0 BB: 0 P: 12	R: 3 E: 0 K: 0 S: 16	H: 3 LOB: 1 BB: 1 P: 22	R: 0 E: 0 K: 0 S: 5	H: 0 LOB: 0 BB: 0 P: 6	R: 0 E: 1 K: 0 S: 11	H: 2 LOB: 3 BB: 1 P: 18	R: 0 E: 0 K: 0 S: 7	H: 0 LOB: 0 BB: 0 P: 9	R: 1 E: 0 K: 0 S: 11	H: 1 LOB: 1 BB: 2 P: 21	R: 1 E: 0 K: 2 S: 11	H: 2 LOB: 1 BB: 0 P: 15	1B: 8 2B: 2 3B: 0 HR: 0	SF: 0 SAC: 1 DP: 1 HBP: 0	WP: 0 PB: 0 SB: 3 CS: 0	PA: 37
---------------------	------------------------------	----------------------------------	------------------------------	----------------------------------	-------------------------------	----------------------------------	------------------------------	---------------------------------	-------------------------------	----------------------------------	------------------------------	---------------------------------	-------------------------------	----------------------------------	-------------------------------	----------------------------------	----------------------------------	------------------------------------	----------------------------------	--------


PITCHER	IP	WLS	BF	H	R	ER	SO	BB	IBB	HBP	BLK	WP	HR	S	P	ERA	WHIP
Jim Abbott, L ERA: 4.76 (1, 1)	6.1	L	30	7	4	4	1	4	1	0	0	0	0	61	98	5.68	1.737
Willie Fraser, R ERA: 3.36 (7, 1)	1.0		4	1	1	1	0	1	0	0	0	0	0	8	15	9.00	2.000
Bob McClure, L ERA: (8, 1)	0.2		3	1	0	0	2	0	0	0	0	0	0	8	11	0.00	1.500

BOTTOM

California Angels @ Chicago White Sox
Comiskey Park, Chicago, IL

Fri Aug 24 1990, 8:05 PM EDT
Att: 29,024 - Unknown - 79 F

AB	30
R	5
H	9
RBI	5
BB	6
SO	3
LOB	14



Batter	1	2	3	4	5	6	7	8	9	AB R H RBI BB SO LOB	TOP	
Luis Polonia, L (1, 7) OBP: 0.341, SLG: 0.391 Max Venable, L (9, 7) OBP: 0.330, SLG: 0.411	0-1 F9 1B		2-2 F7			1-0 1B		1-2 L7		4 0 2 0 0 0 1 0 0 0 0 0 0 0		
Dick Schofield, R (1, 6) OBP: 0.351, SLG: 0.260	1-0 1-2 1B			2-0 P6		0-0 G5-3			4-1 1B HR BB	3 1 1 0 1 0 1		
Devon White, S (1, 8) OBP: 0.285, SLG: 0.353	3-2 F9			1-1 F7			1-2 E5 G4-3		1-0 F8	4 0 0 0 0 0 3		
Chili Davis, S (1, 9) OBP: 0.364, SLG: 0.428 Dante Bichette, R (9, PR) OBP: 0.283, SLG: 0.419	3-1 G4-6-3 1-2f			0-0 G4-3			1-2 G4-3		0-0 1-2 HR 1B	4 0 1 0 0 0 3 0 1 0 0 0 0 0		
Brian Downing, R (1, 10) OBP: 0.389, SLG: 0.506		3-1 G6-3			1-1 G5-3		3-3 K		1-3 K	4 0 0 0 0 2 3		
Lee Stevens, L (1, 3) OBP: 0.295, SLG: 0.373		0-1 L9			0-3 K		0-0 F7		1-2 1-H 2-H HR	4 1 1 3 0 1 1		
Johnny Ray, S (1, 4) OBP: 0.303, SLG: 0.347		1-3 K			2-3 K			2-2 F7	0-0 F7	4 0 0 0 0 2 1		
Bill Schroeder, R (1, 2) OBP: 0.269, SLG: 0.549 Lance Parrish, R (9, 2) OBP: 0.345, SLG: 0.456			0-0 G5-3			3-1 P3		1-3 K		3 0 0 0 0 1 0 0 0 0 0 0 0 0		
Pete Coachman, R (1, 5) OBP: 0.375, SLG: 0.400			2-1 P3			2-1 G4-3		1-1 HBP		2 0 0 0 0 0 0		
Inning Stats	R: 0 H: 2 E: 0 LOB: 1 K: 0 BB: 0 S: 9 P: 16	R: 0 H: 0 E: 0 LOB: 0 K: 1 BB: 0 S: 7 P: 11	R: 0 H: 0 E: 0 LOB: 0 K: 0 BB: 0 S: 7 P: 11	R: 0 H: 0 E: 0 LOB: 0 K: 2 BB: 0 S: 4 P: 7	R: 0 H: 0 E: 0 LOB: 0 K: 2 BB: 0 S: 8 P: 11	R: 0 H: 1 E: 0 LOB: 1 K: 0 BB: 0 S: 6 P: 12	R: 0 H: 0 E: 1 LOB: 1 K: 1 BB: 0 S: 10 P: 16	R: 0 H: 0 E: 0 LOB: 1 K: 1 BB: 0 S: 11 P: 16	R: 3 H: 2 E: 0 LOB: 1 K: 1 BB: 1 S: 12 P: 19	1B: 4 SF: 0 2B: 0 SAC: 0 3B: 0 DP: 1 HR: 1 HBP: 1	WP: 0 PA: 34 PB: 0 SB: 0 CS: 0	
PITCHER Jack McDowell, R (1, 1) ERA: 3.71 Bobby Thigpen, R (9, 1) ERA: 2.2	IP WLS BF H R ER SO BB IBB HBP BLK WP HR S P ERA WHIP	8.0 3 1 1 5 1 0 1 0 0 0 0 63 105 1.12 0.500	1.0 L 5 2 2 2 1 0 0 0 0 0 0 1 11 14 18.00 2.000									

California Angels @ Chicago White Sox
Comiskey Park, Chicago, IL
Sat Aug 25 1990, 8:05 PM EDT
Att. 37,079 - Unknown - 80 F

livebaseballscorecards.com

AB	32
R	3
H	5
RBI	3
BB	1
SO	6
LOB	13



Batter	1	2	3	4	5	6	7	8	9	AB	R	H	RBI	BB	SO	LOB
Sammy Sosa, R (1, 9) OBP: 0.283, SLG: 0.415	3-2 G6-3		2-3 K2-3		2-3 K			0-0 P5		4	0	0	0	0	2	2
Robin Ventura, L (1, 5) OBP: 0.310, SLG: 0.303	0-1 G3-1		2-1 1B			4-1 BB		2-2 G3		3	0	1	1	1	0	0
Ivan Calderon, R (1, 7) OBP: 0.346, SLG: 0.447	1-2 1B		0-0 F9			0-0 B2		1-2 F9		4	0	1	0	0	0	2
Frank Thomas, R (1, 10) OBP: 0.453, SLG: 0.500	1-0 CS	3-2 1B		4-2 BB		2-2 G3-6-3			1-3 K	3	0	1	0	1	1	1
Carlton Fisk, R (1, 2) OBP: 0.382, SLG: 0.448				2-1 F8			2-2 G6-3		1-3 K	4	0	0	0	0	2	2
Phil Bradley, R (1, 8) OBP: 0.345, SLG: 0.341				3-3 K			1-1 1B		1-1 1B	3	1	1	0	0	2	2
Lance Johnson, L (8, 8) OBP: 0.308, SLG: 0.341				1-2						1	0	1	0	0	0	0
Carlos Martinez, R (1, 3) OBP: 0.243, SLG: 0.315		0-1 L8			2-2 G5-3		1-0 F7		3-1 G3-1	3	0	0	0	0	0	2
Dan Pasqua, L (9, PH) OBP: 0.346, SLG: 0.520									1-2	1	0	0	0	0	0	1
Scott Fletcher, R (1, 4) OBP: 0.315, SLG: 0.320			0-1 1B		0-2 G3-1		2-0 1B			3	1	2	1	0	0	0
Ozzie Guillen, L (1, 6) OBP: 0.324, SLG: 0.361			0-0 SH1-3		1-1 1B		1-2 FC5-4			2	0	1	0	0	0	1

Inning Stats	R: 0	H: 1	R: 0	H: 1	R: 1	H: 2	R: 0	H: 1	R: 0	H: 0	R: 0	H: 0	R: 1	H: 2	R: 0	H: 0	R: 0	H: 0	R: 0	H: 1	R: 0	H: 1	1B: 8	SF: 0	WP: 0	PA: 35
	E: 0	LOB: 0	E: 0	LOB: 1	E: 0	LOB: 1	E: 0	LOB: 1	E: 0	LOB: 0	E: 0	LOB: 0	E: 0	LOB: 1	E: 0	LOB: 1	E: 0	LOB: 1	E: 0	LOB: 0	E: 0	LOB: 1	2B: 1	SAC: 1	PB: 0	
	K: 0	BB: 0	K: 2	BB: 0	K: 1	BB: 0	K: 1	BB: 1	K: 0	BB: 1	K: 1	BB: 0	K: 0	BB: 0	K: 0	BB: 1	K: 0	BB: 0	K: 2	BB: 0	K: 2	BB: 0	3B: 0	DP: 2	SB: 2	
	P: 14		P: 15		P: 10		P: 8		P: 11		P: 12		P: 18		P: 7		P: 10		P: 10		P: 18		HR: 0	HBP: 0	CS: 2	

PITCHER	IP	WLS	BF	H	R	ER	SO	BB	IBB	HBP	BLK	WP	HR	S	P	ERA	WHIP
Mark Langston, L (1, 1) ERA: 4.45	8.0	W	30	7	2	2	5	2	0	0	0	0	0	79	121	2.25	1.125
Bryan Harvey, R (9, 1) ERA: 2.28	1.0	S	4	1	0	0	2	0	0	0	0	0	0	12	18	0.00	1.000

BOTTOM

California Angels @ Chicago White Sox

Comiskey Park, Chicago, IL

Sat Aug 25 1990, 8:05 PM EDT

Att: 37,079 - Unknown - 80 F

livebaseballscorecards.com

AB	31
R	2
H	8
RBI	2
BB	2
SO	7
LOB	13



Batter	1	2	3	4	5	6	7	8	9	AB R H RBI BB SO LOB	TOP									
Dick Schofield, R (1, 6) OBP: 0.346, SLG: 0.255	2-2 G3-1		2-0 F8		3-2 G4-3			0-0 G6-3		4 0 0 0 0 0 3										
Devon White, S (1, 8) OBP: 0.284, SLG: 0.355	2-1 F9 2B		1-0 F8			1-2 E6 G6-4-3		1-0 F8		4 1 1 0 0 0 1										
Chili Davis, S (1, 10) OBP: 0.360, SLG: 0.423	0-0 F9 2-3		2-1 CS 1-2	1-0 G6-3		1-3 SAFE K		1-3 K		4 0 0 0 0 2 2										
Dave Winfield, R (1, 9) OBP: 0.329, SLG: 0.441 Max Venable, L (9, PR) OBP: 0.330, SLG: 0.411	1-0 2B 3-H		2-1 G6-3	2-1 G6-3		2-1 SAFE G6-4-3 1-2f		0-0 FC5-4 1B		4 0 2 1 0 0 1 0 0 0 0 0 0 0										
Lance Parrish, R (1, 2) OBP: 0.344, SLG: 0.462	0-1 G6-3		2-2 G5-3			0-0 HR		0-0 FC5-4 1-2f HR		4 2 1 1 0 0 2										
Dante Bichette, R (1, 7) OBP: 0.269, SLG: 0.432		0-1 G5-4-3 BB 1B		3-2 G6-4-3 1B		1-2 F7		1-0 HR 2-H		4 1 3 2 0 0 0										
Lee Stevens, L (1, 3) OBP: 0.300, SLG: 0.372		4-2 SAFE 1B 1-2 BB		2-2 G6-4-3 1-2f		1-2 G4-3		0-1 1B		3 0 1 0 1 0 1										
Johnny Ray, S (1, 4) OBP: 0.302, SLG: 0.349		0-1 SAFE G5-4-3 1-2f 2-3		0-1 G5-4-3 2B		0-0 L7		1-1 G4-3		4 0 1 0 0 0 3										
Pete Coachman, R (1, 5) OBP: 0.400, SLG: 0.406		1-0 CS 1B		3-2 HBP		0-0 F7				2 0 1 0 0 0 0										
Inning Stats	R: 1 E: 0 K: 0 S: 9	H: 2 LOB: 1 BB: 0 P: 14	R: 0 E: 0 K: 0 S: 6	H: 1 LOB: 0 BB: 1 P: 10	R: 0 E: 0 K: 0 S: 5	H: 1 LOB: 0 BB: 0 P: 10	R: 0 E: 0 K: 0 S: 6	H: 0 LOB: 0 BB: 0 P: 11	R: 0 E: 0 K: 1 S: 8	H: 0 LOB: 0 BB: 0 P: 12	R: 1 E: 0 K: 0 S: 11	H: 1 LOB: 0 BB: 0 P: 13	R: 0 E: 0 K: 0 S: 3	H: 0 LOB: 0 BB: 0 P: 4	R: 2 E: 1 K: 1 S: 10	H: 3 LOB: 1 BB: 0 P: 13	1B: 5 2B: 3 3B: 0 HR: 2	SF: 0 SAC: 0 DP: 3 HBP: 1	WP: 0 PB: 0 SB: 0 CS: 1	PA: 36
PITCHER	IP WLS BF H R ER SO BB IBB HBP BLK WP HR S P ERA WHIP																			
Greg Hibbard, L (1, 1) ERA: 3.01	8.1 L 31 8 3 3 2 1 0 1 0 0 0 1 67 105 3.24 1.080																			
Donn Pall, R (9, 1) ERA: 3.23	0.2 4 2 1 1 0 0 0 0 0 0 0 1 6 8 13.50 3.000																			

California Angels @ Chicago White Sox
Comiskey Park, Chicago, IL
Sun Aug 26 1990, 4:33 AM EDT
Att. 34,249 - Overcast - 83 F

livebaseballscorecards.com

AB	33
R	4
H	10
RBI	4
BB	1
SO	2
LOB	13



Batter	1	2	3	4	5	6	7	8	9
Lance Johnson, L (1, 8) OBP: 0.307, SLG: 0.340	0-0 F8		2-1 1B		1-2 G4-6-3		1-1 F8		
Robin Ventura, L (1, 5) OBP: 0.310, SLG: 0.301 Phil Bradley, R (8, PH) OBP: 0.345, SLG: 0.340 (9, 7)	1-1 G6-3		4-1 1-2 BB			1-0 G4-3		0-1 G6-3	
Ivan Calderon, R (1, 10) OBP: 0.346, SLG: 0.448	1-1 F4		1-3 K			0-1 F8 2B		2-2 F7	
Dan Pasqua, L (1, 7) OBP: 0.350, SLG: 0.520 Carlton Fisk, R (8, PH) OBP: 0.381, SLG: 0.447 Steve Lyons, L (9, 5) OBP: 0.255, SLG: 0.279		1-1 1B 1B	1-0 F7			4-0 HBP IBB		0-1 L7	
Frank Thomas, R (1, 3) OBP: 0.456, SLG: 0.493		0-0 1B		1-0 G6-3		1-2 F8		4-0 BB	
Sammy Sosa, R (1, 9) OBP: 0.285, SLG: 0.415		0-0 1B		0-0 F8		1-1 FC6 HBP		1-3 K	
Ron Karkovice, R (1, 2) OBP: 0.329, SLG: 0.422 Ozzie Guillen, L (9, PH) OBP: 0.323, SLG: 0.360		0-0 B2		3-3 K		1-0 FC6		1-2 F8	
Scott Fletcher, R (1, 4) OBP: 0.312, SLG: 0.317		2-1 G1-6-3			0-1 G4-3		1-0 F7		3-2 E6
Craig Grebeck, R (1, 6) OBP: 0.221, SLG: 0.237 Carlos Martinez, R (9, PH) OBP: 0.242, SLG: 0.314			3-1 F8		2-2 G4-6-3 1B		1-0 F7		1-1 G6-3

Inning Stats	R: 0	H: 0	E: 0	K: 5	S: 5	R: 1	H: 3	E: 0	K: 0	S: 7	R: 0	H: 1	E: 0	K: 1	S: 9	R: 0	H: 0	E: 0	K: 1	S: 5	R: 0	H: 1	E: 0	K: 0	S: 10	R: 0	H: 1	E: 0	K: 0	S: 8	R: 0	H: 0	E: 0	K: 0	S: 4	R: 0	H: 0	E: 1	K: 1	S: 12	R: 0	H: 0	E: 0	K: 0	S: 10	R: 0	H: 0	E: 0	K: 0	S: 12	R: 0	H: 0	E: 0	K: 0	S: 12
	0	0	0	5	5	1	3	0	0	7	0	1	0	0	9	0	0	0	0	5	0	1	0	0	10	0	1	0	0	8	0	0	0	4	0	0	1	0	12	0	0	0	10	0	0	0	12	0	0	0	12				

PITCHER	IP	WLS	BF	H	R	ER	SO	BB	IBB	HBP	BLK	WP	HR	S	P	ERA	WHIP
Joe Grahe, R (1, 1) ERA: 5.4	7.0	W	28	6	1	1	2	1	1	1	0	0	0	48	82	1.29	1.000
Bob McClure, L (8, 1) ERA:	0.2		2	0	0	0	0	0	0	0	0	0	0	8	10	0.00	0.000
Bryan Harvey, R (8, 1) ERA: 2.22	1.1	S	6	0	0	0	1	1	0	0	0	0	0	14	24	0.00	0.750

BOTTOM

California Angels @ Chicago White Sox
Comiskey Park, Chicago, IL

Sun Aug 26 1990, 4:33 AM EDT
Att. 34,249 - Overcast - 83 F

AB	R	H	RBI	BB	SO	LOB
4	0	1	0	0	0	1
2	0	0	0	1	0	0
1	0	0	0	0	0	0
4	0	1	0	0	1	2
2	1	1	0	1	0	2
1	0	0	0	0	0	0
0	0	0	0	0	0	0
3	0	1	0	1	0	2
3	0	1	1	0	1	1
3	0	0	0	0	1	5
1	0	0	0	0	0	1
4	0	0	0	0	0	3
3	0	1	0	0	0	0
1	0	0	0	0	0	2

AB	32
R	1
H	6
RBI	1
BB	3
SO	3
LOB	19



WP	HR	S	P	ERA	WHIP
0	0	0	0	0	0
0	0	0	0	0	0
0	0	0	0	0	0

Batter	1	2	3	4	5	6	7	8	9	AB R H RBI BB SO LOB	TOP
Sammy Sosa, R OBP: 0.283, SLG: 0.411 (1, 9) C B X	1-1 G6-3 ①		X 0-0 G1-3 ③			X 0-0 G4-3 ①		C 0-3 K ③		4 0 0 0 0 1 1	
Phil Bradley, R OBP: 0.344, SLG: 0.341 (1, 8) S C S	0-3 K ②			X 0-0 G6-3 ①		B 3-2 C C C B C C X G4-3 ②		F 1-2 L1-3 2B ②	4 0 1 0 0 1 0		
Ivan Calderon, R OBP: 0.343, SLG: 0.444 (1, 7) B X	1-0 G1-3 ③			F 1-3 K ②		X 0-0 G6-3 ③		X 0-0 G5-3 ①	4 0 0 0 0 1 1		
Carlton Fisk, R OBP: 0.379, SLG: 0.445 (1, 10)		X 0-0 G4-6-3 1B ①		C 1-2 C C C C X F8 ③		B 2-0 B X G5-3 ①		B 1-1 C C X L1-3 ②	4 0 1 0 0 0 1		
Frank Thomas, R OBP: 0.447, SLG: 0.474 (1, 3) C B T T X		X 2-2 G4-6-3 1-2f ②		C 1-3 C F K ①		B 4-2 F B B B B B X FC6-4 BB ②		C 3-2 C B B F B X G6-3 ③	3 0 0 0 1 1 2		
Ron Karkovics, R OBP: 0.322, SLG: 0.413 (1, 2) S B S X		X 1-1 P3 ③		X 0-0 P6 ②		B 2-3 C T B P C C X K ②			3 0 0 0 0 1 1		
Scott Fletcher, R OBP: 0.312, SLG: 0.317 (1, 4) B C X			B 1-1 P4 ①		B 2-2 S S B X 1B 1B ②		B 1-0 X FC6-4 1-2f ③		3 0 1 0 0 0 1		
Craig Grebeck, R OBP: 0.234, SLG: 0.242 (1, 5) B B S C S C S B		B 4-2 BB ②		X 0-0 1B ②		X 0-0 1B ③		X 0-0 P3 ①	2 0 1 0 1 0 0		
Ozzie Guillen, L OBP: 0.321, SLG: 0.358 (1, 6) X			X 0-0 F7 ②		X 0-0 G6-3 ③		B 1-1 F X P7 ②		3 0 0 0 0 0 3		
Inning Stats	R: 0 E: 0 K: 1 S: 6 H: 0 LOB: 0 BB: 0 P: 8	R: 0 E: 0 K: 0 S: 6 H: 1 LOB: 0 BB: 0 P: 9	R: 0 E: 0 K: 0 S: 9 H: 0 LOB: 1 BB: 1 P: 14	R: 0 E: 0 K: 1 S: 7 H: 0 LOB: 0 BB: 0 P: 9	R: 0 E: 0 K: 1 S: 9 H: 2 LOB: 2 BB: 0 P: 12	R: 0 E: 0 K: 0 S: 5 H: 0 LOB: 0 BB: 0 P: 8	R: 0 E: 0 K: 1 S: 8 H: 0 LOB: 1 BB: 1 P: 17	R: 0 E: 0 K: 1 S: 6 H: 0 LOB: 0 BB: 0 P: 7	R: 0 E: 0 K: 0 S: 9 H: 1 LOB: 1 BB: 0 P: 14	1B: 3 2B: 1 3B: 0 HR: 0 SF: 0 SAC: 0 DP: 1 HBP: 0	WP: 0 PB: 0 SB: 0 CS: 0 PA: 32
PITCHER Allan Anderson, L ERA: 4.64 (1, 1)	IP 9.0 WLS W BF 32 H 4 R 0 ER 0 SO 5 BB 2 IBB 0 HBP 0 BLK 0 WP 0 HR 0 S 65 P 98 ERA 0.00 WHIP 0.667	PITCHER IP WLS BF H R ER SO BB IBB HBP BLK WP HR S P ERA WHIP									

Chicago White Sox @ Minnesota Twins
 Hubert H. Humphrey Metrodome, Minneapolis, MN
 Mon Aug 27 1990, 8:05 PM EDT
 Att. 15,329 - Dome - 72 F

AB	30
R	0
H	4
RBI	0
BB	2
SO	5
LOB	10



Batter	1	2	3	4	5	6	7	8	9
Dan Gladden, R OBP: 0.309, SLG: 0.368 (1, 7)	3-3 K		0-1 3B 1B	0-3 K			0-2 L6	0-1 G6-3	
Nelson Liriano, S OBP: 0.295, SLG: 0.315 (1, 4)	2-2 P2		0-0 1B 3B		4-1 S BB		3-2 2-H 1B		
Kent Hrbek, L OBP: 0.377, SLG: 0.477 (1, 3)	2-1 HR BB 1B		0-3 K		3-3 K 1-2		3-2 F8		
Gary Gaetti, R OBP: 0.284, SLG: 0.391 (1, 5)	4-1 HR BB		2-3 K		0-1 G5-3		1-3 K		
Gene Larkin, S OBP: 0.345, SLG: 0.408 (1, 9)	3-2 HR		0-0 1B		3-3 K		0-0 2B 3B		
Brian Harper, R OBP: 0.345, SLG: 0.452 (1, 2)	1-1 G6-3		2-2 G6-3		0-0 P4		0-0 G6-3		
Paul Sorrento, L OBP: 0.259, SLG: 0.329 (1, 10)		0-3 K2-3		0-0 G3		0-0 F9	4-1 2B BB		
Carmen Castillo, R OBP: 0.225, SLG: 0.233 (8, PH)									
Shane Mack, R OBP: 0.360, SLG: 0.419 (1, 8)		3-3 K		1-2 G5-3		1-0 G6-3	1-3 K		
Greg Gagne, R OBP: 0.283, SLG: 0.357 (1, 6)		0-0 F9		4-2 BB		0-1 E9 1B 1B	0-0 2B		

Inning Stats	R: 3	H: 2	E: 0	K: 1	S: 19	LOB: 0	BB: 1	P: 34	R: 0	H: 0	E: 0	K: 2	S: 7	LOB: 0	BB: 0	P: 10	R: 2	H: 3	E: 0	K: 2	S: 17	LOB: 1	BB: 0	P: 21	R: 0	H: 0	E: 0	K: 1	S: 9	LOB: 1	BB: 1	P: 14	R: 0	H: 0	E: 0	K: 2	S: 9	LOB: 1	BB: 1	P: 19	R: 1	H: 2	E: 1	K: 1	S: 14	LOB: 1	BB: 0	P: 21	R: 1	H: 2	E: 0	K: 1	S: 9	LOB: 2	BB: 1	P: 14
1B: 5	SF: 0	2B: 1	SAC: 0	3B: 2	DP: 0	HR: 1	HBP: 0	WP: 0	PA: 37																																															

PITCHER	IP	WLS	BF	H	R	ER	SO	BB	IBB	HBP	BLK	WP	HR	S	P	ERA	WHIP
Melido Perez, R ERA: 4.52 (1, 1)	7.1	L	33	8	7	7	9	3	0	0	0	0	1	80	125	8.59	1.500
Ken Patterson, L ERA: 3.77 (8, 1)	0.2		4	1	0	0	1	1	0	0	0	0	0	7	12	0.00	3.000


BOTTOM

Chicago White Sox @ Minnesota Twins
 Hubert H. Humphrey Metrodome, Minneapolis, MN

Mon Aug 27 1990, 8:05 PM EDT
 Att. 15,329 - Dome - 72 F

livebaseballscorecards.com

AB	33
R	7
H	9
RBI	7
BB	4
SO	10
LOB	15



Batter	1	2	3	4	5	6	7	8	9	AB R H RBI BB SO LOB
Phil Bradley, R (1, 10) OBP: 0.345, SLG: 0.341	F9		1B	FC4-6			P4			3 0 1 0 1 0 0
Lance Johnson, L (1, 8) OBP: 0.307, SLG: 0.339	G6-3		CS	FC4-6			G4-3			4 0 1 1 0 0 3
Ivan Calderon, R (1, 7) OBP: 0.342, SLG: 0.444	K		CS	2B				B2-3		4 1 1 0 0 1 0
Dan Pasqua, L (1, 9) OBP: 0.352, SLG: 0.535		HR		FC6-5				P2		4 1 2 2 0 1 0
Carlton Fisk, R (1, 2) OBP: 0.376, SLG: 0.440	G5-3		FC6-5	FC4-6			L4	K		4 1 0 0 0 1 1
Frank Thomas, R (1, 3) OBP: 0.449, SLG: 0.525	G6-3		FC4-6	1B			P3	HR		4 2 2 1 0 0 0
Robin Ventura, L (1, 5) OBP: 0.309, SLG: 0.299	G6-3		FC4-6	BB			L4	F8		3 0 0 0 1 0 0
Scott Fletcher, R (1, 4) OBP: 0.312, SLG: 0.316			FC3-6	FC4-6			L6	K		4 0 1 1 0 1 2
Ozzie Guillen, L (1, 6) OBP: 0.320, SLG: 0.357	FC3-6		1B	BB			G4-3	F8		4 1 1 1 0 0 1

Inning Stats	R: 0	H: 0	E: 0	K: 1	S: 9	P: 12	R: 1	H: 1	E: 0	K: 0	S: 11	P: 20	R: 1	H: 3	E: 0	K: 0	S: 10	P: 17	R: 3	H: 4	E: 0	K: 0	S: 17	P: 30	R: 0	H: 0	E: 0	K: 1	S: 11	P: 15	R: 0	H: 0	E: 0	K: 0	S: 6	P: 10	R: 0	H: 0	E: 0	K: 0	S: 8	P: 14	R: 0	H: 0	E: 0	K: 1	S: 6	P: 7	R: 1	H: 1	E: 0	K: 1	S: 9	P: 15	1B: 4	2B: 3	3B: 0	HR: 2	SF: 0	SAC: 0	DP: 0	HBP: 0	WP: 0	PA: 37
--------------	------	------	------	------	------	-------	------	------	------	------	-------	-------	------	------	------	------	-------	-------	------	------	------	------	-------	-------	------	------	------	------	-------	-------	------	------	------	------	------	-------	------	------	------	------	------	-------	------	------	------	------	------	------	------	------	------	------	------	-------	-------	-------	-------	-------	-------	--------	-------	--------	-------	--------

PITCHER		IP	WLS	BF	H	R	ER	SO	BB	IBB	HBP	BLK	WP	HR	S	P	ERA	WHIP
Scott Erickson, R (1, 1)	ERA: 3.93	3.1		15	7	5	5	1	0	0	0	0	0	1	39	62	13.50	2.100
Tim Drummond, R (4, 1)	ERA: 4.56	2.2	W	11	1	0	0	1	2	0	0	0	0	0	25	42	0.00	1.125
Gary Wayne, L (7, 1)	ERA: 4.66	3.0	S	10	1	1	1	2	0	0	0	0	0	1	23	36	3.00	0.333

TOP

Chicago White Sox @ Minnesota Twins
Hubert H. Humphrey Metrodome, Minneapolis, MN

Tue Aug 28 1990, 8:05 PM EDT
Att. 19,899 - Dome - 72 F

AB 34 R 6 H 9 RBI 6 BB 2 SO 4 LOB 7	
--	--

Batter	1	2	3	4	5	6	7	8	9	AB	R	H	RBI	BB	SO	LOB
Dan Gladden, R OBP: 0.308, SLG: 0.366 (1, 7)	F8		K	G5-4-3			F8	BB 1B		5	1	1	1	0	1	4
Nelson Liriano, S OBP: 0.299, SLG: 0.319 (1, 4)	K		G6-3		HR		E4	BB 1B		3	1	2	1	0	1	0
Al Newman, S OBP: 0.301, SLG: 0.293 (7, PH)			1B				1B	BB		1	0	1	0	1	0	0
Kent Hrbek, L OBP: 0.378, SLG: 0.483 (1, 3)	G1-3		G6-3		HR		F8	G5-3 1B		5	1	2	4	0	0	3
Gary Gaetti, R OBP: 0.283, SLG: 0.389 (1, 5)		F9		2B 1B	G6-3		L6	G5-3		5	1	1	0	0	0	3
Gene Larkin, S OBP: 0.344, SLG: 0.409 (1, 9)		F7		1B BB	F8			P3		4	1	1	0	0	0	0
Paul Sorrento, L OBP: 0.262, SLG: 0.320 (1, 10)			F7		G1-3			BB 1B		2	1	0	0	0	0	0
Carmen Castillo, R OBP: 0.231, SLG: 0.239 (8, PH)				BB 1B SF8 HBP				BB 1B		1	1	1	0	0	0	0
Junior Ortiz, R OBP: 0.400, SLG: 0.408 (1, 2)			1B BB	SF8 BB		F7		1B BB		2	2	1	1	2	0	0
John Moses, S OBP: 0.321, SLG: 0.286 (1, 8)			1B BB		G5-4-3	F8		1B BB		3	2	2	2	1	0	0
Shane Mack, R OBP: 0.360, SLG: 0.419 (9, 8)			1B		BB			1B		0	0	0	0	0	0	0
Greg Gagne, R OBP: 0.285, SLG: 0.360 (1, 6)			1B	SF8		F8		1B		3	1	2	3	0	0	0

Inning Stats	R: 0	H: 0	E: 0	K: 1	S: 8	LOB: 0	BB: 0	P: 14
	R: 0	H: 0	E: 0	K: 0	S: 9	LOB: 0	BB: 0	P: 13
	R: 2	H: 3	E: 0	K: 1	S: 16	LOB: 1	BB: 1	P: 27
	R: 3	H: 3	E: 0	K: 0	S: 11	LOB: 1	BB: 1	P: 18
	R: 2	H: 2	E: 0	K: 0	S: 11	LOB: 0	BB: 0	P: 15
	R: 0	H: 0	E: 0	K: 0	S: 7	LOB: 0	BB: 0	P: 10
	R: 0	H: 1	E: 1	K: 0	S: 10	LOB: 1	BB: 0	P: 13
	R: 5	H: 5	E: 0	K: 0	S: 14	LOB: 1	BB: 2	P: 25

PITCHER	IP	WLS	BF	H	R	ER	SO	BB	IBB	HBP	BLK	WP	HR	S	P	ERA	WHIP
Alex Fernandez, R ERA: 4.78 (1, 1)	3.0		17	6	5	5	2	2	0	0	0	0	0	40	68	15.00	2.667
Adam Peterson, R ERA: 4.46 (4, 1)	3.1	L	11	2	2	2	0	0	0	0	0	0	1	24	33	5.40	0.600
Scott Radinsky, L ERA: 3.65 (7, 1)	1.2		12	6	5	5	0	2	0	0	0	0	0	22	34	27.00	4.800


BOTTOM

Chicago White Sox @ Minnesota Twins
 Hubert H. Humphrey Metrodome, Minneapolis, MN

Tue Aug 28 1990, 8:05 PM EDT
 Att. 19,899 - Dome - 72 F

AB	34
R	12
H	14
RBI	12
BB	4
SO	2
LOB	10

WP: 0 PA: 40
 PB: 0
 SB: 0
 CS: 0



1B	2B	3B	HR	SF	SAC	DP	HBP
12	1	0	1	0	3	1	0

Batter	1	2	3	4	5	6	7	8	9	AB R H RBI BB SO LOB	TOP											
Sammy Sosa, R (1, 9) OBP: 0.280, SLG: 0.407	0-3 K		1-0 P9			2-2 G4-3		0-3 K		4 0 0 0 0 2 0												
Lance Johnson, L (1, 8) OBP: 0.306, SLG: 0.338	2-2 CS 1B			1-1 L6		1-1 G1-3		3-2 G6-3		4 0 1 0 0 0 0												
Ivan Calderon, R (1, 7) OBP: 0.342, SLG: 0.443	1-1 G6-3 1-2			3-1 G6-3		1-2 WP 1B			0-0 G5-3	4 0 1 0 0 0 1												
Frank Thomas, R (1, 10) OBP: 0.441, SLG: 0.506		1-0 F8		4-2 BB		2-3 K			1-1 G5-3	3 0 0 0 1 1 1												
Carlton Fisk, R (1, 2) OBP: 0.372, SLG: 0.434		0-1 G6-3		1-3 K			1-0 F8		1-3 K	4 0 0 0 0 2 1												
Carlos Martinez, R (1, 3) OBP: 0.247, SLG: 0.329		2-2 1B			1-2 L6		1-1 HR			3 1 2 1 0 0 0												
Robin Ventura, L (1, 5) OBP: 0.307, SLG: 0.296		2-2 G4-3			1-1 F8		3-2 G5-3			3 0 0 0 0 0 1												
Scott Fletcher, R (1, 4) OBP: 0.312, SLG: 0.316			0-0 F9		2-1 1B		0-1 G6-3			3 0 1 0 0 0 0												
Ozzie Guillen, L (1, 6) OBP: 0.318, SLG: 0.354			1-1 G6-3		0-0 F7			1-1 F8		3 0 0 0 0 0 1												
Inning Stats	R: 0 E: 0 K: 1 S: 9	H: 1 LOB: 0 BB: 0 P: 12	R: 0 E: 0 K: 0 S: 9	H: 1 LOB: 1 BB: 0 P: 14	R: 0 E: 0 K: 0 S: 4	H: 0 LOB: 0 BB: 0 P: 6	R: 0 E: 0 K: 1 S: 9	H: 0 LOB: 1 BB: 1 P: 18	R: 0 E: 0 K: 0 S: 8	H: 1 LOB: 1 BB: 0 P: 12	R: 0 E: 0 K: 1 S: 12	H: 1 LOB: 1 BB: 0 P: 18	R: 1 E: 0 K: 0 S: 8	H: 1 LOB: 0 BB: 0 P: 13	R: 0 E: 0 K: 1 S: 8	H: 0 LOB: 0 BB: 0 P: 12	R: 0 E: 0 K: 1 S: 6	H: 0 LOB: 0 BB: 0 P: 8	1B: 4 2B: 0 3B: 0 HR: 1	SF: 0 SAC: 0 DP: 0 HBP: 0	WP: 1 PB: 0 SB: 0 CS: 1	PA: 32
PITCHER Mark Guthrie, L (1, 1) ERA: 4.26	IP: 9.0 WLS: W BF: 32 H: 5 R: 1 ER: 1 SO: 5 BB: 1 IBB: 0 HBP: 0 BLK: 0 WP: 1 HR: 1 S: 73 P: 113 ERA: 1.00 WHIP: 0.667											PITCHER	IP: WLS: BF: H: R: ER: SO: BB: IBB: HBP: BLK: WP: HR: S: P: ERA: WHIP:									

Chicago White Sox @ Minnesota Twins
 Hubert H. Humphrey Metrodome, Minneapolis, MN

Wed Aug 29 1990, 8:05 PM EDT
 Att. 18,159 - Dome - 72 F

livebaseballscorecards.com

AB 31
 R 1
 H 5
 RBI 1
 BB 1
 SO 5
 LOB 5



Batter	1	2	3	4	5	6	7	8	9	AB R H RBI BB SO LOB
Dan Gladden, R OBP: 0.310, SLG: 0.366 (1, 7)	2-2 F9	3-2 E5 BB		4-1 S BB		1-2 G6-4-3 1B				3 0 1 0 1 0 2
Al Newman, S OBP: 0.300, SLG: 0.290 (1, 4)	0-0 G4-3	4-2 G5-4-3 BB		1-0 L6		0-0 G6-4-3 1-2f				3 0 0 1 1 0 3
Brian Harper, R OBP: 0.341, SLG: 0.448 (1, 2)	0-0 G6-3	1-1 G5-4-3 1-2f		0-2 G6-3 1-2 3-H			0-1 G6-3			4 0 0 0 0 0 4
Gary Gaetti, R OBP: 0.281, SLG: 0.385 (1, 5)		1-3 K	1-1 L9	0-0 G6-3			0-1 G5-3			4 0 0 0 0 1 1
Gene Larkin, S OBP: 0.349, SLG: 0.413 (1, 9)		1-0 1B E	1-2 F8 1B		0-0 G4-3		0-0 1B			4 1 3 0 0 0 0
Kent Hrbek, L OBP: 0.379, SLG: 0.483 (1, 3)		1-1 E3 E 1B	0-2 1B		2-0 F9		0-0 F9			4 1 2 0 0 0 1
Carmen Castillo, R OBP: 0.234, SLG: 0.242 (1, 10)		2-0 E7 2B 1B	3-2 F8		1-0 G3		1-2 G4-3 1B			3 1 1 1 0 0 2
Nelson Liriano, S OBP: 0.301, SLG: 0.321 (8, PH)										1 0 1 0 0 0 0
Shane Mack, R OBP: 0.358, SLG: 0.421 (1, 8)		2-2 S BB 2B	0-1 F9			0-0 G1-3		0-0 G4-3 1-2f		4 1 1 1 0 0 3
Greg Gagne, R OBP: 0.288, SLG: 0.374 (1, 6)		1-0 E5 BB S		0-0 S 2B		2-0 HR		0-0 G5-3		4 2 2 1 0 0 1

Inning Stats	R: 0	H: 0	E: 0	K: 0	S: 7	R: 4	H: 4	E: 4	K: 1	S: 20	R: 0	H: 2	E: 0	K: 0	S: 15	R: 1	H: 1	E: 0	K: 0	S: 7	R: 0	H: 0	E: 0	K: 0	S: 3	R: 1	H: 2	E: 0	K: 0	S: 8	R: 0	H: 1	E: 0	K: 0	S: 6	R: 0	H: 1	E: 0	K: 0	S: 5	R: 0	H: 1	E: 0	K: 0	S: 6
	LOB: 0	BB: 0	P: 9	LOB: 2	BB: 0	P: 20	LOB: 1	BB: 1	P: 12	LOB: 0	BB: 0	P: 6	LOB: 0	BB: 0	P: 6	LOB: 0	BB: 0	P: 11	LOB: 1	BB: 0	P: 6	LOB: 0	BB: 0	P: 6	LOB: 0	BB: 0	LOB: 0	BB: 0	P: 6	LOB: 0	BB: 0	P: 6	LOB: 0	BB: 0	P: 6	LOB: 0	BB: 0	P: 6	LOB: 0	BB: 0	P: 6	LOB: 0	BB: 0	P: 6	

PITCHER	IP	WLS	BF	H	R	ER	SO	BB	IBB	HBP	BLK	WP	HR	S	P	ERA	WHIP
Wayne Edwards, L ERA: 3.24 (1, 1)	7.0	L	33	10	6	4	1	2	0	0	0	0	1	66	100	5.14	1.714
Donn Pall, R ERA: 3.18 (8, 1)	1.0		3	1	0	0	0	0	0	0	0	0	0	5	6	0.00	1.000

BOTTOM

Chicago White Sox @ Minnesota Twins
 Hubert H. Humphrey Metrodome, Minneapolis, MN

Wed Aug 29 1990, 8:05 PM EDT
 Att. 18,159 - Dome - 72 F

livebaseballscorecards.com

AB	34
R	6
H	11
RBI	4
BB	2
SO	1
LOB	17



1B: 8	SF: 0	WP: 0	PA: 36
2B: 2	SAC: 0	PB: 0	
3B: 0	DP: 3	SB: 5	
HR: 1	HBP: 0	CS: 0	

Batter	1	2	3	4	5	6	7	8	9	AB R H RBI BB SO LOB	TOP									
Sammy Sosa, R (1, 9) OBP: 0.280, SLG: 0.405	0-0 G6-3		0-0 G6-3		4-2 CS BB			0-1 F8		3 0 0 0 1 0 0										
Phil Bradley, R (1, 8) OBP: 0.348, SLG: 0.342 Lance Johnson, L (8, PH) OBP: 0.305, SLG: 0.337	4-0 G1-3 BB			3-2 IHR 1B	3-3 SAFE 1-2			0-2 F8		2 1 1 0 1 1 1 1 0 0 0 0 0 0										
Ivan Calderon, R (1, 7) OBP: 0.343, SLG: 0.444	0-0 G1-3			2-0 IHR 2B		2-0 F8		4-2 CS BB		3 1 1 0 1 0 1										
Frank Thomas, R (1, 10) OBP: 0.438, SLG: 0.494 Dan Pasqua, L (8, PH) OBP: 0.354, SLG: 0.541	0-3 K			4-1 IHR BB		3-3 K		0-2 CS 1-2	2-1	2 1 0 0 1 2 1 1 0 1 0 0 0 0										
Carlos Martinez, R (1, 3) OBP: 0.248, SLG: 0.327 Steve Lyons, L (9, PH) OBP: 0.253, SLG: 0.277		1-2 F8		0-3 K		4-2 BB		1-3 K		2 0 0 0 1 1 3 1 0 0 0 0 1 1										
Ron Karkovice, R (1, 2) OBP: 0.327, SLG: 0.433		0-1 G6-3		1-2 IHR 1-H 2-H 3-H		2-1 L7		4-1 G5-4-3 BB		3 1 1 4 1 0 1										
Scott Fletcher, R (1, 4) OBP: 0.309, SLG: 0.313		0-1 F7		3-2 F8		1-2 F7		1-0 G5-4-3 1-2		4 0 0 0 0 0 2										
Craig Grebeck, R (1, 5) OBP: 0.227, SLG: 0.235			1-3 K	1-3 K		0-0 F8				3 0 0 0 0 2 0										
Ozzie Guillen, L (1, 6) OBP: 0.316, SLG: 0.352			0-1 F8		0-1 G4-3		1-3 K			3 0 0 0 0 1 0										
Inning Stats	R: 0 E: 0 K: 1 S: 5	H: 0 LOB: 1 BB: 1 P: 9	R: 0 E: 0 K: 0 S: 8	H: 0 LOB: 0 BB: 0 P: 9	R: 0 E: 0 K: 1 S: 7	H: 0 LOB: 0 BB: 0 P: 8	R: 4 E: 0 K: 2 S: 17	H: 3 LOB: 0 BB: 1 P: 31	R: 0 E: 0 K: 1 S: 8	H: 0 LOB: 1 BB: 1 P: 19	R: 0 E: 0 K: 1 S: 7	H: 0 LOB: 0 BB: 0 P: 9	R: 0 E: 0 K: 0 S: 9	H: 0 LOB: 0 BB: 1 P: 13	R: 0 E: 0 K: 1 S: 7	H: 1 LOB: 1 BB: 1 P: 15	1B: 1 2B: 2 3B: 0 HR: 1	SF: 0 SAC: 0 DP: 1 HBP: 0	WP: 0 PB: 0 SB: 0 CS: 2	PA: 35
PITCHER	IP WLS BF H R ER SO BB IBB HBP BLK WP HR S P ERA WHIP																			
David West, L (1, 1) ERA: 5.19	6.0 L 24 3 4 4 6 4 0 0 0 0 0 0 53 91 6.00 1.167																			
Juan Berenguer, R (7, 1) ERA: 3.38	2.0 6 0 0 0 1 1 0 0 0 0 0 0 16 22 0.00 0.500																			
Rick Aguilera, R (9, 1) ERA: 2.41	1.0 4 1 0 0 1 1 0 0 0 0 0 0 7 15 0.00 2.000																			

Chicago White Sox @ Minnesota Twins
 Hubert H. Humphrey Metrodome, Minneapolis, MN
 Thu Aug 30 1990, 4:33 AM EDT
 Att. 15,771 - Dome - 72 F

AB	28
R	4
H	4
RBI	4
BB	6
SO	8
LOB	10



Batter	1	2	3	4	5	6	7	8	9	AB	R	H	RBI	BB	SO	LOB
Dan Gladden, R OBP: 0.307, SLG: 0.363 (1, 7)	0-0 G5-3	2-2 L7			3-2 G4-3		1-1 P3			4	0	0	0	0	0	0
Nelson Liriano, S OBP: 0.304, SLG: 0.324 (1, 4)	0-0 HR 1B		0-2 P1		0-2 1B G4-3			0-0 P9		4	1	2	0	0	0	0
Kent Hrbek, L OBP: 0.378, SLG: 0.488 (1, 10)	0-0 1-H HR		0-1 F7		0-0 G4-3			3-2 G5-3		4	1	1	2	0	0	1
Gary Gaetti, R OBP: 0.278, SLG: 0.382 (1, 5)	0-0 G6-3 E7		2-3 K			0-1 G5-3		2-1 G6-3		4	0	0	0	0	1	0
Gene Larkin, S OBP: 0.353, SLG: 0.413 (1, 9)	4-1 G6-3 BB			1-1 G4-3 1B		4-0 S BB		0-0 F7		2	0	1	0	2	0	0
Brian Harper, R OBP: 0.338, SLG: 0.443 (1, 2)	3-2 G6-3 1-2 2-3			2-2 SAFE 1-2f G4-3		0-2 F7		0-1 G4-3		4	0	0	0	0	0	4
Paul Sorrento, L OBP: 0.273, SLG: 0.367 (1, 3) Shane Mack, R OBP: 0.358, SLG: 0.421 (9, PR)	3-2 G6-3			1-0 HR		2-3 K 1-2		0-0 1B		4	1	2	1	0	1	3
John Moses, S OBP: 0.314, SLG: 0.279 (1, 8)		0-0 P6		2-2 L9			1-3 K		0-0 P4	4	0	0	0	0	1	1
Greg Gagne, R OBP: 0.285, SLG: 0.370 (1, 6)		0-0 G5-3			0-0 G5-3		2-0 F7			3	0	0	0	0	0	0

Inning Stats	R: 2 E: 1 K: 0 S: 12	H: 2 LOB: 2 BB: 1 P: 22	R: 0 E: 0 K: 0 S: 5	H: 0 LOB: 0 BB: 0 P: 7	R: 0 E: 0 K: 1 S: 8	H: 0 LOB: 0 BB: 0 P: 10	R: 1 E: 0 K: 0 S: 11	H: 2 LOB: 0 BB: 0 P: 17	R: 0 E: 0 K: 0 S: 8	H: 1 LOB: 1 BB: 0 P: 11	R: 0 E: 0 K: 1 S: 8	H: 0 LOB: 1 BB: 1 P: 14	R: 0 E: 0 K: 1 S: 7	H: 0 LOB: 0 BB: 0 P: 11	R: 0 E: 0 K: 0 S: 10	H: 0 LOB: 0 BB: 0 P: 15	R: 0 E: 0 K: 0 S: 5	H: 1 LOB: 1 BB: 0 P: 5	1B: 4 2B: 0 3B: 0 HR: 2	SF: 0 SAC: 0 DP: 1 HBP: 0	WP: 0 PB: 0 SB: 1 CS: 0	PA: 35
PITCHER	IP WLS BF H R ER SO BB IBB HBP BLK WP HR S P ERA WHIP	IP WLS BF H R ER SO BB IBB HBP BLK WP HR S P ERA WHIP	IP WLS BF H R ER SO BB IBB HBP BLK WP HR S P ERA WHIP	IP WLS BF H R ER SO BB IBB HBP BLK WP HR S P ERA WHIP	IP WLS BF H R ER SO BB IBB HBP BLK WP HR S P ERA WHIP	IP WLS BF H R ER SO BB IBB HBP BLK WP HR S P ERA WHIP	IP WLS BF H R ER SO BB IBB HBP BLK WP HR S P ERA WHIP	IP WLS BF H R ER SO BB IBB HBP BLK WP HR S P ERA WHIP	IP WLS BF H R ER SO BB IBB HBP BLK WP HR S P ERA WHIP	IP WLS BF H R ER SO BB IBB HBP BLK WP HR S P ERA WHIP	IP WLS BF H R ER SO BB IBB HBP BLK WP HR S P ERA WHIP	IP WLS BF H R ER SO BB IBB HBP BLK WP HR S P ERA WHIP	IP WLS BF H R ER SO BB IBB HBP BLK WP HR S P ERA WHIP	IP WLS BF H R ER SO BB IBB HBP BLK WP HR S P ERA WHIP	IP WLS BF H R ER SO BB IBB HBP BLK WP HR S P ERA WHIP	IP WLS BF H R ER SO BB IBB HBP BLK WP HR S P ERA WHIP	IP WLS BF H R ER SO BB IBB HBP BLK WP HR S P ERA WHIP	IP WLS BF H R ER SO BB IBB HBP BLK WP HR S P ERA WHIP	IP WLS BF H R ER SO BB IBB HBP BLK WP HR S P ERA WHIP	IP WLS BF H R ER SO BB IBB HBP BLK WP HR S P ERA WHIP	IP WLS BF H R ER SO BB IBB HBP BLK WP HR S P ERA WHIP	IP WLS BF H R ER SO BB IBB HBP BLK WP HR S P ERA WHIP

BOTTOM

Chicago White Sox @ Minnesota Twins
 Hubert H. Humphrey Metrodome, Minneapolis, MN

Thu Aug 30 1990, 4:33 AM EDT
 Att. 15,771 - Dome - 72 F

AB	33
R	3
H	6
RBI	3
BB	2
SO	3
LOB	9



Batter	1	2	3	4	5	6	7	8	9	AB	R	H	RBI	BB	SO	LOB				
Sammy Sosa, R (1, 9) OBP: 0.281, SLG: 0.404	0-3 K		0-3 K	0-0 G6-4-3			0-0 SH1-3 HR 1B	0-0 BB 1B		5	1	2	0	0	2	2				
Phil Bradley, R (1, 8) OBP: 0.351, SLG: 0.345	0-0 CS 1B		0-3 K			0-0 1B 1B	0-0 SH1-3	4-0 BB BB		3	0	2	0	1	1	0				
Ivan Calderon, R (1, 7) OBP: 0.343, SLG: 0.442	0-0 WP E 1B		0-0 F8			0-0 L5	4-0 HR IBB	0-0 L4		4	1	1	0	1	0	4				
Carlton Fisk, R (1, 10) OBP: 0.370, SLG: 0.431	0-3 K			0-0 F8		0-0 1B	0-3 K		0-3 K	5	0	1	0	0	3	3				
Frank Thomas, R (1, 3) OBP: 0.436, SLG: 0.517		0-3 K		4-0 2B 1B BB		0-3 K	0-0 HR		0-0 6-3	4	2	1	3	1	2	2				
Steve Lyons, L (9, 3) OBP: 0.253, SLG: 0.277							1-1 2-H HR			0	0	0	0	0	0	0				
Ron Karkovics, R (1, 2) OBP: 0.329, SLG: 0.438		0-0 1B 1B		0-0 1B 1B 2B		0-3 K			0-0 G2	5	1	2	0	0	2	2				
Scott Fletcher, R (1, 4) OBP: 0.311, SLG: 0.315			0-0 1B	0-0 BB 1B			0-0 F8		0-0 1-3	4	1	2	1	0	0	0				
Robin Ventura, L (1, 5) OBP: 0.309, SLG: 0.295		0-3 K		4-0 1B BB			4-0 CS BB		0-0 3-1	2	0	0	0	2	1	2				
Ozzie Guillen, L (1, 6) OBP: 0.318, SLG: 0.353			0-0 5-3	0-0 G6-4-3 1B			0-0 1-3		0-0 1B 1B	4	0	2	2	0	0	3				
Inning Stats	R: 0 E: 1 K: 2 S: 8	H: 2 LOB: 1 BB: 0 P: 8	R: 0 E: 0 K: 2 S: 9	H: 2 LOB: 2 BB: 0 P: 9	R: 0 E: 0 K: 2 S: 7	H: 0 LOB: 0 BB: 0 P: 7	R: 3 E: 0 K: 0 S: 5	H: 3 LOB: 1 BB: 2 P: 13	R: 0 E: 0 K: 0 S: 2	H: 0 LOB: 0 BB: 1 P: 6	R: 3 E: 0 K: 2 S: 9	H: 2 LOB: 0 BB: 1 P: 13	R: 0 E: 0 K: 0 S: 5	H: 2 LOB: 3 BB: 1 P: 9	R: 0 E: 0 K: 1 S: 5	H: 0 LOB: 0 BB: 0 P: 5	1B: 11 2B: 1 3B: 0 HR: 1	SF: 0 SAC: 1 DP: 1 HBP: 0	WP: 1 PB: 0 SB: 0 CS: 2	PA: 42
PITCHER	Mark Langston, L (1, 1) ERA: 4.58	IP: 6.2 WLS: L BF: 32 H: 11 R: 6 ER: 6 SO: 9 BB: 3	Mark Eichhorn, R (7, 1) ERA: 3.08	IP: 1.1 WLS: L BF: 7 H: 2 R: 0 ER: 0 SO: 1 BB: 1	Willie Fraser, R (9, 1) ERA: 3.11	IP: 1.0 WLS: L BF: 3 H: 0 R: 0 ER: 0 SO: 1 BB: 0	PITCHER	IP: WLS: BF: H: R: ER: SO: BB: IBB: HBP: BLK: WP: HR: S: P: ERA: WHIP:												

Chicago White Sox @ California Angels
Anaheim Stadium, Anaheim, CA
Fri Aug 31 1990, 10:05 PM EDT
Att: 26,657 - Unknown

AB	36
R	6
H	13
RBI	6
BB	5
SO	11
LOB	18



Batter	1	2	3	4	5	6	7	8	9	AB	R	H	RBI	BB	SO	LOB
Dick Schofield, R (1, 6) OBP: 0.354, SLG: 0.259	0-0 F2		0-0 1B		0-0 F9		0-0 SF8 1B	0-0 FC5-4		5	0	2	0	0	0	1
Devon White, S (1, 8) OBP: 0.286, SLG: 0.356	0-0 6-3		0-0 F9		0-0 6-3		0-0 BB 1B			5	0	1	1	0	1	2
Chili Davis, S (1, 10) OBP: 0.357, SLG: 0.413	0-0 6-3			0-0 6-3		0-0 5-3	0-0 SF8		0-0 F8	4	0	0	1	0	0	0
Dave Winfield, R (1, 9) OBP: 0.336, SLG: 0.436		0-0 6-3		4-0 1B 1-3 BB		0-0 1-3	4-0 BB 1B		0-0 1B	3	1	1	0	2	0	0
Luis Polonia, L (9, PR) OBP: 0.337, SLG: 0.386										0	0	0	0	0	0	0
Lance Parrish, R (1, 2) OBP: 0.350, SLG: 0.465		0-0 G5-4-3 1B		0-0 1-3 1B		4-0 BB	0-0 F2		0-3 K	4	1	2	0	1	1	4
Lee Stevens, L (1, 3) OBP: 0.297, SLG: 0.358		0-0 G5-4-3		0-0 1-3		0-0 4-3			0-0 F6	4	0	0	1	0	0	3
Dante Bichette, R (1, 7) OBP: 0.292, SLG: 0.429			0-0 6-3	4-0 1B BB			0-0 F8	0-0 1-3 1B		3	1	1	0	1	0	0
Johnny Ray, S (1, 4) OBP: 0.308, SLG: 0.356			0-0 1B 1B	0-0 1-3 1B			0-0 1B 1B 1B	0-0 1-3		4	1	3	1	0	0	1
Jack Howell, L (1, 5) OBP: 0.319, SLG: 0.368			0-0 F5		0-3 K		0-0 1B 1B SF8 1B	0-0 FC5-4 1B		4	1	2	1	0	1	1

Inning Stats	R: 0	H: 0	E: 0	K: 0	S: 3	R: 0	H: 1	E: 0	K: 0	S: 3	R: 0	H: 2	E: 0	K: 0	S: 5	R: 2	H: 2	E: 0	K: 0	S: 4	R: 0	H: 0	E: 0	K: 1	S: 5	R: 0	H: 0	E: 0	K: 0	S: 5	R: 0	H: 0	E: 0	K: 0	S: 7	R: 2	H: 4	E: 0	K: 0	S: 7	R: 1	H: 2	E: 0	K: 0	S: 5	R: 0	H: 1	E: 0	K: 2	S: 8	1B: 12	SF: 1	2B: 0	3B: 0	HR: 0
	LOB: 0	BB: 0	P: 3	LOB: 0	BB: 0	P: 3	LOB: 2	BB: 0	P: 3	LOB: 2	BB: 2	LOB: 0	BB: 0	P: 5	LOB: 2	BB: 2	LOB: 0	BB: 0	P: 5	LOB: 1	BB: 1	LOB: 3	BB: 1	LOB: 1	BB: 0	P: 5	LOB: 1	BB: 1	LOB: 1	BB: 0	P: 8	LOB: 1	BB: 0	P: 8	LOB: 1	BB: 0	P: 8	SAC: 0	DP: 1	HBP: 0															


PITCHER	IP	WLS	BF	H	R	ER	SO	BB	IBB	HBP	BLK	WP	HR	S	P	ERA	WHIP
Greg Hibbard, L (1, 1) ERA: 3.11	6.1	W	28	8	4	4	1	3	0	0	0	0	0	27	39	5.68	1.737
Barry Jones, R (7, 1) ERA: 2.19	1.1		8	3	1	1	0	1	0	0	0	0	0	7	11	6.75	3.000
Bobby Thigpen, R (8, 1) ERA: 2.13	1.1	S	5	1	0	0	2	0	0	0	0	0	0	9	9	0.00	0.750

BOTTOM

Chicago White Sox @ California Angels
Anaheim Stadium, Anaheim, CA

Fri Aug 31 1990, 10:05 PM EDT
Att. 26,657 - Unknown

AB	36
R	5
H	12
RBI	5
BB	4
SO	3
LOB	12



WP: 0	PA: 41
PB: 0	
SB: 0	
CS: 0	

WP	HR	S	P	ERA	WHIP
0	0	0	0	0.00	0.750

Chicago White Sox @ California Angels
 Anaheim Stadium, Anaheim, CA

Sat Sep 01 1990, 6:33 AM EDT
 Att. 29,491 - Sunny - 78 F

AB	39
R	9
H	15
RBI	8
BB	4
SO	3
LOB	19



Batter	1	2	3	4	5	6	7	8	9	AB	R	H	RBI	BB	SO	LOB	TOP	
Phil Bradley, R (1, 7) OBP: 0.350, SLG: 0.343	L9	G5-3		G4-3 1B	G4-3			G5-3		5	0	1	1	0	0	2		
Lance Johnson, L (1, 8) OBP: 0.307, SLG: 0.336	G4-3		G6-4-3 1B	G4-3	G3			FC3-6 BB		4	1	1	0	1	0	2		
Ivan Calderon, R (1, 10) OBP: 0.346, SLG: 0.443	G4-3		G6-4-3 1B	IBB				FC3-6 1B		4	0	2	0	1	0	1		
Dan Pasqua, L (1, 9) OBP: 0.358, SLG: 0.540 Rodney McCray, R (8, PR) (8, 9)		FC3-6 2B	G6-4-3 BB				F7	1B		4	1	2	0	1	1	3		
Carlton Fisk, R (1, 2) OBP: 0.370, SLG: 0.439		F7	G6-4-3				HR	G5-4-3 1B		5	1	2	1	0	0	5		
Frank Thomas, R (1, 3) OBP: 0.435, SLG: 0.505 Steve Lyons, L (9, 3) OBP: 0.253, SLG: 0.277		FC3-6 BB	F8				G5-4-3 1B		F8	4	0	1	0	1	0	3		
Robin Ventura, L (1, 5) OBP: 0.308, SLG: 0.296		FC3-6 2B		2B	FC4-6 1B			G6-3	G6-3	5	3	1	0	0	0	3		
Scott Fletcher, R (1, 4) OBP: 0.314, SLG: 0.324		2B		1B	2B			K	G5-3	5	3	3	3	0	1	0		
Ozzie Guillen, L (1, 6) OBP: 0.320, SLG: 0.360		2B		SH5-3	2B			K		3	0	2	3	0	1	0		
Inning Stats	R: 0 E: 0 K: 0 S: 6 H: 0 LOB: 0 BB: 0 P: 8	R: 3 E: 0 K: 0 S: 13 H: 3 LOB: 1 BB: 1 P: 22	R: 1 E: 0 K: 0 S: 8 H: 2 LOB: 1 BB: 1 P: 18	R: 2 E: 0 K: 1 S: 12 H: 3 LOB: 2 BB: 1 P: 26	R: 3 E: 0 K: 0 S: 11 H: 4 LOB: 1 BB: 0 P: 16	R: 0 E: 0 K: 0 S: 11 H: 2 LOB: 1 BB: 0 P: 14	R: 0 E: 0 K: 2 S: 9 H: 0 LOB: 0 BB: 0 P: 14	R: 0 E: 0 K: 0 S: 8 H: 1 LOB: 2 BB: 1 P: 13	R: 0 E: 0 K: 0 S: 7 H: 0 LOB: 0 BB: 0 P: 13	1B: 9 2B: 5 3B: 0 HR: 1 SF: 0 SAC: 1 DP: 2 HBP: 0	WP: 0 PB: 0 SB: 0 CS: 0 PA: 44							
PITCHER	IP WLS BF H R ER SO BB IBB HBP BLK WP HR S P ERA WHIP																	IP WLS BF H R ER SO BB IBB HBP BLK WP HR S P ERA WHIP
Joe Grahe, R (1, 1) ERA: 7.5	3.0 L 17 7 6 6 0 2 0 0 0 0 0 31 56 18.00 3.000																	
Cliff Young, L (4, 1) ERA: 4.38	2.0 12 5 3 3 1 0 1 0 0 0 0 1 19 34 13.50 2.500																	
Mike Fetters, R (6, 1) ERA: 4.31	3.0 12 3 0 0 0 2 1 0 0 0 0 0 28 41 0.00 1.333																	
Greg Minton, R (9, 1) ERA: 2.7	1.0 3 0 0 0 0 0 0 0 0 0 0 0 7 13 0.00 0.000																	

livebaseballscorecards.com

BOTTOM

Chicago White Sox @ California Angels
Anaheim Stadium, Anaheim, CA

Sat Sep 01 1990, 6:33 AM EDT
Att. 29,491 - Sunny - 78 F

livebaseballscorecards.com

AB	38
R	5
H	11
RBI	5
BB	7
SO	9
LOB	34



WP:	0	PA:	45
PB:	2	ERA:	
SB:	0	WHIP:	
CS:	2		

AB R H RBI BB SO LOB

5 0 3 1 0 0 3
2 1 1 0 2 0 0
0 0 0 1 1 0 0

5 0 0 0 0 3 8

5 0 1 1 0 1 6
0 0 0 0 0 0 0

5 1 1 0 0 1 4

4 2 2 0 1 1 0

3 0 1 0 0 1 2
1 0 0 0 1 0 2

2 0 0 0 0 2 2
3 1 1 1 0 0 3

2 0 1 1 2 0 1
1 0 0 0 0 0 3

1B: 9 SF: 0
2B: 3 SAC: 0
3B: 1 DP: 2
HR: 0 HBP: 0

Batter	1	2	3	4	5	6	7	8	9
Luis Polonia, L OBP: 0.341, SLG: 0.389 (1, 7) (9, 8)	1-0 CS BB 1B		3-2 1B 1B	0-0 FC1-6 1-2f		3-2 F9		2-2 BB 1B 1-2 2-3 3-H	
Max Venable, L OBP: 0.339, SLG: 0.413 Rick Schu, R OBP: 0.298, SLG: 0.417 (1, 8) (8, PH) (9, 7)	4-2 SAFE CS 2B BB 1-2		2-2 SAFE 1B 1-2		4-0 BB BB BB BB BB		1-0 P3	4-2 BB BB 1-2 2-3 3-H	
Chili Davis, S OBP: 0.353, SLG: 0.408 (1, 9)	3-3 1-2 2-3		2-3 K		2-3 K		0-0 P6	3-2 P4	
Lee Stevens, L OBP: 0.294, SLG: 0.360 Kent Anderson, R OBP: 0.364, SLG: 0.379 (1, 3) (9, 5)	0-1 2B 2-H		2-2 L7		1-1 F7		0-0 P8	2-3 K	
Brian Downing, R OBP: 0.381, SLG: 0.492 (1, 10)	1-0 P4		2-2 G4-3		1-3 K			1-0 1B 1B	3-2 L4
Jack Howell, L OBP: 0.325, SLG: 0.371 (1, 5) (9, 3)		2-3 K		0-1 BB 1B		4-0 PB PB 3B BB		1-1 BB 1B 1B 1-2	0-0 E1
Johnny Ray, S OBP: 0.308, SLG: 0.356 Ron Tingley, R (1, 4) (7, 2)		2-1 1B		0-0 F8		1-3 K 1-2		1-2 L8	4-2 E BB 1-2
Bill Schroeder, R OBP: 0.259, SLG: 0.528 Pete Coachman, R OBP: 0.395, SLG: 0.400 (1, 2) (6, PH) (7, 4)		2-3 K		1-3 K		0-1 G3		1-2 1B BB 1B 1-2 2-H	3-2 E5 L1-3 1-2 2-3
Dick Schofield, R OBP: 0.360, SLG: 0.270 Dave Winfield, R OBP: 0.335, SLG: 0.435 (1, 6) (9, PH)		2-2 L7		4-1 FC1-6 BB 1-2		2-2 3B 2-H		4-2 BB 1B BB 1-2 2-3	2-2 L1-3 1-2

Inning Stats	R: 1 E: 0 K: 10 S: 10	H: 2 LOB: 1 BB: 1 P: 19	R: 0 E: 0 K: 12 S: 12	H: 1 LOB: 1 BB: 0 P: 20	R: 0 E: 0 K: 1 S: 19	H: 2 LOB: 2 BB: 0 P: 30	R: 0 E: 0 K: 1 S: 8	H: 1 LOB: 2 BB: 1 P: 13	R: 0 E: 0 K: 10 S: 10	H: 0 LOB: 1 BB: 1 P: 18	R: 1 E: 0 K: 1 S: 12	H: 1 LOB: 1 BB: 1 P: 22	R: 0 E: 0 K: 0 S: 3	H: 0 LOB: 0 BB: 0 P: 4	R: 3 E: 0 K: 1 S: 28	H: 4 LOB: 3 BB: 2 P: 47	R: 0 E: 2 K: 0 S: 27	H: 0 LOB: 2 BB: 1 P: 39	1B: 9 2B: 3 3B: 1 HR: 0	SF: 0 SAC: 0 DP: 2 HBP: 0
--------------	--------------------------------	----------------------------------	--------------------------------	----------------------------------	-------------------------------	----------------------------------	------------------------------	----------------------------------	--------------------------------	----------------------------------	-------------------------------	----------------------------------	------------------------------	---------------------------------	-------------------------------	----------------------------------	-------------------------------	----------------------------------	----------------------------------	------------------------------------

PITCHER	IP	WLS	BF	H	R	ER	SO	BB	IBB	HBP	BLK	WP	HR	S	P	ERA	WHIP
Melido Perez, R ERA: 4.44 (1, 1)	7.0		31	7	2	2	8	4	0	0	0	0	0	74	126	2.57	1.571
Scott Radinsky, L ERA: 4.17 (8, 1)	0.1		5	3	3	3	0	1	0	0	0	0	0	14	22	81.00	12.000
Ken Patterson, L ERA: 3.71 (8, 1)	1.0		7	1	0	0	1	2	0	0	0	0	0	32	50	0.00	3.000
Bobby Thigpen, R ERA: 2.11 (9, 1)	0.2	S	2	0	0	0	0	0	0	0	0	0	0	9	14	0.00	0.000

Chicago White Sox @ California Angels
 Anaheim Stadium, Anaheim, CA

Sun Sep 02 1990, 6:33 AM EDT
 Att. 25,167 - Sunny

AB	28
R	0
H	5
RBI	0
BB	3
SO	8
LOB	15



Batter	1	2	3	4	5	6	7	8	9	AB R H RBI BB SO LOB
Sammy Sosa, R (1, 9) OBP: 0.283, SLG: 0.405	L5		K			E1 G4-3 1B		SH1 1B		4 0 2 0 0 1 1
Phil Bradley, R (1, 8) OBP: 0.347, SLG: 0.340	F8			G5-3		G4-3		SH1		3 0 0 0 0 0 1
Ivan Calderon, R (1, 7) OBP: 0.343, SLG: 0.439	P2			G6-3		G6-3		G5-3		4 0 0 0 0 0 2
Frank Thomas, R (1, 3) OBP: 0.429, SLG: 0.505		K		P4			SH5-3 2B	K		4 0 1 0 0 2 1
Carlton Fisk, R (1, 2) OBP: 0.372, SLG: 0.439 Rodney McCray, R (7, PR) Ozzie Guillen, L (7, 6) OBP: 0.322, SLG: 0.360		K				1B F9-2 1B		PO SH3 BB		2 0 1 0 1 1 0 0 0 0 0 0 0 0 0 0 0 0 1 0 0
Matt Stark, R (1, 10) Lance Johnson, L (9, PH) OBP: 0.500, SLG: 0.500 OBP: 0.307, SLG: 0.336		K				1B 1-2 1-3		SH3		2 0 1 0 0 1 0 0 0 0 0 0 0 0
Scott Fletcher, R (1, 4) OBP: 0.313, SLG: 0.321			P5			F9-2		K		3 0 0 0 1 1 3
Robin Ventura, L (1, 5) OBP: 0.306, SLG: 0.295 Carlos Martinez, R (7, PH) OBP: 0.247, SLG: 0.326 Steve Lyons, L (7, 5) OBP: 0.253, SLG: 0.277 Dan Pasqua, L (9, PH) OBP: 0.358, SLG: 0.540			F7			P5		PO		2 0 0 0 0 0 1 1 0 0 0 0 1 3 0 0 0 0 0 0 0 0 0 0 0 0 0 0
Craig Grebeck, R (1, 6) OBP: 0.223, SLG: 0.230 Ron Karkovice, R (7, PH) OBP: 0.327, SLG: 0.435			E6			G4-3		K		2 0 0 0 0 0 0 1 0 0 0 0 1 3

Inning Stats	R: 0	H: 0	E: 0	K: 0	S: 7	R: 0	H: 0	E: 0	K: 3	S: 11	R: 0	H: 0	E: 1	K: 1	S: 10	R: 0	H: 0	E: 0	K: 0	S: 6	R: 0	H: 2	E: 0	K: 0	S: 9	R: 0	H: 1	E: 1	K: 0	S: 7	R: 0	H: 1	E: 0	K: 2	S: 10	R: 0	H: 1	E: 0	K: 1	S: 15	R: 0	H: 0	E: 0	K: 1	S: 6	R: 0	H: 0	E: 0	K: 1	S: 6	1B: 4	2B: 2	3B: 0	HR: 0	SF: 0	SAC: 3	DP: 1	HBP: 0	WP: 0	PB: 0	SB: 0	CS: 0	PA: 35
--------------	------	------	------	------	------	------	------	------	------	-------	------	------	------	------	-------	------	------	------	------	------	------	------	------	------	------	------	------	------	------	------	------	------	------	------	-------	------	------	------	------	-------	------	------	------	------	------	------	------	------	------	------	-------	-------	-------	-------	-------	--------	-------	--------	-------	-------	-------	-------	--------

PITCHER	IP	WLS	BF	H	R	ER	SO	BB	IBB	HBP	BLK	WP	HR	S	P	ERA	WHIP
Chuck Finley, L (1, 1) ERA: 2.43	7.1	W	29	5	0	0	6	1	1	0	0	0	0	67	112	0.00	0.818
Bryan Harvey, R (8, 1) ERA: 2.13	1.2	S	5	0	0	0	2	1	0	0	0	0	0	14	26	0.00	0.600

PITCHER	IP	WLS	BF	H	R	ER	SO	BB	IBB	HBP	BLK	WP	HR	S	P	ERA	WHIP
---------	----	-----	----	---	---	----	----	----	-----	-----	-----	----	----	---	---	-----	------

Batter	1	2	3	4	5	6	7	8	9
Luis Polonia, L (1, 7) OBP: 0.341, SLG: 0.389 Max Venable, L (8, 7) OBP: 0.337, SLG: 0.410	1-2 G5-3		3-2 1B		1-0 F7			0-3 K	
Johnny Ray, S (1, 4) OBP: 0.310, SLG: 0.358	2-1 F7		0-0 1B			3-2 G4-3 SH5-3 1B		2-2 F9	
Devon White, S (1, 8) OBP: 0.284, SLG: 0.353	1-3 K		2-2 G1-3			0-0 SH5-3		3-3 K	
Dave Winfield, R (1, 9) OBP: 0.333, SLG: 0.431		0-0 F9		1-0 G1-3		0-1 G4-3			
Lee Stevens, L (1, 3) OBP: 0.290, SLG: 0.353		1-3 K		2-3 K		1-1 P5			
Brian Downing, R (1, 10) OBP: 0.384, SLG: 0.492		3-2 1B		3-2 F8			4-0 G5-4-3 BB		
Lance Parrish, R (1, 2) OBP: 0.347, SLG: 0.462		1-3 K			0-0 F9		0-1 G5-4-3		
Jack Howell, L (1, 5) OBP: 0.325, SLG: 0.383			2-3 K		0-0 HR		1-1 F7		
Dick Schofield, R (1, 6) OBP: 0.359, SLG: 0.268			2-1 G6-3		1-0 F8			4-0 BB	

Inning Stats	R: 0	H: 0	E: 0	K: 1	S: 12	R: 0	H: 1	E: 0	K: 2	S: 11	R: 0	H: 2	E: 0	K: 1	S: 13	R: 0	H: 0	E: 0	K: 1	S: 7	R: 1	H: 1	E: 0	K: 0	S: 4	R: 0	H: 1	E: 0	K: 0	S: 9	R: 0	H: 0	E: 0	K: 0	S: 4	R: 0	H: 0	E: 0	K: 2	S: 11	R: 0	H: 0	E: 0	K: 1	S: 19
	LOB: 0	BB: 0	P: 16	LOB: 1	BB: 0	P: 16	LOB: 2	BB: 0	P: 22	LOB: 0	BB: 0	P: 13	LOB: 0	BB: 0	P: 6	LOB: 1	BB: 0	P: 13	LOB: 0	BB: 0	P: 6	LOB: 1	BB: 0	P: 6	LOB: 0	BB: 1	P: 9	LOB: 0	BB: 1	P: 9	LOB: 1	BB: 1	P: 19	LOB: 1	BB: 1	P: 19	LOB: 1	BB: 1	P: 19	LOB: 1	BB: 1	P: 19			

PITCHER	IP	WLS	BF	H	R	ER	SO	BB	IBB	HBP	BLK	WP	HR	S	P	ERA	WHIP
Alex Fernandez, R (1, 1) ERA: 4.14	8.0	L	30	5	1	1	7	2	0	0	0	0	1	71	114	1.12	0.875


BOTTOM

Chicago White Sox @ California Angels
Anaheim Stadium, Anaheim, CA

Sun Sep 02 1990, 6:33 AM EDT
Att. 25,167 - Sunny

AB	R	H	RBI	BB	SO	LOB
3	0	1	0	0	0	0
1	0	0	0	0	1	1
4	0	2	0	0	0	1
3	0	0	0	0	2	3
3	0	0	0	0	0	1
3	0	0	0	0	2	1
2	0	1	0	1	0	0
3	0	0	0	0	1	2
3	1	1	1	0	1	0
2	0	0	0	1	0	0

AB	27
R	1
H	5
RBI	1
BB	2
SO	7
LOB	9



WP	PA
0	30

1B	2B	3B	HR	SF	SAC	DP	HBP
4	0	0	1	0	1	1	0

WP	HR	S	P	ERA	WHIP
0	1	71	114	1.12	0.875

Batter	1	2	3	4	5	6	7	8	9	AB R H RBI BB SO LOB	TOP	
Bill Pecota, R (1, 5) <small>OBP: 0.333, SLG: 0.392</small> Kevin Seitzer, R (9, PH) <small>OBP: 0.345, SLG: 0.369</small>	1-1 2B 1B	0-0 FC6-4 1-2f			4-1 SH3-4 BB		2-3 K K		1-2 G6-3	3 1 1 0 1 1 1 1 0 0 0 0 0 0	Kansas City Royals @ Chicago White Sox Comiskey Park, Chicago, IL Mon Sep 03 1990, 8:05 PM EDT Att. 25,236 - Unknown - 77 F	
Brian McRae, S (1, 8) <small>OBP: 0.326, SLG: 0.413</small>	0-1 F8 F8		0-0 G4-3 G4-3		0-0 SH3-4 SH3-4		0-1 G3 1B	3-2 G4-6-3 1B	4 0 2 0 0 0 1			
George Brett, L (1, 10) <small>OBP: 0.382, SLG: 0.495</small>	0-0 2B		0-1 L9 L9		4-0 IBB		1-0 G3 G3	0-0 G4-6-3 G4-6-3 1-2f	4 1 1 0 1 0 2			
Danny Tartabull, R (1, 9) <small>OBP: 0.343, SLG: 0.484</small>	1-1 2B		3-1 1B		3-3 K K		4-1 BB		3 0 2 2 1 1 3			
Gerald Perry, L (1, 3) <small>OBP: 0.321, SLG: 0.370</small>	2-1 G6-3 G6-3		0-3 K K		0-1 G3-1 G3-1		2-1 F8 F8		4 0 0 0 0 1 7			
Jim Eisenreich, L (1, 7) <small>OBP: 0.344, SLG: 0.414</small>	2-2 G4-3 G4-3			2-0 G3 G3		2-2 F8 F8		3-3 K	4 0 0 0 0 1 1			
Kurt Stillwell, S (1, 6) <small>OBP: 0.312, SLG: 0.357</small>		0-2 G4-3 G4-3		0-1 G6-3 G6-3		2-0 F9 F9		0-1 1B	4 0 1 0 0 0 0			
Mike Macfarlane, R (1, 2) <small>OBP: 0.310, SLG: 0.399</small>		3-2 FC6-4 1B		3-3 K K		2-2 HBP		0-1 P4 P4	3 0 1 0 0 1 1			
Frank White, R (1, 4) <small>OBP: 0.254, SLG: 0.298</small> Bo Jackson, R (8, PH) <small>OBP: 0.354, SLG: 0.533</small> Steve Jeltz, S (8, 4) <small>OBP: 0.196, SLG: 0.189</small>	1-1 P3			4-2 SH3-4 BB HBP		0-2 P3 P3		0-0 G4-3 G4-3	2 0 0 0 0 0 2 1 0 0 0 0 0 1 0 0 0 0 0 0 0			
Inning Stats	R: 2 H: 3 E: 0 LOB: 1 K: 0 BB: 0 S: 12 P: 18	R: 0 H: 1 E: 0 LOB: 1 K: 0 BB: 0 S: 10 P: 14	R: 0 H: 1 E: 0 LOB: 1 K: 1 BB: 0 S: 8 P: 11	R: 0 H: 0 E: 0 LOB: 0 K: 1 BB: 0 S: 7 P: 12	R: 0 H: 0 E: 0 LOB: 3 K: 1 BB: 2 S: 10 P: 24	R: 0 H: 0 E: 0 LOB: 1 K: 0 BB: 0 S: 11 P: 17	R: 0 H: 1 E: 0 LOB: 2 K: 1 BB: 1 S: 9 P: 18	R: 0 H: 1 E: 0 LOB: 1 K: 1 BB: 0 S: 8 P: 11	R: 0 H: 1 E: 0 LOB: 0 K: 0 BB: 0 S: 7 P: 11	1B: 6 SF: 0 2B: 2 SAC: 1 3B: 0 DP: 1 HR: 0 HBP: 2	WP: 0 PA: 39 PB: 0 SB: 0 CS: 0	
PITCHER	IP WLS BF H R ER SO BB IBB HBP BLK WP HR S P ERA WHIP Eric King, R (1, 1) 4.0 0 19 5 2 2 2 1 0 1 0 0 0 41 66 4.50 1.500 Wayne Edwards, L (5, 1) 2.2 W 11 1 0 0 2 0 1 1 0 0 0 0 23 39 0.00 0.375 Barry Jones, R (7, 1) 1.1 0 6 1 0 0 1 1 0 0 0 0 0 11 20 0.00 1.500 Bobby Thigpen, R (9, 1) 1.0 S 3 1 0 0 0 0 0 0 0 0 0 0 7 11 0.00 1.000											

AB	33
R	2
H	8
RBI	2
BB	3
SO	5
LOB	19



WP: 0	PA: 39
PB: 0	
SB: 0	
CS: 0	

Batter	1	2	3	4	5	6	7	8	9	AB	R	H	RBI	BB	SO	LOB
Phil Bradley, R OBP: 0.349, SLG: 0.339 (1, 7)	4-1 F8 S BB		3-1 HBP	0-0 G5-3			3-3 K			2	0	0	0	1	1	2
Lance Johnson, L OBP: 0.306, SLG: 0.336 (1, 8)	0-0 F7		1-2 L8			1-2 G3	0-0 S 1B			4	0	1	0	0	0	2
Ivan Calderon, R OBP: 0.341, SLG: 0.436 (1, 10)	2-2 F8		2-2 F9			0-1 G4-3	2-0 G6-3			4	0	0	0	0	0	3
Dan Pasqua, L OBP: 0.358, SLG: 0.538 (1, 9)	0-0 F8			1-2 2B SF8 1B		2-3 K		2-2 G4-3 S 1B HBP		3	1	1	0	0	1	1
Sammy Sosa, R OBP: 0.285, SLG: 0.405 (8, 9)										0	1	0	0	0	0	0
Carlton Fisk, R OBP: 0.376, SLG: 0.454 (1, 2)		1-0 G5-3 1B		1-2 PB SF8 2B		0-1 HR		1-3 G4-3		4	2	3	1	0	0	1
Frank Thomas, R OBP: 0.415, SLG: 0.490 (1, 3)		2-2 F9		2-0 SF8		3-3 K		2-3 K		3	0	0	1	0	2	2
Steve Lyons, L OBP: 0.253, SLG: 0.277 (9, 3)										0	0	0	0	0	0	0
Robin Ventura, L OBP: 0.310, SLG: 0.300 (1, 5)		1-1 1-2 1B		2-2 SF8		2-0 G6-3 1B		0-1 1B		3	0	3	2	0	0	0
Scott Fletcher, R OBP: 0.313, SLG: 0.320 (1, 4)		3-1 G5-3		0-1 1B		0-0 G6-3		0-2 G3		4	0	1	0	0	0	4
Ozzie Guillen, L OBP: 0.322, SLG: 0.360 (1, 6)			3-2 F7	1-0 1-3 1B			1-3 K			3	0	1	0	0	1	0

Inning Stats	R: 0	H: 0	E: 0	K: 0	S: 6	R: 0	H: 2	E: 0	K: 0	S: 9	R: 0	H: 0	E: 0	K: 0	S: 12	R: 2	H: 4	E: 0	K: 0	S: 14	R: 0	H: 0	E: 0	K: 1	S: 8	R: 1	H: 2	E: 0	K: 1	S: 7	R: 0	H: 1	E: 0	K: 2	S: 8	R: 1	H: 1	E: 0	K: 1	S: 16
	LOB: 1	BB: 1				LOB: 1	BB: 0				LOB: 2	BB: 0				LOB: 0	BB: 0				LOB: 0	BB: 0				LOB: 1	BB: 0				LOB: 1	BB: 0				LOB: 1	BB: 0			

PITCHER	IP	WLS	BF	H	R	ER	SO	BB	IBB	HBP	BLK	WP	HR	S	P	ERA	WHIP
Kevin Appier, R ERA: 2.86 (1, 1)	7.0	L	30	9	3	3	4	1	0	1	0	0	1	64	107	3.86	1.429
Jeff Montgomery, R ERA: 2.39 (8, 1)	1.0		5	1	1	1	1	0	0	1	0	0	0	16	22	9.00	1.000


BOTTOM

Kansas City Royals @ Chicago White Sox
Comiskey Park, Chicago, IL

Mon Sep 03 1990, 8:05 PM EDT
Att: 25,236 - Unknown - 77 F

AB	R	H	RBI	BB	SO	LOB
30	4	10	4	1	5	15

WP: 0 PA: 35
PB: 1
SB: 3
CS: 0



WP	HR	S	P	ERA	WHIP
0	0	2	2	3.86	1.429

Batter	1	2	3	4	5	6	7	8	9	AB R H RBI BB SO LOB	TOP	
Kevin Seitzer, R (1, 5) OBP: 0.343, SLG: 0.366	3-2 G3		4-1 B1-3 BB		0-1 FC4-6 1-2f			1-2 F9	1-2 G4-3	4 0 0 0 1 0 3		
Brian McRae, S (1, 8) OBP: 0.322, SLG: 0.398	2-3 K		1-1 B1-3			0-0 G3		4-1 1B 2B BB		3 1 0 0 1 1 1		
George Brett, L (1, 3) OBP: 0.383, SLG: 0.495	0-1 F9			2-2 F8		0-0 G6-4-3 1B		0-1 2B 1B		4 1 2 0 0 0 0		
Danny Tartabull, R (1, 9) OBP: 0.345, SLG: 0.487 Bill Pecota, R (8, PR) OBP: 0.333, SLG: 0.392 (8, 4)		0-1 1B SF8 1B		3-2 L3		3-2 G6-4-3 1-2f		1-1 2B		4 1 2 2 0 0 1 0 0 0 0 0 0 0		
Bo Jackson, R (1, 10) OBP: 0.359, SLG: 0.534		0-0 CS 1B		2-2 1B			H 1-0 S HBP	0-0 G6-3		3 0 2 0 0 0 1		
Jim Eisenreich, L (1, 7) OBP: 0.344, SLG: 0.411 (8, 9)		1 SAFE 4-2 E BB		0-0 L9			1-3 K		2-3 K	3 0 0 0 1 2 2		
Kurt Stillwell, S (1, 6) OBP: 0.311, SLG: 0.357		1-0 SF8			1-1 G5-3		0-1 F7		1-2 G3 1B	3 0 1 1 0 0 1		
Mike Macfarlane, R (1, 2) OBP: 0.310, SLG: 0.397 Gerald Perry, L (9, PH) OBP: 0.320, SLG: 0.369		1-2 3-H G6-3			4-0 FC4-6 BB		0-0 F7		1-1 G3	2 0 0 0 1 0 2 1 0 0 0 0 0 1		
Frank White, R (1, 4) OBP: 0.252, SLG: 0.295 Willie Wilson, S (8, PH) OBP: 0.344, SLG: 0.371 (8, 7)			0-1 F9		0-1 F7			0-0 G4-3	4-2 BB	2 0 0 0 0 0 1 1 0 0 0 1 0 0		
Inning Stats	R: 0 H: 0 E: 0 LOB: 0 K: 1 BB: 0 S: 10 P: 15	R: 1 H: 2 E: 1 LOB: 1 K: 0 BB: 1 S: 9 P: 15	R: 0 H: 0 E: 0 LOB: 0 K: 0 BB: 1 S: 5 P: 10	R: 0 H: 1 E: 0 LOB: 1 K: 0 BB: 0 S: 11 P: 18	R: 0 H: 0 E: 0 LOB: 1 K: 0 BB: 1 S: 6 P: 11	R: 0 H: 1 E: 0 LOB: 0 K: 0 BB: 0 S: 7 P: 10	R: 0 H: 0 E: 0 LOB: 1 K: 1 BB: 0 S: 6 P: 8	R: 2 H: 2 E: 0 LOB: 1 K: 0 BB: 1 S: 10 P: 16	R: 0 H: 1 E: 0 LOB: 2 K: 1 BB: 1 S: 14 P: 23	1B: 6 SF: 1 2B: 2 SAC: 0 3B: 0 DP: 2 HR: 0 HBP: 1	WP: 0 PA: 37 PB: 0 SB: 1 CS: 1	
PITCHER	IP WLS BF H R ER SO BB IBB HBP BLK WP HR S P ERA WHIP											
Jack McDowell, R (1, 1) ERA: 3.69	7.2 W 31 6 3 3 2 4 0 1 0 0 0 63 102 3.52 1.304											
Bobby Thigpen, R (8, 1) ERA: 2.04	1.1 S 6 1 0 0 1 1 0 0 0 0 0 0 15 24 0.00 1.500											

Kansas City Royals @ Chicago White Sox
 Comiskey Park, Chicago, IL
 Tue Sep 04 1990, 8:05 PM EDT
 Att. 20,360 - Unknown - 90 F

AB	30
R	3
H	7
RBI	3
BB	5
SO	3
LOB	13



Batter	1	2	3	4	5	6	7	8	9	AB R H RBI BB SO LOB	BOTTOM
Phil Bradley, R OBP: 0.345, SLG: 0.335 (1, 10)	1-1 G5-3		1-2 L1		1-0 G4-3		2-2 G6-3			4 0 0 0 0 0 1	Kansas City Royals @ Chicago White Sox Comiskey Park, Chicago, IL Tue Sep 04 1990, 8:05 PM EDT Att: 20,360 - Unknown - 90 F livebaseballscorecards.com
Lance Johnson, L OBP: 0.308, SLG: 0.339 (1, 8)	0-0 E3 1B G4-3		1-1 2B		0-2 WP S 1B		2-2 L3			4 3 2 0 0 0 0	
Ivan Calderon, R OBP: 0.344, SLG: 0.443 (1, 7)	1-0 G4-3 S 1-3 1B		1-0 F9		4-0 WP 1-2 1B BB		2-0 HR			3 2 2 1 1 0 1	
Dan Pasqua, L OBP: 0.386, SLG: 0.545 (1, 9)	4-1 G4-3		1-1 2B		1-1 G6-4-3 1-1 1-2 1B		4-2 S S BB			2 0 2 3 2 0 0 0 1 0 0 0 0 0	
Sammy Sosa, R OBP: 0.285, SLG: 0.405 (8, PR) (9, 9)	1-2 BB		2-H 2B		3-1 G6-4-3 1-2 1B		1-2 L7			4 0 0 1 0 0 5	
Carlton Fisk, R OBP: 0.372, SLG: 0.449 (1, 2)	0-2 G4-3 1-2 2-3 3-H		1-1 F8		2-3 K		2-0 F8			4 0 0 0 0 2 4 0 0 0 0 0 0 0	
Frank Thomas, R OBP: 0.402, SLG: 0.471 (1, 3)	0-2 F9		0-2 G3		0-0 G4-3		1-3 K			3 0 0 0 1 0 0	
Steve Lyons, L OBP: 0.253, SLG: 0.277 (9, 3)			0-2 F7		0-2 G4-3		4-0 E IBB			4 0 1 0 0 0 1	
Robin Ventura, L OBP: 0.310, SLG: 0.298 (1, 5)			0-0 G6-3		0-2 1B		1-2 G4-3			3 0 1 0 0 0 1	
Scott Fletcher, R OBP: 0.312, SLG: 0.320 (1, 4)			1-0 G5-3		0-2 G4-3		0-0 CS 1B				
Ozzie Guillen, L OBP: 0.322, SLG: 0.359 (1, 6)											
Inning Stats	R: 1 H: 1 E: 1 LOB: 2 K: 0 BB: 1 S: 11 P: 17	R: 0 H: 0 E: 0 LOB: 0 K: 0 BB: 0 S: 5 P: 9	R: 1 H: 2 E: 0 LOB: 1 K: 0 BB: 0 S: 13 P: 18	R: 0 H: 1 E: 0 LOB: 1 K: 1 BB: 0 S: 13 P: 15	R: 2 H: 2 E: 0 LOB: 0 K: 0 BB: 1 S: 11 P: 20	R: 0 H: 0 E: 0 LOB: 0 K: 0 BB: 0 S: 4 P: 6	R: 0 H: 1 E: 0 LOB: 0 K: 0 BB: 0 S: 8 P: 11	R: 2 H: 1 E: 0 LOB: 2 K: 1 BB: 2 S: 15 P: 28	1B: 5 SF: 0 2B: 2 SAC: 0 3B: 0 DP: 1 HR: 1 HBP: 0	WP: 1 PA: 35 PB: 0 SB: 5 CS: 1	

PITCHER	IP	WLS	BF	H	R	ER	SO	BB	IBB	HBP	BLK	WP	HR	S	P	ERA	WHIP
Andy McGaffigan, R ERA: 3.89 (1, 1)	6.0	L	26	6	4	3	1	2	0	0	0	1	0	57	85	4.50	1.333
Steve Crawford, R ERA: 3.19 (7, 1)	1.0		3	1	0	0	0	0	0	0	0	0	0	8	11	0.00	1.000
Jeff Montgomery, R ERA: 2.48 (8, 1)	1.0		6	1	2	1	1	1	1	0	0	0	1	15	28	9.00	2.000

Batter	1	2	3	4	5	6	7	8	9	AB R H RBI BB SO LOB	TOP	
Kevin Seitzer, R OBP: 0.343, SLG: 0.367 (1, 5) C C	0-3 K		2-2 F9			1-1 L8		1-1 BB 2B		4 0 1 0 0 1 1		
Brian McRae, S OBP: 0.319, SLG: 0.391 (1, 8) S X	0-1 G3 1B		2-1 P4			0-0 FC5-4 1-2f		1-0 G5-3		4 0 1 0 0 0 2		
George Brett, L OBP: 0.382, SLG: 0.491 (1, 3) X	0-0 G3 1-2				1-0 G4-3		2-1 G4-3	4-0 BB IBB		3 0 0 0 1 0 2		
Danny Tartabull, R OBP: 0.347, SLG: 0.489 (1, 9) B B X	3-0 G5-3				3-3 K		2-1 BB L8-2 2B	4-2 1-2 2-3 BB		3 0 1 0 1 1 1		
Bo Jackson, R OBP: 0.355, SLG: 0.528 (1, 10) C B B					0-3 K		2-3 K	0-3 K		4 0 0 0 0 4 4		
Willie Wilson, S OBP: 0.346, SLG: 0.370 (1, 7) B C B F X					1-0 L3-1		1-0 BB HBP	X 0-0 F9		3 0 1 0 0 0 0		
Bill Pecota, R OBP: 0.336, SLG: 0.388 (1, 6) B SAFE SAFE B C B B					2-1 G5-3		4-1 1-2 2-3 BB	B B B C C B F X	3-2 G6-3	2 0 0 0 2 0 0		
Frank White, R OBP: 0.248, SLG: 0.290 (1, 4) C B B X	2-1 L5				1-1 G6-3		0-1 L8-2 3-H	S X	0-1 P9	4 0 0 0 0 0 4		
Bob Boone, R OBP: 0.331, SLG: 0.255 (1, 2) B X					1-0 P3		B B B C B	1-1 G4-3		2 0 0 0 1 0 0		
Inning Stats	R: 0 E: 0 K: 1 S: 7 H: 1 LOB: 1 BB: 0 P: 10	R: 0 E: 0 K: 1 S: 9 H: 1 LOB: 1 BB: 1 P: 18	R: 0 E: 0 K: 0 S: 6 H: 0 LOB: 0 BB: 0 P: 11	R: 0 E: 0 K: 2 S: 7 H: 0 LOB: 0 BB: 0 P: 11	R: 0 E: 0 K: 0 S: 5 H: 0 LOB: 0 BB: 0 P: 9	R: 0 E: 0 K: 0 S: 7 H: 0 LOB: 1 BB: 1 P: 14	R: 0 E: 0 K: 1 S: 8 H: 1 LOB: 2 BB: 1 P: 17	R: 0 E: 0 K: 1 S: 10 H: 1 LOB: 3 BB: 2 P: 21	R: 0 E: 0 K: 0 S: 7 H: 0 LOB: 0 BB: 0 P: 10	1B: 2 2B: 3 3B: 0 HR: 0 SF: 0 SAC: 0 DP: 1 HBP: 1	WP: 0 PB: 0 SB: 0 CS: 1 PA: 35	
PITCHER Greg Hibbard, L ERA: 2.95 (1, 1)	IP WLS BF H R ER SO BB IBB HBP BLK WP HR S P ERA WHIP											
	9.0 W 35 4 0 0 6 4 1 1 0 0 0 66 121 0.00 0.889											

Kansas City Royals @ Chicago White Sox
Comiskey Park, Chicago, IL
Wed Sep 05 1990, 8:05 PM EDT
Att. 19,526 - Unknown - 60 F

AB	29
R	0
H	4
RBI	0
BB	5
SO	6
LOB	14




Batter	1	2	3	4	5	6	7	8	9
Lance Johnson, L OBP: 0.307, SLG: 0.337 (1, 8)	0-0 P6		0-1 F8			0-3 K		4-1 1B 1B BB	
Robin Ventura, L OBP: 0.311, SLG: 0.298 (1, 5)	4-1 G6-4-3 BB		2-3 K			1-2 G6-3		0-1 1B 1B	
Ivan Calderon, R OBP: 0.345, SLG: 0.442 (1, 7)	0-0 G6-4-3 1-2f			4-2 G5-4-3 BB			1-0 G4-3	0-0 1B	
Dan Pasqua, L OBP: 0.365, SLG: 0.541 (1, 10)		2-2 BB 1B		0-1 L9			3-2 P7	3-2 P4	
Carlton Fisk, R OBP: 0.370, SLG: 0.445 (1, 2)		0-2 P6		1-1 G5-4-3 1-2f			1-0 F8		
Frank Thomas, R OBP: 0.408, SLG: 0.467 (1, 3)		4-2 BB			2-1 G4-3			4-1 BB SH2-4 1B BB	
Rodney McCray, R (8, PR)		1-2 BB						1-1 SH2-4	
Steve Lyons, L OBP: 0.253, SLG: 0.277 (9, 3)		1-3 K			0-1 G6-3			1-2 K	
Sammy Sosa, R OBP: 0.283, SLG: 0.404 (1, 9)		0-0 G6-3			0-0 P5			1-3 K	
Scott Fletcher, R OBP: 0.310, SLG: 0.318 (1, 4)			2-2 L4			1-2 F7		4-0 1B IBB	

Inning Stats	R: 0	H: 0	E: 0	K: 0	S: 3	R: 0	H: 1	E: 0	K: 1	S: 12	R: 0	H: 0	E: 0	K: 1	S: 8	R: 0	H: 0	E: 0	K: 0	S: 6	R: 0	H: 0	E: 0	K: 0	S: 5	R: 0	H: 0	E: 0	K: 1	S: 9	R: 0	H: 0	E: 0	K: 0	S: 5	R: 3	H: 2	E: 0	K: 1	S: 20	R: 0	H: 0	E: 0	K: 1	S: 5																		
PITCHER	IP	WLS	BF	H	R	ER	SO	BB	IBB	HBP	BLK	WP	HR	S	P	ERA	WHIP																					PITCHER	IP	WLS	BF	H	R	ER	SO	BB	IBB	HBP	BLK	WP	HR	S	P	ERA	WHIP								
Mel Stottlemyre, R ERA: 3.81 (1, 1)	7.0		23	1	0	0	3	3	0	0	0	0	0	48	77	0.00	0.571																																														
Steve Farr, R ERA: 2.25 (8, 1)	1.0	L	8	2	3	3	1	2	1	0	0	0	0	20	37	27.00	4.000																																														

BOTTOM													
AB	R	H	RBI	BB	SO	LOB	3	1	0	0	1	1	0
3	0	1	2	1	1	0	3	0	1	1	0	1	0
4	0	1	0	0	0	3	3	0	0	0	0	2	0
1	0	0	0	2	0	0	0	1	0	0	0	0	0
2	0	0	0	0	0	0	2	0	0	0	1	2	0
3	0	0	0	0	1	4	2	0	0	0	1	4	0
2	1	0	0	1	0	0	0	0	0	0	0	0	0

AB 24
R 3
H 3
RBI 3
BB 6
SO 4
LOB 12

WP: 0 PA: 31
 PB: 0
 SB: 0
 CS: 0



Kansas City Royals @ Chicago White Sox
 Comiskey Park, Chicago, IL
 Wed Sep 05 1990, 8:05 PM EDT
 Att: 19,526 - Unknown - 60 F

livebaseballscorecards.com

Batter	1	2	3	4	5	6	7	8	9	AB R H RBI BB SO LOB	TOP											
Lance Johnson, L (1, 8) OBP: 0.305, SLG: 0.334	2-1 G3		3-1 F9		0-1 G4-3			3-2 F8		4 0 0 0 0 0 2												
Robin Ventura, L (1, 5) OBP: 0.311, SLG: 0.298	2-1 G6-3			0-0 F8		2-2 G4-6-3 1B		0-2 G3-1		4 0 1 0 0 0 0												
Ivan Calderon, R (1, 7) OBP: 0.342, SLG: 0.439	1-3 K			2-1 F8		0-1 G4-6-3 1-2f			3-1 G3	4 0 0 0 0 1 1												
Dan Pasqua, L (1, 10)		2-2 F7		0-1 F7		2-3 K			1-2 G5-3	4 0 0 0 0 1 0												
Carlton Fisk, R (1, 2) OBP: 0.371, SLG: 0.444		4-1 BB			0-1 FC2-6 1B		1-1 F9		1-2 G4-3	3 0 1 0 1 0 0												
Frank Thomas, R (1, 3) OBP: 0.414, SLG: 0.467		1-3 K			4-2 FC2-6 1B BB		0-0 1B			2 1 1 0 1 1 1												
Sammy Sosa, R (1, 9) OBP: 0.282, SLG: 0.401		2-3 K			0-1 FC2-6 1B 1-2 2-3f		1-3 K			3 0 0 0 0 2 4												
Scott Fletcher, R (1, 4) OBP: 0.308, SLG: 0.315			2-3 K		0-1 P3		3-2 G4-3			3 0 0 0 0 1 3												
Ozzie Guillen, L (1, 6) OBP: 0.322, SLG: 0.358			0-1 G5-3		1-1 1-3 2-H 1B		1-1 G3			3 0 1 1 0 0 0												
Inning Stats	R: 0 E: 0 K: 1 S: 9	H: 0 LOB: 0 BB: 0 P: 14	R: 0 E: 0 K: 2 S: 10	H: 0 LOB: 1 BB: 1 P: 19	R: 0 E: 0 K: 1 S: 12	H: 0 LOB: 0 BB: 0 P: 17	R: 0 E: 0 K: 0 S: 5	H: 0 LOB: 0 BB: 0 P: 7	R: 1 E: 0 K: 0 S: 12	H: 2 LOB: 2 BB: 1 P: 17	R: 0 E: 0 K: 1 S: 10	H: 1 LOB: 0 BB: 0 P: 14	R: 0 E: 0 K: 1 S: 9	H: 1 LOB: 1 BB: 0 P: 14	R: 0 E: 0 K: 0 S: 8	H: 0 LOB: 0 BB: 0 P: 12	R: 0 E: 0 K: 0 S: 8	H: 0 LOB: 0 BB: 0 P: 13	1B: 4 2B: 0 3B: 0 HR: 0	SF: 0 SAC: 0 DP: 1 HBP: 0	WP: 0 PB: 0 SB: 0 CS: 0	PA: 32
PITCHER	IP WLS BF H R ER SO BB IBB HBP BLK WP HR S P ERA WHIP																					
Todd Stottlemire, R (1, 1) ERA: 3.91	8.0 W 29 4 1 1 6 2 0 0 0 0 0 0 75 114 1.12 0.750																					
Tom Henke, R (9, 1) ERA: 1.82	1.0 S 3 0 0 0 0 0 0 0 0 0 0 0 8 13 0.00 0.000																					

Chicago White Sox @ Toronto Blue Jays

SkyDome, Toronto, ON

Fri Sep 07 1990, 7:05 PM EDT
Att. 49,885 - Unknown - 63 F

AB	30
R	1
H	4
RBI	1
BB	2
SO	6
LOB	11



Batter	1	2	3	4	5	6	7	8	9	AB R H RBI BB SO LOB	TOP
Phil Bradley, R (1, 7) OBP: 0.347, SLG: 0.335	0-0 G1 1B		0-0 G3			4-0 FC4-6 1B BB	0-3 K			3 0 1 0 1 1 3	<p>Chicago White Sox @ Toronto Blue Jays</p> <p>SkyDome, Toronto, ON</p> <p>Sat Sep 08 1990, 3:33 AM EDT</p> <p>Att: 49,898 - Unknown</p>
Lance Johnson, L (1, 8) OBP: 0.304, SLG: 0.333	0-0 G1		0-0 G3			0-0 FC4-6 1B		0-0 4-3		4 0 1 0 0 0 2	
Ivan Calderon, R (1, 10) OBP: 0.340, SLG: 0.436	0-0 L8		0-0 F8			0-0 L5		0-0 F8		4 0 0 0 0 0 4	
Dan Pasqua, L (1, 9) OBP: 0.356, SLG: 0.525	0-0 3-1			0-0 F9		0-0 FC4-6		0-0 F3		4 0 0 0 0 0 3	
Frank Thomas, R (1, 3) OBP: 0.416, SLG: 0.464 Rodney McCray, R (9, PR)		0-3 K		0-0 L1-3 1B		0-0 F8		4-0 WP BB		3 0 1 0 1 1 2 0 0 0 0 0 0 0	
Robin Ventura, L (1, 5) OBP: 0.313, SLG: 0.300		0-0 FC1-6 1B		0-0 L1-3			0-0 E5 1B 1B		0-0 P5	4 0 2 0 0 0 2	
Ron Karkovics, R (1, 2) OBP: 0.327, SLG: 0.433 Steve Lyons, L (9, PH)		0-0 FC1-6			0-0 5-3		0-0 2-3 1B		0-3 K	3 0 1 0 0 0 1 1 0 0 0 0 1 1	
Scott Fletcher, R (1, 4) OBP: 0.306, SLG: 0.313 Jerry Willard, L (9, PH)		0-3 K			0-0 F7		0-0 P4		0-3 K	3 0 0 0 0 1 3 1 0 0 0 0 1 2	
Ozzie Guillen, L (1, 6) OBP: 0.322, SLG: 0.356			4-0 G3 BB		0-0 1-3		0-0 F8			2 0 0 0 1 0 2	
Inning Stats	R: 0 H: 1 E: 0 LOB: 1 K: 0 BB: 0 S: 4 P: 4	R: 0 H: 1 E: 0 LOB: 1 K: 2 BB: 0 S: 8 P: 8	R: 0 H: 0 E: 0 LOB: 1 K: 0 BB: 1 S: 3 P: 7	R: 0 H: 1 E: 0 LOB: 0 K: 0 BB: 0 S: 3 P: 3	R: 0 H: 0 E: 0 LOB: 0 K: 0 BB: 0 S: 3 P: 3	R: 0 H: 1 E: 0 LOB: 2 K: 0 BB: 1 S: 4 P: 8	R: 0 H: 2 E: 1 LOB: 2 K: 1 BB: 0 S: 7 P: 7	R: 0 H: 0 E: 0 LOB: 0 K: 0 BB: 0 S: 3 P: 3	R: 0 H: 0 E: 0 LOB: 2 K: 2 BB: 1 S: 7 P: 11	1B: 6 SF: 0 2B: 1 SAC: 0 3B: 0 DP: 1 HR: 0 HBP: 0	WP: 1 PA: 35 PB: 0 SB: 0 CS: 0
PITCHER	IP WLS BF H R ER SO BB IBB HBP BLK WP HR S P ERA WHIP										
Dave Stieb, R (1, 1) ERA: 2.78	8.0 W 31 6 0 0 3 2 0 0 0 0 0 0 35 43 0.00 1.000										
Tom Henke, R (9, 1) ERA: 1.79	1.0 S 4 0 0 0 2 1 0 0 0 0 1 0 7 11 0.00 1.000										

AB	32
R	0
H	6
RBI	0
BB	3
SO	5
LOB	25



livebaseballscorecards.com

Batter	1	2	3	4	5	6	7	8	9
Mookie Wilson, S OBP: 0.302, SLG: 0.360 (1, 8)	0-0 L4-5 2B		0-0 F8		0-0 P6		0-0 6-3		
Tony Fernandez, S OBP: 0.337, SLG: 0.368 (1, 6)	0-0 L4-5 2-3		0-0 L5		0-0 F9			0-0 L8	
Kelly Gruber, R OBP: 0.318, SLG: 0.488 (1, 5)	0-0 HR			0-0 1B 1B	0-3 K			0-0 HR	
George Bell, R OBP: 0.305, SLG: 0.440 (1, 10)	0-0 6-3			0-0 BB 1-3 1B		0-0 P6		0-0 F3	
Fred McGriff, L OBP: 0.414, SLG: 0.565 (1, 3)		0-0 P4		0-0 BB 1-2 3-H 1B		0-0 1B		0-0 F7	
Pat Borders, R OBP: 0.317, SLG: 0.500 (1, 2)		0-3 K		0-3 K		0-3 K			
Rob Ducey, L OBP: 0.364, SLG: 0.400 (1, 7)		0-3 K		4-0 BB 1-2 2-3 FC4-6 BB		0-0 F7			
Manuel Lee, S OBP: 0.278, SLG: 0.333 (1, 4)			0-0 1B	0-0 F7		0-3 K			
Junior Felix, S OBP: 0.335, SLG: 0.448 (1, 9)			0-3 K	0-0 FC4-6 1-2f		0-3 K			

Inning Stats	R: 1 E: 0 K: 0 S: 4	H: 2 LOB: 0 BB: 0 P: 4	R: 0 E: 0 K: 2 S: 7	H: 0 LOB: 0 BB: 0 P: 7	R: 0 E: 0 K: 1 S: 6	H: 1 LOB: 1 BB: 0 P: 6	R: 1 E: 0 K: 1 S: 8	H: 3 LOB: 3 BB: 1 P: 12	R: 0 E: 0 K: 1 S: 5	H: 0 LOB: 0 BB: 0 P: 5	R: 0 E: 0 K: 1 S: 6	H: 1 LOB: 1 BB: 0 P: 6	R: 0 E: 0 K: 2 S: 7	H: 0 LOB: 0 BB: 0 P: 7	R: 1 E: 0 K: 0 S: 4	H: 1 LOB: 0 BB: 0 P: 4
	1B: 5 2B: 2 3B: 0 HR: 2	SF: 0 SAC: 0 DP: 1 HBP: 0	WP: 0 PB: 0 SB: 0 CS: 0													


PITCHER	IP	WLS	BF	H	R	ER	SO	BB	IBB	HBP	BLK	WP	HR	S	P	ERA	WHIP
Alex Fernandez, R ERA: 4.02 (1, 1)	8.0	L	32	8	3	3	8	1	0	0	0	0	2	47	51	3.38	1.125

BOTTOM

Chicago White Sox @ Toronto Blue Jays
SkyDome, Toronto, ON
Sat Sep 08 1990, 3:33 AM EDT
Att. 49,898 - Unknown

livebaseballscorecards.com

AB	31
R	3
H	8
RBI	3
BB	1
SO	8
LOB	14



WP	PA	ERA	WHIP
0	32		

Batter	1	2	3	4	5	6	7	8	9	AB R H RBI BB SO LOB	TOP											
Sammy Sosa, R (1, 9) OBP: 0.283, SLG: 0.402	1-0 F8		1-1 E 1B 1-2 1B		1-3 K			3-2 1B		4 0 2 0 0 1 0												
Phil Bradley, R (1, 8) Lance Johnson, L (8, PH) OBP: 0.347, SLG: 0.335 OBP: 0.304, SLG: 0.333	1-3 K		3-2 E5 1-3 2-H 1B		3-2 F9			1-1 F7		3 0 1 0 0 1 0 1 0 0 0 0 0 1												
Ivan Calderon, R (1, 7) OBP: 0.337, SLG: 0.432	0-0 G1-3		0-0 F9			0-3 K		1-3 K		4 0 0 0 0 2 3												
Frank Thomas, R (1, 10) OBP: 0.411, SLG: 0.456		0-2 G5-3		2-3 K		1-2 G5-4-3 1B		3-3 K		4 0 1 0 0 2 0												
Carlton Fisk, R (1, 2) OBP: 0.370, SLG: 0.442		1-1 G1-6-3 1B		2-1 F7		0-0 G5-4-3 1-2f		0-2 G6-3		4 0 1 0 0 0 1												
Carlos Martinez, R (1, 3) Dan Pasqua, L (9, PH) OBP: 0.248, SLG: 0.326 OBP: 0.354, SLG: 0.523		1-2 G1-6-3		2-1 1B 1B			1-1 F7	1-1 F8		3 0 1 0 0 0 1 1 0 0 0 0 0 0												
Scott Fletcher, R (1, 4) OBP: 0.307, SLG: 0.313			3-1 G6-3		0-1 1-2 1B		2-2 F9			3 0 1 0 0 0 0												
Craig Grebeck, R (1, 5) OBP: 0.217, SLG: 0.223			2-2 G5-3		1-1 L5		1-0 P3			3 0 0 0 0 0 2												
Ozzie Guillen, L (1, 6) OBP: 0.322, SLG: 0.354			4-0 1B BB			0-0 G1-3		0-0 G4-3		2 1 0 0 1 0 0												
Inning Stats	R: 0 E: 0 K: 1 S: 6	H: 0 LOB: 0 BB: 0 P: 8	R: 0 E: 0 K: 0 S: 8	H: 1 LOB: 0 BB: 0 P: 10	R: 1 E: 1 K: 0 S: 12	H: 2 LOB: 2 BB: 1 P: 25	R: 0 E: 0 K: 1 S: 11	H: 2 LOB: 2 BB: 0 P: 18	R: 0 E: 0 K: 1 S: 10	H: 0 LOB: 0 BB: 0 P: 14	R: 0 E: 0 K: 1 S: 7	H: 1 LOB: 0 BB: 0 P: 8	R: 0 E: 0 K: 0 S: 6	H: 0 LOB: 0 BB: 0 P: 10	R: 0 E: 0 K: 1 S: 9	H: 1 LOB: 1 BB: 0 P: 14	R: 0 E: 0 K: 1 S: 10	H: 0 LOB: 0 BB: 0 P: 14	1B: 7 2B: 0 3B: 0 HR: 0	SF: 0 SAC: 0 DP: 2 HBP: 0	WP: 0 PB: 0 SB: 0 CS: 0	PA: 33
PITCHER	IP WLS BF H R ER SO BB IBB HBP BLK WP HR S P ERA WHIP																					
Jimmy Key, L (1, 1) ERA: 4.14	7.0 W 26 6 1 0 4 1 0 0 0 0 0 0 60 93 0.00 1.000																					
Jim Acker, R (8, 1) ERA: 3.77	1.0 4 1 0 0 1 0 0 0 0 0 0 0 9 14 0.00 1.000																					
Duane Ward, R (9, 1) ERA: 3.24	1.0 3 0 0 0 1 0 0 0 0 0 0 0 10 14 0.00 0.000																					

Chicago White Sox @ Toronto Blue Jays
SkyDome, Toronto, ON
Sun Sep 09 1990, 3:33 AM EDT
Att. 49,870 - Dome

AB	32
R	1
H	7
RBI	0
BB	1
SO	6
LOB	8



WP: 0	PA: 33
PB: 0	
SB: 0	
CS: 0	

1B: 7	SF: 0
2B: 0	SAC: 0
3B: 0	DP: 2
HR: 0	HBP: 0

Batter	1	2	3	4	5	6	7	8	9
Mookie Wilson, S OBP: 0.301, SLG: 0.359 (1, 8)	0-2 E S SF8 1B	0-0 P6		0-0 G4-3		1-0 P5			
Tony Fernandez, S OBP: 0.337, SLG: 0.367 (1, 6)	1-3 K 1-3		2-1 E8 G6-3 1B		2-1 G4-3	0-2 SF8			
Kelly Gruber, R OBP: 0.316, SLG: 0.485 (1, 5)	1-2 SF8 3-H		2-0 G6-3		2-0 G4-3	1-2 G5-3 3-H			
George Bell, R OBP: 0.305, SLG: 0.439 (1, 10)	0-1 1B		1-1 F8		2-3 K		2-2 F8		
Fred McGriff, L OBP: 0.415, SLG: 0.570 (1, 3)	0-0 G4-3		4-2 BB			0-0 HR	1-2 G5-3		
Greg Myers, L OBP: 0.304, SLG: 0.361 (1, 2)		0-0 E 1B	0-0 G3			1-2 HR	0-0 G5-3		
Rob Ducey, L OBP: 0.400, SLG: 0.385 (1, 7)		0-0 P5		1-2 F9 G4-3 1B		4-2 2B 1B BB	1-2 F8		
Manuel Lee, S OBP: 0.278, SLG: 0.335 (1, 4)		2-1 F8		1-0 G4-3		1-0 1B SF8 2B	1-1 G4-3		
Junior Felix, S OBP: 0.334, SLG: 0.446 (1, 9)		0-0 E6		1-1 F9		0-2 1B	2-3 K		

Inning Stats	R: 1	H: 2	E: 1	K: 1	S: 13	LOB: 1	BB: 0	P: 15
	R: 0	H: 1	E: 1	K: 0	S: 6	LOB: 2	BB: 0	P: 8
	R: 1	H: 1	E: 1	K: 0	S: 8	LOB: 1	BB: 1	P: 17
	R: 0	H: 1	E: 0	K: 0	S: 7	LOB: 1	BB: 0	P: 10
	R: 0	H: 0	E: 0	K: 1	S: 6	LOB: 0	BB: 0	P: 12
	R: 4	H: 4	E: 0	K: 0	S: 18	LOB: 1	BB: 1	P: 26
	R: 0	H: 0	E: 0	K: 0	S: 10	LOB: 0	BB: 0	P: 13
	R: 0	H: 0	E: 0	K: 1	S: 8	LOB: 0	BB: 0	P: 12


PITCHER	IP	WLS	BF	H	R	ER	SO	BB	IBB	HBP	BLK	WP	HR	S	P	ERA	WHIP
Jack McDowell, R ERA: 3.84 (1, 1)	5.0	L	27	9	6	5	2	2	0	0	0	0	2	51	79	9.00	2.200
Donn Pall, R ERA: 3.12 (6, 1)	1.1		4	0	0	0	0	0	0	0	0	0	0	13	17	0.00	0.000
Scott Radinsky, L ERA: 4.11 (7, 1)	0.2		2	0	0	0	0	0	0	0	0	0	0	4	5	0.00	0.000
Steve Rosenberg, L ERA: (8, 1)	1.0		3	0	0	0	1	0	0	0	0	0	0	8	12	0.00	0.000

BOTTOM

Chicago White Sox @ Toronto Blue Jays
 SkyDome, Toronto, ON
 Sun Sep 09 1990, 3:33 AM EDT
 Att. 49,870 - Dome

AB	R	H	RBI	BB	SO	LOB
4	1	1	0	0	0	5
3	1	1	1	0	1	1
3	0	0	2	0	0	1
4	0	1	0	0	1	0
3	1	1	1	1	0	1
4	1	2	1	0	0	1
3	1	1	0	1	0	1
4	1	1	0	0	0	2
4	0	1	1	0	1	2

AB	32
R	6
H	9
RBI	6
BB	2
SO	3
LOB	14



1B: 6	SF: 2	WP: 0	PA: 36
2B: 1	SAC: 0	PB: 0	
3B: 0	DP: 0	SB: 1	
HR: 2	HBP: 0	CS: 0	

livebaseballscorecards.com

Batter	1	2	3	4	5	6	7	8	9	AB R H RBI BB SO LOB	TOP																		
Phil Bradley, R (1, 10) OBP: 0.344, SLG: 0.332	0-0 1-3		0-0 G5-4-3 1-2f			0-0 5-3		0-0 P3		4 0 0 0 0 0 1																			
Scott Fletcher, R (1, 4) OBP: 0.304, SLG: 0.310	0-0 L6			0-0 F7		0-0 6-3		0-0 L7		4 0 0 0 0 0 0																			
Ivan Calderon, R (1, 7) OBP: 0.339, SLG: 0.434 (9, 9)	0-0 6-3			0-0 F8			4-0 1B BB		0-0 5-3 2B	3 1 1 0 1 0 0																			
Carlton Fisk, R (1, 2) OBP: 0.371, SLG: 0.451		0-0 HR		0-0 6-3		0-0 1B 1-2		0-0 5-3 2-3	0-0 5-3	4 1 2 1 0 0 1																			
Frank Thomas, R (1, 3) OBP: 0.414, SLG: 0.466		0-3 K			0-0 1-3 2B		0-0 1B 1-2 2-H		0-3 K	4 0 2 1 0 2 1																			
Sammy Sosa, R (1, 9) OBP: 0.282, SLG: 0.399		0-0 4-3			0-3 K		0-0 P1		0-3 K	3 0 0 0 0 1 3																			
Dan Pasqua, L (9, PH) OBP: 0.353, SLG: 0.521										1 0 0 0 0 1 1																			
Rodney McCray, R (9, 8)										0 0 0 0 0 0 0																			
Lance Johnson, L (1, 8) OBP: 0.302, SLG: 0.330 (9, 7)		0-0 4-3			0-0 1-3		0-0 P4			3 0 0 0 0 0 3																			
Craig Grebeck, R (1, 5) OBP: 0.214, SLG: 0.219			0-3 K		0-0 F7		0-3 K			2 0 0 0 0 1 1																			
Ron Karkovice, R (7, PH) OBP: 0.325, SLG: 0.430										1 0 0 0 0 1 2																			
Robin Ventura, L (7, 5) OBP: 0.313, SLG: 0.300										0 0 0 0 0 0 0																			
Ozzie Guillen, L (1, 6) OBP: 0.322, SLG: 0.354			0-0 G5-4-3 1B			0-3 K		0-0 4-3		3 0 1 0 0 1 0																			
Inning Stats	R: 0 E: 0 K: 0 S: 3	H: 0 LOB: 0 BB: 0 P: 3	R: 1 E: 0 K: 1 S: 6	H: 1 LOB: 0 BB: 0 P: 6	R: 0 E: 0 K: 1 S: 5	H: 1 LOB: 0 BB: 0 P: 5	R: 0 E: 0 K: 1 S: 6	H: 1 LOB: 1 BB: 0 P: 6	R: 0 E: 0 K: 1 S: 5	H: 0 LOB: 0 BB: 0 P: 5	R: 1 E: 0 K: 1 S: 7	H: 2 LOB: 2 BB: 1 P: 11	R: 0 E: 0 K: 0 S: 3	H: 0 LOB: 0 BB: 0 P: 3	R: 0 E: 0 K: 2 S: 8	H: 1 LOB: 1 BB: 0 P: 8	1B: 3 2B: 2 3B: 0 HR: 1	SF: 0 SAC: 0 DP: 1 HBP: 0	WP: 0 PB: 0 SB: 0 CS: 0	PA: 33									
PITCHER	IP WLS BF H R ER SO BB IBB HBP BLK WP HR S P ERA WHIP																												
Greg Swindell, L (1, 1) ERA: 4.05	8.0		30	6	2	2	5	1	0	0	0	0	0	1	39	43	2.25	0.875											
Doug Jones, R (9, 1) ERA: 2.94	1.0	W	3	0	0	0	2	0	0	0	0	0	0	0	7	7	0.00	0.000											

Chicago White Sox @ Cleveland Indians
Cleveland Municipal Stadium, Cleveland, OH
Mon Sep 10 1990, 7:05 PM EDT
Unknown - 70 F

AB	32
R	2
H	6
RBI	2
BB	1
SO	7
LOB	13



livebaseballscorecards.com

Batter	1	2	3	4	5	6	7	8	9	AB R H RBI BB SO LOB
Stan Jefferson, S (1, 8) OBP: 0.267, SLG: 0.231	0-0 2B		0-0 1B			0-0 1B 2B		0-0 1B		4 1 4 0 0 0 0
Jerry Browne, S (1, 4) OBP: 0.345, SLG: 0.376	0-0 F9		0-0 FC6-4 1-2f			0-0 SH1-3 2-3		0-0 FC1-6 1-2f		3 1 0 0 0 0 4
Chris James, R (1, 10) OBP: 0.351, SLG: 0.448	0-3 K		0-0 FC4-6 1-2f			0-0 G5-4-3 1B		0-0 1B 2B		4 0 2 2 0 1 3
Candy Maldonado, R (1, 9) OBP: 0.337, SLG: 0.453	0-0 3-1			0-0 F8		0-0 G5-4-3 1-2f			0-0 F8	4 0 0 0 0 0 2
Sandy Alomar Jr., R (1, 2) OBP: 0.319, SLG: 0.394		0-3 K		0-0 P3			0-0 G5-3 SH1-3 1B		4-0 1B BB	3 0 1 0 1 1 0
Alex Cole, L (9, PR) OBP: 0.395, SLG: 0.373										0 1 0 0 0 0 0
Brook Jacoby, R (1, 3) OBP: 0.354, SLG: 0.413		0-0 5-3		0-0 6-3			0-0 SH1-3 1-2		0-0 BB IBB 1-3 1B	3 0 1 0 0 0 0
Tom Brookens, R (1, 5) OBP: 0.306, SLG: 0.329		0-0 P3					4-0 BB		4-0 BB IBB 1-2	2 0 0 0 2 1 0
Felix Fermin, R (1, 6) OBP: 0.278, SLG: 0.301			0-0 4-3				0-0 G5-3 2-3f		4-0 BB	3 0 0 0 0 0 2
Carlos Baerga, S (9, PH) OBP: 0.278, SLG: 0.359									1-2 2-3 3-H BB	0 0 0 1 1 0 0
Mitch Webster, S (1, 7) OBP: 0.290, SLG: 0.430			0-0 1B		0-3 K			0-0 6-3		3 0 1 0 0 1 0

Inning Stats	R: 0 E: 0 K: 1 S: 6	H: 1 LOB: 1 BB: 0 P: 6	R: 0 E: 0 K: 1 S: 5	H: 0 LOB: 0 BB: 0 P: 5	R: 0 E: 0 K: 0 S: 5	H: 2 LOB: 2 BB: 0 P: 5	R: 0 E: 0 K: 0 S: 3	H: 0 LOB: 0 BB: 0 P: 3	R: 0 E: 0 K: 2 S: 7	H: 0 LOB: 0 BB: 0 P: 7	R: 1 E: 0 K: 0 S: 4	H: 2 LOB: 0 BB: 0 P: 4	R: 0 E: 0 K: 0 S: 3	H: 1 LOB: 1 BB: 1 P: 7	R: 1 E: 0 K: 0 S: 4	H: 2 LOB: 1 BB: 0 P: 4	R: 1 E: 0 K: 0 S: 2	H: 1 LOB: 3 BB: 3 P: 14	1B: 6 2B: 3 3B: 0 HR: 0	SF: 0 SAC: 2 DP: 2 HBP: 0	WP: 0 PB: 0 SB: 0 CS: 0	PA: 35
--------------	------------------------------	---------------------------------	------------------------------	---------------------------------	------------------------------	---------------------------------	------------------------------	---------------------------------	------------------------------	---------------------------------	------------------------------	---------------------------------	------------------------------	---------------------------------	------------------------------	---------------------------------	------------------------------	----------------------------------	----------------------------------	------------------------------------	----------------------------------	--------

PITCHER	IP	WLS	BF	H	R	ER	SO	BB	IBB	HBP	BLK	WP	HR	S	P	ERA	WHIP
Greg Hibbard, L (1, 1) ERA: 2.92	8.0		30	8	2	2	4	1	0	0	0	0	0	37	41	2.25	1.125
Barry Jones, R (9, 1) ERA: 2.27	0.1	L	5	1	1	1	0	2	1	0	0	0	0	2	14	27.00	9.000

BOTTOM

Chicago White Sox @ Cleveland Indians
Cleveland Municipal Stadium, Cleveland, OH

Mon Sep 10 1990, 7:05 PM EDT
Unknown - 70 F

AB	29
R	3
H	9
RBI	3
BB	4
SO	4
LOB	11



Batter	1	2	3	4	5	6	7	8	9	AB R H RBI BB SO LOB	TOP											
Lance Johnson, L (1, 8) OBP: 0.301, SLG: 0.329	0-0 6-3	0-0 CS 1B			0-0 4-3		0-0 1-3		0-0 P4	5 0 1 0 0 0 1												
Robin Ventura, L (1, 5) OBP: 0.312, SLG: 0.299	0-0 L3	0-0 CS 1-2	0-0 1B 1B		0-0 F9			0-3 K		4 0 1 0 0 1 0												
Ivan Calderon, R (1, 7) OBP: 0.338, SLG: 0.432	0-0 BB 2B 1B		0-0 F8		0-0 L7			0-3 K		4 1 1 0 0 1 1												
Dan Pasqua, L (1, 9) OBP: 0.356, SLG: 0.521 Frank Thomas, R (8, PH) OBP: 0.418, SLG: 0.471 Sammy Sosa, R (8, PR) OBP: 0.282, SLG: 0.399	4-0 2B 1-2 1B BB		0-0 G1-4-3 1B		0-0 P6			0-0 HR 1B		2 1 1 0 1 0 0 1 0 1 0 0 0 0 0 1 0 0 0 0 0												
Carlton Fisk, R (1, 10) OBP: 0.372, SLG: 0.462	0-0 1-3 2-H 1B 2B		0-0 G1-4-3 1-2f		0-0 5-3			0-0 HR		4 2 2 3 0 0 2												
Carlos Martinez, R (1, 3) OBP: 0.252, SLG: 0.328 Scott Fletcher, R (9, 4) OBP: 0.304, SLG: 0.310	0-0 2-H 3-H 1B		0-3 K		0-3 K			0-0 1B		4 0 2 2 0 2 0 0 0 0 0 0 0 0												
Steve Lyons, L (1, 4) OBP: 0.252, SLG: 0.275	0-0 F8		0-3 K		0-0 SH5-3 1B		0-0 K	0-3 K		4 0 1 0 0 2 2												
Ron Karkovice, R (1, 2) OBP: 0.325, SLG: 0.448		0-0 3-1		0-0 HR		0-0 SH5-3 1-2		0-3 K		3 1 1 1 0 1 0												
Ozzie Guillen, L (1, 6) OBP: 0.319, SLG: 0.351		0-0 6-3		0-0 5-3		0-0 F7		0-0 G3		4 0 0 0 0 0 1												
Inning Stats	R: 3 E: 0 K: 0 S: 6	H: 3 LOB: 1 BB: 1 P: 10	R: 0 E: 0 K: 0 S: 3	H: 1 LOB: 0 BB: 0 P: 3	R: 0 E: 0 K: 0 S: 4	H: 2 LOB: 1 BB: 0 P: 4	R: 1 E: 0 K: 2 S: 8	H: 1 LOB: 0 BB: 0 P: 8	R: 0 E: 0 K: 0 S: 3	H: 0 LOB: 0 BB: 0 P: 3	R: 0 E: 0 K: 1 S: 5	H: 0 LOB: 0 BB: 0 P: 5	R: 0 E: 0 K: 0 S: 4	H: 1 LOB: 1 BB: 0 P: 4	R: 2 E: 0 K: 3 S: 12	H: 3 LOB: 1 BB: 0 P: 12	R: 0 E: 0 K: 1 S: 5	H: 0 LOB: 0 BB: 0 P: 5	1B: 8 2B: 1 3B: 0 HR: 2	SF: 0 SAC: 1 DP: 1 HBP: 0	WP: 0 PB: 0 SB: 0 CS: 1	PA: 38
PITCHER	IP WLS BF H R ER SO BB IBB HBP BLK WP HR S P ERA WHIP																					
Charles Nagy, R (1, 1) ERA: 7.62	6.1 L 26 8 4 4 3 1 0 0 0 0 0 1 31 35 5.68 1.421																					
Jesse Orosco, L (7, 1) ERA: 4.01	1.2 8 3 2 2 3 0 0 0 0 0 0 1 14 14 10.80 1.800																					
Colby Ward, R (9, 1) ERA: 3.69	1.0 3 0 0 0 1 0 0 0 0 0 0 0 5 5 0.00 0.000																					

Chicago White Sox @ Cleveland Indians
Cleveland Municipal Stadium, Cleveland, OH

Mon Sep 10 1990, 7:05 PM EDT
Att: 4,781 - Unknown - 68 F

AB	35
R	6
H	11
RBI	6
BB	1
SO	7
LOB	7



livebaseballscorecards.com

Batter	1	2	3	4	5	6	7	8	9	AB	R	H	RBI	BB	SO	LOB
Alex Cole, L (1, 8) OBP: 0.386, SLG: 0.363	0-0 1-3 1-3		0-0 F8 F8			0-0 F7 F7		0-0 4-3 4-3		4	0	0	0	0	0	1
Stan Jefferson, S (1, 7) OBP: 0.278, SLG: 0.250	0-0 6-3 6-3		0-0 F8 F8			4-0 2B 2B BB		0-0 2B 2B		3	1	1	0	1	0	1
Carlos Baerga, S (1, 6) OBP: 0.277, SLG: 0.361	0-0 F8 F8			0-0 4-3 4-3		0-0 1B 1B 2B		0-0 P5 P5		4	1	1	1	0	0	1
Candy Maldonado, R (1, 10) OBP: 0.337, SLG: 0.452		0-0 F7 F7		0-0 F5 F5		0-0 1B 1B		0-0 5-3 5-3		4	0	1	1	0	0	1
Dion James, L (1, 3) OBP: 0.344, SLG: 0.366		0-0 1B 1B		0-0 1B 1B		0-0 F7 F7			0-3 K K	4	0	2	0	0	1	1
Brook Jacoby, R (1, 5) OBP: 0.354, SLG: 0.411		0-0 F8 F8			0-0 L8 L8		4-0 FC6-4 FC6-4 BB		0-0 E6 E6	3	0	0	0	1	0	1
Turner Ward, S (1, 9)		0-3 K K			0-0 L6 L6		0-0 FC6-4 FC6-4 BB		0-0 F7 F7	4	0	0	0	0	1	3
Joel Skinner, R (1, 2) OBP: 0.273, SLG: 0.304			0-0 4-3 4-3		0-0 6-3 6-3		4-0 BB BB		0-0 F7 F7	2	0	0	0	0	0	0
Jerry Browne, S (7, PH) OBP: 0.346, SLG: 0.375 (8, 4)							1-2 BB BB			1	0	0	0	1	0	1
Mark McLemore, S (1, 4) OBP: 0.211, SLG: 0.189			0-0 1B 1B			0-0 L3 L3		0-0 8-4 8-4		2	0	1	0	0	0	0
Sandy Alomar Jr., R (7, PH) OBP: 0.318, SLG: 0.393 (8, 2)							2-3f BB BB			1	0	0	0	0	0	2

Inning Stats	R: 0	H: 0	E: 0	K: 0	S: 3	H: 0	LOB: 0	BB: 0	P: 3	R: 0	H: 1	E: 0	K: 1	S: 6	H: 1	LOB: 1	BB: 0	P: 6	R: 0	H: 1	E: 0	K: 0	S: 4	H: 1	LOB: 1	BB: 0	P: 4	R: 0	H: 0	E: 0	K: 0	S: 3	R: 2	H: 2	E: 0	K: 0	S: 5	H: 0	LOB: 1	BB: 1	P: 9	R: 0	H: 0	E: 0	K: 0	S: 2	H: 1	LOB: 1	BB: 0	P: 4	R: 0	H: 0	E: 1	K: 1	S: 6	H: 0	LOB: 1	BB: 0	P: 6	1B: 4	2B: 3	3B: 0	HR: 0	SF: 0	SAC: 0	DP: 1	HBP: 0	WP: 0	PB: 0	SB: 0	CS: 0	PA: 35
--------------	------	------	------	------	------	------	--------	-------	------	------	------	------	------	------	------	--------	-------	------	------	------	------	------	------	------	--------	-------	------	------	------	------	------	------	------	------	------	------	------	------	--------	-------	------	------	------	------	------	------	------	--------	-------	------	------	------	------	------	------	------	--------	-------	------	-------	-------	-------	-------	-------	--------	-------	--------	-------	-------	-------	-------	--------

PITCHER	IP	WLS	BF	H	R	ER	SO	BB	IBB	HBP	BLK	WP	HR	S	P	ERA	WHIP
Eric King, R (1, 1) ERA: 3.41	6.0		24	5	2	2	1	2	0	0	0	0	0	24	32	3.00	1.167
Donn Pall, R (7, 1) ERA: 3.11	0.1		1	0	0	0	0	0	0	0	0	0	0	1	1	0.00	0.000
Ken Patterson, L (7, 1) ERA: 3.63	0.0		1	0	0	0	0	1	0	0	0	0	0	4			
Bobby Thigpen, R (7, 1) ERA: 1.97	2.2	S	9	1	0	0	1	0	0	0	0	0	0	11	11	0.00	0.375

BOTTOM

Chicago White Sox @ Cleveland Indians
Cleveland Municipal Stadium, Cleveland, OH

Mon Sep 10 1990, 7:05 PM EDT
Att. 4,781 - Unknown - 68 F

livebaseballscorecards.com

AB	32
R	2
H	6
RBI	2
BB	3
SO	2
LOB	12



Batter	1	2	3	4	5	6	7	8	9	AB R H RBI BB SO LOB	TOP																	
Lance Johnson, L (1, 8) OBP: 0.298, SLG: 0.326	2-1 F8		2-2 F9		2-3 K		1-2 G4-3			4 0 0 0 0 1 1																		
Robin Ventura, L (1, 5) OBP: 0.314, SLG: 0.299	2-2 G1-5-3 1B		2-0 F9			3-2 F8		4-2 G4-3 BB		3 0 1 0 1 0 0																		
Rodney McCray, R (8, PR)										0 0 0 0 0 0 0																		
Craig Grebeck, R (8, 5)										0 0 0 0 0 0 0																		
Ivan Calderon, R (1, 7) OBP: 0.336, SLG: 0.429	0-1 G1-5-3			2-2 G1-3		1-3 K		0-1 G4-3		4 0 0 0 0 1 2																		
Dan Pasqua, L (1, 10) OBP: 0.352, SLG: 0.514	2-0 G3			2-1 F4		3-3 K		1-2 G3		4 0 0 0 0 1 2																		
Carlton Fisk, R (1, 2) OBP: 0.378, SLG: 0.466		1-1 1B		1-1 WP 1B HBP			0-1 2B E 1B		2-2 SH3-4 1B	3 2 3 0 0 0 0																		
Phil Bradley, R (9, PR)										0 0 0 0 0 0 0																		
Frank Thomas, R (1, 3) OBP: 0.423, SLG: 0.484		3-2 F8		2-0 1B		3-2 E 2B		1-2 SH3-4		3 1 2 1 0 0 1																		
Steve Lyons, L (9, PH)				1-H						0 0 0 0 0 0 0																		
Scott Fletcher, R (1, 4) OBP: 0.306, SLG: 0.311		3-2 F7		3-1 L3		0-0 E9 G4-3 1B		4-0 IBB		3 0 1 2 1 0 2																		
Sammy Sosa, R (1, 9) OBP: 0.280, SLG: 0.397		2-3 K				3-2 F8		2-1 G4-3		3 0 0 0 0 1 2																		
Jerry Willard, L (9, PH)										1 0 0 0 0 0 2																		
Ron Karkovics, R (9, 2) OBP: 0.325, SLG: 0.448										0 0 0 0 0 0 0																		
Ozzie Guillen, L (1, 6) OBP: 0.317, SLG: 0.348			2-3 K		1-0 P6		0-0 L4		0-3 K	4 0 0 0 0 2 3																		
Inning Stats	R: 0 E: 0 K: 0 S: 9	H: 1 LOB: 1 BB: 0 P: 15	R: 0 E: 0 K: 1 S: 15	H: 1 LOB: 1 BB: 0 P: 24	R: 0 E: 0 K: 1 S: 7	H: 0 LOB: 0 BB: 0 P: 13	R: 1 E: 0 K: 0 S: 9	H: 1 LOB: 1 BB: 0 P: 19	R: 0 E: 0 K: 2 S: 12	H: 0 LOB: 0 BB: 0 P: 19	R: 2 E: 1 K: 0 S: 12	H: 3 LOB: 1 BB: 0 P: 18	R: 0 E: 0 K: 0 S: 9	H: 0 LOB: 1 BB: 1 P: 14	R: 0 E: 0 K: 1 S: 10	H: 1 LOB: 2 BB: 1 P: 18	1B: 6 2B: 1 3B: 0 HR: 0	SF: 0 SAC: 1 DP: 1 HBP: 1	WP: 1 PB: 0 SB: 0 CS: 0	PA: 36								
PITCHER	IP WLS BF H R ER SO BB IBB HBP BLK WP HR S P ERA WHIP																											
Tom Candiotti, R (1, 1) ERA: 3.53	6.0		22	3	1	1	5	0	0	1	0	1	0	61	105	1.50	0.500											
Colby Ward, R (7, 1) ERA: 4.22	0.1		4	3	2	2	0	0	0	0	0	0	0	8	13	54.00	9.000											
Efrain Valdez, L (7, 1) ERA: 3.86	0.2		3	0	0	0	0	1	0	0	0	0	0	7	12	0.00	1.500											
Mike Walker, R (8, 1) ERA: 4.64	1.2		6	1	0	0	0	0	1	0	0	0	0	13	22	0.00	0.600											
Jesse Orosco, L (9, 1) ERA: 3.98	0.1	W	1	0	0	0	1	0	0	0	0	0	0	3	3	0.00	0.000											

Chicago White Sox @ Cleveland Indians
Cleveland Municipal Stadium, Cleveland, OH

Tue Sep 11 1990, 7:05 PM EDT
Att: 4,903 - Unknown - 66 F

AB	32
R	3
H	7
RBI	3
BB	2
SO	6
LOB	15



Batter	1	2	3	4	5	6	7	8	9	AB R H RBI BB SO LOB	TOP											
Sammy Sosa, R (1, 9) OBP: 0.277, SLG: 0.392	1-2 G5-3	0-0 CS	0-0 G1-3		1-0 F8		1-3 K		0-3 K	5 0 0 0 0 2 2												
Scott Fletcher, R (1, 4) OBP: 0.303, SLG: 0.308	2-2 G5-3		2-0 F8		0-0 B5-3			2-3 K		4 0 0 0 0 1 0												
Ivan Calderon, R (1, 7) OBP: 0.338, SLG: 0.435	1-0 1B		0-0 1B		3-2 F9			1-2 2B		4 1 3 0 0 0 0												
Carlton Fisk, R (1, 10) OBP: 0.377, SLG: 0.464	1-0 1B		2-3 K		2-1 G6-3			2-3 K		4 0 1 1 0 2 2												
Frank Thomas, R (1, 3) OBP: 0.431, SLG: 0.512	2-2 1B			1-0 F9		3-2 HR		4-1 BB		3 1 2 1 1 0 0												
Ron Karkovics, R (1, 2) OBP: 0.318, SLG: 0.437	0-1 F9			1-3 K		0-3 K		2-1 G5-3		4 0 0 0 0 2 4												
Robin Ventura, L (1, 5) OBP: 0.313, SLG: 0.299		1-1 G4-3		1-1 1B			1-3 K		0-1 F8	4 0 1 0 0 1 0	AB 36 R 2 H 10 RBI 2 BB 1 SO 11 LOB 12											
Lance Johnson, L (1, 8) OBP: 0.302, SLG: 0.330		0-0 CS		1-3 K			3-2 1B		2-2 FC6-4	4 0 3 0 0 1 1												
Craig Grebeck, R (1, 6) OBP: 0.210, SLG: 0.215		1-2 P2			0-3 K		3-3 K		2-2 FC6-4	2 0 0 0 0 1 1												
Matt Stark, R (7, PH) OBP: 0.333, SLG: 0.333										1 0 0 0 0 1 1												
Steve Lyons, L (7, 6) OBP: 0.250, SLG: 0.273										1 0 0 0 0 0 1												
Inning Stats	R: 1 E: 0 K: 0 S: 16	H: 3 LOB: 2 BB: 0 P: 23	R: 0 E: 0 K: 0 S: 7	H: 1 LOB: 0 BB: 0 P: 9	R: 0 E: 0 K: 1 S: 8	H: 1 LOB: 1 BB: 0 P: 12	R: 0 E: 0 K: 2 S: 9	H: 1 LOB: 1 BB: 0 P: 13	R: 0 E: 0 K: 1 S: 5	H: 0 LOB: 0 BB: 0 P: 6	R: 1 E: 0 K: 1 S: 13	H: 1 LOB: 0 BB: 0 P: 21	R: 0 E: 0 K: 3 S: 12	H: 1 LOB: 1 BB: 0 P: 20	R: 0 E: 0 K: 2 S: 13	H: 1 LOB: 2 BB: 1 P: 24	R: 0 E: 0 K: 1 S: 13	H: 1 LOB: 1 BB: 0 P: 17	1B: 7 2B: 2 3B: 0 HR: 1	SF: 0 SAC: 0 DP: 0 HBP: 0	WP: 0 PB: 0 SB: 2 CS: 1	PA: 38
PITCHER	IP WLS BF H R ER SO BB IBB HBP BLK WP HR S P ERA WHIP																					
Bud Black, L (1, 1) ERA: 3.53	7.0 W 28 8 2 2 8 0 0 0 0 0 1 70 104 2.57 1.143																					
Steve Olin, R (8, 1) ERA: 4.09	1.0 5 1 0 0 2 1 0 0 0 0 0 0 13 24 0.00 2.000																					
Doug Jones, R (9, 1) ERA: 2.9	1.0 4 1 0 0 1 0 0 0 0 0 0 0 13 17 0.00 1.000																					

Chicago White Sox @ Cleveland Indians
Cleveland Municipal Stadium, Cleveland, OH

Wed Sep 12 1990, 7:05 PM EDT
Att: 4,705 - Unknown - 69 F

livebaseballscorecards.com



Batter	1	2	3	4	5	6	7	8	9	AB R H RBI BB SO LOB
Alex Cole, L OBP: 0.398, SLG: 0.401 (1, 8)	0-1 L8 1B		2-2 F7		0-0 1-H SF8 3B		0-0 1B 1B	1-0 1B 3B		5 3 4 1 0 0 0
Felix Fermin, R OBP: 0.281, SLG: 0.304 (1, 6)	0-1 P3		1-1 F9		2-0 3-H SF8		2-1 1-3 BB 1B 1B	2-1 1B BB 1B		4 2 2 2 0 0 1
Jerry Browne, S OBP: 0.346, SLG: 0.373 (1, 4)	3-2 L8 1-2			1-2 F9	1-2 G4-3		0-1 1-2 3-H 1B 1B	4-2 1-2 1B BB		4 2 1 1 1 0 1
Candy Maldonado, R OBP: 0.336, SLG: 0.447 Turner Ward, S OBP: 0.200, SLG: 0.200 (1, 9) (8, 9)			1-3 K	1-3 K	0-1 F9		4-2 1-2 2-3 BB 1B	0-0 1-2 2-3 BB FC6-4 1B		3 0 0 0 1 2 0 1 1 1 0 0 0 0
Carlos Baerga, S OBP: 0.282, SLG: 0.376 (1, 5)			2-3 K	0-1 HR		0-1 G4-3	1-3 K	2-2 FC6-4 BB 1B		5 1 2 2 0 2 3
Brook Jacoby, R OBP: 0.361, SLG: 0.423 (1, 3)			1-1 1B	0-0 2B		3-2 E 2B	0-0 BB 1B	4-2 FC6-4 BB		4 1 4 3 1 0 0
Dion James, L OBP: 0.348, SLG: 0.367 Mitch Webster, S OBP: 0.288, SLG: 0.425 (1, 10) (7, PH)			1-0 G3	4-0 IBB		2-2 E9 L8-2 1B	4-1 1-2 2-3 BB	0-2 FC6-4		2 0 1 1 1 0 1 1 0 0 1 1 0 2
Joel Skinner, R OBP: 0.262, SLG: 0.292 (1, 2)			0-0 G5-3	3-3 K		0-1 L8-2	2-0 P4	2-3 K		5 0 0 0 0 2 8
Stan Jefferson, S OBP: 0.299, SLG: 0.316 (1, 7)			3-2 HR		0-2 3B 1B		2-2 F8	0-1 G5-3		4 2 2 1 0 0 0

Inning Stats		R: 0	H: 1	LOB: 0	R: 0	H: 1	LOB: 1	R: 1	H: 1	LOB: 0	R: 1	H: 2	LOB: 2	R: 2	H: 2	LOB: 0	R: 1	H: 2	LOB: 0	R: 3	H: 4	LOB: 3	R: 4	H: 4	LOB: 2							
		K: 0	BB: 0	P: 10	K: 2	BB: 0	P: 20	K: 0	BB: 0	P: 16	K: 2	BB: 1	P: 23	K: 0	BB: 0	P: 13	K: 0	BB: 0	P: 17	K: 1	BB: 2	P: 35	K: 1	BB: 2	P: 37							
PITCHER		IP	WLS	BF	H	R	ER	SO	BB	IBB	HBP	BLK	WP	HR	S	P	ERA	WHIP														
Melido Perez, R ERA: 4.54 (1, 1)	5.1	L	25	9	5	5	4	4	0	0	0	0	0	0	66	97	8.44	1.688														
Adam Peterson, R ERA: 4.63 (6, 1)	1.0		4	2	2	2	0	0	0	0	0	0	0	0	10	12	18.00	2.000														
Scott Radinsky, L ERA: 4.26 (7, 1)	0.1		5	2	1	1	1	2	0	0	0	0	0	0	13	22	27.00	12.000														
Steve Rosenberg, L ERA: 15.43 (7, 1)	1.1		10	4	4	4	1	2	0	0	0	0	0	0	23	40	27.00	4.500														

Chicago White Sox @ Cleveland Indians
Cleveland Municipal Stadium, Cleveland, OH

Wed Sep 12 1990, 7:05 PM EDT
Att. 4,705 - Unknown - 69 F

AB	38
R	12
H	17
RBI	12
BB	5
SO	6
LOB	16



1B: 11	SF: 1	WP: 0	PA: 44
2B: 3	SAC: 0	PB: 0	
3B: 2	DP: 1	SB: 0	
HR: 2	HBP: 0	CS: 0	

livebaseballscorecards.com

Batter	1	2	3	4	5	6	7	8	9	AB R H RBI BB SO LOB	TOP											
Jody Reed, R (1, 4) OBP: 0.370, SLG: 0.404 Randy Kutcher, R (8, 4) OBP: 0.380, SLG: 0.407	0-1 G5-3	2-2 SAFE 1B		1-1 FC3-6 1B		1-0 G6-3			0-1 G2-3 G3 HR 1B	4 0 2 0 0 0 0 1 1 1 0 0 0 0												
Tony Peña, R (1, 2) OBP: 0.314, SLG: 0.328	1-2 L1-3	2-3 K		1-1 FC3-6 WP 1-2f 2-3 3-H		2-2 F9			0-1 G3 1-2	5 0 0 1 0 1 5												
Wade Boggs, L (1, 5) OBP: 0.395, SLG: 0.427	2-1 1B 1B 1B			3-1 FC6-5-4 1-3 3-H		2-2 G5-3			0-2 G2-3 2-3	4 1 1 1 1 0 2												
Ellis Burks, R (1, 8) OBP: 0.362, SLG: 0.512	1-0 1B 1-2 1B			1-2 L9			0-0 P5		0-1 HR 3-H	5 1 2 2 0 0 2												
Mike Greenwell, L (1, 7) OBP: 0.362, SLG: 0.413	1-2 1B 1-2 2-3 1B			1-0 G3 1-2		2-1 1B 1B			1-0 HR	5 1 3 1 0 0 1												
Tom Brunansky, R (1, 9) OBP: 0.338, SLG: 0.392	2-3 K			2-2 FC5-4 1B 2-H		1-2 1B		0-0 F9	4-1 FC6-4 BB	4 0 2 1 1 1 3												
Mike Marshall, R (1, 3) OBP: 0.294, SLG: 0.435				0-0 FC5-4 1B 1-2f		1-3 K			0-0 FC6-4 1-2f	4 0 0 0 1 1 4												
Phil Plantier, L (1, 10) OBP: 0.333, SLG: 0.083				4-1 1B FC3-6 BB		2-2 P5			1-3 K	3 1 0 0 1 2 3												
Luis Rivera, R (1, 6) OBP: 0.277, SLG: 0.351				0-0 FC3-6 1B 1-2 FC6-5-4 1B		1-0 P3			1-2 G5-3	4 1 1 0 0 1 3												
Inning Stats	R: 0 E: 0 K: 1 S: 16	H: 3 LOB: 3 BB: 0 P: 23	R: 0 E: 0 K: 3 S: 16	H: 1 LOB: 2 BB: 1 P: 28	R: 1 E: 0 K: 0 S: 9	H: 1 LOB: 1 BB: 1 P: 16	R: 2 E: 0 K: 0 S: 11	H: 2 LOB: 1 BB: 1 P: 21	R: 0 E: 0 K: 1 S: 10	H: 2 LOB: 2 BB: 0 P: 16	R: 0 E: 0 K: 0 S: 8	H: 0 LOB: 0 BB: 0 P: 13	R: 0 E: 0 K: 0 S: 5	H: 0 LOB: 0 BB: 0 P: 5	R: 0 E: 0 K: 1 S: 11	H: 0 LOB: 0 BB: 0 P: 16	R: 3 E: 0 K: 0 S: 12	H: 3 LOB: 1 BB: 1 P: 17	1B: 10 2B: 0 3B: 0 HR: 2	SF: 0 SAC: 0 DP: 0 HBP: 0	WP: 1 PB: 0 SB: 0 CS: 0	PA: 43
PITCHER	IP WLS BF H R ER SO BB IBB HBP BLK WP HR S P ERA WHIP																					
Alex Fernandez, R (1, 1) ERA: 4.01	7.0 W 33 9 3 3 5 3 0 0 0 1 0 75 122 3.86 1.714																					
Donn Pall, R (8, 1) ERA: 3.34	1.2 9 3 3 3 1 1 0 0 0 0 2 22 32 16.20 2.400																					
Ken Patterson, L (9, 1) ERA: 3.61	0.1 S 1 0 0 0 0 0 0 0 0 0 0 0 1 1 0.00 0.000																					

Boston Red Sox @ Chicago White Sox
Comiskey Park, Chicago, IL
Thu Sep 13 1990, 8:05 PM EDT
Att. 27,648 - Unknown - 80 F

AB	39
R	6
H	12
RBI	6
BB	4
SO	6
LOB	23



livebaseballscorecards.com

Batter	1	2	3	4	5	6	7	8	9
Ivan Calderon, R OBP: 0.339, SLG: 0.442 (1, 7)	F9		G4-3 1B	HR		K		G6-3	
Lance Johnson, L OBP: 0.303, SLG: 0.333 (1, 8)	F8		G4-3	K		1B SF8		1B	
Carlton Fisk, R OBP: 0.379, SLG: 0.464 (1, 2)	K		1B 2B	K		SF8 1B		FC3-6 1B	
Frank Thomas, R OBP: 0.449, SLG: 0.520 (1, 3)		G4-6-3 BB	1-3 2B 1B	BB		SF8 BB		FC3-6 1B	
Matt Stark, R OBP: 0.333, SLG: 0.500 (1, 10)		G4-6-3	1-2 2B	K		SF8		FC3-6	
Dan Pasqua, L OBP: 0.350, SLG: 0.512 (6, PH)		1-2f	1-H 3-H			1-2 2-3 3-H		1-2f 2-3	
Sammy Sosa, R OBP: 0.278, SLG: 0.390 (1, 9)		S 1B BB	K			K		G3-1	
Scott Fletcher, R OBP: 0.303, SLG: 0.308 (1, 4)		1-H 1B	G1-3			SH1-3		G6-3	
Robin Ventura, L OBP: 0.315, SLG: 0.301 (1, 5)		1-1 1B		E HR 1B		F7		P5	
Ozzie Guillen, L OBP: 0.316, SLG: 0.347 (1, 6)		F7		E5 HR 1B		L7		G6-3	

BOTTOM

Boston Red Sox @ Chicago White Sox
 Comiskey Park, Chicago, IL
 Thu Sep 13 1990, 8:05 PM EDT
 Att: 27,648 - Unknown - 80 F

AB	R	H	RBI	BB	SO	LOB
5	2	2	3	0	1	0
5	2	2	0	0	1	1
4	1	2	1	1	2	0
2	1	2	1	3	0	0
3	0	1	2	0	1	2
1	0	0	1	0	0	2
3	1	0	0	2	2	5
3	0	1	1	0	0	1
4	1	2	0	0	0	1
4	1	1	0	0	0	3

AB	34
R	9
H	13
RBI	9
BB	6
SO	7
LOB	15



1B: 9	SF: 1
2B: 3	SAC: 1
3B: 0	DP: 1
HR: 1	HBP: 0

WP: 0	PA: 42
PB: 0	
SB: 2	
CS: 0	

Inning Stats		R	H	E	K	S	P	BB	IBB	HBP	BLK	WP	HR	S	P	ERA	WHIP
Tom Bolton, L (1, 1)		0	0	0	6	8								41	64	18.90	3.300
Daryl Irvine, R (4, 1)		1	2	0	0	8		2	0	0	0	0	1	23	42	3.86	2.143
Wes Gardner, R (6, 1)		1	2	0	0	8		0	0	0	0	0	0	10	14	0.00	0.000
Eric Hetzel, R (8, 1)		1	2	0	0	8		1	0	0	0	0	0	13	24	9.00	3.000

PITCHER		IP	WLS	BF	H	R	ER	SO	BB	IBB	HBP	BLK	WP	HR	S	P	ERA	WHIP
Tom Bolton, L (1, 1)		3.1	L	20	9	7	7	3	2	0	0	0	0	1	41	64	18.90	3.300
Daryl Irvine, R (4, 1)		2.1		12	2	1	1	3	3	0	0	0	0	23	42	3.86	2.143	
Wes Gardner, R (6, 1)		1.1		4	0	0	0	1	0	0	0	0	0	10	14	0.00	0.000	
Eric Hetzel, R (8, 1)		1.0		6	2	1	1	0	1	0	0	0	0	13	24	9.00	3.000	

Batter	1	2	3	4	5	6	7	8	9	AB R H RBI BB SO LOB	TOP											
Jody Reed, R OBP: 0.372, SLG: 0.406 (1, 6)	3-1 FC6-4 BB 1B		1-3 K			4-1 BB BB BB	1-2 SAFE SAFE SAFE 1B			3 0 2 0 1 1 0												
Danny Heep, L OBP: 0.260, SLG: 0.227 (1, 10)	1-1 F9		2-3 K			3-2 SAFE SAFE L8	2-3 K			4 0 0 0 0 2 4												
Wade Boggs, L OBP: 0.398, SLG: 0.426 (1, 5)	4-1 FC6-4 1-2 BB BB			0-2 F8		4-1 BB 1-2 BB BB		4-2 G4-6-3 BB		1 0 0 0 3 0 0												
Ellis Burks, R OBP: 0.360, SLG: 0.508 (1, 8)	3-2 FC6-4 1-2f 2-3		0-3 K			1-3 K		1-2 G4-6-3 1-2f		4 0 0 0 0 2 5												
Mike Greenwell, L OBP: 0.362, SLG: 0.411 (1, 7)	2-2 G4-3		0-0 P5			4-2 1-2 2-3 BB		1-0 F8		3 0 0 0 1 0 2												
Tom Brunansky, R OBP: 0.338, SLG: 0.391 (1, 9)		2-2 G5-3		1-2 1B		0-0 F7		1-2 F8		4 0 1 0 0 0 3												
Mike Marshall, R OBP: 0.290, SLG: 0.429 (1, 3)		3-3 K		0-3 K		3-3 K		1-1 G6-3		4 0 0 0 0 3 1												
Tony Peña, R OBP: 0.314, SLG: 0.328 (1, 2)		3-2 G5-3		0-2 F9		0-1 1B 1B		3-2 F8		3 0 1 0 0 0 1 0 0 0 0 0 0 0 1 0 0 0 0 0 0												
Jeff Stone, L (7, PR)																						
John Marzano, R OBP: 0.281, SLG: 0.289 (7, 2)																						
Randy Kutcher, R OBP: 0.365, SLG: 0.387 (1, 4)			1-1 G4-3		3-3 K		2-3 K			3 0 0 0 0 2 2												
Inning Stats	R: 0 E: 0 K: 0 S: 16	H: 1 LOB: 2 BB: 1 P: 29	R: 0 E: 0 K: 1 S: 18	H: 0 LOB: 0 BB: 0 P: 26	R: 0 E: 0 K: 2 S: 9	H: 0 LOB: 0 BB: 0 P: 13	R: 0 E: 0 K: 1 S: 7	H: 0 LOB: 0 BB: 0 P: 7	R: 0 E: 0 K: 2 S: 12	H: 1 LOB: 1 BB: 0 P: 16	R: 0 E: 0 K: 1 S: 15	H: 0 LOB: 3 BB: 3 P: 31	R: 0 E: 0 K: 3 S: 25	H: 2 LOB: 2 BB: 0 P: 32	R: 0 E: 0 K: 0 S: 8	H: 0 LOB: 0 BB: 1 P: 14	R: 0 E: 0 K: 0 S: 13	H: 0 LOB: 0 BB: 0 P: 18	1B: 4 2B: 0 3B: 0 HR: 0	SF: 0 SAC: 0 DP: 1 HBP: 0	WP: 0 PB: 0 SB: 0 CS: 0	PA: 35
PITCHER	IP WLS BF H R ER SO BB IBB HBP BLK WP HR S P ERA WHIP																					
Jack McDowell, R ERA: 3.69 (1, 1)	7.0 W 29 4 0 0 10 4 0 0 0 0 0 0 102 154 0.00 1.143																					
Ken Patterson, L ERA: 3.61 (8, 1)	0.0 1 0 0 0 0 1 0 0 0 0 0 0 4 8 ∞ ∞																					
Barry Jones, R ERA: 2.35 (8, 1)	1.0 2 0 0 0 0 0 0 0 0 0 0 0 4 6 0.00 0.000																					
Bobby Thigpen, R ERA: 1.94 (9, 1)	1.0 3 0 0 0 0 0 0 0 0 0 0 0 0 13 18 0.00 0.000																					

Boston Red Sox @ Chicago White Sox
 Comiskey Park, Chicago, IL
 Fri Sep 14 1990, 8:05 PM EDT
 Att. 34,349 - Unknown - 65 F

livebaseballscorecards.com

AB	30
R	0
H	4
RBI	0
BB	5
SO	10
LOB	18



Batter	1	2	3	4	5	6	7	8	9
Ivan Calderon, R OBP: 0.338, SLG: 0.440 (1, 7)	2-3 K		4-0 1B BB		1-0 G4-3		1-3 K		
Lance Johnson, L OBP: 0.306, SLG: 0.336 (1, 8)	3-2 G6-4-3 1B		2-1 FC6-4 1B		1-2 S 1B		2-2 P5		
Carlton Fisk, R OBP: 0.378, SLG: 0.465 (1, 2)	0-0 G6-4-3		0-1 FC6-4		3-3 K			0-1 1B FC6-2 2B	
Rodney McCray, R (8, PR)									
Ron Karkovics, R OBP: 0.318, SLG: 0.437 (9, 2)	1-2f		1-2f		1-2				
Frank Thomas, R OBP: 0.457, SLG: 0.519 (1, 3)		3-3 K		4-2 HR BB		4-2 FC3-6 BB		1-2 FC6-2 1B 1B	
Matt Stark, R OBP: 0.375, SLG: 0.500 (1, 10)		1-0 1B		1-3 K		1-1 FC3-6 FC4 1-2f		1-0 FC6-2 2B 1B	
Dan Pasqua, L OBP: 0.351, SLG: 0.512 (6, PH)								1-2 2-3	
Sammy Sosa, R OBP: 0.278, SLG: 0.395 (1, 9)		0-3 K		2-1 1-H HR		2-3 K		1-2 FC6-2 2B FC6-2	
Scott Fletcher, R OBP: 0.303, SLG: 0.310 (1, 4)		2-3 K		0-0 G6-3		2-2 FC4 1-2f		2-1 FC6-2 2B FC6-2	
Robin Ventura, L OBP: 0.312, SLG: 0.298 (1, 5)			1-1 G6-3	1-2 G1-3			2-1 L5	0-2 FC6-2	
Ozzie Guillen, L OBP: 0.316, SLG: 0.345 (1, 6)			1-0 L5		1-3 K		4-2 PB S BB	2-1 F7	

Inning Stats	R: 0 E: 0 K: 1 S: 7	H: 1 LOB: 0 BB: 0 P: 12	R: 0 E: 0 K: 3 S: 12	H: 1 LOB: 1 BB: 0 P: 18	R: 0 E: 0 K: 0 S: 7	H: 1 LOB: 2 BB: 1 P: 15	R: 2 E: 0 K: 1 S: 11	H: 1 LOB: 0 BB: 1 P: 19	R: 0 E: 0 K: 2 S: 10	H: 1 LOB: 1 BB: 0 P: 16	R: 0 E: 0 K: 1 S: 14	H: 0 LOB: 1 BB: 1 P: 23	R: 0 E: 0 K: 1 S: 12	H: 0 LOB: 1 BB: 1 P: 21	R: 2 E: 0 K: 0 S: 18	H: 4 LOB: 3 BB: 0 P: 25
--------------	------------------------------	----------------------------------	-------------------------------	----------------------------------	------------------------------	----------------------------------	-------------------------------	----------------------------------	-------------------------------	----------------------------------	-------------------------------	----------------------------------	-------------------------------	----------------------------------	-------------------------------	----------------------------------

PITCHER	IP	WLS	BF	H	R	ER	SO	BB	IBB	HBP	BLK	WP	HR	S	P	ERA	WHIP
Joe Hesketh, L ERA: 4.26 (1, 1)	5.0	L	22	5	2	2	7	3	0	0	0	0	1	49	86	3.60	1.600
Larry Andersen, R ERA: 1.71 (6, 1)	2.0		7	0	0	0	2	1	0	0	0	0	0	24	38	0.00	0.500
Jeff Reardon, R ERA: 3.68 (8, 1)	0.1		5	4	2	2	0	0	0	0	0	0	0	12	17	54.00	12.000
Rob Murphy, L ERA: 6.38 (8, 1)	0.2		2	0	0	0	0	0	0	0	0	0	0	6	8	0.00	0.000

BOTTOM

Boston Red Sox @ Chicago White Sox
Comiskey Park, Chicago, IL

Fri Sep 14 1990, 8:05 PM EDT
Att: 34,349 - Unknown - 65 F

AB	R	H	RBI	BB	SO	LOB
3	0	0	0	1	2	1
4	0	3	0	0	0	1
4	0	1	0	0	1	4
0	0	0	0	0	0	0
0	0	0	0	0	0	0
2	2	1	0	2	1	0
2	0	1	0	0	1	1
2	1	1	0	0	0	1
4	1	1	2	0	2	5
4	0	1	2	0	1	2
4	0	0	0	0	0	2
3	0	0	0	1	1	3

AB	32
R	4
H	9
RBI	4
BB	4
SO	9
LOB	20

WP: 0 PA: 36
PB: 1
SB: 2
CS: 0



PITCHER	IP	WLS	BF	H	R	ER	SO	BB	IBB	HBP	BLK	WP	HR	S	P	ERA	WHIP
---------	----	-----	----	---	---	----	----	----	-----	-----	-----	----	----	---	---	-----	------

Batter	1	2	3	4	5	6	7	8	9	AB R H RBI BB SO LOB	TOP											
Jody Reed, R (1, 6) OBP: 0.371, SLG: 0.404	4-2 S 2B BB		2-2 G6-3		1-0 L5-3		2-1 F7			3 1 0 0 1 0 3												
Dwight Evans, R (1, 10) OBP: 0.353, SLG: 0.402	3-3 K		1-0 1B 3B		2-1 P4		3-2 G4-3			4 1 1 0 0 1 2												
Wade Boggs, L (1, 5) OBP: 0.398, SLG: 0.428	1-1 2B 2-H		0-2 1B		2-2 F8		3-2 L6			4 0 2 2 0 0 0												
Ellis Burks, R (1, 8) OBP: 0.357, SLG: 0.504	2-3 K		0-0 F8		0-2 G5-3		1-1 P3			4 0 0 0 0 1 2												
Mike Greenwell, L (1, 7) OBP: 0.361, SLG: 0.410	1-1 L8		2-0 G5-3		1-2 WP 1B		3-2 P6			4 0 1 0 0 0 2												
Tom Brunansky, R (1, 9) OBP: 0.335, SLG: 0.388		2-0 L5		0-1 F8		3-2 F8		3-2 G6-3		4 0 0 0 0 0 1												
Mike Marshall, R (1, 3) OBP: 0.289, SLG: 0.430		0-2 1B 2B		3-3 K		0-0 G5-3		1-1 G3		4 1 1 0 0 1 0												
Tony Peña, R (1, 2) OBP: 0.317, SLG: 0.333		2-2 F6-3 2-H 1B		1-2 F9		4-1 BB WP BB		1-2 2B		3 1 2 1 1 0 0												
Randy Kutcher, R (1, 4) OBP: 0.377, SLG: 0.391 Danny Heep, L (9, PH) OBP: 0.257, SLG: 0.224		2-1 F6-3 SAFE 1-2		1-0 L5-3 1B		4-1 WP BB		1-3 K		2 0 1 0 1 0 1 1 0 0 0 0 1 1												
Inning Stats	R: 1 E: 0 K: 2 S: 12	H: 1 LOB: 1 BB: 1 P: 23	R: 1 E: 0 K: 0 S: 10	H: 2 LOB: 0 BB: 0 P: 16	R: 1 E: 0 K: 0 S: 9	H: 2 LOB: 1 BB: 0 P: 14	R: 0 E: 0 K: 1 S: 9	H: 0 LOB: 0 BB: 0 P: 13	R: 0 E: 0 K: 0 S: 4	H: 1 LOB: 0 BB: 0 P: 8	R: 0 E: 0 K: 0 S: 12	H: 1 LOB: 1 BB: 0 P: 18	R: 1 E: 0 K: 0 S: 8	H: 0 LOB: 1 BB: 2 P: 21	R: 0 E: 0 K: 0 S: 12	H: 0 LOB: 0 BB: 0 P: 19	R: 0 E: 0 K: 1 S: 12	H: 1 LOB: 1 BB: 0 P: 18	1B: 4 2B: 5 3B: 1 HR: 0	SF: 0 SAC: 0 DP: 2 HBP: 0	WP: 3 PB: 0 SB: 1 CS: 0	PA: 36
PITCHER	IP WLS BF H R ER SO BB IBB HBP BLK WP HR S P ERA WHIP																					
Greg Hibbard, L (1, 1) ERA: 3.01	6.1 W 27 7 4 4 3 3 0 0 0 1 0 59 103 5.68 1.579																					
Shawn Hillegas, R (7, 1) ERA: 1.5	1.2 5 0 0 0 0 0 0 0 0 1 0 17 29 0.00 0.000																					
Bobby Thigpen, R (9, 1) ERA: 1.92	1.0 S 4 1 0 0 1 0 0 0 0 0 0 12 18 0.00 1.000																					

Boston Red Sox @ Chicago White Sox
Comiskey Park, Chicago, IL
Sat Sep 15 1990, 8:05 PM EDT
Att. 41,197 - Unknown - 63 F

livebaseballscorecards.com

AB 33
R 4
H 8
RBI 3
BB 3
SO 4
LOB 12



Batter	1	2	3	4	5	6	7	8	9
Ivan Calderon, R OBP: 0.339, SLG: 0.439 (1, 10)	0-3 K CS		0-1 P3	0-0 HBP 1B SF9 1B	1-0 1-3 3-H 1B			0-1 G6-3	
Lance Johnson, L OBP: 0.311, SLG: 0.340 (1, 8)	3-1 CS BB 1-2 1B		4-2 S 1B BB	1-0 SF9 HBP 1-2 2-3 3-H 1B	0-1 S 1B			0-1 P6	
Carlton Fisk, R OBP: 0.383, SLG: 0.466 (1, 2)	4-0 1-2 BB		3-2 PB 1B 1-H	1-0 SF9 HBP 1-2 2-3 3-H 1B	1-1 G4-3 1-2			0-1 HBP 1B	
Frank Thomas, R OBP: 0.449, SLG: 0.508 (1, 3)	2-2 F9 2-3		2-3 K	3-2 SF9 1-2 2-3 3-H		1-0 G1-3		1-0 HBP 1-2	
Dan Pasqua, L OBP: 0.352, SLG: 0.514 (1, 9)		2-1 SH1-4 2B	0-3 FC 1-2	4-0 IBB		0-0 G3-1		0-1 L8	
Sammy Sosa, R OBP: 0.278, SLG: 0.394 (7, 9)									
Phil Bradley, R OBP: 0.345, SLG: 0.332 (1, 7)		4-0 SH1-4 BB		1B K		1-1 F9			
Robin Ventura, L OBP: 0.314, SLG: 0.303 (1, 5)		0-1 SH1-4 1-2 2-3		3-1 FC1-5 1B 1-3 1B	0-0 G4-3 1B 2B			0-0 L7	
Scott Fletcher, R OBP: 0.302, SLG: 0.309 (1, 4)		3-3 K		0-1 1B FC1-5 1B 1-2 3-H 1B	2-2 G4-3 2-3			2-3 K	
Ozzie Guillen, L OBP: 0.315, SLG: 0.343 (1, 6)		2-2 G4-3		1-0 FC1-5 1B HBP 1-2 2-3f 1B	4-0 1B 1B BB			3-3 K	

Inning Stats	R: 0 E: 0 K: 1 S: 9	H: 1 LOB: 1 BB: 1 P: 18	R: 0 E: 0 K: 1 S: 12	H: 1 LOB: 2 BB: 1 P: 23	R: 1 E: 0 K: 1 S: 13	H: 1 LOB: 0 BB: 1 P: 22	R: 4 E: 0 K: 1 S: 17	H: 5 LOB: 3 BB: 1 P: 35	R: 2 E: 0 K: 0 S: 9	H: 3 LOB: 1 BB: 1 P: 17	R: 0 E: 0 K: 0 S: 4	H: 0 LOB: 0 BB: 0 P: 6	R: 0 E: 0 K: 2 S: 7	H: 0 LOB: 0 BB: 0 P: 12	R: 0 E: 0 K: 0 S: 8	H: 1 LOB: 2 BB: 0 P: 9
--------------	------------------------------	----------------------------------	-------------------------------	----------------------------------	-------------------------------	----------------------------------	-------------------------------	----------------------------------	------------------------------	----------------------------------	------------------------------	---------------------------------	------------------------------	----------------------------------	------------------------------	---------------------------------

PITCHER	IP	WLS	BF	H	R	ER	SO	BB	IBB	HBP	BLK	WP	HR	S	P	ERA	WHIP
Greg Harris, R ERA: 3.55 (1, 1)	4.0	L	24	8	5	5	5	3	1	1	0	1	0	51	98	11.25	2.750
Dennis Lamp, R ERA: 4.2 (5, 1)	2.0		9	3	2	2	0	1	0	0	0	0	0	13	23	9.00	2.000
Wes Gardner, R ERA: 4.93 (7, 1)	2.0		8	1	0	0	2	0	0	1	0	0	0	15	21	0.00	0.500

BOTTOM

Boston Red Sox @ Chicago White Sox
Comiskey Park, Chicago, IL

Sat Sep 15 1990, 8:05 PM EDT
Att: 41,197 - Unknown - 63 F

AB	R	H	RBI	BB	SO	LOB
5	1	2	1	0	1	0
4	1	3	2	1	0	0
3	0	2	2	1	0	1
3	0	0	1	0	1	3
3	0	1	0	1	0	1
1	0	0	0	0	0	2
3	1	1	0	1	1	3
3	1	2	0	0	0	0
4	1	1	1	0	2	3
3	2	0	0	1	1	4

AB	32
R	7
H	12
RBI	7
BB	5
SO	6
LOB	17



WP	PA	1B	2B	3B	HR	SF	SAC	DP	HBP
1	41	10	2	0	0	1	1	0	2

WP	HR	S	P	ERA	WHIP
1	0	9	12	11.25	2.750

Batter	1	2	3	4	5	6	7	8	9	AB R H RBI BB SO LOB	TOP											
Jody Reed, R OBP: 0.368, SLG: 0.400 (1, 6)	1-1 L5		2-2 F8		1-1 F7			0-1 P6	1-1 L1	5 0 0 0 0 0 4												
Dwight Evans, R OBP: 0.354, SLG: 0.402 (1, 10)	4-2 FC5-4 BB		1-2 E 1B 1B		0-0 G5-3			0-0 G5-3		3 0 1 1 1 0 0												
Wade Boggs, L OBP: 0.397, SLG: 0.427 (1, 5)	1-0 F7		1-0 E 1B		2-2 F7			1-0 G6-3		4 0 1 0 0 0 1												
Ellis Burks, R OBP: 0.355, SLG: 0.500 (1, 8)	0-1 FC5-4 1-2f		1-1 E5 G6-4-3		0-1 B2			0-2 G6-3		4 0 0 0 0 0 3												
Mike Greenwell, L OBP: 0.360, SLG: 0.409 (1, 7)		2-2 L8	2-2 G6-4-3 1-2f		0-1 F7			0-0 1B 1B		4 1 1 0 0 0 3												
Tom Brunansky, R OBP: 0.333, SLG: 0.385 (1, 9)		0-2 F8		3-1 P6		0-2 F9		2-3 K		4 0 0 0 0 1 1												
Mike Marshall, R OBP: 0.296, SLG: 0.442 (1, 3)		1-0 3B		0-1 L8			0-1 G4-6-3 1B	1-0 1B 1B		4 0 3 0 0 0 0 0 0 0 0 0 0 0												
Scott Cooper, L (9, PR)																						
Tony Peña, R OBP: 0.319, SLG: 0.333 (1, 2)		0-0 G6-3		4-1 BB			3-2 F7	2-0 1B		3 0 1 1 1 0 2 0 0 0 0 0 0 0												
Jeff Stone, L (9, PR)								1-3 2-H 1B														
Randy Kutcher, R OBP: 0.380, SLG: 0.394 (1, 4)			0-1 1B 1B		0-2 F9		1-1 G4-6-3 1-2f	4-2 BB		2 1 1 0 0 0 1 1 0 0 0 0 0 1 0 0 0 0 0 0 0 0 0 0 0 1 0 0 0 0 0 0 0 0 0												
Phil Plantier, L (7, PH)																						
Jim Pankovits, R (7, 4)																						
Danny Heep, L (9, PH)																						
Kevin Romine, R (9, PR)																						
Inning Stats	R: 0 E: 0 K: 0 S: 8	H: 0 LOB: 1 BB: 1 P: 14	R: 0 E: 0 K: 0 S: 9	H: 1 LOB: 1 BB: 0 P: 12	R: 1 E: 1 K: 0 S: 15	H: 3 LOB: 2 BB: 0 P: 22	R: 0 E: 0 K: 0 S: 8	H: 0 LOB: 1 BB: 1 P: 15	R: 0 E: 0 K: 0 S: 8	H: 0 LOB: 0 BB: 0 P: 11	R: 0 E: 0 K: 0 S: 7	H: 0 LOB: 0 BB: 0 P: 7	R: 0 E: 0 K: 0 S: 8	H: 1 LOB: 0 BB: 0 P: 12	R: 0 E: 0 K: 0 S: 4	H: 0 LOB: 0 BB: 0 P: 5	R: 1 E: 0 K: 1 S: 16	H: 3 LOB: 3 BB: 1 P: 26	1B: 7 2B: 0 3B: 1 HR: 0	SF: 0 SAC: 0 DP: 2 HBP: 0	WP: 0 PB: 0 SB: 1 CS: 0	PA: 37
PITCHER	IP WLS BF H R ER SO BB IBB HBP BLK WP HR S P ERA WHIP																					
Eric King, R (1, 1)	7.0 W 27 5 1 1 0 2 0 0 0 0 0 0 63 93 1.29 1.000																					
Barry Jones, R (8, 1)	1.0 3 0 0 0 0 0 0 0 0 0 0 0 4 5 0.00 0.000																					
Bobby Thigpen, R (9, 1)	1.0 S 7 3 1 1 1 1 0 0 0 0 0 0 16 26 9.00 4.000																					

Boston Red Sox @ Chicago White Sox
Comiskey Park, Chicago, IL
Sun Sep 16 1990, 4:33 AM EDT
Att. 37,561 - Sunny - 62 F

livebaseballscorecards.com

AB	34
R	2
H	8
RBI	2
BB	3
SO	1
LOB	16



Batter	1	2	3	4	5	6	7	8	9
Ivan Calderon, R OBP: 0.338, SLG: 0.440	0-0 G6-3		3-1 P5		1-0 CS	0-0 1B 2B	1-3 K		
Lance Johnson, L OBP: 0.311, SLG: 0.339	2-2 G4-3		0-0 B1-3			0-0 FC6-4 CS 2-H 1B		0-2 F8	
Frank Thomas, R OBP: 0.444, SLG: 0.496	1-0 L9		1-1 G6-3			4-1 SAFE SAFE 1-2 FC6-4 BB		1-3 K	
Dan Pasqua, L OBP: 0.356, SLG: 0.520 Phil Bradley, R OBP: 0.343, SLG: 0.330		1-2 G4-3 1B 2B		2-1 G4-3 1B		0-1 FC6-4 BB 1-2 2-3 1B		2-3 K	
Robin Ventura, L OBP: 0.314, SLG: 0.301		0-0 G4-3		1-2 G4-3		4-2 1B 1-2 3-H BB			
Ron Karkovice, R OBP: 0.324, SLG: 0.441		2-1 2B 1B		1-3 K		2-1 1-3 2-H 1B			
Sammy Sosa, R OBP: 0.278, SLG: 0.396		2-1 1-H 2B		1-3 K		3-3 K			
Scott Fletcher, R OBP: 0.301, SLG: 0.307		1-2 G6-3		3-2 L9		1-3 K			
Ozzie Guillen, L OBP: 0.315, SLG: 0.343		0-0 L7		1-0 CS 1B		1-3 K			

Inning Stats	R: 0 E: 0 K: 5 S: 5	H: 0 LOB: 0 BB: 0 P: 8	R: 2 E: 0 K: 12 S: 12	H: 3 LOB: 1 BB: 0 P: 18	R: 0 E: 0 K: 5 S: 5	H: 0 LOB: 0 BB: 0 P: 9	R: 0 E: 0 K: 1 S: 9	H: 1 LOB: 0 BB: 0 P: 13	R: 0 E: 0 K: 1 S: 8	H: 1 LOB: 0 BB: 0 P: 14	R: 2 E: 0 K: 1 S: 12	H: 3 LOB: 2 BB: 2 P: 25	R: 0 E: 0 K: 3 S: 10	H: 0 LOB: 0 BB: 0 P: 13	R: 0 E: 0 K: 2 S: 9	H: 0 LOB: 0 BB: 0 P: 12
--------------	------------------------------	---------------------------------	--------------------------------	----------------------------------	------------------------------	---------------------------------	------------------------------	----------------------------------	------------------------------	----------------------------------	-------------------------------	----------------------------------	-------------------------------	----------------------------------	------------------------------	----------------------------------

PITCHER															PITCHER																		
IP	WLS	BF	H	R	ER	SO	BB	IBB	HBP	BLK	WP	HR	S	P	ERA	WHIP	IP	WLS	BF	H	R	ER	SO	BB	IBB	HBP	BLK	WP	HR	S	P	ERA	WHIP
Dana Kiecker, R ERA: 4.43	(1, 1)	5.0	L	21	7	4	4	2	1	0	0	0	0	0	0	7.20	1.600																
Rob Murphy, L ERA: 6.31	(6, 1)	0.2		2	0	0	0	0	1	0	0	0	0	0	0.00	1.500																	
Larry Andersen, R ERA: 1.68	(6, 1)	1.1		5	1	0	0	4	0	0	0	0	0	0	0.00	0.750																	
Jeff Gray, R ERA: 4.12	(8, 1)	1.0		3	0	0	0	2	0	0	0	0	0	0	0.00	0.000																	

BOTTOM

Boston Red Sox @ Chicago White Sox
Comiskey Park, Chicago, IL
Sun Sep 16 1990, 4:33 AM EDT
Att. 37,561 - Sunny - 62 F

livebaseballscorecards.com

AB	29
R	4
H	8
RBI	4
BB	2
SO	8
LOB	8



1B: 5	SF: 0	WP: 0	PA: 32
2B: 3	SAC: 0	PB: 0	
3B: 0	DP: 1	SB: 0	
HR: 0	HBP: 0	CS: 2	

Batter	1	2	3	4	5	6	7	8	9	AB R H RBI BB SO LOB	TOP	
Ivan Calderon, R OBP: 0.337, SLG: 0.438 (1, 10)	0-0 FC3 1B	0-0 6-3		0-0 6-3		0-0 FC4-6 1-2f			0-0 6-3	5 1 1 0 0 0 2		
Lance Johnson, L OBP: 0.312, SLG: 0.344 (1, 8)	0-0 F5	0-0 F5		0-0 3B			0-0 4-3		0-0 WP 1B	5 0 2 1 0 0 1		
Carlton Fisk, R OBP: 0.385, SLG: 0.467 (1, 2)	0-0 FC3 HBP 1B		0-0 HR 1B	0-0 5-3			4-0 F7 BB		0-0 F6	4 2 2 0 1 0 2		
Frank Thomas, R OBP: 0.455, SLG: 0.522 (1, 3)	1-0 E FC3 SF9 HBP		0-0 HR	0-3 K			4-0 F7 BB		0-0 WP 1B	3 2 2 2 1 1 0		
Dan Pasqua, L OBP: 0.352, SLG: 0.513 Rodney McCray, R (8, 7)	0-0 FC3 SF9 2B		0-0 F8	0-3 K			0-0 F7		0-3 K	4 1 0 1 0 1 3 1 0 0 0 0 1 2		
Sammy Sosa, R OBP: 0.275, SLG: 0.393 (1, 9)	0-0 SF9		0-3 K	0-3 K			0-3 K		0-0 F9	4 0 0 1 0 3 5		
Robin Ventura, L OBP: 0.316, SLG: 0.304 (1, 5)	0-0 2B		0-0 F9			4-0 FC6-4 BB			0-0 F9	3 0 1 1 1 0 0		
Scott Fletcher, R OBP: 0.298, SLG: 0.304 (1, 4)	0-0 F8		0-0 F7	0-0 F7		0-0 FC6-4 FC4-6 1-2f			0-0 F8	4 0 0 0 0 0 2		
Ozzie Guillen, L OBP: 0.315, SLG: 0.342 (1, 6)		0-0 6-3		0-0 E5 6-3 3B 1B		0-0 F6			0-0 F7	4 1 1 0 0 0 1		
Inning Stats	R: 4 E: 1 K: 0 S: 7 H: 3 LOB: 1 BB: 0 P: 8	R: 0 E: 0 K: 0 S: 3 H: 0 LOB: 0 BB: 0 P: 3	R: 2 E: 0 K: 1 S: 7 H: 2 LOB: 0 BB: 0 P: 7	R: 1 E: 1 K: 0 S: 5 H: 2 LOB: 1 BB: 0 P: 5	R: 0 E: 0 K: 3 S: 9 H: 0 LOB: 0 BB: 0 P: 9	R: 0 E: 0 K: 0 S: 3 H: 0 LOB: 1 BB: 1 P: 7	R: 0 E: 0 K: 1 S: 5 H: 0 LOB: 2 BB: 2 P: 13	R: 0 E: 0 K: 0 S: 3 H: 0 LOB: 0 BB: 0 P: 3	R: 0 E: 0 K: 1 S: 8 H: 2 LOB: 3 BB: 0 P: 8	1B: 6 2B: 1 3B: 1 HR: 1 SF: 1 SAC: 0 DP: 0 HBP: 1	WP: 1 PB: 0 SB: 0 CS: 0 PA: 42	
PITCHER	IP WLS BF H R ER SO BB IBB HBP BLK WP HR S P ERA WHIP											
Scott Sanderson, R ERA: 3.75 (1, 1)	5.0 L 25 7 7 4 4 1 0 1 0 0 1 31 36 7.20 1.600											
Reggie Harris, R ERA: 3.06 (6, 1)	3.0 11 0 0 0 1 2 0 0 0 0 0 11 19 0.00 0.667											
Joe Klink, L ERA: 2.04 (9, 1)	1.0 6 2 0 0 0 1 0 0 0 0 1 0 8 8 0.00 2.000											

Chicago White Sox @ Oakland Athletics
Oakland-Alameda County Coliseum, Oakland, CA

Mon Sep 17 1990, 7:05 PM PDT
Att. 43,953 - Unknown - 68 F

AB	37
R	7
H	9
RBI	6
BB	3
SO	6
LOB	18



WP	1	PA	42
-----------	---	-----------	----

ERA	7.20	WHIP	1.600
------------	------	-------------	-------

livebaseballscores.com

Batter	1	2	3	4	5	6	7	8	9	AB	R	H	RBI	BB	SO	LOB
Rickey Henderson, R (1, 7) Doug Jennings, L (6, PH) OBP: 0.436, SLG: 0.583 OBP: 0.274, SLG: 0.297	0-0 F8			0-0 4-3		0-3 K			0-0 BB 1B	2	0	0	0	0	0	0
Willie McGee, S (1, 8) Darren Lewis, R (7, 8) OBP: 0.376, SLG: 0.427 OBP: 0.409, SLG: 0.316	4-0 G6-4-3 BB			0-0 4-3			0-0 5-3		0-0 F7	1	0	0	0	1	0	0
Jose Canseco, R (1, 9) Terry Steinbach, R (8, 3) Ron Hassey, L (9, PH) OBP: 0.371, SLG: 0.558 OBP: 0.283, SLG: 0.371 OBP: 0.289, SLG: 0.301	0-0 G6-4-3 1-2f			4-0 BB			0-0 1B		4-0 1-2 BB	2	0	1	0	1	0	1
Harold Baines, L (1, 10) OBP: 0.377, SLG: 0.440		0-0 F7		0-3 K			0-3 K		0-0 F9	4	0	0	0	0	2	4
Carney Lansford, R (1, 5) Troy Afenir, R (7, 2) OBP: 0.334, SLG: 0.326 OBP: 0.154, SLG: 0.167		0-0 5-3			0-0 G5-4-3 1B		0-3 K		0-3 K	2	0	1	0	0	0	0
Mark McGwire, R (1, 3) Dann Howitt, L (8, 9) OBP: 0.360, SLG: 0.491 OBP: 0.308, SLG: 0.364			0-3 K		0-0 G5-4-3 1-2f			0-0 4-3 1B		2	0	0	0	0	1	1
Jamie Quirk, L (1, 2) OBP: 0.336, SLG: 0.389			0-0 G6-4-3 1B		0-3 K			0-0 4-3		3	0	1	0	0	1	1
Walt Weiss, S (1, 6) Mike Bordick, R (7, 6) OBP: 0.342, SLG: 0.338 OBP: 0.100, SLG: 0.100			0-0 F7			0-0 F7		0-0 F8		2	0	0	0	0	0	1
Willie Randolph, R (1, 4) Lance Blankenship, R (6, PH) OBP: 0.328, SLG: 0.317 OBP: 0.254, SLG: 0.176			0-0 G6-4-3 1-2f			0-0 5-3		0-3 K		1	0	0	0	0	0	1

Inning Stats	R: 0	H: 0	R: 0	H: 0	R: 0	H: 1	R: 0	H: 1	R: 0	H: 0	R: 0	H: 1	R: 0	H: 1	R: 0	H: 1	R: 0	H: 1	1B: 5	SF: 0	WP: 0	PA: 32	
E: 0	LOB: 0	E: 0	LOB: 0	E: 0	LOB: 0	E: 0	LOB: 1	E: 0	LOB: 0	E: 0	LOB: 0	E: 0	LOB: 1	E: 0	LOB: 1	E: 0	LOB: 2	E: 0	LOB: 2	2B: 0	SAC: 0	PB: 0	
K: 0	BB: 1	K: 1	BB: 0	K: 1	BB: 0	K: 1	BB: 1	K: 1	BB: 0	K: 2	BB: 0	K: 1	BB: 0	K: 1	BB: 0	K: 1	BB: 1	K: 1	BB: 1	3B: 0	DP: 3	SB: 0	
S: 2	P: 6	S: 5	P: 5	S: 3	P: 3	S: 5	P: 9	S: 5	P: 5	S: 8	P: 8	S: 6	P: 6	S: 6	P: 10	S: 6	P: 10	S: 6	P: 10	HR: 0	HBP: 0	CS: 0	

PITCHER	IP	WLS	BF	H	R	ER	SO	BB	IBB	HBP	BLK	WP	HR	S	P	ERA	WHIP	PITCHER	IP	WLS	BF	H	R	ER	SO	BB	IBB	HBP	BLK	WP	HR	S	P	ERA	WHIP	
Melido Perez, R (1, 1) ERA: 4.32	9.0	W	32	5	0	0	8	3	0	0	0	0	0	45	57	0.00	0.889																			

BOTTOM

Chicago White Sox @ Oakland Athletics
Oakland-Alameda County Coliseum, Oakland, CA

livebaseballscores.com

AB	29
R	0
H	5
RBI	0
BB	3
SO	8
LOB	15



Mon Sep 17 1990, 7:05 PM PDT
Att: 43,953 - Unknown - 68 F

Batter	1	2	3	4	5	6	7	8	9	AB R H RBI BB SO LOB	TOP			
Ivan Calderon, R (1, 10) OBP: 0.339, SLG: 0.444	1-1 G6-4-3 1B	0-1 SAFE SAFE SAFE F9			3-2 G3-1 SH3-4 1B	1-0 HR		1-1 P3		5 2 3 2 0 0 2				
Lance Johnson, L (1, 8) OBP: 0.309, SLG: 0.341	2-0 G6-4-3 1-2f		1-1 F8		1-0 SAFE SH3-4	0-3 K		1-0 P5		4 0 0 0 0 1 2				
Carlton Fisk, R (1, 2) OBP: 0.383, SLG: 0.463	2-1 FC5-4 1B		1-0 L7		0-2 G3-1		0-1 G3		1-1 P2	5 0 1 0 0 0 1				
Frank Thomas, R (1, 3) OBP: 0.459, SLG: 0.518	2-2 FC5-4 1-2f		3-3 K		3-2 3-H 1B		4-2 B F7 1B BB		4-0 BB	3 0 1 1 2 1 1				
Dan Pasqua, L (1, 7) OBP: 0.354, SLG: 0.517 Rodney McCray, R (7, PR) (7, 7)		0-0 3B 2B		1-1 F7	2-1 P6		1-2 1B		0-1 P3	4 1 2 0 0 0 1 1 0 0 0 0 0 1				
Sammy Sosa, R (1, 9) OBP: 0.277, SLG: 0.403		3-2 2-H 1B 3B		0-1 HR		0-0 G5-3		0-1 F7	0-0 G1-3	5 2 2 2 0 0 3				
Robin Ventura, L (1, 5) OBP: 0.315, SLG: 0.306		3-2 G1-3		1-2 G6-3		1-1 2B 2B		0-0 G3-1		4 1 1 0 0 0 3				
Scott Fletcher, R (1, 4) OBP: 0.302, SLG: 0.315		2-2 G5-3		3-2 HR		1-0 L7 HR 2B		4-0 BB		3 2 2 2 1 0 1				
Ozzie Guillen, L (1, 6) OBP: 0.314, SLG: 0.341		1-1 3-H 1B		0-0 L7		0-0 L7		0-3 K		4 0 1 1 0 1 2				
Inning Stats	R: 0 E: 0 K: 0 S: 8 H: 2 LOB: 1 BB: 0 P: 15	R: 2 E: 0 K: 0 S: 15 H: 3 LOB: 1 BB: 0 P: 24	R: 0 E: 0 K: 1 S: 6 H: 0 LOB: 0 BB: 0 P: 11	R: 2 E: 0 K: 0 S: 12 H: 2 LOB: 0 BB: 0 P: 17	R: 1 E: 0 K: 0 S: 17 H: 2 LOB: 1 BB: 0 P: 25	R: 3 E: 0 K: 1 S: 9 H: 3 LOB: 0 BB: 0 P: 12	R: 0 E: 0 K: 0 S: 14 H: 1 LOB: 2 BB: 1 P: 19	R: 0 E: 0 K: 1 S: 6 H: 0 LOB: 1 BB: 1 P: 12	R: 0 E: 0 K: 0 S: 5 H: 0 LOB: 1 BB: 1 P: 10	1B: 6 2B: 3 3B: 1 HR: 3 SF: 0 SAC: 1 DP: 1 HBP: 0	WP: 0 PB: 0 SB: 0 CS: 0 PA: 42			
PITCHER	IP WLS BF H R ER SO BB IBB HBP BLK WP HR S P ERA WHIP												PITCHER	IP WLS BF H R ER SO BB IBB HBP BLK WP HR S P ERA WHIP
Mike Moore, R (1, 1) ERA: 4.31	4.0 L 19 8 5 5 1 0 0 0 0 0 0 2 45 74 11.25 2.000													
Todd Burns, R (5, 1) ERA: 2.88	2.0 10 4 3 3 1 0 0 0 0 0 0 1 22 30 13.50 2.000													
Gene Nelson, R (7, 1) ERA: 1.69	2.0 9 1 0 0 1 2 0 0 0 0 0 0 20 31 0.00 1.500													
Joe Klink, L (9, 1) ERA: 1.98	1.0 4 0 0 0 0 1 0 0 0 0 0 0 5 10 0.00 1.000													

Chicago White Sox @ Oakland Athletics
Oakland-Alameda County Coliseum, Oakland, CA

Tue Sep 18 1990, 7:05 PM PDT
Att. 33,728 - Unknown - 80 F

AB	38
R	8
H	13
RBI	8
BB	3
SO	3
LOB	17



livebaseballscorecards.com

Batter	1	2	3	4	5	6	7	8	9	AB	R	H	RBI	BB	SO	LOB
Rickey Henderson, R OBP: 0.437, SLG: 0.581 Mike Bordick, R OBP: 0.100, SLG: 0.100	2-3 K	1-1 FC6-4		3-2 S 1B		4-2 G4-3 BB		1-0 G6-4-3 HBP		3	0	1	0	1	1	2
Willie McGee, S OBP: 0.375, SLG: 0.425	1-3 K		0-0 E6 1B	1-1 L7		3-1 G4-3		2-1 G6-4-3		5	1	1	0	0	1	6
Jose Canseco, R OBP: 0.370, SLG: 0.553	4-1 1B BB		1-2 G1-3		1-3 K	1-1 G6-3		2-3 K	2-3 K	4	0	0	0	1	2	2
Harold Baines, L OBP: 0.378, SLG: 0.448 Darren Lewis, R OBP: 0.435, SLG: 0.316	0-1 FC6-4 1B		2-1 HR		3-1 G6-3		2-3 K	4-1 BB		4	1	2	1	0	1	0
Carney Lansford, R OBP: 0.335, SLG: 0.326 Lance Blankenship, R OBP: 0.252, SLG: 0.175	3-1 FC6-4		1-0 L4		2-2 BB 1B		4-2 FC6-4 BB	0-1 F7		3	0	1	0	1	0	2
Mark McGwire, R OBP: 0.358, SLG: 0.487		1-0 F8	3-2 P6		4-2 BB		2-3 K	1-3 K2-3		4	0	0	0	1	2	2
Terry Steinbach, R OBP: 0.282, SLG: 0.369 Troy Afenir, R OBP: 0.154, SLG: 0.167		2-2 1B SH1-3 1B		1-1 P4	1-1 F8		0-0 FC6-4			4	0	1	0	0	0	3
Walt Weiss, S OBP: 0.344, SLG: 0.339		0-0 SH1-3		0-1 G1-3		4-2 FC5-4 BB		0-0 HBP 1B		2	0	1	0	1	0	0
Mike Gallego, R OBP: 0.284, SLG: 0.284		1-0 FC6-4 1B		0-2 1B		1-2 FC5-4 G4-3 BB		3-2 L8		4	0	2	0	0	0	2

Inning Stats	R: 0	H: 1	E: 0	K: 2	S: 14	H: 1	LOB: 2	BB: 1	P: 24	R: 0	H: 2	E: 0	K: 0	S: 11	H: 2	LOB: 2	BB: 0	P: 16	R: 2	H: 2	E: 1	K: 0	S: 10	H: 2	LOB: 0	BB: 0	P: 17	R: 0	H: 2	E: 0	K: 0	S: 12	H: 1	LOB: 2	BB: 1	P: 24	R: 0	H: 0	E: 0	K: 2	S: 11	H: 0	LOB: 1	BB: 1	P: 19	R: 0	H: 1	E: 0	K: 0	S: 9	H: 1	LOB: 2	BB: 0	P: 15	R: 0	H: 0	E: 0	K: 2	S: 10	H: 0	LOB: 1	BB: 1	P: 17	1B: 8	2B: 0	3B: 0	HR: 1	SF: 0	SAC: 1	DP: 1	HBP: 1	WP: 0	PB: 0	SB: 1	CS: 0	PA: 42
--------------	------	------	------	------	-------	------	--------	-------	-------	------	------	------	------	-------	------	--------	-------	-------	------	------	------	------	-------	------	--------	-------	-------	------	------	------	------	-------	------	--------	-------	-------	------	------	------	------	-------	------	--------	-------	-------	------	------	------	------	------	------	--------	-------	-------	------	------	------	------	-------	------	--------	-------	-------	-------	-------	-------	-------	-------	--------	-------	--------	-------	-------	-------	-------	--------

PITCHER	IP	WLS	BF	H	R	ER	SO	BB	IBB	HBP	BLK	WP	HR	S	P	ERA	WHIP
Alex Fernandez, R ERA: 3.86	(1, 1)	7.0	34	8	2	2	5	5	0	0	0	0	1	83	142	2.57	1.857
Ken Patterson, L ERA: 3.5	(8, 1)	2.0	8	1	0	0	2	1	0	1	0	0	0	19	32	0.00	1.000

BOTTOM

Chicago White Sox @ Oakland Athletics
Oakland-Alameda County Coliseum, Oakland, CA

Tue Sep 18 1990, 7:05 PM PDT
Att: 33,728 - Unknown - 80 F

livebaseballscorecards.com

AB	34
R	2
H	9
RBI	1
BB	6
SO	7
LOB	20



Batter	1	2	3	4	5	6	7	8	9	AB R H RBI BB SO LOB	TOP											
Ivan Calderon, R (1, 10) OBP: 0.340, SLG: 0.443	1-1 1B 1B		2-2 G4-3			4-1 PB E 2B BB	3-2 L9		2-2 F9	4 1 1 0 1 0 2												
Lance Johnson, L (1, 8) OBP: 0.309, SLG: 0.340	2-1 SAFE 1B SAFE 1B			1-1 G6-3		1-1 FC6 2B PB BB	1-1 F7			4 1 1 0 0 0 2												
Frank Thomas, R (1, 3) OBP: 0.459, SLG: 0.514	1-3 K 1-2			0-1 WP 1B		4-2 2B SF7 BB		3-3 K		3 1 1 0 1 2 2												
Dan Pasqua, L (1, 7) OBP: 0.351, SLG: 0.511 Phil Bradley, R (8, PH) OBP: 0.345, SLG: 0.330	0-0 G3			3-3 K		1-0 P5		4-2 FC3-8 BB		3 0 0 0 0 1 5 0 0 0 0 1 0 0												
Robin Ventura, L (1, 5) OBP: 0.317, SLG: 0.310 Matt Stark, R (8, PH) OBP: 0.375, SLG: 0.500 Steve Lyons, L (8, PH) OBP: 0.248, SLG: 0.271		2-2 G5-4-3 1B		1-2 G6-3		2-2 2B		0-0 FC3-6 1-2f		3 0 2 2 0 0 1 0 0 0 0 0 0 0 1 0 0 0 0 0 1												
Sammy Sosa, R (1, 9) OBP: 0.276, SLG: 0.401		1-1 G5-4-3 1-2f			4-0 BB	0-0 SF7		1-3 K		2 0 0 1 1 1 2												
Ron Karkovice, R (1, 2) OBP: 0.318, SLG: 0.433 Jerry Willard, L (8, 2)		2-2 P4			0-0 P6	1-2 L7		1-3 K		3 0 0 0 0 0 2 1 0 0 0 0 1 0	AB 31 R 3 H 6 RBI 3 BB 5 SO 6 LOB 21											
Scott Fletcher, R (1, 4) OBP: 0.303, SLG: 0.318			1-0 G6-3		0-3 K		4-2 BB	1-2 L9 2B		3 0 1 0 1 1 1												
Ozzie Guillen, L (1, 6) OBP: 0.312, SLG: 0.338			1-2 G6-3		3-2 G6-3		0-0 P6	2-2 L9		4 0 0 0 0 0 3												
Inning Stats	R: 0 E: 0 K: 1 S: 8	H: 2 LOB: 1 BB: 0 P: 12	R: 0 E: 0 K: 0 S: 10	H: 1 LOB: 0 BB: 0 P: 15	R: 0 E: 0 K: 0 S: 8	H: 0 LOB: 0 BB: 0 P: 12	R: 0 E: 0 K: 1 S: 10	H: 1 LOB: 1 BB: 0 P: 15	R: 0 E: 0 K: 1 S: 9	H: 0 LOB: 1 BB: 1 P: 16	R: 3 E: 1 K: 0 S: 14	H: 1 LOB: 1 BB: 2 P: 27	R: 0 E: 0 K: 0 S: 9	H: 0 LOB: 1 BB: 1 P: 17	R: 0 E: 0 K: 2 S: 13	H: 0 LOB: 1 BB: 1 P: 21	R: 0 E: 0 K: 1 S: 13	H: 1 LOB: 1 BB: 0 P: 19	1B: 4 2B: 2 3B: 0 HR: 0	SF: 1 SAC: 0 DP: 1 HBP: 0	WP: 1 PB: 1 SB: 0 CS: 1	PA: 37
PITCHER	IP WLS BF H R ER SO BB IBB HBP BLK WP HR S P ERA WHIP																					
Dave Stewart, R (1, 1) ERA: 2.67	6.0 W 26 5 3 1 3 4 0 0 0 1 0 62 104 1.50 1.500																					
Rick Honeycutt, L (7, 1) ERA: 2.43	1.1 5 0 0 0 1 1 0 0 0 0 0 15 26 0.00 0.750																					
Dennis Eckersley, R (8, 1) ERA: 0.66	1.2 6 1 0 0 2 0 0 0 0 0 0 17 24 0.00 0.600																					

Chicago White Sox @ Oakland Athletics
Oakland-Alameda County Coliseum, Oakland, CA
Wed Sep 19 1990, 3:33 AM PDT
Att. 35,990 - Sunny - 70 F

livebaseballscorecards.com



Batter	1	2	3	4	5	6	7	8	9
Rickey Henderson, R (1, 7) OBP: 0.439, SLG: 0.580	1-2 BB 1B 2B 1B	4-1 SAFE 2B BB		1-0 L5		4-0 FC4-6 BB		2-2 G5-3	
Doug Jennings, L (1, 9) OBP: 0.275, SLG: 0.305	2-3 SAFE K	2-1 1-H 2-H 2B		2-0 F9		0-1 SAFE FC4-6			
Darren Lewis, R (6, PH) OBP: 0.417, SLG: 0.300									
Willie McGee, S (1, 8) OBP: 0.376, SLG: 0.425	1-1 SAFE 2B 1B	0-1 G2-3			1-2 S 1B			0-0 G5-3	
Harold Baines, L (1, 10) OBP: 0.378, SLG: 0.446	4-0 2B 1B BB	1-1 F7			3-3 K			4-2 CS BB	
Jose Canseco, R (7, PH) OBP: 0.371, SLG: 0.553					1-2 K				
Dann Howitt, L (1, 3) OBP: 0.286, SLG: 0.333	0-3 K			2-1 HR		1-0 L7		2-0 2B	
Mark McGwire, R (3, 3) OBP: 0.360, SLG: 0.496									
Terry Steinbach, R (1, 2) OBP: 0.285, SLG: 0.372	2-2 1B 2B			1-2 F8		1-0 F7		4-1 FC6-4 BB	
Willie Randolph, R (1, 4) OBP: 0.330, SLG: 0.318	2-0 2B 1B			4-0 G6-4-3 BB				0-2 F9 FC6-4	
Walt Weiss, S (1, 6) OBP: 0.343, SLG: 0.338		2-3 K		3-2 G6-4-3				2-2 1B WP 1B	
Mike Gallego, R (1, 5) OBP: 0.286, SLG: 0.284		4-1 BB 2B BB				1-0 F8		2-1 SAFE 1B	
								1-0 G4-3	

Inning Stats	R: 3	H: 4	E: 0	LOB: 2	K: 2	S: 20	P: 32	R: 2	H: 1	E: 0	LOB: 1	K: 1	S: 11	P: 24	R: 1	H: 1	E: 0	LOB: 0	K: 0	S: 8	R: 0	H: 0	E: 0	LOB: 0	K: 0	S: 3	R: 0	H: 1	E: 0	LOB: 1	K: 1	S: 9	P: 15	R: 1	H: 2	E: 0	LOB: 1	K: 0	S: 11	R: 0	H: 1	E: 0	LOB: 2	K: 0	S: 7	P: 17	R: 0	H: 0	E: 0	LOB: 0	K: 0	S: 7	P: 12	R: 3	H: 1	E: 0	LOB: 0	K: 0	S: 7	P: 12
--------------	------	------	------	--------	------	-------	-------	------	------	------	--------	------	-------	-------	------	------	------	--------	------	------	------	------	------	--------	------	------	------	------	------	--------	------	------	-------	------	------	------	--------	------	-------	------	------	------	--------	------	------	-------	------	------	------	--------	------	------	-------	------	------	------	--------	------	------	-------

PITCHER	IP	WLS	BF	H	R	ER	SO	BB	IBB	HBP	BLK	WP	HR	S	P	ERA	WHIP
Jack McDowell, R (1, 1) ERA: 3.9	1.1	L	11	5	5	5	3	3	0	0	0	0	0	27	51	33.75	6.000
Wayne Edwards, L (2, 1) ERA: 3.34	1.2		6	1	1	1	0	1	0	0	0	0	1	12	23	5.40	1.200
Adam Peterson, R (4, 1) ERA: 4.59	2.2		11	3	1	1	1	1	0	0	0	1	0	21	38	3.38	1.500
Scott Radinsky, L (6, 1) ERA: 4.21	0.2		2	0	0	0	0	0	0	0	0	0	0	3	3	0.00	0.000
Donn Pall, R (7, 1) ERA: 3.31	0.2		4	1	0	0	0	2	0	0	0	0	0	6	16	0.00	4.500

BOTTOM

Chicago White Sox @ Oakland Athletics
Oakland-Alameda County Coliseum, Oakland, CA


Wed Sep 19 1990, 3:33 AM PDT
Att: 35,990 - Sunny - 70 F

AB	R	H	RBI	BB	SO	LOB
3	2	1	0	2	0	0
3	0	1	2	0	1	1
1	0	0	0	0	0	1
4	1	2	0	0	0	1
2	1	0	0	1	1	2
0	0	0	0	1	0	0
1	0	0	0	0	1	3
3	1	2	1	0	0	1
3	0	1	2	1	0	1
3	0	1	1	1	0	2
4	1	1	0	0	1	1
3	1	1	0	1	0	0

AB	30
R	7
H	10
RBI	6
BB	7
SO	4
LOB	13

livebaseballscorecards.com

AB 30
R 7
H 10
RBI 6
BB 7
SO 4
LOB 13



WP: 1 PA: 37
PB: 0
SB: 1
CS: 1

Batter	1	2	3	4	5	6	7	8	9	AB R H RBI BB SO LOB	TOP
Ivan Calderon, R (1, 7) OBP: 0.338, SLG: 0.440	0-2 G4-3		1-2 G6-3	0-2 G5-3			1-0 F9			4 0 0 0 0 0 2	
Lance Johnson, L (1, 8) OBP: 0.308, SLG: 0.339	1-0 G4-3		1-1 PB BB 1B		0-0 L7		0-0 F9			4 0 1 1 0 0 0	
Carlton Fisk, R (1, 2) OBP: 0.382, SLG: 0.461	1-2 G1-3		1-1 F8		1-1 1B 1B		1-3 K			4 0 1 0 0 1 1	
Frank Thomas, R (1, 3) OBP: 0.466, SLG: 0.517		2-0 SH3 BB G4-3 1B	4-2 1-2 BB		1-1 1-2 1B		1-1 G6-3			3 1 2 0 1 0 0	
Dan Pasqua, L (1, 9) OBP: 0.350, SLG: 0.506		4-2 G4-3 SH3 1-2 BB	1-3 K		1-1 P4		1-0 P6			3 0 0 0 1 1 4	
Phil Bradley, R (1, 10) OBP: 0.345, SLG: 0.330		0-0 SH3		0-2 WP BB G4-3 1B		0-0 G1-3		3-3 K		3 1 1 0 0 1 2	
Robin Ventura, L (1, 5) OBP: 0.317, SLG: 0.310		2-0 G4-3		2-2 F8		2-1 G4-6-3 1B		0-1 G5-3		4 0 1 1 0 0 2	
Scott Fletcher, R (1, 4) OBP: 0.303, SLG: 0.317		1-0 G5-3		2-0 G4-3 WP 1-2 1B		1-0 G4-6-3		3-2 P4		4 0 1 0 0 0 2	
Ozzie Guillen, L (1, 6) OBP: 0.311, SLG: 0.337			1-0 G6-3 WP 1B		1-2 G4-3		2-2 G3		1-2 G4-3	4 1 1 1 0 0 1	
Inning Stats	R: 0 E: 0 K: 0 S: 8 H: 0 LOB: 0 BB: 0 P: 10	R: 1 E: 0 K: 0 S: 6 H: 1 LOB: 1 BB: 1 P: 15	R: 1 E: 0 K: 1 S: 18 H: 2 LOB: 2 BB: 1 P: 26	R: 1 E: 0 K: 0 S: 13 H: 2 LOB: 1 BB: 0 P: 18	R: 0 E: 0 K: 0 S: 8 H: 2 LOB: 2 BB: 0 P: 11	R: 0 E: 0 K: 0 S: 6 H: 1 LOB: 0 BB: 0 P: 11	R: 0 E: 0 K: 1 S: 5 H: 0 LOB: 0 BB: 0 P: 7	R: 0 E: 0 K: 1 S: 6 H: 0 LOB: 0 BB: 0 P: 11	R: 0 E: 0 K: 0 S: 8 H: 0 LOB: 0 BB: 0 P: 12	1B: 8 2B: 0 3B: 0 HR: 0 SF: 0 SAC: 1 DP: 1 HBP: 0	WP: 2 PB: 1 SB: 0 CS: 0 PA: 36
PITCHER Erik Hanson, R (1, 1) ERA: 3.36	IP 9.0 WLS W BF 36 H 8 R 3 ER 3 SO 3 BB 2 IBB 0 HBP 0 BLK 0 WP 2 HR 0 S 78 P 121 ERA 3.00 WHIP 1.111										

Chicago White Sox @ Seattle Mariners
The Kingdome, Seattle, WA
Thu Sep 20 1990, 10:05 PM EDT
Att. 7,956 - Dome

livebaseballscorecards.com

AB	33
R	3
H	8
RBI	3
BB	2
SO	3
LOB	14



Batter	1	2	3	4	5	6	7	8	9
Harold Reynolds, S OBP: 0.335, SLG: 0.348 (1, 4)	1-1 F9		3-1 L7		1-0 P5		0-2 P3	0-1 FC6-4	
Edgar Martinez, R OBP: 0.398, SLG: 0.439 (1, 5)	4-1 CS BB		1-1 3B 1B 1-2 2-H		4-0 HR BB		0-1 F8		
Henry Cotto, R OBP: 0.305, SLG: 0.348 (1, 8)	3-3 1-2		0-1 1B 3B 1-H 2-H		1-0 HR		1-1 G4-3		
Jeffrey Leonard, R OBP: 0.299, SLG: 0.350 (1, 7)		2-2 G1-3	0-0 1B 3-H		2-2 1B G3-6-3		1-2 G1-3		
Alvin Davis, L OBP: 0.387, SLG: 0.415 (1, 10)		3-3 K	1-1 G4-3		0-0 G3-6-3 1-2f		3-1 HR		
Jay Buhner, R OBP: 0.342, SLG: 0.438 (1, 9)		1-2 G6-3		1-3 K		1-3 K	1-1 BB BB 1B		
Pete O'Brien, L OBP: 0.313, SLG: 0.321 (1, 3)			0-1 L6	0-0 F9		0-0 P5	4-0 BB BB		
Dave Valle, R OBP: 0.323, SLG: 0.330 (1, 2)			4-1 1B BB	4-2 FC6 BB		2-1 1B	2-1 F8		
Omar Vizquel, S OBP: 0.288, SLG: 0.295 (1, 6)			0-1 1B 3B 1B	2-2 FC6 1-2f		1-1 F7	4-1 FC6-4 BB 1-2 2-3		

Inning Stats	R: 0	H: 0	E: 0	K: 1	S: 7	R: 0	H: 0	E: 0	K: 1	S: 9	R: 4	H: 4	E: 0	K: 0	S: 14	R: 0	H: 0	E: 0	K: 1	S: 10	R: 2	H: 2	E: 0	K: 0	S: 7	R: 0	H: 1	E: 0	K: 1	S: 8	R: 0	H: 0	E: 0	K: 0	S: 7	R: 1	H: 2	E: 0	K: 0	S: 12
	LOB: 1	BB: 1	LOB: 0	BB: 0	P: 15	LOB: 0	BB: 0	LOB: 1	BB: 1	P: 15	LOB: 1	BB: 1	LOB: 0	BB: 1	P: 17	LOB: 0	BB: 1	LOB: 0	BB: 0	P: 12	LOB: 0	BB: 0	LOB: 0	BB: 0	P: 8	LOB: 3	BB: 2	P: 27	LOB: 0	BB: 0	LOB: 0	BB: 0	P: 8	LOB: 3	BB: 2	P: 27				

PITCHER	IP	WLS	BF	H	R	ER	SO	BB	IBB	HBP	BLK	WP	HR	S	P	ERA	WHIP
Greg Hibbard, L ERA: 3.21 (1, 1)	5.0	L	23	6	6	6	3	4	0	0	0	0	1	47	85	10.80	2.000
Steve Rosenberg, L ERA: 7.5 (6, 1)	2.2		12	3	1	1	1	1	0	0	0	0	1	24	40	3.38	1.500
Scott Radinsky, L ERA: 4.18 (8, 1)	0.1		2	0	0	0	0	1	0	0	0	0	0	3	7	0.00	3.000

BOTTOM


Chicago White Sox @ Seattle Mariners
The Kingdome, Seattle, WA

Thu Sep 20 1990, 10:05 PM EDT
Att: 7,956 - Dome

AB	R	H	RBI	BB	SO	LOB
5	0	0	0	0	0	5
2	2	1	1	2	0	0
4	2	2	4	0	1	1
4	0	2	1	0	0	0
4	1	1	1	0	1	2
4	0	1	0	0	2	0
3	0	0	0	1	0	0
2	1	1	0	2	0	2
3	1	1	0	1	0	2

AB	31
R	7
H	9
RBI	7
BB	6
SO	4
LOB	12

WP: 0 PA: 37
PB: 0
SB: 0
CS: 1



WP	HR	S	P	ERA	WHIP
0	0	0	0	0.00	3.000

Chicago White Sox @ Seattle Mariners
 The Kingdome, Seattle, WA
 Fri Sep 21 1990, 10:05 PM EDT
 Att. 55,679 - Dome - 72 F

livebaseballscorecards.com

AB	31
R	5
H	8
RBI	5
BB	8
SO	3
LOB	16



WP:	0	PA:	42
PB:	0	SB:	4
CS:	0		

Batter	1	2	3	4	5	6	7	8	9	AB	R	H	RBI	BB	SO	LOB
Ivan Calderon, R (1, 7) OBP: 0.337, SLG: 0.437	0-2 L1-3	4-0 L3 IBB		0-0 G4-3		1-0 FC5-4 E S 1-2f		0-0 F1		4	0	0	0	1	0	2
Lance Johnson, L (1, 8) OBP: 0.307, SLG: 0.338	2-2 S 1B	1-2 L3			0-0 G6-3	1-3 K		1-1 F7		5	0	1	0	0	1	5
Carlton Fisk, R (1, 2) OBP: 0.382, SLG: 0.458	2-0 F7			1-2 G4-3	4-2 2B 1B BB	4-0 1-3 BB			2-1 F9	3	1	0	0	2	0	1
Frank Thomas, R (1, 3) OBP: 0.464, SLG: 0.517	3-3 K 1-2			4-2 1B BB	2-2 1B 2B	3-2 F8			2-2 P3	4	1	1	0	1	1	3
Phil Bradley, R (1, 10) OBP: 0.348, SLG: 0.333		0-0 HR 2B		0-0 F8	4-0 1B SF7 IBB		1-1 P1	4-2 S BB		3	2	1	0	2	0	1
Sammy Sosa, R (1, 9) OBP: 0.279, SLG: 0.409		0-0 HR		1-2 1B	1-1 S 1B		1-2 G4-3	0-1 F8		5	1	3	4	0	0	1
Robin Ventura, L (1, 5) OBP: 0.316, SLG: 0.308		4-2 SH1-4 BB BB		1-2 F7	0-1 SF7		0-1 G6-3			2	0	0	1	1	0	2
Scott Fletcher, R (1, 4) OBP: 0.304, SLG: 0.319		4-1 SH1-4 BB		0-1 G6-3	1-3 K			0-1 SH1-3 2B		3	0	1	0	1	1	1
Craig Grebeck, R (1, 6) OBP: 0.215, SLG: 0.220		0-0 SH1-4		2-2 F9		2-2 FC5-4 1B		0-0 SH1-3		2	0	1	0	0	0	0
Ozzie Guillen, L (8, PH) OBP: 0.311, SLG: 0.337		1-2 2-3								0	0	0	0	0	0	0

Inning Stats	R: 0	H: 1	E: 0	K: 1	S: 12	P: 19	R: 2	H: 2	E: 0	K: 0	S: 11	P: 24	R: 0	H: 1	E: 0	K: 0	S: 13	P: 20	R: 3	H: 2	E: 0	K: 1	S: 13	P: 25	R: 0	H: 1	E: 0	K: 1	S: 11	P: 22	R: 0	H: 0	E: 0	K: 0	S: 7	P: 9	R: 0	H: 1	E: 0	K: 0	S: 6	P: 7	R: 0	H: 0	E: 0	K: 0	S: 12	P: 20	1B: 4	SF: 1	2B: 4	SAC: 2	3B: 0	DP: 1	HR: 1	HBP: 0	WP: 0	PA: 42
--------------	------	------	------	------	-------	-------	------	------	------	------	-------	-------	------	------	------	------	-------	-------	------	------	------	------	-------	-------	------	------	------	------	-------	-------	------	------	------	------	------	------	------	------	------	------	------	------	------	------	------	------	-------	-------	-------	-------	-------	--------	-------	-------	-------	--------	-------	--------

PITCHER	IP	WLS	BF	H	R	ER	SO	BB	IBB	HBP	BLK	WP	HR	S	P	ERA	WHIP
Randy Johnson, L (1, 1) ERA: 3.58	1.0	L	7	3	2	2	1	1	0	0	0	0	1	17	28	18.00	4.000
Russ Swan, L (2, 1) ERA: 3.23	3.2		18	3	3	3	0	3	2	0	0	0	0	35	64	7.36	1.636
Dave Burba, R (5, 1) ERA: 3.18	2.1		9	1	0	0	2	1	0	0	0	0	0	21	35	0.00	0.857
Bill Swift, R (8, 1) ERA: 2.34	0.2		3	1	0	0	0	0	0	0	0	0	0	4	4	0.00	1.500
Keith Comstock, L (8, 1) ERA: 2.91	1.1		5	0	0	0	0	1	0	0	0	0	0	14	23	0.00	0.750

Batter	1	2	3	4	5	6	7	8	9	AB	R	H	RBI	BB	SO	LOB	BOTTOM							
Harold Reynolds, S OBP: 0.337, SLG: 0.352 (1, 4)	0-0 1B		0-0 FC4-6 1-2f		2-2 G4-3 WP 1B		3-1 SF8 2B		1-1 G4-3	5	2	3	1	0	0	1								
Ken Griffey, L OBP: 0.366, SLG: 0.455 (1, 7)	2-1 L6 1-2		2-2 L8 1-2		0-0 G3-1 1-2 2-3		1-3 K		3-1 1B	5	0	1	0	0	1	5								
Ken Griffey Jr., L OBP: 0.364, SLG: 0.479 (1, 8)	2-1 F8			1-2 BB 1B	0-0 G4-3		0-0 SF8		0-0 G4-6-3 1-2f	4	0	1	2	0	0	3								
Jay Buhner, R OBP: 0.342, SLG: 0.438 (9, PR)										0	0	0	0	0	0	0								
Alvin Davis, L OBP: 0.384, SLG: 0.411 (1, 10)	1-2 F9			3-2 F7	3-1 F8			1-2 G4-3		4	0	0	0	0	0	2								
Pete O'Brien, L OBP: 0.314, SLG: 0.321 (1, 3)		0-0 G4-3		4-0 BB 1-2		1-2 P5		3-1 1B SH1 1B		3	0	1	0	1	0	0								
Greg Briley, L OBP: 0.321, SLG: 0.361 (1, 9)		4-1 CS BB		2-0 P8		1-0 F7		0-0 SH1		1	0	0	0	1	0	2								
Henry Cotto, R OBP: 0.304, SLG: 0.347 (6, PH) (7, 9)										1	0	0	0	0	0	0								
Edgar Martinez, R OBP: 0.399, SLG: 0.438 (1, 5)		3-2 F9 1-2		4-2 FC4 1-2 2-3 BB		4-1 FC5-4 BB		1-1 F8		2	0	0	0	2	0	2								
Scott Bradley, L OBP: 0.255, SLG: 0.276 (1, 2)			2-3 K		0-0 FC4		1-0 FC5-4		2-1 1B	2	0	0	0	0	1	3								
Dave Valle, R OBP: 0.324, SLG: 0.331 (6, PH) (7, 2)					1-2f 1B		1-2f 1B		2-3 1B	2	0	1	0	0	0	1								
Omar Vizquel, S OBP: 0.297, SLG: 0.302 (1, 6)			4-1 FC4-6 BB			0-1 G3-1 1B G4-3 1B		2-1 2B 1B		2	2	2	0	1	0	0								
Tino Martinez, L OBP: 0.244, SLG: 0.216 (8, PH)										1	0	0	0	0	0	2								
Jeff Schaefer, R OBP: 0.235, SLG: 0.237 (9, 6)										0	0	0	0	0	0	0								
Inning Stats	R: 0 E: 1 K: 0 S: 9	H: 1 LOB: 1 BB: 0 P: 14	R: 0 E: 0 K: 0 S: 5	H: 0 LOB: 0 BB: 1 P: 12	R: 0 E: 0 K: 1 S: 11	H: 0 LOB: 1 BB: 1 P: 17	R: 0 E: 0 K: 0 S: 12	H: 1 LOB: 3 BB: 2 P: 26	R: 2 E: 0 K: 0 S: 9	H: 2 LOB: 0 BB: 0 P: 14	R: 0 E: 0 K: 0 S: 6	H: 0 LOB: 1 BB: 1 P: 13	R: 2 E: 0 K: 1 S: 11	H: 2 LOB: 0 BB: 0 P: 18	R: 0 E: 0 K: 0 S: 9	H: 2 LOB: 2 BB: 0 P: 15	R: 0 E: 0 K: 0 S: 5	H: 1 LOB: 1 BB: 0 P: 9	1B: 8 2B: 1 3B: 0 HR: 0	SF: 1 SAC: 1 DP: 1 HBP: 0	WP: 1 PB: 0 SB: 1 CS: 1	PA: 39 ERA WHIP		
PITCHER	IP WLS BF H R ER SO	IP WLS BF H R ER SO	IP WLS BF H R ER SO	IP WLS BF H R ER SO	IP WLS BF H R ER SO	IP WLS BF H R ER SO	IP WLS BF H R ER SO	IP WLS BF H R ER SO	IP WLS BF H R ER SO	IP WLS BF H R ER SO	IP WLS BF H R ER SO	IP WLS BF H R ER SO	IP WLS BF H R ER SO	IP WLS BF H R ER SO	IP WLS BF H R ER SO	IP WLS BF H R ER SO	IP WLS BF H R ER SO	IP WLS BF H R ER SO	IP WLS BF H R ER SO	IP WLS BF H R ER SO	IP WLS BF H R ER SO	IP WLS BF H R ER SO	IP WLS BF H R ER SO	
Eric King, R ERA: 3.31 (1, 1)	5.0 22																							
Wayne Edwards, L ERA: 3.46 (6, 1)	2.0 9																							
Barry Jones, R ERA: 2.28 (8, 1)	1.0 5																							
Bobby Thigpen, R ERA: 1.98 (9, 1)	1.0 S 3																							

Chicago White Sox @ Seattle Mariners
 The Kingdome, Seattle, WA
 Fri Sep 21 1990, 10:05 PM EDT
 Att: 55,679 - Dome - 72 F

livebaseballscores.com

AB	32
R	4
H	9
RBI	3
BB	5
SO	2
LOB	21



Batter	1	2	3	4	5	6	7	8	9	AB R H RBI BB SO LOB	TOP																									
Lance Johnson, L (1, 8) OBP: 0.312, SLG: 0.341 Rodney McCray, R (8, PH) (8, 8)	2-2 HR 1B	1-1 1B 1B	2-1 BB BB 1-2 3-H 1B	0-0 G6-3		4-1 HR BB		2-3 K		4 2 3 1 1 0 1 1 0 0 0 0 1 0																										
Robin Ventura, L (1, 5) OBP: 0.322, SLG: 0.319	0-0 HR 1-H	2-2 1B 1-3	4-2 BB BB 1-2 2-3 BB		2-0 WP E 1B	0-0 F8		4-0 BB		4 2 3 2 2 0 2																										
Carlton Fisk, R (1, 2) OBP: 0.382, SLG: 0.463 Ron Karkovice, R (7, 2) OBP: 0.317, SLG: 0.430	1-2 F9	3-1 P2	4-1 BB 1-2 2-3 3-H BB		2-3 K	1-0 HR 1-H 3-H		1-3 K		4 1 1 4 1 1 3 1 0 0 0 0 1 1																										
Frank Thomas, R (1, 3) OBP: 0.467, SLG: 0.519 Carlos Martinez, R (8, 3) OBP: 0.254, SLG: 0.331	0-1 HBP 1B				1-0 E5 1-H 1B	2-2 P3			1-0 G6-4-3 1B	5 2 3 1 0 0 3 1 0 1 0 0 0 0																										
Dan Pasqua, L (1, 10) OBP: 0.346, SLG: 0.500 Matt Stark, R (7, PH) OBP: 0.300, SLG: 0.400	1-0 P5		2-2 P2	2-1 P4	0-3 K		2-0 L8		1-1 G6-4-3 1-2f	4 0 0 0 0 1 2 2 0 0 0 0 0 1																										
Phil Bradley, R (1, 7) OBP: 0.349, SLG: 0.332	2-1 HBP 1-2		0-0 E5 1B 1-3 SF9 1B	1-1 G1-3	2-3 K		4-0 WP BB		0-1 G5-3	4 1 1 0 1 1 0																										
Sammy Sosa, R (1, 9) OBP: 0.282, SLG: 0.410	3-2 G6-3		1-2 1B 1-3 3-H 1B	2-2 1B 2B 1B		1-1 S 2B HBP	1-2 F8			4 3 2 1 0 0 3																										
Scott Fletcher, R (1, 4) OBP: 0.303, SLG: 0.319 Steve Lyons, L (8, 4) OBP: 0.248, SLG: 0.271		1-0 P6	0-0 SF9	2-2 2B 1B		3-2 P4	0-0 G5-3			4 1 1 1 0 0 2 0 0 0 0 0 0 0																										
Ozzie Guillen, L (1, 6) OBP: 0.315, SLG: 0.345 Craig Grebeck, R (6, 6) OBP: 0.213, SLG: 0.218		2-3 K	1-0 BB 1B 1-3 BB 1B	1-0 2B		0-0 F8 HR 2B		1-3 K		4 2 3 3 0 1 0 1 0 0 0 0 1 0																										
Inning Stats	R: 2 E: 0 K: 0 S: 15	H: 3 LOB: 2 BB: 0 P: 24	R: 0 E: 0 K: 1 S: 11	H: 2 LOB: 2 BB: 0 P: 20	R: 4 E: 1 K: 0 S: 21	H: 5 LOB: 3 BB: 2 P: 36	R: 2 E: 0 K: 0 S: 13	H: 3 LOB: 1 BB: 0 P: 20	R: 2 E: 1 K: 3 S: 12	H: 2 LOB: 0 BB: 0 P: 19	R: 4 E: 0 K: 0 S: 12	H: 2 LOB: 0 BB: 1 P: 23	R: 0 E: 0 K: 0 S: 5	H: 0 LOB: 1 BB: 1 P: 12	R: 0 E: 0 K: 3 S: 10	H: 0 LOB: 1 BB: 1 P: 18	R: 0 E: 0 K: 0 S: 5	H: 1 LOB: 0 BB: 0 P: 7	1B: 14 2B: 2 3B: 0 HR: 2	SF: 1 SAC: 0 DP: 1 HBP: 2	WP: 2 PB: 0 SB: 1 CS: 0	PA: 51														
PITCHER	IP WLS BF H R ER SO BB IBB HBP BLK WP HR S P ERA WHIP																																			
Mike Gardiner, R (1, 1) ERA: 15.58	2.1		16	8	5	5	1	0	0	1	0	0	1	35	56	19.29	3.429																			
Brent Knackert, R (3, 1) ERA: 6.51	1.2	L	12	5	3	3	0	2	0	0	0	0	0	25	44	16.20	4.200																			
Jose Melendez, R (5, 1) ERA: 11.81	2.0		12	4	6	5	3	1	0	1	0	1	1	24	42	22.50	2.500																			
Vance Lovelace, L (7, 1) ERA: 3.86	1.0		4	0	0	0	0	1	0	0	0	1	0	5	12	0.00	1.000																			
Michael Jackson, R (8, 1) ERA: 4.42	1.0		4	0	0	0	3	1	0	0	0	0	0	10	18	0.00	1.000																			
PITCHER	IP WLS BF H R ER SO BB IBB HBP BLK WP HR S P ERA WHIP																																			
Scott Medvin, R (9, 1) ERA: 6.23	1.0		3	1	0	0	0	0	0	0	0	0	0	5	7	0.00	1.000																			

Chicago White Sox @ Seattle Mariners
The Kingdome, Seattle, WA
Sat Sep 22 1990, 10:05 PM EDT
Att: 16,710 - Dome - 72 F

livebaseballscorecards.com

AB	43
R	14
H	18
RBI	13
BB	5
SO	7
LOB	18



BOTTOM

Chicago White Sox @ Seattle Mariners
 The Kingdom, Seattle, WA
 Sat Sep 22 1990, 10:05 PM EDT
 Att. 16,710 - Dome - 72 F

livebaseballscorecards.com

AB	35
R	5
H	11
RBI	5
BB	3
SO	3
LOB	16



WP: 0	PA: 39
PB: 0	
SB: 0	
CS: 0	

AB	R	H	RBI	BB	SO	LOB
2	1	0	0	1	1	1
2	0	0	0	0	0	1

3	2	2	0	0	1	0
2	0	0	0	0	0	1

5	1	2	2	0	0	1
---	---	---	---	---	---	---

4	0	2	2	0	1	1
---	---	---	---	---	---	---

2	0	0	1	0	0	2
1	0	1	0	0	0	0

1	0	0	0	1	0	0
2	0	0	0	0	0	1

3	0	2	0	0	0	0
1	0	1	0	0	0	0

3	0	0	0	0	0	4
1	0	0	0	0	0	2

3	1	1	0	1	0	2
---	---	---	---	---	---	---

1B:	10	SF:	1
2B:	0	SAC:	0
3B:	1	DP:	2
HR:	0	HBP:	0

Batter	1	2	3	4	5	6	7	8	9
Harold Reynolds, S OBP: 0.337, SLG: 0.350 Jeff Schaefer, R OBP: 0.230, SLG: 0.232	4-2 1B 1B BB	0-3 SAFE SAFE		1-0 L5			0-0 G5-3		1-1 FC5-4 G5-3
Ken Griffey, L OBP: 0.373, SLG: 0.460 Henry Cotto, R OBP: 0.303, SLG: 0.345	1-0 1B 1-2 1B	2-1 SAFE SAFE		2-3 K			0-0 G3		1-0 G5-3
Ken Griffey Jr., L OBP: 0.365, SLG: 0.482	1-0 1B 1-2 2-3 1B	1-1 SAFE SAFE			2-2 P1		3-2 G1-3		0-0 P5
Alvin Davis, L OBP: 0.385, SLG: 0.412	2-1 1B 1-3 2-H 3-H 1B	2-1 SAFE SAFE			2-0 G4-6-3 1B			2-3 SAFE SAFE	
Pete O'Brien, L OBP: 0.312, SLG: 0.319 Tino Martinez, L OBP: 0.262, SLG: 0.237	1-1 SF7	0-1 SAFE SAFE			1-1 G4-6-3			0-1 FC5-4 1B	
Greg Briley, L OBP: 0.322, SLG: 0.360 Jay Buhner, R OBP: 0.338, SLG: 0.432	4-0 1B 1-2 BB		1-2 G4-3			2-1 P3		1-0 FC5-4 1B	
Edgar Martinez, R OBP: 0.400, SLG: 0.439 Scott Bradley, L OBP: 0.258, SLG: 0.279	2-2 1B 1-2 2-3 1B		3-1 P9			1-1 G1-3 1B		1-1 1B 1-2 1B	
Dave Valle, R OBP: 0.321, SLG: 0.328 Matt Sinatro, R OBP: 0.353, SLG: 0.319	0-2 G6-4-3		1-0 L8			0-0 G1-3		1-1 F9	
Omar Vizquel, S OBP: 0.300, SLG: 0.302		4-1 1B 3B BB			1-1 G6-3		1-0 G6-3		0-1 FC5-4 1B

Inning Stats	R: 3	H: 4	E: 0	K: 15	LOB: 2	BB: 2	P: 30	R: 2	H: 2	E: 0	K: 13	LOB: 1	BB: 1	P: 21	R: 0	H: 0	E: 0	K: 6	LOB: 0	BB: 0	P: 11	R: 0	H: 0	E: 0	K: 6	LOB: 0	BB: 0	P: 11	R: 0	H: 1	E: 0	K: 6	LOB: 2	BB: 0	P: 10	R: 0	H: 0	E: 0	K: 6	LOB: 0	BB: 0	P: 9	R: 0	H: 2	E: 0	K: 11	LOB: 2	BB: 0	P: 16	R: 0	H: 1	E: 0	K: 6	LOB: 1	BB: 0	P: 8
--------------	------	------	------	-------	--------	-------	-------	------	------	------	-------	--------	-------	-------	------	------	------	------	--------	-------	-------	------	------	------	------	--------	-------	-------	------	------	------	------	--------	-------	-------	------	------	------	------	--------	-------	------	------	------	------	-------	--------	-------	-------	------	------	------	------	--------	-------	------

PITCHER	IP	WLS	BF	H	R	ER	SO	BB	IBB	HBP	BLK	WP	HR	S	P	ERA	WHIP
Melido Perez, R ERA: 4.53	1.1		11	5	5	5	1	3	0	0	0	0	0	22	42	33.75	6.000
Adam Peterson, R ERA: 4.55	0.2		3	1	0	0	0	0	0	0	0	0	0	6	9	0.00	1.500
Steve Rosenberg, L ERA: 4.5	4.0	W	13	2	0	0	1	0	0	0	0	0	0	24	42	0.00	0.500
Donn Pall, R ERA: 3.18	3.0	S	12	3	0	0	1	0	0	0	0	0	0	23	33	0.00	1.000

Batter	1	2	3	4	5	6	7	8	9	AB R H RBI BB SO LOB	TOP											
Ivan Calderon, R (1, 7) OBP: 0.334, SLG: 0.434	1-0 P2		0-2 P4		1-3 K		0-0 G1-3			4 0 0 0 0 1 1												
Lance Johnson, L (1, 8) OBP: 0.317, SLG: 0.344	0-0 G6-4-3 1B		4-1 BB BB		4-1 CS BB		0-0 G6-4-3 1B			2 0 2 0 2 0 0												
Carlton Fisk, R (1, 10) OBP: 0.379, SLG: 0.459	1-0 G6-4-3 1-2f		0-3 K		2-1 F8 1-2		0-1 G6-4-3 1-2f			4 0 0 0 0 1 4												
Frank Thomas, R (1, 3) OBP: 0.468, SLG: 0.535		3-3 K	4-2 FC6 BB		0-1 F9		3-2 HR			3 1 1 1 1 1 0												
Steve Lyons, L (9, 3) OBP: 0.248, SLG: 0.271			1-2 BB							0 0 0 0 0 0 0												
Sammy Sosa, R (1, 9) OBP: 0.262, SLG: 0.409		1-2 1B	2-2 FC6 1-2f		0-1 G6-3		1-1 L5			4 1 1 0 0 0 2												
Ron Karkovics, R (1, 2) OBP: 0.310, SLG: 0.420		2-3 K		0-0 P6		3-3 K		0-0 G5-3		4 0 0 0 0 2 1												
Scott Fletcher, R (1, 4) OBP: 0.303, SLG: 0.318		1-2 FC5 1B 2-H		3-2 L8		3-2 G5-3		1-3 K		4 0 1 1 0 1 0												
Craig Grebeck, R (1, 5) OBP: 0.238, SLG: 0.248		0-0 1B		4-2 FC6-4 BB		3-2 1B		2-0 2B		3 0 3 0 1 0 0												
Ozzie Guillen, L (1, 6) OBP: 0.312, SLG: 0.342		1-0 FC5 2-3f		2-2 FC6-4 1-2f		0-2 F7		1-0 G1-3		4 0 0 0 0 0 5												
Inning Stats	R: 0 E: 0 K: 0 S: 3	H: 1 LOB: 0 BB: 0 P: 5	R: 1 E: 0 K: 2 S: 16	H: 3 LOB: 2 BB: 0 P: 24	R: 0 E: 0 K: 1 S: 16	H: 0 LOB: 2 BB: 2 P: 26	R: 0 E: 0 K: 0 S: 14	H: 0 LOB: 1 BB: 1 P: 23	R: 0 E: 0 K: 1 S: 6	H: 0 LOB: 0 BB: 1 P: 13	R: 0 E: 0 K: 1 S: 7	H: 0 LOB: 0 BB: 0 P: 10	R: 0 E: 0 K: 0 S: 11	H: 1 LOB: 1 BB: 0 P: 17	R: 1 E: 0 K: 0 S: 8	H: 2 LOB: 0 BB: 0 P: 12	R: 0 E: 0 K: 1 S: 6	H: 1 LOB: 1 BB: 0 P: 10	1B: 6 2B: 1 3B: 0 HR: 1	SF: 0 SAC: 0 DP: 2 HBP: 0	WP: 0 PB: 0 SB: 1 CS: 1	PA: 36
PITCHER Matt Young, L (1, 1) ERA: 3.5	IP: 9.0 WLS: L BF: 36 H: 8 R: 2 ER: 2 SO: 6 BB: 4 IBB: 0 HBP: 0 BLK: 0 WP: 0 HR: 1 S: 87 P: 140 ERA: 2.00 WHIP: 1.333											PITCHER	IP: 9.0 WLS: L BF: 36 H: 8 R: 2 ER: 2 SO: 6 BB: 4 IBB: 0 HBP: 0 BLK: 0 WP: 0 HR: 1 S: 87 P: 140 ERA: 2.00 WHIP: 1.333									

Chicago White Sox @ Seattle Mariners
The Kingdome, Seattle, WA
Sun Sep 23 1990, 6:33 AM EDT
Att. 19,666 - Dome

livebaseballscorecards.com

AB 32
R 2
H 8
RBI 2
BB 4
SO 6
LOB 13



Batter	1	2	3	4	5	6	7	8	9	AB R H RBI BB SO LOB
--------	---	---	---	---	---	---	---	---	---	----------------------

<p>Harold Reynolds, S (1, 4) OBP: 0.338, SLG: 0.351</p>			<p>F9 (2) SAFE</p>		<p>FC6-2 (2) 1B</p>		<p>E3 (2) FC6-4</p>			4 0 2 0 0 0 2
<p>Henry Cotto, R (1, 8) OBP: 0.302, SLG: 0.344</p>			<p>F8 (1) SAFE</p>		<p>FC6-2 (2) 1-2</p>		<p>FC6-4 (2) 1-2f, 3-H</p>			4 0 1 1 0 0 4
<p>Ken Griffey, L (1, 7) OBP: 0.362, SLG: 0.444</p>			<p>FC6-4 (2) 1-2f</p>		<p>G3 (3) SAFE</p>		<p>F7 (3) SAFE</p>			4 0 0 0 0 1 6
<p>Alvin Davis, L (1, 10) OBP: 0.383, SLG: 0.409</p>			<p>F7 (3) SAFE</p>		<p>F7 (1) SAFE</p>		<p>P6 (1) SAFE</p>			4 0 0 0 0 0 1
<p>Tino Martinez, L (1, 3) OBP: 0.283, SLG: 0.244</p>			<p>G4-3 (2) 1B</p>		<p>K (2) SAFE</p>		<p>BB (2) SAFE</p>			3 0 1 0 1 1 0
<p>Jay Buhner, R (1, 9) OBP: 0.335, SLG: 0.422</p>			<p>K (1) SAFE</p>		<p>BB (2) SAFE</p>		<p>K (2) SAFE</p>			3 0 0 0 1 2 2
<p>Edgar Martinez, R (1, 5) OBP: 0.398, SLG: 0.436</p> <p>Greg Briley, L (9, PH) OBP: 0.321, SLG: 0.359</p>			<p>G4-3 (2, 3) 1-2f</p>		<p>F7 (3) SAFE</p>		<p>G4-3 (3) SAFE</p>			3 0 0 0 0 0 3
<p>Dave Valle, R (1, 2) OBP: 0.327, SLG: 0.330</p> <p>Pete O'Brien, L (9, PH) OBP: 0.311, SLG: 0.319</p>			<p>FC4-6 (1) BB</p>		<p>SH1-3 (1) SAFE</p>		<p>E (1) SH2-3, FC6-4, 1B</p>			1 1 1 0 2 0 0
<p>Omar Vizquel, S (1, 6) OBP: 0.299, SLG: 0.301</p> <p>Ken Griffey Jr., L (9, PH) OBP: 0.364, SLG: 0.481</p>			<p>FC4-6 (1) 1-2f</p>		<p>SH1-3 (1) SAFE</p>		<p>SH2-3 (1) SAFE</p>			1 0 0 0 0 0 1

Inning Stats	R: 0 E: 0 K: 0 S: 8	H: 1 LOB: 1 BB: 0 P: 13	R: 0 E: 0 K: 1 S: 8	H: 1 LOB: 0 BB: 0 P: 13	R: 0 E: 0 K: 1 S: 12	H: 1 LOB: 2 BB: 1 P: 18	R: 0 E: 0 K: 1 S: 9	H: 0 LOB: 1 BB: 1 P: 16	R: 0 E: 0 K: 0 S: 9	H: 1 LOB: 2 BB: 1 P: 17	R: 0 E: 0 K: 1 S: 9	H: 0 LOB: 1 BB: 1 P: 16	R: 1 E: 1 K: 0 S: 9	H: 1 LOB: 1 BB: 0 P: 12	R: 0 E: 0 K: 0 S: 10	H: 0 LOB: 0 BB: 0 P: 15	R: 0 E: 0 K: 2 S: 7	H: 0 LOB: 0 BB: 0 P: 9	1B: 5 2B: 0 3B: 0 HR: 0	SF: 0 SAC: 2 DP: 1 HBP: 0
---------------------	------------------------------	----------------------------------	------------------------------	----------------------------------	-------------------------------	----------------------------------	------------------------------	----------------------------------	------------------------------	----------------------------------	------------------------------	----------------------------------	------------------------------	----------------------------------	-------------------------------	----------------------------------	------------------------------	---------------------------------	----------------------------------	------------------------------------

PITCHER	IP	WLS	BF	H	R	ER	SO	BB	IBB	HBP	BLK	WP	HR	S	P	ERA	WHIP
Alex Fernandez, R (1, 1) ERA: 3.45	8.0	W	33	5	1	0	4	4	0	0	0	0	0	74	120	0.00	1.125
Bobby Thigpen, R (9, 1) ERA: 1.96	1.0	S	3	0	0	0	2	0	0	0	0	0	0	7	9	0.00	0.000

BOTTOM


Chicago White Sox @ Seattle Mariners
The Kingdome, Seattle, WA
Sun Sep 23 1990, 6:33 AM EDT
Att. 19,666 - Dome

livebaseballscorecards.com

AB	30
R	1
H	5
RBI	1
BB	4
SO	6
LOB	19



WP: 0	PA: 36
PB: 0	
SB: 0	
CS: 0	

Batter	1	2	3	4	5	6	7	8	9	AB R H RBI BB SO LOB	TOP
Shane Mack, R (1, 8) OBP: 0.391, SLG: 0.464	4-2 S HR S BB		2-2 G3		3-2 WP 1-H 1B			0-1 2-5 E 1B		3 1 2 1 1 0 0	
Nelson Liriano, S (1, 4) OBP: 0.309, SLG: 0.326 Al Newman, S (8, 4) OBP: 0.300, SLG: 0.278	4-0 S 1-2 HR BB		0-0 G3		3-1 G4-3			0-0 B2		3 1 0 0 1 0 2 0 0 0 0 0 0 0	
Kirby Puckett, R (1, 7) OBP: 0.368, SLG: 0.453	1-2 F9		1-2 G4-3				0-0 G4-3	0-1 E4 1-2		4 0 0 0 0 0 3	
Randy Bush, L (1, 10) OBP: 0.338, SLG: 0.402	3-3 K 1-2 2-3			1-0 L3			2-1 G3	1-3 K		4 0 0 0 0 2 4	
Gary Gaetti, R (1, 5) OBP: 0.279, SLG: 0.389	2-1 HR 2-H 3-H			2-0 F9			1-1 3B	3-2 2-5 2-3	0-3 K	4 1 2 3 0 1 0	
Brian Harper, R (1, 2) OBP: 0.332, SLG: 0.438	1-2 G6-3			0-1 G6-3			2-3 K	3-2 F9		4 0 0 0 0 1 1	
Paul Sorrento, L (1, 3) OBP: 0.279, SLG: 0.376					2-3 K			0-0 P5-3 1B		4 0 2 0 0 2 0	AB 33 R 4 H 7 RBI 4 BB 2 SO 7 LOB 14
Pedro Munoz, R (1, 9) OBP: 0.292, SLG: 0.328					0-2 S 1B 1B			3-2 G5-3		4 1 1 0 0 1 2	
Greg Gagne, R (1, 6) OBP: 0.279, SLG: 0.363					0-1 P4 P6			0-1 P5-3 1-2f		3 0 0 0 0 0 2	
Inning Stats	R: 3 H: 1 E: 0 LOB: 0 K: 1 BB: 2 S: 21 P: 35	R: 0 H: 0 E: 0 LOB: 0 K: 1 BB: 0 S: 8 P: 11	R: 0 H: 0 E: 0 LOB: 0 K: 0 BB: 0 S: 11 P: 14	R: 0 H: 0 E: 0 LOB: 0 K: 0 BB: 0 S: 4 P: 7	R: 1 H: 2 E: 0 LOB: 1 K: 1 BB: 0 S: 14 P: 22	R: 0 H: 1 E: 0 LOB: 1 K: 1 BB: 0 S: 9 P: 14	R: 0 H: 1 E: 0 LOB: 0 K: 1 BB: 0 S: 7 P: 11	R: 0 H: 1 E: 1 LOB: 2 K: 1 BB: 0 S: 10 P: 14	R: 0 H: 1 E: 0 LOB: 1 K: 1 BB: 0 S: 10 P: 16	1B: 5 SF: 0 2B: 1 SAC: 0 3B: 1 DP: 1 HR: 1 HBP: 0	WP: 1 PA: 35 PB: 0 SB: 4 CS: 0
PITCHER Jack McDowell, R (1, 1) ERA: 3.93 Shawn Hillegas, R (9, 1) ERA: 1.29	IP WLS BF H R ER SO BB IBB HBP BLK WP HR S P ERA WHIP	8.0 L 32 6 4 4 6 2 0 0 0 1 1 84 128 4.50 1.000	1.0 4 1 0 0 1 0 0 0 0 0 0 0 10 16 0.00 1.000								

Minnesota Twins @ Chicago White Sox
Comiskey Park, Chicago, IL
Tue Sep 25 1990, 8:05 PM EDT
Att. 24,455 - Unknown - 78 F

livebaseballscorecards.com

Batter	1	2	3	4	5	6	7	8	9	AB	R	H	RBI	BB	SO	LOB
Ivan Calderon, R OBP: 0.334, SLG: 0.434 (1, 7)	G4-3 1-2		1B 2B 0-0		P8 1-1		F8 2-2 2-3			4	1	1	0	0	0	1
Lance Johnson, L OBP: 0.316, SLG: 0.343 (1, 8)	G3 1-2		1B 1B 1-0		G6-3 1-1			G4-3 0-1		4	1	1	0	0	0	0
Carlton Fisk, R OBP: 0.378, SLG: 0.457 (1, 2)	F9 0-1		1B 1-H 3-H 3-0			K 2-3		K 1-3		4	0	1	2	0	2	0
Frank Thomas, R OBP: 0.469, SLG: 0.531 (1, 3)		G5-3 1B BB 4-2	K 0-3			1B 1-0		K 1-3		3	1	1	0	1	2	1
Sammy Sosa, R OBP: 0.281, SLG: 0.406 (1, 9)		K 0-3	F9 1-0			P8 1-2		G4-3 2-2		3	0	0	0	0	1	3
Dan Pasqua, L OBP: 0.345, SLG: 0.498 (9, PH)										1	0	0	0	0	0	0
Carlos Martinez, R OBP: 0.252, SLG: 0.327 (1, 10)		G5-3 1-2		K 1-3		K2-3 1-3		F8 0-0		3	0	0	0	0	2	2
Steve Lyons, L OBP: 0.247, SLG: 0.269 (9, PH)										1	0	0	0	0	0	0
Robin Ventura, L OBP: 0.322, SLG: 0.318 (1, 5)		1B 2-H 2-1		F8 3-2			G4-3 0-0		P6 1-0	4	0	1	1	0	0	0
Scott Fletcher, R OBP: 0.301, SLG: 0.316 (1, 4)		F8 3-2		G6-3 0-1			G5-3 2-1			3	0	0	0	0	0	1
Ozzie Guillen, L OBP: 0.312, SLG: 0.344 (1, 6)			F9 0-0		G6-3 0-0		WP 2B 1-2			3	0	1	0	0	0	0

BOTTOM

Minnesota Twins @ Chicago White Sox
Comiskey Park, Chicago, IL
Tue Sep 25 1990, 8:05 PM EDT
Att: 24,455 - Unknown - 78 F

livebaseballscorecards.com

AB	33
R	3
H	6
RBI	3
BB	1
SO	7
LOB	8



Inning Stats																	1B	2B	3B	HR	SF	SAC	DP	HBP	WP	HR	S	P	ERA	WHIP																																															
R: 0	H: 0	E: 0	K: 8	H: 0	LOB: 0	BB: 0	P: 10	R: 1	H: 1	E: 0	K: 13	H: 1	LOB: 1	BB: 1	P: 25	R: 2	H: 3	E: 0	K: 8	H: 3	LOB: 1	BB: 0	P: 13	R: 0	H: 0	E: 0	K: 9	H: 0	LOB: 0	BB: 0	P: 7	R: 0	H: 1	E: 0	K: 12	H: 1	LOB: 1	BB: 0	P: 17	R: 0	H: 1	E: 0	K: 12	H: 1	LOB: 1	BB: 0	P: 17	R: 0	H: 0	E: 0	K: 8	H: 0	LOB: 0	BB: 0	P: 8	R: 0	H: 0	E: 0	K: 5	H: 0	LOB: 0	BB: 0	P: 8	1B: 4	2B: 2	3B: 0	HR: 0	SF: 0	SAC: 0	DP: 0	HBP: 0	WP: 1	HR: 0	S: 3	P: 94	ERA: 4.05	WHIP: 1.050
PITCHER	IP	WLS	BF	H	R	ER	SO	BB	IBB	HBP	BLK	WP	HR	S	P	ERA	WHIP																																																												
Mark Guthrie, L ERA: 3.95 (1, 1)	6.2	W	27	6	3	3	5	1	0	0	0	0	0	61	94	4.05	1.050																																																												
Juan Berenguer, R ERA: 3.39 (7, 1)	1.1		4	0	0	0	2	0	0	0	0	1	0	14	18	0.00	0.000																																																												
Rick Aguilera, R ERA: 2.86 (9, 1)	1.0	S	3	0	0	0	0	0	0	0	0	0	0	5	8	0.00	0.000																																																												

Batter	1	2	3	4	5	6	7	8	9	AB R H RBI BB SO LOB	TOP
Dan Gladden, R (1, 7) OBP: 0.315, SLG: 0.377	2-1 G6-3			3-2 G4-3 BLK G3 1B		1-0 G4-3			0-1 G6-4-3	4 1 1 0 0 0 2	
Shane Mack, R (1, 8) OBP: 0.391, SLG: 0.462 Randy Bush, L (9, PH) OBP: 0.342, SLG: 0.402	1-0 G6-3 1B			1-2 G4-3		0-0 G6-3			4-1 BB	3 0 1 0 0 0 2 0 0 0 0 1 0 0	
Kirby Puckett, R (1, 9) OBP: 0.366, SLG: 0.449	0-0 G6-3 1-2f			2-2 G3					0-1 G6-3	4 0 0 1 0 0 2	
Gary Gaetti, R (1, 5) OBP: 0.278, SLG: 0.387		2-1 L7		0-0 P4						3 0 0 0 0 0 0	
Brian Harper, R (1, 2) OBP: 0.330, SLG: 0.435		1-1 L8			0-0 F8					3 0 0 0 0 0 0	
Gene Larkin, S (1, 3) OBP: 0.341, SLG: 0.391		1-2 L5			1-2 F8					3 0 0 0 0 0 0	
Carmen Castillo, R (1, 10) OBP: 0.235, SLG: 0.250				2-1 G6-3		1-3 K			1-1 F7	3 0 0 0 0 2 0	
Scott Leius, R (1, 6) OBP: 0.200, SLG: 0.350				3-2 F9		0-0 G4-3 1B			1-2 F8	3 0 1 0 0 0 0	
Al Newman, S (1, 4) OBP: 0.300, SLG: 0.279				0-0 P2		2-3 K			2-2 G6-4-3 1B	3 0 1 0 0 1 1	
Inning Stats	R: 0 H: 1 E: 0 LOB: 0 K: 0 BB: 0 S: 4 P: 7	R: 0 H: 0 E: 0 LOB: 0 K: 0 BB: 0 S: 8 P: 12	R: 0 H: 0 E: 0 LOB: 0 K: 0 BB: 0 S: 6 P: 11	R: 1 H: 1 E: 0 LOB: 0 K: 0 BB: 0 S: 10 P: 16	R: 0 H: 0 E: 0 LOB: 0 K: 1 BB: 0 S: 9 P: 11	R: 0 H: 1 E: 0 LOB: 1 K: 1 BB: 0 S: 7 P: 9	R: 0 H: 0 E: 0 LOB: 0 K: 0 BB: 0 S: 8 P: 11	R: 0 H: 0 E: 0 LOB: 0 K: 1 BB: 0 S: 8 P: 11	R: 0 H: 1 E: 0 LOB: 1 K: 0 BB: 1 S: 9 P: 15	1B: 4 SF: 0 2B: 0 SAC: 0 3B: 0 DP: 2 HR: 0 HBP: 0	WP: 0 PA: 30 PB: 0 SB: 0 CS: 0
PITCHER Greg Hibbard, L (1, 1) ERA: 3.13 Bobby Thigpen, R (9, 1) ERA: 1.94	IP WLS BF H R ER SO BB IBB HBP BLK WP HR S P ERA WHIP										
	8.0 W 26 3 1 1 3 0 0 0 1 0 0 60 88 1.12 0.375										
	1.0 S 4 1 0 0 0 1 0 0 0 0 0 9 15 0.00 2.000										

Minnesota Twins @ Chicago White Sox
 Comiskey Park, Chicago, IL
 Wed Sep 26 1990, 8:05 PM EDT
 Att. 25,617 - Unknown - 68 F

livebaseballscorecards.com

AB 29
 R 1
 H 4
 RBI 1
 BB 1
 SO 3
 LOB 7



Batter	1	2	3	4	5	6	7	8	9
Ivan Calderon, R (1, 7) OBP: 0.332, SLG: 0.431 Phil Bradley, R (8, 7) OBP: 0.349, SLG: 0.332	0-3 K	0-1 G1-3			0-0 G5-3		2-3 K		
Lance Johnson, L (1, 8) OBP: 0.316, SLG: 0.342	0-0 P7		0-1 P6		0-2 G4-3			0-0 G6-3	
Carlton Fisk, R (1, 10) OBP: 0.377, SLG: 0.455	1-1 1B		1-0 F8		1-2 P9			2-3 K	
Frank Thomas, R (1, 3) OBP: 0.464, SLG: 0.524	0-1 1B		1-2 G1-3			2-3 K		1-1 G6-3	
Dan Pasqua, L (1, 9) OBP: 0.345, SLG: 0.497 Sammy Sosa, R (8, 9) OBP: 0.282, SLG: 0.406	2-1 1B			1-1 G4-3		1-2 L1		4-2 BB	
Robin Ventura, L (1, 5) OBP: 0.325, SLG: 0.322	0-0 1B			2-0 1B		1-1 1B		3-3 K	
Ron Karkovics, R (1, 2) OBP: 0.305, SLG: 0.413	1-2 G4-3			1-3 K		3-1 P3			
Scott Fletcher, R (1, 4) OBP: 0.301, SLG: 0.316			1-1 G5-3		2-0 1B		0-0 F8		
Ozzie Guillen, L (1, 6) OBP: 0.311, SLG: 0.342			1-2 G3-1		0-0 F8		1-0 P5		

Inning Stats	R: 2	H: 4	E: 0	K: 1	S: 14	R: 0	H: 0	E: 0	K: 0	S: 9	R: 0	H: 0	E: 0	K: 0	S: 6	R: 0	H: 2	E: 0	K: 1	S: 11	R: 0	H: 0	E: 0	K: 0	S: 8	R: 0	H: 1	E: 0	K: 1	S: 10	R: 0	H: 0	E: 0	K: 1	S: 5	R: 1	H: 1	E: 0	K: 2	S: 11
	LOB: 2	BB: 0	P: 18	LOB: 0	BB: 0	P: 11	LOB: 0	BB: 0	P: 8	LOB: 2	BB: 0	P: 17	LOB: 0	BB: 0	P: 9	LOB: 1	BB: 0	P: 17	LOB: 0	BB: 0	P: 8	LOB: 1	BB: 1	P: 21	LOB: 0	BB: 1	P: 21	LOB: 0	BB: 0	P: 8	LOB: 0	BB: 0	P: 8	LOB: 1	BB: 1	P: 21				


PITCHER	IP	WLS	BF	H	R	ER	SO	BB	IBB	HBP	BLK	WP	HR	S	P	ERA	WHIP
Kevin Tapani, R (1, 1) ERA: 3.99	7.0	L	28	7	2	2	4	0	0	0	0	0	0	63	88	2.57	1.000
Rich Garces, R (8, 1) ERA: 2.45	0.2		4	1	1	1	1	1	0	0	0	0	0	8	15	13.50	3.000
Gary Wayne, L (8, 1) ERA: 4.26	0.1		1	0	0	0	1	0	0	0	0	0	0	3	6	0.00	0.000

MINNESOTA TWINS @ CHICAGO WHITE SOX
COMISKEY PARK, CHICAGO, IL
 Wed Sep 26 1990, 8:05 PM EDT
 Att: 25,617 - Unknown - 68 F

AB	R	H	RBI	BB	SO	LOB
4	0	0	0	0	2	0
0	0	0	0	0	0	0
4	1	1	0	0	0	0
4	1	1	0	0	1	1
4	1	1	1	0	1	0
3	0	1	1	0	0	0
0	0	0	0	1	0	0
4	0	3	1	0	1	1
3	0	0	0	0	1	4
3	0	1	0	0	0	0
3	0	0	0	0	0	2

AB	32
R	3
H	8
RBI	3
BB	1
SO	6
LOB	8

WP: 0 PA: 33
 PB: 0
 SB: 3
 CS: 0



Batter	1	2	3	4	5	6	7	8	9	AB R H RBI BB SO LOB	TOP																									
Jim Gantner, L (1, 4) OBP: 0.330, SLG: 0.321	1-0 1B	0-0 1B		1-1 1B			1-1 G1-3			4 1 3 1 0 0 1																										
Bill Spiers, L (1, 6) OBP: 0.268, SLG: 0.307	0-0 1B	2-3 1B		3-1 CS	0-2 P5		0-1 G4-3			4 0 1 1 0 1 3																										
Robin Yount, R (1, 8) OBP: 0.334, SLG: 0.379	3-3 1B	4-0 1B			1-1 F9			3-2 G6-3		3 0 0 0 1 1 1																										
Dave Parker, L (1, 10) OBP: 0.338, SLG: 0.463	1-3 1B	1-2 G1-3			1-0 G4-3			2-3 K		4 0 0 0 0 2 3																										
Greg Vaughn, R (1, 7) OBP: 0.279, SLG: 0.425		4-1 1B	0-3 K			1-1 F9		3-3 K		3 1 0 0 1 2 0																										
B.J. Surhoff, L (1, 2) OBP: 0.332, SLG: 0.379		0-0 P6	0-0 F8			0-2 G4-3		1-2 L6		4 0 0 0 0 0 1																										
Rob Deer, R (1, 9) OBP: 0.318, SLG: 0.439		1-0 1B	3-1 G5-3			1-2 F9		1-1 P4		4 1 1 0 0 0 0																										
George Canale, L (1, 3) OBP: 0.400, SLG: 0.500		4-1 1B		1-0 G1-3			0-0 G1-3		2-3 K	3 1 0 0 1 1 0																										
Dale Sveum, S (1, 5) OBP: 0.288, SLG: 0.309		2-2 1B		2-3 K			1-1 2B			3 0 2 2 0 1 0																										
Inning Stats	R: 1 E: 0 K: 2 S: 10	H: 2 LOB: 0 BB: 0 P: 15	R: 3 E: 0 K: 1 S: 19	H: 3 LOB: 3 BB: 3 P: 37	R: 0 E: 0 K: 1 S: 6	H: 0 LOB: 0 BB: 0 P: 9	R: 0 E: 0 K: 1 S: 7	H: 1 LOB: 0 BB: 0 P: 14	R: 0 E: 0 K: 0 S: 8	H: 0 LOB: 0 BB: 0 P: 10	R: 0 E: 0 K: 0 S: 7	H: 1 LOB: 1 BB: 0 P: 9	R: 0 E: 0 K: 2 S: 11	H: 0 LOB: 0 BB: 0 P: 19	R: 0 E: 0 K: 1 S: 8	H: 0 LOB: 0 BB: 0 P: 12	1B: 4 2B: 3 3B: 1 HR: 0	SF: 0 SAC: 0 DP: 1 HBP: 0	WP: 0 PB: 0 SB: 1 CS: 2	PA: 36																
PITCHER	IP WLS BF H R ER SO BB IBB HBP BLK WP HR S P ERA WHIP																																			
Melido Perez, R (1, 1) ERA: 4.69	1.1		9	4	4	4	2	2	0	0	0	0	0	17	33	27.00	4.500																			
Wayne Edwards, L (2, 1) ERA: 3.26	5.2	W	20	3	0	0	3	0	1	0	0	0	0	47	70	0.00	0.529																			
Barry Jones, R (8, 1) ERA: 2.25	1.0		3	0	0	0	2	0	0	0	0	0	0	11	19	0.00	0.000																			
Bobby Thigpen, R (9, 1) ERA: 1.91	1.0	S	3	0	0	0	1	0	0	0	0	0	0	8	12	0.00	0.000																			

Milwaukee Brewers @ Chicago White Sox
 Comiskey Park, Chicago, IL
 Thu Sep 27 1990, 8:05 PM EDT
 Att. 29,818 - Unknown - 74 F

AB	32
R	4
H	7
RBI	4
BB	3
SO	8
LOB	9



Batter	1	2	3	4	5	6	7	8	9
Ivan Calderon, R OBP: 0.331, SLG: 0.429 (1, 7)	1-0 G6-3	1-0 SF8		4-2 FC5-4 BB		0-2 G3		2-3 K	
Lance Johnson, L OBP: 0.315, SLG: 0.342 (1, 8)	0-0 G3-1	0-0 FC4-6 1B		0-1 FC5-4		2-0 F7			
Carlton Fisk, R OBP: 0.378, SLG: 0.454 Rodney McCray, R (7, PR)	4-2 1B E BB	0-0 FC4-6			1-0 F9		2-2 FC5-4 BB 1B		
Frank Thomas, R OBP: 0.470, SLG: 0.544 (1, 3)	1-1 E9 2B 1B		1-0 HR		2-3 K		4-1 FC5-4 BB		
Sammy Sosa, R OBP: 0.282, SLG: 0.407 (1, 9)	3-2 2B		0-0 F7		1-3 K		0-3 K		
Ron Karkovice, R OBP: 0.304, SLG: 0.409 (1, 2)	2-1 F7		1-0 P6		0-1 1B S 1B		0-0 FC5-4		
Robin Ventura, L OBP: 0.326, SLG: 0.322 (1, 5)		4-1 WP BB G4-3 BB	1-1 G4-1		0-1 FC1-5 1B		2-0 P5		
Scott Fletcher, R OBP: 0.303, SLG: 0.316 (1, 4)		4-0 G4-3 WP SF8 BB		0-1 G5-3		1-0 G3 FC1-5 1B		2-2 G4-3	
Ozzie Guillen, L OBP: 0.308, SLG: 0.339 (1, 6)		1-0 G4-3		1-1 G1-3		2-1 FC1-5 G3		0-1 G3-1	

Inning Stats	R: 2	H: 2	E: 1	LOB: 1	K: 0	P: 22	R: 2	H: 1	E: 0	LOB: 1	K: 0	P: 15	R: 1	H: 1	E: 0	LOB: 0	K: 0	P: 8	R: 0	H: 0	E: 0	LOB: 0	K: 2	P: 12	R: 1	H: 3	E: 0	LOB: 2	K: 0	P: 17	R: 0	H: 1	E: 0	LOB: 2	K: 1	P: 17	R: 0	H: 0	E: 0	LOB: 0	K: 1	P: 13
1B: 6	SF: 1	2B: 1	SAC: 0	3B: 0	DP: 0	HR: 1	HBP: 0	WP: 1	PA: 37	1B: 6	SF: 1	2B: 1	SAC: 0	3B: 0	DP: 0	HR: 1	HBP: 0	WP: 1	PA: 37	1B: 6	SF: 1	2B: 1	SAC: 0	3B: 0	DP: 0	HR: 1	HBP: 0	WP: 1	PA: 37	1B: 6	SF: 1	2B: 1	SAC: 0	3B: 0	DP: 0	HR: 1	HBP: 0	WP: 1	PA: 37			

PITCHER	IP	WLS	BF	H	R	ER	SO	BB	IBB	HBP	BLK	WP	HR	S	P	ERA	WHIP
Kevin Brown, L ERA: 3.38 (1, 1)	1.2		11	3	4	3	0	3	0	0	0	1	0	15	36	16.20	3.600
Tom Edens, R ERA: 4.19 (2, 1)	3.1	L	15	4	2	2	2	1	0	0	0	0	1	27	40	5.40	1.500
Paul Mirabella, L ERA: 3.97 (6, 1)	0.1		1	0	0	0	0	0	0	0	0	0	0	2	4	0.00	0.000
Julio Machado, R ERA: 2.66 (6, 1)	2.2		10	1	0	0	2	1	0	0	0	0	0	23	37	0.00	0.750

BOTTOM

Milwaukee Brewers @ Chicago White Sox
Comiskey Park, Chicago, IL
Thu Sep 27 1990, 8:05 PM EDT
Att: 29,818 - Unknown - 74 F

livebaseballscorecards.com

AB	31
R	6
H	8
RBI	5
BB	5
SO	4
LOB	16



Batter	1	2	3	4	5	6	7	8	9	AB R H RBI BB SO LOB
--------	---	---	---	---	---	---	---	---	---	----------------------

Harold Reynolds, S (1, 4) <small>OBP: 0.338, SLG: 0.349</small>	1-3 		0-0 G3		0-1 B2			4-0 BB		3 0 0 0 1 1 0
Greg Briley, L (1, 9) <small>OBP: 0.317, SLG: 0.354</small>	0-1 FC4-6 1B		2-1 G6-3		2-2 F7			0-0 G5-3		4 0 1 0 0 0 1
Ken Griffey, L (1, 7) <small>OBP: 0.366, SLG: 0.438</small>	1-0 FC4-6 1B			4-0 HR BB		0-0 L1-3			2-1 L8	3 1 1 0 1 0 0
Alvin Davis, L (1, 10) <small>OBP: 0.384, SLG: 0.423</small>	1-1 FC4-6			1-0 HR BB		2-0 F7			3-2 F9	4 1 1 2 0 0 2
Tino Martinez, L (1, 3) <small>OBP: 0.333, SLG: 0.283</small>	0-3 K			0-1 G4-3			2-2 L7		2-1 P4	4 0 0 0 0 1 2
Jay Buhner, R (1, 8) <small>OBP: 0.357, SLG: 0.459</small>		2-2 F9		4-2 CS HBP			3-2 F9			2 0 0 0 0 0 0
Scott Bradley, L (1, 2) <small>OBP: 0.254, SLG: 0.274</small>			0-1 G4-3		3-1 L3		2-0 G3-1			3 0 0 0 0 0 1
Omar Vizquel, S (1, 6) <small>OBP: 0.287, SLG: 0.285</small>					1-1 G3			3-3 K2-3		3 0 0 0 0 1 0
Jeff Schaefer, R (1, 5) <small>OBP: 0.226, SLG: 0.228</small> Pete O'Brien, L (8, PH) <small>OBP: 0.310, SLG: 0.317</small> Matt Sinatro, R (8, 2) <small>OBP: 0.353, SLG: 0.319</small>			2-2 P3		0-2 L3			1-1 P5		2 0 0 0 0 0 0 1 0 0 0 0 0 0 0 0 0 0 0 0 0

TOP

Seattle Mariners @ Chicago White Sox
 Comiskey Park, Chicago, IL
 Sat Sep 29 1990, 8:05 PM EDT
 Att. 42,800 - Unknown - 62 F

AB	29
R	2
H	3
RBI	2
BB	2
SO	3
LOB	6



Inning Stats	R: 0	H: 2	E: 0	K: 2	S: 12	P: 15	R: 0	H: 0	E: 0	K: 0	S: 7	P: 9	R: 0	H: 0	E: 0	K: 0	S: 7	P: 11	R: 2	H: 1	E: 0	K: 0	S: 9	P: 20	R: 0	H: 0	E: 0	K: 0	S: 7	P: 8	R: 0	H: 0	E: 0	K: 0	S: 5	P: 9	R: 0	H: 0	E: 0	K: 0	S: 11	P: 18	R: 0	H: 0	E: 0	K: 1	S: 7	P: 15	R: 0	H: 0	E: 0	K: 0	S: 8	P: 15	1B: 2	2B: 0	3B: 0	HR: 1	SF: 0	SAC: 0	DP: 0	HBP: 1	WP: 0	PB: 0	SB: 0	CS: 1	PA: 32
--------------	------	------	------	------	-------	-------	------	------	------	------	------	------	------	------	------	------	------	-------	------	------	------	------	------	-------	------	------	------	------	------	------	------	------	------	------	------	------	------	------	------	------	-------	-------	------	------	------	------	------	-------	------	------	------	------	------	-------	-------	-------	-------	-------	-------	--------	-------	--------	-------	-------	-------	-------	--------

PITCHER	IP	WLS	BF	H	R	ER	SO	BB	IBB	HBP	BLK	WP	HR	S	P	ERA	WHIP
Eric King, R (1, 1) <small>ERA: 3.28</small>	7.0	W	25	3	2	2	2	1	0	1	0	0	1	58	90	2.57	0.571
Barry Jones, R (8, 1) <small>ERA: 2.22</small>	1.0		4	0	0	0	1	1	0	0	0	0	0	7	15	0.00	1.000
Bobby Thigpen, R (9, 1) <small>ERA: 1.89</small>	1.0	S	3	0	0	0	0	0	0	0	0	0	0	8	15	0.00	0.000

PITCHER	IP	WLS	BF	H	R	ER	SO	BB	IBB	HBP	BLK	WP	HR	S	P	ERA	WHIP
---------	----	-----	----	---	---	----	----	----	-----	-----	-----	----	----	---	---	-----	------

Batter	1	2	3	4	5	6	7	8	9
Phil Bradley, R OBP: 0.349, SLG: 0.327 (1, 7) BB X (8, 8)	2-0 G4-3 ①		0-3 K ①		4-2 1B BB		4-0 E 1B WP IBB	0-3 K ③ 1-3	
Lance Johnson, L OBP: 0.317, SLG: 0.343 Ivan Calderon, R OBP: 0.329, SLG: 0.426 (1, 8) BB C F C (7, PH) (8, 7)	3-3 K ②		0-0 G3 ②		0-1 G4-6-3 1B 1-2		2-3 K ②		
Frank Thomas, R OBP: 0.475, SLG: 0.560 (1, 3) C B F F B B B B	4-2 BB		4-2 FC5-4 BB		2-1 G4-6-3 1-2f		2-2 E8 WP 1B 1-3 2-H 3-H		
Matt Stark, R OBP: 0.294, SLG: 0.313 Rodney McCray, R OBP: 0.381, SLG: 0.458 (1, 10) X (6, PR) (7, PH)	0-0 F8 ③		2-0 FC5-4 1-2f		4-2 G6-3 BB		4-2 SAFE	1-2 BB	
Sammy Sosa, R OBP: 0.283, SLG: 0.407 (1, 9)		2-3 K ①		0-0 B5-3 1B 2B		0-0 G6-3 1-2f	3-3 K ③		
Ron Karkovice, R OBP: 0.301, SLG: 0.400 (1, 2)		1-3 K ②		0-1 B5-3 2-3		1-3 K ③		4-2 F8 WP SF9 BB	
Robin Ventura, L OBP: 0.331, SLG: 0.326 (1, 5)		4-2 1B BB		1-0 PB WP L5 1B 3-H		2-1 SH5-4 1B 1B	1-1 F8 1-3		
Scott Fletcher, R OBP: 0.304, SLG: 0.317 (1, 4)		0-0 1B		2-2 L5 1-H		4-0 SH5-4 1B BB	3-2 SF9 ②		
Craig Grebeck, R OBP: 0.227, SLG: 0.235 Ozzie Guillen, L OBP: 0.310, SLG: 0.339 (1, 6) (8, PH) (9, 6)		2-3 K2-3 ③		1-3 K ①		1-1 SH5-4 1-2 2-3	4-1 E S BB		

Inning Stats	R: 0 E: 0 K: 1 S: 10	H: 0 LOB: 1 BB: 1 P: 19	R: 0 E: 0 K: 3 S: 13	H: 1 LOB: 2 BB: 1 P: 22	R: 0 E: 0 K: 1 S: 7	H: 0 LOB: 1 BB: 1 P: 13	R: 1 E: 0 K: 0 S: 9	H: 2 LOB: 0 BB: 0 P: 12	R: 0 E: 0 K: 1 S: 12	H: 1 LOB: 1 BB: 1 P: 19	R: 0 E: 0 K: 1 S: 7	H: 0 LOB: 1 BB: 1 P: 12	R: 3 E: 1 K: 2 S: 17	H: 2 LOB: 2 BB: 3 P: 39	R: 1 E: 0 K: 1 S: 12	H: 0 LOB: 1 BB: 2 P: 24
--------------	-------------------------------	----------------------------------	-------------------------------	----------------------------------	------------------------------	----------------------------------	------------------------------	----------------------------------	-------------------------------	----------------------------------	------------------------------	----------------------------------	-------------------------------	----------------------------------	-------------------------------	----------------------------------

PITCHER	IP	WLS	BF	H	R	ER	SO	BB	IBB	HBP	BLK	WP	HR	S	P	ERA	WHIP
Matt Young, L ERA: 3.51 (1, 1)	6.2	L	30	6	4	3	8	6	1	0	0	1	0	68	122	4.05	1.800
Michael Jackson, R ERA: 4.58 (7, 1)	1.1		7	0	1	1	2	3	0	0	0	2	0	19	38	6.75	2.250

BOTTOM

AB	R	H	RBI	BB	SO	LOB
3	1	0	0	2	2	1
3	0	1	0	0	1	0
1	0	0	0	0	1	3
2	0	1	2	2	0	2
2	0	0	0	1	0	2
0	0	0	0	0	0	0
0	0	0	0	1	0	0
4	1	1	0	0	2	3
3	1	0	0	1	2	2
3	1	2	1	1	0	1
2	1	1	1	1	0	1
2	0	0	0	0	2	2
0	0	0	0	1	0	0

AB 25
R 5
H 6
RBI 4
BB 10
SO 10
LOB 17



Seattle Mariners @ Chicago White Sox
Comiskey Park, Chicago, IL
Sat Sep 29 1990, 8:05 PM EDT
Att: 42,800 - Unknown - 62 F

WP	PA
3	37

Batter	1	2	3	4	5	6	7	8	9	AB R H RBI BB SO LOB	TOP											
Harold Reynolds, S (1, 4) OBP: 0.338, SLG: 0.348	0-3 K	2-1 G4-3			2-3 K		0-0 1B		1-0 G4-3	5 0 1 0 0 2 4												
Ken Griffey, L (1, 7) OBP: 0.356, SLG: 0.424	1-1 L8		1-2 G1-3		0-0 G3-1		2-0 F7			4 0 0 0 0 0 2												
Ken Griffey Jr., L (1, 8) OBP: 0.366, SLG: 0.481 Henry Cotto, R (8, 8) OBP: 0.303, SLG: 0.340	3-2 1B		0-0 F7			3-2 WP 3B		1-2 F8		4 1 2 0 0 0 0 0 0 0 0 0 0 0												
Alvin Davis, L (1, 10) OBP: 0.383, SLG: 0.424 Greg Briley, L (8, PR) OBP: 0.317, SLG: 0.354	1-0 P6		1-3 K			3-3 K		1-2 2B		4 0 1 0 0 2 1 0 0 0 0 0 0 0												
Tino Martinez, L (1, 3) OBP: 0.313, SLG: 0.263			1-3 K		0-0 G4-3		3-2 F7		2-3 K	4 0 0 0 0 2 1												
Jay Buhner, R (1, 9) OBP: 0.355, SLG: 0.453			1-3 K		0-0 1B		1-1 F7		0-1 L7	4 0 1 0 0 1 1												
Dave Valle, R (1, 2) OBP: 0.330, SLG: 0.333 Scott Bradley, L (9, PH) OBP: 0.257, SLG: 0.278			3-2 BB 1B		0-1 F8		2-2 2B		0-0 FC2-6 1B	3 0 2 0 0 0 1 1 0 1 0 0 0 0												
Omar Vizquel, S (1, 6) OBP: 0.294, SLG: 0.292			1 SAFE 2-2 BB 1B		1 SAFE 3-1 CS 1B		2-1 1B		2-1 FC2-6	4 0 3 0 0 0 1												
Jeff Schaefer, R (1, 5) OBP: 0.229, SLG: 0.223 Pete O'Brien, L (9, PH) OBP: 0.309, SLG: 0.316			4-2 BB		1 SAFE 0-0 CS		0-1 F8		1-0 F8	2 0 0 0 1 0 1 1 0 0 0 0 0 1												
Inning Stats	R: 0 E: 0 K: 1 S: 9	H: 1 LOB: 1 BB: 0 P: 14	R: 0 E: 0 K: 2 S: 22	H: 2 LOB: 3 BB: 1 P: 35	R: 0 E: 0 K: 1 S: 8	H: 0 LOB: 0 BB: 0 P: 10	R: 0 E: 0 K: 0 S: 6	H: 2 LOB: 1 BB: 0 P: 9	R: 0 E: 0 K: 1 S: 5	H: 0 LOB: 0 BB: 0 P: 8	R: 1 E: 0 K: 1 S: 12	H: 1 LOB: 0 BB: 0 P: 22	R: 0 E: 0 K: 0 S: 9	H: 3 LOB: 2 BB: 0 P: 15	R: 0 E: 0 K: 1 S: 11	H: 1 LOB: 1 BB: 0 P: 15	R: 0 E: 0 K: 0 S: 5	H: 1 LOB: 1 BB: 0 P: 9	1B: 8 2B: 2 3B: 1 HR: 0	SF: 0 SAC: 0 DP: 0 HBP: 0	WP: 1 PB: 0 SB: 0 CS: 1	PA: 38
PITCHER	IP WLS BF H R ER SO BB IBB HBP BLK WP HR S P ERA WHIP																					
Jack McDowell, R (1, 1) ERA: 3.82	8.0 W 33 10 1 1 7 1 0 0 0 1 0 82 128 1.12 1.375																					
Bobby Thigpen, R (9, 1) ERA: 1.87	1.0 S 4 1 0 0 0 0 0 0 0 0 0 5 9 0.00 1.000																					

Seattle Mariners @ Chicago White Sox
Comiskey Park, Chicago, IL
Sun Sep 30 1990, 4:33 AM EDT
Att. 42,849 - Sunny - 61 F

livebaseballscorecards.com

AB	36
R	1
H	11
RBI	0
BB	1
SO	7
LOB	13



Batter	1	2	3	4	5	6	7	8	9
Ivan Calderon, R OBP: 0.330, SLG: 0.426 (1, 7)	4-2 1B BB		1-1 P5		1-1 G4-3		0-0 G4-6-3 1B		
Lance Johnson, L OBP: 0.320, SLG: 0.350 (1, 8)	0-1 1-3 1B		2-1 CS 1B			0-0 1B 3B	0-0 G4-6-3 1-2f		
Carlton Fisk, R OBP: 0.378, SLG: 0.454 (1, 2)	2-2 P6		0-3 K			3-3 K		0-1 P3	
Frank Thomas, R OBP: 0.476, SLG: 0.559 Steve Lyons, L OBP: 0.247, SLG: 0.269 (1, 3) (9, 3)	1-2 P6		1-0 CS	1-1 F7		2-0 3B 1B		0-1 1B	
Dan Pasqua, L OBP: 0.343, SLG: 0.500 (1, 10)	2-2 F8			1-1 F8		3-2 3B		3-0 P6	
Robin Ventura, L OBP: 0.328, SLG: 0.323 (1, 5)		1-0 F7		2-3 K		0-0 G3		1-1 G4-3	
Sammy Sosa, R OBP: 0.281, SLG: 0.405 (1, 9)		0-3 K			1-2 G6-3	0-0 G6-3			
Scott Fletcher, R OBP: 0.306, SLG: 0.317 (1, 4)		4-1 BB			0-1 P4		2-2 1B SH3 1B		
Ozzie Guillen, L OBP: 0.310, SLG: 0.340 (1, 6)		0-0 L7			1-1 1B		0-0 SH3		

Inning Stats	R: 0 E: 0 K: 0 S: 16	H: 1 LOB: 2 BB: 1 P: 25	R: 0 E: 0 K: 1 S: 6	H: 0 LOB: 1 BB: 1 P: 11	R: 0 E: 0 K: 1 S: 7	H: 1 LOB: 0 BB: 0 P: 11	R: 0 E: 0 K: 1 S: 7	H: 0 LOB: 0 BB: 0 P: 11	R: 0 E: 0 K: 0 S: 9	H: 1 LOB: 1 BB: 0 P: 12	R: 2 E: 0 K: 1 S: 12	H: 3 LOB: 1 BB: 0 P: 20	R: 0 E: 0 K: 0 S: 6	H: 2 LOB: 1 BB: 0 P: 8	R: 0 E: 0 K: 0 S: 7	H: 1 LOB: 1 BB: 0 P: 11
--------------	-------------------------------	----------------------------------	------------------------------	----------------------------------	------------------------------	----------------------------------	------------------------------	----------------------------------	------------------------------	----------------------------------	-------------------------------	----------------------------------	------------------------------	---------------------------------	------------------------------	----------------------------------

PITCHER	IP	WLS	BF	H	R	ER	SO	BB	IBB	HBP	BLK	WP	HR	S	P	ERA	WHIP
Rich DeLucia, R ERA: 2.0 (1, 1)	8.0	L	33	9	2	2	4	2	0	0	0	0	0	70	109	2.25	1.375

BOTTOM

AB	R	H	RBI	BB	SO	LOB
3	0	1	0	1	0	1
4	1	3	0	0	0	2
4	0	0	0	0	2	4
4	1	2	1	0	0	2
0	0	0	0	0	0	0
4	0	1	1	0	0	3
4	0	0	0	0	1	2
3	0	0	0	0	1	1
2	0	1	0	1	0	0
2	0	1	0	0	0	1

AB	30
R	2
H	9
RBI	2
BB	2
SO	4
LOB	16



WP	PA
0	34

Seattle Mariners @ Chicago White Sox
Comiskey Park, Chicago, IL
Sun Sep 30 1990, 4:33 AM EDT
Att: 42,849 - Sunny - 61 F

livebaseballscorecards.com

Batter	1	2	3	4	5	6	7	8	9	AB R H RBI BB SO LOB	TOP																	
Ivan Calderon, R (1, 7) OBP: 0.330, SLG: 0.427	2-0 1B	1-1 G6-3			1-1 G1-3			0-0 2B	1-3 K	5 1 2 0 0 1 1																		
Lance Johnson, L (1, 8) OBP: 0.323, SLG: 0.356	0-0 2B		0-0 G3		1-0 1B			2-2 2B		4 1 3 1 0 0 0																		
Carlton Fisk, R (1, 2) OBP: 0.379, SLG: 0.453	4-0 BB		0-0 1B		3-2 L7			1-3 K		3 0 1 0 1 1 2																		
Frank Thomas, R (1, 3) OBP: 0.468, SLG: 0.546	0-0 BB		2-2 1B				1-3 K	1-3 K		4 0 0 0 0 2 4																		
Dan Pasqua, L (1, 10) OBP: 0.345, SLG: 0.498 Rodney McCray, R (8, PR)	4-0 BB		0-0 G4-3			2-2 G4-3		2-1 1B		3 0 1 1 1 0 1 0 1 0 0 0 0 0																		
Robin Ventura, L (1, 5) OBP: 0.328, SLG: 0.322	2-0 G3			0-2 G4-3		2-1 G6-3		2-2 1B		4 0 1 1 0 0 3																		
Scott Fletcher, R (1, 4) OBP: 0.304, SLG: 0.315		2-2 P6		0-0 G4-3			0-2 G1-3	1-2 G5-3		4 0 0 0 0 0 2																		
Sammy Sosa, R (1, 9) OBP: 0.280, SLG: 0.403 Steve Lyons, L (9, PH) OBP: 0.245, SLG: 0.267		2-1 L6		2-3 K			0-0 G3		0-3 K	3 0 0 0 0 1 0 1 0 0 0 0 1 0																		
Ozzie Guillen, L (1, 6) OBP: 0.310, SLG: 0.339		3-2 1B			0-1 G4-3		1-2 G4-3		0-0 F9	4 0 1 0 0 0 0																		
Inning Stats	R: 0 E: 0 K: 0 S: 4	H: 2 LOB: 3 BB: 2 P: 16	R: 0 E: 0 K: 0 S: 12	H: 1 LOB: 1 BB: 0 P: 20	R: 0 E: 0 K: 1 S: 7	H: 0 LOB: 0 BB: 0 P: 10	R: 0 E: 0 K: 0 S: 9	H: 1 LOB: 1 BB: 0 P: 14	R: 0 E: 0 K: 1 S: 9	H: 0 LOB: 0 BB: 0 P: 14	R: 0 E: 0 K: 0 S: 7	H: 0 LOB: 0 BB: 0 P: 8	R: 3 E: 0 K: 2 S: 19	H: 4 LOB: 2 BB: 0 P: 28	R: 0 E: 0 K: 2 S: 7	H: 0 LOB: 0 BB: 0 P: 8	1B: 6 2B: 3 3B: 0 HR: 0	SF: 0 SAC: 0 DP: 0 HBP: 0	WP: 1 PB: 0 SB: 1 CS: 0	PA: 37								
PITCHER	IP WLS BF H R ER SO BB IBB HBP BLK WP HR S P ERA WHIP																											
Dana Kiecker, R (1, 1) ERA: 3.97	7.0		28	6	1	1	2	2	0	0	0	1	0	57	92	1.29	1.143											
Larry Andersen, R (8, 1) ERA: 1.82	0.2		5	3	2	2	2	0	0	0	0	0	0	15	23	27.00	4.500											
Jeff Reardon, R (8, 1) ERA: 3.28	1.1	W	4	0	0	0	2	0	0	0	0	0	0	10	12	0.00	0.000											

Chicago White Sox @ Boston Red Sox
Fenway Park, Boston, MA
Mon Oct 01 1990, 7:05 PM EDT
Att. 31,118 - Unknown - 63 F

livebaseballscorecards.com

AB	35
R	3
H	9
RBI	3
BB	2
SO	6
LOB	13



Batter	1	2	3	4	5	6	7	8	9	AB	R	H	RBI	BB	SO	LOB	BOTTOM			
Jody Reed, R OBP: 0.370, SLG: 0.393 (1, 4)	0-2 F8		2-2 E5 1B	4-2 FC6-4 BB			0-2 F8			3	1	0	0	1	0	0	Chicago White Sox @ Boston Red Sox Fenway Park, Boston, MA Mon Oct 01 1990, 7:05 PM EDT Att: 31,118 - Unknown - 63 F			
Carlos Quintana, R OBP: 0.358, SLG: 0.388 (1, 3)	3-1 G6-3		2-2 2B 1B 2-H	0-0 FC6-4 1-2f			1-2 F8			4	0	1	1	0	0	2				
Wade Boggs, L OBP: 0.368, SLG: 0.422 (1, 5)	1-0 G6-3		2-1 2B 1-3		0-2 G3-1			4-2 1B BB		3	0	1	0	1	0	0				
Ellis Burks, R OBP: 0.349, SLG: 0.488 (1, 8)		1-2 G4-6-3 1B	0-1 P2		3-2 G4-3			0-1 1-3 1B 1B		4	1	2	0	0	0	2				
Mike Greenwell, L OBP: 0.367, SLG: 0.435 (1, 7)		0-0 G4-6-3 1-2f		2-1 1B FC6-4 2B	1-0 L6			4-0 E 1B IBB		3	1	1	0	1	0	1				
Dwight Evans, R OBP: 0.350, SLG: 0.395 (1, 10)		1-1 2B		2-1 FC6-4 1B		3-1 G6-3		3-2 E8 G6-4-3 1B		4	0	3	1	0	0	0				
Tom Brunansky, R OBP: 0.337, SLG: 0.412 (1, 9)		1-0 G6-3		0-1 FC6-4 1-2f 2B		1-3 K		0-1 G6-4-3 1-2f		4	1	0	1	0	1	4				
Tony Peña, R OBP: 0.324, SLG: 0.351 (1, 2)			3-1 G5-3	SAFE SAFE SAFE SAFE SAFE	3-2 F8		2-2 F7			3	0	0	0	0	0	1				
Luis Rivera, R OBP: 0.277, SLG: 0.345 (1, 6)			0-1 G6-3	SAFE SAFE SAFE SAFE SAFE	1-0 S 1-H 2B		1-1 P9			3	0	1	1	0	0	0				
Inning Stats	R: 0 E: 0 K: 0 S: 6	H: 0 LOB: 0 BB: 0 P: 10	R: 0 E: 0 K: 0 S: 7	H: 2 LOB: 1 BB: 0 P: 10	R: 1 E: 1 K: 0 S: 17	H: 2 LOB: 2 BB: 0 P: 26	R: 2 E: 0 K: 0 S: 16	H: 3 LOB: 2 BB: 1 P: 27	R: 0 E: 0 K: 0 S: 7	H: 0 LOB: 0 BB: 0 P: 11	R: 0 E: 0 K: 0 S: 9	H: 0 LOB: 0 BB: 0 P: 15	R: 0 E: 0 K: 0 S: 9	H: 0 LOB: 0 BB: 0 P: 11	R: 1 E: 1 K: 0 S: 11	H: 2 LOB: 1 BB: 2 P: 22	1B: 5 2B: 4 3B: 0 HR: 0	SF: 0 SAC: 0 DP: 2 HBP: 0	WP: 0 PB: 0 SB: 1 CS: 0	PA: 34
PITCHER	IP WLS BF H R ER SO	WLS BF H R ER SO	WLS BF H R ER SO	WLS BF H R ER SO	WLS BF H R ER SO	WLS BF H R ER SO	WLS BF H R ER SO	WLS BF H R ER SO	WLS BF H R ER SO	WLS BF H R ER SO	WLS BF H R ER SO	WLS BF H R ER SO	WLS BF H R ER SO	WLS BF H R ER SO	WLS BF H R ER SO	WLS BF H R ER SO	ERA WHIP	ERA WHIP		
Greg Hibbard, L ERA: 3.16 (1, 1)	3.2																			
Shawn Hillegas, R ERA: 0.79 (4, 1)	3.1	11	0	0	0	1	0	0	0	0	0	28	44	0.00	0.300					
Ken Patterson, L ERA: 3.39 (8, 1)	0.0	1	0	1	1	0	0	0	0	0	0	3	7	∞	∞					
Barry Jones, R ERA: 2.31 (8, 1)	1.0	L	4	2	0	0	0	0	0	1	0	0	8	15	0.00	2.000				

livebaseballscorecards.com

AB 31
R 4
H 9
RBI 4
BB 3
SO 1
LOB 10



Batter	1	2	3	4	5	6	7	8	9	10	11	AB R H RBI BB SO LOB	TOP													
Ivan Calderon, R OBP: 0.329, SLG: 0.425 (1, 7)	1-3 K	0-0 F8			0-0 F7		0-0 WP 1B 1-2 1B		1-2 G5-3		0-0 L4	6 0 1 0 0 1 5														
Lance Johnson, L OBP: 0.323, SLG: 0.357 (1, 8)	0-0 BLK BB SF8 1B		0-2 F8		0-3 K		0-0 WP 1-2 2-3 1B			0-3 K		5 1 2 0 0 2 1														
Carlton Fisk, R OBP: 0.377, SLG: 0.449 (1, 10)	4-2 BLK 1-2 BB		3-3 K		1-1 F9		1-3 K			3-3 K		4 0 0 0 1 3 2														
Frank Thomas, R OBP: 0.458, SLG: 0.535 Steve Lyons, L OBP: 0.245, SLG: 0.267 (1, 3) (10, 3)	1-2 SF8		0-1 G6-3		1-2 G1-3		1-0 F8			2-3 K		4 0 0 1 0 1 2 0 0 0 0 0 0 0														
Sammy Sosa, R OBP: 0.281, SLG: 0.405 (1, 9)	1-1 G3-1			0-0 CS 1B		1-1 2B		2-2 G5-3			0-0 B2-3	5 0 2 0 0 0 1														
Ron Karkovice, R OBP: 0.308, SLG: 0.399 (1, 2)		4-2 FC4-6 1B BB		0-0 F9		4-0 IBB		1-0 F8			0-1 1B 1B	3 1 1 0 2 0 1														
Robin Ventura, L OBP: 0.327, SLG: 0.321 (1, 5)		0-1 L9		1 SAFE 3-2 G4-3		0-1 L8		3-2 L6			2-2 1B 1-2 1B	5 0 1 0 0 0 4														
Scott Fletcher, R OBP: 0.305, SLG: 0.314 (1, 4)		1 SAFE 2-2 FC4-6 1-2 1B			1-2 G5-3		4-2 FC1-6 BB		1-1 F9		0-2 P4	4 0 1 0 1 0 2														
Ozzie Guillen, L OBP: 0.311, SLG: 0.340 (1, 6)		1-2 FC4-6 1-2f 2-3			1-2 1B		0-1 FC1-6 1B 1B WP		2-3 K		2-2 1B 1-2 2-H	5 1 2 1 0 1 3														
Inning Stats	R: 1 E: 0 K: 1 S: 11	H: 1 LOB: 1 BB: 1 P: 18	R: 0 E: 0 K: 0 S: 18	H: 1 LOB: 2 BB: 1 P: 25	R: 0 E: 0 K: 1 S: 10	H: 0 LOB: 0 BB: 0 P: 13	R: 0 E: 0 K: 0 S: 6	H: 1 LOB: 0 BB: 0 P: 8	R: 0 E: 0 K: 1 S: 11	H: 1 LOB: 1 BB: 0 P: 13	R: 0 E: 0 K: 0 S: 9	H: 0 LOB: 0 BB: 1 P: 16	R: 1 E: 0 K: 1 S: 10	H: 2 LOB: 2 BB: 1 P: 16	R: 0 E: 0 K: 0 S: 7	H: 0 LOB: 0 BB: 0 P: 13	R: 0 E: 0 K: 3 S: 12	H: 0 LOB: 0 BB: 0 P: 17	R: 1 E: 0 K: 0 S: 14	H: 3 LOB: 2 BB: 0 P: 18	1B: 9 2B: 1 3B: 0 HR: 0	SF: 1 SAC: 0 DP: 0 HBP: 0	WP: 1 PB: 0 SB: 0 CS: 1	PA: 46		
PITCHER	IP WLS BF H R ER SO BB IBB HBP BLK WP HR S P ERA WHIP																									
Tom Bolton, L ERA: 3.38 (1, 1)	6.1	29	7	2	2	3	3	1	0	1	0	71	103	2.84	1.579											
Larry Andersen, R ERA: 1.79 (7, 1)	1.2	5	0	0	0	1	0	0	0	0	1	0	11	19	0.00	0.000										
Jeff Gray, R ERA: 4.44 (9, 1)	2.0	6	0	0	0	4	0	0	0	0	0	22	31	0.00	0.000											
Dennis Lamp, R ERA: 4.68 (11, 1)	1.0	L	6	3	1	1	0	0	0	0	0	14	18	9.00	3.000											

Chicago White Sox @ Boston Red Sox
Fenway Park, Boston, MA
Tue Oct 02 1990, 7:05 PM EDT
Att: 33,917 - Unknown - 58 F

AB	41
R	3
H	10
RBI	2
BB	4
SO	8
LOB	21



1B	9
2B	1
3B	0
HR	0

Batter	1	2	3	4	5	6	7	8	9	10	11	AB R H RBI BB SO LOB	BOTTOM																
Jody Reed, R OBP: 0.373, SLG: 0.392 (1, 4)	4-1 BB G6-3		4-2 BB G6-4-3			2-1 F8		4-1 1B BB		4-0 G6-3 IBB		1 0 0 0 4 0 0	Chicago White Sox @ Boston Red Sox Fenway Park, Boston, MA Tue Oct 02 1990, 7:05 PM EDT Att: 33,917 - Unknown - 58 F																
Carlos Quintana, R OBP: 0.356, SLG: 0.386 (1, 3)	2-2 SAFE G6-3 1-2f		1-3 SAFE SAFE K			1-2 G6-3		1-2 1B		0-1 G6-3 1-2 2-3		5 0 1 0 0 1 4																	
Wade Boggs, L OBP: 0.388, SLG: 0.421 (1, 5)	1-2 2B WP 1B		1-1 SAFE G6-4-3 1-2f			3-1 P6		2-2 G3-1		4-0 IBB		4 1 1 0 1 0 4																	
Ellis Burks, R OBP: 0.350, SLG: 0.489 (1, 8)	2-1 WP 1-3 2B		2-2 G4-6-3 1B			2-2 F9		1-2 L7		0-1 F9		5 0 2 0 0 0 3																	
Mike Greenwell, L OBP: 0.366, SLG: 0.432 (1, 7)	1-0 G5-3 2-3 3-H		1-0 G4-6-3 1-2f			0-0 F7		4-0 BB		0-2 G3		4 0 0 0 1 0 2																	
Dwight Evans, R OBP: 0.349, SLG: 0.391 (1, 10)		4-0 S BB	1-3 K			2-1 F8		1-2 L9		1-1 G1-3		4 0 0 0 1 1 1																	
Tom Brunansky, R OBP: 0.337, SLG: 0.414 (1, 9)		2-2 SAFE L8	3-1 P2			0-0 SH3-4 SF8 2B		3-3 K		1-2 FC6-4 1B		3 0 1 0 0 0 1 0 1 0 0 0 0 0 2 0 1 0 0 1 1																	
Jeff Stone, L OBP: 0.500, SLG: 0.500 (8, PR)																													
Kevin Romine, R OBP: 0.331, SLG: 0.368 (9, 9)																													
Tony Peña, R OBP: 0.323, SLG: 0.350 (1, 2)		1-2 SAFE F8	1-0 G4-3			0-1 SH3-4				0-0 G6-3 SH1-4 1B		4 0 1 0 0 0 2																	
Luis Rivera, R OBP: 0.276, SLG: 0.343 (1, 6)		2-1 F8	0-0 G1-3			0-0 SF8				0-0 SH1-4		2 0 0 0 0 0 1 0 0 0 1 0 0 0 0 0 0 0 0 0 0																	
Danny Heep, L OBP: 0.256, SLG: 0.217 (8, PH)																													
Marty Barrett, R OBP: 0.294, SLG: 0.252 (9, 4)																													
Inning Stats	R: 1 E: 0 K: 0 S: 13	H: 2 LOB: 1 BB: 1 P: 23	R: 0 E: 0 K: 0 S: 8	H: 0 LOB: 1 BB: 1 P: 18	R: 0 E: 0 K: 1 S: 7	H: 0 LOB: 0 BB: 1 P: 13	R: 0 E: 0 K: 1 S: 7	H: 1 LOB: 0 BB: 0 P: 11	R: 0 E: 0 K: 0 S: 4	H: 0 LOB: 0 BB: 0 P: 8	R: 0 E: 0 K: 0 S: 7	H: 0 LOB: 0 BB: 0 P: 13	R: 0 E: 0 K: 0 S: 7	H: 0 LOB: 0 BB: 0 P: 11	R: 1 E: 0 K: 0 S: 12	H: 2 LOB: 3 BB: 1 P: 19	R: 0 E: 0 K: 1 S: 10	H: 0 LOB: 1 BB: 1 P: 19	R: 0 E: 0 K: 0 S: 6	H: 1 LOB: 3 BB: 2 P: 14	R: 0 E: 0 K: 0 S: 10	H: 1 LOB: 1 BB: 0 P: 13	1B: 5 2B: 2 3B: 0 HR: 0	SF: 1 SAC: 2 DP: 3 HBP: 0	WP: 1 PB: 0 SB: 1 CS: 0	PA: 44			
PITCHER	IP WLS BF H R ER SO BB IBB HBP BLK WP HR S P ERA WHIP																												
Melido Perez, R ERA: 4.61 (1, 1)	7.0		4	2	2	2	3	0	0	0	1	0	54	98	2.57	1.000													
Bobby Thigpen, R ERA: 1.83 (8, 1)	2.0	9	1	0	0	1	2	0	0	0	0	0	21	37	0.00	1.500													
Donn Pall, R ERA: 3.32 (10, 1)	1.0	W 6	1	0	0	0	0	2	0	0	0	0	6	14	0.00	1.000													
Wayne Edwards, L ERA: 3.22 (11, 1)	1.0	S 4	1	0	0	0	0	0	0	0	0	0	10	13	0.00	1.000													

AB	34
R	2
H	7
RBI	1
BB	7
SO	3
LOB	19




Batter	1	2	3	4	5	6	7	8	9	AB R H RBI BB SO LOB	TOP	
Ivan Calderon, R (1, 7) OBP: 0.327, SLG: 0.422	1-0 G4-3		2-0 G6-3			1 SAFE 2-1 G4-3		0-3 K		4 0 0 0 0 1 1		
Lance Johnson, L (1, 8) OBP: 0.325, SLG: 0.357	1-1 G4-3			2-1 CS 1B		2-2 HBP		1-0 P4		3 0 1 0 0 0 0		
Carlton Fisk, R (1, 2) OBP: 0.378, SLG: 0.451	2-0 1B			1-2 SAFE 1-2 F7		2-1 G6-3		2-1 2B		4 0 2 0 0 0 3		
Frank Thomas, R (1, 3) OBP: 0.454, SLG: 0.529	3-3 K			1-2 G5-3			1-0 G3 BB 1B	1-3 K		4 1 1 0 0 2 2		
Dan Pasqua, L (1, 10) OBP: 0.347, SLG: 0.495		2-1 F9		4-2 L4-3 BB		4-2 G3 1B BB		1-2 G3	1-2 G3	2 0 0 0 2 0 0		
Robin Ventura, L (1, 5) OBP: 0.324, SLG: 0.318		1-2 F7		2-2 SAFE 1-2 L4-3		0-0 G3		0-1 F7		4 0 0 0 0 0 3		
Sammy Sosa, R (1, 9) OBP: 0.282, SLG: 0.404		1-3 K		2-1 P6		4-1 1B BB		0-2 HBP 1B		3 0 1 0 1 1 0		
Scott Fletcher, R (1, 4) OBP: 0.304, SLG: 0.312			3-2 G6-3			0-0 K		1-0 P6		3 0 0 0 0 0 1 3		
Rodney McCray, R (9, PR)								1-2 HBP		0 0 0 0 0 0 0		
Ozzie Guillen, L (1, 6) OBP: 0.312, SLG: 0.341			0-3 K			0-0 G4-3 1B		2-1 1B	0-2 L9	4 0 2 1 0 1 2		
Inning Stats	R: 0 H: 1 E: 0 LOB: 1 K: 1 BB: 0 S: 8 P: 15	R: 0 H: 0 E: 0 LOB: 0 K: 1 BB: 0 S: 8 P: 12	R: 0 H: 0 E: 0 LOB: 0 K: 1 BB: 0 S: 7 P: 12	R: 0 H: 1 E: 0 LOB: 0 K: 0 BB: 0 S: 8 P: 12	R: 0 H: 0 E: 0 LOB: 0 K: 0 BB: 1 S: 7 P: 15	R: 0 H: 1 E: 0 LOB: 2 K: 1 BB: 0 S: 10 P: 16	R: 1 H: 2 E: 0 LOB: 2 K: 0 BB: 2 S: 11 P: 22	R: 0 H: 1 E: 0 LOB: 1 K: 2 BB: 0 S: 10 P: 14	R: 0 H: 1 E: 0 LOB: 2 K: 0 BB: 0 S: 12 P: 14	1B: 6 SF: 0 2B: 2 SAC: 0 3B: 0 DP: 1 HR: 0 HBP: 2	WP: 0 PA: 36 PB: 0 SB: 0 CS: 1	
PITCHER	IP WLS BF H R ER SO BB IBB HBP BLK WP HR S P ERA WHIP											
Mike Boddicker, R (1, 1) ERA: 3.36	7.0 W 27 5 1 1 4 3 0 1 0 0 0 59 104 1.29 1.143											
Jeff Reardon, R (8, 1) ERA: 3.16	2.0 S 9 2 0 0 2 0 0 1 0 0 0 22 28 0.00 1.000											

Chicago White Sox @ Boston Red Sox
 Fenway Park, Boston, MA
 Wed Oct 03 1990, 7:05 PM EDT
 Att. 33,637 - Unknown - 60 F

livebaseballscorecards.com

AB	31
R	1
H	7
RBI	1
BB	3
SO	6
LOB	14



Batter	1	2	3	4	5	6	7	8	9	AB R H RBI BB SO LOB	BOTTOM										
Jody Reed, R OBP: 0.371, SLG: 0.390 (1, 4)	1-2 G4-3 SAFE	0-1 G3			0-2 FC4-6 SAFE		0-0 P5			4 0 0 0 0 0 2	Chicago White Sox @ Boston Red Sox Fenway Park, Boston, MA Wed Oct 03 1990, 7:05 PM EDT Att: 33,637 - Unknown - 60 F livebaseballscorecards.com AB 30 R 3 H 6 RBI 2 BB 2 SO 6 LOB 14 										
Carlos Quintana, R OBP: 0.354, SLG: 0.383 (1, 3)	2-2 E6	2-2 G4-3			0-0 P6		0-1 G6-3			4 0 0 0 0 0 2											
Wade Boggs, L OBP: 0.386, SLG: 0.418 (1, 5)	2-3 K		1-0 F7		3-2 G6-3		1-2 E6 G4-6-3			4 0 0 0 0 1 2											
Ellis Burks, R OBP: 0.349, SLG: 0.486 (1, 8)	1-0 L7		4-2 CS BB			2-3 K	2-3 K			3 0 0 0 1 2 2											
Mike Greenwell, L OBP: 0.367, SLG: 0.434 (1, 7)		0-1 1B 2B	1-2 F7		2-2 1B 1B		3-2 G4-6-3 1-2f			4 1 2 0 0 0 2											
Dwight Evans, R OBP: 0.349, SLG: 0.391 (1, 10)		0-1 3B 1B 2-H	1-2 CS	3-2 G5-3	2-2 F9					3 1 1 1 0 0 1											
Tom Brunansky, R OBP: 0.338, SLG: 0.419 (1, 9)		2-1 CS 3B 2-H		2-3 K	0-1 1B					3 1 2 1 0 1 0											
Tony Peña, R OBP: 0.322, SLG: 0.348 (1, 2)		0-2 G6-3		0-0 G4-3	1-3 K					3 0 0 0 0 1 3											
Luis Rivera, R OBP: 0.279, SLG: 0.344 (1, 6)		4-2 G3 BB 3-H			0-1 FC4-6 1B		2-3 K			2 0 1 0 1 1 0											
Inning Stats	R: 0 E: 1 K: 1 S: 10	H: 0 LOB: 1 BB: 0 P: 16	R: 3 E: 0 K: 0 S: 19	H: 3 LOB: 1 BB: 1 P: 26	R: 0 E: 0 K: 0 S: 11	H: 0 LOB: 0 BB: 1 P: 16	R: 0 E: 0 K: 1 S: 8	H: 0 LOB: 0 BB: 0 P: 13	R: 0 E: 0 K: 1 S: 9	H: 1 LOB: 1 BB: 0 P: 12		R: 0 E: 0 K: 2 S: 16	H: 2 LOB: 2 BB: 0 P: 23	R: 0 E: 0 K: 1 S: 6	H: 0 LOB: 0 BB: 0 P: 8	R: 0 E: 1 K: 1 S: 10	H: 0 LOB: 0 BB: 0 P: 16	1B: 4 2B: 1 3B: 1 HR: 0	SF: 0 SAC: 0 DP: 1 HBP: 0	WP: 0 PB: 0 SB: 0 CS: 2	PA: 33
PITCHER Alex Fernandez, R ERA: 3.8 (1, 1)	IP 8.0	WLS L	BF 32	H 6	R 3	ER 2	SO 6	BB 2	IBB 0	HBP 0	BLK 0	WP 0	HR 0	S 89	P 130	ERA 2.25	WHIP 1.000				