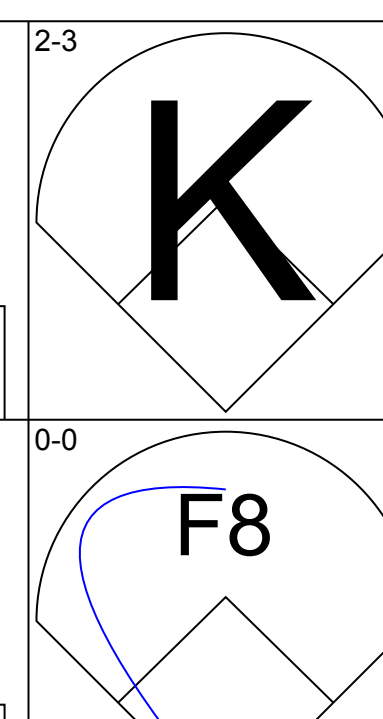
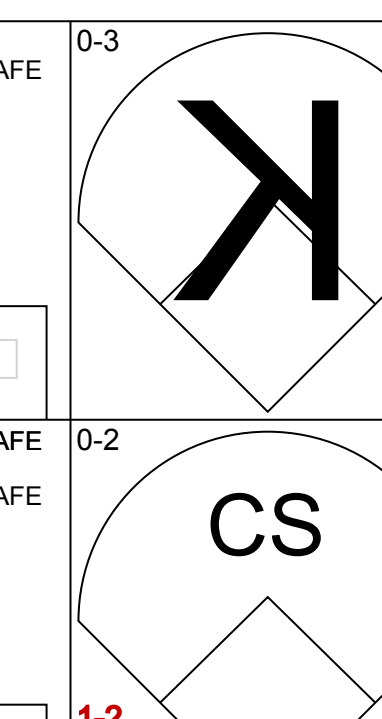
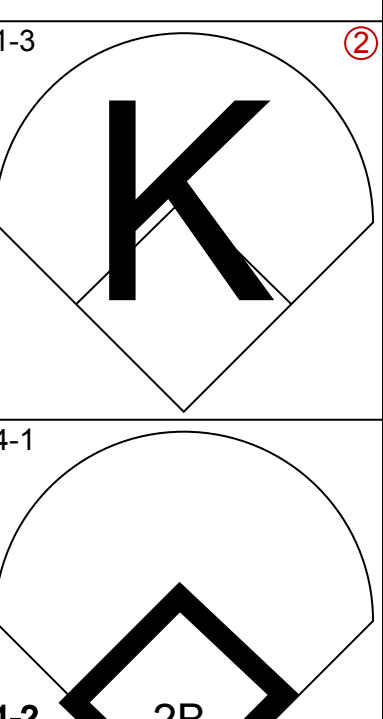
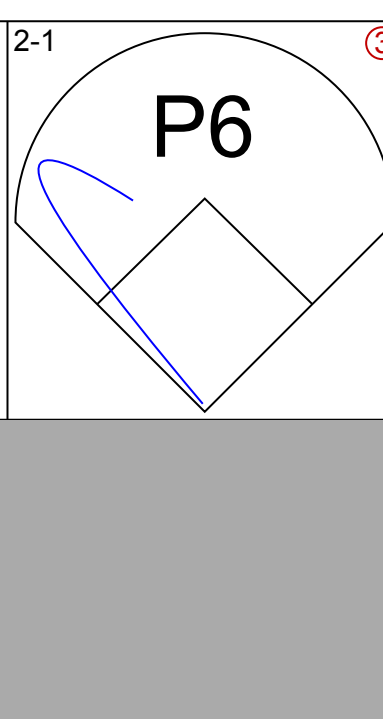
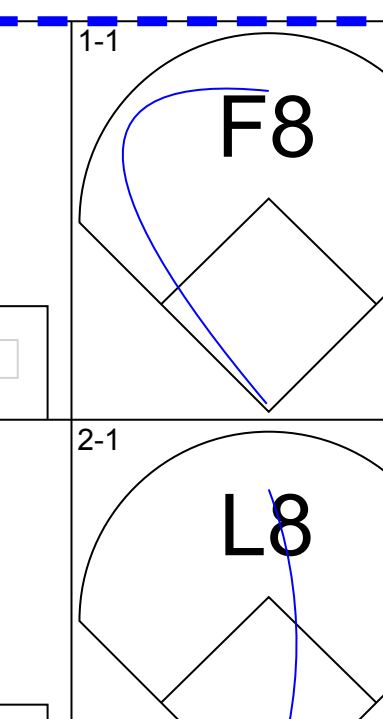
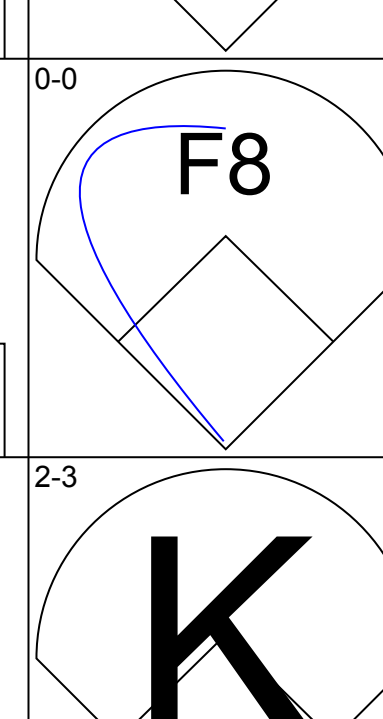
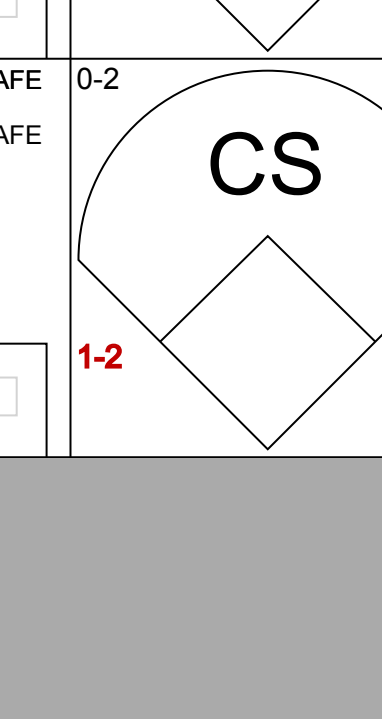
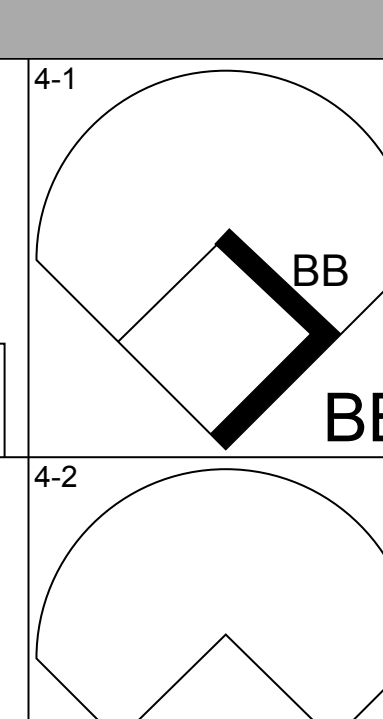
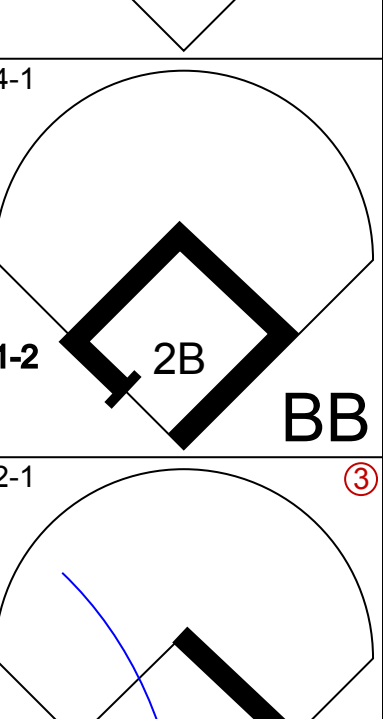
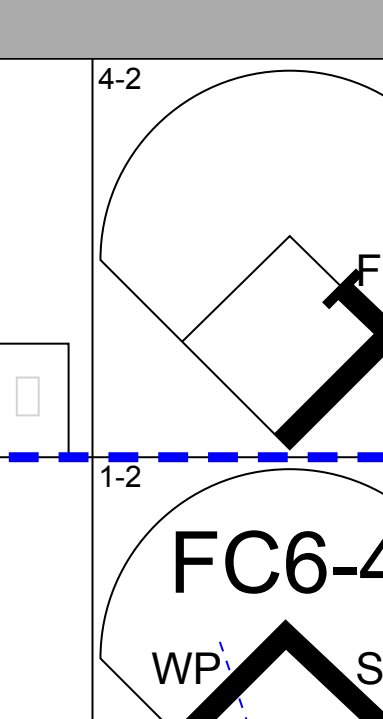
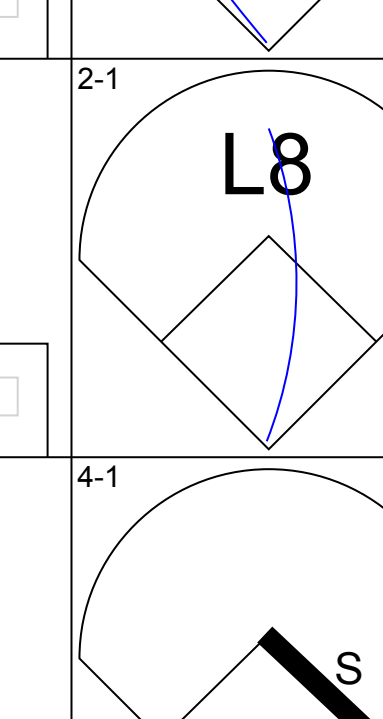
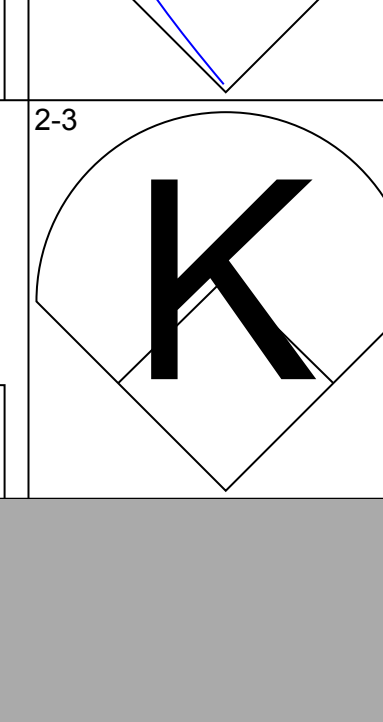
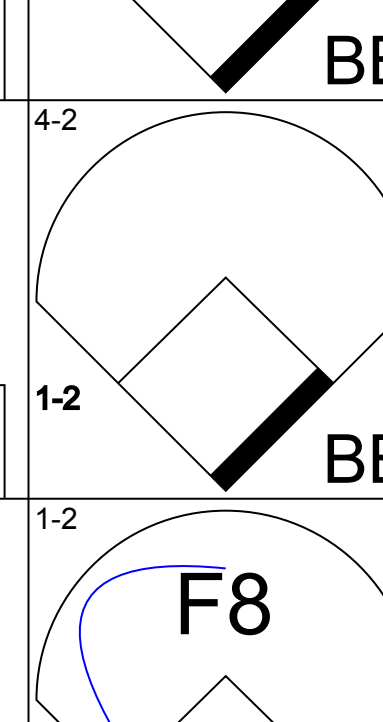
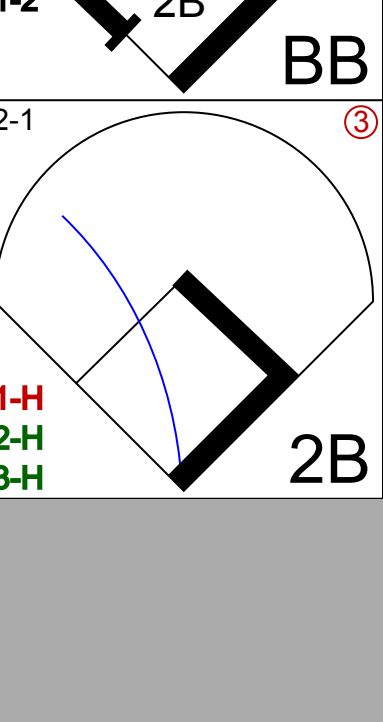
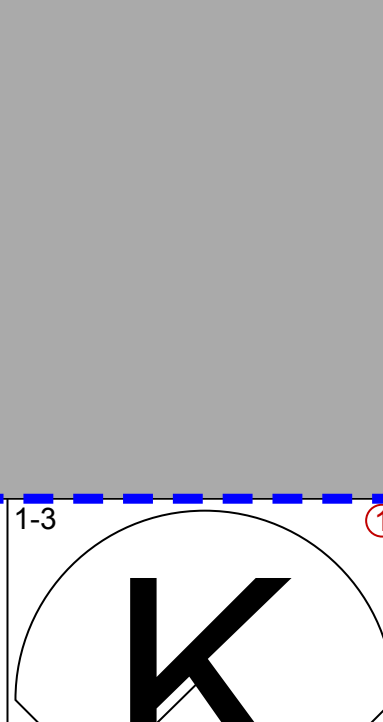
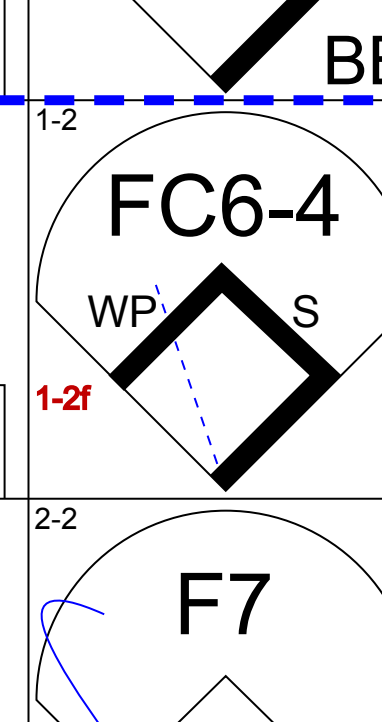
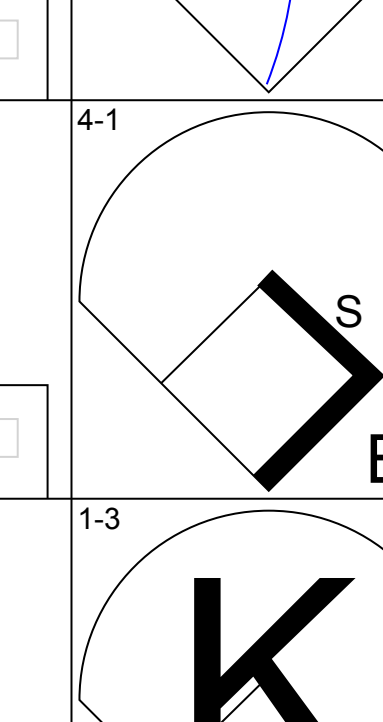
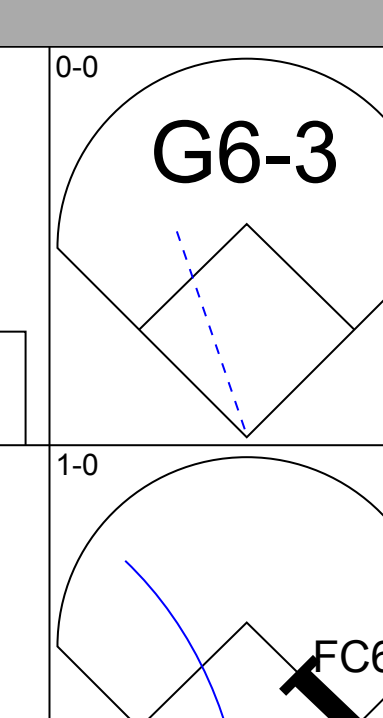
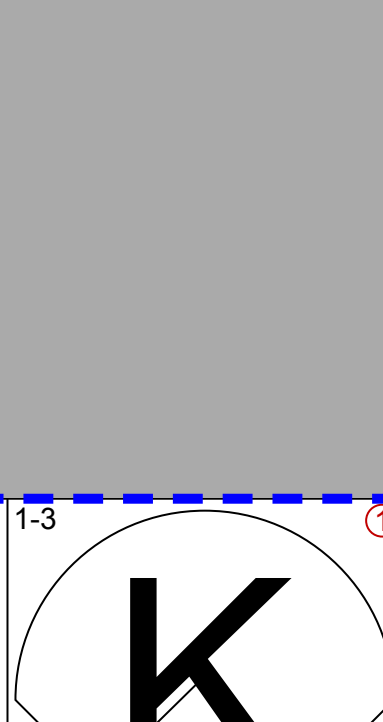
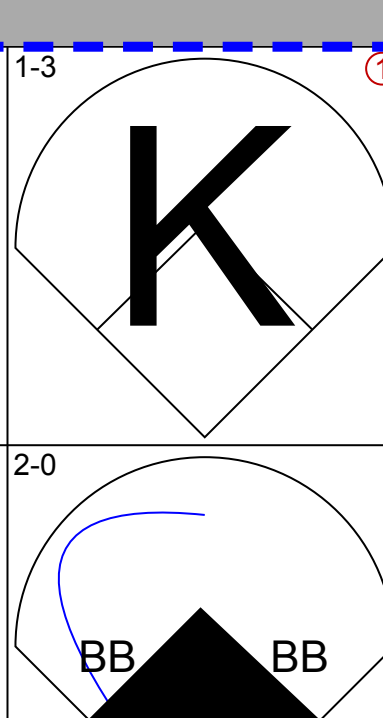
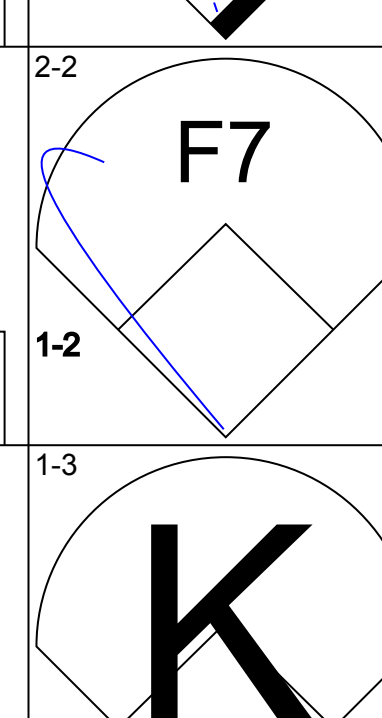
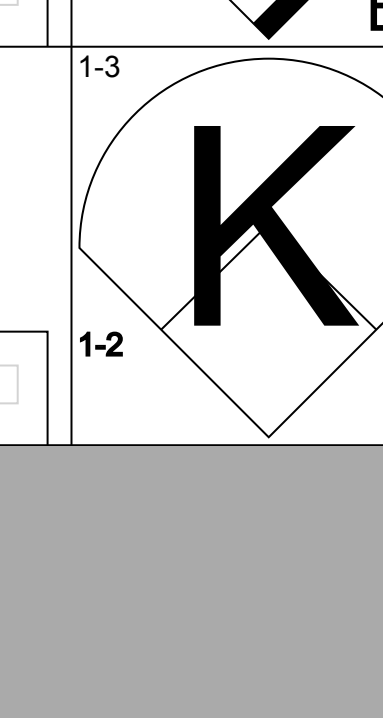
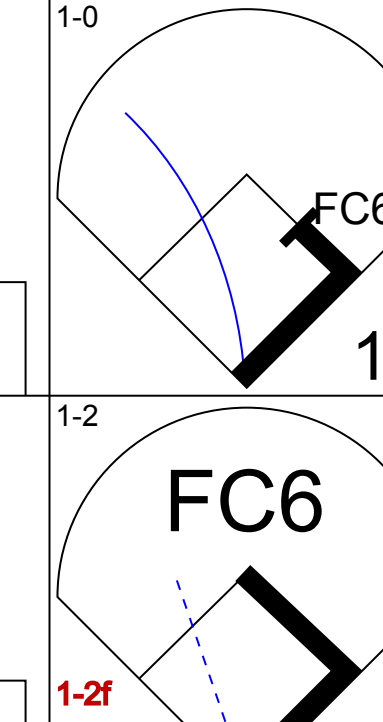
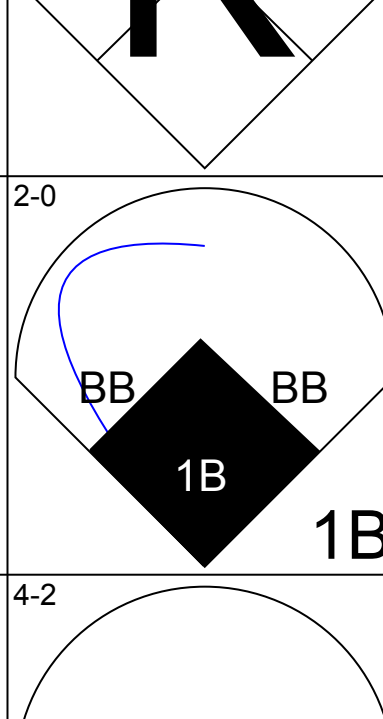
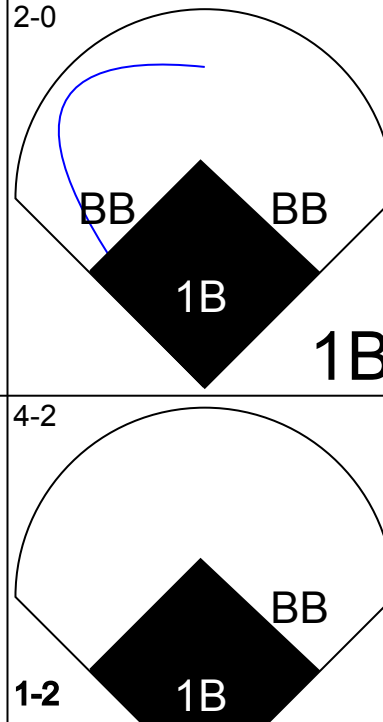
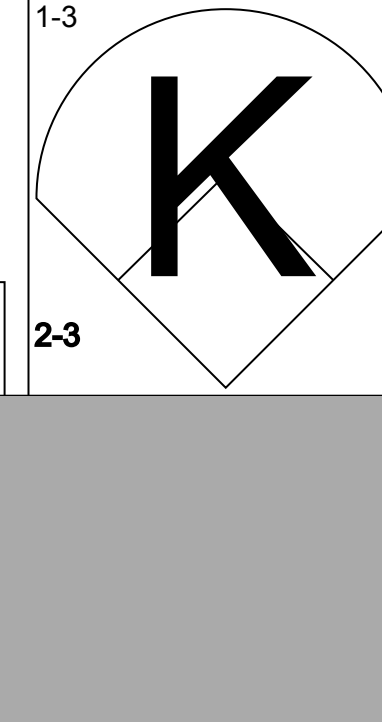
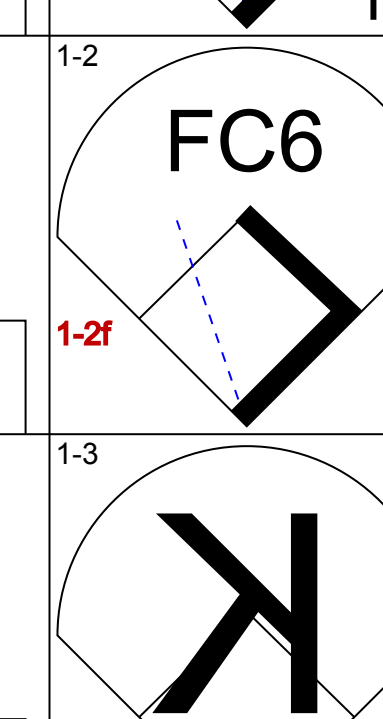
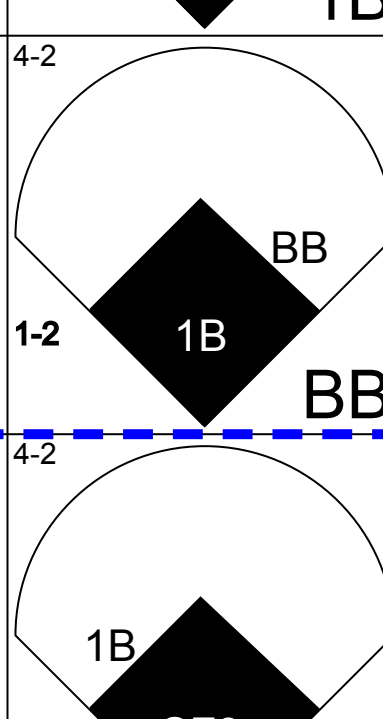
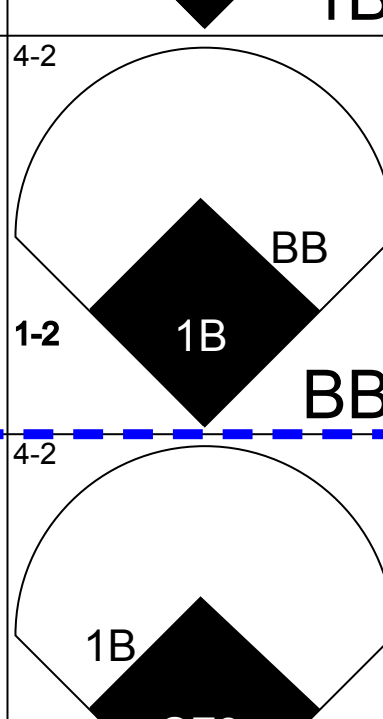
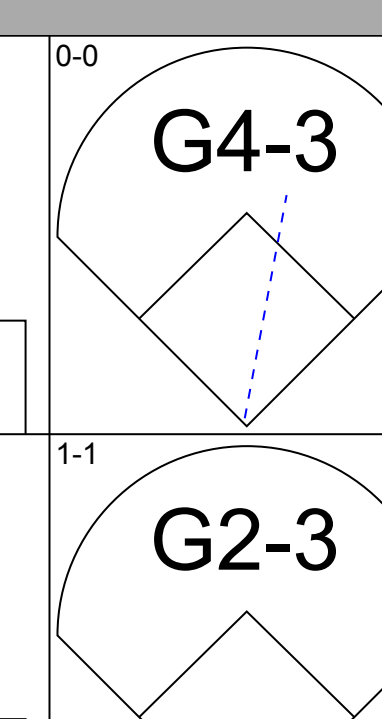
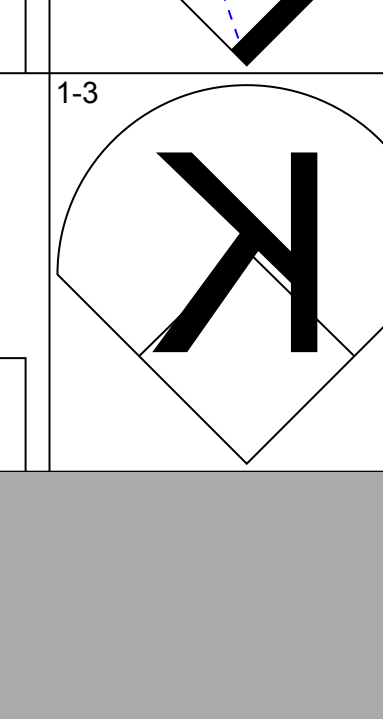
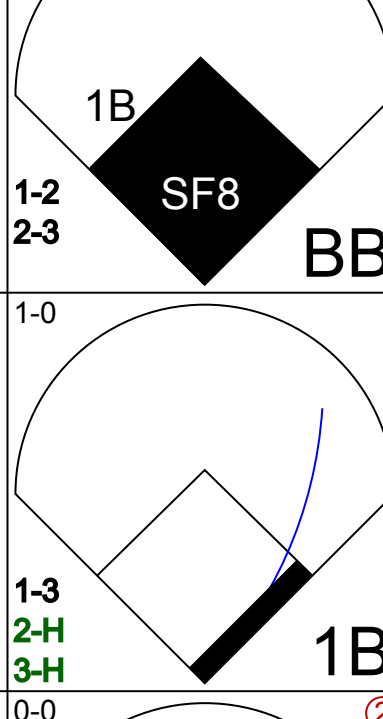
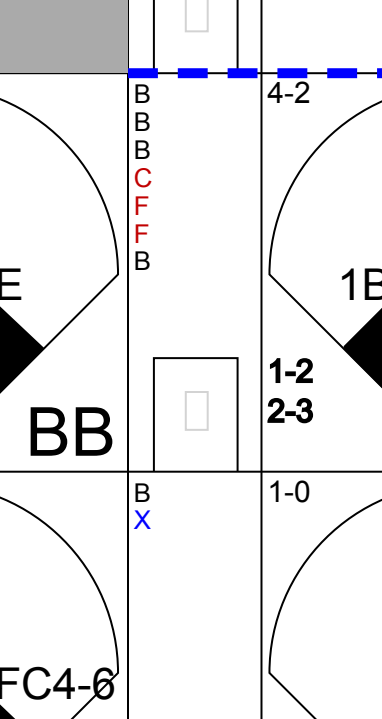
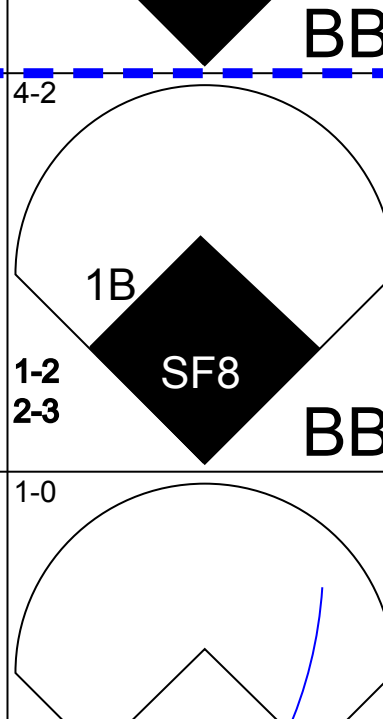
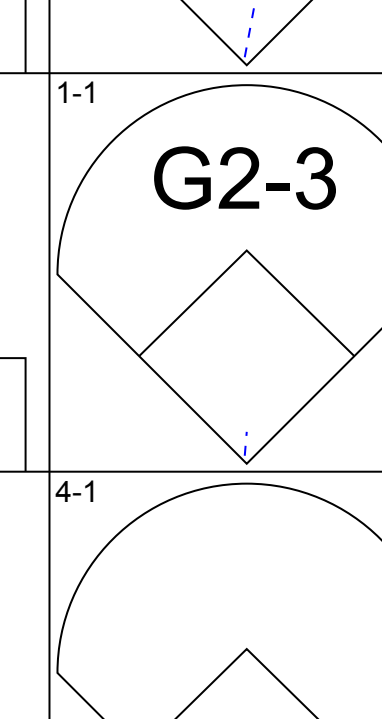
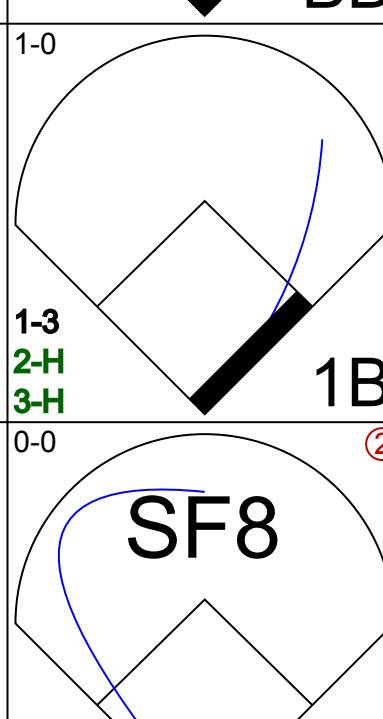
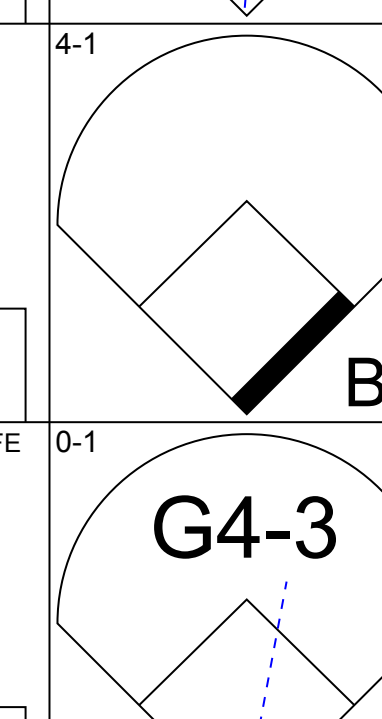
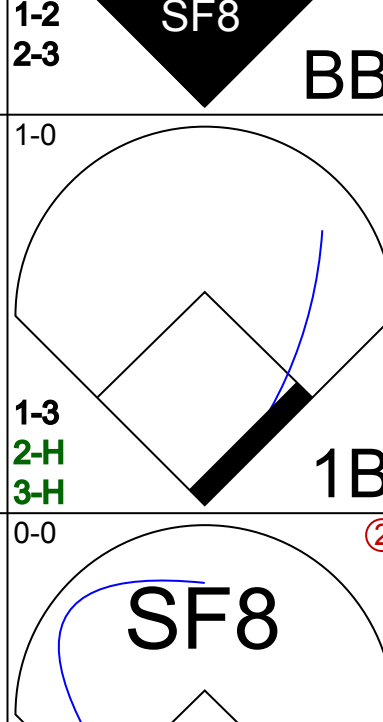
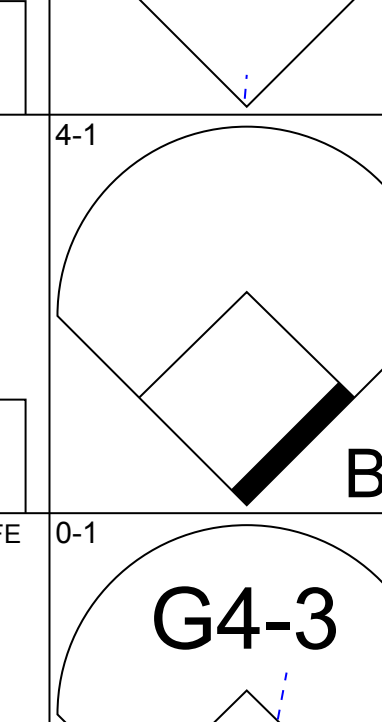
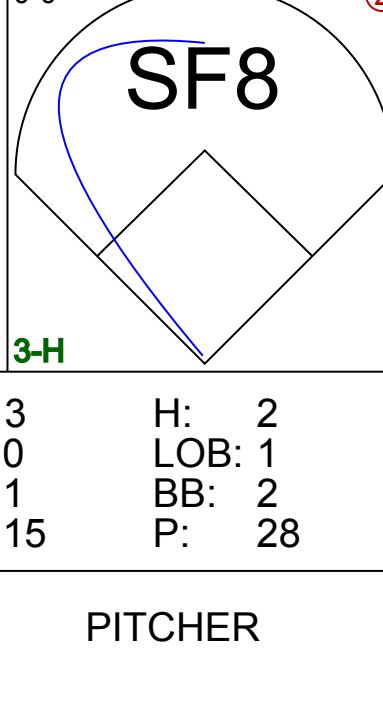
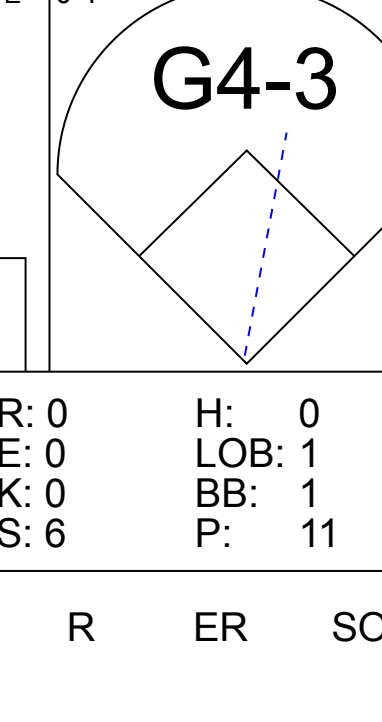
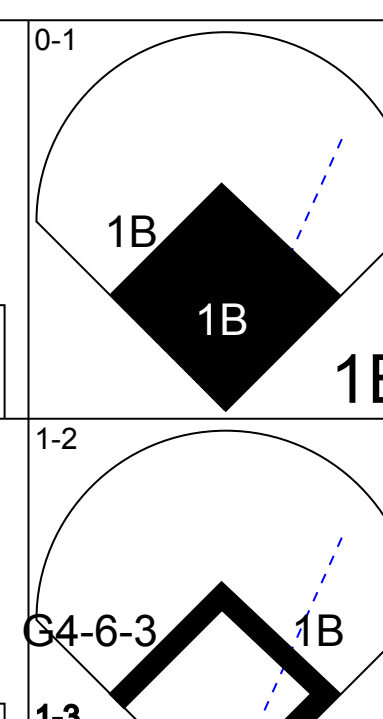
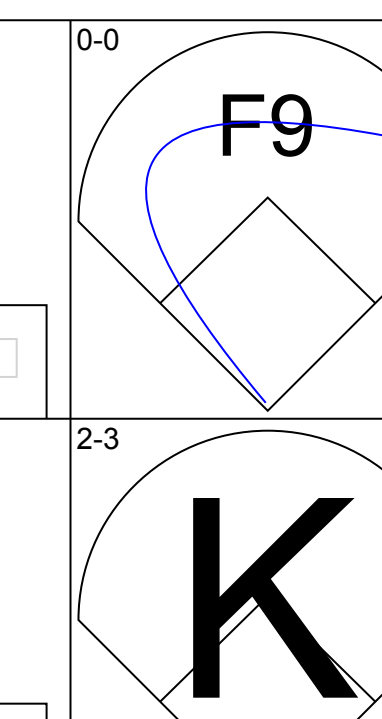
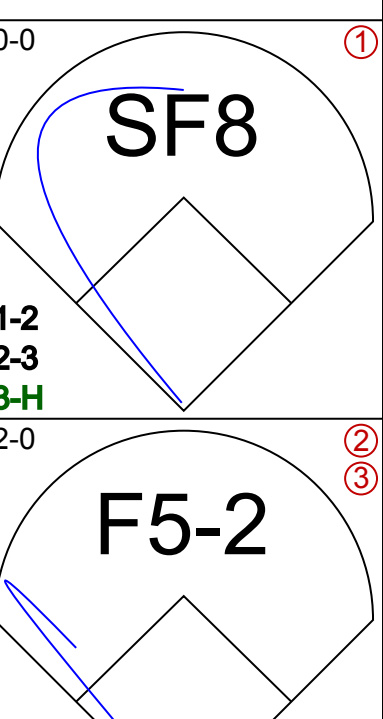
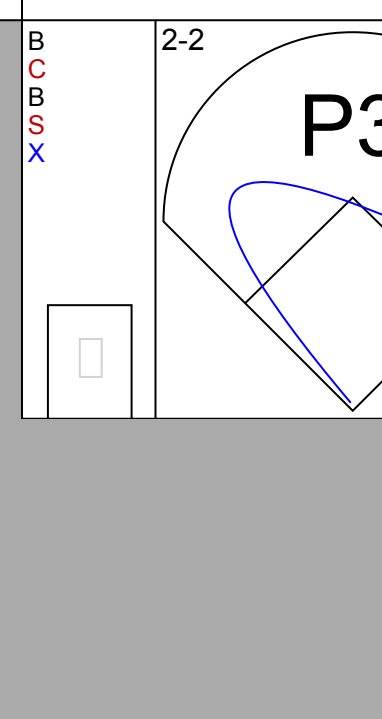
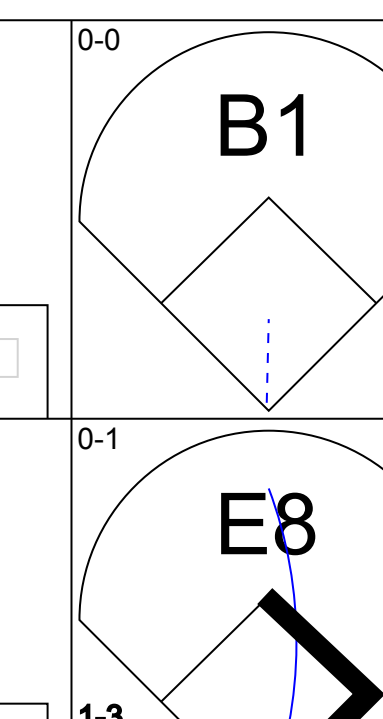
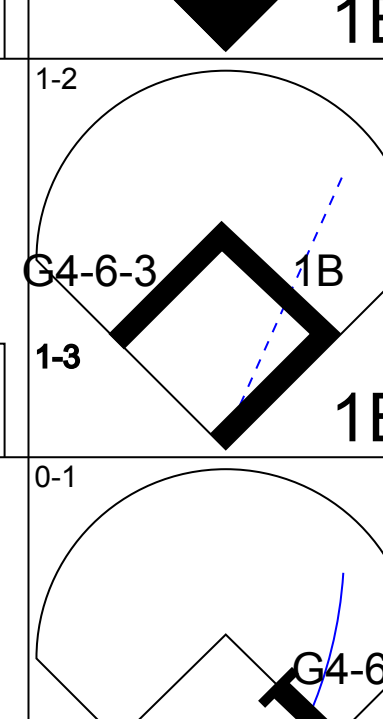
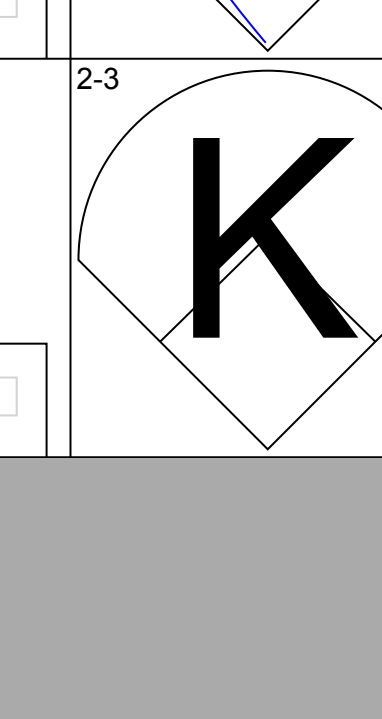
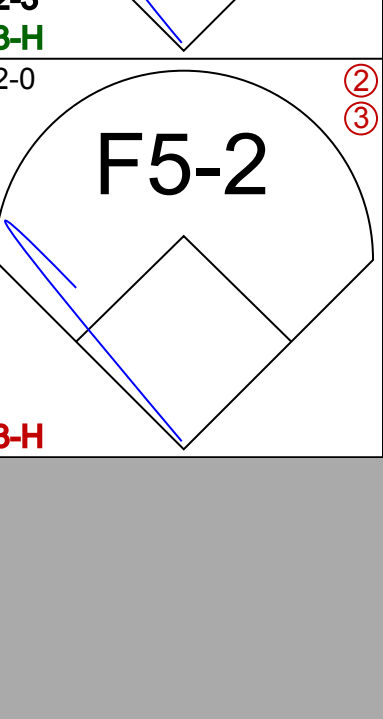
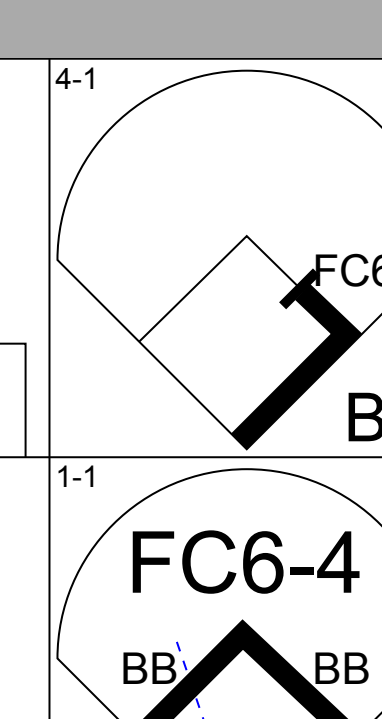
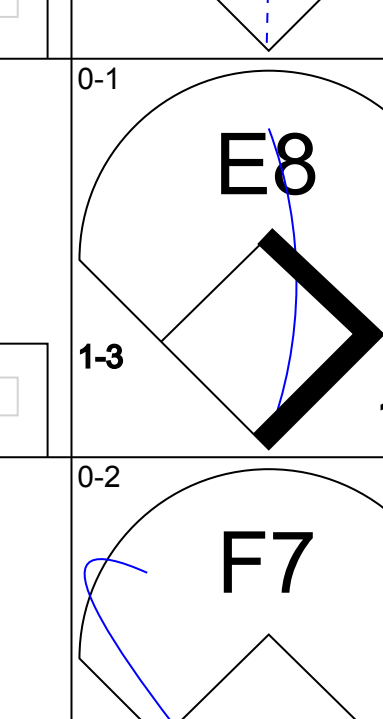
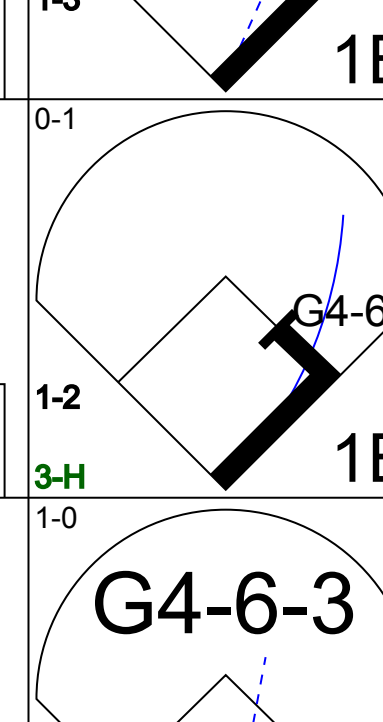
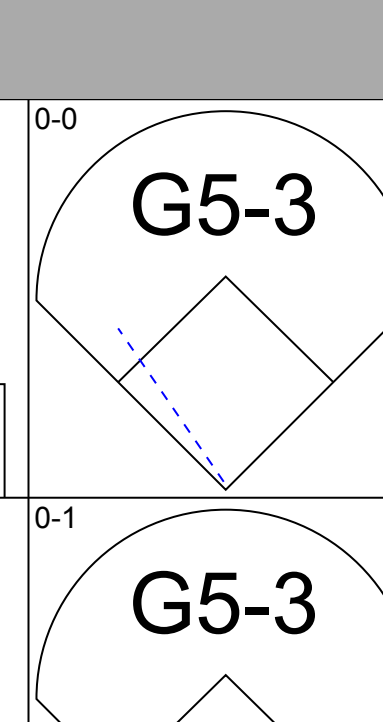
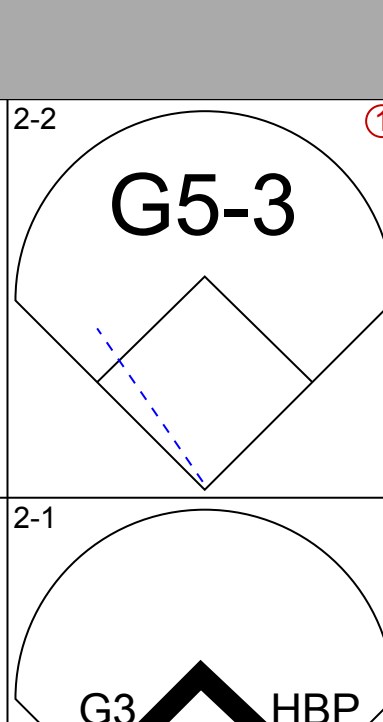
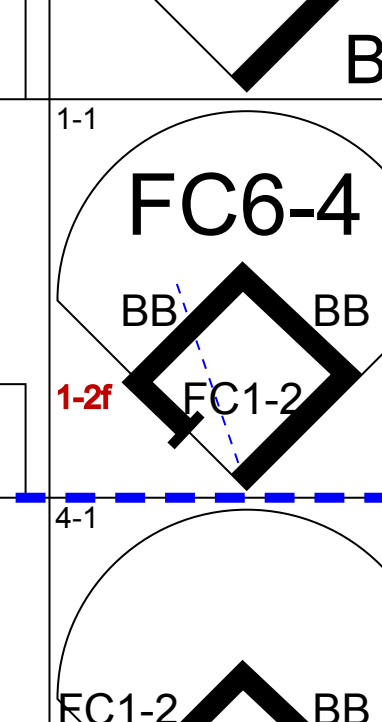
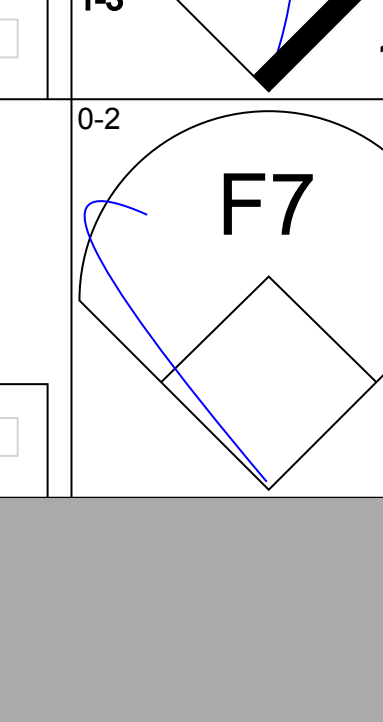
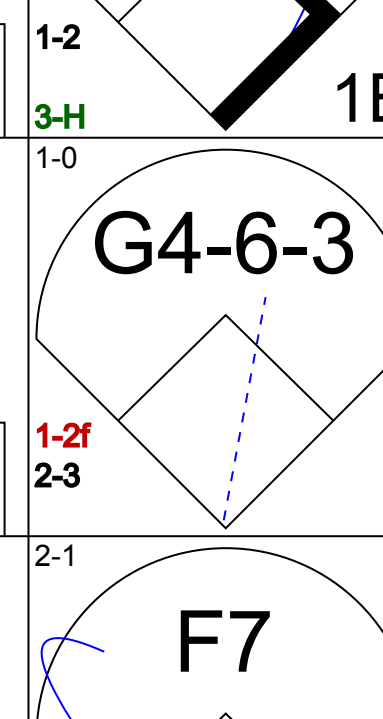
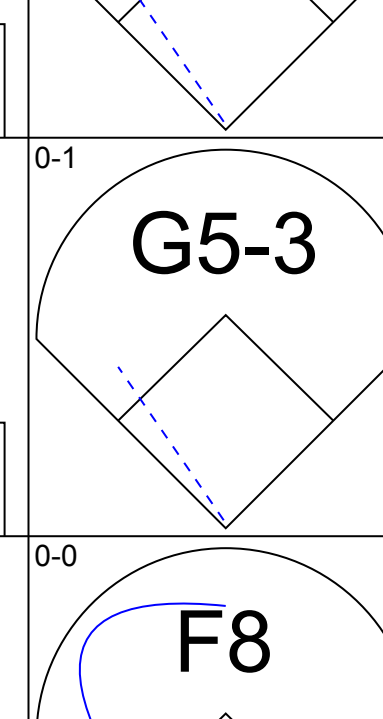
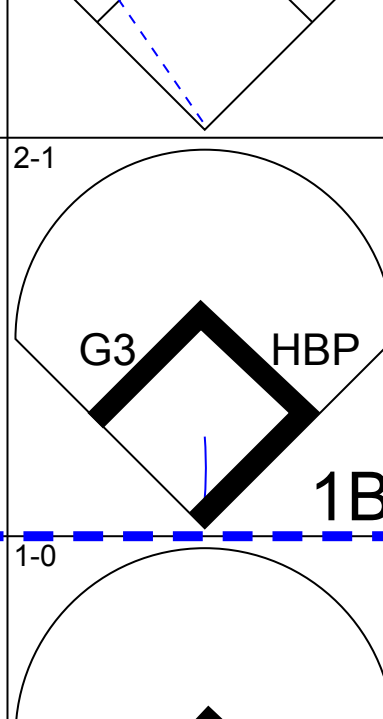
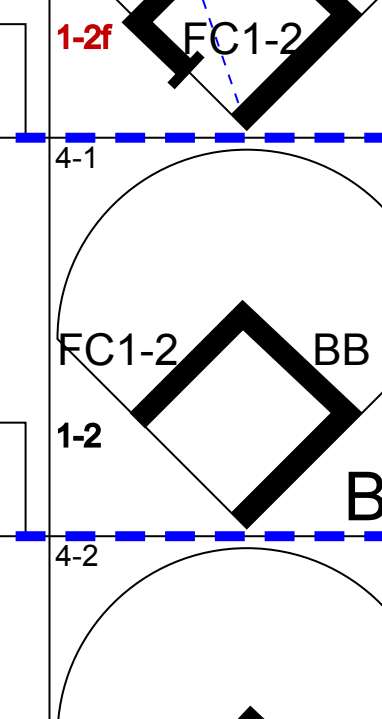
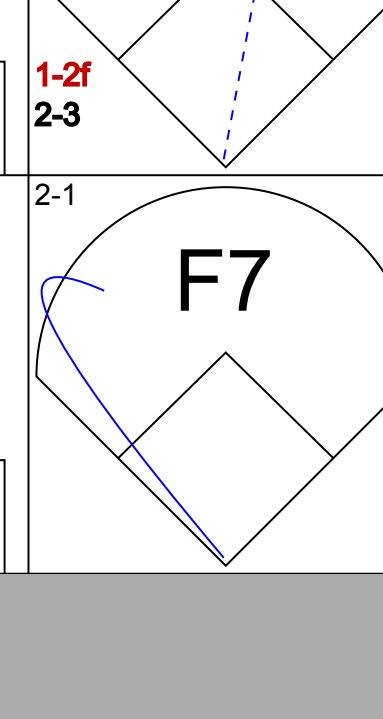
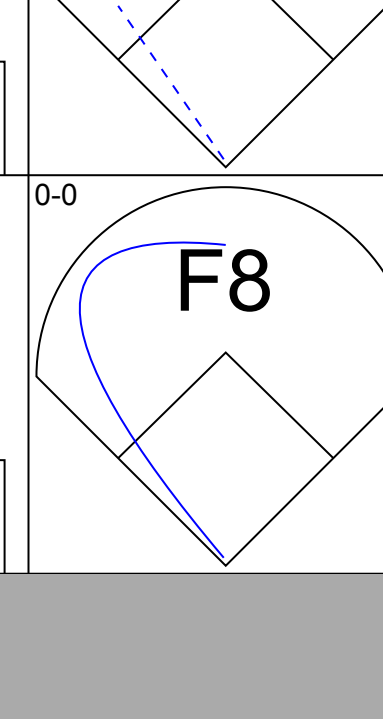
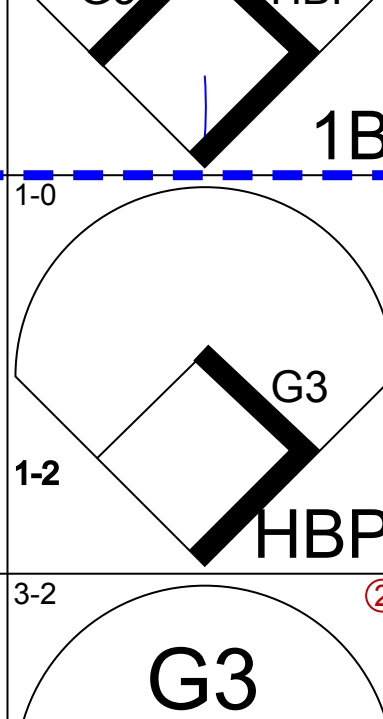
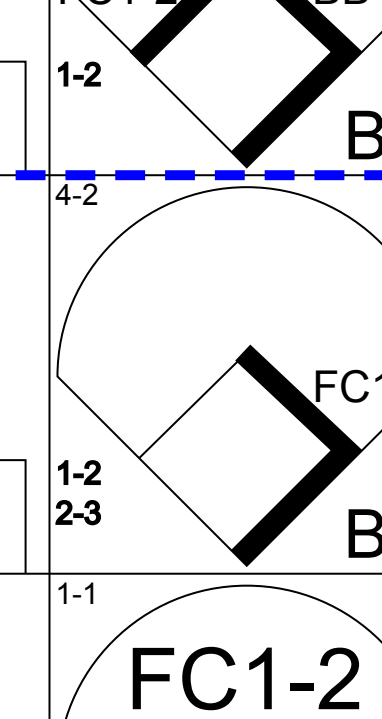
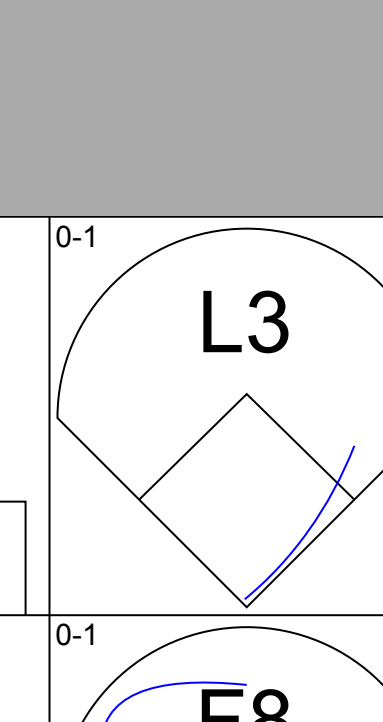
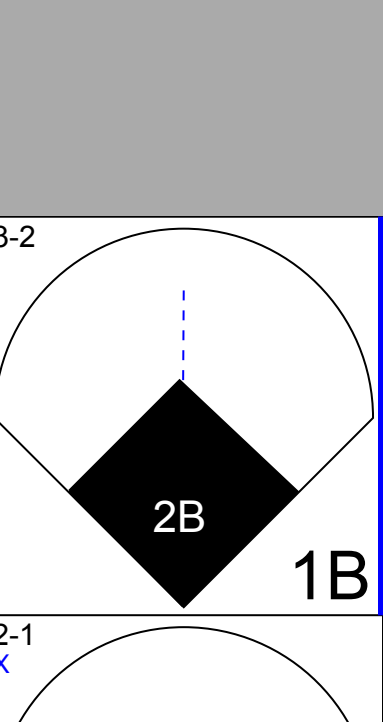
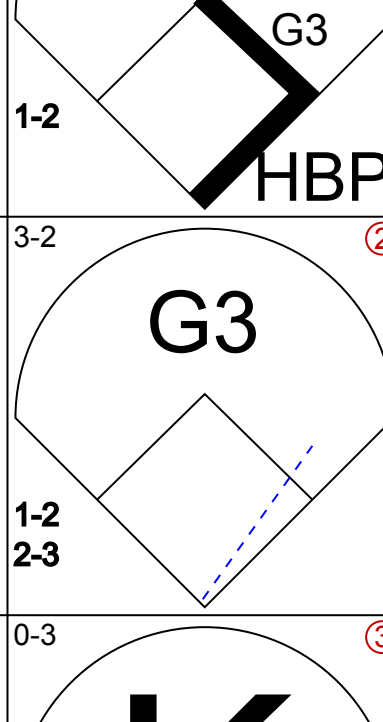
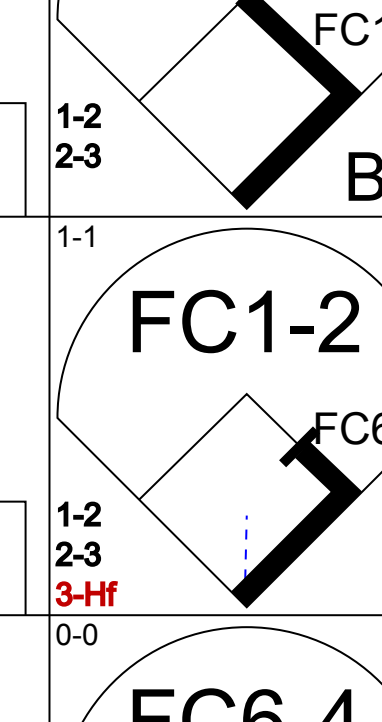
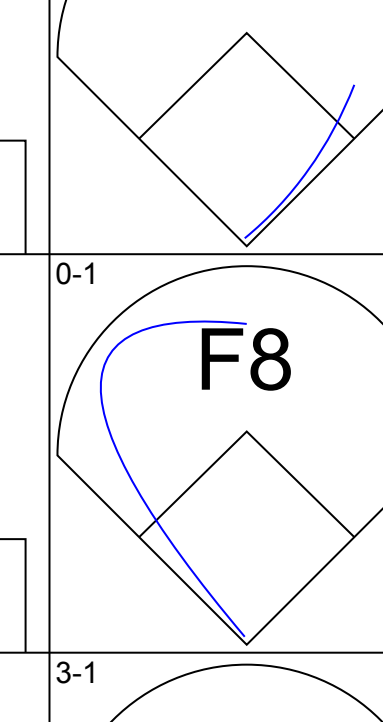
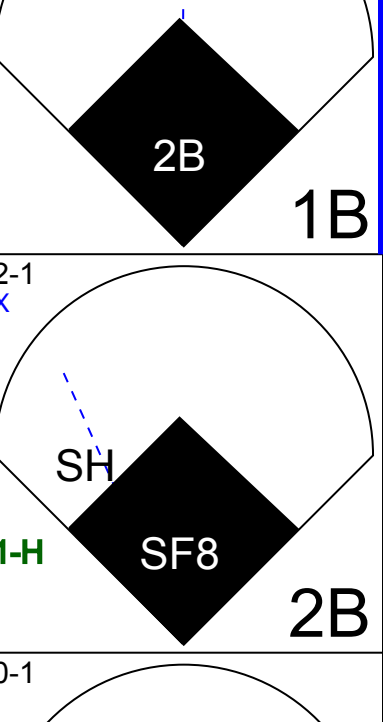
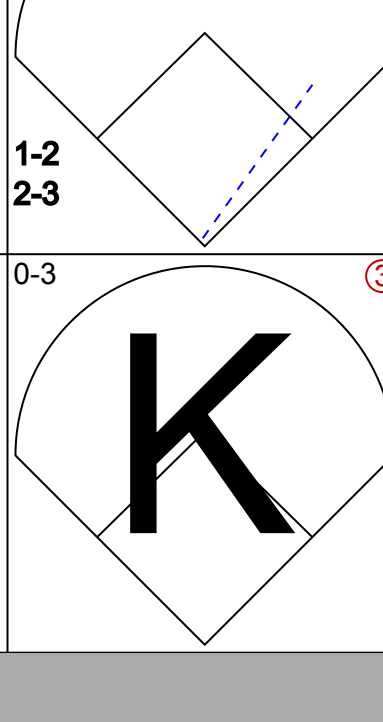
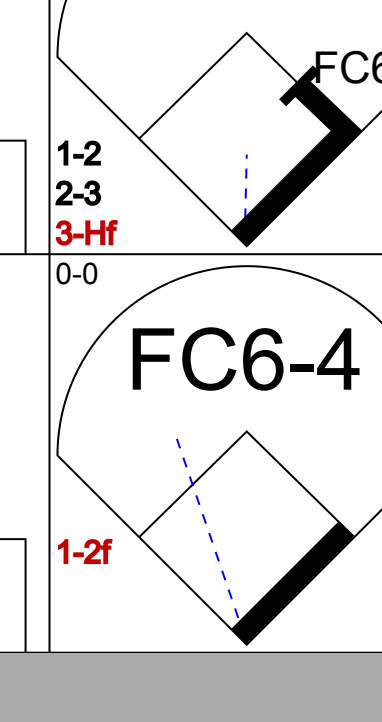
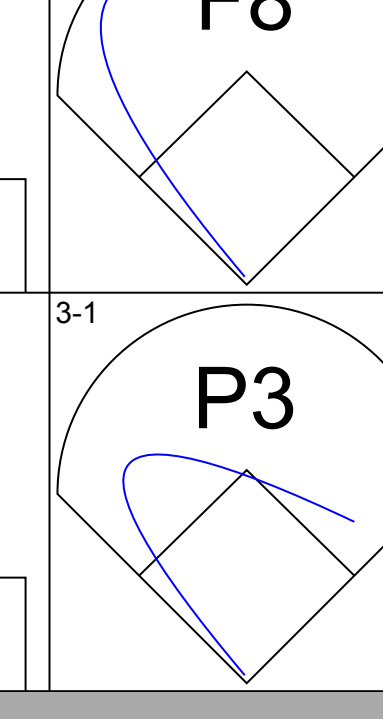
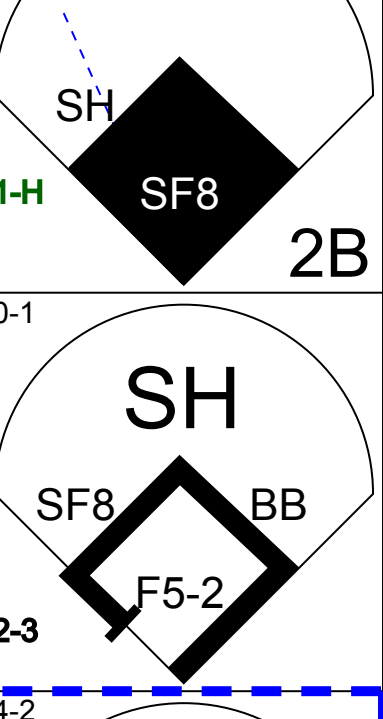
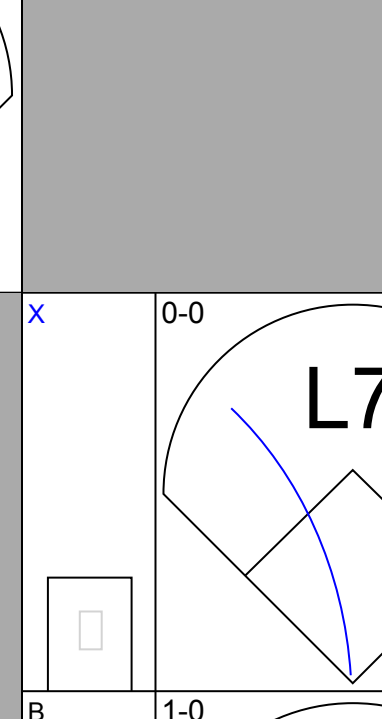
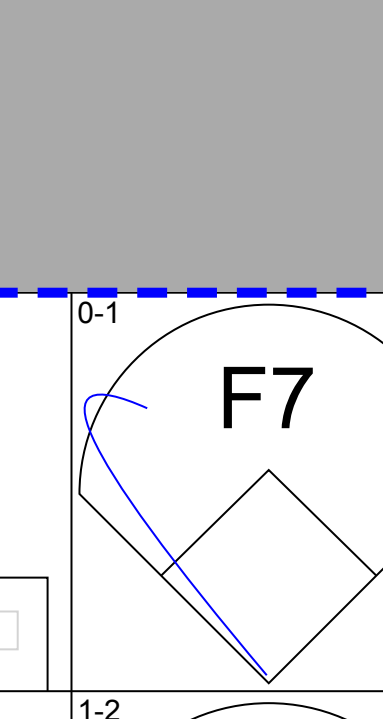
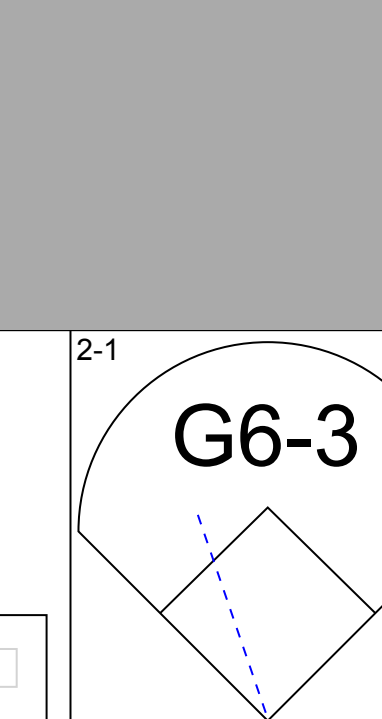
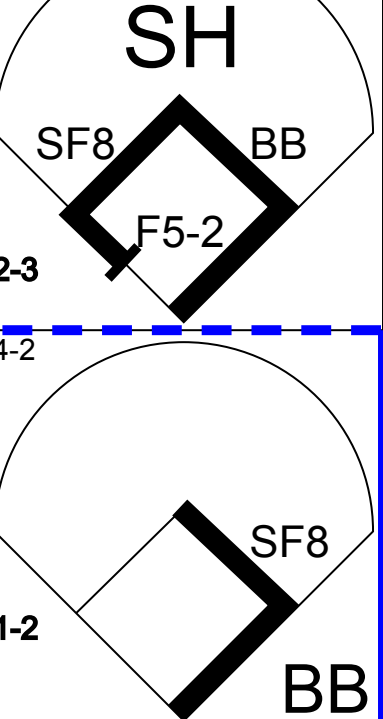
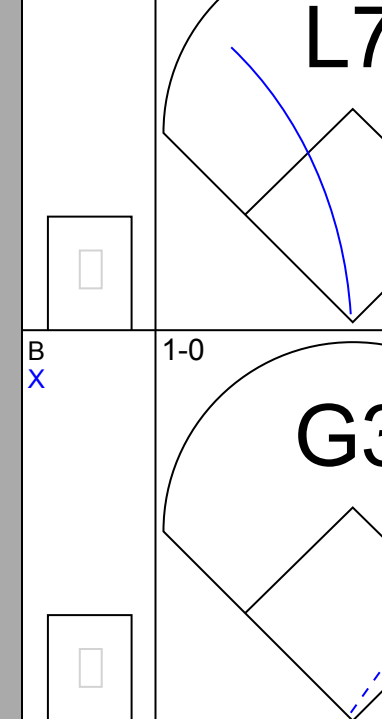
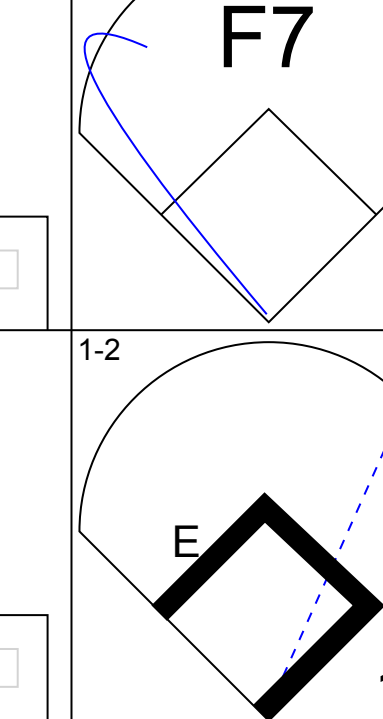


Chicago White Sox - 1990

Batter	1	2	3	4	5	6	7	8	9	AB	R	H	RBI	BB	SO	LOB	TOP										
Gary Sheffield, R (1, 5)	L8		G5-3		F9			F9		4	0	0	0	0	0	2	Milwaukee Brewers @ Chicago White Sox Comiskey Park, Chicago, IL Mon Apr 09 1990, 4:33 AM EDT Att: 40,008 - Cloudy - 51 F										
B.J. Surhoff, L OBP: 0.250, SLG: 0.500 (1, 2)	K		2B				K	G4-3		4	0	1	1	0	2	0											
Robin Yount, R (1, 8)	F9		K				G1-3 WP BB	F9		3	0	0	0	1	1	1											
Dave Parker, L OBP: 0.250, SLG: 0.250 (1, 10)		G3-1 1B			F8		G1-3		K	4	0	1	0	0	1	1											
Rob Deer, R (1, 9)	P6				K		K		K	4	0	0	0	0	3	2											
Greg Brock, L (1, 3)	G3-1				K			P6		4	0	0	0	0	1	1											
Glenn Braggs, R (1, 7)	G4-3				G5-3			FC4-6 HBP		2	0	0	0	0	0	1											
Edgar Diaz, R OBP: 0.667, SLG: 0.667 (1, 6)			SH1-3 2B 1B				FC4-6		FC4-6	3	1	2	0	0	0	1											
Billy Bates, L (1, 4)			SH1-3		F8		G1-3		G1-3	2	0	0	0	0	0	2											
Inning Stats	R: 0 E: 0 K: 1 S: 5	H: 0 LOB: 0 BB: 0 P: 8	R: 0 E: 0 K: 0 S: 9	H: 1 LOB: 1 BB: 0 P: 14	R: 1 E: 0 K: 1 S: 12	H: 2 LOB: 1 BB: 0 P: 18	R: 0 E: 0 K: 2 S: 7	H: 0 LOB: 0 BB: 0 P: 12	R: 0 E: 0 K: 0 S: 6	H: 1 LOB: 1 BB: 0 P: 10	R: 0 E: 0 K: 2 S: 10	H: 0 LOB: 1 BB: 1 P: 18	R: 0 E: 0 K: 0 S: 9	H: 0 LOB: 0 BB: 0 P: 12	R: 0 E: 0 K: 0 S: 6	H: 0 LOB: 0 BB: 0 P: 11		R: 0 E: 0 K: 2 S: 11	H: 0 LOB: 0 BB: 0 P: 16	1B: 3 2B: 1 3B: 0 HR: 0	SF: 0 SAC: 1 DP: 0 HBP: 1	WP: 1 PB: 0 SB: 1 CS: 0	PA: 33				
PITCHER	IP	WLS	BF	H	R	ER	SO	BB	IBB	HBP	BLK	WP	HR	S	P	ERA	WHIP										
Melido Perez, R ERA: 1.5 (1, 1)	6.0		23	4	1	1	6	1	0	0	0	1	0	49	80	1.50	0.833										
Scott Radinsky, L ERA: (7, 1)	0.1	1	0	0	0	0	0	0	0	0	0	0	0	1	2	0.00	0.000										
Barry Jones, R ERA: (7, 1)	1.2	W	6	0	0	0	0	0	0	1	0	0	0	14	21	0.00	0.000										
Wayne Edwards, L ERA: (9, 1)	0.1		1	0	0	0	1	0	0	0	0	0	0	5	8	0.00	0.000										
Bobby Thigpen, R ERA: (9, 1)	0.2	S	2	0	0	0	1	0	0	0	0	0	0	6	8	0.00	0.000										

Batter	1	2	3	4	5	6	7	8	9	AB	R	H	RBI	BB	SO	LOB	BOTTOM										
Lance Johnson, L OBP: 0.250, SLG: 0.250 (1, 8)	F9		B1-3		G3			FC4-6 1B		4	0	1	0	0	0	1	Milwaukee Brewers @ Chicago White Sox Comiskey Park, Chicago, IL Mon Apr 09 1990, 4:33 AM EDT Att: 40,008 - Cloudy - 51 F										
Scott Fletcher, R (1, 4)	G6-3		F9		F8		SF9		3	0	0	1	0	0	0	0											
Ivan Calderon, R OBP: 0.250, SLG: 0.250 (1, 7)	G6-3		S 1B		F9		FC4-6		4	0	1	0	0	0	2	2											
Greg Walker, L (1, 10)		F7					P4		G6-3	2	0	0	0	0	1	1											
Ron Kittle, R (6, PH)			K							2	0	0	0	0	0	0											
Carlton Fisk, R OBP: 0.500, SLG: 0.750 (1, 2)		1B 2B			WP 1B		G1-3		L4	4	0	2	0	0	0	0											
Carlos Martinez, R (1, 3)		G5-3			L4		G5-3		L8	4	0	0	0	0	2	2											
Robin Ventura, L (1, 5)		1B BB			F7		FC2-5 SH BB			1	0	0	0	2	0	1											
Sammy Sosa, R OBP: 0.500, SLG: 0.500 (1, 9)		F7			F7		SH 1B FC2-5		SF9	2	1	1	0	0	0	1											
Ozzie Guillen, L OBP: 0.333, SLG: 1.000 (1, 6)		F7			WP 3B		FC2-5		SF9 1B	3	1	1	0	0	0	5											
Inning Stats	R: 0 E: 0 K: 0 S: 6	H: 2 LOB: 3 BB: 1 P: 27	R: 0 E: 0 K: 1 S: 9	H: 1 LOB: 1 BB: 0 P: 12	R: 0 E: 0 K: 0 S: 8	H: 1 LOB: 1 BB: 0 P: 11	R: 1 E: 0 K: 0 S: 10	H: 1 LOB: 0 BB: 0 P: 16	R: 0 E: 0 K: 0 S: 3	H: 0 LOB: 0 BB: 0 P: 3	R: 1 E: 0 K: 0 S: 12	H: 1 LOB: 2 BB: 1 P: 21	R: 0 E: 0 K: 0 S: 6	H: 0 LOB: 0 BB: 0 P: 8	R: 0 E: 0 K: 0 S: 6	H: 0 LOB: 0 BB: 0 P: 8	1B: 4 2B: 1 3B: 1 HR: 0	SF: 1 SAC: 1 DP: 0 HBP: 0	WP: 2 PB: 0 SB: 1 CS: 0	PA: 33							
PITCHER	IP	WLS	BF	H	R	ER	SO	BB	IBB	HBP	BLK	WP	HR	S	P	ERA	WHIP										
Chris Bosio, R ERA: 1.8 (1, 1)	5.0		21	5	1	1	1	1	0	0	0	2	0	49	77	1.80	1.200										
Tony Fossas, L ERA: 4.5 (6, 1)	2.0	L	9	1	1	1	0	1	0	0	0	0	0	15	24	4.50	1.000										
Chuck Crim, R ERA: (8, 1)	1.0		3	0	0	0	0	0	0	0	0	0	0	6	8	0.00	0.000										

Batter	1	2	3	4	5	6	7	8	9	AB	R	H	RBI	BB	SO	LOB	TOP									
Sammy Sosa, R OBP: 0.143, SLG: 0.143										5	0	0	0	0	3	4	Chicago White Sox @ Milwaukee Brewers Milwaukee County Stadium, Milwaukee, WI Tue Apr 10 1990, 4:33 AM EDT Att: 50,294 - Sunny - 43 F									
Scott Fletcher, R (1, 4)										2	0	0	0	3	0	0										
Ivan Calderon, R OBP: 0.444, SLG: 0.429 Dave Gallagher, R (9, 7)										3	0	1	2	2	1	1										
Ron Kittle, R (1, 10)										5	0	0	0	0	2	4										
Carlton Fisk, R OBP: 0.500, SLG: 0.625										4	1	2	0	0	1	3										
Carlos Martinez, R (1, 3)										3	1	0	0	1	0	3										
Robin Ventura, L (1, 5)										2	2	0	0	2	1	1										
Lance Johnson, L OBP: 0.375, SLG: 0.286										3	0	1	2	1	0	1										
Ozzie Guillen, L OBP: 0.286, SLG: 0.667										3	1	1	1	0	0	3										
Inning Stats	R: 0 E: 0 K: 2 S: 7	H: 0 LOB: 0 BB: 0 P: 11	R: 0 E: 1 K: 1 S: 8	H: 1 LOB: 1 BB: 0 P: 11	R: 0 E: 0 K: 1 S: 9	H: 1 LOB: 0 BB: 0 P: 9	R: 0 E: 0 K: 0 S: 13	H: 0 LOB: 2 BB: 2 P: 26	R: 2 E: 1 K: 1 S: 15	H: 1 LOB: 2 BB: 2 P: 28	R: 3 E: 0 K: 1 S: 15	H: 2 LOB: 1 BB: 2 P: 28	R: 0 E: 0 K: 1 S: 11	H: 0 LOB: 1 BB: 1 P: 19	R: 0 E: 0 K: 0 S: 6	H: 0 LOB: 1 BB: 1 P: 11		R: 0 E: 0 K: 1 S: 8	H: 0 LOB: 1 BB: 1 P: 16	1B: 4 2B: 1 3B: 0 HR: 0	SF: 1 SAC: 0 DP: 0 HBP: 0	WP: 1 PB: 1 SB: 0 CS: 3	PA: 41			
PITCHER	IP	WLS	BF	H	R	ER	SO	BB	IBB	HBP	BLK	WP	HR	S	P	ERA	WHIP									
Teddy Higuera, L ERA: 54.0	(1, 1)	5.0	L	21	3	2	0	5	4	0	0	0	0	0	52	85	0.00	1.400								
Tom Flier, R ERA: 54.0	(6, 1)	0.1	L	3	1	2	2	1	1	0	0	0	0	0	7	14	54.00	6.000								
Paul Mirabella, L ERA: 13.5	(6, 1)	0.2		5	1	1	1	0	2	0	0	0	0	0	10	20	13.50	4.500								
Don August, R ERA:	(7, 1)	2.0		7	0	0	0	1	1	0	0	0	1	0	15	24	0.00	0.500								
Dan Plesac, L ERA:	(9, 1)	1.0		4	0	0	0	1	1	0	0	0	0	0	8	16	0.00	1.000								

Batter	1	2	3	4	5	6	7	8	9	AB	R	H	RBI	BB	SO	LOB	BOTTOM									
Gary Sheffield, R OBP: 0.111, SLG: 0.125										4	1	1	1	0	0	1	Chicago White Sox @ Milwaukee Brewers Milwaukee County Stadium, Milwaukee, WI Tue Apr 10 1990, 4:33 AM EDT Att: 50,294 - Sunny - 43 F									
B.J. Surhoff, L OBP: 0.444, SLG: 0.500									4	0	2	0	1	1	3											
Robin Yount, R OBP: 0.222, SLG: 0.125										5	0	1	1	0	0	3										
Dave Parker, L OBP: 0.375, SLG: 0.286 Darryl Hamilton, L (8, PR)										3	0	1	0	1	0	2										
Rob Deer, R (1, 9)										2	0	0	0	1	0	1										
Greg Brock, L OBP: 0.167, SLG: 0.167 Mike Felder, S (5, PR) Terry Francona, L (6, 3)										2	0	1	0	0	0	0										
Glenn Braggs, R OBP: 0.286, SLG: 0.333										4	1	1	1	0	1	5										
Edgar Diaz, R OBP: 0.333, SLG: 0.333										3	0	0	0	0	0	0										
Billy Bates, L Greg Vaughn, R (5, PH) Dale Sveum, S OBP: 0.500, SLG: 0.500										1	0	0	0	0	0	0										
Inning Stats	R: 1 E: 0 K: 0 S: 10	H: 3 LOB: 1 BB: 0 P: 14	R: 0 E: 0 K: 0 S: 6	H: 0 LOB: 0 BB: 0 P: 9	R: 0 E: 0 K: 1 S: 6	H: 0 LOB: 0 BB: 0 P: 10	R: 0 E: 0 K: 0 S: 4	H: 0 LOB: 0 BB: 0 P: 4	R: 2 E: 1 K: 0 S: 12	H: 2 LOB: 2 BB: 1 P: 22	R: 0 E: 0 K: 1 S: 11	H: 1 LOB: 0 BB: 0 P: 19	R: 0 E: 0 K: 0 S: 5	H: 0 LOB: 3 BB: 3 P: 23	R: 0 E: 1 K: 0 S: 12	H: 2 LOB: 2 BB: 0 P: 13		1B: 7 2B: 2 3B: 0 HR: 0	SF: 1 SAC: 1 DP: 2 HBP: 1	WP: 0 PB: 0 SB: 0 CS: 0	PA: 39					
PITCHER	IP	WLS	BF	H	R	ER	SO	BB	IBB	HBP	BLK	WP	HR	S	P	ERA	WHIP									
Eric King, R ERA: 6.75	(1, 1)	4.0	W	17	5	3	3	1	0	0	0	0	0	0	34	49	6.75	1.250								
Scott Radinsky, L ERA:	(5, 1)	1.1	W	5	1	0	0	0	1	0	0	0	0	0	9	19	0.00	1.500								
Donn Pall, R ERA:	(6, 1)	2.0		8	0	0	0	1	1	0	1	0	0	0	14	26	0.00	0.500								
Wayne Edwards, L ERA:	(8, 1)	0.0		1	0	0	0	0	1	0	0	0	0	0	1	5	∞	∞								
Barry Jones, R ERA:	(8, 1)	0.2		3	0	0	0	0	1	0	0	0	0	0	5	10	0.00	1.500								

Batter	1	2	3	4	5	6	7	8	9	AB	R	H	RBI	BB	SO	LOB	TOP										
Mitch Webster, S (1,8) OBP: 0.222, SLG: 0.125										4	1	0	0	1	2	2											
Jerry Browne, S (1,4) OBP: 0.333, SLG: 0.333										3	1	1	0	0	1	0											
Candy Maldonado, R (1,7) OBP: 0.500, SLG: 1.000										4	1	2	4	0	1	0											
Cory Snyder, R (1,9) OBP: 0.375, SLG: 0.875										4	1	1	0	0	1	1											
Keith Hernandez, L (1,3) OBP: 0.250, SLG: 0.250										4	0	1	1	0	0	0											
Chris James, R (1,10) OBP: 0.250, SLG: 0.571										3	1	1	1	0	0	1											
Brook Jacoby, R (1,5) OBP: 0.250, SLG: 0.250										4	0	1	0	0	0	2											
Sandy Alomar Jr., R (1,2) OBP: 0.429, SLG: 0.200										3	0	0	0	0	0	1											
Rafael Santana, R (1,6) OBP: 0.200, SLG: 0.200										3	1	1	0	0	0	1											
Felix Fermin, R (8,6)										1	0	0	0	0	0	0											
Inning Stats	R: 0 E: 0 K: 2 S: 11	H: 0 LOB: 0 BB: 0 P: 13	R: 0 E: 0 K: 1 S: 11	H: 0 LOB: 1 BB: 0 P: 20	R: 0 E: 0 K: 1 S: 7	H: 0 LOB: 0 BB: 0 P: 11	R: 0 E: 0 K: 1 S: 8	H: 0 LOB: 0 BB: 0 P: 11	R: 1 E: 0 K: 0 S: 10	H: 2 LOB: 1 BB: 0 P: 18	R: 3 E: 0 K: 0 S: 14	H: 3 LOB: 1 BB: 1 P: 25	R: 2 E: 0 K: 1 S: 14	H: 3 LOB: 1 BB: 0 P: 21	R: 0 E: 0 K: 0 S: 4	H: 0 LOB: 0 BB: 0 P: 7	R: 0 E: 0 K: 0 S: 6	H: 0 LOB: 0 BB: 0 P: 8	1B: 4 2B: 2 3B: 0 HR: 2	SF: 0 SAC: 1 DP: 0 HBP: 2	WP: 0 PB: 0 SB: 0 CS: 0	PA: 37					
PITCHER	IP	WLS	BF	H	R	ER	SO	BB	IBB	HBP	BLK	WP	HR	S	P	ERA	WHIP										
Jack McDowell, R (1,1) ERA: 1.8	5.0		18	2	1	1	4	0	0	1	0	0	1	47	73	1.80	0.400										
Bill Long, R (6,1) ERA: 81.0	0.1	L	4	2	3	3	0	1	0	0	0	0	1	7	13	81.00	9.000										
Scott Radinsky, L (6,1) ERA:	0.0		1	1	0	0	0	0	0	0	0	0	0	3	6	∞	∞										
Donn Pall, R (6,1) ERA: 4.91	1.2		8	3	2	2	1	0	0	1	0	0	0	18	27	10.80	1.800										
Ken Patterson, L (8,1) ERA:	2.0		6	0	0	0	0	0	0	0	0	0	0	10	15	0.00	0.000										

Cleveland Indians @ Chicago White Sox
Comiskey Park, Chicago, IL
Fri Apr 13 1990, 4:33 AM EDT
Att: 11,374 - Overcast - 49 F

AB 33
R 6
H 8
RBI 6
BB 1
SO 5
LOB 8



Batter	1	2	3	4	5	6	7	8	9	AB	R	H	RBI	BB	SO	LOB	BOTTOM										
Lance Johnson, L (1,8) OBP: 0.417, SLG: 0.400										3	0	1	1	1	1	0											
Scott Fletcher, R (1,4) Craig Grebeck, R (8, PH) (9,4)										2	0	0	0	1	0	1											
Ivan Calderon, R (1,7) OBP: 0.385, SLG: 0.300										3	0	0	0	1	2	3											
Carlton Fisk, R (1,2) Ron Karkovice, R (8,2) Steve Lyons, L (9, PH) (9, PH)										3	0	0	0	0	2	4											
Ron Kittle, R (1,10) OBP: 0.091, SLG: 0.091										4	0	1	0	0	1	0											
Carlos Martinez, R (1,3)										4	0	0	0	0	1	2											
Robin Ventura, L (1,5) OBP: 0.545, SLG: 0.286										4	0	2	1	0	0	0											
Sammy Sosa, R (1,9) Dan Pasqua, L (9, PH)										3	1	1	0	0	1	1											
Ozzie Guillen, L (1,6) OBP: 0.222, SLG: 0.500										2	0	0	0	0	0	0											
Inning Stats	R: 0 E: 0 K: 1 S: 11	H: 1 LOB: 1 BB: 0 P: 18	R: 0 E: 0 K: 0 S: 6	H: 0 LOB: 0 BB: 0 P: 9	R: 1 E: 0 K: 0 S: 8	H: 1 LOB: 0 BB: 0 P: 10	R: 0 E: 0 K: 1 S: 12	H: 0 LOB: 0 BB: 1 P: 19	R: 0 E: 0 K: 0 S: 4	H: 0 LOB: 0 BB: 0 P: 5	R: 0 E: 0 K: 1 S: 10	H: 0 LOB: 2 BB: 2 P: 20	R: 0 E: 0 K: 3 S: 14	H: 1 LOB: 1 BB: 0 P: 21	R: 0 E: 0 K: 2 S: 9	H: 0 LOB: 0 BB: 0 P: 13	R: 1 E: 0 K: 1 S: 15	H: 3 LOB: 2 BB: 0 P: 18	1B: 4 2B: 2 3B: 0 HR: 0	SF: 0 SAC: 1 DP: 0 HBP: 0	WP: 0 PB: 0 SB: 0 CS: 1	PA: 35					
PITCHER	IP	WLS	BF	H	R	ER	SO	BB	IBB	HBP	BLK	WP	HR	S	P	ERA	WHIP										
John Farrell, R (1,1) ERA: 1.69	5.1	W	20	2	1	1	2	3	0	0	0	0	0	47	75	1.69	0.938										
Steve Olin, R (6,1) ERA: 2.7	3.1		14	4	1	1	7	0	0	0	0	0	0	39	55	2.70	1.200										
Doug Jones, R (9,1) ERA:	0.1	S	1	0	0	0	0	0	0	0	0	0	0	3	3	0.00	0.000										

Cleveland Indians @ Chicago White Sox
Comiskey Park, Chicago, IL
Fri Apr 13 1990, 4:33 AM EDT
Att: 11,374 - Overcast - 49 F

AB 31
R 2
H 6
RBI 2
BB 3
SO 9
LOB 13





Batter	1	2	3	4	5	6	7	8	9	AB	R	H	RBI	BB	SO	LOB	TOP			
Dion James, L (1,8)	L7		G1-3				G4-3			3	0	0	0	1	0	0	Cleveland Indians @ Chicago White Sox Comiskey Park, Chicago, IL Sat Apr 14 1990, 8:05 PM EDT Att: 12,125 - Cloudy - 55 F			
Jerry Browne, S (1,4) Tom Brookens, R (8,4)	K		G4-3			G4-3	K			4	0	0	0	0	2	1				
Candy Maldonado, R (1,7) Albert Belle, R (7,7)	F7		FC5-4			G6-4-3	K			2	0	1	0	1	0	0				
Cory Snyder, R (1,9) OBP: 0.333, SLG: 0.667		1B	FC5-4			G6-4-3	G6-3			4	1	1	0	0	0	2				
Keith Hernandez, L (1,3) OBP: 0.182, SLG: 0.182 Carlos Baerga, S (7,5) OBP: 1.000, SLG: 1.000	F7					K	FC5-4			3	0	0	0	0	1	1				
Chris James, R (1,10) OBP: 0.250, SLG: 0.455	1B					F7	FC5-4			4	0	1	0	0	0	1				
Brook Jacoby, R (1,5) OBP: 0.333, SLG: 0.583		1B				L8	HR			4	1	2	2	0	0	0				
Sandy Alomar Jr., R (1,2) OBP: 0.400, SLG: 0.375 Joel Skinner, R (8,2)	P4					P5	HR			3	1	1	0	0	0	2				
Rafael Santana, R (1,6) OBP: 0.222, SLG: 0.556	FC4-6					F7	HR			4	1	1	2	0	0	2				
Inning Stats	R: 0 E: 0 K: 1 S: 5	H: 0 LOB: 0 BB: 0 P: 9	R: 1 E: 0 K: 0 S: 10	H: 3 LOB: 2 BB: 0 P: 17	R: 0 E: 0 K: 0 S: 4	H: 0 LOB: 1 BB: 1 P: 10	R: 0 E: 0 K: 0 S: 8	H: 0 LOB: 0 BB: 1 P: 11	R: 0 E: 0 K: 1 S: 7	H: 1 LOB: 0 BB: 0 P: 14	R: 3 E: 0 K: 1 S: 12	H: 3 LOB: 0 BB: 0 P: 19	R: 0 E: 0 K: 1 S: 6	H: 1 LOB: 1 BB: 0 P: 7	R: 0 E: 0 K: 1 S: 5	H: 0 LOB: 0 BB: 0 P: 8	1B: 5 2B: 1 3B: 0 HR: 2	SF: 0 SAC: 0 DP: 1 HBP: 0	WP: 0 PB: 0 SB: 0 CS: 0	PA: 36
PITCHER	IP WLS BF H R ER SO BB IBB HBP BLK WP HR S P ERA WHIP																			
Melido Perez, R (1,1) ERA: 2.92	6.1 W 26 6 3 3 2 2 0 0 0 0 0 1 48 82 4.26 1.263																			
Wayne Edwards, L (7,1) ERA: 4.5	1.2 7 2 1 1 2 0 0 0 0 0 0 1 14 19 5.40 1.200																			
Barry Jones, R (9,1) ERA:	1.0 3 0 0 0 1 0 0 0 0 0 0 0 5 8 0.00 0.000																			

Batter	1	2	3	4	5	6	7	8	9	AB	R	H	RBI	BB	SO	LOB	BOTTOM			
Sammy Sosa, R (1,9)	1B						F8			4	2	2	1	1	0	2	Cleveland Indians @ Chicago White Sox Comiskey Park, Chicago, IL Sat Apr 14 1990, 8:05 PM EDT Att: 12,125 - Cloudy - 55 F			
Scott Fletcher, R (1,4) OBP: 0.313, SLG: 0.091	BB					P3	K			4	2	1	1	0	2	3				
Ivan Calderon, R (1,7) OBP: 0.412, SLG: 0.462 Dave Gallagher, R (7,7)	SF7					G6-3				3	1	2	2	0	0	1				
Ron Kittle, R (1,10) OBP: 0.250, SLG: 0.267 Daryl Boston, L (8, PR)	FC5					G6-3	G4-3			4	0	2	1	1	0	1				
Carlton Fisk, R (1,2) OBP: 0.438, SLG: 0.563	FC5					F9	G4-3			5	1	3	1	0	0	1				
Carlos Martinez, R (1,3) OBP: 0.176, SLG: 0.200	FC5					G5-3	F8			4	2	1	1	1	0	5				
Robin Ventura, L (1,5) OBP: 0.467, SLG: 0.200	G4-3					G5-3	P5			3	0	0	0	0	0	4				
Lance Johnson, L (1,8) OBP: 0.438, SLG: 0.429						FC5-4	L5-3			4	0	2	2	0	0	1				
Ozzie Guillen, L (1,6) OBP: 0.308, SLG: 0.500						G5-3	L5-3			4	1	2	0	0	0	2				
Inning Stats	R: 2 E: 0 K: 0 S: 20	H: 2 LOB: 2 BB: 2 P: 37	R: 3 E: 1 K: 0 S: 9	H: 3 LOB: 0 BB: 0 P: 12	R: 1 E: 0 K: 0 S: 8	H: 1 LOB: 1 BB: 1 P: 17	R: 0 E: 0 K: 0 S: 11	H: 1 LOB: 1 BB: 0 P: 13	R: 2 E: 0 K: 1 S: 16	H: 3 LOB: 2 BB: 0 P: 24	R: 1 E: 0 K: 0 S: 9	H: 2 LOB: 1 BB: 0 P: 15	R: 0 E: 0 K: 2 S: 13	H: 1 LOB: 2 BB: 0 P: 16	R: 0 E: 0 K: 2 S: 13	H: 2 LOB: 2 BB: 0 P: 16	1B: 9 2B: 4 3B: 3 HR: 0	SF: 1 SAC: 1 DP: 1 HBP: 1	WP: 1 PB: 0 SB: 0 CS: 0	PA: 42
PITCHER	IP WLS BF H R ER SO BB IBB HBP BLK WP HR S P ERA WHIP																			
Greg Swindell, L (1,1) ERA: 18.0	2.0 L 13 5 5 4 0 2 0 0 0 0 0 0 29 49 18.00 3.500																			
Rod Nichols, R (3,1) ERA: 12.0	3.0 18 7 4 4 1 1 0 1 0 0 0 0 39 60 12.00 2.667																			
Kevin Wickander, L (6,1) ERA:	3.0 11 3 0 0 2 0 0 0 0 0 0 0 26 35 0.00 1.000																			

Batter	1	2	3	4	5	6	7	8	9	AB	R	H	RBI	BB	SO	LOB	TOP								
Mitch Webster, S (1, 8) OBP: 0.395, SLG: 0.500	G1-3			SF7				FC6-4		4	1	3	0	0	0	0	Cleveland Indians @ Chicago White Sox Comiskey Park, Chicago, IL Sun Apr 15 1990, 4:33 AM EDT Att: 9,320 - Sunny - 51 F								
Carlos Baerga, S (1, 4) OBP: 0.200, SLG: 0.250	G5-3			SF7	F8			F7		3	0	0	1	0	0	4									
Candy Maldonado, R (1, 7) OBP: 0.467, SLG: 0.714	F9			3-H				L8		4	0	1	0	0	1	1									
Cory Snyder, R (1, 9) OBP: 0.313, SLG: 0.563				F7				FC6-4		4	0	1	0	0	0	2									
Keith Hernandez, L (1, 3) OBP: 0.200, SLG: 0.200	G4-3			G4-3				G3-1		4	0	1	0	0	0	2									
Chris James, R (1, 10) OBP: 0.188, SLG: 0.333	G1-3				G5-3			G6-3		4	0	0	0	0	0	1									
Brook Jacoby, R (1, 5) OBP: 0.313, SLG: 0.500				G5-3	L5			L7		4	0	1	0	0	0	0									
Sandy Alomar Jr., R (1, 2) OBP: 0.357, SLG: 0.333				K				G6-3		4	0	1	0	0	1	1									
Felix Fermin, R (1, 6) Dion James, L (7, PH) Rafael Santana, R (7, 6) OBP: 0.222, SLG: 0.556				F9				F9		1	0	0	0	1	0	0	C								
										1	0	0	0	0	0	0									
Inning Stats	R: 0 E: 0 K: 0 S: 8	H: 0 LOB: 0 BB: 0 P: 15	R: 0 E: 0 K: 0 S: 3	H: 1 LOB: 0 BB: 0 P: 6	R: 0 E: 0 K: 1 S: 8	H: 0 LOB: 0 BB: 0 P: 14	R: 1 E: 0 K: 0 S: 12	H: 2 LOB: 1 BB: 0 P: 15	R: 0 E: 0 K: 0 S: 7	H: 2 LOB: 3 BB: 1 P: 13	R: 0 E: 0 K: 1 S: 8	H: 1 LOB: 1 BB: 0 P: 13	R: 0 E: 0 K: 0 S: 7	H: 0 LOB: 0 BB: 0 P: 9	R: 0 E: 0 K: 0 S: 10	H: 1 LOB: 1 BB: 0 P: 15	R: 0 E: 0 K: 0 S: 12	H: 1 LOB: 1 BB: 0 P: 21	1B: 7 2B: 0 3B: 1 HR: 0	SF: 1 SAC: 0 DP: 0 HBP: 0	WP: 1 PB: 0 SB: 0 CS: 1	PA: 35			
PITCHER	IP	WLS	BF	H	R	ER	SO	BB	IBB	HBP	BLK	WP	HR	S	P	ERA	WHIP								
Greg Hibbard, L (1, 1) ERA: 1.59	5.2	W	23	6	1	1	2	1	0	0	0	0	0	44	74	1.59	1.235								
Donn Pail, R (6, 1) ERA: 3.6	1.1		5	1	0	0	0	0	0	0	0	0	0	11	14	0.00	0.750								
Barry Jones, R (8, 1) ERA:	1.0		3	0	0	0	0	0	0	0	0	0	0	8	12	0.00	0.000								
Bobby Thigpen, R (9, 1) ERA:	1.0	S	4	1	0	0	0	0	0	0	0	1	0	12	21	0.00	1.000								

Batter	1	2	3	4	5	6	7	8	9	AB	R	H	RBI	BB	SO	LOB	BOTTOM								
Sammy Sosa, R (1, 9) OBP: 0.263, SLG: 0.500	F8			K	G3			K		4	0	0	0	0	2	4	Cleveland Indians @ Chicago White Sox Comiskey Park, Chicago, IL Sun Apr 15 1990, 4:33 AM EDT Att: 9,320 - Sunny - 51 F								
Scott Fletcher, R (1, 4) OBP: 0.350, SLG: 0.077	FC6-4			CS				K		2	0	0	0	2	1	2									
Ivan Calderon, R (1, 7) Dave Gallagher, R (8, 7) OBP: 0.381, SLG: 0.375	F8			CS	F9			S		3	0	0	0	0	1	1									
Ron Kittle, R (1, 10) OBP: 0.250, SLG: 0.316	FC6-4			1-2				K		4	1	1	0	0	1	2									
Carlton Fisk, R (1, 2) OBP: 0.450, SLG: 0.550				S				K		4	1	2	0	0	1	1									
Carlos Martinez, R (1, 3) OBP: 0.190, SLG: 0.211	F8			F8				L4		4	1	1	1	0	1	1									
Robin Ventura, L (1, 5) OBP: 0.526, SLG: 0.571	F8			F8				G4-3		4	1	3	1	0	0	1									
Lance Johnson, L (1, 8) OBP: 0.400, SLG: 0.389	L9			E4				G4-3		4	0	1	2	0	0	3									
Ozzie Guillen, L (1, 6) OBP: 0.294, SLG: 0.400				P4	F8			G1-3		3	0	0	0	1	0	3	Sox								
										1B: 5 2B: 2 3B: 1 HR: 0	SF: 0 SAC: 0 DP: 0 HBP: 1	WP: 0 PB: 0 SB: 0 CS: 1	PA: 37												
Inning Stats	R: 0 E: 0 K: 0 S: 7	H: 0 LOB: 1 BB: 1 P: 13	R: 0 E: 0 K: 0 S: 7	H: 1 LOB: 0 BB: 0 P: 13	R: 0 E: 0 K: 1 S: 8	H: 0 LOB: 0 BB: 1 P: 14	R: 3 E: 1 K: 0 S: 18	H: 4 LOB: 2 BB: 0 P: 25	R: 0 E: 0 K: 1 S: 7	H: 0 LOB: 1 BB: 0 P: 11	R: 1 E: 0 K: 2 S: 11	H: 2 LOB: 2 BB: 1 P: 21	R: 0 E: 0 K: 2 S: 10	H: 0 LOB: 0 BB: 0 P: 15	R: 0 E: 0 K: 1 S: 8	H: 1 LOB: 1 BB: 0 P: 13	1B: 5 2B: 2 3B: 1 HR: 0	SF: 0 SAC: 0 DP: 0 HBP: 1	WP: 0 PB: 0 SB: 0 CS: 1	PA: 37					
PITCHER	IP	WLS	BF	H	R	ER	SO	BB	IBB	HBP	BLK	WP	HR	S	P	ERA	WHIP								
Kevin Bearse, L (1, 1) ERA: 6.75	5.1	L	27	7	4	4	2	3	0	1	0	0	0	52	87	6.75	1.875								
Cecilio Guante, R (6, 1) ERA:	2.0		6	0	0	0	5	0	0	0	0	0	0	19	30	0.00	0.000								
Jesse Orosco, L (8, 1) ERA: 6.75	0.2		3	1	0	0	0	0	0	0	0	0	0	5	8	0.00	1.500								

Batter	1	2	3	4	5	6	7	8	9	AB	R	H	RBI	BB	SO	LOB	TOP										
Wade Boggs, L (1,5) OBP: 0.362, SLG: 0.375	G6-3		SH1 1B BB	G1-3			G1-3		4-0 IBB	3	1	0	0	2	0	1	Boston Red Sox @ Chicago White Sox Comiskey Park, Chicago, IL Tue Apr 17 1990, 8:05 PM EDT Alt: 8,479 - Unknown - 38 F AB 30 R 1 H 4 RBI 1 BB 6 SO 4 LOB 16 										
Marty Barrett, R (1,4) OBP: 0.382, SLG: 0.259	G4-3		SH1				F7		2-2 P2	3	0	0	0	1	0	2											
Mike Greenwell, L (1,7) OBP: 0.361, SLG: 0.241			F9				F7		0-1 L6	3	0	0	0	1	0	2											
Ellis Burks, R (1,8) OBP: 0.278, SLG: 0.294	F8		1B 2H 1B				F3		2-0 G3-1	4	0	1	1	0	0	2											
Dwight Evans, R (1,10) OBP: 0.400, SLG: 0.485			G1-3						1-2 G6-3	3	0	1	0	1	0	0											
Billy Jo Robidoux, L (1,3) OBP: 0.429, SLG: 0.688 Carlos Quintana, R (5,PH) OBP: 0.500, SLG: 0.714 Bill Buckner, L (5,PH) OBP: 0.200, SLG: 0.200			K				G4-3		2-3 K	2	0	0	0	0	2	2											
Tony Peña, R (1,2) OBP: 0.357, SLG: 0.536	PB 2B						G1-3		0-2 SH1-4 1B	4	0	2	0	0	0	0											
Danny Heep, L (1,9) Randy Kutcher, R (9,PH) (9,9)	K						G5-3		0-1 SH1-4	2	0	0	0	1	1	1											
Jody Reed, R (1,6) OBP: 0.250, SLG: 0.227	P4						G4-3		1-2 L3	4	0	0	0	0	0	4											
Inning Stats	R: 0 E: 0 K: 0 S: 9	H: 0 LOB: 1 BB: 1 P: 15	R: 0 E: 0 K: 2 S: 14	H: 1 LOB: 2 BB: 0 P: 19	R: 1 E: 0 K: 1 S: 9	H: 2 LOB: 2 BB: 1 P: 17	R: 0 E: 0 K: 0 S: 6	H: 0 LOB: 1 BB: 1 P: 10	R: 0 E: 0 K: 0 S: 9	H: 0 LOB: 2 BB: 2 P: 23	R: 0 E: 0 K: 0 S: 8	H: 0 LOB: 0 BB: 0 P: 10	R: 0 E: 0 K: 1 S: 7	H: 0 LOB: 0 BB: 0 P: 12	R: 0 E: 0 K: 0 S: 12	H: 1 LOB: 2 BB: 1 P: 18		1B: 3 2B: 1 3B: 0 HR: 0	SF: 0 SAC: 2 DP: 0 HBP: 0	WP: 0 PB: 1 SB: 1 CS: 0	PA: 38						
PITCHER	IP	WLS	BF	H	R	ER	SO	BB	IBB	HBP	BLK	WP	HR	S	P	ERA	WHIP										
Eric King, R (1,1) ERA: 4.5	4.0		20	3	1	1	3	4	0	0	0	0	0	38	65	2.25	1.750										
Ken Patterson, L (5,1) ERA:	0.2		3	0	0	0	0	0	1	0	0	0	0	6	16	0.00	0.000										
Bill Long, R (5,1) ERA: 16.2	1.1		4	0	0	0	0	0	0	0	0	0	0	12	17	0.00	0.000										
Scott Radinsky, L (7,1) ERA:	2.0		6	0	0	0	1	0	0	0	0	0	0	15	22	0.00	0.000										
Barry Jones, R (9,1) ERA:	1.0	W	5	1	0	0	0	0	1	0	0	0	0	12	18	0.00	1.000										

Batter	1	2	3	4	5	6	7	8	9	AB	R	H	RBI	BB	SO	LOB	BOTTOM										
Lance Johnson, L (1,8) OBP: 0.375, SLG: 0.409	G4-3		K				G4-3		2-1 2B	4	0	1	0	0	1	1	Boston Red Sox @ Chicago White Sox Comiskey Park, Chicago, IL Tue Apr 17 1990, 8:05 PM EDT Alt: 8,479 - Unknown - 38 F AB 33 R 2 H 8 RBI 2 BB 3 SO 6 LOB 14 										
Scott Fletcher, R (1,4) OBP: 0.292, SLG: 0.059	G4-3		F8				P6		3-3 K	4	0	0	0	0	1	3											
Ivan Calderon, R (1,7) OBP: 0.360, SLG: 0.316	FC5 BB		L9				K		2-1 F9	3	0	0	0	1	1	0											
Ron Kittle, R (1,10) OBP: 0.375, SLG: 0.571 Daryl Boston, L (8,PR)							HR		4-2 BB	2	1	2	1	2	0	0											
Carlton Fisk, R (1,2) OBP: 0.375, SLG: 0.458	FC5						G1-3		1-2 K	4	0	0	0	0	1	4											
Carlos Martinez, R (1,3) OBP: 0.167, SLG: 0.182 Steve Lyons, L (8,PH) OBP: 0.500, SLG: 0.500			F9				K		0-2 G5-3	3	0	0	0	0	1	1											
Steve Lyons, L (8,PH) OBP: 0.500, SLG: 0.500							G5-3		1-2 F8	1	0	0	0	0	0	2											
Robin Ventura, L (1,5) OBP: 0.478, SLG: 0.500			P5				F8		3-1 1B	4	0	1	0	0	0	1											
Sammy Sosa, R (1,9) OBP: 0.304, SLG: 0.500							F9		2-2 K	4	1	2	0	0	1	1											
Ozzie Guillen, L (1,6) OBP: 0.333, SLG: 0.421			F8				G4-3 1B		1-2 E5 2B	4	0	2	1	0	0	1											
Inning Stats	R: 0 E: 0 K: 0 S: 6	H: 0 LOB: 2 BB: 2 P: 19	R: 0 E: 0 K: 0 S: 5	H: 1 LOB: 1 BB: 0 P: 8	R: 0 E: 0 K: 1 S: 6	H: 0 LOB: 0 BB: 0 P: 13	R: 0 E: 0 K: 1 S: 9	H: 1 LOB: 1 BB: 0 P: 14	R: 0 E: 0 K: 0 S: 8	H: 1 LOB: 2 BB: 0 P: 11	R: 1 E: 0 K: 1 S: 15	H: 1 LOB: 0 BB: 0 P: 20	R: 0 E: 1 K: 2 S: 15	H: 2 LOB: 2 BB: 0 P: 27	R: 0 E: 0 K: 1 S: 11	H: 0 LOB: 2 BB: 1 P: 19	R: 1 E: 0 K: 0 S: 9	H: 2 LOB: 1 BB: 0 P: 12	1B: 5 2B: 2 3B: 0 HR: 1	SF: 0 SAC: 0 DP: 0 HBP: 0	WP: 0 PB: 0 SB: 2 CS: 1	PA: 36					
PITCHER	IP	WLS	BF	H	R	ER	SO	BB	IBB	HBP	BLK	WP	HR	S	P	ERA	WHIP										
John Dopson, R (1,1) ERA:	5.1		21	3	0	0	3	2	0	0	0	0	0	37	71	0.00	0.938										
Rob Murphy, L (6,1) ERA: 5.14	1.1		7	3	1	1	1	0	0	0	0	0	1	24	35	6.75	2.250										
Jeff Reardon, R (7,1) ERA:	1.1		5	0	0	0	2	1	0	0	0	0	0	14	25	0.00	0.750										
Lee Smith, R (9,1) ERA: 2.25	0.1	L	3	2	1	1	0	0	0	0	0	0	0	9	12	27.00	6.000										

Batter	1	2	3	4	5	6	7	8	9	AB	R	H	RBI	BB	SO	LOB	TOP				
Wade Boggs, L OBP: 0.442, SLG: 0.361 Luis Rivera, R (7, 5)	G4-3		FC	G6-3			G1-6-3		G4-6-3	4	0	1	2	0	0	0					
Marty Barrett, R OBP: 0.342, SLG: 0.233 (1, 4)	G3		FC	G1-3			G4-3			4	1	0	1	0	0	1					
Ellis Burks, R OBP: 0.300, SLG: 0.297 (1, 8)	K		BB	BB		L7				3	1	1	0	1	1	0					
Mike Greenwell, L OBP: 0.375, SLG: 0.250 (1, 7)		G4-3	BB	BB		G3-1		G4-3		3	1	1	0	1	0	1					
Dwight Evans, R OBP: 0.385, SLG: 0.444 (1, 10)	F9		BB	BB		K		G1-3		3	0	0	1	1	1	1					
Billy Jo Robidoux, L OBP: 0.391, SLG: 0.611 Carlos Quintana, R OBP: 0.500, SLG: 0.625 (6, PH) (6, 3)	G4-3		L3				G4-6-3	F8		2	0	0	0	0	0	4					
Tony Peña, R OBP: 0.375, SLG: 0.531 (1, 2)			BB	BB		G4-6-3		G5-3		4	1	2	2	0	0	1					
Jody Reed, R OBP: 0.250, SLG: 0.231 (1, 6)			BB	BB		G5-3		F7		4	1	1	0	0	0	2					
Randy Kutcher, R OBP: 0.625, SLG: 1.000 (1, 9)			FC	BB		F9		G4-6-3		3	2	2	1	1	0	0					
Inning Stats	R: 0 E: 0 K: 1 S: 8	H: 0 LOB: 0 BB: 0 P: 11	R: 0 E: 0 K: 0 S: 4	H: 1 LOB: 0 BB: 0 P: 8	R: 5 E: 1 K: 0 S: 18	H: 4 LOB: 2 BB: 4 P: 40	R: 0 E: 0 K: 0 S: 5	H: 0 LOB: 0 BB: 0 P: 8	R: 0 E: 0 K: 1 S: 6	H: 0 LOB: 0 BB: 1 P: 9	R: 0 E: 0 K: 0 S: 9	H: 0 LOB: 0 BB: 1 P: 17	R: 1 E: 0 K: 0 S: 15	H: 2 LOB: 1 BB: 0 P: 21	R: 0 E: 0 K: 0 S: 7	H: 0 LOB: 0 BB: 0 P: 12	R: 0 E: 0 K: 0 S: 3	H: 1 LOB: 0 BB: 0 P: 5	1B: 7 2B: 0 3B: 0 HR: 1	SF: 1 SAC: 0 DP: 3 HBP: 0	WP: 0 PA: 37 PB: 0 SB: 0 CS: 0
PITCHER	IP	WLS	BF	H	R	ER	SO	BB	IBB	HBP	BLK	WP	HR	S	P	ERA	WHIP				
Jack McDowell, R ERA: 4.91 Bill Long, R ERA: 8.1 Wayne Edwards, L ERA: 2.25 Ken Patterson, L ERA: 2.45 Donn Fall, R ERA: 3.0	2.1	L	13	4	6	3	1	3	0	0	0	0	0	22	44	11.57	3.000				
PITCHER	IP	WLS	BF	H	R	ER	SO	BB	IBB	HBP	BLK	WP	HR	S	P	ERA	WHIP				
Bobby Thigpen, R ERA:	1.0		3	1	0	0	0	0	0	0	0	0	0	13	23	0.00	1.200				

Boston Red Sox @ Chicago White Sox
Comiskey Park, Chicago, IL
Wed Apr 18, 1990, 8:05 PM EDT
Att: 10,570 - Unknown - 48 F

AB 32
R 7
H 8
RBI 7
BB 5
SO 2
LOB 11



Batter	1	2	3	4	5	6	7	8	9	AB	R	H	RBI	BB	SO	LOB	BOTTOM				
Lance Johnson, L OBP: 0.357, SLG: 0.385 Ron Kittle, R OBP: 0.400, SLG: 0.591 Craig Grebeck, R (8, PH) (8, PR) (9, 4)	F7		F9		G3		BB	BB		4	1	1	0	0	0	1					
Scott Fletcher, R OBP: 0.286, SLG: 0.050 Steve Lyons, L OBP: 0.333, SLG: 0.333 (8, PH) (9, 9)	F9		K		F9		BB	K		3	0	0	0	1	1	1					
Ivan Calderon, R OBP: 0.333, SLG: 0.292 (1, 7)	K		F8		K		CS		G4-3	5	0	1	2	0	2	0					
Dan Pasqua, L OBP: 0.500, SLG: 0.500 (1, 10)		BB			K					3	1	1	0	2	2	0					
Carlton Fisk, R OBP: 0.370, SLG: 0.444 Ron Karkovice, R (7, 2)		SH1-3	BB		K					3	0	1	1	0	1	0					
Greg Walker, L OBP: 0.200, SLG: 0.200 Dave Gallagher, R (8, PH) (9, 8)		SH1-3			K					3	0	1	0	0	1	2					
Robin Ventura, L OBP: 0.462, SLG: 0.619 (1, 5)		SH1-3			F9					3	1	1	1	0	1	1					
Sammy Sosa, R OBP: 0.280, SLG: 0.458 Daryl Boston, L (7, PH) (8, 9)		K			K					2	0	0	0	0	2	2					
Carlos Martinez, R OBP: 0.200, SLG: 0.217 (8, PH) (9, 3)					K					1	1	1	0	0	0	0					
Ozzie Guillen, L OBP: 0.400, SLG: 0.478 (1, 6)	G1-3				K					4	1	3	0	0	0	2					
Inning Stats	R: 0 E: 0 K: 1 S: 10	H: 3 LOB: 2 BB: 0 P: 12	R: 1 E: 0 K: 1 S: 16	H: 3 LOB: 0 BB: 0 P: 25	R: 0 E: 0 K: 3 S: 12	H: 0 LOB: 1 BB: 0 P: 15	R: 0 E: 0 K: 2 S: 10	H: 0 LOB: 1 BB: 0 P: 13	R: 3 E: 0 K: 0 S: 18	H: 4 LOB: 2 BB: 2 P: 34	R: 1 E: 0 K: 3 S: 16	H: 3 LOB: 2 BB: 0 P: 17	R: 0 E: 0 K: 1 S: 11	H: 0 LOB: 1 BB: 1 P: 19	1B: 9 2B: 1 3B: 0 HR: 1	SF: 0 SAC: 1 DP: 0 HBP: 0	WP: 1 PA: 42 PB: 0 SB: 0 CS: 1				
PITCHER	IP	WLS	BF	H	R	ER	SO	BB	IBB	HBP	BLK	WP	HR	S	P	ERA	WHIP				
Roger Clemens, R ERA: 4.12 Jeff Reardon, R ERA: Rob Murphy, L ERA: 5.87 Lee Smith, R ERA: 1.69	6.1	W	29	7	4	4	9	1	0	0	0	0	0	5	11	0.00	3.000				
PITCHER	IP	WLS	BF	H	R	ER	SO	BB	IBB	HBP	BLK	WP	HR	S	P	ERA	WHIP				
	0.2		3	1	0	0	0	1	0	0	0	0	0	5	11	0.00	3.000				
	0.2		4	2	1	1	2	0	0	0	0	0	0	10	10	13.50	3.000				
	1.1	S	6	1	0	0	2	1	0	0	0	0	0	17	26	0.00	1.500				

Boston Red Sox @ Chicago White Sox
Comiskey Park, Chicago, IL
Wed Apr 18, 1990, 8:05 PM EDT
Att: 10,570 - Unknown - 48 F

AB 38
R 5
H 11
RBI 5
BB 3
SO 13
LOB 15



Batter	1	2	3	4	5	6	7	8	9	AB	R	H	RBI	BB	SO	LOB	TOP				
Lance Johnson, L OBP: 0.375, SLG: 0.379 (1, 8)										3	1	1	0	1	0	0	Chicago White Sox @ Cleveland Indians Cleveland Municipal Stadium, Cleveland, OH Sat Apr 21 1990, 3:33 AM EDT Att: 9,076 - Cloudy - 51 F				
Scott Fletcher, R OBP: 0.313, SLG: 0.087 (1, 4)										3	1	1	0	1	0	1					
Ivan Calderon, R OBP: 0.294, SLG: 0.250 (1, 7)										4	0	0	0	0	0	3					
Ron Kittle, R OBP: 0.379, SLG: 0.538 (1, 10)										4	1	1	1	0	0	1					
Carlton Fisk, R OBP: 0.355, SLG: 0.400 Daryl Boston, L (9, PR)										3	0	0	0	1	0	2					
Carlos Martinez, R OBP: 0.207, SLG: 0.333 (1, 3)										4	1	1	3	0	0	2					
Robin Ventura, L OBP: 0.400, SLG: 0.520 (1, 5)										4	0	0	0	0	1	1					
Sammy Sosa, R OBP: 0.259, SLG: 0.423 Dan Pasqua, L (7, PH)										2	0	0	0	0	1	0					
Ozzie Guillen, L OBP: 0.357, SLG: 0.423 (1, 6)										1	0	0	0	0	0	0					
Inning Stats	R: 4 E: 0 K: 0 S: 14	H: 4 LOB: 0 BB: 0 P: 20	R: 0 E: 0 K: 0 S: 9	H: 0 LOB: 1 BB: 1 P: 16	R: 0 E: 0 K: 0 S: 6	H: 0 LOB: 0 BB: 0 P: 11	R: 0 E: 0 K: 1 S: 7	H: 0 LOB: 0 BB: 0 P: 12	R: 0 E: 1 K: 0 S: 8	H: 0 LOB: 1 BB: 0 P: 8	R: 0 E: 0 K: 0 S: 7	H: 0 LOB: 0 BB: 0 P: 13	R: 0 E: 0 K: 0 S: 10	H: 0 LOB: 1 BB: 1 P: 16	R: 0 E: 0 K: 1 S: 9	H: 0 LOB: 1 BB: 1 P: 16		1B: 3 2B: 0 3B: 0 HR: 1	SF: 0 SAC: 0 DP: 1 HBP: 0	WP: 0 PB: 0 SB: 0 CS: 0	PA: 34
PITCHER	IP	WLS	BF	H	R	ER	SO	BB	IBB	HBP	BLK	WP	HR	S	P	ERA	WHIP				
Tom Candiotti, R ERA: 5.25 (1, 1)	7.0	W	27	4	4	4	1	1	0	0	0	0	1	57	92	5.14	0.714				
Cecilio Guante, R ERA: (8, 1)	1.0		4	0	0	0	0	1	0	0	0	0	0	10	16	0.00	1.000				
Doug Jones, R ERA: (9, 1)	1.0		3	0	0	0	1	1	0	0	0	0	0	9	16	0.00	1.000				

Batter	1	2	3	4	5	6	7	8	9	AB	R	H	RBI	BB	SO	LOB	BOTTOM				
Jerry Browne, S OBP: 0.143, SLG: 0.143 (1, 4)										4	0	0	0	0	1	1	Chicago White Sox @ Cleveland Indians Cleveland Municipal Stadium, Cleveland, OH Sat Apr 21 1990, 3:33 AM EDT Att: 9,076 - Cloudy - 51 F				
Mitch Webster, S OBP: 0.391, SLG: 0.500 (1, 8)										4	1	2	0	0	1	0					
Dion James, L OBP: 0.300, SLG: 0.278 Chris James, R OBP: 0.115, SLG: 0.200 (7, PH)										3	1	1	0	0	0	0					
Cory Snyder, R OBP: 0.333, SLG: 0.543 (1, 9)										4	1	2	1	0	1	1					
Candy Maldonado, R OBP: 0.351, SLG: 0.543 (1, 7)										4	1	1	1	0	0	4					
Keith Hernandez, L OBP: 0.286, SLG: 0.194 (1, 3)										4	1	0	0	0	1	2					
Brook Jacoby, R OBP: 0.343, SLG: 0.419 (1, 5)										3	1	0	0	1	2	1					
Sandy Alomar Jr., R OBP: 0.424, SLG: 0.552 (1, 2)										4	2	2	5	0	0	0					
Felix Fermin, R OBP: 0.214, SLG: 0.154 (1, 6)										3	0	1	1	0	0	0					
Inning Stats	R: 0 E: 0 K: 1 S: 7	H: 0 LOB: 0 BB: 0 P: 11	R: 1 E: 0 K: 1 S: 12	H: 1 LOB: 0 BB: 0 P: 19	R: 0 E: 0 K: 0 S: 5	H: 0 LOB: 0 BB: 0 P: 10	R: 5 E: 0 K: 1 S: 17	H: 5 LOB: 1 BB: 1 P: 25	R: 0 E: 0 K: 1 S: 8	H: 1 LOB: 0 BB: 0 P: 14	R: 2 E: 1 K: 1 S: 13	H: 1 LOB: 0 BB: 0 P: 18	R: 0 E: 0 K: 2 S: 10	H: 1 LOB: 1 BB: 0 P: 12	R: 0 E: 0 K: 0 S: 7	H: 0 LOB: 0 BB: 0 P: 13		1B: 5 2B: 2 3B: 0 HR: 2	SF: 0 SAC: 0 DP: 0 HBP: 0	WP: 0 PB: 0 SB: 0 CS: 0	PA: 35
PITCHER	IP	WLS	BF	H	R	ER	SO	BB	IBB	HBP	BLK	WP	HR	S	P	ERA	WHIP				
Melido Perez, R ERA: 5.63 (1, 1)	3.2	L	17	5	6	6	3	1	0	0	0	0	1	36	60	14.73	1.636				
Bill Long, R ERA: 6.35 (4, 1)	2.1		11	3	2	1	2	0	0	0	0	0	1	26	37	3.86	1.286				
Scott Radinsky, L ERA: (7, 1)	1.0		4	1	0	0	2	0	0	0	0	0	0	10	12	0.00	1.000				
Ken Patterson, L ERA: 1.93 (8, 1)	1.0		3	0	0	0	0	0	0	0	0	0	0	7	13	0.00	0.000				

AB	31
R	4
H	4
RBI	4
BB	3
SO	2
LOB	10

AB	34
R	8
H	9
RBI	8
BB	1
SO	7
LOB	10

Batter	1	2	3	4	5	6	7	8	9	AB	R	H	RBI	BB	SO	LOB	TOP			
Sammy Sosa, R OBP: 0.286, SLG: 0.424	G6-3		G5-3							4	0	2	0	0	0	0	Chicago White Sox @ Texas Rangers Arlington Stadium, Arlington, TX Tue Apr 24 1990, 8:05 PM EDT Att: 13,092 - Unknown - 76 F			
Lance Johnson, L OBP: 0.333, SLG: 0.333	L6		P6							4	0	0	0	0	0					
Ivan Calderon, R OBP: 0.286, SLG: 0.250 Dave Gallagher, R (9, 7)	CS 1B		K							4	1	1	0	0	1	0				
Ron Kittle, R OBP: 0.378, SLG: 0.485	1H 2B 1B									3	1	1	1	0	0	0				
Carlton Fisk, R OBP: 0.359, SLG: 0.421	1H 1B 2B									4	1	3	1	0	0	1				
Carlos Martinez, R OBP: 0.216, SLG: 0.314	CS 1B									4	1	2	1	0	0	2				
Robin Ventura, L OBP: 0.368, SLG: 0.419	CS 1-2	B5-3								4	0	0	0	0	0	3				
Scott Fletcher, R OBP: 0.275, SLG: 0.097			K							4	0	1	1	0	2	2				
Ozzie Guillen, L OBP: 0.314, SLG: 0.394			K							4	0	0	0	0	1	3				
Inning Stats	R: 3 E: 0 K: 0 S: 13	H: 4 LOB: 0 BB: 0 P: 22	R: 0 E: 0 K: 2 S: 8	H: 0 LOB: 0 BB: 0 P: 11	R: 0 E: 0 K: 1 S: 7	H: 1 LOB: 1 BB: 0 P: 13	R: 0 E: 0 K: 0 S: 7	H: 0 LOB: 0 BB: 0 P: 8	R: 0 E: 0 K: 0 S: 11	H: 0 LOB: 1 BB: 0 P: 17	R: 1 E: 0 K: 0 S: 10	H: 3 LOB: 2 BB: 0 P: 16	R: 0 E: 0 K: 0 S: 6	H: 0 LOB: 0 BB: 0 P: 10	R: 0 E: 1 K: 1 S: 11	H: 1 LOB: 2 BB: 0 P: 16		1B: 9 2B: 1 3B: 0 HR: 0	SF: 0 SAC: 0 DP: 0 HBP: 1	WP: 0 PB: 0 SB: 0 CS: 3
PITCHER	IP WLS BF H R ER SO BB IBB HBP BLK WP HR S P ERA WHIP																			
Jamie Moyer, L ERA: 4.41	(1, 1) 6.1 26 8 4 1 3 0 0 0 0 0 0 60 92 1.42 1.263																			
Kenny Rogers, L ERA: 3.38	(7, 1) 2.2 W 10 2 0 0 1 0 0 0 0 0 0 20 32 0.00 0.750																			

Batter	1	2	3	4	5	6	7	8	9	AB	R	H	RBI	BB	SO	LOB	BOTTOM			
Gary Pettis, S OBP: 0.373, SLG: 0.349 Jack Daugherty, S (9, FH) OBP: 0.250, SLG: 0.143	B1-3									3	0	0	0	0	1	0	Chicago White Sox @ Texas Rangers Arlington Stadium, Arlington, TX Tue Apr 24 1990, 8:05 PM EDT Att: 13,092 - Unknown - 76 F			
Rafael Palmeiro, L OBP: 0.436, SLG: 0.714	G3									4	1	1	0	0	0	0				
Julio Franco, R OBP: 0.283, SLG: 0.236	F9									4	1	0	0	0	1	0				
Ruben Sierra, S OBP: 0.333, SLG: 0.544		L9								4	1	1	2	0	2	0				
Harold Baines, L OBP: 0.289, SLG: 0.390 Thad Bosley, L (9, PR) OBP: 0.375, SLG: 0.167		G4-3								3	0	0	0	1	1	0				
Pete Incaviglia, R OBP: 0.353, SLG: 0.574		G5-3								4	1	2	2	0	1	0				
Geno Petralli, L OBP: 0.364, SLG: 0.310			L8							2	0	0	0	1	0	0				
Jeff Kunkel, R OBP: 0.182, SLG: 0.226 Jeff Huson, L (8, PH) (9, 6) OBP: 0.350, SLG: 0.211			K							2	0	0	0	0	1	2				
Scott Coolbaugh, R OBP: 0.167, SLG: 0.167										3	0	1	0	0	1	1				
Inning Stats	R: 0 E: 0 K: 0 S: 6	H: 0 LOB: 0 BB: 0 P: 8	R: 0 E: 0 K: 0 S: 5	H: 0 LOB: 0 BB: 0 P: 8	R: 0 E: 0 K: 1 S: 6	H: 1 LOB: 1 BB: 0 P: 10	R: 0 E: 0 K: 0 S: 5	H: 0 LOB: 0 BB: 0 P: 9	R: 0 E: 0 K: 2 S: 10	H: 0 LOB: 0 BB: 0 P: 15	R: 0 E: 0 K: 3 S: 10	H: 0 LOB: 0 BB: 0 P: 13	R: 0 E: 0 K: 1 S: 13	H: 0 LOB: 1 BB: 1 P: 23	R: 5 E: 1 K: 0 S: 11	H: 3 LOB: 1 BB: 1 P: 19		1B: 2 2B: 1 3B: 0 HR: 2	SF: 0 SAC: 0 DP: 0 HBP: 0	WP: 0 PB: 0 SB: 0 CS: 0
PITCHER	IP WLS BF H R ER SO BB IBB HBP BLK WP HR S P ERA WHIP																			
Eric King, R ERA: 2.4	(1, 1) 7.0 23 2 0 0 7 1 0 0 0 0 0 53 83 0.00 0.429																			
Donn Pall, R ERA: 3.66	(8, 1) 1.1 7 1 2 2 1 1 0 0 0 0 0 20 33 13.50 1.500																			
Bobby Thigpen, R ERA: 7.36	(9, 1) 0.0 L 3 2 3 2 0 1 0 0 0 0 0 2 4 9 ∞ ∞																			

Batter	1	2	3	4	5	6	7	8	9	AB	R	H	RBI	BB	SO	LOB	TOP					
Lance Johnson, L (1, 8) OBP: 0.292, SLG: 0.289										4	0	0	0	0	2	1	Chicago White Sox @ Texas Rangers Arlington Stadium, Arlington, TX Thu Apr 26 1990, 8:05 PM EDT Att: 20,404 - Unknown - 67 F livebaseballscorecards.com AB 27 R 0 H 1 RBI 0 BB 2 SO 16 LOB 6 					
Sammy Sosa, R (1, 9) OBP: 0.279, SLG: 0.415 Dan Pasqua, L (9, PH) OBP: 0.375, SLG: 0.333										3	0	0	0	0	2	0						
Ivan Calderon, R (1, 7) OBP: 0.280, SLG: 0.250										3	0	0	0	0	1	0						
Ron Kittle, R (1, 10) OBP: 0.432, SLG: 0.579										3	0	1	0	0	1	0						
Carlton Fisk, R (1, 2) OBP: 0.326, SLG: 0.378										3	0	0	0	0	3	1						
Steve Lyons, L (1, 3) OBP: 0.167, SLG: 0.167										3	0	0	0	0	2	1						
Robin Ventura, L (1, 5) OBP: 0.356, SLG: 0.361										2	0	0	0	1	2	1						
Scott Fletcher, R (1, 4) OBP: 0.255, SLG: 0.081										2	0	0	0	1	2	1						
Ozzie Guillen, L (1, 6) OBP: 0.310, SLG: 0.359										3	0	0	0	0	0	1						
Inning Stats	R: 0 H: 0 E: 0 K: 2 S: 10	H: 0 LOB: 0 BB: 0 P: 14	R: 0 H: 1 E: 0 K: 2 S: 13	H: 1 LOB: 1 BB: 0 P: 19	R: 0 H: 0 E: 0 K: 1 S: 11	H: 0 LOB: 0 BB: 1 P: 15	R: 0 H: 0 E: 0 K: 2 S: 10	H: 0 LOB: 0 BB: 0 P: 13	R: 0 H: 0 E: 0 K: 3 S: 13	H: 0 LOB: 1 BB: 1 P: 18	R: 0 H: 0 E: 0 K: 0 S: 6	H: 0 LOB: 0 BB: 0 P: 8	R: 0 H: 0 E: 0 K: 2 S: 8	H: 0 LOB: 0 BB: 0 P: 11	R: 0 H: 0 E: 0 K: 3 S: 10	H: 0 LOB: 0 BB: 0 P: 16	R: 0 H: 0 E: 0 K: 1 S: 7	H: 0 LOB: 0 BB: 0 P: 13	1B: 1 2B: 0 3B: 0 HR: 0	SF: 0 SAC: 0 DP: 0 HBP: 0	WP: 1 PB: 0 SB: 0 CS: 1	PA: 30
PITCHER Nolan Ryan, R (1, 1) ERA: 2.25	IP: 9.0 WLS: W BF: 29 H: 1 R: 0 ER: 0 SO: 16 BB: 2 IBB: 0 HBP: 0 BLK: 0 WP: 1 HR: 0 S: 88 P: 127 ERA: 0.00 WHIP: 0.333																	PITCHER				

Batter	1	2	3	4	5	6	7	8	9	AB	R	H	RBI	BB	SO	LOB	BOTTOM			
Gary Pettis, S (1, 8) OBP: 0.333, SLG: 0.294										4	0	0	0	0	3	1	Chicago White Sox @ Texas Rangers Arlington Stadium, Arlington, TX Thu Apr 26 1990, 8:05 PM EDT Att: 20,404 - Unknown - 67 F livebaseballscorecards.com AB 26 R 1 H 3 RBI 1 BB 4 SO 11 LOB 9 			
Rafael Palmeiro, L (1, 3) OBP: 0.397, SLG: 0.625										3	0	0	0	1	0	0				
Julio Franco, R (1, 4) OBP: 0.279, SLG: 0.270										4	0	0	0	0	3	1				
Ruben Sierra, S (1, 9) OBP: 0.343, SLG: 0.540										2	0	1	0	1	0	0				
Harold Baines, L (1, 10) OBP: 0.288, SLG: 0.348										2	0	0	0	1	0	2				
Pete Incaviglia, R (1, 7) OBP: 0.345, SLG: 0.585										3	0	0	0	0	2	2				
Geno Petralli, L (1, 2) OBP: 0.400, SLG: 0.371										2	1	1	0	1	1	0				
Scott Coolbaugh, R (1, 5) OBP: 0.083, SLG: 0.083										3	0	0	0	0	2	2				
Jeff Huson, L (1, 6) OBP: 0.367, SLG: 0.292										3	0	1	1	0	0	1				
Inning Stats	R: 0 H: 0 E: 0 K: 2 S: 7	H: 0 LOB: 2 BB: 2 P: 18	R: 0 H: 0 E: 0 K: 1 S: 8	H: 0 LOB: 0 BB: 0 P: 9	R: 0 H: 0 E: 0 K: 1 S: 8	H: 0 LOB: 0 BB: 0 P: 15	R: 0 H: 0 E: 0 K: 1 S: 7	H: 0 LOB: 0 BB: 0 P: 9	R: 1 H: 2 E: 0 K: 2 S: 13	H: 2 LOB: 1 BB: 0 P: 24	R: 0 H: 1 E: 0 K: 2 S: 16	H: 0 LOB: 2 BB: 1 P: 27	R: 0 H: 0 E: 0 K: 1 S: 9	H: 0 LOB: 0 BB: 1 P: 14	R: 0 H: 0 E: 0 K: 1 S: 9	H: 0 LOB: 0 BB: 0 P: 10	1B: 2 2B: 1 3B: 0 HR: 0	SF: 0 SAC: 0 DP: 1 HBP: 0	WP: 0 PB: 1 SB: 1 CS: 1	PA: 30
PITCHER Melido Perez, R (1, 1) ERA: 4.5 Wayne Edwards, L (7, 1) ERA: 1.5	IP: 6.0 WLS: L BF: 24 H: 3 R: 1 ER: 1 SO: 9 BB: 3 IBB: 0 HBP: 0 BLK: 1 WP: 0 HR: 0 S: 59 P: 102 ERA: 1.50 WHIP: 1.000																	PITCHER		

Batter	1	2	3	4	5	6	7	8	9	AB	R	H	RBI	BB	SO	LOB	TOP										
Tony Fernandez, S (1, 6) OBP: 0.370, SLG: 0.397										4	0	0	0	0	0	1											
Mookie Wilson, S (1, 7) OBP: 0.257, SLG: 0.246										3	0	0	0	1	1	0											
Kelly Gruber, R (1, 5) OBP: 0.382, SLG: 0.690										3	0	0	0	1	1	0											
George Bell, R (1, 10) OBP: 0.292, SLG: 0.457										3	0	0	0	1	0	2											
Fred McGriff, L (1, 3) OBP: 0.480, SLG: 0.509										3	0	0	0	1	3	3											
Glenallen Hill, R (1, 9) OBP: 0.281, SLG: 0.400										4	1	1	0	0	0	3											
Pat Borders, R (1, 2) OBP: 0.292, SLG: 0.696										3	0	0	0	0	0	2											
Manuel Lee, S (1, 4) OBP: 0.394, SLG: 0.355										3	0	0	0	0	0	1											
Junior Felix, S (1, 8) OBP: 0.455, SLG: 0.611										3	0	1	1	0	1	0											
Inning Stats	R: 0 E: 0 K: 1 S: 5	H: 0 LOB: 0 BB: 0 P: 5	R: 0 E: 0 K: 0 S: 3	H: 0 LOB: 1 BB: 1 P: 7	R: 0 E: 0 K: 0 S: 3	H: 0 LOB: 0 BB: 0 P: 3	R: 0 E: 0 K: 2 S: 7	H: 0 LOB: 1 BB: 1 P: 11	R: 1 E: 0 K: 0 S: 5	H: 2 LOB: 1 BB: 0 P: 5	R: 0 E: 0 K: 1 S: 5	H: 0 LOB: 0 BB: 0 P: 5	R: 0 E: 0 K: 1 S: 5	H: 0 LOB: 0 BB: 0 P: 5	R: 0 E: 0 K: 1 S: 5	H: 0 LOB: 2 BB: 2 P: 13	1B: 2 2B: 0 3B: 0 HR: 0	SF: 0 SAC: 0 DP: 0 HBP: 0	WP: 1 PB: 0 SB: 1 CS: 0	PA: 33							
PITCHER	IP	WLS	BF	H	R	ER	SO	BB	IBB	HBP	BLK	WP	HR	S	P	ERA	WHIP										
Greg Hibbard, L (1, 1) ERA: 2.89	8.0	W	28	2	1	1	5	2	0	0	0	0	0	36	44	1.12	0.500										
Scott Radinsky, L (9, 1) ERA:	0.0		2	0	0	0	0	2	0	0	0	1	0	0	8	∞	∞										
Bobby Thigpen, R (9, 1) ERA: 4.05	1.0		3	0	0	0	1	0	0	0	0	0	0	5	5	0.00	0.000										

Toronto Blue Jays @ Chicago White Sox
Comiskey Park, Chicago, IL
Fri Apr 27 1990, 8:05 PM EDT
Att: 10,965 - Unknown - 81 F

livebaseballscores.com

AB 29
R 1
H 2
RBI 1
BB 4
SO 6
LOB 12

Batter	1	2	3	4	5	6	7	8	9	AB	R	H	RBI	BB	SO	LOB	BOTTOM										
Sammy Sosa, R (1, 9) OBP: 0.298, SLG: 0.422										4	1	2	1	0	0	1											
Dave Gallagher, R (1, 8) OBP: 0.143, SLG: 0.286										4	1	1	0	0	0	1											
Ivan Calderon, R (1, 7) OBP: 0.296, SLG: 0.340										3	2	2	3	0	0	0											
Lance Johnson, L (9, 8) OBP: 0.292, SLG: 0.289										0	0	0	0	0	0	0											
Ron Kittle, R (1, 10) OBP: 0.396, SLG: 0.524										4	0	0	0	0	1	1											
Carlton Fisk, R (1, 2) OBP: 0.367, SLG: 0.426										2	1	2	1	1	0	0											
Carlos Martinez, R (1, 3) OBP: 0.227, SLG: 0.333										3	0	1	1	0	1	2											
Robin Ventura, L (1, 5) OBP: 0.333, SLG: 0.333										3	0	0	0	0	0	2											
Scott Fletcher, R (1, 4) OBP: 0.280, SLG: 0.150										3	1	2	0	0	0	0											
Ozzie Guillen, L (1, 6) OBP: 0.295, SLG: 0.341										2	0	0	0	0	0	1											
Inning Stats	R: 1 E: 0 K: 0 S: 4	H: 1 LOB: 0 BB: 0 P: 4	R: 0 E: 0 K: 0 S: 2	H: 0 LOB: 0 BB: 1 P: 6	R: 0 E: 0 K: 0 S: 3	H: 1 LOB: 0 BB: 0 P: 3	R: 2 E: 0 K: 0 S: 6	H: 3 LOB: 1 BB: 0 P: 6	R: 0 E: 0 K: 0 S: 3	H: 0 LOB: 0 BB: 0 P: 3	R: 0 E: 0 K: 1 S: 5	H: 0 LOB: 0 BB: 0 P: 5	R: 0 E: 0 K: 1 S: 8	H: 1 LOB: 0 BB: 0 P: 5	R: 3 E: 0 K: 1 S: 8	H: 4 LOB: 0 BB: 0 P: 8	1B: 5 2B: 4 3B: 0 HR: 1	SF: 1 SAC: 1 DP: 3 HBP: 0	WP: 0 PB: 0 SB: 1 CS: 1	PA: 31							
PITCHER	IP	WLS	BF	H	R	ER	SO	BB	IBB	HBP	BLK	WP	HR	S	P	ERA	WHIP										
John Cerutti, L (1, 1) ERA: 5.79	7.0	L	25	6	3	3	1	6	3	3	1	0	0	26	30	3.86	1.000										
Frank Wilks, R (8, 1) ERA: 8.71	1.0		6	4	3	3	1	0	0	0	0	0	1	8	8	27.00	4.000										

Toronto Blue Jays @ Chicago White Sox
Comiskey Park, Chicago, IL
Fri Apr 27 1990, 8:05 PM EDT
Att: 10,965 - Unknown - 81 F

livebaseballscores.com

AB 28
R 6
H 10
RBI 6
BB 1
SO 2
LOB 8

Batter	1	2	3	4	5	6	7	8	9	AB	R	H	RBI	BB	SO	LOB	TOP					
Tony Fernandez, S (1,6) OBP: 0.349, SLG: 0.372	B5-3		F7	K		G3			G6-3	5	0	0	0	0	1	3						
Mookie Wilson, S (1,7) OBP: 0.253, SLG: 0.243	L5				B2-3		F7		P5	5	0	1	0	0	0	0						
Kelly Gruber, R (1,5) OBP: 0.370, SLG: 0.653	F9		G5-3		F9		F9		K2-3	4	0	0	0	0	1	1						
George Bell, R (1,10) OBP: 0.289, SLG: 0.486		P4		HR	G6-3		F9			4	1	1	1	0	0	1						
Fred McGriff, L (1,3) OBP: 0.481, SLG: 0.500	K		G4-3			1B		FC5	G6-3	3	1	1	0	1	1	0						
Greg Myers, L (1,2) OBP: 0.383, SLG: 0.475										0	1	0	0	2	0	0						
Pat Borders, R (6,PH) OBP: 0.308, SLG: 0.680										2	0	1	0	0	0	1						
Glenallen Hill, R (1,9) OBP: 0.333, SLG: 0.424										3	1	2	1	1	0	1						
Nelson Liriano, S (1,4) OBP: 0.366, SLG: 0.394										3	0	0	0	1	0	6						
Junior Felix, S (1,8) OBP: 0.457, SLG: 0.621			G6-3							4	0	2	2	0	0	2						
Inning Stats	R: 0 E: 0 K: 0 S: 5	H: 0 LOB: 0 BB: 0 P: 10	R: 0 E: 0 K: 1 S: 12	H: 1 LOB: 2 BB: 1 P: 19	R: 0 E: 0 K: 1 S: 8	H: 1 LOB: 1 BB: 0 P: 9	R: 2 E: 0 K: 1 S: 12	H: 2 LOB: 2 BB: 2 P: 23	R: 0 E: 0 K: 0 S: 4	H: 0 LOB: 0 BB: 0 P: 7	R: 2 E: 0 K: 0 S: 11	H: 3 LOB: 1 BB: 1 P: 19	R: 0 E: 0 K: 0 S: 4	H: 0 LOB: 0 BB: 0 P: 6	R: 0 E: 0 K: 0 S: 9	H: 1 LOB: 2 BB: 1 P: 15	R: 0 E: 0 K: 1 S: 9	H: 0 LOB: 0 BB: 0 P: 13	1B: 6 2B: 1 3B: 0 HR: 1	SF: 0 SAC: 0 DP: 0 HBP: 1	WP: 0 PB: 0 SB: 0 CS: 0	PA: 39
PITCHER	IP	WLS	BF	H	R	ER	SO	BB	IBB	HBP	BLK	WP	HR	S	P	ERA	WHIP					
Jerry Kutler, R (1,1) ERA: 5.4	5.0	W	23	4	3	3	2	4	0	0	0	0	1	41	72	5.40	1.600					
Scott Radinsky, L (6,1) ERA: 1.5	0.0		1	1	0	0	0	0	0	0	0	0	0	4	7	∞	∞					
Donn Pall, R (6,1) ERA: 3.38	1.1		6	2	1	1	0	0	0	1	0	0	0	9	12	6.75	1.500					
Barry Jones, R (7,1) ERA: 1.13	1.2		6	1	0	0	0	1	0	0	0	0	0	11	17	0.00	1.200					
Bobby Thigpen, R (9,1) ERA: 3.52	1.0	S	3	0	0	0	1	0	0	0	0	0	0	9	13	0.00	0.000					

Toronto Blue Jays @ Chicago White Sox
Comiskey Park, Chicago, IL
Sat Apr 28 1990, 8:05 PM EDT
Att: 15,395 - Unknown

AB	33
R	4
H	8
RBI	4
BB	5
SO	3
LOB	15



Batter	1	2	3	4	5	6	7	8	9	AB	R	H	RBI	BB	SO	LOB	BOTTOM					
Sammy Sosa, R (1,9) OBP: 0.333, SLG: 0.489	HR				SH2-3		G3			2	2	1	1	2	0	0						
Dave Gallagher, R (1,8) OBP: 0.222, SLG: 0.333	G6-3				SH2-3		G1-3			2	0	1	1	0	0	0						
Lance Johnson, L (6,8) OBP: 0.286, SLG: 0.283										1	0	0	0	0	0	0						
Ivan Calderon, R (1,7) OBP: 0.293, SLG: 0.392	F7				HR		K			4	1	1	2	0	1	2						
Ron Kittle, R (1,10) OBP: 0.365, SLG: 0.478	E5				K		K			4	0	0	0	0	3	0						
Carlton Fisk, R (1,2) OBP: 0.358, SLG: 0.412	FC6-4				G5-3					4	0	1	0	0	0	1						
Carlos Martinez, R (1,3) OBP: 0.208, SLG: 0.304					F9		F8			4	0	0	0	0	2	1						
Craig Grebeck, R (1,5) OBP: 0.327, SLG: 0.325					F9		G3			2	0	0	0	0	0	0						
Robin Ventura, L (6,PH) OBP: 0.327, SLG: 0.325										1	0	0	0	0	0	0						
Scott Fletcher, R (1,4) OBP: 0.302, SLG: 0.167										2	1	1	0	1	1	0						
Ozzie Guillen, L (1,6) OBP: 0.298, SLG: 0.341					G1-3		G4-3			3	1	1	0	0	0	1						
Inning Stats	R: 1 E: 1 K: 0 S: 10	H: 1 LOB: 1 BB: 0 P: 14	R: 2 E: 1 K: 1 S: 17	H: 2 LOB: 2 BB: 2 P: 31	R: 0 E: 0 K: 1 S: 6	H: 0 LOB: 0 BB: 0 P: 11	R: 0 E: 0 K: 0 S: 7	H: 1 LOB: 0 BB: 0 P: 10	R: 2 E: 0 K: 1 S: 14	H: 2 LOB: 1 BB: 1 P: 22	R: 0 E: 0 K: 1 S: 6	H: 0 LOB: 0 BB: 0 P: 10	R: 0 E: 0 K: 1 S: 8	H: 0 LOB: 0 BB: 0 P: 13	R: 0 E: 0 K: 2 S: 8	H: 0 LOB: 0 BB: 0 P: 10	R: 0 E: 0 K: 2 S: 8	H: 0 LOB: 0 BB: 0 P: 10	1B: 4 2B: 0 3B: 0 HR: 2	SF: 0 SAC: 1 DP: 0 HBP: 0	WP: 0 PB: 0 SB: 1 CS: 1	PA: 33
PITCHER	IP	WLS	BF	H	R	ER	SO	BB	IBB	HBP	BLK	WP	HR	S	P	ERA	WHIP					
Mike Flanagan, L (1,1) ERA: 5.06	4.1	L	20	4	4	3	2	3	0	0	0	0	1	24	36	3.38	0.750					
Jim Acker, R (5,1) ERA: 3.95	2.2		10	2	1	1	3	0	0	0	0	0	1	24	36	3.38	0.750					
Tom Henke, R (8,1) ERA: 3.24	1.0		3	0	0	0	2	0	0	0	0	0	0	8	10	0.00	0.000					

Toronto Blue Jays @ Chicago White Sox
Comiskey Park, Chicago, IL
Sat Apr 28 1990, 8:05 PM EDT
Att: 15,395 - Unknown

AB	29
R	5
H	6
RBI	4
BB	3
SO	7
LOB	5



Batter	1	2	3	4	5	6	7	8	9	AB	R	H	RBI	BB	SO	LOB	TOP										
Tony Fernandez, S (1, 6) OBP: 0.352, SLG: 0.373	1-1 G3	0-0 1-3 2H 1B		0-0 2H 1B		1-0 G5-3			1-2 G6-3	5	0	2	2	0	0	1											
Mookie Wilson, S (1, 7) OBP: 0.253, SLG: 0.233	2-3 K	0-0 G5-3		0-0 G4-3			4-0 G6-3 BB			3	0	0	0	1	1	3											
Kelly Gruber, R (1, 5) OBP: 0.376, SLG: 0.658	0-0 2B		0-2 1B		2-2 G6-3		1-3 K			4	0	2	0	0	1	1											
George Bell, R (1, 10) OBP: 0.275, SLG: 0.462	1-0 G4-3		1-0 P4		0-1 G6-3		1-2 G6-3		1-2 G6-3	4	0	0	0	0	0	3											
Fred McGriff, L (1, 3) OBP: 0.482, SLG: 0.483		4-2 L8 1B BB	2-3 K		4-2 FC6-4 BB			3-3 K		2	1	0	0	2	2	1											
John Olerud, L (8, 3) OBP: 0.333, SLG: 0.372										0	0	0	0	0	0	0											
Greg Myers, L (1, 2) OBP: 0.380, SLG: 0.465		2-2 1B	1-0 G6-3		2-1 FC6-4			1-3 K		3	1	1	0	0	0	2											
Pat Borders, R (8, PH) OBP: 0.296, SLG: 0.654		1-2 1B			1-2 1B					1	0	0	0	0	1	0											
Glenallen Hill, R (1, 9) OBP: 0.350, SLG: 0.459		1-3 K		1-2 S 1B		1-1 2B		3-2 G6-3		4	1	2	0	0	1	2											
Nelson Liriano, S (1, 4) OBP: 0.333, SLG: 0.351		3-1 L8	0-2 F7		0-0 G1-3			1-0 G5-3		4	0	0	0	0	0	4											
Junior Felix, S (1, 8) OBP: 0.446, SLG: 0.597		2-3 1B	1-0 1B		2-0 L5		0-1 F4		0-0 F7	4	0	1	1	0	0	2											
Inning Stats	R: 0 E: 0 K: 1 S: 7	H: 1 LOB: 1 BB: 0 P: 11	R: 2 E: 0 K: 1 S: 13	H: 3 LOB: 2 BB: 1 P: 24	R: 0 E: 0 K: 1 S: 8	H: 1 LOB: 1 BB: 0 P: 12	R: 1 E: 0 K: 0 S: 9	H: 2 LOB: 1 BB: 1 P: 12	R: 0 E: 0 K: 0 S: 6	H: 1 LOB: 1 BB: 1 P: 8	R: 0 E: 0 K: 1 S: 7	H: 0 LOB: 0 BB: 1 P: 13	R: 0 E: 0 K: 2 S: 10	H: 0 LOB: 0 BB: 0 P: 17	R: 0 E: 0 K: 0 S: 5	H: 0 LOB: 0 BB: 0 P: 7	1B: 6 2B: 2 3B: 0 HR: 0	SF: 0 SAC: 0 DP: 1 HBP: 0	WP: 0 PB: 0 SB: 1 CS: 0	PA: 37							
PITCHER	IP	WLS	BF	H	R	ER	SO	BB	IBB	HBP	BLK	WP	HR	S	P	ERA	WHIP										
Eric King, R (1, 1) ERA: 3.15	5.0	W	25	8	3	3	3	2	0	0	0	0	0	48	79	5.40	2.000										
Wayne Edwards, L (6, 1) ERA: 0.9	4.0	S	12	0	0	0	3	1	0	0	0	0	0	26	42	0.00	0.250										

Toronto Blue Jays @ Chicago White Sox
Comiskey Park, Chicago, IL
Sun Apr 29 1990, 4:33 AM EDT
Att. 12,936 - Sunny - 56 F

AB 34
R 3
H 8
RBI 3
BB 3
SO 6
LOB 19

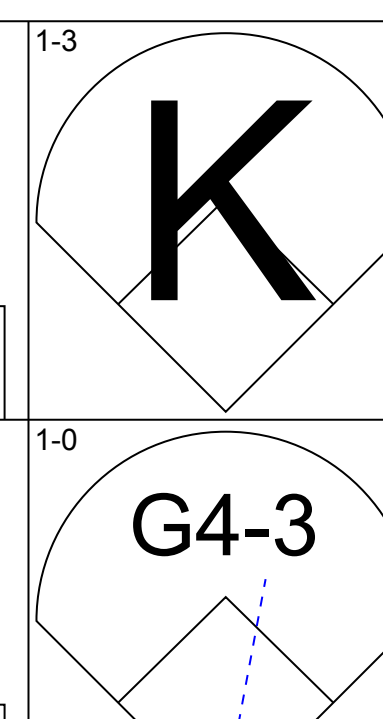
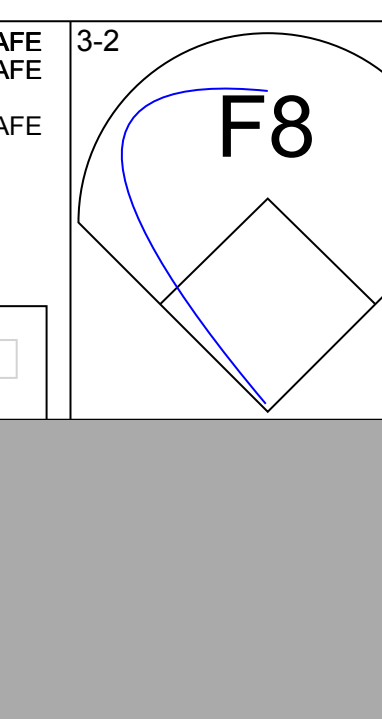
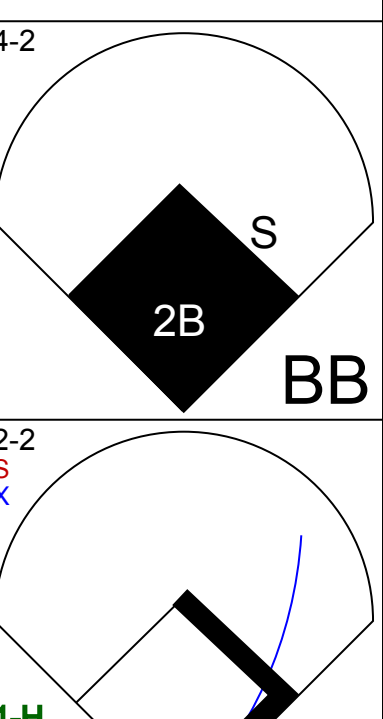
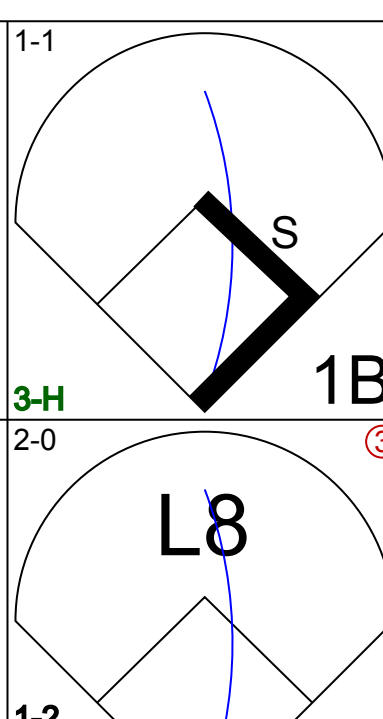
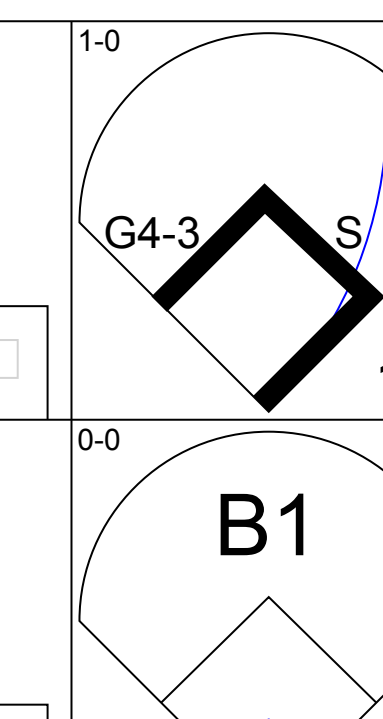

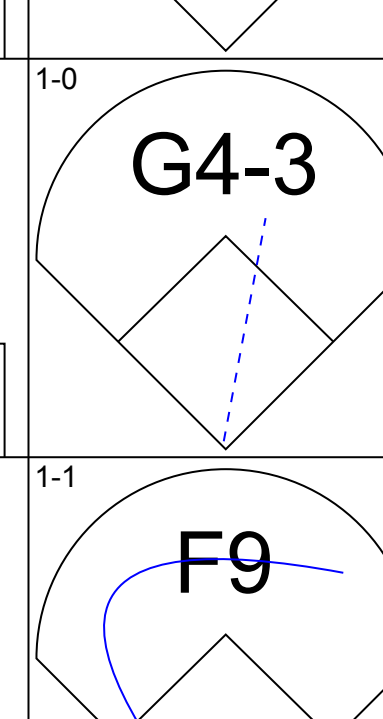
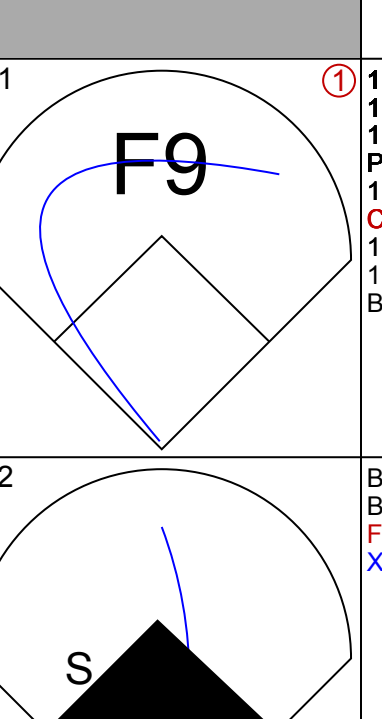
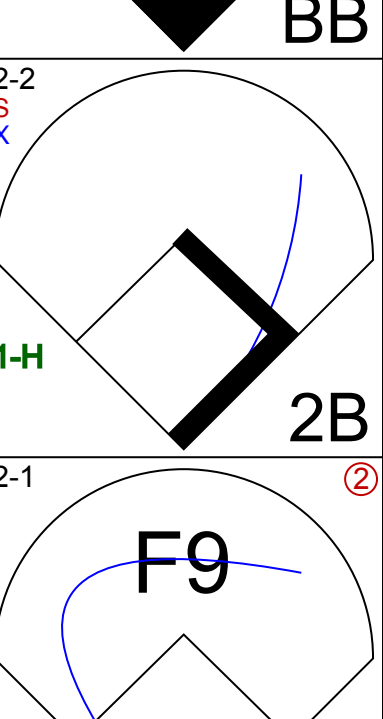
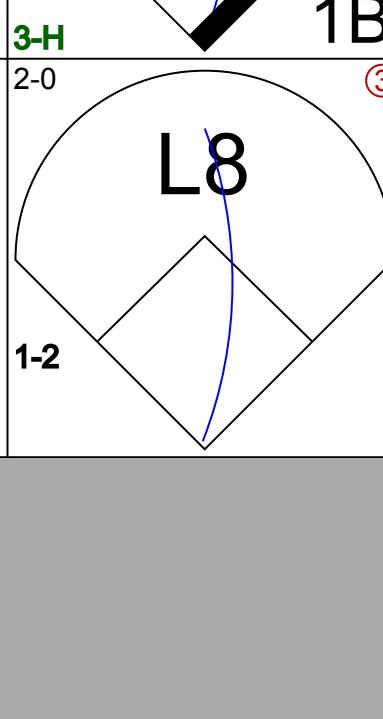
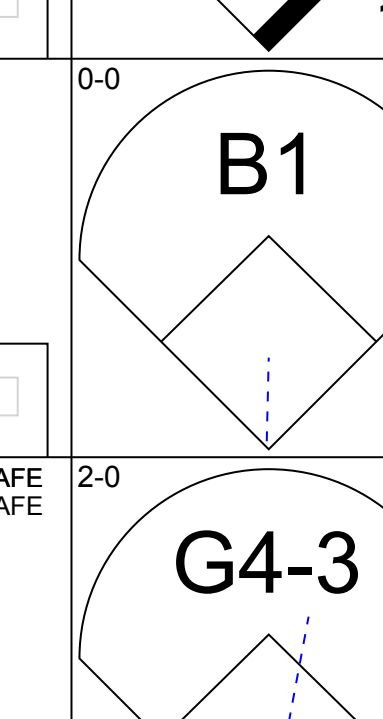
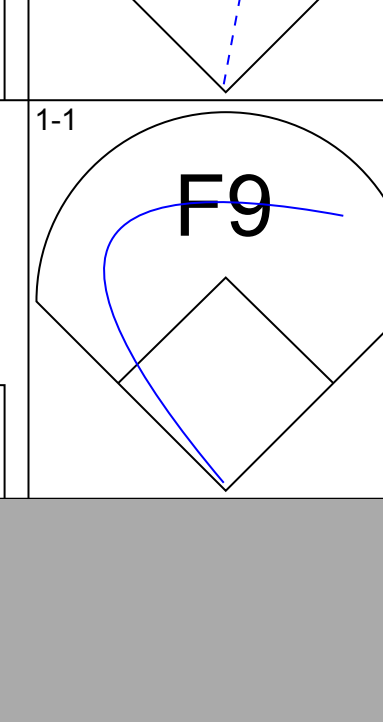

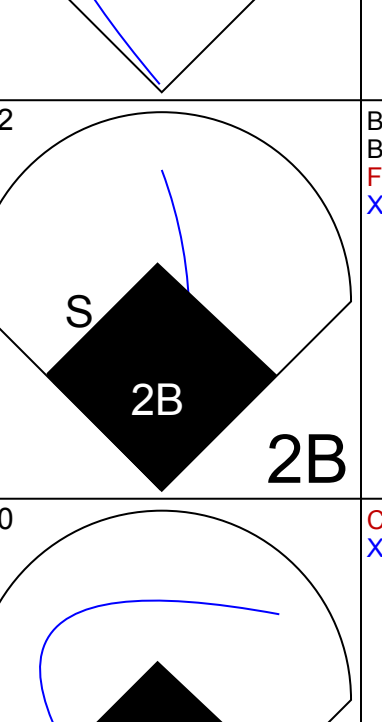
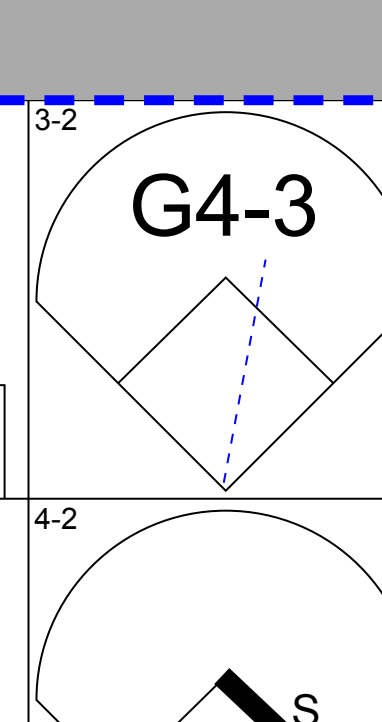
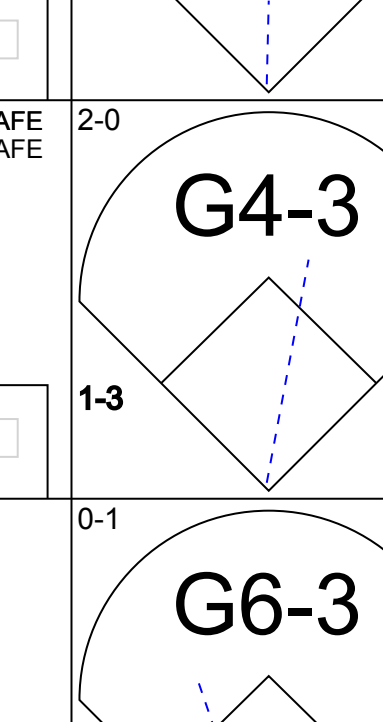
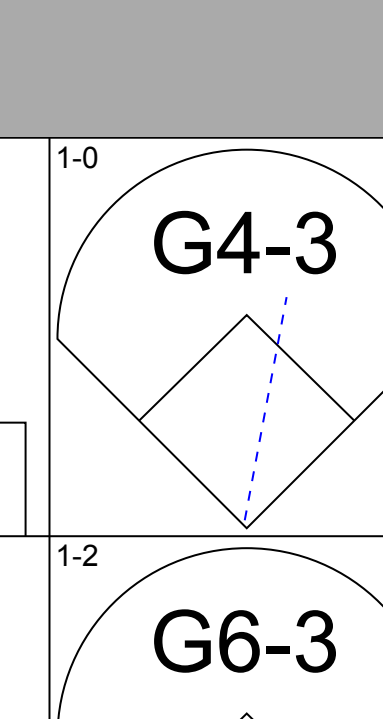
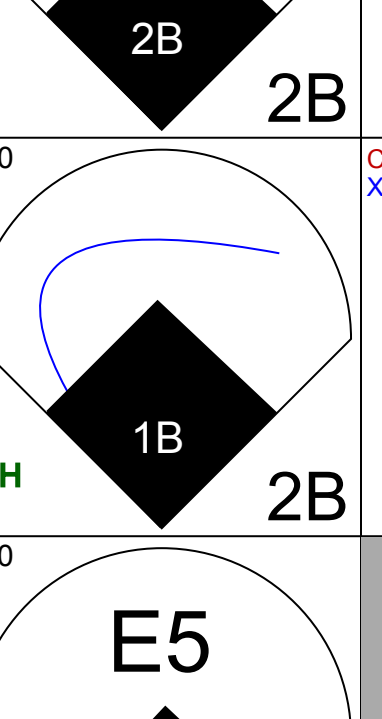
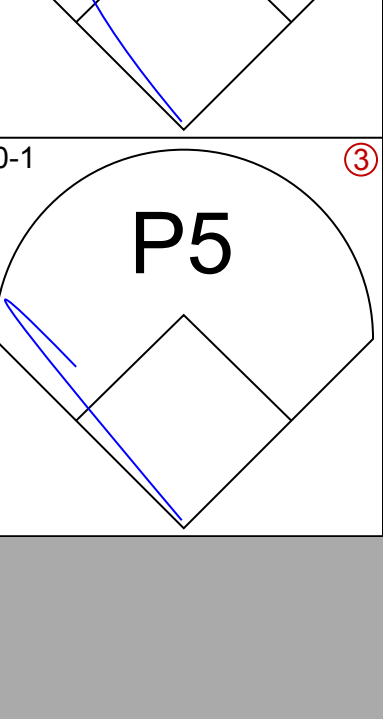
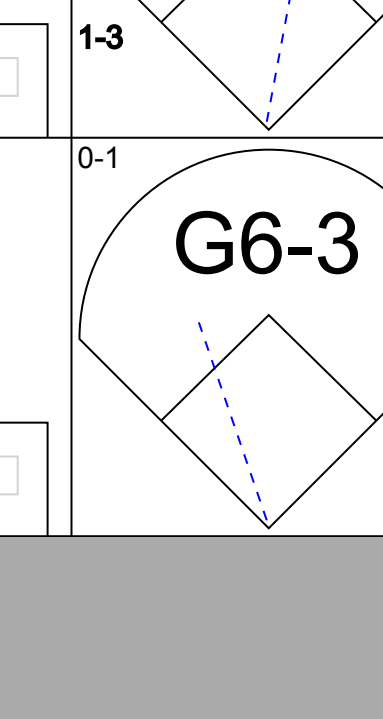
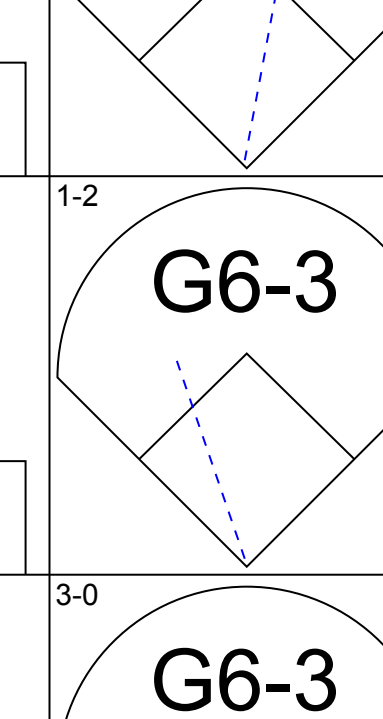
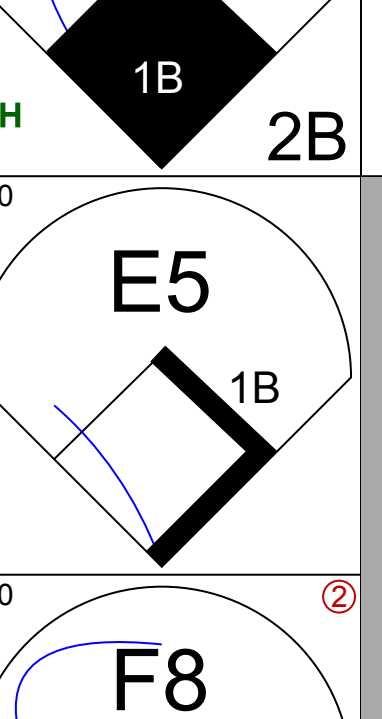
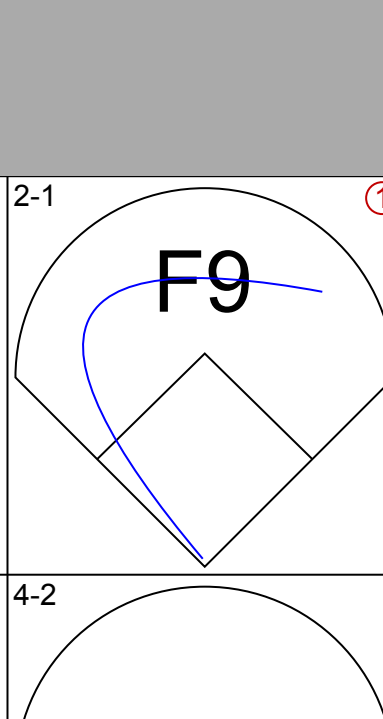
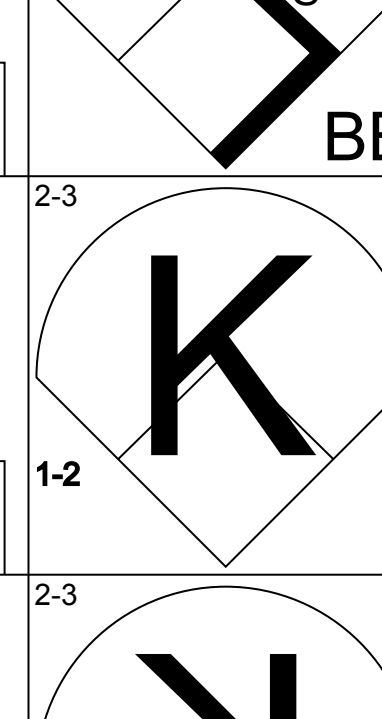
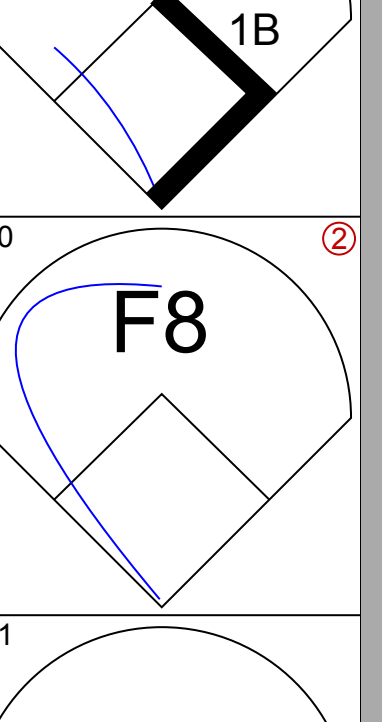
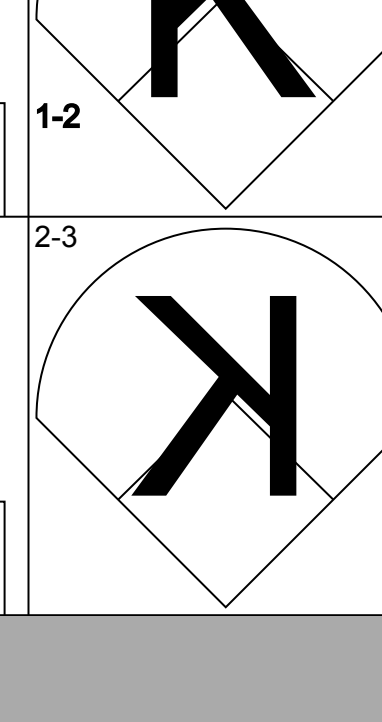
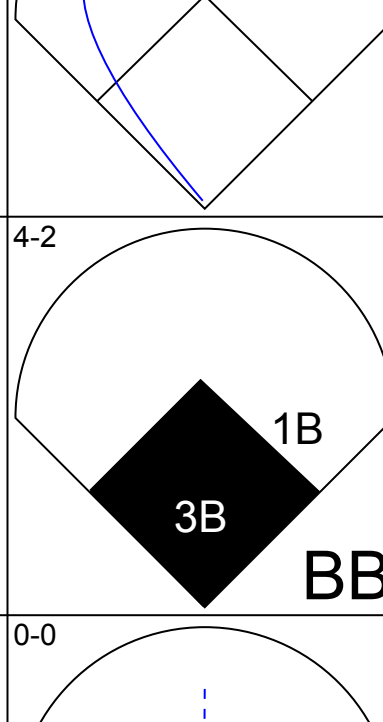
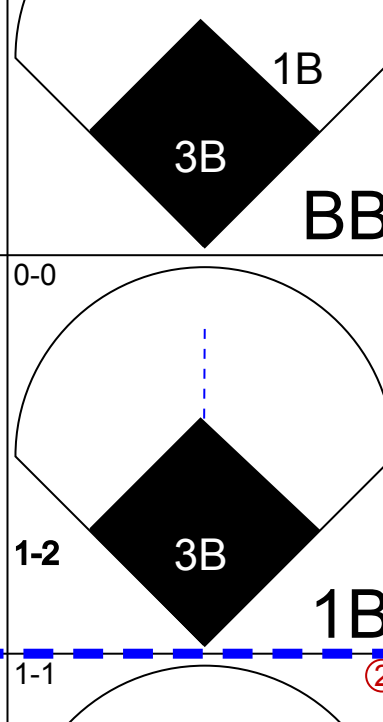
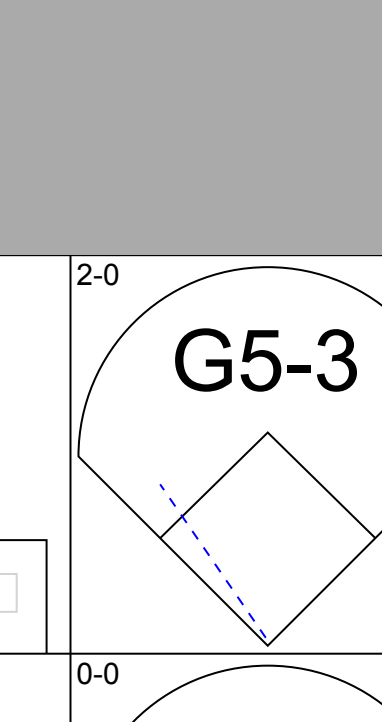
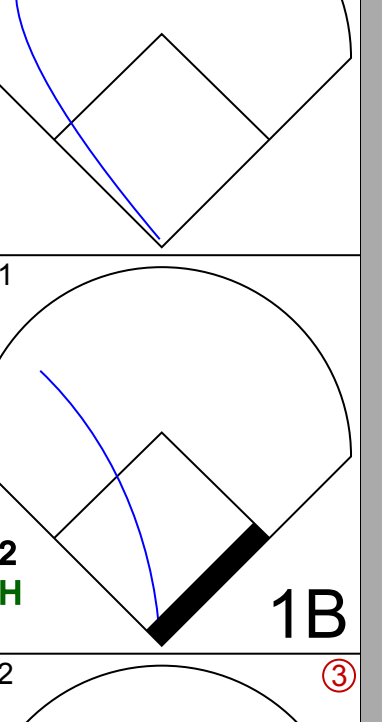
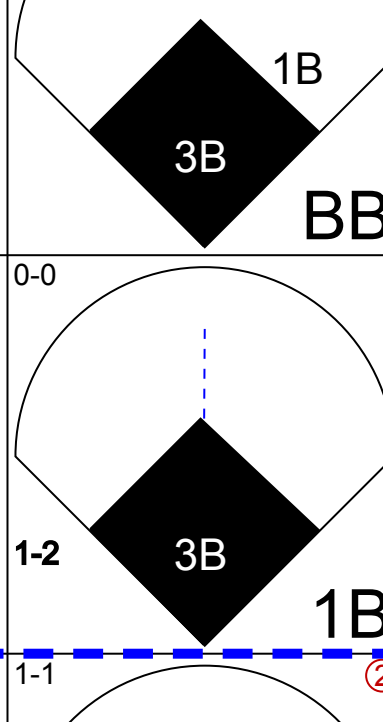
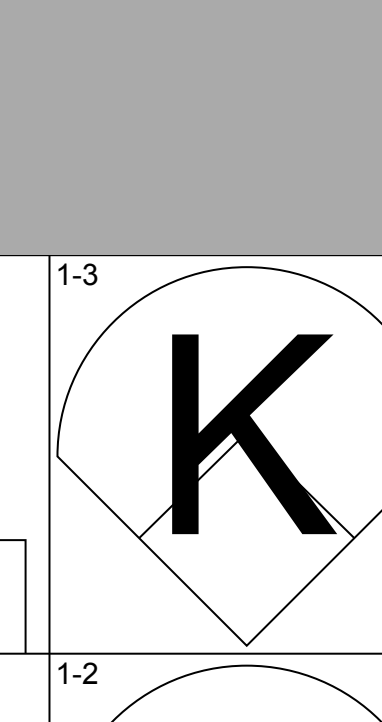
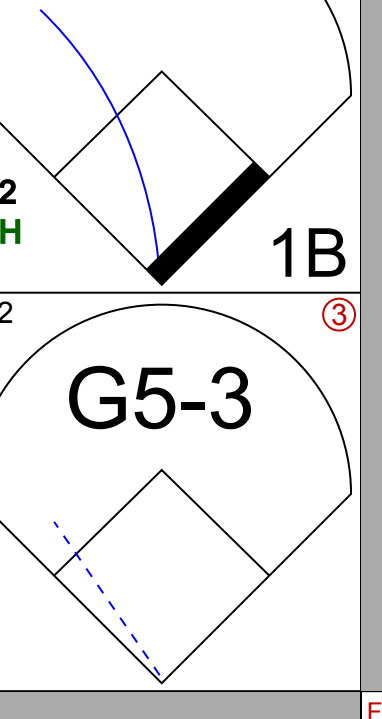
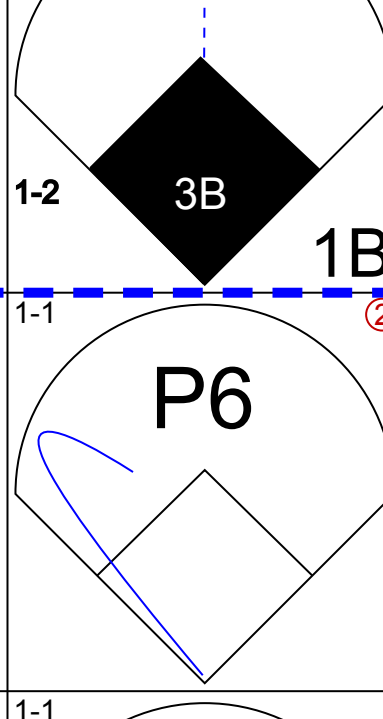
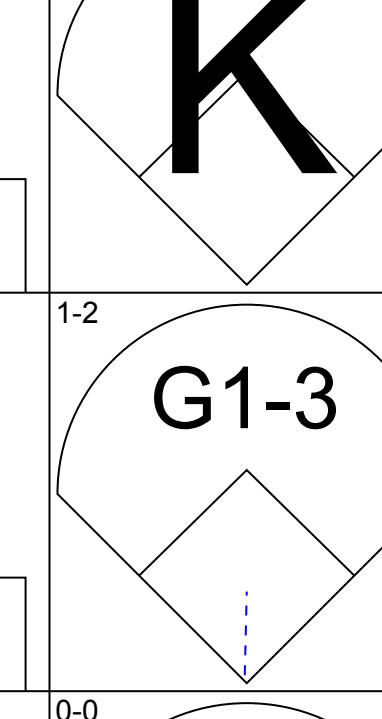
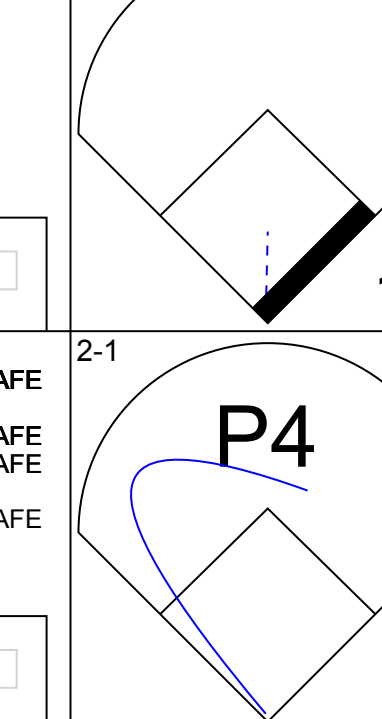
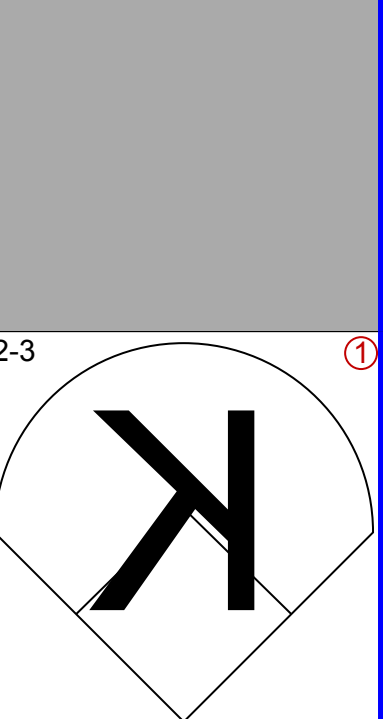
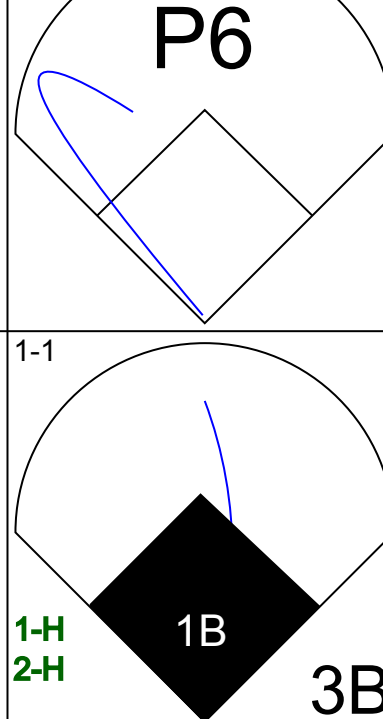
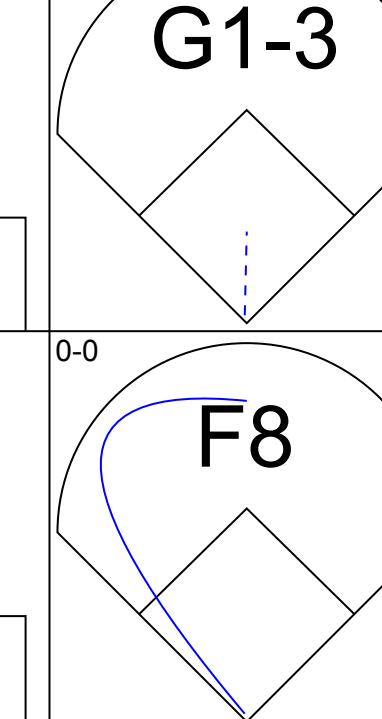


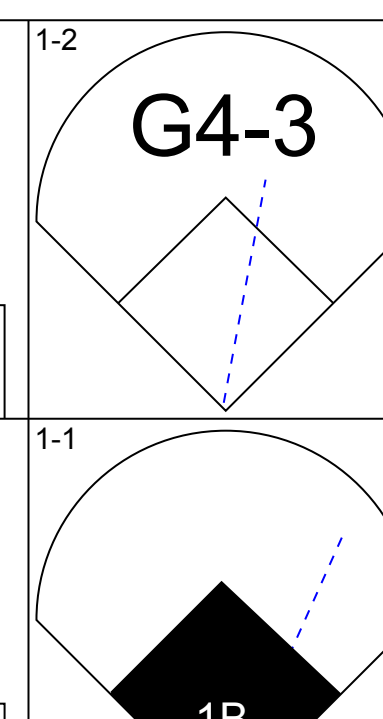
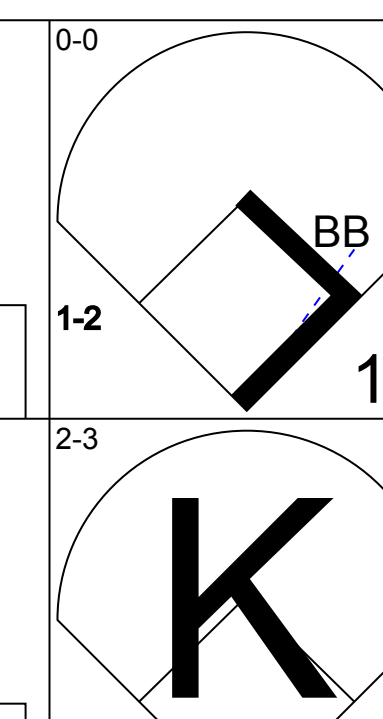
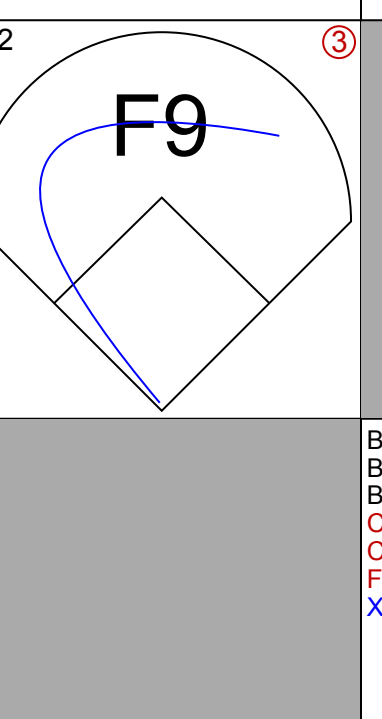
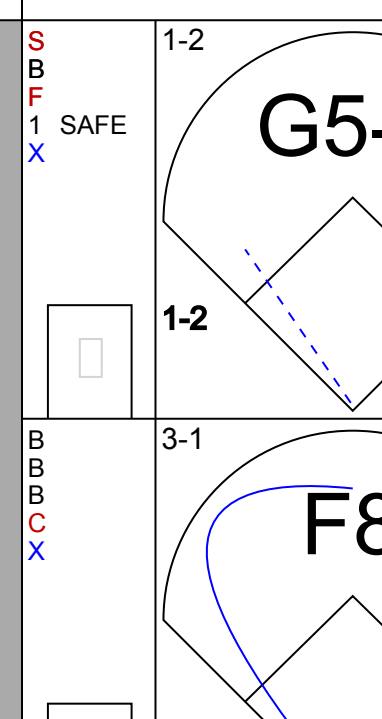
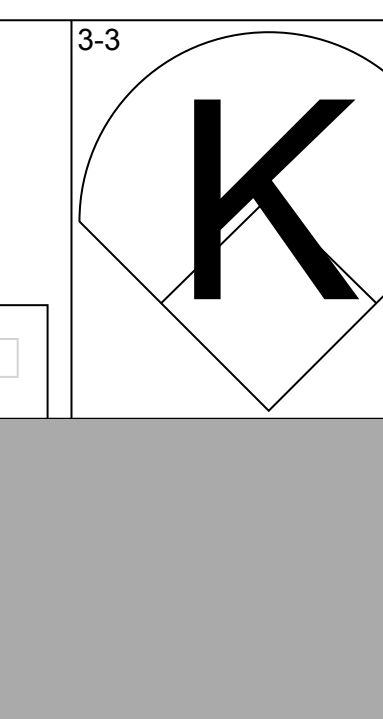

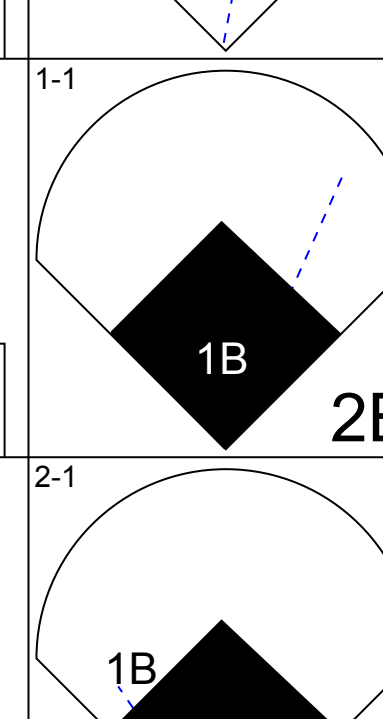
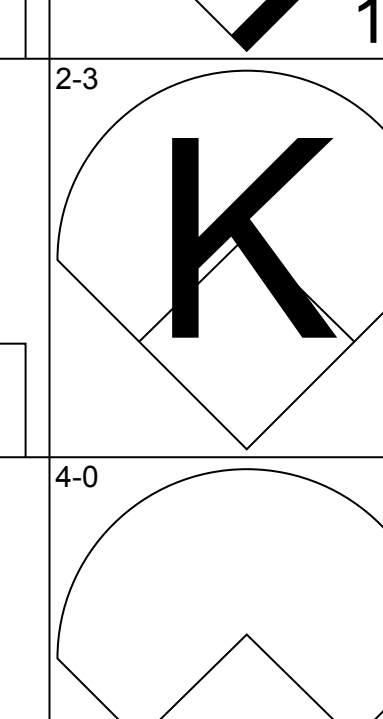
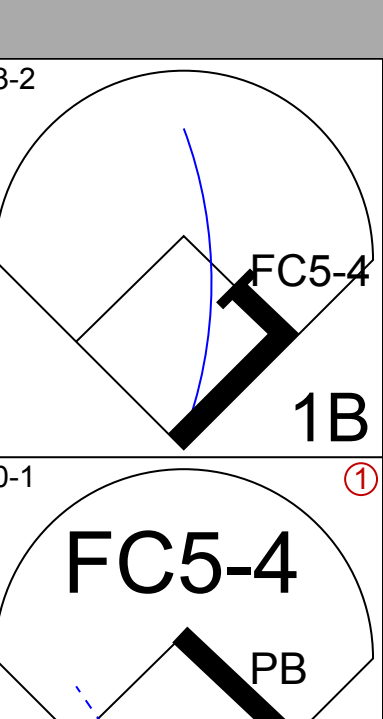

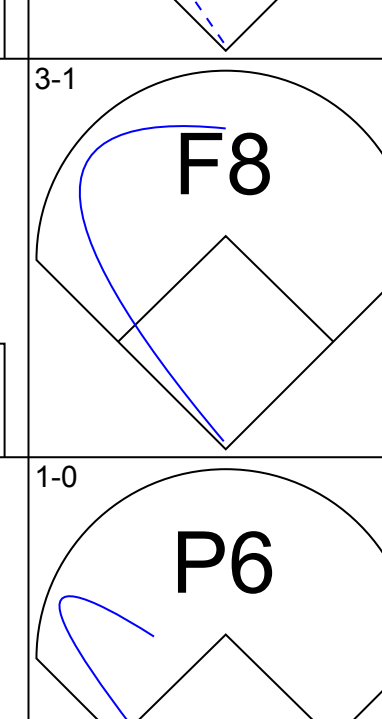
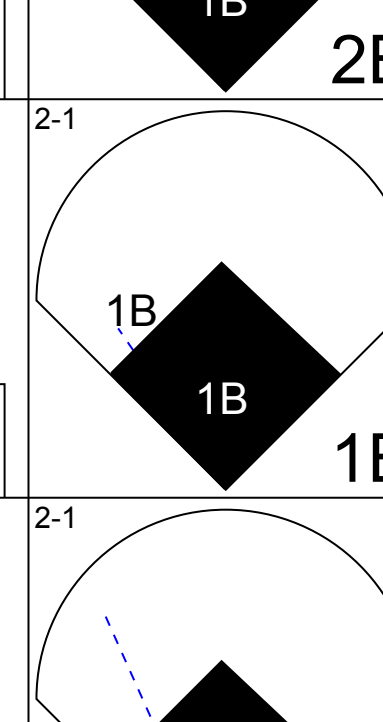
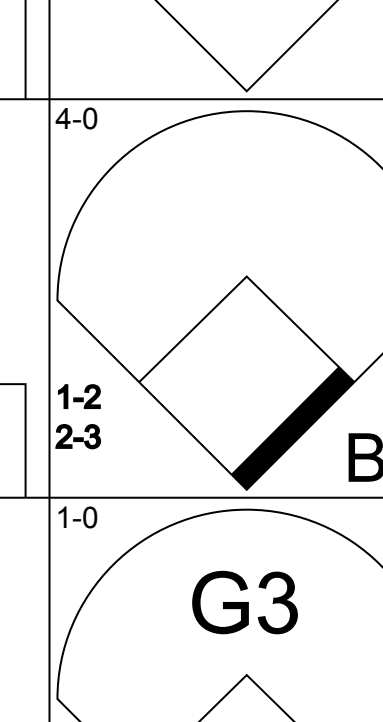
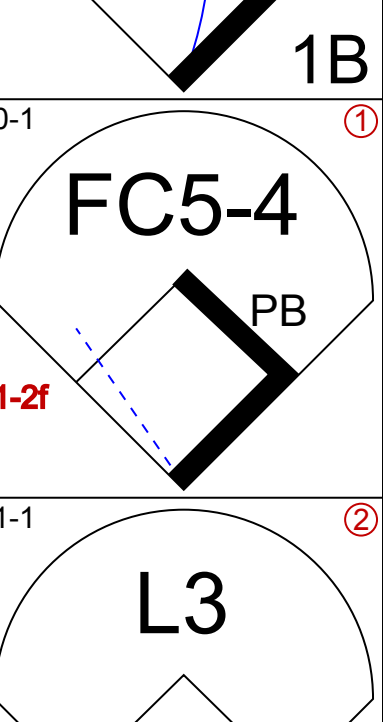

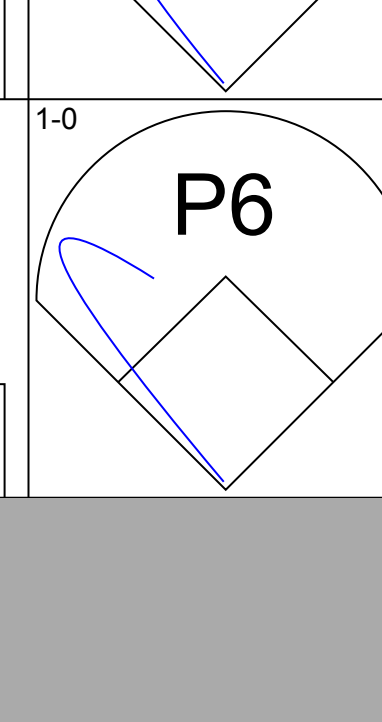
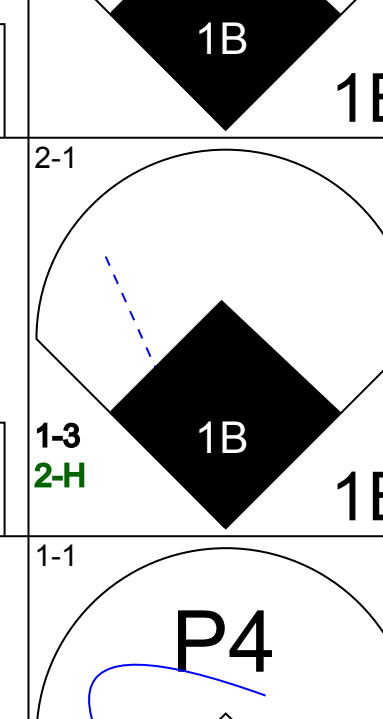
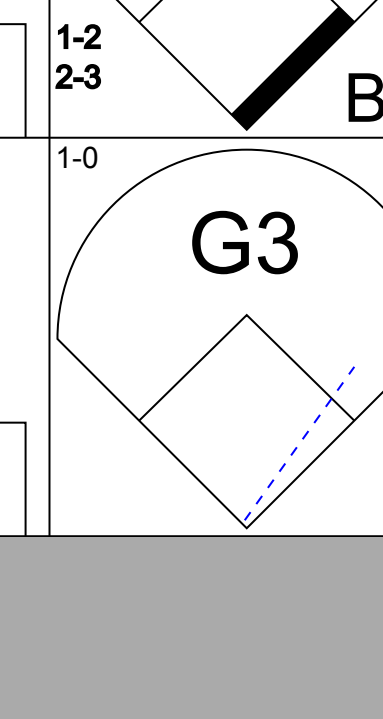
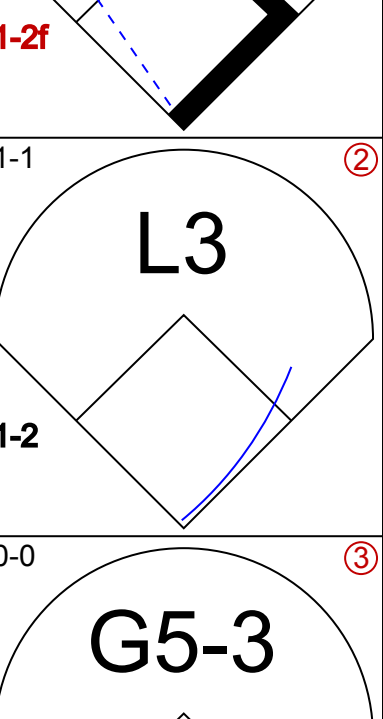
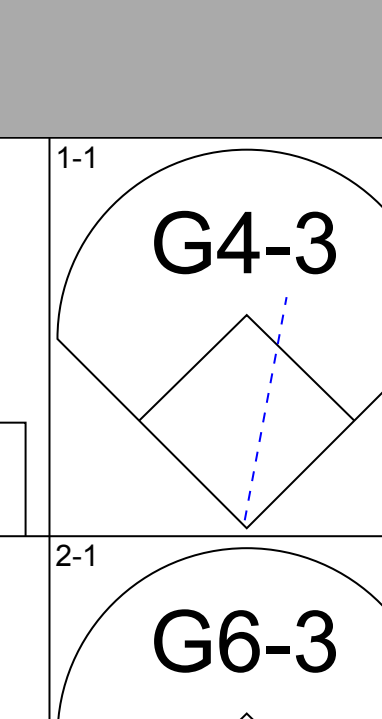
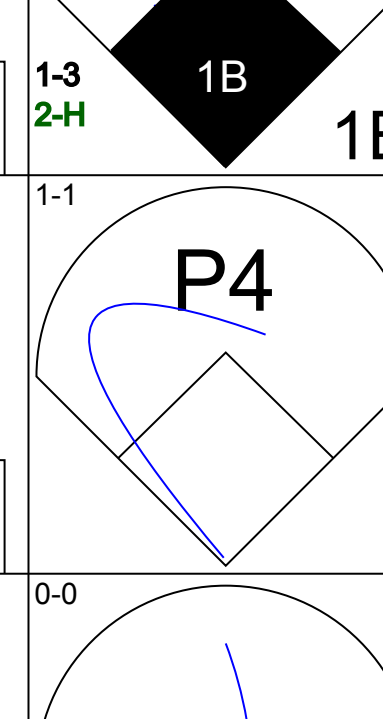
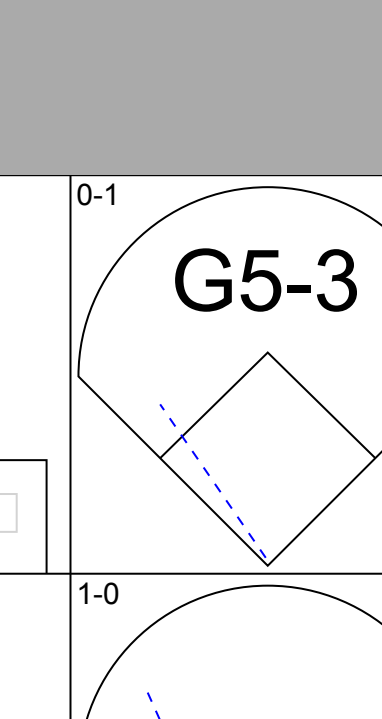
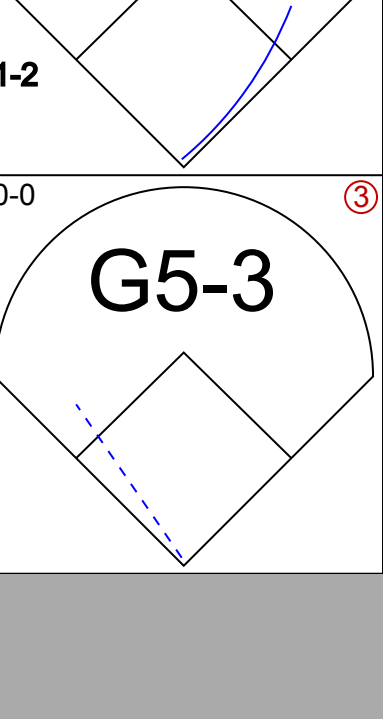
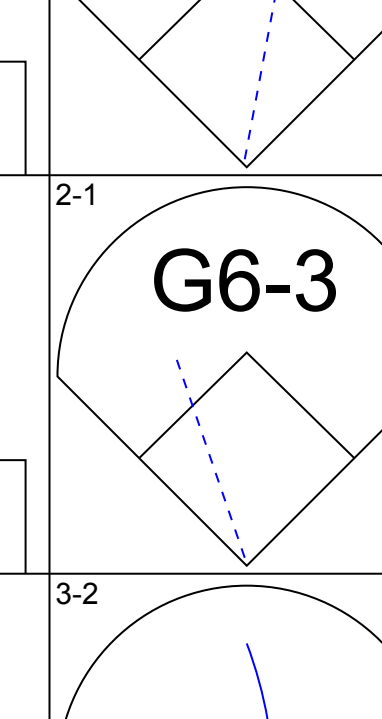
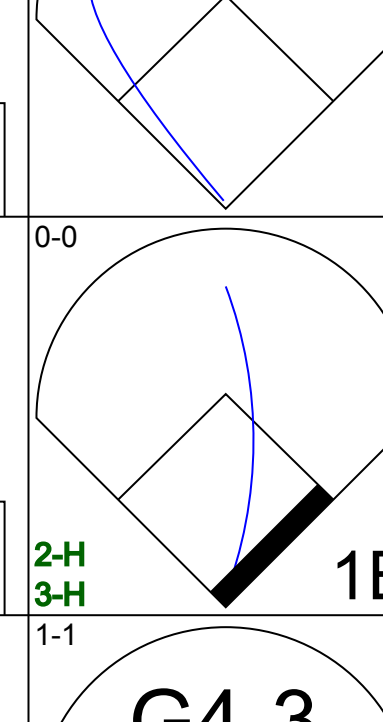
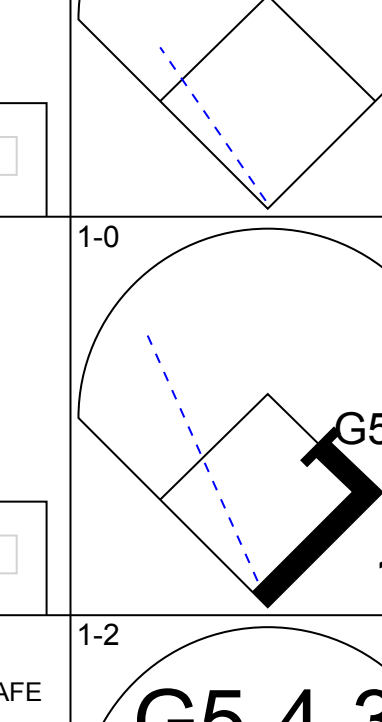

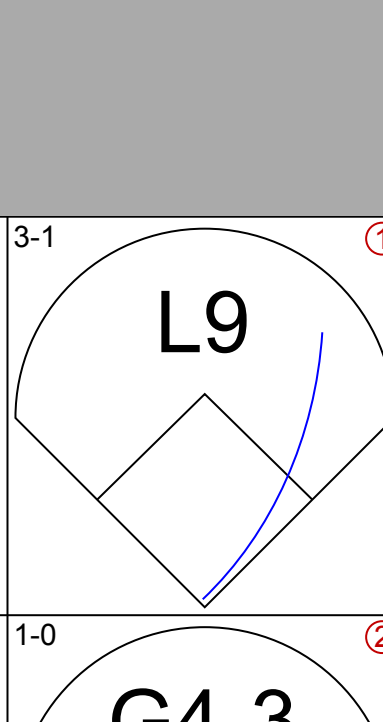

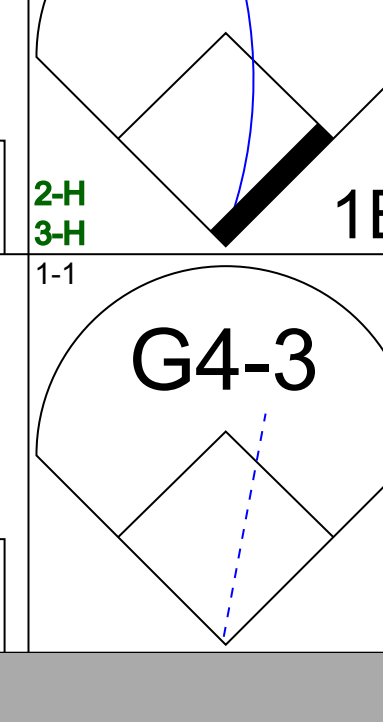
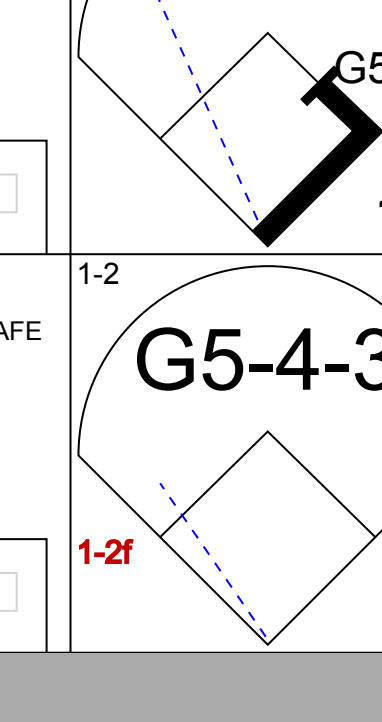

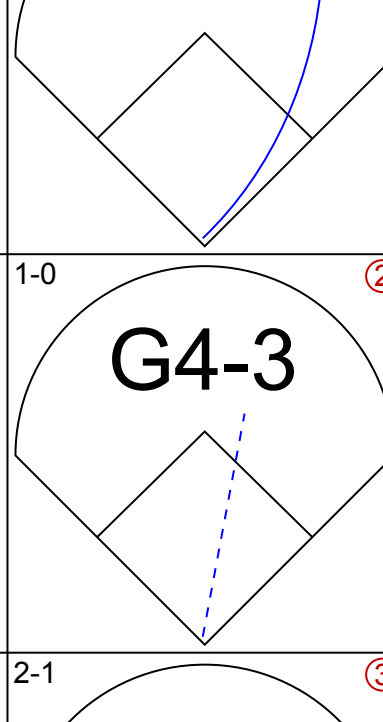
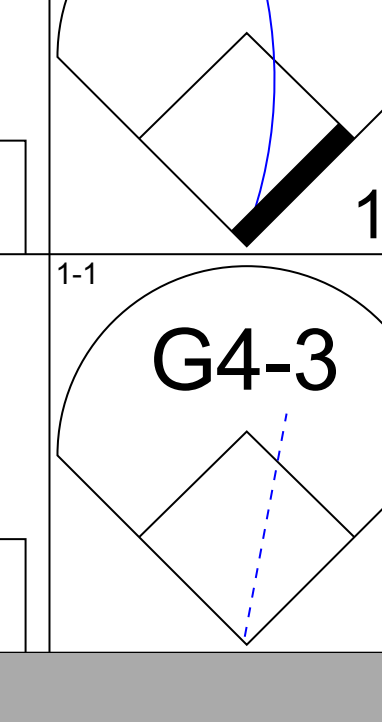
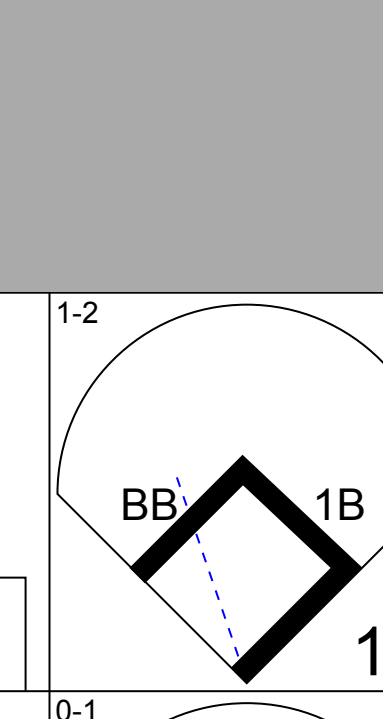
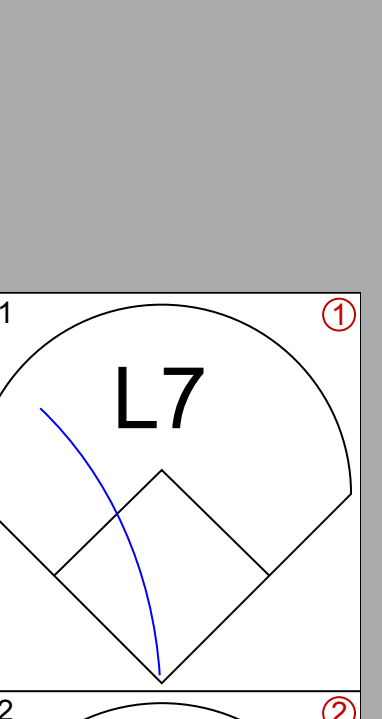
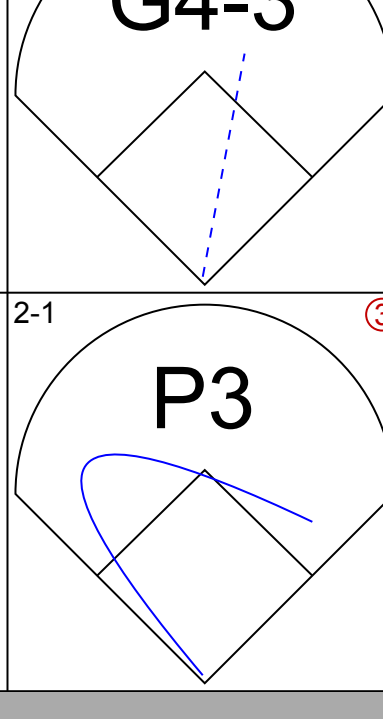
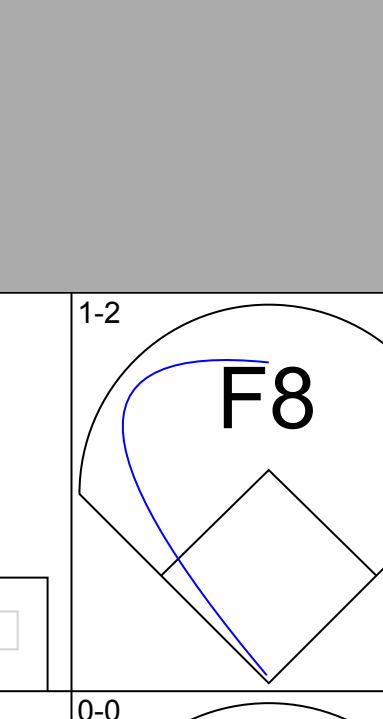

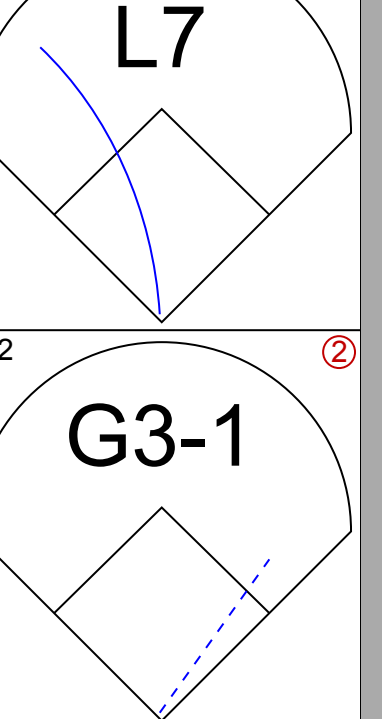
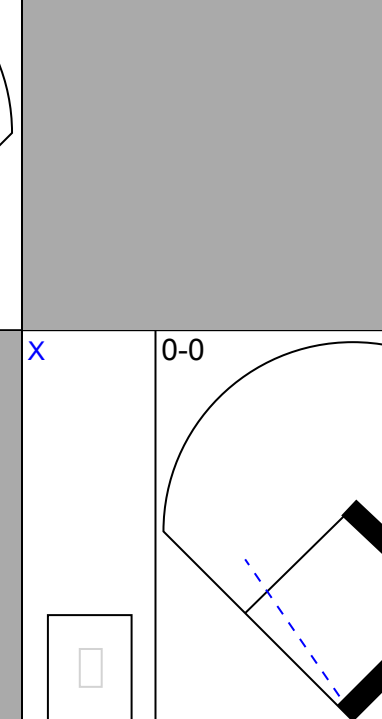
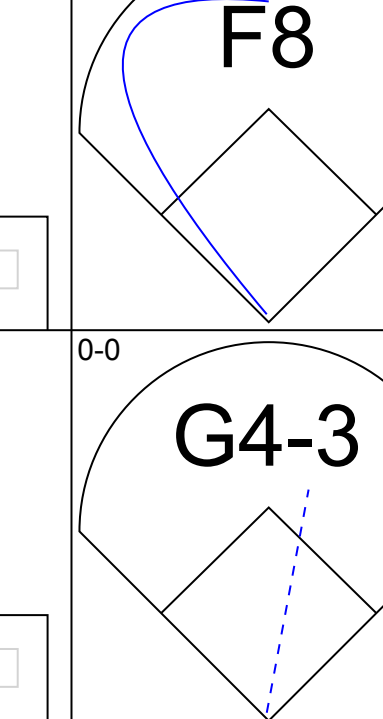
Batter	1	2	3	4	5	6	7	8	9	AB	R	H	RBI	BB	SO	LOB	BOTTOM										
Sammy Sosa, R (1, 9) OBP: 0.321, SLG: 0.529	2-3 K	2-1 1H 3H HR		0-0 F9			2-3 K	0-0 SF8		4	1	1	4	0	2	1											
Lance Johnson, L (1, 8) OBP: 0.296, SLG: 0.294	1-2 G3	1-2 G5-3		2-1 L8-3 1B			0-0 S BB 1B	0-1 G5-3		5	1	2	0	0	0	1											
Ivan Calderon, R (1, 7) OBP: 0.323, SLG: 0.444	3-2 1B 2B		1-1 1B 2B		0-1 L8-3		1 SAFE 4-1 1-2 1B BB			3	2	2	0	1	0	2											
Ron Kittle, R (1, 10) OBP: 0.375, SLG: 0.480	2-2 1B		1-0 SH5-3 SF9 1B		2-3 K		0-3 K			4	1	2	1	0	2	2											
Carlos Martinez, R (1, 3) OBP: 0.250, SLG: 0.400		1-1 HR	1-0 SF9 SH5-3 1B		3-2 G5-3		0-1 CS 1B			4	1	3	3	0	0	0											
Ron Karkovice, R (1, 2) OBP: 0.143, SLG: 0.167		2-2 G5-3	0-0 SH5-3		2-3 K		0-1 CS	4-2 1B BB		2	1	0	0	1	1	0											
Craig Grebeck, R (1, 5) OBP: 0.143, SLG: 0.167	1-2 1B HR		0-0 SF9		1-3 K			3-2 F9		3	1	1	1	0	1	1											
Scott Fletcher, R (1, 4) OBP: 0.298, SLG: 0.174	3-1 F7		0-1 G6-3		1-1 L7			1-0 1B SF8 1B		4	1	1	0	0	0	2											
Ozzie Guillen, L (1, 6) OBP: 0.333, SLG: 0.396	1 SAFE 1-3 HR 1B		1-2 1B 2B		2-3 K			0-0 2-3 3H 1B		4	1	3	1	0	1	0											
Inning Stats	R: 0 E: 0 K: 1 S: 15	H: 2 LOB: 2 BB: 0 P: 23	R: 4 E: 0 K: 0 S: 16	H: 4 LOB: 0 BB: 0 P: 26	R: 2 E: 0 K: 0 S: 8	H: 3 LOB: 1 BB: 0 P: 11	R: 0 E: 0 K: 0 S: 9	H: 2 LOB: 1 BB: 0 P: 12	R: 0 E: 0 K: 2 S: 12	H: 0 LOB: 0 BB: 0 P: 19	R: 2 E: 0 K: 2 S: 12	H: 2 LOB: 0 BB: 1 P: 17	R: 2 E: 0 K: 0 S: 11	H: 2 LOB: 1 BB: 1 P: 19	1B: 10 2B: 4 3B: 0 HR: 2	SF: 2 SAC: 1 DP: 1 HBP: 0	WP: 0 PB: 0 SB: 2 CS: 1	PA: 39									
PITCHER	IP	WLS	BF	H	R	ER	SO	BB	IBB	HBP	BLK	WP	HR	S	P	ERA	WHIP										
Jimmy Key, L (1, 1) ERA: 5.21	3.0	L	17	9	6	6	1	0	0	0	0	0	0	21	31	0.00	1.000										
Willie Blair, R (4, 1) ERA: 1.17	2.0		7	2	0	0	2	0	0	0	0	0	0	8	12	0.00	0.000										
David Wells, L (6, 1) ERA: 0.93	1.0		3	0	0	0	2	0	0	0	0	0	0	12	17	18.00	3.000										
Duane Ward, R (7, 1) ERA: 1.08	1.0		5	2	2	2	2	1	0	0	0	0	0	11	19	18.00	3.000										
Paul Klags, L (8, 1) ERA: 9.9	1.0		6	2	2	2	0	1	0	0	0	0	0	11	19	18.00	3.000										

Toronto Blue Jays @ Chicago White Sox
Comiskey Park, Chicago, IL
Sun Apr 29 1990, 4:33 AM EDT
Att. 12,936 - Sunny - 56 F

AB 33
R 10
H 15
RBI 10
BB 2
SO 7
LOB 9



Batter	1	2	3	4	5	6	7	8	9	AB	R	H	RBI	BB	SO	LOB	TOP							
Gary Pettis, S OBP: 0.333, SLG: 0.292 (1, 8)										4	1	2	1	1	1	1	Texas Rangers @ Chicago White Sox Comiskey Park, Chicago, IL Wed May 02 1990, 8:05 PM EDT Att: 8,003 - Unknown - 53 F AB 37 R 6 H 9 RBI 6 BB 3 SO 5 LOB 18 							
Jack Daugherty, S OBP: 0.304, SLG: 0.300 (1, 3)									5	0	1	1	0	0	3									
Julio Franco, R OBP: 0.296, SLG: 0.322 (1, 4)									5	1	1	0	0	0	2									
Ruben Sierra, S OBP: 0.365, SLG: 0.511 (1, 9)									4	1	1	1	1	0	2									
Pete Incaviglia, R OBP: 0.274, SLG: 0.436 (1, 7)									4	0	0	0	0	1	2									
Mike Stanley, R OBP: 0.296, SLG: 0.333 (1, 10)									2	0	0	0	1	0	2									
Thad Bosley, L OBP: 0.385, SLG: 0.111 (6, PR)									0	1	0	0	0	0	0									
Harold Baines, L OBP: 0.329, SLG: 0.433 (7, PH)									1	0	0	0	0	1	1									
Scott Coolbaugh, R OBP: 0.250, SLG: 0.160 (1, 5)									4	1	2	1	0	1	0									
Jeff Kunkel, R OBP: 0.174, SLG: 0.186 (6, PH)									2	0	1	0	0	0	2									
Jeff Huson, L OBP: 0.400, SLG: 0.341 (6, PH)									2	0	0	0	0	0	2									
Chad Kreuter, S (1, 2)																								
Geno Petralli, L OBP: 0.400, SLG: 0.380 (6, 2)									2	1	1	2	0	0	0									
Inning Stats	R: 0 E: 0 K: 1 S: 6	H: 0 LOB: 0 BB: 0 P: 9	R: 0 E: 0 K: 0 S: 5	H: 0 LOB: 0 BB: 0 P: 10	R: 0 E: 0 K: 0 S: 7	H: 1 LOB: 1 BB: 0 P: 14	R: 2 E: 1 K: 0 S: 14	H: 3 LOB: 2 BB: 0 P: 21	R: 1 E: 0 K: 1 S: 14	H: 1 LOB: 1 BB: 1 P: 23	R: 3 E: 0 K: 0 S: 12	H: 3 LOB: 1 BB: 1 P: 23	R: 0 E: 0 K: 2 S: 12	H: 0 LOB: 0 BB: 1 P: 23	R: 0 E: 0 K: 1 S: 7	H: 0 LOB: 0 BB: 0 P: 9	R: 0 E: 0 K: 0 S: 6	H: 1 LOB: 1 BB: 0 P: 8	1B: 5 2B: 3 3B: 1 HR: 0	SF: 0 SAC: 0 DP: 0 HBP: 0	WP: 0 PB: 0 SB: 5 CS: 0	PA: 40		
PITCHER	IP	WLS	BF	H	R	ER	SO	BB	IBB	HBP	BLK	WP	HR	S	P	ERA	WHIP							
Greg Hibbard, L ERA: 3.75 (1, 1)	5.1	L	25	6	5	4	2	2	0	0	0	0	0	51	88	6.75	1.500							
Donn Pail, R ERA: 3.69 (6, 1)	0.2		4	2	1	1	0	0	0	0	0	0	0	7	12	13.50	3.000							
Ken Patterson, L ERA: 0.96 (7, 1)	3.0		11	1	0	0	3	1	0	0	0	0	0	25	40	0.00	0.667							

Batter	1	2	3	4	5	6	7	8	9	AB	R	H	RBI	BB	SO	LOB	BOTTOM								
Sammy Sosa, R OBP: 0.306, SLG: 0.455 (1, 9)										5	0	1	0	0	1	1	Texas Rangers @ Chicago White Sox Comiskey Park, Chicago, IL Wed May 02 1990, 8:05 PM EDT Att: 8,003 - Unknown - 53 F AB 36 R 3 H 10 RBI 3 BB 1 SO 2 LOB 17 								
Steve Lyons, L OBP: 0.287, SLG: 0.286 (1, 8)										4	1	2	0	0	1	3									
Ivan Calderon, R OBP: 0.382, SLG: 0.484 (1, 7)										3	1	1	0	1	0	2									
Dan Pasqua, L OBP: 0.294, SLG: 0.267 (1, 10)									4	1	1	1	0	0	4										
Carlton Fisk, R OBP: 0.333, SLG: 0.356 (1, 2)									4	0	0	0	0	0	3										
Carlos Martinez, R OBP: 0.297, SLG: 0.426 (1, 3)									4	0	3	2	0	0	0										
Robin Ventura, L OBP: 0.293, SLG: 0.271 (1, 5)									4	0	0	0	0	0	3										
Scott Fletcher, R OBP: 0.300, SLG: 0.237 (1, 4)									4	0	1	0	0	0	0										
Ozzie Guillen, L OBP: 0.297, SLG: 0.377 (1, 6)									4	0	1	0	0	0	1										
Inning Stats	R: 3 E: 0 K: 0 S: 14	H: 4 LOB: 1 BB: 0 P: 22	R: 0 E: 0 K: 1 S: 10	H: 2 LOB: 3 BB: 1 P: 18	R: 0 E: 0 K: 0 S: 6	H: 1 LOB: 0 BB: 0 P: 8	R: 0 E: 0 K: 0 S: 10	H: 0 LOB: 0 BB: 0 P: 15	R: 0 E: 0 K: 0 S: 9	H: 1 LOB: 1 BB: 0 P: 13	R: 0 E: 0 K: 0 S: 5	H: 0 LOB: 0 BB: 0 P: 11	R: 0 E: 0 K: 0 S: 7	H: 1 LOB: 1 BB: 0 P: 12	R: 0 E: 0 K: 0 S: 9	H: 1 LOB: 0 BB: 0 P: 16		R: 0 E: 0 K: 1 S: 7	H: 0 LOB: 0 BB: 0 P: 11	1B: 9 2B: 1 3B: 0 HR: 0	SF: 0 SAC: 0 DP: 1 HBP: 0	WP: 0 PB: 1 SB: 0 CS: 0	PA: 37		
PITCHER	IP	WLS	BF	H	R	ER	SO	BB	IBB	HBP	BLK	WP	HR	S	P	ERA		WHIP							
Charlie Hough, R ERA: 4.05 (1, 1)	9.0	W	37	10	3	3	2	1	0	0	0	0	0	77	126	3.00		1.222							

Batter	1	2	3	4	5	6	7	8	9	AB	R	H	RBI	BB	SO	LOB	TOP										
Sammy Sosa, R OBP: 0.313, SLG: 0.453 (1, 9)										3	2	1	0	1	0	0	Chicago White Sox @ Kansas City Royals Royals Stadium, Kansas City, MO Sat May 05 1990, 8:05 PM EDT Att: 32,929 - Unknown										
Lance Johnson, L OBP: 0.324, SLG: 0.303 (1, 8) (9, 7)										4	0	0	0	0	0	3											
Ivan Calderon, R OBP: 0.384, SLG: 0.486 Rodney McCray, R (9, 8)										2	1	1	2	1	0	0											
Ron Kittle, R OBP: 0.348, SLG: 0.426 (1, 10)										3	0	2	2	0	1	0											
Carlos Martinez, R OBP: 0.264, SLG: 0.377 (1, 3)										4	0	0	0	0	0	4											
Ron Karkovics, R OBP: 0.306, SLG: 0.250 (1, 2)										4	1	1	0	0	0	0											
Robin Ventura, L OBP: 0.277, SLG: 0.241 (1, 5)										4	0	0	0	0	0	1											
Scott Fletcher, R OBP: 0.312, SLG: 0.250 (1, 4)										3	1	0	0	1	0	0											
Ozzie Guillen, L OBP: 0.333, SLG: 0.397 Craig Grebeck, R OBP: 0.077, SLG: 0.083 (9, PH) (9, 6)										3	1	2	1	0	0	0											
Inning Stats	R: 1 E: 0 K: 0 S: 17	H: 2 LOB: 1 BB: 0 P: 26	R: 2 E: 0 K: 0 S: 13	H: 2 LOB: 1 BB: 1 P: 19	R: 0 E: 0 K: 1 S: 8	H: 0 LOB: 0 BB: 0 P: 11	R: 0 E: 0 K: 0 S: 3	H: 0 LOB: 0 BB: 0 P: 7	R: 1 E: 0 K: 0 S: 7	H: 2 LOB: 2 BB: 1 P: 12	R: 0 E: 0 K: 0 S: 4	H: 0 LOB: 0 BB: 0 P: 9	R: 2 E: 0 K: 0 S: 11	H: 2 LOB: 1 BB: 0 P: 16	R: 0 E: 0 K: 0 S: 7	H: 0 LOB: 0 BB: 0 P: 10	R: 0 E: 0 K: 1 S: 5	H: 0 LOB: 0 BB: 0 P: 5	1B: 7 2B: 1 3B: 0 HR: 0	SF: 3 SAC: 1 DP: 0 HBP: 1	WP: 1 PB: 0 SB: 2 CS: 0	PA: 38					
PITCHER	IP	WLS	BF	H	R	ER	SO	BB	IBB	HBP	BLK	WP	HR	S	P	ERA	WHIP										
Richard Dotson, R ERA: 5.75 (1, 1)	4.0	L	19	6	4	4	1	1	0	0	0	1	0	44	67	9.00	1.750										
Luis Aquino, R ERA: 5.02 (5, 1)	3.0		13	2	2	2	0	0	1	1	0	0	0	19	33	6.00	0.667										
Larry McWilliams, L ERA: 9.59 (8, 1)	1.0		3	0	0	0	0	0	0	0	0	0	0	7	10	0.00	0.000										
Jay Ballew, R ERA: 9.0 (9, 1)	1.0		3	0	0	0	1	0	0	0	0	0	0	5	5	0.00	0.000										

Batter	1	2	3	4	5	6	7	8	9	AB	R	H	RBI	BB	SO	LOB	BOTTOM										
Willie Wilson, S OBP: 0.387, SLG: 0.448 Pat Tabler, R OBP: 0.275, SLG: 0.243 (1, 8) (2, 9)										1	0	0	0	0	0	0	Chicago White Sox @ Kansas City Royals Royals Stadium, Kansas City, MO Sat May 05 1990, 8:05 PM EDT Att: 32,929 - Unknown										
Kevin Seitzer, R OBP: 0.283, SLG: 0.258 (1, 5)										4	0	1	0	0	1	1											
George Brett, L OBP: 0.278, SLG: 0.230 (1, 3)										4	0	1	0	0	1	1											
Bo Jackson, R OBP: 0.364, SLG: 0.386 (1, 7)										4	0	0	0	0	1	1											
Jim Eisenreich, L OBP: 0.271, SLG: 0.373 (1, 9) (2, 8)										3	0	0	0	0	0	0											
Gerald Perry, L OBP: 0.381, SLG: 0.387 (1, 10)										2	0	0	0	1	0	0											
Kurt Stillwell, S OBP: 0.410, SLG: 0.528 (1, 6)										3	0	0	0	0	0	1											
Bob Boone, R OBP: 0.382, SLG: 0.354 Rey Palacios, R (8, PR) (9, 2)										3	0	1	0	0	0	0											
Terry Shumpert, R OBP: 0.357, SLG: 0.357 (1, 4)										3	0	2	0	0	0	1											
Inning Stats	R: 0 E: 0 K: 0 S: 5	H: 1 LOB: 1 BB: 0 P: 10	R: 0 E: 0 K: 0 S: 4	H: 0 LOB: 0 BB: 1 P: 11	R: 0 E: 0 K: 1 S: 6	H: 1 LOB: 1 BB: 0 P: 10	R: 0 E: 0 K: 0 S: 3	H: 0 LOB: 0 BB: 0 P: 6	R: 0 E: 0 K: 0 S: 8	H: 2 LOB: 1 BB: 0 P: 15	R: 0 E: 0 K: 0 S: 4	H: 0 LOB: 0 BB: 0 P: 8	R: 0 E: 0 K: 0 S: 8	H: 1 LOB: 1 BB: 0 P: 11	R: 0 E: 0 K: 2 S: 10	H: 0 LOB: 0 BB: 0 P: 15	1B: 4 2B: 1 3B: 0 HR: 0	SF: 0 SAC: 0 DP: 1 HBP: 0	WP: 0 PB: 0 SB: 0 CS: 1	PA: 32							
PITCHER	IP	WLS	BF	H	R	ER	SO	BB	IBB	HBP	BLK	WP	HR	S	P	ERA	WHIP										
Eric King, R ERA: 2.17 (1, 1)	9.0	W	31	5	0	0	3	1	0	0	0	0	0	54	98	0.00	0.667										

Batter	1	2	3	4	5	6	7	8	9	10	AB	R	H	RBI	BB	SO	LOB	TOP						
Sammy Sosa, R OBP: 0.302, SLG: 0.436 Steve Lyons, L OBP: 0.235, SLG: 0.250	F9		K		K			E6 FC6-4	BB 1B	P4	3	0	0	0	0	2	4							
Craig Grebeck, R OBP: 0.133, SLG: 0.143																								
Lance Johnson, L OBP: 0.329, SLG: 0.300	B1		FC3-2		FC5-4 1B			FC6-4 HR	BB BB		4	1	1	1	1	0	4							
Ivan Calderon, R OBP: 0.363, SLG: 0.455	F8		K		FC5-4 1B			F7	K		5	0	0	0	0	2	8							
Dan Pasqua, L OBP: 0.318, SLG: 0.421		G4-3		G4-3							4	1	1	3	1	1	0							
Carlton Fisk, R OBP: 0.347, SLG: 0.358 Rodney McCray, R OBP: 0.266, SLG: 0.231	P9						L7		HR	BB	4	0	2	0	0	0	0							
Ron Karkovics, R OBP: 0.247, SLG: 0.351				G5-4-3 1B							4	0	0	0	0	0	0							
Carlos Martinez, R OBP: 0.247, SLG: 0.351	K			G5-4-3 1B			P9				5	0	0	0	0	2	2							
Robin Ventura, L OBP: 0.294, SLG: 0.236 Ron Kittle, R OBP: 0.352, SLG: 0.429			1B WP FC3-2 BB		G5-3 3B BB		G1-3		K	1B	1	1	0	0	2	0	0							
Scott Fletcher, R OBP: 0.317, SLG: 0.239			FC3-2 1B BB		G5-3						3	1	0	0	2	0	2							
Ozzie Guillen, L OBP: 0.364, SLG: 0.452			FC3-2 1B		G6-3 1B 3B						5	2	4	1	0	0	0							
Inning Stats	R: 0 E: 0 K: 0 S: 5	H: 0 LOB: 0 BB: 0 P: 6	R: 0 E: 0 K: 1 S: 15	H: 0 LOB: 0 BB: 0 P: 24	R: 0 E: 0 K: 2 S: 23	H: 1 LOB: 3 BB: 2 P: 37	R: 0 E: 0 K: 1 S: 5	H: 1 LOB: 0 BB: 0 P: 6	R: 2 E: 0 K: 1 S: 13	H: 2 LOB: 1 BB: 1 P: 21	R: 0 E: 0 K: 0 S: 7	H: 0 LOB: 0 BB: 0 P: 9	R: 2 E: 1 K: 0 S: 15	H: 2 LOB: 2 BB: 0 P: 21	R: 2 E: 0 K: 3 S: 17	H: 2 LOB: 3 BB: 3 P: 37	R: 0 E: 0 K: 1 S: 10	H: 2 LOB: 2 BB: 0 P: 12	1B: 8 2B: 0 3B: 1 HR: 1	SF: 0 SAC: 0 DP: 1 HBP: 0	WP: 1 PB: 0 SB: 1 CS: 0	PA: 46		
PITCHER	IP	WLS	BF	H	R	ER	SO	BB	IBB	HBP	BLK	WP	HR	S	P	ERA	WHIP							
Bret Saberhagen, R ERA: 4.23	7.0		27	4	2	2	5	3	0	0	0	1	0	75	115	2.57	1.000							
Jeff Montgomery, R ERA: 2.37	1.0		6	2	2	0	0	0	0	0	0	0	1	15	21	0.00	2.000							
Mark Davis, L ERA: 7.71	0.1		5	2	2	2	1	2	0	0	0	0	0	10	24	54.00	12.000							
Steve Farr, R ERA: 2.3	1.2	W	8	2	0	0	3	1	0	0	0	0	0	17	25	0.00	1.800							

Chicago White Sox @ Kansas City Royals
 Royals Stadium, Kansas City, MO
 Sun May 06 1990, 4:33 AM EDT
 Att. 26,529 - Sunny - 71 F

AB	40
R	6
H	10
RBI	6
BB	6
SO	9
LOB	25



Batter	1	2	3	4	5	6	7	8	9	10	AB	R	H	RBI	BB	SO	LOB	BOTTOM						
Kevin Seitzer, R OBP: 0.288, SLG: 0.281	F8		2B WP BB	SF7 3B		F8			SF9		3	2	1	1	1	0	0							
Kurt Stillwell, S OBP: 0.410, SLG: 0.520	K		2B 1B BB	SF7			F8		3H 1B		3	1	1	1	1	1	0							
George Brett, L OBP: 0.284, SLG: 0.242	K		1B BB 2B				K		P4		4	1	1	1	1	2	1							
Bo Jackson, R OBP: 0.354, SLG: 0.387		1B SF8 2B	K	K			L7			B1-3	5	1	1	0	0	2	3							
Jim Eisenreich, L OBP: 0.233, SLG: 0.384		2-2 CS 1B	BB 1B BB		G3			G3-1		1B 2B	4	1	2	0	1	0	0							
Gerald Perry, L OBP: 0.375, SLG: 0.385 Rey Palacios, R OBP: 0.250, SLG: 0.220	SF8		1-2 2-3 3H 1B	K			K	P5		L5	3	0	1	2	0	1	0							
Russ Morman, R OBP: 0.359, SLG: 0.474	3H 2B		1-2 2-3 3H BB				P4	F9			4	0	2	2	1	0	0							
Pat Tabler, R OBP: 0.250, SLG: 0.220	L8		FC6-4				G5-3		G6-3		4	0	0	0	0	0	4							
Terry Shumpert, R OBP: 0.333, SLG: 0.444			G6-3		F9			F9	SF9 3B		4	1	1	0	0	0	0							
Inning Stats	R: 0 E: 0 K: 2 S: 8	H: 0 LOB: 0 BB: 0 P: 12	R: 1 E: 0 K: 0 S: 11	H: 3 LOB: 1 BB: 0 P: 18	R: 3 E: 0 K: 1 S: 22	H: 2 LOB: 3 BB: 4 P: 45	R: 1 E: 0 K: 1 S: 13	H: 1 LOB: 1 BB: 1 P: 26	R: 0 E: 0 K: 1 S: 5	H: 0 LOB: 0 BB: 0 P: 7	R: 0 E: 0 K: 1 S: 9	H: 0 LOB: 0 BB: 0 P: 12	R: 0 E: 0 K: 0 S: 8	H: 0 LOB: 0 BB: 0 P: 12	R: 1 E: 0 K: 0 S: 8	H: 2 LOB: 1 BB: 0 P: 10	R: 1 E: 0 K: 0 S: 9	H: 2 LOB: 1 BB: 0 P: 13	1B: 4 2B: 4 3B: 2 HR: 0	SF: 3 SAC: 0 DP: 0 HBP: 0	WP: 1 PB: 0 SB: 0 CS: 1	PA: 43		
PITCHER	IP	WLS	BF	H	R	ER	SO	BB	IBB	HBP	BLK	WP	HR	S	P	ERA	WHIP							
Melido Perez, R ERA: 4.5	2.2		15	5	4	4	3	2	0	0	0	1	0	38	68	13.50	3.000							
Ken Patterson, L ERA: 1.32	4.1		16	1	1	1	3	2	0	0	0	0	0	38	65	2.08	0.692							
Scott Radinsky, L ERA: 1.04	1.0		3	0	0	0	0	0	0	0	0	0	0	9	12	0.00	0.000							
Bobby Thigpen, R ERA: 3.38	1.2	L	9	4	2	2	0	0	0	0	0	0	0	17	23	10.80	2.400							

Chicago White Sox @ Kansas City Royals
 Royals Stadium, Kansas City, MO
 Sun May 06 1990, 4:33 AM EDT
 Att. 26,529 - Sunny - 71 F

AB	35
R	7
H	10
RBI	7
BB	5
SO	6
LOB	9

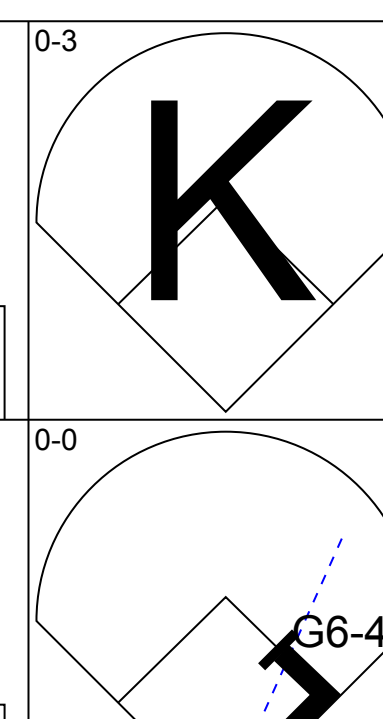
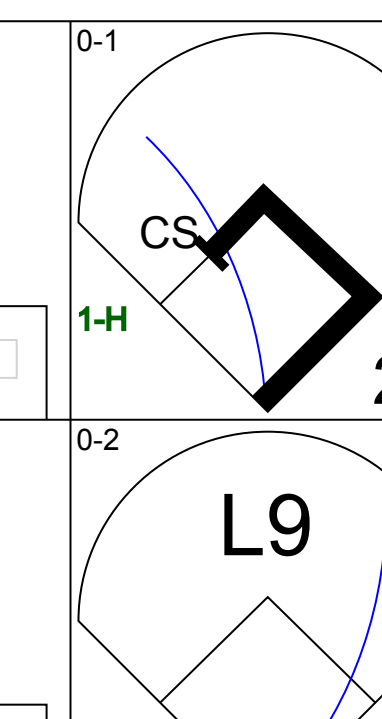
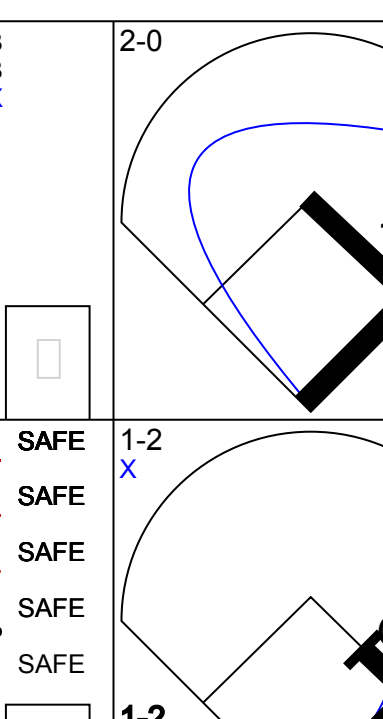
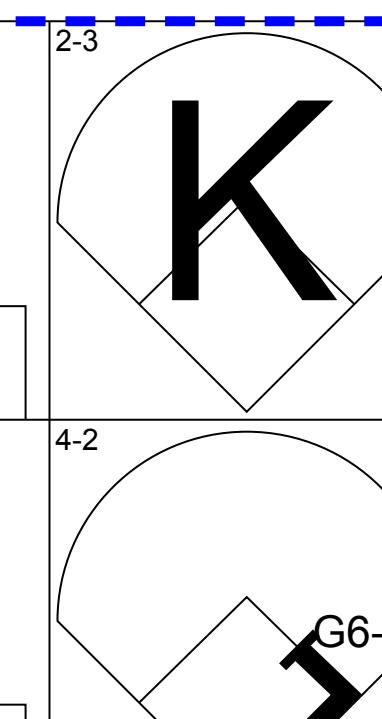
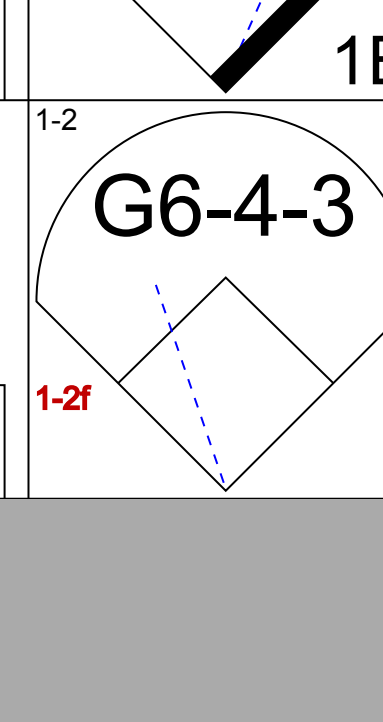
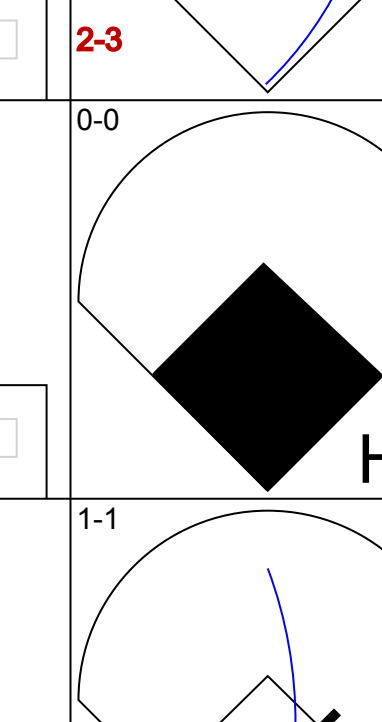
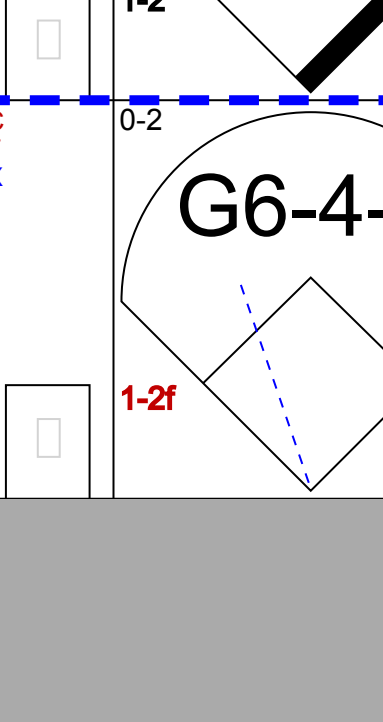
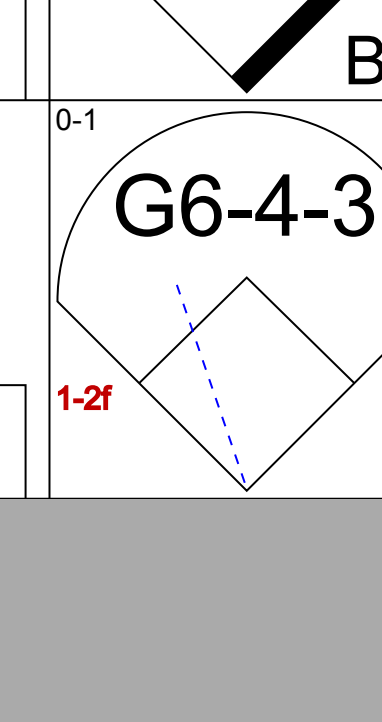




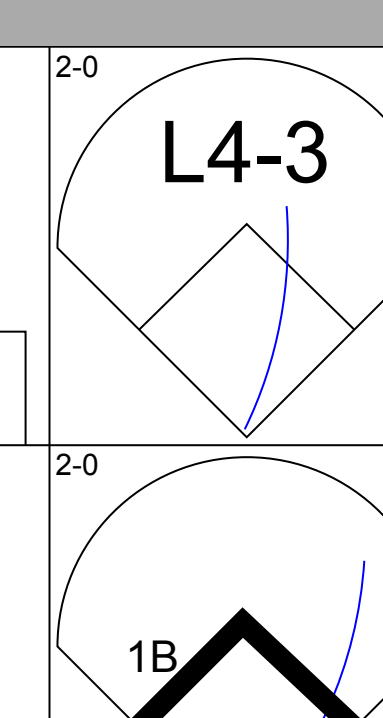
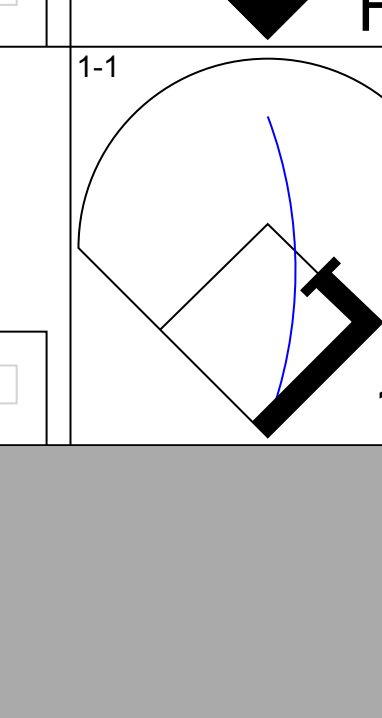


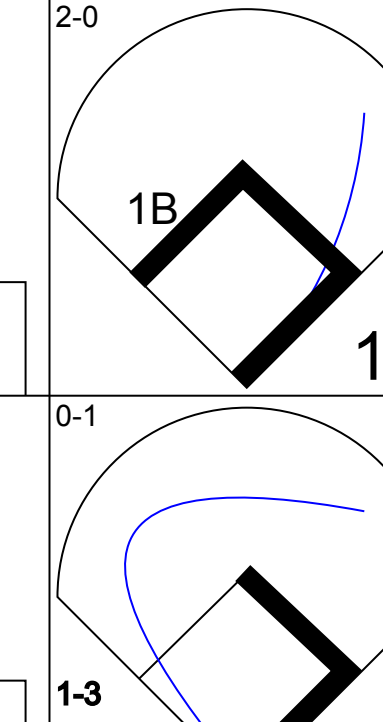
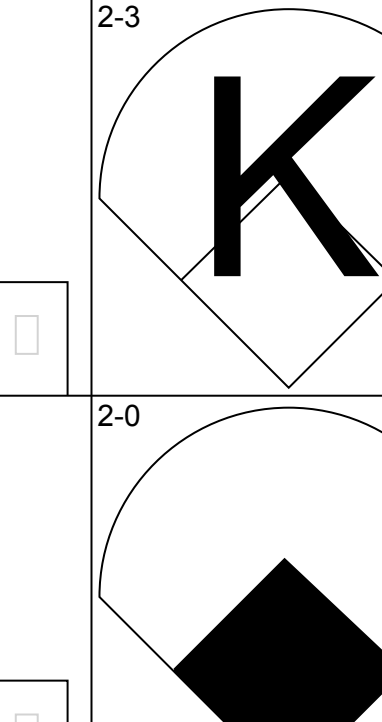
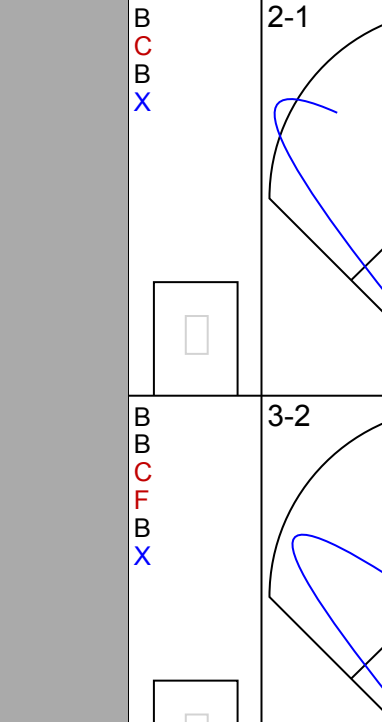

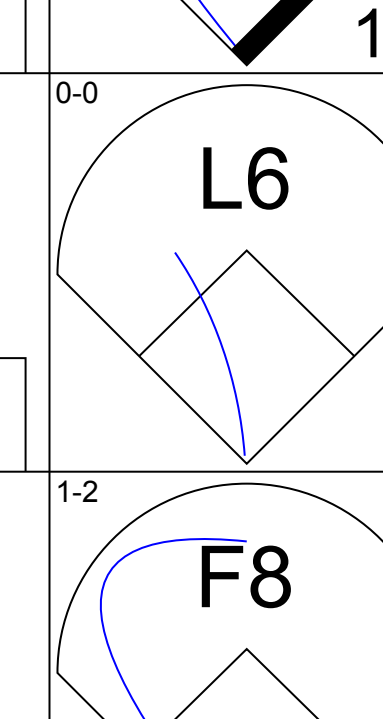
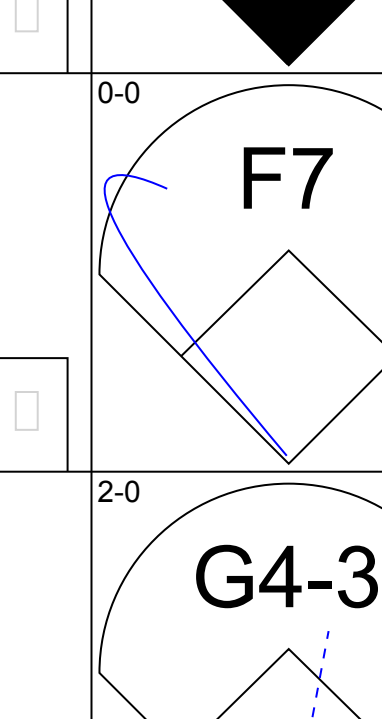




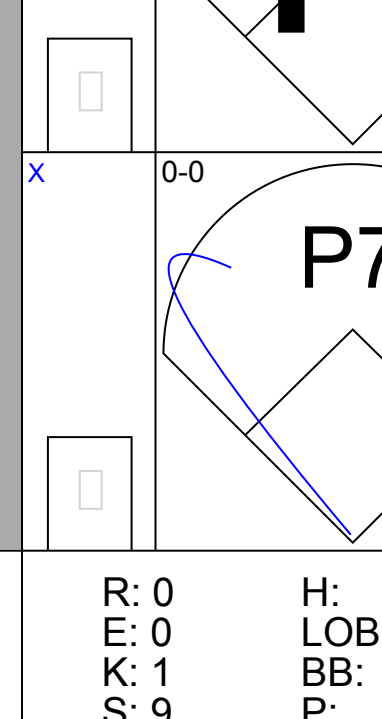

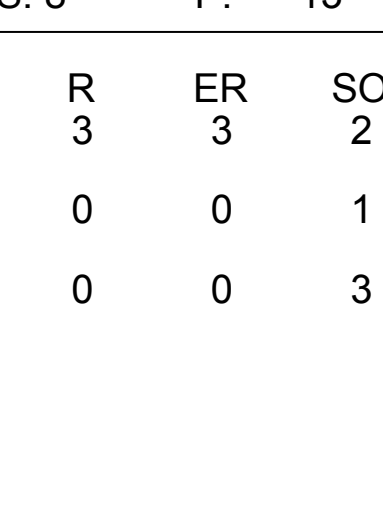
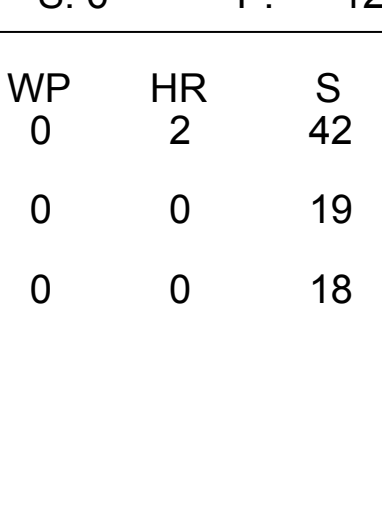

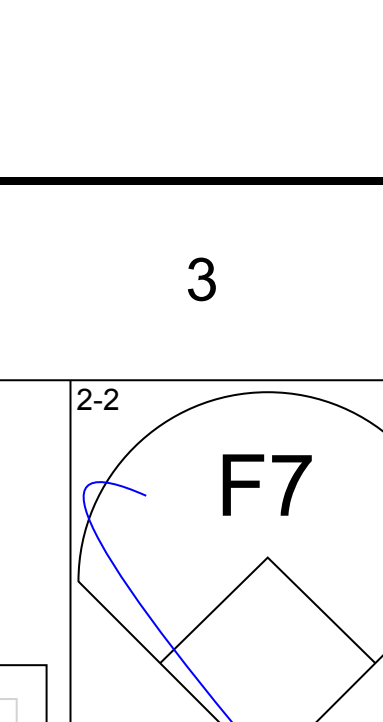
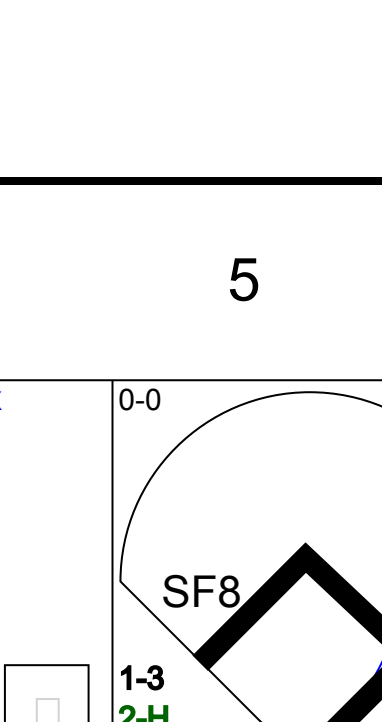
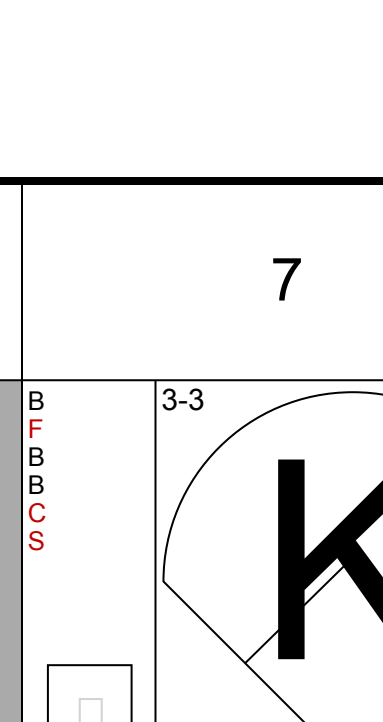


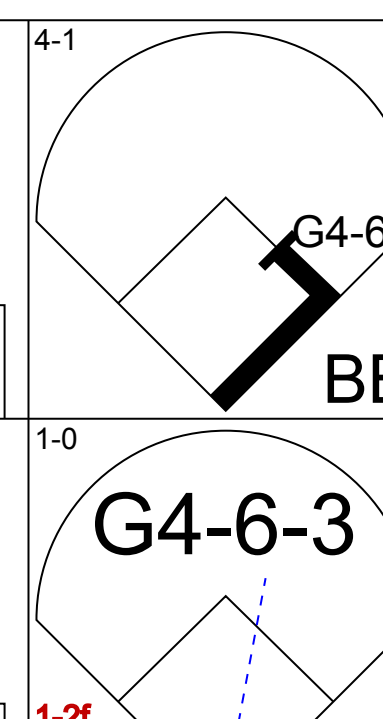
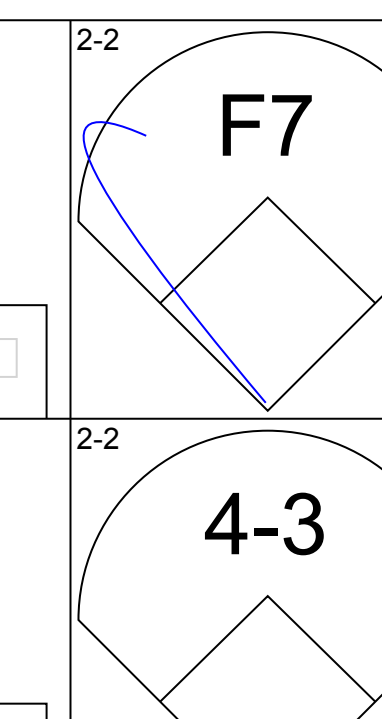
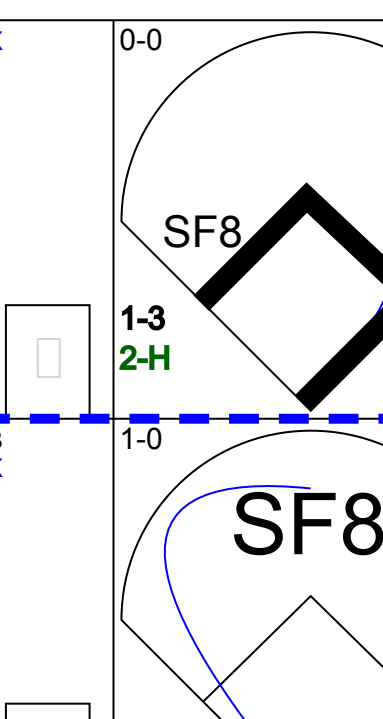
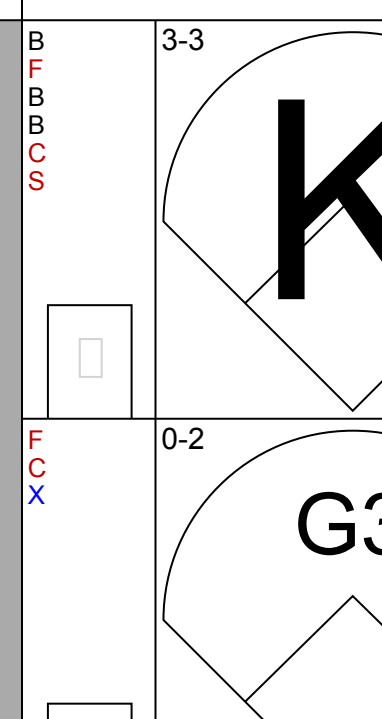
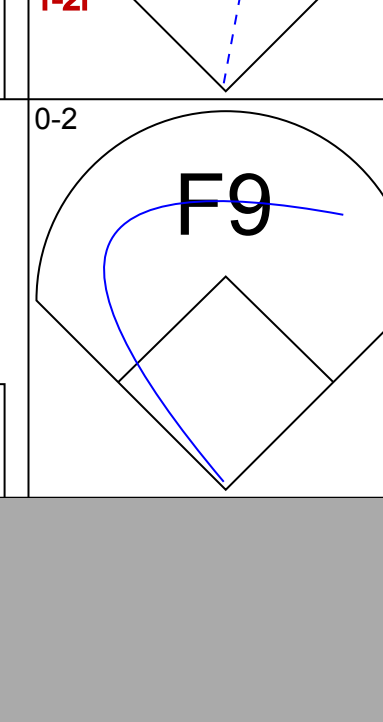

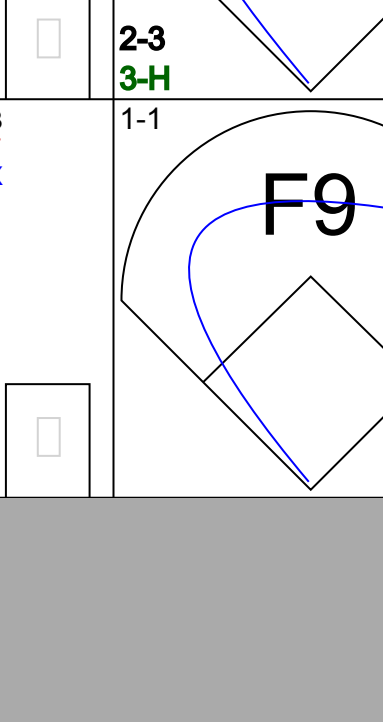
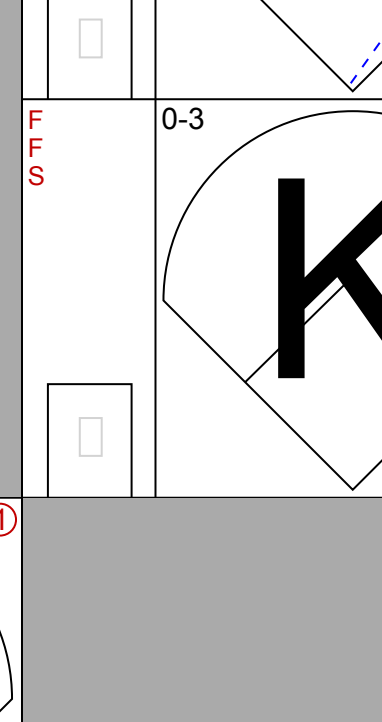

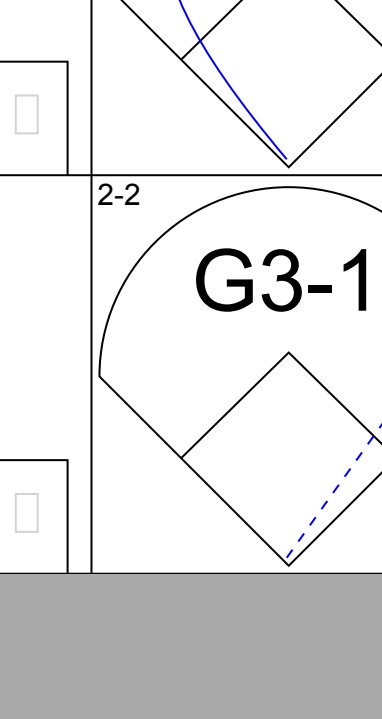


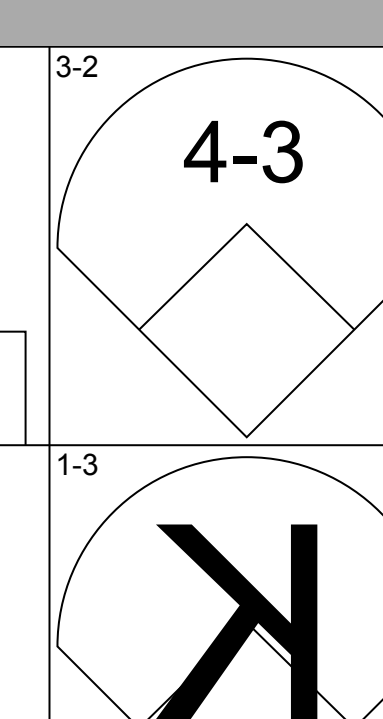
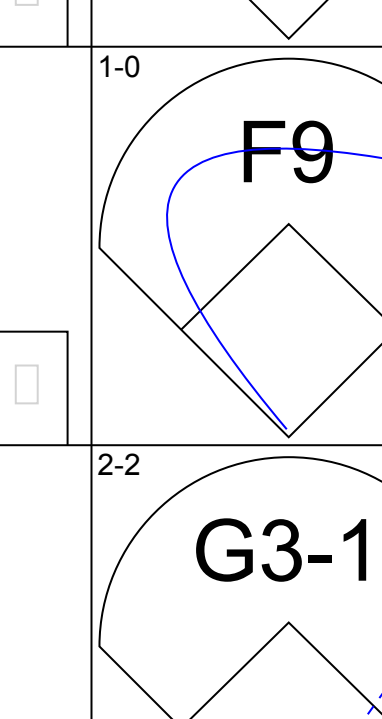
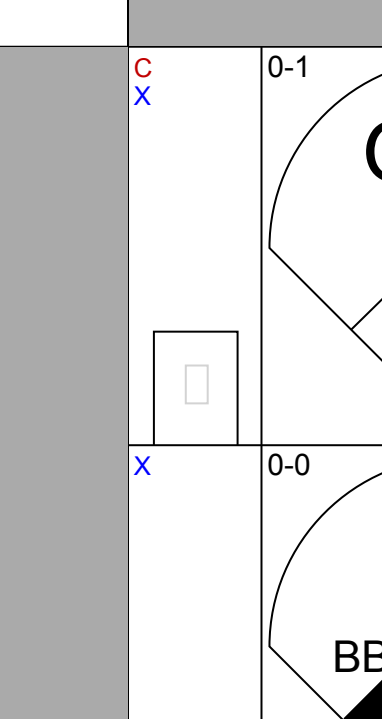
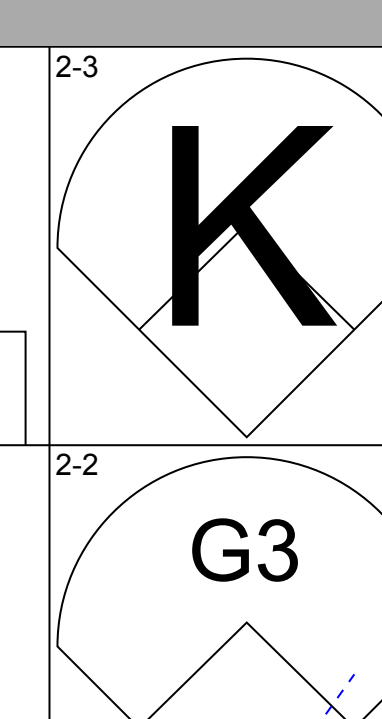
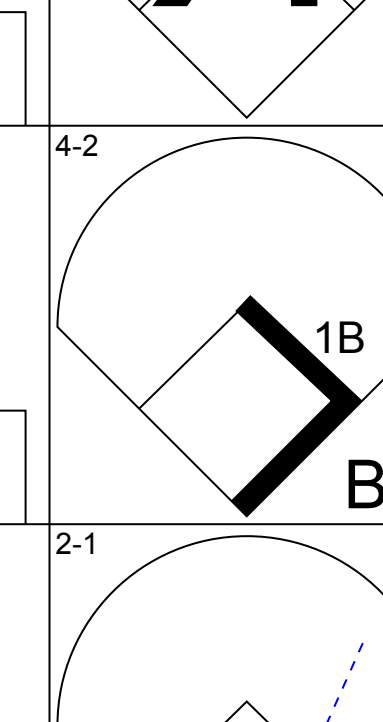

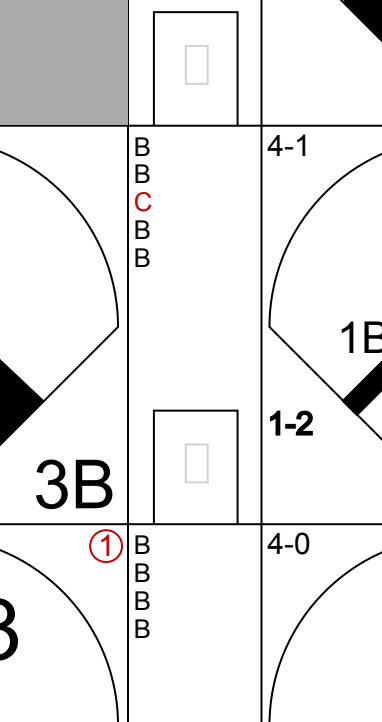
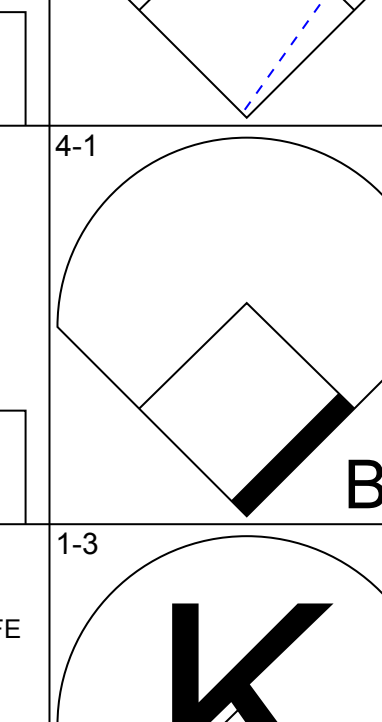
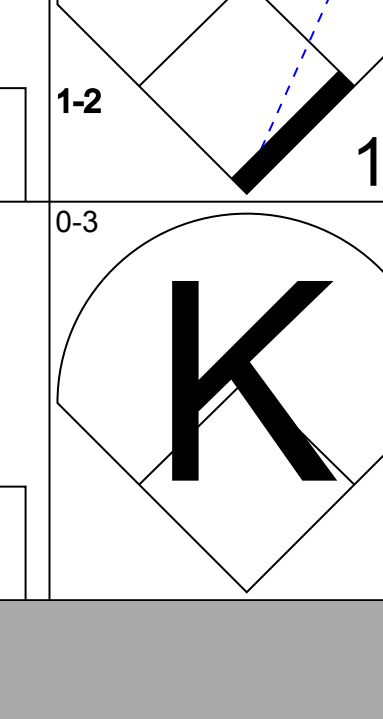
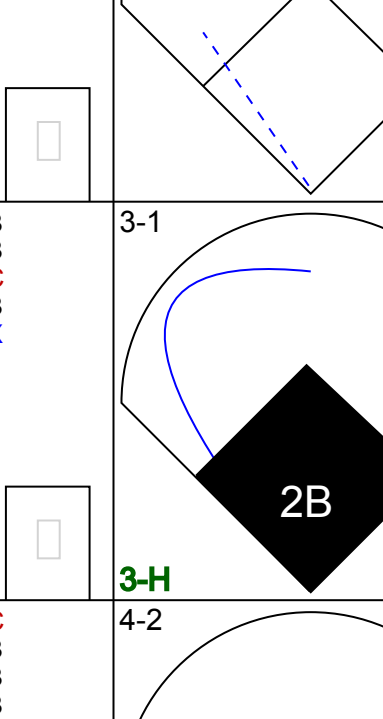
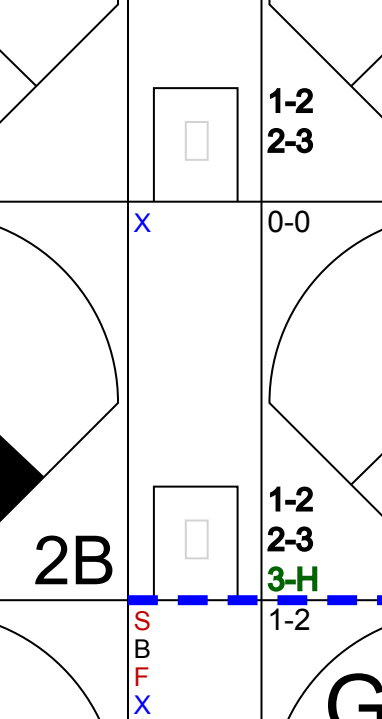
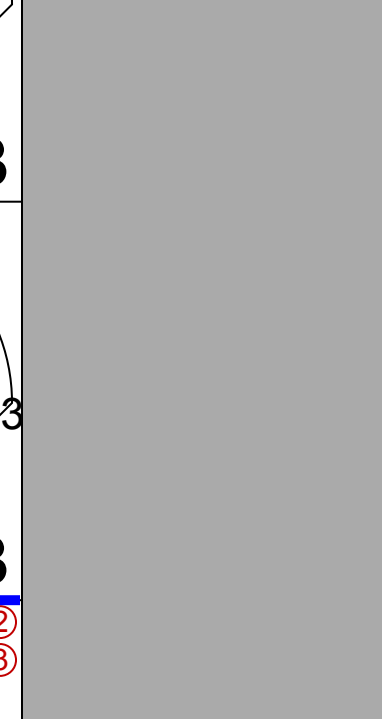
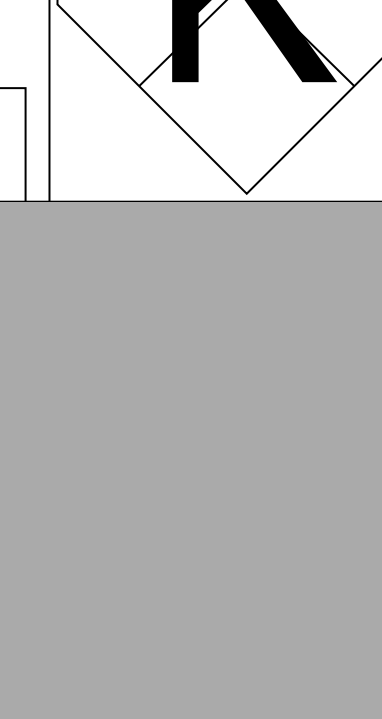
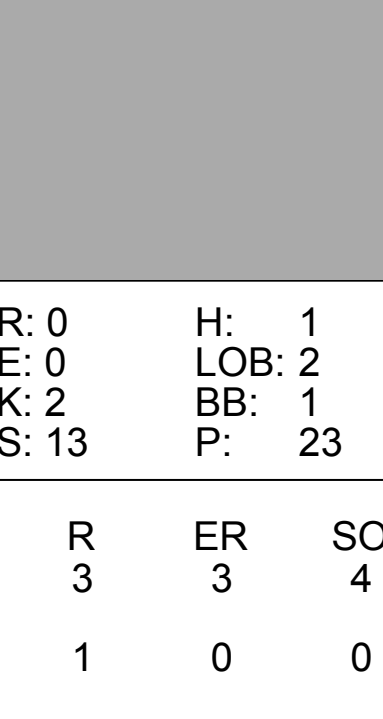
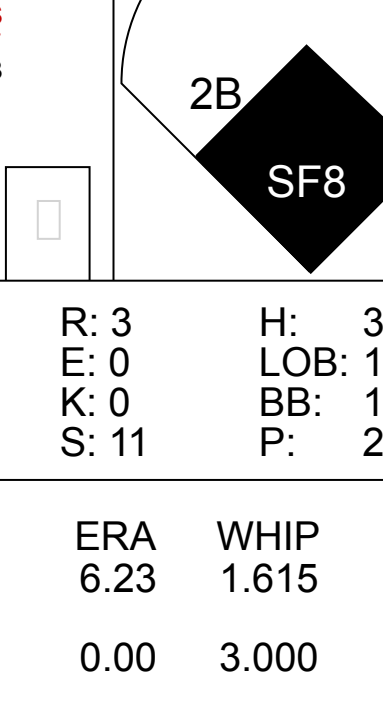
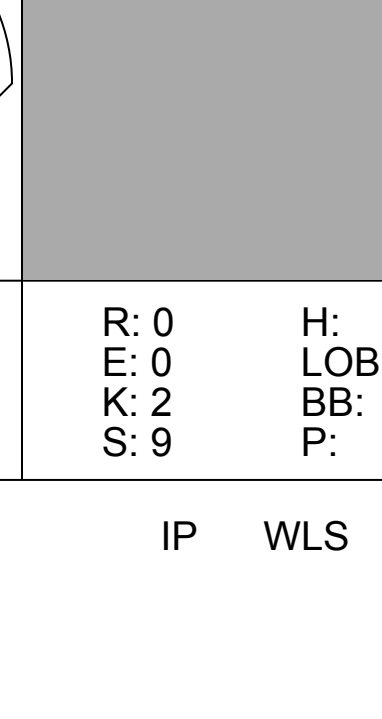
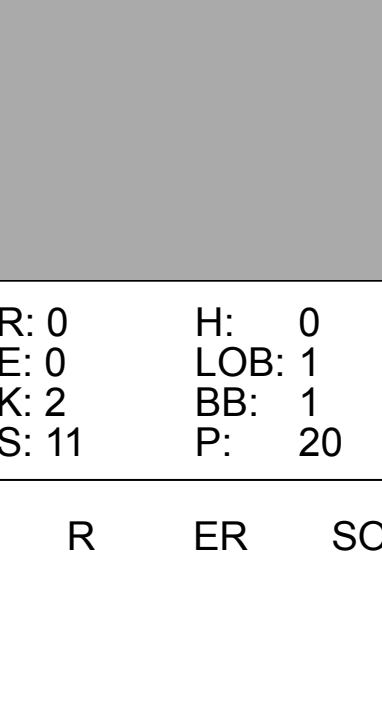










Batter	1	2	3	4	5	6	7	8	9	AB	R	H	RBI	BB	SO	LOB	TOP			
Lance Johnson, L (1, 8) OBP: 0.338, SLG: 0.311	2-2 CS 1B		1-0 B5		0-0 G5-3			0-0 G6-4-3 1B		4	0	2	0	0	0	0	Chicago White Sox @ Toronto Blue Jays SkyDome, Toronto, ON Mon May 07 1990, 7:05 PM EDT Att: 41,384 - Dome - 70 F			
Robin Ventura, L (1, 5) OBP: 0.306, SLG: 0.228	4-2 BB 1B BB		4-2 BB			3-3 K		0-1 G6-4-3 1-2f		2	1	0	0	2	1	1				
Ivan Calderon, R (1, 7) OBP: 0.358, SLG: 0.444	1-3 K		0-3 K			0-0 G6-3		2-2 1B		4	0	1	0	0	2	3				
Dan Pasqua, L (1, 9) OBP: 0.385, SLG: 0.455	4-2 1B 2-3 BB		2-1 P8			1-0 1B		1-2 FC5-4 1B		3	0	2	0	1	0	1				
Carlton Fisk, R (1, 2) OBP: 0.342, SLG: 0.352	0-0 1-3 2-H 1B			1-1 F8		2-0 P3		2-2 FC5-4 1-2f		4	0	1	1	0	0	3				
Ron Kittle, R (1, 10) OBP: 0.333, SLG: 0.403	2-3 K			0-0 P7			0-3 K		1-3 K	4	0	0	0	0	3	2				
Carlos Martinez, R (1, 3) OBP: 0.238, SLG: 0.338		0-2 F9		0-1 G1-3			3-2 F9		0-2 L9	3	0	0	0	0	0	0		AB 32 R 1 H 7 RBI 1 BB 3 SO 6 LOB 11		
Steve Lyons, L (0, PH) OBP: 0.222, SLG: 0.235										1	0	0	0	0	0	0				
Scott Fletcher, R (1, 4) OBP: 0.314, SLG: 0.268		3-2 P4			1-2 P3		0-0 3B		2-1 G6-3	4	0	1	0	0	0	0				
Ozzie Guillen, L (1, 6) OBP: 0.350, SLG: 0.434		1-0 F9			1-0 G4-3		0-0 G6-3			3	0	0	0	0	0	1				
Inning Stats	R: 1 E: 0 K: 2 S: 16	H: 2 LOB: 2 BB: 2 P: 29	R: 0 E: 0 K: 0 S: 9	H: 0 LOB: 0 BB: 0 P: 13	R: 0 E: 0 K: 1 S: 8	H: 0 LOB: 1 BB: 1 P: 15	R: 0 E: 0 K: 0 S: 5	H: 0 LOB: 0 BB: 0 P: 6	R: 0 E: 0 K: 0 S: 5	H: 1 LOB: 1 BB: 0 P: 7	R: 0 E: 0 K: 1 S: 6	H: 1 LOB: 1 BB: 0 P: 11	R: 0 E: 0 K: 0 S: 12	H: 3 LOB: 2 BB: 0 P: 17	R: 0 E: 0 K: 1 S: 8	H: 0 LOB: 0 BB: 0 P: 11	1B: 6 2B: 0 3B: 1 HR: 0	SF: 0 SAC: 0 DP: 1 HBP: 0	WP: 0 PB: 0 SB: 1 CS: 1	PA: 35
PITCHER	IP WLS BF H R ER SO BB IBB HBP BLK WP HR S P ERA WHIP	IP WLS BF H R ER SO BB IBB HBP BLK WP HR S P ERA WHIP																	IP WLS BF H R ER SO BB IBB HBP BLK WP HR S P ERA WHIP	
Dave Stieb, R (1, 1) ERA: 2.15	7.2 W 31 7 1 1 5 3 0 0 0 0 0 0 66 105 1.17 1.304	1.1 L 4 0 0 0 1 0 0 0 0 0 0 0 11 0.00 0.000																		
Duane Ward, R (8, 1) ERA: 0.93																				

Batter	1	2	3	4	5	6	7	8	9	AB	R	H	RBI	BB	SO	LOB	BOTTOM			
Tony Fernandez, S (1, 6) OBP: 0.369, SLG: 0.445	1-3 K	1-1 SAFE CS	4-2 1B BB		4-2 S G4-3 HR BB		0-0 1B 3B			2	2	1	0	2	1	0	Chicago White Sox @ Toronto Blue Jays SkyDome, Toronto, ON Mon May 07 1990, 7:05 PM EDT Att: 41,384 - Dome - 70 F			
Mookie Wilson, S (1, 8) OBP: 0.288, SLG: 0.256	2-1 G4-3	3-H	1-1 1B BB		2-1 G4-3		0-0 G5-4-3 1B			4	0	2	1	0	0	1				
Kelly Gruber, R (1, 5) OBP: 0.378, SLG: 0.699	1-2 1B		2-3 K		3-2 HR		3-H G5-4-3 1-2f			4	1	2	2	0	1	3				
George Bell, R (1, 7) OBP: 0.284, SLG: 0.431	0-3 K		1-0 L9		3-2 G6-3		2-2 F9			4	0	0	0	0	1	3				
Fred McGriff, L (1, 3) OBP: 0.505, SLG: 0.582		2-2 FC1-4 2B	2-1 1-2 2-H 1B		4-1 HR BB			1-3 K		3	1	2	0	1	1	0				
John Olerud, L (1, 10) OBP: 0.373, SLG: 0.484		0-0 FC1-6-5 1B		1-2 G1-3		0-2 HR		1-3 K		4	2	1	2	0	1	1				
Pat Borders, R (1, 2) OBP: 0.340, SLG: 0.714		0-2 L9		1-2 E5 FC3-6		2-0 G6-3		2-2 1B		4	0	1	0	0	0	1				
Nelson Liriano, S (1, 4) OBP: 0.295, SLG: 0.288		1-2 1B 2-H CS 1B		1-2 FC3-6 CS		1-2 F8		1-3 K		4	0	1	1	0	1	2				
Junior Felix, S (1, 9) OBP: 0.412, SLG: 0.568		1-2 SAFE SAFE SAFE SAFE SAFE 1-3 1B		0-2 CS		0-0 G6-3		3-3 K		3	0	1	0	0	1	0				
Inning Stats	R: 0 E: 0 K: 2 S: 11	H: 1 LOB: 1 BB: 0 P: 15	R: 1 E: 0 K: 0 S: 17	H: 3 LOB: 1 BB: 0 P: 22	R: 0 E: 0 K: 1 S: 12	H: 2 LOB: 2 BB: 1 P: 22	R: 0 E: 1 K: 0 S: 12	H: 0 LOB: 0 BB: 0 P: 15	R: 2 E: 0 K: 1 S: 14	H: 1 LOB: 0 BB: 1 P: 26	R: 2 E: 0 K: 1 S: 13	H: 1 LOB: 0 BB: 1 P: 23	R: 1 E: 0 K: 0 S: 7	H: 2 LOB: 0 BB: 0 P: 10	R: 0 E: 0 K: 3 S: 17	H: 1 LOB: 1 BB: 0 P: 22		1B: 7 2B: 1 3B: 1 HR: 2	SF: 0 SAC: 0 DP: 1 HBP: 0	WP: 0 PB: 0 SB: 2 CS: 2
PITCHER	IP WLS BF H R ER SO BB IBB HBP BLK WP HR S P ERA WHIP	IP WLS BF H R ER SO BB IBB HBP BLK WP HR S P ERA WHIP																	IP WLS BF H R ER SO BB IBB HBP BLK WP HR S P ERA WHIP	
Jack McDowell, R (1, 1) ERA: 5.66	5.0 L 22 7 3 3 3 2 0 0 0 0 0 1 66 100 5.40 1.800	1.0 L 5 1 2 2 1 1 0 0 0 0 0 1 13 23 18.00 2.000																		
Wayne Edwards, L (6, 1) ERA: 1.5																				
Donn Pall, R (7, 1) ERA: 4.02																				
Scott Radinsky, L (8, 1) ERA: 0.93																				

livebaseballscorecards.com



Batter	1	2	3	4	5	6	7	8	9	AB	R	H	RBI	BB	SO	LOB	TOP									
Sammy Sosa, R (1, 9) OBP: 0.319, SLG: 0.453										4	0	2	1	0	2	0	Chicago White Sox @ Toronto Blue Jays SkyDome, Toronto, ON Wed May 09 1990, 7:05 PM EDT Att: 43,128 - Dome - 70 F									
Lance Johnson, L (1, 8) OBP: 0.341, SLG: 0.309										3	0	2	0	1	0	1										
Ivan Calderon, R (1, 7) OBP: 0.359, SLG: 0.477										4	1	1	1	0	0	4										
Dan Pasqua, L (1, 10)										4	0	1	0	0	0	0										
Carlton Fisk, R (1, 2) Rodney McCray, R (9, PR)										4	0	2	0	0	1	0										
Steve Lyons, L (1, 3) OBP: 0.281, SLG: 0.409										4	1	2	1	0	1	1										
Robin Ventura, L (1, 5) Ron Kittle, R (9, PH)										3	0	0	0	0	0	2										
Scott Fletcher, R (1, 4) OBP: 0.290, SLG: 0.244										3	0	0	0	0	1	2										
Ozzie Guillen, L (1, 6) OBP: 0.345, SLG: 0.422										3	1	1	0	0	0	0										
Inning Stats	R: 0 E: 0 K: 1 S: 9	H: 1 LOB: 0 BB: 0 P: 9	R: 0 E: 0 K: 0 S: 8	H: 2 LOB: 2 BB: 0 P: 13	R: 2 E: 0 K: 0 S: 11	H: 4 LOB: 1 BB: 0 P: 12	R: 1 E: 0 K: 1 S: 6	H: 1 LOB: 0 BB: 0 P: 12	R: 0 E: 0 K: 0 S: 11	H: 2 LOB: 1 BB: 0 P: 16	R: 0 E: 0 K: 0 S: 7	H: 0 LOB: 0 BB: 0 P: 13	R: 0 E: 0 K: 1 S: 9	H: 0 LOB: 0 BB: 0 P: 12	R: 0 E: 0 K: 1 S: 8	H: 0 LOB: 0 BB: 1 P: 14		R: 0 E: 0 K: 2 S: 10	H: 1 LOB: 2 BB: 0 P: 11	1B: 8 2B: 1 3B: 0 HR: 2	SF: 0 SAC: 0 DP: 3 HBP: 0	WP: 0 PB: 1 CS: 1	PA: 34			
PITCHER	IP WLS BF H R ER SO BB IBB HBP BLK WP HR S P ERA WHIP	4.1 20 10 3 3 2 0 0 0 0 0 2 42 59 6.23 2.308	5.1 7 0 0 0 1 0 0 0 0 0 0 19 28 0.00 0.000	8.1 7 1 0 0 3 1 0 0 0 0 0 18 25 0.00 1.000	PITCHER										IP WLS BF H R ER SO BB IBB HBP BLK WP HR S P ERA WHIP											
Steve Cummings, R (1, 1) ERA: 6.23											4.1	20	10	3	3	2	0	0	0	0	0	2	42	59	6.23	2.308
Frank Willis, R (5, 1) ERA: 5.94											5.1	7	0	0	0	1	0	0	0	0	0	0	19	28	0.00	0.000
Duane Ward, R (8, 1) ERA: 0.84											8.1	7	1	0	0	3	1	0	0	0	0	0	18	25	0.00	1.000

Batter	1	2	3	4	5	6	7	8	9	AB	R	H	RBI	BB	SO	LOB	BOTTOM									
Tony Fernandez, S (1, 6) OBP: 0.366, SLG: 0.441										3	0	1	1	1	1	0	Chicago White Sox @ Toronto Blue Jays SkyDome, Toronto, ON Wed May 09 1990, 7:05 PM EDT Att: 43,128 - Dome - 70 F									
Junior Felix, S (1, 8) OBP: 0.393, SLG: 0.543										3	0	0	1	0	0	1										
Kelly Gruber, R (1, 5) OBP: 0.375, SLG: 0.679										4	0	0	0	0	2	1										
George Bell, R (1, 7) OBP: 0.282, SLG: 0.418										4	0	0	0	0	1	0										
Fred McGriff, L (1, 3) OBP: 0.485, SLG: 0.534										4	1	0	0	0	1	0										
John Olerud, L (1, 10) OBP: 0.398, SLG: 0.522										1	1	1	0	3	0	0										
Pat Borders, R (1, 2) OBP: 0.351, SLG: 0.673										3	0	1	0	1	1	2										
Nelson Liriano, S (1, 4) OBP: 0.308, SLG: 0.321										3	1	2	2	0	1	2										
Glenallen Hill, R (1, 9) OBP: 0.300, SLG: 0.470										2	1	0	0	1	1	3										
Inning Stats	R: 0 E: 0 K: 0 S: 6	H: 0 LOB: 0 BB: 1 P: 11	R: 0 E: 0 K: 2 S: 13	H: 1 LOB: 2 BB: 1 P: 23	R: 0 E: 0 K: 1 S: 12	H: 0 LOB: 0 BB: 0 P: 18	R: 0 E: 0 K: 1 S: 8	H: 0 LOB: 0 BB: 0 P: 12	R: 3 E: 0 K: 0 S: 11	H: 3 LOB: 1 BB: 1 P: 23	R: 1 E: 1 K: 0 S: 8	H: 1 LOB: 2 BB: 2 P: 17	R: 0 E: 0 K: 2 S: 9	H: 0 LOB: 0 BB: 0 P: 12	R: 0 E: 0 K: 2 S: 11	H: 0 LOB: 1 BB: 1 P: 20		1B: 2 2B: 2 3B: 1 HR: 0	SF: 1 SAC: 0 DP: 2 HBP: 0	WP: 0 PB: 0 CS: 0	PA: 34					
PITCHER	IP WLS BF H R ER SO BB IBB HBP BLK WP HR S P ERA WHIP	4.1 19 4 3 3 4 3 0 0 0 0 0 8 82 6.23 1.615	5.1 7 1 1 0 0 2 0 0 0 0 0 8 18 0.00 3.000	6.1 8 0 0 0 4 1 0 0 0 0 0 23 36 0.00 0.375	PITCHER										IP WLS BF H R ER SO BB IBB HBP BLK WP HR S P ERA WHIP											
Jerry Kutzler, R (1, 1) ERA: 6.28											4.1	19	4	3	3	4	3	0	0	0	0	8	82	6.23	1.615	
Wayne Edwards, L (5, 1) ERA: 1.69											5.1	7	1	1	0	0	2	0	0	0	0	0	8	18	0.00	3.000
Donn Pall, R (6, 1) ERA: 3.44											6.1	8	0	0	0	4	1	0	0	0	0	0	23	36	0.00	0.375

Batter	1	2	3	4	5	6	7	8	9	AB	R	H	RBI	BB	SO	LOB	TOP								
Kevin Seitzer, R OBP: 0.320, SLG: 0.299 (1, 5)										5	0	2	0	0	0	3	Kansas City Royals @ Chicago White Sox Comiskey Park, Chicago, IL Fri May 11 1990, 8:05 PM EDT Att: 14,889 - Unknown - 53 F livebaseballscorecards.com								
Kurt Stillwell, S OBP: 0.402, SLG: 0.489 (1, 6)										4	0	1	0	1	0	3									
Gerald Perry, L OBP: 0.374, SLG: 0.427 (1, 10)										4	0	0	0	1	2	5									
Bo Jackson, R OBP: 0.390, SLG: 0.452 (1, 8)										5	1	2	2	0	1	3									
George Brett, L OBP: 0.304, SLG: 0.273 (1, 3)										5	0	0	0	0	5										
Jim Eisenreich, L OBP: 0.289, SLG: 0.363 (1, 7) (8, 9)										3	2	2	0	1	1	0									
Pat Tabler, R OBP: 0.300, SLG: 0.261 (1, 9)										4	0	2	0	0	1	1									
Willie Wilson, S OBP: 0.382, SLG: 0.441 (8, 7)										0	0	0	0	0	0	0									
Bob Boone, R OBP: 0.368, SLG: 0.322 (1, 2)										3	0	1	0	0	0	2									
Terry Shumpert, R OBP: 0.333, SLG: 0.405 (1, 4)										3	1	1	1	0	1	1									
Inning Stats	R: 0 E: 0 K: 0 S: 8	H: 1 LOB: 2 BB: 1 P: 17	R: 1 E: 0 K: 0 S: 11	H: 2 LOB: 1 BB: 0 P: 16	R: 1 E: 0 K: 1 S: 10	H: 1 LOB: 0 BB: 0 P: 13	R: 0 E: 0 K: 2 S: 9	H: 0 LOB: 0 BB: 0 P: 14	R: 0 E: 0 K: 0 S: 10	H: 2 LOB: 1 BB: 0 P: 14	R: 0 E: 0 K: 0 S: 11	H: 2 LOB: 2 BB: 0 P: 17	R: 1 E: 1 K: 1 S: 11	H: 2 LOB: 0 BB: 0 P: 16	R: 1 E: 0 K: 1 S: 15	H: 1 LOB: 1 BB: 1 P: 23	R: 0 E: 0 K: 1 S: 12	H: 0 LOB: 1 BB: 1 P: 16	1B: 10 2B: 0 3B: 0 HR: 1	SF: 1 SAC: 1 DP: 1 HBP: 0	WP: 0 PB: 0 SB: 0 CS: 0	PA: 41			
PITCHER	IP	WLS	BF	H	R	ER	SO	BB	IBB	HBP	BLK	WP	HR	S	P	ERA	WHIP								
Eric King, R ERA: 2.31 (1, 1)	6.0		28	9	3	2	3	1	0	0	0	0	1	63	96	3.00	1.667								
Scott Radinsky, L ERA: 0.97 (7, 1)	0.2		2	0	0	0	1	0	0	0	0	0	0	4	4	0.00	0.000								
Barry Jones, R ERA: 1.42 (7, 1)	1.1	W	7	2	1	1	1	1	0	0	1	0	0	18	30	6.75	2.250								
Bobby Thigpen, R ERA: 2.76 (9, 1)	1.0	S	4	0	0	0	1	1	0	0	0	0	0	12	16	0.00	1.000								

Batter	1	2	3	4	5	6	7	8	9	AB	R	H	RBI	BB	SO	LOB	BOTTOM								
Lance Johnson, L OBP: 0.337, SLG: 0.306 (1, 8)										4	0	1	0	0	1	1	Kansas City Royals @ Chicago White Sox Comiskey Park, Chicago, IL Fri May 11 1990, 8:05 PM EDT Att: 14,889 - Unknown - 53 F livebaseballscorecards.com								
Ron Kittle, R OBP: 0.348, SLG: 0.534 (8, PH)										1	1	1	2	0	0	0									
Sammy Sosa, R OBP: 0.319, SLG: 0.453 (9, 9)										0	0	0	0	0	0	0									
Scott Fletcher, R OBP: 0.286, SLG: 0.232 (1, 4)										4	1	0	0	1	0	3									
Ivan Calderon, R OBP: 0.361, SLG: 0.478 (1, 7)										4	1	1	1	1	2	3									
Dan Pasqua, L OBP: 0.412, SLG: 0.429 (8, PH)										2	0	1	0	2	1	3									
Carlos Martinez, R OBP: 0.247, SLG: 0.354 (9, 3)										1	0	1	1	0	0	0									
Carlton Fisk, R OBP: 0.348, SLG: 0.333 (1, 10)										4	0	0	0	1	0	6									
Steve Lyons, L OBP: 0.286, SLG: 0.423 (1, 3) (9, 8)										4	1	1	0	1	1	2									
Ron Karkovics, R OBP: 0.316, SLG: 0.235 (1, 2)										4	0	1	0	1	1	4									
Robin Ventura, L OBP: 0.304, SLG: 0.281 (1, 5)										4	1	2	1	0	1	2									
Ozzie Guillen, L OBP: 0.352, SLG: 0.430 (1, 6)										3	1	2	1	0	0	0									
Inning Stats	R: 0 E: 0 K: 1 S: 8	H: 0 LOB: 0 BB: 0 P: 12	R: 0 E: 0 K: 0 S: 6	H: 0 LOB: 1 BB: 1 P: 10	R: 0 E: 0 K: 1 S: 10	H: 0 LOB: 0 BB: 0 P: 13	R: 0 E: 0 K: 1 S: 10	H: 1 LOB: 1 BB: 0 P: 17	R: 1 E: 0 K: 0 S: 18	H: 3 LOB: 3 BB: 1 P: 26	R: 0 E: 0 K: 1 S: 7	H: 1 LOB: 2 BB: 1 P: 13	R: 0 E: 0 K: 2 S: 13	H: 1 LOB: 3 BB: 2 P: 23	R: 5 E: 1 K: 1 S: 23	H: 5 LOB: 3 BB: 2 P: 41	R: 1 E: 2 K: 0 S: 0	H: 0 LOB: 1 BB: 1 P: 16	1B: 6 2B: 3 3B: 0 HR: 2	SF: 1 SAC: 0 DP: 0 HBP: 0	WP: 0 PB: 0 SB: 0 CS: 0	PA: 43			
PITCHER	IP	WLS	BF	H	R	ER	SO	BB	IBB	HBP	BLK	WP	HR	S	P	ERA	WHIP								
Bret Saberhagen, R ERA: 3.83 (1, 1)	6.1		29	6	1	1	5	4	0	0	0	0	0	65	101	1.42	1.579								
Steve Farr, R ERA: 2.95 (7, 1)	1.1		7	2	2	2	1	1	0	0	0	0	1	14	24	13.50	2.250								
Mark Davis, L ERA: 7.24 (8, 1)	0.0	L	3	2	2	1	0	0	0	0	0	0	1	9	15	∞	∞								
Kevin Appier, R ERA: 0.75 (8, 1)	0.1		4	1	1	0	1	2	0	0	0	0	0	7	15	0.00	9.000								

Batter	1	2	3	4	5	6	7	8	9	AB	R	H	RBI	BB	SO	LOB	TOP										
Kevin Seitzer, R (1.5) OBP: 0.328, SLG: 0.304	F7		F7		G6-3		G6-3		1B	5	0	1	0	0	0	3	Kansas City Royals @ Chicago White Sox Comiskey Park, Chicago, IL Sun May 13, 1990, 4:33 AM EDT Att. 13,731 - Sunny - 54 F										
Kurt Stillwell, S (1.6) OBP: 0.397, SLG: 0.465	K		P6		G4-3		BB		1B	4	0	1	0	1	1	1											
Gerald Perry, L (1.3) OBP: 0.371, SLG: 0.442	K		CS		HR		F9		BB	4	1	2	1	1	1	2											
Bo Jackson, R (1.8) OBP: 0.360, SLG: 0.412		P9	CS		K		G6-3		K	5	0	0	0	0	3	3											
George Brett, L (1.10) OBP: 0.299, SLG: 0.277	1B	SF9			P5		F7		FC5	5	1	2	0	0	0	3											
Jim Eisenreich, L (1.9) OBP: 0.308, SLG: 0.371	1B	BB			F9		F9		FC5	3	0	2	0	1	0	0											
Mike MacFarlane, R (1.2) OBP: 0.308, SLG: 0.380	1B	2B			P6		G4-3		FC5	4	0	1	0	0	0	3											
Russ Morman, R (1.7) OBP: 0.263, SLG: 0.588	SF9				WP		2B		F7	1	0	1	1	1	0	0											
Steve Jeltz, S (7.7) OBP: 0.125, SLG: 0.103	3-H				BB		3B			1	1	0	0	0	0	2											
Terry Shumpert, R (1.4) OBP: 0.304, SLG: 0.386	K				K		G6-3		F7	4	0	1	1	0	2	3											
Inning Stats	R: 0 E: 0 K: 2 S: 8	H: 0 LOB: 0 BB: 0 P: 12	R: 1 E: 0 K: 1 S: 21	H: 2 LOB: 2 BB: 1 P: 27	R: 0 E: 0 K: 0 S: 6	H: 1 LOB: 1 BB: 0 P: 9	R: 0 E: 0 K: 1 S: 10	H: 1 LOB: 1 BB: 0 P: 15	R: 0 E: 0 K: 0 S: 12	H: 0 LOB: 1 BB: 1 P: 20	R: 1 E: 0 K: 0 S: 7	H: 1 LOB: 0 BB: 0 P: 10	R: 1 E: 0 K: 0 S: 16	H: 2 LOB: 2 BB: 1 P: 26	R: 0 E: 0 K: 1 S: 14	H: 2 LOB: 3 BB: 0 P: 19	R: 0 E: 0 K: 1 S: 15	H: 2 LOB: 3 BB: 1 P: 27	1B: 7 2B: 2 3B: 1 HR: 1	SF: 1 SAC: 0 DP: 0 HBP: 0	WP: 1 PB: 0 SB: 0 CS: 1	PA: 42					
PITCHER	IP	WLS	BF	H	R	ER	SO	BB	IBB	HBP	BLK	WP	HR	S	P	ERA	WHIP										
Jack McDowell, R (1.1) ERA: 5.06	6.0		24	5	2	2	5	2	0	0	0	1	1	64	93	3.00	1.167										
Donn Pall, R (7.1) ERA: 3.79	0.2		4	2	1	1	0	0	0	0	0	0	0	12	17	13.50	3.000										
Wayne Edwards, L (7.1) ERA: 1.65	0.1		2	0	0	0	0	1	0	0	0	0	0	4	9	0.00	3.000										
Barry Jones, R (8.1) ERA: 1.29	1.1		8	4	0	0	1	0	0	0	0	0	0	20	29	0.00	3.000										
Scott Radinsky, L (9.1) ERA: 0.79	0.2	W	3	0	0	0	1	1	0	0	0	0	0	9	17	0.00	1.500										
Batter	1	2	3	4	5	6	7	8	9	AB	R	H	RBI	BB	SO	LOB	BOTTOM										
Sammy Sosa, R (1.9) OBP: 0.311, SLG: 0.426	P9		G6-3		G6-3		K		IBB	4	0	0	0	0	1	1	Kansas City Royals @ Chicago White Sox Comiskey Park, Chicago, IL Sun May 13, 1990, 4:33 AM EDT Att. 13,731 - Sunny - 54 F										
Carlos Martinez, R (9.7) OBP: 0.256, SLG: 0.372										0	0	0	0	1	0	0											
Lance Johnson, L (1.8) OBP: 0.343, SLG: 0.323	G4-3		G4-3						SF7	3	1	1	1	1	0	0											
Ivan Calderon, R (1.7) OBP: 0.379, SLG: 0.500	L8		F9							4	0	1	0	0	0	1											
Dan Pasqua, L (1.10) OBP: 0.447, SLG: 0.469		SH	BB		S				2B	4	1	3	1	0	1	2											
Rodney McCray, R (8.7) OBP: 0.344, SLG: 0.464		E	BB		1B				2B	0	0	0	0	0	0	0											
Steve Lyons, L (1.3) OBP: 0.344, SLG: 0.464		E	G6-3		F8				1B	2	1	1	0	2	0	1											
Ron Karkovics, R (1.2) OBP: 0.286, SLG: 0.211		SH							2B	2	0	0	0	0	2	4											
Carlton Fisk, R (8.7) OBP: 0.347, SLG: 0.333		G5-3			K				F9	1	0	0	0	0	0	2											
Robin Ventura, L (1.5) OBP: 0.310, SLG: 0.282		G6-3			G3				K	4	0	0	1	0	1	5											
Scott Fletcher, R (1.4) OBP: 0.302, SLG: 0.270		G5-3			FC3-6				K	3	1	1	0	1	1	1											
Ozzie Guillen, L (1.6) OBP: 0.343, SLG: 0.419		G3			FC3-6				G6-3	3	0	0	0	1	0	2											
Inning Stats	R: 0 E: 0 K: 0 S: 7	H: 0 LOB: 0 BB: 0 P: 13	R: 2 E: 1 K: 0 S: 7	H: 1 LOB: 1 BB: 1 P: 12	R: 0 E: 0 K: 0 S: 6	H: 0 LOB: 0 BB: 0 P: 8	R: 0 E: 0 K: 1 S: 9	H: 1 LOB: 1 BB: 0 P: 13	R: 0 E: 0 K: 0 S: 6	H: 0 LOB: 0 BB: 1 P: 11	R: 0 E: 0 K: 2 S: 11	H: 1 LOB: 3 BB: 2 P: 23	R: 0 E: 0 K: 2 S: 8	H: 0 LOB: 0 BB: 0 P: 12	R: 1 E: 0 K: 0 S: 13	H: 3 LOB: 2 BB: 0 P: 19	R: 1 E: 1 K: 1 S: 7	H: 1 LOB: 2 BB: 2 P: 17	1B: 4 2B: 3 3B: 0 HR: 0	SF: 1 SAC: 1 DP: 1 HBP: 0	WP: 0 PB: 0 SB: 4 CS: 0	PA: 38					
PITCHER	IP	WLS	BF	H	R	ER	SO	BB	IBB	HBP	BLK	WP	HR	S	P	ERA	WHIP										
Mark Gubicza, R (1.1) ERA: 6.25	7.0		28	3	2	1	5	3	1	0	0	0	0	54	92	1.29	0.857										
Jeff Montgomery, R (8.1) ERA: 2.3	1.2	L	10	4	2	2	1	0	2	0	0	0	0	20	36	10.80	2.400										

Batter	1	2	3	4	5	6	7	8	9	AB	R	H	RBI	BB	SO	LOB	TOP				
Phil Bradley, R OBP: 0.323, SLG: 0.280 (1, 7)	F7		1-2 1B		0-1 SH5-3	3-2 F8		1-2 1B		0	0	0	0	0	0	0	Baltimore Orioles @ Chicago White Sox Comiskey Park, Chicago, IL Tue May 15 1990, 8:05 PM EDT Att: 8,343 - Unknown - 48 F				
Mike Devereaux, R OBP: 0.221, SLG: 0.234 (1, 8)	G5-3		0-1 FC5		0-1 G6-3		2-1 L7	0-0 E5 FC4		5	0	0	1	0	0	4					
Cal Ripken Jr., R OBP: 0.375, SLG: 0.429 (1, 6)	K		2-3		1-2 P3	3-H 4-0 IBB	0-1 BB	0-1 FC4		4	0	1	0	1	1	2					
Randy Milligan, R OBP: 0.400, SLG: 0.340 (1, 3)		1-1 F9			1-2 G1 1B	0-0 G1-3		4-2 FC5 BB		3	0	1	0	2	0	2					
Mickey Tettleton, S OBP: 0.305, SLG: 0.227 (1, 10)		2-3 K			3-2 SAFE SAFE SAFE G1 1B		3-2 G5-3	0-3 K	1-1 F9	5	0	1	0	0	2	3					
Craig Worthington, R OBP: 0.323, SLG: 0.366 (1, 5)		1-0 G5-3			2-2 G1		3-1 HBP 1B SF8	4-2 1-2 2-3 BB	1-1 G5-4-3	4	1	1	0	1	0	3					
Bob Melvin, R OBP: 0.269, SLG: 0.349 (1, 2)			0-0 G4-3		0-1 G1-4-3		0-1 HBP 1B	0-1 FC5		4	0	1	0	0	0	5					
Brad Komminsk, R OBP: 0.280, SLG: 0.227 (1, 9)			1-0 F7			0-1 SH5-3 SH G6-3 1B	1-0 HBP	2-3 K		3	1	1	0	0	1	0					
Billy Ripken, R OBP: 0.311, SLG: 0.349 (1, 4)			2-1 FC5 1B		1-1 SH	0-0 SH5-3	0-0 SF8	2-2 G5-3		2	0	1	1	0	0	0					
Inning Stats	R: 0 E: 0 K: 1 S: 8	H: 0 LOB: 0 BB: 0 P: 14	R: 0 E: 0 K: 1 S: 6	H: 0 LOB: 0 BB: 0 P: 10	R: 0 E: 0 K: 0 S: 7	H: 2 LOB: 2 BB: 0 P: 10	R: 0 E: 0 K: 0 S: 17	H: 2 LOB: 2 BB: 0 P: 24	R: 1 E: 0 K: 0 S: 9	H: 1 LOB: 2 BB: 1 P: 14	R: 0 E: 0 K: 1 S: 13	H: 2 LOB: 3 BB: 0 P: 23	R: 0 E: 1 K: 1 S: 14	H: 1 LOB: 2 BB: 0 P: 19	R: 0 E: 0 K: 0 S: 6	H: 0 LOB: 0 BB: 1 P: 12	1B: 8 2B: 1 3B: 0 HR: 0	SF: 1 SAC: 2 DP: 1 HBP: 1	WP: 0 PB: 0 CS: 0	PA: 42	
PITCHER	IP	WLS	BF	H	R	ER	SO	BB	IBB	HBP	BLK	WP	HR	S	P	ERA	WHIP				
Greg Hibbard, L ERA: 3.16 (1, 1)	6.0		28	7	2	2	2	0	1	1	0	0	0	60	95	3.00	1.167				
Wayne Edwards, L ERA: 1.59 (7, 1)	0.2		5	1	0	0	1	2	0	0	0	0	0	20	30	0.00	4.500				
Donn Pall, R ERA: 3.6 (7, 1)	1.0		5	1	0	0	1	0	0	0	0	0	0	14	19	0.00	1.000				
Barry Jones, R ERA: 1.26 (8, 1)	0.1	W	1	0	0	0	0	0	0	0	0	0	0	2	2	0.00	0.000				
Bobby Thigpen, R ERA: 2.6 (9, 1)	1.0	S	3	0	0	0	0	1	0	0	0	0	0	6	12	0.00	1.000				

Batter	1	2	3	4	5	6	7	8	9	AB	R	H	RBI	BB	SO	LOB	BOTTOM				
Sammy Sosa, R OBP: 0.318, SLG: 0.429 (1, 9)	G4-3 S 1B		2-2 FC4-6 1B		0-1 F8		1-0 F8			4	1	2	0	0	0	3	Baltimore Orioles @ Chicago White Sox Comiskey Park, Chicago, IL Tue May 15 1990, 8:05 PM EDT Att: 8,343 - Unknown - 48 F				
Lance Johnson, L OBP: 0.330, SLG: 0.309 (1, 8)	G4-3		1-0 FC4-6			1-2 B5-3		2-1 G4-3		4	0	0	0	0	0	3					
Ivan Calderon, R OBP: 0.375, SLG: 0.490 Rodney McCray, R (9, 7)	G4-3		0-0 G4-3			3-2 1B		0-0 G6-3		4	0	1	1	0	0	2					
Ron Kittle, R OBP: 0.326, SLG: 0.488 Dan Pasqua, L OBP: 0.462, SLG: 0.545 (8, PH)	K		2-3 K		2-3 K		1-2 K	1-2 HR 3B		3	0	0	0	0	3	1					
Carlton Fisk, R OBP: 0.354, SLG: 0.367 (1, 2)		0-2 G4-3			4-2 G6-4-3 BB		0-3 K	0-1 HR		3	1	1	2	1	1	1					
Carlos Martinez, R OBP: 0.245, SLG: 0.356 (1, 3)		0-1 G3-1			0-2 G6-4-3		0-2 G4-3	3-H 3-2 F9		4	0	0	0	0	0	1					
Robin Ventura, L OBP: 0.300, SLG: 0.270 (1, 5)		1-3 K			2-2 G6-3		3-2 F7			3	0	0	0	0	1	0					
Scott Fletcher, R OBP: 0.312, SLG: 0.267 (1, 4)			4-2 FC4-6 1B BB		1-0 F9		4-0 1B BB			1	0	0	0	2	0	0					
Ozzie Guillen, L OBP: 0.353, SLG: 0.448 (1, 6)			1-2 F7		1-2 3B		1-2 1B			3	0	2	0	0	0	1					
Inning Stats	R: 1 E: 0 K: 1 S: 9	H: 1 LOB: 0 BB: 0 P: 13	R: 0 E: 0 K: 1 S: 8	H: 0 LOB: 0 BB: 0 P: 9	R: 0 E: 0 K: 0 S: 16	H: 1 LOB: 2 BB: 1 P: 23	R: 0 E: 0 K: 1 S: 9	H: 0 LOB: 0 BB: 1 P: 15	R: 0 E: 0 K: 2 S: 13	H: 1 LOB: 1 BB: 0 P: 19	R: 0 E: 0 K: 0 S: 11	H: 1 LOB: 2 BB: 1 P: 19	R: 2 E: 0 K: 0 S: 17	H: 2 LOB: 0 BB: 0 P: 23	1B: 4 2B: 0 3B: 2 HR: 1	SF: 0 SAC: 0 DP: 1 HBP: 0	WP: 0 PB: 0 CS: 0	PA: 33			
PITCHER	IP	WLS	BF	H	R	ER	SO	BB	IBB	HBP	BLK	WP	HR	S	P	ERA	WHIP				
Pete Harnisch, R ERA: 3.74 (1, 1)	8.0	L	33	7	3	3	5	3	0	0	0	0	1	97	139	3.38	1.250				

AB	30
R	2
H	7
RBI	2
BB	4
SO	4
LOB	19



AB	30
R	3
H	7
RBI	3
BB	3
SO	5
LOB	12



Batter	1	2	3	4	5	6	7	8	9	AB	R	H	RBI	BB	SO	LOB	TOP				
Phil Bradley, R OBP: 0.314, SLG: 0.270 (1, 7)	G5-3		G1-3			F9		G6-3		0	0	0	0	0	0	0					
Mike Devereaux, R OBP: 0.214, SLG: 0.227 Steve Finley, L OBP: 0.323, SLG: 0.315 Bob Melvin, R OBP: 0.269, SLG: 0.349 Brady Anderson, L OBP: 0.406, SLG: 0.250 (1, 8)	E5		G6-3					G3		2	1	0	0	0	0	0					
Cal Ripken Jr., R OBP: 0.372, SLG: 0.439 (1, 6)	2B			K		L4		G6-3		4	1	1	1	0	1	1					
Joe Orsulak, L OBP: 0.389, SLG: 0.471 (1, 9)	2B			L7				G6-3		3	0	2	1	1	0	0					
Randy Milligan, R OBP: 0.388, SLG: 0.327 (1, 10)	P3			K		G4-6-3		G6-3		4	0	0	0	0	2	3					
Mickey Tettleton, S OBP: 0.306, SLG: 0.242 (1, 2)										3	0	1	0	0	1	0					
Craig Worthington, R OBP: 0.315, SLG: 0.357 (1, 5)										3	0	0	0	0	2	1					
David Segui, S OBP: 0.278, SLG: 0.250 (1, 3)										3	0	0	0	0	0	0					
Billy Ripken, R OBP: 0.301, SLG: 0.337 (1, 4)										3	0	0	0	0	1	0					
Inning Stats	R: 2 H: 2 E: 1 K: 0 S: 9	H: 2 LOB: 0 BB: 0 P: 16	R: 0 H: 0 E: 0 K: 2 S: 9	H: 0 LOB: 0 BB: 0 P: 13	R: 0 H: 0 E: 0 K: 2 S: 9	H: 0 LOB: 0 BB: 0 P: 16	R: 0 H: 0 E: 0 K: 2 S: 9	H: 0 LOB: 0 BB: 0 P: 12	R: 0 H: 1 E: 0 K: 0 S: 11	H: 1 LOB: 1 BB: 0 P: 16	R: 0 H: 1 E: 0 K: 1 S: 9	H: 1 LOB: 1 BB: 1 P: 19	R: 0 H: 0 E: 0 K: 1 S: 8	H: 0 LOB: 0 BB: 0 P: 8	R: 0 H: 1 E: 0 K: 1 S: 10	H: 1 LOB: 1 BB: 0 P: 16	1B: 2 2B: 2 3B: 1 HR: 0	SF: 0 SAC: 0 DP: 1 HBP: 0	WP: 0 PB: 0 SB: 0 CS: 1	PA: 32	
PITCHER	IP	WLS	BF	H	R	ER	SO	BB	IBB	HBP	BLK	WP	HR	S	P	ERA	WHIP				
Jerry Kutzler, R ERA: 4.87 (1, 1)	6.0	W	22	3	2	1	4	1	0	0	0	0	0	55	89	1.50	0.667				
Scott Radinsky, L ERA: 0.68 (7, 1)	2.0		6	1	0	0	2	0	0	0	0	0	0	16	22	0.00	0.500				
Bobby Thigpen, R ERA: 2.45 (9, 1)	1.0	S	4	1	0	0	1	0	0	0	0	0	0	10	16	0.00	1.000				

Baltimore Orioles @ Chicago White Sox
Comiskey Park, Chicago, IL
Wed May 16 1990, 8:05 PM EDT
Att: 20,042 - Unknown - 72 F


AB 27
R 2
H 5
RBI 2
BB 1
SO 7
LOB 5



Batter	1	2	3	4	5	6	7	8	9	AB	R	H	RBI	BB	SO	LOB	BOTTOM				
Sammy Sosa, R OBP: 0.306, SLG: 0.412 (1, 9)	G4-3			K			G5-3			4	0	0	0	0	1	2					
Lance Johnson, L OBP: 0.336, SLG: 0.317 (1, 8)	BB		P6	CS			F8			4	1	2	0	0	0	1					
Ivan Calderon, R OBP: 0.387, SLG: 0.486 (1, 7)	BB			E		S	F8			1	2	0	0	3	0	0					
Dan Pasqua, L OBP: 0.442, SLG: 0.500 (1, 10)	BB			K			F8			3	0	0	0	1	2	2					
Carlton Fisk, R OBP: 0.359, SLG: 0.359 (1, 2)	BB			G4-3			BB			2	0	0	2	2	0	2					
Carlos Martinez, R OBP: 0.255, SLG: 0.404 (1, 3)	BB			HR			F9			4	1	2	2	0	0	3					
Robin Ventura, L OBP: 0.287, SLG: 0.256 (1, 5)	G6-3			K			G6-3			4	0	0	0	0	1	3					
Scott Fletcher, R OBP: 0.304, SLG: 0.258 (1, 4)				G5-3			K			3	0	0	0	0	1	0					
Ozzie Guillen, L OBP: 0.362, SLG: 0.455 (1, 6)				BB			F7			3	0	2	0	0	0	0					
Inning Stats	R: 2 H: 2 E: 0 K: 0 S: 11	H: 1 LOB: 1 BB: 0 P: 24	R: 0 H: 1 E: 0 K: 0 S: 7	H: 1 LOB: 0 BB: 0 P: 12	R: 2 H: 1 E: 0 K: 2 S: 11	H: 1 LOB: 0 BB: 1 P: 21	R: 0 H: 1 E: 0 K: 1 S: 9	H: 1 LOB: 0 BB: 0 P: 13	R: 0 H: 0 E: 0 K: 1 S: 5	H: 0 LOB: 0 BB: 0 P: 12	R: 0 H: 0 E: 0 K: 0 S: 7	H: 0 LOB: 1 BB: 1 P: 16	1B: 4 2B: 1 3B: 0 HR: 1	SF: 0 SAC: 0 DP: 0 HBP: 0	WP: 0 PB: 0 SB: 4 CS: 2	PA: 35					
PITCHER	IP	WLS	BF	H	R	ER	SO	BB	IBB	HBP	BLK	WP	HR	S	P	ERA	WHIP				
Bob Milacki, R ERA: 4.03 (1, 1)	3.0	L	16	4	4	4	2	3	0	0	0	0	0	29	57	12.00	2.333				
Joe Price, L ERA: 3.44 (4, 1)	3.0		11	2	0	0	3	2	0	0	0	0	0	29	49	0.00	1.333				
Mark Williamson, R ERA: 2.3 (7, 1)	2.0		7	0	0	0	0	1	0	0	0	0	0	12	28	0.00	0.500				

Baltimore Orioles @ Chicago White Sox
Comiskey Park, Chicago, IL
Wed May 16 1990, 8:05 PM EDT
Att: 20,042 - Unknown - 72 F

AB 28
R 4
H 6
RBI 4
BB 6
SO 5
LOB 13



Batter	1	2	3	4	5	6	7	8	9	AB	R	H	RBI	BB	SO	LOB	TOP								
Brady Anderson, L OBP: 0.389, SLG: 0.222	F7		SH5-3 HBP		F8			P6		3	0	0	0	0	0	0	Baltimore Orioles @ Chicago White Sox Comiskey Park, Chicago, IL Thu May 17 1990, 8:05 PM EDT Att. 9,655 - Unknown - 60 F								
Steve Finley, L OBP: 0.324, SLG: 0.315	G4-3 1B		SH5-3			G4-3		G1-3		3	0	1	0	0	0	0									
Cal Ripken Jr., R OBP: 0.368, SLG: 0.433	G4-3		F8			G5-3			1B	4	0	1	0	0	0	2									
Joe Orsulak, L OBP: 0.374, SLG: 0.449	P4		G6-3			G4-3		G3		4	0	0	0	0	0	3									
Randy Milligan, R OBP: 0.383, SLG: 0.317		F7		P4			HR BB		E5 FC3-6	3	1	0	0	1	0	0									
Mickey Tettleton, S OBP: 0.321, SLG: 0.305		2B		G5-4-3 1B			HR		FC3-6 1-2f	4	2	3	2	0	0	1									
Craig Worthington, R OBP: 0.313, SLG: 0.361		G3 2H		G5-4-3 1-2f			K		K	4	0	1	1	0	2	2									
David Segui, S OBP: 0.227, SLG: 0.200		G3			F7		G4-3		K	4	0	0	0	0	1	2									
Billy Ripken, R OBP: 0.292, SLG: 0.326		G5-3			P6		G5-3			3	0	0	0	0	0	1									
Inning Stats	R: 0 E: 0 K: 0 S: 9	H: 1 LOB: 1 BB: 0 P: 12	R: 1 E: 0 K: 0 S: 10	H: 2 LOB: 1 BB: 0 P: 14	R: 0 E: 0 K: 0 S: 7	H: 0 LOB: 1 BB: 0 P: 13	R: 0 E: 0 K: 0 S: 7	H: 1 LOB: 0 BB: 0 P: 11	R: 0 E: 0 K: 0 S: 6	H: 0 LOB: 0 BB: 0 P: 9	R: 0 E: 0 K: 0 S: 7	H: 0 LOB: 0 BB: 0 P: 13	R: 2 E: 0 K: 1 S: 11	H: 1 LOB: 0 BB: 1 P: 21	R: 0 E: 0 K: 0 S: 8	H: 1 LOB: 1 BB: 0 P: 13	R: 0 E: 1 K: 2 S: 11	H: 0 LOB: 1 BB: 0 P: 16	1B: 3 2B: 2 3B: 0 HR: 1	SF: 0 SAC: 1 DP: 1 HBP: 1	WP: 0 PB: 0 CS: 0	PA: 35			
PITCHER	IP	WLS	BF	H	R	ER	SO	BB	IBB	HBP	BLK	WP	HR	S	P	ERA	WHIP								
Eric King, R ERA: 2.63	(1, 1)	6.0	24	5	3	3	0	1	0	1	0	0	1	49	81	4.50	1.000								
Barry Jones, R ERA: 1.1	(7, 1)	2.0	W 7	1	0	0	1	0	0	0	0	0	0	16	25	0.00	0.500								
Donn Pall, R ERA: 3.43	(9, 1)	1.0	4	0	0	0	2	0	0	0	0	0	0	11	16	0.00	0.000								

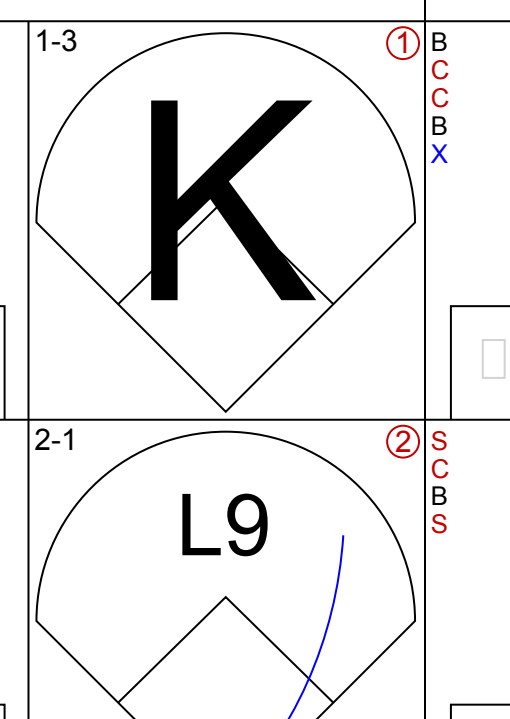
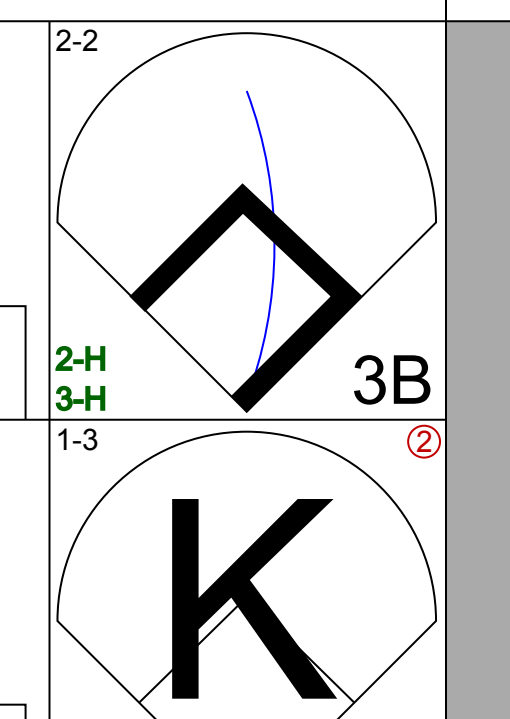
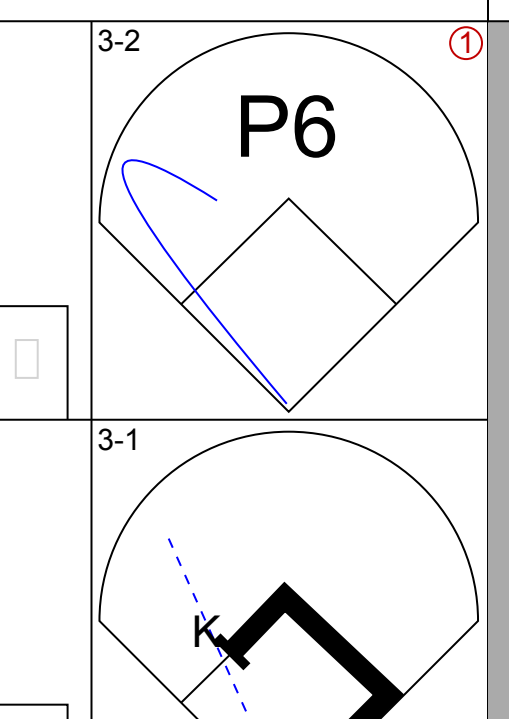
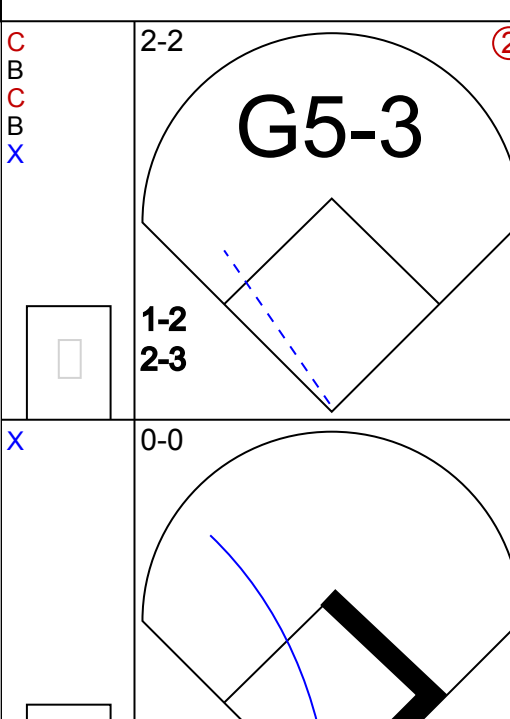
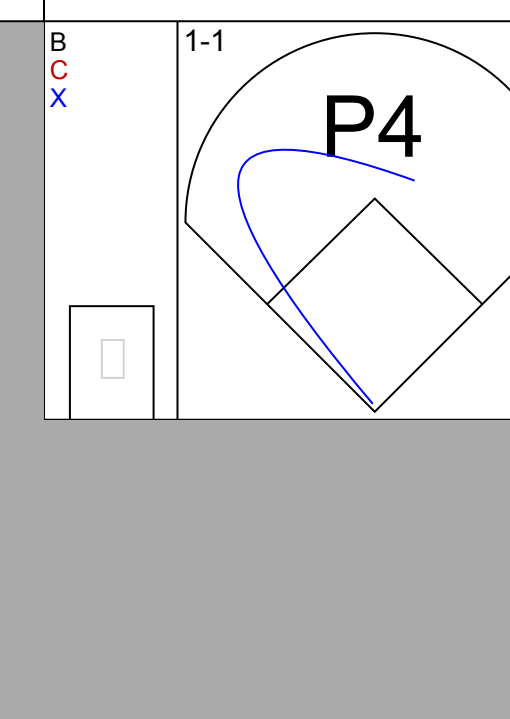
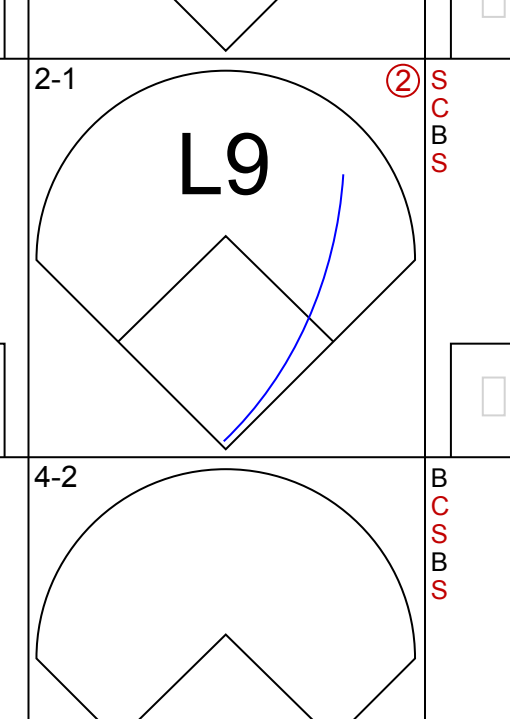
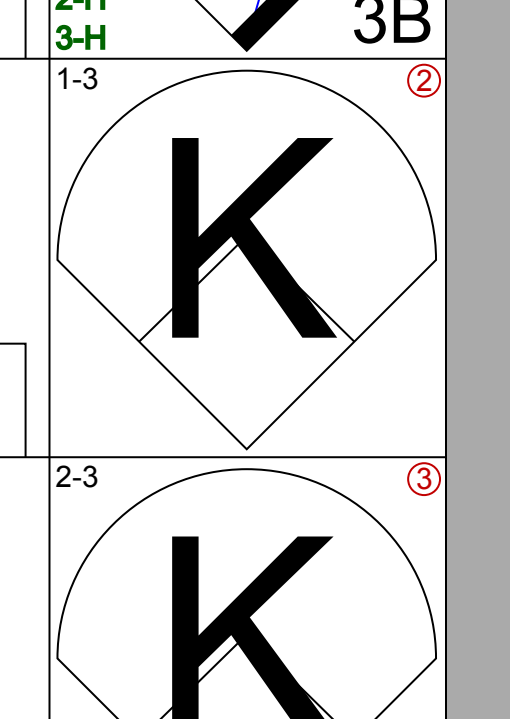
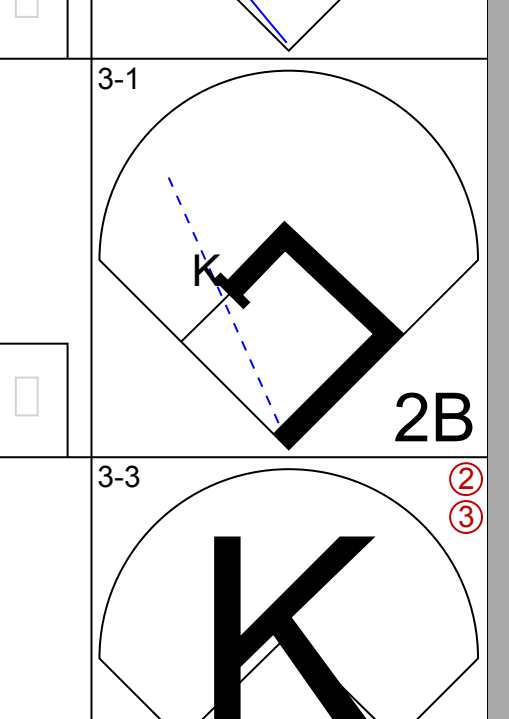
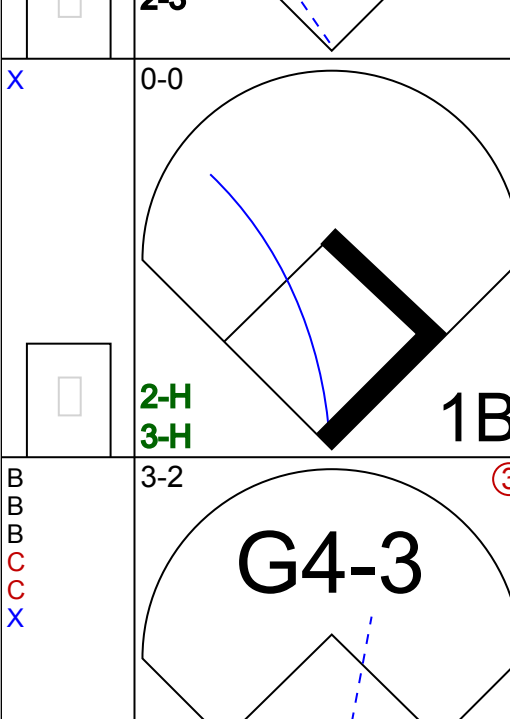
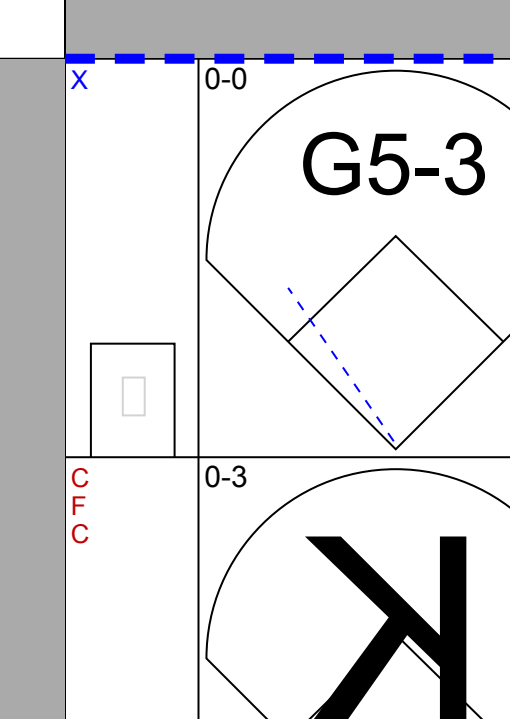
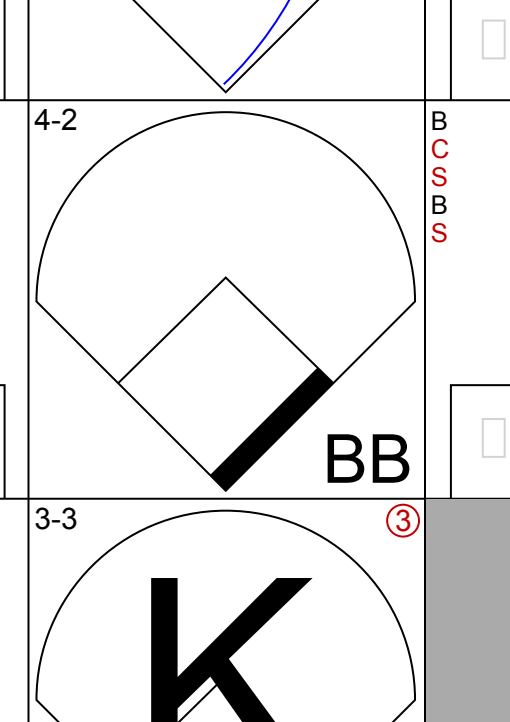
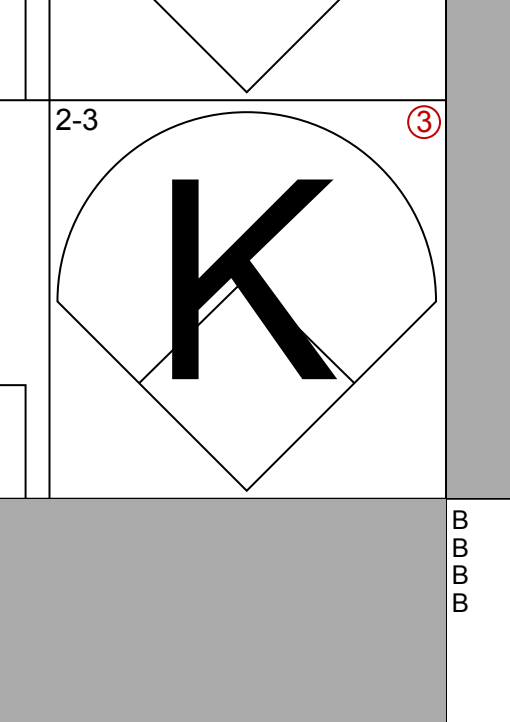
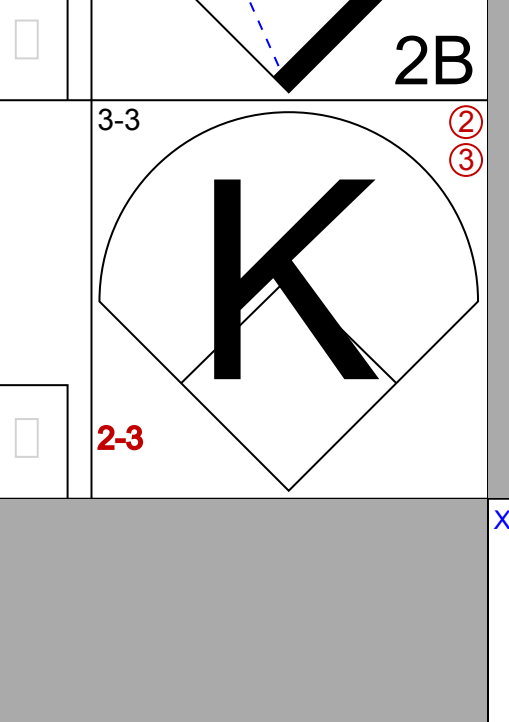
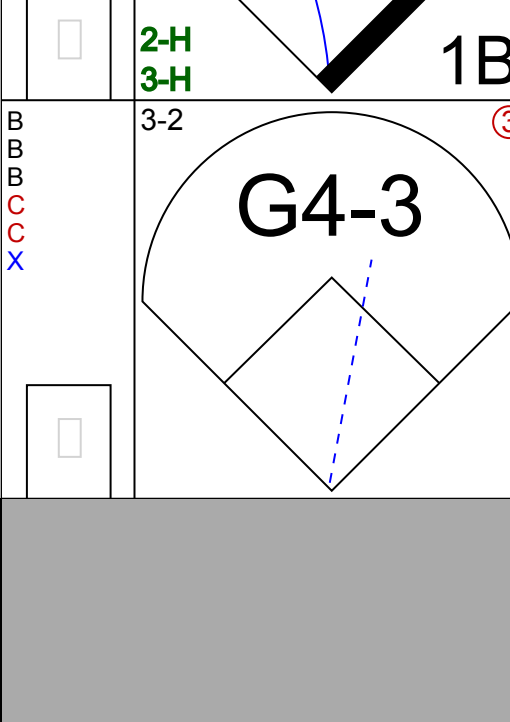
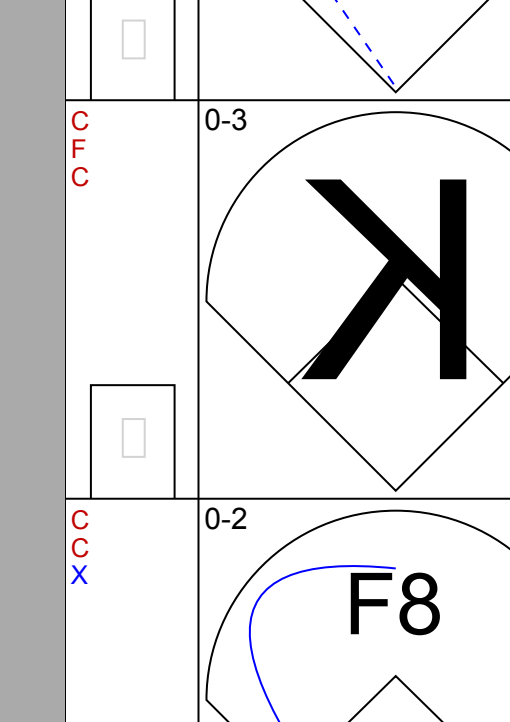
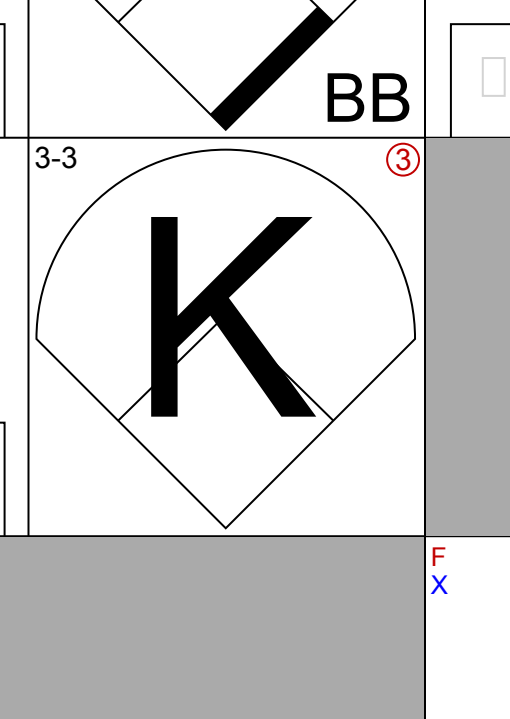
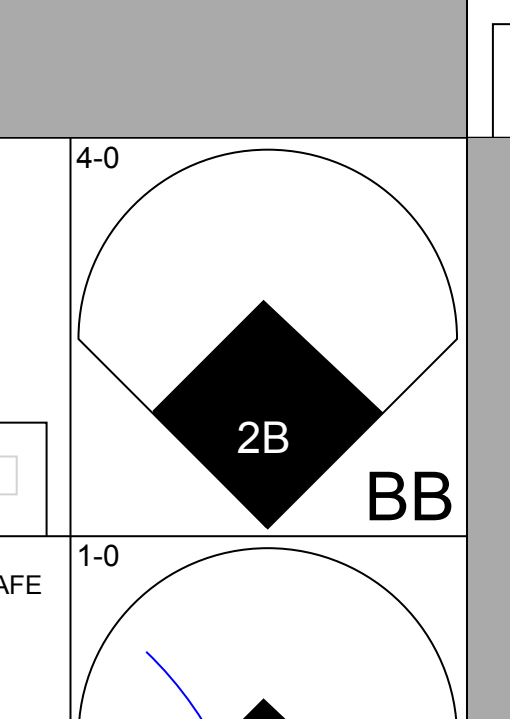
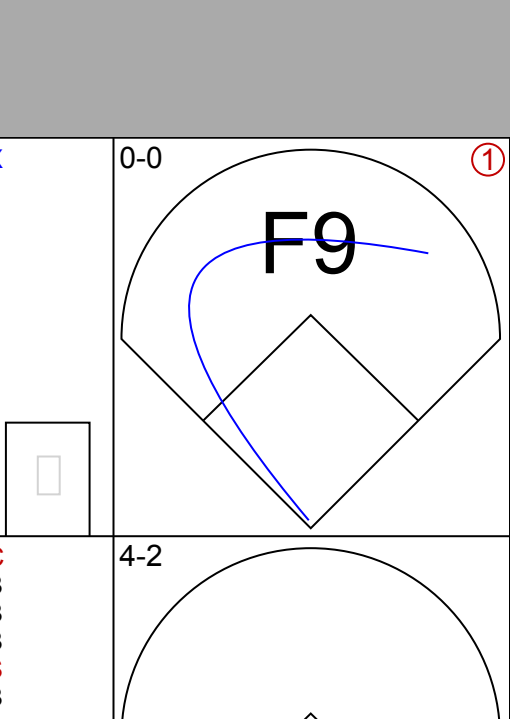
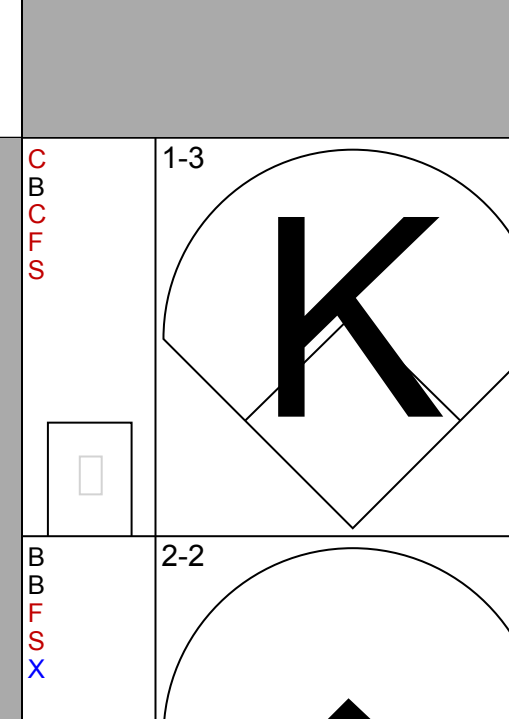
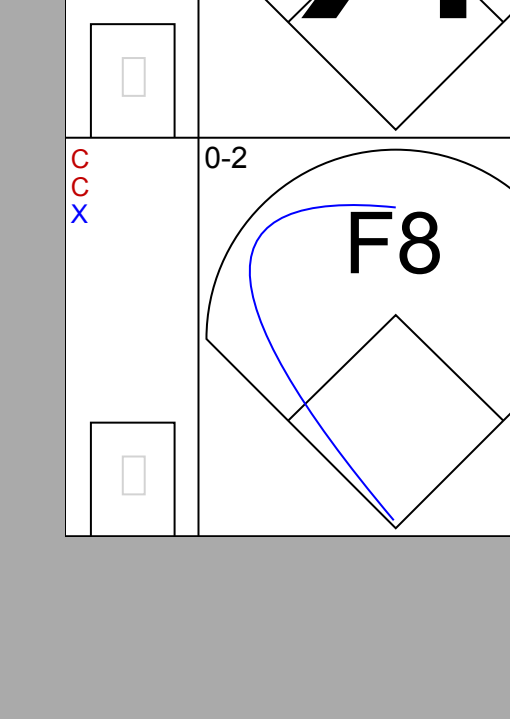
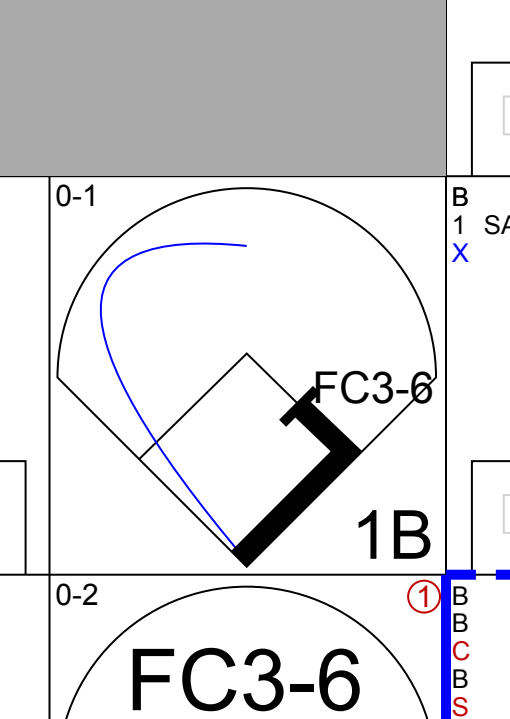
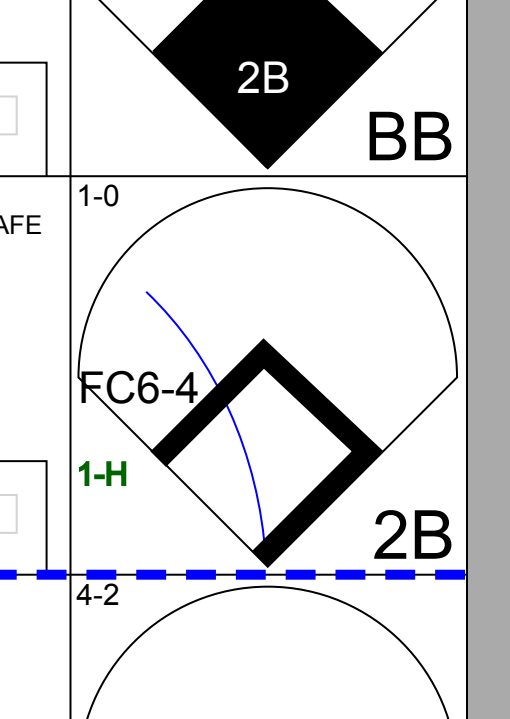

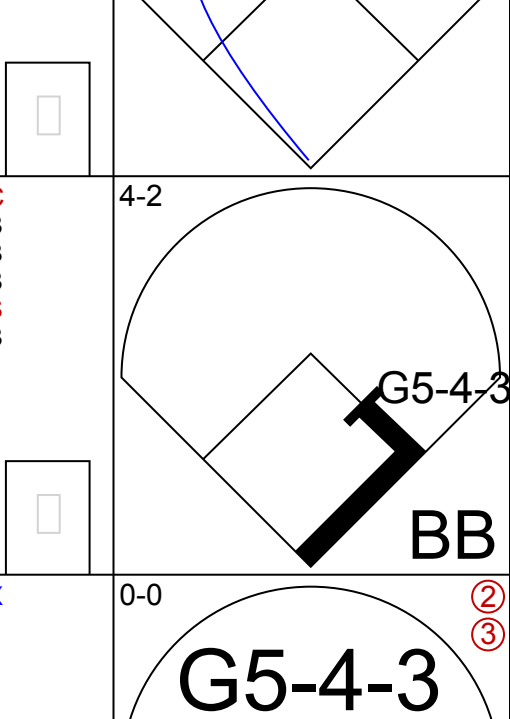
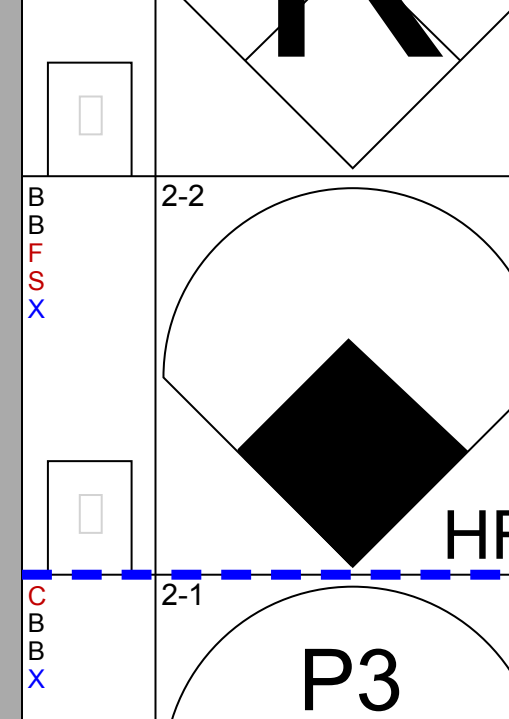
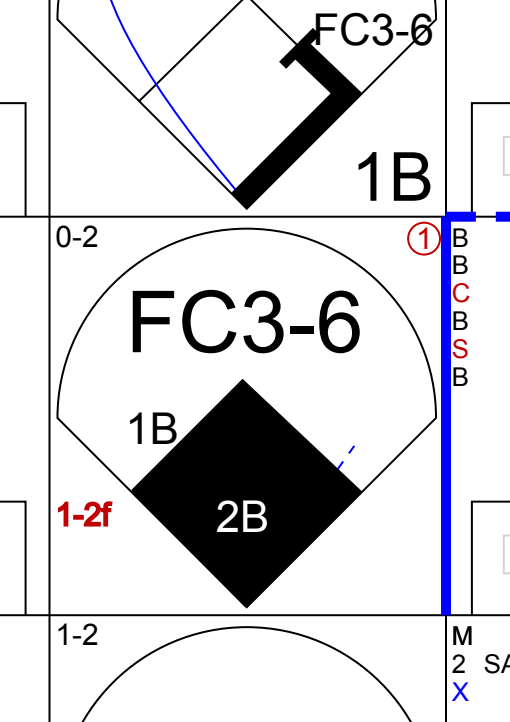
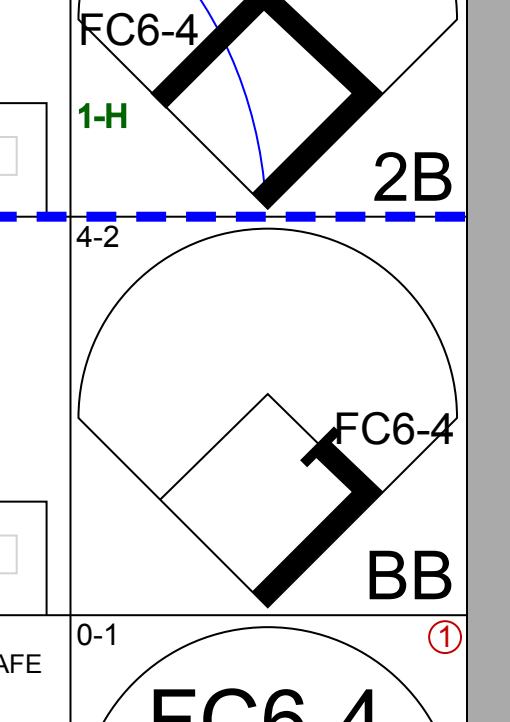

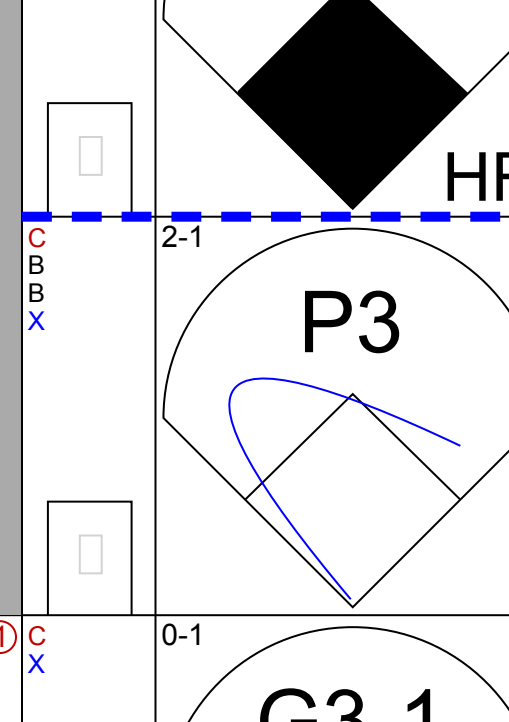
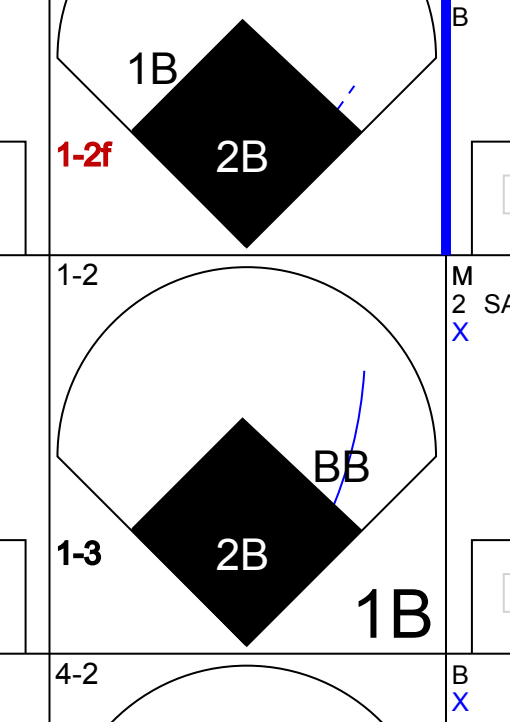
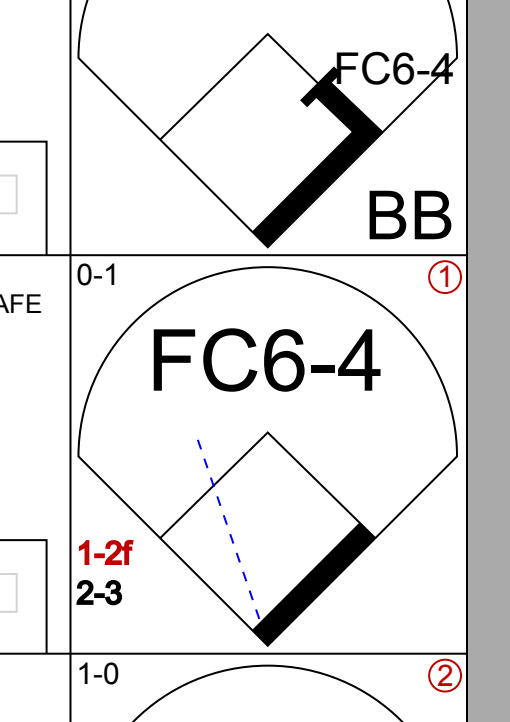
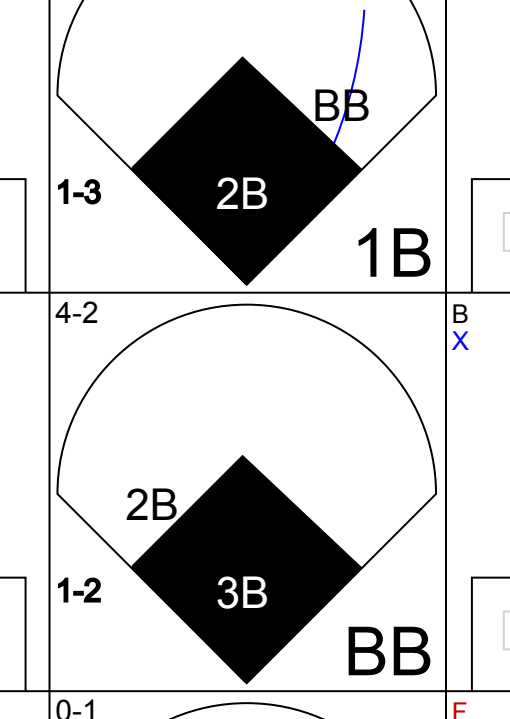
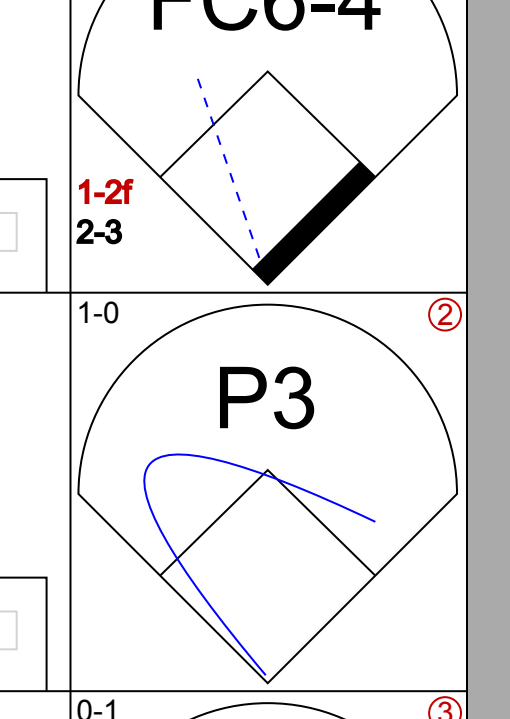
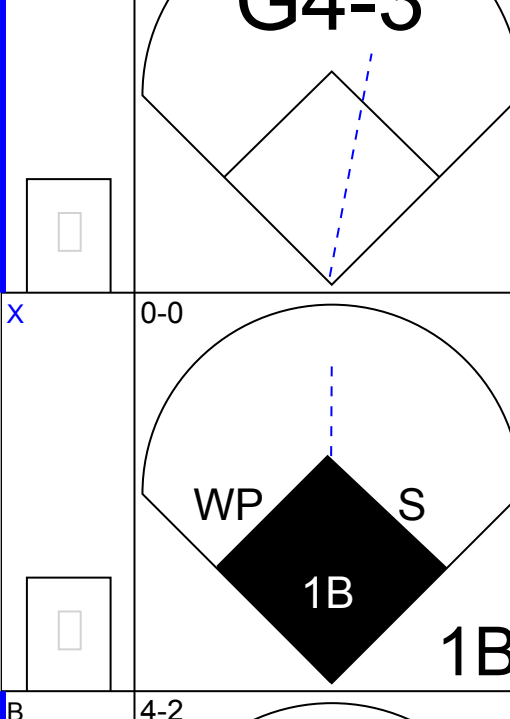
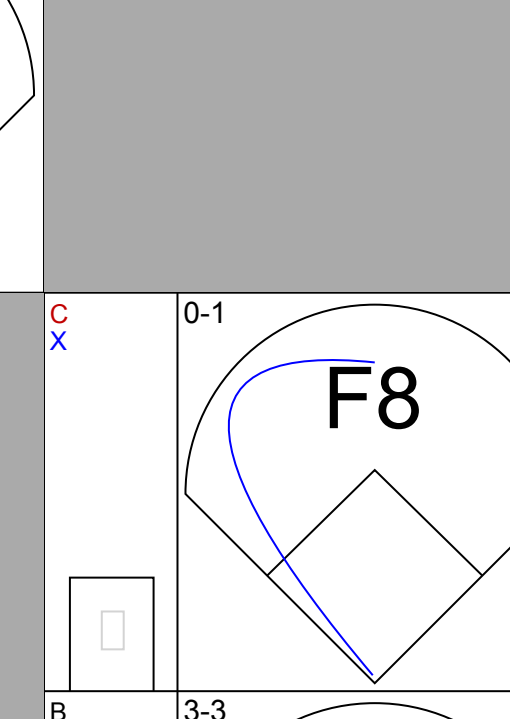
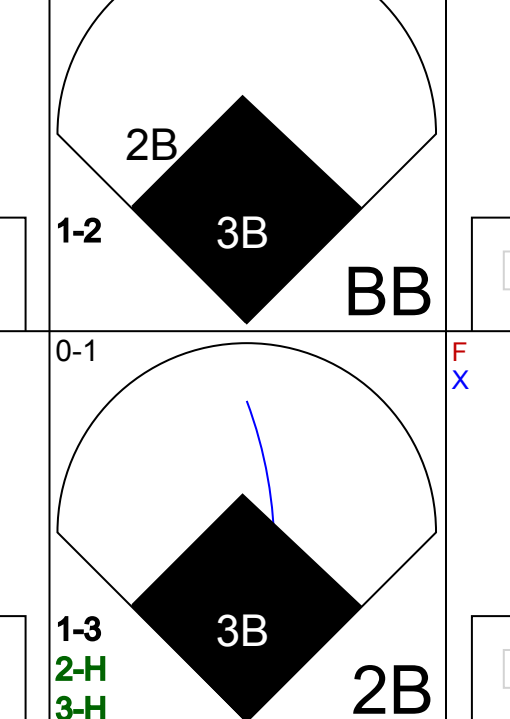
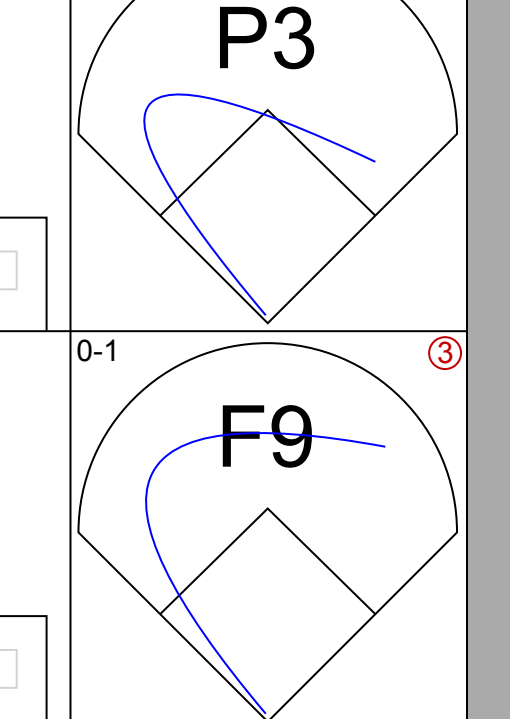
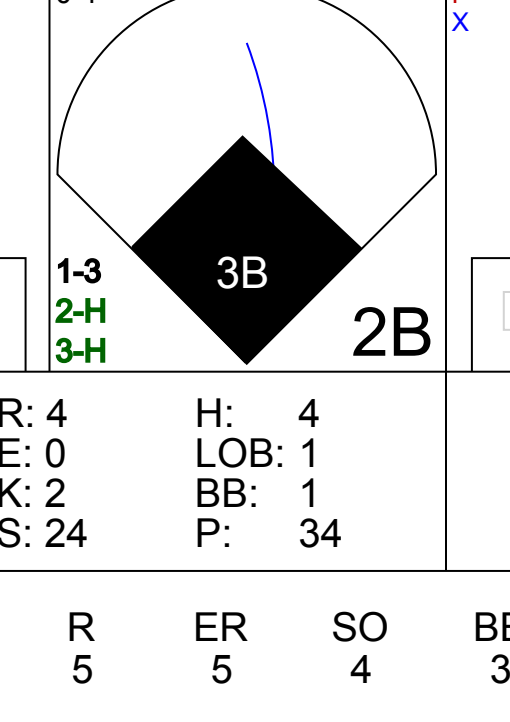
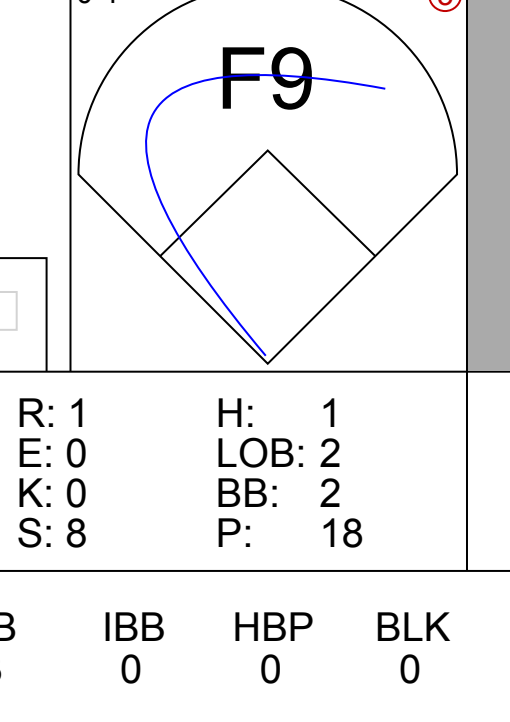
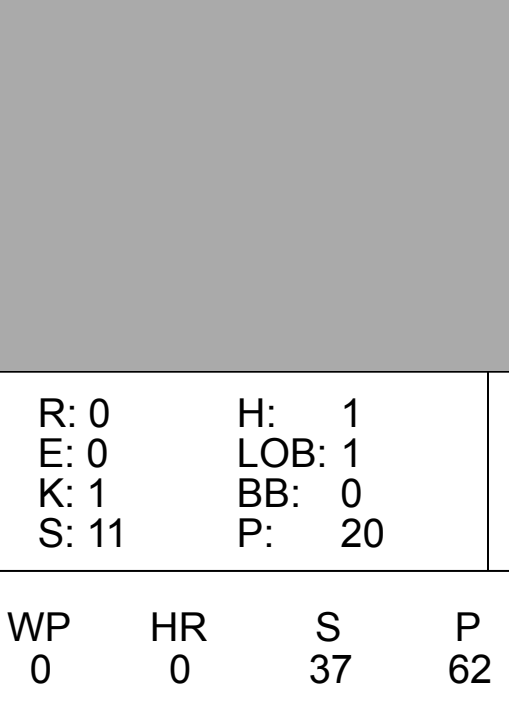
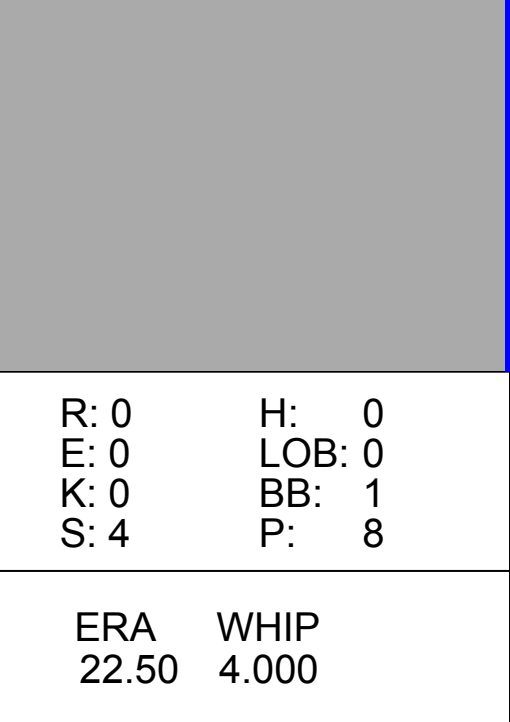
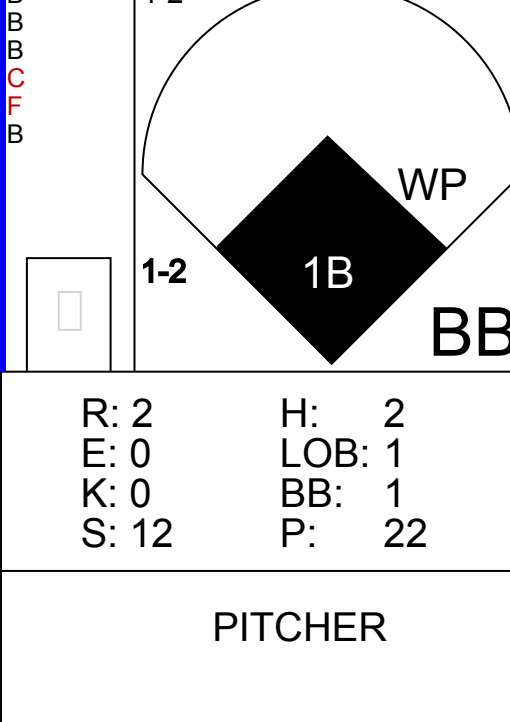
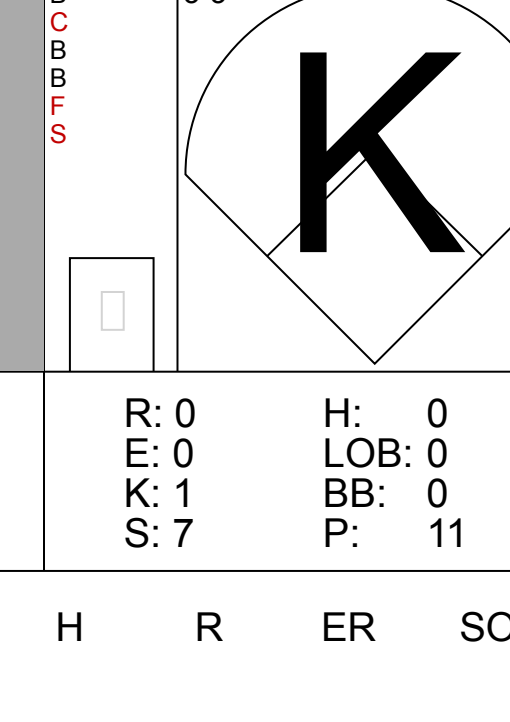
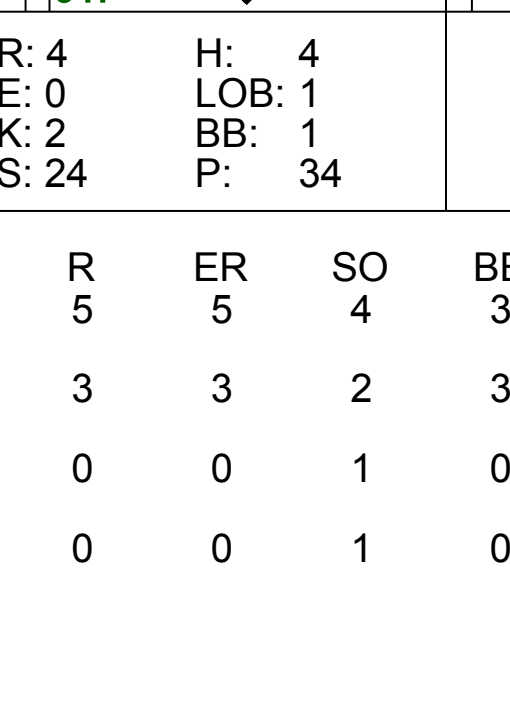
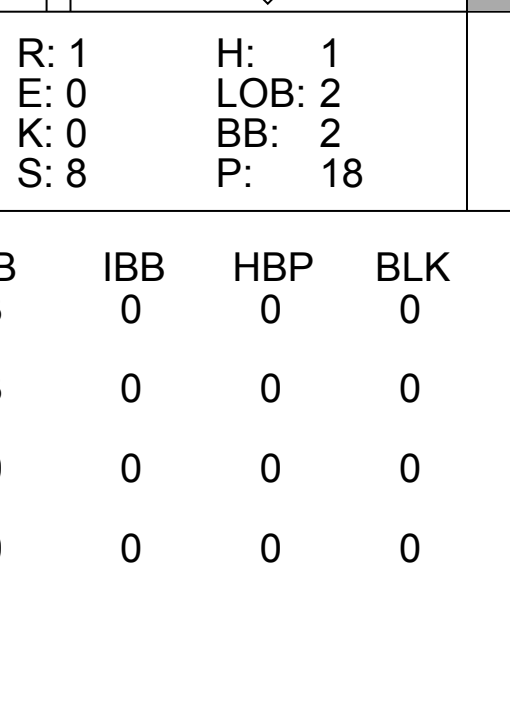
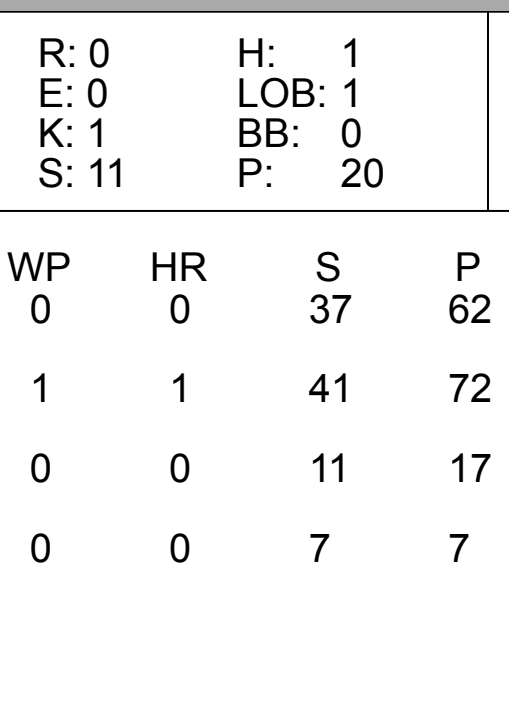
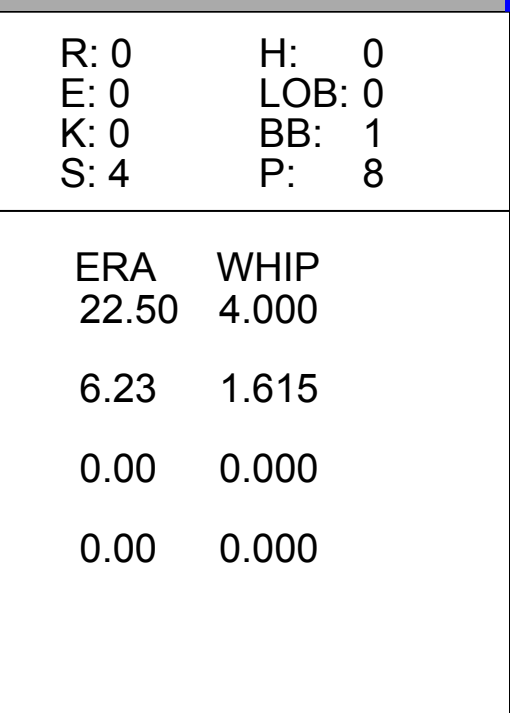
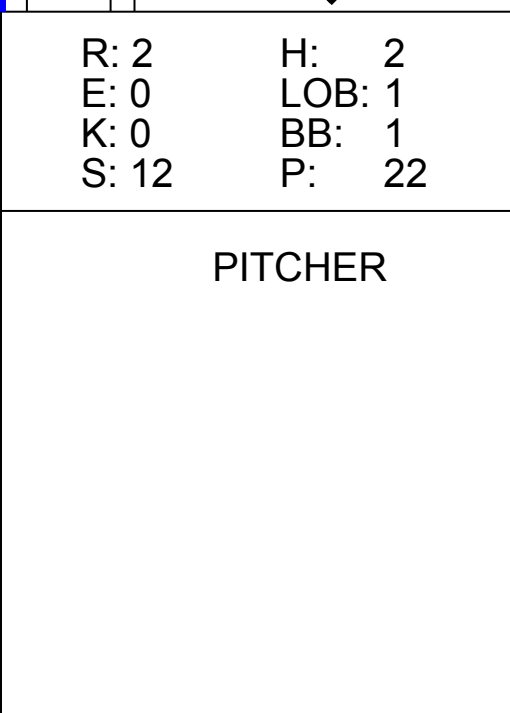
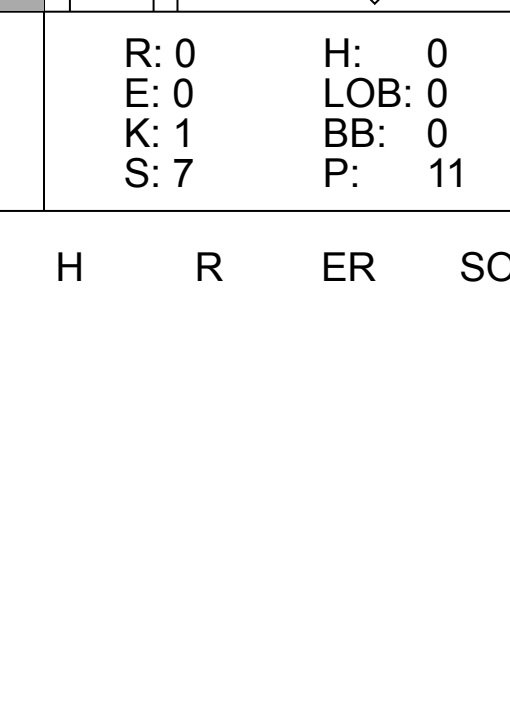
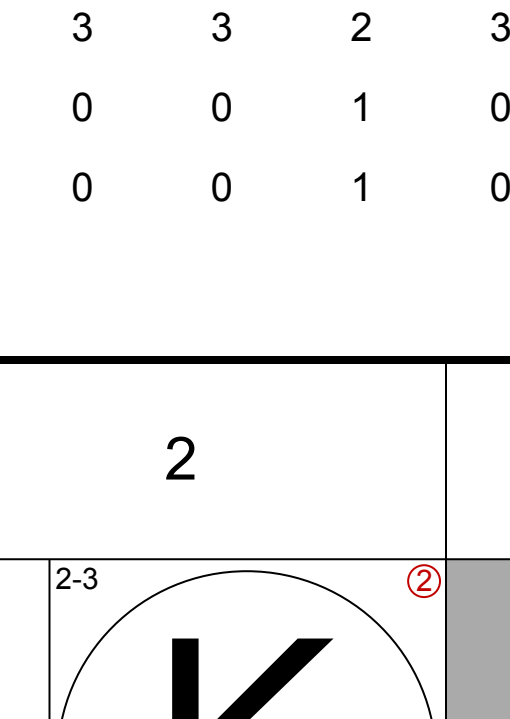
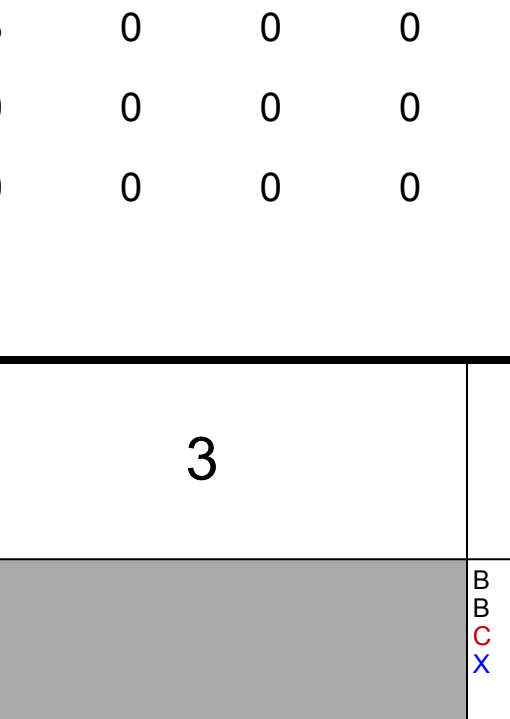

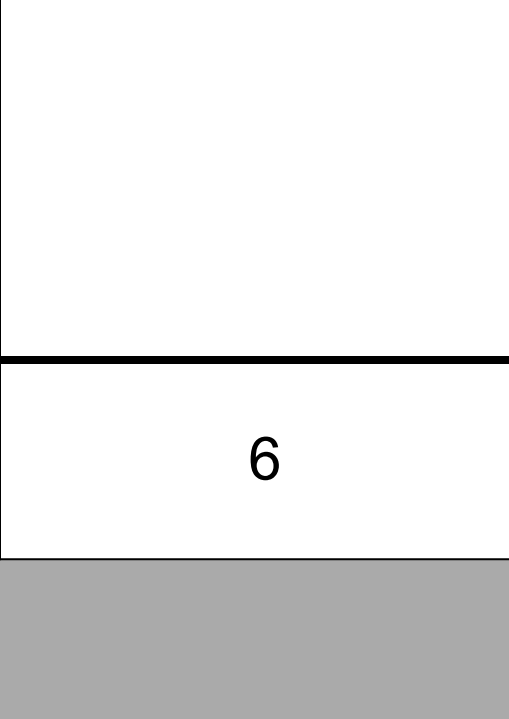
Batter	1	2	3	4	5	6	7	8	9	AB	R	H	RBI	BB	SO	LOB	BOTTOM								
Sammy Sosa, R OBP: 0.302, SLG: 0.411	K		F8			G4-3	BB 2B	G1-3		5	1	1	1	0	1	1	Baltimore Orioles @ Chicago White Sox Comiskey Park, Chicago, IL Thu May 17 1990, 8:05 PM EDT Att. 9,655 - Unknown - 60 F								
Lance Johnson, L OBP: 0.360, SLG: 0.337	G6-4-3 1B			G4-3 1B		1B	BB WP BB			3	2	3	0	1	0	0									
Ivan Calderon, R OBP: 0.391, SLG: 0.481	G6-4-3 1-2f			G4-3 1-2f		1B	WP BB			3	2	1	0	1	0	2									
Ron Kittle, R OBP: 0.344, SLG: 0.494		F7		1B		E4				3	0	2	2	1	0	0									
Rodney McCray, R ERA: 7.07						1B	BB			0	1	0	0	0	0	0									
Carlton Fisk, R OBP: 0.355, SLG: 0.347		F8		BB		G5-3	E3			3	0	0	1	1	0	1									
Carlos Martinez, R OBP: 0.255, SLG: 0.392		G5-3		P4		IBB	G4-3			3	0	0	0	1	0	3									
Craig Grebeck, R OBP: 0.136, SLG: 0.100			K		L6	F8	G4-3			4	0	0	0	0	1	4									
Scott Fletcher, R OBP: 0.293, SLG: 0.247			F7		G5-3		K	F8		4	0	0	0	0	1	0									
Ozzie Guillen, L OBP: 0.367, SLG: 0.456			1B		F8		S 2B	F8		4	1	2	0	0	0	0									
Inning Stats	R: 0 E: 0 K: 1 S: 5	H: 1 LOB: 0 BB: 0 P: 6	R: 0 E: 0 K: 0 S: 4	H: 0 LOB: 0 BB: 0 P: 8	R: 0 E: 0 K: 1 S: 14	H: 1 LOB: 1 BB: 0 P: 16	R: 0 E: 0 K: 0 S: 11	H: 2 LOB: 2 BB: 1 P: 19	R: 0 E: 0 K: 0 S: 8	H: 0 LOB: 0 BB: 0 P: 8	R: 2 E: 1 K: 0 S: 11	H: 3 LOB: 2 BB: 1 P: 19	R: 5 E: 1 K: 1 S: 22	H: 2 LOB: 2 BB: 3 P: 41	R: 0 E: 0 K: 0 S: 5	H: 0 LOB: 0 BB: 0 P: 9	1B: 8 2B: 1 3B: 0 HR: 0	SF: 0 SAC: 0 DP: 2 HBP: 0	WP: 1 PB: 0 SB: 1 CS: 0	PA: 37					
PITCHER	IP	WLS	BF	H	R	ER	SO	BB	IBB	HBP	BLK	WP	HR	S	P	ERA	WHIP								
Jeff Ballard, L ERA: 3.92	(1, 1)	6.0	25	7	2	1	2	1	0	0	0	0	0	53	76	1.50	1.333								
Brian Holton, R ERA: 7.07	(7, 1)	0.1	L 3	2	2	2	1	0	0	0	0	0	0	7	9	54.00	6.000								
Kevin Hickey, L ERA: 3.52	(7, 1)	0.0	1	0	0	0	0	1	0	0	0	0	0	1	5	∞	∞								
Mark Williamson, R ERA: 2.6	(7, 1)	1.2	8	0	3	2	0	2	0	0	0	1	0	19	36	10.80	1.200								

AB 32
R 3
H 6
RBI 3
BB 1
SO 3
LOB 11



AB 32
R 7
H 9
RBI 4
BB 5
SO 3
LOB 11

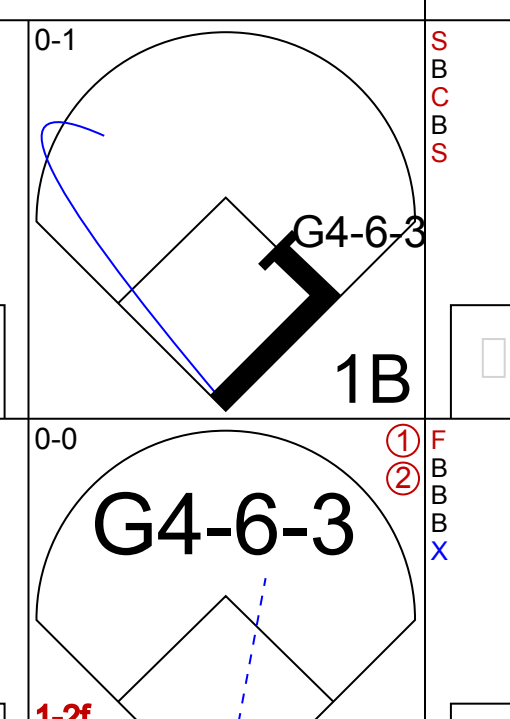
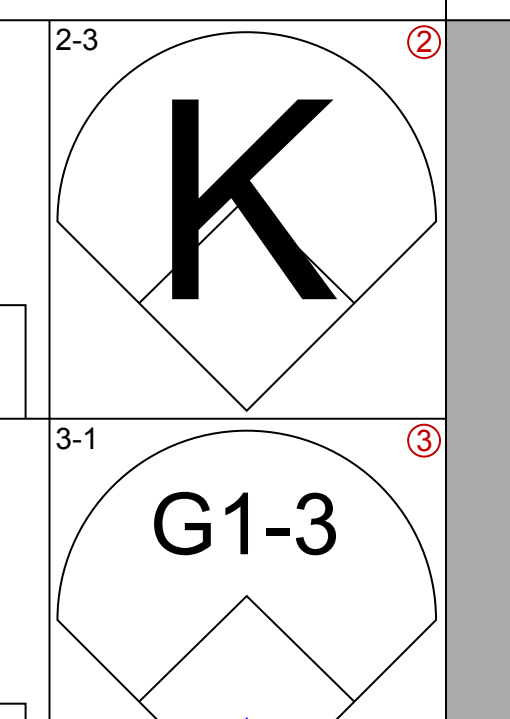
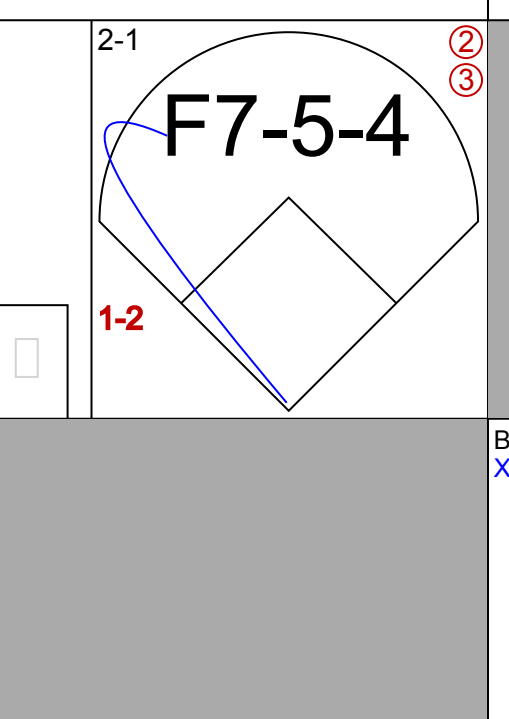
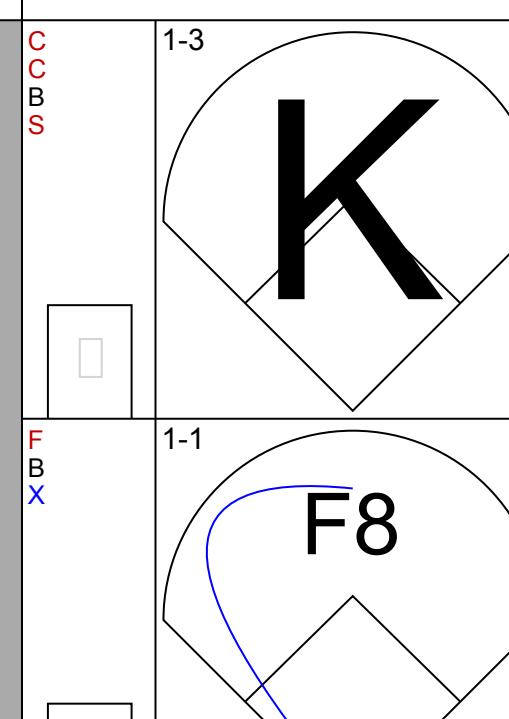
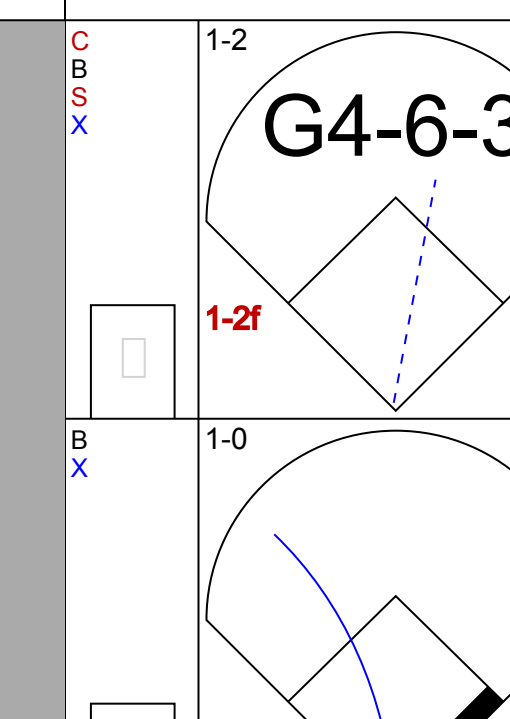
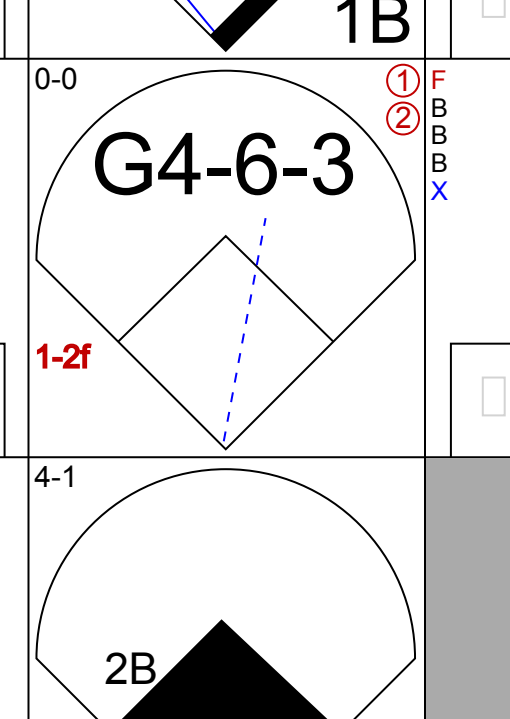
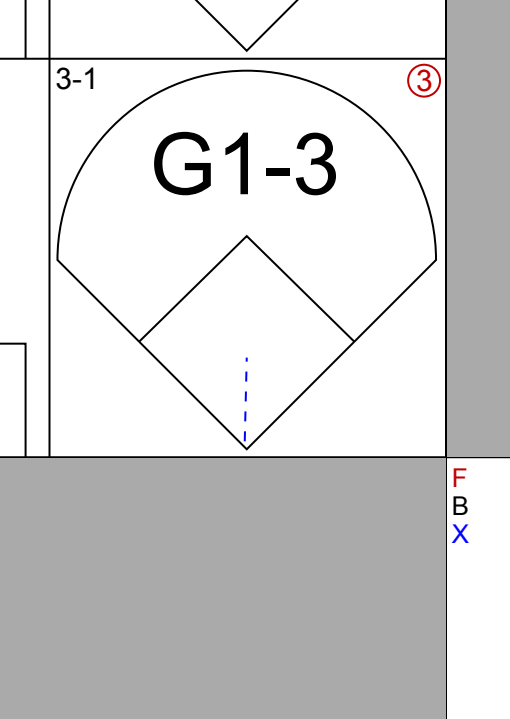
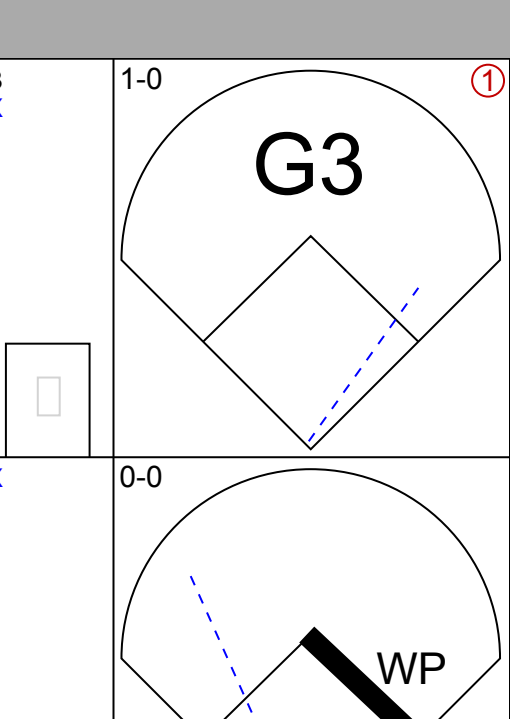
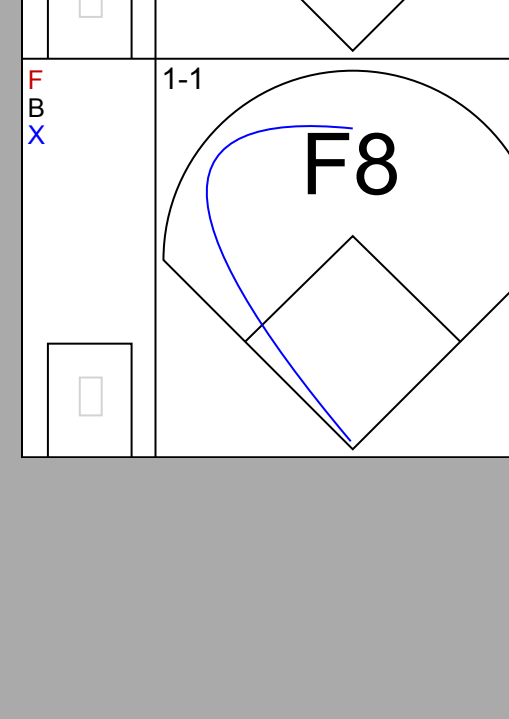
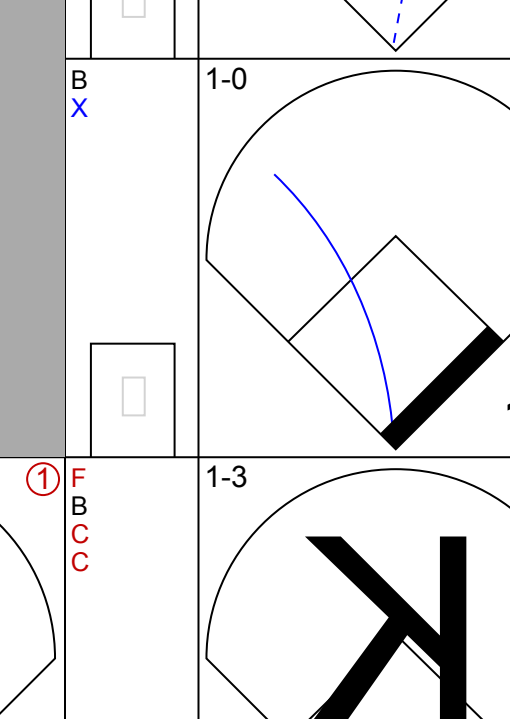
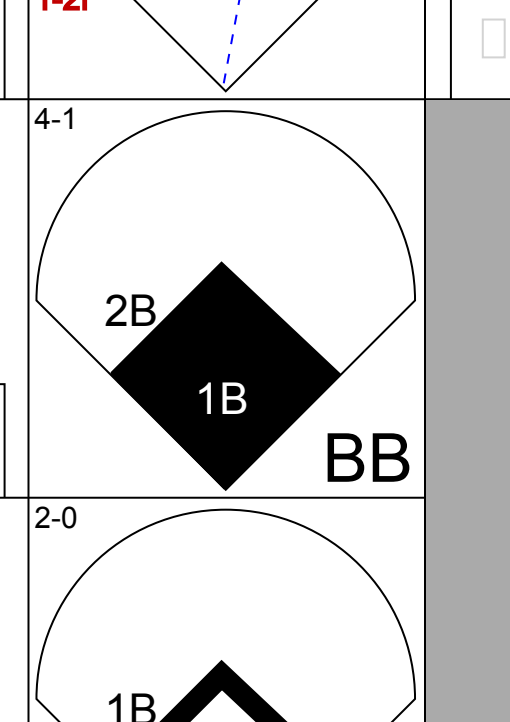
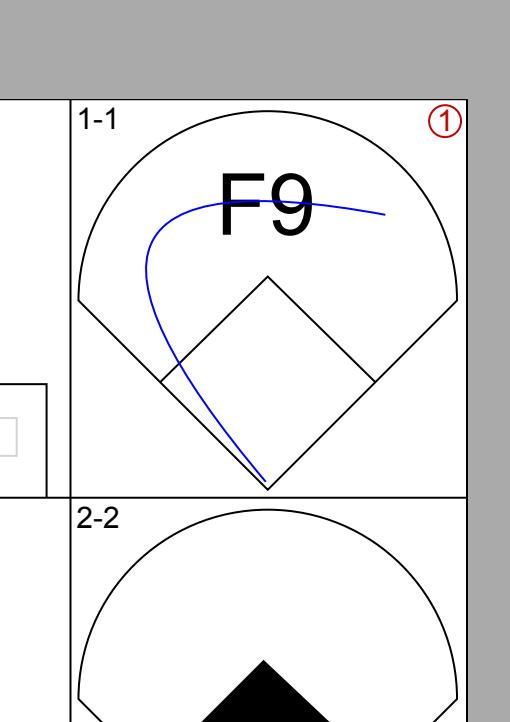
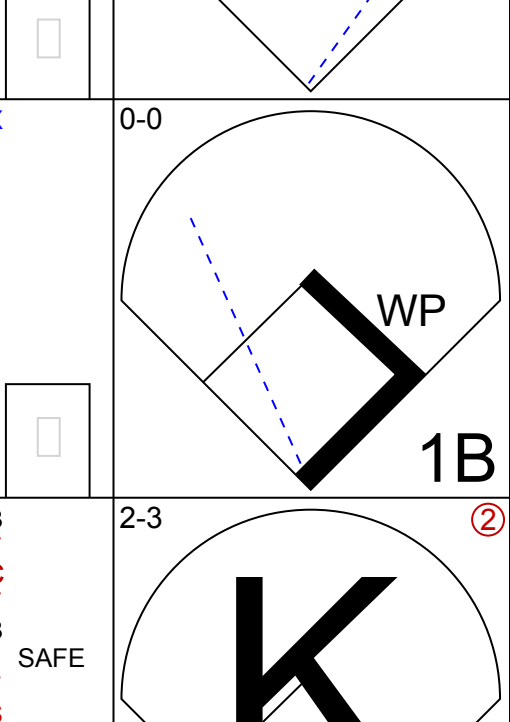

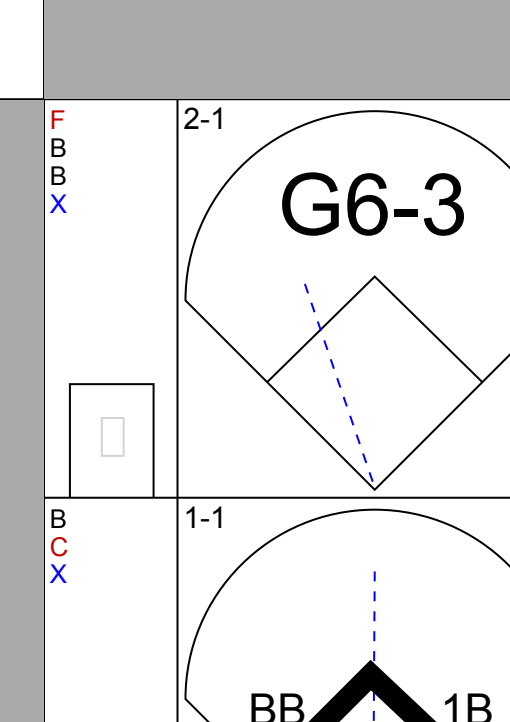
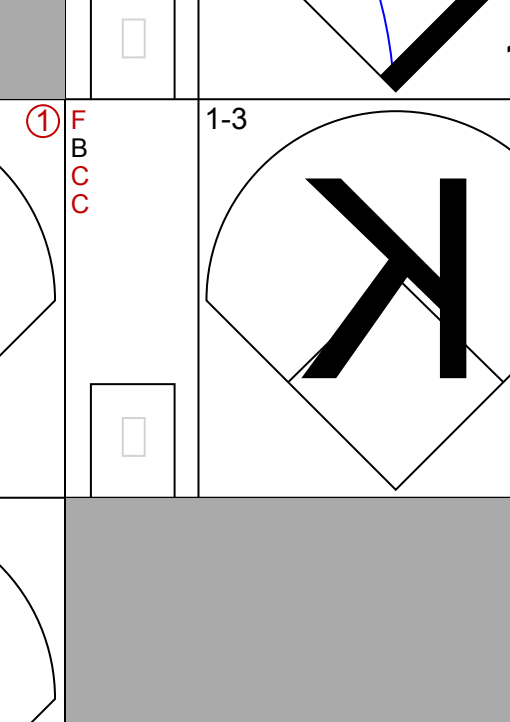
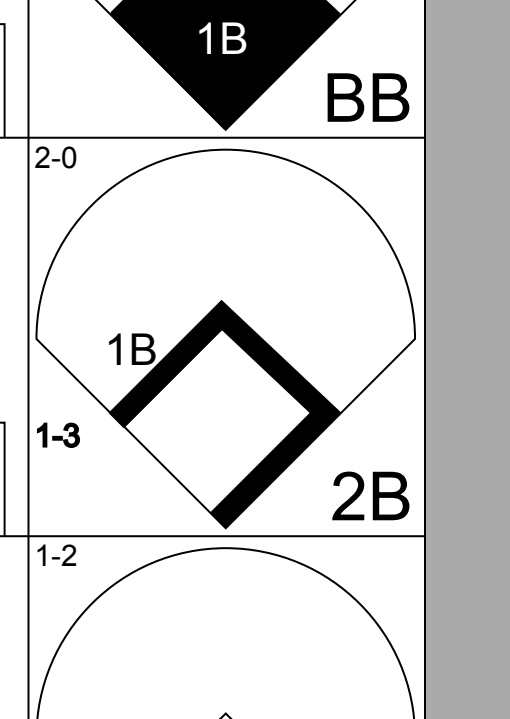
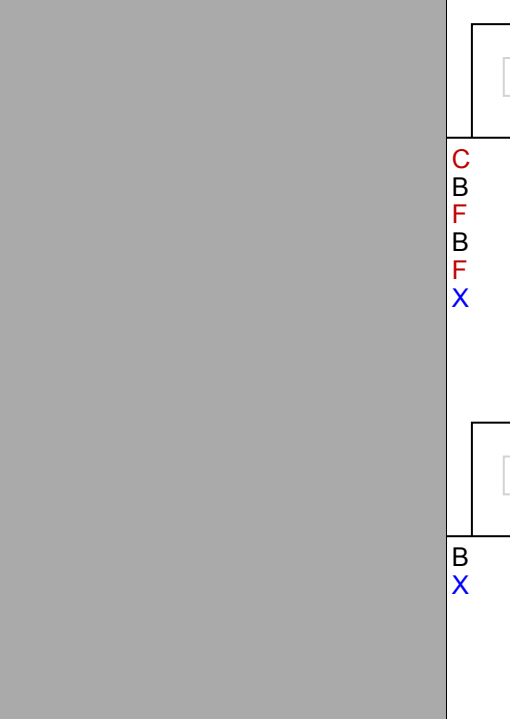
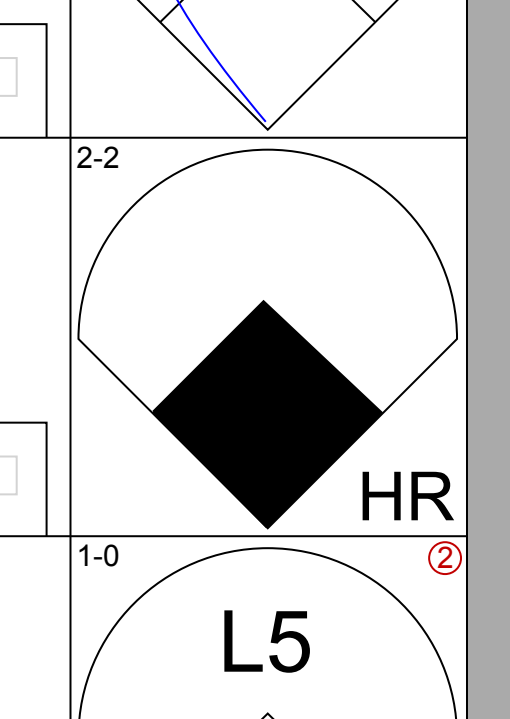
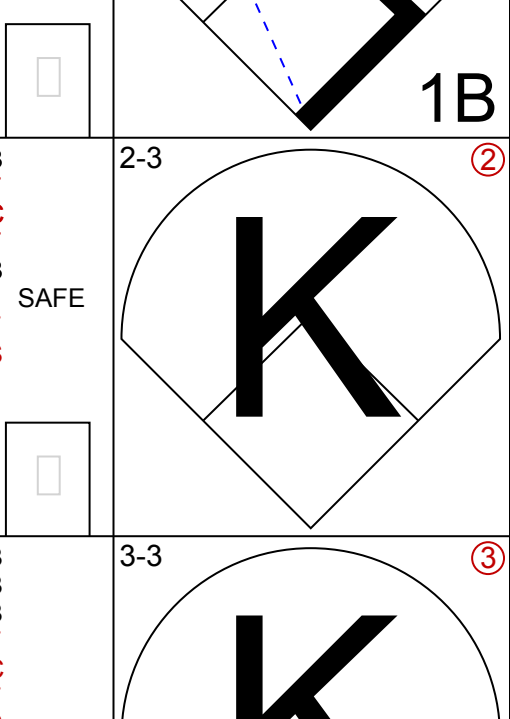
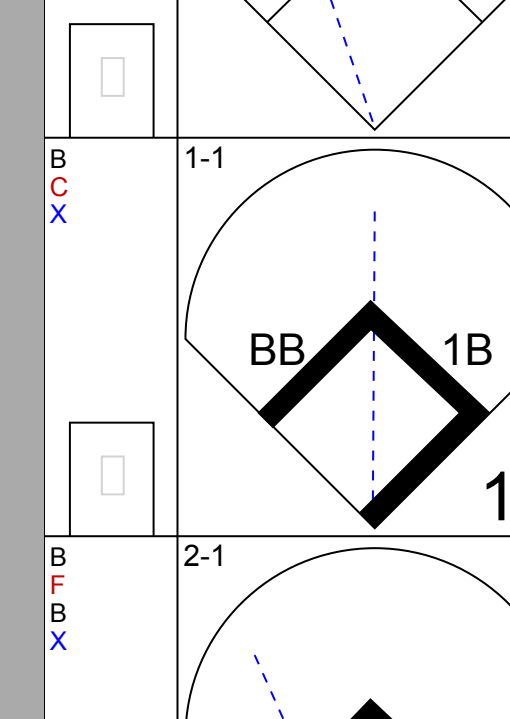
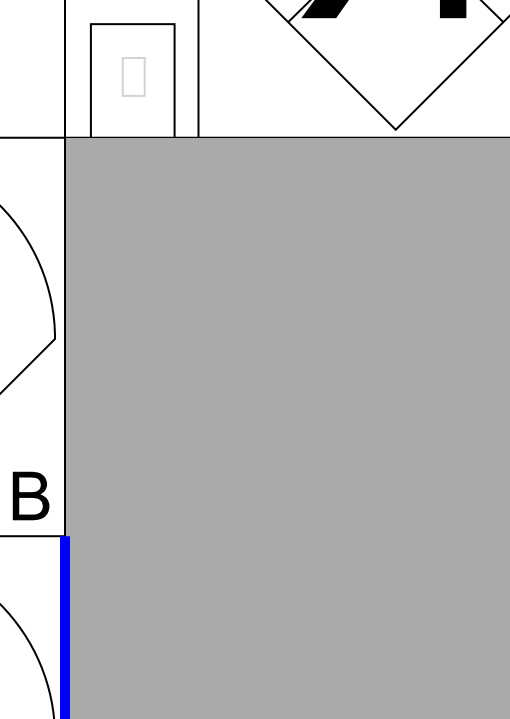
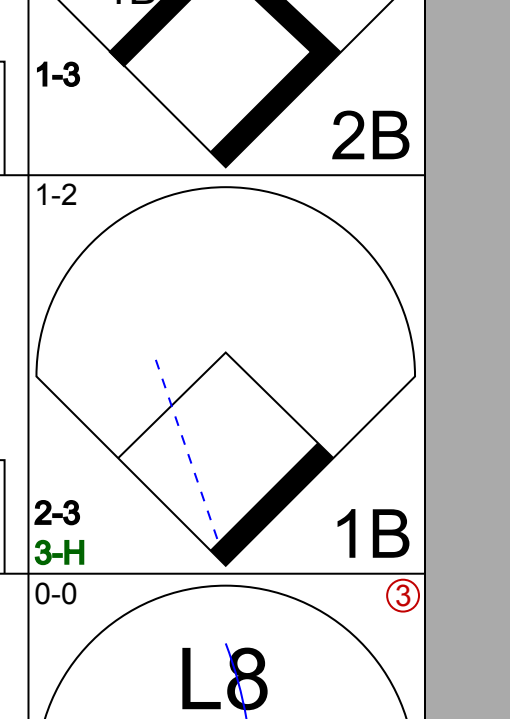
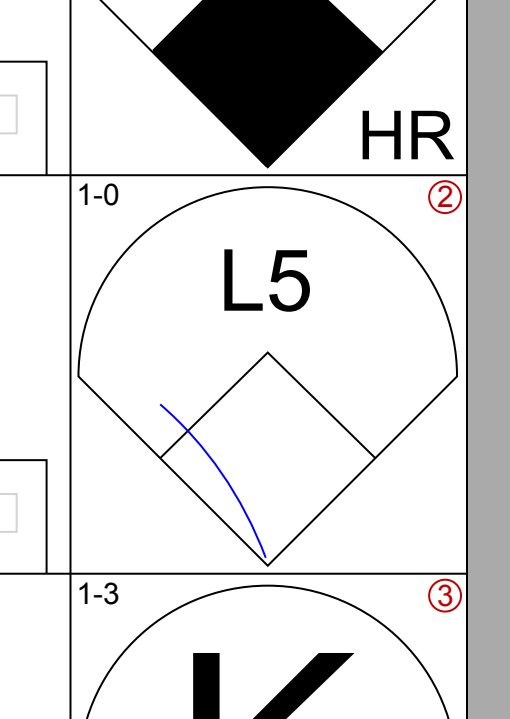
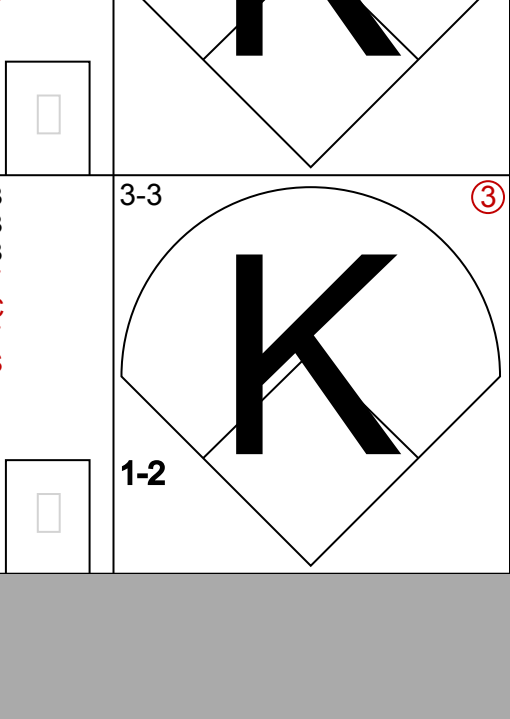
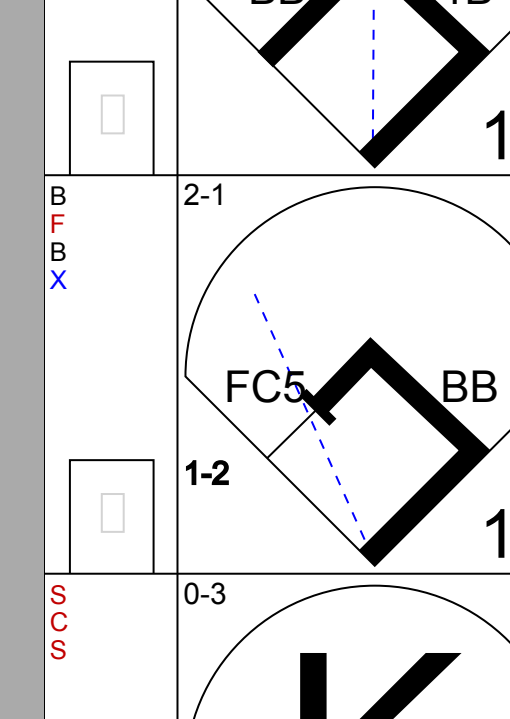
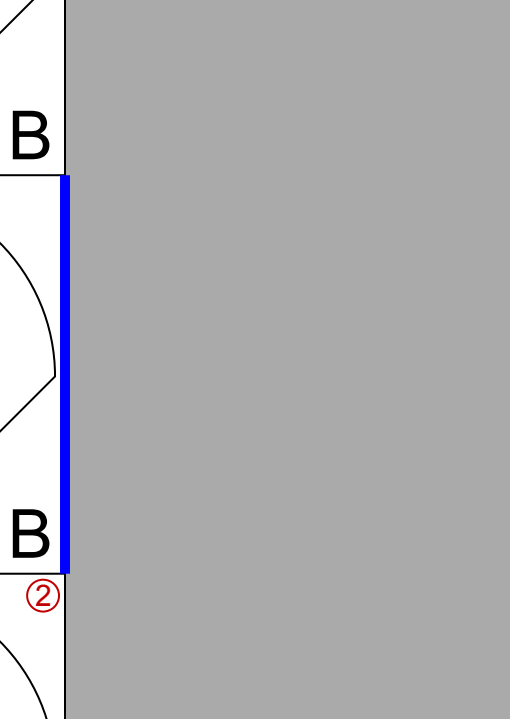
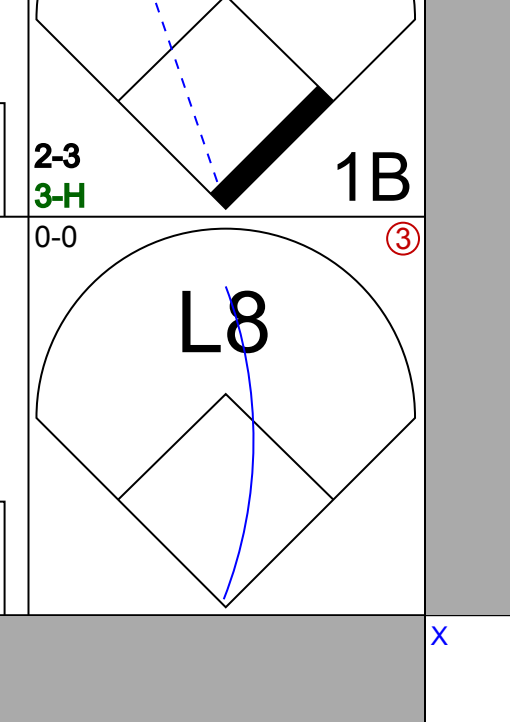
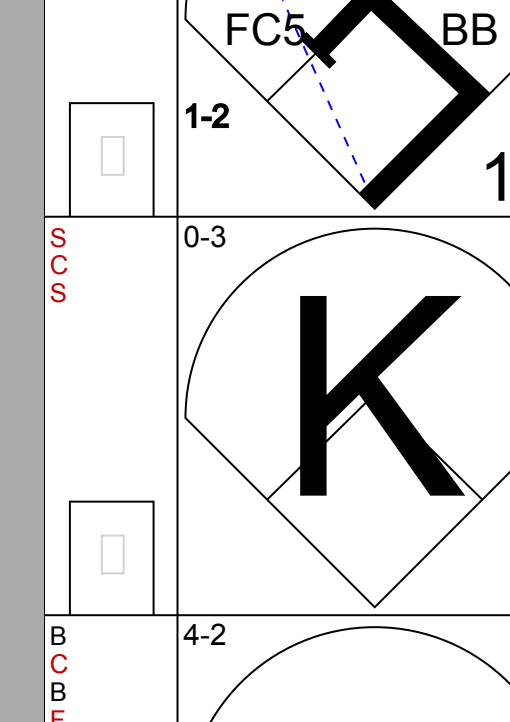
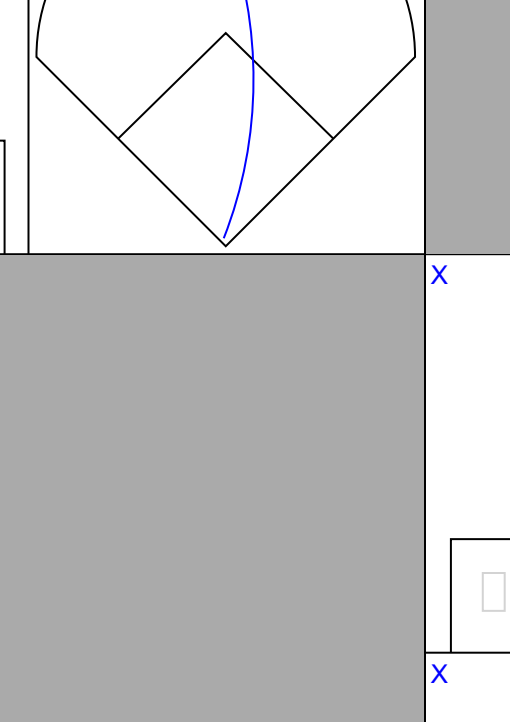
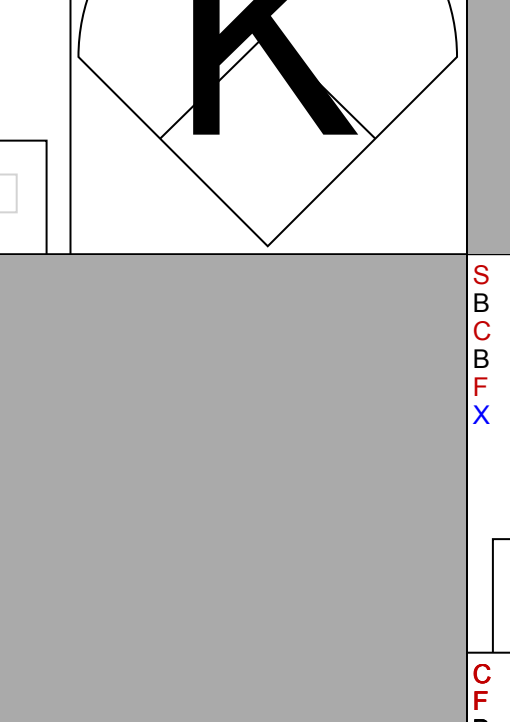
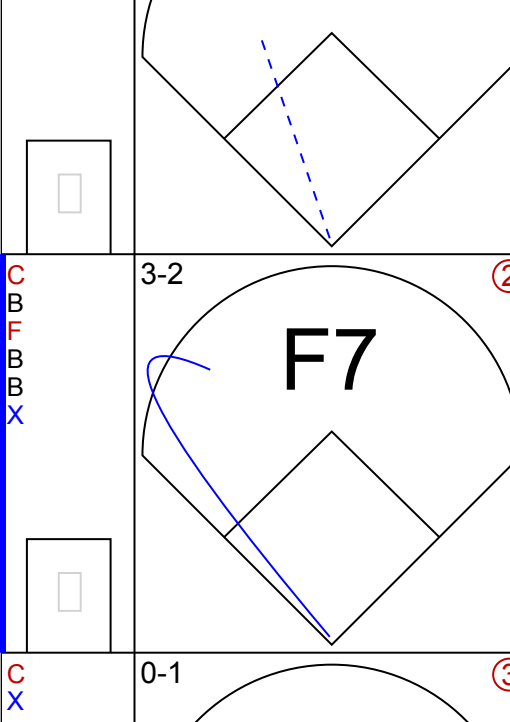
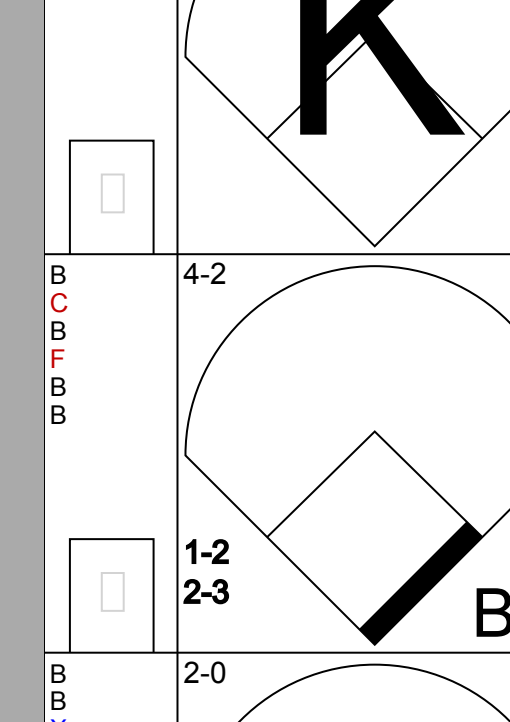
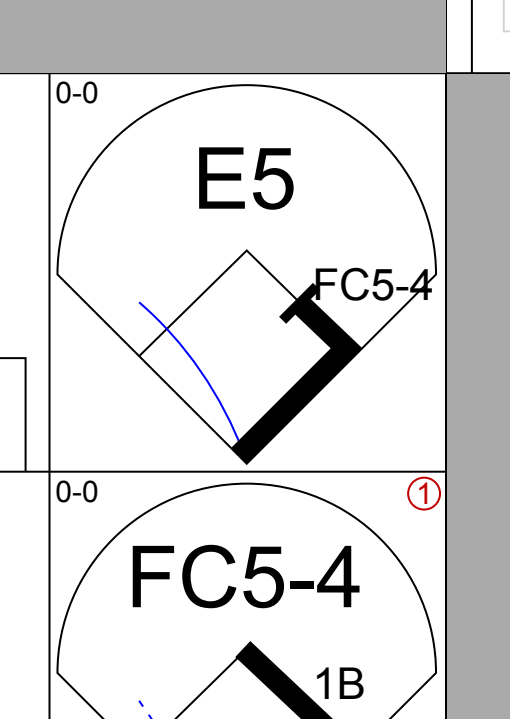
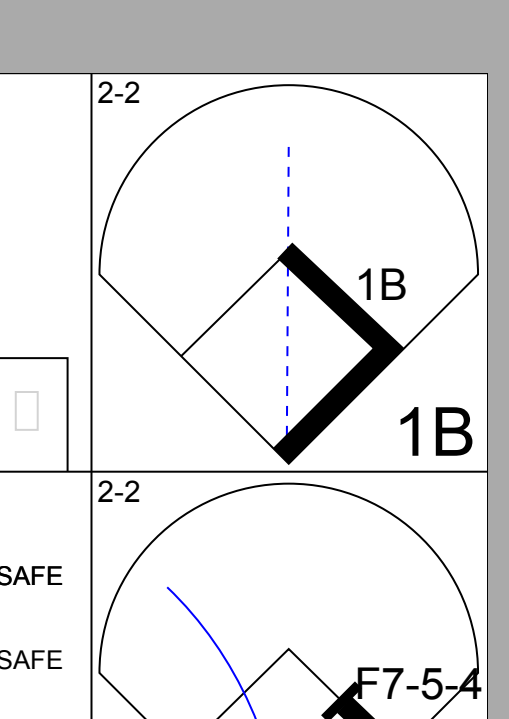
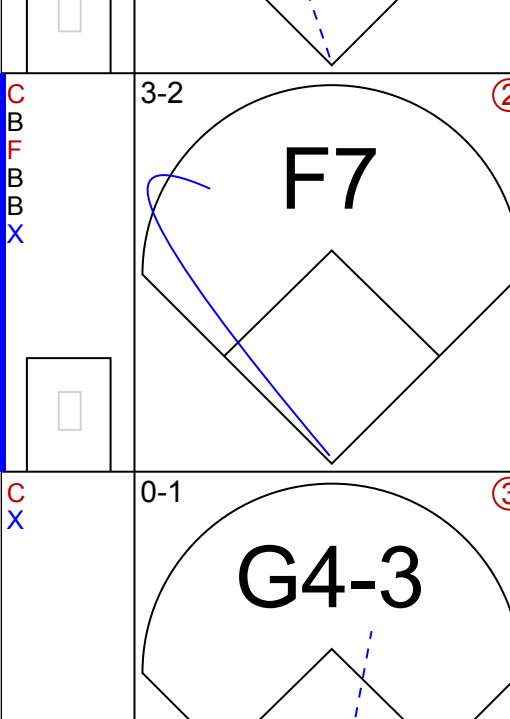
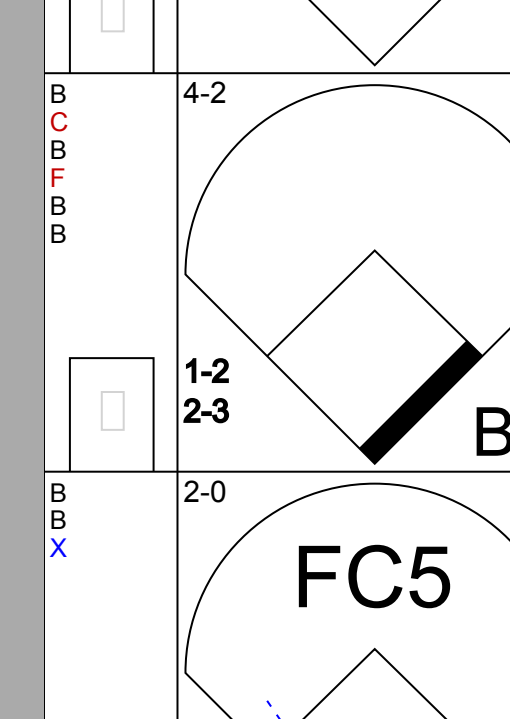
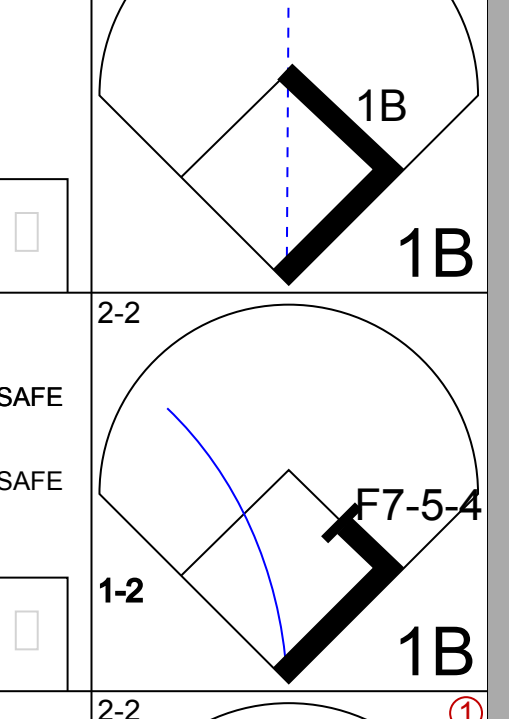
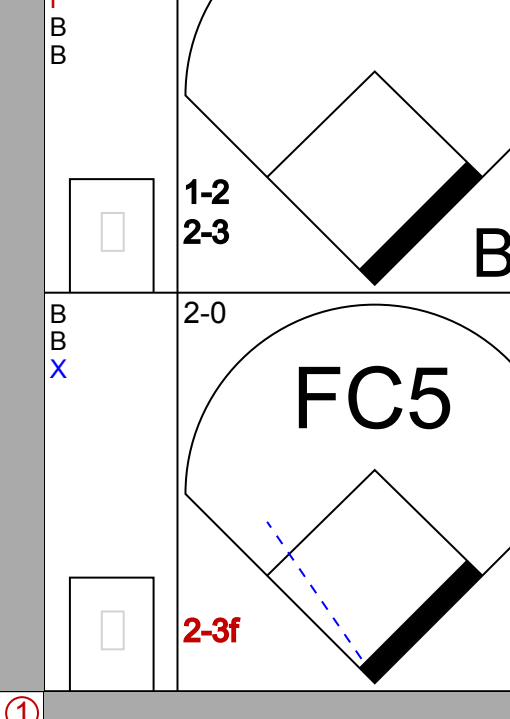
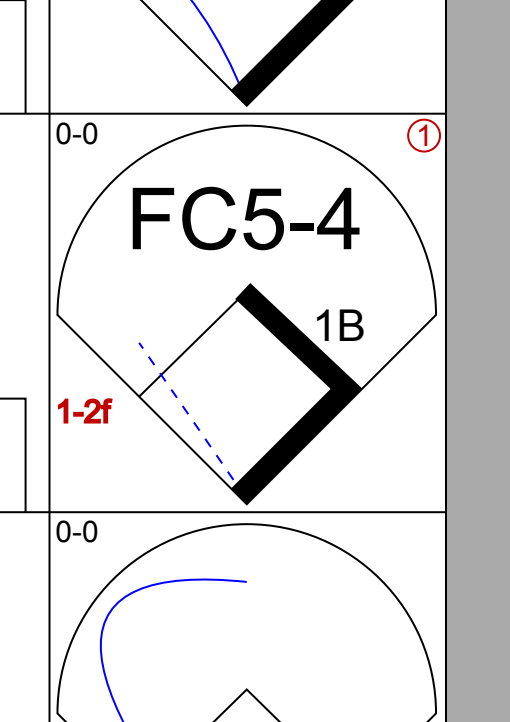
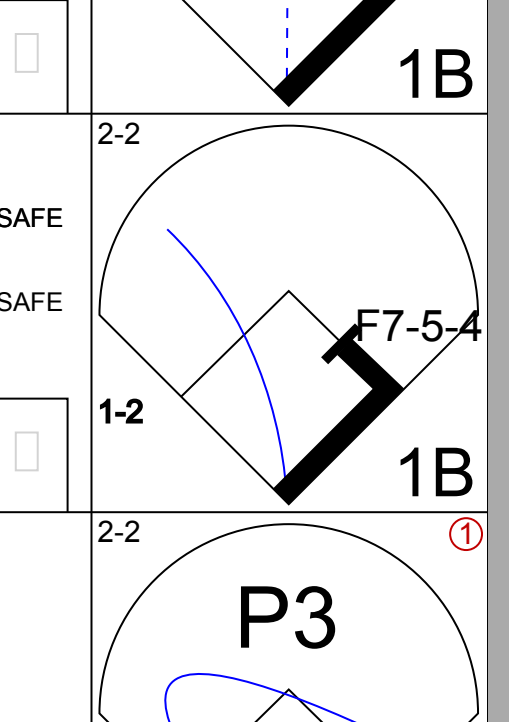
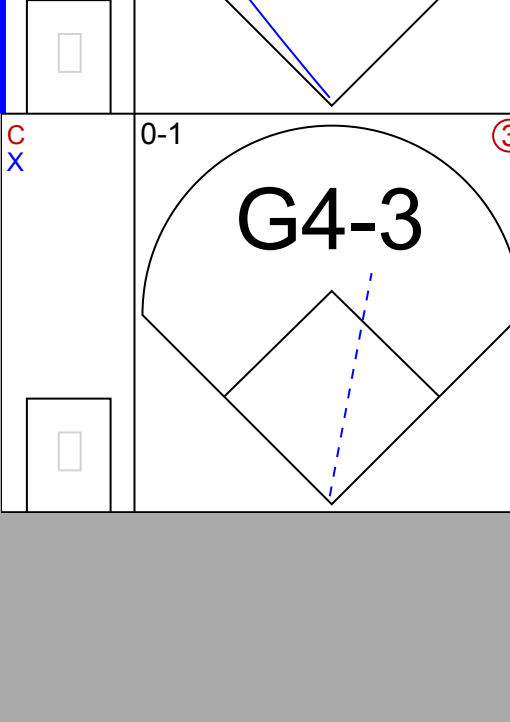
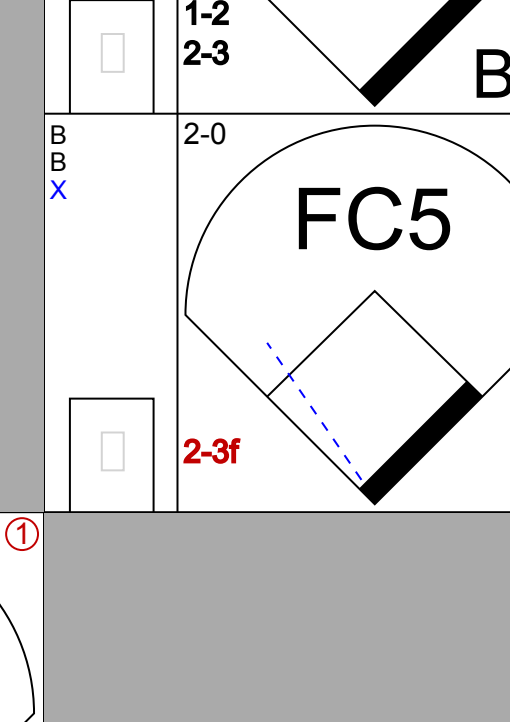
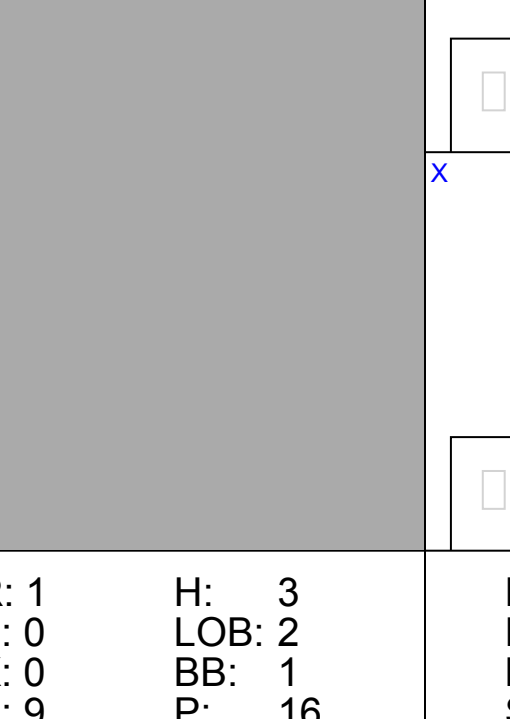
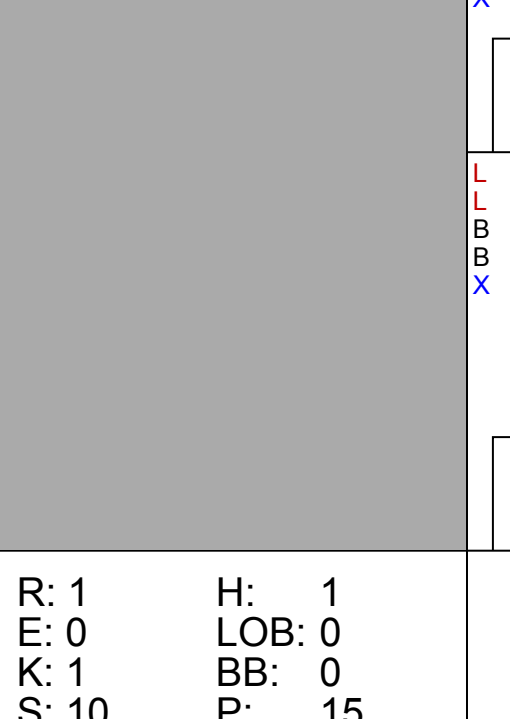
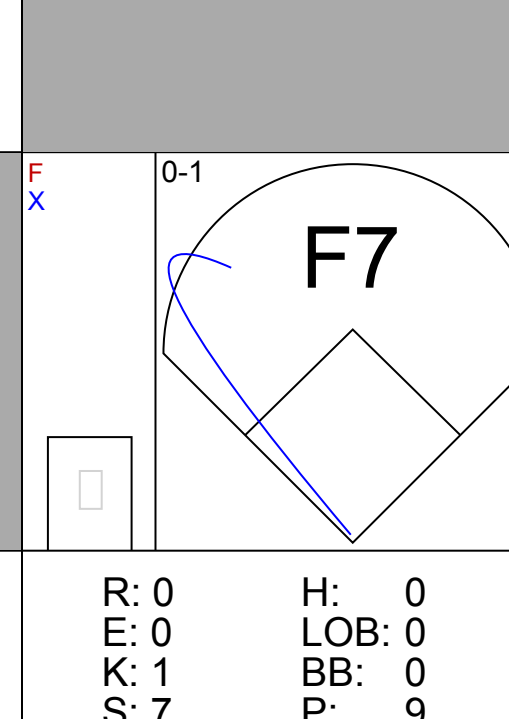
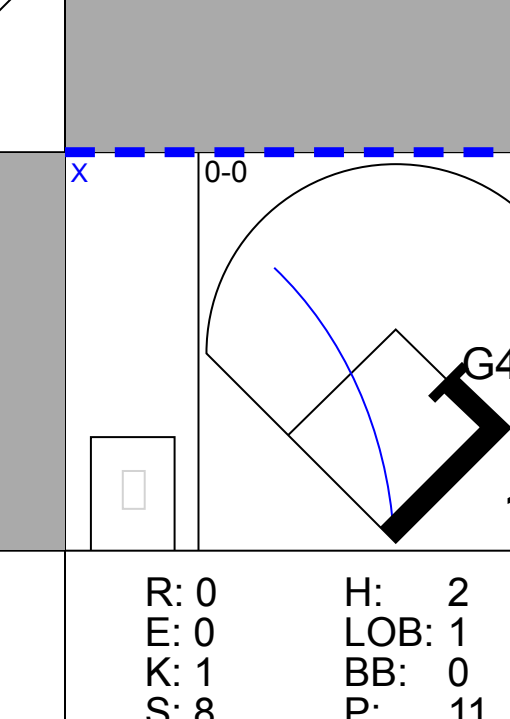


Batter	1	2	3	4	5	6	7	8	9	AB	R	H	RBI	BB	SO	LOB	TOP					
Tony Phillips, S OBP: 0.305, SLG: 0.363 (1, 5)										5	0	1	2	0	1	2						
Alan Trammell, R OBP: 0.383, SLG: 0.451 (1, 6)										5	0	2	2	0	1	1						
Lou Whitaker, L OBP: 0.294, SLG: 0.272 (1, 4)										4	0	0	0	1	3	3						
Lloyd Moseby, L OBP: 0.356, SLG: 0.458 (1, 8)										4	1	0	0	1	2	1						
Cecil Fielder, R OBP: 0.405, SLG: 0.740 (1, 3)										3	1	3	2	1	0	0						
Matt Nokes, L OBP: 0.294, SLG: 0.370 (1, 10)										1	1	0	0	0	0	1						
Tracy Jones, R OBP: 0.325, SLG: 0.437 (3, PH)										2	0	0	0	1	0	1						
Larry Sheets, L OBP: 0.353, SLG: 0.494 (6, PH)										2	1	1	0	0	0	2						
Kenny Williams, R OBP: 0.200, SLG: 0.167 (6, 9)										2	0	0	0	0	0	0						
Gary Ward, R OBP: 0.306, SLG: 0.337 (1, 7)										3	2	1	0	1	0	2						
Mike Heath, R OBP: 0.376, SLG: 0.483 (1, 2)										2	1	1	2	0	0	2						
Mark Salas, L OBP: 0.375, SLG: 0.333 (5, 2)										1	1	0	0	1	1	0						
Inning Stats	R: 0 E: 0 K: 2 S: 12	H: 0 LOB: 1 BB: 1 P: 22	R: 4 E: 0 K: 2 S: 24	H: 4 LOB: 1 BB: 1 P: 34	R: 1 E: 0 K: 0 S: 8	H: 1 LOB: 2 BB: 2 P: 18	R: 0 E: 0 K: 1 S: 11	H: 1 LOB: 1 BB: 0 P: 20	R: 0 E: 0 K: 0 S: 4	H: 0 LOB: 0 BB: 1 P: 8	R: 2 E: 0 K: 0 S: 12	H: 2 LOB: 1 BB: 1 P: 22	R: 1 E: 0 K: 1 S: 11	H: 1 LOB: 0 BB: 0 P: 16	R: 0 E: 0 K: 1 S: 7	H: 0 LOB: 0 BB: 0 P: 11	R: 0 E: 0 K: 1 S: 7	H: 0 LOB: 0 BB: 0 P: 7	1B: 4 2B: 3 3B: 1 HR: 1	SF: 0 SAC: 0 DP: 1 HBP: 0	WP: 1 PB: 0 SB: 1 CS: 0	PA: 40
PITCHER	IP	WLS	BF	H	R	ER	SO	BB	IBB	HBP	BLK	WP	HR	S	P	ERA	WHIP					
Melido Perez, R ERA: 4.43 (1, 1)	2.0	L	14	5	5	5	4	3	0	0	0	0	0	37	62	22.50	4.000					
Ken Patterson, L ERA: 2.5 (3, 1)	4.1		18	4	3	3	2	3	0	0	0	1	1	41	72	6.23	1.615					
Wayne Edwards, L ERA: 1.45 (7, 1)	1.2		5	0	0	0	1	0	0	0	0	0	0	11	17	0.00	0.000					
Scott Radinsky, L ERA: 0.63 (9, 1)	1.0		3	0	0	0	1	0	0	0	0	0	0	7	7	0.00	0.000					

Detroit Tigers @ Chicago White Sox
Comiskey Park, Chicago, IL
Fri May 18, 1990, 8:05 PM EDT
Att: 21,312 - Unknown - 72 F

AB 34
R 8
H 9
RBI 8
BB 6
SO 8
LOB 15





Batter	1	2	3	4	5	6	7	8	9	AB	R	H	RBI	BB	SO	LOB	BOTTOM					
Sammy Sosa, R OBP: 0.298, SLG: 0.402 (1, 9)										5	0	1	0	0	2	5						
Lance Johnson, L OBP: 0.353, SLG: 0.330 (1, 8)										5	0	1	0	0	0	3						
Ivan Calderon, R OBP: 0.391, SLG: 0.473 (1, 7)										4	1	1	0	1	1	1						
Ron Kittle, R OBP: 0.361, SLG: 0.552 (1, 10)										4	1	3	1	0	1	1						
Carlton Fisk, R OBP: 0.360, SLG: 0.354 (8, PR)										4	0	2	1	0	1	1						
Ron Karkovics, R OBP: 0.286, SLG: 0.211 (9, 2)										0	0	0	0	0	0	0						
Carlos Martinez, R OBP: 0.245, SLG: 0.376 (1, 3)										4	0	0	0	0	2	4						
Craig Grebeck, R OBP: 0.167, SLG: 0.136 (6, PH)										2	0	1	0	0	0	0						
Robin Ventura, L OBP: 0.292, SLG: 0.253 (7, 5)										1	0	0	0	1	0	0						
Scott Fletcher, R OBP: 0.292, SLG: 0.248 (1, 4)										4	0	1	0	0	0	4						
Ozzie Guillen, L OBP: 0.372, SLG: 0.458 (1, 6)										4	0	2	0	0	0	2						
Inning Stats	R: 1 E: 0 K: 0 S: 9	H: 3 LOB: 2 BB: 1 P: 16	R: 0 E: 1 K: 1 S: 8	H: 1 LOB: 2 BB: 0 P: 13	R: 1 E: 0 K: 1 S: 10	H: 1 LOB: 0 BB: 0 P: 15	R: 0 E: 0 K: 0 S: 14	H: 2 LOB: 1 BB: 0 P: 22	R: 0 E: 0 K: 2 S: 11	H: 1 LOB: 1 BB: 0 P: 17	R: 0 E: 0 K: 0 S: 8	H: 0 LOB: 0 BB: 0 P: 12	R: 0 E: 0 K: 1 S: 7	H: 0 LOB: 0 BB: 0 P: 9	R: 0 E: 0 K: 1 S: 12	H: 2 LOB: 3 BB: 1 P: 23	R: 0 E: 0 K: 1 S: 8	H: 2 LOB: 1 BB: 0 P: 11	1B: 10 2B: 2 3B: 0 HR: 1	SF: 0 SAC: 0 DP: 3 HBP: 0	WP: 1 PB: 0 SB: 0 CS: 0	PA: 39
PITCHER	IP	WLS	BF	H	R	ER	SO	BB	IBB	HBP	BLK	WP	HR	S	P	ERA	WHIP					
Brian Dubois, L ERA: 7.94 (1, 1)	5.0	W	23	8	2	2	4	1	0	0	0	0	0	27	44	0.00	1.000					
Ed Nunez, R ERA: 2.31 (6, 1)	3.0		12	2	0	0	2	1	0	0	0	0	0	8	11	0.00	2.000					
Jerry Don Gleaton, L ERA: 3.6 (9, 1)	1.0		4	2	0	0	1	0	0	0	0	0	0	8	11	0.00	2.000					

Detroit Tigers @ Chicago White Sox
Comiskey Park, Chicago, IL
Fri May 18, 1990, 8:05 PM EDT
Att: 21,312 - Unknown - 72 F

AB 37
R 2
H 12
RBI 2
BB 2
SO 7
LOB 21



Batter	1	2	3	4	5	6	7	8	9	AB	R	H	RBI	BB	SO	LOB	TOP										
Tony Phillips, S OBP: 0.307, SLG: 0.360 (1, 5)	F7		1B		L8	G1-3			FC5-4 BB	4	0	1	0	1	0	0	Detroit Tigers @ Chicago White Sox Comiskey Park, Chicago, IL Sat May 19 1990, 8:05 PM EDT Att: 22,136 - Unknown - 68 F AB 31 R 6 H 7 RBI 5 BB 6 SO 7 LOB 14 										
Alan Trammell, R OBP: 0.389, SLG: 0.449 (1, 6)	1B		BB		HR BB	G6-3			FC5-4 1-2	3	1	1	0	2	0	1											
Lou Whitaker, L OBP: 0.300, SLG: 0.299 (1, 4)	K		K		HR				G4-3 BB	3	1	1	2	1	2	3											
Lloyd Moseby, L OBP: 0.345, SLG: 0.444 (1, 8)	F7		K		F9				G4-3 1-2	4	0	0	0	0	1	4											
Cecil Fielder, R OBP: 0.408, SLG: 0.740 (1, 10)		HBP 1B	K						K	4	2	2	0	0	2	2											
Larry Sheets, L OBP: 0.345, SLG: 0.481 (6, PH)	F7				F7				F2	2	0	0	0	0	0	1											
Tracy Jones, R OBP: 0.329, SLG: 0.431 (6, 7)						BB				1	1	0	0	1	0	0											
Kenny Williams, R OBP: 0.200, SLG: 0.167 (6, 9)						1B BB				0	0	0	0	0	0	0											
Matt Nokes, L OBP: 0.299, SLG: 0.366 (6, PH)					G3-1				G5-3	1	0	0	0	0	0	0											
Mike Heath, R OBP: 0.379, SLG: 0.478 (6, 2)	HBP					1B G4-6-3 BB				1	1	0	0	1	0	0											
Gary Ward, R OBP: 0.313, SLG: 0.343 (6, 9)					K				K	4	0	2	3	0	2	0											
Dave Bergman, L OBP: 0.243, SLG: 0.206 (1, 3)	G1-6-3				F9	G4-6-3			P5	4	0	0	0	0	0	3											
Inning Stats	R: 0 E: 0 K: 1 S: 15	H: 1 LOB: 1 BB: 0 P: 23	R: 1 E: 0 K: 0 S: 11	H: 2 LOB: 1 BB: 0 P: 20	R: 0 E: 0 K: 3 S: 14	H: 1 LOB: 2 BB: 1 P: 21	R: 0 E: 0 K: 1 S: 10	H: 0 LOB: 0 BB: 0 P: 16	R: 2 E: 0 K: 0 S: 10	H: 1 LOB: 0 BB: 2 P: 17	R: 3 E: 0 K: 0 S: 8	H: 2 LOB: 0 BB: 2 P: 20	R: 0 E: 0 K: 1 S: 5	H: 0 LOB: 0 BB: 0 P: 8	R: 0 E: 0 K: 1 S: 8	H: 0 LOB: 0 BB: 1 P: 17		1B: 5 2B: 1 3B: 0 HR: 1	SF: 0 SAC: 0 DP: 3 HBP: 1	WP: 0 PB: 0 SB: 3 CS: 0	PA: 38						
PITCHER	IP	WLS	BF	H	R	ER	SO	BB	IBB	HBP	BLK	WP	HR	S	P	ERA	WHIP										
Jack McDowell, R ERA: 5.4 (1, 1)	5.0	L	23	6	4	4	5	2	0	1	0	0	1	62	101	7.20	1.600										
Scott Radinsky, L ERA: 1.98 (6, 1)	0.0		2	0	0	0	0	2	0	0	0	0	0	2	10	∞	∞										
Donn Pall, R ERA: 2.88 (6, 1)	4.0		13	1	2	2	2	2	0	0	0	0	0	24	43	4.50	0.750										


Batter	1	2	3	4	5	6	7	8	9	AB	R	H	RBI	BB	SO	LOB	BOTTOM										
Sammy Sosa, R OBP: 0.302, SLG: 0.402 (1, 9)	K		F8				F8		1B	5	0	2	0	0	1	1	Detroit Tigers @ Chicago White Sox Comiskey Park, Chicago, IL Sat May 19 1990, 8:05 PM EDT Att: 22,136 - Unknown - 68 F AB 38 R 4 H 12 RBI 4 BB 0 SO 1 LOB 14 										
Lance Johnson, L OBP: 0.347, SLG: 0.333 (1, 8)	G1-3			HR	FC4-6 1B		FC1-6 FC5-4		L6	5	2	1	0	0	0	3											
Ivan Calderon, R OBP: 0.394, SLG: 0.500 (1, 7)	G1-3			HR	CS		FC5-4			4	1	2	3	0	0	1											
Ron Kittle, R OBP: 0.366, SLG: 0.582 (1, 10)		P3		1B	CS		HR		F9	4	1	2	1	0	0	0											
Carlton Fisk, R OBP: 0.365, SLG: 0.369 (1, 2)				F4			F9			4	0	2	0	0	0	1											
Carlos Martinez, R OBP: 0.236, SLG: 0.362 (1, 3)	G1-3			L7			F8		G1-3	4	0	0	0	0	0	3											
Craig Grebeck, R OBP: 0.222, SLG: 0.200 (1, 5)									G3	3	0	2	0	0	0	1											
Dan Pasqua, L OBP: 0.432, SLG: 0.486 (6, PH)	G3-1									1	0	0	0	0	0	1											
Robin Ventura, L OBP: 0.292, SLG: 0.253 (9, 5)										0	0	0	0	0	0	0											
Scott Fletcher, R OBP: 0.285, SLG: 0.240 (1, 4)					G6-3				B5-3	3	0	0	0	0	0	3											
Steve Lyons, L OBP: 0.333, SLG: 0.448 (9, PH)					F4		L8			1	0	0	0	0	0	0											
Ozzie Guillen, L OBP: 0.368, SLG: 0.450 (1, 6)					G6-3		F7		G6-3	4	0	1	0	0	0	0											
Inning Stats	R: 0 E: 0 K: 1 S: 6	H: 0 LOB: 0 BB: 0 P: 10	R: 0 E: 0 K: 0 S: 11	H: 1 LOB: 1 BB: 0 P: 18	R: 0 E: 0 K: 0 S: 5	H: 0 LOB: 0 BB: 0 P: 8	R: 2 E: 0 K: 0 S: 13	H: 4 LOB: 2 BB: 0 P: 24	R: 1 E: 0 K: 0 S: 7	H: 2 LOB: 0 BB: 0 P: 13	R: 1 E: 0 K: 0 S: 11	H: 2 LOB: 1 BB: 0 P: 17	R: 0 E: 0 K: 0 S: 5	H: 1 LOB: 1 BB: 0 P: 8	R: 0 E: 0 K: 0 S: 8	H: 1 LOB: 1 BB: 0 P: 14		R: 0 E: 0 K: 0 S: 6	H: 1 LOB: 1 BB: 0 P: 8	1B: 8 2B: 2 3B: 0 HR: 2	SF: 0 SAC: 0 DP: 0 HBP: 0	WP: 0 PB: 0 SB: 2 CS: 1	PA: 39				
PITCHER	IP	WLS	BF	H	R	ER	SO	BB	IBB	HBP	BLK	WP	HR	S	P	ERA	WHIP										
Frank Tanana, L ERA: 5.69 (1, 1)	7.0		30	10	4	4	1	0	0	0	0	0	0	14	22	0.00	1.000										
Mike Henneman, R ERA: 2.81 (8, 1)	2.0	S	8	2	0	0	0	0	0	0	0	0	0	14	22	0.00	1.000										

Batter	1	2	3	4	5	6	7	8	9	10	AB	R	H	RBI	BB	SO	LOB	TOP				
Tony Phillips, S OBP: 0.310, SLG: 0.357 (1, 4) (9, 5)	G6-3		F7		E6			SF7 1B		FC5-4 HBP	4	1	1	0	0	0	0					
Alan Trammell, R OBP: 0.390, SLG: 0.447 (1, 6) (9, 5)	K		K		K			1B		FC6 1B	5	0	2	0	0	2	1					
Tracy Jones, R OBP: 0.329, SLG: 0.427 (1, 10) (8, PH)	E5 1B		K		F8			SF7		FC6 1B	3	0	1	0	0	1	2					
Dave Bergman, L OBP: 0.231, SLG: 0.200 (8, PH)										1B	1	1	0	1	0	0	1					
Cecil Fielder, R OBP: 0.414, SLG: 0.756 (1, 3) (9, 5)					HR			F9		1B	4	1	2	1	1	0	1					
Gary Ward, R OBP: 0.329, SLG: 0.333 (1, 7) (8, PH)	F8				F8			G6-3		1B	3	0	0	0	0	0	2					
Lloyd Moseby, L OBP: 0.348, SLG: 0.444 (8, 8)								G4-3		1B	2	0	1	1	0	0	1					
Mike Heath, R OBP: 0.370, SLG: 0.463 (1, 2) (9, 9)		G6-3			G5-3			G5-3		F2	5	0	1	0	0	0	2					
Chet Lemon, R OBP: 0.340, SLG: 0.500 (1, 9) (9, PH)					F7			G4-3		F7	3	0	1	0	0	0	0					
Larry Sheets, L OBP: 0.341, SLG: 0.475 (9, 7)										1B	1	0	0	0	0	0	1					
Ed Romero, R OBP: 0.296, SLG: 0.217 (1, 5) (9, PH)					F8			L3		CS	3	0	0	0	0	0	1					
Lou Whitaker, L OBP: 0.305, SLG: 0.305 (9, 4)								G5-3		1B	1	0	1	0	0	0	0					
Kenny Williams, R OBP: 0.188, SLG: 0.156 (1, 8) (8, 7)					G6-3			G5-3		F4	3	0	0	0	0	1	1					
Matt Nokes, L OBP: 0.295, SLG: 0.361 (9, PH) (9, 2)										1B	1	0	0	0	0	0	2					
Inning Stats	R: 0 E: 1 K: 1 S: 13	H: 1 LOB: 2 BB: 1 P: 24	R: 0 E: 0 K: 1 S: 15	H: 1 LOB: 1 BB: 0 P: 23	R: 0 E: 0 K: 2 S: 8	H: 0 LOB: 0 BB: 0 P: 11	R: 1 E: 0 K: 0 S: 11	H: 1 LOB: 0 BB: 0 P: 16	R: 0 E: 1 K: 0 S: 5	H: 0 LOB: 0 BB: 0 P: 12	R: 0 E: 0 K: 0 S: 7	H: 0 LOB: 0 BB: 0 P: 13	R: 1 E: 0 K: 0 S: 10	H: 2 LOB: 1 BB: 0 P: 18	R: 0 E: 0 K: 1 S: 7	H: 2 LOB: 1 BB: 0 P: 11	R: 1 E: 0 K: 0 S: 10	H: 2 LOB: 2 BB: 0 P: 21	1B: 9 2B: 0 3B: 0 HR: 1	SF: 1 SAC: 0 DP: 0 HBP: 1	WP: 0 PB: 0 SB: 0 CS: 2	PA: 42
PITCHER	IP	WLS	BF	H	R	ER	SO	BB	IBB	HBP	BLK	WP	HR	S	P	ERA	WHIP					
Greg Hibbard, L ERA: 2.88	(1, 1) 7.0		27	4	1	1	4	1	0	0	0	0	0	15	25	6.75	3.000					
Barry Jones, R ERA: 1.53	(8, 1) 1.1		8	4	1	1	0	0	0	0	0	0	0	10	20	6.75	1.500					
Wayne Edwards, L ERA: 1.8	(9, 1) 1.1	L	6	2	1	1	0	0	0	1	0	0	0	2	5	0.00	0.000					
Bobby Thigpen, R ERA: 2.41	(10, 1) 0.1		1	0	0	0	0	0	0	0	0	0	0	2	5	0.00	0.000					

Detroit Tigers @ Chicago White Sox
Comiskey Park, Chicago, IL
Sun May 20 1990, 4:33 AM EDT
Att: 21,821 - Overcast - 65 F

livebaseballscorecards.com

AB 39
R 3
H 10
RBI 3
BB 1
SO 4
LOB 15





Batter	1	2	3	4	5	6	7	8	9	10	AB	R	H	RBI	BB	SO	LOB	BOTTOM				
Lance Johnson, L OBP: 0.341, SLG: 0.328 (1, 8)	F9 WP 1B		G3-1		F8			K		F7	5	0	1	0	0	1	3					
Scott Fletcher, R OBP: 0.283, SLG: 0.241 (1, 4)	B1-3		1B		L4			G5-3			4	0	1	1	0	0	2					
Ivan Calderon, R OBP: 0.350, SLG: 0.492 (1, 7)	F9		F8					F9			4	0	1	0	0	0	2					
Dan Pasqua, L OBP: 0.426, SLG: 0.475 (1, 9) (6, PR)	G4-3				P4			K			3	0	1	0	0	0	1					
Sammy Sosa, R OBP: 0.299, SLG: 0.398 (7, 9)								1B			1	0	0	0	0	1	0					
Ron Kittle, R OBP: 0.352, SLG: 0.556 (1, 10)			P4		K			G5-4-3		P3	4	0	0	0	0	1	2					
Steve Lyons, L OBP: 0.297, SLG: 0.394 (1, 3)			F9		K			K		K	4	0	0	0	0	3	2					
Ron Karkovice, R OBP: 0.320, SLG: 0.273 (1, 2)			G4-3					SH3-1 2B BB		L7	3	1	1	0	1	0	0					
Robin Ventura, L OBP: 0.293, SLG: 0.256 (1, 5)					SH3-1			B1		G4-3	3	1	1	0	0	0	1					
Ozzie Guillen, L OBP: 0.367, SLG: 0.456 (1, 6)			SH1-3					G4-3		K	3	0	1	1	0	1	1					
Inning Stats	R: 0 E: 0 K: 0 S: 5	H: 1 LOB: 1 BB: 0 P: 6	R: 0 E: 0 K: 0 S: 4	H: 0 LOB: 0 BB: 0 P: 4	R: 1 E: 0 K: 0 S: 10	H: 2 LOB: 1 BB: 0 P: 16	R: 0 E: 0 K: 2 S: 11	H: 0 LOB: 0 BB: 0 P: 16	R: 1 E: 0 K: 0 S: 6	H: 1 LOB: 1 BB: 0 P: 10	R: 0 E: 0 K: 1 S: 12	H: 1 LOB: 1 BB: 0 P: 7	R: 0 E: 0 K: 1 S: 9	H: 0 LOB: 0 BB: 0 P: 11	R: 0 E: 0 K: 1 S: 10	H: 0 LOB: 0 BB: 0 P: 16	R: 0 E: 0 K: 1 S: 8	H: 0 LOB: 0 BB: 0 P: 13	1B: 5 2B: 2 3B: 0 HR: 0	SF: 0 SAC: 2 DP: 1 HBP: 0	WP: 1 PB: 0 SB: 0 CS: 0	PA: 37
PITCHER	IP	WLS	BF	H	R	ER	SO	BB	IBB	HBP	BLK	WP	HR	S	P	ERA	WHIP					
Dan Petry, R ERA: 2.56	(1, 1) 7.0		28	7	2	2	4	1	0	0	0	1	0	54	74	2.57	1.143					
Ed Nunez, R ERA: 2.13	(8, 1) 2.0	W	6	0	0	0	2	0	0	0	0	0	0	19	27	0.00	0.000					
Mike Henneman, R ERA: 2.7	(10, 1) 1.0	S	3	0	0	0	1	0	0	0	0	0	0	8	13	0.00	0.000					


Detroit Tigers @ Chicago White Sox
Comiskey Park, Chicago, IL
Sun May 20 1990, 4:33 AM EDT
Att: 21,821 - Overcast - 65 F

livebaseballscorecards.com

AB 34
R 2
H 7
RBI 2
BB 1
SO 7
LOB 14



Batter	1	2	3	4	5	6	7	8	9	AB R H RBI BB SO LOB	TOP									
Sammy Sosa, R (1, 9) OBP: 0.307, SLG: 0.413	0-2 HR		0-1 FC1-6		4-2 1B BB		0-0 L9		1-3 K	4 1 1 1 1 1 1	<p>Chicago White Sox @ New York Yankees</p> <p>Yankee Stadium, Bronx, NY</p> <p>Tue May 22 1990, 7:05 PM EDT</p> <p>Att: 24,142 - Unknown</p> <p>livebaseballscores.com</p> <p>AB 35 R 2 H 8 RBI 2 BB 3 SO 5 LOB 14</p> 									
Lance Johnson, L (1, 8) OBP: 0.338, SLG: 0.315	0-0 E6 CS		0-2 F9		0-0 BB WP 1B		4-1 1B BB		0-0 F7	4 0 1 0 1 0 1										
Ivan Calderon, R (1, 7) OBP: 0.387, SLG: 0.481	2-2 F9		0-2 G6-3		0-3 K FC5 BB		2-0 S		1-3 1B	4 0 1 0 0 1 3										
Dan Pasqua, L (1, 10) OBP: 0.472, SLG: 0.591 Ron Kittle, R (7, PH) OBP: 0.361, SLG: 0.552	2-1 2B			3-3 K	4-2 BB		1-2 F8			2 0 1 0 1 1 0 1 0 0 0 0 0 2										
Carlton Fisk, R (1, 2) OBP: 0.355, SLG: 0.384	2-1 G6-3			3-1 G1-3 1B	1-1 FC5			1-2 G3		4 1 1 0 0 0 4										
Carlos Martinez, R (1, 3) OBP: 0.229, SLG: 0.345		0-0 G5-3		0-0 G1-3		2-3 K		2-2 G4-3		4 0 0 0 0 1 1										
Scott Fletcher, R (1, 4) OBP: 0.290, SLG: 0.250		2-0 L8		2-2 E9 1B		0-0 G4-3		1-1 1B		4 0 2 1 0 0 0										
Craig Grebeck, R (1, 5) OBP: 0.194, SLG: 0.172		0-0 G5-3		0-2 G6-3		3-3 K		3-1 P4		4 0 0 0 0 1 2										
Ozzie Guillen, L (1, 6) OBP: 0.370, SLG: 0.455			0-0 FC1-6 1B		0-1 L8		0-0 L8		0-1 G4-3	4 0 1 0 0 0 0										
Inning Stats	R: 1 E: 1 K: 0 S: 11	H: 2 LOB: 1 BB: 0 P: 17	R: 0 E: 0 K: 0 S: 3	H: 0 LOB: 0 BB: 0 P: 5	R: 0 E: 0 K: 0 S: 10	H: 1 LOB: 1 BB: 0 P: 10	R: 1 E: 1 K: 1 S: 12	H: 2 LOB: 1 BB: 0 P: 20	R: 0 E: 0 K: 1 S: 12	H: 0 LOB: 0 BB: 0 P: 15		R: 0 E: 0 K: 0 S: 7	H: 1 LOB: 2 BB: 1 P: 14	R: 0 E: 0 K: 0 S: 10	H: 1 LOB: 1 BB: 0 P: 17	R: 0 E: 0 K: 1 S: 6	H: 0 LOB: 0 BB: 0 P: 7	1B: 6 2B: 1 3B: 0 HR: 1	SF: 0 SAC: 0 DP: 0 HBP: 0	WP: 1 PB: 0 SB: 2 CS: 1
PITCHER	IP WLS BF H R ER SO BB IBB HBP BLK WP HR S P ERA WHIP											IP WLS BF H R ER SO BB IBB HBP BLK WP HR S P ERA WHIP								
Dave LaPoint, L (1, 1) ERA: 3.46	6.2 W 30 7 2 2 4 3 0 0 0 1 1 62 98 2.70 1.500																			
Lee Guetterman, L (7, 1) ERA: 2.63	1.1 5 1 0 0 0 0 0 0 0 0 0 13 21 0.00 0.750																			
Dave Righetti, L (9, 1) ERA: 4.63	1.0 S 3 0 0 0 1 0 0 0 0 0 0 6 7 0.00 0.000																			

Batter	1	2	3	4	5	6	7	8	9	AB R H RBI BB SO LOB	BOTTOM							
Deion Sanders, L (1, 7) OBP: 0.200, SLG: 0.286	2-3 K		1-0 P6		1-0 P6		3-2 2B 1B			4 1 1 0 0 1 1	<p>Chicago White Sox @ New York Yankees</p> <p>Yankee Stadium, Bronx, NY</p> <p>Tue May 22 1990, 7:05 PM EDT</p> <p>Att: 24,142 - Unknown</p> <p>livebaseballscores.com</p> <p>AB 28 R 5 H 5 RBI 5 BB 3 SO 7 LOB 9</p> 							
Steve Sax, R (1, 4) OBP: 0.340, SLG: 0.331	3-2 G4-3		1-0 G1-3		0-0 P9		0-2 S 2B			4 0 1 2 0 0 1								
Roberto Kelly, R (1, 8) OBP: 0.349, SLG: 0.388	4-1 BB			2-2 1B HR 1B	2-3 K		1-1 G5-3			3 1 1 0 1 1 1								
Don Mattingly, L (1, 3) OBP: 0.355, SLG: 0.457	1-1 P3			1-0 L5		1-2 G5-3		3-3 K		4 0 0 0 0 1 2								
Mel Hall, L (1, 10) OBP: 0.245, SLG: 0.413 Steve Balboni, R (8, PH) OBP: 0.283, SLG: 0.159		1-3 K		0-0 F8		0-0 G1-3		0-3 K		3 0 0 0 0 1 1 1 0 0 0 0 1 0								
Jesse Barfield, R (1, 9) OBP: 0.320, SLG: 0.426		0-3 K2-3		1-0 HR 1B		2-3 K		3-2 G5-3		4 1 1 0 0 2 0								
Bob Geren, R (1, 2) OBP: 0.317, SLG: 0.392		2-0 G5-3		0-0 HR			3-2 1B 2B HBP			2 2 1 3 0 0 0								
Randy Velarde, R (1, 5) OBP: 0.347, SLG: 0.225			4-2 SH1-3 BLK BB		4-2 BB		3-2 P8			1 0 0 0 2 0 1								
Alvaro Espinoza, R (1, 6) OBP: 0.205, SLG: 0.221			1-0 SH1-3		2-2 F9		0-0 P3			2 0 0 0 0 0 2								
Inning Stats	R: 0 E: 0 K: 1 S: 11	H: 0 LOB: 1 BB: 1 P: 21	R: 0 E: 0 K: 2 S: 7	H: 0 LOB: 0 BB: 0 P: 10	R: 0 E: 0 K: 0 S: 5	H: 0 LOB: 1 BB: 1 P: 12	R: 3 E: 0 K: 0 S: 16	H: 3 LOB: 1 BB: 1 P: 26	R: 0 E: 0 K: 1 S: 5	H: 0 LOB: 0 BB: 0 P: 8		R: 2 E: 0 K: 0 S: 17	H: 2 LOB: 1 BB: 0 P: 26	R: 0 E: 0 K: 2 S: 11	H: 0 LOB: 0 BB: 0 P: 17	1B: 3 2B: 1 3B: 0 HR: 1	SF: 0 SAC: 1 DP: 0 HBP: 1	WP: 0 PB: 0 SB: 1 CS: 0
PITCHER	IP WLS BF H R ER SO BB IBB HBP BLK WP HR S P ERA WHIP											IP WLS BF H R ER SO BB IBB HBP BLK WP HR S P ERA WHIP						
Melido Perez, R (1, 1) ERA: 4.74	6.2 L 28 4 5 5 5 3 0 0 0 0 0 63 107 6.75 1.050																	
Wayne Edwards, L (7, 1) ERA: 1.69	1.1 5 1 0 0 2 0 0 0 0 0 0 16 23 0.00 0.750																	

Batter	1	2	3	4	5	6	7	8	9	AB	R	H	RBI	BB	SO	LOB	TOP					
Lance Johnson, L (1, 8) OBP: 0.335, SLG: 0.324	G3-1			G6-3		G6-3		SH5-4		3	0	0	0	0	0	0	Chicago White Sox @ Detroit Tigers Tiger Stadium, Detroit, MI Sun May 27 1990, 3:33 AM EDT Sunny					
Robin Ventura, L (1, 5) OBP: 0.274, SLG: 0.257 Rodney McCray, R (7, FR) (7, 9)	P6			F8			1B			3	0	1	0	0	0	0						
Sammy Sosa, R (8, PH) OBP: 0.291, SLG: 0.382 (8, 9)							1B			0	0	0	0	1	0	0						
Ivan Calderon, R (1, 7) OBP: 0.366, SLG: 0.447	F8			G6-3			F8	L3		4	0	0	0	0	4	0						
Dan Pasqua, L (1, 9) OBP: 0.444, SLG: 0.617 Craig Grebeck, R (7, 5) OBP: 0.182, SLG: 0.161		K			F9		K		F7	3	0	0	0	0	2	1						
Carlton Fisk, R (1, 2) OBP: 0.373, SLG: 0.405		K				HR	1B		K	3	1	1	1	1	2	0						
Ron Kittle, R (1, 10) OBP: 0.373, SLG: 0.559			F4			G6-4-3	BB			3	0	2	1	1	0	0						
Carlos Martinez, R (1, 3) OBP: 0.223, SLG: 0.323					F9	G6-4-3	BB		L6	4	0	0	0	0	4	0						
Scott Fletcher, R (1, 4) OBP: 0.301, SLG: 0.264					G5-3					3	0	1	0	0	0	0						
Ozzie Guillen, L (1, 6) OBP: 0.372, SLG: 0.442					F7					3	0	1	0	0	0	0						
Inning Stats	R: 0 E: 0 K: 0 S: 6	H: 0 LOB: 0 BB: 0 P: 9	R: 0 E: 0 K: 2 S: 9	H: 0 LOB: 0 BB: 0 P: 13	R: 0 E: 0 K: 0 S: 7	H: 0 LOB: 0 BB: 0 P: 8	R: 0 E: 0 K: 0 S: 6	H: 0 LOB: 0 BB: 0 P: 7	R: 1 E: 0 K: 0 S: 9	H: 1 LOB: 0 BB: 1 P: 17	R: 0 E: 0 K: 0 S: 8	H: 0 LOB: 0 BB: 0 P: 14	R: 1 E: 0 K: 1 S: 9	H: 2 LOB: 2 BB: 1 P: 18	R: 0 E: 0 K: 0 S: 9	H: 2 LOB: 2 BB: 1 P: 14	R: 0 E: 0 K: 1 S: 11	H: 1 LOB: 1 BB: 0 P: 15	1B: 4 2B: 2 3B: 0 HR: 1	SF: 0 SAC: 1 DP: 2 HBP: 0	WP: 0 PB: 0 CS: 1	PA: 34
PITCHER	IP	WLS	BF	H	R	ER	SO	BB	IBB	HBP	BLK	WP	HR	S	P	ERA	WHIP					
Jack Morris, R (1, 1) ERA: 5.26	7.0	L	25	3	2	2	3	1	1	0	0	0	1	54	86	2.57	0.571					
Paul Gibson, L (8, 1) ERA: 2.53	0.1		4	2	0	0	0	0	1	0	0	0	0	6	10	0.00	6.000					
Ed Nunez, R (8, 1) ERA: 2.54	1.2		5	1	0	0	1	0	0	0	0	0	0	14	19	0.00	0.600					


Batter	1	2	3	4	5	6	7	8	9	AB	R	H	RBI	BB	SO	LOB	BOTTOM					
Tony Phillips, S (1, 5) OBP: 0.324, SLG: 0.344	K		K		G4-3			F7		4	0	0	0	0	2	2	Chicago White Sox @ Detroit Tigers Tiger Stadium, Detroit, MI Sun May 27 1990, 3:33 AM EDT Sunny					
Alan Trammell, R (1, 6) OBP: 0.384, SLG: 0.420	G4-6-3		F8			F7		F9		4	0	0	0	0	1	0						
Lou Whitaker, L (1, 4) OBP: 0.309, SLG: 0.341	G4-3			G4-3		K		2B		4	0	1	0	0	1	1						
Cecil Fielder, R (1, 3) OBP: 0.410, SLG: 0.716	K			K		F8			IBB	3	0	0	0	1	2	1						
Lloyd Moseby, L (1, 8) OBP: 0.333, SLG: 0.428		F7		K			F7	P6		4	0	0	0	0	1	2						
Larry Sheets, L (1, 9) OBP: 0.346, SLG: 0.457 Kenny Williams, R (7, FR) (8, 9)		P3			CS		FC4-6	BB	G6-3	2	0	1	0	1	0	0						
Dave Bergman, L (9, PH) OBP: 0.262, SLG: 0.216					1B		BB			1	0	0	0	0	0	0						
Gary Ward, R (1, 7) OBP: 0.313, SLG: 0.336	F8				1B		FC4-6	BB	G1-3	3	0	1	0	1	0	0						
Matt Nokes, L (1, 10) OBP: 0.304, SLG: 0.392 Tracy Jones, R (7, PH) OBP: 0.323, SLG: 0.435 Mark Salas, L (9, PH) OBP: 0.355, SLG: 0.261			G4-3			F6		FC4-6	K	2	0	0	0	0	0	1						
Mike Heath, R (1, 2) OBP: 0.382, SLG: 0.491				HR			G1-3			2	1	1	1	1	0	2						
Inning Stats	R: 0 E: 0 K: 2 S: 11	H: 0 LOB: 1 BB: 0 P: 17	R: 0 E: 0 K: 0 S: 4	H: 0 LOB: 0 BB: 0 P: 4	R: 1 E: 0 K: 1 S: 10	H: 1 LOB: 0 BB: 0 P: 17	R: 0 E: 0 K: 2 S: 8	H: 0 LOB: 0 BB: 0 P: 12	R: 0 E: 0 K: 0 S: 12	H: 2 LOB: 2 BB: 1 P: 23	R: 0 E: 0 K: 1 S: 8	H: 0 LOB: 0 BB: 0 P: 10	R: 0 E: 0 K: 0 S: 12	H: 0 LOB: 2 BB: 2 P: 24	R: 0 E: 0 K: 0 S: 8	H: 1 LOB: 2 BB: 1 P: 17	R: 0 E: 0 K: 1 S: 7	H: 0 LOB: 0 BB: 0 P: 11	1B: 2 2B: 1 3B: 0 HR: 1	SF: 0 SAC: 0 DP: 0 HBP: 0	WP: 0 PB: 1 CS: 1	PA: 35
PITCHER	IP	WLS	BF	H	R	ER	SO	BB	IBB	HBP	BLK	WP	HR	S	P	ERA	WHIP					
Melido Perez, R (1, 1) ERA: 4.37	1.1		1	0	0	0	0	0	0	0	0	0	0	3	5	0.00	0.000					
Scott Radinsky, L (7, 1) ERA: 1.93	1.0		4	1	0	0	0	0	0	0	0	0	0	9	13	0.00	1.000					
Bobby Thigpen, R (8, 1) ERA: 1.96	1.1	S	5	0	0	0	1	0	1	0	0	0	0	8	17	0.00	0.000					

Batter	1	2	3	4	5	6	7	8	9	AB	R	H	RBI	BB	SO	LOB	TOP								
Deion Sanders, L (1, 7) OBP: 0.214, SLG: 0.325	F9			P6		G4-3		G6-3		4	0	0	0	0	0	0									
Steve Sax, R (1, 4) OBP: 0.346, SLG: 0.329	G1-3			G6-3		L8			G6-3 BB	3	0	0	0	1	0	0									
Roberto Kelly, R (1, 8) OBP: 0.343, SLG: 0.409	K			1B BB		2-0 1B			G6-4-3 1-2	3	0	1	0	1	1	1									
Don Mattingly, L (1, 3) OBP: 0.335, SLG: 0.421			L7		2-0 1B				P6	4	0	1	0	0	0	1									
Mel Hall, L (1, 10) OBP: 0.236, SLG: 0.405		G3-1			1-1 1B					3	0	0	0	0	0	2									
Jesse Barfield, R (1, 9) OBP: 0.342, SLG: 0.480		G4-3								3	1	1	1	0	1	0									
Bob Geren, R (1, 2) OBP: 0.289, SLG: 0.382				F7		G5-3				3	0	0	0	0	0	0									
Mike Blowers, R (1, 5) OBP: 0.284, SLG: 0.356				K		G6-3				3	0	0	0	0	1	0									
Alvaro Espinoza, R (1, 6) OBP: 0.214, SLG: 0.222				G5-3						2	0	0	0	0	0	0									
Claudell Washington, L (8, PH) OBP: 0.268, SLG: 0.229										1	0	0	0	0	0	0									
Wayne Tolleson, S (8, 6) OBP: 0.214, SLG: 0.385										0	0	0	0	0	0	0									
Inning Stats	R: 0 E: 0 K: 1 S: 12	H: 0 LOB: 0 BB: 0 P: 19	R: 0 E: 0 K: 0 S: 7	H: 0 LOB: 0 BB: 0 P: 10	R: 0 E: 0 K: 1 S: 11	H: 0 LOB: 0 BB: 0 P: 14	R: 0 E: 0 K: 0 S: 8	H: 1 LOB: 2 BB: 1 P: 18	R: 1 E: 0 K: 0 S: 7	H: 1 LOB: 0 BB: 0 P: 11	R: 0 E: 0 K: 0 S: 12	H: 1 LOB: 1 BB: 0 P: 18	R: 0 E: 0 K: 1 S: 9	H: 0 LOB: 0 BB: 0 P: 12	R: 0 E: 0 K: 0 S: 8	H: 0 LOB: 0 BB: 0 P: 11	R: 0 E: 0 K: 0 S: 4	H: 0 LOB: 0 BB: 1 P: 12	1B: 2 2B: 0 3B: 0 HR: 1	SF: 0 SAC: 0 DP: 1 HBP: 0	WP: 0 PB: 0 SB: 1 CS: 0	PA: 31			
PITCHER	IP	WLS	BF	H	R	ER	SO	BB	IBB	HBP	BLK	WP	HR	S	P	ERA	WHIP								
Eric King, R (1, 1) ERA: 2.62	8.0	W	28	3	1	1	3	1	0	0	0	0	1	74	113	1.12	0.500								
Bobby Thigpen, R (9, 1) ERA: 1.89	1.0	S	3	0	0	0	0	1	0	0	0	0	0	4	12	0.00	1.000								

New York Yankees @ Chicago White Sox
Comiskey Park, Chicago, IL
Mon May 28 1990, 8:05 PM EDT
Att: 25,008 - Unknown - 55 F

livebaseballscores.com

AB 29
R 1
H 3
RBI 1
BB 2
SO 3
LOB 4




Batter	1	2	3	4	5	6	7	8	9	AB	R	H	RBI	BB	SO	LOB	BOTTOM								
Lance Johnson, L (1, 8) OBP: 0.333, SLG: 0.322	G4-3			G6-3						4	0	1	0	0	0	2									
Robin Ventura, L (1, 5) OBP: 0.289, SLG: 0.269				CS 1B						3	0	2	1	1	0	0									
Ivan Calderon, R (1, 7) OBP: 0.358, SLG: 0.435				BB BB						4	0	0	0	0	2	3									
Dan Pasqua, L (1, 10) OBP: 0.447, SLG: 0.597				G3 1B						2	0	0	0	2	0	0									
Carlton Fisk, R (1, 2) OBP: 0.363, SLG: 0.392				K						4	0	0	0	0	0	4									
Ron Kittle, R (1, 3) OBP: 0.372, SLG: 0.553				F8						2	0	0	0	2	0	0									
Steve Lyons, L (7, 3) OBP: 0.288, SLG: 0.326				1-2 BB						4	0	0	0	0	0	4									
Sammy Sosa, R (1, 9) OBP: 0.291, SLG: 0.381				G4-3						3	0	1	0	0	0	0									
Scott Fletcher, R (1, 4) OBP: 0.309, SLG: 0.273				G1-5-3 1B						3	2	2	0	0	2										
Ozzie Guillen, L (1, 6) OBP: 0.374, SLG: 0.450				G6-3						2	0	1	0	0	0	0									
Inning Stats	R: 0 E: 0 K: 1 S: 11	H: 2 LOB: 1 BB: 0 P: 8	R: 0 E: 0 K: 0 S: 6	H: 2 LOB: 1 BB: 0 P: 8	R: 0 E: 0 K: 0 S: 13	H: 2 LOB: 1 BB: 1 P: 22	R: 1 E: 0 K: 1 S: 14	H: 2 LOB: 1 BB: 0 P: 22	R: 0 E: 0 K: 0 S: 7	H: 0 LOB: 0 BB: 0 P: 10	R: 0 E: 0 K: 0 S: 6	H: 0 LOB: 0 BB: 0 P: 8	R: 1 E: 0 K: 0 S: 9	H: 2 LOB: 1 BB: 0 P: 13	R: 0 E: 0 K: 0 S: 4	H: 0 LOB: 0 BB: 0 P: 6	1B: 7 2B: 1 3B: 0 HR: 0	SF: 0 SAC: 1 DP: 1 HBP: 0	WP: 2 PB: 0 SB: 0 CS: 1	PA: 33					
PITCHER	IP	WLS	BF	H	R	ER	SO	BB	IBB	HBP	BLK	WP	HR	S	P	ERA	WHIP								
Tim Lary, R (1, 1) ERA: 2.53	8.0	L	33	8	2	2	3	3	0	0	0	2	0	70	112	2.25	1.375								

New York Yankees @ Chicago White Sox
Comiskey Park, Chicago, IL
Mon May 28 1990, 8:05 PM EDT
Att: 25,008 - Unknown - 55 F

livebaseballscores.com

AB 29
R 2
H 8
RBI 1
BB 3
SO 3
LOB 12



Batter	1	2	3	4	5	6	7	8	9	AB	R	H	RBI	BB	SO	LOB	TOP				
Deion Sanders, L OBP: 0.217, SLG: 0.302 (1, 7)	F7	FC4-6			L8		CS			3	0	0	0	1	0	2	New York Yankees @ Chicago White Sox Comiskey Park, Chicago, IL Tue May 29 1990, 8:05 PM EDT Att: 15,353 - Unknown - 55 F livebaseballscorecards.com				
Steve Sax, R OBP: 0.341, SLG: 0.321 (1, 4)	G6-3		P2		FC4-6		CS	G5-3		4	0	0	0	0	0	1					
Roberto Kelly, R OBP: 0.335, SLG: 0.399 (1, 8)	L7		K			K		K		4	0	0	0	0	3	0					
Don Mattingly, L OBP: 0.339, SLG: 0.429 (1, 3)		1B	K			2B		G4-3		4	1	2	0	0	1	0					
Mel Hall, L OBP: 0.244, SLG: 0.432 (1, 10)	1B	HR			L9	K		HR		4	2	2	1	0	1	1					
Jesse Barfield, R OBP: 0.347, SLG: 0.500 (1, 9)		HR			K		BB	P3		3	1	1	3	1	1	0					
Bob Geren, R OBP: 0.277, SLG: 0.366 (1, 2)		K			K		F7	K		4	0	0	0	0	3	2					
Mike Blowers, R OBP: 0.273, SLG: 0.341 (1, 5)	G4-3				K		P4	G1		4	0	0	0	0	1	0					
Alvaro Espinoza, R OBP: 0.224, SLG: 0.227 (1, 6)		BB			FC4-6		F8			2	0	1	0	1	0	0					
Inning Stats	R: 0 E: 0 K: 0 S: 4	H: 0 LOB: 0 BB: 0 P: 5	R: 3 E: 0 K: 1 S: 17	H: 3 LOB: 1 BB: 1 P: 27	R: 0 E: 0 K: 2 S: 8	H: 0 LOB: 0 BB: 0 P: 13	R: 0 E: 0 K: 2 S: 7	H: 0 LOB: 1 BB: 0 P: 10	R: 0 E: 0 K: 1 S: 13	H: 1 LOB: 2 BB: 1 P: 21	R: 0 E: 0 K: 0 S: 5	H: 0 LOB: 0 BB: 1 P: 11	R: 0 E: 0 K: 1 S: 7	H: 0 LOB: 0 BB: 0 P: 15	R: 1 E: 0 K: 1 S: 7	H: 1 LOB: 0 BB: 0 P: 9	1B: 3 2B: 1 3B: 0 HR: 2	SF: 0 SAC: 0 DP: 0 HBP: 0	WP: 0 PB: 0 CS: 1	PA: 36	
PITCHER	IP	WLS	BF	H	R	ER	SO	BB	IBB	HBP	BLK	WP	HR	S	P	ERA	WHIP				
Jack McDowell, R ERA: 5.1 (1, 1)	6.2		28	5	3	3	8	3	0	0	0	0	1	63	98	4.05	1.200				
Barry Jones, R ERA: 1.54 (7, 1)	1.1	3	0	0	0	1	1	0	0	0	0	0	0	8	18	0.00	0.000				
Bobby Thigpen, R ERA: 2.16 (9, 1)	1.0	W	4	1	1	1	1	0	0	0	0	0	1	7	9	9.00	1.000				

Batter	1	2	3	4	5	6	7	8	9	AB	R	H	RBI	BB	SO	LOB	BOTTOM				
Lance Johnson, L OBP: 0.335, SLG: 0.321 (1, 8)	E6	F8				FC4-6			FC3-6	4	2	1	0	1	0	3	New York Yankees @ Chicago White Sox Comiskey Park, Chicago, IL Tue May 29 1990, 8:05 PM EDT Att: 15,353 - Unknown - 55 F livebaseballscorecards.com				
Rubin Ventura, L OBP: 0.303, SLG: 0.295 (1, 5)	1B				G3		G6-4-3		WP	4	1	3	0	0	0	1					
Ivan Calderon, R OBP: 0.362, SLG: 0.439 (9, FH)	2B	HBP					1B		1B	1	0	1	0	0	0	0					
Carlton Fisk, R OBP: 0.364, SLG: 0.383 (1, 10)	2B				G5-3		K		1B	3	1	0	0	1	1	2					
Dan Pasqua, L OBP: 0.468, SLG: 0.641 (1, 7)									IBB	2	1	2	0	1	0	0					
Dave Gallagher, R OBP: 0.200, SLG: 0.300 (7, 7)	2B								WP	1	0	0	0	0	0	1					
Carlos Martinez, R OBP: 0.223, SLG: 0.323 (9, FH)	BB				2B					1	0	0	0	0	0	2					
Ron Kittle, R OBP: 0.371, SLG: 0.556 (1, 3)										3	0	1	3	0	1	2					
Steve Lyons, L OBP: 0.283, SLG: 0.319 (6, 3)	2B				G5-3		K			1	0	0	0	0	0	0					
Ron Karkovics, R OBP: 0.371, SLG: 0.419 (1, 2)	K								F8	4	0	0	0	0	2	3					
Sammy Sosa, R OBP: 0.284, SLG: 0.371 (1, 9)	K				G6-3				G6-3	4	0	0	0	0	1	2					
Scott Fletcher, R OBP: 0.307, SLG: 0.273 (1, 4)	P6								G5-3	4	0	1	0	0	1	1					
Ozzie Guillen, L OBP: 0.377, SLG: 0.448 (1, 6)					F7		F9		FC3-6	3	0	1	0	1	0	1					
Inning Stats	R: 4 E: 1 K: 2 S: 22	H: 3 LOB: 1 BB: 1 P: 34	R: 0 E: 0 K: 0 S: 7	H: 2 LOB: 0 BB: 0 P: 11	R: 0 E: 0 K: 1 S: 8	H: 1 LOB: 1 BB: 0 P: 12	R: 0 E: 0 K: 1 S: 9	H: 0 LOB: 1 BB: 1 P: 16	R: 0 E: 0 K: 0 S: 6	H: 1 LOB: 1 BB: 0 P: 10	R: 0 E: 0 K: 1 S: 8	H: 1 LOB: 0 BB: 0 P: 11	R: 0 E: 0 K: 0 S: 6	H: 0 LOB: 0 BB: 0 P: 7	R: 1 E: 0 K: 0 S: 7	H: 1 LOB: 2 BB: 2 P: 18	1B: 6 2B: 4 3B: 0 HR: 0	SF: 0 SAC: 0 DP: 1 HBP: 1	WP: 1 PB: 1 CS: 1	PA: 40	
PITCHER	IP	WLS	BF	H	R	ER	SO	BB	IBB	HBP	BLK	WP	HR	S	P	ERA	WHIP				
Mike Witt, R ERA: 2.75 (1, 1)	6.0		29	9	4	4	5	2	0	1	0	0	0	65	105	6.00	1.833				
Jeff Robinson, R ERA: 3.75 (7, 1)	2.1	L	7	0	1	1	1	1	0	0	0	0	0	16	25	3.86	0.429				
Lee Guetterman, L ERA: 2.3 (9, 1)	0.1		2	1	0	0	0	0	0	0	0	0	0	2	3	0.00	3.000				
Lance McCullers, R ERA: 3.6 (9, 1)	0.0		2	0	0	0	0	0	1	0	0	1	0	1	6	∞	∞				



Batter	1	2	3	4	5	6	7	8	9	AB	R	H	RBI	BB	SO	LOB	TOP											
Steve Sax, R OBP: 0.339, SLG: 0.320	G5-3	FC6-4			G5-3			G5-3		4	0	1	0	0	0	2	New York Yankees @ Chicago White Sox Comiskey Park, Chicago, IL Wed May 30 1990, 8:05 PM EDT Att: 18,585 - Unknown - 56 F											
Roberto Kelly, R OBP: 0.328, SLG: 0.389	K		F9			G4-3		G5-3		4	0	0	0	0	1													
Don Mattingly, L OBP: 0.337, SLG: 0.424	HR		F9			L8		G3		4	1	1	0	0	0	1												
Steve Balboni, R OBP: 0.329, SLG: 0.424	HR		F8						P5	3	1	1	2	1	0	0												
Jesse Barfield, R OBP: 0.338, SLG: 0.485	G5-3			P6		L9			P3	4	0	0	0	0	0	1												
Randy Velarde, R OBP: 0.278, SLG: 0.222		G3		L9			F9			3	0	0	0	0	0	0												
Claudel Washington, L OBP: 0.216, SLG: 0.238										1	0	1	0	0	0	0												
Bob Geren, R OBP: 0.287, SLG: 0.351		F9		K			L9		K	4	0	0	0	0	2	1												
Alvaro Espinoza, R OBP: 0.226, SLG: 0.229					G6-3			G6-3		3	0	1	0	0	0	0												
Deion Sanders, L OBP: 0.224, SLG: 0.289					G4-3			K		2	0	0	0	1	1	0												
Inning Stats	R: 2 E: 0 K: 1 S: 13	H: 2 LOB: 0 BB: 0 P: 20	R: 0 E: 0 K: 0 S: 10	H: 1 LOB: 2 BB: 1 P: 17	R: 0 E: 0 K: 0 S: 6	H: 0 LOB: 0 BB: 0 P: 7	R: 0 E: 0 K: 1 S: 8	H: 0 LOB: 0 BB: 0 P: 11	R: 0 E: 0 K: 0 S: 10	H: 0 LOB: 1 BB: 1 P: 13	R: 0 E: 0 K: 0 S: 4	H: 0 LOB: 0 BB: 0 P: 6	R: 0 E: 0 K: 1 S: 9	H: 1 LOB: 1 BB: 0 P: 14	R: 0 E: 0 K: 1 S: 17	H: 1 LOB: 1 BB: 0 P: 22	1B: 3 2B: 0 3B: 1 HR: 1	SF: 0 SAC: 0 DP: 0 HBP: 0	WP: 0 PB: 0 CS: 1	PA: 34								
PITCHER	IP	WLS	BF	H	R	ER	SO	BB	IBB	HBP	BLK	WP	HR	S	P	ERA	WHIP											
Greg Hibbard, L ERA: 2.43	(1, 1)	7.1	W	28	4	2	2	3	2	0	0	0	0	1	64	99	2.46	0.818										
Donn Pall, R ERA: 2.51	(8, 1)	0.1		1	0	0	0	0	0	0	0	0	0	0	3	4	0.00	0.000										
Scott Radinsky, L ERA: 1.89	(8, 1)	0.1		1	0	0	0	0	0	0	0	0	0	1	2	0.00	0.000											
Bobby Thigpen, R ERA: 2.08	(9, 1)	1.0	S	4	1	0	0	1	0	0	0	0	0	17	22	0.00	1.000											

Batter	1	2	3	4	5	6	7	8	9	AB	R	H	RBI	BB	SO	LOB	BOTTOM											
Sammy Sosa, R OBP: 0.283, SLG: 0.388	K		G6-3		G4-3					4	1	1	1	0	1	1	New York Yankees @ Chicago White Sox Comiskey Park, Chicago, IL Wed May 30 1990, 8:05 PM EDT Att: 18,585 - Unknown - 56 F											
Dave Gallagher, R OBP: 0.143, SLG: 0.214	L5			G4-3	P4			P4		4	0	0	0	0	0													
Ivan Calderon, R OBP: 0.365, SLG: 0.443	F7			2B		L8		CS		3	1	1	0	1	0	0												
Ron Kittle, R OBP: 0.378, SLG: 0.563				HR		K		CS		2	1	1	1	1	1	0												
Carlton Fisk, R OBP: 0.364, SLG: 0.378		F9		HR		L9				2	1	0	0	1	0	1												
Carlos Martinez, R OBP: 0.218, SLG: 0.315		F9		K			F9			3	0	0	0	0	1	3												
Scott Fletcher, R OBP: 0.308, SLG: 0.296		F8					F8			3	1	1	3	0	0	1												
Craig Grebeck, R OBP: 0.167, SLG: 0.147			P3		P4					3	0	0	0	0	1	0												
Ozzie Guillen, L OBP: 0.377, SLG: 0.441					G5-3			K		2	0	0	0	1	1	0												
Inning Stats	R: 0 E: 0 K: 1 S: 7	H: 0 LOB: 0 BB: 0 P: 11	R: 0 E: 0 K: 0 S: 5	H: 0 LOB: 1 BB: 1 P: 11	R: 0 E: 0 K: 0 S: 7	H: 0 LOB: 0 BB: 1 P: 17	R: 4 E: 0 K: 1 S: 20	H: 2 LOB: 2 BB: 2 P: 33	R: 0 E: 0 K: 0 S: 6	H: 0 LOB: 0 BB: 0 P: 9	R: 0 E: 0 K: 1 S: 10	H: 0 LOB: 0 BB: 0 P: 15	R: 0 E: 0 K: 1 S: 7	H: 0 LOB: 0 BB: 0 P: 10	R: 1 E: 0 K: 1 S: 10	H: 2 LOB: 0 BB: 0 P: 16		1B: 0 2B: 2 3B: 0 HR: 2	SF: 0 SAC: 0 DP: 0 HBP: 0	WP: 0 PB: 0 CS: 2	PA: 31							
PITCHER	IP	WLS	BF	H	R	ER	SO	BB	IBB	HBP	BLK	WP	HR	S	P	ERA	WHIP											
Chuck Cary, L ERA: 4.05	(1, 1)	7.2	L	30	4	5	5	0	4	0	0	0	0	2	71	119	5.87	1.043										
Eric Plunk, R ERA: 2.95	(8, 1)	0.1		0	0	0	0	0	0	0	0	0	0	1	3	0.00	0.000											



Batter	1	2	3	4	5	6	7	8	9	AB	R	H	RBI	BB	SO	LOB	TOP																					
Dan Gladden, R OBP: 0.348, SLG: 0.452 (1, 7)	F8		B1-3			FC6-4		G5-3		4	0	0	0	0	0	2																						
Gene Larkin, S OBP: 0.385, SLG: 0.480 John Moses, S OBP: 0.356, SLG: 0.302 (1, 9)	G4-3			G3		F8		F8		4	0	0	0	0	0	1																						
Kirby Puckett, R OBP: 0.412, SLG: 0.583 (1, 8)	1B			G5-3			G6-3	G6-3		4	0	1	0	0	0	0																						
Kent Hrbek, L OBP: 0.385, SLG: 0.481 (1, 3)	G5-3			G1-3			G4-3	G5-3		4	0	0	0	0	0	1																						
Gary Gaetti, R OBP: 0.311, SLG: 0.451 (1, 5)			G1-3			G6-3	K			3	0	1	0	0	1	0																						
Jim Dwyer, L OBP: 0.300, SLG: 0.286 (1, 10)	G6-3			K				HR		3	1	1	1	0	1	1																						
Brian Harper, R OBP: 0.340, SLG: 0.486 (1, 2)	G5-3			G6-3				L4		3	0	0	0	0	0	1																						
Fred Manrique, R OBP: 0.264, SLG: 0.393 (1, 4)			G5-3			F8		G4-3		3	0	0	0	0	0	0																						
Greg Gagne, R OBP: 0.317, SLG: 0.417 (1, 6)			F9			FC6-4		3B		3	0	2	0	0	0	0																						
Inning Stats	R: 0 E: 0 K: 0 S: 8	H: 1 LOB: 1 BB: 0 P: 13	R: 0 E: 0 K: 0 S: 6	H: 0 LOB: 0 BB: 0 P: 11	R: 0 E: 0 K: 0 S: 4	H: 0 LOB: 0 BB: 0 P: 6	R: 0 E: 0 K: 0 S: 10	H: 0 LOB: 0 BB: 0 P: 14	R: 0 E: 0 K: 1 S: 7	H: 1 LOB: 0 BB: 0 P: 10	R: 0 E: 0 K: 0 S: 4	H: 1 LOB: 1 BB: 0 P: 8	R: 0 E: 0 K: 1 S: 6	H: 0 LOB: 0 BB: 0 P: 8	R: 1 E: 0 K: 0 S: 6	H: 2 LOB: 1 BB: 0 P: 8	R: 0 E: 0 K: 0 S: 5	H: 0 LOB: 0 BB: 0 P: 9	1B: 3 2B: 0 3B: 1 HR: 1	SF: 0 SAC: 0 DP: 1 HBP: 0	WP: 0 PA: 31																	
PITCHER	IP	WLS	BF	H	R	ER	SO	BB	IBB	HBP	BLK	WP	HR	S	P	ERA	WHIP	PITCHER				IP	WLS	BF	H	R	ER	SO	BB	IBB	HBP	BLK	WP	HR	S	P	ERA	WHIP
Melido Perez, R ERA: 3.98 (1, 1)	7.2		27	5	1	1	2	0	0	0	0	0	1	50	76	1.17	0.652																					
Barry Jones, R ERA: 1.46 (8, 1)	1.1	W	4	0	0	0	0	0	0	0	0	0	0	6	11	0.00	0.000																					

Minnesota Twins @ Chicago White Sox
Comiskey Park, Chicago, IL
Fri Jun 01 1990, 8:05 PM EDT
Att: 17,552 - Unknown - 85 F

AB 31
R 1
H 5
RBI 1
BB 0
SO 2
LOB 6



Batter	1	2	3	4	5	6	7	8	9	AB	R	H	RBI	BB	SO	LOB	BOTTOM																					
Lance Johnson, L OBP: 0.333, SLG: 0.319 (1, 8)	G6-3		B1-3			G4-3		E		4	0	1	0	0	0	0																						
Robin Ventura, L OBP: 0.290, SLG: 0.280 (1, 5)	G4-3			G4-3		K		F7		4	0	0	0	0	1	1																						
Ivan Calderon, R OBP: 0.370, SLG: 0.446 (1, 7)	G4-3			S		1B		E5		4	1	2	0	0	0	1																						
Dan Pasqua, L OBP: 0.470, SLG: 0.647 Sammy Sosa, R OBP: 0.290, SLG: 0.388 (1, 9)				FC1-6		K		L7		3	0	2	1	0	1	1																						
Ron Kittle, R OBP: 0.357, SLG: 0.528 (1, 10)	FC1-6			P2		K		F8		4	0	0	0	0	1	2																						
Steve Lyons, L OBP: 0.298, SLG: 0.333 (1, 3)	F7			G4-3		SH5-3		1B		4	1	2	0	0	0	2																						
Ron Karkovics, R OBP: 0.368, SLG: 0.412 (1, 2)	F8					SH5-3		1B		3	0	1	0	0	0	1																						
Scott Fletcher, R OBP: 0.299, SLG: 0.287 (1, 4)			G4-3			G4-3		1B		4	0	0	0	0	0	3																						
Craig Grebeck, R OBP: 0.146, SLG: 0.128 Carlos Martinez, R OBP: 0.226, SLG: 0.321 (1, 6)			L1			G1-3		F8		3	0	0	0	0	0	0																						
Inning Stats	R: 0 E: 0 K: 0 S: 7	H: 0 LOB: 0 BB: 0 P: 10	R: 0 E: 0 K: 0 S: 5	H: 1 LOB: 1 BB: 0 P: 10	R: 0 E: 0 K: 0 S: 7	H: 0 LOB: 0 BB: 0 P: 10	R: 1 E: 0 K: 0 S: 10	H: 2 LOB: 1 BB: 0 P: 14	R: 0 E: 0 K: 2 S: 12	H: 1 LOB: 1 BB: 0 P: 15	R: 0 E: 0 K: 1 S: 7	H: 1 LOB: 0 BB: 0 P: 9	R: 0 E: 1 K: 0 S: 14	H: 1 LOB: 2 BB: 0 P: 19	R: 1 E: 0 K: 0 S: 13	H: 3 LOB: 2 BB: 0 P: 18	1B: 8 2B: 1 3B: 0 HR: 0	SF: 0 SAC: 1 DP: 0 HBP: 0	WP: 0 PA: 36																			
PITCHER	IP	WLS	BF	H	R	ER	SO	BB	IBB	HBP	BLK	WP	HR	S	P	ERA	WHIP	PITCHER				IP	WLS	BF	H	R	ER	SO	BB	IBB	HBP	BLK	WP	HR	S	P	ERA	WHIP
Kevin Tapani, R ERA: 3.31 (1, 1)	8.0	L	5	3	1	1	0	0	0	0	0	0	0	13	18	13.50	4.500																					
Terry Leach, R ERA: 2.32 (9, 1)	0.2		5	3	1	1	0	0	0	0	0	0	0	13	18	13.50	4.500																					

Minnesota Twins @ Chicago White Sox
Comiskey Park, Chicago, IL
Fri Jun 01 1990, 8:05 PM EDT
Att: 17,552 - Unknown - 85 F

AB 35
R 2
H 9
RBI 2
BB 0
SO 3
LOB 13



Batter	1	2	3	4	5	6	7	8	9	AB	R	H	RBI	BB	SO	LOB	TOP								
Dan Gladden, R (1, 7) OBP: 0.347, SLG: 0.453	G1-3		G6-3			K		FC5 1-H 2B		4	0	1	1	0	1	0	Minnesota Twins @ Chicago White Sox Comiskey Park, Chicago, IL Sat Jun 02 1990, 8:05 PM EDT Att: 30,153 - Unknown - 85 F								
John Moses, S (1, 9) OBP: 0.342, SLG: 0.288	P6		G4-3			K		FC5 BB		3	0	0	0	0	1	0									
Shane Mack, R (8, PH) OBP: 0.492, SLG: 0.588										0	0	0	0	0	1	0									
Kirby Puckett, R (1, 8) OBP: 0.404, SLG: 0.571	G6-3				K	G6-3		FC5		4	0	0	0	0	1	2									
Gene Larkin, S (1, 3) OBP: 0.382, SLG: 0.471		G4-3			K		G5-4-3 BB	G4-3		3	0	0	0	1	1	3									
Gary Gaetti, R (1, 5) OBP: 0.304, SLG: 0.440	E8 1B				G6-3		G5-4-3 1-2		G6-3	4	1	0	0	0	0	1									
Jim Dwyer, L (1, 10) OBP: 0.295, SLG: 0.282						G3				4	0	1	0	0	1	1									
Brian Harper, R (1, 2) OBP: 0.338, SLG: 0.479						F8				4	0	1	1	0	0	1									
Fred Manrique, R (1, 4) OBP: 0.266, SLG: 0.392								G4-3	G1-4-3 1B	4	0	1	1	0	0	1									
Al Newman, S (8, 4) OBP: 0.293, SLG: 0.288		G3						G3		3	0	1	0	0	0	1									
Greg Gagne, R (1, 6) OBP: 0.318, SLG: 0.415			P4			FC6-4 1-2				3	1	1	0	0	0	1									
Inning Stats	R: 0 E: 0 K: 0 S: 5	H: 0 LOB: 0 BB: 0 P: 8	R: 1 E: 1 K: 1 S: 12	H: 1 LOB: 1 BB: 0 P: 16	R: 0 E: 0 K: 0 S: 6	H: 0 LOB: 0 BB: 0 P: 9	R: 0 E: 0 K: 2 S: 9	H: 0 LOB: 0 BB: 0 P: 12	R: 0 E: 0 K: 0 S: 9	H: 1 LOB: 1 BB: 0 P: 12	R: 0 E: 0 K: 2 S: 7	H: 0 LOB: 0 BB: 0 P: 11	R: 0 E: 0 K: 0 S: 6	H: 0 LOB: 1 BB: 1 P: 11	R: 1 E: 0 K: 0 S: 10	H: 2 LOB: 3 BB: 1 P: 19	R: 0 E: 0 K: 0 S: 5	H: 1 LOB: 0 BB: 0 P: 7	1B: 4 2B: 1 3B: 0 HR: 0	SF: 0 SAC: 0 DP: 2 HBP: 0	WP: 1 PB: 0 SB: 0 CS: 0	PA: 34			
PITCHER	IP	WLS	BF	H	R	ER	SO	BB	IBB	HBP	BLK	WP	HR	S	P	ERA	WHIP								
Eric King, R (1, 1) ERA: 2.44	7.2	L	28	4	2	1	5	1	0	0	0	1	0	61	89	1.17	0.652								
Scott Radinsky, L (8, 1) ERA: 1.99	0.0		1	0	0	0	0	1	0	0	0	0	0	4	4	∞	∞								
Donn Pall, R (8, 1) ERA: 2.37	1.1		5	1	0	0	0	0	0	0	0	0	0	8	12	0.00	0.750								

Batter	1	2	3	4	5	6	7	8	9	AB	R	H	RBI	BB	SO	LOB	BOTTOM								
Sammy Sosa, R (1, 9) OBP: 0.286, SLG: 0.410	F8 3B					K				4	1	2	0	0	2	2	Minnesota Twins @ Chicago White Sox Comiskey Park, Chicago, IL Sat Jun 02 1990, 8:05 PM EDT Att: 30,153 - Unknown - 85 F								
Robin Ventura, L (1, 5) OBP: 0.298, SLG: 0.289	F8									3	0	2	1	0	0	1									
Ron Kittle, R (7, PH) OBP: 0.354, SLG: 0.523										1	0	0	0	0	0	1									
Craig Grebeck, R (8, 5) OBP: 0.146, SLG: 0.128										0	0	0	0	0	0	0									
Ivan Calderon, R (1, 7) OBP: 0.368, SLG: 0.443										1	0	0	0	0	1	0									
Dave Gallagher, R (3, 8) OBP: 0.176, SLG: 0.188										2	0	0	0	0	1	3									
Steve Lyons, L (8, PH) OBP: 0.293, SLG: 0.327										1	0	0	0	0	0	0									
Carlton Fisk, R (1, 10) OBP: 0.358, SLG: 0.366	L1-3									3	0	0	0	1	0	0									
Carlos Martinez, R (1, 3) OBP: 0.229, SLG: 0.321										3	0	1	0	0	1	1									
Dan Pasqua, L (8, PH) OBP: 0.464, SLG: 0.638	G1-4-3									1	0	0	0	0	1	0									
Ron Karkovics, R (1, 2) OBP: 0.397, SLG: 0.378										3	0	0	0	1	2	2									
Scott Fletcher, R (1, 4) OBP: 0.292, SLG: 0.279										4	0	0	0	0	0	3									
Lance Johnson, L (1, 8) OBP: 0.331, SLG: 0.329										4	0	1	0	0	2	0									
Ozzie Guillen, L (1, 6) OBP: 0.375, SLG: 0.437										3	0	1	0	0	0	1									
Inning Stats	R: 0 E: 0 K: 1 S: 7	H: 1 LOB: 0 BB: 0 P: 9	R: 0 E: 0 K: 0 S: 6	H: 0 LOB: 1 BB: 1 P: 12	R: 1 E: 0 K: 2 S: 14	H: 2 LOB: 1 BB: 0 P: 20	R: 0 E: 0 K: 1 S: 13	H: 0 LOB: 1 BB: 1 P: 20	R: 0 E: 0 K: 2 S: 13	H: 2 LOB: 2 BB: 0 P: 18	R: 0 E: 0 K: 1 S: 9	H: 1 LOB: 1 BB: 0 P: 11	R: 0 E: 0 K: 1 S: 13	H: 1 LOB: 1 BB: 0 P: 20	R: 0 E: 0 K: 1 S: 7	H: 0 LOB: 0 BB: 0 P: 9	R: 0 E: 0 K: 1 S: 8	H: 0 LOB: 0 BB: 0 P: 13	1B: 4 2B: 1 3B: 2 HR: 0	SF: 0 SAC: 0 DP: 0 HBP: 0	WP: 0 PB: 0 SB: 1 CS: 0	PA: 35			
PITCHER	IP	WLS	BF	H	R	ER	SO	BB	IBB	HBP	BLK	WP	HR	S	P	ERA	WHIP								
David West, L (1, 1) ERA: 4.61	6.1		27	7	1	1	7	2	0	0	0	0	0	70	101	1.42	1.421								
Juan Berenguer, R (7, 1) ERA: 4.45	0.1		1	0	0	0	1	0	0	0	0	0	0	3	5	0.00	0.000								
John Candelaria, L (7, 1) ERA: 4.37	0.1	W	1	0	0	0	0	0	0	0	0	0	0	2	4	0.00	0.000								
Rick Aguilera, R (8, 1) ERA: 1.8	2.0	S	6	0	0	0	2	0	0	0	0	0	0	15	22	0.00	0.000								

AB	32
R	2
H	5
RBI	2
BB	2
SO	5
LOB	10



AB	33
R	1
H	7
RBI	1
BB	2
SO	10
LOB	14



Batter	1	2	3	4	5	6	7	8	9	AB	R	H	RBI	BB	SO	LOB	TOP											
Dan Gladden, R OBP: 0.350, SLG: 0.454	3-2 S E 1B		1-0 1B		1-2 F8		1-2 G5-4-3			4	1	2	0	0	0	1												
Al Newman, S OBP: 0.274, SLG: 0.278	1-3 K		0-2 P8		1-1 L4			2-1 P8		4	0	0	0	0	1	2												
Kirby Puckett, R OBP: 0.406, SLG: 0.585	1-2 1-H 1B		1-2 F9		0-0 HR			0-3 K		4	1	2	2	0	1	1												
Kent Hrbek, L OBP: 0.382, SLG: 0.472	4-2 B		0-0 L9		0-1 P2			1-3 K		3	0	0	0	1	1	1												
John Moses, S OBP: 0.342, SLG: 0.288	1-2 BB									0	0	0	0	0	0	0												
Gary Gaetti, R OBP: 0.298, SLG: 0.429	2-3 K			0-0 E3 1B				0-3 F9		4	0	0	0	0	2	2												
Jim Dwyer, L OBP: 0.313, SLG: 0.302	0-3 K			1-2 1B				1-0 P5		4	0	2	0	0	1	2												
Brian Harper, R OBP: 0.335, SLG: 0.469				1-3 K				2-2 P6		3	0	0	0	1	1	2												
Shane Mack, R OBP: 0.477, SLG: 0.564				1-3 K				0-0 G5-4-3 1B		4	0	1	0	0	2	4												
Greg Gagne, R OBP: 0.311, SLG: 0.406				0-3 K				1-3 K		3	0	0	0	0	2	3												
Gene Larkin, S OBP: 0.380, SLG: 0.468								0-0 F9		1	0	0	0	0	0	2												
Inning Stats	R: 1 E: 1 K: 3 S: 20	H: 2 LOB: 2 BB: 1 P: 31	R: 0 E: 0 K: 0 S: 5	H: 0 LOB: 0 BB: 0 P: 9	R: 0 E: 0 K: 0 S: 9	H: 1 LOB: 1 BB: 0 P: 11	R: 0 E: 0 K: 3 S: 13	H: 1 LOB: 2 BB: 0 P: 16	R: 1 E: 0 K: 0 S: 10	H: 1 LOB: 0 BB: 0 P: 12	R: 0 E: 0 K: 1 S: 9	H: 1 LOB: 0 BB: 0 P: 11	R: 0 E: 0 K: 2 S: 9	H: 0 LOB: 0 BB: 0 P: 12	R: 0 E: 0 K: 2 S: 8	H: 1 LOB: 2 BB: 1 P: 13	1B: 6 2B: 0 3B: 0 HR: 1	SF: 0 SAC: 0 DP: 1 HBP: 0	WP: 0 PB: 0 SB: 1 CS: 0	PA: 36								
PITCHER	IP	WLS	BF	H	R	ER	SO	BB	IBB	HBP	BLK	WP	HR	S	P	ERA	WHIP											
Jack McDowell, R ERA: 4.62	(1, 1)	6.1	W	27	6	2	1	7	1	0	0	0	0	1	69	95	1.42	1.105										
Donn Patti, R ERA: 2.25	(7, 1)	1.2		4	0	0	0	2	0	0	0	0	0	0	12	16	0.00	0.000										
Bobby Thigpen, R ERA: 2.0	(9, 1)	1.0	S	5	1	0	0	2	1	0	0	0	0	0	8	13	0.00	2.000										

Minnesota Twins @ Chicago White Sox
Comiskey Park, Chicago, IL
Sun Jun 03 1990, 8:05 PM EDT
Att: 15,952 - Unknown - 55 F

AB 34
R 2
H 7
RBI 2
BB 2
SO 11
LOB 20



Batter	1	2	3	4	5	6	7	8	9	AB	R	H	RBI	BB	SO	LOB	BOTTOM											
Sammy Sosa, R OBP: 0.285, SLG: 0.406	0-0 G5-3	1-0 S 1B		1-1 G6-3			2-1 G6-3			4	0	1	2	0	0	0												
Robin Ventura, L OBP: 0.297, SLG: 0.282	1-3 K	3-2 L8			2-1 G6-3		4-1 2B BB			3	1	0	0	1	1	1												
Ivan Calderon, R OBP: 0.376, SLG: 0.459	4-1 BB	1-2 F8			1-0 2B		1-0 2B			3	0	2	1	1	0	1												
Ron Kittle, R OBP: 0.345, SLG: 0.508	1-1 F9		0-2 G1-3		1-3 K		1-3 K			4	0	0	0	0	2	3												
Carlton Fisk, R OBP: 0.355, SLG: 0.363		0-1 1B 1B	2-1 F7		0-0 G5-3		1-3 K			4	1	1	0	0	1	2												
Carlos Martinez, R OBP: 0.236, SLG: 0.333		0-1 L6	0-1 FC6-4 1B			1-1 G6-3 2B		1-2 F9		4	0	2	0	0	0	1												
Scott Fletcher, R OBP: 0.291, SLG: 0.278		0-0 1B 1B	0-0 FC6-4			0-1 G6-3		1-0 F7		4	1	1	0	0	0	2												
Lance Johnson, L OBP: 0.335, SLG: 0.333		0-1 1B 1B		0-0 CS 1B		2-2 G4-3		1-0 F7		4	1	2	1	0	0	1												
Ozzie Guillen, L OBP: 0.374, SLG: 0.435		0-1 1B 1B		1-1 G6-3			0-0 G4-3			3	1	1	1	0	0	2												
Inning Stats	R: 0 E: 0 K: 1 S: 7	H: 0 LOB: 1 BB: 1 P: 13	R: 4 E: 0 K: 0 S: 17	H: 5 LOB: 1 BB: 0 P: 22	R: 0 E: 0 K: 0 S: 10	H: 1 LOB: 0 BB: 0 P: 12	R: 0 E: 0 K: 0 S: 5	H: 1 LOB: 1 BB: 0 P: 7	R: 0 E: 0 K: 1 S: 7	H: 1 LOB: 0 BB: 0 P: 11	R: 0 E: 0 K: 0 S: 8	H: 1 LOB: 1 BB: 0 P: 11	R: 1 E: 0 K: 2 S: 11	H: 1 LOB: 1 BB: 1 P: 20	R: 0 E: 0 K: 0 S: 5	H: 0 LOB: 0 BB: 0 P: 8	1B: 7 2B: 3 3B: 0 HR: 0	SF: 0 SAC: 0 DP: 0 HBP: 0	WP: 0 PB: 0 SB: 1 CS: 1	PA: 35								
PITCHER	IP	WLS	BF	H	R	ER	SO	BB	IBB	HBP	BLK	WP	HR	S	P	ERA	WHIP											
Allan Anderson, L ERA: 5.32	(1, 1)	6.1	L	30	10	5	2	2	0	0	0	0	0	0	58	87	7.11	1.895										
Juan Berenguer, R ERA: 4.2	(7, 1)	1.2		5	0	0	0	2	0	0	0	0	0	0	12	17	0.00	0.000										

Minnesota Twins @ Chicago White Sox
Comiskey Park, Chicago, IL
Sun Jun 03 1990, 8:05 PM EDT
Att: 15,952 - Unknown - 55 F

AB 33
R 5
H 10
RBI 5
BB 2
SO 4
LOB 13



Batter	1	2	3	4	5	6	7	8	9	AB	R	H	RBI	BB	SO	LOB	TOP							
Harold Reynolds, S OBP: 0.310, SLG: 0.318 (1, 4)										3	2	1	0	2	0	1								
Henry Cotto, R OBP: 0.338, SLG: 0.361 (1, 7)										5	1	2	3	0	0	2								
Alvin Davis, L OBP: 0.399, SLG: 0.411 (1, 3)										4	1	1	1	1	0	2								
Jeffrey Leonard, R OBP: 0.267, SLG: 0.383 (1, 10)										5	1	2	1	0	0	1								
Ken Griffey Jr., L OBP: 0.396, SLG: 0.544 (1, 8)										4	1	0	0	1	2	2								
Edgar Martinez, R OBP: 0.420, SLG: 0.518 (1, 5)										4	1	1	0	1	1	4								
Jay Buhner, R OBP: 0.500, SLG: 0.714 (1, 9)										4	1	2	3	1	0	2								
Brian Giles, R OBP: 0.352, SLG: 0.556 (1, 6)										2	1	0	0	2	1	2								
Matt Sinatro, R OBP: 0.353, SLG: 0.267 (1, 2)										3	1	1	1	1	1	3								
Inning Stats	R: 1 E: 0 K: 1 S: 14	H: 2 LOB: 1 BB: 0 P: 22	R: 2 E: 1 K: 0 S: 7	H: 1 LOB: 1 BB: 2 P: 17	R: 0 E: 0 K: 0 S: 9	H: 0 LOB: 0 BB: 0 P: 14	R: 0 E: 0 K: 1 S: 13	H: 1 LOB: 1 BB: 1 P: 25	R: 7 E: 0 K: 1 S: 29	H: 4 LOB: 2 BB: 5 P: 58	R: 0 E: 0 K: 0 S: 6	H: 1 LOB: 0 BB: 0 P: 10	R: 0 E: 0 K: 1 S: 8	H: 0 LOB: 0 BB: 1 P: 15	R: 0 E: 0 K: 0 S: 8	H: 0 LOB: 0 BB: 0 P: 12	R: 0 E: 0 K: 1 S: 8	H: 1 LOB: 1 BB: 0 P: 14	1B: 8 2B: 1 3B: 1 HR: 0	SF: 0 SAC: 0 DP: 2 HBP: 0	WP: 0 PB: 0 SB: 1 CS: 1	PA: 43		
PITCHER	IP	WLS	BF	H	R	ER	SO	BB	IBB	HBP	BLK	WP	HR	S	P	ERA	WHIP							
Greg Hibbard, L ERA: 2.98 (1, 1)	4.0	L	20	5	5	5	2	4	0	0	0	0	0	47	89	11.25	2.250							
Ken Patterson, L ERA: 3.39 (5, 1)	2.0		14	4	5	5	1	5	0	0	0	0	0	33	63	22.50	4.500							
Wayne Edwards, L ERA: 1.35 (7, 1)	2.0		5	0	0	0	1	0	0	0	0	0	0	14	21	0.00	0.000							
Scott Radinsky, L ERA: 1.8 (9, 1)	1.0		4	1	0	0	1	0	0	0	0	0	0	8	14	0.00	1.000							

Seattle Mariners @ Chicago White Sox
Comiskey Park, Chicago, IL
Tue Jun 05 1990, 8:05 PM EDT
Att. 9,036 - Unknown - 57 F

AB 34
R 10
H 10
RBI 9
BB 9
SO 5
LOB 19



Batter	1	2	3	4	5	6	7	8	9	AB	R	H	RBI	BB	SO	LOB	BOTTOM							
Lance Johnson, L OBP: 0.332, SLG: 0.328 (1, 8)										3	0	0	1	1	0	1								
Robin Ventura, L OBP: 0.307, SLG: 0.297 (1, 5)										4	2	2	1	1	0	1								
Ivan Calderon, R OBP: 0.372, SLG: 0.457 (1, 7)										5	1	1	1	0	2	3								
Dan Pasqua, L OBP: 0.461, SLG: 0.616 (1, 10)										4	0	1	0	1	0	1								
Carlos Martinez, R OBP: 0.236, SLG: 0.331 (1, 3)										4	0	1	0	0	1	2								
Ron Karkovics, R OBP: 0.326, SLG: 0.341 (1, 2)										4	0	0	0	0	2	4								
Sammy Sosa, R OBP: 0.295, SLG: 0.411 (1, 9)										3	1	2	0	0	0	0								
Scott Fletcher, R OBP: 0.290, SLG: 0.284 (1, 4)										4	1	1	0	0	0	3								
Ozzie Guillen, L OBP: 0.377, SLG: 0.437 (1, 6)										4	1	2	1	0	1	0								
Inning Stats	R: 1 E: 1 K: 1 S: 19	H: 2 LOB: 2 BB: 1 P: 31	R: 0 E: 0 K: 1 S: 9	H: 1 LOB: 0 BB: 0 P: 12	R: 0 E: 0 K: 0 S: 4	H: 0 LOB: 0 BB: 0 P: 7	R: 0 E: 0 K: 0 S: 8	H: 1 LOB: 2 BB: 0 P: 17	R: 3 E: 1 K: 2 S: 13	H: 3 LOB: 1 BB: 0 P: 19	R: 2 E: 0 K: 0 S: 10	H: 3 LOB: 1 BB: 1 P: 15	R: 0 E: 0 K: 1 S: 9	H: 0 LOB: 0 BB: 0 P: 14	R: 0 E: 0 K: 0 S: 9	H: 0 LOB: 0 BB: 0 P: 14	R: 0 E: 0 K: 1 S: 6	H: 0 LOB: 1 BB: 1 P: 14	1B: 7 2B: 3 3B: 0 HR: 0	SF: 1 SAC: 0 DP: 0 HBP: 1	WP: 0 PB: 0 SB: 0 CS: 2	PA: 40		
PITCHER	IP	WLS	BF	H	R	ER	SO	BB	IBB	HBP	BLK	WP	HR	S	P	ERA	WHIP							
Brian Holman, R ERA: 4.18 (1, 1)	5.0	W	26	9	6	4	4	1	0	1	0	0	0	57	91	7.20	2.000							
Keith Comstock, L ERA: 1.31 (6, 1)	3.0		11	1	0	0	1	2	0	0	0	0	0	24	42	0.00	1.000							
Mike Schooler, R ERA: 1.35 (9, 1)	1.0		3	0	0	0	1	0	0	0	0	0	0	6	10	0.00	0.000							

Seattle Mariners @ Chicago White Sox
Comiskey Park, Chicago, IL
Tue Jun 05 1990, 8:05 PM EDT
Att. 9,036 - Unknown - 57 F

AB 35
R 6
H 10
RBI 4
BB 3
SO 6
LOB 15



Batter	1	2	3	4	5	6	7	8	9	AB R H RBI BB SO LOB	TOP											
Harold Reynolds, S OBP: 0.308, SLG: 0.317 (1, 4)	1-2 CS 1B		2-3 K			1-0 F7			2-2 G6-3	4 0 1 0 0 1 1	Seattle Mariners @ Chicago White Sox Comiskey Park, Chicago, IL Wed Jun 06 1990, 8:05 PM EDT Att: 14,479 - Unknown - 80 F											
Greg Britley, L OBP: 0.255, SLG: 0.378 (1, 7)	1 SAFE 3-3 SAFE 1 K			1-0 F8		1-1 L6		2-2 F8	4 0 0 0 0 1 2													
Alvin Davis, L OBP: 0.396, SLG: 0.407 (1, 3)	2-3 K			3-3 K			0-1 L8	1-1 1B	4 0 1 0 0 2 0													
Jeffrey Leonard, R OBP: 0.266, SLG: 0.381 (1, 10)		1-0 G4-3		2-2 G3-1			0-0 E9 1B	2-3 K	4 0 1 0 0 1 1													
Ken Griffey Jr., L OBP: 0.396, SLG: 0.541 (1, 8)		0-0 PB 1B			2-2 L3		2-1 P5		3 0 1 0 0 0 1													
Edgar Martinez, R OBP: 0.413, SLG: 0.509 (1, 5)		1-1 G1-3			3-2 F9		2-0 F9		3 0 0 0 0 0 2													
Jay Buhner, R OBP: 0.421, SLG: 0.588 (1, 9)		3-2 F8			1-0 F8			1-3 K	3 0 0 0 0 1 1													
Scott Bradley, L OBP: 0.245, SLG: 0.280 (1, 2)			1-1 F8			0-0 G4-3		2-3 K	3 0 0 0 0 1 0													
Brian Giles, R OBP: 0.333, SLG: 0.521 (1, 6)			3-2 P3			0-0 E5		0-1 F7	3 0 0 0 0 0 0													
Inning Stats	R: 0 E: 0 K: 2 S: 10	H: 1 LOB: 0 BB: 0 P: 16	R: 0 E: 0 K: 0 S: 7	H: 1 LOB: 1 BB: 0 P: 12	R: 0 E: 0 K: 1 S: 14	H: 0 LOB: 0 BB: 0 P: 20	R: 0 E: 0 K: 1 S: 7	H: 0 LOB: 0 BB: 0 P: 13	R: 0 E: 0 K: 0 S: 8	H: 0 LOB: 0 BB: 0 P: 14	R: 0 E: 1 K: 0 S: 6	H: 0 LOB: 1 BB: 0 P: 7	R: 0 E: 1 K: 0 S: 6	H: 1 LOB: 1 BB: 0 P: 10	R: 0 E: 0 K: 2 S: 10	H: 0 LOB: 0 BB: 0 P: 13	R: 0 E: 0 K: 1 S: 13	H: 1 LOB: 1 BB: 0 P: 20	1B: 4 2B: 1 3B: 0 HR: 0	SF: 0 SAC: 0 DP: 1 HBP: 0	WP: 0 PB: 1 SB: 0 CS: 1	PA: 31
PITCHER Melido Perez, R ERA: 3.48 (1, 1)	IP: 9.0 WLS: W BF: 31 H: 4 R: 0 ER: 0 SO: 7 BB: 0 IBB: 0 HBP: 0 BLK: 0 WP: 0 HR: 0 S: 81 P: 125 ERA: 0.00 WHIP: 0.444											PITCHER IP: WLS: BF: H: R: ER: SO: BB: IBB: HBP: BLK: WP: HR: S: P: ERA: WHIP:										

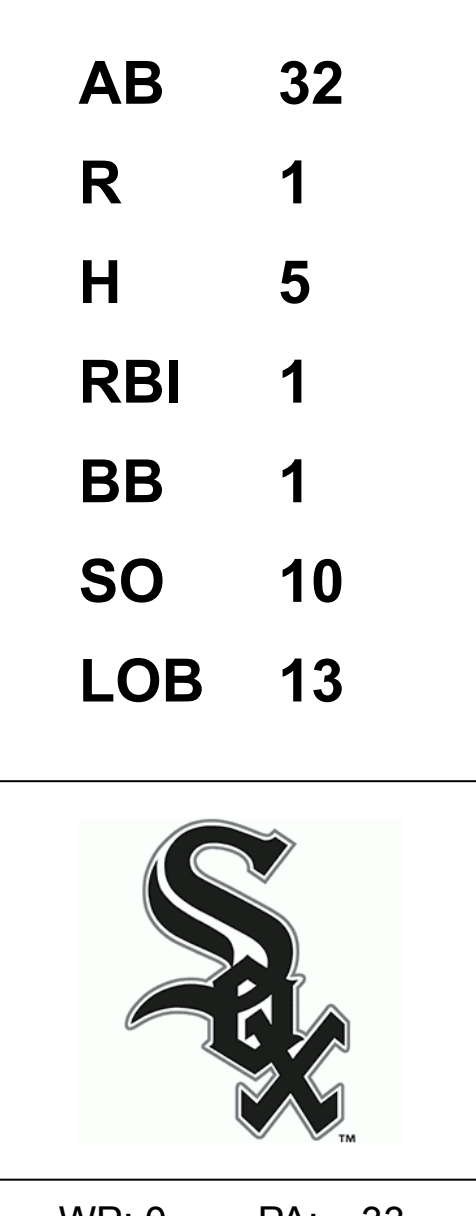
Batter	1	2	3	4	5	6	7	8	9	AB R H RBI BB SO LOB	BOTTOM									
Sammy Sosa, R OBP: 0.294, SLG: 0.404 (1, 9)	1-3 K	2-3 K			4-0 CS BB			3-3 K		3 0 0 0 1 3 0	Seattle Mariners @ Chicago White Sox Comiskey Park, Chicago, IL Wed Jun 06 1990, 8:05 PM EDT Att: 14,479 - Unknown - 80 F									
Robin Ventura, L OBP: 0.305, SLG: 0.290 (1, 5)	4-2 1B BB	2-0 G6-3			0-3 K			1-2 G5-3		3 1 0 0 1 1 1										
Ivan Calderon, R OBP: 0.374, SLG: 0.458 (1, 7)	1-2 1B 2B 1B	3-3 K			1-3 K			2-2 FC5-4 1B		4 1 2 0 0 2 0										
Ron Kittle, R OBP: 0.336, SLG: 0.493 (1, 10)	2-3 K		2-1 F9			0-0 F8		0-1 FC5-4 1B		4 0 0 0 0 1 3										
Carlton Fisk, R OBP: 0.361, SLG: 0.369 (1, 2)	2-2 1B 2B 1B		2-0 CS 1B			0-0 F8				3 1 2 1 0 0 0										
Carlos Martinez, R OBP: 0.238, SLG: 0.331 (1, 3)	0-1 2B 1B		1-3 K			1-0 F8				3 1 1 0 0 1 1										
Scott Fletcher, R OBP: 0.291, SLG: 0.291 (1, 4)	0-1 1B 2B			1-0 F8			3-1 L7			3 1 1 2 0 0 0										
Lance Johnson, L OBP: 0.332, SLG: 0.328 (1, 8)	0-0 1B			1-3 K			1-1 G6-3			3 0 1 2 0 1 0										
Ozzie Guillen, L OBP: 0.371, SLG: 0.429 (1, 6)	1 SAFE G3			1-3 K			1-2 G6-3			3 0 0 0 0 1 1										
Inning Stats	R: 5 E: 0 K: 2 S: 23	H: 5 LOB: 1 BB: 1 P: 33	R: 0 E: 0 K: 2 S: 8	H: 0 LOB: 0 BB: 0 P: 15	R: 0 E: 0 K: 1 S: 7	H: 1 LOB: 1 BB: 0 P: 12	R: 0 E: 0 K: 2 S: 7	H: 0 LOB: 0 BB: 0 P: 10	R: 0 E: 0 K: 0 S: 6	H: 0 LOB: 0 BB: 1 P: 11	R: 0 E: 0 K: 0 S: 3	H: 0 LOB: 0 BB: 0 P: 4	R: 0 E: 0 K: 0 S: 7	H: 0 LOB: 0 BB: 0 P: 12	R: 0 E: 0 K: 1 S: 14	H: 1 LOB: 1 BB: 0 P: 20	1B: 6 2B: 2 3B: 0 HR: 0	SF: 0 SAC: 0 DP: 1 HBP: 0	WP: 0 PB: 0 SB: 0 CS: 2	PA: 31
PITCHER Matt Young, L ERA: 4.99 (1, 1)	IP: 8.0 WLS: L BF: 31 H: 7 R: 5 ER: 5 SO: 10 BB: 2 IBB: 0 HBP: 0 BLK: 0 WP: 0 HR: 0 S: 75 P: 117 ERA: 5.62 WHIP: 1.125											PITCHER IP: WLS: BF: H: R: ER: SO: BB: IBB: HBP: BLK: WP: HR: S: P: ERA: WHIP:								

Batter	1	2	3	4	5	6	7	8	9	AB	R	H	RBI	BB	SO	LOB	TOP				
Harold Reynolds, S (1, 4) OBP: 0.305, SLG: 0.312	F8		P5		F8			SH3		3	0	0	0	0	0	2	Seattle Mariners @ Chicago White Sox Comiskey Park, Chicago, IL Thu Jun 07 1990, 4:33 AM EDT Att: 15,383 - Cloudy - 70 F				
Greg Britley, L (1, 9) OBP: 0.288, SLG: 0.370	G1		P5			G3		1B		3	0	0	0	0	1						
Henry Cotto, R (8, FH) OBP: 0.344, SLG: 0.366								1B		1	0	1	0	0	0						
Alvin Davis, L (1, 3) OBP: 0.389, SLG: 0.399	F8		F9			F9		K		4	0	0	0	0	1	2					
Jeffrey Leonard, R (1, 7) OBP: 0.270, SLG: 0.380								G6-3		3	1	1	0	1	1						
Ken Griffey Jr., L (1, 8) OBP: 0.397, SLG: 0.540										4	0	2	0	0	0	1					
Edgar Martinez, R (1, 5) OBP: 0.415, SLG: 0.506										3	0	1	0	1	0	2					
Jay Buhner, R (1, 10) OBP: 0.348, SLG: 0.500										3	0	0	1	0	0	2					
Scott Bradley, L (1, 2) OBP: 0.245, SLG: 0.278										4	0	1	0	0	0	1					
Brian Giles, R (1, 6) OBP: 0.361, SLG: 0.520										2	1	1	0	2	1	2					
Inning Stats	R: 0 E: 0 K: 0 S: 7	H: 0 LOB: 0 BB: 0 P: 13	R: 1 E: 0 K: 0 S: 10	H: 2 LOB: 1 BB: 0 P: 14	R: 0 E: 0 K: 0 S: 8	H: 0 LOB: 0 BB: 1 P: 16	R: 0 E: 0 K: 1 S: 9	H: 0 LOB: 0 BB: 0 P: 15	R: 0 E: 0 K: 0 S: 7	H: 0 LOB: 1 BB: 1 P: 14	R: 0 E: 0 K: 0 S: 7	H: 1 LOB: 0 BB: 0 P: 12	R: 1 E: 1 K: 1 S: 15	H: 2 LOB: 1 BB: 0 P: 21	R: 0 E: 0 K: 1 S: 12	H: 2 LOB: 2 BB: 1 P: 22	1B: 7 2B: 0 3B: 0 HR: 0	SF: 1 SAC: 1 DP: 1 HBP: 0	WP: 0 PB: 0 SB: 0 CS: 0	PA: 36	
PITCHER	IP	WLS	BF	H	R	ER	SO	BB	IBB	HBP	BLK	WP	HR	S	P	ERA	WHIP				
Adam Peterson, R (1, 1) ERA: 1.5	6.0		24	3	1	1	1	3	0	0	0	0	0	52	92	1.50	1.000				
Donn Pall, R (7, 1) ERA: 2.18	1.0	L	3	1	1	0	0	0	0	0	0	0	0	6	9	0.00	1.000				
Wayne Edwards, L (8, 1) ERA: 1.33	0.1		1	0	0	0	0	0	0	0	0	0	0	2	2	0.00	0.000				
Barry Jones, R (8, 1) ERA: 1.37	1.2		8	3	0	0	2	1	0	0	0	0	0	22	37	0.00	2.400				

AB	30
R	2
H	7
RBI	1
BB	4
SO	3
LOB	14



Batter	1	2	3	4	5	6	7	8	9	AB	R	H	RBI	BB	SO	LOB	BOTTOM					
Sammy Sosa, R (1, 9) OBP: 0.288, SLG: 0.394	K	K			F8			P3		4	0	0	0	0	2	3	Seattle Mariners @ Chicago White Sox Comiskey Park, Chicago, IL Thu Jun 07 1990, 4:33 AM EDT Att: 15,383 - Cloudy - 70 F					
Robin Ventura, L (1, 5) OBP: 0.304, SLG: 0.289								B2-3		4	0	1	0	0	2	0						
Ivan Calderon, R (1, 7) OBP: 0.372, SLG: 0.470										4	1	1	1	0	0	1						
Ron Kittle, R (1, 10) OBP: 0.333, SLG: 0.493										4	0	1	0	0	2	1						
Carlton Fisk, R (1, 2) OBP: 0.358, SLG: 0.366										4	0	1	0	0	0	1						
Carlos Martinez, R (1, 3) OBP: 0.239, SLG: 0.329										4	0	1	0	0	1	1						
Scott Fletcher, R (1, 4) OBP: 0.291, SLG: 0.288										2	0	0	0	1	0	0						
Lance Johnson, L (1, 8) OBP: 0.327, SLG: 0.322										3	0	0	0	0	2	3						
Ozzie Guillen, L (1, 6) OBP: 0.364, SLG: 0.421										3	0	0	0	0	1	3						
Inning Stats	R: 0 E: 0 K: 2 S: 12	H: 1 LOB: 1 BB: 0 P: 15	R: 0 E: 0 K: 2 S: 17	H: 2 LOB: 3 BB: 1 P: 26	R: 1 E: 0 K: 1 S: 13	H: 2 LOB: 1 BB: 0 P: 20	R: 0 E: 0 K: 1 S: 9	H: 0 LOB: 0 BB: 0 P: 12	R: 0 E: 0 K: 1 S: 7	H: 0 LOB: 0 BB: 0 P: 11	R: 0 E: 0 K: 1 S: 8	H: 0 LOB: 0 BB: 0 P: 11	R: 0 E: 0 K: 1 S: 6	H: 0 LOB: 0 BB: 0 P: 7	R: 0 E: 0 K: 0 S: 6	H: 0 LOB: 0 BB: 0 P: 8	R: 0 E: 0 K: 1 S: 9	H: 0 LOB: 0 BB: 0 P: 11	1B: 3 2B: 1 3B: 0 HR: 1	SF: 0 SAC: 0 DP: 0 HBP: 0	WP: 0 PB: 0 SB: 0 CS: 0	PA: 33
PITCHER	IP	WLS	BF	H	R	ER	SO	BB	IBB	HBP	BLK	WP	HR	S	P	ERA	WHIP					
Randy Johnson, L (1, 1) ERA: 3.74	9.0	W	33	5	1	1	10	1	0	0	0	0	1	87	121	1.00	0.667					



Batter	1	2	3	4	5	6	7	8	9	AB	R	H	RBI	BB	SO	LOB	TOP								
Sammy Sosa, R OBP: 0.301, SLG: 0.404 (1, 9)	2-1 S 1B		0-0 2B 1B		1-0 FC5-4 1B		1-3 K			4	2	2	0	0	1	1	Chicago White Sox @ Minnesota Twins Hubert H. Humphrey Metrodome, Minneapolis, MN Sat Jun 09 1990, 8:05 PM EDT Att: 27,991 - Dome livebaseballscorecards.com								
Dave Gallagher, R OBP: 0.273, SLG: 0.333 (1, 8)	1 SAFE 2-3 K		1-0 1B		1-0 FC5-4 1B		0-0 G4-3			3	0	2	1	0	1	1									
Lance Johnson, L OBP: 0.323, SLG: 0.319 (7, 8)	1-2 K		1-H 2B		1-2 FC5-4 1B					1	0	0	0	0	0	0									
Ivan Calderon, R OBP: 0.363, SLG: 0.455 (1, 7)	2 SAFE 0-0 F8		0-2 F8		1-1 FC5-4 1B			2-1 G4-3		4	0	1	1	0	0	2									
Ron Kittle, R OBP: 0.331, SLG: 0.500 (1, 10)	2-3 K		4-2 BB		1-1 FC5-4			1-1 F8		2	0	0	0	1	1	3									
Dan Pasqua, L OBP: 0.456, SLG: 0.608 (8, PH)	K		G1-6-3 BB		1-2 FC5-4			F8		1	0	0	0	0	0	0									
Carlton Fisk, R OBP: 0.356, SLG: 0.382 (1, 2)		1-0 HR	2-1 G1-6-3		3-2 G5-3			1-3 K		4	1	1	1	0	1	4									
Steve Lyons, L OBP: 0.302, SLG: 0.351 (1, 3)	1-3 K			1-2 G5-3				1-1 SH1-3 2B		4	1	1	0	0	1	0									
Scott Fletcher, R OBP: 0.302, SLG: 0.301 (1, 4)	2-0 1B			1-2 G6-4-3 1B				0-0 SH1-3		2	0	2	0	0	0	0									
Craig Grebeck, R OBP: 0.136, SLG: 0.119 (9, PH)	1-2 F9			1-2 G6-4-3				2-3 L3 1B		3	0	0	0	0	0	3									
Robin Ventura, L OBP: 0.289, SLG: 0.288 (9, 5)	1 SAFE 1-2 F9			1-2 G6-4-3				0-1 L3 1B		1	0	1	1	0	0	0									
Ozzie Guillen, L OBP: 0.365, SLG: 0.424 (1, 6)	1 SAFE 0-0 G4-3			1-2 FC5-4 1B				3-H L3		4	0	1	0	0	0	2									
Inning Stats	R: 0 E: 0 K: 2 S: 10	H: 1 LOB: 1 BB: 0 P: 16	R: 1 E: 0 K: 1 S: 9	H: 2 LOB: 1 BB: 0 P: 14	R: 1 E: 0 K: 0 S: 12	H: 2 LOB: 1 BB: 1 P: 19	R: 0 E: 0 K: 0 S: 10	H: 1 LOB: 0 BB: 0 P: 13	R: 1 E: 0 K: 0 S: 12	H: 3 LOB: 2 BB: 0 P: 20	R: 0 E: 0 K: 0 S: 7	H: 0 LOB: 0 BB: 0 P: 11	R: 0 E: 0 K: 1 S: 8	H: 0 LOB: 0 BB: 0 P: 12	R: 0 E: 0 K: 1 S: 7	H: 0 LOB: 0 BB: 0 P: 11	R: 1 E: 0 K: 0 S: 6	H: 2 LOB: 0 BB: 0 P: 7	1B: 8 2B: 4 3B: 0 HR: 1	SF: 0 SAC: 1 DP: 4 HBP: 1	WP: 0 PB: 0 SB: 1 CS: 0	PA: 36			
PITCHER	IP	WLS	BF	H	R	ER	SO	BB	IBB	HBP	BLK	WP	HR	S	P	ERA	WHIP								
Allan Anderson, L ERA: 5.23 (1, 1)	6.1	L	27	9	3	3	3	1	0	1	0	0	1	63	99	4.26	1.579								
Terry Leach, R ERA: 2.39 (7, 1)	2.0		7	1	1	1	2	0	0	0	0	0	0	15	21	4.50	0.500								
Rick Aguilera, R ERA: 1.69 (9, 1)	0.2		2	1	0	0	0	0	0	0	0	0	0	3	3	0.00	1.500								

Batter	1	2	3	4	5	6	7	8	9	AB	R	H	RBI	BB	SO	LOB	BOTTOM								
Dan Gladden, R OBP: 0.347, SLG: 0.442 (1, 7)	2-3 K		0-2 G4-3		1-0 1B		0-0 G6-3			4	0	1	0	0	1	1	Chicago White Sox @ Minnesota Twins Hubert H. Humphrey Metrodome, Minneapolis, MN Sat Jun 09 1990, 8:05 PM EDT Att: 27,991 - Dome livebaseballscorecards.com								
Fred Manrique, R OBP: 0.293, SLG: 0.424 (1, 4)	2-2 K		0-1 1B		2-2 G4-6-3 1B			3-2 G5-3		2	0	2	0	0	0	0									
Al Newman, S OBP: 0.269, SLG: 0.273 (5, PH)	2B		1-2 1B		1-2 G4-6-3 1B			G5-3		2	0	1	1	0	0	0									
Kirby Puckett, R OBP: 0.416, SLG: 0.578 (1, 8)	HBP		1-1 F8		3-H G4-6-3			1-0 G6-3		3	0	0	0	0	0	3									
Kent Hrbek, L OBP: 0.377, SLG: 0.449 (1, 3)	L7			0-1 G1-3				2-0 G4-3		3	0	0	0	1	0	2									
Gary Gaetti, R OBP: 0.297, SLG: 0.447 (1, 5)	K			2-1 HR				1-3 K		4	1	1	1	0	3	3									
Jim Dwyer, L OBP: 0.339, SLG: 0.269 (9, FR)		2-2 G3-1		2-1 G4-3				1-1 L7		3	0	0	0	1	0	0									
John Moses, S OBP: 0.329, SLG: 0.275 (9, FR)									4-0 BB	0	0	0	0	0	0	0									
Gene Larkin, S OBP: 0.373, SLG: 0.446 (1, 9)	1-0 G4-3			1-2 F9				0-0 F8		4	0	0	0	0	1	1									
Greg Gagne, R OBP: 0.305, SLG: 0.416 (1, 6)	0-0 G6-3							2-1 G3-1 2B		4	0	1	0	0	1	1									
Junior Ortiz, R OBP: 0.275, SLG: 0.359 (7, PH)			1-0 F9		1-1 1B			2-0 G3-1		2	1	1	0	0	0	0									
Brian Harper, R OBP: 0.337, SLG: 0.475 (8, 2)					1B			2-3 P3		2	0	0	0	0	0	2									
Inning Stats	R: 0 E: 0 K: 2 S: 15	H: 1 LOB: 2 BB: 0 P: 23	R: 0 E: 0 K: 0 S: 6	H: 0 LOB: 0 BB: 0 P: 9	R: 0 E: 0 K: 0 S: 8	H: 1 LOB: 1 BB: 0 P: 10	R: 1 E: 0 K: 0 S: 9	H: 1 LOB: 0 BB: 0 P: 14	R: 1 E: 0 K: 0 S: 10	H: 3 LOB: 1 BB: 0 P: 15	R: 0 E: 0 K: 1 S: 6	H: 0 LOB: 0 BB: 0 P: 10	R: 0 E: 0 K: 0 S: 5	H: 1 LOB: 1 BB: 0 P: 9	R: 0 E: 0 K: 1 S: 7	H: 0 LOB: 1 BB: 1 P: 17	R: 0 E: 0 K: 2 S: 10	H: 0 LOB: 1 BB: 1 P: 17	1B: 4 2B: 2 3B: 0 HR: 1	SF: 0 SAC: 0 DP: 1 HBP: 1	WP: 0 PB: 0 SB: 0 CS: 0	PA: 36			
PITCHER	IP	WLS	BF	H	R	ER	SO	BB	IBB	HBP	BLK	WP	HR	S	P	ERA	WHIP								
Eric King, R ERA: 2.48 (1, 1)	6.1	W	25	6	2	2	3	0	0	1	0	0	0	11	25	0.00	1.200								
Barry Jones, R ERA: 1.29 (7, 1)	1.2		7	1	0	0	1	1	0	0	0	0	0	11	25	0.00	1.200								
Bobby Thigpen, R ERA: 1.82 (9, 1)	1.0	S	4	0	0	0	2	1	0	0	0	0	0	10	17	0.00	1.000								



Batter	1	2	3	4	5	6	7	8	9	AB	R	H	RBI	BB	SO	LOB	TOP				
Sammy Sosa, R (1, 9) OBP: 0.292, SLG: 0.389	0-3 K2-3	2-2 FC5		1-2 SF9			4-2 CS S BB		1-3 K	3	0	0	2	1	2	2	Chicago White Sox @ Seattle Mariners The Kingdome, Seattle, WA Mon Jun 11 1990, 10:05 PM EDT Att: 20,627 - Dome				
Dave Gallagher, R (1, 8) OBP: 0.299, SLG: 0.308 Lance Johnson, L (9, PH) OBP: 0.324, SLG: 0.324	1-0 1B	1-0 L3		3-H 2-2 F7			2-3 K		3-2 F7	4	0	1	0	0	1	5					
Ivan Calderon, R (1, 7) OBP: 0.371, SLG: 0.470	1-3 K			4-2 CS BB		1-2 F9		4-0 WP CS IBB		2	0	0	0	2	1	1					
Ron Kittle, R (1, 10) OBP: 0.329, SLG: 0.487	2-0 F8			1-0 L8		2-2 G4-3		4-0 WP BB		3	0	0	0	1	0	2					
Carlton Fisk, R (1, 2) OBP: 0.359, SLG: 0.400				4-0 BB		1-0 P4		1-2 2-3 K		3	1	1	1	1	1	2					
Carlos Martinez, R (1, 3) OBP: 0.236, SLG: 0.323 Steve Lyons, L (8, PH) OBP: 0.279, SLG: 0.323				1-1 G4-3		0-0 F8		1-2 P5		3	1	1	0	0	0	1					
Scott Fletcher, R (1, 4) OBP: 0.304, SLG: 0.300				0-1 E 1B FC5		2-0 F8		1-3 K		3	1	1	0	0	1	0					
Craig Grebeck, R (1, 5) OBP: 0.146, SLG: 0.130				1-3 K		0-0 FC1 WP		3-2 G5-3		4	0	1	0	0	1	3					
Ozzie Guillen, L (1, 6) OBP: 0.365, SLG: 0.422				3-2 E6 FC5		0-0 L4		1-0 G3		4	0	0	0	0	0	5					
				1-2 2-3																	
Inning Stats	R: 0 E: 0 K: 2 S: 8	H: 1 LOB: 1 BB: 0 P: 12	R: 2 E: 1 K: 1 S: 18	H: 3 LOB: 2 BB: 0 P: 28	R: 0 E: 0 K: 0 S: 5	H: 0 LOB: 1 BB: 2 P: 15	R: 1 E: 1 K: 0 S: 9	H: 0 LOB: 1 BB: 0 P: 13	R: 0 E: 0 K: 0 S: 7	H: 1 LOB: 1 BB: 0 P: 11	R: 0 E: 0 K: 2 S: 9	H: 0 LOB: 2 BB: 3 P: 23	R: 0 E: 0 K: 1 S: 9	H: 0 LOB: 0 BB: 0 P: 14	R: 0 E: 0 K: 1 S: 8	H: 0 LOB: 0 BB: 0 P: 12	1B: 4 2B: 1 3B: 0 HR: 1	SF: 1 SAC: 0 DP: 1 HBP: 1	WP: 2 PB: 0 SB: 1 CS: 3	PA: 38	
PITCHER	IP WLS BF H R ER SO BB IBB HBP BLK WP HR S P ERA WHIP	IP WLS BF H R ER SO BB IBB HBP BLK WP HR S P ERA WHIP	IP WLS BF H R ER SO BB IBB HBP BLK WP HR S P ERA WHIP	IP WLS BF H R ER SO BB IBB HBP BLK WP HR S P ERA WHIP	IP WLS BF H R ER SO BB IBB HBP BLK WP HR S P ERA WHIP	IP WLS BF H R ER SO BB IBB HBP BLK WP HR S P ERA WHIP	IP WLS BF H R ER SO BB IBB HBP BLK WP HR S P ERA WHIP	IP WLS BF H R ER SO BB IBB HBP BLK WP HR S P ERA WHIP	IP WLS BF H R ER SO BB IBB HBP BLK WP HR S P ERA WHIP	IP WLS BF H R ER SO BB IBB HBP BLK WP HR S P ERA WHIP	IP WLS BF H R ER SO BB IBB HBP BLK WP HR S P ERA WHIP	IP WLS BF H R ER SO BB IBB HBP BLK WP HR S P ERA WHIP	IP WLS BF H R ER SO BB IBB HBP BLK WP HR S P ERA WHIP	IP WLS BF H R ER SO BB IBB HBP BLK WP HR S P ERA WHIP	IP WLS BF H R ER SO BB IBB HBP BLK WP HR S P ERA WHIP	IP WLS BF H R ER SO BB IBB HBP BLK WP HR S P ERA WHIP	IP WLS BF H R ER SO BB IBB HBP BLK WP HR S P ERA WHIP	IP WLS BF H R ER SO BB IBB HBP BLK WP HR S P ERA WHIP	IP WLS BF H R ER SO BB IBB HBP BLK WP HR S P ERA WHIP	IP WLS BF H R ER SO BB IBB HBP BLK WP HR S P ERA WHIP	IP WLS BF H R ER SO BB IBB HBP BLK WP HR S P ERA WHIP
Matt Young, L (1, 1) ERA: 4.63	6.2	L	31	5	3	1	4	4	1	1	58	109	1.35	1.350							
Gene Harris, R (7, 1) ERA: 4.15	2.1		7	0	0	0	3	0	0	0	0	0	1	0	20	30	0.00	0.000			

Batter	1	2	3	4	5	6	7	8	9	AB	R	H	RBI	BB	SO	LOB	BOTTOM					
Harold Reynolds, S (1, 4) OBP: 0.301, SLG: 0.296	4-2 G4-3 BB	1-2 G4-3			1-1 F9			1-3 K		3	0	0	0	1	1	3	Chicago White Sox @ Seattle Mariners The Kingdome, Seattle, WA Mon Jun 11 1990, 10:05 PM EDT Att: 20,627 - Dome					
Greg Britley, L (1, 9) OBP: 0.307, SLG: 0.383 Henry Cotto, R (8, PH) OBP: 0.350, SLG: 0.369	0-0 G4-3			1-1 P5		2-0 F8		1-3 K		3	0	0	0	0	0	1						
Alvin Davis, L (1, 3) OBP: 0.383, SLG: 0.389	4-0 BB			2-0 F8		1-1 G6-3		1-2 F7		3	0	0	0	1	0	1						
Jeffrey Leonard, R (1, 7) OBP: 0.275, SLG: 0.371	2-3 K			1-3 K		2-1 F9		4-1 BB SF7 G3-1 BB		3	1	0	0	1	2	2						
Ken Griffey Jr., L (1, 8) OBP: 0.402, SLG: 0.541	3-0 L7			2-0 F7		2-0 F8		1-1 G3-1		4	0	0	0	0	0	3						
Edgar Martinez, R (1, 5) OBP: 0.414, SLG: 0.490				2-0 G6-4-3 1B		2-3 K		4-1 BB BB		3	0	2	0	1	1	0						
Jay Buhner, R (1, 10) OBP: 0.400, SLG: 0.649				1-1 G6-4-3		4-2 BB		4-1 BB BB		2	0	0	0	2	1	2						
Brian Giles, R (1, 6) OBP: 0.355, SLG: 0.460 Darnell Coles, R (9, PH) OBP: 0.226, SLG: 0.290				2-2 P9		2-1 P6		1-2 SF7		3	0	0	0	0	0	2						
Matt Sinatro, R (1, 2) OBP: 0.409, SLG: 0.350 Scott Bradley, L (8, PH) OBP: 0.235, SLG: 0.264				0-2 B1-3		0-0 B1-3		3-H F7		2	0	1	0	0	0	0						
Dave Cochrane, S (9, PH) OBP: 0.100, SLG: 0.100				1-2 1B				1-2 1B		1	0	0	0	0	0	2						
Inning Stats	R: 0 E: 0 K: 1 S: 7	H: 0 LOB: 2 BB: 2 P: 20	R: 0 E: 0 K: 1 S: 14	H: 2 LOB: 2 BB: 0 P: 20	R: 0 E: 0 K: 1 S: 6	H: 0 LOB: 0 BB: 0 P: 10	R: 0 E: 0 K: 0 S: 4	H: 1 LOB: 0 BB: 0 P: 9	R: 0 E: 0 K: 0 S: 5	H: 0 LOB: 0 BB: 0 P: 7	R: 0 E: 0 K: 0 S: 5	H: 0 LOB: 0 BB: 0 P: 10	R: 0 E: 0 K: 1 S: 11	H: 0 LOB: 1 BB: 1 P: 21	R: 0 E: 0 K: 2 S: 10	H: 1 LOB: 1 BB: 0 P: 13	R: 1 E: 0 K: 0 S: 12	H: 0 LOB: 2 BB: 3 P: 27	1B: 4 2B: 0 3B: 0 HR: 0	SF: 1 SAC: 0 DP: 1 HBP: 0	WP: 0 PB: 0 SB: 0 CS: 0	PA: 36
PITCHER	IP WLS BF H R ER SO BB IBB HBP BLK WP HR S P ERA WHIP	IP WLS BF H R ER SO BB IBB HBP BLK WP HR S P ERA WHIP	IP WLS BF H R ER SO BB IBB HBP BLK WP HR S P ERA WHIP	IP WLS BF H R ER SO BB IBB HBP BLK WP HR S P ERA WHIP	IP WLS BF H R ER SO BB IBB HBP BLK WP HR S P ERA WHIP	IP WLS BF H R ER SO BB IBB HBP BLK WP HR S P ERA WHIP	IP WLS BF H R ER SO BB IBB HBP BLK WP HR S P ERA WHIP	IP WLS BF H R ER SO BB IBB HBP BLK WP HR S P ERA WHIP	IP WLS BF H R ER SO BB IBB HBP BLK WP HR S P ERA WHIP	IP WLS BF H R ER SO BB IBB HBP BLK WP HR S P ERA WHIP	IP WLS BF H R ER SO BB IBB HBP BLK WP HR S P ERA WHIP	IP WLS BF H R ER SO BB IBB HBP BLK WP HR S P ERA WHIP	IP WLS BF H R ER SO BB IBB HBP BLK WP HR S P ERA WHIP	IP WLS BF H R ER SO BB IBB HBP BLK WP HR S P ERA WHIP	IP WLS BF H R ER SO BB IBB HBP BLK WP HR S P ERA WHIP	IP WLS BF H R ER SO BB IBB HBP BLK WP HR S P ERA WHIP	IP WLS BF H R ER SO BB IBB HBP BLK WP HR S P ERA WHIP	IP WLS BF H R ER SO BB IBB HBP BLK WP HR S P ERA WHIP	IP WLS BF H R ER SO BB IBB HBP BLK WP HR S P ERA WHIP	IP WLS BF H R ER SO BB IBB HBP BLK WP HR S P ERA WHIP	IP WLS BF H R ER SO BB IBB HBP BLK WP HR S P ERA WHIP	IP WLS BF H R ER SO BB IBB HBP BLK WP HR S P ERA WHIP
Melido Perez, R (1, 1) ERA: 3.18	7.0	W	27	4	0	0	4	3	0	0	53	98	0.00	1.000								
Wayne Edwards, L (8, 1) ERA: 1.51	1.0		4	0	1	1	2	1	0	0	0	0	0	0	10	17	9.00	1.000				
Scott Radinsky, L (9, 1) ERA: 1.71	0.1		3	0	0	0	0	2	0	0	0	0	0	4	13	0.00	6.000					
Ken Patterson, L (9, 1) ERA: 3.29	0.2	S	2	0	0	0	0	0	0	0	0	0	0	7	9	0.00	0.000					


AB	31
R	3
H	5
RBI	3
BB	5
SO	7
LOB	21

AB	29
R	1
H	4
RBI	1
BB	6
SO	6
LOB	17




Batter	1	2	3	4	5	6	7	8	9	AB	R	H	RBI	BB	SO	LOB	TOP				
Sammy Sosa, R (1, 9) OBP: 0.288, SLG: 0.383 Dan Pasqua, L (7, PH) OBP: 0.468, SLG: 0.623 (7, 9)			G3		K					3	0	0	0	0	2	0	Chicago White Sox @ Seattle Mariners The Kingdome, Seattle, WA Tue Jun 12 1990, 10:05 PM EDT Att: 10,138 - Dome				
Robin Ventura, L (1, 5) OBP: 0.308, SLG: 0.304						L7	FC1-4-6			4	0	1	0	0	1	2					
Ivan Calderon, R (1, 7) OBP: 0.373, SLG: 0.465	F9			1B	G6-4-3	BB		F9		2	1	0	0	2	0	1					
Ron Kittle, R (1, 10) OBP: 0.328, SLG: 0.481	K			BB	G6-4-3	BB		K		4	0	1	0	0	2	2					
Carlton Fisk, R (1, 2) OBP: 0.357, SLG: 0.393		F7		BB	G6-4-3	BB		K		3	0	0	0	1	1	1					
Carlos Martinez, R (1, 3) OBP: 0.238, SLG: 0.323 Lance Johnson, L (9, PH) OBP: 0.322, SLG: 0.323					G6-4-3				G4-3	3	0	1	0	0	0	2					
Dave Gallagher, R (1, 8) OBP: 0.233, SLG: 0.276 Steve Lyons, L (9, PH) OBP: 0.275, SLG: 0.317										1	0	0	0	0	1	0					
Scott Fletcher, R (1, 4) OBP: 0.303, SLG: 0.295		P4							F7	3	1	0	0	1	0	1					
Craig Grebeck, R (1, 6) OBP: 0.157, SLG: 0.125 Ozzie Guillen, L (7, PR) OBP: 0.365, SLG: 0.422 (7, 6)										2	0	0	0	1	0	0					
										0	0	0	0	0	0	0					
Inning Stats	R: 0 E: 0 K: 2 S: 10	H: 1 LOB: 1 BB: 0 P: 15	R: 0 E: 0 K: 0 S: 7	H: 1 LOB: 1 BB: 0 P: 12	R: 0 E: 0 K: 1 S: 6	H: 0 LOB: 0 BB: 0 P: 10	R: 1 E: 0 K: 0 S: 8	H: 1 LOB: 1 BB: 2 P: 18	R: 0 E: 0 K: 1 S: 6	H: 0 LOB: 0 BB: 1 P: 12	R: 0 E: 0 K: 0 S: 8	H: 0 LOB: 0 BB: 0 P: 12	R: 0 E: 0 K: 1 S: 8	H: 0 LOB: 0 BB: 0 P: 12	R: 0 E: 0 K: 1 S: 8	H: 0 LOB: 0 BB: 0 P: 12	1B: 3 2B: 1 3B: 0 HR: 0	SF: 0 SAC: 0 DP: 1 HBP: 0	WP: 0 PB: 0 SB: 0 CS: 0	PA: 35	
PITCHER	IP	WLS	BF	H	R	ER	SO	BB	IBB	HBP	BLK	WP	HR	S	P	ERA	WHIP				
Randy Johnson, L (1, 1) ERA: 3.66	6.2	W	27	3	2	2	4	5	0	0	0	0	0	51	99	2.70	1.200				
Michael Jackson, R (7, 1) ERA: 3.51	1.1		5	1	0	0	2	0	0	0	0	0	0	15	23	0.00	0.750				
Mike Schooler, R (9, 1) ERA: 1.88	1.0	S	3	0	0	0	1	0	0	0	0	0	0	8	12	0.00	0.000				

AB	30
R	2
H	4
RBI	1
BB	5
SO	7
LOB	11



Batter	1	2	3	4	5	6	7	8	9	AB	R	H	RBI	BB	SO	LOB	BOTTOM				
Henry Cotto, R (1, 9) OBP: 0.345, SLG: 0.363	K		F8		G3			L6		5	0	1	0	0	1	3	Chicago White Sox @ Seattle Mariners The Kingdome, Seattle, WA Tue Jun 12 1990, 10:05 PM EDT Att: 10,138 - Dome				
Edgar Martinez, R (1, 5) OBP: 0.413, SLG: 0.492	L4			2B	G5-3		SH2-4			3	1	1	0	0	0	1					
Ken Griffey Jr., L (1, 8) OBP: 0.400, SLG: 0.540	G3			1B	K		F7			4	1	1	1	0	1	3					
Alvin Davis, L (1, 3) OBP: 0.381, SLG: 0.387		F7		FC5-4	1B		K			4	0	1	1	0	1	2					
Jay Buhner, R (1, 10) OBP: 0.408, SLG: 0.732		G1-3		FC5-4	1B	WP	1B	HR		4	3	2	1	0	0	1					
Jeffrey Leonard, R (1, 7) OBP: 0.282, SLG: 0.381				1B			F7	G4-3		4	0	3	0	0	0	1					
Scott Bradley, L (1, 2) OBP: 0.235, SLG: 0.265		G3		SF4			FC5-4	G4-3		3	0	1	2	0	0	2					
Brian Giles, R (1, 4) OBP: 0.350, SLG: 0.439			K		P9		FC5-4			3	0	0	0	1	1	2					
Jeff Schaefer, R (1, 6) OBP: 0.286, SLG: 0.286			F8		E9		SH2-4	F9		4	0	2	0	0	0	2					
										1B: 7 2B: 4 3B: 0 HR: 1	SF: 1 SAC: 1 DP: 0 HBP: 0	WP: 1 PB: 0 SB: 0 CS: 0	PA: 37								
Inning Stats	R: 0 E: 0 K: 1 S: 8	H: 0 LOB: 0 BB: 0 P: 12	R: 0 E: 0 K: 0 S: 9	H: 1 LOB: 1 BB: 0 P: 13	R: 0 E: 0 K: 1 S: 8	H: 0 LOB: 0 BB: 0 P: 14	R: 3 E: 0 K: 0 S: 14	H: 4 LOB: 1 BB: 0 P: 24	R: 0 E: 1 K: 1 S: 11	H: 1 LOB: 1 BB: 0 P: 15	R: 1 E: 0 K: 0 S: 9	H: 2 LOB: 1 BB: 0 P: 13	R: 0 E: 0 K: 1 S: 10	H: 2 LOB: 2 BB: 0 P: 13	R: 1 E: 0 K: 0 S: 11	H: 2 LOB: 2 BB: 1 P: 23	1B: 7 2B: 4 3B: 0 HR: 1	SF: 1 SAC: 1 DP: 0 HBP: 0	WP: 1 PB: 0 SB: 0 CS: 0	PA: 37	
PITCHER	IP	WLS	BF	H	R	ER	SO	BB	IBB	HBP	BLK	WP	HR	S	P	ERA	WHIP				
Adam Peterson, R (1, 1) ERA: 3.86	3.1	L	15	5	3	3	2	0	0	0	0	0	0	36	58	8.10	1.500				
Ken Patterson, L (4, 1) ERA: 3.3	2.2		11	3	1	1	1	0	0	0	0	0	0	23	33	3.38	1.125				
Scott Radinsky, L (7, 1) ERA: 1.96	2.0		11	4	1	1	1	1	0	0	0	0	1	21	36	4.50	2.500				



Batter	1	2	3	4	5	6	7	8	9	AB	R	H	RBI	BB	SO	LOB	TOP										
Rickey Henderson, R OBP: 0.439, SLG: 0.544 (1, 7)	L6		F8		F7			2B 1B 1B	P4	5	1	1	0	0	0	0											
Dave Henderson, R OBP: 0.306, SLG: 0.449 (1, 8)	HR		1B			G6-4-3 BB		1B 2B		3	2	3	3	1	0	0											
Carney Lansford, R OBP: 0.331, SLG: 0.333 (1, 5)	K		F9			G6-4-3		K		4	0	0	0	0	2	4											
Mark McGwire, R OBP: 0.377, SLG: 0.522 (1, 3)	6-3		F8			F9		WP 1B IBB		3	0	0	0	1	0	1											
Terry Steinbach, R OBP: 0.265, SLG: 0.318 (1, 10)		FC6-4 1B		4-3			G4-6-3 1B	WP 1B		4	0	3	2	0	0	0											
Felix Jose, S OBP: 0.262, SLG: 0.343 Lance Blankenship, R OBP: 0.179, SLG: 0.015 (1, 9) (5, 9)	FC6-4 FC5-2		5-3				K	K		2	0	0	0	0	0	1											
Ron Hassey, L OBP: 0.241, SLG: 0.272 (1, 2)	E4 FC5-2		G3			G4-6-3	F7			4	0	0	0	0	0	4											
Mike Gallego, R OBP: 0.280, SLG: 0.299 (1, 4)	FC5-2				K			1B 2B 1B	5-3	4	1	1	0	0	1	2											
Walt Weiss, S OBP: 0.347, SLG: 0.374 (1, 6)	5-3				6-3			1B 2B 1B	G3	4	1	1	0	0	0	2											
Inning Stats	R: 1 E: 0 K: 1 S: 6	H: 1 LOB: 0 BB: 0 P: 6	R: 0 E: 1 K: 0 S: 5	H: 1 LOB: 2 BB: 0 P: 5	R: 0 E: 0 K: 0 S: 4	H: 1 LOB: 0 BB: 0 P: 4	R: 0 E: 0 K: 0 S: 3	H: 0 LOB: 0 BB: 0 P: 3	R: 0 E: 0 K: 0 S: 5	H: 0 LOB: 0 BB: 1 P: 6	R: 0 E: 0 K: 1 S: 5	H: 1 LOB: 0 BB: 0 P: 5	R: 4 E: 0 K: 2 S: 12	H: 5 LOB: 2 BB: 1 P: 16	R: 0 E: 0 K: 0 S: 3	H: 0 LOB: 0 BB: 0 P: 3	1B: 7 2B: 1 3B: 0 HR: 1	SF: 0 SAC: 0 DP: 2 HBP: 0	WP: 1 PA: 37 CS: 0								
PITCHER	IP	WLS	BF	H	R	ER	SO	BB	IBB	HBP	BLK	WP	HR	S	P	ERA	WHIP										
Greg Hibbard, L ERA: 2.91 (1, 1)	7.0		27	6	3	3	3	1	0	0	0	0	1	32	36	3.86	1.000										
Barry Jones, R ERA: 1.8 (8, 1)	0.2	L	6	3	2	2	2	0	1	0	0	0	0	9	13	27.00	4.500										
Scott Radinsky, L ERA: 1.9 (8, 1)	0.1		1	0	0	0	0	0	0	0	0	1	0	1	1	0.00	0.000										
Donn Pall, R ERA: 2.31 (9, 1)	1.0		3	0	0	0	0	0	0	0	0	0	0	3	3	0.00	0.000										

Oakland Athletics @ Chicago White Sox
Comiskey Park, Chicago, IL
Fri Jun 15 1990, 8:05 PM EDT
Att: 40,417 - Unknown - 75 F

AB	35
R	5
H	9
RBI	5
BB	2
SO	5
LOB	17



Batter	1	2	3	4	5	6	7	8	9	AB	R	H	RBI	BB	SO	LOB	BOTTOM										
Lance Johnson, L OBP: 0.332, SLG: 0.332 (1, 8)	1B S G5-4-3 BB		WP S PB 1B	K			F5		4-3	4	2	1	0	1	1	1											
Robin Ventura, L OBP: 0.317, SLG: 0.311 (1, 5)	G5-4-3 1B		PB WP BB		F7		4-3		K	4	0	1	0	1	1	0											
Ivan Calderon, R OBP: 0.378, SLG: 0.467 (1, 7)	G5-4-3		PB BB		6-3		BB 1B		1B	4	1	2	0	1	0	1											
Dan Pasqua, L OBP: 0.439, SLG: 0.596 (1, 10)	L6		F5		F7		1B BB		F8	4	0	0	0	1	0	4											
Carlton Fisk, R OBP: 0.365, SLG: 0.389 (1, 2)		G5-4-3 BB	1-2 2-3 3-H BB		P4		1-3 2-H 1B			2	0	1	1	2	0	0											
Ron Kittle, R OBP: 0.324, SLG: 0.491 Steve Lyons, L OBP: 0.280, SLG: 0.309 (1, 3) (6, FR) (7, 3)	G5-4-3		K			2B	F7			3	0	1	0	0	1	4											
Sammy Sosa, R OBP: 0.296, SLG: 0.385 (1, 9)	6-3				1B				F9	3	0	1	0	0	0	0											
Scott Fletcher, R OBP: 0.316, SLG: 0.321 (1, 4)			1B WP 1B		F9		F7		G6-4-3 1B	4	1	2	0	0	0	3											
Ozzie Guillen, L OBP: 0.353, SLG: 0.408 (1, 6)			F7		F9		F8		G6-4-3	4	0	0	0	0	0	5											
Inning Stats	R: 1 E: 0 K: 0 S: 3	H: 1 LOB: 1 BB: 1 P: 7	R: 0 E: 0 K: 0 S: 2	H: 0 LOB: 1 BB: 1 P: 6	R: 2 E: 0 K: 1 S: 7	H: 2 LOB: 3 BB: 3 P: 19	R: 0 E: 0 K: 1 S: 6	H: 1 LOB: 1 BB: 0 P: 6	R: 0 E: 0 K: 0 S: 3	H: 0 LOB: 0 BB: 0 P: 3	R: 0 E: 0 K: 0 S: 4	H: 1 LOB: 2 BB: 0 P: 5	R: 1 E: 0 K: 0 S: 5	H: 2 LOB: 2 BB: 1 P: 9	R: 0 E: 0 K: 0 S: 3	H: 1 LOB: 0 BB: 0 P: 3	R: 0 E: 0 K: 1 S: 6	H: 1 LOB: 1 BB: 0 P: 6	1B: 8 2B: 1 3B: 0 HR: 0	SF: 0 SAC: 0 DP: 3 HBP: 1	WP: 1 PA: 40 CS: 0						
PITCHER	IP	WLS	BF	H	R	ER	SO	BB	IBB	HBP	BLK	WP	HR	S	P	ERA	WHIP										
Bob Welch, R ERA: 2.52 (1, 1)	7.0	W	33	7	4	4	2	6	0	1	0	0	0	30	55	5.14	1.857										
Gene Nelson, R ERA: 1.19 (8, 1)	0.1		2	1	0	0	0	0	0	0	0	0	0	2	2	0.00	3.000										
Rick Honeycutt, L ERA: 1.13 (8, 1)	1.1		3	0	0	0	1	0	0	0	0	0	0	5	5	0.00	0.000										
Dennis Eckersley, R ERA: 0.62 (9, 1)	0.1	S	2	1	0	0	0	0	0	0	0	0	0	2	2	0.00	3.000										

Oakland Athletics @ Chicago White Sox
Comiskey Park, Chicago, IL
Fri Jun 15 1990, 8:05 PM EDT
Att: 40,417 - Unknown - 75 F

AB	33
R	4
H	9
RBI	1
BB	6
SO	3
LOB	20



Batter	1	2	3	4	5	6	7	8	9	AB	R	H	RBI	BB	SO	LOB	TOP										
Rickey Henderson, R OBP: 0.440, SLG: 0.565 Lance Blankenship, R OBP: 0.191, SLG: 0.073			L7				K	BB		3	2	2	1	1	0	0	Oakland Athletics @ Chicago White Sox Comiskey Park, Chicago, IL Sat Jun 16 1990, 8:05 PM EDT Att: 44,176 - Unknown										
Dave Henderson, R OBP: 0.308, SLG: 0.448 Ron Hassey, L OBP: 0.239, SLG: 0.269 Scott Sanderson, R OBP: 0.191, SLG: 0.073	E6						L5	G1-3		5	1	2	2	0	0	1											
Carney Lansford, R OBP: 0.332, SLG: 0.336 Willie Randolph, R OBP: 0.320, SLG: 0.298	G4-3		G4-3				K		G4-3	4	0	1	0	1	1	3											
Mark McGwire, R OBP: 0.380, SLG: 0.519									L8	5	2	2	1	1	0	3											
Terry Steinbach, R OBP: 0.275, SLG: 0.345 Jamie Quirk, L OBP: 0.308, SLG: 0.455		F8								4	3	3	3	0	0	0											
Doug Jennings, L OBP: 0.250, SLG: 0.286										2	1	2	0	0	0	0											
Steve Howard, R OBP: 0.167, SLG: 0.333										5	1	2	2	1	1	1											
Walt Weiss, S OBP: 0.358, SLG: 0.379										6	1	1	0	0	2	5											
Mike Gallego, R OBP: 0.277, SLG: 0.291										3	1	2	1	2	0	1											
Inning Stats	R: 7 E: 1 K: 1 S: 13	H: 5 LOB: 3 BB: 3 P: 27	R: 0 E: 0 K: 1 S: 8	H: 1 LOB: 1 BB: 0 P: 15	R: 0 E: 0 K: 0 S: 8	H: 1 LOB: 1 BB: 0 P: 14	R: 2 E: 0 K: 0 S: 18	H: 2 LOB: 1 BB: 1 P: 32	R: 1 E: 0 K: 1 S: 10	H: 3 LOB: 1 BB: 0 P: 13	R: 0 E: 0 K: 1 S: 8	H: 2 LOB: 2 BB: 0 P: 12	R: 1 E: 0 K: 1 S: 10	H: 1 LOB: 3 BB: 3 P: 26	R: 0 E: 0 K: 0 S: 6	H: 1 LOB: 2 BB: 1 P: 12		1B: 10 2B: 5 3B: 0 HR: 2	SF: 0 SAC: 0 DP: 1 HBP: 0	WP: 1 PB: 0 SB: 0 CS: 0	PA: 52						
PITCHER	IP	WLS	BF	H	R	ER	SO	BB	IBB	HBP	BLK	WP	HR	S	P	ERA	WHIP										
Melido Perez, R ERA: 3.6	0.2	L	11	5	7	4	1	2	0	0	0	1	0	12	22	54.00	10.500										
Ken Patterson, L ERA: 3.93	4.1		22	7	4	4	2	2	0	0	0	0	2	50	86	8.31	2.077										
Wayne Edwards, L ERA: 1.74	2.0		7	3	0	0	1	0	0	0	0	0	0	11	15	0.00	1.500										
Steve Lyons, R ERA: 4.5	2.0		12	2	1	1	1	4	0	0	0	0	0	16	38	4.50	3.000										
Batter	1	2	3	4	5	6	7	8	9	AB	R	H	RBI	BB	SO	LOB	BOTTOM										
Lance Johnson, L OBP: 0.329, SLG: 0.329	G6-3		L7							5	0	1	0	0	0	1	Oakland Athletics @ Chicago White Sox Comiskey Park, Chicago, IL Sat Jun 16 1990, 8:05 PM EDT Att: 44,176 - Unknown										
Robin Ventura, L OBP: 0.326, SLG: 0.317 Dave Gallagher, R OBP: 0.250, SLG: 0.290										3	1	2	1	1	0	0											
Ivan Calderon, R OBP: 0.376, SLG: 0.463 Carlos Martinez, R OBP: 0.242, SLG: 0.323										4	0	1	0	0	0	3											
Dan Pasqua, L OBP: 0.429, SLG: 0.574										5	0	1	1	0	1	6											
Carlton Fisk, R OBP: 0.366, SLG: 0.391 Ron Karkovice, R OBP: 0.317, SLG: 0.333										2	0	1	0	0	0	0											
Ron Kittle, R OBP: 0.317, SLG: 0.480										4	0	0	0	0	0	2											
Sammy Sosa, R OBP: 0.300, SLG: 0.397										4	1	2	0	0	0	1											
Scott Fletcher, R OBP: 0.319, SLG: 0.324										4	1	2	1	0	1	1											
Ozzie Guillen, L OBP: 0.350, SLG: 0.404 Craig Grebeck, R OBP: 0.151, SLG: 0.120										2	0	0	0	0	0	1											
Inning Stats	R: 0 E: 0 K: 1 S: 13	H: 1 LOB: 1 BB: 0 P: 16	R: 0 E: 0 K: 1 S: 9	H: 1 LOB: 1 BB: 0 P: 12	R: 0 E: 0 K: 0 S: 5	H: 0 LOB: 1 BB: 1 P: 9	R: 0 E: 0 K: 0 S: 7	H: 0 LOB: 0 BB: 0 P: 9	R: 2 E: 0 K: 0 S: 19	H: 4 LOB: 2 BB: 0 P: 25	R: 0 E: 0 K: 1 S: 7	H: 3 LOB: 2 BB: 0 P: 11	R: 1 E: 1 K: 0 S: 10	H: 1 LOB: 1 BB: 0 P: 13	R: 0 E: 0 K: 0 S: 8	H: 0 LOB: 0 BB: 0 P: 10		R: 0 E: 0 K: 0 S: 6	H: 2 LOB: 2 BB: 1 P: 13	1B: 11 2B: 0 3B: 1 HR: 0	SF: 0 SAC: 0 DP: 2 HBP: 0	WP: 0 PB: 0 SB: 1 CS: 0	PA: 40				
PITCHER	IP	WLS	BF	H	R	ER	SO	BB	IBB	HBP	BLK	WP	HR	S	P	ERA	WHIP										
Scott Sanderson, R ERA: 3.48	8.0	W	35	10	3	2	3	1	0	0	0	0	0	78	105	2.25	1.375										
Scott Sanderson, R ERA: 3.48	8.0	W	35	10	3	2	3	1	0	0	0	0	0	78	105	2.25	1.375										
Joe Klink, L ERA: 2.63	1.0		5	2	0	0	0	1	0	0	0	0	0	6	13	0.00	3.000										

Batter	1	2	3	4	5	6	7	8	9	AB	R	H	RBI	BB	SO	LOB	TOP											
Rickey Henderson, R OBP: 0.439, SLG: 0.559 (1.7)	E6 1B		P6		G5-4-3 BB 1B		BB		P3	4	0	1	0	1	0	0	Oakland Athletics @ Chicago White Sox Comiskey Park, Chicago, IL Sun Jun 17 1990, 4:33 AM EDT Att: 32,283 - Sunny - 89 F											
Dave Henderson, R OBP: 0.314, SLG: 0.464 (1.8)	P4		HR		G5-4-3 BB 1-2		F8		E8 2B 1B	4	2	2	1	1	0	2												
Carney Lansford, R OBP: 0.329, SLG: 0.333 (1.5)	1B		P3		G5-4-3 1-2 2-3			L8	G5-3	5	0	1	0	0	0	3												
Mark McGwire, R OBP: 0.381, SLG: 0.529 (1.3)	K		F8		G5-3			HR	2B IBB	4	2	1	1	1	1	3												
Terry Steinbach, R OBP: 0.275, SLG: 0.343 Lance Blankenship, R OBP: 0.191, SLG: 0.073 Jamie Quirk, L OBP: 0.333, SLG: 0.522 (1.2)	F8			G4-3				1B 1B	1-H 2-H 2B	4	0	1	0	0	0	2												
Doug Jennings, L OBP: 0.297, SLG: 0.313 (1.9)		CS BB		FC5 1B				1B 1B	K	4	0	2	0	1	1	1												
Steve Howard, R OBP: 0.111, SLG: 0.222 Felix Jose, S OBP: 0.267, SLG: 0.347 Curt Young, R (8, FR)	K		F8		G5-3			FC5-4 1B		3	0	0	0	0	1	2												
Walt Weiss, S OBP: 0.365, SLG: 0.383 (1.6)	HBP			1B				P7-3 1B	K	3	0	2	0	0	1	2												
Willie Randolph, R OBP: 0.314, SLG: 0.291 (1.4)	L5		FC5		P7-3 1-2			FC5-4		4	0	0	0	0	0	6												
Inning Stats	R: 0 E: 1 K: 1 S: 11	H: 1 LOB: 2 BB: 0 P: 15	R: 0 E: 0 K: 1 S: 7	H: 0 LOB: 1 BB: 1 P: 17	R: 1 E: 0 K: 0 S: 5	H: 1 LOB: 0 BB: 0 P: 9	R: 0 E: 0 K: 0 S: 11	H: 2 LOB: 2 BB: 0 P: 20	R: 0 E: 0 K: 0 S: 6	H: 1 LOB: 1 BB: 0 P: 13	R: 0 E: 0 K: 0 S: 3	H: 0 LOB: 0 BB: 0 P: 5	R: 0 E: 0 K: 0 S: 8	H: 1 LOB: 1 BB: 1 P: 15	R: 2 E: 0 K: 1 S: 14	H: 4 LOB: 2 BB: 0 P: 18		R: 2 E: 1 K: 1 S: 12	H: 2 LOB: 1 BB: 1 P: 20	1B: 9 2B: 2 3B: 0 HR: 2	SF: 0 SAC: 0 DP: 2 HBP: 1	WP: 0 PB: 0 SB: 0 CS: 1	PA: 42					
PITCHER	IP	WLS	BF	H	R	ER	SO	BB	IBB	HBP	BLK	WP	HR	S	P	ERA	WHIP											
Adam Peterson, R ERA: 3.38 (1.1)	4.0		20	5	1	1	2	2	0	1	0	0	1	38	72	2.25	1.750											
Donn Pall, R ERA: 2.59 (5.1)	3.1	L	12	3	2	2	0	1	0	0	0	0	0	1	17	28	5.40	1.200										
Barry Jones, R ERA: 1.8 (8.1)	0.0		1	1	0	0	0	0	0	0	0	0	0	3	4	∞	∞											
Scott Radinsky, L ERA: 2.49 (8.1)	1.2		9	3	2	2	2	0	1	0	0	0	0	19	28	10.80	1.800											

Batter	1	2	3	4	5	6	7	8	9	AB	R	H	RBI	BB	SO	LOB	BOTTOM										
Lance Johnson, L OBP: 0.328, SLG: 0.327 (1.8)	G6-3 1B				L7		G1-3			4	1	1	0	0	0	2	Oakland Athletics @ Chicago White Sox Comiskey Park, Chicago, IL Sun Jun 17 1990, 4:33 AM EDT Att: 32,283 - Sunny - 89 F										
Robin Ventura, L OBP: 0.320, SLG: 0.310 (1.5)	G6-3		G3-1		F7		G3-1			4	0	0	0	0	0	3											
Ivan Calderon, R OBP: 0.382, SLG: 0.463 (1.10)	BB 1B		K			G3 2B BB		SH3 BB		2	1	1	1	2	1	0											
Dan Pasqua, L OBP: 0.426, SLG: 0.567 Dave Gallagher, R OBP: 0.250, SLG: 0.290 (1.7)	BB 1B		L7			L8		SH3		3	0	1	0	0	0	1											
Steve Lyons, L OBP: 0.278, SLG: 0.296 (9.9)	BB			K2-3		G3		P7		3	0	0	0	1	1	2											
Sammy Sosa, R OBP: 0.300, SLG: 0.401 Carlton Fisk, R OBP: 0.364, SLG: 0.388 Carlos Martinez, R OBP: 0.242, SLG: 0.323 (1.9)	F8			G4-3				P2		3	0	1	1	0	0	3											
Scott Fletcher, R OBP: 0.313, SLG: 0.318 (1.4)	F8			F8		F7		G4-3		4	0	0	0	0	0	4											
Ron Karkovics, R OBP: 0.328, SLG: 0.345 (1.2)		K				SH2-3 1B		G1-3 SH1-4 1B		4	0	2	0	0	1	0											
Ozzie Guillen, L OBP: 0.346, SLG: 0.400 (1.6)	G6-3				SH2-3		SH1-4		F7	2	0	0	0	0	0	0											
Inning Stats	R: 1 E: 0 K: 0 S: 11	H: 3 LOB: 3 BB: 1 P: 17	R: 0 E: 0 K: 1 S: 6	H: 0 LOB: 0 BB: 0 P: 13	R: 0 E: 0 K: 1 S: 6	H: 0 LOB: 0 BB: 0 P: 11	R: 0 E: 0 K: 1 S: 7	H: 0 LOB: 0 BB: 0 P: 10	R: 0 E: 0 K: 0 S: 7	H: 1 LOB: 1 BB: 0 P: 9	R: 1 E: 0 K: 0 S: 10	H: 1 LOB: 1 BB: 1 P: 19	R: 0 E: 0 K: 0 S: 8	H: 1 LOB: 1 BB: 0 P: 12	R: 0 E: 0 K: 0 S: 9	H: 0 LOB: 1 BB: 1 P: 14		R: 0 E: 0 K: 0 S: 6	H: 0 LOB: 0 BB: 0 P: 8	1B: 5 2B: 1 3B: 0 HR: 0	SF: 0 SAC: 3 DP: 0 HBP: 0	WP: 0 PB: 0 SB: 2 CS: 0	PA: 36				
PITCHER	IP	WLS	BF	H	R	ER	SO	BB	IBB	HBP	BLK	WP	HR	S	P	ERA	WHIP										
Mike Moore, R ERA: 4.23 (1.1)	7.0	W	29	6	2	2	3	2	0	0	0	0	0	55	91	2.57	1.143										
Todd Burns, R ERA: 2.01 (8.1)	0.2		3	0	0	0	0	1	0	0	0	0	0	6	10	0.00	1.500										
Dennis Eckersley, R ERA: 0.59 (8.1)	1.1	S	4	0	0	0	0	0	0	0	0	0	0	9	12	0.00	0.000										

AB	37
R	5
H	12
RBI	5
BB	4
SO	4
LOB	21



AB	30
R	2
H	6
RBI	2
BB	3
SO	3
LOB	16



Batter	1	2	3	4	5	6	7	8	9	AB	R	H	RBI	BB	SO	LOB	TOP				
Luis Polonia, L OBP: 0.352, SLG: 0.400	F7	BB		1B		BB		BB		2	0	1	0	3	0	0	California Angels @ Chicago White Sox Comiskey Park, Chicago, IL Mon Jun 18 1990, 8:05 PM EDT Att: 18,868 - Unknown - 82 F				
Donnie Hill, S OBP: 0.310, SLG: 0.351	P5	G4-3		L7		G4-3		FC5-2 BB		5	0	0	0	0	0	8					
Wally Joyner, L OBP: 0.376, SLG: 0.421	G3-1							G4-6-3		5	0	0	0	0	2	3					
Dave Winfield, R OBP: 0.298, SLG: 0.435		E		BB		L7		HR		3	2	2	0	2	0	0					
Chili Davis, S OBP: 0.350, SLG: 0.405	E7 1B	BB		BB		BB		K		3	1	1	1	2	2	2					
Lance Parrish, R OBP: 0.361, SLG: 0.541	PB 1B			K		BB		HR		4	1	2	3	1	2	3					
Jack Howell, L OBP: 0.300, SLG: 0.383	PB 1B			K				G6-3		5	0	1	0	0	1	5					
Dick Schofield, R OBP: 0.308, SLG: 0.250	P4			F7		G5-3		SH FC5-2 1B		4	0	1	0	0	0	2					
Devon White, S OBP: 0.277, SLG: 0.339	K			G6-3		G4-3		SH FC5-2		3	0	0	0	0	1	2					
Inning Stats	R: 0 E: 0 K: 0 S: 13	H: 0 LOB: 0 BB: 0 P: 18	R: 2 E: 1 K: 1 S: 15	H: 4 LOB: 3 BB: 1 P: 29	R: 0 E: 0 K: 3 S: 14	H: 0 LOB: 1 BB: 0 P: 27	R: 0 E: 0 K: 0 S: 14	H: 1 LOB: 1 BB: 0 P: 17	R: 0 E: 0 K: 1 S: 9	H: 0 LOB: 1 BB: 1 P: 17	R: 2 E: 0 K: 1 S: 10	H: 2 LOB: 0 BB: 0 P: 16	R: 0 E: 1 K: 0 S: 9	H: 1 LOB: 2 BB: 1 P: 16	R: 0 E: 0 K: 2 S: 10	H: 0 LOB: 1 BB: 1 P: 19	1B: 6 2B: 1 3B: 0 HR: 1	SF: 0 SAC: 1 DP: 1 HBP: 0	WP: 0 PB: 2 CS: 0	PA: 43	
PITCHER	IP WLS BF H R ER SO BB IBB HBP BLK WP HR S P ERA WHIP	IP WLS BF H R ER SO BB IBB HBP BLK WP HR S P ERA WHIP	IP WLS BF H R ER SO BB IBB HBP BLK WP HR S P ERA WHIP	IP WLS BF H R ER SO BB IBB HBP BLK WP HR S P ERA WHIP	IP WLS BF H R ER SO BB IBB HBP BLK WP HR S P ERA WHIP	IP WLS BF H R ER SO BB IBB HBP BLK WP HR S P ERA WHIP	IP WLS BF H R ER SO BB IBB HBP BLK WP HR S P ERA WHIP	IP WLS BF H R ER SO BB IBB HBP BLK WP HR S P ERA WHIP	IP WLS BF H R ER SO BB IBB HBP BLK WP HR S P ERA WHIP	IP WLS BF H R ER SO BB IBB HBP BLK WP HR S P ERA WHIP	IP WLS BF H R ER SO BB IBB HBP BLK WP HR S P ERA WHIP	IP WLS BF H R ER SO BB IBB HBP BLK WP HR S P ERA WHIP	IP WLS BF H R ER SO BB IBB HBP BLK WP HR S P ERA WHIP	IP WLS BF H R ER SO BB IBB HBP BLK WP HR S P ERA WHIP	IP WLS BF H R ER SO BB IBB HBP BLK WP HR S P ERA WHIP	IP WLS BF H R ER SO BB IBB HBP BLK WP HR S P ERA WHIP	IP WLS BF H R ER SO BB IBB HBP BLK WP HR S P ERA WHIP	IP WLS BF H R ER SO BB IBB HBP BLK WP HR S P ERA WHIP	IP WLS BF H R ER SO BB IBB HBP BLK WP HR S P ERA WHIP	IP WLS BF H R ER SO BB IBB HBP BLK WP HR S P ERA WHIP	IP WLS BF H R ER SO BB IBB HBP BLK WP HR S P ERA WHIP
Jack McDowell, R ERA: 3.99	6.0	L	29	5	2	2	5	6	0	0	0	0	0	0	0	0	3.00	1.833			
Wayne Edwards, L ERA: 2.12	3.0	S	14	3	2	2	3	2	0	0	0	0	0	0	0	0	6.00	1.667			

Batter	1	2	3	4	5	6	7	8	9	AB	R	H	RBI	BB	SO	LOB	BOTTOM					
Sammy Sosa, R OBP: 0.304, SLG: 0.413	G5-3							K		4	0	2	1	0	1	0	California Angels @ Chicago White Sox Comiskey Park, Chicago, IL Mon Jun 18 1990, 8:05 PM EDT Att: 18,868 - Unknown - 82 F					
Robin Ventura, L OBP: 0.313, SLG: 0.302	G4-3							G6-3		4	0	0	0	0	1	2						
Ivan Calderon, R OBP: 0.379, SLG: 0.464	F7							G5-3		4	0	1	0	0	0	1						
Ron Kittle, R OBP: 0.316, SLG: 0.471	L5-3 BB							G5-3		3	0	0	0	1	1	2						
Carlton Fisk, R OBP: 0.362, SLG: 0.385	L5-3							FC4-6 1B		4	0	1	0	0	1	1						
Carlos Martinez, R OBP: 0.244, SLG: 0.323	1B							FC4-6		3	0	1	0	0	1	1						
Lance Johnson, L OBP: 0.326, SLG: 0.325	1B							G4-3		1	0	0	0	0	0	0						
Dave Gallagher, R OBP: 0.257, SLG: 0.294	FC6-4 1B							F7		3	0	1	0	0	0	0						
Steve Lyons, L OBP: 0.275, SLG: 0.292	FC6-4 1B									1	0	0	0	0	0	0						
Scott Fletcher, R OBP: 0.309, SLG: 0.313	FC6-4							K		3	0	0	0	0	1	2						
Ozzie Guillen, L OBP: 0.346, SLG: 0.399								F7		3	1	1	0	0	1	0						
Inning Stats	R: 0 E: 0 K: 0 S: 9	H: 0 LOB: 0 BB: 0 P: 13	R: 0 E: 0 K: 0 S: 6	H: 2 LOB: 2 BB: 1 P: 15	R: 1 E: 0 K: 1 S: 9	H: 2 LOB: 1 BB: 0 P: 10	R: 0 E: 0 K: 1 S: 7	H: 0 LOB: 0 BB: 0 P: 9	R: 0 E: 0 K: 0 S: 8	H: 1 LOB: 1 BB: 0 P: 13	R: 0 E: 0 K: 0 S: 10	H: 1 LOB: 0 BB: 0 P: 15	R: 0 E: 0 K: 1 S: 8	H: 0 LOB: 0 BB: 0 P: 9	R: 0 E: 0 K: 2 S: 11	H: 1 LOB: 1 BB: 0 P: 19	R: 0 E: 0 K: 1 S: 8	H: 0 LOB: 0 BB: 0 P: 12	1B: 4 2B: 4 3B: 0 HR: 0	SF: 0 SAC: 0 DP: 1 HBP: 0	WP: 0 PB: 0 CS: 0	PA: 34
PITCHER	IP WLS BF H R ER SO BB IBB HBP BLK WP HR S P ERA WHIP	IP WLS BF H R ER SO BB IBB HBP BLK WP HR S P ERA WHIP	IP WLS BF H R ER SO BB IBB HBP BLK WP HR S P ERA WHIP	IP WLS BF H R ER SO BB IBB HBP BLK WP HR S P ERA WHIP	IP WLS BF H R ER SO BB IBB HBP BLK WP HR S P ERA WHIP	IP WLS BF H R ER SO BB IBB HBP BLK WP HR S P ERA WHIP	IP WLS BF H R ER SO BB IBB HBP BLK WP HR S P ERA WHIP	IP WLS BF H R ER SO BB IBB HBP BLK WP HR S P ERA WHIP	IP WLS BF H R ER SO BB IBB HBP BLK WP HR S P ERA WHIP	IP WLS BF H R ER SO BB IBB HBP BLK WP HR S P ERA WHIP	IP WLS BF H R ER SO BB IBB HBP BLK WP HR S P ERA WHIP	IP WLS BF H R ER SO BB IBB HBP BLK WP HR S P ERA WHIP	IP WLS BF H R ER SO BB IBB HBP BLK WP HR S P ERA WHIP	IP WLS BF H R ER SO BB IBB HBP BLK WP HR S P ERA WHIP	IP WLS BF H R ER SO BB IBB HBP BLK WP HR S P ERA WHIP	IP WLS BF H R ER SO BB IBB HBP BLK WP HR S P ERA WHIP	IP WLS BF H R ER SO BB IBB HBP BLK WP HR S P ERA WHIP	IP WLS BF H R ER SO BB IBB HBP BLK WP HR S P ERA WHIP	IP WLS BF H R ER SO BB IBB HBP BLK WP HR S P ERA WHIP	IP WLS BF H R ER SO BB IBB HBP BLK WP HR S P ERA WHIP	IP WLS BF H R ER SO BB IBB HBP BLK WP HR S P ERA WHIP	
Jim Abbott, L ERA: 4.97	8.0	W	31	7	1	1	6	1	0	0	0	0	0	0	0	0	103	1.12	1.000			
Bryan Harvey, R ERA: 3.19	1.0	S	3	0	0	0	1	0	0	0	0	0	0	0	0	0	12	0.00	0.000			

Batter	1	2	3	4	5	6	7	8	9	AB	R	H	RBI	BB	SO	LOB	TOP								
Luis Polonia, L OBP: 0.353, SLG: 0.400	G3		1B E		F8	G1-3			1B	5	1	2	0	0	0	0	California Angels @ Chicago White Sox Comiskey Park, Chicago, IL Tue Jun 19 1990, 8:05 PM EDT Att: 21,598 - Unknown - 66 F								
Dick Schofield, R OBP: 0.341, SLG: 0.278	G1-3 BB		E8 CS 1B 1-H		F7		G4-3		1B	4	0	2	0	1	0										
Wally Joyner, L OBP: 0.373, SLG: 0.416	G1-3		BB		G4-3				G6-4-3 1B	5	0	1	0	0	1										
Dave Winfield, R OBP: 0.297, SLG: 0.430	P3		F7			BB 2B 1B			G6-4-3 1-2	4	1	1	0	0	0										
Lance Parrish, R OBP: 0.368, SLG: 0.538		1B BB				BB 2B BB			G4-3	1	1	0	0	3	0										
Chili Davis, S OBP: 0.352, SLG: 0.402			K			2B 2B BB				2	1	0	0	2	3										
Jack Howell, L OBP: 0.299, SLG: 0.380		1B			G4-3		K			4	0	1	0	0	2										
Donnie Hill, S OBP: 0.309, SLG: 0.356	F8				G4-3		2B		F9	4	1	1	2	0	0										
Devon White, S OBP: 0.276, SLG: 0.342	K				K		2B		L7	4	0	1	2	0	2										
Inning Stats	R: 0 E: 0 K: 0 S: 12	H: 0 LOB: 1 BB: 1 P: 18	R: 0 E: 0 K: 2 S: 12	H: 1 LOB: 2 BB: 1 P: 22	R: 1 E: 1 K: 1 S: 11	H: 3 LOB: 2 BB: 1 P: 24	R: 0 E: 0 K: 1 S: 9	H: 0 LOB: 0 BB: 0 P: 15	R: 0 E: 0 K: 0 S: 9	H: 0 LOB: 0 BB: 0 P: 13	R: 4 E: 0 K: 1 S: 17	H: 3 LOB: 0 BB: 2 P: 34	R: 0 E: 0 K: 1 S: 8	H: 0 LOB: 0 BB: 0 P: 11	R: 0 E: 0 K: 1 S: 8	H: 0 LOB: 1 BB: 1 P: 15	R: 0 E: 0 K: 0 S: 11	H: 2 LOB: 1 BB: 0 P: 14	1B: 7 2B: 2 3B: 0 HR: 0	SF: 0 SAC: 0 DP: 1 HBP: 0	WP: 0 PB: 0 SB: 0 CS: 1	PA: 39			
PITCHER	IP	WLS	BF	H	R	ER	SO	BB	IBB	HBP	BLK	WP	HR	S	P	ERA	WHIP								
Melido Perez, R ERA: 3.81	5.0	L	24	5	4	4	4	5	0	0	0	0	0	57	104	7.20	2.000								
Ken Patterson, L ERA: 3.89	0.1		1	0	0	0	1	0	0	0	0	0	0	5	8	0.00	0.000								
Donn Pall, R ERA: 2.77	0.2		3	2	1	1	0	0	0	0	0	0	0	8	14	13.50	3.000								
Scott Radinsky, L ERA: 2.3	2.0		7	0	0	0	2	1	0	0	0	0	0	16	26	0.00	0.500								
Bobby Thigpen, R ERA: 1.65	1.0		4	2	0	0	0	0	0	0	0	0	0	11	14	0.00	2.000								

Batter	1	2	3	4	5	6	7	8	9	AB	R	H	RBI	BB	SO	LOB	BOTTOM								
Lance Johnson, L OBP: 0.325, SLG: 0.333	G6-3			L7				G4-3		4	0	1	0	0	0	0	California Angels @ Chicago White Sox Comiskey Park, Chicago, IL Tue Jun 19 1990, 8:05 PM EDT Att: 21,598 - Unknown - 66 F								
Robin Ventura, L OBP: 0.317, SLG: 0.303	G6-3			2B HR		G4-3		G5-3 BB		3	1	1	0	1	0										
Ivan Calderon, R OBP: 0.381, SLG: 0.466	G6-3			HR 2B				G5-3		3	1	1	0	1	0										
Dan Pasqua, L OBP: 0.420, SLG: 0.584		L9		HR			K	G1-3		4	1	1	3	0	1										
Carlton Fisk, R OBP: 0.360, SLG: 0.379	F7			HR				G5-3		3	0	0	0	1	0										
Carlos Martinez, R OBP: 0.244, SLG: 0.321	G1-3							G1		4	0	1	0	0	0										
Scott Fletcher, R OBP: 0.304, SLG: 0.307			F8		F9			G6-3		4	0	0	0	0	0										
Sammy Sosa, R OBP: 0.304, SLG: 0.411			E5					G6-3		3	0	1	0	0	1										
Ozzie Guillen, L OBP: 0.341, SLG: 0.393	F7-6				G4-3			G6-3		3	0	0	0	0	2										
Inning Stats	R: 0 E: 0 K: 0 S: 7	H: 0 LOB: 0 BB: 0 P: 13	R: 0 E: 0 K: 0 S: 9	H: 0 LOB: 0 BB: 0 P: 14	R: 0 E: 1 K: 0 S: 4	H: 0 LOB: 0 BB: 0 P: 5	R: 3 E: 0 K: 0 S: 17	H: 4 LOB: 1 BB: 0 P: 28	R: 0 E: 0 K: 1 S: 10	H: 0 LOB: 1 BB: 2 P: 21	R: 0 E: 0 K: 0 S: 7	H: 1 LOB: 0 BB: 0 P: 9	R: 0 E: 0 K: 0 S: 9	H: 0 LOB: 1 BB: 1 P: 15	R: 0 E: 0 K: 0 S: 7	H: 0 LOB: 0 BB: 0 P: 9	1B: 3 2B: 3 3B: 1 HR: 1	SF: 0 SAC: 0 DP: 3 HBP: 0	WP: 1 PB: 0 SB: 0 CS: 1	PA: 34					
PITCHER	IP	WLS	BF	H	R	ER	SO	BB	IBB	HBP	BLK	WP	HR	S	P	ERA	WHIP								
Kirk McCaskill, R ERA: 2.6	5.0	W	21	5	3	3	1	1	0	0	0	0	0	46	76	5.40	1.200								
Mike Fetters, R ERA: 5.94	2.1		8	1	0	0	1	2	0	0	0	0	0	20	34	0.00	1.286								
Mark Eichhorn, R ERA: 1.23	1.2	S	5	0	0	0	0	0	0	0	0	0	0	11	14	0.00	0.000								



Batter	1	2	3	4	5	6	7	8	9	AB	R	H	RBI	BB	SO	LOB	TOP										
Devon White, S (1, 8) OBP: 0.275, SLG: 0.339	1-1 G4-3		3-2 F8		1-0 P4		2-2 BB 1B		2-3 K	5	0	1	0	0	1	2	California Angels @ Chicago White Sox Comiskey Park, Chicago, IL Wed Jun 20 1990, 8:05 PM EDT Att: 16,887 - Unknown - 72 F livebaseballscorecards.com										
Dick Schofield, R (1, 6) OBP: 0.347, SLG: 0.275	2-3 K		1-2 FC6-4 1B		4-2 FC6-4 1-2 BB		1-3 K		2-3 K	4	0	1	0	1	3	1											
Wally Joyner, L (1, 3) OBP: 0.371, SLG: 0.411	0-1 F8		0-1 FC6-4 1-2		2-2 FC6-4 BB		4-0 BB SAFE 1-2 BB			3	0	0	0	1	0	4											
Dave Winfield, R (1, 9) OBP: 0.296, SLG: 0.422		3-2 L8		2-1 G5-3		4-0 BB 1-2		0-0 G1		3	0	0	0	1	0	2											
Lance Parrish, R (1, 2) OBP: 0.362, SLG: 0.527		1-0 G6-3		0-0 G1-3		1-1 G4-3		0-3 K		4	0	0	0	0	1	3											
Chili Davis, S (1, 10) OBP: 0.358, SLG: 0.403		0-0 FC4-6 1B		4-1 FC6-4 BB		0-1 G3-1		4-2 BB		2	0	1	0	2	0	0											
Dante Bichette, R (1, 7) Max Venable, L (8, PH) OBP: 0.350, SLG: 0.432		1-0 FC4-6 1-2		0-1 FC6-4 1-2		3-3 K		0-0 F7		3	0	0	0	0	1	2											
Rick Schu, R (1, 5) Jack Howell, L (8, PH) OBP: 0.297, SLG: 0.377			1-2 E9 FC6-2		0-0 HR		0-0 F8		0-0 L7	3	1	1	1	0	0	0											
Kent Anderson, R (1, 4) Luis Polonia, L (9, PH) OBP: 0.351, SLG: 0.397			0-0 FC6-2 1B 3-H		0-0 FC6-4 BB 1B		2-2 G1-3		2-3 K	3	0	1	0	0	0	1											
Inning Stats	R: 0 E: 0 K: 1 S: 7	H: 0 LOB: 0 BB: 0 P: 10	R: 0 E: 0 K: 0 S: 6	H: 1 LOB: 1 BB: 0 P: 11	R: 0 E: 1 K: 0 S: 16	H: 1 LOB: 2 BB: 0 P: 21	R: 0 E: 0 K: 0 S: 6	H: 0 LOB: 1 BB: 1 P: 12	R: 1 E: 0 K: 0 S: 13	H: 2 LOB: 3 BB: 2 P: 25	R: 0 E: 0 K: 1 S: 7	H: 0 LOB: 0 BB: 0 P: 10	R: 0 E: 0 K: 1 S: 12	H: 1 LOB: 1 BB: 1 P: 21	R: 0 E: 0 K: 1 S: 7	H: 0 LOB: 1 BB: 1 P: 11		R: 0 E: 0 K: 3 S: 13	H: 0 LOB: 0 BB: 0 P: 19	1B: 4 2B: 0 3B: 0 HR: 1	SF: 0 SAC: 0 DP: 0 HBP: 0	WP: 0 PB: 0 SB: 0 CS: 0	PA: 38				
PITCHER	IP	WLS	BF	H	R	ER	SO	BB	IBB	HBP	BLK	WP	HR	S	P	ERA	WHIP										
Greg Hibbard, L (1, 1) ERA: 2.85	4.2		22	4	1	1	1	3	0	0	0	0	1	46	76	1.93	1.500										
Barry Jones, R (5, 1)	2.1	W	9	1	0	0	2	1	0	0	0	0	0	21	34	0.00	0.857										
Bobby Thigpen, R (8, 1) ERA: 1.56	2.0	S	7	0	0	0	4	1	0	0	0	0	0	20	30	0.00	0.500										

Batter	1	2	3	4	5	6	7	8	9	AB	R	H	RBI	BB	SO	LOB	BOTTOM										
Sammy Sosa, R (1, 9) OBP: 0.307, SLG: 0.427	3-2 BB 1B		2-3 K		3-2 HR		0-0 F8			4	1	2	1	0	1	2	California Angels @ Chicago White Sox Comiskey Park, Chicago, IL Wed Jun 20 1990, 8:05 PM EDT Att: 16,887 - Unknown - 72 F livebaseballscorecards.com										
Dave Gallagher, R (1, 8) OBP: 0.255, SLG: 0.289	2-3 K 1-2		1-2 1-H 1B		1-1 P3		2-3 F9			4	0	1	1	0	1	2											
Ivan Calderon, R (1, 7) OBP: 0.383, SLG: 0.471	3-1 2B				1-3 K		3-2 BB 1B		2-3 K	4	0	2	0	0	2	0											
Ron Kittle, R (1, 10) OBP: 0.320, SLG: 0.469	2-2 F8				4-1 BB		1-2 1B		2-3 K	3	0	1	0	1	1	1											
Carlos Martinez, R (1, 3) OBP: 0.244, SLG: 0.320		2-1 CS 1B		0-3 K		0-3 K		1-2 G6-3		4	0	1	0	0	2	3											
Ron Karkovics, R (1, 2) OBP: 0.328, SLG: 0.333		2-2 F7 1-2		4-0 FC5-4 BB		1-3 K				2	0	0	0	1	1	3											
Scott Fletcher, R (1, 4) OBP: 0.300, SLG: 0.302		1-0 G6-3		1-0 FC5-4 1-2		1-3 K2-3				3	0	0	0	0	1	4											
Craig Grebeck, R (1, 5) OBP: 0.143, SLG: 0.113			2-3 K		0-0 F7		0-0 F8			3	0	0	0	0	1	0											
Ozzie Guillen, L (1, 6) OBP: 0.350, SLG: 0.407			1-1 S 1B		0-0 CS 1B		2-2 F8 2B			3	1	3	0	0	0	0											
Inning Stats	R: 0 E: 0 K: 1 S: 11	H: 2 LOB: 1 BB: 0 P: 21	R: 0 E: 0 K: 0 S: 6	H: 1 LOB: 0 BB: 0 P: 11	R: 1 E: 0 K: 2 S: 13	H: 2 LOB: 1 BB: 0 P: 19	R: 0 E: 0 K: 2 S: 9	H: 0 LOB: 2 BB: 2 P: 19	R: 1 E: 0 K: 0 S: 7	H: 2 LOB: 0 BB: 0 P: 11	R: 0 E: 0 K: 3 S: 16	H: 2 LOB: 2 BB: 0 P: 22	R: 0 E: 0 K: 0 S: 8	H: 1 LOB: 1 BB: 0 P: 10	R: 0 E: 0 K: 2 S: 10	H: 0 LOB: 0 BB: 0 P: 15		1B: 7 2B: 2 3B: 0 HR: 1	SF: 0 SAC: 0 DP: 0 HBP: 0	WP: 0 PB: 0 SB: 1 CS: 2	PA: 32						
PITCHER	IP	WLS	BF	H	R	ER	SO	BB	IBB	HBP	BLK	WP	HR	S	P	ERA	WHIP										
Mark Langston, L (1, 1) ERA: 3.2	8.0	L	32	10	2	2	10	2	0	0	0	0	1	80	128	2.25	1.500										

Batter	1	2	3	4	5	6	7	8	9	AB	R	H	RBI	BB	SO	LOB	TOP								
Lance Johnson, L (1, 8) OBP: 0.317, SLG: 0.329	1-2 F8		1-2 G4-3 1-H 2B		1-0 SH 2B		0-0 G1-3		0-0 G4-3	4	1	1	1	0	0	1	Chicago White Sox @ Oakland Athletics Oakland-Alameda County Coliseum, Oakland, CA Sat Jun 23 1990, 3:33 AM PDT Att: 43,084 - Sunny								
Robin Ventura, L (1, 5) OBP: 0.318, SLG: 0.310	2-3 K		3-1 F8		0-2 2B		0-1 F7		2-1 G3	5	0	1	1	0	1	2									
Ivan Calderon, R (1, 7) OBP: 0.375, SLG: 0.457	2-3 K		0-0 G4-3		4-0 BB		0-0 P4			3	0	0	0	1	1	1									
Dan Pasqua, L (1, 10) OBP: 0.413, SLG: 0.593 Dave Gallagher, R (8, PH) OBP: 0.250, SLG: 0.282		1-0 G4-3	1-1 G3		3-2 F7			2-1 F8		3	0	0	0	0	0	3									
Ron Kittle, R (1, 3) OBP: 0.312, SLG: 0.454 Steve Lyons, L (8, 3) OBP: 0.275, SLG: 0.292		1-3 K		0-0 F8	1-2 P3			0-1 L5		4	0	0	0	0	1	2									
Scott Fletcher, R (1, 4) OBP: 0.302, SLG: 0.319	1-1 2B 1B			2-2 G6-3		1-2 G1-3		0-1 F9		4	0	1	0	0	0	0									
Ron Karkovics, R (1, 2) OBP: 0.352, SLG: 0.413	2-0 2B			2-1 G6-3		0-1 HR			1-2 PB 2B HBP	3	2	2	1	0	0	0									
Sammy Sosa, R (1, 9) OBP: 0.305, SLG: 0.421	1-1 G1-3				0-1 G4-3	0-0 L3 1B			2-3 K	4	0	1	0	0	1	3									
Ozzie Guillen, L (1, 6) OBP: 0.356, SLG: 0.415			0-1 2B 1B		1-0 SH 1B			1-2 L3 2B		4	2	3	1	0	0	1									
Inning Stats	R: 0 E: 0 K: 2 S: 10	H: 0 LOB: 0 BB: 0 P: 15	R: 0 E: 0 K: 1 S: 10	H: 2 LOB: 2 BB: 0 P: 16	R: 1 E: 0 K: 0 S: 10	H: 2 LOB: 1 BB: 0 P: 15	R: 0 E: 0 K: 0 S: 8	H: 0 LOB: 0 BB: 0 P: 12	R: 2 E: 1 K: 0 S: 14	H: 2 LOB: 2 BB: 1 P: 24	R: 1 E: 0 K: 0 S: 7	H: 2 LOB: 0 BB: 0 P: 8	R: 0 E: 0 K: 0 S: 4	H: 0 LOB: 0 BB: 0 P: 4	R: 0 E: 0 K: 0 S: 6	H: 0 LOB: 0 BB: 0 P: 8		R: 1 E: 0 K: 1 S: 9	H: 1 LOB: 1 BB: 0 P: 15	1B: 4 2B: 5 3B: 0 HR: 1	SF: 0 SAC: 1 DP: 1 HBP: 1	WP: 0 PB: 2 CS: 0	PA: 38		
PITCHER	IP	WLS	BF	H	R	ER	SO	BB	IBB	HBP	BLK	WP	HR	S	P	ERA	WHIP								
Mike Moore, R (1, 1) ERA: 4.26	5.1	L	26	8	4	3	3	1	0	0	0	0	1	58	89	5.06	1.688								
Rick Honeycutt, L (6, 1) ERA: 2.05	1.2		4	0	0	0	0	0	0	0	0	0	0	5	5	0.00	0.000								
Gene Nelson, R (8, 1) ERA: 1.39	2.0		8	1	1	1	1	0	0	1	0	0	0	15	23	4.50	0.500								

Batter	1	2	3	4	5	6	7	8	9	AB	R	H	RBI	BB	SO	LOB	BOTTOM								
Rickey Henderson, R (1, 7) OBP: 0.440, SLG: 0.568	3-1 F9 HBP 1B			4-0 BLK BB		1-0 P2		2-3 K		4	0	1	0	1	2	2	Chicago White Sox @ Oakland Athletics Oakland-Alameda County Coliseum, Oakland, CA Sat Jun 23 1990, 3:33 AM PDT Att: 43,084 - Sunny								
Carney Lansford, R (1, 5) OBP: 0.343, SLG: 0.339	3-1 F4		0-1 2B HBP 1B	2-0 F8		2-3 K			4-0 BB	4	1	1	0	1	1	2									
Jose Canseco, R (1, 10) OBP: 0.418, SLG: 0.631	1-2 HBP		0-3 K		2-3 K		3-3 K		2-2 P4	4	0	0	0	0	3	2									
Mark McGwire, R (1, 3) OBP: 0.375, SLG: 0.529	2-0 F9		2-1 2B HBP	1-0 HR		0-1 1B		1-3 K		4	1	2	1	0	1	3									
Dave Henderson, R (1, 8) OBP: 0.310, SLG: 0.463	1-3 K		2-2 1-3 2-H 2B	0-1 1B 1B		1-1 F8		0-0 F8		5	0	2	1	0	1	4									
Terry Steinbach, R (1, 2) OBP: 0.279, SLG: 0.365		0-2 G6-3	1-3 K		2-3 K		1-3 K			4	0	0	0	0	3	4									
Felix Jose, S (1, 9) OBP: 0.277, SLG: 0.358		2-2 2B	2-1 F6		0-0 1B			4-2 G6-4-3 BB		3	1	2	0	1	0	2									
Walt Weiss, S (1, 6) OBP: 0.353, SLG: 0.370		2-0 G4-3		1-1 G4-3	0-2 F8			0-0 G6-4-3		4	0	0	0	0	0	4									
Willie Randolph, R (1, 4) OBP: 0.326, SLG: 0.313		0-1 2B		1-0 G6-3		0-1 F4		4-1 BB		3	0	1	1	1	0	0									
Inning Stats	R: 0 E: 0 K: 1 S: 10	H: 1 LOB: 2 BB: 0 P: 20	R: 1 E: 0 K: 1 S: 13	H: 2 LOB: 1 BB: 0 P: 17	R: 1 E: 0 K: 2 S: 14	H: 2 LOB: 2 BB: 0 P: 21	R: 0 E: 0 K: 0 S: 4	H: 0 LOB: 1 BB: 1 P: 12	R: 1 E: 0 K: 2 S: 16	H: 3 LOB: 2 BB: 0 P: 21	R: 0 E: 0 K: 1 S: 7	H: 0 LOB: 0 BB: 0 P: 10	R: 0 E: 0 K: 2 S: 10	H: 1 LOB: 1 BB: 0 P: 15	R: 0 E: 0 K: 1 S: 10	H: 0 LOB: 1 BB: 2 P: 20		R: 0 E: 0 K: 1 S: 7	H: 0 LOB: 1 BB: 1 P: 14	1B: 5 2B: 3 3B: 0 HR: 1	SF: 0 SAC: 0 DP: 1 HBP: 2	WP: 0 PB: 0 CS: 0	PA: 41		
PITCHER	IP	WLS	BF	H	R	ER	SO	BB	IBB	HBP	BLK	WP	HR	S	P	ERA	WHIP								
Jack McDowell, R (1, 1) ERA: 4.03	6.0	W	29	8	3	3	7	1	0	2	1	1	0	64	101	4.50	1.500								
Barry Jones, R (7, 1) ERA: 1.57	2.0		8	1	0	0	3	2	0	0	0	0	0	20	35	0.00	1.500								
Bobby Thigpen, R (9, 1) ERA: 1.51	1.0	S	4	0	0	0	1	1	0	0	0	0	0	7	14	0.00	1.000								



Batter	1	2	3	4	5	6	7	8	9	10	AB	R	H	RBI	BB	SO	LOB	TOP						
Lance Johnson, L OBP: 0.316, SLG: 0.328 (1, 8)	K			SF9 2B		K			P6		4	1	1	0	0	2	0	Chicago White Sox @ Oakland Athletics Oakland-Alameda County Coliseum, Oakland, CA Sun Jun 24 1990, 3:33 AM PDT Att. 44,347 - Sunny - 60 F						
Robin Ventura, L OBP: 0.316, SLG: 0.314 (1, 5)	K			SF9 2B		F7			F8		4	1	1	0	0	1	0							
Ivan Calderon, R OBP: 0.374, SLG: 0.456 (1, 7)	P3			SF9		K			1B		3	0	1	1	0	1	0							
Dan Pasqua, L OBP: 0.415, SLG: 0.625 (1, 10)																		livebaseballscorecards.com						
Ron Kittle, R OBP: 0.308, SLG: 0.447 Steve Lyons, L OBP: 0.272, SLG: 0.288 (1, 3) (7, 3)																								
Carlton Fisk, R OBP: 0.380, SLG: 0.378 (1, 2)																								
Scott Fletcher, R OBP: 0.297, SLG: 0.313 (1, 4)																		AB 34 R 3 H 6 RBI 3 BB 0 SO 9 LOB 4						
Sammy Sosa, R OBP: 0.300, SLG: 0.413 (1, 9)																								
Ozzie Guillen, L OBP: 0.351, SLG: 0.409 (1, 6)																								
Inning Stats	R: 0 E: 0 K: 2 S: 8	H: 0 LOB: 0 BB: 0 P: 12	R: 0 E: 0 K: 1 S: 8	H: 0 LOB: 0 BB: 0 P: 12	R: 0 E: 0 K: 0 S: 9	H: 0 LOB: 0 BB: 0 P: 11	R: 2 E: 0 K: 0 S: 10	H: 3 LOB: 1 BB: 0 P: 18	R: 0 E: 0 K: 0 S: 6	H: 0 LOB: 0 BB: 0 P: 9	R: 0 E: 0 K: 2 S: 8	H: 0 LOB: 0 BB: 0 P: 17	R: 0 E: 0 K: 1 S: 13	H: 0 LOB: 0 BB: 0 P: 17	R: 0 E: 0 K: 0 S: 7	H: 0 LOB: 0 BB: 0 P: 11	R: 0 E: 0 K: 0 S: 5	H: 1 LOB: 1 BB: 0 P: 8	R: 1 E: 0 K: 3 S: 13	H: 2 LOB: 1 BB: 0 P: 19	1B: 3 2B: 2 3B: 0 HR: 1	SF: 1 SAC: 0 DP: 0 HBP: 0	WP: 0 PB: 0 SB: 0 CS: 0	PA: 35
PITCHER Dave Stewart, R ERA: 2.75 (1, 1)	IP: 10.0 WLS: L BF: 35 H: 6 R: 3 ER: 3 SO: 9 BB: 0 IBB: 0 HBP: 0 BLK: 0 WP: 0 HR: 1 S: 87 P: 134 ERA: 2.70 WHIP: 0.600	PITCHER IP WLS BF H R ER SO BB IBB HBP BLK WP HR S P ERA WHIP																						

Batter	1	2	3	4	5	6	7	8	9	10	AB	R	H	RBI	BB	SO	LOB	BOTTOM						
Rickey Henderson, R OBP: 0.440, SLG: 0.565 (1, 7)	G5-3			K							3	1	1	0	1	1	0	Chicago White Sox @ Oakland Athletics Oakland-Alameda County Coliseum, Oakland, CA Sun Jun 24 1990, 3:33 AM PDT Att. 44,347 - Sunny - 60 F						
Dave Henderson, R OBP: 0.313, SLG: 0.474 (1, 8)	G5-3			G5-4-3 BB							3	1	1	2	1	0	1							
Carney Lansford, R OBP: 0.338, SLG: 0.333 (1, 5)	G5-3			G5-4-3 1-2r							4	0	0	0	0	0	2							
Mark McGwire, R OBP: 0.374, SLG: 0.523 (1, 3)																		livebaseballscorecards.com						
Felix Jose, S OBP: 0.277, SLG: 0.355 (1, 9)																								
Terry Steinbach, R OBP: 0.274, SLG: 0.357 (1, 2)																								
Doug Jennings, L OBP: 0.208, SLG: 0.208 (1, 10)																		AB 31 R 2 H 4 RBI 2 BB 2 SO 5 LOB 6						
Walt Weiss, S OBP: 0.348, SLG: 0.365 (1, 6)																								
Mike Gallego, R OBP: 0.272, SLG: 0.291 Ron Hassey, L OBP: 0.250, SLG: 0.259 Willie Randolph, R OBP: 0.326, SLG: 0.313 (1, 4) (9, PH) (10, 4)																								
Inning Stats	R: 0 E: 0 K: 0 S: 9	H: 1 LOB: 0 BB: 0 P: 10	R: 0 E: 0 K: 0 S: 7	H: 0 LOB: 0 BB: 0 P: 10	R: 0 E: 0 K: 0 S: 5	H: 0 LOB: 0 BB: 0 P: 8	R: 0 E: 0 K: 1 S: 6	H: 0 LOB: 0 BB: 1 P: 11	R: 0 E: 0 K: 1 S: 6	H: 1 LOB: 1 BB: 0 P: 7	R: 0 E: 0 K: 0 S: 7	H: 0 LOB: 0 BB: 0 P: 14	R: 0 E: 0 K: 1 S: 12	H: 1 LOB: 1 BB: 0 P: 20	R: 0 E: 0 K: 1 S: 6	H: 0 LOB: 0 BB: 0 P: 10	R: 2 E: 0 K: 0 S: 13	H: 1 LOB: 0 BB: 1 P: 23	R: 0 E: 0 K: 1 S: 6	H: 0 LOB: 0 BB: 0 P: 10	1B: 3 2B: 0 3B: 0 HR: 1	SF: 0 SAC: 0 DP: 3 HBP: 0	WP: 0 PB: 0 SB: 2 CS: 0	PA: 33
PITCHER Melido Perez, R ERA: 3.48 Bobby Thigpen, R ERA: 1.98 Barry Jones, R ERA: 1.53 (1, 1) (9, 1) (10, 1)	IP: 8.0 WLS: W BF: 5 H: 1 R: 2 ER: 2 SO: 4 BB: 1 IBB: 0 HBP: 0 BLK: 0 WP: 0 HR: 0 S: 58 P: 95 ERA: 18.00 WHIP: 2.000	PITCHER IP WLS BF H R ER SO BB IBB HBP BLK WP HR S P ERA WHIP																						



Batter	1	2	3	4	5	6	7	8	9	AB	R	H	RBI	BB	SO	LOB	TOP								
Sammy Sosa, R OBP: 0.311, SLG: 0.450 (1, 9)										5	1	3	2	0	1	1	Chicago White Sox @ California Angels Anaheim Stadium, Anaheim, CA Wed Jun 27 1990, 6:33 AM EDT Att: 34,020 - Sunny - 99 F								
Robin Ventura, L OBP: 0.323, SLG: 0.315 (1, 5)										3	0	0	0	1	0	1									
Ivan Calderon, R OBP: 0.368, SLG: 0.462 (1, 7)										4	0	1	0	0	0	2									
Ron Kittle, R OBP: 0.309, SLG: 0.485 (1, 10)										4	2	3	2	0	0	2									
Ron Karkovice, R OBP: 0.350, SLG: 0.444 (1, 2)										4	0	0	0	0	2	1									
Dave Gallagher, R OBP: 0.295, SLG: 0.304 Lance Johnson, L OBP: 0.325, SLG: 0.342 (6, PH) (6, 8)										2	0	0	0	0	0	0									
Carlos Martinez, R OBP: 0.250, SLG: 0.318 (1, 3)										3	0	2	1	1	1	0									
Scott Fletcher, R OBP: 0.300, SLG: 0.313 (1, 4)										3	0	1	0	0	0	1									
Craig Grebeck, R OBP: 0.153, SLG: 0.143 Ozzie Guillen, L OBP: 0.350, SLG: 0.404 (9, PH) (9, 6)										3	1	1	0	0	0	1									
										1	0	0	0	0	0	1									
Inning Stats	R: 2 E: 0 K: 1 S: 12	H: 2 LOB: 0 BB: 0 P: 16	R: 0 E: 0 K: 0 S: 7	H: 1 LOB: 1 BB: 1 P: 12	R: 0 E: 0 K: 0 S: 6	H: 2 LOB: 0 BB: 0 P: 9	R: 1 E: 0 K: 2 S: 13	H: 1 LOB: 0 BB: 0 P: 19	R: 1 E: 0 K: 0 S: 9	H: 2 LOB: 2 BB: 1 P: 17	R: 0 E: 0 K: 0 S: 5	H: 0 LOB: 0 BB: 0 P: 10	R: 0 E: 0 K: 0 S: 7	H: 1 LOB: 1 BB: 0 P: 12	R: 0 E: 0 K: 1 S: 8	H: 1 LOB: 1 BB: 0 P: 8	1B: 7 2B: 2 3B: 0 HR: 3	SF: 0 SAC: 1 DP: 1 HBP: 0	WP: 0 PB: 1 SB: 2 CS: 3	PA: 38					
PITCHER	IP	WLS	BF	H	R	ER	SO	BB	IBB	HBP	BLK	WP	HR	S	P	ERA	WHIP								
Chuck Finley, L ERA: 2.62 Mike Fetters, R ERA: 4.54 Bryan Harvey, R ERA: 2.97	4.1	L	20	8	4	4	3	2	0	0	0	0	3	42	66	8.31	2.308								
	3.2		13	3	1	1	0	0	0	0	0	0	0	26	41	2.46	0.818								
	1.0	S	4	1	0	0	1	0	0	0	0	0	0	8	8	0.00	1.000								

AB 34
R 5
H 12
RBI 5
BB 2
SO 4
LOB 11



Batter	1	2	3	4	5	6	7	8	9	AB	R	H	RBI	BB	SO	LOB	BOTTOM								
Luis Polonia, L OBP: 0.342, SLG: 0.375 Brian Downing, R OBP: 0.314, SLG: 0.390 (9, PH) (9, 7)										2	1	0	0	2	0	1	Chicago White Sox @ California Angels Anaheim Stadium, Anaheim, CA Wed Jun 27 1990, 6:33 AM EDT Att: 34,020 - Sunny - 99 F								
Wally Joyner, L OBP: 0.367, SLG: 0.408 (1, 3)										3	1	0	0	1	0	3									
Chili Davis, S OBP: 0.370, SLG: 0.447 (1, 10)										4	0	1	1	0	0	3									
Dave Winfield, R OBP: 0.296, SLG: 0.430 (1, 9)										4	0	2	1	0	0	3									
Lance Parrish, R OBP: 0.368, SLG: 0.524 (1, 2)										3	0	0	0	1	2	3									
Dante Bichette, R OBP: 0.279, SLG: 0.413 (1, 8)										4	0	0	0	0	1	4									
Donnie Hill, S OBP: 0.305, SLG: 0.346 (1, 4)										4	0	2	0	0	1	1									
Jack Howell, L OBP: 0.293, SLG: 0.381 Rick Schu, R OBP: 0.250, SLG: 0.450 (9, PH)										3	0	1	0	0	0	2									
Dick Schofield, R OBP: 0.333, SLG: 0.237 (1, 6)										3	0	0	0	1	0	2									
										1	0	0	0	0	0	1									
Inning Stats	R: 0 E: 0 K: 0 S: 7	H: 0 LOB: 0 BB: 0 P: 11	R: 0 E: 0 K: 2 S: 11	H: 1 LOB: 0 BB: 0 P: 16	R: 0 E: 0 K: 0 S: 7	H: 1 LOB: 1 BB: 0 P: 10	R: 0 E: 0 K: 0 S: 6	H: 0 LOB: 0 BB: 0 P: 10	R: 0 E: 0 K: 2 S: 10	H: 0 LOB: 0 BB: 0 P: 15	R: 0 E: 0 K: 0 S: 10	H: 1 LOB: 3 BB: 2 P: 21	R: 0 E: 0 K: 0 S: 11	H: 0 LOB: 1 BB: 1 P: 16	R: 2 E: 0 K: 0 S: 13	H: 2 LOB: 2 BB: 2 P: 27	R: 0 E: 0 K: 0 S: 10	H: 1 LOB: 1 BB: 0 P: 16	1B: 5 2B: 1 3B: 0 HR: 0	SF: 0 SAC: 0 DP: 0 HBP: 0	WP: 0 PB: 0 SB: 0 CS: 1	PA: 38			
PITCHER	IP	WLS	BF	H	R	ER	SO	BB	IBB	HBP	BLK	WP	HR	S	P	ERA	WHIP								
Eric King, R ERA: 2.18 Donn Pail, R ERA: 2.68 Scott Radinsky, L ERA: 2.22	7.1		30	4	2	2	4	5	0	0	0	0	0	5	19	2.46	1.227								
	0.2		3	1	0	0	0	0	0	0	0	0	0	5	7	0.00	1.500								
	1.0	S	4	1	0	0	0	0	0	0	0	0	0	10	16	0.00	1.000								

AB 32
R 2
H 6
RBI 2
BB 5
SO 4
LOB 24



Batter	1	2	3	4	5	6	7	8	9	AB	R	H	RBI	BB	SO	LOB	TOP										
Roberto Kelly, R OBP: 0.322, SLG: 0.377 (1, 8)										3	0	0	0	1	2	0	New York Yankees @ Chicago White Sox Comiskey Park, Chicago, IL Fri Jun 29 1990, 8:05 PM EDT Att: 30,137 - Unknown livebaseballscorecards.com										
Jim Leyritz, R OBP: 0.344, SLG: 0.371 (1, 5)										4	0	1	0	0	1	1											
Don Mattingly, L OBP: 0.305, SLG: 0.353 (1, 3)										4	0	0	0	0	2												
Mel Hall, L OBP: 0.264, SLG: 0.464 (1, 7)										4	0	1	0	0	1												
Matt Nokes, L OBP: 0.303, SLG: 0.446 Steve Sax, R OBP: 0.334, SLG: 0.333 (9, PR)										4	0	1	0	0	1	1											
Jesse Barfield, R OBP: 0.341, SLG: 0.478 (1, 9)										4	0	1	0	0	2	1											
Kevin Maas, L OBP: 0.333, SLG: 0.333 (1, 10)										3	0	1	0	0	1	2											
Alvaro Espinoza, R OBP: 0.244, SLG: 0.270 (1, 6)										2	0	0	0	1	1												
Wayne Tolleson, S OBP: 0.143, SLG: 0.222 (1, 4)										3	0	0	0	0	2	3											
Inning Stats	R: 0 E: 0 K: 1 S: 6	H: 1 LOB: 0 BB: 0 P: 11	R: 0 E: 0 K: 1 S: 12	H: 2 LOB: 3 BB: 1 P: 22	R: 0 E: 0 K: 0 S: 6	H: 0 LOB: 1 BB: 1 P: 15	R: 0 E: 0 K: 2 S: 9	H: 1 LOB: 1 BB: 0 P: 12	R: 0 E: 0 K: 1 S: 7	H: 0 LOB: 0 BB: 0 P: 9	R: 0 E: 0 K: 0 S: 7	H: 0 LOB: 0 BB: 0 P: 11	R: 0 E: 0 K: 3 S: 9	H: 0 LOB: 0 BB: 0 P: 13	R: 0 E: 0 K: 2 S: 8	H: 0 LOB: 0 BB: 0 P: 12		R: 0 E: 0 K: 0 S: 7	H: 1 LOB: 1 BB: 0 P: 11	1B: 4 2B: 1 3B: 0 HR: 0	SF: 0 SAC: 0 DP: 1 HBP: 0	WP: 0 PB: 0 SB: 1 CS: 0	PA: 33				
PITCHER	IP	WLS	BF	H	R	ER	SO	BB	IBB	HBP	BLK	WP	HR	S	P	ERA	WHIP										
Jack McDowell, R ERA: 3.69 (1, 1)	7.0	W	26	4	0	0	8	2	0	0	0	0	0	56	93	0.00	0.857										
Barry Jones, R ERA: 1.43 (8, 1)	1.0		3	0	0	0	2	0	0	0	0	0	0	8	12	0.00	0.000										
Bobby Thigpen, R ERA: 1.83 (9, 1)	1.0	S	4	1	0	0	0	0	0	0	0	0	0	7	11	0.00	1.000										


Batter	1	2	3	4	5	6	7	8	9	AB	R	H	RBI	BB	SO	LOB	BOTTOM										
Sammy Sosa, R OBP: 0.307, SLG: 0.442 (1, 9)										4	0	0	0	0	1	1	New York Yankees @ Chicago White Sox Comiskey Park, Chicago, IL Fri Jun 29 1990, 8:05 PM EDT Att: 30,137 - Unknown livebaseballscorecards.com										
Robin Ventura, L OBP: 0.322, SLG: 0.310 (1, 5)										3	0	0	0	1	0	1											
Ivan Calderon, R OBP: 0.370, SLG: 0.462 (1, 7)										4	0	2	0	0	0	1											
Ron Kittle, R OBP: 0.308, SLG: 0.495 (1, 10)										4	1	1	1	0	1	2											
Carlton Fisk, R OBP: 0.370, SLG: 0.395 (1, 2)										2	0	0	0	2	0	0											
Carlos Martinez, R OBP: 0.250, SLG: 0.317 (1, 3)										4	0	1	0	0	1	3											
Scott Fletcher, R OBP: 0.307, SLG: 0.314 (1, 4)										2	0	1	0	2	0	1											
Lance Johnson, L OBP: 0.324, SLG: 0.340 (1, 8)										4	0	1	0	0	0	6											
Ozzie Guillen, L OBP: 0.346, SLG: 0.398 (1, 6)										3	0	0	0	0	1	3											
Inning Stats	R: 0 E: 0 K: 0 S: 4	H: 0 LOB: 0 BB: 0 P: 5	R: 1 E: 0 K: 0 S: 11	H: 3 LOB: 2 BB: 0 P: 17	R: 0 E: 0 K: 1 S: 13	H: 1 LOB: 1 BB: 0 P: 21	R: 0 E: 0 K: 0 S: 7	H: 0 LOB: 1 BB: 1 P: 15	R: 0 E: 0 K: 1 S: 4	H: 0 LOB: 1 BB: 1 P: 9	R: 0 E: 0 K: 1 S: 10	H: 0 LOB: 1 BB: 1 P: 18	R: 0 E: 0 K: 1 S: 11	H: 1 LOB: 1 BB: 0 P: 16	R: 0 E: 0 K: 1 S: 11	H: 1 LOB: 3 BB: 2 P: 27		R: 0 E: 0 K: 1 S: 7	H: 1 LOB: 1 BB: 0 P: 11	1B: 5 2B: 0 3B: 0 HR: 1	SF: 0 SAC: 0 DP: 0 HBP: 0	WP: 0 PB: 0 SB: 2 CS: 0	PA: 35				
PITCHER	IP	WLS	BF	H	R	ER	SO	BB	IBB	HBP	BLK	WP	HR	S	P	ERA	WHIP										
Chuck Cary, L ERA: 4.66 (1, 1)	7.0	L	30	6	1	1	3	3	0	0	0	0	0	62	104	1.29	1.286										
Alan Mills, R ERA: 1.5 (8, 1)	0.2		4	0	0	0	1	1	1	0	0	0	0	6	19	0.00	1.500										
Lee Guetterman, L ERA: 2.01 (8, 1)	0.1		1	0	0	0	0	0	0	0	0	0	0	3	5	0.00	0.000										




Batter	1	2	3	4	5	6	7	8	9	AB	R	H	RBI	BB	SO	LOB	TOP										
Roberto Kelly, R OBP: 0.322, SLG: 0.384 (1, 8)										4	0	0	0	0	2	3	New York Yankees @ Chicago White Sox Comiskey Park, Chicago, IL Sun Jul 01 1990, 4:33 AM EDT Att: 30,642 - Sunny - 70 F										
Steve Sax, R OBP: 0.331, SLG: 0.330 (1, 4)										4	0	0	0	0	1	3											
Don Mattingly, L OBP: 0.299, SLG: 0.346 (1, 3)										4	0	0	0	0	0	0											
Steve Balboni, R OBP: 0.309, SLG: 0.403 Wayne Tolleson, S (9, PR)										4	0	0	0	0	1	0											
Jesse Barfield, R OBP: 0.344, SLG: 0.474 (1, 9)										4	0	1	0	0	1	1											
Jim Leyritz, R OBP: 0.391, SLG: 0.471 (1, 7)										3	0	1	0	0	0	0											
Mike Blowers, R OBP: 0.259, SLG: 0.311 (1, 5)										3	0	0	0	0	0	2											
Bob Geren, R OBP: 0.271, SLG: 0.352 (1, 2)										3	0	1	0	0	0	0											
Alvaro Espinoza, R OBP: 0.245, SLG: 0.270 (1, 6)										2	0	1	0	0	0	0											
Inning Stats	R: 0 H: 0 E: 0 K: 1 S: 11	H: 0 LOB: 0 BB: 0 P: 18	R: 0 H: 0 E: 0 K: 0 S: 7	H: 0 LOB: 0 BB: 0 P: 9	R: 0 H: 0 E: 0 K: 0 S: 8	H: 0 LOB: 0 BB: 0 P: 14	R: 0 H: 0 E: 0 K: 0 S: 4	H: 0 LOB: 0 BB: 0 P: 6	R: 0 H: 0 E: 0 K: 1 S: 8	H: 2 LOB: 2 BB: 0 P: 13	R: 0 H: 2 E: 0 K: 1 S: 11	H: 2 LOB: 2 BB: 0 P: 15	R: 0 H: 0 E: 1 K: 1 S: 12	H: 0 LOB: 1 BB: 0 P: 16	R: 0 H: 0 E: 1 K: 0 S: 9	H: 0 LOB: 1 BB: 0 P: 13	1B: 4 2B: 0 3B: 0 HR: 0	SF: 0 SAC: 1 DP: 1 HBP: 0	WP: 0 PB: 0 CS: 0	PA: 32							
PITCHER	IP	WLS	BF	H	R	ER	SO	BB	IBB	HBP	BLK	WP	HR	S	P	ERA	WHIP										
Greg Hibbard, L ERA: 2.4 (1, 1)	7.0		25	4	0	0	4	0	0	0	0	0	0	61	91	0.00	0.571										
Barry Jones, R ERA: 1.4 (8, 1)	1.0	W	4	0	0	0	1	0	0	0	0	0	0	12	16	0.00	0.000										
Scott Radinsky, L ERA: 2.08 (9, 1)	1.0		3	0	0	0	0	0	0	0	0	0	0	9	13	0.00	0.000										

Batter	1	2	3	4	5	6	7	8	9	AB	R	H	RBI	BB	SO	LOB	BOTTOM										
Lance Johnson, L OBP: 0.325, SLG: 0.335 (1, 8)										3	1	0	0	1	0	0	New York Yankees @ Chicago White Sox Comiskey Park, Chicago, IL Sun Jul 01 1990, 4:33 AM EDT Att: 30,642 - Sunny - 70 F										
Robin Ventura, L OBP: 0.322, SLG: 0.311 (1, 5)										4	1	0	0	0	0	0											
Ivan Calderon, R OBP: 0.366, SLG: 0.452 (1, 10)										3	0	0	0	1	0	0											
Dan Pasqua, L OBP: 0.385, SLG: 0.568 Dave Gallagher, R OBP: 0.296, SLG: 0.333 (9, 7)										4	0	0	0	0	1	2											
Ron Kittle, R OBP: 0.302, SLG: 0.486 Steve Lyons, L OBP: 0.268, SLG: 0.284 (8, 3)										0	0	0	0	0	0	0											
Ron Karkovics, R OBP: 0.348, SLG: 0.432 (1, 2)										2	0	0	0	1	0	0											
Scott Fletcher, R OBP: 0.314, SLG: 0.323 (1, 4)										2	0	0	0	1	0	0											
Sammy Sosa, R OBP: 0.305, SLG: 0.456 (1, 9)										3	1	0	0	0	0	2											
Ozzie Guillen, L OBP: 0.340, SLG: 0.388 (1, 6)										2	1	0	0	1	0	0											
Inning Stats	R: 0 H: 0 E: 0 K: 0 S: 9	H: 0 LOB: 0 BB: 0 P: 10	R: 0 H: 0 E: 0 K: 2 S: 10	H: 0 LOB: 0 BB: 0 P: 17	R: 0 H: 0 E: 0 K: 0 S: 7	H: 0 LOB: 0 BB: 0 P: 10	R: 0 H: 0 E: 0 K: 0 S: 5	H: 0 LOB: 2 BB: 0 P: 7	R: 0 H: 0 E: 0 K: 0 S: 6	H: 0 LOB: 0 BB: 0 P: 10	R: 0 H: 0 E: 0 K: 1 S: 9	H: 0 LOB: 0 BB: 1 P: 15	R: 4 H: 3 E: 3	H: 0 LOB: 1 BB: 2 P: 37	R: 0 H: 0 E: 1 K: 0 S: 21	H: 0 LOB: 1 BB: 2 P: 37	1B: 0 2B: 0 3B: 0 HR: 0	SF: 0 SAC: 0 DP: 0 HBP: 0	WP: 0 PB: 1 CS: 1	PA: 31							
PITCHER	IP	WLS	BF	H	R	ER	SO	BB	IBB	HBP	BLK	WP	HR	S	P	ERA	WHIP										
Andy Hawkins, R ERA: 5.8 (1, 1)	8.0	L	31	0	4	0	3	5	0	0	0	0	0	79	131	0.00	0.625										

AB 31
R 0
H 4
RBI 0
BB 0
SO 5
LOB 9



AB 26
R 4
H 0
RBI 0
BB 5
SO 3
LOB 5




Batter	1	2	3	4	5	6	7	8	9	AB	R	H	RBI	BB	SO	LOB	TOP										
Lou Whitaker, L (1,4) OBP: 0.303, SLG: 0.360	2-2 SH5-3 1B		0-0 L9		0-0 B2-3		0-2 P3		1-1 L7	5	1	1	0	0	0	3											
Tony Phillips, S (1,5) OBP: 0.335, SLG: 0.341	2-1 SH5-3		3-2 BB 1B			4-1 G6-3 BB	0-0 FC6-4		2-3 K	3	0	1	0	1	1	3											
Alan Trammell, R (1,6) OBP: 0.382, SLG: 0.412	4-1 1B BB		4-2 G5-4-3 BB			2-2 G6-3		1-1 1B 1B	4-0 1B BB	2	1	1	0	3	0	1											
Cecil Fielder, R (1,3) OBP: 0.388, SLG: 0.619	1-3 K		1-1 G5-4-3			1-1 FC5-2-5		1 SAFE 0-0 1B 1B	1-1 1B 1B	5	1	2	0	0	1	5											
Larry Sheets, L (1,10) OBP: 0.337, SLG: 0.430 Jim Lindeman, R (8, PR) OBP: 0.267, SLG: 0.464	0-0 1-3 2-H 1B			1-2 CS 1B				1-0 1B 1B	0-3 1B K	4	0	3	2	0	1	1											
Gary Ward, R (1,7) Dave Bergman, L (8, PH) OBP: 0.327, SLG: 0.310	0-0 F8			3-3 K				3-2 BB 1B	0-0 WP 1B	3	0	1	0	0	1	3											
Scott Lusader, L (1,9) Darrell Coles, R (8, PH) OBP: 0.262, SLG: 0.322		2-2 G6-3		3-2 G4-3				1-2 1B 1B	0-3 K	3	0	1	0	0	0	0											
John Shelby, S (1,8) OBP: 0.275, SLG: 0.375		0-1 F9			3-2 F9-2 3B			2-3 K	1-3 K	4	0	1	0	0	2	4											
Mark Salas, L (1,2) Mike Heath, R (7, PH) OBP: 0.365, SLG: 0.443		0-1 G4-3			1-0 F9-2			4-2 FC6-4 BB	1-2 K	2	0	0	0	0	0	1											
Inning Stats	R: 1 E: 0 K: 1 S: 11	H: 2 LOB: 2 BB: 1 P: 20	R: 0 E: 0 K: 0 S: 7	H: 0 LOB: 0 BB: 0 P: 9	R: 0 E: 0 K: 0 S: 9	H: 1 LOB: 1 BB: 1 P: 17	R: 0 E: 0 K: 1 S: 10	H: 1 LOB: 0 BB: 0 P: 17	R: 0 E: 0 K: 1 S: 9	H: 0 LOB: 1 BB: 1 P: 19	R: 0 E: 0 K: 1 S: 17	H: 2 LOB: 3 BB: 1 P: 27	R: 3 E: 0 K: 3 S: 15	H: 4 LOB: 2 BB: 0 P: 19	R: 0 E: 0 K: 2 S: 11	H: 1 LOB: 2 BB: 1 P: 19	1B: 11 2B: 2 3B: 1 HR: 0	SF: 0 SAC: 1 DP: 3 HBP: 0	WP: 1 PB: 0 SB: 1 CS: 1	PA: 41							
PITCHER	IP	WLS	BF	H	R	ER	SO	BB	IBB	HBP	BLK	WP	HR	S	P	ERA	WHIP										
Adam Peterson, R (1,1) ERA: 3.7	5.0		20	5	1	1	2	3	0	0	0	0	0	45	79	1.80	1.600										
Donn Pail, R (6,1) ERA: 2.53	1.0		5	2	0	0	1	0	0	0	0	0	0	16	26	0.00	2.000										
Scott Radinsky, L (7,1) ERA: 2.01	1.0		4	0	0	0	1	1	0	0	0	0	0	9	15	0.00	1.000										
Barry Jones, R (8,1) ERA: 2.09	0.0		4	4	3	3	0	0	0	0	0	0	0	5	7	∞	∞										
Ken Patterson, L (8,1) ERA: 3.99	0.2		2	0	0	0	2	0	0	0	0	0	0	7	8	0.00	0.000										
PITCHER	IP	WLS	BF	H	R	ER	SO	BB	IBB	HBP	BLK	WP	HR	S	P	ERA	WHIP										
Bobby Thigpen, R (8,1) ERA: 1.77	1.1	W	6	1	0	0	3	1	0	0	0	0	0	14	23	0.00	1.500										

Batter	1	2	3	4	5	6	7	8	9	AB	R	H	RBI	BB	SO	LOB	BOTTOM										
Sammy Sosa, R (1,9) OBP: 0.303, SLG: 0.449	2-3 K		1-3 K		4-2 SH3 BB		1-2 G5-3		0-2 F9	4	0	0	0	1	2	2											
Robin Ventura, L (1,5) OBP: 0.325, SLG: 0.315 Craig Grebeck, R (8, PR) OBP: 0.153, SLG: 0.143	1-2 1B 1B		2-1 F7		0-0 SH3		1-2 P5		1-0 G5-3 1B	4	1	2	0	0	0	0											
Ivan Calderon, R (1,7) OBP: 0.366, SLG: 0.449	1-2 1B SF9 1B		0-0 F8		4-0 IBB			2-1 G3	0-1 G5-3 1B	4	1	1	0	1	0	1											
Ron Kittle, R (1,10) OBP: 0.304, SLG: 0.481	1-1 1B BB 1B		2-3 K		0-3 K			1-2 G5-3	4-0 1B IBB	4	1	1	1	1	2	3											
Carlton Fisk, R (1,2) OBP: 0.368, SLG: 0.396	2-1 SF9		2-1 G6-3		2-1 G4-3			1-3 K	1-1 1B	4	0	1	2	0	1	3											
Dave Gallagher, R (1,8) Lance Johnson, L (5, PH) OBP: 0.322, SLG: 0.332	3-H 1B BB		1-1 HBP			0-0 P7		1-3 K2-3		0	0	0	0	1	0	0											
Carlos Martinez, R (1,3) Dan Pasqua, L (8, PH) Steve Lyons, L (8, PR) OBP: 0.268, SLG: 0.284	3-2 1B BB		1-2 P4		0-1 F9			3-2 1B		3	0	1	1	0	0	1											
Scott Fletcher, R (1,4) OBP: 0.317, SLG: 0.323	4-1 1B BB		0-1 2B 1B		0-3 K			1 SAFE 1-1 P6	1-2 1B	3	1	1	0	1	1	1											
Ozzie Guillen, L (1,6) OBP: 0.343, SLG: 0.391	3-2 F8		1-0 SH3 1-H 2B		0-2 G3			4-0 IBB		3	0	1	1	1	0	3											
Inning Stats	R: 3 E: 0 K: 1 S: 25	H: 4 LOB: 3 BB: 2 P: 46	R: 0 E: 0 K: 1 S: 6	H: 0 LOB: 0 BB: 0 P: 9	R: 0 E: 0 K: 1 S: 9	H: 0 LOB: 1 BB: 0 P: 15	R: 1 E: 0 K: 1 S: 13	H: 2 LOB: 2 BB: 2 P: 24	R: 0 E: 0 K: 0 S: 12	H: 0 LOB: 0 BB: 0 P: 14	R: 0 E: 0 K: 1 S: 8	H: 0 LOB: 0 BB: 0 P: 12	R: 0 E: 0 K: 1 S: 12	H: 1 LOB: 2 BB: 1 P: 20	R: 1 E: 0 K: 0 S: 5	H: 2 LOB: 2 BB: 1 P: 11	1B: 8 2B: 1 3B: 0 HR: 0	SF: 1 SAC: 1 DP: 0 HBP: 1	WP: 0 PB: 0 SB: 1 CS: 0	PA: 41							
PITCHER	IP	WLS	BF	H	R	ER	SO	BB	IBB	HBP	BLK	WP	HR	S	P	ERA	WHIP										
Frank Tanana, L (1,1) ERA: 5.68	3.1		20	6	4	4	3	3	0	0	0	0	0	31	43	0.00	2.700										
Lance McCullers, R (4,1) ERA: 3.5	3.2		12	0	0	0	3	0	1	0	0	0	0	31	43	0.00	0.000										
Mike Henneman, R (8,1) ERA: 2.64	1.1	L	9	3	1	1	1	0	2	0	0	0	0	17	31	6.75	2.250										

Detroit Tigers @ Chicago White Sox
Comiskey Park, Chicago, IL
Mon Jul 02 1990, 8:05 PM EDT
Att: 26,787 - Unknown - 73 F

livebaseballscorecards.com


AB 35
R 4
H 12
RBI 3
BB 5
SO 9
LOB 26



Detroit Tigers @ Chicago White Sox
Comiskey Park, Chicago, IL
Mon Jul 02 1990, 8:05 PM EDT
Att: 26,787 - Unknown - 73 F

livebaseballscorecards.com

AB 32
R 5
H 9
RBI 5
BB 6
SO 7
LOB 14



Batter	1	2	3	4	5	6	7	8	9	AB	R	H	RBI	BB	SO	LOB	TOP										
Lou Whitaker, L (1, 4) OBP: 0.303, SLG: 0.378	G4-3	F8		HR	2B		K		G4-3	6	2	5	0	1	3												
Tony Phillips, S (1, 5) OBP: 0.341, SLG: 0.349	HR		F8	1B	2B			BB	K	5	2	3	1	1	1	0											
Alan Trammell, R (1, 6) OBP: 0.387, SLG: 0.415	F8		CS	1B	1B		G6-3			5	1	3	0	1	0	2											
Cecil Fielder, R (1, 3) OBP: 0.390, SLG: 0.626	HR		K	1B			K		K	5	2	2	3	1	3	2											
Larry Sheets, L (1, 7) OBP: 0.335, SLG: 0.426 Darnell Coles, R (8, PH) OBP: 0.260, SLG: 0.320	F8								FC6-2	4	0	1	0	0	2	2											
Scott Lusader, L (1, 9) OBP: 0.355, SLG: 0.308 Gary Ward, R (8, PH) OBP: 0.308, SLG: 0.339		G4-3		FC6-4	1B		G4-3		FC6-2	1	1	0	0	0	0	3											
Dave Bergman, L (1, 10) OBP: 0.273, SLG: 0.452	1B		G4-3		K				E7	2	0	1	0	0	0	1											
John Shelby, S (1, 8) OBP: 0.282, SLG: 0.369			1B		FC6-4		G5-3		K	4	2	1	0	1	1	3											
Mark Salas, L (1, 2) OBP: 0.363, SLG: 0.455	L7		HR		3B				F7	4	2	2	1	1	0	4											
Inning Stats	R: 2 E: 0 K: 0 S: 10	H: 2 LOB: 0 BB: 0 P: 15	R: 0 E: 0 K: 0 S: 8	H: 2 LOB: 2 BB: 0 P: 12	R: 0 E: 0 K: 1 S: 9	H: 1 LOB: 0 BB: 0 P: 12	R: 5 E: 0 K: 1 S: 26	H: 5 LOB: 2 BB: 2 P: 44	R: 3 E: 0 K: 1 S: 17	H: 3 LOB: 1 BB: 1 P: 25	R: 0 E: 0 K: 2 S: 7	H: 0 LOB: 0 BB: 0 P: 12	R: 0 E: 0 K: 1 S: 8	H: 1 LOB: 1 BB: 0 P: 12	R: 3 E: 1 K: 1 S: 16	H: 2 LOB: 2 BB: 3 P: 32	R: 0 E: 0 K: 2 S: 9	H: 1 LOB: 1 BB: 0 P: 13	1B: 13 2B: 1 3B: 1 HR: 2	SF: 0 SAC: 0 DP: 0 HBP: 0	WP: 0 PB: 0 SB: 0 CS: 1	PA: 49					
PITCHER	IP	WLS	BF	H	R	ER	SO	BB	IBB	HBP	BLK	WP	HR	S	P	ERA	WHIP										
Eric King, R (1, 1) ERA: 2.76	3.2	L	20	8	7	7	1	2	0	0	1	0	2	46	73	17.18	2.727										
Wayne Edwards, L (4, 1) ERA: 3.07	3.1		18	7	4	4	5	1	0	0	0	0	0	40	61	10.80	2.400										
Donn Pall, R (8, 1) ERA: 2.95	0.0		2	0	0	0	0	2	0	0	0	0	0	2	10	∞	∞										
Ken Patterson, L (8, 1) ERA: 3.76	2.0		9	2	2	2	3	1	0	0	0	0	0	22	33	9.00	1.500										

Detroit Tigers @ Chicago White Sox
Comiskey Park, Chicago, IL
Tue Jul 03 1990, 8:05 PM EDT
Att: 25,526 - Unknown - 89 F

AB 43
R 13
H 17
RBI 13
BB 6
SO 9
LOB 22



Batter	1	2	3	4	5	6	7	8	9	AB	R	H	RBI	BB	SO	LOB	BOTTOM										
Sammy Sosa, R (1, 9) OBP: 0.305, SLG: 0.463	G5-3		HR	L4		F9				5	1	2	2	0	4												
Robin Ventura, L (1, 5) OBP: 0.327, SLG: 0.317	G6-4-3		E1		G5-4-3	G6-3		F7		5	1	2	0	0	3												
Ivan Calderon, R (1, 7) OBP: 0.364, SLG: 0.452	G6-4-3		3B		G5-4-3	G6-3			G5-3	5	0	1	1	0	4												
Ron Kittle, R (1, 10) OBP: 0.302, SLG: 0.473		G6-3	P2		F7		G4-3		G5-3	4	0	0	0	1	0	1											
Carlton Fisk, R (1, 2) OBP: 0.378, SLG: 0.421		G5-4-3		HR		1B	FC3		G4-3	5	2	4	1	0	0	1											
Dave Gallagher, R (1, 8) OBP: 0.321, SLG: 0.340 Lance Johnson, L (6, PH) OBP: 0.319, SLG: 0.328	G5-4-3			WP		E6		F8		2	0	1	0	0	0	1											
Carlos Martinez, R (1, 3) OBP: 0.253, SLG: 0.314 Steve Lyons, L (6, PH) OBP: 0.274, SLG: 0.289			G5-3		1B		E		G4-3	1	0	0	0	1	0	0											
Scott Fletcher, R (1, 4) OBP: 0.312, SLG: 0.318			K		F9		FC3		G5-3	4	0	0	1	0	1	4											
Ozzie Guillen, L (1, 6) OBP: 0.345, SLG: 0.393			E6		1B		G6-3		G6-3	4	1	2	2	0	0	0											
Inning Stats	R: 0 E: 0 K: 0 S: 4	H: 1 LOB: 0 BB: 0 P: 9	R: 0 E: 0 K: 0 S: 7	H: 1 LOB: 0 BB: 0 P: 12	R: 3 E: 2 K: 1 S: 13	H: 2 LOB: 1 BB: 0 P: 21	R: 1 E: 0 K: 0 S: 11	H: 3 LOB: 2 BB: 1 P: 17	R: 0 E: 0 K: 0 S: 5	H: 1 LOB: 0 BB: 0 P: 10	R: 3 E: 2 K: 0 S: 12	H: 3 LOB: 2 BB: 0 P: 17	R: 0 E: 0 K: 0 S: 7	H: 0 LOB: 1 BB: 1 P: 12	R: 0 E: 0 K: 0 S: 9	H: 1 LOB: 1 BB: 0 P: 13	R: 0 E: 0 K: 0 S: 7	H: 1 LOB: 1 BB: 0 P: 11	1B: 9 2B: 1 3B: 1 HR: 2	SF: 0 SAC: 0 DP: 3 HBP: 0	WP: 1 PB: 1 SB: 0 CS: 0	PA: 42					
PITCHER	IP	WLS	BF	H	R	ER	SO	BB	IBB	HBP	BLK	WP	HR	S	P	ERA	WHIP										
Brian Dubois, L (1, 1) ERA: 4.15	3.2		18	7	4	1	1	1	0	0	0	0	0	13	20	6.75	2.250										
Ed Nunez, R (4, 1) ERA: 1.86	1.1	W	8	3	3	1	0	0	0	0	0	0	0	13	20	6.75	2.250										
Jerry Don Gleaton, L (6, 1) ERA: 2.68	4.0	S	16	3	0	0	0	1	0	0	0	0	0	29	45	0.00	1.000										

Detroit Tigers @ Chicago White Sox
Comiskey Park, Chicago, IL
Tue Jul 03 1990, 8:05 PM EDT
Att: 25,526 - Unknown - 89 F

AB 40
R 7
H 13
RBI 7
BB 2
SO 1
LOB 22



Batter	1	2	3	4	5	6	7	8	9	AB	R	H	RBI	BB	SO	LOB	TOP
Steve Finley, L OBP: 0.313, SLG: 0.342 (1, 9)										5	1	2	0	0	3	3	
Joe Orsulak, L OBP: 0.394, SLG: 0.447 (1, 7)										4	0	0	0	0	1	3	
Randy Milligan, R OBP: 0.421, SLG: 0.490 (1, 3)										4	1	1	1	0	1	1	
Mickey Tettleton, S OBP: 0.402, SLG: 0.441 (1, 2)										4	0	0	0	0	2	0	
Cal Ripken Jr., R OBP: 0.357, SLG: 0.404 (1, 6)										3	0	0	0	0	1	0	
Sam Horn, L OBP: 0.323, SLG: 0.420 (1, 10)										4	0	0	0	0	2	2	
Craig Worthington, R OBP: 0.307, SLG: 0.340 (1, 5)										4	0	0	0	0	0	0	
Billy Ripken, R OBP: 0.302, SLG: 0.340 (1, 4)										4	0	2	0	0	0	0	
Mike Devereaux, R OBP: 0.247, SLG: 0.311 (1, 8)										4	0	2	0	0	0	2	
Inning Stats	R: 1 H: 1 E: 1 K: 2 S: 15	H: 1 R: 2 ER: 0 LOB: 2 BB: 0 P: 23	R: 0 H: 0 E: 0 K: 1 S: 9	H: 1 R: 0 ER: 0 LOB: 1 BB: 0 P: 16	R: 1 H: 1 E: 0 K: 1 S: 10	H: 1 R: 0 ER: 1 LOB: 1 BB: 0 P: 17	R: 0 H: 0 E: 0 K: 0 S: 7	H: 0 R: 0 ER: 0 LOB: 0 BB: 0 P: 11	R: 0 H: 0 E: 0 K: 2 S: 10	H: 2 R: 0 ER: 0 LOB: 2 BB: 0 P: 15	R: 0 H: 0 E: 0 K: 1 S: 11	H: 0 R: 0 ER: 0 LOB: 0 BB: 0 P: 17	R: 0 H: 2 E: 0 K: 1 S: 16	H: 2 R: 0 ER: 0 LOB: 2 BB: 0 P: 22	1B: 4 2B: 2 3B: 0 HR: 1	SF: 0 SAC: 0 DP: 0 HBP: 1	WP: 0 PA: 37 CS: 0
PITCHER	IP	WLS	BF	H	R	ER	SO	BB	IBB	HBP	BLK	WP	HR	S	P	ERA	WHIP
Melido Perez, R ERA: 3.88 (1, 1)	7.0	W	29	5	2	1	8	0	0	1	0	0	1	68	104	1.29	0.714
Barry Jones, R ERA: 1.95 (8, 1)	1.0		3	0	0	0	1	0	0	0	0	0	0	11	17	0.00	0.000
Bobby Thigpen, R ERA: 1.65 (9, 1)	1.0	S	5	2	0	0	1	0	0	0	0	0	0	16	22	0.00	2.000

Baltimore Orioles @ Chicago White Sox
Comiskey Park, Chicago, IL
Fri Jul 06 1990, 8:05 PM EDT
Att: 28,172 - Unknown - 63 F

AB 36
R 2
H 7
RBI 1
BB 0
SO 10
LOB 11



Batter	1	2	3	4	5	6	7	8	9	AB	R	H	RBI	BB	SO	LOB	BOTTOM
Lance Johnson, L OBP: 0.317, SLG: 0.333 (1, 8)										4	0	1	2	0	0	1	
Robin Ventura, L OBP: 0.323, SLG: 0.310 (1, 5)										4	0	0	0	0	1	1	
Carlton Fisk, R OBP: 0.381, SLG: 0.417 (1, 2)										3	1	1	0	1	0	0	
Dan Pasqua, L OBP: 0.388, SLG: 0.564 (1, 7)										3	1	2	1	0	0	0	
Dave Gallagher, R OBP: 0.327, SLG: 0.346 (7, PH) (8, 7)										1	0	0	0	0	1	2	
Ron Kittle, R OBP: 0.311, SLG: 0.500 (1, 10)										4	0	2	1	0	1	1	
Steve Lyons, L OBP: 0.258, SLG: 0.272 (1, 3)										4	0	0	0	0	1	3	
Sammy Sosa, R OBP: 0.304, SLG: 0.461 (1, 9)										4	0	1	0	0	3	1	
Scott Fletcher, R OBP: 0.314, SLG: 0.317 (1, 4)										1	1	1	0	1	0	0	
Ozzie Guillen, L OBP: 0.349, SLG: 0.393 (1, 6)										3	1	1	0	0	0	3	
Inning Stats	R: 2 H: 3 E: 0 K: 0 S: 13	H: 1 R: 4 ER: 0 LOB: 1 BB: 0 P: 21	R: 0 H: 0 E: 0 K: 0 S: 10	H: 1 R: 0 ER: 0 LOB: 1 BB: 0 P: 16	R: 0 H: 0 E: 0 K: 2 S: 14	H: 2 R: 0 ER: 0 LOB: 2 BB: 0 P: 22	R: 0 H: 1 E: 0 K: 1 S: 9	H: 2 R: 0 ER: 0 LOB: 2 BB: 2 P: 28	R: 0 H: 0 E: 0 K: 1 S: 7	H: 0 R: 0 ER: 0 LOB: 0 BB: 0 P: 12	1B: 7 2B: 1 3B: 1 HR: 0	SF: 0 SAC: 1 DP: 0 HBP: 0	WP: 1 PA: 34 CS: 1				
PITCHER	IP	WLS	BF	H	R	ER	SO	BB	IBB	HBP	BLK	WP	HR	S	P	ERA	WHIP
Pete Harnisch, R ERA: 4.02 (1, 1)	6.1	L	28	9	4	4	4	1	0	0	1	1	0	71	105	5.68	1.579
Jeff Ballard, L ERA: 5.12 (7, 1)	0.1		2	0	0	0	1	0	1	0	0	0	0	3	10	0.00	0.000
Curt Schilling, R ERA: (7, 1)	1.1		4	0	0	0	2	0	0	0	0	0	0	10	17	0.00	0.000

Baltimore Orioles @ Chicago White Sox
Comiskey Park, Chicago, IL
Fri Jul 06 1990, 8:05 PM EDT
Att: 28,172 - Unknown - 63 F

AB 31
R 4
H 9
RBI 4
BB 2
SO 7
LOB 12



Batter	1	2	3	4	5	6	7	8	9	AB	R	H	RBI	BB	SO	LOB	TOP				
Mike Devereaux, R (1.8) OBP: 0.252, SLG: 0.314										5	0	2	1	0	0	2					
Joe Orsulak, L (1.7) OBP: 0.395, SLG: 0.446										5	0	2	0	0	0	3					
Randy Milligan, R (1.3) OBP: 0.414, SLG: 0.481										5	0	0	0	0	0	4					
Mickey Tettleton, S (1.10) OBP: 0.400, SLG: 0.442										4	1	1	0	0	1	2					
Cal Ripken Jr., R (1.6) OBP: 0.356, SLG: 0.400										3	1	0	0	1	0	1					
Tim Lincecum, R (1.5) OBP: 0.390, SLG: 0.491										4	1	2	2	0	0	0					
Craig Worthington, R (8.5) OBP: 0.307, SLG: 0.340										2	0	0	1	0	0	0					
Bob Melvin, R (1.2) OBP: 0.261, SLG: 0.342										4	1	1	0	0	1	1					
Brad Komminsk, R (1.9) OBP: 0.330, SLG: 0.337										3	0	2	0	1	0	1					
Billy Ripken, R (1.4) OBP: 0.310, SLG: 0.344																					
Inning Stats	R: 0 E: 0 K: 0 S: 7	H: 1 LOB: 1 BB: 0 P: 9	R: 0 E: 0 K: 0 S: 6	H: 0 LOB: 0 BB: 0 P: 10	R: 0 E: 0 K: 0 S: 8	H: 2 LOB: 2 BB: 0 P: 13	R: 3 E: 0 K: 0 S: 9	H: 3 LOB: 1 BB: 1 P: 20	R: 0 E: 0 K: 1 S: 11	H: 1 LOB: 0 BB: 0 P: 13	R: 0 E: 0 K: 1 S: 7	H: 0 LOB: 0 BB: 0 P: 9	R: 0 E: 0 K: 1 S: 11	H: 1 LOB: 1 BB: 0 P: 15	R: 0 E: 0 K: 0 S: 7	H: 0 LOB: 0 BB: 0 P: 10	1B: 8 2B: 1 3B: 1 HR: 0	SF: 1 SAC: 1 DP: 0 HBP: 0	WP: 1 PB: 1 SB: 0 CS: 0	PA: 39	
PITCHER	IP	WLS	BF	H	R	ER	SO	BB	IBB	HBP	BLK	WP	HR	S	P	ERA	WHIP				
Greg Hibbard, L (1.1) ERA: 2.58	4.0	L	20	7	3	3	0	1	0	0	0	0	0	32	55	6.75	2.000				
Adam Peterson, R (5.1) ERA: 3.35	5.0		19	3	1	1	2	1	0	0	0	1	0	43	65	1.80	0.800				

Baltimore Orioles @ Chicago White Sox
Comiskey Park, Chicago, IL
Sat Jul 07 1990, 8:05 PM EDT
Att: 32,151 - Unknown - 72 F

AB 35
R 4
H 10
RBI 4
BB 2
SO 2
LOB 14



Batter	1	2	3	4	5	6	7	8	9	AB	R	H	RBI	BB	SO	LOB	BOTTOM				
Lance Johnson, L (1.8) OBP: 0.319, SLG: 0.333										3	1	1	0	1	0	1					
Robin Ventura, L (1.5) OBP: 0.322, SLG: 0.306										3	0	0	0	1	0	1					
Carlton Fisk, R (1.2) OBP: 0.374, SLG: 0.410										4	0	0	0	0	0	3					
Dan Pasqua, L (1.7) OBP: 0.391, SLG: 0.566										3	0	2	1	0	0	0					
Ron Kittle, R (1.10) OBP: 0.310, SLG: 0.496										4	0	1	0	0	1	2					
Sammy Sosa, R (1.9) OBP: 0.300, SLG: 0.454										4	0	0	0	0	1	3					
Carlos Martinez, R (1.3) OBP: 0.259, SLG: 0.319										3	0	2	0	0	0	0					
Scott Fletcher, R (1.4) OBP: 0.311, SLG: 0.313										3	0	0	0	0	0	2					
Ozzie Guillen, L (1.6) OBP: 0.348, SLG: 0.392										3	0	1	0	0	0	0					
Inning Stats	R: 1 E: 0 K: 0 S: 9	H: 2 LOB: 2 BB: 1 P: 19	R: 0 E: 0 K: 0 S: 6	H: 2 LOB: 1 BB: 0 P: 9	R: 0 E: 0 K: 1 S: 6	H: 1 LOB: 1 BB: 0 P: 13	R: 0 E: 0 K: 1 S: 9	H: 0 LOB: 0 BB: 0 P: 9	R: 0 E: 0 K: 1 S: 5	H: 1 LOB: 0 BB: 0 P: 11	R: 0 E: 0 K: 0 S: 8	H: 0 LOB: 0 BB: 0 P: 13	R: 0 E: 0 K: 0 S: 9	H: 0 LOB: 0 BB: 0 P: 14	R: 0 E: 0 K: 0 S: 7	H: 0 LOB: 0 BB: 0 P: 10	1B: 7 2B: 0 3B: 0 HR: 0	SF: 1 SAC: 0 DP: 2 HBP: 0	WP: 0 PB: 0 SB: 0 CS: 1	PA: 34	
PITCHER	IP	WLS	BF	H	R	ER	SO	BB	IBB	HBP	BLK	WP	HR	S	P	ERA	WHIP				
John Mitchell, R (1.1) ERA: 4.89	8.0	W	30	7	1	1	2	2	0	0	0	0	0	9	14	0.00	0.000				
Gregg Olson, R (9.1) ERA: 1.25	1.0	S	3	0	0	0	0	0	0	0	0	0	0	9	14	0.00	0.000				

Baltimore Orioles @ Chicago White Sox
Comiskey Park, Chicago, IL
Sat Jul 07 1990, 8:05 PM EDT
Att: 32,151 - Unknown - 72 F

AB 30
R 1
H 7
RBI 1
BB 2
SO 2
LOB 12



Batter	1	2	3	4	5	6	7	8	9	10	11	AB	R	H	RBI	BB	SO	LOB	TOP							
Mike Devereaux, R OBP: 0.261, SLG: 0.324 (1, 8)	G5-3		P6		HR		FC3-2 2B		K			5	2	2	3	1	1	1								
Joe Orsulak, L OBP: 0.360, SLG: 0.451 (1, 7)	F8		G3		HR		FC3-2 2B		L6		F8	6	1	1	2	0	0	6								
Randy Milligan, R OBP: 0.414, SLG: 0.494 (1, 3)	P4				P4					G6-3		5	1	2	3	0	0	0								
Mickey Tettleton, S OBP: 0.394, SLG: 0.433 (1, 2)		P5			F8		G3-1		G4-3		K	5	0	0	0	0	1	2								
Cal Ripken Jr., R OBP: 0.354, SLG: 0.397 (1, 6)		F7			G3-6 1B		G4-3		G5-3		L5	5	0	1	0	0	0	0								
Sam Horn, L OBP: 0.330, SLG: 0.424 Steve Finley, L OBP: 0.316, SLG: 0.342 (8, PR)					G3-6		K		G6-3		FC1-5 SH BB	4	0	2	0	0	1	1								
Craig Worthington, R OBP: 0.310, SLG: 0.337 Rene Gonzalez, R OBP: 0.297, SLG: 0.281 (11, PR)									G6-3		SH FC1-5 1B	2	1	0	0	1	0	2								
Billy Ripken, R OBP: 0.309, SLG: 0.342 (1, 4)					G6-3		SH5-3		L3		FC1-5 1B 2B	4	1	1	0	0	0	4								
Brad Kornmink, R OBP: 0.333, SLG: 0.333 (1, 9)					F9		FC1-5 FC3-2 2B		K		2B	4	2	1	0	0	1	3								
Inning Stats	R: 0 E: 0 K: 0 S: 7	H: 0 LOB: 0 BB: 0 P: 12	R: 0 E: 0 K: 0 S: 11	H: 1 LOB: 1 BB: 0 P: 18	R: 0 E: 0 K: 0 S: 7	H: 0 LOB: 0 BB: 0 P: 13	R: 1 E: 0 K: 0 S: 5	H: 2 LOB: 0 BB: 0 P: 9	R: 3 E: 0 K: 0 S: 8	H: 2 LOB: 0 BB: 1 P: 13	R: 0 E: 0 K: 1 S: 7	H: 0 LOB: 0 BB: 0 P: 13	R: 2 E: 0 K: 0 S: 15	H: 2 LOB: 2 BB: 1 P: 24	R: 0 E: 0 K: 0 S: 11	H: 1 LOB: 2 BB: 0 P: 19	R: 0 E: 0 K: 2 S: 10	H: 0 LOB: 0 BB: 0 P: 14	R: 0 E: 0 K: 1 S: 6	H: 0 LOB: 0 BB: 0 P: 10	R: 2 E: 0 K: 0 S: 9	H: 2 LOB: 2 BB: 1 P: 13	1B: 6 2B: 2 3B: 0 HR: 2	SF: 0 SAC: 2 DP: 1 HBP: 2	WP: 0 PB: 0 SB: 1 CS: 0	PA: 47
PITCHER	IP ERA WLS BF H R ER SO BB IBB HBP BLK WP HR S P ERA WHIP	Eric King, R ERA: 2.99 Donn Pall, R ERA: 2.89 Scott Radinsky, L ERA: 2.12 Barry Jones, R ERA: 2.08 Bobby Thigpen, R ERA: 1.93	(1, 1) 4.2 20 3 0 0 0 0 0 0 0 0 0 0 0 6 11 0.00 0.000	(5, 1) 1.0 3 0 0 0 0 0 0 0 0 0 0 0 0 6 10 27.00 0.000	(6, 1) 0.1 2 0 1 1 1 0 0 1 0 1 0 0 0 6 10 27.00 0.000	(7, 1) 2.0 10 3 1 1 0 1 0 0 0 0 0 0 23 37 4.50 2.000	(9, 1) 3.0 L 12 2 2 2 3 1 0 0 0 0 0 0 25 37 6.00 1.000	PITCHER	IP ERA WLS BF H R ER SO BB IBB HBP BLK WP HR S P ERA WHIP	Gregg Olson, R ERA: 1.22	(11, 1) 1.0 3 0 0 0 0 0 0 0 0 0 0 0 0 2 15 0.00 0.000															

Baltimore Orioles @ Chicago White Sox
Comiskey Park, Chicago, IL
Sun Jul 08 1990, 4:33 AM EDT
Att: 29,821 - Sunny - 93 F

AB 40
R 8
H 10
RBI 8
BB 3
SO 4
LOB 19



Batter	1	2	3	4	5	6	7	8	9	10	11	AB	R	H	RBI	BB	SO	LOB	BOTTOM							
Lance Johnson, L OBP: 0.317, SLG: 0.331 (1, 8)	F7		L8		1B 2B	FC6-4			G4-3			5	1	1	1	0	0	1								
Robin Ventura, L OBP: 0.320, SLG: 0.304 (1, 5)	L6		F8		2B PB 1B			G3-1		G4-3		5	1	1	0	0	0	0								
Dan Pasqua, L OBP: 0.400, SLG: 0.607 Dave Gallagher, R OBP: 0.339, SLG: 0.358 (8, 7)					L9 1B 2B			K			PB 1B	4	3	3	2	0	1	0								
Ron Kittle, R OBP: 0.312, SLG: 0.498 (1, 10)					L9			P4		K		5	0	2	0	0	1	2								
Ron Karkovice, R OBP: 0.349, SLG: 0.427 (1, 2)					P5			K		G5-3		5	0	1	0	0	1	4								
Sammy Sosa, R OBP: 0.299, SLG: 0.450 (1, 9)					L1			K		L9		5	0	1	1	0	2	3								
Carlos Martinez, R OBP: 0.282, SLG: 0.311 (1, 3)					L1			G6-3		F8		5	0	0	0	0	1	2								
Scott Fletcher, R OBP: 0.312, SLG: 0.319 (1, 4)					P7			SH1-3 1B 2B		F7		5	1	2	0	0	1	1								
Ozzie Guillen, L OBP: 0.343, SLG: 0.386 (1, 6)					P5			SH1-3 1B		F8		4	0	0	0	0	0	1								
Inning Stats	R: 1 E: 0 K: 0 S: 9	H: 2 LOB: 1 BB: 0 P: 15	R: 0 E: 0 K: 1 S: 6	H: 0 LOB: 0 BB: 0 P: 8	R: 0 E: 0 K: 0 S: 7	H: 0 LOB: 0 BB: 0 P: 10	R: 1 E: 0 K: 0 S: 14	H: 2 LOB: 1 BB: 0 P: 19	R: 4 E: 0 K: 1 S: 12	H: 5 LOB: 1 BB: 0 P: 16	R: 0 E: 0 K: 0 S: 6	H: 1 LOB: 1 BB: 0 P: 10	R: 0 E: 0 K: 1 S: 5	H: 0 LOB: 0 BB: 0 P: 7	R: 0 E: 0 K: 1 S: 10	H: 1 LOB: 1 BB: 0 P: 16	R: 0 E: 0 K: 1 S: 6	H: 0 LOB: 0 BB: 0 P: 10	R: 0 E: 0 K: 1 S: 11	H: 1 LOB: 1 BB: 0 P: 17	R: 0 E: 0 K: 2 S: 9	H: 0 LOB: 0 BB: 0 P: 15	1B: 7 2B: 4 3B: 0 HR: 1	SF: 0 SAC: 1 DP: 0 HBP: 0	WP: 0 PB: 2 SB: 0 CS: 0	PA: 45
PITCHER	IP ERA WLS BF H R ER SO BB IBB HBP BLK WP HR S P ERA WHIP	Kevin Hickey, L ERA: 3.92 Ben McDonald, R ERA: 5.06 Jeff Ballard, L ERA: 5.06 Mark Williamson, R ERA: 1.40	(1, 1) 4.1 20 1 1 0 0 0 0 0 0 0 0 0 0 1 40 10.38 1.615	(5, 1) 0.0 1 7 0 0 0 0 0 0 0 0 0 0 0 1 2 ∞ ∞	(5, 1) 1.2 7 2 1 1 1 0 0 0 0 0 0 0 0 13 20 5.40 1.200	(7, 1) 1.0 4 1 0 0 1 0 0 0 0 0 0 0 0 7 12 0.00 1.000	(8, 1) 3.0 W 10 1 0 0 2 0 0 0 0 0 0 0 25 38 0.00 0.333	PITCHER	IP ERA WLS BF H R ER SO BB IBB HBP BLK WP HR S P ERA WHIP	Gregg Olson, R ERA: 1.22	(11, 1) 1.0 3 0 0 0 0 0 0 0 0 0 0 0 0 2 15 0.00 0.000															

Baltimore Orioles @ Chicago White Sox
Comiskey Park, Chicago, IL
Sun Jul 08 1990, 4:33 AM EDT
Att: 29,821 - Sunny - 93 F

AB 44
R 6
H 12
RBI 4
BB 0
SO 7
LOB 14



Batter	1	2	3	4	5	6	7	8	9	10	11	12	13	AB	R	H	RBI	BB	SO	LOB		
Jim Gantner, L OBP: 0.360, SLG: 0.319 (1, 4)	F8		1B HR		L7			F8	SH1-3 1B		G4-3		1B	7	1	3	2	0	0	0		
Gary Sheffield, R OBP: 0.364, SLG: 0.463 (1, 5)	F8		1B HR					BB BB BB	SH1-3			1B CS	1B	5	2	3	0	1	1	1		
Robin Yount, R OBP: 0.339, SLG: 0.361 (1, 8)	1B S		1B HR		F9			BB BB 1B	G6-4-3 BB			1B SAFE SAFE SAFE	P6	4	2	2	3	2	0	2		
Dave Parker, L OBP: 0.353, SLG: 0.505 (1, 10)	F9		1B CS			G3-1		BB 1B	G6-4-3			1B SAFE SAFE SAFE	K	5	1	1	0	1	1	4		
Greg Brock, L OBP: 0.322, SLG: 0.367 (8, PH) Rob Deer, R OBP: 0.333, SLG: 0.431 (8, 3)		F9	1B SAFE SAFE SAFE		L9			1B 2B BB		F9			F9	3	0	0	0	0	1	1		
Greg Vaughn, R OBP: 0.306, SLG: 0.430 (8, 7) Mike Fetters, S OBP: 0.328, SLG: 0.288 (8, 7)		G4-3 S 1B			K			1B 2B 1B					S 1B	4	1	2	2	0	1	0		
B.J. Surhoff, L OBP: 0.342, SLG: 0.428 (1, 2)	G4-3				K			1B 2B		F7			1B 1B	5	2	1	2	1	1	1		
Darryl Hamilton, L OBP: 0.322, SLG: 0.393 (1, 9)	F8				L4			1B					1B S 1B	6	1	2	2	0	1	1		
Bill Spiers, L OBP: 0.299, SLG: 0.387 (11, PH) Dale Sveum, S OBP: 0.296, SLG: 0.250 (11, 6) Edgar Diaz, R OBP: 0.350, SLG: 0.311 (13, 6)			L8		K			P5					1B S 1B	4	0	0	0	0	2	1		
Inning Stats	R: 0 E: 0 K: 0 S: 12	H: 1 LOB: 1 BB: 0 P: 18	R: 0 E: 0 K: 0 S: 9	H: 1 LOB: 1 BB: 0 P: 14	R: 3 E: 0 K: 1 S: 16	H: 4 LOB: 1 BB: 0 P: 23	R: 0 E: 0 K: 2 S: 13	H: 0 LOB: 0 BB: 0 P: 18	R: 0 E: 0 K: 0 S: 5	H: 0 LOB: 0 BB: 0 P: 15	R: 6 E: 0 K: 1 S: 18	H: 3 LOB: 0 BB: 4 P: 38	R: 0 E: 0 K: 2 S: 8	H: 0 LOB: 0 BB: 0 P: 14	R: 0 E: 0 K: 1 S: 6	H: 1 LOB: 0 BB: 0 P: 7	R: 3 E: 0 K: 2 S: 24	H: 3 LOB: 1 BB: 1 P: 35	1B: 13 2B: 2 3B: 0 HR: 1	SF: 0 SAC: 1 DP: 2 HBP: 0	W/P: 0 PB: 0 SB: 5 CS: 2	PA: 56
PITCHER	IP	WLS	BF	H	R	ER	SO	BB	IBB	HBP	BLK	WP	HR	S	P	ERA	WHIP					
Jack McDowell, R ERA: 4.25 (1, 1)	7.1		30	7	5	5	4	2	0	0	0	0	1	82	127	6.14	1.227					
Scott Radinsky, L ERA: 2.65 (8, 1)	0.0		2	0	0	0	0	2	0	0	0	0	0	2	10							
Barry Jones, R ERA: 2.39 (8, 1)	2.2		11	4	4	4	2	1	0	0	0	0	0	22	34	13.50	1.875					
Ken Patterson, L ERA: 4.24 (11, 1)	1.0		4	1	0	0	2	0	0	0	0	0	0	10	15	0.00	1.000					
Donn Pall, R ERA: 3.38 (12, 1)	1.2	L	7	2	3	3	2	0	1	0	0	0	0	23	32	16.20	1.200					

Milwaukee Brewers @ Chicago White Sox
Comiskey Park, Chicago, IL
Wed Jul 11 1990, 4:33 AM EDT
Att. 40,666 - Cloudy - 68 F

AB	49
R	12
H	15
RBI	12
BB	6
SO	11
LOB	13



Batter	1	2	3	4	5	6	7	8	9	10	11	12	13	AB	R	H	RBI	BB	SO	LOB				
Lance Johnson, L OBP: 0.316, SLG: 0.333 (1, 8)	1B 2B	G4-3	L8		FC6-4			B1-3			1B 1B		F7	7	1	2	0	0	0	2				
Robin Ventura, L OBP: 0.314, SLG: 0.298 (1, 5) Dave Gallagher, R OBP: 0.333, SLG: 0.352 (11, PH) Craig Grebeck, R OBP: 0.153, SLG: 0.143 (12, 5)	F7	F8		G1-3		G4-3		G4-3			F9			5	0	0	0	0	0	1				
Ivan Calderon, R OBP: 0.359, SLG: 0.441 (1, 10)	1B 2B 1B			G6-3					G5-3		1B 1B			1	0	0	0	0	0	1				
Ron Kittle, R OBP: 0.308, SLG: 0.490 (1, 3)	1B 2B 1B			G5-3		K		K		G6-3	F8			6	1	1	0	0	2	2				
Carlton Fisk, R OBP: 0.376, SLG: 0.411 (1, 2)	1B 2B BB				P6			G3-1 2B		F9			K	4	2	1	0	2	1	0				
Steve Lyons, L OBP: 0.253, SLG: 0.264 (1, 7)	2B 1B				B1			G3-1			G1-3		K	6	0	1	1	0	2	2				
Scott Fletcher, R OBP: 0.316, SLG: 0.327 (1, 4)	1B 2B				G5-3			G5-3			G6-3		G4-3	6	2	3	2	0	0	1				
Sammy Sosa, R OBP: 0.299, SLG: 0.461 (1, 9)	F9				1B			P6			K			6	2	2	3	0	2	3				
Ozzie Guillen, L OBP: 0.339, SLG: 0.385 (1, 6)	G1-3				2B 3B			F7			K		K	6	0	1	1	0	2	2				
Inning Stats	R: 4 E: 0 K: 0 S: 18	H: 5 LOB: 2 BB: 1 P: 26	R: 0 E: 0 K: 1 S: 12	H: 0 LOB: 0 BB: 0 P: 19	R: 3 E: 0 K: 1 S: 16	H: 3 LOB: 1 BB: 0 P: 27	R: 0 E: 0 K: 1 S: 9	H: 0 LOB: 0 BB: 0 P: 11	R: 2 E: 1 K: 0 S: 10	H: 2 LOB: 1 BB: 0 P: 15	R: 0 E: 0 K: 2 S: 5	H: 0 LOB: 0 BB: 0 P: 13	R: 0 E: 0 K: 1 S: 7	H: 0 LOB: 0 BB: 0 P: 9	R: 0 E: 0 K: 1 S: 8	H: 2 LOB: 2 BB: 0 P: 12	R: 0 E: 0 K: 2 S: 8	H: 0 LOB: 0 BB: 0 P: 12	R: 0 E: 0 K: 2 S: 11	H: 0 LOB: 0 BB: 0 P: 15	1B: 7 2B: 4 3B: 2 HR: 0	SF: 0 SAC: 0 DP: 0 HBP: 0	W/P: 0 PB: 0 SB: 0 CS: 0	PA: 55
PITCHER	IP	WLS	BF	H	R	ER	SO	BB	IBB	HBP	BLK	WP	HR	S	P	ERA	WHIP							
Ron Robinson, R ERA: 4.11 (1, 1)	2.2		18	8	7	7	3	2	0	0	0	0	0	42	67	23.62	3.750							
Jaime Navarro, R ERA: 5.94 (3, 1)	3.1		13	2	2	1	3	0	0	0	0	0	0	35	48	2.70	0.600							
Chuck Crim, R ERA: 3.98 (7, 1)	4.0		13	1	0	0	1	0	0	0	0	0	0	27	39	0.00	0.250							
Dan Plesac, L ERA: 4.74 (11, 1)	3.0	W	11	2	0	0	5	0	0	0	0	0	0	27	39	0.00	0.667							

Milwaukee Brewers @ Chicago White Sox
Comiskey Park, Chicago, IL
Wed Jul 11 1990, 4:33 AM EDT
Att. 40,666 - Cloudy - 68 F


AB	53
R	9
H	13
RBI	8
BB	2
SO	11
LOB	14



Batter	1	2	3	4	5	6	7	8	9	AB	R	H	RBI	BB	SO	LOB	TOP					
Sammy Sosa, R OBP: 0.305, SLG: 0.466 (1, 9)	F8			G3	CS		CS	5-3		3	1	1	0	1	0	0						
Robin Ventura, L OBP: 0.316, SLG: 0.300 (1, 5)	F9			F9	CS		BB	5-3		4	0	1	0	0	0	1						
Ivan Calderon, R OBP: 0.357, SLG: 0.438 (1, 7)	F9			G3	BB		K	P5		3	1	0	0	1	1	1						
Ron Kittle, R OBP: 0.307, SLG: 0.484 Steve Lyons, L OBP: 0.235, SLG: 0.267 (9, 3)		P2		G3			BB	P6		3	0	0	1	1	0	1						
Carlton Fisk, R OBP: 0.379, SLG: 0.406 (1, 10)		K		PC	BB		P3	F7		4	0	1	1	0	1	2						
Ron Karkovics, R OBP: 0.344, SLG: 0.419 (1, 2)		F7		3-H	BB		K	L7		4	0	1	0	0	1	2						
Scott Fletcher, R OBP: 0.313, SLG: 0.323 (1, 4)				P4	PO		E4	F7		3	1	1	0	0	0	0						
Lance Johnson, L OBP: 0.316, SLG: 0.342 (1, 8)				4-3			SF8	FC6-4		1	0	0	1	1	0	0						
Ozzie Guillen, L OBP: 0.336, SLG: 0.380 (1, 6)				4-3			6-3	FC6-4		3	0	0	0	0	0	1						
Inning Stats	R: 0 E: 0 K: 0 S: 3	H: 0 LOB: 0 BB: 0 P: 7	R: 0 E: 0 K: 1 S: 7	H: 0 LOB: 0 BB: 0 P: 8	R: 0 E: 0 K: 0 S: 5	H: 0 LOB: 0 BB: 0 P: 9	R: 2 E: 0 K: 0 S: 14	H: 3 LOB: 1 BB: 1 P: 24	R: 1 E: 1 K: 0 S: 8	H: 1 LOB: 0 BB: 1 P: 18	R: 0 E: 0 K: 2 S: 17	H: 1 LOB: 2 BB: 1 P: 27	R: 0 E: 0 K: 0 S: 8	H: 0 LOB: 0 BB: 1 P: 14	R: 0 E: 0 K: 0 S: 5	H: 0 LOB: 0 BB: 0 P: 6	R: 0 E: 0 K: 0 S: 4	H: 0 LOB: 0 BB: 0 P: 7	1B: 4 2B: 1 3B: 0 HR: 0	SF: 1 SAC: 0 DP: 0 HBP: 0	WP: 0 PB: 0 SB: 2 CS: 2	PA: 36
PITCHER Chuck Cary, L ERA: 4.27 (1, 1)	IP: 9.0 WLS: L BF: 33	H: 5 R: 3 ER: 2 SO: 3	BB: 4 IBB: 0 HBP: 0 BLK: 0	WP: 0 HR: 0 S: 71 P: 120	ERA: 2.00 WHIP: 1.000																	

Chicago White Sox @ New York Yankees
Yankee Stadium, Bronx, NY
Fri Jul 13 1990, 7:05 PM EDT
Att: 20,202 - Unknown


AB	28
R	3
H	5
RBI	3
BB	4
SO	3
LOB	8



Batter	1	2	3	4	5	6	7	8	9	AB	R	H	RBI	BB	SO	LOB	BOTTOM					
Roberto Kelly, R OBP: 0.316, SLG: 0.382 (1, 8)	K		L6		1B		6-3			4	0	1	0	0	1	0						
Steve Sax, R OBP: 0.327, SLG: 0.325 (1, 4)	1B		F8		FC6-4		1B	5-3		4	0	2	0	0	0	0						
Don Mattingly, L OBP: 0.293, SLG: 0.338 (1, 10)	P5		4-3		P9		4-3	4-3		4	0	0	0	0	0	3						
Steve Balboni, R OBP: 0.309, SLG: 0.414 (1, 3)	FC5-4				FC6-4		K	K		4	1	2	1	0	1	2						
Jesse Barfield, R OBP: 0.347, SLG: 0.469 (1, 9)	FC5-4				SF9		6-3	F9		4	1	1	0	0	0	2						
Jim Leyritz, R OBP: 0.349, SLG: 0.402 Deion Sanders, L OBP: 0.200, SLG: 0.207 (9, FR)	1-3		4-3		4-3		L8	G3		4	0	1	0	0	0	1						
Mel Hall, L OBP: 0.279, SLG: 0.458 (1, 7)					SF9		K	G3		3	0	1	1	0	1	1						
Bob Geren, R OBP: 0.261, SLG: 0.347 Matt Nokes, L OBP: 0.316, SLG: 0.438 (9, PH)					F7		P2	3-1		3	0	0	0	0	0	1						
Alvaro Espinoza, R OBP: 0.251, SLG: 0.270 (1, 6)					1-3		F8			3	0	0	0	0	0	1						
Inning Stats	R: 0 E: 0 K: 1 S: 12	H: 2 LOB: 2 BB: 0 P: 19	R: 0 E: 0 K: 0 S: 8	H: 1 LOB: 1 BB: 0 P: 13	R: 0 E: 0 K: 0 S: 5	H: 0 LOB: 0 BB: 0 P: 6	R: 2 E: 0 K: 0 S: 9	H: 2 LOB: 0 BB: 0 P: 18	R: 0 E: 0 K: 0 S: 11	H: 2 LOB: 2 BB: 0 P: 17	R: 0 E: 0 K: 1 S: 6	H: 0 LOB: 0 BB: 0 P: 9	R: 0 E: 0 K: 0 S: 4	H: 0 LOB: 0 BB: 0 P: 5	R: 0 E: 0 K: 1 S: 9	H: 0 LOB: 0 BB: 0 P: 14	R: 0 E: 0 K: 0 S: 10	H: 1 LOB: 2 BB: 0 P: 13	1B: 3 2B: 4 3B: 0 HR: 1	SF: 1 SAC: 0 DP: 0 HBP: 0	WP: 0 PB: 0 SB: 0 CS: 0	PA: 35
PITCHER Greg Hibbard, L ERA: 2.58 Barry Jones, R ERA: 2.3 Bobby Thigpen, R ERA: 1.89 (8, 1) (9, 1)	IP: 7.0 WLS: W BF: 28	H: 7 R: 2 ER: 2 SO: 2	BB: 0 IBB: 0 HBP: 0 BLK: 0	WP: 0 HR: 1 S: 55 P: 87	ERA: 2.57 WHIP: 1.000																	

Chicago White Sox @ New York Yankees
Yankee Stadium, Bronx, NY
Fri Jul 13 1990, 7:05 PM EDT
Att: 20,202 - Unknown

AB	34
R	2
H	8
RBI	2
BB	0
SO	3
LOB	13



Batter	1	2	3	4	5	6	7	8	9	AB	R	H	RBI	BB	SO	LOB	TOP										
Sammy Sosa, R OBP: 0.299, SLG: 0.453	F9	F8		P6		E		G6-3		5	1	1	2	0	0	3	Chicago White Sox @ New York Yankees Yankee Stadium, Bronx, NY Sun Jul 15 1990, 3:33 AM EDT Att: 31,939 - Sunny - 84 F										
Dave Gallagher, R OBP: 0.328, SLG: 0.345 Lance Johnson, L OBP: 0.318, SLG: 0.341	K				P3	1B		G3-1		3	0	1	0	0	1	0											
Ivan Calderon, R OBP: 0.367, SLG: 0.448	1B				G6-3	2B		G6-3		4	1	2	1	1	0	0											
Ron Kittle, R OBP: 0.307, SLG: 0.484 Steve Lyons, L OBP: 0.252, SLG: 0.263	G4-3				L7	K			K	4	0	1	1	0	1	2											
Carlton Fisk, R OBP: 0.374, SLG: 0.400		F8			G3-1			G5-3	SH1-3	5	1	1	0	0	0	1											
Dan Pasqua, L OBP: 0.305, SLG: 0.603		BB			G3			2B	E	4	2	2	0	1	1	1											
Scott Fletcher, R OBP: 0.318, SLG: 0.326		1B				SH5-3		K	SH1-3	2	0	1	0	1	1	1											
Craig Grebeck, R OBP: 0.150, SLG: 0.140 Robin Ventura, L OBP: 0.318, SLG: 0.305	F9				SH5-3			F8		1	0	0	0	0	0	2											
Ozzie Guillen, L OBP: 0.343, SLG: 0.383					P6			F8		3	1	1	1	1	0	2											
Inning Stats	R: 0 E: 0 K: 1 S: 8	H: 1 LOB: 1 BB: 0 P: 13	R: 1 E: 0 K: 0 S: 14	H: 1 LOB: 2 BB: 2 P: 28	R: 1 E: 0 K: 0 S: 10	H: 2 LOB: 1 BB: 1 P: 18	R: 0 E: 0 K: 0 S: 5	H: 1 LOB: 1 BB: 0 P: 7	R: 0 E: 0 K: 2 S: 19	H: 0 LOB: 0 BB: 1 P: 12	R: 5 E: 1 K: 2 S: 19	H: 5 LOB: 1 BB: 1 P: 30	R: 1 E: 1 K: 0 S: 12	H: 2 LOB: 1 BB: 0 P: 15	R: 0 E: 0 K: 0 S: 6	H: 0 LOB: 0 BB: 0 P: 9		R: 0 E: 0 K: 2 S: 12	H: 0 LOB: 0 BB: 0 P: 17	1B: 9 2B: 3 3B: 0 HR: 0	SF: 0 SAC: 2 DP: 0 HBP: 0	WP: 1 PB: 0 SB: 0 CS: 0	PA: 42				
PITCHER	IP	WLS	BF	H	R	ER	SO	BB	IBB	HBP	BLK	WP	HR	S	P	ERA	WHIP										
Dave LaPoint, L ERA: 4.48	(1, 1)	5.1	24	6	3	3	1	3	0	0	0	1	0	49	84	5.06	1.688										
Alan Mills, R ERA: 3.97	(6, 1)	0.1	L	6	4	4	1	1	0	0	0	0	0	11	20	108.00	15.000										
Lee Guetterman, L ERA: 2.87	(6, 1)	0.1	L	1	0	0	1	0	0	0	0	0	0	4	4	0.00	0.000										
Eric Plunk, R ERA: 2.97	(7, 1)	2.0	8	2	1	0	0	0	0	0	0	0	0	18	24	0.00	1.000										
Dave Rignetti, L ERA: 3.81	(9, 1)	1.0	3	0	0	0	2	0	0	0	0	0	0	12	17	0.00	0.000										

Batter	1	2	3	4	5	6	7	8	9	AB	R	H	RBI	BB	SO	LOB	BOTTOM										
Deion Sanders, L OBP: 0.216, SLG: 0.215	F8					G4-3				4	1	1	0	0	1	2	Chicago White Sox @ New York Yankees Yankee Stadium, Bronx, NY Sun Jul 15 1990, 3:33 AM EDT Att: 31,939 - Sunny - 84 F										
Steve Balboni, R OBP: 0.317, SLG: 0.418					1B	G3				0	0	0	0	1	0	0											
Steve Sax, R OBP: 0.326, SLG: 0.326	G4-3				G4-6-3					4	1	1	3	0	1	1											
Don Mattingly, L OBP: 0.301, SLG: 0.339					P9	P2				5	0	2	0	0	0	4											
Mel Hall, L OBP: 0.281, SLG: 0.461 Roberto Kelly, R OBP: 0.313, SLG: 0.376	P5				FC5	G3				2	0	1	0	0	0	1											
Matt Nokes, L OBP: 0.325, SLG: 0.442 Bob Geren, R OBP: 0.261, SLG: 0.345										2	0	2	1	1	0	0											
Jesse Barfield, R OBP: 0.348, SLG: 0.462										2	0	1	0	0	0	0											
Kevin Maas, L OBP: 0.395, SLG: 0.697 Randy Velarde, R OBP: 0.274, SLG: 0.279										5	0	1	0	0	2	5											
Jim Leyritz, R OBP: 0.347, SLG: 0.385										3	2	1	0	1	1	1											
Alvaro Espinoza, R OBP: 0.258, SLG: 0.271										2	1	2	0	2	0	0											
Inning Stats	R: 0 E: 0 K: 0 S: 10	H: 1 LOB: 1 BB: 0 P: 13	R: 0 E: 0 K: 2 S: 10	H: 1 LOB: 0 BB: 0 P: 15	R: 0 E: 0 K: 1 S: 6	H: 1 LOB: 0 BB: 0 P: 10	R: 0 E: 0 K: 0 S: 8	H: 1 LOB: 2 BB: 1 P: 16	R: 4 E: 0 K: 1 S: 19	H: 6 LOB: 2 BB: 0 P: 24	R: 0 E: 0 K: 0 S: 10	H: 0 LOB: 0 BB: 1 P: 17	R: 0 E: 0 K: 2 S: 15	H: 2 LOB: 2 BB: 0 P: 20	R: 1 E: 0 K: 0 S: 12	H: 0 LOB: 2 BB: 3 P: 26	R: 0 E: 0 K: 0 S: 9	H: 0 LOB: 0 BB: 0 P: 15	1B: 11 2B: 1 3B: 0 HR: 0	SF: 1 SAC: 0 DP: 2 HBP: 0	WP: 0 PB: 0 SB: 1 CS: 0	PA: 42					
PITCHER	IP	WLS	BF	H	R	ER	SO	BB	IBB	HBP	BLK	WP	HR	S	P	ERA	WHIP										
Eric King, R ERA: 3.2	(1, 1)	4.2	24	10	4	4	3	1	0	0	0	0	0	50	73	7.71	2.357										
Ken Patterson, L ERA: 3.99	(5, 1)	1.2	W	6	1	0	0	2	1	0	0	0	0	19	31	0.00	1.200										
Scott Radinsky, L ERA: 3.06	(7, 1)	1.0	7	1	1	1	1	3	0	0	0	0	0	14	29	9.00	4.000										
Bobby Thigpen, R ERA: 1.81	(8, 1)	1.2	S	5	0	0	0	0	0	0	0	0	0	16	23	0.00	0.000										



Batter	1	2	3	4	5	6	7	8	9	AB	R	H	RBI	BB	SO	LOB	TOP					
Lance Johnson, L OBP: 0.313, SLG: 0.332	L6		G3			P6	SH1-3	G4-3		4	0	0	0	0	0	1						
Robin Ventura, L OBP: 0.319, SLG: 0.303	F7			G3-1		2B	1B		G4-3	4	1	1	0	1	0	0						
Ivan Calderon, R OBP: 0.363, SLG: 0.446	F8			G5-3		HR		SF3	G5-3	4	1	1	2	0	0	0						
Dan Pasqua, L OBP: 0.398, SLG: 0.610		F8		K		HR		F8	F7	5	1	1	2	0	1	2						
Carlton Fisk, R OBP: 0.378, SLG: 0.398		S			FC4-6	1B			K	2	1	1	0	1	1	0						
Carlos Martinez, R OBP: 0.257, SLG: 0.315	F8				1B		F9		2B	4	1	2	0	0	0	2						
Scott Fletcher, R OBP: 0.317, SLG: 0.339	G5-3				1B		K2-3		1B	4	1	1	1	0	1	4						
Sammy Sosa, R OBP: 0.298, SLG: 0.444						P4		E5	K	3	1	0	0	1	1	2						
Ozzie Guillen, L OBP: 0.338, SLG: 0.375			G4-6-3			G4-3		SH	E8	3	0	0	0	0	0	2						
Inning Stats	R: 0 H: 0 E: 0 K: 0 S: 6	H: 0 LOB: 0 BB: 0 P: 9	R: 0 H: 0 E: 0 K: 0 S: 7	H: 0 LOB: 1 BB: 0 P: 13	R: 0 H: 0 E: 0 K: 0 S: 8	H: 0 LOB: 0 BB: 1 P: 12	R: 0 H: 0 E: 0 K: 1 S: 7	H: 0 LOB: 0 BB: 0 P: 12	R: 1 H: 2 E: 0 K: 0 S: 9	H: 2 LOB: 1 BB: 0 P: 13	R: 3 H: 3 E: 0 K: 1 S: 15	H: 3 LOB: 1 BB: 1 P: 22	R: 1 H: 0 E: 1 K: 0 S: 9	H: 0 LOB: 2 BB: 1 P: 17	R: 2 H: 2 E: 1 K: 2 S: 18	H: 2 LOB: 1 BB: 0 P: 26	R: 0 H: 0 E: 0 K: 0 S: 12	H: 0 LOB: 0 BB: 0 P: 16	1B: 4 2B: 2 3B: 0 HR: 1	SF: 1 SAC: 2 DP: 1 HBP: 1	WP: 1 PB: 1 SB: 2 CS: 0	PA: 40
PITCHER	IP	WLS	BF	H	R	ER	SO	BB	IBB	HBP	BLK	WP	HR	S	P	ERA	WHIP					
Jack Morris, R ERA: 5.28	(1, 1)	7.2	L	36	7	7	4	4	2	1	1	0	1	1	75	119	4.70	1.174				
Jerry Don Gleaton, L ERA: 3.1	(8, 1)	1.1		4	0	0	0	0	0	0	0	0	0	0	16	21	0.00	0.000				

Chicago White Sox @ Detroit Tigers
Tiger Stadium, Detroit, MI
Tue Jul 17 1990, 7:05 PM EDT
Att: 16,281 - Unknown - 85 F

AB 33
R 7
H 7
RBI 5
BB 3
SO 4
LOB 13



Batter	1	2	3	4	5	6	7	8	9	AB	R	H	RBI	BB	SO	LOB	BOTTOM					
Lou Whitaker, L OBP: 0.311, SLG: 0.382	2B	G3-1			G4-3		G4-3			4	1	1	0	0	0	0						
Tony Phillips, S OBP: 0.349, SLG: 0.349	2B		F7		P4			FC4-6	BB	3	1	1	0	1	0	0						
Alan Trammell, R OBP: 0.385, SLG: 0.418	G4-6-3		G6-3			F8		FC4-6		4	1	1	1	0	0	1						
Cecil Fielder, R OBP: 0.380, SLG: 0.595	G4-6-3			K			1B		K	2	0	0	0	2	2	1						
Larry Sheets, L OBP: 0.323, SLG: 0.400	G4-6-3			K		P2		G4-3		4	0	0	0	0	1	4						
Dave Bergman, L OBP: 0.362, SLG: 0.378	3B								B1-3	3	0	2	1	1	0	0						
Chet Lemon, R OBP: 0.349, SLG: 0.442	F9				K		P2		G5-3	4	0	0	0	0	1	4						
Scott Lusader, L OBP: 0.370, SLG: 0.406		G6-3			F9		G6-3			4	0	1	0	0	0	1						
Mike Heath, R OBP: 0.345, SLG: 0.447							G4-3			3	0	0	0	0	0	0						
Mark Salas, L OBP: 0.356, SLG: 0.521		F8			G5-3				P4	1	0	0	0	0	0	1						
Inning Stats	R: 3 H: 4 E: 0 K: 0 S: 13	H: 4 LOB: 1 BB: 1 P: 23	R: 0 H: 0 E: 0 K: 0 S: 6	H: 0 LOB: 0 BB: 0 P: 9	R: 0 H: 0 E: 0 K: 1 S: 8	H: 0 LOB: 0 BB: 0 P: 12	R: 0 H: 0 E: 0 K: 2 S: 12	H: 0 LOB: 1 BB: 1 P: 20	R: 0 H: 1 E: 0 K: 0 S: 9	H: 1 LOB: 2 BB: 1 P: 20	R: 0 H: 0 E: 0 K: 0 S: 12	H: 0 LOB: 0 BB: 0 P: 21	R: 0 H: 0 E: 0 K: 1 S: 9	H: 0 LOB: 1 BB: 1 P: 19	R: 0 H: 1 E: 0 K: 0 S: 10	H: 1 LOB: 1 BB: 0 P: 16	1B: 4 2B: 1 3B: 1 HR: 0	SF: 0 SAC: 0 DP: 1 HBP: 0	WP: 0 PB: 0 SB: 0 CS: 0	PA: 36		
PITCHER	IP	WLS	BF	H	R	ER	SO	BB	IBB	HBP	BLK	WP	HR	S	P	ERA	WHIP					
Melido Perez, R ERA: 3.88	(1, 1)	7.0	W	28	5	3	3	3	3	0	0	0	0	0	67	116	3.86	1.143				
Shawn Hillegas, R ERA:	(8, 1)	2.0		8	1	0	0	1	1	0	0	0	0	0	19	35	0.00	1.000				

Chicago White Sox @ Detroit Tigers
Tiger Stadium, Detroit, MI
Tue Jul 17 1990, 7:05 PM EDT
Att: 16,281 - Unknown - 85 F

AB 32
R 3
H 6
RBI 2
BB 4
SO 4
LOB 12



Batter	1	2	3	4	5	6	7	8	9	AB	R	H	RBI	BB	SO	LOB	TOP								
Sammy Sosa, R OBP: 0.299, SLG: 0.450 										5	0	2	4	0	2	0	Chicago White Sox @ Detroit Tigers Tiger Stadium, Detroit, MI Wed Jul 18 1990, 7:05 PM EDT Att: 15,254 - Unknown - 70 F								
Robin Ventura, L OBP: 0.314, SLG: 0.297 										5	0	0	0	0	2	2									
Ivan Calderon, R OBP: 0.365, SLG: 0.448 										3	2	1	0	1	0	1									
Ron Kittle, R OBP: 0.306, SLG: 0.480 										4	0	1	1	0	2	1									
Ron Karkovice, R OBP: 0.359, SLG: 0.484 Lance Johnson, L OBP: 0.315, SLG: 0.334 										2	0	0	1	0	1	1									
Carlos Martinez, R OBP: 0.258, SLG: 0.325 Steve Lyons, L OBP: 0.271, SLG: 0.276 										3	0	1	0	0	0	0									
Scott Fletcher, R OBP: 0.314, SLG: 0.336 Dan Pasqua, L OBP: 0.396, SLG: 0.606 										3	0	0	0	0	1	1									
Dave Gallagher, R OBP: 0.323, SLG: 0.339 Carlton Fisk, R OBP: 0.360, SLG: 0.405 										3	1	1	0	0	0	0									
Ozzie Guillen, L OBP: 0.340, SLG: 0.375 										3	2	1	0	1	0	0									
Inning Stats	R: 1 E: 0 K: 1 S: 14	H: 1 LOB: 1 BB: 1 P: 27	R: 0 E: 0 K: 0 S: 6	H: 0 LOB: 0 BB: 0 P: 9	R: 0 E: 0 K: 1 S: 8	H: 0 LOB: 0 BB: 0 P: 12	R: 1 E: 0 K: 1 S: 10	H: 1 LOB: 0 BB: 0 P: 15	R: 2 E: 0 K: 2 S: 16	H: 3 LOB: 1 BB: 0 P: 23	R: 0 E: 0 K: 1 S: 9	H: 1 LOB: 0 BB: 0 P: 12	R: 0 E: 0 K: 1 S: 7	H: 0 LOB: 0 BB: 0 P: 9	R: 0 E: 0 K: 0 S: 9	H: 0 LOB: 0 BB: 0 P: 11		R: 3 E: 0 K: 1 S: 19	H: 3 LOB: 1 BB: 1 P: 30	1B: 4 2B: 4 3B: 1 HR: 0	SF: 0 SAC: 2 DP: 0 HBP: 0	WP: 0 PB: 0 SB: 2 CS: 0	PA: 38		
PITCHER	IP	WLS	BF	H	R	ER	SO	BB	IBB	HBP	BLK	WP	HR	S	P	ERA	WHIP								
Frank Tanana, L ERA: 5.76	6.0	25	6	4	4	6	1	0	0	0	0	0	0	63	98	6.00	1.167								
Paul Gibson, L ERA: 2.64	2.0	6	0	0	0	1	0	0	0	0	0	0	0	16	20	0.00	0.000								
Mike Henneman, R ERA: 2.91	0.2	L	6	3	3	3	0	1	0	0	0	0	0	16	26	40.50	4.500								
Jerry Don Gleaton, L ERA: 3.08	0.1	1	0	0	0	1	0	0	0	0	0	0	0	3	4	0.00	0.000								

Batter	1	2	3	4	5	6	7	8	9	AB	R	H	RBI	BB	SO	LOB	BOTTOM								
Tony Phillips, S OBP: 0.349, SLG: 0.350 										5	0	2	0	0	0	0	Chicago White Sox @ Detroit Tigers Tiger Stadium, Detroit, MI Wed Jul 18 1990, 7:05 PM EDT Att: 15,254 - Unknown - 70 F								
Travis Fryman, R OBP: 0.333, SLG: 0.444 Lou Whitaker, L OBP: 0.309, SLG: 0.379 										3	0	0	0	0	2	2									
Alan Trammell, R OBP: 0.380, SLG: 0.412 										5	0	0	0	0	2	2									
Cecil Fielder, R OBP: 0.381, SLG: 0.606 										4	2	2	1	0	0	0									
Gary Ward, R OBP: 0.317, SLG: 0.351 Scott Lusader, L OBP: 0.370, SLG: 0.406 										4	0	1	1	0	0	1									
Chet Lemon, R OBP: 0.359, SLG: 0.447 										3	1	2	0	1	1	0									
Darnell Coles, R OBP: 0.274, SLG: 0.316 Dave Bergman, L OBP: 0.359, SLG: 0.375 										3	1	1	0	0	0	2									
John Shelby, S OBP: 0.291, SLG: 0.381 										4	1	2	1	0	1	1									
Mike Heath, R OBP: 0.347, SLG: 0.447 										4	0	2	2	0	0	1									
Inning Stats	R: 0 E: 0 K: 0 S: 6	H: 0 LOB: 0 BB: 0 P: 9	R: 0 E: 1 K: 0 S: 5	H: 0 LOB: 1 BB: 1 P: 11	R: 0 E: 0 K: 1 S: 11	H: 2 LOB: 2 BB: 0 P: 17	R: 1 E: 0 K: 0 S: 9	H: 3 LOB: 1 BB: 0 P: 15	R: 0 E: 0 K: 0 S: 8	H: 0 LOB: 0 BB: 0 P: 12	R: 4 E: 0 K: 0 S: 14	H: 6 LOB: 2 BB: 0 P: 20	R: 0 E: 0 K: 0 S: 5	H: 0 LOB: 0 BB: 0 P: 10	R: 0 E: 0 K: 1 S: 9	H: 1 LOB: 1 BB: 0 P: 15		R: 0 E: 0 K: 0 S: 5	H: 0 LOB: 0 BB: 0 P: 8	1B: 8 2B: 3 3B: 0 HR: 1	SF: 0 SAC: 0 DP: 1 HBP: 0	WP: 0 PB: 0 SB: 0 CS: 0	PA: 39		
PITCHER	IP	WLS	BF	H	R	ER	SO	BB	IBB	HBP	BLK	WP	HR	S	P	ERA	WHIP								
Greg Hibbard, L ERA: 2.84	5.2	26	9	5	5	1	1	0	0	0	0	0	0	48	77	7.94	1.765								
Scott Radinsky, L ERA: 3.0	0.0	2	2	0	0	0	0	0	0	0	0	0	0	2	3	∞	∞								
Donn Pall, R ERA: 3.26	2.1	W	8	1	0	0	1	0	0	0	0	0	0	17	29	0.00	0.429								
Bobby Thigpen, R ERA: 1.78	1.0	S	3	0	0	0	0	0	0	0	0	0	0	5	8	0.00	0.000								


Batter	1	2	3	4	5	6	7	8	9	AB	R	H	RBI	BB	SO	LOB	TOP						
Lance Johnson, L OBP: 0.314, SLG: 0.333		G1-3			G4-3			F9		4	1	1	0	0	0	2	Chicago White Sox @ Baltimore Orioles Memorial Stadium, Baltimore, MD Thu Jul 19 1990, 7:05 PM EDT Att: 27,267 - Unknown - 93 F						
Robin Ventura, L OBP: 0.313, SLG: 0.300			G3		G4-3			F8		4	0	1	1	0	0	0							
Ivan Calderon, R OBP: 0.366, SLG: 0.449								P3		4	0	2	0	0	0	1							
Dan Pasqua, L OBP: 0.387, SLG: 0.591					F8			F9		4	0	0	0	0	1	3							
Carlton Fisk, R OBP: 0.378, SLG: 0.403 Ron Karkovics, R OBP: 0.359, SLG: 0.484										4	0	1	0	0	0	2							
Ron Kittle, R OBP: 0.309, SLG: 0.477 Steve Lyons, L OBP: 0.271, SLG: 0.276										0	0	0	0	0	0	0							
Scott Fletcher, R OBP: 0.317, SLG: 0.336										0	0	0	0	0	0	0							
Sammy Sosa, R OBP: 0.297, SLG: 0.446										3	0	0	0	0	2	3							
Ozzie Guillen, L OBP: 0.340, SLG: 0.374										3	0	1	0	0	0	0							
Inning Stats	R: 1 E: 0 K: 1 S: 9	H: 2 LOB: 1 BB: 0 P: 11	R: 0 E: 0 K: 1 S: 9	H: 1 LOB: 2 BB: 1 P: 16	R: 0 E: 0 K: 0 S: 6	H: 1 LOB: 0 BB: 0 P: 11	R: 0 E: 0 K: 0 S: 6	H: 1 LOB: 1 BB: 0 P: 16	R: 0 E: 0 K: 0 S: 5	H: 0 LOB: 0 BB: 0 P: 10	R: 0 E: 0 K: 1 S: 6	H: 0 LOB: 0 BB: 0 P: 8	R: 0 E: 0 K: 0 S: 4	H: 0 LOB: 0 BB: 0 P: 5	R: 0 E: 0 K: 0 S: 5	H: 1 LOB: 2 BB: 1 P: 12		1B: 6 2B: 1 3B: 0 HR: 0	SF: 0 SAC: 0 DP: 3 HBP: 0	WP: 0 PB: 0 SB: 0 CS: 0	PA: 34		
PITCHER	IP WLS BF H R ER SO BB IBB HBP BLK WP HR S P ERA WHIP	8.2 W 32 7 1 1 3 2 0 0 0 0 0 0 55 92 1.04 1.038	0.1 S 2 0 0 0 0 1 0 0 0 0 0 1 5 0.00 3.000																				

Batter	1	2	3	4	5	6	7	8	9	AB	R	H	RBI	BB	SO	LOB	BOTTOM					
Phil Bradley, R OBP: 0.347, SLG: 0.359 Steve Finley, L OBP: 0.311, SLG: 0.329		L8		G4-3						4	0	1	1	0	0	0	Chicago White Sox @ Baltimore Orioles Memorial Stadium, Baltimore, MD Thu Jul 19 1990, 7:05 PM EDT Att: 27,267 - Unknown - 93 F					
Joe Orsulak, L OBP: 0.368, SLG: 0.460					G3					3	1	1	0	1	0	0						
Randy Milligan, R OBP: 0.424, SLG: 0.529										2	1	0	0	2	0	1						
Mickey Tettleton, S OBP: 0.386, SLG: 0.412										4	1	1	1	0	1	3						
Cal Ripken Jr., R OBP: 0.353, SLG: 0.391										4	0	1	2	0	0	1						
Tim Lincecum, R OBP: 0.373, SLG: 0.426 Craig Worthington, R OBP: 0.313, SLG: 0.329										3	0	1	0	0	1	1						
Bob Melvin, R OBP: 0.251, SLG: 0.321										3	0	0	0	0	0	3						
Billy Ripken, R OBP: 0.302, SLG: 0.329										3	0	0	0	0	0	0						
Mike Devereaux, R OBP: 0.287, SLG: 0.337										3	0	0	0	0	1	0						
Inning Stats	R: 3 E: 0 K: 0 S: 13	H: 3 LOB: 1 BB: 0 P: 23	R: 0 E: 0 K: 0 S: 10	H: 0 LOB: 0 BB: 0 P: 12	R: 1 E: 1 K: 0 S: 15	H: 2 LOB: 2 BB: 1 P: 26	R: 0 E: 0 K: 1 S: 9	H: 0 LOB: 0 BB: 0 P: 13	R: 0 E: 0 K: 1 S: 8	H: 0 LOB: 1 BB: 1 P: 16	R: 0 E: 0 K: 1 S: 9	H: 0 LOB: 0 BB: 0 P: 12	R: 0 E: 0 K: 0 S: 6	H: 0 LOB: 0 BB: 0 P: 9	R: 0 E: 0 K: 0 S: 7	H: 0 LOB: 0 BB: 0 P: 12		1B: 2 2B: 1 3B: 0 HR: 2	SF: 0 SAC: 0 DP: 1 HBP: 0	WP: 0 PB: 0 SB: 0 CS: 0	PA: 32	
PITCHER	IP WLS BF H R ER SO BB IBB HBP BLK WP HR S P ERA WHIP	8.0 L 32 5 4 4 3 3 0 0 0 0 2 77 123 4.50 1.000																				

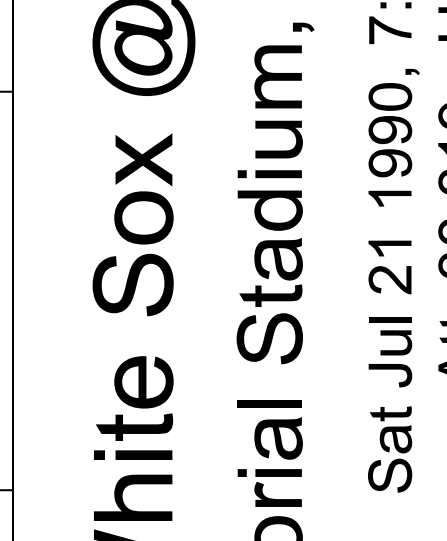
Batter	1	2	3	4	5	6	7	8	9	AB	R	H	RBI	BB	SO	LOB	TOP			
Lance Johnson, L OBP: 0.311, SLG: 0.330	G4-3		P6			G6-3			G3	4	0	0	0	0	0	1	Chicago White Sox @ Baltimore Orioles Memorial Stadium, Baltimore, MD Sat Jul 21 1990, 7:05 PM EDT Att: 38,819 - Unknown			
Robin Ventura, L OBP: 0.314, SLG: 0.311	G4-3		L3 1B			G5-3			F7	4	0	1	0	0	0	0				
Ivan Calderon, R OBP: 0.360, SLG: 0.439	L9		L3			K			G1-3	4	0	0	0	0	1	2				
Dan Pasqua, L OBP: 0.380, SLG: 0.574		F7		K					K	3	0	0	0	0	2	0				
Ron Kittle, R OBP: 0.308, SLG: 0.471		1B		1B					P4	0	0	0	0	0	0	0				
Ron Karkovics, R OBP: 0.349, SLG: 0.469		FC6-4 1B		G1-6-3					G5-3	3	0	0	0	0	0	2				
Scott Fletcher, R OBP: 0.313, SLG: 0.329		1B							L9	2	0	0	0	1	0	0				
Sammy Sosa, R OBP: 0.293, SLG: 0.440		G4-3							F7	3	0	0	0	0	1	2				
Ozzie Guillen, L OBP: 0.335, SLG: 0.369			1B						K	3	0	1	0	0	1	0				
Inning Stats	R: 0 E: 0 K: 0 S: 5	H: 0 LOB: 0 BB: 0 P: 7	R: 0 E: 0 K: 0 S: 8	H: 1 LOB: 2 BB: 1 P: 17	R: 0 E: 0 K: 1 S: 10	H: 2 LOB: 1 BB: 0 P: 13	R: 0 E: 0 K: 1 S: 5	H: 1 LOB: 0 BB: 0 P: 6	R: 0 E: 0 K: 1 S: 7	H: 0 LOB: 0 BB: 0 P: 11	R: 0 E: 0 K: 1 S: 6	H: 0 LOB: 0 BB: 0 P: 9	R: 0 E: 0 K: 1 S: 6	H: 0 LOB: 0 BB: 0 P: 9	R: 0 E: 0 K: 0 S: 4	H: 0 LOB: 0 BB: 0 P: 5	1B: 4 2B: 1 3B: 0 HR: 0	SF: 0 SAC: 0 DP: 2 HBP: 0	WP: 0 PB: 0 SB: 0 CS: 0	PA: 30
PITCHER Ben McDonald, R ERA: 0.48	IP: 9.0 WLS: W BF: 30 H: 4 R: 0 ER: 0 SO: 5 BB: 1 IBB: 0 HBP: 0 BLK: 0 WP: 0 HR: 0 S: 56 P: 85 ERA: 0.00 WHIP: 0.556																			

Batter	1	2	3	4	5	6	7	8	9	AB	R	H	RBI	BB	SO	LOB	BOTTOM			
Phil Bradley, R OBP: 0.350, SLG: 0.352				K					G4-3	2	0	0	0	1	1	1	Chicago White Sox @ Baltimore Orioles Memorial Stadium, Baltimore, MD Sat Jul 21 1990, 7:05 PM EDT Att: 38,819 - Unknown			
Steve Finley, L OBP: 0.311, SLG: 0.329										0	0	0	0	0	0	0				
Joe Orsulak, L OBP: 0.307, SLG: 0.459	HBP	BB							P4	4	0	2	1	0	0	1				
Randy Milligan, R OBP: 0.417, SLG: 0.517	1B	2B							P5	4	0	0	0	0	0	4				
Mickey Tettleton, S OBP: 0.386, SLG: 0.411	K								G3	4	0	0	0	0	0	4				
Cal Ripken Jr., R OBP: 0.346, SLG: 0.382	K								K	4	0	0	0	0	1	2				
Tim Lincecum, R OBP: 0.386, SLG: 0.405									P5	4	0	0	0	0	1	2				
Craig Worthington, R OBP: 0.313, SLG: 0.329									F8	2	1	1	0	1	0	0				
Bob Melvin, R OBP: 0.247, SLG: 0.314		1B							1B	0	0	0	0	0	0	0				
Billy Ripken, R OBP: 0.300, SLG: 0.327		1B							K	3	1	1	0	0	2	1				
Mike Devereaux, R OBP: 0.287, SLG: 0.331		1B							K	3	0	1	1	0	0	0				
Inning Stats	R: 0 E: 0 K: 2 S: 13	H: 1 LOB: 2 BB: 0 P: 17	R: 2 E: 0 K: 1 S: 15	H: 3 LOB: 2 BB: 2 P: 28	R: 0 E: 0 K: 2 S: 13	H: 1 LOB: 1 BB: 0 P: 19	R: 0 E: 0 K: 1 S: 9	H: 0 LOB: 1 BB: 1 P: 17	R: 0 E: 0 K: 1 S: 7	H: 0 LOB: 0 BB: 0 P: 11	R: 0 E: 0 K: 1 S: 6	H: 0 LOB: 0 BB: 0 P: 7	R: 0 E: 0 K: 1 S: 7	H: 0 LOB: 0 BB: 0 P: 12	R: 0 E: 0 K: 1 S: 9	H: 0 LOB: 0 BB: 0 P: 14	1B: 4 2B: 1 3B: 0 HR: 0	SF: 0 SAC: 0 DP: 0 HBP: 1	WP: 0 PB: 0 SB: 0 CS: 1	PA: 32
PITCHER Jack McDowell, R ERA: 4.16	IP: 8.0 WLS: L BF: 32 H: 5 R: 2 ER: 2 SO: 10 BB: 3 IBB: 0 HBP: 1 BLK: 0 WP: 0 HR: 0 S: 79 P: 125 ERA: 2.25 WHIP: 1.000																			

AB 26
R 0
H 2
RBI 0
BB 1
SO 5
LOB 7



AB 28
R 2
H 5
RBI 2
BB 3
SO 10
LOB 13



Batter	1	2	3	4	5	6	7	8	9	AB	R	H	RBI	BB	SO	LOB	TOP			
Lance Johnson, L (1, 8) OBP: 0.317, SLG: 0.333	G6-3			2B BB		G5-4-3 S 1B		1B		3	1	2	0	1	0	0	Chicago White Sox @ Baltimore Orioles Memorial Stadium, Baltimore, MD Sun Jul 22 1990, 3:33 AM EDT Att: 34,818 - Cloudy - 87 F			
Robin Ventura, L (1, 5) OBP: 0.320, SLG: 0.318	G4-6-3 1B			1B SF9 2B		G5-4-3 BB		G6-3		3	1	2	1	1	0	1				
Ivan Calderon, R (1, 10) OBP: 0.361, SLG: 0.440	G4-6-3 1-2			1-2 1B		G5-4-3 1-2 2-3		G6-3 1B		4	0	2	0	0	0	3				
Dan Pasqua, L (1, 7) OBP: 0.376, SLG: 0.571		P6		SF9		F9		G6-3		1	0	0	1	0	0	0				
Carlton Fisk, R (6, PH) OBP: 0.379, SLG: 0.397				3-H				1-2		1	0	0	0	0	0	1				
Dave Gallagher, R (6, 7) OBP: 0.318, SLG: 0.333				0-2				1-2		1	0	0	0	0	0	1				
Ron Kittle, R (1, 3) OBP: 0.307, SLG: 0.468	K			P4				G5-3		0	1	0	0	0	0	0				
Ron Karkovics, R (1, 2) OBP: 0.345, SLG: 0.455	P4			G2				L6		3	0	0	0	1	0	1				
Scott Fletcher, R (1, 4) OBP: 0.312, SLG: 0.328				G5-3		K		G1-3		4	0	1	1	0	1	0				
Sammy Sosa, R (1, 9) OBP: 0.290, SLG: 0.435				P2		K2-3		P9		4	0	0	0	0	2	2				
Ozzie Guillen, L (1, 6) OBP: 0.332, SLG: 0.365	G5-3			G5-3		F9		G4-3		3	0	0	0	0	0	0				
Inning Stats	R: 0 E: 0 K: 0 S: 7	H: 1 LOB: 0 BB: 0 P: 9	R: 0 E: 0 K: 1 S: 6	H: 0 LOB: 0 BB: 0 P: 11	R: 0 E: 0 K: 0 S: 17	H: 0 LOB: 0 BB: 0 P: 22	R: 2 E: 0 K: 0 S: 10	H: 2 LOB: 1 BB: 1 P: 15	R: 0 E: 0 K: 2 S: 10	H: 1 LOB: 1 BB: 1 P: 19	R: 0 E: 0 K: 0 S: 9	H: 0 LOB: 0 BB: 0 P: 11	R: 0 E: 0 K: 0 S: 13	H: 1 LOB: 1 BB: 0 P: 20	R: 1 E: 1 K: 1 S: 19	H: 3 LOB: 2 BB: 1 P: 32	1B: 7 2B: 1 3B: 0 HR: 0	SF: 1 SAC: 0 DP: 3 HBP: 0	WP: 0 PB: 0 SB: 1 CS: 1	PA: 35
PITCHER	IP WLS BF H R ER SO BB IBB HBP BLK WP HR S P ERA WHIP																			
Pete Harnisch, R (1, 1) ERA: 4.13	5.0 W 20 4 2 2 3 2 0 0 0 0 0 55 80 3.60 1.200																			
Joe Price, L (6, 1) ERA: 2.51	0.2 1 0 0 0 0 0 0 0 0 0 0 2 3 0.00 0.000																			
Curt Schilling, R (6, 1) ERA: 2.93	3.1 S 14 4 1 1 1 1 0 0 0 0 0 44 69 2.70 1.500																			

Batter	1	2	3	4	5	6	7	8	9	AB	R	H	RBI	BB	SO	LOB	BOTTOM			
Brady Anderson, L (1, 8) OBP: 0.369, SLG: 0.345	S BB SF9 1B	1-H 3B		K	F8			K		5	1	2	1	0	2	3	Chicago White Sox @ Baltimore Orioles Memorial Stadium, Baltimore, MD Sun Jul 22 1990, 3:33 AM EDT Att: 34,818 - Cloudy - 87 F			
Steve Finley, L (1, 9) OBP: 0.305, SLG: 0.327	F8	G3		G4-1		K		2B 1B		5	1	1	0	0	1	3				
Randy Milligan, R (1, 3) OBP: 0.425, SLG: 0.536	PB SF9 BB			HR	SH5-3 1B	1B		1B		4	3	4	2	1	0	0				
Joe Orsulak, L (1, 7) OBP: 0.368, SLG: 0.460	SF9		G3		SH5-3 3B 1B		P7	BB 1B		4	1	2	2	0	0	1				
Cal Ripken Jr., R (1, 6) OBP: 0.347, SLG: 0.380	G5-3		FC6-4 BB		SH5-3	K		BB		2	0	0	0	2	1	2				
Sam Horn, L (1, 10) OBP: 0.344, SLG: 0.486		HR		K		IBB		G6-3		2	1	1	1	0	1	1				
Phil Bradley, R (5, PH) OBP: 0.350, SLG: 0.350				K				K		2	0	0	0	1	1	2				
Craig Worthington, R (1, 5) OBP: 0.311, SLG: 0.325		K	FC6-4		SF8			1B BB		3	0	0	1	1	2	3				
Bob Melvin, R (1, 2) OBP: 0.258, SLG: 0.335	G6-3			1B	3-H 1B			G4-3 1B		4	0	3	2	0	0	0				
Billy Ripken, R (1, 4) OBP: 0.299, SLG: 0.323	E6 3B			F9				G4-3		3	1	0	0	1	0	3				
Inning Stats	R: 1 E: 0 K: 0 S: 9	H: 1 LOB: 1 BB: 1 P: 21	R: 2 E: 1 K: 1 S: 16	H: 2 LOB: 1 BB: 0 P: 23	R: 1 E: 0 K: 1 S: 9	H: 1 LOB: 1 BB: 1 P: 21	R: 0 E: 0 K: 1 S: 10	H: 1 LOB: 1 BB: 0 P: 14	R: 3 E: 0 K: 0 S: 14	H: 3 LOB: 2 BB: 2 P: 29	R: 0 E: 0 K: 2 S: 10	H: 1 LOB: 1 BB: 0 P: 12	R: 0 E: 0 K: 0 S: 6	H: 1 LOB: 1 BB: 1 P: 13	R: 2 E: 0 K: 3 S: 15	H: 3 LOB: 2 BB: 1 P: 23	1B: 8 2B: 1 3B: 2 HR: 2	SF: 2 SAC: 1 DP: 1 HBP: 0	WP: 0 PB: 1 SB: 1 CS: 0	PA: 43
PITCHER	IP WLS BF H R ER SO BB IBB HBP BLK WP HR S P ERA WHIP																			
Melido Perez, R (1, 1) ERA: 3.84	2.1 L 14 4 4 3 1 2 0 0 0 0 0 21 32 9.00 1.500																			
Wayne Edwards, L (3, 1) ERA: 3.57	2.0 9 3 2 2 2 0 0 0 0 0 0 21 32 9.00 1.500																			
Shawn Hillegas, R (5, 1) ERA: 3.86	0.1 4 1 1 1 0 1 1 0 0 0 0 5 16 27.00 6.000																			
Ken Patterson, L (5, 1) ERA: 3.77	2.1 9 2 0 0 2 1 0 0 0 0 0 20 31 0.00 1.286																			
Scott Radinsky, L (8, 1) ERA: 3.41	1.0 7 3 2 2 3 1 0 0 0 0 0 15 23 18.00 4.000																			

AB 27
R 3
H 7
RBI 3
BB 3
SO 3
LOB 9



AB 34
R 8
H 13
RBI 9
BB 6
SO 8
LOB 18



Batter	1	2	3	4	5	6	7	8	9	AB	R	H	RBI	BB	SO	LOB	TOP				
Mitch Webster, S (1, 8) OBP: 0.294, SLG: 0.417	P4		G5-3		FC6-4		G4-3			4	0	0	0	0	0	2					
Carlos Baerga, S (1, 5) OBP: 0.256, SLG: 0.317	L9		G5-3		F8			L7		4	0	0	0	0	0	2					
Tom Brookens, R (1, 4) OBP: 0.299, SLG: 0.276	P6			P4		G5-3		F9		4	0	0	0	0	0	0					
Candy Maldonado, R (1, 7)		G6-3		1B		K		F8		4	0	1	0	0	1	0					
Chris James, R (1, 10) OBP: 0.332, SLG: 0.412		1B		1B		E4		K		3	1	1	0	1	1	0					
Brook Jacoby, R (1, 3) OBP: 0.374, SLG: 0.464		1B		1B		1B		G6-3		4	0	2	0	0	0	2					
Cory Snyder, R (1, 9) OBP: 0.277, SLG: 0.435		1B		1B		1B		K		4	0	1	1	0	2	2					
Felix Fermin, R (1, 6) OBP: 0.255, SLG: 0.285	L1-3			FC6-4		L4				3	0	1	0	0	0	2					
Joel Skinner, R (1, 2) OBP: 0.295, SLG: 0.329			F8		1B		G5-3			3	0	1	0	0	0	0					
Inning Stats	R: 0 E: 0 K: 0 S: 8	H: 0 LOB: 0 BB: 0 P: 10	R: 1 E: 0 K: 0 S: 11	H: 2 LOB: 1 BB: 1 P: 19	R: 0 E: 0 K: 0 S: 9	H: 0 LOB: 0 BB: 0 P: 16	R: 0 E: 0 K: 0 S: 4	H: 2 LOB: 1 BB: 0 P: 5	R: 0 E: 0 K: 2 S: 13	H: 1 LOB: 2 BB: 0 P: 20	R: 0 E: 0 K: 0 S: 7	H: 0 LOB: 0 BB: 0 P: 9	R: 0 E: 0 K: 2 S: 6	H: 0 LOB: 0 BB: 0 P: 8	R: 0 E: 0 K: 2 S: 9	H: 0 LOB: 0 BB: 0 P: 14	1B: 7 2B: 1 3B: 0 HR: 0	SF: 0 SAC: 0 DP: 2 HBP: 0	WP: 0 PB: 0 SB: 0 CS: 0	PA: 34	
PITCHER	IP	WLS	BF	H	R	ER	SO	BB	IBB	HBP	BLK	WP	HR	S	P	ERA	WHIP				
Greg Hibbard, L (1, 1) ERA: 2.75	7.0	W	28	7	1	1	2	1	0	0	0	0	0	63	95	1.29	1.143				
Barry Jones, R (8, 1) ERA: 2.1	1.0		3	0	0	0	0	0	0	0	0	0	0	6	8	0.00	0.000				
Bobby Thigpen, R (9, 1) ERA: 1.89	1.0	S	3	0	0	0	2	0	0	0	0	0	0	9	14	0.00	0.000				

Cleveland Indians @ Chicago White Sox
Comiskey Park, Chicago, IL
Mon Jul 23 1990, 8:05 PM EDT
Att: 30,534 - Unknown - 69 F

AB	33
R	1
H	7
RBI	1
BB	1
SO	4
LOB	10



Batter	1	2	3	4	5	6	7	8	9	AB	R	H	RBI	BB	SO	LOB	BOTTOM				
Lance Johnson, L (1, 8) OBP: 0.314, SLG: 0.330	K		SH1-4		G3			K		3	0	0	0	0	2	1					
Robin Ventura, L (1, 5) OBP: 0.323, SLG: 0.322	WP		1B		B1-3					3	0	2	2	0	0	0					
Ivan Calderon, R (1, 7) OBP: 0.358, SLG: 0.436	G6-3		G5-4-3		P5					3	0	0	0	0	0	2					
Dan Pasqua, L (1, 10) OBP: 0.371, SLG: 0.561	G4-3		G5-4-3		F8					3	0	0	0	0	0	1					
Carlton Fisk, R (1, 2) OBP: 0.378, SLG: 0.409	L6		G3		G5-3					3	1	1	1	0	0	0					
Ron Kittle, R (1, 3) OBP: 0.304, SLG: 0.463	F7		HR		G3-1					3	0	0	0	0	0	0					
Scott Fletcher, R (8, 4) OBP: 0.312, SLG: 0.328			G6-3		G3-1					0	0	0	0	0	0	0					
Steve Lyons, L (1, 4) OBP: 0.264, SLG: 0.267	G5-3		L6		P4					3	0	0	0	0	0	0					
Dave Gallagher, R (1, 9) OBP: 0.319, SLG: 0.333			SH1-4		P2			L7		3	1	1	0	0	0	0					
Ozzie Guillen, L (1, 6) OBP: 0.335, SLG: 0.368			1B		F8			CS		3	1	2	0	0	0	0					
Inning Stats	R: 0 E: 0 K: 1 S: 10	H: 1 LOB: 1 BB: 0 P: 16	R: 0 E: 0 K: 0 S: 5	H: 0 LOB: 0 BB: 0 P: 10	R: 2 E: 0 K: 0 S: 11	H: 3 LOB: 0 BB: 0 P: 19	R: 1 E: 0 K: 0 S: 11	H: 1 LOB: 0 BB: 0 P: 15	R: 0 E: 0 K: 0 S: 8	H: 0 LOB: 0 BB: 0 P: 14	R: 0 E: 0 K: 0 S: 5	H: 0 LOB: 0 BB: 0 P: 7	R: 0 E: 0 K: 0 S: 8	H: 0 LOB: 0 BB: 0 P: 14	R: 0 E: 0 K: 1 S: 6	H: 1 LOB: 0 BB: 0 P: 8	1B: 5 2B: 0 3B: 0 HR: 1	SF: 0 SAC: 1 DP: 1 HBP: 0	WP: 1 PB: 0 SB: 0 CS: 1	PA: 28	
PITCHER	IP	WLS	BF	H	R	ER	SO	BB	IBB	HBP	BLK	WP	HR	S	P	ERA	WHIP				
Tom Candiotti, R (1, 1) ERA: 3.53	8.0	L	28	6	3	3	2	0	0	0	0	1	1	64	103	3.38	0.750				

Cleveland Indians @ Chicago White Sox
Comiskey Park, Chicago, IL
Mon Jul 23 1990, 8:05 PM EDT
Att: 30,534 - Unknown - 69 F


AB	27
R	3
H	6
RBI	3
BB	0
SO	2
LOB	4



Batter	1	2	3	4	5	6	7	8	9	AB	R	H	RBI	BB	SO	LOB	TOP								
Jerry Browne, S OBP: 0.321, SLG: 0.347	F7		F9 1B		3-1		K		2B	5	0	2	0	0	1	1									
Mitch Webster, S OBP: 0.296, SLG: 0.419	E1 FC3-4		F9 1-2			BB E BB	2B		F7	4	1	1	0	1	0	2									
Dion James, L OBP: 0.316, SLG: 0.316	FC3-4 1-2			F9		BB E 1B	6-3			4	1	1	1	0	0	2									
Candy Maldonado, R OBP: 0.346, SLG: 0.475						BB E FC3-2 BB	1-3			2	0	1	0	2	0	1									
Chris James, R OBP: 0.328, SLG: 0.407	F9			F7		K			F7	4	0	0	0	0	1	6									
Brook Jacoby, R OBP: 0.375, SLG: 0.463		G5-4-3 1B				FC5 FC3-2	4-3			3	0	1	0	1	0	1									
Keith Hernandez, L OBP: 0.283, SLG: 0.238	F7			F8		FC3-2			G3	4	0	0	0	0	0	5									
Felix Fermin, R OBP: 0.252, SLG: 0.281										3	0	0	0	0	0	3									
Carlos Baerga, S OBP: 0.254, SLG: 0.315	G5-4-3 1-2				6-3	5-3			G3	1	0	0	0	0	0	0									
Joel Skinner, R OBP: 0.296, SLG: 0.329				F4						3	1	1	0	0	0	0									
Ken Phelps, L OBP: 0.294, SLG: 0.210					F9		2B 6-3 1B		F8	1	0	0	0	0	0	0									
Inning Stats	R: 0 E: 2 K: 0 S: 14	H: 0 LOB: 2 BB: 1 P: 25	R: 0 E: 0 K: 0 S: 5	H: 1 LOB: 0 BB: 0 P: 6	R: 0 E: 0 K: 0 S: 6	H: 1 LOB: 0 BB: 0 P: 7	R: 0 E: 0 K: 0 S: 7	H: 1 LOB: 2 BB: 1 P: 12	R: 0 E: 0 K: 0 S: 7	H: 0 LOB: 0 BB: 0 P: 13	R: 2 E: 1 K: 1 S: 14	H: 1 LOB: 1 BB: 2 P: 26	R: 1 E: 0 K: 1 S: 9	H: 2 LOB: 1 BB: 0 P: 14	R: 0 E: 0 K: 0 S: 7	H: 0 LOB: 0 BB: 0 P: 10	R: 0 E: 0 K: 0 S: 7	H: 1 LOB: 1 BB: 0 P: 10	1B: 4 2B: 3 3B: 0 HR: 0	SF: 0 SAC: 0 DP: 1 HBP: 0	WP: 0 PB: 0 SB: 0 CS: 0	PA: 38			
PITCHER	IP	WLS	BF	H	R	ER	SO	BB	IBB	HBP	BLK	WP	HR	S	P	ERA	WHIP								
Adam Peterson, R ERA: 3.69	5.0	W	22	4	2	0	0	4	0	0	0	0	0	46	78	0.00	1.600								
Donn Pall, R ERA: 3.19	4.0	S	16	3	1	1	2	0	0	0	0	0	0	30	45	2.25	0.750								

Cleveland Indians @ Chicago White Sox
Comiskey Park, Chicago, IL
Tue Jul 24 1990, 8:05 PM EDT
Att: 37,095 - Unknown - 70 F


AB 34
R 3
H 7
RBI 1
BB 4
SO 2
LOB 21

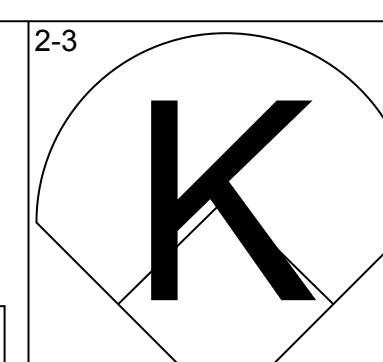
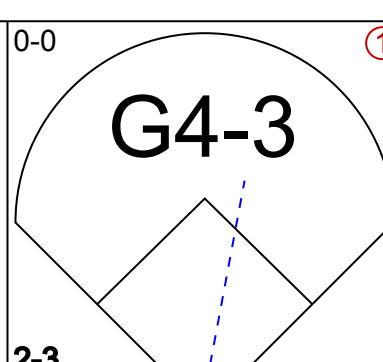
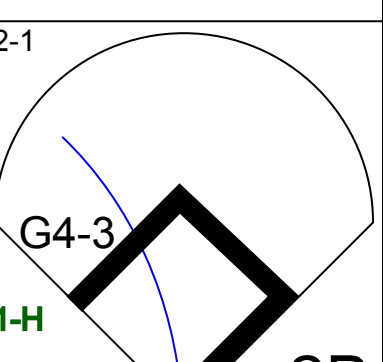
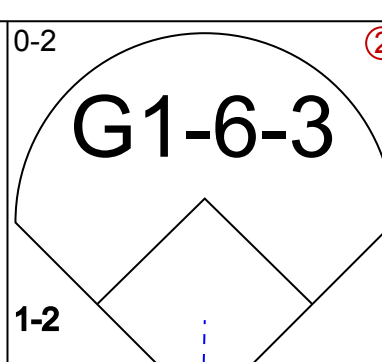
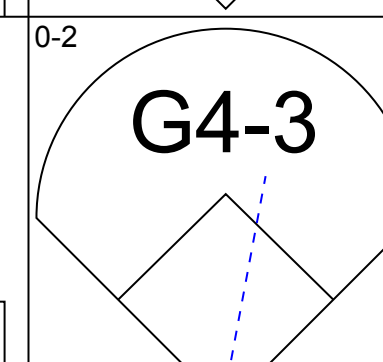
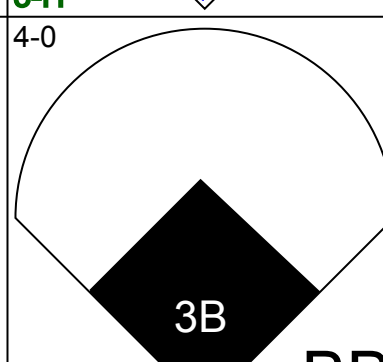
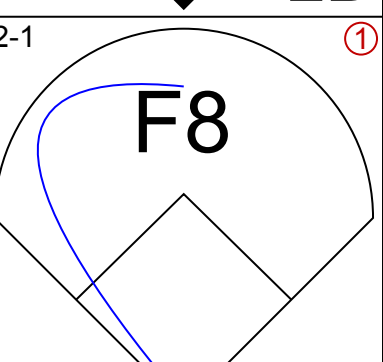
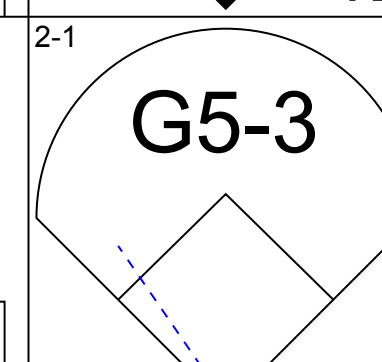
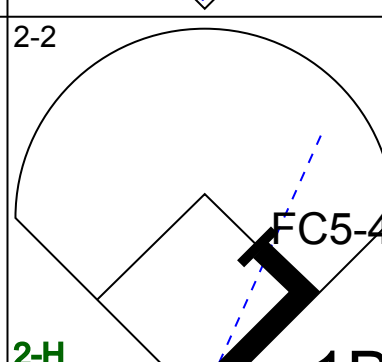
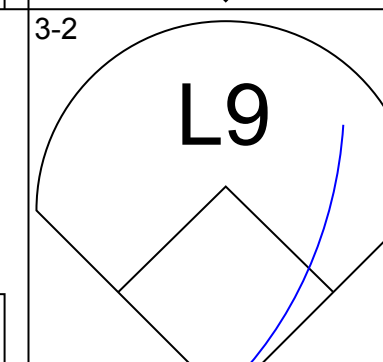
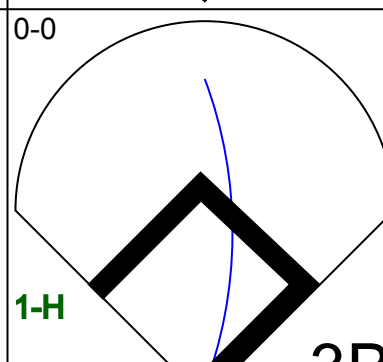
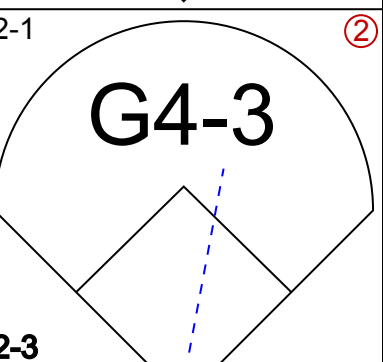
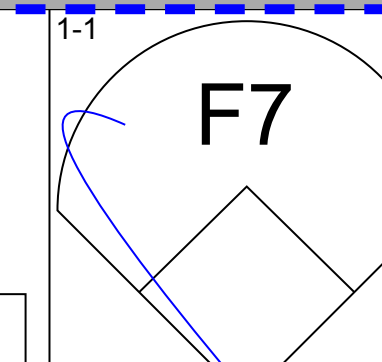
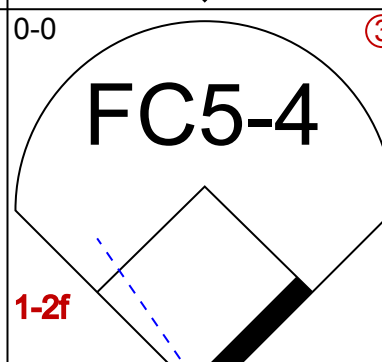
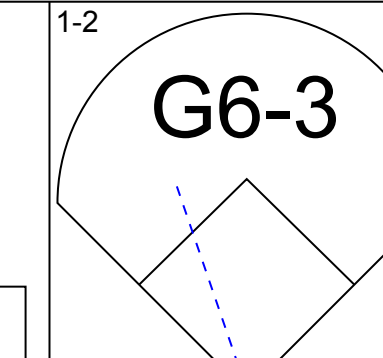
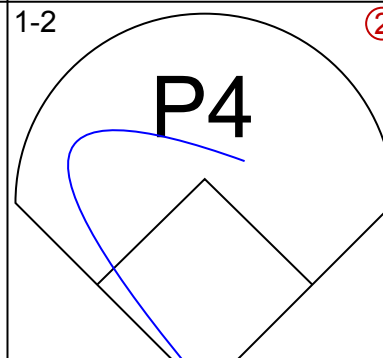
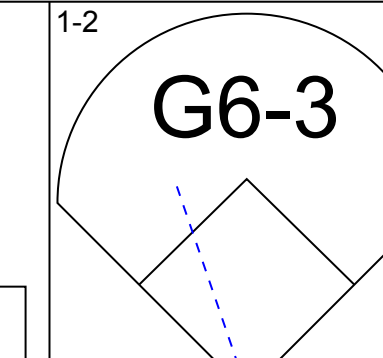
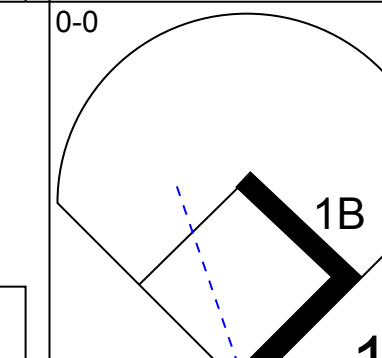
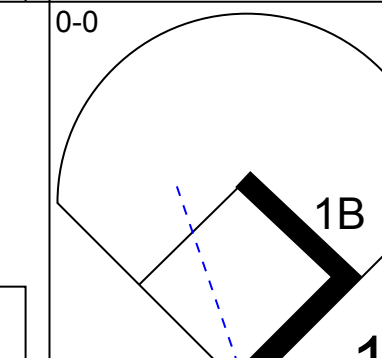
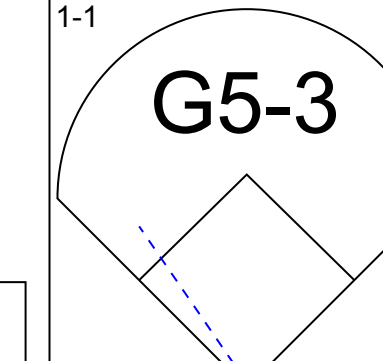
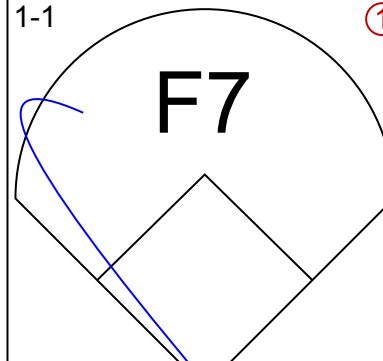
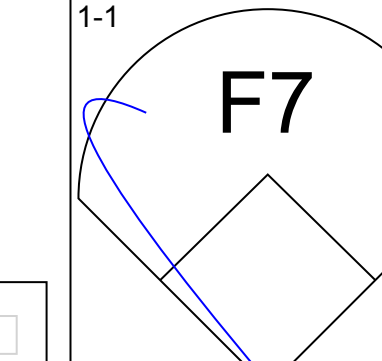
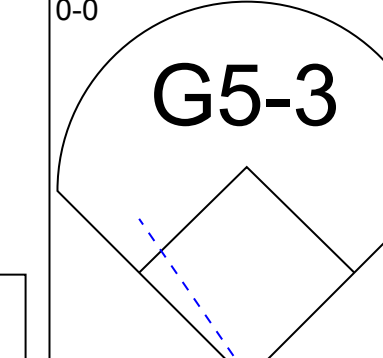
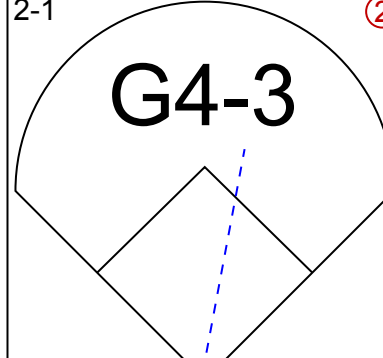
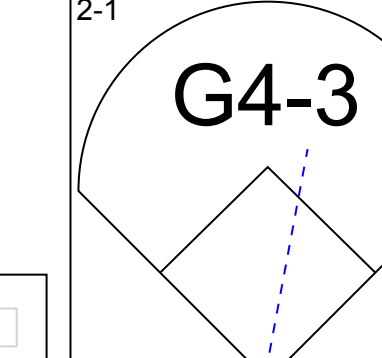
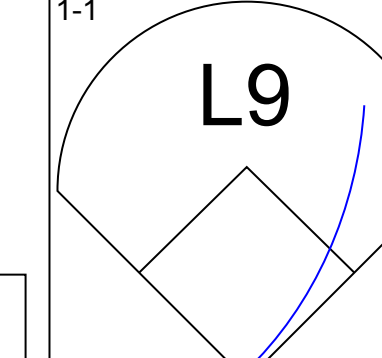
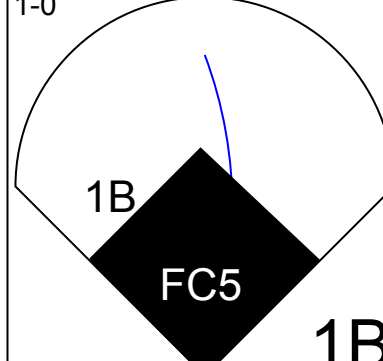
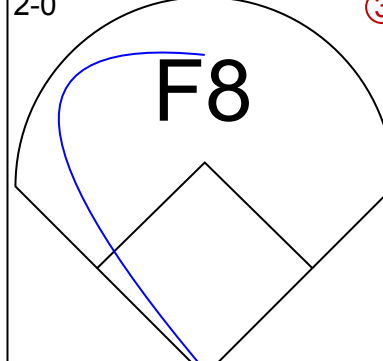
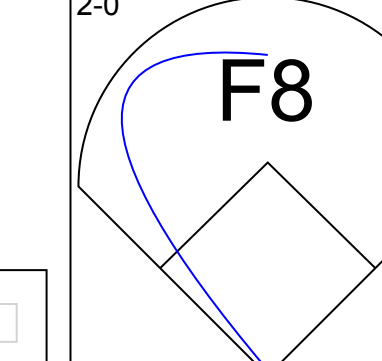
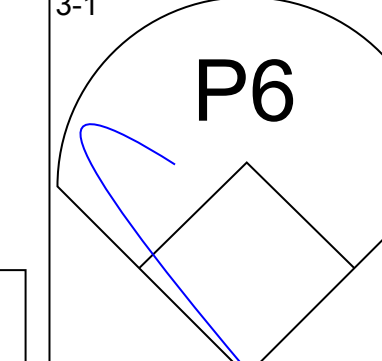
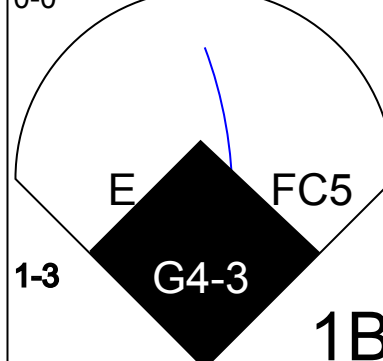
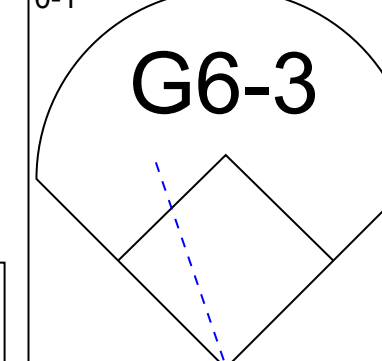
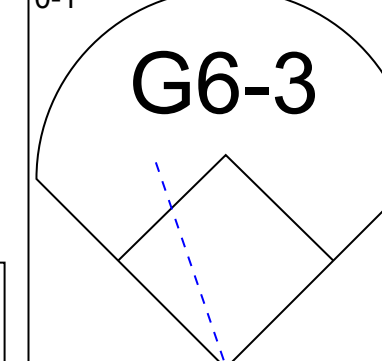
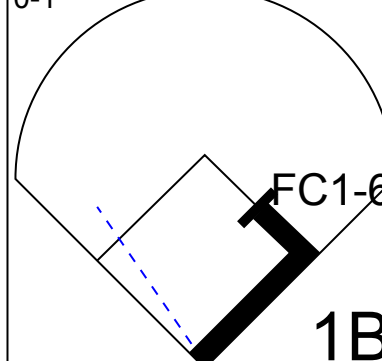
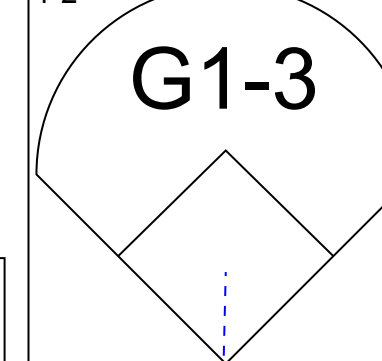
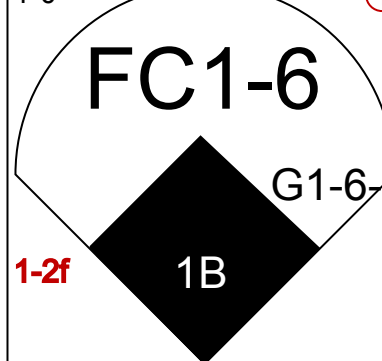


Batter	1	2	3	4	5	6	7	8	9	AB	R	H	RBI	BB	SO	LOB	BOTTOM								
Lance Johnson, L OBP: 0.318, SLG: 0.338	2B		4-3 SH1 1B	P3		1B 1B	4-3			5	1	3	0	0	0	2									
Robin Ventura, L OBP: 0.322, SLG: 0.321	F8		SH1		F8	1B 3B 1B			4-3	4	1	1	1	0	0	1									
Ivan Calderon, R OBP: 0.356, SLG: 0.432	F7		4-3		5-3	3B 1B			1-3	5	1	1	2	0	0	2									
Dan Pasqua, L OBP: 0.376, SLG: 0.579	F7		F8		FC5 BB 1B	1B 3B				5	1	3	2	0	0	2									
Carlton Fisk, R OBP: 0.378, SLG: 0.407		B1-3		5-3		BB 1B			4-3	4	0	1	1	1	0	1									
Carlos Martinez, R OBP: 0.258, SLG: 0.332		4-3		3B 3B	FC5	F8				4	1	1	0	0	0	3									
Steve Lyons, L OBP: 0.272, SLG: 0.288		HBP		1B 3B		P6			1-3	3	1	1	1	0	0	0									
Sammy Sosa, R OBP: 0.289, SLG: 0.431		P6		5-3		FC4-6 BB			6-3	3	0	0	0	1	0	2									
Ozzie Guillen, L OBP: 0.341, SLG: 0.373			SH1 1B 4-3 1B			FC4-6 1B				4	2	3	1	0	0	1									
Inning Stats	R: 0 E: 0 K: 0 S: 12	H: 1 LOB: 1 BB: 0 P: 22	R: 0 E: 0 K: 0 S: 5	H: 0 LOB: 1 BB: 0 P: 8	R: 1 E: 0 K: 0 S: 11	H: 2 LOB: 1 BB: 0 P: 15	R: 2 E: 0 K: 0 S: 19	H: 3 LOB: 1 BB: 0 P: 26	R: 0 E: 0 K: 0 S: 10	H: 1 LOB: 2 BB: 1 P: 17	R: 5 E: 0 K: 0 S: 24	H: 5 LOB: 1 BB: 1 P: 38	R: 0 E: 0 K: 0 S: 10	H: 1 LOB: 1 BB: 0 P: 14	R: 0 E: 0 K: 0 S: 8	H: 1 LOB: 1 BB: 0 P: 11	1B: 9 2B: 2 3B: 3 HR: 0	SF: 0 SAC: 1 DP: 0 HBP: 1	WP: 0 PB: 0 SB: 0 CS: 0	PA: 41					
PITCHER	IP	WLS	BF	H	R	ER	SO	BB	IBB	HBP	BLK	WP	HR	S	P	ERA	WHIP								
Rod Nichols, R ERA: 7.88	4.2	L	23	7	3	3	0	1	0	1	0	0	0	3	3	0.00	0.000								
Cecilio Guante, R ERA: 4.53	0.1		1	0	0	0	0	0	0	0	0	0	0	3	3	0.00	0.000								
Rudy Seanez, R ERA: 5.81	0.2		7	4	5	5	0	1	0	0	0	0	0	16	25	67.50	7.500								
Steve Olin, R ERA: 3.38	2.1		10	3	0	0	0	0	0	0	0	0	0	26	38	0.00	1.286								

Cleveland Indians @ Chicago White Sox
Comiskey Park, Chicago, IL
Tue Jul 24 1990, 8:05 PM EDT
Att: 37,095 - Unknown - 70 F

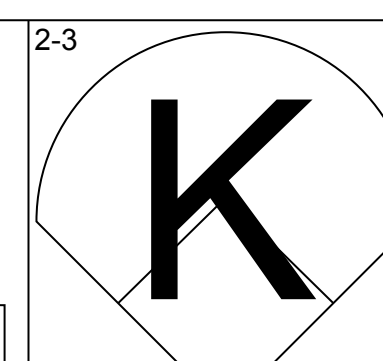
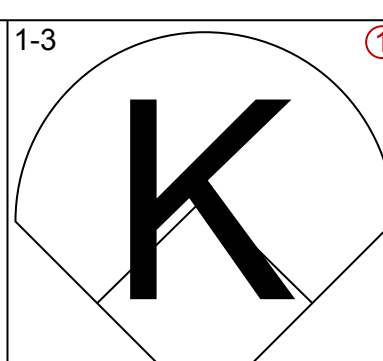
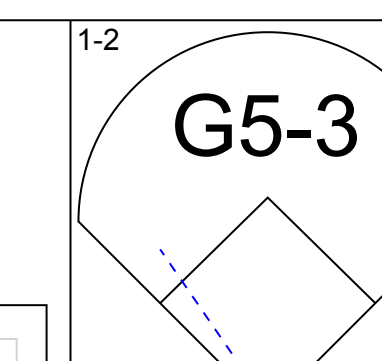
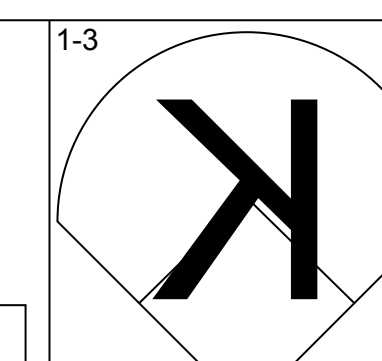
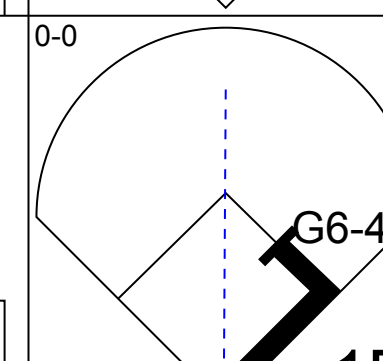
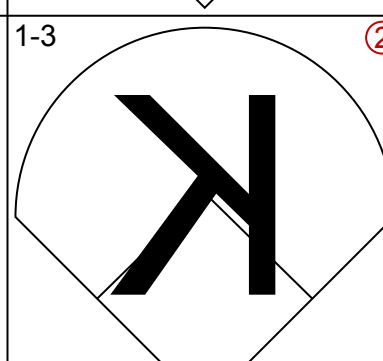
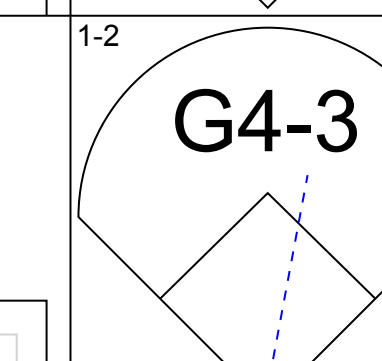
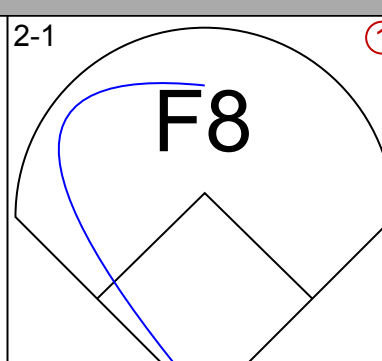
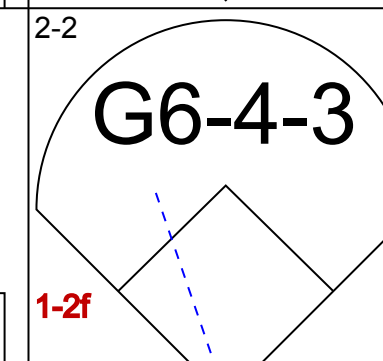
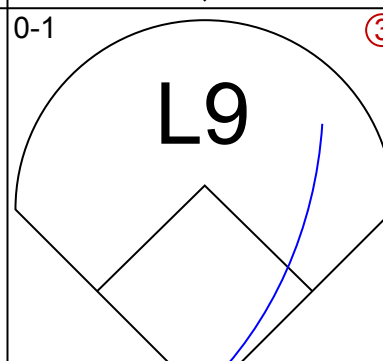
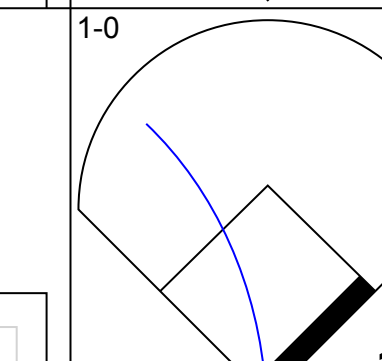
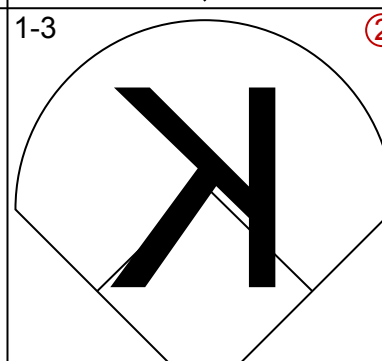
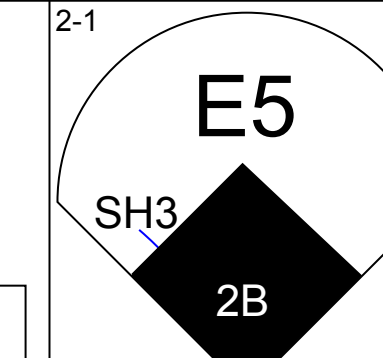
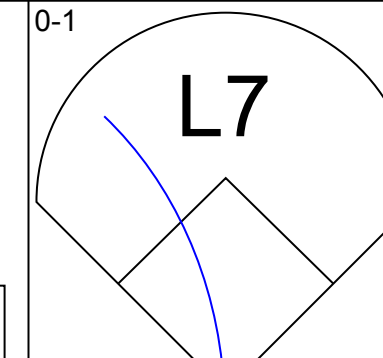
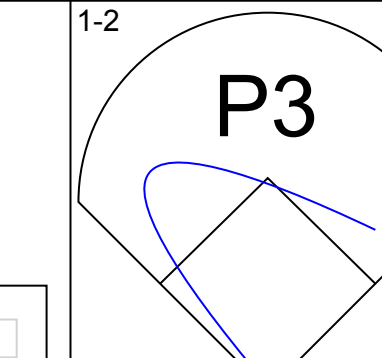
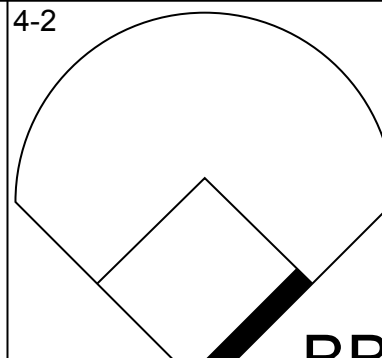
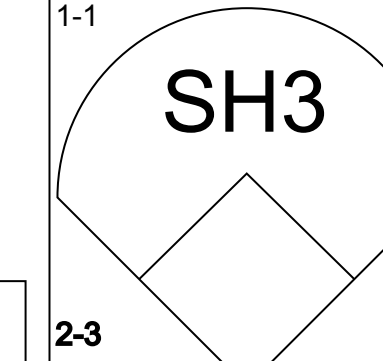
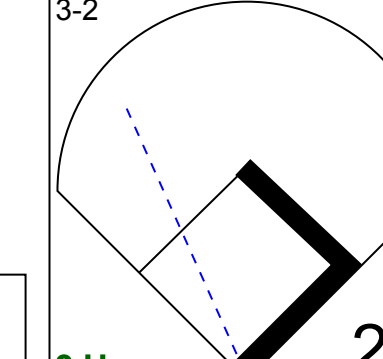
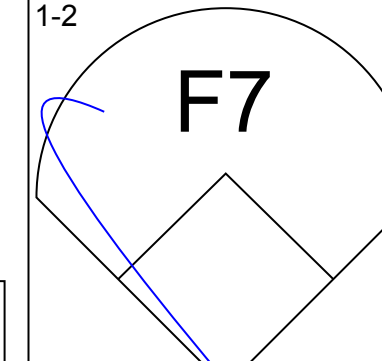
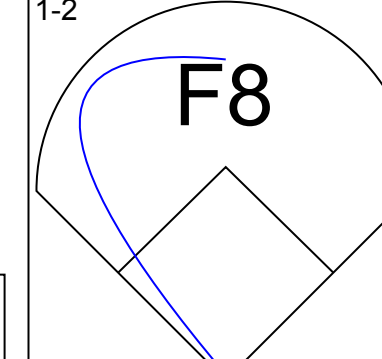

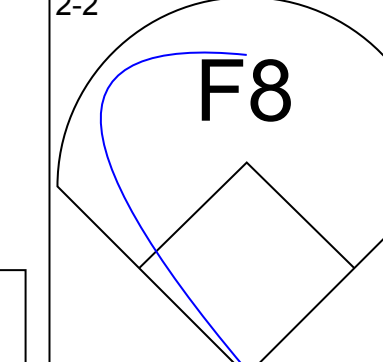
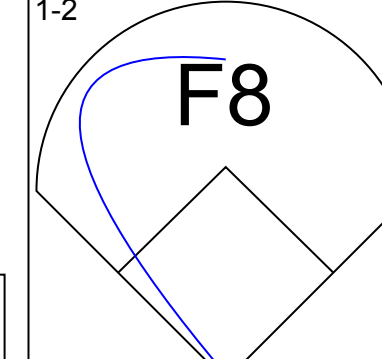
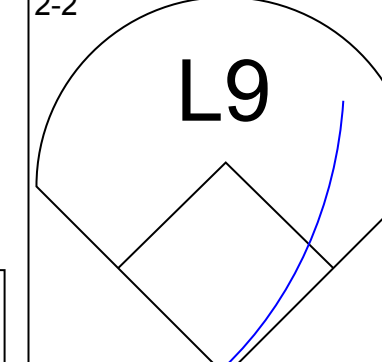
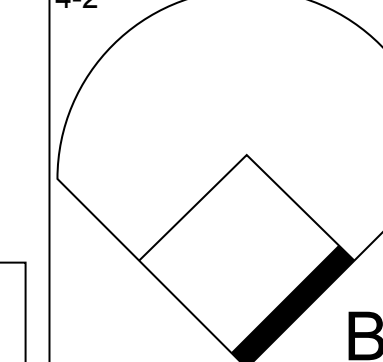
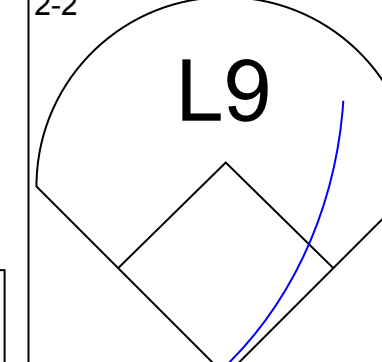

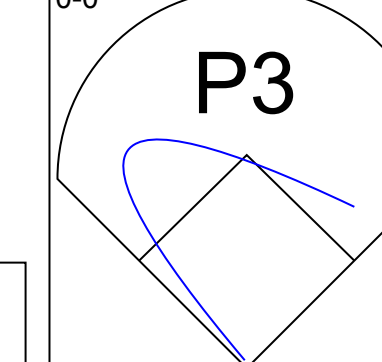
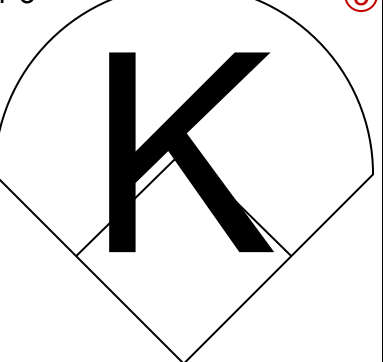
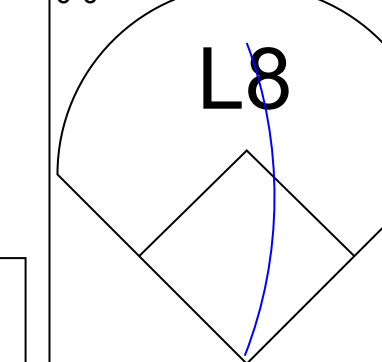
AB 37
R 8
H 14
RBI 8
BB 2
SO 0
LOB 14



Batter	1	2	3	4	5	6	7	8	9	AB	R	H	RBI	BB	SO	LOB	TOP								
Jerry Browne, S OBP: 0.322, SLG: 0.351 (1, 4)										5	0	2	2	0	1	2	Cleveland Indians @ Chicago White Sox Comiskey Park, Chicago, IL Wed Jul 25 1990, 4:33 AM EDT Att: 31,776 - Sunny - 75 F								
Mitch Webster, S OBP: 0.298, SLG: 0.416 (1, 8)										4	1	1	1	1	0	2									
Dion James, L OBP: 0.316, SLG: 0.329 Cory Snyder, R OBP: 0.275, SLG: 0.433 (6, PH) (8, 9)										3	0	1	2	0	0	1									
Candy Maldonado, R OBP: 0.345, SLG: 0.472 (8, 7)										4	0	1	0	0	0	2									
Chris James, R OBP: 0.327, SLG: 0.405 (1, 10)										4	0	1	0	0	0	1									
Brook Jacoby, R OBP: 0.371, SLG: 0.458 (1, 3)										4	0	0	0	0	0	2									
Tom Brookens, R OBP: 0.297, SLG: 0.275 (1, 5)										4	1	1	0	0	0	2									
Felix Fermin, R OBP: 0.256, SLG: 0.285 (1, 6)										4	1	2	0	0	0	0									
Joel Skinner, R OBP: 0.294, SLG: 0.325 (1, 2)										4	3	1	1	0	0	2									
Inning Stats	R: 0 E: 0 K: 1 S: 9	H: 0 LOB: 0 BB: 0 P: 14	R: 0 E: 0 K: 0 S: 6	H: 0 LOB: 0 BB: 0 P: 8	R: 4 E: 1 K: 0 S: 10	H: 3 LOB: 1 BB: 1 P: 17	R: 0 E: 0 K: 0 S: 3	H: 0 LOB: 0 BB: 0 P: 5	R: 1 E: 0 K: 0 S: 12	H: 2 LOB: 1 BB: 0 P: 22	R: 0 E: 0 K: 0 S: 5	H: 0 LOB: 0 BB: 0 P: 10	R: 0 E: 0 K: 0 S: 11	H: 1 LOB: 1 BB: 0 P: 15	R: 0 E: 0 K: 0 S: 8	H: 2 LOB: 2 BB: 0 P: 14		R: 1 E: 0 K: 0 S: 10	H: 2 LOB: 1 BB: 0 P: 13	1B: 8 2B: 1 3B: 1 HR: 0	SF: 0 SAC: 0 DP: 0 HBP: 0	WP: 0 PB: 0 SB: 0 CS: 0	PA: 39		
PITCHER	IP	WLS	BF	H	R	ER	SO	BB	IBB	HBP	BLK	WP	HR	S	P	ERA	WHIP								
Eric King, R ERA: 3.2 (1, 1)	7.0	L	29	6	5	5	1	1	0	0	0	0	0	56	91	6.43	1.000								
Scott Radinsky, L ERA: 3.32 (8, 1)	1.0		5	2	0	0	0	0	0	0	0	0	0	8	14	0.00	2.000								
Ken Patterson, L ERA: 3.88 (9, 1)	1.0		5	2	1	1	0	0	0	0	0	0	0	10	13	9.00	2.000								

AB	38
R	6
H	10
RBI	6
BB	1
SO	1
LOB	15



Batter	1	2	3	4	5	6	7	8	9	AB	R	H	RBI	BB	SO	LOB	BOTTOM								
Sammy Sosa, R OBP: 0.286, SLG: 0.426 (1, 9)										4	0	0	0	0	3	0	Cleveland Indians @ Chicago White Sox Comiskey Park, Chicago, IL Wed Jul 25 1990, 4:33 AM EDT Att: 31,776 - Sunny - 75 F								
Robin Ventura, L OBP: 0.321, SLG: 0.320 (1, 5)										4	0	1	0	0	1	0									
Ivan Calderon, R OBP: 0.355, SLG: 0.430 (1, 7)										4	0	1	0	0	1	1									
Ron Kittle, R OBP: 0.303, SLG: 0.458 Rodney McCray, R (9, PR)										3	1	0	0	1	0	1									
Carlos Martinez, R OBP: 0.255, SLG: 0.327 (1, 3)										3	0	0	0	0	1	1									
Ron Karkovics, R OBP: 0.345, SLG: 0.461 (1, 2)										3	0	1	1	0	1	0									
Steve Lyons, L OBP: 0.265, SLG: 0.280 (1, 4)										3	0	0	0	0	0	1									
Dave Gallagher, R OBP: 0.319, SLG: 0.324 (1, 8)										2	0	0	0	1	0	0									
Ozzie Guillen, L OBP: 0.337, SLG: 0.369 (1, 6)										3	0	0	0	0	1	2									
Inning Stats	R: 0 E: 0 K: 1 S: 8	H: 1 LOB: 0 BB: 0 P: 12	R: 1 E: 1 K: 0 S: 17	H: 1 LOB: 2 BB: 1 P: 29	R: 0 E: 0 K: 2 S: 8	H: 0 LOB: 0 BB: 0 P: 10	R: 0 E: 0 K: 1 S: 6	H: 0 LOB: 0 BB: 0 P: 7	R: 0 E: 0 K: 1 S: 7	H: 0 LOB: 0 BB: 0 P: 9	R: 0 E: 0 K: 0 S: 12	H: 1 LOB: 1 BB: 0 P: 16	R: 0 E: 0 K: 0 S: 9	H: 0 LOB: 0 BB: 0 P: 13	R: 0 E: 0 K: 1 S: 5	H: 0 LOB: 0 BB: 0 P: 6		R: 0 E: 0 K: 2 S: 10	H: 0 LOB: 1 BB: 1 P: 17	1B: 2 2B: 1 3B: 0 HR: 0	SF: 0 SAC: 1 DP: 1 HBP: 0	WP: 0 PB: 0 SB: 0 CS: 0	PA: 32		
PITCHER	IP	WLS	BF	H	R	ER	SO	BB	IBB	HBP	BLK	WP	HR	S	P	ERA	WHIP								
Bud Black, L ERA: 3.14 (1, 1)	9.0	W	32	3	1	0	8	2	0	0	0	0	0	82	119	0.00	0.556								

AB	29
R	1
H	3
RBI	1
BB	2
SO	8
LOB	6



Batter	1	2	3	4	5	6	7	8	9	AB	R	H	RBI	BB	SO	LOB	TOP								
Mike Felder, S OBP: 0.304, SLG: 0.290	1-1 B2		3-2 G4-6-3		1-1 B1		4-0 BB		1-2 1B	4	0	1	0	1	0	1	Milwaukee Brewers @ Chicago White Sox Comiskey Park, Chicago, IL Fri Jul 27 1990, 8:05 PM EDT Att: 35,569 - Unknown - 78 F								
Robin Yount, R OBP: 0.340, SLG: 0.379	2-2 S 2B		2-1 G5-3		4-2 1B BB		0-3 K		2-1 1B	4	2	2	1	1	1	3									
Gary Sheffield, R OBP: 0.371, SLG: 0.470	0-2 1-H 2B		0-0 2-H 1B		2-2 1B 1B		1-1 L5		0-2 P2	5	0	3	2	0	0	4									
Dave Parker, L OBP: 0.353, SLG: 0.497	0-0 F7		1-3 K		0-0 1B PO				0-1 G6-3	4	0	1	1	0	1	2									
Greg Vaughn, R OBP: 0.311, SLG: 0.460	2-3 K			0-3 K	1-1 PO	1-2 F7		1-3 K		4	0	0	0	0	3	1									
Greg Brock, L OBP: 0.326, SLG: 0.351		3-2 F7		3-3 K		3-2 G3-1		0-2 P6		4	0	0	0	0	1	0									
B.J. Surhoff, L OBP: 0.330, SLG: 0.398		0-2 P5		4-2 BB		2-0 F8			0-2 1B	3	0	1	0	1	0	0									
Jim Gantner, L OBP: 0.328, SLG: 0.254		0-1 G4-3		2-2 F7			3-2 G3		4-0 1B BB	3	1	0	0	1	0	1									
Bill Spiers, L OBP: 0.304, SLG: 0.369			0-0 G4-6-3 1B				2-1 BB		2-2 F8	4	1	2	0	0	0	1									
Inning Stats	R: 1 E: 0 K: 1 S: 12	H: 2 LOB: 1 BB: 0 P: 17	R: 0 E: 0 K: 0 S: 9	H: 0 LOB: 0 BB: 0 P: 12	R: 1 E: 0 K: 1 S: 10	H: 2 LOB: 1 BB: 0 P: 16	R: 0 E: 0 K: 2 S: 15	H: 0 LOB: 1 BB: 1 P: 24	R: 1 E: 0 K: 0 S: 10	H: 2 LOB: 1 BB: 1 P: 18	R: 0 E: 0 K: 0 S: 12	H: 0 LOB: 0 BB: 0 P: 18	R: 0 E: 0 K: 1 S: 14	H: 1 LOB: 2 BB: 1 P: 24	R: 0 E: 0 K: 1 S: 8	H: 0 LOB: 0 BB: 0 P: 9		R: 1 E: 0 K: 0 S: 15	H: 3 LOB: 2 BB: 1 P: 24	1B: 9 2B: 1 3B: 0 HR: 0	SF: 0 SAC: 0 DP: 0 HBP: 0	WP: 0 PB: 0 SB: 1 CS: 0	PA: 40		
PITCHER	IP	WLS	BF	H	R	ER	SO	BB	IBB	HBP	BLK	WP	HR	S	P	ERA	WHIP								
Jack McDowell, R ERA: 4.17	(1, 1)	6.1	W	28	7	3	3	4	3	0	0	0	0	77	123	4.26	1.579								
Barry Jones, R ERA: 2.04	(7, 1)	1.2		5	0	0	0	2	0	0	0	0	0	13	15	0.00	0.000								
Bobby Thigpen, R ERA: 2.03	(9, 1)	1.0		6	3	1	1	0	1	0	0	0	0	15	24	9.00	4.000								

Batter	1	2	3	4	5	6	7	8	9	AB	R	H	RBI	BB	SO	LOB	BOTTOM								
Lance Johnson, L OBP: 0.323, SLG: 0.343	2-1 S 2B			1-1 FC6 1B					2-3 K	4	1	3	1	0	1	0	Milwaukee Brewers @ Chicago White Sox Comiskey Park, Chicago, IL Fri Jul 27 1990, 8:05 PM EDT Att: 35,569 - Unknown - 78 F								
Robin Ventura, L OBP: 0.317, SLG: 0.315	0-0 F8	0-1 L8		2-1 FC6 1B					2-1 L8	4	0	0	0	0	0	4									
Ivan Calderon, R OBP: 0.357, SLG: 0.432	1-1 S 2B		1-2 G5-3		4-0 HR BB				1-1 P4	3	2	1	1	1	0	0									
Dan Pasqua, L OBP: 0.374, SLG: 0.588	1-1 P4		1-3 K		2-0 HR				2-2 G1-3	4	1	1	2	0	1	1									
Carlton Fisk, R OBP: 0.377, SLG: 0.416	2-2 2-H HR		1-1 L7		0-1 L8				2-2 G5-3	4	1	1	1	0	0	0									
Ron Kittle, R OBP: 0.307, SLG: 0.464	1-2 P4			1-0 1B FC4-6 2B					0-0 G4-3	3	1	2	0	0	0	0									
Steve Lyons, L OBP: 0.263, SLG: 0.278					1-0 G5-3 1B					1	0	0	0	0	0	0									
Scott Fletcher, R OBP: 0.314, SLG: 0.330		2-1 P4		1-1 FC4-6 1B					0-0 1B	4	0	2	0	0	0	1									
Sammy Sosa, R OBP: 0.286, SLG: 0.423		0-1 S 1B		0-0 FC4-6 1B					2-0 L4	4	1	1	1	0	0	3									
Ozzie Guillen, L OBP: 0.333, SLG: 0.365		3-1 F8		1-1 F8					1-2 F9	4	0	0	0	0	0	3									
Inning Stats	R: 3 E: 0 K: 0 S: 15	H: 3 LOB: 0 BB: 0 P: 22	R: 1 E: 0 K: 0 S: 9	H: 2 LOB: 1 BB: 0 P: 16	R: 0 E: 0 K: 1 S: 8	H: 0 LOB: 0 BB: 0 P: 11	R: 1 E: 0 K: 0 S: 10	H: 3 LOB: 2 BB: 0 P: 16	R: 2 E: 0 K: 0 S: 8	H: 2 LOB: 1 BB: 1 P: 19	R: 0 E: 0 K: 1 S: 6	H: 0 LOB: 0 BB: 0 P: 10	R: 0 E: 0 K: 0 S: 10	H: 0 LOB: 0 BB: 0 P: 15	R: 0 E: 0 K: 0 S: 6	H: 1 LOB: 1 BB: 0 P: 9	R: 0 E: 0 K: 0 S: 15	H: 7 LOB: 2 3B: 0 HR: 2	SF: 0 SAC: 0 DP: 0 HBP: 0	WP: 0 PB: 0 SB: 3 CS: 0	PA: 36				
PITCHER	IP	WLS	BF	H	R	ER	SO	BB	IBB	HBP	BLK	WP	HR	S	P	ERA	WHIP								
Ron Robinson, R ERA: 4.08	(1, 1)	3.2	L	19	8	5	5	1	0	0	0	0	0	40	61	12.27	2.182								
Paul Mirabella, L ERA: 3.51	(4, 1)	0.1		1	0	0	0	0	0	0	0	0	0	2	4	0.00	0.000								
Tom Edens, R ERA: 4.24	(5, 1)	4.0		16	3	2	2	1	1	0	0	0	1	30	53	4.50	1.000								

AB	35
R	4
H	10
RBI	4
BB	4
SO	6
LOB	13



AB	35
R	7
H	11
RBI	6
BB	1
SO	2
LOB	12




Batter	1	2	3	4	5	6	7	8	9	AB	R	H	RBI	BB	SO	LOB	TOP					
Darryl Hamilton, L (1,9) Mike Felder, S (8,7) OBP: 0.329, SLG: 0.394 (8, FH) OBP: 0.307, SLG: 0.293	F7		K			SH 1B 2B		SH1-4 1B	B1-3	3	1	1	0	0	1	0	Milwaukee Brewers @ Chicago White Sox Comiskey Park, Chicago, IL Sat Jul 28 1990, 4:33 AM EDT Att: 40,268 - Sunny					
Robin Yount, R (1,8) OBP: 0.338, SLG: 0.377	K			K		SH 1B 2-3		SH SH1-4		2	0	0	0	0	2	0						
Gary Sheffield, R (1,5) OBP: 0.374, SLG: 0.480	G5-3							SH1-4		3	1	2	2	0	0	0						
Dave Parker, L (1,10) OBP: 0.352, SLG: 0.493		F8		F8		P2				3	0	0	0	1	0	2						
Greg Vaughn, R (1,7) Dale Sveum, S (8,3) OBP: 0.310, SLG: 0.456 (8, FH) OBP: 0.276, SLG: 0.231				G4-3		K		SF8		2	0	0	1	1	1	2						
Greg Brock, L (1,3) Rob Deer, R (8,9) OBP: 0.326, SLG: 0.362 (8, FH) OBP: 0.338, SLG: 0.449										3	1	1	1	0	0	3						
B.J. Surhoff, L (1,2) OBP: 0.329, SLG: 0.396										1	0	0	0	0	2							
Jim Gantner, L (1,4) OBP: 0.326, SLG: 0.248										4	0	1	0	0	0	1						
Bill Spiers, L (1,6) OBP: 0.299, SLG: 0.362										3	0	0	0	1	0	1						
										4	0	1	0	0	0	2						
Inning Stats	R: 0 E: 0 K: 1 S: 12	H: 0 LOB: 0 BB: 0 P: 17	R: 0 E: 0 K: 0 S: 8	H: 0 LOB: 1 BB: 1 P: 16	R: 0 E: 0 K: 1 S: 4	H: 0 LOB: 0 BB: 1 P: 9	R: 1 E: 0 K: 1 S: 8	H: 1 LOB: 0 BB: 0 P: 14	R: 1 E: 0 K: 0 S: 8	H: 1 LOB: 0 BB: 0 P: 12	R: 1 E: 1 K: 1 S: 11	H: 2 LOB: 2 BB: 0 P: 17	R: 0 E: 0 K: 0 S: 4	H: 0 LOB: 0 BB: 0 P: 6	R: 1 E: 0 K: 0 S: 7	H: 1 LOB: 2 BB: 1 P: 16	R: 0 E: 0 K: 1 S: 11	H: 1 LOB: 1 BB: 0 P: 14	1B: 3 2B: 1 3B: 0 HR: 2	SF: 1 SAC: 3 DP: 1 HBP: 0	WP: 0 PB: 0 CS: 1	PA: 37
PITCHER	IP WLS BF H R ER SO BB IBB HBP BLK WP HR S P ERA WHIP																					
Melido Perez, R (1,1) ERA: 3.9	5.0	21	4	3	3	3	2	0	0	0	0	0	0	0	12	18	5.40	1.200				
Ken Patterson, L (6,1) ERA: 3.91	2.0	7	1	1	1	1	0	0	0	0	0	0	0	0	4	9	4.50	0.500				
Donn Pall, R (8,1) ERA: 3.15	0.2	4	0	0	0	0	0	1	0	0	0	0	0	0	4	9	0.00	0.000				
Scott Radinsky, L (8,1) ERA: 3.2	1.1	W 5	1	0	0	0	0	0	0	0	0	0	0	12	17	0.00	0.750					

Batter	1	2	3	4	5	6	7	8	9	AB	R	H	RBI	BB	SO	LOB	BOTTOM					
Sammy Sosa, R (1,9) OBP: 0.291, SLG: 0.438										3	2	2	1	1	0	0	Milwaukee Brewers @ Chicago White Sox Comiskey Park, Chicago, IL Sat Jul 28 1990, 4:33 AM EDT Att: 40,268 - Sunny					
Robin Ventura, L (1,5) OBP: 0.314, SLG: 0.311										4	0	0	0	0	1	3						
Ivan Calderon, R (1,7) OBP: 0.358, SLG: 0.439										4	1	2	1	0	0	0						
Dan Pasqua, L (1,10) OBP: 0.376, SLG: 0.584										3	0	1	1	0	1	1						
Carlos Martinez, R (1,3) Lance Johnson, L (8,8) OBP: 0.251, SLG: 0.322 (8, FH) OBP: 0.322, SLG: 0.342										3	0	0	0	0	0	3						
Ron Karkovics, R (1,2) Rodney McCray, R (9, FR)										4	0	1	0	0	2	2						
Scott Fletcher, R (1,4) OBP: 0.317, SLG: 0.332										0	1	2	0	0	0	0						
Dave Gallagher, R (1,8) Steve Lyons, L (9,3) Carlton Fisk, R (9, FH) OBP: 0.311, SLG: 0.314 (8, FH) OBP: 0.283, SLG: 0.278 (8, FH) OBP: 0.379, SLG: 0.416										2	0	0	0	0	0	0						
Ozzie Guillen, L (1,6) OBP: 0.332, SLG: 0.363										4	0	1	2	0	0	1						
										1	0	0	0	0	0	0						
Inning Stats	R: 2 E: 0 K: 1 S: 15	H: 3 LOB: 1 BB: 0 P: 23	R: 0 E: 0 K: 0 S: 8	H: 0 LOB: 0 BB: 0 P: 10	R: 1 E: 0 K: 2 S: 13	H: 2 LOB: 1 BB: 0 P: 22	R: 0 E: 0 K: 0 S: 5	H: 0 LOB: 0 BB: 0 P: 8	R: 0 E: 0 K: 1 S: 12	H: 0 LOB: 1 BB: 0 P: 17	R: 0 E: 0 K: 0 S: 6	H: 1 LOB: 2 BB: 1 P: 13	R: 0 E: 0 K: 0 S: 6	H: 0 LOB: 0 BB: 0 P: 9	R: 2 E: 0 K: 0 S: 7	H: 3 LOB: 2 BB: 1 P: 15	1B: 5 2B: 2 3B: 1 HR: 1	SF: 0 SAC: 1 DP: 0 HBP: 1	WP: 0 PB: 0 CS: 0	PA: 36		
PITCHER	IP WLS BF H R ER SO BB IBB HBP BLK WP HR S P ERA WHIP																					
Teddy Higuera, L (1,1) ERA: 3.34	7.0	29	6	3	3	4	0	0	0	0	0	0	0	0	64	100	3.86	0.857				
Jaime Navarro, R (8,1) ERA: 4.89	1.0	3	0	0	0	0	0	0	0	0	0	0	0	6	9	0.00	0.000					
Dan Plesac, L (9,1) ERA: 4.91	0.0	L 4	3	2	2	0	1	0	0	0	0	0	0	7	15	∞	∞					

AB	30
R	4
H	6
RBI	4
BB	3
SO	4
LOB	14



AB	32
R	5
H	9
RBI	5
BB	2
SO	4
LOB	10



Batter	1	2	3	4	5	6	7	8	9	AB	R	H	RBI	BB	SO	LOB	TOP					
Lance Johnson, L (1, 8) OBP: 0.316, SLG: 0.334	G4-3	K						G4-3		4	0	0	0	0	1	2	Chicago White Sox @ Boston Red Sox Fenway Park, Boston, MA Mon Jul 30 1990, 7:05 PM EDT Att: 35,599 - Unknown - 68 F					
Robin Ventura, L (1, 5) OBP: 0.320, SLG: 0.318	2B		G3-1					1B		4	0	2	0	0	0	0						
Ivan Calderon, R (1, 7) OBP: 0.357, SLG: 0.436	2B							E6		4	0	2	0	0	0	1						
Dan Pasqua, L (1, 10) OBP: 0.368, SLG: 0.572	K							F9		4	0	0	0	0	3	5						
Carlton Fisk, R (1, 2) OBP: 0.381, SLG: 0.425	L5							FC4		4	0	1	0	0	0	4						
Steve Lyons, L (1, 3)		G4-3								4	0	1	0	0	2	1						
Scott Fletcher, R (1, 4) OBP: 0.328, SLG: 0.343	1B									4	0	2	0	0	0	1						
Sammy Sosa, R (1, 9) OBP: 0.288, SLG: 0.434	F8									4	0	0	0	0	1	3						
Ozzie Guillen, L (1, 6) OBP: 0.338, SLG: 0.364	1B									3	0	1	0	0	1	1						
Inning Stats	R: 0 E: 0 K: 1 S: 13	H: 2 LOB: 2 BB: 0 P: 17	R: 0 E: 0 K: 1 S: 11	H: 2 LOB: 2 BB: 0 P: 15	R: 0 E: 0 K: 1 S: 11	H: 1 LOB: 0 BB: 0 P: 14	R: 0 E: 0 K: 1 S: 10	H: 2 LOB: 1 BB: 0 P: 17	R: 0 E: 0 K: 1 S: 8	H: 0 LOB: 0 BB: 0 P: 13	R: 0 E: 0 K: 1 S: 9	H: 0 LOB: 0 BB: 0 P: 11	R: 0 E: 0 K: 1 S: 8	H: 1 LOB: 1 BB: 0 P: 12	R: 0 E: 1 K: 0 S: 12	H: 1 LOB: 2 BB: 0 P: 19	R: 0 E: 0 K: 1 S: 6	H: 0 LOB: 0 BB: 0 P: 7	1B: 6 2B: 3 3B: 0 HR: 0	SF: 0 SAC: 0 DP: 0 HBP: 0	WP: 0 PB: 0 SB: 0 CS: 1	PA: 36
PITCHER Roger Clemens, R (1, 1) ERA: 2.2	IP: 9.0 WLS: W BF: 35 H: 9 R: 0 ER: 0 SO: 8 BB: 0 IBB: 0 HBP: 0 BLK: 0 WP: 0 HR: 0 S: 88 P: 125 ERA: 0.00 WHIP: 1.000																					

Batter	1	2	3	4	5	6	7	8	9	AB	R	H	RBI	BB	SO	LOB	BOTTOM			
Jody Reed, R (1, 4) OBP: 0.380, SLG: 0.444	2B							L6		4	1	1	0	0	2	0	Chicago White Sox @ Boston Red Sox Fenway Park, Boston, MA Mon Jul 30 1990, 7:05 PM EDT Att: 35,599 - Unknown - 68 F			
Carlos Quintana, R (1, 3) OBP: 0.381, SLG: 0.455	K									4	1	2	1	0	1	1				
Wade Boggs, L (1, 5) OBP: 0.390, SLG: 0.430	1H							F8		4	1	2	1	0	0	1				
Ellis Burks, R (1, 8) OBP: 0.361, SLG: 0.497	P6									3	0	1	1	0	1	1				
Mike Greenwell, L (1, 7) OBP: 0.359, SLG: 0.364	G3-1									4	0	2	0	0	0	2				
Dwight Evans, R (1, 10) OBP: 0.345, SLG: 0.382		P5								4	0	0	0	0	0	4				
Tom Brunansky, R (1, 9) OBP: 0.334, SLG: 0.383										2	0	0	0	1	0	3				
Tony Peña, R (1, 2) OBP: 0.290, SLG: 0.327	L9									3	0	0	0	0	1	4				
Luis Rivera, R (1, 6) OBP: 0.264, SLG: 0.322	P6									3	0	0	0	0	1	1				
Inning Stats	R: 1 E: 0 K: 1 S: 12	H: 2 LOB: 1 BB: 0 P: 19	R: 0 E: 0 K: 0 S: 8	H: 0 LOB: 1 BB: 1 P: 14	R: 1 E: 0 K: 2 S: 13	H: 1 LOB: 0 BB: 0 P: 22	R: 0 E: 0 K: 0 S: 7	H: 1 LOB: 1 BB: 0 P: 11	R: 0 E: 0 K: 1 S: 12	H: 0 LOB: 0 BB: 0 P: 16	R: 1 E: 0 K: 1 S: 17	H: 3 LOB: 2 BB: 0 P: 24	R: 0 E: 0 K: 1 S: 10	H: 1 LOB: 1 BB: 0 P: 13	R: 0 E: 0 K: 0 S: 4	H: 0 LOB: 0 BB: 0 P: 5	1B: 4 2B: 3 3B: 0 HR: 1	SF: 0 SAC: 0 DP: 1 HBP: 1	WP: 0 PB: 0 SB: 0 CS: 0	PA: 33
PITCHER Adam Peterson, R (1, 1) ERA: 3.64	IP: 8.0 WLS: L BF: 33 H: 8 R: 3 ER: 3 SO: 6 BB: 1 IBB: 0 HBP: 1 BLK: 0 WP: 0 HR: 1 S: 83 P: 124 ERA: 3.38 WHIP: 1.125																			



Batter	1	2	3	4	5	6	7	8	9	AB	R	H	RBI	BB	SO	LOB	TOP				
Lance Johnson, L OBP: 0.315, SLG: 0.333	G4-3		G4-3					F7		4	1	1	0	0	0	1	Chicago White Sox @ Boston Red Sox Fenway Park, Boston, MA Tue Jul 31 1990, 7:05 PM EDT Att: 33,033 - Unknown				
Robin Ventura, L OBP: 0.319, SLG: 0.317	G3-1			G3-1				G4-3		4	0	1	1	0	0	0					
Ivan Calderon, R OBP: 0.357, SLG: 0.435 Sammy Sosa, R OBP: 0.288, SLG: 0.432	G6-3			G6-3				F7		3	0	1	1	0	0	0					
Dan Pasqua, L OBP: 0.362, SLG: 0.561		G4-3		G3-1					K	4	0	0	0	0	1	2					
Carlton Fisk, R OBP: 0.379, SLG: 0.426		K			G5-3		P4			4	0	1	0	0	1	2					
Phil Bradley, R OBP: 0.350, SLG: 0.346		K			G5-3			G1-3		3	0	0	0	1	1	0					
Steve Lyons, L OBP: 0.256, SLG: 0.286 Dave Gallagher, R OBP: 0.307, SLG: 0.310			F7		G4-3			F9		3	0	0	0	0	0	0					
Carlos Martinez, R OBP: 0.256, SLG: 0.330						L4			K	4	0	2	0	0	1	2					
Ozzie Guillen, L OBP: 0.338, SLG: 0.364										3	1	1	0	0	0	2					
Inning Stats	R: 0 E: 0 K: 0 S: 6	H: 0 LOB: 0 BB: 0 P: 8	R: 0 E: 0 K: 2 S: 7	H: 0 LOB: 0 BB: 0 P: 11	R: 0 E: 0 K: 0 S: 5	H: 1 LOB: 1 BB: 0 P: 7	R: 0 E: 0 K: 0 S: 3	H: 0 LOB: 0 BB: 0 P: 5	R: 0 E: 0 K: 2 S: 10	H: 0 LOB: 0 BB: 0 P: 13	R: 2 E: 0 K: 0 S: 18	H: 4 LOB: 2 BB: 0 P: 27	R: 0 E: 0 K: 0 S: 6	H: 1 LOB: 1 BB: 0 P: 11	R: 0 E: 0 K: 2 S: 11	H: 1 LOB: 2 BB: 1 P: 18		1B: 5 2B: 2 3B: 0 HR: 0	SF: 0 SAC: 0 DP: 0 HBP: 0	WP: 0 PB: 0 SB: 0 CS: 0	PA: 35
PITCHER	IP	WLS	BF	H	R	ER	SO	BB	IBB	HBP	BLK	WP	HR	S	P	ERA	WHIP			ERA	WHIP
Dana Kiecker, R ERA: 4.3	5.1	W	21	5	2	2	2	0	0	0	0	0	0	43	64	3.38	0.938				
Dennis Lamp, R ERA: 3.91	2.2		9	1	0	0	0	0	0	0	0	0	0	19	29	0.00	0.375				
Rob Murphy, L ERA: 6.09	1.0		5	1	0	0	2	1	0	0	0	0	0	11	18	0.00	2.000				

Batter	1	2	3	4	5	6	7	8	9	AB	R	H	RBI	BB	SO	LOB	BOTTOM				
Jody Reed, R OBP: 0.393, SLG: 0.445	G4-3	1B		G6-3				F8		4	1	2	0	1	0	1	Chicago White Sox @ Boston Red Sox Fenway Park, Boston, MA Tue Jul 31 1990, 7:05 PM EDT Att: 33,033 - Unknown				
Carlos Quintana, R OBP: 0.378, SLG: 0.451	K	1B		K		FC4-6		G5-3		5	0	1	2	0	2	2					
Wade Boggs, L OBP: 0.392, SLG: 0.433	G4-3	1B			2B	1B		G3-1		5	0	3	1	0	0	1					
Ellis Burks, R OBP: 0.359, SLG: 0.496	G6-3	K			2B	1B		G6-3		5	0	1	0	0	1	5					
Mike Greenwell, L OBP: 0.358, SLG: 0.363		FC4-6	1B	G4-3				F9		4	0	1	0	0	0	2					
Dwight Evans, R OBP: 0.344, SLG: 0.380		FC4-6	1B	K		K		1B		4	2	1	0	0	2	3					
Tom Brunansky, R OBP: 0.338, SLG: 0.387		1B	G6-3	1B		K		E8	1B	4	2	3	0	0	1	2					
Tony Peña, R OBP: 0.290, SLG: 0.326		G6-3	1B	F8		G4-3		G1-3		4	1	1	1	0	0	3					
Luis Rivera, R OBP: 0.263, SLG: 0.321		G6-3		G6-3		E4		1B		4	1	1	3	0	0	1					
Inning Stats	R: 0 E: 0 K: 1 S: 10	H: 1 LOB: 1 BB: 0 P: 14	R: 4 E: 0 K: 1 S: 23	H: 5 LOB: 2 BB: 1 P: 41	R: 0 E: 0 K: 1 S: 12	H: 1 LOB: 1 BB: 0 P: 17	R: 0 E: 0 K: 1 S: 8	H: 0 LOB: 0 BB: 0 P: 11	R: 0 E: 0 K: 2 S: 15	H: 2 LOB: 2 BB: 0 P: 24	R: 1 E: 1 K: 0 S: 12	H: 2 LOB: 2 BB: 0 P: 15	R: 2 E: 1 K: 0 S: 9	H: 3 LOB: 1 BB: 0 P: 16	R: 0 E: 0 K: 0 S: 7	H: 0 LOB: 0 BB: 0 P: 14		1B: 13 2B: 1 3B: 0 HR: 0	SF: 0 SAC: 0 DP: 0 HBP: 0	WP: 0 PB: 0 SB: 0 CS: 0	PA: 40
PITCHER	IP	WLS	BF	H	R	ER	SO	BB	IBB	HBP	BLK	WP	HR	S	P	ERA	WHIP			ERA	WHIP
Eric King, R ERA: 3.39	4.0	L	22	5	3	2	2	0	0	0	0	0	0	35	57	4.50	1.250				
Wayne Edwards, L ERA: 3.65	4.0		18	5	3	2	2	0	0	0	0	0	0	35	57	4.50	1.250				

Batter	1	2	3	4	5	6	7	8	9	AB	R	H	RBI	BB	SO	LOB	TOP				
Sammy Sosa, R OBP: 0.285, SLG: 0.427	G5-3		G5-4-3			F7		K		4	0	0	0	0	1	1	Chicago White Sox @ Boston Red Sox Fenway Park, Boston, MA Wed Aug 01 1990, 7:05 PM EDT Att: 35,522 - Unknown - 78 F				
Robin Ventura, L OBP: 0.315, SLG: 0.313	G6-3				F8	G5-3		P6		4	0	0	0	0	0						
Phil Bradley, R OBP: 0.352, SLG: 0.346	L9				G6-4-3 HBP			G5-3		3	0	1	0	0	0						
Ivan Calderon, R OBP: 0.356, SLG: 0.442		HR			G6-4-3	L5		F9		4	1	1	1	0	2						
Carlton Fisk, R OBP: 0.381, SLG: 0.436	G4-3					P3		3B BB		3	2	1	1	1	0	0					
Carlos Martinez, R OBP: 0.255, SLG: 0.329	K					BB 1B		F8		4	0	1	0	0	1	1					
Dave Gallagher, R OBP: 0.316, SLG: 0.347	G6-3					F9		SF9 3B		4	2	2	1	0	0	1					
Steve Lyons, L OBP: 0.263, SLG: 0.289			F8					SF9		2	0	1	2	1	0	0					
Ozzie Guillen, L OBP: 0.337, SLG: 0.363						G3		G4-1		4	0	1	0	0	1	3					
Inning Stats	R: 0 E: 0 K: 0 S: 12	H: 0 LOB: 0 BB: 0 P: 20	R: 1 E: 0 K: 1 S: 10	H: 1 LOB: 0 BB: 0 P: 17	R: 0 E: 0 K: 0 S: 7	H: 1 LOB: 0 BB: 0 P: 10	R: 0 E: 0 K: 0 S: 3	H: 0 LOB: 0 BB: 0 P: 5	R: 0 E: 0 K: 0 S: 13	H: 1 LOB: 2 BB: 1 P: 21	R: 2 E: 0 K: 0 S: 13	H: 1 LOB: 0 BB: 1 P: 21	R: 0 E: 0 K: 1 S: 11	H: 0 LOB: 0 BB: 0 P: 12	R: 2 E: 0 K: 1 S: 18	H: 3 LOB: 1 BB: 0 P: 25	1B: 5 2B: 0 3B: 1 HR: 2	SF: 1 SAC: 0 DP: 2 HBP: 1	WP: 1 PB: 0 SB: 0 CS: 0	PA: 36	
PITCHER	IP	WLS	BF	H	R	ER	SO	BB	IBB	HBP	BLK	WP	HR	S	P	ERA	WHIP				
Tom Bolton, L ERA: 2.42	8.0	W	30	5	3	3	2	2	0	0	0	0	1	77	117	3.38	0.875				
Rob Murphy, L ERA: 6.35	1.0		6	3	2	2	1	0	0	0	0	1	1	18	25	18.00	3.000				

Batter	1	2	3	4	5	6	7	8	9	AB	R	H	RBI	BB	SO	LOB	BOTTOM				
Jody Reed, R OBP: 0.385, SLG: 0.446	K		G5-3		F7			PB 1B		4	1	2	1	1	1	0	Chicago White Sox @ Boston Red Sox Fenway Park, Boston, MA Wed Aug 01 1990, 7:05 PM EDT Att: 35,522 - Unknown - 78 F				
Carlos Quintana, R OBP: 0.378, SLG: 0.446	K		G5-3			1B HBP		F8		3	1	0	1	1	1	3					
Wade Boggs, L OBP: 0.394, SLG: 0.435	FC6-4 1B		F7			FC5-4 1B		PB 1B		5	1	3	0	0	1	5					
Ellis Burks, R OBP: 0.359, SLG: 0.500	FC6-4		1B 3B		G6-3	FC5-4 BB 1B		1B		5	1	2	2	0	0	3					
Mike Greenwell, L OBP: 0.361, SLG: 0.364			3B 1B		WP BB	BB 1B		G6-3		4	1	2	2	1	1	0					
Dwight Evans, R OBP: 0.342, SLG: 0.384	F8		1B 3B		G5-3	F7		K		5	1	1	1	0	1	3					
Tom Brunansky, R OBP: 0.342, SLG: 0.397			HR		P2	BB		G3-1		4	2	2	2	1	0	1					
Tony Peña, R OBP: 0.289, SLG: 0.328	BB BB 2B		E9 1B SH1-4		F8	G6-3				4	1	1	0	0	0	4					
Luis Rivera, R OBP: 0.264, SLG: 0.318	BB BB BB		SH1-4		G6-3			F8		2	0	0	0	1	0	0					
Inning Stats	R: 0 E: 0 K: 2 S: 14	H: 1 LOB: 1 BB: 0 P: 20	R: 2 E: 0 K: 2 S: 18	H: 2 LOB: 3 BB: 3 P: 38	R: 4 E: 1 K: 0 S: 16	H: 5 LOB: 2 BB: 0 P: 23	R: 0 E: 0 K: 0 S: 8	H: 0 LOB: 1 BB: 1 P: 15	R: 0 E: 0 K: 0 S: 6	H: 0 LOB: 0 BB: 0 P: 9	R: 1 E: 0 K: 0 S: 12	H: 2 LOB: 3 BB: 1 P: 23	R: 2 E: 0 K: 0 S: 8	H: 3 LOB: 1 BB: 0 P: 15	R: 0 E: 0 K: 1 S: 7	H: 0 LOB: 0 BB: 0 P: 7	1B: 9 2B: 1 3B: 2 HR: 1	SF: 0 SAC: 1 DP: 0 HBP: 1	WP: 2 PB: 1 SB: 0 CS: 0	PA: 43	
PITCHER	IP	WLS	BF	H	R	ER	SO	BB	IBB	HBP	BLK	WP	HR	S	P	ERA	WHIP				
Jack McDowell, R ERA: 4.46	2.1	L	19	8	6	5	4	3	0	0	0	0	0	46	78	19.29	4.714				
Ken Patterson, L ERA: 3.93	4.1		20	4	3	2	0	2	0	1	0	1	0	34	61	4.15	1.385				
Scott Radinsky, L ERA: 3.27	1.1		4	1	0	0	1	0	0	0	0	0	0	9	11	0.00	0.750				

Batter	1	2	3	4	5	6	7	8	9	AB	R	H	RBI	BB	SO	LOB	TOP			
Phil Bradley, R (1, 7) OBP: 0.351, SLG: 0.344	5-3			F9	K			CS 1B		4	0	1	0	0	1	1	Chicago White Sox @ Milwaukee Brewers Milwaukee County Stadium, Milwaukee, WI Thu Aug 02 1990, 8:05 PM EDT Sunny - 81 F			
Robin Ventura, L (1, 5) OBP: 0.315, SLG: 0.313	P6			HR 1B			3-1	K		4	1	1	0	0	1	1				
Ivan Calderon, R (1, 10) OBP: 0.357, SLG: 0.451	F9			HR			F9		G3 WP FC 1B	4	2	2	2	0	0	0				
Carlton Fisk, R (1, 2) OBP: 0.382, SLG: 0.448		K		HR					G3	4	1	2	1	0	1	1				
Frank Thomas, R (1, 3) Steve Lyons, L (9, PR) OBP: 0.263, SLG: 0.289 (9, 4)	F8			P4					FC	4	0	0	1	0	0	1				
Sammy Sosa, R (1, 9) OBP: 0.282, SLG: 0.423	K			K					FC 5-3	0	0	0	0	0	0	0				
Lance Johnson, L (1, 8) OBP: 0.317, SLG: 0.333				K			B1-3		5-3	4	0	0	0	0	2	1				
Craig Grebeck, R (1, 4) Dan Pasqua, L (9, PH) Carlos Martinez, R (9, PH) OBP: 0.143, SLG: 0.133 (9, PH) OBP: 0.392, SLG: 0.561 (9, PH) OBP: 0.254, SLG: 0.327 (9, 3)			G3				4-3		4-3	3	0	1	0	1	0	0				
Ozzie Guillen, L (1, 6) OBP: 0.334, SLG: 0.360									4-3	3	0	0	0	0	0	1				
Inning Stats	R: 0 E: 0 K: 0 S: 3	H: 0 LOB: 0 BB: 0 P: 3	R: 0 E: 0 K: 2 S: 7	H: 0 LOB: 0 BB: 0 P: 7	R: 0 E: 0 K: 1 S: 5	H: 0 LOB: 0 BB: 0 P: 5	R: 3 E: 0 K: 1 S: 8	H: 3 LOB: 0 BB: 0 P: 8	R: 0 E: 0 K: 1 S: 6	H: 1 LOB: 1 BB: 0 P: 6	R: 0 E: 0 K: 0 S: 4	H: 0 LOB: 0 BB: 0 P: 4	R: 0 E: 0 K: 0 S: 3	H: 0 LOB: 0 BB: 0 P: 3	R: 0 E: 0 K: 1 S: 5	H: 1 LOB: 2 BB: 1 P: 9		1B: 5 2B: 0 3B: 0 HR: 2	SF: 0 SAC: 0 DP: 0 HBP: 0	WP: 1 PB: 0 SB: 0 CS: 1
PITCHER	IP	WLS	BF	H	R	ER	SO	BB	IBB	HBP	BLK	WP	HR	S	P	ERA	WHIP			
Teddy Higuera, L (1, 1) ERA: 3.34	8.0		29	6	3	3	6	0	0	0	0	0	2	41	41	3.38	0.750			
Randy Veres, R (9, 1) ERA: 5.11	0.2	L	5	1	1	1	0	0	1	0	0	1	0	4	8	13.50	1.500			
Dan Plesac, L (9, 1) ERA: 4.63	0.1		1	0	0	0	0	0	0	0	0	0	0	1	1	0.00	0.000			

Batter	1	2	3	4	5	6	7	8	9	AB	R	H	RBI	BB	SO	LOB	BOTTOM			
Jim Gantner, L (1, 4) OBP: 0.316, SLG: 0.241	P3		F7		F8		F8			4	0	0	0	0	0	0	Chicago White Sox @ Milwaukee Brewers Milwaukee County Stadium, Milwaukee, WI Thu Aug 02 1990, 8:05 PM EDT Sunny - 81 F			
Robin Yount, R (1, 8) OBP: 0.345, SLG: 0.375	FC5-4 BB		FC6-4 HBP		HR 1B			SH1-3 S SF8 BB		1	2	1	0	2	0	0				
Gary Sheffield, R (1, 5) OBP: 0.369, SLG: 0.473	FC5-4 1-2		FC6-4 1-2		HR			SH1-3		3	1	1	2	0	0	2				
Dave Parker, L (1, 10) OBP: 0.345, SLG: 0.482	1-3		K		K			SF8		3	0	0	1	0	2	2				
Greg Vaughn, R (1, 7) OBP: 0.295, SLG: 0.431		K		K			F8	P2		4	0	0	0	0	2	0				
Greg Brock, L (1, 3) OBP: 0.326, SLG: 0.361		5-3		1B			4-3		K	4	0	1	0	0	1	0				
Rob Deer, R (1, 9) OBP: 0.341, SLG: 0.456				F7			F7		5-3	4	0	1	0	0	0	1				
B.J. Surhoff, L (1, 2) OBP: 0.329, SLG: 0.389					4-3					2	0	0	0	2	0	1				
Mike Felder, S (9, PR) OBP: 0.306, SLG: 0.308							6-3			0	0	0	0	0	0	0				
Bill Spiers, L (1, 6) Paul Mollitor, R (9, PH) OBP: 0.291, SLG: 0.351 (9, PH) OBP: 0.356, SLG: 0.490							4-3		K	3	0	1	0	0	0	0				
Inning Stats	R: 0 E: 0 K: 0 S: 3	H: 0 LOB: 1 BB: 1 P: 7	R: 0 E: 0 K: 1 S: 6	H: 2 LOB: 2 BB: 1 P: 10	R: 0 E: 0 K: 1 S: 5	H: 0 LOB: 1 BB: 0 P: 6	R: 0 E: 0 K: 1 S: 6	H: 1 LOB: 1 BB: 0 P: 6	R: 2 E: 0 K: 1 S: 7	H: 2 LOB: 0 BB: 0 P: 7	R: 0 E: 0 K: 0 S: 3	H: 0 LOB: 0 BB: 0 P: 3	R: 0 E: 0 K: 0 S: 3	H: 0 LOB: 0 BB: 1 P: 7	R: 0 E: 0 K: 2 S: 7	H: 0 LOB: 1 BB: 1 P: 11	1B: 4 2B: 0 3B: 0 HR: 1	SF: 1 SAC: 1 DP: 0 HBP: 1	WP: 0 PB: 0 SB: 1 CS: 0	PA: 36
PITCHER	IP	WLS	BF	H	R	ER	SO	BB	IBB	HBP	BLK	WP	HR	S	P	ERA	WHIP			
Alex Fernandez, R (1, 1) ERA: 2.57	7.0		28	5	2	2	4	2	0	1	0	0	0	33	42	2.57	1.000			
Barry Jones, R (8, 1) ERA: 2.11	1.0	W	4	0	1	1	0	1	0	0	0	0	0	3	7	9.00	1.000			
Bobby Thigpen, R (9, 1) ERA: 1.95	1.0	S	4	0	0	0	2	1	0	0	0	0	0	7	11	0.00	1.000			

Batter	1	2	3	4	5	6	7	8	9	AB	R	H	RBI	BB	SO	LOB	TOP								
Lance Johnson, L (1, 8) OBP: 0.316, SLG: 0.334	6-3		G6-4-3		F7		1B 2B		F9	5	1	1	0	0	0	2	Chicago White Sox @ Milwaukee Brewers Milwaukee County Stadium, Milwaukee, WI Thu Aug 02 1990, 8:05 PM EDT Att: 25,022 - Unknown - 73 F livebaseballscorecards.com								
Robin Ventura, L (1, 5) OBP: 0.314, SLG: 0.312	4-3			P5		G3	1B			4	0	1	2	0	0	0									
Ivan Calderon, R (1, 10) OBP: 0.356, SLG: 0.451	6-3			5-3		1B SF8 2B	P3			4	1	1	0	0	0	1									
Dan Pasqua, L (1, 7) OBP: 0.366, SLG: 0.560 Phil Bradley, R (7, PH) OBP: 0.350, SLG: 0.343			F9		1B	SF8 1B IBB	F8			2	0	1	0	1	0	0									
Carlos Martinez, R (1, 3) OBP: 0.254, SLG: 0.326			5-3		6-3	SF8 1B		4-3		4	0	1	0	0	0	1									
Steve Lyons, L (1, 4) OBP: 0.270, SLG: 0.298						1-2 2-3	SF8	F2		3	1	2	1	0	0	0									
Ron Karkovics, R (1, 2) OBP: 0.331, SLG: 0.445			K		SH1-4 1B	1-2 2-3 3-H	K	L5		3	0	0	0	0	2	3									
Sammy Sosa, R (1, 9) OBP: 0.281, SLG: 0.423			L1			2-H	2B	K	P4	4	0	1	1	0	1	0									
Ozzie Guillen, L (1, 6) OBP: 0.336, SLG: 0.359							5-3	2B 1B BB	K	3	1	1	0	1	1	1									
Inning Stats	R: 0 E: 0 K: 0 S: 3	H: 0 LOB: 0 BB: 0 P: 3	R: 0 E: 0 K: 1 S: 6	H: 1 LOB: 1 BB: 0 P: 6	R: 0 E: 0 K: 0 S: 3	H: 1 LOB: 0 BB: 0 P: 3	R: 0 E: 0 K: 0 S: 4	H: 1 LOB: 1 BB: 0 P: 4	R: 1 E: 0 K: 0 S: 5	H: 2 LOB: 1 BB: 0 P: 5	R: 1 E: 0 K: 1 S: 7	H: 2 LOB: 2 BB: 1 P: 11	R: 2 E: 0 K: 1 S: 7	H: 2 LOB: 1 BB: 1 P: 11	R: 0 E: 0 K: 0 S: 3	H: 0 LOB: 0 BB: 0 P: 3		R: 0 E: 0 K: 1 S: 5	H: 0 LOB: 0 BB: 0 P: 5	1B: 6 2B: 3 3B: 0 HR: 0	SF: 1 SAC: 1 DP: 1 HBP: 0	WP: 0 PB: 0 SB: 0 CS: 0	PA: 37		
PITCHER	IP	WLS	BF	H	R	ER	SO	BB	IBB	HBP	BLK	WP	HR	S	P	ERA	WHIP								
Jaime Navarro, R (1, 1) ERA: 4.99	6.2	L	30	9	4	4	3	1	1	0	0	0	0	34	42	5.40	1.500								
Paul Mirabella, L (7, 1) ERA: 3.5	0.1		1	0	0	0	0	0	0	0	0	0	0	1	1	0.00	0.000								
Tom Edens, R (8, 1) ERA: 3.61	2.0	S	6	0	0	0	1	0	0	0	0	0	0	8	8	0.00	0.000								

Batter	1	2	3	4	5	6	7	8	9	AB	R	H	RBI	BB	SO	LOB	BOTTOM								
Paul Moltor, R (1, 3) OBP: 0.366, SLG: 0.498	6-3							E9 BB E 1B		3	1	2	0	2	0	0	Chicago White Sox @ Milwaukee Brewers Milwaukee County Stadium, Milwaukee, WI Thu Aug 02 1990, 8:05 PM EDT Att: 25,022 - Unknown - 73 F livebaseballscorecards.com								
Robin Yount, R (1, 8) OBP: 0.341, SLG: 0.370	F9		K		4-3			F8	5-3	5	0	0	0	0	1	5									
Gary Sheffield, R (1, 5) OBP: 0.370, SLG: 0.472	P4				L6			E BB BB CS 1B		3	0	1	0	1	0	0									
Dave Parker, L (1, 10) OBP: 0.344, SLG: 0.479					P6			F7	F7	4	0	1	0	0	0	3									
Rob Deer, R (1, 9) OBP: 0.343, SLG: 0.458					K			K	E BB	3	0	1	0	1	2	1									
Jim Gantner, L (1, 4) OBP: 0.314, SLG: 0.248					G3			G3	E4	4	1	1	0	0	0	3									
Mike Felder, S (1, 7) OBP: 0.325, SLG: 0.304 B.J. Surhoff, L (8, PH) OBP: 0.328, SLG: 0.388								SH5-3 WP 2B	L8	2	0	0	0	0	2	1									
Charlie O'Brien, R (1, 2) OBP: 0.240, SLG: 0.261 Greg Vaughn, R (9, 7) OBP: 0.234, SLG: 0.430					5-3			P3	B5	1	0	0	0	0	0	0									
Edgar Diaz, R (1, 6) OBP: 0.341, SLG: 0.298 Greg Brock, L (7, PH) OBP: 0.325, SLG: 0.360 Bill Spiers, L (8, 6) OBP: 0.290, SLG: 0.349					6-3			3-H 4-0	F9	1	0	0	0	1	0	0									
								E S BB	F7	1	0	0	0	0	0	0									
Inning Stats	R: 0 E: 0 K: 0 S: 3	H: 0 LOB: 0 BB: 0 P: 3	R: 0 E: 0 K: 1 S: 6	H: 2 LOB: 1 BB: 0 P: 6	R: 0 E: 0 K: 1 S: 5	H: 0 LOB: 1 BB: 1 P: 9	R: 0 E: 0 K: 1 S: 5	H: 0 LOB: 0 BB: 0 P: 5	R: 1 E: 0 K: 0 S: 4	H: 1 LOB: 2 BB: 2 P: 12	R: 0 E: 0 K: 1 S: 5	H: 1 LOB: 0 BB: 0 P: 5	R: 0 E: 0 K: 1 S: 5	H: 0 LOB: 1 BB: 1 P: 9	R: 1 E: 2 K: 0 S: 5	H: 1 LOB: 3 BB: 2 P: 13	R: 0 E: 0 K: 0 S: 4	H: 1 LOB: 1 BB: 0 P: 4	1B: 3 2B: 3 3B: 0 HR: 0	SF: 0 SAC: 1 DP: 0 HBP: 0	WP: 1 PB: 0 SB: 1 CS: 1	PA: 38			
PITCHER	IP	WLS	BF	H	R	ER	SO	BB	IBB	HBP	BLK	WP	HR	S	P	ERA	WHIP								
Melido Perez, R (1, 1) ERA: 3.75	7.1	W	30	5	2	1	5	5	0	0	0	0	0	35	55	1.23	1.364								
Barry Jones, R (8, 1) ERA: 2.09	0.2		4	0	0	0	0	1	0	0	0	0	0	3	7	0.00	1.500								
Bobby Thigpen, R (9, 1) ERA: 1.92	1.0	S	4	1	0	0	0	0	0	0	0	0	0	4	4	0.00	1.000								

Batter	1	2	3	4	5	6	7	8	9	AB	R	H	RBI	BB	SO	LOB	TOP								
Lance Johnson, L (1, 8) OBP: 0.312, SLG: 0.330	1-1 G3		1-1 F7			1-1 B1-3		0-3 K		4	0	0	0	0	1	2	Chicago White Sox @ Milwaukee Brewers Milwaukee County Stadium, Milwaukee, WI Fri Aug 03 1990, 8:05 PM EDT Att: 24,402 - Unknown								
Robin Ventura, L (1, 5) OBP: 0.313, SLG: 0.311	0-0 G5-3			1-0 F7			0-1 F8	2-1 HR		4	1	1	0	0	0	0									
Ivan Calderon, R (1, 10) OBP: 0.357, SLG: 0.460	2-0 G5-3			0-0 P4			0-0 FC5-4 1B	0-0 HR		4	2	2	3	0	0	0									
Dan Pasqua, L (1, 7) OBP: 0.365, SLG: 0.557		0-3 K		0-1 G4-3			1-0 FC5-4 1B	0-1 G4-3		3	0	1	0	0	1	0									
Phil Bradley, R (7, PR) OBP: 0.349, SLG: 0.342							1-2 1B			1	0	0	0	0	0	0									
Carlton Fisk, R (1, 2) OBP: 0.377, SLG: 0.442		3-2 G4-3			1-3 K		2-1 FC5-4 3B	0-0 P4		4	1	0	0	0	1	2									
Frank Thomas, R (1, 3) OBP: 0.143, SLG: 0.429		1-2 F8			2-2 F9		1-0 1B		0-0 G4-3 SH1-4 1B	3	1	1	2	0	0	0									
Craig Grebeck, R (7, 4) OBP: 0.156, SLG: 0.148							1-2 3B			1	0	1	0	0	0	0									
Steve Lyons, L (1, 4) OBP: 0.271, SLG: 0.299			1-1 F7		1-2 G6-3		1-0 1B		0-0 SH1-4 1B	3	0	1	1	0	0	0									
Sammy Sosa, R (1, 9) OBP: 0.276, SLG: 0.419			0-0 G4-3			2-2 F7	1-1 F9		0-0 G4-3	4	0	0	0	0	0	2									
Ozzie Guillen, L (1, 6) OBP: 0.338, SLG: 0.364			2-2 2B			2-1 F7		0-1 HR 1B	1-3 K	4	1	2	0	0	1	1									
Inning Stats	R: 0 E: 0 K: 0 S: 4	H: 0 LOB: 0 BB: 0 P: 7	R: 0 E: 0 K: 1 S: 10	H: 0 LOB: 0 BB: 0 P: 14	R: 0 E: 0 K: 0 S: 8	H: 1 LOB: 1 BB: 0 P: 12	R: 0 E: 0 K: 0 S: 4	H: 0 LOB: 0 BB: 0 P: 5	R: 0 E: 0 K: 1 S: 9	H: 0 LOB: 0 BB: 0 P: 13	R: 0 E: 0 K: 0 S: 7	H: 0 LOB: 0 BB: 0 P: 12	R: 3 E: 0 K: 0 S: 12	H: 4 LOB: 1 BB: 0 P: 18	R: 3 E: 0 K: 1 S: 12	H: 3 LOB: 0 BB: 0 P: 14	R: 0 E: 0 K: 1 S: 6	H: 1 LOB: 1 BB: 0 P: 7	1B: 6 2B: 1 3B: 1 HR: 1	SF: 0 SAC: 1 DP: 0 HBP: 0	WP: 0 PB: 0 SB: 0 CS: 0	PA: 36			
PITCHER	IP	WLS	BF	H	R	ER	SO	BB	IBB	HBP	BLK	WP	HR	S	P	ERA	WHIP								
Mark Knudson, R (1, 1) ERA: 3.45	7.0	L	26	5	3	3	2	0	0	0	0	0	0	54	81	3.86	0.714								
Tony Fossas, L (8, 1) ERA: 6.44	0.1		3	2	2	2	1	0	0	0	0	0	0	8	10	54.00	6.000								
Randy Veres, R (8, 1) ERA: 5.19	1.1		6	2	1	1	0	0	0	0	0	0	1	7	7	6.75	1.500								
Paul Mirabella, L (9, 1) ERA: 3.57	0.1		1	0	0	0	1	0	0	0	0	0	0	3	4	0.00	0.000								

Batter	1	2	3	4	5	6	7	8	9	AB	R	H	RBI	BB	SO	LOB	BOTTOM								
Paul Molitor, R (1, 3) OBP: 0.359, SLG: 0.488	1-1 F9		1-1 G1-6-3		1-2 CS	1-0 L8		3-2 F9		4	0	0	0	0	0	1	Chicago White Sox @ Milwaukee Brewers Milwaukee County Stadium, Milwaukee, WI Fri Aug 03 1990, 8:05 PM EDT Att: 24,402 - Unknown								
Robin Yount, R (1, 8) OBP: 0.343, SLG: 0.379	2-1 F8		3-3 K			1-2 1B		1-1 HR		4	1	2	1	0	1	0									
Gary Sheffield, R (1, 5) OBP: 0.366, SLG: 0.466	0-3 K			0-0 F8		1-2 F9		2-2 F9		4	0	0	0	0	1	1									
Dave Parker, L (1, 10) OBP: 0.343, SLG: 0.477		1-1 SH2-4 1B		0-1 E3		2-2 G4-3		2-1 G3		4	1	1	0	0	0	1									
Rob Deer, R (1, 9) OBP: 0.345, SLG: 0.459		2-1 SH2-4 1B		0-0 FC6		2-2 FC4-6 1B		1-2 F8		4	0	2	0	0	0	1									
B.J. Surhoff, L (1, 2) OBP: 0.326, SLG: 0.387		0-0 SH2-4		0-1 L3		0-1 FC4-6		2-2 1B		3	0	1	0	0	0	2									
Mike Felder, S (1, 7) OBP: 0.296, SLG: 0.298		1-1 SF8		3-1 F7		2-3 K		1-2 G5-3		3	0	0	1	0	1	2									
Bill Spiers, L (1, 6) OBP: 0.286, SLG: 0.344		3-H G6-3		0-0 G1-3		1-0 G1-3				3	0	0	0	0	0	2									
Edgar Diaz, R (1, 4) OBP: 0.346, SLG: 0.300			0-0 G1-6-3 1B		4-1 CS BB		1-2 G6-3			2	0	1	0	1	0	0									
Inning Stats	R: 0 E: 0 K: 1 S: 7	H: 0 LOB: 0 BB: 0 P: 10	R: 1 E: 0 K: 0 S: 10	H: 2 LOB: 1 BB: 0 P: 14	R: 0 E: 0 K: 1 S: 6	H: 1 LOB: 0 BB: 0 P: 10	R: 0 E: 1 K: 0 S: 6	H: 0 LOB: 1 BB: 0 P: 6	R: 0 E: 0 K: 0 S: 7	H: 0 LOB: 0 BB: 1 P: 14	R: 0 E: 0 K: 0 S: 11	H: 1 LOB: 1 BB: 0 P: 16	R: 0 E: 0 K: 1 S: 11	H: 1 LOB: 1 BB: 0 P: 16	R: 1 E: 0 K: 0 S: 12	H: 1 LOB: 0 BB: 0 P: 19	R: 0 E: 0 K: 0 S: 11	H: 1 LOB: 1 BB: 0 P: 17	1B: 6 2B: 0 3B: 0 HR: 1	SF: 1 SAC: 1 DP: 1 HBP: 0	WP: 0 PB: 0 SB: 1 CS: 1	PA: 35			
PITCHER	IP	WLS	BF	H	R	ER	SO	BB	IBB	HBP	BLK	WP	HR	S	P	ERA	WHIP								
Greg Hibbard, L (1, 1) ERA: 2.85	9.0	W	34	7	2	2	3	1	0	0	0	0	1	81	122	2.00	0.889								

Batter	1	2	3	4	5	6	7	8	9	AB	R	H	RBI	BB	SO	LOB	TOP								
Phil Bradley, R OBP: 0.353, SLG: 0.344 (1, 7)										4	1	2	0	1	0	1	Chicago White Sox @ Milwaukee Brewers Milwaukee County Stadium, Milwaukee, WI Sat Aug 04 1990, 8:05 PM EDT Att: 52,198 - Cloudy - 78 F								
Robin Ventura, L OBP: 0.312, SLG: 0.310 (1, 5)										5	0	1	2	0	0	4									
Ivan Calderon, R OBP: 0.355, SLG: 0.465 (1, 10)										4	1	1	2	0	1	3									
Carlton Fisk, R OBP: 0.375, SLG: 0.435 (1, 2)										4	1	0	0	1	2	2									
Frank Thomas, R OBP: 0.300, SLG: 0.444 (1, 3)										2	2	1	0	1	0	0									
Steve Lyons, L OBP: 0.270, SLG: 0.297 (6, 3)										1	0	0	0	0	0	0									
Carlos Martinez, R OBP: 0.253, SLG: 0.325 (9, PH)										1	0	0	0	0	0	0									
Sammy Sosa, R OBP: 0.280, SLG: 0.429 (1, 9)										5	2	2	3	0	1	1									
Lance Johnson, L OBP: 0.314, SLG: 0.332 (1, 8)										4	1	2	1	0	0	1									
Craig Grebeck, R OBP: 0.162, SLG: 0.143 (1, 4)										2	1	0	1	0	0	1									
Ozzie Guillen, L OBP: 0.338, SLG: 0.364 (1, 6)										3	0	1	0	0	0	1									
Inning Stats	R: 0 E: 0 K: 1 S: 6	H: 1 LOB: 1 BB: 0 P: 6	R: 1 E: 1 K: 0 S: 5	H: 1 LOB: 1 BB: 0 P: 5	R: 0 E: 1 K: 0 S: 3	H: 0 LOB: 0 BB: 0 P: 3	R: 1 E: 0 K: 0 S: 5	H: 2 LOB: 1 BB: 0 P: 5	R: 0 E: 1 K: 0 S: 4	H: 1 LOB: 1 BB: 0 P: 4	R: 6 E: 0 K: 1 S: 8	H: 3 LOB: 1 BB: 3 P: 21	R: 0 E: 0 K: 1 S: 5	H: 0 LOB: 0 BB: 0 P: 5	R: 0 E: 0 K: 0 S: 4	H: 1 LOB: 1 BB: 0 P: 4	R: 1 E: 0 K: 1 S: 6	H: 1 LOB: 0 BB: 0 P: 6	1B: 7 2B: 1 3B: 0 HR: 2	SF: 2 SAC: 1 DP: 1 HBP: 1	WP: 1 PB: 0 SB: 2 CS: 0	PA: 42			
PITCHER	IP	WLS	BF	H	R	ER	SO	BB	IBB	HBP	BLK	WP	HR	S	P	ERA	WHIP								
Bill Krueger, L ERA: 3.56 (1, 1)	5.0	L	23	5	4	3	1	2	0	0	0	1	0	23	31	5.40	1.400								
Tom Edens, R ERA: 4.11 (6, 1)	3.0		15	4	4	4	2	0	1	1	0	0	1	17	22	12.00	1.333								
Dan Plesac, L ERA: 4.72 (9, 1)	1.0		4	1	1	1	1	0	0	0	0	0	1	6	6	9.00	1.000								

Batter	1	2	3	4	5	6	7	8	9	AB	R	H	RBI	BB	SO	LOB	BOTTOM								
Paul Moltzer, R OBP: 0.364, SLG: 0.495 (1, 3)										5	1	3	2	0	0	2	Chicago White Sox @ Milwaukee Brewers Milwaukee County Stadium, Milwaukee, WI Sat Aug 04 1990, 8:05 PM EDT Att: 52,198 - Cloudy - 78 F								
B.J. Surhoff, L OBP: 0.329, SLG: 0.388 (1, 2)										5	1	2	2	0	0	3									
Gary Sheffield, R OBP: 0.363, SLG: 0.461 (1, 5)										4	0	0	0	0	0	2									
Dave Parker, L OBP: 0.345, SLG: 0.477 (1, 10)										4	1	2	0	0	0	1									
Robin Yount, R OBP: 0.340, SLG: 0.376 (1, 8)										4	0	0	1	0	0	2									
Rob Deer, R OBP: 0.340, SLG: 0.452 (1, 9)										4	0	0	0	0	1	0									
Darryl Hamilton, L OBP: 0.325, SLG: 0.373 (1, 7)										3	1	1	0	1	0	0									
Jim Gantner, L OBP: 0.313, SLG: 0.248 (1, 4)										4	1	1	0	0	0	3									
Bill Spiers, L OBP: 0.290, SLG: 0.356 (1, 6)										4	1	2	0	0	0	3									
Inning Stats	R: 0 E: 0 K: 0 S: 4	H: 1 LOB: 1 BB: 0 P: 4	R: 0 E: 0 K: 0 S: 3	H: 0 LOB: 0 BB: 0 P: 3	R: 1 E: 0 K: 0 S: 4	H: 2 LOB: 0 BB: 0 P: 4	R: 0 E: 0 K: 0 S: 3	H: 1 LOB: 0 BB: 0 P: 3	R: 1 E: 1 K: 1 S: 8	H: 2 LOB: 2 BB: 0 P: 8	R: 0 E: 0 K: 0 S: 3	H: 0 LOB: 0 BB: 0 P: 3	R: 0 E: 0 K: 0 S: 3	H: 0 LOB: 0 BB: 0 P: 3	R: 4 E: 2 K: 0 S: 8	H: 4 LOB: 2 BB: 1 P: 12		R: 0 E: 0 K: 0 S: 3	H: 1 LOB: 0 BB: 0 P: 3	1B: 9 2B: 1 3B: 1 HR: 0	SF: 0 SAC: 0 DP: 1 HBP: 0	WP: 0 PB: 0 SB: 0 CS: 2	PA: 39		
PITCHER	IP	WLS	BF	H	R	ER	SO	BB	IBB	HBP	BLK	WP	HR	S	P	ERA	WHIP								
Adam Peterson, R ERA: 3.52 (1, 1)	7.0	W	27	7	3	2	1	0	0	0	0	0	0	29	29	2.57	1.000								
Ken Patterson, L ERA: 4.25 (8, 1)	0.1		4	3	1	1	0	0	0	0	0	0	0	4	4	27.00	9.000								
Barry Jones, R ERA: 2.08 (8, 1)	0.1		3	0	2	1	0	1	0	0	0	0	0	2	6	27.00	3.000								
Bobby Thigpen, R ERA: 1.87 (8, 1)	1.1	S	4	1	0	0	0	0	0	0	0	0	0	4	4	0.00	0.750								

Batter	1	2	3	4	5	6	7	8	9	AB R H RBI BB SO LOB	TOP									
Phil Bradley, R OBP: 0.356, SLG: 0.350 (1, 7)										4 1 2 0 1 0 0	Chicago White Sox @ Milwaukee Brewers Milwaukee County Stadium, Milwaukee, WI Sun Aug 05 1990, 4:33 AM EDT Att: 51,597 - Overcast - 66 F									
Robin Ventura, L OBP: 0.308, SLG: 0.306 (1, 5)										4 0 0 1 0 1 2										
Ivan Calderon, R OBP: 0.357, SLG: 0.468 (1, 10)										4 1 2 1 0 0 1										
Frank Thomas, R OBP: 0.357, SLG: 0.500 Carlos Martinez, R OBP: 0.253, SLG: 0.325 (8, 3)										3 0 1 0 1 0 1 0 0 0 0 0 0 0										
Sammy Sosa, R OBP: 0.280, SLG: 0.426 (1, 9)										3 1 0 0 1 0 2										
Ron Karkovics, R OBP: 0.336, SLG: 0.442 (1, 2)										3 1 1 0 1 2 2										
Lance Johnson, L OBP: 0.316, SLG: 0.340 (1, 8)										4 1 2 3 0 1 2										
Craig Grebeck, R OBP: 0.153, SLG: 0.134 (1, 4)										4 0 0 0 0 0 2										
Ozzie Guillen, L OBP: 0.337, SLG: 0.362 (1, 6)										4 1 1 1 0 0 0										
Inning Stats	R: 1 E: 0 K: 0 S: 14	H: 1 LOB: 1 BB: 2 P: 25	R: 0 E: 0 K: 2 S: 9	H: 0 LOB: 0 BB: 0 P: 14	R: 0 E: 0 K: 1 S: 13	H: 0 LOB: 0 BB: 0 P: 18	R: 2 E: 0 K: 1 S: 12	H: 2 LOB: 1 BB: 1 P: 22	R: 0 E: 0 K: 0 S: 6	H: 0 LOB: 0 BB: 0 P: 9		R: 3 E: 0 K: 0 S: 14	H: 4 LOB: 1 BB: 0 P: 21	R: 0 E: 0 K: 0 S: 12	H: 1 LOB: 1 BB: 0 P: 23	R: 0 E: 0 K: 0 S: 7	H: 1 LOB: 1 BB: 0 P: 15	1B: 5 2B: 3 3B: 1 HR: 0	SF: 1 SAC: 0 DP: 1 HBP: 0	WP: 1 PB: 0 SB: 3 CS: 0
PITCHER	IP WLS BF H R ER SO BB IBB HBP BLK WP HR S P ERA WHIP											PITCHER	IP WLS BF H R ER SO BB IBB HBP BLK WP HR S P ERA WHIP							
Dennis Powell, L ERA: 5.7 (1, 1)	6.1 L 28 7 6 6 4 3 0 0 0 0 1 0 69 110 8.53 1.579																			
Mark Lee, L ERA: (7, 1)	1.2 6 1 0 0 0 1 0 0 0 0 0 0 16 29 0.00 1.200																			
Randy Veres, R ERA: 5.0 (9, 1)	1.0 4 1 0 0 0 0 0 0 0 0 0 0 7 15 0.00 1.000																			

Batter	1	2	3	4	5	6	7	8	9	AB R H RBI BB SO LOB	BOTTOM									
Paul Moltitor, R OBP: 0.358, SLG: 0.486 (1, 4)										4 0 0 0 0 0 2	Chicago White Sox @ Milwaukee Brewers Milwaukee County Stadium, Milwaukee, WI Sun Aug 05 1990, 4:33 AM EDT Att: 51,597 - Overcast - 66 F									
B.J. Surhoff, L OBP: 0.328, SLG: 0.392 (1, 2)										4 1 1 0 0 0 0										
Robin Yount, R OBP: 0.339, SLG: 0.374 (1, 8)										2 0 0 1 1 0 0										
Dave Parker, L OBP: 0.344, SLG: 0.477 (1, 10)										4 0 1 0 0 0 1										
Rob Deer, R OBP: 0.336, SLG: 0.446 (1, 9)										4 0 0 0 0 0 2										
Greg Brock, L OBP: 0.321, SLG: 0.355 (1, 3)										4 0 0 0 0 0 1										
Darryl Hamilton, L OBP: 0.325, SLG: 0.372 (1, 7)										3 0 1 0 0 0 0										
Jim Gantner, L OBP: 0.313, SLG: 0.250 (1, 5)										3 0 1 0 0 0 1										
Bill Spiers, L OBP: 0.291, SLG: 0.356 (1, 6)										3 0 1 0 0 0 0										
Inning Stats	R: 1 E: 0 K: 0 S: 4	H: 1 LOB: 0 BB: 0 P: 5	R: 0 E: 0 K: 0 S: 9	H: 1 LOB: 0 BB: 0 P: 12	R: 0 E: 0 K: 0 S: 7	H: 0 LOB: 0 BB: 0 P: 9	R: 0 E: 0 K: 0 S: 9	H: 0 LOB: 2 BB: 0 P: 11	R: 0 E: 0 K: 0 S: 8	H: 1 LOB: 1 BB: 0 P: 13		R: 0 E: 0 K: 0 S: 8	H: 0 LOB: 0 BB: 0 P: 9	R: 0 E: 0 K: 0 S: 7	H: 0 LOB: 0 BB: 0 P: 8	R: 0 E: 0 K: 0 S: 6	H: 0 LOB: 1 BB: 1 P: 14	1B: 3 2B: 1 3B: 1 HR: 0	SF: 1 SAC: 0 DP: 0 HBP: 0	WP: 0 PB: 0 SB: 0 CS: 0
PITCHER	IP WLS BF H R ER SO BB IBB HBP BLK WP HR S P ERA WHIP											PITCHER	IP WLS BF H R ER SO BB IBB HBP BLK WP HR S P ERA WHIP							
Jack McDowell, R ERA: 4.22 (1, 1)	9.0 W 33 5 1 1 0 1 0 0 0 0 0 0 67 91 1.00 0.667																			

Batter	1	2	3	4	5	6	7	8	9	AB	R	H	RBI	BB	SO	LOB	TOP			
Phil Bradley, R (1,9) OBP: 0.352, SLG: 0.345	G4-3		K			F9	F9			4	0	0	0	0	1	1				
Robin Ventura, L (1,5) OBP: 0.307, SLG: 0.308	G4-3					G4-3 SF9 2B	F8	G5-3		4	1	1	0	0	0	0				
Ivan Calderon, R (1,7) OBP: 0.356, SLG: 0.466	P6					G4-3				4	1	1	0	0	0	1				
Dan Pasqua, L (1,10) OBP: 0.363, SLG: 0.558										3	1	1	2	0	0	0				
Carlton Fisk, R (1,2) OBP: 0.376, SLG: 0.438										3	1	1	0	1	0	0				
Frank Thomas, R (1,3) OBP: 0.333, SLG: 0.438										4	0	1	1	0	1	2				
Lance Johnson, L (1,8) OBP: 0.315, SLG: 0.339										4	0	1	0	0	0	2				
Scott Fletcher, R (1,4) OBP: 0.327, SLG: 0.342										4	0	1	1	0	0	2				
Ozzie Guillen, L (1,6) OBP: 0.337, SLG: 0.362										3	0	1	0	0	0	0				
Inning Stats	R: 0 E: 0 K: 0 S: 7	H: 0 LOB: 0 BB: 0 P: 13	R: 0 E: 0 K: 0 S: 5	H: 0 LOB: 0 BB: 0 P: 7	R: 0 E: 0 K: 1 S: 11	H: 1 LOB: 1 BB: 0 P: 17	R: 2 E: 0 K: 0 S: 18	H: 4 LOB: 2 BB: 0 P: 29	R: 0 E: 0 K: 1 S: 16	H: 3 LOB: 2 BB: 1 P: 27	R: 0 E: 0 K: 0 S: 10	H: 0 LOB: 0 BB: 0 P: 13	R: 0 E: 0 K: 0 S: 8	H: 0 LOB: 0 BB: 0 P: 12	R: 0 E: 0 K: 0 S: 6	H: 0 LOB: 0 BB: 0 P: 7	1B: 5 2B: 3 3B: 0 HR: 0	SF: 1 SAC: 0 DP: 0 HBP: 0	WP: 1 PB: 0 SB: 1 CS: 0	PA: 35
PITCHER	IP	WLS	BF	H	R	ER	SO	BB	IBB	HBP	BLK	WP	HR	S	P	ERA	WHIP			
Storm Davis, R (1,1) ERA: 5.28	5.0	W	20	5	2	2	1	0	0	0	0	1	0	48	79	3.60	1.000			
Mel Stottlemyre, R (6,1) ERA: 5.4	0.0		3	2	2	2	0	1	0	0	0	0	0	10	18	∞	∞			
Steve Farr, R (6,1) ERA: 2.16	3.0		9	1	0	0	1	0	0	0	0	0	0	24	34	0.00	0.333			
Jeff Montgomery, R (9,1) ERA: 2.42	1.0	S	3	0	0	0	0	0	0	0	0	0	0	6	7	0.00	0.000			

Chicago White Sox @ Kansas City Royals
 Royals Stadium, Kansas City, MO
 Mon Aug 06 1990, 8:05 PM EDT
 Att: 38,084 - Unknown - 71 F

AB	33
R	4
H	8
RBI	4
BB	1
SO	2
LOB	8



Batter	1	2	3	4	5	6	7	8	9	AB	R	H	RBI	BB	SO	LOB	BOTTOM			
Kevin Seitzer, R (1,5) OBP: 0.341, SLG: 0.373	G1-3					F9				3	1	0	0	1	0	2				
Jim Eisenreich, L (1,8) OBP: 0.345, SLG: 0.407										4	0	1	0	0	0	2				
George Brett, L (1,3) OBP: 0.364, SLG: 0.459										4	1	1	1	0	1	1				
Danny Tartabull, R (1,9) OBP: 0.317, SLG: 0.464										3	1	1	1	1	0	0				
Steve Jeltz, S (9,9) OBP: 0.174, SLG: 0.185										0	0	0	0	0	0	0				
Gerald Perry, L (1,10) OBP: 0.323, SLG: 0.378										4	1	1	2	0	1	1				
Pat Tabler, R (1,7) OBP: 0.344, SLG: 0.364										2	0	2	0	0	0	0				
Willie Wilson, S (5,8) OBP: 0.340, SLG: 0.364										2	0	0	0	0	0	0				
Kurt Stillwell, S (1,6) OBP: 0.322, SLG: 0.372										4	0	1	0	0	1	1				
Frank White, R (1,4) OBP: 0.273, SLG: 0.336										2	0	0	0	1	1	2				
Bob Boone, R (1,2) OBP: 0.333, SLG: 0.296										3	1	2	0	0	0	0				
Inning Stats	R: 0 E: 0 K: 0 S: 6	H: 1 LOB: 0 BB: 0 P: 10	R: 0 E: 0 K: 0 S: 11	H: 2 LOB: 2 BB: 0 P: 19	R: 5 E: 1 K: 1 S: 16	H: 5 LOB: 0 BB: 1 P: 31	R: 0 E: 0 K: 1 S: 7	H: 0 LOB: 0 BB: 0 P: 11	R: 0 E: 0 K: 0 S: 8	H: 0 LOB: 1 BB: 1 P: 16	R: 0 E: 0 K: 1 S: 5	H: 0 LOB: 0 BB: 0 P: 11	R: 0 E: 0 K: 1 S: 6	H: 0 LOB: 0 BB: 0 P: 8	R: 0 E: 0 K: 1 S: 6	H: 0 LOB: 0 BB: 0 P: 8	1B: 8 2B: 1 3B: 0 HR: 0	SF: 0 SAC: 0 DP: 0 HBP: 0	WP: 0 PB: 0 SB: 1 CS: 2	PA: 35
PITCHER	IP	WLS	BF	H	R	ER	SO	BB	IBB	HBP	BLK	WP	HR	S	P	ERA	WHIP			
Melido Perez, R (1,1) ERA: 4.02	2.1	L	15	8	5	5	0	1	0	0	0	0	0	30	54	19.29	3.857			
Wayne Edwards, L (3,1) ERA: 3.33	4.2		16	1	0	0	3	2	0	0	0	0	0	29	58	0.00	0.643			
Scott Radinsky, L (8,1) ERA: 3.19	1.0		3	0	0	0	1	0	0	0	0	0	0	6	8	0.00	0.000			

Chicago White Sox @ Kansas City Royals
 Royals Stadium, Kansas City, MO
 Mon Aug 06 1990, 8:05 PM EDT
 Att: 38,084 - Unknown - 71 F

AB	31
R	5
H	9
RBI	4
BB	3
SO	4
LOB	9



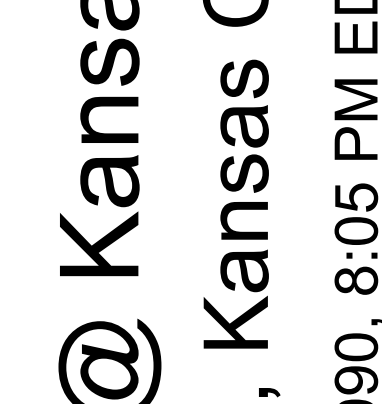
Batter	1	2	3	4	5	6	7	8	9	AB	R	H	RBI	BB	SO	LOB	TOP								
Sammy Sosa, R OBP: 0.279, SLG: 0.423	0-0 P5		0-0 P3		1-0 3B 1B	2-0 P4			0-1 G5-3	5	1	2	0	0	3		<p>Chicago White Sox @ Kansas City Royals</p> <p>Royals Stadium, Kansas City, MO</p> <p>Tue Aug 07 1990, 8:05 PM EDT</p> <p>Att: 27,240 - Unknown - 75 F</p> <p>livebaseballscorecards.com</p>								
Phil Bradley, R OBP: 0.350, SLG: 0.349	1-2 G5-3		3-2 G6-3		0-2 2-H 3-H SAFE	1-3 K			0-0 G5-3	5	0	1	1	0	1	3									
Ivan Calderon, R OBP: 0.352, SLG: 0.460	2-0 F9			0-0 F7	0-0 G6-3				0-0 G6-3	5	0	0	0	0	1	1									
Carlton Fisk, R OBP: 0.378, SLG: 0.440		2-2 G5-3 HBP		1-1 G6-3		0-0 1B 1B			1-1 F8	3	1	1	0	0	0	0									
Frank Thomas, R OBP: 0.333, SLG: 0.421		3-2 G5-3		3-1 F8		1-2 1B 1B			3-2	3	1	1	0	0	0	1									
Dan Pasqua, L OBP: 0.366, SLG: 0.565		1-2				1B 1B				1	0	1	0	0	0	0									
Carlos Martinez, R OBP: 0.253, SLG: 0.323		1-2 G6-3			0-0 G6-3	2-2 SH3 1B			0-3 K	4	0	1	0	0	1	2									
Scott Fletcher, R OBP: 0.329, SLG: 0.342		4-1			0-2 P3	1-1 SH3 1B			2-1 F8	3	0	1	2	1	0	0									
Craig Grebeck, R OBP: 0.162, SLG: 0.132		2-0 F7			4-2 2B 1B	2-0 SH3			1-0 G3-1	1	1	0	0	1	0	2									
Robin Ventura, L OBP: 0.306, SLG: 0.307					1-2 2-3	1-2 2-3				1	0	0	0	0	0	0									
Ozzie Guillen, L OBP: 0.339, SLG: 0.365			1-2 G6-3		1-3 1B 2B	4-0 IBB			2-2 G4-3	3	1	1	0	1	0	0									
Inning Stats	R: 0 E: 0 K: 0 S: 5	H: 0 LOB: 0 BB: 0 P: 8	R: 0 E: 0 K: 0 S: 13	H: 0 LOB: 2 BB: 1 P: 25	R: 0 E: 0 K: 0 S: 10	H: 0 LOB: 0 BB: 0 P: 14	R: 0 E: 0 K: 0 S: 5	H: 0 LOB: 0 BB: 0 P: 9	R: 3 E: 0 K: 1 S: 14	H: 3 LOB: 1 BB: 1 P: 19	R: 2 E: 0 K: 1 S: 15	H: 4 LOB: 3 BB: 1 P: 28	R: 0 E: 0 K: 2 S: 14	H: 1 LOB: 1 BB: 0 P: 18	R: 0 E: 0 K: 0 S: 9	H: 0 LOB: 0 BB: 0 P: 14		R: 0 E: 0 K: 0 S: 4	H: 0 LOB: 0 BB: 0 P: 4	1B: 4 2B: 3 3B: 1 HR: 0	SF: 0 SAC: 1 DP: 0 HBP: 1	WP: 0 PB: 0 SB: 0 CS: 0	PA: 39		
PITCHER	IP	WLS	BF	H	R	ER	SO	BB	IBB	HBP	BLK	WP	HR	S	P	ERA	WHIP								
Pete Filson, L ERA: 5.63	5.0	L	24	6	5	5	0	2	0	1	0	0	0	54	85	9.00	1.600								
Steve Crawford, R ERA: 3.53	4.0		15	2	0	0	3	0	1	0	0	0	0	35	54	0.00	0.500								

Batter	1	2	3	4	5	6	7	8	9	AB	R	H	RBI	BB	SO	LOB	BOTTOM								
Bill Pecota, R OBP: 0.397, SLG: 0.387	2-3 K	0-0 G6-3 2B			1-1 FC1-4-6 1B	0-1 G3-1			1-3 K	4	0	2	1	0	1	2	<p>Chicago White Sox @ Kansas City Royals</p> <p>Royals Stadium, Kansas City, MO</p> <p>Tue Aug 07 1990, 8:05 PM EDT</p> <p>Att: 27,240 - Unknown - 75 F</p> <p>livebaseballscorecards.com</p>								
Willie Wilson, S OBP: 0.339, SLG: 0.362		3-H 2B			2-2 FC1-4-6 1B			2-2 F8	5	1	1	0	0	0	2										
Jim Eisenreich, L OBP: 0.343, SLG: 0.404	2-2 BB 1B	0-1 G6-3			1-2 1B			0-0 G3	5	1	1	0	0	0	2										
George Brett, L OBP: 0.367, SLG: 0.459	1-0 BB 1B	1-1 G4-3			0-0 1B			2-1 G3-1	4	0	2	0	1	0	1										
Danny Tartabull, R OBP: 0.314, SLG: 0.457	3-3 K		0-0 P3		3-3 K			1-1 1B	5	0	1	0	0	3	4										
Gerald Perry, L OBP: 0.323, SLG: 0.376	4-2 BB		2-0 F7		1-0 F7			2-1 P4	2	0	0	0	1	0	0										
Pat Tabler, R OBP: 0.342, SLG: 0.361	1-2 2-3 BB				1-3 1B				1	0	0	0	0	0	1										
Mike Macfarlane, R OBP: 0.328, SLG: 0.418	4-1 BB		1-2 G5-3		0-1 1B 1B			1-0 F9	3	1	1	1	1	0	0										
Kurt Stillwell, S OBP: 0.322, SLG: 0.370	1-2 P6			1-1 P3	0-0 1B 1B			1-1 G6-3	4	0	1	0	0	0	3										
Frank White, R OBP: 0.268, SLG: 0.329		2-1 G5-3		1-2 P4	1-3 K			1-2 1B	3	0	0	0	0	1	2										
Kevin Seitzer, R OBP: 0.342, SLG: 0.374					1-3 K				1	0	1	0	0	0	0										
Brian McRae, S OBP: 0.500, SLG: 1.000		2-2 2B 3B		2-0 G4-3	1-1 1B 1B			0-0 G4-3	4	1	2	1	0	0	1										
Inning Stats	R: 1 E: 0 K: 2 S: 18	H: 2 LOB: 3 BB: 2 P: 35	R: 1 E: 0 K: 0 S: 10	H: 2 LOB: 1 BB: 0 P: 15	R: 0 E: 0 K: 0 S: 6	H: 0 LOB: 0 BB: 0 P: 10	R: 0 E: 0 K: 1 S: 10	H: 2 LOB: 1 BB: 0 P: 16	R: 0 E: 0 K: 1 S: 11	H: 3 LOB: 2 BB: 0 P: 14	R: 0 E: 0 K: 0 S: 7	H: 1 LOB: 1 BB: 0 P: 12	R: 0 E: 0 K: 0 S: 7	H: 1 LOB: 1 BB: 0 P: 10	R: 0 E: 0 K: 2 S: 11	H: 0 LOB: 1 BB: 1 P: 21	1B: 9 2B: 1 3B: 1 HR: 0	SF: 0 SAC: 0 DP: 0 HBP: 0	WP: 0 PB: 0 SB: 0 CS: 0	PA: 40					
PITCHER	IP	WLS	BF	H	R	ER	SO	BB	IBB	HBP	BLK	WP	HR	S	P	ERA	WHIP								
Alex Fernandez, R ERA: 3.46	6.0	W	28	9	3	3	4	2	0	0	0	0	0	5	8	0.00	1.500								
Scott Radinsky, L ERA: 3.14	0.2		3	1	0	0	0	0	0	0	0	0	0	8	13	0.00	1.000								
Barry Jones, R ERA: 2.04	1.0	S	4	1	0	0	0	0	0	0	0	0	0	8	13	0.00	1.000								
Bobby Thigpen, R ERA: 1.83	1.1	S	5	0	0	0	2	1	0	0	0	0	0	12	22	0.00	0.750								

AB 34
R 5
H 8
RBI 5
BB 3
SO 3
LOB 12



AB 37
R 3
H 11
RBI 3
BB 3
SO 6
LOB 16



Batter	1	2	3	4	5	6	7	8	9	AB	R	H	RBI	BB	SO	LOB	TOP					
Lance Johnson, L OBP: 0.312, SLG: 0.335	2-2 G3-1		1-2 F9			0-0 L4		0-1 G3		4	0	0	0	0	0	1	Chicago White Sox @ Kansas City Royals Royals Stadium, Kansas City, MO Wed Aug 08 1990, 8:05 PM EDT Att: 28,493 - Unknown - 76 F					
Robin Ventura, L OBP: 0.303, SLG: 0.304	0-1 G3		0-1 F7			0-1 F9			2-3 K	4	0	0	0	0	1	1						
Ivan Calderon, R OBP: 0.351, SLG: 0.458	1-3 K				0-0 P4				1-1 K	4	0	1	0	0	2	0						
Dan Pasqua, L OBP: 0.360, SLG: 0.555		2-1 F9			1-3 K				0-1 L7	4	0	0	0	0	2	1						
Carlton Fisk, R OBP: 0.380, SLG: 0.451 Ron Karkovics, R OBP: 0.333, SLG: 0.439		0-2 G4-3			4-0 BB				3-3 K	2	1	1	1	1	0	0						
Frank Thomas, R OBP: 0.333, SLG: 0.409		1-2 1B			0-2 L6				2-1 G6-3	3	0	1	0	0	0	1						
Scott Fletcher, R OBP: 0.326, SLG: 0.339		2-1 P6				1-0 P2			1-2 G3-1	3	0	0	0	0	0	1						
Sammy Sosa, R OBP: 0.277, SLG: 0.420			1-3 K			3-3 K			2-1 L4	3	0	0	0	0	2	0						
Ozzie Guillen, L OBP: 0.339, SLG: 0.364			0-0 1B			2-1 F9			2-2 G6-3	3	0	1	0	0	0	0						
Inning Stats	R: 0 E: 0 K: 1 S: 11	H: 0 LOB: 0 BB: 0 P: 14	R: 0 E: 0 K: 0 S: 10	H: 1 LOB: 1 BB: 0 P: 15	R: 0 E: 0 K: 1 S: 12	H: 1 LOB: 1 BB: 0 P: 14	R: 0 E: 0 K: 1 S: 11	H: 0 LOB: 0 BB: 1 P: 16	R: 0 E: 0 K: 1 S: 6	H: 0 LOB: 0 BB: 0 P: 12	R: 0 E: 0 K: 1 S: 5	H: 0 LOB: 0 BB: 0 P: 7	R: 1 E: 0 K: 1 S: 12	H: 1 LOB: 0 BB: 0 P: 16	R: 0 E: 0 K: 0 S: 7	H: 0 LOB: 0 BB: 0 P: 11		R: 0 E: 0 K: 2 S: 11	H: 1 LOB: 1 BB: 0 P: 17	1B: 3 2B: 0 3B: 0 HR: 1	SF: 0 SAC: 0 DP: 0 HBP: 0	WP: 0 PB: 0 CS: 0
PITCHER Tom Gordon, R ERA: 4.01	IP: 9.0 WLS: W BF: 32 H: 4 R: 1 ER: 1 SO: 8 BB: 1 IBB: 0 HBP: 0 BLK: 0 WP: 0 HR: 1 S: 85 P: 122 ERA: 1.00 WHIP: 0.556															PITCHER						

Batter	1	2	3	4	5	6	7	8	9	AB	R	H	RBI	BB	SO	LOB	BOTTOM					
Kevin Seitzer, R OBP: 0.345, SLG: 0.384	3-2 G6-3 2B	2-2 2B		3-1 G6-3		1-1 2B		1-0 G3		5	2	3	2	0	0	0	Chicago White Sox @ Kansas City Royals Royals Stadium, Kansas City, MO Wed Aug 08 1990, 8:05 PM EDT Att: 28,493 - Unknown - 76 F					
Bill Pecota, R OBP: 0.354, SLG: 0.383	3-1 G6-3	0-3 K		0-1 F8 1B		2-2 L7				4	0	1	0	0	1	3						
George Brett, L OBP: 0.368, SLG: 0.461	4-1 1B G5-3 BB	0-1 2B		1-2 F8		0-0 G1-3				3	0	1	1	1	0	1						
Danny Tartabull, R OBP: 0.313, SLG: 0.453	0-1 G5-3	0-0 G4-3		2-3 K		2-2 1B				4	0	1	1	0	1	3						
Pat Tabler, R OBP: 0.346, SLG: 0.365	0-2 1B		1-1 1B		2-2 F7					4	1	2	0	0	0	1						
Willie Wilson, S OBP: 0.341, SLG: 0.364	1-0 F9		1-0 1B		1-0 F7					4	0	2	0	0	0	2						
Mike Macfarlane, R OBP: 0.323, SLG: 0.412		3-2 G1-3	3-1 F7		0-0 G6-3					4	0	0	0	0	0	4						
Frank White, R OBP: 0.273, SLG: 0.333		0-0 1B 2B	1-0 G6-3 1B		1-0 P3			0-3 K		4	1	2	1	0	1	0						
Brian McRae, S OBP: 0.375, SLG: 0.625		0-0 2B	0-0 G6-3		1-0 G4-3			1-0 G4-3		4	1	1	0	0	0	2						
Inning Stats	R: 1 E: 0 K: 0 S: 12	H: 2 LOB: 2 BB: 1 P: 23	R: 3 E: 0 K: 1 S: 14	H: 4 LOB: 1 BB: 0 P: 19	R: 1 E: 0 K: 0 S: 7	H: 3 LOB: 1 BB: 0 P: 13	R: 0 E: 0 K: 1 S: 10	H: 1 LOB: 1 BB: 0 P: 16	R: 0 E: 0 K: 0 S: 5	H: 0 LOB: 0 BB: 0 P: 8	R: 0 E: 0 K: 0 S: 7	H: 1 LOB: 1 BB: 0 P: 12	R: 0 E: 0 K: 0 S: 8	H: 2 LOB: 2 BB: 0 P: 12	R: 0 E: 0 K: 1 S: 5	H: 0 LOB: 0 BB: 0 P: 7		R: 0 E: 0 K: 1 S: 11	H: 0 LOB: 0 BB: 0 P: 17	1B: 9 2B: 4 3B: 0 HR: 0	SF: 0 SAC: 0 DP: 1 HBP: 0	WP: 0 PB: 0 CS: 0
PITCHER Greg Hibbard, L ERA: 3.12 Donn Pail, R ERA: 3.15 Ken Patterson, L ERA: 4.17 Scott Radinsky, L ERA: 3.07	IP: 2.1 WLS: L BF: 17 H: 2 R: 0 ER: 0 SO: 5 BB: 1 IBB: 0 HBP: 0 BLK: 0 WP: 0 HR: 0 S: 32 P: 54 ERA: 19.29 WHIP: 4.286															PITCHER						


AB	31
R	1
H	4
RBI	1
BB	1
SO	8
LOB	6

AB	36
R	5
H	13
RBI	5
BB	1
SO	3
LOB	16

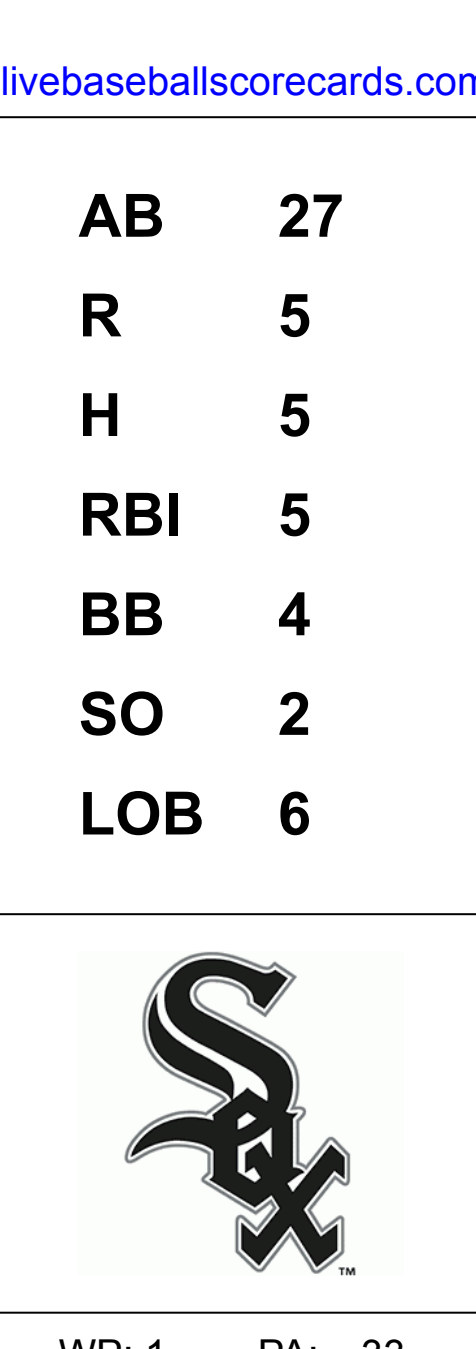


Batter	1	2	3	4	5	6	7	8	9	AB	R	H	RBI	BB	SO	LOB	TOP										
Jeff Huson, L (1, 6) OBP: 0.327, SLG: 0.307	4-2 G5-4-3 BB		0-3 K			1-2 G6-3		0-1 G6-3 1B		3	0	1	0	1	1	0	<p>Texas Rangers @ Chicago White Sox Comiskey Park, Chicago, IL Fri Aug 10 1990, 8:05 PM EDT Unknown - 74 F</p>										
Julio Franco, R (1, 4) OBP: 0.388, SLG: 0.414	2-1 G5-4-3 1-2f		3-2 F9			3-1 G4-3 1B		0-1 G6-3 1-2f 2-3		4	0	1	0	0	0	3											
Rafael Palmeiro, L (1, 3) OBP: 0.360, SLG: 0.483	3-2 G3			0-0 F8		3-2 G4-3 1-3		1-0 F8		4	0	0	0	0	0	2											
Ruben Sierra, S (1, 9)		1-2 G4-3		0-0 P5		3-2 G3-1			2-0 G1-3 1B 2B	4	1	1	0	0	0	1											
Harold Baines, L (1, 10) OBP: 0.389, SLG: 0.478		2-3 K		1-1 1B			2-3 K		1-1 G1-3 2-3	4	0	1	0	0	2	1											
Pete Incaviglia, R (1, 8) OBP: 0.317, SLG: 0.451	1-1 2B 1B			2-3 K			1-1 1B		1-2 1B	4	1	3	1	0	1	1											
Jack Daugherty, S (1, 7) OBP: 0.356, SLG: 0.439	2-1 1H 2B				3-2 F7		0-0 F7		1-3 K	4	0	1	1	0	1	2											
Geno Petralli, L (1, 2) OBP: 0.336, SLG: 0.276 Kevin Reimer, L (9, PH) OBP: 0.316, SLG: 0.443	0-0 G3-1				4-2 G6-3 BB		2-2 G4-3		0-0 1B	2	0	0	0	1	0	2											
Steve Buechele, R (1, 5) OBP: 0.323, SLG: 0.399			1-3 K		2-2 G6-3 1-2f			3-2 G6-3 1B 1B	1-3 K	4	0	1	0	0	2	3											
Inning Stats	R: 0 E: 0 K: 0 S: 7	H: 0 LOB: 0 BB: 1 P: 16	R: 1 E: 0 K: 1 S: 12	H: 2 LOB: 1 BB: 0 P: 18	R: 0 E: 0 K: 2 S: 11	H: 0 LOB: 0 BB: 0 P: 15	R: 0 E: 0 K: 1 S: 8	H: 1 LOB: 1 BB: 0 P: 11	R: 0 E: 0 K: 0 S: 10	H: 0 LOB: 0 BB: 1 P: 19	R: 0 E: 0 K: 0 S: 18	H: 1 LOB: 1 BB: 0 P: 28	R: 0 E: 0 K: 1 S: 10	H: 1 LOB: 1 BB: 0 P: 15	R: 0 E: 0 K: 0 S: 10	H: 2 LOB: 1 BB: 0 P: 14		R: 1 E: 0 K: 2 S: 14	H: 3 LOB: 2 BB: 0 P: 20	1B: 8 2B: 2 3B: 0 HR: 0	SF: 0 SAC: 0 DP: 3 HBP: 0	WP: 0 PB: 0 SB: 0 CS: 0	PA: 36				
PITCHER	IP	WLS	BF	H	R	ER	SO	BB	IBB	HBP	BLK	WP	HR	S	P	ERA	WHIP										
Jack McDowell, R (1, 1) ERA: 4.07	7.0	W	28	7	1	1	5	2	0	0	0	0	0	83	132	1.29	1.286										
Barry Jones, R (8, 1) ERA: 2.15	1.1		5	2	1	1	0	0	0	0	0	0	0	9	14	6.75	1.500										
Bobby Thigpen, R (9, 1) ERA: 1.81	0.2	S	3	1	0	0	2	0	0	0	0	0	0	8	10	0.00	1.500										

AB	34
R	2
H	10
RBI	2
BB	2
SO	7
LOB	15



Batter	1	2	3	4	5	6	7	8	9	AB	R	H	RBI	BB	SO	LOB	BOTTOM										
Phil Bradley, R (1, 9) OBP: 0.353, SLG: 0.356	2-2 F9		2-0 FC4-6 2B 1B		0-2 WP SF8 2B		0-0 G6-3			4	2	1	0	0	0	1	<p>Texas Rangers @ Chicago White Sox Comiskey Park, Chicago, IL Fri Aug 10 1990, 8:05 PM EDT Unknown - 74 F</p>										
Lance Johnson, L (1, 8) OBP: 0.313, SLG: 0.338	4-0 E S 1B BB		1-0 1B		3-2 SF8 2H		0-0 G3			2	2	1	1	1	0	0											
Ivan Calderon, R (1, 7) OBP: 0.351, SLG: 0.454	1-0 1H CS 1B		4-0 HBP 1B BB		0-0 P4		2-1 G3-1			3	0	1	1	1	0	0											
Dan Pasqua, L (1, 10) OBP: 0.356, SLG: 0.557	1-3 K		2-2 HBP 1B		3-1 HR			1-2 F5		4	1	2	3	0	1	1											
Carlton Fisk, R (1, 2) OBP: 0.380, SLG: 0.445		1-2 F9	3-1 HBP		4-1 FC5-4 BB			3-2 P6		2	0	0	0	1	0	0											
Frank Thomas, R (1, 3) OBP: 0.313, SLG: 0.367 Carlos Martinez, R (9, 3) OBP: 0.253, SLG: 0.323		3-3 K	0-1 P3		3-1 FC5-4 1-2f			0-1 G4-3		4	0	0	0	0	1	4											
Robin Ventura, L (1, 5) OBP: 0.298, SLG: 0.299		3-2 F7		2-2 G3		0-0 G4-3				3	0	0	0	0	0	0											
Scott Fletcher, R (1, 4) OBP: 0.325, SLG: 0.337			2-1 E6		0-0 P3		3-2 G6-3			3	0	0	0	0	0	0											
Ozzie Guillen, L (1, 6) OBP: 0.338, SLG: 0.364			4-1 FC4-6 BB		2-2 G3		0-1 L7			2	0	0	0	1	0	0											
Inning Stats	R: 1 E: 0 K: 1 S: 7	H: 1 LOB: 0 BB: 1 P: 15	R: 0 E: 0 K: 1 S: 14	H: 0 LOB: 0 BB: 0 P: 21	R: 2 E: 1 K: 0 S: 11	H: 2 LOB: 3 BB: 2 P: 29	R: 0 E: 0 K: 0 S: 13	H: 0 LOB: 0 BB: 0 P: 17	R: 2 E: 0 K: 0 S: 12	H: 2 LOB: 1 BB: 1 P: 25	R: 0 E: 0 K: 0 S: 7	H: 0 LOB: 0 BB: 0 P: 10	R: 0 E: 0 K: 0 S: 4	H: 0 LOB: 0 BB: 0 P: 6	R: 0 E: 0 K: 0 S: 10	H: 0 LOB: 0 BB: 0 P: 14		R: 0 E: 0 K: 0 S: 10	H: 0 LOB: 0 BB: 0 P: 14	1B: 2 2B: 2 3B: 0 HR: 1	SF: 1 SAC: 0 DP: 0 HBP: 1	WP: 1 PB: 0 SB: 1 CS: 1	PA: 33				
PITCHER	IP	WLS	BF	H	R	ER	SO	BB	IBB	HBP	BLK	WP	HR	S	P	ERA	WHIP										
Craig McMurry, R (1, 1) ERA: 4.88	4.2	L	23	5	5	4	2	4	0	1	0	0	0	23	102	7.71	1.929										
Gary Mielke, R (5, 1) ERA: 4.55	3.1		10	0	0	0	0	0	0	0	0	0	0	23	35	0.00	0.000										




AB	27
R	5
H	5
RBI	5
BB	4
SO	2
LOB	6


Batter	1	2	3	4	5	6	7	8	9	AB	R	H	RBI	BB	SO	LOB	TOP										
Gary Pettis, S OBP: 0.326, SLG: 0.343 (1, 8)	G5-3		G4-6-3 BB			G4-6-3 1B BB		F8 1B	G6-3	3	1	1	0	2	0	1	Texas Rangers @ Chicago White Sox Comiskey Park, Chicago, IL Fri Aug 10 1990, 8:05 PM EDT Att: 32,073 - Unknown										
Julio Franco, R OBP: 0.389, SLG: 0.415 (1, 4)	G6-3		L7			G4-6-3 1B		S 1B		4	0	2	0	0	0	2											
Rafael Palmeiro, L OBP: 0.397, SLG: 0.478 (1, 3)	G4-3		G4-6-3			G4-6-3		F8		4	0	0	0	0	0	6											
Ruben Sierra, S OBP: 0.339, SLG: 0.455 (1, 9)		G6-3		K		G4-6-3 1B		K		4	0	1	1	0	2	2											
Pete Incaviglia, R OBP: 0.318, SLG: 0.450 (1, 7)		G6-3		G6-3		G4-6-3 1B				1	0	0	0	0	0	0											
John Russell, R OBP: 0.330, SLG: 0.381 (5, 7)		BB				K				1	0	0	0	0	1	1											
Harold Baines, L OBP: 0.391, SLG: 0.478 (8, PH)		HBP								0	0	0	0	1	0	0											
Gary Green, R OBP: 0.186, SLG: 0.128 (8, PR)										0	0	0	0	0	0	0											
Jack Daugherty, S OBP: 0.350, SLG: 0.431 (1, 10)		F7		G6-3				F8		4	0	0	0	0	1	4											
Mike Stanley, R OBP: 0.329, SLG: 0.343 (1, 2)		BB				F8				2	0	1	0	2	0	0											
Steve Buechele, R OBP: 0.316, SLG: 0.389 (1, 5)		K		G6-3		G6-3		FC5-4 BB		4	0	0	0	0	2	4											
Jeff Kunkel, R OBP: 0.232, SLG: 0.284 (8, 7)						K		G5-3		4	0	1	0	0	1	2											
Inning Stats	R: 0 E: 0 K: 0 S: 8	H: 0 LOB: 0 BB: 0 P: 14	R: 0 E: 0 K: 1 S: 9	H: 0 LOB: 2 BB: 1 P: 17	R: 0 E: 0 K: 0 S: 8	H: 1 LOB: 1 BB: 1 P: 13	R: 0 E: 0 K: 1 S: 5	H: 0 LOB: 0 BB: 0 P: 6	R: 0 E: 0 K: 1 S: 7	H: 0 LOB: 0 BB: 0 P: 9	R: 1 E: 0 K: 1 S: 9	H: 2 LOB: 1 BB: 1 P: 22	R: 0 E: 0 K: 1 S: 10	H: 0 LOB: 1 BB: 1 P: 17	R: 0 E: 0 K: 1 S: 15	H: 2 LOB: 3 BB: 1 P: 28		R: 0 E: 0 K: 1 S: 14	H: 1 LOB: 1 BB: 0 P: 18	1B: 6 2B: 0 3B: 0 HR: 0	SF: 0 SAC: 0 DP: 2 HBP: 1	WP: 0 PB: 0 SB: 1 CS: 0	PA: 37				
PITCHER	IP	WLS	BF	H	R	ER	SO	BB	IBB	HBP	BLK	WP	HR	S	P	ERA	WHIP										
Wayne Edwards, L ERA: 3.17 (1, 1)	5.2	W	22	3	1	1	3	3	0	1	0	0	0	43	76	1.59	1.059										
Donn Pail, R ERA: 3.05 (6, 1)	2.0		9	2	0	0	3	1	0	0	0	0	0	23	39	0.00	1.500										
Scott Radinsky, L ERA: 2.98 (8, 1)	1.1	S	6	1	0	0	1	1	0	0	0	0	0	19	29	0.00	1.500										

Batter	1	2	3	4	5	6	7	8	9	AB	R	H	RBI	BB	SO	LOB	BOTTOM											
Lance Johnson, L OBP: 0.313, SLG: 0.342 (1, 8)	K	G5-3		G3-1 3B			G3-1			4	0	1	1	0	1	0	Texas Rangers @ Chicago White Sox Comiskey Park, Chicago, IL Fri Aug 10 1990, 8:05 PM EDT Att: 32,073 - Unknown											
Steve Lyons, L OBP: 0.282, SLG: 0.288 (1, 4)	G3	K		F8			G3			4	0	0	0	0	1	1												
Ivan Calderon, R OBP: 0.350, SLG: 0.454 (1, 10)	2B		P3		G5-3			G1-3		4	0	1	0	0	0	0												
Dan Pasqua, L OBP: 0.352, SLG: 0.550 (1, 7)	G4-3		P3		F9			K		3	0	0	0	0	0	1												
Phil Bradley, R OBP: 0.352, SLG: 0.355 (8, PH) (9, 7)					F9					1	0	0	0	0	1	0												
Carlos Martinez, R OBP: 0.253, SLG: 0.322 (1, 3)		P4		F8		F8		F8		4	0	1	0	0	0	0												
Ron Karkovics, R OBP: 0.333, SLG: 0.444 (1, 2)		HR		F9		P3				3	1	1	0	0	0	1												
Sammy Sosa, R OBP: 0.279, SLG: 0.418 (1, 9)		HR		F9		F8				1	2	0	0	2	0	0												
Craig Grebeck, R OBP: 0.169, SLG: 0.183 (1, 5)		HR		F9		K				3	1	1	3	0	1	1												
Ozzie Guillen, L OBP: 0.338, SLG: 0.372 (1, 6)		HR		G4-3		G4-3				3	1	1	1	0	0	1												
Inning Stats	R: 0 E: 0 K: 1 S: 10	H: 1 LOB: 1 BB: 0 P: 17	R: 4 E: 0 K: 1 S: 14	H: 3 LOB: 0 BB: 1 P: 23	R: 0 E: 0 K: 0 S: 11	H: 1 LOB: 1 BB: 0 P: 12	R: 1 E: 0 K: 0 S: 11	H: 1 LOB: 1 BB: 1 P: 18	R: 0 E: 0 K: 0 S: 10	H: 0 LOB: 0 BB: 0 P: 17	R: 0 E: 0 K: 1 S: 6	H: 0 LOB: 0 BB: 0 P: 9	R: 0 E: 0 K: 0 S: 5	H: 0 LOB: 0 BB: 0 P: 7	R: 0 E: 0 K: 1 S: 7	H: 0 LOB: 0 BB: 0 P: 10		R: 0 E: 0 K: 1 S: 7	H: 0 LOB: 0 BB: 0 P: 10	1B: 1 2B: 2 3B: 1 HR: 2	SF: 0 SAC: 0 DP: 0 HBP: 0	WP: 0 PB: 0 SB: 1 CS: 0	PA: 32					
PITCHER	IP	WLS	BF	H	R	ER	SO	BB	IBB	HBP	BLK	WP	HR	S	P	ERA		WHIP										
Nolan Ryan, R ERA: 4.1 (1, 1)	5.0	L	23	6	5	5	2	2	0	0	0	0	0	11	16	0.00		0.000										
John Barfield, L ERA: 3.86 (6, 1)	2.0		6	0	0	0	1	0	0	0	0	0	0	7	10	0.00	0.000											
Kenny Rogers, L ERA: 3.84 (8, 1)	1.0		3	0	0	0	1	0	0	0	0	0	0	7	10	0.00	0.000											

AB 31
R 1
H 6
RBI 1
BB 5
SO 7
LOB 22



AB 30
R 5
H 6
RBI 5
BB 2
SO 4
LOB 5



livebaseballscores.com

livebaseballscores.com

Batter	1	2	3	4	5	6	7	8	9	AB	R	H	RBI	BB	SO	LOB	TOP			
Jeff Huson, L (1, 6) <small>OBP: 0.332, SLG: 0.308</small> Mike Stanley, R (8, PH) <small>OBP: 0.333, SLG: 0.343</small>	 <small>1-H, 2-H, 3-H</small>	 <small>1-H, 2-H, 3-H</small>		 <small>1-2</small>		 <small>2-1</small>		 <small>1-2, 2-3</small>		2	2	1	1	2	0	0				
Julio Franco, R (1, 4) <small>OBP: 0.389, SLG: 0.412</small>	 <small>1-2</small>	 <small>2-1</small>		 <small>1-2, 2-H</small>			 <small>2-3</small>	 <small>2-3</small>		3	1	0	1	2	1	4				
Rafael Palmeiro, L (1, 3) <small>OBP: 0.360, SLG: 0.478</small>	 <small>1-3, 2-H</small>	 <small>1-0</small>		 <small>2-3</small>			 <small>1-2</small>	 <small>1-0</small>		4	0	2	1	1	0	1				
Ruben Sierra, S (1, 9) <small>OBP: 0.338, SLG: 0.455</small>	 <small>3-H</small>	 <small>1-3</small>		 <small>1-2</small>			 <small>1-2</small>	 <small>0-0</small>		4	0	1	1	0	0	2				
Harold Baines, L (1, 10) <small>OBP: 0.385, SLG: 0.470</small>	 <small>1-2</small>	 <small>0-0</small>			 <small>0-0</small>		 <small>2-0</small>	 <small>1-0</small>		5	0	0	0	0	0	4				
Jack Daugherty, S (1, 7) <small>OBP: 0.348, SLG: 0.428</small>		 <small>1-0</small>	 <small>1-0</small>		 <small>2-1</small>			 <small>2-0</small>		4	1	1	0	0	0	0				
Geno Petralli, L (1, 2) <small>OBP: 0.279, SLG: 0.280</small> Gary Green, R (8, PR) <small>OBP: 0.186, SLG: 0.128</small>		 <small>1-3</small>	 <small>3-2</small>		 <small>0-2</small>			 <small>0-0</small>		4	1	2	0	0	0	0				
Steve Buechele, R (1, 5) <small>OBP: 0.309, SLG: 0.380</small>		 <small>2-2</small>	 <small>2-2</small>		 <small>0-0</small>			 <small>1-1</small>		4	0	0	0	0	1	3				
Gary Pettis, S (1, 8) <small>OBP: 0.330, SLG: 0.344</small>	 <small>1-2</small>			 <small>3-2</small>		 <small>1-2</small>		 <small>4-0</small>		2	2	1	0	2	0	0				
Inning Stats	R: 2 E: 0 K: 0 S: 12	H: 1 LOB: 0 BB: 2 P: 26	R: 4 E: 1 K: 1 S: 18	H: 5 LOB: 2 BB: 1 P: 30	R: 0 E: 0 K: 0 S: 9	H: 0 LOB: 0 BB: 1 P: 15	R: 1 E: 0 K: 0 S: 15	H: 1 LOB: 1 BB: 1 P: 25	R: 0 E: 0 K: 0 S: 6	H: 0 LOB: 0 BB: 0 P: 8	R: 0 E: 0 K: 0 S: 6	H: 0 LOB: 1 BB: 2 P: 17	R: 0 E: 0 K: 1 S: 7	H: 1 LOB: 3 BB: 2 P: 20	R: 0 E: 0 K: 0 S: 3	H: 0 LOB: 0 BB: 0 P: 5	1B: 7 2B: 1 3B: 0 HR: 0	SF: 1 SAC: 0 DP: 0 HBP: 0	WP: 0 PB: 1 SB: 0 CS: 1	PA: 41
PITCHER	IP WLS BF H R ER SO BB IBB HBP BLK WP HR S P ERA WHIP	IP WLS BF H R ER SO BB IBB HBP BLK WP HR S P ERA WHIP																		
Melido Perez, R (1, 1) <small>ERA: 4.25</small> Ken Patterson, L (8, 1) <small>ERA: 4.02</small> Adam Peterson, R (9, 1) <small>ERA: 3.8</small>	7.2 L 36 8 7 7 1 7 0 0 0 0 0 0 75 141 8.22 1.957	0.1 2 0 0 0 1 1 0 0 0 0 0 0 3 9 0.00 3.000	1.0 3 0 0 0 0 0 0 0 0 0 0 0 3 5 0.00 0.000																	

Texas Rangers @ Chicago White Sox
Comiskey Park, Chicago, IL
Sat Aug 11 1990, 4:33 AM EDT
Att: 40,680 - Overcast

AB	32
R	7
H	8
RBI	4
BB	8
SO	2
LOB	14



Batter	1	2	3	4	5	6	7	8	9	AB	R	H	RBI	BB	SO	LOB	BOTTOM					
Phil Bradley, R (1, 8) <small>OBP: 0.355, SLG: 0.358</small>	 <small>1-0</small>		 <small>1-2</small>	 <small>1-2, 2-3, 3-H</small>		 <small>2-2</small>	 <small>0-3</small>		 <small>2-2</small>	5	1	2	1	1	1	3						
Scott Fletcher, R (1, 4) <small>OBP: 0.323, SLG: 0.336</small>	 <small>2-0</small>		 <small>1-3</small>	 <small>3-H</small>		 <small>2-3</small>		 <small>1-0</small>		4	0	1	1	0	0	2						
Ivan Calderon, R (1, 7) <small>OBP: 0.351, SLG: 0.456</small>	 <small>1-2</small>		 <small>3-H</small>	 <small>2-3</small>		 <small>0-1</small>		 <small>0-1</small>		5	0	2	0	0	1	3						
Dan Pasqua, L (1, 10) <small>OBP: 0.353, SLG: 0.542</small> Steve Lyons, L (8, PR) <small>OBP: 0.262, SLG: 0.288</small>	 <small>3-3</small>		 <small>4-0</small>		 <small>0-0</small>		 <small>0-0</small>	 <small>4-1</small>		3	0	0	0	2	1	2						
Frank Thomas, R (1, 3) <small>OBP: 0.351, SLG: 0.364</small>	 <small>2-2</small>		 <small>1-2</small>		 <small>4-2</small>		 <small>1-0</small>	 <small>4-2</small>		3	1	1	0	2	1	3						
Ron Karkovics, R (1, 2) <small>OBP: 0.338, SLG: 0.446</small> Lance Johnson, L (8, PH) <small>OBP: 0.312, SLG: 0.341</small>		 <small>2-3</small>		 <small>2-0</small>		 <small>0-0</small>		 <small>0-2</small>	 <small>0-1</small>	4	2	2	0	0	1	1						
Sammy Sosa, R (1, 9) <small>OBP: 0.379, SLG: 0.444</small> Carlton Fisk, R (9, 2) <small>OBP: 0.379, SLG: 0.444</small>		 <small>0-3</small>		 <small>0-1</small>	 <small>4-2</small>		 <small>2-2</small>		 <small>2-0</small>	3	0	0	0	1	1	3						
Craig Grebeck, R (1, 5) <small>OBP: 0.198, SLG: 0.203</small> Robin Ventura, L (9, PH) <small>OBP: 0.300, SLG: 0.299</small>		 <small>3-2</small>		 <small>4-0</small>	 <small>2-2</small>		 <small>2-1</small>		 <small>4-0</small>	3	1	2	1	1	0	2						
Ozzie Guillen, L (1, 6) <small>OBP: 0.338, SLG: 0.375</small>	 <small>1-1</small>		 <small>0-2</small>		 <small>1-2</small>		 <small>0-0</small>		 <small>2-2</small>	5	0	2	1	0	0	2						
Inning Stats	R: 0 E: 0 K: 1 S: 10	H: 2 LOB: 2 BB: 0 P: 18	R: 0 E: 0 K: 2 S: 12	H: 1 LOB: 1 BB: 0 P: 18	R: 1 E: 0 K: 1 S: 12	H: 1 LOB: 1 BB: 1 P: 21	R: 2 E: 0 K: 1 S: 17	H: 2 LOB: 2 BB: 2 P: 30	R: 0 E: 0 K: 0 S: 10	H: 0 LOB: 2 BB: 2 P: 20	R: 0 E: 0 K: 0 S: 10	H: 1 LOB: 1 BB: 0 P: 15	R: 2 E: 0 K: 1 S: 14	H: 4 LOB: 2 BB: 0 P: 19	R: 0 E: 0 K: 0 S: 10	H: 1 LOB: 2 BB: 2 P: 19	R: 0 E: 0 K: 0 S: 11	H: 0 LOB: 1 BB: 1 P: 21	1B: 9 2B: 4 3B: 0 HR: 0	SF: 1 SAC: 0 DP: 1 HBP: 0	WP: 1 PB: 2 SB: 1 CS: 0	PA: 46
PITCHER	IP WLS BF H R ER SO BB IBB HBP BLK WP HR S P ERA WHIP	IP WLS BF H R ER SO BB IBB HBP BLK WP HR S P ERA WHIP																				
Charlie Hough, R (1, 1) <small>ERA: 3.92</small> John Barfield, L (7, 1) <small>ERA: 3.99</small> Brad Arnsberg, R (7, 1) <small>ERA: 1.3</small> Kenny Rogers, L (9, 1) <small>ERA: 3.8</small>	6.2 W 35 10 0 0 0 5 0 0 0 0 0 1 1 5.40 2.250	0.0 1 1 0 0 0 0 0 0 0 0 0 0 1 1 ∞ ∞	1.2 7 1 0 0 1 2 0 0 0 0 0 0 14 25 0.00 1.800	0.2 S 3 0 0 0 0 1 0 0 0 0 0 10 18 0.00 1.500																		

Texas Rangers @ Chicago White Sox
Comiskey Park, Chicago, IL
Sat Aug 11 1990, 4:33 AM EDT
Att: 40,680 - Overcast

AB	37
R	5
H	12
RBI	4
BB	8
SO	6
LOB	24



Batter	1	2	3	4	5	6	7	8	9	AB	R	H	RBI	BB	SO	LOB	TOP										
Junior Felix, S OBP: 0.349, SLG: 0.474 (1, 9)	G5-3		FC6			K		G4-3		4	0	0	1	0	1	3	Toronto Blue Jays @ Chicago White Sox Comiskey Park, Chicago, IL Wed Aug 15 1990, 8:05 PM EDT Att: 27,947 - Unknown - 82 F AB 31 R 3 H 6 RBI 3 BB 1 SO 5 LOB 8										
Tony Fernandez, S OBP: 0.345, SLG: 0.371 (1, 6)	G6-4-3 1B			K		G3		G3		4	0	2	2	0	1	0											
Kelly Gruber, R OBP: 0.328, SLG: 0.501 (1, 5)	G6-4-3 1-2			G5-3		F7		G6-4-3 1B		4	0	1	0	0	0	2											
George Bell, R OBP: 0.306, SLG: 0.460 (1, 7)		G6-3		F9		G5-3		G6-4-3 1B		4	0	0	0	0	0	2											
Fred McGriff, L OBP: 0.404, SLG: 0.548 (1, 3)	K				K		G4-3		G6-3	4	0	0	0	0	2	0											
John Olerud, L OBP: 0.388, SLG: 0.453 (1, 10)	G4-3				K		F7			3	0	0	0	0	1	0											
Greg Myers, L OBP: 0.294, SLG: 0.352 (1, 2)			F8		L6		G1-3			3	0	0	0	0	0	0											
Manuel Lee, S OBP: 0.283, SLG: 0.354 (1, 4)			FC4 BB			2B 1B		G6-3		2	1	1	0	1	0	0											
Mookie Wilson, S OBP: 0.300, SLG: 0.345 (1, 8)			FC4 FC6			2B 2B		G4-3 3B		3	2	2	0	0	0	1											
Inning Stats	R: 0 E: 0 K: 0 S: 9	H: 1 LOB: 0 BB: 0 P: 11	R: 0 E: 0 K: 1 S: 8	H: 0 LOB: 0 BB: 0 P: 10	R: 0 E: 0 K: 1 S: 9	H: 0 LOB: 1 BB: 1 P: 16	R: 0 E: 0 K: 1 S: 7	H: 0 LOB: 0 BB: 0 P: 11	R: 0 E: 0 K: 2 S: 13	H: 3 LOB: 1 BB: 0 P: 19	R: 0 E: 0 K: 0 S: 6	H: 0 LOB: 0 BB: 0 P: 7	R: 1 E: 0 K: 0 S: 12	H: 1 LOB: 0 BB: 0 P: 14	R: 0 E: 0 K: 0 S: 7	H: 1 LOB: 0 BB: 0 P: 11	1B: 3 2B: 2 3B: 1 HR: 0	SF: 0 SAC: 0 DP: 2 HBP: 0	WP: 0 PB: 0 SB: 0 CS: 0	PA: 32							
PITCHER	IP	WLS	BF	H	R	ER	SO	BB	IBB	HBP	BLK	WP	HR	S	P	ERA	WHIP										
Jack McDowell, R ERA: 4.03 (1, 1)	8.0	W	29	5	3	3	5	1	0	0	0	0	0	72	99	3.38	0.750										
Bobby Thigpen, R ERA: 2.19 (9, 1)	1.0	S	3	1	0	0	0	0	0	0	0	0	0	7	11	0.00	1.000										

Batter	1	2	3	4	5	6	7	8	9	AB	R	H	RBI	BB	SO	LOB	BOTTOM										
Phil Bradley, R OBP: 0.351, SLG: 0.348 (1, 8)	G6-3 HBP		BB 1B BB	K		G5-3		G4-3		2	1	0	0	1	1	1	Toronto Blue Jays @ Chicago White Sox Comiskey Park, Chicago, IL Wed Aug 15 1990, 8:05 PM EDT Att: 27,947 - Unknown - 82 F AB 30 R 4 H 8 RBI 4 BB 6 SO 4 LOB 21										
Steve Lyons, L OBP: 0.260, SLG: 0.286 (8, 3)				K				G6-3		1	0	0	0	0	0	2											
Scott Fletcher, R OBP: 0.318, SLG: 0.328 (1, 4)	F8		1B BB	K		K		G6-3		4	1	0	0	1	2	4											
Ivan Calderon, R OBP: 0.350, SLG: 0.457 (1, 7)	G6-3 1-2		CS 1B			G6-3 FC6 2B		F8		4	1	2	1	0	0	1											
Frank Thomas, R OBP: 0.449, SLG: 0.524 (1, 10)		FC6-4 2B	1B BB			G6-3		2B		3	0	2	0	1	0	1											
Carlton Fisk, R OBP: 0.381, SLG: 0.440 (1, 2)		FC6-4 BB	FC6-4 1B			FC6		IBB		2	0	1	2	2	0	0											
Carlos Martinez, R OBP: 0.250, SLG: 0.318 (1, 3)		P3	FC6-4			F9		P3		3	0	0	0	0	0	5											
Lance Johnson, L OBP: 0.313, SLG: 0.345 (7, PH)			FC6-4							1	0	0	0	0	0	2											
Sammy Sosa, R OBP: 0.281, SLG: 0.422 (1, 9)	FC6-4 1-2 2-3					G6-3		G4-3 SH3-4 1B		4	1	2	1	0	0	3											
Robin Ventura, L OBP: 0.300, SLG: 0.296 (1, 5)	K					G6-3		SH3-4		3	0	0	0	0	1	2											
Craig Grebeck, R OBP: 0.195, SLG: 0.225 (1, 6)			F8			F9		G4-3 IBB		3	0	1	0	0	0	0											
Ozzie Guillen, L OBP: 0.336, SLG: 0.371 (8, 6)										0	0	0	0	1	0	0											
Inning Stats	R: 0 E: 0 K: 0 S: 5	H: 0 LOB: 0 BB: 0 P: 9	R: 0 E: 0 K: 1 S: 13	H: 1 LOB: 2 BB: 1 P: 22	R: 2 E: 0 K: 0 S: 13	H: 2 LOB: 2 BB: 3 P: 27	R: 1 E: 0 K: 2 S: 12	H: 2 LOB: 1 BB: 0 P: 17	R: 1 E: 0 K: 0 S: 11	H: 1 LOB: 1 BB: 0 P: 16	R: 0 E: 0 K: 0 S: 4	H: 0 LOB: 0 BB: 0 P: 5	R: 0 E: 0 K: 1 S: 8	H: 1 LOB: 2 BB: 1 P: 16	R: 0 E: 0 K: 0 S: 5	H: 1 LOB: 2 BB: 1 P: 9	1B: 3 2B: 3 3B: 1 HR: 1	SF: 0 SAC: 1 DP: 1 HBP: 1	WP: 0 PB: 0 SB: 1 CS: 1	PA: 38							
PITCHER	IP	WLS	BF	H	R	ER	SO	BB	IBB	HBP	BLK	WP	HR	S	P	ERA	WHIP										
John Candelaria, L ERA: 3.78 (1, 1)	3.1	L	18	5	3	3	1	4	0	1	0	0	0	30	48	2.46	0.545										
Frank Wilks, R ERA: 4.82 (4, 1)	3.2		15	2	1	1	3	0	1	0	0	0	0	5	9	0.00	1.000										
Duane Ward, R ERA: 3.33 (8, 1)	1.0		5	1	0	0	0	0	1	0	0	0	0	5	9	0.00	1.000										

Batter	1	2	3	4	5	6	7	8	9	10	11	12	13	AB	R	H	RBI	BB	SO	LOB	TOP						
Lance Johnson, L OBP: 0.309, SLG: 0.340 (1, 8) (11, 7) (11, 8) (13, 7)	G6-3		G4-3			G4-3		F7			B4-3			5	0	0	0	0	0	2							
Scott Fletcher, R OBP: 0.319, SLG: 0.327 (1, 4)	P6									P6				4	0	1	0	1	1	0							
Ivan Calderon, R OBP: 0.347, SLG: 0.452 (1, 7) (11, 9) (13, 9)	L6													5	0	0	0	0	2	2							
Dan Pasqua, L OBP: 0.348, SLG: 0.530 (1, 10)														5	0	1	0	0	2	0							
Frank Thomas, R OBP: 0.415, SLG: 0.478 Steve Lyons, L OBP: 0.259, SLG: 0.284 (1, 3) (10, 3) (13, 5)														4	0	0	0	0	4	1							
Ron Karkovics, R OBP: 0.338, SLG: 0.441 (1, 2)														5	0	1	0	0	3	0							
Sammy Sosa, R OBP: 0.280, SLG: 0.419 (1, 9) (11, 8) (11, 9) (13, 8)														5	0	1	0	0	1	0							
Craig Grebeck, R OBP: 0.200, SLG: 0.220 Robin Ventura, L OBP: 0.290, SLG: 0.290 (1, 5) (11, PH) (11, 5)														2	0	0	0	0	2	0							
Carlton Fisk, R OBP: 0.380, SLG: 0.439 Carlos Martinez, R OBP: 0.250, SLG: 0.318 (13, PH) (13, 3)														1	0	0	0	0	1	2							
Ozzie Guillen, L OBP: 0.334, SLG: 0.368 (1, 6)														5	0	1	0	0	0	3							
Inning Stats	R: 0 E: 0 K: 0 S: 3	H: 0 LOB: 0 BB: 0 P: 5	R: 0 E: 0 K: 3 S: 9	H: 0 LOB: 0 BB: 0 P: 15	R: 0 E: 0 K: 0 S: 6	H: 1 LOB: 1 BB: 0 P: 10	R: 0 E: 0 K: 3 S: 12	H: 1 LOB: 1 BB: 0 P: 17	R: 0 E: 0 K: 0 S: 7	H: 1 LOB: 1 BB: 0 P: 8	R: 0 E: 0 K: 2 S: 10	H: 0 LOB: 0 BB: 0 P: 10	R: 0 E: 0 K: 1 S: 9	H: 0 LOB: 0 BB: 0 P: 9	R: 0 E: 0 K: 2 S: 9	H: 0 LOB: 0 BB: 0 P: 12	R: 0 E: 0 K: 0 S: 4	H: 0 LOB: 0 BB: 1 P: 8	R: 0 E: 0 K: 1 S: 9	H: 2 LOB: 2 BB: 0 P: 13	1B: 5 2B: 0 3B: 0 HR: 0	SF: 0 SAC: 0 DP: 1 HBP: 1	WIP: 0 PB: 0 SB: 0 CS: 0	PA: 45			
PITCHER	IP 10.0	WLS 34	BF 3	H 3	R 0	ER 0	SO 15	BB 0	IBB 0	HBP 1	BLK 0	WP 0	HR 0	S 80	P 114	ERA 0.00	WHIP 0.300										
Nolan Ryan, R ERA: 3.81	2.1	9	2	0	0	0	0	1	0	0	0	0	0	11	22	0.00	1.286										
Brad Amesberg, R ERA: 1.23	0.2	W	2	0	0	0	1	0	0	0	0	0	0	5	6	0.00	0.000										
Kenny Rogers, L ERA: 3.76																											

Chicago White Sox @ Texas Rangers
Arlington Stadium, Arlington, TX
Fri Aug 17 1990, 8:05 PM EDT
Unknown - 98 F

AB 43
R 0
H 5
RBI 0
BB 1
SO 16
LOB 10



Batter	1	2	3	4	5	6	7	8	9	10	11	12	13	AB	R	H	RBI	BB	SO	LOB	BOTTOM						
Gary Pettis, S OBP: 0.353, SLG: 0.355 (1, 8)	F9		G5-3			F9		FC6-4						5	1	1	0	1	0	1							
Julio Franco, R OBP: 0.387, SLG: 0.404 (1, 4)														4	0	0	0	1	1	0							
Rafael Palmeiro, L OBP: 0.362, SLG: 0.477 (1, 3)														3	0	2	0	3	0	0							
Ruben Sierra, S OBP: 0.331, SLG: 0.448 (1, 9)														6	0	1	1	0	0	6							
Pete Incauiglia, R OBP: 0.310, SLG: 0.435 (1, 7)														4	0	0	0	1	1	4							
Mike Stanley, R OBP: 0.327, SLG: 0.336 Geno Petralli, L OBP: 0.351, SLG: 0.299 (1, 2) (10, PH) (11, 2)														3	0	0	0	0	2	1							
John Russell, R OBP: 0.321, SLG: 0.370 Kevin Reimer, L OBP: 0.333, SLG: 0.455 (1, 10) (10, PH)														2	0	1	0	0	1	0							
Steve Buechele, R OBP: 0.304, SLG: 0.367 Jeff Huson, L OBP: 0.357, SLG: 0.306 (5, PR) (6, 5)														1	0	1	0	0	0	0							
Jeff Kunkel, R OBP: 0.225, SLG: 0.268 Jack Daugherty, S OBP: 0.345, SLG: 0.424 Gary Green, R OBP: 0.213, SLG: 0.163 (1, 6) (12, PH) (13, 6)														3	0	0	0	1	2	3							
Inning Stats	R: 0 E: 0 K: 1 S: 8	H: 0 LOB: 1 BB: 1 P: 15	R: 0 E: 0 K: 2 S: 9	H: 0 LOB: 0 BB: 1 P: 17	R: 0 E: 0 K: 0 S: 5	H: 1 LOB: 0 BB: 0 P: 9	R: 0 E: 0 K: 1 S: 6	H: 1 LOB: 1 BB: 0 P: 11	R: 0 E: 0 K: 1 S: 7	H: 0 LOB: 0 BB: 0 P: 12	R: 0 E: 0 K: 1 S: 8	H: 0 LOB: 0 BB: 1 P: 13	R: 0 E: 0 K: 0 S: 10	H: 1 LOB: 1 BB: 0 P: 15	R: 0 E: 0 K: 2 S: 10	H: 1 LOB: 1 BB: 0 P: 18	R: 0 E: 0 K: 0 S: 4	H: 0 LOB: 3 BB: 3 P: 18	R: 0 E: 0 K: 3 S: 13	H: 0 LOB: 1 BB: 1 P: 24	R: 1 E: 0 K: 0 S: 4	H: 2 LOB: 3 BB: 2 P: 15	1B: 5 2B: 0 3B: 1 HR: 0	SF: 0 SAC: 1 DP: 2 HBP: 1	WIP: 0 PB: 0 SB: 0 CS: 1	PA: 49	
PITCHER	IP 8.0	WLS 28	BF 2	H 2	R 0	ER 0	SO 6	BB 3	IBB 0	HBP 1	BLK 0	WP 0	HR 0	S 59	P 96	ERA 0.00	WHIP 0.625										
Greg Hibbard, L ERA: 3.13	2.0	7	2	0	0	0	2	0	0	0	0	0	0	20	33	0.00	1.000										
Barry Jones, R ERA: 2.08	0.0	2	0	0	0	0	2	0	0	0	0	0	0	8	8	∞	∞										
Scott Radinsky, L ERA: 2.91	2.0	8	0	0	0	0	3	1	1	0	0	0	0	17	34	0.00	0.500										
Bobby Thigpen, R ERA: 2.12	0.0	L	4	2	1	1	0	0	2	0	0	0	0	4	15	∞	∞										
Donn Pall, R ERA: 3.19																											

Chicago White Sox @ Texas Rangers
Arlington Stadium, Arlington, TX
Fri Aug 17 1990, 8:05 PM EDT
Unknown - 98 F

AB 38
R 1
H 6
RBI 1
BB 9
SO 11
LOB 17



Batter	1	2	3	4	5	6	7	8	9	AB	R	H	RBI	BB	SO	LOB	TOP			
Phil Bradley, R OBP: 0.347, SLG: 0.344 (1, 7)	G1-3	F8			F9			F9		4	0	0	0	0	0	1	Chicago White Sox @ Texas Rangers Arlington Stadium, Arlington, TX Fri Aug 17 1990, 8:05 PM EDT Att: 37,432 - Unknown - 90 F			
Lance Johnson, L OBP: 0.308, SLG: 0.344 (1, 8)	G6-3	K			G3			G4-3		4	1	1	0	0	1	1				
Ivan Calderon, R OBP: 0.346, SLG: 0.450 (1, 10)	G6-3			G5-3				F7		4	0	1	1	0	0	0				
Dan Pasqua, L OBP: 0.345, SLG: 0.523 Sammy Sosa, R OBP: 0.279, SLG: 0.418 (6, 9)	F9			K				G4-6-3		3	0	0	0	0	1	1				
Carlton Fisk, R OBP: 0.379, SLG: 0.446 (1, 2)		HR		K				G5-3		4	1	1	1	0	1	0				
Carlos Martinez, R OBP: 0.246, SLG: 0.313 (1, 3)	G4-3			G5-3				F8		4	0	0	0	0	0	0				
Robin Ventura, L OBP: 0.302, SLG: 0.301 (1, 5)		E		F7				FC3-6		3	1	2	0	0	0	0				
Scott Fletcher, R OBP: 0.319, SLG: 0.327 (1, 4)		E9		F8				FC3-6		3	1	1	1	0	0	1				
Ozzie Guillen, L OBP: 0.334, SLG: 0.371 (1, 6)	F8			G4-3				FC6-4		3	0	1	1	0	0	1				
Inning Stats	R: 1 E: 0 K: 0 S: 7	H: 1 LOB: 0 BB: 0 P: 11	R: 3 E: 1 K: 1 S: 18	H: 4 LOB: 1 BB: 0 P: 25	R: 0 E: 0 K: 2 S: 12	H: 0 LOB: 0 BB: 0 P: 18	R: 0 E: 0 K: 0 S: 8	H: 0 LOB: 0 BB: 0 P: 12	R: 0 E: 0 K: 0 S: 6	H: 1 LOB: 0 BB: 0 P: 9	R: 0 E: 0 K: 0 S: 7	H: 1 LOB: 1 BB: 0 P: 12	R: 0 E: 0 K: 0 S: 7	H: 0 LOB: 0 BB: 0 P: 10	R: 0 E: 0 K: 1 S: 6	H: 0 LOB: 0 BB: 0 P: 9		1B: 3 2B: 2 3B: 1 HR: 1	SF: 0 SAC: 0 DP: 1 HBP: 0	WP: 0 PB: 0 SB: 0 CS: 0
PITCHER Charlie Hough, R ERA: 3.93 (1, 1)	IP: 9.0 WLS: L BF: 33 H: 7 R: 4 ER: 4 SO: 4 BB: 0 IBB: 0 HBP: 0 BLK: 0 WP: 0 HR: 1 S: 79 P: 118 ERA: 4.00 WHIP: 0.778																			

Batter	1	2	3	4	5	6	7	8	9	AB	R	H	RBI	BB	SO	LOB	BOTTOM					
Gary Pettis, S OBP: 0.330, SLG: 0.351 (1, 8)	B5-3		K		K			FC6-4		4	0	0	0	0	2	3	Chicago White Sox @ Texas Rangers Arlington Stadium, Arlington, TX Fri Aug 17 1990, 8:05 PM EDT Att: 37,432 - Unknown - 90 F					
Julio Franco, R OBP: 0.387, SLG: 0.405 (1, 4)	G4-6-3		K		G4-3			CS		4	0	2	0	0	1	2						
Rafael Palmeiro, L OBP: 0.361, SLG: 0.475 (1, 3)	G4-6-3		L4					K		4	0	1	0	0	1	4						
Ruben Sierra, S OBP: 0.331, SLG: 0.446 (1, 9)		K			1B			F9		4	1	1	0	0	2	1						
Harold Baines, L OBP: 0.382, SLG: 0.459 John Russell, R OBP: 0.321, SLG: 0.370 Jack Daugherty, S OBP: 0.344, SLG: 0.422 (9, PH)	P5		E7		K2-3			K		3	0	0	0	0	1	2						
Pete Incaviglia, R OBP: 0.307, SLG: 0.431 (1, 7)		K			K			F7		4	0	0	0	0	2	3						
Geno Petralli, L OBP: 0.356, SLG: 0.303 (1, 2)			E		G4-3			FC6-4		3	1	2	1	1	0	0						
Steve Buechele, R OBP: 0.304, SLG: 0.366 (1, 5)			E8		G4-3			F7		3	0	1	0	0	0	3						
Jeff Huson, L OBP: 0.337, SLG: 0.306 (1, 6)					F8			F7		3	0	1	1	0	0	1						
Inning Stats	R: 0 E: 0 K: 0 S: 6	H: 1 LOB: 0 BB: 0 P: 8	R: 0 E: 0 K: 2 S: 10	H: 0 LOB: 0 BB: 0 P: 15	R: 1 E: 1 K: 1 S: 18	H: 3 LOB: 2 BB: 0 P: 28	R: 1 E: 1 K: 1 S: 14	H: 2 LOB: 1 BB: 0 P: 23	R: 0 E: 0 K: 1 S: 7	H: 0 LOB: 0 BB: 0 P: 14	R: 0 E: 0 K: 2 S: 11	H: 1 LOB: 1 BB: 0 P: 17	R: 0 E: 0 K: 1 S: 8	H: 0 LOB: 1 BB: 1 P: 14	R: 0 E: 0 K: 1 S: 8	H: 1 LOB: 0 BB: 0 P: 14		R: 0 E: 0 K: 1 S: 10	H: 0 LOB: 0 BB: 0 P: 17	1B: 7 2B: 2 3B: 0 HR: 0	SF: 0 SAC: 0 DP: 3 HBP: 0	WP: 2 PB: 0 SB: 0 CS: 1
PITCHER Melido Perez, R ERA: 4.17 Ken Patterson, L ERA: 3.68 Bobby Thigpen, R ERA: 2.09 (8, 1)	IP: 7.0 WLS: W BF: 28 H: 7 R: 2 ER: 2 SO: 8 BB: 1 IBB: 0 HBP: 0 BLK: 0 WP: 1 HR: 0 S: 74 P: 119 ERA: 2.57 WHIP: 1.143																					

Batter	1	2	3	4	5	6	7	8	9	AB	R	H	RBI	BB	SO	LOB	TOP			
Sammy Sosa, R OBP: 0.280, SLG: 0.415 (1, 9) 										4	0	0	0	1	1	3	Chicago White Sox @ Texas Rangers Arlington Stadium, Arlington, TX Sun Aug 19 1990, 8:05 PM EDT Att: 24,587 - Unknown - 95 F livebaseballscorecards.com			
Scott Fletcher, R OBP: 0.320, SLG: 0.326 (1, 4) 										4	0	0	0	1	2	1				
Ivan Calderon, R OBP: 0.346, SLG: 0.450 (1, 7) 										5	0	3	0	0	0	1				
Frank Thomas, R OBP: 0.419, SLG: 0.481 (1, 10) 										5	0	2	0	0	0	3				
Phil Bradley, R OBP: 0.345, SLG: 0.342 (1, 8) 										4	2	2	0	0	0	4				
Carlos Martinez, R OBP: 0.250, SLG: 0.324 Steve Lyons, L OBP: 0.257, SLG: 0.281 (8, 3) 									3	1	2	0	0	0	0	0				
Ron Karkovice, R OBP: 0.336, SLG: 0.438 (1, 2) 									3	1	1	2	0	1	2					
Craig Grebeck, R OBP: 0.211, SLG: 0.233 (1, 5) 									3	0	1	1	1	0	0					
Ozzie Guillen, L OBP: 0.329, SLG: 0.365 (1, 6) 									3	0	0	1	0	0	1					
Inning Stats	R: 0 E: 0 K: 0 S: 15	H: 1 LOB: 2 BB: 1 P: 25	R: 1 E: 0 K: 0 S: 10	H: 1 LOB: 0 BB: 0 P: 19	R: 0 E: 0 K: 1 S: 6	H: 1 LOB: 1 BB: 0 P: 12	R: 1 E: 0 K: 0 S: 12	H: 2 LOB: 2 BB: 1 P: 19	R: 0 E: 0 K: 0 S: 7	H: 0 LOB: 0 BB: 0 P: 16	R: 0 E: 0 K: 1 S: 14	H: 1 LOB: 2 BB: 1 P: 21	R: 2 E: 0 K: 0 S: 15	H: 3 LOB: 1 BB: 0 P: 26	R: 0 E: 0 K: 1 S: 6	H: 0 LOB: 0 BB: 0 P: 11		1B: 8 2B: 2 3B: 1 HR: 0	SF: 2 SAC: 0 DP: 1 HBP: 0	WP: 2 PB: 0 SB: 0 CS: 0
PITCHER	IP WLS BF H R ER SO BB IBB HBP BLK WP HR S P ERA WHIP																			
Jamie Moyer, L ERA: 4.25 Gary Mielke, R ERA: 4.75 Kenny Rogers, L ERA: 3.84 Brad Amsberg, R ERA: 1.2	(1, 1) (7, 1) (8, 1) (9, 1)	6.1 0.2 1.0 1.0	WLS L 2 3	BF 28 4 5 3	H 7 2 2 0	R 2 1 1 0	ER 2 1 1 0	SO 2 1 1 1	BB 3 0 0 0	IBB 0 0 0 0	HBP 0 0 0 0	BLK 0 0 0 0	WP 0 0 2 0	HR 0 0 14 6	S 65 10 12 11	P 115 24 22 11	ERA 2.84 13.50 9.00 0.00	WHIP 1.579 3.000 2.000 0.000		

Batter	1	2	3	4	5	6	7	8	9	AB	R	H	RBI	BB	SO	LOB	BOTTOM			
Gary Pettis, S OBP: 0.329, SLG: 0.350 Jack Daugherty, S OBP: 0.343, SLG: 0.421 (8, 7) 										3	0	1	0	0	1	2	Chicago White Sox @ Texas Rangers Arlington Stadium, Arlington, TX Sun Aug 19 1990, 8:05 PM EDT Att: 24,587 - Unknown - 95 F livebaseballscorecards.com			
Julio Franco, R OBP: 0.385, SLG: 0.400 (1, 4) 										3	0	0	0	1	0	2				
Rafael Palmeiro, L OBP: 0.360, SLG: 0.480 (1, 3) 									4	1	1	1	0	0	2					
Ruben Sierra, S OBP: 0.333, SLG: 0.454 (1, 9) 									4	0	1	0	0	0	2					
Pete Incaviglia, R OBP: 0.308, SLG: 0.425 (8, 8) 									3	0	0	0	1	1	0					
John Russell, R OBP: 0.324, SLG: 0.366 Harold Baines, L OBP: 0.379, SLG: 0.453 (1, 10) 									1	1	0	0	1	1	0					
Mike Stanley, R OBP: 0.335, SLG: 0.345 Geno Petralli, L OBP: 0.352, SLG: 0.300 (7, 2) 									2	0	2	0	0	0	0					
Steve Buechele, R OBP: 0.314, SLG: 0.373 Jeff Huson, L OBP: 0.339, SLG: 0.304 (1, 5) 									2	0	2	1	1	0	0					
Gary Green, R OBP: 0.212, SLG: 0.188 Kevin Reimer, L OBP: 0.329, SLG: 0.448 (1, 6) 									2	0	0	0	0	1	4					
Inning Stats	R: 0 E: 0 K: 0 S: 6	H: 0 LOB: 1 BB: 1 P: 14	R: 0 E: 0 K: 1 S: 12	H: 1 LOB: 1 BB: 1 P: 25	R: 0 E: 0 K: 2 S: 11	H: 1 LOB: 2 BB: 1 P: 23	R: 0 E: 0 K: 0 S: 9	H: 0 LOB: 1 BB: 1 P: 19	R: 0 E: 0 K: 0 S: 8	H: 1 LOB: 0 BB: 0 P: 11	R: 1 E: 0 K: 1 S: 8	H: 1 LOB: 0 BB: 0 P: 13	R: 0 E: 0 K: 0 S: 6	H: 0 LOB: 0 BB: 0 P: 9	1B: 5 2B: 1 3B: 0 HR: 1	SF: 0 SAC: 1 DP: 0 HBP: 0		WP: 0 PB: 0 SB: 1 CS: 0	PA: 37	
PITCHER	IP WLS BF H R ER SO BB IBB HBP BLK WP HR S P ERA WHIP																			
Wayne Edwards, L ERA: 3.06 Donn Palt, R ERA: 3.18 Ken Patterson, L ERA: 3.81 Barry Jones, R ERA: 2.17 Bobby Thigpen, R ERA: 2.09	(1, 1) (6, 1) (6, 1) (7, 1) (9, 1)	5.0 0.1 1.0 1.2 1.0	WLS W 1 6 S	BF 23 1 4 3	H 5 0 1 0	R 1 0 1 0	ER 1 0 1 1	SO 3 0 0 1 0	BB 4 0 0 0 0	IBB 0 0 0 0 0	HBP 0 0 0 0 0	BLK 0 0 0 0 0	WP 0 0 0 1 0	HR 0 2 9 11 6	S 53 3 17 19 9	P 97 3 17 19 9	ERA 1.80 0.00 0.00 5.40 0.00	WHIP 1.800 0.000 1.000 0.600 0.000		

AB 35
R 4
H 11
RBI 4
BB 3
SO 4
LOB 16



AB 31
R 2
H 7
RBI 2
BB 4
SO 4
LOB 15



Batter	1	2	3	4	5	6	7	8	9	AB	R	H	RBI	BB	SO	LOB	TOP					
Rickey Henderson, R OBP: 0.435, SLG: 0.585 (1, 10)	G6-3		G6-3 BB		FC6-4			K		3	0	0	0	1	1	1						
Carney Lansford, R OBP: 0.336, SLG: 0.334 (1, 5)	2B BB		G6-3			G3-1		F9		3	1	0	0	1	0	1						
Jose Canseco, R OBP: 0.382, SLG: 0.606 (1, 9)	1-H 2B		K			F9		K		4	0	1	1	0	2	1						
Dave Henderson, R OBP: 0.330, SLG: 0.471 Doug Jennings, L OBP: 0.274, SLG: 0.273 (1, 7)	F8		K			K		G3		1	0	0	0	0	0	1						
Mark McGwire, R OBP: 0.350, SLG: 0.484 (1, 3)	L5		G1-6-3 1B			K		K		3	0	0	0	0	2	0						
Felix Jose, S OBP: 0.304, SLG: 0.373 (1, 7)		G4-3			G1-6-3			FC4-6 BB		3	0	0	0	0	0	2						
Terry Steinbach, R OBP: 0.277, SLG: 0.342 (1, 2)		K				K		L9		3	0	0	0	0	2	1						
Walt Weiss, S OBP: 0.333, SLG: 0.336 Lance Blankenship, R OBP: 0.245, SLG: 0.179 (1, 6)		G3-1				G3		G6-3		3	0	0	0	0	0	1						
Mike Gallego, R OBP: 0.271, SLG: 0.283 (7, 6)								P4		0	0	0	0	0	0	0						
Inning Stats	R: 1 E: 0 K: 0 S: 9	H: 1 LOB: 1 BB: 1 P: 17	R: 0 E: 0 K: 1 S: 9	H: 0 LOB: 0 BB: 0 P: 12	R: 0 E: 0 K: 1 S: 13	H: 0 LOB: 1 BB: 1 P: 22	R: 0 E: 0 K: 1 S: 6	H: 1 LOB: 0 BB: 0 P: 9	R: 0 E: 0 K: 1 S: 16	H: 1 LOB: 1 BB: 0 P: 22	R: 0 E: 0 K: 1 S: 6	H: 0 LOB: 0 BB: 0 P: 8	R: 0 E: 0 K: 0 S: 11	H: 0 LOB: 1 BB: 1 P: 21	R: 0 E: 0 K: 1 S: 7	H: 0 LOB: 0 BB: 0 P: 9	R: 0 E: 0 K: 2 S: 8	H: 0 LOB: 0 BB: 0 P: 15	1B: 2 2B: 1 3B: 0 HR: 0	SF: 0 SAC: 0 DP: 1 HBP: 0	WP: 0 PB: 0 SB: 0 CS: 0	PA: 32
PITCHER Jack McDowell, R ERA: 3.85 (1, 1)	IP: 9.0 WLS: W BF: 32 H: 3 R: 1 ER: 1 SO: 8 BB: 3 IBB: 0 HBP: 0 BLK: 0 WP: 0 HR: 0 S: 85 P: 135 ERA: 1.00 WHIP: 0.667																					

Oakland Athletics @ Chicago White Sox
Comiskey Park, Chicago, IL
Mon Aug 20 1990, 8:05 PM EDT
Att: 39,294 - Unknown - 73 F

AB 29
R 1
H 3
RBI 1
BB 3
SO 8
LOB 9



Batter	1	2	3	4	5	6	7	8	9	AB	R	H	RBI	BB	SO	LOB	BOTTOM					
Lance Johnson, L OBP: 0.308, SLG: 0.342 (1, 8)	G6-3	K			G6-3			SH 1B		3	2	0	0	1	1	0						
Robin Ventura, L OBP: 0.304, SLG: 0.304 Craig Grebeck, R OBP: 0.208, SLG: 0.233 (7, PR) (8, 5)	P5		P4		1B			SF7 1B IBB		4	0	2	0	0	0	0						
Ivan Calderon, R OBP: 0.348, SLG: 0.451 (1, 7)	1B BB		G6-3		F8			SF7 1B		5	2	3	3	0	0	1						
Dan Pasqua, L OBP: 0.349, SLG: 0.525 (1, 10)	1B 3B BB							2B 1B		3	1	1	1	2	0	2						
Carlton Fisk, R OBP: 0.380, SLG: 0.444 (1, 2)	3B 1B		K					F7		5	2	2	1	0	1	4						
Frank Thomas, R OBP: 0.424, SLG: 0.534 (1, 3)	3B 1B		K					FC6-4 2B		4	1	2	2	0	2	1						
Sammy Sosa, R OBP: 0.282, SLG: 0.423 (1, 9)	P6		G5-3					2B 2B		4	1	2	2	0	0	1						
Scott Fletcher, R OBP: 0.317, SLG: 0.322 (1, 4)		K			K			FC6-4 2B SF7		4	1	0	0	0	3	2						
Ozzie Guillen, L OBP: 0.330, SLG: 0.369 (1, 6)	G6-3				G4-3			SF7 1B 2B		4	1	2	1	0	0	0						
Inning Stats	R: 3 E: 0 K: 0 S: 13	H: 3 LOB: 1 BB: 1 P: 25	R: 0 E: 0 K: 2 S: 9	H: 0 LOB: 0 BB: 0 P: 13	R: 0 E: 0 K: 1 S: 9	H: 0 LOB: 1 BB: 1 P: 15	R: 0 E: 0 K: 2 S: 11	H: 0 LOB: 0 BB: 0 P: 16	R: 0 E: 0 K: 0 S: 7	H: 1 LOB: 1 BB: 0 P: 10	R: 2 E: 0 K: 2 S: 13	H: 2 LOB: 0 BB: 0 P: 19	R: 1 E: 1 K: 0 S: 10	H: 3 LOB: 2 BB: 0 P: 13	R: 5 E: 0 K: 0 S: 24	H: 5 LOB: 1 BB: 1 P: 40	R: 0 E: 0 K: 2 S: 8	H: 0 LOB: 0 BB: 0 P: 15	1B: 9 2B: 3 3B: 1 HR: 1	SF: 1 SAC: 1 DP: 0 HBP: 0	WP: 1 PB: 0 SB: 0 CS: 0	PA: 41
PITCHER Dave Stewart, R ERA: 2.57 Reggie Harris, R ERA: 3.55 (1, 1)	IP: 7.0 WLS: L BF: 32 H: 9 R: 6 ER: 5 SO: 7 BB: 2 IBB: 0 HBP: 0 BLK: 0 WP: 1 HR: 1 S: 72 P: 111 ERA: 6.43 WHIP: 1.571																					
PITCHER	IP: 1.0 WLS: 9 BF: 5 H: 5 R: 5 ER: 5 SO: 0 BB: 0 IBB: 1 HBP: 0 BLK: 0 WP: 0 HR: 0 S: 24 P: 40 ERA: 45.00 WHIP: 5.000																					

Oakland Athletics @ Chicago White Sox
Comiskey Park, Chicago, IL
Mon Aug 20 1990, 8:05 PM EDT
Att: 39,294 - Unknown - 73 F

AB 36
R 11
H 14
RBI 11
BB 3
SO 7
LOB 11



Batter	1	2	3	4	5	6	7	8	9	AB	R	H	RBI	BB	SO	LOB	TOP								
Carney Lansford, R OBP: 0.333, SLG: 0.331 (1, 5)										4	1	0	0	0	1	3	Oakland Athletics @ Chicago White Sox Comiskey Park, Chicago, IL Tue Aug 21 1990, 8:05 PM EDT Att: 31,172 - Unknown - 70 F livebaseballscores.com								
Lance Blankenship, R OBP: 0.250, SLG: 0.177 (1, 7)										1	0	0	0	1	0	0									
Doug Jennings, L OBP: 0.272, SLG: 0.270 (8, 7)										1	0	0	0	0	1	0									
Jose Canseco, R OBP: 0.361, SLG: 0.602 (1, 10)										4	0	1	0	0	2	2									
Mark McGwire, R OBP: 0.348, SLG: 0.480 (1, 3)										3	0	0	1	0	0	0									
Felix Jose, S OBP: 0.306, SLG: 0.374 (1, 9)										4	0	2	0	0	0	0									
Terry Steinbach, R OBP: 0.277, SLG: 0.341 (1, 2)										4	0	1	0	0	0	3									
Willie Randolph, R OBP: 0.312, SLG: 0.307 (1, 4)										4	0	0	0	0	0	0									
Mike Gallego, R OBP: 0.272, SLG: 0.283 (1, 6)										3	0	1	0	0	0	0									
Darren Lewis, R OBP: 1.000, SLG: 1.000 (1, 8)										2	0	2	0	0	0	0									
Inning Stats	R: 1 E: 1 K: 0 S: 19	H: 2 LOB: 2 BB: 0 P: 28	R: 0 E: 0 K: 0 S: 7	H: 1 LOB: 1 BB: 0 P: 12	R: 0 E: 0 K: 0 S: 10	H: 0 LOB: 0 BB: 0 P: 17	R: 0 E: 0 K: 0 S: 11	H: 1 LOB: 0 BB: 0 P: 16	R: 0 E: 0 K: 1 S: 11	H: 1 LOB: 2 BB: 1 P: 22	R: 0 E: 0 K: 0 S: 11	H: 1 LOB: 0 BB: 0 P: 15	R: 0 E: 0 K: 1 S: 9	H: 1 LOB: 0 BB: 0 P: 15	R: 0 E: 0 K: 2 S: 10	H: 0 LOB: 0 BB: 0 P: 14	R: 0 E: 0 K: 0 S: 10	H: 0 LOB: 0 BB: 0 P: 10	1B: 7 2B: 0 3B: 0 HR: 0	SF: 1 SAC: 2 DP: 1 HBP: 0	WP: 0 PB: 0 SB: 0 CS: 0	PA: 34			
PITCHER	IP	WLS	BF	H	R	ER	SO	BB	IBB	HBP	BLK	WP	HR	S	P	ERA	WHIP								
Greg Hibbard, L ERA: 2.99 (1, 1)	7.0	W	28	7	1	0	2	1	0	0	0	0	0	78	125	0.00	1.143								
Barry Jones, R ERA: 2.13 (8, 1)	1.0		3	0	0	0	2	0	0	0	0	0	0	10	14	0.00	0.000								
Bobby Thigpen, R ERA: 2.03 (9, 1)	1.0	S	3	0	0	0	0	0	0	0	0	0	0	10	10	0.00	0.000								

Batter	1	2	3	4	5	6	7	8	9	AB	R	H	RBI	BB	SO	LOB	BOTTOM								
Lance Johnson, L OBP: 0.307, SLG: 0.341 (1, 8)										4	0	1	0	0	0	1	Oakland Athletics @ Chicago White Sox Comiskey Park, Chicago, IL Tue Aug 21 1990, 8:05 PM EDT Att: 31,172 - Unknown - 70 F livebaseballscores.com								
Scott Fletcher, R OBP: 0.316, SLG: 0.322 (1, 4)										4	0	1	0	0	0	0									
Ivan Calderon, R OBP: 0.345, SLG: 0.447 (1, 7)										4	0	0	0	0	0	3									
Dan Pasqua, L OBP: 0.349, SLG: 0.527 (1, 10)										3	0	1	0	0	0	0									
Phil Bradley, R OBP: 0.344, SLG: 0.341 (7, PR)										1	1	0	0	0	0	0									
Frank Thomas, R OBP: 0.429, SLG: 0.541 (1, 3)										3	1	1	0	1	1	0									
Sammy Sosa, R OBP: 0.282, SLG: 0.420 (1, 9)										3	0	0	0	1	2	3									
Ron Karkovics, R OBP: 0.336, SLG: 0.432 (1, 2)										2	1	0	0	1	0	1									
Craig Grebeck, R OBP: 0.224, SLG: 0.241 (1, 5)										1	0	1	0	1	0	0									
Robin Ventura, L OBP: 0.304, SLG: 0.304 (7, PH)										0	0	0	0	0	0	0									
Carlton Fisk, R OBP: 0.382, SLG: 0.449 (7, PH)										1	0	1	3	0	0	0									
Steve Lyons, L OBP: 0.257, SLG: 0.281 (7, PR)										0	1	0	0	0	0	0									
Ozzie Guillen, L OBP: 0.329, SLG: 0.367 (1, 6)										2	0	0	1	0	0	3									
Inning Stats	R: 0 E: 0 K: 0 S: 6	H: 0 LOB: 0 BB: 0 P: 8	R: 0 E: 0 K: 0 S: 6	H: 1 LOB: 0 BB: 0 P: 11	R: 0 E: 0 K: 0 S: 7	H: 1 LOB: 1 BB: 0 P: 11	R: 0 E: 0 K: 0 S: 5	H: 0 LOB: 0 BB: 0 P: 7	R: 0 E: 0 K: 1 S: 9	H: 0 LOB: 2 BB: 2 P: 21	R: 0 E: 0 K: 0 S: 6	H: 0 LOB: 0 BB: 0 P: 10	R: 4 E: 0 K: 1 S: 21	H: 4 LOB: 3 BB: 2 P: 33	R: 0 E: 0 K: 1 S: 10	H: 0 LOB: 0 BB: 0 P: 13	1B: 3 2B: 4 3B: 0 HR: 0	SF: 0 SAC: 1 DP: 1 HBP: 0	WP: 0 PB: 0 SB: 1 CS: 0	PA: 33					
PITCHER	IP	WLS	BF	H	R	ER	SO	BB	IBB	HBP	BLK	WP	HR	S	P	ERA	WHIP								
Mike Moore, R ERA: 4.33 (1, 1)	6.1	L	25	3	3	3	2	4	0	0	0	0	0	50	87	4.26	1.105								
Rick Honeycutt, L ERA: 2.74 (7, 1)	0.1		4	3	1	1	0	0	0	0	0	0	0	9	12	27.00	9.000								
Gene Nelson, R ERA: 1.37 (7, 1)	1.1		4	0	0	0	1	0	0	0	0	0	0	11	15	0.00	0.000								

Batter	1	2	3	4	5	6	7	8	9	AB	R	H	RBI	BB	SO	LOB	TOP					
Rickey Henderson, R OBP: 0.434, SLG: 0.584 (1, 7)										4	2	1	0	1	1	2						
Carney Lansford, R OBP: 0.336, SLG: 0.334 (1, 5)										5	1	3	0	0	0	2						
Jose Canseco, R OBP: 0.361, SLG: 0.599 (1, 10)										5	0	2	1	0	2	2						
Mark McGwire, R OBP: 0.346, SLG: 0.475 (1, 3)										4	0	0	0	1	3	3						
Ron Hassey, L OBP: 0.284, SLG: 0.313 (1, 2)										4	1	1	0	0	1	2						
Felix Jose, S OBP: 0.305, SLG: 0.373 (1, 9)										4	1	1	0	0	0	2						
Willie Randolph, R OBP: 0.318, SLG: 0.321 (1, 4)										4	1	3	1	0	0	1						
Mike Gallego, R OBP: 0.275, SLG: 0.297 (1, 6)										3	1	2	2	0	0	1						
Darren Lewis, R OBP: 0.667, SLG: 0.600 (1, 8)										3	0	1	1	1	0	2						
Inning Stats	R: 1 E: 0 K: 0 S: 10	H: 2 LOB: 1 BB: 0 P: 18	R: 1 E: 0 K: 0 S: 9	H: 2 LOB: 1 BB: 0 P: 14	R: 0 E: 0 K: 2 S: 12	H: 1 LOB: 0 BB: 0 P: 19	R: 1 E: 0 K: 1 S: 11	H: 2 LOB: 0 BB: 0 P: 14	R: 2 E: 1 K: 2 S: 12	H: 1 LOB: 0 BB: 1 P: 22	R: 1 E: 0 K: 0 S: 8	H: 3 LOB: 1 BB: 0 P: 13	R: 0 E: 0 K: 0 S: 5	H: 1 LOB: 0 BB: 0 P: 8	R: 0 E: 0 K: 0 S: 7	H: 0 LOB: 1 BB: 1 P: 13	R: 1 E: 0 K: 2 S: 13	H: 2 LOB: 2 BB: 1 P: 23	1B: 10 2B: 4 3B: 1 HR: 1	SF: 1 SAC: 0 DP: 4 HBP: 0	WP: 1 PB: 0 CS: 0	PA: 40
PITCHER	IP	WLS	BF	H	R	ER	SO	BB	IBB	HBP	BLK	WP	HR	S	P	ERA	WHIP					
Melido Perez, R ERA: 4.32 (1, 1)	5.1	L	25	10	6	5	5	1	0	0	0	1	0	59	95	8.44	2.062					
Adam Peterson, R ERA: 4.42 (6, 1)	3.2		15	4	1	1	2	2	0	0	0	0	1	28	49	2.46	1.636					

Oakland Athletics @ Chicago White Sox
Comiskey Park, Chicago, IL
Wed Aug 22 1990, 8:05 PM EDT
Att: 33,858 - Unknown - 70 F

livebaseballscorecards.com

AB 36
R 7
H 14
RBI 5
BB 3
SO 7
LOB 17

Batter	1	2	3	4	5	6	7	8	9	AB	R	H	RBI	BB	SO	LOB	BOTTOM					
Lance Johnson, L OBP: 0.305, SLG: 0.337 (1, 8)										4	0	0	0	0	0	0						
Robin Ventura, L OBP: 0.306, SLG: 0.304 (1, 5)										3	0	1	0	1	1	0						
Ivan Calderon, R OBP: 0.343, SLG: 0.443 (1, 7)										4	0	0	0	0	0	2						
Dan Pasqua, L OBP: 0.344, SLG: 0.518 (1, 10)										4	0	0	0	0	2	0						
Carlton Fisk, R OBP: 0.383, SLG: 0.448 (1, 2)										3	1	1	0	1	0	0						
Frank Thomas, R OBP: 0.419, SLG: 0.516 (1, 3)										3	0	0	0	1	3	1						
Sammy Sosa, R OBP: 0.285, SLG: 0.424 (1, 9)										3	0	2	1	0	0	0						
Scott Fletcher, R OBP: 0.314, SLG: 0.319 (1, 4)										3	0	0	0	0	0	4						
Ozzie Guillen, L OBP: 0.326, SLG: 0.364 (1, 6)										3	0	0	0	0	0	0						
Inning Stats	R: 0 E: 0 K: 0 S: 4	H: 0 LOB: 0 BB: 0 P: 8	R: 0 E: 0 K: 1 S: 9	H: 0 LOB: 0 BB: 0 P: 14	R: 0 E: 0 K: 0 S: 7	H: 0 LOB: 0 BB: 0 P: 8	R: 0 E: 0 K: 2 S: 12	H: 1 LOB: 0 BB: 0 P: 10	R: 0 E: 0 K: 1 S: 8	H: 0 LOB: 0 BB: 0 P: 13	R: 1 E: 0 K: 0 S: 13	H: 1 LOB: 2 BB: 2 P: 29	R: 0 E: 0 K: 0 S: 8	H: 0 LOB: 1 BB: 1 P: 13	R: 0 E: 0 K: 2 S: 9	H: 0 LOB: 0 BB: 0 P: 14	1B: 3 2B: 1 3B: 0 HR: 0	SF: 0 SAC: 0 DP: 1 HBP: 0	WP: 0 PB: 0 CS: 0	PA: 33		
PITCHER	IP	WLS	BF	H	R	ER	SO	BB	IBB	HBP	BLK	WP	HR	S	P	ERA	WHIP					
Bob Welch, R ERA: 3.02 (1, 1)	7.0	W	26	4	1	1	4	2	0	0	0	0	0	60	100	1.29	0.857					
Rick Honeycutt, L ERA: 2.66 (8, 1)	1.0		4	0	0	0	0	1	0	0	0	0	0	8	13	0.00	1.000					
Dennis Eckersley, R ERA: 0.66 (9, 1)	1.0		3	0	0	0	2	0	0	0	0	0	0	9	14	0.00	0.000					

Oakland Athletics @ Chicago White Sox
Comiskey Park, Chicago, IL
Wed Aug 22 1990, 8:05 PM EDT
Att: 33,858 - Unknown - 70 F

livebaseballscorecards.com

AB 30
R 1
H 4
RBI 1
BB 3
SO 6
LOB 7

Batter	1	2	3	4	5	6	7	8	9	AB	R	H	RBI	BB	SO	LOB	TOP										
Luis Polonia, L OBP: 0.339, SLG: 0.389	G4-3		SH5-4 1B		G6-3		F8			4	0	1	0	0	0	0	California Angels @ Chicago White Sox Comiskey Park, Chicago, IL Thu Aug 23 1990, 8:05 PM EDT Att: 32,393 - Unknown										
Devon White, S OBP: 0.286, SLG: 0.357	K		SH5-4				CS			2	1	1	0	1	1	0											
Brian Downing, R OBP: 0.396, SLG: 0.521					F9		CS		G5-3	3	0	1	1	1	0	1											
Dave Winfield, R OBP: 0.328, SLG: 0.437	K		F9						G4-3	4	0	1	1	0	1	2											
Lance Parrish, R OBP: 0.348, SLG: 0.461		G5-3			E6				K	4	0	0	0	0	1	1											
Lee Stevens, L OBP: 0.297, SLG: 0.363	K				F9				G6-3	4	0	1	0	0	1	1											
Pete Coachman, R Max Venable, L (9, PH) OBP: 0.330, SLG: 0.411					F7		G4-3		K	3	0	1	0	0	0	1											
Donnie Hill, S OBP: 0.314, SLG: 0.344		G4-3							G6-3	4	0	1	0	0	0	2											
Dick Schofield, R OBP: 0.345, SLG: 0.260			SH5-4 1B		K					3	1	1	0	0	2	2											
Inning Stats	R: 0 E: 0 K: 2 S: 14	H: 0 LOB: 1 BB: 1 P: 23	R: 0 E: 0 K: 1 S: 11	H: 1 LOB: 1 BB: 0 P: 17	R: 1 E: 0 K: 0 S: 15	H: 3 LOB: 1 BB: 0 P: 23	R: 0 E: 1 K: 1 S: 11	H: 1 LOB: 2 BB: 0 P: 19	R: 1 E: 0 K: 0 S: 13	H: 1 LOB: 1 BB: 1 P: 23	R: 0 E: 0 K: 0 S: 6	H: 0 LOB: 0 BB: 0 P: 9	R: 0 E: 0 K: 1 S: 9	H: 1 LOB: 0 BB: 0 P: 11	R: 0 E: 0 K: 1 S: 9	H: 0 LOB: 0 BB: 0 P: 13		R: 0 E: 0 K: 1 S: 11	H: 1 LOB: 0 BB: 0 P: 18	1B: 7 2B: 1 3B: 0 HR: 0	SF: 0 SAC: 1 DP: 1 HBP: 0	WP: 0 PB: 0 SB: 0 CS: 1	PA: 36				
PITCHER	IP	WLS	BF	H	R	ER	SO	BB	IBB	HBP	BLK	WP	HR	S	P	ERA	WHIP										
Alex Fernandez, R ERA: 3.89	8.0	W	32	7	2	2	6	2	0	0	0	0	0	88	138	2.25	1.125										
Bobby Thigpen, R ERA: 2.0	1.0	S	3	1	0	0	1	0	0	0	0	0	0	11	18	0.00	1.000										

Batter	1	2	3	4	5	6	7	8	9	AB	R	H	RBI	BB	SO	LOB	BOTTOM										
Phil Bradley, R OBP: 0.343, SLG: 0.340	F9		CS		F9		G4-3			4	0	1	0	0	0	0	California Angels @ Chicago White Sox Comiskey Park, Chicago, IL Thu Aug 23 1990, 8:05 PM EDT Att: 32,393 - Unknown										
Robin Ventura, L OBP: 0.308, SLG: 0.302	K		CS		G3		G5-3		K	2	0	0	0	2	1	0											
Ivan Calderon, R OBP: 0.342, SLG: 0.444	F8				P6		G5-3			4	1	1	0	0	0	2											
Dan Pasqua, L OBP: 0.348, SLG: 0.522										2	2	1	1	0	0	1											
Carlos Martinez, R OBP: 0.249, SLG: 0.323										1	0	0	0	0	0	1											
Lance Johnson, L OBP: 0.305, SLG: 0.337										0	0	0	0	0	0	0											
Carlton Fisk, R OBP: 0.385, SLG: 0.452										4	0	2	0	0	0	1											
Ron Karkovice, R OBP: 0.336, SLG: 0.432										0	0	0	0	0	0	0											
Frank Thomas, R OBP: 0.436, SLG: 0.515										2	1	1	0	2	0	1											
Steve Lyons, L OBP: 0.257, SLG: 0.281										0	0	0	0	0	0	0											
Sammy Sosa, R OBP: 0.284, SLG: 0.421										3	0	0	0	1	1	2											
Scott Fletcher, R OBP: 0.316, SLG: 0.321										4	0	2	2	0	0	1											
Ozzie Guillen, L OBP: 0.324, SLG: 0.362										3	0	0	0	0	0	4											
Inning Stats	R: 0 E: 0 K: 1 S: 9	H: 0 LOB: 0 BB: 0 P: 16	R: 1 E: 0 K: 0 S: 6	H: 1 LOB: 0 BB: 0 P: 9	R: 0 E: 0 K: 0 S: 8	H: 1 LOB: 0 BB: 0 P: 15	R: 3 E: 0 K: 0 S: 15	H: 3 LOB: 2 BB: 2 P: 27	R: 0 E: 0 K: 0 S: 9	H: 0 LOB: 1 BB: 1 P: 18	R: 0 E: 0 K: 0 S: 13	H: 1 LOB: 2 BB: 1 P: 20	R: 0 E: 0 K: 0 S: 15	H: 0 LOB: 1 BB: 1 P: 24	R: 0 E: 0 K: 1 S: 8	H: 2 LOB: 1 BB: 0 P: 12	R: 0 E: 0 K: 1 S: 8	H: 1 LOB: 1 BB: 0 P: 12	1B: 5 2B: 3 3B: 0 HR: 0	SF: 0 SAC: 0 DP: 1 HBP: 1	WP: 0 PB: 0 SB: 0 CS: 1	PA: 36					
PITCHER	IP	WLS	BF	H	R	ER	SO	BB	IBB	HBP	BLK	WP	HR	S	P	ERA	WHIP										
Kirk McCaskill, R ERA: 3.16	5.2	L	26	6	4	4	1	4	0	1	0	0	0	58	103	6.35	1.765										
Cliff Young, L ERA: 3.57	1.2		7	2	0	0	0	1	0	0	0	0	0	20	31	0.00	1.800										
Mark Eichhorn, R ERA: 3.13	0.2		2	0	0	0	1	0	0	0	0	0	0	5	7	0.00	0.000										

Batter	1	2	3	4	5	6	7	8	9	AB	R	H	RBI	BB	SO	LOB	TOP										
Luis Polonia, L OBP: 0.341, SLG: 0.391 Max Venable, L OBP: 0.330, SLG: 0.411	0-1 F9 1B		2-2 F7			1-0 1B		1-2 L7		4	0	2	0	0	0	1											
Dick Schofield, R OBP: 0.351, SLG: 0.260	1-0 G4-6-3 1B			2-0 P6		0-0 G5-3			4-1 1B HR BB	3	1	1	0	1	0	1											
Devon White, S OBP: 0.285, SLG: 0.353	3-2 F9			1-1 F7			1-2 E5 G4-3		1-0 F8	4	0	0	0	0	0	3											
Chili Davis, S OBP: 0.364, SLG: 0.428 Dante Bichette, R OBP: 0.293, SLG: 0.419	3-1 G4-6-3			0-0 G4-3			3-1 G4-3		0-0 1B HR	4	0	1	0	0	0	3											
Brian Downing, R OBP: 0.389, SLG: 0.506		3-1 G6-3			1-1 G5-3				1-3 K	4	0	0	0	0	2	3											
Lee Stevens, L OBP: 0.295, SLG: 0.373	0-1 L9				0-3 K		0-0 F7		1-2 1B HR	4	1	1	3	0	1	1											
Johnny Ray, S OBP: 0.303, SLG: 0.347		1-3 K			2-3 K			2-2 F7	0-0 F7	4	0	0	0	0	2	1											
Bill Schroeder, R OBP: 0.269, SLG: 0.549 Lance Parrish, R OBP: 0.345, SLG: 0.456			0-0 G5-3			3-1 P3			1-3 K	3	0	0	0	0	1	0											
Pete Coachman, R OBP: 0.375, SLG: 0.400			2-1 P3			2-1 G4-3			1-1 HBP	2	0	0	0	0	0	0											
Inning Stats	R: 0 E: 0 K: 0 S: 9	H: 2 LOB: 1 BB: 0 P: 16	R: 0 E: 0 K: 1 S: 7	H: 0 LOB: 0 BB: 0 P: 11	R: 0 E: 0 K: 0 S: 7	H: 0 LOB: 0 BB: 0 P: 11	R: 0 E: 0 K: 2 S: 4	H: 0 LOB: 0 BB: 0 P: 7	R: 0 E: 0 K: 2 S: 8	H: 1 LOB: 1 BB: 0 P: 12	R: 0 E: 1 K: 1 S: 10	H: 0 LOB: 1 BB: 0 P: 16	R: 0 E: 0 K: 1 S: 11	H: 0 LOB: 1 BB: 0 P: 16	R: 3 E: 0 K: 1 S: 12	H: 2 LOB: 1 BB: 1 P: 19	1B: 4 2B: 0 3B: 0 HR: 1	SF: 0 SAC: 0 DP: 1 HBP: 1	WP: 0 PB: 0 SB: 0 CS: 0	PA: 34							
PITCHER	IP	WLS	BF	H	R	ER	SO	BB	IBB	HBP	BLK	WP	HR	S	P	ERA	WHIP										
Jack McDowell, R ERA: 3.71	8.0		29	3	1	1	5	1	0	1	0	0	0	63	105	1.12	0.500										
Bobby Thigpen, R ERA: 2.2	1.0	L	5	2	2	2	1	0	0	0	0	0	1	11	14	18.00	2.000										

California Angels @ Chicago White Sox
Comiskey Park, Chicago, IL
Sat Aug 25 1990, 8:05 PM EDT
Att: 37,079 - Unknown - 80 F

AB 32
R 3
H 5
RBI 3
BB 1
SO 6
LOB 13



Batter	1	2	3	4	5	6	7	8	9	AB	R	H	RBI	BB	SO	LOB	BOTTOM										
Sammy Sosa, R OBP: 0.283, SLG: 0.415	3-2 G6-3		2-3 K2-3		2-3 K			0-0 P5		4	0	0	0	0	2	2											
Robin Ventura, L OBP: 0.310, SLG: 0.303	0-1 G3-1		2-1 1B			4-1 G3-6-3 BB		2-2 G3		3	0	1	1	1	0	0											
Ivan Calderon, R OBP: 0.346, SLG: 0.447	1-2 CS 1B		0-0 F9			0-0 B2		1-2 F9		4	0	1	0	0	0	2											
Frank Thomas, R OBP: 0.453, SLG: 0.500	1-0 CS	3-2 1B		4-2 CS BB		2-2 G3-6-3			1-3 K	3	0	1	0	1	1	1											
Carlton Fisk, R OBP: 0.382, SLG: 0.448		1-3 K		2-1 F8			2-2 G6-3		1-3 K	4	0	0	0	0	2	2											
Phil Bradley, R OBP: 0.345, SLG: 0.341 Lance Johnson, L OBP: 0.308, SLG: 0.341		1-3 K		3-3 K			1-1 S 1B		1-1 S 1B	3	1	1	0	0	2	2											
Carlos Martinez, R OBP: 0.243, SLG: 0.315 Dan Pasqua, L OBP: 0.346, SLG: 0.520		0-1 L8			2-2 G5-3		1-0 F7		3-1 G3-1	3	0	0	0	0	2												
Scott Fletcher, R OBP: 0.315, SLG: 0.320			0-1 SH1-3 1B		0-2 G3-1		2-0 FC5-4 1B			3	1	2	1	0	0	0											
Ozzie Guillen, L OBP: 0.324, SLG: 0.361			0-0 SH1-3		1-1 1B		1-2 FC5-4			2	0	1	0	0	0	1											
Inning Stats	R: 0 E: 0 K: 0 S: 9	H: 1 LOB: 0 BB: 0 P: 14	R: 0 E: 0 K: 2 S: 15	H: 1 LOB: 1 BB: 0 P: 20	R: 1 E: 0 K: 1 S: 10	H: 2 LOB: 1 BB: 0 P: 14	R: 0 E: 0 K: 1 S: 8	H: 0 LOB: 1 BB: 1 P: 17	R: 0 E: 0 K: 0 S: 5	H: 1 LOB: 1 BB: 0 P: 11	R: 1 E: 0 K: 0 S: 12	H: 2 LOB: 1 BB: 0 P: 18	R: 0 E: 0 K: 0 S: 7	H: 0 LOB: 0 BB: 0 P: 10	R: 0 E: 0 K: 2 S: 12	H: 1 LOB: 1 BB: 0 P: 18	1B: 8 2B: 1 3B: 0 HR: 0	SF: 0 SAC: 1 DP: 2 HBP: 0	WP: 0 PB: 0 SB: 0 CS: 2	PA: 35							
PITCHER	IP	WLS	BF	H	R	ER	SO	BB	IBB	HBP	BLK	WP	HR	S	P	ERA	WHIP										
Mark Langston, L ERA: 4.45	8.0		30	7	2	2	5	2	0	0	0	0	0	79	121	2.25	1.125										
Bryan Harvey, R ERA: 2.25	1.0	S	4	1	0	0	2	0	0	0	0	0	0	12	18	0.00	1.000										

California Angels @ Chicago White Sox
Comiskey Park, Chicago, IL
Sat Aug 25 1990, 8:05 PM EDT
Att: 37,079 - Unknown - 80 F

AB 31
R 2
H 8
RBI 2
BB 2
SO 7
LOB 13



Batter	1	2	3	4	5	6	7	8	9	AB	R	H	RBI	BB	SO	LOB	TOP
Dick Schofield, R OBP: 0.346, SLG: 0.255 (1, 6)	G3-1		F8		G4-3			G6-3		4	0	0	0	0	0	3	California Angels @ Chicago White Sox Comiskey Park, Chicago, IL Sun Aug 26 1990, 4:33 AM EDT Att: 34,249 - Overcast - 83 F
Devon White, S OBP: 0.284, SLG: 0.355 (1, 8)	F9 2B		F8			E6 G6-4-3		F8		4	1	1	0	0	0	1	
Chili Davis, S OBP: 0.360, SLG: 0.423 (1, 10)	F9		CS		G6-3			K		4	0	0	0	0	2	2	
Dave Winfield, R OBP: 0.329, SLG: 0.441 Max Venable, L OBP: 0.330, SLG: 0.411 (9, PR) (9, 7)					G6-3			G6-4-3		4	0	2	1	0	0	1	
Lance Parrish, R OBP: 0.344, SLG: 0.462 (1, 2)					G6-3			FC5-4 1B		0	0	0	0	0	0	0	
	G6-3				G5-3			HR		4	2	1	1	0	0	2	
Dante Bichette, R OBP: 0.289, SLG: 0.432 (9, 9)								F7		4	1	3	2	0	0	0	
Lee Stevens, L OBP: 0.300, SLG: 0.372 (1, 3)								HR		3	0	1	0	1	0	1	
Johnny Ray, S OBP: 0.302, SLG: 0.349 (1, 4)								1B		4	0	1	0	0	0	3	
Pete Coachman, R OBP: 0.400, SLG: 0.406 (1, 5)								G4-3		4	0	1	0	0	0	3	
								L7		4	0	1	0	0	0	3	
								G4-3		2	0	1	0	0	0	0	
								F7		2	0	1	0	0	0	0	
								HR		4	1	3	2	0	0	0	
								HR		3	0	1	0	1	0	1	
								1B		4	0	1	0	0	0	3	
								G4-3		4	0	1	0	0	0	3	
								2B		2	0	1	0	0	0	0	
								CS		2	0	1	0	0	0	0	
								1B		2	0	1	0	0	0	0	
								HR		4	1	3	2	0	0	0	
								HR		3	0	1	0	1	0	1	
								1B		4	0	1	0	0	0	3	
								2B		4	0	1	0	0	0	3	
								CS		2	0	1	0	0	0	0	
								1B		2	0	1	0	0	0	0	
								HBP		4	1	3	2	0	0	0	
								1B		3	0	1	0	1	0	1	
								BB		4	0	1	0	0	0	3	
								2B		4	0	1	0	0	0	3	
								CS		2	0	1	0	0	0	0	
								1B		2	0	1	0	0	0	0	
								HBP		4	1	3	2	0	0	0	
								1B		3	0	1	0	1	0	1	
								BB		4	0	1	0	0	0	3	
								CS		2	0	1	0	0	0	0	
								1B		2	0	1	0	0	0	0	
								HBP		4	1	3	2	0	0	0	
								1B		3	0	1	0	1	0	1	
								HR		4	0	1	0	0	0	3	
								HR		3	0	1	0	1	0	1	
								1B		4	0	1	0	0	0	3	
								1B		4	0	1	0	0	0	3	
								CS		2	0	1	0	0	0	0	
								1B		2	0	1	0	0	0	0	
								HBP		4	1	3	2	0	0	0	
								1B		3	0	1	0	1	0	1	
								HR		4	0	1	0	0	0	3	
								HR		3	0	1	0	1	0	1	
								1B		4	0	1	0	0	0	3	
								1B		4	0	1	0	0	0	3	
								CS		2	0	1	0	0	0	0	
								1B		2	0	1	0	0	0	0	
								HBP		4	1	3	2	0	0	0	
								1B		3	0	1	0	1	0	1	
								HR		4	0	1	0	0	0	3	
								HR		3	0	1	0	1	0	1	
								1B		4	0	1	0	0	0	3	
								1B		4	0	1	0	0	0	3	
								CS		2	0	1	0	0	0	0	
								1B		2	0	1	0	0	0	0	
								HBP		4	1	3	2	0	0	0	
								1B		3	0	1	0	1	0	1	
								HR		4	0	1	0	0	0	3	
								HR		3	0	1	0	1	0	1	
								1B		4	0	1	0	0	0	3	
								1B		4	0	1	0	0	0	3	
								CS		2	0	1	0	0	0	0	
								1B		2	0	1	0	0	0	0	
								HBP		4	1	3	2	0	0	0	
								1B		3	0	1	0	1	0	1	
								HR		4	0	1	0	0	0	3	
								HR		3	0	1	0	1	0	1	
								1B		4	0	1	0	0	0	3	
								1B		4	0	1	0	0	0	3	
								CS		2	0	1	0	0	0	0	
								1B		2	0	1	0	0	0	0	
								HBP		4	1	3	2	0	0	0	
								1B		3	0	1	0	1	0	1	
								HR		4	0	1	0	0	0	3	
								HR		3	0	1	0	1	0	1	
								1B		4	0	1	0	0	0	3	
								1B		4	0	1	0	0	0	3	
								CS		2	0	1	0	0	0	0	
								1B		2	0	1	0	0	0	0	
								HBP		4	1	3	2	0	0	0	
								1B		3	0	1	0	1	0	1	
								HR		4	0	1	0	0	0	3	
								HR		3	0	1	0	1	0	1	
								1B		4	0	1	0	0	0	3	
								1B		4	0	1	0	0	0	3	
								CS		2	0	1	0	0	0	0	
								1B		2	0	1	0	0	0	0	
								HBP		4	1	3	2	0	0	0	
								1B		3	0	1	0	1	0	1	
								HR		4	0	1	0	0	0	3	
								HR		3	0	1	0	1	0	1	
								1B		4	0	1	0	0	0	3	
								1B		4	0	1	0	0	0	3	
								CS		2	0	1	0	0	0	0	
								1B		2	0	1	0	0	0	0	
								HBP		4	1	3	2	0	0	0	
								1B		3	0	1	0	1	0	1	
								HR		4	0	1	0	0	0	3	
								HR		3	0	1	0	1	0	1	
								1B		4	0	1	0	0	0	3	
								1B		4	0	1	0	0	0	3	
								CS		2	0	1	0	0	0	0	

Batter	1	2	3	4	5	6	7	8	9	AB	R	H	RBI	BB	SO	LOB	TOP					
Sammy Sosa, R OBP: 0.283, SLG: 0.411 (1, 9)	G6-3		G1-3			G4-3		K		4	0	0	0	0	1	1	Chicago White Sox @ Minnesota Twins Hubert H. Humphrey Metrodome, Minneapolis, MN Mon Aug 27 1990, 8:05 PM EDT Att: 15,329 - Dome - 72 F livebaseballscorecards.com					
Phil Bradley, R OBP: 0.344, SLG: 0.341 (1, 8)	K			G6-3		G4-3			L1-3 2B	4	0	1	0	0	1	0						
Ivan Calderon, R OBP: 0.343, SLG: 0.444 (1, 7)	G1-3				K	G6-3			G5-3	4	0	0	0	0	1	1						
Carlton Fisk, R OBP: 0.379, SLG: 0.445 (1, 10)					F8				G5-3	4	0	1	0	0	0	1						
Frank Thomas, R OBP: 0.447, SLG: 0.474 (1, 3)							K		G6-3	3	0	0	0	1	1	2						
Ron Karkovics, R OBP: 0.322, SLG: 0.413 (1, 2)							P6			3	0	0	0	0	1	1						
Scott Fletcher, R OBP: 0.312, SLG: 0.317 (1, 4)									L1-3	4	0	1	0	0	0	1						
Craig Grebeck, R OBP: 0.234, SLG: 0.242 (1, 5)									G6-3	3	0	0	0	1	1	2						
Ozzie Guillen, L OBP: 0.321, SLG: 0.358 (1, 6)										3	0	0	0	0	1	1						
Inning Stats	R: 0 E: 0 K: 1 S: 6	H: 0 LOB: 0 BB: 0 P: 8	R: 0 E: 0 K: 0 S: 6	H: 1 LOB: 0 BB: 0 P: 9	R: 0 E: 0 K: 0 S: 9	H: 0 LOB: 1 BB: 1 P: 14	R: 0 E: 0 K: 1 S: 7	H: 0 LOB: 0 BB: 0 P: 9	R: 0 E: 0 K: 1 S: 9	H: 2 LOB: 2 BB: 0 P: 12	R: 0 E: 0 K: 0 S: 5	H: 0 LOB: 0 BB: 0 P: 8	R: 0 E: 0 K: 1 S: 8	H: 0 LOB: 1 BB: 1 P: 17	R: 0 E: 0 K: 1 S: 6	H: 0 LOB: 0 BB: 0 P: 7	R: 0 E: 0 K: 0 S: 9	H: 1 LOB: 1 BB: 0 P: 14	1B: 3 2B: 1 3B: 0 HR: 0	SF: 0 SAC: 0 DP: 1 HBP: 0	WP: 0 PB: 0 SB: 0 CS: 0	PA: 32
PITCHER Allan Anderson, L ERA: 4.64 (1, 1)	IP: 9.0 WLS: W BF: 32 H: 4 R: 0 ER: 0 SO: 5 BB: 2 IBB: 0 HBP: 0 BLK: 0 WP: 0 HR: 0 S: 65 P: 98 ERA: 0.00 WHIP: 0.667															PITCHER						

Batter	1	2	3	4	5	6	7	8	9	AB	R	H	RBI	BB	SO	LOB	BOTTOM			
Dan Gladden, R OBP: 0.309, SLG: 0.368 (1, 7)	K			K				L6	G6-3	5	1	1	0	0	2	4	Chicago White Sox @ Minnesota Twins Hubert H. Humphrey Metrodome, Minneapolis, MN Mon Aug 27 1990, 8:05 PM EDT Att: 15,329 - Dome - 72 F livebaseballscorecards.com			
Nelson Liriano, S OBP: 0.295, SLG: 0.315 (1, 4)	P2									3	1	2	2	1	0	0				
Kent Hrbek, L OBP: 0.377, SLG: 0.477 (1, 3)										4	1	1	0	0	2	3				
Gary Gaetti, R OBP: 0.284, SLG: 0.391 (1, 5)										3	1	0	0	1	2	3				
Gene Larkin, S OBP: 0.345, SLG: 0.408 (1, 9)										4	2	3	4	0	1	1				
Brian Harper, R OBP: 0.345, SLG: 0.452 (1, 2)										4	0	0	0	0	0	2				
Paul Sorrento, L OBP: 0.259, SLG: 0.329 (1, 10)										3	0	0	0	0	1	0				
Carmen Castillo, R OBP: 0.225, SLG: 0.233 (8, PH)										0	0	0	0	1	0	0				
Shane Mack, R OBP: 0.360, SLG: 0.419 (1, 8)										4	0	0	0	0	2	2				
Greg Gagne, R OBP: 0.283, SLG: 0.357 (1, 6)										3	1	2	1	1	0	0				
Inning Stats	R: 3 E: 0 K: 1 S: 19	H: 2 LOB: 0 BB: 1 P: 34	R: 0 E: 0 K: 2 S: 7	H: 0 LOB: 0 BB: 0 P: 10	R: 2 E: 0 K: 2 S: 17	H: 3 LOB: 1 BB: 0 P: 21	R: 0 E: 0 K: 1 S: 9	H: 0 LOB: 1 BB: 1 P: 14	R: 0 E: 0 K: 0 S: 3	H: 0 LOB: 0 BB: 0 P: 4	R: 1 E: 1 K: 1 S: 14	H: 2 LOB: 1 BB: 0 P: 21	R: 1 E: 0 K: 1 S: 9	H: 2 LOB: 2 BB: 1 P: 14	R: 0 E: 0 K: 1 S: 9	H: 0 LOB: 0 BB: 0 P: 14	1B: 5 2B: 1 3B: 2 HR: 1	SF: 0 SAC: 0 DP: 0 HBP: 0	WP: 0 PB: 0 SB: 1 CS: 0	PA: 37
PITCHER Melido Perez, R ERA: 4.52 (1, 1)	IP: 7.1 WLS: L BF: 33 H: 8 R: 7 ER: 7 SO: 9 BB: 3 IBB: 0 HBP: 0 BLK: 0 WP: 0 HR: 1 S: 80 P: 125 ERA: 8.59 WHIP: 1.500															PITCHER				
Ken Patterson, L ERA: 3.77 (8, 1)	0.2 4 1 0 0 1 1 0 0 0 0 0 7 12 0.00 3.000															PITCHER				



Batter	1	2	3	4	5	6	7	8	9	AB	R	H	RBI	BB	SO	LOB	TOP					
Phil Bradley, R OBP: 0.345, SLG: 0.341 (1, 10)	F9		1B	FC4-6			P4			3	0	1	0	1	0	0	Chicago White Sox @ Minnesota Twins Hubert H. Humphrey Metrodome, Minneapolis, MN Tue Aug 28 1990, 8:05 PM EDT Att: 19,899 - Dome - 72 F					
Lance Johnson, L OBP: 0.307, SLG: 0.339 (1, 8)	G6-3		1B	FC4-6			G4-3			4	0	1	1	0	0	3						
Ivan Calderon, R OBP: 0.342, SLG: 0.444 (1, 7)	K		CS	2B	P5			B2-3		4	1	1	0	0	1	0						
Dan Pasqua, L OBP: 0.352, SLG: 0.535 (1, 9)		HR		FC6-5	K			P2		4	1	2	2	0	1	0						
Carlton Fisk, R OBP: 0.376, SLG: 0.440 (1, 2)	G5-3			FC6-5	L4			K		4	1	0	0	0	1	1						
Frank Thomas, R OBP: 0.448, SLG: 0.525 (1, 3)	G6-3			FC4-6			P3			4	2	2	1	0	0	0						
Robin Ventura, L OBP: 0.309, SLG: 0.299 (1, 5)	G6-3			FC4-6			L4			3	0	0	0	1	0	0						
Scott Fletcher, R OBP: 0.312, SLG: 0.316 (1, 4)				FC4-6			L6			4	0	1	1	0	1	2						
Ozzie Guillen, L OBP: 0.320, SLG: 0.357 (1, 6)			FC3-6	1B			G4-3			4	1	1	1	0	0	1						
Inning Stats	R: 0 E: 0 K: 1 S: 9	H: 0 LOB: 0 BB: 0 P: 12	R: 1 E: 0 K: 0 S: 11	H: 1 LOB: 0 BB: 0 P: 20	R: 1 E: 0 K: 0 S: 10	H: 3 LOB: 0 BB: 0 P: 17	R: 3 E: 0 K: 0 S: 17	H: 4 LOB: 3 BB: 2 P: 30	R: 0 E: 0 K: 1 S: 11	H: 0 LOB: 0 BB: 0 P: 15	R: 0 E: 0 K: 0 S: 6	H: 0 LOB: 0 BB: 0 P: 10	R: 0 E: 0 K: 0 S: 8	H: 0 LOB: 0 BB: 0 P: 14	R: 0 E: 0 K: 1 S: 6	H: 0 LOB: 0 BB: 0 P: 7		R: 1 E: 0 K: 1 S: 9	H: 1 LOB: 0 BB: 0 P: 15	1B: 4 2B: 3 3B: 0 HR: 2	SF: 0 SAC: 0 DP: 0 HBP: 0	WP: 0 PB: 0 SB: 0 CS: 1
PITCHER	IP	WLS	BF	H	R	ER	SO	BB	IBB	HBP	BLK	WP	HR	S	P	ERA	WHIP					
Scott Erickson, R ERA: 3.93 (1, 1)	3.1		15	7	5	5	1	0	0	0	0	0	1	39	62	13.50	2.100					
Tim Drummond, R ERA: 4.56 (4, 1)	2.2	W	11	1	0	0	1	2	0	0	0	0	0	25	42	0.00	1.125					
Gary Wayne, L ERA: 4.66 (7, 1)	3.0	S	10	1	1	1	2	0	0	0	0	0	1	23	36	3.00	0.333					

Batter	1	2	3	4	5	6	7	8	9	AB	R	H	RBI	BB	SO	LOB	BOTTOM					
Dan Gladden, R OBP: 0.308, SLG: 0.366 (1, 7)	F8		K	G5-4-3			F8	BB		5	1	1	1	0	1	4	Chicago White Sox @ Minnesota Twins Hubert H. Humphrey Metrodome, Minneapolis, MN Tue Aug 28 1990, 8:05 PM EDT Att: 19,899 - Dome - 72 F					
Nelson Liriano, S OBP: 0.299, SLG: 0.319 (1, 4)	K						E4	1B		3	1	2	1	0	1	0						
Al Newman, S OBP: 0.301, SLG: 0.293 (7, PH)								1B		1	0	1	0	1	0	0						
Kent Hrbek, L OBP: 0.378, SLG: 0.483 (1, 3)	G1-3		G6-3		HR		F8	G5-3		5	1	2	4	0	0	3						
Gary Gaetti, R OBP: 0.283, SLG: 0.389 (1, 5)		F9		2B	G6-3		L6	G5-3		5	1	1	0	0	0	3						
Gene Larkin, S OBP: 0.344, SLG: 0.409 (1, 9)	F7			1B	F8			P3		4	1	1	0	0	0	0						
Paul Sorrento, L OBP: 0.282, SLG: 0.320 (1, 10)				1B				1B		2	1	0	0	0	0	0						
Carmen Castillo, R OBP: 0.231, SLG: 0.239 (8, PH)	F7			BB	SF8			1B		1	1	1	0	0	0	0						
Junior Ortiz, R OBP: 0.400, SLG: 0.408 (1, 2)			1B	SF8			F7	1B		2	2	1	1	2	0	0						
John Moses, S OBP: 0.321, SLG: 0.286 (1, 8)			1B	1B			F8	1B		3	2	2	2	1	0	0						
Shane Mack, R OBP: 0.350, SLG: 0.419 (9, 8)			1B	1B				1B		0	0	0	0	0	0	0						
Greg Gagne, R OBP: 0.285, SLG: 0.360 (1, 6)			1B	SF8			F8	1B		3	1	2	3	0	0	0						
Inning Stats	R: 0 E: 0 K: 1 S: 8	H: 0 LOB: 0 BB: 0 P: 14	R: 0 E: 0 K: 0 S: 9	H: 0 LOB: 0 BB: 0 P: 13	R: 2 E: 0 K: 1 S: 16	H: 3 LOB: 1 BB: 1 P: 27	R: 3 E: 0 K: 0 S: 11	H: 3 LOB: 1 BB: 1 P: 18	R: 2 E: 0 K: 0 S: 11	H: 2 LOB: 0 BB: 0 P: 15	R: 0 E: 0 K: 0 S: 7	H: 0 LOB: 0 BB: 0 P: 10	R: 0 E: 1 K: 0 S: 10	H: 1 LOB: 1 BB: 0 P: 13	R: 5 E: 0 K: 0 S: 14	H: 5 LOB: 1 BB: 2 P: 25	R: 1 E: 0 K: 0 S: 9	H: 1 LOB: 0 BB: 0 P: 15	1B: 12 2B: 1 3B: 0 HR: 1	SF: 1 SAC: 0 DP: 3 HBP: 1	WP: 0 PB: 0 SB: 0 CS: 0	PA: 40
PITCHER	IP	WLS	BF	H	R	ER	SO	BB	IBB	HBP	BLK	WP	HR	S	P	ERA	WHIP					
Alex Fernandez, R ERA: 4.78 (1, 1)	3.0		17	5	5	5	2	0	0	0	0	0	1	24	33	5.40	0.600					
Adam Peterson, R ERA: 4.46 (4, 1)	3.1	L	11	2	2	2	0	0	0	0	0	0	0	22	34	27.00	4.800					
Scott Radinsky, L ERA: 3.65 (7, 1)	1.2		12	6	5	5	0	2	0	0	0	0	0	22	34	27.00	4.800					

Batter	1	2	3	4	5	6	7	8	9	AB	R	H	RBI	BB	SO	LOB	TOP			
Sammy Sosa, R OBP: 0.280, SLG: 0.407 (1, 9)										4	0	0	0	0	2	0	Chicago White Sox @ Minnesota Twins Hubert H. Humphrey Metrodome, Minneapolis, MN Wed Aug 29 1990, 8:05 PM EDT Att: 18,159 - Dome - 72 F livebaseballscorecards.com			
Lance Johnson, L OBP: 0.306, SLG: 0.338 (1, 8)										4	0	1	0	0	0	0				
Ivan Calderon, R OBP: 0.342, SLG: 0.443 (1, 7)										4	0	1	0	0	0	1				
Frank Thomas, R OBP: 0.441, SLG: 0.506 (1, 10)										3	0	0	0	1	1	1				
Carlton Fisk, R OBP: 0.372, SLG: 0.434 (1, 2)										4	0	0	0	0	2	1				
Carlos Martinez, R OBP: 0.247, SLG: 0.329 (1, 3)										3	1	2	1	0	0	0				
Robin Ventura, L OBP: 0.307, SLG: 0.296 (1, 5)										3	0	0	0	0	0	1				
Scott Fletcher, R OBP: 0.312, SLG: 0.316 (1, 4)										3	0	1	0	0	0	0				
Ozzie Guillen, L OBP: 0.318, SLG: 0.354 (1, 6)										3	0	0	0	0	0	1				
Inning Stats	R: 0 E: 0 K: 1 S: 9	H: 1 LOB: 0 BB: 0 P: 12	R: 0 E: 0 K: 0 S: 9	H: 1 LOB: 1 BB: 0 P: 14	R: 0 E: 0 K: 0 S: 4	H: 0 LOB: 0 BB: 0 P: 6	R: 0 E: 0 K: 1 S: 9	H: 0 LOB: 1 BB: 1 P: 18	R: 0 E: 0 K: 0 S: 8	H: 1 LOB: 1 BB: 0 P: 12	R: 1 E: 0 K: 0 S: 8	H: 1 LOB: 0 BB: 0 P: 13	R: 0 E: 0 K: 1 S: 8	H: 0 LOB: 0 BB: 0 P: 12	R: 0 E: 0 K: 1 S: 6	H: 0 LOB: 0 BB: 0 P: 8	1B: 4 2B: 0 3B: 0 HR: 1	SF: 0 SAC: 0 DP: 0 HBP: 0	WP: 1 PB: 0 CS: 1	PA: 32
PITCHER Mark Guthrie, L ERA: 4.26 (1, 1)	IP: 9.0 WLS: W BF: 32	H: 5 R: 1 ER: 1 SO: 5	BB: 1 IBB: 0 HBP: 0 BLK: 0	WP: 1 HR: 1 S: 73 P: 113	ERA: 1.00 WHIP: 0.667											AB: 31 R: 1 H: 5 RBI: 1 BB: 1 SO: 5 LOB: 5				

Batter	1	2	3	4	5	6	7	8	9	AB	R	H	RBI	BB	SO	LOB	BOTTOM			
Dan Gladden, R OBP: 0.310, SLG: 0.366 (1, 7)										3	0	1	0	1	0	2	Chicago White Sox @ Minnesota Twins Hubert H. Humphrey Metrodome, Minneapolis, MN Wed Aug 29 1990, 8:05 PM EDT Att: 18,159 - Dome - 72 F livebaseballscorecards.com			
Al Newman, S OBP: 0.300, SLG: 0.290 (1, 4)										3	0	0	1	1	0	3				
Brian Harper, R OBP: 0.341, SLG: 0.448 (1, 2)										4	0	0	0	0	0	4				
Gary Gaetti, R OBP: 0.281, SLG: 0.385 (1, 5)										4	0	0	0	0	1	1				
Gene Larkin, S OBP: 0.349, SLG: 0.413 (1, 9)										4	1	3	0	0	0	0				
Kent Hrbek, L OBP: 0.376, SLG: 0.483 (1, 3)										4	1	2	0	0	0	1				
Carmen Castillo, R OBP: 0.234, SLG: 0.242 (1, 10)										3	1	1	1	0	0	2				
Nelson Liriano, S OBP: 0.301, SLG: 0.321 (6, PH)										1	0	1	0	0	0	0				
Shane Mack, R OBP: 0.358, SLG: 0.421 (1, 8)										4	1	1	1	0	0	3				
Greg Gagne, R OBP: 0.288, SLG: 0.374 (1, 6)										4	2	2	1	0	0	1				
Inning Stats	R: 0 E: 0 K: 0 S: 7	H: 0 LOB: 0 BB: 0 P: 9	R: 4 E: 4 K: 1 S: 20	H: 4 LOB: 2 BB: 1 P: 36	R: 0 E: 0 K: 0 S: 15	H: 2 LOB: 2 BB: 0 P: 20	R: 1 E: 0 K: 0 S: 7	H: 1 LOB: 1 BB: 1 P: 12	R: 0 E: 0 K: 0 S: 3	H: 0 LOB: 0 BB: 0 P: 6	R: 1 E: 0 K: 0 S: 8	H: 2 LOB: 0 BB: 0 P: 11	R: 0 E: 0 K: 0 S: 6	H: 1 LOB: 1 BB: 0 P: 6	R: 0 E: 0 K: 0 S: 5	H: 1 LOB: 0 BB: 0 P: 6	1B: 8 2B: 2 3B: 0 HR: 1	SF: 0 SAC: 0 DP: 3 HBP: 0	WP: 0 PB: 0 CS: 0	PA: 36
PITCHER Wayne Edwards, L ERA: 3.24 Donn Pall, R ERA: 3.16 (8, 1)	IP: 7.0 WLS: L BF: 33	H: 10 R: 6 ER: 4 SO: 4	BB: 2 IBB: 0 HBP: 0 BLK: 0	WP: 0 HR: 1 S: 66 P: 100	ERA: 5.14 WHIP: 1.714											AB: 34 R: 6 H: 11 RBI: 4 BB: 2 SO: 1 LOB: 17				



Batter	1	2	3	4	5	6	7	8	9	AB	R	H	RBI	BB	SO	LOB	TOP								
Sammy Sosa, R OBP: 0.280, SLG: 0.405	G6-3		G6-3					F8		3	0	0	0	1	0	0	Chicago White Sox @ Minnesota Twins Hubert H. Humphrey Metrodome, Minneapolis, MN Thu Aug 30 1990, 4:33 AM EDT Att: 15,771 - Dome - 72 F livebaseballscorecards.com								
Phil Bradley, R OBP: 0.348, SLG: 0.342 Lance Johnson, L (8, PH) OBP: 0.305, SLG: 0.337	G1-3			2B IHR	1B			F8		2	1	1	0	1	1	1									
Ivan Calderon, R OBP: 0.343, SLG: 0.444	G1-3			2B IHR				F8		3	1	1	0	1	0	1									
Frank Thomas, R OBP: 0.438, SLG: 0.494 Dan Pasqua, L (8, PH) OBP: 0.354, SLG: 0.541	K			2B IHR	BB			CS		2	1	0	0	1	2	1									
Carlos Martinez, R OBP: 0.248, SLG: 0.327 Steve Lyons, L (9, PH) OBP: 0.253, SLG: 0.277	F8			K						2	0	0	0	1	1	3									
Ron Karkovics, R OBP: 0.327, SLG: 0.433	G6-3			IHR				BB		3	1	1	4	1	0	1									
Scott Fletcher, R OBP: 0.309, SLG: 0.313	F7			F8						4	0	0	0	0	2										
Craig Grebeck, R OBP: 0.227, SLG: 0.235			K	K				F8		3	0	0	0	2	0										
Ozzie Guillen, L OBP: 0.316, SLG: 0.352			F8					K		3	0	0	0	1	0										
Inning Stats	R: 0 E: 0 K: 1 S: 5	H: 0 LOB: 1 BB: 1 P: 9	R: 0 E: 0 K: 0 S: 8	H: 0 LOB: 0 BB: 0 P: 9	R: 0 E: 0 K: 1 S: 7	H: 0 LOB: 0 BB: 0 P: 8	R: 4 E: 0 K: 2 S: 17	H: 3 LOB: 0 BB: 1 P: 31	R: 0 E: 0 K: 1 S: 8	H: 0 LOB: 1 BB: 1 P: 15	R: 0 E: 0 K: 1 S: 8	H: 0 LOB: 0 BB: 0 P: 9	R: 0 E: 0 K: 0 S: 9	H: 0 LOB: 0 BB: 0 P: 13	R: 0 E: 0 K: 1 S: 7	H: 1 LOB: 1 BB: 1 P: 15		1B: 1 2B: 2 3B: 0 HR: 1	SF: 0 SAC: 0 DP: 1 HBP: 0	WP: 0 PB: 0 SB: 0 CS: 2	PA: 35				
PITCHER	IP	WLS	BF	H	R	ER	SO	BB	IBB	HBP	BLK	WP	HR	S	P	ERA	WHIP								
David West, L ERA: 5.19	6.0	L	24	3	4	4	6	4	0	0	0	0	0	53	91	6.00	1.167								
Juan Berenguer, R ERA: 3.39	2.0		6	0	0	0	1	1	0	0	0	0	0	16	22	0.00	0.500								
Rick Aguilera, R ERA: 2.41	1.0		4	1	0	0	1	1	0	0	0	0	0	7	15	0.00	2.000								

Batter	1	2	3	4	5	6	7	8	9	AB	R	H	RBI	BB	SO	LOB	BOTTOM								
Dan Gladden, R OBP: 0.307, SLG: 0.363	G5-3	L7			G4-3			P3		4	0	0	0	0	0	0	Chicago White Sox @ Minnesota Twins Hubert H. Humphrey Metrodome, Minneapolis, MN Thu Aug 30 1990, 4:33 AM EDT Att: 15,771 - Dome - 72 F livebaseballscorecards.com								
Nelson Lirjano, S OBP: 0.304, SLG: 0.324	HR		P1		1B			P9		4	1	2	0	0	0	0									
Kent Hrbek, L OBP: 0.378, SLG: 0.488	1B		F7		G4-3			G5-3		4	1	1	2	0	0	1									
Gary Gaetti, R OBP: 0.278, SLG: 0.382	E7		K					G6-3		4	0	0	0	1	0										
Gene Larkin, S OBP: 0.353, SLG: 0.413	G6-3			G4-3	1B			F7		2	0	1	0	2	0	0									
Brian Harper, R OBP: 0.338, SLG: 0.443	G6-3		G4-3	G4-3				G4-3		4	0	0	0	0	4										
Paul Sorrento, L OBP: 0.273, SLG: 0.367 Shane Mack, R (9, PR) OBP: 0.358, SLG: 0.421	G6-3			HR				K		4	1	2	1	0	1	3									
John Moses, S OBP: 0.314, SLG: 0.279		P6		L9				P4		4	0	0	0	1	1										
Greg Gagne, R OBP: 0.285, SLG: 0.370	G5-3				G5-3			F7		3	0	0	0	0	0										
Inning Stats	R: 2 E: 1 K: 0 S: 12	H: 2 LOB: 2 BB: 1 P: 22	R: 0 E: 0 K: 0 S: 5	H: 0 LOB: 0 BB: 0 P: 7	R: 0 E: 0 K: 1 S: 8	H: 0 LOB: 0 BB: 0 P: 10	R: 1 E: 0 K: 0 S: 11	H: 2 LOB: 0 BB: 0 P: 17	R: 0 E: 0 K: 0 S: 8	H: 1 LOB: 1 BB: 0 P: 11	R: 0 E: 0 K: 1 S: 8	H: 0 LOB: 0 BB: 1 P: 14	R: 0 E: 0 K: 1 S: 7	H: 0 LOB: 0 BB: 0 P: 11	R: 0 E: 0 K: 0 S: 10	H: 0 LOB: 0 BB: 0 P: 15		R: 0 E: 0 K: 0 S: 5	H: 1 LOB: 1 BB: 0 P: 5	1B: 4 2B: 0 3B: 0 HR: 2	SF: 0 SAC: 0 DP: 1 HBP: 0	WP: 0 PB: 0 SB: 1 CS: 0	PA: 35		
PITCHER	IP	WLS	BF	H	R	ER	SO	BB	IBB	HBP	BLK	WP	HR	S	P	ERA	WHIP								
Jack McDowell, R ERA: 3.7	8.0	W	31	5	3	3	3	2	0	0	0	0	2	69	107	3.38	0.875								
Bobby Thigpen, R ERA: 2.17	1.0	S	4	1	0	0	0	0	0	0	0	0	0	5	5	0.00	1.000								




Batter	1	2	3	4	5	6	7	8	9	AB	R	H	RBI	BB	SO	LOB	TOP			
Sammy Sosa, R OBP: 0.281, SLG: 0.404										5	1	2	0	0	2	2	Chicago White Sox @ California Angels Anaheim Stadium, Anaheim, CA Fri Aug 31 1990, 10:05 PM EDT Att: 26,657 - Unknown			
Phil Bradley, R OBP: 0.351, SLG: 0.345										3	0	2	0	1	1	0				
Ivan Calderon, R OBP: 0.343, SLG: 0.442										4	1	1	0	1	0	4				
Carlton Fisk, R OBP: 0.370, SLG: 0.431										5	0	1	0	0	3	3				
Frank Thomas, R OBP: 0.436, SLG: 0.517										4	2	1	3	1	2	2				
Steve Lyons, L OBP: 0.253, SLG: 0.277										0	0	0	0	0	0	0				
Ron Karkovics, R OBP: 0.323, SLG: 0.438										5	1	2	0	0	2	2				
Scott Fletcher, R OBP: 0.311, SLG: 0.315										4	1	2	1	0	0	0				
Robin Ventura, L OBP: 0.309, SLG: 0.295										2	0	0	0	2	1	2				
Ozzie Guillen, L OBP: 0.318, SLG: 0.353										4	0	2	2	0	0	3				
Inning Stats	R: 0 E: 1 K: 2 S: 8	H: 2 LOB: 1 P: 8	R: 0 E: 0 K: 2 S: 9	H: 2 LOB: 2 P: 9	R: 0 E: 0 K: 2 S: 7	H: 0 LOB: 0 P: 7	R: 3 E: 0 K: 0 S: 5	H: 3 LOB: 1 P: 13	R: 0 E: 0 K: 2 S: 9	H: 2 LOB: 2 P: 9	R: 0 E: 0 K: 2 S: 2	H: 0 LOB: 0 P: 6	R: 3 E: 0 K: 2 S: 9	H: 2 LOB: 0 P: 13	R: 0 E: 0 K: 0 S: 5	H: 2 LOB: 3 P: 9	1B: 11 2B: 1 3B: 0 HR: 1	SF: 0 SAC: 1 DP: 1 HBP: 0	WP: 1 PB: 0 SB: 0 CS: 2	PA: 42
PITCHER	IP WLS BF H R ER SO BB IBB HBP BLK WP HR S P ERA WHIP																			
Mark Langston, L ERA: 4.58	(1, 1) 6.2 L 32 11 6 6 9 3 1 0 0 0 1 1 46 62 8.10 2.100																			
Mark Eichhorn, R ERA: 3.09	(7, 1) 1.1 7 2 0 0 1 1 0 0 0 0 0 8 12 0.00 2.250																			
Willie Fraser, R ERA: 3.11	(9, 1) 1.0 3 0 0 0 1 0 0 0 0 0 0 5 5 0.00 0.000																			

Batter	1	2	3	4	5	6	7	8	9	AB	R	H	RBI	BB	SO	LOB	BOTTOM					
Dick Schofield, R OBP: 0.354, SLG: 0.259										5	0	2	0	0	0	1	Chicago White Sox @ California Angels Anaheim Stadium, Anaheim, CA Fri Aug 31 1990, 10:05 PM EDT Att: 26,657 - Unknown					
Devon White, S OBP: 0.286, SLG: 0.356										5	0	1	1	0	1	2						
Chili Davis, S OBP: 0.357, SLG: 0.413										4	0	0	1	0	0	0						
Dave Winfield, R OBP: 0.336, SLG: 0.436										3	1	1	0	2	0	0						
Luis Polonia, L OBP: 0.337, SLG: 0.386										0	0	0	0	0	0	0						
Lance Parrish, R OBP: 0.350, SLG: 0.465										4	1	2	0	1	1	4						
Lee Stevens, L OBP: 0.297, SLG: 0.358										4	0	0	1	0	0	3						
Dante Bichette, R OBP: 0.292, SLG: 0.429										3	1	1	0	1	0	0						
Johnny Ray, S OBP: 0.308, SLG: 0.356										4	1	3	1	0	0	1						
Jack Howell, L OBP: 0.319, SLG: 0.368										4	1	2	1	0	1	1						
Inning Stats	R: 0 E: 0 K: 0 S: 3	H: 1 LOB: 0 P: 3	R: 0 E: 0 K: 0 S: 3	H: 1 LOB: 0 P: 3	R: 0 E: 0 K: 0 S: 5	H: 2 LOB: 2 P: 5	R: 2 E: 0 K: 0 S: 4	H: 2 LOB: 2 P: 12	R: 0 E: 0 K: 1 S: 5	H: 0 LOB: 0 P: 5	R: 0 E: 0 K: 0 S: 3	H: 0 LOB: 1 P: 7	R: 2 E: 0 K: 0 S: 7	H: 4 LOB: 3 P: 11	R: 1 E: 0 K: 0 S: 5	H: 2 LOB: 1 P: 5	R: 0 E: 0 K: 2 S: 8	H: 1 LOB: 1 P: 8	1B: 12 2B: 0 3B: 0 HR: 0	SF: 1 SAC: 0 DP: 1 HBP: 0	WP: 0 PB: 0 SB: 0 CS: 0	PA: 41
PITCHER	IP WLS BF H R ER SO BB IBB HBP BLK WP HR S P ERA WHIP																					
Greg Hibbard, L ERA: 3.11	(1, 1) 6.1 W 28 8 4 4 1 3 0 0 0 0 0 0 27 39 5.68 1.737																					
Barry Jones, R ERA: 2.19	(7, 1) 1.1 8 3 1 1 0 1 0 0 0 0 0 7 11 6.75 3.000																					
Bobby Thigpen, R ERA: 2.13	(8, 1) 1.1 S 5 1 0 0 2 0 0 0 0 0 0 9 9 0.00 0.750																					

Batter	1	2	3	4	5	6	7	8	9	AB	R	H	RBI	BB	SO	LOB	TOP								
Phil Bradley, R OBP: 0.350, SLG: 0.343 (1, 7)	L9	G5-3		G4-3	G4-3			G5-3		5	0	1	1	0	0	2									
Lance Johnson, L OBP: 0.307, SLG: 0.336 (1, 8)	G4-3		G6-4-3	G4-3	G3			FC3-6		4	1	1	0	1	0	2									
Ivan Calderon, R OBP: 0.346, SLG: 0.443 (1, 10)	G4-3		G6-4-3					FC3-6		4	0	2	0	1	0	1									
Dan Pasqua, L OBP: 0.358, SLG: 0.540 Rodney McCray, R (8, PR) (8, 9)		FC3-6	G6-4-3				F7			4	1	2	0	1	1	3									
Carlton Fisk, R OBP: 0.370, SLG: 0.439 (1, 2)	F7		G6-4-3					G1-3		5	1	2	1	0	0	5									
Frank Thomas, R OBP: 0.435, SLG: 0.505 Steve Lyons, L OBP: 0.253, SLG: 0.277 (9, 3)		FC3-6	F8				G5-4-3			4	0	1	0	1	0	3									
Robin Ventura, L OBP: 0.308, SLG: 0.296 (1, 5)	FC3-6									5	3	1	0	0	0	3									
Scott Fletcher, R OBP: 0.314, SLG: 0.324 (1, 4)										5	3	3	3	0	1	0									
Ozzie Guillen, L OBP: 0.320, SLG: 0.360 (1, 6)										3	0	2	3	0	1	0									
Inning Stats	R: 0 E: 0 K: 0 S: 6	H: 0 LOB: 0 BB: 0 P: 8	R: 3 E: 0 K: 0 S: 13	H: 3 LOB: 1 BB: 1 P: 22	R: 1 E: 0 K: 0 S: 8	H: 2 LOB: 1 BB: 1 P: 18	R: 2 E: 0 K: 1 S: 12	H: 3 LOB: 2 BB: 1 P: 26	R: 3 E: 0 K: 0 S: 11	H: 4 LOB: 1 BB: 0 P: 16	R: 0 E: 0 K: 2 S: 11	H: 2 LOB: 1 BB: 0 P: 14	R: 0 E: 0 K: 2 S: 9	H: 0 LOB: 0 BB: 0 P: 14	R: 0 E: 0 K: 0 S: 8	H: 1 LOB: 2 BB: 1 P: 13	R: 0 E: 0 K: 0 S: 7	H: 0 LOB: 0 BB: 0 P: 13	1B: 9 2B: 5 3B: 0 HR: 1	SF: 0 SAC: 1 DP: 2 HBP: 0	WP: 0 PB: 0 SB: 0 CS: 0	PA: 44			
PITCHER	IP	WLS	BF	H	R	ER	SO	BB	IBB	HBP	BLK	WP	HR	S	P	ERA	WHIP								
Joe Grahe, R ERA: 7.5 (1, 1)	3.0	L	17	7	6	6	0	2	0	0	0	0	0	31	56	18.00	3.000								
Cliff Young, L ERA: 4.39 (4, 1)	2.0		12	5	3	3	1	0	1	0	0	0	1	19	34	13.50	2.500								
Mike Fetters, R ERA: 4.31 (6, 1)	3.0		12	3	0	0	2	1	0	0	0	0	0	28	41	0.00	1.333								
Greg Minton, R ERA: 2.7 (9, 1)	1.0		3	0	0	0	0	0	0	0	0	0	0	7	13	0.00	0.000								

Chicago White Sox @ California Angels
Anaheim Stadium, Anaheim, CA
Sat Sep 01 1990, 6:33 AM EDT
Att: 29,491 - Sunny - 78 F


AB 39
R 9
H 15
RBI 8
BB 4
SO 3
LOB 19



Batter	1	2	3	4	5	6	7	8	9	AB	R	H	RBI	BB	SO	LOB	BOTTOM								
Luis Polonia, L OBP: 0.341, SLG: 0.389 (1, 7)	CS			FC1-6				F9		5	0	3	1	0	0	3									
Max Venable, L OBP: 0.339, SLG: 0.413 Rick Schu, R OBP: 0.298, SLG: 0.417 (8, PH) (9, 7)	CS									2	1	1	0	2	0	0									
Chili Davis, S OBP: 0.353, SLG: 0.408 (1, 9)										5	0	0	0	0	3	8									
Lee Stevens, L OBP: 0.294, SLG: 0.360 Kent Anderson, R OBP: 0.364, SLG: 0.379 (9, 5)				L7						5	0	1	1	0	1	6									
Brian Downing, R OBP: 0.381, SLG: 0.492 (1, 10)	P4			G4-3						5	1	1	0	0	1	4									
Jack Howell, L OBP: 0.325, SLG: 0.371 (9, 3)										4	2	2	0	1	1	0									
Johnny Ray, S OBP: 0.308, SLG: 0.356 Ron Tingley, R (7, 2)										3	0	1	0	0	1	2									
Bill Schroeder, R OBP: 0.259, SLG: 0.528 Pete Coachman, R OBP: 0.395, SLG: 0.400 (6, PH) (7, 4)										2	0	0	0	0	2	2									
Dick Schofield, R OBP: 0.360, SLG: 0.270 Dave Winfield, R OBP: 0.335, SLG: 0.435 (9, PH)										3	1	1	1	0	0	3									
Inning Stats	R: 1 E: 0 K: 1 S: 10	H: 2 LOB: 1 BB: 1 P: 19	R: 0 E: 0 K: 2 S: 12	H: 1 LOB: 0 BB: 0 P: 20	R: 0 E: 0 K: 1 S: 19	H: 2 LOB: 2 BB: 0 P: 30	R: 0 E: 0 K: 1 S: 8	H: 1 LOB: 2 BB: 1 P: 13	R: 0 E: 0 K: 2 S: 10	H: 0 LOB: 1 BB: 1 P: 18	R: 1 E: 0 K: 1 S: 12	H: 1 LOB: 1 BB: 1 P: 22	R: 0 E: 0 K: 0 S: 3	H: 0 LOB: 0 BB: 0 P: 4	R: 3 E: 0 K: 1 S: 28	H: 4 LOB: 3 BB: 2 P: 47	R: 0 E: 2 K: 0 S: 27	H: 0 LOB: 2 BB: 1 P: 39	1B: 9 2B: 3 3B: 1 HR: 0	SF: 0 SAC: 0 DP: 2 HBP: 0	WP: 0 PB: 2 SB: 0 CS: 2	PA: 45			
PITCHER	IP	WLS	BF	H	R	ER	SO	BB	IBB	HBP	BLK	WP	HR	S	P	ERA	WHIP								
Melido Perez, R ERA: 4.44 (1, 1)	7.0	W	31	7	2	2	8	4	0	0	0	0	0	74	126	2.57	1.571								
Scott Radinsky, L ERA: 4.17 (8, 1)	0.1		5	3	3	3	0	1	0	0	0	0	0	14	22	81.00	12.000								
Ken Patterson, L ERA: 3.71 (8, 1)	1.0		7	1	0	0	1	2	0	0	0	0	0	32	50	0.00	3.000								
Bobby Thigpen, R ERA: 2.11 (9, 1)	0.2	S	2	0	0	0	0	0	0	0	0	0	0	9	14	0.00	0.000								

Chicago White Sox @ California Angels
Anaheim Stadium, Anaheim, CA
Sat Sep 01 1990, 6:33 AM EDT
Att: 29,491 - Sunny - 78 F

AB 38
R 5
H 11
RBI 5
BB 7
SO 9
LOB 34



Batter	1	2	3	4	5	6	7	8	9	AB	R	H	RBI	BB	SO	LOB	TOP								
Bill Pecota, R (1,5) OBP: 0.333, SLG: 0.392 Kevin Seitzer, R (9, PH) OBP: 0.345, SLG: 0.369	1-1 2B 1B	0-0 FC6-4			4-1 SH3-4 BB		2-3 K		1-2 G6-3	3	1	1	0	1	1	1									
Brian McRae, S (1,8) OBP: 0.326, SLG: 0.413	0-1 F8		0-0 G4-3		0-0 SH3-4		0-1 G3 1B		3-2 G4-6-3 1B	4	0	2	0	0	0	1									
George Brett, L (1,10) OBP: 0.382, SLG: 0.495	0-0 2B		0-1 L9		4-0 IBB		1-0 G3 1B		0-0 G4-6-3 1-2	4	1	1	0	1	0	2									
Danny Tartabull, R (1,9) OBP: 0.343, SLG: 0.484	1-1 2B		3-1 1B		3-3 K		4-1 BB			3	0	2	2	1	1	3									
Gerald Perry, L (1,3) OBP: 0.321, SLG: 0.370	2-1 G6-3		0-3 K		0-1 G3-1		2-1 F8			4	0	0	0	0	1	7									
Jim Eisenreich, L (1,7) OBP: 0.344, SLG: 0.414	2-2 G4-3			2-0 G3		2-2 F8		3-3 K		4	0	0	0	0	1	1									
Kurt Stillwell, S (1,6) OBP: 0.312, SLG: 0.357		0-2 G4-3		0-1 G6-3		2-0 F9		0-1 1B		4	0	1	0	0	0	0									
Mike Macfarlane, R (1,2) OBP: 0.310, SLG: 0.399		3-2 FC6-4 1B		3-3 K		2-2 HBP		0-1 P4		3	0	1	0	0	1	1									
Frank White, R (1,4) OBP: 0.254, SLG: 0.298 Bo Jackson, R (8, PH) OBP: 0.354, SLG: 0.533 Steve Jeltz, S (8,4) OBP: 0.196, SLG: 0.189	1-1 P3			4-2 SH3-4 BB HBP		0-2 P3		0-0 G4-3		2	0	0	0	0	0	2									
Inning Stats	R: 2 E: 0 K: 0 S: 12	H: 3 LOB: 1 BB: 0 P: 18	R: 0 E: 0 K: 0 S: 10	H: 1 LOB: 1 BB: 0 P: 14	R: 0 E: 0 K: 1 S: 8	H: 1 LOB: 1 BB: 0 P: 11	R: 0 E: 0 K: 1 S: 7	H: 0 LOB: 0 BB: 0 P: 12	R: 0 E: 0 K: 1 S: 10	H: 0 LOB: 3 BB: 2 P: 24	R: 0 E: 0 K: 1 S: 11	H: 0 LOB: 1 BB: 0 P: 17	R: 0 E: 0 K: 1 S: 9	H: 1 LOB: 2 BB: 1 P: 18	R: 0 E: 0 K: 1 S: 8	H: 1 LOB: 1 BB: 0 P: 11	R: 0 E: 0 K: 0 S: 7	H: 1 LOB: 0 BB: 0 P: 11	1B: 6 2B: 2 3B: 0 HR: 0	SF: 0 SAC: 1 DP: 1 HBP: 2	WP: 0 PB: 0 SB: 0 CS: 0	PA: 39			
PITCHER	IP	WLS	BF	H	R	ER	SO	BB	IBB	HBP	BLK	WP	HR	S	P	ERA	WHIP								
Eric King, R (1,1) ERA: 3.43	4.0		19	5	2	2	2	1	0	1	0	0	0	41	66	4.50	1.500								
Wayne Edwards, L (5,1) ERA: 3.14	2.2	W	11	1	0	0	2	0	1	1	0	0	0	23	39	0.00	0.375								
Barry Jones, R (7,1) ERA: 2.15	1.1		6	1	0	0	1	1	0	0	0	0	0	11	20	0.00	1.500								
Bobby Thigpen, R (9,1) ERA: 2.08	1.0	S	3	1	0	0	0	0	0	0	0	0	0	7	11	0.00	1.000								

Kansas City Royals @ Chicago White Sox
Comiskey Park, Chicago, IL
Mon Sep 03 1990, 8:05 PM EDT
Att: 25,236 - Unknown - 77 F

AB 33
R 2
H 8
RBI 2
BB 3
SO 5
LOB 19



Batter	1	2	3	4	5	6	7	8	9	AB	R	H	RBI	BB	SO	LOB	BOTTOM								
Phil Bradley, R (1,7) OBP: 0.349, SLG: 0.339	4-1 F8 BB		3-1 HBP		0-0 G5-3		3-3 K			2	0	0	0	1	1	2									
Lance Johnson, L (1,8) OBP: 0.306, SLG: 0.336	0-0 F7		1-2 L8		1-2 G3		0-0 S 1B			4	0	1	0	0	0	2									
Ivan Calderon, R (1,10) OBP: 0.341, SLG: 0.436	2-2 F8		2-2 F9		0-1 G4-3		2-0 G6-3			4	0	0	0	0	0	3									
Dan Pasqua, L (1,9) OBP: 0.358, SLG: 0.538 Sammy Sosa, R (8,9) OBP: 0.295, SLG: 0.405	0-0 F8			1-2 2B SF8 1B		2-3 K		2-2 G4-3 S 1B HBP		3	1	1	0	0	1	1									
Carlton Fisk, R (1,2) OBP: 0.376, SLG: 0.454		1-0 G5-3 1B		1-2 PB SF8 2B		0-1 HR		2-2 G4-3		4	2	3	1	0	0	1									
Frank Thomas, R (1,3) OBP: 0.415, SLG: 0.490 Steve Lyons, L (9,3) OBP: 0.253, SLG: 0.277		2-2 F9		2-0 SF8		3-3 K		2-3 K		3	0	0	1	0	2	2									
Robin Ventura, L (1,5) OBP: 0.310, SLG: 0.300	1-1 1B		3-H SF8		2-0 G6-3 1B		0-1 1B			3	0	3	2	0	0	0									
Scott Fletcher, R (1,4) OBP: 0.313, SLG: 0.320	3-1 G5-3		0-1 1B		0-0 G6-3		0-0 G6-3			4	0	1	0	0	0	4									
Ozzie Guillen, L (1,6) OBP: 0.322, SLG: 0.360			3-2 F7		1-0 1B		1-3 K			3	0	1	0	0	1	0									
Inning Stats	R: 0 E: 0 K: 0 S: 6	H: 0 LOB: 1 BB: 1 P: 12	R: 0 E: 0 K: 0 S: 9	H: 2 LOB: 1 BB: 0 P: 16	R: 0 E: 0 K: 0 S: 12	H: 0 LOB: 1 BB: 0 P: 21	R: 2 E: 0 K: 0 S: 14	H: 4 LOB: 2 BB: 0 P: 21	R: 0 E: 0 K: 1 S: 8	H: 0 LOB: 0 BB: 0 P: 11	R: 1 E: 0 K: 1 S: 7	H: 2 LOB: 0 BB: 0 P: 12	R: 0 E: 0 K: 2 S: 8	H: 1 LOB: 1 BB: 0 P: 14	R: 1 E: 0 K: 1 S: 16	H: 1 LOB: 1 BB: 0 P: 22	R: 0 E: 0 K: 1 S: 8	H: 1 LOB: 1 BB: 0 P: 11	1B: 8 2B: 1 3B: 0 HR: 1	SF: 2 SAC: 0 DP: 2 HBP: 2	WP: 0 PB: 1 SB: 3 CS: 0	PA: 35			
PITCHER	IP	WLS	BF	H	R	ER	SO	BB	IBB	HBP	BLK	WP	HR	S	P	ERA	WHIP								
Kevin Appier, R (1,1) ERA: 2.86	7.0	L	30	9	3	3	4	1	0	1	0	0	0	64	107	3.86	1.429								
Jeff Montgomery, R (8,1) ERA: 2.39	1.0		5	1	1	1	1	0	0	1	0	0	0	16	22	9.00	1.000								

Kansas City Royals @ Chicago White Sox
Comiskey Park, Chicago, IL
Mon Sep 03 1990, 8:05 PM EDT
Att: 25,236 - Unknown - 77 F

AB 30
R 4
H 10
RBI 4
BB 1
SO 5
LOB 15



Batter	1	2	3	4	5	6	7	8	9	AB	R	H	RBI	BB	SO	LOB	TOP								
Kevin Seitzer, R (1, 5) OBP: 0.343, SLG: 0.366	G3		B1-3 BB		FC4-6			F9	G4-3	4	0	0	0	1	0	3	Kansas City Royals @ Chicago White Sox Comiskey Park, Chicago, IL Tue Sep 04 1990, 8:05 PM EDT Att: 20,360 - Unknown - 90 F								
Brian McRae, S (1, 8) OBP: 0.322, SLG: 0.398	K		B1-3			G3		1B 2B BB		3	1	0	0	1	1	1									
George Brett, L (1, 3) OBP: 0.383, SLG: 0.495	F9				F8	G6-4-3 1B		2B 1B		4	1	2	0	0	0	0									
Danny Tartabull, R (1, 9) OBP: 0.345, SLG: 0.487 Bill Pecota, R (8, PR) OBP: 0.333, SLG: 0.392 (8, 4)			1B SF8 1B		L3	G6-4-3		2B		4	1	2	2	0	0	1									
Bo Jackson, R (1, 10) OBP: 0.359, SLG: 0.534								G6-3		0	0	0	0	0	0	0									
Jim Eisenreich, L (1, 7) OBP: 0.344, SLG: 0.411 (8, 9)			1B BB		L9					3	0	0	0	1	2	2									
Kurt Stillwell, S (1, 6) OBP: 0.311, SLG: 0.357			SF8		G5-3			G3 1B		3	0	1	1	0	0	1									
Mike Macfarlane, R (1, 2) OBP: 0.310, SLG: 0.397 Gerald Perry, L (9, PH) OBP: 0.320, SLG: 0.369			G6-3			FC4-6 BB		G3		2	0	0	0	1	0	2									
Frank White, R (1, 4) OBP: 0.252, SLG: 0.295 Willie Wilson, S (8, PH) OBP: 0.344, SLG: 0.371 (8, 7)			F9		F7			G4-3		2	0	0	0	0	0	1									
Inning Stats	R: 0 E: 0 K: 1 S: 10	H: 0 LOB: 0 BB: 0 P: 15	R: 1 E: 1 K: 0 S: 9	H: 2 LOB: 1 BB: 1 P: 15	R: 0 E: 0 K: 0 S: 5	H: 0 LOB: 0 BB: 1 P: 10	R: 0 E: 0 K: 0 S: 11	H: 1 LOB: 1 BB: 0 P: 18	R: 0 E: 0 K: 0 S: 6	H: 0 LOB: 0 BB: 1 P: 11	R: 0 E: 0 K: 1 S: 7	H: 1 LOB: 0 BB: 0 P: 10	R: 0 E: 0 K: 1 S: 6	H: 0 LOB: 1 BB: 0 P: 8	R: 2 E: 0 K: 0 S: 10	H: 2 LOB: 1 BB: 1 P: 16		R: 0 E: 0 K: 1 S: 14	H: 1 LOB: 2 BB: 1 P: 23	1B: 6 2B: 2 3B: 0 HR: 0	SF: 1 SAC: 0 DP: 2 HBP: 1	WP: 0 PB: 0 SB: 1 CS: 1	PA: 37		
PITCHER	IP	WLS	BF	H	R	ER	SO	BB	IBB	HBP	BLK	WP	HR	S	P	ERA	WHIP								
Jack McDowell, R (1, 1) ERA: 3.69	7.2	W	31	6	3	3	2	4	0	1	0	0	0	63	102	3.52	1.304								
Bobby Thigpen, R (8, 1) ERA: 2.04	1.1	S	6	1	0	0	1	1	0	0	0	0	0	15	24	0.00	1.500								

AB	30
R	3
H	7
RBI	3
BB	5
SO	3
LOB	13



Batter	1	2	3	4	5	6	7	8	9	AB	R	H	RBI	BB	SO	LOB	BOTTOM								
Phil Bradley, R (1, 10) OBP: 0.345, SLG: 0.335	G5-3		L1		G4-3		G6-3			4	0	0	0	0	0	1	Kansas City Royals @ Chicago White Sox Comiskey Park, Chicago, IL Tue Sep 04 1990, 8:05 PM EDT Att: 20,360 - Unknown - 90 F								
Lance Johnson, L (1, 8) OBP: 0.308, SLG: 0.339	E3 1B G4-3		2B 2B		WP 1B		L3			4	3	2	0	0	0	0									
Ivan Calderon, R (1, 7) OBP: 0.344, SLG: 0.443	G4-3 1B		F9		WP 1B BB			HR		3	2	2	1	1	0	1									
Dan Pasqua, L (1, 9) OBP: 0.366, SLG: 0.545 Sammy Sosa, R (8, PR) OBP: 0.295, SLG: 0.405 (9, 9)	G4-3 BB		2B		G6-4-3 1B			S BB		2	0	2	3	2	0	0									
Carlton Fisk, R (1, 2) OBP: 0.372, SLG: 0.449	G4-3		F8		G6-4-3			L7		0	1	0	0	0	5										
Frank Thomas, R (1, 3) OBP: 0.402, SLG: 0.471 Steve Lyons, L (9, 3) OBP: 0.253, SLG: 0.277	F9		K		F8			K		4	0	0	0	0	2	4									
Robin Ventura, L (1, 5) OBP: 0.310, SLG: 0.298			F7		G3		G4-3			3	0	0	0	1	0	0									
Scott Fletcher, R (1, 4) OBP: 0.312, SLG: 0.320			G6-3				F8			4	0	1	0	0	0	1									
Ozzie Guillen, L (1, 6) OBP: 0.322, SLG: 0.359			G5-3		G4-3					3	0	1	0	0	0	1									
Inning Stats	R: 1 E: 1 K: 0 S: 11	H: 1 LOB: 2 BB: 1 P: 17	R: 0 E: 0 K: 0 S: 5	H: 0 LOB: 0 BB: 0 P: 9	R: 1 E: 0 K: 0 S: 13	H: 2 LOB: 1 BB: 0 P: 18	R: 0 E: 0 K: 1 S: 13	H: 1 LOB: 1 BB: 0 P: 15	R: 2 E: 0 K: 0 S: 11	H: 2 LOB: 0 BB: 1 P: 20	R: 0 E: 0 K: 0 S: 4	H: 0 LOB: 0 BB: 0 P: 6	R: 0 E: 0 K: 0 S: 8	H: 1 LOB: 0 BB: 0 P: 11	R: 2 E: 0 K: 1 S: 15	H: 1 LOB: 2 BB: 2 P: 28		1B: 5 2B: 2 3B: 0 HR: 1	SF: 0 SAC: 0 DP: 1 HBP: 0	WP: 1 PB: 0 SB: 5 CS: 1	PA: 35				
PITCHER	IP	WLS	BF	H	R	ER	SO	BB	IBB	HBP	BLK	WP	HR	S	P	ERA	WHIP								
Andy McGaffigan, R (1, 1) ERA: 3.89	6.0	L	26	6	4	3	1	2	0	0	0	0	0	57	85	4.50	1.333								
Steve Crawford, R (7, 1) ERA: 3.19	1.0		3	1	0	0	0	0	0	0	0	0	0	8	11	0.00	1.000								
Jeff Montgomery, R (8, 1) ERA: 2.48	1.0		6	1	2	1	1	1	1	0	0	0	1	15	28	9.00	2.000								

AB	31
R	6
H	8
RBI	5
BB	4
SO	2
LOB	13



Batter	1	2	3	4	5	6	7	8	9	AB	R	H	RBI	BB	SO	LOB	TOP					
Kevin Seitzer, R (1.5) OBP: 0.343, SLG: 0.367	0-3 K		2-2 F9			1-1 L8		1-1 BB 2B		4	0	1	0	0	1	1	Kansas City Royals @ Chicago White Sox Comiskey Park, Chicago, IL Wed Sep 05 1990, 8:05 PM EDT Att: 19,526 - Unknown - 60 F livebaseballscorecards.com					
Brian McRae, S (1.8) OBP: 0.319, SLG: 0.391	0-1 G3 1B		2-1 P4			0-0 FC5-4 1-2		1-0 G5-3		4	0	1	0	0	0	2						
George Brett, L (1.3) OBP: 0.382, SLG: 0.491	0-0 G3 1-2			1-0 G4-3		2-1 G4-3		4-0 BB IBB		3	0	0	0	1	0	2						
Danny Tartabull, R (1.9) OBP: 0.347, SLG: 0.489	3-0 G5-3			3-3 K			2-1 BB L8-2 2B	4-2 1-2 2-3 BB		3	0	1	0	1	1	1						
Bo Jackson, R (1.10) OBP: 0.355, SLG: 0.528		1-3 K		0-3 K			2-3 K	0-3 K		4	0	0	0	0	4	4						
Willie Wilson, S (1.7) OBP: 0.346, SLG: 0.370		2-2 CS 1B			1-0 L3-1		1-0 BB HBP		0-0 F9	3	0	1	0	0	0	0						
Bill Pecota, R (1.6) OBP: 0.336, SLG: 0.388		4-1 SAFE SAFE 1-2 BB			2-1 G5-3		4-1 1-2 2-3 BB	3-2 G6-3		2	0	0	0	2	0	0						
Frank White, R (1.4) OBP: 0.248, SLG: 0.290		2-1 L5			1-1 G6-3		0-1 L8-2 3-H	0-1 P9		4	0	0	0	0	0	4						
Bob Boone, R (1.2) OBP: 0.331, SLG: 0.255			1-0 P3			4-2 FC5-4 BB		1-1 G4-3		2	0	0	0	1	0	0						
Inning Stats	R: 0 E: 0 K: 1 S: 7	H: 1 LOB: 1 BB: 0 P: 10	R: 0 E: 0 K: 1 S: 9	H: 1 LOB: 1 BB: 1 P: 18	R: 0 E: 0 K: 2 S: 6	H: 0 LOB: 0 BB: 0 P: 11	R: 0 E: 0 K: 0 S: 7	H: 0 LOB: 0 BB: 0 P: 11	R: 0 E: 0 K: 0 S: 5	H: 0 LOB: 0 BB: 0 P: 9	R: 0 E: 0 K: 0 S: 7	H: 0 LOB: 1 BB: 1 P: 14	R: 0 E: 0 K: 1 S: 8	H: 1 LOB: 2 BB: 1 P: 17	R: 0 E: 0 K: 1 S: 10	H: 1 LOB: 3 BB: 2 P: 21	R: 0 E: 0 K: 0 S: 7	H: 0 LOB: 0 BB: 0 P: 10	1B: 2 2B: 3 3B: 0 HR: 0	SF: 0 SAC: 0 DP: 1 HBP: 1	WP: 0 PB: 0 SB: 0 CS: 1	PA: 35
PITCHER Greg Hibbard, L (1.1) ERA: 2.95	IP: 9.0 WLS: W BF: 35 H: 4 R: 0 ER: 0 SO: 6 BB: 4 IBB: 1 HBP: 1 BLK: 0 WP: 0 HR: 0 S: 66 P: 121 ERA: 0.00 WHIP: 0.889															PITCHER	IP: 9.0 WLS: W BF: 35 H: 4 R: 0 ER: 0 SO: 6 BB: 4 IBB: 1 HBP: 1 BLK: 0 WP: 0 HR: 0 S: 66 P: 121 ERA: 0.00 WHIP: 0.889					

Batter	1	2	3	4	5	6	7	8	9	AB	R	H	RBI	BB	SO	LOB	BOTTOM					
Lance Johnson, L (1.8) OBP: 0.307, SLG: 0.337	0-0 P6		0-1 F8			0-3 K		4-1 1B 1B BB		3	1	0	0	1	1	0	Kansas City Royals @ Chicago White Sox Comiskey Park, Chicago, IL Wed Sep 05 1990, 8:05 PM EDT Att: 19,526 - Unknown - 60 F livebaseballscorecards.com					
Robin Ventura, L (1.5) OBP: 0.311, SLG: 0.298	4-1 G6-4-3 BB		2-3 K			1-2 G6-3		0-1 1B 1B		3	0	1	2	1	1	0						
Ivan Calderon, R (1.7) OBP: 0.345, SLG: 0.442	0-0 G6-4-3 1-2			4-2 G5-4-3 BB			1-0 G4-3	0-0 1-2 3-H 1B		3	0	1	1	1	0	1						
Dan Pasqua, L (1.10) OBP: 0.365, SLG: 0.541		2-2 BB 1B		0-1 L9			3-2 P7	3-2 P4		4	0	1	0	0	0	3						
Carlton Fisk, R (1.2) OBP: 0.370, SLG: 0.445		0-2 P6		1-1 G5-4-3 1-2			1-0 F8			3	0	0	0	0	0	2						
Frank Thomas, R (1.3) OBP: 0.408, SLG: 0.467 Rodney McCray, R (8, FR)		4-2 BB BB			2-1 G4-3			4-1 BB SH2-4 BB		1	0	0	0	2	0	0						
Steve Lyons, L (9.3) OBP: 0.253, SLG: 0.277		1-2 BB			0-1 G6-3			1-1 SH2-4		2	0	0	0	0	1	2						
Sammy Sosa, R (1.9) OBP: 0.283, SLG: 0.404		1-3 K			0-1 G6-3			1-2 K		3	0	0	0	0	1	4						
Scott Fletcher, R (1.4) OBP: 0.310, SLG: 0.318		0-0 G6-3			0-0 P5			1-3 K		3	0	0	0	0	1	4						
Ozzie Guillen, L (1.6) OBP: 0.322, SLG: 0.358			2-2 L4			1-2 F7		4-0 BB 1B IBB		2	1	0	0	1	0	0						
Inning Stats	R: 0 E: 0 K: 0 S: 3	H: 0 LOB: 0 BB: 1 P: 7	R: 0 E: 0 K: 1 S: 12	H: 1 LOB: 2 BB: 1 P: 19	R: 0 E: 0 K: 1 S: 8	H: 0 LOB: 0 BB: 0 P: 12	R: 0 E: 0 K: 0 S: 6	H: 0 LOB: 0 BB: 1 P: 11	R: 0 E: 0 K: 0 S: 5	H: 0 LOB: 0 BB: 0 P: 7	R: 0 E: 0 K: 1 S: 9	H: 0 LOB: 0 BB: 0 P: 11	R: 0 E: 0 K: 0 S: 5	H: 0 LOB: 0 BB: 0 P: 10	R: 3 E: 0 K: 1 S: 20	H: 2 LOB: 2 BB: 3 P: 37	R: 0 E: 0 K: 0 S: 7	H: 0 LOB: 0 BB: 0 P: 10	1B: 3 2B: 0 3B: 0 HR: 0	SF: 0 SAC: 1 DP: 2 HBP: 0	WP: 0 PB: 0 SB: 0 CS: 0	PA: 31
PITCHER Mel Stottlemyre, R (1.1) ERA: 3.81 Steve Farr, R (8.1) ERA: 2.25	IP: 7.0 WLS: L BF: 23 H: 1 R: 0 ER: 0 SO: 3 BB: 3 IBB: 0 HBP: 0 BLK: 0 WP: 0 HR: 0 S: 48 P: 77 ERA: 0.00 WHIP: 0.571															PITCHER	IP: 8.1 WLS: L BF: 23 H: 2 R: 3 ER: 3 SO: 12 BB: 2 IBB: 1 HBP: 0 BLK: 0 WP: 0 HR: 0 S: 48 P: 77 ERA: 27.00 WHIP: 4.000					

Batter	1	2	3	4	5	6	7	8	9	AB	R	H	RBI	BB	SO	LOB	TOP										
Sammy Sosa, R OBP: 0.283, SLG: 0.402	F8		E 1B 1-2		K					4	0	2	0	0	1	0	Chicago White Sox @ Toronto Blue Jays SkyDome, Toronto, ON Sun Sep 09 1990, 3:33 AM EDT Att: 49,870 - Dome										
Phil Bradley, R OBP: 0.347, SLG: 0.335 Lance Johnson, L OBP: 0.304, SLG: 0.333	K		E5 1-3 2-H		F9			F7		3	0	1	0	0	1	0											
Ivan Calderon, R OBP: 0.337, SLG: 0.432	G1-3		F9					K		4	0	0	0	0	2	3											
Frank Thomas, R OBP: 0.411, SLG: 0.456		G5-3		K					K	4	0	1	0	0	2	0											
Carlton Fisk, R OBP: 0.370, SLG: 0.442		G1-6-3 1B		F7				G5-4-3 1B		4	0	1	0	0	0	1											
Carlos Martinez, R OBP: 0.248, SLG: 0.326 Dan Pasqua, L OBP: 0.354, SLG: 0.523	G1-6-3 1B						F7		F8	3	0	1	0	0	0	1											
Scott Fletcher, R OBP: 0.307, SLG: 0.313			G6-3				F9			3	0	1	0	0	0	0											
Craig Grebeck, R OBP: 0.217, SLG: 0.223			G5-3		L5			P3		3	0	0	0	0	0	2											
Ozzie Guillen, L OBP: 0.322, SLG: 0.354					G1-3				G4-3	2	1	0	0	1	0	0											
Inning Stats	R: 0 E: 0 K: 1 S: 6	H: 0 LOB: 0 BB: 0 P: 8	R: 0 E: 0 K: 0 S: 8	H: 1 LOB: 0 BB: 0 P: 10	R: 1 E: 1 K: 0 S: 12	H: 2 LOB: 2 BB: 1 P: 25	R: 0 E: 0 K: 1 S: 11	H: 2 LOB: 2 BB: 0 P: 18	R: 0 E: 0 K: 1 S: 10	H: 0 LOB: 0 BB: 0 P: 14	R: 0 E: 0 K: 0 S: 7	H: 1 LOB: 0 BB: 0 P: 8	R: 0 E: 0 K: 0 S: 6	H: 0 LOB: 0 BB: 0 P: 10	R: 0 E: 0 K: 1 S: 9	H: 1 LOB: 1 BB: 0 P: 14	R: 0 E: 0 K: 1 S: 10	H: 0 LOB: 0 BB: 0 P: 14	1B: 7 2B: 0 3B: 0 HR: 0	SF: 0 SAC: 0 DP: 2 HBP: 0	WP: 0 PB: 0 SB: 0 CS: 0	PA: 33					
PITCHER	IP	WLS	BF	H	R	ER	SO	BB	IBB	HBP	BLK	WP	HR	S	P	ERA	WHIP										
Jimmy Key, L ERA: 4.14	(1, 1)	7.0	W	26	6	1	0	4	1	0	0	0	0	60	93	0.00	1.000										
Jim Acker, R ERA: 3.77	(8, 1)	1.0		4	1	0	0	1	0	0	0	0	0	9	14	0.00	1.000										
Duane Ward, R ERA: 3.24	(9, 1)	1.0		3	0	0	0	1	0	0	0	0	0	10	14	0.00	0.000										

Batter	1	2	3	4	5	6	7	8	9	AB	R	H	RBI	BB	SO	LOB	BOTTOM										
Mookie Wilson, S OBP: 0.301, SLG: 0.359	E SF8 1B	P6		G4-3		P5				4	1	1	0	0	0	5	Chicago White Sox @ Toronto Blue Jays SkyDome, Toronto, ON Sun Sep 09 1990, 3:33 AM EDT Att: 49,870 - Dome										
Tony Fernandez, S OBP: 0.337, SLG: 0.367	K		E8 G6-3 1B		G4-3	SF8				3	1	1	1	0	1	1											
Kelly Gruber, R OBP: 0.316, SLG: 0.485	SF8		G6-3		G4-3	G5-3				3	0	0	2	0	0	1											
George Bell, R OBP: 0.305, SLG: 0.439			F8		K			F8		4	0	1	0	0	1	0											
Fred McGriff, L OBP: 0.415, SLG: 0.570	G4-3					HR		G5-3		3	1	1	1	1	0	1											
Greg Myers, L OBP: 0.304, SLG: 0.361			G3			HR		G5-3		4	1	2	1	0	0	1											
Rob Ducey, L OBP: 0.400, SLG: 0.385		P5			F9 G4-3 1B			F8		3	1	1	0	1	0	1											
Manuel Lee, S OBP: 0.278, SLG: 0.335		F8		G4-3		2B 1B BB		G4-3		4	1	1	0	0	0	2											
Junior Felix, S OBP: 0.334, SLG: 0.446		E6			F9			K		4	0	1	1	0	1	2											
Inning Stats	R: 1 E: 1 K: 1 S: 13	H: 2 LOB: 1 BB: 0 P: 15	R: 0 E: 1 K: 0 S: 6	H: 1 LOB: 2 BB: 0 P: 8	R: 1 E: 1 K: 0 S: 8	H: 1 LOB: 1 BB: 1 P: 17	R: 0 E: 0 K: 0 S: 7	H: 1 LOB: 1 BB: 0 P: 10	R: 0 E: 0 K: 1 S: 6	H: 0 LOB: 0 BB: 0 P: 12	R: 4 E: 0 K: 0 S: 18	H: 4 LOB: 1 BB: 1 P: 26	R: 0 E: 0 K: 0 S: 10	H: 0 LOB: 0 BB: 0 P: 13	R: 0 E: 0 K: 1 S: 8	H: 0 LOB: 0 BB: 0 P: 12	1B: 6 2B: 1 3B: 0 HR: 2	SF: 2 SAC: 0 DP: 0 HBP: 0	WP: 0 PB: 0 SB: 1 CS: 0	PA: 36							
PITCHER	IP	WLS	BF	H	R	ER	SO	BB	IBB	HBP	BLK	WP	HR	S	P	ERA	WHIP										
Jack McDowell, R ERA: 3.84	(1, 1)	5.0	L	27	9	6	5	2	2	0	0	0	0	13	17	0.00	0.000										
Donn Pall, R ERA: 3.12	(6, 1)	1.1		4	0	0	0	0	0	0	0	0	0	4	5	0.00	0.000										
Scott Radinsky, L ERA: 4.11	(7, 1)	0.2		2	0	0	0	0	0	0	0	0	0	4	5	0.00	0.000										
Steve Rosenberg, L ERA:	(8, 1)	1.0		3	0	0	0	1	0	0	0	0	0	8	12	0.00	0.000										




Batter	1	2	3	4	5	6	7	8	9	AB	R	H	RBI	BB	SO	LOB	TOP						
Phil Bradley, R OBP: 0.344, SLG: 0.332 (1, 10)	1-3		G5-4-3			5-3		P3		4	0	0	0	0	0	1	Chicago White Sox @ Cleveland Indians Cleveland Municipal Stadium, Cleveland, OH Mon Sep 10 1990, 7:05 PM EDT Unknown - 70 F livebaseballscorecards.com						
Scott Fletcher, R OBP: 0.304, SLG: 0.310 (1, 4)	L6			F7		6-3		L7		4	0	0	0	0	0	0							
Ivan Calderon, R OBP: 0.339, SLG: 0.434 (1, 7) (9, 9)	6-3			F8			1B BB		5-3 2B	3	1	1	0	1	0	0							
Carlton Fisk, R OBP: 0.371, SLG: 0.451 (1, 2)		HR		6-3			1B 1B		5-3	4	1	2	1	0	0	1							
Frank Thomas, R OBP: 0.414, SLG: 0.466 (1, 3)		K			1-3 2B		1B 1B		K	4	0	2	1	0	2	1							
Sammy Sosa, R OBP: 0.282, SLG: 0.399 (1, 9) Dan Pasqua, L OBP: 0.353, SLG: 0.521 (9, PH) Rodney McCray, R (9, 9) (9, 8)	4-3				K		P1		K	3	0	0	0	0	1	3							
Lance Johnson, L OBP: 0.302, SLG: 0.330 (1, 8) (9, 7)	4-3			1-3			P4		K	3	0	0	0	0	0	3							
Craig Grebeck, R OBP: 0.214, SLG: 0.219 (7, PH) Ron Karkovics, R OBP: 0.325, SLG: 0.430 (7, PH) Robin Ventura, L OBP: 0.313, SLG: 0.300 (7, 5)			K		F7		K			2	0	0	0	0	1	1							
Ozzie Guillen, L OBP: 0.322, SLG: 0.354 (1, 6)						K		4-3		3	0	1	0	0	1	0							
Inning Stats	R: 0 E: 0 K: 0 S: 3	H: 0 LOB: 0 BB: 0 P: 3	R: 1 E: 0 K: 1 S: 6	H: 1 LOB: 0 BB: 0 P: 6	R: 0 E: 0 K: 1 S: 5	H: 1 LOB: 0 BB: 0 P: 5	R: 0 E: 0 K: 0 S: 3	H: 0 LOB: 0 BB: 0 P: 3	R: 0 E: 0 K: 1 S: 6	H: 1 LOB: 1 BB: 0 P: 6	R: 0 E: 0 K: 1 S: 5	H: 0 LOB: 0 BB: 0 P: 5	R: 1 E: 0 K: 1 S: 7	H: 2 LOB: 2 BB: 1 P: 11	R: 0 E: 0 K: 0 S: 3	H: 0 LOB: 0 BB: 0 P: 3		R: 0 E: 0 K: 2 S: 8	H: 1 LOB: 1 BB: 0 P: 8	1B: 3 2B: 2 3B: 0 HR: 1	SF: 0 SAC: 0 DP: 1 HBP: 0	WP: 0 PB: 0 CS: 0	PA: 33
PITCHER	IP	WLS	BF	H	R	ER	SO	BB	IBB	HBP	BLK	WP	HR	S	P	ERA		WHIP					
Greg Swindell, L ERA: 4.05 Doug Jones, R ERA: 2.94	(1, 1) (9, 1)	8.0 W	30 3	6 0	2 0	2 0	5 2	1 0	0 0	0 0	0 0	0 0	1 7	39 7	43 7	2.25 0.00		0.875 0.000					

Batter	1	2	3	4	5	6	7	8	9	AB	R	H	RBI	BB	SO	LOB	BOTTOM					
Stan Jefferson, S OBP: 0.267, SLG: 0.231 (1, 8)			FC6-4 1B			SH1-3 1B 2B		FC1-6 1B		4	1	4	0	0	0	0	Chicago White Sox @ Cleveland Indians Cleveland Municipal Stadium, Cleveland, OH Mon Sep 10 1990, 7:05 PM EDT Unknown - 70 F livebaseballscorecards.com					
Jerry Browne, S OBP: 0.345, SLG: 0.376 (1, 4)	F9		FC6-4 FC4-6			SH1-3		FC1-6 2B		3	1	0	0	0	0	4						
Chris James, R OBP: 0.351, SLG: 0.448 (1, 10)	K		FC4-6			G5-4-3 1B				4	0	2	2	0	1	3						
Candy Maldonado, R OBP: 0.337, SLG: 0.453 (1, 9)	3-1			F8		G5-4-3		F8		4	0	0	0	0	0	2						
Sandy Alomar Jr., R OBP: 0.319, SLG: 0.394 (1, 2) Alex Cole, L OBP: 0.350, SLG: 0.373 (9, PR)		K			P3		G5-3 SH1-3 1B		1B BB BB	3	0	1	0	1	1	0						
Brook Jacoby, R OBP: 0.354, SLG: 0.413 (1, 3)	5-3			6-3		SH1-3		BB IBB 1B		3	0	1	0	0	0	0						
Tom Brookens, R OBP: 0.306, SLG: 0.329 (1, 5)	P3				K		BB BB		BB IBB	2	0	0	0	2	1	0						
Felix Fermin, R OBP: 0.278, SLG: 0.301 (1, 6) Carlos Baerga, S OBP: 0.276, SLG: 0.359 (9, PH)			4-3		5-3		G5-3			3	0	0	0	0	0	2						
Mitch Webster, S OBP: 0.290, SLG: 0.430 (1, 7)			1B		K			6-3		3	0	1	0	0	1	0						
Inning Stats	R: 0 E: 0 K: 1 S: 6	H: 1 LOB: 1 BB: 0 P: 6	R: 0 E: 0 K: 1 S: 5	H: 0 LOB: 0 BB: 0 P: 5	R: 0 E: 0 K: 0 S: 3	H: 0 LOB: 0 BB: 0 P: 3	R: 0 E: 0 K: 2 S: 7	H: 0 LOB: 0 BB: 0 P: 7	R: 1 E: 0 K: 0 S: 4	H: 2 LOB: 1 BB: 1 P: 4	R: 0 E: 0 K: 0 S: 3	H: 1 LOB: 1 BB: 1 P: 7	R: 1 E: 0 K: 0 S: 4	H: 2 LOB: 1 BB: 0 P: 4	R: 1 E: 0 K: 0 S: 2	H: 1 LOB: 3 BB: 3 P: 14		1B: 6 2B: 3 3B: 0 HR: 0	SF: 0 SAC: 2 DP: 2 HBP: 0	WP: 0 PB: 0 CS: 0	PA: 35	
PITCHER	IP	WLS	BF	H	R	ER	SO	BB	IBB	HBP	BLK	WP	HR	S	P	ERA		WHIP				
Greg Hibbard, L ERA: 2.92 Barry Jones, R ERA: 2.27	(1, 1) (9, 1)	8.0 L	30 5	8 1	2 1	2 1	4 0	1 2	0 1	0 0	0 0	0 2	14 14	27.00 2.25	9.000 1.125							

Batter	1	2	3	4	5	6	7	8	9	AB	R	H	RBI	BB	SO	LOB	TOP				
Lance Johnson, L OBP: 0.301, SLG: 0.329 (1, 8)	6-3	CS 1B			4-3		1-3		P4	5	0	1	0	0	0	1					
Robin Ventura, L OBP: 0.312, SLG: 0.299 (1, 5)	L3	CS 1-2			F9			K		4	0	1	0	0	0	1					
Ivan Calderon, R OBP: 0.338, SLG: 0.432 (1, 7)	BB 2B 1B				F8		L7	K		4	1	1	0	0	0	1					
Dan Pasqua, L OBP: 0.356, SLG: 0.521 (8, PH) Frank Thomas, R OBP: 0.419, SLG: 0.471 Sammy Sosa, R OBP: 0.282, SLG: 0.399 (8, PR) (8, 9)	2B 1B BB				G1-4-3			HR 1B		2	1	1	0	1	0	0					
Carlton Fisk, R OBP: 0.372, SLG: 0.462 (1, 10)	1B 2B				G1-4-3		5-3	HR		4	2	2	3	0	0	2					
Carlos Martinez, R OBP: 0.252, SLG: 0.328 Scott Fletcher, R OBP: 0.304, SLG: 0.310 (1, 3) (9, 4)	1B				K		K	1B		4	0	2	2	0	2	0					
Steve Lyons, L OBP: 0.252, SLG: 0.275 (1, 4) (9, 3)	F8				K			K		4	0	1	0	0	2	2					
Ron Karkovice, R OBP: 0.325, SLG: 0.448 (1, 2)		3-1			HR		SH5-3			3	1	1	1	0	1	0					
Ozzie Guillen, L OBP: 0.319, SLG: 0.351 (1, 6)	6-3				5-3		F7	G3		4	0	0	0	0	0	1					
Inning Stats	R: 3 E: 0 K: 0 S: 6	H: 3 LOB: 1 BB: 1 P: 10	R: 0 E: 0 K: 0 S: 3	H: 1 LOB: 0 BB: 0 P: 3	R: 0 E: 0 K: 0 S: 4	H: 2 LOB: 1 BB: 0 P: 4	R: 1 E: 0 K: 2 S: 8	H: 1 LOB: 0 BB: 0 P: 8	R: 0 E: 0 K: 0 S: 3	H: 0 LOB: 0 BB: 0 P: 3	R: 0 E: 0 K: 1 S: 5	H: 1 LOB: 1 BB: 0 P: 5	R: 0 E: 0 K: 3 S: 12	H: 3 LOB: 1 BB: 0 P: 12	R: 0 E: 0 K: 1 S: 5	H: 0 LOB: 0 BB: 0 P: 5	1B: 8 2B: 1 3B: 0 HR: 2	SF: 0 SAC: 1 DP: 1 HBP: 0	WP: 0 PB: 0 SB: 0 CS: 1	PA: 38	
PITCHER	IP	WLS	BF	H	R	ER	SO	BB	IBB	HBP	BLK	WP	HR	S	P	ERA	WHIP				
Charles Nagy, R ERA: 7.62 (1, 1)	6.1	L	26	8	4	4	3	1	0	0	0	0	1	31	35	5.68	1.421				
Jesse Orosco, L ERA: 4.01 (7, 1)	1.2		8	3	2	2	3	0	0	0	0	0	1	14	14	10.80	1.800				
Colby Ward, R ERA: 3.69 (9, 1)	1.0		3	0	0	0	1	0	0	0	0	0	0	5	5	0.00	0.000				

Chicago White Sox @ Cleveland Indians
Cleveland Municipal Stadium, Cleveland, OH
Mon Sep 10 1990, 7:05 PM EDT
Att. 4,781 - Unknown - 68 F


AB 35
R 6
H 11
RBI 6
BB 1
SO 7
LOB 7



Batter	1	2	3	4	5	6	7	8	9	AB	R	H	RBI	BB	SO	LOB	BOTTOM				
Alex Cole, L OBP: 0.386, SLG: 0.363 (1, 8)	1-3		F8			F7		4-3		4	0	0	0	0	0	1					
Stan Jefferson, S OBP: 0.278, SLG: 0.250 (1, 7)	6-3		F8			2B BB		2B		3	1	1	0	1	0	1					
Carlos Baerga, S OBP: 0.277, SLG: 0.361 (1, 6)	F8				4-3	1B 2B		P5		4	1	1	1	0	0	1					
Candy Maldonado, R OBP: 0.337, SLG: 0.452 (1, 10)		F7			F5	1B		5-3		4	0	1	1	0	0	1					
Dion James, L OBP: 0.344, SLG: 0.366 (1, 3)		1B			1B	F7		K		4	0	2	0	0	1	1					
Brook Jacoby, R OBP: 0.354, SLG: 0.411 (1, 5)		F8			L8	FC6-4 BB		E6		3	0	0	0	1	0	1					
Turner Ward, S (1, 9)		K			L6	FC6-4 BB 1-2		F7		4	0	0	0	0	1	3					
Joel Skinner, R OBP: 0.273, SLG: 0.304 Jerry Browne, S OBP: 0.346, SLG: 0.375 (7, PH) (8, 4)			4-3		6-3	1B BB		F7		2	0	0	0	0	0	0					
Mark McLemore, S OBP: 0.211, SLG: 0.189 Sandy Alomar Jr., R OBP: 0.319, SLG: 0.393 (7, PH) (8, 2)			1B		L3	8-4				2	0	1	0	0	0	0					
Inning Stats	R: 0 E: 0 K: 0 S: 3	H: 0 LOB: 0 BB: 0 P: 3	R: 0 E: 0 K: 1 S: 6	H: 1 LOB: 1 BB: 0 P: 6	R: 0 E: 0 K: 0 S: 4	H: 1 LOB: 1 BB: 0 P: 4	R: 0 E: 0 K: 0 S: 3	H: 1 LOB: 1 BB: 0 P: 3	R: 2 E: 0 K: 0 S: 5	H: 2 LOB: 1 BB: 1 P: 9	R: 0 E: 0 K: 0 S: 2	H: 0 LOB: 1 BB: 2 P: 10	R: 0 E: 0 K: 0 S: 4	H: 1 LOB: 1 BB: 0 P: 4	R: 0 E: 1 K: 1 S: 6	H: 0 LOB: 1 BB: 0 P: 6	1B: 4 2B: 3 3B: 0 HR: 0	SF: 0 SAC: 0 DP: 1 HBP: 0	WP: 0 PB: 0 SB: 0 CS: 0	PA: 35	
PITCHER	IP	WLS	BF	H	R	ER	SO	BB	IBB	HBP	BLK	WP	HR	S	P	ERA	WHIP				
Eric King, R ERA: 3.41 (1, 1)	6.0	W	24	5	2	2	1	2	0	0	0	0	0	24	32	3.00	1.167				
Donn Patti, R ERA: 3.11 (7, 1)	0.1		1	0	0	0	0	0	0	0	0	0	0	1	1	0.00	0.000				
Ken Patterson, L ERA: 3.63 (7, 1)	0.0		1	0	0	0	0	1	0	0	0	0	0	0	4	∞	∞				
Bobby Thigpen, R ERA: 1.97 (7, 1)	2.2	S	9	1	0	0	1	0	0	0	0	0	0	11	11	0.00	0.375				

Chicago White Sox @ Cleveland Indians
Cleveland Municipal Stadium, Cleveland, OH
Mon Sep 10 1990, 7:05 PM EDT
Att. 4,781 - Unknown - 68 F

AB 32
R 2
H 6
RBI 2
BB 3
SO 2
LOB 12



Batter	1	2	3	4	5	6	7	8	9	AB	R	H	RBI	BB	SO	LOB	TOP								
Sammy Sosa, R OBP: 0.277, SLG: 0.392 (1, 9)	G5-3	CS	G1-3		F8		K		K	5	0	0	0	0	2	2	Chicago White Sox @ Cleveland Indians Cleveland Municipal Stadium, Cleveland, OH Wed Sep 12 1990, 7:05 PM EDT Att: 4,705 - Unknown - 69 F livebaseballscorecards.com								
Scott Fletcher, R OBP: 0.303, SLG: 0.308 (1, 4)	G5-3		F8		B5-3			K		4	0	0	0	0	1	0									
Ivan Calderon, R OBP: 0.338, SLG: 0.435 (1, 7)	1B	2B	1B		F9			2B		4	1	3	0	0	0	0									
Carlton Fisk, R OBP: 0.377, SLG: 0.464 (1, 10)	1B	2H	1B		G6-3			K		4	0	1	1	0	2	2									
Frank Thomas, R OBP: 0.431, SLG: 0.512 (1, 3)	1-2	1B			F9					3	1	2	1	1	0	0									
Ron Karkovics, R OBP: 0.318, SLG: 0.437 (1, 2)	F9				K			HR		4	0	0	0	0	2	4									
Robin Ventura, L OBP: 0.313, SLG: 0.299 (1, 5)		G4-3			1B			K		4	0	1	0	0	1	0									
Lance Johnson, L OBP: 0.302, SLG: 0.330 (1, 8)		CS	1B		K			1B		4	0	3	0	0	1	1									
Craig Grebeck, R OBP: 0.210, SLG: 0.215 (1, 6)		1-2	P2							2	0	0	0	0	1	1									
Matt Stark, R OBP: 0.333, SLG: 0.333 (7, PH)					K					1	0	0	0	0	1	1									
Steve Lyons, L OBP: 0.250, SLG: 0.273 (7, 6)								FC6-4		1	0	0	0	0	0	1									
Inning Stats	R: 1 E: 0 K: 0 S: 16	H: 3 LOB: 2 BB: 0 P: 23	R: 0 E: 0 K: 0 S: 7	H: 1 LOB: 0 BB: 0 P: 9	R: 0 E: 0 K: 1 S: 8	H: 1 LOB: 1 BB: 0 P: 12	R: 0 E: 0 K: 2 S: 9	H: 1 LOB: 1 BB: 0 P: 13	R: 0 E: 0 K: 1 S: 5	H: 0 LOB: 0 BB: 0 P: 6	R: 1 E: 0 K: 1 S: 13	H: 1 LOB: 0 BB: 0 P: 21	R: 0 E: 0 K: 3 S: 12	H: 1 LOB: 1 BB: 0 P: 20	R: 0 E: 0 K: 2 S: 13	H: 1 LOB: 2 BB: 1 P: 24	R: 0 E: 0 K: 1 S: 13	H: 1 LOB: 1 BB: 0 P: 17	1B: 7 2B: 2 3B: 0 HR: 1	SF: 0 SAC: 0 DP: 0 HBP: 0	WP: 0 PB: 0 SB: 2 CS: 1	PA: 38			
PITCHER	IP	WLS	BF	H	R	ER	SO	BB	IBB	HBP	BLK	WP	HR	S	P	ERA	WHIP								
Bud Black, L ERA: 3.53 (1, 1)	7.0	W	28	8	2	2	8	0	0	0	0	0	1	70	104	2.57	1.143								
Steve Olin, R ERA: 4.09 (8, 1)	1.0		5	1	0	0	2	1	0	0	0	0	0	13	24	0.00	2.000								
Doug Jones, R ERA: 2.9 (9, 1)	1.0		4	1	0	0	1	0	0	0	0	0	0	13	17	0.00	1.000								

Batter	1	2	3	4	5	6	7	8	9	AB	R	H	RBI	BB	SO	LOB	BOTTOM								
Alex Cole, L OBP: 0.398, SLG: 0.401 (1, 8)	L8		F7		SF8		1B	1B		5	3	4	1	0	0	0	Chicago White Sox @ Cleveland Indians Cleveland Municipal Stadium, Cleveland, OH Wed Sep 12 1990, 7:05 PM EDT Att: 4,705 - Unknown - 69 F livebaseballscorecards.com								
Felix Fermin, R OBP: 0.281, SLG: 0.304 (1, 6)	P3		F9		SF8		1B	1B		4	2	2	2	0	0	1									
Jerry Browne, S OBP: 0.346, SLG: 0.373 (1, 4)	L8		F9		G4-3		1B	1B		4	2	1	1	1	0	1									
Candy Maldonado, R OBP: 0.336, SLG: 0.447 (1, 9)					F9		1B	1B		3	0	0	0	1	2	0									
Turner Ward, S OBP: 0.200, SLG: 0.200 (8, 9)							BB	1B		1	1	1	0	0	0	0									
Carlos Baerga, S OBP: 0.282, SLG: 0.376 (1, 5)							G4-3	K		5	1	2	2	0	2	3									
Brook Jacoby, R OBP: 0.361, SLG: 0.423 (1, 3)					HR			FC6-4		4	1	4	3	1	0	0									
Dion James, L OBP: 0.348, SLG: 0.367 (1, 10)					2B			1B		2	0	1	1	1	0	1									
Mitch Webster, S OBP: 0.288, SLG: 0.425 (7, PH)					IBB			FC6-4		1	0	0	1	1	0	2									
Joel Skinner, R OBP: 0.262, SLG: 0.292 (1, 2)			G5-3		K			L8-2		5	0	0	0	0	2	8									
Stan Jefferson, S OBP: 0.299, SLG: 0.316 (1, 7)								F8		4	2	2	1	0	0	0									
Inning Stats	R: 0 E: 0 K: 0 S: 7	H: 1 LOB: 0 BB: 0 P: 10	R: 0 E: 0 K: 2 S: 15	H: 1 LOB: 1 BB: 0 P: 20	R: 1 E: 0 K: 0 S: 10	H: 1 LOB: 0 BB: 0 P: 16	R: 1 E: 0 K: 2 S: 14	H: 2 LOB: 2 BB: 1 P: 23	R: 2 E: 0 K: 0 S: 10	H: 2 LOB: 0 BB: 0 P: 13	R: 1 E: 1 K: 0 S: 12	H: 2 LOB: 0 BB: 0 P: 17	R: 3 E: 0 K: 1 S: 22	H: 4 LOB: 3 BB: 2 P: 35	R: 4 E: 0 K: 1 S: 22	H: 4 LOB: 2 BB: 2 P: 37	1B: 11 2B: 3 3B: 2 HR: 2	SF: 1 SAC: 0 DP: 1 HBP: 0	WP: 0 PB: 0 SB: 0 CS: 0	PA: 44					
PITCHER	IP	WLS	BF	H	R	ER	SO	BB	IBB	HBP	BLK	WP	HR	S	P	ERA	WHIP								
Melido Perez, R ERA: 4.54 (1, 1)	5.1	L	25	9	5	5	4	0	0	0	0	0	0	10	12	18.00	2.000								
Adam Peterson, R ERA: 4.63 (6, 1)	1.0		4	2	2	2	0	0	0	0	0	0	0	13	22	27.00	12.000								
Scott Radinsky, L ERA: 4.26 (7, 1)	0.1		5	2	1	1	1	2	0	0	0	0	0	23	40	27.00	4.500								
Steve Rosenberg, L ERA: 15.43 (7, 1)	1.1		10	4	4	4	1	2	0	0	0	0	0	23	40	27.00	4.500								

Batter	1	2	3	4	5	6	7	8	9	AB	R	H	RBI	BB	SO	LOB	TOP										
Jody Reed, R OBP: 0.370, SLG: 0.404 Randy Kutcher, R OBP: 0.380, SLG: 0.407	0-1 G5-3	2-2 		1-1 FC3-6		1-0 G6-3			0-1 G2-3 HR	4	0	2	0	0	0	0	4 0 2 0 0 0 0 1 1 1 0 0 0 0										
Tony Peña, R OBP: 0.314, SLG: 0.328	1-2 L1-3	2-3 K		1-1 FC3-6 WP		2-2 F9			0-1 G3	5	0	0	1	0	1	5	5 0 0 1 0 1 5										
Wade Boggs, L OBP: 0.395, SLG: 0.427	2-1 1B		4-1 G3 1B BB	FC6-5-4		2-2 G5-3			0-2 G2-3	4	1	1	1	1	0	2	4 1 1 1 1 0 2										
Ellis Burks, R OBP: 0.362, SLG: 0.512	1-0 1B		0-2 F8	L9			0-0 P5		0-1 HR	5	1	2	2	0	0	2	5 1 2 2 0 0 2										
Mike Greenwell, L OBP: 0.362, SLG: 0.413	1-2 1B		1-0 G3		2-1 1B		0-2 F7		1-0 HR	5	1	3	1	0	0	1	5 1 3 1 0 0 1										
Tom Brunansky, R OBP: 0.338, SLG: 0.392	2-3 K		2-2 FC5-4 1B	1-2 1B	0-0 1B		0-0 F9		4-1 FC6-4 BB	4	0	2	1	1	1	3	4 0 2 1 1 1 3										
Mike Marshall, R OBP: 0.294, SLG: 0.435		4-2 1B BB	0-0 FC5-4	1-3 K			3-2 G5-3		0-0 FC6-4	4	0	0	0	1	1	4	4 0 0 0 1 1 4										
Phil Plantier, L OBP: 0.333, SLG: 0.083		3-3 K		4-1 1B FC3-6 BB	2-2 P5		1-3 K			3	1	0	0	1	2	3	3 1 0 0 1 2 3										
Luis Rivera, R OBP: 0.277, SLG: 0.351	1-3 K		0-0 FC3-6 1B	1-0 P3			1-2 G5-3			4	1	1	0	0	1	3	4 1 1 0 0 1 3										
Inning Stats	R: 0 E: 0 K: 1 S: 16	H: 3 LOB: 3 BB: 0 P: 23	R: 0 E: 0 K: 3 S: 16	H: 1 LOB: 2 BB: 1 P: 28	R: 1 E: 0 K: 0 S: 9	H: 1 LOB: 1 BB: 1 P: 16	R: 2 E: 0 K: 0 S: 11	H: 2 LOB: 2 BB: 0 P: 21	R: 0 E: 0 K: 1 S: 10	H: 2 LOB: 2 BB: 0 P: 16	R: 0 E: 0 K: 0 S: 8	H: 0 LOB: 0 BB: 0 P: 13	R: 0 E: 0 K: 0 S: 5	H: 0 LOB: 0 BB: 0 P: 5	R: 0 E: 0 K: 1 S: 11	H: 0 LOB: 0 BB: 0 P: 16	R: 3 E: 0 K: 0 S: 12	H: 3 LOB: 1 BB: 1 P: 17	1B: 10 2B: 3 3B: 0 HR: 2	SF: 0 SAC: 0 DP: 0 HBP: 0	WP: 1 PB: 0 SB: 0 CS: 0	PA: 43					
PITCHER	IP	WLS	BF	H	R	ER	SO	BB	IBB	HBP	BLK	WP	HR	S	P	ERA	WHIP										
Alex Fernandez, R ERA: 4.01	7.0	W	33	9	3	3	5	3	0	0	0	1	0	75	122	3.86	1.714										
Donn Pall, R ERA: 3.34	1.2		9	3	3	3	1	1	0	0	0	0	2	22	32	16.20	2.400										
Ken Patterson, L ERA: 3.61	0.1	S	1	0	0	0	0	0	0	0	0	0	0	1	1	0.00	0.000										

Boston Red Sox @ Chicago White Sox
Comiskey Park, Chicago, IL
Thu Sep 13 1990, 8:05 PM EDT
Att: 27,648 - Unknown - 80 F

AB 39
R 6
H 12
RBI 6
BB 4
SO 6
LOB 23



Batter	1	2	3	4	5	6	7	8	9	AB	R	H	RBI	BB	SO	LOB	BOTTOM										
Ivan Calderon, R OBP: 0.339, SLG: 0.442	1-0 F9		1-0 G4-3 1B	0-0 HR		1-3 K		1-0 G6-3		5	2	2	3	0	1	0	5 2 2 3 0 1 0										
Lance Johnson, L OBP: 0.303, SLG: 0.333	1-1 F8		1-2 G4-3	1-3 K		0-0 1B SF8		1-0 1B		5	2	2	0	0	1	1	5 2 2 0 0 1 1										
Carlton Fisk, R OBP: 0.379, SLG: 0.464	0-3 K		0-0 1B 2B	0-3 K		0-0 SF8 1B		4-1 FC3-6 1B BB		4	1	2	1	1	2	0	4 1 2 1 1 2 0										
Frank Thomas, R OBP: 0.449, SLG: 0.520		4-2 G4-6-3 BB	1-0 2B	4-2 BB		4-0 SF8		0-0 FC3-6 1B		2	1	2	1	3	0	0	2 1 2 1 3 0 0										
Matt Stark, R OBP: 0.333, SLG: 0.500 Dan Pasqua, L OBP: 0.350, SLG: 0.512		0-0 G4-6-3	1-2 2B	0-3 K		3-2 SF8		2-2 FC3-6		3	0	1	2	0	1	2	3 0 1 2 0 1 2 1 0 0 1 0 0 2										
Sammy Sosa, R OBP: 0.278, SLG: 0.390		4-2 1B BB	3-3 K		4-1 F7 SH1-3 BB		1-3 K		3-2 G3-1	3	1	0	0	2	2	5	3 1 0 0 2 2 5										
Scott Fletcher, R OBP: 0.303, SLG: 0.308		2-2 1B	2-1 G1-3		1-0 SH1-3		1-0 G6-3			3	0	1	1	0	0	1	3 0 1 1 0 0 1										
Robin Ventura, L OBP: 0.315, SLG: 0.301		1-1 1B		0-0 HR		0-2 F7		0-2 P5		4	1	2	0	0	0	1	4 1 2 0 0 0 1										
Ozzie Guillen, L OBP: 0.316, SLG: 0.347		0-1 F7		0-1 HR		2-1 L7		2-2 G6-3		4	1	1	0	0	0	3	4 1 1 0 0 0 3										
Inning Stats	R: 0 E: 0 K: 1 S: 6	H: 0 LOB: 0 BB: 0 P: 8	R: 1 E: 0 K: 0 S: 12	H: 2 LOB: 2 BB: 2 P: 23	R: 3 E: 0 K: 1 S: 16	H: 4 LOB: 1 BB: 0 P: 25	R: 3 E: 1 K: 3 S: 15	H: 3 LOB: 1 BB: 1 P: 20	R: 0 E: 0 K: 0 S: 7	H: 0 LOB: 0 BB: 1 P: 14	R: 1 E: 0 K: 2 S: 11	H: 2 LOB: 2 BB: 1 P: 20	R: 0 E: 0 K: 0 S: 7	H: 0 LOB: 0 BB: 0 P: 10	R: 1 E: 0 K: 0 S: 13	H: 2 LOB: 2 BB: 1 P: 24	1B: 9 2B: 3 3B: 0 HR: 1	SF: 1 SAC: 1 DP: 1 HBP: 0	WP: 0 PB: 0 SB: 0 CS: 0	PA: 42							
PITCHER	IP	WLS	BF	H	R	ER	SO	BB	IBB	HBP	BLK	WP	HR	S	P	ERA	WHIP										
Tom Bolton, L ERA: 3.29	3.1	L	20	9	7	7	3	3	0	0	0	0	0	23	64	3.86	2.143										
Daryl Irvine, R ERA: 5.52	2.1		12	2	1	1	3	3	0	0	0	0	0	23	42	3.86	2.143										
Wes Gardner, R ERA: 5.08	1.1		4	0	0	0	1	0	0	0	0	0	0	10	14	0.00	0.000										
Eric Hetzel, R ERA: 5.91	1.0		6	2	1	1	0	1	0	0	0	0	0	13	24	9.00	3.000										

Boston Red Sox @ Chicago White Sox
Comiskey Park, Chicago, IL
Thu Sep 13 1990, 8:05 PM EDT
Att: 27,648 - Unknown - 80 F

AB 34
R 9
H 13
RBI 9
BB 6
SO 7
LOB 15



Batter	1	2	3	4	5	6	7	8	9	AB	R	H	RBI	BB	SO	LOB	TOP				
Jody Reed, R OBP: 0.371, SLG: 0.404 (1, 6)										3	1	0	0	1	0	3					
Dwight Evans, R OBP: 0.353, SLG: 0.402 (1, 10)										4	1	1	0	0	1	2					
Wade Boggs, L OBP: 0.398, SLG: 0.428 (1, 5)										4	0	2	2	0	0	0					
Ellis Burks, R OBP: 0.357, SLG: 0.504 (1, 8)										4	0	0	0	0	1	2					
Mike Greenwell, L OBP: 0.361, SLG: 0.410 (1, 7)										4	0	1	0	0	0	2					
Tom Brunansky, R OBP: 0.335, SLG: 0.388 (1, 9)										4	0	0	0	0	0	1					
Mike Marshall, R OBP: 0.289, SLG: 0.430 (1, 3)										4	1	1	0	0	1	0					
Tony Peña, R OBP: 0.317, SLG: 0.333 (1, 2)										3	1	2	1	1	0	0					
Randy Kutcher, R OBP: 0.377, SLG: 0.391 (1, 4)										2	0	1	0	1	0	1					
Danny Heep, L OBP: 0.257, SLG: 0.224 (9, PH)										1	0	0	0	0	1	1					
Inning Stats	R: 1 E: 0 K: 2 S: 12	H: 1 LOB: 1 BB: 1 P: 23	R: 1 E: 0 K: 0 S: 10	H: 2 LOB: 0 BB: 0 P: 16	R: 1 E: 0 K: 0 S: 9	H: 2 LOB: 1 BB: 0 P: 14	R: 0 E: 0 K: 1 S: 9	H: 0 LOB: 0 BB: 0 P: 13	R: 0 E: 0 K: 0 S: 4	H: 1 LOB: 1 BB: 0 P: 8	R: 1 E: 0 K: 0 S: 8	H: 0 LOB: 1 BB: 2 P: 21	R: 0 E: 0 K: 0 S: 12	H: 0 LOB: 0 BB: 0 P: 19	R: 0 E: 0 K: 1 S: 12	H: 1 LOB: 1 BB: 0 P: 18	1B: 4 2B: 5 3B: 1 HR: 0	SF: 0 SAC: 0 DP: 2 HBP: 0	WP: 3 PB: 0 SB: 1 CS: 0	PA: 36	
PITCHER	IP WLS BF H R ER SO BB IBB HBP BLK WP HR S P ERA WHIP	IP WLS BF H R ER SO BB IBB HBP BLK WP HR S P ERA WHIP	IP WLS BF H R ER SO BB IBB HBP BLK WP HR S P ERA WHIP	IP WLS BF H R ER SO BB IBB HBP BLK WP HR S P ERA WHIP	IP WLS BF H R ER SO BB IBB HBP BLK WP HR S P ERA WHIP	IP WLS BF H R ER SO BB IBB HBP BLK WP HR S P ERA WHIP	IP WLS BF H R ER SO BB IBB HBP BLK WP HR S P ERA WHIP	IP WLS BF H R ER SO BB IBB HBP BLK WP HR S P ERA WHIP	IP WLS BF H R ER SO BB IBB HBP BLK WP HR S P ERA WHIP	IP WLS BF H R ER SO BB IBB HBP BLK WP HR S P ERA WHIP	IP WLS BF H R ER SO BB IBB HBP BLK WP HR S P ERA WHIP	IP WLS BF H R ER SO BB IBB HBP BLK WP HR S P ERA WHIP	IP WLS BF H R ER SO BB IBB HBP BLK WP HR S P ERA WHIP	IP WLS BF H R ER SO BB IBB HBP BLK WP HR S P ERA WHIP	IP WLS BF H R ER SO BB IBB HBP BLK WP HR S P ERA WHIP	IP WLS BF H R ER SO BB IBB HBP BLK WP HR S P ERA WHIP	IP WLS BF H R ER SO BB IBB HBP BLK WP HR S P ERA WHIP	IP WLS BF H R ER SO BB IBB HBP BLK WP HR S P ERA WHIP	IP WLS BF H R ER SO BB IBB HBP BLK WP HR S P ERA WHIP	IP WLS BF H R ER SO BB IBB HBP BLK WP HR S P ERA WHIP	IP WLS BF H R ER SO BB IBB HBP BLK WP HR S P ERA WHIP

Boston Red Sox @ Chicago White Sox
Comiskey Park, Chicago, IL
Sat Sep 15 1990, 8:05 PM EDT
Att: 41,197 - Unknown - 63 F

AB 33
R 4
H 8
RBI 3
BB 3
SO 4
LOB 12



Batter	1	2	3	4	5	6	7	8	9	AB	R	H	RBI	BB	SO	LOB	BOTTOM				
Ivan Calderon, R OBP: 0.339, SLG: 0.439 (1, 10)										5	1	2	1	0	1	0					
Lance Johnson, L OBP: 0.311, SLG: 0.340 (1, 8)										4	1	3	2	1	0	0					
Carlton Fisk, R OBP: 0.383, SLG: 0.466 (1, 2)										3	0	2	2	1	0	1					
Frank Thomas, R OBP: 0.449, SLG: 0.508 (1, 3)										3	0	0	1	0	1	3					
Dan Pasqua, L OBP: 0.352, SLG: 0.514 (1, 9)										3	0	1	0	1	0	1					
Sammy Sosa, R OBP: 0.278, SLG: 0.394 (7, 9)										1	0	0	0	0	0	2					
Phil Bradley, R OBP: 0.345, SLG: 0.332 (1, 7)										3	1	1	0	1	1	3					
Robin Ventura, L OBP: 0.314, SLG: 0.303 (1, 5)										3	1	2	0	0	0	0					
Scott Fletcher, R OBP: 0.302, SLG: 0.309 (1, 4)										4	1	1	1	0	2	3					
Ozzie Guillen, L OBP: 0.315, SLG: 0.343 (1, 6)										3	2	0	0	1	1	4					
Inning Stats	R: 0 E: 0 K: 1 S: 9	H: 1 LOB: 1 BB: 1 P: 18	R: 0 E: 0 K: 1 S: 12	H: 1 LOB: 2 BB: 1 P: 23	R: 1 E: 0 K: 1 S: 13	H: 1 LOB: 0 BB: 1 P: 22	R: 4 E: 0 K: 1 S: 17	H: 5 LOB: 3 BB: 1 P: 35	R: 2 E: 0 K: 0 S: 9	H: 3 LOB: 1 BB: 1 P: 17	R: 0 E: 0 K: 2 S: 7	H: 0 LOB: 0 BB: 0 P: 12	R: 0 E: 0 K: 0 S: 8	H: 1 LOB: 2 BB: 0 P: 9	R: 0 E: 0 K: 0 S: 12	H: 0 LOB: 0 BB: 0 P: 18	1B: 10 2B: 2 3B: 0 HR: 0	SF: 1 SAC: 1 DP: 0 HBP: 2	WP: 1 PB: 1 SB: 2 CS: 2	PA: 41	
PITCHER	IP WLS BF H R ER SO BB IBB HBP BLK WP HR S P ERA WHIP	IP WLS BF H R ER SO BB IBB HBP BLK WP HR S P ERA WHIP	IP WLS BF H R ER SO BB IBB HBP BLK WP HR S P ERA WHIP	IP WLS BF H R ER SO BB IBB HBP BLK WP HR S P ERA WHIP	IP WLS BF H R ER SO BB IBB HBP BLK WP HR S P ERA WHIP	IP WLS BF H R ER SO BB IBB HBP BLK WP HR S P ERA WHIP	IP WLS BF H R ER SO BB IBB HBP BLK WP HR S P ERA WHIP	IP WLS BF H R ER SO BB IBB HBP BLK WP HR S P ERA WHIP	IP WLS BF H R ER SO BB IBB HBP BLK WP HR S P ERA WHIP	IP WLS BF H R ER SO BB IBB HBP BLK WP HR S P ERA WHIP	IP WLS BF H R ER SO BB IBB HBP BLK WP HR S P ERA WHIP	IP WLS BF H R ER SO BB IBB HBP BLK WP HR S P ERA WHIP	IP WLS BF H R ER SO BB IBB HBP BLK WP HR S P ERA WHIP	IP WLS BF H R ER SO BB IBB HBP BLK WP HR S P ERA WHIP	IP WLS BF H R ER SO BB IBB HBP BLK WP HR S P ERA WHIP	IP WLS BF H R ER SO BB IBB HBP BLK WP HR S P ERA WHIP	IP WLS BF H R ER SO BB IBB HBP BLK WP HR S P ERA WHIP	IP WLS BF H R ER SO BB IBB HBP BLK WP HR S P ERA WHIP	IP WLS BF H R ER SO BB IBB HBP BLK WP HR S P ERA WHIP	IP WLS BF H R ER SO BB IBB HBP BLK WP HR S P ERA WHIP	IP WLS BF H R ER SO BB IBB HBP BLK WP HR S P ERA WHIP

Boston Red Sox @ Chicago White Sox
Comiskey Park, Chicago, IL
Sat Sep 15 1990, 8:05 PM EDT
Att: 41,197 - Unknown - 63 F

AB 32
R 7
H 12
RBI 7
BB 5
SO 6
LOB 17



Batter	1	2	3	4	5	6	7	8	9	AB	R	H	RBI	BB	SO	LOB	TOP											
Jody Reed, R OBP: 0.368, SLG: 0.400 (1, 6)	L5		F8		F7			P6	L1	5	0	0	0	0	0	4	Boston Red Sox @ Chicago White Sox Comiskey Park, Chicago, IL Sun Sep 16 1990, 4:33 AM EDT Att: 37,561 - Sunny - 62 F											
Dwight Evans, R OBP: 0.354, SLG: 0.402 (1, 10)	FC5-4 BB		E 1B 1B		G5-3			G5-3		3	0	1	1	1	0	0												
Wade Boggs, L OBP: 0.397, SLG: 0.427 (1, 5)	F7		E 1B		F7			G6-3		4	0	1	0	0	0	1												
Ellis Burks, R OBP: 0.355, SLG: 0.500 (1, 8)	FC5-4 1-2		E5 G6-4-3		B2			G6-3		4	0	0	0	0	0	3												
Mike Greenwell, L OBP: 0.360, SLG: 0.409 (1, 7)		L8	G6-4-3 1-2		F7			1B 1B		4	1	1	0	0	0	3												
Tom Brunansky, R OBP: 0.333, SLG: 0.385 (1, 9)		F8		P6		F9		K		4	0	0	0	0	1	1												
Mike Marshall, R OBP: 0.296, SLG: 0.442 (9, PR) Scott Cooper, L				L8				1B 1B		4	0	3	0	0	0	0												
Tony Peña, R OBP: 0.319, SLG: 0.333 (9, PR) Jeff Stone, L		G6-3				F7		1B		3	0	1	1	1	0	2												
Randy Kutcher, R OBP: 0.380, SLG: 0.394 (1, 4) Phil Plantier, L OBP: 0.316, SLG: 0.077 (7, PH) Jim Pankovits, R OBP: 0.324, SLG: 0.373 (9, PR)					F9			G4-6-3		1	0	0	0	0	0	1												
Danny Heep, L OBP: 0.267, SLG: 0.224 (9, PH) Kevin Romine, R			1B					BB		0	0	0	0	0	0	0												
Inning Stats	R: 0 E: 0 K: 0 S: 8	H: 0 LOB: 1 BB: 1 P: 14	R: 0 E: 0 K: 0 S: 9	H: 1 LOB: 1 BB: 0 P: 12	R: 1 E: 1 K: 0 S: 15	H: 3 LOB: 2 BB: 0 P: 22	R: 0 E: 0 K: 0 S: 8	H: 0 LOB: 1 BB: 1 P: 15	R: 0 E: 0 K: 0 S: 7	H: 0 LOB: 0 BB: 0 P: 7	R: 0 E: 0 K: 0 S: 8	H: 1 LOB: 0 BB: 0 P: 12	R: 0 E: 0 K: 0 S: 4	H: 0 LOB: 0 BB: 0 P: 5	R: 1 E: 0 K: 1 S: 16	H: 3 LOB: 3 BB: 1 P: 26		1B: 7 2B: 0 3B: 1 HR: 0	SF: 0 SAC: 0 DP: 2 HBP: 0	WP: 0 PB: 0 SB: 1 CS: 0	PA: 37							
PITCHER	IP	WLS	BF	H	R	ER	SO	BB	IBB	HBP	BLK	WP	HR	S	P	ERA		WHIP										
Eric King, R ERA: 3.3 (1, 1)	7.0	W	27	5	1	1	0	2	0	0	0	0	0	63	93	1.29		1.000										
Barry Jones, R ERA: 2.31 (8, 1)	1.0		3	0	0	0	0	0	0	0	0	0	0	4	5	0.00		0.000										
Bobby Thigpen, R ERA: 2.01 (9, 1)	1.0	S	7	3	1	1	1	1	0	0	0	0	0	16	26	9.00		4.000										

Batter	1	2	3	4	5	6	7	8	9	AB	R	H	RBI	BB	SO	LOB	BOTTOM											
Ivan Calderon, R OBP: 0.338, SLG: 0.440 (1, 10)	G6-3		P5		CS	1B 2B	K			4	1	1	0	0	1	0	Boston Red Sox @ Chicago White Sox Comiskey Park, Chicago, IL Sun Sep 16 1990, 4:33 AM EDT Att: 37,561 - Sunny - 62 F											
Lance Johnson, L OBP: 0.311, SLG: 0.339 (1, 8)	G4-3		B1-3			FC6-4 BB CS 1B		F8		4	0	1	1	0	0	0												
Frank Thomas, R OBP: 0.444, SLG: 0.496 (1, 3)	L9		G6-3			FC6-4 BB		K		3	0	0	0	1	1	0												
Dan Pasqua, L OBP: 0.356, SLG: 0.520 (6, PH) Phil Bradley, R OBP: 0.345, SLG: 0.330 (7, 7)		G4-3 1B 2B		G4-3 1B		FC6-4 BB 1B		K		2	1	2	0	0	0	0												
Robin Ventura, L OBP: 0.314, SLG: 0.301 (1, 5)		G4-3		G4-3		1B BB		K		2	0	0	0	1	0	2												
Ron Karkovics, R OBP: 0.324, SLG: 0.441 (1, 2)				K		1B		K		3	1	2	2	0	1	0												
Sammy Sosa, R OBP: 0.278, SLG: 0.396 (1, 9)						K		K		3	0	1	1	0	2	2												
Scott Fletcher, R OBP: 0.301, SLG: 0.307 (1, 4)		G6-3				L9		K		3	0	0	0	0	1	1												
Ozzie Guillen, L OBP: 0.315, SLG: 0.343 (1, 6)		L7				CS 1B		K		3	0	1	0	0	1	1												
Inning Stats	R: 0 E: 0 K: 0 S: 5	H: 0 LOB: 0 BB: 0 P: 8	R: 2 E: 0 K: 0 S: 12	H: 3 LOB: 1 BB: 0 P: 18	R: 0 E: 0 K: 0 S: 5	H: 0 LOB: 0 BB: 0 P: 9	R: 0 E: 0 K: 1 S: 9	H: 1 LOB: 0 BB: 0 P: 13	R: 0 E: 0 K: 1 S: 8	H: 1 LOB: 0 BB: 0 P: 14	R: 2 E: 0 K: 1 S: 12	H: 3 LOB: 2 BB: 2 P: 25	R: 0 E: 0 K: 3 S: 10	H: 0 LOB: 0 BB: 0 P: 13	R: 0 E: 0 K: 2 S: 9	H: 0 LOB: 0 BB: 0 P: 12		1B: 5 2B: 3 3B: 0 HR: 0	SF: 0 SAC: 0 DP: 1 HBP: 0	WP: 0 PB: 0 SB: 0 CS: 2	PA: 32							
PITCHER	IP	WLS	BF	H	R	ER	SO	BB	IBB	HBP	BLK	WP	HR	S	P	ERA		WHIP										
Dana Kiecker, R ERA: 4.43 (1, 1)	5.0	L	21	7	4	4	2	1	0	0	0	0	0	42	69	7.20		1.600										
Rob Murphy, L ERA: 6.31 (6, 1)	0.2		2	0	0	0	0	1	0	0	0	0	0	4	8	0.00		1.500										
Larry Andersen, R ERA: 1.68 (6, 1)	1.1		5	1	0	0	4	0	0	0	0	0	0	15	23	0.00		0.750										
Jeff Gray, R ERA: 4.12 (8, 1)	1.0		3	0	0	0	2	0	0	0	0	0	0	9	12	0.00		0.000										

Batter	1	2	3	4	5	6	7	8	9	AB	R	H	RBI	BB	SO	LOB	TOP			
Ivan Calderon, R OBP: 0.337, SLG: 0.438 (1, 10)										5	1	1	0	0	0	2				
Lance Johnson, L OBP: 0.312, SLG: 0.344 (1, 8)										5	0	2	1	0	0	1				
Carlton Fisk, R OBP: 0.385, SLG: 0.467 (1, 2)										4	2	2	0	1	0	2				
Frank Thomas, R OBP: 0.455, SLG: 0.522 (1, 3)										3	2	2	2	1	1	0				
Dan Pasqua, L OBP: 0.352, SLG: 0.513 Rodney McCray, R (8, 7)										4	1	0	1	0	1	3				
Sammy Sosa, R OBP: 0.275, SLG: 0.393 (1, 9)										4	0	0	1	0	3	5				
Robin Ventura, L OBP: 0.316, SLG: 0.304 (1, 5)										3	0	1	1	1	0	0				
Scott Fletcher, R OBP: 0.298, SLG: 0.304 (1, 4)										4	0	0	0	0	0	2				
Ozzie Guillen, L OBP: 0.315, SLG: 0.342 (1, 6)										4	1	1	0	0	0	1				
Inning Stats	R: 4 E: 1 K: 0 S: 7	H: 3 LOB: 1 BB: 0 P: 8	R: 0 E: 0 K: 0 S: 3	H: 0 LOB: 0 BB: 0 P: 3	R: 2 E: 0 K: 1 S: 7	H: 2 LOB: 0 BB: 0 P: 7	R: 1 E: 1 K: 0 S: 5	H: 2 LOB: 1 BB: 0 P: 5	R: 0 E: 0 K: 3 S: 9	H: 0 LOB: 0 BB: 0 P: 9	R: 0 E: 0 K: 1 S: 5	H: 0 LOB: 1 BB: 2 P: 13	R: 0 E: 0 K: 1 S: 8	H: 0 LOB: 0 BB: 0 P: 3	R: 0 E: 0 K: 1 S: 8	H: 2 LOB: 2 BB: 0 P: 8	1B: 6 2B: 1 3B: 1 HR: 1	SF: 1 SAC: 0 DP: 0 HBP: 1	WP: 1 PB: 0 CS: 0	PA: 42
PITCHER	IP WLS BF H R ER SO BB IBB HBP BLK WP HR S P ERA WHIP																			
Scott Sanderson, R ERA: 3.75 (1, 1)	5.0 L 25 7 7 4 4 1 0 1 0 0 1 31 36 7.20 1.600																			
Reggie Harris, R ERA: 3.06 (6, 1)	3.0 11 0 0 0 1 2 0 0 0 0 0 11 19 0.00 0.667																			
Joe Klink, L ERA: 2.04 (9, 1)	1.0 6 2 0 0 1 0 0 0 0 1 0 8 8 0.00 2.000																			

Chicago White Sox @ Oakland Athletics
Oakland-Alameda County Coliseum, Oakland, CA
Mon Sep 17 1990, 7:05 PM PDT
Att: 43,953 - Unknown - 68 F

AB 37
R 7
H 9
RBI 6
BB 3
SO 6
LOB 18



Batter	1	2	3	4	5	6	7	8	9	AB	R	H	RBI	BB	SO	LOB	BOTTOM			
Rickey Henderson, R OBP: 0.436, SLG: 0.583 Doug Jennings, L OBP: 0.274, SLG: 0.297 (7, 7)										2	0	0	0	0	0	0				
Willie McGee, S OBP: 0.376, SLG: 0.427 Darren Lewis, R OBP: 0.409, SLG: 0.316 (7, 8)										1	0	0	0	1	0	0				
Jose Canseco, R OBP: 0.371, SLG: 0.558 Terry Steinbach, R OBP: 0.283, SLG: 0.371 Ron Hassey, L OBP: 0.289, SLG: 0.301 (9, PH)										2	0	1	0	1	0	1				
Harold Baines, L OBP: 0.377, SLG: 0.440 (1, 10)										4	0	0	0	0	2	4				
Carney Lansford, R OBP: 0.334, SLG: 0.326 Troy Afenir, R OBP: 0.154, SLG: 0.167 (7, 2)										2	0	1	0	0	0	0				
Mark McGwire, R OBP: 0.380, SLG: 0.491 Dann Howitt, L OBP: 0.308, SLG: 0.364 (8, 9)										2	0	0	0	0	1	1				
Jamie Quirk, L OBP: 0.336, SLG: 0.389 (7, 5)										3	0	1	0	0	1	1				
Walt Weiss, S OBP: 0.342, SLG: 0.338 Mike Bordick, R OBP: 0.100, SLG: 0.100 (7, 6)										2	0	0	0	0	0	1				
Willie Randolph, R OBP: 0.328, SLG: 0.317 Lance Blankenship, R OBP: 0.254, SLG: 0.119 (7, 4)										1	0	0	0	0	0	1				
Inning Stats	R: 0 E: 0 K: 0 S: 2	H: 0 LOB: 1 BB: 1 P: 6	R: 0 E: 0 K: 1 S: 5	H: 0 LOB: 0 BB: 0 P: 5	R: 0 E: 0 K: 1 S: 3	H: 1 LOB: 0 BB: 0 P: 3	R: 0 E: 0 K: 1 S: 5	H: 0 LOB: 1 BB: 1 P: 9	R: 0 E: 0 K: 1 S: 5	H: 1 LOB: 0 BB: 0 P: 5	R: 0 E: 0 K: 2 S: 8	H: 1 LOB: 1 BB: 0 P: 8	R: 0 E: 0 K: 1 S: 6	H: 1 LOB: 1 BB: 0 P: 6	R: 0 E: 0 K: 1 S: 6	H: 1 LOB: 2 BB: 1 P: 10	1B: 5 2B: 0 3B: 0 HR: 0	SF: 0 SAC: 0 DP: 3 HBP: 0	WP: 0 PB: 0 CS: 0	PA: 32
PITCHER	IP WLS BF H R ER SO BB IBB HBP BLK WP HR S P ERA WHIP																			
Melido Perez, R ERA: 4.32 (1, 1)	9.0 W 32 5 0 0 8 3 0 0 0 0 0 45 57 0.00 0.889																			

Chicago White Sox @ Oakland Athletics
Oakland-Alameda County Coliseum, Oakland, CA
Mon Sep 17 1990, 7:05 PM PDT
Att: 43,953 - Unknown - 68 F

AB 29
R 0
H 5
RBI 0
BB 3
SO 8
LOB 15



Batter	1	2	3	4	5	6	7	8	9	AB	R	H	RBI	BB	SO	LOB	TOP			
Ivan Calderon, R OBP: 0.338, SLG: 0.440	G4-3		G6-3	G5-3			F9			4	0	0	0	0	0	2	Chicago White Sox @ Seattle Mariners The Kingdome, Seattle, WA Thu Sep 20 1990, 10:05 PM EDT Att: 7,956 - Dome			
Lance Johnson, L OBP: 0.308, SLG: 0.339	G4-3		PB BB 3-H 1B		L7		F9			4	0	1	1	0	0	0				
Carlton Fisk, R OBP: 0.382, SLG: 0.461	G1-3		F8		1B		K			4	0	1	0	0	1	1				
Frank Thomas, R OBP: 0.466, SLG: 0.517		SH3 BB G4-3 1B			1B			G6-3		3	1	2	0	1	0	0				
Dan Pasqua, L OBP: 0.350, SLG: 0.506	G4-3		K				P4			3	0	0	0	1	1	4				
Phil Bradley, R OBP: 0.345, SLG: 0.330	SH3				WP G4-3 1B		G1-3			3	1	1	0	0	1	2				
Robin Ventura, L OBP: 0.317, SLG: 0.310	G4-3		F8				G4-6-3 1B		G5-3	4	0	1	1	0	0	2				
Scott Fletcher, R OBP: 0.303, SLG: 0.317	G5-3		G4-3 WP 1B				G4-6-3 1-2		P4	4	0	1	0	0	0	2				
Ozzie Guillen, L OBP: 0.311, SLG: 0.337			G6-3 WP 1B		G4-3		G3		G4-3	4	1	1	1	0	0	1				
Inning Stats	R: 0 E: 0 K: 0 S: 8	H: 0 LOB: 0 BB: 0 P: 10	R: 1 E: 0 K: 0 S: 6	H: 1 LOB: 1 BB: 1 P: 15	R: 1 E: 0 K: 1 S: 18	H: 2 LOB: 2 BB: 1 P: 26	R: 1 E: 0 K: 0 S: 13	H: 2 LOB: 1 BB: 0 P: 18	R: 0 E: 0 K: 0 S: 8	H: 2 LOB: 2 BB: 0 P: 11	R: 0 E: 0 K: 1 S: 5	H: 0 LOB: 0 BB: 0 P: 7	R: 0 E: 0 K: 1 S: 6	H: 0 LOB: 0 BB: 0 P: 11	R: 0 E: 0 K: 0 S: 8	H: 0 LOB: 0 BB: 0 P: 12	1B: 8 2B: 0 3B: 0 HR: 0	SF: 0 SAC: 1 DP: 1 HBP: 0	WP: 2 PB: 1 SB: 0 CS: 0	PA: 36
PITCHER Erik Hanson, R ERA: 3.36	IP: 9.0 WLS: W BF: 36 H: 8 R: 3 ER: 3 SO: 3 BB: 2 IBB: 0 HBP: 0 BLK: 0 WP: 2 HR: 0 S: 78 P: 121 ERA: 3.00 WHIP: 1.111															PITCHER				

Batter	1	2	3	4	5	6	7	8	9	AB	R	H	RBI	BB	SO	LOB	BOTTOM			
Harold Reynolds, S OBP: 0.335, SLG: 0.348	F9		L7		P5		P3	FC6-4		5	0	0	0	0	0	5	Chicago White Sox @ Seattle Mariners The Kingdome, Seattle, WA Thu Sep 20 1990, 10:05 PM EDT Att: 7,956 - Dome			
Edgar Martinez, R OBP: 0.398, SLG: 0.439	CS BB		3B 1B		HR BB		F8			2	2	1	1	2	0	0				
Henry Cotto, R OBP: 0.305, SLG: 0.348	K		1B 3B		HR		G4-3			4	2	2	4	0	1	1				
Jeffrey Leonard, R OBP: 0.299, SLG: 0.350	G1-3		G1-3		G3-6-3 1B			G1-3		4	0	2	1	0	0	0				
Alvin Davis, L OBP: 0.387, SLG: 0.415	K		G4-3		G3-6-3			HR		4	1	1	1	0	1	2				
Jay Buhner, R OBP: 0.342, SLG: 0.438	G6-3				K		K	BB 1B		4	0	1	0	0	2	0				
Pete O'Brien, L OBP: 0.313, SLG: 0.321			L6		F9		P5	BB BB		3	0	0	0	1	0	0				
Dave Valle, R OBP: 0.323, SLG: 0.330			1B BB		FC6 BB		1B	F8		2	1	1	0	2	0	2				
Omar Vizquel, S OBP: 0.288, SLG: 0.295			1B 3B 1B		FC6		F7	FC6-4 BB		3	1	1	0	1	0	2				
Inning Stats	R: 0 E: 0 K: 1 S: 7	H: 0 LOB: 1 BB: 1 P: 15	R: 0 E: 0 K: 1 S: 9	H: 0 LOB: 0 BB: 0 P: 15	R: 4 E: 0 K: 0 S: 14	H: 4 LOB: 1 BB: 1 P: 23	R: 0 E: 0 K: 1 S: 10	H: 0 LOB: 1 BB: 1 P: 17	R: 2 E: 0 K: 0 S: 7	H: 2 LOB: 1 BB: 1 P: 15	R: 0 E: 0 K: 1 S: 8	H: 1 LOB: 0 BB: 0 P: 12	R: 0 E: 0 K: 0 S: 7	H: 0 LOB: 0 BB: 0 P: 8	R: 1 E: 0 K: 0 S: 12	H: 2 LOB: 3 BB: 2 P: 27	1B: 6 2B: 1 3B: 1 HR: 2	SF: 0 SAC: 0 DP: 2 HBP: 0	WP: 0 PB: 0 SB: 0 CS: 1	PA: 37
PITCHER Greg Hibbard, L ERA: 3.21 Steve Rosenberg, L ERA: 7.5 Scott Radinsky, L ERA: 4.18	IP: 5.0 WLS: L BF: 23 H: 6 R: 6 ER: 6 SO: 3 BB: 4 IBB: 0 HBP: 0 BLK: 0 WP: 0 HR: 1 S: 47 P: 85 ERA: 10.80 WHIP: 2.000															PITCHER				

Batter	1	2	3	4	5	6	7	8	9	AB	R	H	RBI	BB	SO	LOB	TOP										
Ivan Calderon, R OBP: 0.337, SLG: 0.437	L1-3			G4-3		FC5-4		F1		4	0	0	0	1	0	2	Chicago White Sox @ Seattle Mariners The Kingdome, Seattle, WA Fri Sep 21 1990, 10:05 PM EDT Att: 55,679 - Dome - 72 F										
Lance Johnson, L OBP: 0.307, SLG: 0.338		L3			G6-3	K		F7		5	0	1	0	0	1	5											
Carlton Fisk, R OBP: 0.382, SLG: 0.458	F7			G4-3					F9	3	1	0	0	2	0	1											
Frank Thomas, R OBP: 0.464, SLG: 0.517	K								P3	4	1	1	0	1	1	3											
Phil Bradley, R OBP: 0.348, SLG: 0.333										3	2	1	0	2	0	1											
Sammy Sosa, R OBP: 0.278, SLG: 0.409										5	1	3	4	0	0	1											
Robin Ventura, L OBP: 0.316, SLG: 0.308										2	0	0	1	1	0	2											
Scott Fletcher, R OBP: 0.304, SLG: 0.319										3	0	1	0	1	1	1											
Craig Grebeck, R OBP: 0.215, SLG: 0.220										2	0	1	0	0	0	0											
Ozzie Guillen, L OBP: 0.311, SLG: 0.337										0	0	0	0	0	0	0											
Inning Stats	R: 0 E: 0 K: 1 S: 12	H: 1 LOB: 1 BB: 0 P: 19	R: 2 E: 0 K: 0 S: 11	H: 2 LOB: 2 BB: 3 P: 24	R: 0 E: 0 K: 0 S: 13	H: 1 LOB: 2 BB: 1 P: 20	R: 0 E: 0 K: 0 S: 6	H: 0 LOB: 0 BB: 0 P: 8	R: 3 E: 0 K: 1 S: 13	H: 2 LOB: 1 BB: 1 P: 25	R: 0 E: 0 K: 0 S: 11	H: 1 LOB: 2 BB: 1 P: 22	R: 0 E: 0 K: 0 S: 7	H: 0 LOB: 0 BB: 0 P: 9	R: 0 E: 0 K: 0 S: 6	H: 1 LOB: 1 BB: 0 P: 7	R: 0 E: 0 K: 0 S: 12	H: 0 LOB: 1 BB: 1 P: 20	1B: 4 2B: 4 3B: 0 HR: 1	SF: 1 SAC: 2 DP: 1 HBP: 0	WP: 0 PB: 0 SB: 4 CS: 0	PA: 42					
PITCHER	IP	WLS	BF	H	R	ER	SO	BB	IBB	HBP	BLK	WP	HR	S	P	ERA	WHIP										
Randy Johnson, L ERA: 3.88	1.0	L	7	3	2	2	1	1	0	0	0	0	1	17	28	18.00	4.000										
Russ Swan, L ERA: 3.23	3.2		18	3	3	3	0	3	2	0	0	0	0	35	64	7.36	1.636										
Dave Burba, R ERA: 3.18	2.1		9	1	0	0	2	1	0	0	0	0	0	21	35	0.00	0.857										
Bill Swift, R ERA: 2.34	0.2		3	1	0	0	0	0	0	0	0	0	0	4	4	0.00	1.500										
Keith Comstock, L ERA: 2.91	1.1		5	0	0	0	0	1	0	0	0	0	0	14	23	0.00	0.750										

Batter	1	2	3	4	5	6	7	8	9	AB	R	H	RBI	BB	SO	LOB	BOTTOM										
Harold Reynolds, S OBP: 0.337, SLG: 0.352										5	2	3	1	0	0	1	Chicago White Sox @ Seattle Mariners The Kingdome, Seattle, WA Fri Sep 21 1990, 10:05 PM EDT Att: 55,679 - Dome - 72 F										
Ken Griffey, L OBP: 0.366, SLG: 0.455	L6									5	0	1	0	0	1	5											
Ken Griffey Jr., L OBP: 0.364, SLG: 0.479										4	0	1	2	0	0	3											
Jay Buhner, R OBP: 0.342, SLG: 0.438										0	0	0	0	0	0	0											
Alvin Davis, L OBP: 0.384, SLG: 0.411										4	0	0	0	0	0	2											
Pete O'Brien, L OBP: 0.314, SLG: 0.321										3	0	1	0	1	0	0											
Greg Britley, L OBP: 0.321, SLG: 0.361										1	0	0	0	1	0	2											
Henry Cotto, R OBP: 0.304, SLG: 0.347										1	0	0	0	0	0	0											
Edgar Martinez, R OBP: 0.399, SLG: 0.438										2	0	0	0	2	0	2											
Scott Bradley, L OBP: 0.255, SLG: 0.276										2	0	0	0	0	1	3											
Dave Valle, R OBP: 0.324, SLG: 0.331										2	0	1	0	0	0	1											
Omar Vizquel, S OBP: 0.297, SLG: 0.302										2	2	2	0	1	0	0											
Tino Martinez, L OBP: 0.244, SLG: 0.216										1	0	0	0	0	0	2											
Jeff Schaefer, R OBP: 0.235, SLG: 0.237										0	0	0	0	0	0	0											
Inning Stats	R: 0 E: 1 K: 0 S: 9	H: 1 LOB: 0 BB: 0 P: 14	R: 0 E: 0 K: 0 S: 5	H: 0 LOB: 0 BB: 1 P: 12	R: 0 E: 0 K: 1 S: 11	H: 0 LOB: 1 BB: 1 P: 17	R: 0 E: 0 K: 0 S: 12	H: 1 LOB: 3 BB: 2 P: 26	R: 2 E: 0 K: 0 S: 9	H: 2 LOB: 0 BB: 0 P: 14	R: 0 E: 0 K: 0 S: 6	H: 0 LOB: 1 BB: 1 P: 13	R: 2 E: 0 K: 1 S: 11	H: 2 LOB: 0 BB: 0 P: 18	R: 0 E: 0 K: 0 S: 9	H: 2 LOB: 2 BB: 0 P: 15	R: 0 E: 0 K: 0 S: 5	H: 1 LOB: 1 BB: 0 P: 9	1B: 8 2B: 1 3B: 0 HR: 0	SF: 1 SAC: 1 DP: 1 HBP: 0	WP: 1 PB: 0 SB: 1 CS: 1	PA: 39					
PITCHER	IP	WLS	BF	H	R	ER	SO	BB	IBB	HBP	BLK	WP	HR	S	P	ERA	WHIP										
Eric King, R ERA: 3.31	5.0	W	22	4	2	2	1	1	0	0	0	0	0	17	31	9.00	1.500										
Wayne Edwards, L ERA: 3.69	2.0		9	2	2	2	1	1	0	0	0	0	0	9	15	0.00	2.000										
Barry Jones, R ERA: 2.28	1.0		5	2	0	0	0	0	0	0	0	0	0	9	15	0.00	2.000										
Bobby Thigpen, R ERA: 1.98	1.0	S	3	1	0	0	0	0	0	0	0	0	0	5	9	0.00	1.000										

AB	31
R	5
H	8
RBI	5
BB	8
SO	3
LOB	16

AB	32
R	4
H	9
RBI	3
BB	5
SO	2
LOB	21



Batter	1	2	3	4	5	6	7	8	9	AB	R	H	RBI	BB	SO	LOB	TOP			
Ivan Calderon, R OBP: 0.334, SLG: 0.434	P2		P4		K		G1-3			4	0	0	0	0	1	1	Chicago White Sox @ Seattle Mariners The Kingdome, Seattle, WA Sun Sep 23 1990, 6:33 AM EDT Att: 19,666 - Dome			
Lance Johnson, L OBP: 0.317, SLG: 0.344	G6-4-3 1B		BB BB		CS BB			G6-4-3 1B		2	0	2	0	2	0	0				
Carlton Fisk, R OBP: 0.379, SLG: 0.459	G6-4-3 1-2f		K		F8			G6-4-3 1-2f		4	0	0	0	0	1	4				
Frank Thomas, R OBP: 0.468, SLG: 0.535			FC6 BB			F9		HR		3	1	1	1	1	1	0				
Steve Lyons, L OBP: 0.271			1-2 BB							0	0	0	0	0	0	0				
Sammy Sosa, R OBP: 0.282, SLG: 0.409		S 1B	FC6 1-2f			G6-3		L5		4	1	1	0	0	0	2				
Ron Karkovics, R OBP: 0.310, SLG: 0.420					P6					4	0	0	0	0	2	1				
Scott Fletcher, R OBP: 0.303, SLG: 0.318	FC5 1B 2-H				L8			G5-3		4	0	1	1	0	1	0				
Craig Grebeck, R OBP: 0.238, SLG: 0.248					FC6-4 BB			1B		3	0	3	0	1	0	0				
Ozzie Guillen, L OBP: 0.312, SLG: 0.342	FC5 2-3f				FC6-4 1-2f			F7		4	0	0	0	0	0	5				
Inning Stats	R: 0 E: 0 K: 0 S: 3	H: 1 LOB: 0 BB: 0 P: 5	R: 1 E: 0 K: 2 S: 16	H: 3 LOB: 2 BB: 0 P: 24	R: 0 E: 0 K: 1 S: 16	H: 0 LOB: 1 BB: 2 P: 26	R: 0 E: 0 K: 0 S: 14	H: 0 LOB: 1 BB: 1 P: 23	R: 0 E: 0 K: 1 S: 6	H: 0 LOB: 0 BB: 0 P: 10	R: 0 E: 0 K: 0 S: 7	H: 1 LOB: 1 BB: 0 P: 17	R: 1 E: 0 K: 0 S: 8	H: 2 LOB: 0 BB: 0 P: 12	R: 0 E: 0 K: 1 S: 6	H: 1 LOB: 1 BB: 0 P: 10	1B: 6 2B: 1 3B: 0 HR: 1	SF: 0 SAC: 0 DP: 2 HBP: 0	WP: 0 PB: 0 SB: 1 CS: 1	PA: 36
PITCHER Matt Young, L ERA: 3.5	IP: 9.0 WLS: L BF: 36	H: 8 R: 2 ER: 2 SO: 6	BB: 4 IBB: 0 HBP: 0 BLK: 0	WP: 0 HR: 1 S: 87 P: 140	ERA: 2.00 WHIP: 1.333	PITCHER										ERA: 3.5				

AB	32
R	2
H	8
RBI	2
BB	4
SO	6
LOB	13



Batter	1	2	3	4	5	6	7	8	9	AB	R	H	RBI	BB	SO	LOB	BOTTOM			
Harold Reynolds, S OBP: 0.338, SLG: 0.351	FC6-4 1B		F9		FC6-2 1B		E3 FC6-4			4	0	2	0	0	0	2	Chicago White Sox @ Seattle Mariners The Kingdome, Seattle, WA Sun Sep 23 1990, 6:33 AM EDT Att: 19,666 - Dome			
Henry Cotto, R OBP: 0.302, SLG: 0.344	F8		1-2 1B		FC6-2 1-2		FC6-4 1-2f			4	0	1	1	0	0	4				
Ken Griffey, L OBP: 0.362, SLG: 0.444	FC6-4 1-2f		K		G3		F7			4	0	0	0	0	1	6				
Alvin Davis, L OBP: 0.383, SLG: 0.409	F7				F7		P6			4	0	0	0	0	0	1				
Tino Martinez, L OBP: 0.283, SLG: 0.244		G4-3 1B			K		BB			3	0	1	0	1	1	0				
Jay Buhner, R OBP: 0.335, SLG: 0.422		K			BB		K			3	0	0	0	1	2	2				
Edgar Martinez, R OBP: 0.398, SLG: 0.436		G4-3			F7		G4-3			3	0	0	0	0	0	3				
Greg Briley, L OBP: 0.321, SLG: 0.359										1	0	0	0	0	1	0				
Dave Valle, R OBP: 0.327, SLG: 0.330										1	1	1	0	2	0	0				
Pete O'Brien, L OBP: 0.311, SLG: 0.319					FC4-8 BB		1B SH1-3 FC6-2 BB		E SH2-3 FC6-4 1B	1	0	0	0	0	0	0				
Omar Vizquel, S OBP: 0.299, SLG: 0.301					FC4-6 1B		SH1-3			1	0	0	0	0	0	1				
Ken Griffey Jr., L OBP: 0.364, SLG: 0.481							SH2-3		K	1	0	0	0	0	1	0				
Inning Stats	R: 0 E: 0 K: 0 S: 8	H: 1 LOB: 1 BB: 0 P: 13	R: 0 E: 0 K: 1 S: 8	H: 1 LOB: 0 BB: 0 P: 13	R: 0 E: 0 K: 1 S: 12	H: 1 LOB: 2 BB: 1 P: 18	R: 0 E: 0 K: 1 S: 9	H: 0 LOB: 1 BB: 1 P: 16	R: 0 E: 0 K: 0 S: 9	H: 0 LOB: 1 BB: 1 P: 16	R: 1 E: 1 K: 0 S: 9	H: 1 LOB: 1 BB: 0 P: 12	R: 0 E: 0 K: 0 S: 10	H: 0 LOB: 0 BB: 0 P: 15	R: 0 E: 0 K: 2 S: 7	H: 0 LOB: 0 BB: 0 P: 9	1B: 5 2B: 0 3B: 0 HR: 0	SF: 0 SAC: 2 DP: 1 HBP: 0	WP: 0 PB: 0 SB: 0 CS: 0	PA: 36
PITCHER Alex Fernandez, R ERA: 3.45	IP: 8.0 WLS: W BF: 33	H: 5 R: 1 ER: 0 SO: 4	BB: 4 IBB: 0 HBP: 0 BLK: 0	WP: 0 HR: 0 S: 74 P: 120	ERA: 0.00 WHIP: 1.125	PITCHER										ERA: 3.45				
PITCHER Bobby Thigpen, R ERA: 1.99	IP: 1.0 WLS: S BF: 3	H: 0 R: 0 ER: 0 SO: 2	BB: 0 IBB: 0 HBP: 0 BLK: 0	WP: 0 HR: 0 S: 7 P: 9	ERA: 0.00 WHIP: 0.000	PITCHER										ERA: 1.99				

AB	30
R	1
H	5
RBI	1
BB	4
SO	6
LOB	19



Batter	1	2	3	4	5	6	7	8	9	AB	R	H	RBI	BB	SO	LOB	TOP					
Shane Mack, R OBP: 0.391, SLG: 0.464										3	1	2	1	1	0	0	Minnesota Twins @ Chicago White Sox Comiskey Park, Chicago, IL Tue Sep 25 1990, 8:05 PM EDT Att: 24,455 - Unknown - 78 F					
Nelson Lirio, S OBP: 0.309, SLG: 0.326 Al Newman, S OBP: 0.300, SLG: 0.278										3	1	0	0	1	0	2						
Kirby Puckett, R OBP: 0.368, SLG: 0.453										4	0	0	0	0	0	3						
Randy Bush, L OBP: 0.338, SLG: 0.402										4	0	0	0	0	2	4						
Gary Gaetti, R OBP: 0.279, SLG: 0.389										4	1	2	3	0	1	0						
Brian Harper, R OBP: 0.332, SLG: 0.438										4	0	0	0	0	1	1						
Paul Sorrento, L OBP: 0.279, SLG: 0.376										4	0	2	0	0	2	0						
Pedro Munoz, R OBP: 0.292, SLG: 0.328										4	1	1	0	0	1	2						
Greg Gagne, R OBP: 0.279, SLG: 0.363										3	0	0	0	0	0	2						
Inning Stats	R: 3 E: 0 K: 1 S: 21	H: 1 LOB: 0 BB: 2 P: 35	R: 0 E: 0 K: 1 S: 8	H: 0 LOB: 0 BB: 0 P: 11	R: 0 E: 0 K: 0 S: 11	H: 0 LOB: 0 BB: 0 P: 14	R: 0 E: 0 K: 0 S: 4	H: 0 LOB: 0 BB: 0 P: 7	R: 1 E: 0 K: 1 S: 14	H: 2 LOB: 1 BB: 0 P: 22	R: 0 E: 0 K: 1 S: 9	H: 1 LOB: 1 BB: 0 P: 14	R: 0 E: 0 K: 1 S: 7	H: 1 LOB: 0 BB: 0 P: 11	R: 0 E: 1 K: 1 S: 10	H: 1 LOB: 2 BB: 0 P: 14	R: 0 E: 0 K: 1 S: 10	H: 1 LOB: 1 BB: 0 P: 16	1B: 5 2B: 1 3B: 1 HR: 1	SF: 0 SAC: 0 DP: 1 HBP: 0	WP: 1 PB: 0 SB: 4 CS: 0	PA: 35
PITCHER	IP WLS BF H R ER SO BB IBB HBP BLK WP HR S P ERA WHIP																					
Jack McDowell, R ERA: 3.93 Shawn Hillegas, R ERA: 1.29	(1, 1) 8.0 L 32 6 4 4 6 2 0 0 0 0 1 1 84 128 4.50 1.000	(9, 1) 1.0 4 1 0 0 1 0 0 0 0 0 0 0 10 16 0.00 1.000																				

Batter	1	2	3	4	5	6	7	8	9	AB	R	H	RBI	BB	SO	LOB	BOTTOM			
Ivan Calderon, R OBP: 0.334, SLG: 0.434										4	1	1	0	0	0	1	Minnesota Twins @ Chicago White Sox Comiskey Park, Chicago, IL Tue Sep 25 1990, 8:05 PM EDT Att: 24,455 - Unknown - 78 F			
Lance Johnson, L OBP: 0.316, SLG: 0.343										4	1	1	0	0	0	0				
Carlton Fisk, R OBP: 0.378, SLG: 0.457										4	0	1	2	0	2	0				
Frank Thomas, R OBP: 0.469, SLG: 0.531										3	1	1	0	1	2	1				
Sammy Sosa, R OBP: 0.281, SLG: 0.406 Dan Pasqua, L OBP: 0.345, SLG: 0.498										3	0	0	0	0	1	3				
Carlos Martinez, R OBP: 0.252, SLG: 0.327 Steve Lyons, L OBP: 0.247, SLG: 0.269										3	0	0	0	0	2	2				
Robin Ventura, L OBP: 0.322, SLG: 0.318										4	0	1	1	0	0	0				
Scott Fletcher, R OBP: 0.301, SLG: 0.316										3	0	0	0	0	0	1				
Ozzie Guillen, L OBP: 0.312, SLG: 0.344										3	0	1	0	0	0	0				
Inning Stats	R: 0 E: 0 K: 0 S: 8	H: 0 LOB: 0 BB: 0 P: 10	R: 1 E: 0 K: 1 S: 13	H: 1 LOB: 1 BB: 1 P: 25	R: 2 E: 0 K: 1 S: 8	H: 3 LOB: 0 BB: 0 P: 13	R: 0 E: 0 K: 1 S: 9	H: 0 LOB: 0 BB: 0 P: 13	R: 0 E: 0 K: 2 S: 12	H: 1 LOB: 1 BB: 0 P: 17	R: 0 E: 0 K: 2 S: 12	H: 1 LOB: 0 BB: 0 P: 17	R: 0 E: 0 K: 2 S: 8	H: 0 LOB: 0 BB: 0 P: 10	R: 0 E: 0 K: 0 S: 5	H: 0 LOB: 0 BB: 0 P: 8	1B: 4 2B: 2 3B: 0 HR: 0	SF: 0 SAC: 0 DP: 0 HBP: 0	WP: 1 PB: 0 SB: 1 CS: 0	PA: 34
PITCHER	IP WLS BF H R ER SO BB IBB HBP BLK WP HR S P ERA WHIP																			
Mark Guthrie, L ERA: 3.95 Juan Berenguer, R ERA: 3.39 Rick Aguilera, R ERA: 2.86	(1, 1) 6.2 W 27 6 3 3 5 1 0 0 0 0 1 0 14 18 4.05 1.050	(7, 1) 1.1 4 0 0 0 2 0 0 0 0 0 0 0 5 8 0.00 0.000	(9, 1) 1.0 S 3 0 0 0 0 0 0 0 0 0 0 0 5 8 0.00 0.000																	

Batter	1	2	3	4	5	6	7	8	9	AB	R	H	RBI	BB	SO	LOB	TOP			
Dan Gladden, R (1,7) OBP: 0.315, SLG: 0.377	G6-3			G4-3 BLK G3 1B		G4-3			G6-4-3	4	1	1	0	0	0	2				
Shane Mack, R (1,8) OBP: 0.391, SLG: 0.462 Randy Bush, L (9,PH) OBP: 0.342, SLG: 0.402	G6-3 1B			G4-3		G6-3			G6-3	3	0	1	0	0	0	2				
Kirby Puckett, R (1,9) OBP: 0.366, SLG: 0.449	G6-3			G3					G6-3	4	0	0	1	0	0	2				
Gary Gaetti, R (1,5) OBP: 0.278, SLG: 0.387		L7		P4					G1-3	3	0	0	0	0	0	0				
Brian Harper, R (1,2) OBP: 0.330, SLG: 0.435		L8							G6-3	3	0	0	0	0	0	0				
Gene Larkin, S (1,3) OBP: 0.341, SLG: 0.391		L5							F7	3	0	0	0	0	0	0				
Carmen Castillo, R (1,10) OBP: 0.235, SLG: 0.250				G6-3					K	3	0	0	0	0	2	0				
Scott Leius, R (1,6) OBP: 0.200, SLG: 0.350				F9					F8	3	0	1	0	0	0	0				
Al Newman, S (1,4) OBP: 0.300, SLG: 0.279				P2					G6-4-3 1B	3	0	1	0	0	1	1				
Inning Stats	R: 0 E: 0 K: 0 S: 4	H: 1 LOB: 0 BB: 0 P: 7	R: 0 E: 0 K: 0 S: 8	H: 0 LOB: 0 BB: 0 P: 12	R: 0 E: 0 K: 0 S: 6	H: 0 LOB: 0 BB: 0 P: 11	R: 1 E: 0 K: 0 S: 10	H: 1 LOB: 0 BB: 0 P: 16	R: 0 E: 0 K: 1 S: 9	H: 0 LOB: 0 BB: 0 P: 11	R: 0 E: 0 K: 0 S: 8	H: 0 LOB: 0 BB: 0 P: 11	R: 0 E: 0 K: 1 S: 8	H: 0 LOB: 0 BB: 0 P: 11	R: 0 E: 0 K: 0 S: 9	H: 1 LOB: 1 BB: 1 P: 15	1B: 4 2B: 0 3B: 0 HR: 0	SF: 0 SAC: 0 DP: 2 HBP: 0	WP: 0 PB: 0 CS: 0	PA: 30
PITCHER	IP	WLS	BF	H	R	ER	SO	BB	IBB	HBP	BLK	WP	HR	S	P	ERA	WHIP			
Greg Hibbard, L (1,1) ERA: 3.13	8.0	W	26	3	1	1	3	0	0	0	1	0	0	60	88	1.12	0.375			
Bobby Thigpen, R (9,1) ERA: 1.94	1.0	S	4	1	0	0	0	1	0	0	0	0	0	9	15	0.00	2.000			

Minnesota Twins @ Chicago White Sox
Comiskey Park, Chicago, IL
Wed Sep 26 1990, 8:05 PM EDT
Att: 25,617 - Unknown - 68 F

AB 29
R 1
H 4
RBI 1
BB 1
SO 3
LOB 7



Batter	1	2	3	4	5	6	7	8	9	AB	R	H	RBI	BB	SO	LOB	BOTTOM			
Ivan Calderon, R (1,7) OBP: 0.332, SLG: 0.431 Phil Bradley, R (8,7) OBP: 0.349, SLG: 0.332	K	G1-3								4	0	0	0	0	2	0				
Lance Johnson, L (1,8) OBP: 0.316, SLG: 0.342	P7									4	1	1	0	0	0	0				
Carlton Fisk, R (1,10) OBP: 0.377, SLG: 0.455	1B			F8						4	1	1	0	0	1	1				
Frank Thomas, R (1,3) OBP: 0.464, SLG: 0.524	1B			G1-3						4	1	1	1	0	1	0				
Dan Pasqua, L (1,9) OBP: 0.345, SLG: 0.497 Sammy Sosa, R (8,9) OBP: 0.282, SLG: 0.406	1B			G4-3						3	0	1	1	0	0	0				
Robbin Ventura, L (1,5) OBP: 0.325, SLG: 0.322	1B			1B						4	0	3	1	0	1	1				
Ron Karkovics, R (1,2) OBP: 0.305, SLG: 0.413	G4-3			K						3	0	0	0	0	1	4				
Scott Fletcher, R (1,4) OBP: 0.301, SLG: 0.316		G5-3								3	0	1	0	0	0	0				
Ozzie Guillen, L (1,6) OBP: 0.311, SLG: 0.342	G3-1									3	0	0	0	0	2	2				
Inning Stats	R: 2 E: 0 K: 1 S: 14	H: 4 LOB: 2 BB: 0 P: 18	R: 0 E: 0 K: 0 S: 9	H: 0 LOB: 0 BB: 0 P: 11	R: 0 E: 0 K: 0 S: 6	H: 0 LOB: 0 BB: 0 P: 8	R: 0 E: 0 K: 1 S: 11	H: 2 LOB: 2 BB: 0 P: 17	R: 0 E: 0 K: 0 S: 8	H: 0 LOB: 0 BB: 0 P: 9	R: 0 E: 0 K: 1 S: 10	H: 1 LOB: 1 BB: 0 P: 17	R: 0 E: 0 K: 1 S: 5	H: 0 LOB: 0 BB: 0 P: 8	R: 1 E: 0 K: 2 S: 11	H: 1 LOB: 1 BB: 1 P: 21	1B: 8 2B: 0 3B: 0 HR: 0	SF: 0 SAC: 0 DP: 0 HBP: 0	WP: 0 PB: 0 CS: 0	PA: 33
PITCHER	IP	WLS	BF	H	R	ER	SO	BB	IBB	HBP	BLK	WP	HR	S	P	ERA	WHIP			
Kevin Tapani, R (1,1) ERA: 3.99	7.0	L	28	7	2	2	4	0	0	0	0	0	0	63	88	2.57	1.000			
Rich Garces, R (8,1) ERA: 2.45	0.2		4	1	1	1	1	1	0	0	0	0	0	8	15	13.50	3.000			
Gary Wayne, L (8,1) ERA: 4.26	0.1		1	0	0	0	1	0	0	0	0	0	0	3	6	0.00	0.000			

Minnesota Twins @ Chicago White Sox
Comiskey Park, Chicago, IL
Wed Sep 26 1990, 8:05 PM EDT
Att: 25,617 - Unknown - 68 F

AB 32
R 3
H 8
RBI 3
BB 1
SO 6
LOB 8




Batter	1	2	3	4	5	6	7	8	9	AB	R	H	RBI	BB	SO	LOB	TOP										
Jim Gantner, L OBP: 0.330, SLG: 0.321	1-0 1B	0-0 1B		1-1 CS			1-1 G1-3			4	1	3	1	0	0	1											
Bill Spillers, L OBP: 0.266, SLG: 0.307	0-0 CS	2-3 3H 1B		3-1 CS	0-2 P5		0-1 G4-3			4	0	1	1	0	1	3											
Robin Yount, R OBP: 0.334, SLG: 0.379	3-3 3H 1B	4-0 IBB		1-1 F9				3-2 G6-3		3	0	0	0	1	1	1											
Dave Parker, L OBP: 0.338, SLG: 0.463	1-3 K	1-2 G1-3		1-0 G4-3				2-3 K		4	0	0	0	0	2	3											
Greg Vaughn, R OBP: 0.279, SLG: 0.425		4-1 BB 1B 2B	0-3 K		1-1 F9			3-3 K		3	1	0	0	1	2	0											
B.J. Surhoff, L OBP: 0.332, SLG: 0.379		0-0 P6	0-0 F8		0-2 G4-3			1-2 L6		4	0	0	0	0	0	1											
Rob Deer, R OBP: 0.318, SLG: 0.439		1-0 BB 2B 1B	3-1 G5-3		1-2 F9			1-1 P4		4	1	1	0	0	0	0											
George Canale, L OBP: 0.400, SLG: 0.500		4-1 2B 1B BB		1-0 G1-3			0-0 G1-3	2-3 K		3	1	0	0	1	1	0											
Dale Sveum, S OBP: 0.288, SLG: 0.309		2-2 1B 2B	2-3 K		1-1 2B					3	0	2	2	0	1	0											
Inning Stats	R: 1 E: 0 K: 2 S: 10	H: 2 LOB: 0 BB: 0 P: 15	R: 3 E: 0 K: 1 S: 19	H: 3 LOB: 3 BB: 3 P: 37	R: 0 E: 0 K: 1 S: 6	H: 0 LOB: 0 BB: 0 P: 9	R: 0 E: 0 K: 1 S: 7	H: 1 LOB: 0 BB: 0 P: 14	R: 0 E: 0 K: 0 S: 8	H: 0 LOB: 0 BB: 0 P: 10	R: 0 E: 0 K: 0 S: 7	H: 1 LOB: 1 BB: 0 P: 9	R: 0 E: 0 K: 2 S: 11	H: 0 LOB: 0 BB: 0 P: 19	R: 0 E: 0 K: 1 S: 8	H: 0 LOB: 0 BB: 0 P: 12	1B: 4 2B: 3 3B: 1 HR: 0	SF: 0 SAC: 0 DP: 1 HBP: 0	WP: 0 PB: 0 SB: 1 CS: 2	PA: 36							
PITCHER	IP	WLS	BF	H	R	ER	SO	BB	IBB	HBP	BLK	WP	HR	S	P	ERA	WHIP										
Melido Perez, R ERA: 4.69	1.1		9	4	4	4	2	2	0	0	0	0	0	17	33	27.00	4.500										
Wayne Edwards, L ERA: 3.25	5.2	W	20	3	0	0	3	0	1	0	0	0	0	47	70	0.00	0.529										
Barry Jones, R ERA: 2.25	1.0		3	0	0	0	2	0	0	0	0	0	0	11	19	0.00	0.000										
Bobby Thigpen, R ERA: 1.91	1.0	S	3	0	0	0	1	0	0	0	0	0	0	8	12	0.00	0.000										

Milwaukee Brewers @ Chicago White Sox
Comiskey Park, Chicago, IL
Thu Sep 27 1990, 8:05 PM EDT
Att: 29,818 - Unknown - 74 F

livebaseballscores.com

AB 32
R 4
H 7
RBI 4
BB 3
SO 8
LOB 9




Batter	1	2	3	4	5	6	7	8	9	AB	R	H	RBI	BB	SO	LOB	BOTTOM										
Ivan Calderon, R OBP: 0.331, SLG: 0.429	1-0 G6-3	1-0 SF8		4-2 FC5-4 BB		0-2 G3		2-3 K		3	0	0	1	1	1	2											
Lance Johnson, L OBP: 0.315, SLG: 0.342	0-0 G3-1	3-1 FC4-6 1B		0-1 FC5-4		1-2 2-3 F7				4	0	1	0	0	0	3											
Carlton Fisk, R OBP: 0.378, SLG: 0.454 Rodney McCray, R (7, PR)	4-2 1B BB	0-0 FC4-6		1-0 F9		2-2 FC5-4 BB 1B				3	1	1	0	1	0	1											
Frank Thomas, R OBP: 0.470, SLG: 0.544	1-1 E9 2B 1B		1-0 HR		2-3 K		4-1 FC5-4 BB			3	2	2	1	1	1	0											
Sammy Sosa, R OBP: 0.282, SLG: 0.407	3-2 2B		0-0 F7		1-3 K		0-3 K			4	0	1	1	0	2	2											
Ron Karkovics, R OBP: 0.304, SLG: 0.409	2-1 F7		1-0 P6		0-1 1B S 1B		0-0 FC5-4			4	1	1	0	0	0	3											
Robin Ventura, L OBP: 0.326, SLG: 0.322		4-1 WP BB G4-3 BB	1-1 G4-1		0-1 1B S 1B		2-0 P5			3	1	1	0	1	0	2											
Scott Fletcher, R OBP: 0.303, SLG: 0.316		4-0 G4-3 WP SF8 BB		0-1 G5-3		1-0 G3 FC1-5 1B		2-2 G4-3		3	1	1	1	1	0	0											
Ozzie Guillen, L OBP: 0.308, SLG: 0.339		1-0 G4-3		1-1 G1-3		3-1 FC1-5 G3		0-1 G3-1		4	0	0	1	0	0	3											
Inning Stats	R: 2 E: 1 K: 0 S: 11	H: 2 LOB: 1 BB: 1 P: 22	R: 2 E: 0 K: 0 S: 5	H: 1 LOB: 1 BB: 2 P: 15	R: 1 E: 0 K: 0 S: 5	H: 1 LOB: 0 BB: 0 P: 8	R: 0 E: 0 K: 0 S: 8	H: 0 LOB: 1 BB: 1 P: 13	R: 0 E: 0 K: 2 S: 8	H: 0 LOB: 0 BB: 0 P: 12	R: 1 E: 0 K: 0 S: 12	H: 3 LOB: 2 BB: 0 P: 17	R: 0 E: 0 K: 1 S: 9	H: 1 LOB: 2 BB: 1 P: 17	R: 0 E: 0 K: 1 S: 9	H: 0 LOB: 0 BB: 0 P: 13	1B: 6 2B: 1 3B: 0 HR: 1	SF: 1 SAC: 0 DP: 0 HBP: 0	WP: 1 PB: 0 SB: 1 CS: 0	PA: 37							
PITCHER	IP	WLS	BF	H	R	ER	SO	BB	IBB	HBP	BLK	WP	HR	S	P	ERA	WHIP										
Kevin Brown, L ERA: 3.38	1.2		11	3	4	3	0	3	0	0	0	0	1	15	36	16.20	3.600										
Tom Edens, R ERA: 4.19	3.1	L	15	4	2	2	2	1	0	0	0	0	1	27	40	5.40	1.500										
Paul Mirabella, L ERA: 3.97	0.1		1	0	0	0	0	0	0	0	0	0	0	2	4	0.00	0.000										
Julio Machado, R ERA: 2.66	2.2		10	1	0	0	2	1	0	0	0	0	0	23	37	0.00	0.750										

Milwaukee Brewers @ Chicago White Sox
Comiskey Park, Chicago, IL
Thu Sep 27 1990, 8:05 PM EDT
Att: 29,818 - Unknown - 74 F

livebaseballscores.com

AB 31
R 6
H 8
RBI 5
BB 5
SO 4
LOB 16



Batter	1	2	3	4	5	6	7	8	9	AB	R	H	RBI	BB	SO	LOB	TOP								
Harold Reynolds, S (1, 4) OBP: 0.338, SLG: 0.349										3	0	0	0	1	1	0	Seattle Mariners @ Chicago White Sox Comiskey Park, Chicago, IL Sat Sep 29 1990, 8:05 PM EDT Att: 42,800 - Unknown - 62 F								
Greg Britley, L (1, 9) OBP: 0.317, SLG: 0.354										4	0	1	0	0	0	1									
Ken Griffey, L (1, 7) OBP: 0.366, SLG: 0.438										3	1	1	0	1	0	0									
Alvin Davis, L (1, 10) OBP: 0.384, SLG: 0.423										4	1	1	2	0	0	2									
Tino Martinez, L (1, 3) OBP: 0.333, SLG: 0.283										4	0	0	0	0	1	2									
Jay Buhner, R (1, 8) OBP: 0.357, SLG: 0.459										2	0	0	0	0	0	0									
Scott Bradley, L (1, 2) OBP: 0.254, SLG: 0.274										3	0	0	0	0	0	1									
Omar Vizquel, S (1, 6) OBP: 0.287, SLG: 0.285										3	0	0	0	0	1	0									
Jeff Schaefer, R (1, 5) OBP: 0.226, SLG: 0.228										2	0	0	0	0	0	0									
Pete O'Brien, L (8, PH) OBP: 0.310, SLG: 0.317										1	0	0	0	0	0	0									
Matt Sinatro, R (8, 2) OBP: 0.353, SLG: 0.319										0	0	0	0	0	0	0									
Inning Stats	R: 0 E: 0 K: 2 S: 12	H: 2 LOB: 2 BB: 0 P: 15	R: 0 E: 0 K: 0 S: 7	H: 0 LOB: 0 BB: 0 P: 9	R: 0 E: 0 K: 0 S: 7	H: 0 LOB: 0 BB: 0 P: 11	R: 2 E: 0 K: 0 S: 9	H: 1 LOB: 0 BB: 1 P: 20	R: 0 E: 0 K: 0 S: 7	H: 0 LOB: 0 BB: 0 P: 8	R: 0 E: 0 K: 0 S: 5	H: 0 LOB: 0 BB: 0 P: 9	R: 0 E: 0 K: 0 S: 11	H: 0 LOB: 0 BB: 0 P: 18	R: 0 E: 0 K: 1 S: 7	H: 0 LOB: 1 BB: 1 P: 15	R: 0 E: 0 K: 0 S: 8	H: 0 LOB: 0 BB: 0 P: 15	1B: 2 2B: 0 3B: 0 HR: 1	SF: 0 SAC: 0 DP: 0 HBP: 1	WP: 0 PB: 0 SB: 0 CS: 1	PA: 32			
PITCHER	IP	WLS	BF	H	R	ER	SO	BB	IBB	HBP	BLK	WP	HR	S	P	ERA	WHIP								
Eric King, R (1, 1) ERA: 3.28	7.0	W	25	3	2	2	2	1	0	1	0	0	1	58	90	2.57	0.571								
Barry Jones, R (8, 1) ERA: 2.22	1.0		4	0	0	0	1	1	0	0	0	0	0	7	15	0.00	1.000								
Bobby Thigpen, R (9, 1) ERA: 1.89	1.0	S	3	0	0	0	0	0	0	0	0	0	0	8	15	0.00	0.000								

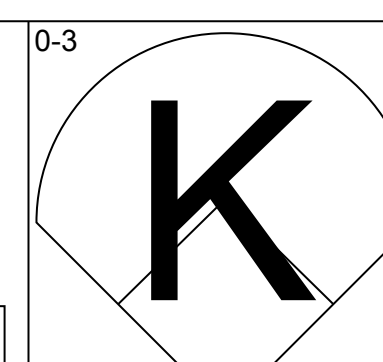
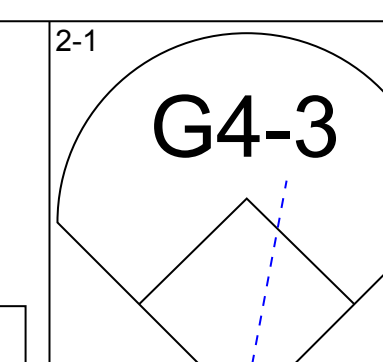
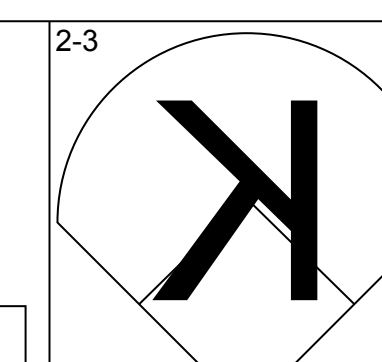
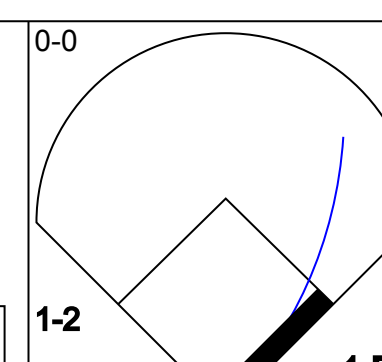
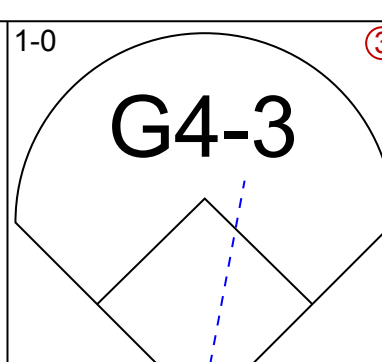
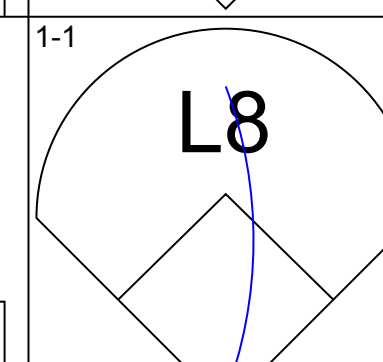
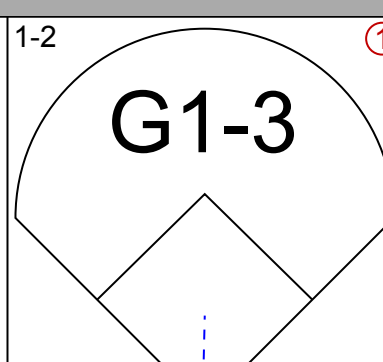
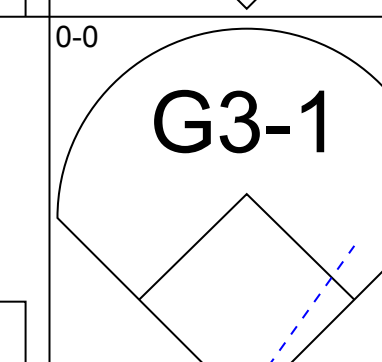
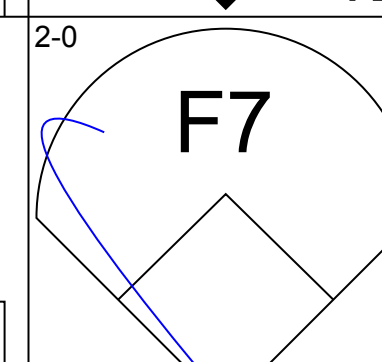
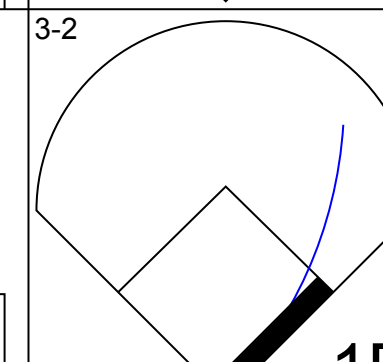
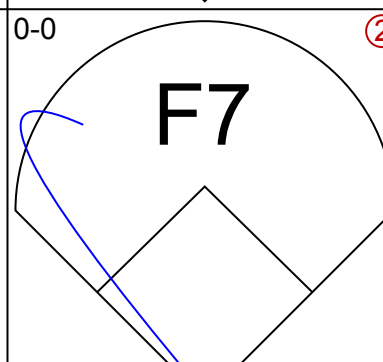
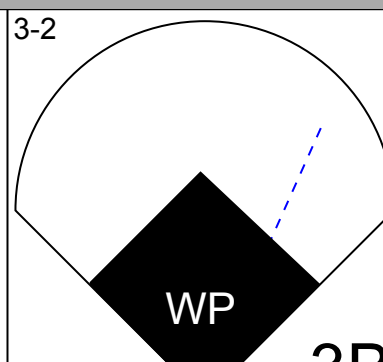

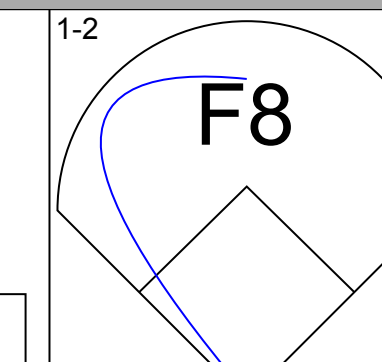
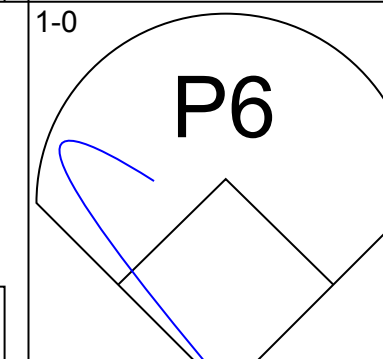
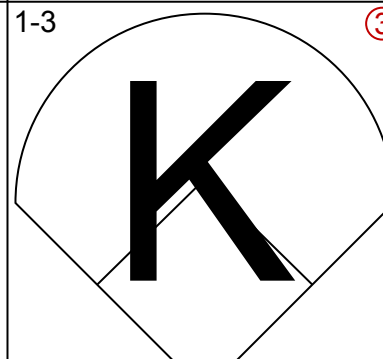
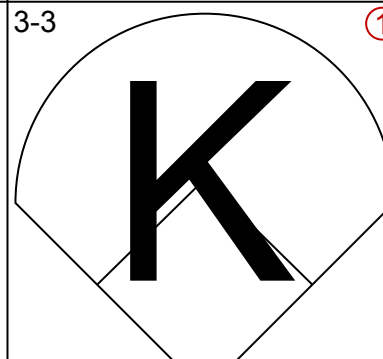
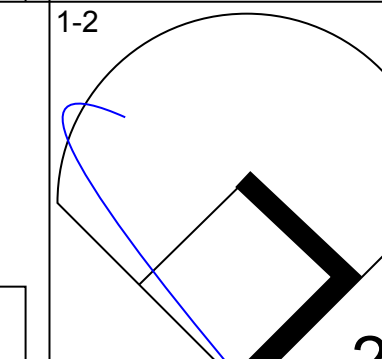
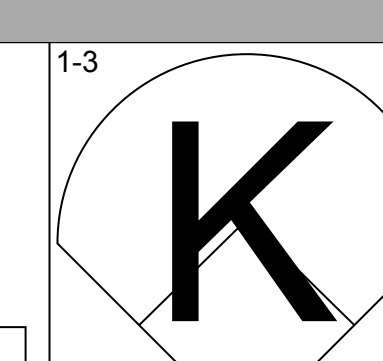
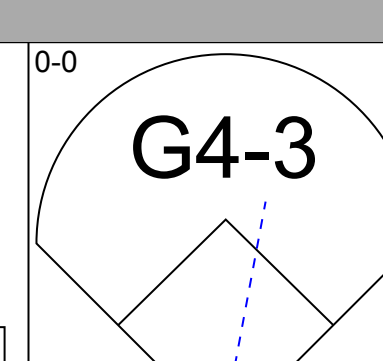
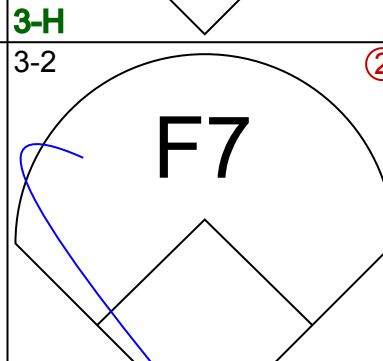
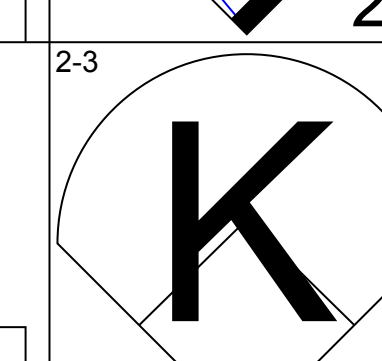

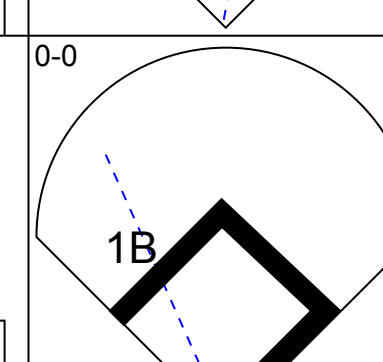
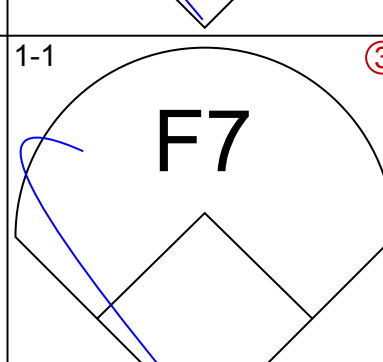
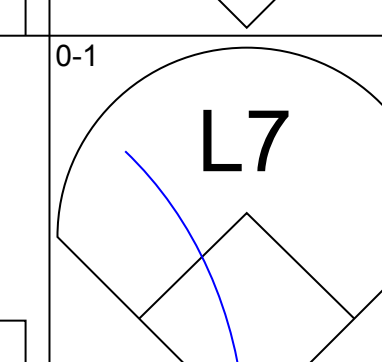

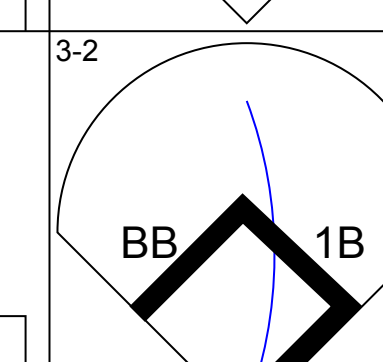
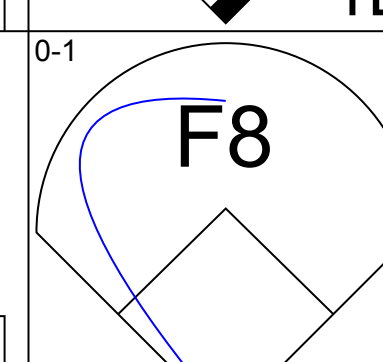

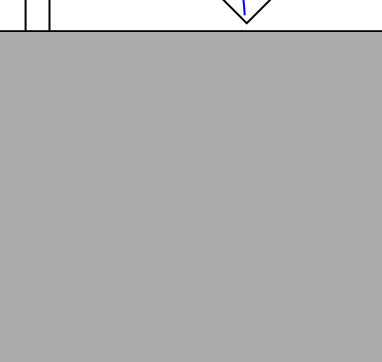

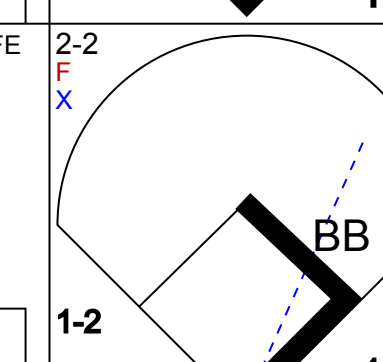
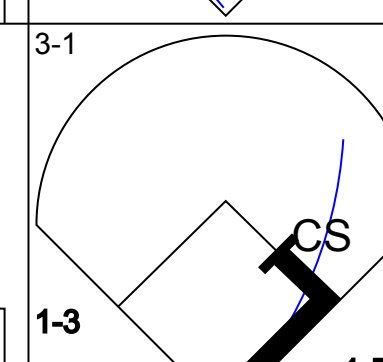




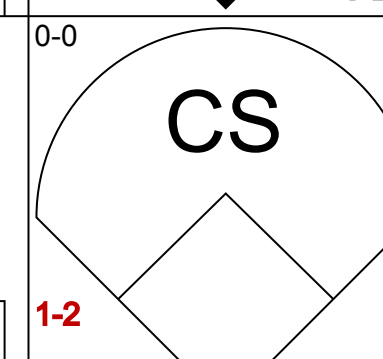


Batter	1	2	3	4	5	6	7	8	9	AB	R	H	RBI	BB	SO	LOB	BOTTOM								
Phil Bradley, R (1, 7) OBP: 0.349, SLG: 0.327										3	1	0	0	2	2	1	Seattle Mariners @ Chicago White Sox Comiskey Park, Chicago, IL Sat Sep 29 1990, 8:05 PM EDT Att: 42,800 - Unknown - 62 F								
Lance Johnson, L (1, 8) OBP: 0.317, SLG: 0.343										3	0	1	0	0	1	0									
Ivan Calderon, R (7, PH) OBP: 0.329, SLG: 0.426										1	0	0	0	0	1	3									
Frank Thomas, R (1, 3) OBP: 0.475, SLG: 0.560										2	0	1	2	2	0	2									
Matt Stark, R (1, 10) OBP: 0.294, SLG: 0.313										2	0	0	0	1	0	2									
Rodney McCray, R (6, PR) OBP: 0.381, SLG: 0.458										0	0	0	0	0	0	0									
Carlton Fisk, R (7, PH) OBP: 0.381, SLG: 0.458										0	0	0	0	1	0	0									
Sammy Sosa, R (1, 9) OBP: 0.283, SLG: 0.407										4	1	1	0	0	2	3									
Ron Karkovics, R (1, 2) OBP: 0.301, SLG: 0.400										3	1	0	0	1	2	2									
Robin Ventura, L (1, 5) OBP: 0.331, SLG: 0.326										3	1	2	1	1	0	1									
Scott Fletcher, R (1, 4) OBP: 0.304, SLG: 0.317										2	1	1	1	1	0	1									
Craig Grebeck, R (1, 6) OBP: 0.227, SLG: 0.235										2	0	0	0	0	2	2									
Ozzie Guillen, L (8, PH) OBP: 0.310, SLG: 0.339										0	0	0	0	1	0	0									
Inning Stats	R: 0 E: 0 K: 1 S: 10	H: 0 LOB: 1 BB: 1 P: 19	R: 0 E: 0 K: 3 S: 13	H: 1 LOB: 2 BB: 1 P: 22	R: 0 E: 0 K: 1 S: 7	H: 0 LOB: 1 BB: 1 P: 13	R: 1 E: 0 K: 0 S: 9	H: 2 LOB: 0 BB: 0 P: 12	R: 0 E: 0 K: 1 S: 12	H: 1 LOB: 1 BB: 1 P: 19	R: 0 E: 0 K: 1 S: 7	H: 0 LOB: 1 BB: 1 P: 12	R: 3 E: 1 K: 2 S: 17	H: 2 LOB: 2 BB: 3 P: 39	R: 1 E: 0 K: 1 S: 12	H: 0 LOB: 1 BB: 2 P: 24	1B: 5 2B: 2 3B: 0 HR: 0	SF: 1 SAC: 1 DP: 3 HBP: 0	WP: 3 PB: 1 SB: 1 CS: 0	PA: 37					
PITCHER	IP	WLS	BF	H	R	ER	SO	BB	IBB	HBP	BLK	WP	HR	S	P	ERA	WHIP								
Matt Young, L (1, 1) ERA: 3.51	6.2	L	30	6	4	3	8	6	1	0	0	0	0	68	122	4.05	1.800								
Michael Jackson, R (7, 1) ERA: 4.59	1.1		7	0	1	1	2	3	0	0	0	2	0	19	38	6.75	2.250								

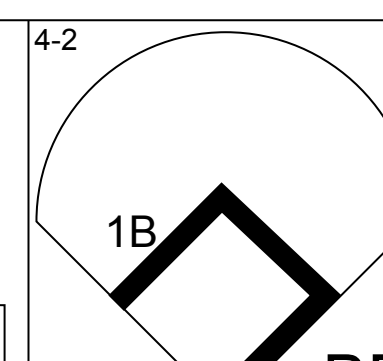
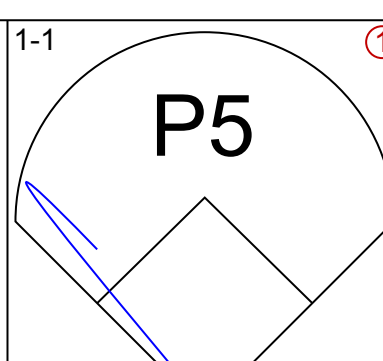
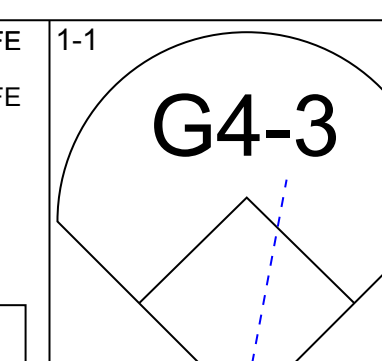
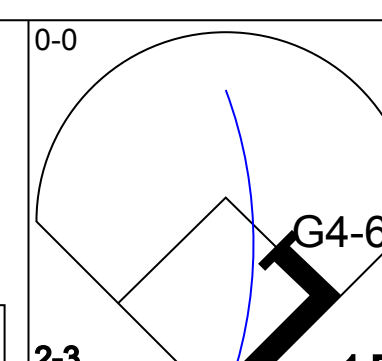
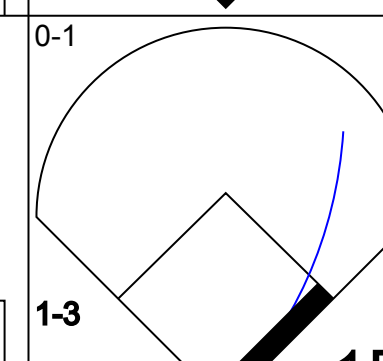
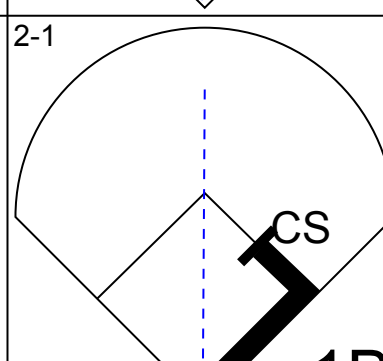

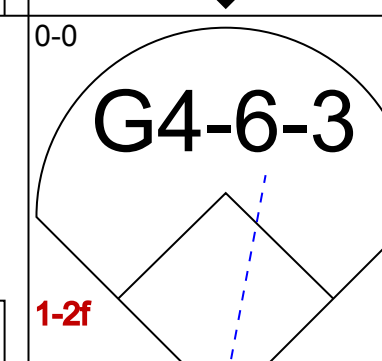
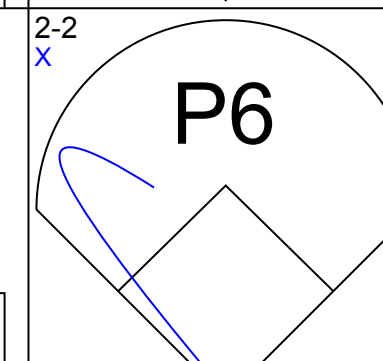
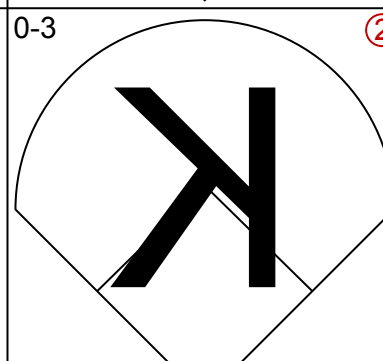
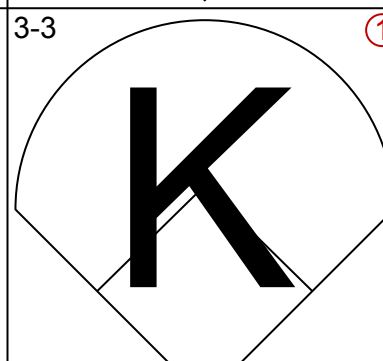
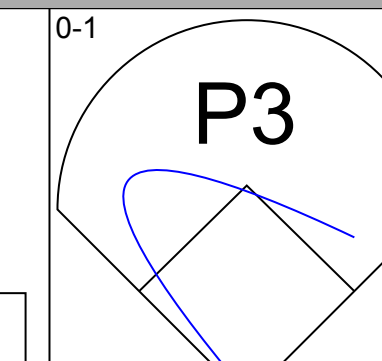
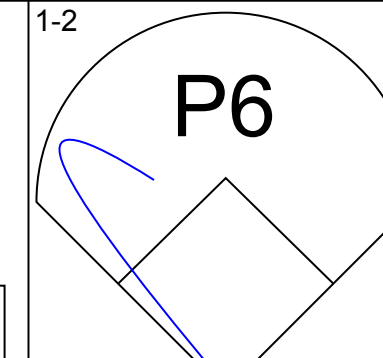
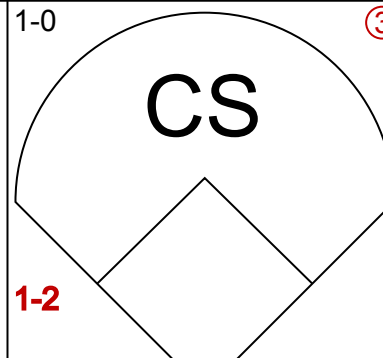
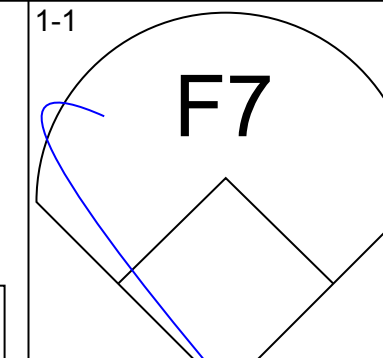
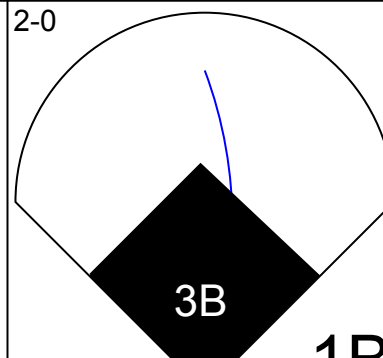
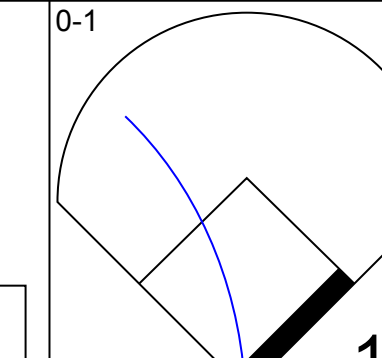
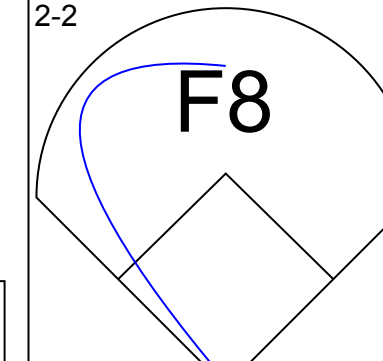

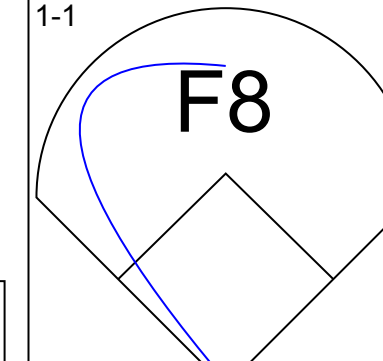
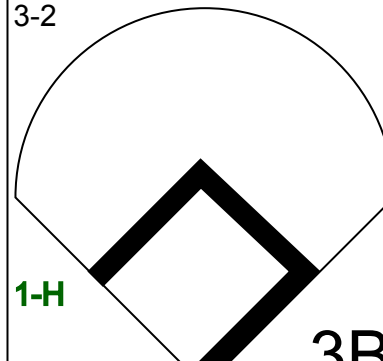
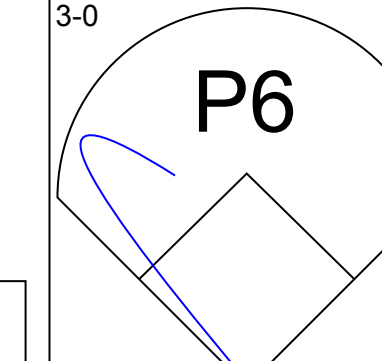


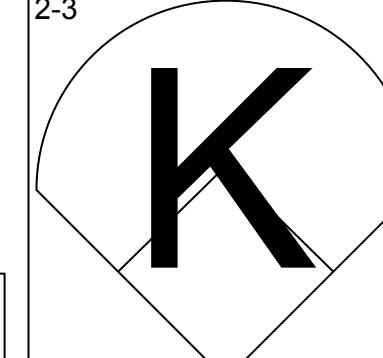
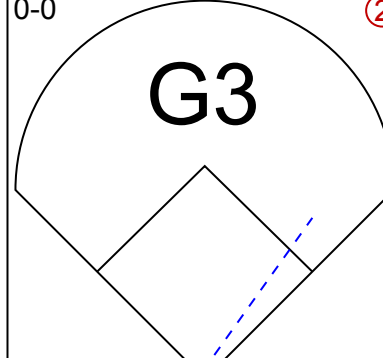
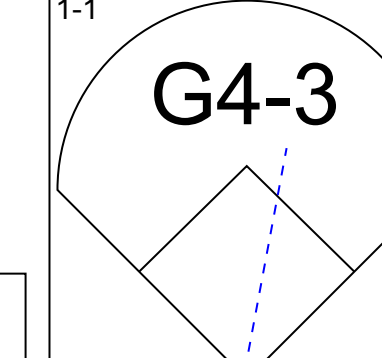

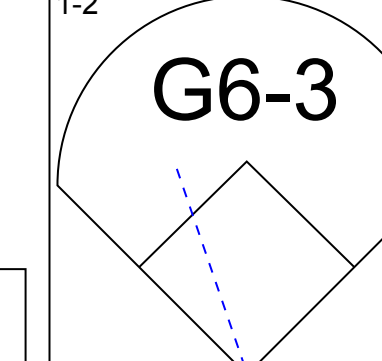
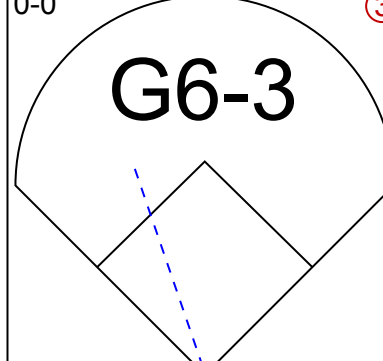

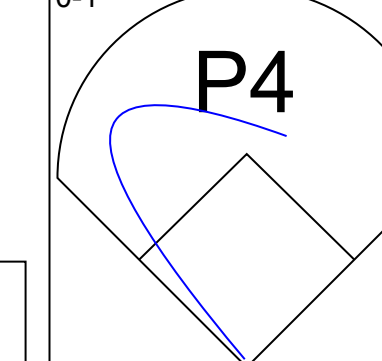



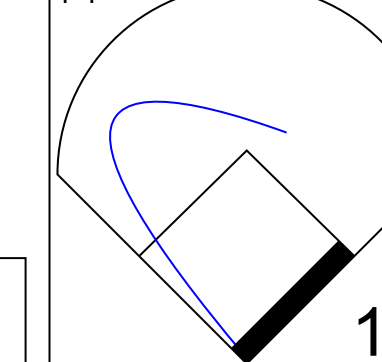

AB	29
R	2
H	3
RBI	2
BB	2
SO	3
LOB	6



AB	25
R	5
H	6
RBI	4
BB	10
SO	10
LOB	17



Batter	1	2	3	4	5	6	7	8	9	AB	R	H	RBI	BB	SO	LOB	TOP					
Harold Reynolds, S (1, 4) OBP: 0.338, SLG: 0.348										5	0	1	0	0	2	4	Seattle Mariners @ Chicago White Sox Comiskey Park, Chicago, IL Sun Sep 30 1990, 4:33 AM EDT Att. 42,849 - Sunny - 61 F					
Ken Griffey, L (1, 7) OBP: 0.356, SLG: 0.424										4	0	0	0	0	0	2						
Ken Griffey Jr., L (1, 8) Henry Cotto, R (8, 8) OBP: 0.303, SLG: 0.340										4	1	2	0	0	0	0						
Alvin Davis, L (1, 10) Greg Briley, L (8, PR) OBP: 0.383, SLG: 0.424 OBP: 0.317, SLG: 0.354										4	0	1	0	0	2	1						
Tino Martinez, L (1, 3) OBP: 0.313, SLG: 0.263										4	0	0	0	0	2	1						
Jay Buhner, R (1, 9) OBP: 0.355, SLG: 0.453										4	0	1	0	0	1	1						
Dave Valle, R (1, 2) Scott Bradley, L (8, PH) OBP: 0.257, SLG: 0.278										3	0	2	0	0	0	1						
Omar Vizquel, S (1, 6) OBP: 0.294, SLG: 0.292										4	0	3	0	0	0	1						
Jeff Schaefer, R (1, 5) Pete O'Brien, L (8, PH) OBP: 0.229, SLG: 0.223 OBP: 0.309, SLG: 0.316										2	0	0	0	1	0	1						
Inning Stats	R: 0 E: 0 K: 1 S: 9	H: 1 LOB: 1 BB: 0 P: 14	R: 0 E: 0 K: 2 S: 22	H: 2 LOB: 3 BB: 1 P: 35	R: 0 E: 0 K: 1 S: 8	H: 0 LOB: 0 BB: 0 P: 10	R: 0 E: 0 K: 0 S: 6	H: 2 LOB: 1 BB: 0 P: 9	R: 0 E: 0 K: 1 S: 5	H: 0 LOB: 0 BB: 0 P: 8	R: 1 E: 0 K: 1 S: 12	H: 1 LOB: 0 BB: 0 P: 22	R: 0 E: 0 K: 0 S: 9	H: 3 LOB: 2 BB: 0 P: 15	R: 0 E: 0 K: 1 S: 11	H: 1 LOB: 1 BB: 0 P: 15		R: 0 E: 0 K: 0 S: 5	H: 1 LOB: 1 BB: 0 P: 9	1B: 8 2B: 2 3B: 1 HR: 0	SF: 0 SAC: 0 DP: 0 HBP: 0	WP: 1 PB: 0 SB: 0 CS: 1
PITCHER	IP	WLS	BF	H	R	ER	SO	BB	IBB	HBP	BLK	WP	HR	S	P	ERA	WHIP					
Jack McDowell, R (1, 1) ERA: 3.82	8.0	W	33	10	1	1	7	1	0	0	0	1	0	82	128	1.12	1.375					
Bobby Thigpen, R (8, 1) ERA: 1.67	1.0	S	4	1	0	0	0	0	0	0	0	0	0	5	9	0.00	1.000					


Batter	1	2	3	4	5	6	7	8	9	AB	R	H	RBI	BB	SO	LOB	BOTTOM				
Ivan Calderon, R (1, 7) OBP: 0.330, SLG: 0.426										3	0	1	0	1	0	1	Seattle Mariners @ Chicago White Sox Comiskey Park, Chicago, IL Sun Sep 30 1990, 4:33 AM EDT Att. 42,849 - Sunny - 61 F				
Lance Johnson, L (1, 8) OBP: 0.320, SLG: 0.350										4	1	3	0	0	0	2					
Carlton Fisk, R (1, 2) OBP: 0.378, SLG: 0.454										4	0	0	0	0	2	4					
Frank Thomas, R (1, 3) Steve Lyons, L (8, 3) OBP: 0.476, SLG: 0.559 OBP: 0.247, SLG: 0.269										4	1	2	1	0	0	2					
Dan Pasqua, L (1, 10) OBP: 0.343, SLG: 0.500										4	0	1	1	0	0	3					
Robin Ventura, L (1, 5) OBP: 0.328, SLG: 0.323										4	0	0	0	0	1	2					
Sammy Sosa, R (1, 9) OBP: 0.281, SLG: 0.405										3	0	0	0	0	1	1					
Scott Fletcher, R (1, 4) OBP: 0.306, SLG: 0.317										2	0	1	0	1	0	0					
Ozzie Guillen, L (1, 6) OBP: 0.310, SLG: 0.340										2	0	1	0	0	0	1					
Inning Stats	R: 0 E: 0 K: 0 S: 16	H: 1 LOB: 2 BB: 1 P: 25	R: 0 E: 0 K: 1 S: 6	H: 0 LOB: 1 BB: 1 P: 11	R: 0 E: 0 K: 1 S: 7	H: 0 LOB: 0 BB: 0 P: 11	R: 0 E: 0 K: 1 S: 7	H: 0 LOB: 0 BB: 0 P: 11	R: 0 E: 0 K: 0 S: 9	H: 1 LOB: 1 BB: 0 P: 12	R: 2 E: 0 K: 1 S: 12	H: 3 LOB: 1 BB: 0 P: 20	R: 0 E: 0 K: 0 S: 6	H: 2 LOB: 1 BB: 0 P: 8	R: 0 E: 0 K: 0 S: 7	H: 1 LOB: 1 BB: 0 P: 11		1B: 7 2B: 0 3B: 2 HR: 0	SF: 0 SAC: 1 DP: 1 HBP: 0	WP: 0 PB: 0 SB: 0 CS: 1	PA: 34
PITCHER	IP	WLS	BF	H	R	ER	SO	BB	IBB	HBP	BLK	WP	HR	S	P	ERA	WHIP				
Rich DeLucia, R (1, 1) ERA: 2.0	8.0	L	33	9	2	2	4	2	0	0	0	0	0	70	109	2.25	1.375				

Batter	1	2	3	4	5	6	7	8	9	10	11	AB	R	H	RBI	BB	SO	LOB
Ivan Calderon, R OBP: 0.329, SLG: 0.425	1-3 SAFE K	0-0 F8			0-0 F7				1-2 G5-3		0-0 L4	6	0	1	0	0	1	5
Lance Johnson, L OBP: 0.323, SLG: 0.357	0-0 BLK BB SF8 1B		0-2 F8		0-3 SAFE K				0-0 WP 1B		0-3 K	5	1	2	0	0	2	1
Carlton Fisk, R OBP: 0.377, SLG: 0.449	4-2 SAFE BLK BB 1B		3-3 K			1-1 F9			1-2 2-3 3-H K		3-3 K	4	0	0	0	1	3	2
Frank Thomas, R OBP: 0.458, SLG: 0.535 Steve Lyons, L OBP: 0.245, SLG: 0.267	1-2 SF8		0-1 G6-3			1-2 G1-3			1-0 F8		2-3 K	4	0	0	1	0	1	2
Sammy Sosa, R OBP: 0.281, SLG: 0.405	1-1 G3-1				0-0 CS 1B				1-1 2B		0-0 B2-3	5	0	2	0	0	0	1
Ron Karkovics, R OBP: 0.329, SLG: 0.399		4-2 FC4-6 1B BB			0-0 F9				1-0 F8		0-1 1B 1B	3	1	1	0	2	0	1
Robin Ventura, L OBP: 0.327, SLG: 0.321		0-1 L9			3-2 G4-3				0-1 L8		2-2 1B 1B	5	0	1	0	0	0	4
Scott Fletcher, R OBP: 0.305, SLG: 0.314		2-2 SAFE FC4-6 1B			1-2 G5-3				4-2 FC1-6 BB		0-2 P4	4	0	1	0	1	0	2
Ozzie Guillen, L OBP: 0.311, SLG: 0.340		1-2 FC4-6			1-2 1B				0-1 FC1-6 1B 1B WP		2-3 K	5	1	2	1	0	1	3

Chicago White Sox @ Boston Red Sox
Fenway Park, Boston, MA
Tue Oct 02 1990, 7:05 PM EDT
Att. 33,917 - Unknown - 58 F

livebaseballscorecards.com

AB 41
R 3
H 10
RBI 2
BB 4
SO 8
LOB 21




Inning Stats	R: 1	H: 1	R: 0	H: 0	R: 0	H: 1	R: 0	H: 2	R: 0	H: 0	R: 0	H: 0	R: 1	H: 3	1B: 9	SF: 1	WP: 1	PA: 46
	E: 0	LOB: 1	E: 0	LOB: 2	E: 0	LOB: 0	E: 0	LOB: 2	E: 0	LOB: 0	E: 0	LOB: 0	E: 0	LOB: 0	2B: 1	SAC: 0	PB: 0	
	K: 1	BB: 1	K: 0	BB: 1	K: 1	BB: 0	K: 0	BB: 1	K: 1	BB: 0	K: 0	BB: 0	K: 1	BB: 0	3B: 0	DP: 0	SB: 0	
	S: 11	P: 18	S: 18	P: 25	S: 10	P: 13	S: 6	P: 8	S: 9	P: 16	S: 10	P: 13	S: 10	P: 14	HR: 0	HBP: 0	CS: 1	

Batter	1	2	3	4	5	6	7	8	9	10	11	AB	R	H	RBI	BB	SO	LOB
Jody Reed, R OBP: 0.373, SLG: 0.392	4-1 G6-3 BB		4-2 G6-4-3 BB			2-1 F8			4-1 1B BB		4-0 G6-3 IBB	1	0	0	0	4	0	0
Carlos Quintana, R OBP: 0.356, SLG: 0.386	2-2 SAFE G6-3		1-3 SAFE K			1-2 G6-3			1-2 1B		0-1 G6-3	5	0	1	0	0	1	4
Wade Boggs, L OBP: 0.388, SLG: 0.421	1-2 2B WP 1B		1-1 SAFE G6-4-3			3-1 P6			2-2 G3-1		4-0 IBB	4	1	1	0	1	0	4
Ellis Burks, R OBP: 0.350, SLG: 0.489	2-1 WP 2B			2-2 G4-6-3 1B		2-2 F9			1-2 L7		0-1 F9	5	0	2	0	0	0	3
Mike Greenwell, L OBP: 0.369, SLG: 0.432	1-0 G5-3			1-0 G4-6-3		0-0 F7			4-0 BB		0-2 G3	4	0	0	0	1	0	2
Dwight Evans, R OBP: 0.349, SLG: 0.391		4-0 S BB			1-3 K				2-1 F8		1-1 G1-3	4	0	0	0	1	1	1
Tom Brunansky, R OBP: 0.337, SLG: 0.414 Jeff Stone, L OBP: 0.500, SLG: 0.500 Kevin Romine, R OBP: 0.331, SLG: 0.368		2-2 SAFE L8			3-1 P2				0-0 SH3-4 SF8 2B		3-3 K	3	0	1	0	0	0	1
Tony Peña, R OBP: 0.323, SLG: 0.350		2-2 F8			1-0 G4-3				0-1 SH3-4		0-0 G6-3 SH1-4 1B	4	0	1	0	0	0	2
Luis Rivera, R OBP: 0.270, SLG: 0.343 Danny Heep, L OBP: 0.258, SLG: 0.217 Marty Barrett, R OBP: 0.234, SLG: 0.252		2-1 F8			0-0 G1-3				0-0 SF8		0-0 SH1-4	2	0	0	0	0	0	1

Chicago White Sox @ Boston Red Sox
Fenway Park, Boston, MA
Tue Oct 02 1990, 7:05 PM EDT
Att. 33,917 - Unknown - 58 F

livebaseballscorecards.com

AB 34
R 2
H 7
RBI 1
BB 7
SO 3
LOB 19



Inning Stats	R: 1	H: 2	R: 0	H: 0	R: 0	H: 0	R: 0	H: 0	R: 1	H: 2	R: 0	H: 1	R: 0	H: 0	1B: 5	SF: 1	WP: 1	PA: 44
	E: 0	LOB: 1	E: 0	LOB: 1	E: 0	LOB: 0	E: 0	LOB: 0	E: 0	LOB: 3	E: 0	LOB: 1	E: 0	LOB: 1	2B: 2	SAC: 2	PB: 0	
	K: 0	BB: 1	K: 0	BB: 1	K: 1	BB: 1	K: 1	BB: 0	K: 0	BB: 1	K: 1	BB: 1	K: 0	BB: 0	3B: 0	DP: 3	SB: 0	
	S: 13	P: 23	S: 8	P: 18	S: 7	P: 13	S: 7	P: 11	S: 12	P: 19	S: 10	P: 14	S: 6	P: 13	HR: 0	HBP: 0	CS: 0	

PITCHER	IP	WLS	BF	H	R	ER	SO	BB	IBB	HBP	BLK	WP	HR	S	P	ERA	WHIP
Melido Perez, R ERA: 4.61	7.0		25	4	2	2	1	3	0	0	0	1	0	54	98	2.57	1.000
Bobby Thigpen, R ERA: 1.83	8.1		9	1	0	0	2	2	0	0	0	0	0	21	37	0.00	1.500
Donn Pall, R ERA: 3.32	10.1	W	6	1	0	0	0	2	0	0	0	0	6	14	0.00	1.000	
Wayne Edwards, L ERA: 3.22	11.1	S	4	1	0	0	0	0	0	0	0	0	10	13	0.00	1.000	

Batter	1	2	3	4	5	6	7	8	9	AB	R	H	RBI	BB	SO	LOB	TOP			
Ivan Calderon, R OBP: 0.327, SLG: 0.422	G4-3		G6-3			G4-3		K		4	0	0	0	0	1	1	Chicago White Sox @ Boston Red Sox Fenway Park, Boston, MA Wed Oct 03 1990, 7:05 PM EDT Att: 33,637 - Unknown - 60 F			
Lance Johnson, L OBP: 0.325, SLG: 0.357	G4-3							P4		3	0	1	0	0	0	0				
Carlton Fisk, R OBP: 0.378, SLG: 0.451										4	0	2	0	0	0	3				
Frank Thomas, R OBP: 0.454, SLG: 0.529	K									4	1	1	0	0	2	2				
Dan Pasqua, L OBP: 0.347, SLG: 0.495										2	0	0	0	2	0	0				
Robin Ventura, L OBP: 0.324, SLG: 0.318										4	0	0	0	0	0	3				
Sammy Sosa, R OBP: 0.282, SLG: 0.404										3	0	1	0	1	1	0				
Scott Fletcher, R OBP: 0.304, SLG: 0.312										3	0	0	0	0	1	3				
Rodney McCray, R (9, PR)										0	0	0	0	0	0	0				
Ozzie Guillen, L OBP: 0.312, SLG: 0.341										4	0	2	1	0	1	2				
Inning Stats	R: 0 E: 0 K: 1 S: 8	H: 1 LOB: 1 BB: 0 P: 15	R: 0 E: 0 K: 1 S: 8	H: 0 LOB: 0 BB: 0 P: 12	R: 0 E: 0 K: 1 S: 7	H: 0 LOB: 0 BB: 0 P: 12	R: 0 E: 0 K: 0 S: 8	H: 1 LOB: 0 BB: 0 P: 12	R: 0 E: 0 K: 1 S: 10	H: 2 LOB: 2 BB: 0 P: 16	R: 0 E: 0 K: 1 S: 11	H: 2 LOB: 2 BB: 2 P: 22	R: 0 E: 0 K: 2 S: 10	H: 1 LOB: 1 BB: 0 P: 14	R: 0 E: 0 K: 0 S: 12	H: 1 LOB: 2 BB: 0 P: 14	1B: 6 2B: 2 3B: 0 HR: 0	SF: 0 SAC: 0 DP: 1 HBP: 2	WP: 0 PB: 0 SB: 0 CS: 1	PA: 36
PITCHER	IP	WLS	BF	H	R	ER	SO	BB	IBB	HBP	BLK	WP	HR	S	P	ERA	WHIP			
Mike Boddicker, R ERA: 3.36	(1, 1)	7.0	W	27	5	1	1	4	3	0	1	0	0	59	104	1.29	1.143			
Jeff Reardon, R ERA: 3.16	(8, 1)	2.0	S	9	2	0	0	2	0	0	1	0	0	22	28	0.00	1.000			

Batter	1	2	3	4	5	6	7	8	9	AB	R	H	RBI	BB	SO	LOB	BOTTOM			
Jody Reed, R OBP: 0.371, SLG: 0.390	G4-3	G3			FC4-6		P5			4	0	0	0	0	0	2	Chicago White Sox @ Boston Red Sox Fenway Park, Boston, MA Wed Oct 03 1990, 7:05 PM EDT Att: 33,637 - Unknown - 60 F			
Carlos Quintana, R OBP: 0.354, SLG: 0.383	E6	G4-3			P6		G6-3			4	0	0	0	0	0	2				
Wade Boggs, L OBP: 0.386, SLG: 0.418	K				F7		G6-3			4	0	0	0	0	1	2				
Ellis Burks, R OBP: 0.349, SLG: 0.486	L7									3	0	0	0	1	2	2				
Mike Greenwell, L OBP: 0.367, SLG: 0.434										4	1	2	0	0	0	2				
Dwight Evans, R OBP: 0.348, SLG: 0.391										3	1	1	1	0	0	1				
Tom Brunansky, R OBP: 0.338, SLG: 0.419										3	1	2	1	0	1	0				
Tony Peña, R OBP: 0.322, SLG: 0.348										3	0	0	0	0	1	3				
Luis Rivera, R OBP: 0.279, SLG: 0.344										2	0	1	0	1	1	0				
Inning Stats	R: 0 E: 1 K: 1 S: 10	H: 0 LOB: 1 BB: 0 P: 16	R: 3 E: 0 K: 0 S: 19	H: 3 LOB: 1 BB: 1 P: 26	R: 0 E: 0 K: 0 S: 11	H: 0 LOB: 0 BB: 1 P: 16	R: 0 E: 0 K: 1 S: 8	H: 0 LOB: 0 BB: 0 P: 13	R: 0 E: 0 K: 0 S: 9	H: 1 LOB: 1 BB: 0 P: 12	R: 0 E: 0 K: 2 S: 16	H: 2 LOB: 2 BB: 0 P: 23	R: 0 E: 0 K: 1 S: 6	H: 0 LOB: 0 BB: 0 P: 8	R: 0 E: 1 K: 1 S: 10	H: 0 LOB: 0 BB: 0 P: 16		1B: 4 2B: 1 3B: 1 HR: 0	SF: 0 SAC: 0 DP: 1 HBP: 0	WP: 0 PB: 0 SB: 0 CS: 2
PITCHER	IP	WLS	BF	H	R	ER	SO	BB	IBB	HBP	BLK	WP	HR	S	P	ERA	WHIP			
Alex Fernandez, R ERA: 3.8	(1, 1)	8.0	L	32	6	3	2	6	2	0	0	0	0	89	130	2.25	1.000			

AB 31
 R 1
 H 7
 RBI 1
 BB 3
 SO 6
 LOB 14



AB 30
 R 3
 H 6
 RBI 2
 BB 2
 SO 6
 LOB 14

