

# Chicago White Sox - 1992

Batter	1	2	3	4	5	6	7	8	9	AB	R	H	RBI	BB	SO	LOB	TOP			
Tim Raines, S OBP: 0.667, SLG: 0.750	P2	E9 FC5-2 2B		1B	G4-3 S BB		F9		BLK BB BB	4	2	3	2	0	0		Chicago White Sox @ California Angels Anaheim Stadium, Anaheim, CA Tue Apr 07 1992, 10:05 PM EDT Att: 32,160 - Sunny - 68 F			
Steve Sax, R OBP: 0.500, SLG: 0.250	K	FC5-2		S 1B	G4-3				BLK BB	4	1	1	0	2	1	2				
Robin Ventura, L OBP: 0.333, SLG: 0.333	BB 1B	G4-3		CS E 1B	G4-3		G4-3		G3-1	6	0	2	2	0	0	4				
Frank Thomas, R OBP: 0.800, SLG: 2.000	BB			G4-3 1B	E CS 1B BB		G6-3		HR	3	3	2	1	2	0	0				
George Bell, R (1, 10)	G1-3			G4-3	F8		P2		P5	5	0	0	0	0	0	5				
Mike Huff, R OBP: 0.800, SLG: 1.000		2B		FC4 1B	1B E BB		G6-3		G1-4-3 1B	4	1	3	1	1	0	0				
Ron Karkovics, R OBP: 0.400, SLG: 0.250		2B E HBP		K	E6 1B				G1-4-3	4	1	1	0	0	1	4				
Lance Johnson, L OBP: 0.200, SLG: 0.200	P3			FC4	1-2 2-3 1B		F8		G4-3	5	0	1	1	0	0	4				
Ozzie Guillen, L OBP: 0.400, SLG: 0.800		E 2B			2B		F8		P8	5	2	2	1	0	0	3				
<b>Inning Stats</b>	R: 0 E: 0 K: 1 S: 10	H: 1 LOB: 2 BB: 1 P: 19	R: 3 E: 1 K: 0 S: 14	H: 3 LOB: 1 BB: 0 P: 22	R: 1 E: 0 K: 1 S: 12	H: 2 LOB: 1 BB: 0 P: 15	R: 4 E: 1 K: 0 S: 20	H: 5 LOB: 3 BB: 2 P: 36	R: 1 E: 0 K: 0 S: 5	H: 0 LOB: 1 BB: 0 P: 11	R: 0 E: 0 K: 0 S: 7	H: 0 LOB: 1 BB: 0 P: 11	R: 0 E: 0 K: 0 S: 16	H: 2 LOB: 0 BB: 1 P: 24	R: 0 E: 0 K: 0 S: 12	H: 0 LOB: 2 BB: 2 P: 24	1B: 8 2B: 5 3B: 0 HR: 1	SF: 0 SAC: 0 DP: 1 HBP: 1	WP: 0 PB: 0 SB: 2 CS: 2	PA: 48
<b>PITCHER</b>	IP	WLS	BF	H	R	ER	SO	BB	IBB	HBP	BLK	WP	HR	S	P	ERA	WHIP			
Mark Langston, L ERA: 21.0	3.0	L	21	10	8	7	2	1	0	1	0	0	0	43	68	21.00	3.667			
Chuck Cmm, R ERA: 3.0	3.0		14	2	1	1	0	3	0	0	0	0	0	25	46	3.00	1.667			
Scott Bailes, L ERA:	1.0		4	0	0	0	0	1	0	0	0	0	0	5	11	0.00	1.000			
Scott Lewis, R ERA: 4.5	2.0		9	2	1	1	0	2	0	0	1	0	1	28	48	4.50	2.000			

AB 40  
R 10  
H 14  
RBI 9  
BB 7  
SO 2  
LOB 22



Batter	1	2	3	4	5	6	7	8	9	AB	R	H	RBI	BB	SO	LOB	BOTTOM			
Luis Polonia, L OBP: 0.250, SLG: 0.250	F8	G3			G3-1 S 1B		K			4	0	1	0	0	1	1	Chicago White Sox @ California Angels Anaheim Stadium, Anaheim, CA Tue Apr 07 1992, 10:05 PM EDT Att: 32,160 - Sunny - 68 F			
Junior Felix, S OBP: 0.250, SLG: 0.500	HR 2B			F8	F8		P4			4	1	1	0	0	0	1				
Von Hayes, L OBP: 0.250, SLG: 1.000	HR			F8	G3-1 1-3		K			4	1	1	2	0	1	1				
Hubie Brooks, R (1, 10)	F9			K	BB				F9	3	0	0	0	1	1	0				
Lee Stevens, L OBP: 0.250, SLG: 0.250	1B			G6-3	K				G5-3	4	0	1	0	0	1	2				
Gary Gaetti, R OBP: 0.250, SLG: 0.250	K			K					G6-3	4	0	1	0	0	2	1				
Lance Parrish, R OBP: 0.250, SLG: 0.250		K		HR 1B			F7		G3	4	1	1	0	0	1	1				
Bobby Rose, R OBP: 0.250, SLG: 1.000	F9			HR			F8		F8	4	1	1	2	0	0	1				
Gary Disarcina, R OBP: 0.250, SLG: 0.250	S 1B			K			P4		G4-3	4	0	1	0	0	1	1				
<b>Inning Stats</b>	R: 2 E: 0 K: 1 S: 14	H: 3 LOB: 1 BB: 0 P: 19	R: 0 E: 0 K: 1 S: 8	H: 1 LOB: 0 BB: 0 P: 11	R: 0 E: 0 K: 1 S: 6	H: 0 LOB: 0 BB: 0 P: 11	R: 2 E: 0 K: 2 S: 13	H: 2 LOB: 0 BB: 0 P: 20	R: 0 E: 0 K: 1 S: 12	H: 1 LOB: 2 BB: 1 P: 22	R: 0 E: 0 K: 2 S: 7	H: 0 LOB: 0 BB: 0 P: 11	R: 0 E: 0 K: 0 S: 7	H: 0 LOB: 0 BB: 0 P: 13	R: 0 E: 0 K: 0 S: 5	H: 0 LOB: 0 BB: 0 P: 6	1B: 5 2B: 1 3B: 0 HR: 2	SF: 0 SAC: 0 DP: 0 HBP: 0	WP: 0 PB: 0 SB: 3 CS: 0	PA: 36
<b>PITCHER</b>	IP	WLS	BF	H	R	ER	SO	BB	IBB	HBP	BLK	WP	HR	S	P	ERA	WHIP			
Jack McDowell, R ERA: 6.0	6.0	W	27	8	4	4	6	1	0	0	0	0	0	19	30	6.00	1.500			
Wilson Alvarez, L ERA:	3.0	S	9	0	0	0	2	0	0	0	0	0	0	19	30	0.00	0.000			

AB 35  
R 4  
H 8  
RBI 4  
BB 1  
SO 8  
LOB 9













Batter	1	2	3	4	5	6	7	8	9	AB	R	H	RBI	BB	SO	LOB	TOP					
Tim Raines, S OBP: 0.400, SLG: 0.389	F7		S SF7 1B		F9		F7		S 1B	5	1	2	1	0	0	0	Chicago White Sox @ Oakland Athletics Oakland-Alameda County Coliseum, Oakland, CA Fri Apr 10 1992, 7:05 PM PDT Att: 38,457 - Cloudy - 64 F					
Steve Sax, R OBP: 0.366, SLG: 0.214	CS 1B		SF7		L9		F9		SAFE SAFE BB	3	0	1	1	1	0	0						
Robin Ventura, L OBP: 0.350, SLG: 0.350	G5-3		G4-3 HBP 1B		F7			G4-3	L9	5	0	1	0	0	0	3						
Frank Thomas, R OBP: 0.526, SLG: 0.692		G6-3	G4-3 HBP 1B			S BB		K	K	3	0	0	0	1	2	2						
George Bell, R OBP: 0.278, SLG: 0.611	F9		G4-3		F8			HR		4	1	1	1	0	0	3						
Dan Pasqua, L OBP: 0.375, SLG: 0.429			G3					BB 1B		3	0	0	0	0	2	3						
Mike Huff, R OBP: 0.600, SLG: 0.667					K					1	0	1	0	0	0	0						
Ron Karkovics, R OBP: 0.471, SLG: 0.538			HR					BB		2	1	1	1	2	1	0						
Lance Johnson, L OBP: 0.294, SLG: 0.294			E6 1B 1B		L1			K		4	1	1	0	0	1	4						
Ozzie Guillen, L OBP: 0.176, SLG: 0.313			E 1B		F7				G4-3	4	1	1	0	0	0	1						
<b>Inning Stats</b>	R: 0 E: 0 K: 0 S: 15	H: 1 LOB: 0 BB: 0 P: 19	R: 0 E: 0 K: 1 S: 7	H: 0 LOB: 0 BB: 0 P: 11	R: 4 E: 1 K: 0 S: 20	H: 4 LOB: 2 BB: 0 P: 35	R: 0 E: 0 K: 1 S: 6	H: 1 LOB: 0 BB: 0 P: 7	R: 0 E: 0 K: 0 S: 3	H: 0 LOB: 0 BB: 0 P: 6	R: 0 E: 0 K: 1 S: 10	H: 0 LOB: 0 BB: 2 P: 19	R: 0 E: 0 K: 0 S: 9	H: 0 LOB: 0 BB: 0 P: 12	R: 1 E: 0 K: 2 S: 20	H: 2 LOB: 2 BB: 1 P: 32	R: 0 E: 0 K: 1 S: 17	H: 1 LOB: 2 BB: 1 P: 25	1B: 7 2B: 0 3B: 0 HR: 2	SF: 1 SAC: 0 DP: 0 HBP: 1	WP: 0 PB: 0 SB: 4 CS: 1	PA: 40
<b>PITCHER</b>	IP	WLS	BF	H	R	ER	SO	BB	IBB	HBP	BLK	WP	HR	S	P	ERA	WHIP					
Joe Slusarski, R ERA: 3.6	(1, 1)	5.0	W	22	6	4	2	2	1	0	1	0	0	6	10	3.60	1.400					
Jeff Parrett, R ERA:	(6, 1)	0.2		3	0	0	0	1	1	0	0	0	0	6	15	0.00	1.500					
Rick Honeycutt, L ERA: 2.7	(6, 1)	1.2		5	0	0	0	0	0	0	0	0	0	11	15	0.00	0.000					
Rich Gossage, R ERA: 9.0	(8, 1)	0.1		2	1	1	1	1	0	0	0	0	1	11	16	27.00	3.000					
Vince Horsman, L ERA:	(8, 1)	0.1		3	1	0	0	1	1	0	0	0	0	8	15	0.00	6.000					

Batter	1	2	3	4	5	6	7	8	9	AB	R	H	RBI	BB	SO	LOB	BOTTOM				
Rickey Henderson, R OBP: 0.318, SLG: 0.388	S S 1B	G6-3		SF8 G3-1 BB				F8		4	0	2	0	1	0	2	Chicago White Sox @ Oakland Athletics Oakland-Alameda County Coliseum, Oakland, CA Fri Apr 10 1992, 7:05 PM PDT Att: 38,457 - Cloudy - 64 F				
Willie Wilson, S OBP: 0.313, SLG: 0.375	L6		F8	G3-1		G1-3		BB 1B		5	0	2	0	0	0	4					
Jose Canseco, R OBP: 0.316, SLG: 0.400	K		G6-3	SF8			G1-6-3 1B	BB		3	1	1	1	1	1	2					
Harold Baines, L OBP: 0.316, SLG: 0.333	G3		F8	K			G1-6-3	K		5	0	0	0	0	2	7					
Mark McGwire, R OBP: 0.611, SLG: 1.077		HR		BB		P3		P3		3	1	1	1	1	0	1					
Jamie Quirk, L OBP: 0.364, SLG: 0.600		HR	G6-3		P5			1B		4	1	2	2	0	0	2					
Carney Lansford, R OBP: 0.286, SLG: 0.250				1B E BB		K		F9		3	1	1	0	1	1	1					
Mike Bordick, R OBP: 0.500, SLG: 0.500	SH1-3			E 1B 1B		G5-3		K		3	1	1	0	0	1	0					
Lance Blankenship, R OBP: 0.529, SLG: 0.533		G6-3		G3-1 BB 1B		K		BB 1B 1B		4	1	2	1	0	1	1					
<b>Inning Stats</b>	R: 0 E: 0 K: 1 S: 12	H: 1 LOB: 1 BB: 0 P: 19	R: 2 E: 0 K: 0 S: 9	H: 3 LOB: 1 BB: 0 P: 10	R: 0 E: 0 K: 0 S: 15	H: 1 LOB: 2 BB: 1 P: 24	R: 3 E: 1 K: 1 S: 17	H: 2 LOB: 1 BB: 2 P: 32	R: 0 E: 0 K: 1 S: 8	H: 0 LOB: 0 BB: 0 P: 14	R: 0 E: 0 K: 1 S: 9	H: 1 LOB: 1 BB: 0 P: 15	R: 1 E: 0 K: 0 S: 12	H: 2 LOB: 1 BB: 0 P: 20	R: 0 E: 0 K: 2 S: 16	H: 2 LOB: 3 BB: 1 P: 24		1B: 8 2B: 2 3B: 0 HR: 2	SF: 1 SAC: 1 DP: 0 HBP: 0	WP: 0 PB: 0 SB: 2 CS: 0	PA: 40
<b>PITCHER</b>	IP	WLS	BF	H	R	ER	SO	BB	IBB	HBP	BLK	WP	HR	S	P	ERA	WHIP				
Alex Fernandez, R ERA: 12.27	(1, 1)	3.2	L	21	7	5	5	1	3	0	0	0	0	20	34	0.00	0.429				
Wilson Alvarez, L ERA:	(4, 1)	2.1		8	1	0	0	3	0	0	0	0	0	25	41	5.40	3.000				
Donn Pall, R ERA: 4.5	(7, 1)	1.2		10	4	1	1	1	1	0	0	0	0	3	3	0.00	0.000				
Scott Radinsky, L ERA:	(8, 1)	0.1		1	0	0	0	1	0	0	0	0	0	3	3	0.00	0.000				







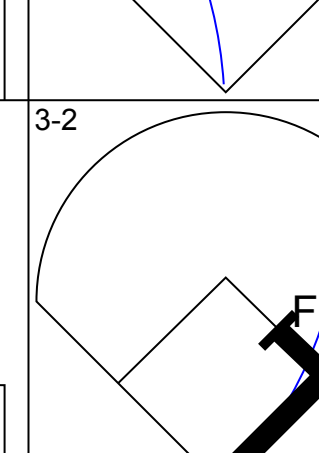
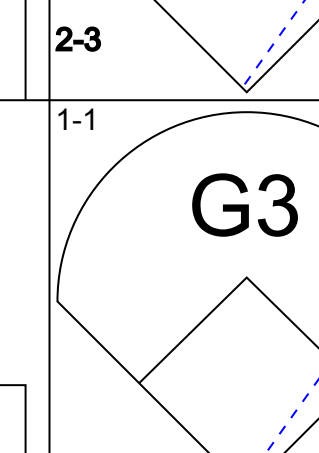
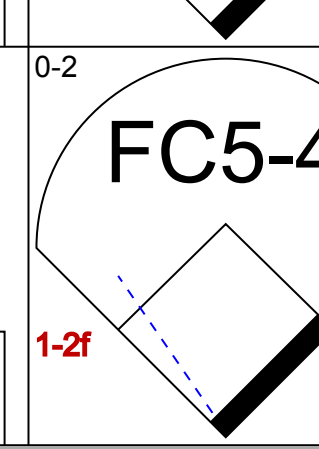
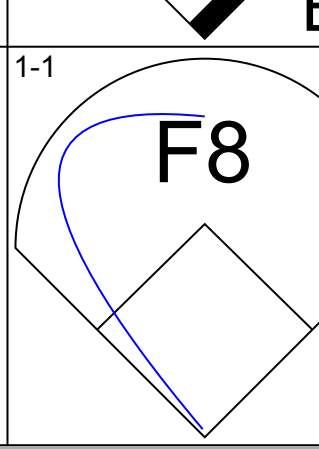

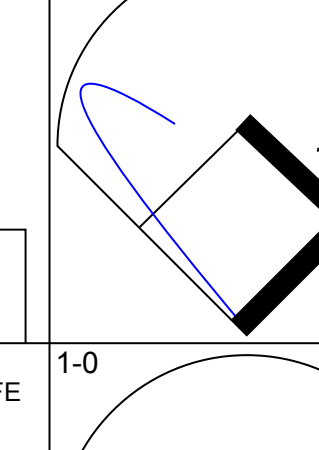
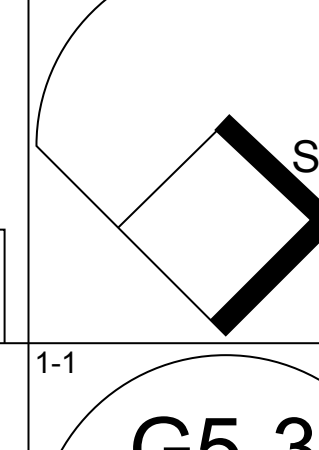
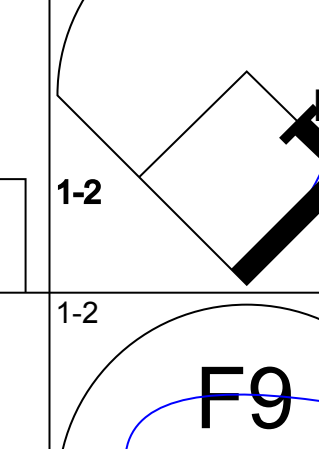
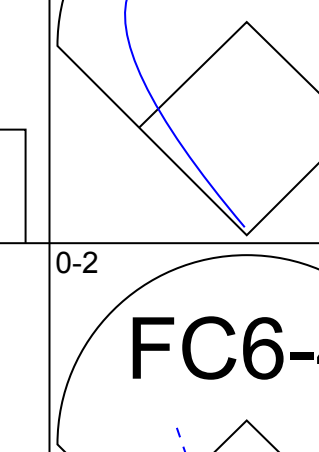
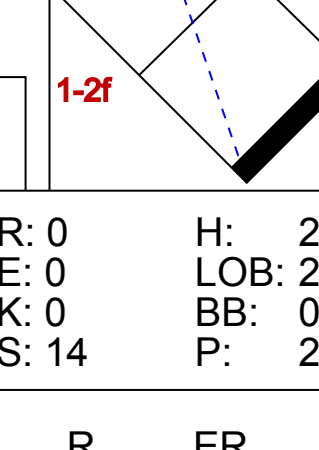


Batter	1	2	3	4	5	6	7	8	9	AB	R	H	RBI	BB	SO	LOB	TOP										
<b>Tim Raines, S</b> (1, 10) OBP: 0.433, SLG: 0.400	F8	G6-4-3		BB		G6-4-3		SF8		2	0	1	1	2	0	0	<b>Chicago White Sox @ Oakland Athletics</b> Oakland-Alameda County Coliseum, Oakland, CA Sun Apr 12 1992, 3:33 AM PDT Att: 27,462 - Cloudy - 60 F										
<b>Steve Sax, R</b> (1, 4) OBP: 0.379, SLG: 0.227	P3	G6-4-3		BB		G6-4-3				4	0	2	0	1	0	4											
<b>Robin Ventura, L</b> (1, 5) OBP: 0.300, SLG: 0.250		G5-3								3	1	0	0	2	1	5											
<b>Frank Thomas, R</b> (1, 3) OBP: 0.429, SLG: 0.450	P3					L7				4	0	0	0	1	1	3											
<b>Dan Pasqua, L</b> (1, 9) OBP: 0.353, SLG: 0.667	K									4	1	1	1	1	2	3											
<b>Matt Merullo, L</b> (1, 2) OBP: 0.400, SLG: 0.400										5	1	2	0	0	0	0											
<b>Warren Newson, L</b> (1, 7) <b>Mike Huff, R</b> (5, PH) OBP: 0.500, SLG: 0.545										1	1	1	0	1	0	0											
<b>Lance Johnson, L</b> (1, 8) OBP: 0.400, SLG: 0.480										4	2	3	0	0	0	1											
<b>Ozzie Guillen, L</b> (1, 6) OBP: 0.208, SLG: 0.304										3	0	1	2	0	0	2											
<b>Inning Stats</b>	R: 0 E: 0 K: 1 S: 10	H: 1 LOB: 2 BB: 1 P: 20	R: 3 E: 0 K: 0 S: 10	H: 5 LOB: 1 BB: 0 P: 14	R: 0 E: 0 K: 0 S: 6	H: 0 LOB: 0 BB: 1 P: 13	R: 0 E: 0 K: 1 S: 6	H: 0 LOB: 3 BB: 3 P: 19	R: 0 E: 0 K: 0 S: 7	H: 1 LOB: 1 BB: 1 P: 12	R: 0 E: 1 K: 0 S: 7	H: 1 LOB: 1 BB: 1 P: 13	R: 2 E: 1 K: 1 S: 12	H: 1 LOB: 0 BB: 1 P: 19	R: 1 E: 0 K: 0 S: 8	H: 2 LOB: 1 BB: 0 P: 11		R: 0 E: 0 K: 2 S: 8	H: 0 LOB: 0 BB: 0 P: 13	1B: 10 2B: 0 3B: 1 HR: 0	SF: 1 SAC: 1 DP: 3 HBP: 0	WP: 1 PB: 0 CS: 1	PA: 42				
<b>PITCHER</b>	IP	WLS	BF	H	R	ER	SO	BB	IBB	HBP	BLK	WP	HR	S	P	ERA	WHIP										
<b>John Briscoe, R</b> (1, 1) ERA: 7.36	3.2		20	6	3	3	1	5	0	0	0	1	0	29	62	7.36	3.000										
<b>Vince Horsman, L</b> (4, 1) ERA:	1.2		8	2	0	0	1	2	0	0	0	0	0	15	27	0.00	2.400										
<b>Gene Nelson, R</b> (6, 1) ERA: 9.0	2.2	L	11	3	3	3	1	1	0	0	0	0	0	22	32	10.12	1.500										
<b>Bruce Walton, R</b> (9, 1) ERA:	1.0		3	0	0	0	2	0	0	0	0	0	0	8	13	0.00	0.000										

Batter	1	2	3	4	5	6	7	8	9	AB	R	H	RBI	BB	SO	LOB	BOTTOM										
<b>Rickey Henderson, R</b> (1, 7) OBP: 0.313, SLG: 0.357	F8		L8-6					F7		4	0	1	0	0	0	0	<b>Chicago White Sox @ Oakland Athletics</b> Oakland-Alameda County Coliseum, Oakland, CA Sun Apr 12 1992, 3:33 AM PDT Att: 27,462 - Cloudy - 60 F										
<b>Willie Wilson, S</b> (1, 8) OBP: 0.240, SLG: 0.280	K		L8-6					F8		4	0	0	0	0	1	1											
<b>Jose Canseco, R</b> (1, 9) OBP: 0.393, SLG: 0.682	G5-3							F9		4	1	2	1	0	0	0											
<b>Harold Baines, L</b> (1, 10) OBP: 0.370, SLG: 0.423 <b>Scott Hemond, R</b> (9, PH) OBP: 0.250, SLG: 0.250			G1-3							3	1	1	0	0	0	0											
<b>Mark McGwire, R</b> (1, 3) OBP: 0.593, SLG: 1.300										4	2	2	3	0	0	0											
<b>Jamie Quirk, L</b> (1, 2) OBP: 0.313, SLG: 0.500 <b>Scott Brosius, R</b> (9, PH) OBP: 0.167, SLG: 0.333										3	0	0	0	0	2	0											
<b>Carney Lansford, R</b> (1, 5) OBP: 0.364, SLG: 0.333										2	0	1	0	0	0	0											
<b>Mike Bordick, R</b> (1, 6) OBP: 0.500, SLG: 0.500										3	0	1	0	0	0	1											
<b>Lance Blankenship, R</b> (1, 4) OBP: 0.417, SLG: 0.409										3	0	0	0	0	0	3											
<b>Inning Stats</b>	R: 0 E: 0 K: 1 S: 11	H: 0 LOB: 0 BB: 0 P: 14	R: 2 E: 0 K: 1 S: 15	H: 3 LOB: 1 BB: 0 P: 21	R: 1 E: 0 K: 0 S: 10	H: 2 LOB: 0 BB: 0 P: 16	R: 1 E: 0 K: 1 S: 8	H: 2 LOB: 1 BB: 0 P: 14	R: 0 E: 0 K: 0 S: 5	H: 1 LOB: 0 BB: 0 P: 7	R: 0 E: 0 K: 0 S: 6	H: 0 LOB: 0 BB: 0 P: 8	R: 0 E: 0 K: 0 S: 6	H: 0 LOB: 0 BB: 0 P: 10	R: 0 E: 0 K: 0 S: 7	H: 0 LOB: 0 BB: 0 P: 11		R: 0 E: 0 K: 1 S: 7	H: 0 LOB: 0 BB: 0 P: 11	1B: 3 2B: 3 3B: 0 HR: 3	SF: 0 SAC: 0 DP: 2 HBP: 1	WP: 0 PB: 0 CS: 1	PA: 34				
<b>PITCHER</b>	IP	WLS	BF	H	R	ER	SO	BB	IBB	HBP	BLK	WP	HR	S	P	ERA	WHIP										
<b>Jack McDowell, R</b> (1, 1) ERA: 5.14	8.0	W	30	4	4	4	3	0	1	0	0	0	3	68	101	4.50	1.000										
<b>Scott Radinsky, L</b> (9, 1) ERA:	0.2		2	0	0	0	1	0	0	0	0	0	0	5	9	0.00	0.000										
<b>Bobby Thigpen, R</b> (9, 1) ERA: 2.7	0.1	S	1	0	0	0	0	0	0	0	0	0	0	2	2	0.00	0.000										

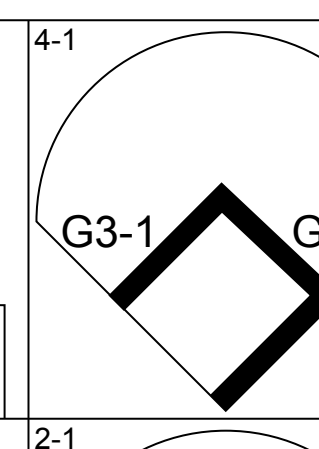
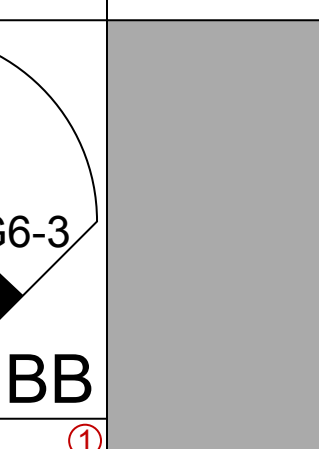
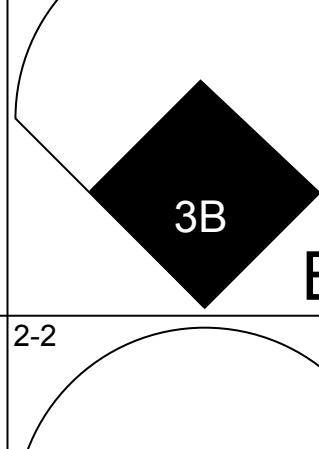
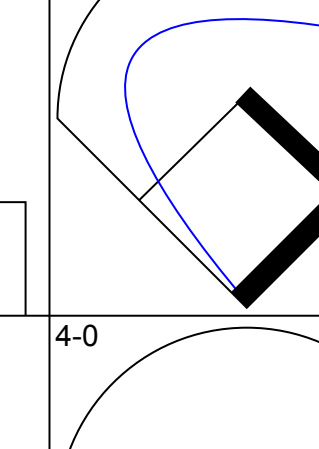
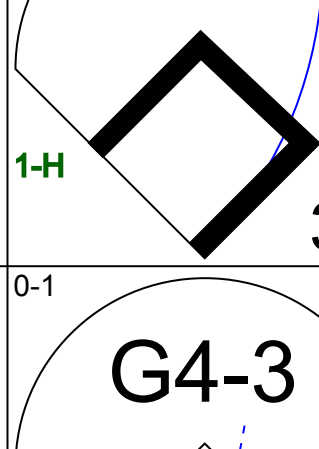
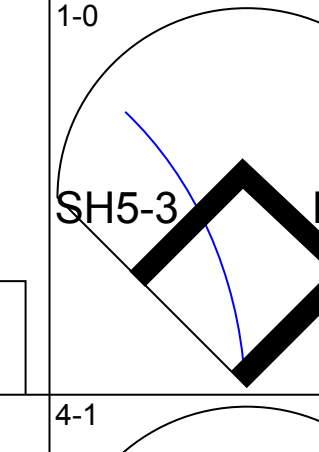
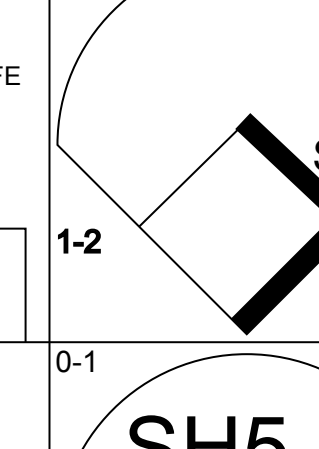




Batter	1	2	3	4	5	6	7	8	9	AB	R	H	RBI	BB	SO	LOB	TOP					
Henry Cotto, R OBP: 0.545, SLG: 0.667			G6-3			G6-3		 2B		4	0	1	0	0	1	0	<p>Seattle Mariners @ Chicago White Sox</p> <p>Comiskey Park, Chicago, IL</p> <p>Mon Apr 13 1992, 4:33 AM EDT</p> <p>Att: 42,290 - Cloudy - 41 F</p>					
Edgar Martinez, R OBP: 0.287, SLG: 0.533	L7		G5-3			F7		G3		4	0	0	0	0	0	1						
Tino Martinez, L OBP: 0.269, SLG: 0.360	 1B		K					G3		3	0	1	0	1	1	1						
Kevin Mitchell, R OBP: 0.219, SLG: 0.290	 1-2				P3			F8		4	0	1	0	0	0	2						
Jay Buhner, R OBP: 0.323, SLG: 0.333		G5-3				G5-3		F8		4	0	0	0	0	1	1						
Dave Cochrane, S OBP: 0.425, SLG: 0.500		 1B				G5-3		 S		3	0	1	0	1	1	1						
Dave Valle, R OBP: 0.304, SLG: 0.429		 1B				G5-3		G5-3		3	0	1	0	0	0	1						
Ken Griffey Jr., L OBP: 0.241, SLG: 0.393		 1B				G5-3		G5-3		1	0	1	0	0	0	0						
Jeff Schaefer, R		F9				F8		G3		3	0	0	0	0	0	3						
Greg Briley, L OBP: 0.333, SLG: 0.417						F8		P5		1	0	0	0	0	0	2						
Harold Reynolds, S OBP: 0.345, SLG: 0.269		 1-2				G6-3		L7		3	0	0	0	0	0	2						
<b>Inning Stats</b>	R: 0 E: 0 K: 1 S: 11	H: 1 LOB: 1 BB: 0 P: 15	R: 0 E: 0 K: 0 S: 14	H: 2 LOB: 2 BB: 0 P: 20	R: 0 E: 0 K: 1 S: 9	H: 0 LOB: 0 BB: 0 P: 15	R: 0 E: 0 K: 0 S: 6	H: 0 LOB: 0 BB: 0 P: 8	R: 0 E: 0 K: 0 S: 7	H: 0 LOB: 0 BB: 0 P: 12	R: 0 E: 0 K: 0 S: 6	H: 0 LOB: 1 BB: 1 P: 13	R: 0 E: 0 K: 0 S: 9	H: 0 LOB: 1 BB: 1 P: 16	R: 0 E: 0 K: 0 S: 8	H: 1 LOB: 1 BB: 0 P: 11	R: 0 E: 0 K: 2 S: 15	H: 2 LOB: 2 BB: 0 P: 23	1B: 5 2B: 1 3B: 0 HR: 0	SF: 0 SAC: 0 DP: 0 HBP: 0	WP: 0 PB: 0 SB: 1 CS: 1	PA: 35
<b>PITCHER</b>	IP WLS BF H R ER SO BB IBB HBP BLK WP HR S P ERA WHIP																					
Greg Hibbard, L ERA: 1.17	(1, 1) 8.0 W 30 4 0 0 2 2 0 0 0 0 0 0 70 110 0.00 0.750																					
Bobby Thigpen, R ERA: 2.09	(9, 1) 1.0 S 5 2 0 0 2 0 0 0 0 0 0 0 15 23 0.00 2.000																					

AB	33
R	0
H	6
RBI	0
BB	2
SO	4
LOB	14



Batter	1	2	3	4	5	6	7	8	9	AB	R	H	RBI	BB	SO	LOB	BOTTOM			
Tim Raines, S OBP: 0.412, SLG: 0.357	  BB		F7			G5-3		G5-3		3	0	0	0	1	0	0	<p>Seattle Mariners @ Chicago White Sox</p> <p>Comiskey Park, Chicago, IL</p> <p>Mon Apr 13 1992, 4:33 AM EDT</p> <p>Att: 42,290 - Cloudy - 41 F</p>			
Steve Sax, R OBP: 0.333, SLG: 0.192	G6-3		G4-3			G5-3		F9		4	0	0	0	0	0	1				
Robin Ventura, L OBP: 0.324, SLG: 0.290	G3-1		 BB			G6-3				3	1	1	0	1	0	1				
Frank Thomas, R OBP: 0.438, SLG: 0.522	K		 1-H			G4-3		G4-3		3	0	1	1	1	1	1				
George Bell, R OBP: 0.231, SLG: 0.462		 BB	G4-3			K		K		4	0	1	0	0	2	3				
Mike Huff, R OBP: 0.467, SLG: 0.462		 BB				G5-3		G6-3		2	0	0	0	1	0	0				
Ron Karkovics, R OBP: 0.435, SLG: 0.412		SH5-3				G5-3		K		2	0	0	0	0	1	0				
Lance Johnson, L OBP: 0.357, SLG: 0.429		F8				G1-3		E4		3	0	0	0	0	0	2				
Ozzie Guillen, L OBP: 0.185, SLG: 0.269		K				B1-3		G3		3	0	0	0	0	1	3				
<b>Inning Stats</b>	R: 0 E: 0 K: 1 S: 8	H: 0 LOB: 1 BB: 1 P: 18	R: 0 E: 0 K: 1 S: 8	H: 1 LOB: 1 BB: 1 P: 13	R: 1 E: 0 K: 0 S: 13	H: 1 LOB: 1 BB: 1 P: 21	R: 0 E: 0 K: 0 S: 6	H: 0 LOB: 0 BB: 0 P: 10	R: 0 E: 0 K: 0 S: 4	H: 0 LOB: 0 BB: 0 P: 4	R: 0 E: 0 K: 1 S: 9	H: 0 LOB: 0 BB: 0 P: 15	R: 0 E: 1 K: 1 S: 11	H: 0 LOB: 1 BB: 0 P: 16	R: 0 E: 0 K: 1 S: 10	H: 1 LOB: 2 BB: 1 P: 19		1B: 1 2B: 1 3B: 1 HR: 0	SF: 0 SAC: 1 DP: 0 HBP: 0	WP: 0 PB: 0 SB: 0 CS: 0
<b>PITCHER</b>	IP WLS BF H R ER SO BB IBB HBP BLK WP HR S P ERA WHIP																			
Russ Swan, L ERA: 8.0	(1, 1) 7.2 L 31 3 1 1 4 3 1 0 0 0 0 0 65 111 1.17 0.783																			
Calvin Jones, R ERA: 2.09	(8, 1) 0.1 1 0 0 0 1 0 0 0 0 0 0 0 4 5 0.00 0.000																			

AB	27
R	1
H	3
RBI	1
BB	4
SO	5
LOB	11





Batter	1	2	3	4	5	6	7	8	9	AB	R	H	RBI	BB	SO	LOB	TOP					
<b>Harold Reynolds, S</b> (1.4) OBP: 0.284, SLG: 0.226	G3-1		G6-3		G3-1		K		G4-6-3	5	0	0	0	0	1	2						
<b>Edgar Martinez, R</b> (1.5) OBP: 0.324, SLG: 0.516	G4-3			HR	BB		1B			1	1	0	0	3	0	0						
<b>Ken Griffey Jr., L</b> (1.8) OBP: 0.273, SLG: 0.500	G4-3			HR		F9		FC6-4		4	1	2	3	0	0	1						
<b>Kevin Mitchell, R</b> (1.10) OBP: 0.222, SLG: 0.265				K		P3		FC6-4		3	0	0	0	1	1	2						
<b>Pete O'Brien, L</b> (1.3) OBP: 0.267, SLG: 0.586	K			F8		HR		P5		4	1	1	1	0	1	1						
<b>Jay Buhner, R</b> (1.9) OBP: 0.286, SLG: 0.290	FC5-4			G1-3		K		F9		4	0	0	0	0	1	1						
<b>Greg Briley, L</b> (1.7) OBP: 0.250, SLG: 0.313	G4-3					K		F7		4	0	0	0	0	1	1						
<b>Dave Valle, R</b> (1.2) OBP: 0.370, SLG: 0.458			G1-3		HR		BB		G4-6-3	3	2	2	0	1	0	0						
<b>Jeff Schaefer, R</b> (1.6) OBP: 0.143, SLG: 0.571			G6-3		HR		L4		L8	4	1	1	2	0	0	2						
<b>Inning Stats</b>	R: 0 E: 0 K: 0 S: 14	H: 0 LOB: 0 BB: 0 P: 20	R: 0 E: 0 K: 1 S: 9	H: 0 LOB: 1 BB: 1 P: 16	R: 0 E: 0 K: 0 S: 5	H: 0 LOB: 0 BB: 0 P: 10	R: 2 E: 0 K: 1 S: 11	H: 1 LOB: 0 BB: 1 P: 21	R: 2 E: 0 K: 1 S: 14	H: 2 LOB: 1 BB: 1 P: 20	R: 1 E: 0 K: 0 S: 11	H: 1 LOB: 0 BB: 0 P: 18	R: 1 E: 0 K: 1 S: 13	H: 1 LOB: 2 BB: 2 P: 25	R: 0 E: 0 K: 0 S: 7	H: 0 LOB: 0 BB: 0 P: 11	R: 0 E: 0 K: 0 S: 6	H: 1 LOB: 0 BB: 0 P: 11	1B: 3 2B: 0 3B: 0 HR: 3	SF: 0 SAC: 0 DP: 1 HBP: 0	WP: 0 PB: 0 SB: 0 CS: 0	PA: 37
<b>PITCHER</b>	IP	WLS	BF	H	R	ER	SO	BB	IBB	HBP	BLK	WP	HR	S	P	ERA	WHIP					
<b>Kirk McCaskill, R</b> (1.1) ERA: 8.18	6.0	L	25	4	5	5	4	3	0	0	0	0	3	64	105	7.50	1.167					
<b>Roberto Hernandez, R</b> (7.1) ERA: 9.0	2.0		9	1	1	1	1	2	0	0	0	0	0	20	36	4.50	1.500					
<b>Donn Pall, R</b> (9.1) ERA: 3.0	1.0		3	1	0	0	0	0	0	0	0	0	0	6	11	0.00	1.000					

**Seattle Mariners @ Chicago White Sox**  
Comiskey Park, Chicago, IL  
Wed Apr 15 1992, 8:05 PM EDT  
Att: 21,311 - Sunny - 62 F



AB	32
R	6
H	6
RBI	6
BB	5
SO	5
LOB	10

Batter	1	2	3	4	5	6	7	8	9	AB	R	H	RBI	BB	SO	LOB	BOTTOM					
<b>Tim Raines, S</b> (1.7) OBP: 0.395, SLG: 0.344	B2-3			G4-3		G5-3		FC6-4		4	0	1	0	0	0	0						
<b>Steve Sax, R</b> (1.4) OBP: 0.324, SLG: 0.233	CS			G1-3		G5-3		FC6-4		4	0	1	0	0	0	2						
<b>Robin Ventura, L</b> (1.5) OBP: 0.342, SLG: 0.324	K			2B						3	0	1	0	1	1	1						
<b>Frank Thomas, R</b> (1.3) OBP: 0.389, SLG: 0.444				G6-3						4	0	0	0	0	2	2						
<b>George Bell, R</b> (1.10) OBP: 0.233, SLG: 0.433				G5-3		L8		F8		4	0	1	0	0	0	1						
<b>Mike Huff, R</b> (1.9) OBP: 0.389, SLG: 0.375				G4-3		G6-3		1B		3	0	0	0	0	1	1						
<b>Dan Pasqua, L</b> (9. FH) OBP: 0.389, SLG: 0.688								K		1	0	1	0	0	0	0						
<b>Ron Karkovice, R</b> (1.2) OBP: 0.407, SLG: 0.381				F8		1B		P7		4	0	1	0	0	1	2						
<b>Lance Johnson, L</b> (1.8) OBP: 0.323, SLG: 0.387				K		F9		G6-3		3	0	0	0	0	1	1						
<b>Ozzie Guillen, L</b> (1.6) OBP: 0.200, SLG: 0.310				P5				F7		3	0	1	0	0	0	0						
<b>Inning Stats</b>	R: 0 E: 0 K: 1 S: 6	H: 1 LOB: 1 BB: 0 P: 9	R: 0 E: 0 K: 1 S: 8	H: 0 LOB: 0 BB: 0 P: 12	R: 0 E: 0 K: 1 S: 6	H: 0 LOB: 0 BB: 0 P: 8	R: 0 E: 0 K: 0 S: 8	H: 1 LOB: 0 BB: 0 P: 10	R: 0 E: 0 K: 0 S: 9	H: 1 LOB: 1 BB: 0 P: 15	R: 0 E: 0 K: 0 S: 6	H: 0 LOB: 0 BB: 0 P: 11	R: 0 E: 0 K: 1 S: 10	H: 1 LOB: 1 BB: 0 P: 14	R: 0 E: 0 K: 0 S: 8	H: 2 LOB: 2 BB: 0 P: 15	R: 0 E: 0 K: 2 S: 10	H: 1 LOB: 2 BB: 1 P: 19	1B: 4 2B: 4 3B: 0 HR: 0	SF: 0 SAC: 0 DP: 1 HBP: 0	WP: 0 PB: 0 SB: 0 CS: 1	PA: 34
<b>PITCHER</b>	IP	WLS	BF	H	R	ER	SO	BB	IBB	HBP	BLK	WP	HR	S	P	ERA	WHIP					
<b>Dave Fleming, L</b> (1.1) ERA: 5.27	7.2	W	28	6	0	0	4	0	0	0	0	0	0	59	90	0.00	0.783					
<b>Gene Harris, R</b> (8.1) ERA: 5.4	0.1		1	0	0	0	0	0	0	0	0	0	0	2	4	0.00	0.000					
<b>Dennis Powell, L</b> (9.1) ERA: 4.5	0.0		1	0	0	0	0	1	0	0	0	0	0	0	4	∞	∞					
<b>Mike Schooler, R</b> (9.1) ERA: 10.8	1.0		4	1	0	0	2	0	0	0	0	0	0	10	15	0.00	1.000					

**Seattle Mariners @ Chicago White Sox**  
Comiskey Park, Chicago, IL  
Wed Apr 15 1992, 8:05 PM EDT  
Att: 21,311 - Sunny - 62 F



AB	33
R	0
H	7
RBI	0
BB	1
SO	6
LOB	10



Batter	1	2	3	4	5	6	7	8	9	AB	R	H	RBI	BB	SO	LOB	TOP				
<b>Harold Reynolds, S</b> (1, 4) OBP: 0.282, SLG: 0.222	1-2 BB BB 1B	3-2 L9		1-2 FC4-6 1-2f			1-0 G4-3		3-2 FC4-6 2B	5	2	1	0	0	0	5					
<b>Edgar Martinez, R</b> (1, 5) OBP: 0.333, SLG: 0.514	4-1 BB 1B BB		1-1 F7		2-2 G5-3		3-2 G6-3		1-1 PB 2B	4	0	1	2	1	0	0					
<b>Ken Griffey Jr., L</b> (1, 8) OBP: 0.289, SLG: 0.472	0-0 BB 1B		1-1 F8		0-0 F9			1-3 K	4-0 FC5-4 IBB	4	0	1	0	1	1	0					
<b>Kevin Mitchell, R</b> (1, 7) OBP: 0.195, SLG: 0.231	3-3 K		0-0 G1-6-3		2-3 K			1-0 G6-3	0-0 FC5-4	5	0	0	0	0	2	5					
<b>Pete O'Brien, L</b> (1, 10) OBP: 0.258, SLG: 0.567 <b>Rich DeLucia, R</b> (2, 1)	1-0 P4			1-2 BB FC1-2 2B		3-2 P3		0-0 FC5-4 1B		1	0	0	0	0	0	3					
<b>Dave Cochrane, S</b> (4, PH) OBP: 0.500, SLG: 0.667										0	0	0	0	0	0	0					
<b>Jay Buhner, R</b> (1, 9) OBP: 0.282, SLG: 0.265	4-0 BB			2-0 E1 FC1-2 BB		3-2 P3		0-0 FC5-4		3	0	0	1	1	0	2					
<b>Tino Martinez, L</b> (1, 3) OBP: 0.267, SLG: 0.448	1-2 F7			1-1 L7		1-2 HR			2-2 G4-3	4	1	1	1	0	0	5					
<b>Dave Valle, R</b> (1, 2) OBP: 0.387, SLG: 0.444			1-1 G5-3		4-2 FC1-2 BB		1-3 K		0-2 FC4-6 1B 2B 1B	3	1	1	0	1	1	0					
<b>Rich Amaral, R</b> (1, 6) <b>Jim Acker, R</b> (4, 1) <b>Dennis Powell, R</b> (6, 1) <b>Henry Cotto, R</b> (7, PH) <b>Jeff Nelson, R</b> (7, 1) <b>Greg Britley, L</b> (6, PH)		3-3 K		0-0 FC1-2 FC4-6			1-0 F9		0-1 FC4-6 1B	2	0	0	0	0	0	1	3				
<b>Inning Stats</b>	R: 1 E: 0 K: 1 S: 15	H: 2 LOB: 3 BB: 2 P: 29	R: 0 E: 0 K: 1 S: 8	H: 0 LOB: 0 BB: 0 P: 15	R: 0 E: 0 K: 0 S: 5	H: 0 LOB: 0 BB: 0 P: 7	R: 0 E: 1 K: 0 S: 15	H: 1 LOB: 3 BB: 1 P: 24	R: 0 E: 0 K: 1 S: 12	H: 0 LOB: 0 BB: 0 P: 20	R: 0 E: 0 K: 0 S: 5	H: 0 LOB: 1 BB: 0 P: 10	R: 0 E: 0 K: 1 S: 8	H: 1 LOB: 1 BB: 0 P: 10	R: 2 E: 0 K: 0 S: 16	H: 3 LOB: 2 BB: 1 P: 26	1B: 5 2B: 2 3B: 0 HR: 1	SF: 0 SAC: 0 DP: 0 HBP: 0	WP: 0 PB: 1 SB: 1 CS: 0	PA: 40	
<b>PITCHER</b>	IP	WLS	BF	H	R	ER	SO	BB	IBB	HBP	BLK	WP	HR	S	P	ERA	WHIP				
<b>Alex Fernandez, R</b> (1, 1) ERA: 5.91	7.0	W	29	4	2	2	4	3	0	0	0	0	1	67	116	2.57	1.000				
<b>Scott Radinsky, L</b> (8, 1) ERA:	1.1		5	1	0	0	1	0	0	0	0	0	0	12	16	0.00	0.750				
<b>Bobby Thigpen, R</b> (9, 1) ERA: 5.4	0.2		6	3	2	2	0	0	1	0	0	0	0	12	20	27.00	4.500				

Seattle Mariners @ Chicago White Sox  
Comiskey Park, Chicago, IL  
Thu Apr.16 1992, 8:05 PM EDT  
Att: 22,432 - Cloudy - 44 F

AB	36
R	4
H	8
RBI	4
BB	4
SO	5
LOB	23



Batter	1	2	3	4	5	6	7	8	9	AB	R	H	RBI	BB	SO	LOB	BOTTOM				
<b>Tim Raines, S</b> (1, 10) OBP: 0.381, SLG: 0.361	0-0 SH5-3 FC 2B			1-1 F7		1-0 G4-3				4	1	1	0	0	1	3					
<b>Steve Sax, R</b> (1, 4) OBP: 0.325, SLG: 0.242	0-1 SH5-3		3-1 HR		2-1 G5-3		1-2 G5-3			3	1	1	0	0	0	0					
<b>Robin Ventura, L</b> (1, 5) OBP: 0.310, SLG: 0.289	0-0 FC CS		1-0 P6		3-2 G6-3		0-0 F8			4	0	0	1	0	0	1					
<b>Frank Thomas, R</b> (1, 3) OBP: 0.400, SLG: 0.414	3-3 K		1-3 K		4-2 FC5-4 BB		4-1 BB			2	0	0	0	2	2	2					
<b>George Bell, R</b> (1, 7) OBP: 0.265, SLG: 0.529 <b>Mike Huff, R</b> (8, 7) OBP: 0.389, SLG: 0.375		0-2 BB E 1B	1-0 HR		1-0 FC5-4		2-2 F8			4	2	2	2	0	0	2					
<b>Dan Pasqua, L</b> (1, 9) OBP: 0.455, SLG: 0.737	1 SAFE BB BB	4-0 E 2B BB	1-0 E4			1-0 SH3-4 1B		1-0 G3 L8-2 2B		3	1	2	0	1	0	0					
<b>Matt Merullo, L</b> (1, 2) OBP: 0.333, SLG: 0.333		2-1 F8	0-0 G3-1			0-0 SH3-4 1B		3-2 G3		4	0	1	0	0	0	3					
<b>Lance Johnson, L</b> (1, 8) OBP: 0.294, SLG: 0.353		1-2 P5		1-2 G4-3		0-0 SH3-4		0-0 L8-2		3	0	0	0	0	0	2					
<b>Ozzie Guillen, L</b> (1, 6) OBP: 0.212, SLG: 0.344		1-1 K		3-3 K		0-0 F7				3	0	1	1	0	1	2					
<b>Inning Stats</b>	R: 1 E: 0 K: 1 S: 9	H: 1 LOB: 1 BB: 0 P: 12	R: 2 E: 1 K: 1 S: 14	H: 2 LOB: 1 BB: 1 P: 22	R: 2 E: 1 K: 1 S: 10	H: 2 LOB: 1 BB: 0 P: 16	R: 0 E: 0 K: 1 S: 8	H: 0 LOB: 0 BB: 0 P: 13	R: 0 E: 0 K: 0 S: 10	H: 0 LOB: 1 BB: 1 P: 20	R: 0 E: 0 K: 0 S: 5	H: 2 LOB: 2 BB: 0 P: 7	R: 0 E: 0 K: 0 S: 8	H: 0 LOB: 1 BB: 1 P: 15	R: 0 E: 0 K: 0 S: 6	H: 1 LOB: 0 BB: 0 P: 10	1B: 4 2B: 5 3B: 0 HR: 1	SF: 0 SAC: 2 DP: 2 HBP: 0	WP: 0 PB: 0 SB: 0 CS: 1	PA: 35	
<b>PITCHER</b>	IP	WLS	BF	H	R	ER	SO	BB	IBB	HBP	BLK	WP	HR	S	P	ERA	WHIP				
<b>Rich DeLucia, R</b> (1, 1) ERA: 7.56	3.0	L	16	5	5	4	3	1	0	0	0	0	1	33	50	12.00	2.000				
<b>Rich DeLucia, R</b> (2, 1) ERA: 7.56	3.0	L	16	5	5	4	3	1	0	0	0	0	1	33	50	12.00	2.000				
<b>Jim Acker, R</b> (4, 1) ERA:	2.1		10	2	0	0	1	1	0	0	0	0	0	21	37	0.00	1.286				
<b>Dennis Powell, L</b> (6, 1) ERA: 3.38	0.2		2	0	0	0	0	0	0	0	0	0	0	2	3	0.00	0.000				
<b>Jeff Nelson, R</b> (7, 1) ERA:	2.0		7	1	0	0	0	1	0	0	0	0	0	14	25	0.00	1.000				

Seattle Mariners @ Chicago White Sox  
Comiskey Park, Chicago, IL  
Thu Apr.16 1992, 8:05 PM EDT  
Att: 22,432 - Cloudy - 44 F

AB	30
R	5
H	8
RBI	4
BB	3
SO	4
LOB	15





Batter	1	2	3	4	5	6	7	8	9	AB	R	H	RBI	BB	SO	LOB	TOP					
Shane Mack, R OBP: 0.421, SLG: 0.600 (1, 7)										4	2	2	0	0	0	0	<b>Minnesota Twins @ Chicago White Sox</b> Comiskey Park, Chicago, IL Fri Apr 17 1992, 8:05 PM EDT Att: 33,716 - Cloudy - 43 F					
Chuck Knoblauch, R OBP: 0.381, SLG: 0.316 (1, 4)										5	1	2	0	0	0	1						
Kirby Puckett, R OBP: 0.381, SLG: 0.615 Jarvis Brown, R (8, 8)										4	1	2	1	0	0	2						
Chili Davis, S OBP: 0.415, SLG: 0.258 (1, 10)										5	1	1	0	0	1	5						
Brian Harper, R OBP: 0.314, SLG: 0.250 (1, 2)										3	2	0	0	1	0	4						
Gene Larkin, S OBP: 0.351, SLG: 0.452 (1, 3)										3	0	2	2	1	0	0						
Pedro Munoz, R OBP: 0.258, SLG: 0.333 (1, 9)										4	0	1	2	0	0	3						
Mike Pagliarulo, L OBP: 0.111, SLG: 0.111 (1, 5)										4	0	0	1	0	0	3						
Greg Gagne, R OBP: 0.267, SLG: 0.214 (1, 6)										4	0	0	0	0	1	1						
<b>Inning Stats</b>	R: 3 E: 0 K: 1 S: 14	H: 3 LOB: 2 BB: 2 P: 29	R: 0 E: 0 K: 0 S: 6	H: 0 LOB: 0 BB: 0 P: 9	R: 0 E: 0 K: 0 S: 4	H: 0 LOB: 0 BB: 0 P: 8	R: 0 E: 0 K: 0 S: 8	H: 1 LOB: 0 BB: 0 P: 13	R: 1 E: 0 K: 0 S: 11	H: 3 LOB: 2 BB: 0 P: 13	R: 0 E: 0 K: 0 S: 4	H: 0 LOB: 0 BB: 0 P: 6	R: 0 E: 0 K: 0 S: 8	H: 0 LOB: 0 BB: 0 P: 12	R: 3 E: 1 K: 1 S: 15	H: 3 LOB: 1 BB: 0 P: 27	R: 0 E: 0 K: 0 S: 7	H: 0 LOB: 1 BB: 0 P: 13	1B: 9 2B: 1 3B: 0 HR: 0	SF: 0 SAC: 0 DP: 1 HBP: 1	WP: 2 PB: 0 SB: 1 CS: 0	PA: 40
<b>PITCHER</b>	IP WLS BF H R ER SO BB IBB HBP BLK WP HR S P ERA WHIP																					
Charlie Hough, R ERA: 6.43 (1, 1)	7.0 L 33 10 7 6 1 2 0 0 0 0 2 0 64 104 7.71 1.714																					
Roberto Hernandez, R ERA: 6.0 (8, 1)	1.0 3 0 0 0 1 0 0 0 0 0 0 0 6 13 0.00 0.000																					
Terry Leach, R ERA: 4.15 (9, 1)	1.0 4 0 0 0 0 0 0 0 1 0 0 0 7 13 0.00 0.000																					

AB	37
R	7
H	10
RBI	6
BB	2
SO	2
LOB	20



Batter	1	2	3	4	5	6	7	8	9	AB	R	H	RBI	BB	SO	LOB	BOTTOM					
Tim Raines, S OBP: 0.348, SLG: 0.325 (1, 10)										4	0	0	0	0	0	2	<b>Minnesota Twins @ Chicago White Sox</b> Comiskey Park, Chicago, IL Fri Apr 17 1992, 8:05 PM EDT Att: 33,716 - Cloudy - 43 F					
Steve Sax, R OBP: 0.326, SLG: 0.250 (1, 4)										3	0	1	0	0	1	0						
Robin Ventura, L OBP: 0.289, SLG: 0.268 (1, 5)										3	0	0	0	0	0	1						
Frank Thomas, R OBP: 0.372, SLG: 0.375 (1, 3)										3	0	0	0	0	1	0						
George Bell, R OBP: 0.270, SLG: 0.514 (1, 7)										3	0	1	0	0	1	0						
Mike Huff, R OBP: 0.350, SLG: 0.333 Craig Grebeck, R (8, 9)										2	0	0	0	0	1	1						
Ron Karkovics, R OBP: 0.400, SLG: 0.375 (1, 2)										3	0	1	0	0	0	0						
Lance Johnson, L OBP: 0.324, SLG: 0.378 (1, 8)										3	0	2	0	0	0	0						
Ozzie Guillen, L OBP: 0.194, SLG: 0.314 (1, 6)										3	0	0	0	0	1	3						
<b>Inning Stats</b>	R: 0 E: 0 K: 1 S: 5	H: 0 LOB: 0 BB: 0 P: 7	R: 0 E: 0 K: 0 S: 5	H: 1 LOB: 0 BB: 0 P: 8	R: 0 E: 0 K: 1 S: 10	H: 2 LOB: 1 BB: 0 P: 14	R: 0 E: 0 K: 0 S: 6	H: 0 LOB: 0 BB: 0 P: 13	R: 0 E: 0 K: 2 S: 9	H: 0 LOB: 0 BB: 0 P: 10	R: 0 E: 0 K: 0 S: 7	H: 1 LOB: 0 BB: 0 P: 11	R: 0 E: 0 K: 1 S: 7	H: 1 LOB: 0 BB: 0 P: 11	R: 0 E: 0 K: 0 S: 4	H: 0 LOB: 0 BB: 0 P: 5	R: 0 E: 0 K: 0 S: 6	H: 0 LOB: 0 BB: 0 P: 6	1B: 5 2B: 0 3B: 0 HR: 0	SF: 0 SAC: 0 DP: 3 HBP: 0	WP: 0 PB: 0 SB: 0 CS: 1	PA: 29
<b>PITCHER</b>	IP WLS BF H R ER SO BB IBB HBP BLK WP HR S P ERA WHIP																					
Bill Krueger, L ERA: 0.56 (1, 1)	9.0 W 28 5 0 0 5 0 0 0 0 0 0 0 59 85 0.00 0.556																					

AB	28
R	0
H	5
RBI	0
BB	0
SO	5
LOB	7






Batter	1	2	3	4	5	6	7	8	9	AB	R	H	RBI	BB	SO	LOB	TOP		
Shane Mack, R (1, 7) OBP: 0.452, SLG: 0.641	2-2 1B 2B	0-0 FC5-2 WP 1-2 1B			0-0 G6-3		3-1 CS	0-0 2B		4	1	3	0	0	0	0			
Chuck Knoblauch, R (1, 4) OBP: 0.370, SLG: 0.310	3-2 2B SF8	2-2 FC5-2 PO			1-1 G4-3			0-3 K2-3		4	1	1	0	0	1	3			
Kirby Puckett, R (1, 8) OBP: 0.370, SLG: 0.605	0-0 1B 2B	0-1 PO	2-0 G5-3		0-2 F9			0-0 G5-3		4	1	1	1	0	0	1			
Chili Davis, S (1, 10) OBP: 0.378, SLG: 0.235	1-2 SF8		2-0 G4-3			0-3 K		3-2 F7		3	0	0	1	0	1	1			
Brian Harper, R (1, 2) OBP: 0.359, SLG: 0.306	2-1 FC6-4 1B		0-2 1B		1-1 1B			1-0 G1-3		4	0	3	1	0	0	0			
Gene Larkin, S (1, 3) OBP: 0.317, SLG: 0.400	0-0 F9		1-3 K		3-3 K			0-1 F9		4	0	0	0	0	2	2			
Pedro Munoz, R (1, 9) OBP: 0.235, SLG: 0.303 Randy Bush, L (0, PH) OBP: 0.273, SLG: 0.200	1-2 FC6-4		0-0 G5-3		3-2 G5-3			1-3 K		3	0	0	0	0	0	1	AB 33		
Mike Pagliarulo, L (1, 5) OBP: 0.083, SLG: 0.083		3-3 K	0-0 G3		0-2 G4-3					1	0	0	0	0	1	0	R 3		
Greg Gagne, R (1, 6) OBP: 0.303, SLG: 0.258		1-1 WP FC5-2 1B	2-2 P3		0-0 CS 1B					3	0	2	0	0	0	0	H 10		
<b>Inning Stats</b>	R: 3 H: 4 E: 0 K: 0 S: 18	H: 4 LOB: 1 BB: 0 P: 27	R: 0 H: 2 E: 0 K: 1 S: 10	H: 1 LOB: 1 BB: 0 P: 16	R: 0 H: 1 E: 0 K: 1 S: 8	H: 0 LOB: 0 BB: 0 P: 13	R: 0 H: 0 E: 0 K: 0 S: 5	H: 0 LOB: 0 BB: 0 P: 7	R: 0 H: 1 E: 0 K: 2 S: 9	H: 1 LOB: 0 BB: 0 P: 13	R: 0 H: 1 E: 0 K: 1 S: 15	H: 1 LOB: 1 BB: 0 P: 20	R: 0 H: 1 E: 0 K: 1 S: 8	H: 0 LOB: 0 BB: 0 P: 8	R: 0 H: 0 E: 0 K: 1 S: 6	H: 0 LOB: 0 BB: 0 P: 8	1B: 8 2B: 2 3B: 0 HR: 0	SF: 1 SAC: 0 DP: 0 HBP: 0	WP: 1 PA: 36 PB: 0 SB: 0 CS: 1
<b>PITCHER</b> Jack McDowell, R (1, 1) ERA: 4.3	IP: 9.0 WLS: W BF: 34 H: 10 R: 3 ER: 3 SO: 6 BB: 0 IBB: 0 HBP: 0 BLK: 0 WP: 1 HR: 0 S: 85 P: 122 ERA: 3.00 WHIP: 1.111															<b>PITCHER</b>			

Minnesota Twins @ Chicago White Sox  
Comiskey Park, Chicago, IL  
Sat Apr 18 1992, 8:05 PM EDT  
Att: 29,680 - Cloudy - 64 F

livebaseballscores.com

AB 33  
R 3  
H 10  
RBI 3  
BB 0  
SO 6  
LOB 8




Batter	1	2	3	4	5	6	7	8	9	AB	R	H	RBI	BB	SO	LOB	BOTTOM
Tim Lincecum, S (1, 7) OBP: 0.340, SLG: 0.318	1-1 P6		1-0 G3	0-2 F9			2-0 E 1B			4	0	1	0	0	0	1	
Joey Cora, S (1, 4) OBP: 0.306, SLG: 0.256	4-1 CS BB		2-1 G6-3		0-1 G3		0-0 E5 G4-6-3			3	0	0	0	1	0	1	
Robin Ventura, L (1, 5) OBP: 0.306, SLG: 0.256	4-1 BB 1-2 BB		0-0 G4-3		4-0 G5-4-3 BB		3-1 G4-6-3 1-2 BB			2	0	0	0	2	0	2	
Frank Thomas, R (1, 3) OBP: 0.383, SLG: 0.400	4-1 FC5 BB			1-1 1B 2B	2-2 G5-4-3			1-1 F8		3	1	1	0	1	0	1	
George Bell, R (1, 10) OBP: 0.268, SLG: 0.488	1-0 FC5		2-2 1B SF7 1B	1-0 1B SF7 1B		1-0 F7		2-1 G5-3		4	1	1	1	0	0	2	
Dan Pasqua, L (1, 9) OBP: 0.423, SLG: 0.652		2-1 F7	1-0 1B SF7 1B	1-3 E 1B		1-3 K		1-3 K		4	1	1	0	0	2	0	
Matt Merullo, L (1, 2) OBP: 0.250, SLG: 0.273		3-1 F8	0-0 SF7	1-2 SF7		0-0 G4-3				2	0	0	1	0	0	0	AB 27
Lance Johnson, L (1, 8) OBP: 0.325, SLG: 0.375		1-0 1B		3-1 F7						3	0	1	0	0	0	1	R 4
Ozzie Guillen, L (1, 6) OBP: 0.231, SLG: 0.324		1-0 L8		0-1 E9				4-0 1B E BB		2	1	1	1	1	0	1	H 6
<b>Inning Stats</b>	R: 0 H: 0 E: 0 K: 0 S: 6	H: 0 LOB: 2 BB: 3 P: 20	R: 0 H: 1 E: 0 K: 0 S: 6	H: 1 LOB: 1 BB: 0 P: 13	R: 0 H: 0 E: 0 K: 0 S: 4	H: 0 LOB: 0 BB: 0 P: 7	R: 3 H: 4 E: 1 K: 0 S: 21	H: 4 LOB: 1 BB: 0 P: 26	R: 0 H: 0 E: 0 K: 1 S: 5	H: 0 LOB: 0 BB: 0 P: 7	R: 1 H: 1 E: 1 K: 0 S: 7	H: 1 LOB: 1 BB: 1 P: 13	R: 0 H: 0 E: 0 K: 1 S: 7	H: 0 LOB: 0 BB: 0 P: 11	1B: 5 2B: 1 3B: 0 HR: 0	SF: 1 SAC: 0 DP: 2 HBP: 0	WP: 0 PA: 33 PB: 0 SB: 0 CS: 1
<b>PITCHER</b> Scott Erickson, R (1, 1) ERA: 4.5 Carl Willis, R (8, 1) ERA: 1.53 Gary Wayne, L (8, 1) ERA:	IP: 7.0 WLS: L BF: 30 H: 4 R: 4 ER: 3 SO: 1 BB: 5 IBB: 0 HBP: 0 BLK: 0 WP: 0 HR: 0 S: 54 P: 97 ERA: 3.86 WHIP: 1.571															<b>PITCHER</b>	

Minnesota Twins @ Chicago White Sox  
Comiskey Park, Chicago, IL  
Sat Apr 18 1992, 8:05 PM EDT  
Att: 29,680 - Cloudy - 64 F

livebaseballscores.com

AB 27  
R 4  
H 6  
RBI 3  
BB 5  
SO 2  
LOB 9





Batter	1	2	3	4	5	6	7	8	9	AB	R	H	RBI	BB	SO	LOB	TOP										
Shane Mack, R OBP: 0.435, SLG: 0.595 (1, 7)	G1-3		F9			G4-3		BB BB		3	0	0	0	1	0	1	<b>Minnesota Twins @ Chicago White Sox</b> Comiskey Park, Chicago, IL Sun Apr 19 1992, 4:33 AM EDT Att: 24,307 - Cloudy - 68 F										
Chuck Knoblauch, R OBP: 0.360, SLG: 0.311 (1, 4)	G5-3 1B			G1-3			G6-3	SF9		3	0	1	1	0	0	0											
Kirby Puckett, R OBP: 0.380, SLG: 0.587 (1, 8)	G5-3 1B			F8			G5-3	BB		3	0	1	0	1	0	0											
Chili Davis, S OBP: 0.367, SLG: 0.237 (1, 10)	G5-3			F7			G5-3	G4-3		4	0	1	0	0	0	5											
Pedro Munoz, R OBP: 0.216, SLG: 0.278 Jarvis Brown, R (7, PR) (7, 9)		G4-3			L7		E5		G6-3	3	0	0	0	0	0	1											
Donnie Hill, S OBP: 0.333, SLG: 0.333 (9, PH)										1	0	0	0	0	0	0											
Scott Leius, R OBP: 0.345, SLG: 0.357 Mike Pagliarulo, L OBP: 0.077, SLG: 0.077 (9, PH)	G3				L6 1B		L4		F9	3	0	1	0	0	0	2											
Gene Larkin, S OBP: 0.289, SLG: 0.359 (1, 3)	G2-3				L6				G3-1	4	0	0	0	0	0	1											
Lenny Webster, R OBP: 0.500, SLG: 0.500 (1, 2)			G1-6-3 BB			FC2-5 2B		BB 1B SF9 BB		1	1	1	0	2	0	0											
Greg Gagne, R OBP: 0.306, SLG: 0.265 (1, 6)			G1-6-3			FC2-5 G4-3		SF9 BB		3	0	1	0	0	0	2											
<b>Inning Stats</b>	R: 0 E: 0 K: 0 S: 7	H: 2 LOB: 1 BB: 0 P: 10	R: 0 E: 0 K: 0 S: 8	H: 0 LOB: 0 BB: 0 P: 11	R: 0 E: 0 K: 0 S: 5	H: 0 LOB: 0 BB: 1 P: 12	R: 0 E: 0 K: 0 S: 5	H: 0 LOB: 0 BB: 0 P: 8	R: 0 E: 0 K: 0 S: 5	H: 1 LOB: 0 BB: 0 P: 9	R: 0 E: 0 K: 0 S: 5	H: 1 LOB: 0 BB: 0 P: 7	R: 0 E: 0 K: 0 S: 8	H: 1 LOB: 2 BB: 0 P: 10	R: 1 E: 0 K: 0 S: 11	H: 1 LOB: 3 BB: 3 P: 24	R: 0 E: 0 K: 0 S: 9	H: 0 LOB: 0 BB: 0 P: 17	1B: 5 2B: 3 3B: 0 HR: 0	SF: 1 SAC: 0 DP: 4 HBP: 0	WP: 0 PB: 0 SB: 0 CS: 0	PA: 34					
<b>PITCHER</b>	IP	WLS	BF	H	R	ER	SO	BB	IBB	HBP	BLK	WP	HR	S	P	ERA	WHIP										
Greg Hibbard, L ERA: 1.17 (1, 1)	7.2	W	29	6	1	1	0	3	0	0	0	0	0	50	82	1.17	1.174										
Bobby Thigpen, R ERA: 4.26 (8, 1)	1.1	S	5	0	0	0	0	1	0	0	0	0	0	13	26	0.00	0.750										

AB	29
R	1
H	6
RBI	1
BB	4
SO	0
LOB	12



Batter	1	2	3	4	5	6	7	8	9	AB	R	H	RBI	BB	SO	LOB	BOTTOM										
Joey Cora, S (1, 10)	FC4-6 BB HBP		P6			G6-3		P3		3	0	0	0	0	0	1	<b>Minnesota Twins @ Chicago White Sox</b> Comiskey Park, Chicago, IL Sun Apr 19 1992, 4:33 AM EDT Att: 24,307 - Cloudy - 68 F										
Steve Sax, R OBP: 0.319, SLG: 0.231 (1, 4)	FC4-6 BB		G5-3			G5-3		F9		3	0	0	0	1	0	1											
Robin Ventura, L OBP: 0.321, SLG: 0.261 (1, 5)	FC4-6							P6		3	1	1	0	1	0	2											
Frank Thomas, R OBP: 0.373, SLG: 0.410 (1, 3)	K		P3					F9		4	1	1	0	0	1	3											
George Bell, R OBP: 0.267, SLG: 0.477 (1, 7)	K				F8		SF8	2B 1B		3	1	1	1	0	1	2											
Mike Huff, R OBP: 0.333, SLG: 0.364 (1, 9)		G1-4-3			K		P3 1B 2B	K		4	1	1	1	0	2	1											
Ron Karkovics, R OBP: 0.382, SLG: 0.393 (1, 2)		G1-3			P3		P3	1B PO 2B		4	0	1	0	0	0	1											
Lance Johnson, L OBP: 0.364, SLG: 0.432 (1, 8)						G6-3				4	0	3	2	0	0	0											
Craig Grebeck, R (1, 6)							P5	PO		2	0	0	0	1	0	2											
<b>Inning Stats</b>	R: 0 E: 0 K: 2 S: 14	H: 0 LOB: 2 BB: 1 P: 25	R: 0 E: 0 K: 0 S: 10	H: 1 LOB: 0 BB: 0 P: 15	R: 0 E: 0 K: 0 S: 8	H: 0 LOB: 1 BB: 1 P: 15	R: 0 E: 0 K: 1 S: 5	H: 0 LOB: 0 BB: 0 P: 6	R: 0 E: 0 K: 1 S: 5	H: 0 LOB: 0 BB: 0 P: 6	R: 0 E: 0 K: 0 S: 7	H: 0 LOB: 0 BB: 0 P: 10	R: 0 E: 0 K: 1 S: 10	H: 3 LOB: 1 BB: 0 P: 16	R: 0 E: 0 K: 0 S: 9	H: 0 LOB: 0 BB: 0 P: 17		1B: 4 2B: 4 3B: 0 HR: 0	SF: 1 SAC: 0 DP: 0 HBP: 1	WP: 0 PB: 0 SB: 0 CS: 0	PA: 36						
<b>PITCHER</b>	IP	WLS	BF	H	R	ER	SO	BB	IBB	HBP	BLK	WP	HR	S	P	ERA	WHIP										
John Smiley, L ERA: 6.75 (1, 1)	7.0	L	30	5	3	3	3	3	0	1	0	0	0	68	108	3.86	1.143										
Rick Aguilera, R ERA: 9.53 (8, 1)	1.0		5	3	1	1	1	0	0	0	0	0	0	10	16	9.00	3.000										

AB	30
R	4
H	8
RBI	4
BB	3
SO	4
LOB	13









Batter	1	2	3	4	5	6	7	8	9	AB	R	H	RBI	BB	SO	LOB	TOP					
<b>Randy Velarde, R</b> (1, 6) OBP: 0.193, SLG: 0.309	1-3 <b>K</b>		3-1 <b>F9</b>		3-2 <b>G4-3</b>	1-2 <b>F9</b>		0-0 <b>G4-6-3</b>		5	0	0	0	0	1	5						
<b>Don Mattingly, L</b> (1, 3) OBP: 0.292, SLG: 0.419	2-0 <b>G4-3</b>		0-2 <b>G4-3</b>		4-1 <b>WP</b> <b>1B</b> <b>BB</b>		0-1 <b>G3-1</b>		2-3 <b>K</b>	4	1	1	0	1	1	0						
<b>Roberto Kelly, R</b> (1, 8) OBP: 0.403, SLG: 0.443	1-0 <b>G4-3</b>			0-0 <b>E</b>	2-0 <b>1H</b> <b>1B</b>		0-1 <b>S</b> <b>1B</b>		0-2 <b>1B</b> <b>1B</b>	5	2	4	1	0	0	1						
<b>Mel Hall, L</b> (1, 7) OBP: 0.317, SLG: 0.638	3-3 <b>K</b>			1-1 <b>P5</b>	2-1 <b>F8</b>		3-2 <b>G5-3</b>		2-2 <b>1B</b> <b>1B</b>	5	0	1	0	0	1	4						
<b>Kevin Maas, L</b> (1, 10) OBP: 0.526, SLG: 0.688		4-0 <b>BB</b>		0-0 <b>E4</b> <b>1B</b>	2-2 <b>F8</b>		2-0 <b>F7</b>		1-2 <b>1B</b>	4	1	1	2	1	0	2						
<b>Matt Nokes, L</b> (1, 2) OBP: 0.326, SLG: 0.450		1-0 <b>F7</b>		3-1 <b>F8</b>		0-1 <b>FC6-5</b> <b>2B</b>		2-1 <b>1B</b> <b>E</b> <b>1B</b>	5	0	2	0	0	0	4							
<b>Jesse Barfield, R</b> (1, 9) OBP: 0.200, SLG: 0.114		0-0 <b>P4</b>		0-1 <b>1B</b> <b>1B</b>		3-2 <b>FC6-5</b> <b>1B</b>		1-3 <b>K</b>	5	0	1	0	0	2	5							
<b>Charlie Hayes, R</b> (1, 5) OBP: 0.345, SLG: 0.429		1-3 <b>K</b>		0-0 <b>1B</b> <b>1B</b>		1-2 <b>SH5-3</b> <b>1B</b>		0-0 <b>E4</b> <b>1B</b>	4	0	2	1	0	1	2							
<b>Andy Stankiewicz, R</b> (1, 4) OBP: 0.435, SLG: 0.235			2-1 <b>L3</b>	1-0 <b>G5-3</b>		0-0 <b>SH5-3</b>		0-0 <b>G4-6-3</b> <b>1B</b>	3	0	1	0	0	0	2							
<b>Inning Stats</b>	R: 0 E: 0 K: 2 S: 10	H: 1 LOB: 1 BB: 0 P: 17	R: 0 E: 0 K: 1 S: 6	H: 0 LOB: 1 BB: 1 P: 12	R: 0 E: 0 K: 0 S: 7	H: 0 LOB: 0 BB: 0 P: 12	R: 2 E: 1 K: 0 S: 10	H: 3 LOB: 2 BB: 0 P: 13	R: 1 E: 0 K: 0 S: 13	H: 1 LOB: 1 BB: 1 P: 25	R: 0 E: 0 K: 0 S: 13	H: 2 LOB: 2 BB: 0 P: 18	R: 0 E: 0 K: 1 S: 9	H: 1 LOB: 0 BB: 0 P: 14	R: 0 E: 1 K: 1 S: 8	H: 2 LOB: 2 BB: 0 P: 11	R: 1 E: 0 K: 2 S: 19	H: 3 LOB: 2 BB: 0 P: 24	1B: 10 2B: 2 3B: 1 HR: 0	SF: 0 SAC: 1 DP: 1 HBP: 0	WP: 1 PB: 0 CS: 1	PA: 43
<b>PITCHER</b>	IP	WLS	BF	H	R	ER	SO	BB	IBB	HBP	BLK	WP	HR	S	P	ERA	WHIP					
<b>Alex Fernandez, R</b> (1, 1) ERA: 4.34	8.0		37	10	3	2	4	2	0	0	0	1	0	76	122	2.25	1.500					
<b>Scott Radinsky, L</b> (9, 1) ERA: 1.5	1.0	L	6	3	1	1	2	0	0	0	0	0	0	19	24	9.00	3.000					

**New York Yankees @ Chicago White Sox**  
Comiskey Park, Chicago, IL  
Wed Apr 22 1992, 8:05 PM EDT  
Att: 25,226 - Sunny - 49 F

AB 40  
R 4  
H 13  
RBI 4  
BB 2  
SO 6  
LOB 25



Batter	1	2	3	4	5	6	7	8	9	AB	R	H	RBI	BB	SO	LOB	BOTTOM					
<b>Tim Raines, S</b> (1, 7) OBP: 0.328, SLG: 0.308	1-3 <b>K</b>		3-1 <b>E4</b> <b>S</b> <b>CS</b> <b>1B</b>		0-1 <b>P2</b>		2-3 <b>K</b>			4	0	1	0	0	2	0						
<b>Steve Sax, R</b> (1, 4) OBP: 0.345, SLG: 0.261	1-1 <b>S</b> <b>1B</b>		2-2 <b>WP</b> <b>1B</b>		1-0 <b>G4-3</b>		1-0 <b>G6-3</b>			4	1	2	0	0	0	0						
<b>Robin Ventura, L</b> (1, 5) OBP: 0.328, SLG: 0.264	4-1 <b>G6-4-3</b> <b>BB</b>		1-2 <b>1H</b> <b>1B</b>		0-0 <b>G3</b>			1-1 <b>G4-3</b>		3	0	1	1	1	0	0						
<b>Frank Thomas, R</b> (1, 3) OBP: 0.390, SLG: 0.386	0-2 <b>G6-4-3</b>		2-2 <b>G5-3</b>			3-2 <b>F9</b> <b>BB</b> <b>1B</b>		4-1 <b>BB</b> <b>BB</b>		3	0	1	0	1	0	3						
<b>George Bell, R</b> (1, 10) OBP: 0.264, SLG: 0.442		1-0 <b>G4-3</b>		0-2 <b>1B</b> <b>1B</b>		1-1 <b>F8</b>		1-3 <b>K</b>		4	1	1	0	0	1	2						
<b>Dan Pasqua, L</b> (1, 9) OBP: 0.455, SLG: 0.724		1-1 <b>F8</b>		3-1 <b>1B</b> <b>1B</b>		4-1 <b>1B</b> <b>1B</b>		1-0 <b>P2</b>		2	0	1	0	1	0	0						
<b>Mike Huff, R</b> (8, PH) OBP: 0.320, SLG: 0.348				1-3 <b>1B</b>		1-2 <b>BB</b>				1	0	0	0	0	1							
<b>Matt Merullo, L</b> (1, 2) OBP: 0.250, SLG: 0.267		0-1 <b>P3</b>		1-0 <b>1B</b> <b>1B</b>		2-1 <b>F9</b>			1-0 <b>G6-3</b>	3	0	1	1	0	0	2						
<b>Ron Karkovice, R</b> (9, PH) OBP: 0.368, SLG: 0.375				1-3 <b>2B</b> <b>1B</b>		2-3 <b>2B</b>				1	0	0	0	0	0							
<b>Lance Johnson, L</b> (1, 8) OBP: 0.327, SLG: 0.385			1-0 <b>E3</b> <b>CS</b> <b>1B</b>		0-0 <b>F7</b>		1-2 <b>G5-3</b>		0-0 <b>G4-3</b>	4	0	1	0	0	0	3						
<b>Craig Grebeck, R</b> (1, 6) OBP: 0.375, SLG: 0.333			4-2 <b>CS</b> <b>E</b> <b>BB</b>		3-1 <b>1H</b> <b>2B</b>		3-2 <b>F8</b>		3-2 <b>L5</b>	3	1	1	0	1	0	0						
<b>Inning Stats</b>	R: 0 E: 0 K: 1 S: 10	H: 1 LOB: 1 BB: 1 P: 16	R: 0 E: 0 K: 0 S: 5	H: 0 LOB: 0 BB: 0 P: 7	R: 2 E: 2 K: 0 S: 17	H: 4 LOB: 1 BB: 1 P: 30	R: 1 E: 0 K: 0 S: 10	H: 4 LOB: 2 BB: 0 P: 17	R: 0 E: 0 K: 0 S: 4	H: 0 LOB: 0 BB: 0 P: 5	R: 0 E: 0 K: 0 S: 11	H: 1 LOB: 2 BB: 1 P: 22	R: 0 E: 0 K: 1 S: 7	H: 0 LOB: 0 BB: 0 P: 13	R: 0 E: 0 K: 1 S: 7	H: 0 LOB: 1 BB: 1 P: 14	R: 0 E: 0 K: 0 S: 5	H: 0 LOB: 0 BB: 0 P: 9	1B: 9 2B: 1 3B: 0 HR: 0	SF: 0 SAC: 0 DP: 1 HBP: 0	WP: 1 PB: 0 CS: 3	PA: 36
<b>PITCHER</b>	IP	WLS	BF	H	R	ER	SO	BB	IBB	HBP	BLK	WP	HR	S	P	ERA	WHIP					
<b>Scott Sanderson, R</b> (1, 1) ERA: 5.32	6.0		26	10	3	3	1	3	0	0	0	1	0	57	97	4.50	2.167					
<b>John Habyan, R</b> (7, 1) ERA: 0.54	1.2		6	0	0	0	2	1	0	0	0	0	0	13	25	0.00	0.600					
<b>Steve Howe, L</b> (8, 1) ERA:	1.1	W	4	0	0	0	0	0	0	0	0	0	0	6	11	0.00	0.000					

**New York Yankees @ Chicago White Sox**  
Comiskey Park, Chicago, IL  
Wed Apr 22 1992, 8:05 PM EDT  
Att: 25,226 - Sunny - 49 F

AB 32  
R 3  
H 10  
RBI 2  
BB 4  
SO 3  
LOB 11





Batter	1	2	3	4	5	6	7	8	9	AB	R	H	RBI	BB	SO	LOB	TOP				
<b>Tim Raines, S</b> (1, 10) OBP: 0.339, SLG: 0.296 <b>Warren Newson, L</b> (8, FH) OBP: 0.667, SLG: 0.500	G3	SF9 IBB		SAFE SAFE SAFE SAFE SAFE	S 1B BB	F9		G5-3		2	1	0	0	2	0	0					
<b>Steve Sax, R</b> (1, 4) OBP: 0.339, SLG: 0.265 <b>Joey Cora, S</b> (8, 4) OBP: 0.333, SLG: 0.286	G5-3	SF9		WP 1B 1B	BB 1B	G6-3			1B 2B	3	1	1	3	0	0	0					
<b>Robin Ventura, L</b> (1, 5) OBP: 0.348, SLG: 0.255 <b>Esteban Beltre, R</b> (9, PR) (9, 6)	F9			1B 1B	BB	F7			1B BB	2	1	0	0	3	0	0					
<b>Frank Thomas, R</b> (1, 3) OBP: 0.391, SLG: 0.408				1B 1B	BB	G4-3				5	1	2	1	0	1	5					
<b>George Bell, R</b> (1, 7) OBP: 0.276, SLG: 0.439				1B 1B	BB	F9				5	1	2	1	0	1	2					
<b>Dan Pasqua, L</b> (1, 9) OBP: 0.432, SLG: 0.656 <b>Mike Huff, R</b> (9, FH) OBP: 0.346, SLG: 0.375				1B 1B	BB	F8				3	1	0	0	1	1	2					
<b>Ron Karkovics, R</b> (1, 2) OBP: 0.349, SLG: 0.351				SH2-4 1B 1B	BB	P3				5	1	1	2	0	1	4					
<b>Lance Johnson, L</b> (1, 8) OBP: 0.321, SLG: 0.375				SF9 SH2-4 1B	BB	E3 S BB 1B				4	1	1	1	0	0	0					
<b>Craig Grebeck, R</b> (1, 6) OBP: 0.273, SLG: 0.222				SH2-4		F7				3	0	0	0	0	1	1					
<b>Inning Stats</b>	R: 0 E: 0 K: 0 S: 10	H: 0 LOB: 0 BB: 0 P: 16	R: 4 E: 0 K: 0 S: 17	H: 4 LOB: 3 BB: 3 P: 38	R: 0 E: 0 K: 0 S: 6	H: 0 LOB: 0 BB: 0 P: 14	R: 4 E: 0 K: 0 S: 16	H: 3 LOB: 2 BB: 2 P: 33	R: 0 E: 0 K: 1 S: 7	H: 0 LOB: 0 BB: 0 P: 10	R: 0 E: 0 K: 1 S: 7	H: 0 LOB: 0 BB: 0 P: 13	R: 0 E: 0 K: 0 S: 3	H: 0 LOB: 0 BB: 0 P: 5	R: 1 E: 0 K: 3 S: 14	H: 2 LOB: 2 BB: 1 P: 23	1B: 7 2B: 2 3B: 0 HR: 0	SF: 1 SAC: 1 DP: 0 HBP: 0	WP: 1 PB: 0 SB: 2 CS: 0	PA: 43	
<b>PITCHER</b>	IP WLS BF H R ER SO BB IBB HBP BLK WP HR S P ERA WHIP	IP WLS BF H R ER SO BB IBB HBP BLK WP HR S P ERA WHIP	IP WLS BF H R ER SO BB IBB HBP BLK WP HR S P ERA WHIP	IP WLS BF H R ER SO BB IBB HBP BLK WP HR S P ERA WHIP	IP WLS BF H R ER SO BB IBB HBP BLK WP HR S P ERA WHIP	IP WLS BF H R ER SO BB IBB HBP BLK WP HR S P ERA WHIP	IP WLS BF H R ER SO BB IBB HBP BLK WP HR S P ERA WHIP	IP WLS BF H R ER SO BB IBB HBP BLK WP HR S P ERA WHIP	IP WLS BF H R ER SO BB IBB HBP BLK WP HR S P ERA WHIP	IP WLS BF H R ER SO BB IBB HBP BLK WP HR S P ERA WHIP	IP WLS BF H R ER SO BB IBB HBP BLK WP HR S P ERA WHIP	IP WLS BF H R ER SO BB IBB HBP BLK WP HR S P ERA WHIP	IP WLS BF H R ER SO BB IBB HBP BLK WP HR S P ERA WHIP	IP WLS BF H R ER SO BB IBB HBP BLK WP HR S P ERA WHIP	IP WLS BF H R ER SO BB IBB HBP BLK WP HR S P ERA WHIP	IP WLS BF H R ER SO BB IBB HBP BLK WP HR S P ERA WHIP	IP WLS BF H R ER SO BB IBB HBP BLK WP HR S P ERA WHIP	IP WLS BF H R ER SO BB IBB HBP BLK WP HR S P ERA WHIP	IP WLS BF H R ER SO BB IBB HBP BLK WP HR S P ERA WHIP	IP WLS BF H R ER SO BB IBB HBP BLK WP HR S P ERA WHIP	IP WLS BF H R ER SO BB IBB HBP BLK WP HR S P ERA WHIP
<b>Walt Terrell, R</b> (1, 1) ERA: 5.74 <b>Kevin Ritz, R</b> (4, 1) ERA: 4.02 <b>Mike Munoz, L</b> (9, 1) ERA: 2.57	3.1 L 20 5 7 7 0 3 1 0 0 0 0 0 41 84 18.90 2.400	4.2 17 2 1 0 2 1 0 0 0 1 0 31 56 0.00 0.643	1.0 6 2 1 1 3 1 0 0 0 0 0 14 23 9.00 3.000																		

Chicago White Sox @ Detroit Tigers  
 Tiger Stadium, Detroit, MI  
 Fri Apr 24 1992, 7:05 PM EDT  
 Att: 10,404 - Cloudy - 47 F

AB 35  
 R 9  
 H 9  
 RBI 9  
 BB 6  
 SO 5  
 LOB 14



Batter	1	2	3	4	5	6	7	8	9	AB	R	H	RBI	BB	SO	LOB	BOTTOM					
<b>Dan Gladden, R</b> (1, 7) OBP: 0.244, SLG: 0.247	P3		L9			L8		F9		4	0	0	0	0	0	1						
<b>Lou Whitaker, L</b> (1, 4) OBP: 0.361, SLG: 0.277 <b>Scott Livingstone, L</b> (5, 5) OBP: 0.333, SLG: 0.286						G3-1			L8	2	0	0	0	0	2	0						
<b>Travis Fryman, R</b> (1, 6) OBP: 0.361, SLG: 0.471	L9					G6-3			F8	4	0	0	0	0	0	0						
<b>Cecil Fielder, R</b> (1, 3) OBP: 0.311, SLG: 0.585 <b>Dave Bergman, L</b> (5, 3) OBP: 0.222, SLG: 0.333		G5-3							G6-3	2	0	0	0	0	0	0						
<b>Mickey Tettleton, S</b> (1, 2) OBP: 0.400, SLG: 0.581 <b>Chad Kreuter, S</b> (6, 2) OBP: 0.231, SLG: 0.250		L9								2	1	1	1	0	0	0						
<b>Tony Phillips, S</b> (1, 5) OBP: 0.412, SLG: 0.220		G3								3	0	0	0	0	1	1						
<b>Rob Deer, R</b> (1, 9) OBP: 0.267, SLG: 0.600										3	0	0	0	0	2	1						
<b>Mark Carreon, R</b> (1, 10) OBP: 0.304, SLG: 0.405										2	0	1	0	1	0	0						
<b>Mitt Cuyler, S</b> (1, 8) OBP: 0.211, SLG: 0.339										3	0	0	0	0	2	2						
<b>Inning Stats</b>	R: 0 E: 0 K: 1 S: 9	H: 0 LOB: 0 BB: 0 P: 13	R: 0 E: 0 K: 0 S: 8	H: 0 LOB: 0 BB: 0 P: 13	R: 0 E: 0 K: 1 S: 12	H: 0 LOB: 1 BB: 1 P: 20	R: 0 E: 0 K: 1 S: 10	H: 0 LOB: 0 BB: 0 P: 13	R: 1 E: 0 K: 3 S: 16	H: 2 LOB: 1 BB: 0 P: 20	R: 0 E: 0 K: 0 S: 9	H: 0 LOB: 0 BB: 0 P: 15	R: 0 E: 0 K: 0 S: 8	H: 0 LOB: 0 BB: 1 P: 16	R: 0 E: 0 K: 1 S: 5	H: 0 LOB: 0 BB: 0 P: 8	R: 0 E: 0 K: 0 S: 7	H: 0 LOB: 0 BB: 0 P: 12	1B: 1 2B: 0 3B: 0 HR: 1	SF: 0 SAC: 0 DP: 0 HBP: 0	WP: 0 PB: 0 SB: 0 CS: 0	PA: 31
<b>PITCHER</b>	IP WLS BF H R ER SO BB IBB HBP BLK WP HR S P ERA WHIP	IP WLS BF H R ER SO BB IBB HBP BLK WP HR S P ERA WHIP	IP WLS BF H R ER SO BB IBB HBP BLK WP HR S P ERA WHIP	IP WLS BF H R ER SO BB IBB HBP BLK WP HR S P ERA WHIP	IP WLS BF H R ER SO BB IBB HBP BLK WP HR S P ERA WHIP	IP WLS BF H R ER SO BB IBB HBP BLK WP HR S P ERA WHIP	IP WLS BF H R ER SO BB IBB HBP BLK WP HR S P ERA WHIP	IP WLS BF H R ER SO BB IBB HBP BLK WP HR S P ERA WHIP	IP WLS BF H R ER SO BB IBB HBP BLK WP HR S P ERA WHIP	IP WLS BF H R ER SO BB IBB HBP BLK WP HR S P ERA WHIP	IP WLS BF H R ER SO BB IBB HBP BLK WP HR S P ERA WHIP	IP WLS BF H R ER SO BB IBB HBP BLK WP HR S P ERA WHIP	IP WLS BF H R ER SO BB IBB HBP BLK WP HR S P ERA WHIP	IP WLS BF H R ER SO BB IBB HBP BLK WP HR S P ERA WHIP	IP WLS BF H R ER SO BB IBB HBP BLK WP HR S P ERA WHIP	IP WLS BF H R ER SO BB IBB HBP BLK WP HR S P ERA WHIP	IP WLS BF H R ER SO BB IBB HBP BLK WP HR S P ERA WHIP	IP WLS BF H R ER SO BB IBB HBP BLK WP HR S P ERA WHIP	IP WLS BF H R ER SO BB IBB HBP BLK WP HR S P ERA WHIP	IP WLS BF H R ER SO BB IBB HBP BLK WP HR S P ERA WHIP	IP WLS BF H R ER SO BB IBB HBP BLK WP HR S P ERA WHIP	
<b>Jack McDowell, R</b> (1, 1) ERA: 3.6 <b>Donn Pait, R</b> (8, 1) ERA: 2.25 <b>Bobby Thigpen, R</b> (9, 1) ERA: 3.68	7.0 W 25 7 2 1 1 6 2 0 0 0 0 0 72 110 1.29 0.571	1.0 3 0 0 0 1 0 0 0 0 0 0 5 8 0.00 0.000	1.0 3 0 0 0 0 0 0 0 0 0 0 7 12 0.00 0.000																			

Chicago White Sox @ Detroit Tigers  
 Tiger Stadium, Detroit, MI  
 Fri Apr 24 1992, 7:05 PM EDT  
 Att: 10,404 - Cloudy - 47 F

AB 29  
 R 1  
 H 2  
 RBI 1  
 BB 2  
 SO 7  
 LOB 5





Batter	1	2	3	4	5	6	7	8	9	AB	R	H	RBI	BB	SO	LOB	TOP								
Lance Johnson, L (1.8) OBP: 0.295, SLG: 0.344	F7		F8	F8		G4-3		G5-3		5	0	0	0	0	0	0	<b>Chicago White Sox @ Detroit Tigers</b> Tiger Stadium, Detroit, MI Sun Apr 26 1992, 3:33 AM EDT Att: 14,181 - Cloudy - 51 F								
Steve Sax, R (1.4) OBP: 0.344, SLG: 0.296	1B		2B	P6		G4-3		F9		5	2	2	0	0	0										
Robin Ventura, L (1.5) OBP: 0.380, SLG: 0.356	1B		1B	1B		HR		1B		4	2	3	2	1	0										
Frank Thomas, R (1.3) OBP: 0.420, SLG: 0.423	1B		1B	1B		SF7		BB		3	2	2	2	2	0										
George Bell, R (1.10) OBP: 0.286, SLG: 0.435	F8		1B	1B		K		K		5	1	2	0	0	2										
Dan Pasqua, L (1.9) OBP: 0.428, SLG: 0.649	P7		1B	2B		G4-3		P3		5	0	2	1	0	5										
Warren Newson, L (1.7) OBP: 0.500, SLG: 0.200		G6-3	FC4-6					K		3	0	0	1	2	1										
Mike Huff, R (9.7) OBP: 0.346, SLG: 0.375			1B	IBB				K		0	0	0	0	0	0										
Ron Karkovice, R (1.2) OBP: 0.340, SLG: 0.350			P2			SF7		FC5		3	0	1	1	0	0										
Craig Grebeck, R (1.6) OBP: 0.200, SLG: 0.154		G6-4-3				F8		P4		4	0	0	0	0	3										
<b>Inning Stats</b>	R: 1 E: 0 K: 0 S: 11	H: 2 LOB: 2 BB: 1 P: 20	R: 0 E: 0 K: 0 S: 5	H: 1 LOB: 0 BB: 0 P: 10	R: 4 E: 0 K: 0 S: 16	H: 5 LOB: 1 BB: 0 P: 26	R: 0 E: 0 K: 0 S: 9	H: 0 LOB: 0 BB: 0 P: 15	R: 2 E: 0 K: 1 S: 13	H: 2 LOB: 2 BB: 2 P: 25	R: 0 E: 0 K: 0 S: 7	H: 0 LOB: 0 BB: 0 P: 11	R: 0 E: 0 K: 0 S: 5	H: 1 LOB: 2 BB: 1 P: 11	R: 0 E: 0 K: 2 S: 3	H: 0 LOB: 0 BB: 0 P: 7	R: 0 E: 0 K: 2 S: 13	H: 1 LOB: 2 BB: 1 P: 20	1B: 8 2B: 3 3B: 0 HR: 1	SF: 1 SAC: 0 DP: 1 HBP: 0	WP: 0 PB: 0 CS: 0	PA: 43			
<b>PITCHER</b>	IP	WLS	BF	H	R	ER	SO	BB	IBB	HBP	BLK	WP	HR	S	P	ERA	WHIP								
Eric King, R (1.1) ERA: 8.62	2.1	L	15	8	5	5	0	1	0	0	0	0	0	29	51	19.29	3.857								
Les Lancaster, R (3.1) ERA: 7.41	2.2		12	2	2	2	1	1	1	0	0	0	1	25	45	6.75	1.125								
John Doherty, R (6.1) ERA: 2.77	3.0		11	1	0	0	0	0	1	0	0	0	0	15	29	0.00	0.333								
Mike Henneman, R (9.1) ERA: 6.23	1.0		5	1	0	0	2	1	0	0	0	0	0	13	20	0.00	2.000								


Batter	1	2	3	4	5	6	7	8	9	AB	R	H	RBI	BB	SO	LOB	BOTTOM								
Tony Phillips, S (1.4) OBP: 0.417, SLG: 0.226	G6-3			FC5-4	HR		G6-3			3	1	1	1	1	0	1	<b>Chicago White Sox @ Detroit Tigers</b> Tiger Stadium, Detroit, MI Sun Apr 26 1992, 3:33 AM EDT Att: 14,181 - Cloudy - 51 F								
Dan Gladden, R (1.7) OBP: 0.244, SLG: 0.286	K			K	HR		G6-3			4	1	1	3	0	2	1									
Alan Trammell, R (1.6) OBP: 0.308, SLG: 0.321	G6-3			F8	P3		G6-3			4	0	0	0	0	0	1									
Cecil Fielder, R (1.3) OBP: 0.295, SLG: 0.551		K		FC5-4			F8			4	0	0	0	0	1	1									
Mickey Tettleton, S (1.2) OBP: 0.405, SLG: 0.615		F9			FC6-4		HR		K	3	2	1	1	1	1	0									
Travis Fryman, R (1.5) OBP: 0.355, SLG: 0.458		G1-3			FC6-4		G5-3		F9	4	0	1	0	0	0	0									
Rob Deer, R (1.9) OBP: 0.250, SLG: 0.559			G6-3		FC6-4		K		K	4	1	0	0	0	2	2									
Mark Carreon, R (1.10) OBP: 0.306, SLG: 0.400			F8		FC6-4		F8			3	0	1	1	0	0	0									
Mitt Cuyler, S (1.8) OBP: 0.200, SLG: 0.322			G5-3		FC6-4		E3			3	1	0	0	0	0	2									
<b>Inning Stats</b>	R: 0 E: 1 K: 1 S: 7	H: 0 LOB: 0 BB: 0 P: 11	R: 0 E: 0 K: 1 S: 7	H: 0 LOB: 0 BB: 0 P: 10	R: 0 E: 0 K: 0 S: 8	H: 0 LOB: 0 BB: 0 P: 11	R: 0 E: 0 K: 1 S: 8	H: 0 LOB: 1 BB: 1 P: 18	R: 5 E: 0 K: 0 S: 15	H: 4 LOB: 0 BB: 1 P: 24	R: 1 E: 0 K: 1 S: 9	H: 1 LOB: 0 BB: 0 P: 15	R: 0 E: 1 K: 0 S: 11	H: 0 LOB: 0 BB: 0 P: 14	R: 0 E: 0 K: 0 S: 5	H: 0 LOB: 0 BB: 0 P: 9		R: 0 E: 0 K: 2 S: 12	H: 0 LOB: 0 BB: 0 P: 18	1B: 3 2B: 0 3B: 0 HR: 2	SF: 0 SAC: 0 DP: 0 HBP: 0	WP: 0 PB: 0 CS: 1	PA: 34		
<b>PITCHER</b>	IP	WLS	BF	H	R	ER	SO	BB	IBB	HBP	BLK	WP	HR	S	P	ERA	WHIP								
Greg Hibbard, L (1.1) ERA: 2.83	5.2	W	24	5	6	6	3	2	0	0	0	0	0	19	27	0.00	0.000								
Donn Pall, R (6.1) ERA: 1.42	2.1		7	0	0	0	1	0	0	0	0	0	0	12	18	0.00	0.000								
Bobby Thigpen, R (9.1) ERA: 3.24	1.0	S	3	0	0	0	2	0	0	0	0	0	0	12	18	0.00	0.000								



Batter	1	2	3	4	5	6	7	8	9	AB	R	H	RBI	BB	SO	LOB	TOP																					
Tim Raines, S OBP: 0.328, SLG: 0.305	P6		G3		K			1B	L3	5	1	1	0	0	1	2																						
Steve Sax, R OBP: 0.382, SLG: 0.339 Esteban Beltré, R (9, FR)	L6		G5-3			2B		1B	1B	5	2	3	0	0	0	1																						
Robin Ventura, L OBP: 0.395, SLG: 0.406	K			L9		2B		1B	2B	5	0	3	3	0	1	0																						
Frank Thomas, R OBP: 0.432, SLG: 0.407		G4-3		1B	BB			BB	F9	2	0	0	0	3	0	3																						
George Bell, R OBP: 0.299, SLG: 0.439		1B		S	1B			F7		4	0	2	0	0	0	4																						
Dan Pascua, L OBP: 0.391, SLG: 0.585	K			K				K		4	0	0	0	0	4	6																						
Matt Merullo, L OBP: 0.250, SLG: 0.222	K			K				G4-3	HBP	3	0	0	0	0	2	3																						
Lance Johnson, L OBP: 0.292, SLG: 0.338			G3		F7			K	G1-3	4	0	1	0	0	1	3																						
Craig Grebeck, R OBP: 0.167, SLG: 0.125 Warren Newson, L (9, PH) OBP: 0.556, SLG: 0.333	L3		L3		G4-3			K	L3	3	0	0	0	0	1	1																						
<b>Inning Stats</b>	R: 0 E: 0 K: 1 S: 6	H: 0 LOB: 0 BB: 0 P: 10	R: 0 E: 0 K: 2 S: 13	H: 1 LOB: 1 BB: 0 P: 18	R: 0 E: 0 K: 0 S: 13	H: 1 LOB: 1 BB: 0 P: 21	R: 0 E: 0 K: 2 S: 14	H: 1 LOB: 2 BB: 1 P: 23	R: 0 E: 0 K: 1 S: 10	H: 0 LOB: 0 BB: 0 P: 15	R: 1 E: 0 K: 1 S: 11	H: 2 LOB: 1 BB: 1 P: 21	R: 0 E: 0 K: 2 S: 8	H: 0 LOB: 0 BB: 0 P: 11	R: 2 E: 0 K: 1 S: 21	H: 3 LOB: 3 BB: 1 P: 38	R: 0 E: 0 K: 0 S: 10	H: 3 LOB: 3 BB: 0 P: 17	1B: 7 2B: 5 3B: 0 HR: 0	SF: 0 SAC: 0 DP: 2 HBP: 1	WP: 0 PB: 0 SB: 3 CS: 0	PA: 40																
<b>PITCHER</b>	IP	WLS	BF	H	R	ER	SO	BB	IBB	HBP	BLK	WP	HR	S	P	ERA	WHIP	<b>PITCHER</b>				IP	WLS	BF	H	R	ER	SO	BB	IBB	HBP	BLK	WP	HR	S	P	ERA	WHIP
Roger Clemens, R ERA: 1.38	7.0	W	27	5	1	1	9	2	0	0	0	0	0	75	119	1.29	1.000																					
Danny Darwin, R ERA: 2.45	0.0		3	3	2	2	0	0	0	0	0	0	0	8	13	∞	∞																					
Greg Harris, R ERA: 1.84	0.2		4	0	0	0	1	1	0	1	0	0	0	0	10	22	0.00	1.500																				
Tony Fossas, L ERA: 6.75	0.1		1	0	0	0	0	0	0	0	0	0	0	3	3	0.00	0.000																					
Jeff Reardon, R ERA: 1.17	1.0	S	5	3	0	0	0	0	0	0	0	0	0	10	17	0.00	3.000																					

Chicago White Sox @ Boston Red Sox  
Fenway Park, Boston, MA  
Tue Apr 28 1992, 7:05 PM EDT  
Att: 27,673 - Sunny - 41 F

AB 36  
R 3  
H 11  
RBI 3  
BB 3  
SO 10  
LOB 23



Batter	1	2	3	4	5	6	7	8	9	AB	R	H	RBI	BB	SO	LOB	BOTTOM																					
Wade Boggs, L OBP: 0.345, SLG: 0.292	1B	BB		BB		SF8		F8		2	1	1	1	2	0	0																						
Jody Reed, R OBP: 0.325, SLG: 0.324	1B	F9		P3		L7		G5-3		5	1	1	0	0	0	5																						
Mike Greenwell, L OBP: 0.310, SLG: 0.213	SF7		G3-1		F8			1B	BB	2	1	0	1	1	0	0																						
Ellis Burks, R OBP: 0.329, SLG: 0.317	WP		F8		F8			E5	1B	4	1	1	0	0	0	1																						
Phil Plantier, L OBP: 0.306, SLG: 0.313	BB				K			K		3	0	1	0	1	2	2																						
Jack Clark, R OBP: 0.255, SLG: 0.159 Bob Zupcic, R (6, FR) OBP: 0.400, SLG: 0.600	K		G6-3		G6-3			SH3-4	1B	2	0	0	0	1	1	3																						
Mo Vaughn, L OBP: 0.379, SLG: 0.378	G3				G3			1B	SH3-4	4	1	1	1	0	0	3																						
Tony Peña, R OBP: 0.264, SLG: 0.373		G6-3		K		SH3-4		G5-3		3	0	0	0	0	1	1																						
Luis Rivera, R OBP: 0.421, SLG: 0.412	P3			BB		1B		G3-1		4	0	2	1	0	0	0																						
<b>Inning Stats</b>	R: 2 E: 0 K: 1 S: 15	H: 3 LOB: 2 BB: 1 P: 31	R: 0 E: 0 K: 0 S: 12	H: 0 LOB: 1 BB: 1 P: 22	R: 0 E: 0 K: 0 S: 8	H: 1 LOB: 1 BB: 0 P: 13	R: 0 E: 0 K: 1 S: 11	H: 1 LOB: 2 BB: 1 P: 23	R: 0 E: 0 K: 1 S: 8	H: 0 LOB: 0 BB: 0 P: 15	R: 2 E: 0 K: 1 S: 16	H: 2 LOB: 2 BB: 1 P: 29	R: 2 E: 1 K: 1 S: 12	H: 1 LOB: 1 BB: 1 P: 19	R: 0 E: 0 K: 0 S: 5	H: 0 LOB: 0 BB: 0 P: 7	1B: 8 2B: 0 3B: 0 HR: 0	SF: 2 SAC: 1 DP: 0 HBP: 0	WP: 1 PB: 0 SB: 0 CS: 0	PA: 38																		
<b>PITCHER</b>	IP	WLS	BF	H	R	ER	SO	BB	IBB	HBP	BLK	WP	HR	S	P	ERA	WHIP	<b>PITCHER</b>				IP	WLS	BF	H	R	ER	SO	BB	IBB	HBP	BLK	WP	HR	S	P	ERA	WHIP
Kirk McCaskill, R ERA: 6.85	1.1	L	27	7	4	3	3	4	0	0	0	0	0	19	31	0.00	1.200																					
Wilson Alvarez, L ERA:	1.2		8	1	2	0	1	1	0	0	0	0	0	5	7	0.00	0.000																					
Terry Leach, R ERA: 3.38	1.0		3	0	0	0	0	0	0	0	0	0	0	5	7	0.00	0.000																					

Chicago White Sox @ Boston Red Sox  
Fenway Park, Boston, MA  
Tue Apr 28 1992, 7:05 PM EDT  
Att: 27,673 - Sunny - 41 F

AB 30  
R 6  
H 8  
RBI 5  
BB 5  
SO 4  
LOB 15









Batter	1	2	3	4	5	6	7	8	9	AB	R	H	RBI	BB	SO	LOB	TOP					
Jeff Huson, L OBP: 0.317, SLG: 0.351 (1, 6)	G4-3 2B BB		FC3-6 1-2			P8			F9	3	1	0	0	1	0	1						
Rafael Palmeiro, L OBP: 0.333, SLG: 0.424 (1, 3)	K		F7			G3-1			G4-3	4	0	0	0	0	1	2						
Kevin Reimer, L OBP: 0.376, SLG: 0.513 (1, 7)	G4-3		P6			G4-3			G3	4	0	0	0	0	0	2						
Ruben Sierra, S OBP: 0.354, SLG: 0.477 John Cangelosi, S OBP: 0.239, SLG: 0.227 (6, 9)	2H 2B					P4			P3	2	0	1	1	0	0	0						
Juan Gonzalez, R OBP: 0.299, SLG: 0.433 Dickie Thon, R OBP: 0.329, SLG: 0.333 (7, 6)	G5-3					F8			F7	3	0	0	0	0	0	1						
Geno Petralli, L OBP: 0.174, SLG: 0.348 (1, 2)						F5			P8	3	0	0	0	0	0	0						
Dean Palmer, R OBP: 0.363, SLG: 0.474 (1, 5)						G1-6-3 1B			G5-3	3	0	1	0	0	1	0						
Jack Daugherty, S OBP: 0.239, SLG: 0.171 (1, 10)						G1-6-3 1-2			F9	3	0	0	0	0	1	1						
Al Newman, S OBP: 0.282, SLG: 0.278 (1, 4)						F7			L6	3	0	1	0	0	0	0						
<b>Inning Stats</b>	R: 1 E: 0 K: 1 S: 14	H: 1 LOB: 1 BB: 1 P: 22	R: 0 E: 0 K: 2 S: 7	H: 0 LOB: 0 BB: 0 P: 8	R: 0 E: 0 K: 0 S: 9	H: 1 LOB: 1 BB: 0 P: 11	R: 0 E: 0 K: 0 S: 5	H: 0 LOB: 0 BB: 0 P: 8	R: 0 E: 0 K: 0 S: 6	H: 1 LOB: 0 BB: 0 P: 9	R: 0 E: 0 K: 0 S: 9	H: 0 LOB: 0 BB: 0 P: 15	R: 0 E: 0 K: 0 S: 7	H: 0 LOB: 0 BB: 0 P: 14	R: 0 E: 0 K: 0 S: 9	H: 0 LOB: 0 BB: 0 P: 13	R: 0 E: 0 K: 0 S: 4	H: 0 LOB: 0 BB: 0 P: 7	1B: 2 2B: 1 3B: 0 HR: 0	SF: 0 SAC: 0 DP: 1 HBP: 0	WP: 0 PB: 0 SB: 0 CS: 0	PA: 30
<b>PITCHER</b> Jack McDowell, R ERA: 3.0 (1, 1)	IP: 9.0 WLS: W BF: 30 H: 3 R: 1 ER: 1 SO: 3 BB: 1 IBB: 0 HBP: 0 BLK: 0 WP: 0 HR: 0 S: 70 P: 107 ERA: 1.00 WHIP: 0.444																					

Texas Rangers @ Chicago White Sox  
Comiskey Park, Chicago, IL  
Thu Apr 30 1992, 8:05 PM EDT  
Att: 24,134 - Cloudy - 45 F

AB	29
R	1
H	3
RBI	1
BB	1
SO	3
LOB	7



Batter	1	2	3	4	5	6	7	8	9	AB	R	H	RBI	BB	SO	LOB	BOTTOM			
Tim Raines, S OBP: 0.333, SLG: 0.343 Warren Newson, L OBP: 0.500, SLG: 0.286 (7, FH)	G6-3 3B	1-3 2H 1B	G3			F8			G5-3	4	1	2	1	0	0	3				
Steve Sax, R OBP: 0.333, SLG: 0.313 Joey Cora, S OBP: 0.300, SLG: 0.250 (7, 4)	G6-3	P2				P8			F9	4	0	0	1	0	1	2				
Robin Ventura, L OBP: 0.400, SLG: 0.406 (1, 5)	CS BB					G3-1			F7	3	2	1	0	2	0	0				
Frank Thomas, R OBP: 0.398, SLG: 0.355 (1, 3)	K					G5-3			G6-3	4	0	0	0	1	1	2				
George Bell, R OBP: 0.368, SLG: 0.548 (1, 7)						FC1-2 2B 1B			HR 2H 2B	5	4	5	2	0	0	0				
Dan Pasqua, L OBP: 0.380, SLG: 0.533 (1, 9)	K					F8			G4-3	4	0	0	0	0	2	5				
Ron Karkovics, R OBP: 0.370, SLG: 0.341 (1, 2)						F8			G6-3	2	1	1	1	2	0	0				
Lance Johnson, L OBP: 0.306, SLG: 0.338 (1, 8)						FC5-4 1B			HR BB	3	3	1	0	1	0	5				
Craig Grebeck, R OBP: 0.280, SLG: 0.435 (1, 6)						F8			HR	4	1	3	6	0	0	2				
<b>Inning Stats</b>	R: 1 E: 0 K: 1 S: 8	H: 1 LOB: 1 BB: 1 P: 18	R: 2 E: 0 K: 1 S: 13	H: 3 LOB: 2 BB: 1 P: 26	R: 4 E: 0 K: 1 S: 11	H: 2 LOB: 1 BB: 3 P: 30	R: 0 E: 0 K: 0 S: 8	H: 0 LOB: 0 BB: 0 P: 17	R: 1 E: 0 K: 0 S: 12	H: 3 LOB: 2 BB: 0 P: 22	R: 0 E: 0 K: 1 S: 7	H: 0 LOB: 0 BB: 0 P: 11	R: 3 E: 0 K: 0 S: 6	H: 2 LOB: 0 BB: 1 P: 15	R: 1 E: 0 K: 0 S: 8	H: 2 LOB: 1 BB: 0 P: 16	1B: 6 2B: 5 3B: 1 HR: 2	SF: 0 SAC: 0 DP: 1 HBP: 0	WP: 1 PB: 1 SB: 1 CS: 1	PA: 41
<b>PITCHER</b> Nolan Ryan, R ERA: 10.8 Floyd Bannister, L ERA: 3.6 Todd Burns, R ERA: 7.88 (5, 1)	IP: 2.1 WLS: L BF: 16 H: 5 R: 7 ER: 7 SO: 3 BB: 5 IBB: 0 HBP: 0 BLK: 0 WP: 0 HR: 0 S: 28 P: 64 ERA: 27.00 WHIP: 4.286																			

Texas Rangers @ Chicago White Sox  
Comiskey Park, Chicago, IL  
Thu Apr 30 1992, 8:05 PM EDT  
Att: 24,134 - Cloudy - 45 F

AB	35
R	12
H	13
RBI	11
BB	6
SO	4
LOB	19





Batter	1	2	3	4	5	6	7	8	9	AB	R	H	RBI	BB	SO	LOB	TOP								
Dickie Thon, R OBP: 0.312, SLG: 0.314 Geno Petralli, L OBP: 0.174, SLG: 0.348 Julio Franco, R OBP: 0.389, SLG: 0.333 Jeff Huson, L OBP: 0.317, SLG: 0.351	1-3 K		2-1 G6-3		1-1 F7		0-0 G6-3		1-0 3B 1B	4	0	0	0	0	1	0									
Rafael Palmeiro, L OBP: 0.346, SLG: 0.483	0-1 G4-3		4-1 FC5-4 BB		1-1 HR		1-2 F8		3-2 3B 1B	4	1	2	3	1	0	0									
Juan Gonzalez, R OBP: 0.304, SLG: 0.463 Jeff Russell, R (9, 1)	1-0 HR		1-0 FC5-4 1-2		3-1 1B		1-1 G6-3		1-3 K	5	1	2	1	0	1	3									
Ruben Sierra, S OBP: 0.347, SLG: 0.457	1-1 G6-3		1-1 F8		0-1 P4				4-0 G4-3 IBB	4	0	0	0	1	0	2									
Brian Downing, R OBP: 0.492, SLG: 0.439 Jack Daugherty, S OBP: 0.229, SLG: 0.163		4-1 G6-4-3 1B BB		2-1 G3-1 1B		0-2 F9		1-1 L9	2-2 G6-3	2	1	1	0	1	0	0									
Kevin Reimer, L OBP: 0.382, SLG: 0.512 John Cangelosi, S OBP: 0.259, SLG: 0.227		1-1 G6-4-3 1B		0-0 G3-1		0-1 HR 1B		2-2 F7		4	1	2	0	0	0	1									
Dean Palmer, R OBP: 0.358, SLG: 0.500		1-0 G6-4-3 1-2 2-3		0-0 F9		2-1 HR			0-0 P6	4	1	1	2	0	0	3									
Ivan Rodriguez, R OBP: 0.354, SLG: 0.432		1-0 FC6-4 1B		0-3 K		1-0 G4-3			2-0 1B 1B 1B	4	1	2	1	0	1	1									
Al Newman, S OBP: 0.279, SLG: 0.275		2-1 FC6-4 1-2		0-1 P2		1-2 G1			2-1 1B 3B 1B	4	1	1	0	0	0	1									
<b>Inning Stats</b>	R: 1 E: 0 K: 1 S: 8	H: 1 LOB: 0 BB: 0 P: 11	R: 1 E: 0 K: 0 S: 7	H: 2 LOB: 1 BB: 1 P: 16	R: 0 E: 0 K: 1 S: 6	H: 0 LOB: 1 BB: 1 P: 14	R: 0 E: 0 K: 1 S: 7	H: 1 LOB: 1 BB: 0 P: 9	R: 1 E: 0 K: 0 S: 10	H: 2 LOB: 0 BB: 0 P: 15	R: 2 E: 0 K: 0 S: 11	H: 2 LOB: 0 BB: 0 P: 15	R: 0 E: 0 K: 0 S: 6	H: 0 LOB: 0 BB: 0 P: 8	R: 0 E: 0 K: 0 S: 6	H: 0 LOB: 0 BB: 0 P: 9	R: 3 E: 0 K: 1 S: 19	H: 4 LOB: 2 BB: 1 P: 33	1B: 8 2B: 0 3B: 1 HR: 3	SF: 0 SAC: 0 DP: 1 HBP: 0	WP: 0 PB: 0 SB: 0 CS: 0	PA: 41			
<b>PITCHER</b>	IP	WLS	BF	H	R	ER	SO	BB	IBB	HBP	BLK	WP	HR	S	P	ERA	WHIP								
Greg Hibbard, L ERA: 3.71	5.1	L	25	8	5	5	2	2	0	0	0	0	3	45	74	8.44	1.875								
Terry Leach, R ERA: 2.25	2.2		8	0	0	0	0	0	0	0	0	0	0	16	23	0.00	0.000								
Donn Pall, R ERA: 4.05	0.1		3	2	2	2	0	0	0	0	0	0	0	5	8	54.00	6.000								
Scott Radinsky, L ERA: 2.35	0.2		5	2	1	1	1	0	1	0	0	0	0	14	25	13.50	3.000								

Texas Rangers @ Chicago White Sox  
Comiskey Park, Chicago, IL  
Fri May 01 1992, 8:05 PM EDT  
Att: 32,213 - Cloudy - 87 F

AB 38  
R 8  
H 12  
RBI 8  
BB 3  
SO 3  
LOB 13



Batter	1	2	3	4	5	6	7	8	9	AB	R	H	RBI	BB	SO	LOB	BOTTOM								
Tim Raines, S OBP: 0.338, SLG: 0.375	2-1 G4-3 2B		0-0 FC4-6 1-2		2-2 S BB 2B		0-0 G3-1		3-2 P6	5	2	2	0	0	0	5									
Steve Sax, R OBP: 0.325, SLG: 0.296	1-0 G4-3 2-3		0-1 F8		4-2 BB BB BB		0-0 G1-3		1-1 G3-1	4	0	0	0	1	0	5									
Robin Ventura, L OBP: 0.400, SLG: 0.389	4-0 2B BB		0-1 L5		4-2 BB BB		1-0 L1		0-0 G3-1	3	1	0	0	2	0	0									
Frank Thomas, R OBP: 0.420, SLG: 0.375	3-0 1B 2B		4-0 BB		1-3 K		4-2 FC5-4 BB		4-2 G6-4-3 BB	2	1	1	2	3	1	3									
George Bell, R OBP: 0.370, SLG: 0.532	3-1 G5-4-3 2H 1B		1-3 K		4-2 BB		1-1 FC5-4		0-1 G6-4-3 1-2	4	0	1	2	1	1	3									
Dan Pasqua, L OBP: 0.333, SLG: 0.490	0-0 G5-4-3 1-2				1-3 K		3-3 K		2-1 G4-3	4	0	0	0	0	2	5									
Ron Karkovics, R OBP: 0.379, SLG: 0.340		1-0 F9		1-0 G5-3		0-2 G3-1 BB 1B		4-0 SH1-4 BB	3	0	1	0	1	0	0	0									
Lance Johnson, L OBP: 0.303, SLG: 0.333		0-0 G5-3		0-0 G5-3		1-1 P8		3-2 SH1-4 1B	4	0	1	0	0	0	0	1									
Craig Grebeck, R OBP: 0.357, SLG: 0.500		4-1 FC4-6 BB				3-2 BB 2B		4-2 G3-1 BB	1	0	1	0	2	0	0	0									
<b>Inning Stats</b>	R: 3 E: 0 K: 0 S: 7	H: 3 LOB: 1 BB: 1 P: 20	R: 0 E: 0 K: 0 S: 4	H: 0 LOB: 1 BB: 1 P: 9	R: 0 E: 0 K: 1 S: 7	H: 0 LOB: 1 BB: 1 P: 12	R: 0 E: 0 K: 1 S: 6	H: 0 LOB: 0 BB: 0 P: 8	R: 1 E: 0 K: 2 S: 22	H: 2 LOB: 3 BB: 3 P: 43	R: 0 E: 0 K: 0 S: 9	H: 1 LOB: 2 BB: 1 P: 14	R: 0 E: 0 K: 0 S: 8	H: 0 LOB: 1 BB: 1 P: 16	R: 0 E: 0 K: 0 S: 10	H: 1 LOB: 2 BB: 1 P: 21	R: 0 E: 0 K: 0 S: 5	H: 0 LOB: 0 BB: 1 P: 9	1B: 3 2B: 4 3B: 0 HR: 0	SF: 0 SAC: 1 DP: 2 HBP: 0	WP: 0 PB: 0 SB: 1 CS: 0	PA: 41			
<b>PITCHER</b>	IP	WLS	BF	H	R	ER	SO	BB	IBB	HBP	BLK	WP	HR	S	P	ERA	WHIP								
Bobby Witt, R ERA: 3.77	5.0	W	24	5	4	4	4	6	0	0	0	0	0	15	26	0.00	1.800								
Terry Mathews, R ERA: 4.3	1.2		8	1	0	0	0	2	0	0	0	0	0	10	22	0.00	2.000								
Kenny Rogers, L ERA: 2.25	1.0	S	4	0	0	0	0	1	0	0	0	0	0	7	12	0.00	0.750								
Jeff Russell, R ERA: 1.86	1.1	S	4	0	0	0	0	1	0	0	0	0	0	7	12	0.00	0.750								
Jeff Russell, R ERA: 1.86	1.1	S	4	0	0	0	0	1	0	0	0	0	0	7	12	0.00	0.750								

Texas Rangers @ Chicago White Sox  
Comiskey Park, Chicago, IL  
Fri May 01 1992, 8:05 PM EDT  
Att: 32,213 - Cloudy - 87 F

AB 30  
R 4  
H 7  
RBI 4  
BB 10  
SO 4  
LOB 22





Batter	1	2	3	4	5	6	7	8	9	10	11	AB	R	H	RBI	BB	SO	LOB	TOP	
John Cangelosi, S OBP: 0.281, SLG: 0.269 (1, 8)	G4-3 (1, 1)			F8 (3, 2)		F8 (3, 2)			SH1-3 2B (2, 1)		1B SF9 BB (4, 2)	4	1	1	0	1	0	0		
Jeff Huson, L OBP: 0.317, SLG: 0.400 Julio Franco, R OBP: 0.421, SLG: 0.333 Al Newman, S OBP: 0.295, SLG: 0.293 (1, 4)	L8 (9, PH)			HR (1, 2)			G6-3 (3, 2)		SH1-3 IBB (4, 0)		1B (2, 1)	3	1	1	1	0	0	0		
Rafael Palmeiro, L OBP: 0.343, SLG: 0.473 (1, 3)	G4-3 (9, PR)			G3 (3, 2)					SH1-3 (0, 1)		SF9 (3, 2)	2	0	0	1	0	0	0		
Ruben Sierra, S OBP: 0.368, SLG: 0.458 (1, 9)		G1-3 (1, 1)		G4-3 (0, 2)							1B (3, H)	4	1	2	0	1	0	0		
Kevin Reimer, L OBP: 0.386, SLG: 0.488 Juan Gonzalez, R OBP: 0.304, SLG: 0.463 Jack Daugherty, S OBP: 0.245, SLG: 0.182 (1, 7)						F9 (1, 0)					1B (1, 1)	4	0	0	0	0	1	5		
Dean Palmer, R OBP: 0.350, SLG: 0.482 (1, 5)											1B (1, 2)	0	0	0	0	0	0	0		
Geno Petralli, L OBP: 0.148, SLG: 0.296 (1, 10)											1B (1, 2)	1	0	1	1	0	0	0		
Dickie Thon, R OBP: 0.305, SLG: 0.307 (1, 6)											1B (1, 3)	5	0	1	1	0	1	3		
Ivan Rodriguez, R OBP: 0.337, SLG: 0.410 (1, 2)											1B (1, 2)	5	0	1	1	0	1	3		
Inning Stats	R: 0 E: 0 K: 0 S: 7	H: 0 LOB: 0 BB: 0 P: 8	R: 0 E: 0 K: 0 S: 4	H: 0 LOB: 0 BB: 0 P: 6	R: 0 E: 0 K: 1 S: 9	H: 0 LOB: 0 BB: 0 P: 10	R: 1 E: 0 K: 0 S: 13	H: 1 LOB: 0 BB: 0 P: 20	R: 0 E: 0 K: 0 S: 6	H: 0 LOB: 0 BB: 0 P: 9	R: 0 E: 1 K: 0 S: 5	H: 1 LOB: 3 BB: 2 P: 25	R: 0 E: 0 K: 2 S: 11	H: 0 LOB: 0 BB: 0 P: 14	R: 3 E: 0 K: 1 S: 19	H: 4 LOB: 2 BB: 1 P: 34	1B: 6 2B: 1 3B: 0 HR: 1	SF: 1 SAC: 2 DP: 2 HBP: 1	WP: 0 PB: 0 SB: 1 CS: 0	PA: 44
PITCHER	IP	WLS	BF	H	R	ER	SO	BB	IBB	HBP	BLK	WP	HR	S	P	ERA	WHIP			
Charlie Hough, R ERA: 4.5 Scott Radinsky, L ERA: 2.16 Bobby Thigpen, R ERA: 4.91 Wilson Alvarez, L ERA:	(1, 1)		5	1	0	0	1	0	2	0	0	0	0	8	21	0.00	1.500			
	(9, 1)	0.2	10	4	3	3	3	1	0	0	0	0	0	27	46	16.20	3.000			
	(11, 1)	0.2	2	0	0	0	1	0	0	0	0	0	0	4	6	0.00	0.000			

Texas Rangers @ Chicago White Sox  
Comiskey Park, Chicago, IL  
Sat May 02 1992, 4:33 AM EDT  
Att: 29,172 - Cloudy - 76 F

AB	37
R	4
H	8
RBI	4
BB	3
SO	6
LOB	14



Batter	1	2	3	4	5	6	7	8	9	10	11	AB	R	H	RBI	BB	SO	LOB	BOTTOM			
Tim Raines, S OBP: 0.349, SLG: 0.368 (1, 7)	K (1, 3)		F9 (2, 1)			F9 1B BB (4, 2)			G1-3 1B (0, 2)		L4 (1, 0)	4	1	1	0	2	1	2				
Steve Sax, R OBP: 0.318, SLG: 0.276 (1, 4)	P5 (3, 1)			G4-3 (1, 1)		P6 (2, 0)			G1-3 (3, 2)		BB (4, 1)	5	0	0	0	1	0	5				
Robin Ventura, L OBP: 0.406, SLG: 0.390 (1, 5)	P5 (2, 0)			WP BB (4, 0)		WP 1B (1, 2)			K (2, 1)		L4 (2, 1)	5	0	2	1	1	1	2				
Frank Thomas, R OBP: 0.419, SLG: 0.382 (1, 3)				WP BB (4, 2)		F9 (3, 1)			K (3, 2)		K (3, 3)	4	0	1	0	1	1	3				
George Bell, R OBP: 0.361, SLG: 0.506 Joey Cora, S OBP: 0.273, SLG: 0.222 (1, 10)				WP BB (1, 2)		F9 (2, 3)			K (2, 3)		K (3, 3)	4	0	0	0	0	1	5				
Dan Pasqua, L OBP: 0.357, SLG: 0.490 Mike Huff, R OBP: 0.333, SLG: 0.357 (1, 9)				F7-4-2 BB (1, 2)		K (2, 3)			FC BB (2, 1)		G3 (0, 2)	4	0	0	0	0	1	5				
Warren Newson, L OBP: 0.417, SLG: 0.222 (8, PH)												1	0	0	0	0	0	0				
Ron Karkovice, R OBP: 0.361, SLG: 0.320 Matt Merullo, L OBP: 0.261, SLG: 0.200 (1, 2)												2	0	0	0	0	1	2				
Lance Johnson, L OBP: 0.309, SLG: 0.321 (1, 8)												3	0	0	0	2	0	5				
Craig Grebeck, R OBP: 0.333, SLG: 0.429 (1, 6)												3	0	0	0	1	0	0				
Inning Stats	R: 0 E: 0 K: 1 S: 6	H: 0 LOB: 1 BB: 1 P: 12	R: 0 E: 0 K: 0 S: 10	H: 0 LOB: 0 BB: 1 P: 19	R: 0 E: 0 K: 1 S: 6	H: 0 LOB: 0 BB: 1 P: 12	R: 0 E: 0 K: 0 S: 7	H: 0 LOB: 1 BB: 2 P: 17	R: 0 E: 0 K: 1 S: 10	H: 1 LOB: 2 BB: 1 P: 23	R: 0 E: 0 K: 2 S: 13	H: 1 LOB: 3 BB: 1 P: 24	R: 1 E: 0 K: 2 S: 16	H: 2 LOB: 1 BB: 0 P: 25	R: 0 E: 0 K: 0 S: 7	H: 0 LOB: 0 BB: 0 P: 10	R: 0 E: 0 K: 0 S: 8	H: 0 LOB: 2 BB: 2 P: 21	1B: 4 2B: 2 3B: 0 HR: 0	SF: 0 SAC: 0 DP: 1 HBP: 0	WP: 3 PB: 0 SB: 0 CS: 1	PA: 48
PITCHER	IP	WLS	BF	H	R	ER	SO	BB	IBB	HBP	BLK	WP	HR	S	P	ERA	WHIP					
Roger Pavik, R ERA: 3.38 Floyd Bannister, L ERA: 4.2 Terry Mathews, R ERA: 2.19 Kenny Rogers, L ERA: 2.19 Jeff Russell, R ERA: 2.36	(1, 1)		3	1	0	0	4	0	0	0	0	0	0	5	14	0.00	6.000					
	(7, 1)	0.2	3	0	0	0	0	2	0	0	0	0	0	7	11	0.00	3.000					
	(8, 1)	0.1	2	1	0	0	1	0	0	0	0	0	0	22	38	5.40	1.800					

Texas Rangers @ Chicago White Sox  
Comiskey Park, Chicago, IL  
Sat May 02 1992, 4:33 AM EDT  
Att: 29,172 - Cloudy - 76 F

AB	37
R	1
H	5
RBI	1
BB	11
SO	9
LOB	30





Batter	1	2	3	4	5	6	7	8	9	AB	R	H	RBI	BB	SO	LOB	TOP										
<b>John Cangelosi, S</b> (1, 8) OBP: 0.306, SLG: 0.250	4-2 BB		1-3 K		2-2 G4-3		4-0 BB			2	0	0	0	2	1	1	<b>Texas Rangers @ Chicago White Sox</b> Comiskey Park, Chicago, IL Sun May 03 1992, 4:33 AM EDT Att: 30,314 - Sunny - 53 F										
<b>Jeff Huson, L</b> (1, 6) OBP: 0.313, SLG: 0.406	0-2 P3-4		1-2 E4		2-2 G1-3		0-0 PO	1-0 G3-1		4	1	1	0	0	0	1											
<b>Rafael Palmeiro, L</b> (1, 10) OBP: 0.357, SLG: 0.505	4-1 BB		4-1 E		3-2 HR			3-1 G3-1		2	1	1	1	2	0	1											
<b>Ruben Sierra, S</b> (1, 9) OBP: 0.355, SLG: 0.450	2-3 K		0-3 K		2-1 L9			1-1 FC5-4		4	0	1	1	0	2	3											
<b>Kevin Reimer, L</b> (1, 7) OBP: 0.351, SLG: 0.467		0-0 E4		2-3 K		2-2 G6-3		3-1 K		4	0	0	0	0	2	1											
<b>Jack Daugherty, S</b> (1, 3) OBP: 0.245, SLG: 0.188		1-1 FC1-6		1-0 1B		0-1 G4-3		0-0 FC5-4		4	0	1	0	0	0	2											
<b>Dean Palmer, R</b> (1, 5) OBP: 0.337, SLG: 0.461		3-3 K		3-3 K		2-2 F9			3-2 F8	4	0	0	0	0	2	2											
<b>Geno Petralli, L</b> (1, 2) OBP: 0.200, SLG: 0.367			0-0 SH3-4		0-1 1B		1-0 G6-3		2-2 G6-3	3	1	2	0	0	0	0											
<b>Ivan Rodriguez, R</b> (9, PH) OBP: 0.333, SLG: 0.405				1-2 1B						1	0	0	0	0	0	0											
<b>Al Newman, S</b> (1, 4) OBP: 0.283, SLG: 0.279			2-1 SH3-4		1-0 L9		2-2 G1		1-0 F9	2	0	0	0	0	0	2											
<b>Julio Franco, R</b> (9, PH) OBP: 0.400, SLG: 0.313										1	0	0	0	0	0	0											
<b>Inning Stats</b>	R: 0 E: 0 K: 1 S: 10	H: 0 LOB: 1 BB: 2 P: 20	R: 0 E: 1 K: 1 S: 9	H: 0 LOB: 1 BB: 0 P: 13	R: 1 E: 2 K: 2 S: 14	H: 1 LOB: 2 BB: 1 P: 21	R: 0 E: 0 K: 2 S: 12	H: 2 LOB: 2 BB: 0 P: 19	R: 1 E: 0 K: 0 S: 11	H: 1 LOB: 0 BB: 0 P: 20	R: 0 E: 0 K: 0 S: 9	H: 0 LOB: 0 BB: 0 P: 13	R: 0 E: 0 K: 0 S: 4	H: 0 LOB: 1 BB: 1 P: 11	R: 1 E: 0 K: 1 S: 9	H: 2 LOB: 1 BB: 0 P: 15	R: 0 E: 0 K: 0 S: 8	H: 0 LOB: 0 BB: 0 P: 14	1B: 3 2B: 4 3B: 0 HR: 1	SF: 0 SAC: 1 DP: 2 HBP: 0	WP: 0 PB: 0 SB: 0 CS: 1	PA: 37					
<b>PITCHER</b>	IP	WLS	BF	H	R	ER	SO	BB	IBB	HBP	BLK	WP	HR	S	P	ERA	WHIP										
<b>Kirk McCaskill, R</b> (1, 1) ERA: 5.76	7.1		30	5	3	2	6	4	0	0	0	0	1	72	124	2.46	1.227										
<b>Scott Radinsky, L</b> (8, 1) ERA: 1.8	1.2	W	6	1	0	0	1	0	0	0	0	0	0	14	22	0.00	0.600										

**Texas Rangers @ Chicago White Sox**  
 Comiskey Park, Chicago, IL  
 Sun May 03 1992, 4:33 AM EDT  
 Att: 30,314 - Sunny - 53 F

AB 31  
 R 3  
 H 6  
 RBI 2  
 BB 4  
 SO 7  
 LOB 13



Batter	1	2	3	4	5	6	7	8	9	AB	R	H	RBI	BB	SO	LOB	BOTTOM										
<b>Tim Raines, S</b> (1, 7) OBP: 0.341, SLG: 0.350	3-2 F9		2-0 G3-1		1-0 P5		0-1 P6	4-1 BB		4	0	0	1	1	0	3	<b>Texas Rangers @ Chicago White Sox</b> Comiskey Park, Chicago, IL Sun May 03 1992, 4:33 AM EDT Att: 30,314 - Sunny - 53 F										
<b>Steve Sax, R</b> (1, 4) OBP: 0.312, SLG: 0.272	1-2 G4-3			1-2 G6-3	0-0 1B		1-0 FC6-4	3-2 G6-3		5	0	1	0	0	0	4											
<b>Robin Ventura, L</b> (1, 5) OBP: 0.420, SLG: 0.420	2-2 G1-3			2-1 HBP	2-1 FC6-4			1-2 1B		4	2	3	1	0	0	0											
<b>Frank Thomas, R</b> (1, 3) OBP: 0.423, SLG: 0.380		0-0 L9		4-2 SF9	1-0 FC6-4			3-2 FC1-5		3	0	1	1	1	0	2											
<b>George Bell, R</b> (1, 10) OBP: 0.360, SLG: 0.500		1-0 F8		1-2 HBP		0-3 K		1-0 BB	FC1-5	3	1	1	0	0	1	0											
<b>Dan Pasqua, L</b> (1, 9) OBP: 0.356, SLG: 0.480			1-3 K		1-0 SF9		4-2 CS	0-1 FC1-5		1	0	0	1	1	1	0											
<b>Joey Cora, S</b> (8, PH) OBP: 0.250, SLG: 0.200					2-3 3H			1-2 2-3	BB	1	1	0	0	0	0	2											
<b>Warren Newson, L</b> (9, 9) OBP: 0.417, SLG: 0.222								1-2 2-3	BB	0	0	0	0	0	0	0											
<b>Ron Karkovics, R</b> (1, 2) OBP: 0.354, SLG: 0.315			2-2 G1-3		0-1 G4-3		2-3 K	2-3 K		4	0	1	0	0	2	5											
<b>Lance Johnson, L</b> (1, 8) OBP: 0.298, SLG: 0.309			1-0 G1-3			0-2 G6-3		0-0 F7		3	0	0	0	0	0	1											
<b>Mike Huff, R</b> (8, PH) OBP: 0.355, SLG: 0.357			1-2 G1-3					1-2 2-3	BB	0	0	0	0	1	0	0											
<b>Craig Grebeck, R</b> (1, 6) OBP: 0.351, SLG: 0.419			0-0 P6			2-2 1B		1-2 E6	FC6-4	3	1	1	1	1	0	1											
<b>Inning Stats</b>	R: 0 E: 0 K: 0 S: 9	H: 0 LOB: 0 BB: 0 P: 15	R: 0 E: 0 K: 1 S: 6	H: 0 LOB: 0 BB: 0 P: 8	R: 0 E: 0 K: 0 S: 7	H: 1 LOB: 1 BB: 0 P: 12	R: 1 E: 1 K: 0 S: 14	H: 1 LOB: 2 BB: 1 P: 23	R: 1 E: 0 K: 0 S: 11	H: 3 LOB: 2 BB: 0 P: 17	R: 0 E: 0 K: 2 S: 11	H: 0 LOB: 0 BB: 1 P: 17	R: 0 E: 1 K: 0 S: 7	H: 0 LOB: 1 BB: 0 P: 9	R: 3 E: 0 K: 1 S: 24	H: 3 LOB: 3 BB: 3 P: 46	1B: 7 2B: 1 3B: 0 HR: 0	SF: 1 SAC: 0 DP: 0 HBP: 1	WP: 0 PB: 0 SB: 0 CS: 1	PA: 38							
<b>PITCHER</b>	IP	WLS	BF	H	R	ER	SO	BB	IBB	HBP	BLK	WP	HR	S	P	ERA	WHIP										
<b>Kevin Brown, R</b> (1, 1) ERA: 3.6	7.0	L	32	8	5	5	3	2	0	0	0	0	0	73	114	6.43	1.429										
<b>Kenny Rogers, L</b> (8, 1) ERA: 2.08	0.2		5	0	0	0	1	3	0	0	0	0	0	11	25	0.00	4.500										
<b>Todd Burns, R</b> (8, 1) ERA: 7.56	0.1		1	0	0	0	0	0	0	0	0	0	0	5	8	0.00	0.000										

**Texas Rangers @ Chicago White Sox**  
 Comiskey Park, Chicago, IL  
 Sun May 03 1992, 4:33 AM EDT  
 Att: 30,314 - Sunny - 53 F

AB 31  
 R 5  
 H 8  
 RBI 5  
 BB 5  
 SO 4  
 LOB 18





Batter	1	2	3	4	5	6	7	8	9	AB	R	H	RBI	BB	SO	LOB	TOP			
Paul Molitor, R OBP: 0.304, SLG: 0.330 (1, 10)	G4-3		G6-3			G1-3			BB	3	0	0	0	1	0	0	<b>Milwaukee Brewers @ Chicago White Sox</b> Comiskey Park, Chicago, IL Mon May 04 1992, 8:05 PM EDT Att: 21,211 - Cloudy - 46 F			
Pat Listach, S OBP: 0.362, SLG: 0.395 (1, 6)	K		G4-3			K			BB	4	0	0	0	0	3	1				
Robin Yount, R OBP: 0.310, SLG: 0.354 (1, 8)	E6 FC5-4				G6-3				F9	4	0	0	0	0	0	1				
Greg Vaughn, R OBP: 0.365, SLG: 0.583 (1, 7)	FC5-4				K				K	3	0	0	0	0	2	1				
Franklin Stubbs, L OBP: 0.295, SLG: 0.431 (1, 3)			K		K				F8	3	0	0	0	0	2	0				
Dante Bichette, R OBP: 0.327, SLG: 0.340 (1, 9)									G5-3	3	0	1	0	0	0	0				
B.J. Surhoff, L OBP: 0.167, SLG: 0.167 (1, 2)									F8	3	0	0	0	0	0	1				
Tim McIntosh, R OBP: 0.125, SLG: 0.125 (8, 2)									F8	0	0	0	0	0	0	0				
Jim Gantner, L OBP: 0.319, SLG: 0.281 William Suero, R OBP: 0.273, SLG: 0.111 (1, 5) (8, 4)									P5	3	0	0	0	0	0	1				
Scott Fletcher, R OBP: 0.368, SLG: 0.400 (1, 4) (8, 5)									P4	0	0	0	0	0	0	0				
Inning Stats	R: 0 E: 1 K: 1 S: 13	H: 0 LOB: 1 BB: 0 P: 20	R: 0 E: 0 K: 1 S: 10	H: 1 LOB: 1 BB: 0 P: 17	R: 0 E: 0 K: 0 S: 10	H: 0 LOB: 0 BB: 0 P: 17	R: 0 E: 0 K: 0 S: 8	H: 0 LOB: 0 BB: 0 P: 12	R: 0 E: 0 K: 1 S: 7	H: 0 LOB: 0 BB: 0 P: 11	R: 0 E: 0 K: 1 S: 8	H: 0 LOB: 0 BB: 0 P: 11	R: 0 E: 0 K: 0 S: 9	H: 0 LOB: 0 BB: 0 P: 15	R: 0 E: 0 K: 1 S: 10	H: 0 LOB: 1 BB: 1 P: 18	1B: 0 2B: 1 3B: 0 HR: 0	SF: 0 SAC: 0 DP: 0 HBP: 0	WP: 0 PB: 0 SB: 0 CS: 0	PA: 30
PITCHER Alex Fernandez, R ERA: 3.24 (1, 1)	IP: 9.0 WLS: W BF: 30 H: 1 R: 0 ER: 0 SO: 7 BB: 1 IBB: 0 HBP: 0 BLK: 0 WP: 0 HR: 0 S: 83 P: 133 ERA: 0.00 WHIP: 0.222																			

AB	29
R	0
H	1
RBI	0
BB	1
SO	7
LOB	5



Batter	1	2	3	4	5	6	7	8	9	AB	R	H	RBI	BB	SO	LOB	BOTTOM			
Tim Raines, S OBP: 0.344, SLG: 0.369 (1, 10)	F9								G3-1	4	1	1	0	1	1	3	<b>Milwaukee Brewers @ Chicago White Sox</b> Comiskey Park, Chicago, IL Mon May 04 1992, 8:05 PM EDT Att: 21,211 - Cloudy - 46 F			
Steve Sax, R OBP: 0.347, SLG: 0.301 (1, 4)	1B BB								2B BB	2	3	2	0	3	0	0				
Robin Ventura, L OBP: 0.438, SLG: 0.447 (1, 5)									G3	4	1	3	2	1	0	2				
Frank Thomas, R OBP: 0.422, SLG: 0.373 (1, 3)	F8								F8	4	1	1	1	1	1	4				
George Bell, R OBP: 0.351, SLG: 0.483 (1, 7)	K								K	5	0	1	2	0	2	4				
Dan Pasqua, L OBP: 0.348, SLG: 0.453 (1, 9)									F7	3	0	0	0	1	0	1				
Ron Karkovics, R OBP: 0.357, SLG: 0.362 (1, 2)									G6-3	4	1	1	1	1	1	2				
Lance Johnson, L OBP: 0.295, SLG: 0.306 (1, 8)									F7	4	0	1	1	0	0	4				
Esteban Beltré, R (1, 6)									K	4	0	0	0	0	1	4				
Inning Stats	R: 0 E: 0 K: 1 S: 14	H: 1 LOB: 2 BB: 1 P: 25	R: 0 E: 1 K: 1 S: 12	H: 1 LOB: 1 BB: 0 P: 17	R: 4 E: 0 K: 1 S: 18	H: 3 LOB: 3 BB: 3 P: 34	R: 1 E: 0 K: 1 S: 10	H: 2 LOB: 1 BB: 0 P: 15	R: 1 E: 0 K: 0 S: 13	H: 2 LOB: 2 BB: 1 P: 23	R: 0 E: 0 K: 0 S: 9	H: 0 LOB: 2 BB: 2 P: 20	R: 1 E: 0 K: 1 S: 15	H: 1 LOB: 1 BB: 1 P: 26	R: 0 E: 0 K: 1 S: 7	H: 0 LOB: 0 BB: 0 P: 11		1B: 6 2B: 2 3B: 1 HR: 1	SF: 0 SAC: 1 DP: 0 HBP: 0	WP: 0 PB: 0 SB: 0 CS: 0
PITCHER	IP: 2.0 WLS: L BF: 16 H: 4 R: 2 ER: 2 SO: 2 BB: 2 IBB: 0 HBP: 0 BLK: 0 WP: 0 HR: 1 S: 35 P: 53 ERA: 6.00 WHIP: 2.000																			
Ricky Bones, R ERA: 3.65 Bruce Ruffin, L ERA: 6.08 Ed Nunez, R ERA: 4.5 (1, 1) (3, 1) (6, 1)	IP: 3.0 WLS: L BF: 13 H: 1 R: 1 ER: 1 SO: 2 BB: 3 IBB: 0 HBP: 0 BLK: 0 WP: 0 HR: 0 S: 31 P: 57 ERA: 3.00 WHIP: 1.333																			

AB	34
R	7
H	10
RBI	7
BB	8
SO	6
LOB	24





Batter	1	2	3	4	5	6	7	8	9	AB	R	H	RBI	BB	SO	LOB	TOP										
Paul Moltzer, R OBP: 0.321, SLG: 0.340 (1, 10)	G6-3		G3 1B 1-H				FC4-6 BB			3	0	2	1	1	0	0	<b>Milwaukee Brewers @ Chicago White Sox</b> Comiskey Park, Chicago, IL Tue May 05 1992, 8:05 PM EDT Att: 22,901 - Sunny - 46 F										
Pat Listach, S OBP: 0.353, SLG: 0.383 (1, 6) (8, 8)	B1-3		G3 1B				FC4-6			4	0	1	0	0	0	3											
Darryl Hamilton, L OBP: 0.280, SLG: 0.297 (1, 9) (7, 8)			G3							4	0	1	0	0	1	3											
William Suero, R OBP: 0.273, SLG: 0.111 (8, 4)	CS 1B		G3							0	0	0	0	0	0	0											
Greg Vaughn, R OBP: 0.360, SLG: 0.566 (1, 7)	CS	2B 1B	P2							4	1	1	0	0	1	2											
Robin Yount, R OBP: 0.311, SLG: 0.366 Dante Bichette, R OBP: 0.340, SLG: 0.340 (1, 8) (7, 9)		S 1-H 2B	K							3	0	1	1	0	1	2											
Franklin Stubbs, L OBP: 0.280, SLG: 0.408 (1, 3)			K							0	0	0	0	0	0	0											
Kevin Seitzer, R OBP: 0.303, SLG: 0.325 (1, 5)		P4								4	0	0	0	0	1	1											
Jim Gantner, L OBP: 0.307, SLG: 0.269 Scott Fletcher, R OBP: 0.359, SLG: 0.389 (1, 4) (7, 4) (8, 6)		F8								3	0	0	0	0	0	1											
Andy Allanson, R OBP: 0.385, SLG: 0.462 (1, 2)			WP S 1B							4	1	1	0	0	1	1											
<b>Inning Stats</b>	R: 0 E: 0 K: 0 S: 10	H: 1 LOB: 0 BB: 0 P: 15	R: 1 E: 0 K: 1 S: 14	H: 2 LOB: 1 BB: 0 P: 19	R: 1 E: 0 K: 1 S: 16	H: 3 LOB: 2 BB: 0 P: 26	R: 0 E: 0 K: 0 S: 7	H: 0 LOB: 0 BB: 0 P: 10	R: 0 E: 0 K: 0 S: 8	H: 1 LOB: 1 BB: 0 P: 9	R: 0 E: 0 K: 0 S: 4	H: 0 LOB: 0 BB: 0 P: 7	R: 0 E: 0 K: 1 S: 11	H: 0 LOB: 2 BB: 1 P: 18	R: 0 E: 0 K: 2 S: 16	H: 0 LOB: 1 BB: 0 P: 23	R: 0 E: 0 K: 1 S: 5	H: 0 LOB: 0 BB: 0 P: 7	1B: 6 2B: 1 3B: 0 HR: 0	SF: 0 SAC: 0 DP: 0 HBP: 1	WP: 1 PB: 0 SB: 2 CS: 1	PA: 37					
<b>PITCHER</b>	IP	WLS	BF	H	R	ER	SO	BB	IBB	HBP	BLK	WP	HR	S	P	ERA	WHIP										
Jack McDowell, R ERA: 2.87 Donn Pall, R ERA: 3.52	(1, 1) (9, 1)	8.0 1.0	W 3	33 0	7 0	2 0	5 1	1 0	0 0	1 0	0 0	1 0	0 0	86 5	127 7	2.25 0.00	1.000 0.000										

AB	34
R	2
H	7
RBI	2
BB	1
SO	6
LOB	15



Batter	1	2	3	4	5	6	7	8	9	AB	R	H	RBI	BB	SO	LOB	BOTTOM										
Warren Newson, L OBP: 0.467, SLG: 0.333 Mike Huff, R OBP: 0.333, SLG: 0.345 (1, 10) (5, FH)	BB HR 1B		F9				K2-3			3	1	2	0	0	0	0	<b>Milwaukee Brewers @ Chicago White Sox</b> Comiskey Park, Chicago, IL Tue May 05 1992, 8:05 PM EDT Att: 22,901 - Sunny - 46 F										
Steve Sax, R OBP: 0.340, SLG: 0.287 (1, 4)	HR BB	G5-3					G5-3			4	1	0	0	1	0	3											
Robin Ventura, L OBP: 0.427, SLG: 0.427 (1, 5) (8, 3)	F8		G6-3				G3			4	1	0	0	1	0	2											
Frank Thomas, R OBP: 0.443, SLG: 0.395 Esteban Beltre, R OBP: 0.200, SLG: 0.200 (1, 3) (8, 6)	HR BB		WP 2B				E 1B BB			1	3	1	0	3	0	0											
George Bell, R OBP: 0.367, SLG: 0.522 Shawn Abner, R OBP: 1.000, SLG: 2.000 (1, 7) (7, 7)	HR		BB				E5 1B 1B			3	3	2	4	1	0	1											
Dan Pasqua, L OBP: 0.353, SLG: 0.439 (1, 9)	G4-3		BB				G4-3 1B			4	0	1	1	1	0	4											
Ron Karkovics, R OBP: 0.373, SLG: 0.387 (1, 2)	FC6-4 BB		K				E SF8 1B			4	1	2	3	1	1	5											
Lance Johnson, L OBP: 0.290, SLG: 0.300 (1, 8)	FC6-4		G3-1				E8 1B			5	0	1	0	0	1	7											
Craig Grebeck, R OBP: 0.366, SLG: 0.394 (1, 6) (8, 5)		G6-3					G4-3			2	1	0	0	1	0	0											
<b>Inning Stats</b>	R: 4 E: 0 K: 0 S: 8	H: 2 LOB: 1 BB: 3 P: 25	R: 0 E: 0 K: 0 S: 6	H: 0 LOB: 0 BB: 0 P: 10	R: 0 E: 0 K: 1 S: 13	H: 1 LOB: 3 BB: 2 P: 27	R: 1 E: 0 K: 0 S: 9	H: 1 LOB: 0 BB: 1 P: 16	R: 3 E: 2 K: 0 S: 14	H: 2 LOB: 2 BB: 1 P: 29	R: 2 E: 0 K: 1 S: 13	H: 2 LOB: 1 BB: 1 P: 25	R: 0 E: 0 K: 1 S: 7	H: 0 LOB: 0 BB: 0 P: 13	R: 2 E: 0 K: 0 S: 13	H: 3 LOB: 1 BB: 1 P: 20		1B: 7 2B: 3 3B: 0 HR: 1	SF: 1 SAC: 0 DP: 2 HBP: 1	WP: 1 PB: 0 SB: 0 CS: 0	PA: 44						
<b>PITCHER</b>	IP	WLS	BF	H	R	ER	SO	BB	IBB	HBP	BLK	WP	HR	S	P	ERA	WHIP										
Chris Bosio, R ERA: 5.61 Bruce Ruffin, L ERA: 6.19 Jesse Orosco, L ERA: 7.71 Jim Austin, R ERA: 0.96	(1, 1) (5, 1) (8, 1) (8, 1)	4.1 2.2 0.0 1.0	L 11	27 2	2 2	2 2	2 2	1 0	0 0	0 0	0 0	0 0	0 0	25 9	45 15	6.75 ∞	1.125 ∞										

AB	33
R	12
H	11
RBI	10
BB	9
SO	3
LOB	22









Batter	1	2	3	4	5	6	7	8	9	AB	R	H	RBI	BB	SO	LOB	TOP			
Wade Boggs, L OBP: 0.366, SLG: 0.311	G3-1		BB				FC3-6		F7	6	0	1	0	0	1	5	<b>Boston Red Sox @ Chicago White Sox</b> Comiskey Park, Chicago, IL Thu May 07 1992, 4:33 AM EDT Att: 25,582 - Sunny - G3 F			
Jody Read, R OBP: 0.393, SLG: 0.434	F8	F7	L7			BB			G4-3	5	0	1	0	1	0	2				
Herm Winningham, L OBP: 0.294, SLG: 0.313	BB	CS								5	2	2	0	0	3	4				
Ellis Burks, R OBP: 0.324, SLG: 0.385	BB	BB								0	2	0	0	2	0	0				
Bob Zupcic, R OBP: 0.250, SLG: 0.368	BB	BB								2	0	0	0	1	0	0				
Phil Plantier, L OBP: 0.315, SLG: 0.312	BB	BB	G4-3							3	1	0	0	2	2	2				
Jack Clark, R OBP: 0.316, SLG: 0.215	BB	BB								2	1	1	2	3	0	0				
Mo Vaughn, L OBP: 0.378, SLG: 0.306	BB	BB								1	0	0	2	3	1	1				
Tom Brunansky, R OBP: 0.378, SLG: 0.300	BB	BB								1	0	0	0	0	0	1				
Tony Peña, R OBP: 0.259, SLG: 0.333	BB	P4								4	0	0	1	1	2	4				
Luis Rivera, R OBP: 0.394, SLG: 0.321	BB	P6								3	0	1	1	2	0	3				
<b>Inning Stats</b>	R: 4 E: 0 K: 1 S: 18	H: 1 LOB: 3 BB: 6 P: 46	R: 2 E: 0 K: 0 S: 14	H: 1 LOB: 4 BB: 4 P: 35	R: 0 E: 0 K: 1 S: 14	H: 1 LOB: 2 BB: 1 P: 22	R: 0 E: 0 K: 1 S: 11	H: 0 LOB: 0 BB: 1 P: 18	R: 0 E: 0 K: 2 S: 12	H: 0 LOB: 1 BB: 1 P: 22	R: 0 E: 0 K: 1 S: 7	H: 2 LOB: 2 BB: 0 P: 12	R: 0 E: 0 K: 1 S: 12	H: 1 LOB: 1 BB: 1 P: 19	R: 0 E: 0 K: 1 S: 9	H: 0 LOB: 1 BB: 1 P: 17	1B: 6 2B: 0 3B: 0 HR: 0	SF: 0 SAC: 0 DP: 0 HBP: 0	WP: 0 PB: 0 SB: 0 CS: 2	PA: 47
<b>PITCHER</b>	IP WLS BF H R ER SO BB IBB HBP BLK WP HR S P ERA WHIP	IP WLS BF H R ER SO BB IBB HBP BLK WP HR S P ERA WHIP	IP WLS BF H R ER SO BB IBB HBP BLK WP HR S P ERA WHIP	IP WLS BF H R ER SO BB IBB HBP BLK WP HR S P ERA WHIP	IP WLS BF H R ER SO BB IBB HBP BLK WP HR S P ERA WHIP	IP WLS BF H R ER SO BB IBB HBP BLK WP HR S P ERA WHIP	IP WLS BF H R ER SO BB IBB HBP BLK WP HR S P ERA WHIP	IP WLS BF H R ER SO BB IBB HBP BLK WP HR S P ERA WHIP	IP WLS BF H R ER SO BB IBB HBP BLK WP HR S P ERA WHIP	IP WLS BF H R ER SO BB IBB HBP BLK WP HR S P ERA WHIP	IP WLS BF H R ER SO BB IBB HBP BLK WP HR S P ERA WHIP	IP WLS BF H R ER SO BB IBB HBP BLK WP HR S P ERA WHIP	IP WLS BF H R ER SO BB IBB HBP BLK WP HR S P ERA WHIP	IP WLS BF H R ER SO BB IBB HBP BLK WP HR S P ERA WHIP	IP WLS BF H R ER SO BB IBB HBP BLK WP HR S P ERA WHIP	IP WLS BF H R ER SO BB IBB HBP BLK WP HR S P ERA WHIP	IP WLS BF H R ER SO BB IBB HBP BLK WP HR S P ERA WHIP			
Charlie Hough, R ERA: 5.96	0.2	8	1	4	4	0	5	0	0	0	0	0	0	11	32	54.00	9.000			
Wilson Alvarez, L ERA: 0.69	3.1	18	2	2	1	3	7	0	0	0	0	0	0	46	89	2.70	2.700			
Donn Pall, R ERA: 2.45	3.1	W 14	2	0	0	4	2	0	0	0	0	0	0	33	56	0.00	1.200			
Scott Radinsky, L ERA: 1.5	1.1	6	1	0	0	2	1	0	0	0	0	0	0	15	26	0.00	1.500			
Bobby Thigpen, R ERA: 4.5	0.1	S 1	0	0	0	0	0	0	0	0	0	0	0	2	3	0.00	0.000			
<b>Batter</b>	<b>1</b>	<b>2</b>	<b>3</b>	<b>4</b>	<b>5</b>	<b>6</b>	<b>7</b>	<b>8</b>	<b>9</b>	<b>AB</b>	<b>R</b>	<b>H</b>	<b>RBI</b>	<b>BB</b>	<b>SO</b>	<b>LOB</b>	<b>BOTTOM</b>			
Tim Raines, S OBP: 0.337, SLG: 0.344	G1-3	FC1-4								2	0	0	0	2	0	2	<b>Boston Red Sox @ Chicago White Sox</b> Comiskey Park, Chicago, IL Thu May 07 1992, 4:33 AM EDT Att: 25,582 - Sunny - G3 F			
Steve Sax, R OBP: 0.382, SLG: 0.297	G6-3	G6-3								1	0	0	0	0	0	0				
Joey Cora, S OBP: 0.188, SLG: 0.154	G6-3	G6-3								3	0	0	1	0	0	4				
Robin Ventura, L OBP: 0.429, SLG: 0.417	K									3	1	1	0	2	2	1				
Frank Thomas, R OBP: 0.456, SLG: 0.439		HR								3	2	1	1	1	0	4				
George Bell, R OBP: 0.358, SLG: 0.495	BB	BB								3	1	1	0	1	0	1				
Mike Huff, R OBP: 0.368, SLG: 0.364	BB	BB								3	1	1	0	1	1	2				
Ron Karkovics, R OBP: 0.367, SLG: 0.379	BB	BB								4	1	1	0	0	2	3				
Shawn Abner, R OBP: 1.000, SLG: 1.667	1B	1B								2	0	2	2	0	0	0				
Lance Johnson, L OBP: 0.293, SLG: 0.295	1B	2B								2	1	1	0	0	0	1				
Craig Grebeck, R OBP: 0.362, SLG: 0.385	BB	BB								3	0	1	1	0	0	1				
<b>Inning Stats</b>	R: 0 E: 0 K: 1 S: 7	H: 0 LOB: 0 BB: 0 P: 9	R: 3 E: 0 K: 1 S: 15	H: 4 LOB: 2 BB: 1 P: 29	R: 3 E: 1 K: 0 S: 13	H: 3 LOB: 1 BB: 1 P: 24	R: 0 E: 0 K: 0 S: 12	H: 0 LOB: 1 BB: 2 P: 22	R: 0 E: 0 K: 1 S: 7	H: 0 LOB: 0 BB: 1 P: 16	R: 1 E: 0 K: 0 S: 9	H: 1 LOB: 2 BB: 1 P: 18	R: 0 E: 0 K: 1 S: 10	H: 1 LOB: 1 BB: 0 P: 12	R: 0 E: 0 K: 1 S: 8	H: 0 LOB: 1 BB: 1 P: 13	1B: 7 2B: 2 3B: 0 HR: 1	SF: 1 SAC: 2 DP: 3 HBP: 0	WP: 0 PB: 0 SB: 3 CS: 1	PA: 39
<b>PITCHER</b>	IP WLS BF H R ER SO BB IBB HBP BLK WP HR S P ERA WHIP	IP WLS BF H R ER SO BB IBB HBP BLK WP HR S P ERA WHIP	IP WLS BF H R ER SO BB IBB HBP BLK WP HR S P ERA WHIP	IP WLS BF H R ER SO BB IBB HBP BLK WP HR S P ERA WHIP	IP WLS BF H R ER SO BB IBB HBP BLK WP HR S P ERA WHIP	IP WLS BF H R ER SO BB IBB HBP BLK WP HR S P ERA WHIP	IP WLS BF H R ER SO BB IBB HBP BLK WP HR S P ERA WHIP	IP WLS BF H R ER SO BB IBB HBP BLK WP HR S P ERA WHIP	IP WLS BF H R ER SO BB IBB HBP BLK WP HR S P ERA WHIP	IP WLS BF H R ER SO BB IBB HBP BLK WP HR S P ERA WHIP	IP WLS BF H R ER SO BB IBB HBP BLK WP HR S P ERA WHIP	IP WLS BF H R ER SO BB IBB HBP BLK WP HR S P ERA WHIP	IP WLS BF H R ER SO BB IBB HBP BLK WP HR S P ERA WHIP	IP WLS BF H R ER SO BB IBB HBP BLK WP HR S P ERA WHIP	IP WLS BF H R ER SO BB IBB HBP BLK WP HR S P ERA WHIP	IP WLS BF H R ER SO BB IBB HBP BLK WP HR S P ERA WHIP				
Matt Young, L ERA: 5.63	2.0	14	5	6	4	2	2	0	0	0	0	0	0	15	31	0.00	2.250			
Peter Hoy, R ERA: 10.13	1.1	7	2	0	0	0	1	1	0	0	0	0	0	15	31	0.00	2.250			
Greg Harris, R ERA: 1.61	4.0	L 15	2	1	1	2	1	1	0	0	0	0	0	31	51	2.25	0.750			
Tom Bolton, L ERA: 7.5	0.2	3	0	0	0	1	1	0	0	0	0	0	0	7	12	0.00	1.500			















Batter	1	2	3	4	5	6	7	8	9	AB	R	H	RBI	BB	SO	LOB	TOP					
Tim Raines, S OBP: 0.331, SLG: 0.318 (1, 10)	P7		F8		K		G6-3		1B	5	0	1	0	0	1	1						
Steve Sax, R OBP: 0.365, SLG: 0.317 (1, 4)	F S 2B 1B		G6-3		1B		L9			4	1	2	0	0	0	0						
Robin Ventura, L OBP: 0.413, SLG: 0.412 (1, 5)	1-H 2B		F7		F8		F7			4	0	1	1	0	0	2						
Frank Thomas, R OBP: 0.451, SLG: 0.490 (1, 3)	F9			G5-3		F8		1B		4	0	1	0	0	0	1						
George Bell, R OBP: 0.355, SLG: 0.470 (1, 7)	G4-3			G6-3		F8		G5-3		4	0	0	0	0	0	2						
Dan Pasqua, L OBP: 0.383, SLG: 0.424 Mike Huff, R OBP: 0.375, SLG: 0.353 (9, PH)			K						2B BB	3	0	2	0	0	1	0						
Ron Karkovics, R OBP: 0.341, SLG: 0.338 (1, 2)	G4-3								K	4	0	0	0	0	3	3	AB 36 R 2 H 10 RBI 2 BB 1 SO 7 LOB 11					
Lance Johnson, L OBP: 0.289, SLG: 0.284 (1, 8)									K	4	0	1	0	0	2	1						
Craig Grebeck, R OBP: 0.387, SLG: 0.415 (1, 6)	P3								1B 2B	4	0	2	1	0	0	1						
<b>Inning Stats</b>	R: 1 E: 0 K: 0 S: 8	H: 2 LOB: 1 BB: 0 P: 17	R: 0 E: 0 K: 1 S: 8	H: 1 LOB: 1 BB: 0 P: 11	R: 0 E: 0 K: 0 S: 8	H: 0 LOB: 0 BB: 0 P: 12	R: 0 E: 0 K: 1 S: 12	H: 1 LOB: 1 BB: 0 P: 17	R: 0 E: 0 K: 1 S: 14	H: 2 LOB: 2 BB: 0 P: 23	R: 0 E: 0 K: 1 S: 7	H: 1 LOB: 1 BB: 0 P: 12	R: 0 E: 0 K: 1 S: 7	H: 0 LOB: 0 BB: 0 P: 10	R: 0 E: 0 K: 0 S: 9	H: 1 LOB: 1 BB: 0 P: 12	R: 1 E: 0 K: 2 S: 13	H: 2 LOB: 1 BB: 1 P: 21	1B: 7 2B: 3 3B: 0 HR: 0	SF: 0 SAC: 0 DP: 0 HBP: 0	WP: 0 PB: 0 SB: 1 CS: 0	PA: 37
<b>PITCHER</b>	IP	WLS	BF	H	R	ER	SO	BB	IBB	HBP	BLK	WP	HR	S	P	ERA	WHIP					
Jaime Navarro, R ERA: 3.55 (1, 1)	8.0	W	32	8	1	1	5	0	0	0	0	0	0	73	114	1.12	1.000					
Jesse Orosco, L ERA: 7.5 (9, 1)	0.2		3	0	1	1	2	1	0	0	0	0	0	10	16	13.50	1.500					
Doug Henry, R ERA: 3.86 (9, 1)	0.1		2	2	0	0	0	0	0	0	0	0	0	3	5	0.00	6.000					

Chicago White Sox @ Milwaukee Brewers  
Milwaukee County Stadium, Milwaukee, WI  
Tue May 12 1992, 8:05 PM EDT  
Att: 12,842 - Cloudy - 70 F



Batter	1	2	3	4	5	6	7	8	9	AB	R	H	RBI	BB	SO	LOB	BOTTOM					
Paul Molitor, R OBP: 0.376, SLG: 0.397 (1, 3)	1B BLK 2B	P4								4	2	3	0	0	0	1						
Pat Listach, S OBP: 0.403, SLG: 0.437 (1, 6)	S SF9 1B									4	2	3	0	0	0	2						
Robin Yount, R OBP: 0.284, SLG: 0.346 (1, 8)	P3									4	1	1	2	0	0	4						
Greg Vaughn, R OBP: 0.327, SLG: 0.474 (1, 7)	3-H BB									2	0	1	1	2	0	0						
Dante Bichette, R OBP: 0.324, SLG: 0.357 (1, 9)	SF9									3	0	0	1	0	1	1						
Kevin Seitzer, R OBP: 0.336, SLG: 0.410 (1, 5)	G3									4	1	1	0	0	0	2						
Tim McIntosh, R OBP: 0.217, SLG: 0.261 (1, 10)										4	0	3	1	0	0	1						
Andy Allanson, R OBP: 0.381, SLG: 0.429 (1, 2)	FC6-4 CS									4	0	0	0	0	1	3						
Scott Fletcher, R OBP: 0.354, SLG: 0.364 (1, 4)	S 1B									2	0	1	0	1	0	0						
<b>Inning Stats</b>	R: 2 E: 0 K: 0 S: 12	H: 2 LOB: 1 BB: 1 P: 22	R: 0 E: 0 K: 0 S: 10	H: 2 LOB: 1 BB: 0 P: 15	R: 0 E: 0 K: 0 S: 5	H: 1 LOB: 0 BB: 0 P: 8	R: 1 E: 0 K: 0 S: 8	H: 2 LOB: 0 BB: 0 P: 11	R: 0 E: 0 K: 0 S: 6	H: 1 LOB: 1 BB: 1 P: 14	R: 0 E: 0 K: 0 S: 3	H: 0 LOB: 1 BB: 1 P: 9	R: 3 E: 0 K: 1 S: 15	H: 4 LOB: 0 BB: 0 P: 20	R: 0 E: 0 K: 1 S: 13	H: 1 LOB: 1 BB: 0 P: 18	1B: 9 2B: 5 3B: 0 HR: 0	SF: 1 SAC: 0 DP: 3 HBP: 0	WP: 0 PB: 0 SB: 3 CS: 2	PA: 36		
<b>PITCHER</b>	IP	WLS	BF	H	R	ER	SO	BB	IBB	HBP	BLK	WP	HR	S	P	ERA	WHIP					
Greg Hibbard, L ERA: 4.4 (7, 1)	6.2	L	29	10	5	5	1	3	0	0	0	0	0	57	94	6.75	1.950					
Terry Leach, R ERA: 2.57 (7, 1)	1.1		6	3	1	1	1	0	0	0	0	0	0	15	23	6.75	2.250					

Chicago White Sox @ Milwaukee Brewers  
Milwaukee County Stadium, Milwaukee, WI  
Tue May 12 1992, 8:05 PM EDT  
Att: 12,842 - Cloudy - 70 F





Batter	1	2	3	4	5	6	7	8	9	AB	R	H	RBI	BB	SO	LOB	TOP					
<b>Tim Raines, S</b> OBP: 0.320, SLG: 0.306 (1, 7)	1-1 G6-3		0-2 G3-1		2-0 L8			3-3 K		4	0	0	0	0	1	1						
<b>Steve Sax, R</b> OBP: 0.352, SLG: 0.315 (1, 4)	0-1 E1 2B		3-1 G6-3			1-0 G4-3		0-1 1B		4	1	1	0	0	0	0						
<b>Robin Ventura, L</b> OBP: 0.415, SLG: 0.419 (1, 5)	2-1 1-H 2B		3-3 K			1-1 G3		4-2 1B		3	0	1	1	1	1	0						
<b>Frank Thomas, R</b> OBP: 0.438, SLG: 0.471 (1, 3)	0-0 F7			1-1 G3-1		1-1 F8		3-2 F8		4	0	0	0	0	0	3						
<b>George Bell, R</b> OBP: 0.352, SLG: 0.462 (1, 10)	1-1 P6			1-1 F8			2-2 1B		1-3 K	4	0	1	0	0	1	1						
<b>Dan Pasqua, L</b> OBP: 0.345, SLG: 0.400 (1, 9)		3-3 K		0-1 L9			3-1 F9		0-0 G4-3	4	0	0	0	0	1	1						
<b>Ron Karkovics, R</b> OBP: 0.347, SLG: 0.346 (1, 2)		3-1 FC5-4 1B			0-0 G5-3		1 SAFE 0-0 G6-4-3 1B		1-3 K	4	0	2	0	0	1	0						
<b>Lance Johnson, L</b> OBP: 0.299, SLG: 0.295 (1, 8)		0-2 FC5-4 1B			3-1 1B		2-2 G6-4-3 1-2			3	0	2	0	0	0	2						
<b>Craig Grebeck, R</b> OBP: 0.369, SLG: 0.393 (1, 6)		2-2 FC5-4			0-3 K			2-1 G6-3		3	0	0	0	0	1	3						
<b>Inning Stats</b>	R: 1 E: 1 K: 0 S: 9	H: 1 LOB: 1 BB: 0 P: 13	R: 0 E: 0 K: 1 S: 11	H: 2 LOB: 1 BB: 0 P: 19	R: 0 E: 0 K: 1 S: 9	H: 0 LOB: 0 BB: 0 P: 15	R: 0 E: 0 K: 0 S: 6	H: 0 LOB: 0 BB: 0 P: 8	R: 0 E: 0 K: 1 S: 9	H: 1 LOB: 1 BB: 0 P: 13	R: 0 E: 0 K: 0 S: 5	H: 0 LOB: 0 BB: 0 P: 8	R: 0 E: 0 K: 0 S: 12	H: 2 LOB: 1 BB: 0 P: 19	R: 0 E: 0 K: 1 S: 13	H: 1 LOB: 2 BB: 1 P: 25	R: 0 E: 0 K: 2 S: 8	H: 0 LOB: 0 BB: 0 P: 10	1B: 6 2B: 1 3B: 0 HR: 0	SF: 0 SAC: 0 DP: 1 HBP: 0	WP: 0 PB: 0 CS: 2	PA: 34
<b>PITCHER</b> <b>Bill Wegman, R</b> ERA: 2.48 (1, 1)	IP: 9.0 WLS: L BF: 34	H: 7 R: 1 ER: 0 SO: 6	BB: 1 IBB: 0 HBP: 0 BLK: 0	WP: 0 HR: 0 S: 82 P: 130	ERA: 0.00 WHIP: 0.889											<b>PITCHER</b> IP: 9.0 WLS: L BF: 34 H: 7 R: 1 ER: 0 SO: 6 BB: 1 IBB: 0 HBP: 0 BLK: 0 WP: 0 HR: 0 S: 82 P: 130 ERA: 0.00 WHIP: 0.889						

Chicago White Sox @ Milwaukee Brewers  
Milwaukee County Stadium, Milwaukee, WI  
Wed May 13, 1992, 4:33 AM EDT  
Att: 20,662 - Sunny - 52 F

AB 33  
R 1  
H 7  
RBI 1  
BB 1  
SO 6  
LOB 11



Batter	1	2	3	4	5	6	7	8	9	AB	R	H	RBI	BB	SO	LOB	BOTTOM			
<b>Paul Molitor, R</b> OBP: 0.372, SLG: 0.387 (1, 10)	2-3 K		1-1 G3			4-2 BB		0-0 P5		3	0	0	0	1	1	2				
<b>Pat Listach, S</b> OBP: 0.395, SLG: 0.419 (1, 6)	2-2 G1-3			3-2 G6-3		2-2 G3		4-2 BB		3	0	0	0	1	0	1				
<b>Robin Yount, R</b> OBP: 0.283, SLG: 0.336 (1, 8)	1-1 L4			0-0 G5-3			4-1 1B	0-1 F9		3	0	0	0	1	0	2				
<b>Greg Vaughn, R</b> OBP: 0.316, SLG: 0.455 (1, 7)		2-2 P4		3-1 L5			3-2 F9		2-3 K	4	0	0	0	0	1	1				
<b>Dante Bichette, R</b> OBP: 0.308, SLG: 0.338 (1, 9)		3-2 F9			0-0 G5-3		1 SAFE 0-0 P2		1-2 G4-3	4	0	0	0	0	0	1				
<b>Kevin Seitzer, R</b> OBP: 0.333, SLG: 0.404 (1, 5)		2-0 G6-3			0-2 G6-3		3-2 1B		2-1 L4	4	0	1	0	0	0	0				
<b>Tim McIntosh, R</b> OBP: 0.231, SLG: 0.240 (1, 3)			3-2 E HBP		0-1 P3		1-1 L6			2	0	0	0	0	0	2				
<b>B.J. Surhoff, L</b> OBP: 0.165, SLG: 0.167 (1, 2)			1-3 K		2-0 F9			0-1 G4-3		3	0	0	0	0	1	1				
<b>Jim Gantner, L</b> OBP: 0.304, SLG: 0.280 <b>William Suero, R</b> (8, PR) (9, 4)			0-0 G1-3			1-3 K		1-2 2B		3	0	1	0	0	1	1				
<b>Inning Stats</b>	R: 0 E: 0 K: 1 S: 8	H: 0 LOB: 0 BB: 0 P: 13	R: 0 E: 0 K: 0 S: 7	H: 0 LOB: 0 BB: 0 P: 14	R: 0 E: 1 K: 1 S: 10	H: 0 LOB: 1 BB: 0 P: 15	R: 0 E: 0 K: 0 S: 8	H: 0 LOB: 0 BB: 0 P: 14	R: 0 E: 0 K: 1 S: 10	H: 0 LOB: 1 BB: 1 P: 18	R: 0 E: 0 K: 0 S: 10	H: 1 LOB: 2 BB: 1 P: 21	R: 0 E: 0 K: 0 S: 14	H: 1 LOB: 2 BB: 1 P: 19	R: 0 E: 0 K: 1 S: 8	H: 0 LOB: 0 BB: 0 P: 13	1B: 1 2B: 1 3B: 0 HR: 0	SF: 0 SAC: 0 DP: 0 HBP: 1	WP: 0 PB: 0 CS: 0	PA: 33
<b>PITCHER</b> <b>Kirk McCaskill, R</b> ERA: 4.64 <b>Bobby Thigpen, R</b> ERA: 3.45 (1, 1) (8, 1)	IP: 7.1 WLS: W BF: 27	H: 2 R: 0 ER: 0 SO: 3	BB: 2 IBB: 0 HBP: 1 BLK: 0	WP: 0 HR: 0 S: 64 P: 107	ERA: 0.00 WHIP: 0.545											<b>PITCHER</b> IP: 1.2 WLS: S BF: 6 H: 0 R: 0 ER: 0 SO: 1 BB: 1 IBB: 0 HBP: 0 BLK: 0 WP: 0 HR: 0 S: 17 P: 26 ERA: 0.00 WHIP: 0.600				

Chicago White Sox @ Milwaukee Brewers  
Milwaukee County Stadium, Milwaukee, WI  
Wed May 13, 1992, 4:33 AM EDT  
Att: 20,662 - Sunny - 52 F

AB 29  
R 0  
H 2  
RBI 0  
BB 3  
SO 4  
LOB 11






Batter	1	2	3	4	5	6	7	8	9	AB	R	H	RBI	BB	SO	LOB	TOP		
<b>Brady Anderson, L</b> (1, 7) OBP: 0.396, SLG: 0.530	F9		1B		G1-3		F7		K	5	0	1	1	0	1	2			
<b>Mike Deversaux, R</b> (1, 8) OBP: 0.336, SLG: 0.504	F7		2H 1B		G6-3		L4			3	0	0	0	1	0	2			
<b>Cal Ripken Jr., R</b> (1, 6) OBP: 0.327, SLG: 0.406	G6-3		F8				F7		G2-3	4	0	0	0	0	0	2			
<b>Sam Horn, L</b> (1, 10) OBP: 0.384, SLG: 0.444		G4-6-3 1B		BB			P4		F7	3	0	1	0	1	0	0			
<b>Randy Milligan, R</b> (1, 3) OBP: 0.347, SLG: 0.370		G4-6-3		BB			P4			3	0	1	0	1	0	1			
<b>David Segui, S</b> (8, 3) OBP: 0.348, SLG: 0.361		1-2		BB					1B	0	0	0	0	0	0	0			
<b>Chris Hoiles, R</b> (1, 2) OBP: 0.435, SLG: 0.578	G4-3						F7		1B	4	0	1	0	0	1	2			
<b>Joe Orsulak, L</b> (1, 9) OBP: 0.235, SLG: 0.259			F7		L4				K	4	1	1	0	0	1	4			
<b>Leo Gomez, R</b> (1, 5) OBP: 0.356, SLG: 0.429			1B		K				K	4	1	2	0	0	2	2			
<b>Mark McLemore, S</b> (1, 4) OBP: 0.365, SLG: 0.308			L6						L4	4	0	1	1	0	0	1			
<b>Inning Stats</b>	R: 0 H: 0 E: 0 K: 0 S: 3	H: 0 LOB: 0 BB: 0 P: 5	R: 0 H: 1 E: 0 K: 0 S: 5	LOB: 0 BB: 0 P: 6	R: 1 H: 2 E: 0 K: 0 S: 13	H: 2 LOB: 2 BB: 1 P: 24	R: 0 H: 0 E: 0 K: 2 S: 13	H: 0 LOB: 0 BB: 2 P: 27	R: 0 H: 0 E: 0 K: 0 S: 5	H: 0 LOB: 0 BB: 0 P: 13	R: 1 H: 3 E: 0 K: 0 S: 14	H: 3 LOB: 2 BB: 0 P: 22	R: 0 H: 2 E: 0 K: 1 S: 9	H: 2 LOB: 2 BB: 0 P: 15	R: 0 H: 0 E: 0 K: 2 S: 8	H: 0 LOB: 0 BB: 0 P: 14	1B: 7 2B: 1 3B: 0 HR: 0	SF: 0 SAC: 0 DP: 1 HBP: 0	WP: 0 PA: 37 SB: 0 CS: 0
<b>PITCHER</b>	IP	WLS	BF	H	R	ER	SO	BB	IBB	HBP	BLK	WP	HR	S	P	ERA	WHIP		
<b>Alex Fernandez, R</b> (1, 1) ERA: 3.35	7.2	L	33	8	2	2	2	3	0	0	0	0	0	65	113	2.35	1.435		
<b>Scott Radinsky, L</b> (8, 1) ERA: 1.29	1.1		4	0	0	0	3	0	0	0	0	0	0	13	22	0.00	0.000		

**Baltimore Orioles @ Chicago White Sox**  
Comiskey Park, Chicago, IL  
Fri May 15 1992, 8:05 PM EDT  
Att: 38,026 - Sunny - 71 F


AB 34  
R 2  
H 8  
RBI 2  
BB 3  
SO 5  
LOB 16



Batter	1	2	3	4	5	6	7	8	9	AB	R	H	RBI	BB	SO	LOB	BOTTOM		
<b>Tim Raines, S</b> (1, 7) OBP: 0.318, SLG: 0.298	F9		BB			G3			F9	3	0	0	0	1	0	0			
<b>Steve Sax, R</b> (1, 4) OBP: 0.341, SLG: 0.304	G4-3		G4-3			G6-3			F9	4	0	0	0	0	0	1			
<b>Robin Ventura, L</b> (1, 5) OBP: 0.411, SLG: 0.413	K				P3		F9		1B	4	0	1	0	0	1	0			
<b>Frank Thomas, R</b> (1, 3) OBP: 0.440, SLG: 0.472		1B			G5-3		G5-3		1B	4	0	2	0	0	0	0			
<b>George Bell, R</b> (1, 10) OBP: 0.341, SLG: 0.447		L7			G5-3		P4		FC6-4	4	0	0	0	0	0	3			
<b>Dan Pasqua, L</b> (1, 9) OBP: 0.333, SLG: 0.384		K				F8			G3-1	3	0	0	0	0	1	1			
<b>Ron Karkovics, R</b> (1, 2) OBP: 0.340, SLG: 0.337										2	0	0	0	0	2	1			
<b>Warren Newson, L</b> (8, PH) OBP: 0.417, SLG: 0.333										1	0	1	0	0	0	0			
<b>Matt Merullo, L</b> (9, 2) OBP: 0.200, SLG: 0.148									1B	0	0	0	0	0	0	0			
<b>Lance Johnson, L</b> (1, 8) OBP: 0.300, SLG: 0.296					G3-1				L6	3	0	1	0	0	0	1			
<b>Craig Grebeck, R</b> (1, 6) OBP: 0.353, SLG: 0.373							F9		F9	3	0	0	0	0	1	2			
<b>Inning Stats</b>	R: 0 H: 0 E: 0 K: 1 S: 9	H: 1 LOB: 1 BB: 0 P: 15	R: 0 H: 1 E: 0 K: 2 S: 11	LOB: 1 BB: 0 P: 13	R: 0 H: 1 E: 0 K: 1 S: 10	H: 1 LOB: 1 BB: 1 P: 16	R: 0 H: 0 E: 0 K: 0 S: 9	H: 0 LOB: 0 BB: 0 P: 14	R: 0 H: 0 E: 0 K: 1 S: 9	H: 0 LOB: 0 BB: 0 P: 10	R: 0 H: 0 E: 0 K: 0 S: 8	H: 0 LOB: 0 BB: 0 P: 14	R: 0 H: 1 E: 0 K: 0 S: 9	H: 1 LOB: 1 BB: 0 P: 11	R: 0 H: 2 E: 0 K: 0 S: 10	H: 2 LOB: 2 BB: 0 P: 12	1B: 5 2B: 0 3B: 0 HR: 0	SF: 0 SAC: 0 DP: 0 HBP: 0	WP: 0 PA: 32 SB: 1 CS: 1
<b>PITCHER</b>	IP	WLS	BF	H	R	ER	SO	BB	IBB	HBP	BLK	WP	HR	S	P	ERA	WHIP		
<b>35 Mike Mussina, R</b> (1, 1) ERA: 2.42	8.2	W	30	4	0	0	0	1	0	0	0	0	0	77	111	0.00	0.577		
<b>Gregg Olson, R</b> (9, 1) ERA: 1.76	0.1	S	2	1	0	0	0	0	0	0	0	0	0	4	6	0.00	3.000		

**Baltimore Orioles @ Chicago White Sox**  
Comiskey Park, Chicago, IL  
Fri May 15 1992, 8:05 PM EDT  
Att: 38,026 - Sunny - 71 F

AB 31  
R 0  
H 5  
RBI 0  
BB 1  
SO 5  
LOB 9





Batter	1	2	3	4	5	6	7	8	9	AB	R	H	RBI	BB	SO	LOB	TOP										
<b>Brady Anderson, L</b> (1, 8) OBP: 0.394, SLG: 0.525	P4	1B BB		SH3 1B 2B	G6-3		P5		F8	5	1	1	0	1	0	4	<b>Baltimore Orioles @ Chicago White Sox</b> Comiskey Park, Chicago, IL Sat May 16 1992, 8:05 PM EDT Att: 41,993 - Cloudy - 85 F										
<b>Mark McLemore, S</b> (1, 4) OBP: 0.359, SLG: 0.304	2B	1B		SH3	G4-3		FC1-5-2-6 FC5			4	1	1	0	0	0	5											
<b>Cal Ripken Jr., R</b> (1, 6) OBP: 0.329, SLG: 0.402	F8	1B		BB 1B SF9 IBB			F8		FC5	4	1	1	0	1	0	3											
<b>Sam Horn, L</b> (1, 10) OBP: 0.387, SLG: 0.462 <b>Glenn Davis, R</b> (4, PH) OBP: 0.196, SLG: 0.188	1-H HR	K		BB 1B	G4-3				G6-3	2	1	1	1	0	1	3											
<b>Chris Hoiles, R</b> (1, 2) OBP: 0.450, SLG: 0.629	2H HR			1B 3B			1B BB		P4	3	2	2	2	2	0	0											
<b>Joe Orsulak, L</b> (1, 7) OBP: 0.244, SLG: 0.271	G3			G4-3 G3-1 1B	SF9		1B		F7	4	0	2	2	0	0	0											
<b>David Segui, S</b> (1, 3) OBP: 0.338, SLG: 0.364		2B		G3-1	F8		G5-3		G3	5	1	1	0	0	0	5											
<b>Chito Martinez, L</b> (1, 9) OBP: 0.357, SLG: 0.133	P5			G4-3			K		G3	5	0	1	0	0	1	2											
<b>Tim Lincecum, R</b> (1, 5) OBP: 0.436, SLG: 0.510	1B 2B			K	G6-3		P5 BB		1B	4	0	3	1	1	1	1											
<b>Inning Stats</b>	R: 3 E: 0 K: 0 S: 12	H: 3 LOB: 0 BB: 0 P: 14	R: 1 E: 0 K: 1 S: 18	H: 3 LOB: 3 BB: 1 P: 29	R: 1 E: 0 K: 1 S: 16	H: 2 LOB: 1 BB: 0 P: 23	R: 2 E: 0 K: 0 S: 11	H: 2 LOB: 2 BB: 2 P: 21	R: 0 E: 0 K: 1 S: 7	H: 1 LOB: 2 BB: 0 P: 10	R: 0 E: 0 K: 0 S: 15	H: 1 LOB: 2 BB: 1 P: 22	R: 0 E: 0 K: 0 S: 12	H: 0 LOB: 0 BB: 0 P: 23	R: 0 E: 0 K: 0 S: 8	H: 0 LOB: 0 BB: 0 P: 12		R: 0 E: 0 K: 0 S: 8	H: 1 LOB: 1 BB: 0 P: 9	1B: 7 2B: 5 3B: 1 HR: 1	SF: 1 SAC: 1 DP: 0 HBP: 0	WP: 1 PB: 1 SB: 0 CS: 0	PA: 46				
<b>PITCHER</b>	IP	WLS	BF	H	R	ER	SO	BB	IBB	HBP	BLK	WP	HR	S	P	ERA	WHIP										
<b>Jack McDowell, R</b> (1, 1) ERA: 3.41	3.0	L	18	8	5	5	2	1	0	0	0	0	1	46	66	15.00	3.000										
<b>Wilson Alvarez, L</b> (4, 1) ERA: 1.59	4.0	21	5	2	2	1	3	1	0	0	0	1	0	45	76	4.50	2.000										
<b>Donn Pall, R</b> (8, 1) ERA: 2.25	1.0	3	0	0	0	0	0	0	0	0	0	0	0	8	12	0.00	0.000										
<b>Terry Leach, R</b> (9, 1) ERA: 2.4	1.0	4	1	0	0	0	0	0	0	0	0	0	0	8	9	0.00	1.000										

Batter	1	2	3	4	5	6	7	8	9	AB	R	H	RBI	BB	SO	LOB	BOTTOM										
<b>Tim Raines, S</b> (1, 10) OBP: 0.316, SLG: 0.297	G6-3 1B	F7			G3-1		F9			4	1	1	0	0	0	1	<b>Baltimore Orioles @ Chicago White Sox</b> Comiskey Park, Chicago, IL Sat May 16 1992, 8:05 PM EDT Att: 41,993 - Cloudy - 85 F										
<b>Steve Sax, R</b> (1, 4) OBP: 0.336, SLG: 0.302	G6-3			G3-1	1B		G4-3			4	0	1	0	0	0	1											
<b>Robin Ventura, L</b> (1, 5) OBP: 0.413, SLG: 0.416	BB 1B			P6	WP 1B		G4-3			4	0	2	1	0	0	0											
<b>Frank Thomas, R</b> (1, 3) OBP: 0.441, SLG: 0.495	BB			HR	G6-3		K			3	1	1	1	1	1	2											
<b>George Bell, R</b> (1, 7) OBP: 0.338, SLG: 0.437	P6			F8			P4		BB	3	0	0	0	1	0	2											
<b>Dan Pasqua, L</b> (1, 9) OBP: 0.319, SLG: 0.364	K			F9	L4		F7			4	0	0	0	0	1	3											
<b>Matt Merullo, L</b> (1, 2) OBP: 0.212, SLG: 0.200 <b>Shawn Abner, R</b> (9, PH) OBP: 0.750, SLG: 1.250		G3-1		G3			2B		G1-3	3	0	1	0	0	0	0											
<b>Lance Johnson, L</b> (1, 8) OBP: 0.301, SLG: 0.297 <b>Mike Huff, R</b> (9, PH) OBP: 0.366, SLG: 0.343		1B		G4-3			G3		F8	3	0	1	0	0	0	1											
<b>Craig Grebeck, R</b> (1, 6) OBP: 0.338, SLG: 0.355 <b>Esteban Beltre, R</b> (8, 6) OBP: 0.167, SLG: 0.167		F9			P4		G5-3		F8	3	0	0	0	0	0	1											
<b>Inning Stats</b>	R: 1 E: 0 K: 1 S: 10	H: 2 LOB: 1 BB: 1 P: 19	R: 0 E: 0 K: 0 S: 6	H: 1 LOB: 1 BB: 0 P: 6	R: 1 E: 0 K: 0 S: 10	H: 1 LOB: 0 BB: 0 P: 17	R: 0 E: 0 K: 0 S: 7	H: 0 LOB: 0 BB: 0 P: 12	R: 0 E: 0 K: 0 S: 12	H: 2 LOB: 2 BB: 0 P: 21	R: 0 E: 0 K: 0 S: 6	H: 1 LOB: 1 BB: 0 P: 8	R: 0 E: 0 K: 1 S: 11	H: 0 LOB: 0 BB: 1 P: 21	R: 0 E: 0 K: 0 S: 7	H: 0 LOB: 0 BB: 0 P: 10		R: 0 E: 0 K: 0 S: 7	H: 0 LOB: 0 BB: 0 P: 10	1B: 5 2B: 1 3B: 0 HR: 1	SF: 0 SAC: 0 DP: 0 HBP: 0	WP: 1 PB: 0 SB: 1 CS: 0	PA: 36				
<b>PITCHER</b>	IP	WLS	BF	H	R	ER	SO	BB	IBB	HBP	BLK	WP	HR	S	P	ERA	WHIP										
<b>Bob Miliacki, R</b> (1, 1) ERA: 4.36	8.0	W	33	7	2	2	2	2	0	0	0	0	1	67	110	2.25	1.125										
<b>Mike Flanagan, L</b> (9, 1) ERA: 4.5	1.0	3	0	0	0	0	0	0	0	0	0	0	0	7	10	0.00	0.000										



Batter	1	2	3	4	5	6	7	8	9	AB	R	H	RBI	BB	SO	LOB	TOP					
Mike Devereaux, R OBP: 0.336, SLG: 0.504																	6 1 2 2 0 1 2					
David Segui, S OBP: 0.350, SLG: 0.375																	6 1 3 0 0 0 2					
Cal Ripken Jr., R OBP: 0.338, SLG: 0.499																	5 1 3 0 0 0 1					
Mark McLemore, S OBP: 0.354, SLG: 0.300																	1 0 0 0 0 0 1					
Randy Milligan, R OBP: 0.350, SLG: 0.372																	5 1 2 2 0 0 4					
Chris Hoiles, R OBP: 0.448, SLG: 0.642																	4 2 1 1 1 0 4					
Jeff Tackett, R OBP: 0.222, SLG: 0.500																	0 0 0 0 0 0 0					
Glenn Davis, R OBP: 0.238, SLG: 0.333																	5 1 2 3 0 1 2					
Leo Gomez, R OBP: 0.358, SLG: 0.450																	4 1 1 2 1 2 0					
Joe Orsulak, L OBP: 0.274, SLG: 0.284																	3 1 2 0 1 0 0					
Billy Ripken, R OBP: 0.250, SLG: 0.317																	3 0 0 0 0 0 4					
Sam Horn, L OBP: 0.395, SLG: 0.462																	0 0 0 0 1 0 0					
Tim Hulett, R OBP: 0.446, SLG: 0.520																	1 1 1 0 0 0 0					
<b>Inning Stats</b>	R: 1 E: 1 K: 0 S: 18	H: 2 LOB: 1 BB: 0 P: 28	R: 0 E: 0 K: 2 S: 15	H: 0 LOB: 1 BB: 1 P: 23	R: 0 E: 0 K: 1 S: 8	H: 1 LOB: 0 BB: 0 P: 11	R: 1 E: 0 K: 0 S: 5	H: 1 LOB: 0 BB: 0 P: 7	R: 4 E: 0 K: 0 S: 25	H: 4 LOB: 3 BB: 2 P: 46	R: 0 E: 0 K: 0 S: 5	H: 0 LOB: 0 BB: 0 P: 7	R: 2 E: 0 K: 0 S: 13	H: 4 LOB: 2 BB: 1 P: 23	R: 0 E: 0 K: 0 S: 19	H: 2 LOB: 2 BB: 0 P: 25	R: 2 E: 0 K: 1 S: 14	H: 3 LOB: 1 BB: 0 P: 24	1B: 13 2B: 1 3B: 1 HR: 2	SF: 0 SAC: 0 DP: 1 HBP: 1	WP: 0 PB: 0 SB: 0 CS: 0	PA: 48
<b>PITCHER</b>	IP WLS BF H R ER SO BB IBB HBP BLK WP HR S P ERA WHIP																					
Greg Hibbard, L ERA: 4.88	(1, 1) 4.2 26 8 6 5 3 2 1 1 0 0 1 67 110 9.64 2.143																					
Donn Pail, R ERA: 2.93	(5, 1) 3.1 W 16 6 2 2 0 1 0 0 0 0 1 41 60 5.40 2.100																					
Bobby Thigpen, R ERA: 4.32	(9, 1) 1.0 6 3 2 2 1 0 0 0 0 0 0 14 24 18.00 3.000																					

**Baltimore Orioles @ Chicago White Sox**  
Comiskey Park, Chicago, IL  
Sun May 17, 1992, 4:33 AM EDT  
Att: 40,903 - Cloudy - 79 F

AB	43
R	10
H	17
RBI	10
BB	4
SO	4
LOB	20



Batter	1	2	3	4	5	6	7	8	9	AB	R	H	RBI	BB	SO	LOB	BOTTOM					
Tim Raines, S OBP: 0.340, SLG: 0.361																	4 4 4 2 1 0 0					
Steve Sax, R OBP: 0.343, SLG: 0.345																	3 2 2 5 0 0 0					
Joey Cora, S OBP: 0.273, SLG: 0.133																	1 0 0 0 0 1 1					
Robin Ventura, L OBP: 0.406, SLG: 0.438																	3 1 1 3 0 0 1					
Frank Thomas, R OBP: 0.447, SLG: 0.522																	4 1 2 2 1 0 0					
George Bell, R OBP: 0.333, SLG: 0.427																	5 0 1 0 0 1 2					
Warren Newson, L OBP: 0.494, SLG: 0.318																	1 2 0 0 3 0 0					
Mike Huff, R OBP: 0.357, SLG: 0.333																	1 0 0 0 0 1 1					
Ron Karkovics, R OBP: 0.330, SLG: 0.326																	3 0 0 0 0 2 2					
Lance Johnson, L OBP: 0.307, SLG: 0.303																	4 2 2 0 0 1 1					
Craig Grebeck, R OBP: 0.347, SLG: 0.385																	3 2 2 2 0 0 1					
<b>Inning Stats</b>	R: 2 E: 0 K: 1 S: 13	H: 2 LOB: 0 BB: 0 P: 21	R: 0 E: 0 K: 2 S: 11	H: 0 LOB: 1 BB: 1 P: 18	R: 2 E: 0 K: 0 S: 11	H: 3 LOB: 0 BB: 0 P: 14	R: 0 E: 0 K: 0 S: 8	H: 0 LOB: 0 BB: 0 P: 11	R: 3 E: 0 K: 0 S: 15	H: 3 LOB: 0 BB: 0 P: 28	R: 5 E: 0 K: 1 S: 21	H: 3 LOB: 1 BB: 3 P: 40	R: 2 E: 1 K: 1 S: 12	H: 2 LOB: 1 BB: 1 P: 20	R: 0 E: 0 K: 1 S: 9	H: 1 LOB: 1 BB: 0 P: 17	R: 0 E: 0 K: 1 S: 9	H: 1 LOB: 1 BB: 0 P: 17	1B: 6 2B: 3 3B: 2 HR: 3	SF: 4 SAC: 1 DP: 1 HBP: 0	WP: 0 PB: 0 SB: 1 CS: 0	PA: 42
<b>PITCHER</b>	IP WLS BF H R ER SO BB IBB HBP BLK WP HR S P ERA WHIP																					
Ben McDonald, R ERA: 3.4	(1, 1) 5.0 L 23 8 7 7 3 1 1 0 0 0 0 0 15 29 135.00 12.000																					
Storm Davis, R ERA: 4.43	(6, 1) 0.1 6 3 5 5 1 1 1 0 0 0 0 0 15 29 135.00 12.000																					
Alan Mills, R ERA: 0.96	(6, 1) 2.2 13 3 2 1 2 2 0 0 0 0 0 0 27 48 3.38 1.875																					

**Baltimore Orioles @ Chicago White Sox**  
Comiskey Park, Chicago, IL  
Sun May 17, 1992, 4:33 AM EDT  
Att: 40,903 - Cloudy - 79 F

AB	32
R	14
H	14
RBI	14
BB	5
SO	6
LOB	9





Batter	1	2	3	4	5	6	7	8	9	AB	R	H	RBI	BB	SO	LOB	TOP					
<b>Jim Eisenreich, L</b> OBP: 0.316, SLG: 0.353 (1, 10)	F8					K			F7	5	0	2	3	0	1	1	<b>Kansas City Royals @ Chicago White Sox</b> Comiskey Park, Chicago, IL Mon May 18 1992, 8:05 PM EDT Att: 25,434 - Cloudy - 50 F					
<b>Brian McRae, S</b> OBP: 0.291, SLG: 0.270 (1, 8)	1B	G6-3		G3			F8		G6-3	5	1	1	0	0	0	3						
<b>Gregg Jefferies, S</b> OBP: 0.286, SLG: 0.290 (1, 5)	F7		G5-3				K		K	5	1	1	0	0	2	1						
<b>George Brett, L</b> OBP: 0.329, SLG: 0.376 (1, 3)	1B			F8						3	0	1	1	1	1	1						
<b>Kevin McReynolds, R</b> OBP: 0.319, SLG: 0.353 (1, 7)		G4-3	E3						K	4	1	1	0	0	0	1						
<b>Chris Cwynn, L</b> OBP: 0.294, SLG: 0.394 (1, 9)	BB	1B		K					G5-3	4	1	2	1	0	1	1						
<b>Mike MacFarlane, R</b> OBP: 0.347, SLG: 0.380 (1, 2)	BB	1B							K	4	1	1	0	0	1	1						
<b>Curtis Wilkerson, S</b> OBP: 0.200, SLG: 0.217 (1, 4)	BB	BB		1B					E6	2	1	1	0	2	0	0						
<b>Rico Rossy, R</b> OBP: 0.283, SLG: 0.260 (1, 6)	K			F9					P4	4	0	0	0	0	1	6						
<b>Inning Stats</b>	R: 1 E: 0 K: 0 S: 7	H: 2 LOB: 1 BB: 1 P: 11	R: 3 E: 0 K: 1 S: 19	H: 3 LOB: 1 BB: 1 P: 32	R: 0 E: 1 K: 1 S: 13	H: 0 LOB: 1 BB: 0 P: 17	R: 0 E: 0 K: 0 S: 6	H: 1 LOB: 2 BB: 1 P: 16	R: 2 E: 1 K: 1 S: 11	H: 3 LOB: 0 BB: 0 P: 14	R: 0 E: 1 K: 1 S: 9	H: 0 LOB: 0 BB: 0 P: 14	R: 0 E: 0 K: 1 S: 11	H: 0 LOB: 1 BB: 1 P: 20	R: 0 E: 0 K: 1 S: 8	H: 1 LOB: 1 BB: 0 P: 11		R: 0 E: 0 K: 1 S: 9	H: 0 LOB: 0 BB: 0 P: 11	1B: 8 2B: 2 HR: 0	SF: 0 SAC: 0 DP: 1 HBP: 0	WP: 0 PB: 0 CS: 1
<b>PITCHER</b>	IP	WLS	BF	H	R	ER	SO	BB	IBB	HBP	BLK	WP	HR	S	P	ERA	WHIP					
<b>Kirk McCaskill, R</b> ERA: 4.89 (1, 1)	7.0	L	32	9	6	5	5	3	0	0	0	0	0	76	124	6.43	1.714					
<b>Terry Leach, R</b> ERA: 2.12 (8, 1)	2.0		7	1	0	0	2	0	0	0	0	0	0	17	22	0.00	0.500					

Batter	1	2	3	4	5	6	7	8	9	AB	R	H	RBI	BB	SO	LOB	BOTTOM					
<b>Tim Raines, S</b> OBP: 0.342, SLG: 0.357 (1, 7)	BB			F9			K		F9	4	0	1	0	1	1	2	<b>Kansas City Royals @ Chicago White Sox</b> Comiskey Park, Chicago, IL Mon May 18 1992, 8:05 PM EDT Att: 25,434 - Cloudy - 50 F					
<b>Steve Sax, R</b> OBP: 0.333, SLG: 0.333 (1, 4)	F7		P9			K			F7	4	0	0	0	0	1	3						
<b>Robin Ventura, L</b> OBP: 0.421, SLG: 0.469 (1, 5)	BB								FC5-4	2	1	2	1	2	0	0						
<b>Frank Thomas, R</b> OBP: 0.442, SLG: 0.513 (1, 3)	K		P3						FC5-4	4	0	1	0	0	1	6						
<b>George Bell, R</b> OBP: 0.324, SLG: 0.415 (1, 10)	G6-3		F8						G5-3	4	0	0	0	0	0	6						
<b>Mike Huff, R</b> OBP: 0.326, SLG: 0.300 (1, 9)	L1			G6-3					G3-1	4	0	0	0	0	0	1						
<b>Ron Karkovics, R</b> OBP: 0.327, SLG: 0.315 (1, 2)	B1-3			FC5					G6-3	3	0	0	0	1	0	0						
<b>Shawn Abner, R</b> OBP: 0.571, SLG: 0.857 (9, PH)	F9								P9	3	0	1	0	0	0	0						
<b>Joey Cora, S</b> OBP: 0.304, SLG: 0.133 (9, PH)									G4-6-3	0	0	0	0	1	0	0						
<b>Craig Grebeck, R</b> OBP: 0.346, SLG: 0.397 <b>Warren Newson, L</b> OBP: 0.448, SLG: 0.304 (9, PH)				FC5					K	3	0	1	0	0	1	2						
<b>Inning Stats</b>	R: 0 E: 0 K: 1 S: 13	H: 0 LOB: 2 BB: 2 P: 28	R: 0 E: 0 K: 0 S: 5	H: 0 LOB: 0 BB: 0 P: 10	R: 0 E: 0 K: 0 S: 17	H: 2 LOB: 3 BB: 1 P: 25	R: 0 E: 0 K: 0 S: 12	H: 1 LOB: 2 BB: 1 P: 22	R: 1 E: 0 K: 1 S: 13	H: 2 LOB: 1 BB: 0 P: 20	R: 0 E: 0 K: 1 S: 11	H: 0 LOB: 0 BB: 0 P: 15	R: 0 E: 0 K: 1 S: 8	H: 1 LOB: 1 BB: 0 P: 13	R: 0 E: 0 K: 0 S: 7	H: 0 LOB: 0 BB: 0 P: 12	R: 0 E: 0 K: 0 S: 6	H: 0 LOB: 0 BB: 1 P: 11	1B: 4 2B: 1 3B: 0 HR: 1	SF: 0 SAC: 0 DP: 1 HBP: 0	WP: 0 PB: 0 CS: 0	PA: 37
<b>PITCHER</b>	IP	WLS	BF	H	R	ER	SO	BB	IBB	HBP	BLK	WP	HR	S	P	ERA	WHIP					
<b>Mike Magnante, L</b> ERA: 7.48 (1, 1)	5.0	W	24	5	1	1	2	4	0	0	0	0	0	60	105	1.80	1.800					
<b>Rusty Meacham, R</b> ERA: 0.51 (6, 1)	3.0		10	1	0	0	2	0	0	0	0	0	0	26	40	0.00	0.333					
<b>Jeff Montgomery, R</b> ERA: 2.41 (9, 1)	1.0		3	0	0	0	0	1	0	0	0	0	0	6	11	0.00	1.000					



Batter	1	2	3	4	5	6	7	8	9	AB	R	H	RBI	BB	SO	LOB	TOP										
<b>Jim Eisenreich, L</b> (1, 10) OBP: 0.325, SLG: 0.361	0-1 F7		1-0 1B		1-0 1B		1-3 K			4	0	2	0	0	1	2	<b>Kansas City Royals @ Chicago White Sox</b> Comiskey Park, Chicago, IL Tue May 19 1992, 8:05 PM EDT Att: 26,510 - Sunny - 65 F										
<b>Brian McRae, S</b> (1, 8) OBP: 0.255, SLG: 0.262	2-2 G6-3		3-3 K		2-0 F9		1-3 K			4	0	0	0	0	2	5											
<b>Gregg Jefferies, S</b> (1, 5) OBP: 0.265, SLG: 0.289	0-0 F9		1-2 1B			1-0 F7		2-2 F8		4	0	1	1	0	0	0											
<b>George Brett, L</b> (1, 3) OBP: 0.326, SLG: 0.372		3-3 K		0-0 FC6-4 1B		0-1 F8		1-0 F8		4	0	1	0	0	1	0											
<b>Kevin McReynolds, R</b> (1, 7) OBP: 0.324, SLG: 0.347		4-0 G4-3 BB		0-2 FC6-4 FC5-4		4-2 BB		0-1 F9		2	0	0	0	2	0	1											
<b>Chris Cwynn, L</b> (1, 9) OBP: 0.283, SLG: 0.351	3-2 G4-3		0-0 P5		0-0 G4-3				0-3 K	4	0	0	0	0	1	3											
<b>Mike Macfarlane, R</b> (1, 2) OBP: 0.343, SLG: 0.373	0-1 G1-4-3			0-2 FC5-4		1-2 WP SH5-3 1B		2-2 F9		4	0	1	0	0	0	2											
<b>Curtis Wilkerson, S</b> (1, 4) OBP: 0.189, SLG: 0.204			2-2 F9		2-2 G4-3		0-0 SH5-3		0-1 P4	3	0	0	0	0	0	0											
<b>Rico Rossy, R</b> (1, 6) OBP: 0.302, SLG: 0.269			3-2 1B		2-1 F7		4-1 BB			2	1	1	0	1	0	0											
<b>Inning Stats</b>	R: 0 E: 0 K: 0 S: 6	H: 0 LOB: 0 BB: 0 P: 8	R: 0 E: 0 K: 1 S: 9	H: 0 LOB: 1 BB: 1 P: 19	R: 1 E: 0 K: 1 S: 17	H: 3 LOB: 2 BB: 0 P: 27	R: 0 E: 0 K: 0 S: 9	H: 1 LOB: 1 BB: 0 P: 9	R: 0 E: 0 K: 0 S: 10	H: 0 LOB: 1 BB: 1 P: 16	R: 0 E: 0 K: 2 S: 12	H: 1 LOB: 2 BB: 1 P: 19	R: 0 E: 0 K: 0 S: 7	H: 0 LOB: 0 BB: 0 P: 10	R: 0 E: 0 K: 1 S: 9	H: 0 LOB: 0 BB: 0 P: 11	1B: 6 2B: 0 3B: 0 HR: 0	SF: 0 SAC: 1 DP: 0 HBP: 0	WP: 1 PB: 0 SB: 0 CS: 0	PA: 35							
<b>PITCHER</b>	IP	WLS	BF	H	R	ER	SO	BB	IBB	HBP	BLK	WP	HR	S	P	ERA	WHIP										
<b>Charlie Hough, R</b> (1, 1) ERA: 4.97	6.1	W	27	6	1	1	2	3	0	0	0	0	0	64	104	1.42	1.421										
<b>Scott Radinsky, L</b> (7, 1) ERA: 1.13	2.0		6	0	0	0	3	0	0	0	0	1	0	17	22	0.00	0.000										
<b>Bobby Thigpen, R</b> (9, 1) ERA: 4.15	0.2	S	2	0	0	0	0	0	0	0	0	0	0	6	8	0.00	0.000										

Batter	1	2	3	4	5	6	7	8	9	AB	R	H	RBI	BB	SO	LOB	BOTTOM										
<b>Tim Raines, S</b> (1, 7) OBP: 0.340, SLG: 0.362	3-2 G6-3 SF8 2B			3-1 CS			2-3 K			4	1	1	0	0	3	2	<b>Kansas City Royals @ Chicago White Sox</b> Comiskey Park, Chicago, IL Tue May 19 1992, 8:05 PM EDT Att: 26,510 - Sunny - 65 F										
<b>Steve Sax, R</b> (1, 4) OBP: 0.324, SLG: 0.323	1-1 G6-3		0-1 G4-3		2-2 G6-3			0-1 G5-3		4	0	0	0	0	3												
<b>Robin Ventura, L</b> (1, 5) OBP: 0.411, SLG: 0.459	3-2 SF8		2-1 G4-3		2-0 G4-3			1-3 K		3	0	0	1	0	1	0											
<b>Frank Thomas, R</b> (1, 3) OBP: 0.449, SLG: 0.533	4-1 BB		0-2 2B			2-1 2B		3-2 G6-3		3	0	2	0	1	0	0											
<b>George Bell, R</b> (1, 10) OBP: 0.318, SLG: 0.406	0-3 K		1-3 K			3-3 K				3	0	0	0	0	3	3											
<b>Dan Pasqua, L</b> (1, 9) OBP: 0.318, SLG: 0.354		4-0 FC1-5 BB		3-3 K		1-2 P4				2	0	0	0	1	1	2											
<b>Ron Karkovice, R</b> (1, 2) OBP: 0.336, SLG: 0.319		4-2 FC1-5 1B BB		0-1 CS 1B		0-0 P2				2	1	1	0	1	0	1											
<b>Lance Johnson, L</b> (1, 8) OBP: 0.300, SLG: 0.296	0-1 FC1-5 1B			2-2 P6			0-0 F8			3	0	0	0	0	3												
<b>Craig Grebeck, R</b> (1, 6) OBP: 0.346, SLG: 0.394	0-1 1B		1-2 2H		2-0 P3		0-2 F7			3	0	1	1	0	0	1											
<b>Inning Stats</b>	R: 1 E: 0 K: 1 S: 13	H: 1 LOB: 1 BB: 1 P: 24	R: 1 E: 0 K: 1 S: 13	H: 1 LOB: 2 BB: 2 P: 23	R: 0 E: 0 K: 2 S: 12	H: 1 LOB: 1 BB: 0 P: 18	R: 0 E: 0 K: 0 S: 8	H: 1 LOB: 0 BB: 0 P: 15	R: 0 E: 0 K: 1 S: 7	H: 0 LOB: 0 BB: 0 P: 11	R: 0 E: 0 K: 1 S: 9	H: 1 LOB: 1 BB: 0 P: 15	R: 0 E: 0 K: 1 S: 7	H: 0 LOB: 0 BB: 0 P: 9	R: 0 E: 0 K: 1 S: 8	H: 0 LOB: 0 BB: 0 P: 12	1B: 2 2B: 3 3B: 0 HR: 0	SF: 1 SAC: 0 DP: 0 HBP: 0	WP: 0 PB: 0 SB: 0 CS: 1	PA: 32							
<b>PITCHER</b>	IP	WLS	BF	H	R	ER	SO	BB	IBB	HBP	BLK	WP	HR	S	P	ERA	WHIP										
<b>Kevin Appier, R</b> (1, 1) ERA: 1.76	8.0	L	31	5	2	2	8	3	0	0	0	0	0	77	127	2.25	1.000										



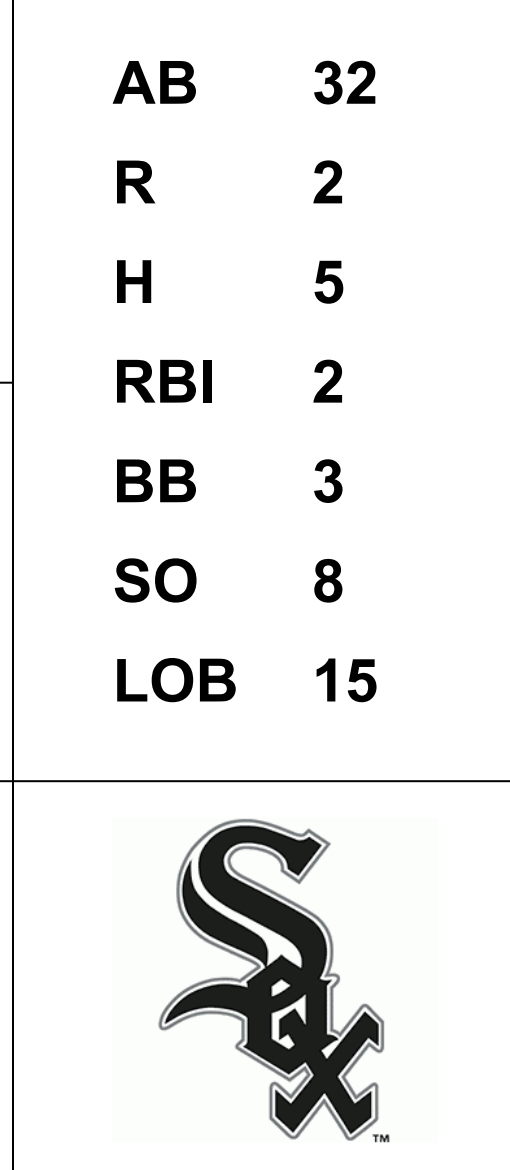




Batter	1	2	3	4	5	6	7	8	9	AB R H RBI BB SO LOB	TOP											
<b>Devon White, S</b> OBP: 0.303, SLG: 0.348 (1, 8)	0-3 K		0-0 HR		2-2 G3		1-1 G3-1		0-3 K	5 1 1 2 0 2 2	<b>Toronto Blue Jays @ Chicago White Sox</b> Comiskey Park, Chicago, IL Fri May 22 1992, 8:05 PM EDT Att: 37,446 - Cloudy - 80 F											
<b>Roberto Alomar, S</b> OBP: 0.426, SLG: 0.485 (1, 4)	0-1 L8		2-3 HR		0-0 HR		0-0 1B		2-2 1B	5 1 3 2 0 1 0												
<b>Joe Carter, R</b> OBP: 0.306, SLG: 0.468 (1, 9)	0-1 P2		0-3 K		3-3 K		2-2 1B		1-0 P3	5 0 1 0 0 2 2												
<b>Dave Winfield, R</b> OBP: 0.391, SLG: 0.506 (1, 10)		1-2 G6-3		0-0 G4-3		2-1 G4-3			2-2 G5-3	4 0 0 0 0 0 2												
<b>Kelly Gruber, R</b> OBP: 0.270, SLG: 0.462 (1, 5)		0-0 G5-3		1-2 HR		1-1 1B			0-1 F7	4 1 2 1 0 0 0												
<b>John Olerud, L</b> OBP: 0.380, SLG: 0.363 (1, 3)		4-0 BB		2-2 G3		3-2 L7			2-1 F7	3 0 0 0 1 0 1												
<b>Derek Bell, R</b> OBP: 0.259, SLG: 0.250 (1, 7)		1-0 G4-3		0-3 K		1-2 L6			2-1 G6-3	4 0 0 0 0 1 2												
<b>Pat Borders, R</b> OBP: 0.342, SLG: 0.418 (1, 2)			0-1 1B		1-3 K		2-1 F9		4-2 1B	3 0 1 0 1 1 0												
<b>Manuel Lee, S</b> OBP: 0.321, SLG: 0.325 (1, 6)			0-0 HR		4-2 HR		1-2 HR		3-2 F9	3 3 2 1 1 0 1												
<b>Inning Stats</b>	R: 0 E: 0 K: 1 S: 7	H: 0 LOB: 0 BB: 0 P: 7	R: 0 E: 0 K: 0 S: 5	H: 0 LOB: 1 BB: 1 P: 11	R: 2 E: 0 K: 2 S: 12	H: 3 LOB: 0 BB: 0 P: 14	R: 1 E: 0 K: 1 S: 13	H: 1 LOB: 0 BB: 0 P: 16	R: 2 E: 0 K: 2 S: 15	H: 1 LOB: 0 BB: 1 P: 24		R: 0 E: 0 K: 0 S: 10	H: 1 LOB: 1 BB: 0 P: 17	R: 1 E: 0 K: 0 S: 18	H: 3 LOB: 2 BB: 0 P: 26	R: 0 E: 0 K: 0 S: 6	H: 0 LOB: 0 BB: 0 P: 10	R: 0 E: 0 K: 1 S: 15	H: 1 LOB: 2 BB: 1 P: 25	1B: 6 2B: 0 3B: 0 HR: 4	SF: 0 SAC: 0 DP: 0 HBP: 0	WP: 0 PB: 0 SB: 1 CS: 0
<b>PITCHER</b>	IP WLS BF H R ER SO BB IBB HBP BLK WP HR S P ERA WHIP											<b>PITCHER</b>	IP WLS BF H R ER SO BB IBB HBP BLK WP HR S P ERA WHIP									
<b>Jack McDowell, R</b> ERA: 3.9 (1, 1)	6.2 L 30 9 6 6 6 2 0 0 0 0 0 4 73 106 8.10 1.650																					
<b>Terry Leach, R</b> ERA: 1.95 (7, 1)	1.1 4 0 0 0 0 0 0 0 0 0 0 0 13 19 0.00 0.000																					
<b>Scott Radinsky, L</b> ERA: 1.06 (9, 1)	1.0 5 1 0 0 0 1 1 0 0 0 0 0 0 15 25 0.00 2.000																					

Batter	1	2	3	4	5	6	7	8	9	AB R H RBI BB SO LOB	BOTTOM									
<b>Tim Raines, S</b> OBP: 0.348, SLG: 0.372 (1, 7)	0-0 P5		3-2 F7			0-3 K		1-2 P6		4 0 0 0 0 1 1	<b>Toronto Blue Jays @ Chicago White Sox</b> Comiskey Park, Chicago, IL Fri May 22 1992, 8:05 PM EDT Att: 37,446 - Cloudy - 80 F									
<b>Steve Sax, R</b> OBP: 0.320, SLG: 0.313 (1, 4)	4-1 BB		3-3 K			2-3 K		1-0 G5-3		3 0 0 0 1 2 1										
<b>Robin Ventura, L</b> OBP: 0.398, SLG: 0.440 (1, 5)	3-3 K			2-1 G4-1		0-0 F9		2-1 P4		4 0 0 0 0 1 2										
<b>Frank Thomas, R</b> OBP: 0.446, SLG: 0.528 (1, 3)	3-3 K			2-3 K			3-2 BLK		4-1 1B	3 1 1 0 1 2 1										
<b>George Bell, R</b> OBP: 0.314, SLG: 0.404 (1, 10)		0-1 P4		1-0 G1-3		1-1 G4-3		2-2 G6-3		4 1 2 1 0 0 0										
<b>Warren Newson, L</b> OBP: 0.394, SLG: 0.259 (1, 9)		0-3 K			0-1 G6-3		2-2 G4-3		0-3 K	4 0 0 0 0 2 3										
<b>Ron Karkovics, R</b> OBP: 0.336, SLG: 0.330 (1, 2)		2-0 2B			0-1 FC3-6		0-0 G6-3		0-0 L8	3 0 2 1 0 0 0										
<b>Matt Merullo, L</b> OBP: 0.206, SLG: 0.194 (9, PH)							2-3 G6-3			1 0 0 0 0 0 2										
<b>Lance Johnson, L</b> OBP: 0.285, SLG: 0.280 (1, 8)		1-1 G3			0-0 FC3-6		3-H L3		0-1 G1-3	4 0 0 0 0 0 4										
<b>Craig Grebeck, R</b> OBP: 0.333, SLG: 0.368 (1, 6)			0-0 F9		0-0 F8			4-0 G5-3		2 0 0 0 1 0 1										
<b>Inning Stats</b>	R: 0 E: 0 K: 2 S: 9	H: 0 LOB: 1 BB: 1 P: 19	R: 0 E: 0 K: 1 S: 8	H: 1 LOB: 0 BB: 0 P: 11	R: 0 E: 0 K: 1 S: 8	H: 0 LOB: 0 BB: 0 P: 14	R: 0 E: 0 K: 1 S: 6	H: 0 LOB: 0 BB: 0 P: 11	R: 0 E: 0 K: 2 S: 7	H: 0 LOB: 0 BB: 0 P: 9	R: 2 E: 0 K: 0 S: 10	H: 2 LOB: 0 BB: 0 P: 16	R: 0 E: 0 K: 0 S: 7	H: 0 LOB: 1 BB: 1 P: 15	R: 0 E: 0 K: 1 S: 10	H: 1 LOB: 2 BB: 1 P: 16	1B: 3 2B: 2 3B: 0 HR: 0	SF: 0 SAC: 0 DP: 0 HBP: 0	WP: 0 PB: 0 SB: 1 CS: 0	PA: 35
<b>PITCHER</b>	IP WLS BF H R ER SO BB IBB HBP BLK WP HR S P ERA WHIP											<b>PITCHER</b>	IP WLS BF H R ER SO BB IBB HBP BLK WP HR S P ERA WHIP							
<b>Juan Guzman, R</b> ERA: 2.09 (1, 1)	8.0 W 32 5 2 2 7 3 0 0 0 0 0 0 65 111 2.25 1.000																			
<b>Duane Ward, R</b> ERA: 3.51 (9, 1)	1.0 S 3 0 0 0 1 0 0 0 0 0 0 0 6 6 0.00 0.000																			

AB	36
R	6
H	10
RBI	6
BB	3
SO	7
LOB	10



AB	32
R	2
H	5
RBI	2
BB	3
SO	8
LOB	15



Batter	1	2	3	4	5	6	7	8	9	AB	R	H	RBI	BB	SO	LOB	TOP								
Devon White, S OBP: 0.302, SLG: 0.346 (1, 8)	G6-3		1B		K		L9			4	0	1	0	0	1	3	<p>Toronto Blue Jays @ Chicago White Sox</p> <p>Comiskey Park, Chicago, IL</p> <p>Sat May 23 1992, 8:05 PM EDT</p> <p>Att: 39,293 - Cloudy - 45 F</p>								
Roberto Alomar, S OBP: 0.417, SLG: 0.474 (1, 4)	K		F7			P8	K			4	0	0	0	0	2	3									
Joe Carter, R OBP: 0.299, SLG: 0.457 (1, 9)	F7		L7			G6-3		F7		4	0	0	0	0	0	1									
Dave Winfield, R OBP: 0.394, SLG: 0.521 (1, 10)		HR		P4		BB		K		3	1	1	1	1	1	0									
Kelly Gruber, R OBP: 0.269, SLG: 0.452 (1, 5)	G6-3		BB			F8		K		3	0	0	0	1	1	1									
Pat Tabler, R OBP: 0.282, SLG: 0.229 (1, 3)	K		BB				G6-3		G1-4-3	4	0	0	0	0	1	1									
Candy Maldonado, R OBP: 0.294, SLG: 0.304 (1, 7)		BB		G4-3			HR		K	3	1	1	1	1	1	0									
Pat Borders, R OBP: 0.340, SLG: 0.409 (1, 2)	G5-3			G6-3			BB		K	3	0	0	0	1	1	1									
Manuel Lee, S OBP: 0.322, SLG: 0.326 (1, 6)			K				FC			3	0	1	0	0	1	1									
<b>Inning Stats</b>	R: 0 E: 0 K: 1 S: 8	H: 0 LOB: 0 BB: 0 P: 10	R: 1 E: 0 K: 1 S: 12	H: 1 LOB: 1 BB: 1 P: 21	R: 0 E: 0 K: 1 S: 10	H: 1 LOB: 1 BB: 0 P: 13	R: 0 E: 0 K: 0 S: 4	H: 0 LOB: 0 BB: 1 P: 8	R: 0 E: 0 K: 1 S: 8	H: 1 LOB: 1 BB: 0 P: 11	R: 0 E: 0 K: 0 S: 10	H: 0 LOB: 1 BB: 1 P: 20	R: 1 E: 1 K: 1 S: 11	H: 1 LOB: 2 BB: 1 P: 22	R: 0 E: 0 K: 2 S: 7	H: 0 LOB: 0 BB: 0 P: 10	R: 0 E: 0 K: 2 S: 7	H: 0 LOB: 0 BB: 0 P: 9	1B: 2 2B: 0 3B: 0 HR: 2	SF: 0 SAC: 0 DP: 1 HBP: 0	WP: 0 PB: 0 SB: 0 CS: 0	PA: 35			
<b>PITCHER</b>	IP	WLS	BF	H	R	ER	SO	BB	IBB	HBP	BLK	WP	HR	S	P	ERA	WHIP								
Greg Hibbard, L ERA: 4.66 (1, 1)	6.1	W	25	4	2	2	4	3	0	0	0	0	2	55	88	2.84	1.105								
Donn Pall, R ERA: 2.79 (7, 1)	0.0		2	0	0	0	0	1	0	0	0	0	0	4	9	∞	∞								
Scott Radinsky, L ERA: 1.02 (7, 1)	0.2		2	0	0	0	1	0	0	0	0	0	0	4	8	0.00	0.000								
Bobby Thigpen, R ERA: 3.72 (8, 1)	2.0	S	6	0	0	0	4	0	0	0	0	0	0	14	19	0.00	0.000								

AB	31
R	2
H	4
RBI	2
BB	4
SO	9
LOB	11




Batter	1	2	3	4	5	6	7	8	9	AB	R	H	RBI	BB	SO	LOB	BOTTOM								
Tim Raines, S OBP: 0.350, SLG: 0.373 (1, 7)	E5		E9	K		FC4-6		SH2-3		5	0	2	0	0	1	3	<p>Toronto Blue Jays @ Chicago White Sox</p> <p>Comiskey Park, Chicago, IL</p> <p>Sat May 23 1992, 8:05 PM EDT</p> <p>Att: 39,293 - Cloudy - 45 F</p>								
Steve Sax, R OBP: 0.312, SLG: 0.307 (1, 4)	F7		SF9	G4-3		G1-3		SH2-3		3	0	0	1	0	0	4									
Robin Ventura, L OBP: 0.398, SLG: 0.431 (1, 5)	P8		BB		G4-3		1B	K		3	1	0	0	2	1	2									
Frank Thomas, R OBP: 0.450, SLG: 0.527 (1, 3)	CS	2B	F8		G6-3		BB	BB		4	2	2	0	1	0	2									
George Bell, R OBP: 0.323, SLG: 0.413 (1, 10)		1B	P3				1B	E5	K	4	0	2	1	1	1	4									
Mike Huff, R OBP: 0.340, SLG: 0.349 (1, 9)	L9			2B			BB	1B		3	1	2	1	0	0	1									
Ron Karkovics, R OBP: 0.325, SLG: 0.317 (1, 2)	F8			G6-3		P3		1B		4	0	0	0	0	1	5									
Shawn Abner, R OBP: 0.455, SLG: 0.636 (1, 8)	F7			E5				1B		4	0	1	0	0	0	2									
Craig Grebeck, R OBP: 0.352, SLG: 0.392 (1, 6)				1B				F8		3	1	2	1	1	0	2									
<b>Inning Stats</b>	R: 0 E: 1 K: 0 S: 10	H: 0 LOB: 0 BB: 0 P: 15	R: 1 E: 0 K: 0 S: 13	H: 2 LOB: 1 BB: 0 P: 19	R: 1 E: 1 K: 0 S: 13	H: 2 LOB: 2 BB: 1 P: 25	R: 1 E: 1 K: 1 S: 12	H: 2 LOB: 2 BB: 0 P: 17	R: 0 E: 0 K: 0 S: 7	H: 1 LOB: 2 BB: 1 P: 13	R: 0 E: 0 K: 0 S: 12	H: 0 LOB: 1 BB: 1 P: 19	R: 2 E: 1 K: 1 S: 16	H: 3 LOB: 2 BB: 1 P: 26	R: 0 E: 0 K: 2 S: 12	H: 1 LOB: 2 BB: 1 P: 20	1B: 8 2B: 3 3B: 0 HR: 0	SF: 2 SAC: 1 DP: 0 HBP: 0	WP: 0 PB: 1 SB: 1 CS: 1	PA: 42					
<b>PITCHER</b>	IP	WLS	BF	H	R	ER	SO	BB	IBB	HBP	BLK	WP	HR	S	P	ERA	WHIP								
Jimmy Key, L ERA: 3.38 (1, 1)	6.0	L	29	7	3	3	1	3	0	0	0	0	0	67	108	4.50	1.667								
David Wells, L ERA: 4.03 (7, 1)	2.0		12	4	2	2	3	2	0	0	0	0	0	28	46	9.00	3.000								

AB	33
R	5
H	11
RBI	4
BB	5
SO	4
LOB	25





Batter	1	2	3	4	5	6	7	8	9	AB	R	H	RBI	BB	SO	LOB	TOP				
<b>Devon White, S</b> OBP: 0.305, SLG: 0.349	F7		E 1B		L6			FC3-6 1B		4	1	2	0	0	0	0	<b>Toronto Blue Jays @ Chicago White Sox</b> Comiskey Park, Chicago, IL Sun May 24, 1992, 4:33 AM EDT Att: 32,230 - Cloudy - 45 F				
<b>Roberto Alomar, S</b> OBP: 0.413, SLG: 0.469	E5 1B		E5 1B			G5-4-3 1B		FC3-6 1-2f		4	0	1	0	0	0	2					
<b>Joe Carter, R</b> OBP: 0.304, SLG: 0.458	G4-3 1B		FC4 1B		G5-4-3 1-2f			P5		4	0	2	1	0	0	2					
<b>Dave Winfield, R</b> OBP: 0.385, SLG: 0.509	G4-3 1-2f		FC4 1-2f		F9			G5-3		4	0	0	0	0	0	4					
<b>Kelly Gruber, R</b> OBP: 0.275, SLG: 0.453		F8		G4-3			1-1 1B		0-0 1B	4	0	2	0	0	0	0					
<b>John Olerud, L</b> OBP: 0.357, SLG: 0.359	G4-3			F8		0-3 K			1-1 1-2 1B	4	0	1	0	0	1	1					
<b>Derek Bell, R</b> OBP: 0.241, SLG: 0.231		G6-3		G6-3			0-0 F8		0-0 F9	4	0	0	0	0	0	3					
<b>Pat Borders, R</b> OBP: 0.331, SLG: 0.397			K		F9		1-2 P6		3-2 F7	4	0	0	0	0	1	3					
<b>Alfredo Griffin, S</b> (1, 6)			G5-3		F9			G4-3		3	0	0	0	0	0	0					
<b>Inning Stats</b>	R: 0 E: 1 K: 0 S: 9	H: 1 LOB: 1 BB: 0 P: 14	R: 0 E: 0 K: 0 S: 5	H: 0 LOB: 0 BB: 0 P: 8	R: 1 E: 1 K: 1 S: 15	H: 2 LOB: 2 BB: 0 P: 22	R: 0 E: 0 K: 0 S: 8	H: 0 LOB: 0 BB: 0 P: 12	R: 0 E: 0 K: 0 S: 5	H: 1 LOB: 0 BB: 0 P: 7	R: 0 E: 0 K: 1 S: 10	H: 1 LOB: 1 BB: 0 P: 12	R: 0 E: 0 K: 0 S: 12	H: 1 LOB: 1 BB: 0 P: 17	R: 0 E: 0 K: 0 S: 12	H: 2 LOB: 2 BB: 0 P: 18	1B: 8 2B: 0 3B: 0 HR: 0	SF: 0 SAC: 0 DP: 2 HBP: 0	WP: 0 PB: 0 SB: 0 CS: 0	PA: 35	
<b>PITCHER</b>	IP	WLS	BF	H	R	ER	SO	BB	IBB	HBP	BLK	WP	HR	S	P	ERA	WHIP				
<b>Kirk McCaskill, R</b> ERA: 4.21	(1, 1)	8.0	W	30	6	1	0	2	0	0	0	0	0	69	98	0.00	0.750				
<b>Terry Leach, R</b> ERA: 1.96	(9, 1)	1.0		5	2	0	0	0	0	0	0	0	0	12	18	0.00	2.000				

Batter	1	2	3	4	5	6	7	8	9	AB	R	H	RBI	BB	SO	LOB	BOTTOM				
<b>Tim Raines, S</b> OBP: 0.363, SLG: 0.396	HBP 1B									2	2	2	2	2	0	0	<b>Toronto Blue Jays @ Chicago White Sox</b> Comiskey Park, Chicago, IL Sun May 24, 1992, 4:33 AM EDT Att: 32,230 - Cloudy - 45 F				
<b>Shawn Abner, R</b> OBP: 0.455, SLG: 0.636		SF9 1B	2H 3B			S 1B BB		BB BB		0	0	0	0	0	0	0					
<b>Joey Coxa, S</b> OBP: 0.357, SLG: 0.211	G6-3 HBP	BB S 1B	F7			G3-6-3 1B		P8		4	1	2	1	0	0	4					
<b>Robin Ventura, L</b> OBP: 0.398, SLG: 0.429	G6-3 1-3 2H 1B	BB BB		K		G3-6-3 1-2f 1B		SF7		3	0	1	2	1	1	1					
<b>Frank Thomas, R</b> OBP: 0.455, SLG: 0.519	G6-3 1-2 3H 1B	FC5-4 BB		BB		F8		F8		2	0	0	1	3	0	1					
<b>George Bell, R</b> OBP: 0.313, SLG: 0.400	F8	FC5-4 1-2f		F7		F7		F8		5	0	0	0	0	0	8					
<b>Dan Pasqua, L</b> OBP: 0.297, SLG: 0.326	F7		F8		F9			F8		4	0	0	0	0	1	2					
<b>Mike Huff, R</b> OBP: 0.340, SLG: 0.349			F8		F9		K			0	0	0	0	0	0	0					
<b>Matt Merullo, L</b> OBP: 0.211, SLG: 0.257		2B 3B		P6		G3		F9		4	1	1	0	0	0	0	<b>AB 30</b> <b>R 8</b> <b>H 10</b> <b>RBI 8</b> <b>BB 7</b> <b>SO 3</b> <b>LOB 16</b>				
<b>Lance Johnson, L</b> OBP: 0.298, SLG: 0.301		SH3 SF9 2B		2B 1B		K		WP SF7 1B		4	3	3	1	0	1	0					
<b>Craig Grebeck, R</b> OBP: 0.362, SLG: 0.407		SH3 2-3		3B 2B		F7		BB BB BB		2	1	1	1	1	0	0					
<b>Inning Stats</b>	R: 2 E: 0 K: 0 S: 14	H: 2 LOB: 1 BB: 0 P: 26	R: 2 E: 0 K: 0 S: 9	H: 3 LOB: 3 BB: 2 P: 24	R: 2 E: 0 K: 0 S: 14	H: 3 LOB: 1 BB: 0 P: 19	R: 0 E: 0 K: 1 S: 11	H: 0 LOB: 1 BB: 1 P: 21	R: 0 E: 0 K: 1 S: 9	H: 0 LOB: 0 BB: 0 P: 13	R: 1 E: 0 K: 0 S: 7	H: 1 LOB: 0 BB: 1 P: 15	R: 0 E: 0 K: 1 S: 7	H: 0 LOB: 0 BB: 0 P: 13	R: 1 E: 0 K: 0 S: 17	H: 1 LOB: 3 BB: 3 P: 30	1B: 6 2B: 2 3B: 2 HR: 0	SF: 2 SAC: 1 DP: 1 HBP: 1	WP: 2 PB: 0 SB: 2 CS: 0	PA: 41	
<b>PITCHER</b>	IP	WLS	BF	H	R	ER	SO	BB	IBB	HBP	BLK	WP	HR	S	P	ERA	WHIP				
<b>Jack Morris, R</b> ERA: 4.65	(1, 1)	2.2	L	19	8	6	0	0	0	0	0	0	0	33	63	20.25	3.750				
<b>Bob MacDonald, L</b> ERA: 2.45	(3, 1)	3.1		12	1	1	1	2	2	0	0	0	0	31	55	2.70	0.900				
<b>Pat Hentgen, R</b> ERA: 4.74	(7, 1)	1.0		3	0	0	0	1	0	0	0	0	0	7	13	0.00	0.000				
<b>Tom Henke, R</b> ERA: 2.77	(8, 1)	1.0		7	1	1	1	0	3	0	0	0	0	17	30	9.00	4.000				



Batter	1	2	3	4	5	6	7	8	9	AB	R	H	RBI	BB	SO	LOB	TOP																					
Tim Raines, S OBP: 0.370, SLG: 0.403 (1, 7)										5	1	3	1	0	1	1	Chicago White Sox @ Texas Rangers Arlington Stadium, Arlington, TX Tue May 26 1992, 8:05 PM EDT Att: 20,019 - Cloudy - 74 F																					
Steve Sax, R OBP: 0.315, SLG: 0.310 (1, 4)										5	0	2	1	0	0	2																						
Robin Ventura, L OBP: 0.392, SLG: 0.417 (1, 5)										4	0	0	0	1	0	7																						
Frank Thomas, R OBP: 0.453, SLG: 0.511 (1, 3)										4	0	1	2	1	0	3																						
George Bell, R OBP: 0.304, SLG: 0.388 (1, 10)										5	0	0	0	0	4	8																						
Dan Pasqua, L OBP: 0.288, SLG: 0.315 Mike Huff, R OBP: 0.333, SLG: 0.341 (8, PH) (8, 9)										3	0	0	0	0	0	0																						
Ron Karkovics, R OBP: 0.314, SLG: 0.305 (1, 2)										4	0	0	0	0	2	0																						
Lance Johnson, L OBP: 0.297, SLG: 0.321 (1, 8)										4	1	1	1	0	0	0																						
Joey Cora, S OBP: 0.406, SLG: 0.391 (1, 6)										4	3	3	0	0	0	0																						
<b>Inning Stats</b>	R: 0 E: 1 K: 2 S: 11	H: 0 LOB: 2 BB: 1 P: 20	R: 0 E: 0 K: 0 S: 7	H: 0 LOB: 0 BB: 0 P: 14	R: 0 E: 0 K: 1 S: 15	H: 2 LOB: 3 BB: 1 P: 27	R: 0 E: 0 K: 0 S: 6	H: 0 LOB: 0 BB: 0 P: 9	R: 1 E: 0 K: 0 S: 8	H: 2 LOB: 1 BB: 0 P: 14	R: 0 E: 0 K: 2 S: 8	H: 0 LOB: 0 BB: 0 P: 11	R: 3 E: 1 K: 1 S: 15	H: 3 LOB: 1 BB: 0 P: 24	R: 0 E: 0 K: 1 S: 9	H: 0 LOB: 0 BB: 0 P: 15		R: 1 E: 0 K: 0 S: 10	H: 3 LOB: 2 BB: 0 P: 13	1B: 7 2B: 2 3B: 0 HR: 1	SF: 0 SAC: 0 DP: 0 HBP: 0	WP: 0 PB: 0 SB: 1 CS: 0	PA: 41															
<b>PITCHER</b>	IP	WLS	BF	H	R	ER	SO	BB	IBB	HBP	BLK	WP	HR	S	P	ERA	WHIP	<b>PITCHER</b>				IP	WLS	BF	H	R	ER	SO	BB	IBB	HBP	BLK	WP	HR	S	P	ERA	WHIP
Jose Guzman, R ERA: 2.87 (1, 1)	7.0	W	32	7	4	3	6	2	0	0	0	0	1	70	119	3.86	1.286																					
Kenny Rogers, L ERA: 3.57 (8, 1)	1.2		7	2	1	1	1	0	0	0	0	0	0	16	24	5.40	1.200																					
Ed Nunez, R ERA: 2.57 (9, 1)	0.1	S	2	1	0	0	0	0	0	0	0	0	0	3	4	0.00	3.000																					

Batter	1	2	3	4	5	6	7	8	9	AB	R	H	RBI	BB	SO	LOB	BOTTOM																					
Brian Downing, R OBP: 0.462, SLG: 0.410 (1, 10)										4	1	1	0	1	1	2	Chicago White Sox @ Texas Rangers Arlington Stadium, Arlington, TX Tue May 26 1992, 8:05 PM EDT Att: 20,019 - Cloudy - 74 F																					
Dean Palmer, R OBP: 0.307, SLG: 0.417 (1, 5)										4	2	2	1	0	1	0																						
Rafael Palmeiro, L OBP: 0.380, SLG: 0.466 (1, 3)										4	0	1	0	1	0	4																						
Ruben Sierra, S OBP: 0.335, SLG: 0.503 (1, 9)										3	1	2	1	0	0	1																						
Juan Gonzalez, R OBP: 0.297, SLG: 0.405 (1, 8)										4	0	1	1	0	1	3																						
Kevin Reimer, L OBP: 0.316, SLG: 0.437 (1, 7)										4	1	2	0	0	0	3																						
Ivan Rodriguez, R OBP: 0.315, SLG: 0.421 (1, 2)										2	1	1	1	2	0	0																						
Dickie Thon, R OBP: 0.284, SLG: 0.341 Jack Daugherty, S OBP: 0.303, SLG: 0.289 Al Newman, S OBP: 0.325, SLG: 0.268 (1, 6) (7, PH) (8, 4)										3	0	0	1	0	0	2																						
Jeff Huson, L OBP: 0.312, SLG: 0.362 (1, 4) (8, 6)										4	0	1	1	0	1	2																						
<b>Inning Stats</b>	R: 2 E: 0 K: 0 S: 9	H: 2 LOB: 1 BB: 0 P: 19	R: 0 E: 0 K: 0 S: 5	H: 0 LOB: 0 BB: 0 P: 8	R: 1 E: 0 K: 0 S: 16	H: 2 LOB: 2 BB: 1 P: 21	R: 1 E: 0 K: 0 S: 13	H: 2 LOB: 2 BB: 1 P: 20	R: 2 E: 0 K: 1 S: 23	H: 3 LOB: 2 BB: 1 P: 33	R: 0 E: 0 K: 1 S: 10	H: 1 LOB: 0 BB: 0 P: 17	R: 0 E: 0 K: 2 S: 14	H: 1 LOB: 2 BB: 1 P: 21	R: 0 E: 0 K: 0 S: 7	H: 0 LOB: 0 BB: 0 P: 9		1B: 7 2B: 2 3B: 0 HR: 2	SF: 1 SAC: 0 DP: 1 HBP: 1	WP: 0 PB: 0 SB: 0 CS: 0	PA: 39																	
<b>PITCHER</b>	IP	WLS	BF	H	R	ER	SO	BB	IBB	HBP	BLK	WP	HR	S	P	ERA	WHIP	<b>PITCHER</b>				IP	WLS	BF	H	R	ER	SO	BB	IBB	HBP	BLK	WP	HR	S	P	ERA	WHIP
Charlie Hough, R ERA: 5.51 (1, 1)	3.2	L	19	5	4	4	0	2	0	0	0	0	2	38	63	9.82	1.909																					
Wilson Alvarez, L ERA: 2.29 (4, 1)	2.2		15	6	2	2	3	2	0	0	0	0	0	47	69	6.75	3.000																					
Terry Leach, R ERA: 1.83 (7, 1)	0.1		1	0	0	0	0	0	0	0	0	0	0	2	3	0.00	0.000																					
Scott Radinsky, L ERA: 0.95 (7, 1)	1.1		4	0	0	0	1	0	0	0	0	0	0	10	13	0.00	0.000																					









Batter	1	2	3	4	5	6	7	8	9	AB	R	H	RBI	BB	SO	LOB	TOP					
<b>Tim Raines, S</b> OBP: 0.368, SLG: 0.424 (1, 7)										4	0	1	0	0	0	1						
<b>Steve Sax, R</b> OBP: 0.304, SLG: 0.298 (1, 4)										4	0	0	0	0	3	1						
<b>Robin Ventura, L</b> OBP: 0.379, SLG: 0.396 (1, 5)										3	0	0	0	1	1	0						
<b>Frank Thomas, R</b> OBP: 0.447, SLG: 0.521 (1, 3)										4	1	1	1	0	1	2						
<b>George Bell, R</b> OBP: 0.296, SLG: 0.375 (1, 10)										4	0	0	0	0	0	2						
<b>Dan Pasqua, L</b> OBP: 0.294, SLG: 0.340 (1, 9)										2	1	1	0	0	1	0						
<b>Warren Newson, L</b> OBP: 0.382, SLG: 0.250 (6, 9)										1	0	0	0	0	1	0						
<b>Ron Karkovics, R</b> OBP: 0.304, SLG: 0.294 (1, 2)										3	0	0	0	0	0	1						
<b>Lance Johnson, L</b> OBP: 0.283, SLG: 0.308 (1, 8)										2	0	0	1	0	1	0						
<b>Craig Grebeck, R</b> OBP: 0.356, SLG: 0.391 (1, 6)										2	0	0	0	1	0	0						
<b>Inning Stats</b>	R: 0 E: 0 K: 1 S: 9	H: 1 LOB: 2 BB: 1 P: 16	R: 1 E: 0 K: 0 S: 8	H: 1 LOB: 1 BB: 1 P: 12	R: 0 E: 0 K: 2 S: 8	H: 0 LOB: 0 BB: 0 P: 12	R: 0 E: 0 K: 1 S: 7	H: 0 LOB: 0 BB: 0 P: 12	R: 0 E: 0 K: 0 S: 6	H: 0 LOB: 0 BB: 0 P: 13	R: 1 E: 0 K: 0 S: 7	H: 1 LOB: 0 BB: 0 P: 13	R: 0 E: 0 K: 2 S: 9	H: 0 LOB: 0 BB: 0 P: 11	R: 0 E: 0 K: 1 S: 10	H: 0 LOB: 0 BB: 0 P: 15	R: 0 E: 0 K: 1 S: 7	H: 0 LOB: 0 BB: 0 P: 8	1B: 1 2B: 1 3B: 0 HR: 1	SF: 1 SAC: 0 DP: 0 HBP: 0	WP: 0 PB: 0 SB: 0 CS: 0	PA: 32
<b>PITCHER</b>	IP	WLS	BF	H	R	ER	SO	BB	IBB	HBP	BLK	WP	HR	S	P	ERA	WHIP					
<b>Bobby Witt, R</b> ERA: 3.29 (1, 1)	8.0	W	29	3	2	2	7	2	0	0	0	0	1	64	104	2.25	0.625					
<b>Jeff Russell, R</b> ERA: 1.46 (9, 1)	1.0	S	3	0	0	0	1	0	0	0	0	0	0	7	8	0.00	0.000					

Chicago White Sox @ Texas Rangers  
Arlington Stadium, Arlington, TX  
Thu May 28 1992, 8:05 PM EDT  
Att: 24,251 - Overcast - 58 F

AB 29  
R 2  
H 3  
RBI 2  
BB 2  
SO 8  
LOB 7



Batter	1	2	3	4	5	6	7	8	9	AB	R	H	RBI	BB	SO	LOB	BOTTOM					
<b>Jack Daugherty, S</b> OBP: 0.290, SLG: 0.275 (1, 9)										4	0	0	0	0	3	5						
<b>Dean Palmer, R</b> OBP: 0.303, SLG: 0.418 (1, 5)										4	1	1	0	0	2	2						
<b>Rafael Palmeiro, L</b> OBP: 0.374, SLG: 0.451 (1, 3)										4	1	1	1	0	1	2						
<b>Ruben Sierra, S</b> OBP: 0.330, SLG: 0.492 (1, 10)										4	1	1	0	0	1	0						
<b>Juan Gonzalez, R</b> OBP: 0.299, SLG: 0.420 (1, 8)										4	0	0	0	0	0	2						
<b>Kevin Reimer, L</b> OBP: 0.317, SLG: 0.437 (1, 7)										3	1	0	0	0	0	0						
<b>John Cangelosi, S</b> OBP: 0.333, SLG: 0.257 (9, 7)										0	0	0	0	0	0	0						
<b>Ivan Rodriguez, R</b> OBP: 0.306, SLG: 0.411 (1, 2)										3	0	1	2	0	1	0						
<b>Jeff Huson, L</b> OBP: 0.310, SLG: 0.366 (1, 6)										3	0	2	1	0	0	0						
<b>Al Newman, S</b> OBP: 0.337, SLG: 0.274 (1, 4)										2	0	1	0	1	0	2						
<b>Inning Stats</b>	R: 0 E: 0 K: 2 S: 9	H: 0 LOB: 0 BB: 0 P: 12	R: 0 E: 0 K: 0 S: 7	H: 0 LOB: 0 BB: 0 P: 10	R: 0 E: 0 K: 1 S: 10	H: 0 LOB: 1 BB: 1 P: 17	R: 4 E: 0 K: 1 S: 23	H: 5 LOB: 2 BB: 0 P: 33	R: 0 E: 0 K: 2 S: 8	H: 0 LOB: 0 BB: 0 P: 12	R: 0 E: 0 K: 1 S: 6	H: 0 LOB: 0 BB: 0 P: 11	R: 0 E: 0 K: 1 S: 9	H: 2 LOB: 2 BB: 0 P: 11	R: 0 E: 0 K: 0 S: 6	H: 0 LOB: 0 BB: 0 P: 7	R: 0 E: 0 K: 0 S: 7	H: 0 LOB: 0 BB: 0 P: 8	1B: 4 2B: 3 3B: 0 HR: 0	SF: 0 SAC: 0 DP: 0 HBP: 1	WP: 0 PB: 0 SB: 1 CS: 0	PA: 33
<b>PITCHER</b>	IP	WLS	BF	H	R	ER	SO	BB	IBB	HBP	BLK	WP	HR	S	P	ERA	WHIP					
<b>Jack McDowell, R</b> ERA: 3.96 (1, 1)	8.0	L	33	7	4	4	8	1	0	1	0	0	0	78	113	4.50	1.000					

Chicago White Sox @ Texas Rangers  
Arlington Stadium, Arlington, TX  
Thu May 28 1992, 8:05 PM EDT  
Att: 24,251 - Overcast - 58 F

AB 31  
R 4  
H 7  
RBI 4  
BB 1  
SO 8  
LOB 13





Batter	1	2	3	4	5	6	7	8	9	AB	R	H	RBI	BB	SO	LOB	TOP																
Tim Raines, S (1, 7) OBP: 0.371, SLG: 0.419	4-0 BB S BB	0-0 F7			1-0 G4-3		4-1 E S BB			2	0	0	0	2	0	1	<b>Chicago White Sox @ Toronto Blue Jays</b> SkyDome, Toronto, ON Fri May 29 1992, 7:05 PM EDT Att: 50,408 - Sunny - 59 F																
Steve Sax, R (1, 4) OBP: 0.297, SLG: 0.299	1-2 BB BB		1-0 G5-3		2-1 2B 1B		2-0 L3			3	0	1	0	1	0																		
Robin Ventura, L (1, 5) OBP: 0.382, SLG: 0.405	1-2 F8		1-1 1B 1B		2-0 2B		0-0 G4-3			4	0	2	0	0	2																		
Frank Thomas, R (1, 3) OBP: 0.448, SLG: 0.517	4-2 BB BB		1-2 1B		1-2 G4-3		3-2 G6-3			3	0	1	0	1	0	2																	
George Bell, R (1, 10) OBP: 0.290, SLG: 0.366	2-3 K		0-0 G5-4-3		3-3 K		3-2 G4-3			4	0	0	0	0	2	5																	
Dan Pasqua, L (1, 9) OBP: 0.283, SLG: 0.327	1-2 G3		0-1 F8		1-0 G3		0-6 F9			4	0	0	0	0	0	3																	
Ron Karkovics, R (1, 2) OBP: 0.297, SLG: 0.286		1-3 K	0-1 G5-3		0-1 F7		0-1 P5			3	0	0	0	0	1	0																	
Joey Cora, S (9, PH) OBP: 0.382, SLG: 0.360		1-1 FC4-6	1-2 G3-1		2-1 F8		0-0 P5			4	0	0	0	0	0	1																	
Lance Johnson, L (1, 8) OBP: 0.276, SLG: 0.300		2-1 P4			0-1 G6-3		2-1 G1-3			3	0	0	0	0	0	1																	
Craig Grebeck, R (1, 6) OBP: 0.346, SLG: 0.378																																	
<b>Inning Stats</b>	R: 0 E: 0 K: 1 S: 20	H: 0 LOB: 3 BB: 3 P: 36	R: 0 E: 0 K: 1 S: 9	H: 0 LOB: 1 BB: 0 P: 12	R: 0 E: 0 K: 0 S: 8	H: 2 LOB: 1 BB: 0 P: 11	R: 0 E: 0 K: 0 S: 8	H: 0 LOB: 0 BB: 0 P: 9	R: 0 E: 0 K: 1 S: 10	H: 2 LOB: 2 BB: 0 P: 16	R: 0 E: 0 K: 0 S: 6	H: 0 LOB: 1 BB: 1 P: 16	R: 0 E: 0 K: 0 S: 9	H: 0 LOB: 0 BB: 0 P: 15	R: 0 E: 0 K: 0 S: 4	H: 0 LOB: 0 BB: 0 P: 4	1B: 3 2B: 1 3B: 0 HR: 0	SF: 0 SAC: 0 DP: 1 HBP: 0	WP: 1 PB: 0 SB: 2 CS: 0	PA: 35													
<b>PITCHER</b>	IP WLS BF H R ER SO BB IBB HBP BLK WP HR S P ERA WHIP																																
Juan Guzman, R (1, 1) ERA: 1.88	7.0	29	4	0	0	3	4	0	0	0	0	1	0	67	110	0.00	1.143																
Duane Ward, R (8, 1) ERA: 3.33	1.0	W 3	0	0	0	0	0	0	0	0	0	0	0	9	15	0.00	0.000																
Tom Henke, R (9, 1) ERA: 3.0	1.0	S 3	0	0	0	0	0	0	0	0	0	0	0	4	4	0.00	0.000																


Batter	1	2	3	4	5	6	7	8	9	AB	R	H	RBI	BB	SO	LOB	BOTTOM																
Devon White, S (1, 8) OBP: 0.301, SLG: 0.348	0-0 L7		0-2 G6-3		1-1 L8		1-1 L9			4	0	0	0	0	0	3	<b>Chicago White Sox @ Toronto Blue Jays</b> SkyDome, Toronto, ON Fri May 29 1992, 7:05 PM EDT Att: 50,408 - Sunny - 59 F																
Roberto Alomar, S (1, 4) OBP: 0.407, SLG: 0.473	0-1 G4-3		4-0 G5-4-3 BB		0-1 G5-3		3-1 HR			3	1	1	1	1	0	0																	
Joe Carter, R (1, 10) OBP: 0.310, SLG: 0.468	0-2 F8		0-0 G5-4-3		1-0 1B		1-2 P6			4	0	1	0	0	0	2																	
Dave Winfield, R (1, 9) OBP: 0.382, SLG: 0.497		1-0 L4		2-1 G5-3		1-0 F9		2-1 3B 1B		4	1	1	0	0	0	1																	
Kelly Gruber, R (1, 5) OBP: 0.284, SLG: 0.481		1-2 FC6-4 1B		2-1 P4		1-2 HBP		2-2 E 3B		3	1	2	1	0	0	0																	
Pat Tabler, R (1, 3) OBP: 0.245, SLG: 0.200		0-0 FC6-4 1B		1-1 F9		1-0 L9		0-0 E6 1B		3	0	0	0	0	0	3																	
John Olerud, L (8, PH) OBP: 0.355, SLG: 0.357		1-2 FC6-4 BB						3-H 1B		1	0	0	1	0	0	0																	
Candy Maldonado, R (1, 7) OBP: 0.313, SLG: 0.322		4-2 FC6-4 BB		0-3 K				2-1 F8		3	0	1	0	1	1	1																	
Pat Borders, R (1, 2) OBP: 0.333, SLG: 0.421		1-1 FC6-4		1-1 2B				2-2 B2-5-3 1B		4	0	3	0	0	0	2																	
Manuel Lee, S (1, 6) OBP: 0.312, SLG: 0.343			1-2 G6-3 2B		1-1 F8			0-0 G4-3		4	0	1	0	0	0	5																	
<b>Inning Stats</b>	R: 0 E: 0 K: 0 S: 6	H: 0 LOB: 0 BB: 0 P: 6	R: 0 E: 0 K: 0 S: 10	H: 1 LOB: 2 BB: 1 P: 17	R: 0 E: 0 K: 0 S: 7	H: 1 LOB: 1 BB: 1 P: 12	R: 0 E: 0 K: 0 S: 6	H: 0 LOB: 0 BB: 0 P: 11	R: 0 E: 0 K: 1 S: 10	H: 1 LOB: 1 BB: 0 P: 13	R: 0 E: 0 K: 0 S: 7	H: 1 LOB: 2 BB: 0 P: 11	R: 0 E: 0 K: 0 S: 9	H: 2 LOB: 1 BB: 0 P: 13	R: 3 E: 1 K: 0 S: 15	H: 4 LOB: 2 BB: 0 P: 26	1B: 6 2B: 2 3B: 1 HR: 1	SF: 0 SAC: 0 DP: 2 HBP: 1	WP: 0 PB: 0 SB: 1 CS: 0	PA: 36													
<b>PITCHER</b>	IP WLS BF H R ER SO BB IBB HBP BLK WP HR S P ERA WHIP																																
Greg Hibbard, L (1, 1) ERA: 4.29	7.0	L 29	7	1	1	1	2	0	1	0	0	1	0	57	88	1.29	1.286																
Terry Leach, R (8, 1) ERA: 2.7	0.1	3	2	1	1	0	0	0	0	0	0	0	0	8	13	27.00	6.000																
Scott Radinsky, L (8, 1) ERA: 1.35	0.2	4	1	1	1	0	0	0	0	0	0	0	0	5	8	13.50	1.500																



Batter	1	2	3	4	5	6	7	8	9	10	11	AB	R	H	RBI	BB	SO	LOB	TOP				
Tim Raines, S OBP: 0.372, SLG: 0.415 (1, 10)	1-1 1B SF9 1B		1-0 F8			0-1 P5		4-2 BB BB		3-1 F7		4	1	1	0	1	0	0					
Sleeve Sax, R OBP: 0.306, SLG: 0.291 (1, 4)	0-1 SAFE L9		2-2 G2-3			1-0 G6-3		4-1 SAFE BB 1-2 BB		2-0 G4-3		4	0	0	0	1	0	1					
Robin Ventura, L OBP: 0.387, SLG: 0.407 (1, 5)	3-2 SAFE SAFE 1-3 1B				2-0 F9		3-2 G4-3		4-2 BB 1-2-3 BB		1-2 1B		4	0	2	0	1	0	0				
Frank Thomas, R OBP: 0.442, SLG: 0.516 (1, 3)	1-2 SF9			1-0 G1-3			3-2 2B		3-3 K		3-1 L4		4	0	1	1	0	1	4				
George Bell, R OBP: 0.289, SLG: 0.369 (9, PR) Joey Cora, S OBP: 0.382, SLG: 0.360 (9, PR) Lance Johnson, L OBP: 0.274, SLG: 0.298 (9, 8)	2-1 3-H G1-4-3			2-1 F9		1-1 L5		1-2 SH5-4 2B			2-2 G5-3		4	0	1	0	0	0	2				
Mike Huff, R OBP: 0.304, SLG: 0.306 (1, 9)		0-2 F7			1-2 G5-3		1-0 F7		1-0 SH5-4 2-3		2-2 G5-3		4	0	0	0	0	0	1				
Craig Grebeck, R OBP: 0.339, SLG: 0.368 (1, 6)		2-2 P3			3-2 G6-3		3-1 L9		0-1 G6-3		2-1 FC5-4 1B		5	0	1	0	0	0	3				
Shawn Abner, R OBP: 0.438, SLG: 0.500 (9, 7)		3-3 K			4-2 BB			3-2 F7		4-0 IBB		1-2 SAFE SAFE SAFE SAFE 1-2 FC5-4	3	0	0	0	2	1	1				
Ron Karkovice, R OBP: 0.288, SLG: 0.276 (1, 2)			1-3 K		2-3 K			1-1 F9		0-1 P3		4	0	0	0	0	2	4					
<b>Inning Stats</b>	R: 1 E: 0 K: 0 S: 15	H: 2 LOB: 1 BB: 0 P: 22	R: 0 E: 0 K: 1 S: 14	H: 0 LOB: 0 BB: 0 P: 19	R: 0 E: 0 K: 1 S: 8	H: 0 LOB: 0 BB: 0 P: 12	R: 0 E: 0 K: 0 S: 4	H: 0 LOB: 0 BB: 0 P: 9	R: 0 E: 0 K: 1 S: 12	H: 0 LOB: 1 BB: 1 P: 22	R: 0 E: 0 K: 0 S: 6	H: 1 LOB: 1 BB: 3 P: 16	R: 0 E: 0 K: 1 S: 20	H: 1 LOB: 3 BB: 1 P: 38	R: 0 E: 0 K: 0 S: 8	H: 1 LOB: 1 BB: 0 P: 17	R: 0 E: 0 K: 0 S: 11	H: 1 LOB: 1 BB: 0 P: 18	1B: 4 2B: 2 3B: 0 HR: 0	SF: 1 SAC: 1 DP: 0 HBP: 0	WP: 0 SB: 0 CS: 0	PA: 44	
<b>PITCHER</b>	IP ERA WLS BF H R ER SO BB IBB HBP BLK WP HR S P ERA WHIP	7.0 3.16 1.0 6 0 0 0 1 3 0 0 0 0 0 20 38 0.00 3.000	7.0 3.16 3.0 13 3 0 0 0 0 1 0 0 0 0 27 49 0.00 1.000																				

Chicago White Sox @ Toronto Blue Jays  
SkyDome, Toronto, ON  
Sat May 30 1992, 3:33 AM EDT  
Att. 50,391 - Dome - 70 F

livebaseballscores.com  
AB 37  
R 1  
H 6  
RBI 1  
BB 5  
SO 4  
LOB 16



Batter	1	2	3	4	5	6	7	8	9	10	11	AB	R	H	RBI	BB	SO	LOB	BOTTOM				
Devon White, S OBP: 0.308, SLG: 0.348 (1, 8)	0-2 F7		1-2 S 1B			0-1 F8		4-0 1B BB		4-1 1B BB		3	0	1	0	2	0	0					
Roberto Alomar, S OBP: 0.416, SLG: 0.479 (1, 4)	1-2 1B		1 SAFE 4-2 BB			2-2 L7		3-1 1-3 2-H 1B		2-2 1-2 2-H 1B		4	0	3	1	1	0	0					
Joe Carter, R OBP: 0.302, SLG: 0.455 (1, 9)	0-3 SAFE SAFE K		3-3 K			1-2 F8		1-2 L9			1-2 G5-3		5	0	0	0	0	2	5				
Dave Winfield, R OBP: 0.373, SLG: 0.483 (1, 10)	0-1 SAFE SAFE L9				0-1 G4-3		0-0 G6-3		2-3 K		0-1 G4-3		5	0	0	0	0	1	1				
Kelly Gruber, R OBP: 0.282, SLG: 0.472 (1, 5)		0-0 B5-3		0-2 G3-1		2-3 K		0-0 G5-3		0-0 S 2B 1B		5	1	1	0	0	1	0					
John Olerud, L OBP: 0.354, SLG: 0.356 (7, PR) Rob Ducey, L (7, PR)		2-0 L8		2-2 L7		0-0 CS 1B		4-0 PO BB		2-2 SAFE SAFE SAFE SAFE 1-H 2B		3	0	1	0	0	0	0					
Pat Tabler, R OBP: 0.260, SLG: 0.200 (9, PR) Jeff Kent, R OBP: 0.405, SLG: 0.552 (10, 3)												4	0	1	0	0	1	0					
Candy Maldonado, R OBP: 0.312, SLG: 0.320 (1, 7)		2-1 G6-3		3-1 L8		2-2 CS 1-2		3-3 K		0-2 SAFE PO		4	0	1	0	0	1	0					
Pat Borders, R OBP: 0.326, SLG: 0.410 (1, 2)			3-2 G4-3		0-0 F8		1-2 G6-3			0-0 FC5-6 G3-1 1B		4	0	0	0	0	0	1					
Manuel Lee, S OBP: 0.310, SLG: 0.336 (1, 6)			0-3 K		2-3 K		4-0 BB 1B			0-0 G3-1		3	1	0	0	1	2	1					
<b>Inning Stats</b>	R: 0 E: 0 K: 1 S: 14	H: 1 LOB: 1 BB: 0 P: 15	R: 0 E: 0 K: 0 S: 4	H: 0 LOB: 0 BB: 0 P: 8	R: 0 E: 0 K: 2 S: 17	H: 1 LOB: 2 BB: 1 P: 28	R: 0 E: 0 K: 0 S: 8	H: 0 LOB: 0 BB: 0 P: 10	R: 0 E: 0 K: 1 S: 7	H: 0 LOB: 0 BB: 0 P: 12	R: 1 E: 0 K: 1 S: 13	H: 2 LOB: 2 BB: 1 P: 29	R: 0 E: 0 K: 1 S: 6	H: 0 LOB: 1 BB: 1 P: 12	R: 0 E: 0 K: 0 S: 8	H: 2 LOB: 2 BB: 1 P: 14	R: 1 E: 0 K: 0 S: 11	H: 2 LOB: 1 BB: 0 P: 13	1B: 7 2B: 1 3B: 0 HR: 0	SF: 0 SAC: 0 DP: 0 HBP: 0	WP: 0 SB: 0 CS: 2	PA: 44	
<b>PITCHER</b>	IP ERA WLS BF H R ER SO BB IBB HBP BLK WP HR S P ERA WHIP	7.2 3.86 0.1 3 3 1 0 0 6 1 0 0 0 0 5 13 0.00 6.000	1.1 2.63 5 1 0 0 1 1 0 0 0 0 0 0 8 14 0.00 1.500																				

Chicago White Sox @ Toronto Blue Jays  
SkyDome, Toronto, ON  
Sat May 30 1992, 3:33 AM EDT  
Att. 50,391 - Dome - 70 F

livebaseballscores.com  
AB 37  
R 2  
H 8  
RBI 2  
BB 5  
SO 7  
LOB 8





Batter	1	2	3	4	5	6	7	8	9	AB	R	H	RBI	BB	SO	LOB	TOP			
Tim Raines, S OBP: 0.369, SLG: 0.411 (1, 7)										4	1	1	0	0	0	1				
Joey Coors, S OBP: 0.342, SLG: 0.310 (1, 4)										4	0	0	0	0	1	2				
Robin Ventura, L OBP: 0.389, SLG: 0.412 (1, 5)										3	1	1	1	1	0	0				
Frank Thomas, R OBP: 0.433, SLG: 0.503 (1, 10)										4	0	0	0	0	2	2				
Warren Newson, L OBP: 0.351, SLG: 0.226 (1, 9)										3	0	0	0	0	1	2				
Mike Huff, R OBP: 0.304, SLG: 0.306 (9, 9)										0	0	0	0	0	0	0				
Dan Pasqua, L OBP: 0.284, SLG: 0.337 (1, 3)										3	0	1	1	0	2	0				
Matt Merullo, L OBP: 0.205, SLG: 0.244 (1, 2)										3	0	0	0	0	0	1				
Ron Karkovics, R OBP: 0.288, SLG: 0.276 (9, 2)										0	0	0	0	0	0	0				
Lance Johnson, L OBP: 0.269, SLG: 0.292 (1, 8)										3	0	0	0	0	0	0				
Craig Grebeck, R OBP: 0.339, SLG: 0.361 (1, 6)										2	0	0	0	1	0	0				
<b>Inning Stats</b>	R: 1 E: 0 K: 0 S: 12	H: 2 LOB: 1 BB: 0 P: 21	R: 0 E: 0 K: 1 S: 6	H: 0 LOB: 0 BB: 0 P: 7	R: 0 E: 0 K: 0 S: 7	H: 0 LOB: 0 BB: 0 P: 13	R: 0 E: 0 K: 1 S: 4	H: 0 LOB: 0 BB: 0 P: 6	R: 0 E: 0 K: 1 S: 8	H: 0 LOB: 0 BB: 1 P: 10	R: 1 E: 0 K: 2 S: 12	H: 1 LOB: 1 BB: 1 P: 21	R: 0 E: 0 K: 1 S: 7	H: 0 LOB: 0 BB: 0 P: 7	R: 0 E: 0 K: 1 S: 6	H: 0 LOB: 0 BB: 0 P: 9	1B: 1 2B: 2 3B: 0 HR: 0	SF: 0 SAC: 0 DP: 0 HBP: 0	WP: 0 PB: 0 CS: 1	PA: 31
<b>PITCHER</b> Jack Morris, R ERA: 4.35 (1, 1)	IP: 9.0 WLS: W BF: 31 H: 3 R: 2 ER: 2 SO: 6 BB: 2 IBB: 0 HBP: 0 BLK: 0 WP: 0 HR: 0 S: 69 P: 106 ERA: 2.00 WHIP: 0.556															<b>PITCHER</b>				

Chicago White Sox @ Toronto Blue Jays  
SkyDome, Toronto, ON  
Sun May 31 1992, 3:33 AM EDT  
Att: 50,393 - Sunny - 70 F

AB 29  
R 2  
H 3  
RBI 2  
BB 2  
SO 6  
LOB 8



Batter	1	2	3	4	5	6	7	8	9	AB	R	H	RBI	BB	SO	LOB	BOTTOM					
Devon White, S OBP: 0.302, SLG: 0.341 (1, 8)										4	0	0	0	0	2	2						
Roberto Alomar, S OBP: 0.413, SLG: 0.471 (1, 4)										3	1	0	0	1	0	1						
Joe Carter, R OBP: 0.297, SLG: 0.446 (1, 9)										4	0	0	0	0	1	1						
Dave Winfield, R OBP: 0.375, SLG: 0.500 (1, 10)										4	1	2	1	0	0	0						
Kelly Gruber, R OBP: 0.292, SLG: 0.479 (1, 5)										2	1	1	0	2	0	1						
John Olerud, L OBP: 0.352, SLG: 0.348 (1, 3)										3	0	0	0	1	0	4						
Pat Borders, R OBP: 0.318, SLG: 0.490 (1, 2)										4	0	0	0	0	2	3						
Rob Ducey, L (1, 7)										3	0	0	0	0	1	0						
Greg Myers, L (9, PH) OBP: 0.316, SLG: 0.500										1	0	1	1	0	0	0						
Manuel Lee, S (1, 6) OBP: 0.317, SLG: 0.338										2	0	1	0	1	0	0						
<b>Inning Stats</b>	R: 1 E: 1 K: 0 S: 13	H: 1 LOB: 2 BB: 1 P: 26	R: 0 E: 0 K: 2 S: 8	H: 0 LOB: 0 BB: 0 P: 11	R: 0 E: 0 K: 1 S: 7	H: 0 LOB: 0 BB: 0 P: 9	R: 0 E: 0 K: 0 S: 6	H: 0 LOB: 0 BB: 1 P: 12	R: 0 E: 0 K: 1 S: 9	H: 1 LOB: 1 BB: 0 P: 15	R: 0 E: 0 K: 0 S: 6	H: 0 LOB: 0 BB: 0 P: 10	R: 0 E: 0 K: 0 S: 5	H: 0 LOB: 0 BB: 1 P: 12	R: 0 E: 0 K: 0 S: 8	H: 0 LOB: 1 BB: 1 P: 16	R: 2 E: 0 K: 2 S: 20	H: 3 LOB: 2 BB: 1 P: 28	1B: 3 2B: 1 3B: 0 HR: 1	SF: 0 SAC: 0 DP: 1 HBP: 0	WP: 0 PB: 1 CS: 1	PA: 35
<b>PITCHER</b> Charlie Hough, R ERA: 4.43 (1, 1)	IP: 8.0 WLS: L BF: 29 H: 4 R: 2 ER: 2 SO: 2 BB: 4 IBB: 1 HBP: 0 BLK: 0 WP: 0 HR: 1 S: 62 P: 111 ERA: 0.00 WHIP: 0.750															<b>PITCHER</b>						
Bobby Thigpen, R ERA: 4.71 (9, 1)	0.2 L 6 3 2 2 2 0 1 0 0 0 1 20 28 27.00 4.500															<b>PITCHER</b>						

Chicago White Sox @ Toronto Blue Jays  
SkyDome, Toronto, ON  
Sun May 31 1992, 3:33 AM EDT  
Att: 50,393 - Sunny - 70 F

AB 30  
R 3  
H 5  
RBI 2  
BB 5  
SO 6  
LOB 12





Batter	1	2	3	4	5	6	7	8	9	AB	R	H	RBI	BB	SO	LOB	TOP					
<b>Tim Raines, S</b> OBP: 0.365, SLG: 0.401 (1, 10)	G4-3		BB	G3		K			FC3-6	4	0	0	0	1	1	3						
<b>Steve Sax, R</b> OBP: 0.297, SLG: 0.282 (1, 4)	G6-3		K		G6-3		P3		G6-3	5	0	0	0	0	1	3						
<b>Robin Ventura, L</b> OBP: 0.382, SLG: 0.402 (1, 5)	G4-3		G6-3		G6-3		K			4	0	0	0	0	1	2						
<b>Frank Thomas, R</b> OBP: 0.435, SLG: 0.500 (1, 3)		1B BB		E 2B	K		G4-3			3	1	1	0	1	1	0						
<b>George Bell, R</b> OBP: 0.288, SLG: 0.372 (1, 7)	P8			E5 2B		1B 2B		G6-3		4	2	1	0	0	0	2						
<b>Dan Paskua, L</b> OBP: 0.292, SLG: 0.352 (1, 9)	L3 1B		WP 3B	2B	K		F7			4	1	2	2	0	1	1						
<b>Matt Merullo, L</b> OBP: 0.213, SLG: 0.250 (6, PR)	L3			K		G6-3 1B		P2		3	0	1	1	0	1	3						
<b>Ron Karkovics, R</b> OBP: 0.286, SLG: 0.274 (6, 2)										1	1	0	0	0	0	0						
<b>Lance Johnson, L</b> OBP: 0.274, SLG: 0.310 (1, 8)				PB 1B	CS 3B	G6-3		G4-3		4	0	2	1	0	0	1						
<b>Craig Grebeck, R</b> OBP: 0.353, SLG: 0.364 (1, 6)	G6-3							FC3-6 BB		2	0	1	1	2	0	1						
<b>Inning Stats</b>	R: 0 E: 0 K: 0 S: 7	H: 0 LOB: 0 BB: 0 P: 11	R: 0 E: 0 K: 0 S: 6	H: 1 LOB: 1 BB: 1 P: 10	R: 0 E: 0 K: 1 S: 7	H: 1 LOB: 2 BB: 1 P: 15	R: 3 E: 1 K: 1 S: 14	H: 3 LOB: 1 BB: 1 P: 28	R: 0 E: 0 K: 1 S: 6	H: 0 LOB: 0 BB: 0 P: 10	R: 2 E: 0 K: 2 S: 13	H: 3 LOB: 1 BB: 0 P: 18	R: 0 E: 0 K: 1 S: 8	H: 0 LOB: 0 BB: 0 P: 11	R: 0 E: 0 K: 0 S: 7	H: 0 LOB: 0 BB: 0 P: 8	R: 0 E: 0 K: 0 S: 6	H: 0 LOB: 1 BB: 1 P: 13	1B: 5 2B: 3 3B: 1 HR: 0	SF: 0 SAC: 0 DP: 1 HBP: 0	WP: 1 PB: 1 CS: 0	PA: 38
<b>PITCHER</b>	IP	WLS	BF	H	R	ER	SO	BB	IBB	HBP	BLK	WP	HR	S	P	ERA	WHIP					
<b>Mike Boddicker, R</b> ERA: 6.11 (1, 1)	5.2	L	27	8	5	4	4	3	0	0	0	1	0	50	88	6.35	1.941					
<b>Tom Gordon, R</b> ERA: 5.91 (6, 1)	3.1		11	0	0	0	2	1	0	0	0	0	0	24	36	0.00	0.300					

Chicago White Sox @ Kansas City Royals  
 Royals Stadium, Kansas City, MO  
 Mon Jun 01 1992, 8:05 PM EDT  
 Att: 25,297 - Cloudy - 66 F

AB	34
R	5
H	8
RBI	5
BB	4
SO	6
LOB	16



Batter	1	2	3	4	5	6	7	8	9	AB	R	H	RBI	BB	SO	LOB	BOTTOM					
<b>Gary Thurman, R</b> OBP: 0.319, SLG: 0.368 (1, 9)	1B E	G6-3		F9		K				4	1	1	0	0	1	1						
<b>Gregg Jefferies, S</b> OBP: 0.293, SLG: 0.348 (1, 5)	E 1B		S BB		G3		G3			3	1	1	0	1	0	0						
<b>Wally Joyner, L</b> OBP: 0.368, SLG: 0.493 (1, 3)	E7 1B		P6		F8			G4-3		4	1	1	2	0	0	1						
<b>Kevin McReynolds, R</b> OBP: 0.342, SLG: 0.410 (1, 7)	L4		K		FC4-6 1B			K		4	0	1	0	0	2	2						
<b>George Brett, L</b> OBP: 0.341, SLG: 0.383 (1, 10)	E 1B		FC6-4 IBB		FC4-6			F7		3	0	1	1	1	0	1						
<b>Mike Macfarlane, R</b> OBP: 0.310, SLG: 0.390 (1, 2)	G4-3		FC6-4			F8			F9	4	0	0	0	0	0	3						
<b>Brian McRae, S</b> OBP: 0.256, SLG: 0.270 (1, 8)	K			B1-3		F7			K	4	0	0	0	0	2	1						
<b>Curtis Wilkerson, S</b> OBP: 0.229, SLG: 0.276 (1, 6)		B3								3	0	1	0	0	1	0						
<b>Brent Mayne, L</b> OBP: 0.225, SLG: 0.263 (9, PH)				S 1B						1	0	1	0	0	0	0						
<b>Terry Shumpert, R</b> OBP: 0.200, SLG: 0.309 (1, 4)										3	0	0	0	0	1	1						
<b>Jim Eisenreich, L</b> OBP: 0.327, SLG: 0.367 (9, PH)				F9					F7	1	0	0	0	0	0	1						
<b>Inning Stats</b>	R: 3 E: 1 K: 1 S: 17	H: 4 LOB: 1 BB: 0 P: 26	R: 0 E: 0 K: 1 S: 6	H: 0 LOB: 0 BB: 0 P: 8	R: 0 E: 0 K: 1 S: 8	H: 0 LOB: 2 BB: 2 P: 20	R: 0 E: 0 K: 0 S: 10	H: 1 LOB: 1 BB: 0 P: 16	R: 0 E: 0 K: 0 S: 9	H: 1 LOB: 1 BB: 0 P: 17	R: 0 E: 0 K: 1 S: 6	H: 0 LOB: 0 BB: 0 P: 6	R: 0 E: 0 K: 1 S: 7	H: 0 LOB: 0 BB: 0 P: 11	R: 0 E: 0 K: 1 S: 6	H: 0 LOB: 0 BB: 0 P: 10	R: 0 E: 0 K: 1 S: 8	H: 1 LOB: 1 BB: 0 P: 12	1B: 6 2B: 1 3B: 0 HR: 0	SF: 0 SAC: 0 DP: 0 HBP: 0	WP: 0 PB: 0 CS: 0	PA: 36
<b>PITCHER</b>	IP	WLS	BF	H	R	ER	SO	BB	IBB	HBP	BLK	WP	HR	S	P	ERA	WHIP					
<b>Alex Fernandez, R</b> ERA: 3.6 (1, 1)	9.0	W	36	7	3	3	7	1	1	0	0	0	0	77	126	3.00	0.889					

Chicago White Sox @ Kansas City Royals  
 Royals Stadium, Kansas City, MO  
 Mon Jun 01 1992, 8:05 PM EDT  
 Att: 25,297 - Cloudy - 66 F

AB	34
R	3
H	7
RBI	3
BB	2
SO	7
LOB	11





Batter	1	2	3	4	5	6	7	8	9	AB	R	H	RBI	BB	SO	LOB	TOP				
<b>Tim Raines, S</b> OBP: 0.360, SLG: 0.394	F8		F8			L5		SH SF8 SH5-4		3	0	0	0	0	0	1					
<b>Steve Sax, R</b> OBP: 0.296, SLG: 0.283	BB 1B		G3			G4-3		SH5-4		3	0	1	0	0	0	1					
<b>Robin Ventura, L</b> OBP: 0.389, SLG: 0.400	G1-6-3 BB					G4-3				1	0	0	0	3	0	0					
<b>Frank Thomas, R</b> OBP: 0.427, SLG: 0.491	G1-6-3					G1-6-3				3	0	0	1	0	0	3					
<b>George Bell, R</b> OBP: 0.287, SLG: 0.366						F7				3	0	0	0	1	1	2					
<b>Dan Pasqua, L</b> OBP: 0.298, SLG: 0.352	F7									3	0	1	0	1	0	1					
<b>Mike Huff, R</b> OBP: 0.304, SLG: 0.306						FC6-4 BB				0	0	0	0	0	0	0					
<b>Lance Johnson, L</b> OBP: 0.274, SLG: 0.309	F8									4	0	1	0	0	2	2					
<b>Craig Grebeck, R</b> OBP: 0.345, SLG: 0.353										3	0	0	0	0	1	3					
<b>Warren Newson, L</b> OBP: 0.342, SLG: 0.219						FC6-4				1	0	0	0	0	1	1					
<b>Ron Karkovics, R</b> OBP: 0.294, SLG: 0.283										3	1	2	0	0	0	1					
<b>Matt Merullo, L</b> OBP: 0.208, SLG: 0.244						F8				1	0	0	0	0	0	1					
<b>Inning Stats</b>	R: 0 E: 0 K: 0 S: 9	H: 1 LOB: 1 BB: 1 P: 18	R: 0 E: 0 K: 1 S: 5	H: 0 LOB: 0 BB: 0 P: 5	R: 0 E: 0 K: 0 S: 7	H: 1 LOB: 1 BB: 0 P: 11	R: 0 E: 0 K: 0 S: 3	H: 0 LOB: 0 BB: 1 P: 8	R: 0 E: 0 K: 1 S: 6	H: 0 LOB: 1 BB: 0 P: 8	R: 0 E: 0 K: 1 S: 12	H: 1 LOB: 2 BB: 1 P: 21	R: 1 E: 0 K: 0 S: 8	H: 1 LOB: 2 BB: 0 P: 16	R: 0 E: 0 K: 2 S: 10	H: 1 LOB: 1 BB: 0 P: 14	1B: 5 2B: 0 3B: 0 HR: 0	SF: 1 SAC: 2 DP: 2 HBP: 0	WP: 0 PB: 0 CS: 0	PA: 36	
<b>PITCHER</b>	IP	WLS	BF	H	R	ER	SO	BB	IBB	HBP	BLK	WP	HR	S	P	ERA	WHIP				
<b>Mark Gubicza, R</b> ERA: 3.13	(1, 1)	8.0	W	32	4	1	1	3	4	1	0	0	0	59	103	1.12	1.000				
<b>Jeff Montgomery, R</b> ERA: 2.55	(9, 1)	1.0	S	4	1	0	0	2	0	0	0	0	0	10	14	0.00	1.000				

Chicago White Sox @ Kansas City Royals  
 Royals Stadium, Kansas City, MO  
 Tue Jun 02 1992, 8:05 PM EDT  
 Att: 18,203 - Cloudy - 68 F

AB	28
R	1
H	5
RBI	1
BB	5
SO	5
LOB	16



Batter	1	2	3	4	5	6	7	8	9	AB	R	H	RBI	BB	SO	LOB	BOTTOM				
<b>Keith Miller, R</b> OBP: 0.364, SLG: 0.426	G6-3		K			P3		FC6-4		4	0	0	0	0	1	3					
<b>Gregg Jefferies, S</b> OBP: 0.292, SLG: 0.343	F7		G3			G3-1		HR BB		3	1	0	0	1	0	1					
<b>Wally Joyner, L</b> OBP: 0.365, SLG: 0.494	F8					G4-3		L8		4	0	1	0	0	0	1					
<b>Kevin McReynolds, R</b> OBP: 0.345, SLG: 0.427			F8			G6-3		HR		3	1	1	2	1	0	0					
<b>George Brett, L</b> OBP: 0.350, SLG: 0.391			F8					HR		2	0	1	0	1	0	0					
<b>Gary Thurman, R</b> OBP: 0.319, SLG: 0.368						2B		HBP		0	0	0	0	0	0	0					
<b>Jim Eisenreich, L</b> OBP: 0.325, SLG: 0.373						G3		L6		4	0	1	0	0	0	4					
<b>Mike MacFarlane, R</b> OBP: 0.302, SLG: 0.378	F8					G6-3		F9		4	0	0	0	0	1	2					
<b>Brian McRae, S</b> OBP: 0.257, SLG: 0.277								F7		3	0	1	0	0	1	0					
<b>Curtis Wilkerson, S</b> OBP: 0.244, SLG: 0.282			F8					FC6-4 BB		2	0	1	0	1	0	1					
<b>Inning Stats</b>	R: 0 E: 0 K: 0 S: 5	H: 0 LOB: 0 BB: 0 P: 7	R: 0 E: 0 K: 0 S: 10	H: 1 LOB: 1 BB: 0 P: 17	R: 0 E: 0 K: 1 S: 12	H: 1 LOB: 1 BB: 0 P: 16	R: 0 E: 0 K: 0 S: 11	H: 1 LOB: 1 BB: 0 P: 16	R: 0 E: 0 K: 0 S: 13	H: 1 LOB: 2 BB: 2 P: 26	R: 0 E: 0 K: 1 S: 7	H: 1 LOB: 1 BB: 0 P: 7	R: 2 E: 0 K: 0 S: 11	H: 1 LOB: 1 BB: 1 P: 20	1B: 1 2B: 4 3B: 0 HR: 1	SF: 0 SAC: 0 DP: 0 HBP: 1	WP: 0 PB: 0 CS: 1	PA: 34			
<b>PITCHER</b>	IP	WLS	BF	H	R	ER	SO	BB	IBB	HBP	BLK	WP	HR	S	P	ERA	WHIP				
<b>Jack McDowell, R</b> ERA: 3.73	(1, 1)	7.0	L	29	5	1	1	3	4	0	0	0	0	68	110	1.29	1.286				
<b>Scott Radinsky, L</b> ERA: 1.69	(8, 1)	1.0	L	5	1	1	1	0	0	0	1	0	1	10	15	9.00	1.000				

Chicago White Sox @ Kansas City Royals  
 Royals Stadium, Kansas City, MO  
 Tue Jun 02 1992, 8:05 PM EDT  
 Att: 18,203 - Cloudy - 68 F

AB	29
R	2
H	6
RBI	2
BB	4
SO	3
LOB	12





Batter	1	2	3	4	5	6	7	8	9	AB	R	H	RBI	BB	SO	LOB	TOP										
<b>Tim Raines, S</b> (1, 10) OBP: 0.353, SLG: 0.385	F9		G6-3		G5-3			F8		4	0	0	0	0	0	0											
<b>Steve Sax, R</b> (1, 4) OBP: 0.292, SLG: 0.276	P2		P3			G6-3		K		4	0	0	0	0	1	0											
<b>Robin Ventura, L</b> (1, 5) OBP: 0.386, SLG: 0.397	1B		G4-3			G3			F7	4	0	1	0	0	0	0											
<b>Frank Thomas, R</b> (1, 3) OBP: 0.423, SLG: 0.485	F9			F8		L6			1B	4	0	1	0	0	0	1											
<b>George Bell, R</b> (1, 7) OBP: 0.286, SLG: 0.364		SH1-3 2B 1B		G3-1				F9	P2	4	1	1	0	0	0	1											
<b>Mike Huff, R</b> (1, 9) OBP: 0.310, SLG: 0.314		SH1-3		WP 1B				G3		2	0	1	0	0	0	0											
<b>Dan Pasqua, L</b> (9, PH) OBP: 0.296, SLG: 0.349		1-2							F9	1	0	0	0	0	0	1											
<b>Craig Grebeck, R</b> (1, 6) OBP: 0.352, SLG: 0.381		2-H 2B		G6-3						3	0	2	1	0	0	1											
<b>Shawn Abner, R</b> (1, 8) OBP: 0.368, SLG: 0.412		F7			G4-3					3	0	0	0	0	0	2											
<b>Ron Karkovics, R</b> (1, 2) OBP: 0.290, SLG: 0.279					P3					2	0	0	0	0	0	1											
<b>Joey Cora, S</b> (8, PH) OBP: 0.333, SLG: 0.300		G6-3								1	0	0	0	0	0	0											
<b>Matt Merullo, L</b> (8, 2) OBP: 0.208, SLG: 0.244								P6		0	0	0	0	0	0	0											
<b>Inning Stats</b>	R: 0 E: 0 K: 0 S: 8	H: 1 LOB: 1 BB: 0 P: 13	R: 1 E: 0 K: 0 S: 10	H: 2 LOB: 1 BB: 0 P: 14	R: 0 E: 0 K: 0 S: 5	H: 0 LOB: 0 BB: 0 P: 9	R: 0 E: 0 K: 0 S: 10	H: 1 LOB: 1 BB: 0 P: 15	R: 0 E: 0 K: 0 S: 10	H: 0 LOB: 0 BB: 0 P: 15	R: 0 E: 0 K: 0 S: 6	H: 0 LOB: 1 BB: 0 P: 8	R: 0 E: 0 K: 0 S: 8	H: 1 LOB: 1 BB: 0 P: 12	R: 0 E: 0 K: 1 S: 9	H: 0 LOB: 0 BB: 0 P: 13	R: 0 E: 0 K: 0 S: 9	H: 1 LOB: 1 BB: 0 P: 14	1B: 4 2B: 2 3B: 0 HR: 0	SF: 0 SAC: 1 DP: 0 HBP: 0	WP: 1 PB: 0 SB: 0 CS: 0	PA: 33					
<b>PITCHER</b>	IP	WLS	BF	H	R	ER	SO	BB	IBB	HBP	BLK	WP	HR	S	P	ERA	WHIP										
<b>Mike Magnante, L</b> (1, 1) ERA: 6.55	7.0	W	26	5	1	1	0	0	0	0	0	1	0	57	86	1.29	0.714										
<b>Rusty Meacham, R</b> (8, 1) ERA: 0.3	1.0		3	0	0	0	1	0	0	0	0	0	0	9	13	0.00	0.000										
<b>Jeff Montgomery, R</b> (9, 1) ERA: 2.45	1.0	S	4	1	0	0	0	0	0	0	0	0	0	9	14	0.00	1.000										

Chicago White Sox @ Kansas City Royals  
 Royals Stadium, Kansas City, MO  
 Wed Jun 03 1992, 8:05 PM EDT  
 Att: 19,218 - Cloudy - 69 F

AB 32  
 R 1  
 H 6  
 RBI 1  
 BB 0  
 SO 1  
 LOB 7



Batter	1	2	3	4	5	6	7	8	9	AB	R	H	RBI	BB	SO	LOB	BOTTOM										
<b>Keith Miller, R</b> (1, 4) OBP: 0.354, SLG: 0.414	L3		L8			F9	FC5-4			4	0	0	0	0	0	2											
<b>Gregg Jefferies, S</b> (1, 5) OBP: 0.291, SLG: 0.341	G1-3			G4-1 1B		G1-3		G1-3		4	0	1	0	0	0	0											
<b>Wally Joyner, L</b> (1, 3) OBP: 0.363, SLG: 0.488	F8			G4-1			2B 1B	F8		4	1	1	0	0	0	1											
<b>Kevin McReynolds, R</b> (1, 7) OBP: 0.353, SLG: 0.443		G5-3					1-H 2B 1B		2B 1B	3	1	2	1	1	0	0											
<b>George Brett, L</b> (1, 10) OBP: 0.348, SLG: 0.388		G3-1		P7		G4-3			1B 1B	4	0	1	1	0	0	3											
<b>Mike Macfarlane, R</b> (1, 2) OBP: 0.303, SLG: 0.372		G6-3							2-H 1B	2	0	0	0	1	0	2											
<b>Brent Mayne, L</b> (7, FR) OBP: 0.244, SLG: 0.282				F8				SH5-3 1B BB	1B	1	1	1	0	0	0	0											
<b>Gary Thurman, R</b> (1, 9) OBP: 0.311, SLG: 0.357			G6-3		B2-3				P5	2	0	0	0	0	0	0											
<b>Jim Eisenreich, L</b> (8, PH) OBP: 0.322, SLG: 0.369										1	0	0	0	0	0	2											
<b>Brian McRae, S</b> (1, 8) OBP: 0.263, SLG: 0.288			G6-3 2B		F7					3	0	2	1	0	0	0											
<b>Curtis Wilkerson, S</b> (1, 6) OBP: 0.236, SLG: 0.272			G6-3		K			FC6-2 1B	FC6-2	3	0	0	0	0	1	3											
<b>Inning Stats</b>	R: 0 E: 0 K: 0 S: 8	H: 0 LOB: 0 BB: 0 P: 9	R: 0 E: 0 K: 0 S: 5	H: 0 LOB: 0 BB: 0 P: 7	R: 0 E: 0 K: 0 S: 7	H: 1 LOB: 1 BB: 0 P: 10	R: 0 E: 0 K: 0 S: 8	H: 1 LOB: 2 BB: 1 P: 17	R: 0 E: 0 K: 1 S: 7	H: 0 LOB: 0 BB: 0 P: 8	R: 1 E: 0 K: 0 S: 10	H: 2 LOB: 1 BB: 0 P: 13	R: 1 E: 0 K: 0 S: 9	H: 1 LOB: 1 BB: 1 P: 15	R: 1 E: 0 K: 0 S: 13	H: 3 LOB: 2 BB: 0 P: 22	1B: 5 2B: 3 3B: 0 HR: 0	SF: 0 SAC: 1 DP: 0 HBP: 0	WP: 0 PB: 0 SB: 0 CS: 0	PA: 34							
<b>PITCHER</b>	IP	WLS	BF	H	R	ER	SO	BB	IBB	HBP	BLK	WP	HR	S	P	ERA	WHIP										
<b>Greg Hibbard, L</b> (1, 1) ERA: 4.21	7.2	L	33	8	3	3	1	2	0	0	0	0	0	66	100	3.52	1.304										
<b>Terry Leach, R</b> (8, 1) ERA: 2.49	0.1		1	0	0	0	0	0	0	0	0	0	0	1	1	0.00	0.000										

Chicago White Sox @ Kansas City Royals  
 Royals Stadium, Kansas City, MO  
 Wed Jun 03 1992, 8:05 PM EDT  
 Att: 19,218 - Cloudy - 69 F

AB 31  
 R 3  
 H 8  
 RBI 3  
 BB 2  
 SO 1  
 LOB 13










Batter	1	2	3	4	5	6	7	8	9	AB	R	H	RBI	BB	SO	LOB	TOP										
Lance Blankenship, R OBP: 0.409, SLG: 0.357	G6-3		1B		G6-3	K		P3		5	0	1	0	0	1	2											
Jerry Browne, S OBP: 0.319, SLG: 0.250	1B		F7			BB 1B HBP	G6-3		G1-3	2	1	1	0	0	0	1											
Jose Canseco, R OBP: 0.307, SLG: 0.462	1B					BB 1B G3-1	G6-3		F7	5	2	2	0	0	1	1											
Carney Lansford, R OBP: 0.338, SLG: 0.355	K				F9	BB 1B G3-1	G6-3		F7	4	1	0	0	1	0	2											
Harold Baines, L OBP: 0.300, SLG: 0.299	L8				F7	G3-1 1B G4-3	G6-3		P5	3	1	2	2	1	0	0											
Mark McGwire, R OBP: 0.425, SLG: 0.690		F9			FC4-6 BB	G4-3 1B G3-1	1B			4	0	1	1	0	0	3											
Jamie Quirk, L OBP: 0.310, SLG: 0.304		F9			FC4-6	G3-1	1B			4	0	0	1	0	0	3											
Willie Wilson, S OBP: 0.331, SLG: 0.348		F7				G4-3	F8			4	0	0	1	0	0	3											
Dann Howitt, L OBP: 0.389, SLG: 0.500			F8			HR	K			3	1	1	1	1	1	0											
Walt Weiss, S OBP: 0.308, SLG: 0.385		L1			F9	F9	G3			4	0	1	1	0	0	0											
<b>Inning Stats</b>	R: 0 E: 0 K: 1 S: 11	H: 1 LOB: 1 BB: 0 P: 19	R: 0 E: 0 K: 0 S: 5	H: 0 LOB: 0 BB: 0 P: 9	R: 0 E: 0 K: 0 S: 10	H: 1 LOB: 1 BB: 0 P: 16	R: 0 E: 0 K: 0 S: 6	H: 0 LOB: 1 BB: 1 P: 15	R: 1 E: 0 K: 0 S: 8	H: 1 LOB: 0 BB: 0 P: 15	R: 4 E: 0 K: 1 S: 16	H: 3 LOB: 2 BB: 2 P: 33	R: 1 E: 0 K: 0 S: 14	H: 3 LOB: 2 BB: 0 P: 22	R: 0 E: 0 K: 1 S: 9	H: 0 LOB: 0 BB: 0 P: 14	R: 0 E: 0 K: 0 S: 5	H: 0 LOB: 0 BB: 0 P: 6	1B: 7 2B: 1 3B: 0 HR: 1	SF: 0 SAC: 0 DP: 0 HBP: 1	WP: 0 PB: 0 SB: 0 CS: 0	PA: 40					
<b>PITCHER</b>	IP	WLS	BF	H	R	ER	SO	BB	IBB	HBP	BLK	WP	HR	S	P	ERA	WHIP										
Alex Fernandez, R ERA: 3.91	6.0	L	28	6	5	5	2	2	1	1	0	0	1	56	107	7.50	1.333										
Donn Pail, R ERA: 4.54	1.0		6	3	1	1	0	0	0	0	0	0	0	14	22	9.00	3.000										
Terry Leach, R ERA: 2.28	2.0		6	0	0	0	1	0	0	0	0	0	0	14	20	0.00	0.000										

Oakland Athletics @ Chicago White Sox  
Comiskey Park, Chicago, IL  
Sat Jun 06 1992, 8:05 PM EDT  
Att: 42,483 - Cloudy - 69 F

livebaseballscorecards.com

AB 36  
R 6  
H 9  
RBI 6  
BB 3  
SO 3  
LOB 12




Batter	1	2	3	4	5	6	7	8	9	AB	R	H	RBI	BB	SO	LOB	BOTTOM										
Tim Raines, S OBP: 0.352, SLG: 0.380	F9 1B FC	G6-3			FC6-4 1B		L8			3	1	1	0	1	0	0											
Robin Ventura, L OBP: 0.382, SLG: 0.387	E FC 2B		F7		F8		G6-3			4	1	1	0	0	0	1											
Frank Thomas, R OBP: 0.413, SLG: 0.466	F9				FC6-4			G4-3		3	0	0	0	1	0	3											
George Bell, R OBP: 0.285, SLG: 0.359	FC 2B SF8		F8			F8		K		4	1	0	1	0	1	2											
Dan Pasqua, L OBP: 0.300, SLG: 0.368	SF8							L8		1	0	1	1	0	0	0											
Warren Newson, L OBP: 0.325, SLG: 0.206			P5				F7			2	0	0	0	0	0	1											
Mike Huff, R OBP: 0.305, SLG: 0.308	SF8 2B							L8		1	0	0	0	0	0	0											
Lance Johnson, L OBP: 0.276, SLG: 0.325	SF8				F8				G1-3	3	0	1	1	0	0	0											
Steve Sax, R OBP: 0.290, SLG: 0.275	L5				F7				G6-3	4	0	0	0	0	0	2											
Craig Grebeck, R OBP: 0.362, SLG: 0.411		P3			F8					4	1	2	1	0	0	0											
Ron Karkovice, R OBP: 0.278, SLG: 0.266										3	0	0	0	0	1	0											
Matt Merullo, L OBP: 0.200, SLG: 0.234		P6			P4				F7	1	0	0	0	0	0	1											
<b>Inning Stats</b>	R: 3 E: 1 K: 0 S: 14	H: 2 LOB: 1 BB: 1 P: 26	R: 0 E: 0 K: 0 S: 12	H: 0 LOB: 0 BB: 0 P: 18	R: 0 E: 0 K: 0 S: 9	H: 0 LOB: 0 BB: 1 P: 14	R: 0 E: 0 K: 0 S: 7	H: 0 LOB: 0 BB: 0 P: 11	R: 0 E: 0 K: 0 S: 7	H: 1 LOB: 1 BB: 0 P: 12	R: 0 E: 0 K: 0 S: 8	H: 1 LOB: 1 BB: 0 P: 13	R: 1 E: 0 K: 1 S: 8	H: 1 LOB: 0 BB: 0 P: 13	R: 0 E: 0 K: 1 S: 6	H: 0 LOB: 0 BB: 0 P: 9	R: 0 E: 0 K: 0 S: 9	H: 1 LOB: 1 BB: 0 P: 13	1B: 3 2B: 2 3B: 0 HR: 1	SF: 1 SAC: 0 DP: 0 HBP: 0	WP: 0 PB: 0 SB: 0 CS: 0	PA: 36					
<b>PITCHER</b>	IP	WLS	BF	H	R	ER	SO	BB	IBB	HBP	BLK	WP	HR	S	P	ERA	WHIP										
Dave Stewart, R ERA: 4.36	5.2	W	24	4	3	1	0	2	0	0	0	0	1	7	15	13.50	1.509										
Jeff Parrett, R ERA: 2.95	0.2		3	1	1	1	1	0	0	0	0	0	0	3	3	0.00	0.000										
Rick Honeycutt, L ERA: 3.46	0.2		2	0	0	0	0	0	0	0	0	0	0	5	8	0.00	0.000										
Rich Gossage, R ERA: 3.44	0.2		2	0	0	0	1	0	0	0	0	0	0	1	1	0.00	0.000										
Vince Horsman, L ERA: 1.53	0.1		1	0	0	0	0	0	0	0	0	0	0	1	1	0.00	0.000										

Oakland Athletics @ Chicago White Sox  
Comiskey Park, Chicago, IL  
Sat Jun 06 1992, 8:05 PM EDT  
Att: 42,483 - Cloudy - 69 F

livebaseballscorecards.com

AB 33  
R 4  
H 6  
RBI 4  
BB 2  
SO 2  
LOB 10





Batter	1	2	3	4	5	6	7	8	9	AB	R	H	RBI	BB	SO	LOB	TOP					
Lance Blankenship, R OBP: 0.402, SLG: 0.350 (1, 4)										3	0	0	0	1	2	2	Oakland Athletics @ Chicago White Sox Comiskey Park, Chicago, IL Sun Jun 07 1992, 4:33 AM EDT Att: 42,415 - Sunny - 70 F					
Cammy Lansford, R OBP: 0.336, SLG: 0.353 (1, 5) Jerry Browne, S OBP: 0.319, SLG: 0.250 (8, 5)										4	0	1	0	0	0	3						
Jose Canseco, R OBP: 0.306, SLG: 0.457 (1, 9)										4	0	1	1	0	1	2						
Harold Baines, L OBP: 0.294, SLG: 0.292 (1, 10)										4	0	0	0	0	0	3						
Mark McGwire, R OBP: 0.422, SLG: 0.679 (1, 3)										3	0	0	0	1	0	1						
Terry Steinbach, R OBP: 0.333, SLG: 0.408 (1, 2)										4	0	0	0	0	0	1						
Willie Wilson, S OBP: 0.326, SLG: 0.341 (1, 8)										3	0	0	0	0	1	1						
Mike Bordick, R OBP: 0.376, SLG: 0.383 (1, 6)										2	1	0	0	1	0	0						
Dann Howitt, L OBP: 0.381, SLG: 0.474 (1, 7)										3	0	1	0	0	0	0						
<b>Inning Stats</b>	R: 0 E: 0 K: 2 S: 8	H: 0 LOB: 0 BB: 0 P: 13	R: 0 E: 0 K: 0 S: 6	H: 0 LOB: 1 BB: 1 P: 15	R: 1 E: 0 K: 0 S: 13	H: 2 LOB: 2 BB: 1 P: 21	R: 0 E: 0 K: 1 S: 7	H: 0 LOB: 0 BB: 0 P: 10	R: 0 E: 0 K: 1 S: 7	H: 1 LOB: 1 BB: 0 P: 11	R: 0 E: 0 K: 0 S: 10	H: 0 LOB: 1 BB: 0 P: 12	R: 0 E: 0 K: 0 S: 6	H: 0 LOB: 0 BB: 0 P: 9	R: 0 E: 0 K: 0 S: 9	H: 0 LOB: 1 BB: 1 P: 15	R: 0 E: 0 K: 0 S: 5	H: 0 LOB: 0 BB: 0 P: 10	1B: 3 2B: 0 3B: 0 HR: 0	SF: 0 SAC: 0 DP: 0 HBP: 0	WP: 0 PB: 0 SB: 0 CS: 0	PA: 33
<b>PITCHER</b> Charlie Hough, R ERA: 3.81 (1, 1)	IP: 9.0 WLS: W BF: 33 H: 3 R: 1 ER: 1 SO: 4 BB: 3 IBB: 0 HBP: 0 BLK: 0 WP: 0 HR: 0 S: 71 P: 116 ERA: 1.00 WHIP: 0.667															<b>PITCHER</b>						

AB 30  
R 1  
H 3  
RBI 1  
BB 3  
SO 4  
LOB 13



Batter	1	2	3	4	5	6	7	8	9	AB	R	H	RBI	BB	SO	LOB	BOTTOM			
Tim Raines, S OBP: 0.355, SLG: 0.376 (1, 10)										2	1	0	0	2	0	0	Oakland Athletics @ Chicago White Sox Comiskey Park, Chicago, IL Sun Jun 07 1992, 4:33 AM EDT Att: 42,415 - Sunny - 70 F			
Robin Ventura, L OBP: 0.388, SLG: 0.416 (1, 5)										4	2	3	2	0	0	0				
Frank Thomas, R OBP: 0.410, SLG: 0.466 (1, 3)										4	0	1	1	0	0	1				
George Bell, R OBP: 0.289, SLG: 0.355 (1, 7) Mike Huff, R OBP: 0.305, SLG: 0.308 (8, 9)										2	1	0	0	2	1	1				
Warren Newson, L OBP: 0.341, SLG: 0.297 (1, 9) Shawn Abner, R OBP: 0.368, SLG: 0.412 (8, 7)										3	1	1	1	1	1	3				
Lance Johnson, L OBP: 0.279, SLG: 0.337 (1, 8)										3	1	1	0	0	0	0				
Steve Sax, R OBP: 0.299, SLG: 0.282 (1, 4)										3	0	2	1	1	0	0				
Craig Grebeck, R OBP: 0.351, SLG: 0.400 (1, 6)										3	0	0	1	0	0	2				
Ron Karkovice, R OBP: 0.272, SLG: 0.260 (1, 2)										3	0	0	0	0	2	2				
<b>Inning Stats</b>	R: 1 E: 0 K: 0 S: 10	H: 2 LOB: 1 BB: 1 P: 19	R: 0 E: 0 K: 0 S: 7	H: 1 LOB: 0 BB: 0 P: 10	R: 0 E: 0 K: 1 S: 8	H: 0 LOB: 0 BB: 0 P: 11	R: 2 E: 0 K: 1 S: 14	H: 3 LOB: 1 BB: 0 P: 19	R: 1 E: 0 K: 1 S: 9	H: 1 LOB: 0 BB: 1 P: 19	R: 1 E: 0 K: 0 S: 12	H: 0 LOB: 2 BB: 3 P: 26	R: 1 E: 0 K: 1 S: 12	H: 1 LOB: 1 BB: 1 P: 24	R: 0 E: 0 K: 0 S: 9	H: 0 LOB: 0 BB: 0 P: 15	1B: 3 2B: 2 3B: 1 HR: 2	SF: 1 SAC: 1 DP: 2 HBP: 0	WP: 0 PB: 0 SB: 0 CS: 1	PA: 35
<b>PITCHER</b> Mike Moore, R ERA: 3.98 (1, 1) Jim Corsi, R ERA: 4.5 (7, 1)	IP: 6.0 WLS: L BF: 27 H: 7 R: 5 ER: 5 SO: 3 BB: 4 IBB: 1 HBP: 0 BLK: 0 WP: 0 HR: 2 S: 60 P: 104 ERA: 7.50 WHIP: 1.833															<b>PITCHER</b>				

AB 27  
R 6  
H 8  
RBI 6  
BB 6  
SO 4  
LOB 9





Batter	1	2	3	4	5	6	7	8	9	AB	R	H	RBI	BB	SO	LOB	TOP					
Luis Polonia, L (1, 7) OBP: 0.345, SLG: 0.327	G6-3		K			S				4	0	2	1	0	1	1	<b>California Angels @ Chicago White Sox</b> Comiskey Park, Chicago, IL Mon Jun 08 1992, 8:05 PM EDT Att: 30,483 - Cloudy - 68 F					
Von Hayes, L (1, 9) OBP: 0.325, SLG: 0.370	G4-3			K						2	0	0	0	2	1	0						
Jose Gonzalez, R (1, 8) OBP: 0.318, SLG: 0.300	L6			K						4	0	0	0	0	2	5						
Alvin Davis, L (1, 10) OBP: 0.359, SLG: 0.366		L4			L3					4	0	0	0	0	0	0						
Lee Stevens, L (1, 3) OBP: 0.262, SLG: 0.339		K			F7					4	0	1	0	0	1	0						
Rene Gonzales, R (1, 6) OBP: 0.356, SLG: 0.462		G6-3			G3-1					3	0	0	0	1	1	0						
Gary Gaetti, R (1, 5) OBP: 0.266, SLG: 0.331			L9							4	0	0	0	0	3	2						
Ron Tingley, R (1, 2) OBP: 0.257, SLG: 0.382			F8							3	1	1	0	0	1	0						
Hubie Brooks, R (9, PH) OBP: 0.249, SLG: 0.365						SH3				1	0	0	0	0	0	2						
Luis Sojo, R (1, 4) OBP: 0.526, SLG: 0.667						SH3				1	0	1	0	1	0	0						
<b>Inning Stats</b>	R: 0 E: 0 K: 0 S: 6	H: 0 LOB: 0 BB: 0 P: 10	R: 0 E: 0 K: 1 S: 8	H: 0 LOB: 0 BB: 0 P: 10	R: 0 E: 0 K: 1 S: 18	H: 0 LOB: 1 BB: 1 P: 27	R: 0 E: 0 K: 2 S: 10	H: 0 LOB: 0 BB: 0 P: 16	R: 0 E: 0 K: 1 S: 8	H: 0 LOB: 0 BB: 0 P: 12	R: 1 E: 0 K: 0 S: 13	H: 2 LOB: 1 BB: 1 P: 20	R: 0 E: 0 K: 1 S: 11	H: 0 LOB: 0 BB: 0 P: 16	R: 0 E: 0 K: 3 S: 13	H: 2 LOB: 3 BB: 1 P: 25	R: 0 E: 0 K: 1 S: 15	H: 1 LOB: 2 BB: 1 P: 23	1B: 4 2B: 1 3B: 0 HR: 0	SF: 0 SAC: 1 DP: 0 HBP: 0	WP: 0 PB: 0 SB: 3 CS: 0	PA: 35
<b>PITCHER</b>	IP	WLS	BF	H	R	ER	SO	BB	IBB	HBP	BLK	WP	HR	S	P	ERA	WHIP					
Jack McDowell, R (1, 1) ERA: 3.5	7.2	W	29	4	1	1	8	3	0	0	0	0	0	84	131	1.17	0.913					
Bobby Thigpen, R (8, 1) ERA: 4.24	1.1	S	6	1	0	0	2	1	0	0	0	0	0	18	28	0.00	1.500					

Batter	1	2	3	4	5	6	7	8	9	AB	R	H	RBI	BB	SO	LOB	BOTTOM				
Mike Huff, R (1, 9) OBP: 0.317, SLG: 0.321	F8		L7							4	1	2	0	0	0	0	<b>California Angels @ Chicago White Sox</b> Comiskey Park, Chicago, IL Mon Jun 08 1992, 8:05 PM EDT Att: 30,483 - Cloudy - 68 F				
Robin Ventura, L (1, 5) OBP: 0.390, SLG: 0.423	P5			G4-3						4	1	2	2	0	0	0					
Frank Thomas, R (1, 3) OBP: 0.407, SLG: 0.462				G5-3						4	0	1	0	0	0	3					
George Bell, R (1, 10) OBP: 0.288, SLG: 0.353				F9						4	0	1	1	0	0	1					
Craig Grebeck, R (1, 6) OBP: 0.348, SLG: 0.395										4	0	1	0	0	0	1					
Steve Sax, R (1, 4) OBP: 0.303, SLG: 0.292										4	1	2	0	0	0	1					
Shawn Abner, R (1, 7) OBP: 0.391, SLG: 0.429										4	1	2	0	0	0	1					
Lance Johnson, L (1, 8) OBP: 0.282, SLG: 0.339										2	0	1	1	0	0	0					
Ron Karkovice, R (1, 2) OBP: 0.273, SLG: 0.261										3	1	1	1	0	1	2					
<b>Inning Stats</b>	R: 0 E: 0 K: 0 S: 7	H: 1 LOB: 1 BB: 0 P: 14	R: 0 E: 0 K: 0 S: 6	H: 0 LOB: 0 BB: 0 P: 10	R: 0 E: 0 K: 1 S: 7	H: 0 LOB: 0 BB: 0 P: 11	R: 0 E: 0 K: 0 S: 6	H: 0 LOB: 0 BB: 0 P: 11	R: 1 E: 0 K: 0 S: 11	H: 4 LOB: 1 BB: 0 P: 13	R: 2 E: 0 K: 0 S: 13	H: 3 LOB: 1 BB: 0 P: 19	R: 2 E: 0 K: 0 S: 11	H: 4 LOB: 1 BB: 0 P: 21	R: 0 E: 0 K: 0 S: 8	H: 1 LOB: 1 BB: 0 P: 12		1B: 11 2B: 2 3B: 0 HR: 0	SF: 0 SAC: 1 DP: 2 HBP: 0	WP: 0 PB: 0 SB: 0 CS: 1	PA: 34
<b>PITCHER</b>	IP	WLS	BF	H	R	ER	SO	BB	IBB	HBP	BLK	WP	HR	S	P	ERA	WHIP				
Chuck Finley, L (1, 1) ERA: 5.87	6.1	L	27	10	5	5	1	0	0	0	0	0	0	13	22	0.00	1.800				
Chuck Cmm, R (7, 1) ERA: 4.42	1.2		7	3	0	0	0	0	0	0	0	0	0	13	22	0.00	1.800				



Batter	1	2	3	4	5	6	7	8	9	AB	R	H	RBI	BB	SO	LOB	TOP										
Luis Polonia, L OBP: 0.338, SLG: 0.320	L5		B5-3			L7		K		4	0	0	0	0	1	1	<b>California Angels @ Chicago White Sox</b> Comiskey Park, Chicago, IL Tue Jun 09 1992, 8:05 PM EDT Att: 29,906 - Sunny - 69 F										
Chad Curtis, R OBP: 0.338, SLG: 0.377	G5-3		1B			G6-3		F9		4	0	1	0	0	0	1											
Jose Gonzalez, R OBP: 0.308, SLG: 0.292	K		F8			G6-3		1B		4	0	1	0	0	1	1											
Hubie Brooks, R OBP: 0.244, SLG: 0.358		G6-3			G5-3		G6-3	P6		4	0	0	0	0	0	2											
Rene Gonzales, R OBP: 0.353, SLG: 0.455		E 1B			G6-3		G4-3		G5-3	4	1	1	0	0	0	0											
Gary Gaetti, R OBP: 0.267, SLG: 0.330		FC 1B FC4-6			G6-3		1B		L4	4	1	1	0	0	0	1											
Mike Fitzgerald, R OBP: 0.273, SLG: 0.326					G6-3		1B			3	0	2	1	0	0	0											
Lee Stevens, L OBP: 0.262, SLG: 0.339									K	0	0	0	0	0	0	0											
Ron Tingley, R OBP: 0.250, SLG: 0.371										1	0	0	0	0	1	0											
Luis Sojo, R OBP: 0.455, SLG: 0.571		FC4-6 CS					G6-3			3	0	0	1	0	1	3											
Gary Disarcina, R OBP: 0.330, SLG: 0.331		CS		G6-3		G1-3		1B		3	0	1	0	0	0	0											
<b>Inning Stats</b>	R: 0 E: 0 K: 1 S: 7	H: 0 LOB: 0 BB: 0 P: 10	R: 2 E: 1 K: 0 S: 9	H: 2 LOB: 0 BB: 0 P: 13	R: 0 E: 0 K: 0 S: 8	H: 1 LOB: 1 BB: 0 P: 10	R: 0 E: 0 K: 0 S: 7	H: 0 LOB: 0 BB: 0 P: 8	R: 0 E: 0 K: 1 S: 6	H: 0 LOB: 0 BB: 0 P: 8	R: 0 E: 0 K: 0 S: 5	H: 0 LOB: 0 BB: 0 P: 6	R: 0 E: 0 K: 0 S: 10	H: 2 LOB: 2 BB: 0 P: 14	R: 0 E: 0 K: 1 S: 11	H: 2 LOB: 2 BB: 0 P: 14	R: 0 E: 0 K: 1 S: 8	H: 0 LOB: 0 BB: 0 P: 9	1B: 7 2B: 0 3B: 0 HR: 0	SF: 0 SAC: 0 DP: 0 HBP: 0	WP: 0 PB: 0 SB: 1 CS: 1	PA: 35					
<b>PITCHER</b>	IP	WLS	BF	H	R	ER	SO	BB	IBB	HBP	BLK	WP	HR	S	P	ERA	WHIP										
Greg Hibbard, L ERA: 3.81	(1, 1)	7.2	W	30	7	2	0	3	0	0	0	0	0	61	81	0.00	0.913										
Terry Leach, R ERA: 2.19	(8, 1)	1.0		3	0	0	0	0	0	0	0	0	0	6	7	0.00	0.000										
Scott Radinsky, L ERA: 1.66	(9, 1)	0.1	S	1	0	0	0	1	0	0	0	0	0	4	4	0.00	0.000										


Batter	1	2	3	4	5	6	7	8	9	AB	R	H	RBI	BB	SO	LOB	BOTTOM										
Tim Raines, S OBP: 0.353, SLG: 0.373	L3		S BB 1B		F8		G3			4	1	1	1	0	0	0	<b>California Angels @ Chicago White Sox</b> Comiskey Park, Chicago, IL Tue Jun 09 1992, 8:05 PM EDT Att: 29,906 - Sunny - 69 F										
Robin Ventura, L OBP: 0.392, SLG: 0.421	G3		1B BB		G3		3B 1B			3	1	1	0	1	0	0											
Frank Thomas, R OBP: 0.413, SLG: 0.495	F8		1B		HR		3B			4	1	3	3	0	0	0											
George Bell, R OBP: 0.283, SLG: 0.346	P3		K		F7		K			4	0	0	0	0	2	3											
Warren Newson, L OBP: 0.333, SLG: 0.293	F8				F8					4	0	1	0	0	1	0											
Mike Huff, R OBP: 0.317, SLG: 0.321						FC4-6 1B		K		0	0	0	0	0	0	0											
Lance Johnson, L OBP: 0.286, SLG: 0.343	G6-3				1B		FC4-6 FC5-4 1B		G6-3 S 1B	4	0	2	0	0	0	1											
Steve Sax, R OBP: 0.307, SLG: 0.293			S 1B BB		1B		FC5-4 1B		G6-3	3	1	1	0	1	0	2											
Carlton Fisk, R OBP: 0.272, SLG: 0.259			K		P4		G6-3		G6-3	3	0	0	0	0	1	4											
Craig Grebeck, R OBP: 0.340, SLG: 0.385			P1		F7					1	0	0	0	0	0	3											
<b>Inning Stats</b>	R: 0 E: 0 K: 0 S: 8	H: 0 LOB: 0 BB: 0 P: 14	R: 0 E: 0 K: 0 S: 4	H: 0 LOB: 0 BB: 0 P: 6	R: 2 E: 0 K: 2 S: 21	H: 2 LOB: 2 BB: 2 P: 36	R: 0 E: 0 K: 0 S: 7	H: 2 LOB: 2 BB: 0 P: 12	R: 1 E: 0 K: 0 S: 11	H: 1 LOB: 1 BB: 0 P: 19	R: 0 E: 0 K: 0 S: 11	H: 1 LOB: 1 BB: 0 P: 16	R: 1 E: 0 K: 1 S: 10	H: 2 LOB: 1 BB: 0 P: 15	R: 0 E: 0 K: 1 S: 14	H: 1 LOB: 1 BB: 0 P: 22	1B: 7 2B: 0 3B: 1 HR: 1	SF: 0 SAC: 0 DP: 0 HBP: 0	WP: 0 PB: 0 SB: 3 CS: 0	PA: 35							
<b>PITCHER</b>	IP	WLS	BF	H	R	ER	SO	BB	IBB	HBP	BLK	WP	HR	S	P	ERA	WHIP										
Julio Valera, R ERA: 3.62	(1, 1)	6.2	L	30	8	4	4	2	0	0	0	0	0	17	26	0.00	0.750										
Joe Grahe, R ERA: 5.71	(7, 1)	1.1		5	1	0	0	2	0	0	0	0	0	17	26	0.00	0.750										



Batter	1	2	3	4	5	6	7	8	9	10	11	12	AB	R	H	RBI	BB	SO	LOB							
Luis Polonia, L OBP: 0.343, SLG: 0.325 (1.7)	K		P6		1B			F7		1B		1B	6	0	3	0	0	1	0							
Chad Curtis, R OBP: 0.331, SLG: 0.367 (1.8)	F8			G5-3 1B				F9		L4		F7	6	0	1	0	0	1	4							
Von Hayes, L OBP: 0.337, SLG: 0.376 (1.9)	FC5-4 BB			F9		P6			FC2-5 2B	1B		IBB	3	0	1	0	3	0	1							
Hubie Brooks, R Mark Langston, R (9, PR)	FC5-4			G5-3		G1-3			F8 FC2-5 1B HBP	K		K	3	0	0	0	0	0	2							
Alvin Davis, L Jose Gonzalez, R (9, PH) Mike Fitzgerald, R		K				F7			FC2-5 F8 1B	K			2	0	0	0	1	1	0							
Gary Gaetti, R OBP: 0.260, SLG: 0.320 (1.5)	K			F8				P8	F8			G6-3	5	0	0	0	0	1	4							
Luis Sojo, R Lee Stevens, L (9, PH)			L7					G4-3				G1-4-3 1B	3	0	0	0	0	0	0							
Ron Tingley, R Rene Gonzales, R (9, PH)			G1-3			K		G4-3		1B IBB		G1-4-3 1B	3	0	0	0	0	1	0							
Gary Disarcina, R OBP: 0.326, SLG: 0.327 (1.6)			F8					G6-3		1B 1-2 2-H 3-H		G1-4-3 1B	2	0	1	2	0	0	1							
										F9		L7	5	0	1	0	0	1	2							
<b>Inning Stats</b>	R: 0 E: 0 K: 1 S: 10	H: 0 LOB: 1 BB: 1 P: 17	R: 0 E: 0 K: 2 S: 8	H: 0 LOB: 0 BB: 0 P: 10	R: 0 E: 0 K: 0 S: 9	H: 0 LOB: 0 BB: 0 P: 11	R: 0 E: 0 K: 0 S: 9	H: 1 LOB: 1 BB: 1 P: 17	R: 0 E: 0 K: 2 S: 14	H: 2 LOB: 2 BB: 0 P: 20	R: 0 E: 0 K: 0 S: 8	H: 0 LOB: 0 BB: 0 P: 13	R: 0 E: 0 K: 0 S: 7	H: 0 LOB: 0 BB: 0 P: 9	R: 0 E: 0 K: 1 S: 16	H: 2 LOB: 2 BB: 1 P: 26	R: 0 E: 0 K: 2 S: 11	H: 1 LOB: 2 BB: 1 P: 16	R: 0 E: 0 K: 0 S: 4	H: 1 LOB: 0 BB: 0 P: 5	R: 0 E: 0 K: 1 S: 8	H: 1 LOB: 2 BB: 1 P: 18	1B: 7 2B: 1 3B: 0 HR: 0	SF: 0 SAC: 0 DP: 1 HBP: 1	WP: 0 PB: 0 CS: 0	PA: 49
<b>PITCHER</b>	IP WLS BF H R ER SO BB IBB HBP BLK WP HR S P ERA WHIP																									
Kirk McCaskill, R (1.1) ERA: 3.96	8.0	31	4	2	2	5	0	0	0	0	0	0	0	0	1	1	0.00	0.000								
Scott Radinsky, L (9.1) ERA: 1.64	0.1	1	0	0	0	0	0	0	0	0	0	0	0	0	1	1	0.00	0.000								
Bobby Thigpen, R (9.1) ERA: 4.13	0.2	4	1	0	0	1	0	1	0	0	0	0	0	0	8	14	0.00	1.500								
Donn Pall, R (10.1) ERA: 4.07	3.0	W	13	3	0	0	3	0	2	0	0	0	0	0	23	39	0.00	1.000								

**California Angels @ Chicago White Sox**  
Comiskey Park, Chicago, IL  
Wed Jun 10 1992, 8:05 PM EDT  
Att. 26,483 - Sunny - 73 F


AB	43
R	2
H	8
RBI	2
BB	5
SO	9
LOB	22



Batter	1	2	3	4	5	6	7	8	9	10	11	12	AB	R	H	RBI	BB	SO	LOB							
Mike Huff, R OBP: 0.294, SLG: 0.295 (10.2) Matt Merullo, L Joey Cora, S Carlton Fisk, R	G4-3		G5-3		F8		G4-3		FC4 1B		K		5	1	0	0	0	0	3							
Robin Ventura, L OBP: 0.394, SLG: 0.433 (1.5)	G4-3			1B		E	K2-3		WP 1B		G4-3		6	1	3	0	0	1	1							
Frank Thomas, R OBP: 0.411, SLG: 0.487 (1.3)	1B BB		F8			E5 1B		K	WP 1B			G6-3	5	0	1	1	1	1	1							
George Bell, R OBP: 0.284, SLG: 0.343 (1.10)				L7		P5		G5-3	K			1B SF8 BB	5	1	1	0	1	1	3							
Craig Grebeck, R OBP: 0.347, SLG: 0.391 (1.6)	F7		G4-3			FC5-4 1B		1B	1B			1B	6	0	3	0	0	1	4							
Steve Sax, R OBP: 0.307, SLG: 0.290 (1.4)		K		G6-3		K		1B			G4-3		5	0	1	0	1	2	2							
Shawn Abner, R OBP: 0.379, SLG: 0.423 (10.9)					L7	FC5-4			1B		L1		5	0	2	1	0	0	2							
Lance Johnson, L OBP: 0.279, SLG: 0.333 (1.8)		L7		G6-3		G4-3		G1-3		G1-3			5	0	0	0	0	0	4							
Ron Karkovics, R Tim Raines, S (9, PH)			K					G4-3 BB		FC4 1B		F8	1	0	0	0	2	1	0							
													2	0	1	0	0	0	0							
<b>Inning Stats</b>	R: 0 E: 0 K: 0 S: 8	H: 1 LOB: 2 BB: 1 P: 17	R: 0 E: 0 K: 1 S: 9	H: 1 LOB: 0 BB: 0 P: 13	R: 0 E: 0 K: 1 S: 9	H: 1 LOB: 1 BB: 0 P: 13	R: 0 E: 0 K: 0 S: 8	H: 0 LOB: 0 BB: 0 P: 12	R: 0 E: 0 K: 1 S: 9	H: 0 LOB: 1 BB: 1 P: 16	R: 1 E: 1 K: 1 S: 14	H: 2 LOB: 2 BB: 1 P: 22	R: 0 E: 0 K: 0 S: 11	H: 0 LOB: 0 BB: 0 P: 20	R: 0 E: 0 K: 2 S: 13	H: 3 LOB: 3 BB: 0 P: 21	R: 1 E: 0 K: 0 S: 4	H: 3 LOB: 2 BB: 0 P: 6	R: 0 E: 0 K: 0 S: 8	H: 0 LOB: 0 BB: 0 P: 14	R: 0 E: 0 K: 0 S: 6	H: 0 LOB: 0 BB: 0 P: 18	1B: 11 2B: 0 3B: 1 HR: 0	SF: 1 SAC: 0 DP: 0 HBP: 0	WP: 1 PB: 0 CS: 1	PA: 52
<b>PITCHER</b>	IP WLS BF H R ER SO BB IBB HBP BLK WP HR S P ERA WHIP																									
Jim Abbott, L (1.1) ERA: 3.06	8.0	35	8	1	1	5	3	0	0	0	0	0	0	0	81	134	1.12	1.375								
Mark Eichhorn, R (9.1) ERA: 2.33	2.0	9	3	1	1	2	0	0	0	0	1	0	1	0	17	27	4.50	1.500								
Steve Frey, L (11.1) ERA: 1.21	1.2	L	8	1	1	1	1	1	0	0	0	0	0	0	14	32	5.40	1.200								

**California Angels @ Chicago White Sox**  
Comiskey Park, Chicago, IL  
Wed Jun 10 1992, 8:05 PM EDT  
Att. 26,483 - Sunny - 73 F

AB	46
R	3
H	12
RBI	2
BB	5
SO	8
LOB	20





Batter	1	2	3	4	5	6	7	8	9	AB	R	H	RBI	BB	SO	LOB	TOP						
Luis Polonia, L OBP: 0.346, SLG: 0.325	G6-3		1B			FC4-6 2B		K		3	2	1	0	1	1	0	<b>California Angels @ Chicago White Sox</b> Comiskey Park, Chicago, IL Thu Jun 11 1992, 4:33 AM EDT Att: 33,058 - Sunny - 75 F						
Chad Curtis, R OBP: 0.343, SLG: 0.374	G4-6-3 1B		CS			FC4-6 BB		K		3	0	2	1	1	1	0							
Junior Felix, S OBP: 0.300, SLG: 0.429	G4-6-3		CS	G4-3		FC4-6 2B		F8		4	1	0	0	0	0	3							
Hubie Brooks, R OBP: 0.244, SLG: 0.355		F7		K		K		G3 1B		4	1	1	0	0	2	2							
Lee Stevens, L OBP: 0.273, SLG: 0.350	K			F8		F8		G3		4	0	1	2	0	1	1							
Rene Gonzales, R OBP: 0.365, SLG: 0.468						P9		G1-6-3 1B		3	0	2	1	1	0	1							
Luis Sojo, R OBP: 0.345, SLG: 0.429	F9				P9		P7	G1-6-3 1B		4	0	0	0	0	0	3							
Ron Tingley, R OBP: 0.214, SLG: 0.317			P2		F9		P2			3	0	0	0	0	0	1							
Gary Disarcina, R OBP: 0.321, SLG: 0.322			P6		F9		L7			3	0	0	0	0	0	1							
<b>Inning Stats</b>	R: 0 E: 0 K: 0 S: 8	H: 1 LOB: 0 BB: 0 P: 11	R: 0 E: 0 K: 1 S: 9	H: 1 LOB: 1 BB: 0 P: 13	R: 1 E: 0 K: 0 S: 11	H: 1 LOB: 0 BB: 1 P: 19	R: 0 E: 0 K: 1 S: 8	H: 0 LOB: 0 BB: 0 P: 11	R: 0 E: 0 K: 0 S: 13	H: 0 LOB: 1 BB: 1 P: 22	R: 2 E: 0 K: 1 S: 12	H: 2 LOB: 1 BB: 1 P: 22	R: 0 E: 0 K: 0 S: 4	H: 0 LOB: 0 BB: 0 P: 5	R: 0 E: 0 K: 2 S: 7	H: 0 LOB: 0 BB: 0 P: 11	R: 1 E: 0 K: 0 S: 11	H: 2 LOB: 0 BB: 0 P: 13	1B: 4 2B: 3 3B: 0 HR: 0	SF: 0 SAC: 0 DP: 2 HBP: 0	WP: 0 PB: 0 CS: 1	PA: 35	
<b>PITCHER</b> Alex Fernandez, R ERA: 3.92	IP: 9.0 WLS: L BF: 34 H: 7 R: 4 ER: 4 SO: 5 BB: 3 IBB: 0 HBP: 0 BLK: 0 WP: 0 HR: 0 S: 83 P: 127 ERA: 4.00 WHIP: 1.111											<b>PITCHER</b>	IP: 9.0 WLS: L BF: 34 H: 7 R: 4 ER: 4 SO: 5 BB: 3 IBB: 0 HBP: 0 BLK: 0 WP: 0 HR: 0 S: 83 P: 127 ERA: 4.00 WHIP: 1.111										

Batter	1	2	3	4	5	6	7	8	9	AB	R	H	RBI	BB	SO	LOB	BOTTOM							
Tim Raines, S OBP: 0.357, SLG: 0.377	G3			1B		K		K		4	0	2	0	0	1	1	<b>California Angels @ Chicago White Sox</b> Comiskey Park, Chicago, IL Thu Jun 11 1992, 4:33 AM EDT Att: 33,058 - Sunny - 75 F							
Robin Ventura, L OBP: 0.392, SLG: 0.430	G5-3			K		K		K		4	0	1	0	0	2	2								
Frank Thomas, R OBP: 0.408, SLG: 0.482	G6-3			1B		F7		L8		4	0	1	0	0	0	3								
Matt Merullo, L OBP: 0.212, SLG: 0.245		K2-3				F8		G5-3		2	0	1	0	0	1	0								
Shawn Abner, R OBP: 0.397, SLG: 0.407				G6-4-3 1B						1	0	0	0	0	0	0								
Dan Pasqua, L OBP: 0.298, SLG: 0.365										1	0	0	0	0	0	0								
Lance Johnson, L OBP: 0.284, SLG: 0.337		L1		G6-4-3				HBP 1B		4	0	2	0	0	0	3								
Carlton Fisk, R OBP: 0.333, SLG: 0.333										3	0	2	0	0	0	0								
Ron Karkovice, R OBP: 0.284, SLG: 0.257	F9							HBP		0	0	0	0	0	0	0								
Steve Sax, R OBP: 0.302, SLG: 0.284				P2		F7-4-3 1B		G4-3-6		4	0	0	0	0	1	5								
Mike Huff, R OBP: 0.278, SLG: 0.277				L9		F7		K		4	0	0	0	0	2	2								
Joey Cora, S OBP: 0.326, SLG: 0.273				G3				G4-3		2	0	0	0	1	0	0								
<b>Inning Stats</b>	R: 0 E: 0 K: 0 S: 9	H: 0 LOB: 0 BB: 0 P: 13	R: 0 E: 0 K: 1 S: 9	H: 0 LOB: 0 BB: 0 P: 13	R: 0 E: 0 K: 0 S: 6	H: 0 LOB: 0 BB: 0 P: 8	R: 0 E: 0 K: 1 S: 13	H: 3 LOB: 2 BB: 0 P: 20	R: 0 E: 0 K: 0 S: 6	H: 1 LOB: 0 BB: 0 P: 7	R: 0 E: 0 K: 2 S: 12	H: 0 LOB: 1 BB: 1 P: 19	R: 0 E: 0 K: 0 S: 9	H: 2 LOB: 2 BB: 0 P: 16	R: 0 E: 0 K: 1 S: 14	H: 2 LOB: 2 BB: 0 P: 20	R: 0 E: 0 K: 2 S: 16	H: 1 LOB: 2 BB: 0 P: 22	1B: 9 2B: 1 3B: 0 HR: 0	SF: 0 SAC: 0 DP: 3 HBP: 1	WP: 1 PB: 0 SB: 1 CS: 0	PA: 35		
<b>PITCHER</b> Bert Blyleven, R ERA: 1.71	IP: 6.0 WLS: W BF: 21 H: 4 R: 0 ER: 0 SO: 4 BB: 1 IBB: 0 HBP: 0 BLK: 0 WP: 1 HR: 0 S: 55 P: 80 ERA: 0.00 WHIP: 0.833											<b>PITCHER</b>	IP: 6.0 WLS: W BF: 21 H: 4 R: 0 ER: 0 SO: 4 BB: 1 IBB: 0 HBP: 0 BLK: 0 WP: 1 HR: 0 S: 55 P: 80 ERA: 0.00 WHIP: 0.833											
Scott Bailes, L ERA: 7.04	(7, 1)	0.1	2	1	0	0	0	0	0	0	3	6	0.00	3.000										
Joe Grahe, R ERA: 5.36	(7, 1)	2.2	S	12	4	0	0	3	0	0	36	52	0.00	1.500										


AB	31
R	4
H	7
RBI	4
BB	3
SO	5
LOB	12



AB	33
R	0
H	9
RBI	0
BB	1
SO	7
LOB	16





Batter	1	2	3	4	5	6	7	8	9	AB	R	H	RBI	BB	SO	LOB	TOP											
Tim Raines, S OBP: 0.359, SLG: 0.376 (1, 7)	1-2 F9 BB 1B		4-2 S 2B BB		0-0 F8			1-1 L8		3	1	1	0	1	0	0	Chicago White Sox @ Minnesota Twins Hubert H. Humphrey Metrodome, Minneapolis, MN Fri Jun 12 1992, 8:05 PM EDT Att: 37,543 - Dome - 70 F											
Robin Ventura, L OBP: 0.394, SLG: 0.433 (1, 5)	4-0 1B 1-2 BB		0-1 L4		0-0 F8		3-1 G6-3 2B		3	0	1	0	1	0	1													
Frank Thomas, R OBP: 0.406, SLG: 0.482 (1, 3)	1-2 F9		1-1 2H 2B		0-2 P6		0-1 G6-3		4	0	1	0	0	0	3													
George Bell, R OBP: 0.288, SLG: 0.346 (1, 10)	0-0 1-2 3-H 1B		1-2 G4-3		1-2 1B		0-1 L7		4	0	2	1	0	0	2													
Craig Grebeck, R OBP: 0.338, SLG: 0.379 (1, 6)	0-3 K			2-3 K		2-3 K		3-2 G4-3		4	0	0	0	0	3	3												
Mike Huff, R OBP: 0.289, SLG: 0.279 (1, 9)	0-1 G6-3			0-1 G6-3		2-1 S 1B		4-2 1B BB		3	0	1	0	1	0	2												
Joey Cora, S OBP: 0.298, SLG: 0.243 (1, 4)		0-0 F9		2-2 L9		0-0 F8		0-3 K		4	0	0	0	0	1	2												
Shawn Abner, R OBP: 0.353, SLG: 0.387 (1, 8)		1-3 K			0-0 F9		0-3 K		0-0 1-2 1B	4	0	1	0	0	2	1												
Ron Karkovics, R OBP: 0.278, SLG: 0.252 Carlton Fisk, R OBP: 0.286, SLG: 0.286 (9, PH)	0-1 F9		0-1 F9		2-3 K		0-2 P3		0-1 F8	3	0	0	0	0	1	1												
<b>Inning Stats</b>	R: 1 E: 0 K: 1 S: 13	H: 2 LOB: 2 BB: 1 P: 19	R: 0 E: 0 K: 1 S: 6	H: 0 LOB: 0 BB: 0 P: 7	R: 0 E: 0 K: 0 S: 9	H: 1 LOB: 1 BB: 1 P: 15	R: 0 E: 0 K: 1 S: 8	H: 0 LOB: 0 BB: 0 P: 12	R: 0 E: 0 K: 1 S: 5	H: 0 LOB: 0 BB: 0 P: 7	R: 0 E: 0 K: 1 S: 10	H: 1 LOB: 1 BB: 0 P: 13	R: 0 E: 0 K: 1 S: 11	H: 1 LOB: 1 BB: 0 P: 13	R: 0 E: 0 K: 0 S: 8	H: 1 LOB: 2 BB: 1 P: 21		1B: 5 2B: 2 3B: 0 HR: 0	SF: 0 SAC: 0 DP: 0 HBP: 0	WP: 0 PB: 0 SB: 2 CS: 0	PA: 36							
<b>PITCHER</b>	IP	WLS	BF	H	R	ER	SO	BB	IBB	HBP	BLK	WP	HR	S	P	ERA	WHIP											
John Smiley, L ERA: 4.06	(1, 1)	8.2	W	35	7	1	1	7	3	0	0	0	0	0	82	117	1.04	1.154										
Rick Aguilera, R ERA: 3.77	(9, 1)	0.1	S	1	0	0	0	0	0	0	0	0	0	2	2	0.00	0.000											

Batter	1	2	3	4	5	6	7	8	9	AB	R	H	RBI	BB	SO	LOB	BOTTOM											
Shane Mack, R OBP: 0.389, SLG: 0.480 (1, 7)	4-2 F9 S E BB		2-1 L5	2-1 2B		2-1 F9		4-1 BB BB		3	1	1	0	2	0	0	Chicago White Sox @ Minnesota Twins Hubert H. Humphrey Metrodome, Minneapolis, MN Fri Jun 12 1992, 8:05 PM EDT Att: 37,543 - Dome - 70 F											
Chuck Knoblauch, R OBP: 0.399, SLG: 0.387 (1, 4)	1 SAFE F8		4-0 1B BB	4-1 BB		4-1 HR BB		4-0 1-2 BB		1	1	0	0	4	0	1												
Kirby Puckett, R OBP: 0.369, SLG: 0.597 (1, 8)	1 SAFE F9		0-0 BB 1B	0-0 G5-3		1-1 G5-3 HR		0-0 L8		5	1	2	2	0	0	5												
Kent Hrbek, L OBP: 0.446, SLG: 0.577 (1, 3)	4-2 E BB		4-2 BB 1B		3-3 K	1-1 G4-3				2	1	0	0	2	1	0												
Brian Harper, R OBP: 0.328, SLG: 0.390 (1, 2)	2-2 E5		3-0 P3		0-2 2B		1-2 G6-3		4	0	1	0	0	0	0	3												
Gene Larkin, S OBP: 0.329, SLG: 0.396 J.T. Bruett, L ERA: 3.04 (7, PR) (8, 9)	1-0 F8		1-1 G1-3		1-1 P5		1-1 G6-4 1B		4	0	1	0	0	0	0	4												
Chili Davis, S OBP: 0.379, SLG: 0.382 (1, 10)	4-1 BLK BB			2-2 HR	4-2 BB		1-2 G6-4-3		2	1	1	1	2	0	1													
Scott Leius, R OBP: 0.322, SLG: 0.369 (1, 5)	1-0 P2		1-1 G6-3		3-1 P5		2-3 K		4	0	0	0	0	1	3													
Greg Gagne, R OBP: 0.310, SLG: 0.347 (1, 6)	1-2 P9		0-2 G5-3		0-0 G6-3			2-2 F8		4	0	0	0	0	0	1												
<b>Inning Stats</b>	R: 2 E: 1 K: 0 S: 12	H: 0 LOB: 1 BB: 2 P: 24	R: 0 E: 0 K: 0 S: 6	H: 0 LOB: 1 BB: 1 P: 13	R: 0 E: 0 K: 0 S: 10	H: 1 LOB: 3 BB: 2 P: 24	R: 1 E: 0 K: 0 S: 15	H: 2 LOB: 2 BB: 1 P: 24	R: 0 E: 0 K: 1 S: 12	H: 1 LOB: 0 BB: 1 P: 23	R: 2 E: 0 K: 0 S: 8	H: 1 LOB: 0 BB: 1 P: 16	R: 0 E: 0 K: 0 S: 8	H: 1 LOB: 1 BB: 0 P: 11	R: 0 E: 0 K: 1 S: 12	H: 0 LOB: 2 BB: 2 P: 24	1B: 2 2B: 2 3B: 0 HR: 2	SF: 0 SAC: 0 DP: 1 HBP: 0	WP: 0 PB: 0 SB: 1 CS: 0	PA: 39								
<b>PITCHER</b>	IP	WLS	BF	H	R	ER	SO	BB	IBB	HBP	BLK	WP	HR	S	P	ERA	WHIP											
Charlie Hough, R ERA: 3.88	(1, 1)	6.0	L	31	5	5	3	1	8	0	0	0	1	1	63	124	4.50	2.167										
Wilson Alvarez, L ERA: 3.04	(7, 1)	1.0		3	1	0	0	0	0	0	0	0	0	8	11	0.00	1.000											
Terry Leach, R ERA: 2.1	(8, 1)	1.0		5	0	0	0	1	2	0	0	0	0	12	24	0.00	2.000											

AB	33
R	1
H	7
RBI	1
BB	3
SO	7
LOB	17

AB	29
R	5
H	6
RBI	3
BB	10
SO	2
LOB	18





Batter	1	2	3	4	5	6	7	8	9	AB	R	H	RBI	BB	SO	LOB	TOP				
Shawn Jeter, L (1,9) K C X	3-1 G4-3	1-1 F7		1-0 L7			2-2 P4			4	0	0	0	0	0	0					
Robin Ventura, L (1,5) OBP: 0.399, SLG: 0.444 K C X	3-2 2B 1B		2-1 L8		1-1 L1-3 1B			2-2 2B		4	1	3	0	0	0	0					
Frank Thomas, R (1,3) OBP: 0.407, SLG: 0.485 C X	0-1 1B 1-3 G1-3 2B		4-2 BB 1B BB		1-1 L1-3			0-0 G5-3		3	2	1	0	1	0	2					
George Bell, R (1,10) OBP: 0.288, SLG: 0.344 K C X	1-0 G1-3 2-3 3-H 1B		0-0 F7		1-2 G5-3			1-3 K		4	0	1	1	0	1	2					
Warren Newson, L (1,7) OBP: 0.333, SLG: 0.279 Mike Huff, R (8, PH) OBP: 0.299, SLG: 0.279 (8,7) K C X	1-0 G1-3		4-1 1B BB		2-3 K			4-0 FC4-6 IBB		2	0	0	1	1	1	1					
Lance Johnson, L (1,8) OBP: 0.283, SLG: 0.335 K C X	1-0 G4-3		0-0 1-2 2-H 1B		0-0 G4-3			2-2 FC4-6		4	0	1	1	0	0	3					
Steve Sax, R (1,4) OBP: 0.301, SLG: 0.289 K C X		3-2 G6-3 2B		2-1 F8		2-1 F9		1-2 F8		4	1	1	0	0	0	2					
Carlton Fisk, R (1,2) OBP: 0.200, SLG: 0.200 Ron Karkovics, R (8,2) OBP: 0.277, SLG: 0.250 K C X		3-2 G6-3		1-3 K			0-0 G3		1-3 K	3	0	0	0	0	1	1					
Craig Grebeck, R (1,6) OBP: 0.329, SLG: 0.368 K C X	1-1 G6-3		1-0 P4				3-1 G6-3		1-2 F8	4	0	0	1	0	0	0					
<b>Inning Stats</b>	R: 2 E: 0 K: 0 S: 10	H: 3 LOB: 1 BB: 0 P: 19	R: 1 E: 0 K: 0 S: 11	H: 1 LOB: 0 BB: 0 P: 19	R: 1 E: 0 K: 0 S: 11	H: 1 LOB: 2 BB: 2 P: 23	R: 0 E: 0 K: 1 S: 7	H: 0 LOB: 0 BB: 0 P: 10	R: 0 E: 0 K: 1 S: 6	H: 0 LOB: 0 BB: 0 P: 10	R: 0 E: 0 K: 0 S: 8	H: 0 LOB: 0 BB: 0 P: 13	R: 0 E: 0 K: 1 S: 10	H: 1 LOB: 2 BB: 1 P: 19	R: 0 E: 0 K: 1 S: 12	H: 0 LOB: 0 BB: 0 P: 15	1B: 4 2B: 4 3B: 0 HR: 0	SF: 0 SAC: 0 DP: 1 HBP: 0	WP: 0 PB: 0 CS: 0	PA: 36	
<b>PITCHER</b>	IP WLS BF H R ER SO BB IBB HBP BLK WP HR S P ERA WHIP	IP WLS BF H R ER SO BB IBB HBP BLK WP HR S P ERA WHIP	IP WLS BF H R ER SO BB IBB HBP BLK WP HR S P ERA WHIP	IP WLS BF H R ER SO BB IBB HBP BLK WP HR S P ERA WHIP	IP WLS BF H R ER SO BB IBB HBP BLK WP HR S P ERA WHIP	IP WLS BF H R ER SO BB IBB HBP BLK WP HR S P ERA WHIP	IP WLS BF H R ER SO BB IBB HBP BLK WP HR S P ERA WHIP	IP WLS BF H R ER SO BB IBB HBP BLK WP HR S P ERA WHIP	IP WLS BF H R ER SO BB IBB HBP BLK WP HR S P ERA WHIP	IP WLS BF H R ER SO BB IBB HBP BLK WP HR S P ERA WHIP	IP WLS BF H R ER SO BB IBB HBP BLK WP HR S P ERA WHIP	IP WLS BF H R ER SO BB IBB HBP BLK WP HR S P ERA WHIP	IP WLS BF H R ER SO BB IBB HBP BLK WP HR S P ERA WHIP	IP WLS BF H R ER SO BB IBB HBP BLK WP HR S P ERA WHIP	IP WLS BF H R ER SO BB IBB HBP BLK WP HR S P ERA WHIP	IP WLS BF H R ER SO BB IBB HBP BLK WP HR S P ERA WHIP	IP WLS BF H R ER SO BB IBB HBP BLK WP HR S P ERA WHIP	IP WLS BF H R ER SO BB IBB HBP BLK WP HR S P ERA WHIP	IP WLS BF H R ER SO BB IBB HBP BLK WP HR S P ERA WHIP	IP WLS BF H R ER SO BB IBB HBP BLK WP HR S P ERA WHIP	IP WLS BF H R ER SO BB IBB HBP BLK WP HR S P ERA WHIP

Chicago White Sox @ Minnesota Twins  
Hubert H. Humphrey Metrodome, Minneapolis, MN

AB 33  
R 4  
H 7  
RBI 4  
BB 3  
SO 4  
LOB 11



Sat Jun 13 1992, 4:33 AM EDT  
Att: 45,867 - Dome - 70 F

Batter	1	2	3	4	5	6	7	8	9	AB	R	H	RBI	BB	SO	LOB	BOTTOM				
J.T. Bruett, L (1,9) OBP: 0.250, SLG: 0.077 Chili Davis, S (8, PH) OBP: 0.377, SLG: 0.380 (9,9) K C X	0-0 P5		4-0 S BB		0-0 P4		0-1 G6-3 1B 1B	0-2 F9		3	1	1	0	1	0	0					
Chuck Knoblauch, R (1,4) OBP: 0.403, SLG: 0.386 K C X	4-1 S BB		2-2 G5-3		2-2 1B		0-1 F7		4-0 FC4-6 BB	3	0	1	0	2	0	2					
Kirby Puckett, R (1,8) OBP: 0.366, SLG: 0.589 K C X	0-3 K		1-1 F9		2-1 F8		1-0 F8		1-2 FC4-6 1B	5	1	1	0	0	1	4					
Kent Hrbek, L (1,3) OBP: 0.444, SLG: 0.568 K C X	4-2 BB		2-2 G4-3		2-0 G3		3-2 G6-3		0-0 G6-4-3 1B	4	0	1	0	1	0	4					
Shane Mack, R (1,7) OBP: 0.385, SLG: 0.474 K C X	2-2 L8				0-1 F9		0-1 G4-3		0-0 G6-4-3 1B	5	0	1	2	0	0	4					
Randy Bush, L (1,10) OBP: 0.289, SLG: 0.324 Pedro Munoz, R (7, PH) OBP: 0.299, SLG: 0.423 K C X		0-1 P3		1-2 BB 1B		1-1 1B HBP		0-3 K		2	0	1	0	0	0	0					
Scott Leius, R (1,5) OBP: 0.326, SLG: 0.368 K C X	0-1 FC6-4 1B		4-1 BB 1B		0-1 F7			0-2 G4-3		3	0	1	0	1	0	1					
Lenny Webster, R (1,2) OBP: 0.255, SLG: 0.288 K C X	2-1 FC6-4		0-0 F7		1-1 F7		1-3 1B		1-0 1B	4	0	2	0	0	0	3					
Greg Gagne, R (1,6) OBP: 0.305, SLG: 0.341 Brian Harper, R (8, PH) OBP: 0.327, SLG: 0.388 Jeff Reboulet, R (9,6) OBP: 0.373, SLG: 0.357 K C X	0-2 FC6-4		2-1 G4-3		2-1 G4-3		0-3 K		1-1 F9	3	0	0	0	0	1	5					
<b>Inning Stats</b>	R: 0 E: 0 K: 1 S: 15	H: 0 LOB: 2 BB: 2 P: 25	R: 0 E: 0 K: 0 S: 9	H: 1 LOB: 1 BB: 0 P: 11	R: 0 E: 0 K: 0 S: 12	H: 0 LOB: 1 BB: 1 P: 21	R: 0 E: 0 K: 0 S: 9	H: 1 LOB: 2 BB: 1 P: 16	R: 0 E: 0 K: 1 S: 10	H: 1 LOB: 1 BB: 0 P: 12	R: 2 E: 0 K: 1 S: 12	H: 3 LOB: 1 BB: 0 P: 16	R: 0 E: 0 K: 0 S: 9	H: 1 LOB: 1 BB: 0 P: 11	R: 0 E: 0 K: 0 S: 8	H: 1 LOB: 1 BB: 1 P: 16	1B: 9 2B: 0 3B: 0 HR: 0	SF: 0 SAC: 0 DP: 1 HBP: 1	WP: 0 PB: 0 CS: 0	PA: 41	
<b>PITCHER</b>	IP WLS BF H R ER SO BB IBB HBP BLK WP HR S P ERA WHIP	IP WLS BF H R ER SO BB IBB HBP BLK WP HR S P ERA WHIP	IP WLS BF H R ER SO BB IBB HBP BLK WP HR S P ERA WHIP	IP WLS BF H R ER SO BB IBB HBP BLK WP HR S P ERA WHIP	IP WLS BF H R ER SO BB IBB HBP BLK WP HR S P ERA WHIP	IP WLS BF H R ER SO BB IBB HBP BLK WP HR S P ERA WHIP	IP WLS BF H R ER SO BB IBB HBP BLK WP HR S P ERA WHIP	IP WLS BF H R ER SO BB IBB HBP BLK WP HR S P ERA WHIP	IP WLS BF H R ER SO BB IBB HBP BLK WP HR S P ERA WHIP	IP WLS BF H R ER SO BB IBB HBP BLK WP HR S P ERA WHIP	IP WLS BF H R ER SO BB IBB HBP BLK WP HR S P ERA WHIP	IP WLS BF H R ER SO BB IBB HBP BLK WP HR S P ERA WHIP	IP WLS BF H R ER SO BB IBB HBP BLK WP HR S P ERA WHIP	IP WLS BF H R ER SO BB IBB HBP BLK WP HR S P ERA WHIP	IP WLS BF H R ER SO BB IBB HBP BLK WP HR S P ERA WHIP	IP WLS BF H R ER SO BB IBB HBP BLK WP HR S P ERA WHIP	IP WLS BF H R ER SO BB IBB HBP BLK WP HR S P ERA WHIP	IP WLS BF H R ER SO BB IBB HBP BLK WP HR S P ERA WHIP	IP WLS BF H R ER SO BB IBB HBP BLK WP HR S P ERA WHIP	IP WLS BF H R ER SO BB IBB HBP BLK WP HR S P ERA WHIP	IP WLS BF H R ER SO BB IBB HBP BLK WP HR S P ERA WHIP

Chicago White Sox @ Minnesota Twins  
Hubert H. Humphrey Metrodome, Minneapolis, MN

AB 35  
R 2  
H 9  
RBI 2  
BB 5  
SO 3  
LOB 26



Sat Jun 13 1992, 4:33 AM EDT  
Att: 45,867 - Dome - 70 F



Batter	1	2	3	4	5	6	7	8	9	AB	R	H	RBI	BB	SO	LOB	TOP					
Shawn Jeter, L (1, 9) OBP: 0.296, SLG: 0.278	K		F9		F8	E8 HR		K		1	0	0	0	0	1	0	Chicago White Sox @ Minnesota Twins Hubert H. Humphrey Metrodome, Minneapolis, MN Sun Jun 14 1992, 4:33 AM EDT Att: 46,668 - Dome - 70 F					
Robin Ventura, L (1, 5) OBP: 0.399, SLG: 0.440	K		G3		F7	2B		FC6-4 IBB		4	1	1	0	1	1	2						
Frank Thomas, R (1, 3) OBP: 0.407, SLG: 0.502	L4		G5-3		1B	2B		FC6-4 1-2		5	2	2	3	0	0	3						
George Bell, R (1, 10) OBP: 0.294, SLG: 0.354		CS 1B			1B	1B		G5-3		5	2	3	1	0	0	0						
Warren Newson, L (1, 7) OBP: 0.352, SLG: 0.326 Shawn Abner, R (7, PH) OBP: 0.361, SLG: 0.394	K		G3-1 2H		1B	1B		G4-6-3 1B		3	1	2	1	0	1	1						
Lance Johnson, L (1, 8) OBP: 0.286, SLG: 0.342	E 2B		G3-1		1B	1B		G4-6-3 1-2		5	0	2	0	0	0	2						
Steve Sax, R (1, 4) OBP: 0.300, SLG: 0.288	E6		G1-3		1-3 2H 3H	1B		F9		4	0	1	2	0	0	2						
Carlton Fisk, R (1, 2) OBP: 0.214, SLG: 0.214 Ron Karkovics, R (8, PR) OBP: 0.277, SLG: 0.250	G5-3		K		K			SH3 1B		4	0	1	0	0	2	5						
Craig Grebeck, R (1, 6) OBP: 0.329, SLG: 0.367			G3 1B		F9	G5-3		SH3		3	0	1	0	0	0	0						
<b>Inning Stats</b>	R: 0 E: 0 K: 2 S: 9	H: 0 LOB: 0 BB: 0 P: 13	R: 0 E: 1 K: 1 S: 12	H: 2 LOB: 2 BB: 0 P: 21	R: 0 E: 0 K: 0 S: 5	H: 1 LOB: 1 BB: 0 P: 6	R: 1 E: 0 K: 1 S: 10	H: 2 LOB: 1 BB: 0 P: 15	R: 4 E: 0 K: 1 S: 21	H: 6 LOB: 2 BB: 0 P: 33	R: 2 E: 1 K: 0 S: 9	H: 2 LOB: 0 BB: 0 P: 15	R: 0 E: 0 K: 1 S: 8	H: 0 LOB: 0 BB: 0 P: 16	R: 0 E: 0 K: 1 S: 8	H: 1 LOB: 2 BB: 1 P: 14		R: 0 E: 0 K: 0 S: 10	H: 1 LOB: 0 BB: 0 P: 13	1B: 10 2B: 5 3B: 0 HR: 1	SF: 0 SAC: 1 DP: 2 HBP: 0	WP: 0 PB: 0 SB: 0 CS: 1
<b>PITCHER</b>	IP	WLS	BF	H	R	ER	SO	BB	IBB	HBP	BLK	WP	HR	S	P	ERA	WHIP					
Kevin Tapani, R ERA: 5.52	(1, 1)	4.2	25	11	5	5	4	0	0	0	0	0	0	54	83	9.64	2.357					
Mark Guthrie, L ERA: 4.14	(5, 1)	2.1	9	2	2	2	2	0	0	0	0	0	1	20	36	7.71	0.857					
Tom Edens, R ERA: 1.65	(8, 1)	2.0	W	8	2	0	0	1	0	1	0	0	0	18	27	0.00	1.000					

Batter	1	2	3	4	5	6	7	8	9	AB	R	H	RBI	BB	SO	LOB	BOTTOM					
Shane Mack, R (1, 7) OBP: 0.382, SLG: 0.473	G4-3		G5-3		G6-3		P5			5	0	1	2	0	0	1	Chicago White Sox @ Minnesota Twins Hubert H. Humphrey Metrodome, Minneapolis, MN Sun Jun 14 1992, 4:33 AM EDT Att: 46,668 - Dome - 70 F					
Chuck Knoblauch, R (1, 4) OBP: 0.403, SLG: 0.381	L8		L8		L7			2B HBP		3	1	0	0	1	0	0						
Kirby Puckett, R (1, 8) OBP: 0.363, SLG: 0.585	G4-3		G6-4-3		L6		E5 2B			5	1	1	1	0	0	1						
Chili Davis, S (1, 10) OBP: 0.385, SLG: 0.394		1B 1B	P3		FC4-6 1B		2B			4	1	3	1	0	0	0						
Brian Harper, R (1, 2) OBP: 0.330, SLG: 0.387		1B BB	E4		FC4-6 1-2		IBB			3	1	1	0	1	0	1						
Kent Hrbek, L (1, 3) OBP: 0.440, SLG: 0.557		1B 2B	L8		G3-1		K			3	1	0	0	1	1	3						
Scott Leius, R (1, 5) OBP: 0.330, SLG: 0.377		2B FC	G5-3		G5-3		G5-3			4	1	2	1	0	0	1						
Pedro Munoz, R (1, 9) OBP: 0.298, SLG: 0.425		FC 2B	F8		G5-3		G1-3			4	1	1	2	0	0	1						
Jeff Reboulet, R (1, 6) OBP: 0.364, SLG: 0.333		FC 2B	K		G5-3		BB			3	1	0	1	1	1	2						
<b>Inning Stats</b>	R: 0 E: 0 K: 0 S: 7	H: 0 LOB: 0 BB: 0 P: 12	R: 6 E: 0 K: 0 S: 17	H: 5 LOB: 2 BB: 2 P: 30	R: 0 E: 1 K: 0 S: 9	H: 0 LOB: 1 BB: 0 P: 12	R: 0 E: 0 K: 1 S: 11	H: 0 LOB: 0 BB: 0 P: 15	R: 0 E: 0 K: 0 S: 5	H: 1 LOB: 1 BB: 0 P: 8	R: 0 E: 0 K: 0 S: 6	H: 1 LOB: 1 BB: 0 P: 8	R: 1 E: 1 K: 1 S: 11	H: 1 LOB: 2 BB: 1 P: 19	R: 0 E: 0 K: 0 S: 8	H: 0 LOB: 1 BB: 1 P: 14		R: 0 E: 0 K: 0 S: 3	H: 1 LOB: 1 BB: 0 P: 9	1B: 4 2B: 5 3B: 0 HR: 0	SF: 0 SAC: 0 DP: 1 HBP: 1	WP: 0 PB: 0 SB: 0 CS: 0
<b>PITCHER</b>	IP	WLS	BF	H	R	ER	SO	BB	IBB	HBP	BLK	WP	HR	S	P	ERA	WHIP					
Greg Hibbard, L ERA: 4.41	(1, 1)	1.1	10	5	6	6	0	1	0	0	0	0	0	40	58	0.00	0.562					
Donn Pait, R ERA: 3.34	(2, 1)	5.1	20	2	1	0	1	1	0	0	0	0	0	16	34	6.75	2.250					
Scott Radinsky, L ERA: 1.93	(7, 1)	1.1	L	9	2	1	1	1	1	1	0	0	0	0	0	6.75	2.250					









Batter	1	2	3	4	5	6	7	8	9	AB	R	H	RBI	BB	SO	LOB	TOP										
Tim Raines, S OBP: 0.351, SLG: 0.367	F7		F8		P6		F7		F7	5	0	0	0	0	0	2	Chicago White Sox @ Seattle Mariners The Kingdome, Seattle, WA Tue Jun 16 1992, 10:05 PM EDT Att: 13,912 - Dome - 70 F										
Robin Ventura, L OBP: 0.390, SLG: 0.427	F8		BB 1B		K		G6-3			4	0	1	0	0	1	1											
Frank Thomas, R OBP: 0.402, SLG: 0.491	G6-3		BB				F8	L9		3	0	0	0	1	0	0											
George Bell, R OBP: 0.293, SLG: 0.355		L5	L7				HR 2B	P4		4	1	1	0	0	0	2											
Warren Newson, L OBP: 0.387, SLG: 0.353 Mike Huff, R OBP: 0.301, SLG: 0.284	FC3-6 BB			G4-3			E HR BB	E SF7 BB		1	1	0	0	3	0	0											
Shawn Abner, R OBP: 0.351, SLG: 0.382	FC3-6 BB			G4-3			FC HR	SF7		0	0	0	0	0	0	0											
Lance Johnson, L OBP: 0.290, SLG: 0.347	FC3-6 1-2f			G4-3			FC HR	SF7		3	1	0	1	0	0	3											
Steve Sax, R OBP: 0.294, SLG: 0.296	G6-3			G4-3			HR	P6		4	1	1	4	0	0	2											
Craig Grebeck, R OBP: 0.325, SLG: 0.363			G4-3		P6 2B		P6	F8		4	0	1	0	0	0	0											
Ron Karkovics, R OBP: 0.284, SLG: 0.275 Matt Merullo, L OBP: 0.208, SLG: 0.240			HR		S BB		K	G5-3		2	1	1	1	1	1	0											
Inning Stats	R: 0 E: 0 K: 0 S: 6	H: 0 LOB: 0 BB: 0 P: 9	R: 0 E: 0 K: 0 S: 5	H: 0 LOB: 1 BB: 1 P: 12	R: 1 E: 0 K: 0 S: 14	H: 2 LOB: 2 BB: 1 P: 27	R: 0 E: 0 K: 0 S: 7	H: 0 LOB: 0 BB: 0 P: 7	R: 0 E: 0 K: 1 S: 9	H: 1 LOB: 1 BB: 1 P: 18	R: 4 E: 1 K: 1 S: 13	H: 2 LOB: 0 BB: 1 P: 26	R: 0 E: 0 K: 0 S: 4	H: 0 LOB: 0 BB: 0 P: 7	R: 1 E: 1 K: 0 S: 11	H: 0 LOB: 1 BB: 1 P: 18	R: 0 E: 0 K: 0 S: 6	H: 0 LOB: 0 BB: 0 P: 8	1B: 1 2B: 2 3B: 0 HR: 2	SF: 1 SAC: 0 DP: 0 HBP: 0	WP: 0 PB: 0 SB: 1 CS: 0	PA: 37					
PITCHER	IP	WLS	BF	H	R	ER	SO	BB	IBB	HBP	BLK	WP	HR	S	P	ERA	WHIP										
Mike Walker, R ERA: 6.0	(1, 1)	6.0	27	5	5	4	2	4	0	0	0	0	2	54	99	6.00	1.500										
Jeff Nelson, R ERA: 4.73	(7, 1)	1.1	5	0	1	0	0	1	0	0	0	0	0	9	18	0.00	0.750										
Eric Gunderson, L ERA: 1.8	(8, 1)	0.2	W	2	0	0	0	0	0	0	0	0	0	6	7	0.00	0.000										
Mike Schooler, R ERA: 5.92	(9, 1)	1.0	S	3	0	0	0	0	0	0	0	0	0	6	8	0.00	0.000										

Batter	1	2	3	4	5	6	7	8	9	AB	R	H	RBI	BB	SO	LOB	BOTTOM										
Greg Brolley, L OBP: 0.243, SLG: 0.303 Henry Cotto, R OBP: 0.322, SLG: 0.429 Dave Cochrane, S OBP: 0.307, SLG: 0.284	F8		P4		F7		E1 G6-3 1B	G3-1 2B BB		3	0	0	0	0	0	2	Chicago White Sox @ Seattle Mariners The Kingdome, Seattle, WA Tue Jun 16 1992, 10:05 PM EDT Att: 13,912 - Dome - 70 F										
Harold Reynolds, S OBP: 0.312, SLG: 0.315	F7		G3-1 2B			FC5 1B HBP	G6-3	G3-1		4	0	1	1	0	0	3											
Edgar Martinez, R OBP: 0.389, SLG: 0.555	L9		G1-3			WP FC5 1B	G6-3	G6-3		5	1	2	2	0	0	3											
Kevin Mitchell, R OBP: 0.307, SLG: 0.373		FC6-4 1B		2B		FC5 1B WP		F9		5	2	3	0	0	0	3											
Pete O'Brien, L OBP: 0.283, SLG: 0.451	FC6-4 1-2f			F7		1-1 1B	1-1 1B	4-2 3B BB		3	1	1	2	1	0	2											
Jay Buhner, R OBP: 0.318, SLG: 0.333	F8			G5-3		1-1 1B	0-1 G6-4-3 1B	0-0 HR 3B		4	1	2	2	0	0	2											
Tino Martinez, L OBP: 0.299, SLG: 0.422	G3			G6-3		G6-4-3 1-2f		HR		4	1	1	2	0	0	4											
Dave Valle, R OBP: 0.336, SLG: 0.394			F9		L4		K	G6-3		4	0	0	0	0	1	0											
Omar Vizquel, S OBP: 0.333, SLG: 0.340			2B 1B		CS 1B		E5 G6-3 1B	G3-1 BB 2B BB		3	2	3	0	1	0	0											
Inning Stats	R: 0 E: 0 K: 0 S: 8	H: 0 LOB: 0 BB: 0 P: 11	R: 0 E: 0 K: 0 S: 9	H: 1 LOB: 1 BB: 0 P: 13	R: 0 E: 0 K: 0 S: 13	H: 2 LOB: 2 BB: 0 P: 20	R: 0 E: 0 K: 0 S: 9	H: 1 LOB: 1 BB: 0 P: 12	R: 0 E: 0 K: 0 S: 8	H: 1 LOB: 0 BB: 0 P: 12	R: 2 E: 2 K: 0 S: 15	H: 3 LOB: 1 BB: 0 P: 22	R: 1 E: 2 K: 1 S: 13	H: 2 LOB: 1 BB: 0 P: 19	R: 6 E: 0 K: 0 S: 24	H: 4 LOB: 1 BB: 3 P: 47		1B: 9 2B: 3 3B: 1 HR: 1	SF: 0 SAC: 0 DP: 1 HBP: 1	WP: 1 PB: 0 SB: 0 CS: 1	PA: 40						
PITCHER	IP	WLS	BF	H	R	ER	SO	BB	IBB	HBP	BLK	WP	HR	S	P	ERA	WHIP										
Alex Fernandez, R ERA: 3.89	(1, 1)	5.1	24	8	2	2	2	0	0	1	0	0	0	23	38	10.80	2.400										
Wilson Alvarez, L ERA: 3.39	(6, 1)	1.2	8	3	3	2	1	1	0	0	0	0	0	1	1	∞	∞										
Terry Leach, R ERA: 2.28	(8, 1)	0.0	1	1	0	0	0	0	0	0	0	0	0	1	1	∞	∞										
Scott Radinsky, L ERA: 3.04	(8, 1)	0.1	L	4	1	2	2	2	0	0	0	0	1	7	17	54.00	9.000										
Bobby Thigpen, R ERA: 3.66	(8, 1)	0.2	3	1	2	2	0	0	0	0	0	0	0	10	17	27.00	1.500										

AB	31
R	6
H	5
RBI	6
BB	5
SO	2
LOB	10

AB	36
R	9
H	14
RBI	9
BB	3
SO	1
LOB	19



Batter	1	2	3	4	5	6	7	8	9	AB	R	H	RBI	BB	SO	LOB	TOP			
Tim Raines, S OBP: 0.346, SLG: 0.360	L8		K			F7			FC6-4	4	0	0	0	0	1	1				
Robin Ventura, L OBP: 0.384, SLG: 0.420	G6-3			G2-3			G3-1		K	4	0	0	0	0	1	1				
Frank Thomas, R OBP: 0.407, SLG: 0.505	HR			G6-4-3 BB			G6-3 BB		G5-3	2	1	1	1	2	0	1				
George Bell, R OBP: 0.289, SLG: 0.350	K			G6-4-3			G6-3			3	0	0	0	0	1	2				
Warren Newson, L OBP: 0.400, SLG: 0.370									K	3	0	2	0	0	1	0				
Lance Johnson, L OBP: 0.286, SLG: 0.341	G6-4-3			L4-3					G6-3	3	0	0	0	0	0	2				
Steve Sax, R OBP: 0.295, SLG: 0.296	G4-3			G4-3					1B	3	0	1	0	0	0	0				
Craig Grebeck, R OBP: 0.320, SLG: 0.356			K				P3		L6	3	0	0	0	0	1	1				
Ron Karkovice, R OBP: 0.280, SLG: 0.271			G6-3				K			2	0	0	0	0	1	0				
Joey Cora, S OBP: 0.313, SLG: 0.263									FC6-4 1B	1	0	1	0	0	0	0				
<b>Inning Stats</b>	R: 1 E: 0 K: 1 S: 8	H: 1 LOB: 0 BB: 0 P: 11	R: 0 E: 0 K: 0 S: 6	H: 1 LOB: 0 BB: 0 P: 13	R: 0 E: 0 K: 2 S: 8	H: 0 LOB: 0 BB: 0 P: 14	R: 0 E: 0 K: 0 S: 7	H: 0 LOB: 0 BB: 1 P: 13	R: 0 E: 0 K: 0 S: 3	H: 1 LOB: 0 BB: 0 P: 5	R: 0 E: 0 K: 0 S: 4	H: 0 LOB: 0 BB: 1 P: 11	R: 0 E: 0 K: 1 S: 6	H: 1 LOB: 1 BB: 0 P: 9	R: 0 E: 0 K: 1 S: 9	H: 1 LOB: 1 BB: 0 P: 14	1B: 4 2B: 1 3B: 0 HR: 1	SF: 0 SAC: 0 DP: 4 HBP: 0	WP: 0 PB: 0 SB: 1 CS: 0	PA: 30
<b>PITCHER</b>	IP	WLS	BF	H	R	ER	SO	BB	IBB	HBP	BLK	WP	HR	S	P	ERA	WHIP			
Erik Hanson, R ERA: 4.29	8.1	W	28	5	1	1	5	2	0	0	0	0	1	55	97	1.08	0.840			
Russ Swan, L ERA: 5.34	0.1		1	0	0	0	1	0	0	0	0	0	0	3	6	0.00	0.000			
Mike Schooler, R ERA: 5.84	0.1	S	1	0	0	0	0	0	0	0	0	0	0	1	1	0.00	0.000			

Chicago White Sox @ Seattle Mariners  
The Kingdome, Seattle, WA  
Wed Jun 17 1992, 10:05 PM EDT  
Att: 15,509 - Dome - 70 F

AB 28  
R 1  
H 5  
RBI 1  
BB 2  
SO 6  
LOB 8



Batter	1	2	3	4	5	6	7	8	9	AB	R	H	RBI	BB	SO	LOB	BOTTOM			
Greg Briley, L OBP: 0.243, SLG: 0.301	P3		1B		G4-3				P5	4	0	1	0	0	0	1				
Harold Reynolds, S OBP: 0.307, SLG: 0.309	G3		P7		B1-3			G4-3		4	0	0	0	0	0	2				
Edgar Martinez, R OBP: 0.391, SLG: 0.565	BB		F8			L7		HR		3	1	1	2	1	0	1				
Kevin Mitchell, R OBP: 0.301, SLG: 0.365	G5-3			P9		F8		G5-3		4	0	0	0	0	0	1				
Pete O'Brien, L OBP: 0.279, SLG: 0.444		F7		K		L7				3	0	0	0	0	1	0				
Jay Buhner, R OBP: 0.322, SLG: 0.340		PB BB		2B			F8			2	0	1	0	1	0	0				
Tino Martinez, L OBP: 0.300, SLG: 0.418		P5		BB			G3			2	0	0	0	1	0	1				
Dave Valle, R OBP: 0.329, SLG: 0.385		K		G6-3			K			3	0	0	0	0	2	3				
Omar Vizquel, S OBP: 0.333, SLG: 0.349			G6-3		G6-3			G4-3 HR 2B		3	1	1	0	0	0	0				
<b>Inning Stats</b>	R: 0 E: 0 K: 0 S: 8	H: 0 LOB: 1 BB: 1 P: 13	R: 0 E: 0 K: 1 S: 13	H: 0 LOB: 1 BB: 1 P: 21	R: 0 E: 0 K: 0 S: 12	H: 1 LOB: 1 BB: 0 P: 17	R: 0 E: 0 K: 1 S: 14	H: 1 LOB: 2 BB: 1 P: 24	R: 0 E: 0 K: 0 S: 8	H: 0 LOB: 0 BB: 0 P: 12	R: 0 E: 0 K: 0 S: 6	H: 0 LOB: 0 BB: 0 P: 10	R: 0 E: 0 K: 1 S: 6	H: 0 LOB: 0 BB: 0 P: 12	R: 2 E: 0 K: 0 S: 9	H: 2 LOB: 0 BB: 0 P: 15	1B: 1 2B: 2 3B: 0 HR: 1	SF: 0 SAC: 0 DP: 0 HBP: 0	WP: 0 PB: 2 SB: 0 CS: 0	PA: 31
<b>PITCHER</b>	IP	WLS	BF	H	R	ER	SO	BB	IBB	HBP	BLK	WP	HR	S	P	ERA	WHIP			
Charlie Hough, R ERA: 3.88	8.0	L	31	4	2	2	3	3	0	0	0	0	1	76	124	2.25	0.875			

Chicago White Sox @ Seattle Mariners  
The Kingdome, Seattle, WA  
Wed Jun 17 1992, 10:05 PM EDT  
Att: 15,509 - Dome - 70 F

AB 28  
R 2  
H 4  
RBI 2  
BB 3  
SO 3  
LOB 9









Batter	1	2	3	4	5	6	7	8	9	10	11	12	13	AB R H RBI BB SO LOB	TOP															
Tony Phillips, S OBP: 0.391, SLG: 0.378 (10, 9)			G4-3		G4-3			G5-3			K			6 2 2 1 0 1 0	<b>Detroit Tigers @ Chicago White Sox</b> Comiskey Park, Chicago, IL Fri Jun 19 1992, 8:05 PM EDT Att. 39,066 - Cloudy - 55 F															
Dan Gladden, R OBP: 0.317, SLG: 0.392 (1, 7)					L7									6 1 2 1 0 0 0																
Travis Fryman, R OBP: 0.316, SLG: 0.444 (1, 6)			G1-3											6 1 1 1 0 1 2																
Cecil Fielder, R OBP: 0.300, SLG: 0.453 (1, 3)								G5-3		G5-3				5 1 1 1 1 1 2																
Rob Deer, R OBP: 0.305, SLG: 0.558 (1, 10)														6 2 2 4 0 2 2																
Skeeter Barnes, R OBP: 0.299, SLG: 0.280 Scott Livingstone, L OBP: 0.366, SLG: 0.379 (10, PH)		G6-3		G4-3				P3						3 0 0 0 0 0 0 2 0 1 0 1 0 0																
Phil Clark, R OBP: 0.455, SLG: 0.556 Lou Whitaker, L OBP: 0.391, SLG: 0.481 (10, PH)								G6-3		P2				2 0 0 0 1 1 0 2 0 0 0 0 0 2																
Chad Kreuter, S OBP: 0.316, SLG: 0.400 (1, 2)		G4-3						G5-3						5 0 0 0 0 0 2																
Milt Cuyler, S OBP: 0.293, SLG: 0.365 (1, 8)			G3					K2-3		G5-3				5 1 1 0 0 2 1																
<b>Inning Stats</b>	R: 1 E: 1 K: 0 S: 14	H: 1 LOB: 1 BB: 1 P: 23	R: 0 E: 0 K: 1 S: 8	H: 0 LOB: 0 BB: 0 P: 13	R: 0 E: 0 K: 0 S: 10	H: 1 LOB: 1 BB: 0 P: 17	R: 2 E: 0 K: 0 S: 7	H: 2 LOB: 0 BB: 1 P: 13	R: 0 E: 0 K: 1 S: 7	H: 0 LOB: 0 BB: 0 P: 11	R: 0 E: 0 K: 1 S: 10	H: 0 LOB: 0 BB: 0 P: 13	R: 0 E: 0 K: 0 S: 8	H: 0 LOB: 0 BB: 0 P: 9		R: 0 E: 0 K: 0 S: 11	H: 0 LOB: 0 BB: 0 P: 15	R: 0 E: 0 K: 0 S: 15	H: 1 LOB: 1 BB: 0 P: 18	R: 0 E: 0 K: 2 S: 7	H: 0 LOB: 0 BB: 1 P: 16	R: 0 E: 0 K: 0 S: 9	H: 0 LOB: 1 BB: 1 P: 16	R: 5 E: 0 K: 0 S: 15	H: 5 LOB: 0 BB: 0 P: 21	1B: 5 2B: 2 3B: 0 HR: 4	SF: 0 SAC: 0 DP: 1 HBP: 0	WP: 0 PB: 0 SB: 0 CS: 1	PA: 51	
<b>PITCHER</b>	IP WLS BF H R ER SO BB IBB HBP BLK WP HR S P ERA WHIP															Greg Hibbard, L ERA: 4.32 Terry Lesch, R ERA: 2.2 Scott Radinsky, L ERA: 2.77 Bobby Thigpen, R ERA: 3.58 Wilson Alvarez, L ERA: 4.76														Donn Pall, R ERA: 4.11

**Detroit Tigers @ Chicago White Sox**  
Comiskey Park, Chicago, IL  
Fri Jun 19 1992, 8:05 PM EDT  
Att. 39,066 - Cloudy - 55 F


AB 48  
R 8  
H 10  
RBI 8  
BB 3  
SO 8  
LOB 11



Batter	1	2	3	4	5	6	7	8	9	10	11	12	13	AB R H RBI BB SO LOB	BOTTOM																
Tim Lincecum, S OBP: 0.341, SLG: 0.345 (1, 7)			E5		E9					G4-3				4 0 0 0 2 0 1	<b>Detroit Tigers @ Chicago White Sox</b> Comiskey Park, Chicago, IL Fri Jun 19 1992, 8:05 PM EDT Att. 39,066 - Cloudy - 55 F																
Craig Grebeck, R OBP: 0.305, SLG: 0.338 (10, 6)			G5-4-3		K			P3						6 0 0 0 0 1 5																	
Frank Thomas, R OBP: 0.415, SLG: 0.526 (1, 3)								P9						6 2 3 1 0 1 1																	
George Bell, R OBP: 0.295, SLG: 0.343 Shawn Jeter, L OBP: 0.200, SLG: 0.200 (10, PH)		G6-3						K2-3						5 0 1 0 0 1 1 1 0 0 0 0 1 0																	
Carlton Fisk, R OBP: 0.241, SLG: 0.214 (1, 2)								K						5 0 1 0 1 3 2																	
Steve Sax, R OBP: 0.294, SLG: 0.295 (1, 4)								G6-3						6 0 1 0 0 0 4																	
Shawn Abner, R OBP: 0.341, SLG: 0.368 Joey Coors, S OBP: 0.304, SLG: 0.261 (9, PH)								E7						3 0 1 0 0 0 0 3 0 0 0 0 0 1																	
Lance Johnson, L OBP: 0.300, SLG: 0.357 (1, 8)					G4-3			G4-3						5 0 2 0 0 0 3																	
Esteban Beltré, R OBP: 0.111, SLG: 0.111 Warren Newson, D OBP: 0.400, SLG: 0.362 (9, PH)			G6-3		FC5			G5-3						3 1 0 0 0 0 2 1 0 0 0 1 0 1																	
<b>Inning Stats</b>	R: 0 E: 0 K: 1 S: 6	H: 0 LOB: 0 BB: 1 P: 13	R: 0 E: 0 K: 1 S: 11	H: 2 LOB: 2 BB: 0 P: 17	R: 0 E: 1 K: 0 S: 7	H: 0 LOB: 0 BB: 0 P: 13	R: 1 E: 0 K: 0 S: 9	H: 1 LOB: 0 BB: 0 P: 16	R: 1 E: 2 K: 1 S: 10	H: 0 LOB: 1 BB: 0 P: 11	R: 0 E: 0 K: 0 S: 6	H: 0 LOB: 1 BB: 0 P: 13	R: 0 E: 0 K: 0 S: 7	H: 1 LOB: 2 BB: 1 P: 15		R: 1 E: 0 K: 2 S: 12	H: 1 LOB: 0 BB: 0 P: 20	R: 0 E: 0 K: 0 S: 5	H: 0 LOB: 1 BB: 0 P: 11	R: 0 E: 0 K: 0 S: 12	H: 2 LOB: 2 BB: 0 P: 20	R: 0 E: 0 K: 0 S: 8	H: 1 LOB: 0 BB: 0 P: 10	R: 0 E: 0 K: 0 S: 8	H: 0 LOB: 0 BB: 0 P: 13	R: 0 E: 0 K: 1 S: 9	H: 1 LOB: 1 BB: 0 P: 12	1B: 6 2B: 2 3B: 0 HR: 1	SF: 0 SAC: 0 DP: 1 HBP: 0	WP: 1 PB: 0 SB: 2 CS: 2	PA: 52
<b>PITCHER</b>	IP WLS BF H R ER SO BB IBB HBP BLK WP HR S P ERA WHIP															Frank Tanana, L ERA: 5.66 John Kiehl, R ERA: 5.4 Mike Muñoz, L ERA: 3.8 Walt Terrell, R ERA: 5.12															

**Detroit Tigers @ Chicago White Sox**  
Comiskey Park, Chicago, IL  
Fri Jun 19 1992, 8:05 PM EDT  
Att. 39,066 - Cloudy - 55 F

AB 48  
R 3  
H 9  
RBI 1  
BB 4  
SO 7  
LOB 21









Batter	1	2	3	4	5	6	7	8	9	AB	R	H	RBI	BB	SO	LOB	TOP										
<b>Tony Phillips, S</b> OBP: 0.385, SLG: 0.366 (1, 4)	F7		G3	F7			K		P9	5	0	0	0	0	1	2											
<b>Dan Gladden, R</b> OBP: 0.311, SLG: 0.381 (1, 7)	FC5-4 1B		K	K			FC6-4 1B		G1-3	5	0	2	0	0	2	2											
<b>Travis Fryman, R</b> OBP: 0.316, SLG: 0.442 (1, 6)	FC5-4 1-2			G4-3	K		FC6-4 1-2			4	0	0	0	0	1	2											
<b>Cecil Fielder, R</b> OBP: 0.295, SLG: 0.442 (1, 10)	G4-3			1B 1B	K		G5-3			4	1	1	0	0	1	2											
<b>Mickey Tettleton, S</b> OBP: 0.355, SLG: 0.485 (1, 2)			K	1B 2B 1B	K				K	4	1	1	0	0	3	0											
<b>Rob Deer, R</b> OBP: 0.303, SLG: 0.543 (1, 9)				1B 2B BB			G6-3		G4-3	2	1	0	0	2	0	0											
<b>Dave Bergman, L</b> OBP: 0.330, SLG: 0.277 (1, 3)			P5	2B E 1B			BB		G5-3	3	1	1	1	1	0	1											
<b>Scott Livingstone, L</b> OBP: 0.376, SLG: 0.398 (1, 5)			G4-3	E4 1B 2B					K	3	1	1	2	0	1	2											
<b>Scottie Barnes, R</b> OBP: 0.255, SLG: 0.275 (9, PH)				1H 2H 3H 1B 2B						1	0	0	0	0	1	0											
<b>Mitt Cuyler, S</b> OBP: 0.297, SLG: 0.368 (1, 8)			K	S 1B			F7		1B	4	0	2	1	0	1	1											
<b>Inning Stats</b>	R: 0 E: 0 K: 0 S: 9	H: 1 LOB: 1 BB: 0 P: 15	R: 0 E: 0 K: 1 S: 9	H: 0 LOB: 1 BB: 1 P: 17	R: 0 E: 0 K: 2 S: 9	H: 0 LOB: 0 BB: 0 P: 14	R: 5 E: 1 K: 1 S: 21	H: 5 LOB: 1 BB: 1 P: 33	R: 0 E: 0 K: 3 S: 10	H: 0 LOB: 0 BB: 0 P: 13	R: 0 E: 0 K: 1 S: 11	H: 0 LOB: 1 BB: 1 P: 21	R: 0 E: 0 K: 1 S: 9	H: 0 LOB: 0 BB: 0 P: 15	R: 0 E: 0 K: 1 S: 12	H: 1 LOB: 1 BB: 0 P: 15	R: 0 E: 0 K: 1 S: 12	H: 1 LOB: 1 BB: 0 P: 15	1B: 7 2B: 1 3B: 0 HR: 0	SF: 0 SAC: 0 DP: 0 HBP: 0	WP: 0 PB: 0 SB: 1 CS: 0	PA: 38					
<b>PITCHER</b>	IP	WLS	BF	H	R	ER	SO	BB	IBB	HBP	BLK	WP	HR	S	P	ERA	WHIP										
<b>Alex Fernandez, R</b> ERA: 4.25 (1, 1)	3.1		18	6	5	5	3	2	0	0	0	0	0	42	68	13.50	2.400										
<b>Roberto Hernandez, R</b> ERA: 1.64 (4, 1)	4.2	W	16	1	0	0	7	1	0	0	0	0	0	45	72	0.00	0.429										
<b>Scott Radinsky, L</b> ERA: 2.7 (9, 1)	0.2		3	1	0	0	1	0	0	0	0	0	0	10	13	0.00	1.500										
<b>Bobby Thigpen, R</b> ERA: 3.38 (9, 1)	0.1	S	1	0	0	0	0	0	0	0	0	0	0	2	2	0.00	0.000										

**Detroit Tigers @ Chicago White Sox**  
Comiskey Park, Chicago, IL  
Sun Jun 21 1992, 4:33 AM EDT  
Att: 40,049 - Sunny - 57 F

livebaseballscorecards.com

AB 35  
R 5  
H 8  
RBI 4  
BB 3  
SO 11  
LOB 12



Batter	1	2	3	4	5	6	7	8	9	AB	R	H	RBI	BB	SO	LOB	BOTTOM										
<b>Tim Raines, S</b> OBP: 0.345, SLG: 0.341 (1, 7)	1B S 1B		K	K			G4-3			4	2	1	0	1	2	1											
<b>Robin Ventura, L</b> OBP: 0.400, SLG: 0.433 (1, 5)	1B 1B		FC5-4 BB			1B BB	BB 1B		F9	3	1	2	0	2	0	0											
<b>Frank Thomas, R</b> OBP: 0.423, SLG: 0.526 (1, 3)	BB 1B		FC5-4 1-2			BB 1B	G1-2-3 1B		K	5	0	3	3	0	1	1											
<b>George Bell, R</b> OBP: 0.283, SLG: 0.339 (1, 10)	K		F8			K	K		F8	5	0	1	0	0	2	5											
<b>Warren Newson, L</b> OBP: 0.405, SLG: 0.350 (1, 9)	P7		F8			G1-2-3 BB	G1-2-3 BB			2	0	0	1	2	0	3											
<b>Steve Sax, R</b> OBP: 0.286, SLG: 0.286 (1, 4)	FC6-4 BB			G6-3	G1-2-3	G4-3				3	0	0	0	1	0	6											
<b>Lance Johnson, L</b> OBP: 0.294, SLG: 0.345 (1, 8)	FC6-4 1-2			2B BB	K				G4-3	3	1	0	0	1	1	5											
<b>Craig Grebeck, R</b> OBP: 0.319, SLG: 0.352 (1, 6)			G5-3			P3			F9	3	1	0	0	1	0	1											
<b>Ron Karkovics, R</b> OBP: 0.292, SLG: 0.331 (1, 2)			G6-3			1H 2B			P2	4	1	2	2	0	0	1											
<b>Inning Stats</b>	R: 1 E: 0 K: 1 S: 18	H: 3 LOB: 3 BB: 1 P: 29	R: 0 E: 0 K: 1 S: 8	H: 0 LOB: 0 BB: 0 P: 13	R: 0 E: 0 K: 0 S: 11	H: 0 LOB: 1 BB: 1 P: 21	R: 1 E: 0 K: 1 S: 13	H: 1 LOB: 1 BB: 1 P: 25	R: 1 E: 0 K: 1 S: 14	H: 3 LOB: 2 BB: 1 P: 23	R: 2 E: 0 K: 1 S: 14	H: 1 LOB: 3 BB: 4 P: 34	R: 1 E: 0 K: 0 S: 8	H: 1 LOB: 0 BB: 0 P: 12	R: 0 E: 0 K: 1 S: 13	H: 0 LOB: 0 BB: 0 P: 21	1B: 7 2B: 1 3B: 0 HR: 1	SF: 0 SAC: 0 DP: 1 HBP: 0	WP: 1 PB: 0 SB: 1 CS: 0	PA: 40							
<b>PITCHER</b>	IP	WLS	BF	H	R	ER	SO	BB	IBB	HBP	BLK	WP	HR	S	P	ERA	WHIP										
<b>Bill Gullickson, R</b> ERA: 3.27 (1, 1)	3.0		12	1	0	0	2	2	0	0	0	0	0	33	57	0.00	1.000										
<b>John Kieley, R</b> ERA: 2.54 (4, 1)	1.2		10	4	2	2	1	2	0	0	0	0	0	24	42	10.80	3.600										
<b>Les Lancaster, R</b> ERA: 6.52 (5, 1)	0.2		5	0	2	2	1	3	0	0	0	1	0	8	23	27.00	4.500										
<b>Walt Terrell, R</b> ERA: 5.65 (6, 1)	2.2	L	11	2	1	1	2	1	0	0	0	0	1	30	50	3.38	1.125										

**Detroit Tigers @ Chicago White Sox**  
Comiskey Park, Chicago, IL  
Sun Jun 21 1992, 4:33 AM EDT  
Att: 40,049 - Sunny - 57 F

livebaseballscorecards.com

AB 32  
R 6  
H 9  
RBI 6  
BB 8  
SO 6  
LOB 23





Batter	1	2	3	4	5	6	7	8	9	AB	R	H	RBI	BB	SO	LOB	TOP			
<b>Kenny Lofton, L</b> OBP: 0.336, SLG: 0.323 (1, 8)	F8					F8		P4		4	0	1	0	0	0	0	<b>Cleveland Indians @ Chicago White Sox</b> Comiskey Park, Chicago, IL Mon Jun 22 1992, 8:05 PM EDT Att: 32,967 - Cloudy - 61 F			
<b>Mark Lewis, R</b> OBP: 0.309, SLG: 0.356 (1, 6)	K			L8		G1-3		P5		4	0	0	0	0	1					
<b>Carlos Baerga, S</b> OBP: 0.321, SLG: 0.395 (1, 4)	F7				BB				G3	3	0	1	0	1	0					
<b>Albert Belle, R</b> OBP: 0.323, SLG: 0.496 (1, 7)				F7		FC5-4				4	1	1	0	0	3					
<b>Carlos Martinez, R</b> OBP: 0.303, SLG: 0.419 (1, 3)				F7		FC5-4				4	0	1	0	0	1					
<b>Mark Whiten, S</b> OBP: 0.354, SLG: 0.402 (1, 9)										4	0	1	0	0	3					
<b>Glenallen Hill, R</b> OBP: 0.264, SLG: 0.430 (1, 10)										4	0	1	1	0	1					
<b>Sandy Alomar Jr., R</b> OBP: 0.288, SLG: 0.329 (1, 2)										4	0	1	0	0	1					
<b>Felix Fermin, R</b> OBP: 0.274, SLG: 0.259 (1, 5)										3	0	0	0	0	1					
<b>Inning Stats</b>	R: 0 E: 0 K: 1 S: 11	H: 0 LOB: 0 BB: 0 P: 19	R: 0 E: 0 K: 1 S: 7	H: 0 LOB: 0 BB: 0 P: 9	R: 0 E: 0 K: 2 S: 9	H: 0 LOB: 0 BB: 0 P: 14	R: 0 E: 0 K: 0 S: 9	H: 1 LOB: 2 BB: 1 P: 19	R: 0 E: 0 K: 1 S: 6	H: 1 LOB: 1 BB: 0 P: 7	R: 0 E: 0 K: 1 S: 8	H: 1 LOB: 1 BB: 0 P: 12	R: 0 E: 0 K: 0 S: 6	H: 0 LOB: 0 BB: 0 P: 8	R: 1 E: 0 K: 1 S: 12	H: 3 LOB: 2 BB: 0 P: 17	1B: 6 2B: 1 3B: 0 HR: 0	SF: 0 SAC: 0 DP: 0 HBP: 0	WP: 0 PB: 0 SB: 0 CS: 0	PA: 35
<b>PITCHER</b> <b>Charlie Hough, R</b> ERA: 3.34 (1, 1)	IP: 9.0 WLS: W BF: 35 H: 7 R: 1 ER: 1 SO: 7 BB: 1 IBB: 0 HBP: 0 BLK: 0 WP: 0 HR: 0 S: 80 P: 126 ERA: 1.00 WHIP: 0.889															<b>PITCHER</b>				

AB	34
R	1
H	7
RBI	1
BB	1
SO	7
LOB	13



Batter	1	2	3	4	5	6	7	8	9	AB	R	H	RBI	BB	SO	LOB	BOTTOM			
<b>Tim Raines, S</b> OBP: 0.347, SLG: 0.346 (1, 7)	G4-3						SF7			2	1	1	1	1	0	0	<b>Cleveland Indians @ Chicago White Sox</b> Comiskey Park, Chicago, IL Mon Jun 22 1992, 8:05 PM EDT Att: 32,967 - Cloudy - 61 F			
<b>Robin Ventura, L</b> OBP: 0.401, SLG: 0.432 (1, 5)	G1-3						F8			3	1	1	0	1	0	0				
<b>Frank Thomas, R</b> OBP: 0.424, SLG: 0.525 (1, 3)	L5									4	2	2	1	0	1	2				
<b>George Bell, R</b> OBP: 0.286, SLG: 0.364 (1, 10)										4	2	2	5	0	1	0				
<b>Warren Newson, L</b> OBP: 0.390, SLG: 0.333 (8, PH)										3	0	0	0	0	0	0				
<b>Shawn Abner, R</b> OBP: 0.304, SLG: 0.326 (9, 9)										1	0	0	0	0	1	0				
<b>Lance Johnson, L</b> OBP: 0.298, SLG: 0.345 (1, 8)										3	0	1	0	1	0	0				
<b>Steve Sax, R</b> OBP: 0.288, SLG: 0.286 (1, 4)										4	0	1	0	0	0	2				
<b>Craig Grebeck, R</b> OBP: 0.319, SLG: 0.352 (1, 6)										3	1	1	0	0	2	0				
<b>Ron Karkovice, R</b> OBP: 0.287, SLG: 0.325 (1, 2)										3	0	0	0	0	1	1				
<b>Inning Stats</b>	R: 0 E: 0 K: 0 S: 7	H: 0 LOB: 0 BB: 0 P: 12	R: 0 E: 0 K: 1 S: 6	H: 0 LOB: 0 BB: 0 P: 11	R: 0 E: 0 K: 1 S: 9	H: 0 LOB: 0 BB: 0 P: 13	R: 4 E: 0 K: 0 S: 16	H: 5 LOB: 0 BB: 0 P: 25	R: 0 E: 0 K: 2 S: 9	H: 0 LOB: 2 BB: 2 P: 19	R: 0 E: 0 K: 0 S: 10	H: 1 LOB: 1 BB: 0 P: 13	R: 1 E: 0 K: 1 S: 6	H: 1 LOB: 0 BB: 0 P: 8	R: 2 E: 0 K: 1 S: 10	H: 2 LOB: 0 BB: 1 P: 19	1B: 6 2B: 1 3B: 0 HR: 2	SF: 1 SAC: 0 DP: 1 HBP: 0	WP: 1 PB: 1 SB: 0 CS: 1	PA: 35
<b>PITCHER</b> <b>Charles Nagy, R</b> ERA: 2.38 (1, 1)	IP: 7.0 WLS: L BF: 29 H: 7 R: 5 ER: 4 SO: 5 BB: 2 IBB: 0 HBP: 0 BLK: 0 WP: 1 HR: 1 S: 63 P: 101 ERA: 5.14 WHIP: 1.286															<b>PITCHER</b>				
<b>Kevin Wickander, L</b> ERA: 3.35 (8, 1)	IP: 1.0 WLS: 5 BF: 2 H: 2 R: 2 ER: 2 SO: 1 BB: 1 IBB: 0 HBP: 0 BLK: 0 WP: 0 HR: 1 S: 10 P: 19 ERA: 18.00 WHIP: 3.000															<b>PITCHER</b>				





Batter	1	2	3	4	5	6	7	8	9	AB	R	H	RBI	BB	SO	LOB	TOP			
<b>Kenny Lofton, L</b> OBP: 0.331, SLG: 0.318 (1, 8)	 1-3		 2-1		 2-0		 0-0			4	0	0	0	0	1	1				
<b>Thomas Howard, S</b> OBP: 0.319, SLG: 0.352 (1, 7)	 0-0		 0-2		 1-1			 0-1		4	0	1	0	0	0	0				
<b>Carlos Baerga, S</b> OBP: 0.327, SLG: 0.398 (1, 4)	 4-2			 1-1		 1-1		 1-2		3	0	2	0	1	0	0				
<b>Albert Belle, R</b> OBP: 0.329, SLG: 0.498 (1, 10)	 2-1			 4-0		 1-2		 1-0		3	0	2	0	1	0	1				
<b>Paul Sorrento, L</b> OBP: 0.328, SLG: 0.361 (1, 3)	 3-2			 2-3		 0-2		 1-1		4	0	0	0	0	1	7				
<b>Mark Whiten, S</b> OBP: 0.357, SLG: 0.401 (1, 9)		 1-0		 4-2		 0-0			 3-1	3	1	1	0	1	0	2				
<b>Sandy Alomar Jr., R</b> OBP: 0.291, SLG: 0.321 (1, 2)	 1-3			 1-2		 3-2			 0-0	4	0	0	0	0	1	6				
<b>Mark Lewis, R</b> OBP: 0.308, SLG: 0.355 (1, 6)	 2-0			 2-1			 0-0		 1-1	4	0	1	1	0	0	3				
<b>Felix Fermin, R</b> OBP: 0.273, SLG: 0.258 (1, 5)			 0-2		 0-0		 1-0		 2-1	4	0	1	0	0	0	0				
<b>Inning Stats</b>	R: 0 E: 0 K: 1 S: 14	H: 2 LOB: 2 BB: 1 P: 23	R: 0 E: 0 K: 1 S: 5	H: 0 LOB: 0 BB: 0 P: 9	R: 0 E: 0 K: 0 S: 8	H: 0 LOB: 0 BB: 0 P: 10	R: 0 E: 0 K: 1 S: 12	H: 0 LOB: 0 BB: 2 P: 26	R: 0 E: 0 K: 0 S: 4	H: 2 LOB: 2 BB: 0 P: 20	R: 0 E: 0 K: 0 S: 3	H: 1 LOB: 0 BB: 4 P: 4	R: 0 E: 0 K: 0 S: 8	H: 1 LOB: 1 BB: 0 P: 11	R: 1 E: 0 K: 0 S: 7	H: 2 LOB: 0 BB: 0 P: 13	1B: 8 2B: 0 3B: 0 HR: 0	SF: 0 SAC: 0 DP: 1 HBP: 0	WP: 0 PB: 0 SB: 1 CS: 1	PA: 36
<b>PITCHER</b> <b>Jack McDowell, R</b> ERA: 3.33 (1, 1)	IP: 9.0 WLS: W BF: 36 H: 8 R: 1 ER: 1 SO: 3 BB: 3 IBB: 0 HBP: 0 BLK: 0 WP: 0 HR: 0 S: 76 P: 123 ERA: 1.00 WHIP: 1.222															<b>PITCHER</b>				

**Cleveland Indians @ Chicago White Sox**  
Comiskey Park, Chicago, IL  
Tue Jun 23 1992, 8:05 PM EDT  
Att: 36,972 - Cloudy - 66 F


AB 33  
R 1  
H 8  
RBI 1  
BB 3  
SO 3  
LOB 20



Batter	1	2	3	4	5	6	7	8	9	AB	R	H	RBI	BB	SO	LOB	BOTTOM			
<b>Tim Raines, S</b> OBP: 0.352, SLG: 0.352 (1, 7)	 0-0		 3-1		 2-2		 1-0		 3-2	5	2	3	3	0	0	1				
<b>Robin Ventura, L</b> OBP: 0.401, SLG: 0.435 (1, 5)	 3-1		 1-1		 2-0		 3-3		 3-3	5	1	2	3	0	2	3				
<b>Frank Thomas, R</b> OBP: 0.423, SLG: 0.519 (1, 3)	 4-2		 1-3		 1-0		 4-2		 1-2	3	0	0	0	2	1	3				
<b>George Bell, R</b> OBP: 0.282, SLG: 0.359 (1, 10)	 3-1		 0-0		 1-1		 2-3			4	0	0	0	0	1	3				
<b>Craig Grebeck, R</b> OBP: 0.318, SLG: 0.349 (1, 6)	 2-2		 3-2		 3-1		 2-0			4	0	1	1	0	0	1				
<b>Steve Sax, R</b> OBP: 0.291, SLG: 0.286 (1, 4)	 1-0			 0-0		 4-1		 0-1		3	0	1	0	1	0	1				
<b>Shawn Abner, R</b> OBP: 0.340, SLG: 0.362 (1, 9)	 3-1			 2-1		 1-1		 1-2		4	1	3	0	0	0	2				
<b>Lance Johnson, L</b> OBP: 0.301, SLG: 0.345 (1, 8)		 0-0		 4-1		 0-0		 1-0		3	2	1	0	1	0	2				
<b>Ron Karkovics, R</b> OBP: 0.298, SLG: 0.327 (1, 2)	 4-2			 4-2		 3-3		 0-0		2	1	1	0	2	1	0				
<b>Inning Stats</b>	R: 2 E: 0 K: 0 S: 13	H: 4 LOB: 2 BB: 1 P: 29	R: 0 E: 0 K: 0 S: 7	H: 0 LOB: 1 BB: 1 P: 15	R: 0 E: 0 K: 1 S: 7	H: 0 LOB: 0 BB: 0 P: 11	R: 3 E: 0 K: 0 S: 11	H: 3 LOB: 1 BB: 2 P: 26	R: 0 E: 0 K: 0 S: 8	H: 1 LOB: 2 BB: 1 P: 17	R: 0 E: 0 K: 2 S: 8	H: 0 LOB: 0 BB: 1 P: 15	R: 0 E: 0 K: 1 S: 10	H: 0 LOB: 1 BB: 1 P: 18	R: 2 E: 0 K: 1 S: 17	H: 4 LOB: 1 BB: 0 P: 26	1B: 11 2B: 1 3B: 0 HR: 0	SF: 0 SAC: 0 DP: 2 HBP: 0	WP: 2 PB: 0 SB: 1 CS: 0	PA: 39
<b>PITCHER</b> <b>Dave Otto, L</b> ERA: 6.38 <b>Dennis Cook, L</b> ERA: 5.0 <b>Eric Plunk, R</b> ERA: 3.86 (8, 1)	IP: 3.2 WLS: L BF: 20 H: 7 R: 5 ER: 5 SO: 1 BB: 4 IBB: 0 HBP: 0 BLK: 0 WP: 0 HR: 0 S: 27 P: 52 ERA: 0.00 WHIP: 3.000															<b>PITCHER</b>				

**Cleveland Indians @ Chicago White Sox**  
Comiskey Park, Chicago, IL  
Tue Jun 23 1992, 8:05 PM EDT  
Att: 36,972 - Cloudy - 66 F

AB 33  
R 7  
H 12  
RBI 7  
BB 6  
SO 5  
LOB 16





Batter	1	2	3	4	5	6	7	8	9	AB	R	H	RBI	BB	SO	LOB	TOP				
Thomas Howard, S OBP: 0.318, SLG: 0.350 (1, 8)	G5-3		1-2 2-H 3-H 1B		G5-3			G1-3		4	0	1	2	0	0	0	<b>Cleveland Indians @ Chicago White Sox</b> Comiskey Park, Chicago, IL Wed Jun 24 1992, 8:05 PM EDT Att: 30,575 - Sunny - 64 F				
Mark Lewis, R OBP: 0.307, SLG: 0.357 (1, 6)	G6-3		L9			1-1 1B 2B		K		4	0	1	0	0	1	2					
Carlos Baerga, S OBP: 0.329, SLG: 0.401 (1, 4)	G3		SF9			1-0 FC5-4 1B				3	0	2	1	0	0	0					
Albert Belle, R OBP: 0.324, SLG: 0.490 (1, 7)		G5-3	G1-3			1-2 P5		P9		4	0	0	0	0	0	4					
Carlos Martinez, R OBP: 0.270, SLG: 0.371 (1, 3)	G4-3			G5-3		0-0 P4			P3	4	0	0	0	0	0	2					
Mark Whiten, S OBP: 0.355, SLG: 0.398 (1, 9)	K			G3		1-2 FC5-4			WP 1B	4	0	1	0	0	1	2					
Glenallen Hill, R OBP: 0.271, SLG: 0.428 (1, 10)			SH 1B 1B	F9		2-2 G4-6-3 HBP			P4	3	1	1	0	0	0	1					
Sandy Alomar Jr., R OBP: 0.281, SLG: 0.319 (1, 2)			SH 1B 1B		G6-3		1-1 F7		K	4	1	1	0	0	1	2					
Felix Fermin, R OBP: 0.265, SLG: 0.250 (1, 5)			SH L9 SF9 1B	G4-3		0-1 G4-6-3				2	1	0	0	0	0	1					
<b>Inning Stats</b>	R: 0 E: 0 K: 0 S: 8	H: 0 LOB: 0 BB: 0 P: 10	R: 0 E: 0 K: 1 S: 8	H: 0 LOB: 0 BB: 0 P: 11	R: 3 E: 0 K: 0 S: 13	H: 3 LOB: 1 BB: 0 P: 20	R: 0 E: 0 K: 0 S: 5	H: 0 LOB: 0 BB: 0 P: 8	R: 0 E: 0 K: 0 S: 7	H: 2 LOB: 2 BB: 0 P: 14	R: 0 E: 0 K: 1 S: 11	H: 0 LOB: 1 BB: 0 P: 16	R: 0 E: 0 K: 1 S: 13	H: 1 LOB: 1 BB: 0 P: 16	R: 0 E: 0 K: 1 S: 13	H: 1 LOB: 1 BB: 0 P: 16	1B: 6 2B: 1 3B: 0 HR: 0	SF: 1 SAC: 1 DP: 1 HBP: 1	WP: 1 PB: 0 SB: 0 CS: 0	PA: 35	
<b>PITCHER</b>	IP	WLS	BF	H	R	ER	SO	BB	IBB	HBP	BLK	WP	HR	S	P	ERA	WHIP				
Greg Hibbard, L ERA: 4.24 (1, 1)	8.0		31	6	3	3	2	0	0	1	0	0	0	70	98	3.38	0.750				
Roberto Hernandez, R ERA: 1.5 (9, 1)	1.0	W	4	1	0	0	1	0	0	0	0	1	0	13	16	0.00	1.000				


Batter	1	2	3	4	5	6	7	8	9	AB	R	H	RBI	BB	SO	LOB	BOTTOM					
Tim Raines, S OBP: 0.356, SLG: 0.361 (1, 7)	BB 1B		K		G4-3				1-1 1B	5	0	3	1	0	1	1	<b>Cleveland Indians @ Chicago White Sox</b> Comiskey Park, Chicago, IL Wed Jun 24 1992, 8:05 PM EDT Att: 30,575 - Sunny - 64 F					
Robin Ventura, L OBP: 0.399, SLG: 0.430 (1, 5)	P5		G3		1B BB		P6		3-H 1B	3	0	0	0	1	0	3						
Frank Thomas, R OBP: 0.424, SLG: 0.516 (1, 3)	G5-4-3 BB		HR 1B		F9		F7			3	1	1	1	1	0	2						
George Bell, R OBP: 0.285, SLG: 0.372 (1, 10)	G5-4-3		HR 1B		1-1 1B			P4		4	1	2	2	0	0	2						
Warren Newson, L OBP: 0.400, SLG: 0.338 Shawn Abner, R OBP: 0.333, SLG: 0.354 (8, PH) (9, 9)	G5-3 BB		1B		P5			L8		2	0	1	0	1	0	2						
Carlton Fisk, R OBP: 0.212, SLG: 0.188 (1, 2)	G5-3		K			2-3 K		P4		4	0	0	0	0	2	2						
Lance Johnson, L OBP: 0.305, SLG: 0.345 (1, 8)	G6-4-3 BB			G3-1		1-0 F7			G3-1 SH1-4 1B	3	1	1	0	1	0	0						
Craig Grebeck, R OBP: 0.313, SLG: 0.343 (1, 6)	G6-4-3			G4-3		1-3 K			SH1-4	3	0	0	0	0	1	2						
Joey Cora, S OBP: 0.300, SLG: 0.245 (1, 4)			G3 1B BB	G3-1		0-1 G4-3			G3-1	3	1	0	0	1	0	1						
<b>Inning Stats</b>	R: 0 E: 0 K: 0 S: 8	H: 1 LOB: 1 BB: 1 P: 17	R: 0 E: 0 K: 0 S: 16	H: 0 LOB: 2 BB: 2 P: 28	R: 3 E: 0 K: 2 S: 14	H: 3 LOB: 1 BB: 1 P: 25	R: 0 E: 0 K: 0 S: 6	H: 0 LOB: 0 BB: 0 P: 7	R: 0 E: 0 K: 2 S: 10	H: 1 LOB: 2 BB: 1 P: 22	R: 0 E: 0 K: 2 S: 7	H: 0 LOB: 0 BB: 0 P: 11	R: 0 E: 0 K: 0 S: 8	H: 1 LOB: 1 BB: 0 P: 16	R: 0 E: 0 K: 0 S: 11	H: 0 LOB: 0 BB: 0 P: 18	R: 1 E: 0 K: 0 S: 8	H: 2 LOB: 1 BB: 0 P: 11	1B: 6 2B: 1 3B: 0 HR: 1	SF: 0 SAC: 1 DP: 2 HBP: 0	WP: 0 PB: 0 SB: 1 CS: 0	PA: 37
<b>PITCHER</b>	IP	WLS	BF	H	R	ER	SO	BB	IBB	HBP	BLK	WP	HR	S	P	ERA	WHIP					
Scott Scudder, R ERA: 4.37 (1, 1)	6.1		28	6	3	3	4	5	0	0	0	0	0	65	116	4.26	1.737					
Derek Lilliquist, L ERA: 2.0 (7, 1)	1.0		3	0	0	0	0	0	0	0	0	0	0	8	17	0.00	0.000					
Ted Power, R ERA: 2.12 (8, 1)	1.1	L	5	1	1	1	0	0	0	0	0	0	0	13	19	6.75	0.750					
Kevin Wickander, L ERA: 3.38 (9, 1)	0.0		1	1	0	0	0	0	0	0	0	0	0	2	3	*	*					



Batter	1	2	3	4	5	6	7	8	9	AB	R	H	RBI	BB	SO	LOB	TOP							
Tim Raines, S OBP: 0.353, SLG: 0.355	1-2 G3	0-2 F9		4-1 BB			2-3 K		1-2 G4-3	4	0	0	0	1	1	2								
Robin Ventura, L OBP: 0.403, SLG: 0.440	4-1 BB 2B	4-1 BB		3-2 P3			0-1 L7		2-1 HR	3	2	1	1	2	0	3								
Frank Thomas, R OBP: 0.430, SLG: 0.514	4-2 BB 1-2 BB	3-2 F7			4-2 G6-4-3 BB		4-1 BB		2-2 HBP	1	0	0	0	3	0	2								
George Bell, R OBP: 0.283, SLG: 0.373	2-1 BB 1-3 2H		0-0 F7		0-0 G6-4-3		0-2 G5-3		2-1 F7	5	0	1	1	0	0	4								
Warren Newson, L OBP: 0.386, SLG: 0.324 Shawn Abner, R OBP: 0.340, SLG: 0.347 (8, PH)	2-3 K		2-3 K		0-0 G4-3			4-2 WP SH2-4 FC3-2 BB	2-1 F8	3	0	0	0	0	2	2								
Steve Sax, R OBP: 0.292, SLG: 0.284	4-1 BB		0-0 F9			3-1 G6-3		1-2 SH2-4		2	0	0	0	1	0	0								
Lance Johnson, L OBP: 0.300, SLG: 0.339	1-1 G4-3		1-0 G5-3			0-3 K		1-2 FC3-2 1B		4	0	0	0	0	1	4								
Craig Grebeck, R OBP: 0.317, SLG: 0.347		0-2 BB 1B		2-1 F9		3-2 F7		2-2 SH2-4 1-3 1B		4	0	2	0	0	0	0								
Ron Karkovics, R OBP: 0.302, SLG: 0.327		0-1 F8		0-0 S 1B			4-1 S BB	3-3 K		3	0	1	0	1	1	3								
<b>Inning Stats</b>	R: 1 E: 0 K: 1 S: 16	H: 1 LOB: 3 BB: 3 P: 34	R: 0 E: 0 K: 0 S: 13	H: 1 LOB: 2 BB: 1 P: 20	R: 0 E: 0 K: 1 S: 5	H: 0 LOB: 0 BB: 0 P: 7	R: 0 E: 0 K: 0 S: 9	H: 1 LOB: 2 BB: 1 P: 19	R: 0 E: 0 K: 0 S: 4	H: 0 LOB: 0 BB: 1 P: 8	R: 0 E: 0 K: 1 S: 9	H: 0 LOB: 0 BB: 0 P: 15	R: 0 E: 0 K: 1 S: 10	H: 0 LOB: 2 BB: 2 P: 20	R: 0 E: 0 K: 1 S: 15	H: 1 LOB: 2 BB: 1 P: 24	R: 1 E: 0 K: 0 S: 11	H: 1 LOB: 1 BB: 0 P: 20	1B: 3 2B: 1 3B: 0 HR: 1	SF: 0 SAC: 1 DP: 1 HBP: 1	WP: 1 PB: 0 SB: 2 CS: 0	PA: 41		
<b>PITCHER</b>	IP	WLS	BF	H	R	ER	SO	BB	IBB	HBP	BLK	WP	HR	S	P	ERA	WHIP							
Tim Leary, R ERA: 4.26	7.0		31	3	1	1	4	8	0	0	0	0	0	66	123	1.29	1.571							
Greg Cadaret, L ERA: 4.85	0.2		3	0	0	0	0	1	0	0	0	1	0	8	13	0.00	1.500							
John Habyan, R ERA: 1.8	1.1	L	7	2	1	1	1	0	0	1	0	0	1	18	31	6.75	1.500							

Chicago White Sox @ New York Yankees  
Yankee Stadium, Bronx, NY  
Fri Jun 26 1992, 7:05 PM EDT  
Att: 26,603 - Cloudy - 72 F


AB	30
R	2
H	5
RBI	2
BB	9
SO	5
LOB	21



Batter	1	2	3	4	5	6	7	8	9	AB	R	H	RBI	BB	SO	LOB	BOTTOM							
Andy Stankiewicz, R OBP: 0.389, SLG: 0.423	1-1 G3-1		0-0 E6			2-3 K		3-3 K		4	0	0	0	0	2	0								
Mel Hall, L OBP: 0.282, SLG: 0.459	1-2 G5-3		1-2 G4-3			1-0 P5		1-2 G4-3		4	0	0	0	0	0	1								
Roberto Kelly, R OBP: 0.329, SLG: 0.439	3-2 BB 1B			3-2 G4-3		1-3 K		0-0 G6-3		4	0	1	0	0	1	0								
Don Mattingly, L OBP: 0.311, SLG: 0.408	0-2 F7			2-1 G4-3 2B		0-0 G1-3		0-0 G3		4	0	1	0	0	0	1								
Danny Tartabull, R OBP: 0.398, SLG: 0.375		3-2 G6-3		0-0 G4-3		1-2 G5-3				3	0	0	0	0	0	1								
Kevin Maas, L OBP: 0.348, SLG: 0.515		0-1 L5		1-2 G5-3		2-2 HR				3	1	1	1	0	0	1								
Matt Nokes, L OBP: 0.277, SLG: 0.340		1-1 G6-3			2-2 G3		0-0 F9			3	0	0	0	0	0	0								
Charlie Hayes, R OBP: 0.302, SLG: 0.411			0-0 G1-3		0-1 G5-3			1-3 K		3	0	0	0	0	1	0								
Mike Gallego, R OBP: 0.348, SLG: 0.368			2-2 F8		1-3 K			1-3 K		3	0	0	0	0	2	0								
<b>Inning Stats</b>	R: 0 E: 0 K: 0 S: 11	H: 1 LOB: 1 BB: 0 P: 16	R: 0 E: 0 K: 0 S: 12	H: 0 LOB: 0 BB: 0 P: 16	R: 0 E: 1 K: 0 S: 9	H: 0 LOB: 1 BB: 0 P: 12	R: 0 E: 0 K: 0 S: 9	H: 1 LOB: 0 BB: 0 P: 15	R: 0 E: 0 K: 1 S: 8	H: 0 LOB: 0 BB: 0 P: 11	R: 1 E: 0 K: 0 S: 9	H: 1 LOB: 0 BB: 0 P: 12	R: 0 E: 0 K: 3 S: 11	H: 0 LOB: 0 BB: 0 P: 16	R: 0 E: 0 K: 0 S: 9	H: 0 LOB: 0 BB: 0 P: 10	1B: 1 2B: 1 3B: 0 HR: 1	SF: 0 SAC: 0 DP: 0 HBP: 0	WP: 0 PB: 0 SB: 0 CS: 0	PA: 31				
<b>PITCHER</b>	IP	WLS	BF	H	R	ER	SO	BB	IBB	HBP	BLK	WP	HR	S	P	ERA	WHIP							
Kirk McCaskill, R ERA: 3.84	8.0		28	3	1	1	6	0	0	0	0	0	0	76	109	1.12	0.375							
Scott Radinsky, L ERA: 2.6	1.0	S	3	0	0	0	0	0	0	0	0	0	0	9	10	0.00	0.000							

Chicago White Sox @ New York Yankees  
Yankee Stadium, Bronx, NY  
Fri Jun 26 1992, 7:05 PM EDT  
Att: 26,603 - Cloudy - 72 F

AB	31
R	1
H	3
RBI	1
BB	0
SO	6
LOB	4









Batter	1	2	3	4	5	6	7	8	9	AB	R	H	RBI	BB	SO	LOB	TOP									
Tim Raines, S OBP: 0.350, SLG: 0.349	3-1 F8	3-2 G6-3			4-2 BB 2B BB		1-3 K		0-1 SAFE WP BB 1B	4	1	0	1	1	2		<b>Chicago White Sox @ New York Yankees</b> Yankee Stadium, Bronx, NY Sun Jun 28 1992, 7:05 PM EDT Att: 26,251 - Cloudy - 71 F									
Robin Ventura, L OBP: 0.403, SLG: 0.458	2-0 HR		0-3 K		4-1 BB 2B BB		1-3 K	0-0 F8	4	2	1	1	1	2	2											
Frank Thomas, R OBP: 0.439, SLG: 0.516	2-1 1B		1-0 G5-3		4-2 2B BB		1-1 G5-3	4-1 WP BB	3	0	1	1	2	0	0											
George Bell, R OBP: 0.390, SLG: 0.386	2-3 K		0-3 K		0-0 2B			2-1 F7	4-0 FC5 IBB	4	0	1	2	1	2	1										
Warren Newson, L OBP: 0.380, SLG: 0.316 Shawn Abner, R OBP: 0.333, SLG: 0.340	0-0 F8			1-3 K	1-3 K			0-0 G3	1-0 FC5	4	0	0	0	0	2	3										
Steve Sax, R OBP: 0.290, SLG: 0.280		4-2 SH1-4 BB		0-1 G6-3	2-0 P3			1-1 G6-3		3	0	0	0	1	0	2										
Lance Johnson, L OBP: 0.301, SLG: 0.339		3-2 E6 SH1-4		1-3 K		0-0 S CS 1B			0-1 SH1-4 1B	4	1	2	0	0	1	1										
Craig Grebeck, R OBP: 0.325, SLG: 0.368		0-0 SH1-4			2-2 BB SH3-4 1B	1-3 SAFE K		1-0 SH1-4	2	1	1	0	0	1	1											
Ron Karkovics, R OBP: 0.303, SLG: 0.327		2-3 K			0-0 SH3-4	2-3 SAFE K		0-2 BB 1B WP 1B	3	1	1	1	0	2	3											
<b>Inning Stats</b>	R: 1 E: 0 K: 1 S: 10	H: 2 LOB: 1 BB: 0 P: 19	R: 0 E: 1 K: 1 S: 14	H: 0 LOB: 2 BB: 1 P: 26	R: 0 E: 0 K: 2 S: 7	H: 0 LOB: 0 BB: 0 P: 8	R: 0 E: 0 K: 2 S: 9	H: 0 LOB: 0 BB: 0 P: 11	R: 3 E: 0 K: 1 S: 14	H: 2 LOB: 2 BB: 3 P: 31	R: 0 E: 0 K: 2 S: 8	H: 1 LOB: 0 BB: 0 P: 10	R: 0 E: 0 K: 2 S: 8	H: 0 LOB: 0 BB: 0 P: 11	R: 0 E: 0 K: 0 S: 5	H: 0 LOB: 0 BB: 0 P: 8	R: 2 E: 0 K: 0 S: 11	H: 3 LOB: 3 BB: 2 P: 21	1B: 6 2B: 1 3B: 0 HR: 1	SF: 0 SAC: 3 DP: 0 HBP: 0	WP: 1 PB: 0 CS: 2	PA: 41				
<b>PITCHER</b>	IP	WLS	BF	H	R	ER	SO	BB	IBB	HBP	BLK	WP	HR	S	P	ERA	WHIP	<b>PITCHER</b>								
Melido Perez, R ERA: 2.96	(1, 1)	8.0	L	33	5	4	4	11	4	0	0	0	0	1	75	124	4.50	1.125								
Rich Monteleone, R ERA: 2.59	(9, 1)	0.1		4	3	2	2	0	0	0	0	0	0	0	8	9	54.00	9.000								
Greg Cadaret, L ERA: 4.61	(9, 1)	0.2		4	0	0	0	0	1	1	0	0	1	0	3	12	0.00	1.500								

Batter	1	2	3	4	5	6	7	8	9	AB	R	H	RBI	BB	SO	LOB	BOTTOM									
Andy Stankiewicz, R OBP: 0.392, SLG: 0.444	3-2 G6-3			0-1 F7		2-0 F8		4-1 G6-4-3 BB		3	0	0	0	1	0	0	<b>Chicago White Sox @ New York Yankees</b> Yankee Stadium, Bronx, NY Sun Jun 28 1992, 7:05 PM EDT Att: 26,251 - Cloudy - 71 F									
Mel Hall, L OBP: 0.277, SLG: 0.452	1-0 P5			0-1 F8		2-2 G4-3		2-1 G6-4-3		4	0	0	0	0	2											
Roberto Kelly, R OBP: 0.329, SLG: 0.433	1-2 P6			1-1 G6-3		0-0 L7		0-1 1B		4	0	1	1	0	0	0										
Don Mattingly, L OBP: 0.315, SLG: 0.414		1-1 G4-3			0-1 F9		1-2 2B	1-2 F8		4	1	1	0	0	0	1										
Danny Tartabull, R OBP: 0.409, SLG: 0.398		0-3 K			4-1 1B 1B BB		0-1 G3 2H 2B	4-0 G3 BB		2	1	1	1	2	1	0										
Kevin Maas, L OBP: 0.342, SLG: 0.500		0-2 F7			1-1 F9		1-0 G6-3	1-2 G3-1		4	0	0	0	0	0	3										
Charlie Hayes, R OBP: 0.303, SLG: 0.406			0-0 G5-3		0-0 1B		1-1 G3	4-2 BB		3	0	1	0	1	0	1										
Matt Nokes, L OBP: 0.277, SLG: 0.338			0-1 P8		0-2 1B		3-3 K	0-1 G3		4	0	1	1	0	1	3										
Mike Gallego, R OBP: 0.346, SLG: 0.364			2-2 G5-3		2-1 FC5		1-1 G6-4-3 1B WP 1B	2-2 F8		4	1	1	0	0	0	4										
<b>Inning Stats</b>	R: 0 E: 0 K: 0 S: 9	H: 0 LOB: 0 BB: 0 P: 14	R: 0 E: 0 K: 1 S: 8	H: 0 LOB: 0 BB: 0 P: 9	R: 0 E: 0 K: 0 S: 6	H: 0 LOB: 0 BB: 0 P: 7	R: 1 E: 0 K: 0 S: 11	H: 2 LOB: 2 BB: 1 P: 18	R: 0 E: 0 K: 0 S: 5	H: 0 LOB: 0 BB: 0 P: 9	R: 1 E: 0 K: 1 S: 12	H: 2 LOB: 1 BB: 0 P: 18	R: 1 E: 0 K: 0 S: 10	H: 2 LOB: 1 BB: 1 P: 18	R: 0 E: 0 K: 0 S: 12	H: 0 LOB: 2 BB: 2 P: 23	1B: 4 2B: 2 3B: 0 HR: 0	SF: 0 SAC: 0 DP: 1 HBP: 0	WP: 1 PB: 0 CS: 0	PA: 36						
<b>PITCHER</b>	IP	WLS	BF	H	R	ER	SO	BB	IBB	HBP	BLK	WP	HR	S	P	ERA	WHIP	<b>PITCHER</b>								
Charlie Hough, R ERA: 3.39	(1, 1)	7.0	W	28	5	3	3	2	2	0	0	0	0	0	61	92	3.86	1.000								
Scott Radinsky, L ERA: 2.75	(8, 1)	0.2		1	0	0	0	0	0	0	0	0	0	2	4	0.00	0.000									
Bobby Thigpen, R ERA: 3.23	(8, 1)	1.1	S	7	1	0	0	0	2	0	0	0	0	0	17	29	0.00	2.250								



Batter	1	2	3	4	5	6	7	8	9	AB	R	H	RBI	BB	SO	LOB	TOP										
Tim Raines, S OBP: 0.344, SLG: 0.344 (1, 7)	0-3 K	3-2 G3	0-0 SF9		2-2 F8		1-1 F8			4	0	0	1	0	1	3	<b>Chicago White Sox @ Cleveland Indians</b> Cleveland Municipal Stadium, Cleveland, OH Mon Jun 29 1992, 7:05 PM EDT Att: 8,331 - Sunny - 76 F										
Robin Ventura, L OBP: 0.409, SLG: 0.468 (1, 5)	0-1 2B	2-2 1B	0-1 1B		0-0 2B		0-3 K			5	2	4	2	0	1	1											
Frank Thomas, R OBP: 0.438, SLG: 0.512 (1, 3)	4-2 2B	4-2 1B	1-0 SF9		2-3 K			3-2 F9		2	1	0	1	2	1	1											
George Bell, R OBP: 0.289, SLG: 0.390 (1, 10)	1-1 2B	2-0 1B	2-2 F7			1-1 G6-3		1-0 F7		5	1	2	2	0	0	1											
Warren Newson, L OBP: 0.389, SLG: 0.321 Shawn Abner, R OBP: 0.339, SLG: 0.365 (6, PH) (6, 9)	4-2 G6-4-3	0-1 E		1-3 K		2-0 L6-4		0-0 G5-3		2	0	1	0	1	1	0											
Carlton Fisk, R OBP: 0.296, SLG: 0.179 (1, 2)	1-1 G6-4-3	1-1 FC		2-2 G6-3		4-1 2B			1-3 K	4	0	0	0	1	1	4											
Lance Johnson, L OBP: 0.299, SLG: 0.333 (1, 8)		E5		2-3 K		0-1 L6-4			4-2 BB	4	1	0	0	1	1	4											
Craig Grebeck, R OBP: 0.327, SLG: 0.369 (1, 6)		2-1 G6-3	1-2 1B		1-2 F8		1-1 WP		0-0 L8	5	1	2	0	0	0	2											
Joey Cora, S OBP: 0.313, SLG: 0.255 (1, 4)		0-0 FC	2-1 1B		3-2 2B		3-2 G5-3		0-0 F9	5	3	2	0	0	0	2											
<b>Inning Stats</b>	R: 1 E: 0 K: 1 S: 14	H: 2 LOB: 2 BB: 2 P: 24	R: 5 E: 3 K: 0 S: 23	H: 3 LOB: 2 BB: 1 P: 37	R: 2 E: 0 K: 0 S: 12	H: 3 LOB: 1 BB: 0 P: 18	R: 0 E: 0 K: 2 S: 9	H: 0 LOB: 0 BB: 0 P: 14	R: 1 E: 0 K: 1 S: 13	H: 2 LOB: 1 BB: 0 P: 21	R: 0 E: 0 K: 0 S: 6	H: 1 LOB: 1 BB: 1 P: 13	R: 0 E: 0 K: 1 S: 13	H: 1 LOB: 0 BB: 0 P: 17	R: 0 E: 0 K: 0 S: 5	H: 0 LOB: 0 BB: 0 P: 9		R: 0 E: 0 K: 1 S: 7	H: 0 LOB: 1 BB: 1 P: 12	1B: 9 2B: 4 3B: 0 HR: 0	SF: 2 SAC: 0 DP: 2 HBP: 0	WP: 1 PB: 0 SB: 1 CS: 0	PA: 45				
<b>PITCHER</b>	IP	WLS	BF	H	R	ER	SO	BB	IBB	HBP	BLK	WP	HR	S	P	ERA	WHIP										
Scott Scudder, R ERA: 4.54 Kevin Wickander, L ERA: 2.78 (1, 1) (6, 1)	5.0	L	30	10	9	4	4	3	0	0	0	0	0	71	114	7.20	2.600										

AB	38
R	9
H	12
RBI	6
BB	5
SO	6
LOB	18



Batter	1	2	3	4	5	6	7	8	9	AB	R	H	RBI	BB	SO	LOB	BOTTOM										
Kenny Lofton, L OBP: 0.333, SLG: 0.316 (1, 8)	0-0 G4-3	4-2 FC6-4		3-1 1B		3-2 L9		0-2 G1-3		4	0	1	1	1	0	1	<b>Chicago White Sox @ Cleveland Indians</b> Cleveland Municipal Stadium, Cleveland, OH Mon Jun 29 1992, 7:05 PM EDT Att: 8,331 - Sunny - 76 F										
Felix Fermin, R OBP: 0.283, SLG: 0.250 Alex Cole, L OBP: 0.287, SLG: 0.219 (1, 6) (9, PH)	0-1 HR	1-0 FC6-4		1-2 P3		3-2 F8		2-1 F7		4	1	1	0	0	0	3											
Carlos Baerga, S OBP: 0.336, SLG: 0.421 (1, 4)	2-2 HR		1-0 G6-3		1-2 L9		0-1 E6		0-0 L3	5	1	1	2	0	0	0											
Albert Belle, R OBP: 0.317, SLG: 0.484 (1, 7)	2-0 L9		0-1 G6-3		3-3 K		3-3 K		1-1 F8	5	0	0	0	0	2	1											
Paul Sorrento, L OBP: 0.329, SLG: 0.394 (1, 10)	1-2 P5		3-1 2B		0-0 HR		2-3 K			4	1	2	1	0	1	1											
Carlos Martinez, R OBP: 0.271, SLG: 0.348 (1, 3)			1-3 K		0-1 F8		0-1 3B		0-1 L6	4	1	1	0	0	1	2											
Mark Whiten, S OBP: 0.359, SLG: 0.401 (1, 9)		1-0 G3-1		3-2 FC4-6		2-0 3B		2-2 G6-3		4	0	2	1	0	0	0											
Jim Thome, L OBP: 0.222, SLG: 0.444 (1, 5)		3-1 HR		0-0 FC4-6		1-3 K		1-0 E3		4	2	1	1	0	1	2											
Sandy Alomar Jr., R OBP: 0.274, SLG: 0.314 (1, 2)		1-1 BB		1-1 F7		2-2 F8		1-2 G5-3		4	0	1	0	0	0	2											
<b>Inning Stats</b>	R: 2 E: 0 K: 0 S: 12	H: 2 LOB: 0 BB: 0 P: 16	R: 1 E: 0 K: 1 S: 11	H: 2 LOB: 2 BB: 1 P: 22	R: 0 E: 0 K: 0 S: 6	H: 1 LOB: 1 BB: 0 P: 11	R: 1 E: 0 K: 0 S: 16	H: 2 LOB: 1 BB: 0 P: 24	R: 2 E: 0 K: 2 S: 15	H: 3 LOB: 1 BB: 0 P: 22	R: 0 E: 0 K: 0 S: 9	H: 0 LOB: 0 BB: 0 P: 17	R: 0 E: 1 K: 2 S: 12	H: 0 LOB: 1 BB: 0 P: 17	R: 0 E: 1 K: 0 S: 15	H: 0 LOB: 1 BB: 0 P: 19		R: 0 E: 0 K: 0 S: 5	H: 0 LOB: 0 BB: 0 P: 8	1B: 5 2B: 1 3B: 1 HR: 3	SF: 0 SAC: 0 DP: 0 HBP: 0	WP: 0 PB: 0 SB: 1 CS: 0	PA: 40				
<b>PITCHER</b>	IP	WLS	BF	H	R	ER	SO	BB	IBB	HBP	BLK	WP	HR	S	P	ERA	WHIP										
Jack McDowell, R ERA: 3.88 Brian Drahman, R ERA: Roberto Hernandez, R ERA: 2.25 Bobby Thigpen, R ERA: 3.13 (1, 1) (6, 1) (7, 1) (9, 1)	5.0	W	26	10	6	3	3	1	0	0	0	0	0	9	17	0.00	0.000										

AB	39
R	6
H	10
RBI	6
BB	1
SO	5
LOB	12









Batter	1	2	3	4	5	6	7	8	9	AB	R	H	RBI	BB	SO	LOB	TOP										
<b>Tim Raines, S</b> OBP: 0.345, SLG: 0.340 (1, 7)	G3	1-H 1B		SF9 WP BB		G5-3	F8		L7	5	0	1	1	1	0	3	<b>Chicago White Sox @ Cleveland Indians</b> Cleveland Municipal Stadium, Cleveland, OH Wed Jul 01 1992, 7:05 PM EDT Att: 11,302 - Sunny - 76 F										
<b>Robin Ventura, L</b> OBP: 0.409, SLG: 0.464 (1, 5)	G4-3	G3-1		F8		1B SF9 1B			G1-4-3 1B	5	1	2	0	0	0	3											
<b>Frank Thomas, R</b> OBP: 0.434, SLG: 0.506 (1, 3)	F9			SF9		1B			G1-4-3 1-2 1B	4	0	2	1	0	0	1											
<b>George Bell, R</b> OBP: 0.299, SLG: 0.405 (1, 10)		G1-3 1B		P4		SF9			1B BB	2	1	1	1	2	0	1											
<b>Warren Newson, L</b> OBP: 0.380, SLG: 0.313 <b>Shawn Abner, R</b> OBP: 0.333, SLG: 0.357 (8, 9)	K	F7		K		L7			FC6 1B	5	0	1	0	0	2	5											
<b>Lance Johnson, L</b> OBP: 0.293, SLG: 0.325 (1, 8)	G1-3	G6-3		G6-3		L6			FC6 1-2	5	0	0	0	0	0	4											
<b>Steve Sax, R</b> OBP: 0.293, SLG: 0.287 <b>Joey Cora, S</b> OBP: 0.296, SLG: 0.237 (7, 4)	WP 2B			2B		G6-3			L6	4	2	2	1	0	0	0											
<b>Craig Grebeck, R</b> OBP: 0.345, SLG: 0.408 (1, 6)	1-H 1B			WP 2B		1B			2B	5	2	5	2	0	0	0											
<b>Ron Karkovics, R</b> OBP: 0.311, SLG: 0.331 (1, 2)	S 1B			F8 WP BB		K			G6-3	4	2	2	1	1	1	2											
<b>Inning Stats</b>	R: 0 E: 0 K: 0 S: 6	H: 0 LOB: 0 BB: 0 P: 12	R: 4 E: 0 K: 1 S: 16	H: 5 LOB: 1 BB: 0 P: 26	R: 0 E: 0 K: 0 S: 9	H: 1 LOB: 1 BB: 0 P: 12	R: 3 E: 0 K: 1 S: 18	H: 2 LOB: 2 BB: 3 P: 40	R: 0 E: 0 K: 1 S: 10	H: 1 LOB: 1 BB: 0 P: 15	R: 1 E: 0 K: 0 S: 11	H: 2 LOB: 2 BB: 0 P: 20	R: 0 E: 0 K: 0 S: 9	H: 2 LOB: 2 BB: 0 P: 18	R: 0 E: 0 K: 0 S: 11	H: 2 LOB: 2 BB: 1 P: 18		R: 0 E: 0 K: 0 S: 6	H: 1 LOB: 1 BB: 0 P: 11	1B: 12 2B: 4 3B: 0 HR: 0	SF: 2 SAC: 0 DP: 1 HBP: 0	WP: 4 PB: 0 SB: 2 CS: 0	PA: 46				
<b>PITCHER</b>	IP	WLS	BF	H	R	ER	SO	BB	IBB	HBP	BLK	WP	HR	S	P	ERA	WHIP										
<b>Jack Armstrong, R</b> ERA: 5.24 (1, 1)	3.0	L	18	8	7	7	1	1	0	0	0	2	0	38	62	21.00	3.000										
<b>Jeff Mutis, L</b> ERA: 2.25 (4, 1)	4.0		20	6	1	1	2	2	0	0	0	2	0	42	83	2.25	2.000										
<b>Steve Olin, R</b> ERA: 2.45 (8, 1)	2.0		8	2	0	0	0	1	0	0	0	0	0	16	27	0.00	1.500										

Batter	1	2	3	4	5	6	7	8	9	AB	R	H	RBI	BB	SO	LOB	BOTTOM										
<b>Kenny Lofton, L</b> OBP: 0.336, SLG: 0.319 (1, 8)	G6-3			G6-3 1B		F7			1B	5	0	3	1	0	0	0	<b>Chicago White Sox @ Cleveland Indians</b> Cleveland Municipal Stadium, Cleveland, OH Wed Jul 01 1992, 7:05 PM EDT Att: 11,302 - Sunny - 76 F										
<b>Mark Lewis, R</b> OBP: 0.302, SLG: 0.349 <b>Thomas Howard, S</b> OBP: 0.312, SLG: 0.342 <b>Felix Fermin, R</b> OBP: 0.259, SLG: 0.247 (8, 6)	G4-6-3 1B			G6-3 1-2		K			HBP 1B	3	0	1	0	0	1	1											
<b>Carlos Baerga, S</b> OBP: 0.338, SLG: 0.428 (1, 4)	G4-6-3 1-2			G4-3		F7			HBP	4	0	0	0	0	1	2											
<b>Albert Belle, R</b> OBP: 0.329, SLG: 0.489 (1, 7)		G6-3				L7			F8	5	0	2	0	0	0	3											
<b>Carlos Martinez, R</b> OBP: 0.310, SLG: 0.382 (1, 3)		G4-3		F8					BB 1B BB	4	1	1	0	1	0	3											
<b>Paul Sorrento, L</b> OBP: 0.333, SLG: 0.395 <b>Glenallen Hill, R</b> OBP: 0.280, SLG: 0.427 (8, PH)				K		K			BB 1B BB	2	1	1	0	1	1	1											
<b>Mark Whiten, S</b> OBP: 0.367, SLG: 0.414 (1, 9)				P7					1B BB BB	2	2	1	2	2	0	1											
<b>Jim Thome, L</b> OBP: 0.240, SLG: 0.348 <b>Brook Jacoby, R</b> OBP: 0.332, SLG: 0.345 (8, PH) (9, 5)						G3			1B BB BB	2	0	0	0	1	1	3											
<b>Junior Ortiz, R</b> OBP: 0.295, SLG: 0.260 <b>Alex Cole, L</b> OBP: 0.254, SLG: 0.216 <b>Sandy Alomar Jr., R</b> OBP: 0.289, SLG: 0.397 (8, PH) (9, 2)		FC6				G6-3			1B BB 1B	3	1	1	1	0	0	1											
<b>Inning Stats</b>	R: 0 E: 0 K: 0 S: 9	H: 1 LOB: 0 BB: 0 P: 11	R: 2 E: 0 K: 0 S: 15	H: 2 LOB: 1 BB: 1 P: 23	R: 0 E: 0 K: 1 S: 5	H: 1 LOB: 0 BB: 0 P: 9	R: 0 E: 0 K: 1 S: 14	H: 1 LOB: 1 BB: 0 P: 17	R: 0 E: 0 K: 0 S: 6	H: 0 LOB: 0 BB: 0 P: 10	R: 0 E: 0 K: 1 S: 6	H: 0 LOB: 0 BB: 0 P: 12	R: 3 E: 0 K: 1 S: 13	H: 3 LOB: 3 BB: 3 P: 30	R: 0 E: 0 K: 2 S: 16	H: 1 LOB: 2 BB: 1 P: 24		R: 0 E: 0 K: 2 S: 10	H: 2 LOB: 2 BB: 0 P: 12	1B: 10 2B: 0 3B: 0 HR: 1	SF: 0 SAC: 0 DP: 1 HBP: 1	WP: 0 PB: 0 SB: 0 CS: 0	PA: 41				
<b>PITCHER</b>	IP	WLS	BF	H	R	ER	SO	BB	IBB	HBP	BLK	WP	HR	S	P	ERA	WHIP										
<b>Kirk McCaskill, R</b> ERA: 3.77 (7, 1)	0.2		3	2	0	0	1	0	0	0	0	0	0	8	11	0.00	3.000										
<b>Roberto Hernandez, R</b> ERA: 2.3 (8, 1)	0.1		4	2	0	0	0	0	0	1	0	0	0	7	9	0.00	6.000										
<b>Scott Radinsky, L</b> ERA: 2.73 (8, 1)	0.1		2	0	0	0	1	1	0	0	0	0	0	8	15	0.00	3.000										
<b>Bobby Thigpen, R</b> ERA: 2.97 (8, 1)	1.2	S	7	2	0	0	3	0	0	0	0	0	0	14	17	0.00	1.200										









Batter	1	2	3	4	5	6	7	8	9	10	AB	R	H	RBI	BB	SO	LOB	TOP			
Herm Winningham, L OBP: 0.261, SLG: 0.296 Steve Lyons, L OBP: 0.172, SLG: 0.214	(1, 7) 1-3 <b>K</b>		(2, 1) 2-1 G1-3			(1, 0) 0-0 G4-3			(1, 0) 0-2 L3		3	0	0	0	0	1	0				
Jody Reed, R OBP: 0.328, SLG: 0.343	(1, 4) 3-2 F9		(3, 2) 3-2 F8			(3, 2) 3-2 G1-4-3 1B			(3, 2) 3-2 G1-6-3 1B		4	1	2	0	0	0	0				
Bob Zupic, R OBP: 0.353, SLG: 0.422 Phil Planter, L OBP: 0.314, SLG: 0.361 Tim Naehring, R OBP: 0.284, SLG: 0.296	(1, 8) 4-1 <b>BB</b>		(1, 3) 1-3 <b>K</b>			(2, 0) 2-0 G1-4-3			(2, 0) 0-0 G1-6-3		2	0	0	0	1	1	1				
Tom Brunansky, R OBP: 0.350, SLG: 0.431	(1, 9) 4-2 <b>BB</b>		(2, 2) 3-2 L6			(1, 1) 0-1 G5-3			(1, 1) 0-1 2B		3	0	1	1	1	0	0				
Mo Vaughn, L OBP: 0.332, SLG: 0.320	(1, 3) 2-2 G4-3		(2, 2) 2-2 G4-3			(1, 1) 1-1 L9			(4, 0) 4-0 2B		3	0	0	0	1	0	2				
Jack Clark, R OBP: 0.347, SLG: 0.300						(3, 2) 3-2 P3			(3, 3) 3-3 K		4	0	0	0	0	1	2				
Scott Cooper, L OBP: 0.299, SLG: 0.308	(1, 5) 1-1 F8		(2, 1) 1-1 F7			(0, 1) 0-1 G4-3			(0, 2) 0-2 F7		4	0	0	0	0	0	0				
Luis Rivera, R OBP: 0.333, SLG: 0.291	(1, 6) 0-0 F7		(0, 1) 0-1 1B			(2, 3) 2-3 <b>K</b>			(2, 1) 2-1 B1		4	0	1	0	0	1	0				
Tony Peña, R OBP: 0.260, SLG: 0.280	(1, 2) 1-1 G4-3		(0, 0) 0-0 L3			(0, 0) 0-0 F8			(1, 3) 1-3 K		4	0	0	0	0	1	1				
<b>Inning Stats</b>	R: 0 E: 0 K: 1 S: 13	H: 0 LOB: 2 BB: 2 P: 27	R: 0 E: 0 K: 0 S: 8	H: 0 LOB: 0 BB: 0 P: 12	R: 0 E: 0 K: 1 S: 9	H: 0 LOB: 0 BB: 0 P: 15	R: 0 E: 0 K: 0 S: 7	H: 1 LOB: 1 BB: 0 P: 12	R: 0 E: 0 K: 0 S: 5	H: 0 LOB: 0 BB: 0 P: 6	R: 0 E: 0 K: 1 S: 6	H: 0 LOB: 0 BB: 0 P: 8	R: 1 E: 0 K: 1 S: 12	H: 2 LOB: 2 BB: 1 P: 22	R: 0 E: 0 K: 1 S: 9	H: 0 LOB: 0 BB: 0 P: 12	1B: 3 2B: 1 3B: 0 HR: 0	SF: 0 SAC: 0 DP: 1 HBP: 0	WP: 0 PA: 36		
<b>PITCHER</b>	IP 8.1	WLS 29	H 3	R 1	ER 1	SO 3	BB 2	IBB 0	HBP 0	BLK 0	WP 0	HR 0	S 70	P 114	ERA 1.08	WHIP 0.600					
Charlie Hough, R ERA: 3.17	(9, 1) 0.1	1	0	0	0	0	0	0	0	0	0	0	1	1	0.00	0.000					
Scott Radinsky, L ERA: 2.7	(9, 1) 1.1	W	6	1	0	0	2	0	1	0	0	0	0	14	24	0.00	0.750				
Bobby Thigpen, R ERA: 2.86																					

**Boston Red Sox @ Chicago White Sox**  
Comiskey Park, Chicago, IL  
Fri Jul 03 1992, 8:05 PM EDT  
Att: 35,584 - Cloudy - 72 F

AB 33  
R 1  
H 4  
RBI 1  
BB 3  
SO 5  
LOB 7



Batter	1	2	3	4	5	6	7	8	9	10	AB	R	H	RBI	BB	SO	LOB	BOTTOM			
Tim Raines, S OBP: 0.353, SLG: 0.349	(1, 7) 2-0 <b>S</b> 1B		(4, 2) 4-2 1B			(2, 2) 2-2 G4-3			(0, 1) 0-1 E1		3	1	1	0	2	0	2				
Robin Ventura, L OBP: 0.408, SLG: 0.481	(1, 5) 1-3 <b>K</b>		(2, 2) 2-2 BB			(2, 2) 2-2 G4-3			(2, 2) 2-2 G3-6-3		5	0	2	0	0	1	3				
Frank Thomas, R OBP: 0.434, SLG: 0.506	(1, 3) 3-2 G5-3		(1, 1) 1-1 1B			(2, 3) 2-3 K			(1, 0) 1-0 F9		5	0	0	0	0	1	5				
George Bell, R OBP: 0.302, SLG: 0.418	(1, 10) 0-0 P7		(1, 3) 1-3 K			(0, 1) 0-1 HR			(2, 2) 2-2 G1-6-3		5	1	2	2	0	1	1				
Craig Grebeck, R OBP: 0.345, SLG: 0.415			(0, 2) 0-2 G4-3			(2, 1) 2-1 L4			(1, 2) 1-2 G5-3		4	0	1	0	0	0	0				
Shawn Abner, R OBP: 0.348, SLG: 0.361	(1, 9) 1-0 P7		(0, 0) 0-0 F9			(1, 2) 1-2 1B			(3, 2) 3-2 G5-3		4	0	1	0	0	0	0				
Steve Sax, R OBP: 0.295, SLG: 0.284	(1, 4) 0-1 G3		(2, 1) 2-1 G5-3			(0, 2) 0-2 L7			(0, 1) 0-1 G5-3		4	0	0	0	0	0	2				
Lance Johnson, L OBP: 0.290, SLG: 0.330			(0, 0) 0-0 G4-3			(0, 2) 0-2 1B			(2, 1) 2-1 G1-3		4	0	1	0	0	0	0				
Ron Karkovice, R OBP: 0.308, SLG: 0.324	(1, 2) 0-1 F7		(1, 1) 1-1 F7			(3, 2) 3-2 E			(2, 1) 2-1 F9		4	0	1	0	0	0	1				
<b>Inning Stats</b>	R: 0 E: 0 K: 1 S: 8	H: 1 LOB: 1 BB: 0 P: 14	R: 0 E: 0 K: 0 S: 6	H: 0 LOB: 0 BB: 0 P: 7	R: 0 E: 0 K: 0 S: 11	H: 1 LOB: 2 BB: 1 P: 17	R: 0 E: 0 K: 1 S: 7	H: 0 LOB: 0 BB: 0 P: 10	R: 0 E: 0 K: 0 S: 12	H: 1 LOB: 1 BB: 0 P: 15	R: 1 E: 1 K: 0 S: 9	H: 1 LOB: 1 BB: 0 P: 15	R: 0 E: 0 K: 0 S: 6	H: 0 LOB: 0 BB: 0 P: 9	R: 0 E: 0 K: 0 S: 9	H: 0 LOB: 0 BB: 0 P: 14	R: 1 E: 0 K: 0 S: 12	H: 2 LOB: 2 BB: 1 P: 22	1B: 8 2B: 0 3B: 0 HR: 1	SF: 0 SAC: 0 DP: 1 HBP: 0	WP: 0 PA: 40
<b>PITCHER</b>	IP 9.0	WLS 35	H 7	R 1	ER 1	SO 3	BB 1	IBB 0	HBP 0	BLK 0	WP 0	HR 1	S 84	P 124	ERA 1.00	WHIP 0.889					
Frank Viola, L ERA: 3.26	(10, 1) 0.2	L	5	2	1	0	1	0	0	0	0	0	0	12	22	13.50	4.500				
Greg Harris, R ERA: 1.58																					

**Boston Red Sox @ Chicago White Sox**  
Comiskey Park, Chicago, IL  
Fri Jul 03 1992, 8:05 PM EDT  
Att: 35,584 - Cloudy - 72 F

AB 38  
R 2  
H 9  
RBI 2  
BB 2  
SO 3  
LOB 14





Batter	1	2	3	4	5	6	7	8	9	AB	R	H	RBI	BB	SO	LOB	TOP			
Jody Reed, R OBP: 0.325, SLG: 0.339	2-2 G3	3-2 CS	2-0 G5-3		1-1 G4-3		1-1 F9			4	0	0	0	0	0	0				
Bob Zupcic, R OBP: 0.374, SLG: 0.432	4-2 BB		4-2 BB		0-0 1B		1-2 1B			2	0	2	0	2	0	0				
Mo Vaughn, L OBP: 0.351, SLG: 0.308	0-0 F9		2-3 K		1-0 P5		1-3 K			4	0	0	0	0	2	3				
Tom Brunansky, R OBP: 0.343, SLG: 0.421	2-3 K		1-0 F8			1-1 G5-3		3-3 K		4	0	0	0	0	2	2				
Jack Clark, R OBP: 0.345, SLG: 0.299		1-2 1B FC4-6		0-0 L7		2-0 G4-3		1-2 G5-3		4	1	1	0	0	0	0				
Phil Plantier, L OBP: 0.321, SLG: 0.373	1-1 FC4-6			2-1 1B		0-0 1B		1-3 K		4	1	3	0	0	1	0				
Herm Winingham, L OBP: 0.261, SLG: 0.296	1-3 1B			1-1 1B		4-2 2B				0	0	0	0	0	0	0				
Luis Rivera, R OBP: 0.332, SLG: 0.287	0-3 K			1-1 F9		1-1 1B		2-2 P3		3	0	0	0	1	1	3				
Scott Cooper, L OBP: 0.298, SLG: 0.307	1-2 FC4-6 CS			1-3 K		2-2 1B		1-2 G4-3		4	0	1	2	0	1	2				
Tony Peña, R OBP: 0.260, SLG: 0.279	2-2 1B					1-1 G4-3		1-0 F9		4	0	1	0	0	0	2				
<b>Inning Stats</b>	R: 0 E: 0 K: 1 S: 11	H: 0 LOB: 1 BB: 1 P: 19	R: 1 E: 0 K: 1 S: 17	H: 3 LOB: 1 BB: 0 P: 25	R: 0 E: 0 K: 1 S: 8	H: 0 LOB: 1 BB: 1 P: 17	R: 0 E: 0 K: 1 S: 8	H: 1 LOB: 1 BB: 0 P: 12	R: 0 E: 0 K: 0 S: 6	H: 1 LOB: 2 BB: 0 P: 9	R: 1 E: 0 K: 0 S: 11	H: 2 LOB: 2 BB: 1 P: 21	R: 0 E: 0 K: 1 S: 9	H: 1 LOB: 0 BB: 0 P: 14	R: 0 E: 0 K: 2 S: 9	H: 0 LOB: 0 BB: 0 P: 13	1B: 7 2B: 1 3B: 0 HR: 0	SF: 0 SAC: 0 DP: 0 HBP: 0	WP: 0 PB: 0 SB: 1 CS: 1	PA: 37
<b>PITCHER</b> Jack McDowell, R ERA: 3.54	IP: 9.0 WLS: L BF: 36 H: 8 R: 2 ER: 2 SO: 7 BB: 3 IBB: 0 HBP: 0 BLK: 0 WP: 0 HR: 0 S: 87 P: 141 ERA: 2.00 WHIP: 1.222															<b>PITCHER</b>				

**Boston Red Sox @ Chicago White Sox**  
Comiskey Park, Chicago, IL  
Sat Jul 04 1992, 8:05 PM EDT  
Att: 42,285 - Sunny - 82 F

AB 33  
R 2  
H 8  
RBI 2  
BB 3  
SO 7  
LOB 12



Batter	1	2	3	4	5	6	7	8	9	AB	R	H	RBI	BB	SO	LOB	BOTTOM			
Tim Raines, S OBP: 0.349, SLG: 0.344	1-1 G4-3		0-0 G6-3		2-2 F9			0-2 F9		4	0	0	0	0	0	2				
Robin Ventura, L OBP: 0.404, SLG: 0.455	2-2 G3		1-0 G3-1		2-2 L6			2-2 G6-3		4	0	0	0	0	0	2				
Esteban Beltré, R OBP: 0.154, SLG: 0.154										0	0	0	0	0	0	0				
Frank Thomas, R OBP: 0.438, SLG: 0.517	4-0 BB			2-1 HR		4-1 BB		0-2 P4		2	1	1	1	2	0	0				
George Bell, R OBP: 0.301, SLG: 0.419	1-0 F7			1-3 K		0-0 G4-6-3		0-1 2B		4	0	1	0	0	1	2				
Joey Cora, S OBP: 0.296, SLG: 0.237						1-2 1B				0	0	0	0	0	0	0				
Craig Grebeck, R OBP: 0.339, SLG: 0.407		0-1 F8		3-1 L4		0-0 G5-3		2-3 K		4	0	0	0	0	1	1				
Carlton Fisk, R OBP: 0.250, SLG: 0.188	3-2 F9			1-2 L9			3-2 P6	0-3 K		4	0	0	0	0	1	1				
Steve Sax, R OBP: 0.298, SLG: 0.285		4-0 BB			0-0 1B		3-1 F7			2	0	1	0	1	0	0				
Lance Johnson, L OBP: 0.291, SLG: 0.330	1 SAFE	0-0 G4-3			1-2 1B		1-0 G6-3			3	0	1	0	0	0	1				
Shawn Abner, R OBP: 0.338, SLG: 0.349			1-2 F8		0-2 F8			1-0 G4-3		2	0	0	0	0	0	2				
Warren Newson, L OBP: 0.376, SLG: 0.310										1	0	0	0	0	0	0				
<b>Inning Stats</b>	R: 0 E: 0 K: 0 S: 8	H: 0 LOB: 1 BB: 1 P: 16	R: 0 E: 0 K: 0 S: 7	H: 0 LOB: 0 BB: 1 P: 14	R: 0 E: 0 K: 0 S: 5	H: 0 LOB: 0 BB: 0 P: 7	R: 1 E: 0 K: 1 S: 11	H: 1 LOB: 0 BB: 0 P: 18	R: 0 E: 0 K: 0 S: 14	H: 2 LOB: 2 BB: 0 P: 19	R: 0 E: 0 K: 0 S: 3	H: 0 LOB: 0 BB: 1 P: 7	R: 0 E: 0 K: 0 S: 7	H: 0 LOB: 0 BB: 0 P: 14	R: 0 E: 0 K: 2 S: 12	H: 1 LOB: 1 BB: 0 P: 14	1B: 2 2B: 1 3B: 0 HR: 1	SF: 0 SAC: 0 DP: 1 HBP: 0	WP: 0 PB: 0 SB: 0 CS: 0	PA: 33
<b>PITCHER</b> Joe Hesketh, L ERA: 3.46	IP: 7.0 WLS: W BF: 26 H: 3 R: 1 ER: 1 SO: 1 BB: 3 IBB: 0 HBP: 0 BLK: 0 WP: 0 HR: 1 S: 55 P: 95 ERA: 1.29 WHIP: 0.857															<b>PITCHER</b>				
Daryl Irvine, R ERA:	1.0 S: 3																			
Jeff Reardon, R ERA: 3.24	1.0 S: 4																			

**Boston Red Sox @ Chicago White Sox**  
Comiskey Park, Chicago, IL  
Sat Jul 04 1992, 8:05 PM EDT  
Att: 42,285 - Sunny - 82 F

AB 30  
R 1  
H 4  
RBI 1  
BB 3  
SO 3  
LOB 11





Batter	1	2	3	4	5	6	7	8	9	AB	R	H	RBI	BB	SO	LOB	TOP											
Jody Reed, R OBP: 0.324, SLG: 0.335	G6-3	K			E G1-3 BB		F8			3	0	0	0	1	1	3	<b>Boston Red Sox @ Chicago White Sox</b> Comiskey Park, Chicago, IL Sun Jul 05 1992, 4:33 AM EDT Att: 40,088 - Cloudy - 68 F											
Bob Zupcic, R OBP: 0.370, SLG: 0.421	G4-6-3 BB		G6-3		G1-3			F8		3	0	0	0	1	0	2												
Wade Boggs, L OBP: 0.373, SLG: 0.404	G4-6-3		G6-3		SF9			2B 1B		3	0	1	1	0	0	1												
Tom Brunansky, R OBP: 0.337, SLG: 0.412		G4-3	G6-3		G3			K		4	0	0	0	0	1	2												
Jack Clark, R OBP: 0.352, SLG: 0.306		1B BB		SH1-3 BB		K		2B		2	1	1	0	2	1	0												
Phil Plantier, L OBP: 0.321, SLG: 0.372	BB 1B		SH1-3		P6			K		3	0	1	0	0	1	2												
Tim Lincecum, R OBP: 0.283, SLG: 0.294	BB 1B		FC6-4-5 FC1-6		G5-3			K		4	0	1	1	0	1	1												
Luis Rivera, R OBP: 0.326, SLG: 0.282	P8		FC1-6				L4		G5-3	4	0	0	0	0	0	3												
John Flaherty, R OBP: 0.195, SLG: 0.184					G1-3 BB SF9 1B		F7		G1-3	3	1	1	0	1	0	0												
<b>Inning Stats</b>	R: 0 E: 0 K: 0 S: 5	H: 0 LOB: 0 BB: 1 P: 10	R: 1 E: 0 K: 1 S: 12	H: 2 LOB: 3 BB: 2 P: 27	R: 0 E: 0 K: 0 S: 9	H: 0 LOB: 0 BB: 0 P: 15	R: 0 E: 0 K: 0 S: 4	H: 0 LOB: 1 BB: 1 P: 8	R: 1 E: 1 K: 0 S: 7	H: 1 LOB: 1 BB: 1 P: 11	R: 0 E: 0 K: 1 S: 8	H: 0 LOB: 0 BB: 0 P: 16	R: 0 E: 0 K: 2 S: 6	H: 2 LOB: 2 BB: 0 P: 19	R: 0 E: 0 K: 1 S: 9	H: 0 LOB: 0 BB: 0 P: 11		1B: 4 2B: 1 3B: 0 HR: 0	SF: 1 SAC: 1 DP: 1 HBP: 0	WP: 0 PB: 0 SB: 0 CS: 0	PA: 36							
<b>PITCHER</b>	IP	WLS	BF	H	R	ER	SO	BB	IBB	HBP	BLK	WP	HR	S	P	ERA	WHIP											
Greg Hibbard, L ERA: 4.22	(1, 1)	7.0	W	28	3	2	2	2	5	0	0	0	0	0	51	93	2.57	1.143										
Roberto Hernandez, R ERA: 2.04	(8, 1)	0.2		4	2	0	0	1	0	0	0	0	0	0	11	12	0.00	3.000										
Scott Radinsky, L ERA: 2.99	(8, 1)	1.1	S	4	0	0	2	0	0	0	0	0	0	0	13	18	0.00	0.000										

AB	29
R	2
H	5
RBI	2
BB	5
SO	5
LOB	14



Batter	1	2	3	4	5	6	7	8	9	AB	R	H	RBI	BB	SO	LOB	BOTTOM											
Joey Cora, S OBP: 0.316, SLG: 0.297	G4-3		F8		HR 2B	FC6-5 1B		2B		5	1	3	0	0	0	1	<b>Boston Red Sox @ Chicago White Sox</b> Comiskey Park, Chicago, IL Sun Jul 05 1992, 4:33 AM EDT Att: 40,088 - Cloudy - 68 F											
Craig Grebeck, R OBP: 0.336, SLG: 0.402	P3		1B		G5-3	FC6-5		L4		5	0	1	0	0	0	5												
Frank Thomas, R OBP: 0.436, SLG: 0.511	F8		F9		HR BB	G1-3				3	1	0	0	1	0	4												
George Bell, R OBP: 0.304, SLG: 0.428		P4		F7	HR	HBP				3	1	1	4	0	0	0												
Dan Pasqua, L OBP: 0.304, SLG: 0.358										2	0	1	0	2	1	1												
Shawn Abner, R OBP: 0.338, SLG: 0.349										0	0	0	0	0	0	0												
Warren Newson, L OBP: 0.371, SLG: 0.299		K		FC3-6 FC6-4				K		3	0	0	0	1	2	3												
Carlton Fisk, R OBP: 0.232, SLG: 0.173				FC6-4		F8		F8		4	0	0	0	0	0	5												
Lance Johnson, L OBP: 0.287, SLG: 0.325			F8		G4-3	K		F8		4	0	0	0	0	1	0												
Esteban Beltré, R OBP: 0.294, SLG: 0.294			1B		2B HR 1B	FC6-5 1B		G4-3		4	1	3	0	0	0	0												
<b>Inning Stats</b>	R: 0 E: 0 K: 0 S: 6	H: 0 LOB: 0 BB: 0 P: 9	R: 0 E: 0 K: 1 S: 8	H: 0 LOB: 1 BB: 1 P: 13	R: 0 E: 0 K: 0 S: 7	H: 2 LOB: 2 BB: 0 P: 11	R: 0 E: 0 K: 0 S: 12	H: 0 LOB: 1 BB: 1 P: 20	R: 4 E: 0 K: 0 S: 23	H: 4 LOB: 2 BB: 2 P: 40	R: 0 E: 0 K: 1 S: 12	H: 2 LOB: 2 BB: 0 P: 20	R: 0 E: 0 K: 2 S: 11	H: 0 LOB: 1 BB: 0 P: 17	R: 0 E: 0 K: 0 S: 8	H: 1 LOB: 1 BB: 0 P: 13	1B: 6 2B: 2 3B: 0 HR: 1	SF: 0 SAC: 0 DP: 0 HBP: 1	WP: 0 PB: 0 SB: 0 CS: 0	PA: 38								
<b>PITCHER</b>	IP	WLS	BF	H	R	ER	SO	BB	IBB	HBP	BLK	WP	HR	S	P	ERA	WHIP											
Mike Gardiner, R ERA: 4.68	(1, 1)	5.0	L	25	6	4	4	1	4	0	0	0	0	0	56	93	7.20	2.000										
Tom Bolton, L ERA: 3.51	(6, 1)	0.2		4	2	0	0	1	0	0	0	0	0	9	14	0.00	3.000											
Danny Darwin, R ERA: 5.12	(6, 1)	2.1		9	1	0	0	2	0	0	1	0	0	22	36	0.00	0.429											

AB	33
R	4
H	9
RBI	4
BB	4
SO	4
LOB	19






Batter	1	2	3	4	5	6	7	8	9	10	11	12	13	14	AB	R	H	RBI	BB	SO	LOB	TOP																		
Tim Raines, S OBP: 0.352, SLG: 0.345	F7		1B		F7			G6-3		BB			1B		5	0	2	0	1	0	0																			
Robin Ventura, L OBP: 0.405, SLG: 0.464	P4		P3			HR		BB		F7			1B		5	1	2	1	1	0	2																			
Frank Thomas, R OBP: 0.434, SLG: 0.504	G4-3					G6-3									4	1	0	0	1	0	1																			
George Bell, R OBP: 0.301, SLG: 0.426				2B	HBP					F9			G6-3		6	0	1	1	0	1	3																			
Dan Pasqua, L OBP: 0.299, SLG: 0.344	G4-3					G5-3									5	0	0	0	1	1	1																			
Lance Johnson, L OBP: 0.281, SLG: 0.318	F7					BB				P2					6	0	0	0	0	1	2																			
Steve Sax, R OBP: 0.296, SLG: 0.294										G1-3					6	1	1	1	0	1	1																			
Craig Grebeck, R OBP: 0.333, SLG: 0.394															4	0	0	0	1	1	0																			
Ron Karkovice, R OBP: 0.300, SLG: 0.315															5	0	0	0	0	0	1																			
<b>Inning Stats</b>	R: 0 E: 0 K: 0 S: 6	H: 0 LOB: 0 BB: 0 P: 13	R: 0 E: 0 K: 1 S: 7	H: 0 LOB: 0 BB: 0 P: 14	R: 1 E: 0 K: 1 S: 9	H: 1 LOB: 1 BB: 0 P: 12	R: 0 E: 0 K: 0 S: 5	H: 0 LOB: 0 BB: 0 P: 7	R: 1 E: 0 K: 0 S: 14	H: 1 LOB: 1 BB: 1 P: 24	R: 0 E: 0 K: 0 S: 5	H: 0 LOB: 0 BB: 0 P: 10	R: 0 E: 0 K: 1 S: 4	H: 0 LOB: 1 BB: 1 P: 7	R: 0 E: 0 K: 0 S: 4	H: 0 LOB: 0 BB: 0 P: 8	R: 0 E: 0 K: 1 S: 7	H: 0 LOB: 1 BB: 1 P: 13	R: 0 E: 0 K: 0 S: 6	H: 2 LOB: 1 BB: 1 P: 16	R: 0 E: 0 K: 1 S: 8	H: 0 LOB: 0 BB: 0 P: 12	1B: 3 2B: 1 HR: 2	SF: 0 SAC: 0 DP: 1 HBP: 1	WP: 0 PB: 0 CS: 0	PA: 52														
<b>PITCHER</b>	IP WLS BF H R ER SO BB IBB HBP BLK WP HR S P ERA WHIP	7.1 29 4 3 3 3 2 0 0 0 0 0 0 0 0 4.76	4.2 16 0 0 0 1 2 0 0 0 0 0 0 0 29 52 0.00 0.429	2.0 7 2 0 0 0 1 0 1 0 0 0 0 0 14 28 0.00 1.000	<b>PITCHER</b>											IP WLS BF H R ER SO BB IBB HBP BLK WP HR S P ERA WHIP																								
Ben McDonald, R ERA: 4.76												11.0 7 29 4 3 3 3 2 0 0 0 0 0 0 4.76																												
Todd Frohwirth, R ERA: 1.93												8.1 16 0 0 0 1 2 0 0 0 0 0 0 0 29 52 0.00 0.429																												
Alan Mills, R ERA: 1.28												13.1 7 2 0 0 0 1 0 1 0 0 0 0 0 14 28 0.00 1.000																												

Chicago White Sox @ Baltimore Orioles  
 Oriole Park at Camden Yards, Baltimore, MD  
 Mon Jul 06 1992, 7:05 PM EDT  
 Att. 45,990 - Cloudy - 85 F

AB 46  
 R 3  
 H 6  
 RBI 3  
 BB 5  
 SO 5  
 LOB 11



Batter	1	2	3	4	5	6	7	8	9	10	11	12	13	14	AB	R	H	RBI	BB	SO	LOB	BOTTOM																		
Brady Anderson, L OBP: 0.376, SLG: 0.508	2B	B2						F7							4	1	2	1	4	0	3																			
Mike Devereaux, R OBP: 0.335, SLG: 0.485	BB	L6						F9		FC4-2-5					8	0	2	1	0	1	9																			
Cal Ripken Jr., R OBP: 0.354, SLG: 0.415	G2-3														5	0	0	0	2	0	3																			
Sam Horn, L OBP: 0.344, SLG: 0.456	P6														6	0	0	0	1	3	6																			
Billy Ripken, R OBP: 0.272, SLG: 0.345															0	0	0	0	0	0	0																			
Randy Milligan, R OBP: 0.396, SLG: 0.406	BB														4	0	1	0	3	0	2																			
Joe Orsulak, L OBP: 0.338, SLG: 0.374	FC5														6	0	2	1	1	0	4																			
Leo Gomez, R OBP: 0.381, SLG: 0.416	FC5														6	2	2	0	1	1	7																			
Mark McLemore, S OBP: 0.327, SLG: 0.291															3	1	2	0	0	1	0																			
Rick Dempsey, R OBP: 0.333, SLG: 0.333															3	0	1	0	0	0	2																			
Jeff Tackett, R OBP: 0.323, SLG: 0.543															1	0	0	1	0	0	0																			
Chito Martinez, L OBP: 0.343, SLG: 0.386															0	0	0	0	0	0	0																			
Tim Lincecum, R OBP: 0.373, SLG: 0.400															3	0	1	0	1	0	1																			
<b>Inning Stats</b>	R: 1 E: 0 K: 0 S: 20	H: 2 LOB: 3 BB: 2 P: 34	R: 0 E: 0 K: 0 S: 6	H: 1 LOB: 1 BB: 0 P: 9	R: 0 E: 0 K: 1 S: 11	H: 0 LOB: 1 BB: 1 P: 21	R: 2 E: 0 K: 0 S: 17	H: 3 LOB: 1 BB: 0 P: 27	R: 0 E: 0 K: 1 S: 11	H: 0 LOB: 1 BB: 1 P: 19	R: 0 E: 0 K: 1 S: 9	H: 0 LOB: 0 BB: 1 P: 16	R: 0 E: 0 K: 1 S: 13	H: 0 LOB: 1 BB: 1 P: 20	R: 0 E: 0 K: 0 S: 7	H: 1 LOB: 2 BB: 1 P: 12	R: 0 E: 0 K: 1 S: 8	H: 2 LOB: 2 BB: 0 P: 13	R: 0 E: 0 K: 0 S: 10	H: 1 LOB: 3 BB: 2 P: 18	R: 0 E: 0 K: 0 S: 6	H: 1 LOB: 1 BB: 0 P: 7	R: 0 E: 0 K: 1 S: 5	H: 0 LOB: 1 BB: 1 P: 12	R: 0 E: 0 K: 0 S: 10	H: 0 LOB: 0 BB: 2 P: 18	R: 1 E: 0 K: 0 S: 5	H: 2 LOB: 3 BB: 2 P: 15	1B: 10 2B: 5 3B: 0 HR: 0	SF: 1 SAC: 2 DP: 2 HBP: 0	WP: 1 PB: 0 SB: 1 CS: 1	PA: 65								
<b>PITCHER</b>	IP WLS BF H R ER SO BB IBB HBP BLK WP HR S P ERA WHIP	5.0 25 6 3 3 2 4 0 0 0 0 0 0 0 65 110 5.40 2.000	2.1 10 1 0 0 0 2 2 0 0 0 0 0 0 25 39 0.00 1.286	0.1 2 0 0 0 0 0 0 0 0 0 0 0 0 6 0.00 0.000	3.1 16 4 0 0 1 1 1 0 0 0 0 0 27 41 0.00 1.500	2.1 12 2 1 1 1 3 1 0 0 0 0 0 20 45 3.86 2.143	<b>PITCHER</b>											IP WLS BF H R ER SO BB IBB HBP BLK WP HR S P ERA WHIP																						
Kirk McCaskill, R ERA: 3.85												11.0 25 6 3 3 2 4 0 0 0 0 0 0 65 110 5.40 2.000																												
Don Petti, R ERA: 4.25												8.1 16 4 0 0 1 1 1 0 0 0 0 0 27 41 0.00 1.500																												
Scott Radinsky, L ERA: 2.06												2.1 12 2 1 1 1 3 1 0 0 0 0 0 20 45 3.86 2.143																												
Terry Leach, R ERA: 1.73												12.1 12 2 1 1 1 3 1 0 0 0 0 0 20 45 3.86 2.143																												

Chicago White Sox @ Baltimore Orioles  
 Oriole Park at Camden Yards, Baltimore, MD  
 Mon Jul 06 1992, 7:05 PM EDT  
 Att. 45,990 - Cloudy - 85 F

AB 49  
 R 13  
 H 13  
 RBI 4  
 BB 13  
 SO 6  
 LOB 37











Batter	1	2	3	4	5	6	7	8	9	AB	R	H	RBI	BB	SO	LOB	TOP										
Tim Raines, S (1, 7) OBP: 0.351, SLG: 0.343	B2		G4-6-3 1B		F8		BB			3	0	1	0	1	0	0	<b>Chicago White Sox @ Baltimore Orioles</b> Oriole Park at Camden Yards, Baltimore, MD Wed Jul 08 1992, 7:05 PM EDT Att: 45,721 - Cloudy - 83 F										
Robin Ventura, L (1, 5) OBP: 0.398, SLG: 0.452	F7		G4-6-3 1-2		P5		P4			4	0	0	0	0	0	2											
Frank Thomas, R (1, 3) OBP: 0.432, SLG: 0.500			F9		F9			F9		4	0	1	0	0	0	0											
George Bell, R (1, 10) OBP: 0.302, SLG: 0.424	P3				F7			F8	K	4	0	0	0	0	1	1											
Dan Pasqua, L (1, 9) OBP: 0.294, SLG: 0.366		P3			G3-1			F7	G3	4	0	0	0	0	0	0											
Lance Johnson, L (1, 8) OBP: 0.289, SLG: 0.325		2B 1B						B4-3	FC1-6 1B	4	0	3	0	0	0	0											
Steve Sax, R (1, 4) OBP: 0.300, SLG: 0.306					G5-3			F8	F8	4	1	2	0	0	0	2											
Craig Grebeck, R (1, 6) OBP: 0.336, SLG: 0.393			K					SH2-3 1B	FC1-6 WP	3	1	1	0	0	1	3											
Ron Karkovics, R (1, 2) OBP: 0.301, SLG: 0.333								SH2-3	FC1-6 WP	2	1	1	3	0	0	2											
Warren Newson, L (9, PH) OBP: 0.397, SLG: 0.300								SF9	K	1	0	0	0	0	1	1											
<b>Inning Stats</b>	R: 0 E: 0 K: 0 S: 15	H: 1 LOB: 1 BB: 0 P: 22	R: 0 E: 0 K: 1 S: 11	H: 2 LOB: 2 BB: 0 P: 19	R: 0 E: 0 K: 0 S: 9	H: 1 LOB: 0 BB: 0 P: 11	R: 0 E: 0 K: 0 S: 7	H: 1 LOB: 1 BB: 0 P: 10	R: 2 E: 0 K: 0 S: 11	H: 2 LOB: 0 BB: 0 P: 17	R: 0 E: 0 K: 0 S: 8	H: 0 LOB: 0 BB: 0 P: 11	R: 1 E: 0 K: 0 S: 10	H: 1 LOB: 1 BB: 1 P: 15	R: 0 E: 0 K: 1 S: 6	H: 0 LOB: 0 BB: 0 P: 10	R: 0 E: 0 K: 1 S: 9	H: 1 LOB: 1 BB: 0 P: 13	1B: 7 2B: 1 3B: 0 HR: 1	SF: 1 SAC: 1 DP: 1 HBP: 0	WP: 2 PB: 0 SB: 0 CS: 0	PA: 36					
<b>PITCHER</b>	IP	WLS	BF	H	R	ER	SO	BB	IBB	HBP	BLK	WP	HR	S	P	ERA	WHIP										
35 Mike Mussina, R (1, 1) ERA: 2.4	7.0		29	8	3	3	1	1	0	0	0	1	1	71	106	3.86	1.286										
Alan Mills, R (8, 1) ERA: 1.25	1.0	W	3	0	0	0	1	0	0	0	0	0	0	6	10	0.00	0.000										
Gregg Olson, R (9, 1) ERA: 2.06	0.0		0	0	0	0	0	0	0	0	0	0	0	0	0	∞	∞										
Todd Frohwrth, R (9, 1) ERA: 1.6	1.0	S	4	1	0	0	1	0	0	0	0	1	0	9	13	0.00	1.000										

Batter	1	2	3	4	5	6	7	8	9	AB	R	H	RBI	BB	SO	LOB	BOTTOM										
Brady Anderson, L (1, 7) OBP: 0.382, SLG: 0.509	G6-4-3 1B	G3				K		FC1-6 1B		4	1	2	1	1	1	3	<b>Chicago White Sox @ Baltimore Orioles</b> Oriole Park at Camden Yards, Baltimore, MD Wed Jul 08 1992, 7:05 PM EDT Att: 45,721 - Cloudy - 83 F										
Mike Devereaux, R (1, 8) OBP: 0.332, SLG: 0.476	G6-4-3 1B	G6-3			G6-3			FC1-5		5	0	1	0	0	1	5											
Cal Ripken Jr., R (1, 6) OBP: 0.354, SLG: 0.409	G6-4-3 1-2 3-H							G6-3		3	0	0	0	1	1	1											
Glenn Davis, R (1, 10) OBP: 0.305, SLG: 0.419	HR				F7			G3		4	1	1	1	0	1	1											
Randy Milligan, R (1, 3) OBP: 0.399, SLG: 0.402								F8		2	0	0	0	2	1	0											
David Segui, S (9, 3) OBP: 0.316, SLG: 0.317								FC1-6 BB		0	0	0	0	0	0	0											
Joe Orsulak, L (1, 9) OBP: 0.339, SLG: 0.391	F8							FC1-6		4	1	1	1	0	0	3											
Leo Gomez, R (1, 5) OBP: 0.379, SLG: 0.411								G3		3	0	0	0	1	0	2											
Mark McLemore, S (8, PR) OBP: 0.327, SLG: 0.292		G6-3						G5-3		0	1	0	0	0	0	0											
Tim Hulett, R (9, 5) OBP: 0.356, SLG: 0.380								F9		0	0	0	0	0	0	0											
Billy Ripken, R (1, 4) OBP: 0.272, SLG: 0.342								G3 WP 1B		4	1	1	0	0	0	1											
Jeff Tackett, R (1, 2) OBP: 0.345, SLG: 0.553								G3 BB		3	0	2	1	1	0	0											
<b>Inning Stats</b>	R: 2 E: 0 K: 0 S: 12	H: 3 LOB: 1 BB: 1 P: 24	R: 0 E: 0 K: 0 S: 16	H: 1 LOB: 2 BB: 1 P: 27	R: 0 E: 0 K: 0 S: 8	H: 0 LOB: 2 BB: 2 P: 21	R: 0 E: 0 K: 0 S: 8	H: 0 LOB: 1 BB: 1 P: 15	R: 0 E: 0 K: 2 S: 8	H: 0 LOB: 0 BB: 0 P: 13	R: 1 E: 1 K: 1 S: 13	H: 1 LOB: 1 BB: 0 P: 17	R: 0 E: 0 K: 1 S: 7	H: 0 LOB: 0 BB: 0 P: 11	R: 2 E: 0 K: 1 S: 11	H: 3 LOB: 2 BB: 1 P: 21	R: 0 E: 0 K: 1 S: 9	H: 0 LOB: 1 BB: 0 P: 13	1B: 5 2B: 0 3B: 1 HR: 2	SF: 0 SAC: 0 DP: 1 HBP: 0	WP: 2 PB: 0 SB: 1 CS: 0	PA: 38					
<b>PITCHER</b>	IP	WLS	BF	H	R	ER	SO	BB	IBB	HBP	BLK	WP	HR	S	P	ERA	WHIP										
Charlie Hough, R (1, 1) ERA: 3.29	7.2	L	37	8	5	4	4	6	0	0	0	0	0	1	1	4.70	1.826										
Terry Leach, R (8, 1) ERA: 1.72	0.1		1	0	0	0	0	0	0	0	0	0	0	1	1	0.00	0.000										





Batter	1	2	3	4	5	6	7	8	9	AB	R	H	RBI	BB	SO	LOB	TOP																			
<b>Tim Raines, S</b> OBP: 0.354, SLG: 0.350 (1, 7)	G4-3		2B BB	F7		G4-3	3B		1B	5	0	2	2	1	0	3	<b>Chicago White Sox @ Boston Red Sox</b> Fenway Park, Boston, MA Thu Jul 09 1992, 7:05 PM EDT Att: 33,357 - Sunny - 84 F																			
<b>Robin Ventura, L</b> OBP: 0.394, SLG: 0.446 (1, 5)	HR 1B		K		G3	G3-1	L8		P5	6	1	1	0	0	1	5																				
<b>Frank Thomas, R</b> OBP: 0.440, SLG: 0.521 (1, 3)	HR		2B		1B 1B	HR BB			1B	4	3	4	2	1	0	0																				
<b>George Bell, R</b> OBP: 0.306, SLG: 0.434 (1, 10)	F7		IBB		G1-3 1B 1B	HR			P6	4	2	2	3	1	0	1																				
<b>Craig Grebeck, R</b> OBP: 0.333, SLG: 0.389 (1, 6)	L7		K		G1-3 1B 1B	G6-3			K	5	1	1	1	0	2	4																				
<b>Steve Sax, R</b> OBP: 0.295, SLG: 0.300 (1, 4)		G5-3		G3-1	G1-3		G4-3		P3	5	0	0	0	0	0	3																				
<b>Carlton Fisk, R</b> OBP: 0.273, SLG: 0.200 (1, 2)	1B		K		1B IBB		1B 3B 1B		F8	4	1	2	0	1	1	0																				
<b>Lance Johnson, L</b> OBP: 0.297, SLG: 0.331 (1, 8)	K		2B 1B		1B		1B 3B 1B		1B BB	4	1	3	2	1	1	0																				
<b>Shawn Abner, R</b> OBP: 0.342, SLG: 0.368 (1, 9)			K		2B		K		P6	5	1	2	0	0	2	3																				
<b>Inning Stats</b>	R: 2 E: 0 K: 0 S: 8	H: 2 LOB: 0 BB: 0 P: 15	R: 0 E: 0 K: 1 S: 6	H: 1 LOB: 0 BB: 0 P: 11	R: 0 E: 0 K: 3 S: 13	H: 1 LOB: 3 BB: 2 P: 29	R: 0 E: 0 K: 1 S: 10	H: 2 LOB: 2 BB: 0 P: 17	R: 3 E: 0 K: 0 S: 11	H: 4 LOB: 0 BB: 1 P: 20	R: 3 E: 0 K: 1 S: 10	H: 2 LOB: 1 BB: 1 P: 19	R: 2 E: 0 K: 1 S: 14	H: 3 LOB: 1 BB: 0 P: 22	R: 0 E: 0 K: 1 S: 10	H: 1 LOB: 1 BB: 0 P: 12		R: 0 E: 0 K: 0 S: 12	H: 1 LOB: 2 BB: 1 P: 21	1B: 12 2B: 2 3B: 1 HR: 2	SF: 0 SAC: 0 DP: 0 HBP: 0	WP: 0 PB: 0 SB: 0 CS: 0	PA: 47													
<b>PITCHER</b>	IP	WLS	BF	H	R	ER	SO	BB	IBB	HBP	BLK	WP	HR	S	P	ERA	WHIP	<b>PITCHER</b>		IP	WLS	BF	H	R	ER	SO	BB	IBB	HBP	BLK	WP	HR	S	P	ERA	WHIP
<b>Joe Hesketh, L</b> ERA: 3.82 (1, 1)	5.2	L	29	11	6	6	5	1	2	0	0	0	1	52	99	9.53	2.118			IP	WLS	BF	H	R	ER	SO	BB	IBB	HBP	BLK	WP	HR	S	P	ERA	WHIP
<b>Mike Gardiner, R</b> ERA: 4.9 (6, 1)	3.1		18	6	4	4	2	2	0	0	0	0	1	42	67	10.80	2.400			IP	WLS	BF	H	R	ER	SO	BB	IBB	HBP	BLK	WP	HR	S	P	ERA	WHIP


Batter	1	2	3	4	5	6	7	8	9	AB	R	H	RBI	BB	SO	LOB	BOTTOM																			
<b>Billy Hatcher, R</b> OBP: 0.311, SLG: 0.378 (1, 7)	CS 1B		F9		K			G5-3		4	0	1	0	0	1	0	<b>Chicago White Sox @ Boston Red Sox</b> Fenway Park, Boston, MA Thu Jul 09 1992, 7:05 PM EDT Att: 33,357 - Sunny - 84 F																			
<b>Jody Reed, R</b> OBP: 0.322, SLG: 0.343 (1, 4)	F7			G5-3	G5-3			1B 1B		3	0	0	0	0	0	1																				
<b>Tim Naehring, R</b> OBP: 0.287, SLG: 0.298 (8, 4)										1	0	1	0	0	0	0																				
<b>Phil Plantier, L</b> OBP: 0.325, SLG: 0.382 (1, 10)	FC5-4 1B			F6		F9		1B 1B		4	0	2	0	0	0	0																				
<b>Tom Brunansky, R</b> OBP: 0.351, SLG: 0.423 (1, 9)	FC5-4			2B BB		F9		L8		2	1	0	0	1	0	1																				
<b>Steve Lyons, L</b> OBP: 0.192, SLG: 0.219 (8, 9)										1	0	0	0	0	0	2																				
<b>Mo Vaughn, L</b> OBP: 0.342, SLG: 0.314 (1, 3)		K		2B 1B BB		G6-3		1B BB		2	1	0	0	2	1	0																				
<b>Bob Zupcic, R</b> OBP: 0.367, SLG: 0.416 (1, 8)	F9			1B 2B			F8		L9	4	1	1	1	0	0	1																				
<b>Scott Cooper, L</b> OBP: 0.323, SLG: 0.320 (1, 5)	G3			1B			K		FC5 1B	4	0	2	2	0	1	0																				
<b>Tony Peña, R</b> OBP: 0.269, SLG: 0.296 (1, 2)			F9		P5		G3		K	3	0	0	0	0	0	1																				
<b>John Flaherty, R</b> OBP: 0.190, SLG: 0.179 (8, 2)										1	0	0	0	0	1	2																				
<b>Luis Rivera, R</b> OBP: 0.316, SLG: 0.272 (1, 6)			L4		F9			K	FC5	4	0	0	0	0	1	2																				
<b>Inning Stats</b>	R: 0 E: 0 K: 0 S: 11	H: 2 LOB: 1 BB: 0 P: 15	R: 0 E: 0 K: 1 S: 6	H: 0 LOB: 0 BB: 0 P: 7	R: 0 E: 0 K: 0 S: 7	H: 0 LOB: 0 BB: 0 P: 11	R: 3 E: 0 K: 0 S: 14	H: 2 LOB: 1 BB: 2 P: 26	R: 0 E: 0 K: 1 S: 7	H: 0 LOB: 0 BB: 0 P: 13	R: 0 E: 0 K: 0 S: 6	H: 0 LOB: 0 BB: 0 P: 9	R: 0 E: 0 K: 1 S: 7	H: 0 LOB: 0 BB: 0 P: 11	R: 0 E: 0 K: 1 S: 13	H: 2 LOB: 2 BB: 0 P: 19		R: 0 E: 0 K: 1 S: 10	H: 1 LOB: 2 BB: 1 P: 16	1B: 6 2B: 1 3B: 0 HR: 0	SF: 0 SAC: 0 DP: 0 HBP: 0	WP: 0 PB: 0 SB: 0 CS: 1	PA: 36													
<b>PITCHER</b>	IP	WLS	BF	H	R	ER	SO	BB	IBB	HBP	BLK	WP	HR	S	P	ERA	WHIP	<b>PITCHER</b>		IP	WLS	BF	H	R	ER	SO	BB	IBB	HBP	BLK	WP	HR	S	P	ERA	WHIP
<b>Jack McDowell, R</b> ERA: 3.5 (1, 1)	9.0	W	36	7	3	3	5	3	0	0	0	0	0	81	127	3.00	1.111			IP	WLS	BF	H	R	ER	SO	BB	IBB	HBP	BLK	WP	HR	S	P	ERA	WHIP



Batter	1	2	3	4	5	6	7	8	9	AB	R	H	RBI	BB	SO	LOB	TOP				
<b>Tim Raines, S</b> OBP: 0.355, SLG: 0.352 (1, 7)										4	2	2	0	0	1	0					
<b>Robin Ventura, L</b> OBP: 0.395, SLG: 0.450 (1, 5)										4	1	2	0	0	1	1					
<b>Frank Thomas, R</b> OBP: 0.441, SLG: 0.521 (1, 3)										2	0	1	1	1	0	0					
<b>George Bell, R</b> OBP: 0.309, SLG: 0.435 <b>Joey Votto, S</b> OBP: 0.316, SLG: 0.297 (1, 10)										4	0	2	1	0	0	1					
<b>Dan Pasqua, L</b> OBP: 0.295, SLG: 0.360 <b>Shawn Abner, R</b> OBP: 0.342, SLG: 0.368 (1, 9)										2	0	0	0	1	0	2					
<b>Warren Newson, L</b> OBP: 0.393, SLG: 0.300 (9, 9)										3	0	0	0	0	1	1					
<b>Lance Johnson, L</b> OBP: 0.294, SLG: 0.328 <b>Ron Karkovics, R</b> OBP: 0.300, SLG: 0.331 <b>Esteban Beltre, R</b> OBP: 0.294, SLG: 0.294 (9, 6)										1	0	0	0	0	0	3					
<b>Steve Sax, R</b> OBP: 0.292, SLG: 0.297 (1, 4)										3	0	0	1	0	1	1					
<b>Carlton Fisk, R</b> OBP: 0.271, SLG: 0.203 (1, 2)										4	0	1	1	0	2	0					
<b>Craig Grebeck, R</b> OBP: 0.328, SLG: 0.382 (9, 7)										4	0	0	0	0	3	2					
<b>Inning Stats</b>	R: 1 H: 2 E: 1 K: 1 S: 8	H: 2 LOB: 1 BB: 1 P: 19	R: 0 H: 0 E: 0 K: 2 S: 11	H: 0 LOB: 0 BB: 0 P: 16	R: 1 H: 2 E: 0 K: 0 S: 15	H: 2 LOB: 1 BB: 0 P: 24	R: 0 H: 0 E: 0 K: 1 S: 8	H: 0 LOB: 0 BB: 0 P: 11	R: 0 H: 0 E: 0 K: 3 S: 9	H: 0 LOB: 0 BB: 0 P: 13	R: 0 H: 0 E: 0 K: 0 S: 5	H: 0 LOB: 1 BB: 1 P: 11	R: 0 H: 0 E: 0 K: 1 S: 6	H: 0 LOB: 0 BB: 0 P: 6	R: 3 H: 4 E: 0 K: 1 S: 17	H: 2 LOB: 2 BB: 1 P: 30	1B: 7 2B: 1 3B: 0 HR: 0	SF: 2 SAC: 0 DP: 2 HBP: 0	WP: 0 PB: 0 SB: 0 CS: 0	PA: 36	
<b>PITCHER</b>	IP	WLS	BF	H	R	ER	SO	BB	IBB	HBP	BLK	WP	HR	S	P	ERA	WHIP				
<b>Roger Clemens, R</b> ERA: 2.31 (1, 1)	8.0		32	7	5	5	8	3	0	0	0	0	0	71	119	5.62	1.250				
<b>Tony Fossas, L</b> ERA: 3.95 (9, 1)	0.1		1	0	0	0	0	0	0	0	0	0	0	4	7	0.00	0.000				
<b>Jeff Reardon, R</b> ERA: 3.14 (9, 1)	0.2	W	3	1	0	0	1	0	0	0	0	0	0	7	10	0.00	1.500				

Chicago White Sox @ Boston Red Sox  
Fenway Park, Boston, MA  
Fri Jul 10 1992, 7:05 PM EDT  
Att: 34,288 - Sunny - 82 F


AB 31  
R 5  
H 8  
RBI 5  
BB 3  
SO 9  
LOB 11



Batter	1	2	3	4	5	6	7	8	9	AB	R	H	RBI	BB	SO	LOB	BOTTOM					
<b>Billy Hatcher, R</b> OBP: 0.324, SLG: 0.392 (1, 8)										4	1	2	2	1	0	1						
<b>Jody Reed, R</b> OBP: 0.322, SLG: 0.342 (1, 4)										4	0	1	0	0	0	3						
<b>Phil Plantier, L</b> OBP: 0.325, SLG: 0.379 <b>Luis Rivera, R</b> OBP: 0.314, SLG: 0.271 <b>Herm Winningham, L</b> OBP: 0.244, SLG: 0.276 (1, 9)										2	0	0	0	0	1	1						
<b>Tom Brunansky, R</b> OBP: 0.349, SLG: 0.416 (1, 10)										3	1	0	0	1	0	1						
<b>Bob Zupcic, R</b> OBP: 0.371, SLG: 0.442 (1, 7)										4	1	2	4	0	1	0						
<b>Scott Cooper, L</b> OBP: 0.321, SLG: 0.313 (1, 5)										3	0	0	0	1	2	2						
<b>Tim Lincecum, R</b> OBP: 0.286, SLG: 0.296 (1, 6)										4	0	1	0	0	0	1						
<b>Tony Peña, R</b> OBP: 0.269, SLG: 0.296 (1, 2)										3	1	1	0	0	0	0						
<b>Mo Vaughn, L</b> OBP: 0.346, SLG: 0.336 (1, 3)										4	2	2	0	0	1	1						
<b>Inning Stats</b>	R: 0 H: 0 E: 0 K: 1 S: 6	H: 0 LOB: 0 BB: 1 P: 12	R: 0 H: 0 E: 0 K: 0 S: 8	H: 0 LOB: 1 BB: 1 P: 17	R: 0 H: 0 E: 0 K: 1 S: 5	H: 0 LOB: 0 BB: 0 P: 9	R: 0 H: 1 E: 0 K: 1 S: 9	H: 1 LOB: 2 BB: 0 P: 16	R: 0 H: 1 E: 0 K: 0 S: 10	H: 1 LOB: 0 BB: 0 P: 13	R: 0 H: 1 E: 0 K: 0 S: 8	H: 0 LOB: 0 BB: 0 P: 11	R: 0 H: 0 E: 0 K: 2 S: 7	H: 0 LOB: 0 BB: 0 P: 10	R: 5 H: 4 E: 0 K: 1 S: 17	H: 4 LOB: 1 BB: 1 P: 27	R: 1 H: 2 E: 0 K: 0 S: 7	H: 2 LOB: 1 BB: 0 P: 7	1B: 6 2B: 1 3B: 1 HR: 1	SF: 0 SAC: 1 DP: 1 HBP: 1	WP: 0 PB: 0 SB: 0 CS: 1	PA: 37
<b>PITCHER</b>	IP	WLS	BF	H	R	ER	SO	BB	IBB	HBP	BLK	WP	HR	S	P	ERA	WHIP					
<b>Greg Hibbard, L</b> ERA: 4.2 (1, 1)	7.0		28	6	3	3	5	2	0	1	0	0	0	59	95	3.86	1.143					
<b>Roberto Hernandez, R</b> ERA: 2.21 (8, 1)	0.1		1	0	0	0	0	0	0	0	0	0	0	2	3	0.00	0.000					
<b>Scott Radinsky, L</b> ERA: 2.45 (8, 1)	0.1		1	0	0	0	1	0	0	0	0	0	0	3	4	0.00	0.000					
<b>Bobby Thigpen, R</b> ERA: 3.25 (8, 1)	0.1		3	1	2	2	0	1	0	0	0	0	1	6	13	54.00	6.000					
<b>Terry Leach, R</b> ERA: 1.92 (9, 1)	0.2	L	4	2	1	1	0	0	0	0	0	0	0	7	7	13.50	3.000					

Chicago White Sox @ Boston Red Sox  
Fenway Park, Boston, MA  
Fri Jul 10 1992, 7:05 PM EDT  
Att: 34,288 - Sunny - 82 F

AB 32  
R 6  
H 9  
RBI 6  
BB 3  
SO 6  
LOB 12

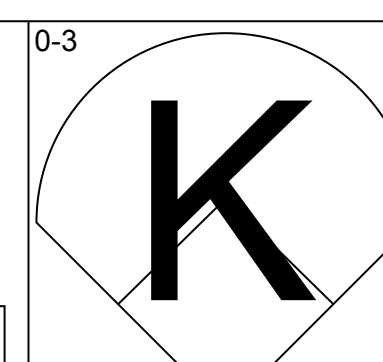
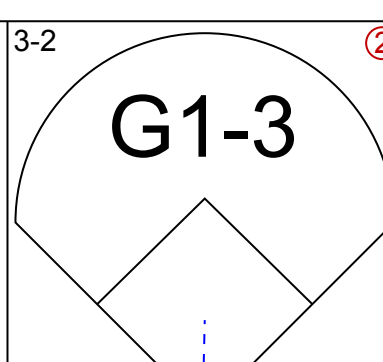
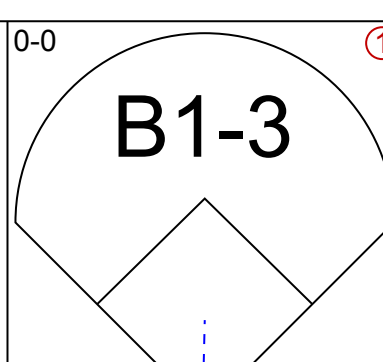
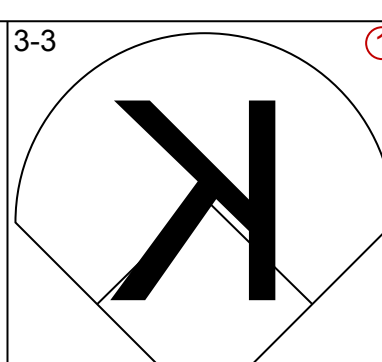
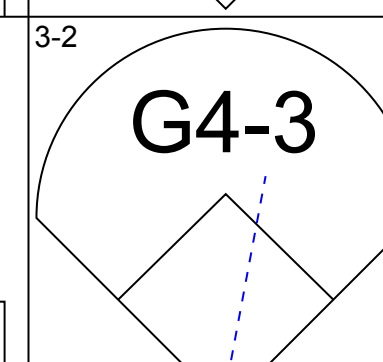
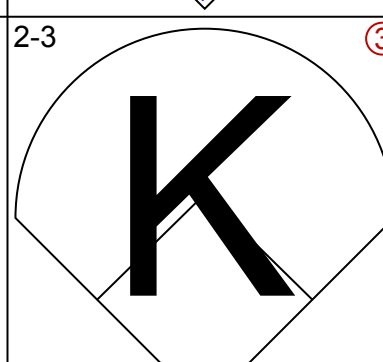
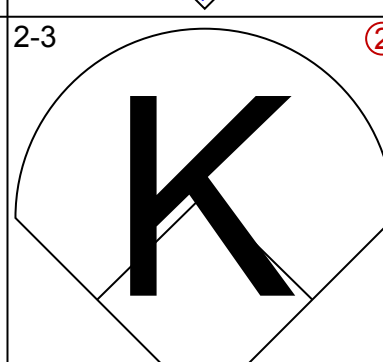
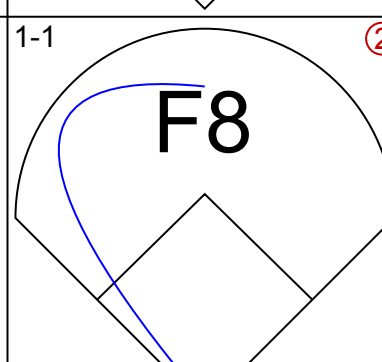
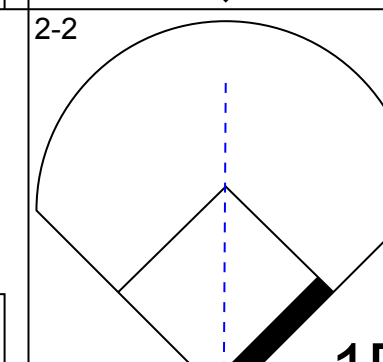
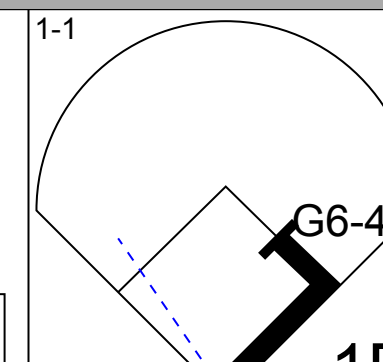
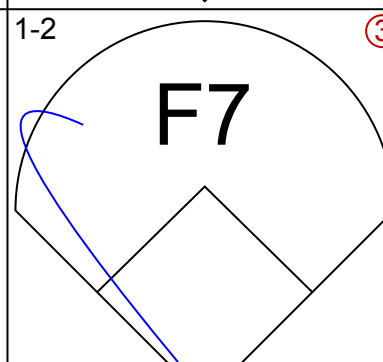
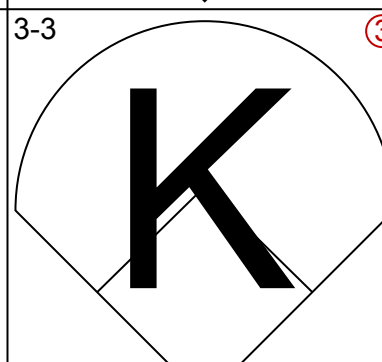
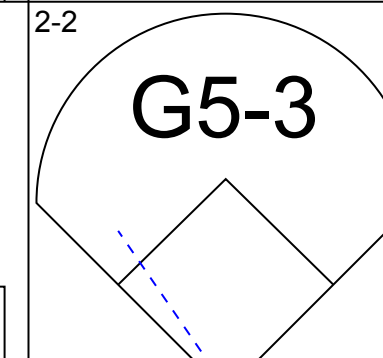
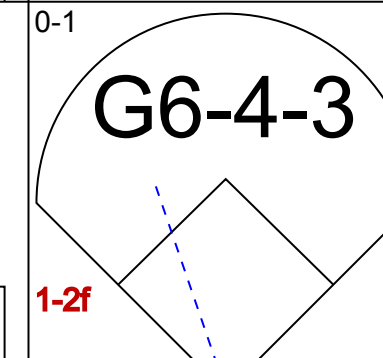
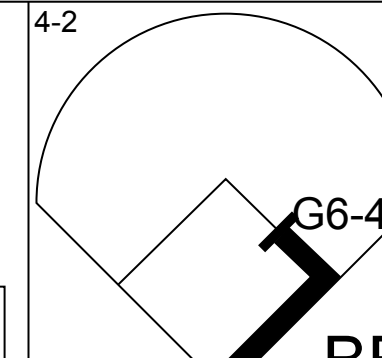
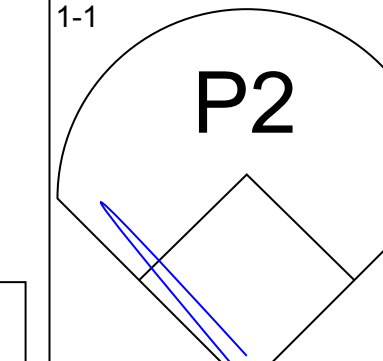
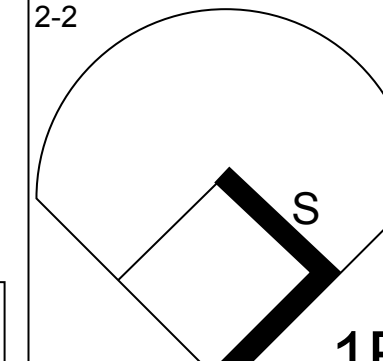
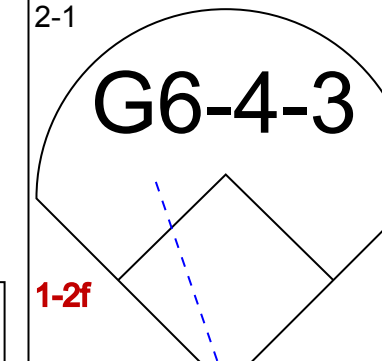
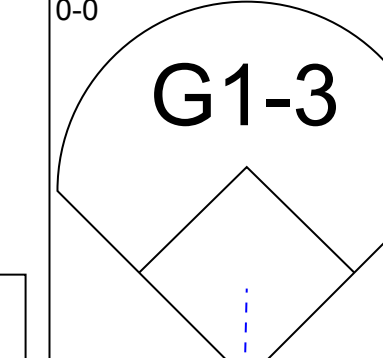
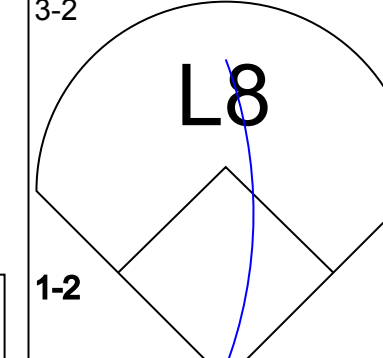
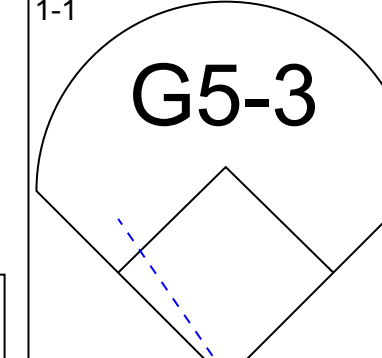
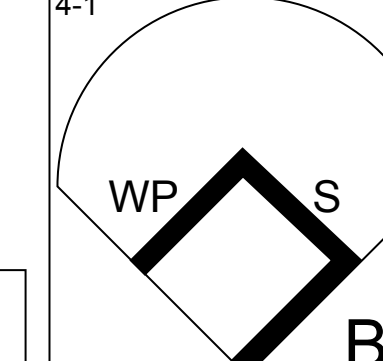
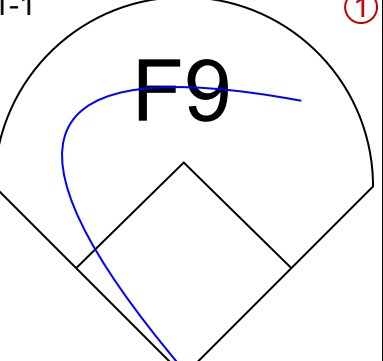
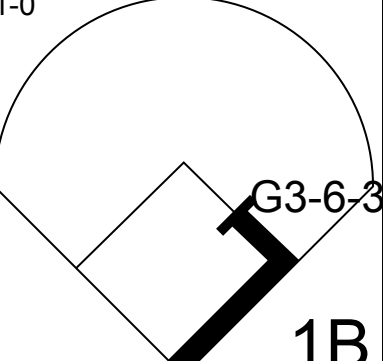
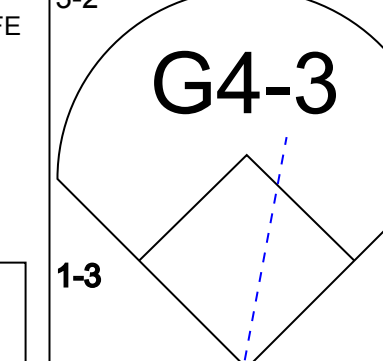
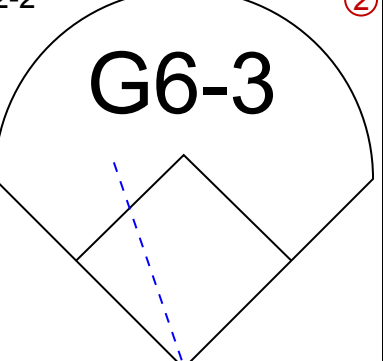
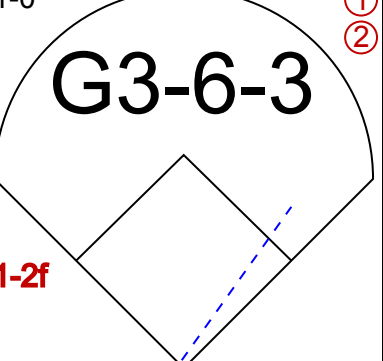
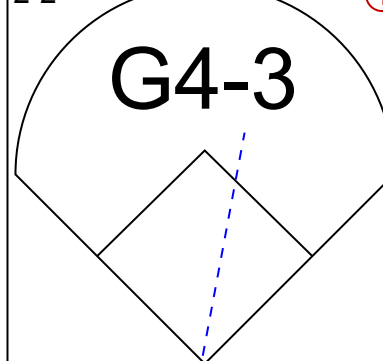
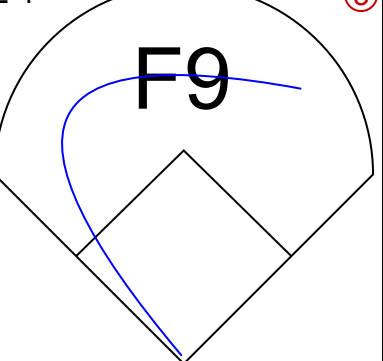
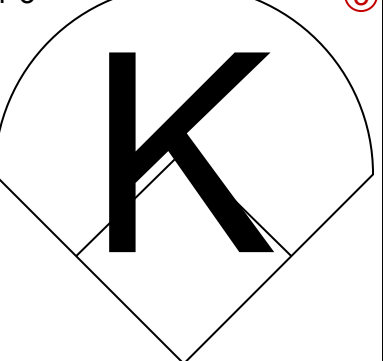




Batter	1	2	3	4	5	6	7	8	9	AB	R	H	RBI	BB	SO	LOB	TOP			
Tim Raines, S OBP: 0.354, SLG: 0.349										3	0	0	0	1	0	0	Chicago White Sox @ Boston Red Sox Fenway Park, Boston, MA Sat Jul 11 1992, 3:33 AM EDT Att: 34,288 - Sunny - 78 F			
Robin Ventura, L OBP: 0.394, SLG: 0.448										4	0	1	0	0	0	1				
Frank Thomas, R OBP: 0.441, SLG: 0.517										2	0	0	0	2	0	1				
George Bell, R OBP: 0.305, SLG: 0.429										4	0	0	0	0	1	4				
Warren Newson, L OBP: 0.397, SLG: 0.301										3	0	1	0	1	0	0				
Lance Johnson, L OBP: 0.294, SLG: 0.324										3	0	0	0	1	0	4				
Craig Grebeck, R OBP: 0.331, SLG: 0.384										4	0	2	0	0	0	0				
Joey Cora, S OBP: 0.313, SLG: 0.294										4	1	1	0	0	0	3				
Nelson Santovenia, R OBP: 0.333, SLG: 1.333										3	1	1	2	0	0	0				
<b>Inning Stats</b>	R: 0 E: 0 K: 1 S: 13	H: 0 LOB: 1 BB: 1 P: 25	R: 0 E: 0 K: 0 S: 8	H: 1 LOB: 0 BB: 12	R: 2 E: 0 K: 0 S: 18	H: 3 LOB: 3 BB: 2 P: 36	R: 0 E: 0 K: 0 S: 8	H: 1 LOB: 1 BB: 1 P: 9	R: 0 E: 0 K: 0 S: 10	H: 0 LOB: 1 BB: 1 P: 19	R: 0 E: 0 K: 0 S: 9	H: 0 LOB: 0 BB: 0 P: 14	R: 0 E: 0 K: 0 S: 5	H: 0 LOB: 0 BB: 0 P: 5	R: 0 E: 0 K: 0 S: 8	H: 0 LOB: 0 BB: 0 P: 11	1B: 5 2B: 1 3B: 0 HR: 1	SF: 0 SAC: 0 DP: 3 HBP: 0	WP: 0 PB: 0 SB: 1 CS: 0	PA: 35
<b>PITCHER</b>	IP WLS BF H R ER SO BB IBB HBP BLK WP HR S P ERA WHIP																			
John Dopson, R ERA: 3.39	(1, 1) 5.0 W 22 5 2 2 1 4 0 0 0 0 0 1 57 101 3.60 1.800																			
Danny Darwin, R ERA: 4.59	(6, 1) 2.0 7 1 0 0 0 1 0 0 0 0 0 0 14 25 0.00 1.000																			
Greg Harris, R ERA: 1.57	(8, 1) 1.0 3 0 0 0 0 0 0 0 0 0 0 0 5 5 0.00 0.000																			
Daryl Irvine, R ERA:	(9, 1) 1.0 3 0 0 0 0 0 0 0 0 0 0 0 8 11 0.00 0.000																			

Batter	1	2	3	4	5	6	7	8	9	AB	R	H	RBI	BB	SO	LOB	BOTTOM			
Billy Hatcher, R OBP: 0.328, SLG: 0.402										5	2	2	0	0	0	3	Chicago White Sox @ Boston Red Sox Fenway Park, Boston, MA Sat Jul 11 1992, 3:33 AM EDT Att: 34,288 - Sunny - 78 F			
Phil Plantier, L OBP: 0.326, SLG: 0.377										4	1	1	0	1	1	3				
Wade Boggs, L OBP: 0.370, SLG: 0.398										4	1	2	2	1	0	0				
Scott Cooper, L OBP: 0.321, SLG: 0.313										0	0	0	0	0	0	0				
Tom Brunansky, R OBP: 0.355, SLG: 0.433										4	3	2	4	1	0	4				
Bob Zupcic, R OBP: 0.381, SLG: 0.459										4	1	3	1	0	0	1				
Herm Winningham, L OBP: 0.242, SLG: 0.274										1	0	0	0	0	0	0				
Jody Reed, R OBP: 0.326, SLG: 0.345										3	1	2	1	1	0	2				
Luis Rivera, R OBP: 0.313, SLG: 0.269										1	0	0	0	0	0	0				
Mo Vaughn, L OBP: 0.350, SLG: 0.360										3	1	1	3	1	0	3				
Steve Lyons, L OBP: 0.206, SLG: 0.219										0	0	0	0	1	0	0				
Tim Lincecum, R OBP: 0.274, SLG: 0.283										5	0	0	0	0	0	4				
John Flaherty, R OBP: 0.217, SLG: 0.190										3	1	1	0	1	0	1				
<b>Inning Stats</b>	R: 1 E: 0 K: 0 S: 17	H: 4 LOB: 2 BB: 0 P: 27	R: 0 E: 0 K: 0 S: 6	H: 0 LOB: 1 BB: 1 P: 13	R: 2 E: 0 K: 0 S: 11	H: 2 LOB: 1 BB: 1 P: 21	R: 0 E: 0 K: 0 S: 8	H: 0 LOB: 1 BB: 1 P: 16	R: 3 E: 0 K: 0 S: 18	H: 2 LOB: 0 BB: 1 P: 31	R: 4 E: 1 K: 1 S: 20	H: 4 LOB: 2 BB: 0 P: 36	R: 1 E: 0 K: 0 S: 9	H: 2 LOB: 2 BB: 0 P: 14	R: 0 E: 0 K: 0 S: 8	H: 0 LOB: 1 BB: 1 P: 14	1B: 10 2B: 2 3B: 0 HR: 2	SF: 0 SAC: 0 DP: 1 HBP: 0	WP: 0 PB: 0 SB: 0 CS: 2	PA: 44
<b>PITCHER</b>	IP WLS BF H R ER SO BB IBB HBP BLK WP HR S P ERA WHIP																			
Kirk McCaskill, R ERA: 4.15	(1, 1) 5.0 L 26 8 6 6 0 4 0 0 0 0 0 1 60 108 10.80 2.400																			
Donn Patti, R ERA: 5.21	(6, 1) 2.0 14 6 5 5 1 1 1 0 0 0 0 1 29 50 22.50 3.500																			
Terry Leach, R ERA: 1.88	(8, 1) 1.0 4 0 0 0 0 0 1 0 0 0 0 0 8 14 0.00 1.000																			

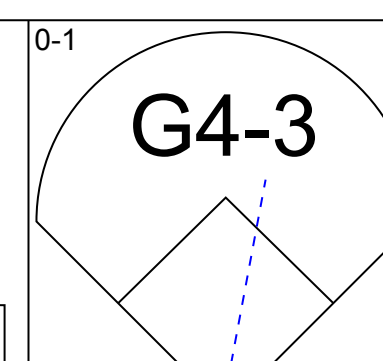
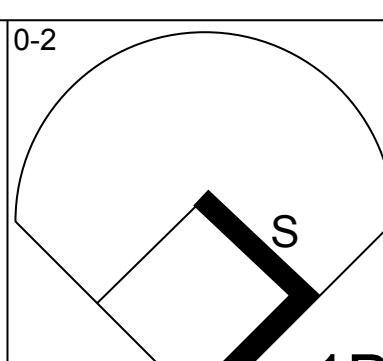
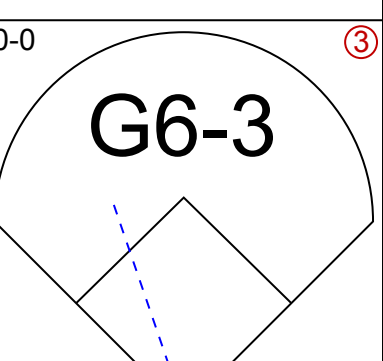
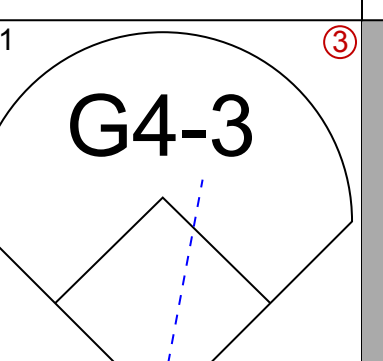
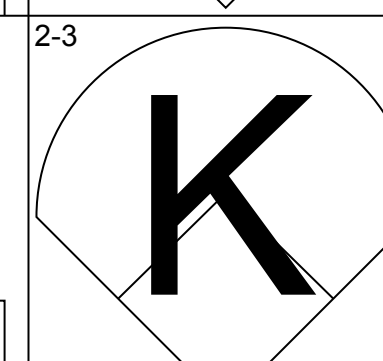
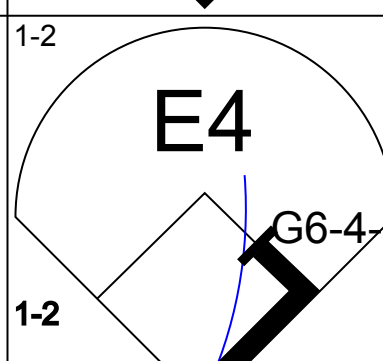
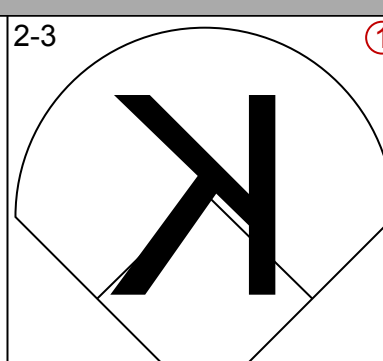
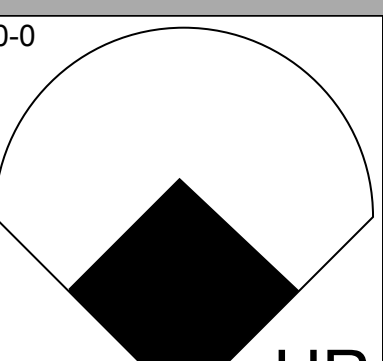
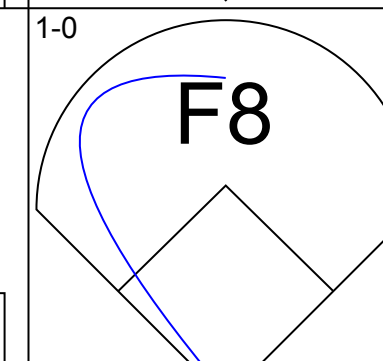
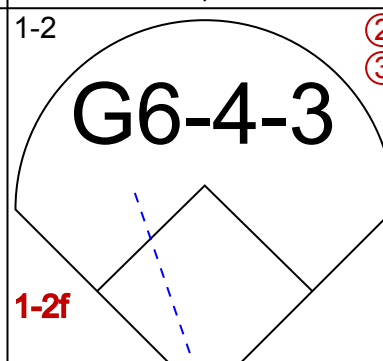
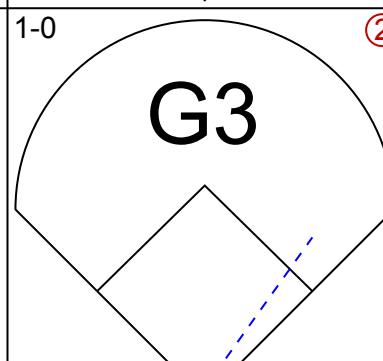
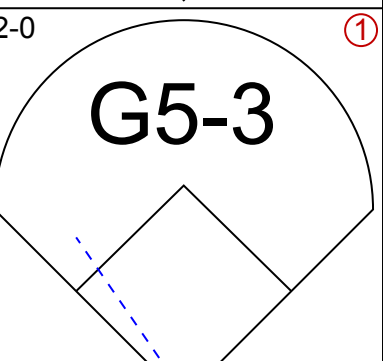
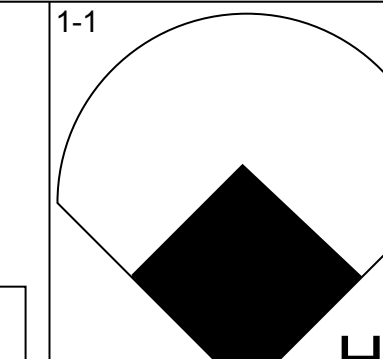
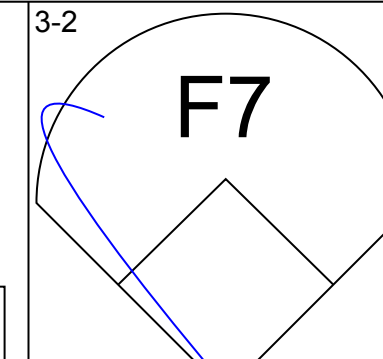
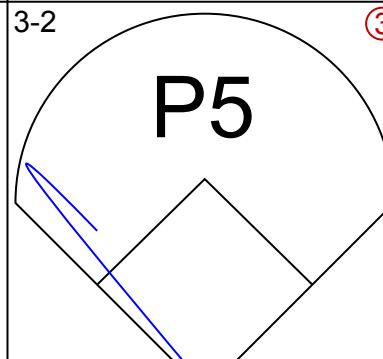
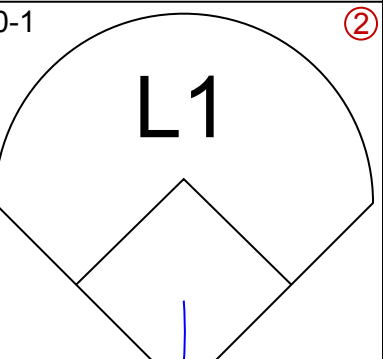
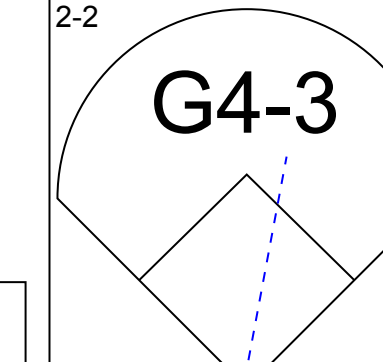
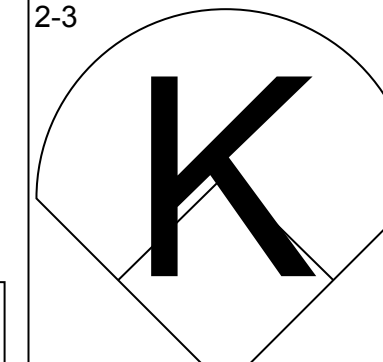
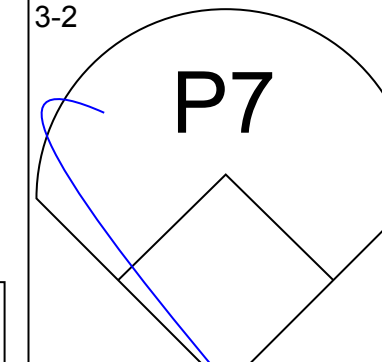
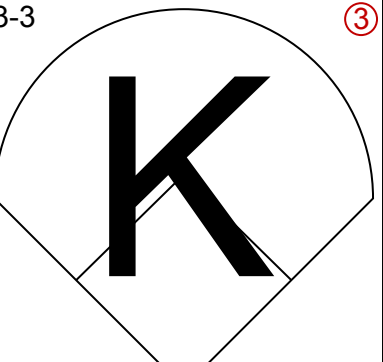
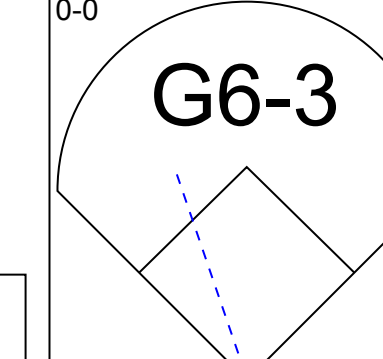
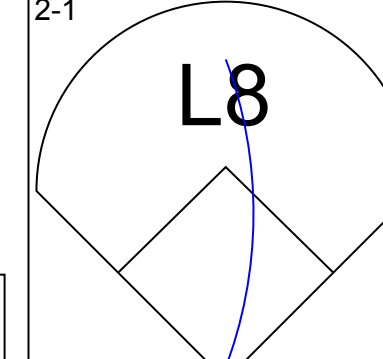
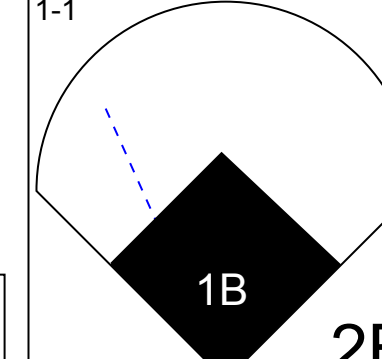
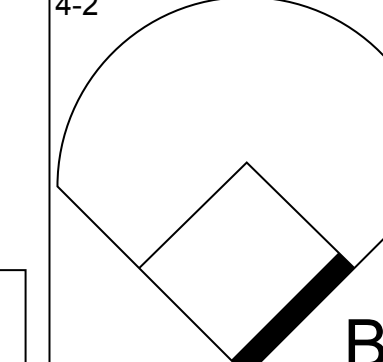
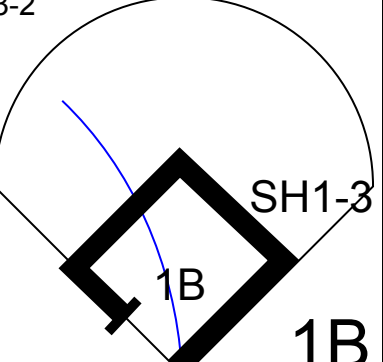
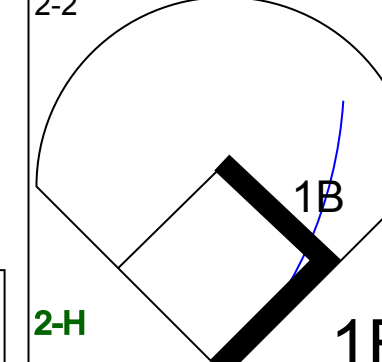
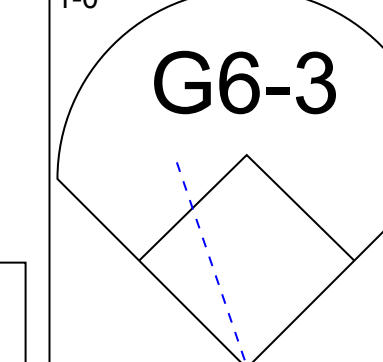
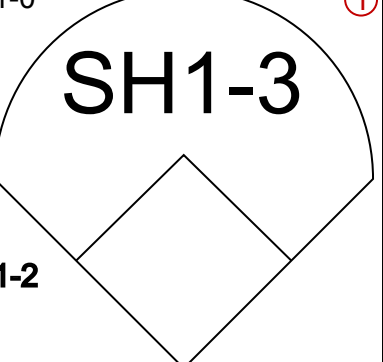
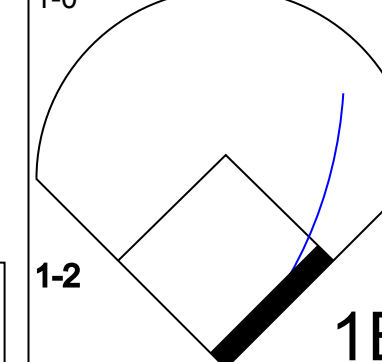
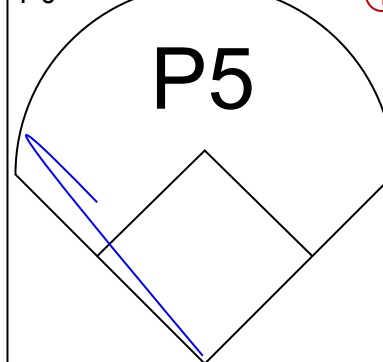
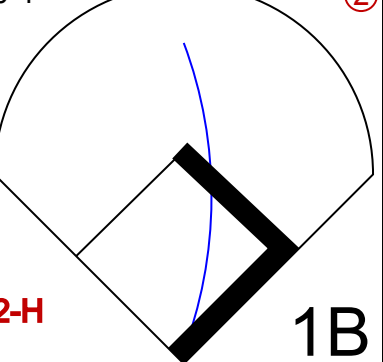
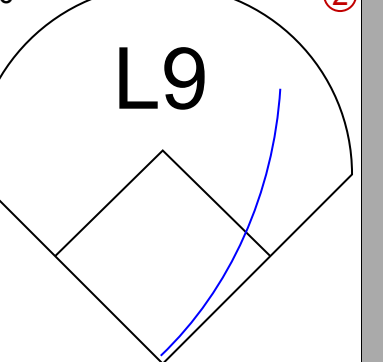


Batter	1	2	3	4	5	6	7	8	9	AB	R	H	RBI	BB	SO	LOB	TOP										
Tim Raines, S OBP: 0.350, SLG: 0.344 (1, 7)										4	0	0	0	0	2	0											
Robin Ventura, L OBP: 0.389, SLG: 0.442 (1, 5)										4	0	0	0	0	2	0											
Frank Thomas, R OBP: 0.442, SLG: 0.517 (1, 3)										4	0	2	0	0	1	0											
George Bell, R OBP: 0.305, SLG: 0.427 (1, 10)										2	0	0	0	1	0	2											
Carlton Fisk, R OBP: 0.274, SLG: 0.209 (1, 2)										3	0	1	0	0	0	1											
Craig Grebeck, R OBP: 0.327, SLG: 0.379 (1, 6)										3	0	0	0	0	0	1											
Steve Sax, R OBP: 0.295, SLG: 0.299 (1, 4)										2	0	1	0	1	0	0											
Lance Johnson, L OBP: 0.291, SLG: 0.321 (1, 8)										3	0	0	0	0	0	2											
Shawn Abner, R OBP: 0.333, SLG: 0.357 Warren Newson, L (8, PH) OBP: 0.393, SLG: 0.298 (8, 9)										2	0	0	0	0	0	0											
<b>Inning Stats</b>	R: 0 E: 0 K: 1 S: 13	H: 1 LOB: 1 BB: 0 P: 20	R: 0 E: 0 K: 0 S: 9	H: 0 LOB: 1 BB: 1 P: 17	R: 0 E: 0 K: 1 S: 13	H: 0 LOB: 0 BB: 0 P: 20	R: 0 E: 0 K: 0 S: 12	H: 2 LOB: 1 BB: 0 P: 18	R: 0 E: 0 K: 0 S: 9	H: 0 LOB: 0 BB: 0 P: 14	R: 0 E: 0 K: 1 S: 8	H: 0 LOB: 0 BB: 0 P: 11	R: 0 E: 0 K: 0 S: 7	H: 0 LOB: 0 BB: 1 P: 14	R: 0 E: 0 K: 1 S: 5	H: 1 LOB: 0 BB: 0 P: 8	R: 0 E: 0 K: 2 S: 9	H: 0 LOB: 0 BB: 0 P: 16	1B: 4 2B: 0 3B: 0 HR: 0	SF: 0 SAC: 0 DP: 3 HBP: 0	WP: 1 PB: 0 SB: 2 CS: 0	PA: 30					
<b>PITCHER</b>	IP	WLS	BF	H	R	ER	SO	BB	IBB	HBP	BLK	WP	HR	S	P	ERA	WHIP										
Frank Viola, L ERA: 3.12 Greg Harris, R ERA: 1.52	(1, 1) (8, 1)	7.0 S	24 6	3 1	0 0	0 0	3 3	2 0	0 0	0 0	0 0	1 0	0 0	71 14	114 24	0.00 0.00	0.714 0.500										

**Chicago White Sox @ Boston Red Sox**  
Fenway Park, Boston, MA  
Sun Jul 12 1992, 3:33 AM EDT  
Att: 34,105 - Cloudy - 84 F

**AB 28**  
**R 0**  
**H 4**  
**RBI 0**  
**BB 2**  
**SO 6**  
**LOB 6**



Batter	1	2	3	4	5	6	7	8	9	AB	R	H	RBI	BB	SO	LOB	BOTTOM										
Billy Hatcher, R OBP: 0.325, SLG: 0.396 (1, 8)										4	0	1	0	0	0	3											
Bob Zupcic, R OBP: 0.377, SLG: 0.474 (1, 7)										4	1	1	1	0	2	1											
Wade Boggs, L OBP: 0.366, SLG: 0.392 (1, 10)										4	0	0	0	0	0	2											
Tom Brunansky, R OBP: 0.353, SLG: 0.444 (1, 9)										4	1	1	1	0	0	0											
Mo Vaughn, L OBP: 0.342, SLG: 0.349 (1, 3)										4	0	0	0	0	2	0											
Jody Reed, R OBP: 0.326, SLG: 0.348 (1, 4)										3	1	1	0	0	0	0											
Tim Lincecum, R OBP: 0.291, SLG: 0.296 (1, 5)										2	0	2	1	1	0	0											
Tony Peña, R OBP: 0.271, SLG: 0.298 (1, 2)										2	0	1	0	0	0	1											
Luis Rivera, R OBP: 0.313, SLG: 0.270 (1, 6)										3	0	1	0	0	0	2											
<b>Inning Stats</b>	R: 0 E: 0 K: 1 S: 8	H: 0 LOB: 0 BB: 0 P: 11	R: 1 E: 0 K: 0 S: 10	H: 1 LOB: 1 BB: 1 P: 18	R: 0 E: 1 K: 0 S: 11	H: 1 LOB: 1 BB: 0 P: 13	R: 0 E: 0 K: 1 S: 8	H: 0 LOB: 0 BB: 0 P: 15	R: 0 E: 0 K: 0 S: 8	H: 2 LOB: 1 BB: 0 P: 12	R: 0 E: 0 K: 1 S: 7	H: 0 LOB: 0 BB: 0 P: 13	R: 1 E: 0 K: 0 S: 14	H: 3 LOB: 2 BB: 0 P: 20	R: 1 E: 0 K: 1 S: 8	H: 1 LOB: 0 BB: 0 P: 13	1B: 5 2B: 1 3B: 0 HR: 2	SF: 0 SAC: 1 DP: 1 HBP: 0	WP: 0 PB: 0 SB: 1 CS: 0	PA: 32							
<b>PITCHER</b>	IP	WLS	BF	H	R	ER	SO	BB	IBB	HBP	BLK	WP	HR	S	P	ERA	WHIP										
Wilson Alvarez, L ERA: 4.24 Roberto Hernandez, R ERA: 2.45	(1, 1) (7, 1)	6.1 L	26 6	7 1	2 1	2 1	3 1	1 0	0 0	0 0	0 0	0 0	1 1	63 11	99 16	2.84 5.40	1.263 0.600										

**Chicago White Sox @ Boston Red Sox**  
Fenway Park, Boston, MA  
Sun Jul 12 1992, 3:33 AM EDT  
Att: 34,105 - Cloudy - 84 F

**AB 30**  
**R 3**  
**H 8**  
**RBI 3**  
**BB 1**  
**SO 4**  
**LOB 9**

















Batter	1	2	3	4	5	6	7	8	9	AB	R	H	RBI	BB	SO	LOB	TOP					
Pat Listach, S OBP: 0.359, SLG: 0.356 (1, 6)	F8		SH1-3		S 1B		G4-3			3	1	1	1	0	0	0	<b>Milwaukee Brewers @ Chicago White Sox</b> Comiskey Park, Chicago, IL Sun Jul 19 1992, 4:33 AM EDT Att: 41,731 - Cloudy - 81 F					
Kevin Seitzer, R OBP: 0.332, SLG: 0.387 (1, 5)	P4		G6-3		1B		G6-3			3	0	0	0	1	0	0						
Paul Molitor, R OBP: 0.390, SLG: 0.477 (1, 3)	G5-3				SF9 1B					4	1	2	1	0	0	0						
Dante Bichette, R OBP: 0.337, SLG: 0.452 (1, 9)	G6-3				F8 1B					4	0	0	0	0	0	3						
Robin Yount, R OBP: 0.326, SLG: 0.391 Darryl Hamilton, L OBP: 0.356, SLG: 0.392 (9, 8)	K				HR 1B		F7			4	1	1	0	0	1	2						
John Jaha, R OBP: 0.222, SLG: 0.240 (1, 10)	G5-3				SF9 1B					3	0	0	1	0	0	0						
Greg Vaughn, R OBP: 0.296, SLG: 0.391 (1, 7)					2B 3B		G5-3			4	2	2	2	0	0	0						
Tim McIntosh, R OBP: 0.238, SLG: 0.237 B.J. Surhoff, L OBP: 0.265, SLG: 0.321 (9, 2)					F8 1B		G5-3			4	1	1	1	0	1	0						
Scott Fletcher, R OBP: 0.346, SLG: 0.371 (1, 4)					SH1-3 2B					2	0	0	0	0	0	0						
<b>Inning Stats</b>	R: 0 E: 0 K: 0 S: 5	H: 0 LOB: 0 BB: 0 P: 6	R: 0 E: 0 K: 1 S: 10	H: 0 LOB: 0 BB: 0 P: 12	R: 2 E: 0 K: 0 S: 13	H: 2 LOB: 0 BB: 0 P: 22	R: 3 E: 0 K: 0 S: 13	H: 3 LOB: 0 BB: 0 P: 17	R: 1 E: 0 K: 0 S: 10	H: 2 LOB: 2 BB: 1 P: 18	R: 0 E: 0 K: 0 S: 9	H: 0 LOB: 0 BB: 0 P: 13	R: 0 E: 0 K: 0 S: 5	H: 0 LOB: 0 BB: 0 P: 8	R: 0 E: 0 K: 0 S: 4	H: 0 LOB: 0 BB: 0 P: 6		R: 0 E: 0 K: 1 S: 9	H: 0 LOB: 0 BB: 0 P: 14	1B: 4 2B: 1 3B: 1 HR: 1	SF: 1 SAC: 2 DP: 0 HBP: 0	WP: 0 PB: 0 CS: 2
<b>PITCHER</b>	IP WLS BF H R ER SO BB IBB HBP BLK WP HR S P ERA WHIP	IP WLS BF H R ER SO BB IBB HBP BLK WP HR S P ERA WHIP																				
Greg Hibbard, L ERA: 4.44 (1, 1)	4.0	L	17	5	5	5	1	0	0	0	0	0	0	0	0	0	11.25	1.250				
Donn Pait, R ERA: 4.53 (5, 1)	4.0		15	2	1	1	0	1	0	0	0	0	0	0	0	0	2.25	0.750				
Bobby Thigpen, R ERA: 3.23 (9, 1)	1.0		3	0	0	0	1	0	0	0	0	0	0	0	0	0	0.00	0.000				

Batter	1	2	3	4	5	6	7	8	9	AB	R	H	RBI	BB	SO	LOB	BOTTOM					
Tim Raines, S OBP: 0.355, SLG: 0.348 (1, 7)	G4-3		G4-3		L4		G2-3 1B			4	0	1	0	1	0	0	<b>Milwaukee Brewers @ Chicago White Sox</b> Comiskey Park, Chicago, IL Sun Jul 19 1992, 4:33 AM EDT Att: 41,731 - Cloudy - 81 F					
Steve Sax, R OBP: 0.300, SLG: 0.316 (1, 4)	WP 3B		S BB		1B		G2-3			3	1	2	1	1	0	2						
Frank Thomas, R OBP: 0.432, SLG: 0.497 (1, 3)	K		1 SAFE BB		L7		P3			4	0	0	0	1	1	7						
George Bell, R OBP: 0.298, SLG: 0.412 (1, 10)	G4-3		G1-3		K		F9			5	0	0	0	0	1	5						
Robin Ventura, L OBP: 0.385, SLG: 0.433 (1, 5)			F9		G6-4-3 1B		F9			4	1	2	0	1	0	0						
Shawn Abner, R OBP: 0.370, SLG: 0.413 (1, 9)			CS 1B		G6-4-3		G6-4-3			4	1	3	0	1	0	1						
Lance Johnson, L OBP: 0.297, SLG: 0.325 (1, 8)	E1		1-2 1B		1B S 1B		F9			5	0	2	0	0	0	4						
Ron Karkovics, R OBP: 0.296, SLG: 0.323 Warren Newson, L OBP: 0.365, SLG: 0.272 (9, PH)	F8				1B		F8			4	0	1	0	0	1	5						
Craig Grebeck, R OBP: 0.321, SLG: 0.371 (1, 6)			G6-3		P7		G2-3 1B			3	0	0	1	1	0	5						
<b>Inning Stats</b>	R: 1 E: 0 K: 1 S: 13	H: 1 LOB: 0 BB: 0 P: 22	R: 0 E: 1 K: 0 S: 10	H: 1 LOB: 1 BB: 0 P: 15	R: 0 E: 0 K: 0 S: 9	H: 0 LOB: 2 BB: 2 P: 25	R: 0 E: 0 K: 0 S: 7	H: 3 LOB: 0 BB: 0 P: 11	R: 0 E: 0 K: 1 S: 10	H: 1 LOB: 1 BB: 0 P: 15	R: 0 E: 0 K: 0 S: 10	H: 1 LOB: 2 BB: 1 P: 18	R: 0 E: 0 K: 0 S: 7	H: 1 LOB: 1 BB: 1 P: 15	R: 2 E: 0 K: 1 S: 14	H: 2 LOB: 3 BB: 2 P: 28		R: 0 E: 0 K: 0 S: 11	H: 1 LOB: 3 BB: 2 P: 21	1B: 9 2B: 1 3B: 1 HR: 0	SF: 1 SAC: 0 DP: 1 HBP: 1	WP: 1 PB: 0 CS: 1
<b>PITCHER</b>	IP WLS BF H R ER SO BB IBB HBP BLK WP HR S P ERA WHIP	IP WLS BF H R ER SO BB IBB HBP BLK WP HR S P ERA WHIP																				
21 Cal Eldred, R ERA: 1.5 (1, 1)	6.0	W	26	7	1	1	2	2	0	0	0	0	0	0	0	0	1.50	1.500				
Jim Austin, R ERA: 2.66 (7, 1)	1.0		8	3	2	2	0	2	0	0	0	0	0	0	0	0	18.00	5.000				
Mike Fetters, R ERA: 0.76 (8, 1)	1.1		8	1	0	0	1	2	0	1	0	0	0	0	0	0	0.00	2.250				
Jesse Orosco, L ERA: 3.22 (9, 1)	0.1		1	0	0	0	0	0	0	0	0	0	0	0	0	0	0.00	0.000				
Doug Henry, R ERA: 2.65 (9, 1)	0.1	S	2	0	0	0	0	1	0	0	0	0	0	0	0	0	0.00	3.000				













Batter	1	2	3	4	5	6	7	8	9	AB	R	H	RBI	BB	SO	LOB	TOP								
<b>Brady Anderson, L</b> (1, 7) OBP: 0.378, SLG: 0.489	2-3 SAFE K	2-0 P6		2-3 K			2-1 G4-3		1-2 G6-4-3 1B	5	0	1	0	0	2	2	<b>Baltimore Orioles @ Chicago White Sox</b> Comiskey Park, Chicago, IL Wed Jul 22 1992, 4:33 AM EDT Att: 36,349 - Cloudy - 68 F								
<b>Mike Devereaux, R</b> (1, 8) OBP: 0.325, SLG: 0.459	2-2 BB 1B	1-0 G1-3		0-0 G6-4-3 1-2f			2-2 F8		1-3 K	5	1	1	0	0	1	3									
<b>Cal Ripken Jr., R</b> (1, 6) OBP: 0.343, SLG: 0.378	4-0 1B 1-2 BB			4-2 G1-4-3 BB			0-1 2B 1B		0-1 G6-4-3 1-2f	3	1	1	0	2	0	1									
<b>Glenn Davis, R</b> (1, 10) OBP: 0.347, SLG: 0.446 <b>Mark McLemore, S</b> (8, PR) OBP: 0.322, SLG: 0.280	3-2 1B 1-3 2H			2-0 G1-4-3 1-2f			2-1 2B		4-2 SF9 BB	3	0	2	1	1	0	1									
<b>Randy Milligan, R</b> (1, 3) OBP: 0.391, SLG: 0.387 <b>David Segui, S</b> (8, 3) OBP: 0.307, SLG: 0.315	3-2 1B 1-2 3H			4-2 2B 1B BB			3-2 G6-3		0-1 G3	3	1	1	1	1	0	1									
<b>Joe Orsulak, L</b> (1, 9) OBP: 0.347, SLG: 0.400	1-1 F7			1-0 1B 2B			1-1 1B		4-0 2B IBB	3	1	2	0	1	0	2									
<b>Leo Gomez, R</b> (1, 5) OBP: 0.373, SLG: 0.427	2-0 P2			3-2 1B 2H 3H			0-3 K		0-0 SF9	3	0	1	3	0	1	3									
<b>Billy Ripken, R</b> (1, 4) OBP: 0.272, SLG: 0.341		1-2 G4-3		0-1 F7			3-2 G6-4-3 1B		1-1 2B	4	0	2	0	0	0	1									
<b>Jeff Tackett, R</b> (1, 2) OBP: 0.331, SLG: 0.448		1-0 HBP		3-2 G6-4-3 1B			0-0 G6-4-3 1-2f		1-0 G5-3	3	0	1	0	0	0	5									
<b>Inning Stats</b>	R: 2 E: 0 K: 1 S: 18	H: 3 LOB: 2 BB: 1 P: 35	R: 0 E: 0 K: 0 S: 5	H: 0 LOB: 1 BB: 0 P: 10	R: 2 E: 0 K: 0 S: 12	H: 2 LOB: 0 BB: 2 P: 26	R: 0 E: 0 K: 1 S: 8	H: 1 LOB: 0 BB: 0 P: 13	R: 0 E: 0 K: 0 S: 7	H: 2 LOB: 1 BB: 0 P: 12	R: 0 E: 0 K: 1 S: 10	H: 2 LOB: 1 BB: 0 P: 13	R: 0 E: 0 K: 0 S: 9	H: 0 LOB: 0 BB: 0 P: 14	R: 1 E: 0 K: 0 S: 8	H: 1 LOB: 2 BB: 2 P: 18		R: 0 E: 0 K: 1 S: 10	H: 1 LOB: 0 BB: 0 P: 12	1B: 9 2B: 3 3B: 0 HR: 0	SF: 1 SAC: 0 DP: 4 HBP: 1	WP: 0 PB: 0 SB: 1 CS: 0	PA: 39		
<b>PITCHER</b>	IP	WLS	BF	H	R	ER	SO	BB	IBB	HBP	BLK	WP	HR	S	P	ERA	WHIP								
<b>Alex Fernandez, R</b> (1, 1) ERA: 4.21	5.0		23	8	4	4	2	3	0	1	0	0	0	50	96	7.20	2.200								
<b>Donn Pall, R</b> (6, 1) ERA: 4.5	3.0	W	13	3	1	1	1	1	1	0	0	0	0	27	45	3.00	1.333								
<b>Scott Radinsky, L</b> (9, 1) ERA: 2.8	1.0	S	3	1	0	0	1	0	0	0	0	0	0	10	12	0.00	1.000								

Batter	1	2	3	4	5	6	7	8	9	AB	R	H	RBI	BB	SO	LOB	BOTTOM								
<b>Warren Newson, L</b> (1, 7) OBP: 0.385, SLG: 0.264 <b>Nelson Santovenia, R</b> (9, 2) OBP: 0.333, SLG: 1.333	4-2 SH5-3 BB	2-2 G1-3		0-1 E8				2-1 FC5-4 1-2f		3	0	0	0	2	0	2	<b>Baltimore Orioles @ Chicago White Sox</b> Comiskey Park, Chicago, IL Wed Jul 22 1992, 4:33 AM EDT Att: 36,349 - Cloudy - 68 F								
<b>Steve Sax, R</b> (1, 4) OBP: 0.295, SLG: 0.317	1-0 SH5-3 1-2			1-2 HR 1B			1-1 G3-1		1 SAFE 1 SAFE G5-3 1-2	4	1	1	0	0	0	4									
<b>Frank Thomas, R</b> (1, 3) OBP: 0.432, SLG: 0.503	1-0 P3			1-0 HR K			0-1 G4-6-3 1B		4-2 FC6-4 BB	4	1	2	2	1	1	2									
<b>George Bell, R</b> (1, 10) OBP: 0.293, SLG: 0.401	1-3 K			1-1 F7			1-1 F8		0-0 FC6-4 1-2f	5	0	0	0	0	1	4									
<b>Robin Ventura, L</b> (1, 5) OBP: 0.380, SLG: 0.421		0-2 F8		0-0 P6			4-0 CS BB		1-1 G4-6-3 1-2f	3	0	0	0	1	0	1									
<b>Shawn Abner, R</b> (1, 9) OBP: 0.372, SLG: 0.402		1-2 1B 2B 1B		0-0 E5 1B			3-2 G6-3 1-2f		3-2 1B E HBP	3	2	1	0	0	0	1									
<b>Lance Johnson, L</b> (1, 8) OBP: 0.309, SLG: 0.340		2-1 2B 1B		1-1 FC6-4 1B			1-1 G4-3		2-1 E 1B	4	2	3	0	0	0	0									
<b>Ron Karkovics, R</b> (1, 2) OBP: 0.290, SLG: 0.315 <b>Tim Raines, S</b> (8, PH) OBP: 0.357, SLG: 0.349		1-3 K		0-1 FC6-4			0-0 G1-3		2-2 E9 1B 2B	3	0	0	0	0	1	4									
<b>Craig Grebeck, R</b> (1, 6) OBP: 0.332, SLG: 0.379		1-0 2B		0-0 F8			4-1 BB BB		0-0 FC5-4 1B	3	0	2	3	1	0	0									
<b>Inning Stats</b>	R: 0 E: 0 K: 1 S: 8	H: 0 LOB: 1 BB: 1 P: 15	R: 2 E: 0 K: 1 S: 21	H: 3 LOB: 1 BB: 0 P: 28	R: 2 E: 1 K: 0 S: 12	H: 3 LOB: 2 BB: 0 P: 16	R: 0 E: 1 K: 1 S: 12	H: 0 LOB: 1 BB: 0 P: 15	R: 0 E: 0 K: 0 S: 8	H: 0 LOB: 2 BB: 1 P: 16	R: 0 E: 0 K: 0 S: 7	H: 0 LOB: 0 BB: 0 P: 10	R: 3 E: 1 K: 0 S: 21	H: 3 LOB: 2 BB: 1 P: 33	R: 0 E: 0 K: 0 S: 8	H: 1 LOB: 0 BB: 0 P: 10		R: 3 E: 1 K: 0 S: 21	H: 3 LOB: 2 BB: 1 P: 33	1B: 7 2B: 2 3B: 0 HR: 1	SF: 0 SAC: 1 DP: 1 HBP: 1	WP: 0 PB: 0 SB: 3 CS: 1	PA: 40		
<b>PITCHER</b>	IP	WLS	BF	H	R	ER	SO	BB	IBB	HBP	BLK	WP	HR	S	P	ERA	WHIP								
<b>35 Mike Mussina, R</b> (1, 1) ERA: 2.45	3.0		17	6	4	4	2	1	0	0	0	0	0	41	59	12.00	2.333								
<b>Alan Mills, R</b> (4, 1) ERA: 1.52	4.0		16	1	1	1	1	3	0	1	0	0	0	38	65	2.25	1.000								
<b>Gregg Olson, R</b> (8, 1) ERA: 2.41	1.0	L	7	3	2	2	0	1	0	0	0	0	0	18	27	18.00	4.000								









Batter	1	2	3	4	5	6	7	8	9	AB	R	H	RBI	BB	SO	LOB	TOP			
Tim Raines, S OBP: 0.397, SLG: 0.347	G1-3		G4-6-3		FC4		K			4	0	0	0	0	1	5	<b>Chicago White Sox @ Milwaukee Brewers</b> Milwaukee County Stadium, Milwaukee, WI Fri Jul 24, 1992, 8:05 PM EDT Att: 27,898 - Cloudy - 69 F			
Steve Sax, R OBP: 0.294, SLG: 0.311	F9			G5-3		P5	G6-3			4	0	0	0	0	0	2				
Frank Thomas, R OBP: 0.437, SLG: 0.511	1B			2B		1B		G1-3		4	0	3	0	0	0	0				
George Bell, R OBP: 0.289, SLG: 0.397	K			P9		F8		K		4	0	0	0	0	2	3				
Robin Ventura, L OBP: 0.375, SLG: 0.416		F9		P5		FC6-4		F8		4	0	0	0	0	0	2				
Warren Newson, L OBP: 0.382, SLG: 0.257		K			K				G4-3	4	0	1	0	0	2	0				
Lance Johnson, L OBP: 0.313, SLG: 0.341		F8			1B	FC4-6		G5-3		4	1	1	0	0	0	1				
Carlton Fisk, R OBP: 0.283, SLG: 0.259				1B						2	0	2	0	1	0	0				
Ron Karkovics, R OBP: 0.293, SLG: 0.323				BB						1	1	1	0	0	0	0				
Craig Grebeck, R OBP: 0.333, SLG: 0.381			P6		K			L6		4	0	1	2	0	1	4				
<b>Inning Stats</b>	R: 0 E: 0 K: 1 S: 12	H: 1 LOB: 1 BB: 0 P: 20	R: 0 E: 0 K: 1 S: 7	H: 0 LOB: 0 BB: 0 P: 12	R: 0 E: 0 K: 0 S: 5	H: 1 LOB: 0 BB: 0 P: 10	R: 0 E: 0 K: 0 S: 8	H: 1 LOB: 1 BB: 0 P: 10	R: 0 E: 0 K: 2 S: 9	H: 1 LOB: 2 BB: 1 P: 13	R: 2 E: 0 K: 1 S: 15	H: 3 LOB: 2 BB: 0 P: 22	R: 0 E: 0 K: 1 S: 7	H: 0 LOB: 0 BB: 0 P: 9	R: 0 E: 0 K: 0 S: 15	H: 1 LOB: 1 BB: 0 P: 24	1B: 6 2B: 3 3B: 0 HR: 0	SF: 0 SAC: 0 DP: 1 HBP: 0	WP: 0 PB: 0 SB: 1 CS: 0	PA: 36
<b>PITCHER</b>	IP WLS BF H R ER SO BB IBB HBP BLK WP HR S P ERA WHIP																			
21 Cal Eldred, R ERA: 2.19	(1, 1)	6.1	26	7	2	2	4	1	0	0	0	0	0	0	0	62	102	2.84	1.263	
Mike Fetters, R ERA: 0.72	(7, 1)	1.2	W	6	1	0	0	2	0	0	0	0	0	0	0	14	17	0.00	0.600	
Doug Henry, R ERA: 2.95	(9, 1)	1.0	S	4	1	0	0	0	0	0	0	0	0	0	0	15	24	0.00	1.000	

Batter	1	2	3	4	5	6	7	8	9	AB	R	H	RBI	BB	SO	LOB	BOTTOM			
Pat Listach, S OBP: 0.351, SLG: 0.354	K		SH5-4		K			G4-3		4	0	0	0	0	2	5	<b>Chicago White Sox @ Milwaukee Brewers</b> Milwaukee County Stadium, Milwaukee, WI Fri Jul 24, 1992, 8:05 PM EDT Att: 27,898 - Cloudy - 69 F			
Kevin Seitzer, R OBP: 0.334, SLG: 0.380	1B		BB		G5-3		K	G6-3		4	0	1	0	1	1	1				
Paul Molitor, R OBP: 0.389, SLG: 0.467	F8		BB		1B		FC5-4			3	0	2	1	1	0	1				
Greg Vaughn, R OBP: 0.294, SLG: 0.398	K		K		K		FC5-4			4	0	0	0	0	3	5				
Robin Yount, R OBP: 0.324, SLG: 0.382		F7	G6-3			SH1-3				2	1	0	0	2	0	3				
Darryl Hamilton, L OBP: 0.351, SLG: 0.395		K			G3-1		SH1-3	G4-3		3	0	0	0	0	1	2				
John Jaha, R OBP: 0.256, SLG: 0.250		K2-3			1B			G6-3		3	0	1	0	0	1	0				
Tim McIntosh, R OBP: 0.242, SLG: 0.230			SH5-4		P5		K			2	1	0	0	1	1	3				
B.J. Surhoff, L OBP: 0.292, SLG: 0.332			BB					2B		1	1	1	0	0	0	0				
Scott Fletcher, R OBP: 0.349, SLG: 0.380			BB		1B			G4-3		3	0	3	2	1	0	0				
<b>Inning Stats</b>	R: 0 E: 0 K: 2 S: 11	H: 1 LOB: 1 BB: 0 P: 19	R: 0 E: 0 K: 2 S: 8	H: 0 LOB: 0 BB: 0 P: 9	R: 1 E: 0 K: 1 S: 13	H: 0 LOB: 3 BB: 4 P: 30	R: 0 E: 0 K: 1 S: 14	H: 2 LOB: 2 BB: 0 P: 18	R: 0 E: 0 K: 1 S: 13	H: 1 LOB: 0 BB: 0 P: 19	R: 1 E: 0 K: 1 S: 6	H: 1 LOB: 2 BB: 1 P: 13	R: 0 E: 0 K: 1 S: 10	H: 1 LOB: 2 BB: 1 P: 20	R: 1 E: 0 K: 0 S: 10	H: 2 LOB: 1 BB: 0 P: 15	1B: 6 2B: 2 3B: 0 HR: 0	SF: 0 SAC: 2 DP: 0 HBP: 1	WP: 1 PB: 0 SB: 0 CS: 0	PA: 38
<b>PITCHER</b>	IP WLS BF H R ER SO BB IBB HBP BLK WP HR S P ERA WHIP																			
Greg Hibbard, L ERA: 4.37	(1, 1)	6.0	L	28	5	2	2	8	5	0	0	0	0	0	0	65	108	3.00	1.667	
Terry Leach, R ERA: 1.84	(7, 1)	2.0	L	10	3	1	1	1	1	0	0	0	0	0	0	20	35	4.50	2.000	



Batter	1	2	3	4	5	6	7	8	9	AB	R	H	RBI	BB	SO	LOB	TOP					
Tim Raines, S OBP: 0.353, SLG: 0.343	G4-3		F8		F7			F9		4	0	0	0	0	0	3	Chicago White Sox @ Milwaukee Brewers Milwaukee County Stadium, Milwaukee, WI Sat Jul 25 1992, 8:05 PM EDT Att. 48,523 - Overcast - 69 F					
Steve Sax, R OBP: 0.291, SLG: 0.307	G6-3			K			G6-3	G6-3		4	0	0	0	0	1	1						
Frank Thomas, R OBP: 0.436, SLG: 0.507	G5-3			HBP 1B			P4		P4	4	0	1	0	0	0	0						
George Bell, R OBP: 0.290, SLG: 0.396		L7			L7				L7	1	0	0	0	0	0	0						
Carlton Fisk, R OBP: 0.297, SLG: 0.276				G4-6-3 HBP						2	0	1	0	0	0	0						
Joey Cora, S OBP: 0.313, SLG: 0.294										0	0	0	0	0	0	0						
Robin Ventura, L OBP: 0.374, SLG: 0.414	G4-3			G4-6-3			K			4	0	1	0	0	1	2						
Shawn Abner, R OBP: 0.367, SLG: 0.396										4	0	1	0	0	2	1						
Lance Johnson, L OBP: 0.313, SLG: 0.341	G4-3						K			3	0	1	0	0	0	1						
Ron Karkovice, R OBP: 0.289, SLG: 0.318					P6			G5-3		3	0	0	0	0	1	1						
Craig Grebeck, R OBP: 0.337, SLG: 0.384					F7					3	0	2	0	0	0	0						
<b>Inning Stats</b>	R: 0 E: 0 K: 0 S: 9	H: 0 LOB: 0 BB: 0 P: 13	R: 0 E: 0 K: 0 S: 8	H: 1 LOB: 1 BB: 0 P: 12	R: 0 E: 0 K: 0 S: 6	H: 0 LOB: 0 BB: 0 P: 12	R: 0 E: 0 K: 1 S: 7	H: 1 LOB: 1 BB: 0 P: 12	R: 0 E: 0 K: 1 S: 14	H: 2 LOB: 2 BB: 0 P: 21	R: 0 E: 0 K: 0 S: 6	H: 0 LOB: 0 BB: 0 P: 12	R: 0 E: 0 K: 2 S: 12	H: 0 LOB: 0 BB: 0 P: 14	R: 0 E: 0 K: 0 S: 6	H: 1 LOB: 1 BB: 0 P: 8	R: 0 E: 0 K: 1 S: 10	H: 2 LOB: 1 BB: 0 P: 16	1B: 6 2B: 2 3B: 0 HR: 0	SF: 0 SAC: 0 DP: 1 HBP: 1	WP: 0 PB: 0 SB: 0 CS: 0	PA: 33
<b>PITCHER</b> Chris Bosio, R ERA: 3.9	IP: 9.0 WLS: W BF: 33 H: 7 R: 0 ER: 0 SO: 5 BB: 0 IBB: 0 HBP: 1 BLK: 0 WP: 0 HR: 0 S: 78 P: 120 ERA: 0.00 WHIP: 0.778															<b>PITCHER</b>						

Batter	1	2	3	4	5	6	7	8	9	AB	R	H	RBI	BB	SO	LOB	BOTTOM					
Pat Listach, S OBP: 0.352, SLG: 0.351	G2-3 BB							G3		2	0	0	0	2	0	1	Chicago White Sox @ Milwaukee Brewers Milwaukee County Stadium, Milwaukee, WI Sat Jul 25 1992, 8:05 PM EDT Att. 48,523 - Overcast - 69 F					
Kevin Seitzer, R OBP: 0.333, SLG: 0.381	G6-3									4	0	1	0	0	1	2						
Alex Diaz, S										0	0	0	0	0	0	0						
Jim Gantner, L OBP: 0.270, SLG: 0.283										0	0	0	0	0	0	0						
Paul Molitor, R OBP: 0.392, SLG: 0.469	G2-3									3	0	2	0	1	0	1						
Greg Vaughn, R OBP: 0.290, SLG: 0.393										4	0	0	0	0	2	5						
Robin Yount, R OBP: 0.320, SLG: 0.378										4	0	0	0	0	0	2						
Darryl Hamilton, L OBP: 0.348, SLG: 0.392										4	1	1	0	0	0	1						
John Jaha, R OBP: 0.256, SLG: 0.231										3	0	0	0	0	1	0						
B.J. Surhoff, L OBP: 0.292, SLG: 0.334										4	1	1	0	0	0	2						
Scott Fletcher, R OBP: 0.348, SLG: 0.392										4	1	1	3	0	0	1						
<b>Inning Stats</b>	R: 0 E: 0 K: 1 S: 9	H: 0 LOB: 1 BB: 1 P: 18	R: 0 E: 0 K: 0 S: 6	H: 0 LOB: 0 BB: 0 P: 10	R: 0 E: 0 K: 1 S: 10	H: 0 LOB: 1 BB: 1 P: 17	R: 0 E: 0 K: 1 S: 18	H: 1 LOB: 1 BB: 0 P: 23	R: 0 E: 0 K: 1 S: 10	H: 1 LOB: 1 BB: 0 P: 17	R: 0 E: 0 K: 0 S: 8	H: 1 LOB: 1 BB: 0 P: 12	R: 0 E: 0 K: 0 S: 5	H: 0 LOB: 0 BB: 0 P: 9	R: 0 E: 0 K: 0 S: 11	H: 1 LOB: 2 BB: 1 P: 21	R: 3 E: 0 K: 0 S: 10	H: 2 LOB: 0 BB: 0 P: 13	1B: 3 2B: 2 3B: 0 HR: 1	SF: 0 SAC: 0 DP: 0 HBP: 1	WP: 0 PB: 0 SB: 1 CS: 0	PA: 36
<b>PITCHER</b> Charlie Hough, R ERA: 3.04	IP: 8.2 WLS: L BF: 36 H: 6 R: 3 ER: 3 SO: 4 BB: 2 IBB: 1 HBP: 1 BLK: 0 WP: 0 HR: 1 S: 87 P: 140 ERA: 3.12 WHIP: 0.923															<b>PITCHER</b>						




Batter	1	2	3	4	5	6	7	8	9	AB	R	H	RBI	BB	SO	LOB	TOP					
Tim Raines, S OBP: 0.352, SLG: 0.342	F7		P9			G3 HR 1B		F7		4	1	1	0	0	0	0						
Joey Cora, S OBP: 0.286, SLG: 0.278	F9			F8		G3		G4-3		4	0	0	0	0	0	1						
Frank Thomas, R OBP: 0.439, SLG: 0.519				L6		HR		HR		4	2	3	2	0	0	0						
Robin Ventura, L OBP: 0.372, SLG: 0.421	L8			G4-3		G4-3		HR		4	1	1	2	0	0	1						
Carlton Fisk, R OBP: 0.276, SLG: 0.264		F7			K		P6	L6		4	0	0	0	0	1	0						
Lance Johnson, L OBP: 0.312, SLG: 0.340	G3-1				P4		F8	1B		4	0	1	0	0	0	0						
Shawn Abner, R OBP: 0.394, SLG: 0.394										3	0	1	0	0	2	0						
Ron Karkovics, R OBP: 0.288, SLG: 0.317	K							P3		1	0	0	0	0	0	1						
Warren Newson, L OBP: 0.374, SLG: 0.250			F8		L8			P6		3	0	0	0	0	0	1						
Esteban Beltre, R OBP: 0.217, SLG: 0.217		F8						G5-3		3	0	0	0	0	0	0						
<b>Inning Stats</b>	R: 0 E: 0 K: 0 S: 8	H: 1 LOB: 1 BB: 0 P: 11	R: 0 E: 0 K: 1 S: 8	H: 0 LOB: 0 BB: 0 P: 12	R: 0 E: 0 K: 0 S: 8	H: 0 LOB: 0 BB: 0 P: 13	R: 0 E: 0 K: 0 S: 8	H: 0 LOB: 0 BB: 0 P: 14	R: 0 E: 0 K: 1 S: 9	H: 1 LOB: 1 BB: 0 P: 13	R: 2 E: 0 K: 0 S: 13	H: 2 LOB: 0 BB: 0 P: 18	R: 0 E: 0 K: 1 S: 6	H: 0 LOB: 0 BB: 0 P: 8	R: 0 E: 0 K: 0 S: 4	H: 0 LOB: 0 BB: 0 P: 6	R: 2 E: 0 K: 0 S: 15	H: 3 LOB: 1 BB: 0 P: 21	1B: 5 2B: 0 3B: 0 HR: 2	SF: 0 SAC: 0 DP: 0 HBP: 0	WP: 0 PB: 0 SB: 0 CS: 0	PA: 34
<b>PITCHER</b>	IP	WLS	BF	H	R	ER	SO	BB	IBB	HBP	BLK	WP	HR	S	P	ERA	WHIP					
Bill Wegman, R ERA: 3.2	(1, 1)	8.0	W	28	4	2	2	3	0	0	0	0	1	64	95	2.25	0.500					
Darren Holmes, R ERA: 4.57	(9, 1)	0.1		2	1	1	1	0	0	0	0	0	0	8	9	27.00	3.000					
Jesse Orosco, L ERA: 3.42	(9, 1)	0.2		4	2	1	1	0	0	0	0	0	1	7	12	13.50	3.000					

Chicago White Sox @ Milwaukee Brewers  
Milwaukee County Stadium, Milwaukee, WI  
Sun Jul 26 1992, 4:33 AM EDT  
Att: 48,129 - Cloudy - 80 F

livebaseballscorecards.com

AB 34  
R 4  
H 7  
RBI 4  
BB 0  
SO 3  
LOB 4




Batter	1	2	3	4	5	6	7	8	9	AB	R	H	RBI	BB	SO	LOB	BOTTOM					
Pat Listach, S OBP: 0.356, SLG: 0.351	G4-3 2B BB					L8		L9 1B 2B BB		3	2	1	2	2	0	2						
Kevin Seitzer, R OBP: 0.337, SLG: 0.386	G4-3 SF7 2B	G6-3			3B BB	CS	F9	2B 1B 1B		4	3	2	2	1	0	1						
Paul Molitor, R OBP: 0.390, SLG: 0.471	G4-3		G4-3		2B 3B		P3	L9		5	1	1	3	0	0	3						
John Jaha, R OBP: 0.250, SLG: 0.256	SF7		G3-1		K		K	1B 2B		4	1	1	2	0	2	1						
Robin Yount, R OBP: 0.322, SLG: 0.382	L4		G6-3		2B			HR 1B		4	0	2	1	0	0	0						
Alex Diaz, S								F9		1	1	0	0	0	0	3						
Darryl Hamilton, L OBP: 0.352, SLG: 0.403		E4 WP 1B S			G4-3			HR		3	2	1	2	1	0	0						
Dante Bichette, R OBP: 0.340, SLG: 0.464								BB		1	0	1	2	0	0	0						
Greg Vaughn, R OBP: 0.292, SLG: 0.396		G1-6-3 1B 1B			F8		P5			5	2	2	1	0	0	3						
B.J. Surhoff, L OBP: 0.294, SLG: 0.332		G1-6-3			L5			CS BB		2	1	0	0	2	0	1						
Scott Fletcher, R OBP: 0.350, SLG: 0.391		L7						BB 1B		3	2	1	0	1	0	2						
<b>Inning Stats</b>	R: 2 E: 0 K: 0 S: 8	H: 1 LOB: 1 BB: 1 P: 17	R: 2 E: 1 K: 0 S: 21	H: 2 LOB: 1 BB: 0 P: 29	R: 0 E: 0 K: 0 S: 5	H: 0 LOB: 0 BB: 0 P: 8	R: 0 E: 0 K: 0 S: 6	H: 0 LOB: 0 BB: 0 P: 8	R: 3 E: 0 K: 1 S: 19	H: 3 LOB: 2 BB: 2 P: 33	R: 0 E: 0 K: 0 S: 4	H: 0 LOB: 0 BB: 1 P: 10	R: 0 E: 0 K: 1 S: 5	H: 0 LOB: 0 BB: 0 P: 9	R: 8 E: 0 K: 0 S: 26	H: 6 LOB: 2 BB: 3 P: 48	1B: 6 2B: 4 3B: 1 HR: 1	SF: 1 SAC: 0 DP: 0 HBP: 0	WP: 1 PB: 1 SB: 2 CS: 1	PA: 44		
<b>PITCHER</b>	IP	WLS	BF	H	R	ER	SO	BB	IBB	HBP	BLK	WP	HR	S	P	ERA	WHIP					
Kirk McCaskill, R ERA: 4.58	(1, 1)	4.2	L	23	6	7	5	1	2	0	0	0	0	10	22	0.00	1.500					
Wilson Alvarez, L ERA: 4.15	(5, 1)	1.1		5	0	0	0	0	2	0	0	0	0	5	9	0.00	0.000					
Roberto Hernandez, R ERA: 2.2	(7, 1)	1.0		3	0	0	0	1	0	0	0	0	0	10	24	=	=					
Bobby Thigpen, R ERA: 4.75	(8, 1)	0.0		6	3	6	6	0	3	0	0	0	1	10	24	=	=					
Scott Radinsky, L ERA: 3.08	(8, 1)	1.0		6	3	2	2	0	0	0	0	0	0	16	24	18.00	3.000					

Chicago White Sox @ Milwaukee Brewers  
Milwaukee County Stadium, Milwaukee, WI  
Sun Jul 26 1992, 4:33 AM EDT  
Att: 48,129 - Cloudy - 80 F

livebaseballscorecards.com

AB 35  
R 15  
H 12  
RBI 15  
BB 7  
SO 2  
LOB 16





Batter	1	2	3	4	5	6	7	8	9	AB	R	H	RBI	BB	SO	LOB	TOP		
<b>Steve Sax, R</b> OBP: 0.290, SLG: 0.310 (1, 4)	F8		2B		G3	B1-3			SH1-3	4	1	1	0	0	0	0			
<b>Tim Lincecum, S</b> OBP: 0.355, SLG: 0.348 (1, 7)	P8		2B		HR				E7	5	1	3	1	0	0	0			
<b>Frank Thomas, R</b> OBP: 0.440, SLG: 0.526 (1, 3)	G4-3		F9		HR				G5-4-3	3	1	1	2	2	0	1			
<b>George Bell, R</b> OBP: 0.289, SLG: 0.392 (1, 10)		P8	FC6-4		K				G5-4-3	4	0	0	0	1	1	3			
<b>Robin Ventura, L</b> OBP: 0.369, SLG: 0.416 (1, 5)		K	FC6-4		G4-3					4	0	0	0	0	1	3			
<b>Dan Pasqua, L</b> OBP: 0.302, SLG: 0.362 (8, PH)	G4-3									2	1	1	0	1	0	0			
<b>Shawn Abner, R</b> OBP: 0.363, SLG: 0.389 (8, 9)					BB					1	0	0	0	0	0	0			
<b>Lance Johnson, L</b> OBP: 0.311, SLG: 0.339 (1, 8)			HR		L8				G1	4	1	1	0	0	0	2			
<b>Carlton Fisk, R</b> OBP: 0.275, SLG: 0.295 (1, 2)			HR		P3				K	4	1	1	2	0	1	2			
<b>Craig Grebeck, R</b> OBP: 0.339, SLG: 0.396 (1, 6)			G5-3		F9				SH1-3	4	2	2	2	0	0	1			
<b>Inning Stats</b>	R: 0 E: 0 K: 0 S: 6	H: 0 LOB: 0 BB: 0 P: 8	R: 0 E: 0 K: 1 S: 10	H: 0 LOB: 0 BB: 0 P: 14	R: 3 E: 0 K: 0 S: 15	H: 4 LOB: 2 BB: 1 P: 25	R: 0 E: 0 K: 0 S: 4	H: 0 LOB: 1 BB: 0 P: 11	R: 2 E: 0 K: 0 S: 10	H: 2 LOB: 0 BB: 0 P: 16	R: 0 E: 0 K: 0 S: 7	H: 0 LOB: 0 BB: 1 P: 15	R: 0 E: 0 K: 1 S: 9	H: 0 LOB: 0 BB: 0 P: 17	R: 1 E: 1 K: 0 S: 11	H: 2 LOB: 1 BB: 1 P: 15	1B: 5 2B: 2 3B: 0 HR: 3	SF: 0 SAC: 1 DP: 1 HBP: 0	WP: 0 PA: 40 PB: 0 SB: 1 CS: 0
<b>PITCHER</b>	IP	WLS	BF	H	R	ER	SO	BB	IBB	HBP	BLK	WP	HR	S	P	ERA	WHIP		
<b>Bill Gullickson, R</b> ERA: 3.65 (1, 1)	5.2	L	27	8	7	7	2	2	0	0	0	0	3	52	86	11.12	1.765		
<b>John Kieley, R</b> ERA: 1.54 (6, 1)	1.1		5	0	0	0	0	1	0	0	0	0	0	8	16	0.00	0.750		
<b>Mike Munoz, L</b> ERA: 3.38 (8, 1)	0.2		2	0	0	0	0	0	0	0	0	0	0	6	12	0.00	0.000		
<b>John Doherty, R</b> ERA: 4.38 (8, 1)	1.1		6	2	1	0	1	1	0	0	0	0	0	14	20	0.00	2.250		

Chicago White Sox @ Detroit Tigers  
Tiger Stadium, Detroit, MI  
Tue Jul 28 1992, 7:05 PM EDT  
Sunny - 83 F

AB	35
R	8
H	10
RBI	7
BB	4
SO	3
LOB	12



Batter	1	2	3	4	5	6	7	8	9	AB	R	H	RBI	BB	SO	LOB	BOTTOM				
<b>Tony Phillips, S</b> OBP: 0.402, SLG: 0.411 (1, 10)	K		1B		P4					5	1	1	0	0	1	1					
<b>Lou Whitaker, L</b> OBP: 0.401, SLG: 0.464 (1, 4)	FC4-6		2B		G5-3				K	4	1	3	1	1	1	0					
<b>Travis Fryman, R</b> OBP: 0.324, SLG: 0.449 (1, 6)	FC4-6		2B		G5-3				K	5	1	1	1	0	2	3					
<b>Cecil Fielder, R</b> OBP: 0.316, SLG: 0.447 (1, 3)	1B		P4		G5-3					4	0	2	2	1	0	3					
<b>Mickey Tettleton, S</b> OBP: 0.363, SLG: 0.468 (1, 2)	1B		G6-4-3		FC4-6				K	3	0	1	0	2	1	1					
<b>Dan Gladden, R</b> OBP: 0.305, SLG: 0.350 (9, 8)		P3	G6-4-3		FC4-6				K	4	0	0	0	0	1	5					
<b>Scott Livingstone, L</b> OBP: 0.330, SLG: 0.331 (1, 5)		L7			G3-1				E	4	1	1	0	0	0	0					
<b>Mark Carreon, R</b> OBP: 0.288, SLG: 0.373 (1, 9)		K			P3				E5	4	1	1	0	0	1	0					
<b>Gary Pettis, S</b> OBP: 0.276, SLG: 0.231 (8, PH)			G6-4-3		K				2B	2	1	0	0	1	2	0					
<b>Shawn Hare, L</b> OBP: 0.222, SLG: 0.200 (8, PR)			1B		K					1	0	1	2	0	0	0					
<b>Skeeter Barnes, R</b> OBP: 0.280, SLG: 0.366 (9, 7)			1B		K					0	0	0	0	0	0	0					
<b>Inning Stats</b>	R: 1 E: 0 K: 1 S: 15	H: 2 LOB: 1 BB: 1 P: 25	R: 0 E: 0 K: 1 S: 7	H: 0 LOB: 0 BB: 0 P: 10	R: 2 E: 0 K: 0 S: 13	H: 3 LOB: 2 BB: 2 P: 26	R: 0 E: 0 K: 1 S: 8	H: 0 LOB: 0 BB: 0 P: 10	R: 1 E: 0 K: 0 S: 18	H: 2 LOB: 2 BB: 1 P: 29	R: 0 E: 0 K: 1 S: 8	H: 0 LOB: 0 BB: 0 P: 13	R: 0 E: 0 K: 1 S: 8	H: 1 LOB: 1 BB: 0 P: 11	R: 2 E: 1 K: 2 S: 25	H: 3 LOB: 1 BB: 0 P: 34	R: 0 E: 0 K: 2 S: 12	H: 0 LOB: 1 BB: 1 P: 23	1B: 6 2B: 5 3B: 0 HR: 0	SF: 0 SAC: 0 DP: 1 HBP: 0	WP: 0 PA: 41 PB: 0 SB: 1 CS: 0
<b>PITCHER</b>	IP	WLS	BF	H	R	ER	SO	BB	IBB	HBP	BLK	WP	HR	S	P	ERA	WHIP				
<b>Jack McDowell, R</b> ERA: 3.5 (1, 1)	6.2	W	30	8	4	4	5	2	2	0	0	0	0	76	122	5.40	1.500				
<b>Roberto Hernandez, R</b> ERA: 2.43 (7, 1)	1.0		6	3	2	1	2	0	0	0	0	0	0	23	31	9.00	3.000				
<b>Scott Radinsky, L</b> ERA: 2.97 (8, 1)	1.1	S	5	0	0	0	2	1	0	0	0	0	0	15	28	0.00	0.750				

Chicago White Sox @ Detroit Tigers  
Tiger Stadium, Detroit, MI  
Tue Jul 28 1992, 7:05 PM EDT  
Sunny - 83 F

AB	36
R	6
H	11
RBI	6
BB	5
SO	9
LOB	13






Batter	1	2	3	4	5	6	7	8	9	AB	R	H	RBI	BB	SO	LOB	TOP					
Steve Sax, R OBP: 0.297, SLG: 0.313 (1, 4)	F7		1B		SH1-3 1B	1-2 1B			2B SF9	3	2	2	0	2	0	0						
Tim Raines, S OBP: 0.385, SLG: 0.348 Warren Newson, L OBP: 0.372, SLG: 0.248 (1, 7)	G6-3 1B		L7		SH1-3	F8			P5	3	0	1	0	0	0	3						
Frank Thomas, R OBP: 0.442, SLG: 0.529 (1, 3)	G6-3		1B		1B				2B	4	0	2	0	1	1	1						
George Bell, R OBP: 0.291, SLG: 0.390 Joey Oros, S OBP: 0.236, SLG: 0.278 (1, 10)		L4	L8		1B				IBB	4	0	1	1	1	1	2						
Robin Ventura, L OBP: 0.365, SLG: 0.412 (1, 5)		K			G3	P4			SF9	4	0	0	1	0	1	2						
Shawn Abner, R OBP: 0.355, SLG: 0.410 (1, 9)		HR			G5-3	K			F8	5	1	1	1	0	2	4						
Lance Johnson, L OBP: 0.316, SLG: 0.350 (1, 8)		1B			2B	3B			E4	4	2	3	0	0	0	0						
Ron Karkovice, R OBP: 0.288, SLG: 0.320 (1, 2)		L8			1B	2B			P2	4	0	1	1	0	0	1						
Craig Grebeck, R OBP: 0.338, SLG: 0.394 (1, 6)			F7		K				F9	4	0	1	0	0	1	1						
<b>Inning Stats</b>	R: 0 E: 0 K: 0 S: 4	H: 1 LOB: 0 BB: 7	R: 1 E: 0 K: 1 S: 13	H: 2 LOB: 1 BB: 18	R: 0 E: 0 K: 0 S: 10	H: 2 LOB: 2 BB: 16	R: 1 E: 0 K: 1 S: 17	H: 2 LOB: 1 BB: 25	R: 1 E: 0 K: 1 S: 7	H: 1 LOB: 2 BB: 18	R: 0 E: 0 K: 2 S: 8	H: 2 LOB: 0 BB: 15	R: 0 E: 0 K: 2 S: 9	H: 0 LOB: 0 BB: 15	R: 1 E: 1 K: 1 S: 10	H: 1 LOB: 0 BB: 13	R: 1 E: 0 K: 0 S: 7	H: 1 LOB: 2 BB: 16	1B: 8 2B: 2 3B: 1 HR: 1	SF: 1 SAC: 1 DP: 1 HBP: 0	WP: 0 PB: 0 SB: 1 CS: 0	PA: 42
<b>PITCHER</b>	IP	WLS	BF	H	R	ER	SO	BB	IBB	HBP	BLK	WP	HR	S	P	ERA	WHIP					
Buddy Groom, L ERA: 5.01 (1, 1)	5.0	L	24	8	3	3	3	1	1	0	0	0	1	51	84	5.40	1.800					
Kurt Knudsen, R ERA: 2.27 (6, 1)	3.0		12	3	1	0	3	0	0	0	0	0	0	27	43	0.00	1.000					
Mike Henneman, R ERA: 4.07 (9, 1)	1.0		6	1	1	1	0	1	1	0	0	0	0	7	16	9.00	2.000					

Chicago White Sox @ Detroit Tigers  
Tiger Stadium, Detroit, MI  
Tue Jul 28 1992, 7:05 PM EDT  
Att: 22,688 - Sunny - 77 F


AB	36
R	5
H	12
RBI	4
BB	4
SO	6
LOB	15



Batter	1	2	3	4	5	6	7	8	9	AB	R	H	RBI	BB	SO	LOB	BOTTOM					
Tony Phillips, S OBP: 0.402, SLG: 0.409 (1, 7)	K		G5-3		1B			G4-3	1B	4	0	1	0	1	1	1						
Lou Whitaker, L OBP: 0.407, SLG: 0.471 (1, 4)			1B		1B			F8	1B	5	0	4	1	0	0	0						
Travis Fryman, R OBP: 0.323, SLG: 0.453 (1, 6)	F9		F8		G5-3			HR	F8	5	1	1	1	0	0	7						
Cecil Fielder, R OBP: 0.316, SLG: 0.445 (1, 10)	K				K			1B	1B	4	1	1	0	0	3	1						
Shawn Hare, L OBP: 0.190, SLG: 0.167 Mickey Tettleton, S OBP: 0.364, SLG: 0.470 (1, 9)		G5-3			L8			WP	1B	3	0	0	0	0	1	0						
Dave Bergman, L OBP: 0.283, SLG: 0.254 Dan Gladden, R OBP: 0.307, SLG: 0.350 (1, 3)		F8			F8			1B	1B	3	0	0	0	0	1	0						
Scott Livingstone, L OBP: 0.354, SLG: 0.326 Mark Carreon, R OBP: 0.286, SLG: 0.372 (1, 5)		G4-3			F7			L6		3	0	0	0	0	0	0						
Chad Kreuter, S OBP: 0.285, SLG: 0.312 (1, 2)			F7		1B			K	G4-3	4	0	1	0	0	1	0						
Gary Pettis, S OBP: 0.274, SLG: 0.232 (1, 8)			E		F7			G4-3	K	4	1	1	0	0	1	1						
<b>Inning Stats</b>	R: 0 E: 0 K: 2 S: 13	H: 1 LOB: 1 BB: 0 P: 18	R: 0 E: 0 K: 0 S: 5	H: 0 LOB: 0 BB: 0 P: 11	R: 1 E: 0 K: 0 S: 10	H: 2 LOB: 1 BB: 0 P: 22	R: 0 E: 0 K: 1 S: 7	H: 0 LOB: 0 BB: 0 P: 12	R: 0 E: 0 K: 3 S: 11	H: 0 LOB: 0 BB: 0 P: 18	R: 0 E: 0 K: 1 S: 6	H: 0 LOB: 0 BB: 0 P: 10	R: 2 E: 0 K: 0 S: 13	H: 3 LOB: 2 BB: 1 P: 23	R: 0 E: 0 K: 1 S: 11	H: 1 LOB: 1 BB: 1 P: 21	1B: 9 2B: 0 3B: 0 HR: 1	SF: 0 SAC: 0 DP: 0 HBP: 0	WP: 2 PB: 0 SB: 1 CS: 0	PA: 39		
<b>PITCHER</b>	IP	WLS	BF	H	R	ER	SO	BB	IBB	HBP	BLK	WP	HR	S	P	ERA	WHIP					
Alex Fernandez, R ERA: 4.16 (1, 1)	7.2	W	31	8	3	3	7	0	0	0	0	0	1	75	129	3.52	1.043					
Scott Radinsky, L ERA: 2.97 (8, 1)	0.0		2	1	0	0	0	1	0	0	0	1	0	3	7	∞	∞					
Bobby Thigpen, R ERA: 4.57 (8, 1)	1.1	S	6	1	0	0	1	1	0	0	0	0	0	12	22	0.00	1.500					

Chicago White Sox @ Detroit Tigers  
Tiger Stadium, Detroit, MI  
Tue Jul 28 1992, 7:05 PM EDT  
Att: 22,688 - Sunny - 77 F

AB	37
R	3
H	10
RBI	2
BB	2
SO	8
LOB	12









Batter	1	2	3	4	5	6	7	8	9	AB	R	H	RBI	BB	SO	LOB	TOP					
Omar Vizquel, S OBP: 0.395, SLG: 0.392	2-2 2B	1-2 L8		0-0 2B	2-2 G4-3	1-2 G4-3		0-1 G4-3		5	1	2	0	0	0	2						
Greg Britley, L OBP: 0.269, SLG: 0.341	1-1 F9		2-2 G4-3	2-1 F9		4-0 FC6-4 BB		1-0 G6-3		3	0	0	0	1	0	3						
Henry Cotto, R OBP: 0.299, SLG: 0.372										1	0	0	0	0	0	0						
Ken Griffey Jr., L OBP: 0.351, SLG: 0.539	1-2 WP 1B		1-3 K		2-1 G3-1	2-2 FC6-4		1-2 G4-3		5	1	1	1	0	1	2						
Edgar Martinez, R OBP: 0.402, SLG: 0.551	3-2 2H 1B		4-0 1B WP BB		0-0 FC5-4 1B			1-0 G6-3		4	1	3	1	1	0	0						
Pete O'Brien, L OBP: 0.284, SLG: 0.396	3-2 F8		1-1 WP 1B		2-1 FC5-4 1B			0-0 P2		4	0	2	0	1	0	1						
Jay Buhner, R OBP: 0.326, SLG: 0.417	1-3 K		2-0 F7		1-1 FC5-4 FC6			0-1 BB HR		5	1	1	0	0	2	5						
Tino Martinez, L OBP: 0.298, SLG: 0.379		4-1 FC5-4 BB		1-2 L8	1-0 FC6			4-1 HR BB		3	1	1	0	2	0	2						
Lance Parrish, R OBP: 0.310, SLG: 0.483		1-0 FC5-4		1-0 P3				0-1 G5-3		5	1	1	3	0	1	3						
Harold Reynolds, S OBP: 0.310, SLG: 0.329	2-0 F9		4-1 2B BB		4-2 G4-3 BB			0-1 G4-3		2	0	0	0	2	0	1						
<b>Inning Stats</b>	R: 2 E: 0 K: 1 S: 19	H: 3 LOB: 1 BB: 0 P: 30	R: 0 E: 0 K: 0 S: 6	H: 0 LOB: 1 BB: 1 P: 14	R: 1 E: 0 K: 1 S: 11	H: 1 LOB: 2 BB: 1 P: 20	R: 0 E: 0 K: 0 S: 8	H: 1 LOB: 2 BB: 0 P: 16	R: 0 E: 0 K: 0 S: 11	H: 0 LOB: 2 BB: 2 P: 23	R: 0 E: 0 K: 0 S: 9	H: 2 LOB: 0 BB: 1 P: 17	R: 0 E: 0 K: 0 S: 6	H: 0 LOB: 2 BB: 1 P: 8	R: 0 E: 0 K: 2 S: 13	H: 2 LOB: 2 BB: 1 P: 21	1B: 8 2B: 2 3B: 0 HR: 1	SF: 0 SAC: 0 DP: 0 HBP: 0	WP: 2 PB: 0 SB: 0 CS: 1	PA: 44		
<b>PITCHER</b>	IP WLS BF H R ER SO BB IBB HBP BLK WP HR S P ERA WHIP	IP WLS BF H R ER SO BB IBB HBP BLK WP HR S P ERA WHIP	IP WLS BF H R ER SO BB IBB HBP BLK WP HR S P ERA WHIP	IP WLS BF H R ER SO BB IBB HBP BLK WP HR S P ERA WHIP	IP WLS BF H R ER SO BB IBB HBP BLK WP HR S P ERA WHIP	IP WLS BF H R ER SO BB IBB HBP BLK WP HR S P ERA WHIP	IP WLS BF H R ER SO BB IBB HBP BLK WP HR S P ERA WHIP	IP WLS BF H R ER SO BB IBB HBP BLK WP HR S P ERA WHIP	IP WLS BF H R ER SO BB IBB HBP BLK WP HR S P ERA WHIP	IP WLS BF H R ER SO BB IBB HBP BLK WP HR S P ERA WHIP	IP WLS BF H R ER SO BB IBB HBP BLK WP HR S P ERA WHIP	IP WLS BF H R ER SO BB IBB HBP BLK WP HR S P ERA WHIP	IP WLS BF H R ER SO BB IBB HBP BLK WP HR S P ERA WHIP	IP WLS BF H R ER SO BB IBB HBP BLK WP HR S P ERA WHIP	IP WLS BF H R ER SO BB IBB HBP BLK WP HR S P ERA WHIP	IP WLS BF H R ER SO BB IBB HBP BLK WP HR S P ERA WHIP	IP WLS BF H R ER SO BB IBB HBP BLK WP HR S P ERA WHIP	IP WLS BF H R ER SO BB IBB HBP BLK WP HR S P ERA WHIP	IP WLS BF H R ER SO BB IBB HBP BLK WP HR S P ERA WHIP	IP WLS BF H R ER SO BB IBB HBP BLK WP HR S P ERA WHIP	IP WLS BF H R ER SO BB IBB HBP BLK WP HR S P ERA WHIP	IP WLS BF H R ER SO BB IBB HBP BLK WP HR S P ERA WHIP

Seattle Mariners @ Chicago White Sox  
Comiskey Park, Chicago, IL  
Fri Jul 31 1992, 8:05 PM EDT  
Att: 34,813 - Cloudy - 71 F

AB 37  
R 6  
H 11  
RBI 5  
BB 7  
SO 4  
LOB 19



Batter	1	2	3	4	5	6	7	8	9	AB	R	H	RBI	BB	SO	LOB	BOTTOM					
Steve Sax, R OBP: 0.296, SLG: 0.312	2-2 G5-3		0-1 P4		0-1 G5-4-3			3-2 G5-3	0-1 FC6-4	5	0	0	0	0	0	5						
Tim Lincecum, S OBP: 0.360, SLG: 0.358	1-1 P3		3-1 1H 2B		4-1 S BB			0-0 1B 2B	0-0 F9	4	1	2	1	1	0	2						
Frank Thomas, R OBP: 0.441, SLG: 0.525	4-1 BB		0-1 G6-3		2-1 G6-3			0-1 2B SF7 1B	1-0 F8	4	1	1	0	1	0	5						
George Bell, R OBP: 0.291, SLG: 0.391	1-2 F7				0-0 G6-4-3 1B			1-3 3H 2B		4	0	2	1	0	1	2						
Robin Ventura, L OBP: 0.361, SLG: 0.408		2-3 K		2-1 G6-4-3				0-2 SF7		3	0	0	1	0	2	2						
Shawn Abner, R OBP: 0.357, SLG: 0.404		2-3 K		0-1 F9				3-1 FC6-4 BB		3	0	0	0	1	2	0						
Lance Johnson, L OBP: 0.322, SLG: 0.355	2-0 G4-3				3-1 S 1B			0-0 S 1B	0-0 FC6-4	4	0	2	0	0	0	2						
Ron Karkovice, R OBP: 0.291, SLG: 0.321			0-0 G4-3		4-2 G5-4-3 BB			0-0 P9	1-0 FC6-4 1B	3	0	1	0	1	0	1						
Craig Grebeck, R OBP: 0.344, SLG: 0.394			1-2 K		1-3 K			2-2 G6-3	0-1 FC6-4 1B	0	0	0	0	0	0	0						
Esteban Beltre, R OBP: 0.200, SLG: 0.200										2	1	0	0	0	1	3						
Carlton Fisk, R OBP: 0.287, SLG: 0.307			2B HBP		2-3 K			1-2 1B		1	0	1	0	0	0	0						
<b>Inning Stats</b>	R: 0 E: 0 K: 0 S: 11	H: 0 LOB: 0 BB: 1 P: 19	R: 0 E: 0 K: 2 S: 7	H: 0 LOB: 0 BB: 0 P: 13	R: 1 E: 0 K: 0 S: 9	H: 1 LOB: 2 BB: 0 P: 13	R: 0 E: 0 K: 0 S: 5	H: 1 LOB: 0 BB: 0 P: 7	R: 0 E: 0 K: 2 S: 11	H: 0 LOB: 1 BB: 1 P: 18	R: 0 E: 0 K: 1 S: 14	H: 1 LOB: 1 BB: 0 P: 16	R: 2 E: 0 K: 0 S: 18	H: 3 LOB: 2 BB: 1 P: 25	R: 0 E: 0 K: 0 S: 7	H: 2 LOB: 2 BB: 0 P: 9	1B: 7 2B: 2 3B: 0 HR: 0	SF: 1 SAC: 0 DP: 2 HBP: 1	WP: 0 PB: 0 SB: 4 CS: 0	PA: 39		
<b>PITCHER</b>	IP WLS BF H R ER SO BB IBB HBP BLK WP HR S P ERA WHIP	IP WLS BF H R ER SO BB IBB HBP BLK WP HR S P ERA WHIP	IP WLS BF H R ER SO BB IBB HBP BLK WP HR S P ERA WHIP	IP WLS BF H R ER SO BB IBB HBP BLK WP HR S P ERA WHIP	IP WLS BF H R ER SO BB IBB HBP BLK WP HR S P ERA WHIP	IP WLS BF H R ER SO BB IBB HBP BLK WP HR S P ERA WHIP	IP WLS BF H R ER SO BB IBB HBP BLK WP HR S P ERA WHIP	IP WLS BF H R ER SO BB IBB HBP BLK WP HR S P ERA WHIP	IP WLS BF H R ER SO BB IBB HBP BLK WP HR S P ERA WHIP	IP WLS BF H R ER SO BB IBB HBP BLK WP HR S P ERA WHIP	IP WLS BF H R ER SO BB IBB HBP BLK WP HR S P ERA WHIP	IP WLS BF H R ER SO BB IBB HBP BLK WP HR S P ERA WHIP	IP WLS BF H R ER SO BB IBB HBP BLK WP HR S P ERA WHIP	IP WLS BF H R ER SO BB IBB HBP BLK WP HR S P ERA WHIP	IP WLS BF H R ER SO BB IBB HBP BLK WP HR S P ERA WHIP	IP WLS BF H R ER SO BB IBB HBP BLK WP HR S P ERA WHIP	IP WLS BF H R ER SO BB IBB HBP BLK WP HR S P ERA WHIP	IP WLS BF H R ER SO BB IBB HBP BLK WP HR S P ERA WHIP	IP WLS BF H R ER SO BB IBB HBP BLK WP HR S P ERA WHIP	IP WLS BF H R ER SO BB IBB HBP BLK WP HR S P ERA WHIP	IP WLS BF H R ER SO BB IBB HBP BLK WP HR S P ERA WHIP	IP WLS BF H R ER SO BB IBB HBP BLK WP HR S P ERA WHIP

Seattle Mariners @ Chicago White Sox  
Comiskey Park, Chicago, IL  
Fri Jul 31 1992, 8:05 PM EDT  
Att: 34,813 - Cloudy - 71 F

AB 33  
R 3  
H 9  
RBI 3  
BB 4  
SO 6  
LOB 22









Batter	1	2	3	4	5	6	7	8	9	AB	R	H	RBI	BB	SO	LOB	TOP					
Omar Vizquel, S OBP: 0.399, SLG: 0.383 (1, 6)	F8		P7			K	K		G4-3	5	0	0	0	0	2	4						
Greg Britley, L OBP: 0.282, SLG: 0.361 Henry Cotto, R OBP: 0.299, SLG: 0.371 (1, 7)	F8					K			K	4	1	2	1	0	1	1						
Ken Griffey Jr., L OBP: 0.351, SLG: 0.531 (1, 8)	G6-3								K	5	0	1	0	0	1	1						
Edgar Martinez, R OBP: 0.402, SLG: 0.549 (1, 5)										4	1	2	0	0	1	1						
Pete O'Brien, L OBP: 0.283, SLG: 0.390 (1, 3)										3	1	1	0	1	0	2						
Jay Buhner, R OBP: 0.322, SLG: 0.410 (1, 9)										4	0	1	0	0	1	3						
Tino Martinez, L OBP: 0.297, SLG: 0.385 (1, 10)										4	1	1	1	0	0	5						
Dave Valle, R OBP: 0.296, SLG: 0.371 Jeff Schaefer, R OBP: 0.148, SLG: 0.217 (8, 4)										2	0	0	1	2	1	0						
Harold Reynolds, S OBP: 0.314, SLG: 0.328 Lance Parrish, R OBP: 0.308, SLG: 0.479 (8, 2)										0	0	0	0	0	0	0						
Inning Stats	R: 0 E: 0 K: 0 S: 5	H: 0 LOB: 0 BB: 0 P: 6	R: 0 E: 0 K: 0 S: 6	H: 1 LOB: 1 BB: 0 P: 10	R: 0 E: 0 K: 0 S: 10	H: 0 LOB: 0 BB: 0 P: 14	R: 1 E: 0 K: 1 S: 10	H: 2 LOB: 1 BB: 0 P: 13	R: 1 E: 0 K: 3 S: 15	H: 2 LOB: 1 BB: 0 P: 22	R: 2 E: 0 K: 1 S: 18	H: 2 LOB: 3 BB: 3 P: 35	R: 0 E: 0 K: 1 S: 5	H: 1 LOB: 0 BB: 0 P: 7	R: 0 E: 0 K: 0 S: 10	H: 1 LOB: 2 BB: 1 P: 20	R: 0 E: 0 K: 2 S: 11	H: 0 LOB: 0 BB: 0 P: 15	1B: 6 2B: 1 3B: 0 HR: 2	SF: 0 SAC: 0 DP: 1 HBP: 0	WP: 0 PB: 0 SB: 0 CS: 0	PA: 39
PITCHER	IP	WLS	BF	H	R	ER	SO	BB	IBB	HBP	BLK	WP	HR	S	P	ERA	WHIP					
Jack McDowell, R ERA: 3.57 Scott Radinsky, L ERA: 2.81	(1, 1)	7.0	W	31	8	4	4	6	3	0	0	0	0	2	69	107	5.14	1.571				
(8, 1)	2.0	S	8	1	0	0	2	1	0	0	0	0	0	21	35	0.00	1.000					

Seattle Mariners @ Chicago White Sox  
Comiskey Park, Chicago, IL  
Sun Aug 02 1992, 4:33 AM EDT  
Att: 34,863 - Cloudy - 76 F

AB	35
R	4
H	9
RBI	4
BB	4
SO	8
LOB	19



Batter	1	2	3	4	5	6	7	8	9	AB	R	H	RBI	BB	SO	LOB	BOTTOM				
Steve Sax, R OBP: 0.295, SLG: 0.316 (1, 4)	F7		L6-4		G5-3		SH2-4	G3-6		5	1	2	0	0	0	1					
Tim Lincecum, S OBP: 0.359, SLG: 0.355 (1, 7)	G6-3		L6-4		F8		SH2-4			3	0	0	0	0	0	1					
Frank Thomas, R OBP: 0.447, SLG: 0.530 (1, 3)					F9		2B			2	2	1	0	2	0	0					
George Bell, R OBP: 0.293, SLG: 0.401 (1, 10)	FC5-4									4	1	2	1	0	1	3					
Robin Ventura, L OBP: 0.366, SLG: 0.416 (1, 5)					E4					4	1	3	3	0	0	0					
Shawn Abner, R OBP: 0.345, SLG: 0.389 (1, 9)					P5					4	0	0	0	0	1	5					
Lance Johnson, L OBP: 0.328, SLG: 0.364 (1, 8)										3	2	2	0	1	1	1					
Ron Karkovice, R OBP: 0.290, SLG: 0.324 (1, 2)										4	0	1	2	0	2	3					
Esteban Beltrre, R OBP: 0.152, SLG: 0.152 (1, 6)										4	0	0	1	0	0	2					
Inning Stats	R: 0 E: 0 K: 0 S: 8	H: 0 LOB: 1 BB: 1 P: 19	R: 0 E: 0 K: 2 S: 10	H: 1 LOB: 0 BB: 0 P: 16	R: 0 E: 0 K: 0 S: 6	H: 1 LOB: 0 BB: 0 P: 11	R: 3 E: 1 K: 0 S: 14	H: 2 LOB: 1 BB: 1 P: 23	R: 1 E: 0 K: 1 S: 10	H: 3 LOB: 2 BB: 0 P: 17	R: 0 E: 0 K: 0 S: 9	H: 1 LOB: 0 BB: 0 P: 12	R: 2 E: 0 K: 1 S: 8	H: 2 LOB: 1 BB: 1 P: 15	R: 1 E: 0 K: 1 S: 7	H: 1 LOB: 0 BB: 0 P: 8	1B: 5 2B: 5 3B: 1 HR: 1	SF: 0 SAC: 1 DP: 2 HBP: 0	WP: 0 PB: 0 SB: 1 CS: 1	PA: 37	
PITCHER	IP	WLS	BF	H	R	ER	SO	BB	IBB	HBP	BLK	WP	HR	S	P	ERA	WHIP				
Dave Fleming, L ERA: 3.2 Rich DeLucia, R ERA: 6.29 Juan Agosto, L ERA: 5.96 Jeff Nelson, R ERA: 4.11	(1, 1)	6.1	L	30	9	6	4	3	2	0	0	0	0	3	4	0.00	0.000				
(7, 1)	0.1	1	0	0	0	0	1	0	0	0	0	0	0	2	2	∞	∞				
(7, 1)	0.0	1	1	0	0	0	0	0	0	0	0	0	0	8	9	6.75	0.750				
(7, 1)	1.1	5	1	1	1	1	1	0	0	0	0	0	0	8	9	6.75	0.750				

Seattle Mariners @ Chicago White Sox  
Comiskey Park, Chicago, IL  
Sun Aug 02 1992, 4:33 AM EDT  
Att: 34,863 - Cloudy - 76 F

AB	33
R	7
H	11
RBI	7
BB	3
SO	5
LOB	16





Batter	1	2	3	4	5	6	7	8	9	AB	R	H	RBI	BB	SO	LOB	TOP										
<b>Chuck Knoblauch, R</b> OBP: 0.386, SLG: 0.373	1-3 K	0-0 1B		1-0 G3-1	3-2 SF9		0-0 F8		1-1 P4	5	2	2	1	0	1	0	<b>Minnesota Twins @ Chicago White Sox</b> Comiskey Park, Chicago, IL Tue Aug 04 1992, 8:05 PM EDT Att: 35,841 - Sunny - 67 F										
<b>Shane Mack, R</b> OBP: 0.396, SLG: 0.490	2-2 F9	0-1 BB		0-0 G3-1	0-1 FC6-4		0-0 G1-6-3		1-1 2B	6	0	4	3	0	0	1											
<b>Kent Hrbek, L</b> OBP: 0.382, SLG: 0.446	3-1 1B	2-2 BB		2-3 3-H	4-1 FC6-4		0-0 G1-6-3		2-1 L7	4	0	2	2	1	0	3											
<b>Jeff Rebolet, R</b> OBP: 0.358, SLG: 0.348	1-2 2-3 3-H	1-2 2-3 3-H		3-H	1-2		1-2			1	0	0	0	0	0	1											
<b>Kirby Puckett, R</b> OBP: 0.367, SLG: 0.508	0-0 1B	4-2 BB		0-3 K			1-0 1B		0-0 G3-1	2	1	1	0	1	1	1											
<b>Scott Leius, R</b> OBP: 0.315, SLG: 0.358	1-2 1B	1-2 2-3					1-2 SF9		0-0 F7	1	1	1	0	0	0	0											
<b>Randy Bush, L</b> OBP: 0.289, SLG: 0.343	1-2 F7	0-1 G6-4-3		0-1 F8			1-2 1B		0-0 F7	1	0	0	0	0	0	2											
<b>Chili Davis, S</b> OBP: 0.374, SLG: 0.413		1-2 BB					1-2 1B		0-0 F7	4	1	1	0	0	0	5											
<b>Brian Harper, R</b> OBP: 0.347, SLG: 0.421		1-2 1B		3-1 F7			0-2 G5-3		1-2 G3-1	4	1	2	1	0	0	0											
<b>Gene Larkin, S</b> OBP: 0.324, SLG: 0.364		0-0 1B					1-3 2-H		2-3 1B	1	0	0	0	0	0	1											
<b>Pedro Munoz, R</b> OBP: 0.312, SLG: 0.452		0-0 SH1-3		1-3 K			2-0 BB		3-1 SF9	4	2	3	2	0	1	0											
<b>Mike Pagliarulo, L</b> OBP: 0.208, SLG: 0.213		1-0 1B		2-3 K			1-2 SF9		3-H 2-0	5	2	2	1	0	1	2											
<b>Greg Gagne, R</b> OBP: 0.291, SLG: 0.350		1-2 1B					1-2 1B		2-2 F7	2	1	1	0	1	0	1											
<b>Lenny Webster, R</b> OBP: 0.241, SLG: 0.268		0-0 SH1-3		2-1 2B			4-1 1B		1-1 F7	1	0	0	0	0	0	0											
<b>Inning Stats</b>	R: 0 E: 0 K: 1 S: 15	H: 2 LOB: 2 BB: 0 P: 22	R: 4 E: 0 K: 0 S: 17	H: 6 LOB: 2 BB: 1 P: 25	R: 0 E: 0 K: 2 S: 8	H: 0 LOB: 0 BB: 0 P: 14	R: 2 E: 0 K: 1 S: 12	H: 2 LOB: 1 BB: 1 P: 19	R: 2 E: 0 K: 0 S: 17	H: 3 LOB: 2 BB: 1 P: 28	R: 2 E: 0 K: 0 S: 9	H: 2 LOB: 1 BB: 0 P: 18	R: 0 E: 0 K: 0 S: 3	H: 1 LOB: 0 BB: 0 P: 3	R: 1 E: 0 K: 0 S: 12	H: 2 LOB: 1 BB: 0 P: 17	R: 0 E: 0 K: 0 S: 8	H: 1 LOB: 1 BB: 0 P: 13	1B: 15 2B: 4 3B: 0 HR: 0	SF: 2 SAC: 1 DP: 2 HBP: 1	WP: 1 PB: 0 SB: 0 CS: 0	PA: 48					
<b>PITCHER</b>	IP	WLS	BF	H	R	ER	SO	BB	IBB	HBP	BLK	WP	HR	S	P	ERA	WHIP										
<b>Alex Fernandez, R</b> ERA: 4.42	(1, 1)	1.1	13	8	4	4	1	1	0	0	0	0	0	30	45	27.00	6.750										
<b>Wilson Alvarez, L</b> ERA: 4.5	(2, 1)	3.2	W	17	5	4	4	3	2	0	0	1	0	39	63	9.82	1.909										
<b>Donn Pall, R</b> ERA: 4.85	(6, 1)	4.0	S	18	6	3	3	0	0	0	1	0	0	32	51	6.75	1.500										
<b>Steve Sax, R</b> OBP: 0.295, SLG: 0.320	0-0 F8	0-0 G5-3	1-0 S	0-2 SF9	1-2 G1-3		0-2 G4-3			5	1	2	3	0	0	1	<b>Minnesota Twins @ Chicago White Sox</b> Comiskey Park, Chicago, IL Tue Aug 04 1992, 8:05 PM EDT Att: 35,841 - Sunny - 67 F										
<b>Tim Raines, S</b> OBP: 0.384, SLG: 0.360	1-0 1B		1-3 2-H	4-0 BB			0-1 S		1-1 G6-3	3	3	3	1	1	0	0											
<b>Warren Newson, L</b> OBP: 0.369, SLG: 0.246	1-2 1B		2-3 3-H	4-1 BB			3-2 F8		1-3 K	4	2	2	1	1	0	3											
<b>Frank Thomas, R</b> OBP: 0.448, SLG: 0.533	1-2 F8		1-4 2-B	1-2 BB			2-2 HR		1-3 K	1	0	0	0	0	1	0											
<b>Dan Pasqua, L</b> OBP: 0.298, SLG: 0.345	2-3 1B		2-3 3-H	1-2 BB			1-1 HR		1-3 K	5	2	3	5	0	1	3											
<b>George Bell, R</b> OBP: 0.297, SLG: 0.411	1-1 P4		2-3 3-H	1-1 K			4-2 HR		1-3 K	1	0	0	0	0	1	0											
<b>Joey Cora, S</b> OBP: 0.300, SLG: 0.273	3-H		3-1 FC6-4	3-1 BB			3-1 BB		3-3 K	5	2	3	3	1	1	1											
<b>Robin Ventura, L</b> OBP: 0.370, SLG: 0.421			4-2 SF9	1-2 1B			4-2 BB		3-3 K	4	2	2	1	1	0	3											
<b>Carlton Fisk, R</b> OBP: 0.308, SLG: 0.358			4-2 FC6-4	1-2 BB			2-1 F7			4	2	2	1	1	0	3											
<b>Lance Johnson, L</b> OBP: 0.332, SLG: 0.369			1-2 FC6-4	0-0 BB			4-1 BB		1-2 BB	4	3	2	1	1	0	2											
<b>Shawn Abner, R</b> OBP: 0.339, SLG: 0.378			2-1 SF9	4-2 BB			3-1 P8			3	1	0	1	1	0	3											
<b>Esteban Beltrre, R</b> OBP: 0.211, SLG: 0.297			1-1 HR	4-2 BB			3-1 F9			4	3	2	3	1	0	1											
<b>Inning Stats</b>	R: 0 E: 0 K: 0 S: 7	H: 2 LOB: 1 BB: 0 P: 10	R: 3 E: 0 K: 0 S: 12	H: 2 LOB: 0 BB: 1 P: 23	R: 9 E: 0 K: 1 S: 24	H: 8 LOB: 1 BB: 2 P: 40	R: 5 E: 0 K: 0 S: 17	H: 5 LOB: 2 BB: 2 P: 31	R: 0 E: 0 K: 0 S: 11	H: 0 LOB: 0 BB: 0 P: 15	R: 2 E: 0 K: 0 S: 24	H: 2 LOB: 2 BB: 2 P: 42	R: 0 E: 0 K: 3 S: 10	H: 0 LOB: 0 BB: 0 P: 11	R: 0 E: 0 K: 3 S: 10	H: 0 LOB: 0 BB: 0 P: 15	1B: 11 2B: 5 3B: 0 HR: 3	SF: 3 SAC: 0 DP: 0 HBP: 0	WP: 0 PB: 0 SB: 3 CS: 0	PA: 50							
<b>PITCHER</b>	IP	WLS	BF	H	R	ER	SO	BB	IBB	HBP	BLK	WP	HR	S	P	ERA	WHIP										
<b>Bill Krueger, L</b> ERA: 3.67	(1, 1)	2.0	L	14	8	7	0	1	0	0	0	0	1	26	42	31.50	4.500										
<b>Willie Banks, R</b> ERA: 5.55	(3, 1)	1.2	17	8	10	10	1	4	0	0	0	0	1	31	56	54.00	7.200										
<b>David West, L</b> ERA: 7.71	(4, 1)	2.1	13	3	2	2	0	2	0	0	0	0	1	38	63	7.71	2.143										
<b>Paul Abbott, R</b> ERA: 3.18	(7, 1)	2.0	6	0	0	0	3	0	0	0	0	0	0	17	26	0.00	0.000										



Batter	1	2	3	4	5	6	7	8	9	AB	R	H	RBI	BB	SO	LOB	TOP					
<b>Chuck Knoblauch, R</b> OBP: 0.384, SLG: 0.371 (1, 4)	G4-3		G3 1B		K		G1-3		L9	5	1	1	0	0	1	1	<b>Minnesota Twins @ Chicago White Sox</b> Comiskey Park, Chicago, IL Wed Aug 05 1992, 8:05 PM EDT Att: 36,132 - Sunny - 67 F					
<b>Shane Mack, R</b> OBP: 0.398, SLG: 0.491 (1, 7)	F7		G3 1B		F8		G1-3			5	1	3	1	0	0	0						
<b>Kent Hrbek, L</b> OBP: 0.377, SLG: 0.439 (1, 3)	F9		G3		G3		G1-3		K	5	0	0	0	0	1	4						
<b>Kirby Puckett, R</b> OBP: 0.366, SLG: 0.506 (1, 8)		F8	S 1B			K		P5		4	0	1	2	0	1	0						
<b>Chili Davis, S</b> OBP: 0.376, SLG: 0.410 (1, 10)		2B HBP			G3-1		F8			2	0	0	0	1	0	0						
<b>Brian Harper, R</b> OBP: 0.348, SLG: 0.434 (1, 2)		2B	G5-3			K		HR		4	1	2	1	0	1	2						
<b>Gene Larkin, S</b> OBP: 0.327, SLG: 0.371 (1, 9)	P4				F7		WP PB 2B			4	1	2	0	0	0	2						
<b>Scott Leius, R</b> OBP: 0.316, SLG: 0.355 (8, PH)	G4-3				P4		G1-3 PB			2	1	0	0	1	0	2						
<b>Mike Pagliarulo, L</b> OBP: 0.244, SLG: 0.208 (8, PH)							G1-3 PB BB		G1-3	1	0	0	0	0	0	1						
<b>Jeff Reboulet, R</b> OBP: 0.345, SLG: 0.333 (9, PH)			G5-3		P6		K		F7	3	0	0	0	0	1	2						
<b>Randy Bush, L</b> OBP: 0.287, SLG: 0.339 (9, PH)										1	0	0	0	0	0	0						
<b>Inning Stats</b>	R: 0 E: 0 K: 0 S: 7	H: 0 LOB: 0 BB: 0 P: 10	R: 0 E: 0 K: 0 S: 8	H: 1 LOB: 2 BB: 0 P: 12	R: 2 E: 0 K: 0 S: 14	H: 3 LOB: 2 BB: 1 P: 22	R: 0 E: 0 K: 0 S: 6	H: 0 LOB: 0 BB: 0 P: 11	R: 0 E: 0 K: 2 S: 9	H: 0 LOB: 0 BB: 0 P: 13	R: 2 E: 0 K: 1 S: 17	H: 2 LOB: 1 BB: 1 P: 26	R: 1 E: 0 K: 0 S: 9	H: 2 LOB: 1 BB: 0 P: 16	R: 0 E: 0 K: 1 S: 10	H: 1 LOB: 1 BB: 0 P: 16	1B: 6 2B: 2 3B: 0 HR: 1	SF: 0 SAC: 0 DP: 0 HBP: 1	WP: 1 PB: 1 CS: 0	PA: 39		
<b>PITCHER</b>	IP WLS BF H R ER SO BB IBB HBP BLK WP HR S P ERA WHIP	IP WLS BF H R ER SO BB IBB HBP BLK WP HR S P ERA WHIP	IP WLS BF H R ER SO BB IBB HBP BLK WP HR S P ERA WHIP	IP WLS BF H R ER SO BB IBB HBP BLK WP HR S P ERA WHIP	IP WLS BF H R ER SO BB IBB HBP BLK WP HR S P ERA WHIP	IP WLS BF H R ER SO BB IBB HBP BLK WP HR S P ERA WHIP	IP WLS BF H R ER SO BB IBB HBP BLK WP HR S P ERA WHIP	IP WLS BF H R ER SO BB IBB HBP BLK WP HR S P ERA WHIP	IP WLS BF H R ER SO BB IBB HBP BLK WP HR S P ERA WHIP	IP WLS BF H R ER SO BB IBB HBP BLK WP HR S P ERA WHIP	IP WLS BF H R ER SO BB IBB HBP BLK WP HR S P ERA WHIP	IP WLS BF H R ER SO BB IBB HBP BLK WP HR S P ERA WHIP	IP WLS BF H R ER SO BB IBB HBP BLK WP HR S P ERA WHIP	IP WLS BF H R ER SO BB IBB HBP BLK WP HR S P ERA WHIP	IP WLS BF H R ER SO BB IBB HBP BLK WP HR S P ERA WHIP	IP WLS BF H R ER SO BB IBB HBP BLK WP HR S P ERA WHIP	IP WLS BF H R ER SO BB IBB HBP BLK WP HR S P ERA WHIP	IP WLS BF H R ER SO BB IBB HBP BLK WP HR S P ERA WHIP	IP WLS BF H R ER SO BB IBB HBP BLK WP HR S P ERA WHIP	IP WLS BF H R ER SO BB IBB HBP BLK WP HR S P ERA WHIP	IP WLS BF H R ER SO BB IBB HBP BLK WP HR S P ERA WHIP	IP WLS BF H R ER SO BB IBB HBP BLK WP HR S P ERA WHIP

AB	36
R	5
H	9
RBI	4
BB	2
SO	5
LOB	14



Batter	1	2	3	4	5	6	7	8	9	AB	R	H	RBI	BB	SO	LOB	BOTTOM					
<b>Steve Sax, R</b> OBP: 0.295, SLG: 0.317 (1, 4)	G6-3		G3		SH2-3			G4-3		3	0	0	0	1	0	0	<b>Minnesota Twins @ Chicago White Sox</b> Comiskey Park, Chicago, IL Wed Aug 05 1992, 8:05 PM EDT Att: 36,132 - Sunny - 67 F					
<b>Tim Raines, S</b> OBP: 0.369, SLG: 0.366 (1, 7)	F7		E S HR 1B		CS BB		S 1B			5	2	4	1	0	0	0						
<b>Frank Thomas, R</b> OBP: 0.450, SLG: 0.541 (1, 3)	F9		HR BB		F8		HR			4	2	2	1	1	0	1						
<b>George Bell, R</b> OBP: 0.298, SLG: 0.418 (1, 10)		F8			K		1B 1B			5	2	2	2	0	1	4						
<b>Robin Ventura, L</b> OBP: 0.373, SLG: 0.431 (1, 5)		FC6-4 1B			HR		G3-1			4	2	3	3	0	0	0						
<b>Dan Pasqua, L</b> OBP: 0.302, SLG: 0.349 (8, 9)		FC6-4 1B			HR		F7			4	0	2	0	0	0	2						
<b>Shawn Abner, R</b> OBP: 0.339, SLG: 0.378 (8, 9)							F7		G3-1	0	0	0	0	0	0	0						
<b>Lance Johnson, L</b> OBP: 0.331, SLG: 0.367 (1, 8)		FC6-4 1B			F7				P9	4	0	1	1	0	0	3						
<b>Ron Karkovics, R</b> OBP: 0.294, SLG: 0.327 (1, 2)					G6-4-3 1B		F9		G1-3	4	0	2	1	0	0	2						
<b>Esteban Beltre, R</b> OBP: 0.214, SLG: 0.293 (1, 6)		G4-3			G6-4-3				G5-3	4	1	1	0	0	0	3						
<b>Inning Stats</b>	R: 0 E: 0 K: 0 S: 5	H: 0 LOB: 0 BB: 0 P: 9	R: 1 E: 0 K: 0 S: 18	H: 3 LOB: 2 BB: 0 P: 24	R: 3 E: 0 K: 1 S: 15	H: 3 LOB: 1 BB: 1 P: 27	R: 0 E: 0 K: 0 S: 7	H: 1 LOB: 0 BB: 1 P: 12	R: 2 E: 0 K: 0 S: 17	H: 4 LOB: 2 BB: 0 P: 29	R: 3 E: 0 K: 0 S: 12	H: 4 LOB: 0 BB: 0 P: 21	R: 0 E: 0 K: 0 S: 6	H: 2 LOB: 2 BB: 0 P: 10	R: 0 E: 0 K: 0 S: 16	H: 2 LOB: 2 BB: 0 P: 21	1B: 14 2B: 0 3B: 0 HR: 3	SF: 0 SAC: 1 DP: 1 HBP: 0	WP: 0 PB: 0 CS: 2	PA: 41		
<b>PITCHER</b>	IP WLS BF H R ER SO BB IBB HBP BLK WP HR S P ERA WHIP	IP WLS BF H R ER SO BB IBB HBP BLK WP HR S P ERA WHIP	IP WLS BF H R ER SO BB IBB HBP BLK WP HR S P ERA WHIP	IP WLS BF H R ER SO BB IBB HBP BLK WP HR S P ERA WHIP	IP WLS BF H R ER SO BB IBB HBP BLK WP HR S P ERA WHIP	IP WLS BF H R ER SO BB IBB HBP BLK WP HR S P ERA WHIP	IP WLS BF H R ER SO BB IBB HBP BLK WP HR S P ERA WHIP	IP WLS BF H R ER SO BB IBB HBP BLK WP HR S P ERA WHIP	IP WLS BF H R ER SO BB IBB HBP BLK WP HR S P ERA WHIP	IP WLS BF H R ER SO BB IBB HBP BLK WP HR S P ERA WHIP	IP WLS BF H R ER SO BB IBB HBP BLK WP HR S P ERA WHIP	IP WLS BF H R ER SO BB IBB HBP BLK WP HR S P ERA WHIP	IP WLS BF H R ER SO BB IBB HBP BLK WP HR S P ERA WHIP	IP WLS BF H R ER SO BB IBB HBP BLK WP HR S P ERA WHIP	IP WLS BF H R ER SO BB IBB HBP BLK WP HR S P ERA WHIP	IP WLS BF H R ER SO BB IBB HBP BLK WP HR S P ERA WHIP	IP WLS BF H R ER SO BB IBB HBP BLK WP HR S P ERA WHIP	IP WLS BF H R ER SO BB IBB HBP BLK WP HR S P ERA WHIP	IP WLS BF H R ER SO BB IBB HBP BLK WP HR S P ERA WHIP	IP WLS BF H R ER SO BB IBB HBP BLK WP HR S P ERA WHIP	IP WLS BF H R ER SO BB IBB HBP BLK WP HR S P ERA WHIP	IP WLS BF H R ER SO BB IBB HBP BLK WP HR S P ERA WHIP





Batter	1	2	3	4	5	6	7	8	9	AB	R	H	RBI	BB	SO	LOB	TOP		
Chuck Knoblauch R (1,4) OBP: 0.382, SLG: 0.374	1-1 G6-3		2-2 F9		0-0 F9		0-2 3B		1-3 K	5	0	1	1	0	1	1	<b>Minnesota Twins @ Chicago White Sox</b> Comiskey Park, Chicago, IL Thu Aug 06 1992, 4:33 AM EDT Att: 40,961 - Cloudy - 76 F		
Randy Bush L (1,10) OBP: 0.278, SLG: 0.327	3-2 G4-3		0-3 K		0-0 P5		3-H 3B			4	0	0	0	0	2	2			
Shane Mack R (1,8) OBP: 0.401, SLG: 0.493	0-2 1B		1-0 1B			1-1 G3-1	1-1 HBP			3	0	2	0	0	0	0			
Kent Hrbek L (1,3) OBP: 0.376, SLG: 0.434	3-2 G4-3		1-0 G1-3			4-2 BB	0-3 K			3	0	0	0	1	1	4			
Pedro Munoz R (1,7) OBP: 0.308, SLG: 0.447		2-2 G4-3		3-3 K		3-2 F7		3-3 K2-3	3	0	0	0	0	1	1				
Jeff Reboulet R (8,PH) OBP: 0.341, SLG: 0.329									1	0	0	0	0	1	0				
Brian Harper R (1,2) OBP: 0.348, SLG: 0.431	1-2 3B 1B		0-2 G6-3		0-0 P6			0-0 L7	4	1	1	0	0	0	1				
Gene Larkin S (1,9) OBP: 0.329, SLG: 0.382	1-0 1-H 3B		3-2 G6-3			2-2 WP E G4-3 1B	2-3 K		4	1	2	1	0	1	0				
Mike Pagliarulo L (1,5) OBP: 0.208, SLG: 0.212	2-3 K				2-2 F9 SH1-3 1B	2-2 E6 G4-3 3B WP	0-1 L7		4	1	1	0	0	1	2				
Greg Gagne R (1,6) OBP: 0.290, SLG: 0.347	0-3 K2-3				1-2 SH1-3	3-2 G4-3	0-3 K		2	0	0	1	0	1	2				
Kirby Puckett R (9,PH) OBP: 0.365, SLG: 0.505						1-3 2-H			1	0	0	0	0	1	0				
<b>Inning Stats</b>	R: 0 E: 0 K: 0 S: 11	H: 1 LOB: 1 BB: 0 P: 18	R: 1 E: 0 K: 2 S: 13	H: 2 LOB: 1 BB: 0 P: 19	R: 0 E: 0 K: 1 S: 10	H: 1 LOB: 0 BB: 0 P: 13	R: 0 E: 0 K: 1 S: 10	H: 0 LOB: 0 BB: 0 P: 16	R: 0 E: 0 K: 0 S: 9	H: 0 LOB: 1 BB: 1 P: 17	R: 2 E: 1 K: 2 S: 19	H: 2 LOB: 2 BB: 0 P: 27	R: 0 E: 0 K: 2 S: 7	H: 0 LOB: 0 BB: 0 P: 12	R: 0 E: 0 K: 2 S: 8	H: 0 LOB: 0 BB: 0 P: 9	1B: 5 2B: 0 3B: 2 HR: 0	SF: 0 SAC: 1 DP: 0 HBP: 1	WP: 1 PA: 37
<b>PITCHER</b>	IP WLS BF H R ER SO BB IBB HBP BLK WP HR S P ERA WHIP	IP WLS BF H R ER SO BB IBB HBP BLK WP HR S P ERA WHIP	IP WLS BF H R ER SO BB IBB HBP BLK WP HR S P ERA WHIP	IP WLS BF H R ER SO BB IBB HBP BLK WP HR S P ERA WHIP	IP WLS BF H R ER SO BB IBB HBP BLK WP HR S P ERA WHIP	IP WLS BF H R ER SO BB IBB HBP BLK WP HR S P ERA WHIP	IP WLS BF H R ER SO BB IBB HBP BLK WP HR S P ERA WHIP	IP WLS BF H R ER SO BB IBB HBP BLK WP HR S P ERA WHIP	IP WLS BF H R ER SO BB IBB HBP BLK WP HR S P ERA WHIP	IP WLS BF H R ER SO BB IBB HBP BLK WP HR S P ERA WHIP	IP WLS BF H R ER SO BB IBB HBP BLK WP HR S P ERA WHIP	IP WLS BF H R ER SO BB IBB HBP BLK WP HR S P ERA WHIP	IP WLS BF H R ER SO BB IBB HBP BLK WP HR S P ERA WHIP	IP WLS BF H R ER SO BB IBB HBP BLK WP HR S P ERA WHIP	IP WLS BF H R ER SO BB IBB HBP BLK WP HR S P ERA WHIP	IP WLS BF H R ER SO BB IBB HBP BLK WP HR S P ERA WHIP	IP WLS BF H R ER SO BB IBB HBP BLK WP HR S P ERA WHIP		

AB	34
R	3
H	7
RBI	3
BB	1
SO	10
LOB	13



Batter	1	2	3	4	5	6	7	8	9	AB	R	H	RBI	BB	SO	LOB	BOTTOM		
Steve Sax R (1,4) OBP: 0.297, SLG: 0.322	0-2 P3		3-1 F9		1-0 1B 2B	2-2 1B				4	1	2	0	0	0	0	<b>Minnesota Twins @ Chicago White Sox</b> Comiskey Park, Chicago, IL Thu Aug 06 1992, 4:33 AM EDT Att: 40,961 - Cloudy - 76 F		
Tim Lincecum S (1,7) OBP: 0.365, SLG: 0.362	1-2 G6-3		1-3 K		1-2 P2	1-3 K			4	0	0	0	0	2	2				
Frank Thomas R (1,3) OBP: 0.448, SLG: 0.537	1-0 F8			1-2 L8	2-2 1B 2-H		0-1 G6-3		4	1	1	1	0	0	0				
George Bell R (1,10) OBP: 0.302, SLG: 0.423		0-1 G4-3 1B 2B		2-1 BB 1B 1B	2-3 K		1-1 G4-6-3 1B		4	2	3	0	0	1	1				
Robin Ventura L (1,5) OBP: 0.372, SLG: 0.430	0-0 G4-3			1-1 L7	2-1 1B 2-H		0-2 G4-6-3		4	0	1	1	0	0	3				
Carlton Fisk R (1,2) OBP: 0.314, SLG: 0.363	1-1 G4-3			1-1 BB 1B	0-1 1B			0-0 F7	4	1	2	0	0	0	1				
Lance Johnson L (1,8) OBP: 0.333, SLG: 0.367	2-1 1B			4-0 1B 1B BB	1-2 G3		2-2 G3		3	0	1	1	1	0	2				
Shawn Abner R (1,9) OBP: 0.336, SLG: 0.374	1 SAFE P4			1-2 FC5-4 1B		2-2 L3		1-0 F7	4	0	1	2	0	0	1				
Esteban Beltré R (1,6) OBP: 0.200, SLG: 0.273			0-2 F8		0-0 FC5-4 1-2		3-2 G3		3	0	0	0	0	0	2				
<b>Inning Stats</b>	R: 0 E: 0 K: 0 S: 7	H: 0 LOB: 0 BB: 0 P: 9	R: 1 E: 0 K: 0 S: 9	H: 2 LOB: 1 BB: 0 P: 12	R: 0 E: 0 K: 1 S: 9	H: 0 LOB: 0 BB: 0 P: 13	R: 2 E: 0 K: 0 S: 13	H: 3 LOB: 2 BB: 1 P: 23	R: 2 E: 0 K: 1 S: 19	H: 4 LOB: 2 BB: 0 P: 28	R: 0 E: 0 K: 1 S: 12	H: 1 LOB: 1 BB: 0 P: 20	R: 0 E: 0 K: 0 S: 7	H: 1 LOB: 0 BB: 0 P: 8	R: 0 E: 0 K: 0 S: 7	H: 0 LOB: 0 BB: 0 P: 10	1B: 9 2B: 2 3B: 0 HR: 0	SF: 0 SAC: 0 DP: 1 HBP: 0	WP: 0 PA: 35
<b>PITCHER</b>	IP WLS BF H R ER SO BB IBB HBP BLK WP HR S P ERA WHIP	IP WLS BF H R ER SO BB IBB HBP BLK WP HR S P ERA WHIP	IP WLS BF H R ER SO BB IBB HBP BLK WP HR S P ERA WHIP	IP WLS BF H R ER SO BB IBB HBP BLK WP HR S P ERA WHIP	IP WLS BF H R ER SO BB IBB HBP BLK WP HR S P ERA WHIP	IP WLS BF H R ER SO BB IBB HBP BLK WP HR S P ERA WHIP	IP WLS BF H R ER SO BB IBB HBP BLK WP HR S P ERA WHIP	IP WLS BF H R ER SO BB IBB HBP BLK WP HR S P ERA WHIP	IP WLS BF H R ER SO BB IBB HBP BLK WP HR S P ERA WHIP	IP WLS BF H R ER SO BB IBB HBP BLK WP HR S P ERA WHIP	IP WLS BF H R ER SO BB IBB HBP BLK WP HR S P ERA WHIP	IP WLS BF H R ER SO BB IBB HBP BLK WP HR S P ERA WHIP	IP WLS BF H R ER SO BB IBB HBP BLK WP HR S P ERA WHIP	IP WLS BF H R ER SO BB IBB HBP BLK WP HR S P ERA WHIP	IP WLS BF H R ER SO BB IBB HBP BLK WP HR S P ERA WHIP	IP WLS BF H R ER SO BB IBB HBP BLK WP HR S P ERA WHIP			

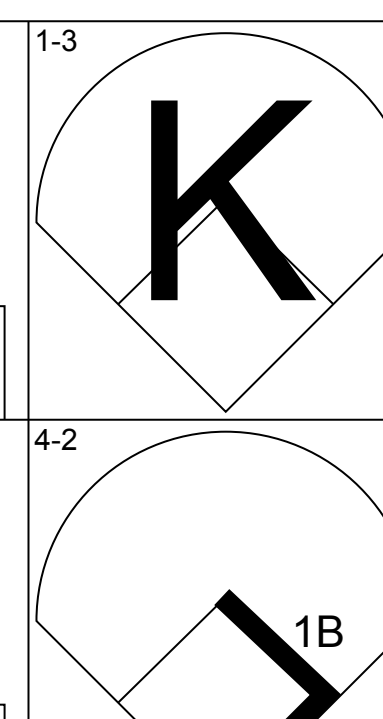
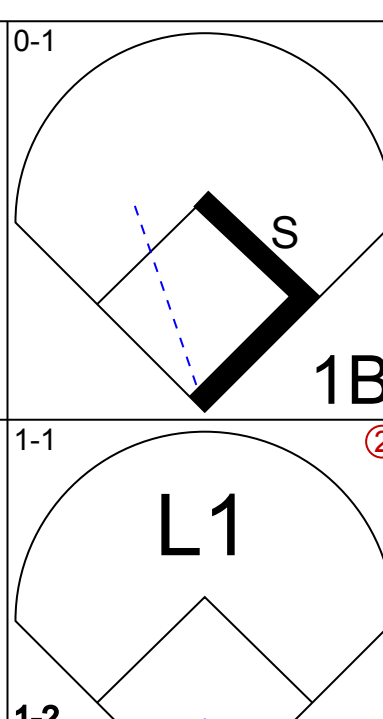
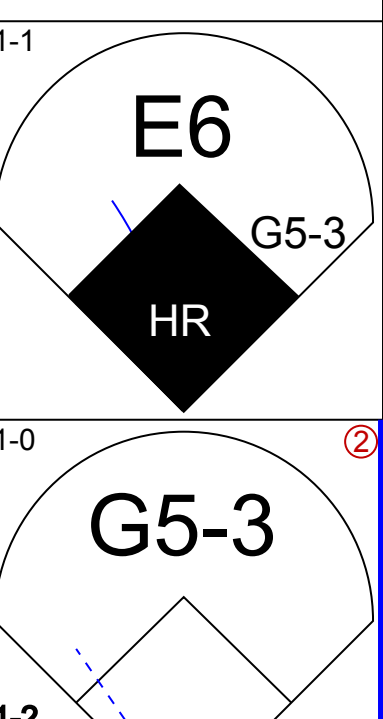
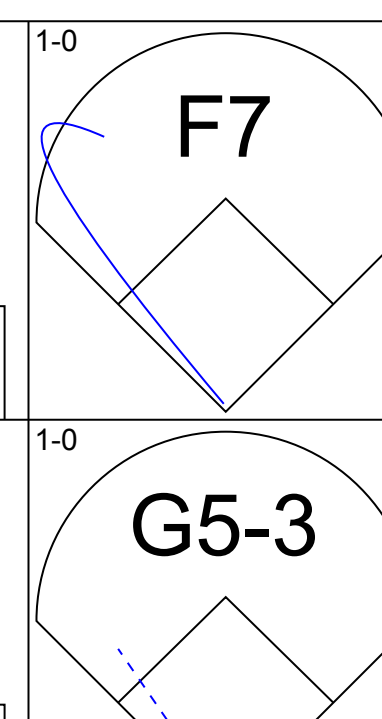
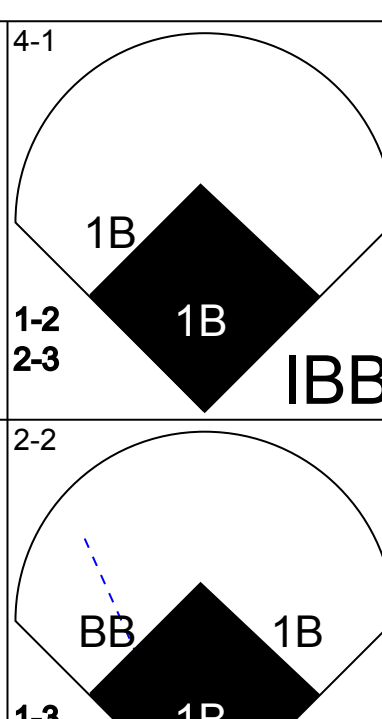
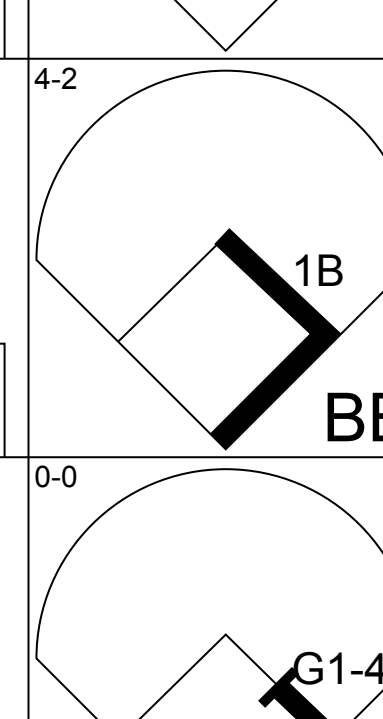
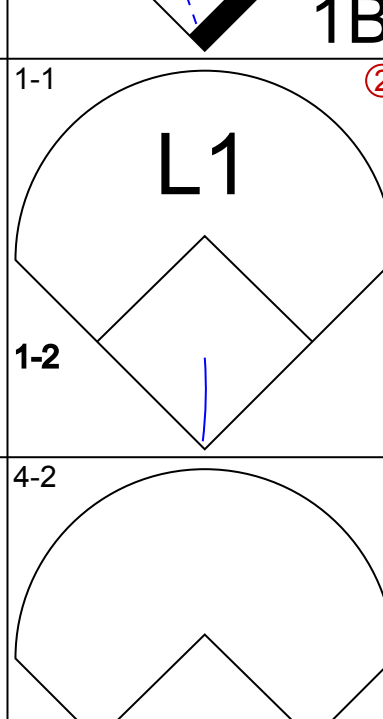
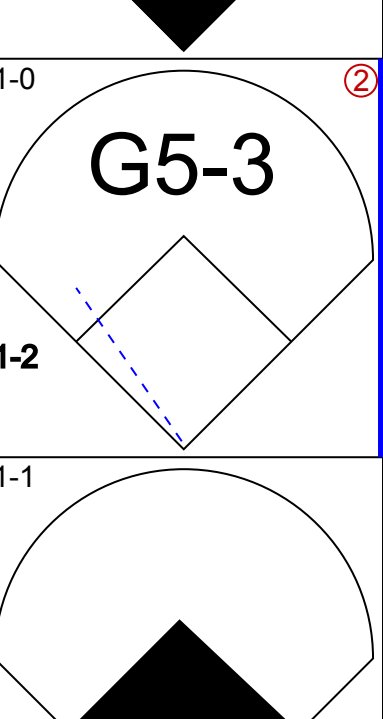
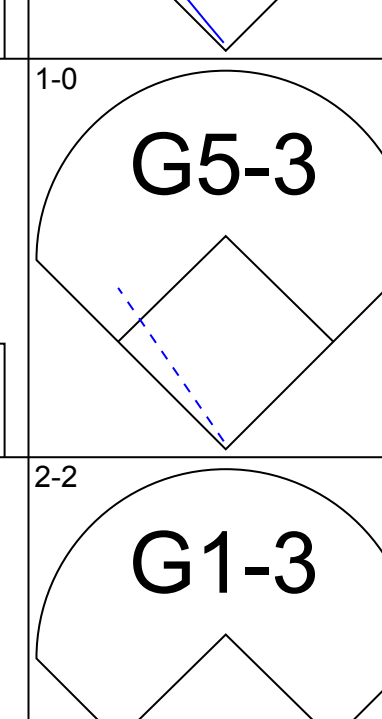
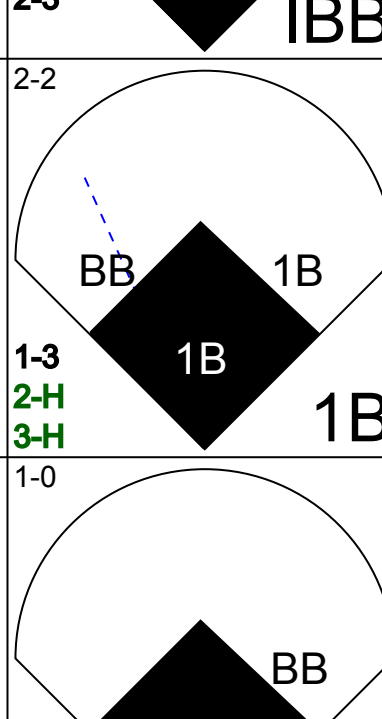
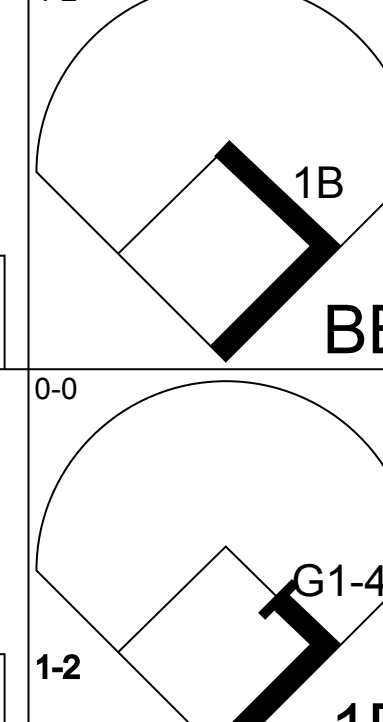
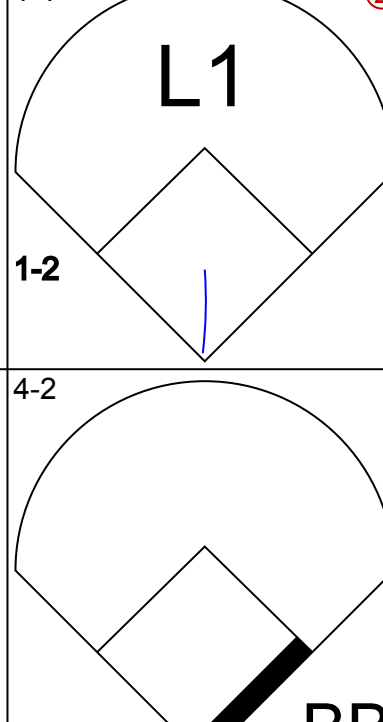
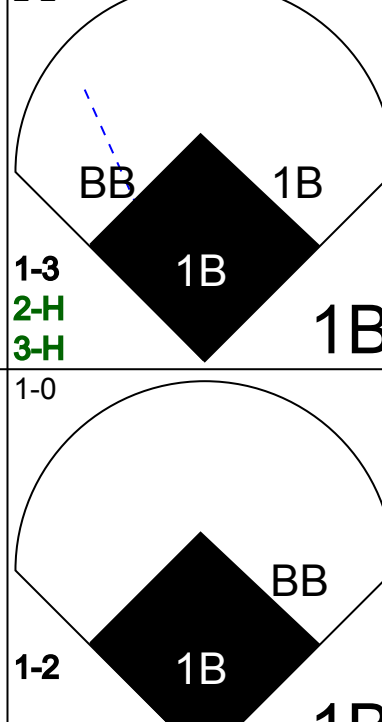
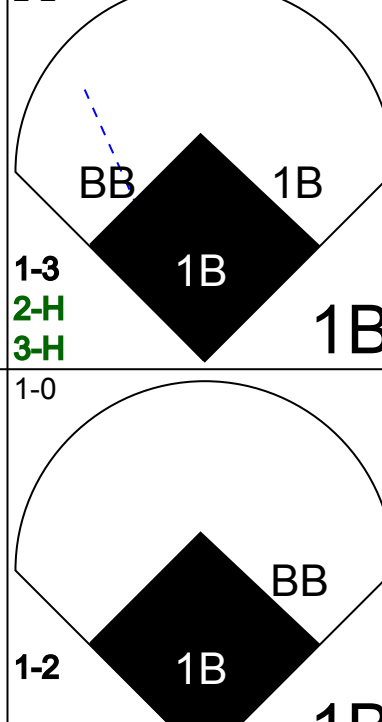
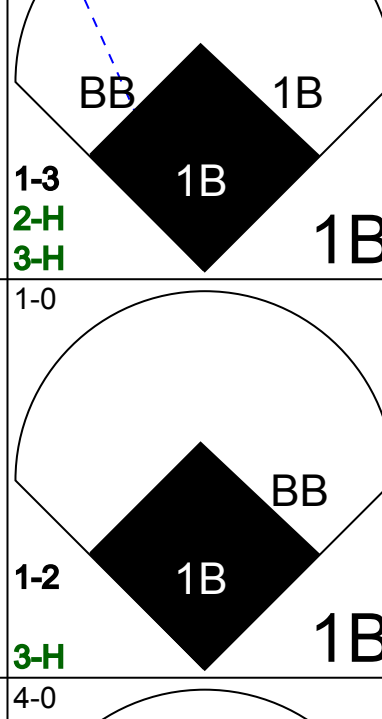
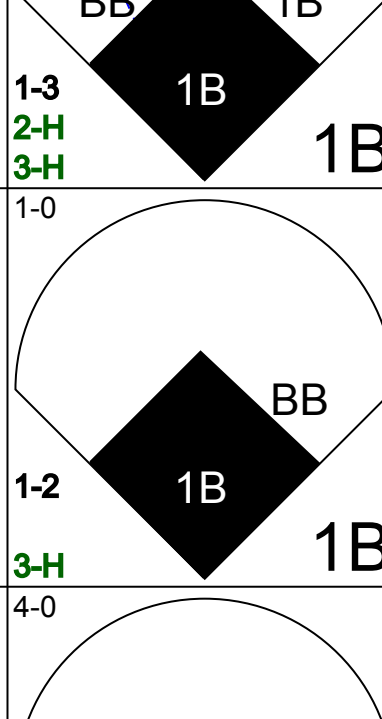
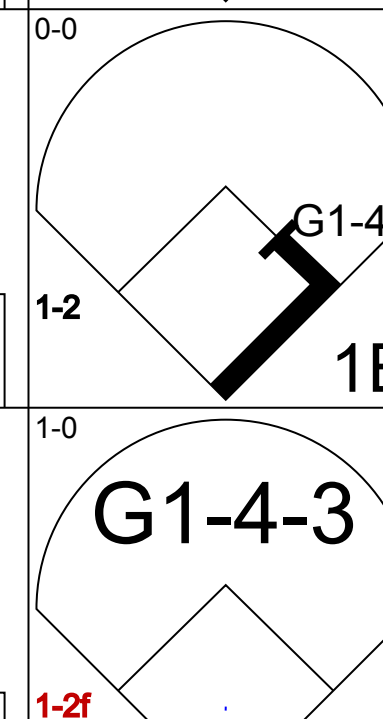
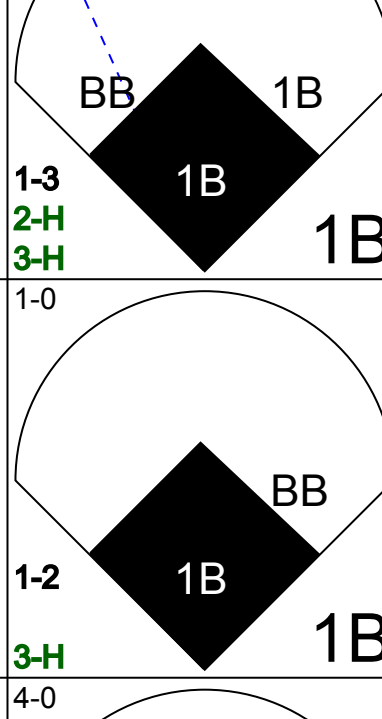
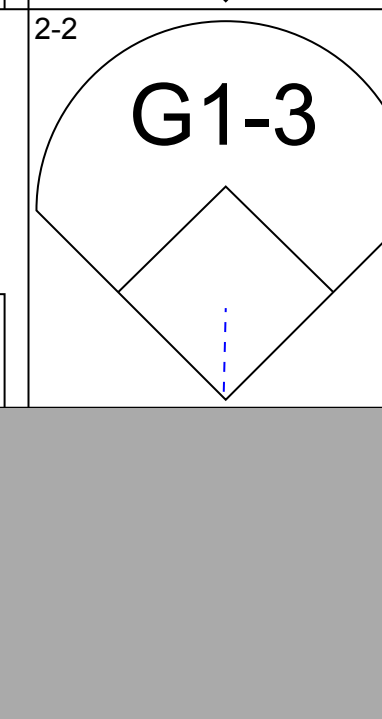
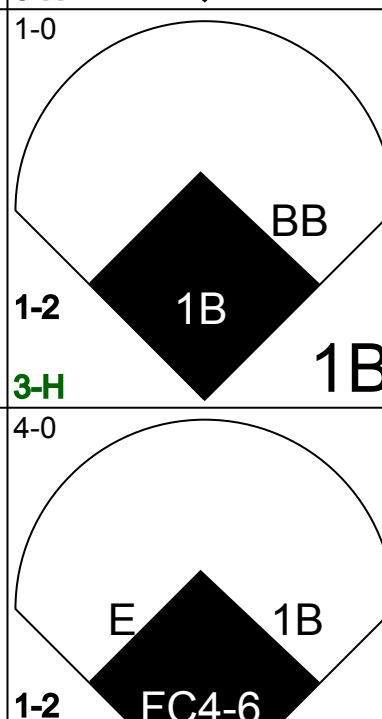
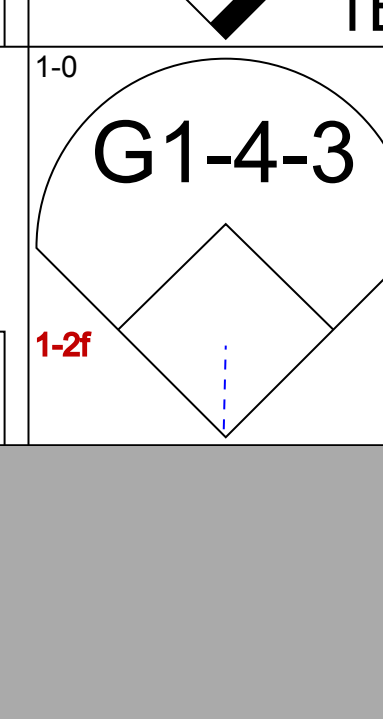
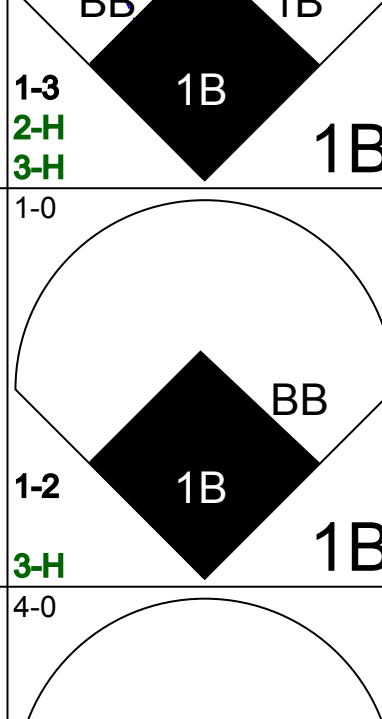
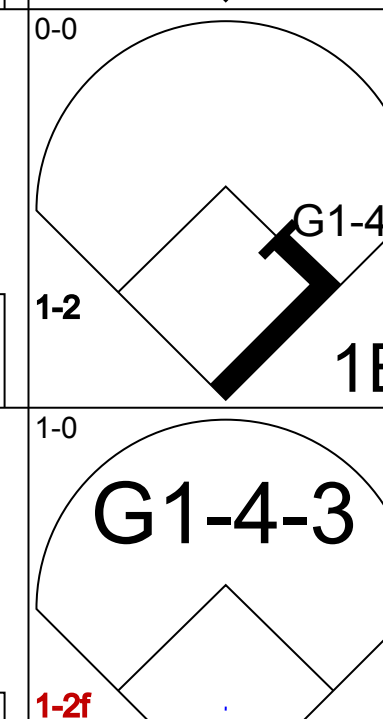
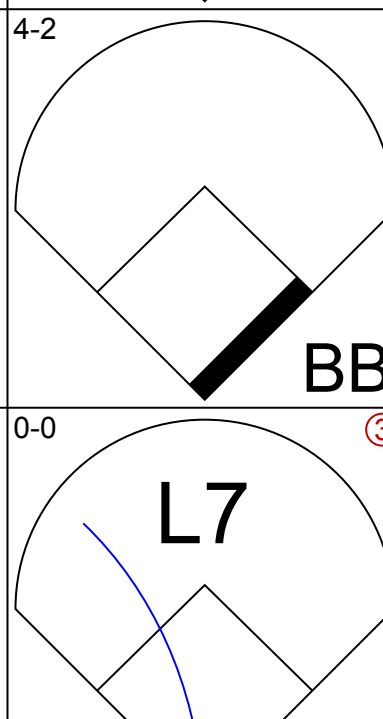
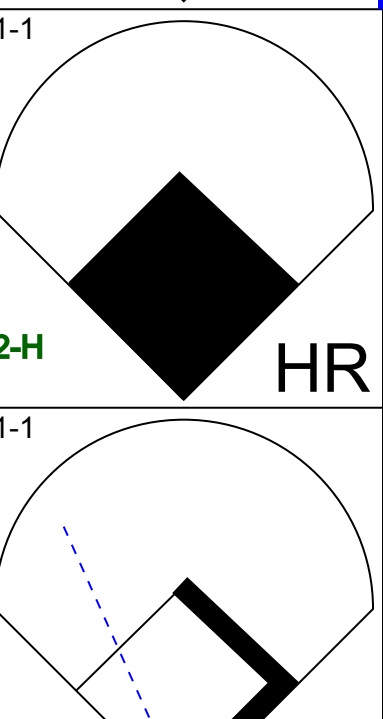
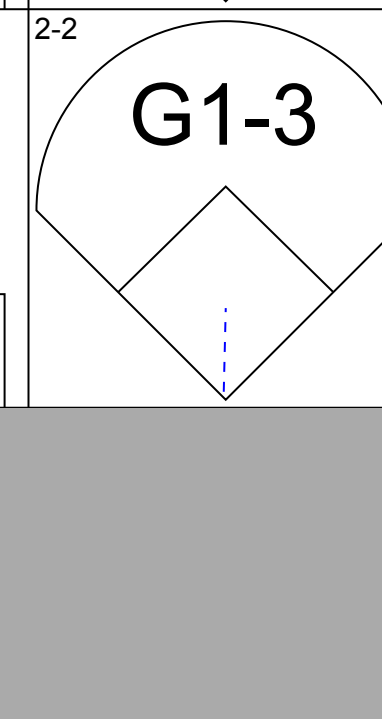
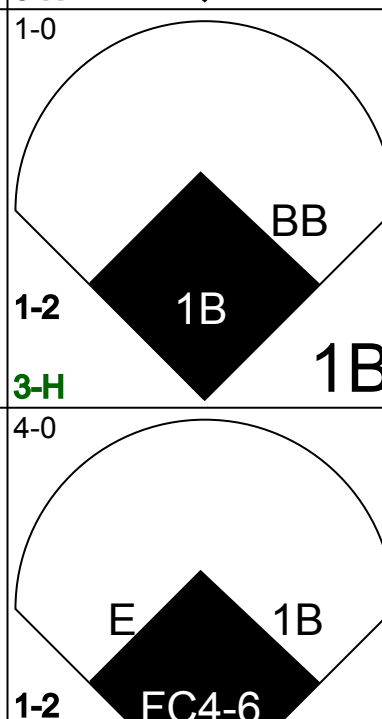
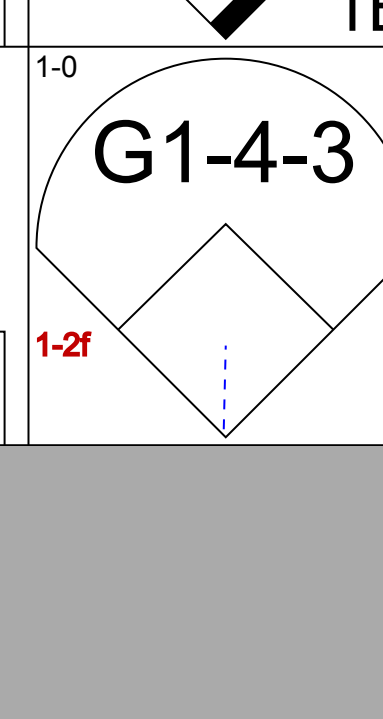
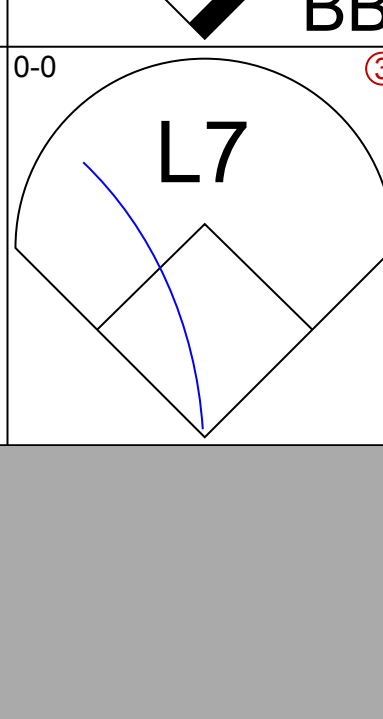
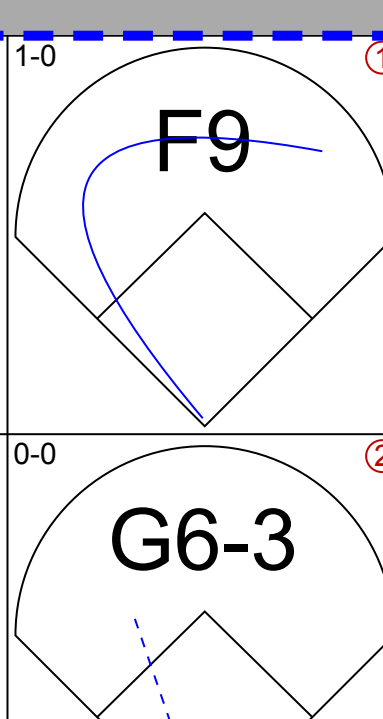
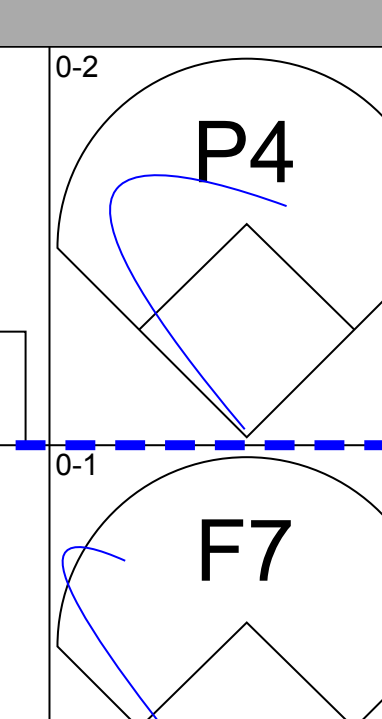
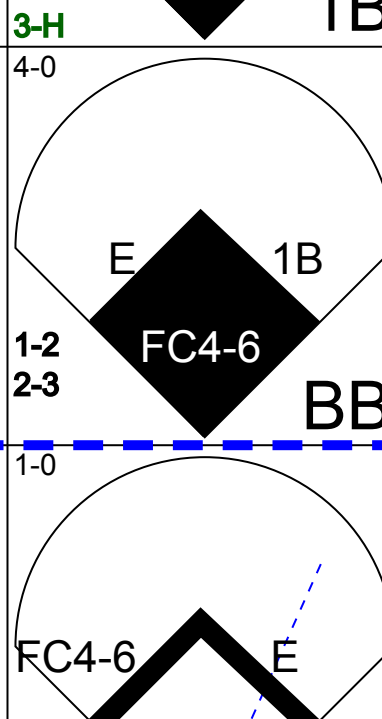
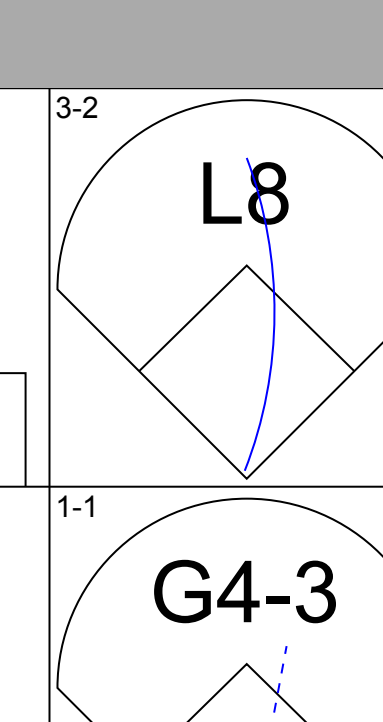
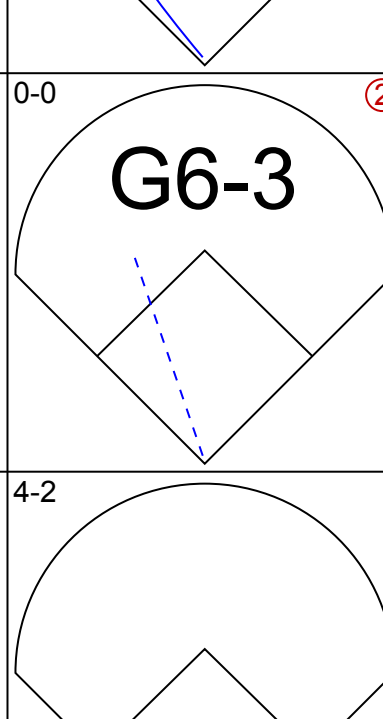
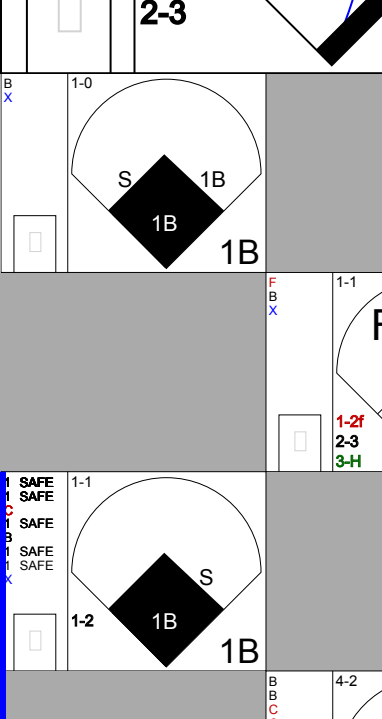
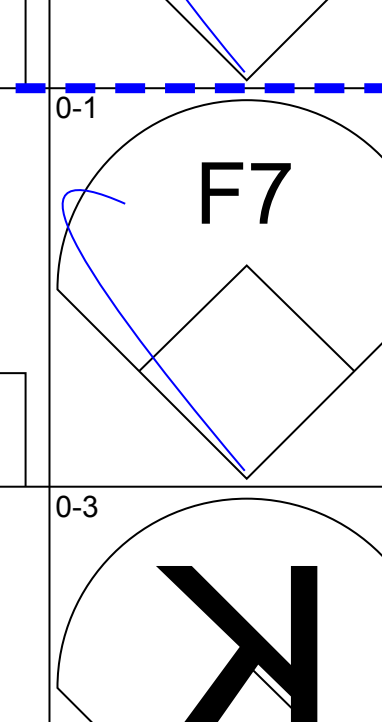
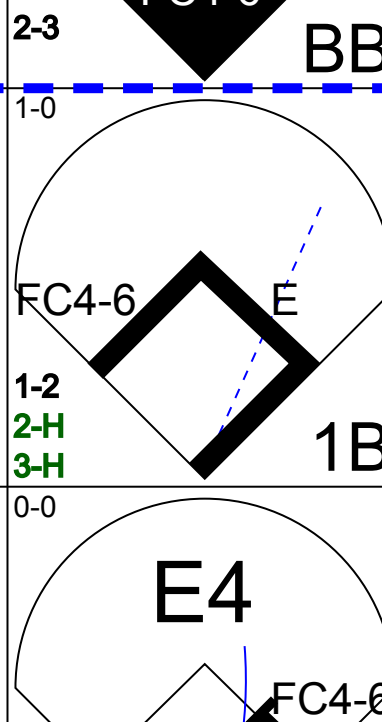
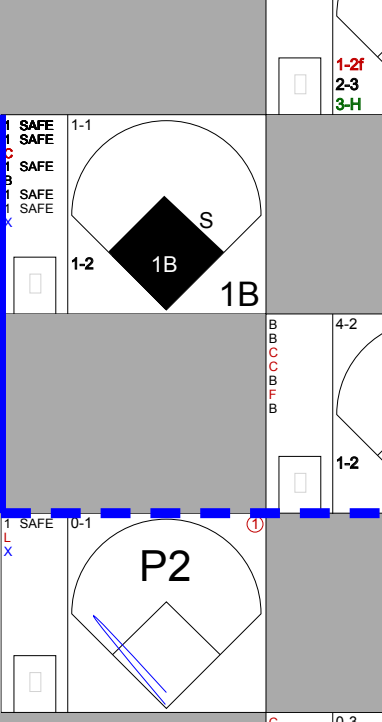
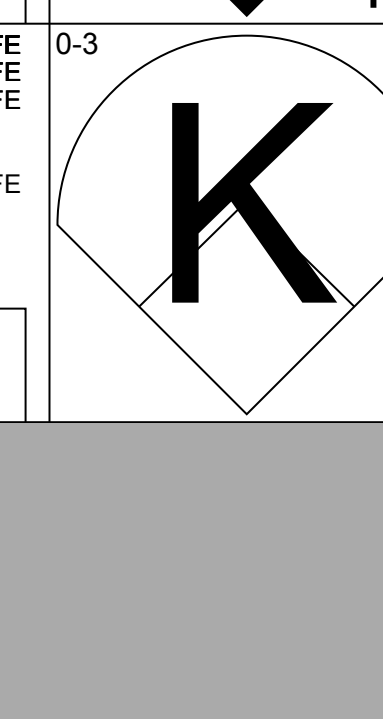
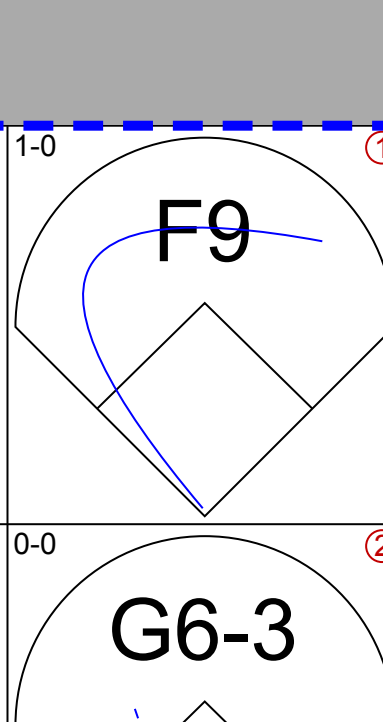
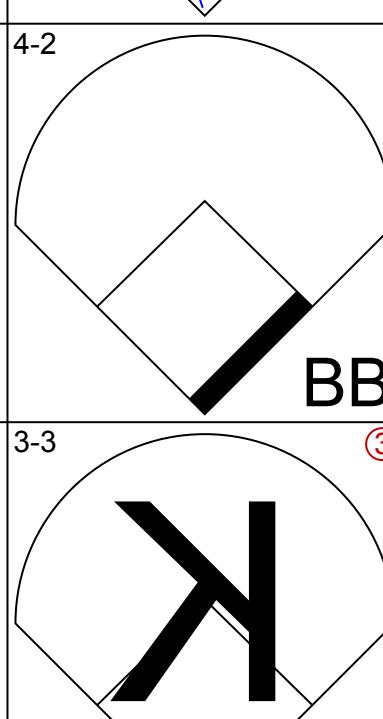
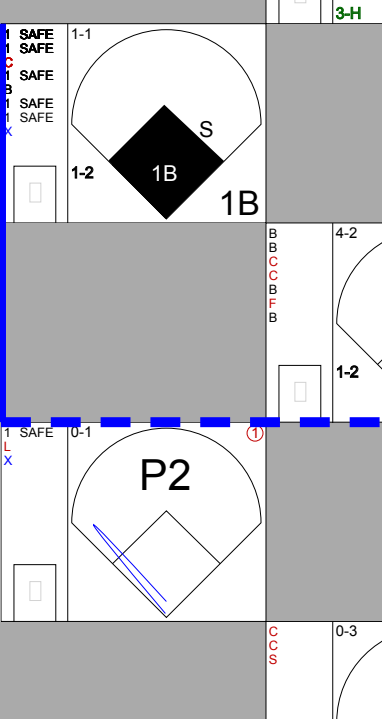
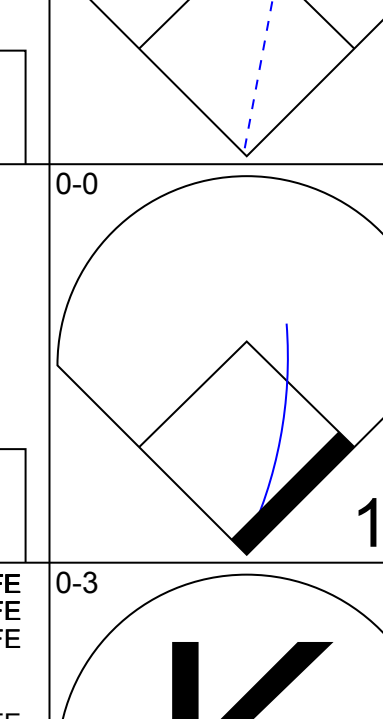
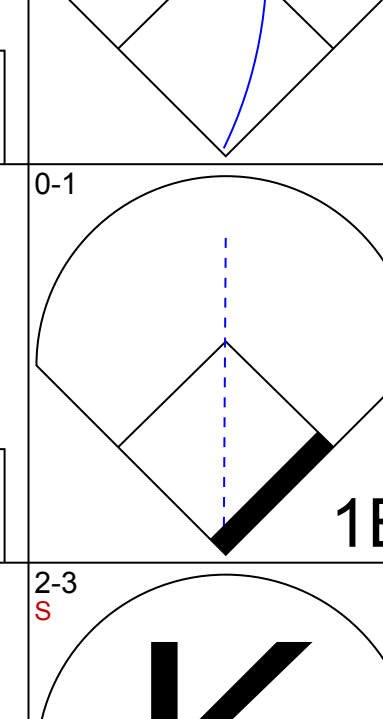
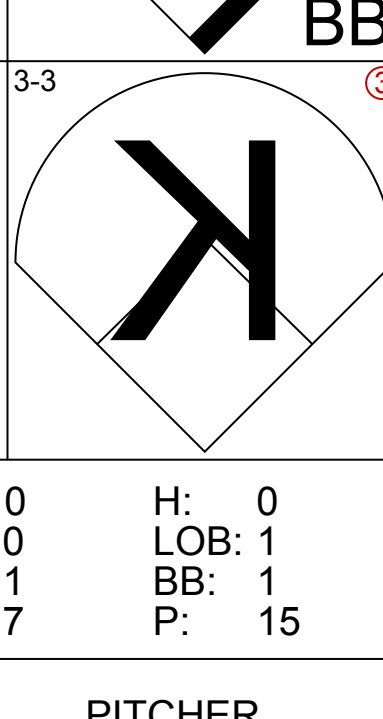
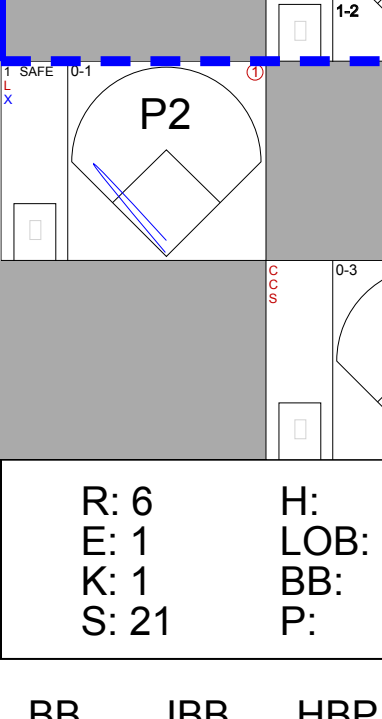
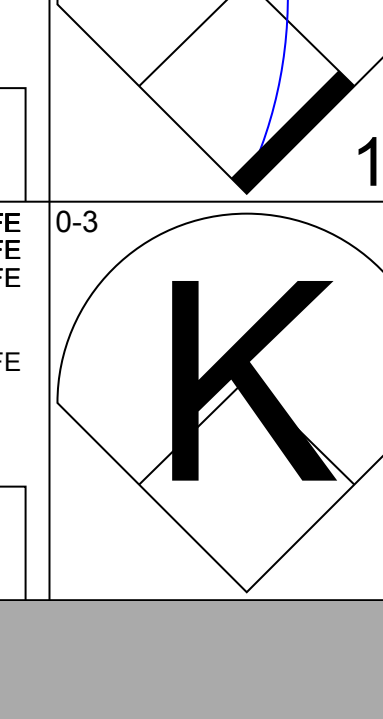
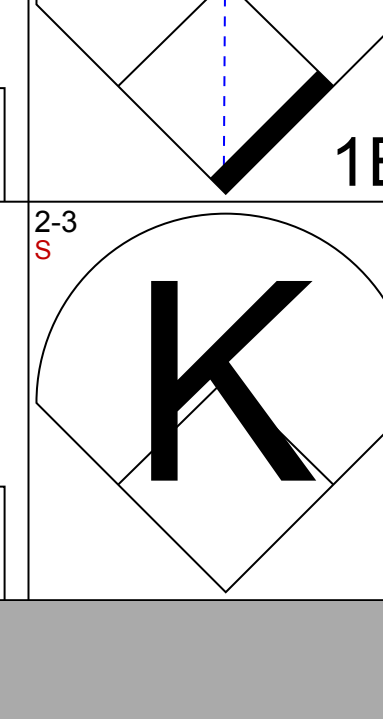
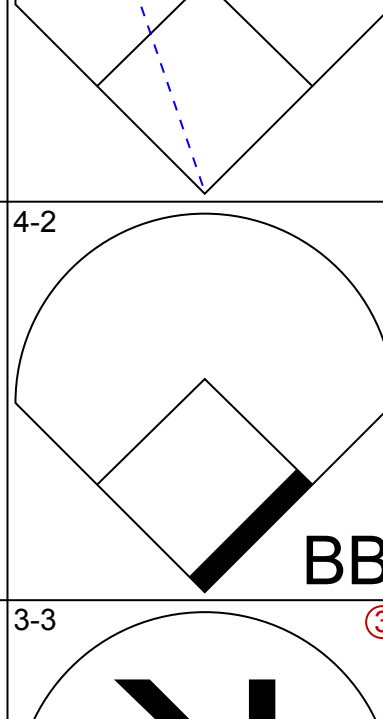
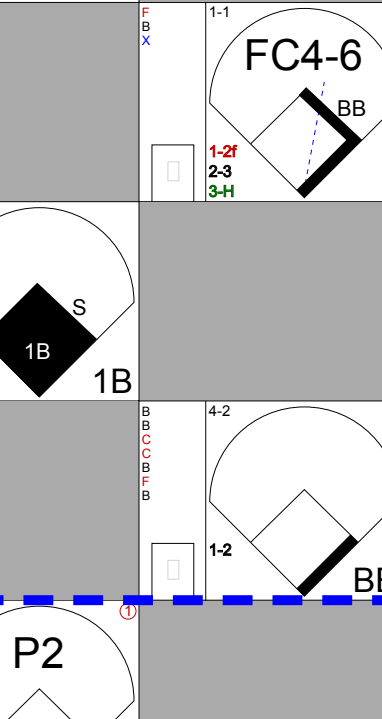
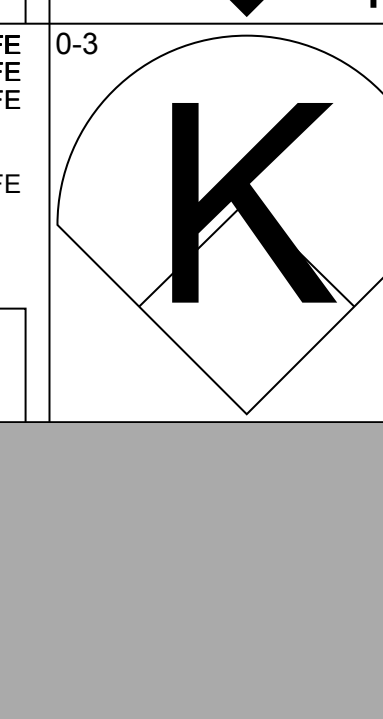

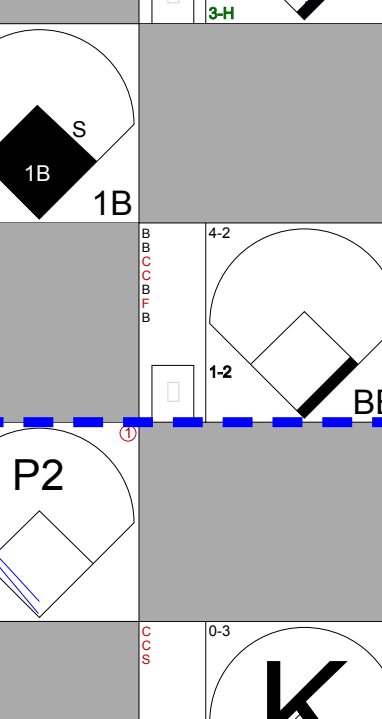
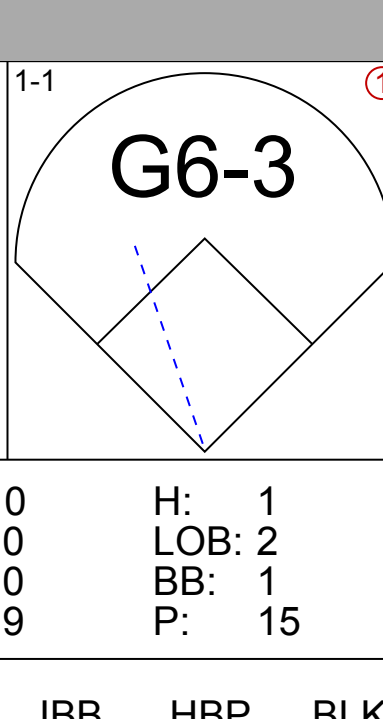
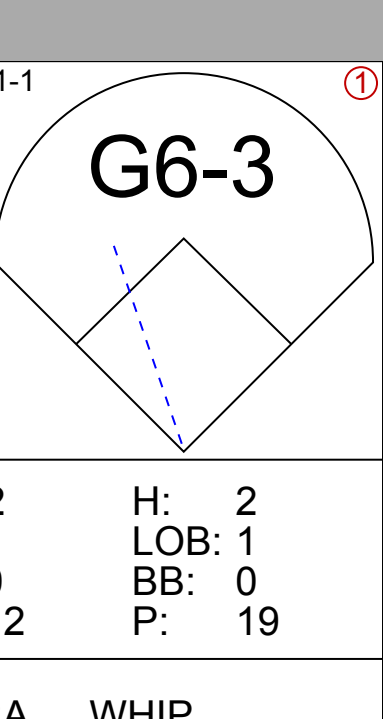
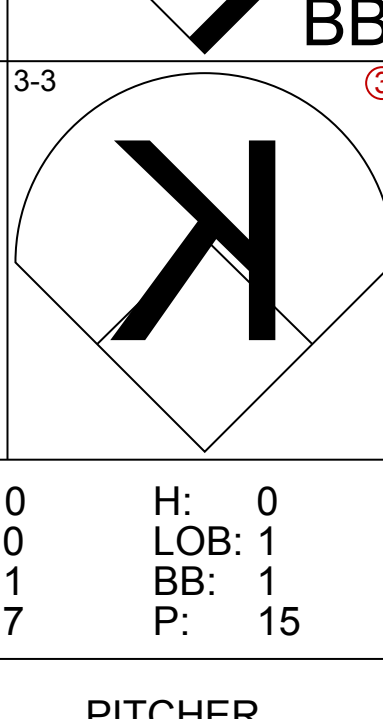
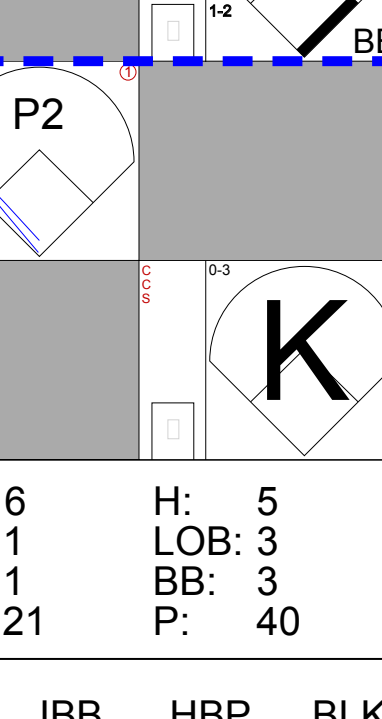
AB	34
R	5
H	11
RBI	5
BB	1
SO	3
LOB	12





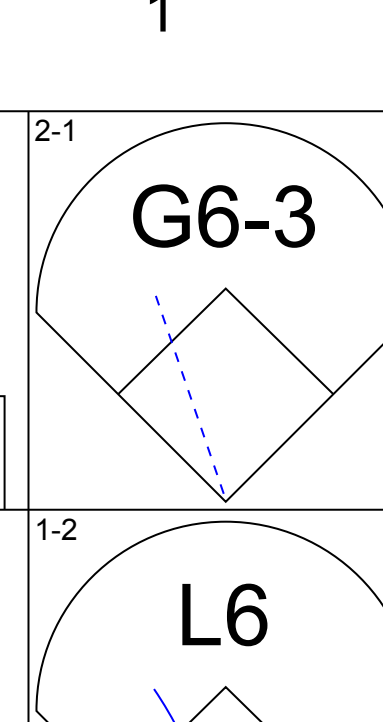
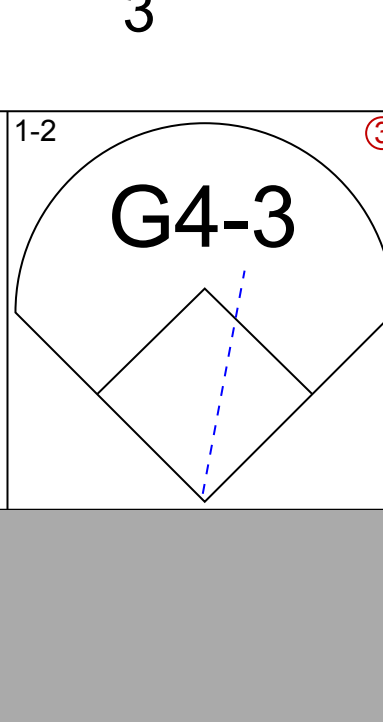
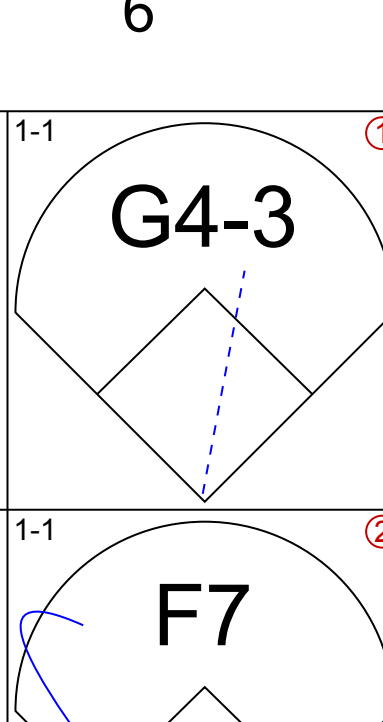
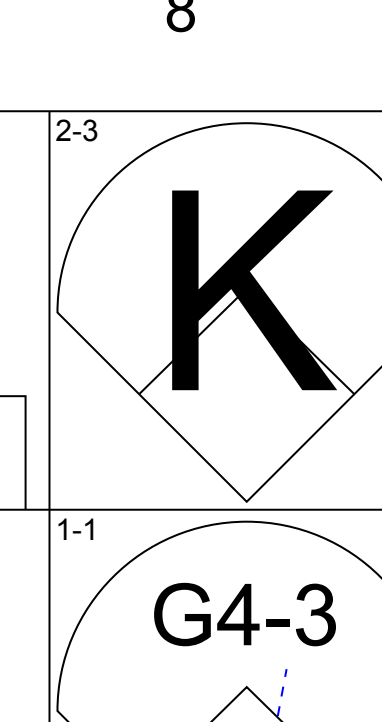
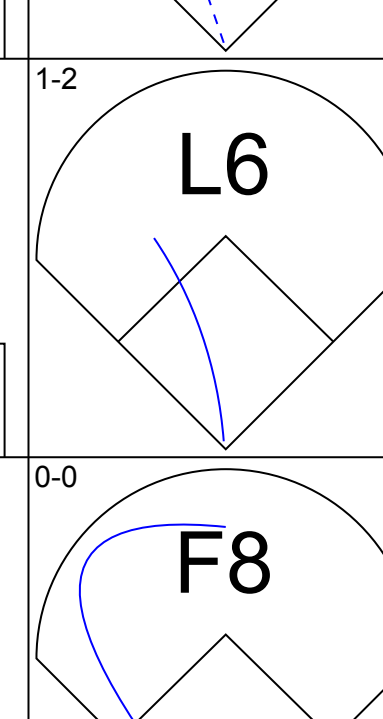
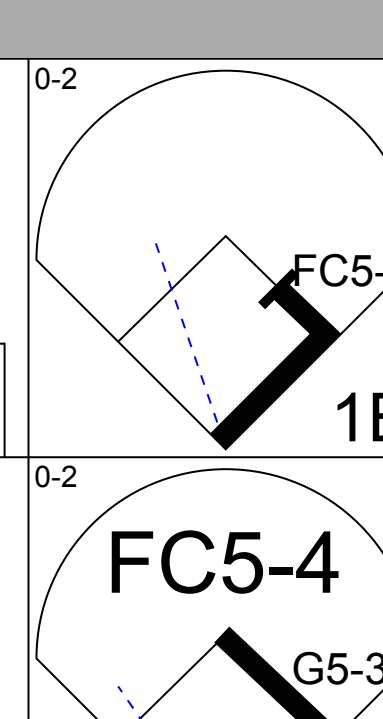
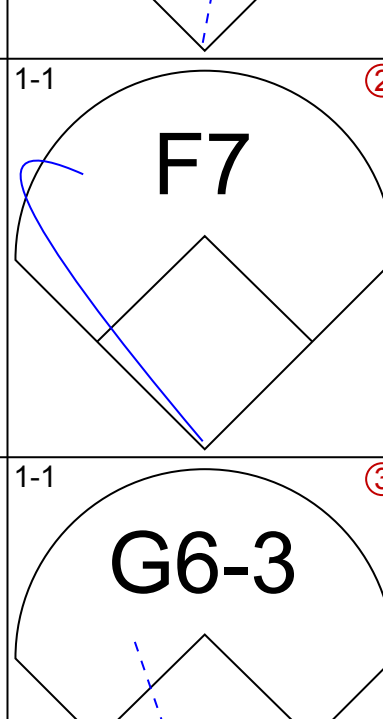
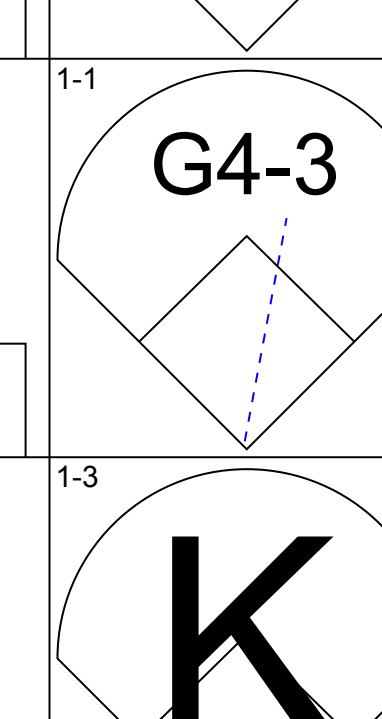
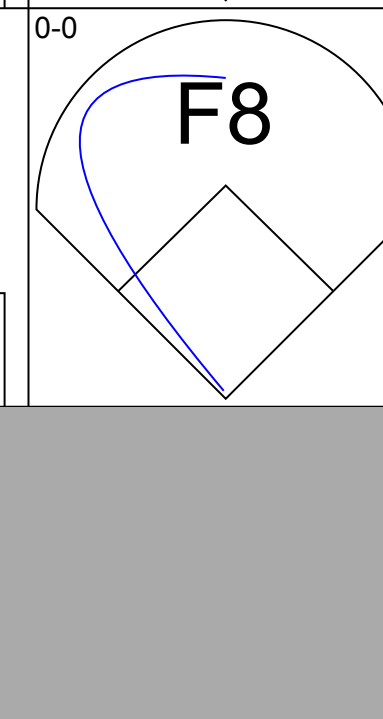
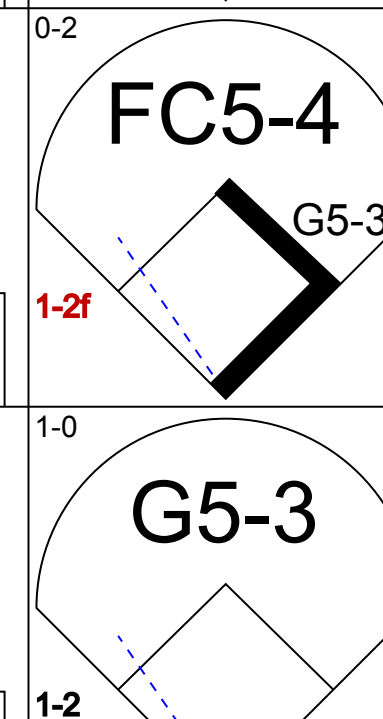
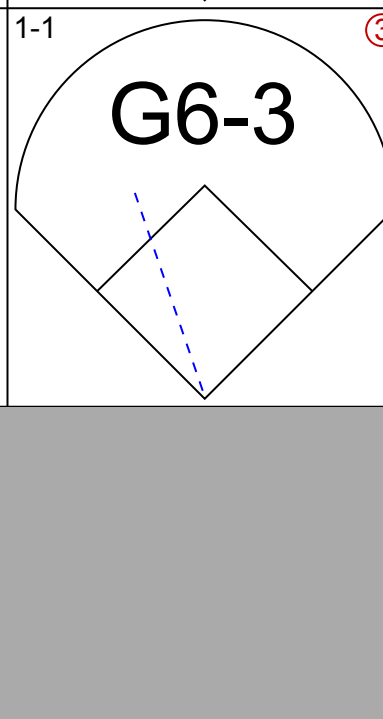
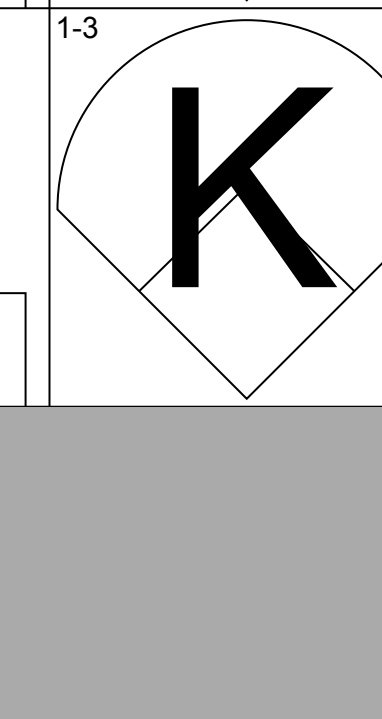
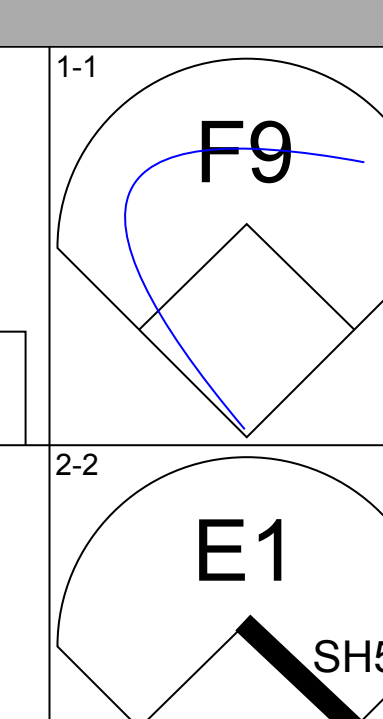
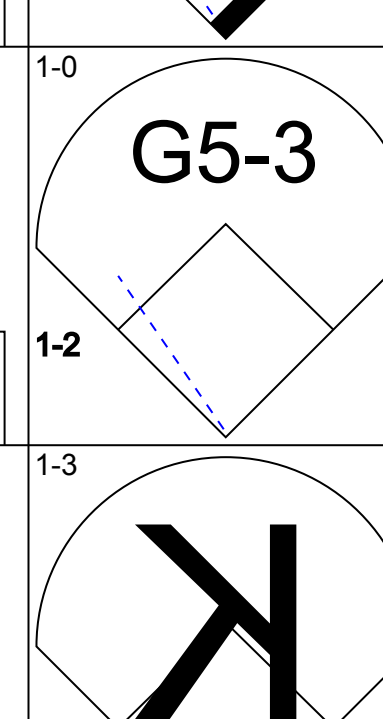

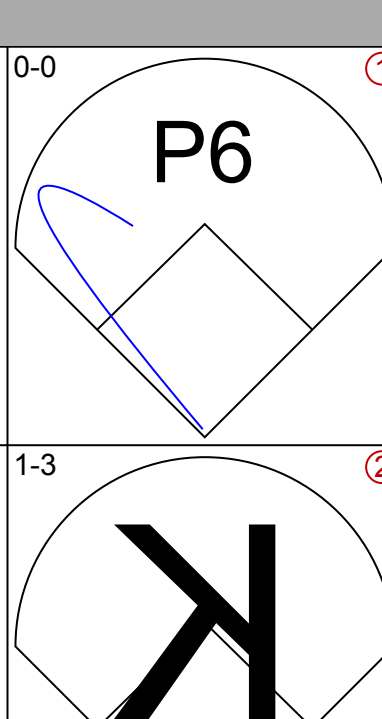
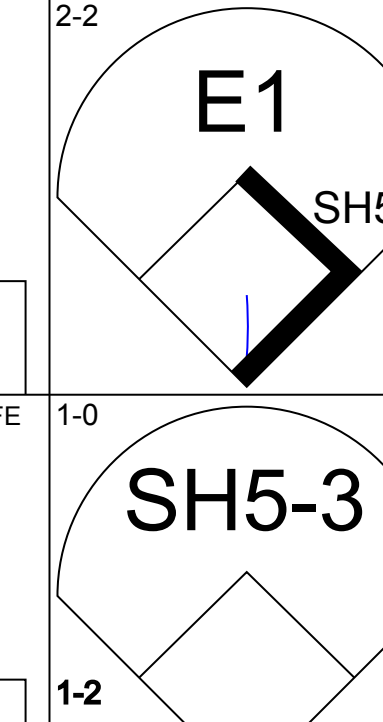
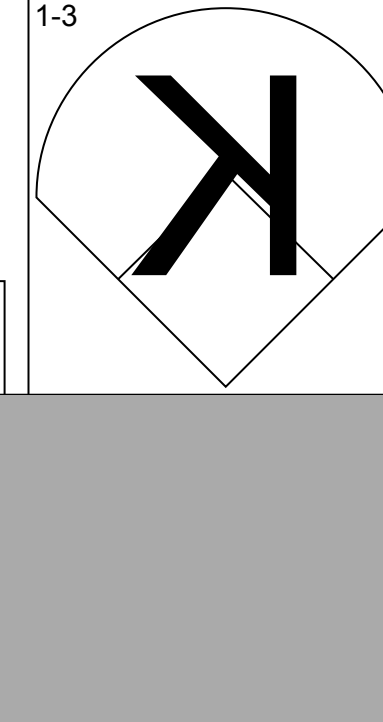

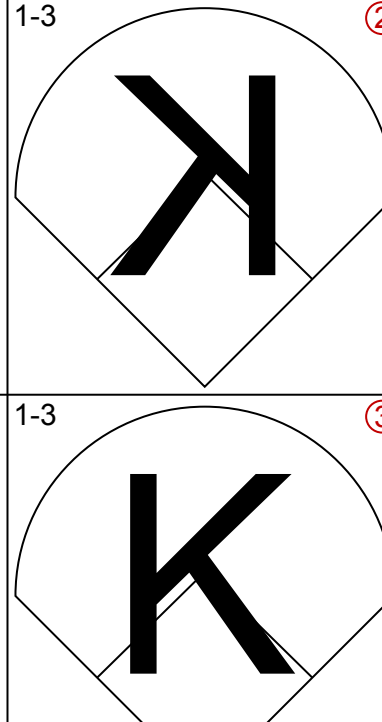

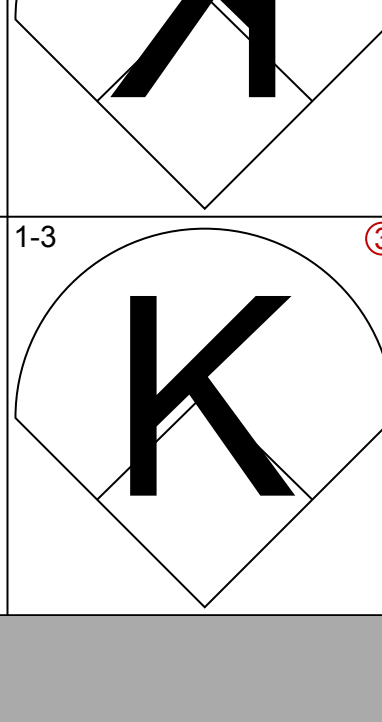
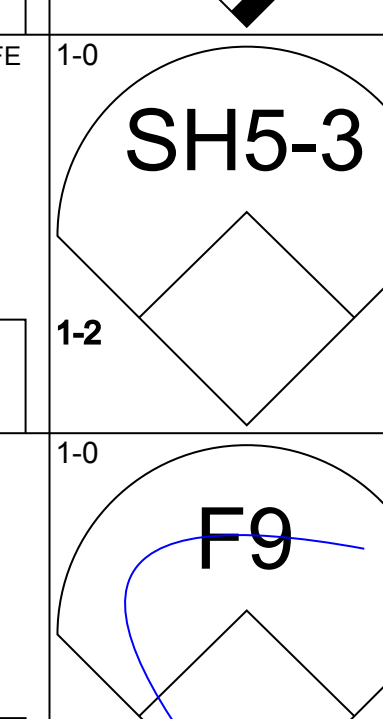
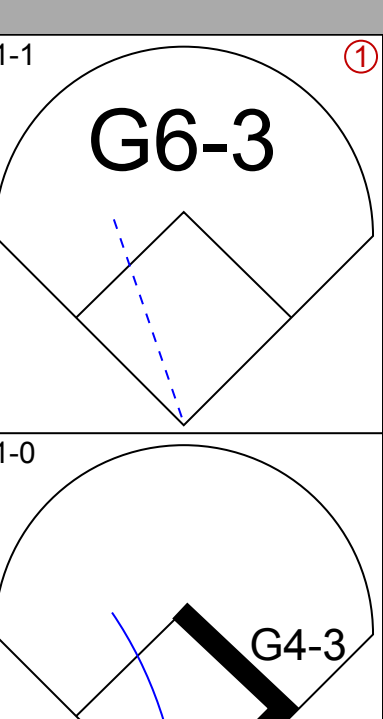


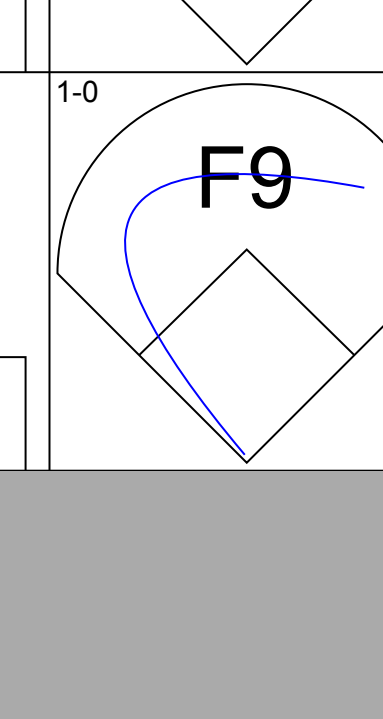


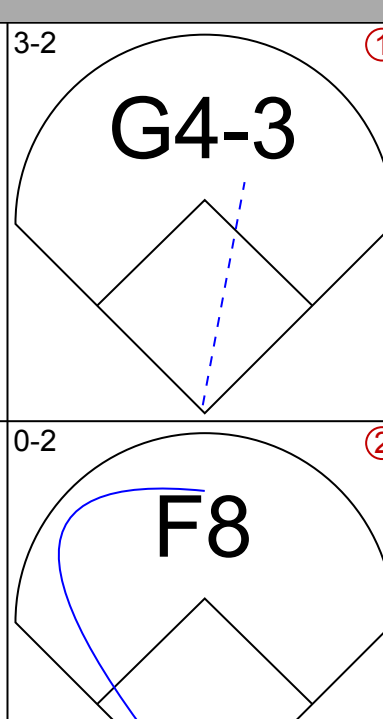


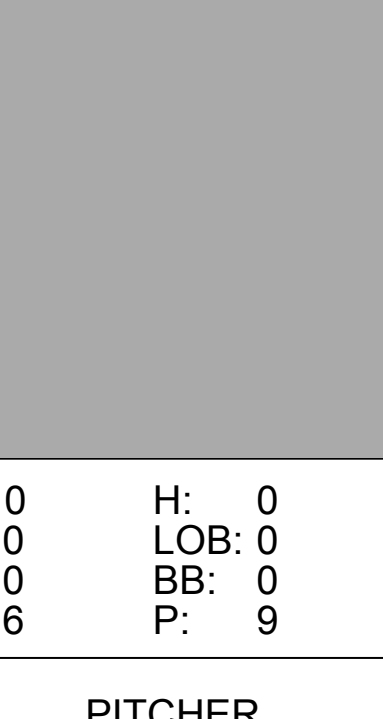
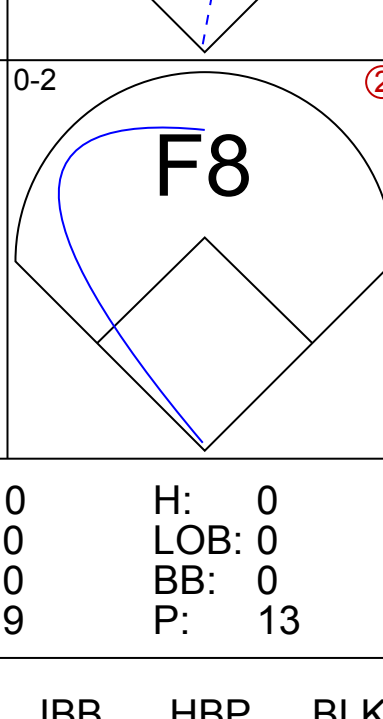
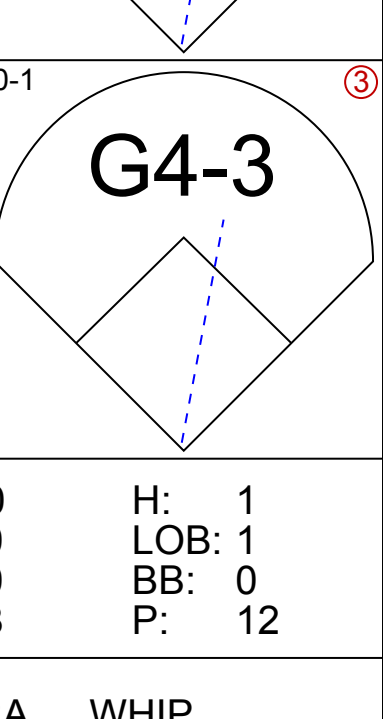





Batter	1	2	3	4	5	6	7	8	9	AB	R	H	RBI	BB	SO	LOB	TOP																	
Steve Sax, R (1, 4) OBP: 0.298, SLG: 0.320			 1B		 HR				 1B	4	2	1	0	1	1	0	Chicago White Sox @ California Angels Anaheim Stadium, Anaheim, CA Sat Aug 08 1992, 10:05 PM EDT Att: 29,349 - Sunny - 75 F																	
Craig Grebeck, R (1, 6) OBP: 0.341, SLG: 0.387									 1B	2	0	0	0	1	0	2																		
Esteban Beltré, R (5, 6) OBP: 0.196, SLG: 0.267									 1B	1	0	0	0	0	0	0																		
Carlton Fisk, R (9, PH) OBP: 0.310, SLG: 0.356									 2-H 3-H	1	0	1	2	0	0	0																		
Joey Cora, S (9, PR) OBP: 0.300, SLG: 0.273					 HR				 3-H	4	2	3	3	1	0	0																		
Frank Thomas, R (1, 3) OBP: 0.456, SLG: 0.549									 1B	4	2	3	3	1	0	0																		
George Bell, R (1, 10) OBP: 0.302, SLG: 0.423									 1B	4	1	1	0	1	0	4																		
Robin Ventura, L (1, 5) OBP: 0.369, SLG: 0.424									 E	5	0	1	2	0	0	1																		
Shawn Abner, R (1, 7) OBP: 0.316, SLG: 0.350									 FC4-6	5	0	0	0	0	1	2																		
Lance Johnson, L (1, 8) OBP: 0.335, SLG: 0.369									 FC4-6	5	1	3	1	0	0	2																		
Dan Pasqua, L (1, 9) OBP: 0.301, SLG: 0.342									 FC4-6	2	0	0	0	1	2	2																		
Tim Raines, S (9, PH) OBP: 0.360, SLG: 0.366									 FC4-6	1	1	1	0	1	0	0																		
Ron Karkovics, R (1, 2) OBP: 0.288, SLG: 0.320										5	0	0	0	0	2	6																		
<b>Inning Stats</b>	R: 0 E: 0 K: 1 S: 11	H: 1 LOB: 1 BB: 1 P: 17	R: 0 E: 0 K: 1 S: 9	H: 1 LOB: 1 BB: 0 P: 13	R: 0 E: 0 K: 0 S: 9	H: 1 LOB: 2 BB: 1 P: 15	R: 0 E: 0 K: 1 S: 8	H: 1 LOB: 1 BB: 0 P: 10	R: 2 E: 1 K: 0 S: 12	H: 2 LOB: 1 BB: 0 P: 19	R: 0 E: 0 K: 1 S: 7	H: 0 LOB: 1 BB: 1 P: 15	R: 0 E: 0 K: 0 S: 5	H: 0 LOB: 0 BB: 0 P: 9	R: 0 E: 0 K: 1 S: 8	H: 0 LOB: 0 BB: 0 P: 8	R: 6 E: 1 K: 1 S: 21	H: 5 LOB: 3 BB: 3 P: 40	1B: 9 2B: 1 3B: 0 HR: 1	SF: 0 SAC: 0 DP: 1 HBP: 0	WP: 0 PB: 0 SB: 3 CS: 0	PA: 45												
<b>PITCHER</b>	IP WLS BF H R ER SO BB IBB HBP BLK WP HR S P ERA WHIP																																	
Jim Abbott, L (1, 1) ERA: 2.85	5.0	23	6	2	0	3	2	0	0	0	0	0	0	1	49	74	0.00	1.600																
Mike Butcher, R (6, 1) ERA: 1.39	2.1	8	0	0	0	1	1	0	0	0	0	0	0	0	15	27	0.00	0.429																
Steve Frey, L (8, 1) ERA: 3.22	0.2	L	4	2	2	2	1	0	0	0	0	0	0	0	8	10	27.00	3.000																
Chuck Crim, R (9, 1) ERA: 5.27	0.1	5	2	1	1	0	1	1	0	0	0	0	0	0	8	19	27.00	9.000																
Tim Lincecum, L (9, 1) ERA: 3.55	0.2	5	1	3	2	1	1	0	0	0	0	0	0	10	16	27.00	3.000																	

AB	39
R	8
H	11
RBI	8
BB	6
SO	6
LOB	19



Batter	1	2	3	4	5	6	7	8	9	AB	R	H	RBI	BB	SO	LOB	BOTTOM																	
Luis Polonia, L (1, 7) OBP: 0.361, SLG: 0.356										4	0	0	0	0	1	0	Chicago White Sox @ California Angels Anaheim Stadium, Anaheim, CA Sat Aug 08 1992, 10:05 PM EDT Att: 29,349 - Sunny - 75 F																	
Luis Sojo, R (1, 4) OBP: 0.314, SLG: 0.429				 1B						4	0	1	0	0	0	0																		
Junior Felix, S (1, 8) OBP: 0.296, SLG: 0.367				 1-2 G5-3						4	0	0	0	0	1	1																		
Gary Gaetti, R (1, 3) OBP: 0.276, SLG: 0.348							 BB			4	1	1	0	0	0	1																		
Chad Curtis, R (1, 9) OBP: 0.339, SLG: 0.391		 SH5-3					 1B			2	1	0	0	1	1	1																		
Rob Ducey, L (9, PH) OBP: 0.129, SLG: 0.200							 BB			1	0	0	0	0	1	0																		
Rene Gonzales, R (1, 5) OBP: 0.351, SLG: 0.386							 1B			3	0	1	0	0	1	0																		
Mike Fitzgerald, R (1, 10) ERA: 4.32										2	0	1	0	0	0	1																		
Ken Oberkfell, L (7, PH) OBP: 0.241, SLG: 0.222							 2-3 3-H			1	0	0	1	0	0	2																		
Ron Tingley, R (1, 2) OBP: 0.273, SLG: 0.363										2	0	0	0	0	0	1																		
Von Hayes, L (7, PH) OBP: 0.309, SLG: 0.335							 0-1			0	0	0	1	0	0	0																		
Greg Myers, L (8, 2) OBP: 0.272, SLG: 0.365										0	0	0	0	0	0	0																		
Gary Disarcina, R (1, 6) OBP: 0.291, SLG: 0.312										3	0	0	0	0	0	2																		
<b>Inning Stats</b>	R: 0 E: 0 K: 0 S: 6	H: 0 LOB: 0 BB: 0 P: 9	R: 0 E: 1 K: 0 S: 8	H: 0 LOB: 1 BB: 0 P: 13	R: 0 E: 0 K: 0 S: 9	H: 0 LOB: 0 BB: 0 P: 13	R: 0 E: 0 K: 1 S: 11	H: 1 LOB: 1 BB: 0 P: 13	R: 0 E: 0 K: 0 S: 8	H: 1 LOB: 1 BB: 0 P: 12	R: 0 E: 0 K: 0 S: 6	H: 0 LOB: 0 BB: 0 P: 9	R: 2 E: 0 K: 0 S: 14	H: 2 LOB: 1 BB: 1 P: 21	R: 0 E: 0 K: 2 S: 10	H: 0 LOB: 0 BB: 0 P: 14	R: 0 E: 0 K: 2 S: 8	H: 0 LOB: 0 BB: 0 P: 10	1B: 4 2B: 0 3B: 0 HR: 0	SF: 1 SAC: 1 DP: 0 HBP: 0	WP: 0 PB: 0 SB: 0 CS: 0	PA: 33												
<b>PITCHER</b>	IP WLS BF H R ER SO BB IBB HBP BLK WP HR S P ERA WHIP																																	
Greg Hibbard, L (1, 1) ERA: 1.96	6.0	24	4	2	2	1	1	0	0	0	0	0	0	0	55	81	3.00	0.833																
Roberto Hernandez, R (7, 1) ERA: 1.96	3.0	W	9	0	0	0	4	0	0	0	0	0	0	25	33	0.00	0.000																	

AB	30
R	2
H	4
RBI	2
BB	1
SO	5
LOB	9






Batter	1	2	3	4	5	6	7	8	9	10	11	12	13	14	AB	R	H	BB	SO	LOB	TOP				
<b>Steve Sax, R</b> OBP: 0.289, SLG: 0.321 (1, 4)	L4	G4-3			1B		HR	G4-3			FC2-6 1B		F7	FC4-6 E	8	3	3	0	0	0	4				
<b>Tim Lincecum, S</b> OBP: 0.372, SLG: 0.365 (1, 7)	2B		G1-3		1B		HR		G3		FC2-6 G5-3		1B	E9	6	3	2	0	2	0	1				
<b>Frank Thomas, R</b> OBP: 0.453, SLG: 0.549 (1, 3)	P4		F8		L4		HR		F9		G5-3		K		7	1	1	3	1	1	5				
<b>George Bell, R</b> OBP: 0.308, SLG: 0.426 <b>Scott Hemrod, R</b> OBP: 0.273, SLG: 0.233 (9, PR)	2B		FC4-6 1B		G3-6-3 1B		G6-3		G6-3		K		K	F9	4	1	3	2	1	0	0				
<b>Robin Ventura, L</b> OBP: 0.368, SLG: 0.424 (1, 5)	2B		FC4-6		G3-6-3		F7		F7					K	7	1	2	1	0	1	3				
<b>Dan Pasqua, L</b> OBP: 0.303, SLG: 0.351 <b>Shawn Abner, R</b> OBP: 0.319, SLG: 0.352 (6, PH) (6, 9)	2B				F7		G6-3		P4		F9		SH1-4 1B	1B	2	0	1	2	0	0	0				
<b>Lance Johnson, L</b> OBP: 0.337, SLG: 0.369 (1, 8)	G4-3				G3		F8		CS E 1B		SH1-4 1B		SH1-4 1B	1B	5	1	2	0	1	0	1				
<b>Carlton Fisk, R</b> OBP: 0.308, SLG: 0.352 <b>Ron Karkovics, R</b> OBP: 0.292, SLG: 0.321 (8, PR) (8, 2)			G6-3		1B		F7		FC		K			1B	4	0	1	0	0	0	1				
<b>Esteban Beltre, R</b> OBP: 0.208, SLG: 0.288 (1, 6)			L9		F9		L9		L9		F8		G1-2-3	1B	7	0	2	2	0	0	5				
<b>Inning Stats</b>	R: 3 E: 0 K: 0 S: 19	H: 3 LOB: 1 BB: 1 P: 31	R: 0 E: 0 K: 0 S: 12	H: 0 LOB: 0 BB: 0 P: 16	R: 0 E: 0 K: 0 S: 5	H: 1 LOB: 1 BB: 0 P: 9	R: 0 E: 0 K: 0 S: 5	H: 1 LOB: 0 BB: 0 P: 10	R: 2 E: 0 K: 0 S: 7	H: 3 LOB: 0 BB: 0 P: 11	R: 0 E: 0 K: 0 S: 7	H: 2 LOB: 0 BB: 0 P: 11	R: 0 E: 0 K: 0 S: 10	H: 2 LOB: 1 BB: 1 P: 19	R: 0 E: 0 K: 0 S: 9	H: 1 LOB: 1 BB: 0 P: 13	R: 0 E: 0 K: 2 S: 12	H: 1 LOB: 0 BB: 0 P: 17	R: 4 E: 1 K: 1 S: 13	H: 4 LOB: 2 BB: 1 P: 26	1B: 16 2B: 3 HR: 1	SF: 0 SAC: 1 DP: 2 HBP: 0	WP: 1 PB: 0 SB: 3 CS: 1	PA: 67	
<b>PITCHER</b>	IP	WLS	BF	H	R	ER	SO	BB	IBB	HBP	BLK	WP	HR	S	P	ERA	WHIP								
<b>Bert Blyleven, R</b> ERA: 5.4 (1, 1)	4.1		22	8	5	5	0	0	0	0	0	0	0	14	23	10.38	2.077								
<b>Tim Lincecum, S</b> ERA: 3.95 (7, 1)	2.0	7	1	2	2	0	1	0	0	0	0	0	1	9	15	13.50	1.500								
<b>Chuck Crim, R</b> ERA: 5.35 (8, 1)	0.2	3	1	1	1	0	0	0	0	0	0	0	1	9	15	13.50	1.500								
<b>Steve Froy, L</b> ERA: 3.13 (9, 1)	1.0	5	2	0	0	0	0	0	0	0	0	0	0	18	22	0.00	2.000								
<b>Joe Grahe, R</b> ERA: 3.61 (9, 1)	2.0	8	0	0	0	0	1	2	0	0	0	0	0	18	35	0.00	1.000								
<b>PITCHER</b>	IP	WLS	BF	H	R	ER	SO	BB	IBB	HBP	BLK	WP	HR	S	P	ERA	WHIP								
<b>Mike Butcher, R</b> ERA: 1.29 (11, 1)	1.0			1	0	0	0	0	0	0	0	0	0	9	13	0.00	1.000								
<b>Scott Bailes, L</b> ERA: 7.79 (12, 1)	3.0	L	18	7	4	3	3	0	2	0	0	1	0	32	60	9.00	2.333								

Chicago White Sox @ California Angels  
 Anaheim Stadium, Anaheim, CA  
 Sun Aug 09 1992, 6:33 AM EDT  
 Alt. 25,401 - Sunny - 90 F


AB 60  
 R 12  
 H 20  
 RBI 11  
 BB 6  
 SO 5  
 LOB 25




Batter	1	2	3	4	5	6	7	8	9	10	11	12	13	14	AB	R	H	BB	SO	LOB	BOTTOM									
<b>Luis Polonia, L</b> OBP: 0.360, SLG: 0.353 (1, 7)	G1-3		1B	E6		L8		FC		F7					6	1	1	0	1	0	3									
<b>Luis Sojo, R</b> OBP: 0.308, SLG: 0.418 (1, 4)	F7		1B	FC5-4		F7		FC6-4		P2		G4-3			7	0	1	2	0	0	7									
<b>Junior Felix, S</b> OBP: 0.296, SLG: 0.365 (1, 9)	G4-3			1B	1B	G5-3		FC4-6			K				7	1	2	0	0	1	2									
<b>Von Hayes, L</b> OBP: 0.308, SLG: 0.333 (9, 3) (9, PH)		K		E	FC6-4 1B		G3-1		F9		K				4	2	1	0	0	1	1									
<b>Gary Gaetti, R</b> OBP: 0.273, SLG: 0.345 (10, 3)				E	1B		G3-1		F9		K				3	0	0	0	0	1	0									
<b>Rene Gonzales, R</b> OBP: 0.358, SLG: 0.394 (1, 5)				E2	1B		F9								6	2	4	1	1	0	0									
<b>Ken Oberkfell, L</b> OBP: 0.194, SLG: 0.176 (1, 10)	F7			1B	1B	G3		G4-3		F8		F8			7	0	0	0	0	1	5									
<b>Lee Stevens, L</b> OBP: 0.298, SLG: 0.324 <b>Chad Curtis, R</b> OBP: 0.340, SLG: 0.388 (8, PH) (8, 9)																														
<b>Ron Tingley, R</b> OBP: 0.278, SLG: 0.358 <b>Mike Fitzgerald, R</b> OBP: 0.286, SLG: 0.311 (4, PR) (5, 2)	F9			1B	1B			FC6-4 E		F7					3	0	1	1	0	1	2									
<b>Rob Ducey, L</b> OBP: 0.190, SLG: 0.226 <b>Greg Myers, L</b> OBP: 0.266, SLG: 0.360 (12, PH) (13, 2)				E	HBP			FC6-4 E							2	1	1	0	1	0	2									
<b>Gary Disarcina, R</b> OBP: 0.289, SLG: 0.309 (1, 6)	G3					L3		L4		G5-3					6	0	1	1	0	0	5									
<b>Inning Stats</b>	R: 0 E: 0 K: 0 S: 7	H: 0 LOB: 0 BB: 0 P: 9	R: 0 E: 0 K: 2 S: 13	H: 1 LOB: 1 BB: 0 P: 21	R: 1 E: 0 K: 0 S: 13	H: 2 LOB: 3 BB: 0 P: 18	R: 4 E: 2 K: 0 S: 25	H: 4 LOB: 3 BB: 0 P: 36	R: 2 E: 1 K: 0 S: 16	H: 3 LOB: 2 BB: 1 P: 26	R: 0 E: 0 K: 0 S: 7	H: 0 LOB: 0 BB: 0 P: 11	R: 0 E: 0 K: 4 S: 4	H: 0 LOB: 0 BB: 0 P: 7	R: 1 E: 1 K: 0 S: 17	H: 1 LOB: 2 BB: 1 P: 23	R: 0 E: 0 K: 0 S: 10	H: 0 LOB: 2 BB: 2 P: 21	R: 0 E: 0 K: 0 S: 9	H: 0 LOB: 0 BB: 0 P: 10	R: 0 E: 0 K: 2 S: 14	H: 1 LOB: 1 BB: 0 P: 21	R: 0 E: 0 K: 0 S: 4	H: 0 LOB: 0 BB: 0 P: 5	R: 0 E: 0 K: 1 S: 8	H: 0 LOB: 0 BB: 0 P: 12	1B: 12 2B: 4 HR: 0	SF: 0 SAC: 0 DP: 0 HBP: 1	WP: 0 PB: 0 SB: 2 CS: 0	PA: 62
<b>PITCHER</b>	IP	WLS	BF	H	R	ER	SO	BB	IBB	HBP	BLK	WP	HR	S	P	ERA	WHIP													
<b>Alex Fernandez, R</b> ERA: 4.36 (1, 1)	3.2		18	7	5	5	2	0	0	0	0	0	0	22	33	2.46	1.909													
<b>Wilson Alvarez, L</b> ERA: 4.57 (4, 1)	1.0	8	3	2	1	0	0	1	0	0	0	0	0	22	33	9.00	4.000													
<b>Terry Leach, R</b> ERA: 1.08 (8, 1)	2.1	7	0	0	0	0	0	0	0	0	0	0	0	24	37	0.00	1.800													
<b>Scott Radinsky, L</b> ERA: 2.7 <b>Bobby Thigpen, R</b> ERA: 4.17 (8, 1)	1.2	9	1	1	0	0	2	0	0	0	0	0	0	24	37	0.00	1.800													
<b>PITCHER</b>	IP	WLS	BF	H	R	ER	SO	BB	IBB	HBP	BLK	WP	HR	S	P	ERA	WHIP													
<b>Donn Pall, R</b> ERA: 4.58 (12, 1)	3.0	W	11	4	1	0	1	0	0	0	0	0	0	19	30	0.00	0.333													


Chicago White Sox @ California Angels  
 Anaheim Stadium, Anaheim, CA  
 Sun Aug 09 1992, 6:33 AM EDT  
 Alt. 25,401 - Sunny - 90 F

AB 56  
 R 8  
 H 13  
 RBI 5  
 BB 5  
 SO 5  
 LOB 27





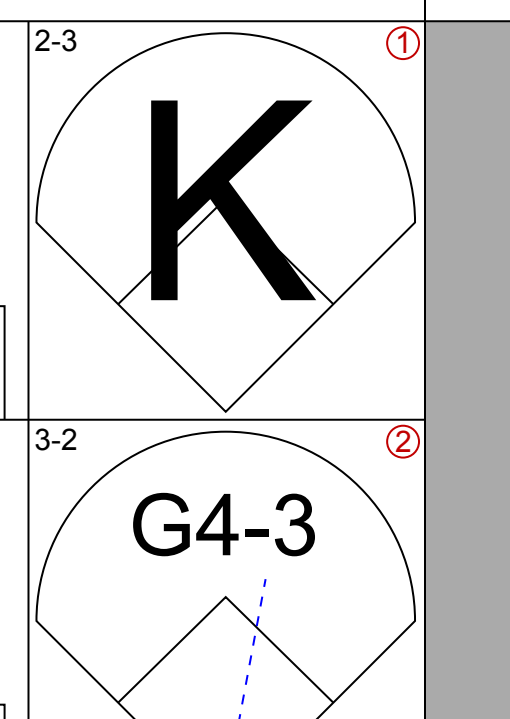
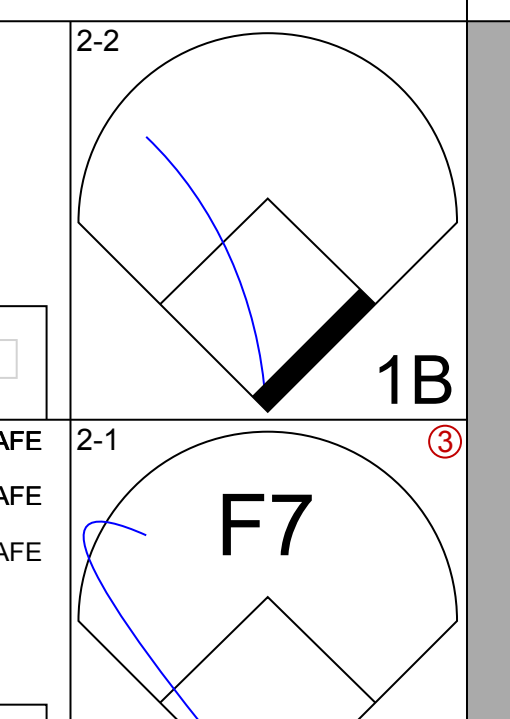
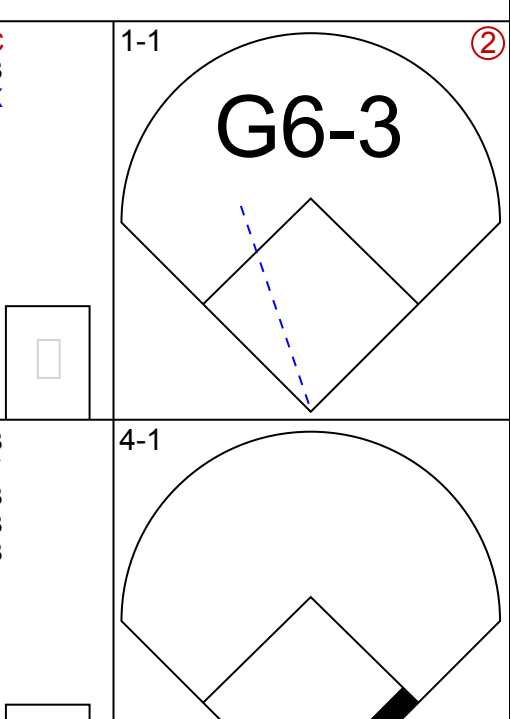
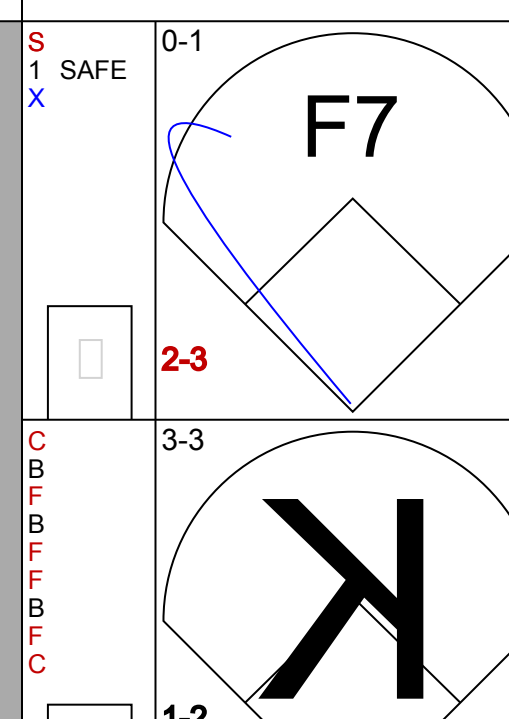
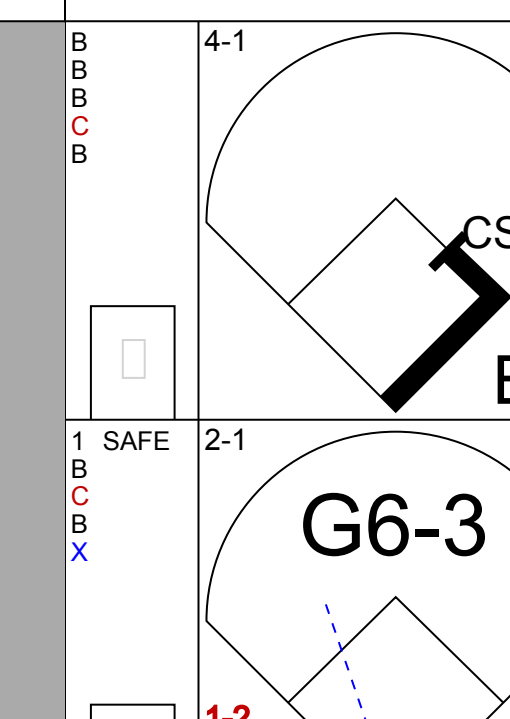
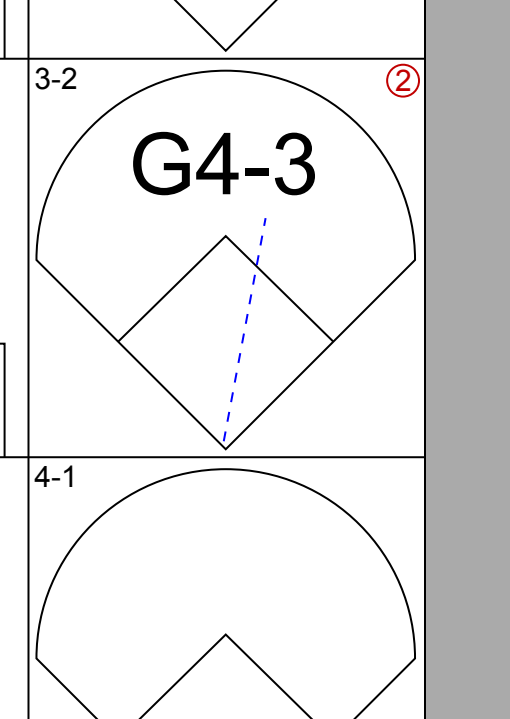
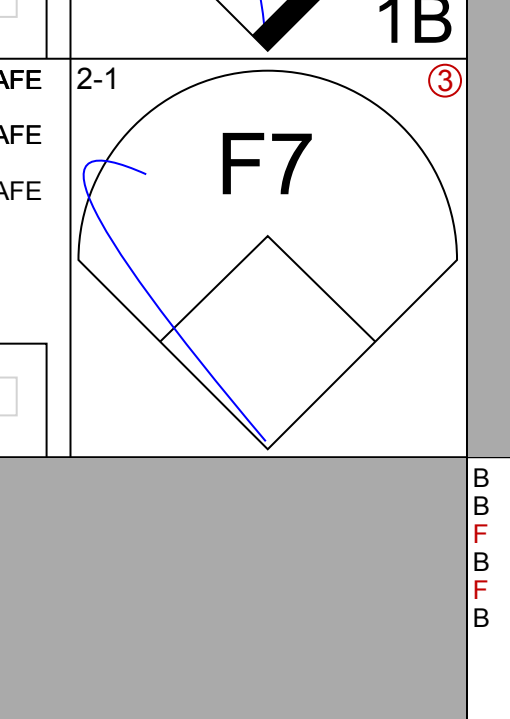
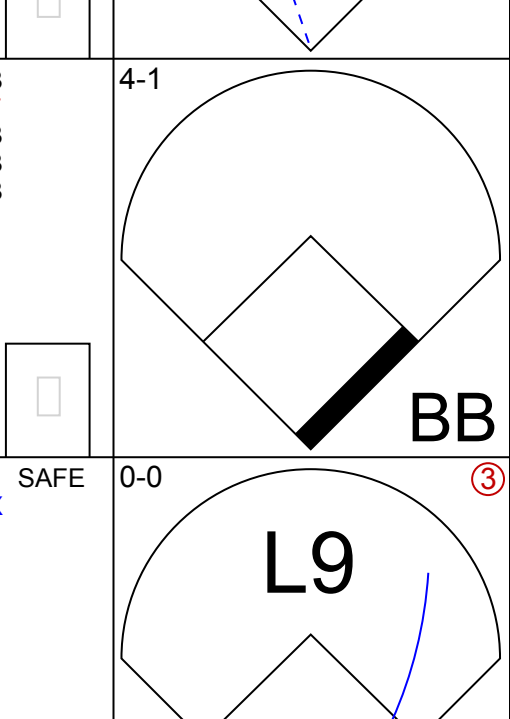
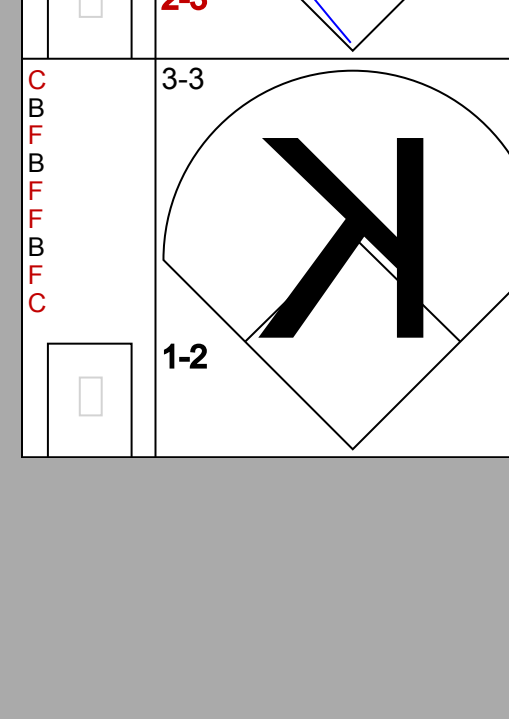
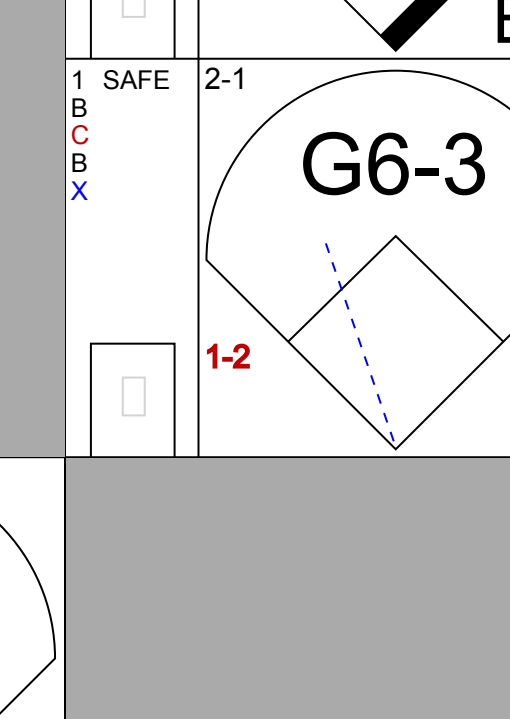
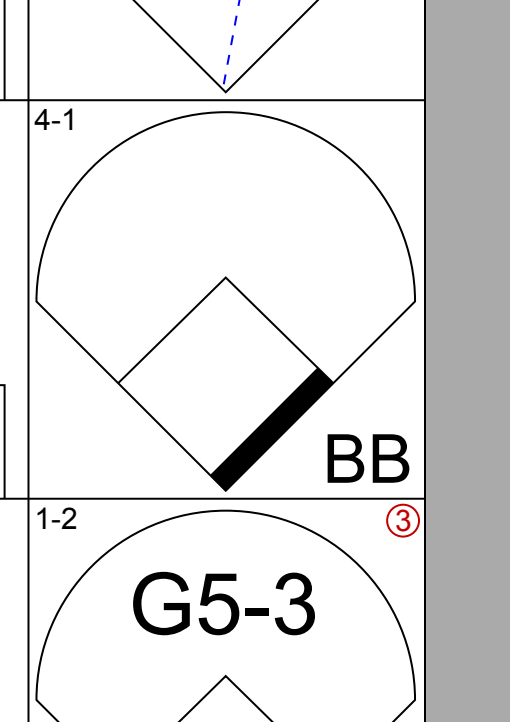
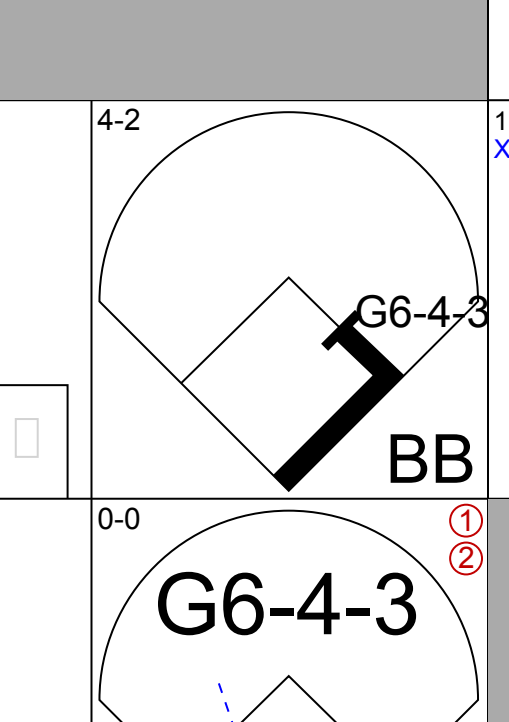
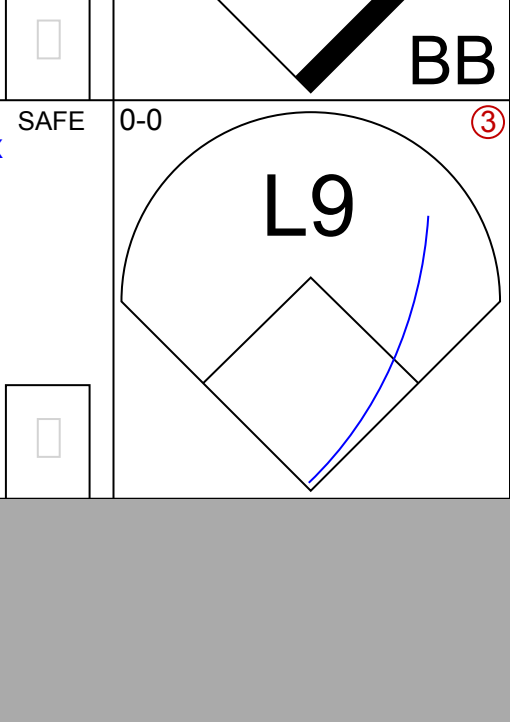
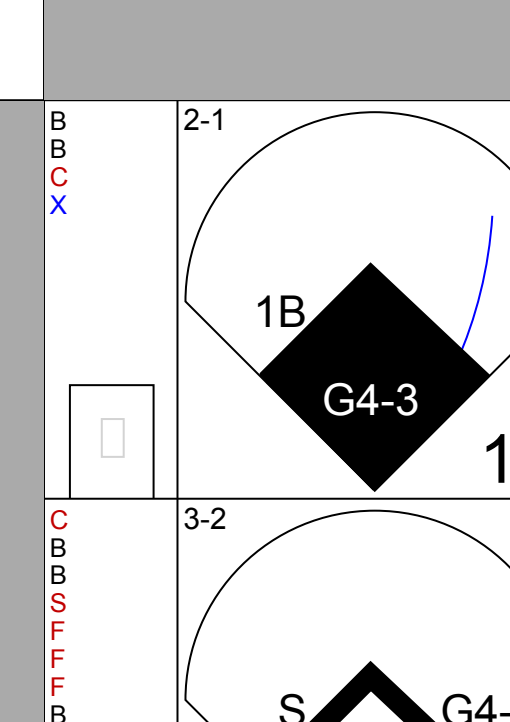
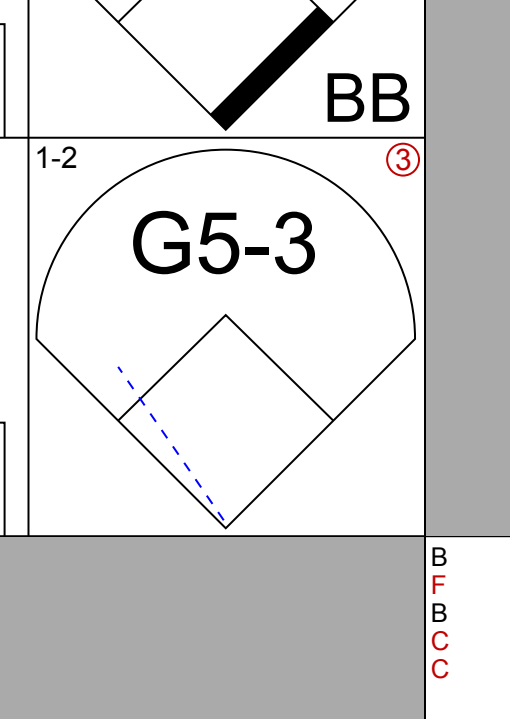

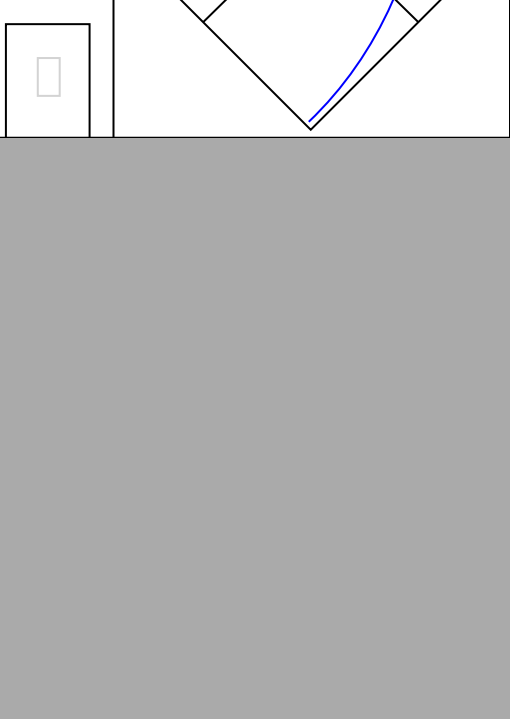
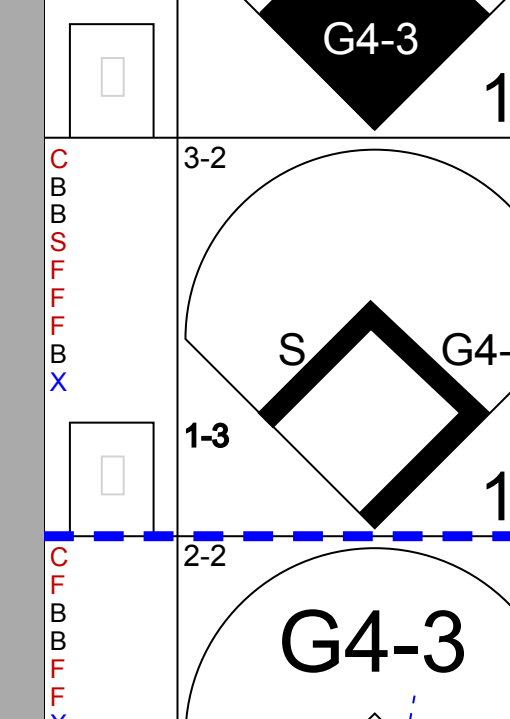
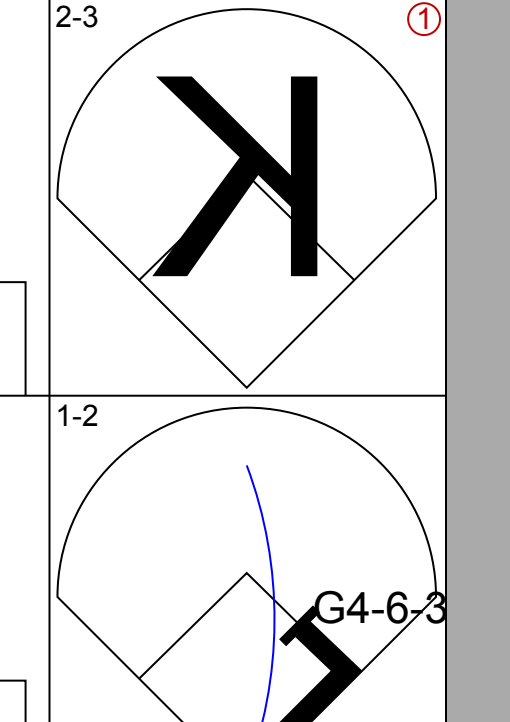
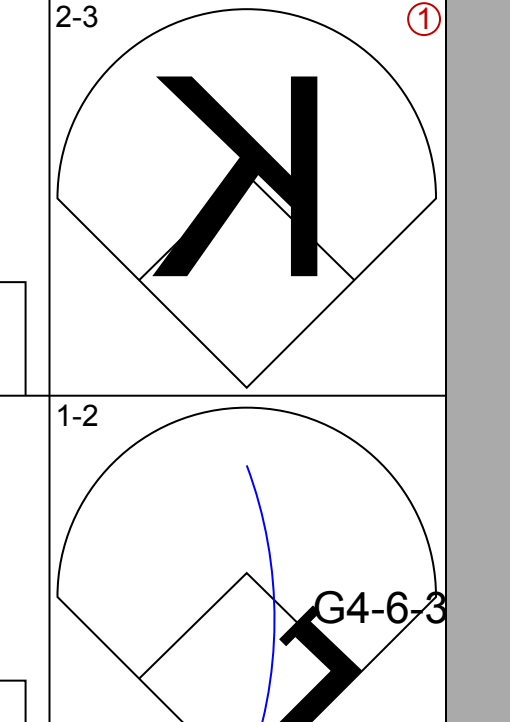
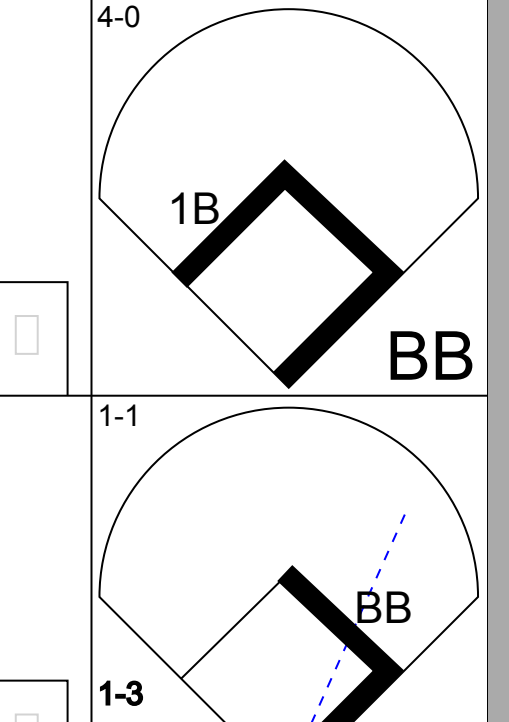
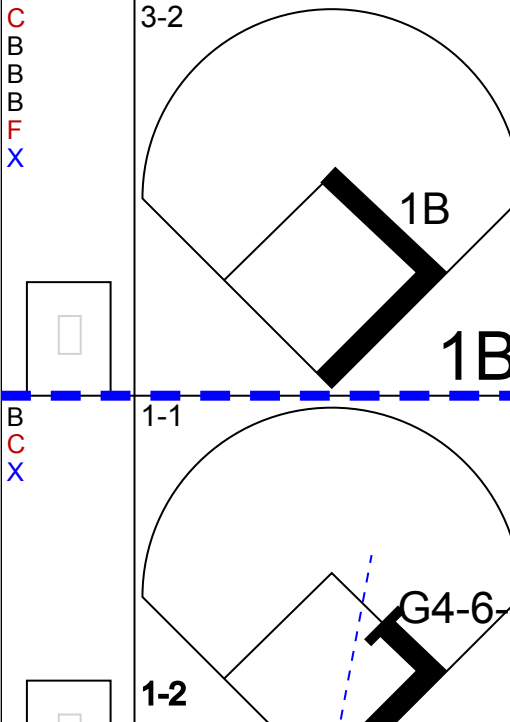
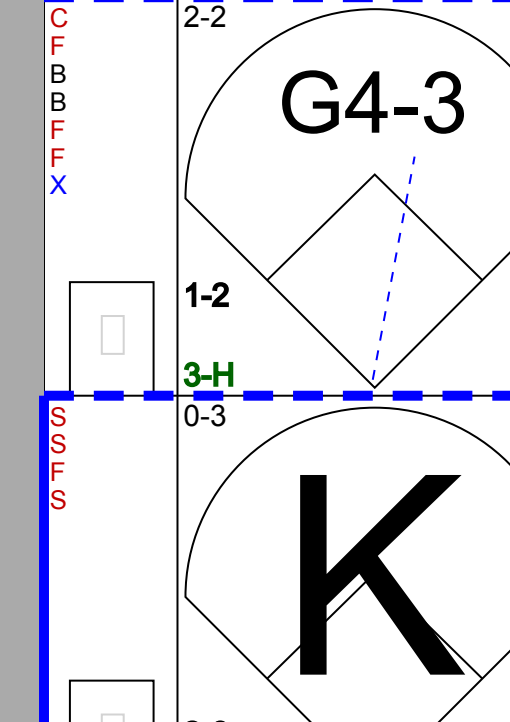
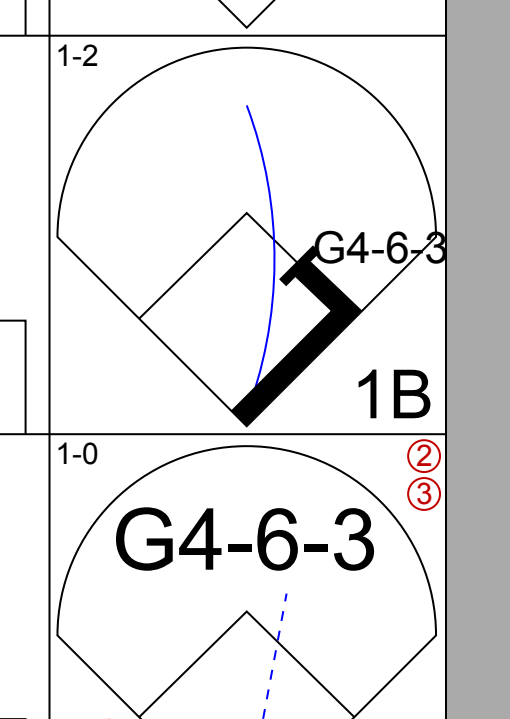
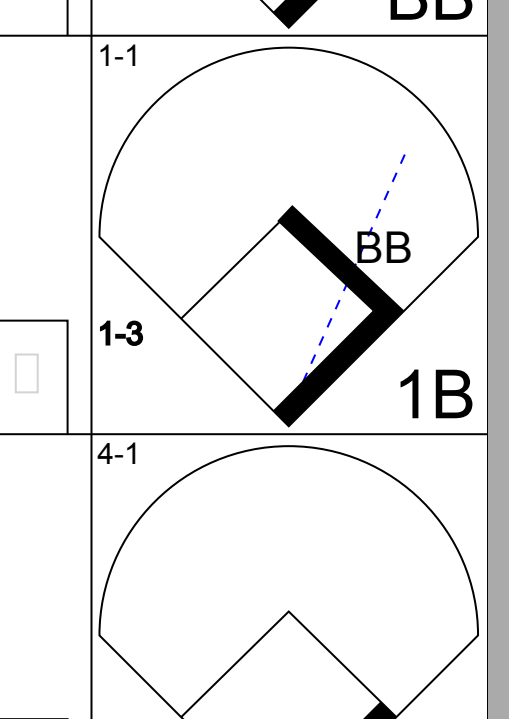
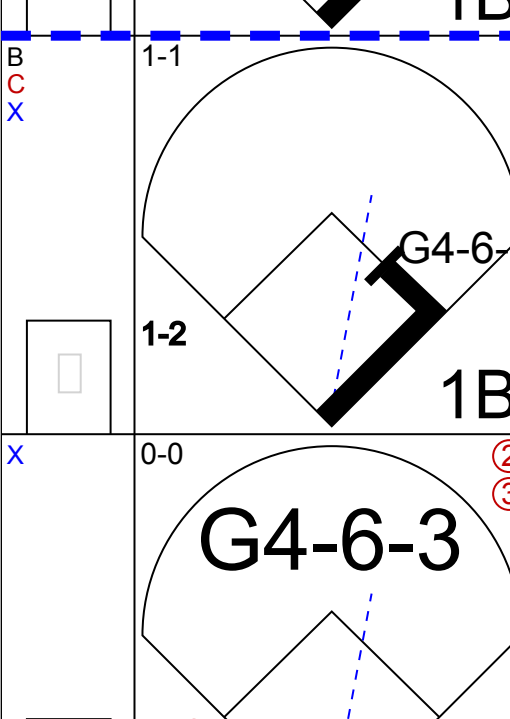
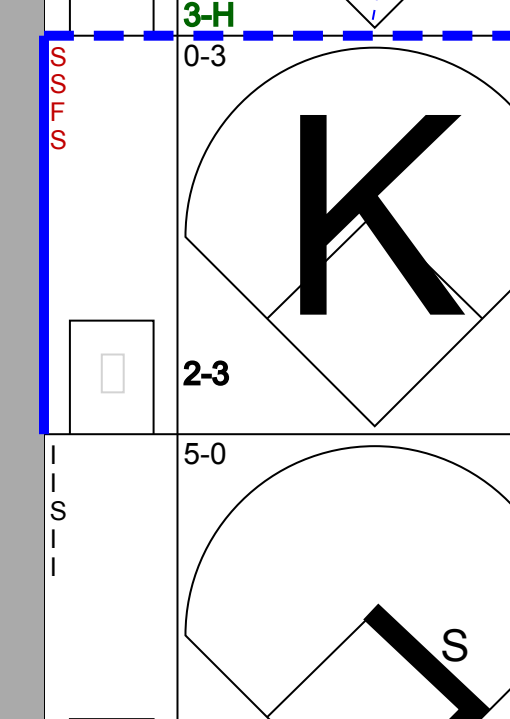
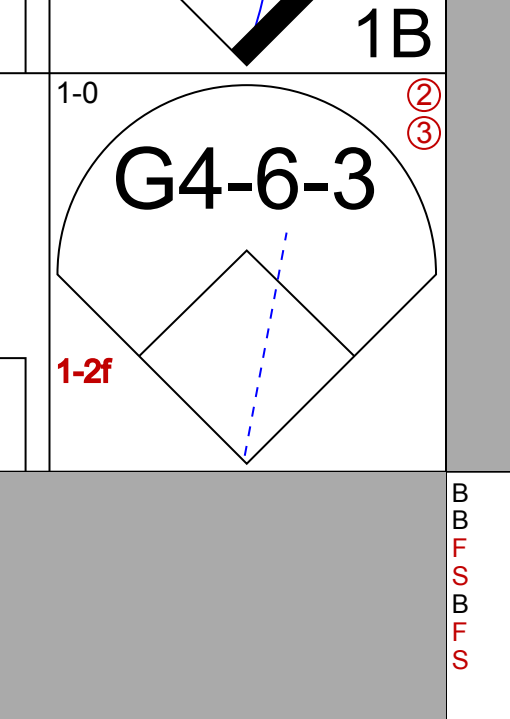
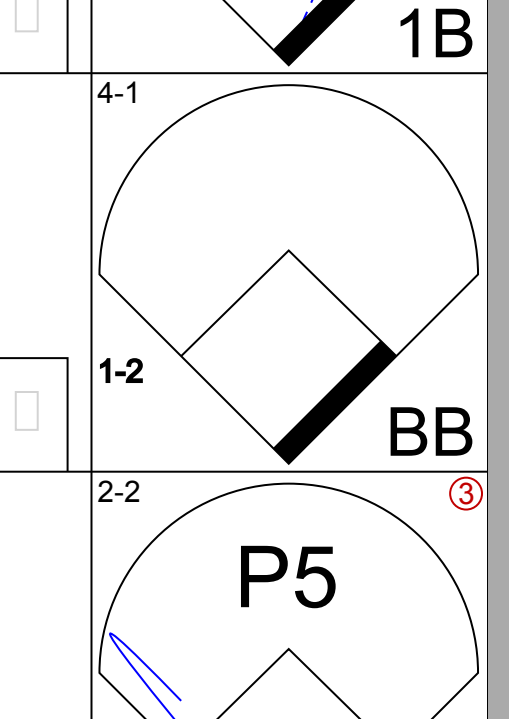
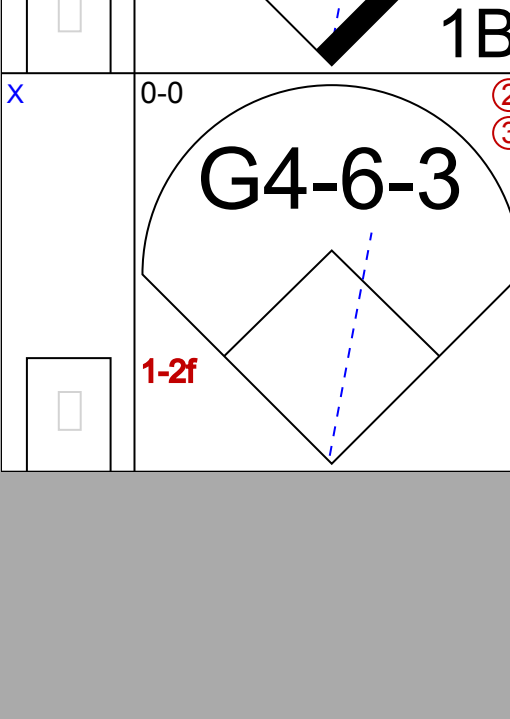
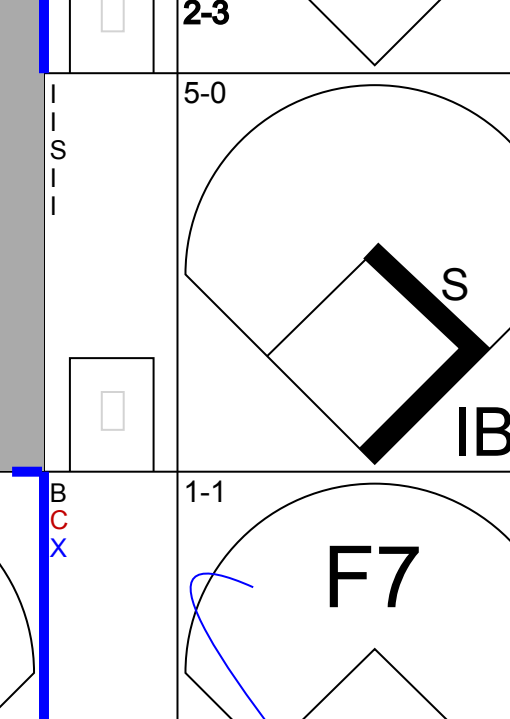
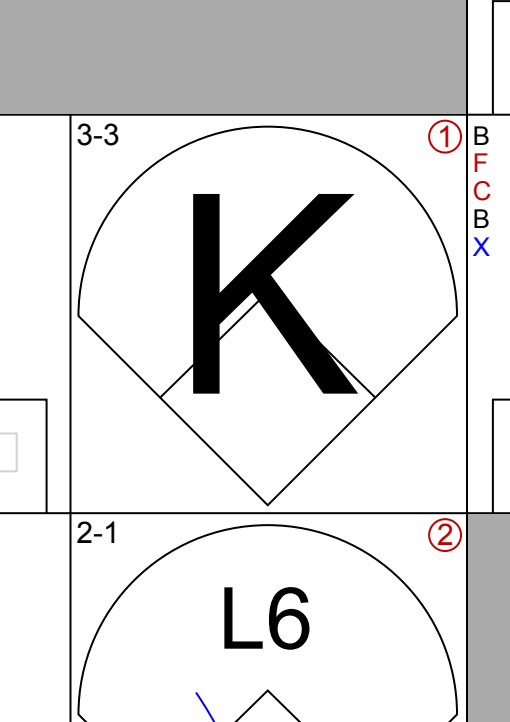
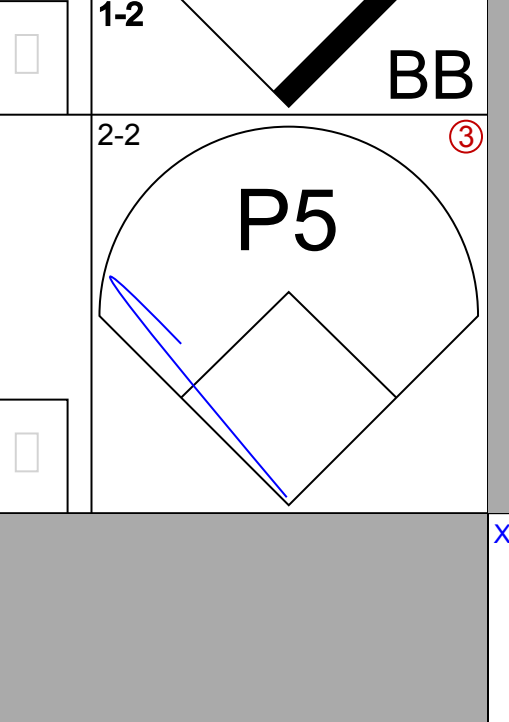
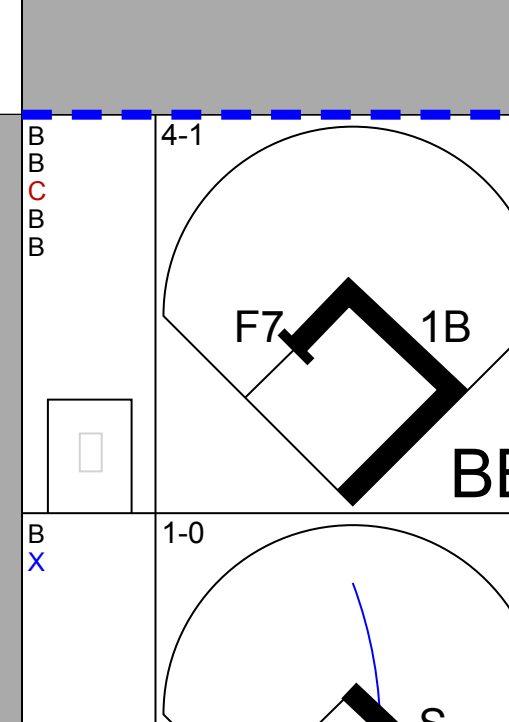
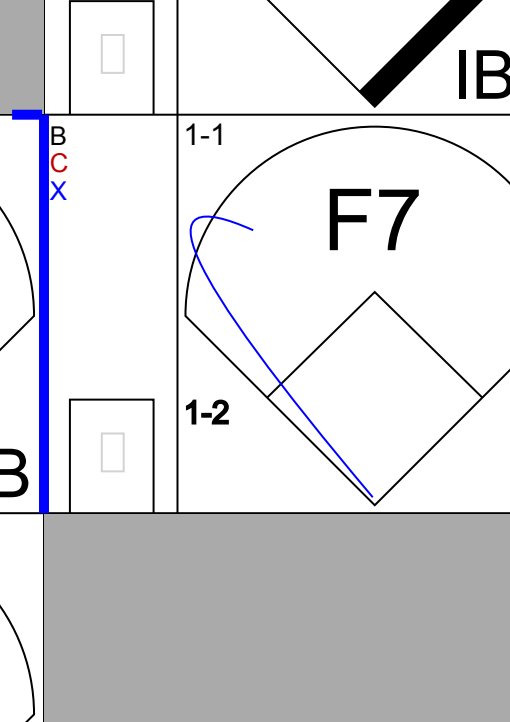
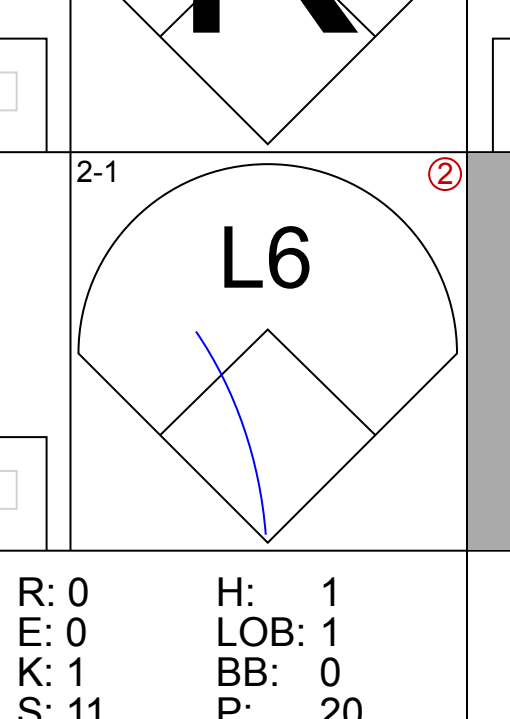
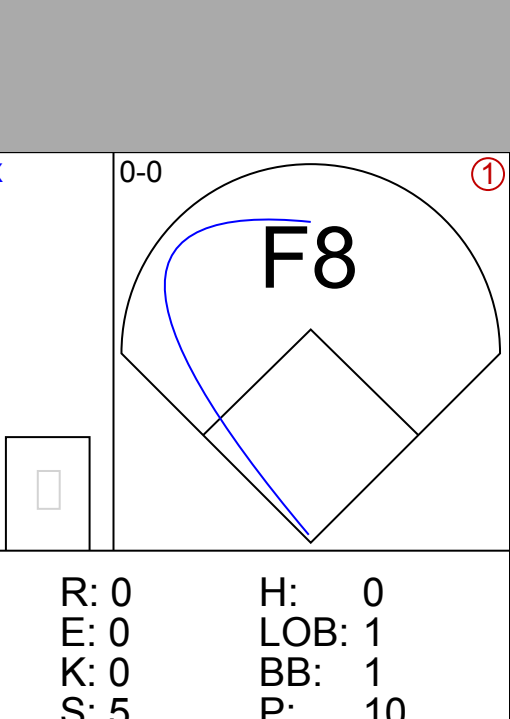
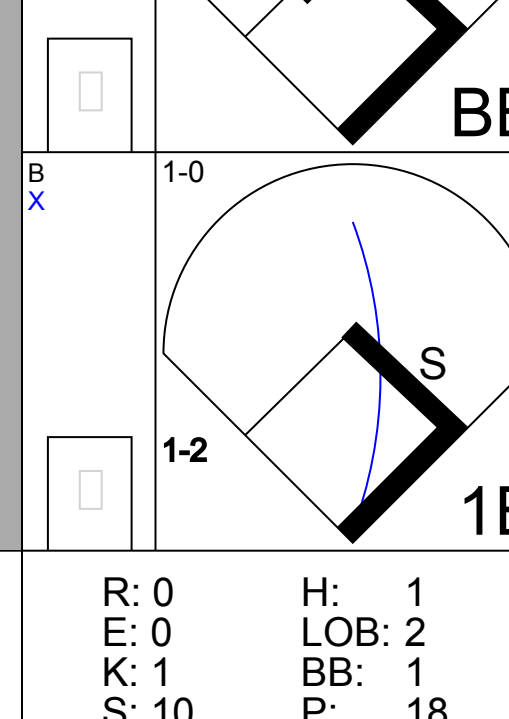
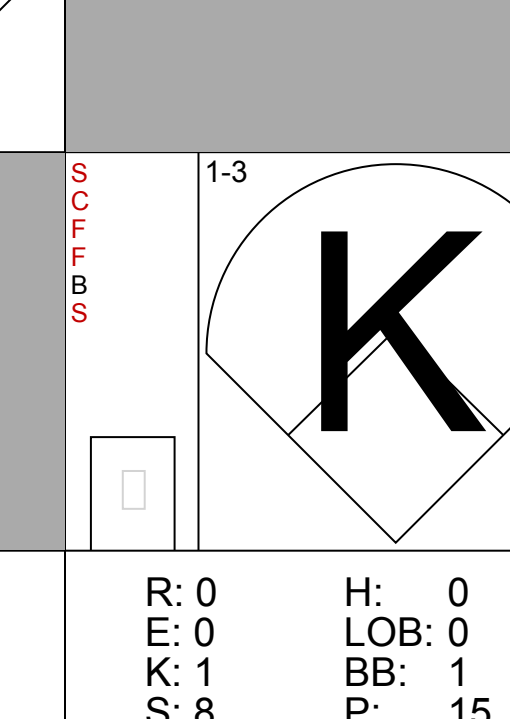
Batter	1	2	3	4	5	6	7	8	9	AB	R	H	RBI	BB	SO	LOB	TOP			
Steve Sax, R OBP: 0.296, SLG: 0.318 (1,4)	G5-3			G6-3		F9		P1		4	0	0	0	0	0	2	Chicago White Sox @ Oakland Athletics Oakland-Alameda County Coliseum, Oakland, CA Mon Aug 10 1992, 7:05 PM PDT Att: 31,374 - Cloudy - 68 F			
Tim Lincecum, S OBP: 0.373, SLG: 0.368 (1,7)	G4-3			G4-3		2B		G6-3 BB		3	0	1	0	1	0	0				
Frank Thomas, R OBP: 0.449, SLG: 0.544 (1,3)	G4-3			G5-3		P4		G6-3		4	0	0	0	0	0	4				
George Bell, R OBP: 0.305, SLG: 0.422 (1,10)						P3				4	0	0	0	0	1	1				
Robin Ventura, L OBP: 0.367, SLG: 0.422 (1,5)						F8				4	1	1	0	0	0	0				
Dan Pasqua, L OBP: 0.297, SLG: 0.342 (1,9)						F8				4	0	0	0	0	1	1				
Lance Johnson, L OBP: 0.337, SLG: 0.369 (1,8)						F9				3	1	1	0	0	0	0				
Ron Karkovice, R OBP: 0.297, SLG: 0.339 (1,2)						HR				3	1	2	3	0	1	0				
Esteban Beltre, R OBP: 0.200, SLG: 0.278 (1,6)						F9				2	0	0	0	0	0	0				
Joey Cora, S OBP: 0.308, SLG: 0.273 (8, PH)						G6-3				0	0	0	0	1	0	0				
<b>Inning Stats</b>	R: 0 E: 0 K: 0 S: 8	H: 0 LOB: 0 BB: 0 P: 12	R: 0 E: 0 K: 1 S: 8	H: 0 LOB: 0 BB: 0 P: 14	R: 0 E: 0 K: 1 S: 5	H: 0 LOB: 0 BB: 0 P: 7	R: 0 E: 0 K: 0 S: 5	H: 0 LOB: 0 BB: 0 P: 11	R: 3 E: 0 K: 0 S: 6	H: 1 LOB: 1 BB: 0 P: 10	R: 0 E: 0 K: 0 S: 6	H: 0 LOB: 0 BB: 0 P: 11	R: 0 E: 0 K: 0 S: 12	H: 1 LOB: 2 BB: 2 P: 25	R: 0 E: 0 K: 1 S: 9	H: 0 LOB: 0 BB: 0 P: 13	1B: 3 2B: 1 3B: 0 HR: 1	SF: 0 SAC: 0 DP: 1 HBP: 0	WP: 0 PB: 0 SB: 0 CS: 0	PA: 33
<b>PITCHER</b>	IP WLS BF H R ER SO BB IBB HBP BLK WP HR S P ERA WHIP																			
Ron Darling, R ERA: 3.75 (1, 1)	8.0 W 30 5 3 3 2 2 0 0 0 0 0 1 61 106 3.38 0.875																			
Dennis Eckersley, R ERA: 1.95 (9, 1)	1.0 S 3 0 0 0 1 0 0 0 0 0 0 0 9 13 0.00 0.000																			

Batter	1	2	3	4	5	6	7	8	9	AB	R	H	RBI	BB	SO	LOB	BOTTOM			
Rickey Henderson, R OBP: 0.420, SLG: 0.438 (1,7)	BB 2B			K		G6-3				3	1	1	0	1	1	1	Chicago White Sox @ Oakland Athletics Oakland-Alameda County Coliseum, Oakland, CA Mon Aug 10 1992, 7:05 PM PDT Att: 31,374 - Cloudy - 68 F			
Carney Lansford, R OBP: 0.326, SLG: 0.372 (1,5)	BB 2B			G4-3		G3				0	1	0	0	1	0	0				
Jerry Browne, S OBP: 0.359, SLG: 0.330 (2,5)	SF9 BB			G3-1						3	0	1	0	0	0	1				
Harold Baines, L OBP: 0.330, SLG: 0.381 (1,10)	SF9 1B 2B			G3-1						4	1	1	1	0	0	2				
Mark McGwire, R OBP: 0.391, SLG: 0.595 (1,3)	SF9					F7				3	0	0	1	0	1	2				
Jose Canseco, R OBP: 0.335, SLG: 0.462 (1,9)	BB 2B					K				3	1	1	1	0	1	2				
Eric Fox, S OBP: 0.302, SLG: 0.427 (6,9)	BB 2B					K				1	0	0	0	0	1	0				
Terry Steinbach, R OBP: 0.383, SLG: 0.445 (1,2)	K									4	0	1	0	0	2	1				
Willie Wilson, S OBP: 0.339, SLG: 0.337 (1,8)	BB 2B									4	1	1	0	0	2	2				
Mike Bordick, R OBP: 0.363, SLG: 0.375 (1,6)	BB 2B									3	0	0	0	1	0	1				
Lance Blankenship, R OBP: 0.393, SLG: 0.347 (1,4)	BB 2B									2	0	1	2	0	0	1				
<b>Inning Stats</b>	R: 5 E: 0 K: 1 S: 17	H: 5 LOB: 2 BB: 2 P: 37	R: 0 E: 0 K: 0 S: 11	H: 1 LOB: 2 BB: 1 P: 23	R: 0 E: 1 K: 0 S: 10	H: 0 LOB: 1 BB: 0 P: 11	R: 0 E: 0 K: 1 S: 6	H: 0 LOB: 0 BB: 0 P: 11	R: 0 E: 0 K: 2 S: 12	H: 1 LOB: 1 BB: 0 P: 15	R: 0 E: 0 K: 0 S: 10	H: 0 LOB: 0 BB: 0 P: 18	R: 0 E: 0 K: 2 S: 7	H: 0 LOB: 0 BB: 0 P: 12	R: 0 E: 0 K: 2 S: 9	H: 0 LOB: 0 BB: 0 P: 13	1B: 5 2B: 2 3B: 0 HR: 0	SF: 1 SAC: 0 DP: 0 HBP: 1	WP: 0 PB: 0 SB: 1 CS: 0	PA: 35
<b>PITCHER</b>	IP WLS BF H R ER SO BB IBB HBP BLK WP HR S P ERA WHIP																			
Charlie Hough, R ERA: 3.56 (1, 1)	7.0 L 32 7 5 5 6 3 0 1 0 0 0 0 73 127 6.43 1.429																			
Roberto Hernandez, R ERA: 1.91 (8, 1)	1.0 3 0 0 0 2 0 0 0 0 0 0 0 9 13 0.00 0.000																			

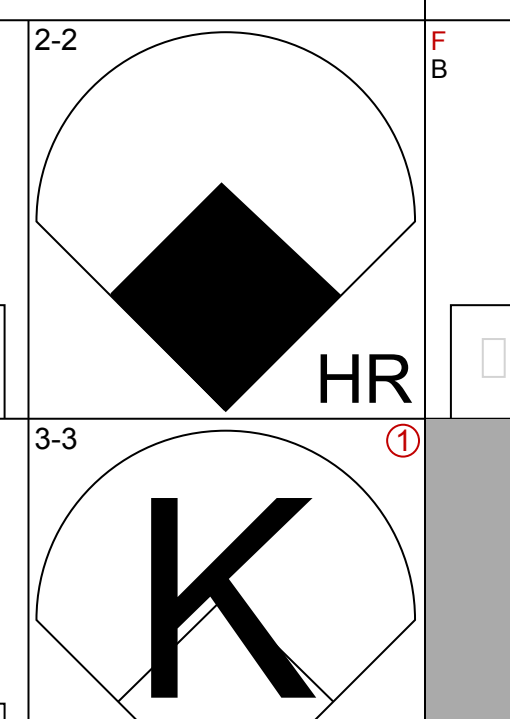
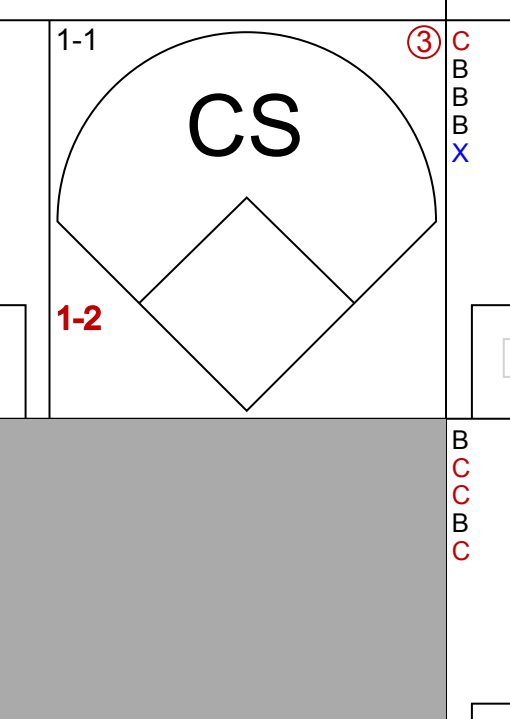
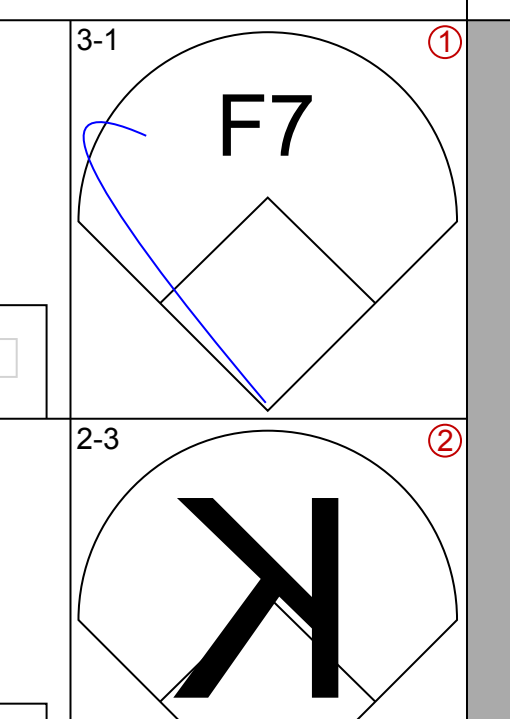
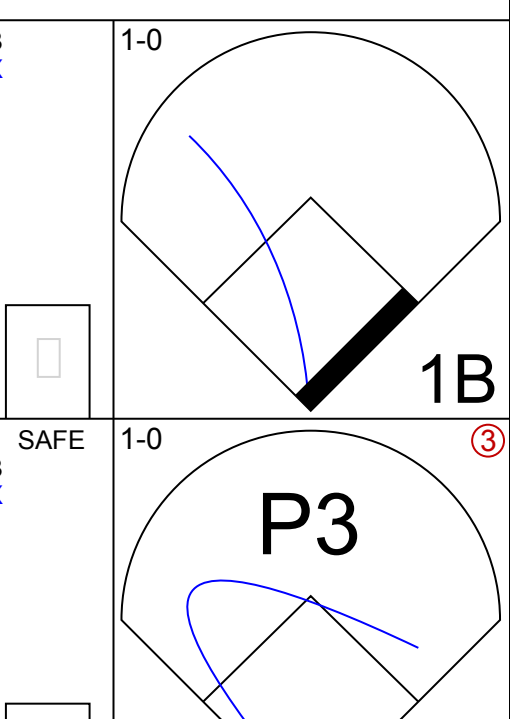
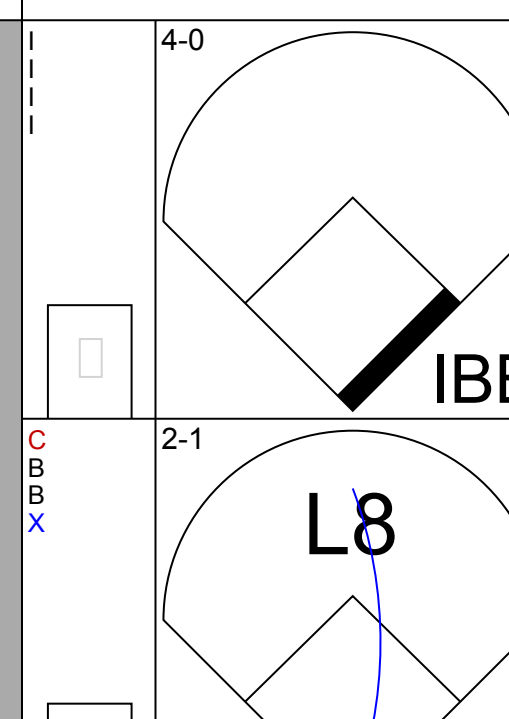
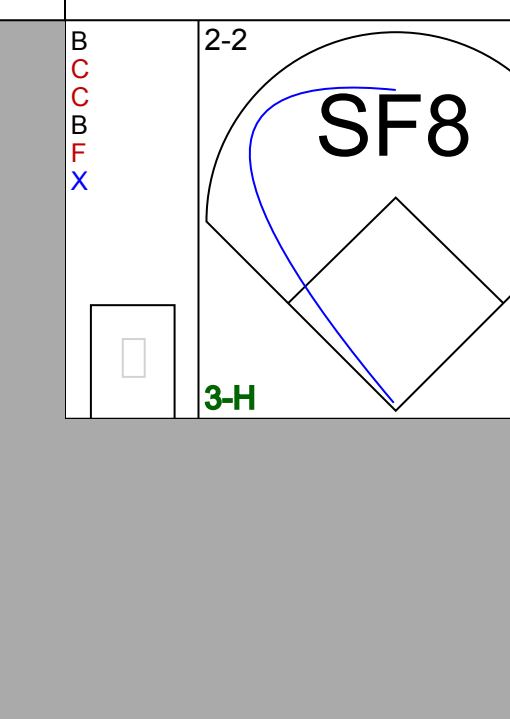
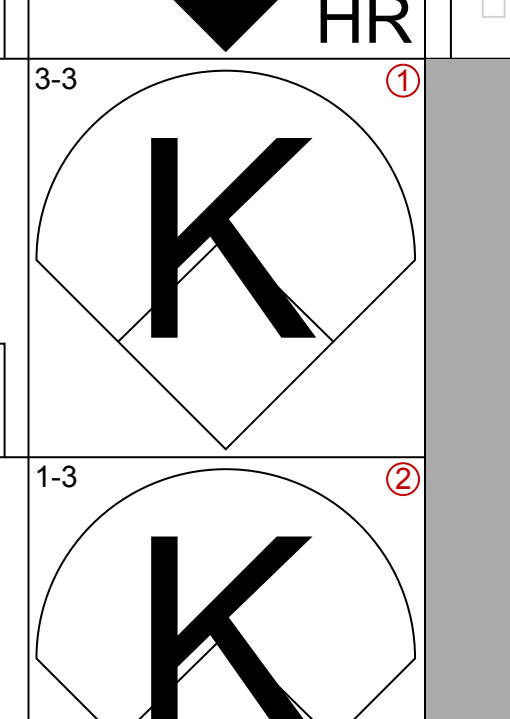
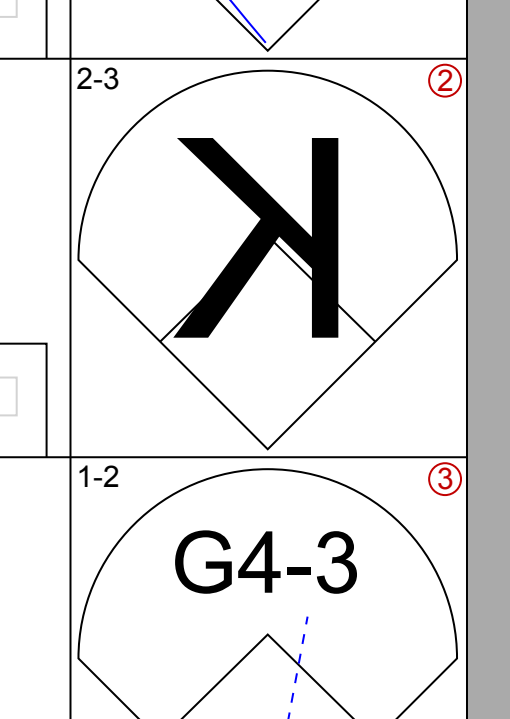
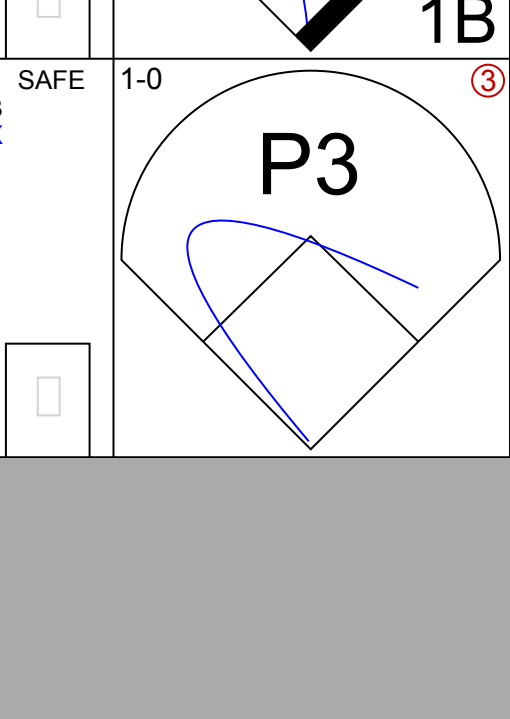
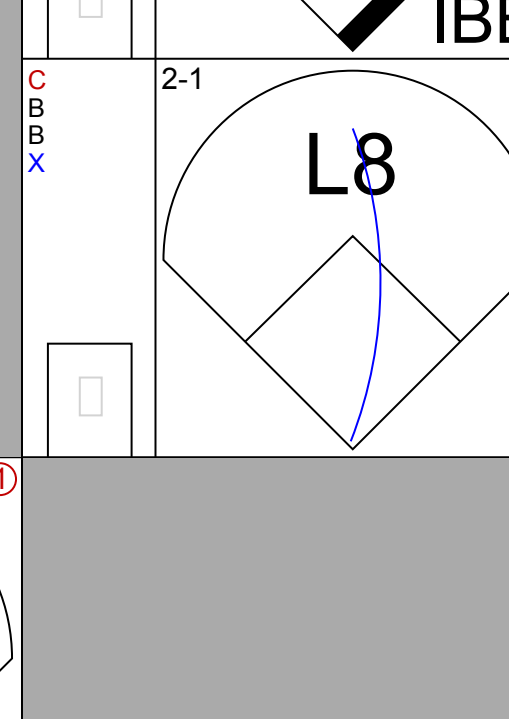
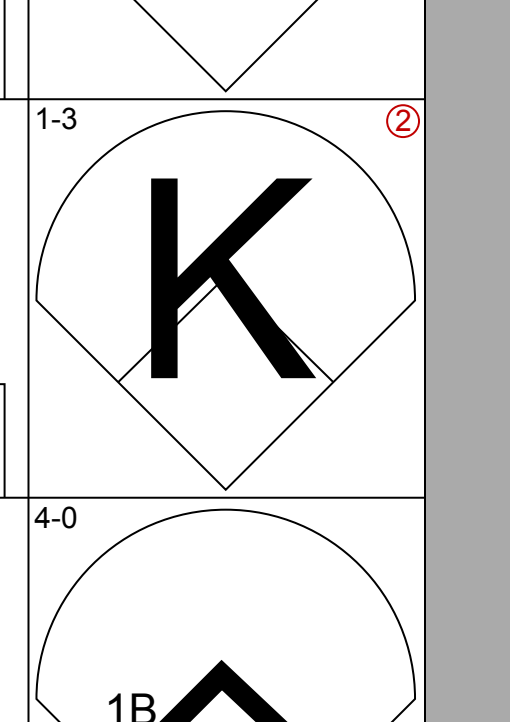
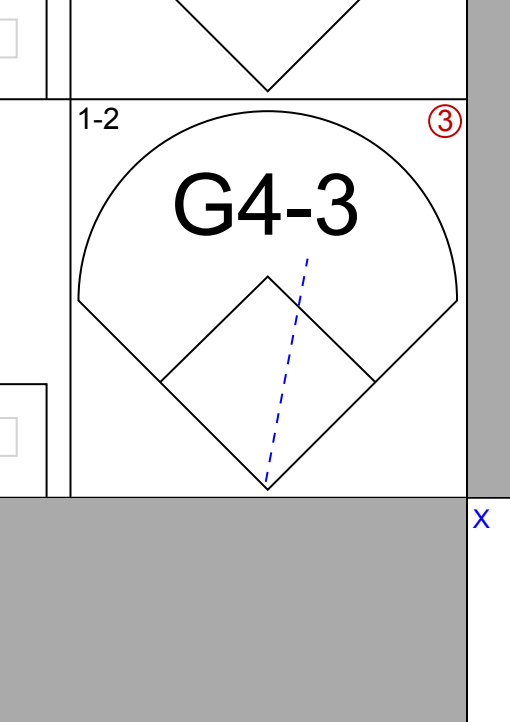
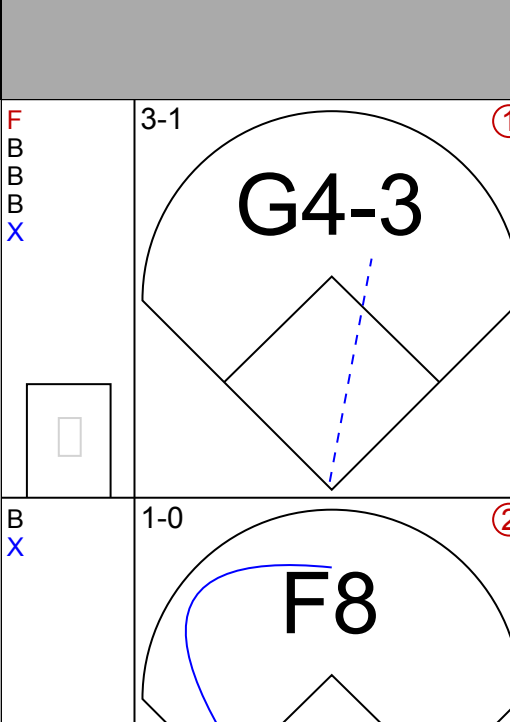
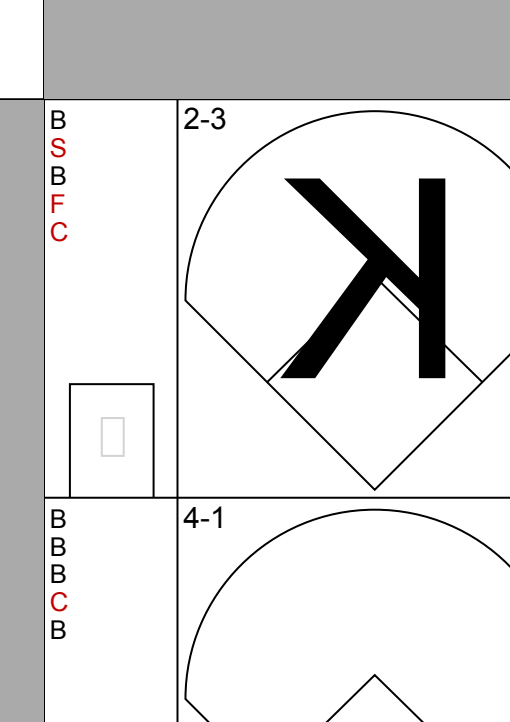
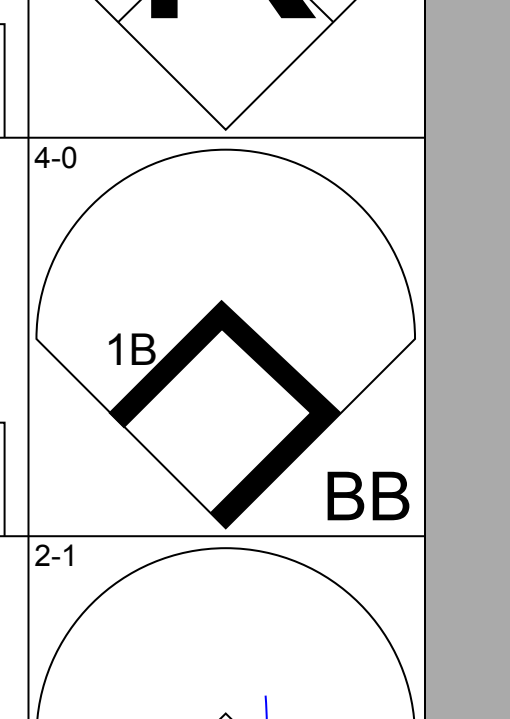
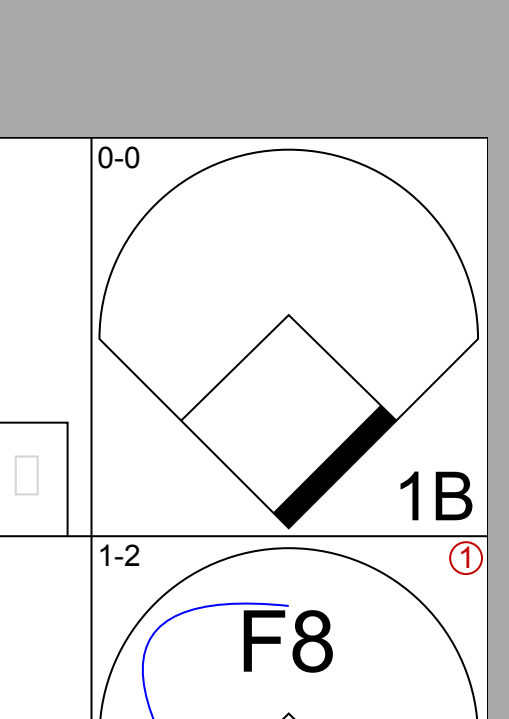
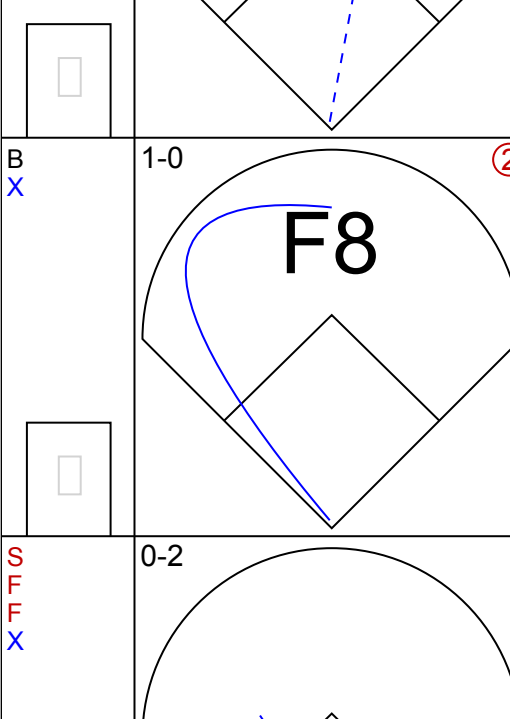
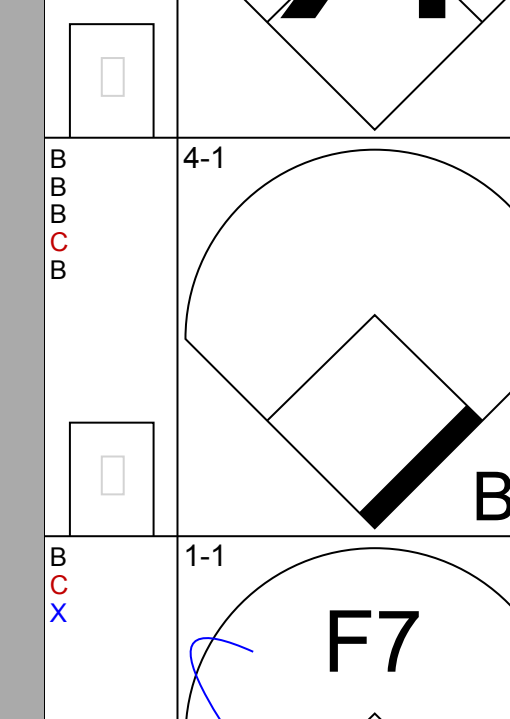
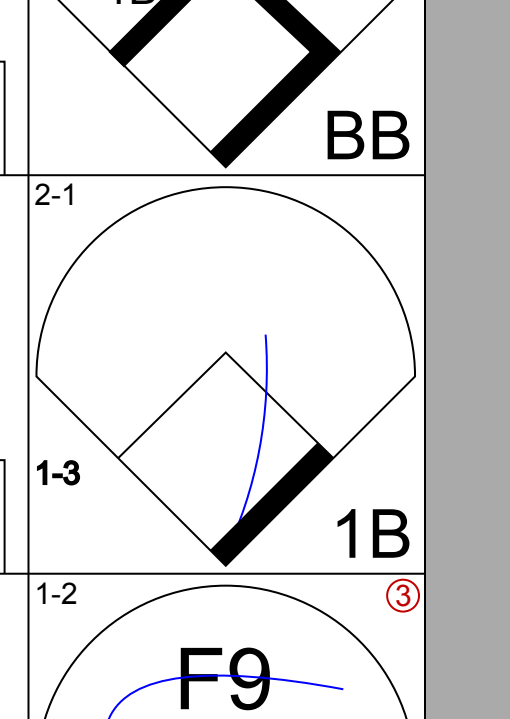
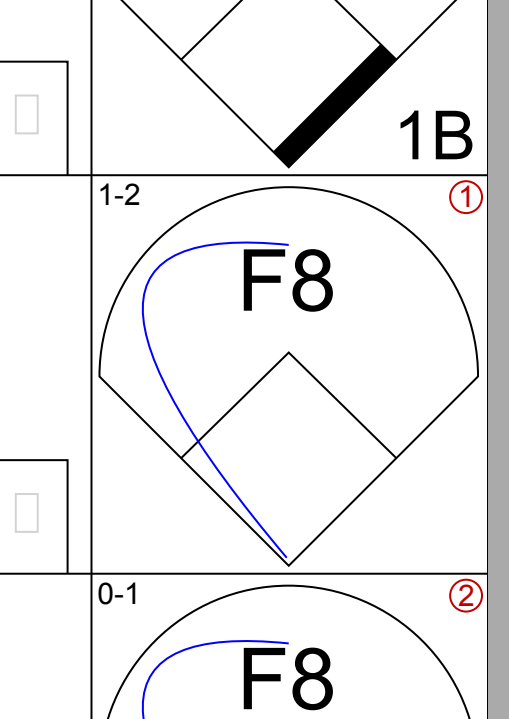
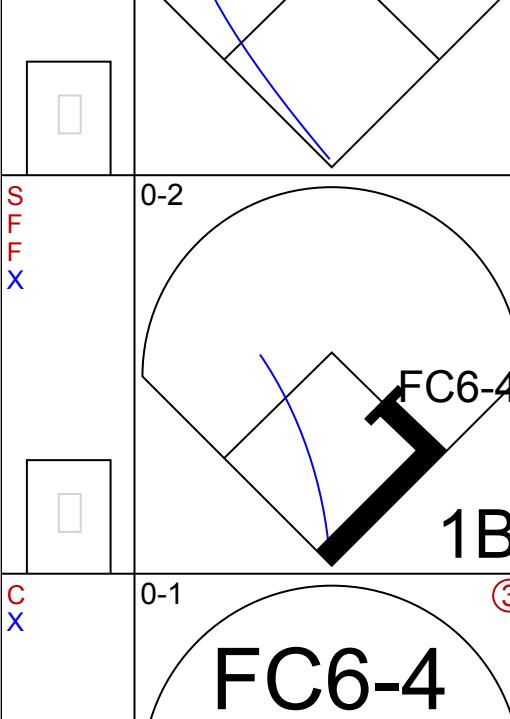
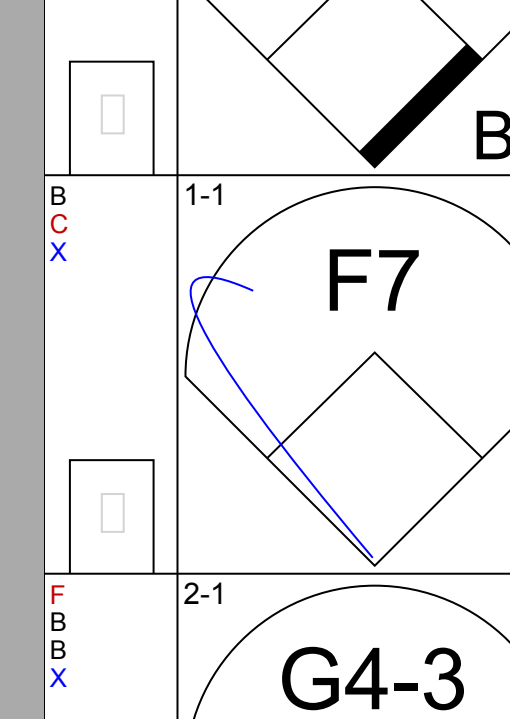
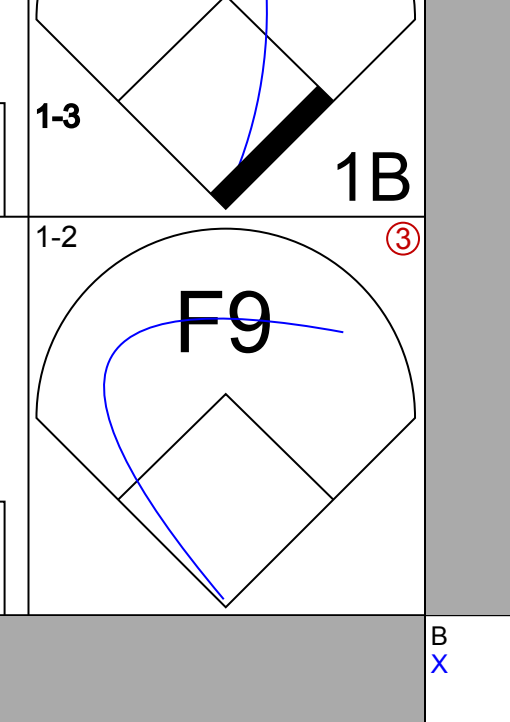
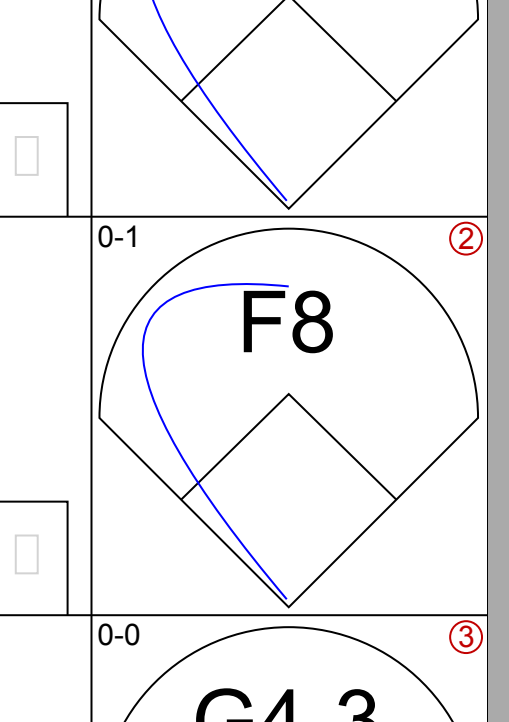
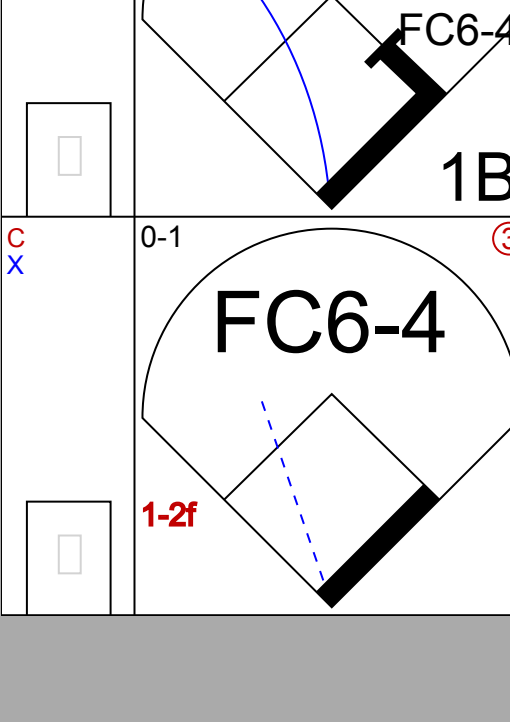
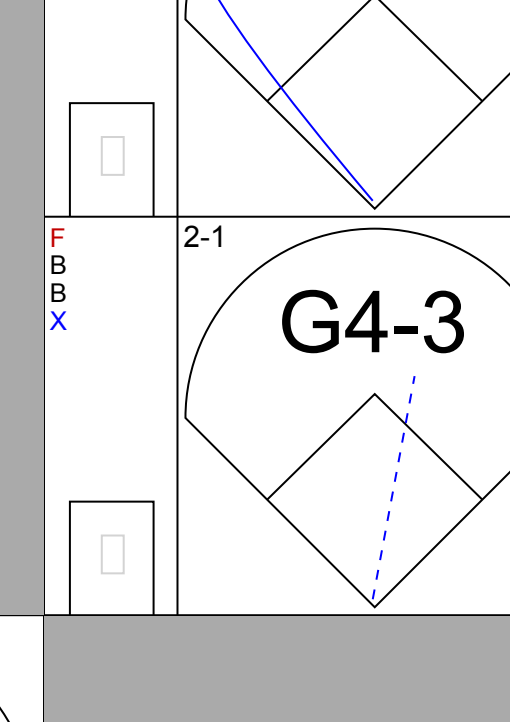
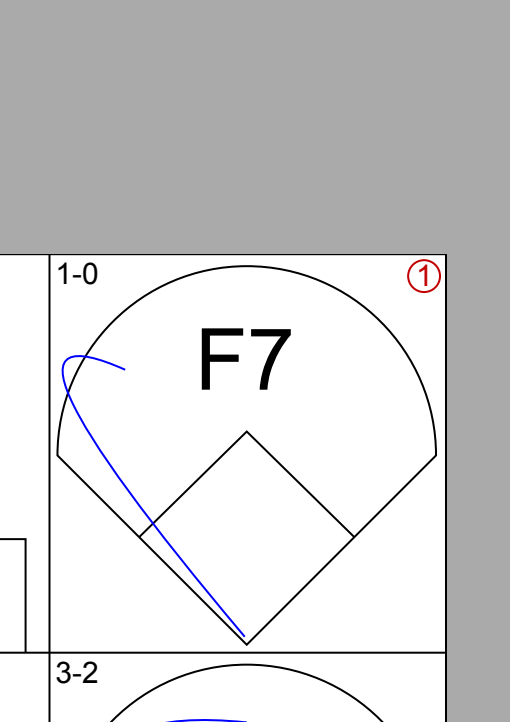
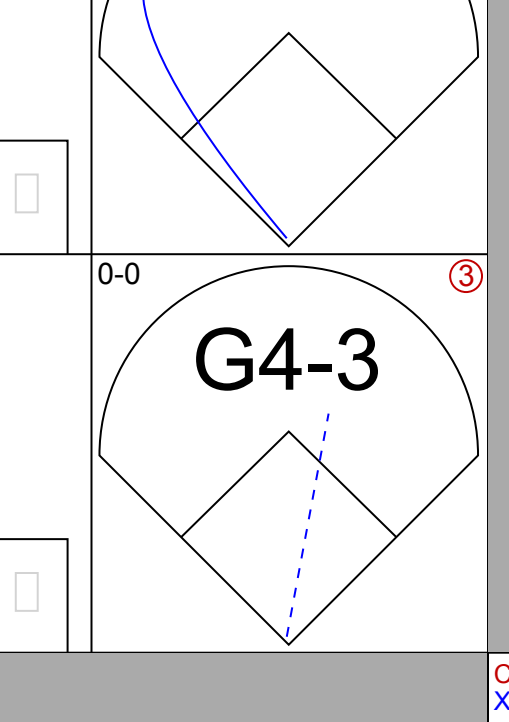
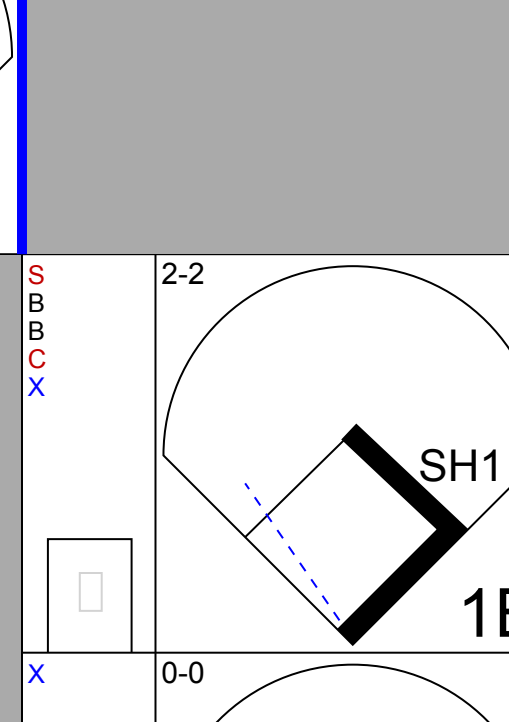
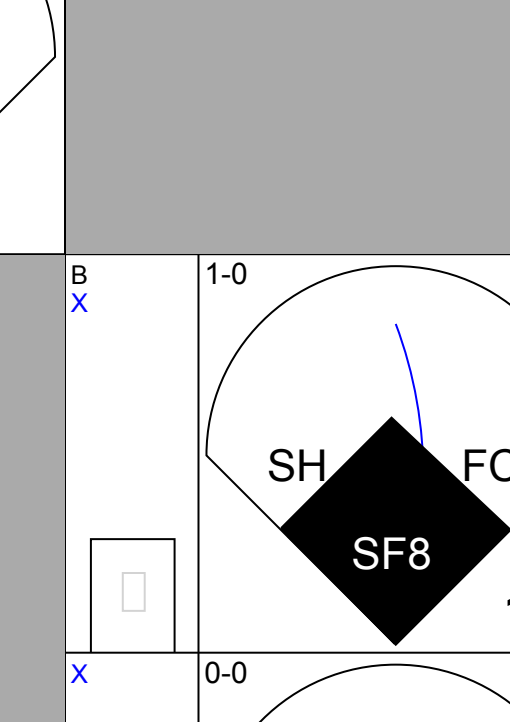
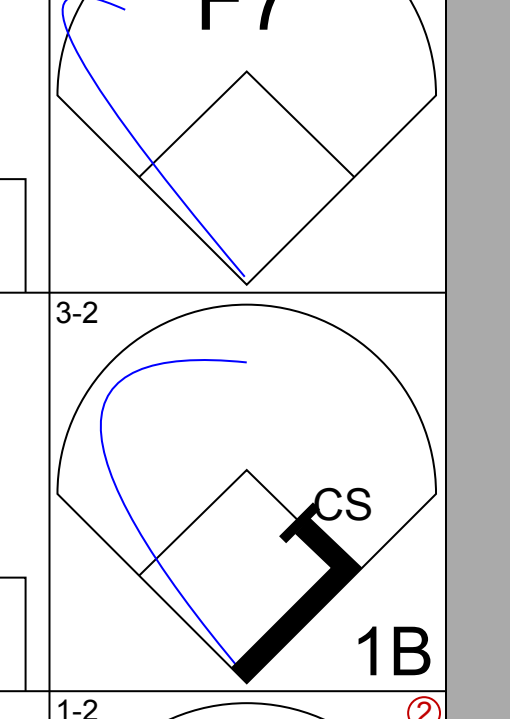
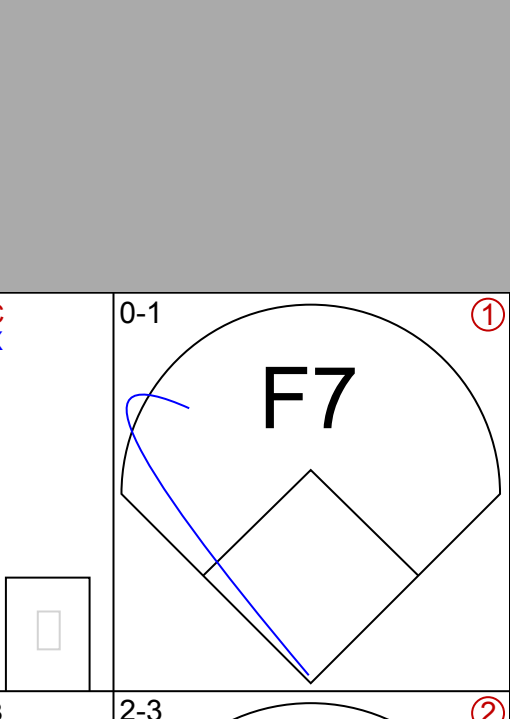
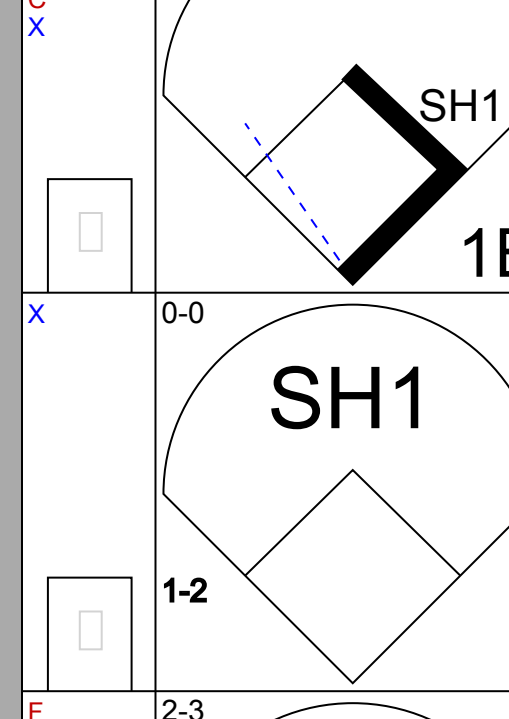
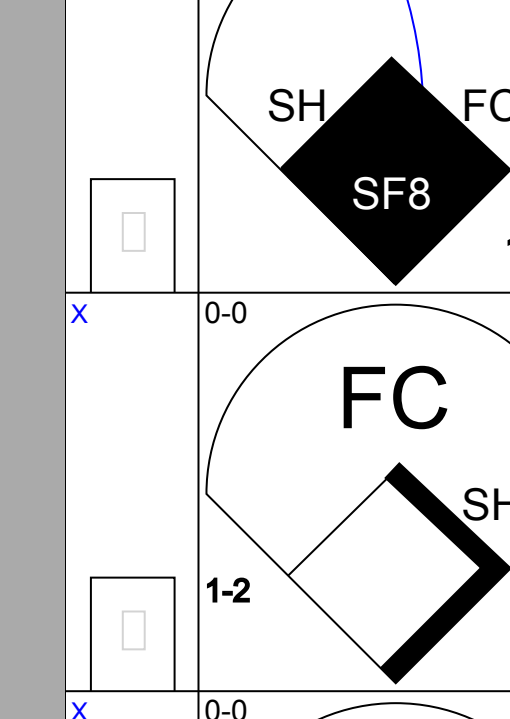
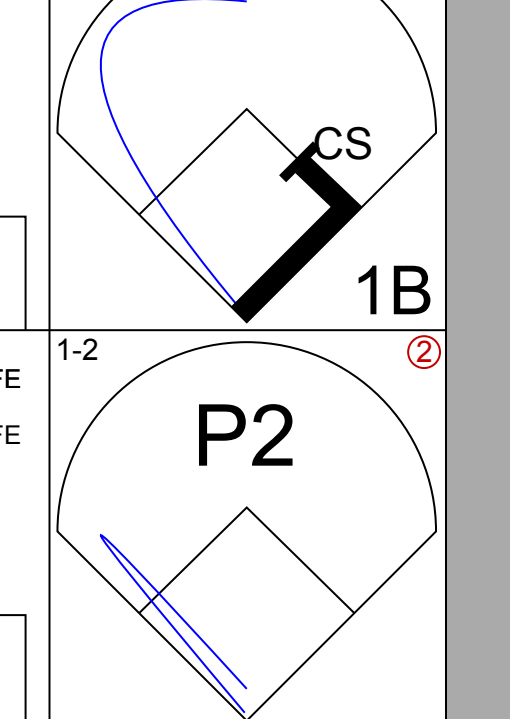
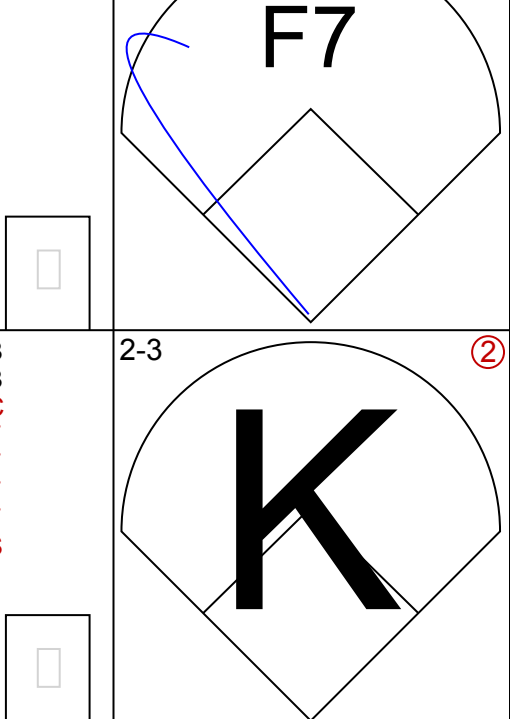
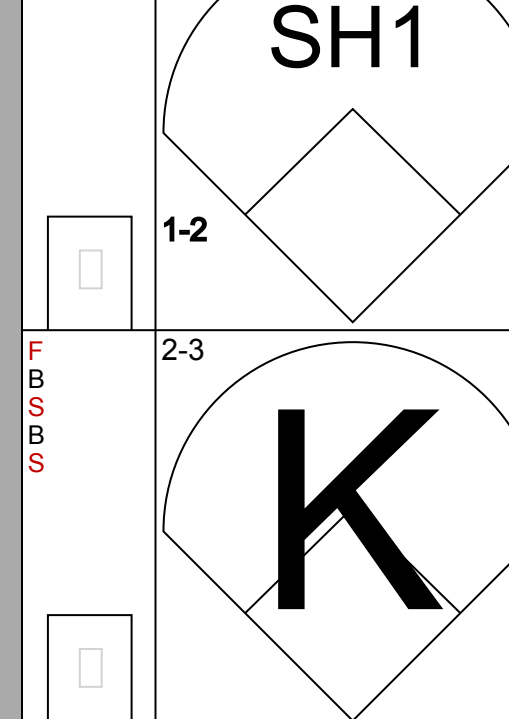
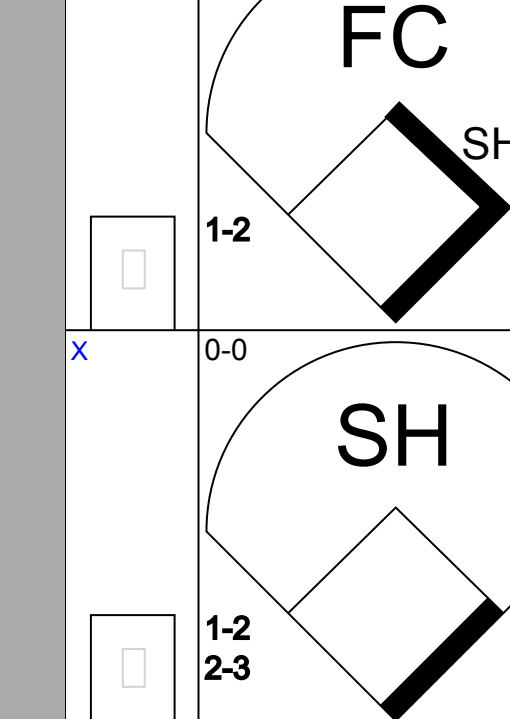






Batter	1	2	3	4	5	6	7	8	9	AB	R	H	RBI	BB	SO	LOB	TOP			
<b>Joey Cora, S</b> (1,4) <small>OBP: 0.313, SLG: 0.272</small>										4	0	1	0	1	1	2	<b>Chicago White Sox @ Oakland Athletics</b> Oakland-Alameda County Coliseum, Oakland, CA <small>Wed Aug 12 1992, 3:33 AM PDT            Att: 34,767 - Sunny - 66 F</small>			
<b>Tim Lincecum, S</b> (1,7) <small>OBP: 0.376, SLG: 0.374</small>										4	0	0	0	1	1	3				
<b>Frank Thomas, R</b> (1,3) <small>OBP: 0.455, SLG: 0.553</small>										2	1	1	0	2	0	1				
<b>George Bell, R</b> (1,10) <small>OBP: 0.306, SLG: 0.427</small> <b>Esteban Beltrre, R</b> (8, PR) <small>OBP: 0.200, SLG: 0.278</small>										4	0	1	0	0	0	2				
<b>Robin Ventura, L</b> (1,5) <small>OBP: 0.371, SLG: 0.421</small>										3	0	1	1	1	1	1				
<b>Dan Pasqua, L</b> (1,9) <small>OBP: 0.303, SLG: 0.350</small> <b>Shawn Abner, R</b> (8, PH) <small>OBP: 0.319, SLG: 0.359</small> (8,9)										3	0	3	0	0	0	0				
<b>Lance Johnson, L</b> (1,8) <small>OBP: 0.340, SLG: 0.366</small>										2	0	0	0	2	0	3				
<b>Carlton Fisk, R</b> (1,2) <small>OBP: 0.308, SLG: 0.347</small> <b>Ron Karkovics, R</b> (7, PR) <small>OBP: 0.295, SLG: 0.336</small> (7,2)										2	0	0	0	1	1	3				
<b>Dale Sveum, S</b> (1,6) <small>OBP: 0.261, SLG: 0.252</small>										4	0	1	0	0	1	0				
<b>Inning Stats</b>	R: 0 E: 0 K: 14 S: 14	H: 0 LOB: 1 BB: 1 P: 24	R: 0 E: 0 K: 7 S: 7	H: 1 LOB: 0 BB: 11	R: 0 E: 0 K: 11 S: 11	H: 1 LOB: 1 BB: 0 P: 20	R: 0 E: 0 K: 9 S: 9	H: 1 LOB: 3 BB: 3 P: 24	R: 0 E: 0 K: 5 S: 5	H: 2 LOB: 1 BB: 1 P: 10	R: 0 E: 0 K: 10 S: 10	H: 1 LOB: 2 BB: 1 P: 18	R: 1 E: 0 K: 20 S: 20	H: 2 LOB: 3 BB: 1 P: 32	R: 0 E: 0 K: 8 S: 8	H: 0 LOB: 0 BB: 1 P: 15		1B: 8 2B: 0 3B: 0 HR: 0	SF: 0 SAC: 0 DP: 3 HBP: 0	WP: 0 PB: 0 SB: 3 CS: 1
<b>PITCHER</b>	IP WLS BF H R ER SO BB IBB HBP BLK WP HR S P ERA WHIP																			
<b>Kevin Campbell, R</b> (1,1) <small>ERA: 4.2</small>	5.1	23	4	0	0	3	5	0	0	0	0	0	0	51	98	0.00	1.688			
<b>Vince Horsman, L</b> (6,1) <small>ERA: 2.75</small>	0.2	2	1	0	0	0	0	0	0	0	0	0	0	3	4	0.00	1.500			
<b>Jeff Parrett, R</b> (7,1) <small>ERA: 3.2</small>	1.0	6	3	1	1	1	1	0	0	0	0	0	0	18	31	9.00	4.000			
<b>Rick Honeycutt, L</b> (8,1) <small>ERA: 3.31</small>	0.1	1	0	0	0	0	0	0	0	0	0	0	0	5	7	0.00	0.000			
<b>Dennis Eckersley, R</b> (8,1) <small>ERA: 1.89</small>	1.2	W 6	0	0	0	2	1	1	0	0	0	0	0	15	27	0.00	0.600			

Batter	1	2	3	4	5	6	7	8	9	AB	R	H	RBI	BB	SO	LOB	BOTTOM					
<b>Rickey Henderson, R</b> (1,7) <small>OBP: 0.425, SLG: 0.453</small>										3	1	2	2	1	0	0	<b>Chicago White Sox @ Oakland Athletics</b> Oakland-Alameda County Coliseum, Oakland, CA <small>Wed Aug 12 1992, 3:33 AM PDT            Att: 34,767 - Sunny - 66 F</small>					
<b>Lance Blankenship, R</b> (1,4) <small>OBP: 0.369, SLG: 0.340</small>										4	0	0	0	0	2	3						
<b>Harold Baines, L</b> (1,10) <small>OBP: 0.323, SLG: 0.373</small>										4	0	0	0	0	2	0						
<b>Mark McGwire, R</b> (1,3) <small>OBP: 0.392, SLG: 0.593</small>										2	0	1	0	2	0	0						
<b>Terry Steinbach, R</b> (1,2) <small>OBP: 0.366, SLG: 0.445</small>										4	0	2	0	0	0	2						
<b>Randy Ready, R</b> (1,9) <small>OBP: 0.352, SLG: 0.341</small> <b>Willie Wilson, S</b> (7,8) <small>OBP: 0.340, SLG: 0.338</small>										3	0	0	0	0	0	4						
<b>Jerry Browne, S</b> (1,5) <small>OBP: 0.361, SLG: 0.333</small>										4	1	2	0	0	0	1						
<b>Mike Bordick, R</b> (1,6) <small>OBP: 0.366, SLG: 0.375</small>										3	0	1	0	0	0	1						
<b>Eric Fox, S</b> (1,8) <small>OBP: 0.282, SLG: 0.396</small> (7,9)										3	0	0	0	0	2	2						
<b>Inning Stats</b>	R: 1 E: 0 K: 2 S: 16	H: 2 LOB: 2 BB: 1 P: 29	R: 0 E: 0 K: 9 S: 9	H: 1 LOB: 0 BB: 0 P: 15	R: 0 E: 0 K: 1 S: 8	H: 0 LOB: 0 BB: 0 P: 14	R: 0 E: 0 K: 7 S: 7	H: 1 LOB: 1 BB: 0 P: 8	R: 0 E: 0 K: 10 S: 10	H: 1 LOB: 2 BB: 1 P: 14	R: 0 E: 0 K: 9 S: 9	H: 1 LOB: 1 BB: 0 P: 13	R: 0 E: 0 K: 1 S: 9	H: 0 LOB: 1 BB: 1 P: 19	R: 0 E: 0 K: 1 S: 8	H: 1 LOB: 2 BB: 1 P: 17		R: 1 E: 1 K: 0 S: 7	H: 1 LOB: 2 BB: 0 P: 10	1B: 7 2B: 0 3B: 0 HR: 1	SF: 1 SAC: 2 DP: 0 HBP: 0	WP: 0 PB: 0 SB: 0 CS: 1
<b>PITCHER</b>	IP WLS BF H R ER SO BB IBB HBP BLK WP HR S P ERA WHIP																					
<b>Jack McDowell, R</b> (1,1) <small>ERA: 3.45</small>	8.1	L 37	8	2	2	6	2	2	0	0	0	0	0	1	83	139	2.16	1.200				



Batter	1	2	3	4	5	6	7	8	9	AB	R	H	RBI	BB	SO	LOB	TOP										
<b>Bernie Williams, S</b> OBP: 0.269, SLG: 0.349	1-1 F8		2-1 G3			3-2 P5		0-0 FC1-4 1B	0-3 K	5	0	1	0	0	1	4	<b>New York Yankees @ Chicago White Sox</b> Comiskey Park, Chicago, IL Fri Aug 14 1992, 8:05 PM EDT Att: 40,001 - Sunny - 65 F										
<b>Roberto Kelly, R</b> OBP: 0.330, SLG: 0.421	0-2 G5-3			2-1 G5-3		1-1 1B		0-1 FC1-4 1B	0-0 P6	5	1	1	1	0	0	4											
<b>Don Mattingly, L</b> OBP: 0.327, SLG: 0.417	1-0 F7			0-1 P5		1-2 F7		1-2 1B		4	0	1	1	0	0	2											
<b>Danny Tartabull, R</b> OBP: 0.400, SLG: 0.448		0-1 F8		1-1 E6		0-1 G6-3		1-1 1B		4	0	1	0	0	0	2											
<b>Mel Hall, L</b> OBP: 0.306, SLG: 0.448		2-1 F8		1-2 F8			3-2 G4-3	1-3 K		4	0	0	0	0	1	3											
<b>Randy Velarde, R</b> OBP: 0.335, SLG: 0.416		1-0 1B			2-2 L8		2-2 E9 1B		0-1 1B 1B	4	0	3	0	0	0	0											
<b>Matt Nokes, L</b> OBP: 0.344, SLG: 0.401 <b>Mike Stanley, R</b> OBP: 0.372, SLG: 0.422	3-1 P4			3-2 F7		1-2 G4-3		3-3 K		3	0	0	0	0	0	2											
<b>Charlie Hayes, R</b> OBP: 0.284, SLG: 0.394			3-2 G4-6-3 1B		2-0 F8			0-0 1B FC1-4 1B	0-0 1B	4	1	3	0	0	0	0											
<b>Andy Stankiewicz, R</b> OBP: 0.344, SLG: 0.354 <b>Dion James, L</b> OBP: 0.391, SLG: 0.379 <b>Pat Kelly, R</b> OBP: 0.282, SLG: 0.333			0-2 G4-6-3 1-2			3-2 1B		0-0 P6	2-2 1B	3	0	1	0	0	0	2											
<b>Inning Stats</b>	R: 0 E: 0 K: 0 S: 7	H: 0 LOB: 0 BB: 0 P: 9	R: 0 E: 0 K: 0 S: 7	H: 1 LOB: 1 BB: 0 P: 13	R: 0 E: 0 K: 0 S: 8	H: 1 LOB: 0 BB: 0 P: 13	R: 0 E: 1 K: 0 S: 9	H: 0 LOB: 1 BB: 0 P: 13	R: 0 E: 0 K: 0 S: 10	H: 0 LOB: 0 BB: 0 P: 17	R: 0 E: 0 K: 0 S: 14	H: 2 LOB: 2 BB: 0 P: 22	R: 0 E: 1 K: 0 S: 12	H: 1 LOB: 1 BB: 0 P: 18	R: 2 E: 1 K: 1 S: 16	H: 4 LOB: 2 BB: 0 P: 19		R: 0 E: 0 K: 2 S: 15	H: 3 LOB: 3 BB: 0 P: 20	1B: 12 2B: 0 3B: 0 HR: 0	SF: 0 SAC: 0 DP: 1 HBP: 0	WP: 0 PA: 38					
<b>PITCHER</b>	IP	WLS	BF	H	R	ER	SO	BB	IBB	HBP	BLK	WP	HR	S	P	ERA	WHIP										
<b>Alex Fernandez, R</b> ERA: 4.24	(1, 1)	7.2	29	7	2	2	0	0	0	0	0	0	0	72	110	2.35	0.913										
<b>Scott Radinsky, L</b> ERA: 2.6	(8, 1)	0.2	W	6	4	0	2	0	0	0	0	0	0	17	23	0.00	6.000										
<b>Roberto Hernandez, R</b> ERA: 1.82	(9, 1)	0.2	S	3	1	0	1	0	0	0	0	0	0	9	11	0.00	1.500										

Batter	1	2	3	4	5	6	7	8	9	AB	R	H	RBI	BB	SO	LOB	BOTTOM										
<b>Steve Sax, R</b> OBP: 0.295, SLG: 0.314	1-2 CS 1B		0-2 G1-3		1-1 L4			4-1 F9 1B WP BB		3	1	1	0	1	0	0	<b>New York Yankees @ Chicago White Sox</b> Comiskey Park, Chicago, IL Fri Aug 14 1992, 8:05 PM EDT Att: 40,001 - Sunny - 65 F										
<b>Tim Lincecum, S</b> OBP: 0.377, SLG: 0.376	1-2 G1-3		1-1 1B S WP 1B		1-0 G3-1		0-0 1B WP 2B 1B		4	2	2	0	0	0	1												
<b>Frank Thomas, R</b> OBP: 0.454, SLG: 0.550	0-0 L4		1-2 1B WP 1B		3-3 K		1-2 F9		4	0	1	0	0	1	2												
<b>George Bell, R</b> OBP: 0.305, SLG: 0.427 <b>Esteban Beltré, R</b> OBP: 0.200, SLG: 0.278		1-2 G6-3	2-2 F8		0-1 F8		2-2 F8	2-2 2B 2B		4	0	1	1	0	0	1											
<b>Robin Ventura, L</b> OBP: 0.372, SLG: 0.427		2-2 HR	2-3 K		1-1 F7		4-0 2B IBB		3	2	1	1	1	1	1												
<b>Dan Pasqua, L</b> OBP: 0.304, SLG: 0.349 <b>Shawn Abner, R</b> OBP: 0.324, SLG: 0.371		1-2 FC5-4 1B		0-0 L7		1-0 G3-1		2-1 2B		3	0	1	0	0	0	0											
<b>Lance Johnson, L</b> OBP: 0.336, SLG: 0.362		0-0 FC5-4 WP S 1-2		1-2 P5		0-0 G3		0-0 F7		4	0	0	0	0	2												
<b>Carlton Fisk, R</b> OBP: 0.314, SLG: 0.346		4-2 WP BB		3-0 G6-3		2-2 1B		1-3 K		3	0	1	0	1	1												
<b>Dale Sveum, S</b> OBP: 0.256, SLG: 0.247		2-3 K		1-2 L1		0-0 G3				3	0	0	0	0	1	3											
<b>Inning Stats</b>	R: 0 E: 0 K: 0 S: 8	H: 1 LOB: 0 BB: 0 P: 10	R: 1 E: 0 K: 1 S: 17	H: 2 LOB: 2 BB: 1 P: 26	R: 1 E: 0 K: 1 S: 18	H: 2 LOB: 1 BB: 0 P: 24	R: 0 E: 0 K: 0 S: 5	H: 0 LOB: 0 BB: 0 P: 9	R: 0 E: 0 K: 1 S: 7	H: 0 LOB: 0 BB: 0 P: 11	R: 0 E: 0 K: 0 S: 6	H: 1 LOB: 1 BB: 0 P: 9	R: 4 E: 0 K: 1 S: 14	H: 3 LOB: 1 BB: 2 P: 28	1B: 6 2B: 2 3B: 0 HR: 1	SF: 0 SAC: 0 DP: 0 HBP: 0		WP: 3 PA: 35									
<b>PITCHER</b>	IP	WLS	BF	H	R	ER	SO	BB	IBB	HBP	BLK	WP	HR	S	P	ERA	WHIP										
<b>Scott Kamieniecki, R</b> ERA: 4.8	(1, 1)	7.1	L	32	8	6	3	2	1	0	0	0	0	75	117	7.36	1.364										
<b>Tim Burke, R</b> ERA: 4.05	(8, 1)	0.2		3	1	0	1	0	0	0	0	0	0	6	9	0.00	1.500										




Batter	1	2	3	4	5	6	7	8	9	AB	R	H	RBI	BB	SO	LOB	TOP								
<b>Bernie Williams, S</b> (1, 8) OBP: 0.292, SLG: 0.412	3-1 G3		2-2 HR	2-0 1B		1-0 F9		1-1 1B		5	1	3	2	0	0	1									
<b>Roberto Kelly, R</b> (1, 7) OBP: 0.329, SLG: 0.418	3-2 P3		1-1 2B	0-3 K			1-0 F8		2-0 G5-3	5	1	1	0	0	1	1									
<b>Don Mattingly, L</b> (1, 3) OBP: 0.325, SLG: 0.414	4-2 BB		1-3 K		1-1 G4-3		0-1 L1		3-2 G6-3	4	0	0	0	1	1	1									
<b>Danny Tartabull, R</b> (1, 10) OBP: 0.406, SLG: 0.454	4-2 BB		1-1 1B		4-1 BB		1-1 1B		0-1 F9	3	1	2	1	2	0	0									
<b>Mel Hall, L</b> (1, 9) OBP: 0.305, SLG: 0.446	1-3 K2-3		1-1 1B		2-1 F7		0-1 F7			4	0	1	1	0	1	4									
<b>Randy Velarde, R</b> (1, 6) OBP: 0.337, SLG: 0.417		1-1 G5-3	2-2 1B		1-1 F8			1-0 SH3-4 1B		4	1	2	0	0	0	1									
<b>Matt Nokes, L</b> (1, 2) OBP: 0.279, SLG: 0.399	1-0 G6-3		0-0 G3		0-0 F8			0-2 SH3-4 1B		4	0	1	0	0	0	2									
<b>Charlie Hayes, R</b> (1, 5) OBP: 0.282, SLG: 0.391	2-1 G4-3			1-2 G5-3		2-1 P9		0-1 SH3-4		3	0	0	0	0	0	0									
<b>Andy Stankiewicz, R</b> (1, 4) OBP: 0.344, SLG: 0.354			0-2 P5	3-1 G5-3		1-2 1B		0-0 G3		3	0	1	0	0	0	0									
<b>Dion James, L</b> (8, PH) OBP: 0.358, SLG: 0.376										1	0	0	0	0	0	2									
<b>Pat Kelly, R</b> (8, 4) OBP: 0.282, SLG: 0.333										0	0	0	0	0	0	0									
<b>Inning Stats</b>	R: 0 E: 0 K: 1 S: 13	H: 0 LOB: 2 BB: 2 P: 28	R: 0 E: 0 K: 0 S: 5	H: 0 LOB: 0 BB: 0 P: 9	R: 3 E: 0 K: 1 S: 22	H: 5 LOB: 2 BB: 0 P: 30	R: 0 E: 0 K: 1 S: 9	H: 1 LOB: 1 BB: 0 P: 15	R: 0 E: 0 K: 0 S: 7	H: 0 LOB: 1 BB: 1 P: 15	R: 0 E: 0 K: 0 S: 7	H: 1 LOB: 1 BB: 0 P: 11	R: 0 E: 0 K: 0 S: 7	H: 1 LOB: 1 BB: 0 P: 9	R: 1 E: 0 K: 0 S: 10	H: 3 LOB: 2 BB: 0 P: 12	R: 0 E: 0 K: 0 S: 6	H: 0 LOB: 0 BB: 0 P: 11	1B: 9 2B: 1 3B: 0 HR: 1	SF: 0 SAC: 1 DP: 0 HBP: 0	WP: 0 PB: 0 CS: 1	PA: 40			
<b>PITCHER</b>	IP	WLS	BF	H	R	ER	SO	BB	IBB	HBP	BLK	WP	HR	S	P	ERA	WHIP								
<b>Charlie Hough, R</b> (1, 1) ERA: 3.57	7.0	L	32	8	3	3	3	3	0	0	0	0	1	70	117	3.86	1.571								
<b>Terry Leach, R</b> (8, 1) ERA: 1.73	2.0	S	8	3	1	1	0	0	0	0	0	0	0	16	23	4.50	1.500								

**New York Yankees @ Chicago White Sox**  
Comiskey Park, Chicago, IL  
Sat Aug 15 1992, 8:05 PM EDT  
Att: 42,834 - Cloudy - 69 F

livebaseballscores.com

AB 36  
R 4  
H 11  
RBI 4  
BB 3  
SO 3  
LOB 12




Batter	1	2	3	4	5	6	7	8	9	AB	R	H	RBI	BB	SO	LOB	BOTTOM								
<b>Steve Sax, R</b> (1, 4) OBP: 0.294, SLG: 0.313	1-3 K		0-0 F8		0-1 FC3-6 1B		0-0 G1-3			4	0	1	0	0	1	1									
<b>Tim Lincecum, S</b> (1, 7) OBP: 0.376, SLG: 0.373	4-1 BB		2-2 L7		1-1 FC3-6		1-2 G6-3			3	0	0	0	1	0	2									
<b>Frank Thomas, R</b> (1, 3) OBP: 0.452, SLG: 0.546	3-2 P3			4-1 F8 1B	1-3 K			2-3 K		3	1	0	0	1	2	2									
<b>George Bell, R</b> (1, 10) OBP: 0.307, SLG: 0.427	2-1 P6			1-1 1B		4-1 G6-3 BB		1-1 F8		3	0	1	0	1	0	1									
<b>Robin Ventura, L</b> (1, 5) OBP: 0.369, SLG: 0.423		0-0 G3		0-1 F8		2-0 F8		0-2 G3-1		4	0	0	0	0	0	3									
<b>Dan Pasqua, L</b> (1, 9) OBP: 0.308, SLG: 0.353		0-2 G5-4-3 1B		1-0 1B		2-1 G6-3		1-2 F7		4	0	2	1	0	0	1									
<b>Lance Johnson, L</b> (1, 8) OBP: 0.333, SLG: 0.359		0-0 G5-4-3		3-H F9		1-2 P7		1-2 G4-3		4	0	0	0	0	0	4									
<b>Ron Karkovics, R</b> (1, 2) OBP: 0.292, SLG: 0.332			0-2 G2-3	0-3 K		2-0 F7		2-2 S		3	0	0	0	0	1	2									
<b>Joey Cora, S</b> (9, PH) OBP: 0.320, SLG: 0.280								1-2 1B		1	0	1	0	0	0	0									
<b>Dale Sveum, S</b> (1, 6) OBP: 0.262, SLG: 0.273		0-1 1B			1-0 F7		1-1 HR		2-2 L6	4	1	2	1	0	0	1									
<b>Inning Stats</b>	R: 0 E: 0 K: 1 S: 9	H: 0 LOB: 1 BB: 1 P: 19	R: 0 E: 0 K: 0 S: 5	H: 1 LOB: 0 BB: 0 P: 5	R: 0 E: 0 K: 0 S: 10	H: 1 LOB: 1 BB: 0 P: 12	R: 1 E: 0 K: 1 S: 11	H: 2 LOB: 2 BB: 1 P: 18	R: 0 E: 0 K: 1 S: 8	H: 1 LOB: 1 BB: 0 P: 11	R: 0 E: 0 K: 0 S: 7	H: 0 LOB: 0 BB: 1 P: 16	R: 1 E: 0 K: 0 S: 7	H: 1 LOB: 0 BB: 0 P: 11	R: 0 E: 0 K: 1 S: 8	H: 0 LOB: 0 BB: 0 P: 11	R: 0 E: 0 K: 0 S: 15	H: 1 LOB: 1 BB: 0 P: 21	1B: 6 2B: 0 3B: 0 HR: 1	SF: 0 SAC: 0 DP: 1 HBP: 0	WP: 0 PB: 0 CS: 0	PA: 36			
<b>PITCHER</b>	IP	WLS	BF	H	R	ER	SO	BB	IBB	HBP	BLK	WP	HR	S	P	ERA	WHIP								
<b>Sam Miltello, R</b> (1, 1) ERA: 1.2	8.0	W	32	6	2	2	4	3	0	0	0	0	1	65	103	2.25	1.125								
<b>Steve Farr, R</b> (9, 1) ERA: 1.25	1.0	S	4	1	0	0	0	0	0	0	0	0	0	15	21	0.00	1.000								

**New York Yankees @ Chicago White Sox**  
Comiskey Park, Chicago, IL  
Sat Aug 15 1992, 8:05 PM EDT  
Att: 42,834 - Cloudy - 69 F

livebaseballscores.com

AB 33  
R 2  
H 7  
RBI 2  
BB 3  
SO 4  
LOB 17





Batter	1	2	3	4	5	6	7	8	9	AB	R	H	RBI	BB	SO	LOB	TOP										
<b>Bernie Williams, S</b> (1, 8) OBP: 0.299, SLG: 0.394	G5-3		G5-4-3 BB				G4-3		F8	3	0	0	0	2	0	2	<b>New York Yankees @ Chicago White Sox</b> Comiskey Park, Chicago, IL Sun Aug 16 1992, 8:05 PM EDT Att: 34,723 - Sunny - 70 F										
<b>Roberto Kelly, R</b> (1, 7) OBP: 0.328, SLG: 0.415	G4-3 BB		G5-4-3				G4-3		G5-3	3	0	0	0	1	0	4											
<b>Don Mattingly, L</b> (1, 3) OBP: 0.325, SLG: 0.415	G4-3						F9		P6	4	0	1	0	0	0	1											
<b>Danny Tartabull, R</b> (1, 10) OBP: 0.404, SLG: 0.462	K						K		2B	4	1	1	1	0	2	2											
<b>Mel Hall, L</b> (1, 9) OBP: 0.305, SLG: 0.444		G3					G6-3 FC6-4 1B		G6-3	4	0	1	0	0	0	1											
<b>Randy Velarde, R</b> (1, 6) OBP: 0.332, SLG: 0.410		K					FC6-4		G6-3	4	1	0	0	0	1	1											
<b>Matt Nokes, L</b> (1, 2) OBP: 0.279, SLG: 0.397	G4-3						P5		K	4	0	1	0	0	1	1											
<b>Charlie Hayes, R</b> (1, 5) OBP: 0.281, SLG: 0.392			K				K		L5	4	0	1	0	0	2	1											
<b>Pat Kelly, R</b> (1, 4) OBP: 0.286, SLG: 0.342									G6-3	3	0	2	0	0	0	1	<b>AB 34</b> <b>R 2</b> <b>H 7</b> <b>RBI 2</b> <b>BB 3</b> <b>SO 6</b> <b>LOB 15</b>										
<b>Kevin Maas, L</b> (9, PH) OBP: 0.309, SLG: 0.420									G6-3	0	0	0	0	0	0	0											
<b>Jim Leyritz, R</b> (9, PH) OBP: 0.340, SLG: 0.420									G6-3	1	0	0	1	0	0	1											
<b>Inning Stats</b>	R: 0 E: 0 K: 1 S: 8	H: 0 LOB: 1 BB: 1 P: 17	R: 0 E: 0 K: 1 S: 7	H: 0 LOB: 0 BB: 0 P: 11	R: 0 E: 0 K: 1 S: 11	H: 1 LOB: 1 BB: 1 P: 19	R: 0 E: 0 K: 1 S: 8	H: 1 LOB: 0 BB: 0 P: 13	R: 0 E: 0 K: 1 S: 11	H: 1 LOB: 2 BB: 1 P: 21	R: 0 E: 0 K: 0 S: 5	H: 1 LOB: 0 BB: 0 P: 6	R: 0 E: 0 K: 0 S: 11	H: 1 LOB: 1 BB: 0 P: 16	R: 0 E: 0 K: 0 S: 13	H: 1 LOB: 1 BB: 0 P: 18		R: 1 E: 1 K: 1 S: 11	H: 1 LOB: 1 BB: 0 P: 15	1B: 3 2B: 3 3B: 0 HR: 1	SF: 0 SAC: 0 DP: 1 HBP: 0	WP: 0 PB: 0 CS: 1	PA: 37				
<b>PITCHER</b>	IP	WLS	BF	H	R	ER	SO	BB	IBB	HBP	BLK	WP	HR	S	P	ERA	WHIP										
<b>Kirk McCaskill, R</b> (1, 1) ERA: 4.31	7.0	W	28	5	1	1	5	3	0	0	0	0	1	61	103	1.29	1.143										
<b>Roberto Hernandez, R</b> (8, 1) ERA: 1.76	1.1		7	2	1	0	1	0	0	0	0	0	0	20	27	0.00	1.500										
<b>Scott Radinsky, L</b> (9, 1) ERA: 2.56	0.2	S	2	0	0	0	0	0	0	0	0	0	0	4	6	0.00	0.000										

Batter	1	2	3	4	5	6	7	8	9	AB	R	H	RBI	BB	SO	LOB	BOTTOM										
<b>Steve Sax, R</b> (1, 4) OBP: 0.296, SLG: 0.318	K		G6-3				HR			4	1	2	0	0	1	0	<b>New York Yankees @ Chicago White Sox</b> Comiskey Park, Chicago, IL Sun Aug 16 1992, 8:05 PM EDT Att: 34,723 - Sunny - 70 F										
<b>Tim Lincecum, S</b> (1, 7) OBP: 0.374, SLG: 0.370	G4-6-3 BB						L6		F7	3	0	0	0	1	0	2											
<b>Frank Thomas, R</b> (1, 3) OBP: 0.450, SLG: 0.542	G4-6-3						G3		G6-3	3	1	0	0	1	0	1											
<b>George Bell, R</b> (1, 10) OBP: 0.308, SLG: 0.434							G3		G6-3	4	1	2	3	0	0	0											
<b>Joey Cora, S</b> (6, PR) OBP: 0.320, SLG: 0.280							G1-3		G6-3	0	0	0	0	0	0	0											
<b>Robin Ventura, L</b> (1, 5) OBP: 0.370, SLG: 0.423							F7		G6-3	3	0	1	0	1	0	1											
<b>Dan Pasqua, L</b> (1, 9) OBP: 0.308, SLG: 0.349							F7		P3	2	0	0	0	1	0	1											
<b>Shawn Abner, R</b> (6, PR) OBP: 0.322, SLG: 0.368							F9		F7	1	0	0	0	0	0	1											
<b>Lance Johnson, L</b> (1, 8) OBP: 0.333, SLG: 0.366							G4-3		F7	3	1	1	1	0	0	3											
<b>Carlton Fisk, R</b> (1, 2) OBP: 0.307, SLG: 0.338							P3		G4-3	3	0	0	0	0	0	0	<b>AB 29</b> <b>R 4</b> <b>H 7</b> <b>RBI 4</b> <b>BB 4</b> <b>SO 2</b> <b>LOB 9</b>										
<b>Dale Sveum, S</b> (1, 6) OBP: 0.263, SLG: 0.275							F8		K	3	0	1	0	0	1	0											
<b>Inning Stats</b>	R: 0 E: 0 K: 1 S: 6	H: 0 LOB: 0 BB: 1 P: 10	R: 0 E: 0 K: 0 S: 10	H: 0 LOB: 1 BB: 1 P: 16	R: 0 E: 0 K: 0 S: 7	H: 0 LOB: 0 BB: 0 P: 12	R: 0 E: 0 K: 0 S: 5	H: 0 LOB: 0 BB: 0 P: 8	R: 1 E: 0 K: 0 S: 7	H: 1 LOB: 0 BB: 0 P: 11	R: 3 E: 0 K: 1 S: 16	H: 3 LOB: 2 BB: 2 P: 31	R: 0 E: 0 K: 0 S: 10	H: 2 LOB: 1 BB: 0 P: 16	R: 0 E: 0 K: 0 S: 11	H: 1 LOB: 1 BB: 0 P: 15		1B: 4 2B: 1 3B: 0 HR: 2	SF: 0 SAC: 0 DP: 1 HBP: 0	WP: 0 PB: 0 CS: 1	PA: 33						
<b>PITCHER</b>	IP	WLS	BF	H	R	ER	SO	BB	IBB	HBP	BLK	WP	HR	S	P	ERA		WHIP									
<b>Shawn Hillegas, R</b> (1, 1) ERA: 5.06	7.0	L	29	6	4	4	2	4	0	0	0	0	2	61	104	5.14	1.429										
<b>Tim Burke, R</b> (8, 1) ERA: 4.02	0.1		2	1	0	0	0	0	0	0	0	0	0	6	8	0.00	3.000										
<b>Greg Cadaret, L</b> (8, 1) ERA: 4.75	0.2		2	0	0	0	0	0	0	0	0	0	0	5	7	0.00	0.000										



Batter	1	2	3	4	5	6	7	8	9	AB	R	H	RBI	BB	SO	LOB	TOP								
<b>Bernie Williams, S</b> (1, 8) OBP: 0.308, SLG: 0.405	G6-3		G6-3			G2-3 G4-3 2B		BB		3	1	1	0	1	0	0	<b>New York Yankees @ Chicago White Sox</b> Comiskey Park, Chicago, IL Mon Aug 17 1992, 8:05 PM EDT Att: 38,553 - Cloudy - 73 F								
<b>Randy Velarde, R</b> (1, 9) OBP: 0.327, SLG: 0.404	L9			G5-3		G2-3		BB		4	0	0	1	0	1	2									
<b>Don Mattingly, L</b> (1, 3) OBP: 0.324, SLG: 0.413				G6-3		G4-3		G1-3		4	0	1	1	0	0	1									
<b>Danny Tartabull, R</b> (1, 10) OBP: 0.405, SLG: 0.459	K			FC5-4 BB		G1-3			1B FC1-6 BB	2	1	0	0	2	1	1									
<b>Roberto Kelly, R</b> (1, 7) OBP: 0.328, SLG: 0.414				FC5-4 1-2			L8		F9	4	0	1	0	0	0	2									
<b>Mike Stanley, R</b> (1, 2) OBP: 0.279, SLG: 0.389										2	0	0	0	1	0	1									
<b>Mel Hall, L</b> (9, PH) OBP: 0.306, SLG: 0.445	G5-4-3				E6 G6-3			BB	FC1-6 1B	1	0	1	0	0	0	0									
<b>Charlie Hayes, R</b> (1, 5) OBP: 0.371, SLG: 0.389					G6-3		F9		FC1-6	3	0	0	0	0	0	2									
<b>Matt Nokes, L</b> (9, PH) OBP: 0.279, SLG: 0.397					G6-3				FC1-6	0	0	0	0	0	0	0									
<b>Jim Levrutz, R</b> (9, PH) OBP: 0.338, SLG: 0.417					G6-3				FC1-6	1	0	0	1	0	0	1									
<b>Andy Stankiewicz, R</b> (1, 6) OBP: 0.340, SLG: 0.350				G4-3		G5-3		K	G6-3	4	0	0	0	0	1	2									
<b>Pat Kelly, R</b> (1, 4) OBP: 0.287, SLG: 0.342				G5-3				G5-3		3	1	1	0	0	0	0									
<b>Inning Stats</b>	R: 0 E: 0 K: 1 S: 7	H: 1 LOB: 1 BB: 0 P: 12	R: 0 E: 0 K: 0 S: 8	H: 1 LOB: 0 BB: 0 P: 12	R: 0 E: 0 K: 0 S: 5	H: 0 LOB: 0 BB: 0 P: 7	R: 0 E: 0 K: 0 S: 9	H: 0 LOB: 1 BB: 1 P: 19	R: 0 E: 1 K: 0 S: 4	H: 0 LOB: 0 BB: 0 P: 6	R: 2 E: 0 K: 0 S: 8	H: 2 LOB: 0 BB: 0 P: 12	R: 0 E: 0 K: 1 S: 11	H: 0 LOB: 1 BB: 1 P: 21	R: 0 E: 0 K: 1 S: 6	H: 0 LOB: 1 BB: 1 P: 10	R: 1 E: 0 K: 0 S: 14	H: 1 LOB: 1 BB: 1 P: 23	1B: 4 2B: 1 3B: 0 HR: 0	SF: 0 SAC: 0 DP: 2 HBP: 0	WP: 0 PB: 0 CS: 0	PA: 35			
<b>PITCHER</b>	IP	WLS	BF	H	R	ER	SO	BB	IBB	HBP	BLK	WP	HR	S	P	ERA	WHIP								
<b>Greg Hibbard, L</b> (1, 1) ERA: 4.21	8.0	W	30	4	2	2	3	3	0	0	0	0	0	58	99	2.25	0.875								
<b>Bobby Thigpen, R</b> (9, 1) ERA: 4.53	0.1		3	1	1	1	0	1	0	0	0	0	0	10	17	27.00	6.000								
<b>Scott Radinsky, L</b> (9, 1) ERA: 2.53	0.2	S	2	0	0	0	0	0	0	0	0	0	0	4	6	0.00	0.000								

Batter	1	2	3	4	5	6	7	8	9	AB	R	H	RBI	BB	SO	LOB	BOTTOM								
<b>Steve Sax, R</b> (1, 4) OBP: 0.296, SLG: 0.317	G3 SF9 1B		G6-3			F9		K		4	1	1	0	0	1	2	<b>New York Yankees @ Chicago White Sox</b> Comiskey Park, Chicago, IL Mon Aug 17 1992, 8:05 PM EDT Att: 38,553 - Cloudy - 73 F								
<b>Tim Lincecum, S</b> (1, 7) OBP: 0.371, SLG: 0.367	G3		G4-3			G4-3		F7		4	0	0	0	0	0	3									
<b>Frank Thomas, R</b> (1, 3) OBP: 0.449, SLG: 0.540	SF9			P3		K				3	0	1	2	0	1	0									
<b>George Bell, R</b> (1, 10) OBP: 0.306, SLG: 0.430	G6-3			G1-3		K2-3		P4		4	0	0	0	0	1	2									
<b>Robin Ventura, L</b> (1, 5) OBP: 0.370, SLG: 0.422				F8				L5		3	0	1	0	0	0	0									
<b>Dan Pasqua, L</b> (1, 9) OBP: 0.313, SLG: 0.351										2	1	1	0	0	1	0									
<b>Shawn Abner, R</b> (8, 9) OBP: 0.322, SLG: 0.368								K2-3		0	0	0	0	0	0	0									
<b>Lance Johnson, L</b> (1, 8) OBP: 0.331, SLG: 0.363	G4-3-6				E FC SF9 1B			F9		3	1	0	0	0	0	3									
<b>Carlton Fisk, R</b> (1, 2) OBP: 0.308, SLG: 0.336					G4-3-6					1	0	0	1	1	0	1									
<b>Ron Karkovics, R</b> (9, PR) OBP: 0.292, SLG: 0.332					G5-3					0	1	0	0	0	0	0									
<b>Esteban Beltré, R</b> (1, 6) OBP: 0.207, SLG: 0.281					G6-3			1B BB		3	0	1	1	0	0	0									
<b>Inning Stats</b>	R: 1 E: 0 K: 0 S: 10	H: 1 LOB: 0 BB: 0 P: 17	R: 0 E: 0 K: 0 S: 14	H: 1 LOB: 0 BB: 0 P: 22	R: 0 E: 0 K: 0 S: 7	H: 0 LOB: 0 BB: 0 P: 10	R: 0 E: 0 K: 0 S: 5	H: 0 LOB: 0 BB: 0 P: 9	R: 2 E: 1 K: 0 S: 7	H: 1 LOB: 0 BB: 0 P: 9	R: 0 E: 0 K: 2 S: 8	H: 0 LOB: 0 BB: 0 P: 12	R: 0 E: 0 K: 1 S: 7	H: 0 LOB: 0 BB: 0 P: 8	R: 1 E: 0 K: 1 S: 12	H: 2 LOB: 2 BB: 1 P: 22	1B: 5 2B: 0 3B: 0 HR: 0	SF: 2 SAC: 0 DP: 1 HBP: 1	WP: 0 PB: 0 CS: 0	PA: 31					
<b>PITCHER</b>	IP	WLS	BF	H	R	ER	SO	BB	IBB	HBP	BLK	WP	HR	S	P	ERA	WHIP								
<b>Melido Perez, R</b> (1, 1) ERA: 3.15	8.0	L	31	5	4	2	4	1	0	1	0	0	0	70	109	2.25	0.750								



Batter	1	2	3	4	5	6	7	8	9	AB	R	H	RBI	BB	SO	LOB	TOP					
Jeff Huson, L OBP: 0.341, SLG: 0.363 (1, 6)										4	0	1	0	0	1	0	<p><b>Texas Rangers @ Chicago White Sox</b> Comiskey Park, Chicago, IL Tue Aug 18 1992, 8:05 PM EDT Att: 29,564 - Cloudy - 71 F</p> <p>livebaseballscores.com</p> <p>AB 33 R 0 H 6 RBI 0 BB 1 SO 6 LOB 16</p>					
Rafael Palmeiro, L OBP: 0.341, SLG: 0.406 (1, 3)										4	0	1	0	0	0	1						
Ruben Sierra, S OBP: 0.319, SLG: 0.446 (1, 9)										4	0	2	0	0	0	1						
Juan Gonzalez, R OBP: 0.295, SLG: 0.503 (1, 7)										3	0	1	0	1	0	3						
Kevin Reimer, L OBP: 0.353, SLG: 0.478 (1, 10)										4	0	0	0	0	0	3						
Ivan Rodriguez, R OBP: 0.314, SLG: 0.386 (1, 2)										4	0	1	0	0	1	2						
Al Newman, S OBP: 0.321, SLG: 0.253 (8, 4)										3	0	0	0	0	1	1						
Brian Downing, R OBP: 0.405, SLG: 0.419 (9, PH)										1	0	0	0	0	1	2						
David Hulse, L OBP: 0.267, SLG: 0.214 (1, 8)										3	0	0	0	0	1	2						
Jeff Frye, R OBP: 0.298, SLG: 0.327 Geno Petralli, L OBP: 0.287, SLG: 0.292 (8, PH) (8, 5)										2	0	0	0	0	0	1						
										1	0	0	0	0	1	0						
<b>Inning Stats</b>	R: 0 E: 0 K: 1 S: 8	H: 1 LOB: 1 BB: 0 P: 14	R: 0 E: 0 K: 1 S: 6	H: 0 LOB: 0 BB: 0 P: 10	R: 0 E: 0 K: 1 S: 7	H: 0 LOB: 0 BB: 0 P: 11	R: 0 E: 0 K: 0 S: 5	H: 0 LOB: 1 BB: 1 P: 10	R: 0 E: 0 K: 0 S: 10	H: 1 LOB: 1 BB: 0 P: 13	R: 0 E: 0 K: 0 S: 8	H: 2 LOB: 1 BB: 0 P: 10	R: 0 E: 1 K: 0 S: 14	H: 0 LOB: 1 BB: 0 P: 18	R: 0 E: 0 K: 1 S: 7	H: 0 LOB: 0 BB: 0 P: 11	R: 0 E: 0 K: 1 S: 16	H: 2 LOB: 2 BB: 0 P: 22	1B: 6 2B: 0 3B: 0 HR: 0	SF: 0 SAC: 0 DP: 1 HBP: 0	WP: 0 PB: 0 SB: 0 CS: 0	PA: 34
<b>PITCHER</b> Jack McDowell, R ERA: 3.29 (1, 1)	IP: 9.0 WLS: W BF: 34 H: 6 R: 0 ER: 0 SO: 6 BB: 1 IBB: 0 HBP: 0 BLK: 0 WP: 0 HR: 0 S: 81 P: 119 ERA: 0.00 WHIP: 0.778															<b>PITCHER</b>	IP: 9.0 WLS: W BF: 34 H: 6 R: 0 ER: 0 SO: 6 BB: 1 IBB: 0 HBP: 0 BLK: 0 WP: 0 HR: 0 S: 81 P: 119 ERA: 0.00 WHIP: 0.778					


Batter	1	2	3	4	5	6	7	8	9	AB	R	H	RBI	BB	SO	LOB	BOTTOM					
Steve Sax, R OBP: 0.295, SLG: 0.319 (1, 4)										4	1	1	0	0	1	2	<p><b>Texas Rangers @ Chicago White Sox</b> Comiskey Park, Chicago, IL Tue Aug 18 1992, 8:05 PM EDT Att: 29,564 - Cloudy - 71 F</p> <p>livebaseballscores.com</p> <p>AB 32 R 3 H 9 RBI 2 BB 3 SO 5 LOB 23</p>					
Tim Raines, S OBP: 0.377, SLG: 0.374 (1, 7)										3	2	3	0	1	0	0						
Frank Thomas, R OBP: 0.451, SLG: 0.541 (1, 3)										3	0	2	0	1	1	2						
George Bell, R OBP: 0.305, SLG: 0.429 (1, 10)										4	0	1	1	1	0	3						
Robin Ventura, L OBP: 0.369, SLG: 0.419 (1, 5)										3	0	0	1	1	0	5						
Dale Sveum, S OBP: 0.257, SLG: 0.268 (1, 6)										4	0	0	0	0	0	5						
Lance Johnson, L OBP: 0.328, SLG: 0.360 (1, 8)										4	0	0	0	0	0	2						
Shawn Abner, R OBP: 0.320, SLG: 0.365 (1, 9)										4	0	1	0	0	0	0						
Ron Karkovics, R OBP: 0.292, SLG: 0.332 (1, 2)										3	0	1	0	0	0	1						
<b>Inning Stats</b>	R: 1 E: 0 K: 1 S: 12	H: 3 LOB: 2 BB: 1 P: 19	R: 0 E: 0 K: 0 S: 9	H: 1 LOB: 1 BB: 0 P: 12	R: 1 E: 1 K: 1 S: 11	H: 1 LOB: 2 BB: 1 P: 20	R: 0 E: 0 K: 1 S: 6	H: 0 LOB: 0 BB: 0 P: 12	R: 1 E: 0 K: 1 S: 8	H: 1 LOB: 1 BB: 1 P: 13	R: 0 E: 0 K: 0 S: 8	H: 1 LOB: 0 BB: 0 P: 13	R: 0 E: 0 K: 1 S: 12	H: 2 LOB: 1 BB: 0 P: 19	R: 0 E: 0 K: 0 S: 7	H: 0 LOB: 0 BB: 0 P: 9		R: 0 E: 0 K: 0 S: 12	H: 0 LOB: 0 BB: 0 P: 9	1B: 7 2B: 2 3B: 0 HR: 0	SF: 0 SAC: 0 DP: 2 HBP: 0	WP: 0 PB: 0 SB: 0 CS: 0
<b>PITCHER</b> Kevin Brown, R ERA: 3.34 (1, 1)	IP: 8.0 WLS: L BF: 35 H: 9 R: 3 ER: 2 SO: 5 BB: 3 IBB: 0 HBP: 0 BLK: 0 WP: 0 HR: 0 S: 73 P: 117 ERA: 2.25 WHIP: 1.500															<b>PITCHER</b>	IP: 8.0 WLS: L BF: 35 H: 9 R: 3 ER: 2 SO: 5 BB: 3 IBB: 0 HBP: 0 BLK: 0 WP: 0 HR: 0 S: 73 P: 117 ERA: 2.25 WHIP: 1.500					



Batter	1	2	3	4	5	6	7	8	9	AB	R	H	RBI	BB	SO	LOB	TOP					
Jeff Huson, L OBP: 0.336, SLG: 0.359 (1, 6)	P8		SF7			P6		K		3	0	0	1	0	1	1						
Rafael Palmeiro, L OBP: 0.341, SLG: 0.405 (1, 3)	K		CS	F8		P6			FC5-4 1B	4	0	1	0	0	1	0						
Ruben Sierra, S OBP: 0.316, SLG: 0.442 (1, 9)	K			G1-3		F9			F8	4	0	0	0	0	1	1						
Juan Gonzalez, R OBP: 0.293, SLG: 0.499 (1, 8)		K		F8			L6		FC5-4	4	0	0	0	0	1	1						
Kevin Reimer, L OBP: 0.351, SLG: 0.475 Brian Downing, R OBP: 0.403, SLG: 0.418 (9, PH)	F7				F7		F8		P4	3	0	0	0	0	0	0						
Monty Farias, R OBP: 0.333, SLG: 0.379 (1, 7)	F9					HR	L8			3	1	1	1	0	0	0						
Ivan Rodriguez, R OBP: 0.317, SLG: 0.387 (1, 2)			G4-3			G5-3 BB		SH3 1B		2	0	1	0	1	0	0						
Jeff Frye, R OBP: 0.302, SLG: 0.330 (1, 4)			1B SF7 1B		G5-3		SH3			2	1	1	0	0	0	1						
Mario Diaz, R OBP: 0.125, SLG: 0.125 Al Newman, S OBP: 0.320, SLG: 0.251 (7, 5)						F8		F7		2	0	1	0	0	0	1						
										1	0	0	0	0	0	1						
<b>Inning Stats</b>	R: 0 E: 0 K: 2 S: 9	H: 0 LOB: 0 BB: 0 P: 13	R: 0 E: 0 K: 1 S: 9	H: 0 LOB: 0 BB: 0 P: 18	R: 1 E: 0 K: 0 S: 12	H: 2 LOB: 0 BB: 0 P: 15	R: 0 E: 0 K: 0 S: 9	H: 0 LOB: 0 BB: 0 P: 14	R: 1 E: 0 K: 0 S: 10	H: 1 LOB: 1 BB: 1 P: 18	R: 0 E: 0 K: 0 S: 6	H: 0 LOB: 0 BB: 0 P: 10	R: 0 E: 0 K: 0 S: 9	H: 0 LOB: 0 BB: 0 P: 15	R: 0 E: 0 K: 1 S: 8	H: 1 LOB: 1 BB: 0 P: 12	R: 0 E: 0 K: 0 S: 9	H: 1 LOB: 1 BB: 0 P: 12	1B: 4 2B: 0 3B: 0 HR: 1	SF: 1 SAC: 1 DP: 0 HBP: 0	WP: 0 PB: 0 SB: 0 CS: 1	PA: 33
<b>PITCHER</b>	IP	WLS	BF	H	R	ER	SO	BB	IBB	HBP	BLK	WP	HR	S	P	ERA	WHIP					
Alex Fernandez, R ERA: 4.12 Scott Radinsky, L ERA: 2.47	8.0	W	28	4	2	2	4	1	0	0	0	0	1	72	115	2.25	0.625					
	1.0	S	4	1	0	0	0	0	0	0	0	0	0	9	12	0.00	1.000					

**Texas Rangers @ Chicago White Sox**  
Comiskey Park, Chicago, IL  
Wed Aug 19 1992, 8:05 PM EDT  
Att: 31,227 - Sunny - 68 F


AB 29  
R 2  
H 5  
RBI 2  
BB 1  
SO 4  
LOB 7



Batter	1	2	3	4	5	6	7	8	9	AB	R	H	RBI	BB	SO	LOB	BOTTOM				
Steve Sax, R OBP: 0.297, SLG: 0.321 (1, 4)	G4-3					G4-3		1B 2B 1B		4	1	2	0	0	0	0					
Tim Lincecum, S OBP: 0.376, SLG: 0.372 (1, 7)	F7		FC4-6 1B			F8		2B 1B		4	1	1	0	0	0	1					
Frank Thomas, R OBP: 0.450, SLG: 0.541 (1, 3)	G4-3				G6-3		P3			4	0	1	2	0	0	0					
George Bell, R OBP: 0.307, SLG: 0.436 (1, 10)		F8			HR			G6-3		4	1	2	1	0	0	1					
Robin Ventura, L OBP: 0.366, SLG: 0.416 (1, 5)		F7			P8		P6			3	0	0	0	0	0	1					
Dan Pasqua, L OBP: 0.314, SLG: 0.347 Shawn Abner, R OBP: 0.320, SLG: 0.365 (9, 9)							F8			2	0	0	0	1	1	1					
										0	0	0	0	0	0	0					
Lance Johnson, L OBP: 0.328, SLG: 0.360 (1, 8)							P4			3	0	1	0	0	0	2					
Carlton Fisk, R OBP: 0.301, SLG: 0.328 (1, 2)										3	0	0	0	0	2	1					
Esteban Beltre, R OBP: 0.200, SLG: 0.271 Dale Sveum, S OBP: 0.256, SLG: 0.266 (8, PH)										2	0	0	0	0	1	1					
										1	0	0	0	0	1	0					
<b>Inning Stats</b>	R: 0 E: 0 K: 0 S: 8	H: 0 LOB: 0 BB: 0 P: 12	R: 0 E: 0 K: 0 S: 9	H: 0 LOB: 1 BB: 1 P: 15	R: 0 E: 0 K: 1 S: 9	H: 1 LOB: 0 BB: 0 P: 15	R: 1 E: 0 K: 1 S: 11	H: 1 LOB: 0 BB: 0 P: 19	R: 0 E: 0 K: 0 S: 3	H: 0 LOB: 0 BB: 0 P: 5	R: 0 E: 0 K: 0 S: 9	H: 1 LOB: 1 BB: 0 P: 12	R: 2 E: 0 K: 2 S: 14	H: 3 LOB: 1 BB: 0 P: 19	1B: 5 2B: 1 3B: 0 HR: 1	SF: 0 SAC: 0 DP: 0 HBP: 0	WP: 0 PB: 0 SB: 0 CS: 1	PA: 31			
<b>PITCHER</b>	IP	WLS	BF	H	R	ER	SO	BB	IBB	HBP	BLK	WP	HR	S	P	ERA	WHIP				
Jose Guzman, R ERA: 3.67 Jeff Russell, R ERA: 2.0	7.2	L	29	6	3	3	5	1	0	0	0	0	1	64	101	3.52	0.913				
	0.1		2	1	0	0	0	0	0	0	0	0	0	4	4	0.00	3.000				

**Texas Rangers @ Chicago White Sox**  
Comiskey Park, Chicago, IL  
Wed Aug 19 1992, 8:05 PM EDT  
Att: 31,227 - Sunny - 68 F

AB 30  
R 3  
H 7  
RBI 3  
BB 1  
SO 5  
LOB 8






Batter	1	2	3	4	5	6	7	8	9	AB	R	H	RBI	BB	SO	LOB	TOP								
<b>Brian Downing, R</b> OBP: 0.403, SLG: 0.417 (1, 10)	G6-3		K2-3					G5-3		5	1	2	2	0	1	2									
<b>Rafael Palmeiro, L</b> OBP: 0.339, SLG: 0.409 (1, 3)	L3			F8					F9	5	1	1	2	0	1	1									
<b>Ruben Sierra, S</b> OBP: 0.313, SLG: 0.437 (1, 9)	F7			G3-1				P3	L8	5	0	0	0	0	0	1									
<b>Juan Gonzalez, R</b> OBP: 0.296, SLG: 0.509 (1, 8)		K							P2	5	1	3	1	0	1	0									
<b>Kevin Reimer, L</b> OBP: 0.350, SLG: 0.475 (1, 7)		F7								4	0	1	0	0	2	3									
<b>Jeff Frye, R</b> OBP: 0.302, SLG: 0.330 (7, 4)										0	0	0	0	0	0	0									
<b>Dean Palmer, R</b> OBP: 0.328, SLG: 0.444 (1, 5)	G6-3			G6-3						4	1	1	0	0	0	1									
<b>Monty Fariss, R</b> OBP: 0.330, SLG: 0.374 (1, 4)			G6-3							4	1	1	0	0	1	1									
<b>Ivan Rodriguez, R</b> OBP: 0.316, SLG: 0.385 (1, 2)			G4-3							4	0	1	0	0	0	2									
<b>Jeff Huson, L</b> OBP: 0.341, SLG: 0.368 (1, 6)										4	1	3	1	0	1	1									
<b>Inning Stats</b>	R: 0 E: 0 K: 0 S: 9	H: 0 LOB: 0 BB: 0 P: 13	R: 0 E: 0 K: 1 S: 11	H: 0 LOB: 0 BB: 0 P: 14	R: 0 E: 0 K: 1 S: 14	H: 1 LOB: 1 BB: 0 P: 21	R: 1 E: 0 K: 0 S: 7	H: 2 LOB: 1 BB: 0 P: 11	R: 4 E: 0 K: 1 S: 19	H: 5 LOB: 1 BB: 0 P: 28	R: 0 E: 0 K: 2 S: 9	H: 1 LOB: 1 BB: 0 P: 15	R: 0 E: 0 K: 2 S: 13	H: 2 LOB: 2 BB: 0 P: 22	R: 1 E: 0 K: 0 S: 9	H: 2 LOB: 1 BB: 0 P: 16	R: 0 E: 0 K: 0 S: 9	H: 0 LOB: 0 BB: 0 P: 14	1B: 8 2B: 3 3B: 0 HR: 2	SF: 0 SAC: 0 DP: 0 HBP: 0	WP: 0 PB: 0 SB: 1 CS: 0	PA: 40			
<b>PITCHER</b>	IP	WLS	BF	H	R	ER	SO	BB	IBB	HBP	BLK	WP	HR	S	P	ERA	WHIP								
<b>Charlie Hough, R</b> ERA: 3.77 (1, 1)	4.2	L	22	8	5	5	2	0	0	0	0	0	2	57	84	9.64	1.714								
<b>Wilson Alvarez, L</b> ERA: 4.55 (5, 1)	2.1		10	3	0	0	5	0	0	0	0	0	0	25	40	0.00	1.286								
<b>Donn Pall, R</b> ERA: 4.58 (8, 1)	2.0		8	2	1	1	0	0	0	0	0	0	0	18	30	4.50	1.000								

**Texas Rangers @ Chicago White Sox**  
Comiskey Park, Chicago, IL  
Thu Aug 20 1992, 4:33 AM EDT  
Att: 31,959 - Sunny - 72 F

livebaseballscores.com

AB 40  
R 6  
H 13  
RBI 6  
BB 0  
SO 7  
LOB 12




Batter	1	2	3	4	5	6	7	8	9	AB	R	H	RBI	BB	SO	LOB	BOTTOM								
<b>Steve Sax, R</b> OBP: 0.297, SLG: 0.318 (1, 4)	G4-3		L7					L8		3	0	0	0	1	0	2									
<b>Dale Sveum, S</b> OBP: 0.250, SLG: 0.259 (1, 6)	G4-3								K	4	0	0	0	0	2	2									
<b>Frank Thomas, R</b> OBP: 0.446, SLG: 0.536 (1, 3)	F8								F9	4	0	0	0	0	0	1									
<b>George Bell, R</b> OBP: 0.309, SLG: 0.443 (1, 10)	CS									4	1	2	1	0	1	0									
<b>Robin Ventura, L</b> OBP: 0.368, SLG: 0.419 (1, 5)										4	0	2	0	0	0	1									
<b>Dan Pasqua, L</b> OBP: 0.308, SLG: 0.339 (1, 9)	F7									4	0	0	0	0	1	2									
<b>Lance Johnson, L</b> OBP: 0.326, SLG: 0.357 (1, 8)										3	0	0	0	0	1	1									
<b>Shawn Abner, R</b> OBP: 0.320, SLG: 0.364 (1, 7)										3	0	1	0	0	1	0									
<b>Ron Karkovics, R</b> OBP: 0.293, SLG: 0.332 (1, 2)										3	0	1	0	0	0	2									
<b>Inning Stats</b>	R: 0 E: 0 K: 0 S: 7	H: 0 LOB: 1 BB: 1 P: 14	R: 0 E: 0 K: 1 S: 7	H: 1 LOB: 1 BB: 0 P: 9	R: 0 E: 1 K: 1 S: 9	H: 0 LOB: 1 BB: 0 P: 14	R: 0 E: 0 K: 0 S: 7	H: 0 LOB: 0 BB: 0 P: 12	R: 0 E: 0 K: 1 S: 8	H: 1 LOB: 1 BB: 0 P: 9	R: 0 E: 0 K: 0 S: 7	H: 0 LOB: 0 BB: 0 P: 11	R: 0 E: 0 K: 0 S: 5	H: 1 LOB: 0 BB: 0 P: 8	R: 0 E: 0 K: 1 S: 7	H: 1 LOB: 1 BB: 0 P: 13	R: 1 E: 0 K: 2 S: 11	H: 2 LOB: 1 BB: 0 P: 18	1B: 4 2B: 2 3B: 0 HR: 1	SF: 0 SAC: 0 DP: 1 HBP: 0	WP: 0 PB: 0 SB: 0 CS: 1	PA: 34			
<b>PITCHER</b>	IP	WLS	BF	H	R	ER	SO	BB	IBB	HBP	BLK	WP	HR	S	P	ERA	WHIP								
<b>Roger Pavlik, R</b> ERA: 5.4 (1, 1)	9.0	W	33	6	1	1	6	1	0	0	0	0	1	68	108	1.00	0.778								

**Texas Rangers @ Chicago White Sox**  
Comiskey Park, Chicago, IL  
Thu Aug 20 1992, 4:33 AM EDT  
Att: 31,959 - Sunny - 72 F

livebaseballscores.com

AB 32  
R 1  
H 6  
RBI 1  
BB 1  
SO 6  
LOB 11





Batter	1	2	3	4	5	6	7	8	9	AB	R	H	RBI	BB	SO	LOB	TOP								
<b>Gregg Jefferies, S</b> (1, 5) OBP: 0.350, SLG: 0.438	G3-1		SF9				F8	G4-3		4	0	1	1	0	0	2	<b>Kansas City Royals @ Chicago White Sox</b> Comiskey Park, Chicago, IL Fri Aug 21 1992, 8:05 PM EDT Att: 31,761 - Sunny - 75 F								
<b>Wally Joyner, L</b> (1, 3) OBP: 0.344, SLG: 0.414	FC6-4 BB								G4-3	4	0	2	0	1	0	2									
<b>George Brett, L</b> (1, 10) OBP: 0.330, SLG: 0.385	FC6-4 1-2		L7				K	P4	F7	5	0	0	0	0	1	3									
<b>Mike Macfarlane, R</b> (1, 2) OBP: 0.310, SLG: 0.432	FC6-4 1-2								P1	5	0	0	0	0	1	2									
<b>Juan Samuel, R</b> (1, 9) OBP: 0.318, SLG: 0.309 <b>Kevin Koslofski, L</b> (8, 7) OBP: 0.321, SLG: 0.300	G4-3									4	2	1	0	0	0	0									
<b>Keith Miller, R</b> (1, 4) OBP: 0.374, SLG: 0.425	F8									0	0	0	0	0	0	0									
<b>Jeff Conine, R</b> (1, 7) OBP: 0.277, SLG: 0.309 <b>Gary Thurman, R</b> (8, 9) OBP: 0.277, SLG: 0.309	G1-3									3	1	1	0	0	0	0									
<b>Brian McRae, S</b> (1, 8) OBP: 0.288, SLG: 0.305			E4 PB SH2-3 SF9							4	0	1	0	0	0	2									
<b>David Howard, S</b> (1, 6) OBP: 0.315, SLG: 0.323			SH2-3							0	0	0	0	0	0	0									
<b>Inning Stats</b>	R: 0 E: 0 K: 0 S: 6	H: 0 LOB: 1 BB: 1 P: 14	R: 0 E: 0 K: 0 S: 7	H: 0 LOB: 0 BB: 0 P: 11	R: 1 E: 1 K: 0 S: 14	H: 1 LOB: 1 BB: 0 P: 18	R: 0 E: 0 K: 1 S: 7	H: 0 LOB: 0 BB: 0 P: 10	R: 0 E: 0 K: 1 S: 16	H: 2 LOB: 2 BB: 0 P: 21	R: 2 E: 1 K: 1 S: 15	H: 3 LOB: 2 BB: 0 P: 17	R: 0 E: 0 K: 0 S: 12	H: 1 LOB: 1 BB: 0 P: 17	R: 1 E: 0 K: 0 S: 14	H: 1 LOB: 2 BB: 1 P: 25		R: 0 E: 0 K: 0 S: 6	H: 0 LOB: 0 BB: 0 P: 9	1B: 8 2B: 0 3B: 0 HR: 0	SF: 1 SAC: 1 DP: 0 HBP: 1	WP: 1 PB: 1 SB: 0 CS: 0	PA: 40		
<b>PITCHER</b>	IP	WLS	BF	H	R	ER	SO	BB	IBB	HBP	BLK	WP	HR	S	P	ERA	WHIP								
<b>Kirk McCaskill, R</b> (1, 1) ERA: 4.18	7.0	L	33	8	4	1	3	1	0	1	0	1	0	82	117	1.29	1.286								
<b>Roberto Hernandez, R</b> (8, 1) ERA: 1.67	2.0		7	0	0	0	0	1	0	0	0	0	0	15	25	0.00	0.500								

AB	35
R	4
H	8
RBI	4
BB	2
SO	3
LOB	15



Batter	1	2	3	4	5	6	7	8	9	AB	R	H	RBI	BB	SO	LOB	BOTTOM								
<b>Steve Sax, R</b> (1, 4) OBP: 0.294, SLG: 0.315	G5-3		G5-3				F7	G4-3		5	0	0	0	0	0	2	<b>Kansas City Royals @ Chicago White Sox</b> Comiskey Park, Chicago, IL Fri Aug 21 1992, 8:05 PM EDT Att: 31,761 - Sunny - 75 F								
<b>Tim Lincecum, S</b> (1, 7) OBP: 0.374, SLG: 0.369	E4 1B						P5	G1-3		4	1	0	0	1	0	2									
<b>Frank Thomas, R</b> (1, 3) OBP: 0.447, SLG: 0.542	G4-3 1B		F8							4	1	2	1	0	0	1									
<b>George Bell, R</b> (1, 10) OBP: 0.312, SLG: 0.451 <b>Joey Cora, S</b> (8, PR) OBP: 0.320, SLG: 0.280	G4-3 1-2									4	1	3	1	0	0	2									
<b>Robin Ventura, L</b> (1, 5) OBP: 0.367, SLG: 0.418			G4-3							4	0	1	1	0	0	1									
<b>Dan Pasqua, L</b> (1, 9) OBP: 0.307, SLG: 0.342										4	0	1	0	0	1	3									
<b>Lance Johnson, L</b> (1, 8) OBP: 0.325, SLG: 0.354			F8							3	0	0	0	1	0	1									
<b>Carlton Fisk, R</b> (1, 2) OBP: 0.307, SLG: 0.324 <b>Ron Karkovics, R</b> (8, PR) OBP: 0.293, SLG: 0.332										2	0	0	0	2	0	0									
<b>Esteban Beltre, R</b> (1, 6) OBP: 0.190, SLG: 0.258 <b>Dale Sveum, S</b> (8, PH) OBP: 0.249, SLG: 0.258										3	0	0	0	0	1	2									
<b>Inning Stats</b>	R: 0 E: 1 K: 0 S: 9	H: 1 LOB: 1 BB: 0 P: 13	R: 0 E: 0 K: 0 S: 13	H: 1 LOB: 2 BB: 1 P: 19	R: 1 E: 0 K: 0 S: 10	H: 2 LOB: 2 BB: 1 P: 20	R: 0 E: 0 K: 1 S: 7	H: 0 LOB: 0 BB: 0 P: 9	R: 2 E: 0 K: 0 S: 15	H: 2 LOB: 0 BB: 0 P: 24	R: 0 E: 0 K: 0 S: 5	H: 0 LOB: 0 BB: 0 P: 10	R: 0 E: 0 K: 0 S: 7	H: 0 LOB: 0 BB: 0 P: 11	R: 0 E: 0 K: 1 S: 13	H: 1 LOB: 1 BB: 0 P: 21		R: 0 E: 0 K: 1 S: 13	H: 0 LOB: 2 BB: 2 P: 24	1B: 4 2B: 1 3B: 0 HR: 2	SF: 0 SAC: 0 DP: 1 HBP: 0	WP: 0 PB: 0 SB: 0 CS: 0	PA: 38		
<b>PITCHER</b>	IP	WLS	BF	H	R	ER	SO	BB	IBB	HBP	BLK	WP	HR	S	P	ERA	WHIP								
<b>Luis Aquino, R</b> (1, 1) ERA: 3.95	5.0		23	6	3	3	1	2	0	0	0	0	0	5	10	0.00	0.000								
<b>Mike Magnante, L</b> (6, 1) ERA: 4.53	1.0	3	0	0	0	0	0	0	0	0	0	0	0	5	10	0.00	0.000								
<b>Rusty Meacham, R</b> (7, 1) ERA: 1.9	2.0	W	7	1	0	0	1	0	0	0	0	0	0	20	32	0.00	0.500								
<b>Jeff Montgomery, R</b> (9, 1) ERA: 2.19	1.0	S	5	0	0	0	1	2	0	0	0	0	0	13	24	0.00	2.000								

AB	34
R	3
H	7
RBI	3
BB	4
SO	3
LOB	16





Batter	1	2	3	4	5	6	7	8	9	AB	R	H	RBI	BB	SO	LOB	TOP										
Gregg Jefferies, S OBP: 0.348, SLG: 0.436 (1, 5)	0-0 B5-3		0-1 FC5-2		1-0 F7		1-0 G5-3		0-0 FC4	5	0	1	0	0	0	4	<b>Kansas City Royals @ Chicago White Sox</b> Comiskey Park, Chicago, IL Sat Aug 22 1992, 8:05 PM EDT Att: 41,344 - Sunny - 77 F <a href="http://livebaseballscorecards.com">livebaseballscorecards.com</a>										
Wally Joyner, L OBP: 0.341, SLG: 0.410 (1, 3)	2-1 G1-3		0-0 G4-3		0-0 G1-6-3		2-1 G6-3		2-2 L7	5	0	0	0	0	0	6											
George Brett, L OBP: 0.326, SLG: 0.380 (1, 10)	2-3 K			0-0 G4-3		1-2 G3-1		1-2 F7	0-0 FC4	5	0	0	0	0	1	2											
Mike MacFarlane, R OBP: 0.315, SLG: 0.444 Gary Thurman, R OBP: 0.277, SLG: 0.309 Brent Mayne, L OBP: 0.280, SLG: 0.305 (1, 2)		0-0 G5-3		4-1 1B BB		2-0 HR		0-0 G5-3 BB		3	2	2	1	1	0	0											
Juan Samuel, R OBP: 0.322, SLG: 0.309 (1, 9)	3-3 K		1-1 1B		1-3 K		4-2 G5-3 BB			3	0	1	0	1	2	0											
Keith Miller, R OBP: 0.372, SLG: 0.420 (1, 4)	2-1 F8		1-2 1B		1-2 L5		4-2 E S BB		0-0 G5-3	3	0	0	0	1	0	4											
Jeff Conine, R OBP: 0.328, SLG: 0.373 (1, 7)			1-1 1B FC5-2		0-1 1-3 2-H 1B		1-2 F8		0-0 F9	4	0	2	1	0	0	4											
Brian McRae, S OBP: 0.287, SLG: 0.304 (1, 8)			0-0 1B		3-2 G3		1-1 G1-3		2-2 F9	4	0	1	0	0	0	2											
David Howard, S OBP: 0.327, SLG: 0.336 (1, 6)			1-3 K				2-1 G1-6-3		3-2 1B	4	0	3	0	0	1	2											
<b>Inning Stats</b>	R: 0 E: 0 K: 1 S: 6	H: 0 LOB: 0 BB: 0 P: 10	R: 0 E: 0 K: 1 S: 6	H: 0 LOB: 0 BB: 0 P: 11	R: 0 E: 0 K: 1 S: 9	H: 2 LOB: 2 BB: 1 P: 11	R: 1 E: 0 K: 0 S: 13	H: 2 LOB: 2 BB: 1 P: 22	R: 0 E: 0 K: 0 S: 3	H: 1 LOB: 1 BB: 0 P: 4	R: 1 E: 0 K: 0 S: 12	H: 1 LOB: 1 BB: 0 P: 21	R: 0 E: 0 K: 0 S: 7	H: 1 LOB: 1 BB: 0 P: 13	R: 0 E: 0 K: 0 S: 9	H: 1 LOB: 3 BB: 1 P: 14		R: 0 E: 0 K: 0 S: 12	H: 2 LOB: 2 BB: 0 P: 19	1B: 9 2B: 0 3B: 0 HR: 1	SF: 0 SAC: 0 DP: 1 HBP: 0	WP: 0 PB: 0 SB: 1 CS: 0	PA: 39				
<b>PITCHER</b>	IP	WLS	BF	H	R	ER	SO	BB	IBB	HBP	BLK	WP	HR	S	P	ERA	WHIP										
Greg Hibbard, L ERA: 4.17 (1, 1)	5.2	W	24	6	2	2	4	2	0	0	0	0	1	46	75	3.18	1.412										
Terry Leach, R ERA: 1.75 (6, 1)	0.2		3	1	0	0	0	0	0	0	0	0	0	7	11	0.00	1.500										
Wilson Alvarez, L ERA: 4.48 (7, 1)	1.0		3	0	0	0	0	0	0	0	0	0	0	6	10	0.00	0.000										
Bobby Thigpen, R ERA: 4.44 (8, 1)	1.0	S	6	2	0	0	0	1	0	0	0	0	0	13	22	0.00	3.000										
Scott Radinsky, L ERA: 2.44 (9, 1)	0.2	S	3	1	0	0	0	0	0	0	0	0	0	5	7	0.00	1.500										

Batter	1	2	3	4	5	6	7	8	9	AB	R	H	RBI	BB	SO	LOB	BOTTOM										
Steve Sax, R OBP: 0.293, SLG: 0.321 (1, 4)	0-1 G3		0-1 G1-3		0-0 HR		2-1 G4-3			4	1	1	2	0	0	2	<b>Kansas City Royals @ Chicago White Sox</b> Comiskey Park, Chicago, IL Sat Aug 22 1992, 8:05 PM EDT Att: 41,344 - Sunny - 77 F <a href="http://livebaseballscorecards.com">livebaseballscorecards.com</a>										
Tim Lincecum, S OBP: 0.373, SLG: 0.370 (1, 7)	1-1 F9		0-3 K		2-1 1B		0-1 B3			4	1	1	0	0	1	0											
Frank Thomas, R OBP: 0.449, SLG: 0.542 (1, 3)	4-1 BB		4-2 BB		1-2 FC4-6 1B		2-1 G6-3			2	0	1	1	2	0	0											
George Bell, R OBP: 0.310, SLG: 0.448 (1, 10)	2-0 L8		2-2 F7		0-0 F8		0-2 G1-3			4	0	0	0	0	0	3											
Robin Ventura, L OBP: 0.364, SLG: 0.414 (1, 5)		3-2 G1-3		1-1 G6-3		0-0 FC4-6		1-2 F8		4	0	0	0	0	0	1											
Dan Pasqua, L OBP: 0.307, SLG: 0.342 Shawn Abner, R OBP: 0.325, SLG: 0.369 (1, 9)		3-2 BB		1-0 E9		1-2 G6-3		2-2 G1-6-3		3	0	1	0	0	0	0											
Lance Johnson, L OBP: 0.322, SLG: 0.351 (1, 8)		0-2 P6		1-0 G1-3		0-0 G4-3		1-1 G1-6-3		4	0	0	0	0	0	2											
Dale Sveum, S OBP: 0.261, SLG: 0.268 (1, 6)		4-0 BB		0-0 G5-3		4-2 HR		2-2 BLK		1	1	1	0	2	0	0											
Ron Karkovics, R OBP: 0.293, SLG: 0.329 (1, 2)		1-2 G1-3		1-2 G5-3		4-1 BB		1-2 BB		2	0	0	0	1	0	3											
<b>Inning Stats</b>	R: 0 E: 0 K: 0 S: 6	H: 0 LOB: 1 BB: 1 P: 13	R: 0 E: 0 K: 0 S: 12	H: 1 LOB: 2 BB: 1 P: 23	R: 0 E: 1 K: 0 S: 4	H: 0 LOB: 0 BB: 0 P: 7	R: 3 E: 0 K: 0 S: 12	H: 4 LOB: 1 BB: 0 P: 16	R: 0 E: 0 K: 0 S: 9	H: 0 LOB: 2 BB: 2 P: 20	R: 0 E: 0 K: 0 S: 7	H: 0 LOB: 0 BB: 0 P: 9	R: 0 E: 0 K: 0 S: 10	H: 1 LOB: 0 BB: 0 P: 14	R: 0 E: 0 K: 0 S: 10	H: 1 LOB: 0 BB: 0 P: 14		1B: 3 2B: 2 3B: 0 HR: 1	SF: 0 SAC: 0 DP: 1 HBP: 0	WP: 0 PB: 0 SB: 0 CS: 0	PA: 34						
<b>PITCHER</b>	IP	WLS	BF	H	R	ER	SO	BB	IBB	HBP	BLK	WP	HR	S	P	ERA	WHIP										
Hipolito Pichardo, R ERA: 3.71 (1, 1)	5.0	L	23	5	3	3	1	3	0	0	0	0	1	44	75	5.40	1.600										
Rich Sauvageur, L ERA: 2.45 (6, 1)	0.2		4	0	0	0	0	2	0	0	1	0	0	7	16	0.00	3.000										
Steve Shifflett, R ERA: 2.77 (6, 1)	1.1		4	0	0	0	0	0	0	0	0	0	0	9	13	0.00	0.000										
Mike Magnante, L ERA: 4.76 (8, 1)	1.0		3	1	0	0	0	0	0	0	0	0	0	10	14	0.00	1.000										




Batter	1	2	3	4	5	6	7	8	9	AB	R	H	RBI	BB	SO	LOB	TOP					
<b>Gregg Jefferies, S</b> OBP: 0.345, SLG: 0.432 (1,5)	G4-3		G6-3			L3		L8		4	0	0	0	0	0	5	<b>Kansas City Royals @ Chicago White Sox</b> Comiskey Park, Chicago, IL Sun Aug 23 1992, 4:33 AM EDT Att: 37,112 - Sunny - 81 F					
<b>Keith Miller, R</b> OBP: 0.371, SLG: 0.418 (1,4)	G4-3			G1-6-3 1B		L8		FC5-4		4	0	1	0	0	4							
<b>George Brett, L</b> OBP: 0.326, SLG: 0.386 (1,10)	P7			G1-6-3 1-2f		K			HR	4	1	1	1	0	1	3						
<b>Mike MacFarlane, R</b> OBP: 0.312, SLG: 0.438 (1,2)		K			K		P4		F8	4	0	0	0	0	2	0						
<b>Wally Joyner, L</b> OBP: 0.340, SLG: 0.407 (1,3)		G1-6-3 BB			F9		F8		G4-3	3	0	0	0	1	0	0						
<b>Juan Samuel, R</b> OBP: 0.321, SLG: 0.304 (1,9)	G1-6-3				CS BB		K		F8	3	0	0	0	1	1	1						
<b>Curtis Wilkerson, S</b> OBP: 0.294, SLG: 0.314 (1,6)					F8 1-2			L8		3	0	1	0	0	0	1						
<b>Brian McRae, S</b> OBP: 0.290, SLG: 0.303 (1,8)					P8		1B BB		1B BB	1	0	0	0	2	0	1						
<b>Kevin Kostofski, L</b> OBP: 0.339, SLG: 0.321 (1,7)					F8				FC5-4 1B	3	0	2	0	0	0	1						
<b>Inning Stats</b>	R: 0 E: 0 K: 0 S: 6	H: 0 LOB: 0 BB: 0 P: 8	R: 0 E: 0 K: 1 S: 5	H: 0 LOB: 0 BB: 1 P: 12	R: 0 E: 0 K: 0 S: 9	H: 1 LOB: 1 BB: 0 P: 15	R: 0 E: 0 K: 1 S: 7	H: 1 LOB: 0 BB: 0 P: 12	R: 0 E: 0 K: 0 S: 6	H: 0 LOB: 0 BB: 1 P: 14	R: 0 E: 0 K: 1 S: 11	H: 1 LOB: 2 BB: 1 P: 17	R: 0 E: 0 K: 1 S: 10	H: 0 LOB: 0 BB: 0 P: 17	R: 0 E: 0 K: 0 S: 8	H: 1 LOB: 2 BB: 1 P: 17	R: 1 E: 0 K: 0 S: 9	H: 1 LOB: 0 BB: 0 P: 15	1B: 4 2B: 0 3B: 0 HR: 1	SF: 0 SAC: 0 DP: 2 HBP: 0	WP: 0 PB: 0 SB: 1 CS: 1	PA: 33
<b>PITCHER</b> <b>Jack McDowell, R</b> ERA: 3.18 (1,1)	IP: 9.0 WLS: W BF: 33 H: 5 R: 1 ER: 1 SO: 4 BB: 4 IBB: 0 HBP: 0 BLK: 0 WP: 0 HR: 1 S: 71 P: 127 ERA: 1.00 WHIP: 1.000															<b>PITCHER</b> IP: 9.0 WLS: W BF: 33 H: 5 R: 1 ER: 1 SO: 4 BB: 4 IBB: 0 HBP: 0 BLK: 0 WP: 0 HR: 1 S: 71 P: 127 ERA: 1.00 WHIP: 1.000						

Batter	1	2	3	4	5	6	7	8	9	AB	R	H	RBI	BB	SO	LOB	BOTTOM			
<b>Steve Sax, R</b> OBP: 0.293, SLG: 0.323 (1,4)	F7			G1-3						4	0	1	0	0	1	1	<b>Kansas City Royals @ Chicago White Sox</b> Comiskey Park, Chicago, IL Sun Aug 23 1992, 4:33 AM EDT Att: 37,112 - Sunny - 81 F			
<b>Tim Raines, S</b> OBP: 0.374, SLG: 0.370 (1,7)				F8				G4-3		3	0	1	0	1	0	0				
<b>Frank Thomas, R</b> OBP: 0.448, SLG: 0.542 (1,3)	G6-4-3 1B			G5-3				F9		4	0	1	0	0	0	3				
<b>George Bell, R</b> OBP: 0.307, SLG: 0.444 (1,10)					G5-3			K		4	0	0	0	0	2	3				
<b>Robin Ventura, L</b> OBP: 0.366, SLG: 0.425 (1,5)								HR		3	2	2	1	0	1	0				
<b>Dan Pasqua, L</b> OBP: 0.307, SLG: 0.339 (1,9)								F9 1B		2	0	0	0	1	0	0				
<b>Lance Johnson, L</b> OBP: 0.322, SLG: 0.351 (7, FR)										0	1	0	0	0	0	0				
<b>Carlton Fisk, R</b> OBP: 0.307, SLG: 0.319 (1,2)										2	0	0	0	1	0	2				
<b>Shawn Abner, R</b> OBP: 0.318, SLG: 0.361 (8,9)										3	0	0	0	0	1	3				
<b>Dale Sveum, S</b> OBP: 0.262, SLG: 0.269 (1,6)										3	0	1	2	0	0	0				
<b>Inning Stats</b>	R: 0 E: 0 K: 0 S: 6	H: 1 LOB: 0 BB: 0 P: 10	R: 0 E: 0 K: 2 S: 9	H: 0 LOB: 0 BB: 0 P: 13	R: 0 E: 0 K: 1 S: 9	H: 0 LOB: 0 BB: 0 P: 11	R: 0 E: 0 K: 0 S: 6	H: 0 LOB: 0 BB: 0 P: 9	R: 1 E: 0 K: 0 S: 7	H: 1 LOB: 1 BB: 1 P: 13	R: 0 E: 0 K: 1 S: 11	H: 1 LOB: 2 BB: 1 P: 22	R: 2 E: 0 K: 1 S: 22	H: 2 LOB: 1 BB: 1 P: 35	R: 0 E: 0 K: 0 S: 11	H: 1 LOB: 0 BB: 0 P: 17	1B: 2 2B: 4 3B: 0 HR: 1	SF: 0 SAC: 0 DP: 2 HBP: 0	WP: 0 PB: 0 SB: 1 CS: 0	PA: 31
<b>PITCHER</b> <b>Rick Reed, R</b> ERA: 4.3 (1,1)	IP: 5.1 WLS: L BF: 20 H: 3 R: 1 ER: 1 SO: 3 BB: 2 IBB: 0 HBP: 0 BLK: 0 WP: 0 HR: 1 S: 42 P: 68 ERA: 1.69 WHIP: 0.938															<b>PITCHER</b> IP: 5.1 WLS: L BF: 20 H: 3 R: 1 ER: 1 SO: 3 BB: 2 IBB: 0 HBP: 0 BLK: 0 WP: 0 HR: 1 S: 42 P: 68 ERA: 1.69 WHIP: 0.938				
<b>Juan Berenguer, R</b> ERA: 4.66 (6,1)	1.2 8 2 2 2 2 1 0 0 0 0 0 0 28 45 10.80 1.800															<b>PITCHER</b> IP: 1.0 WLS: 3 BF: 1 H: 0 R: 0 ER: 0 SO: 0 BB: 0 IBB: 0 HBP: 0 BLK: 0 WP: 0 HR: 0 S: 11 P: 17 ERA: 0.00 WHIP: 1.000				





Batter	1	2	3	4	5	6	7	8	9	AB	R	H	RBI	BB	SO	LOB	TOP					
<b>Devon White, S</b> OBP: 0.284, SLG: 0.373 (1, 8)	G6-3		SF7 G1-3 HBP		F9		1B		F8	4	0	1	0	0	0	0	<b>Toronto Blue Jays @ Chicago White Sox</b> Comiskey Park, Chicago, IL Mon Aug 24 1992, 8:05 PM EDT Att: 32,837 - Cloudy - 82 F					
<b>Roberto Alomar, S</b> OBP: 0.411, SLG: 0.441 (1, 4)	K		G1-3		L7		BB		1B	4	0	1	0	1	1	2						
<b>Joe Carter, R</b> OBP: 0.319, SLG: 0.503 (1, 9)	F7		SF7			F9	G5-3		G6-3	4	0	0	1	0	0	4						
<b>Dave Winfield, R</b> OBP: 0.374, SLG: 0.498 (1, 10)		G5-3	G6-3			F8		F9		4	0	0	0	0	0	1						
<b>John Olerud, L</b> OBP: 0.390, SLG: 0.474 (1, 3)	K			F7		HR		HR	1B	4	2	2	1	0	1	0						
<b>Candy Maldonado, R</b> OBP: 0.352, SLG: 0.481 (1, 7)	1B	1B		P3		G5-3		HR	HR	4	1	2	2	0	0	0						
<b>Kelly Gruber, R</b> OBP: 0.269, SLG: 0.368 (1, 5)	1B	1B		1B			P8	G5-3		4	0	2	0	0	0	0						
<b>Pat Borders, R</b> OBP: 0.300, SLG: 0.404 (1, 2)	K			G6-3		G5-3	K			4	0	0	0	0	2	3						
<b>Manuel Lee, S</b> OBP: 0.332, SLG: 0.309 (1, 6)			G1-3 HBP SF7	1B	G4-3		1B	2B	G1-3	4	1	2	0	0	0	0						
<b>Inning Stats</b>	R: 0 E: 0 K: 1 S: 12	H: 0 LOB: 0 BB: 0 P: 18	R: 0 E: 0 K: 2 S: 16	H: 2 LOB: 2 BB: 2 P: 22	R: 1 E: 0 K: 0 S: 11	H: 1 LOB: 1 BB: 0 P: 17	R: 0 E: 0 K: 0 S: 9	H: 1 LOB: 1 BB: 0 P: 12	R: 0 E: 0 K: 0 S: 9	H: 0 LOB: 0 BB: 0 P: 14	R: 1 E: 0 K: 0 S: 7	H: 1 LOB: 0 BB: 0 P: 9	R: 0 E: 0 K: 0 S: 16	H: 2 LOB: 3 BB: 1 P: 25	R: 2 E: 0 K: 1 S: 9	H: 2 LOB: 0 BB: 0 P: 15	R: 0 E: 0 K: 0 S: 8	H: 1 LOB: 1 BB: 0 P: 12	1B: 7 2B: 1 3B: 0 HR: 2	SF: 1 SAC: 0 DP: 0 HBP: 1	WP: 0 PB: 0 SB: 0 CS: 0	PA: 39
<b>PITCHER</b>	IP	WLS	BF	H	R	ER	SO	BB	IBB	HBP	BLK	WP	HR	S	P	ERA	WHIP					
<b>Alex Fernandez, R</b> ERA: 4.05 (1, 1)	7.0	W	30	7	2	2	3	1	0	1	0	0	1	80	117	2.57	1.143					
<b>Donn Pall, R</b> ERA: 4.73 (8, 1)	2.0		9	3	2	2	1	0	0	0	0	0	1	17	27	9.00	1.500					

Batter	1	2	3	4	5	6	7	8	9	AB	R	H	RBI	BB	SO	LOB	BOTTOM				
<b>Steve Sax, R</b> OBP: 0.296, SLG: 0.325 (1, 4)	BB 1B BB	SF8 1B 2B	G4-6-3			G4-6-3 1B HR BB		G6-3		3	2	1	0	2	0	1	<b>Toronto Blue Jays @ Chicago White Sox</b> Comiskey Park, Chicago, IL Mon Aug 24 1992, 8:05 PM EDT Att: 32,837 - Cloudy - 82 F				
<b>Tim Lincecum, S</b> OBP: 0.374, SLG: 0.371 (1, 7)	BB 1B	SF8	G6-3			G4-6-3 1B		G5-3		4	0	2	1	0	0	0					
<b>Frank Thomas, R</b> OBP: 0.447, SLG: 0.540 (1, 3)	K	BB BB 1B		F9		G4-6-3		1B		5	1	2	1	0	1	4					
<b>George Bell, R</b> OBP: 0.308, SLG: 0.449 (1, 10)	BB 1B	F7		G6-3		HR		P3		4	1	1	2	1	0	2					
<b>Robin Ventura, L</b> OBP: 0.367, SLG: 0.424 (1, 5)	F8	BB BB BB		K		1B				3	0	1	0	1	1	3					
<b>Dan Pasqua, L</b> OBP: 0.306, SLG: 0.333 (1, 9)	P6				G3	G3				3	0	0	0	1	0	4					
<b>Shawn Abner, R</b> OBP: 0.318, SLG: 0.361 (7, 9)										0	0	0	0	0	0	0					
<b>Lance Johnson, L</b> OBP: 0.324, SLG: 0.358 (1, 8)		HR			G6-3		L7			3	1	1	2	1	0	0					
<b>Carlton Fisk, R</b> OBP: 0.310, SLG: 0.343 (1, 2)					K		P4			2	1	1	1	0	0	3					
<b>Ron Karkovics, R</b> OBP: 0.291, SLG: 0.327 (6, PH)		HR								2	0	0	0	0	1	0					
<b>Esteban Beltré, R</b> OBP: 0.224, SLG: 0.277 (1, 6)		2B SF8 1B				1B BB G4-6-3		G6-3		3	2	2	0	1	0	0					
<b>Inning Stats</b>	R: 0 E: 0 K: 1 S: 10	H: 1 LOB: 3 BB: 2 P: 20	R: 5 E: 0 K: 0 S: 26	H: 5 LOB: 3 BB: 3 P: 48	R: 0 E: 0 K: 0 S: 5	H: 1 LOB: 0 BB: 0 P: 6	R: 0 E: 0 K: 1 S: 6	H: 0 LOB: 0 BB: 0 P: 10	R: 0 E: 0 K: 1 S: 5	H: 0 LOB: 0 BB: 0 P: 7	R: 3 E: 0 K: 0 S: 10	H: 3 LOB: 1 BB: 2 P: 24	R: 0 E: 0 K: 0 S: 6	H: 0 LOB: 0 BB: 0 P: 8	R: 0 E: 0 K: 0 S: 11	H: 1 LOB: 1 BB: 0 P: 17	1B: 7 2B: 1 3B: 0 HR: 3	SF: 1 SAC: 0 DP: 2 HBP: 0	WP: 0 PB: 0 SB: 0 CS: 0	PA: 40	
<b>PITCHER</b>	IP	WLS	BF	H	R	ER	SO	BB	IBB	HBP	BLK	WP	HR	S	P	ERA	WHIP				
<b>Doug Linton, R</b> ERA: 6.75 (1, 1)	1.2	L	15	6	5	5	1	4	0	0	0	0	0	20	32	27.00	6.000				
<b>Mike Timlin, R</b> ERA: 4.11 (2, 1)	3.1		11	1	0	0	2	1	0	0	0	0	0	20	33	0.00	0.600				
<b>David Weathers, R</b> ERA: 8.1 (6, 1)	1.0		7	3	3	3	0	2	0	0	0	0	1	10	24	27.00	5.000				
<b>Bob MacDonald, L</b> ERA: 4.22 (7, 1)	2.0		7	1	0	0	0	0	0	0	0	0	0	17	25	0.00	0.500				





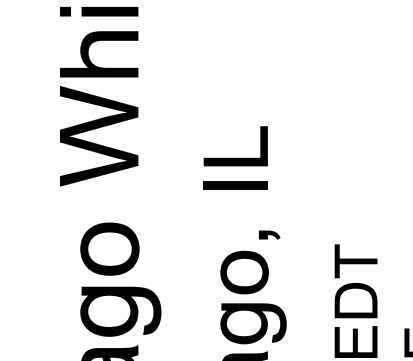
Batter	1	2	3	4	5	6	7	8	9	AB	R	H	RBI	BB	SO	LOB	TOP								
Derek Bell, R OBP: 0.310, SLG: 0.320 (1, 8)	F8		G6-3		G5-3				K	5	0	1	0	0	1	4	<p>Toronto Blue Jays @ Chicago White Sox</p> <p>Comiskey Park, Chicago, IL</p> <p>Tue Aug 25 1992, 8:05 PM EDT</p> <p>Att: 29,450 - Sunny - 86 F</p> <p>livebaseballscorecards.com</p> <p>AB 35 R 3 H 10 RBI 3 BB 0 SO 6 LOB 23</p> 								
Kelly Gruber, R OBP: 0.288, SLG: 0.364 (1, 5)	G1-3		F9		HBP		K		K	4	0	0	0	0	2	3									
Joe Carter, R OBP: 0.316, SLG: 0.498 (1, 10)	G6-3		K		F7		P6		F9	5	0	0	0	0	1	4									
Candy Maldonado, R OBP: 0.348, SLG: 0.476 (1, 7)		F7	P9		K		L9			4	0	0	0	0	1	3									
Pat Tabler, R OBP: 0.304, SLG: 0.281 (1, 9)	SF8				F8				F9	4	2	0	0	0	0	1									
Ed Sprague, R OBP: 0.426, SLG: 0.500 (1, 3)	E5				FC5-4				HBP	4	1	3	1	0	0	1									
Jeff Kent, R OBP: 0.324, SLG: 0.443 (1, 4)	SF8		K						HBP	2	0	1	1	0	1	1									
Pat Borders, R OBP: 0.297, SLG: 0.400 (1, 2)	F7		FC5-4		L8				G5-4-3	4	0	0	0	0	0	6									
Manuel Lee, S OBP: 0.336, SLG: 0.315 (1, 6)			F9		SF9					3	0	3	1	0	0	0									
<b>Inning Stats</b>	R: 0 E: 0 K: 0 S: 7	H: 0 LOB: 0 BB: 0 P: 12	R: 1 E: 1 K: 0 S: 7	H: 1 LOB: 1 BB: 0 P: 10	R: 0 E: 0 K: 1 S: 13	H: 2 LOB: 2 BB: 0 P: 16	R: 1 E: 0 K: 1 S: 13	H: 3 LOB: 2 BB: 0 P: 22	R: 0 E: 0 K: 1 S: 12	H: 0 LOB: 1 BB: 0 P: 20	R: 0 E: 0 K: 1 S: 10	H: 2 LOB: 1 BB: 0 P: 15	R: 0 E: 0 K: 1 S: 12	H: 0 LOB: 0 BB: 0 P: 16	R: 0 E: 0 K: 0 S: 8	H: 1 LOB: 1 BB: 0 P: 13	R: 0 E: 0 K: 2 S: 14	H: 1 LOB: 1 BB: 0 P: 21	1B: 8 2B: 2 3B: 0 HR: 0	SF: 2 SAC: 0 DP: 1 HBP: 2	WP: 0 PB: 0 SB: 0 CS: 0	PA: 39			
<b>PITCHER</b>	IP	WLS	BF	H	R	ER	SO	BB	IBB	HBP	BLK	WP	HR	S	P	ERA	WHIP								
Charlie Hough, R ERA: 3.76 (1, 1)	5.0	W	25	8	3	2	3	0	0	1	0	0	0	56	85	3.60	1.600								
Terry Letcher, R ERA: 1.73 (6, 1)	1.0		3	0	0	0	0	0	0	0	0	0	0	6	10	0.00	0.000								
Roberto Hernandez, R ERA: 1.57 (7, 1)	3.0	S	11	2	0	0	3	0	0	1	0	0	0	34	50	0.00	0.667								

Batter	1	2	3	4	5	6	7	8	9	AB	R	H	RBI	BB	SO	LOB	BOTTOM								
Steve Sax, R OBP: 0.295, SLG: 0.324 (1, 4)	G5-3			L6		G5-3		G3		5	0	1	1	0	0	1	<p>Toronto Blue Jays @ Chicago White Sox</p> <p>Comiskey Park, Chicago, IL</p> <p>Tue Aug 25 1992, 8:05 PM EDT</p> <p>Att: 29,450 - Sunny - 86 F</p> <p>livebaseballscorecards.com</p> <p>AB 33 R 6 H 9 RBI 5 BB 4 SO 1 LOB 15</p> 								
Tim Raines, S OBP: 0.374, SLG: 0.371 (1, 7)	K				E1			F8		5	1	2	1	0	1	1									
Frank Thomas, R OBP: 0.447, SLG: 0.539 (1, 3)					F8			G5-3		3	0	1	0	1	0	2									
George Bell, R OBP: 0.308, SLG: 0.446 (1, 10)	P4				F8			G1-3		3	1	0	0	1	0	5									
Robin Ventura, L OBP: 0.368, SLG: 0.425 (1, 5)			F9		FC6-4			F7		3	2	1	0	1	0	0									
Shawn Abner, R OBP: 0.323, SLG: 0.365 (1, 9)					G5-3			P6		4	0	2	2	0	0	0									
Lance Johnson, L OBP: 0.321, SLG: 0.355 (1, 8)			G6-3		FC6-4			G4-3		4	1	0	1	0	0	3									
Ron Karkovics, R OBP: 0.294, SLG: 0.327 (1, 2)					G3-1			G3		3	0	1	0	1	0	1									
Esteban Beltre, R OBP: 0.229, SLG: 0.279 (1, 6)					G4-3			SH3		3	1	1	0	0	0	2									
<b>Inning Stats</b>	R: 0 E: 0 K: 1 S: 10	H: 1 LOB: 1 BB: 0 P: 14	R: 3 E: 0 K: 0 S: 20	H: 5 LOB: 3 BB: 1 P: 33	R: 0 E: 0 K: 0 S: 8	H: 0 LOB: 0 BB: 0 P: 12	R: 0 E: 0 K: 0 S: 8	H: 0 LOB: 0 BB: 0 P: 11	R: 3 E: 1 K: 0 S: 12	H: 1 LOB: 2 BB: 3 P: 26	R: 0 E: 0 K: 0 S: 12	H: 1 LOB: 1 BB: 0 P: 14	R: 0 E: 0 K: 0 S: 4	H: 0 LOB: 0 BB: 0 P: 4	R: 0 E: 0 K: 0 S: 5	H: 1 LOB: 1 BB: 0 P: 10	1B: 8 2B: 1 3B: 0 HR: 0	SF: 0 SAC: 1 DP: 0 HBP: 0	WP: 1 PB: 0 SB: 1 CS: 0	PA: 38					
<b>PITCHER</b>	IP	WLS	BF	H	R	ER	SO	BB	IBB	HBP	BLK	WP	HR	S	P	ERA	WHIP								
David Wells, L ERA: 5.4 (1, 1)	4.1	L	23	6	6	3	1	2	1	0	0	0	0	51	84	6.23	1.846								
Mark Eichhorn, R ERA: 2.55 (5, 1)	1.2		8	2	0	0	0	1	0	0	0	1	0	19	26	0.00	1.800								
Tom Henke, R ERA: 2.21 (7, 1)	1.0		3	0	0	0	0	0	0	0	0	0	0	4	4	0.00	0.000								
Duane Ward, R ERA: 2.36 (8, 1)	1.0		4	1	0	0	0	0	0	0	0	0	0	5	10	0.00	1.000								



Batter	1	2	3	4	5	6	7	8	9	AB	R	H	RBI	BB	SO	LOB	TOP							
<b>Devon White, S</b> OBP: 0.283, SLG: 0.371 (1, 8)										5	0	1	0	0	2	1	<b>Toronto Blue Jays @ Chicago White Sox</b> Comiskey Park, Chicago, IL Wed Aug 26 1992, 8:05 PM EDT Att: 26,436 - Cloudy - 66 F							
<b>Roberto Alomar, S</b> OBP: 0.409, SLG: 0.439 (1, 4)										4	1	1	0	0	0	1								
<b>Alfredo Griffin, S</b> OBP: 0.210, SLG: 0.237 (8, PH) (8, 4)										1	0	0	0	0	1	2								
<b>Kelly Gruber, R</b> OBP: 0.270, SLG: 0.362 (1, 5)										4	2	1	0	1	0	4								
<b>Dave Winfield, R</b> OBP: 0.374, SLG: 0.503 (1, 10)										5	2	2	3	0	0	1								
<b>John Olerud, L</b> OBP: 0.390, SLG: 0.473 (1, 3)										3	1	1	1	1	1	1								
<b>Candy Maldonado, R</b> OBP: 0.349, SLG: 0.474 (1, 7)										4	1	1	0	1	0	1								
<b>Derek Bell, R</b> OBP: 0.313, SLG: 0.331 (1, 9)										5	1	2	2	0	1	1								
<b>Ed Sprague, R</b> OBP: 0.368, SLG: 0.421 (1, 2)										5	1	1	2	0	2	3								
<b>Manuel Lee, S</b> OBP: 0.335, SLG: 0.314 (1, 6)										4	0	1	0	0	1	1								
<b>Inning Stats</b>	R: 1 E: 0 K: 2 S: 17	H: 1 LOB: 1 BB: 1 P: 27	R: 0 E: 0 K: 1 S: 9	H: 0 LOB: 0 BB: 0 P: 13	R: 0 E: 0 K: 0 S: 13	H: 1 LOB: 1 BB: 0 P: 21	R: 0 E: 0 K: 0 S: 6	H: 0 LOB: 0 BB: 0 P: 8	R: 0 E: 0 K: 1 S: 7	H: 0 LOB: 0 BB: 0 P: 8	R: 3 E: 2 K: 1 S: 18	H: 2 LOB: 2 BB: 1 P: 29	R: 0 E: 0 K: 0 S: 8	H: 1 LOB: 1 BB: 0 P: 12	R: 4 E: 2 K: 1 S: 19	H: 4 LOB: 2 BB: 1 P: 34	R: 1 E: 0 K: 2 S: 14	H: 2 LOB: 1 BB: 0 P: 20	1B: 9 2B: 1 3B: 0 HR: 1	SF: 1 SAC: 0 DP: 0 HBP: 0	WP: 0 PB: 0 SB: 4 CS: 0	PA: 44		
<b>PITCHER</b>	IP	WLS	BF	H	R	ER	SO	BB	IBB	HBP	BLK	WP	HR	S	P	ERA	WHIP							
<b>Kirk McCaskill, R</b> ERA: 4.09 (1, 1)	5.2	L	25	4	4	1	5	2	0	0	1	0	0	68	104	1.59	1.059							
<b>Terry Leach, R</b> ERA: 1.72 (6, 1)	0.1		1	0	0	0	0	0	0	0	0	0	0	2	2	0.00	0.000							
<b>Wilson Alvarez, L</b> ERA: 4.75 (7, 1)	2.0		13	5	4	3	1	1	0	0	0	0	0	27	46	13.50	3.000							
<b>Bobby Thigpen, R</b> ERA: 4.53 (9, 1)	1.0		5	2	1	1	2	0	0	0	0	0	1	14	20	9.00	2.000							

Batter	1	2	3	4	5	6	7	8	9	AB	R	H	RBI	BB	SO	LOB	BOTTOM							
<b>Steve Sax, R</b> OBP: 0.293, SLG: 0.321 (1, 4)										4	0	0	0	0	1	1	<b>Toronto Blue Jays @ Chicago White Sox</b> Comiskey Park, Chicago, IL Wed Aug 26 1992, 8:05 PM EDT Att: 26,436 - Cloudy - 66 F							
<b>Tim Raines, S</b> OBP: 0.371, SLG: 0.368 (1, 7)										4	0	0	0	0	0	0								
<b>Frank Thomas, R</b> OBP: 0.445, SLG: 0.535 (1, 3)										3	0	0	0	0	2	0								
<b>George Bell, R</b> OBP: 0.306, SLG: 0.443 (1, 10)										3	0	0	0	0	0	0								
<b>Robin Ventura, L</b> OBP: 0.365, SLG: 0.423 (1, 5)										3	0	0	0	0	1	0								
<b>Scott Hemond, R</b> OBP: 0.273, SLG: 0.233 (9, 5)										0	0	0	0	0	0	0								
<b>Dan Pasqua, L</b> OBP: 0.307, SLG: 0.338 (1, 9)										3	0	1	0	0	0	0								
<b>Lance Johnson, L</b> OBP: 0.319, SLG: 0.352 (1, 8)										3	0	0	0	0	0	1								
<b>Carlton Fisk, R</b> OBP: 0.310, SLG: 0.338 (1, 2)										2	0	0	0	1	0	1								
<b>Esteban Beltre, R</b> OBP: 0.219, SLG: 0.268 (1, 6)										3	0	0	0	0	1	1								
<b>Inning Stats</b>	R: 0 E: 0 K: 1 S: 7	H: 0 LOB: 0 BB: 0 P: 11	R: 0 E: 0 K: 1 S: 8	H: 0 LOB: 0 BB: 0 P: 12	R: 0 E: 0 K: 0 S: 8	H: 0 LOB: 0 BB: 0 P: 11	R: 0 E: 0 K: 1 S: 5	H: 0 LOB: 0 BB: 0 P: 6	R: 0 E: 0 K: 0 S: 4	H: 0 LOB: 0 BB: 0 P: 6	R: 0 E: 0 K: 2 S: 11	H: 0 LOB: 1 BB: 1 P: 17	R: 0 E: 0 K: 0 S: 8	H: 0 LOB: 0 BB: 0 P: 15	R: 0 E: 0 K: 0 S: 7	H: 1 LOB: 1 BB: 0 P: 14	R: 0 E: 0 K: 0 S: 3	H: 0 LOB: 0 BB: 0 P: 4	1B: 0 2B: 1 3B: 0 HR: 0	SF: 0 SAC: 0 DP: 0 HBP: 0	WP: 0 PB: 0 SB: 1 CS: 0	PA: 29		
<b>PITCHER</b>	IP	WLS	BF	H	R	ER	SO	BB	IBB	HBP	BLK	WP	HR	S	P	ERA	WHIP							
<b>Todd Stottlemyre, R</b> ERA: 4.79 (1, 1)	9.0	W	29	1	0	0	5	1	0	0	0	0	0	61	96	0.00	0.222							





Batter	1	2	3	4	5	6	7	8	9	AB	R	H	RBI	BB	SO	LOB	TOP			
Steve Sax, R OBP: 0.290, SLG: 0.318 (1,4)	G4-3			G1-3		K		FC5-4-2-5		4	0	0	0	0	1	2				
Tim Lincecum, S OBP: 0.369, SLG: 0.365 (1,7)	F7			F7		G1-3			K	4	0	0	0	0	1	0				
Frank Thomas, R OBP: 0.445, SLG: 0.534 (1,3)	L8			BB					2B	3	1	1	0	1	0	0				
George Bell, R OBP: 0.304, SLG: 0.440 (1,10)		G5-3		K		K			P2	4	0	0	0	0	2	2				
Robin Ventura, L OBP: 0.366, SLG: 0.428 (1,5)	G4-3				G4-3					4	0	2	1	0	0	0				
Dan Paskauskas, L OBP: 0.301, SLG: 0.332 (1,9)	G6-3				F7				G4-3	4	0	0	0	0	0	2				
Lance Johnson, L OBP: 0.321, SLG: 0.353 (1,8)			F8		BB					2	0	1	0	1	0	0				
Ron Karkovice, R OBP: 0.291, SLG: 0.323 (1,2)			G5-3		G5-3			F8		3	0	0	0	0	0	2				
Dale Sveum, S OBP: 0.263, SLG: 0.271 (1,6)			G3-1		G3					3	0	1	0	0	0	0				
<b>Inning Stats</b>	R: 0 E: 0 K: 0 S: 5	H: 0 LOB: 0 BB: 0 P: 6	R: 0 E: 0 K: 0 S: 8	H: 0 LOB: 0 BB: 0 P: 11	R: 0 E: 0 K: 0 S: 8	H: 0 LOB: 0 BB: 0 P: 13	R: 0 E: 0 K: 1 S: 10	H: 0 LOB: 1 BB: 1 P: 15	R: 0 E: 0 K: 1 S: 7	H: 0 LOB: 0 BB: 0 P: 10	R: 0 E: 0 K: 1 S: 8	H: 1 LOB: 1 BB: 0 P: 11	R: 0 E: 0 K: 0 S: 7	H: 2 LOB: 1 BB: 0 P: 11	R: 1 E: 0 K: 1 S: 12	H: 2 LOB: 1 BB: 0 P: 18	1B: 3 2B: 2 3B: 0 HR: 0	SF: 0 SAC: 0 DP: 1 HBP: 0	WP: 0 PB: 0 SB: 0 CS: 0	PA: 33
<b>PITCHER</b> Kevin Brown, R ERA: 3.31 (1,1)	IP: 9.0 WLS: W BF: 33 H: 5 R: 1 ER: 1 SO: 4 BB: 2 IBB: 0 HBP: 0 BLK: 0 WP: 0 HR: 0 S: 71 P: 110 ERA: 1.00 WHIP: 0.778																			

Chicago White Sox @ Texas Rangers  
Arlington Stadium, Arlington, TX  
Fri Aug 28 1992, 8:05 PM EDT  
Att: 22,837 - Sunny - 88 F

AB	31
R	1
H	5
RBI	1
BB	2
SO	4
LOB	8



Batter	1	2	3	4	5	6	7	8	9	AB	R	H	RBI	BB	SO	LOB	BOTTOM			
Brian Downing, R OBP: 0.416, SLG: 0.438 (1,10)	G6-4-3	E6		FC5-4		FC6-4				4	0	3	2	0	0	0				
Dean Palmer, R OBP: 0.324, SLG: 0.443 (1,5)	G6-4-3	K		FC5-4		FC6-4				4	0	0	0	0	1	4				
Juan Gonzalez, R OBP: 0.296, SLG: 0.514 (1,8)	1B		G1-3		2B			G5-4-3		3	1	2	0	1	0	0				
Ruben Sierra, S OBP: 0.318, SLG: 0.449 (1,9)	1B		G5-3		G6-3			F7		4	1	1	0	0	0	2				
Monty Fariss, R OBP: 0.314, SLG: 0.352 (1,7)	1B		F8		G6-3			G5-4-3		4	0	1	1	0	0	2				
Rafael Palmeiro, L OBP: 0.335, SLG: 0.398 (1,3)	1B		G4-3		FC6-4			F7		3	0	1	1	1	0	0				
Ivan Rodriguez, R OBP: 0.310, SLG: 0.383 (1,2)	L8		F8		FC6-4			G5-3		4	0	0	0	0	0	4				
Mario Diaz, R OBP: 0.200, SLG: 0.200 (8, PR)		G5-3		2B		G5-3		CS		4	1	2	0	0	0	0				
Jeff Huson, L OBP: 0.342, SLG: 0.366 (9, 6)				1B				1B		0	0	0	0	0	0	0				
Jeff Frye, R OBP: 0.315, SLG: 0.359 (1,4)	G6-3			1B		G5-3		CS		3	1	1	0	0	0	0				
<b>Inning Stats</b>	R: 2 E: 0 K: 0 S: 17	H: 4 LOB: 2 BB: 1 P: 24	R: 0 E: 1 K: 1 S: 10	H: 0 LOB: 1 BB: 0 P: 15	R: 0 E: 0 K: 0 S: 7	H: 0 LOB: 0 BB: 0 P: 8	R: 2 E: 0 K: 0 S: 11	H: 3 LOB: 1 BB: 0 P: 15	R: 0 E: 0 K: 0 S: 9	H: 1 LOB: 2 BB: 0 P: 10	R: 0 E: 0 K: 0 S: 4	H: 1 LOB: 0 BB: 0 P: 5	R: 0 E: 0 K: 0 S: 6	H: 1 LOB: 1 BB: 0 P: 13	R: 0 E: 0 K: 0 S: 6	H: 1 LOB: 1 BB: 0 P: 13	1B: 9 2B: 2 3B: 0 HR: 0	SF: 0 SAC: 0 DP: 2 HBP: 0	WP: 0 PB: 0 SB: 0 CS: 1	PA: 36
<b>PITCHER</b> Greg Hibbard, L ERA: 4.28 (1,1)	IP: 4.1 WLS: L BF: 22 H: 8 R: 4 ER: 4 SO: 1 BB: 1 IBB: 0 HBP: 0 BLK: 0 WP: 0 HR: 0 S: 49 P: 67 ERA: 8.31 WHIP: 2.077																			
Donn Pail, R ERA: 4.52 (5, 1)	2.2	10	2	0	0	0	0	1	0	0	0	0	16	25	0.00	0.750				
Scott Radinsky, L ERA: 2.39 (8, 1)	1.0	3	1	0	0	0	0	0	0	0	0	6	13	0.00	1.000					

Chicago White Sox @ Texas Rangers  
Arlington Stadium, Arlington, TX  
Fri Aug 28 1992, 8:05 PM EDT  
Att: 22,837 - Sunny - 88 F

AB	33
R	4
H	11
RBI	4
BB	2
SO	1
LOB	12





Batter	1	2	3	4	5	6	7	8	9	AB	R	H	RBI	BB	SO	LOB	TOP								
Joey Cora, S (1.4) OBP: 0.333, SLG: 0.282										3	0	1	1	2	1	3	Chicago White Sox @ Texas Rangers Arlington Stadium, Arlington, TX Sat Aug 29 1992, 8:05 PM EDT Att: 34,863 - Sunny - 92 F								
Tim Raines, S (1.7) OBP: 0.371, SLG: 0.363										2	1	0	0	3	0	2									
Frank Thomas, R (1.3) OBP: 0.443, SLG: 0.532										5	1	1	3	0	0	6									
George Bell, R (1.10) OBP: 0.303, SLG: 0.436										4	0	0	0	1	2	0									
Esteban Beltre, R (9, PR) OBP: 0.219, SLG: 0.268										0	0	0	0	0	0	0									
Robin Ventura, L (1.5) OBP: 0.369, SLG: 0.428										4	0	2	0	1	1	1									
Carlton Fisk, R (1.2) OBP: 0.313, SLG: 0.338										3	0	1	1	1	1	2									
Lance Johnson, L (1.8) OBP: 0.320, SLG: 0.356										5	1	1	0	0	0	7									
Shawn Abner, R (1.9) OBP: 0.327, SLG: 0.375										4	2	2	0	0	0	1									
Dale Sveum, S (1.6) OBP: 0.268, SLG: 0.279										2	1	1	1	1	0	1									
<b>Inning Stats</b>	R: 0 E: 0 K: 0 S: 7	H: 0 LOB: 0 BB: 1 P: 12	R: 0 E: 0 K: 1 S: 7	H: 1 LOB: 1 BB: 1 P: 14	R: 1 E: 0 K: 0 S: 9	H: 2 LOB: 1 BB: 0 P: 15	R: 0 E: 0 K: 1 S: 10	H: 0 LOB: 0 BB: 0 P: 13	R: 1 E: 0 K: 0 S: 11	H: 1 LOB: 2 BB: 2 P: 23	R: 0 E: 0 K: 0 S: 8	H: 1 LOB: 1 BB: 1 P: 17	R: 4 E: 1 K: 1 S: 16	H: 3 LOB: 2 BB: 3 P: 36	R: 0 E: 0 K: 0 S: 11	H: 1 LOB: 2 BB: 1 P: 21	R: 0 E: 0 K: 2 S: 17	H: 0 LOB: 0 BB: 0 P: 23	1B: 5 2B: 3 3B: 1 HR: 0	SF: 2 SAC: 0 DP: 2 HBP: 0	WP: 1 PB: 0 SB: 1 CS: 0	PA: 43			
<b>PITCHER</b>	IP	WLS	BF	H	R	ER	SO	BB	IBB	HBP	BLK	WP	HR	S	P	ERA	WHIP								
Bobby Witt, R (1.1) ERA: 4.66	6.0	L	27	6	4	4	2	6	0	0	0	0	0	56	104	6.00	2.000								
Kenny Rogers, L (7.1) ERA: 3.19	0.1	5	2	1	1	1	1	1	1	0	0	0	0	8	22	27.00	9.000								
Matt Whiteside, L (7.1) ERA: 2.45	1.2	7	1	1	1	0	1	0	0	0	0	0	0	15	25	5.40	1.200								
Brian Bohanon, L (9.1) ERA: 6.29	0.1	2	0	0	0	0	1	0	0	0	0	1	0	11	15	0.00	0.000								
Todd Burns, R (9.1) ERA: 3.63	0.2	2	0	0	0	0	1	0	0	0	0	0	0	6	8	0.00	0.000								

Batter	1	2	3	4	5	6	7	8	9	AB	R	H	RBI	BB	SO	LOB	BOTTOM								
Brian Downing, R (1.10) OBP: 0.414, SLG: 0.439										4	1	1	0	0	1	2	Chicago White Sox @ Texas Rangers Arlington Stadium, Arlington, TX Sat Aug 29 1992, 8:05 PM EDT Att: 34,863 - Sunny - 92 F								
Geno Petralli, L (9, PH) OBP: 0.283, SLG: 0.290										1	0	0	0	0	0	1									
Kevin Reimer, L (1.7) OBP: 0.352, SLG: 0.482										3	1	1	1	2	2	1									
Ruben Sierra, S (1.9) OBP: 0.315, SLG: 0.446										3	0	0	1	0	0	4									
Juan Gonzalez, R (1.8) OBP: 0.299, SLG: 0.530										4	2	3	2	0	0	0									
Rafael Palmeiro, L (1.3) OBP: 0.334, SLG: 0.395										3	0	0	0	1	0	0									
Dean Palmer, R (1.5) OBP: 0.321, SLG: 0.439										4	0	0	0	0	3	2									
Ivan Rodriguez, R (1.2) OBP: 0.306, SLG: 0.378										4	0	0	0	0	0	2									
Jeff Frye, R (1.4) OBP: 0.316, SLG: 0.358										3	0	1	0	0	1	0	livebaseballscores.com								
Al Newman, S (9, PH) OBP: 0.319, SLG: 0.252										1	0	0	0	0	1	0									
Jeff Huson, L (1.6) OBP: 0.345, SLG: 0.367										2	0	1	0	1	0	0	livebaseballscores.com								
<b>Inning Stats</b>	R: 0 E: 0 K: 1 S: 10	H: 0 LOB: 0 BB: 0 P: 17	R: 1 E: 0 K: 0 S: 13	H: 1 LOB: 0 BB: 0 P: 20	R: 0 E: 1 K: 0 S: 13	H: 1 LOB: 2 BB: 1 P: 24	R: 0 E: 0 K: 1 S: 5	H: 0 LOB: 0 BB: 0 P: 7	R: 0 E: 0 K: 1 S: 6	H: 0 LOB: 0 BB: 0 P: 13	R: 2 E: 0 K: 1 S: 10	H: 3 LOB: 2 BB: 1 P: 18	R: 0 E: 0 K: 2 S: 8	H: 1 LOB: 2 BB: 1 P: 13	R: 0 E: 0 K: 1 S: 11	H: 1 LOB: 0 BB: 0 P: 13	R: 0 E: 0 K: 2 S: 12	H: 0 LOB: 1 BB: 1 P: 24	1B: 2 2B: 2 3B: 1 HR: 2	SF: 1 SAC: 1 DP: 0 HBP: 0	WP: 0 PB: 0 SB: 0 CS: 0	PA: 38			
<b>PITCHER</b>	IP	WLS	BF	H	R	ER	SO	BB	IBB	HBP	BLK	WP	HR	S	P	ERA	WHIP								
Jack McDowell, R (1.1) ERA: 3.21	6.2	W	28	6	3	3	5	1	1	0	0	0	0	64	107	4.05	1.050								
Wilson Alvarez, L (7.1) ERA: 4.75	0.0	1	0	0	0	0	0	1	0	0	0	0	0	4	-	-									
Roberto Hernandez, R (7.1) ERA: 1.68	2.1	S	9	1	1	1	3	1	0	0	0	0	1	24	38	3.86	0.857								






Batter	1	2	3	4	5	6	7	8	9	AB	R	H	RBI	BB	SO	LOB	TOP				
Joey Cora, S OBP: 0.340, SLG: 0.287	1-1 G3-6-1 1B		0-0 SF8		4-2 FC1-6 BB		2-3 K			2	0	1	1	1	1	0					
Tim Raines, S OBP: 0.368, SLG: 0.360	2-2 G3-6-1 1-2f		3-H 3-3 K		2-1 FC1-6 CS 1B		0-3 K			4	0	0	0	0	2	3					
Frank Thomas, R OBP: 0.447, SLG: 0.542	2-1 HR			2-2 E 1B 1B	0-0 CS 1B			4-1 G6-4-3 BB		3	2	3	2	1	0	0					
George Bell, R OBP: 0.302, SLG: 0.435	1-3 K			1-0 E8 1B 1B FC1-2 1B	1-2 3-H 1-2 P2			2-3 K		4	0	1	0	0	2	3					
Robin Ventura, L OBP: 0.368, SLG: 0.427		3-3 K		2-1 FC1-2 1B 1-2 G1-2-3 1B 3-H 3-2		1-1 F8		0-1 G6-4-3		4	0	1	1	0	1	1					
Carlton Fisk, R OBP: 0.311, SLG: 0.336		0-0 F9		0-1 FC1-2 1B 1-2 2-3		1-3 K			3-2 F8	4	0	1	0	0	1	0					
Lance Johnson, L OBP: 0.322, SLG: 0.357		1-2 F9		0-1 FC1-2 1B 1-2 2-3 3-H		0-0 1B			0-0 1B	4	0	2	0	0	0	3					
Shawn Abner, R OBP: 0.325, SLG: 0.378			2-2 G4-3 SF8 2B	0-0 G1-2-3		0-1 G6-3			1-3 K	4	1	1	0	0	1	5					
Dale Sveum, S OBP: 0.268, SLG: 0.284		1-1 G4-3		1-1 G4-3	0-0 FC1-6 1B 2B		3-3 K		0-0 F9	4	1	1	0	0	1	2					
<b>Inning Stats</b>	R: 1 E: 0 K: 1 S: 10	H: 2 LOB: 0 BB: 0 P: 16	R: 0 E: 0 K: 1 S: 8	H: 0 LOB: 0 BB: 0 P: 12	R: 1 E: 0 K: 1 S: 10	H: 1 LOB: 0 BB: 0 P: 16	R: 1 E: 1 K: 0 S: 12	H: 4 LOB: 2 BB: 0 P: 20	R: 1 E: 0 K: 1 S: 9	H: 2 LOB: 1 BB: 1 P: 16	R: 0 E: 0 K: 3 S: 9	H: 1 LOB: 0 BB: 0 P: 14	R: 0 E: 0 K: 1 S: 6	H: 0 LOB: 0 BB: 1 P: 12	R: 0 E: 0 K: 1 S: 9	H: 1 LOB: 1 BB: 0 P: 13	1B: 8 2B: 2 3B: 0 HR: 1	SF: 1 SAC: 0 DP: 3 HBP: 0	WP: 0 PB: 0 SB: 0 CS: 2	PA: 36	
<b>PITCHER</b>	IP WLS BF H R ER SO BB IBB HBP BLK WP HR S P ERA WHIP	8.0 W 32 10 4 4 8 2 0 0 0 0 1 72 116 4.50 1.500	1.0 L 4 1 0 0 1 0 0 0 0 0 0 9 13 0.00 1.000																		

Chicago White Sox @ Texas Rangers  
Arlington Stadium, Arlington, TX  
Sun Aug. 30 1992, 8:05 PM EDT  
Att: 16,275 - Cloudy - 90 F


AB 33  
R 4  
H 11  
RBI 4  
BB 2  
SO 9  
LOB 17



Batter	1	2	3	4	5	6	7	8	9	AB	R	H	RBI	BB	SO	LOB	BOTTOM				
David Hulse, L OBP: 0.286, SLG: 0.211	3-2 BB 1B		0-1 F7		1-3 K		1-2 G4-3	1-1 FC3-6 HBP 1B		5	2	1	1	0	1	2					
Jeff Fyfe, R OBP: 0.312, SLG: 0.347	2-1 P2	1-2 G1-3			3-2 F8	1-2 G5-3		3-2 FC4-6 1B HBP		4	0	0	0	0	0	2					
Rafael Palmeiro, L OBP: 0.340, SLG: 0.399	4-2 1B BB		0-0 HR 1B		3-1 BB 1B	4-0 BB		0-2 FC4-6 1B		3	3	3	1	2	0	0					
Juan Gonzalez, R OBP: 0.302, SLG: 0.536	0-1 G5-3 1B		2-0 HR		4-1 BB BB	2-3 K		2-2 FC4-6		4	3	2	3	1	1	4					
Kevin Reimer, L OBP: 0.353, SLG: 0.480	1-1 G5-3 1B		2-2 G5-4-3 HBP		0-3 K		2-2 F9	1-1 G4-1		4	1	1	1	0	1	4					
Monty Farris, R OBP: 0.320, SLG: 0.366	0-0 G5-3		0-3 K		2-0 2B		0-0 1B			4	0	2	3	0	1	2					
Geno Petralli, L OBP: 0.283, SLG: 0.289	1-2 3-H 1B		1-1 G5-4-3		0-0 G5-3		0-1 L9			4	0	1	1	0	0	3					
Al Newman, S OBP: 0.322, SLG: 0.254	0-0 P8			0-1 CS 1B		4-1 BB G4-3		0-0 F9		3	1	1	0	1	0	2					
Jeff Huson, L OBP: 0.346, SLG: 0.367		0-2 L8		2-2 P2		1-2 BB G4-3		4-2 FC3-6 BB		3	0	1	0	1	0	1					
<b>Inning Stats</b>	R: 4 E: 0 K: 0 S: 22	H: 4 LOB: 1 BB: 1 P: 33	R: 0 E: 0 K: 0 S: 9	H: 0 LOB: 0 BB: 0 P: 10	R: 2 E: 0 K: 1 S: 9	H: 2 LOB: 0 BB: 0 P: 14	R: 0 E: 0 K: 1 S: 11	H: 1 LOB: 0 BB: 0 P: 14	R: 2 E: 0 K: 1 S: 11	H: 2 LOB: 1 BB: 1 P: 23	R: 1 E: 0 K: 1 S: 15	H: 1 LOB: 2 BB: 2 P: 28	R: 0 E: 0 K: 0 S: 7	H: 1 LOB: 1 BB: 0 P: 9	R: 1 E: 0 K: 0 S: 15	H: 1 LOB: 2 BB: 1 P: 26	1B: 10 2B: 1 3B: 0 HR: 1	SF: 0 SAC: 0 DP: 1 HBP: 2	WP: 0 PB: 0 SB: 0 CS: 1	PA: 41	
<b>PITCHER</b>	IP WLS BF H R ER SO BB IBB HBP BLK WP HR S P ERA WHIP	2.1 L 15 4 3 3 2 3 0 0 0 0 0 35 62 8.10 2.100	3.1 L 15 4 3 3 2 3 0 0 0 0 0 11 15 0.00 0.750	6.1 L 15 4 3 3 2 3 0 0 0 0 0 11 15 0.00 0.750	8.1 L 15 4 3 3 2 3 0 0 0 0 0 11 15 0.00 0.750	1.0 L 4 1 0 0 1 0 0 0 0 0 0 15 26 9.00 2.000															

Chicago White Sox @ Texas Rangers  
Arlington Stadium, Arlington, TX  
Sun Aug. 30 1992, 8:05 PM EDT  
Att: 16,275 - Cloudy - 90 F

AB 34  
R 10  
H 12  
RBI 10  
BB 5  
SO 4  
LOB 20





Batter	1	2	3	4	5	6	7	8	9	AB	R	H	RBI	BB	SO	LOB	TOP			
Steve Sax, R OBP: 0.288, SLG: 0.315 (1, 4)										4	0	0	0	0	2	0	Chicago White Sox @ Toronto Blue Jays SkyDome, Toronto, ON Mon Aug 31 1992, 7:05 PM EDT Att: 50,417 - Dome - 70 F			
Tim Lincecum, S OBP: 0.366, SLG: 0.358 Scott Hemond, R OBP: 0.265, SLG: 0.226 (1, 7)										3	0	0	0	0	0	0				
Frank Thomas, R OBP: 0.448, SLG: 0.542 Shawn Abner, R OBP: 0.323, SLG: 0.376 (1, 3)										2	1	1	0	0	0	0				
George Bell, R OBP: 0.302, SLG: 0.435 (1, 10)										4	1	1	0	0	1	1				
Robin Ventura, L OBP: 0.369, SLG: 0.428 Joey Cora, S OBP: 0.336, SLG: 0.284 (1, 5)										1	0	1	1	1	0	0				
Dan Pasqua, L OBP: 0.300, SLG: 0.330 (1, 9)										4	0	1	1	0	1	3				
Lance Johnson, L OBP: 0.322, SLG: 0.357 Esteban Beltré, R OBP: 0.219, SLG: 0.268 (1, 8)										3	0	1	0	0	0	1				
Ron Karkovics, R OBP: 0.288, SLG: 0.319 (1, 2)										3	0	0	0	0	1	2				
Dale Sveum, S OBP: 0.264, SLG: 0.279 (1, 6)										3	0	0	0	0	1	0				
<b>Inning Stats</b>	R: 0 E: 0 K: 1 S: 7	H: 0 LOB: 0 BB: 0 P: 12	R: 0 E: 0 K: 0 S: 12	H: 1 LOB: 2 BB: 1 P: 20	R: 0 E: 0 K: 1 S: 10	H: 0 LOB: 0 BB: 0 P: 15	R: 2 E: 0 K: 0 S: 10	H: 3 LOB: 0 BB: 0 P: 17	R: 0 E: 0 K: 2 S: 9	H: 1 LOB: 2 BB: 0 P: 15	R: 0 E: 0 K: 0 S: 6	H: 0 LOB: 0 BB: 0 P: 9	R: 0 E: 0 K: 0 S: 7	H: 0 LOB: 0 BB: 0 P: 10	R: 0 E: 0 K: 0 S: 4	H: 0 LOB: 0 BB: 0 P: 7		1B: 4 2B: 2 3B: 0 HR: 0	SF: 1 SAC: 0 DP: 1 HBP: 1	WP: 1 PB: 0 SB: 0 CS: 0
<b>PITCHER</b> Todd Stottlemyre, R ERA: 4.61 (1, 1)	IP: 9.0 WLS: W BF: 33 H: 5 R: 2 ER: 2 SO: 6 BB: 1 IBB: 0 HBP: 1 BLK: 0 WP: 1 HR: 0 S: 75 P: 117 ERA: 2.00 WHIP: 0.667															<b>PITCHER</b>				

Batter	1	2	3	4	5	6	7	8	9	AB	R	H	RBI	BB	SO	LOB	BOTTOM			
Derek Bell, R OBP: 0.304, SLG: 0.333 (1, 8)										4	1	2	1	0	1	1	Chicago White Sox @ Toronto Blue Jays SkyDome, Toronto, ON Mon Aug 31 1992, 7:05 PM EDT Att: 50,417 - Dome - 70 F			
Roberto Alomar, S OBP: 0.413, SLG: 0.443 (1, 4)										2	2	1	0	2	0	0				
Joe Carter, R OBP: 0.317, SLG: 0.507 (1, 9)										4	1	1	2	0	0	4				
Dave Winfield, R OBP: 0.374, SLG: 0.509 (1, 10)										4	1	1	3	0	1	3				
Candy Maldonado, R OBP: 0.348, SLG: 0.481 (1, 7)										4	1	2	2	0	0	2				
Kelly Gruber, R OBP: 0.271, SLG: 0.357 Tom Quinlan, R OBP: 0.143, SLG: 0.286 (1, 5)										3	1	0	0	0	2	1				
Pat Tabler, R OBP: 0.298, SLG: 0.275 (1, 3)										4	0	1	1	0	0	0				
Ed Sprague, R OBP: 0.304, SLG: 0.348 (1, 2)										4	1	0	0	0	0	0				
Alfredo Griffin, S OBP: 0.208, SLG: 0.232 (1, 6)										4	1	1	0	0	0	1				
<b>Inning Stats</b>	R: 0 E: 0 K: 0 S: 10	H: 2 LOB: 2 BB: 0 P: 12	R: 0 E: 0 K: 1 S: 8	H: 0 LOB: 0 BB: 0 P: 11	R: 5 E: 0 K: 1 S: 16	H: 4 LOB: 1 BB: 1 P: 32	R: 4 E: 1 K: 0 S: 12	H: 2 LOB: 0 BB: 1 P: 23	R: 0 E: 0 K: 0 S: 4	H: 0 LOB: 0 BB: 0 P: 7	R: 0 E: 0 K: 0 S: 8	H: 0 LOB: 0 BB: 0 P: 12	R: 0 E: 0 K: 2 S: 10	H: 1 LOB: 1 BB: 0 P: 13	R: 0 E: 0 K: 0 S: 6	H: 0 LOB: 0 BB: 0 P: 8		1B: 4 2B: 1 3B: 2 HR: 2	SF: 0 SAC: 0 DP: 0 HBP: 1	WP: 0 PB: 0 SB: 0 CS: 0
<b>PITCHER</b> Charlie Hough, R ERA: 3.97 Terry Leach, R ERA: 1.89 (1, 1)	IP: 3.1 WLS: L BF: 19 H: 7 R: 7 ER: 6 SO: 2 BB: 1 IBB: 0 HBP: 1 BLK: 0 WP: 0 HR: 1 S: 39 P: 64 ERA: 16.20 WHIP: 2.400															<b>PITCHER</b>				



Batter	1	2	3	4	5	6	7	8	9	AB	R	H	RBI	BB	SO	LOB	TOP			
Steve Sax, R OBP: 0.286, SLG: 0.312 (1,4)	G5-3		G1-3			L3		G3-1		4	0	0	0	0	0	1				
Tim Lincecum, S OBP: 0.363, SLG: 0.355 (1,7)	K2-3				F8		G3-1		K	4	0	0	0	0	2	0				
Robin Ventura, L OBP: 0.367, SLG: 0.424 (1,5)	P6			K			G6-3		F9	4	0	0	0	0	1	0				
George Bell, R OBP: 0.300, SLG: 0.432 (1,10)		G5-3			F7				F8	4	0	0	0	0	0	0				
Dan Pasqua, L OBP: 0.301, SLG: 0.335 (1,3)		G4-3				G4-3				3	1	1	0	0	0	0				
Shawn Abner, R OBP: 0.316, SLG: 0.369 (1,9)		G5-3				P3			P4	3	0	0	0	0	0	1				
Lance Johnson, L OBP: 0.322, SLG: 0.357 (1,8)			K			L9				3	1	1	1	0	1	0				
Ron Karkovics, R OBP: 0.292, SLG: 0.335 (1,2)						G5-3				3	1	2	2	0	0	0				
Dale Sveum, S OBP: 0.260, SLG: 0.275 (1,6)						F8		G6-3		3	0	0	0	0	0	1				
<b>Inning Stats</b>	R: 0 E: 0 K: 1 S: 11	H: 0 LOB: 0 BB: 0 P: 16	R: 0 E: 0 K: 0 S: 7	H: 0 LOB: 0 BB: 0 P: 9	R: 0 E: 0 K: 1 S: 9	H: 1 LOB: 1 BB: 0 P: 15	R: 0 E: 0 K: 1 S: 6	H: 0 LOB: 0 BB: 0 P: 11	R: 0 E: 0 K: 0 S: 7	H: 0 LOB: 0 BB: 0 P: 11	R: 0 E: 0 K: 0 S: 13	H: 0 LOB: 0 BB: 0 P: 18	R: 3 E: 0 K: 0 S: 17	H: 3 LOB: 0 BB: 0 P: 23	R: 0 E: 0 K: 1 S: 9	H: 0 LOB: 0 BB: 0 P: 12	1B: 2 2B: 1 3B: 0 HR: 1	SF: 0 SAC: 0 DP: 0 HBP: 0	WP: 0 PB: 0 SB: 0 CS: 0	PA: 31
<b>PITCHER</b>	IP	WLS	BF	H	R	ER	SO	BB	IBB	HBP	BLK	WP	HR	S	P	ERA	WHIP			
Jack Morris, R ERA: 4.19 (1,1)	8.0	W	28	4	3	3	3	0	0	0	0	0	1	77	114	3.38	0.500			
David Wells, L ERA: 5.54 (9,1)	1.0		3	0	0	0	1	0	0	0	0	0	0	9	12	0.00	0.000			

Chicago White Sox @ Toronto Blue Jays  
 SkyDome, Toronto, ON  
 Tue Sep 01 1992, 7:05 PM EDT  
 Att: 50,409 - Cloudy - 68 F

AB 31  
 R 3  
 H 4  
 RBI 3  
 BB 0  
 SO 4  
 LOB 3



Batter	1	2	3	4	5	6	7	8	9	AB	R	H	RBI	BB	SO	LOB	BOTTOM			
Devon White, S OBP: 0.285, SLG: 0.370 (1,8)	G1-3		G4-3		G6-3		B5-3			5	0	2	0	0	0	0				
Roberto Alomar, S OBP: 0.416, SLG: 0.444 (1,4)										3	1	2	0	1	0	0				
Eddie Zosky, R (9,6)	FC5		G4-3		L6					0	0	0	0	0	0	0				
Joe Carter, R OBP: 0.510, SLG: 0.510 (1,9)										5	2	3	0	0	0	5				
Turner Ward, S OBP: 0.273, SLG: 0.455 (9,9)	FC5		G4-3							0	0	0	0	0	0	0				
Dave Winfield, R OBP: 0.374, SLG: 0.507 (1,10)	FC5		G5-3							4	1	1	1	1	0	4				
John Olerud, L OBP: 0.383, SLG: 0.458 (1,3)	G6-3				G4-3					4	2	0	1	1	0	5				
Candy Maldonado, R OBP: 0.350, SLG: 0.480 (1,7)										3	2	1	1	2	1	1				
Derek Bell, R OBP: 0.304, SLG: 0.333 (9,7)	K									0	0	0	0	0	0	0				
Kelly Gruber, R OBP: 0.271, SLG: 0.364 (1,5)										4	1	1	4	0	1	3				
Tom Quinlan, R OBP: 0.250, SLG: 0.286 (8, PH) (9,5)	F8									0	0	0	0	1	0	0				
Pat Borders, R OBP: 0.296, SLG: 0.401 (1,2)										5	0	1	2	0	0	3				
Ed Sprague, R OBP: 0.304, SLG: 0.348 (9,2)	G4-3				G6-3					0	0	0	0	0	0	0				
Alfredo Griffin, S OBP: 0.197, SLG: 0.219 (1,6) (9,4)			G4-3		G4-3		P6		P8	4	0	0	0	0	0	2				
<b>Inning Stats</b>	R: 0 E: 0 K: 0 S: 13	H: 1 LOB: 2 BB: 1 P: 20	R: 0 E: 0 K: 1 S: 6	H: 0 LOB: 0 BB: 0 P: 10	R: 0 E: 0 K: 0 S: 8	H: 2 LOB: 2 BB: 0 P: 14	R: 0 E: 0 K: 0 S: 11	H: 0 LOB: 1 BB: 1 P: 18	R: 0 E: 0 K: 0 S: 6	H: 0 LOB: 0 BB: 0 P: 9	R: 3 E: 0 K: 1 S: 15	H: 3 LOB: 1 BB: 1 P: 26	R: 6 E: 2 K: 0 S: 24	H: 5 LOB: 3 BB: 1 P: 37	R: 0 E: 0 K: 0 S: 8	H: 0 LOB: 2 BB: 2 P: 19	1B: 8 2B: 1 3B: 1 HR: 1	SF: 0 SAC: 0 DP: 0 HBP: 1	WP: 0 PB: 1 SB: 1 CS: 0	PA: 44
<b>PITCHER</b>	IP	WLS	BF	H	R	ER	SO	BB	IBB	HBP	BLK	WP	HR	S	P	ERA	WHIP			
Kirk McCaskill, R ERA: 4.1 (1,1)	6.0	L	27	6	3	3	2	3	0	0	0	0	0	59	97	4.50	1.500			
Donn Patti, R ERA: 5.06 (7,1)	1.0		12	5	6	5	0	1	0	1	0	0	1	24	37	45.00	6.000			
Scott Radinsky, L ERA: 2.34 (8,1)	1.0		5	0	0	0	0	2	0	0	0	0	0	8	19	0.00	2.000			

Chicago White Sox @ Toronto Blue Jays  
 SkyDome, Toronto, ON  
 Tue Sep 01 1992, 7:05 PM EDT  
 Att: 50,409 - Cloudy - 68 F

AB 37  
 R 9  
 H 11  
 RBI 9  
 BB 6  
 SO 2  
 LOB 23





Batter	1	2	3	4	5	6	7	8	9	AB	R	H	RBI	BB	SO	LOB	TOP										
Steve Sax, R (1, 4) OBP: 0.289, SLG: 0.321	G6-3		HR					WP 1B		3	1	2	1	1	0	0	Chicago White Sox @ Toronto Blue Jays SkyDome, Toronto, ON Wed Sep 02 1992, 7:05 PM EDT Att: 50,419 - Dome - 70 F										
Tim Lincecum, S (1, 7) OBP: 0.362, SLG: 0.354	1B		K		G4-3			F7		4	0	1	0	0	1	2											
Frank Thomas, R (1, 3) OBP: 0.445, SLG: 0.537	F8				F9			K		4	0	0	0	0	2	2											
Carlton Fisk, R (1, 10) OBP: 0.304, SLG: 0.327	K				G6-3			L7		4	0	0	0	0	2	1											
Robin Ventura, L (1, 5)		L8			K			G1		4	0	0	0	0	1	0											
Shawn Abner, R (1, 8) (9, 9)	G6-3				K			F8		4	0	0	0	0	2	0											
Mike Huff, R (1, 9) Lance Johnson, L (9, 8) OBP: 0.322, SLG: 0.357	G5-3				HR			L7		3	1	1	0	0	0	0											
Ron Karkovics, R (1, 2) OBP: 0.292, SLG: 0.346			G5-3		HR			K		3	1	1	2	0	1	0											
Esteban Beltré, R (1, 6) OBP: 0.211, SLG: 0.257			F9		G6-3			K		3	0	0	0	0	1	0											
<b>Inning Stats</b>	R: 0 E: 0 K: 1 S: 8	H: 1 LOB: 1 BB: 0 P: 12	R: 0 E: 0 K: 0 S: 5	H: 0 LOB: 0 BB: 0 P: 9	R: 1 E: 0 K: 1 S: 14	H: 1 LOB: 0 BB: 0 P: 21	R: 0 E: 0 K: 1 S: 9	H: 0 LOB: 0 BB: 0 P: 15	R: 2 E: 0 K: 1 S: 11	H: 2 LOB: 1 BB: 1 P: 23	R: 0 E: 0 K: 1 S: 9	H: 0 LOB: 0 BB: 0 P: 13	R: 0 E: 0 K: 1 S: 6	H: 0 LOB: 0 BB: 0 P: 10	R: 0 E: 0 K: 2 S: 9	H: 1 LOB: 1 BB: 0 P: 14		R: 0 E: 0 K: 2 S: 7	H: 0 LOB: 0 BB: 0 P: 11	1B: 2 2B: 1 3B: 0 HR: 2	SF: 0 SAC: 0 DP: 0 HBP: 0	WP: 1 PB: 0 SB: 1 CS: 0	PA: 33				
<b>PITCHER</b>	IP	WLS	BF	H	R	ER	SO	BB	IBB	HBP	BLK	WP	HR	S	P	ERA	WHIP										
Jimmy Key, L (1, 1) ERA: 3.85	8.0	L	30	5	3	3	8	1	0	0	0	1	2	71	117	3.38	0.750										
Duane Ward, R (9, 1) ERA: 2.21	1.0		3	0	0	0	2	0	0	0	0	0	0	7	11	0.00	0.000										

Batter	1	2	3	4	5	6	7	8	9	AB	R	H	RBI	BB	SO	LOB	BOTTOM										
Devon White, S (1, 8) OBP: 0.286, SLG: 0.368	1B BB		G6-3						K	3	1	0	0	2	1	2	Chicago White Sox @ Toronto Blue Jays SkyDome, Toronto, ON Wed Sep 02 1992, 7:05 PM EDT Att: 50,419 - Dome - 70 F										
Roberto Alomar, S (1, 4) OBP: 0.416, SLG: 0.444	1B		K		L9				K	5	0	2	1	0	2	2											
Joe Carter, R (1, 9)	1B		G5-3							4	0	1	1	0	0	2											
Dave Winfield, R (1, 10) OBP: 0.377, SLG: 0.508	G6-4-3 IBB				CS 1B			G4-3		3	0	2	0	1	0	0											
John Olerud, L (1, 3) OBP: 0.382, SLG: 0.456	G6-4-3				G5-4-3 1B			FC4-6 FC6-4		4	0	1	0	0	1	3											
Candy Maldonado, R (1, 7) OBP: 0.352, SLG: 0.480	1B				G5-4-3			FC6-4		4	0	2	0	0	0	2											
Kelly Gruber, R (1, 5) OBP: 0.273, SLG: 0.366	F8				K			1B 1B		4	1	2	0	0	1	1											
Pat Borders, R (1, 2) OBP: 0.296, SLG: 0.400					G5-3			1B 1B		3	0	1	0	0	1	1											
Turner Ward, S (7, PR) Ed Sprague, R (8, 2) OBP: 0.273, SLG: 0.455 OBP: 0.292, SLG: 0.333	K							F9		0	0	0	0	0	0	0											
Alfredo Griffin, S (1, 6) Mike Maksudian, L (9, PH)	L4				BB 1B			K		1	0	0	0	0	0	0											
<b>Inning Stats</b>	R: 1 E: 0 K: 0 S: 7	H: 2 LOB: 1 BB: 2 P: 20	R: 0 E: 0 K: 1 S: 7	H: 1 LOB: 1 BB: 0 P: 8	R: 0 E: 0 K: 1 S: 8	H: 0 LOB: 0 BB: 0 P: 8	R: 0 E: 0 K: 0 S: 8	H: 2 LOB: 0 BB: 0 P: 13	R: 0 E: 0 K: 1 S: 12	H: 1 LOB: 2 BB: 1 P: 25	R: 0 E: 0 K: 0 S: 10	H: 1 LOB: 1 BB: 0 P: 13	R: 1 E: 0 K: 1 S: 18	H: 3 LOB: 2 BB: 0 P: 21	R: 0 E: 0 K: 1 S: 13	H: 2 LOB: 2 BB: 0 P: 15	R: 0 E: 0 K: 2 S: 12	H: 0 LOB: 0 BB: 0 P: 15	1B: 12 2B: 0 3B: 0 HR: 0	SF: 0 SAC: 0 DP: 2 HBP: 0	WP: 0 PB: 0 SB: 0 CS: 1	PA: 38					
<b>PITCHER</b>	IP	WLS	BF	H	R	ER	SO	BB	IBB	HBP	BLK	WP	HR	S	P	ERA	WHIP										
Greg Hibbard, L (1, 1) ERA: 4.23	6.0	W	26	9	2	2	3	2	1	0	0	0	0	58	95	3.00	1.833										
Roberto Hernandez, R (7, 1) ERA: 1.58	3.0	S	12	3	0	0	4	0	0	0	0	0	0	37	43	0.00	1.000										



Batter	1	2	3	4	5	6	7	8	9	AB	R	H	RBI	BB	SO	LOB	TOP						
<b>Steve Sax, R</b> OBP: 0.290, SLG: 0.322 (1, 4)	G3-1		G6-3			G4-6-3				5	1	2	2	0	0	2	<b>Chicago White Sox @ Kansas City Royals</b> Royals Stadium, Kansas City, MO Thu Sep 03 1992, 8:05 PM EDT Att: 18,867 - Sunny - 78 F						
<b>Tim Lincecum, S</b> OBP: 0.363, SLG: 0.354 (1, 7)	G5-3		L9		FC1-6					5	0	2	1	0	0	1							
<b>Frank Thomas, R</b> OBP: 0.443, SLG: 0.533 (1, 3)	L9		G5-3		F7					5	0	1	0	0	0	2							
<b>George Bell, R</b> OBP: 0.299, SLG: 0.428 (1, 10)		P5			L7					4	1	0	0	0	0	3							
<b>Robin Ventura, L</b> OBP: 0.368, SLG: 0.422 (1, 5)		1B			2B					3	2	2	0	2	0	0							
<b>Dan Pasqua, L</b> OBP: 0.301, SLG: 0.335 (1, 9)		2B			P6					3	0	1	0	0	0	3							
<b>Shawn Abner, R</b> OBP: 0.307, SLG: 0.355 (6, 9)		2B			P5					2	0	0	0	0	1	2							
<b>Lance Johnson, L</b> OBP: 0.325, SLG: 0.368 (1, 8)		2B			2B					5	1	3	3	0	0	0							
<b>Ron Karkovics, R</b> OBP: 0.295, SLG: 0.344 (1, 2)		K			L1					2	1	0	0	2	1	2							
<b>Esteban Beltré, R</b> OBP: 0.225, SLG: 0.269 (1, 6)		K			E9					4	1	2	1	0	1	3							
<b>Inning Stats</b>	R: 0 E: 0 K: 0 S: 7	H: 0 LOB: 0 BB: 0 P: 13	R: 1 E: 0 K: 2 S: 17	H: 3 LOB: 2 BB: 0 P: 26	R: 0 E: 0 K: 0 S: 5	H: 0 LOB: 0 BB: 0 P: 9	R: 0 E: 0 K: 0 S: 9	H: 2 LOB: 2 BB: 0 P: 13	R: 1 E: 1 K: 0 S: 8	H: 2 LOB: 1 BB: 0 P: 13	R: 3 E: 0 K: 0 S: 11	H: 2 LOB: 1 BB: 2 P: 22	R: 0 E: 0 K: 1 S: 14	H: 1 LOB: 2 BB: 1 P: 25	R: 2 E: 0 K: 0 S: 14	H: 3 LOB: 2 BB: 1 P: 23	R: 0 E: 0 K: 0 S: 4	H: 0 LOB: 0 BB: 0 P: 8	1B: 10 2B: 2 3B: 1 HR: 0	SF: 0 SAC: 0 DP: 1 HBP: 1	WP: 0 PB: 0 SB: 2 CS: 0	PA: 43	
<b>PITCHER</b>	IP	WLS	BF	H	R	ER	SO	BB	IBB	HBP	BLK	WP	HR	S	P	ERA	WHIP						
<b>Luis Aquino, R</b> ERA: 4.09 (1, 1)	5.0	L	23	7	4	4	2	1	0	1	0	0	0	0	8	13	7.20	1.600					
<b>Mike Boddicker, R</b> ERA: 4.99 (6, 1)	0.1		4	2	1	1	0	1	0	0	0	0	0	0	8	13	27.00	9.000					
<b>Bill Sampen, R</b> ERA: 3.27 (6, 1)	2.2		13	4	2	2	1	1	1	0	0	0	0	30	50	6.75	1.875						
<b>Steve Shifflett, R</b> ERA: 2.73 (9, 1)	1.0		3	0	0	0	0	0	0	0	0	0	0	4	8	0.00	0.000						

Batter	1	2	3	4	5	6	7	8	9	AB	R	H	RBI	BB	SO	LOB	BOTTOM					
<b>Gregg Jefferies, S</b> OBP: 0.343, SLG: 0.421 (1, 5)	1B	F8			G4-6-3				G6-3	5	0	1	0	0	0	2	<b>Chicago White Sox @ Kansas City Royals</b> Royals Stadium, Kansas City, MO Thu Sep 03 1992, 8:05 PM EDT Att: 18,867 - Sunny - 78 F					
<b>Keith Miller, R</b> OBP: 0.361, SLG: 0.409 (1, 4)	1B				1B					4	0	3	0	0	0	0						
<b>George Brett, L</b> OBP: 0.332, SLG: 0.394 (1, 10)	K				F8					4	1	1	0	0	1	4						
<b>Wally Joyner, L</b> OBP: 0.329, SLG: 0.385 (1, 3)	F7				F8					4	1	0	0	0	0	4						
<b>Mike MacFarlane, R</b> OBP: 0.307, SLG: 0.425 (1, 2)	F8				F8					4	0	1	1	0	0	4						
<b>Juan Samuel, R</b> OBP: 0.324, SLG: 0.347 (1, 9)		G3-1			K					4	1	2	1	0	1	1						
<b>Kevin Kostofski, L</b> OBP: 0.370, SLG: 0.429 (1, 7)		L7			K					3	0	0	0	0	1	2						
<b>Kevin McReynolds, R</b> OBP: 0.354, SLG: 0.414 (8, PH) (9, 7)										1	0	0	0	0	0	1						
<b>Brian McRae, S</b> OBP: 0.291, SLG: 0.306 (1, 8)	G3-1				F8					4	0	0	0	0	0	1						
<b>David Howard, S</b> OBP: 0.310, SLG: 0.308 (1, 6)										4	0	2	1	0	0	0						
<b>Inning Stats</b>	R: 0 E: 0 K: 1 S: 14	H: 2 LOB: 2 BB: 0 P: 21	R: 1 E: 0 K: 0 S: 11	H: 2 LOB: 1 BB: 0 P: 14	R: 0 E: 0 K: 2 S: 9	H: 1 LOB: 1 BB: 0 P: 19	R: 0 E: 0 K: 2 S: 9	H: 0 LOB: 0 BB: 0 P: 13	R: 0 E: 0 K: 0 S: 13	H: 2 LOB: 1 BB: 0 P: 17	R: 0 E: 0 K: 0 S: 6	H: 1 LOB: 1 BB: 0 P: 11	R: 0 E: 0 K: 0 S: 9	H: 0 LOB: 0 BB: 0 P: 12	R: 2 E: 1 K: 0 S: 14	H: 2 LOB: 1 BB: 0 P: 20	R: 0 E: 0 K: 0 S: 7	H: 0 LOB: 0 BB: 0 P: 10	1B: 9 2B: 1 3B: 0 HR: 0	SF: 0 SAC: 0 DP: 1 HBP: 0	WP: 0 PB: 0 SB: 1 CS: 0	PA: 37
<b>PITCHER</b>	IP	WLS	BF	H	R	ER	SO	BB	IBB	HBP	BLK	WP	HR	S	P	ERA	WHIP					
<b>Jack McDowell, R</b> ERA: 3.14 (1, 1)	7.2	W	33	10	3	1	3	0	0	0	0	0	0	11	14	0.00	0.000					
<b>Scott Radinsky, L</b> ERA: 2.29 (8, 1)	1.1		4	0	0	0	0	0	0	0	0	0	0	11	14	0.00	0.000					

AB	38
R	7
H	13
RBI	7
BB	4
SO	3
LOB	18



AB	37
R	3
H	10
RBI	3
BB	0
SO	3
LOB	19





Batter	1	2	3	4	5	6	7	8	9	AB	R	H	RBI	BB	SO	LOB	TOP					
Steve Sax, R OBP: 0.295, SLG: 0.326 (1, 4)										4	2	3	0	1	0	0						
Tim Raines, S OBP: 0.367, SLG: 0.360 (1, 7)										4	1	3	2	1	0	2						
Frank Thomas, R OBP: 0.441, SLG: 0.530 (1, 3)										5	1	1	2	0	2	6						
George Bell, R OBP: 0.298, SLG: 0.426 Joey Coors, S OBP: 0.336, SLG: 0.284 (9, PR)										5	0	1	1	0	1	1						
Robin Ventura, L OBP: 0.366, SLG: 0.419 (1, 5)										4	0	0	0	1	0	2						
Carlton Fisk, R OBP: 0.307, SLG: 0.335 (1, 2)										5	1	2	2	0	0	2						
Lance Johnson, L OBP: 0.325, SLG: 0.370 (1, 8)										5	0	2	1	0	0	0						
Shawn Abner, R OBP: 0.309, SLG: 0.353 (1, 9)										4	2	1	0	1	0	4						
Dale Sveum, S OBP: 0.258, SLG: 0.278 (1, 6)										5	0	1	0	0	1	3						
<b>Inning Stats</b>	R: 1 E: 0 K: 1 S: 17	H: 2 LOB: 2 BB: 1 P: 28	R: 1 E: 0 K: 1 S: 16	H: 2 LOB: 2 BB: 1 P: 32	R: 0 E: 0 K: 0 S: 11	H: 2 LOB: 2 BB: 0 P: 15	R: 0 E: 0 K: 1 S: 8	H: 0 LOB: 1 BB: 1 P: 16	R: 0 E: 0 K: 0 S: 8	H: 0 LOB: 0 BB: 0 P: 12	R: 1 E: 0 K: 0 S: 8	H: 2 LOB: 2 BB: 1 P: 17	R: 0 E: 0 K: 0 S: 5	H: 0 LOB: 0 BB: 0 P: 6	R: 0 E: 0 K: 1 S: 8	H: 0 LOB: 0 BB: 0 P: 13	R: 5 E: 0 K: 0 S: 17	H: 6 LOB: 2 BB: 0 P: 27	1B: 10 2B: 4 3B: 0 HR: 0	SF: 0 SAC: 0 DP: 0 HBP: 0	WP: 1 PB: 0 SB: 1 CS: 0	PA: 45
<b>PITCHER</b>	IP WLS BF H R ER SO BB IBB HBP BLK WP HR S P ERA WHIP																					
Kevin Appier, R ERA: 2.44 (1, 1)	5.0 L 24 6 2 2 3 3 0 0 0 0 0 0 60 103 3.60 1.800																					
Mike Magnante, L ERA: 4.74 (6, 1)	0.2 5 2 1 1 0 0 1 0 0 0 0 0 7 14 13.50 3.000																					
Rusty Meacham, R ERA: 2.43 (6, 1)	2.2 13 5 5 1 0 0 0 0 0 1 0 0 26 39 16.88 1.875																					
Tom Gordon, R ERA: 4.31 (9, 1)	0.2 3 1 0 0 0 0 0 0 0 0 0 0 5 10 0.00 1.500																					

Chicago White Sox @ Kansas City Royals  
 Royals Stadium, Kansas City, MO  
 Fri Sep 04 1992, 8:05 PM EDT  
 Att: 18,513 - Cloudy - 80 F

AB	41
R	8
H	14
RBI	8
BB	4
SO	4
LOB	20

Batter	1	2	3	4	5	6	7	8	9	AB	R	H	RBI	BB	SO	LOB	BOTTOM			
Gregg Jefferies, S OBP: 0.342, SLG: 0.419 (1, 5)										4	0	1	0	0	1	0				
Keith Miller, R OBP: 0.363, SLG: 0.410 (1, 4)										4	0	2	0	0	0	0				
George Brett, L OBP: 0.331, SLG: 0.393 Kevin Kostofski, L OBP: 0.376, SLG: 0.429 (9, PR)										4	0	1	0	0	1	3				
Wally Joyner, L OBP: 0.326, SLG: 0.382 (1, 3)										4	0	0	0	0	0	4				
Mike Macfarlane, R OBP: 0.304, SLG: 0.419 (1, 2)										4	0	0	0	0	0	1				
Kevin McReynolds, R OBP: 0.354, SLG: 0.416 (1, 7)										3	0	1	0	0	0	0				
Juan Samuel, R OBP: 0.324, SLG: 0.347 (1, 9)										3	0	1	0	0	1	1				
Brian McRae, S OBP: 0.290, SLG: 0.304 (1, 8)										3	0	0	0	0	0	2				
David Howard, S OBP: 0.305, SLG: 0.302 (1, 6)										3	0	0	0	0	0	0				
<b>Inning Stats</b>	R: 0 E: 0 K: 0 S: 3	H: 0 LOB: 0 BB: 0 P: 5	R: 0 E: 0 K: 0 S: 3	H: 0 LOB: 0 BB: 0 P: 5	R: 0 E: 0 K: 2 S: 9	H: 1 LOB: 1 BB: 0 P: 13	R: 0 E: 0 K: 0 S: 10	H: 1 LOB: 1 BB: 0 P: 14	R: 0 E: 0 K: 0 S: 14	H: 2 LOB: 2 BB: 0 P: 20	R: 0 E: 0 K: 1 S: 10	H: 1 LOB: 1 BB: 0 P: 17	R: 0 E: 0 K: 0 S: 5	H: 0 LOB: 0 BB: 0 P: 8	R: 0 E: 0 K: 0 S: 7	H: 1 LOB: 1 BB: 0 P: 9	1B: 5 2B: 1 3B: 0 HR: 0	SF: 0 SAC: 0 DP: 1 HBP: 0	WP: 1 PB: 0 SB: 0 CS: 0	PA: 32
<b>PITCHER</b>	IP WLS BF H R ER SO BB IBB HBP BLK WP HR S P ERA WHIP																			
Alex Fernandez, R ERA: 4.1 (1, 1)	9.0 W 32 6 0 0 3 0 0 0 0 1 0 0 72 108 0.00 0.667																			

Chicago White Sox @ Kansas City Royals  
 Royals Stadium, Kansas City, MO  
 Fri Sep 04 1992, 8:05 PM EDT  
 Att: 18,513 - Cloudy - 80 F

AB	32
R	0
H	6
RBI	0
BB	0
SO	3
LOB	11



Batter	1	2	3	4	5	6	7	8	9	AB	R	H	RBI	BB	SO	LOB	TOP			
Steve Sax, R OBP: 0.296, SLG: 0.328 Joey Cora, S OBP: 0.336, SLG: 0.286	1-1 P5	1-0 CS 2B		1-2 G1-3	0-0 L8		3-2 1B			2	0	1	2	0	0	0	Chicago White Sox @ Kansas City Royals Royals Stadium, Kansas City, MO Sat Sep 05 1992, 8:05 PM EDT Att: 26,845 - Cloudy - 82 F			
Mike Huff, R OBP: 0.297, SLG: 0.284	4-1 1B BB	1-3 K			0-2 L7	2-2 G5-3	1-0 G4-3			4	1	0	0	1	1	2				
Frank Thomas, R OBP: 0.446, SLG: 0.532 Dale Sveum, S OBP: 0.258, SLG: 0.278	1-1 FC3-6 1B		4-0 2B G4-3 BB		4-1 1B BB	0-1 E9 2B 1B		4-1 G3-1 1B BB		2	4	2	0	3	0	0				
George Bell, R OBP: 0.302, SLG: 0.433	2-1 FC3-6 1B		1-0 G4-3 SF7 2B		1-1 1B 2B 1B	1-2 2B 1B		0-1 F8		5	2	4	2	0	0	1				
Robin Ventura, L OBP: 0.367, SLG: 0.418	2-2 FC3-6		1-0 G4-3		1-1 2B 1B	4-0 2B		0-0 G3-1		4	1	1	2	1	0	4				
Shawn Abner, R OBP: 0.312, SLG: 0.356	1-1 F7		0-0 SF7		3-2 2B 1B	0-3 K		1-1 1B		4	1	2	2	0	1	4				
Lance Johnson, L OBP: 0.324, SLG: 0.371		1-2 G4-3	2-1 F8		0-1 1B 2B	1-0 G4-3		0-0 G6-3		5	1	1	2	0	0	3				
Ron Karkovics, R OBP: 0.298, SLG: 0.350		2-1 2B 2B		1-0 F8	0-0 G6-3 1B			0-0 G6-3		4	1	2	2	0	0	0				
Esteban Beltre, R OBP: 0.226, SLG: 0.259		4-1 2B BB		3-3 K	0-1 G6-3			0-2 G6-3		3	1	0	0	1	1	1				
<b>Inning Stats</b>	R: 1 E: 0 K: 0 S: 12	H: 2 LOB: 2 BB: 1 P: 23	R: 2 E: 0 K: 1 S: 13	H: 2 LOB: 0 BB: 1 P: 22	R: 2 E: 0 K: 0 S: 5	H: 1 LOB: 0 BB: 1 P: 13	R: 0 E: 0 K: 1 S: 9	H: 0 LOB: 0 BB: 0 P: 14	R: 5 E: 0 K: 0 S: 18	H: 5 LOB: 1 BB: 1 P: 27	R: 1 E: 1 K: 1 S: 14	H: 2 LOB: 2 BB: 1 P: 22	R: 0 E: 0 K: 0 S: 10	H: 1 LOB: 1 BB: 0 P: 14	R: 1 E: 0 K: 0 S: 7	H: 1 LOB: 1 BB: 1 P: 12	1B: 9 2B: 5 3B: 0 HR: 0	SF: 1 SAC: 0 DP: 0 HBP: 0	WP: 0 PB: 0 SB: 0 CS: 1	PA: 43
<b>PITCHER</b>	IP WLS BF H R ER SO BB IBB HBP BLK WP HR S P ERA WHIP	IP WLS BF H R ER SO BB IBB HBP BLK WP HR S P ERA WHIP	IP WLS BF H R ER SO BB IBB HBP BLK WP HR S P ERA WHIP	IP WLS BF H R ER SO BB IBB HBP BLK WP HR S P ERA WHIP	IP WLS BF H R ER SO BB IBB HBP BLK WP HR S P ERA WHIP	IP WLS BF H R ER SO BB IBB HBP BLK WP HR S P ERA WHIP	IP WLS BF H R ER SO BB IBB HBP BLK WP HR S P ERA WHIP	IP WLS BF H R ER SO BB IBB HBP BLK WP HR S P ERA WHIP	IP WLS BF H R ER SO BB IBB HBP BLK WP HR S P ERA WHIP	IP WLS BF H R ER SO BB IBB HBP BLK WP HR S P ERA WHIP	IP WLS BF H R ER SO BB IBB HBP BLK WP HR S P ERA WHIP	IP WLS BF H R ER SO BB IBB HBP BLK WP HR S P ERA WHIP	IP WLS BF H R ER SO BB IBB HBP BLK WP HR S P ERA WHIP	IP WLS BF H R ER SO BB IBB HBP BLK WP HR S P ERA WHIP	IP WLS BF H R ER SO BB IBB HBP BLK WP HR S P ERA WHIP	IP WLS BF H R ER SO BB IBB HBP BLK WP HR S P ERA WHIP	IP WLS BF H R ER SO BB IBB HBP BLK WP HR S P ERA WHIP			
Chris Haney, L ERA: 5.74	3.0	16	5	5	5	1	3	0	0	0	0	0	0	0	30	38	15.00	2.667		
Juan Berenguer, R ERA: 5.79	1.1	8	3	4	4	1	1	0	0	0	0	0	0	0	21	35	27.00	3.000		
Mike Magnante, L ERA: 4.85	0.0	1	1	0	0	0	0	0	0	0	0	0	0	2	2	∞	∞			
Steve Shifflett, R ERA: 2.78	2.2	13	4	2	2	1	0	1	0	0	0	0	0	28	40	6.75	1.500			
Bill Sampen, R ERA: 3.99	1.0	5	1	1	1	0	1	0	0	0	0	0	0	7	12	9.00	2.000			

Batter	1	2	3	4	5	6	7	8	9	AB	R	H	RBI	BB	SO	LOB	BOTTOM			
Juan Samuel, R OBP: 0.330, SLG: 0.350	2-1 G6-3 1B	2-2 1-H 1B	0-0 F9			1-0 F9		4-0 BB		4	0	2	1	1	0	3	Chicago White Sox @ Kansas City Royals Royals Stadium, Kansas City, MO Sat Sep 05 1992, 8:05 PM EDT Att: 26,845 - Cloudy - 82 F			
Brent Mayne, L OBP: 0.286, SLG: 0.292	1-2 G6-3	3-0 F8		4-1 G5-4-3 BB BB		1-0 G4-3		2-1 G6-3		4	0	0	0	1	0	3				
George Brett, L OBP: 0.335, SLG: 0.393	0-0 S 1B		4-2 1B HBP BB	4-1 G5-4-3 BB		3-1 P6				2	2	1	0	2	0	0				
Wally Joyner, L OBP: 0.326, SLG: 0.380	4-1 3B BB		2-0 F8	2-2 G5-4-3		0-0 G1-3				3	1	0	0	1	0	3				
Mike Macfarlane, R OBP: 0.308, SLG: 0.426	1-1 1-H 2H 3B		3-1 1B HBP	0-0 G5-3		4-2 2B BB				2	2	1	2	1	0	1				
Kevin McReynolds, R OBP: 0.353, SLG: 0.417	2-3 K		0-0 F9		3-3 K		2-1 1-H 2B			4	0	1	1	0	2	3				
Curtis Wilkerson, S OBP: 0.303, SLG: 0.326		0-3 K	0-1 1B S 1B	1-3 2H 1B		2-2 G5-4-3 1B		2-1 F7		4	0	2	1	0	1	1				
Brian McRae, S OBP: 0.291, SLG: 0.304		3-1 S 1B 1B	4-1 1B BB		1-0 G5-4-3			1-1 L7		3	1	1	0	1	0	1				
David Howard, S OBP: 0.304, SLG: 0.301		0-0 F7		0-0 1-2 2-3 3H 1B		0-3 K		0-0 P6		4	0	1	1	0	1	1				
<b>Inning Stats</b>	R: 2 E: 0 K: 1 S: 13	H: 3 LOB: 1 BB: 1 P: 23	R: 1 E: 0 K: 1 S: 11	H: 2 LOB: 0 BB: 0 P: 18	R: 2 E: 0 K: 0 S: 15	H: 2 LOB: 3 BB: 2 P: 28	R: 0 E: 0 K: 0 S: 7	H: 0 LOB: 1 BB: 2 P: 17	R: 0 E: 0 K: 1 S: 7	H: 1 LOB: 0 BB: 0 P: 13	R: 0 E: 0 K: 1 S: 5	H: 0 LOB: 0 BB: 0 P: 7	R: 1 E: 0 K: 0 S: 9	H: 1 LOB: 1 BB: 1 P: 20	R: 0 E: 0 K: 0 S: 5	H: 0 LOB: 1 BB: 1 P: 12	1B: 7 2B: 1 3B: 1 HR: 0	SF: 0 SAC: 0 DP: 2 HBP: 1	WP: 0 PB: 0 SB: 4 CS: 0	PA: 38
<b>PITCHER</b>	IP WLS BF H R ER SO BB IBB HBP BLK WP HR S P ERA WHIP	IP WLS BF H R ER SO BB IBB HBP BLK WP HR S P ERA WHIP	IP WLS BF H R ER SO BB IBB HBP BLK WP HR S P ERA WHIP	IP WLS BF H R ER SO BB IBB HBP BLK WP HR S P ERA WHIP	IP WLS BF H R ER SO BB IBB HBP BLK WP HR S P ERA WHIP	IP WLS BF H R ER SO BB IBB HBP BLK WP HR S P ERA WHIP	IP WLS BF H R ER SO BB IBB HBP BLK WP HR S P ERA WHIP	IP WLS BF H R ER SO BB IBB HBP BLK WP HR S P ERA WHIP	IP WLS BF H R ER SO BB IBB HBP BLK WP HR S P ERA WHIP	IP WLS BF H R ER SO BB IBB HBP BLK WP HR S P ERA WHIP	IP WLS BF H R ER SO BB IBB HBP BLK WP HR S P ERA WHIP	IP WLS BF H R ER SO BB IBB HBP BLK WP HR S P ERA WHIP	IP WLS BF H R ER SO BB IBB HBP BLK WP HR S P ERA WHIP	IP WLS BF H R ER SO BB IBB HBP BLK WP HR S P ERA WHIP	IP WLS BF H R ER SO BB IBB HBP BLK WP HR S P ERA WHIP	IP WLS BF H R ER SO BB IBB HBP BLK WP HR S P ERA WHIP	IP WLS BF H R ER SO BB IBB HBP BLK WP HR S P ERA WHIP			
Charlie Hough, R ERA: 4.14	2.1	13	5	4	4	2	2	0	0	0	0	0	0	7	14	13.50	4.500			
Terry Leach, R ERA: 2.03	0.2	6	2	1	1	0	1	0	1	0	0	0	0	7	14	13.50	4.500			
Wilson Alvarez, L ERA: 4.7	5.0	19	2	1	1	2	4	0	0	0	0	0	0	33	69	1.80	1.200			



Batter	1	2	3	4	5	6	7	8	9	AB	R	H	RBI	BB	SO	LOB	TOP					
Steve Sax, R OBP: 0.295, SLG: 0.327 (1, 4)	G5-3	L7		BB 1B		G4-3			K	5	0	1	0	0	1	3						
Tim Lincecum, S OBP: 0.368, SLG: 0.360 (1, 7)	P3		1B	BB			K			3	0	1	0	1	1	0						
Frank Thomas, R OBP: 0.446, SLG: 0.532 (1, 3)	BB		1B	1B	SF7		K			2	0	1	1	1	1	0						
George Bell, R OBP: 0.300, SLG: 0.430 (1, 10)	P4		F7	K			K			4	0	0	0	0	2	4						
Robin Ventura, L OBP: 0.366, SLG: 0.416 (1, 5)		K			F9			G3-1		4	0	1	0	0	1	0						
Shawn Abner, R OBP: 0.311, SLG: 0.354 (1, 8)	1B	BB	G6-3		K			K		4	0	1	0	0	2	2						
Mike Huff, R OBP: 0.288, SLG: 0.277 (8, PH)	1B	BB			F8			P6		2	0	0	0	1	1	0						
Lance Johnson, L OBP: 0.323, SLG: 0.370 (8, 8)	BB					K				1	0	0	0	0	0	0						
Ron Karkovics, R OBP: 0.298, SLG: 0.361 (9, PH)	K			HR		K				3	1	1	1	0	2	2						
Joey Cora, S OBP: 0.333, SLG: 0.283 (9, PH)									K	1	0	0	0	0	1	0						
Esteban Beltre, R OBP: 0.241, SLG: 0.274 (9, PH)				BB		G4-3			K	3	1	2	0	0	0	0						
Dale Sveum, S OBP: 0.257, SLG: 0.277 (9, PH)	1B			SF7						1	0	0	0	0	1	0						
<b>Inning Stats</b>	R: 0 E: 0 K: 0 S: 6	H: 0 LOB: 1 BB: 1 P: 14	R: 0 E: 0 K: 2 S: 10	H: 2 LOB: 3 BB: 1 P: 19	R: 0 E: 0 K: 0 S: 12	H: 3 LOB: 2 BB: 0 P: 16	R: 2 E: 0 K: 1 S: 15	H: 3 LOB: 2 BB: 1 P: 26	R: 0 E: 0 K: 1 S: 9	H: 0 LOB: 0 BB: 0 P: 14	R: 0 E: 0 K: 1 S: 6	H: 0 LOB: 0 BB: 0 P: 11	R: 0 E: 0 K: 3 S: 10	H: 0 LOB: 0 BB: 0 P: 15	R: 0 E: 0 K: 1 S: 7	H: 0 LOB: 0 BB: 0 P: 13	R: 0 E: 0 K: 3 S: 9	H: 0 LOB: 0 BB: 0 P: 13	1B: 7 2B: 0 3B: 0 HR: 1	SF: 1 SAC: 0 DP: 0 HBP: 0	WP: 0 PB: 0 SB: 0 CS: 0	PA: 37
<b>PITCHER</b>	IP	WLS	BF	H	R	ER	SO	BB	IBB	HBP	BLK	WP	HR	S	P	ERA	WHIP					
Ed Pierce, L ERA: 4.5 (1, 1)	4.0		22	8	2	2	3	3	0	0	0	0	1	43	75	4.50	2.750					
Tom Gordon, R ERA: 4.19 (5, 1)	3.0	W	9	0	0	0	6	0	0	0	0	0	0	25	40	0.00	0.000					
Jeff Montgomery, R ERA: 2.13 (8, 1)	2.0	S	6	0	0	0	4	0	0	0	0	0	0	16	26	0.00	0.000					

Chicago White Sox @ Kansas City Royals  
 Royals Stadium, Kansas City, MO  
 Sun Sep.06.1992, 4:33 AM EDT  
 Att: 25,166 - Cloudy - 81 F

AB	33
R	2
H	8
RBI	2
BB	3
SO	13
LOB	11



Batter	1	2	3	4	5	6	7	8	9	AB	R	H	RBI	BB	SO	LOB	BOTTOM				
Juan Samuel, R OBP: 0.324, SLG: 0.343 (1, 9)	F9		FC6-4		K		P3			4	0	0	0	0	1	2					
Kevin Koslofski, L OBP: 0.376, SLG: 0.429 (8, 9)			1B							0	0	0	0	0	0	0					
Curtis Wilkerson, S OBP: 0.309, SLG: 0.341 (1, 4)	F7		S				IHR			4	1	3	1	0	0	0					
George Brett, L OBP: 0.334, SLG: 0.398 (1, 10)	G4-3		F8		P6		IHR			4	1	1	2	0	0	3					
Wally Joyner, L OBP: 0.327, SLG: 0.379 (1, 3)		G3-1					F7			3	0	1	0	1	0	0					
Mike Macfarlane, R OBP: 0.305, SLG: 0.421 (1, 2)		E5			F7		K			4	0	0	0	0	1	3					
Kevin McReynolds, R OBP: 0.352, SLG: 0.413 (1, 7)		F8			BB					3	0	0	0	1	0	1					
Brent Mayne, L OBP: 0.285, SLG: 0.297 (1, 5)		F7			F8					4	0	1	0	0	0	3					
Brian McRae, S OBP: 0.289, SLG: 0.301 (1, 8)			G6-3		F9		K			4	0	0	0	0	1	3					
David Howard, S OBP: 0.304, SLG: 0.314 (1, 6)			E4				L8			3	1	1	0	0	0	1					
<b>Inning Stats</b>	R: 0 E: 0 K: 0 S: 7	H: 0 LOB: 0 BB: 0 P: 11	R: 0 E: 1 K: 0 S: 7	H: 0 LOB: 1 BB: 0 P: 14	R: 0 E: 1 K: 0 S: 13	H: 1 LOB: 2 BB: 0 P: 19	R: 0 E: 0 K: 0 S: 7	H: 1 LOB: 2 BB: 1 P: 19	R: 1 E: 0 K: 1 S: 8	H: 2 LOB: 1 BB: 1 P: 10	R: 2 E: 0 K: 1 S: 12	H: 2 LOB: 0 BB: 0 P: 15	R: 0 E: 0 K: 0 S: 5	H: 0 LOB: 0 BB: 0 P: 5	R: 0 E: 0 K: 0 S: 5	H: 0 LOB: 0 BB: 0 P: 5	1B: 2 2B: 3 3B: 1 HR: 1	SF: 0 SAC: 0 DP: 0 HBP: 0	WP: 0 PB: 0 SB: 1 CS: 0	PA: 35	
<b>PITCHER</b>	IP	WLS	BF	H	R	ER	SO	BB	IBB	HBP	BLK	WP	HR	S	P	ERA	WHIP				
Kirk McCaskill, R ERA: 4.01 (1, 1)	6.0		27	5	1	1	2	1	0	0	0	0	0	50	92	1.50	1.000				
Roberto Hernandez, R ERA: 1.86 (7, 1)	2.0	L	8	2	2	2	1	0	0	0	0	0	0	17	20	9.00	1.000				

Chicago White Sox @ Kansas City Royals  
 Royals Stadium, Kansas City, MO  
 Sun Sep.06.1992, 4:33 AM EDT  
 Att: 25,166 - Cloudy - 81 F

AB	33
R	3
H	7
RBI	3
BB	2
SO	3
LOB	16





Batter	1	2	3	4	5	6	7	8	9	AB	R	H	RBI	BB	SO	LOB	TOP					
<b>Tony Phillips, S</b> OBP: 0.388, SLG: 0.397 (1, 8)										4	1	3	0	1	0	0	<b>Detroit Tigers @ Chicago White Sox</b> Comiskey Park, Chicago, IL Tue Sep 08 1992, 4:33 AM EDT Sunny - 70 F					
<b>Lou Whitaker, L</b> OBP: 0.391, SLG: 0.470 (1, 4)										5	1	1	2	0	0	5						
<b>Travis Fryman, R</b> OBP: 0.323, SLG: 0.437 (1, 6)										4	1	1	0	1	2	2						
<b>Cecil Fielder, R</b> OBP: 0.313, SLG: 0.447 <b>Gary Pettis, S</b> OBP: 0.311, SLG: 0.297 (9, PR)										3	0	0	0	2	1	2						
<b>Mickey Tettleton, S</b> OBP: 0.373, SLG: 0.478 (8, 2)										2	0	1	0	3	0	1						
<b>Rob Deer, R</b> OBP: 0.315, SLG: 0.551 (1, 9)										4	0	0	1	1	1	6						
<b>Dan Gladden, R</b> OBP: 0.313, SLG: 0.372 (1, 7)										5	0	1	0	0	1	6						
<b>Scott Livingstone, L</b> OBP: 0.310, SLG: 0.324 <b>Skeeter Barnes, R</b> OBP: 0.319, SLG: 0.413 (8, PH)										3	0	1	0	0	1	0						
<b>Chad Kreuter, S</b> OBP: 0.313, SLG: 0.333 <b>Mark Carreon, R</b> OBP: 0.267, SLG: 0.351 <b>Frank Tanana, L</b> (8, 1)										3	0	1	0	0	2	1						
<b>Inning Stats</b>	R: 2 E: 0 K: 0 S: 16	H: 3 LOB: 2 BB: 1 P: 26	R: 0 E: 0 K: 1 S: 8	H: 1 LOB: 1 BB: 1 P: 18	R: 1 E: 0 K: 2 S: 10	H: 1 LOB: 1 BB: 1 P: 15	R: 0 E: 0 K: 1 S: 12	H: 2 LOB: 2 BB: 0 P: 14	R: 0 E: 0 K: 2 S: 9	H: 0 LOB: 1 BB: 1 P: 15	R: 0 E: 1 K: 1 S: 13	H: 0 LOB: 2 BB: 2 P: 26	R: 0 E: 0 K: 0 S: 5	H: 2 LOB: 2 BB: 0 P: 7	R: 0 E: 0 K: 1 S: 8	H: 0 LOB: 2 BB: 2 P: 18		1B: 6 2B: 2 3B: 1 HR: 1	SF: 0 SAC: 1 DP: 1 HBP: 0	WP: 0 PB: 0 SB: 1 CS: 1	PA: 43	
<b>PITCHER</b>	IP WLS BF H R ER SO	IP WLS BF H R ER SO	IP WLS BF H R ER SO	IP WLS BF H R ER SO	IP WLS BF H R ER SO	IP WLS BF H R ER SO	IP WLS BF H R ER SO	IP WLS BF H R ER SO	IP WLS BF H R ER SO	IP WLS BF H R ER SO	IP WLS BF H R ER SO	IP WLS BF H R ER SO	IP WLS BF H R ER SO	IP WLS BF H R ER SO	IP WLS BF H R ER SO	IP WLS BF H R ER SO	ERA WHIP	ERA WHIP				
<b>Jack McDowell, R</b> ERA: 3.16	(1, 1)	7.0	W	34	8	3	3	7	4	2	0	0	0	0	0	1	76	129	3.86	1.714		
<b>Scott Radinsky, L</b> ERA: 2.22	(8, 1)	1.1		7	1	0	0	1	2	0	0	0	0	0	0	0	10	21	0.00	2.250		
<b>Roberto Hernandez, R</b> ERA: 1.83	(9, 1)	0.2	S	2	0	0	0	0	0	0	0	0	0	0	0	0	2	3	0.00	0.000		

Batter	1	2	3	4	5	6	7	8	9	AB	R	H	RBI	BB	SO	LOB	BOTTOM					
<b>Steve Sax, R</b> OBP: 0.297, SLG: 0.328 (1, 4)										4	1	2	1	0	0	0	<b>Detroit Tigers @ Chicago White Sox</b> Comiskey Park, Chicago, IL Tue Sep 08 1992, 4:33 AM EDT Sunny - 70 F					
<b>Mike Huff, R</b> OBP: 0.296, SLG: 0.267 (1, 9)										3	1	0	0	1	0	1						
<b>Frank Thomas, R</b> OBP: 0.445, SLG: 0.532 (1, 3)										4	0	1	2	0	0	0						
<b>George Bell, R</b> OBP: 0.302, SLG: 0.430 (1, 10)										3	0	1	0	1	0	1						
<b>Robin Ventura, L</b> OBP: 0.365, SLG: 0.414 (1, 5)										3	0	0	0	1	2	3						
<b>Carlton Fisk, R</b> OBP: 0.311, SLG: 0.331 (1, 2)										2	1	0	0	2	0	1						
<b>Lance Johnson, L</b> OBP: 0.325, SLG: 0.372 (1, 8)										3	1	2	0	0	0	2						
<b>Shawn Abner, R</b> OBP: 0.307, SLG: 0.350 (1, 7)										2	0	0	0	0	0	1						
<b>Esteban Beltre, R</b> OBP: 0.233, SLG: 0.267 (1, 6)										2	0	0	1	0	1	0						
<b>Inning Stats</b>	R: 2 E: 0 K: 1 S: 15	H: 2 LOB: 2 BB: 2 P: 30	R: 0 E: 0 K: 1 S: 7	H: 0 LOB: 0 BB: 0 P: 11	R: 0 E: 0 K: 1 S: 9	H: 0 LOB: 1 BB: 1 P: 18	R: 2 E: 0 K: 0 S: 10	H: 2 LOB: 1 BB: 1 P: 18	R: 0 E: 0 K: 0 S: 5	H: 1 LOB: 0 BB: 0 P: 7	R: 0 E: 0 K: 0 S: 13	H: 1 LOB: 0 BB: 0 P: 17	R: 0 E: 0 K: 0 S: 5	H: 0 LOB: 1 BB: 1 P: 8	R: 0 E: 0 K: 0 S: 9	H: 0 LOB: 1 BB: 1 P: 17		1B: 5 2B: 1 3B: 0 HR: 0	SF: 1 SAC: 1 DP: 1 HBP: 0	WP: 0 PB: 0 SB: 0 CS: 1	PA: 34	
<b>PITCHER</b>	IP WLS BF H R ER SO	IP WLS BF H R ER SO	IP WLS BF H R ER SO	IP WLS BF H R ER SO	IP WLS BF H R ER SO	IP WLS BF H R ER SO	IP WLS BF H R ER SO	IP WLS BF H R ER SO	IP WLS BF H R ER SO	IP WLS BF H R ER SO	IP WLS BF H R ER SO	IP WLS BF H R ER SO	IP WLS BF H R ER SO	IP WLS BF H R ER SO	IP WLS BF H R ER SO	IP WLS BF H R ER SO	ERA WHIP	ERA WHIP				
<b>Frank Tanana, L</b> ERA: 4.24	(1, 1)	8.0	L	33	6	4	4	3	4	1	0	0	0	0	0	0	73	126	4.50	1.250		
<b>Frank Tanana, L</b> ERA: 4.24	(8, 1)	8.0	L	33	6	4	4	3	4	1	0	0	0	0	0	0	73	126	4.50	1.250		







Batter	1	2	3	4	5	6	7	8	9	AB	R	H	RBI	BB	SO	LOB	TOP								
<b>Tony Phillips, S</b> (1, 4) OBP: 0.386, SLG: 0.394	1-1 BB 1B		3-2 G5-3				3-2 F7			3	1	1	0	1	0	2									
<b>Dan Gladden, R</b> (1, 7) OBP: 0.311, SLG: 0.367	2-1 P3		4-1 BB				0-0 P8		2-2 G4-3	3	0	0	0	1	0	3									
<b>Travis Fryman, R</b> (1, 6) OBP: 0.320, SLG: 0.438	2-0 F9		3-2 P4				0-1 HR		2-3 K	4	1	1	3	0	1	2									
<b>Cecil Fielder, R</b> (1, 3) OBP: 0.319, SLG: 0.454	4-2 1-2 BB			1-1 HR			1-3 K		2-2 1B	3	1	2	1	1	1	0									
<b>Rob Deer, R</b> (1, 9) OBP: 0.307, SLG: 0.537	1-3 K			1-0 F8			3-3 K		2-2 P6	4	0	0	0	0	2	3									
<b>Rich Rowland, R</b> (1, 2) <b>Dave Bergman, L</b> (9, PH) OBP: 0.272, SLG: 0.242		2-1 F8		0-0 P4			2-1 G5-3		2-2 P2	3	0	0	0	0	0	0									
<b>Mark Carreon, R</b> (1, 10) <b>Lou Whitaker, L</b> (9, PH) OBP: 0.393, SLG: 0.469		2-1 L7		1-1 F7			0-3 K		4-2 BB	3	0	0	0	0	1	0									
<b>Skeeter Barnes, R</b> (1, 5) <b>Mickey Tettleton, S</b> (9, PH) OBP: 0.372, SLG: 0.475		1-0 P4					1-0 F9		1-3 K	3	0	0	0	0	0	0									
<b>Gary Pettis, S</b> (1, 8) <b>Scott Livingstone, L</b> (9, PH) OBP: 0.307, SLG: 0.320			4-2 G5-3 BB				4-1 HR BB		2-2 F8	0	1	0	0	3	0	0									
<b>Inning Stats</b>	R: 0 E: 0 K: 1 S: 10	H: 1 LOB: 2 BB: 1 P: 20	R: 0 E: 0 K: 0 S: 5	H: 0 LOB: 0 BB: 0 P: 10	R: 0 E: 0 K: 0 S: 12	H: 0 LOB: 1 BB: 2 P: 26	R: 1 E: 0 K: 0 S: 6	H: 1 LOB: 0 BB: 0 P: 9	R: 3 E: 0 K: 2 S: 9	H: 1 LOB: 0 BB: 2 P: 19	R: 0 E: 0 K: 0 S: 8	H: 0 LOB: 0 BB: 0 P: 13	R: 0 E: 0 K: 0 S: 7	H: 0 LOB: 0 BB: 1 P: 13	R: 0 E: 0 K: 1 S: 12	H: 1 LOB: 1 BB: 0 P: 20	R: 0 E: 0 K: 1 S: 18	H: 0 LOB: 1 BB: 1 P: 27	1B: 2 2B: 0 3B: 0 HR: 2	SF: 0 SAC: 0 DP: 0 HBP: 0	WP: 0 PB: 0 SB: 0 CS: 1	PA: 36			
<b>PITCHER</b>	IP	WLS	BF	H	R	ER	SO	BB	IBB	HBP	BLK	WP	HR	S	P	ERA	WHIP								
<b>Wilson Alvarez, L</b> (1, 1) ERA: 4.86	5.0		22	3	4	4	2	5	0	0	0	0	2	42	84	7.20	1.600								
<b>Terry Leach, R</b> (6, 1) ERA: 1.93	2.0	W	6	0	0	0	2	1	0	0	0	0	0	15	26	0.00	0.500								
<b>Roberto Hernandez, R</b> (8, 1) ERA: 1.77	2.0	S	8	1	0	0	2	1	0	0	0	0	0	30	47	0.00	1.000								

**Detroit Tigers @ Chicago White Sox**  
 Comiskey Park, Chicago, IL  
 Wed Sep 09 1992, 8:05 PM EDT  
 Att: 23,117 - Overcast - 65 F

AB 29  
 R 4  
 H 4  
 RBI 4  
 BB 7  
 SO 6  
 LOB 12



Batter	1	2	3	4	5	6	7	8	9	AB	R	H	RBI	BB	SO	LOB	BOTTOM								
<b>Steve Sax, R</b> (1, 4) OBP: 0.295, SLG: 0.326	3-2 G6-3	2-0 FC5-4		0-0 G5-3			1-2 F8			4	0	0	0	0	0	1									
<b>Tim Lincecum, S</b> (1, 7) OBP: 0.373, SLG: 0.376	2-0 S 1B	0-1 FC4-6			4-1 FC5-4 BB		0-0 HR			3	2	2	1	1	0	1									
<b>Frank Thomas, R</b> (1, 3) OBP: 0.447, SLG: 0.536	3-1 HR 1B		4-2 F9 BB		1-3 K		1-0 HR			3	2	2	2	1	1	1									
<b>George Bell, R</b> (1, 10) OBP: 0.299, SLG: 0.426	0-1 F7		0-0 1B		0-0 FC5-4		1-2 G4-3			4	0	1	0	0	0	2									
<b>Robin Ventura, L</b> (1, 5) OBP: 0.369, SLG: 0.424	1-1 HR		1-0 F9		1-0 G3			1-0 G4-3 SH1-3 1B		4	1	2	2	0	0	3									
<b>Dan Pasqua, L</b> (1, 9) <b>Shawn Abner, R</b> (8, 9) OBP: 0.307, SLG: 0.350	2-2 G3-1		3-2 P6			2-0 P4		0-0 SH1-3		3	0	0	0	0	0	2									
<b>Lance Johnson, L</b> (1, 8) OBP: 0.322, SLG: 0.368		1-2 1B SF9 1B		1-0 G3		0-2 P4		2-2 G4-3		4	1	1	0	0	0	3									
<b>Ron Karkovice, R</b> (1, 2) OBP: 0.298, SLG: 0.356		0-2 FC5-4 1B			0-2 G1-3		1-2 F8		2-2 G6-3	4	0	1	0	0	0	1									
<b>Dale Sveum, S</b> (1, 6) OBP: 0.250, SLG: 0.269		2-1 SF9		1-2 F9			2-2 F9			2	0	0	1	0	0	0									
<b>Inning Stats</b>	R: 3 E: 0 K: 0 S: 13	H: 3 LOB: 0 BB: 0 P: 24	R: 1 E: 0 K: 0 S: 12	H: 2 LOB: 1 BB: 0 P: 16	R: 0 E: 0 K: 0 S: 13	H: 1 LOB: 2 BB: 1 P: 22	R: 0 E: 0 K: 0 S: 8	H: 0 LOB: 0 BB: 0 P: 9	R: 0 E: 0 K: 1 S: 6	H: 0 LOB: 1 BB: 1 P: 12	R: 0 E: 0 K: 0 S: 8	H: 0 LOB: 0 BB: 0 P: 11	R: 2 E: 0 K: 0 S: 11	H: 2 LOB: 0 BB: 0 P: 16	R: 0 E: 0 K: 0 S: 8	H: 1 LOB: 1 BB: 0 P: 13	1B: 6 2B: 0 3B: 0 HR: 3	SF: 1 SAC: 1 DP: 0 HBP: 0	WP: 0 PB: 0 SB: 1 CS: 0	PA: 35					
<b>PITCHER</b>	IP	WLS	BF	H	R	ER	SO	BB	IBB	HBP	BLK	WP	HR	S	P	ERA	WHIP								
<b>Bill Gullickson, R</b> (1, 1) ERA: 3.93	6.2	L	30	8	6	6	1	2	0	0	0	0	3	68	106	8.10	1.500								
<b>Kurt Knudsen, R</b> (7, 1) ERA: 4.07	0.1		1	0	0	0	0	0	0	0	0	0	0	3	4	0.00	0.000								
<b>Mike Munoz, L</b> (8, 1) ERA: 3.25	0.2		3	1	0	0	0	0	0	0	0	0	0	5	8	0.00	1.500								
<b>John Kiely, R</b> (8, 1) ERA: 2.31	0.1		1	0	0	0	0	0	0	0	0	0	0	3	5	0.00	0.000								

**Detroit Tigers @ Chicago White Sox**  
 Comiskey Park, Chicago, IL  
 Wed Sep 09 1992, 8:05 PM EDT  
 Att: 23,117 - Overcast - 65 F

AB 31  
 R 6  
 H 9  
 RBI 6  
 BB 2  
 SO 1  
 LOB 14






Batter	1	2	3	4	5	6	7	8	9	AB	R	H	RBI	BB	SO	LOB	TOP								
<b>Tony Phillips, S</b> OBP: 0.386, SLG: 0.393 (1, 10)	1-2 PB 1B		4-2 BB		2-1 G6-3		3-1 G3	0-0 G4-3		4	0	1	0	1	0	0									
<b>Lou Whitaker, L</b> OBP: 0.395, SLG: 0.471 (1, 4)	0-2 G4-6-3 1B		2-2 F8			0-0 HR 1B	1-2 BB 1B		3-2 F8	5	2	3	0	0	0	1									
<b>Travis Fryman, R</b> OBP: 0.318, SLG: 0.434 (1, 6)	0-3 1B		1-1 L8			1-0 G1-3	0-0 F8		1-2 G5-3	5	0	0	0	0	1	5									
<b>Cecil Fielder, R</b> OBP: 0.322, SLG: 0.460 <b>Dave Bergman, L</b> OBP: 0.276, SLG: 0.247 (9, PH) (9, 3)	1-2 G4-6-3			4-0 FC4-6 BB		2-1 HR	4-2 1B		1-2 BB 1B	2	2	1	2	2	0	2									
<b>Mickey Tettleton, S</b> OBP: 0.372, SLG: 0.473 (1, 2)		3-3 K		1-3 K		0-1 L7	0-1 1B		4-0 1B	4	0	1	1	1	2	1									
<b>Rob Deer, R</b> OBP: 0.312, SLG: 0.546 (1, 9)		0-1 HR		3-2 P4		4-2 1B	1-2 HR BB		1-2 F7	4	2	2	2	1	0	3									
<b>Dan Gladden, R</b> OBP: 0.311, SLG: 0.366 (1, 7)		1-1 F9		0-1 FC4-6		1-2 HR 1B	3-2 G6-3			4	1	1	0	0	0	3									
<b>Scott Livingstone, L</b> OBP: 0.309, SLG: 0.332 (1, 5)		0-1 P6		1-1 L3		2-1 HR	0-1 G6-4-3 1B			4	1	2	3	0	0	0									
<b>Gary Pettis, S</b> OBP: 0.323, SLG: 0.289 <b>Skeeter Barnes, R</b> OBP: 0.307, SLG: 0.397 (6, 8)			0-0 B3		2-2 G4-3	0-0 G3-1	0-1 G6-4-3			3	0	0	0	0	0	0									
<b>Inning Stats</b>	R: 0 E: 0 K: 1 S: 12	H: 2 LOB: 1 BB: 0 P: 14	R: 1 E: 0 K: 1 S: 9	H: 1 LOB: 0 BB: 0 P: 13	R: 0 E: 0 K: 0 S: 11	H: 0 LOB: 1 BB: 1 P: 18	R: 0 E: 0 K: 1 S: 8	H: 0 LOB: 0 BB: 0 P: 16	R: 0 E: 0 K: 0 S: 9	H: 0 LOB: 0 BB: 0 P: 14	R: 5 E: 0 K: 0 S: 15	H: 4 LOB: 0 BB: 1 P: 25	R: 2 E: 0 K: 0 S: 17	H: 3 LOB: 2 BB: 1 P: 29	R: 0 E: 0 K: 0 S: 5	H: 1 LOB: 0 BB: 0 P: 5	R: 0 E: 0 K: 0 S: 12	H: 1 LOB: 2 BB: 1 P: 22	1B: 9 2B: 0 3B: 0 HR: 3	SF: 0 SAC: 0 DP: 2 HBP: 0	WP: 0 PB: 1 SB: 0 CS: 0	PA: 42			
<b>PITCHER</b>	IP	WLS	BF	H	R	ER	SO	BB	IBB	HBP	BLK	WP	HR	S	P	ERA	WHIP								
<b>Alex Fernandez, R</b> ERA: 4.28 (1, 1)	6.0	L	27	7	6	6	3	3	0	0	0	0	3	64	100	9.00	1.667								
<b>Donn Pall, R</b> ERA: 5.16 (7, 1)	2.0		10	4	2	2	0	1	0	0	0	0	0	22	34	9.00	2.500								
<b>Bobby Thigpen, R</b> ERA: 4.53 (9, 1)	1.0		5	1	0	0	0	1	0	0	0	0	0	12	22	0.00	2.000								

**Detroit Tigers @ Chicago White Sox**  
 Comiskey Park, Chicago, IL  
 Thu Sep 10 1992, 8:05 PM EDT  
 Att: 25,963 - Cloudy - 65 F


**AB** 37  
**R** 8  
**H** 12  
**RBI** 8  
**BB** 5  
**SO** 3  
**LOB** 16



Batter	1	2	3	4	5	6	7	8	9	AB	R	H	RBI	BB	SO	LOB	BOTTOM								
<b>Steve Sax, R</b> OBP: 0.292, SLG: 0.323 (1, 4)	2-2 L6		0-2 G3-1			1-0 F8		1-1 G4-3		4	0	0	0	0	0	2									
<b>Tim Raines, S</b> OBP: 0.373, SLG: 0.375 <b>Warren Newson, L</b> OBP: 0.367, SLG: 0.244 (8, 7)	2-2 1B			2-2 G5-3		2-1 G3		3-2 G4-3		3	0	1	0	0	0	1									
<b>Frank Thomas, R</b> OBP: 0.446, SLG: 0.536 (1, 3)	3-1 P2			1-3 K		1-0 G1-3 2B		0-0 F9		4	0	1	0	0	1	1									
<b>George Bell, R</b> OBP: 0.297, SLG: 0.423 (1, 10)	0-1 G5-3			0-2 G6-3		0-1 G1-3		0-1 G6-3		4	0	0	0	0	0	2									
<b>Robin Ventura, L</b> OBP: 0.367, SLG: 0.421 (1, 5)		2-0 P3		2-1 G3		0-0 L3				3	0	0	0	0	0	1									
<b>Dan Pasqua, L</b> OBP: 0.290, SLG: 0.321 (1, 9)		0-0 P3		2-3 K		0-1 G3				3	0	0	0	0	1	1									
<b>Lance Johnson, L</b> OBP: 0.320, SLG: 0.366 <b>Mike Huff, R</b> OBP: 0.296, SLG: 0.267 (9, 8)	2-1 F7			0-0 G1-3				0-0 P6		3	0	0	0	0	0	0									
<b>Carlton Fisk, R</b> OBP: 0.321, SLG: 0.337 <b>Scott Hemond, R</b> OBP: 0.265, SLG: 0.226 (9, 2)			2-2 F8			0-1 1B		0-2 1B		3	0	2	0	0	0	0									
<b>Dale Sveum, S</b> OBP: 0.247, SLG: 0.265 (1, 6)			0-1 F9			2-1 P5		0-0 F8		3	0	0	0	0	0	2									
<b>Inning Stats</b>	R: 0 E: 0 K: 0 S: 10	H: 1 LOB: 1 BB: 0 P: 17	R: 0 E: 0 K: 0 S: 4	H: 0 LOB: 0 BB: 0 P: 8	R: 0 E: 0 K: 1 S: 8	H: 0 LOB: 0 BB: 0 P: 10	R: 0 E: 0 K: 1 S: 9	H: 0 LOB: 0 BB: 0 P: 12	R: 0 E: 0 K: 0 S: 6	H: 1 LOB: 1 BB: 0 P: 10	R: 0 E: 0 K: 0 S: 7	H: 1 LOB: 1 BB: 0 P: 12	R: 0 E: 0 K: 0 S: 6	H: 1 LOB: 1 BB: 0 P: 7	R: 0 E: 0 K: 0 S: 8	H: 1 LOB: 1 BB: 0 P: 9	R: 0 E: 0 K: 0 S: 6	H: 0 LOB: 0 BB: 0 P: 9	1B: 3 2B: 1 3B: 0 HR: 0	SF: 0 SAC: 0 DP: 0 HBP: 0	WP: 0 PB: 0 SB: 0 CS: 0	PA: 31			
<b>PITCHER</b>	IP	WLS	BF	H	R	ER	SO	BB	IBB	HBP	BLK	WP	HR	S	P	ERA	WHIP								
<b>Dave Haas, R</b> ERA: 3.86 (1, 1)	9.0	W	31	4	0	0	2	0	0	0	0	0	0	64	94	0.00	0.444								

**Detroit Tigers @ Chicago White Sox**  
 Comiskey Park, Chicago, IL  
 Thu Sep 10 1992, 8:05 PM EDT  
 Att: 25,963 - Cloudy - 65 F

**AB** 31  
**R** 0  
**H** 4  
**RBI** 0  
**BB** 0  
**SO** 2  
**LOB** 10





Batter	1	2	3	4	5	6	7	8	9	AB	R	H	RBI	BB	SO	LOB	TOP			
<b>Kenny Lofton, L</b> OBP: 0.357, SLG: 0.364 (1, 8)										4	0	1	0	0	1	0	<b>Cleveland Indians @ Chicago White Sox</b> Comiskey Park, Chicago, IL Fri Sep 11 1992, 8:05 PM EDT Att: 30,983 - Sunny - 69 F			
<b>Felix Fermin, R</b> OBP: 0.333, SLG: 0.321 (1, 6)										5	2	4	0	0	0	1				
<b>Carlos Baerga, S</b> OBP: 0.345, SLG: 0.445 (1, 4)										4	1	1	0	1	1	3				
<b>Albert Belle, R</b> OBP: 0.319, SLG: 0.476 <b>Paul Sorrento, L</b> OBP: 0.351, SLG: 0.457 (8, 3)										4	1	0	0	0	0	2				
<b>Carlos Martinez, R</b> OBP: 0.302, SLG: 0.426 <b>Thomas Howard, S</b> OBP: 0.317, SLG: 0.347 (8, 7)										4	0	2	2	0	0	0				
<b>Mark Whiten, S</b> OBP: 0.354, SLG: 0.383 (1, 9)										4	1	2	0	0	0	3				
<b>Glenallen Hill, R</b> OBP: 0.279, SLG: 0.406 (1, 10)										4	0	1	0	0	1	3				
<b>Brook Jacoby, R</b> OBP: 0.320, SLG: 0.326 (1, 5)										4	0	1	1	0	1	1				
<b>Junior Ortiz, R</b> OBP: 0.291, SLG: 0.272 (1, 2)										4	0	1	0	0	0	3				
<b>Inning Stats</b>	R: 3 E: 1 K: 2 S: 16	H: 3 LOB: 1 BB: 0 P: 24	R: 0 E: 1 K: 1 S: 10	H: 2 LOB: 2 BB: 0 P: 17	R: 1 E: 0 K: 0 S: 13	H: 3 LOB: 2 BB: 0 P: 22	R: 0 E: 0 K: 0 S: 7	H: 1 LOB: 0 BB: 0 P: 8	R: 0 E: 0 K: 0 S: 7	H: 1 LOB: 1 BB: 0 P: 12	R: 0 E: 0 K: 0 S: 6	H: 0 LOB: 0 BB: 0 P: 7	R: 0 E: 0 K: 1 S: 10	H: 1 LOB: 1 BB: 0 P: 13	R: 1 E: 0 K: 0 S: 6	H: 2 LOB: 1 BB: 1 P: 12		1B: 13 2B: 1 3B: 0 HR: 0	SF: 0 SAC: 1 DP: 1 HBP: 0	WP: 0 PB: 0 SB: 2 CS: 0
<b>PITCHER</b>	IP WLS BF H R ER SO BB IBB HBP BLK WP HR S P ERA WHIP	<b>Greg Hibbard, L</b> (1, 1) 7.0 L 32 11 4 3 3 0 0 0 0 0 0 0 66 98 3.86 1.571 <b>Terry Leach, R</b> (8, 1) 2.0 9 3 1 1 1 0 1 0 0 0 0 0 16 25 4.50 1.500																		

Batter	1	2	3	4	5	6	7	8	9	AB	R	H	RBI	BB	SO	LOB	BOTTOM					
<b>Steve Sax, R</b> OBP: 0.292, SLG: 0.323 (1, 4)										4	0	1	0	0	0	2	<b>Cleveland Indians @ Chicago White Sox</b> Comiskey Park, Chicago, IL Fri Sep 11 1992, 8:05 PM EDT Att: 30,983 - Sunny - 69 F					
<b>Tim Raines, S</b> OBP: 0.374, SLG: 0.382 (1, 7)										4	1	2	1	0	0	0						
<b>Frank Thomas, R</b> OBP: 0.443, SLG: 0.532 (1, 3)										4	0	0	0	0	2	2						
<b>George Bell, R</b> OBP: 0.295, SLG: 0.420 (1, 10)										4	0	0	0	0	0	2						
<b>Robin Ventura, L</b> OBP: 0.366, SLG: 0.422 (1, 5)										4	0	1	0	0	0	0						
<b>Dan Pasqua, L</b> OBP: 0.291, SLG: 0.321 <b>Shawn Abner, R</b> OBP: 0.311, SLG: 0.350 (9, FH)										3	0	1	0	0	1	1						
<b>Lance Johnson, L</b> OBP: 0.320, SLG: 0.363 (1, 8)										3	0	0	0	1	0	2						
<b>Carlton Fisk, R</b> OBP: 0.321, SLG: 0.337 <b>Ron Karkovics, R</b> OBP: 0.297, SLG: 0.355 (7, PR)										3	0	1	0	0	0	3						
<b>Esteban Beltre, R</b> OBP: 0.226, SLG: 0.258 (1, 6)										3	0	0	0	0	0	5						
<b>Inning Stats</b>	R: 0 E: 0 K: 1 S: 9	H: 0 LOB: 0 BB: 0 P: 15	R: 0 E: 1 K: 1 S: 14	H: 1 LOB: 3 BB: 1 P: 26	R: 0 E: 0 K: 0 S: 6	H: 2 LOB: 1 BB: 0 P: 8	R: 0 E: 0 K: 0 S: 7	H: 1 LOB: 1 BB: 0 P: 14	R: 1 E: 0 K: 1 S: 11	H: 1 LOB: 0 BB: 0 P: 18	R: 0 E: 0 K: 0 S: 8	H: 0 LOB: 0 BB: 0 P: 12	R: 0 E: 1 K: 0 S: 9	H: 1 LOB: 2 BB: 0 P: 16	R: 0 E: 0 K: 0 S: 7	H: 0 LOB: 0 BB: 0 P: 13		R: 0 E: 0 K: 0 S: 9	H: 0 LOB: 1 BB: 0 P: 12	1B: 4 2B: 1 3B: 0 HR: 1	SF: 0 SAC: 0 DP: 2 HBP: 1	WP: 0 PB: 0 SB: 0 CS: 0
<b>PITCHER</b>	IP WLS BF H R ER SO BB IBB HBP BLK WP HR S P ERA WHIP	<b>Charles Nagy, R</b> (1, 1) 6.0 W 26 6 0 0 0 0 1 0 0 0 0 0 0 12 22 0.00 1.167 <b>Ted Power, R</b> (7, 1) 2.0 5 0 0 0 0 0 0 0 0 0 0 0 0 9 12 0.00 0.000 <b>Derek Lilliquist, L</b> (8, 1) 1.0 4 0 0 0 0 0 0 0 1 0 0 0 0 9 12 0.00 0.000																				




Batter	1	2	3	4	5	6	7	8	9	AB	R	H	RBI	BB	SO	LOB	TOP			
<b>Kenny Lofton, L</b> OBP: 0.358, SLG: 0.364 (1, 8)	1-1 G4-3		3-2 1B	0-0 1B			3-2 G6-3	1-3 K		5	0	2	1	0	1	2				
<b>Felix Fermin, R</b> OBP: 0.323, SLG: 0.310 (1, 6)	1-2 G3-1		3-1 P4	1-2 F9			1-0 G3-1		1-2 G6-3	5	0	0	0	0	0	3				
<b>Carlos Baerga, S</b> OBP: 0.344, SLG: 0.443 (1, 4)	0-0 E6		2-2 G4-3		2-2 G4-3		2-0 F7		2-0 1B	5	0	1	0	0	0	1				
<b>Albert Belle, R</b> OBP: 0.316, SLG: 0.471 (1, 10)	1-3 K			1-0 G1-3	1-2 G4-3			3-3 K	2-1 F7	5	0	0	0	0	2	2				
<b>Carlos Martinez, R</b> OBP: 0.307, SLG: 0.440 <b>Wayne Kirby, L</b> OBP: 0.400, SLG: 0.286 <b>Paul Sorrento, L</b> OBP: 0.350, SLG: 0.456 (8, 3)		1-2 G4-3		0-1 G6-3	0-1 P4			0-1 1B	1-1 F8	4	0	2	0	0	0	0				
<b>Mark Whiten, S</b> OBP: 0.357, SLG: 0.385 (1, 9)		0-0 G4-3		1-1 BB		0-0 1B		4-0 1B		3	2	2	0	1	0	1				
<b>Glenallen Hill, R</b> OBP: 0.284, SLG: 0.407 (1, 7)		4-0 BB		4-1 BB		0-0 L9		0-0 1B		2	1	1	1	2	0	1				
<b>Brook Jacoby, R</b> OBP: 0.323, SLG: 0.327 (1, 5)		0-0 G4-3		4-0 BB		1-0 G4-6-3		0-1 SF8		2	1	1	1	1	0	2				
<b>Junior Ortiz, R</b> OBP: 0.290, SLG: 0.271 (1, 2)			2-3 K	1-1 E6		1-2 G4-6-3		3-1 1B		4	0	1	0	0	1	3				
<b>Inning Stats</b>	R: 0 H: 0 E: 1 K: 1 S: 9	H: 0 LOB: 1 BB: 0 P: 12	R: 0 H: 1 E: 0 K: 0 S: 5	H: 1 LOB: 1 BB: 1 P: 10	R: 0 H: 1 E: 0 K: 1 S: 15	H: 1 LOB: 1 BB: 2 P: 23	R: 3 H: 2 E: 1 K: 0 S: 11	H: 2 LOB: 2 BB: 2 P: 23	R: 0 H: 0 E: 0 K: 0 S: 6	H: 2 LOB: 1 BB: 0 P: 8	R: 0 H: 0 E: 0 K: 0 S: 5	H: 0 LOB: 0 BB: 0 P: 11	R: 2 H: 3 E: 0 K: 2 S: 14	H: 3 LOB: 2 BB: 1 P: 25	R: 0 H: 1 E: 0 K: 0 S: 8	H: 1 LOB: 1 BB: 0 P: 14	1B: 8 2B: 2 3B: 0 HR: 0	SF: 1 SAC: 0 DP: 2 HBP: 0	WP: 0 PA: 41 CS: 0	
<b>PITCHER</b>	IP	WLS	BF	H	R	ER	SO	BB	IBB	HBP	BLK	WP	HR	S	P	ERA	WHIP			
<b>Kirk McCaskill, R</b> ERA: 3.95	7.1	L	34	8	5	2	3	3	1	0	0	0	0	67	113	2.46	1.500			
<b>Roberto Hernandez, R</b> ERA: 1.72	1.2		7	2	0	0	1	0	0	0	0	0	0	15	25	0.00	1.200			

**Cleveland Indians @ Chicago White Sox**  
Comiskey Park, Chicago, IL  
Sat Sep 12 1992, 8:05 PM EDT  
Att: 34,768 - Sunny - 73 F

livebaseballscorecards.com

AB	36
R	5
H	10
RBI	3
BB	4
SO	4
LOB	16




Batter	1	2	3	4	5	6	7	8	9	AB	R	H	RBI	BB	SO	LOB	BOTTOM			
<b>Joey Cora, S</b> OBP: 0.333, SLG: 0.273 (1, 4)	1-0 FC4-6	0-0 G4-3			2-2 1B		0-1 L7		2-2 G3	4	0	1	1	0	0	1				
<b>Tim Raines, S</b> OBP: 0.370, SLG: 0.378 (1, 7)	1-0 FC4-6	2-0 F7			2-0 L8		0-0 B3		1-1 F7	5	1	0	0	0	0	3				
<b>Frank Thomas, R</b> OBP: 0.443, SLG: 0.530 (1, 3)	4-2 FC3-6		1-0 L7		4-2 1B		2-2 F8			2	0	0	0	2	0	0				
<b>George Bell, R</b> OBP: 0.296, SLG: 0.420 <b>Steve Sax, R</b> OBP: 0.292, SLG: 0.323 (8, PR)	1-2 FC3-6		2-0 F8		0-0 1B			1-1 1B		4	1	2	0	0	0	1				
<b>Robin Ventura, L</b> OBP: 0.367, SLG: 0.423 (1, 5)	1-0 2B		4-2 BB		2-2 P4			1-1 P3		3	0	1	1	1	0	3				
<b>Dan Pasqua, L</b> OBP: 0.287, SLG: 0.317 <b>Shawn Abner, R</b> OBP: 0.314, SLG: 0.354 (9, 9)	3-2 G3-1		1-0 P6			0-3 K		1-2 1B	1-2 1B	3	0	0	0	0	1	2				
<b>Lance Johnson, L</b> OBP: 0.323, SLG: 0.365 (1, 8)		1-0 SH1-3		3-1 L8		4-1 BB		0-0 1B	1-2 1B	3	1	2	0	1	0	0				
<b>Ron Karkovics, R</b> OBP: 0.297, SLG: 0.353 <b>Warren Newson, L</b> OBP: 0.264, SLG: 0.242 <b>Carlton Fisk, R</b> OBP: 0.321, SLG: 0.337 (9, 2)		4-2 SH1-3		2-0 P6		2-3 K		0-0 G5-3	0-0 G5-3	2	0	0	0	1	1	1				
<b>Dale Sveum, S</b> OBP: 0.243, SLG: 0.261 (1, 6)		0-1 SH1-3		3-1 F7		3-3 K			2-2 G4-3	3	0	0	0	0	1	1				
<b>Inning Stats</b>	R: 2 H: 1 E: 1 K: 0 S: 10	H: 1 LOB: 1 BB: 1 P: 21	R: 1 H: 1 E: 0 K: 0 S: 8	H: 1 LOB: 1 BB: 1 P: 15	R: 0 H: 0 E: 0 K: 0 S: 5	H: 0 LOB: 0 BB: 1 P: 13	R: 0 H: 2 E: 0 K: 0 S: 13	H: 2 LOB: 2 BB: 1 P: 23	R: 0 H: 0 E: 0 K: 3 S: 13	H: 0 LOB: 1 BB: 1 P: 21	R: 0 H: 0 E: 0 K: 0 S: 7	H: 0 LOB: 0 BB: 0 P: 9	R: 0 H: 3 E: 0 K: 0 S: 9	H: 3 LOB: 3 BB: 0 P: 12	R: 0 H: 0 E: 0 K: 0 S: 12	H: 0 LOB: 0 BB: 0 P: 17	1B: 6 2B: 1 3B: 0 HR: 0	SF: 0 SAC: 1 DP: 1 HBP: 1	WP: 0 PA: 38 CS: 0	
<b>PITCHER</b>	IP	WLS	BF	H	R	ER	SO	BB	IBB	HBP	BLK	WP	HR	S	P	ERA	WHIP			
<b>Dave Micki, R</b> ERA: 3.0	6.0		27	4	3	2	3	5	0	1	0	0	0	54	106	3.00	1.500			
<b>Eric Plunk, R</b> ERA: 3.7	1.0	W	4	1	0	0	0	0	0	0	0	0	0	9	12	0.00	1.000			
<b>Derek Lilliquist, L</b> ERA: 1.56	0.1		3	2	0	0	0	0	0	0	0	0	0	6	8	0.00	6.000			
<b>Steve Olin, R</b> ERA: 2.56	1.2	S	4	0	0	0	0	0	0	0	0	0	0	13	18	0.00	0.000			

**Cleveland Indians @ Chicago White Sox**  
Comiskey Park, Chicago, IL  
Sat Sep 12 1992, 8:05 PM EDT  
Att: 34,768 - Sunny - 73 F

livebaseballscorecards.com

AB	31
R	3
H	7
RBI	2
BB	5
SO	3
LOB	15





Batter	1	2	3	4	5	6	7	8	9	10	11	12	13	AB R H RBI BB SO LOB	TOP					
Kenny Lofton, L OBP: 0.359, SLG: 0.366	G6-3 1B		G6-3 1B			F9			K		G1-3		G1-3 1B	6 2 3 0 0 1 0	<b>Cleveland Indians @ Chicago White Sox</b> Comiskey Park, Chicago, IL Sun Sep 13 1992, 4:33 AM EDT Att. 34,235 - Sunny - 76 F <a href="http://livebaseballscores.com">livebaseballscores.com</a>					
Felix Fermin, R OBP: 0.317, SLG: 0.305	G6-3		G4-3			P4			L4		G4-3		E2 FC6-2 1B	6 0 1 1 0 0 2						
Carlos Baerga, S OBP: 0.342, SLG: 0.440	FC 2B, WP		G4-3			K			K		G1-3		FC6-2	6 0 1 1 0 1 1						
Albert Belle, R OBP: 0.318, SLG: 0.473	FC5 2B					F9			K				F9	6 0 3 0 0 1 2						
Paul Sorrento, L OBP: 0.361, SLG: 0.455														3 0 1 0 1 2 1						
Wayne Kirby, L OBP: 0.400, SLG: 0.286						K								0 0 0 0 0 0 0						
Brook Jacoby, R OBP: 0.323, SLG: 0.330														1 0 1 0 0 0 0						
Carlos Martinez, R OBP: 0.296, SLG: 0.427	FC5													5 0 0 0 0 0 6						
Mark Whiten, S OBP: 0.359, SLG: 0.386														4 0 2 0 1 1 0						
Glenallen Hill, R OBP: 0.283, SLG: 0.404														5 0 1 0 0 3 3						
Jesse Levis, L OBP: 0.276, SLG: 0.414														3 0 0 0 0 1 0						
Thomas Howard, S OBP: 0.316, SLG: 0.346														1 0 0 0 0 0 2						
Junior Ortiz, R OBP: 0.289, SLG: 0.270														1 0 0 0 0 0 0						
<b>Inning Stats</b>	R: 1 E: 0 K: 0 S: 15	H: 2 LOB: 2 BB: 1 P: 25	R: 0 E: 0 K: 1 S: 9	H: 1 LOB: 0 BB: 0 P: 11	R: 0 E: 0 K: 0 S: 8	H: 1 LOB: 0 BB: 0 P: 10	R: 0 E: 0 K: 1 S: 7	H: 0 LOB: 0 BB: 0 P: 10	R: 0 E: 0 K: 1 S: 5	H: 1 LOB: 0 BB: 0 P: 6	R: 0 E: 0 K: 2 S: 12	H: 0 LOB: 1 BB: 0 P: 17	R: 0 E: 0 K: 0 S: 7	H: 2 LOB: 2 BB: 1 P: 15	R: 1 E: 1 K: 0 S: 9	H: 2 LOB: 1 BB: 0 P: 15	1B: 12 2B: 1 3B: 0 HR: 0	SF: 0 SAC: 0 DP: 2 HBP: 0	WP: 1 PB: 0 SB: 2 CS: 3	PA: 49
<b>PITCHER</b>	IP WLS BF H R ER SO BB IBB HBP BLK WP HR S P ERA WHIP																			
Jack McDowell, R ERA: 3.07	9.0 31 6 1 1 9 0 1 0 0 1 0 89 129 1.00 0.667																			
Scott Radinsky, L ERA: 2.1	2.0 8 3 0 0 0 0 0 0 0 0 0 19 27 0.00 1.500																			
Bobby Thigpen, R ERA: 4.53	2.0 L 10 4 1 1 1 0 1 0 0 0 0 16 30 4.50 2.000																			

Batter	1	2	3	4	5	6	7	8	9	10	11	12	13	AB R H RBI BB SO LOB	BOTTOM									
Steve Sax, R OBP: 0.289, SLG: 0.319	G6-3		G3											6 0 0 0 0 0 1	<b>Cleveland Indians @ Chicago White Sox</b> Comiskey Park, Chicago, IL Sun Sep 13 1992, 4:33 AM EDT Att. 34,235 - Sunny - 76 F <a href="http://livebaseballscores.com">livebaseballscores.com</a>									
Mike Huff, R OBP: 0.268, SLG: 0.253	K		K											5 0 0 0 0 3 0										
Frank Thomas, R OBP: 0.441, SLG: 0.527	P3													6 1 1 1 0 0 1 1										
George Bell, R OBP: 0.296, SLG: 0.421														4 0 2 1 0 2 0										
Joey Cora, S OBP: 0.328, SLG: 0.267														2 0 0 0 0 0 0										
Robin Ventura, L OBP: 0.366, SLG: 0.422														4 0 1 0 0 0 1										
Carlton Fisk, R OBP: 0.330, SLG: 0.339														2 0 1 0 2 0 0										
Ron Karkovice, R OBP: 0.296, SLG: 0.351														1 0 0 0 0 1 0										
Lance Johnson, L OBP: 0.324, SLG: 0.365														5 0 2 0 0 0 4										
Shawn Abner, R OBP: 0.315, SLG: 0.350														2 0 0 0 1 0 1										
Tim Lincecum, S OBP: 0.369, SLG: 0.377														2 0 0 0 0 0 4										
Esteban Beltré, R OBP: 0.219, SLG: 0.250														3 0 0 0 0 0 4										
Dan Pascqua, L OBP: 0.296, SLG: 0.316														1 0 0 0 0 0 3										
Dale Sveum, S OBP: 0.242, SLG: 0.260														1 0 0 0 0 0 1										
<b>Inning Stats</b>	R: 0 E: 0 K: 1 S: 6	H: 0 LOB: 0 BB: 0 P: 7	R: 0 E: 0 K: 1 S: 15	H: 3 LOB: 3 BB: 1 P: 24	R: 1 E: 0 K: 1 S: 17	H: 2 LOB: 1 BB: 0 P: 27	R: 0 E: 0 K: 0 S: 10	H: 0 LOB: 1 BB: 1 P: 15	R: 0 E: 0 K: 0 S: 6	H: 0 LOB: 0 BB: 0 P: 10	R: 0 E: 0 K: 1 S: 8	H: 0 LOB: 0 BB: 0 P: 8	R: 0 E: 1 K: 0 S: 15	H: 1 LOB: 3 BB: 1 P: 24	R: 0 E: 0 K: 1 S: 7	H: 0 LOB: 0 BB: 0 P: 11	R: 0 E: 0 K: 1 S: 6	H: 1 LOB: 1 BB: 0 P: 22	R: 0 E: 0 K: 0 S: 6	H: 0 LOB: 0 BB: 0 P: 9	1B: 6 2B: 1 3B: 0 HR: 0	SF: 0 SAC: 1 DP: 1 HBP: 1	WP: 0 PB: 0 SB: 1 CS: 0	PA: 49
<b>PITCHER</b>	IP WLS BF H R ER SO BB IBB HBP BLK WP HR S P ERA WHIP																							
Dennis Cook, L ERA: 3.86	8.1 34 6 1 1 5 2 1 0 1 0 0 86 128 1.08 0.960																							
Eric Plunk, R ERA: 3.47	3.2 W 12 1 0 0 2 0 0 0 0 0 0 33 50 0.00 0.273																							
Steve Olin, R ERA: 2.53	1.0 S 3 0 0 0 0 0 0 0 1 0 0 6 9 0.00 0.000																							



Batter	1	2	3	4	5	6	7	8	9	AB	R	H	RBI	BB	SO	LOB	TOP								
<b>Steve Sax, R</b> OBP: 0.288, SLG: 0.317 (1, 4)	G6-3	P8		G4-3		E4	FC5-2 1B		G6-3	6	0	1	1	0	0	4	<b>Chicago White Sox @ New York Yankees</b> Yankee Stadium, Bronx, NY Mon Sep 14 1992, 7:05 PM EDT Att. 12,566 - Sunny - 67 F								
<b>Tim Lincecum, S</b> OBP: 0.371, SLG: 0.383 (1, 7)	SF8		2B	F8			FC5-2 1B		P4	5	2	2	0	1	0	4									
<b>Frank Thomas, R</b> OBP: 0.438, SLG: 0.526 (1, 3)	SF8		G6-3 1H		G6-3	K	K		G5-3	5	1	1	2	0	2	5									
<b>George Bell, R</b> OBP: 0.299, SLG: 0.420 (1, 10)	K		G6-3						K	4	1	1	0	1	2	1									
<b>Robin Ventura, L</b> OBP: 0.366, SLG: 0.421 (1, 5)		F8	G3						F8 1B	4	1	1	1	1	1	3									
<b>Dan Pasqua, L</b> OBP: 0.291, SLG: 0.314 <b>Shawn Abner, R</b> OBP: 0.317, SLG: 0.348 (6, PH) (6, 9)	FC SF8		FC6-4							1	1	0	0	2	0	2									
<b>Lance Johnson, L</b> OBP: 0.326, SLG: 0.376 (1, 8)	FC 1B		FC6-4						F8	5	1	3	2	0	0	3									
<b>Carlton Fisk, R</b> OBP: 0.327, SLG: 0.335 (1, 2)	FC								F7	5	0	1	0	0	1	6									
<b>Dale Sveum, S</b> OBP: 0.250, SLG: 0.286 (1, 6)	SF8		FC3-6 G4-3							3	1	2	2	1	0	1									
<b>Inning Stats</b>	R: 1 E: 0 K: 1 S: 11	H: 1 LOB: 0 BB: 0 P: 17	R: 1 E: 0 K: 0 S: 12	H: 1 LOB: 2 BB: 1 P: 22	R: 2 E: 0 K: 0 S: 11	H: 1 LOB: 1 BB: 2 P: 23	R: 0 E: 0 K: 0 S: 7	H: 1 LOB: 1 BB: 0 P: 9	R: 2 E: 0 K: 0 S: 12	H: 2 LOB: 1 BB: 1 P: 23	R: 1 E: 1 K: 3 S: 14	H: 2 LOB: 3 BB: 1 P: 27	R: 1 E: 0 K: 2 S: 16	H: 2 LOB: 2 BB: 1 P: 28	R: 0 E: 0 K: 1 S: 11	H: 1 LOB: 2 BB: 1 P: 17		R: 0 E: 0 K: 0 S: 9	H: 1 LOB: 1 BB: 0 P: 18	1B: 5 2B: 3 3B: 3 HR: 1	SF: 2 SAC: 0 DP: 0 HBP: 0	WP: 0 PB: 0 SB: 1 CS: 0	PA: 48		
<b>PITCHER</b>	IP	WLS	BF	H	R	ER	SO	BB	IBB	HBP	BLK	WP	HR	S	P	ERA	WHIP								
<b>Bob Wickman, R</b> ERA: 4.94 (1, 1)	5.0	L	26	6	6	6	1	4	0	0	0	0	0	53	94	10.80	2.000								
<b>John Habyan, R</b> ERA: 4.25 (6, 1)	0.1		5	2	1	1	1	0	1	0	0	0	1	8	19	27.00	6.000								
<b>Greg Cadaret, L</b> ERA: 4.42 (6, 1)	3.2		17	4	1	1	5	2	0	0	0	0	0	42	71	2.46	1.636								

Batter	1	2	3	4	5	6	7	8	9	AB	R	H	RBI	BB	SO	LOB	BOTTOM								
<b>Bernie Williams, S</b> OBP: 0.344, SLG: 0.378 (1, 8)	G5-3		S 1B					G5-3 1B	P5	3	2	0	0	2	0	1	<b>Chicago White Sox @ New York Yankees</b> Yankee Stadium, Bronx, NY Mon Sep 14 1992, 7:05 PM EDT Att. 12,566 - Sunny - 67 F								
<b>Randy Velarde, R</b> OBP: 0.345, SLG: 0.405 (1, 5)	F9		K					G5-3		4	0	0	0	0	2	2									
<b>Don Mattingly, L</b> OBP: 0.332, SLG: 0.428 (1, 3)	F9		1B					G3-1 1B		4	1	2	2	0	1	0									
<b>Danny Tartabull, R</b> OBP: 0.412, SLG: 0.497 <b>Mel Hall, L</b> OBP: 0.311, SLG: 0.428 (3, PR) (4, 9)	F9		1B					G3-1		2	0	1	0	0	0	0									
<b>Roberto Kelly, R</b> OBP: 0.326, SLG: 0.396 (1, 7)	F9		1B					F8		4	0	1	1	0	0	1									
<b>Jim Leyritz, R</b> OBP: 0.339, SLG: 0.444 <b>Kevin Maas, L</b> OBP: 0.306, SLG: 0.413 (9, PH) (1, 10)	HR		F9					G6-3		3	1	1	1	0	0	2									
<b>Mike Stanley, R</b> OBP: 0.370, SLG: 0.425 <b>Matt Nokes, L</b> OBP: 0.280, SLG: 0.398 (9, PH) (1, 2)	HR							G4-3		1	0	0	0	0	0	0									
<b>Andy Stankiewicz, R</b> OBP: 0.341, SLG: 0.348 (1, 6)	G4-3							G4-6-3 1B		3	1	0	0	1	0	1									
<b>Pat Kelly, R</b> OBP: 0.308, SLG: 0.388 (1, 4)			P4					F8		4	0	1	1	0	1	0									
<b>Inning Stats</b>	R: 0 E: 0 K: 0 S: 7	H: 0 LOB: 0 BB: 0 P: 11	R: 2 E: 0 K: 0 S: 14	H: 2 LOB: 0 BB: 0 P: 23	R: 2 E: 0 K: 1 S: 17	H: 3 LOB: 1 BB: 1 P: 34	R: 0 E: 0 K: 2 S: 9	H: 0 LOB: 0 BB: 0 P: 13	R: 0 E: 0 K: 0 S: 11	H: 0 LOB: 0 BB: 0 P: 17	R: 0 E: 0 K: 0 S: 8	H: 0 LOB: 0 BB: 0 P: 14	R: 0 E: 0 K: 0 S: 5	H: 1 LOB: 0 BB: 0 P: 6	R: 1 E: 0 K: 0 S: 9	H: 1 LOB: 1 BB: 1 P: 15		R: 1 E: 0 K: 1 S: 15	H: 1 LOB: 1 BB: 1 P: 21	1B: 5 2B: 1 3B: 0 HR: 2	SF: 0 SAC: 0 DP: 1 HBP: 0	WP: 0 PB: 0 SB: 1 CS: 0	PA: 37		
<b>PITCHER</b>	IP	WLS	BF	H	R	ER	SO	BB	IBB	HBP	BLK	WP	HR	S	P	ERA	WHIP								
<b>Wilson Alvarez, L</b> ERA: 4.84 (1, 1)	6.0	W	24	5	4	4	5	1	0	0	0	0	0	12	112	6.00	1.000								
<b>Terry Lesh, R</b> ERA: 2.11 (7, 1)	1.1		6	2	1	1	0	1	0	0	0	0	0	10	15	6.75	2.250								
<b>Scott Radinsky, L</b> ERA: 2.09 (8, 1)	0.1		1	0	0	0	0	0	0	0	0	0	0	2	4	0.00	0.000								
<b>Roberto Hernandez, R</b> ERA: 1.83 (8, 1)	1.1	S	6	1	1	1	1	1	0	0	0	0	0	17	23	6.75	1.500								





Batter	1	2	3	4	5	6	7	8	9	AB	R	H	RBI	BB	SO	LOB	TOP										
<b>Steve Sax, R</b> OBP: 0.287, SLG: 0.318 (1, 4)	G4-3		G4-3			F9		2B	G6-3	5	1	1	0	0	0	0	<b>Chicago White Sox @ New York Yankees</b> Yankee Stadium, Bronx, NY Tue Sep 15 1992, 7:05 PM EDT Att: 13,266 - Sunny - 66 F										
<b>Tim Lincecum, S</b> OBP: 0.373, SLG: 0.385 (1, 7)	1B		G4-3			1B		BB		3	1	2	0	1	0												
<b>Frank Thomas, R</b> OBP: 0.437, SLG: 0.526 (1, 3)	F8			P3		K		BB		4	0	1	2	0	1												
<b>George Bell, R</b> OBP: 0.298, SLG: 0.417 (1, 10)	F7			G3			G6-3	BB		3	0	0	0	1	0												
<b>Joey Votto, S</b> OBP: 0.326, SLG: 0.267 (8, PR)								IBB		0	0	0	0	0	0												
<b>Robin Ventura, L</b> OBP: 0.366, SLG: 0.418 (1, 5)		F9		F8			G1-3			3	0	0	1	1	0												
<b>Dan Pasqua, L</b> OBP: 0.298, SLG: 0.330 (1, 9)								BB		1	1	1	1	2	0												
<b>Carlton Fisk, R</b> OBP: 0.325, SLG: 0.333 (8, PH)						G3-6		K		1	0	0	0	0	1												
<b>Shawn Abner, R</b> OBP: 0.317, SLG: 0.348 (8, 9)						BB		HR		0	0	0	0	0	0												
<b>Lance Johnson, L</b> OBP: 0.324, SLG: 0.373 (1, 8)	F8			G3-6			F7	P6		4	0	0	0	0	5												
<b>Ron Karkovice, R</b> OBP: 0.296, SLG: 0.350 (1, 2)			K			G4-3		1B		4	0	1	0	0	2												
<b>Dale Sveum, S</b> OBP: 0.250, SLG: 0.285 (1, 6)			F8			G4-3		2B		4	1	1	0	0	1												
<b>Inning Stats</b>	R: 0 E: 0 K: 0 S: 6	H: 1 LOB: 1 BB: 0 P: 10	R: 0 E: 0 K: 1 S: 7	H: 0 LOB: 1 BB: 1 P: 14	R: 0 E: 0 K: 0 S: 6	H: 0 LOB: 0 BB: 0 P: 11	R: 0 E: 0 K: 0 S: 7	H: 0 LOB: 0 BB: 0 P: 14	R: 0 E: 0 K: 1 S: 7	H: 1 LOB: 1 BB: 0 P: 13	R: 1 E: 0 K: 0 S: 12	H: 1 LOB: 0 BB: 0 P: 18	R: 3 E: 0 K: 1 S: 15	H: 4 LOB: 3 BB: 3 P: 33	R: 0 E: 0 K: 2 S: 8	H: 0 LOB: 0 BB: 0 P: 14	1B: 4 2B: 2 3B: 0 HR: 1	SF: 0 SAC: 0 DP: 1 HBP: 0	WP: 0 PB: 0 SB: 1 CS: 0	PA: 37							
<b>PITCHER</b>	IP	WLS	BF	H	R	ER	SO	BB	IBB	HBP	BLK	WP	HR	S	P	ERA	WHIP										
<b>Sam Miltello, R</b> ERA: 2.72 (1, 1)	7.0		25	3	1	1	2	2	0	0	0	0	1	51	90	1.29	0.714										
<b>Rich Monteleone, R</b> ERA: 3.29 (8, 1)	0.1	L	6	4	3	3	0	1	1	0	0	0	0	9	20	81.00	15.000										
<b>Jerry Nielsen, L</b> ERA: 2.51 (8, 1)	0.2		3	0	0	0	1	1	0	0	0	0	0	6	13	0.00	1.500										
<b>Russ Springer, R</b> ERA: 7.71 (9, 1)	1.0		3	0	0	0	2	0	0	0	0	0	0	8	14	0.00	0.000										

Batter	1	2	3	4	5	6	7	8	9	AB	R	H	RBI	BB	SO	LOB	BOTTOM											
<b>Bernie Williams, S</b> OBP: 0.347, SLG: 0.397 (1, 8)	1B		F7				F8			4	1	2	1	0	0	<b>Chicago White Sox @ New York Yankees</b> Yankee Stadium, Bronx, NY Tue Sep 15 1992, 7:05 PM EDT Att: 13,266 - Sunny - 66 F												
<b>Roberto Kelly, R</b> OBP: 0.324, SLG: 0.393 (1, 7)	F9		G6-3			K		F9		4	0	0	0	0	1													
<b>Don Mattingly, L</b> OBP: 0.333, SLG: 0.434 (1, 3)	1B			HR		F9		F8		4	1	2	1	0	0													
<b>Mel Hall, L</b> OBP: 0.311, SLG: 0.426 (1, 9)	P4			1B		G3		P4		4	0	1	0	0	2													
<b>Kevin Maas, L</b> OBP: 0.302, SLG: 0.407 (1, 10)	F7		F9			F7		G4-3		4	0	0	0	0	3													
<b>Randy Velarde, R</b> OBP: 0.344, SLG: 0.403 (1, 5)	L1			G6-3		G1-3		1B		4	0	1	0	0	0													
<b>Matt Nokes, L</b> OBP: 0.281, SLG: 0.398 (1, 2)								1B		3	0	1	0	0	0													
<b>Mike Stanley, R</b> OBP: 0.374, SLG: 0.429 (9, PH)						P1				1	0	1	0	0	0													
<b>Gerald Williams, R</b> OBP: 0.374, SLG: 0.429 (9, PR)	1B									0	0	0	0	0	0													
<b>Andy Stankiewicz, R</b> OBP: 0.340, SLG: 0.347 (1, 6)	F7			FC6-4		F9		F7		4	0	1	0	0	3													
<b>Pat Kelly, R</b> OBP: 0.304, SLG: 0.383 (1, 4)	F7			FC6-4		G6-3		P3		4	0	0	0	0	4													
<b>Inning Stats</b>	R: 0 E: 0 K: 0 S: 13	H: 2 LOB: 2 BB: 0 P: 16	R: 0 E: 0 K: 0 S: 7	H: 1 LOB: 1 BB: 0 P: 10	R: 1 E: 0 K: 0 S: 11	H: 2 LOB: 1 BB: 0 P: 17	R: 0 E: 0 K: 0 S: 7	H: 1 LOB: 1 BB: 0 P: 9	R: 1 E: 0 K: 1 S: 12	H: 1 LOB: 0 BB: 0 P: 18	R: 0 E: 0 K: 0 S: 5	H: 0 LOB: 0 BB: 0 P: 6	R: 0 E: 0 K: 0 S: 6	H: 0 LOB: 0 BB: 0 P: 8	R: 0 E: 0 K: 0 S: 10	H: 2 LOB: 2 BB: 0 P: 14	1B: 7 2B: 0 3B: 0 HR: 2	SF: 0 SAC: 0 DP: 0 HBP: 0	WP: 0 PB: 0 SB: 0 CS: 0	PA: 36								
<b>PITCHER</b>	IP	WLS	BF	H	R	ER	SO	BB	IBB	HBP	BLK	WP	HR	S	P	ERA	WHIP											
<b>Alex Fernandez, R</b> ERA: 4.18 (1, 1)	8.1	W	33	8	2	2	1	0	0	0	0	0	0	2	76	106	2.16	0.960										
<b>Scott Radinsky, L</b> ERA: 2.09 (9, 1)	0.0		1	1	0	0	0	0	0	0	0	0	0	2	3	∞	∞											
<b>Bobby Thigpen, R</b> ERA: 4.47 (9, 1)	0.2	S	2	0	0	0	0	0	0	0	0	0	0	4	6	0.00	0.000											



Batter	1	2	3	4	5	6	7	8	9	AB	R	H	RBI	BB	SO	LOB	TOP					
Steve Sax, R OBP: 0.289, SLG: 0.320	2-1 2B 1B	2-1 G5-4-3		1-1 G6-3		1-1 E4 1B 1B	2-0 1B 1B		1-0 CS 1B	6	2	3	0	0	0	2	<b>Chicago White Sox @ New York Yankees</b> Yankee Stadium, Bronx, NY Wed Sep 16 1992, 7:05 PM EDT Att: 12,909 - Cloudy - 69 F					
Tim Lincecum, S OBP: 0.373, SLG: 0.385	3-2 F9		1-1 G5-3	3-2 G6-3		3-2 BB 1B G1-6-3	0-0 1B	1-2 1B	0-1 CS	5	1	2	0	0	0	1						
Frank Thomas, R OBP: 0.441, SLG: 0.534	0-0 1B 2B		1-0 2B 1B		2-2 1B 2B	1-1 G1-6-3 BB 1B	2-1 1B			5	3	5	2	0	0	0						
George Bell, R OBP: 0.301, SLG: 0.420	1-0 2H 1B		1-0 2B 2B		0-1 G5-3	1-2 BB G1-6-3	2-0 L6			4	1	2	2	1	0	4						
Robin Ventura, L OBP: 0.366, SLG: 0.420	3-3 K		2-1 2B 2B		2-1 1B 1B	0-0 G1-6-3		1-1 G3-1		5	2	2	2	0	1	3						
Shawn Abner, R OBP: 0.314, SLG: 0.340	2-3 K		2-2 G6-3		0-1 F9	4-1 BB		2-2 G4-3		4	0	0	0	1	1	3						
Mike Huff, R OBP: 0.299, SLG: 0.277		1-1 G6-3		1-0 2B		1-0 1B		0-0 L3		3	0	2	1	0	0	0						
Lance Johnson, L OBP: 0.323, SLG: 0.371			2-2 2B		1-3 1B					2	0	0	0	0	0	2						
Ron Karkovics, R OBP: 0.297, SLG: 0.351		1-1 BB 1B	1-3 K		0-0 1B		0-3 K		1-3 K	5	0	2	1	0	3	1						
Dale Sveum, S OBP: 0.249, SLG: 0.280	1-2 BB G5-4-3			2-2 P3	2-1 F7		2-0 G4-3		2-2 P6	4	0	0	0	1	0	2						
<b>Inning Stats</b>	R: 2 E: 0 K: 2 S: 16	H: 3 LOB: 1 BB: 0 P: 27	R: 0 E: 0 K: 0 S: 7	H: 1 LOB: 1 BB: 1 P: 15	R: 3 E: 0 K: 1 S: 13	H: 4 LOB: 0 BB: 0 P: 22	R: 0 E: 0 K: 0 S: 9	H: 0 LOB: 0 BB: 0 P: 15	R: 2 E: 1 K: 0 S: 12	H: 4 LOB: 2 BB: 2 P: 21	R: 2 E: 0 K: 1 S: 9	H: 3 LOB: 3 BB: 0 P: 17	R: 0 E: 0 K: 0 S: 7	H: 0 LOB: 0 BB: 0 P: 10	R: 0 E: 0 K: 1 S: 8	H: 1 LOB: 0 BB: 0 P: 12	1B: 13 2B: 5 3B: 0 HR: 0	SF: 0 SAC: 0 DP: 2 HBP: 0	WP: 0 PB: 0 SB: 0 CS: 1	PA: 47		
<b>PITCHER</b>	IP WLS BF H R ER SO BB IBB HBP BLK WP HR S P ERA WHIP	IP WLS BF H R ER SO BB IBB HBP BLK WP HR S P ERA WHIP	IP WLS BF H R ER SO BB IBB HBP BLK WP HR S P ERA WHIP	IP WLS BF H R ER SO BB IBB HBP BLK WP HR S P ERA WHIP	IP WLS BF H R ER SO BB IBB HBP BLK WP HR S P ERA WHIP	IP WLS BF H R ER SO BB IBB HBP BLK WP HR S P ERA WHIP	IP WLS BF H R ER SO BB IBB HBP BLK WP HR S P ERA WHIP	IP WLS BF H R ER SO BB IBB HBP BLK WP HR S P ERA WHIP	IP WLS BF H R ER SO BB IBB HBP BLK WP HR S P ERA WHIP	IP WLS BF H R ER SO BB IBB HBP BLK WP HR S P ERA WHIP	IP WLS BF H R ER SO BB IBB HBP BLK WP HR S P ERA WHIP	IP WLS BF H R ER SO BB IBB HBP BLK WP HR S P ERA WHIP	IP WLS BF H R ER SO BB IBB HBP BLK WP HR S P ERA WHIP	IP WLS BF H R ER SO BB IBB HBP BLK WP HR S P ERA WHIP	IP WLS BF H R ER SO BB IBB HBP BLK WP HR S P ERA WHIP	IP WLS BF H R ER SO BB IBB HBP BLK WP HR S P ERA WHIP	IP WLS BF H R ER SO BB IBB HBP BLK WP HR S P ERA WHIP					
Sterling Hitchcock, L ERA: 6.23	(1, 1)	2.2	L	16	8	5	5	2	1	0	0	0	0	0	0	0	0	0	33	60	16.88	3.375
Curt Young, L ERA: 4.21	(3, 1)	2.1		13	5	4	2	1	0	0	0	0	0	0	0	0	0	0	31	49	7.71	2.143
John Habyan, R ERA: 4.12	(6, 1)	2.0		11	4	0	0	1	2	0	0	0	0	0	0	0	0	0	16	35	0.00	3.000
Rich Monteleone, R ERA: 3.18	(8, 1)	2.0		6	1	0	0	1	0	0	0	0	0	0	0	0	0	0	15	22	0.00	0.500

AB	43
R	9
H	18
RBI	8
BB	3
SO	5
LOB	18



Batter	1	2	3	4	5	6	7	8	9	AB	R	H	RBI	BB	SO	LOB	BOTTOM					
Bernie Williams, S OBP: 0.349, SLG: 0.402	1-3 K		0-1 G5-3		1-2 2B 1B		2-1 L7		0-2 2B	5	1	2	0	0	1	0	<b>Chicago White Sox @ New York Yankees</b> Yankee Stadium, Bronx, NY Wed Sep 16 1992, 7:05 PM EDT Att: 12,909 - Cloudy - 69 F					
Randy Velarde, R OBP: 0.345, SLG: 0.404	0-0 G6-3		3-2 F9		0-0 G3 1H G4-3 2B		1-2 F7		4-1 BB	4	1	1	1	1	0	0						
Don Mattingly, L OBP: 0.335, SLG: 0.436	1-1 2B 1B		2-0 FC6-4 1B		3-1 G3		0-2 1B		0-0 F7	5	0	3	0	0	0	3						
Danny Tartabull, R OBP: 0.409, SLG: 0.492	2-0 2-4		1-1 F9		0-0 FC6-4		1-2 G4-3		1-0 F9	4	0	0	1	0	0	2						
Roberto Kelly, R OBP: 0.323, SLG: 0.392		1-1 1B HR 1B		1-0 F7		1-0 F8		1-3 K		4	1	1	0	0	1	0						
Gerald Williams, R OBP: 0.687, SLG: 1.000		0-0 1B		0-0 F8		1-0 2B		2-3 K		3	1	2	0	0	0	0						
Mel Hall, L OBP: 0.310, SLG: 0.426		1-2 HR 1B		3-2 3B 2B		0-0 G6-3		3-3 K		4	2	2	3	0	1	1						
Mike Stanley, R OBP: 0.376, SLG: 0.456		0-1 1H 2H HR		1-0 G5-3		0-0 F7		3-2 P2		4	0	1	1	0	0	1						
Andy Stankiewicz, R OBP: 0.340, SLG: 0.351		0-0 G5-3		1-0 F7		2-2 G6-3		2-2 L1		4	0	0	0	0	0	2						
Pat Kelly, R OBP: 0.301, SLG: 0.378		1-2 F7		1-0 F8																		
<b>Inning Stats</b>	R: 0 E: 0 K: 1 S: 6	H: 1 LOB: 1 BB: 0 P: 10	R: 3 E: 0 K: 0 S: 11	H: 3 LOB: 0 BB: 0 P: 14	R: 0 E: 0 K: 0 S: 8	H: 1 LOB: 1 BB: 0 P: 13	R: 1 E: 0 K: 0 S: 8	H: 2 LOB: 1 BB: 0 P: 14	R: 2 E: 0 K: 0 S: 10	H: 2 LOB: 0 BB: 0 P: 16	R: 0 E: 0 K: 0 S: 6	H: 1 LOB: 1 BB: 0 P: 9	R: 0 E: 0 K: 3 S: 11	H: 0 LOB: 0 BB: 0 P: 17	R: 0 E: 0 K: 0 S: 12	H: 1 LOB: 2 BB: 1 P: 21	1B: 6 2B: 4 3B: 1 HR: 1	SF: 0 SAC: 0 DP: 0 HBP: 0	WP: 0 PB: 0 SB: 0 CS: 0	PA: 39		
<b>PITCHER</b>	IP WLS BF H R ER SO BB IBB HBP BLK WP HR S P ERA WHIP	IP WLS BF H R ER SO BB IBB HBP BLK WP HR S P ERA WHIP	IP WLS BF H R ER SO BB IBB HBP BLK WP HR S P ERA WHIP	IP WLS BF H R ER SO BB IBB HBP BLK WP HR S P ERA WHIP	IP WLS BF H R ER SO BB IBB HBP BLK WP HR S P ERA WHIP	IP WLS BF H R ER SO BB IBB HBP BLK WP HR S P ERA WHIP	IP WLS BF H R ER SO BB IBB HBP BLK WP HR S P ERA WHIP	IP WLS BF H R ER SO BB IBB HBP BLK WP HR S P ERA WHIP	IP WLS BF H R ER SO BB IBB HBP BLK WP HR S P ERA WHIP	IP WLS BF H R ER SO BB IBB HBP BLK WP HR S P ERA WHIP	IP WLS BF H R ER SO BB IBB HBP BLK WP HR S P ERA WHIP	IP WLS BF H R ER SO BB IBB HBP BLK WP HR S P ERA WHIP	IP WLS BF H R ER SO BB IBB HBP BLK WP HR S P ERA WHIP	IP WLS BF H R ER SO BB IBB HBP BLK WP HR S P ERA WHIP	IP WLS BF H R ER SO BB IBB HBP BLK WP HR S P ERA WHIP	IP WLS BF H R ER SO BB IBB HBP BLK WP HR S P ERA WHIP						
Greg Hibbard, L ERA: 4.42	(1, 1)	4.1		22	9	0	0	0	0	0	0	0	0	0	0	0	0	0	39	61	12.46	2.077
Terry Letch, R ERA: 2.03	(5, 1)	2.2	W	10	2	0	0	0	0	0	0	0	0	0	0	0	0	0	20	29	0.00	0.750
Roberto Hernandez, R ERA: 1.77	(8, 1)	2.0	S	8	1	0	0	3	1	0	0	0	0	0	0	0	0	0	23	38	0.00	1.000

AB	38
R	6
H	12
RBI	6
BB	1
SO	4
LOB	9





Batter	1	2	3	4	5	6	7	8	9	AB	R	H	RBI	BB	SO	LOB	TOP										
<b>Steve Sax, R</b> OBP: 0.290, SLG: 0.318 (1, 4)										3	1	0	0	2	0	2	<b>Chicago White Sox @ Cleveland Indians</b> Cleveland Municipal Stadium, Cleveland, OH Fri Sep 18 1992, 7:05 PM EDT Att: 25,861 - Cloudy - 66 F										
<b>Tim Raines, S</b> OBP: 0.374, SLG: 0.390 (1, 7)										4	1	1	1	1	0	2											
<b>Frank Thomas, R</b> OBP: 0.438, SLG: 0.529 (1, 3)										5	0	0	0	0	3	3											
<b>George Bell, R</b> OBP: 0.300, SLG: 0.424 (1, 10)										4	1	1	2	0	0	1											
<b>Robin Ventura, L</b> OBP: 0.368, SLG: 0.420 (1, 5)										3	1	1	0	2	2	0											
<b>Dan Pasqua, L</b> OBP: 0.302, SLG: 0.330 (9, PH)										3	2	1	0	1	1	3											
<b>Chris Cron, R</b> (9, PH)										1	0	0	0	0	1	0											
<b>Shawn Abner, R</b> OBP: 0.314, SLG: 0.340 (9, 9)										0	0	0	0	0	0	0											
<b>Lance Johnson, L</b> OBP: 0.324, SLG: 0.374 (1, 8)										4	1	2	0	0	0	1											
<b>Ron Karkovics, R</b> OBP: 0.300, SLG: 0.353 (1, 2)										4	1	2	3	0	1	0											
<b>Dale Sveum, S</b> OBP: 0.249, SLG: 0.279 (1, 6)										4	0	1	0	0	1	2											
<b>Inning Stats</b>	R: 0 E: 0 K: 1 S: 8	H: 0 LOB: 1 BB: 1 P: 16	R: 3 E: 1 K: 12 S: 12	H: 4 LOB: 1 BB: 0 P: 25	R: 1 E: 0 K: 2 S: 16	H: 2 LOB: 1 BB: 0 P: 26	R: 0 E: 0 K: 2 S: 8	H: 0 LOB: 0 BB: 0 P: 12	R: 3 E: 1 K: 1 S: 17	H: 3 LOB: 2 BB: 2 P: 32	R: 1 E: 0 K: 0 S: 9	H: 0 LOB: 2 BB: 3 P: 21	R: 0 E: 0 K: 0 S: 7	H: 0 LOB: 0 BB: 0 P: 10	R: 0 E: 0 K: 0 S: 5	H: 0 LOB: 0 BB: 0 P: 9	R: 0 E: 0 K: 2 S: 9	H: 0 LOB: 0 BB: 0 P: 13	1B: 6 2B: 1 3B: 0 HR: 2	SF: 1 SAC: 0 DP: 0 HBP: 0	WP: 1 PB: 0 SB: 3 CS: 0	PA: 42					
<b>PITCHER</b>	IP	WLS	BF	H	R	ER	SO	BB	IBB	HBP	BLK	WP	HR	S	P	ERA	WHIP										
<b>Dave Mlicki, R</b> ERA: 7.99 (1, 1)	4.2	L	24	7	7	7	7	3	0	0	0	1	1	54	102	13.50	2.143										
<b>Rod Nichols, R</b> ERA: 4.26 (5, 1)	1.0		7	2	1	1	0	2	0	0	0	0	0	13	23	9.00	4.000										
<b>Kevin Wickander, L</b> ERA: 3.12 (6, 1)	0.2		3	0	0	0	0	1	0	0	0	0	0	5	10	0.00	1.500										
<b>Ted Power, R</b> ERA: 2.34 (7, 1)	2.0		6	0	0	0	0	0	0	0	0	0	0	13	19	0.00	0.000										
<b>Derek Lilliquist, L</b> ERA: 1.54 (9, 1)	0.2		2	0	0	0	2	0	0	0	0	0	0	6	10	0.00	0.000										

Batter	1	2	3	4	5	6	7	8	9	AB	R	H	RBI	BB	SO	LOB	BOTTOM										
<b>Kenny Lofton, L</b> OBP: 0.359, SLG: 0.364 (1, 8)										5	1	2	0	0	1	0	<b>Chicago White Sox @ Cleveland Indians</b> Cleveland Municipal Stadium, Cleveland, OH Fri Sep 18 1992, 7:05 PM EDT Att: 25,861 - Cloudy - 66 F										
<b>Felix Fermin, R</b> OBP: 0.310, SLG: 0.313 (1, 6)										3	2	2	0	0	0	1											
<b>Wayne Kirby, L</b> OBP: 0.385, SLG: 0.600 (7, PH)										1	0	0	0	0	0	0											
<b>Mark Lewis, R</b> OBP: 0.308, SLG: 0.351 (8, 6)										0	0	0	0	0	0	0											
<b>Thomas Howard, S</b> OBP: 0.314, SLG: 0.344 (9, PH)										1	0	0	0	0	0	0											
<b>Carlos Baerga, S</b> OBP: 0.344, SLG: 0.438 (1, 4)										2	2	0	0	2	0	1											
<b>Albert Belle, R</b> OBP: 0.324, SLG: 0.484 (1, 10)										4	1	2	2	0	2	4											
<b>Paul Sorrento, L</b> OBP: 0.351, SLG: 0.451 (1, 3)										3	0	2	4	1	0	1											
<b>Carlos Martinez, R</b> OBP: 0.279, SLG: 0.392 (1, 5)										4	0	0	0	0	0	4											
<b>Mark Whiten, S</b> OBP: 0.357, SLG: 0.383 (1, 9)										4	0	1	0	0	0	2											
<b>Glenallen Hill, R</b> OBP: 0.289, SLG: 0.435 (1, 7)										4	1	1	1	0	2	1											
<b>Junior Ortiz, R</b> OBP: 0.276, SLG: 0.263 (1, 2)										3	0	0	0	0	1	1											
<b>Reggie Jefferson, S</b> OBP: 0.250, SLG: 0.296 (9, PH)										1	0	0	0	0	1	0											
<b>Inning Stats</b>	R: 2 E: 0 K: 0 S: 18	H: 2 LOB: 1 BB: 1 P: 28	R: 0 E: 0 K: 1 S: 12	H: 0 LOB: 0 BB: 0 P: 17	R: 2 E: 1 K: 1 S: 14	H: 3 LOB: 1 BB: 1 P: 23	R: 0 E: 0 K: 1 S: 8	H: 0 LOB: 0 BB: 0 P: 14	R: 2 E: 0 K: 2 S: 10	H: 2 LOB: 1 BB: 1 P: 17	R: 0 E: 0 K: 1 S: 5	H: 1 LOB: 0 BB: 0 P: 5	R: 0 E: 0 K: 0 S: 7	H: 0 LOB: 0 BB: 0 P: 9	R: 0 E: 1 K: 0 S: 10	H: 1 LOB: 1 BB: 0 P: 15	R: 1 E: 0 K: 1 S: 15	H: 1 LOB: 0 BB: 0 P: 19	1B: 5 2B: 2 3B: 2 HR: 2	SF: 0 SAC: 0 DP: 2 HBP: 0	WP: 0 PB: 0 SB: 1 CS: 1	PA: 38					
<b>PITCHER</b>	IP	WLS	BF	H	R	ER	SO	BB	IBB	HBP	BLK	WP	HR	S	P	ERA	WHIP										
<b>Kirk McCaskill, R</b> ERA: 4.13 (1, 1)	5.0	W	24	7	6	6	5	3	0	0	0	0	0	62	99	10.80	2.000										
<b>Terry Lesh, R</b> ERA: 1.97 (6, 1)	2.0		6	1	0	0	1	0	0	0	0	0	0	12	14	0.00	0.500										
<b>Roberto Hernandez, R</b> ERA: 1.86 (8, 1)	2.0	S	8	2	1	1	1	0	0	0	0	0	1	25	34	4.50	1.000										









Batter	1	2	3	4	5	6	7	8	9	AB	R	H	RBI	BB	SO	LOB	TOP								
Joey Cora, S OBP: 0.344, SLG: 0.311	1-2 SF8 2B	4-0 S BB		1-1 1B		3-2 SF8 3B	0-2 FC3-6		0-0 G4-3	5	2	3	0	1	0	1									
Tim Raines, S OBP: 0.373, SLG: 0.389	2-0 1B 2-3 1B	1-1 F8		0-0 F7		3-1 SF8	0-2 G3-1			4	1	1	1	0	0	3									
Frank Thomas, R OBP: 0.436, SLG: 0.533	2-2 L6		2-2 1B 1B	1-0 F7		3-H G4-3		2-3 K		5	1	1	0	0	1	3									
George Bell, R OBP: 0.299, SLG: 0.426	3-1 SF8		1-2 F7	0-2 F9		2-2 HR		0-0 L7		3	1	0	1	0	0	2									
Robin Ventura, L OBP: 0.370, SLG: 0.425	2-2 1B 1-2 1B		0-2 1B 1B		1-2 G6-3	1-0 HR		4-0 BLK BB		4	2	3	2	1	0	0									
Dan Paskua, L OBP: 0.310, SLG: 0.340	3-0 1B		0-0 1B		2-3 K	1-1 HR		4-1 BB		4	1	3	2	1	1	0									
Shawn Abner, R OBP: 0.309, SLG: 0.335	1-2 2-H 1B		1-3 2-H 1B		4-0 HR BB	3-2 G5-3		1-2 BB		4	1	0	0	1	0	7									
Lance Johnson, L OBP: 0.323, SLG: 0.370	0-0 G3-1		1-0 G1-3							4	1	0	0	1	0	7									
Ron Karkovice, R OBP: 0.301, SLG: 0.364			1-0 F9	1-0 1B		0-0 HR	3-3 K		0-1 P6	5	1	2	4	0	1	0									
Dale Sveum, S OBP: 0.248, SLG: 0.274			1-3 K	1-1 G1-3		2-2 G1-3	4-1 FC3-6 BB		1-3 K	4	0	0	0	1	2	1									
<b>Inning Stats</b>	R: 2 E: 0 K: 0 S: 17	H: 4 LOB: 2 BB: 0 P: 29	R: 0 E: 0 K: 1 S: 6	H: 0 LOB: 1 BB: 1 P: 13	R: 3 E: 0 K: 0 S: 18	H: 4 LOB: 1 BB: 0 P: 24	R: 0 E: 0 K: 0 S: 7	H: 1 LOB: 0 BB: 1 P: 9	R: 2 E: 0 K: 1 S: 11	H: 1 LOB: 0 BB: 1 P: 20	R: 3 E: 0 K: 0 S: 19	H: 3 LOB: 1 BB: 0 P: 33	R: 0 E: 0 K: 1 S: 12	H: 0 LOB: 1 BB: 1 P: 19	R: 0 E: 0 K: 1 S: 9	H: 0 LOB: 2 BB: 2 P: 20	R: 0 E: 0 K: 1 S: 7	H: 0 LOB: 0 BB: 0 P: 8	1B: 8 2B: 2 3B: 1 HR: 2	SF: 2 SAC: 0 DP: 0 HBP: 1	WP: 0 PB: 0 SB: 1 CS: 0	PA: 46			
<b>PITCHER</b>	IP WLS BF H R ER SO BB IBB HBP BLK WP HR S P ERA WHIP	IP WLS BF H R ER SO BB IBB HBP BLK WP HR S P ERA WHIP	IP WLS BF H R ER SO BB IBB HBP BLK WP HR S P ERA WHIP	IP WLS BF H R ER SO BB IBB HBP BLK WP HR S P ERA WHIP	IP WLS BF H R ER SO BB IBB HBP BLK WP HR S P ERA WHIP	IP WLS BF H R ER SO BB IBB HBP BLK WP HR S P ERA WHIP	IP WLS BF H R ER SO BB IBB HBP BLK WP HR S P ERA WHIP	IP WLS BF H R ER SO BB IBB HBP BLK WP HR S P ERA WHIP	IP WLS BF H R ER SO BB IBB HBP BLK WP HR S P ERA WHIP	IP WLS BF H R ER SO BB IBB HBP BLK WP HR S P ERA WHIP	IP WLS BF H R ER SO BB IBB HBP BLK WP HR S P ERA WHIP	IP WLS BF H R ER SO BB IBB HBP BLK WP HR S P ERA WHIP	IP WLS BF H R ER SO BB IBB HBP BLK WP HR S P ERA WHIP	IP WLS BF H R ER SO BB IBB HBP BLK WP HR S P ERA WHIP	IP WLS BF H R ER SO BB IBB HBP BLK WP HR S P ERA WHIP	IP WLS BF H R ER SO BB IBB HBP BLK WP HR S P ERA WHIP	IP WLS BF H R ER SO BB IBB HBP BLK WP HR S P ERA WHIP	IP WLS BF H R ER SO BB IBB HBP BLK WP HR S P ERA WHIP	IP WLS BF H R ER SO BB IBB HBP BLK WP HR S P ERA WHIP	IP WLS BF H R ER SO BB IBB HBP BLK WP HR S P ERA WHIP	IP WLS BF H R ER SO BB IBB HBP BLK WP HR S P ERA WHIP	IP WLS BF H R ER SO BB IBB HBP BLK WP HR S P ERA WHIP	IP WLS BF H R ER SO BB IBB HBP BLK WP HR S P ERA WHIP	IP WLS BF H R ER SO BB IBB HBP BLK WP HR S P ERA WHIP	IP WLS BF H R ER SO BB IBB HBP BLK WP HR S P ERA WHIP
Jose Mesa, R ERA: 4.2	(1, 1)	5.0	L	27	10	7	7	2	2	0	0	0	0	0	0	0	0	1	59	95	12.60	2.400			
Rod Nichols, R ERA: 4.52	(6, 1)	0.2		6	3	3	3	0	0	0	1	0	0	0	0	0	0	1	16	27	40.50	4.500			
Jack Armstrong, R ERA: 4.82	(6, 1)	2.1		10	0	0	0	2	3	0	0	1	0	0	0	0	0	0	24	45	0.00	1.286			
Steve Olin, R ERA: 2.46	(9, 1)	1.0		3	0	0	0	1	0	0	0	0	0	0	0	0	0	0	7	8	0.00	0.000			

Chicago White Sox @ Cleveland Indians  
Cleveland Municipal Stadium, Cleveland, OH  
Sun Sep 20 1992, 3:33 AM EDT  
Att: 13,457 - Sunny - 68 F


AB 38  
R 10  
H 13  
RBI 10  
BB 5  
SO 5  
LOB 17



Batter	1	2	3	4	5	6	7	8	9	AB	R	H	RBI	BB	SO	LOB	BOTTOM								
Kenny Lofton, L OBP: 0.361, SLG: 0.364	4-1 FC4-6 BB	0-0 BB 1B		3-2 FC4-6 1B		2-1 S 1B		0-1 G3		4	3	2	1	1	0	1									
Felix Fermin, R OBP: 0.317, SLG: 0.311	2-2 FC4-6	4-2 BB 1B		0-1 G4-3 1B		4-1 1B BB		0-1 P3		2	1	1	1	2	0	1									
Thomas Howard, S OBP: 0.313, SLG: 0.343	1-2 1B	1-2 BB		2-H 1B		1-2 BB				1	0	0	0	0	0	0									
Mark Lewis, R OBP: 0.308, SLG: 0.351	1-2 1B	1-2 BB		2-3 1B		0-3 K		0-1 BB		5	0	3	2	0	1	4									
Carlos Baerga, S OBP: 0.349, SLG: 0.440	0-1 G6-4-3 1B	3-2 BB 1B		0-0 G4-3		0-0 K		0-1 BB		3	0	1	2	2	0	3									
Albert Belle, R OBP: 0.326, SLG: 0.481	1-0 G6-4-3	4-2 FC6-4 BB		1-0 P4		0-0 1B		4-2 BB		3	0	1	2	2	0	3									
Carlos Martinez, R OBP: 0.278, SLG: 0.386		1-2 BB		1-2 BB		1-2 1B		1-2 BB		5	1	2	1	0	1	5									
Mark Whiten, S OBP: 0.355, SLG: 0.379		0-3 K	1-3 K2-3		1-0 F7	2-1 G1-3		0-0 G6-3		5	0	0	0	0	2	3									
Glenallen Hill, R OBP: 0.287, SLG: 0.429		4-1 1B BB	2-1 F9		2-2 G6-3		0-3 K		3-2 F8	4	1	0	0	1	1	0									
Reggie Jefferson, S OBP: 0.270, SLG: 0.324		3-3 K	3-2 G6-3			0-2 G4-3		1-2 L7		5	0	0	0	0	1	2									
Junior Ortiz, R OBP: 0.286, SLG: 0.271		3-2 BB 1B		2-1 FC4-6 1B		2-2 1B HBP		0-0 G4-3		2	2	2	1	0	0	0									
Wayne Kirby, L OBP: 0.357, SLG: 0.545		1-3 2-H 1B								1	0	0	0	0	0	0									
Jesse Lewis, L OBP: 0.235, SLG: 0.353		1-3 2-H 1B								0	0	0	0	0	0	0									
<b>Inning Stats</b>	R: 0 E: 0 K: 0 S: 7	H: 1 LOB: 1 BB: 1 P: 14	R: 4 E: 0 K: 2 S: 28	H: 4 LOB: 3 BB: 3 P: 49	R: 0 E: 0 K: 1 S: 8	H: 0 LOB: 0 BB: 0 P: 14	R: 1 E: 1 K: 0 S: 9	H: 2 LOB: 1 BB: 0 P: 15	R: 0 E: 0 K: 0 S: 7	H: 0 LOB: 0 BB: 0 P: 10	R: 3 E: 0 K: 1 S: 19	H: 3 LOB: 2 BB: 1 P: 31	R: 0 E: 0 K: 1 S: 7	H: 0 LOB: 0 BB: 0 P: 8	R: 0 E: 0 K: 1 S: 12	H: 1 LOB: 2 BB: 1 P: 17	R: 0 E: 0 K: 0 S: 7	H: 0 LOB: 0 BB: 0 P: 11	1B: 11 2B: 0 3B: 0 HR: 0	SF: 0 SAC: 0 DP: 1 HBP: 1	WP: 0 PB: 0 SB: 1 CS: 0	PA: 44			
<b>PITCHER</b>	IP WLS BF H R ER SO BB IBB HBP BLK WP HR S P ERA WHIP	IP WLS BF H R ER SO BB IBB HBP BLK WP HR S P ERA WHIP	IP WLS BF H R ER SO BB IBB HBP BLK WP HR S P ERA WHIP	IP WLS BF H R ER SO BB IBB HBP BLK WP HR S P ERA WHIP	IP WLS BF H R ER SO BB IBB HBP BLK WP HR S P ERA WHIP	IP WLS BF H R ER SO BB IBB HBP BLK WP HR S P ERA WHIP	IP WLS BF H R ER SO BB IBB HBP BLK WP HR S P ERA WHIP	IP WLS BF H R ER SO BB IBB HBP BLK WP HR S P ERA WHIP	IP WLS BF H R ER SO BB IBB HBP BLK WP HR S P ERA WHIP	IP WLS BF H R ER SO BB IBB HBP BLK WP HR S P ERA WHIP	IP WLS BF H R ER SO BB IBB HBP BLK WP HR S P ERA WHIP	IP WLS BF H R ER SO BB IBB HBP BLK WP HR S P ERA WHIP	IP WLS BF H R ER SO BB IBB HBP BLK WP HR S P ERA WHIP	IP WLS BF H R ER SO BB IBB HBP BLK WP HR S P ERA WHIP	IP WLS BF H R ER SO BB IBB HBP BLK WP HR S P ERA WHIP	IP WLS BF H R ER SO BB IBB HBP BLK WP HR S P ERA WHIP	IP WLS BF H R ER SO BB IBB HBP BLK WP HR S P ERA WHIP	IP WLS BF H R ER SO BB IBB HBP BLK WP HR S P ERA WHIP	IP WLS BF H R ER SO BB IBB HBP BLK WP HR S P ERA WHIP	IP WLS BF H R ER SO BB IBB HBP BLK WP HR S P ERA WHIP	IP WLS BF H R ER SO BB IBB HBP BLK WP HR S P ERA WHIP	IP WLS BF H R ER SO BB IBB HBP BLK WP HR S P ERA WHIP	IP WLS BF H R ER SO BB IBB HBP BLK WP HR S P ERA WHIP	IP WLS BF H R ER SO BB IBB HBP BLK WP HR S P ERA WHIP	IP WLS BF H R ER SO BB IBB HBP BLK WP HR S P ERA WHIP
Wilson Alvarez, L ERA: 5.26	(1, 1)	1.2		5	4	4	2	2	3	0	0	0	0	0	0	0	0	0	30	54	21.60	4.800			
Mike Dume, R ERA: 5.0	(2, 1)	4.0	W	19	4	4	3	2	2	0	1	0	0	0	0	0	0	0	42	69	6.75	1.500			
Terry Leach, R ERA: 1.91	(6, 1)	2.0		8	2	0	0	1	0	0	0	0	0	0	0	0	0	0	19	24	0.00	1.000			
Bobby Thigpen, R ERA: 4.33	(8, 1)	1.1	S	5	0	0	0	1	1	0	0	0	0	0	0	0	0	0	13	22	0.00	0.750			

Chicago White Sox @ Cleveland Indians  
Cleveland Municipal Stadium, Cleveland, OH  
Sun Sep 20 1992, 3:33 AM EDT  
Att: 13,457 - Sunny - 68 F

AB 37  
R 8  
H 11  
RBI 8  
BB 6  
SO 6  
LOB 19






Batter	1	2	3	4	5	6	7	8	9	AB	R	H	RBI	BB	SO	LOB	TOP							
Rickey Henderson, R OBP: 0.422, SLG: 0.453	3-1 HR	0-2 F9		2-1 FC6-4 1B		2-2 F7		3-2 G5-3		5	1	2	1	0	0	0								
Jerry Browne, S OBP: 0.372, SLG: 0.365	0-2 2B 1B		1-1 F7	1-0 SF7		1-1 HR			1-3 K	4	2	2	2	0	1	0								
Ruben Sierra, S OBP: 0.325, SLG: 0.450	0-1 G1-3 1-H 2B		1-1 F9	3-H 2-3 K		0-0 G3-1			3-2 L6-3 1B	5	0	2	1	0	1	2								
Harold Baines, L OBP: 0.334, SLG: 0.375 Randy Ready, R OBP: 0.346, SLG: 0.315	1-2 F8		4-2 HR	0-1 FC6-4 1-2 BB		0-0 F7			1-1 L6-3	3	1	0	0	1	0	3								
Mark McGwire, R OBP: 0.387, SLG: 0.590	2-0 G1-3		0-1 HR		1-0 G5-3		3-3 K			4	1	1	2	0	1	1								
Carney Lansford, R OBP: 0.325, SLG: 0.375	4-0 BB		1-1 FC5-4 1B		4-2 1B BB		0-0 G5-3			2	0	1	0	2	0	0								
Terry Steinbach, R OBP: 0.344, SLG: 0.415	1-0 F9		2-0 FC5-4 1-2		2-2 1-2 1B		0-3 K			4	0	1	0	0	1	3								
Mike Bordick, R OBP: 0.354, SLG: 0.357		2-1 G1-3		4-0 1B SF7 BB		2-3 K		0-3 K		3	1	0	0	1	2	2								
Walt Weiss, S OBP: 0.310, SLG: 0.247	0-1 G4-3		0-1 1B 1B		1-0 G5-3		2-1 L8			4	0	1	0	0	0	2								
<b>Inning Stats</b>	R: 2 E: 0 K: 0 S: 13	H: 3 LOB: 2 BB: 1 P: 24	R: 0 E: 0 K: 0 S: 8	H: 0 LOB: 0 BB: 0 P: 10	R: 2 E: 0 K: 0 S: 11	H: 2 LOB: 1 BB: 1 P: 20	R: 1 E: 0 K: 1 S: 10	H: 2 LOB: 2 BB: 1 P: 19	R: 0 E: 0 K: 1 S: 12	H: 1 LOB: 0 BB: 0 P: 21	R: 1 E: 0 K: 0 S: 7	H: 1 LOB: 0 BB: 0 P: 10	R: 0 E: 0 K: 2 S: 7	H: 0 LOB: 0 BB: 0 P: 10	R: 0 E: 0 K: 1 S: 9	H: 0 LOB: 0 BB: 0 P: 14	R: 0 E: 0 K: 1 S: 10	H: 1 LOB: 0 BB: 0 P: 15	1B: 6 2B: 2 3B: 0 HR: 3	SF: 1 SAC: 0 DP: 1 HBP: 0	WP: 0 PB: 0 SB: 0 CS: 0	PA: 40		
<b>PITCHER</b>	IP WLS BF H R ER SO BB IBB HBP BLK WP HR S P ERA WHIP	4.1 L 25 8 5 5 1 4 0 0 0 0 2 49 87 10.38 2.769	3.2 12 1 1 1 4 0 0 0 0 1 28 41 2.46 0.273	1.0 3 1 0 0 1 0 0 0 0 0 10 15 0.00 1.000																				

Oakland Athletics @ Chicago White Sox  
Comiskey Park, Chicago, IL  
Mon Sep 21 1992, 8:05 PM EDT  
Att: 29,529 - Cloudy - 68 F

AB 35  
R 6  
H 10  
RBI 6  
BB 4  
SO 6  
LOB 14



Batter	1	2	3	4	5	6	7	8	9	AB	R	H	RBI	BB	SO	LOB	BOTTOM							
Steve Sax, R OBP: 0.288, SLG: 0.316	3-1 FC6-4 1B	2-2 G1-3		2-3 K		3-2 G4-3		1-0 L6-3		5	0	1	0	0	1	3								
Tim Raines, S OBP: 0.373, SLG: 0.389	2-2 FC6-4 BB 1B 1-2		1-0 F7		1-0 F8		2-0 FC BB E 1B	0-0 2-4 1B		5	2	2	0	0	0	1								
Frank Thomas, R OBP: 0.438, SLG: 0.535	0-1 BB 1-2 1B		1-0 F8		2-1 2B		4-0 E SF8 BB	1-0 2-4	0-1 P4	4	2	2	0	1	0	0								
George Bell, R OBP: 0.299, SLG: 0.424 Shawn Jeter, L OBP: 0.182, SLG: 0.182	2-3 K		0-0 1B		0-0 P4		2-2 FC SF8 BB		3-3 K	4	0	1	0	0	1	4								
Robin Ventura, L OBP: 0.372, SLG: 0.425	4-1 1B 1-2 2-3 BB		2-0 1B		2-2 G4-3		4-1 S BB		0-0 G4-3	3	0	1	0	2	0	1								
Dan Pasqua, L OBP: 0.310, SLG: 0.340 Mike Huff, R OBP: 0.295, SLG: 0.273	0-1 FC6-4 1-3 2-H 3-H 1B		2-2 F8			2-3 K	3-3 K			3	0	1	2	0	1	2								
Lance Johnson, L OBP: 0.322, SLG: 0.372	0-0 FC6-4 1-2			1-0 L3		1-1 1B	1-0 SF8			3	1	1	1	0	0	2								
Ron Karkovics, R OBP: 0.301, SLG: 0.365		1-3 K		0-0 2B		1-3 K	2-3 K			4	0	1	0	0	3	3								
Dale Sveum, S OBP: 0.252, SLG: 0.278 Joey Cora, S OBP: 0.344, SLG: 0.311		2-3 K		1-3 K		2-0 1B		1-1 L6-3 1B		4	0	2	1	0	2	1								
<b>Inning Stats</b>	R: 2 E: 0 K: 1 S: 14	H: 3 LOB: 2 BB: 1 P: 25	R: 0 E: 0 K: 2 S: 12	H: 0 LOB: 0 BB: 0 P: 17	R: 0 E: 0 K: 0 S: 7	H: 2 LOB: 0 BB: 0 P: 13	R: 0 E: 0 K: 2 S: 11	H: 1 LOB: 1 BB: 0 P: 15	R: 0 E: 0 K: 0 S: 8	H: 1 LOB: 1 BB: 0 P: 13	R: 1 E: 0 K: 2 S: 12	H: 2 LOB: 1 BB: 0 P: 21	R: 2 E: 1 K: 2 S: 13	H: 1 LOB: 3 BB: 2 P: 31	R: 0 E: 0 K: 0 S: 4	H: 2 LOB: 1 BB: 0 P: 7	R: 0 E: 0 K: 1 S: 6	H: 0 LOB: 0 BB: 0 P: 9	1B: 9 2B: 4 3B: 0 HR: 0	SF: 1 SAC: 0 DP: 1 HBP: 0	WP: 0 PB: 0 SB: 1 CS: 0	PA: 41		
<b>PITCHER</b>	IP WLS BF H R ER SO BB IBB HBP BLK WP HR S P ERA WHIP	5.2 W 27 9 3 3 7 1 0 0 0 0 0 61 98 4.76 1.765	0.1 4 1 2 0 0 1 0 0 0 0 0 7 18 0.00 6.000	0.2 3 0 0 0 1 1 0 0 0 0 0 6 14 0.00 1.500	1.1 5 2 0 0 1 0 0 0 0 0 0 7 12 0.00 1.500	1.0 S 3 0 0 0 1 0 0 0 0 0 6 9 0.00 0.000																		

Oakland Athletics @ Chicago White Sox  
Comiskey Park, Chicago, IL  
Mon Sep 21 1992, 8:05 PM EDT  
Att: 29,529 - Cloudy - 68 F

AB 37  
R 5  
H 12  
RBI 4  
BB 3  
SO 10  
LOB 20





























Batter	1	2	3	4	5	6	7	8	9	AB	R	H	RBI	BB	SO	LOB	TOP										
Joey Cora, S OBP: 0.360, SLG: 0.310 (1, 4)	P6		G4-3				HR	FC5-4		3	1	1	0	2	0	0	Chicago White Sox @ Minnesota Twins Hubert H. Humphrey Metrodome, Minneapolis, MN Mon Sep 28 1992, 8:05 PM EDT Att: 16:329 - Dome - 70 F										
Tim Raines, S OBP: 0.376, SLG: 0.395 Warren Newson, L OBP: 0.393, SLG: 0.267 (1, 7)	1B			G3	2B	1B	HR	FC5-4		5	2	3	5	0	0	2											
Frank Thomas, R OBP: 0.440, SLG: 0.537 Chris Cron, R (8, PH)	F9			F7	2B		HR	G5-3		4	2	2	1	0	0	1											
George Bell, R OBP: 0.299, SLG: 0.426 Scott Hemond, R OBP: 0.297, SLG: 0.303 (1, 10)	P6			1B	2B		HR			4	1	3	3	0	0	1											
Robin Ventura, L OBP: 0.376, SLG: 0.422 Esteban Beltre, R OBP: 0.212, SLG: 0.240 (1, 5)		L3		1B	F7		F7			3	0	1	0	1	0	1											
Dan Pasqua, L OBP: 0.305, SLG: 0.340 Shawn Abner, R OBP: 0.312, SLG: 0.346 (1, 9)	K			F7		L4	G4-3			3	0	0	0	0	1	3											
Lance Johnson, L OBP: 0.321, SLG: 0.364 Shawn Jeter, L OBP: 0.154, SLG: 0.154 (1, 8)	L3			2B	1B	G6-3	F8			4	1	1	0	0	0	1											
Ron Karkovice, R OBP: 0.305, SLG: 0.396 (1, 2)			P2		1B	K		FC5-4		5	1	2	0	0	1	2											
Dale Sveum, S OBP: 0.268, SLG: 0.295 (1, 6)	K				K		HR			4	1	1	0	0	3	3											
<b>Inning Stats</b>	R: 0 E: 0 K: 0 S: 5	H: 1 LOB: 1 BB: 0 P: 11	R: 0 E: 0 K: 1 S: 6	H: 0 LOB: 0 BB: 1 P: 15	R: 0 E: 0 K: 1 S: 7	H: 0 LOB: 0 BB: 0 P: 11	R: 0 E: 0 K: 0 S: 9	H: 2 LOB: 2 BB: 0 P: 16	R: 4 E: 0 K: 1 S: 16	H: 5 LOB: 1 BB: 1 P: 25	R: 0 E: 0 K: 1 S: 7	H: 0 LOB: 0 BB: 0 P: 13	R: 5 E: 0 K: 0 S: 18	H: 5 LOB: 0 BB: 0 P: 29	R: 0 E: 0 K: 1 S: 15	H: 1 LOB: 2 BB: 0 P: 26		R: 0 E: 0 K: 2 S: 9	H: 2 LOB: 0 BB: 0 P: 15	1B: 8 2B: 7 3B: 0 HR: 2	SF: 0 SAC: 0 DP: 1 HBP: 0	WP: 0 PB: 0 SB: 0 CS: 0	PA: 44				
<b>PITCHER</b>	IP	WLS	BF	H	R	ER	SO	BB	IBB	HBP	BLK	WP	HR	S	P	ERA	WHIP										
Pat Mahomes, R ERA: 5.04 (1, 1)	5.0	L	23	8	4	4	3	2	0	0	0	0	0	43	78	7.20	2.000										
Mauro Gozzo, R ERA: 27.0 (6, 1)	1.0		8	5	5	5	1	0	0	0	0	0	2	19	31	45.00	5.000										
Larry Casian, L ERA: 4.91 (7, 1)	1.0		3	0	0	0	0	0	0	0	0	0	0	6	11	0.00	0.000										
David West, L ERA: 6.99 (8, 1)	1.0		5	1	0	0	1	1	0	0	0	0	0	15	26	0.00	2.000										
Rick Aquilera, R ERA: 2.92 (9, 1)	1.0		5	2	0	0	2	0	0	0	0	0	0	9	15	0.00	2.000										

Batter	1	2	3	4	5	6	7	8	9	AB	R	H	RBI	BB	SO	LOB	BOTTOM										
Chuck Knoblauch, R OBP: 0.384, SLG: 0.358 Jeff Reboulet, R OBP: 0.310, SLG: 0.262 (1, 4)	CS		G3		G5-3		G6-3		2B	3	0	0	0	1	0	0	Chicago White Sox @ Minnesota Twins Hubert H. Humphrey Metrodome, Minneapolis, MN Mon Sep 28 1992, 8:05 PM EDT Att: 16:329 - Dome - 70 F										
Shane Mack, R OBP: 0.397, SLG: 0.473 J.T. Bruett, L OBP: 0.309, SLG: 0.307 Lenny Webster, R OBP: 0.319, SLG: 0.402 (1, 7)	F9		P4			G6-3		E3	1B	3	0	0	0	0	0	1											
Kirby Puckett, R OBP: 0.373, SLG: 0.490 Darren Reed, R OBP: 0.231, SLG: 0.342 (1, 8)	2B		E5			1B		F9	2B	2	1	1	0	1	0	0											
Chili Davis, S OBP: 0.377, SLG: 0.412 (1, 10)	BB		L6			1B		FC3-6	K	4	0	1	0	1	1	4											
Pedro Munoz, R OBP: 0.299, SLG: 0.406 Bernardo Brito, R (1, 9)	G1-6-3			G4-3		K		L6		3	0	0	0	0	1	4											
Brian Harper, R OBP: 0.340, SLG: 0.410 Derek Parks, R OBP: 0.800, SLG: 0.667 (1, 2)	F8			CS		E2		2B	1B	1	1	1	0	0	0	0											
Gene Larkin, S OBP: 0.306, SLG: 0.351 (1, 3)	G3-1	BLK		K		K		1B	2B	4	1	2	1	0	2	3											
Scott Leius, R OBP: 0.310, SLG: 0.321 (1, 5)	G3-1				F9				1B	3	1	0	0	1	1	1											
Greg Gagne, R OBP: 0.284, SLG: 0.352 Terry Jorgensen, R OBP: 0.293, SLG: 0.289 (1, 6)	K				B1-3				F8	3	0	0	0	0	2	1											
<b>Inning Stats</b>	R: 0 E: 0 K: 0 S: 12	H: 1 LOB: 2 BB: 2 P: 23	R: 0 E: 0 K: 1 S: 9	H: 1 LOB: 0 BB: 0 P: 17	R: 0 E: 1 K: 0 S: 6	H: 0 LOB: 1 BB: 0 P: 7	R: 0 E: 0 K: 1 S: 5	H: 1 LOB: 0 BB: 0 P: 7	R: 0 E: 0 K: 0 S: 8	H: 0 LOB: 0 BB: 0 P: 13	R: 1 E: 1 K: 2 S: 14	H: 2 LOB: 2 BB: 1 P: 25	R: 0 E: 0 K: 2 S: 8	H: 0 LOB: 0 BB: 0 P: 13	R: 0 E: 1 K: 0 S: 9	H: 0 LOB: 1 BB: 0 P: 15		R: 3 E: 0 K: 2 S: 19	H: 4 LOB: 2 BB: 1 P: 33	1B: 6 2B: 3 3B: 0 HR: 0	SF: 0 SAC: 0 DP: 0 HBP: 0	WP: 0 PB: 0 SB: 0 CS: 2	PA: 40				
<b>PITCHER</b>	IP	WLS	BF	H	R	ER	SO	BB	IBB	HBP	BLK	WP	HR	S	P	ERA	WHIP										
Kirk McCaskill, R ERA: 4.07 (1, 1)	7.0	W	28	5	1	1	6	3	0	0	1	0	0	62	105	1.29	1.143										
Donn Pail, R ERA: 4.95 (8, 1)	1.0		4	0	0	0	0	0	0	0	0	0	0	9	15	0.00	0.000										
Scott Radinsky, L ERA: 2.47 (9, 1)	1.0		8	4	3	3	2	1	0	0	0	0	0	19	33	27.00	5.000										





Batter	1	2	3	4	5	6	7	8	9	AB	R	H	RBI	BB	SO	LOB	TOP					
Steve Sax, R OBP: 0.290, SLG: 0.316 (1,4)										4	0	0	0	0	0	0	Chicago White Sox @ Minnesota Twins Hubert H. Humphrey Metrodome, Minneapolis, MN Tue Sep 29 1992, 8:05 PM EDT Att: 20,842 - Dome - 70 F  livebaseballscores.com					
Tim Lincecum, S OBP: 0.379, SLG: 0.397 (1,7)										3	2	0	1	0	0							
Frank Thomas, R OBP: 0.440, SLG: 0.536 (1,3)										3	0	1	0	1	0	2						
George Bell, R OBP: 0.298, SLG: 0.425 (1,10)										4	1	1	0	0	0	4						
Robin Ventura, L OBP: 0.375, SLG: 0.426 (1,5)										4	1	1	3	0	0	2						
Dan Pasqua, L OBP: 0.304, SLG: 0.339 (9,9)										4	0	1	1	0	2	0						
Shawn Abner, R OBP: 0.312, SLG: 0.346 (9,9)										0	0	0	0	0	0	0						
Lance Johnson, L OBP: 0.322, SLG: 0.366 (1,8)										3	0	1	0	1	0	2						
Carlton Fisk, R OBP: 0.319, SLG: 0.315 (9,FR)										3	0	0	0	1	3	1						
Ron Karkovics, R OBP: 0.305, SLG: 0.396 (9,2)										0	0	0	0	0	0	0						
Esteban Beltré, R OBP: 0.204, SLG: 0.231 (1,6)										4	0	0	0	0	2	2						
<b>Inning Stats</b>	R: 0 E: 0 K: 0 S: 14	H: 1 LOB: 1 BB: 0 P: 22	R: 0 E: 0 K: 1 S: 7	H: 0 LOB: 0 BB: 0 P: 9	R: 0 E: 0 K: 2 S: 9	H: 0 LOB: 0 BB: 0 P: 14	R: 1 E: 0 K: 0 S: 8	H: 3 LOB: 2 BB: 0 P: 14	R: 0 E: 0 K: 2 S: 8	H: 0 LOB: 0 BB: 1 P: 10	R: 3 E: 1 K: 1 S: 18	H: 3 LOB: 1 BB: 1 P: 28	R: 0 E: 0 K: 0 S: 7	H: 0 LOB: 0 BB: 0 P: 12	R: 0 E: 0 K: 0 S: 7	H: 0 LOB: 0 BB: 1 P: 16	R: 0 E: 0 K: 1 S: 12	H: 0 LOB: 2 BB: 2 P: 23	1B: 5 2B: 1 3B: 0 HR: 1	SF: 0 SAC: 0 DP: 2 HBP: 0	WP: 0 PB: 0 CS: 0	PA: 36
<b>PITCHER</b>	IP WLS BF H R ER SO BB IBB HBP BLK WP HR S P ERA WHIP																					
Mike Trombley, R ERA: 3.7 (1,1)	6.0	26	7	4	4	6	1	0	0	0	0	0	0	1	64	97	6.00	1.333				
Tom Edens, R ERA: 2.85 (7,1)	3.0	10	0	0	0	1	3	0	0	0	0	0	0	26	51	0.00	1.000					

Batter	1	2	3	4	5	6	7	8	9	AB	R	H	RBI	BB	SO	LOB	BOTTOM			
Chuck Knoblauch, R OBP: 0.381, SLG: 0.355 (1,4)										5	0	0	0	0	0	2	Chicago White Sox @ Minnesota Twins Hubert H. Humphrey Metrodome, Minneapolis, MN Tue Sep 29 1992, 8:05 PM EDT Att: 20,842 - Dome - 70 F  livebaseballscores.com			
J.T. Bruett, L OBP: 0.313, SLG: 0.303 (1,8)										1	0	0	0	0	1	0				
Bernardo Brito, R OBP: 0.100, SLG: 0.222 (3,FR)										3	1	1	1	0	1	1				
Shane Mack, R OBP: 0.395, SLG: 0.472 (1,7)										5	0	1	0	0	1	2				
Kirby Puckett, R OBP: 0.371, SLG: 0.487 (1,10)										4	0	0	0	0	2	1				
Pedro Munoz, R OBP: 0.299, SLG: 0.403 (1,9)										3	0	0	0	1	1	0				
Brian Harper, R OBP: 0.343, SLG: 0.414 (1,2)										3	2	0	1	0	1					
Terry Jorgensen, R OBP: 0.333, SLG: 0.317 (1,3)										3	1	2	0	1	0	1				
Scott Leius, R OBP: 0.311, SLG: 0.321 (1,5)										3	0	1	1	0	1	4				
Randy Bush, L OBP: 0.283, SLG: 0.292 (9,PH)										1	0	1	1	0	0	0				
Greg Gagne, R OBP: 0.284, SLG: 0.352 (9,FR)										0	1	0	0	0	0	0				
Jeff Reboulet, R OBP: 0.311, SLG: 0.258 (1,6)										2	0	0	0	1	0	1				
Chili Davis, S OBP: 0.377, SLG: 0.412 (9,PH)										0	0	0	1	0	0	0				
<b>Inning Stats</b>	R: 0 E: 0 K: 1 S: 8	H: 1 LOB: 1 BB: 0 P: 11	R: 1 E: 0 K: 0 S: 16	H: 2 LOB: 1 BB: 0 P: 24	R: 0 E: 0 K: 1 S: 7	H: 0 LOB: 1 BB: 0 P: 12	R: 0 E: 0 K: 1 S: 15	H: 1 LOB: 2 BB: 1 P: 24	R: 0 E: 0 K: 3 S: 13	H: 2 LOB: 2 BB: 0 P: 19	R: 0 E: 0 K: 1 S: 11	H: 0 LOB: 0 BB: 0 P: 16	R: 0 E: 0 K: 0 S: 12	H: 0 LOB: 0 BB: 0 P: 13	R: 4 E: 1 K: 0 S: 9	H: 2 LOB: 2 BB: 2 P: 20	1B: 4 2B: 4 3B: 0 HR: 0	SF: 1 SAC: 0 DP: 0 HBP: 1	WP: 0 PB: 0 CS: 1	PA: 40
<b>PITCHER</b>	IP WLS BF H R ER SO BB IBB HBP BLK WP HR S P ERA WHIP																			
Jack McDowell, R ERA: 3.13 (1,1)	8.0	32	6	1	1	7	2	0	0	0	0	0	2	11	142	1.12	1.000			
Bobby Thigpen, R ERA: 4.75 (9,1)	0.0	3	1	3	3	0	2	0	0	0	0	0	2	11	142	1.12	1.000			
Scott Radinsky, L ERA: 2.44 (9,1)	0.2	L	3	1	0	0	0	0	0	0	0	0	6	7	0.00	1.500				
Terry Leach, R ERA: 1.83 (9,1)	0.0	1	0	1	0	0	0	0	0	0	0	0	1	2	142	1.12	1.000			



Batter	1	2	3	4	5	6	7	8	9	AB	R	H	RBI	BB	SO	LOB	TOP					
Steve Sax, R OBP: 0.292, SLG: 0.319 (1, 4)										5	1	3	1	0	1	2						
Tim Raines, S OBP: 0.379, SLG: 0.397 (1, 7)										5	0	2	0	0	0	1						
Frank Thomas, R OBP: 0.441, SLG: 0.538 (1, 3)										3	0	2	1	1	1	2						
George Bell, R OBP: 0.296, SLG: 0.422 (1, 10)										5	0	0	0	0	2	7						
Robin Ventura, L OBP: 0.376, SLG: 0.433 (1, 5)										4	2	2	1	0	0	0						
Dan Paskua, L OBP: 0.300, SLG: 0.333 Shawn Abner, R OBP: 0.312, SLG: 0.346 (1, 9) (8, 9)										4	0	0	0	0	0	1						
Lance Johnson, L OBP: 0.323, SLG: 0.370 (1, 8)										4	0	2	1	0	0	0						
Ron Karkovice, R OBP: 0.304, SLG: 0.397 (1, 2)										4	1	1	0	0	1	2						
Dale Sveum, S OBP: 0.268, SLG: 0.294 (1, 6)										4	0	1	0	0	1	2						
<b>Inning Stats</b>	R: 1 E: 0 K: 1 S: 13	H: 1 LOB: 0 BB: 0 P: 16	R: 0 E: 0 K: 0 S: 6	H: 0 LOB: 0 BB: 0 P: 11	R: 1 E: 0 K: 1 S: 14	H: 3 LOB: 2 BB: 0 P: 22	R: 0 E: 0 K: 0 S: 6	H: 0 LOB: 0 BB: 0 P: 8	R: 0 E: 0 K: 0 S: 10	H: 2 LOB: 3 BB: 1 P: 22	R: 1 E: 0 K: 2 S: 11	H: 2 LOB: 1 BB: 0 P: 18	R: 0 E: 0 K: 2 S: 9	H: 1 LOB: 1 BB: 0 P: 16	R: 1 E: 0 K: 0 S: 15	H: 3 LOB: 2 BB: 0 P: 22	R: 0 E: 0 K: 0 S: 10	H: 1 LOB: 0 BB: 0 P: 13	1B: 8 2B: 3 3B: 1 HR: 1	SF: 1 SAC: 0 DP: 1 HBP: 0	WP: 1 PB: 0 SB: 3 CS: 0	PA: 40
<b>PITCHER</b>	IP WLS BF H R ER SO BB IBB HBP BLK WP HR S P ERA WHIP																					
Scott Erickson, R ERA: 3.4 Carl Willis, R ERA: 2.73 (1, 1) (9, 1)	8.0 L 37 12 4 4 6 1 0 0 0 0 1 1 84 135 4.50 1.625	1.0 3 1 0 0 0 0 0 0 0 0 0 0 10 13 0.00 1.000																				

Chicago White Sox @ Minnesota Twins  
Hubert H. Humphrey Metrodome, Minneapolis, MN  
Wed Sep 30 1992, 8:05 PM EDT  
Att: 17,501 - Dome - 70 F

AB	38
R	4
H	13
RBI	4
BB	1
SO	6
LOB	17



Batter	1	2	3	4	5	6	7	8	9	AB	R	H	RBI	BB	SO	LOB	BOTTOM					
Chuck Knoblauch, R OBP: 0.383, SLG: 0.356 (1, 4)										4	0	2	0	0	0	1						
Scott Leius, R OBP: 0.310, SLG: 0.319 Chili Davis, S OBP: 0.376, SLG: 0.411 Derek Parks, R OBP: 0.500, SLG: 0.667 (1, 5) (8, PH) (9, 2)										3	0	0	0	1	0	4						
Kirby Puckett, R OBP: 0.369, SLG: 0.486 (1, 8)										5	1	1	0	0	3	3						
Pedro Munoz, R OBP: 0.298, SLG: 0.400 Bernardo Brito, R OBP: 0.091, SLG: 0.200 (1, 9) (9, PH)										3	1	0	0	1	2	2						
Brian Harper, R OBP: 0.347, SLG: 0.415 (1, 10)										3	1	2	0	2	0	0						
Terry Jorgensen, R OBP: 0.347, SLG: 0.318 (1, 3)										3	0	1	1	1	0	2						
Darren Reed, R OBP: 0.232, SLG: 0.342 (1, 7)										3	0	1	2	0	0	2						
Lenny Webster, R OBP: 0.320, SLG: 0.395 Gene Larkin, S OBP: 0.309, SLG: 0.356 Jeff Reboulet, R OBP: 0.311, SLG: 0.258 (1, 2) (8, PH) (9, 6)										2	0	0	0	1	2	2						
Greg Gagne, R OBP: 0.282, SLG: 0.349 Randy Bush, L OBP: 0.262, SLG: 0.291 Mike Pagliarulo, L OBP: 0.208, SLG: 0.223 (1, 6) (8, PH) (9, 5)										3	0	0	0	0	2	4						
<b>Inning Stats</b>	R: 0 E: 0 K: 1 S: 11	H: 0 LOB: 0 BB: 0 P: 17	R: 0 E: 0 K: 1 S: 9	H: 0 LOB: 1 BB: 1 P: 16	R: 0 E: 0 K: 3 S: 12	H: 1 LOB: 2 BB: 1 P: 20	R: 1 E: 0 K: 1 S: 10	H: 1 LOB: 2 BB: 2 P: 23	R: 0 E: 0 K: 1 S: 10	H: 1 LOB: 1 BB: 0 P: 16	R: 1 E: 0 K: 1 S: 17	H: 2 LOB: 3 BB: 1 P: 31	R: 1 E: 0 K: 1 S: 11	H: 2 LOB: 1 BB: 1 P: 19	R: 0 E: 0 K: 0 S: 11	H: 1 LOB: 2 BB: 0 P: 14	R: 0 E: 0 K: 0 S: 5	H: 0 LOB: 0 BB: 0 P: 7	1B: 6 2B: 2 3B: 0 HR: 0	SF: 1 SAC: 0 DP: 0 HBP: 1	WP: 0 PB: 0 SB: 1 CS: 0	PA: 41
<b>PITCHER</b>	IP WLS BF H R ER SO BB IBB HBP BLK WP HR S P ERA WHIP																					
Wilson Alvarez, L ERA: 5.2 Mike Dunne, R ERA: 5.4 Roberto Hernandez, R ERA: 1.65 (1, 1) (7, 1) (8, 1)	6.0 W 29 5 2 2 8 5 0 1 0 0 0 0 69 123 3.00 1.667	1.0 W 5 2 1 1 1 0 1 0 0 0 0 0 11 19 9.00 2.000	2.0 S 7 1 0 0 0 0 0 0 0 0 0 0 16 21 0.00 0.500																			

Chicago White Sox @ Minnesota Twins  
Hubert H. Humphrey Metrodome, Minneapolis, MN  
Wed Sep 30 1992, 8:05 PM EDT  
Att: 17,501 - Dome - 70 F

AB	33
R	3
H	8
RBI	3
BB	6
SO	9
LOB	23





Batter	1	2	3	4	5	6	7	8	9	AB	R	H	RBI	BB	SO	LOB	TOP								
Joey Cora, S OBP: 0.357, SLG: 0.316 (1, 4)	F8		G4-1					P9		4	1	1	1	0	0	1	Chicago White Sox @ Minnesota Twins Hubert H. Humphrey Metrodome, Minneapolis, MN Thu Oct 01 1992, 4:33 AM EDT Att: 15,656 - Dome - 70 F  livebaseballscores.com								
Tim Raines, S OBP: 0.380, SLG: 0.405 Shawn Abner, R OBP: 0.312, SLG: 0.346 (8, FR) (8, 9)	G4-3			F8				1B		4	1	2	2	0	0	0									
Frank Thomas, R OBP: 0.442, SLG: 0.540 (1, 3)	K			K				1B		4	0	2	2	0	2	0									
George Bell, R OBP: 0.296, SLG: 0.421 (1, 10)				F9				F8		4	0	1	0	0	0	3									
Robin Ventura, L OBP: 0.374, SLG: 0.430 (1, 5)	K				F8					4	0	0	0	0	2	1									
Dan Pasqua, L OBP: 0.298, SLG: 0.331 Mike Huff, R OBP: 0.282, SLG: 0.261 (7, PH) (7, 9) (8, 7)	G4-6-3				K					2	0	0	0	0	1	1									
Warren Newson, L OBP: 0.396, SLG: 0.273 (8, PH)										1	0	1	0	0	0	0									
Lance Johnson, L OBP: 0.321, SLG: 0.368 (1, 8)					L7					4	0	0	0	0	0	1									
Ron Karkovics, R OBP: 0.304, SLG: 0.395 (1, 2)										4	1	1	0	0	1	1									
Dale Sveum, S OBP: 0.272, SLG: 0.300 (1, 6)										2	2	1	0	1	1	1									
<b>Inning Stats</b>	R: 0 E: 0 K: 1 S: 8	H: 0 LOB: 0 BB: 0 P: 13	R: 0 E: 0 K: 1 S: 7	H: 1 LOB: 0 BB: 0 P: 9	R: 1 E: 0 K: 1 S: 13	H: 1 LOB: 0 BB: 0 P: 19	R: 0 E: 0 K: 1 S: 8	H: 0 LOB: 0 BB: 0 P: 11	R: 0 E: 0 K: 1 S: 7	H: 0 LOB: 0 BB: 0 P: 8	R: 3 E: 0 K: 0 S: 20	H: 4 LOB: 0 BB: 0 P: 32	R: 0 E: 1 K: 0 S: 4	H: 0 LOB: 0 BB: 0 P: 7	R: 2 E: 0 K: 0 S: 14	H: 2 LOB: 2 BB: 1 P: 24	R: 0 E: 0 K: 2 S: 11	H: 1 LOB: 1 BB: 0 P: 17	1B: 4 2B: 5 3B: 2 HR: 0	SF: 0 SAC: 0 DP: 3 HBP: 0	WP: 1 PB: 0 SB: 1 CS: 0	PA: 35			
<b>PITCHER</b>	IP	WLS	BF	H	R	ER	SO	BB	IBB	HBP	BLK	WP	HR	S	P	ERA	WHIP								
Kevin Tapani, R ERA: 3.97 (1, 1)	6.0		22	6	4	3	5	0	0	0	0	1	0	63	92	4.50	1.000								
Larry Casian, L ERA: 3.86 (7, 1)	1.0		3	0	0	0	0	0	0	0	0	0	0	4	7	0.00	0.000								
Gary Wayne, L ERA: 2.44 (8, 1)	0.2	W	2	1	0	0	0	0	0	0	0	0	0	11	21	27.00	3.000								
Carl Willis, R ERA: 2.72 (8, 1)	0.1	S	4	1	0	0	0	0	0	0	0	0	0	3	3	0.00	3.000								
Rick Aquilera, R ERA: 2.89 (9, 1)	1.0		4	1	0	0	2	0	0	0	0	0	0	11	17	0.00	1.000								

Batter	1	2	3	4	5	6	7	8	9	AB	R	H	RBI	BB	SO	LOB	BOTTOM								
Chuck Knoblauch, R OBP: 0.385, SLG: 0.361 (1, 4)	E9			G6-3						4	2	2	1	1	0	1	Chicago White Sox @ Minnesota Twins Hubert H. Humphrey Metrodome, Minneapolis, MN Thu Oct 01 1992, 4:33 AM EDT Att: 15,656 - Dome - 70 F  livebaseballscores.com								
Shane Mack, R OBP: 0.394, SLG: 0.470 (1, 7)	L4				G6-3					5	1	1	0	0	0	5									
Kirby Puckett, R OBP: 0.370, SLG: 0.486 (1, 8)										4	1	2	2	0	2	0									
Chili Davis, S OBP: 0.379, SLG: 0.422 (1, 10)										3	1	2	2	1	1	0									
Pedro Munoz, R OBP: 0.298, SLG: 0.406 (1, 9)										4	1	1	1	0	1	3									
Brian Harper, R OBP: 0.346, SLG: 0.413 Greg Gagne, R OBP: 0.282, SLG: 0.349 Lenny Webster, R OBP: 0.320, SLG: 0.395 (1, 2) (8, FR) (9, 2)	K									3	0	0	0	0	2	2									
Terry Jorgensen, R OBP: 0.346, SLG: 0.319 Gene Larkin, S OBP: 0.310, SLG: 0.361 (6, PH) (9, 3)										3	0	1	0	0	1	0									
Scott Leius, R OBP: 0.312, SLG: 0.321 (1, 5)										4	1	2	0	0	1	0									
Jeff Reboulet, R OBP: 0.316, SLG: 0.273 (1, 6)										4	1	2	1	0	0	2									
<b>Inning Stats</b>	R: 2 E: 1 K: 1 S: 12	H: 2 LOB: 1 BB: 0 P: 14	R: 0 E: 0 K: 0 S: 7	H: 0 LOB: 0 BB: 0 P: 10	R: 2 E: 0 K: 1 S: 13	H: 3 LOB: 1 BB: 1 P: 21	R: 0 E: 0 K: 0 S: 9	H: 2 LOB: 1 BB: 0 P: 13	R: 0 E: 0 K: 2 S: 10	H: 0 LOB: 0 BB: 0 P: 12	R: 0 E: 0 K: 2 S: 9	H: 0 LOB: 0 BB: 0 P: 12	R: 0 E: 0 K: 1 S: 9	H: 1 LOB: 1 BB: 1 P: 17	R: 5 E: 0 K: 1 S: 18	H: 6 LOB: 2 BB: 0 P: 29		1B: 8 2B: 4 3B: 1 HR: 2	SF: 0 SAC: 0 DP: 3 HBP: 1	WP: 0 PB: 0 SB: 0 CS: 2	PA: 38				
<b>PITCHER</b>	IP	WLS	BF	H	R	ER	SO	BB	IBB	HBP	BLK	WP	HR	S	P	ERA	WHIP								
Alex Fernandez, R ERA: 4.27 (8, 1)	0.0	L	1	0	0	0	0	0	0	1	0	0	0	1	2	∞	∞								
Scott Radinsky, L ERA: 2.73 (8, 1)	0.1		4	4	3	3	0	0	0	0	0	0	0	8	14	81.00	12.000								
Donn Pall, R ERA: 4.93 (8, 1)	0.1		1	0	0	0	0	0	0	0	0	0	0	2	4	0.00	0.000								



Batter	1	2	3	4	5	6	7	8	9	AB	R	H	RBI	BB	SO	LOB	TOP					
Steve Sax, R OBP: 0.292, SLG: 0.320 (1, 4)	G4-3		2B		FC5			P3		4	0	1	0	0	0	2	Chicago White Sox @ Seattle Mariners The Kingdome, Seattle, WA Fri Oct 02 1992, 10:05 PM EDT Att: 26,770 - Dome - 70 F					
Mike Huff, R OBP: 0.273, SLG: 0.252 (1, 7)	G5-3		L7			G5-3		G6-3		4	0	0	0	0	0	1						
Frank Thomas, R OBP: 0.439, SLG: 0.536 (1, 3)	F7				P3		P4	G6-3		4	0	0	0	0	0	0						
George Bell, R OBP: 0.294, SLG: 0.418 (1, 10)		G5-3		K		G5-3			G4-3	4	0	0	0	0	1	0						
Robin Ventura, L OBP: 0.374, SLG: 0.430 (1, 5)		1B BB		P5			G4-3		BB 1B	3	0	1	0	1	0	0						
Shawn Abner, R OBP: 0.320, SLG: 0.351 (9, PR)		G6-4-3 1B			K		1B		BB	3	0	2	0	1	1	0						
Shawn Jeter, L OBP: 0.154, SLG: 0.154 (9, PR)							1B			0	0	0	0	0	0	0						
Lance Johnson, L OBP: 0.321, SLG: 0.367 (1, 8)		G6-4-3 1-2			CS 1B		P3		P6	4	0	1	0	0	0	5						
Ron Karkovics, R OBP: 0.306, SLG: 0.396 (1, 2)			K		FC5 1B				P4	4	0	2	0	0	1	2						
Esteban Beltre, R OBP: 0.207, SLG: 0.234 (1, 6)		G4-3					F8			3	0	1	0	0	0	2						
<b>Inning Stats</b>	R: 0 E: 0 K: 0 S: 7	H: 0 LOB: 0 BB: 0 P: 10	R: 0 E: 0 K: 0 S: 6	H: 1 LOB: 1 BB: 1 P: 12	R: 0 E: 0 K: 1 S: 8	H: 1 LOB: 0 BB: 0 P: 14	R: 0 E: 0 K: 1 S: 11	H: 0 LOB: 0 BB: 0 P: 18	R: 0 E: 0 K: 1 S: 17	H: 3 LOB: 2 BB: 0 P: 24	R: 0 E: 0 K: 0 S: 5	H: 0 LOB: 0 BB: 0 P: 7	R: 0 E: 0 K: 0 S: 10	H: 2 LOB: 2 BB: 0 P: 15	R: 0 E: 0 K: 0 S: 8	H: 0 LOB: 0 BB: 0 P: 14	R: 0 E: 0 K: 0 S: 10	H: 1 LOB: 2 BB: 1 P: 19	1B: 7 2B: 1 3B: 0 HR: 0	SF: 0 SAC: 0 DP: 1 HBP: 0	WP: 0 PB: 0 SB: 0 CS: 1	PA: 35
<b>PITCHER</b> Dave Fleming, L ERA: 3.39 (1, 1)	IP: 9.0 WLS: W BF: 35 H: 8 R: 0 ER: 0 SO: 3 BB: 2 IBB: 0 HBP: 0 BLK: 0 WP: 0 HR: 0 S: 82 P: 133 ERA: 0.00 WHIP: 1.111															<b>PITCHER</b>						

Batter	1	2	3	4	5	6	7	8	9	AB	R	H	RBI	BB	SO	LOB	BOTTOM			
Omar Vizquel, S OBP: 0.336, SLG: 0.345 (1, 6)	S 1B		G5-3		K		L9			4	0	1	0	0	1	2	Chicago White Sox @ Seattle Mariners The Kingdome, Seattle, WA Fri Oct 02 1992, 10:05 PM EDT Att: 26,770 - Dome - 70 F			
Harold Reynolds, S OBP: 0.315, SLG: 0.327 (1, 4)	L9		G4-3			L3		P7		4	0	0	0	0	0	1				
Ken Griffey Jr., L OBP: 0.361, SLG: 0.533 (1, 8)	K				L3 1B		G4-3		G4-3	4	0	1	0	0	1	1				
Tino Martinez, L OBP: 0.315, SLG: 0.412 (1, 3)	G5-3				L3 1-2		K		K	4	0	0	0	0	2	2				
Jay Buhner, R OBP: 0.334, SLG: 0.422 (1, 9)		WP SF8 2B			1B BB			E8 SF9 2B		2	2	2	0	1	0	0				
Dann Howitt, L OBP: 0.250, SLG: 0.333 (1, 7)		SF8 2-H			1B		SF9 3-H			1	0	1	2	0	0	0				
Greg Briley, L OBP: 0.275, SLG: 0.383 (1, 10)		P2			G1-3		G4-3			3	0	0	0	0	0	2				
Bill Haselman, R OBP: 0.267, SLG: 0.267 (1, 2)		F7					P5		K E	3	0	0	0	0	1	0				
Rich Amaral, R OBP: 0.273, SLG: 0.305 (1, 5)			P7				G4-3		FC	3	0	0	0	0	0	1				
<b>Inning Stats</b>	R: 0 E: 0 K: 1 S: 10	H: 1 LOB: 1 BB: 0 P: 17	R: 1 E: 0 K: 0 S: 10	H: 1 LOB: 0 BB: 0 P: 17	R: 0 E: 0 K: 0 S: 7	H: 0 LOB: 0 BB: 0 P: 12	R: 0 E: 0 K: 0 S: 6	H: 2 LOB: 1 BB: 0 P: 15	R: 0 E: 0 K: 1 S: 8	H: 0 LOB: 0 BB: 0 P: 11	R: 0 E: 0 K: 1 S: 6	H: 0 LOB: 0 BB: 0 P: 7	R: 1 E: 2 K: 1 S: 14	H: 1 LOB: 2 BB: 0 P: 25	R: 0 E: 0 K: 1 S: 7	H: 0 LOB: 0 BB: 0 P: 10		1B: 3 2B: 3 3B: 0 HR: 0	SF: 2 SAC: 0 DP: 1 HBP: 0	WP: 1 PB: 1 SB: 1 CS: 0
<b>PITCHER</b> Charlie Hough, R ERA: 3.93 Greg Hibbard, L ERA: 4.4 (8, 1)	IP: 7.0 WLS: L BF: 28 H: 5 R: 2 ER: 1 SO: 4 BB: 1 IBB: 0 HBP: 0 BLK: 0 WP: 1 HR: 0 S: 61 P: 104 ERA: 1.29 WHIP: 0.857															<b>PITCHER</b>				

AB	33
R	0
H	8
RBI	0
BB	2
SO	3
LOB	12



AB	28
R	2
H	5
RBI	2
BB	1
SO	5
LOB	9





Batter	1	2	3	4	5	6	7	8	9	AB	R	H	RBI	BB	SO	LOB	TOP					
Steve Sax, R OBP: 0.290, SLG: 0.318 (1, 4)			G5-3				FC5-4			4	0	0	0	0	1	3	Chicago White Sox @ Seattle Mariners The Kingdome, Seattle, WA Sat Oct 03 1992, 10:05 PM EDT Att: 14,866 - Dome - 70 F					
Joey Cora, S OBP: 0.374, SLG: 0.322 (1, 5)										1	0	1	1	3	0	0						
Frank Thomas, R OBP: 0.439, SLG: 0.537 (1, 10)			G5-3				P4			3	0	1	1	1	0	3						
Chris Cron, R (1, 3)										4	0	0	0	0	2	3						
Shawn Abner, R OBP: 0.323, SLG: 0.351 (2, PR) Shawn Jeter, L OBP: 0.125, SLG: 0.125 (2, 9)										0	0	0	0	0	0	0						
Ron Karkovics, R OBP: 0.302, SLG: 0.392 (1, 2)										4	0	0	0	0	1	1						
Lance Johnson, L OBP: 0.318, SLG: 0.364 (1, 8)										4	0	0	0	0	1	1						
Scott Hemond, R OBP: 0.317, SLG: 0.306 (1, 7)										3	1	1	0	1	2	1						
Esteban Beltre, R OBP: 0.211, SLG: 0.236 (1, 6) Warren Newson, L OBP: 0.394, SLG: 0.271 (9, PH)										3	1	1	0	0	2	1						
<b>Inning Stats</b>	R: 0 E: 0 K: 1 S: 15	H: 0 LOB: 1 BB: 2 P: 27	R: 0 E: 0 K: 1 S: 12	H: 0 LOB: 1 BB: 0 P: 20	R: 0 E: 0 K: 1 S: 11	H: 0 LOB: 1 BB: 1 P: 18	R: 0 E: 0 K: 1 S: 6	H: 0 LOB: 0 BB: 0 P: 8	R: 2 E: 0 K: 1 S: 12	H: 3 LOB: 2 BB: 1 P: 23	R: 0 E: 0 K: 2 S: 7	H: 0 LOB: 0 BB: 0 P: 9	R: 0 E: 0 K: 1 S: 11	H: 1 LOB: 2 BB: 1 P: 19	R: 0 E: 0 K: 2 S: 10	H: 0 LOB: 0 BB: 0 P: 16	R: 0 E: 0 K: 2 S: 8	H: 0 LOB: 0 BB: 0 P: 15	1B: 3 2B: 1 3B: 0 HR: 0	SF: 0 SAC: 0 DP: 0 HBP: 1	WP: 0 PB: 0 SB: 1 CS: 1	PA: 36
<b>PITCHER</b>	IP	WLS	BF	H	R	ER	SO	BB	IBB	HBP	BLK	WP	HR	S	P	ERA	WHIP					
Randy Johnson, L ERA: 3.77 (1, 1)	7.0	W	30	4	2	2	8	5	0	1	0	0	0	74	124	2.57	1.286					
Rich DeLucia, R ERA: 5.49 (8, 1)	2.0		6	0	0	0	4	0	0	0	0	0	0	18	31	0.00	0.000					

Batter	1	2	3	4	5	6	7	8	9	AB	R	H	RBI	BB	SO	LOB	BOTTOM				
Omar Vizquel, S OBP: 0.339, SLG: 0.348 (1, 6)										5	2	3	1	0	0	1	Chicago White Sox @ Seattle Mariners The Kingdome, Seattle, WA Sat Oct 03 1992, 10:05 PM EDT Att: 14,866 - Dome - 70 F				
Harold Reynolds, S OBP: 0.314, SLG: 0.326 (1, 4)										5	1	1	0	0	1	3					
Ken Griffey Jr., L OBP: 0.362, SLG: 0.536 (1, 8)										3	0	1	2	1	0	2					
Tino Martinez, L OBP: 0.317, SLG: 0.414 (1, 3)										3	0	1	2	1	0	1					
Jay Buhner, R OBP: 0.333, SLG: 0.421 (1, 9)										4	0	1	0	0	0	2					
Dann Howitt, L OBP: 0.250, SLG: 0.321 (1, 7)										3	1	0	0	1	0	2					
Lance Parrish, R OBP: 0.294, SLG: 0.418 (1, 2)										4	1	0	0	0	2	0					
Greg Brolley, L OBP: 0.284, SLG: 0.391 (1, 10)										4	1	3	0	0	0	0					
Rich Amaral, R OBP: 0.282, SLG: 0.306 (1, 5)										3	1	1	1	1	1	2					
<b>Inning Stats</b>	R: 0 E: 0 K: 0 S: 15	H: 4 LOB: 2 BB: 2 P: 32	R: 0 E: 0 K: 2 S: 10	H: 1 LOB: 0 BB: 0 P: 15	R: 2 E: 0 K: 0 S: 15	H: 4 LOB: 1 BB: 0 P: 20	R: 0 E: 0 K: 0 S: 8	H: 0 LOB: 0 BB: 0 P: 12	R: 0 E: 0 K: 1 S: 7	H: 0 LOB: 0 BB: 0 P: 10	R: 0 E: 0 K: 0 S: 6	H: 0 LOB: 1 BB: 1 P: 14	R: 0 E: 0 K: 0 S: 6	H: 0 LOB: 0 BB: 0 P: 10	R: 0 E: 0 K: 0 S: 6	H: 0 LOB: 1 BB: 1 P: 14	1B: 9 2B: 1 3B: 1 HR: 0	SF: 0 SAC: 0 DP: 1 HBP: 0	WP: 0 PB: 0 SB: 2 CS: 0	PA: 38	
<b>PITCHER</b>	IP	WLS	BF	H	R	ER	SO	BB	IBB	HBP	BLK	WP	HR	S	P	ERA	WHIP				
Kirk McCaskill, R ERA: 4.18 (1, 1)	3.1	L	22	8	7	4	3	3	0	0	0	0	0	54	81	10.80	3.300				
Mike Dunne, R ERA: 4.29 (4, 1)	2.2		9	3	0	0	0	0	0	0	0	0	0	21	32	0.00	1.125				
Brian Drahman, R ERA: 2.57 (7, 1)	2.0		7	0	0	0	1	1	0	0	0	0	0	13	24	0.00	0.500				



Batter	1	2	3	4	5	6	7	8	9	AB	R	H	RBI	BB	SO	LOB	TOP					
<b>Joey Cora, S</b> (1, 4) <small>OBP: 0.371, SLG: 0.320</small>	F8		G1-3				FC5-4 1B			4	0	1	0	0	0	1	<b>Chicago White Sox @ Seattle Mariners</b> The Kingdome, Seattle, WA Sun Oct 04 1992, 6:33 AM EDT Att: 15,591 - Dome - 70 F					
<b>Scott Hemond, R</b> (1, 10) <small>OBP: 0.289, SLG: 0.275</small>	K			K	FC6-4		FC6-4			4	0	0	0	0	2	2						
<b>Warren Newson, L</b> (1, 7) <small>OBP: 0.397, SLG: 0.285</small> <b>Steve Sax, R</b> (6, PH) <small>OBP: 0.290, SLG: 0.317</small> <b>Mike Huff, R</b> (8, 9) <small>OBP: 0.273, SLG: 0.252</small>	L8			F7		G3		F7		3	0	0	0	0	0	0						
<b>Robin Ventura, L</b> (1, 5) <small>OBP: 0.375, SLG: 0.431</small>		P6		FC BB E BB		HR		G3		3	2	1	0	1	0	0						
<b>Dan Pasqua, L</b> (1, 3) <small>OBP: 0.305, SLG: 0.347</small> <b>Frank Thomas, R</b> (8, PH) <small>OBP: 0.439, SLG: 0.536</small>				E BB		HR		F8		2	1	2	2	1	0	0						
<b>Lance Johnson, L</b> (1, 8) <small>OBP: 0.318, SLG: 0.363</small>				FC BB		P5				4	0	1	0	0	1	1						
<b>Carlton Fisk, R</b> (1, 2) <small>OBP: 0.313, SLG: 0.309</small>				FC5		F8				4	0	0	0	0	0	3						
<b>Shawn Jeter, L</b> (1, 9) <small>OBP: 0.111, SLG: 0.111</small> <b>Chris Cron, R</b> (7, 3) <small>OBP: 0.111, SLG: 0.111</small>			P5		K		K		G6-3	2	0	0	0	0	1	0						
<b>Dale Sveum, S</b> (1, 6) <small>OBP: 0.273, SLG: 0.297</small>			K		P6		FC5-4 BB			2	0	0	0	1	1	0						
<b>Inning Stats</b>	R: 0 E: 0 K: 1 S: 7	H: 0 LOB: 0 BB: 0 P: 11	R: 0 E: 0 K: 0 S: 7	H: 2 LOB: 1 BB: 0 P: 14	R: 0 E: 0 K: 1 S: 8	H: 0 LOB: 0 BB: 0 P: 13	R: 1 E: 1 K: 1 S: 12	H: 0 LOB: 2 BB: 2 P: 22	R: 0 E: 0 K: 0 S: 14	H: 1 LOB: 1 BB: 0 P: 20	R: 2 E: 0 K: 0 S: 9	H: 2 LOB: 0 BB: 0 P: 13	R: 0 E: 0 K: 1 S: 13	H: 0 LOB: 1 BB: 1 P: 18	R: 0 E: 0 K: 0 S: 5	H: 0 LOB: 0 BB: 0 P: 9		R: 0 E: 0 K: 1 S: 8	H: 0 LOB: 0 BB: 0 P: 11	1B: 3 2B: 1 3B: 0 HR: 1	SF: 0 SAC: 0 DP: 0 HBP: 0	WP: 0 PB: 0 SB: 0 CS: 0
<b>PITCHER</b>	IP WLS BF H R ER SO BB IBB HBP BLK WP HR S P ERA WHIP																					
<b>Brian Fisher, R</b> (1, 1) <small>ERA: 4.53</small>	6.0 W 25 5 3 2 4 2 0 0 0 0 0 1 57 93 3.00 1.167																					
<b>Dennis Powell, L</b> (7, 1) <small>ERA: 4.59</small>	1.2 6 0 0 0 1 1 0 0 0 0 0 0 17 25 0.00 0.600																					
<b>Mark Grant, R</b> (8, 1) <small>ERA: 3.89</small>	0.1 1 0 0 0 0 0 0 0 0 0 0 0 1 2 0.00 0.000																					
<b>Jeff Nelson, R</b> (9, 1) <small>ERA: 3.44</small>	1.0 S 3 0 0 0 1 0 0 0 0 0 0 0 8 11 0.00 0.000																					

Batter	1	2	3	4	5	6	7	8	9	AB	R	H	RBI	BB	SO	LOB	BOTTOM			
<b>Omar Vizquel, S</b> (1, 6) <small>OBP: 0.340, SLG: 0.352</small> <b>Jeff Schaefer, R</b> (8, 6) <small>OBP: 0.139, SLG: 0.186</small>	K		2B E HBP		L8		CS 3B			3	1	1	0	0	1	0	<b>Chicago White Sox @ Seattle Mariners</b> The Kingdome, Seattle, WA Sun Oct 04 1992, 6:33 AM EDT Att: 15,591 - Dome - 70 F			
<b>Harold Reynolds, S</b> (1, 4) <small>OBP: 0.316, SLG: 0.330</small>	G5-3		E9 1B 2B				L9			4	1	2	1	0	0	1				
<b>Ken Griffey Jr., L</b> (1, 8) <small>OBP: 0.361, SLG: 0.535</small> <b>John Moses, S</b> (7, 8) <small>OBP: 0.296, SLG: 0.182</small>	P5		BB 2B 1B		F8					3	1	1	1	0	0	1				
<b>Tino Martinez, L</b> (1, 3) <small>OBP: 0.316, SLG: 0.411</small>		F7	2B BB		F9		K			3	0	0	0	1	1	2				
<b>Jay Buhner, R</b> (1, 9) <small>OBP: 0.333, SLG: 0.422</small>		K	2B 2B							4	0	1	1	0	2	0				
<b>Dann Howitt, L</b> (1, 7) <small>OBP: 0.250, SLG: 0.329</small>			K				P5		G4-3	4	0	1	0	0	1	1				
<b>Bill Haselman, R</b> (1, 2) <small>OBP: 0.283, SLG: 0.263</small>			K						K	4	0	1	0	0	3	1				
<b>Greg Brolley, L</b> (1, 10) <small>OBP: 0.290, SLG: 0.400</small>			SH1-3 2B 2B		G6-3		FC5-4 1B			3	1	2	0	0	0	0				
<b>Rich Amaral, R</b> (1, 5) <small>OBP: 0.276, SLG: 0.300</small>			SH1-3		F9		FC5-4			2	0	0	0	0	0	2				
<b>Inning Stats</b>	R: 0 E: 0 K: 1 S: 6	H: 0 LOB: 0 BB: 0 P: 9	R: 0 E: 0 K: 2 S: 12	H: 1 LOB: 1 BB: 0 P: 20	R: 4 E: 1 K: 1 S: 18	H: 4 LOB: 1 BB: 1 P: 29	R: 0 E: 0 K: 1 S: 6	H: 0 LOB: 0 BB: 0 P: 9	R: 0 E: 0 K: 0 S: 7	H: 1 LOB: 1 BB: 0 P: 8	R: 0 E: 0 K: 1 S: 11	H: 2 LOB: 2 BB: 0 P: 15	R: 0 E: 0 K: 1 S: 10	H: 2 LOB: 1 BB: 0 P: 15	R: 0 E: 0 K: 1 S: 6	H: 0 LOB: 0 BB: 0 P: 14		1B: 5 2B: 4 3B: 1 HR: 0	SF: 0 SAC: 1 DP: 0 HBP: 1	WP: 0 PB: 0 SB: 0 CS: 1
<b>PITCHER</b>	IP WLS BF H R ER SO BB IBB HBP BLK WP HR S P ERA WHIP																			
<b>Jack McDowell, R</b> (1, 1) <small>ERA: 3.18</small>	8.0 L 34 10 4 4 8 1 0 1 0 0 0 0 76 119 4.50 1.375																			