

Chicago White Sox - 1993

Batter	1	2	3	4	5	6	7	8	9	AB R H RBI BB SO LOB	TOP											
Tim Raines, S OBP: 0.400, SLG: 1.000 (1, 7)	1-1 FC5 1B	1-1 F7		0-0 HR		2-1 FC4 G4-3 S 1-2f	0-1 FC5-4 1-2f			5 2 2 3 0 0 3												
Joey Cora, S OBP: 0.400, SLG: 0.600 (1, 4)	3-2 FC5 2B 1B		0-1 G4-3	1-2 WP 2B		1-0 G4-3 1-3		2-3 K		5 2 2 0 0 1 1												
Frank Thomas, R Dan Pasqua, L (1, 3) (8, 3)	0-0 FC5 2B		1-1 G6-3	4-1 2B BB		4-0 BB		2-3 K		3 1 0 1 2 1 1 0 0 0 0 0 0 0												
George Bell, R OBP: 0.400, SLG: 0.800 (1, 10)	1-0 2B 2B		0-0 G6-3	2-2 2B		3-3 K		3-1 F9		5 0 2 2 0 1 2												
Robin Ventura, L OBP: 0.200, SLG: 0.200 (1, 5)	3-1 P4			1B 1B G3			2-0 G4-3		1-3 K	5 1 1 0 0 1 2												
Ellis Burks, R OBP: 0.600, SLG: 0.600 (1, 9)	3-3 K		1-0 2B SF7 1B		2-3 K		1-2 G3-1 S PB 1B		0-1 FC3-6 1B	5 2 3 0 0 2 1												
Lance Johnson, L OBP: 0.200, SLG: 0.400 (1, 8)	1-3 K		1-1 HR 2B		1-3 K		1-2 G3-1		0-1 FC3-6	5 1 1 1 0 2 3												
Ron Karkovice, R (1, 2)		0-0 F9		4-1 HR BB		2-3 K		1-1 E6 1B PB		4 1 0 0 1 1 1												
Ozzie Guillen, L OBP: 0.500, SLG: 0.667 (1, 6)		1-0 L3		0-0 SF7			0-0 FC4 1B		1-1 FC5-4 1B	3 0 2 1 0 0 0												
Inning Stats	R: 3 E: 1 K: 2 S: 17	H: 3 LOB: 1 BB: 0 P: 29	R: 0 E: 0 K: 0 S: 4	H: 0 LOB: 0 BB: 0 P: 6	R: 0 E: 0 K: 0 S: 5	H: 0 LOB: 0 BB: 0 P: 6	R: 6 E: 0 K: 0 S: 17	H: 6 LOB: 1 BB: 2 P: 32	R: 0 E: 0 K: 3 S: 11	H: 0 LOB: 0 BB: 0 P: 16	R: 0 E: 0 K: 1 S: 11	H: 1 LOB: 2 BB: 1 P: 21	R: 1 E: 1 K: 0 S: 13	H: 2 LOB: 2 BB: 0 P: 19	R: 0 E: 0 K: 2 S: 8	H: 0 LOB: 0 BB: 0 P: 15	R: 0 E: 0 K: 1 S: 11	H: 1 LOB: 1 BB: 0 P: 14	1B: 8 2B: 4 3B: 0 HR: 1	SF: 1 SAC: 0 DP: 0 HBP: 0	WP: 1 PB: 2 SB: 3 CS: 0	PA: 44
PITCHER	IP WLS BF H R ER SO BB IBB HBP BLK WP HR S P ERA WHIP												PITCHER	IP WLS BF H R ER SO BB IBB HBP BLK WP HR S P ERA WHIP								
Kevin Tapani, R ERA: 21.6 (1, 1)	3.1 L 20 8 9 8 2 1 0 0 0 0 0 1 38 60 21.60 2.700																					
Mike Hartley, R ERA: (4, 1)	3.1 15 3 1 0 4 2 0 0 0 0 1 0 36 64 0.00 1.500																					
Larry Casian, L ERA: (7, 1)	1.2 6 1 0 0 3 0 0 0 0 0 0 0 16 25 0.00 0.600																					
Rick Aguilera, R ERA: (9, 1)	0.2 3 1 0 0 0 0 0 0 0 0 0 0 7 9 0.00 1.500																					

Chicago White Sox @ Minnesota Twins
 Hubert H. Humphrey Metrodome, Minneapolis, MN
 Tue Apr 06 1993, 8:05 PM EDT
 Att. 51,617 - Dome

livebaseballscorecards.com

AB 40
 R 10
 H 13
 RBI 8
 BB 3
 SO 9
 LOB 14



Batter	1	2	3	4	5	6	7	8	9	AB	R	H	RBI	BB	SO	LOB
Chuck Knoblauch, R <small>(1, 4) OBP: 0.400, SLG: 0.250</small>	1-1 G4-3 	4-1 SAFE FC4 BB 		3-2 G4-3 		0-1 2B 1B 		1-0 G4-6-3 1-2f 		4	0	1	0	1	0	1
Shane Mack, R <small>(1, 7) OBP: 0.400, SLG: 0.500</small>	4-1 HR BB 	0-1 FC4 1-2f 		2-3 K 		1-0 1-3 2B 		1-0 G4-3 		4	1	1	0	1	1	2
Kirby Puckett, R <small>(1, 8) OBP: 0.400, SLG: 1.000</small>	0-0 1-H HR 		2-3 K 	4-0 BB 		0-1 F8 		0-0 G6-3 		4	1	1	2	1	1	2
Kent Hrbek, L <small>(1, 3) OBP: 0.400, SLG: 0.250</small>	4-2 FC1-6-4 BB 		0-0 HR 1B 	1-0 G4-3 		2-2 G4-3 		0-0 G4-1 		4	1	1	0	1	0	1
Dave Winfield, R <small>(1, 10) OBP: 0.250, SLG: 1.000</small>	0-3 K 		0-1 1-H HR 		2-2 F8 	3-2 F8 		3-2 F8 		4	1	1	2	0	1	1
Pedro Munoz, R <small>(1, 9)</small> J.T. Bruett, L <small>(7, PH) (8, 9)</small>	0-0 FC1-6-4 1-2f 		3-3 K 		1-1 F8 	1-2 F9 		3-0 0 0 0 1 1 		3	0	0	0	0	1	1
Brian Harper, R <small>(1, 2) OBP: 0.500, SLG: 0.500</small>		0-1 P3 	2-2 1B 1B 		3-2 F7 		2-0 1B SF8 1B 		4	1	2	0	0	0	0	0
Mike Pagliarulo, L <small>(1, 5) OBP: 0.500, SLG: 0.500</small>		1-0 G4-3 	1-1 SAFE 1-3 1B 			1-2 F8 		0-0 G4-6-3 1-3 1B 		4	0	2	0	0	0	0
Scott Leius, R <small>(1, 6)</small>		4-2 BB BB 	2-2 L8 			3-1 F9 		3-2 SF8 3-H 		2	0	0	1	1	0	2

Inning Stats	R: 2	H: 1	E: 0	K: 1	S: 10	LOB: 1	BB: 2	P: 19	R: 0	H: 0	E: 0	K: 0	S: 8	LOB: 2	BB: 2	P: 17	R: 2	H: 4	E: 0	K: 2	S: 17	LOB: 1	BB: 1	P: 27	R: 0	H: 0	E: 0	K: 1	S: 7	LOB: 1	BB: 1	P: 17	R: 0	H: 0	E: 0	K: 0	S: 8	LOB: 0	BB: 0	P: 14	R: 0	H: 2	E: 0	K: 0	S: 10	LOB: 2	BB: 0	P: 15	R: 0	H: 0	E: 0	K: 0	S: 10	LOB: 0	BB: 0	P: 16	R: 1	H: 2	E: 0	K: 0	S: 6	LOB: 0	BB: 0	P: 12	R: 0	H: 0	E: 0	K: 0	S: 3	LOB: 0	BB: 0	P: 4	1B: 6	SF: 1	2B: 1	SAC: 0	3B: 0	DP: 1	HR: 2	HBP: 0	WP: 0	PA: 40
--------------	------	------	------	------	-------	--------	-------	-------	------	------	------	------	------	--------	-------	-------	------	------	------	------	-------	--------	-------	-------	------	------	------	------	------	--------	-------	-------	------	------	------	------	------	--------	-------	-------	------	------	------	------	-------	--------	-------	-------	------	------	------	------	-------	--------	-------	-------	------	------	------	------	------	--------	-------	-------	------	------	------	------	------	--------	-------	------	-------	-------	-------	--------	-------	-------	-------	--------	-------	--------

PITCHER	IP	WLS	BF	H	R	ER	SO	BB	IBB	HBP	BLK	WP	HR	S	P	ERA	WHIP
Jack McDowell, R <small>(1, 1) ERA: 6.0</small>	6.0	W	30	7	4	4	4	5	0	0	0	0	2	60	109	6.00	2.000
Terry Leach, R <small>(7, 1) ERA: 3.0</small>	3.0	S	10	2	1	1	0	0	0	0	0	0	0	19	32	3.00	0.667

BOTTOM

Chicago White Sox @ Minnesota Twins
 Hubert H. Humphrey Metrodome, Minneapolis, MN

Tue Apr 06 1993, 8:05 PM EDT
 Att. 51,617 - Dome

livebaseballscorecards.com

AB	34
R	5
H	9
RBI	5
BB	5
SO	4
LOB	10



Batter	1	2	3	4	5	6	7	8	9	AB R H RBI BB SO LOB	TOP
Tim Raines, S (1, 7) <small>OBP: 0.222, SLG: 0.556</small>	0-1 		1-2 		3-2 			1-3 		4 0 0 0 0 1 2	
Joey Cora, S (1, 4) <small>OBP: 0.556, SLG: 0.625</small>	2-1 		2-1 			2-3 		4-0 		3 0 2 0 1 1 0	
Frank Thomas, R (1, 3) <small>OBP: 0.222, SLG: 0.556</small>	2-1 		2-2 	1-1 		1-2 		3-2 		4 0 0 0 0 0 3	
George Bell, R (1, 10) <small>OBP: 0.333, SLG: 0.500</small>	2-3 			4-0 		3-2 			1-2 	3 0 0 0 1 1 1	
Robin Ventura, L (1, 5) <small>OBP: 0.111, SLG: 0.111</small>		1-1 		3-1 		1-1 		2-1 		4 0 0 0 0 0 1	
Ellis Burks, R (1, 9) <small>OBP: 0.333, SLG: 0.333</small>		2-0 		1-0 		1-1 		2-1 		4 0 0 0 0 0 1	
Lance Johnson, L (1, 8) <small>OBP: 0.250, SLG: 0.375</small>		0-1 			3-1 		2-1 			3 0 1 0 0 0 0	
Carlton Fisk, R (1, 2) <small>OBP: 0.333, SLG: 1.333</small>			0-0 		2-1 		0-3 			3 1 1 1 0 1 1	
Ozzie Guillen, L (1, 6) <small>OBP: 0.429, SLG: 0.400</small>			1-2 		0-1 		4-1 			2 0 0 0 1 0 1	
Inning Stats	R: 0 H: 1 E: 0 LOB: 1 K: 1 BB: 0 S: 9 P: 15	R: 0 H: 0 E: 0 LOB: 0 K: 0 BB: 0 S: 5 P: 8	R: 1 H: 2 E: 0 LOB: 0 K: 0 BB: 0 S: 12 P: 18	R: 0 H: 0 E: 0 LOB: 1 K: 0 BB: 1 S: 5 P: 14	R: 0 H: 1 E: 0 LOB: 1 K: 0 BB: 0 S: 9 P: 17	R: 0 H: 0 E: 0 LOB: 0 K: 1 BB: 0 S: 12 P: 18	R: 0 H: 0 E: 0 LOB: 0 K: 0 BB: 0 S: 6 P: 10	R: 0 H: 0 E: 0 LOB: 2 K: 2 BB: 2 S: 11 P: 23	R: 0 H: 0 E: 0 LOB: 0 K: 0 BB: 0 S: 7 P: 12	1B: 3 SF: 0 2B: 0 SAC: 0 3B: 0 DP: 0 HR: 1 HBP: 0	WP: 0 PA: 34 PB: 0 SB: 1 CS: 1
PITCHER Jim Deshaies, L (1, 1) <small>ERA: 1.29</small> Mark Guthrie, L (8, 1) <small>ERA:</small> Rick Aguilera, R (8, 1) <small>ERA:</small>	IP WLS BF H R ER SO BB IBB HBP BLK WP HR S P ERA WHIP 7.0 W 25 4 1 1 2 1 0 0 0 0 1 58 100 1.29 0.714 0.2 4 0 0 0 2 2 0 0 0 0 0 7 16 0.00 3.000 1.1 S 4 0 0 0 0 0 0 0 0 0 0 0 11 19 0.00 0.000	PITCHER IP WLS BF H R ER SO BB IBB HBP BLK WP HR S P ERA WHIP									

Chicago White Sox @ Minnesota Twins
 Hubert H. Humphrey Metrodome, Minneapolis, MN
 Wed Apr 07 1993, 8:05 PM EDT
 Att. 20,812 - Dome

AB	30
R	1
H	4
RBI	1
BB	3
SO	4
LOB	10



Batter	1	2	3	4	5	6	7	8	9	AB	R	H	RBI	BB	SO	LOB
Shane Mack, R OBP: 0.556, SLG: 0.750 (1, 7)	L8		FC4 1B		CS 1B			BB 2B		4	1	3	1	0	0	0
Chuck Knoblauch, R OBP: 0.222, SLG: 0.125 (1, 4)	G6-3		FC4 1-2f		CS 1-2	F9		G4-3		4	0	0	0	0	0	3
Kirby Puckett, R OBP: 0.444, SLG: 0.714 (1, 8)	F8				WP 1B	G5-3		BB 2B IBB		3	2	1	0	1	0	0
Kent Hrbek, L OBP: 0.444, SLG: 0.429 (1, 3)		G6-3		K		2B		BB 2B		3	1	1	1	1	1	1
Dave Winfield, R OBP: 0.375, SLG: 0.875 (1, 10)		K		L7 1B		G4-3		BB 2B		4	0	2	4	0	1	1
Brian Harper, R OBP: 0.250, SLG: 0.250 (1, 2)		P4		L7			G4-3	F8		4	0	0	0	0	0	2
Gene Larkin, S OBP: 0.333, SLG: 0.333 (1, 9)			CS 1B		P5		K2-3	G6-3		3	0	1	0	0	1	0
J.T. Bruett, L (8, 9)										1	0	0	0	0	0	1
Scott Leius, R OBP: 0.286, SLG: 0.200 (1, 6)			K		1B 1B		G6-3			3	0	1	0	0	1	1
Mike Pagliarulo, L OBP: 0.571, SLG: 0.833 (1, 5)			1B 3B		F7			BB BB		2	2	1	0	1	0	1

Inning Stats	R: 0	H: 0	E: 0	K: 0	S: 7	LOB: 0	BB: 0	P: 12
	R: 0	H: 0	E: 0	K: 1	S: 6 <td>LOB: 0</td> <td>BB: 0</td> <td>P: 7 </td>	LOB: 0	BB: 0	P: 7
	R: 1	H: 3	E: 0	K: 1	S: 11 <td>LOB: 1</td> <td>BB: 0</td> <td>P: 16 </td>	LOB: 1	BB: 0	P: 16
	R: 1	H: 2	E: 0	K: 1	S: 10 <td>LOB: 0</td> <td>BB: 0</td> <td>P: 13 </td>	LOB: 0	BB: 0	P: 13
	R: 0	H: 2	E: 0	K: 0	S: 8 <td>LOB: 1</td> <td>BB: 0</td> <td>P: 15 </td>	LOB: 1	BB: 0	P: 15
	R: 0	H: 1	E: 0	K: 0	S: 7 <td>LOB: 1</td> <td>BB: 0</td> <td>P: 9 </td>	LOB: 1	BB: 0	P: 9
	R: 0	H: 0	E: 0	K: 1	S: 7 <td>LOB: 0</td> <td>BB: 0</td> <td>P: 9 </td>	LOB: 0	BB: 0	P: 9
	R: 4	H: 2	E: 0	K: 0	S: 14 <td>LOB: 1</td> <td>BB: 3</td> <td>P: 31</td>	LOB: 1	BB: 3	P: 31


PITCHER	IP	WLS	BF	H	R	ER	SO	BB	IBB	HBP	BLK	WP	HR	S	P	ERA	WHIP
Kirk McCaskill, R ERA: 6.14 (1, 1)	7.1	L	30	9	5	5	4	1	1	0	0	1	0	63	98	6.14	1.364
Scott Radinsky, L ERA: 13.5 (8, 1)	0.2		4	1	1	1	0	1	0	0	0	0	0	7	14	13.50	3.000

BOTTOM

Chicago White Sox @ Minnesota Twins
 Hubert H. Humphrey Metrodome, Minneapolis, MN

Wed Apr 07 1993, 8:05 PM EDT
 Att. 20,812 - Dome

AB	31
R	6
H	10
RBI	6
BB	3
SO	4
LOB	10



1B:	6	SF:	0
2B:	3	SAC:	0
3B:	1	DP:	0
HR:	0	HBP:	0
WP:	1	PA:	35
PB:	0		
SB:	0		
CS:	2		

PITCHER	IP	WLS	BF	H	R	ER	SO	BB	IBB	HBP	BLK	WP	HR	S	P	ERA	WHIP
---------	----	-----	----	---	---	----	----	----	-----	-----	-----	----	----	---	---	-----	------

Batter	1	2	3	4	5	6	7	8	9	AB R H RBI BB SO LOB	TOP
Tim Raines, S (1, 7) OBP: 0.357, SLG: 0.750 										3 2 1 2 1 1 2	
Joey Cora, S (1, 4) OBP: 0.429, SLG: 0.462 										5 0 1 1 0 0 1	
Frank Thomas, R (1, 3) OBP: 0.286, SLG: 0.091 										4 0 1 1 1 0 0	
George Bell, R (1, 10) OBP: 0.286, SLG: 0.333 										4 1 0 0 1 0 3	
Robin Ventura, L (1, 5) OBP: 0.308, SLG: 0.250 										3 1 2 0 1 0 0	
Dan Pasqua, L (1, 9) Ellis Burks, R (8, 9) OBP: 0.333, SLG: 0.333 										3 1 0 0 1 1 2 0 0 0 0 0 0 0	
Lance Johnson, L (1, 8) OBP: 0.333, SLG: 0.583 										4 1 2 2 0 0 1	
Ron Karkovics, R (1, 2) OBP: 0.333, SLG: 0.571 										3 2 1 2 1 2 2	
Ozzie Guillen, L (1, 6) OBP: 0.364, SLG: 0.250 										3 1 0 1 1 1 2	
Inning Stats R: 0 H: 0 E: 0 K: 0 S: 7 H: 0 LOB: 1 BB: 1 P: 14	R: 2 H: 2 E: 0 K: 0 S: 10 H: 2 LOB: 0 BB: 1 P: 22	R: 0 H: 0 E: 0 K: 1 S: 9 H: 0 LOB: 0 BB: 0 P: 14	R: 3 H: 2 E: 0 K: 1 S: 13 H: 2 LOB: 1 BB: 2 P: 27	R: 0 H: 0 E: 0 K: 1 S: 4 H: 0 LOB: 0 BB: 0 P: 7	R: 0 H: 0 E: 0 K: 1 S: 6 H: 0 LOB: 0 BB: 0 P: 10	R: 2 H: 1 E: 0 K: 1 S: 9 H: 1 LOB: 0 BB: 1 P: 18	R: 0 H: 1 E: 0 K: 0 S: 7 H: 1 LOB: 1 BB: 0 P: 10	R: 2 H: 2 E: 0 K: 1 S: 10 H: 2 LOB: 1 BB: 2 P: 24	1B: 5 SF: 0 2B: 1 SAC: 0 3B: 1 DP: 2 HR: 2 HBP: 1	WP: 2 PA: 40 PB: 0 SB: 1 CS: 1	
PITCHER Pat Mahomes, R (1, 1) ERA: 7.5 Brett Merriman, R (7, 1) ERA: 12.0	IP WLS BF H R ER SO BB IBB HBP BLK WP HR S P ERA WHIP 6.0 L 25 4 5 5 3 4 0 1 0 2 1 49 94 7.50 1.333 3.0 15 4 4 4 2 3 0 0 0 0 1 26 52 12.00 2.333	PITCHER IP WLS BF H R ER SO BB IBB HBP BLK WP HR S P ERA WHIP									

Chicago White Sox @ Minnesota Twins
 Hubert H. Humphrey Metrodome, Minneapolis, MN
 Thu Apr 08 1993, 4:33 AM EDT
 Att. 24,421 - Dome

livebaseballscorecards.com

AB	32
R	9
H	8
RBI	9
BB	7
SO	5
LOB	13



Batter	1	2	3	4	5	6	7	8	9	AB	R	H	RBI	BB	SO	LOB
Shane Mack, R OBP: 0.357, SLG: 0.462 (1, 7)	F9		G6-4-3			G6-3		P6	G4-3	5	0	0	0	0	0	3
Chuck Knoblauch, R OBP: 0.462, SLG: 0.300 (1, 4)	HBP 1B			G6-3 1B BB		HR BB		1B		2	1	2	0	2	0	0
Kirby Puckett, R OBP: 0.462, SLG: 0.900 (1, 8)	G5-4-3 HBP			P6		HR		L4		3	1	1	2	0	0	2
Kent Hrbek, L OBP: 0.462, SLG: 0.545 (1, 3)	G5-4-3			G6-3 1B		L4		2B 2B		4	1	2	0	0	0	2
Dave Winfield, R OBP: 0.250, SLG: 0.583 (1, 10)		K		G6-3		G5-3		P3		4	0	0	0	0	1	3
Pedro Munoz, R J.T. Bruett, L (9, PH) OBP: 0.333, SLG: 0.667 (1, 9)		G6-4-3 BB		K		F9		G4-3 1B 2B		2	0	0	0	1	1	2
Terry Jorgensen, R Randy Bush, L (9, PH)		G6-4-3		K		P1		G4-3		3	0	0	0	0	1	1
Lenny Webster, R Gene Larkin, S (9, PH) OBP: 0.500, SLG: 0.333 (1, 2)				P2		P5		1B BB		3	0	0	0	0	0	0
Jeff Reboulet, R Brian Harper, R (9, PH) OBP: 0.333, SLG: 0.333 (1, 6)				G6-4-3 1B		G1-3		G6-3		3	0	1	0	0	0	0

Inning Stats	R: 0	H: 1	R: 0	H: 0	R: 0	H: 1	R: 0	H: 0	R: 2	H: 1	R: 0	H: 0	R: 0	H: 1	R: 2	H: 3
	E: 0	LOB: 1	E: 0	LOB: 0	E: 0	LOB: 2	E: 0	LOB: 0	E: 0	LOB: 0	E: 0	LOB: 0	E: 0	LOB: 1	E: 0	LOB: 2
	K: 0	BB: 0	K: 1	BB: 1	K: 0	BB: 1	K: 1	BB: 0	K: 0	BB: 1	K: 0	BB: 0	K: 0	BB: 0	K: 0	BB: 1
	S: 9	P: 14	S: 8	P: 15	S: 6	P: 10	S: 11	P: 15	S: 13	P: 25	S: 4	P: 7	S: 8	P: 10	S: 16	P: 27

BOTTOM

Chicago White Sox @ Minnesota Twins
 Hubert H. Humphrey Metrodome, Minneapolis, MN

Thu Apr 08 1993, 4:33 AM EDT
 Att. 24,421 - Dome

AB	32
R	4
H	8
RBI	4
BB	4
SO	3
LOB	14



WP: 0	PA: 37
PB: 0	
SB: 0	
CS: 0	

PITCHER	IP	WLS	BF	H	R	ER	SO	BB	IBB	HBP	BLK	WP	HR	S	P	ERA	WHIP
Alex Fernandez, R (1, 1)	8.0	W	30	5	2	2	3	3	0	1	0	0	1	67	108	2.25	1.000
Roberto Hernandez, R (9, 1)	1.0		7	3	2	2	0	1	0	0	0	0	0	16	27	18.00	4.000

New York Yankees @ Chicago White Sox

Comiskey Park, Chicago, IL

Fri Apr 09 1993, 4:33 AM EDT
Att. 42,775 - Sunny - 54 F

AB	38
R	11
H	15
RBI	10
BB	9
SO	6
LOB	19



WP:	0	PA:	51
PB:	0		
SB:	0		
CS:	0		

AB R H RBI BB SO LOB

5	0	0	2	0	2	6
5	1	2	1	1	1	1
5	1	1	0	1	0	2
3	2	1	1	3	1	1
5	2	3	4	1	0	1
6	1	1	1	0	2	6
5	3	4	0	0	0	0
3	1	3	0	2	0	0
1	0	0	1	1	0	2
1B:	12	SF:	2			
2B:	0	SAC:	2			
3B:	0	DP:	0			
HR:	3	HBP:	0			

Batter	1	2	3	4	5	6	7	8	9
Bernie Williams, S OBP: 0.238, SLG: 0.421 (1, 8)	3-3 K	3-1 SF8		0-0 G3	1-3 K		1-1 F8	1-1 F8	
Wade Boggs, L OBP: 0.300, SLG: 0.278 (1, 5)	2-2 BB BB 1B	3-3 K		0-2 3-H 1B		1-0 G6-3		4-1 BB 1B HR BB	1-2 F7
Don Mattingly, L OBP: 0.400, SLG: 0.421 (1, 3)	2-2 F7		2-2 G3	1-1 P7		4-2 FC5-4 BB		1-1 BB HR 1B	1-2 G4-3
Danny Tartabull, R OBP: 0.474, SLG: 0.875 (1, 9)	4-1 BB 1-2 BB		1-3 K		1-0 HR	1-2 F8		4-1 BB HR BB	4-2 1B BB
Jim Leyritz, R OBP: 0.714, SLG: 1.167 (1, 10)	4-2 BB 1-2 2-3 BB		0-1 F8		1-1 1B 1B E 1B	1-0 FC5-4		1-2 BB HR	1-0 FC6-4 1B
Randy Velarde, R OBP: 0.300, SLG: 0.556 (1, 7)	3-3 K			0-2 HR	2-0 L9		0-2 G5-3	2-3 K	1-0 FC6-4
Mike Stanley, R OBP: 0.556, SLG: 0.500 (1, 2)		0-1 SH1-3 SF8 1B		0-1 SH3 BB G3 1B	0-0 E SF9 1B		0-2 BB 1B	1-1 P7	
Spike Owen, S OBP: 0.556, SLG: 0.563 (1, 6)		3-1 SH1-3 1B		4-1 SAFE SAFE SAFE G3 SH3 1B BB	2-2 SF9 1B		4-0 BB 1-2 BB	0-1 BB 1B	
Pat Kelly, R OBP: 0.429, SLG: 0.833 (1, 4)		0-0 SH1-3		1-1 SH3	0-0 SF9		1-1 P9	4-2 BB	

Inning Stats	R: 0	H: 1	E: 0	K: 2	S: 19	P: 37	R: 1	H: 2	E: 0	K: 1	S: 10	P: 19	R: 0	H: 0	E: 0	K: 1	S: 8	P: 11	R: 3	H: 3	E: 0	K: 0	S: 16	P: 21	R: 3	H: 4	E: 1	K: 1	S: 12	P: 19	R: 0	H: 0	E: 0	K: 0	S: 7	P: 14	R: 0	H: 1	E: 0	K: 0	S: 10	P: 16	R: 4	H: 3	E: 0	K: 1	S: 20	P: 38	R: 0	H: 1	E: 0	K: 0	S: 10	P: 18	1B: 12	SF: 2	2B: 0	SAC: 2	3B: 0	DP: 0	HR: 3	HBP: 0	WP: 0	PA: 51
--------------	------	------	------	------	-------	-------	------	------	------	------	-------	-------	------	------	------	------	------	-------	------	------	------	------	-------	-------	------	------	------	------	-------	-------	------	------	------	------	------	-------	------	------	------	------	-------	-------	------	------	------	------	-------	-------	------	------	------	------	-------	-------	--------	-------	-------	--------	-------	-------	-------	--------	-------	--------

PITCHER	IP	WLS	BF	H	R	ER	SO	BB	IBB	HBP	BLK	WP	HR	S	P	ERA	WHIP
Wilson Alvarez, L ERA: 12.0 (1, 1)	3.0		17	5	4	4	4	3	0	0	0	0	1	43	77	12.00	2.667
Donn Pall, R ERA: 9.0 (4, 1)	2.0	L	11	5	3	2	1	0	0	0	0	0	1	22	30	9.00	2.500
Chuck Cary, L ERA: (6, 1)	1.0		4	0	0	0	0	1	0	0	0	0	0	7	14	0.00	1.000
Bobby Thigpen, R ERA: 18.0 (7, 1)	2.0		14	4	4	4	1	4	0	0	0	0	1	30	54	18.00	4.000
Terry Leach, R ERA: 2.25 (9, 1)	1.0		5	1	0	0	0	1	0	0	0	0	0	10	18	0.00	2.000

Batter	1	2	3	4	5	6	7	8	9	AB R H RBI BB SO LOB	TOP											
Bernie Williams, S (1, 8) OBP: 0.296, SLG: 0.440	0-1 G4-3		2-0 BB 2B 1B	1-1 FC1-2 FC4-6		0-0 1B		3-2 G5-3	0-0 BB E 1B	6 2 3 3 0 0 3												
Wade Boggs, L (1, 5) OBP: 0.289, SLG: 0.227 Mike Humphreys, R (9, 7)	3-2 L8		1-3 K	2-2 FC4-6		1-1 SF8		2-0 P5	4-2 E BB 1B	4 0 0 1 1 1 4 0 0 0 0 0 0 0												
Don Mattingly, L (1, 3) OBP: 0.385, SLG: 0.400 Dion James, L (9, PR)	1-1 1B		1-0 F7		2-2 G3	2-1 G5-3		0-0 1B	2-0 E1	6 0 2 2 0 0 3 0 0 0 0 0 0 0												
Danny Tartabull, R (1, 9) OBP: 0.480, SLG: 0.750 Randy Velarde, R (9, 5)	2-0 1B		4-0 2B BB		1-1 G4-3		2-3 K	4-1 BB	2-3 K	4 1 1 0 2 2 2 0 0 0 0 0 0 0												
Paul O'Neill, L (1, 7) OBP: 0.375, SLG: 0.600	2-2 F7		0-0 2B		3-2 G6-3		1-1 G1-3	0-1 L7	0-3 K	6 0 1 2 0 1 6												
Matt Nokes, L (1, 2)		1-1 F8	3-1 F8			2-2 E BB 1B			1-2 G4-3	5 1 1 0 0 0 1												
Kevin Maas, L (1, 10)					0-0 SH1-4 FC1-2 1B				2-0 PB BLK 1B	4 3 3 0 1 0 0												
Spike Owen, S (1, 6)					0-0 FC1-2 SH1-4 1B				2-0 1B 2B	4 2 3 1 1 0 2												
Pat Kelly, R (1, 4)					0-0 SH1-4				1-0 E5 1B SF8	4 3 2 2 0 0 3												
Inning Stats	R: 0 E: 0 K: 0 S: 15	H: 2 LOB: 2 BB: 0 P: 23	R: 0 E: 0 K: 0 S: 10	H: 0 LOB: 1 BB: 1 P: 19	R: 2 E: 0 K: 1 S: 10	H: 2 LOB: 1 BB: 1 P: 20	R: 0 E: 0 K: 0 S: 10	H: 2 LOB: 2 BB: 0 P: 13	R: 0 E: 0 K: 0 S: 8	H: 0 LOB: 0 BB: 0 P: 14	R: 3 E: 1 K: 0 S: 11	H: 2 LOB: 1 BB: 1 P: 22	R: 0 E: 0 K: 1 S: 6	H: 0 LOB: 0 BB: 0 P: 11	R: 3 E: 0 K: 0 S: 14	H: 4 LOB: 2 BB: 1 P: 26	R: 4 E: 1 K: 2 S: 16	H: 4 LOB: 2 BB: 1 P: 30	1B: 13 2B: 3 3B: 0 HR: 0	SF: 1 SAC: 1 DP: 0 HBP: 0	WP: 0 PB: 1 SB: 0 CS: 0	PA: 50
PITCHER	IP WLS BF H R ER SO BB IBB HBP BLK WP HR S P ERA WHIP																					
Rodney Bolton, R (1, 1) ERA: 5.06 Chuck Cary, L (6, 1) ERA: 7.36 Scott Radinsky, L (9, 1) ERA: 21.6	5.1 L 28 4 3 3 1 1 0 0 0 0 0 0 60 104 5.06 2.062																					

New York Yankees @ Chicago White Sox
 Comiskey Park, Chicago, IL
 Sat Apr 10 1993, 8:05 PM EDT
 Att. 28,926 - Unknown

AB	43
R	12
H	16
RBI	11
BB	5
SO	4
LOB	24



WP: 0	PA: 50
-------	--------

ERA	WHIP
-----	------

Batter	1	2	3	4	5	6	7	8	9	AB R H RBI BB SO LOB	TOP											
Bernie Williams, S (1, 8) OBP: 0.344, SLG: 0.533	3-2 G4-3 G3 2B	0-1 G3			2-1 1B 2B	2-2 CS 1-2	3-2 FC4-6 1B		1-0 G5-3	5 2 3 0 0 0 3	New York Yankees @ Chicago White Sox Comiskey Park, Chicago, IL Sun Apr 11 1993, 4:33 AM EDT Att. 21,047 - Overcast - 50 F livebaseballscorecards.com											
Wade Boggs, L (1, 5) OBP: 0.290, SLG: 0.231	2-1 G4-3		2-1 L7		1-1 1B SF8		3-1 FC4-6 1B	4-0 BB	4 2 1 0 1 0 2													
Don Mattingly, L (1, 3) OBP: 0.387, SLG: 0.400	0-2 G3		1-1 F8		0-0 1B		1-1 1B 1B	1-1 F7	5 0 2 2 0 0 1													
Danny Tartabull, R (1, 9) OBP: 0.433, SLG: 0.750	0-3 K		2-1 3B		2-1 SF8		1-3 K	0-3 K	4 0 1 1 0 3 3													
Paul O'Neill, L (1, 7) OBP: 0.350, SLG: 0.526		1-1 G4-3	1-0 L9		0-1 F7		0-0 FC6-4 1B		4 0 1 1 0 0 2													
Matt Nokes, L (1, 2) OBP: 0.188, SLG: 0.375		1-2 BB 1B		0-0 F9	0-0 G3		3-1 FC6-4		3 0 1 0 0 0 1													
Jim Leyritz, R (7, PH) OBP: 0.625, SLG: 1.000							1-2f		1 0 0 0 0 0 2													
Kevin Maas, L (1, 10) OBP: 0.471, SLG: 0.429		1-2 BB 1B		2-1 1B		1-3 K		2-2 G4-3	3 0 2 0 0 1 0													
Mike Humphreys, R (8, PH)									1 0 0 0 0 0 0													
Spike Owen, S (1, 6) OBP: 0.593, SLG: 0.609		4-1 BB		0-1 L8		0-2 CS 1B		0-1 G5-3	3 0 1 0 1 0 1													
Pat Kelly, R (1, 4) OBP: 0.364, SLG: 0.600		1-3 K		0-0 F7		1-3 K		1-1 G1-3	4 0 0 0 0 2 5													
Inning Stats	R: 1 E: 0 K: 1 S: 11	H: 1 LOB: 0 BB: 0 P: 16	R: 0 E: 0 K: 1 S: 15	H: 2 LOB: 3 BB: 1 P: 23	R: 0 E: 0 K: 0 S: 7	H: 1 LOB: 1 BB: 0 P: 13	R: 0 E: 0 K: 0 S: 6	H: 1 LOB: 1 BB: 0 P: 8	R: 2 E: 0 K: 0 S: 10	H: 3 LOB: 1 BB: 0 P: 15	R: 0 E: 0 K: 2 S: 12	H: 1 LOB: 0 BB: 0 P: 16	R: 1 E: 0 K: 1 S: 16	H: 3 LOB: 2 BB: 0 P: 27	R: 0 E: 0 K: 0 S: 7	H: 0 LOB: 0 BB: 0 P: 10	R: 0 E: 0 K: 1 S: 6	H: 0 LOB: 1 BB: 1 P: 12	1B: 9 2B: 2 3B: 1 HR: 0	SF: 1 SAC: 0 DP: 0 HBP: 0	WP: 0 PB: 0 SB: 0 CS: 1	PA: 41
PITCHER	IP WLS BF H R ER SO BB IBB HBP BLK WP HR S P ERA WHIP																					
Jack McDowell, R (1, 1) ERA: 5.68	6.2 W 32 12 4 4 5 1 0 0 0 0 0 0 75 113 5.40 1.950																					
Scott Radinsky, L (7, 1) ERA: 9.82	2.0 7 0 0 0 0 1 0 0 0 0 0 0 12 24 0.00 0.500																					
Roberto Hernandez, R (9, 1) ERA: 13.5	0.1 S 1 0 0 0 0 1 0 0 0 0 0 0 3 3 0.00 0.000																					

New York Yankees @ Chicago White Sox
Comiskey Park, Chicago, IL
Sun Apr 11 1993, 4:33 AM EDT
Att. 21,047 - Overcast - 50 F

AB	37
R	4
H	12
RBI	4
BB	2
SO	6
LOB	20



BOTTOM

New York Yankees @ Chicago White Sox
Comiskey Park, Chicago, IL
Sun Apr 11 1993, 4:33 AM EDT
Att. 21,047 - Overcast - 50 F

livebaseballscorecards.com

AB 32
R 6
H 9
RBI 5
BB 6
SO 1
LOB 19



WP: 0 PA: 40
PB: 0
SB: 2
CS: 0

AB R H RBI BB SO LOB

4 2 1 2 1 0 1

4 0 1 0 1 0 0

5 0 2 0 0 1 3

4 0 2 1 0 0 2
1 1 0 0 0 0 1

2 0 0 0 1 0 2

3 1 2 1 1 0 2

2 0 0 1 0 0 3
1 0 0 0 0 0 2

2 1 0 0 2 0 0

4 1 1 0 0 0 3

1B: 5 SF: 1
2B: 2 SAC: 1
3B: 2 DP: 1
HR: 0 HBP: 0

Batter	1	2	3	4	5	6	7	8	9
Joey Cora, S OBP: 0.450, SLG: 0.529 (1, 4)	4-0 FC1-6 BB 1B BB	2-1 G3-1		0-2 L9		1-1 E 1-H 2-H 3B		1-2 G1-3	
Lance Johnson, L OBP: 0.308, SLG: 0.400 (1, 8)	4-1 FC1-6 BB 1-2		2-2 G6-4-3 1B 1B		3-1 B1-3	2-1 E1 3-H		3-2 G6-3	
Frank Thomas, R OBP: 0.357, SLG: 0.292 (1, 3)	3-2 FC1-6 1B 1-2f 2-3		2-1 G6-4-3 1B 1-2		1-0 G1-3	3-3 K 1-2		3-0 2B	
George Bell, R OBP: 0.296, SLG: 0.360 Steve Sax, R (7, PR)	3-1 FC4-6 1B 1-2 3-H		1-0 G6-4-3 1-2f 2-3		1-0 G5-3		1-2 SH1-3 2B 1B	1-2 G3-1	
Robin Ventura, L OBP: 0.280, SLG: 0.182 (1, 5)	3-1 L9		4-2 BB BB			1-1 G2-3	0-0 SH1-3 1-2		
Ellis Burks, R OBP: 0.429, SLG: 0.526 (1, 9)	1-1 FC4-6 1-2f		4-2 BB 1-2			2-1 SF7 3B	2-2 2B 2-H		
Dan Pasqua, L OBP: 0.222, SLG: 0.143 Mike Huff, R (7, PH) (8, 7)		3-1 G4-3	3-1 F8			1-0 SF7	0-1 F9		
Ron Karkovice, R OBP: 0.412, SLG: 0.417 (1, 2)		3-1 E6		2-2 L8		4-1 1B 3B BB	4-0 IBB		
Ozzie Guillen, L OBP: 0.364, SLG: 0.278 (1, 6)		0-0 L8		1-2 F9		3-1 3B 1B	0-2 G4-3		

Inning Stats	R: 1	H: 1	E: 0	K: 0	S: 13	LOB: 2	BB: 2	P: 31	R: 0	H: 0	E: 1	K: 0	S: 7	LOB: 1	BB: 0	P: 15	R: 0	H: 2	E: 0	K: 0	S: 12	LOB: 3	BB: 2	P: 28	R: 0	H: 0	E: 0	K: 0	S: 9	LOB: 0	BB: 0	P: 12	R: 0	H: 0	E: 0	K: 0	S: 4	LOB: 0	BB: 0	P: 9	R: 4	H: 3	E: 1	K: 1	S: 15	LOB: 1	BB: 1	P: 32	R: 1	H: 2	E: 0	K: 0	S: 13	LOB: 2	BB: 1	P: 20	R: 0	H: 1	E: 0	K: 0	S: 10	LOB: 1	BB: 0	P: 18
--------------	------	------	------	------	-------	--------	-------	-------	------	------	------	------	------	--------	-------	-------	------	------	------	------	-------	--------	-------	-------	------	------	------	------	------	--------	-------	-------	------	------	------	------	------	--------	-------	------	------	------	------	------	-------	--------	-------	-------	------	------	------	------	-------	--------	-------	-------	------	------	------	------	-------	--------	-------	-------

PITCHER	IP	WLS	BF	H	R	ER	SO	BB	IBB	HBP	BLK	WP	HR	S	P	ERA	WHIP
Scott Kamieniecki, R ERA: 1.8	(1, 1)		5.0	3	1	1	0	4	0	0	0	0	0	45	95	1.80	1.400
Rich Monteleone, R ERA: 10.38	(6, 1)	L	9	4	5	4	1	1	0	0	0	0	0	18	36	36.00	5.000
Steve Howe, L ERA: 54.0	(7, 1)		1.0	5	1	0	0	0	1	0	0	0	0	10	16	0.00	1.000
Steve Farr, R ERA: 16.2	(8, 1)		1.0	4	1	0	0	0	0	0	0	0	0	10	18	0.00	1.000

BOTTOM

Minnesota Twins @ Chicago White Sox
Comiskey Park, Chicago, IL
Mon Apr 12 1993, 8:05 PM EDT
Att. 18,263 - Unknown - 39 F

livebaseballscorecards.com

AB 27
R 2
H 5
RBI 2
BB 6
SO 3
LOB 14



WP: 0 PA: 36
PB: 0
SB: 0
CS: 2

AB R H RBI BB SO LOB

3	1	1	0	1	0	0
2	0	0	0	0	0	1
0	0	0	0	1	0	0
0	0	0	0	0	0	0
3	0	1	1	0	0	1
4	0	0	0	0	0	2
2	0	0	0	2	1	2
4	1	1	0	0	0	2
2	0	1	0	1	0	0
0	0	0	0	1	0	0
4	0	1	1	0	1	4
2	0	0	0	0	0	2
1	0	0	0	0	1	0

Batter	1	2	3	4	5	6	7	8	9
Joey Cora, S OBP: 0.458, SLG: 0.500 (1, 4)	4-2 2B BB	2-2 PO 1-2	2-2 SH2-4 BLK SF8 1B		1-2 F8			3-2 P5	
Craig Grebeck, R OBP: 0.182, SLG: 0.100 (1, 6)	0-0 P6		0-0 SH2-4 1-3			2-1 F7		4-2 BB	
Dan Pasqua, L OBP: 0.300, SLG: 0.143 (8, PH)									
Steve Sax, R (8, PR)									
(9, 7)									
Frank Thomas, R OBP: 0.344, SLG: 0.333 (1, 3)	2-1 2B		0-1 SF8			2-1 F8		1-0 F7	
George Bell, R OBP: 0.258, SLG: 0.310 (1, 10)	0-1 P6		0-2 P4			1-1 P6		2-2 F7	
Robin Ventura, L OBP: 0.310, SLG: 0.167 (1, 5)	2-2 K			4-2 CS BB		1-2 F7		4-1 BB BB	
Ellis Burks, R OBP: 0.400, SLG: 0.565 (1, 9)		0-0 FC7-4 3B		3-2 SAFE SAFE SAFE 1-2	3-2 G5-3	2-1 L7		1-1 F8	
Bo Jackson, R OBP: 0.444, SLG: 0.714 (7, PR)		4-2 FC7-4 BB		1-2 P4		1-0 1B		4-2 BB	
Lance Johnson, L OBP: 0.333, SLG: 0.400 (8, 8)								1-2 BB	
Carlton Fisk, R OBP: 0.273, SLG: 0.545 (1, 2)		2-2 FC7-4 PO 1-2f 3-H		1-1 CS 1B	1-1 L5	1-2 G6-3		1-3 K	
Mike Huff, R (1, 8)		0-0 P6						0-3 K	
Ozzie Guillen, L OBP: 0.348, SLG: 0.263 (8, PH)									
(9, 6)									

Inning Stats	R: 0	H: 1	E: 0	K: 1	S: 11	R: 1	H: 1	E: 0	K: 0	S: 11	R: 1	H: 1	E: 0	K: 0	S: 9	R: 0	H: 0	E: 0	K: 0	S: 10	R: 0	H: 1	E: 0	K: 0	S: 6	R: 0	H: 0	E: 0	K: 0	S: 6	R: 0	H: 1	E: 0	K: 0	S: 10	R: 0	H: 0	E: 0	K: 1	S: 10	R: 0	H: 0	E: 0	K: 1	S: 13	R: 0	H: 0	E: 0	K: 1	S: 13
	LOB: 2	BB: 1	P: 19	LOB: 0	BB: 1	P: 19	LOB: 0	BB: 0	P: 11	LOB: 0	BB: 1	P: 11	LOB: 0	BB: 0	P: 8	LOB: 0	BB: 0	P: 11	LOB: 1	BB: 0	P: 15	LOB: 1	BB: 1	P: 18	LOB: 1	BB: 1	P: 18	LOB: 2	BB: 2	P: 25	LOB: 2	BB: 2	P: 25	LOB: 3	SF: 1	SAC: 1	DP: 0	HBP: 0	1B: 3	2B: 1	3B: 1	HR: 0								

PITCHER	IP	WLS	BF	H	R	ER	SO	BB	IBB	HBP	BLK	WP	HR	S	P	ERA	WHIP
Jim Deshaies, L ERA: 1.93	(1, 1)	7.0	26	5	2	2	1	3	0	0	1	0	0	63	101	2.57	1.143
Mike Hartley, R ERA:	(8, 1)	1.0	4	0	0	0	1	1	0	0	0	0	0	10	18	0.00	1.000
Rick Aguilera, R ERA: 1.5	(9, 1)	1.0	5	0	0	0	1	2	0	0	0	0	0	13	25	0.00	2.000

Batter	1	2	3	4	5	6	7	8	9	AB R H RBI BB SO LOB	TOP
Chuck Knoblauch, R (1, 4) OBP: 0.441, SLG: 0.346	1-1 		2-2 G3 2-3			4-2 			2-3 K ①	3 0 1 0 1 1 1	
J.T. Bruett, L (1, 9) OBP: 0.222, SLG: 0.250	0-0 FC5-4 G5-3 1-2f		4-2 			1-0 P6 ②			1-3 K ②	3 0 0 0 1 1 2	
Kirby Puckett, R (1, 8) OBP: 0.382, SLG: 0.655	0-0 G5-3 1-3		1-2 CS 1-2 3-H	0-0 L9 ①		1-0 F9 ③			0-0 	4 0 1 0 0 0 2	
Kent Hrbek, L (1, 3) OBP: 0.324, SLG: 0.310	3-3 K ③			0-0 P4 ②			0-0 F7 ①		1-3 	4 0 0 0 0 2 2	
Dave Winfield, R (1, 10) OBP: 0.296, SLG: 0.615		2-2 G4-3 ①		0-3 K ③			4-2 			2 0 0 0 1 1 0	
Brian Harper, R (1, 2) OBP: 0.250, SLG: 0.250		2-0 G6-3 ②			1-0 P2 ①		1-1 G6-4-3 ② ③			3 0 0 0 0 0 1	
Shane Mack, R (1, 7) OBP: 0.235, SLG: 0.303		3-2 G6-3 ③			0-0 G1-3 ②			1-1 F8 ①		3 0 0 0 0 0 0	
Mike Pagliarulo, L (1, 5) OBP: 0.273, SLG: 0.333			2-0 		2-3 K ③			2-2 G6-3 ②		3 0 1 0 0 1 0	
Scott Leius, R (1, 6) OBP: 0.125, SLG: 0.071 Randy Bush, L (8, PH) OBP: 0.143, SLG: 0.143 Jeff Reboulet, R (8, 6) OBP: 0.125, SLG: 0.125			0-1 G5-3 ①			1-3 K ①		1-2 G6-3 ③		2 0 0 0 0 1 1 1 0 0 0 0 0 0 0 0 0 0 0 0 0	
Inning Stats	R: 0 H: 1 E: 0 LOB: 1 K: 1 BB: 0 S: 8 P: 12	R: 0 H: 0 E: 0 LOB: 0 K: 0 BB: 0 S: 9 P: 16	R: 0 H: 1 E: 0 LOB: 1 K: 0 BB: 1 S: 10 P: 19	R: 0 H: 0 E: 0 LOB: 0 K: 1 BB: 0 S: 5 P: 5	R: 0 H: 0 E: 0 LOB: 0 K: 1 BB: 0 S: 6 P: 9	R: 0 H: 0 E: 0 LOB: 1 K: 1 BB: 1 S: 9 P: 16	R: 0 H: 0 E: 0 LOB: 0 K: 0 BB: 1 S: 6 P: 11	R: 0 H: 0 E: 0 LOB: 0 K: 3 BB: 0 S: 10 P: 14	R: 0 H: 1 E: 0 LOB: 1 K: 3 BB: 0 S: 10 P: 14	1B: 3 SF: 0 2B: 0 SAC: 0 3B: 0 DP: 1 HR: 0 HBP: 0	WP: 0 PA: 32 PB: 0 SB: 0 CS: 2
PITCHER Alex Fernandez, R (1, 1) ERA: 1.06	IP 9.0 WLS W BF 31 H 3 R 0 ER 0 SO 7 BB 3 IBB 0 HBP 0 BLK 0 WP 0 HR 0 S 71 P 114 ERA 0.00 WHIP 0.667										

Minnesota Twins @ Chicago White Sox
 Comiskey Park, Chicago, IL
 Tue Apr 13 1993, 8:05 PM EDT
 Att. 20,821 - Unknown - 42 F

livebaseballscorecards.com

AB	28
R	0
H	3
RBI	0
BB	3
SO	7
LOB	9



Batter	1	2	3	4	5	6	7	8	9
Joey Cora, S (1, 4) <small>OBP: 0.464, SLG: 0.565</small>	4-2 		0-1 		3-2 		2-0 		
Lance Johnson, L (1, 8) <small>OBP: 0.355, SLG: 0.448</small>	0-0 		1-1 		0-0 		0-0 		
Frank Thomas, R (1, 3) <small>OBP: 0.333, SLG: 0.333</small>	1-0 		3-2 			0-0 	2-2 		
George Bell, R (1, 10) <small>OBP: 0.229, SLG: 0.273</small>	1-0 		2-0 			1-1 	3-2 		
Robin Ventura, L (1, 5) <small>OBP: 0.333, SLG: 0.222</small>	2-2 			0-0 		3-2 		4-0 	
Ellis Burks, R (1, 9) <small>OBP: 0.393, SLG: 0.577</small>		1-2 		0-0 		2-1 		0-1 	
Dan Pasqua, L (1, 7) Mike Huff, R (7, 7)			1-1 	4-2 		1-3 		3-2 	
Ron Karkovice, R (1, 2) <small>OBP: 0.429, SLG: 0.500</small>		2-3 		0-0 			1-1 	0-2 	
Ozzie Guillen, L (1, 6) <small>OBP: 0.296, SLG: 0.217</small>		1-1 			0-1 		0-1 	2-1 	

Inning Stats	R: 1	H: 1	E: 0	K: 0	S: 11	R: 0	H: 1	E: 0	K: 1	S: 11	R: 0	H: 1	E: 0	K: 0	S: 12	R: 0	H: 0	E: 1	K: 0	S: 5	R: 0	H: 2	E: 0	K: 1	S: 12	R: 2	H: 3	E: 0	K: 0	S: 13	R: 0	H: 1	E: 0	K: 0	S: 10
	0	1	0	0	19	0	1	0	1	11	0	1	0	0	18	0	0	1	0	5	0	2	0	0	12	0	3	0	0	21	0	1	0	0	19

PITCHER										PITCHER																									
IP	WLS	BF	H	R	ER	SO	BB	IBB	HBP	BLK	WP	HR	S	P	ERA	WHIP	IP	WLS	BF	H	R	ER	SO	BB	IBB	HBP	BLK	WP	HR	S	P	ERA	WHIP		
Pat Mahomes, R	(1, 1)	6.1	L	28	7	4	4	2	2	0	0	0	0	0	5.68	1.421																			
Larry Casian, L	(7, 1)	0.0		1	1	0	0	0	0	0	0	0	0	0	∞	∞																			
Brett Merriman, R	(7, 1)	1.2		7	1	0	0	0	1	0	0	0	0	0	0.00	1.200																			

MINNESOTA TWINS @ CHICAGO WHITE SOX

Comiskey Park, Chicago, IL

Tue Apr 13 1993, 8:05 PM EDT
 Att: 20,821 - Unknown - 42 F

AB	R	H	RBI	BB	SO	LOB
3	2	1	1	1	0	0
4	0	2	1	0	0	0
3	0	1	1	0	0	1
4	0	0	0	0	0	3
3	1	1	0	1	0	1
3	0	1	1	0	0	0
2	0	1	0	1	1	1
1	0	0	0	0	0	1
4	1	2	0	0	1	2
4	0	0	0	0	0	4

AB	31
R	4
H	9
RBI	4
BB	3
SO	2
LOB	13

WP: 1 PA: 36
 PB: 0
 SB: 1
 CS: 1

1B	4	SF	1
2B	4	SAC	1
3B	1	DP	0
HR	0	HBP	0

Batter	1	2	3	4	5	6	7	8	9	AB R H RBI BB SO LOB	TOP	
Joey Cora, S OBP: 0.485, SLG: 0.643 (1, 4)	1-1 F7		1-1 G4-3 2B		1-1 2B	2-2 FC6-4 1B		0-3 K		5 1 3 1 0 1 1		
Lance Johnson, L OBP: 0.333, SLG: 0.441 (1, 8)	1-0 L8		0-2 G4-3		0-1 2B	1-1 F8			1-1 F7	5 1 1 2 0 0 2		
Frank Thomas, R OBP: 0.341, SLG: 0.371 (1, 3)	1-1 F4		3-1 F9		0-0 2B	3-1 FC6-4 1-2f			0-0 BB SF8 1B	5 1 2 1 0 0 2		
George Bell, R OBP: 0.275, SLG: 0.297 (1, 10)		2-2 L7		1-1 HR 1B	2-1 P4		2-1 CS HBP		1-2 SF8 BB 1B	4 1 2 0 0 0 1 0 0 0 0 0 0 0		
Robin Ventura, L OBP: 0.368, SLG: 0.333 (1, 5)		2-2 G3-1		3-2 HR	4-0 IBB		3-3 K 1-2		4-0 BB BB	3 1 1 2 2 1 1		
Ellis Burks, R OBP: 0.364, SLG: 0.633 (1, 9)		3-2 HR		3-2 F7	2-3 K		2-3 K		1-2 SF8	4 1 1 2 0 2 2		
Dan Pasqua, L OBP: 0.375, SLG: 0.250 (1, 7)		0-0 CS 1B		2-0 F8	3-1 F8			3-2 L9	4-1 BB	3 0 1 0 0 0 2 1 0 0 0 1 0 0		
Mike Huff, R (7, 7)												
Ron Karkovice, R OBP: 0.385, SLG: 0.571 (1, 2)		2-2 CS 1-2	1-2 HR	1-0 L8		2-2 SH3 E 1B		3-3 K	2-1 F8	5 2 1 1 0 1 3		
Ozzie Guillen, L OBP: 0.333, SLG: 0.269 (1, 6)			1-0 G6-3		1-1 2B 1B	1-1 SH3		0-0 1B		3 1 2 0 0 0 0		
Inning Stats	R: 0 E: 0 K: 0 S: 5 H: 0 LOB: 0 BB: 0 P: 8	R: 1 E: 0 K: 0 S: 16 H: 2 LOB: 0 BB: 0 P: 25	R: 1 E: 0 K: 0 S: 11 H: 2 LOB: 1 BB: 0 P: 17	R: 2 E: 0 K: 0 S: 10 H: 2 LOB: 0 BB: 0 P: 20	R: 3 E: 0 K: 1 S: 14 H: 4 LOB: 2 BB: 1 P: 27	R: 1 E: 2 K: 0 S: 12 H: 1 LOB: 1 BB: 0 P: 21	R: 0 E: 0 K: 2 S: 7 H: 0 LOB: 0 BB: 0 P: 14	R: 0 E: 0 K: 2 S: 12 H: 1 LOB: 1 BB: 0 P: 18	R: 1 E: 0 K: 0 S: 15 H: 2 LOB: 3 BB: 2 P: 28	1B: 7 2B: 5 3B: 0 HR: 3 SF: 1 SAC: 1 DP: 1 HBP: 1	WP: 0 PB: 0 SB: 0 CS: 2 PA: 45	
PITCHER	IP WLS BF H R ER SO BB IBB HBP BLK WP HR S P ERA WHIP											
Danny Darwin, R ERA: 7.2 (1, 1)	4.0 L 19 8 6 6 0 0 0 0 0 0 0 3 46 76 13.50 2.000											
Scott Bankhead, R ERA: 3.52 (5, 1)	2.0 11 3 2 1 1 0 1 0 0 0 0 0 22 42 4.50 1.500											
Greg Harris, R ERA: 2.89 (7, 1)	2.2 13 3 1 1 4 2 0 1 0 0 0 0 32 56 3.38 1.875											
Ken Ryan, R ERA: (9, 1)	0.1 1 0 0 0 0 0 0 0 0 0 0 0 2 4 0.00 0.000											

Chicago White Sox @ Boston Red Sox
Fenway Park, Boston, MA
Fri Apr 16 1993, 7:05 PM EDT
Att. 26,536 - Unknown - 66 F

livebaseballscorecards.com

AB	38
R	9
H	14
RBI	9
BB	3
SO	5
LOB	14



Batter	1	2	3	4	5	6	7	8	9	AB	R	H	RBI	BB	SO	LOB
Scott Fletcher, R OBP: 0.311, SLG: 0.410 (1, 4) (9, 6)	1-0 F9		1-0 1B 2B HBP	2-1 L7		1-2 G5-3 1B		3-2 L3		4	1	1	0	0	0	1
Billy Hatcher, R OBP: 0.385, SLG: 0.353 (1, 8)	4-1 BB		1-0 2B 1B G4-3	0-0 FC5-4 1-2f		0-1 G5-3 1-2 2-3		1-0 P5		4	1	1	0	1	0	3
Mike Greenwell, L OBP: 0.370, SLG: 0.475 (1, 7)	3-1 P6		1-0 G4-3 1-3 2-H 2B		1-2 BB 1B	2-0 G3-1		0-2 G6-3		5	0	2	1	0	0	3
Mo Vaughn, L OBP: 0.385, SLG: 0.605 (1, 3)	2-2 G4-3		0-1 G4-3 2-3 3-H		0-1 F8		0-1 G5-3		2-3 K	5	0	0	1	0	1	3
Carlos Quintana, R OBP: 0.467, SLG: 0.423 (1, 9)		4-2 HR BB	3-3 K		4-0 BB 1B		1-1 E 1B		3-1 L8	3	1	1	0	2	1	1
Scott Cooper, L OBP: 0.455, SLG: 0.550 (1, 5)		0-0 HR	4-0 FC5-4 IBB		0-0 F7		1-1 E3			3	1	1	2	1	0	3
Ivan Calderon, R OBP: 0.222, SLG: 0.125 (1, 10)		0-0 G6-3	0-0 FC5-4 1-2f		0-1 G1-3		2-1 L9			4	0	0	0	0	0	6
Tony Peña, R OBP: 0.185, SLG: 0.192 (1, 2)		1-3 K		1-1 L8		0-1 P5		0-2 F7		4	0	0	0	0	1	2
Luis Rivera, R OBP: 0.314, SLG: 0.300 Ernest Riles, L OBP: 0.200, SLG: 0.400 (8, PH) (9, 4)	1-2 F7		4-2 FC5-4 BB		2-2 G5-3 2B		1-2 P4			2	0	1	0	1	0	0
										1	0	0	0	0	0	0

Inning Stats	R: 0	H: 0	E: 0	K: 10	S: 10	R: 2	H: 1	E: 0	K: 1	S: 11	R: 2	H: 2	E: 0	K: 1	S: 8	R: 0	H: 1	E: 0	K: 0	S: 9	R: 0	H: 2	E: 0	K: 13	S: 13	R: 0	H: 1	E: 1	K: 0	S: 11	R: 0	H: 0	E: 0	K: 0	S: 7	R: 0	H: 0	E: 0	K: 1	S: 12	1B: 4	2B: 2	3B: 0	HR: 1	SF: 0	SAC: 0	DP: 0	HBP: 1	WP: 0	PB: 0	SB: 0	CS: 0	PA: 41
--------------	------	------	------	-------	-------	------	------	------	------	-------	------	------	------	------	------	------	------	------	------	------	------	------	------	-------	-------	------	------	------	------	-------	------	------	------	------	------	------	------	------	------	-------	-------	-------	-------	-------	-------	--------	-------	--------	-------	-------	-------	-------	--------

PITCHER	IP	WLS	BF	H	R	ER	SO	BB	IBB	HBP	BLK	WP	HR	S	P	ERA	WHIP
Jack McDowell, R ERA: 5.49 (1, 1)	7.0	W	35	7	4	4	2	4	1	1	0	0	1	70	116	5.14	1.571
Terry Leach, R ERA: 1.42 (8, 1)	1.0		3	0	0	0	0	0	0	0	0	0	0	7	12	0.00	0.000
Scott Radinsky, L ERA: 7.71 (9, 1)	1.0		3	0	0	0	1	0	0	0	0	0	0	12	17	0.00	0.000

BOTTOM

Chicago White Sox @ Boston Red Sox
Fenway Park, Boston, MA
Fri Apr 16 1993, 7:05 PM EDT
Att: 26,536 - Unknown - 66 F

livebaseballscorecards.com

AB	35
R	4
H	7
RBI	4
BB	5
SO	3
LOB	22



Batter	1	2	3	4	5	6	7	8	9	AB R H RBI BB SO LOB	TOP
Joey Cora, S (1, 4) OBP: 0.500, SLG: 0.625 C F B B B B B B	4-2 G6-3 BB		0-0 F7		2-1 1B			1-1 FC3-6 1B	1-3 K	4 0 2 0 1 1 2	
Lance Johnson, L (1, 8) OBP: 0.325, SLG: 0.447 C 1 SAFE X	0-1 G6-3		0-0 2B		0-0 F7			3-2 FC3-6 1-2f		4 0 1 0 0 0 3	
Frank Thomas, R (1, 3) OBP: 0.333, SLG: 0.342 B B B B B	4-1 G4-3 BB		2-3 K		3-3 K			0-0 F9		3 0 0 0 1 2 3	
George Bell, R (1, 10) OBP: 0.250, SLG: 0.268 F B B B B B X	2-2 G4-3 1-2f			1-2 G6-3		1-1 F7		1-1 L8		4 0 0 0 0 0 3	
Robin Ventura, L (1, 5) OBP: 0.381, SLG: 0.313 B B B B B		4-1 G6-4-3 BB BB		2-3 K		2-0 G4-3			4-0 1B PB 1B BB	2 1 0 0 2 1 0	
Ellis Burks, R (1, 9) Mike Huff, R (8, 9)		4-1 G6-4-3 BB		4-2 BB BB		2-0 G5-3			3-3 K	1 0 0 0 2 0 0 1 0 0 0 0 1 1	
Bo Jackson, R (1, 7) OBP: 0.462, SLG: 0.600 C B B B B X		1-2 G6-4-3 1-2f 2-3		4-0 BB				1-3 K		3 0 1 0 1 1 2	
Ron Karkovics, R (1, 2) OBP: 0.367, SLG: 0.520 C B B B B X		1-3 K		3-1 L8				0-0 F9		4 0 1 1 0 1 3	
Ozzie Guillen, L (1, 6) OBP: 0.294, SLG: 0.233 S F B B B X			2-2 P3		0-0 F8		1-0 G6-3		0-2 FC1-4 PB	4 0 0 0 0 0 2	
Inning Stats	R: 0 H: 0 E: 0 LOB: 1 K: 0 BB: 2 S: 10 P: 20	R: 0 H: 0 E: 0 LOB: 1 K: 1 BB: 2 S: 8 P: 18	R: 0 H: 1 E: 0 LOB: 1 K: 1 BB: 0 S: 8 P: 12	R: 0 H: 0 E: 0 LOB: 2 K: 1 BB: 2 S: 14 P: 28	R: 0 H: 1 E: 0 LOB: 1 K: 1 BB: 0 S: 8 P: 13	R: 0 H: 0 E: 0 LOB: 0 K: 0 BB: 0 S: 4 P: 9	R: 0 H: 0 E: 0 LOB: 0 K: 1 BB: 0 S: 5 P: 7	R: 0 H: 1 E: 0 LOB: 1 K: 0 BB: 0 S: 8 P: 13	R: 1 H: 2 E: 0 LOB: 2 K: 2 BB: 1 S: 15 P: 25	1B: 4 SF: 0 2B: 1 SAC: 0 3B: 0 DP: 2 HR: 0 HBP: 0	WP: 0 PA: 37 PB: 2 SB: 0 CS: 0
PITCHER Joe Hesketh, L (1, 1) ERA: 3.48 Tony Fossas, L (9, 1) ERA: 10.8 Jeff Russell, R (9, 1) ERA: 2.45	IP WLS BF H R ER SO BB IBB HBP BLK WP HR S P ERA WHIP 8.0 W 31 3 0 0 5 6 0 0 0 0 0 0 65 120 0.00 1.125 0.1 3 1 1 1 1 1 0 0 0 0 0 0 7 16 27.00 6.000 0.2 3 1 0 0 0 1 0 0 0 0 0 0 8 9 0.00 1.500	PITCHER IP WLS BF H R ER SO BB IBB HBP BLK WP HR S P ERA WHIP									

Chicago White Sox @ Boston Red Sox
 Fenway Park, Boston, MA
 Sat Apr 17 1993, 3:33 AM EDT
 Att. 32,994 - Cloudy - 60 F

AB	30
R	1
H	5
RBI	1
BB	7
SO	7
LOB	19



Batter	1	2	3	4	5	6	7	8	9
Scott Fletcher, R (1, 4) OBP: 0.327, SLG: 0.442 									
Bob Zupcic, R (1, 8) OBP: 0.563, SLG: 0.538 									
Mike Greenwell, L (1, 7) OBP: 0.380, SLG: 0.500 									
Andre Dawson, R (1, 10) Ernest Riles, L (7, PR) OBP: 0.337, SLG: 0.462 OBP: 0.200, SLG: 0.400 									
Mo Vaughn, L (1, 3) OBP: 0.419, SLG: 0.634 									
Ivan Calderon, R (1, 9) OBP: 0.258, SLG: 0.179 									
Scott Cooper, L (1, 5) OBP: 0.417, SLG: 0.500 									
Bob Melvin, R (1, 2) OBP: 0.167, SLG: 0.188 									
Jeff Richardson, R (1, 6) OBP: 0.250, SLG: 0.375 									

AB	R	H	RBI	BB	SO	LOB
4	1	2	0	0	0	0
2	2	2	0	2	0	0
4	1	2	2	0	0	3
3	0	1	2	0	1	1
0	0	0	0	0	0	0
3	0	2	1	1	1	1
4	0	2	0	0	0	4
4	0	0	0	0	0	6
4	0	0	0	0	2	2
4	1	0	0	0	2	0

AB	R	H	RBI	BB	SO	LOB
32	5	11	5	3	6	17

Inning Stats		R	H	ER	SO	BB	IBB	HBP	BLK	WP	HR	S	P	ERA	WHIP
R: 2	H: 2	0	0	0	3	2	1	0	0	0	0	57	98	8.31	2.308
E: 0	LOB: 1	0	0	0	0	0	0	0	0	0	0	18	26	0.00	1.200
K: 0	BB: 2	2	0	0	1	0	0	1	0	0	0	8	12	0.00	1.000
S: 14	P: 27	9	12	0	0	0	0	0	0	0	0	7	9	0.00	0.000

WP	HR	S	P	ERA	WHIP
0	0	0	0	0.00	1.200

Chicago White Sox @ Boston Red Sox
 Fenway Park, Boston, MA
 Sat Apr 17 1993, 3:33 AM EDT
 Att: 32,994 - Cloudy - 60 F

livebaseballscorecards.com



Batter	1	2	3	4	5	6	7	8	9	AB R H RBI BB SO LOB	TOP
Joey Cora, S (1, 4) <small>OBP: 0.476, SLG: 0.571</small>	1-0 		4-2 			0-1 		2-2 		3 0 0 0 1 0 0	
Mike Huff, R (1, 8) <small>OBP: 0.273, SLG: 0.300</small>	0-2 		1-2 			0-3 		1-3 		4 0 2 0 0 2 0	
Frank Thomas, R (1, 3) <small>OBP: 0.327, SLG: 0.357</small>	0-0 		2-1 			0-0 		0-1 		4 0 1 0 0 0 2	
George Bell, R (1, 10) <small>OBP: 0.250, SLG: 0.267</small>	1-0 			2-0 		1-2 		0-0 		4 0 1 0 0 0 2	
Robin Ventura, L (1, 5) <small>OBP: 0.370, SLG: 0.333</small>		2-2 		2-2 		1-2 		0-0 		4 0 1 0 0 0 1	
Ellis Burks, R (1, 9) <small>OBP: 0.375, SLG: 0.571</small>		1-2 		3-2 		1-0 		0-2 		4 0 1 0 0 0 1	
Bo Jackson, R (1, 7) <small>OBP: 0.471, SLG: 0.571</small>		1-1 			1-3 	2-2 		1-2 		4 0 2 0 0 1 1	
Carlton Fisk, R (1, 2) <small>OBP: 0.267, SLG: 0.467</small>		2-1 			1-2 	1-2 		0-1 		4 0 1 0 0 0 3	
Ozzie Guillen, L (1, 6) <small>OBP: 0.270, SLG: 0.212</small>			0-0 		0-1 	2-0 				3 0 0 0 0 0 2	
Inning Stats	R: 0 H: 1 E: 0 LOB: 1 K: 0 BB: 0 S: 6 P: 8	R: 0 H: 1 E: 0 LOB: 1 K: 0 BB: 0 S: 13 P: 19	R: 0 H: 1 E: 0 LOB: 1 K: 0 BB: 1 S: 9 P: 16	R: 0 H: 1 E: 0 LOB: 0 K: 0 BB: 0 S: 8 P: 15	R: 0 H: 0 E: 0 LOB: 0 K: 1 BB: 0 S: 8 P: 10	R: 0 H: 1 E: 0 LOB: 1 K: 1 BB: 0 S: 9 P: 10	R: 0 H: 2 E: 0 LOB: 2 K: 0 BB: 0 S: 11 P: 18	R: 0 H: 0 E: 0 LOB: 0 K: 1 BB: 0 S: 8 P: 11	R: 0 H: 2 E: 0 LOB: 2 K: 0 BB: 0 S: 10 P: 11	1B: 6 SF: 0 2B: 3 SAC: 0 3B: 0 DP: 1 HR: 0 HBP: 0	WP: 0 PA: 35 PB: 0 SB: 0 CS: 1
PITCHER Frank Viola, L (1, 1) <small>ERA: 0.75</small>	IP 9.0 WLS W BF 35 H 9 R 0 ER 0 SO 3 BB 1 IBB 0 HBP 0 BLK 0 WP 0 HR 0 S 82 P 118 ERA 0.00 WHIP 1.111										

Chicago White Sox @ Boston Red Sox
 Fenway Park, Boston, MA
 Sun Apr 18 1993, 3:33 AM EDT
 Att. 34,923 - Cloudy - 54 F

AB	34
R	0
H	9
RBI	0
BB	1
SO	3
LOB	12



Batter	1	2	3	4	5	6	7	8	9
Scott Fletcher, R (1, 4) <small>OBP: 0.340, SLG: 0.447</small>	0-1 G6-3		3-2 1B		0-0 P6			0-0 1B	
Bob Zupcic, R (1, 8) <small>OBP: 0.550, SLG: 0.500</small>	0-1 G4-3 1B		4-1 1B 1-2 BB		1-0 F7			2-1 P2	
Mike Greenwell, L (1, 7) <small>OBP: 0.407, SLG: 0.563</small>	1-0 G4-3		1-1 G6-4-3 1B			2-2 SF8 3B		1-1 1B	
Andre Dawson, R (1, 10) <small>OBP: 0.348, SLG: 0.452</small> Jeff Richardson, R (8, PR) <small>OBP: 0.250, SLG: 0.375</small>	1-1 F8		0-1 G6-4-3			1-2 SF8		0-2 FC6-4 1B	
Mo Vaughn, L (1, 3) <small>OBP: 0.426, SLG: 0.614</small>		4-0 1B BB		0-1 G5-4-3 1B		3-0 G3		0-3 K	
Ivan Calderon, R (1, 9) <small>OBP: 0.229, SLG: 0.156</small>		1-3 K		1-1 G5-4-3		1-2 G6-3		1-1 FC6-4	
Scott Cooper, L (1, 5) <small>OBP: 0.431, SLG: 0.511</small>		3-1 PO 1B		2-2 FC6-4 1B			1-1 G3		
Tony Peña, R (1, 2) <small>OBP: 0.167, SLG: 0.172</small>		1-0 F1		0-0 FC6-4			1-1 L7		
Luis Rivera, R (1, 6) <small>OBP: 0.289, SLG: 0.273</small>		1-0 PO		1-2 P4			0-0 P4		

Inning Stats	R: 0	H: 1	E: 0	LOB: 1	K: 0	BB: 0	S: 7	P: 9
	R: 1	H: 1	E: 0	LOB: 0	K: 1	BB: 1	S: 6	P: 16
	R: 1	H: 2	E: 0	LOB: 1	K: 0	BB: 1	S: 12	P: 21
	R: 0	H: 2	E: 0	LOB: 1	K: 0	BB: 0	S: 10	P: 13
	R: 0	H: 0	E: 0	LOB: 0	K: 0	BB: 0	S: 4	P: 6
	R: 1	H: 1	E: 0	LOB: 0	K: 0	BB: 0	S: 10	P: 17
	R: 0	H: 0	E: 0	LOB: 0	K: 0	BB: 0	S: 5	P: 7
	R: 1	H: 3	E: 0	LOB: 2	K: 1	BB: 0	S: 14	P: 17

PITCHER	IP	WLS	BF	H	R	ER	SO	BB	IBB	HBP	BLK	WP	HR	S	P	ERA	WHIP
Rodney Bolton, R (1, 1) <small>ERA: 4.97</small>	7.1	L	29	8	4	4	1	2	0	0	0	0	0	58	94	4.91	1.364
Scott Radinsky, L (8, 1) <small>ERA: 6.75</small>	0.2		4	2	0	0	1	0	0	0	0	0	0	10	12	0.00	3.000

AB R H RBI BB SO LOB

4	2	2	0	0	0	0
3	0	1	0	1	0	1
4	1	3	1	0	0	1
3	0	1	2	0	0	3
0	0	0	0	0	0	0
3	1	1	0	1	1	2
4	0	0	0	0	1	4
3	0	2	1	0	0	0
3	0	0	0	0	0	2
3	0	0	0	0	0	0

WP	HR	S	P	ERA	WHIP
0	0	2	2	0	0
0	0	2	2	0	0
0	0	2	2	0	0
0	0	2	2	0	0

Chicago White Sox @ Boston Red Sox
 Fenway Park, Boston, MA
 Sun Apr 18 1993, 3:33 AM EDT
 Att: 34,923 - Cloudy - 54 F

livebaseballscorecards.com

AB	30
R	4
H	10
RBI	4
BB	2
SO	2
LOB	13



Batter	1	2	3	4	5	6	7	8	9	AB R H RBI BB SO LOB	TOP
Joey Cora, S (1, 4) OBP: 0.435, SLG: 0.513 B C B X	2-1 		1-3 			0-0 		1-2 		4 0 0 0 0 1 0	Chicago White Sox @ Boston Red Sox Fenway Park, Boston, MA Mon Apr 19 1993, 3:33 AM EDT Att. 34,556 - Sunny - 69 F
Lance Johnson, L (1, 8) OBP: 0.318, SLG: 0.429 C C C B X	2-2 			0-0 		0-0 		3-2 		4 0 1 0 0 0 0	
Frank Thomas, R (1, 3) OBP: 0.321, SLG: 0.333 C F C	0-3 			2-2 1 SAFE 		4-2 		0-0 		3 0 0 0 1 1 1	
George Bell, R (1, 10) OBP: 0.269, SLG: 0.271 C T B B B X		2-2 		2-2 		0-1 		4-0 		3 0 1 0 1 0 1	
Robin Ventura, L (1, 5) OBP: 0.360, SLG: 0.308 B C X		1-1 		4-0 		1-2 		2-3 		3 0 0 0 1 1 3	
Ellis Burks, R (1, 9) OBP: 0.364, SLG: 0.538 B C B B X		3-1 		0-0 		1-1 		0-1 		4 0 1 0 0 0 3	
Dan Pasqua, L (1, 7) OBP: 0.316, SLG: 0.200 1 SAFE SAFE C B B B X		3-3 		2-3 		2-3 				3 0 0 0 0 3 1	
Ron Karkovics, R (1, 2) OBP: 0.333, SLG: 0.464 C T B S X			1-3 		0-3 		2-2 			3 0 0 0 0 2 0	
Ozzie Guillen, L (1, 6) OBP: 0.250, SLG: 0.194 B C F C X			1-2 		0-1 		1-0 			3 0 0 0 0 0 0	
Inning Stats	R: 0 H: 0 E: 0 LOB: 0 K: 1 BB: 0 S: 8 P: 12	R: 0 H: 1 E: 0 LOB: 1 K: 1 BB: 0 S: 12 P: 21	R: 0 H: 0 E: 0 LOB: 0 K: 2 BB: 0 S: 10 P: 13	R: 0 H: 1 E: 0 LOB: 2 K: 0 BB: 1 S: 8 P: 16	R: 0 H: 0 E: 0 LOB: 0 K: 2 BB: 0 S: 8 P: 10	R: 0 H: 1 E: 0 LOB: 2 K: 0 BB: 1 S: 10 P: 15	R: 0 H: 0 E: 0 LOB: 0 K: 1 BB: 0 S: 10 P: 15	R: 0 H: 0 E: 0 LOB: 0 K: 0 BB: 0 S: 9 P: 14	R: 0 H: 0 E: 0 LOB: 1 K: 1 BB: 1 S: 6 P: 12	1B: 3 SF: 0 2B: 0 SAC: 0 3B: 0 DP: 0 HR: 0 HBP: 0	WP: 0 PA: 33 PB: 0 SB: 1 CS: 0
PITCHER John Dopson, R (1, 1) ERA: 3.5	IP WLS BF H R ER SO BB IBB HBP BLK WP HR S P ERA WHIP 9.0 W 33 3 0 0 8 3 0 0 0 0 0 0 81 128 0.00 0.667										

AB	30
R	0
H	3
RBI	0
BB	3
SO	8
LOB	9



Batter	1	2	3	4	5	6	7	8	9	10	11	12	13	14	AB	R	H	RBI	BB	SO	LOB	TOP								
Joey Cora, S <small>OBP: 0.404, SLG: 0.455</small> (1, 4)															5	1	0	0	1	1	1									
Lance Johnson, L <small>OBP: 0.320, SLG: 0.417</small> (1, 8)															6	0	2	0	0	0	1									
Frank Thomas, R <small>OBP: 0.322, SLG: 0.327</small> (1, 3)															4	0	1	1	1	0	0									
George Bell, R <small>OBP: 0.259, SLG: 0.259</small> (1, 10)															6	0	1	0	0	1	4									
Robin Ventura, L <small>OBP: 0.364, SLG: 0.318</small> (1, 5)															5	0	2	0	0	0	1									
Ellis Burks, R <small>OBP: 0.327, SLG: 0.477</small> (1, 9)															5	0	0	0	0	3	4									
Steve Sax, R <small>OBP: 0.500, SLG: 0.500</small> Mike Huff, R <small>OBP: 0.308, SLG: 0.273</small> (9, 7)															3	1	2	0	0	1	0									
Ron Karkovice, R <small>OBP: 0.289, SLG: 0.394</small> (1, 2)															5	0	0	0	0	1	3									
Ozzie Guillen, L <small>OBP: 0.244, SLG: 0.244</small> (1, 6)															5	0	1	1	0	0	1									
Inning Stats	R: 0 E: 0 K: 0 S: 8	H: 0 LOB: 0 BB: 0 P: 15	R: 0 E: 0 K: 2 S: 10	H: 0 LOB: 0 BB: 0 P: 15	R: 1 E: 0 K: 0 S: 14	H: 2 LOB: 1 BB: 0 P: 18	R: 0 E: 0 K: 0 S: 9	H: 1 LOB: 1 BB: 0 P: 13	R: 0 E: 0 K: 1 S: 8	H: 1 LOB: 0 BB: 0 P: 14	R: 0 E: 0 K: 0 S: 8	H: 1 LOB: 1 BB: 0 P: 19	R: 0 E: 0 K: 2 S: 7	H: 0 LOB: 0 BB: 0 P: 12	R: 0 E: 0 K: 0 S: 8	H: 2 LOB: 2 BB: 0 P: 12	R: 0 E: 0 K: 1 S: 6	H: 0 LOB: 0 BB: 0 P: 7	R: 0 E: 0 K: 1 S: 9	H: 0 LOB: 0 BB: 0 P: 13	R: 0 E: 0 K: 1 S: 8	H: 0 LOB: 0 BB: 0 P: 10	R: 0 E: 0 K: 0 S: 3	H: 0 LOB: 0 BB: 0 P: 7	R: 1 E: 0 K: 0 S: 6	H: 1 LOB: 0 BB: 1 P: 13	1B: 8 2B: 0 3B: 1 HR: 0	SF: 1 SAC: 0 DP: 3 HBP: 0	WP: 0 PB: 1 SB: 2 CS: 2	PA: 49
PITCHER Ben McDonald, R <small>ERA: 5.28</small> (1, 1)	IP: 8.2 WLS: 0 BF: 32	H: 8 R: 1 ER: 1 SO: 5	BB: 1 IBB: 0 HBP: 0 BLK: 0	WP: 0 HR: 0 S: 78 P: 125	ERA: 1.04 WHIP: 1.038																									
Todd Frohwrth, R <small>ERA: 1.64</small> (9, 1)	IP: 4.1 WLS: 0 BF: 13	H: 0 R: 0 ER: 0 SO: 3	BB: 1 IBB: 0 HBP: 0 BLK: 0	WP: 0 HR: 0 S: 28 P: 39	ERA: 0.00 WHIP: 0.231																									
Alan Mills, R <small>ERA: 2.53</small> (14, 1)	IP: 1.0 WLS: 0 BF: 4	H: 1 R: 1 ER: 0 SO: 0	BB: 1 IBB: 0 HBP: 0 BLK: 0	WP: 0 HR: 0 S: 6 P: 13	ERA: 0.00 WHIP: 2.000																									

Chicago White Sox @ Baltimore Orioles
 Oriole Park at Camden Yards, Baltimore, MD

Tue Apr 20 1993, 7:05 PM EDT
 Att: 45,891 - Unknown - 79 F

livebaseballscorecards.com

AB	45
R	2
H	9
RBI	2
BB	3
SO	8
LOB	15



Batter	1	2	3	4	5	6	7	8	9	10	11	12	13	14
Brady Anderson, L (1, 7) OBP: 0.492, SLG: 0.592	G3		1-H 2B		1B			BB		WP S BB		F9		
Mike Devereaux, R (1, 8) OBP: 0.186, SLG: 0.259	1B		K		G6-3			F7		L8		FC6		
Cal Ripken Jr., R (1, 6) OBP: 0.328, SLG: 0.346	L8			F2				G5-3		WP IBB			F7	
Glenn Davis, R (1, 10) OBP: 0.245, SLG: 0.239	K			F9				F8		G4-3			F9	
Harold Baines, L (9, PH) OBP: 0.344, SLG: 0.321														
Luis Mercedes, R (9, PR) OBP: 0.381, SLG: 0.389														
Chito Martinez, L (10, PH)														
Chris Hoiles, R (1, 2) OBP: 0.367, SLG: 0.463				G6-3 BB	E 2-4-2 1B BB			G5-4-3 1-2f		SH1-6-3 BB			G5-3	
Leo Gomez, R (1, 5) OBP: 0.429, SLG: 0.484														
Mark McLemore, S (7, PR) OBP: 0.250, SLG: 0.267														
David Segui, S (1, 3) OBP: 0.500, SLG: 0.400														
Sherman Obando, R (1, 9) OBP: 0.400, SLG: 0.400														
Tim Hulett, R (8, 5) OBP: 0.375, SLG: 0.467														
Harold Reynolds, S (1, 4) OBP: 0.243, SLG: 0.206														

AB	R	H	RBI	BB	SO	LOB
4	0	2	1	2	0	1
6	0	1	0	0	1	4
5	0	1	0	1	0	2
3	0	0	0	0	1	2
0	0	0	0	1	0	0
0	0	0	0	0	0	0
2	0	0	0	0	0	2
3	0	0	0	2	1	1
2	0	1	0	1	1	1
3	0	0	0	0	3	2
4	0	0	0	2	1	2
3	0	0	0	0	2	1
3	0	0	0	0	2	2
5	1	2	0	0	1	0

AB	R	H	RBI	BB	SO	LOB
43	1	7	1	9	13	20

livebaseballscorecards.com

AB	R	H	RBI	BB	SO	LOB
43	1	7	1	9	13	20



Inning Stats	R: 0	H: 1	E: 0	K: 1	S: 15	LOB: 1	BB: 0	P: 20	R: 0	H: 0	E: 0	K: 1	S: 6	LOB: 0	BB: 1	P: 12	R: 1	H: 2	E: 0	K: 2	S: 15	LOB: 0	BB: 0	P: 22	R: 0	H: 1	E: 1	K: 0	S: 6	LOB: 3	BB: 2	P: 18	R: 0	H: 1	E: 0	K: 2	S: 11	LOB: 1	BB: 0	P: 16	R: 0	H: 1	E: 0	K: 0	S: 8	LOB: 0	BB: 0	P: 10	R: 0	H: 0	E: 0	K: 0	S: 5	LOB: 1	BB: 1	P: 13	R: 0	H: 0	E: 0	K: 0	S: 9	LOB: 1	BB: 1	P: 14	R: 0	H: 0	E: 0	K: 2	S: 14	LOB: 2	BB: 2	P: 27	R: 0	H: 0	E: 0	K: 0	S: 10	LOB: 2	BB: 2	P: 20	R: 0	H: 0	E: 0	K: 2	S: 11	LOB: 0	BB: 0	P: 20	R: 0	H: 1	E: 0	K: 0	S: 11	LOB: 1	BB: 0	P: 17	R: 0	H: 0	E: 0	K: 0	S: 6	LOB: 0	BB: 0	P: 12	R: 0	H: 0	E: 0	K: 3	S: 10	LOB: 0	BB: 0	P: 13	1B: 6	2B: 1	3B: 0	HR: 0	SF: 0	SAC: 1	DP: 3	HBP: 0	WP: 1	PA: 53
PITCHER	IP	WLS	BF	H	R	ER	SO	BB	IBB	HBP	BLK	WP	HR	S	P	ERA	WHIP																																																																																																									
Wilson Alvarez, L (1, 1) ERA: 4.09	8.0		31	6	1	1	6	5	0	0	0	0	0	75	125	1.12	1.375																																																																																																									
Roberto Hernandez, R (9, 1) ERA: 3.18	2.1		11	0	0	0	3	3	1	0	0	1	0	27	53	0.00	1.286																																																																																																									
Scott Radinsky, L (11, 1) ERA: 5.14	1.2		6	1	0	0	1	0	0	0	0	0	0	19	31	0.00	0.600																																																																																																									
Donn Pall, R (13, 1) ERA: 2.45	2.0	W	6	0	0	0	3	0	0	0	0	0	0	16	25	0.00	0.000																																																																																																									

BOTTOM

Chicago White Sox @ Baltimore Orioles
 Oriole Park at Camden Yards, Baltimore, MD
 Tue Apr 20 1993, 7:05 PM EDT
 Att. 45,891 - Unknown - 79 F

Batter	1	2	3	4	5	6	7	8	9	AB R H RBI BB SO LOB	TOP
Joey Cora, S (1, 4) OBP: 0.404, SLG: 0.438 BB G4-6-3	4-2 BB G4-6-3		0-0 F7			3-2 F9		0-1 FC1-5 1B 1-2 1B	3-3 K	4 0 1 0 1 1 4	
Lance Johnson, L (1, 8) OBP: 0.315, SLG: 0.404 G4-6-3 1-2f	0-2 G4-6-3 1-2f		1-2 F9			2-1 F9		0-1 FC1-5 1B 1-2 2-H 1B		4 0 1 1 0 0 2	
Frank Thomas, R (1, 3) OBP: 0.302, SLG: 0.302 G6-3	1-0 G6-3			3-1 G1-3		2-2 F7		0-1 FC1-5 1-2 2-3f		4 0 0 0 0 0 2	
George Bell, R (1, 10) OBP: 0.524, SLG: 0.241 K		2-3 K		0-0 F7			1-1 P4	2-2 F7		4 0 0 0 0 1 2	
Robin Ventura, L (1, 5) OBP: 0.373, SLG: 0.333 F7		2-1 F7		1-1 F8			1-0 1B		0-1 1B SF 1B	4 1 2 0 0 0 0	
Bo Jackson, R (1, 7) OBP: 0.524, SLG: 0.647 Ellis Burks, R (9, PR) OBP: 0.327, SLG: 0.477 (9, 9) BB		4-2 BB			1-1 2B		0-3 K		0-2 WP SF 1B 1-3	3 0 2 0 1 1 1 0 1 0 0 0 0 0	
Dan Pasqua, L (1, 9) OBP: 0.261, SLG: 0.167 Mike Huff, R (9, PR) OBP: 0.308, SLG: 0.273 (9, 7) F8		1-1 F8			3-3 K		2-1 G4-3		3-2 SF SH1-4 1-H 3-H	3 0 0 1 0 1 3 0 0 0 0 0 0 0	
Ron Karkovics, R (1, 2) OBP: 0.317, SLG: 0.400 L7 B2-3 BB		4-1 B2-3 BB		0-0 L7			2-1 1B 1B	2-1 1B 1B	0-0 SH1-4 2-3	2 1 1 0 1 0 1	
Ozzie Guillen, L (1, 6) OBP: 0.224, SLG: 0.222 B2-3		0-1 B2-3		3-1 G4-3			0-0 P7	0-0 F9		4 0 0 0 0 0 6	
Inning Stats	R: 0 H: 0 E: 0 LOB: 0 K: 0 BB: 1 S: 6 P: 11	R: 0 H: 0 E: 0 LOB: 1 K: 1 BB: 1 S: 10 P: 19	R: 0 H: 0 E: 0 LOB: 1 K: 0 BB: 1 S: 8 P: 13	R: 0 H: 0 E: 0 LOB: 0 K: 0 BB: 0 S: 5 P: 9	R: 0 H: 1 E: 0 LOB: 1 K: 1 BB: 0 S: 9 P: 16	R: 0 H: 0 E: 0 LOB: 0 K: 0 BB: 0 S: 12 P: 19	R: 0 H: 1 E: 0 LOB: 1 K: 1 BB: 0 S: 9 P: 13	R: 1 H: 3 E: 0 LOB: 2 K: 0 BB: 0 S: 12 P: 16	R: 2 H: 2 E: 1 LOB: 3 K: 1 BB: 0 S: 13 P: 19	1B: 6 SF: 1 2B: 1 SAC: 1 3B: 0 DP: 1 HR: 0 HBP: 0	WP: 1 PA: 37 PB: 0 SB: 0 CS: 0
PITCHER Rick Sutcliffe, R (1, 1) ERA: 3.45 Jim Poole, L (8, 1) ERA: Alan Mills, R (8, 1) ERA: 2.38 Gregg Olson, R (9, 1) ERA: 3.12	IP WLS BF H R ER SO BB IBB HBP BLK WP HR S P ERA WHIP 7.1 0 28 4 1 1 3 3 0 0 0 0 0 64 107 1.23 0.955 0.0 1 1 0 0 0 0 0 0 0 0 0 0 2 2 ∞ ∞ 0.2 2 0 0 0 0 0 0 0 0 0 0 0 5 7 0.00 0.000 1.0 L 6 2 2 1 1 0 0 0 0 0 1 0 13 19 9.00 2.000	PITCHER IP WLS BF H R ER SO BB IBB HBP BLK WP HR S P ERA WHIP									

Chicago White Sox @ Baltimore Orioles
 Oriole Park at Camden Yards, Baltimore, MD

Thu Apr 22 1993, 7:05 PM EDT
 Att. 22,317 - Unknown - 47 F

livebaseballscorecards.com



Batter	1	2	3	4	5	6	7	8	9	AB	R	H	RBI	BB	SO	LOB
Brady Anderson, L (1, 7) OBP: 0.476, SLG: 0.558	0-1 F8		4-2 2B L1-5 BB		2-2 P5		0-2 G1-3			3	0	0	0	1	0	1
Mike Devereaux, R (1, 8) OBP: 0.206, SLG: 0.279	0-0 P4		0-1 1-3 2B			4-1 2B BB		1-1 F7		3	1	1	0	1	0	0
Cal Ripken Jr., R (1, 6) OBP: 0.323, SLG: 0.357	2-2 L5		1-0 L1-5			2-1 1-H 2B		0-0 P3		4	0	1	1	0	0	2
Harold Baines, L (1, 10) OBP: 0.306, SLG: 0.281			3-H		1-3 K		2-1 L4		0-0 F8	4	0	0	0	0	1	1
Glenn Davis, R (1, 3) OBP: 0.250, SLG: 0.245					1-2 G5-3		3-2 F7		0-2 G1-3	3	0	1	0	0	0	1
David Segui, S (9, 3) OBP: 0.476, SLG: 0.375										1	0	0	0	0	0	0
Chris Hoiles, R (1, 2) OBP: 0.358, SLG: 0.444					0-1 1B		0-2 K		1-3 K	4	1	1	0	0	2	2
Tim Hulett, R (1, 5) OBP: 0.400, SLG: 0.526					0-3 K				3-2 F8	4	0	2	0	0	1	1
Mark McLemore, S (1, 9) OBP: 0.211, SLG: 0.222					1-3 K				0-3 K	3	0	0	0	0	2	2
Harold Reynolds, S (1, 4) OBP: 0.225, SLG: 0.189					0-1 G1-3				0-1 G1-3	3	0	0	0	0	0	1

Inning Stats		R: 0	H: 0	R: 1	H: 2	R: 0	H: 1	R: 0	H: 0	R: 1	H: 1	R: 0	H: 1	R: 0	H: 0	R: 0	H: 0	R: 0	H: 0	R: 0	H: 0	1B: 3	SF: 0	WP: 0	PA: 35		
		E: 0	LOB: 0	E: 1	LOB: 1	E: 0	LOB: 1	E: 0	LOB: 0	E: 0	LOB: 1	E: 0	LOB: 1	E: 0	LOB: 0	E: 0	LOB: 0	E: 0	LOB: 0	E: 0	LOB: 0	2B: 4	SAC: 0	PB: 0			
		K: 0	BB: 0	K: 0	BB: 0	K: 2	BB: 0	K: 1	BB: 0	K: 1	BB: 1	K: 1	BB: 0	K: 1	BB: 0	K: 1	BB: 0	K: 0	BB: 0	K: 1	BB: 0	3B: 0	DP: 1	SB: 0			
		S: 7	P: 9	S: 12	P: 17	S: 7	P: 13	S: 8	P: 11	S: 13	P: 23	S: 11	P: 12	S: 4	P: 5	S: 9	P: 13	S: 4	P: 5	S: 9	P: 13	HR: 0	HBP: 0	CS: 1			
PITCHER	IP	WLS	BF	H	R	ER	SO	BB	IBB	HBP	BLK	WP	HR	S	P	ERA	WHIP										
Jack McDowell, R (1, 1) ERA: 4.23	8.0	W	31	6	2	1	5	2	0	0	0	0	0	75	105	1.12	1.000										
Roberto Hernandez, R (9, 1) ERA: 2.7	1.0	S	3	0	0	0	1	0	0	0	0	0	0	9	13	0.00	0.000										

BOTTOM

Chicago White Sox @ Baltimore Orioles
 Oriole Park at Camden Yards, Baltimore, MD

livebaseballscores.com

AB	32
R	2
H	6
RBI	1
BB	2
SO	6
LOB	11



Thu Apr 22 1993, 7:05 PM EDT
 Att: 22,317 - Unknown - 47 F

Batter	1	2	3	4	5	6	7	8	9	AB R H RBI BB SO LOB
Roberto Alomar, S OBP: 0.361, SLG: 0.339 (1, 4)	3-2 G4-3		1-0 G6-3 2B		0-1 E4 1B		2-2 F9		4-2 BB	4 1 2 0 1 0 1
Darnell Coles, R OBP: 0.367, SLG: 0.333 (1, 9)	0-1 E5 1B		2-2 G6-3 2-H		2-2 1B		1-0 F7		3-2 P6	5 1 1 1 0 0 2
Paul Molitor, R OBP: 0.333, SLG: 0.323 (1, 10)	1-3 K		0-0 F8		1-1 F7		0-1 FC6-4 1-2f		0-0 L4	5 0 0 0 0 1 4
Joe Carter, R OBP: 0.365, SLG: 0.696 (1, 7)	1-2 1B		1-0 HR		0-0 F7			3-2 F9		4 1 2 1 0 0 1
John Olerud, L OBP: 0.469, SLG: 0.621 (1, 3)	1-2 1B		0-2 F9			0-0 G6-4-3 1B		0-0 2B G6-3 1B		4 1 3 1 0 0 0
Darrin Jackson, R OBP: 0.286, SLG: 0.288 (1, 8)	2-2 G1-3			0-2 F8		0-0 G6-4-3 1-2f		0-0 G6-3 1-3 2B		4 0 1 0 0 0 3
Ed Sprague, R OBP: 0.300, SLG: 0.466 (1, 5)		1-0 F8		2-2 1B		4-2 BB		1-1 G6-3 2-3 3-H		3 0 1 1 1 0 1
Pat Borders, R OBP: 0.196, SLG: 0.241 (1, 2)		1-0 G4-3		2-0 P4		0-0 G4-3		1-2 G6-3		4 0 0 0 0 0 3
Dick Schofield, R OBP: 0.308, SLG: 0.298 (1, 6)		1-2 G1-3		1-3 K			1-0 FC6-4 1B		0-0 B1-3	4 0 1 0 0 1 1

Inning Stats	R: 1	H: 2	E: 1	K: 1	S: 21	LOB: 2	BB: 0	P: 29	R: 0	H: 0	E: 0	K: 0	S: 6	LOB: 0	BB: 0	P: 9	R: 2	H: 2	E: 0	K: 0	S: 10	LOB: 0	BB: 0	P: 14	R: 0	H: 1	E: 0	K: 1	S: 11	LOB: 1	BB: 0	P: 16	R: 0	H: 2	E: 1	K: 0	S: 8	LOB: 1	BB: 0	P: 11	R: 0	H: 1	E: 0	K: 0	S: 5	LOB: 1	BB: 1	P: 9	R: 0	H: 1	E: 0	K: 0	S: 7	LOB: 1	BB: 0	P: 11	R: 1	H: 2	E: 0	K: 0	S: 12	LOB: 1	BB: 0	P: 17	R: 0	H: 0	E: 0	K: 0	S: 10	LOB: 1	BB: 1	P: 17	1B: 8	SF: 0	2B: 2	SAC: 0	3B: 0	DP: 1	HR: 1	HBP: 0	WP: 0	PA: 39
--------------	------	------	------	------	-------	--------	-------	-------	------	------	------	------	------	--------	-------	------	------	------	------	------	-------	--------	-------	-------	------	------	------	------	-------	--------	-------	-------	------	------	------	------	------	--------	-------	-------	------	------	------	------	------	--------	-------	------	------	------	------	------	------	--------	-------	-------	------	------	------	------	-------	--------	-------	-------	------	------	------	------	-------	--------	-------	-------	-------	-------	-------	--------	-------	-------	-------	--------	-------	--------


PITCHER	IP	WLS	BF	H	R	ER	SO	BB	IBB	HBP	BLK	WP	HR	S	P	ERA	WHIP
Kirk McCaskill, R ERA: 4.91 (1, 1)	6.1	W	28	9	3	2	2	1	0	0	0	0	1	65	95	2.84	1.579
Terry Leach, R ERA: 2.45 (7, 1)	1.0		5	2	1	1	0	0	0	0	0	0	0	9	13	9.00	2.000
Roberto Hernandez, R ERA: 2.16 (8, 1)	1.2	S	6	0	0	0	0	1	0	0	0	0	0	16	25	0.00	0.600

BOTTOM

Chicago White Sox @ Toronto Blue Jays
SkyDome, Toronto, ON
Fri Apr 23 1993, 7:05 PM EDT
Att. 50,494 - Dome

livebaseballscorecards.com

AB	37
R	4
H	11
RBI	4
BB	2
SO	2
LOB	16



Batter	1	2	3	4	5	6	7	8	9	AB R H RBI BB SO LOB	TOP
Joey Cora, S (1, 4) OBP: 0.403, SLG: 0.421	1-3 		1-0 G6-3 			2-1 B3 	0-1 	0-0 G6-3 		5 0 1 0 0 1 2	Chicago White Sox @ Toronto Blue Jays SkyDome, Toronto, ON Sat Apr 24 1993, 3:33 AM EDT Att. 50,518 - Dome
Lance Johnson, L (1, 8) OBP: 0.333, SLG: 0.410	2-3 		0-0 			2-2 	1-0 		2-3 	5 0 3 1 0 2 0	
Dan Pasqua, L (1, 3) OBP: 0.286, SLG: 0.227	3-2 		3-2 G4-3 			0-0 P6 	4-2 		2-3 	4 0 1 0 1 1 2	
George Bell, R (1, 10) OBP: 0.225, SLG: 0.212	2-2 					2-1 P4 	0-2 G1-3 		0-2 	5 0 0 0 0 0 5	
Robin Ventura, L (1, 5) OBP: 0.358, SLG: 0.321		1-1 G3 				0-1 G4-3 		2-1 F9 	1-2 	4 1 1 0 0 0 0	
Ellis Burks, R (1, 9) OBP: 0.333, SLG: 0.471		1-1 				0-1 P3 		1-0 	2-2 	4 1 2 0 0 0 1	
Steve Sax, R (1, 7) OBP: 0.375, SLG: 0.286		2-1 F9 				3-1 F8 		4-1 	2-2 P5 	3 1 0 0 1 0 2	
Ron Karkovics, R (1, 2) OBP: 0.298, SLG: 0.390 Carlton Fisk, R (7, PH) OBP: 0.294, SLG: 0.471		2-3 				1-3 		2-3 	0-2 	2 0 0 0 0 2 1 2 0 1 0 0 1 2	
Ozzie Guillen, L (1, 6) OBP: 0.228, SLG: 0.245			2-1 F7 			0-0 G3 		2-2 	0-1 	4 1 2 3 0 0 0	
Inning Stats	R: 0 H: 1 E: 0 LOB: 1 K: 2 BB: 0 S: 15 P: 23	R: 0 H: 1 E: 0 LOB: 1 K: 1 BB: 0 S: 9 P: 15	R: 0 H: 1 E: 0 LOB: 1 K: 0 BB: 0 S: 8 P: 14	R: 0 H: 0 E: 0 LOB: 0 K: 0 BB: 0 S: 7 P: 7	R: 0 H: 0 E: 0 LOB: 0 K: 1 BB: 0 S: 6 P: 10	R: 0 H: 1 E: 0 LOB: 1 K: 0 BB: 0 S: 8 P: 14	R: 3 H: 4 E: 0 LOB: 3 K: 1 BB: 2 S: 23 P: 39	R: 1 H: 3 E: 0 LOB: 2 K: 2 BB: 0 S: 18 P: 23	R: 0 H: 0 E: 0 LOB: 0 K: 2 BB: 0 S: 10 P: 14	1B: 8 SF: 0 2B: 3 SAC: 0 3B: 0 DP: 0 HR: 0 HBP: 0	
PITCHER Juan Guzman, R (1, 1) ERA: 6.45 Mark Eichhorn, R (7, 1) ERA: 4.61 Mike Timlin, R (9, 1) ERA: 4.0	IP WLS BF H R ER SO BB IBB HBP BLK WP HR S P ERA WHIP 6.2 W 30 8 3 3 5 2 0 0 0 3 0 72 118 4.05 1.500 1.1 7 3 1 1 0 0 0 0 0 0 0 0 22 27 6.75 2.250 1.0 3 0 0 0 0 2 0 0 0 0 0 0 10 14 0.00 0.000	PITCHER IP WLS BF H R ER SO BB IBB HBP BLK WP HR S P ERA WHIP									

livebaseballscorecards.com

AB	38
R	4
H	11
RBI	4
BB	2
SO	7
LOB	15



Batter	1	2	3	4	5	6	7	8	9
Devon White, S OBP: 0.563, SLG: 0.679 (1, 8)	4-1 G4-3 1B BB	0-1 1B		0-1 G6-3	1-3 K			3-2 3B 1B	
Roberto Alomar, S OBP: 0.364, SLG: 0.364 (1, 4)	3-1 G4-3 1-2	2-3 K		4-2 HR BB		1-2 G4-3		1-1 G1-3 3B	
Paul Molitor, R OBP: 0.338, SLG: 0.388 (1, 10)	0-0 F9		0-1 G6-3	1-2 HR 1-H		1-1 2B		2-2 E5 G1-3 1B	
Joe Carter, R OBP: 0.388, SLG: 0.689 (1, 7)	0-1 1B 1B 2-H		0-0 2B 2B	1-1 F8		1-3 K		0-2 G1-3 1-2 3-H	
John Olerud, L OBP: 0.493, SLG: 0.645 (1, 3)	1-1 1B 1-2 1B		2-2 1B SF9 2B 2-H		4-1 2B 1B BB		3-3 K	1-0 1B 2-H	
Darrin Jackson, R OBP: 0.311, SLG: 0.333 (1, 9)	0-1 1-2 2-H 1B		0-0 FC6-4 1B 2-3		1-1 1B 1-3 2B		0-0 F7	0-0 L4	
Ed Sprague, R OBP: 0.281, SLG: 0.443 (1, 5)	0-2 P4		0-1 SAFE SF9 3-H		1-3 K		1-0 G5-3		
Pat Borders, R OBP: 0.183, SLG: 0.224 (1, 2)			0-1 SAFE G5-3 1-2f		0-0 G4-3		1-1 G5-3		
Dick Schofield, R OBP: 0.304, SLG: 0.294 (1, 6)			0-2 G1-3		1-2 P6		3-2 1B	1-1 L8	

Inning Stats	R: 2 E: 0 K: 0 S: 14	H: 3 LOB: 2 BB: 1 P: 21	R: 0 E: 0 K: 1 S: 11	H: 1 LOB: 1 BB: 0 P: 13	R: 2 E: 0 K: 0 S: 11	H: 3 LOB: 1 BB: 0 P: 15	R: 2 E: 0 K: 0 S: 13	H: 1 LOB: 0 BB: 1 P: 20	R: 1 E: 0 K: 2 S: 14	H: 2 LOB: 2 BB: 1 P: 24	R: 0 E: 0 K: 0 S: 11	H: 1 LOB: 1 BB: 0 P: 17	R: 0 E: 0 K: 0 S: 4	H: 0 LOB: 0 BB: 0 P: 6	R: 3 E: 1 K: 0 S: 16	H: 3 LOB: 1 BB: 0 P: 24
--------------	-------------------------------	----------------------------------	-------------------------------	----------------------------------	-------------------------------	----------------------------------	-------------------------------	----------------------------------	-------------------------------	----------------------------------	-------------------------------	----------------------------------	------------------------------	---------------------------------	-------------------------------	----------------------------------

PITCHER															PITCHER																			
IP	WLS	BF	H	R	ER	SO	BB	IBB	HBP	BLK	WP	HR	S	P	ERA	WHIP	IP	WLS	BF	H	R	ER	SO	BB	IBB	HBP	BLK	WP	HR	S	P	ERA	WHIP	
Rodney Bolton, R ERA: 7.02 (1, 1)	4.0	L	22	8	6	6	1	2	0	0	0	0	1	49	69	13.50	2.500																	
Jeff Schwarz, R ERA: 3.0 (5, 1)	3.0		13	3	1	1	4	1	0	0	0	0	0	29	47	3.00	1.333																	
Bobby Thigpen, R ERA: 11.25 (8, 1)	1.0		7	3	3	1	0	0	0	0	0	0	0	16	24	9.00	3.000																	


BOTTOM

Chicago White Sox @ Toronto Blue Jays
SkyDome, Toronto, ON
Sat Apr 24 1993, 3:33 AM EDT
Att. 50,518 - Dome

AB	R	H	RBI	BB	SO	LOB
4	2	2	0	1	1	2
4	2	1	1	1	1	2
5	2	2	2	0	0	2
5	2	2	2	0	1	2
4	2	3	2	1	1	1
5	0	3	1	0	0	1
3	0	0	1	0	1	4
4	0	0	0	0	0	3
4	0	1	1	0	0	0

AB	38
R	10
H	14
RBI	10
BB	3
SO	5
LOB	17

WP: 0 PA: 42
PB: 0
SB: 1
CS: 0



livebaseballscorecards.com

Batter	1	2	3	4	5	6	7	8	9	AB R H RBI BB SO LOB	TOP
Joey Cora, S (1, 4) OBP: 0.408, SLG: 0.426 	0-2 F7 		1-1 1B 		2-2 G4-6-3 1B 		2-3 K 			4 0 2 0 0 1 0	Chicago White Sox @ Toronto Blue Jays SkyDome, Toronto, ON Sun Apr 25 1993, 3:33 AM EDT Att. 50,430 - Dome livebaseballscorecards.com AB 32 R 0 H 7 RBI 0 BB 3 SO 7 LOB 17
Lance Johnson, L (1, 8) OBP: 0.313, SLG: 0.385 	3-1 G3 		0-0 F7 		3-2 G4-6-3 		1-1 B1-3 			4 0 0 0 0 0 3	
Frank Thomas, R (1, 3) OBP: 0.282, SLG: 0.267 	3-3 K 		3-1 L5 					0-0 G5-3 		4 0 0 0 0 2 2	
Robin Ventura, L (1, 5) OBP: 0.366, SLG: 0.350 		3-3 K 		2-2 FC6-4 2B 		0-1 FC3-6 1B 		1-2 F8 		4 0 2 0 0 1 0	
Ellis Burks, R (1, 9) OBP: 0.344, SLG: 0.463 		1-1 P6 		2-1 G6-3 		0-1 FC3-6 1B 		4-2 CS BB 		3 0 1 0 1 0 1	
Dan Pasqua, L (1, 10) OBP: 0.313, SLG: 0.240 		2-1 1B 		4-0 FC6-4 BB 		0-0 FC3-6 BB 		2-0 CS 	1-3 K 	3 0 1 0 1 1 2	
Bo Jackson, R (1, 7) OBP: 0.448, SLG: 0.478 		0-0 L9 		2-1 FC6-4 		4-2 1-2 BB 		2-3 K 		3 0 0 0 1 1 3	
Ron Karkovics, R (1, 2) OBP: 0.294, SLG: 0.378 			1-0 FC3-6 1B 		2-3 K 		1-1 F7 		1-1 G5-3 	4 0 1 0 0 1 5	
Ozzie Guillen, L (1, 6) OBP: 0.217, SLG: 0.232 			1-2 FC3-6 1B 		0-1 P4 		0-0 F8 			3 0 0 0 0 0 1	
Inning Stats	R: 0 H: 0 E: 0 LOB: 0 K: 1 BB: 0 S: 8 P: 14	R: 0 H: 1 E: 0 LOB: 1 K: 1 BB: 0 S: 8 P: 14	R: 0 H: 2 E: 0 LOB: 2 K: 0 BB: 0 S: 12 P: 18	R: 0 H: 1 E: 0 LOB: 2 K: 1 BB: 1 S: 10 P: 22	R: 0 H: 1 E: 0 LOB: 0 K: 0 BB: 0 S: 9 P: 14	R: 0 H: 2 E: 0 LOB: 3 K: 1 BB: 1 S: 12 P: 20	R: 0 H: 0 E: 0 LOB: 0 K: 1 BB: 0 S: 6 P: 9	R: 0 H: 0 E: 0 LOB: 0 K: 0 BB: 1 S: 7 P: 13	R: 0 H: 0 E: 0 LOB: 0 K: 2 BB: 0 S: 8 P: 12	1B: 6 SF: 0 2B: 1 SAC: 0 3B: 0 DP: 1 HR: 0 HBP: 0	WP: 0 PA: 36 PB: 0 SB: 0 CS: 1
PITCHER Todd Stottliemyre, R (1, 1) ERA: 3.3 Duane Ward, R (9, 1) ERA: 1.23	IP WLS BF H R ER SO BB IBB HBP BLK WP HR S P ERA WHIP 8.0 W 32 7 0 0 5 3 0 0 0 0 0 0 72 124 0.00 1.250 1.0 S 3 0 0 0 2 0 0 0 0 0 0 0 8 12 0.00 0.000										

Batter	1	2	3	4	5	6	7	8	9	AB R H RBI BB SO LOB
--------	---	---	---	---	---	---	---	---	---	----------------------

Devon White, S <small>(1, 8)</small> <small>OBP: 0.543, SLG: 0.645</small>	0-0 		0-2 			1-3 				3 0 1 0 0 1 1
Roberto Alomar, S <small>(1, 4)</small> <small>OBP: 0.350, SLG: 0.348</small>	1-2 			1-1 			2-3 			3 0 0 0 0 1 1
Paul Molitor, R <small>(1, 10)</small> <small>OBP: 0.350, SLG: 0.400</small>	0-0 			2-0 			1-2 			3 0 2 0 0 0 0
Joe Carter, R <small>(1, 7)</small> <small>OBP: 0.352, SLG: 0.656</small>		0-1 		1-2 			1-2 			3 0 0 0 0 1 2
John Olerud, L <small>(1, 3)</small> <small>OBP: 0.472, SLG: 0.615</small>		3-3 			0-3 		2-2 	0-3 		3 0 0 0 0 3 0
Darrin Jackson, R <small>(1, 9)</small> <small>OBP: 0.328, SLG: 0.400</small>		2-3 			1-2 			2-0 		3 1 2 1 0 1 0
Ed Sprague, R <small>(1, 5)</small> <small>OBP: 0.284, SLG: 0.438</small>			2-1 		0-0 			3-1 		3 0 1 0 0 0 1
Pat Borders, R <small>(1, 2)</small> <small>OBP: 0.177, SLG: 0.217</small>			0-0 			0-0 		2-2 		2 0 0 0 0 0 0
Dick Schofield, R <small>(1, 6)</small> <small>OBP: 0.293, SLG: 0.283</small>			1-3 			1-3 				2 0 0 0 0 2 1

Inning Stats	R: 0 H: 1 E: 0 LOB: 0 K: 0 BB: 0 S: 8 P: 8	R: 0 H: 0 E: 0 LOB: 0 K: 2 BB: 0 S: 8 P: 13	R: 0 H: 1 E: 0 LOB: 1 K: 1 BB: 0 S: 9 P: 12	R: 0 H: 1 E: 0 LOB: 0 K: 0 BB: 0 S: 6 P: 10	R: 0 H: 1 E: 0 LOB: 0 K: 1 BB: 0 S: 7 P: 8	R: 0 H: 0 E: 0 LOB: 0 K: 2 BB: 0 S: 8 P: 10	R: 0 H: 1 E: 0 LOB: 0 K: 1 BB: 0 S: 10 P: 17	R: 1 H: 1 E: 0 LOB: 0 K: 1 BB: 0 S: 10 P: 17	1B: 5 SF: 0 2B: 0 SAC: 1 3B: 0 DP: 3 HR: 1 HBP: 0
--------------	---	--	--	--	---	--	---	---	--

PITCHER Alex Fernandez, R <small>(1, 1)</small> <small>ERA: 2.08</small>	IP 8.0 WLS L BF 26 H 6 R 1 ER 1 SO 9 BB 0 IBB 0 HBP 0 BLK 0 WP 0 HR 1 S 73 P 100 ERA 1.12 WHIP 0.750	PITCHER IP WLS BF H R ER SO BB IBB HBP BLK WP HR S P ERA WHIP
---	--	---

BOTTOM

Chicago White Sox @ Toronto Blue Jays
 SkyDome, Toronto, ON
 Sun Apr 25 1993, 3:33 AM EDT
 Att. 50,430 - Dome

AB 25 R 1 H 6 RBI 1 BB 0 SO 9 LOB 6
--



WP: 0 PA: 27 PB: 0 SB: 0 CS: 1

Batter	1	2	3	4	5	6	7	8	9	AB R H RBI BB SO LOB	TOP	
Brady Anderson, L (1, 7) OBP: 0.415, SLG: 0.535	2-2 FC6-5 SH5-3 1B		0-1 G4-3			2-0 G6-3		1-2 F7		4 0 1 0 0 0 1		
Luis Mercedes, R (1, 9) OBP: 0.429, SLG: 0.391	0-0 SH5-3		4-1 BB			1-2 G4-3		0-0 1B		2 0 1 0 1 0 0		
Cal Ripken Jr., R (1, 6) OBP: 0.300, SLG: 0.392	1-2 FC6-5		2-3 K			3-3 K		0-0 G5-3		4 0 0 0 0 2 4		
Mike Devereaux, R (1, 8) OBP: 0.247, SLG: 0.342	1-2 P3			3-2 F9			1-1 G4-3		1-2 F8	4 0 0 0 0 0 1		
Glenn Davis, R (1, 10) OBP: 0.250, SLG: 0.246		3-1 CS 1B		1-1 F9			1-2 1B		1-1 G5-3	4 0 2 0 0 0 0		
Chris Hoiles, R (1, 2) OBP: 0.338, SLG: 0.382		3-3 K		1-0 P6			1-1 P3		4-2 BB	3 0 0 0 1 1 2		
Leo Gomez, R (1, 5) OBP: 0.412, SLG: 0.455		0-0 1B 2B			3-3 K		1-2 F9		0-1 F8	4 0 1 0 0 1 2		
David Segui, S (1, 3) OBP: 0.429, SLG: 0.318		0-1 1B			0-0 F9			1-0 F8		3 0 1 0 0 0 0		
Harold Reynolds, S (1, 4) OBP: 0.234, SLG: 0.190			2-1 G6-3			2-0 F8		3-2 1B 1B		3 0 1 0 0 0 0		
Inning Stats	R: 0 H: 1 E: 0 LOB: 1 K: 0 BB: 0 S: 12 P: 16	R: 0 H: 3 E: 0 LOB: 2 K: 1 BB: 0 S: 9 P: 15	R: 0 H: 0 E: 0 LOB: 1 K: 1 BB: 1 S: 8 P: 16	R: 0 H: 0 E: 0 LOB: 0 K: 0 BB: 0 S: 8 P: 13	R: 0 H: 0 E: 0 LOB: 0 K: 1 BB: 0 S: 5 P: 10	R: 0 H: 0 E: 0 LOB: 0 K: 1 BB: 0 S: 8 P: 14	R: 0 H: 1 E: 0 LOB: 1 K: 0 BB: 0 S: 12 P: 16	R: 0 H: 2 E: 0 LOB: 2 K: 0 BB: 0 S: 9 P: 14	R: 0 H: 0 E: 0 LOB: 1 K: 0 BB: 1 S: 10 P: 16	1B: 6 SF: 0 2B: 2 SAC: 1 3B: 0 DP: 1 HR: 0 HBP: 0	WP: 0 PA: 34 PB: 0 SB: 0 CS: 1	
PITCHER	IP WLS BF H R ER SO BB IBB HBP BLK WP HR S P ERA WHIP											
Wilson Alvarez, L (1, 1) ERA: 2.37	8.0 W 30 7 0 0 4 1 0 0 0 0 0 0 71 114 0.00 1.000											
Scott Radinsky, L (9, 1) ERA: 4.5	1.0 4 0 0 0 0 1 0 0 0 0 0 0 10 16 0.00 1.000											

Baltimore Orioles @ Chicago White Sox
Comiskey Park, Chicago, IL
Mon Apr 26 1993, 8:05 PM EDT
Att. 19,477 - Unknown - 41 F

livebaseballscorecards.com

AB 31
R 0
H 7
RBI 0
BB 2
SO 4
LOB 10




Batter	1	2	3	4	5	6	7	8	9	AB R H RBI BB SO LOB	TOP									
Brady Anderson, L (1, 7) OBP: 0.391, SLG: 0.500	3-1 P5	0-1 L8			1-2 F7		3-2 F7		1-3 K	5 0 0 0 0 1 2										
Mike Devereaux, R (1, 8) OBP: 0.247, SLG: 0.349	1-2 G5-3	0-3 K			0-0 F9			2-0 2B		4 1 1 0 0 1 2										
Cal Ripken Jr., R (1, 6) OBP: 0.286, SLG: 0.372	3-1 P4			0-0 F8		1-0 F7		0-2 G6-3		4 0 0 0 0 0 1										
Harold Baines, L (1, 10) OBP: 0.321, SLG: 0.313		0-1 1B		3-2 F7		1-0 L9		0-0 1B		4 1 2 1 0 0 0										
Glenn Davis, R (1, 3) OBP: 0.265, SLG: 0.250		2-0 P2		4-2 BB		0-2 1B		0-0 G5-3		3 0 1 0 1 0 2										
Tim Lincecum, R (1, 5) OBP: 0.417, SLG: 0.522		0-0 E9		0-2 FC5-4		2-0 F9		0-2 1B		4 1 2 0 0 0 2										
Mark McLemore, S (1, 9) OBP: 0.286, SLG: 0.382		1-2 1B		0-0 B1		0-1 L8		1-1 G4-3		4 1 1 2 0 0 3										
Chris Hoiles, R (1, 2) OBP: 0.333, SLG: 0.373		1-1 1B		1-0 G5-3		0-2 G6-3		1-1 F9		4 0 1 0 0 0 0										
Harold Reynolds, S (1, 4) OBP: 0.235, SLG: 0.196		1-2 1B		1-2 F9		3-1 F9		3-2 F8		4 0 1 1 0 0 0										
Inning Stats	R: 0 E: 0 K: 0 S: 7	H: 0 LOB: 0 BB: 0 P: 14	R: 3 E: 1 K: 1 S: 20	H: 5 LOB: 2 BB: 0 P: 25	R: 0 E: 0 K: 0 S: 13	H: 0 LOB: 1 BB: 1 P: 20	R: 0 E: 0 K: 0 S: 5	H: 0 LOB: 0 BB: 0 P: 7	R: 0 E: 0 K: 0 S: 5	H: 1 LOB: 1 BB: 0 P: 10	R: 0 E: 0 K: 0 S: 8	H: 0 LOB: 0 BB: 0 P: 14	R: 1 E: 0 K: 0 S: 11	H: 3 LOB: 2 BB: 0 P: 14	R: 0 E: 0 K: 1 S: 10	H: 0 LOB: 0 BB: 0 P: 15	1B: 7 2B: 2 3B: 0 HR: 0	SF: 0 SAC: 0 DP: 0 HBP: 0	WP: 1 PB: 0 SB: 0 CS: 0	PA: 37
PITCHER	IP WLS BF H R ER SO BB IBB HBP BLK WP HR S P ERA WHIP																			
Jack McDowell, R (1, 1) ERA: 4.33	7.2 W 33 9 4 4 1 1 0 0 0 1 0 74 108 4.70 1.304																			
Scott Radinsky, L (8, 1) ERA: 4.32	0.1 1 0 0 0 0 0 0 0 0 0 0 2 3 0.00 0.000																			
Roberto Hernandez, R (9, 1) ERA: 1.93	1.0 3 0 0 0 1 0 0 0 0 0 0 10 15 0.00 0.000																			

Baltimore Orioles @ Chicago White Sox
Comiskey Park, Chicago, IL
Tue Apr 27 1993, 8:05 PM EDT
Att. 22,022 - Unknown - 64 F

AB	36
R	4
H	9
RBI	4
BB	1
SO	2
LOB	12



Batter	1	2	3	4	5	6	7	8	9	AB R H RBI BB SO LOB	TOP														
Pat Listach, S (1, 6) OBP: 0.350, SLG: 0.269	1-0 L6		4-1 FC1-6 BB		0-0 B1-3		1-0 1B		0-1 G3	4 0 1 0 1 0 0	<p>Milwaukee Brewers @ Chicago White Sox Comiskey Park, Chicago, IL</p> <p>Wed Apr 28 1993, 8:05 PM EDT Att. 21,031 - Unknown - 61 F</p> <p>livebaseballscorecards.com</p> <table border="1"> <tr><td>AB</td><td>37</td></tr> <tr><td>R</td><td>2</td></tr> <tr><td>H</td><td>9</td></tr> <tr><td>RBI</td><td>2</td></tr> <tr><td>BB</td><td>2</td></tr> <tr><td>SO</td><td>6</td></tr> <tr><td>LOB</td><td>16</td></tr> </table> 	AB	37	R	2	H	9	RBI	2	BB	2	SO	6	LOB	16
AB	37																								
R	2																								
H	9																								
RBI	2																								
BB	2																								
SO	6																								
LOB	16																								
Bill Spiers, L (1, 4) OBP: 0.320, SLG: 0.289	2-1 G3		1-0 FC1-6			0-0 FC4-6 1B	1-1 G4-3		1-1 1B	5 0 2 0 0 0 3															
Darryl Hamilton, L (1, 8) OBP: 0.413, SLG: 0.377	3-2 E8 1B		2-0 L7			2-2 FC4-6 1B 1-2f		1-2 G4-3	2-1 F8	5 0 1 0 0 0 3															
Greg Vaughn, R (1, 7) OBP: 0.458, SLG: 0.561	4-1 BB			0-1 G5-3		0-1 P4		3-2 E5 1B		3 1 0 0 1 0 1															
Kevin Reimer, L (1, 10) OBP: 0.340, SLG: 0.578	3-1 L1			1-0 HR		1-2 1B		0-0 FC5 1B	1-2 1B	4 1 3 1 0 0 2															
Dickie Thon, R (1, 5) OBP: 0.373, SLG: 0.478		2-1 G5-3		0-3 K		1-0 L7		2-3 K		4 0 0 0 0 2 4															
Tom Brunansky, R (1, 9) OBP: 0.244, SLG: 0.143		3-3 K		0-1 F7			3-3 K	0-1 1B		4 0 1 1 0 2 0															
John Jaha, R (1, 3) OBP: 0.328, SLG: 0.264		0-3 K			0-0 G6-3		0-0 1B	1-1 FC5		4 0 1 0 0 1 2															
Dave Nilsson, L (1, 2) OBP: 0.179, SLG: 0.259			1-2 G4-3		3-1 F8		2-2 P5		1-3 K	3 0 0 0 0 0 1															
Alex Diaz, S (9, PH) OBP: 0.100, SLG: 0.100										1 0 0 0 0 1 0															
Inning Stats	R: 0 E: 1 K: 0 S: 9	H: 1 LOB: 2 BB: 1 P: 22	R: 0 E: 0 K: 2 S: 12	H: 0 LOB: 0 BB: 0 P: 17	R: 0 E: 0 K: 0 S: 6	H: 0 LOB: 1 BB: 1 P: 14	R: 1 E: 0 K: 1 S: 8	H: 1 LOB: 0 BB: 0 P: 9	R: 0 E: 0 K: 0 S: 4	H: 0 LOB: 0 BB: 0 P: 7	R: 0 E: 0 K: 0 S: 16	H: 2 LOB: 2 BB: 0 P: 20	R: 0 E: 0 K: 1 S: 12	H: 2 LOB: 2 BB: 0 P: 19	R: 1 E: 1 K: 1 S: 14	H: 2 LOB: 2 BB: 0 P: 21	R: 0 E: 0 K: 1 S: 10	H: 1 LOB: 1 BB: 0 P: 14	1B: 8 2B: 0 3B: 0 HR: 1	SF: 0 SAC: 0 DP: 0 HBP: 0	WP: 0 PB: 0 SB: 0 CS: 0	PA: 39			
PITCHER	IP WLS BF H R ER SO BB IBB HBP BLK WP HR S P ERA WHIP																								
Kirk McCaskill, R (1, 1) ERA: 4.13	7.0 W 29 6 1 1 4 2 0 0 0 0 0 1 67 108 1.29 1.143																								
Barry Jones, R (8, 1) ERA:	1.0 6 2 1 0 1 0 0 0 0 0 0 0 14 21 0.00 2.000																								
Donn Pall, R (9, 1) ERA: 2.16	1.0 4 1 0 0 1 0 0 0 0 0 0 0 10 14 0.00 1.000																								

Batter	1	2	3	4	5	6	7	8	9	AB	R	H	RBI	BB	SO	LOB
Joey Cora, S OBP: 0.412, SLG: 0.432 (1, 4)	1-3 K		1-0 F8 1B	1-1 1-H HR 2B	0-2 L6		0-0 L8			5	2	2	1	0	1	2
Lance Johnson, L OBP: 0.359, SLG: 0.413 (1, 8)	0-0 G3		4-0 1B 1-2 1B BB	1-1 G6-3		1-0 L7		0-0 P3 HBP BB 1B		4	2	1	0	1	0	1
Frank Thomas, R OBP: 0.329, SLG: 0.394 (1, 3) Craig Grebeck, R OBP: 0.143, SLG: 0.077 (8, PR) (9, 5)	2-1 F9		2-2 F8	1-1 HR		2-0 P4		3-2 1B SAFE 1B SAFE BB P3 2B HBP		4	1	1	2	0	0	2
George Bell, R OBP: 0.259, SLG: 0.244 (1, 10)			0-1 1B FC3-6 1B	0-1 P4	1-2 HR 2B	1-0 G6-3		2-0 P3		5	1	2	0	0	0	4
Robin Ventura, L OBP: 0.412, SLG: 0.412 (1, 5) (9, 3)			2-2 1B FC3-6 1B	0-0 1B	4-0 IBB		4-0 1B FC4 BB	4-0 BB 2B IBB		2	2	2	1	3	0	0
Ellis Burks, R OBP: 0.400, SLG: 0.485 (1, 9)			2-2 P5	0-0 1B	2-3 K		0-2 FC4 1B	4-0 2B BB		4	1	2	2	1	1	4
Dan Pasqua, L OBP: 0.306, SLG: 0.214 (1, 7) Mike Huff, R OBP: 0.368, SLG: 0.400 (7, PR) (8, 7)			3-1 FC3-6	4-2 BB	3-3 K		0-2 FC4	2-1 2B		3	0	0	2	1	1	4
Ron Karkovice, R OBP: 0.281, SLG: 0.357 (1, 2) Carlton Fisk, R OBP: 0.278, SLG: 0.444 (8, PH) (9, 2)			4-2 BB	3-2 P2		0-0 P2	1-0 P5	1-2 F8		3	0	0	0	1	0	5
Ozzie Guillen, L OBP: 0.200, SLG: 0.212 (1, 6)			1-2 G3		1-2 2B 1B	1-0 G6-3	0-0 F9	1-2 G1-3		1	0	0	0	0	0	5

Inning Stats	R: 0	H: 0	E: 0	LOB: 0	K: 1	P: 9	R: 1	H: 2	E: 0	LOB: 2	K: 0	P: 30	R: 2	H: 3	E: 0	LOB: 3	K: 0	P: 28	R: 3	H: 4	E: 0	LOB: 2	K: 2	P: 32	R: 0	H: 0	E: 0	LOB: 0	K: 0	P: 6	R: 0	H: 0	E: 0	LOB: 0	K: 0	P: 7	R: 1	H: 1	E: 0	LOB: 2	K: 0	P: 15	R: 4	H: 2	E: 0	LOB: 1	K: 0	P: 33
1B: 8	2B: 3	3B: 0	HR: 1	SF: 0	SAC: 0	DP: 0	HBP: 1	WP: 0	PA: 45																																							

PITCHER	IP	WLS	BF	H	R	ER	SO	BB	IBB	HBP	BLK	WP	HR	S	P	ERA	WHIP
21 Cal Eldred, R ERA: 3.73 (1, 1)	4.0	L	25	9	6	6	3	3	1	0	0	0	1	56	99	13.50	3.000
Mike Ignasiak, R ERA: (5, 1)	0.1		1	0	0	0	0	0	0	0	0	0	0	1	1	0.00	0.000
Graeme Lloyd, L ERA: 4.35 (5, 1)	1.0		3	0	0	0	0	0	0	0	0	0	0	5	7	0.00	0.000
Carlos Maldonado, R ERA: 4.15 (6, 1)	1.2		8	1	1	1	0	1	0	0	0	0	0	12	20	5.40	1.200
Josias Manzanillo, R ERA: 10.45 (8, 1)	1.0		8	2	4	4	0	1	1	1	0	0	0	16	33	36.00	3.000

BOTTOM

Milwaukee Brewers @ Chicago White Sox
Comiskey Park, Chicago, IL
Wed Apr 28 1993, 8:05 PM EDT
Att: 21,031 - Unknown - 61 F

livebaseballscorecards.com

AB	37
R	11
H	12
RBI	11
BB	7
SO	3
LOB	28



Batter	1	2	3	4	5	6	7	8	9	AB R H RBI BB SO LOB	TOP		
Pat Listach, S (1, 6) OBP: 0.344, SLG: 0.255	0-1 G4-3		0-1 SH 1B BB 1B	2-3 K		4-1 BB 1-2 BB		3-1 G5-3		3 1 0 0 1 1 1			
Bill Spiers, L (1, 4) OBP: 0.315, SLG: 0.286 Bill Doran, S (9, PH) OBP: 0.385, SLG: 0.273	2-2 F8		0-0 BB 1B 1B	0-3 K		0-2 G4-3		3-2 G5-3	4 1 1 0 0 1 3 1 0 0 0 0 0 0				
Darryl Hamilton, L (1, 8) OBP: 0.400, SLG: 0.365	2-2 F7		0-0 BB 1B		2-2 G3		1-0 G6-3		3-3 K	5 1 1 1 0 1 0			
Greg Vaughn, R (1, 7) OBP: 0.429, SLG: 0.516		0-0 G5-3	2-3 K		3-3 K		1-2 P3		0-3 K	5 0 0 0 0 3 3			
Kevin Reimer, L (1, 10) OBP: 0.370, SLG: 0.583		0-2 BB 1B	4-1 FC3-6 1B BB		3-3 K		0-1 1B			3 0 2 1 1 1 0			
Tom Brunansky, R (1, 9) OBP: 0.244, SLG: 0.154		0-3 K	0-0 FC3-6 1B			2-3 K		0-0 F8		4 0 1 2 0 2 2			
B.J. Surhoff, L (1, 5) OBP: 0.274, SLG: 0.250		4-0 BB 1-2 BB	0-0 FC3-6			4-1 1B BB		2-3 K		2 0 0 0 2 1 2			
John Jaha, R (1, 3) OBP: 0.308, SLG: 0.246	2-2 G5-3		0-1 F9			0-1 F8		0-2 G4-3		4 0 0 0 0 0 5			
Dave Nilsson, L (1, 2) OBP: 0.226, SLG: 0.276 Dickie Thon, R (8, PH) OBP: 0.385, SLG: 0.489 Joe Knak, R (8, 2) OBP: 0.294, SLG: 0.290			4-2 1B SH 1B BB		1-2 F8		0-0 BB 1B	3-1 BB 1B		2 1 1 0 1 0 0 1 0 1 0 0 0 0 0 0 0 0 0 0 0			
Inning Stats	R: 0 H: 0 E: 0 LOB: 0 K: 0 BB: 0 S: 10 P: 14	R: 0 H: 1 E: 0 LOB: 2 K: 1 BB: 1 S: 11 P: 17	R: 4 H: 3 E: 1 LOB: 2 K: 1 BB: 2 S: 14 P: 24	R: 0 H: 0 E: 0 LOB: 0 K: 2 BB: 0 S: 9 P: 12	R: 0 H: 0 E: 0 LOB: 0 K: 2 BB: 0 S: 9 P: 17	R: 0 H: 1 E: 0 LOB: 3 K: 1 BB: 2 S: 12 P: 22	R: 0 H: 1 E: 0 LOB: 1 K: 0 BB: 0 S: 7 P: 9	R: 0 H: 1 E: 0 LOB: 1 K: 1 BB: 0 S: 10 P: 18	R: 0 H: 0 E: 0 LOB: 0 K: 2 BB: 0 S: 12 P: 18	1B: 7 SF: 0 2B: 0 SAC: 1 3B: 0 DP: 0 HR: 0 HBP: 0	WP: 0 PA: 40 PB: 0 SB: 0 CS: 0		
PITCHER	IP WLS BF H R ER SO BB IBB HBP BLK WP HR S P ERA WHIP											PITCHER	IP WLS BF H R ER SO BB IBB HBP BLK WP HR S P ERA WHIP
Dave Stieb, R (1, 1) ERA: 4.5	6.0 W 29 5 4 3 7 5 0 0 0 0 0 0 65 106 4.50 1.667												
Scott Radinsky, L (7, 1) ERA: 3.18	3.0 S 11 2 0 0 3 0 0 0 0 0 0 0 29 45 0.00 0.667												

Milwaukee Brewers @ Chicago White Sox
Comiskey Park, Chicago, IL
Thu Apr 29 1993, 4:33 AM EDT
Att. 23,431 - Cloudy - 58 F

livebaseballscorecards.com

AB	34
R	4
H	7
RBI	4
BB	5
SO	10
LOB	16



Batter	1	2	3	4	5	6	7	8	9	AB R H RBI BB SO LOB	TOP	
Devon White, S (1, 8) OBP: 0.439, SLG: 0.500 Turner Ward, S (7, 8) OBP: 0.205, SLG: 0.333	1-1 G4-3 		0-0 F9 		1-2 			2-3 K 		3 0 1 0 0 0 0 1 0 0 0 0 1 1		
Roberto Alomar, S (1, 4) OBP: 0.400, SLG: 0.407 Alfredo Griffin, S (8, 4)	0-0 G6-3 			1-2 S 1B 	1-2 P7 			2-1 F8 		4 1 1 0 0 0 2 0 0 0 0 0 0 0		
Paul Molitor, R (1, 10) OBP: 0.388, SLG: 0.416	0-0 G3-1 			4-2 S 1B BB 		1-0 G4-3 		1-2 L4 		3 1 0 0 1 0 1		
Joe Carter, R (1, 7) OBP: 0.304, SLG: 0.590 Darnell Coles, R (7, 7) OBP: 0.355, SLG: 0.320			3-3 K 		1-3 K 		1-3 K 		0-0 P4 		3 0 0 0 0 3 2 1 0 0 0 0 0 0	
John Olerud, L (1, 3) OBP: 0.527, SLG: 0.650			0-0 		1-1 F8 		1-0 F8 		4-0 		3 0 1 0 1 0 2	
Darrin Jackson, R (1, 9) OBP: 0.308, SLG: 0.419 Willie Canate, R (8, 9)		2-2 F8 		3-2 			2-3 K 		1-0 G6-4-3 		3 0 1 2 0 1 1 1 0 0 0 0 0 1	
Ed Sprague, R (1, 5) OBP: 0.264, SLG: 0.390		0-3 K 		0-2 F8 			0-0 P3 				3 0 0 0 0 1 2	
Pat Borders, R (1, 2) OBP: 0.222, SLG: 0.260 Randy Knorr, R (7, 2)			0-2 G4-3 		2-0 F8 		2-2 G1-3 				3 0 0 0 0 0 0 0 0 0 0 0 0 0	
Dick Schofield, R (1, 6) OBP: 0.312, SLG: 0.254			3-2 F8 		2-1 G6-3 			4-1 			2 0 0 0 1 0 0	
Inning Stats	R: 0 H: 0 E: 0 LOB: 0 K: 0 BB: 0 S: 4 P: 5	R: 0 H: 1 E: 0 LOB: 1 K: 2 BB: 0 S: 12 P: 17	R: 0 H: 0 E: 0 LOB: 0 K: 0 BB: 0 S: 9 P: 12	R: 2 H: 2 E: 0 LOB: 1 K: 1 BB: 1 S: 22 P: 32	R: 0 H: 1 E: 0 LOB: 1 K: 0 BB: 0 S: 10 P: 16	R: 0 H: 0 E: 0 LOB: 0 K: 1 BB: 0 S: 5 P: 8	R: 0 H: 0 E: 0 LOB: 0 K: 1 BB: 0 S: 8 P: 12	R: 0 H: 0 E: 0 LOB: 1 K: 1 BB: 1 S: 9 P: 18	R: 0 H: 0 E: 0 LOB: 0 K: 0 BB: 1 S: 2 P: 7	1B: 3 SF: 0 2B: 1 SAC: 0 3B: 0 DP: 1 HR: 0 HBP: 0	WP: 0 PA: 33 PB: 0 SB: 2 CS: 0	
PITCHER Alex Fernandez, R (1, 1) ERA: 2.17 Bobby Thigpen, R (8, 1) ERA: 9.0 Jeff Schwarz, R (9, 1) ERA: 2.25	IP WLS BF H R ER SO BB IBB HBP BLK WP HR S P ERA WHIP 7.0 W 26 4 2 2 5 1 0 0 0 0 0 0 70 102 2.57 0.714 1.0 4 0 0 0 1 1 0 0 0 0 0 0 9 18 0.00 1.000 1.0 3 0 0 0 0 0 1 0 0 0 0 0 2 7 0.00 1.000	PITCHER IP WLS BF H R ER SO BB IBB HBP BLK WP HR S P ERA WHIP										

Toronto Blue Jays @ Chicago White Sox
 Comiskey Park, Chicago, IL
 Fri Apr 30 1993, 8:05 PM EDT
 Att. 29,497 - Unknown - 52 F

AB	30
R	2
H	4
RBI	2
BB	3
SO	6
LOB	12



Batter	1	2	3	4	5	6	7	8	9	AB	R	H	RBI	BB	SO	LOB
Joey Cora, S OBP: 0.404, SLG: 0.422 (1, 4)	F7		SH HR 1B	FC4 BB		SH1-3				4	1	2	1	0	0	2
Lance Johnson, L OBP: 0.360, SLG: 0.410 (1, 8)	L4		SH HR	F7		E4 2B G6-3				4	2	0	0	0	0	4
Frank Thomas, R OBP: 0.362, SLG: 0.474 (1, 3)	K									3	2	2	5	2	1	0
George Bell, R OBP: 0.247, SLG: 0.233 (1, 10)										4	0	0	1	0	0	4
Steve Sax, R OBP: 0.333, SLG: 0.250 (8, PH)										1	0	0	0	0	0	1
Robin Ventura, L OBP: 0.415, SLG: 0.408 (1, 5)										5	1	2	1	0	0	1
Ellis Burks, R OBP: 0.400, SLG: 0.507 (1, 9)										5	0	2	1	0	0	1
Dan Pasqua, L OBP: 0.341, SLG: 0.343 (1, 7)										3	1	1	0	1	1	3
Mike Huff, R OBP: 0.368, SLG: 0.400 (7, 7)										0	0	0	0	0	0	0
Ron Karkovice, R OBP: 0.294, SLG: 0.367 (1, 2)										4	1	2	0	0	1	1
Carlton Fisk, R OBP: 0.227, SLG: 0.364 (8, 2)										0	0	0	0	0	0	0
Craig Grebeck, R OBP: 0.278, SLG: 0.235 (1, 6)										4	2	3	1	0	0	0

Inning Stats	R: 0	H: 0	E: 0	K: 1	S: 7	H: 2	LOB: 1	BB: 0	P: 11	R: 5	H: 4	E: 1	K: 0	S: 14	R: 1	H: 1	E: 0	K: 0	S: 10	R: 4	H: 4	E: 1	K: 1	S: 17	R: 0	H: 1	E: 0	K: 1	S: 8	R: 0	H: 0	E: 0	K: 0	S: 10	

PITCHER	IP	WLS	BF	H	R	ER	SO	BB	IBB	HBP	BLK	WP	HR	S	P	ERA	WHIP
Todd Stottlemire, R ERA: 4.33 (1, 1)	5.1	L	30	11	9	7	1	2	0	0	0	0	1	56	99	11.81	2.438
Mark Eichhorn, R ERA: 4.67 (6, 1)	1.2		8	3	1	0	2	0	0	0	0	0	0	19	29	0.00	1.800
Mike Timlin, R ERA: 5.23 (8, 1)	1.0		4	0	0	0	0	1	0	0	0	0	0	10	20	0.00	1.000


BOTTOM

Toronto Blue Jays @ Chicago White Sox
Comiskey Park, Chicago, IL

Fri Apr 30 1993, 8:05 PM EDT
Att: 29,497 - Unknown - 52 F

AB	37
R	10
H	14
RBI	10
BB	3
SO	3
LOB	17

livebaseballscorecards.com



WP	HR	S	P	ERA	WHIP
0	0	0	0	0	0

Batter	1	2	3	4	5	6	7	8	9	AB R H RBI BB SO LOB	TOP		
Devon White, S (1, 8) OBP: 0.419, SLG: 0.491	0-0 G4-3		1-3 K		1-2 G6-3		0-2 1B 2B		1-3 K	5 1 1 0 0 2 1			
Roberto Alomar, S (1, 4) OBP: 0.410, SLG: 0.411	2-1 P4		0-0 1B		4-1 BB		1-2 FC6-4 1B		3-3 K	4 0 2 1 1 1 1			
Paul Molitor, R (1, 10) OBP: 0.383, SLG: 0.409	1-2 L8		1-2 1B		1-3 K		2-2 FC6-4			4 0 1 0 0 1 2			
Joe Carter, R (1, 7) OBP: 0.302, SLG: 0.609		0-2 G6-3	1-3 K			1-1 HR		0-1 G5-3		4 1 1 1 0 1 2			
John Olerud, L (1, 3) OBP: 0.536, SLG: 0.651		4-2 BB		1-2 1B		0-0 G6-3		1-0 1B		3 0 2 0 1 0 0			
Darrin Jackson, R (1, 9) OBP: 0.293, SLG: 0.397		2-2 P3		1-3 K		2-1 G5-3		1-3 K		4 0 0 0 0 2 3			
Ed Sprague, R (1, 5) OBP: 0.264, SLG: 0.376		4-2 1B		0-1 P4		3-3 K		3-3 K		3 0 0 0 1 2 2			
Pat Borders, R (1, 2) OBP: 0.212, SLG: 0.247		0-3 K		3-2 G4-3			1-0 F9		2-2 P3	4 0 0 0 0 1 3			
Dick Schofield, R (1, 6) OBP: 0.309, SLG: 0.254			3-3 K		1-1 F8		0-1 P3		1-0 1B	4 0 1 0 0 1 0			
Inning Stats	R: 0 E: 0 K: 0 S: 6 H: 0 LOB: 0 BB: 0 P: 9	R: 0 E: 0 K: 1 S: 15 H: 0 LOB: 2 BB: 2 P: 25	R: 0 E: 0 K: 3 S: 20 H: 2 LOB: 2 BB: 0 P: 26	R: 0 E: 0 K: 1 S: 15 H: 1 LOB: 1 BB: 0 P: 20	R: 0 E: 0 K: 1 S: 10 H: 0 LOB: 1 BB: 1 P: 16	R: 1 E: 0 K: 1 S: 8 H: 1 LOB: 0 BB: 0 P: 14	R: 1 E: 0 K: 0 S: 18 H: 2 LOB: 1 BB: 0 P: 22	R: 0 E: 0 K: 2 S: 9 H: 1 LOB: 1 BB: 0 P: 14	R: 0 E: 0 K: 2 S: 13 H: 1 LOB: 1 BB: 0 P: 20	1B: 6 2B: 1 3B: 0 HR: 1 SF: 0 SAC: 0 DP: 0 HBP: 0	WP: 0 PB: 0 SB: 0 CS: 0 PA: 38		
PITCHER	IP WLS BF H R ER SO BB IBB HBP BLK WP HR S P ERA WHIP											PITCHER	IP WLS BF H R ER SO BB IBB HBP BLK WP HR S P ERA WHIP
Wilson Alvarez, L (1, 1) ERA: 2.42	7.0 W 30 6 2 2 7 3 0 0 0 0 1 92 132 2.57 1.286												
Barry Jones, R (8, 1) ERA:	1.0 4 1 0 0 2 0 0 0 0 0 0 9 14 0.00 1.000												
Roberto Hernandez, R (9, 1) ERA: 1.74	1.0 4 1 0 0 2 0 0 0 0 0 0 13 20 0.00 1.000												

Toronto Blue Jays @ Chicago White Sox
Comiskey Park, Chicago, IL
Sat May 01 1993, 8:05 PM EDT
Att. 35,378 - Unknown - 62 F

livebaseballscorecards.com

AB	35
R	2
H	8
RBI	2
BB	3
SO	11
LOB	14



Toronto Blue Jays @ Chicago White Sox
 Comiskey Park, Chicago, IL
 Sun May 02 1993, 4:33 AM EDT
 Att. 25,715 - Overcast - 68 F

livebaseballscorecards.com

AB	35
R	6
H	10
RBI	4
BB	3
SO	8
LOB	17



WP	1	PA	40
PB	0		
SB	0		
CS	1		

AB	R	H	RBI	BB	SO	LOB
5	0	0	0	0	2	1
0	0	0	0	0	0	0
5	1	2	1	0	2	0
5	2	3	1	0	1	1
2	0	1	0	1	0	1
3	1	1	0	1	0	2
4	0	0	0	0	1	6
4	1	2	1	0	0	2
3	0	0	0	1	2	3
4	1	1	1	0	0	1
1B	7	SF	0			
2B	2	SAC	0			
3B	0	DP	1			
HR	1	HBP	1			

Batter	1	2	3	4	5	6	7	8	9
Devon White, S (1, 8) OBP: 0.388, SLG: 0.452 Willie Canate, R (9, 8)	1-2 F7		1-3 K		0-0 G5-3		3-2 P5		0-3 K
Roberto Alomar, S (1, 4) OBP: 0.409, SLG: 0.411	3-3 K		0-3 K		3-1 G3-1		2-2 BB E 1B		2-1 G5-4-3 1B
Paul Molitor, R (1, 10) OBP: 0.393, SLG: 0.449	2-1 HR		2-3 K			1-0 FC5 G5-3 1B	0-1 BB E 1B		0-0 G5-4-3 1-2f
Joe Carter, R (1, 7) OBP: 0.320, SLG: 0.607	1-1 CS 1B			3-0 1B HBP		1-0 G5-3 1-2	4-0 E BB		
John Olerud, L (1, 3) OBP: 0.535, SLG: 0.651	0-1 CS 1-2	0-1 2B 2B		1-2 L9		4-0 FC5 IBB	3-2 E4 1-2 2-H 3-H		
Turner Ward, S (1, 9) OBP: 0.186, SLG: 0.300		0-3 K		1 SAFE 0-0 F8		1-1 FC5 1-2 2-3f	1-1 P4		
Darnell Coles, R (1, 5) OBP: 0.371, SLG: 0.379		0-2 2-H 1B 2B		1-2 1 SAFE 1-2 1B		1-0 P6		3-1 P6	
Randy Knorr, R (1, 2) OBP: 0.333, SLG: 0.417		2-2 SAFE F7		0-3 K			4-2 FC4 BB	1-3 K2-3	
Luis Sojo, R (1, 6) OBP: 0.333, SLG: 0.417		2-2 2-H 1B			0-0 G5-3		1-2 FC4 1-2 1B WP	1-1 F8	

Inning Stats	R: 1	H: 2	R: 2	H: 3	R: 0	H: 0	R: 0	H: 0	R: 0	H: 1	R: 3	H: 2	R: 0	H: 0	R: 0	H: 1	
E: 0	LOB: 0	E: 0	LOB: 1	E: 0	LOB: 0	E: 0	LOB: 2	E: 1	LOB: 2	E: 0	LOB: 2	E: 0	LOB: 0	E: 0	LOB: 0	E: 0	LOB: 0
K: 1	BB: 0	K: 1	BB: 0	K: 3	BB: 0	K: 1	BB: 0	K: 0	BB: 1	K: 0	BB: 2	K: 0	BB: 0	K: 1	BB: 0	K: 1	BB: 0
S: 11	P: 18	S: 14	P: 18	S: 10	P: 13	S: 11	P: 16	S: 4	P: 7	S: 5	P: 13	S: 23	P: 40	S: 8	P: 13	S: 6	P: 8

PITCHER	IP	WLS	BF	H	R	ER	SO	BB	IBB	HBP	BLK	WP	HR	S	P	ERA	WHIP
Jack McDowell, R (1, 1) ERA: 4.5	6.2	L	31	9	6	4	6	2	1	1	0	1	1	72	115	5.40	1.650
Scott Radinsky, L (7, 1) ERA: 3.09	0.1		2	0	0	0	0	0	0	0	0	0	0	6	10	0.00	0.000
Donn Pall, R (8, 1) ERA: 1.93	1.0		3	0	0	0	1	0	0	0	0	0	0	8	13	0.00	0.000
Jeff Schwarz, R (9, 1) ERA: 1.8	1.0		3	1	0	0	1	0	0	0	0	0	0	6	8	0.00	1.000

Batter	1	2	3	4	5	6	7	8	9	AB R H RBI BB SO LOB	TOP	
Joey Cora, S (1, 4) <small>OBP: 0.393, SLG: 0.400</small>	1-0 		1-1 		1-0 			4-2 		3 0 0 0 1 0 1	Chicago White Sox @ Milwaukee Brewers Milwaukee County Stadium, Milwaukee, WI Tue May 04 1993, 8:05 PM EDT Att. 13,746 - Unknown - 56 F	
Lance Johnson, L (1, 8) <small>OBP: 0.378, SLG: 0.421</small>	1-2 		0-0 			0-0 		0-0 		4 0 2 0 0 0 0		
Frank Thomas, R (1, 3) <small>OBP: 0.340, SLG: 0.420</small>	4-2 		1-2 			3-3 		1-0 		3 0 0 0 1 1 3		
George Bell, R (1, 10) <small>OBP: 0.219, SLG: 0.204</small>	1-0 			0-0 		2-0 		0-1 		4 0 0 0 0 0 4		
Robin Ventura, L (1, 5) <small>OBP: 0.396, SLG: 0.372</small>		1-0 		3-0 		1-0 		2-3 		4 1 1 0 0 1 3		
Ellis Burks, R (1, 9) <small>OBP: 0.396, SLG: 0.475</small>		3-2 		2-3 			4-1 	1-1 		3 0 1 0 1 1 0		
Bo Jackson, R (1, 7) <small>OBP: 0.386, SLG: 0.421</small>		2-0 			1-3 		0-0 		2-2 	4 0 1 0 0 1 1		
Ron Karkovics, R (1, 2) <small>OBP: 0.312, SLG: 0.391</small> Carlton Fisk, R (8, 2) <small>OBP: 0.208, SLG: 0.333</small>		1-0 			1-0 		1-2 	1-1 		3 0 2 0 0 0 2 1 0 0 0 0 0 0		
Craig Grebeck, R (1, 6) <small>OBP: 0.321, SLG: 0.240</small>		2-2 		0-2 		2-1 				3 0 0 0 0 0 4		
Inning Stats	R: 0 H: 0 E: 0 LOB: 1 K: 0 BB: 1 S: 10 P: 17	R: 1 H: 3 E: 0 LOB: 1 K: 0 BB: 0 S: 10 P: 19	R: 0 H: 0 E: 0 LOB: 0 K: 0 BB: 0 S: 6 P: 8	R: 0 H: 0 E: 0 LOB: 0 K: 1 BB: 0 S: 5 P: 10	R: 0 H: 1 E: 0 LOB: 1 K: 1 BB: 0 S: 8 P: 11	R: 0 H: 1 E: 0 LOB: 1 K: 1 BB: 0 S: 6 P: 12	R: 0 H: 1 E: 0 LOB: 1 K: 0 BB: 1 S: 7 P: 14	R: 0 H: 1 E: 0 LOB: 2 K: 1 BB: 1 S: 13 P: 20	R: 0 H: 0 E: 0 LOB: 0 K: 0 BB: 0 S: 8 P: 12	1B: 7 SF: 0 2B: 0 SAC: 0 3B: 0 DP: 2 HR: 0 HBP: 0		WP: 0 PA: 35 PB: 0 SB: 1 CS: 0
PITCHER	IP WLS BF H R ER SO BB IBB HBP BLK WP HR S P ERA WHIP											IP WLS BF H R ER SO BB IBB HBP BLK WP HR S P ERA WHIP
Mike Boddicker, R (1, 1) <small>ERA: 3.75</small>	6.0 W 24 5 1 1 3 2 0 0 0 0 0 0 46 82 1.50 1.167											
Mike Fetters, R (7, 1) <small>ERA: 3.68</small>	1.0 3 1 0 0 0 0 0 0 0 0 0 0 6 9 0.00 1.000											
Jesse Orosco, L (8, 1) <small>ERA: 4.76</small>	1.0 5 1 0 0 1 1 0 0 0 0 0 0 13 20 0.00 2.000											
Doug Henry, R (9, 1) <small>ERA: 9.0</small>	1.0 3 0 0 0 0 0 0 0 0 0 0 0 8 12 0.00 0.000											

livebaseballscorecards.com

AB	32
R	1
H	7
RBI	0
BB	3
SO	4
LOB	18



Chicago White Sox @ Milwaukee Brewers
 Milwaukee County Stadium, Milwaukee, WI

AB 36
 R 3
 H 10
 RBI 3
 BB 1
 SO 2
 LOB 15



WP: 0 PA: 38
 PB: 0
 SB: 0
 CS: 0

Wed May 05 1993, 4:33 AM EDT
 Att. 16,148 - Cloudy - 65 F

livebaseballscorecards.com

Batter	1	2	3	4	5	6	7	8	9	AB R H RBI BB SO LOB
Joey Cora, S (1, 4) OBP: 0.384, SLG: 0.390	1-3 K		2-1 G5-3		1-2 P4		1-0 FC6-4		1-0 FC4 1B	5 0 1 0 0 1 1
Lance Johnson, L (1, 8) OBP: 0.388, SLG: 0.450	1-0 G1-3 3B		1-2 1B 1B		2-1 G6-3			3-2 L6-3 1B	0-1 FC4 1-2f	5 1 3 0 0 0 2
Frank Thomas, R (1, 3) OBP: 0.336, SLG: 0.413	3-2 G1-3		2-2 BB 1B		1-1 L8			0-0 L6-3 1-2		4 0 1 1 0 0 1
George Bell, R (1, 10) OBP: 0.220, SLG: 0.206	1-1 1B		0-0 P6			1-0 F8		3-2 P6		4 0 1 0 0 0 2
Robin Ventura, L (1, 5) OBP: 0.400, SLG: 0.404	1-1 L6		4-1 BB			1-0 G1-3			2-0 HR	3 1 1 1 1 0 1
Dan Pasqua, L (1, 9) OBP: 0.358, SLG: 0.357		0-0 G5-3 2B	2-1 L3			2-2 G4-3			0-1 G5-3	3 0 1 0 0 0 3 1 0 0 0 0 0 0
Ellis Burks, R (9, PH) OBP: 0.391, SLG: 0.469										
Steve Sax, R (1, 7) OBP: 0.308, SLG: 0.333		1-0 G6-3		2-1 G4-3			0-1 G5-3		3-2 G6-3 1B 2B	4 1 1 0 0 0 1 0 0 0 0 0 0 0
Mike Huff, R (9, 7) OBP: 0.350, SLG: 0.375										
Ron Karkovics, R (1, 2) OBP: 0.313, SLG: 0.380		1-1 G5-3		1-3 K			2-1 FC4 HBP		1-2 G6-3	2 0 0 0 0 1 1 1 0 0 0 0 0 1
Carlton Fisk, R (7, PR) OBP: 0.200, SLG: 0.320										
Craig Grebeck, R (1, 6) OBP: 0.313, SLG: 0.241		2-0 G5-3		1-1 G6-3			2-1 FC4 1-2f		1-0 1B 1B 3-H	4 0 1 1 0 0 2

Inning Stats	R: 1	H: 2	E: 0	K: 1	S: 12	R: 0	H: 1	E: 0	K: 0	S: 5	R: 0	H: 2	E: 0	K: 0	S: 13	R: 0	H: 0	E: 0	K: 1	S: 8	R: 0	H: 0	E: 0	K: 0	S: 7	R: 0	H: 0	E: 0	K: 0	S: 6	R: 0	H: 0	E: 0	K: 0	S: 6	R: 0	H: 1	E: 0	K: 0	S: 10	R: 2	H: 4	E: 0	K: 0	S: 16	1B: 6	SF: 0	2B: 3	SAC: 0	3B: 1	DP: 1	HR: 1	HBP: 1	WP: 0	PA: 38
--------------	------	------	------	------	-------	------	------	------	------	------	------	------	------	------	-------	------	------	------	------	------	------	------	------	------	------	------	------	------	------	------	------	------	------	------	------	------	------	------	------	-------	------	------	------	------	-------	-------	-------	-------	--------	-------	-------	-------	--------	-------	--------

PITCHER	IP	WLS	BF	H	R	ER	SO	BB	IBB	HBP	BLK	WP	HR	S	P	ERA	WHIP
Jaime Navarro, R (1, 1) ERA: 5.14	7.0		29	6	1	1	2	1	0	1	0	0	0	63	105	1.29	1.000
Jim Austin, R (8, 1) ERA: 8.53	1.0		2	0	0	0	0	0	0	0	0	0	0	4	7	0.00	0.000
Jesse Orosco, L (9, 1) ERA: 7.5	0.1	L	3	2	2	2	0	0	0	0	0	0	1	9	14	54.00	6.000
Doug Henry, R (9, 1) ERA: 8.49	0.2		4	2	0	0	0	0	0	0	0	0	0	7	10	0.00	3.000

PITCHER	IP	WLS	BF	H	R	ER	SO	BB	IBB	HBP	BLK	WP	HR	S	P	ERA	WHIP
---------	----	-----	----	---	---	----	----	----	-----	-----	-----	----	----	---	---	-----	------

Batter	1	2	3	4	5	6	7	8	9	AB R H RBI BB SO LOB	TOP													
Kenny Lofton, L OBP: 0.433, SLG: 0.451 (1, 8)	1-2 G6-3	2-1 G3		3-1 1B		4-1 BB			1-2 FC4-6 G6-3 1B	4 1 2 1 1 0 1														
Thomas Howard, S OBP: 0.303, SLG: 0.394 (1, 9)	0-3 K		4-2 G6-3 BB	0-3 K		0-3 K		0-1 FC1	4 0 0 0 1 3 4															
Carlos Baerga, S OBP: 0.310, SLG: 0.475 (1, 4)	0-2 E6		0-2 G6-3		2-2 L7		2-0 G5-3 3B	0-2 FC4-6 G6-3	5 1 1 0 0 0 3															
Albert Belle, R OBP: 0.365, SLG: 0.652 (1, 7)	0-3 K		0-0 2B		3-3 K		0-0 G5-3	0-1 G6-3	5 0 1 2 0 2 2															
Carlos Martinez, R OBP: 0.365, SLG: 0.418 (1, 10)		2-1 2B	4-1 IBB		2-2 1B		3-2 F9	2-2 G4-3	4 1 2 0 1 0 1															
Paul Sorrento, L OBP: 0.373, SLG: 0.539 (1, 3)		4-1 2B G4-3 BB	2-2 G4-3		3-3 K		0-3 K		3 1 0 0 1 2 3															
Alvaro Espinoza, R OBP: 0.391, SLG: 0.773 (1, 5) (8, 6)		0-1 G4-3 2B		0-2 1B 1B		1-0 P4		2-1 G5-3	4 1 2 1 0 0 0															
Felix Fermin, R OBP: 0.316, SLG: 0.297 (8, PH) Jeff Treadway, L OBP: 0.417, SLG: 0.424 (8, 5)		2-2 G4-3		1-0 L4-3 1B		0-1 G4-3		0-2 G5-3	3 0 1 1 0 0 1 1 0 0 0 0 0 0															
Junior Ortiz, R OBP: 0.235, SLG: 0.250 (8, PH) Jesse Levis, L (8, 2)		2-3 K		3-2 L4-3		1-0 2B		0-3 K	3 0 1 0 0 1 3 1 0 0 0 0 1 0															
Inning Stats	R: 0 E: 1 K: 2 S: 13	H: 0 LOB: 1 BB: 0 P: 14	R: 2 E: 0 K: 1 S: 16	H: 2 LOB: 1 BB: 1 P: 28	R: 0 E: 0 K: 0 S: 10	H: 1 LOB: 2 BB: 2 P: 20	R: 1 E: 0 K: 1 S: 12	H: 3 LOB: 1 BB: 0 P: 19	R: 0 E: 0 K: 2 S: 14	H: 1 LOB: 1 BB: 0 P: 24	R: 0 E: 0 K: 1 S: 9	H: 1 LOB: 2 BB: 1 P: 15	R: 1 E: 0 K: 1 S: 8	H: 1 LOB: 0 BB: 0 P: 13	R: 0 E: 0 K: 1 S: 10	H: 0 LOB: 0 BB: 0 P: 12	R: 1 E: 0 K: 0 S: 13	H: 1 LOB: 1 BB: 0 P: 16	1B: 5 2B: 5 3B: 1 HR: 0	SF: 0 SAC: 0 DP: 2 HBP: 0	WP: 0 PB: 0 SB: 0 CS: 0	PA: 41		
PITCHER	IP WLS BF H R ER SO BB IBB HBP BLK WP HR S P ERA WHIP																							
Wilson Alvarez, L ERA: 3.0 Jeff Schwarz, R ERA: 1.59 Scott Radinsky, L ERA: 3.46 Roberto Hernandez, R ERA: 1.38	(1, 1) 7.0 W 33 9 4 4 8 3 1 0 0 0 0 0 82 133 5.14 1.714	(8, 1) 0.2 2 0 0 0 0 0 0 0 0 0 0 0 5 7 0.00 0.000	(8, 1) 0.2 4 1 1 1 1 0 0 0 0 0 0 0 13 14 13.50 1.500	(9, 1) 0.2 S 2 0 0 0 0 0 0 0 0 0 0 0 5 7 0.00 0.000																				

Cleveland Indians @ Chicago White Sox
Comiskey Park, Chicago, IL
Fri May 07 1993, 8:05 PM EDT
Att. 24,873 - Unknown - 71 F

AB	37
R	5
H	10
RBI	5
BB	4
SO	9
LOB	18



WP: 0	PA: 41
PB: 0	
SB: 0	
CS: 0	

Batter	1	2	3	4	5	6	7	8	9
Joey Cora, S OBP: 0.385, SLG: 0.390 (1, 4)	G4-3	G4-3		G1-6-3 1B		B1		FC6 1B	
Lance Johnson, L OBP: 0.380, SLG: 0.438 (1, 8)	G1-3		F8 1B SF9 1B	G1-6-3 1-2f		K		FC6 1-2f	
Frank Thomas, R OBP: 0.351, SLG: 0.427 (1, 3)	1B 1B		FC6-4 1B		2B 1B	P3			
George Bell, R OBP: 0.230, SLG: 0.226 (1, 10)	1B 1B		F8		1B 2B		F9		
Robin Ventura, L OBP: 0.412, SLG: 0.411 (1, 5)	1B		SF9		1B BB		G5-3 BB		
Ellis Burks, R OBP: 0.385, SLG: 0.459 (1, 9)	P1		FC6-4		E1 1B		G5-3		
Bo Jackson, R OBP: 0.375, SLG: 0.405 (1, 7)		G5-3							
Mike Huff, R OBP: 0.350, SLG: 0.375 (8, 7)									
Ron Karkovice, R OBP: 0.321, SLG: 0.387 (1, 2)									
Craig Grebeck, R OBP: 0.306, SLG: 0.242 (1, 6)									

Inning Stats	R: 1	H: 3	E: 0	K: 0	S: 19	R: 0	H: 0	E: 1	K: 1	S: 9	R: 1	H: 2	E: 0	K: 0	S: 11	R: 1	H: 3	E: 0	K: 0	S: 5	R: 3	H: 4	E: 1	K: 1	S: 16	R: 0	H: 0	E: 0	K: 1	S: 9	R: 0	H: 0	E: 0	K: 1	S: 8	R: 0	H: 2	E: 0	K: 0	S: 9
	LOB: 2	BB: 0	P: 27	LOB: 1	BB: 0	P: 14	LOB: 1	BB: 0	P: 18	LOB: 1	BB: 1	LOB: 1	BB: 1	P: 27	LOB: 0	BB: 0	LOB: 0	BB: 0	P: 14	LOB: 1	BB: 1	LOB: 1	BB: 1	P: 27	LOB: 0	BB: 0	LOB: 1	BB: 1	P: 15	LOB: 1	BB: 0	LOB: 1	BB: 0	P: 13	LOB: 1	BB: 0	LOB: 1	BB: 0	P: 13	


PITCHER	IP	WLS	BF	H	R	ER	SO	BB	IBB	HBP	BLK	WP	HR	S	P	ERA	WHIP
Charles Nagy, R ERA: 5.8 (1, 1)	4.1	L	25	12	6	5	1	1	0	0	0	0	0	54	83	10.38	3.000
Tom Kramer, R ERA: 3.92 (5, 1)	3.1		12	2	0	0	3	1	0	0	0	0	0	30	48	0.00	0.900
Dennis Cook, L ERA: 7.27 (8, 1)	0.1		1	0	0	0	0	0	0	0	0	0	0	2	4	0.00	0.000

BOTTOM

Cleveland Indians @ Chicago White Sox
Comiskey Park, Chicago, IL

Fri May 07 1993, 8:05 PM EDT
Att: 24,873 - Unknown - 71 F

AB	35
R	6
H	14
RBI	5
BB	2
SO	4
LOB	14



WP	PA	3B	DP	HR	HBP	CS
0	38	0	1	0	0	1

Batter	1	2	3	4	5	6	7	8	9	AB R H RBI BB SO LOB	TOP											
Kenny Lofton, L (1, 8) OBP: 0.432, SLG: 0.443	3-1 G6-3		2-0 1B	1-0 F9			4-1 BB		1-1 G4-3	4 1 1 0 1 0 0												
Wayne Kirby, L (1, 9) OBP: 0.316, SLG: 0.316	0-0 F3		3-2 1B		1-1 G4-3		0-1 F9			4 0 1 1 0 0 1												
Carlos Baerga, S (1, 4) OBP: 0.300, SLG: 0.459	0-3 K		0-0 1B		0-3 K		1-0 F7			4 1 0 0 0 2 2												
Albert Belle, R (1, 7) OBP: 0.369, SLG: 0.643		1-1 F6	0-0 1B		0-1 G5-3			4-2 BB		3 1 1 0 1 0 0												
Paul Sorrento, L (1, 3) OBP: 0.387, SLG: 0.591		1-0 1B	0-1 1B		2-2 HR			1-2 F7		4 3 3 2 0 0 1												
Carlos Martinez, R (1, 5) OBP: 0.370, SLG: 0.451		1-2 2B	0-1 1B		0-2 G6-3			2-2 F7		4 1 2 3 0 0 1												
Alvaro Espinoza, R (8, 5) OBP: 0.391, SLG: 0.773		2-3 1B	1-H 2-H HR					1-2 G3		0 0 0 0 0 0 0												
Reggie Jefferson, S (1, 10) OBP: 0.321, SLG: 0.423		1-0 SF8	3-1 G6-3		2-3 K			1-2 G3		3 0 0 1 0 1 1												
Lance Parrish, R (1, 2) Thomas Howard, S (9, PH) OBP: 0.299, SLG: 0.389		3-2 F8		0-2 G6-3		0-3 K			1-3 K	3 0 0 0 0 1 1 1 0 0 0 0 1 0												
Felix Fermin, R (1, 6) Jeff Treadway, L (9, PH) OBP: 0.405, SLG: 0.412			0-0 G6-3	1-3 K			1-1 F9		0-3 K	3 0 0 0 0 1 0 1 0 0 0 0 1 0												
Inning Stats	R: 0 E: 0 K: 1 S: 6	H: 0 LOB: 0 BB: 0 P: 9	R: 1 E: 0 K: 0 S: 11	H: 2 LOB: 1 BB: 0 P: 18	R: 5 E: 0 K: 0 S: 14	H: 5 LOB: 0 BB: 0 P: 22	R: 0 E: 0 K: 1 S: 8	H: 0 LOB: 0 BB: 0 P: 10	R: 0 E: 0 K: 1 S: 8	H: 0 LOB: 0 BB: 0 P: 9	R: 1 E: 0 K: 2 S: 12	H: 1 LOB: 0 BB: 0 P: 16	R: 0 E: 1 K: 0 S: 6	H: 0 LOB: 1 BB: 1 P: 12	R: 0 E: 0 K: 0 S: 14	H: 0 LOB: 1 BB: 1 P: 22	R: 0 E: 0 K: 2 S: 8	H: 0 LOB: 0 BB: 0 P: 10	1B: 5 2B: 1 3B: 0 HR: 2	SF: 1 SAC: 0 DP: 0 HBP: 0	WP: 0 PB: 0 SB: 2 CS: 0	PA: 37
PITCHER	IP WLS BF H R ER SO BB IBB HBP BLK WP HR S P ERA WHIP																					
Jack McDowell, R (1, 1) ERA: 5.25	6.0 W 26 8 7 7 5 0 0 0 0 0 2 59 84 10.50 1.333																					
Donn Pall, R (7, 1) ERA: 1.5	1.1 6 0 0 0 0 2 0 0 0 0 0 0 14 25 0.00 1.500																					
Jeff Schwarz, R (8, 1) ERA: 1.42	0.2 2 0 0 0 0 0 0 0 0 0 0 0 6 9 0.00 0.000																					
Roberto Hernandez, R (9, 1) ERA: 1.29	1.0 S 3 0 0 0 2 0 0 0 0 0 0 0 8 10 0.00 0.000																					

Cleveland Indians @ Chicago White Sox
Comiskey Park, Chicago, IL
Sat May 08 1993, 8:05 PM EDT
Att. 33,933 - Unknown - 73 F

AB	34
R	7
H	8
RBI	7
BB	2
SO	7
LOB	7



livebaseballscorecards.com

Batter	1	2	3	4	5	6	7	8	9	AB R H RBI BB SO LOB	TOP																									
Kenny Lofton, L (1, 8) OBP: 0.434, SLG: 0.445	1-2 G4-3		3-2 1-H 3-H CS 1B		1-2 G1-6-3 1B			3-2 G4-3		4 0 2 1 0 0 0																										
Wayne Kirby, L (1, 9) OBP: 0.318, SLG: 0.286	2-2 P4		4-0 1 SAFE 1 SAFE BB		1-0 G1-6-3			0-1 HR		2 0 0 0 1 0 1 1 1 1 1 0 0 0																										
Glenallen Hill, R (8, PH) OBP: 0.290, SLG: 0.415																																				
Jeff Treadway, L (1, 4) OBP: 0.400, SLG: 0.405	0-1 L9		1-1 G3			0-1 1B G4-6-3 1B		0-1 F9		3 1 1 0 0 0 1 1 0 0 0 0 0 0																										
Carlos Baerga, S (8, PH) OBP: 0.298, SLG: 0.455																																				
Albert Belle, R (1, 7) OBP: 0.366, SLG: 0.630		0-0 B1-3		0-2 L6		0-0 1-3 G4-6-3 1B		0-1 F8		4 0 1 0 0 0 0																										
Paul Sorrento, L (1, 3) OBP: 0.382, SLG: 0.608		2-3 K		3-1 HR		2-2 G4-6-3		3-2 F7		4 1 1 1 0 1 1																										
Carlos Martinez, R (1, 5) OBP: 0.357, SLG: 0.434		1-1 G4-3		0-1 G6-3		2-3 1-2f 3-H K		2-1 F8		4 0 0 0 0 1 0																										
Reggie Jefferson, S (1, 10) OBP: 0.327, SLG: 0.426			0-3 K	0-0 WP 1B		3-1 G6-4-3 1B		1-1 G1-3		4 0 2 0 0 1 0																										
Lance Parrish, R (1, 2) OBP: 0.167, SLG: 0.167		3-2 1B WP 1B		2-3 K		1-0 G6-4-3				3 1 1 0 0 1 2																										
Felix Fermin, R (1, 6) OBP: 0.308, SLG: 0.289			2-1 E 1-3 1B		0-0 G5-3		0-0 G4-3			3 1 1 0 0 0 0																										
Inning Stats	R: 0 E: 0 K: 0 S: 10	H: 0 LOB: 0 BB: 0 P: 13	R: 0 E: 0 K: 1 S: 6	H: 0 LOB: 0 BB: 0 P: 9	R: 2 E: 0 K: 1 S: 17	H: 3 LOB: 1 BB: 1 P: 29	R: 1 E: 0 K: 1 S: 11	H: 2 LOB: 1 BB: 0 P: 16	R: 0 E: 0 K: 0 S: 5	H: 1 LOB: 0 BB: 0 P: 7	R: 1 E: 0 K: 1 S: 10	H: 2 LOB: 0 BB: 0 P: 14	R: 0 E: 0 K: 0 S: 4	H: 1 LOB: 0 BB: 0 P: 8	R: 1 E: 0 K: 0 S: 10	H: 1 LOB: 0 BB: 0 P: 13	R: 0 E: 0 K: 0 S: 9	H: 0 LOB: 0 BB: 0 P: 15	1B: 8 2B: 0 3B: 0 HR: 2	SF: 0 SAC: 0 DP: 3 HBP: 0	WP: 2 PB: 0 SB: 0 CS: 1	PA: 34														
PITCHER	IP WLS BF H R ER SO BB IBB HBP BLK WP HR S P ERA WHIP																																			
Kirk McCaskill, R (1, 1) ERA: 4.67	6.0		24	8	4	3	4	1	0	0	0	2	1	59	88	4.50	1.500																			
Barry Jones, R (7, 1) ERA:	1.0		3	1	0	0	0	0	0	0	0	0	0	4	8	0.00	1.000																			
Scott Radinsky, L (8, 1) ERA: 3.6	2.0	W	7	1	1	1	0	0	0	0	0	0	1	19	28	4.50	0.500																			

Cleveland Indians @ Chicago White Sox
Comiskey Park, Chicago, IL
Sun May 09 1993, 4:33 AM EDT
Att. 23,126 - Cloudy - 81 F

livebaseballscorecards.com

AB	33
R	5
H	10
RBI	3
BB	1
SO	4
LOB	5



Batter	1	2	3	4	5	6	7	8	9	AB R H RBI BB SO LOB
Joey Cora, S OBP: 0.381, SLG: 0.386 (1, 4)	G4-3	P2		E			G6-3		SH1-3	4 1 2 1 0 0 1
Lance Johnson, L OBP: 0.390, SLG: 0.434 (1, 8)	1B		G6-3	E1			G6-3		E3	4 1 1 0 1 0 1
Frank Thomas, R OBP: 0.355, SLG: 0.452 (1, 3)	P9		1B	F9			G6-3		1B	4 1 1 0 1 0 4
George Bell, R OBP: 0.260, SLG: 0.278 (1, 10)	1B		G5-3			K	G1-3		1B	5 1 2 1 0 1 2
Robin Ventura, L OBP: 0.431, SLG: 0.411 (1, 5)	1B		1B	1B		P6		K		4 0 2 3 0 1 0
Dan Pasqua, L OBP: 0.339, SLG: 0.333 (1, 9)	G3		P5			K		FC6-4		3 0 0 0 0 1 2
Ellis Burks, R OBP: 0.392, SLG: 0.495 (8, PH) (9, 9)								1B		1 0 1 0 0 0 0
Steve Sax, R OBP: 0.313, SLG: 0.333 (1, 7)		G1-3		1B		F7		FC6-4		3 1 1 0 0 0 0
Mike Huff, R OBP: 0.318, SLG: 0.333 (7, 7)							F8			1 0 0 0 0 0 1
Ron Karkovics, R OBP: 0.308, SLG: 0.378 (1, 2)		P3		F9			K			4 0 0 0 0 1 2
Ozzie Guillen, L OBP: 0.244, SLG: 0.270 (1, 6)		P4		P4		G6-3			E	4 1 2 0 0 0 1

Inning Stats	R: 2	H: 3	E: 0	K: 0	S: 22	LOB: 1	BB: 0	P: 32	R: 0	H: 1	E: 0	K: 0	S: 13	LOB: 1	BB: 0	P: 15	R: 1	H: 2	E: 0	K: 0	S: 13	R: 0	H: 0	E: 0	K: 2	S: 7	LOB: 0	BB: 0	P: 10	R: 0	H: 1	E: 0	K: 0	S: 6	LOB: 0	BB: 0	P: 11	R: 0	H: 1	E: 0	K: 0	S: 7	LOB: 1	BB: 1	P: 18	R: 0	H: 1	E: 0	K: 2	S: 13	LOB: 1	BB: 0	P: 17	R: 1	H: 2	E: 1	K: 0	S: 10	LOB: 3	BB: 1	P: 19	1B: 10	2B: 2	3B: 0	HR: 0	SF: 0	SAC: 1	DP: 1	HBP: 0	WP: 0	PB: 0	SB: 2	CS: 0	PA: 40
--------------	------	------	------	------	-------	--------	-------	-------	------	------	------	------	-------	--------	-------	-------	------	------	------	------	-------	------	------	------	------	------	--------	-------	-------	------	------	------	------	------	--------	-------	-------	------	------	------	------	------	--------	-------	-------	------	------	------	------	-------	--------	-------	-------	------	------	------	------	-------	--------	-------	-------	--------	-------	-------	-------	-------	--------	-------	--------	-------	-------	-------	-------	--------

PITCHER	IP	WLS	BF	H	R	ER	SO	BB	IBB	HBP	BLK	WP	HR	S	P	ERA	WHIP
Mark Clark, R ERA: 6.57 (1, 1)	4.0		21	8	5	4	0	0	0	0	0	0	0	64	90	9.00	2.000
Dennis Cook, L ERA: 5.91 (5, 1)	2.0		8	1	0	0	2	1	0	0	0	0	0	16	30	0.00	1.000
Jose Mesa, R ERA: 3.72 (7, 1)	1.0		2	0	0	0	0	0	0	0	0	0	0	4	9	0.00	0.000
Derek Lilliquist, L ERA: 1.98 (8, 1)	1.1	L	8	2	1	1	2	0	1	0	0	0	0	21	33	6.75	1.500
Eric Plunk, R ERA: 2.93 (9, 1)	0.0		1	1	0	0	0	0	0	0	0	0	0	2	3	∞	∞

BOTTOM

Cleveland Indians @ Chicago White Sox
Comiskey Park, Chicago, IL
Sun May 09 1993, 4:33 AM EDT
Att. 23,126 - Cloudy - 81 F

AB	37
R	6
H	12
RBI	5
BB	2
SO	4
LOB	14



PITCHER	IP	WLS	BF	H	R	ER	SO	BB	IBB	HBP	BLK	WP	HR	S	P	ERA	WHIP
---------	----	-----	----	---	---	----	----	----	-----	-----	-----	----	----	---	---	-----	------

Chicago White Sox @ Seattle Mariners
 The Kingdome, Seattle, WA
 Mon May 10 1993, 10:05 PM EDT
 Att. 14,961 - Dome

livebaseballscorecards.com

AB	37
R	13
H	12
RBI	12
BB	5
SO	4
LOB	10



WP:	0	PA:	44
PB:	0		
SB:	1		
CS:	0		

Batter	1	2	3	4	5	6	7	8	9	AB	R	H	RBI	BB	SO	LOB
Joey Cora, S OBP: 0.382, SLG: 0.381 (1, 4)	3-2 1B SF9	4-1 3B BB		3-1 F8		1-2 G3		1-2 G5-3		4	2	1	0	1	0	0
Lance Johnson, L OBP: 0.398, SLG: 0.458 (1, 8)	0-0 E S HR	2-1 1-H FC5-2 3B		1-1 HR		0-0 P5		0-0 G4-3		5	2	3	2	0	0	0
Frank Thomas, R OBP: 0.352, SLG: 0.477 Mike Huff, R OBP: 0.348, SLG: 0.526 (1, 3) (8, 9)	0-0 SF9	1-2 FC5-2		3-0 1-H HR		3-2 G5-3		3-1 HR		3	1	1	3	0	0	1
George Bell, R OBP: 0.252, SLG: 0.269 Steve Sax, R OBP: 0.294, SLG: 0.313 (1, 10) (9, PH)	0-0 F9	1-1 F8		3-1 G5-3		3-2 G5-3		2-1 L7		4	0	0	0	0	0	2
Robin Ventura, L OBP: 0.445, SLG: 0.475 (1, 5)	3-1 1-H HR		1-2 3B		2-2 P6		4-1 BB		2-1 HR		4	2	3	2	1	0
Ellis Burks, R OBP: 0.387, SLG: 0.479 Dan Pasqua, L OBP: 0.351, SLG: 0.413 (1, 9) (8, 3)	3-2 L5		0-3 K		4-2 1B SF7 BB		1-0 F8		1-0 HR		3	1	0	0	1	1
Bo Jackson, R OBP: 0.386, SLG: 0.520 (1, 7)		4-0 BB FC BB	2-3 K		0-0 1-3 1B		0-0 L8		1-1 HR		4	2	2	1	1	2
Ron Karkovics, R OBP: 0.309, SLG: 0.373 Carlton Fisk, R OBP: 0.179, SLG: 0.286 (1, 2) (8, PH) (8, 2)		4-0 FC BB	1-0 G6-3		3-2 SF7		0-3 K		3-3 K		1	0	0	1	1	0
Ozzie Guillen, L OBP: 0.238, SLG: 0.263 Craig Grebeck, R OBP: 0.325, SLG: 0.250 (1, 6) (8, PH) (8, 6)		1-1 FC 3B		0-0 G4-3		1-0 L8		0-0 G6-3		3	1	0	0	0	0	2

Inning Stats	R: 3	H: 3	E: 0	LOB: 0	K: 0	S: 11	P: 20	R: 3	H: 1	E: 1	LOB: 1	K: 0	BB: 3	S: 11	P: 28	R: 0	H: 1	E: 0	LOB: 1	K: 2	BB: 0	S: 10	P: 14	R: 2	H: 2	E: 0	LOB: 0	K: 0	BB: 0	S: 9	P: 18	R: 1	H: 1	E: 0	LOB: 1	K: 0	BB: 1	S: 10	P: 20	R: 0	H: 0	E: 0	LOB: 0	K: 0	BB: 0	S: 7	P: 11	R: 0	H: 0	E: 0	LOB: 1	K: 0	BB: 1	S: 6	P: 14	R: 0	H: 0	E: 0	LOB: 0	K: 1	BB: 0	S: 8	P: 9	R: 4	H: 4	E: 0	LOB: 0	K: 1	BB: 0	S: 13	P: 25	1B: 5	SF: 2	2B: 0	SAC: 1	3B: 2	DP: 0	HR: 5	HBP: 0	WP: 0	PA: 44
--------------	------	------	------	--------	------	-------	-------	------	------	------	--------	------	-------	-------	-------	------	------	------	--------	------	-------	-------	-------	------	------	------	--------	------	-------	------	-------	------	------	------	--------	------	-------	-------	-------	------	------	------	--------	------	-------	------	-------	------	------	------	--------	------	-------	------	-------	------	------	------	--------	------	-------	------	------	------	------	------	--------	------	-------	-------	-------	-------	-------	-------	--------	-------	-------	-------	--------	-------	--------

PITCHER	IP	WLS	BF	H	R	ER	SO	BB	IBB	HBP	BLK	WP	HR	S	P	ERA	WHIP
Mike Hampton, L ERA: 9.72 (1, 1)	1.1	L	11	4	6	5	0	3	0	0	0	0	1	16	40	33.75	5.250
Dwayne Henry, R ERA: 6.85 (2, 1)	5.2		23	4	3	3	2	2	0	0	0	0	1	48	85	4.76	1.059
Dennis Powell, L ERA: 6.75 (8, 1)	2.0		10	4	4	4	2	0	0	0	0	0	3	21	34	18.00	2.000

Batter	1	2	3	4	5	6	7	8	9	AB R H RBI BB SO LOB
Omar Vizquel, S OBP: 0.333, SLG: 0.288 Bill Haselman, R OBP: 0.333, SLG: 0.440	4-2 1B BB	1-2 P6			2-2 F8		0-0 F7		2-0 E5 1B	2 1 0 0 1 0 1 2 0 0 0 0 0 1
Mike Felder, S OBP: 0.331, SLG: 0.343	0-0 1B	1-1 1B			1-1 G4-3		0-1 1B		0-0 1B	5 0 4 0 0 0 0
Ken Griffey Jr., L OBP: 0.403, SLG: 0.607	0-3 K	0-1 P5			2-2 1B		0-0 F8		1-1 1B	5 0 2 1 0 1 5
Pete O'Brien, L OBP: 0.357, SLG: 0.480	0-1 1B			0-0 G3		2-1 P6		2-1 2B	2-0 P5	5 0 2 1 0 0 4
Jay Buhner, R OBP: 0.401, SLG: 0.508 Wally Backman, S OBP: 0.172, SLG: 0.143	1-3 K			0-1 G6-3		0-3 K		2-3 K	2-3 K	2 0 0 0 0 1 2 3 0 0 0 0 3 4
Tino Martinez, L OBP: 0.303, SLG: 0.455	4-2 1B			1-0 G3		3-1 P6		2-1 F7		3 0 0 0 1 0 1
Mike Blowers, R OBP: 0.339, SLG: 0.418	2-1 P6			2-1 P6		4-2 BB		0-3 K		3 0 0 0 1 1 4
Dave Valle, R OBP: 0.394, SLG: 0.410 Mackey Sasser, L OBP: 0.200, SLG: 0.214		1-0 1B		2-1 P3		3-2 F8			0-0 1B	2 0 1 0 0 0 0 2 1 1 0 0 0 1
Fernando Vina, L OBP: 0.259, SLG: 0.208		0-0 F7		0-1 G3-1			0-0 P2		1-3 K	4 0 0 0 0 1 2

Inning Stats	R: 1	H: 2	E: 0	K: 2	S: 17	LOB: 3	BB: 2	P: 28	R: 0	H: 2	E: 0	K: 0	S: 9	LOB: 2	BB: 0	P: 12	R: 0	H: 0	E: 0	K: 0	S: 4	LOB: 0	BB: 0	P: 5	R: 0	H: 1	E: 0	K: 0	S: 10	LOB: 1	BB: 0	P: 17	R: 0	H: 0	E: 0	K: 1	S: 11	LOB: 1	BB: 1	P: 21	R: 0	H: 1	E: 0	K: 0	S: 5	LOB: 1	BB: 0	P: 5	R: 0	H: 1	E: 0	K: 2	S: 11	LOB: 1	BB: 0	P: 17	R: 1	H: 3	E: 1	K: 2	S: 14	LOB: 3	BB: 0	P: 22	1B: 9	2B: 1	3B: 0	HR: 0	SF: 0	SAC: 0	DP: 0	HBP: 0	WP: 0	PA: 41
--------------	------	------	------	------	-------	--------	-------	-------	------	------	------	------	------	--------	-------	-------	------	------	------	------	------	--------	-------	------	------	------	------	------	-------	--------	-------	-------	------	------	------	------	-------	--------	-------	-------	------	------	------	------	------	--------	-------	------	------	------	------	------	-------	--------	-------	-------	------	------	------	------	-------	--------	-------	-------	-------	-------	-------	-------	-------	--------	-------	--------	-------	--------

PITCHER	IP	WLS	BF	H	R	ER	SO	BB	IBB	HBP	BLK	WP	HR	S	P	ERA	WHIP
Alex Fernandez, R ERA: 1.88	(1, 1)	8.0	34	7	1	1	5	3	0	0	0	0	0	73	115	1.12	1.250
Bobby Thigpen, R ERA: 7.5	(9, 1)	1.0	7	3	1	0	2	0	0	0	0	0	0	14	22	0.00	3.000

BOTTOM

Chicago White Sox @ Seattle Mariners
The Kingdom, Seattle, WA
Mon May 10 1993, 10:05 PM EDT
Att. 14,961 - Dome

livebaseballscorecards.com

AB	38
R	2
H	10
RBI	2
BB	3
SO	7
LOB	25



Batter	1	2	3	4	5	6	7	8	9	AB R H RBI BB SO LOB	TOP	
Joey Cora, S (1, 4) <small>OBP: 0.370, SLG: 0.369</small>	0-1 		1-3 			2-1 			2-2 	4 0 0 0 0 1 0		
Lance Johnson, L (1, 8) <small>OBP: 0.402, SLG: 0.455</small>	1-3 			0-0 			4-1 		1-0 	3 1 1 0 1 1 0		
Frank Thomas, R (1, 3) <small>OBP: 0.356, SLG: 0.500</small>	1-3 			1-1 			4-2 		2-2 	3 1 1 2 1 1 1		
George Bell, R (1, 10) <small>OBP: 0.244, SLG: 0.260</small>		2-2 		1-1 			1-0 		0-3 	4 0 0 0 0 1 2		
Robin Ventura, L (1, 5) <small>OBP: 0.432, SLG: 0.456</small>		0-2 			1-2 		2-3 		1-3 	4 0 0 0 0 2 2		
Ellis Burks, R (1, 9) <small>OBP: 0.385, SLG: 0.505</small>		2-1 			2-3 		3-3 			3 1 1 1 0 2 2		
Bo Jackson, R (1, 7) <small>OBP: 0.383, SLG: 0.509</small>		2-3 			2-3 			1-1 		3 0 1 0 0 2 0		
Ron Karkovics, R (1, 2) <small>OBP: 0.299, SLG: 0.360</small>			2-3 			3-2 		2-3 		3 0 0 0 0 2 1		
Ozzie Guillen, L (1, 6) <small>OBP: 0.229, SLG: 0.253</small>			0-2 			0-0 		0-0 		3 0 0 0 0 0 1		
Inning Stats	R: 0 H: 0 E: 0 LOB: 0 K: 2 BB: 0 S: 10 P: 12	R: 1 H: 1 E: 0 LOB: 0 K: 1 BB: 0 S: 15 P: 21	R: 0 H: 0 E: 0 LOB: 0 K: 2 BB: 0 S: 10 P: 13	R: 0 H: 1 E: 0 LOB: 0 K: 0 BB: 0 S: 5 P: 7	R: 0 H: 0 E: 0 LOB: 0 K: 2 BB: 0 S: 9 P: 14	R: 0 H: 0 E: 0 LOB: 0 K: 0 BB: 0 S: 12 P: 17	R: 0 H: 0 E: 0 LOB: 2 K: 2 BB: 2 S: 10 P: 24	R: 0 H: 1 E: 0 LOB: 0 K: 1 BB: 0 S: 6 P: 9	R: 2 H: 1 E: 1 LOB: 0 K: 2 BB: 0 S: 14 P: 20	1B: 2 SF: 0 2B: 2 SAC: 0 3B: 0 DP: 2 HR: 2 HBP: 0	WP: 1 PA: 32 PB: 0 SB: 1 CS: 0	
PITCHER Randy Johnson, L (1, 1) <small>ERA: 3.58</small> Rich DeLucia, R (8, 1) <small>ERA: 1.8</small> Norm Charlton, L (9, 1) <small>ERA: 2.45</small>	IP WLS BF H R ER SO BB IBB HBP BLK WP HR S P ERA WHIP 7.0 W 24 2 1 1 9 2 0 0 0 0 1 71 108 1.29 0.571											PITCHER IP WLS BF H R ER SO BB IBB HBP BLK WP HR S P ERA WHIP

Chicago White Sox @ Seattle Mariners
 The Kingdome, Seattle, WA
 Tue May 11 1993, 10:05 PM EDT
 Att. 16,857 - Dome

livebaseballscorecards.com

AB	30
R	3
H	4
RBI	3
BB	2
SO	12
LOB	9



Batter	1	2	3	4	5	6	7	8	9
Omar Vizquel, S OBP: 0.324, SLG: 0.279 (1, 6)	3-2 G4-3	2-2 G1-3		0-0 L7		1-2 FC6-4			
Mike Felder, S OBP: 0.328, SLG: 0.333 (1, 7)	1-2 F7		4-0 G1-6-3 BB	1-1 G4-3			1-2 F9		
Ken Griffey Jr., L OBP: 0.399, SLG: 0.603 (1, 8)	1-1 E3		1-2 G1-6-3		2-1 L9		0-0 2B		
Pete O'Brien, L OBP: 0.356, SLG: 0.474 (1, 10)	3-1 F7		2-2 3B 1B		1-1 G4-3		0-3 K		
Henry Cotto, R OBP: 0.180, SLG: 0.183 (7, PH)	1-2						2-3		
Jay Buhner, R OBP: 0.411, SLG: 0.529 (1, 9)		1-0 SH2-3 1B	0-0	1-H 1B 3B		3-1 P3	4-0		
Tino Martinez, L OBP: 0.309, SLG: 0.452 (1, 3)	1 SAFE 1 SAFE 1 SAFE 1 SAFE 1 SAFE	4-2 1 SAFE 1 SAFE 1 SAFE 1 SAFE	1-0	1B 1B		1-1 G4-3	1-1 P6		
Dave Valle, R OBP: 0.402, SLG: 0.419 (1, 2)		0-0 SH2-3	0-1	1-2 FC5-4 1B		2-2 1B 1B	2-2 L8		
Mike Blowers, R OBP: 0.333, SLG: 0.407 (1, 5)		2-1 CS 1B	0-0	FC5-4		1 SAFE 2-3 K	1-3 K		
Rich Amaral, R OBP: 0.374, SLG: 0.434 (1, 4)		4-2 1-2 BB			1-0 P4	0-1 FC6-4 1B	1-3 K		

AB	R	H	RBI	BB	SO	LOB
4	0	0	0	0	0	3
3	0	0	0	1	0	0
4	0	1	0	0	0	1
3	1	1	0	0	0	1
1	0	0	0	0	1	1
3	2	2	1	1	0	0
3	1	1	1	1	0	2
3	0	2	0	0	0	0
4	0	1	2	0	2	3
3	0	1	0	1	1	0

AB	R	H	RBI	BB	SO	LOB
31	4	9	4	4	4	11

Inning Stats	R: 0	H: 0	E: 1	K: 0	S: 12	LOB: 1	BB: 0	P: 20
Inning Stats	R: 2	H: 2	E: 0	K: 0	S: 14	LOB: 1	BB: 2	P: 27
	R: 2	H: 4	E: 0	K: 0	S: 11	LOB: 2	BB: 1	P: 19
	R: 0	H: 0	E: 0	K: 0	S: 4	LOB: 0	BB: 0	P: 6
	R: 0	H: 2	E: 0	K: 1	S: 14	LOB: 2	BB: 0	P: 20
	R: 0	H: 1	E: 0	K: 1	S: 9	LOB: 2	BB: 1	P: 15
	R: 0	H: 0	E: 0	K: 2	S: 10	LOB: 0	BB: 0	P: 14

WP	HR	S	P	ERA	WHIP
0	0	104	6.00	1.833	
0	0	15	0.00	1.000	
0	0	14	0.00	0.000	

Chicago White Sox @ Seattle Mariners
The Kingdome, Seattle, WA
Tue May 11 1993, 10:05 PM EDT
Att. 16,857 - Dome

livebaseballscorecards.com



Batter	1	2	3	4	5	6	7	8	9	AB	R	H	RBI	BB	SO	LOB	TOP								
Joey Cora, S (1, 4) <small>OBP: 0.364, SLG: 0.378</small>	1-2 G1-3	1-0 G5-3		3-2 3B		0-0 F8		0-0 F8		5	0	1	0	0	0	2									
Lance Johnson, L (1, 8) <small>OBP: 0.394, SLG: 0.440</small>	1-0 F7		1-0 L7	2-0 L5		4-0 BB 1B BB		1-3 K		4	0	0	0	1	1	1									
Frank Thomas, R (1, 3) <small>OBP: 0.372, SLG: 0.504</small>	2-1 L9		4-1 1B HR BB	4-2 BB		3-2 BB 1-2 1B		3-1 1B		3	1	2	0	2	0	0									
George Bell, R (1, 10) <small>OBP: 0.250, SLG: 0.266</small>		1-1 HR 1B	1-1 HR 1B	1-0 P6		1-3 K		0-2 F9		5	2	2	0	0	1	5									
Robin Ventura, L (1, 5) <small>OBP: 0.431, SLG: 0.477</small>		2-0 HR 1-H	3-1 L7	1-0 F9		4-1 BB 1-2 2-3		1-2 G4-3		4	1	1	2	1	0	4									
Ellis Burks, R (1, 9) <small>OBP: 0.386, SLG: 0.529</small>		1-0 G1 G5-3 1B	2-1 HR 1-H 2-H		1-0 G6-3		1-3 K		3-3 K		5	1	2	3	0	2	3								
Bo Jackson, R (1, 7) <small>OBP: 0.375, SLG: 0.482</small> Mike Huff, R (7, 7) <small>OBP: 0.333, SLG: 0.500</small>		0-2 G5-3	4-1 2B BB		3-2 G6-3		1-3 K		1-2 F9		3	0	0	0	1	1	1								
Ron Karkovics, R (1, 2) <small>OBP: 0.297, SLG: 0.367</small>		0-0 G1	1-1 BB		1-0 F7		3-2 G6-3				4	0	1	0	0	0	1								
Craig Grebeck, R (1, 6) <small>OBP: 0.341, SLG: 0.333</small>		4-2 BB	0-1 G3-1			0-0 HR		2-3 K		3	1	1	1	1	1	2									
Inning Stats	R: 0 E: 0 K: 0 S: 6	H: 0 LOB: 0 BB: 0 P: 10	R: 2 E: 0 K: 0 S: 12	H: 3 LOB: 2 BB: 1 P: 21	R: 3 E: 0 K: 0 S: 13	H: 3 LOB: 2 BB: 1 P: 29	R: 0 E: 0 K: 0 S: 8	H: 1 LOB: 2 BB: 1 P: 19	R: 0 E: 0 K: 0 S: 6	H: 0 LOB: 0 BB: 0 P: 11	R: 1 E: 0 K: 2 S: 13	H: 2 LOB: 3 BB: 2 P: 26	R: 0 E: 0 K: 2 S: 9	H: 0 LOB: 0 BB: 0 P: 15	R: 0 E: 0 K: 1 S: 11	H: 1 LOB: 1 BB: 0 P: 15	R: 0 E: 0 K: 1 S: 9	H: 0 LOB: 0 BB: 0 P: 14	1B: 5 2B: 1 3B: 1 HR: 3	SF: 0 SAC: 0 DP: 0 HBP: 0	WP: 0 PB: 0 SB: 0 CS: 0	PA: 43			
PITCHER	IP	WLS	BF	H	R	ER	SO	BB	IBB	HBP	BLK	WP	HR	S	P	ERA	WHIP								
John Cummings, L (1, 1) <small>ERA: 6.03</small>	2.2	L	16	5	5	5	0	3	0	0	0	0	2	27	55	16.88	3.000								
Zak Shinall, R (3, 1) <small>ERA: 3.38</small>	2.2		14	4	1	1	0	2	0	0	0	0	1	23	47	3.38	2.250								
Jeff Nelson, R (6, 1) <small>ERA: 1.5</small>	1.2		6	0	0	0	4	1	0	0	0	0	0	17	29	0.00	0.600								
Dennis Powell, L (8, 1) <small>ERA: 6.08</small>	1.1		5	1	0	0	1	0	0	0	0	0	0	14	19	0.00	0.750								
Rich DeLucia, R (9, 1) <small>ERA: 1.74</small>	0.2		2	0	0	0	1	0	0	0	0	0	0	6	10	0.00	0.000								

Chicago White Sox @ Seattle Mariners
The Kingdom, Seattle, WA
Wed May 12 1993, 6:33 AM EDT
Att. 19,440 - Dome

livebaseballscorecards.com

AB	37
R	6
H	10
RBI	6
BB	6
SO	6
LOB	19



Batter	1	2	3	4	5	6	7	8	9	AB	R	H	RBI	BB	SO	LOB
Rich Amaral, R OBP: 0.392, SLG: 0.435 (1, 4)	2-2 G6-3		4-0 BB		4-1 BB		3-2 BB 1B	4-1 1B BB	1-0 CS	2	1	1	0	3	0	0
Henry Cotto, R OBP: 0.185, SLG: 0.188 (1, 7)	0-0 1B HBP		0-1 G3		0-0 P9		1-0 F9	2-2 1B BB		4	0	1	0	0	0	4
Mackey Sasser, L OBP: 0.250, SLG: 0.267 (8, PH)	1B HBP		1-2					1-3 1B		1	1	1	1	0	0	0
Ken Griffey Jr., L OBP: 0.403, SLG: 0.603 (1, 8)	2-1 1B HBP		2-1		0-0 P4		0-1 F9	1-1 1B 1B		0	0	0	0	0	0	0
Mike Felder, S OBP: 0.333, SLG: 0.333 (3, 7)	1-2 HBP		HBP					1-2 1B 1B		3	1	1	1	0	0	3
Jay Buhner, R OBP: 0.411, SLG: 0.524 (1, 9)	0-3 K		1-2 P4			2-0 P4	0-2 BB 1B	1-1 1B 1B		5	0	2	1	0	1	4
Bill Haselman, R OBP: 0.382, SLG: 0.444 (1, 10)	0-1 1B			4-2 BB		0-0 G5-3	4-2 BB	1-0 1B		2	0	1	1	2	0	0
Pete O'Brien, L OBP: 0.364, SLG: 0.481 (8, PH)	1-2 2-3 1B			G4-6-3 BB			1-2 2-3 3-H BB	1-2 3-H 1B		1	0	1	1	0	0	0
Tino Martinez, L OBP: 0.305, SLG: 0.437 (1, 3)	0-0 4	0-0 G3-1		0-1 G4-6-3		4-0 BB	2-2 L5	2-0 F8		4	0	0	0	1	0	6
Dave Valle, R OBP: 0.393, SLG: 0.407 (1, 2)		2-2 G6-3		1-2 1B		3-1 E5		1-0 P7	0-2 P3	5	0	1	0	0	0	1
Mike Blowers, R OBP: 0.324, SLG: 0.406 (1, 5)		2-3 K		0-1 P3		0-0 F9		3-2 G6-3 1B 2B	1-3 K	5	1	1	0	0	2	3
Omar Vizquel, S OBP: 0.326, SLG: 0.283 (1, 6)			3-2 L7		0-0 L7		1-1 1B BB 1B	1-1 G6-3	0-1 CS 1B	5	1	2	0	0	0	1

Inning Stats	R: 0	H: 2	R: 0	H: 0	R: 0	H: 0	R: 0	H: 1	R: 0	H: 0	R: 1	H: 3	R: 4	H: 5	R: 0	H: 1	1B: 11	SF: 0	WP: 0	PA: 46
	E: 0	LOB: 3	E: 0	LOB: 0	E: 0	LOB: 2	E: 0	LOB: 1	E: 1	LOB: 2	E: 0	LOB: 3	E: 0	LOB: 2	E: 0	LOB: 0	2B: 1	SAC: 0	PB: 0	
	K: 1	BB: 0	K: 1	BB: 0	K: 0	BB: 1	K: 0	BB: 1	K: 0	BB: 1	K: 0	BB: 1	K: 0	BB: 1	K: 1	BB: 0	3B: 0	DP: 1	SB: 0	
	S: 11	P: 15	S: 8	P: 12	S: 9	P: 19	S: 10	P: 15	S: 5	P: 14	S: 18	P: 29	S: 16	P: 32	S: 8	P: 10	HR: 0	HBP: 2	CS: 1	

PITCHER	IP	WLS	BF	H	R	ER	SO	BB	IBB	HBP	BLK	WP	HR	S	P	ERA	WHIP
Wilson Alvarez, L ERA: 2.7 (1, 1)	7.0	W	34	6	1	1	2	5	0	0	0	0	0	65	112	1.29	1.571
Jeff Schwarz, R ERA: 3.38 (8, 1)	0.2		4	1	2	2	0	1	0	0	0	0	0	7	16	27.00	3.000
Scott Radinsky, L ERA: 4.5 (8, 1)	0.0		2	2	0	0	0	0	0	0	0	0	0	5	8	∞	∞
Roberto Hernandez, R ERA: 1.17 (8, 1)	1.1	S	6	3	2	2	1	0	0	0	0	0	0	12	18	13.50	2.250

BOTTOM

Chicago White Sox @ Seattle Mariners
The Kingdome, Seattle, WA
Wed May 12 1993, 6:33 AM EDT
Att. 19,440 - Dome

livebaseballscores.com

AB	37
R	5
H	12
RBI	5
BB	6
SO	3
LOB	22



Batter	1	2	3	4	5	6	7	8	9	AB R H RBI BB SO LOB	TOP
Joey Cora, S (1, 4) OBP: 0.368, SLG: 0.372 WP 1B BB	4-2 G4-3 1B BB	1-2 G4-3			4-2 BB			0-1 B1-3		2 1 0 0 2 0 0	
Lance Johnson, L (1, 8) OBP: 0.382, SLG: 0.426 1 SAFE M SAFE 1 SAFE	1-1 G4-3		1-0 L8		0-1 G1-3			2-1 G3-1		4 0 0 0 0 0 2	
Frank Thomas, R (1, 3) OBP: 0.362, SLG: 0.487 1 SAFE	2-3 K		2-0 L8			2-3 K		2-2 F8		4 0 0 0 0 2 1	
George Bell, R (1, 10) OBP: 0.250, SLG: 0.265 1-H 1B	1-2 1B		0-1 G6-3			0-0 L9			0-1 P3	4 0 1 1 0 0 0	
Robin Ventura, L (1, 5) OBP: 0.418, SLG: 0.459 1-H F9	2-2 F9			0-1 G3		3-0 P4			2-1 G3-1	4 0 0 0 0 0 1	
Ellis Burks, R (1, 9) OBP: 0.381, SLG: 0.538		1-0 P3		1-3 K			3-1 G5-3		2-2 S 3B	4 1 1 0 0 1 0	
Dan Pasqua, L (1, 7) OBP: 0.350, SLG: 0.396 Mike Huff, R (7, 7) OBP: 0.360, SLG: 0.500 HR BB		4-1 HR BB		1-3 K			1-2 G4-3		4-2 E S BB	2 1 0 0 1 1 0 0 0 0 0 1 0 0	AB 31 R 4 H 4 RBI 3 BB 4 SO 5 LOB 6
Ron Karkovics, R (1, 2) OBP: 0.305, SLG: 0.404 1-H HR		0-1 HR			0-0 G3		0-0 1B		1-3 K 1-3 3-H	4 1 2 2 0 1 1	
Ozzie Guillen, L (1, 6) OBP: 0.221, SLG: 0.244 1-1 F8		1-1 F8			1-0 G1-3		0-2 G1-4-3			3 0 0 0 0 0 1	
Inning Stats	R: 1 H: 1 E: 0 LOB: 1 K: 1 BB: 1 S: 18 P: 28	R: 2 H: 1 E: 0 LOB: 0 K: 0 BB: 1 S: 9 P: 16	R: 0 H: 0 E: 0 LOB: 0 K: 0 BB: 0 S: 4 P: 7	R: 0 H: 0 E: 0 LOB: 0 K: 2 BB: 0 S: 8 P: 10	R: 0 H: 0 E: 0 LOB: 1 K: 0 BB: 1 S: 6 P: 11	R: 0 H: 0 E: 0 LOB: 0 K: 1 BB: 0 S: 7 P: 12	R: 0 H: 1 E: 0 LOB: 1 K: 0 BB: 0 S: 11 P: 15	R: 0 H: 0 E: 0 LOB: 0 K: 0 BB: 0 S: 7 P: 11	R: 1 H: 1 E: 0 LOB: 1 K: 1 BB: 1 S: 18 P: 27	1B: 2 SF: 0 2B: 0 SAC: 0 3B: 1 DP: 0 HR: 1 HBP: 0	WP: 1 PA: 35 PB: 0 SB: 2 CS: 0
PITCHER Kevin Brown, R (1, 1) ERA: 1.69	IP WLS BF H R ER SO BB IBB HBP BLK WP HR S P ERA WHIP 9.0 L 35 4 4 4 5 4 0 0 0 1 1 88 137 4.00 0.889	PITCHER IP WLS BF H R ER SO BB IBB HBP BLK WP HR S P ERA WHIP									

Chicago White Sox @ Texas Rangers
 Arlington Stadium, Arlington, TX
 Fri May 14 1993, 8:05 PM EDT
 Att. 31,676 - Unknown - 83 F

livebaseballscorecards.com



Batter	1	2	3	4	5	6	7	8	9	AB	R	H	RBI	BB	SO	LOB						
David Hulse, L OBP: 0.367, SLG: 0.393 (1, 8)	1-0 G4-3		0-0 E4			2-2 L9 S 1B		0-3 K		4	0	1	0	0	1	1						
Julio Franco, R OBP: 0.307, SLG: 0.388 (1, 10)	2-3 K2-3		1-1 L9			2-2 L9 1-3		0-1 L9		4	0	0	0	0	1	3						
Jose Canseco, R OBP: 0.370, SLG: 0.550 (1, 9)	3-1 1B		3-3 K			0-3 K		0-3 K		4	0	1	0	0	3	3						
Juan Gonzalez, R OBP: 0.422, SLG: 0.701 (1, 7)	0-1 G5-3				0-1 F8		1-0 F9		0-2 L8	1	0	0	0	0	0	1						
Butch Davis, R OBP: 0.294, SLG: 0.647 (2, 7)										3	0	0	0	0	0	1						
Rafael Palmeiro, L OBP: 0.277, SLG: 0.341 (1, 3)		3-2 F7			0-1 G6-4-3 1B		2-1 G4-3			3	0	1	0	0	0	0						
Ivan Rodriguez, R OBP: 0.380, SLG: 0.439 (1, 2)		4-0 CS BB			0-0 G6-4-3 1-2		1-1 F8			2	0	0	0	1	0	1						
Dean Palmer, R OBP: 0.351, SLG: 0.561 (1, 5)		2-2 P6 1-2			1-3 K		0-0 G1-3			3	0	0	0	0	1	1						
Doug Strange, S OBP: 0.326, SLG: 0.463 (1, 4)			1-1 E 1B			2-1 F7		2-2 F7		3	0	1	0	0	0	0						
Manuel Lee, S OBP: 0.244, SLG: 0.164 (1, 6)			2-1 L8			1-2 G4-3		2-1 F7		3	0	0	0	0	0	1						
Inning Stats	R: 0 E: 0 K: 1 S: 9	H: 1 LOB: 1 BB: 0 P: 15	R: 0 E: 0 K: 0 S: 8	H: 0 LOB: 0 BB: 1 P: 17	R: 0 E: 1 K: 1 S: 12	H: 1 LOB: 2 BB: 0 P: 19	R: 0 E: 0 K: 0 S: 5	H: 1 LOB: 0 BB: 0 P: 5	R: 0 E: 0 K: 1 S: 9	H: 0 LOB: 0 BB: 0 P: 13	R: 0 E: 0 K: 1 S: 10	H: 1 LOB: 1 BB: 0 P: 15	R: 0 E: 0 K: 0 S: 5	H: 0 LOB: 0 BB: 0 P: 8	R: 0 E: 0 K: 1 S: 11	H: 0 LOB: 0 BB: 0 P: 15	R: 0 E: 0 K: 1 S: 8	H: 0 LOB: 0 BB: 0 P: 8	1B: 4 2B: 0 3B: 0 HR: 0	SF: 0 SAC: 0 DP: 1 HBP: 0	WP: 0 PB: 0 SB: 1 CS: 1	PA: 31
PITCHER Jack McDowell, R ERA: 4.42 (1, 1)	IP 9.0	WLS W	BF 31	H 4	R 0	ER 0	SO 6	BB 1	IBB 0	HBP 0	BLK 0	WP 0	HR 0	S 77	P 115	ERA 0.00	WHIP 0.556					

BOTTOM

Chicago White Sox @ Texas Rangers
Arlington Stadium, Arlington, TX
Fri May 14 1993, 8:05 PM EDT
Att: 31,676 - Unknown - 83 F

livebaseballscorecards.com

AB	30
R	0
H	4
RBI	0
BB	1
SO	6
LOB	12



Batter	1	2	3	4	5	6	7	8	9	10	11	AB R H RBI BB SO LOB	TOP														
Steve Sax, R Mike Huff, R OBP: 0.286, SLG: 0.350 (7, 7)	G6-3 SF7 2B		G5-3			L5	FC6-4			F8		4 1 1 0 0 0 1 1 0 0 0 0 0 0	Chicago White Sox @ Texas Rangers Arlington Stadium, Arlington, TX Sat, May 15 1993, 8:05 PM EDT Att: 38,053 - Unknown - 91 F														
Craig Grebeck, R Joey Cora, S OBP: 0.347, SLG: 0.341 (10, PR) (10, 4)	G6-3		G6-3			1B 2B 1B	K			BB 1B		5 1 2 0 0 1 2 0 0 0 0 0 0 0															
Frank Thomas, R OBP: 0.363, SLG: 0.492 (1, 3)	SF7					F8				BB		3 0 1 1 1 1 1															
George Bell, R OBP: 0.255, SLG: 0.270 (1, 10)	G5-3					1-0 P7	1-2 2B 1B			P4		5 1 2 0 0 0 3															
Robin Ventura, L OBP: 0.411, SLG: 0.457 (1, 5)			K			0-1 G1-3	2-1 2B			F9		5 0 1 2 0 2 4															
Ellis Burks, R OBP: 0.366, SLG: 0.514 (7, 9)			G5-3			0-0 G1-3	1-2 G4-3			P6		5 0 0 0 0 0 3															
Bo Jackson, R Lance Johnson, L OBP: 0.388, SLG: 0.492 (7, PR) (7, 8)						1-3 K	3-2 SH1 1B			G6-4-3 1B		3 0 2 0 0 1 0 2 1 1 0 0 1 1															
Ron Karkovice, R OBP: 0.294, SLG: 0.388 (1, 2)						1-1 P6	0-1 SH1			G6-4-3		4 0 0 0 0 1 3															
Ozzie Guillen, L OBP: 0.222, SLG: 0.244 (1, 6)			G1-3			1-2 G3	0-0 FC6-4 1B			G4-3		4 0 1 1 0 0 0															
Inning Stats	R: 1 E: 0 K: 0 S: 6	H: 1 LOB: 0 BB: 0 P: 7	R: 0 E: 0 K: 2 S: 9	H: 1 LOB: 1 BB: 0 P: 13	R: 0 E: 0 K: 0 S: 6	H: 0 LOB: 0 BB: 0 P: 10	R: 0 E: 0 K: 0 S: 5	H: 1 LOB: 1 BB: 0 P: 9	R: 0 E: 0 K: 1 S: 8	H: 0 LOB: 0 BB: 0 P: 11	R: 2 E: 0 K: 0 S: 11	H: 3 LOB: 1 BB: 0 P: 18		R: 1 E: 0 K: 1 S: 14	H: 2 LOB: 1 BB: 0 P: 19	R: 0 E: 0 K: 1 S: 11	H: 1 LOB: 1 BB: 0 P: 15	R: 0 E: 0 K: 0 S: 6	H: 1 LOB: 0 BB: 0 P: 7	R: 0 E: 0 K: 1 S: 17	H: 1 LOB: 2 BB: 1 P: 23	R: 0 E: 1 K: 1 S: 7	H: 0 LOB: 0 BB: 0 P: 11	1B: 8 2B: 3 3B: 0 HR: 0	SF: 1 SAC: 1 DP: 2 HBP: 0	WP: 0 PB: 0 SB: 0 CS: 0	PA: 44
PITCHER	IP	WLS	BF	H	R	ER	SO	BB	IBB	HBP	BLK	WP	HR	S	P	ERA	WHIP										
Charlie Leibrandt, L ERA: 3.16 (1, 1)	7.0		29	8	4	4	4	0	0	0	0	0	0	59	87	5.14	1.143										
Matt Whiteside, R ERA: 1.93 (8, 1)	2.0		7	2	0	0	1	0	0	0	0	0	0	17	22	0.00	1.000										
Tom Henke, R ERA: 1.04 (10, 1)	2.0	W	8	1	0	0	2	1	0	0	0	0	0	24	34	0.00	1.000										

livebaseballscorecards.com

AB	41
R	4
H	11
RBI	4
BB	1
SO	7
LOB	18



Batter	1	2	3	4	5	6	7	8	9	AB R H RBI BB SO LOB	TOP
Joey Cora, S (1, 4) <small>OBP: 0.367, SLG: 0.366</small>	4-0 	0-0 	0-0 		2-2 		1-1 		0-0 	5 1 1 0 1 0 2	
Lance Johnson, L (1, 8) <small>OBP: 0.382, SLG: 0.423</small>	0-0 	0-0 	0-0 		0-3 		1-3 		0-0 	6 2 2 0 0 2 2	
Frank Thomas, R (1, 3) <small>OBP: 0.377, SLG: 0.512</small> Carlton Fisk, R (8, 2) <small>OBP: 0.172, SLG: 0.276</small>	0-0 	0-0 	0-0 		1-1 			0-2 	1-2 	5 2 4 2 0 0 1 1 0 0 0 0 0 1	
George Bell, R (1, 10) <small>OBP: 0.260, SLG: 0.284</small>	0-0 	0-0 		0-0 				0-0 		4 3 2 1 0 0 2	
Robin Ventura, L (1, 5) <small>OBP: 0.417, SLG: 0.488</small>	0-0 	0-0 		0-0 		1-2 		2-2 		5 3 3 2 0 0 1	
Ellis Burks, R (1, 9) <small>OBP: 0.367, SLG: 0.565</small>	0-3 	0-0 		0-0 		1-1 		2-1 		4 2 2 6 0 1 2	
Bo Jackson, R (1, 7) <small>OBP: 0.408, SLG: 0.565</small> Mike Huff, R (7, 7) <small>OBP: 0.333, SLG: 0.455</small>	0-0 	0-0 		4-2 		0-3 		1-2 		3 1 2 3 1 1 0 1 0 0 0 0 0 0	
Ron Karkovics, R (1, 2) <small>OBP: 0.298, SLG: 0.412</small> Dan Pasqua, L (8, 3) <small>OBP: 0.350, SLG: 0.396</small>	0-3 	0-0 		4-0 			1-2 	1-1 		4 1 1 1 1 1 1 0 0 0 0 0 0 0	
Craig Grebeck, R (1, 6) <small>OBP: 0.352, SLG: 0.319</small>		0-0 	0-0 	1-1 			4-1 		4-2 	3 0 0 0 2 0 2	
Inning Stats	R: 5 H: 4 E: 1 LOB: 0 K: 2 BB: 1 S: 11 P: 15	R: 5 H: 6 E: 0 LOB: 1 K: 0 BB: 0 S: 9 P: 9	R: 0 H: 1 E: 0 LOB: 1 K: 0 BB: 0 S: 4 P: 4	R: 1 H: 1 E: 0 LOB: 2 K: 0 BB: 2 S: 10 P: 19	R: 0 H: 1 E: 0 LOB: 1 K: 1 BB: 0 S: 10 P: 16	R: 0 H: 0 E: 0 LOB: 0 K: 1 BB: 0 S: 9 P: 11	R: 1 H: 1 E: 0 LOB: 0 K: 1 BB: 1 S: 9 P: 16	R: 3 H: 3 E: 0 LOB: 0 K: 0 BB: 0 S: 16 P: 22	R: 0 H: 0 E: 0 LOB: 1 K: 0 BB: 1 S: 8 P: 13	1B: 9 SF: 2 2B: 3 SAC: 0 3B: 0 DP: 1 HR: 5 HBP: 0	WP: 1 PA: 48 PB: 0 SB: 1 CS: 0
PITCHER Kenny Rogers, L (1, 1) <small>ERA: 4.93</small> Robb Nen, R (2, 1) <small>ERA: 5.79</small> Brian Bohanon, L (7, 1) <small>ERA: 4.19</small> Bob Patterson, L (9, 1) <small>ERA: 3.95</small>	IP WLS BF H R ER SO BB IBB HBP BLK WP HR S P ERA WHIP 1.2 L 15 9 10 10 2 1 0 0 0 1 2 18 22 54.00 6.000	IP WLS BF H R ER SO BB IBB HBP BLK WP HR S P ERA WHIP 4.1 21 5 2 2 2 3 0 0 0 0 1 39 61 4.15 1.846	IP WLS BF H R ER SO BB IBB HBP BLK WP HR S P ERA WHIP 2.0 8 3 3 3 1 0 0 0 0 0 2 21 29 13.50 1.500	IP WLS BF H R ER SO BB IBB HBP BLK WP HR S P ERA WHIP 1.0 4 0 0 0 0 1 0 0 0 0 0 8 13 0.00 1.000	PITCHER IP WLS BF H R ER SO BB IBB HBP BLK WP HR S P ERA WHIP						

Chicago White Sox @ Texas Rangers
 Arlington Stadium, Arlington, TX
 Sun May 16 1993, 4:33 AM EDT
 Att. 33,786 - Sunny - 89 F

livebaseballscorecards.com

AB	41
R	15
H	17
RBI	15
BB	5
SO	5
LOB	14



Batter	1	2	3	4	5	6	7	8	9	AB	R	H	RBI	BB	SO	LOB
David Hulse, L (1, 8) OBP: 0.361, SLG: 0.394	0-0 F7		0-0 G4-3		0-1 G1-6-3 1B	0-0 FC6		3-2 F7		5	0	1	0	0	0	3
Julio Franco, R (1, 10) OBP: 0.295, SLG: 0.370 Doug Dascenzo, S (9, PH) OBP: 0.229, SLG: 0.304	0-3 K			1-3 K	1-1 G1-6-3		1-0 L9		2-1 G4-3	4	0	0	0	0	2	1
Jose Canseco, R (1, 9) OBP: 0.359, SLG: 0.525	0-3 K			1-0 WP HR 1B	3-1 P4		1-3 K		0-3 K	5	1	1	0	0	3	1
Ivan Rodriguez, R (1, 2) OBP: 0.385, SLG: 0.448 Geno Petralli, L (9, 2)		0-0 G5-3		0-1 WP HR 1B		1-2 1B 2B		0-0 L8		1-0 F7	4	2	2	0	0	0
Rafael Palmeiro, L (1, 3) OBP: 0.307, SLG: 0.403		0-0 FC4 1B		4-2 HR BB		3-2 FC5-4 1B		2-0 1B 2B		3	2	3	1	1	0	0
Dean Palmer, R (1, 5) OBP: 0.352, SLG: 0.598		0-3 K		0-0 HR		3-2 FC5-4 1B		1-1 F9		4	2	1	4	0	1	3
Doug Strange, S (1, 4) OBP: 0.318, SLG: 0.452		0-0 FC4		1-0 L7		3-2 G3		0-0 2B SF8 1B		4	1	1	1	0	0	2
Gary Redus, R (1, 7) OBP: 0.259, SLG: 0.407			0-0 L7	2-2 P3		0-0 1B 1B		3-1 SF8 2B		4	0	2	1	0	0	0
Jon Shave, R (1, 6) OBP: 0.125, SLG: 0.143			0-0 F3		2-2 L8	1-2 FC6 1B		2-2 SF8		3	0	1	1	0	0	0

Inning Stats	R: 0	H: 0	E: 0	K: 2	S: 7	R: 0	H: 1	E: 0	K: 1	S: 6	R: 0	H: 0	E: 0	K: 0	S: 3	R: 4	H: 3	E: 0	K: 1	S: 16	R: 0	H: 1	E: 0	K: 0	S: 10	R: 2	H: 4	E: 0	K: 0	S: 22	R: 0	H: 0	E: 0	K: 1	S: 7	R: 2	H: 3	E: 0	K: 0	S: 14	R: 0	H: 0	E: 0	K: 1	S: 6	1B: 8	2B: 3	3B: 0	HR: 1	SF: 1	SAC: 0	DP: 0	HBP: 0	WP: 2	PB: 0	SB: 0	CS: 0	PA: 40
PITCHER	IP	WLS	BF	H	R	ER	SO	BB	IBB	HBP	BLK	WP	HR	S	P	ERA	WHIP											PITCHER	IP	WLS	BF	H	R	ER	SO	BB	IBB	HBP	BLK	WP	HR	S	P	ERA	WHIP													
Alex Fernandez, R (1, 1) ERA: 2.62	5.2	W	26	8	6	6	4	1	0	0	0	2	1	59	84	9.53	1.588																																									
Bobby Thigpen, R (6, 1) ERA: 6.75	3.1	S	14	4	2	2	2	0	0	0	0	0	0	32	49	5.40	1.200																																									


BOTTOM

Chicago White Sox @ Texas Rangers
Arlington Stadium, Arlington, TX
Sun May 16 1993, 4:33 AM EDT
Att. 33,786 - Sunny - 89 F

livebaseballscores.com

AB	38
R	8
H	12
RBI	8
BB	1
SO	6
LOB	10



Batter	1	2	3	4	5	6	7	8	9	AB R H RBI BB SO LOB	TOP											
Luis Polonia, L OBP: 0.327, SLG: 0.355 (1, 7)	1-0 F8	1-0 2B		3-2 L7		0-2 G6-3	1-1 G6-3	1-1 P5		6 0 1 1 0 0 4												
Chad Curtis, R OBP: 0.383, SLG: 0.355 (1, 8)	4-2 S BB BB	2-1 G6-3			1-0 F7	1-0 G6-3	0-0 PB BB HR 1B		3-1 G4-3 1B	5 1 2 1 1 0 2												
J.T. Snow, L OBP: 0.311, SLG: 0.545 (1, 3)	2-1 L7			1-0 F7		3-2 1B 1B	2-2 HR	4-2 1-2 HR BB	2-2 L7	5 3 2 1 1 0 2												
Chili Davis, S OBP: 0.315, SLG: 0.352 (1, 10)	4-1 BB			4-1 FC6-4 BB		0-0 1B BB	4-0 2B BB	2-1 1-H 2-H HR	2-1 G4-3	3 2 2 3 3 0 1												
Tim Salmon, R OBP: 0.375, SLG: 0.464 (1, 9)	3-3 K			1-0 F7		4-2 1B BB	2-1 2B	1-3 K	0-2 F8	5 1 1 0 1 2 4												
Rene Gonzales, R OBP: 0.373, SLG: 0.289 (1, 5)		1-0 G5-3		0-0 FC6-4		0-0 1B		1-1 FC4-6 BB 1B		4 1 1 2 0 1 3												
Torey Lovullo, S OBP: 0.360, SLG: 0.478 (8, PH) (8, 5)				1-2 1-2f		1-3 2-H 3-H 1B				1 0 1 0 0 0 0												
Damion Easley, R OBP: 0.370, SLG: 0.439 (1, 4)		1-0 G5-3 2B 1B		1-2 K		3-3 K		0-1 SH1 1B 1B	4-1 FC4-6 BB	4 2 2 0 1 1 2	AB 41 R 11 H 15 RBI 11 BB 8 SO 4 LOB 24											
Gary Disarcina, R OBP: 0.240, SLG: 0.316 (1, 6)		2-1 G5-3		2-1 G6-3		2-0 1B		0-0 SH1	2-1 FC4-6	4 0 1 2 0 0 3												
John Orton, R OBP: 0.259, SLG: 0.368 (1, 2)		4-1 2B BB		0-1 1B		2-2 G5-3		0-0 G6-3 1B	0-0 P2	4 1 2 1 1 0 3												
Inning Stats	R: 0 E: 0 K: 1 S: 10	H: 0 LOB: 2 BB: 2 P: 24	R: 1 E: 0 K: 0 S: 9	H: 2 LOB: 2 BB: 1 P: 19	R: 0 E: 0 K: 0 S: 4	H: 0 LOB: 1 BB: 1 P: 10	R: 0 E: 0 K: 0 S: 12	H: 1 LOB: 1 BB: 0 P: 18	R: 4 E: 0 K: 1 S: 19	H: 4 LOB: 1 BB: 1 P: 34	R: 1 E: 0 K: 1 S: 14	H: 2 LOB: 2 BB: 1 P: 25	R: 5 E: 0 K: 1 S: 14	H: 4 LOB: 0 BB: 1 P: 22	R: 0 E: 0 K: 0 S: 8	H: 1 LOB: 2 BB: 1 P: 16	R: 0 E: 0 K: 0 S: 10	H: 1 LOB: 1 BB: 0 P: 17	1B: 11 2B: 2 3B: 0 HR: 2	SF: 0 SAC: 1 DP: 0 HBP: 0	WP: 0 PB: 1 SB: 2 CS: 0	PA: 50
PITCHER	IP WLS BF H R ER SO BB IBB HBP BLK WP HR S P ERA WHIP												PITCHER	IP WLS BF H R ER SO BB IBB HBP BLK WP HR S P ERA WHIP								
Dave Stieb, R ERA: 6.61 (1, 1)	4.1 L 24 6 5 5 1 5 0 0 0 0 0 0 46 90 10.38 2.538																					
Barry Jones, R ERA: 7.11 (5, 1)	2.0 12 5 3 3 2 1 0 0 0 0 0 1 26 44 13.50 3.000																					
Scott Radinsky, L ERA: 5.94 (7, 1)	0.2 5 2 3 3 1 1 0 0 0 0 0 1 10 18 40.50 4.500																					
Jeff Schwarz, R ERA: 3.27 (8, 1)	2.0 9 2 0 0 0 1 0 0 0 0 0 0 18 33 0.00 1.500																					

California Angels @ Chicago White Sox
Comiskey Park, Chicago, IL
Mon May 17 1993, 8:05 PM EDT
Att. 21,346 - Unknown - 52 F

livebaseballscorecards.com

Batter	1	2	3	4	5	6	7	8	9	AB	R	H	RBI	BB	SO	LOB
Joey Cora, S OBP: 0.361, SLG: 0.355 (1, 4)	2-3 K		1-0 L4		4-2 BLK BB		3-2 F8		2-1 P5	4	0	0	0	1	1	1
Lance Johnson, L OBP: 0.376, SLG: 0.430 (1, 8)	0-1 F8		0-0 B4-3		0-1 G3		3-2 3B		0-0 G4-3	5	0	1	0	0	0	2
Frank Thomas, R OBP: 0.361, SLG: 0.535 (1, 3)	3-2 HR			0-2 HR 1B	2-0 FC9-2		0-0 G1-3			4	2	2	1	0	0	3
George Bell, R OBP: 0.266, SLG: 0.310 (1, 10)	3-1 1B			1-0 F8		2-2 HR		2-1 G4-3		4	1	2	1	0	0	1
Robin Ventura, L OBP: 0.426, SLG: 0.520 (1, 5)	2-3 K			1-2 HR 1B	1-1 1B		0-1 1B		0-1 1B	4	1	3	2	0	1	1
Bo Jackson, R OBP: 0.413, SLG: 0.554 (1, 7)		3-3 K		4-2 BB	2-3 K		0-1 1B		0-1 1B	3	0	1	0	1	2	1
Dan Pasqua, L OBP: 0.328, SLG: 0.365 (1, 9)		2-1 P5		2-1 P4	0-1 F7		2-3 K		2-3 K	4	0	0	0	0	1	4
Ron Karkovice, R OBP: 0.291, SLG: 0.400 (1, 2)		0-0 F9		0-0 F9	3-3 K		1-3 K			3	0	0	0	0	1	2
Carlton Fisk, R OBP: 0.167, SLG: 0.267 (8, 2)										1	0	0	0	0	1	2
Ozzie Guillen, L OBP: 0.234, SLG: 0.267 (1, 6)			0-1 L4		1-1 BLK FC9-2 BB 1B		0-2 G4-3		0-0 P6	4	0	2	0	0	0	0

Inning Stats	R: 1	H: 2	E: 0	K: 2	S: 17	R: 0	H: 0	E: 0	K: 1	S: 7	R: 0	H: 1	E: 0	K: 0	S: 4	R: 2	H: 2	E: 0	K: 0	S: 12	R: 0	H: 1	E: 0	K: 0	S: 8	R: 1	H: 2	E: 0	K: 2	S: 16	R: 0	H: 1	E: 0	K: 0	S: 14	R: 0	H: 2	E: 0	K: 2	S: 14	R: 0	H: 0	E: 0	K: 0	S: 4	1B: 6	2B: 3	3B: 1	SF: 0	SAC: 0	DP: 2	HBP: 0	WP: 0	PB: 0	SB: 0	CS: 0	PA: 38
--------------	------	------	------	------	-------	------	------	------	------	------	------	------	------	------	------	------	------	------	------	-------	------	------	------	------	------	------	------	------	------	-------	------	------	------	------	-------	------	------	------	------	-------	------	------	------	------	------	-------	-------	-------	-------	--------	-------	--------	-------	-------	-------	-------	--------


PITCHER	IP	WLS	BF	H	R	ER	SO	BB	IBB	HBP	BLK	WP	HR	S	P	ERA	WHIP
Scott Sanderson, R ERA: 3.21 (1, 1)	5.0		21	6	3	3	3	2	0	0	1	0	2	48	79	5.40	1.600
Gene Nelson, R ERA: 1.64 (6, 1)	1.0		5	2	1	1	2	0	0	0	0	0	1	16	24	9.00	2.000
Steve Frey, L ERA: 3.38 (7, 1)	0.2		3	1	0	0	0	0	0	0	0	0	0	13	19	0.00	1.500
Chuck Crim, R ERA: 5.11 (7, 1)	2.1		9	2	0	0	2	0	0	0	0	0	0	19	26	0.00	0.857

BOTTOM

California Angels @ Chicago White Sox
Comiskey Park, Chicago, IL

Mon May 17 1993, 8:05 PM EDT
Att: 21,346 - Unknown - 52 F

AB 36
R 4
H 11
RBI 4
BB 2
SO 7
LOB 17



PITCHER	IP	WLS	BF	H	R	ER	SO	BB	IBB	HBP	BLK	WP	HR	S	P	ERA	WHIP
---------	----	-----	----	---	---	----	----	----	-----	-----	-----	----	----	---	---	-----	------

Batter	1	2	3	4	5	6	7	8	9	AB R H RBI BB SO LOB	TOP		
Stan Javier, S OBP: 0.280, SLG: 0.292 (1, 7) B B C C F F F X	2-2 F9		1-2 G4-6-3 1-2f		2-2 CS 1B			1-3 K		4 0 1 0 0 1 1			
Chad Curtis, R OBP: 0.386, SLG: 0.350 (1, 8) B B C C B	4-2 FC5-4 BB		4-2 E S BB		1-0 CS 1-2	1-0 G6-3		2-0 F8		2 0 0 0 2 0 0			
Tim Salmon, R OBP: 0.379, SLG: 0.469 (1, 9) B 1 B X	2-0 FC5-4 1-2f 2B		2-0 G5-3 1-3		2-1 CS 2B			4-2 BB		3 1 1 0 1 0 2			
Chili Davis, S OBP: 0.320, SLG: 0.360 (1, 10) B C C C F F F 1 B SAFE	3-2 1-H 2B			2-2 G6-3		4-0 CS BB		2-3 K		3 1 1 1 1 1 1			
Rene Gonzales, R OBP: 0.377, SLG: 0.320 (1, 5) B B C C B F F F X	3-2 G4-3			4-0 G6-3 BB		2-1 HR 1-H 2-3		3-2 G4-3		3 1 1 2 1 0 1			
Gary Gaetti, R OBP: 0.184, SLG: 0.171 (1, 3) J.T. Snow, L OBP: 0.309, SLG: 0.541 (6, 3) B G T T B			1-3 K	0-2 G6-3 1-2f		0-1 L5		1-3 K		3 0 0 0 0 1 1 1 0 0 0 0 1 0			
Damion Easley, R OBP: 0.375, SLG: 0.436 (1, 4) C B C B B B			3-3 K		0-0 S E 1B		2-2 G6-3		4-2 BB	3 1 1 0 1 1 0	AB 27		
Gary Disarcina, R OBP: 0.242, SLG: 0.311 (1, 6) Luis Polonia, L OBP: 0.325, SLG: 0.353 (9, PH) B B B X			2-0 F8		1-1 G6-3 1-H		4-2 G4-3 BB		1-3 K	2 0 0 0 1 0 0 1 0 0 0 0 1 1	R 4		
John Orton, R OBP: 0.262, SLG: 0.356 (1, 2) B B C S B			4-2 G4-6-3 BB		3-2 P5		1-2 G4-3 1-2f			2 0 0 0 1 0 1	H 5		
Inning Stats	R: 1 E: 0 K: 0 S: 19 H: 1 LOB: 1 BB: 1 P: 33	R: 0 E: 0 K: 2 S: 7 H: 0 LOB: 0 BB: 0 P: 13	R: 0 E: 0 K: 0 S: 8 H: 0 LOB: 1 BB: 2 P: 19	R: 0 E: 0 K: 0 S: 6 H: 0 LOB: 0 BB: 1 P: 12	R: 1 E: 0 K: 0 S: 9 H: 2 LOB: 0 BB: 0 P: 16	R: 2 E: 0 K: 0 S: 7 H: 2 LOB: 0 BB: 1 P: 16	R: 0 E: 0 K: 0 S: 8 H: 0 LOB: 0 BB: 1 P: 15	R: 0 E: 0 K: 2 S: 11 H: 0 LOB: 1 BB: 1 P: 20	R: 0 E: 0 K: 2 S: 13 H: 0 LOB: 1 BB: 1 P: 22	1B: 2 2B: 2 3B: 0 HR: 1 SF: 0 SAC: 0 DP: 3 HBP: 0	WP: 0 PB: 0 SB: 2 CS: 3 PA: 36		
PITCHER	IP WLS BF H R ER SO BB IBB HBP BLK WP HR S P ERA WHIP											PITCHER	IP WLS BF H R ER SO BB IBB HBP BLK WP HR S P ERA WHIP
Wilson Alvarez, L ERA: 3.06 (1, 1)	7.0 W 27 5 4 4 2 6 0 0 0 0 1 64 124 5.14 1.571												
Donn Pall, R ERA: 1.5 (8, 1)	1.0 4 0 0 0 2 1 0 0 0 0 0 0 11 20 0.00 1.000												
Roberto Hernandez, R ERA: 1.56 (9, 1)	1.0 S 4 0 0 0 2 1 0 0 0 0 0 0 13 22 0.00 1.000												

California Angels @ Chicago White Sox
Comiskey Park, Chicago, IL
Tue May 18 1993, 8:05 PM EDT
Att. 22,878 - Unknown - 51 F

AB	27
R	4
H	5
RBI	3
BB	8
SO	6
LOB	8



Batter	1	2	3	4	5	6	7	8	9	AB R H RBI BB SO LOB	TOP																
Rickey Henderson, R OBP: 0.459, SLG: 0.475 (1, 7)	4-0 BB		2-1 G4-3		4-2 1B BB		2-1 L7	2-2 HR	3-2 SF7 3B	4 2 2 5 2 0 2																	
Brent Gates, S OBP: 0.366, SLG: 0.400 (1, 4)	2-3 K		4-2 BB		0-0 1B		2-2 L7	1-1 1B 2B	0-2 SF7	4 1 2 1 1 1 3																	
Ruben Sierra, S OBP: 0.268, SLG: 0.437 (1, 9)	1-0 P2		2-2 F9		1-0 P2		0-1 2B	1-0 BB E 1B	0-1 G4-3	6 0 2 3 0 0 4																	
Dave Henderson, R OBP: 0.295, SLG: 0.447 (1, 8)	3-3 K		1-3 K			1-1 HR	2-1 P5	1-0 E1 BB		3 1 1 1 0 2 2																	
Scott Lydy, R OBP: 0.267, SLG: 0.308 (6, 8)										2 0 0 0 0 0 2																	
Terry Steinbach, R OBP: 0.319, SLG: 0.394 (1, 2)		1-0 HR		3-1 L9		3-2 L9		G5-3		4 1 1 1 1 0 0																	
Troy Neel, L OBP: 0.270, SLG: 0.371 (1, 10)		0-1 G1-3		1-2 F7		2-3 K		G4-3		5 0 0 0 0 2 3																	
Kevin Seitzer, R OBP: 0.293, SLG: 0.354 (1, 5)		0-1 E6		2-0 L9		2-1 G6-3		K		5 1 1 0 0 1 0																	
Dale Sveum, S OBP: 0.328, SLG: 0.255 (1, 3)		2-3 K		1-3 K			4-2 PB 1B 2B BB	4-0 1B HR BB	4-1 1B BB	2 3 0 0 3 2 1																	
Mike Bordick, R OBP: 0.360, SLG: 0.350 (1, 6)		2-3 K		0-1 G4-3			1-2 2B 1B PB	1-0 HR 1B	1-1 3B 1B	5 3 3 1 0 1 1																	
Inning Stats	R: 0 E: 0 K: 2 S: 10	H: 0 LOB: 1 BB: 1 P: 19	R: 1 E: 1 K: 2 S: 12	H: 1 LOB: 1 BB: 0 P: 17	R: 0 E: 0 K: 1 S: 10	H: 0 LOB: 1 BB: 1 P: 19	R: 0 E: 0 K: 0 S: 6	H: 0 LOB: 0 BB: 0 P: 12	R: 0 E: 0 K: 1 S: 9	H: 1 LOB: 2 BB: 1 P: 15	R: 1 E: 0 K: 1 S: 11	H: 1 LOB: 0 BB: 0 P: 19	R: 2 E: 0 K: 0 S: 15	H: 2 LOB: 1 BB: 1 P: 25	R: 5 E: 1 K: 1 S: 26	H: 5 LOB: 3 BB: 2 P: 49	R: 3 E: 0 K: 1 S: 14	H: 2 LOB: 0 BB: 1 P: 24	1B: 6 2B: 2 3B: 1 HR: 3	SF: 1 SAC: 0 DP: 0 HBP: 0	WP: 0 PB: 1 SB: 0 CS: 0	PA: 48					
PITCHER	IP WLS BF H R ER SO BB IBB HBP BLK WP HR S P ERA WHIP																										
Alex Fernandez, R ERA: 2.76 (1, 1)	7.0		31	5	4	3	7	4	0	0	0	0	2	73	126	3.86	1.286										
Donn Pall, R ERA: 3.38 (8, 1)	0.2		6	3	4	4	0	1	0	0	0	0	1	17	31	54.00	6.000										
Scott Radinsky, L ERA: 6.48 (8, 1)	0.0		1	1	0	0	0	0	0	0	0	0	0	2	3	∞	∞										
Roberto Hernandez, R ERA: 2.89 (8, 1)	1.1	L	10	3	4	4	2	2	0	0	0	0	0	21	39	27.00	3.750										

Oakland Athletics @ Chicago White Sox
Comiskey Park, Chicago, IL
Fri May 21 1993, 8:05 PM EDT
Att. 36,760 - Unknown - 60 F

livebaseballscorecards.com

AB	40
R	12
H	12
RBI	12
BB	7
SO	9
LOB	18



Batter	1	2	3	4	5	6	7	8	9	AB	R	H	RBI	BB	SO	LOB
Joey Cora, S OBP: 0.365, SLG: 0.376 (1, 4)	1-1 F7	2-1 3B		2-0 G6-4-3		2-2 1B	4-2 BB		0-0 F7	5	0	2	2	1	0	1
Lance Johnson, L OBP: 0.360, SLG: 0.404 (1, 8)	0-0 G3	1-1 G6-3			0-0 G4-3	4-1 BB	1-0 G4-3		0-0 G6-3	5	0	0	0	1	0	4
Frank Thomas, R OBP: 0.379, SLG: 0.521 (1, 3)	3-2 G6-3		1-0 L9		1-0 HR	2-2 P4		1-2 SF7		5	2	2	0	0	0	2
George Bell, R OBP: 0.275, SLG: 0.340 (1, 10)		1-0 G4-3	1-2 G3-1		4-1 HR		1-0 SH1-3	1-2 G6-3		3	1	1	0	1	0	0
Steve Sax, R OBP: 0.276, SLG: 0.321 (7, PR)										1	1	0	0	0	0	1
Robin Ventura, L OBP: 0.438, SLG: 0.563 (1, 5)		3-2 G4-3	1-1 HR		3-2 HR		4-2 SF8	4-0 BB		3	3	2	4	2	0	0
Ellis Burks, R OBP: 0.369, SLG: 0.548 (1, 9)		2-1 2B	0-0 FC5-4		2-2 G6-3		0-0 SH1-3	4-1 BB		3	1	2	0	1	0	0
Bo Jackson, R OBP: 0.418, SLG: 0.537 (1, 7)		4-2 2B	1-0 FC5-4		1-1 G1-3		4-0 BB	0-1 SF7		2	1	0	0	2	0	1
Mike Huff, R OBP: 0.345, SLG: 0.455 (7, PR)										0	0	0	1	0	0	0
Ron Karkovice, R OBP: 0.295, SLG: 0.409 (1, 2)		2-2 1B		0-0 P2		2-0 G6-3	1-0 SF8	2-0 F8		4	1	1	3	0	0	2
Ozzie Guillen, L OBP: 0.255, SLG: 0.280 (1, 6)		3-2 3B		1-0 G6-4-3		1-0 F8	4-0 BB		0-3 K	4	1	2	1	1	1	0

Inning Stats	R: 0	H: 0	E: 0	K: 6	S: 10	R: 4	H: 4	E: 0	K: 0	S: 22	R: 1	H: 2	E: 0	K: 0	S: 8	R: 3	H: 2	E: 0	K: 13	S: 13	R: 0	H: 1	E: 0	K: 0	S: 13	R: 2	H: 1	E: 0	K: 11	S: 11	R: 1	H: 1	E: 0	K: 12	S: 12	R: 0	H: 0	E: 0	K: 6	S: 6	1B: 5	SF: 2	2B: 4	SAC: 1	3B: 1	DP: 1	HR: 2	HBP: 0	WP: 0	PA: 47
--------------	------	------	------	------	-------	------	------	------	------	-------	------	------	------	------	------	------	------	------	-------	-------	------	------	------	------	-------	------	------	------	-------	-------	------	------	------	-------	-------	------	------	------	------	------	-------	-------	-------	--------	-------	-------	-------	--------	-------	--------

PITCHER	IP	WLS	BF	H	R	ER	SO	BB	IBB	HBP	BLK	WP	HR	S	P	ERA	WHIP
Ron Darling, R ERA: 6.21 (1, 1)	4.1		22	8	7	7	0	2	0	0	0	0	1	42	76	14.54	2.308
Joe Slusarski, R ERA: 13.5 (5, 1)	2.0		12	3	3	3	0	2	1	0	0	0	1	28	54	13.50	2.500
Kelly Downs, R ERA: 7.52 (7, 1)	1.2	W	10	1	1	1	0	3	1	0	0	0	0	18	40	5.40	2.400
Dennis Eckersley, R ERA: 5.4 (9, 1)	1.0	S	3	0	0	0	1	0	0	0	0	0	0	6	6	0.00	0.000

BOTTOM

Oakland Athletics @ Chicago White Sox

Comiskey Park, Chicago, IL

Fri May 21 1993, 8:05 PM EDT

Att: 36,760 - Unknown - 60 F

AB	35
R	11
H	12
RBI	11
BB	9
SO	1
LOB	11



PITCHER	IP	WLS	BF	H	R	ER	SO	BB	IBB	HBP	BLK	WP	HR	S	P	ERA	WHIP
---------	----	-----	----	---	---	----	----	----	-----	-----	-----	----	----	---	---	-----	------

Batter	1	2	3	4	5	6	7	8	9	AB R H RBI BB SO LOB	TOP											
Rickey Henderson, R OBP: 0.457, SLG: 0.467 (1, 7) X	0-0 E SF8 1B		0-0 E4		0-0 F9		4-0 1B 1B BB	0-3 K		4 2 1 0 1 1 1												
Brent Gates, S OBP: 0.368, SLG: 0.391 (1, 4) B B B	4-0 1B 1-3 BB		0-3 K		0-3 K		0-0 1B		0-0 G3	4 0 1 1 1 2 1												
Ruben Sierra, S OBP: 0.272, SLG: 0.438 (1, 9) X	0-0 SF8		0-0 G4-3			0-0 1B G6-3 1B	0-0 1B		0-0 G5-3	4 1 2 2 0 0 1												
Dave Henderson, R OBP: 0.303, SLG: 0.480 Lance Blankenship, R OBP: 0.373, SLG: 0.298 (1, 8) X (8, 8)	0-0 G5-4-3 1-2 1B			0-0 HR		0-0 F9	0-0 F8		1-0 HBP	4 1 2 1 0 0 3 0 0 0 0 0 0 0												
Terry Steinbach, R OBP: 0.322, SLG: 0.394 (1, 2) X	0-0 G5-4-3 1-2f			0-0 1B 1B		0-0 1B G6-3 1B	0-0 F8		0-0 G4-3	5 1 2 0 0 0 5												
Troy Neel, L OBP: 0.261, SLG: 0.358 (1, 10) X		0-0 G4-3		0-0 F7		0-0 G6-3	0-3 K			4 0 0 1 0 1 4												
Kevin Seitzer, R OBP: 0.299, SLG: 0.359 (1, 5) X		0-0 F9		0-0 G6-3 1-3 1B		0-0 1B		0-0 G4-3		4 0 2 1 0 0 0												
Dale Sveum, S OBP: 0.323, SLG: 0.241 (1, 3) X		0-0 G3		0-0 G6-3 1-2f		0-0 P5		4-0 WP BB		3 0 0 0 1 0 3												
Mike Bordick, R OBP: 0.357, SLG: 0.342 (1, 6) X			0-0 G4-3		0-0 F9		4-0 1B BB	0-0 F8		3 1 0 0 1 0 1												
Inning Stats	R: 1 E: 1 K: 0 S: 4	H: 2 LOB: 1 BB: 1 P: 8	R: 0 E: 0 K: 0 S: 3	H: 0 LOB: 0 BB: 0 P: 3	R: 0 E: 1 K: 1 S: 6	H: 0 LOB: 1 BB: 0 P: 6	R: 1 E: 0 K: 0 S: 5	H: 3 LOB: 1 BB: 0 P: 5	R: 0 E: 0 K: 1 S: 5	H: 0 LOB: 0 BB: 0 P: 5	R: 2 E: 0 K: 0 S: 6	H: 3 LOB: 1 BB: 0 P: 6	R: 2 E: 0 K: 1 S: 7	H: 2 LOB: 2 BB: 2 P: 15	R: 0 E: 0 K: 1 S: 5	H: 0 LOB: 1 BB: 1 P: 9	R: 0 E: 0 K: 0 S: 3	H: 0 LOB: 1 BB: 0 P: 4	1B: 9 2B: 0 3B: 0 HR: 1	SF: 1 SAC: 0 DP: 2 HBP: 1	WP: 1 PB: 0 SB: 1 CS: 0	PA: 41
PITCHER	IP WLS BF H R ER SO BB IBB HBP BLK WP HR S P ERA WHIP																					
Dave Stieb, R ERA: 6.04 (1, 1)	6.0 L 26 8 4 3 2 1 0 0 0 0 0 1 29 33 4.50 1.500																					
Barry Jones, R ERA: 8.59 (7, 1)	1.0 7 2 2 2 1 2 0 0 0 0 0 0 7 15 18.00 4.000																					
Jeff Schwarz, R ERA: 3.0 (8, 1)	1.0 4 0 0 0 1 1 0 0 0 1 0 5 9 0.00 1.000																					
Bobby Thigpen, R ERA: 6.1 (9, 1)	1.0 4 0 0 0 0 0 0 0 1 0 0 0 3 4 0.00 0.000																					

Oakland Athletics @ Chicago White Sox
Comiskey Park, Chicago, IL
Sat May 22 1993, 4:33 AM EDT
Att. 33,205 - Unknown - 70 F

livebaseballscorecards.com

AB	35
R	6
H	10
RBI	6
BB	4
SO	4
LOB	19



Batter	1	2	3	4	5	6	7	8	9	AB	R	H	RBI	BB	SO	LOB
Tim Raines, S OBP: 0.400, SLG: 0.625 (1, 7)	0-0 CS 1B		0-0 L8		0-0 L4		4-0 BB BB		0-0 L9	4	0	1	0	1	0	2
Joey Cora, S OBP: 0.378, SLG: 0.388 (1, 4)	4-0 G6-4-3 1-2 BB		0-0 1-2 1B		0-0 G4-1		4-0 1-2 BB		0-0 2-H 2B	3	0	2	1	2	0	0
Frank Thomas, R OBP: 0.374, SLG: 0.510 (1, 3)	0-0 L9		0-3 K		0-0 G4-6-3 1B		0-0 F8		0-0 P4	5	0	1	0	0	1	7
George Bell, R OBP: 0.267, SLG: 0.329 (1, 10)	0-0 G6-4-3 1-2f		0-0 F8		0-0 F7		0-0 G4-3		0-3 K	5	0	0	0	0	1	6
Robin Ventura, L OBP: 0.434, SLG: 0.551 (1, 5)		0-3 K		0-0 F8		0-0 G4-6-3 1-2f		4-0 1B FC4-6 BB		3	1	0	0	1	1	1
Ellis Burks, R OBP: 0.379, SLG: 0.550 (1, 9)		4-0 1B BB		0-0 F8		0-0 G4-3 HR 1B		0-0 1-3 FC4-6 1B		3	1	2	0	1	0	0
Lance Johnson, L OBP: 0.363, SLG: 0.406 (1, 8)		0-0 G5-4-3 1-2 1B		0-0 S 1B		0-0 G4-3		0-0 1-2f FC4-6		4	0	2	1	0	0	2
Ron Karkovics, R OBP: 0.286, SLG: 0.395 (1, 2)		0-0 G5-4-3 1-2f		0-0 F7		0-0 F7		0-3 K		4	0	0	0	0	1	5
Ozzie Guillen, L OBP: 0.273, SLG: 0.337 (1, 6)			0-0 1B		0-0 G6-3		0-0 2-H HR		0-0 2B	4	2	3	2	0	0	0

BOTTOM

Oakland Athletics @ Chicago White Sox
 Comiskey Park, Chicago, IL
 Sat May 22 1993, 4:33 AM EDT
 Att: 33,205 - Unknown - 70 F


livebaseballscorecards.com

AB	35
R	4
H	11
RBI	4
BB	5
SO	4
LOB	23



Inning Stats	R: 0	H: 1	E: 0	LOB: 1	K: 0	P: 7	R: 0	H: 1	E: 0	LOB: 1	K: 1	P: 9	R: 0	H: 2	E: 0	LOB: 2	K: 1	P: 7	R: 0	H: 1	E: 0	LOB: 1	K: 0	P: 4	R: 0	H: 0	E: 0	LOB: 0	K: 0	P: 3	R: 0	H: 1	E: 0	LOB: 0	K: 0	P: 3	R: 2	H: 2	E: 0	LOB: 2	K: 0	P: 13	R: 1	H: 1	E: 0	LOB: 1	K: 1	P: 10	R: 1	H: 2	E: 0	LOB: 1	K: 1	P: 7	1B: 8	SF: 0	2B: 2	SAC: 0	3B: 0	DP: 3	HR: 1	HBP: 0	WP: 0	PA: 40
--------------	------	------	------	--------	------	------	------	------	------	--------	------	------	------	------	------	--------	------	------	------	------	------	--------	------	------	------	------	------	--------	------	------	------	------	------	--------	------	------	------	------	------	--------	------	-------	------	------	------	--------	------	-------	------	------	------	--------	------	------	-------	-------	-------	--------	-------	-------	-------	--------	-------	--------

PITCHER	IP	WLS	BF	H	R	ER	SO	BB	IBB	HBP	BLK	WP	HR	S	P	ERA	WHIP
Bobby Witt, R ERA: 4.01 (1, 1)	6.2	W	27	8	2	2	2	2	0	0	0	0	1	29	37	2.70	1.500
Mike Mohler, L ERA: 5.94 (7, 1)	0.0		2	0	0	0	0	2	0	0	0	0	0	0	8	∞	∞
Ed Nunez, R ERA: 4.35 (7, 1)	0.2		4	1	1	1	0	1	0	0	0	0	0	3	7	13.50	3.000
Rick Honeycutt, L ERA: 2.87 (8, 1)	1.0		4	1	1	1	1	0	0	0	0	0	0	6	6	9.00	1.000
Dennis Eckersley, R ERA: 5.19 (9, 1)	0.2	S	3	1	0	0	1	0	0	0	0	0	0	5	5	0.00	1.500

Batter	1	2	3	4	5	6	7	8	9	10	AB R H RBI BB SO LOB	TOP														
Rickey Henderson, R OBP: 0.469, SLG: 0.477 (1, 7)	4-2 FC5-4 BB	4-2 1-2 BB			0-2 G6-4-3 1-2f		4-0 IBB		3-1 2B		2 0 1 0 3 0 1	<p>Oakland Athletics @ Chicago White Sox Comiskey Park, Chicago, IL Sun May 23 1993, 4:33 AM EDT Att: 30,873 - Overcast - 64 F</p> <p>livebaseballscorecards.com</p> <table border="1"> <tr><td>AB</td><td>36</td></tr> <tr><td>R</td><td>4</td></tr> <tr><td>H</td><td>7</td></tr> <tr><td>RBI</td><td>3</td></tr> <tr><td>BB</td><td>6</td></tr> <tr><td>SO</td><td>9</td></tr> <tr><td>LOB</td><td>15</td></tr> </table> 	AB	36	R	4	H	7	RBI	3	BB	6	SO	9	LOB	15
AB	36																									
R	4																									
H	7																									
RBI	3																									
BB	6																									
SO	9																									
LOB	15																									
Lance Blankenship, R OBP: 0.358, SLG: 0.283 (1, 4) (10, 8)	0-3 K	0-3 K			3-2 G5-3		1-0 P3		3-2 P3		5 0 0 0 0 2 7															
Ruben Sierra, S OBP: 0.264, SLG: 0.425 (1, 9)	0-0 FC5-4 1-2f				1-0 F9		3-3 K		0-3 K		5 0 0 0 0 2 1															
Dave Henderson, R OBP: 0.307, SLG: 0.505 (1, 10)	1-3 K				0-0 G5-3		0-0 HR		2-1 HR 1B		5 2 2 1 0 2 1															
Terry Steinbach, R OBP: 0.331, SLG: 0.418 (1, 3)		4-1 FC6 E BB			2-1 L8		1-1 G5-3		1-0 HR 1B		4 2 2 2 1 0 0															
Kevin Seitzer, R OBP: 0.295, SLG: 0.353 (1, 5)		3-1 FC6 PB 1-H			0-1 G5-3		1-1 P2		0-1 G3		5 0 1 0 0 0 0															
Scott Lydy, R OBP: 0.263, SLG: 0.294 Brent Gates, S OBP: 0.364, SLG: 0.385 (10, PH) (10, 4)		1-3 K			2-3 K		0-0 SH1-4 1B		1-3 K		4 0 1 0 0 3 1 1 0 0 0 0 0 2															
Mike Bordick, R OBP: 0.350, SLG: 0.333 (1, 6)		1-1 F9			1-0 G4-3		1-0 SH1-4 1-2		0-2 G5-3		3 0 0 0 0 0 1															
Scott Hemond, R OBP: 0.250, SLG: 0.200 (1, 2)		4-0 BB 2-3 BB			4-2 G6-4-3 BB		1-2 P4		1-0 G5-3		2 0 0 0 2 0 1															
Inning Stats	R: 0 E: 0 K: 2 S: 9	H: 0 LOB: 1 BB: 1 P: 14	R: 1 E: 1 K: 2 S: 16	H: 0 LOB: 3 BB: 3 P: 33	R: 0 E: 0 K: 0 S: 4	H: 0 LOB: 0 BB: 0 P: 7	R: 0 E: 0 K: 1 S: 6	H: 0 LOB: 0 BB: 0 P: 9	R: 0 E: 0 K: 0 S: 9	H: 0 LOB: 0 BB: 1 P: 16	R: 1 E: 0 K: 1 S: 8	H: 1 LOB: 0 BB: 0 P: 13	R: 0 E: 0 K: 0 S: 7	H: 1 LOB: 2 BB: 1 P: 13	R: 2 E: 0 K: 2 S: 11	H: 2 LOB: 0 BB: 0 P: 15	R: 0 E: 0 K: 0 S: 9	H: 1 LOB: 1 BB: 0 P: 16	R: 0 E: 0 K: 1 S: 12	H: 2 LOB: 2 BB: 0 P: 19	1B: 4 2B: 1 3B: 0 HR: 2	SF: 0 SAC: 1 DP: 1 HBP: 0	WP: 0 PB: 1 SB: 0 CS: 0	PA: 43		
PITCHER	IP WLS BF H R ER SO BB IBB HBP BLK WP HR S P ERA WHIP	IP WLS BF H R ER SO BB IBB HBP BLK WP HR S P ERA WHIP											IP WLS BF H R ER SO BB IBB HBP BLK WP HR S P ERA WHIP													
Wilson Alvarez, L ERA: 3.11 Roberto Hernandez, R ERA: 2.61 (1, 1) (9, 1)	8.0 W 34 4 4 3 8 5 1 0 0 0 0 70 120 3.38 1.125	2.0 W 9 3 0 0 1 0 0 0 0 0 0 21 35 0.00 1.500																								

BOTTOM

Oakland Athletics @ Chicago White Sox
Comiskey Park, Chicago, IL
Sun May 23 1993, 4:33 AM EDT
Att. 30,873 - Overcast - 64 F

livebaseballscorecards.com

AB 35
R 5
H 8
RBI 5
BB 4
SO 4
LOB 15



WP: 0 PA: 40
PB: 0
SB: 0
CS: 1

AB R H RBI BB SO LOB

5 1 2 0 0 0 2

4 1 0 0 1 1 2

5 1 1 1 0 1 3

5 1 3 3 0 0 1

3 0 0 0 1 0 1

4 0 0 0 0 1 3

3 1 1 0 1 0 1

4 0 1 0 0 1 2

2 0 0 1 1 0 0

1B: 4 SF: 1
2B: 1 SAC: 0
3B: 1 DP: 0
HR: 2 HBP: 0

Batter	1	2	3	4	5	6	7	8	9	10
Tim Raines, S OBP: 0.400, SLG: 0.619 (1, 7)	1-2 FC6-4 1B		0-1 F7		1-0 G4-1			2-2 HR 2B	1-1 L3	
Joey Cora, S OBP: 0.373, SLG: 0.378 (1, 4)	0-3 K		0-0 F7			2-2 F7		1-1 G6-3		4-1 3B BB
Frank Thomas, R OBP: 0.369, SLG: 0.520 (1, 3)	1 SAFE 1 SAFE 1 SAFE K			1-1 HR		2-0 P4		0-0 G5-3		1-1 F9
George Bell, R OBP: 0.277, SLG: 0.367 (1, 10)	1 SAFE 2-0 FC6-4 1-2f			2-2 F9		0-1 E 1B		2-1 HR		2-2 1-H 3B
Robin Ventura, L OBP: 0.429, SLG: 0.539 (1, 5)		4-2 BB		1-1 G4-3		3-0 E3		1-2 G4-3		
Ellis Burks, R OBP: 0.369, SLG: 0.534 (1, 9)		2-2 F8		3-2 G5-3		3-1 G6-3			3-3 K	
Lance Johnson, L OBP: 0.366, SLG: 0.405 (1, 8)		2-2 P5			0-0 CS 1B		3-2 G6-3		4-1 1B SF7 BB	
Ron Karkovice, R OBP: 0.285, SLG: 0.390 (1, 2)		3-1 F7			0-3 K		0-1 G6-3		1-2 1-3 1B	
Ozzie Guillen, L OBP: 0.272, SLG: 0.330 (1, 6)			1-2 L3		4-0 BB		1-2 G3		0-0 SF7	

Inning Stats	R: 0	H: 1	E: 0	K: 2	S: 14	H: 1	LOB: 1	BB: 0	P: 17	R: 0	H: 0	E: 0	K: 0	S: 13	H: 0	LOB: 0	BB: 0	P: 24	R: 0	H: 0	E: 0	K: 0	S: 6	H: 0	LOB: 0	BB: 0	P: 7	R: 1	H: 1	E: 0	K: 0	S: 14	H: 1	LOB: 1	BB: 0	P: 21	R: 0	H: 1	E: 1	K: 0	S: 10	H: 1	LOB: 2	BB: 0	P: 20	R: 0	H: 0	E: 0	K: 0	S: 13	H: 0	LOB: 0	BB: 0	P: 17	R: 2	H: 2	E: 0	K: 0	S: 17	H: 2	LOB: 0	BB: 0	P: 23	R: 1	H: 1	E: 0	K: 1	S: 10	H: 1	LOB: 1	BB: 1	P: 19	R: 1	H: 1	E: 0	K: 0	S: 7	H: 1	LOB: 1	BB: 1	P: 14	1B: 4	SF: 1	2B: 1	SAC: 0	3B: 1	DP: 0	HR: 2	HBP: 0	WP: 0	PA: 40
--------------	------	------	------	------	-------	------	--------	-------	-------	------	------	------	------	-------	------	--------	-------	-------	------	------	------	------	------	------	--------	-------	------	------	------	------	------	-------	------	--------	-------	-------	------	------	------	------	-------	------	--------	-------	-------	------	------	------	------	-------	------	--------	-------	-------	------	------	------	------	-------	------	--------	-------	-------	------	------	------	------	-------	------	--------	-------	-------	------	------	------	------	------	------	--------	-------	-------	-------	-------	-------	--------	-------	-------	-------	--------	-------	--------

PITCHER	IP	WLS	BF	H	R	ER	SO	BB	IBB	HBP	BLK	WP	HR	S	P	ERA	WHIP
Bob Welch, R ERA: 4.76 (1, 1)	6.0		24	4	1	1	3	2	0	0	0	0	1	62	99	1.50	1.000
Joe Boever, R ERA: 3.72 (7, 1)	1.2		7	2	2	2	0	0	0	0	0	0	1	27	36	10.80	1.200
Rick Honeycutt, L ERA: 3.18 (8, 1)	1.1		6	1	1	1	1	1	0	0	0	0	0	13	23	6.75	1.500
Rich Gossage, R ERA: 1.08 (10, 1)	0.1	L	3	1	1	1	0	1	0	0	0	0	0	7	14	27.00	6.000

Batter	1	2	3	4	5	6	7	8	9	AB R H RBI BB SO LOB	TOP	
Felix Jose, S (1, 9) OBP: 0.299, SLG: 0.309	0-3 			1-2 G4-3 		0-0 G4-3 1B 			0-2 SH3 2B 1B 	4 1 2 0 0 1 0	Kansas City Royals @ Chicago White Sox Comiskey Park, Chicago, IL Tue May 25 1993, 8:05 PM EDT Att. 28,143 - Unknown - 58 F livebaseballscorecards.com	
Brian McRae, S (1, 8) OBP: 0.350, SLG: 0.404	1-1 G4-6-3 1B 			2-0 B2-3 		1-2 G4-3 1-2 			0-0 SH3 1-2 	3 0 1 0 0 0 1		
George Brett, L (1, 10) OBP: 0.275, SLG: 0.348	0-0 G4-6-3 1-2f 			1-3 K 			0-0 G3-1 		4-0 2B IBB 	3 0 0 0 1 1 1		
Wally Joyner, L (1, 3) OBP: 0.391, SLG: 0.424		0-0 F8 			3-2 HR 		4-2 BB 		2-0 2B 1-3 2-H 	3 1 2 2 1 0 0		
Mike Macfarlane, R (1, 2) OBP: 0.360, SLG: 0.584		1-3 K 		2-2 P3 		1-0 F7 		0-0 G6-3 		4 0 0 0 0 1 3		
Chris Gwynn, L (1, 7) OBP: 0.344, SLG: 0.393		0-2 G4-3 		1-2 G5-3 		2-1 G3 		2-2 F7 		4 0 0 0 0 0 3		
Keith Miller, R (1, 5) OBP: 0.175, SLG: 0.182			2-1 G6-3 		0-0 G5-3 			2-2 G5-3 		3 0 0 0 0 0 0		
Greg Gagne, R (1, 6) OBP: 0.324, SLG: 0.394			2-0 F9 		0-0 HR 			2-2 G6-3 		3 1 1 1 0 0 0		
Jose Lind, R (1, 4) OBP: 0.258, SLG: 0.296			0-2 G4-3 		1-1 G5-3 			1-1 G6-3 		3 0 0 0 0 0 0		
Inning Stats	R: 0 E: 0 K: 1 S: 7 H: 1 LOB: 0 BB: 0 P: 8	R: 0 E: 0 K: 1 S: 7 H: 0 LOB: 0 BB: 0 P: 8	R: 0 E: 0 K: 0 S: 6 H: 0 LOB: 0 BB: 0 P: 10	R: 0 E: 0 K: 1 S: 7 H: 0 LOB: 0 BB: 0 P: 11	R: 1 E: 0 K: 0 S: 11 H: 1 LOB: 0 BB: 0 P: 17	R: 1 E: 0 K: 0 S: 7 H: 2 LOB: 0 BB: 0 P: 9	R: 0 E: 0 K: 0 S: 7 H: 0 LOB: 1 BB: 1 P: 14	R: 0 E: 0 K: 0 S: 8 H: 0 LOB: 0 BB: 0 P: 13	R: 1 E: 0 K: 0 S: 9 H: 2 LOB: 2 BB: 1 P: 17	1B: 3 2B: 1 3B: 0 HR: 2 SF: 0 SAC: 1 DP: 1 HBP: 0		WP: 0 PB: 0 SB: 0 CS: 0 PA: 33
PITCHER Jack McDowell, R (1, 1) ERA: 3.96	IP WLS BF H R ER SO BB IBB HBP BLK WP HR S P ERA WHIP	9.0 L 33 6 3 3 3 1 1 0 0 0 2 69 107 3.00 0.778										

Batter	1	2	3	4	5	6	7	8	9	AB	R	H	RBI	BB	SO	LOB
Tim Raines, S OBP: 0.400, SLG: 0.560 (1, 7)	G4-3		G1-3					G6-3		4	1	1	0	1	0	2
Joey Cora, S OBP: 0.372, SLG: 0.377 (1, 4)	1B		G1-3						F7	3	0	1	0	0	0	0
Frank Thomas, R OBP: 0.370, SLG: 0.516 (1, 3)	F9		FC6-4					E9		5	0	2	1	0	0	2
George Bell, R OBP: 0.276, SLG: 0.361 (1, 10)	F9		FC6-4							3	0	0	0	0	0	2
Steve Sax, R OBP: 0.276, SLG: 0.321 (7, PR)										0	0	0	0	0	0	0
Dan Pasqua, L OBP: 0.323, SLG: 0.358 (9, PH)										1	0	0	0	0	0	0
Robin Ventura, L OBP: 0.431, SLG: 0.535 (1, 5)		G3-1								3	1	1	0	1	0	2
Ellis Burks, R OBP: 0.366, SLG: 0.526 (1, 9)										4	0	1	0	0	1	3
Lance Johnson, L OBP: 0.369, SLG: 0.407 (1, 8)										4	0	2	1	0	1	2
Carlton Fisk, R OBP: 0.206, SLG: 0.250 (1, 2)										2	0	0	0	2	0	3
Ron Karkovice, R OBP: 0.285, SLG: 0.390 (8, PR)										0	0	0	0	0	0	0
Ozzie Guillen, L OBP: 0.263, SLG: 0.318 (1, 6)										4	0	0	0	0	1	5

Inning Stats	R: 0	H: 1	E: 0	LOB: 1	K: 0	BB: 0	S: 7	P: 11	R: 0	H: 1	E: 0	LOB: 2	K: 1	BB: 1	S: 8	P: 15	R: 0	H: 1	E: 0	LOB: 1	K: 0	BB: 0	S: 9	P: 12	R: 0	H: 0	E: 1	LOB: 1	K: 0	BB: 1	S: 6	P: 11	R: 0	H: 0	E: 0	LOB: 1	K: 0	BB: 1	S: 8	P: 17	R: 1	H: 3	E: 0	LOB: 2	K: 0	BB: 0	S: 14	P: 19	R: 1	H: 2	E: 1	LOB: 2	K: 0	BB: 0	S: 10	P: 18	R: 0	H: 0	E: 0	LOB: 2	K: 2	BB: 1	S: 10	P: 19	R: 0	H: 0	E: 0	LOB: 0	K: 0	BB: 0	S: 6	P: 9	1B: 8	SF: 0	2B: 1	SAC: 2	3B: 0	DP: 1	HR: 0	HBP: 1
--------------	------	------	------	--------	------	-------	------	-------	------	------	------	--------	------	-------	------	-------	------	------	------	--------	------	-------	------	-------	------	------	------	--------	------	-------	------	-------	------	------	------	--------	------	-------	------	-------	------	------	------	--------	------	-------	-------	-------	------	------	------	--------	------	-------	-------	-------	------	------	------	--------	------	-------	-------	-------	------	------	------	--------	------	-------	------	------	-------	-------	-------	--------	-------	-------	-------	--------


PITCHER	IP	WLS	BF	H	R	ER	SO	BB	IBB	HBP	BLK	WP	HR	S	P	ERA	WHIP
Hipolito Pichardo, R ERA: 3.86 (1, 1)	6.0		27	6	1	1	1	3	0	0	0	0	0	52	85	1.50	1.500
Bill Sampen, R ERA: 4.76 (7, 1)	0.1		4	2	1	1	0	0	0	1	0	1	0	7	13	27.00	6.000
Billy Brewer, L ERA: (7, 1)	0.1		1	0	0	0	0	0	0	0	0	0	0	1	3	0.00	0.000
Tom Gordon, R ERA: 4.6 (7, 1)	1.1	W	5	0	0	0	2	1	0	0	0	2	0	12	21	0.00	0.750
Jeff Montgomery, R ERA: 2.96 (9, 1)	1.0	S	3	0	0	0	0	0	0	0	0	0	0	6	9	0.00	0.000

BOTTOM

Kansas City Royals @ Chicago White Sox
Comiskey Park, Chicago, IL

Tue May 25 1993, 8:05 PM EDT
Att: 28,143 - Unknown - 58 F

AB	33
R	2
H	8
RBI	2
BB	4
SO	3
LOB	21



Batter	1	2	3	4	5	6	7	8	9	AB R H RBI BB SO LOB
Felix Jose, S (1, 9) OBP: 0.295, SLG: 0.313	1-2 G4-3 SF7 2B		0-0 F8	2-3 K			3-2 P6		0-0 B1-3	5 1 1 0 0 1 0
Brian McRae, S (1, 8) OBP: 0.356, SLG: 0.420	2-2 G4-3		1-2 HR 1B		0-1 F8 FC9-6 2B		3-2 K 2B		0-3 K	5 2 3 0 0 1 1
George Brett, L (1, 10) OBP: 0.279, SLG: 0.367	0-0 SF7		1-0 HR 1-H		4-1 FC9-6 BB		2-3 K		2-3 K	3 1 1 3 1 2 1
Wally Joyner, L (1, 3) OBP: 0.382, SLG: 0.412	3-3 K		3-2 G3		2-1 F8		2-0 F7			4 0 0 0 0 1 3
Mike Macfarlane, R (1, 2) OBP: 0.356, SLG: 0.563		2-2 F7	4-0 1B BB		0-0 FC9-6			2-2 G5-3		3 0 0 1 1 0 1
Chris Gwynn, L (1, 7) OBP: 0.340, SLG: 0.387		0-1 G1-3	1-0 1B		0-1 P2			1-1 G6-3		4 0 1 0 0 0 1
Keith Miller, R (1, 5) OBP: 0.197, SLG: 0.203		2-2 1B 1B	2-3 K		0-0 G1-3			0-1 1B 1B		4 0 2 0 0 1 2
Greg Gagne, R (1, 6) OBP: 0.329, SLG: 0.397		0-2 1B		0-0 G5-3		0-0 F8		0-2 1B		4 0 2 0 0 0 0
Jose Lind, R (1, 4) OBP: 0.250, SLG: 0.287		1-2 L8		0-2 G6-3		1-2 F8		2-0 G6-3		4 0 0 0 0 0 4

Inning Stats	R: 1 E: 0 K: 1 S: 10	H: 1 LOB: 0 BB: 0 P: 16	R: 0 E: 0 K: 0 S: 15	H: 2 LOB: 2 BB: 0 P: 20	R: 2 E: 0 K: 1 S: 15	H: 3 LOB: 2 BB: 1 P: 27	R: 0 E: 0 K: 1 S: 7	H: 0 LOB: 0 BB: 0 P: 9	R: 1 E: 0 K: 0 S: 8	H: 1 LOB: 1 BB: 1 P: 14	R: 0 E: 0 K: 0 S: 5	H: 0 LOB: 0 BB: 0 P: 6	R: 0 E: 0 K: 1 S: 11	H: 1 LOB: 1 BB: 0 P: 21	R: 0 E: 0 K: 0 S: 12	H: 2 LOB: 2 BB: 0 P: 17	R: 0 E: 0 K: 2 S: 7	H: 0 LOB: 0 BB: 0 P: 9	1B: 6 2B: 3 3B: 0 HR: 1	SF: 1 SAC: 0 DP: 0 HBP: 0	WP: 0 PB: 0 SB: 0 CS: 0	PA: 39
--------------	-------------------------------	----------------------------------	-------------------------------	----------------------------------	-------------------------------	----------------------------------	------------------------------	---------------------------------	------------------------------	----------------------------------	------------------------------	---------------------------------	-------------------------------	----------------------------------	-------------------------------	----------------------------------	------------------------------	---------------------------------	----------------------------------	------------------------------------	----------------------------------	--------

PITCHER	IP	WLS	BF	H	R	ER	SO	BB	IBB	HBP	BLK	WP	HR	S	P	ERA	WHIP
Alex Fernandez, R (1, 1) ERA: 3.01	6.1	L	29	8	4	4	3	2	0	0	0	0	1	66	104	5.68	1.579
Scott Radinsky, L (7, 1) ERA: 6.0	1.1		4	0	0	0	1	0	0	0	0	0	0	10	17	0.00	0.000
Terry Leach, R (8, 1) ERA: 2.35	0.1		3	2	0	0	0	0	0	0	0	0	0	7	9	0.00	6.000
Jeff Schwarz, R (9, 1) ERA: 2.77	1.0		3	0	0	0	2	0	0	0	0	0	0	7	9	0.00	0.000

TOP

Kansas City Royals @ Chicago White Sox
Comiskey Park, Chicago, IL

Wed May 26 1993, 8:05 PM EDT
Att. 25,451 - Unknown - 76 F

AB	36
R	4
H	10
RBI	4
BB	2
SO	6
LOB	13



Kansas City Royals @ Chicago White Sox
 Comiskey Park, Chicago, IL

Thu May 27 1993, 4:33 AM EDT
 Att. 26,530 - Sunny - 61 F

AB	32
R	6
H	8
RBI	6
BB	5
SO	5
LOB	13



WP:	1	PA:	39
PB:	0		
SB:	2		
CS:	1		

AB	R	H	RBI	BB	SO	LOB
5	0	1	0	0	0	0
3	2	1	0	2	0	1
4	0	0	0	0	0	3
3	2	3	1	1	0	0
2	1	1	3	1	0	0
4	1	1	0	0	1	4
3	0	1	2	1	1	0
4	0	0	0	0	1	4
4	0	0	0	0	2	1

Batter	1	2	3	4	5	6	7	8	9
Felix Jose, S OBP: 0.292, SLG: 0.308 (1, 9)	1-1 L5		1-2 P5		0-0 G4-3		3-2 G4-3		1-1 CS 1B
Brian McRae, S OBP: 0.363, SLG: 0.419 (1, 8)	4-1 WP S HR BB		4-2 FC5-4 BB		3-2 G5-3		2-1 S 1B BB 1B		0-0 L8
George Brett, L OBP: 0.273, SLG: 0.358 (1, 10)	1-0 F7		1-1 FC5-4 1B 1-2f		0-0 G4-3		1-0 F9		2-2 CS 1-2
Wally Joyner, L OBP: 0.396, SLG: 0.444 (1, 3)	4-0 WP HR BB		1-0 1B 1-3		0-1 HR		1-2 BB HBP 1B		
Mike Macfarlane, R OBP: 0.372, SLG: 0.598 (1, 2)	3-2 HR				0-0 F9		4-2 G6-4-3 BB		2-0 BB HBP 1-2 2-3
Chris Gwynn, L OBP: 0.337, SLG: 0.381 (1, 7)	0-0 G3-1				1-1 3B 1B		2-2 G6-4-3 1-2f		1-3 K 2
Phil Hiatt, R OBP: 0.328, SLG: 0.437 (1, 5)					0-0 1-H 3B		0-0 F8		4-0 FC6-4 BB 1-2 2-3 3-H
Greg Gagne, R OBP: 0.319, SLG: 0.385 (1, 6)					1-3 K		0-1 G5-3		0-0 FC6-4 1-2f
Jose Lind, R OBP: 0.243, SLG: 0.278 (1, 4)					3-3 K		0-2 G6-3		1-1 F8

Batter	1	2	3	4	5	6	7	8	9
Jason Bere, R ERA: 7.5 (1, 1)	6.0 L	5	5	5	4	4	0	0	0
Bobby Thigpen, R ERA: 5.56 (7, 1)	1.0	3	0	0	0	0	0	0	0
Scott Radinsky, L ERA: 6.38 (8, 1)	0.1	3	2	1	1	0	0	0	0
Jeff Schwarz, R ERA: 2.63 (8, 1)	0.2	4	0	0	0	1	1	0	1
Roberto Hernandez, R ERA: 2.49 (9, 1)	1.0	3	1	0	0	0	0	0	0

Batter	1	2	3	4	5	6	7	8	9
Jason Bere, R ERA: 7.5 (1, 1)	6.0 L	5	5	5	4	4	0	0	0
Bobby Thigpen, R ERA: 5.56 (7, 1)	1.0	3	0	0	0	0	0	0	0
Scott Radinsky, L ERA: 6.38 (8, 1)	0.1	3	2	1	1	0	0	0	0
Jeff Schwarz, R ERA: 2.63 (8, 1)	0.2	4	0	0	0	1	1	0	1
Roberto Hernandez, R ERA: 2.49 (9, 1)	1.0	3	1	0	0	0	0	0	0

Inning	1	2	3	4	5	6	7	8	9
R	3	0	0	1	0	1	0	1	0
H	1	0	1	2	0	1	0	2	1
E	0	0	0	0	0	0	0	0	0
K	0	2	0	2	0	0	0	1	0
S	9	13	10	15	7	10	9	12	11

PITCHER	IP	WLS	BF	H	R	ER	SO	BB	IBB	HBP	BLK	WP	HR	S	P	ERA	WHIP
Jason Bere, R ERA: 7.5 (1, 1)	6.0	L	25	5	5	5	4	4	0	0	0	1	2	64	102	7.50	1.500
Bobby Thigpen, R ERA: 5.56 (7, 1)	1.0		3	0	0	0	0	0	0	0	0	0	0	9	12	0.00	0.000
Scott Radinsky, L ERA: 6.38 (8, 1)	0.1		3	2	1	1	0	0	0	0	0	0	0	7	11	27.00	6.000
Jeff Schwarz, R ERA: 2.63 (8, 1)	0.2		4	0	0	0	1	1	0	1	0	0	0	5	12	0.00	1.500
Roberto Hernandez, R ERA: 2.49 (9, 1)	1.0		3	1	0	0	0	0	0	0	0	0	0	7	11	0.00	1.000

Batter	1	2	3	4	5	6	7	8	9	AB R H RBI BB SO LOB
Tim Raines, S OBP: 0.450, SLG: 0.636 (1, 7)	2-2 FC3-6 1B		2-2 F8		2-2 G6-3		0-2 1B 2B 1B		1-0 G6-3	5 1 2 1 0 0 2
Joey Cora, S OBP: 0.370, SLG: 0.367 (1, 4)	2-2 FC3-6 1-2f		2-1 G4-3 1-2f			0-2 G1-3	0-1 2B 1B		0-0 G6-3	5 0 1 0 0 0 3
Frank Thomas, R OBP: 0.381, SLG: 0.525 (1, 3)	0-0 P4			0-0 1B 1B		4-2 BB	2-2 2B		4-0 1B BB	3 0 2 2 2 0 1
George Bell, R OBP: 0.287, SLG: 0.348 (1, 10)	1-2 G4-3			1-0 P4		0-0 F7	1-0 P6		1-2 1B	5 0 1 0 0 0 5
Steve Sax, R OBP: 0.276, SLG: 0.321 (9, PR)	1-2 G4-3			1-2 P4		3-3 K	2-2 G3		1-2 1B	0 0 0 0 0 0 0
Robin Ventura, L OBP: 0.435, SLG: 0.520 (1, 5)		4-1 FC6-4 BB		2-1 FC4-6 1B					1-3 K	4 0 1 0 1 2 5
Bo Jackson, R OBP: 0.398, SLG: 0.507 (1, 9)		1-3 K		0-1 F9			1-0 G4-3	1-3 K		4 0 0 0 0 2 3
Lance Johnson, L OBP: 0.364, SLG: 0.402 (1, 8)		0-1 FC6-4 1-2f CS		0-0 FC4-6 1-2f			4-2 BB 1B BB	3-2 WP 2B		3 1 1 0 1 0 3
Ron Karkovics, R OBP: 0.283, SLG: 0.377 (1, 2)		2-1 CS	1-2 1B 1B		2-2 G5-3		4-2 1B BB	3-3 K		3 1 1 0 1 1 1
Ozzie Guillen, L OBP: 0.262, SLG: 0.314 (1, 6)			1-1 G4-3 1B		1-1 G6-3		1-2 1B 2B 1B	1-2 G6-3		4 1 2 1 0 0 1

Inning Stats	R: 0	H: 1	E: 0	K: 0	S: 12	LOB: 1	BB: 0	P: 17	R: 0	H: 0	E: 0	K: 1	S: 7	LOB: 0	BB: 1	P: 14	R: 0	H: 2	E: 0	K: 0	S: 11	LOB: 1	BB: 0	P: 17	R: 0	H: 2	E: 0	K: 0	S: 10	LOB: 0	BB: 0	P: 15	R: 0	H: 0	E: 0	K: 1	S: 10	LOB: 1	BB: 1	P: 17	R: 4	H: 4	E: 0	K: 0	S: 20	LOB: 2	BB: 2	P: 35	R: 0	H: 1	E: 0	K: 2	S: 12	LOB: 1	BB: 0	P: 20	R: 0	H: 1	E: 0	K: 1	S: 8	LOB: 2	BB: 1	P: 15	1B: 9	SF: 0	2B: 2	SAC: 0	3B: 0	DP: 1	HR: 0	HBP: 0
--------------	------	------	------	------	-------	--------	-------	-------	------	------	------	------	------	--------	-------	-------	------	------	------	------	-------	--------	-------	-------	------	------	------	------	-------	--------	-------	-------	------	------	------	------	-------	--------	-------	-------	------	------	------	------	-------	--------	-------	-------	------	------	------	------	-------	--------	-------	-------	------	------	------	------	------	--------	-------	-------	-------	-------	-------	--------	-------	-------	-------	--------

PITCHER	IP	WLS	BF	H	R	ER	SO	BB	IBB	HBP	BLK	WP	HR	S	P	ERA	WHIP
Chris Haney, L ERA: 3.21 (1, 1)	6.1	W	28	7	4	4	2	4	0	0	0	0	0	68	111	5.68	1.737
Mark Gubicza, R ERA: 6.64 (7, 1)	1.2		8	3	0	0	2	0	0	0	0	1	0	21	34	0.00	1.800
Jeff Montgomery, R ERA: 2.76 (9, 1)	1.0	S	5	1	0	0	1	1	0	0	0	0	0	8	15	0.00	2.000

BOTTOM

Kansas City Royals @ Chicago White Sox
Comiskey Park, Chicago, IL
 Thu May 27 1993, 4:33 AM EDT
 Att. 26,530 - Sunny - 61 F

AB	36
R	4
H	11
RBI	4
BB	5
SO	5
LOB	24



WP	PA	42
PB	0	
SB	1	
CS	1	

Batter	1	2	3	4	5	6	7	8	9	AB R H RBI BB SO LOB	TOP
Ellis Burks, R OBP: 0.366, SLG: 0.514 (1, 9) ^B X	1-0 F7		2-0 G6-3			3-1 G3-6-3 1B			1-3 K	4 0 1 0 0 1 0	
Craig Grebeck, R OBP: 0.328, SLG: 0.283 (1, 4) ^F X	0-1 G5-3			1-2 G1-3		0-1 G3-6-3 1-2f			2-2 G1-3	4 0 0 0 0 0 1	
Frank Thomas, R OBP: 0.374, SLG: 0.512 (1, 3) ^B ^F ^B ^X	2-1 G5-3			1-2 F7		0-1 L9			0-1 G3	4 0 0 0 0 0 0	
George Bell, R OBP: 0.263, SLG: 0.343 (1, 10)		2-2 G6-3		1-0 G1-6-3			0-3 K			3 0 0 0 0 1 0	
Robin Ventura, L OBP: 0.433, SLG: 0.513 (1, 5)		4-2 FC6-4 BB			2-3 K		3-3 K			2 0 0 0 1 2 0	
Bo Jackson, R OBP: 0.384, SLG: 0.486 (1, 7)		2-3 K			1-3 K		1-3 K			3 0 0 0 0 3 1	
Lance Johnson, L OBP: 0.364, SLG: 0.401 (1, 8)		2-1 FC6-4 1-2f			1-1 1B			2-3 K		3 0 1 0 0 1 1	
Carlton Fisk, R OBP: 0.216, SLG: 0.257 (1, 2)			2-1 F8		2-2 1B			3-1 F9		3 0 1 0 0 0 0	
Ozzie Guillen, L OBP: 0.256, SLG: 0.306 (1, 6)			0-2 P6		0-3 K			0-0 G4-3		3 0 0 0 0 1 2	
Inning Stats	R: 0 E: 0 K: 0 S: 5 H: 0 LOB: 0 BB: 0 P: 8	R: 0 E: 0 K: 1 S: 13 H: 0 LOB: 1 BB: 1 P: 23	R: 0 E: 0 K: 0 S: 6 H: 0 LOB: 0 BB: 0 P: 10	R: 0 E: 0 K: 0 S: 8 H: 0 LOB: 0 BB: 0 P: 11	R: 0 E: 0 K: 3 S: 17 H: 2 LOB: 2 BB: 0 P: 23	R: 0 E: 0 K: 0 S: 6 H: 1 LOB: 0 BB: 0 P: 9	R: 0 E: 0 K: 3 S: 14 H: 0 LOB: 0 BB: 0 P: 18	R: 0 E: 0 K: 1 S: 7 H: 0 LOB: 0 BB: 0 P: 12	R: 0 E: 0 K: 1 S: 9 H: 0 LOB: 0 BB: 0 P: 12	1B: 3 2B: 0 3B: 0 HR: 0 SF: 0 SAC: 0 DP: 1 HBP: 0	WP: 0 PB: 0 SB: 0 CS: 0 PA: 30
PITCHER Jimmy Key, L ERA: 1.94 (1, 1)	IP: 9.0 WLS: W BF: 30 H: 3 R: 0 ER: 0 SO: 9 BB: 1 IBB: 0 HBP: 0 BLK: 0 WP: 0 HR: 0 S: 85 P: 126 ERA: 0.00 WHIP: 0.444										

Chicago White Sox @ New York Yankees
 Yankee Stadium, Bronx, NY
 Fri May 28 1993, 7:05 PM EDT
 Att. 23,658 - Unknown

livebaseballscorecards.com

AB	29
R	0
H	3
RBI	0
BB	1
SO	9
LOB	5



Batter	1	2	3	4	5	6	7	8	9	AB	R	H	RBI	BB	SO	LOB
Dion James, L OBP: 0.368, SLG: 0.492 (1, 8)	2-2 HR	1-2 G4-3		0-0 F8		1-1 L9				4	1	1	1	0	0	2
Randy Velarde, R OBP: 0.356, SLG: 0.443 (1, 7)	0-2 G2-3	0-1 G4-3		0-0 G6-3		2-2 G4-3				4	0	0	0	0	0	2
Wade Boggs, L OBP: 0.387, SLG: 0.347 (1, 5)	4-2 HR BB	0-0 F7			2-2 FC9-6 1B		1-2 G4-6-3 1B			3	1	2	0	1	0	0
Jim Leyritz, R OBP: 0.425, SLG: 0.587 (1, 3)	1-1 HR		1-2 G6-3		0-1 FC9-6 1-2f		3-2 G4-6-3 1-2f			4	1	1	2	0	0	2
Paul O'Neill, L OBP: 0.361, SLG: 0.483 (1, 9)	3-1 F7		3-0 FC3-6 2B		0-0 F8		1-0 F8			4	0	1	0	0	0	1
Kevin Maas, L OBP: 0.328, SLG: 0.441 (1, 10)	4-1 BB 1B BB		4-2 FC3-6 BB		3-3 K			2-2 G5-3		2	1	0	0	2	1	1
Matt Nokes, L OBP: 0.272, SLG: 0.440 (1, 2)	4-2 1B BB		0-1 FC3-6 1-2f 2-3		2-1 FC1-5 1B		1-1 1B			3	0	2	0	1	0	2
Spike Owen, S OBP: 0.333, SLG: 0.338 (1, 6)	2-2 1-2 2-H 1B		1-1 G4-3		0-1 FC1-5 1B		2-3 K			4	0	2	1	0	1	3
Pat Kelly, R OBP: 0.285, SLG: 0.385 (1, 4)	0-0 L8		0-3 K		0-0 FC1-5 1-2 2-3f		0-1 G4-3			4	0	0	0	0	1	5

Inning Stats	R: 4	H: 3	E: 0	K: 0	S: 21	LOB: 2	BB: 3	P: 41	R: 0	H: 0	E: 0	K: 0	S: 8	LOB: 0	BB: 0	P: 9	R: 0	H: 1	E: 0	K: 0	S: 12	LOB: 2	BB: 1	P: 21	R: 0	H: 0	E: 0	K: 1	S: 5	LOB: 0	BB: 0	P: 5	R: 0	H: 1	E: 0	K: 1	S: 10	LOB: 1	BB: 0	P: 15	R: 0	H: 2	E: 0	K: 0	S: 10	LOB: 2	BB: 0	P: 15	R: 0	H: 1	E: 0	K: 0	S: 7	LOB: 0	BB: 0	P: 12	R: 0	H: 1	E: 0	K: 1	S: 10	LOB: 1	BB: 0	P: 15
--------------	------	------	------	------	-------	--------	-------	-------	------	------	------	------	------	--------	-------	------	------	------	------	------	-------	--------	-------	-------	------	------	------	------	------	--------	-------	------	------	------	------	------	-------	--------	-------	-------	------	------	------	------	-------	--------	-------	-------	------	------	------	------	------	--------	-------	-------	------	------	------	------	-------	--------	-------	-------

PITCHER	IP	WLS	BF	H	R	ER	SO	BB	IBB	HBP	BLK	WP	HR	S	P	ERA	WHIP
Kirk McCaskill, R ERA: 5.36 (1, 1)	0.2	L	8	3	4	4	0	3	0	0	0	0	2	20	40	54.00	9.000
Donn Pall, R ERA: 2.63 (1, 1)	5.1		21	4	0	0	2	1	0	0	0	0	0	46	66	0.00	0.938
Jeff Schwarz, R ERA: 2.45 (7, 1)	1.0		3	1	0	0	0	0	0	0	0	0	0	7	12	0.00	1.000
Terry Leach, R ERA: 2.08 (8, 1)	1.0		4	1	0	0	1	0	0	0	0	0	0	10	15	0.00	1.000

BOTTOM

Chicago White Sox @ New York Yankees
 Yankee Stadium, Bronx, NY
 Fri May 28 1993, 7:05 PM EDT
 Att. 23,658 - Unknown

AB	32
R	4
H	9
RBI	4
BB	4
SO	3
LOB	18



WP	PA	36
PB	0	
SB	2	
CS	0	
1B	6	SF: 0
2B	1	SAC: 0
3B	0	DP: 1
HR	2	HBP: 0

livebaseballscores.com

Batter	1	2	3	4	5	6	7	8	9	AB R H RBI BB SO LOB	TOP	
Tim Raines, S (1, 7) OBP: 0.432, SLG: 0.583 C B F B B	4-2 G5-4-3 BB		2-2 P3			1-0 P3		0-0 L3		3 0 0 0 1 0 0		
Joey Cora, S (1, 4) OBP: 0.368, SLG: 0.361 C X	0-1 G5-4-3 1-2f			4-1 G1-3 S BB		2-2 G6-3		0-3 K		3 0 0 0 1 1 1		
Frank Thomas, R (1, 3) OBP: 0.376, SLG: 0.506 B B F B B	4-2 BB			3-3 K			4-2 FC5-4 BB		2-3 K		2 0 0 0 2 2 1	
George Bell, R (1, 10) OBP: 0.258, SLG: 0.335 X	0-0 F8			2-0 G1-3		0-2 FC5-4 G6-4-3 1-2f		1-2 P4		4 0 0 0 0 0 3		
Robin Ventura, L (1, 5) OBP: 0.426, SLG: 0.503 B B C B X		2-3 K		3-2 G5-3		2-2 G6-4-3 1-2f				3 0 0 0 0 1 2		
Ellis Burks, R (1, 8) OBP: 0.360, SLG: 0.503 B X		1-0 G5-3			2-3 K			1-1 G6-3		3 0 0 0 0 1 0		
Bo Jackson, R (1, 9) OBP: 0.382, SLG: 0.481 C T B B B B		3-3 K			0-1 G5-3			0-1 HR 1B		3 1 1 0 0 1 0		
Ron Karkovics, R (1, 2) OBP: 0.284, SLG: 0.398 B F B X			2-1 G5-3		2-3 K			3-1 HR 1-H		3 1 1 2 0 1 0		
Craig Grebeck, R (1, 6) OBP: 0.313, SLG: 0.268 X			0-0 P4		0-1 G6-3			1-3 K		3 0 0 0 0 1 0		
Inning Stats	R: 0 H: 0 E: 0 LOB: 1 K: 0 BB: 2 S: 7 P: 15	R: 0 H: 0 E: 0 LOB: 0 K: 2 BB: 0 S: 7 P: 13	R: 0 H: 0 E: 0 LOB: 0 K: 0 BB: 0 S: 6 P: 10	R: 0 H: 0 E: 0 LOB: 1 K: 1 BB: 1 S: 9 P: 21	R: 0 H: 0 E: 0 LOB: 0 K: 2 BB: 0 S: 11 P: 15	R: 0 H: 0 E: 0 LOB: 0 K: 0 BB: 0 S: 6 P: 9	R: 0 H: 0 E: 0 LOB: 0 K: 0 BB: 1 S: 9 P: 15	R: 2 H: 2 E: 0 LOB: 0 K: 1 BB: 0 S: 10 P: 15	R: 0 H: 0 E: 0 LOB: 0 K: 2 BB: 0 S: 9 P: 12	1B: 1 SF: 0 2B: 0 SAC: 0 3B: 0 DP: 2 HR: 1 HBP: 0	WP: 0 PA: 31 PB: 0 SB: 1 CS: 0	
PITCHER Jim Abbott, L (1, 1) ERA: 4.32 Bobby Munoz, R (9, 1) ERA:	IP WLS BF H R ER SO BB IBB HBP BLK WP HR S P ERA WHIP 8.0 W 28 2 2 2 6 4 0 0 0 0 1 65 113 2.25 0.750 1.0 3 0 0 0 2 0 0 0 0 0 0 9 12 0.00 0.000											

Chicago White Sox @ New York Yankees
 Yankee Stadium, Bronx, NY
 Sat May 29 1993, 3:33 AM EDT
 Att. 25,106 - Sunny - 70 F

livebaseballscorecards.com

AB	27
R	2
H	2
RBI	2
BB	4
SO	8
LOB	7



Batter	1	2	3	4	5	6	7	8	9
Randy Velarde, R OBP: 0.368, SLG: 0.439 (1, 5)	2-3 K BB	4-2 G6-3 BB		1 SAFE 4-1 1-H BB		2-2 G6-3		1-0 1B 1B	
Mike Gallego, R OBP: 0.427, SLG: 0.460 (1, 4)	4-2 1B HR BB	0-2 G6-3		3-3 K BB			1-3 K	1-0 1B 1B	
Wade Boggs, L OBP: 0.367, SLG: 0.349 (1, 10)	2-2 1B HR		1-2 G6-3		2-2 F8		1-2 G4-3	3-2 1B 1B	
Jim Leyritz, R OBP: 0.432, SLG: 0.615 (1, 3)	2-1 HR		1-1 G4-3		2-2 G6-3		1-2 1B HBP	2-2 1B 1B	
Mike Stanley, R OBP: 0.402, SLG: 0.525 (1, 2)	1-2 F9		4-2 FC6-4 BB		4-2 1B BB		1-1 1B FC6-4	1-1 1B	
Paul O'Neill, L OBP: 0.363, SLG: 0.477 (1, 9)	4-2 BB		1-1 FC6-4		0-1 FC5-4 1B		1-1 FC6-4	3-3 K	
Hensley Meulens, R Dion James, L (8, PH) Mike Humphreys, R (8, PH) OBP: 0.368, SLG: 0.492 OBP: 0.200, SLG: 0.176 (9, 7)	3-3 K			0-3 K		0-1 FC5-4		3-2 P3	
Spike Owen, S OBP: 0.331, SLG: 0.335 (1, 6)		2-1 S 1B		1-2 G6-3		0-0 P8		1-0 F7	
Gerald Williams, R OBP: 0.241, SLG: 0.357 (1, 8)		1-2 P3		3-1 E S 1B		2-2 P8		1-0 E5 1B	

AB	R	H	RBI	BB	SO	LOB
3	1	1	0	2	1	0
4	2	1	1	1	2	3
5	2	2	1	0	0	0
4	1	2	4	0	0	0
3	0	2	1	2	0	0
4	0	1	0	1	1	5
3	0	0	0	0	2	3
0	0	0	0	0	0	0
1	0	0	0	0	0	0
4	0	1	0	0	0	0
4	2	1	0	0	0	1

Chicago White Sox @ New York Yankees
 Yankee Stadium, Bronx, NY
 Sat May 29 1993, 3:33 AM EDT
 Att. 25,106 - Sunny - 70 F

AB	35
R	8
H	11
RBI	7
BB	6
SO	6
LOB	12



Inning	1	2	3	4	5	6	7	8	9
R: 3	R: 0	R: 0	R: 1	R: 0	R: 0	R: 0	R: 0	R: 4	R: 1B: 10
E: 0	E: 0	E: 0	E: 0	E: 0	E: 0	E: 0	E: 0	E: 1	SF: 0
K: 2	K: 0	K: 0	K: 2	K: 0	K: 0	K: 1	K: 1	K: 1	2B: 0
S: 20	S: 12	S: 12	S: 13	S: 13	S: 9	S: 14	S: 19	S: 19	3B: 0
H: 2	H: 1	H: 1	H: 1	H: 1	H: 0	H: 1	H: 5	H: 5	DP: 1
LOB: 1	LOB: 1	LOB: 1	LOB: 1	LOB: 2	LOB: 0	LOB: 2	LOB: 2	LOB: 2	HBP: 1
BB: 2	BB: 1	BB: 1	BB: 1	BB: 1	BB: 0	BB: 0	BB: 0	BB: 0	
P: 38	P: 18	P: 16	P: 24	P: 21	P: 13	P: 19	P: 35		

PITCHER	IP	WLS	BF	H	R	ER	SO	BB	IBB	HBP	BLK	WP	HR	S	P	ERA	WHIP
Wilson Alvarez, L ERA: 3.25 (1, 1)	6.0	L	28	5	4	3	4	6	0	0	0	0	1	76	130	4.50	1.833
Bobby Thigpen, R ERA: 5.11 (7, 1)	1.0		5	1	0	0	1	0	0	1	0	0	0	14	19	0.00	1.000
Scott Radinsky, L ERA: 6.05 (8, 1)	1.0		9	5	4	0	1	0	0	0	0	0	0	19	35	0.00	5.000

WP	PA
0	42

ERA	WHIP
0	0

Batter	1	2	3	4	5	6	7	8	9	AB	R	H	RBI	BB	SO	LOB
Dion James, L (1, 8) OBP: 0.389, SLG: 0.507 Gerald Williams, R (8, 8) OBP: 0.241, SLG: 0.357	0-1 F9-3 1B		1-1 G6-3 1B		1-2 1B 1B		1-1 L9			4	0	3	1	0	0	0
Randy Velarde, R (1, 7) OBP: 0.354, SLG: 0.419	2-0 F9-3 1-2		2-0 G6-3 1-2f		0-1 L8		1-0 G5-3			4	0	0	0	0	0	4
Wade Boggs, L (1, 5) OBP: 0.379, SLG: 0.341	0-1 G3			1-0 F8	3-2 F7		1-2 F7			4	0	0	0	0	0	1
Jim Leyritz, R (1, 3) OBP: 0.443, SLG: 0.620		2-2 G5-4-3 1B		2-2 1B HR	0-2 1B		0-2 F8			4	1	3	0	0	0	0
Paul O'Neill, L (1, 9) OBP: 0.366, SLG: 0.474		1-1 G5-4-3 1-2f		1-1 1B HR	1-3 K		4-0 HR BB			3	2	1	0	1	1	3
Kevin Maas, L (1, 10) OBP: 0.325, SLG: 0.462		2-3 K		0-0 HR		3-3 K		1-3 K		4	1	1	3	0	3	1
Mike Gallego, R (1, 6) OBP: 0.430, SLG: 0.500			4-1 SH1-4 1B BB	0-0 G4-3		0-0 G5-3		1-2 HR		3	2	1	2	1	0	0
Mike Stanley, R (1, 2) OBP: 0.413, SLG: 0.529			1-1 1B SH1-4 1B	4-0 BB		3-1 WP 1B		1-3 K		3	0	2	0	1	1	0
Pat Kelly, R (1, 4) OBP: 0.281, SLG: 0.380			0-0 SH1-4	0-1 F8		2-3 K				2	0	0	0	0	1	2

Inning Stats	R: 0	H: 1	E: 0	LOB: 0	K: 0	S: 5	P: 7	R: 0	H: 1	E: 0	LOB: 0	K: 1	S: 9	R: 0	H: 2	E: 0	LOB: 1	K: 0	S: 7	R: 3	H: 3	E: 0	LOB: 1	K: 0	S: 10	R: 0	H: 2	E: 0	LOB: 2	K: 1	S: 17	R: 0	H: 1	E: 0	LOB: 1	K: 2	S: 10	R: 0	H: 0	E: 0	LOB: 0	K: 0	S: 6	R: 2	H: 1	E: 0	LOB: 0	K: 2	S: 13	R: 0	H: 1	E: 0	LOB: 0	K: 2	S: 20
PITCHER Jack McDowell, R (1, 1) ERA: 4.23	IP	WLS	BF	H	R	ER	SO	BB	IBB	HBP	BLK	WP	HR	S	P	ERA	WHIP	IP	WLS	BF	H	R	ER	SO	BB	IBB	HBP	BLK	WP	HR	S	P	ERA	WHIP	IP	WLS	BF	H	R	ER	SO	BB	IBB	HBP	BLK	WP	HR	S	P	ERA	WHIP				
	8.0	L	35	11	6	6	6	3	0	0	0	1	2	77	123	6.75	1.750																																						

BOTTOM

Chicago White Sox @ New York Yankees
 Yankee Stadium, Bronx, NY
 Sun May 30 1993, 3:33 AM EDT
 Att. 28,306 - Sunny - 72 F

livebaseballscorecards.com

AB	31
R	6
H	11
RBI	6
BB	3
SO	6
LOB	11



WP: 1	PA: 35
PB: 0	CS: 0
SB: 0	
SF: 0	
SAC: 1	
DP: 3	
HBP: 0	
HR: 2	

Batter	1	2	3	4	5	6	7	8	9	AB R H RBI BB SO LOB	TOP
Tim Raines, S (1, 7) OBP: 0.472, SLG: 0.674 	2-1 		1-0 		4-0 		4-0 		0-0 	3 3 3 1 2 0 0	
Joey Cora, S (1, 4) OBP: 0.370, SLG: 0.360 	1-1 		0-0 		2-1 		1-0 		0-1 	3 0 1 1 0 0 2	
Frank Thomas, R (1, 3) OBP: 0.374, SLG: 0.491 	3-2 		1-0 		0-1 		0-2 		4-1 	4 0 0 1 1 0 4	
George Bell, R (1, 10) OBP: 0.256, SLG: 0.330 	2-0 		3-H 				1-2 		1-3 	5 0 0 0 0 1 2	
Robin Ventura, L (1, 5) OBP: 0.410, SLG: 0.479 		3-2 		2-0 		2-2 		2-2 		4 0 0 0 0 0 0	
Ellis Burks, R (1, 9) OBP: 0.365, SLG: 0.500 		0-1 		3-1 		1-2 		0-2 		4 0 2 0 0 0 0	
Lance Johnson, L (1, 8) OBP: 0.359, SLG: 0.395 		1-0 		0-0 			0-0 		0-0 	4 0 2 0 0 0 1	
Ron Karkovics, R (1, 2) OBP: 0.288, SLG: 0.397 		1-1 			2-2 		2-3 		0-0 	4 0 2 0 0 1 2	
Ozzie Guillen, L (1, 6) OBP: 0.257, SLG: 0.313 		1-2 		0-0 			0-0 		0-1 	4 1 1 0 0 0 3	
Inning Stats	R: 0 H: 1 E: 0 LOB: 1 K: 0 BB: 0 S: 8 P: 16	R: 0 H: 2 E: 0 LOB: 2 K: 0 BB: 0 S: 13 P: 19	R: 1 H: 1 E: 0 LOB: 0 K: 0 BB: 0 S: 7 P: 11	R: 0 H: 1 E: 0 LOB: 0 K: 0 BB: 0 S: 4 P: 9	R: 0 H: 1 E: 0 LOB: 2 K: 0 BB: 1 S: 9 P: 17	R: 0 H: 0 E: 0 LOB: 0 K: 0 BB: 0 S: 10 P: 14	R: 2 H: 2 E: 1 LOB: 1 K: 1 BB: 1 S: 9 P: 16	R: 0 H: 2 E: 0 LOB: 2 K: 1 BB: 0 S: 11 P: 14	R: 1 H: 1 E: 0 LOB: 1 K: 0 BB: 1 S: 7 P: 12	1B: 8 SF: 0 2B: 2 SAC: 2 3B: 0 DP: 1 HR: 1 HBP: 0	WP: 0 PA: 40 PB: 0 SB: 0 CS: 0
PITCHER Bill Gullickson, R (1, 1) ERA: 5.2 Buddy Groom, L (9, 1) ERA: 5.68	IP WLS BF H R ER SO BB IBB HBP BLK WP HR S P ERA WHIP 8.1 L 37 11 4 3 2 1 1 0 0 0 1 74 119 3.24 1.440	IP WLS BF H R ER SO BB IBB HBP BLK WP HR S P ERA WHIP 0.2 3 0 0 0 0 1 0 0 0 0 0 4 9 0.00 1.500	PITCHER IP WLS BF H R ER SO BB IBB HBP BLK WP HR S P ERA WHIP								

Chicago White Sox @ Detroit Tigers
 Tiger Stadium, Detroit, MI
 Tue Jun 01 1993, 7:05 PM EDT
 Att. 14,578 - Unknown - 62 F

AB	35
R	4
H	11
RBI	3
BB	3
SO	2
LOB	14



Batter	1	2	3	4	5	6	7	8	9	AB	R	H	RBI	BB	SO	LOB
Tony Phillips, S OBP: 0.442, SLG: 0.401 (1, 7)	3-3 K		2-3 K			1-2 G3-6-3 1B	3-3 K			4	0	1	0	0	3	2
Lou Whitaker, L OBP: 0.387, SLG: 0.436 (1, 4)	2-1 B5-3			1-0 P6		0-1 G3-6-3 1-2f		1-0 F9 BB 1B		4	0	1	0	0	0	1
Travis Fryman, R OBP: 0.359, SLG: 0.458 (1, 6)	1-0 L9			2-2 F8		4-1 BB BB		4-2 BB 1-2 BB		2	0	0	0	2	0	0
Cecil Fielder, R OBP: 0.377, SLG: 0.461 (1, 3)			2-3 K	1-2 HR		4-0 1-2 BB		1-2 P4		3	1	1	1	1	1	2
Kirk Gibson, L OBP: 0.430, SLG: 0.533 (1, 10)			2-3 K	1-3 K		0-3 K		2-2 F9		4	0	0	0	0	3	4
Mickey Tettleton, S OBP: 0.362, SLG: 0.497 (1, 2)				4-1 BB		2-1 HR		3-3 K		3	1	2	1	1	1	2
Rob Deer, R OBP: 0.306, SLG: 0.417 (1, 9)			1-1 G5-3		2-3 K		1-3 SAFE K		1-3 K	4	0	0	0	0	3	2
Scott Livingstone, L OBP: 0.346, SLG: 0.356 (1, 5)			1-0 G3-1		0-0 L7		2-2 SAFE F8		2-2 G3	4	0	0	0	0	0	1
Milt Cuyler, S OBP: 0.308, SLG: 0.378 (1, 8)			1-0 G6-3		2-2 G6-3		1-1 BB BB BB X 2B		2-1 L8	4	0	1	0	0	0	0


Inning Stats	R: 0	H: 0	E: 0	K: 1	S: 6	LOB: 0	BB: 0	P: 12	R: 0	H: 0	E: 0	K: 2	S: 10	LOB: 1	BB: 1	P: 19	R: 0	H: 0	E: 0	K: 1	S: 5	LOB: 0	BB: 0	P: 9	R: 1	H: 1	E: 0	K: 1	S: 11	LOB: 0	BB: 0	P: 16	R: 1	H: 1	E: 0	K: 1	S: 9	LOB: 0	BB: 0	P: 15	R: 0	H: 1	E: 0	K: 1	S: 10	LOB: 2	BB: 2	P: 19	R: 0	H: 2	E: 0	K: 2	S: 14	LOB: 2	BB: 0	P: 22	R: 0	H: 1	E: 0	K: 1	S: 15	LOB: 2	BB: 1	P: 26	R: 0	H: 0	E: 0	K: 1	S: 8	LOB: 0	BB: 0	P: 13	1B: 3	SF: 0	2B: 1	SAC: 0	3B: 0	DP: 1	HR: 2	HBP: 0	WP: 0	PA: 36
--------------	------	------	------	------	------	--------	-------	-------	------	------	------	------	-------	--------	-------	-------	------	------	------	------	------	--------	-------	------	------	------	------	------	-------	--------	-------	-------	------	------	------	------	------	--------	-------	-------	------	------	------	------	-------	--------	-------	-------	------	------	------	------	-------	--------	-------	-------	------	------	------	------	-------	--------	-------	-------	------	------	------	------	------	--------	-------	-------	-------	-------	-------	--------	-------	-------	-------	--------	-------	--------

PITCHER	IP	WLS	BF	H	R	ER	SO	BB	IBB	HBP	BLK	WP	HR	S	P	ERA	WHIP
Alex Fernandez, R ERA: 2.97 (1, 1)	7.0	W	28	5	2	2	9	3	0	0	0	0	2	65	112	2.57	1.143
Scott Radinsky, L ERA: 6.05 (8, 1)	0.0		1	1	0	0	0	0	0	0	0	0	0	1	2	∞	∞
Roberto Hernandez, R ERA: 2.28 (8, 1)	2.0	S	7	0	0	0	2	1	0	0	0	0	0	22	37	0.00	0.500


BOTTOM

Chicago White Sox @ Detroit Tigers
Tiger Stadium, Detroit, MI
Tue Jun 01 1993, 7:05 PM EDT
Att: 14,578 - Unknown - 62 F

AB	32
R	2
H	6
RBI	2
BB	4
SO	11
LOB	14



livebaseballscorecards.com

Batter	1	2	3	4	5	6	7	8	9	AB R H RBI BB SO LOB	TOP
Tim Raines, S (1, 7) OBP: 0.466, SLG: 0.638 B C B B B B	4-2 HR BB	0-1 F8		0-1 G6-3		1 SAFE 2-2 1 SAFE CS 1-2	0-0 1B SH1-4 1B	0-0 G3-1		4 2 1 0 1 0 0	
Joey Cora, S (1, 4) OBP: 0.368, SLG: 0.374 B X	1-0 HR 1-H	2-2 G4-3		1-3 K		1 SAFE 1 SAFE 1 B 1 SAFE 1 SAFE X	1-1 SH1-4 1-2	1-3 K		4 1 1 2 0 2 0	
Frank Thomas, R (1, 3) Dan Pasqua, L (9, PH) OBP: 0.381, SLG: 0.494 OBP: 0.309, SLG: 0.339 (9, 3) B B B B X	2-2 BB HR BB 1B	2-1 2B 1B		0-0 F9			4-0 1B 1B IBB			3 2 2 0 1 0 0 1 0 0 0 0 0 0	
George Bell, R (1, 10) OBP: 0.259, SLG: 0.337 B S F B B X	2-3 K	2-0 2B		1-1 G5-3		1-2 1B 1-2 2-3 1B		1-3 K		5 0 2 0 0 2 1	
Robin Ventura, L (1, 5) OBP: 0.414, SLG: 0.497 C B B C B B B	4-2 HR BB 1-2 BB	3-3 K		2-1 F8		0-0 1B		3-0 HR		4 2 2 3 1 1 2	
Ellis Burks, R (1, 9) OBP: 0.354, SLG: 0.484 C S X	0-2 F9		3-2 F8		0-1 G1-3		1-3 K	0-0 G6-3		5 0 0 0 0 1 4	
Lance Johnson, L (1, 8) OBP: 0.357, SLG: 0.388 B S B B B	4-1 HR BB 1-2 2-3		0-0 L7		0-0 G4-3		1-2 G4-3			3 1 0 0 1 0 2	
Ron Karkovics, R (1, 2) Carlton Fisk, R (9, 2) OBP: 0.306, SLG: 0.451 OBP: 0.216, SLG: 0.257 X	0-0 HR		1-2 HBP		1-0 CS 1B		0-2 HR			3 2 3 5 0 0 0 0 0 0 0 0 0 0	AB 36 R 10 H 11 RBI 10 BB 4 SO 6 LOB 11
Ozzie Guillen, L (1, 6) Craig Grebeck, R (9, 6) OBP: 0.250, SLG: 0.303 OBP: 0.313, SLG: 0.268 B X	1-0 G6-3		0-2 F8		0-1 F9		0-0 G3			4 0 0 0 0 0 2 0 0 0 0 0 0 0	
Inning Stats	R: 6 H: 3 E: 0 LOB: 0 K: 1 BB: 3 S: 18 P: 36	R: 0 H: 2 E: 0 LOB: 2 K: 1 BB: 0 S: 15 P: 24	R: 0 H: 0 E: 0 LOB: 1 K: 0 BB: 0 S: 9 P: 13	R: 0 H: 0 E: 0 LOB: 0 K: 1 BB: 0 S: 6 P: 7	R: 0 H: 0 E: 0 LOB: 0 K: 0 BB: 0 S: 6 P: 9	R: 0 H: 1 E: 0 LOB: 0 K: 0 BB: 0 S: 7 P: 10	R: 2 H: 3 E: 0 LOB: 2 K: 1 BB: 1 S: 15 P: 23	R: 1 H: 1 E: 0 LOB: 0 K: 1 BB: 0 S: 8 P: 9	R: 1 H: 1 E: 0 LOB: 0 K: 1 BB: 0 S: 7 P: 11	1B: 6 SF: 0 2B: 1 SAC: 1 3B: 0 DP: 0 HR: 4 HBP: 1	WP: 0 PA: 43 PB: 0 SB: 0 CS: 1
PITCHER Mike Moore, R (1, 1) ERA: 6.24 Tom Bolton, L (2, 1) ERA: 6.86 Dave Haas, R (7, 1) ERA: 5.19	IP WLS BF H R ER SO BB IBB HBP BLK WP HR S P ERA WHIP 1.0 L 9 3 6 6 1 3 0 0 0 0 0 2 18 36 54.00 6.000 5.1 20 4 1 1 2 0 0 1 0 0 0 46 67 1.69 0.750 2.2 13 4 3 3 3 0 1 0 0 0 2 27 39 10.12 1.500	PITCHER IP WLS BF H R ER SO BB IBB HBP BLK WP HR S P ERA WHIP									

Chicago White Sox @ Detroit Tigers
 Tiger Stadium, Detroit, MI
 Wed Jun 02 1993, 7:05 PM EDT
 Att. 15,115 - Unknown - 63 F

livebaseballscorecards.com

Batter	1	2	3	4	5	6	7	8	9	AB	R	H	RBI	BB	SO	LOB
Tony Phillips, S OBP: 0.447, SLG: 0.405 (1, 7)	4-0 1B BB		1-3 K		1-0 1B 1B		1-2 FC6-4 1B			3	0	2	0	1	1	0
Lou Whitaker, L OBP: 0.390, SLG: 0.434 (1, 4)	2-2 P5		4-0 BB		2-2 BB 1B		3-2 F8			3	0	1	1	1	0	2
Travis Fryman, R OBP: 0.362, SLG: 0.456 (1, 6)	2-1 1B		3-1 F8		4-2 BB 1B		0-1 FC6-4 1-2f			3	0	1	0	1	0	2
Cecil Fielder, R OBP: 0.370, SLG: 0.451 (1, 3)	2-3 K		0-3 K		1-3 K			2-2 G1-3		4	0	0	0	0	3	6
Skeeter Barnes, R OBP: 0.310, SLG: 0.389 (9, 3)										0	0	0	0	0	0	0
Kirk Gibson, L OBP: 0.420, SLG: 0.518 (1, 10)	0-0 G4-3			1-3 K	1-2 G4-3			0-3 K		4	0	0	0	0	2	5
Mickey Tettleton, S OBP: 0.360, SLG: 0.488 (1, 9)		4-0 G6-3 BB		1-1 G4-1		3-2 F8		1-1 L8		3	0	0	0	1	0	0
Chad Kreuter, S OBP: 0.438, SLG: 0.576 (1, 2)		1-1 G6-3		3-1 G4-3		1-2 G6-3			4-0 G4-3 BB	3	0	0	0	1	0	1
Scott Livingstone, L OBP: 0.343, SLG: 0.352 (1, 5)		3-1 G6-3			0-2 1B 1B		0-1 F8		2-1 G4-3 1-2f	4	1	1	0	0	0	2
Dan Gladden, R OBP: 0.227, SLG: 0.450 (1, 8)		0-1 G5-3			1-3 K		0-1 L7		0-1 P4	4	0	0	0	0	1	2

Inning Stats	R: 0	H: 1	E: 0	K: 1	S: 9	LOB: 2	BB: 1	P: 19	R: 0	H: 0	E: 0	K: 0	S: 6	LOB: 1	BB: 1	P: 14	R: 0	H: 0	E: 0	K: 2	S: 8	LOB: 1	BB: 1	P: 16	R: 0	H: 0	E: 0	K: 1	S: 7	LOB: 0	BB: 0	P: 12	R: 1	H: 3	E: 0	K: 2	S: 26	LOB: 3	BB: 1	P: 36	R: 0	H: 0	E: 0	K: 0	S: 8	LOB: 0	BB: 0	P: 12	R: 0	H: 1	E: 0	K: 0	S: 11	LOB: 1	BB: 0	P: 15	R: 0	H: 0	E: 0	K: 1	S: 8	LOB: 0	BB: 0	P: 11	R: 0	H: 0	E: 0	K: 0	S: 4	LOB: 0	BB: 1	P: 10	1B: 5	2B: 0	3B: 0	HR: 0	SF: 0	SAC: 0	DP: 1	HBP: 0	WP: 0	PB: 0	SB: 0	CS: 0	PA: 36
--------------	------	------	------	------	------	--------	-------	-------	------	------	------	------	------	--------	-------	-------	------	------	------	------	------	--------	-------	-------	------	------	------	------	------	--------	-------	-------	------	------	------	------	-------	--------	-------	-------	------	------	------	------	------	--------	-------	-------	------	------	------	------	-------	--------	-------	-------	------	------	------	------	------	--------	-------	-------	------	------	------	------	------	--------	-------	-------	-------	-------	-------	-------	-------	--------	-------	--------	-------	-------	-------	-------	--------


PITCHER	IP	WLS	BF	H	R	ER	SO	BB	IBB	HBP	BLK	WP	HR	S	P	ERA	WHIP
Jason Bere, R ERA: 4.91 (1, 1)	5.0		23	4	1	1	6	4	0	0	0	0	0	56	97	1.80	1.600
Donn Pall, R ERA: 2.42 (6, 1)	2.0		7	1	0	0	0	0	0	0	0	0	0	19	27	0.00	0.500
Scott Radinsky, L ERA: 5.75 (8, 1)	1.0		3	0	0	0	1	0	0	0	0	0	0	8	11	0.00	0.000
Bobby Thigpen, R ERA: 4.73 (9, 1)	1.0		3	0	0	0	0	1	0	0	0	0	0	4	10	0.00	1.000

BOTTOM

Chicago White Sox @ Detroit Tigers
Tiger Stadium, Detroit, MI
Wed Jun 02 1993, 7:05 PM EDT
Att. 15,115 - Unknown - 63 F

livebaseballscorecards.com

AB	31
R	1
H	5
RBI	1
BB	5
SO	7
LOB	20



Batter	1	2	3	4	5	6	7	8	9	AB R H RBI BB SO LOB	TOP
Tim Raines, S (1, 7) X OBP: 0.484, SLG: 0.700	0-0 		3-1 		1-3 		4-0 		3 2 2 2 1 1 0		
Joey Cora, S (1, 4) OBP: 0.365, SLG: 0.368	4-2 		1-2 		0-1 		0-1 		3 0 0 0 1 0 1		
Frank Thomas, R (1, 3) OBP: 0.384, SLG: 0.500	0-3 		1-2 		3-0 			0-0 	4 0 2 0 0 1 2		
George Bell, R (1, 10) X OBP: 0.259, SLG: 0.333	0-0 		4-0 		1-0 			1-0 	2 0 0 1 1 0 1		
Robin Ventura, L (1, 5) OBP: 0.407, SLG: 0.485	2-2 		3-2 			3-1 		3-2 	4 0 0 0 0 0 3		
Ellis Burks, R (1, 9) OBP: 0.346, SLG: 0.472		0-1 	0-0 			2-1 		1-1 	4 0 0 0 0 0 2		
Lance Johnson, L (1, 8) OBP: 0.350, SLG: 0.380		1-1 		2-2 		1-1 		0-1 	4 0 0 0 0 0 0		
Ron Karkovics, R (1, 2) Dan Pasqua, L (9, PH) OBP: 0.301, SLG: 0.442 OBP: 0.304, SLG: 0.333		1-0 		2-3 			1-3 	2-2 	3 0 0 0 0 2 0 1 0 0 0 0 0 0	AB 31 R 3 H 5 RBI 3 BB 3 SO 4 LOB 9	
Ozzie Guillen, L (1, 6) OBP: 0.252, SLG: 0.304			1-0 	2-0 			0-0 		3 1 1 0 0 0 0		
Inning Stats	R: 1 H: 1 E: 1 LOB: 1 K: 1 BB: 1 S: 12 P: 18	R: 0 H: 0 E: 0 LOB: 0 K: 0 BB: 0 S: 5 P: 7	R: 2 H: 3 E: 0 LOB: 2 K: 0 BB: 1 S: 15 P: 28	R: 0 H: 0 E: 0 LOB: 0 K: 1 BB: 0 S: 7 P: 13	R: 0 H: 1 E: 0 LOB: 1 K: 1 BB: 0 S: 7 P: 12	R: 0 H: 0 E: 0 LOB: 0 K: 0 BB: 0 S: 6 P: 12	R: 0 H: 0 E: 0 LOB: 1 K: 1 BB: 1 S: 6 P: 11	R: 0 H: 0 E: 0 LOB: 0 K: 0 BB: 0 S: 10 P: 13	1B: 3 SF: 1 2B: 1 SAC: 0 3B: 0 DP: 0 HR: 1 HBP: 0	WP: 0 PA: 35 PB: 0 SB: 0 CS: 0	
PITCHER Mark Leiter, R (1, 1) ERA: 2.89	IP WLS BF H R ER SO BB IBB HBP BLK WP HR S P ERA WHIP 9.0 W 35 5 3 2 4 3 0 0 0 0 1 73 123 2.00 0.889										

Chicago White Sox @ Detroit Tigers
 Tiger Stadium, Detroit, MI
 Thu Jun 03 1993, 7:05 PM EDT
 Att. 16,532 - Unknown - 66 F

livebaseballscorecards.com



BOTTOM

Chicago White Sox @ Detroit Tigers
 Tiger Stadium, Detroit, MI
 Thu Jun 03 1993, 7:05 PM EDT
 Att: 16,532 - Unknown - 66 F

livebaseballscorecards.com

AB	31
R	5
H	9
RBI	5
BB	4
SO	3
LOB	18




WP: 0	PA: 36
PB: 0	
SB: 0	
CS: 1	

AB	R	H	RBI	BB	SO	LOB
3	1	1	0	1	0	3
3	1	2	1	1	0	1
3	0	1	0	1	0	3
4	0	0	1	0	0	4
4	1	1	0	0	1	3
2	2	1	1	1	1	0
1	0	0	0	0	0	0
4	0	2	1	0	1	0
4	0	1	1	0	0	1
3	0	0	0	0	0	3

Batter	1	2	3	4	5	6	7	8	9								
Tony Phillips, S OBP: 0.448, SLG: 0.409 (1, 7) BB: 1, F: 7, X: 9	2-2 G5-3 1B 2B	0-0 G3			4-0 BB	1-0 G3											
Lou Whitaker, L OBP: 0.398, SLG: 0.459 (1, 4) B: 2, F: 2, SAFE: 1, X: 1	2-1 G5-3 2-3 1B		1-1 HR		2-0 F8		4-2 G6-4-3 BB BB										
Travis Fryman, R OBP: 0.364, SLG: 0.455 (1, 6) B: 2, C: 1, F: 1, X: 1	2-2 P4		1-1 FC5-4 1B		1-1 P3		4-2 G6-4-3 BB 1-2										
Cecil Fielder, R OBP: 0.363, SLG: 0.441 (1, 3) C: 3, B: 1, SAFE: 1, X: 1	1-2 G5-3 1-2 3-H		1-2 L7			0-0 F9	0-2 G6-4-3 1-2f 2-3										
Kirk Gibson, L OBP: 0.416, SLG: 0.517 (1, 10) B: 1, F: 1, X: 1	1-1 G6-3		1-1 FC5-4 CS 1-2f			1-2 1B 2B	2-3 K										
Mickey Tettleton, S OBP: 0.365, SLG: 0.506 Milt Cuyler, S OBP: 0.306, SLG: 0.375 (7, 8) C: 1, B: 1, X: 1		2-1 HR	3-2 CS 1-2	1-3 K		4-0 1B 1B IBB	0-1 F9										
Alan Trammell, R OBP: 0.364, SLG: 0.417 (1, 5) C: 1, F: 1, X: 1		0-2 G4-3 2B		2-3 K		0-0 1B 1B FC5-2-5	3-2 G6-3										
Chad Kreuter, S OBP: 0.432, SLG: 0.566 (1, 2) B: 1, X: 1		2-0 L8		1-1 P5		3-2 FC5-2-5 1B 1-3 2-H	2-0 G4-3										
Dan Gladden, R OBP: 0.200, SLG: 0.391 (7, 7) X: 1		0-0 G4-3 2-3			3-2 G6-3	3-2 FC5-2-5 1-2 3-H											
Inning Stats	R: 1 E: 0 K: 0 S: 15	H: 2 LOB: 1 BB: 0 P: 23	R: 1 E: 0 K: 0 S: 8	H: 2 LOB: 0 BB: 0 P: 12	R: 0 E: 0 K: 2 S: 8	H: 0 LOB: 0 BB: 0 P: 12	R: 0 E: 0 K: 0 S: 6	H: 0 LOB: 1 BB: 1 P: 16	R: 2 E: 0 K: 0 S: 15	H: 3 LOB: 2 BB: 1 P: 26	R: 0 E: 0 K: 1 S: 13	H: 0 LOB: 1 BB: 2 P: 23	R: 0 E: 0 K: 0 S: 6	H: 0 LOB: 0 BB: 0 P: 11	1B: 4 2B: 3 3B: 0 HR: 2	SF: 0 SAC: 0 DP: 1 HBP: 0	WP: 0 PA: 36 PB: 0 SB: 0 CS: 1

PITCHER	IP	WLS	BF	H	R	ER	SO	BB	IBB	HBP	BLK	WP	HR	S	P	ERA	WHIP
Kirk McCaskill, R ERA: 5.68 (1, 1)	5.1	L	26	9	5	5	2	1	1	0	0	0	2	57	97	8.44	1.875
Jeff Schwarz, R ERA: 2.25 (6, 1)	1.1		5	0	0	0	0	2	0	0	0	0	0	16	28	0.00	1.500
Scott Radinsky, L ERA: 5.66 (7, 1)	0.1		1	0	0	0	1	0	0	0	0	0	0	3	5	0.00	0.000
Terry Leach, R ERA: 1.86 (8, 1)	1.0		3	0	0	0	0	0	0	0	0	0	0	6	11	0.00	0.000

Batter	1	2	3	4	5	6	7	8	9	AB R H RBI BB SO LOB	TOP														
Bob Zupcic, R OBP: 0.323, SLG: 0.321 (1, 8) (8, 7)	1-1 P2		3-1 P4			4-1 PO BB		4-2 BB BB	0-0 FC5-2 1-2 2-3 3-Hf	3 0 0 0 2 0 4															
John Valentin, R OBP: 0.280, SLG: 0.356 (1, 6) (8, 8)	3-2 F7		1-3 K			1-1 P8		1-2 P6	0-0 F8	5 0 0 0 0 1 6															
Mike Greenwell, L OBP: 0.368, SLG: 0.483 Billy Hatcher, R OBP: 0.351, SLG: 0.393 (1, 7) (8, 8)	1-2 F7			0-0 G4-3		1-2 PO 1-2	0-0 G4-6-3 1B	4-0 BB BB		3 0 1 0 1 0 0 0 0 0 0 0 0 0															
Andre Dawson, R OBP: 0.277, SLG: 0.325 (1, 10)		2-1 F8		1-1 G4-3		1-1 G4-3 1B	0-0 G4-6-3 1B	0-0 L9		4 0 1 0 0 0 2															
Mo Vaughn, L OBP: 0.414, SLG: 0.533 (1, 3)		3-3 K		1-3 K			1-1 G4-6-3 1-2f 2-3		0-3 K	4 0 0 0 0 3 2															
Ivan Calderon, R OBP: 0.279, SLG: 0.307 (1, 9)		4-2 E BB			0-0 F7		4-0 S IBB		0-0 1B 1B	2 1 1 0 2 0 0															
Scott Cooper, L OBP: 0.366, SLG: 0.387 (1, 5)		1 SAFE 1-3 K		1-3 K		2-3 K	4-2 BB BB		0-0 BB 1B FC5-2 1B	3 0 1 0 1 2 1	AB 30 R 1 H 6 RBI 1 BB 7 SO 9 LOB 18														
Tony Peña, R OBP: 0.226, SLG: 0.209 Carlos Quintana, R OBP: 0.348, SLG: 0.294 Bob Melvin, R OBP: 0.328, SLG: 0.397 (1, 2) (7, PH) (7, 2)			1-2 SH1-4 1B		2-3 K		2-2 P3		0-0 FC5-2 BB 1B 1-2 3-H	2 0 1 0 0 1 0 1 0 0 0 0 0 3 1 0 1 1 0 0 0															
Ernest Riles, L OBP: 0.282, SLG: 0.362 (1, 4)			1-1 SH1-4		2-3 K			2-3 K	4-0 FC5-2 BB 1-2 2-3	2 0 0 0 1 2 0															
Inning Stats	R: 0 E: 0 K: 0 S: 10	H: 0 LOB: 0 BB: 0 P: 15	R: 0 E: 1 K: 2 S: 12	H: 0 LOB: 1 BB: 1 P: 22	R: 0 E: 0 K: 1 S: 13	H: 1 LOB: 1 BB: 0 P: 19	R: 0 E: 0 K: 1 S: 7	H: 0 LOB: 0 BB: 0 P: 9	R: 0 E: 0 K: 2 S: 8	H: 0 LOB: 0 BB: 0 P: 12	R: 0 E: 0 K: 0 S: 11	H: 0 LOB: 0 BB: 1 P: 19	R: 0 E: 0 K: 0 S: 12	H: 2 LOB: 3 BB: 2 P: 23	R: 0 E: 0 K: 1 S: 10	H: 0 LOB: 2 BB: 2 P: 21	R: 1 E: 0 K: 1 S: 8	H: 3 LOB: 3 BB: 1 P: 12	1B: 6 2B: 0 3B: 0 HR: 0	SF: 0 SAC: 1 DP: 1 HBP: 0	WP: 0 PB: 0 SB: 1 CS: 0	PA: 39			
PITCHER	IP WLS BF H R ER SO BB IBB HBP BLK WP HR S P ERA WHIP																								
Wilson Alvarez, L ERA: 2.88 Roberto Hernandez, R ERA: 2.52	(1, 1) 7.2 L	30 8	3 3	0 1	0 1	8 1	5 1	1 0	0 0	0 0	0 0	0 9	0 13	0.00 6.75	1.043 3.000										

Boston Red Sox @ Chicago White Sox
 Comiskey Park, Chicago, IL
 Fri Jun 04 1993, 8:05 PM EDT
 Att. 30,949 - Unknown - 48 F

livebaseballscorecards.com

Batter	1	2	3	4	5	6	7	8	9	AB R H RBI BB SO LOB
Tim Raines, S OBP: 0.485, SLG: 0.679 (1, 7)	0-3 K		4-1 1B BB		1-3 K			0-0 2B G1-2-3 1B		3 0 1 0 1 2 0
Joey Cora, S OBP: 0.368, SLG: 0.376 (1, 4)	0-3 K		1-2 1B		0-0 B1			0-0 2B		4 0 2 0 0 1 0
Frank Thomas, R OBP: 0.386, SLG: 0.495 (1, 3)	4-0 BB		1-1 F9		2-2 E8			4-0 IBB		2 0 0 0 2 0 2
George Bell, R OBP: 0.255, SLG: 0.327 (1, 10)	0-1 L6			0-2 G1-3		1-3 K		0-0 G1-2-3		4 0 0 0 0 1 5
Robin Ventura, L OBP: 0.399, SLG: 0.474 (1, 5)		0-1 G4-1		2-2 G4-3		0-0 P5		0-0 F9		4 0 0 0 0 0 1
Dan Pasqua, L OBP: 0.301, SLG: 0.328 (1, 9)		1-0 F9		3-2 FC6-4 1B		1-3 K		0-3 K		4 0 1 0 0 2 0
Lance Johnson, L OBP: 0.343, SLG: 0.372 (1, 8)		1-2 G4-3		0-0 FC6-4		0-0 G6-3		0-0 G6-3		4 0 0 0 0 0 1
Ron Karkovice, R OBP: 0.295, SLG: 0.433 (1, 2)			0-3 K		0-0 F7		2-1 P5			3 0 0 0 0 1 0
Ozzie Guillen, L OBP: 0.247, SLG: 0.297 (1, 6)			0-0 F9		1-0 F7			0-3 K		3 0 0 0 0 1 0

Inning Stats	R: 0 E: 0 K: 2 S: 11	H: 0 LOB: 1 BB: 1 P: 15	R: 0 E: 0 K: 0 S: 6	H: 0 LOB: 0 BB: 0 P: 8	R: 0 E: 0 K: 1 S: 10	H: 1 LOB: 2 BB: 1 P: 16	R: 0 E: 0 K: 0 S: 13	H: 1 LOB: 1 BB: 0 P: 18	R: 0 E: 0 K: 1 S: 5	H: 0 LOB: 0 BB: 0 P: 7	R: 0 E: 1 K: 1 S: 9	H: 0 LOB: 1 BB: 0 P: 12	R: 0 E: 0 K: 1 S: 6	H: 0 LOB: 0 BB: 0 P: 9	R: 0 E: 0 K: 1 S: 6	H: 2 LOB: 2 BB: 1 P: 10	R: 0 E: 0 K: 1 S: 5	H: 0 LOB: 0 BB: 0 P: 5	1B: 3 2B: 1 3B: 0 HR: 0	SF: 0 SAC: 0 DP: 1 HBP: 0	WP: 0 PB: 0 SB: 0 CS: 0	PA: 34
--------------	-------------------------------	----------------------------------	------------------------------	---------------------------------	-------------------------------	----------------------------------	-------------------------------	----------------------------------	------------------------------	---------------------------------	------------------------------	----------------------------------	------------------------------	---------------------------------	------------------------------	----------------------------------	------------------------------	---------------------------------	----------------------------------	------------------------------------	----------------------------------	--------

PITCHER	IP	WLS	BF	H	R	ER	SO	BB	IBB	HBP	BLK	WP	HR	S	P	ERA	WHIP
Danny Darwin, R ERA: 3.12 (1, 1)	7.0		26	2	0	0	6	2	0	0	0	0	0	60	85	0.00	0.571
Tony Fossas, L ERA: 1.93 (8, 1)	0.1		4	2	0	0	1	0	1	0	0	0	0	5	9	0.00	6.000
Greg Harris, R ERA: 2.55 (8, 1)	0.2	W	1	0	0	0	0	0	0	0	0	0	0	1	1	0.00	0.000
Jeff Russell, R ERA: 1.5 (9, 1)	1.0	S	3	0	0	0	1	0	0	0	0	0	0	5	5	0.00	0.000

BOTTOM

Boston Red Sox @ Chicago White Sox
Comiskey Park, Chicago, IL

Fri Jun 04 1993, 8:05 PM EDT
Att: 30,949 - Unknown - 48 F

livebaseballscorecards.com

AB	31
R	0
H	4
RBI	0
BB	3
SO	8
LOB	9



Batter	1	2	3	4	5	6	7	8	9	AB R H RBI BB SO LOB	TOP
Scott Fletcher, R (1, 4) OBP: 0.366, SLG: 0.447 Bob Zuppic, R (8, 8) OBP: 0.330, SLG: 0.321	4-0 BB		1-2 F8		1-1 G4-6-3 1B		0-0 L9		1-2 HBP	3 0 1 0 1 0 3 0 0 0 0 0 0 0	
Billy Hatcher, R (1, 8) OBP: 0.347, SLG: 0.388 (8, 4)	3-1 P4		0-2 1B		0-1 G4-6-3 1-2f		2-1 F7		0-1 G3	5 0 1 1 0 0 6	
Mike Greenwell, L (1, 7) OBP: 0.359, SLG: 0.471	1-3 K		0-0 G3				3-2 L8		3-1 G1-3	4 0 0 0 0 1 2	
Andre Dawson, R (1, 10) OBP: 0.276, SLG: 0.317	4-1 BB			2-1 P4		1-2 L4		0-1 F8		3 0 0 0 1 0 0	
Mo Vaughn, L (1, 3) OBP: 0.416, SLG: 0.532	2-2 PO	2-2 G5-4-3 1B		0-0 F8		1-0 G4-1		1-3 K		4 0 2 0 0 1 0	
Ivan Calderon, R (1, 9) OBP: 0.285, SLG: 0.313		1-0 G5-4-3 1-2f		0-1 F8			1-2 1B 2B 1B		0-0 G3 1B 1B	4 2 2 0 0 0 2	
Scott Cooper, L (1, 5) OBP: 0.369, SLG: 0.386 (7, 6)		1-1 F8		4-0 IBB			0-0 2B 1B		3-2 G3	3 0 1 0 1 0 1	
Bob Melvin, R (1, 2) OBP: 0.309, SLG: 0.371			2-2 L5	0-3 K			2-0 F8		1-0 F9	4 0 0 0 0 1 5	
Luis Rivera, R (1, 6) OBP: 0.264, SLG: 0.277 Ernest Riles, L (7, PH) OBP: 0.300, SLG: 0.394 (7, 5)			3-2 F8 1B 2B		2-3 K		3-2 2B		1-1 HBP 1B	2 1 1 0 0 1 0 2 0 2 2 0 0 0	
Inning Stats	R: 0 H: 0 E: 0 LOB: 1 K: 1 BB: 2 S: 10 P: 23	R: 0 H: 1 E: 0 LOB: 0 K: 0 BB: 0 S: 6 P: 10	R: 1 H: 2 E: 0 LOB: 1 K: 0 BB: 0 S: 14 P: 20	R: 0 H: 1 E: 0 LOB: 2 K: 1 BB: 1 S: 8 P: 14	R: 0 H: 1 E: 0 LOB: 0 K: 1 BB: 0 S: 7 P: 10	R: 0 H: 0 E: 0 LOB: 0 K: 0 BB: 0 S: 7 P: 12	R: 1 H: 3 E: 0 LOB: 2 K: 0 BB: 0 S: 13 P: 21	R: 0 H: 0 E: 0 LOB: 0 K: 1 BB: 0 S: 7 P: 11	R: 1 H: 2 E: 0 LOB: 2 K: 0 BB: 0 S: 11 P: 17	1B: 8 SF: 0 2B: 2 SAC: 0 3B: 0 DP: 2 HR: 0 HBP: 1	WP: 0 PA: 39 PB: 0 SB: 1 CS: 0
PITCHER Jack McDowell, R (1, 1) ERA: 4.1 Scott Radinsky, L (8, 1) ERA: 5.4 Terry Leach, R (9, 1) ERA: 2.53	IP WLS BF H R ER SO BB IBB HBP BLK WP HR S P ERA WHIP 7.0 W 29 8 2 2 3 2 1 0 0 0 0 65 110 2.57 1.429 1.0 3 0 0 0 1 0 0 0 0 0 0 7 11 0.00 0.000 1.0 6 2 1 1 0 0 0 0 1 0 0 0 11 17 9.00 2.000		PITCHER IP WLS BF H R ER SO BB IBB HBP BLK WP HR S P ERA WHIP								

Boston Red Sox @ Chicago White Sox
 Comiskey Park, Chicago, IL
 Sat Jun 05 1993, 8:05 PM EDT
 Att. 41,144 - Unknown - 67 F

AB	34
R	3
H	10
RBI	3
BB	3
SO	4
LOB	19



Batter	1	2	3	4	5	6	7	8	9	AB R H RBI BB SO LOB	TOP
Billy Hatcher, R (1, 8) OBP: 0.354, SLG: 0.396	0-1 G6-3		0-0 SH3-4 1B		1-2 F9 1B 2B		2-1 F8 HBP		0-1 G6-3 1-2f	4 1 2 0 0 0 2	Boston Red Sox @ Chicago White Sox Comiskey Park, Chicago, IL Sun Jun 06 1993, 4:33 AM EDT Att. 42,393 - Cloudy - 72 F
Ernest Riles, L (1, 4) OBP: 0.289, SLG: 0.378 John Valentin, R (7, 6) OBP: 0.280, SLG: 0.356	2-2 P6		1-0 SH3-4		0-0 P4		3-1 F8			3 0 0 0 0 0 2 0 0 0 0 0 0 0	
Mike Greenwell, L (1, 7) OBP: 0.363, SLG: 0.465	0-1 F9		4-2 BB		1-1 F9			4-2 BB		2 0 0 0 2 0 1	
Mo Vaughn, L (1, 3) OBP: 0.417, SLG: 0.532		4-0 F8 1B FC4 BB	1-1 SF7		1-1 1B			0-0 P7		2 1 1 2 1 0 1	
Andre Dawson, R (1, 10) OBP: 0.275, SLG: 0.315		2-1 FC4 1B	0-0 F8		1-2 F9			0-2 K		4 0 1 0 0 1 4	
Scott Cooper, L (1, 5) OBP: 0.367, SLG: 0.380		0-1 F8		4-0 G3 SH1-3 BB		1-2 G3-1		1-3 K		3 0 0 0 1 1 3	
Ivan Calderon, R (1, 9) OBP: 0.286, SLG: 0.313		0-0 FC4		0-0 SH1-3		0-1 G6-3		0-1 1B 1B		3 0 1 1 0 0 1	
Tony Peña, R (1, 2) OBP: 0.220, SLG: 0.203 Scott Fletcher, R (9, PH) OBP: 0.364, SLG: 0.444		0-1 G4-3		3-2 G3		1-0 B2		1-3 K		3 0 0 0 0 0 2 1 0 0 0 0 1 1	
Luis Rivera, R (1, 6) OBP: 0.267, SLG: 0.279 (7, 4) Carlos Quintana, R (9, PH) OBP: 0.352, SLG: 0.298 Bob Zupcic, R (9, PR) OBP: 0.330, SLG: 0.321			0-0 SH3-4 1B SF7 1B		2-3 K		0-3 K		2-1 G6-3 1B	3 1 1 0 0 2 1 1 0 1 0 0 0 0 0 0 0 0 0 0 0	
Inning Stats	R: 0 E: 0 K: 0 S: 9 H: 0 LOB: 0 BB: 0 P: 11	R: 1 E: 0 K: 0 S: 7 H: 1 LOB: 1 BB: 1 P: 13	R: 1 E: 0 K: 0 S: 8 H: 2 LOB: 2 BB: 1 P: 14	R: 0 E: 0 K: 1 S: 7 H: 0 LOB: 1 BB: 1 P: 16	R: 1 E: 0 K: 0 S: 11 H: 2 LOB: 1 BB: 0 P: 15	R: 0 E: 0 K: 0 S: 6 H: 0 LOB: 0 BB: 0 P: 8	R: 0 E: 0 K: 1 S: 6 H: 0 LOB: 0 BB: 0 P: 11	R: 0 E: 0 K: 2 S: 9 H: 0 LOB: 1 BB: 1 P: 14	R: 0 E: 0 K: 1 S: 9 H: 2 LOB: 2 BB: 0 P: 12	1B: 6 2B: 1 3B: 0 HR: 0 SF: 1 SAC: 2 DP: 1 HBP: 1	
PITCHER	IP WLS BF H R ER SO BB IBB HBP BLK WP HR S P ERA WHIP										
Alex Fernandez, R (1, 1) ERA: 3.02	7.2 W 32 5 3 3 3 4 0 1 0 0 0 60 98 3.52 1.174										
Scott Radinsky, L (8, 1) ERA: 5.32	0.1 1 0 0 0 1 0 0 0 0 0 0 3 4 0.00 0.000										
Roberto Hernandez, R (9, 1) ERA: 2.42	1.0 S 4 2 0 0 1 0 0 0 0 0 0 9 12 0.00 2.000										

livebaseballscorecards.com

AB	29
R	3
H	7
RBI	3
BB	4
SO	5
LOB	18



Batter	1	2	3	4	5	6	7	8	9	AB R H RBI BB SO LOB	TOP		
Tony Phillips, S OBP: 0.444, SLG: 0.403 (1, 7) F B B B	4-1 SH5-3 PB 2B BB	4-1 BB			3-2 BB 1B		2-2 G4-3 ①		3-3 K ②	3 1 1 0 2 1 1			
Lou Whitaker, L OBP: 0.414, SLG: 0.477 (1, 4) B X	1-0 SH5-3 1-3	1-1 F9 ③			4-0 1 SAFE 1 SAFE BB 1B BB		2-1 F8 ②		1-1 1-H 2B ③	3 0 1 1 1 0 2			
Travis Fryman, R OBP: 0.350, SLG: 0.433 (1, 6) B F X	1-1 1B 2B 3-H				1-3 K ①		2-2 G5-3 ③		1-1 F8 ③	5 1 1 1 0 2 3			
Cecil Fielder, R OBP: 0.372, SLG: 0.467 (1, 3) B F X	1-1 2-H 1B				2-3 K ②			0-1 G5-3 ①		4 0 1 1 0 1 2			
Kirk Gibson, L OBP: 0.399, SLG: 0.497 (1, 10) C C S	0-3 K ②				3-2 P5 ③			1-2 L8 ②		4 0 0 0 0 2 3			
Mickey Tettleton, S OBP: 0.361, SLG: 0.497 (1, 9) C B S C C	1-3 K ③				1-3 K ①			1-1 1B ③		4 0 1 0 0 3 1			
Chad Kreuter, S OBP: 0.424, SLG: 0.572 (1, 2) C X					0-1 P6 ②			2-2 G5-3 ③		4 0 2 0 0 0 1			
Scott Livingstone, L OBP: 0.350, SLG: 0.354 (1, 5) B X					4-2 FC6-4 BB			0-0 F7 ②		3 0 0 0 1 1 2			
Dan Gladden, R OBP: 0.220, SLG: 0.421 (1, 8) B B B B X					1-1 FC6-4 1-2f ③			0-3 K ③		4 1 1 0 0 1 3			
Inning Stats	R: 2 E: 0 K: 2 S: 12 H: 2 LOB: 1 BB: 1 P: 20	R: 0 E: 0 K: 0 S: 9 H: 1 LOB: 2 BB: 1 P: 18	R: 0 E: 0 K: 1 S: 12 H: 0 LOB: 0 BB: 0 P: 19	R: 0 E: 0 K: 1 S: 11 H: 0 LOB: 1 BB: 1 P: 17	R: 0 E: 0 K: 3 S: 12 H: 1 LOB: 2 BB: 1 P: 23	R: 0 E: 0 K: 2 S: 9 H: 1 LOB: 1 BB: 0 P: 13	R: 0 E: 0 K: 0 S: 10 H: 0 LOB: 0 BB: 0 P: 16	R: 0 E: 0 K: 0 S: 10 H: 1 LOB: 1 BB: 0 P: 14	R: 1 E: 0 K: 2 S: 13 H: 2 LOB: 1 BB: 0 P: 21	1B: 4 2B: 4 3B: 0 HR: 0 SF: 0 SAC: 1 DP: 0 HBP: 0	WP: 0 PB: 1 SB: 0 CS: 0 PA: 39		
PITCHER	IP WLS BF H R ER SO BB IBB HBP BLK WP HR S P ERA WHIP											PITCHER	IP WLS BF H R ER SO BB IBB HBP BLK WP HR S P ERA WHIP
Jason Bere, R ERA: 4.24 (1, 1)	6.0 W 27 5 2 2 9 4 0 0 0 0 0 0 65 110 3.00 1.500												
Donn Pall, R ERA: 2.48 (7, 1)	3.0 S 12 3 1 1 2 0 0 0 0 0 0 0 33 51 3.00 1.000												

Detroit Tigers @ Chicago White Sox
Comiskey Park, Chicago, IL
Mon Jun 07 1993, 8:05 PM EDT
Att. 27,490 - Unknown - 67 F

livebaseballscorecards.com

AB 34
R 3
H 8
RBI 3
BB 4
SO 11
LOB 18



Batter	1	2	3	4	5	6	7	8	9	AB	R	H	RBI	BB	SO	LOB
Tim Raines, S OBP: 0.461, SLG: 0.623 (1, 7)	2-2 G4-3		1-0 L4		2-1 SF7		2-1 G6-3			3	0	0	1	0	0	0
Joey Cora, S OBP: 0.369, SLG: 0.372 (1, 4)	3-1 HR 1B		1-1 P6		1-1 G3		1-0 F9			4	1	1	0	0	0	0
Frank Thomas, R OBP: 0.391, SLG: 0.518 (1, 3)	2-0 HR 1B		3-2 P4			0-1 F8 WP HR 1B	3-2 1B			4	2	3	2	0	0	0
George Bell, R OBP: 0.259, SLG: 0.341 (1, 10)	1-1 G6-3			0-0 G1-3		1-0 F8	1-1 1B			4	0	1	0	0	0	1
Robin Ventura, L OBP: 0.400, SLG: 0.473 (1, 5)	1-2 G4-3			0-0 1B		4-0 HR IBB	1-0 G4-3			3	1	1	0	1	0	2
Dan Pasqua, L OBP: 0.325, SLG: 0.391 (1, 9)		2-1 G3 1B		3-2 P4		1-1 HR		2-2 HR		3	1	2	3	0	0	1
Ellis Burks, R OBP: 0.351, SLG: 0.488 (7, 9)				1-1 SAFE		1-1 HR				1	1	1	1	0	0	0
Lance Johnson, L OBP: 0.333, SLG: 0.371 (1, 8)		0-0 G3		1-1 G5-3		0-0 G4-3		1-0 G3-1		4	0	0	0	0	0	2
Ron Karkovice, R OBP: 0.301, SLG: 0.455 (1, 2)		2-3 K			0-2 F9	4-1 BB		2-3 K		3	0	0	0	1	2	1
Ozzie Guillen, L OBP: 0.243, SLG: 0.299 (1, 6)		1-2 G3			1-0 WP SF7 2B	0-0 G4-3		2-2 F9		4	1	1	0	0	0	2

Inning Stats	R: 2	H: 2	E: 0	K: 0	S: 12	R: 0	H: 1	E: 0	K: 1	S: 9	R: 0	H: 0	E: 0	K: 0	S: 6	R: 0	H: 1	E: 0	K: 0	S: 8	R: 1	H: 1	E: 0	K: 0	S: 8	R: 3	H: 2	E: 0	K: 0	S: 8	R: 0	H: 2	E: 0	K: 0	S: 9	R: 1	H: 1	E: 0	K: 1	S: 14
	LOB: 0	BB: 0	P: 21	LOB: 1	BB: 1	LOB: 0	BB: 0	LOB: 1	BB: 0	P: 11	LOB: 0	BB: 0	LOB: 1	BB: 0	P: 12	LOB: 0	BB: 0	LOB: 0	BB: 0	P: 12	LOB: 1	BB: 0	LOB: 0	BB: 0	P: 12	LOB: 1	BB: 2	P: 18	LOB: 2	BB: 0	P: 17	LOB: 0	BB: 0	P: 21	LOB: 0	BB: 0	P: 21			


PITCHER	IP	WLS	BF	H	R	ER	SO	BB	IBB	HBP	BLK	WP	HR	S	P	ERA	WHIP
Mike Moore, R ERA: 6.49 (1, 1)	6.0	L	27	7	6	6	1	1	1	0	0	2	2	51	88	9.00	1.333
Buddy Groom, L ERA: 4.91 (7, 1)	1.0		5	2	0	0	0	0	0	0	0	0	0	9	17	0.00	2.000
Dave Haas, R ERA: 5.33 (8, 1)	1.0		4	1	1	1	1	0	0	0	0	0	1	14	21	9.00	1.000

BOTTOM


Detroit Tigers @ Chicago White Sox
Comiskey Park, Chicago, IL

Mon Jun 07 1993, 8:05 PM EDT
Att: 27,490 - Unknown - 67 F

AB	33
R	7
H	10
RBI	7
BB	2
SO	2
LOB	9



WP	HR	S	P	ERA	WHIP
2	3	1	3	9.00	1.333

Batter	1	2	3	4	5	6	7	8	9	AB R H RBI BB SO LOB	TOP																
Tony Phillips, S OBP: 0.439, SLG: 0.395 (1, 7)	1-3 K		2-2 L4-6		2-3 K		1-3 K		4-1 BB	4 0 0 0 1 3 3																	
Lou Whitaker, L OBP: 0.408, SLG: 0.487 (1, 4)	2-2 P6			3-1 F7	0-1 F7			1-1 HR	1-3 K	5 1 1 1 0 1 2																	
Travis Fryman, R OBP: 0.347, SLG: 0.427 (1, 6)	0-0 F9			0-0 HR 1B		0-0 G3		3-2 G2	1-1 L6	5 1 1 0 0 0 2																	
Cecil Fielder, R OBP: 0.370, SLG: 0.460 (1, 3)		0-1 L8		4-2 HR BB		1-1 G4-3		2-2 G5-3		3 1 0 0 1 0 0																	
Kirk Gibson, L OBP: 0.396, SLG: 0.487 (1, 10)		2-3 K		0-1 F7		0-3 K		4-0 S BB		3 0 0 0 1 2 2																	
Mickey Tettleton, S OBP: 0.358, SLG: 0.509 (1, 9)		3-2 P8		1-0 HR		2-2 G4-3		2-3 K		4 1 1 3 0 1 1																	
Chad Kreuter, S OBP: 0.426, SLG: 0.591 (1, 2)			2-0 G4-3 3B	2-2 E1		2-2 F8 2B			3-2 G6-3	4 1 2 0 0 0 0	AB 35 R 6 H 8 RBI 6 BB 4 SO 8 LOB 13																
Scott Livingstone, L OBP: 0.354, SLG: 0.353 (1, 5)			0-0 G4-3	0-0 F7		4-1 BB			1-0 BLK 1B	3 1 1 1 1 0 1																	
Dan Gladden, R OBP: 0.244, SLG: 0.429 (1, 8)			0-0 L4-6 S 1B		3-3 K		3-2 F8		0-0 BB 1B	4 0 2 1 0 1 2																	
Inning Stats	R: 0 E: 0 K: 1 S: 8	H: 0 LOB: 0 BB: 0 P: 11	R: 0 E: 0 K: 1 S: 9	H: 0 LOB: 0 BB: 0 P: 14	R: 1 E: 0 K: 0 S: 8	H: 2 LOB: 0 BB: 0 P: 12	R: 3 E: 1 K: 0 S: 12	H: 2 LOB: 1 BB: 1 P: 22	R: 0 E: 0 K: 2 S: 8	H: 0 LOB: 0 BB: 0 P: 13	R: 0 E: 0 K: 1 S: 6	H: 0 LOB: 0 BB: 0 P: 7	R: 0 E: 0 K: 1 S: 13	H: 1 LOB: 2 BB: 1 P: 25	R: 1 E: 0 K: 1 S: 12	H: 1 LOB: 1 BB: 1 P: 24	R: 1 E: 0 K: 1 S: 12	H: 2 LOB: 2 BB: 1 P: 22	1B: 4 2B: 2 3B: 1 HR: 2	SF: 0 SAC: 0 DP: 1 HBP: 0	WP: 0 PB: 0 SB: 3 CS: 0	PA: 39					
PITCHER	IP WLS BF H R ER SO BB IBB HBP BLK WP HR S P ERA WHIP																										
Kirk McCaskill, R ERA: 5.91 (1, 1)	4.0		17	4	4	4	2	1	0	0	0	0	1	37	59	9.00	1.250										
Jeff Schwarz, R ERA: 2.25 (5, 1)	4.0	L	16	2	1	1	5	2	0	0	0	0	1	39	69	2.25	1.000										
Scott Radinsky, L ERA: 5.56 (9, 1)	0.2		5	2	1	1	1	1	0	0	1	0	0	10	19	13.50	4.500										
Bobby Thigpen, R ERA: 4.61 (9, 1)	0.1		1	0	0	0	0	0	0	0	0	0	0	2	3	0.00	0.000										

Detroit Tigers @ Chicago White Sox
 Comiskey Park, Chicago, IL
 Tue Jun 08 1993, 8:05 PM EDT
 Att. 25,155 - Unknown - 75 F

livebaseballscorecards.com

Batter	1	2	3	4	5	6	7	8	9	AB	R	H	RBI	BB	SO	LOB
Tim Raines, S OBP: 0.457, SLG: 0.652 (1, 7)	1-0 F8		2-0 HR	1-1 1B			2-0 G4-3		3-2 F9	5	1	2	1	0	0	1
Joey Cora, S OBP: 0.365, SLG: 0.368 (1, 4)	2-2 L7		2-1 G4-3	0-2 G1-3			0-0 G4-3		3-2 FC6-4 1B	5	0	1	0	0	0	3
Frank Thomas, R OBP: 0.388, SLG: 0.508 (1, 3)	1-2 F9		2-1 L6				4-0 IBB		1-1 FC6-4	4	0	0	0	1	0	1
George Bell, R OBP: 0.257, SLG: 0.342 (1, 10)		0-1 F7 1B 2B	0-2 G4-3				3-1 G6-3		0-1 G5-3	5	1	1	0	0	0	3
Robin Ventura, L OBP: 0.397, SLG: 0.465 (1, 5)		0-0 F7 2B		4-1 1B BB			2-1 F8		0-0 F8	3	1	0	0	1	0	1
Ellis Burks, R OBP: 0.349, SLG: 0.483 (1, 9)		2-3 K		0-2 F9			0-3 K		2-1 FC6-4 1B	4	0	1	0	0	2	2
Lance Johnson, L OBP: 0.336, SLG: 0.373 (1, 8)		1-0 E 1B		0-1 E6 1B 1B			0-0 L7		1-0 FC6-4 1B	4	1	2	1	0	0	1
Carlton Fisk, R OBP: 0.227, SLG: 0.262 (1, 2)		1-2 E5		0-3 K			1-3 K		3-2	3	0	0	0	0	2	2
Dan Pasqua, L OBP: 0.333, SLG: 0.400 (8, PH)		1-2		0-3 K					1-3	1	0	1	0	0	0	0
Ron Karkovics, R OBP: 0.301, SLG: 0.455 (9, 2)		1-2		0-3 K					1-3	0	0	0	0	0	0	0
Ozzie Guillen, L OBP: 0.252, SLG: 0.306 (1, 6)		1-0 L7		1-0 1B 1B					2-2 L8	3	0	2	1	0	0	2
Bo Jackson, R OBP: 0.366, SLG: 0.457 (8, PH)				3-H						1	0	0	0	0	0	2
Craig Grebeck, R OBP: 0.338, SLG: 0.288 (9, 6)										0	0	0	0	0	0	0

Inning Stats	R: 0	H: 0	E: 0	K: 0	S: 8	R: 1	H: 2	E: 1	K: 1	S: 11	R: 1	H: 1	E: 0	K: 0	S: 8	R: 2	H: 3	E: 1	K: 1	S: 17	R: 0	H: 0	E: 0	K: 0	S: 6	R: 0	H: 0	E: 0	K: 2	S: 7	R: 0	H: 1	E: 0	K: 0	S: 6	R: 0	H: 2	E: 0	K: 0	S: 10	R: 0	H: 1	E: 0	K: 0	S: 12	1B: 8	2B: 1	3B: 0	HR: 1	SF: 0	SAC: 0	DP: 0	HBP: 0	WP: 0	PB: 0	SB: 0	CS: 0	PA: 40
--------------	------	------	------	------	------	------	------	------	------	-------	------	------	------	------	------	------	------	------	------	-------	------	------	------	------	------	------	------	------	------	------	------	------	------	------	------	------	------	------	------	-------	------	------	------	------	-------	-------	-------	-------	-------	-------	--------	-------	--------	-------	-------	-------	-------	--------

PITCHER	IP	WLS	BF	H	R	ER	SO	BB	IBB	HBP	BLK	WP	HR	S	P	ERA	WHIP
Mark Leiter, R (1, 1)	7.0		31	7	4	4	4	1	1	0	0	0	1	63	98	5.14	1.143
Bill Krueger, L (8, 1)	0.2		3	1	0	0	0	0	0	0	0	0	0	4	7	0.00	1.500
Kurt Knudsen, R (8, 1)	0.0		1	1	0	0	0	0	0	0	0	0	0	3	6	∞	∞
Bob MacDonald, L (8, 1)	0.2		3	1	0	0	0	0	0	0	0	0	0	11	19	0.00	1.500
Mike Henneman, R (9, 1)	0.2	S	2	0	0	0	0	0	0	0	0	0	0	4	5	0.00	0.000

DETROIT TIGERS @ CHICAGO WHITE SOX
 Comiskey Park, Chicago, IL
 Tue Jun 08 1993, 8:05 PM EDT
 Att: 25,155 - Unknown - 75 F

AB	38
R	4
H	10
RBI	3
BB	2
SO	4
LOB	18

Batter	1	2	3	4	5	6	7	8	9	AB R H RBI BB SO LOB	TOP																									
Tony Phillips, S OBP: 0.442, SLG: 0.402 (1, 4) (9, 7)	4-1 1B BB	2-2 G4-3 S 1B		3-2 G1-3		1-2 1B 2B		3-1 F8		4 2 2 0 1 0 1																										
Dan Gladden, R OBP: 0.260, SLG: 0.426 (1, 10)	3-2 1B SAFE 1B	3-1 G4-3			1-1 P3	0-1 1B		3-1 G6-3		5 1 2 0 0 0 1																										
Travis Fryman, R OBP: 0.348, SLG: 0.427 (1, 6)	1-0 1B FC6-4 1B	2-1 G5-3			1-2 G6-3	2-2 1B		1-2 F7		5 1 2 2 0 0 1																										
Cecil Fielder, R OBP: 0.375, SLG: 0.469 Gary Thurman, R OBP: 0.326, SLG: 0.289 (1, 3) (9, 9)	0-2 FC6-4 1B		0-0 G5-4-3 1B		2-2 2B	1-0 L7		3-1 L8		5 1 3 1 0 0 2 0 0 0 0 0 0 0																										
Alan Trammell, R OBP: 0.358, SLG: 0.413 (1, 5)	1-2 FC6-4 G6-3 1-2f 3-H		3-1 G5-4-3		2-2 E 2B	1-2 F7		1-2 1B		5 1 2 2 0 0 4																										
Mickey Tettleton, S OBP: 0.364, SLG: 0.522 (1, 9) (9, 3)	4-0 G6-3 IBB		2-3 K		4-0 E IBB		2-0 HR		0-1 L5	3 1 1 1 2 1 1																										
Chad Kreuter, S OBP: 0.414, SLG: 0.571 (1, 2)	0-0 G6-3			3-2 G5-3	1-1 E5		1-2 G3-1		0-0 L8	5 0 0 0 0 0 4																										
Skeeter Barnes, R OBP: 0.302, SLG: 0.391 Lou Whitaker, L OBP: 0.408, SLG: 0.487 (1, 7) (9, 4)	1-3 K			4-2 G6-3 S BB	2-2 G4-3		0-0 F9			3 0 0 0 1 1 4 0 0 0 0 0 0 0																										
Milt Cuyler, S OBP: 0.298, SLG: 0.369 (1, 8)		3-3 K		1-1 SAFE G6-3		2-3 K		0-0 B4		4 0 0 0 0 2 1																										
Inning Stats	R: 3 E: 1 K: 1 S: 15	H: 3 LOB: 2 BB: 2 P: 29	R: 0 E: 0 K: 1 S: 10	H: 1 LOB: 1 BB: 0 P: 20	R: 0 E: 0 K: 1 S: 6	H: 1 LOB: 0 BB: 0 P: 11	R: 0 E: 0 K: 0 S: 11	H: 0 LOB: 1 BB: 1 P: 22	R: 2 E: 1 K: 0 S: 19	H: 2 LOB: 2 BB: 1 P: 32	R: 1 E: 0 K: 1 S: 16	H: 3 LOB: 2 BB: 0 P: 23	R: 1 E: 0 K: 0 S: 6	H: 1 LOB: 0 BB: 0 P: 9	R: 0 E: 0 K: 0 S: 7	H: 0 LOB: 0 BB: 0 P: 14	R: 0 E: 0 K: 0 S: 8	H: 1 LOB: 1 BB: 0 P: 12	1B: 8 2B: 3 3B: 0 HR: 1	SF: 0 SAC: 0 DP: 1 HBP: 0	WP: 0 PB: 0 SB: 2 CS: 0	PA: 43														
PITCHER	IP WLS BF H R ER SO BB IBB HBP BLK WP HR S P ERA WHIP																																			
Wilson Alvarez, L ERA: 3.28 Terry Leach, R ERA: 2.38 Donn Pall, R ERA: 2.61 Roberto Hernandez, R ERA: 2.33	(1, 1) (6, 1) (7, 1) (9, 1)	5.1 0.2 2.0 1.0	L 3 7 4	29 3 7 4	9 1 1 1	6 0 1 0	5 0 1 0	4 0 0 0	2 0 0 0	2 0 0 0	0 0 0 0	0 0 1 0	0 8 13 8	125 12 23 12	8.44 0.00 4.50 0.00	2.062 1.500 0.500 1.000																				

Detroit Tigers @ Chicago White Sox
Comiskey Park, Chicago, IL
Wed Jun 09 1993, 8:05 PM EDT
Att. 26,553 - Unknown - 79 F

livebaseballscorecards.com

AB	39
R	7
H	12
RBI	6
BB	4
SO	4
LOB	19




Batter	1	2	3	4	5	6	7	8	9	AB R H RBI BB SO LOB
Steve Sax, R OBP: 0.257, SLG: 0.324 Tim Raines, S OBP: 0.456, SLG: 0.642 (1, 7) (6, PH) (7, 7)	1-1 G4-3		1-0 3-H 2B	1-3 K		4-1 1-2 2-3 G6-3 BB			0-0 F7	3 0 1 1 0 1 2 1 0 0 0 1 0 0
Joey Cora, S OBP: 0.366, SLG: 0.366 (1, 4)	0-3 K		1-0 F9		0-0 1B	1-1 G6-3			4-2 1B BB	4 0 1 0 1 1 4
Frank Thomas, R OBP: 0.392, SLG: 0.522 (1, 3)	3-3 K			0-0 HR	4-0 1-2 BB				0-1 FC6-4 1B	4 1 2 1 1 1 0
George Bell, R OBP: 0.252, SLG: 0.335 (1, 10)		0-2 G6-3		1-2 P3	1-3 K				0-0 FC6-4	5 0 0 0 0 2 4
Bo Jackson, R OBP: 0.351, SLG: 0.435 (1, 9)		3-3 K		2-3 K	1-0 F8					4 0 0 0 0 3 2
Ellis Burks, R OBP: 0.352, SLG: 0.477 (1, 8)		1-1 F9		4-2 HR BB	2-0 F9				4-1 G1-6-3 BB	2 1 0 0 2 0 2
Ron Karkovice, R OBP: 0.299, SLG: 0.469 (1, 2)			0-0 F8	2-2 1-H HR		2-3 K			1-1 F9	4 1 1 2 0 1 1
Craig Grebeck, R OBP: 0.333, SLG: 0.286 (1, 5)			1-1 F9	2-0 1B 1B		1-1 E9 BB 1B			1-2 G1-6-3	4 0 1 0 0 0 1
Ozzie Guillen, L OBP: 0.264, SLG: 0.331 (1, 6)			0-2 2B	1-0 1-2 1B		0-2 BB 1B			1-1 P6	4 1 3 0 0 0 0

Inning Stats	R: 0 E: 0 K: 2 S: 9	H: 0 LOB: 0 BB: 0 P: 13	R: 0 E: 0 K: 1 S: 8	H: 0 LOB: 0 BB: 0 P: 12	R: 1 E: 0 K: 0 S: 8	H: 2 LOB: 1 BB: 0 P: 11	R: 3 E: 0 K: 2 S: 21	H: 4 LOB: 2 BB: 1 P: 34	R: 0 E: 0 K: 1 S: 7	H: 1 LOB: 2 BB: 1 P: 15	R: 0 E: 1 K: 1 S: 12	H: 1 LOB: 2 BB: 1 P: 20	R: 0 E: 0 K: 2 S: 8	H: 0 LOB: 0 BB: 0 P: 14	R: 0 E: 0 K: 0 S: 6	H: 0 LOB: 0 BB: 1 P: 12	R: 0 E: 0 K: 0 S: 8	H: 1 LOB: 2 BB: 1 P: 13	1B: 5 2B: 1 3B: 1 HR: 2	SF: 0 SAC: 0 DP: 2 HBP: 0	WP: 0 PB: 0 SB: 0 CS: 0	PA: 40
--------------	------------------------------	----------------------------------	------------------------------	----------------------------------	------------------------------	----------------------------------	-------------------------------	----------------------------------	------------------------------	----------------------------------	-------------------------------	----------------------------------	------------------------------	----------------------------------	------------------------------	----------------------------------	------------------------------	----------------------------------	----------------------------------	------------------------------------	----------------------------------	--------

PITCHER	IP	WLS	BF	H	R	ER	SO	BB	IBB	HBP	BLK	WP	HR	S	P	ERA	WHIP
David Wells, L ERA: 2.46 (1, 1)	5.0		24	7	4	4	6	2	0	0	0	0	2	53	85	7.20	1.800
Kurt Knudsen, R ERA: (6, 1)	0.1		4	1	0	0	1	1	0	0	0	0	0	10	17	0.00	6.000
Bill Krueger, L ERA: 3.12 (6, 1)	3.1		10	0	0	0	2	2	0	0	0	0	0	21	39	0.00	0.600
Mike Henneman, R ERA: 1.95 (9, 1)	0.1	S	2	1	0	0	0	0	0	0	0	0	0	3	3	0.00	3.000

DETROIT TIGERS @ CHICAGO WHITE SOX
Comiskey Park, Chicago, IL
 Wed Jun 09 1993, 8:05 PM EDT
 Att: 26,553 - Unknown - 79 F

AB	35
R	4
H	9
RBI	4
BB	5
SO	9
LOB	16



PITCHER	IP	WLS	BF	H	R	ER	SO	BB	IBB	HBP	BLK	WP	HR	S	P	ERA	WHIP
---------	----	-----	----	---	---	----	----	----	-----	-----	-----	----	----	---	---	-----	------

Batter	1	2	3	4	5	6	7	8	9	10	11	12	13	14	15	AB R H RBI BB SO LOB	TOP
Tim Raines, S <small>OBP: 0.453, SLG: 0.649</small> (1, 7)	 HR		 FC6-5-4		 G4-3			 G6-3		 L8			 G6-4-3		 2B	7 1 2 2 1 0 0 3	
Craig Grebeck, R <small>OBP: 0.333, SLG: 0.288</small> (1, 4)	 K		 G6-3		 G6-3			 K2-3		 G4-3			 L9		 F8	3 0 1 0 0 0 1 1 4 0 0 0 0 0 1 1	
Frank Thomas, R <small>OBP: 0.397, SLG: 0.531</small> (1, 3)	 CS		 F8					 G1-6-3		 2B					 G6-3	6 0 2 0 1 1 2	
Ellis Burks, R <small>OBP: 0.355, SLG: 0.481</small> (1, 9)	 K			 G3-1			 G4-3	 1B		 1B				 1B	 K	7 0 3 0 0 0 3 3	
Robin Ventura, L <small>OBP: 0.396, SLG: 0.480</small> (1, 5)	 CS	 F7		 G3-1			 1B	 F8					 1B	 1B		6 0 2 0 0 1 3	
Bo Jackson, R <small>OBP: 0.340, SLG: 0.420</small> (1, 10)		 P2		 K			 K	 G3-1					 F9			3 0 0 0 0 0 2 2 3 0 0 0 0 0 1 2	
Dan Pasqua, L <small>OBP: 0.306, SLG: 0.361</small> (9, PH)																	
Lance Johnson, L <small>OBP: 0.330, SLG: 0.362</small> (1, 8)		 G5-3		 P6			 L8	 G6-3		 G6-3			 G4-3		 G5-3	6 0 0 0 0 0 3	
Ron Karkovics, R <small>OBP: 0.312, SLG: 0.497</small> (1, 2)			 SH1-3		 G4-3		 K	 G5-3					 F7		 HR	6 1 3 1 0 1 0	
Ozzie Guillen, L <small>OBP: 0.263, SLG: 0.329</small> (1, 6)			 SH1-3		 SH1-4		 G3	 G1-3					 G6-4-3		 G6-3	4 0 1 0 0 0 0	
Inning Stats	R: 1 H: 2 E: 0 LOB: 0 K: 2 BB: 0 S: 14 P: 23	R: 0 H: 0 E: 0 LOB: 0 K: 0 BB: 0 S: 8 P: 14	R: 0 H: 2 E: 0 LOB: 2 K: 0 BB: 0 S: 13 P: 16	R: 0 H: 1 E: 0 LOB: 1 K: 1 BB: 0 S: 9 P: 16	R: 0 H: 1 E: 0 LOB: 1 K: 0 BB: 0 S: 10 P: 17	R: 0 H: 1 E: 0 LOB: 1 K: 1 BB: 0 S: 12 P: 20	R: 0 H: 0 E: 0 LOB: 0 K: 1 BB: 0 S: 9 P: 13	R: 0 H: 2 E: 0 LOB: 2 K: 1 BB: 0 S: 13 P: 20	R: 0 H: 0 E: 0 LOB: 0 K: 0 BB: 0 S: 5 P: 9	R: 0 H: 0 E: 0 LOB: 0 K: 0 BB: 0 S: 4 P: 5	R: 0 H: 0 E: 0 LOB: 0 K: 3 BB: 0 S: 12 P: 13	R: 0 H: 0 E: 0 LOB: 0 K: 0 BB: 0 S: 4 P: 7	R: 0 H: 1 E: 0 LOB: 0 K: 0 BB: 0 S: 8 P: 11	R: 0 H: 2 E: 0 LOB: 2 K: 1 BB: 0 S: 11 P: 15	R: 1 H: 2 E: 0 LOB: 2 K: 1 BB: 1 S: 13 P: 24	1B: 10 SF: 0 2B: 2 SAC: 2 3B: 0 DP: 1 HR: 2 HBP: 0	WP: 0 PA: 59 PB: 1 SB: 0 CS: 1
PITCHER	IP WLS BF H R ER SO BB IBB HBP BLK WP HR S P ERA WHIP																
Chris Haney, L <small>ERA: 3.44</small> (1, 1)	7.1																
Tom Gordon, R <small>ERA: 4.17</small> (8, 1)	1.2																
Jeff Montgomery, R <small>ERA: 2.11</small> (10, 1)	3.0																
Billy Brewer, L <small>ERA: 0.84</small> (13, 1)	1.0																
Rusty Meacham, R <small>ERA: 5.85</small> (14, 1)	2.0	L															

Chicago White Sox @ Kansas City Royals
 Kauffman Stadium, Kansas City, MO

Sat Jun 12 1993, 7:05 PM CDT
 Att. 38,918 - Unknown - 86 F

livebaseballscorecards.com

AB 55
 R 2
 H 14
 RBI 2
 BB 1
 SO 11
 LOB 20



BOTTOM

Chicago White Sox @ Kansas City Royals
Kauffman Stadium, Kansas City, MO

Sun Jun 13 1993, 3:33 AM CDT
Att: 31,949 - Sunny

livebaseballscorecards.com

AB	38
R	5
H	9
RBI	5
BB	4
SO	9
LOB	11



WP:	0	PA:	42
PB:	1		
SB:	1		
CS:	0		

AB R H RBI BB SO LOB

3	2	1	0	2	0	2
5	0	0	0	0	1	3
5	2	4	2	0	0	0
4	1	1	2	1	0	2
4	0	0	0	1	1	2
5	0	1	1	0	2	2
4	0	0	0	0	2	0
3	0	0	0	0	2	0
0	0	0	0	0	0	0
1	0	1	0	0	0	0
0	0	0	0	0	0	0
4	0	1	0	0	1	0

Batter	1	2	3	4	5	6	7	8	9	10
Felix Jose, S OBP: 0.309, SLG: 0.337 (1, 9)	1-2 1B 2B		4-2 1B BB		1-0 P4		4-2 FC6-4 BB		1-2 G6-3	
Brian McRae, S OBP: 0.341, SLG: 0.429 (1, 8)	1-2 K		3-1 G3		0-0 G4-3		1-1 FC6-4		2-2 F9	
George Brett, L OBP: 0.283, SLG: 0.389 (1, 10)	1-0 F7 S 2-H 1B		2-0 HR 1B		0-1 1B		0-1 G4-3		1-2 1B 2B	
Mike Macfarlane, R OBP: 0.367, SLG: 0.555 (1, 2)	4-2 PB 1-2 BB		3-0 1-H HR		1-1 F8		2-0 G5-3		0-1 G6-3	
Wally Joyner, L OBP: 0.402, SLG: 0.463 (1, 3)	0-0 F7 2-3		0-1 F8		3-2 F8		1-3 K		4-0 1B IBB	
Kevin McReynolds, R OBP: 0.322, SLG: 0.457 (1, 7)	3-3 K 1-2		0-1 G1-3		1-2 F8		1-2 F8		2-3 K	
Greg Gagne, R OBP: 0.299, SLG: 0.342 (1, 6)					2-0 P8		1-3 K		2-2 F8	
Phil Hiatt, R OBP: 0.305, SLG: 0.400 (1, 5)					2-0 G5-3		3-3 K		2-2 1B 1B	
Rico Rossy, R OBP: 0.267, SLG: 0.462 (8, 5)										
Hubie Brooks, R OBP: 0.375, SLG: 0.382 (9, PH)										
Craig Wilson, R OBP: 0.364, SLG: 0.300 (9, PR)										
Jose Lind, R OBP: 0.263, SLG: 0.284 (1, 4)					0-0 F9		1-2 K		0-0 DI 1B	

Inning Stats	R: 1	H: 2	E: 0	K: 2	S: 13	H: 2	LOB: 0	R: 3	H: 2	E: 0	K: 0	S: 13	H: 2	LOB: 0	R: 0	H: 1	E: 0	K: 1	S: 6	H: 0	LOB: 0	R: 0	H: 0	E: 0	K: 2	S: 14	H: 0	LOB: 1	R: 0	H: 0	E: 0	K: 1	S: 6	H: 2	LOB: 3	R: 1	H: 2	E: 0	K: 0	S: 14	H: 2	LOB: 2	R: 0	H: 2	E: 0	K: 0	S: 9	H: 0	LOB: 0	R: 0	H: 0	E: 0	K: 2	S: 9	H: 0	LOB: 0	R: 0	H: 0	E: 0	K: 2	S: 9
--------------	------	------	------	------	-------	------	--------	------	------	------	------	-------	------	--------	------	------	------	------	------	------	--------	------	------	------	------	-------	------	--------	------	------	------	------	------	------	--------	------	------	------	------	-------	------	--------	------	------	------	------	------	------	--------	------	------	------	------	------	------	--------	------	------	------	------	------

PITCHER	IP	WLS	BF	H	R	ER	SO	BB	IBB	HBP	BLK	WP	HR	S	P	ERA	WHIP
Jason Bere, R ERA: 4.5 (1, 1)	7.0		29	5	4	4	7	3	0	0	0	0	1	71	118	5.14	1.143
Scott Radinsky, L ERA: 4.97 (8, 1)	1.0		3	0	0	0	1	0	0	0	0	0	0	6	9	0.00	0.000
Donn Pall, R ERA: 2.76 (9, 1)	1.2	L	10	4	1	1	1	0	1	0	0	0	0	28	45	5.40	2.400

Batter	1	2	3	4	5	6	7	8	9	AB R H RBI BB SO LOB	TOP
Steve Sax, R OBP: 0.250, SLG: 0.289 (1, 7) X	0-0 P4		4-0 F8 G6-3 BB		1-1 G5-3		1-2 G3-1		1-1 L4	4 0 0 0 1 0 1	
Craig Grebeck, R OBP: 0.316, SLG: 0.271 (1, 6) C B B X	2-2 G5-3		3-2 F8 G6-3 BB		2-0 F7			2-2 L6		4 0 0 0 0 0 1	
Frank Thomas, R OBP: 0.402, SLG: 0.539 (1, 3) B X	1-0 HR		2-2 F8		4-1 BB			4-0 BB		2 1 1 1 2 0 1	
George Bell, R OBP: 0.247, SLG: 0.323 (1, 10) B C B B B	4-2 1B BB		0-2 P4		0-0 G4-3			2-1 F9		3 0 0 0 1 0 3	
Robin Ventura, L OBP: 0.398, SLG: 0.476 (1, 5) B C X	1-1 1B			0-1 G6-3		2-2 K		0-1 G4-3		4 0 1 0 0 1 1	
Ellis Burks, R OBP: 0.355, SLG: 0.497 (1, 8) B C X	1-1 P6			2-2 HR		2-0 G6-3			1-1 G4-3 SF8 2B	4 2 2 1 0 0 2	
Bo Jackson, R OBP: 0.327, SLG: 0.402 (1, 9) S C X		0-2 G4-3		0-0 G6-3		3-3 K			2-2 G4-3	4 0 0 0 0 1 1	
Carlton Fisk, R OBP: 0.229, SLG: 0.267 (1, 2) X B C B C B		3-2 G5-3		1-0 FC6-4 1B			2-1 G5-3		2-2 SF8	3 0 1 1 0 0 0	
Joey Cora, S OBP: 0.356, SLG: 0.356 (1, 4) X C B		1-1 P3		0-0 FC6-4 1-2f			1-3 K		3-H 4-2 PB BB	3 0 0 0 1 1 1	
Inning Stats	R: 1 H: 2 E: 0 LOB: 2 K: 0 BB: 1 S: 11 P: 20	R: 0 H: 0 E: 0 LOB: 0 K: 0 BB: 0 S: 9 P: 13	R: 0 H: 0 E: 0 LOB: 1 K: 0 BB: 1 S: 13 P: 20	R: 1 H: 2 E: 0 LOB: 1 K: 0 BB: 1 S: 8 P: 11	R: 0 H: 0 E: 0 LOB: 1 K: 0 BB: 1 S: 5 P: 12	R: 0 H: 0 E: 0 LOB: 0 K: 2 BB: 0 S: 8 P: 15	R: 0 H: 0 E: 0 LOB: 0 K: 1 BB: 0 S: 10 P: 14	R: 0 H: 0 E: 0 LOB: 1 K: 0 BB: 1 S: 8 P: 16	R: 1 H: 1 E: 0 LOB: 1 K: 0 BB: 1 S: 15 P: 25	1B: 2 SF: 1 2B: 1 SAC: 0 3B: 0 DP: 0 HR: 2 HBP: 0	WP: 0 PA: 37 PB: 1 SB: 0 CS: 0
PITCHER	IP WLS BF H R ER SO BB IBB HBP BLK WP HR S P ERA WHIP										
Curt Young, L ERA: 4.5 (1, 1)	6.0 W 25 4 2 2 2 3 0 0 0 0 2 54 91 3.00 1.167										
Rick Honeycutt, L ERA: 3.32 (7, 1)	1.0 3 0 0 0 1 0 0 0 0 0 0 10 14 0.00 0.000										
Storm Davis, R ERA: 6.36 (8, 1)	2.0 9 1 1 1 0 2 0 0 0 0 0 23 41 4.50 1.500										

Chicago White Sox @ Oakland Athletics
Oakland-Alameda County Coliseum, Oakland, CA

Mon Jun 14 1993, 7:05 PM PDT
Att. 23,586 - Unknown - 67 F

livebaseballscorecards.com



Batter	1	2	3	4	5	6	7	8	9	AB R H RBI BB SO LOB	TOP
Tim Raines, S (1, 7) OBP: 0.423, SLG: 0.588 F B B X	3-1 P5		0-1 G3			0-0 L6-3	0-1 G6-3			4 0 0 0 0 0 1	Chicago White Sox @ Oakland Athletics Oakland-Alameda County Coliseum, Oakland, CA Tue Jun 15 1993, 7:05 PM PDT Att. 26,532 - Unknown - 67 F
Joey Cora, S (1, 4) OBP: 0.354, SLG: 0.354 X	0-0 F9		2-3 K			1-1 E6 1B		2-2 P5		4 1 1 0 0 1 0	
Frank Thomas, R (1, 3) OBP: 0.404, SLG: 0.536 B X	1-0 G4-3			4-2 G6-4-3 BB		0-0 L6-3 2-H 1B		2-1 L4		3 0 1 1 1 0 0	
Robin Ventura, L (1, 5) OBP: 0.391, SLG: 0.467 B X C C C C		2-2 G6-3		2-2 G6-4-3 1-2f		3-1 P6		1-2 L7		4 0 0 0 0 0 2	
George Bell, R (1, 10) Steve Sax, R (9, PR) OBP: 0.251, SLG: 0.331 OBP: 0.250, SLG: 0.289		1-1 E9 2B 1B		0-1 G5-3		1-2 F9		2-1 SH1 FC4-2 2B		4 1 2 0 0 0 1 0 0 0 0 0 0 0	
Ellis Burks, R (1, 9) OBP: 0.355, SLG: 0.500 B X F		0-2 G4-3 2B		2-2 G6-3		0-0 G4-3		0-0 SH1		3 0 1 1 0 0 0	
Lance Johnson, L (1, 8) OBP: 0.328, SLG: 0.356 B X F B		1-2 G4-3 2-3		0-0 L8		0-0 L8		2-0 FC4-2 2B		4 1 1 0 0 0 3	
Ron Karkovics, R (1, 2) OBP: 0.320, SLG: 0.531 B X F B		2-1 G5-3		3-1 F9 1B		2-0 HR		1-2 SH1 FC4-2 2B		4 1 2 2 0 0 2	
Ozzie Guillen, L (1, 6) OBP: 0.263, SLG: 0.331 B X C		1-1 G5-3		0-0 F9		1-1 F9 2B		1-2 G4-3		4 0 1 0 0 0 2	
Inning Stats	R: 0 H: 0 E: 0 LOB: 0 K: 0 BB: 0 S: 4 P: 8	R: 1 H: 2 E: 1 LOB: 1 K: 0 BB: 0 S: 13 P: 19	R: 0 H: 0 E: 0 LOB: 0 K: 1 BB: 0 S: 8 P: 11	R: 0 H: 0 E: 0 LOB: 0 K: 0 BB: 1 S: 9 P: 15	R: 0 H: 1 E: 0 LOB: 1 K: 0 BB: 0 S: 7 P: 12	R: 1 H: 2 E: 1 LOB: 1 K: 0 BB: 0 S: 9 P: 14	R: 1 H: 2 E: 0 LOB: 1 K: 0 BB: 0 S: 7 P: 10	R: 0 H: 0 E: 0 LOB: 0 K: 0 BB: 0 S: 10 P: 15	R: 1 H: 2 E: 0 LOB: 1 K: 0 BB: 0 S: 13 P: 19	1B: 4 SF: 0 2B: 4 SAC: 1 3B: 0 DP: 1 HR: 1 HBP: 0	WP: 0 PA: 36 PB: 0 SB: 0 CS: 0
PITCHER Bob Welch, R (1, 1) ERA: 4.61 Kelly Downs, R (9, 1) ERA: 6.51	IP WLS BF H R ER SO BB IBB HBP BLK WP HR S P ERA WHIP 8.2 L 35 9 4 3 1 1 0 0 0 0 0 1 74 116 3.12 1.154 0.1 1 0 0 0 0 0 0 0 0 0 0 0 6 7 0.00 0.000	PITCHER IP WLS BF H R ER SO BB IBB HBP BLK WP HR S P ERA WHIP									

livebaseballscorecards.com

AB	34
R	4
H	9
RBI	4
BB	1
SO	1
LOB	11



Batter	1	2	3	4	5	6	7	8	9	AB R H RBI BB SO LOB	TOP	
Tim Raines, S (1, 7) OBP: 0.422, SLG: 0.568 B F B B B	4-1 FC4-6 1B SF9 BB		1-0 L3		1-1 F8		4-0 2B BB		1-2 F9	3 2 0 0 2 0 1		
Joey Cora, S (1, 4) OBP: 0.352, SLG: 0.352 B C 1 SAFE X	1-2 FC4-6 1B		0-0 G3		0-1 CS	0-0 B5-3	2-2 F9			4 0 1 0 0 0 2		
Frank Thomas, R (1, 3) OBP: 0.409, SLG: 0.549 Ellis Burks, R (7, PR) OBP: 0.355, SLG: 0.500 C B F X X (7, 9)	1-2 FC4-6 SF9 BB 1-2f 2-3		2-1 2B			3-2 1B 1B	1-0 1B 2B 1-H 2-H			4 0 3 2 0 0 2 0 0 0 0 0 0 0		
Robin Ventura, L (1, 5) OBP: 0.389, SLG: 0.460 B B B B	4-0 1-2 BB		1-0 G6-3		1-2 F7		0-3 K			3 0 0 0 1 1 3		
George Bell, R (1, 10) OBP: 0.251, SLG: 0.331 S B B B B B X	3-2 SF9 2-3 3-H			0-1 G6-3		1-2 1B		0-0 F8		3 0 1 1 0 0 0		
Dan Pasqua, L (1, 9) OBP: 0.280, SLG: 0.325 C B B F B F X (7, 3)	3-2 F8			3-3 K		2-1 F7		0-0 F9		4 0 0 0 0 1 4		
Lance Johnson, L (1, 8) OBP: 0.326, SLG: 0.354 B X		1-0 P5		1-1 G1-3			1-2 SH1-4 E 1B	1-1 G4-3		4 1 1 0 0 0 0		
Ron Karkovice, R (1, 2) OBP: 0.315, SLG: 0.522 B X		1-0 G5-3			1-3 K		0-0 SH1-4		1-0 G5-3	3 0 0 0 0 1 0		
Ozzie Guillen, L (1, 6) OBP: 0.268, SLG: 0.335 B C B B X		2-1 F9			1-0 CS 1B		2-1 E9 2-H 2B 1B	1-0 F9		4 1 2 1 0 0 0		
Inning Stats	R: 1 H: 1 E: 0 LOB: 2 K: 0 BB: 2 S: 15 P: 31	R: 0 H: 0 E: 0 LOB: 0 K: 0 BB: 0 S: 4 P: 8	R: 0 H: 1 E: 0 LOB: 1 K: 0 BB: 0 S: 5 P: 9	R: 0 H: 0 E: 0 LOB: 0 K: 1 BB: 0 S: 8 P: 12	R: 0 H: 1 E: 0 LOB: 0 K: 1 BB: 0 S: 8 P: 11	R: 0 H: 2 E: 0 LOB: 2 K: 0 BB: 0 S: 14 P: 21	R: 3 H: 3 E: 1 LOB: 1 K: 1 BB: 1 S: 14 P: 24	R: 0 H: 0 E: 0 LOB: 0 K: 0 BB: 0 S: 4 P: 5	R: 0 H: 0 E: 0 LOB: 0 K: 0 BB: 0 S: 11 P: 14	1B: 6 SF: 1 2B: 2 SAC: 1 3B: 0 DP: 0 HR: 0 HBP: 0	WP: 0 PA: 38 PB: 0 SB: 0 CS: 1	
PITCHER Ron Darling, R (1, 1) ERA: 6.13 Joe Boever, R (7, 1) ERA: 2.96	IP WLS BF H R ER SO BB IBB HBP BLK WP HR S P ERA WHIP 6.2 L 30 8 4 4 2 3 0 0 0 0 0 0 65 113 5.40 1.650 2.1 7 0 0 0 1 0 0 0 0 0 0 0 18 22 0.00 0.000											PITCHER IP WLS BF H R ER SO BB IBB HBP BLK WP HR S P ERA WHIP

Chicago White Sox @ Oakland Athletics
 Oakland-Alameda County Coliseum, Oakland, CA

Wed Jun 16 1993, 3:33 AM PDT
 Att. 24,065 - Sunny - 76 F

livebaseballscorecards.com



Batter	1	2	3	4	5	6	7	8	9	AB R H RBI BB SO LOB
Rickey Henderson, R OBP: 0.449, SLG: 0.459 (1, 10)	0-1 G4-3 S 1B		4-2 BB			1-2 CS 1B			1-2 G6-3	3 0 2 0 1 0 0
Mike Aldrete, L OBP: 0.304, SLG: 0.381 (1, 7)	0-1 L4 1-2		0-1 L8			1-1 G6-3 1-2			4-2 BB	3 0 0 0 1 0 3
Brent Gates, S OBP: 0.339, SLG: 0.345 (1, 4)	2-2 G4-3 2-3				1-3 K			1-0 G3	1-3 K	4 0 0 0 0 2 2
Ruben Sierra, S OBP: 0.271, SLG: 0.407 (1, 9)	2-3 K				1-3 K			0-1 G6-3	2-3 K	4 0 0 0 0 3 2
Terry Steinbach, R OBP: 0.356, SLG: 0.438 (1, 2)			3-3 K		0-0 P6			0-0 P8		3 0 0 0 0 1 0
Scott Brosius, R OBP: 0.200, SLG: 0.282 (1, 8)			3-3 K			2-1 F9		1-1 P3		3 0 0 0 0 1 0
Dale Sveum, S OBP: 0.316, SLG: 0.304 (1, 3)			2-1 P6			3-2 P6		0-0 G3		3 0 0 0 0 0 0
Craig Paquette, R OBP: 0.250, SLG: 0.451 (1, 5)						1-3 K		2-1 2B		3 0 1 0 0 1 0
Mike Bordick, R OBP: 0.342, SLG: 0.314 (1, 6)			2-1 G4-3			0-0 L8		0-1 F7		3 0 0 0 0 0 1

Inning Stats	R: 0 E: 0 K: 1 S: 10	H: 1 LOB: 1 BB: 0 P: 14	R: 0 E: 0 K: 2 S: 13	H: 0 LOB: 0 BB: 0 P: 21	R: 0 E: 0 K: 0 S: 10	H: 0 LOB: 1 BB: 1 P: 16	R: 0 E: 0 K: 2 S: 12	H: 0 LOB: 0 BB: 0 P: 14	R: 0 E: 0 K: 1 S: 9	H: 0 LOB: 0 BB: 0 P: 15	R: 0 E: 0 K: 0 S: 6	H: 1 LOB: 0 BB: 0 P: 8	R: 0 E: 0 K: 0 S: 4	H: 0 LOB: 0 BB: 0 P: 5	R: 0 E: 0 K: 0 S: 7	H: 1 LOB: 1 BB: 0 P: 10	R: 0 E: 0 K: 2 S: 14	H: 0 LOB: 1 BB: 1 P: 22	1B: 2 2B: 1 3B: 0 HR: 0	SF: 0 SAC: 0 DP: 0 HBP: 0
--------------	-------------------------------	----------------------------------	-------------------------------	----------------------------------	-------------------------------	----------------------------------	-------------------------------	----------------------------------	------------------------------	----------------------------------	------------------------------	---------------------------------	------------------------------	---------------------------------	------------------------------	----------------------------------	-------------------------------	----------------------------------	----------------------------------	------------------------------------

PITCHER	IP	WLS	BF	H	R	ER	SO	BB	IBB	HBP	BLK	WP	HR	S	P	ERA	WHIP
Jack McDowell, R ERA: 3.57 (1, 1)	9.0	W	31	3	0	0	8	2	0	0	0	0	0	85	125	0.00	0.556


BOTTOM

Chicago White Sox @ Oakland Athletics
Oakland-Alameda County Coliseum, Oakland, CA

Wed Jun 16 1993, 3:33 AM PDT
Att. 24,065 - Sunny - 76 F

livebaseballscorecards.com

AB	29
R	0
H	3
RBI	0
BB	2
SO	8
LOB	8



WP: 0	PA: 31
PB: 0	
SB: 1	
CS: 1	

Batter	1	2	3	4	5	6	7	8	9	AB R H RBI BB SO LOB	TOP	
Tim Raines, S (1, 7) OBP: 0.404, SLG: 0.538	0-1 G3		0-2 F7		0-1 P6		0-0 G3-6-4-3		1-3 K	5 0 0 0 0 1 3		
Joey Cora, S (1, 4) OBP: 0.351, SLG: 0.348	1-2 F8		4-0 S BB		1-1 L6			2-1 B4-3		3 0 0 0 1 0 0		
Frank Thomas, R (1, 3) OBP: 0.410, SLG: 0.546	4-0 FC6-4 BB		1-0 F9		2-2 1B 1B			1-3 K		3 0 1 0 1 1 1		
Robin Ventura, L (1, 5) OBP: 0.387, SLG: 0.456	0-2 FC6-4		3-2 F8		0-0 1B			2-0 F9		4 0 1 0 0 0 2		
George Bell, R (1, 10) OBP: 0.255, SLG: 0.341		3-2 1B 2B		0-0 FC6-5 2B		1-1 L7		1-2 G6-3		4 1 2 0 0 0 2		
Ellis Burks, R (1, 9) OBP: 0.358, SLG: 0.500		1-0 G4-6-3 1B		3-2 G5-3		1-2 P1		0-0 BB 1B		4 1 2 1 0 0 3		
Lance Johnson, L (1, 8) OBP: 0.325, SLG: 0.349		1 SAFE 2-1 G4-6-3		1-0 FC6-5		0-0 G4-3		4-2 1B BB		3 0 0 0 1 0 4		
Ron Karkovics, R (1, 2) OBP: 0.313, SLG: 0.516		0-0 1B		2-3 K		0-3 K		1-3 K		4 0 1 0 0 3 3		
Ozzie Guillen, L (1, 6) OBP: 0.273, SLG: 0.339		0-2 G3		1-1 G3		1-1 G3-6-4-3 1B		0-0 1B		4 0 2 1 0 0 1		
Inning Stats	R: 0 E: 0 K: 0 S: 11 H: 0 LOB: 1 BB: 1 P: 16	R: 1 E: 0 K: 0 S: 12 H: 3 LOB: 1 BB: 0 P: 18	R: 0 E: 0 K: 0 S: 10 H: 0 LOB: 1 BB: 1 P: 18	R: 0 E: 0 K: 1 S: 9 H: 1 LOB: 1 BB: 0 P: 15	R: 0 E: 0 K: 0 S: 6 H: 0 LOB: 0 BB: 0 P: 8	R: 0 E: 0 K: 0 S: 10 H: 2 LOB: 2 BB: 0 P: 14	R: 0 E: 0 K: 1 S: 6 H: 1 LOB: 0 BB: 0 P: 7	R: 0 E: 0 K: 1 S: 7 H: 0 LOB: 0 BB: 0 P: 12	R: 1 E: 0 K: 2 S: 17 H: 2 LOB: 2 BB: 1 P: 24	1B: 7 2B: 2 3B: 0 HR: 0 SF: 0 SAC: 0 DP: 2 HBP: 0	WP: 0 PB: 0 SB: 1 CS: 0 PA: 37	
PITCHER	IP WLS BF H R ER SO BB IBB HBP BLK WP HR S P ERA WHIP											
Bobby Witt, R (1, 1) ERA: 3.93	8.1 W 33 8 2 2 3 2 0 0 0 0 0 77 115 2.16 1.200											
Mike Mohler, L (9, 1) ERA: 5.59	0.0 1 0 0 0 0 1 0 0 0 0 0 4 8 ∞ ∞											
Dennis Eckersley, R (9, 1) ERA: 5.4	0.2 S 3 1 0 0 2 0 0 0 0 0 0 7 9 0.00 1.500											

Chicago White Sox @ Oakland Athletics
Oakland-Alameda County Coliseum, Oakland, CA

Thu Jun 17 1993, 3:33 AM PDT
Att. 20,192 - Sunny - 92 F

livebaseballscorecards.com

AB	34
R	2
H	9
RBI	2
BB	3
SO	5
LOB	19



Batter	1	2	3	4	5	6	7	8	9
Rickey Henderson, R OBP: 0.456, SLG: 0.457 (1, 7)	4-2 BB CS		4-2 BB 1-2		0-3 K		4-0 SH BB G5-2-3	4-0 IBB	
Mike Aldrete, L OBP: 0.306, SLG: 0.400 (1, 3)	0-0 F8		0-1 F8		1-2 1B 2B		4-2 SH BB G5-2-3	2-1 G4-3	
Scott Brosius, R OBP: 0.214, SLG: 0.275 (7, PH) (8, 3)									
Brent Gates, S OBP: 0.339, SLG: 0.345 (1, 4)	1-2 G3		2-0 L8		1-1 1B 2-H		0-0 SH G5-2-3		
Ruben Sierra, S OBP: 0.274, SLG: 0.404 (1, 9)		4-2 BB		1-1 P3		4-1 HR BB	1-1 G5-2-3		
Terry Steinbach, R OBP: 0.349, SLG: 0.429 (1, 2)		1-2 P4		2-1 F8		2-3 K	2-3 K		
Kevin Seitzer, R OBP: 0.312, SLG: 0.361 (1, 5)			0-3 K	4-1 1B BB		4-2 HR BB		1-2 E8 2B 1B	
Troy Neel, L OBP: 0.271, SLG: 0.372 (1, 10)			3-3 K	2-2 1B		0-1 HR		1-3 K	
Mike Bordick, R OBP: 0.345, SLG: 0.323 (1, 6)			0-2 CS 1B	1-3 K		0-1 L8		2-1 2B	
Lance Blankenship, R OBP: 0.407, SLG: 0.318 (1, 8)			4-1 F8 BB		2-1 P4	2-3 K		1-0 F8	

Inning Stats	R: 0	H: 0	E: 0	K: 9	S: 9	R: 0	H: 0	E: 0	K: 13	S: 13	R: 0	H: 1	E: 0	K: 10	S: 10	R: 1	H: 2	E: 0	K: 10	S: 10	R: 3	H: 1	E: 0	K: 15	S: 15	R: 0	H: 0	E: 0	K: 8	S: 8	R: 1	H: 2	E: 1	K: 12	S: 12
	0	0	0	14		0	0	0	13		0	1	0	1		1	2	0	1		3	1	0	2		0	0	0	17		1	2	1	23	

PITCHER	IP	WLS	BF	H	R	ER	SO	BB	IBB	HBP	BLK	WP	HR	S	P	ERA	WHIP
Alex Fernandez, R ERA: 2.99 (1, 1)	6.0	L	28	5	4	4	6	8	0	0	0	0	1	68	121	6.00	2.167
Scott Radinsky, L ERA: 4.85 (7, 1)	0.2		3	0	0	0	0	1	0	0	0	0	0	5	10	0.00	1.500
Terry Leach, R ERA: 2.63 (7, 1)	1.1		7	2	1	1	2	0	1	0	0	0	0	15	26	6.75	1.500

BOTTOM


Chicago White Sox @ Oakland Athletics
Oakland-Alameda County Coliseum, Oakland, CA

Thu Jun 17 1993, 3:33 AM PDT
Att. 20,192 - Sunny - 92 F

AB	R	H	RBI	BB	SO	LOB
1	0	0	0	4	1	0
3	1	1	0	0	0	3
1	0	0	0	1	0	2
3	0	1	1	0	0	3
2	1	0	0	2	0	3
4	0	0	0	0	2	4
2	2	1	0	2	1	1
4	1	2	3	0	2	2
4	0	2	1	0	1	2
3	0	0	0	1	1	1

AB	27
R	5
H	7
RBI	5
BB	10
SO	8
LOB	21

WP: 0 PA: 38
PB: 0
SB: 0
CS: 2



Batter	1	2	3	4	5	6	7	8	9	AB R H RBI BB SO LOB	TOP
Joey Cora, S (1, 4) <small>OBP: 0.352, SLG: 0.349</small>	3-2 BLK 1B	2-1 G4-3 3-H		1-0 B1-3 2		2-2 1-2 3-H 1B		2-3 K		5 1 2 2 0 1 1	
Ellis Burks, R (1, 9) <small>OBP: 0.354, SLG: 0.490</small>	4-2 1B SF9 1-2 BB	1-1 G6-3 3		3-2 F8		2-3 K		0-0 G3		4 1 0 0 1 1 3	
Frank Thomas, R (1, 3) <small>OBP: 0.413, SLG: 0.545</small>	3-2 G4-3 S 1-3 2-H 1B		0-1 G3 1B		4-1 L4 BB	3-2 F9		3-2 G6-3		4 1 2 1 1 0 2	
George Bell, R (1, 10) <small>OBP: 0.254, SLG: 0.340</small> Steve Sax, R (9, PR) <small>OBP: 0.250, SLG: 0.289</small>	1-1 SF9		1-2 G3		0-1 P4		1-1 P3		2-2 L6 S 1B	4 0 1 1 0 0 2 0 0 0 0 0 0 0	
Robin Ventura, L (1, 5) <small>OBP: 0.391, SLG: 0.455</small>	2-1 G4-3		1-1 HR 1B		0-1 L4 1-2		4-0 1B BB	1-1 1B BB	4-1 1B BB	3 1 1 1 2 0 2	
Bo Jackson, R (1, 7) <small>OBP: 0.333, SLG: 0.438</small> Tim Raines, S (7, PR) <small>OBP: 0.400, SLG: 0.532</small> (7, 7)	0-0 G4-3		3-1 HR		3-3 K		1-2 1B	3-1 L6 2-2	4 1 2 2 0 1 1 1 0 0 0 0 0 2		
Lance Johnson, L (1, 8) <small>OBP: 0.328, SLG: 0.349</small>		4-0 SH5-4 BB G4-3 BB	0-0 G6-3		0-0 1B 1B	2-0 F7			3 2 1 0 1 0 2		AB 34 R 8 H 11 RBI 8 BB 6 SO 3 LOB 17
Ron Karkovics, R (1, 2) <small>OBP: 0.317, SLG: 0.513</small>		4-2 SH5-4 BB	1-1 G1-3		0-1 1B 1B	1-0 F7			3 1 1 0 1 0 2		
Craig Grebeck, R (1, 6) <small>OBP: 0.313, SLG: 0.268</small> Ozzie Guillen, L (6, PH) <small>OBP: 0.276, SLG: 0.341</small> (6, 6)		1-0 SH5-4		1-1 L9		0-0 1B 1B		3-2 G5-3	1 0 0 0 0 0 0 2 0 1 1 0 0 0		
Inning Stats	R: 2 H: 2 E: 0 LOB: 1 K: 0 BB: 1 S: 16 P: 29	R: 1 H: 0 E: 0 LOB: 1 K: 0 BB: 2 S: 8 P: 19	R: 3 H: 3 E: 0 LOB: 0 K: 0 BB: 0 S: 15 P: 21	R: 0 H: 0 E: 0 LOB: 0 K: 0 BB: 0 S: 7 P: 12	R: 0 H: 0 E: 0 LOB: 1 K: 0 BB: 1 S: 5 P: 11	R: 2 H: 4 E: 0 LOB: 2 K: 2 BB: 0 S: 20 P: 30	R: 0 H: 1 E: 0 LOB: 2 K: 0 BB: 1 S: 7 P: 16	R: 0 H: 0 E: 0 LOB: 0 K: 1 BB: 0 S: 9 P: 14	R: 0 H: 1 E: 0 LOB: 1 K: 0 BB: 1 S: 10 P: 22	1B: 10 SF: 1 2B: 1 SAC: 1 3B: 0 DP: 1 HR: 1 HBP: 0	WP: 0 PA: 42 PB: 0 SB: 2 CS: 0
PITCHER	Hilly Hathaway, L (1, 1) <small>ERA: 10.8</small> Julio Valera, R (6, 1) <small>ERA: 6.28</small> Steve Frey, L (9, 1) <small>ERA: 2.21</small>	IP WLS BF H R ER SO BB IBB HBP BLK WP HR S P ERA WHIP	IP WLS BF H R ER SO BB IBB HBP BLK WP HR S P ERA WHIP								

Chicago White Sox @ California Angels
 Anaheim Stadium, Anaheim, CA
 Fri Jun 18 1993, 10:05 PM EDT
 Att: 24,845 - Unknown

livebaseballscorecards.com

BOTTOM

Chicago White Sox @ California Angels
Anaheim Stadium, Anaheim, CA

Fri Jun 18 1993, 10:05 PM EDT
Att. 24,845 - Unknown

livebaseballscorecards.com

AB	35
R	9
H	12
RBI	9
BB	4
SO	8
LOB	13



WP:	0	PA:	40
PB:	0		
SB:	0		
CS:	0		

AB R H RBI BB SO LOB

4 0 0 0 0 1 2

5 2 2 1 0 1 1

4 2 1 0 1 1 2

5 3 3 3 0 1 1

2 1 0 0 2 1 1

4 0 3 4 0 1 0

3 0 0 1 0 0 3

1 0 0 0 0 0 1

0 0 0 0 0 0 0

4 1 2 0 0 0 1

3 0 1 0 1 2 1

1B:	9	SF:	0
2B:	2	SAC:	1
3B:	0	DP:	1
HR:	1	HBP:	0

Batter	1	2	3	4	5	6	7	8	9
Luis Polonia, L OBP: 0.308, SLG: 0.328 (1, 7)	3-3 K	3-1 SH5-3		1-1 F8		0-1 G4-3		1-1 P6	
Chad Curtis, R OBP: 0.415, SLG: 0.406 (1, 8)	2-2 2B G6-3	1-2 G6-3			0-1 L9	3-3 K		0-0 HR	
Torey Lovullo, S OBP: 0.370, SLG: 0.474 (1, 4)	1-0 G6-3 1B	2-3 K			4-0 BB 1B		1-2 G4-3	0-1 F8	
Chili Davis, S OBP: 0.320, SLG: 0.423 (1, 10)	0-0 G6-3		1-3 K		2-2 BB 1B		0-1 1B	1-1 HR	
Kelly Gruber, R OBP: 0.333, SLG: 0.444 (1, 5)	4-0 1B BB		2-1 P4		4-1 1B G4-3 BB		1-3 K		
J.T. Snow, L OBP: 0.336, SLG: 0.450 (1, 3)	1-0 1-2 3-H 1B		0-3 K		1-2 G4-3 1B		1-1 1-2 2-H 1B		
Greg Myers, L OBP: 0.288, SLG: 0.358 Damion Easley, R OBP: 0.374, SLG: 0.423 Ron Tingley, R OBP: 0.375, SLG: 0.400 (1, 2) (7, PH) (8, 2)	2-2 F7			2-1 L8	1-1 G4-3		2-1 G6-3		
Stan Javier, S OBP: 0.282, SLG: 0.250 (1, 9)		1-0 SH5-3 G6-3 1B		0-1 1B	0-0 F7			2-1 G5-3	
Gary Disarcina, R OBP: 0.276, SLG: 0.354 (1, 6)		4-0 G6-3 SH5-3 BB		2-3 K		0-0 G4-3 1B		2-3 K	

Inning Stats	R	H	E	K	S	R	H	E	K	S	R	H	E	K	S	R	H	E	K	S	R	H	E	K	S	R	H	E	K	S	R	H	E	K	S	R	H	E	K	S	
	2	3	0	13	26	1	1	0	10	21	0	0	0	8	11	0	0	0	10	15	3	2	0	1	9	17	0	0	0	7	12	2	0	0	12	6	2	0	0	6	6

PITCHER	IP	WLS	BF	H	R	ER	SO	BB	IBB	HBP	BLK	WP	HR	S	P	ERA	WHIP
Jason Bere, R ERA: 5.72 (1, 1)	4.1		23	6	6	6	5	4	0	0	0	0	0	47	89	12.46	2.308
Donn Pall, R ERA: 2.83 (5, 1)	2.1		9	3	1	1	2	0	0	0	0	0	0	20	27	3.86	1.286
Scott Radinsky, L ERA: 4.85 (7, 1)	0.0		1	1	0	0	0	0	0	0	0	0	0	2	3	∞	∞
Jeff Schwarz, R ERA: 2.42 (7, 1)	1.1		4	0	0	0	1	0	0	0	0	0	0	9	16	0.00	0.000
Roberto Hernandez, R ERA: 2.73 (9, 1)	0.1	L	3	2	2	2	0	0	0	0	0	0	1	5	6	54.00	6.000

Batter	1	2	3	4	5	6	7	8	9	AB R H RBI BB SO LOB	TOP	
Tim Raines, S OBP: 0.400, SLG: 0.535 (1, 7) X	0-0 F9		2-0 G6-4-3 1-2f			2-1 1B 2B	2-2 G6-3		1-0 FC6-4 1B 1-3 2-H	5 1 2 1 0 0 1		
Craig Grebeck, R OBP: 0.306, SLG: 0.263 (1, 4) F B X	1-1 P6			2-3 K		0-0 WP E 1B 2-H		3-1 G6-3	0-2 FC6-4 1B 1-2f	5 1 1 1 0 1 2		
Frank Thomas, R OBP: 0.415, SLG: 0.542 (1, 3) C C B B X	2-2 G5-3			4-1 BB		0-0 WP E 1B 1-2		1-2 G6-3		3 1 1 0 1 0 0		
George Bell, R OBP: 0.254, SLG: 0.339 (1, 10) Steve Sax, R OBP: 0.250, SLG: 0.289 (8, PR)		1-2 F8		3-2 F9		0-3 K		2-1 1B		4 0 1 0 0 1 3 0 0 0 0 0 0 0		
Robin Ventura, L OBP: 0.385, SLG: 0.446 (1, 5) C C X	0-2 G4-3			1-1 L7		1-0 P5		1-2 F9		4 0 0 0 0 0 4		
Ellis Burks, R OBP: 0.361, SLG: 0.495 (1, 8) C C B B F B B		4-2 BB			2-1 F8	2-2 E7 1-H 2-H 2B		4-2 FC6-4 BB		2 0 1 2 2 0 0		
Bo Jackson, R OBP: 0.324, SLG: 0.424 (1, 9) Lance Johnson, L OBP: 0.327, SLG: 0.347 (9, PH) B 1 SAFE C C C C C		2-3 K		0-3 K		1-3 K2-3		1-2 FC6-4 1B 1-2f		3 0 0 0 0 3 2 1 1 0 0 0 0 1		
Ron Karkovics, R OBP: 0.316, SLG: 0.511 (1, 2) Carlton Fisk, R OBP: 0.235, SLG: 0.271 (3, PR) (3, 2) F S S			1-3 K FC1-6		0-1 1B		2-1 P3		1-2 F8	1 0 0 0 0 1 0 3 0 1 0 0 0 1		
Ozzie Guillen, L OBP: 0.275, SLG: 0.335 (1, 6) X			0-0 FC1-6 G6-4-3 1-2f		0-0 G1-3		1-1 G4-3		4-2 1B BB 1-2	3 0 0 0 1 0 2		
Inning Stats	R: 0 H: 0 E: 0 LOB: 0 K: 0 BB: 0 S: 6 P: 9	R: 0 H: 0 E: 0 LOB: 1 K: 1 BB: 1 S: 11 P: 18	R: 0 H: 0 E: 0 LOB: 1 K: 1 BB: 0 S: 5 P: 8	R: 0 H: 0 E: 0 LOB: 1 K: 1 BB: 1 S: 11 P: 21	R: 0 H: 1 E: 0 LOB: 1 K: 1 BB: 0 S: 9 P: 11	R: 3 H: 4 E: 1 LOB: 1 K: 2 BB: 0 S: 16 P: 22	R: 0 H: 0 E: 0 LOB: 0 K: 0 BB: 0 S: 9 P: 14	R: 0 H: 1 E: 0 LOB: 1 K: 0 BB: 0 S: 10 P: 17	R: 1 H: 1 E: 0 LOB: 2 K: 0 BB: 2 S: 18 P: 28	1B: 5 SF: 0 2B: 2 SAC: 0 3B: 0 DP: 1 HR: 0 HBP: 0	WP: 2 PA: 38 PB: 0 SB: 0 CS: 0	
PITCHER Mark Langston, L ERA: 2.42 (1, 1) Gene Nelson, R ERA: 1.46 (9, 1) Steve Frey, L ERA: 2.18 (9, 1)	IP WLS BF H R ER SO BB IBB HBP BLK WP HR S P ERA WHIP											
	8.0 W 33 6 4 4 6 3 0 0 0 2 0 80 127 4.50 1.125											
	0.2 2 0 0 0 0 0 0 0 0 0 0 8 9 0.00 0.000											
	0.1 S 3 1 0 0 0 1 0 0 0 0 0 7 12 0.00 6.000											

Chicago White Sox @ California Angels
Anaheim Stadium, Anaheim, CA
Sat Jun 19 1993, 10:05 PM EDT
Att. 34,545 - Unknown - 80 F

livebaseballscorecards.com

AB 34
R 4
H 7
RBI 4
BB 4
SO 6
LOB 16



Chicago White Sox @ California Angels
 Anaheim Stadium, Anaheim, CA

Sun Jun 20 1993, 6:33 AM EDT
 Att. 34,187 - Sunny - 80 F

AB	36
R	11
H	12
RBI	10
BB	6
SO	4
LOB	9



Batter	1	2	3	4	5	6	7	8	9	AB	R	H	RBI	BB	SO	LOB						
Tim Raines, S OBP: 0.424, SLG: 0.559 (1, 7)	2-2 1B 1B 2B	0-2 1B S G4-6-3 1B		4-2 G6-4-3 BB		4-2 CS BB		2-2 BB 1-2 3-H 1B		3	2	3	1	2	0	0						
Joey Cora, S OBP: 0.356, SLG: 0.351 (1, 4)	1-1 1B HR 1B	3-1 1-3 G4-6-3 1B		0-0 G6-4-3 1-2f		0-1 CS 1-2	1-0 F8	4-1 1-2 2-3 BB		4	1	2	0	1	0	1						
Frank Thomas, R OBP: 0.414, SLG: 0.542 (1, 3)	1-0 1-3 HR 1B	0-0 G4-6-3 1-2f 3-H		2-1 1B			3-3 K	0-1 SF9		4	1	2	2	0	1	1						
Robin Ventura, L OBP: 0.382, SLG: 0.439 (1, 5)	4-0 1-2 HR BB	1-1 F4		2-3 K			3-1 F7	1-1 F7		4	1	0	0	1	1	3						
George Bell, R OBP: 0.256, SLG: 0.363 (1, 10)	1-0 1-H 2-H 3-H HR		0-1 P3		1-2 G5-3			0-1 HR	0-3 K	5	2	2	5	0	1	0						
Ellis Burks, R OBP: 0.358, SLG: 0.485 (1, 9)	4-1 G6-3 BB		1-1 F9		3-2 F9			2-2 L5	1-1 G5-3	4	0	0	0	1	0	0						
Lance Johnson, L OBP: 0.328, SLG: 0.353 (1, 8)	2-2 G6-3 1-2f		0-0 S 1B 1B		0-2 G6-3			2-0 S FC6 2B	1-0 P6	5	2	2	0	0	0	1						
Michael LaValliere, L OBP: 0.375, SLG: 0.286 (1, 2)	4-2 BB		1-1 1-H 1B		0-0 G2-3			2-1 FC6 E 1B 2-H		2	0	1	1	1	0	0						
Steve Sax, R OBP: 0.244, SLG: 0.282 (8, PH)										1	1	0	1	0	0	0						
Carlton Fisk, R OBP: 0.235, SLG: 0.271 (8, 2)										0	0	0	0	0	0	0						
Ozzie Guillen, L OBP: 0.269, SLG: 0.328 (1, 6)	0-3 K2-3		0-1 G1-3		3-1 G6-3			0-0 E4 BB 1B SF9 2-3		4	1	0	0	0	1	3						
Inning Stats	R: 5 E: 0 K: 1 S: 18	H: 4 LOB: 1 BB: 3 P: 37	R: 1 E: 0 K: 0 S: 8	H: 2 LOB: 0 BB: 0 P: 12	R: 1 E: 0 K: 0 S: 10	H: 2 LOB: 1 BB: 0 P: 11	R: 0 E: 0 K: 1 S: 10	H: 1 LOB: 1 BB: 1 P: 18	R: 0 E: 0 K: 0 S: 11	H: 0 LOB: 0 BB: 0 P: 15	R: 0 E: 0 K: 0 S: 7	H: 0 LOB: 0 BB: 1 P: 14	R: 0 E: 0 K: 1 S: 8	H: 0 LOB: 0 BB: 0 P: 15	R: 4 E: 2 K: 0 S: 18	H: 3 LOB: 2 BB: 1 P: 31	R: 0 E: 0 K: 1 S: 6	H: 0 LOB: 0 BB: 0 P: 8	1B: 8 2B: 2 3B: 0 HR: 2	SF: 1 SAC: 0 DP: 3 HBP: 0	WP: 0 PB: 0 SB: 3 CS: 1	PA: 44
PITCHER	IP WLS BF H R ER SO BB IBB HBP BLK WP HR S P ERA WHIP															PITCHER	IP WLS BF H R ER SO BB IBB HBP BLK WP HR S P ERA WHIP					
Russ Springer, R ERA: 9.28 (1, 1)	2.2 L 17 8 7 7 1 3 0 0 0 0 1 34 58 23.62 4.125																					
Ken Patterson, L ERA: 6.84 (3, 1)	3.1 11 1 0 0 1 2 0 0 0 0 0 0 30 49 0.00 0.900																					
Doug Linton, R ERA: 6.57 (7, 1)	1.1 5 1 1 1 1 0 0 0 0 0 0 1 13 22 6.75 0.750																					
Jerry Nielsen, L ERA: 9.0 (8, 1)	1.2 10 2 3 1 1 1 0 0 0 0 0 0 19 32 5.40 1.800																					

livebaseballscorecards.com

BOTTOM

Chicago White Sox @ California Angels
Anaheim Stadium, Anaheim, CA

Sun Jun 20 1993, 6:33 AM EDT
Att. 34,187 - Sunny - 80 F

livebaseballscorecards.com

AB	36
R	6
H	9
RBI	6
BB	3
SO	5
LOB	15



WP:	0	PA:	40
PB:	0	SB:	1
CS:	0		

AB R H RBI BB SO LOB

5	0	0	0	0	2	1
4	1	2	1	1	1	0
4	2	2	1	1	0	2
5	1	2	1	0	1	1
3	1	2	1	0	0	0
4	0	0	0	0	0	4
4	0	0	0	0	1	4
4	0	1	2	0	0	2
0	0	0	0	0	0	0
3	1	0	0	1	0	1

Batter	1	2	3	4	5	6	7	8	9
Luis Polonia, L OBP: 0.301, SLG: 0.317 (1, 7)	1-1 B3 ①		1-0 G4-3 ②		1-0 F7 ②		0-3 K ①		1-3 K ①
Chad Curtis, R OBP: 0.423, SLG: 0.414 (1, 8)	1-2 F9 ②		1-1 2B ②		3-2 1B ②		4-0 1B BB ②		2-3 K ②
Tim Salmon, R OBP: 0.390, SLG: 0.518 (1, 9)	1-1 1B ③		1-2 F8 ③		3-1 FC6-4 ③		4-0 1B SF8 ③		1-0 HR ③
Chili Davis, S OBP: 0.320, SLG: 0.420 (1, 10)	2-2 F8 ③			0-2 F8 ①		0-2 1B 2B ①		0-0 1B ①	1-3 K ③
Torey Lovullo, S OBP: 0.370, SLG: 0.475 (1, 4)		0-0 F7 ①		1-1 2B ①		3-1 1B 2B ①		1-0 SF8 ②	
Kelly Gruber, R OBP: 0.302, SLG: 0.400 (1, 5)		3-2 P3 ②		1-0 E6 ②		1-2 F9 ①		2-1 F7 ③	
J.T. Snow, L OBP: 0.329, SLG: 0.438 (1, 3)		1-2 F9 ③		2-0 F9 ②		1-3 K ②		0-0 F9 ①	
Gary Disarcina, R OBP: 0.276, SLG: 0.361 (1, 6)			2-2 G5-3 ①	1-0 F9 ③		1-1 2B ①		3-2 G6-3 ②	
Rod Correia, R (9, 6)						1-H 3-H 2B ①			
Ron Tingley, R OBP: 0.355, SLG: 0.320 (1, 2)			4-2 G4-3 2B BB ①		0-0 G6-3 ①	0-1 G4-3 ③		3-1 G5-3 ③	

Inning Stats	R: 0	H: 1	E: 0	LOB: 1	K: 0	BB: 0	S: 10	R: 0	H: 0	E: 0	LOB: 0	K: 0	BB: 0	S: 7	R: 1	H: 1	E: 0	LOB: 1	K: 0	BB: 1	S: 11	R: 0	H: 1	E: 1	LOB: 2	K: 0	BB: 0	S: 8	R: 0	H: 1	E: 0	LOB: 1	K: 0	BB: 0	S: 7	R: 2	H: 3	E: 0	LOB: 1	K: 1	BB: 0	S: 17	R: 2	H: 1	E: 0	LOB: 1	K: 1	BB: 2	S: 7	R: 0	H: 0	E: 0	LOB: 0	K: 0	BB: 0	S: 6	R: 1	H: 1	E: 0	LOB: 0	K: 3	BB: 0	S: 10	1B: 5	SF: 1	2B: 3	SAC: 0	3B: 0	DP: 0	HR: 1	HBP: 0	WP: 0	PA: 40
--------------	------	------	------	--------	------	-------	-------	------	------	------	--------	------	-------	------	------	------	------	--------	------	-------	-------	------	------	------	--------	------	-------	------	------	------	------	--------	------	-------	------	------	------	------	--------	------	-------	-------	------	------	------	--------	------	-------	------	------	------	------	--------	------	-------	------	------	------	------	--------	------	-------	-------	-------	-------	-------	--------	-------	-------	-------	--------	-------	--------

PITCHER	IP	WLS	BF	H	R	ER	SO	BB	IBB	HBP	BLK	WP	HR	S	P	ERA	WHIP
Wilson Alvarez, L ERA: 3.12 (1, 1)	6.1	W	29	7	4	4	2	2	0	0	0	0	0	63	103	5.68	1.421
Jeff Schwarz, R ERA: 2.6 (7, 1)	1.2		7	1	1	1	0	1	0	0	0	0	0	10	23	5.40	1.200
Roberto Hernandez, R ERA: 2.93 (9, 1)	1.0		4	1	1	1	3	0	0	0	0	0	1	10	15	9.00	1.000

Batter	1	2	3	4	5	6	7	8	9	AB R H RBI BB SO LOB	TOP			
David Hulse, L (1, 8) OBP: 0.308, SLG: 0.365 Jose Canseco, R (9, PH) OBP: 0.313, SLG: 0.463	0-1 B4-3		0-2 F8		3-2 G6-3		0-0 E1 F8 1B		2-1 P2	4 1 0 0 0 0 0 1 0 0 0 0 0 2				
Julio Franco, R (1, 10) OBP: 0.289, SLG: 0.414	2-2 2B		2-1 G6-3		2-0 L8		1-0 F8		0-3 K	5 0 1 0 0 1 3				
Rafael Palmeiro, L (1, 3) OBP: 0.326, SLG: 0.464	1-0 F8			2-1 HR		0-3 K	1-1 G6-4-3 1B			4 1 2 2 0 1 1				
Juan Gonzalez, R (1, 7) OBP: 0.381, SLG: 0.656	0-0 G5-3			2-1 L1-3 1B		0-1 FC6-4 1B	0-2 G6-4-3			4 0 2 0 0 0 2				
Dean Palmer, R (1, 5) OBP: 0.331, SLG: 0.530		1-1 FC3-6 1B		1-3 K		1-0 FC6-4		1-2 P2		4 0 1 0 0 1 2				
Ivan Rodriguez, R (1, 2) OBP: 0.329, SLG: 0.405		0-0 L7		2-0 L1-3		0-2 G1-3		0-2 F7		4 0 0 0 0 0 3				
Doug Strange, S (1, 4) OBP: 0.321, SLG: 0.407		1-1 FC3-6		1-2 F7			0-0 BB 1B		0-0 P8	4 1 1 0 0 0 2				
Gary Redus, R (1, 9) OBP: 0.328, SLG: 0.424 Butch Davis, R (9, PR) OBP: 0.264, SLG: 0.425		2-2 G5-3			2-1 HR		4-0 1B E BB		3-2 SH5-3 1B	3 2 2 1 1 0 1 0 0 0 0 0 0 0				
Mario Diaz, R (1, 6) OBP: 0.222, SLG: 0.278 Geno Petralli, L (9, PH) OBP: 0.375, SLG: 0.395			1-0 F8		2-2 G6-3		1-2 E 1B		2-0 SH5-3	3 1 1 1 0 0 0 0 0 0 0 0 0 0				
Inning Stats	R: 0 H: 1 E: 0 LOB: 1 K: 0 BB: 0 S: 8 P: 11	R: 0 H: 1 E: 0 LOB: 1 K: 0 BB: 0 S: 9 P: 13	R: 0 H: 0 E: 0 LOB: 0 K: 0 BB: 0 S: 6 P: 9	R: 1 H: 2 E: 0 LOB: 1 K: 1 BB: 0 S: 11 P: 19	R: 1 H: 1 E: 0 LOB: 0 K: 0 BB: 0 S: 12 P: 21	R: 0 H: 1 E: 0 LOB: 1 K: 1 BB: 0 S: 11 P: 12	R: 4 H: 3 E: 1 LOB: 0 K: 0 BB: 1 S: 11 P: 18	R: 0 H: 0 E: 0 LOB: 0 K: 0 BB: 0 S: 7 P: 8	R: 0 H: 1 E: 0 LOB: 2 K: 1 BB: 0 S: 9 P: 16	1B: 7 SF: 0 2B: 1 SAC: 1 3B: 0 DP: 1 HR: 2 HBP: 0	WP: 0 PA: 38 PB: 0 SB: 0 CS: 0			
PITCHER	IP WLS BF H R ER SO BB IBB HBP BLK WP HR S P ERA WHIP												PITCHER	IP WLS BF H R ER SO BB IBB HBP BLK WP HR S P ERA WHIP
Jack McDowell, R (1, 1) ERA: 3.77	6.1 W 29 8 6 5 2 1 0 0 0 0 0 2 63 97 7.11 1.421													
Scott Radinsky, L (7, 1) ERA: 4.85	0.0 1 1 0 0 0 0 0 0 0 0 0 0 2 3 ∞ ∞													
Terry Leach, R (7, 1) ERA: 2.4	1.1 3 0 0 0 0 0 0 0 0 0 0 0 9 10 0.00 0.000													
Donn Pall, R (8, 1) ERA: 2.8	0.1 1 0 0 0 0 0 0 0 0 0 0 0 1 1 0.00 0.000													
Roberto Hernandez, R (9, 1) ERA: 2.84	1.0 S 4 1 0 0 1 0 0 0 0 0 0 0 9 16 0.00 1.000													

Texas Rangers @ Chicago White Sox
Comiskey Park, Chicago, IL
Mon Jun 21 1993, 8:05 PM EDT
Att. 40,614 - Unknown - 70 F

livebaseballscorecards.com

AB	36
R	6
H	10
RBI	4
BB	1
SO	3
LOB	16



Batter	1	2	3	4	5	6	7	8	9
Tim Raines, S OBP: 0.408, SLG: 0.533 (1, 7)	0-0 G3-1	0-1 G6-3		1-0 G4-3		3-2 L8		3-2 P4	
Joey Cora, S OBP: 0.361, SLG: 0.351 (1, 4)	4-2 2B	4-2 HR		0-0 G3		0-0 1B		2-0 F9	
Frank Thomas, R OBP: 0.412, SLG: 0.549 (1, 3)	2-1 F9	0-0 HR		2-0 G4-3		0-0 P3			
Robin Ventura, L OBP: 0.384, SLG: 0.457 (1, 5)	2-0 1B	2-3 K			1-2 HR	1-1 G4-3			
George Bell, R OBP: 0.256, SLG: 0.361 (1, 10)	0-1 1B		0-1 P3		3-0 F8		2-2 P4		
Ellis Burks, R OBP: 0.356, SLG: 0.478 (1, 9)	3-2 G5-3		2-2 F7		4-0 FC6-4		2-3 K		
Lance Johnson, L OBP: 0.331, SLG: 0.355 (1, 8)		0-0 F9	3-2 1B		0-0 FC6-4		1-2 1B		
Carlton Fisk, R OBP: 0.236, SLG: 0.255 (1, 2)		2-0 1B	0-3 K		1-0 G3		2-3 K		
Michael LaValliere, L OBP: 0.375, SLG: 0.286 (8, 2)		G6-3 HBP					1-2 K		
Ozzie Guillen, L OBP: 0.279, SLG: 0.342 (1, 6)		1-0 HR		2-2 WP		0-0 1B		2-2 G4-3	

Inning Stats	R: 2	H: 2	E: 0	K: 0	S: 13	R: 4	H: 2	E: 0	K: 1	S: 10	R: 0	H: 1	E: 0	K: 1	S: 13	R: 0	H: 1	E: 0	K: 0	S: 6	R: 1	H: 1	E: 0	K: 0	S: 7	R: 0	H: 2	E: 0	K: 2	S: 8	R: 0	H: 1	E: 0	K: 2	S: 15	R: 0	H: 0	E: 0	K: 0	S: 9	1B: 6	2B: 2	3B: 0	HR: 2	SF: 0	SAC: 0	DP: 0	HBP: 2	WP: 1	PB: 0	SB: 1	CS: 0	PA: 38
--------------	------	------	------	------	-------	------	------	------	------	-------	------	------	------	------	-------	------	------	------	------	------	------	------	------	------	------	------	------	------	------	------	------	------	------	------	-------	------	------	------	------	------	-------	-------	-------	-------	-------	--------	-------	--------	-------	-------	-------	-------	--------

PITCHER	IP	WLS	BF	H	R	ER	SO	BB	IBB	HBP	BLK	WP	HR	S	P	ERA	WHIP
Kevin Brown, R ERA: 3.17 (1, 1)	5.0	L	26	7	7	7	2	2	0	0	0	1	2	49	88	12.60	1.800
Craig Lefferts, L ERA: 7.77 (6, 1)	1.0		5	2	0	0	0	0	0	0	0	0	0	8	12	0.00	2.000
Matt Whiteside, R ERA: 2.91 (7, 1)	2.0		7	1	0	0	2	0	0	0	0	0	0	24	38	0.00	0.500

BOTTOM

Texas Rangers @ Chicago White Sox
Comiskey Park, Chicago, IL
Mon Jun 21 1993, 8:05 PM EDT
Att: 40,614 - Unknown - 70 F

livebaseballscorecards.com

AB	34
R	7
H	10
RBI	7
BB	2
SO	4
LOB	15



Batter	1	2	3	4	5	6	7	8	9	AB R H RBI BB SO LOB	TOP																												
David Hulse, L (1, 8) OBP: 0.310, SLG: 0.366	2-2 F X G6-3 1B	0-0 F8			0-1 F8		1-2 SAFE SAFE G6-4-3 1B		1-2 F7	5 0 2 0 0 0 2																													
Julio Franco, R (1, 10) OBP: 0.287, SLG: 0.409	1-1 G6-3 1-2		3-2 F9			3-1 1B E 1B	1-1 G6-4-3 1-2f		2-3 K	5 1 1 0 0 1 4																													
Rafael Palmeiro, L (1, 3) OBP: 0.329, SLG: 0.469	1-3 K		1-0 F7			0-1 E FC1-5-2 1B		1-1 G4-3 2B		4 0 2 0 0 1 1																													
Juan Gonzalez, R (1, 7) OBP: 0.383, SLG: 0.651	4-2 BB		1-1 P2			2-2 E6 FC1-5-2 1B		2-2 G4-3		3 0 1 0 1 0 1																													
Ivan Rodriguez, R (1, 2) Geno Petrali, L (2, 2) OBP: 0.328, SLG: 0.403 OBP: 0.373, SLG: 0.378	0-1 G5-3				1-1 L7		1-2 F9		4-0 S IBB	1 0 0 0 0 0 2 2 0 0 0 1 0 2																													
Dean Palmer, R (1, 5) OBP: 0.330, SLG: 0.534		1-1 1B 3B			3-2 L7		1-2 FC1-5-2 2-3 3-H		0-2 L4	4 1 1 0 0 0 4																													
Doug Strange, S (1, 4) OBP: 0.314, SLG: 0.398		2-0 F8			2-3 K		0-1 G3		3-2 F8 1-2	4 0 0 0 0 1 5																													
Gary Redus, R (1, 9) OBP: 0.324, SLG: 0.403		2-1 G5-3			1-3 K		X 0-0 F7		4-1 SH1-3 BB	3 0 0 0 1 1 1																													
Mario Diaz, R (1, 6) OBP: 0.286, SLG: 0.333		2-2 1B 3-H			0-2 G4-3		X 0-0 1B S 1B		0-0 SH1-3	3 0 2 1 0 0 0																													
Inning Stats	R: 0 E: 0 K: 1 S: 19	H: 1 LOB: 2 BB: 1 P: 26	R: 1 E: 0 K: 0 S: 10	H: 2 LOB: 1 BB: 0 P: 17	R: 0 E: 0 K: 0 S: 6	H: 0 LOB: 0 BB: 0 P: 11	R: 0 E: 0 K: 1 S: 9	H: 0 LOB: 0 BB: 0 P: 15	R: 0 E: 0 K: 1 S: 8	H: 0 LOB: 0 BB: 0 P: 9	R: 1 E: 1 K: 0 S: 16	H: 3 LOB: 2 BB: 0 P: 23	R: 0 E: 0 K: 0 S: 7	H: 2 LOB: 1 BB: 0 P: 9	R: 0 E: 0 K: 0 S: 14	H: 1 LOB: 2 BB: 1 P: 24	R: 0 E: 0 K: 1 S: 8	H: 0 LOB: 1 BB: 1 P: 15	1B: 7 2B: 1 3B: 1 HR: 0	SF: 0 SAC: 1 DP: 1 HBP: 0	WP: 0 PB: 0 SB: 2 CS: 0	PA: 38																	
PITCHER Alex Fernandez, R (1, 1) ERA: 2.85 Donn Pall, R (9, 1) ERA: 2.72	IP 8.0	WLS 34	BF 9	H 2	R 1	ER 1	SO 3	BB 1	IBB 1	HBP 0	BLK 0	WP 0	HR 0	S 89	P 134	ERA 1.12	WHIP 1.250						PITCHER IP 1.0	WLS W	BF 4	H 0	R 0	ER 0	SO 1	BB 1	IBB 0	HBP 0	BLK 0	WP 0	HR 0	S 8	P 15	ERA 0.00	WHIP 1.000

Texas Rangers @ Chicago White Sox
Comiskey Park, Chicago, IL
Tue Jun 22 1993, 8:05 PM EDT
Att. 36,757 - Unknown - 70 F

livebaseballscorecards.com

AB 34
R 2
H 9
RBI 1
BB 3
SO 4
LOB 22



Batter	1	2	3	4	5	6	7	8	9	AB	R	H	RBI	BB	SO	LOB
--------	---	---	---	---	---	---	---	---	---	----	---	---	-----	----	----	-----

Joey Cora, S <small>OBP: 0.359, SLG: 0.349</small> (1, 4)	1-0 		2-1 		1 SAFE 2-1 			0-0 		4	0	1	0	0	0	1
Ellis Burks, R <small>OBP: 0.354, SLG: 0.474</small> (1, 9)	2-1 		0-0 		1 SAFE 0-1 	3-1 			3-3 	4	1	1	0	0	1	1
Frank Thomas, R <small>OBP: 0.413, SLG: 0.547</small> (1, 3)	0-0 		2-1 			1-0 			4-2 	3	1	1	0	1	0	0
George Bell, R <small>OBP: 0.260, SLG: 0.363</small> (1, 10)	1-0 			0-1 		1-2 			0-2 	4	0	2	0	0	0	2
Robin Ventura, L <small>OBP: 0.382, SLG: 0.453</small> (1, 5)	2-2 			2-0 			3-3 		1-1 	4	0	1	1	0	1	3
Bo Jackson, R <small>OBP: 0.316, SLG: 0.412</small> Tim Raines, S <small>OBP: 0.412, SLG: 0.533</small> (9, PH)	2-2 			0-0 			2-3 		4-0 	3	0	0	0	0	1	3
Lance Johnson, L <small>OBP: 0.333, SLG: 0.357</small> (1, 8)		0-0 			0-2 			2-2 		4	1	2	1	0	0	0
Carlton Fisk, R <small>OBP: 0.228, SLG: 0.245</small> Michael LaValliere, L <small>OBP: 0.375, SLG: 0.286</small> (9, 2)		2-0 			0-0 			1-1 		2	0	0	0	0	0	0
Craig Grebeck, R <small>OBP: 0.307, SLG: 0.266</small> (1, 6)		2-3 			2-1 			2-3 		3	0	1	1	0	2	0

Inning Stats	R: 1	H: 3	E: 0	K: 0	S: 11	H: 3	LOB: 2	BB: 0	P: 19	R: 0	H: 0	E: 0	K: 1	S: 7	H: 0	LOB: 0	BB: 0	P: 11	R: 0	H: 1	E: 0	K: 0	S: 5	H: 1	LOB: 0	BB: 0	P: 9	R: 0	H: 1	E: 0	K: 0	S: 4	R: 1	H: 2	E: 0	K: 0	S: 9	H: 0	LOB: 0	BB: 0	P: 13	R: 0	H: 0	E: 0	K: 2	S: 10	H: 0	LOB: 0	BB: 0	P: 17	R: 0	H: 0	E: 0	K: 1	S: 7	H: 0	LOB: 0	BB: 0	P: 10	R: 1	H: 2	E: 0	K: 1	S: 16	H: 2	LOB: 3	BB: 2	P: 28	1B: 9	2B: 0	3B: 0	HR: 0	SF: 0	SAC: 1	DP: 2	HBP: 0	WP: 0	PB: 0	SB: 0	CS: 1	PA: 35
PITCHER Kenny Rogers, L <small>ERA: 5.63</small> Tom Henke, R <small>ERA: 2.78</small>	IP	WLS	BF	H	R	ER	SO	BB	IBB	HBP	BLK	WP	HR	S	P	ERA	WHIP																																																																
	8.0		28	7	2	2	4	0	0	0	0	0	0	59	96	2.25	0.875																																																																
	0.2	L	6	2	1	1	1	2	0	0	0	0	0	16	28	13.50	6.000																																																																

BOTTOM

Texas Rangers @ Chicago White Sox
 Comiskey Park, Chicago, IL
 Tue Jun 22 1993, 8:05 PM EDT
 Att: 36,757 - Unknown - 70 F

AB	31
R	3
H	9
RBI	3
BB	2
SO	5
LOB	10



WP: 0	PA: 35
PB: 0	
SB: 0	
CS: 1	
ERA	WHIP

livebaseballscorecards.com

Batter	1	2	3	4	5	6	7	8	9	AB R H RBI BB SO LOB	TOP											
David Hulse, L (1, 8) OBP: 0.321, SLG: 0.374	1-2 WP SF9 1B		0-2 G1-3			4-2 CS BB		0-1 2B G6-3 1B	1-0 1-2 2-H 1B	4 2 3 1 1 0 0												
Gary Redus, R (1, 9) OBP: 0.315, SLG: 0.409	3-2 SF9 1-H		3-2 F9			2-1 F1 SAFE F9		0-0 1-3 2B	0-1 L9	4 0 1 1 0 0 3												
Rafael Palmeiro, L (1, 3) OBP: 0.331, SLG: 0.467	0-0 F9			4-1 BB BB		1-0 1-2 1B BB		0-0 P5		3 1 1 0 1 0 2												
Juan Gonzalez, R (1, 7) OBP: 0.381, SLG: 0.643	0-3 K			0-1 F9		4-0 1-2 1B BB		0-2 G6-3		3 0 0 1 1 1 2												
Ivan Rodriguez, R (1, 2) OBP: 0.326, SLG: 0.400		1-0 G4-3		0-3 F1 SAFE K		1-1 1-3 2-H 1B		1-1 G1-3		4 0 1 1 0 1 2												
Jose Canseco, R (1, 10) OBP: 0.308, SLG: 0.455		3-2 G4-3		3-2 G6-3		0-1 L7			1-3 K	4 0 0 0 0 1 3												
Doug Strange, S (1, 4) OBP: 0.323, SLG: 0.399		4-0 BB			4-2 G4-6-3 BB		0-1 F8		3-1 1B 1B	2 1 1 0 2 0 0												
Dean Palmer, R (1, 5) OBP: 0.325, SLG: 0.525		2-2 P5			0-0 P6		1-0 L8		0-0 F7	4 0 0 0 0 0 3												
Mario Diaz, R (1, 6) OBP: 0.280, SLG: 0.320			1-0 G5-3		1-2 G4-6-3 1-2f		2-2 F8		2-2 1B 1B	4 0 1 0 0 0 1												
Inning Stats	R: 1 E: 0 K: 1 S: 13	H: 1 LOB: 0 BB: 0 P: 17	R: 0 E: 0 K: 0 S: 12	H: 0 LOB: 1 BB: 1 P: 21	R: 0 E: 0 K: 0 S: 8	H: 0 LOB: 0 BB: 0 P: 12	R: 0 E: 0 K: 1 S: 9	H: 0 LOB: 1 BB: 1 P: 16	R: 0 E: 0 K: 0 S: 6	H: 0 LOB: 0 BB: 1 P: 11	R: 1 E: 0 K: 0 S: 9	H: 2 LOB: 2 BB: 2 P: 21	R: 0 E: 0 K: 0 S: 6	H: 0 LOB: 0 BB: 0 P: 9	R: 1 E: 0 K: 0 S: 9	H: 2 LOB: 1 BB: 0 P: 10	R: 1 E: 0 K: 1 S: 13	H: 3 LOB: 2 BB: 0 P: 20	1B: 7 2B: 1 3B: 0 HR: 0	SF: 1 SAC: 0 DP: 1 HBP: 0	WP: 1 PB: 0 SB: 1 CS: 1	PA: 38
PITCHER	IP WLS BF H R ER SO BB IBB HBP BLK WP HR S P ERA WHIP																					
Jason Bere, R (1, 1) ERA: 5.24	6.0 W 24 3 2 2 2 5 0 0 0 1 0 57 98 3.00 1.333																					
Terry Leach, R (7, 1) ERA: 2.81	1.0 5 2 1 1 0 0 0 0 0 0 0 0 9 12 9.00 2.000																					
Scott Radinsky, L (8, 1) ERA: 4.78	0.1 1 0 0 0 0 0 0 0 0 0 0 0 1 1 0.00 0.000																					
Roberto Hernandez, R (8, 1) ERA: 2.97	1.2 8 3 1 1 1 1 0 0 0 0 0 0 18 26 5.40 1.800																					

Texas Rangers @ Chicago White Sox
Comiskey Park, Chicago, IL
Wed Jun 23 1993, 4:33 AM EDT
Att. 32,612 - Sunny - 78 F

livebaseballscorecards.com

AB	32
R	4
H	8
RBI	4
BB	5
SO	3
LOB	16



Batter	1	2	3	4	5	6	7	8	9	AB R H RBI BB SO LOB	TOP
Henry Cotto, R (1, 7) OBP: 0.206, SLG: 0.250	1-3 K		0-0 G6-3		2-2 G5-3			3-1 CS HBP 1B		4 0 1 0 0 1 0	Seattle Mariners @ Chicago White Sox Comiskey Park, Chicago, IL Fri Jun 25 1993, 8:05 PM EDT Att. 30,196 - Unknown - 78 F
Rich Amaral, R (1, 4) OBP: 0.354, SLG: 0.376	0-1 HR 1B		1-0 F9			2-2 G6-3		1-0 CS HBP		3 1 1 0 0 0 0	
Ken Griffey Jr., L (1, 8) OBP: 0.410, SLG: 0.611	1-2 HR		1-3 K			1-0 G3-1		3-2 P4 1-2 2-3		4 1 1 2 0 1 2	
Jay Buhner, R (1, 9) OBP: 0.386, SLG: 0.539	4-2 BB					3-1 G4-3		4-0 IBB		2 0 0 0 2 0 0	
Bret Boone, R (1, 10) Chris Bosio, R (7, PR) Mike Felder, S (8, PH) OBP: 0.286, SLG: 0.297	2-3 K					4-1 G6-3 BB		2-2 F9 SH1-3 1B		2 0 1 0 1 1 1 0 0 0 0 0 0 0 1 0 0 0 0 0 2	
Greg Litton, R (1, 3) Pete O'Brien, L (9, 3) OBP: 0.288, SLG: 0.263 OBP: 0.332, SLG: 0.415	0-1 F9					1-1 G6-3 1-2f		0-0 SH1-3 1-2		3 0 0 0 0 0 2 0 0 0 0 0 0 0	
Mike Blowers, R (1, 5) OBP: 0.343, SLG: 0.467			2-1 G6-3		0-0 HR			4-1 FC4 BB 2B		3 1 2 1 1 0 0	
Dave Valle, R (1, 2) OBP: 0.375, SLG: 0.392			3-2 F7			3-2 G6-4-3 1B		0-2 F9 2-3		4 0 1 0 0 0 3	
Omar Vizquel, S (1, 6) OBP: 0.352, SLG: 0.300			1-3 K			2-0 G6-4-3 1-2f		1-2 FC4 1-2f		4 0 0 0 0 1 4	
Inning Stats	R: 2 H: 2 E: 0 LOB: 1 K: 2 BB: 1 S: 18 P: 26	R: 0 H: 0 E: 0 LOB: 0 K: 1 BB: 0 S: 8 P: 14	R: 0 H: 0 E: 0 LOB: 0 K: 1 BB: 0 S: 5 P: 7	R: 0 H: 0 E: 0 LOB: 0 K: 0 BB: 1 S: 7 P: 13	R: 1 H: 2 E: 0 LOB: 0 K: 0 BB: 0 S: 9 P: 16	R: 0 H: 0 E: 0 LOB: 0 K: 0 BB: 0 S: 6 P: 12	R: 0 H: 1 E: 0 LOB: 2 K: 0 BB: 1 S: 11 P: 18	R: 0 H: 1 E: 0 LOB: 2 K: 0 BB: 1 S: 6 P: 18	R: 0 H: 1 E: 0 LOB: 1 K: 0 BB: 0 S: 9 P: 14	1B: 4 SF: 0 2B: 1 SAC: 1 3B: 0 DP: 2 HR: 2 HBP: 1	WP: 0 PA: 36 PB: 0 SB: 0 CS: 2
PITCHER	IP WLS BF H R ER SO BB IBB HBP BLK WP HR S P ERA WHIP										
Wilson Alvarez, L (1, 1) ERA: 3.13	8.1 L 34 7 3 3 4 3 1 1 0 0 2 73 129 3.24 1.200										
Jeff Schwarz, R (9, 1) ERA: 2.54	0.2 2 0 0 0 0 0 0 0 0 0 0 6 9 0.00 0.000										

AB	30
R	3
H	7
RBI	3
BB	4
SO	4
LOB	14



Batter	1	2	3	4	5	6	7	8	9	AB R H RBI BB SO LOB	TOP											
Omar Vizquel, S (1, 6) OBP: 0.358, SLG: 0.306	2-1 FC4-6 1B	1-1 1-2 1B			0-3 K		2-1 G6-3		2-2 L1-3	5 0 2 0 0 1 1												
Mike Felder, S (1, 7) OBP: 0.280, SLG: 0.291	2-1 FC4-6 1B	1-1 P6			3-1 P5		1-3 K		1-1 F7	5 0 0 0 0 1 3												
Ken Griffey Jr., L (1, 8) OBP: 0.402, SLG: 0.608	1-0 L8				1-0 HR			3-2 K		4 1 1 1 0 1 1												
Pete O'Brien, L (1, 10) OBP: 0.335, SLG: 0.415	3-2 BB 1B				1-3 K			1-0 2B 1B		4 1 2 0 0 1 0												
Jay Buhner, R (1, 9) OBP: 0.383, SLG: 0.529	4-2 BB				3-1 F8		1-1 P4	3-2 P3		3 0 0 0 1 0 1												
Tino Martinez, L (1, 3) OBP: 0.358, SLG: 0.459	0-0 F8				2-0 F9		3-2 P4	0-1 1B 2B		4 1 1 0 0 0 3												
Mike Blowers, R (1, 5) OBP: 0.343, SLG: 0.464					0-1 1B		0-3 K	1-0 1B		3 0 1 0 0 2 0												
Mackey Sasser, L (8, PH) OBP: 0.277, SLG: 0.318								2-H 3-H		1 0 1 2 0 0 0												
Bret Boone, R (8, 4) OBP: 0.314, SLG: 0.435										0 0 0 0 0 0 0												
Bill Haselman, R (1, 2) OBP: 0.337, SLG: 0.479					1-0 P5		1-0 HR	3-3 K		4 1 1 1 0 1 2												
Rich Amaral, R (1, 4) OBP: 0.356, SLG: 0.375					1-0 G4-3		1-1 G4-3		4-2 L1-3 BB	3 0 1 0 1 0 1												
Inning Stats	R: 0 E: 0 K: 0 S: 12	H: 2 LOB: 3 BB: 1 P: 24	R: 0 E: 0 K: 1 S: 11	H: 2 LOB: 2 BB: 0 P: 16	R: 0 E: 0 K: 0 S: 7	H: 0 LOB: 0 BB: 0 P: 13	R: 0 E: 0 K: 0 S: 5	H: 1 LOB: 1 BB: 0 P: 9	R: 1 E: 0 K: 2 S: 9	H: 1 LOB: 0 BB: 0 P: 14	R: 0 E: 0 K: 1 S: 8	H: 0 LOB: 0 BB: 0 P: 12	R: 1 E: 0 K: 1 S: 8	H: 1 LOB: 0 BB: 0 P: 13	R: 2 E: 0 K: 2 S: 13	H: 3 LOB: 1 BB: 0 P: 24	R: 0 E: 0 K: 0 S: 8	H: 0 LOB: 0 BB: 1 P: 15	1B: 7 2B: 2 3B: 0 HR: 2	SF: 0 SAC: 0 DP: 1 HBP: 0	WP: 0 PB: 0 SB: 0 CS: 0	PA: 38
PITCHER	IP WLS BF H R ER SO BB IBB HBP BLK WP HR S P ERA WHIP																					
Alex Fernandez, R (1, 1) ERA: 2.9	7.2 W 32 8 3 3 6 1 0 0 0 0 2 67 115 3.52 1.174																					
Scott Radinsky, L (8, 1) ERA: 5.06	0.0 1 1 0 0 0 0 0 0 0 0 0 2 2 ∞ ∞																					
Jeff Schwarz, R (8, 1) ERA: 2.51	0.1 2 1 1 1 1 0 0 0 0 0 0 4 8 27.00 3.000																					
Roberto Hernandez, R (9, 1) ERA: 2.75	1.0 S 3 0 0 0 0 1 0 0 0 0 0 8 15 0.00 1.000																					

Seattle Mariners @ Chicago White Sox
Comiskey Park, Chicago, IL
Sun Jun 27 1993, 4:33 AM EDT
Att. 38,245 - Cloudy - 80 F

AB	36
R	4
H	10
RBI	4
BB	2
SO	7
LOB	12



Batter	1	2	3	4	5	6	7	8	9	AB R H RBI BB SO LOB	TOP											
Steve Sax, R (1, 7) OBP: 0.288, SLG: 0.354	2-1 F8		4-0 BB HBP BB	1-1 G4-3			0-1 F8		2-0 P5	4 0 0 0 1 0 3												
Joey Cora, S (1, 4) OBP: 0.368, SLG: 0.354	4-2 1B BB		2-2 BB HBP		1-2 F7		0-0 FC4-6 1B		4-0 1-2 BB	2 0 1 0 2 0 0												
Frank Thomas, R (1, 3) OBP: 0.413, SLG: 0.564	2-2 F9		2-2 F9		1-0 1B		1-0 FC4-6 1-2f		1-1 F9	5 0 1 0 0 0 6												
Robin Ventura, L (1, 5) OBP: 0.374, SLG: 0.431	0-0 1-2 1B		4-0 1-2 2-3 BB		2-2 F7		1-1 F7		0-1 L7	4 0 1 0 1 0 4												
George Bell, R (1, 10) OBP: 0.256, SLG: 0.357	0-1 F7		0-1 F7		1-2 F8			1-2 G4-3		4 0 0 0 0 0 6												
Dan Pasqua, L (1, 9) OBP: 0.288, SLG: 0.326		2-1 G3-1		0-1 1B F7 1B		0-3 K		3-2 P3		4 0 1 0 0 1 0												
Ellis Burks, R (8, 9) OBP: 0.352, SLG: 0.473										0 0 0 0 0 0 0												
Lance Johnson, L (1, 8) OBP: 0.340, SLG: 0.368		1-2 F7		1-0 F7 1-2		0-1 1B 1B		0-0 1B S 1B		4 0 2 0 0 0 1												
Michael LaValiere, L (1, 2) OBP: 0.400, SLG: 0.417		0-2 F8		0-1 B1-3 1B 2-3		2-2 1-3 1B		2-1 F8 1-2		4 0 2 0 0 0 1												
Ozzie Guillen, L (1, 6) OBP: 0.288, SLG: 0.343			0-2 L6	1-1 B1-3 1-2		0-2 P5			0-2 BB 1B	4 0 1 0 0 0 3												
Inning Stats	R: 0 E: 0 K: 0 S: 11	H: 1 LOB: 2 BB: 1 P: 19	R: 0 E: 0 K: 0 S: 8	H: 0 LOB: 0 BB: 0 P: 11	R: 0 E: 0 K: 0 S: 10	H: 0 LOB: 3 BB: 2 P: 22	R: 0 E: 0 K: 0 S: 9	H: 2 LOB: 2 BB: 0 P: 12	R: 0 E: 0 K: 0 S: 11	H: 1 LOB: 1 BB: 0 P: 16	R: 0 E: 0 K: 1 S: 12	H: 2 LOB: 1 BB: 0 P: 14	R: 0 E: 0 K: 0 S: 6	H: 1 LOB: 1 BB: 0 P: 8	R: 0 E: 0 K: 0 S: 13	H: 1 LOB: 1 BB: 0 P: 19	R: 0 E: 0 K: 0 S: 9	H: 1 LOB: 2 BB: 1 P: 16	1B: 9 2B: 0 3B: 0 HR: 0	SF: 0 SAC: 0 DP: 0 HBP: 1	WP: 0 PB: 0 SB: 1 CS: 0	PA: 40
PITCHER	IP WLS BF H R ER SO BB IBB HBP BLK WP HR S P ERA WHIP																					
Jose Mesa, R (1, 1) ERA: 3.61	8.0 W 35 8 0 0 1 3 0 1 0 0 0 80 121 0.00 1.375																					
Jeremy Hernandez, R (9, 1) ERA: 3.3	0.1 2 1 0 0 0 0 0 0 0 0 0 5 7 0.00 3.000																					
Derek Lilliquist, L (9, 1) ERA: 1.32	0.0 1 0 0 0 0 1 0 0 0 0 0 0 4 ∞ ∞																					
Eric Plunk, R (9, 1) ERA: 2.67	0.2 S 2 0 0 0 0 0 0 0 0 0 0 0 4 5 0.00 0.000																					

Chicago White Sox @ Cleveland Indians
Cleveland Municipal Stadium, Cleveland, OH

Mon Jun 28 1993, 7:05 PM EDT
Att. 14,662 - Unknown - 71 F

AB	35
R	0
H	9
RBI	0
BB	4
SO	1
LOB	24



Batter	1	2	3	4	5	6	7	8	9
Kenny Lofton, L OBP: 0.400, SLG: 0.406 (1, 8)	2-2 G6-3		4-2 BB		1-3 K		2-0 F8		
Wayne Kirby, L OBP: 0.345, SLG: 0.411 (1, 9)	2-1 G1-6-3		0-1 L8			4-1 1B BB	1-1 F9		
Carlos Baerga, S OBP: 0.324, SLG: 0.514 (1, 4)	1-0 G4-3			4-1 CS BB		0-1 BB 1B	1-1 1B 1B		
Albert Belle, R OBP: 0.375, SLG: 0.599 (1, 7)		1-0 G5-3		3-3 K 1-2		0-0 L4	0-2 F7		
Paul Sorrento, L OBP: 0.344, SLG: 0.484 (1, 3)		2-1 F9		3-3 K		4-2 BB	2-0 1B 1B		
Reggie Jefferson, S OBP: 0.315, SLG: 0.399 (1, 10)		1-3 K			0-0 SH5-3 CS 1B	1-3 K	0-0 F9		
Alvaro Espinoza, R OBP: 0.314, SLG: 0.460 (1, 5)			1-2 P4		1-0 SH5-3	0-0 G2-3	0-0 1B 1B		
Felix Fermin, R OBP: 0.300, SLG: 0.277 (1, 6)			1-0 G3		4-0 CS BB		4-1 SH3 BB	1-0 1B	
Junior Ortiz, R OBP: 0.216, SLG: 0.264 (1, 2)			0-0 2B		4-2 BB 3-H		1-0 SH3	1-0 F8	

Inning Stats	R: 0	H: 0	E: 0	K: 0	S: 7	P: 12	R: 0	H: 0	E: 0	K: 1	S: 6	R: 0	H: 1	E: 0	K: 0	S: 9	R: 0	H: 0	E: 0	K: 2	S: 8	R: 0	H: 1	E: 0	K: 1	S: 10	R: 0	H: 1	E: 0	K: 1	S: 10	R: 0	H: 0	E: 0	K: 0	S: 5	R: 2	H: 4	E: 0	K: 0	S: 10
	LOB: 0	BB: 0	LOB: 0	BB: 0			LOB: 0	BB: 0	LOB: 0	BB: 1		LOB: 0	BB: 0	LOB: 2	BB: 2		LOB: 3	BB: 2		LOB: 1	BB: 1		LOB: 2	BB: 2		LOB: 1	BB: 1		LOB: 2	BB: 0		LOB: 2	BB: 0		SF: 0	SAC: 2	DP: 1	HBP: 0			

PITCHER	IP	WLS	BF	H	R	ER	SO	BB	IBB	HBP	BLK	WP	HR	S	P	ERA	WHIP
Jason Bere, R ERA: 4.68 (1, 1)	8.0	L	36	7	2	2	5	7	0	0	0	0	0	65	121	2.25	1.750

BOTTOM

Chicago White Sox @ Cleveland Indians
Cleveland Municipal Stadium, Cleveland, OH

Mon Jun 28 1993, 7:05 PM EDT
Att: 14,662 - Unknown - 71 F

livebaseballscorecards.com

AB	27
R	2
H	7
RBI	2
BB	7
SO	5
LOB	20



WP: 0	PA: 36
PB: 0	
SB: 0	
CS: 3	

Batter	1	2	3	4	5	6	7	8	9	AB R H RBI BB SO LOB	TOP
Tim Raines, S (1, 7) OBP: 0.419, SLG: 0.532 BB X	2-0 		1-0 		1-0 			3-2 		4 0 2 0 0 0 0	Chicago White Sox @ Cleveland Indians Cleveland Municipal Stadium, Cleveland, OH Tue Jun 29 1993, 7:05 PM EDT Att. 24,744 - Unknown - 68 F livebaseballscorecards.com
Joey Cora, S (1, 4) OBP: 0.367, SLG: 0.350 C BB BB	4-1 		1-2 		1-0 	1-2 		2-2 		3 0 0 0 1 0 1	
Frank Thomas, R (1, 3) OBP: 0.411, SLG: 0.558 C 1 SAFE BB F BB B SAFE	4-2 			0-1 		1-1 		2-0 		3 0 0 0 1 0 0	
Robin Ventura, L (1, 5) OBP: 0.373, SLG: 0.440 C F BB BB F S	2-3 			3-2 		3-2 			3-2 	4 1 1 1 0 1 2	
George Bell, R (1, 10) OBP: 0.256, SLG: 0.353 B F F F S	2-3 			4-0 		1-2 			1-2 	3 0 0 0 1 1 2	
Ellis Burks, R (1, 9) OBP: 0.354, SLG: 0.474 B C F BB		2-2 		1-2 		0-0 			1-0 	4 1 2 0 0 0 1	
Lance Johnson, L (1, 8) OBP: 0.343, SLG: 0.370 C B F BB		2-2 			0-0 		0-0 		3-2 	4 0 2 0 0 0 1	
Rick Wrona, R (1, 2) C F BB BB		1-3 			2-3 		1-0 			3 0 0 1 0 2 2	
Ozzie Guillen, L (1, 6) OBP: 0.284, SLG: 0.338 Craig Grebeck, R (8, 6) OBP: 0.307, SLG: 0.266 C X			0-1 		0-0 		0-0 			3 0 0 0 0 0 2 0 0 0 0 0 0 0	
Inning Stats	R: 0 H: 0 E: 0 LOB: 2 K: 2 BB: 2 S: 11 P: 25	R: 0 H: 0 E: 0 LOB: 0 K: 1 BB: 0 S: 11 P: 16	R: 0 H: 0 E: 0 LOB: 0 K: 0 BB: 0 S: 6 P: 8	R: 1 H: 1 E: 0 LOB: 0 K: 0 BB: 1 S: 8 P: 16	R: 0 H: 2 E: 0 LOB: 1 K: 1 BB: 0 S: 6 P: 10	R: 0 H: 0 E: 0 LOB: 0 K: 0 BB: 0 S: 8 P: 13	R: 1 H: 2 E: 0 LOB: 1 K: 0 BB: 0 S: 7 P: 9	R: 0 H: 1 E: 0 LOB: 0 K: 0 BB: 0 S: 13 P: 20	R: 0 H: 1 E: 0 LOB: 1 K: 0 BB: 0 S: 10 P: 18	1B: 6 SF: 0 2B: 0 SAC: 0 3B: 0 DP: 2 HR: 1 HBP: 0	WP: 0 PA: 35 PB: 0 SB: 0 CS: 1
PITCHER Mark Clark, R (1, 1) ERA: 5.53 Heathcliff Slocumb, R (9, 1) ERA: 3.03	IP WLS BF H R ER SO BB IBB HBP BLK WP HR S P ERA WHIP 8.0 W 30 6 2 2 4 3 0 0 0 0 1 70 117 2.25 1.125 1.0 4 1 0 0 0 0 0 0 0 0 0 10 18 0.00 1.000										

AB	31
R	2
H	7
RBI	2
BB	3
SO	4
LOB	11



Batter	1	2	3	4	5	6	7	8	9
Kenny Lofton, L OBP: 0.400, SLG: 0.423 (1, 8)	1-0 SF9 3B	1-3 K		1-0 HR	2-1 G3			2-3 K	
Wayne Kirby, L OBP: 0.341, SLG: 0.404 (1, 9)	0-0 SF9 3-H	1-0 P4		0-1 F9		2-2 G4-3		4-2 1B BB	
Carlos Baerga, S OBP: 0.325, SLG: 0.512 (1, 4)	1-1 G3-1		1-0 G4-3	2-2 1B 1B		1-1 G4-3		0-0 1B	
Albert Belle, R OBP: 0.376, SLG: 0.594 (1, 7)	4-1 2B BB		0-0 G6-3	2-0 1B E 1B		0-3 K		0-3 K	
Paul Sorrento, L OBP: 0.345, SLG: 0.487 (1, 3)	3-2 SAFE 1B 2B		2-1 F8	1-0 E 1B		0-0 F7		2-3 K	
Reggie Jefferson, S OBP: 0.318, SLG: 0.401 (1, 10)	0-1 G3-1			FC5-4 1B HR E4		1-0 1B 1B 1B			
Alvaro Espinoza, R OBP: 0.321, SLG: 0.462 (1, 5)		2-2 G4-3		SAFE FC5-4 1B F7		2-0 1B 1B			
Felix Fermin, R OBP: 0.303, SLG: 0.281 (1, 6)		0-1 1B 1B		0-0 FC5-4 HR 1-2f 2-3	0-0 F9	0-0 G6-3 1B			
Junior Ortiz, R OBP: 0.225, SLG: 0.266 (1, 2)		3-2 SAFE 1B 1B		4-0 HR BB 1-2	1-1 G4-3	0-0 G6-3 1-2f			

Inning Stats	R: 2	H: 2	E: 0	K: 0	S: 14	L: 22	LOB: 1	BB: 1	P: 23	R: 0	H: 2	E: 0	K: 1	S: 13	R: 0	H: 0	E: 0	K: 0	S: 4	R: 6	H: 6	E: 1	K: 0	S: 18	R: 0	H: 0	E: 0	K: 1	S: 9	R: 0	H: 3	E: 0	K: 0	S: 5	R: 0	H: 1	E: 0	K: 3	S: 13	R: 0	H: 1	E: 0	K: 3	S: 13			

PITCHER	IP	WLS	BF	H	R	ER	SO	BB	IBB	HBP	BLK	WP	HR	S	P	ERA	WHIP
Rodney Bolton, R ERA: 8.85 (1, 1)	3.2	L	22	9	8	7	1	2	0	0	0	0	1	45	76	17.18	3.000
Donn Pall, R ERA: 2.56 (4, 1)	2.1		9	1	0	0	1	0	0	0	0	0	0	18	26	0.00	0.429
Bobby Thigpen, R ERA: 4.26 (7, 1)	1.0		5	3	0	0	0	0	0	0	0	0	0	5	8	0.00	3.000
Scott Radinsky, L ERA: 4.88 (8, 1)	1.0		5	1	0	0	3	1	0	0	0	0	0	13	21	0.00	2.000

BOTTOM

AB R H RBI BB SO LOB

5 2 2 4 0 2 2

3 0 0 1 1 0 2

5 1 2 0 0 0 0

4 2 1 0 1 2 2

5 0 2 2 0 1 2

4 1 2 0 0 0 2


4 0 2 0 0 0 2

4 1 2 0 0 0 2

3 1 1 0 1 0 3

Chicago White Sox @ Cleveland Indians
Cleveland Municipal Stadium, Cleveland, OH

AB 37
R 8
H 14
RBI 7
BB 3
SO 5
LOB 17



WP: 0 PA: 41
PB: 0
SB: 0
CS: 0

ERA WHIP

livebaseballscorecards.com

Tue Jun 29 1993, 7:05 PM EDT
Att: 24,744 - Unknown - 68 F

Batter	1	2	3	4	5	6	7	8	9	AB R H RBI BB SO LOB	TOP																
Tim Raines, S (1, 7) <small>OBP: 0.440, SLG: 0.536</small>	1-0 	4-1 		4-1 		4-2 		4-2 		1 1 1 0 4 0 0																	
Joey Cora, S (1, 4) <small>OBP: 0.375, SLG: 0.357</small>	2-1 	4-2 		1-1 		1-0 		0-0 		3 0 3 0 1 0 0																	
Frank Thomas, R (1, 3) <small>OBP: 0.408, SLG: 0.551</small>	3-0 	2-1 		0-0 		3-2 		1-1 		5 0 1 1 0 0 8																	
Robin Ventura, L (1, 5) <small>OBP: 0.370, SLG: 0.433</small>	4-1 		3-3 		2-3 	0-0 		2-1 		4 0 0 0 1 2 4																	
George Bell, R (1, 10) <small>OBP: 0.255, SLG: 0.350</small>	0-1 		0-0 		2-1 	1-3 		0-0 		5 0 1 0 0 1 4																	
Ellis Burks, R (1, 9) <small>OBP: 0.351, SLG: 0.466</small>	2-0 		2-0 		4-0 		1-2 	2-2 		4 0 0 0 1 0 3																	
Lance Johnson, L (1, 8) <small>OBP: 0.347, SLG: 0.370</small>		4-1 		0-0 	4-2 		1-1 	3-2 		3 0 1 0 2 0 0																	
Michael LaValliere, L (1, 2) <small>OBP: 0.345, SLG: 0.357</small>		2-3 		3-2 	1-0 		1 SAFE 			4 0 0 0 0 1 4																	
Ozzie Guillen, L (1, 6) <small>OBP: 0.284, SLG: 0.336</small>		0-0 		1-2 		1-0 	0-3 			4 1 1 0 0 1 3																	
Inning Stats	R: 1 H: 2 E: 1 LOB: 2 K: 0 BB: 1 S: 8 P: 20	R: 0 H: 0 E: 0 LOB: 3 K: 1 BB: 3 S: 13 P: 29	R: 0 H: 0 E: 0 LOB: 0 K: 1 BB: 0 S: 6 P: 11	R: 0 H: 1 E: 1 LOB: 3 K: 0 BB: 1 S: 11 P: 20	R: 0 H: 0 E: 0 LOB: 2 K: 1 BB: 2 S: 8 P: 21	R: 1 H: 3 E: 0 LOB: 2 K: 1 BB: 1 S: 15 P: 25	R: 0 H: 1 E: 0 LOB: 1 K: 1 BB: 0 S: 10 P: 15	R: 0 H: 0 E: 0 LOB: 1 K: 0 BB: 1 S: 8 P: 15	R: 0 H: 1 E: 0 LOB: 0 K: 0 BB: 0 S: 7 P: 12	1B: 8 SF: 0 2B: 0 SAC: 1 3B: 0 DP: 2 HR: 0 HBP: 0	WP: 1 PA: 43 PB: 0 SB: 2 CS: 0																
PITCHER	IP WLS BF H R ER SO BB IBB HBP BLK WP HR S P ERA WHIP											PITCHER	IP WLS BF H R ER SO BB IBB HBP BLK WP HR S P ERA WHIP														
Paul Abbott, R (1, 1) <small>ERA: 5.65</small>	1.2		11	2	1	1	1	4	0	0	0	0	0	19	45	5.40	3.600										
Matt Young, L (2, 1) <small>ERA: 5.68</small>	3.1		17	2	1	1	2	4	0	0	0	1	0	32	66	2.70	1.800										
Heathcliff Slocumb, R (6, 1) <small>ERA: 2.9</small>	1.1		5	2	0	0	1	0	0	0	0	0	0	13	19	0.00	1.500										
Dennis Cook, L (7, 1) <small>ERA: 5.88</small>	0.2	W	3	1	0	0	1	0	0	0	1	0	0	7	11	0.00	1.500										
Jeremy Hernandez, R (8, 1) <small>ERA: 3.19</small>	2.0	S	7	1	0	0	0	1	0	0	0	0	0	15	27	0.00	1.000										

Chicago White Sox @ Cleveland Indians
 Cleveland Municipal Stadium, Cleveland, OH

Wed Jun 30 1993, 7:05 PM EDT
 Att. 18,801 - Unknown - 70 F

AB	33
R	2
H	8
RBI	1
BB	9
SO	5
LOB	26



Batter	1	2	3	4	5	6	7	8	9	AB R H RBI BB SO LOB	TOP		
Harold Reynolds, S (1, 4) OBP: 0.340, SLG: 0.318	0-0 G6-3 1B		1-0 F8		2-1 G6-3 1-2f			1-2 G1-6-3 1-2f		4 0 1 0 0 0 2			
Mark McLemore, S (1, 10) OBP: 0.355, SLG: 0.381	2-2 G6-3 1-2f		3-2 F7			3-2 FC5-4 1B		3-2 G3		4 0 1 0 0 0 1			
Cal Ripken Jr., R (1, 6) OBP: 0.312, SLG: 0.373	0-1 G6-3		1-2 G1-3			0-0 FC5-4 1-2f			1-1 G5-3	3 0 0 0 0 0 1			
Damon Buford, R (6, 8) OBP: 0.333, SLG: 0.383										1 0 0 0 0 0 0			
Mike Devereaux, R (1, 8) OBP: 0.300, SLG: 0.399		1-1 G6-3 2B			0-1 G3-1		0-2 P4		0-0 F8	3 1 1 0 0 0 1			
Leo Gomez, R (6, 5) OBP: 0.302, SLG: 0.364										1 0 0 0 0 0 0			
Chris Hoiles, R (1, 2) OBP: 0.390, SLG: 0.542		1-1 G6-3 2-3			4-1 BB		2-1 P8		1-2 G5-3	3 0 0 0 1 0 2			
David Segui, S (1, 3) OBP: 0.401, SLG: 0.467		4-0 2B IBB			1-3 K					2 0 0 0 1 1 1			
Tim Hulett, R (1, 5) OBP: 0.354, SLG: 0.368		1-3 K			1-0 F9					3 0 1 0 0 1 3			
Jeffrey Hammonds, R (1, 7) OBP: 0.400, SLG: 0.552		1-0 2B			2-1 G6-3 1B					3 0 2 1 0 0 1			
Jack Voigt, R (1, 9) OBP: 0.353, SLG: 0.318		0-3 K			2-2 F8				4-2 G1-6-3 BB	2 0 0 0 1 1 3			
Inning Stats	R: 0 H: 1 E: 0 LOB: 0 K: 0 BB: 0 S: 6 P: 8	R: 1 H: 2 E: 0 LOB: 2 K: 2 BB: 1 S: 11 P: 19	R: 0 H: 0 E: 0 LOB: 0 K: 0 BB: 0 S: 7 P: 12	R: 0 H: 0 E: 0 LOB: 1 K: 1 BB: 1 S: 7 P: 13	R: 0 H: 1 E: 0 LOB: 0 K: 0 BB: 0 S: 7 P: 13	R: 0 H: 1 E: 0 LOB: 1 K: 0 BB: 0 S: 10 P: 15	R: 0 H: 1 E: 0 LOB: 0 K: 0 BB: 0 S: 3 P: 4	R: 0 H: 0 E: 0 LOB: 0 K: 0 BB: 1 S: 8 P: 16	R: 0 H: 0 E: 0 LOB: 0 K: 0 BB: 0 S: 8 P: 10	1B: 4 SF: 0 2B: 2 SAC: 0 3B: 0 DP: 4 HR: 0 HBP: 0	WP: 0 PA: 32 PB: 0 SB: 0 CS: 0		
PITCHER	IP WLS BF H R ER SO BB IBB HBP BLK WP HR S P ERA WHIP											PITCHER	IP WLS BF H R ER SO BB IBB HBP BLK WP HR S P ERA WHIP
Alex Fernandez, R (1, 1) ERA: 2.79	8.0 W 29 6 1 1 3 2 1 0 0 0 0 59 100 1.12 1.000												
Roberto Hernandez, R (9, 1) ERA: 2.68	1.0 3 0 0 0 0 0 0 0 0 0 0 8 10 0.00 0.000												

Baltimore Orioles @ Chicago White Sox
Comiskey Park, Chicago, IL
Fri Jul 02 1993, 8:05 PM EDT
Att: 27,997 - Unknown

livebaseballscorecards.com

AB 29
R 1
H 6
RBI 1
BB 3
SO 3
LOB 15



Batter	1	2	3	4	5	6	7	8	9
Tim Raines, S (1, 7) <small>OBP: 0.432, SLG: 0.521</small>	1-1 	0-0 		2-1 	1-2 		1-1 		
Joey Cora, S (1, 4) <small>OBP: 0.371, SLG: 0.350</small>	1-1 	0-2 		4-2 	0-2 		1-1 		
Frank Thomas, R (1, 3) <small>OBP: 0.407, SLG: 0.541</small> Steve Sax, R (7, 9) <small>OBP: 0.283, SLG: 0.347</small>	4-1 	1-0 		4-1 	2-2 			1-0 	
Robin Ventura, L (1, 5) <small>OBP: 0.366, SLG: 0.439</small>	2-3 		0-2 	1-0 		0-0 		0-1 	
Ellis Burks, R (1, 9) <small>OBP: 0.358, SLG: 0.483</small> (7, 8)		2-1 	2-2 	3-2 		1-0 		3-1 	
Bo Jackson, R (1, 10) <small>OBP: 0.320, SLG: 0.429</small>		0-0 	1-1 	0-1 		3-2 			
Lance Johnson, L (1, 8) <small>OBP: 0.343, SLG: 0.366</small> Dan Pasqua, L (6, PH) <small>OBP: 0.295, SLG: 0.326</small> (7, 3)		1-3 		2-2 		4-2 			
Michael LaValliere, L (1, 2) <small>OBP: 0.375, SLG: 0.387</small>		3-2 		0-0 	1-1 	2-2 			
Ozzie Guillen, L (1, 6) <small>OBP: 0.289, SLG: 0.355</small> Craig Grebeck, R (7, PH) <small>OBP: 0.301, SLG: 0.262</small> (8, 6)		2-2 		0-1 	0-0 		0-3 		

Inning Stats	R: 0	H: 0	E: 0	K: 1	S: 9	R: 2	H: 5	E: 0	K: 1	S: 18	R: 0	H: 0	E: 0	K: 0	S: 9	R: 7	H: 5	E: 0	K: 0	S: 20	R: 2	H: 2	E: 0	K: 0	S: 14	R: 1	H: 1	E: 0	K: 1	S: 10	R: 0	H: 0	E: 0	K: 1	S: 7	R: 0	H: 0	E: 0	K: 0	S: 5
	LOB: 1	BB: 1	P: 17			LOB: 3	BB: 0	P: 27			LOB: 0	BB: 0	P: 12			LOB: 0	BB: 0	P: 18			LOB: 1	BB: 1	P: 20			LOB: 0	BB: 0	P: 9			LOB: 0	BB: 0	P: 9			LOB: 0	BB: 0	P: 9		


PITCHER															PITCHER																									
IP	WLS	BF	H	R	ER	SO	BB	IBB	HBP	BLK	WP	HR	S	P	ERA	WHIP	IP	WLS	BF	H	R	ER	SO	BB	IBB	HBP	BLK	WP	HR	S	P	ERA	WHIP							
35 Mike Mussina, R	(1, 1)	3.2	L	22	8	7	2	3	0	0	0	1	48	81	17.18	3.000																								
Alan Mills, R	(4, 1)	2.1		13	5	5	0	1	0	0	0	3	32	51	19.29	2.571																								
Anthony Telford, R	(7, 1)	2.0		6	0	0	1	0	0	0	0	0	12	18	0.00	0.000																								

BOTTOM

Baltimore Orioles @ Chicago White Sox
 Comiskey Park, Chicago, IL
 Fri Jul 02 1993, 8:05 PM EDT
 Att. 27,997 - Unknown

AB	R	H	RBI	BB	SO	LOB
5	0	1	1	0	0	1
4	1	1	0	1	0	0
2	1	0	0	2	0	3
1	0	0	0	0	0	0
5	1	1	4	0	1	1
5	2	2	1	0	0	0
4	2	2	2	0	0	0
3	1	1	0	0	1	1
0	0	0	0	1	0	0
3	2	2	0	0	0	1
3	2	3	4	0	0	0
1	0	0	0	0	1	0

AB	36
R	12
H	13
RBI	12
BB	4
SO	3
LOB	7

Batter	1	2	3	4	5	6	7	8	9	AB R H RBI BB SO LOB	TOP											
Harold Reynolds, S (1, 4) OBP: 0.341, SLG: 0.317	4-1 PB G4-3 BB	1-0 G3		0-1 G4-6-3 1B		1-0 F7	2-1 G4-3			4 1 1 0 1 0 3												
Mark McLemore, S (1, 9) OBP: 0.350, SLG: 0.375	2-2 SAFE G4-3 1-H	2-0 F7		0-0 SAFE G4-6-3 1-2f		1-2 G3		1-3 K		5 0 0 1 0 1 2												
Cal Ripken Jr., R (1, 6) OBP: 0.313, SLG: 0.369	1-3 K	4-2 BB BB		2-1 F8			4-0 1B FC5-2-6-1 BB	0-1 G6-3		3 0 0 0 2 1 0												
Harold Baines, L (1, 10) OBP: 0.385, SLG: 0.437	4-2 HR BB	4-2 FC5-4 BB			4-2 BB		0-1 FC5-2-6-1 1B	1-0 2B 1B		2 2 2 0 3 0 0												
Mike Devereaux, R (1, 8) OBP: 0.302, SLG: 0.416	2-2 1-H HR	0-1 FC5-4 1-2f			1-3 K		1-0 FC5-2-6-1 1B	1-0 2B		5 2 2 2 0 1 5												
Chris Hoiles, R (1, 2) OBP: 0.387, SLG: 0.535	3-3 K		2-2 E4 G6-4-3 1B		0-0 F9		1-0 WP 2B 1B	2-0 G5-3		5 1 1 2 0 1 3												
David Segui, S (1, 3) OBP: 0.406, SLG: 0.464		4-1 HBP HR BB	1-2 SAFE G6-4-3 1B		0-1 G3		4-0 2B 1B		0-0 L9	3 1 1 0 2 0 1	AB 36 R 9 H 11 RBI 9 BB 8 SO 4 LOB 20											
Tim Hulett, R (1, 5) OBP: 0.388, SLG: 0.388		2-1 SAFE HR HBP	3-2 G6-4-3			1-0 L8	1-0 2B	0-2 G5-4-3 1B		4 1 2 1 0 0 2												
Jeffrey Hammonds, R (1, 7) OBP: 0.400, SLG: 0.647		3-1 HR	1-2 P9			0-0 2B	0-0 F8	0-0 G5-4-3		5 1 2 3 0 0 4												
Inning Stats	R: 3 E: 0 K: 2 S: 17	H: 1 LOB: 0 BB: 2 P: 33	R: 3 E: 0 K: 0 S: 13	H: 1 LOB: 2 BB: 3 P: 33	R: 0 E: 1 K: 0 S: 12	H: 1 LOB: 1 BB: 0 P: 19	R: 0 E: 0 K: 0 S: 5	H: 1 LOB: 0 BB: 0 P: 7	R: 0 E: 0 K: 1 S: 8	H: 0 LOB: 1 BB: 1 P: 13	R: 0 E: 0 K: 0 S: 6	H: 1 LOB: 1 BB: 0 P: 9	R: 3 E: 0 K: 0 S: 8	H: 3 LOB: 2 BB: 2 P: 21	R: 0 E: 0 K: 1 S: 8	H: 2 LOB: 2 BB: 0 P: 13	R: 0 E: 0 K: 0 S: 5	H: 1 LOB: 0 BB: 0 P: 5	1B: 6 2B: 3 3B: 0 HR: 2	SF: 0 SAC: 0 DP: 3 HBP: 1	WP: 1 PB: 2 SB: 0 CS: 0	PA: 45
PITCHER	IP WLS BF H R ER SO BB IBB HBP BLK WP HR S P ERA WHIP																					
Jason Bere, R (1, 1) ERA: 5.61	1.0 L 8 1 5 5 2 3 0 1 0 0 1 19 41 45.00 4.000																					
Kirk McCaskill, R (2, 1) ERA: 6.0	5.1 25 6 4 4 1 4 0 0 0 0 1 46 83 6.75 1.875																					
Jeff Schwarz, R (7, 1) ERA: 2.64	0.2 4 1 0 0 0 1 0 0 0 1 0 4 11 0.00 3.000																					
Bobby Thigpen, R (8, 1) ERA: 4.05	1.0 5 2 0 0 1 0 0 0 0 0 0 8 13 0.00 2.000																					
Scott Radinsky, L (9, 1) ERA: 4.71	1.0 3 1 0 0 0 0 0 0 0 0 0 5 5 0.00 1.000																					

Baltimore Orioles @ Chicago White Sox
Comiskey Park, Chicago, IL
Sat Jul 03 1993, 8:05 PM EDT
Att: 41,972 - Unknown

livebaseballscorecards.com

Batter	1	2	3	4	5	6	7	8	9	AB R H RBI BB SO LOB
Tim Raines, S OBP: 0.424, SLG: 0.533 (1, 7)	2-1 B1-3	1-2 HR		2-3 K		0-0 G6-3			0-1 G5-3	5 1 1 3 0 1 1
Joey Cora, S OBP: 0.371, SLG: 0.349 (1, 4)	2-3 K	2-1 FC6-4 1B		1-2 G5-4-3 HBP			0-2 G5-3		3-2 G6-3	4 0 1 0 0 1 0
Frank Thomas, R OBP: 0.404, SLG: 0.546 (1, 3)	2-0 HR	1-1 FC6-4		0-1 G5-4-3			0-0 F8		0-2 F9	5 1 1 1 0 0 3
Robin Ventura, L OBP: 0.365, SLG: 0.434 (1, 5)	4-2 BB		2-2 G3		1-1 B5-3		0-1 G5-3			3 0 0 0 1 0 0
Ellis Burks, R OBP: 0.356, SLG: 0.480 (1, 9)	1-3 SAFE		0-2 P6		1-2 P5			0-1 2B 1B		4 1 1 0 0 1 1
Bo Jackson, R OBP: 0.333, SLG: 0.452 (1, 10)		4-2 1B HR BB	0-0 2B		1-1 G6-3			1-0 1-H 2B		3 1 2 1 1 0 0
Lance Johnson, L OBP: 0.349, SLG: 0.369 (1, 8)		1-1 HR 1B	4-2 BB			1-0 S 1B 1B		1-1 L7		3 2 2 0 1 0 1
Michael LaValliere, L OBP: 0.371, SLG: 0.382 (1, 2)		2-3 K	0-3 K			2-0 CS 1B		0-2 L5		3 0 1 1 0 2 4
Steve Sax, R OBP: 0.278, SLG: 0.340 (8, PH)						1-H				1 0 0 0 0 0 1
Rick Wrona, R OBP: 0.167, SLG: 0.167 (9, 2)										0 0 0 0 0 0 0
Ozzie Guillen, L OBP: 0.289, SLG: 0.353 (1, 6)		0-0 F7		3-2 S 1B		0-2 G1-3		0-1 G3		4 0 1 0 0 0 4

Inning Stats	R: 1	H: 1	E: 0	K: 2	S: 13	H: 1	LOB: 1	BB: 1	P: 24	R: 3	H: 3	E: 0	K: 1	S: 16	R: 0	H: 1	E: 0	K: 1	S: 12	R: 0	H: 0	E: 0	K: 0	S: 7	R: 1	H: 2	E: 0	K: 0	S: 7	R: 0	H: 0	E: 0	K: 0	S: 6	R: 1	H: 2	E: 0	K: 0	S: 12	R: 0	H: 0	E: 0	K: 0	S: 8	1B: 6	SF: 0	2B: 2	SAC: 0	3B: 0	DP: 1	HR: 2	HBP: 1	WP: 0	PA: 39
--------------	------	------	------	------	-------	------	--------	-------	-------	------	------	------	------	-------	------	------	------	------	-------	------	------	------	------	------	------	------	------	------	------	------	------	------	------	------	------	------	------	------	-------	------	------	------	------	------	-------	-------	-------	--------	-------	-------	-------	--------	-------	--------

PITCHER	IP	WLS	BF	H	R	ER	SO	BB	IBB	HBP	BLK	WP	HR	S	P	ERA	WHIP
Rick Sutcliffe, R ERA: 4.96 (1, 1)	3.1		20	6	4	4	5	3	0	1	0	0	2	51	85	10.80	2.700
Mark Williamson, R ERA: 3.31 (4, 1)	3.2	W	13	4	2	2	0	0	0	0	0	0	0	25	32	4.91	1.091
Jim Poole, L ERA: 2.28 (8, 1)	0.1		1	0	0	0	0	0	0	0	0	0	0	2	3	0.00	0.000
Todd Frohwrth, R ERA: 2.56 (8, 1)	0.1		1	0	0	0	0	0	0	0	0	0	0	5	5	0.00	0.000
Brad Pennington, L ERA: 2.82 (8, 1)	0.1		1	0	0	0	0	0	0	0	0	0	0	2	2	0.00	0.000


BOTTOM

Baltimore Orioles @ Chicago White Sox
Comiskey Park, Chicago, IL

Sat Jul 03 1993, 8:05 PM EDT
Att. 41,972 - Unknown

livebaseballscorecards.com

AB	35
R	6
H	10
RBI	6
BB	3
SO	5
LOB	15



Batter	1	2	3	4	5	6	7	8	9	AB R H RBI BB SO LOB	TOP											
Harold Reynolds, S (1, 4) OBP: 0.340, SLG: 0.316	2-2 F8		0-1 G3 WP 1B			1-0 G3			1-1 P8	4 0 1 0 0 0 0												
Mark McLemore, S (1, 9) OBP: 0.345, SLG: 0.369	1-1 G4-3		3-2 G3			0-0 B2-3			2-3 K	4 0 0 0 0 1 1												
Cal Ripken Jr., R (1, 6) OBP: 0.312, SLG: 0.377	3-1 HR		1-0 L7			0-1 G5-3			1-1 G4-3	4 1 1 1 0 0 1												
Harold Baines, L (1, 10) OBP: 0.384, SLG: 0.435	3-2 1B				2-2 F8			1-1 G5-3		3 0 1 0 0 0 0												
Mike Devereaux, R (1, 8) OBP: 0.298, SLG: 0.411	3-3 K				0-1 G6-3			0-1 F9		3 0 0 0 0 1 1												
Jeffrey Hammonds, R (1, 7) OBP: 0.368, SLG: 0.595			0-0 G6-3		0-1 P6			0-3 K		3 0 0 0 0 1 0												
David Segui, S (1, 3) OBP: 0.400, SLG: 0.457			2-1 G4-3			2-0 G4-3			1-2 F8	3 0 0 0 0 0 0												
Tim Lincecum, R (1, 5) OBP: 0.356, SLG: 0.373			1-2 F8			0-0 F8			1-2 G6-3	3 0 0 0 0 0 0												
Jeff Tackett, R (1, 2) OBP: 0.313, SLG: 0.259			2-3 K			3-2 G5-3			0-0 P5	2 0 0 0 0 1 0												
Paul Carey, L (8, PH) OBP: 0.297, SLG: 0.242										1 0 0 0 0 0 0												
Chris Hoiles, R (8, 2) OBP: 0.387, SLG: 0.535										0 0 0 0 0 0 0												
Inning Stats	R: 1 E: 0 K: 1 S: 13	H: 2 LOB: 1 BB: 0 P: 25	R: 0 E: 0 K: 0 S: 6	H: 0 LOB: 0 BB: 0 P: 9	R: 0 E: 0 K: 1 S: 10	H: 1 LOB: 1 BB: 0 P: 15	R: 0 E: 0 K: 0 S: 7	H: 0 LOB: 0 BB: 0 P: 9	R: 0 E: 0 K: 0 S: 7	H: 0 LOB: 0 BB: 0 P: 12	R: 0 E: 0 K: 0 S: 4	H: 0 LOB: 0 BB: 0 P: 5	R: 0 E: 0 K: 1 S: 8	H: 0 LOB: 0 BB: 0 P: 9	R: 0 E: 0 K: 0 S: 9	H: 0 LOB: 0 BB: 0 P: 11	R: 0 E: 0 K: 1 S: 8	H: 0 LOB: 0 BB: 0 P: 12	1B: 2 2B: 0 3B: 0 HR: 1	SF: 0 SAC: 0 DP: 0 HBP: 0	WP: 1 PB: 0 SB: 0 CS: 0	PA: 30
PITCHER	IP WLS BF H R ER SO BB IBB HBP BLK WP HR S P ERA WHIP																					
Rodney Bolton, R (1, 1) ERA: 6.91	7.0 W 24 3 1 1 3 0 0 0 0 1 1 55 84 1.29 0.429																					
Donn Pall, R (8, 1) ERA: 2.5	1.0 3 0 0 0 0 0 0 0 0 0 0 9 11 0.00 0.000																					
Roberto Hernandez, R (9, 1) ERA: 2.61	1.0 S 3 0 0 0 1 0 0 0 0 0 0 8 12 0.00 0.000																					

Baltimore Orioles @ Chicago White Sox
 Comiskey Park, Chicago, IL
 Sun Jul 04 1993, 4:33 AM EDT
 Att. 31,441 - Sunny - 88 F

livebaseballscorecards.com

AB	30
R	1
H	3
RBI	1
BB	0
SO	4
LOB	3



Batter	1	2	3	4	5	6	7	8	9
Tim Raines, S <small>OBP: 0.419, SLG: 0.540</small> (1, 7)	1-0 		2-3 			1-1 		1-1 	
Joey Cora, S <small>OBP: 0.369, SLG: 0.346</small> (1, 4)	3-2 		0-2 	3-2 		0-0 			
Frank Thomas, R <small>OBP: 0.401, SLG: 0.540</small> (1, 3)	1-1 			1-2 		2-2 			
Robin Ventura, L <small>OBP: 0.361, SLG: 0.429</small> (1, 5)		0-1 		3-2 			1-2 		
Ellis Burks, R <small>OBP: 0.353, SLG: 0.474</small> (1, 9)		0-0 			2-1 		1-0 		
Bo Jackson, R <small>OBP: 0.326, SLG: 0.441</small> (1, 10)		0-0 			2-2 		3-2 		
Lance Johnson, L <small>OBP: 0.352, SLG: 0.379</small> (1, 8)			1-1 		1-0 			1-1 	
Michael LaValliere, L <small>OBP: 0.351, SLG: 0.361</small> (1, 2)			2-1 			2-1 		0-0 	
Ozzie Guillen, L <small>OBP: 0.289, SLG: 0.353</small> (1, 6)			0-0 			3-2 		1-1 	

AB	R	H	RBI	BB	SO	LOB
4	1	1	1	0	1	2
2	0	0	1	0	0	0
3	0	0	0	0	0	0
3	0	0	0	0	0	0
3	0	0	0	0	0	0
3	0	0	0	0	0	0
3	1	2	0	0	0	0
2	0	0	0	0	0	1
3	1	1	1	0	0	1

BOTTOM

Baltimore Orioles @ Chicago White Sox
 Comiskey Park, Chicago, IL
 Sun Jul 04 1993, 4:33 AM EDT
 Att. 31,441 - Sunny - 88 F

livebaseballscorecards.com

AB	26
R	3
H	4
RBI	3
BB	0
SO	1
LOB	4



Inning Stats	R: 0	H: 0	E: 0	LOB: 0	K: 0	S: 9	P: 14	R: 0	H: 0	E: 0	LOB: 0	K: 0	S: 4	P: 4	R: 1	H: 1	E: 0	LOB: 0	K: 1	S: 11	P: 15	R: 0	H: 0	E: 0	LOB: 0	K: 0	S: 9	P: 16	R: 0	H: 0	E: 0	LOB: 0	K: 0	S: 7	P: 12	R: 2	H: 2	E: 0	LOB: 0	K: 0	S: 11	P: 19	R: 0	H: 0	E: 0	LOB: 0	K: 0	S: 7	P: 12	R: 0	H: 1	E: 0	LOB: 1	K: 0	S: 7	P: 10
--------------	------	------	------	--------	------	------	-------	------	------	------	--------	------	------	------	------	------	------	--------	------	-------	-------	------	------	------	--------	------	------	-------	------	------	------	--------	------	------	-------	------	------	------	--------	------	-------	-------	------	------	------	--------	------	------	-------	------	------	------	--------	------	------	-------

PITCHER	IP	WLS	BF	H	R	ER	SO	BB	IBB	HBP	BLK	WP	HR	S	P	ERA	WHIP
Ben McDonald, R <small>ERA: 3.46</small>	(1, 1)	7.0	L	25	4	3	3	1	0	0	0	0	0	60	95	3.86	0.571
Jim Poole, L <small>ERA: 2.19</small>	(8, 1)	1.0		3	0	0	0	0	0	0	0	0	0	5	7	0.00	0.000

WP	PA	ERA	WHIP
0	29		

Batter	1	2	3	4	5	6	7	8	9	AB R H RBI BB SO LOB	TOP											
Tim Raines, S OBP: 0.413, SLG: 0.527 (1, 7)	2-2 G4-3	3-1 G4-3		3-1 P5			0-0 FC1-6 1B		1-0 P7	5 0 1 0 0 0 1												
Joey Cora, S OBP: 0.370, SLG: 0.348 (1, 4)	1-2 1B	2-0 L9		1-0 1B			1-0 FC1-6 1B			4 1 2 0 0 0 2												
Frank Thomas, R OBP: 0.405, SLG: 0.553 (1, 3)	1-1 1B			1-0 L6			0-0 G4-6-3 1B			4 1 3 1 0 0 1												
Robin Ventura, L OBP: 0.363, SLG: 0.434 (1, 5)	2-2 1B			1-2 HR			1-2 G4-6-3 1B			4 1 2 1 0 1 2												
Ellis Burks, R OBP: 0.348, SLG: 0.466 (1, 9)	1-0 P4			0-0 G5-3			2-0 G4-3		2-0 F8	4 0 0 0 0 0 3												
Bo Jackson, R OBP: 0.316, SLG: 0.426 (1, 10)	0-2 L9			1-2 F9			2-3 K		1-0 P4	4 0 0 0 0 1 2												
Lance Johnson, L OBP: 0.354, SLG: 0.394 (1, 8)				0-0 1B			0-0 F8		0-0 G3	4 1 2 0 0 0 0												
Michael LaValliere, L OBP: 0.359, SLG: 0.368 (1, 2)				0-0 3B			2-2 P9		2-3 K	2 0 1 1 0 0 1												
Rick Wrona, R OBP: 0.125, SLG: 0.125 (3, 2)				G4-3 G5-3 1B			1-0 L5		0-3 K	2 0 0 0 0 1 0												
Ozzie Guillen, L OBP: 0.285, SLG: 0.346 (1, 6)				G5-3			0-1 F7			4 0 0 0 0 1 1												
Inning Stats	R: 1 E: 0 K: 0 S: 17	H: 3 LOB: 2 BB: 0 P: 24	R: 1 E: 0 K: 0 S: 7	H: 2 LOB: 1 BB: 0 P: 14	R: 2 E: 1 K: 0 S: 15	H: 3 LOB: 1 BB: 0 P: 20	R: 0 E: 0 K: 0 S: 6	H: 1 LOB: 1 BB: 0 P: 11	R: 0 E: 0 K: 2 S: 10	H: 0 LOB: 0 BB: 0 P: 17	R: 0 E: 0 K: 0 S: 5	H: 0 LOB: 0 BB: 0 P: 8	R: 0 E: 0 K: 0 S: 6	H: 2 LOB: 1 BB: 0 P: 8	R: 0 E: 0 K: 0 S: 3	H: 0 LOB: 0 BB: 0 P: 6	R: 0 E: 0 K: 2 S: 7	H: 0 LOB: 0 BB: 0 P: 10	1B: 7 2B: 1 3B: 2 HR: 1	SF: 0 SAC: 0 DP: 1 HBP: 0	WP: 0 PB: 0 SB: 1 CS: 0	PA: 37
PITCHER Pat Hentgen, R ERA: 3.1 (1, 1)	IP 9.0 WLS L BF 37 H 11 R 4 ER 4 SO 4 BB 0 IBB 0 HBP 0 BLK 0 WP 0 HR 1 S 76 P 118 ERA 4.00 WHIP 1.222											PITCHER IP WLS BF H R ER SO BB IBB HBP BLK WP HR S P ERA WHIP										

Chicago White Sox @ Toronto Blue Jays
SkyDome, Toronto, ON
 Mon Jul 05 1993, 7:05 PM EDT
 Att. 50,508 - Unknown - 86 F

AB	37
R	4
H	11
RBI	3
BB	0
SO	4
LOB	13



Batter	1	2	3	4	5	6	7	8	9	AB	R	H	RBI	BB	SO	LOB
Roberto Alomar, S (1, 4) OBP: 0.385, SLG: 0.446	2-2 F8		2-2 G5-3			1-2 1B 2B		1-1 P5	1-2 L5	5	1	1	0	0	0	3
Paul Molitor, R (1, 10) OBP: 0.392, SLG: 0.453	2-1 L5			2-1 G4-3		4-0 1B 2-3 1B BB		1-0 1B		3	1	1	0	1	0	0
Joe Carter, R (1, 9) OBP: 0.321, SLG: 0.545	1-1 G6-3			2-2 F8		1-1 1B 1-2 3-H 1B		0-1 P7		4	0	1	1	0	0	1
John Olerud, L (1, 3) OBP: 0.497, SLG: 0.675		2-1 F8		2-2 G3		1-0 1-2 2-H 1B		2-3 K		4	0	1	1	0	1	1
Tony Fernandez, S (1, 6) OBP: 0.350, SLG: 0.391		2-0 G4-3			1-1 F7-4 S 1B	2-0 G4-3			3-2 G6-3	4	0	1	0	0	0	2
Ed Sprague, R (1, 5) OBP: 0.304, SLG: 0.415		0-0 F7			2-2 F7-4 1-3		1-3 K		0-0 E 3B	4	1	1	0	0	1	1
Darnell Coles, R (1, 7) OBP: 0.325, SLG: 0.350			2-2 G5-3		2-3 K		1-1 FC6-4 1B		0-2 FC6	4	0	1	0	0	1	0
Alfredo Griffin, S (9, PR) OBP: 0.283, SLG: 0.294									0-0 0	0	0	0	0	0	0	0
Willie Canate, R (1, 8) OBP: 0.100, SLG: 0.100				1-1 F8 S 1B		1-1 P6	2-1 SAFE L8		4-0 BB	3	0	1	0	0	0	1
Devon White, S (9, PH) OBP: 0.356, SLG: 0.492										0	0	0	0	1	0	0
Randy Knorr, R (1, 2) OBP: 0.159, SLG: 0.244			3-2 F8			0-2 F8	1-1 SAFE FC6-4		1-3 K	3	0	0	0	0	0	2
Turner Ward, S (9, PH) OBP: 0.298, SLG: 0.347										1	0	0	0	0	1	2

Inning Stats	R: 0	H: 0	E: 0	K: 0	S: 9	R: 0	H: 0	E: 0	K: 0	S: 4	R: 0	H: 1	E: 0	K: 0	S: 12	R: 0	H: 0	E: 0	K: 0	S: 8	R: 0	H: 1	E: 0	K: 1	S: 9	R: 2	H: 3	E: 0	K: 0	S: 12	R: 0	H: 1	E: 0	K: 1	S: 9	R: 0	H: 1	E: 0	K: 10	S: 15	R: 1	H: 1	E: 1	K: 1	S: 15	1B: 6	2B: 2	3B: 1	HR: 0	SF: 0	SAC: 0	DP: 1	HBP: 0	WP: 0	PB: 0	SB: 3	CS: 0	PA: 37
--------------	------	------	------	------	------	------	------	------	------	------	------	------	------	------	-------	------	------	------	------	------	------	------	------	------	------	------	------	------	------	-------	------	------	------	------	------	------	------	------	-------	-------	------	------	------	------	-------	-------	-------	-------	-------	-------	--------	-------	--------	-------	-------	-------	-------	--------

PITCHER	IP	WLS	BF	H	R	ER	SO	BB	IBB	HBP	BLK	WP	HR	S	P	ERA	WHIP
Wilson Alvarez, L (1, 1) ERA: 3.14	7.1	W	28	6	2	2	2	1	0	0	0	0	0	65	109	2.46	0.955
Donn Pall, R (8, 1) ERA: 2.48	0.1		2	1	0	0	0	0	0	0	0	0	0	3	4	0.00	3.000
Scott Radinsky, L (8, 1) ERA: 4.66	0.1		1	0	0	0	1	0	0	0	0	0	0	5	7	0.00	0.000
Roberto Hernandez, R (9, 1) ERA: 2.54	1.0	S	6	1	1	0	1	1	0	0	0	0	0	15	24	0.00	2.000

BOTTOM

Chicago White Sox @ Toronto Blue Jays
SkyDome, Toronto, ON
 Mon Jul 05 1993, 7:05 PM EDT
 Att: 50,508 - Unknown - 86 F

livebaseballscorecards.com

AB	35
R	3
H	8
RBI	2
BB	2
SO	4
LOB	13



Batter	1	2	3	4	5	6	7	8	9	AB	R	H	RBI	BB	SO	LOB
Devon White, S OBP: 0.357, SLG: 0.489 (1, 8)	2-2 K 1B		0-3 K2-3	3-1 G3		4-1 BB 1B BB		0-0 G4-3		4	1	1	0	1	1	2
Roberto Alomar, S OBP: 0.391, SLG: 0.446 (1, 4)	1-2 K 1-2		1-1 G6-3 WP 1B		4-2 F8 E BB	4-0 1B BB		4-2 CS BB		2	1	1	0	3	1	1
Paul Molitor, R OBP: 0.391, SLG: 0.450 (1, 10)	0-3 K		1-2 G6-3		1-0 F8	0-0 1B		3-0 CS		4	0	1	2	0	1	2
Joe Carter, R OBP: 0.318, SLG: 0.538 (1, 9)		0-2 G5-3	0-1 B5-3		0-2 E3	1-2 F8				4	0	0	0	0	0	3
John Olerud, L OBP: 0.497, SLG: 0.676 (1, 3)		2-0 1B 2B		0-0 SH1-3 BB FC6 1B	0-1 P5		0-2 G6-3			4	2	2	0	0	0	1
Ed Sprague, R OBP: 0.306, SLG: 0.414 (1, 5)		0-1 P3		4-2 FC6 SH1-3 BB	0-1 F7		1-1 1B			3	0	1	0	1	0	2
Willie Canate, R OBP: 0.154, SLG: 0.083 (1, 7)		4-0 1B BB		0-1 SH1-3		3-2 G6-3	1-0 F9			2	0	0	0	1	0	1
Pat Borders, R OBP: 0.269, SLG: 0.367 (1, 2)		0-0 1B		0-2 FC6		1-2 BB BB 1B	3-2 G6-3			4	1	2	2	0	0	2
Alfredo Griffin, S OBP: 0.263, SLG: 0.273 (1, 6)		1-0 F9		0-0 B4		1-2 P7	2-0 F8			4	0	0	0	0	0	5

Inning Stats	R: 0	H: 1	E: 0	K: 2	S: 11	R: 1	H: 2	E: 0	K: 0	S: 8	R: 0	H: 1	E: 0	K: 1	S: 12	R: 1	H: 1	E: 0	K: 0	S: 12	R: 1	H: 0	E: 1	K: 0	S: 10	R: 2	H: 2	E: 0	K: 0	S: 17	R: 0	H: 1	E: 0	K: 0	S: 13	R: 0	H: 0	E: 0	K: 0	S: 5	
	LOB: 0	BB: 0	LOB: 2	BB: 1	LOB: 1	BB: 0	LOB: 2	BB: 1	LOB: 1	BB: 1	LOB: 2	BB: 2	LOB: 1	BB: 2	LOB: 0	BB: 0	LOB: 0	BB: 0	LOB: 0	BB: 1	LOB: 0	BB: 0	LOB: 1	BB: 0	LOB: 0	BB: 0	LOB: 2	BB: 2	LOB: 0	BB: 0	LOB: 0	BB: 1	LOB: 0	BB: 0	LOB: 0	BB: 1	LOB: 0	BB: 0	LOB: 0	BB: 0	LOB: 0


PITCHER	IP	WLS	BF	H	R	ER	SO	BB	IBB	HBP	BLK	WP	HR	S	P	ERA	WHIP
Jack McDowell, R ERA: 3.75 (1, 1)	6.0	L	31	7	5	4	3	5	0	0	0	1	0	70	108	6.00	2.000
Jeff Schwarz, R ERA: 2.56 (7, 1)	1.0		4	1	0	0	0	0	0	0	0	0	0	13	18	0.00	1.000
Bobby Thigpen, R ERA: 3.86 (8, 1)	1.0		3	0	0	0	0	1	0	0	0	0	0	5	13	0.00	1.000

BOTTOM

Chicago White Sox @ Toronto Blue Jays
SkyDome, Toronto, ON
 Tue Jul 06 1993, 7:05 PM EDT
 Att. 50,505 - Dome

livebaseballscorecards.com

AB	31
R	5
H	8
RBI	4
BB	6
SO	3
LOB	19



1B: 7	SF: 0	WP: 1	PA: 39
2B: 1	SAC: 1	PB: 0	
3B: 0	DP: 0	SB: 0	
HR: 0	HBP: 0	CS: 1	

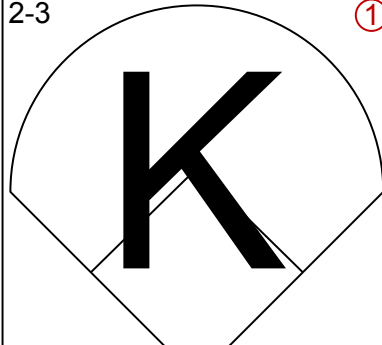
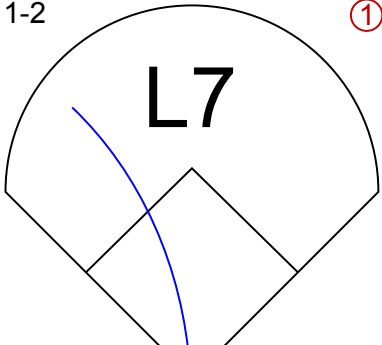
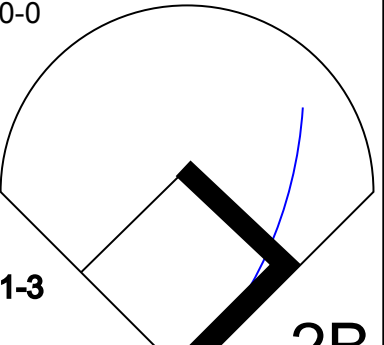
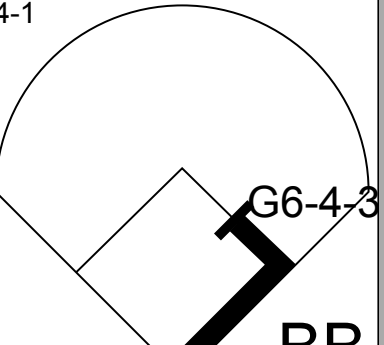
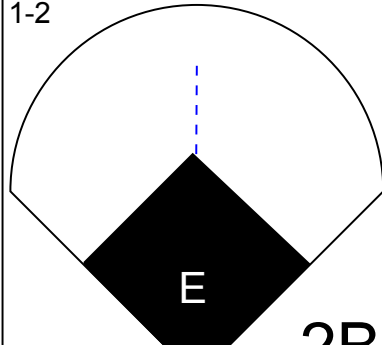
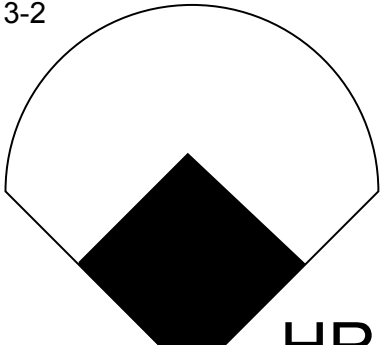
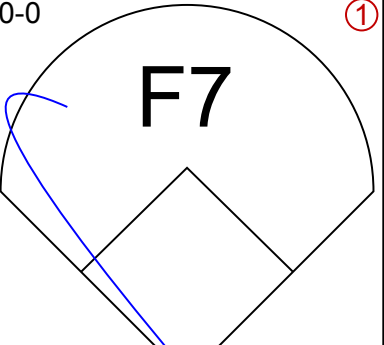
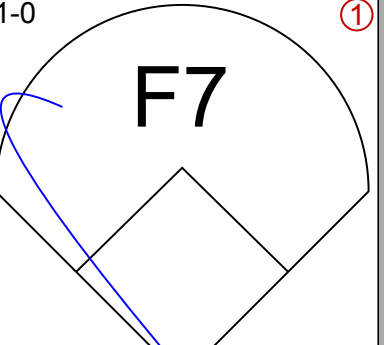
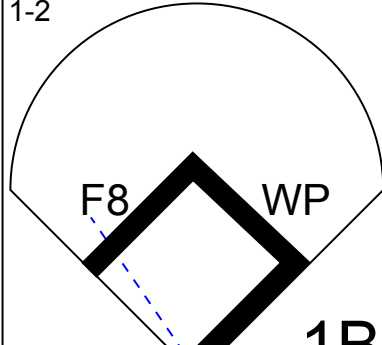
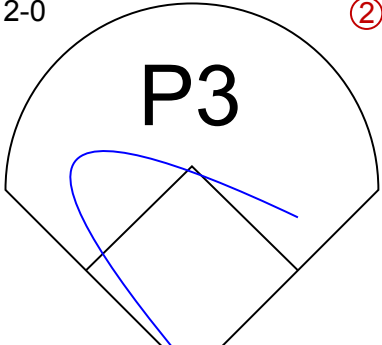
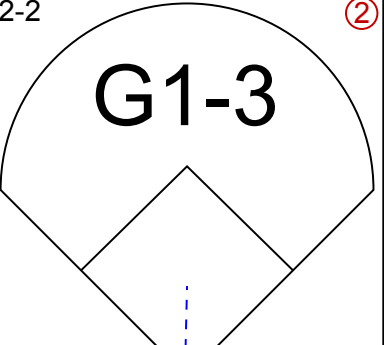
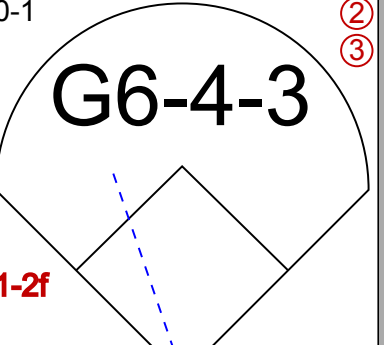
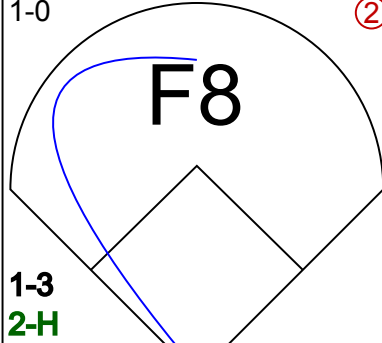
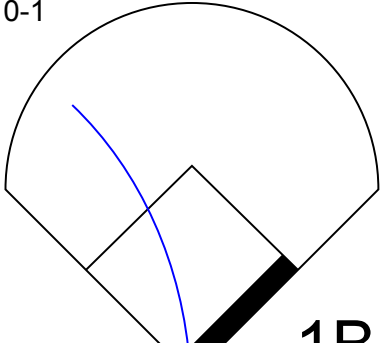
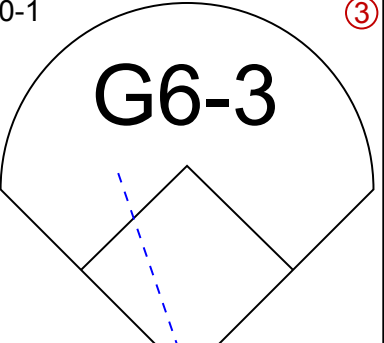
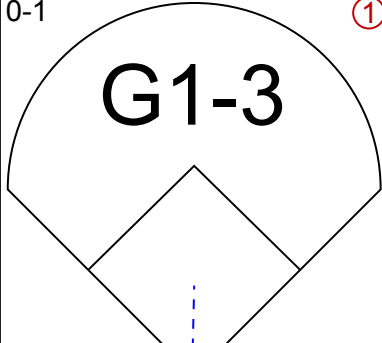
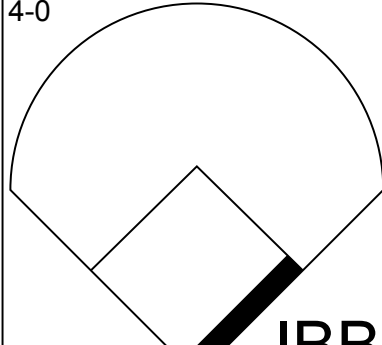
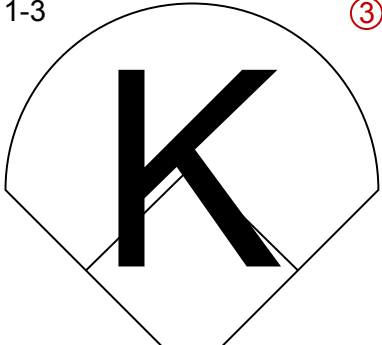
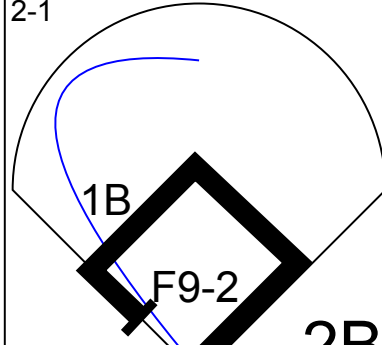
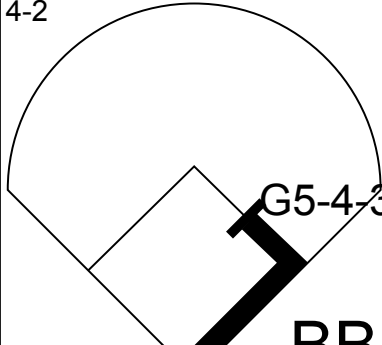
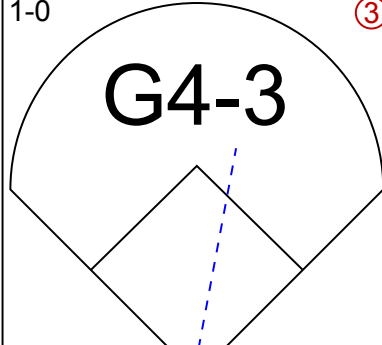
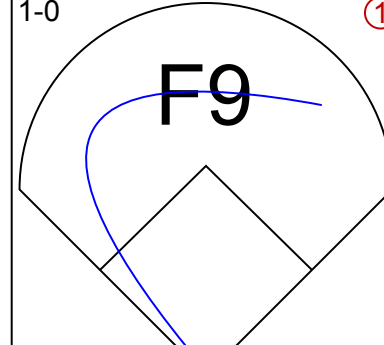
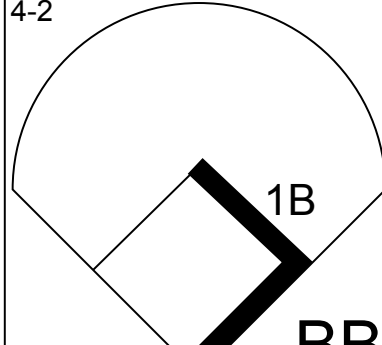
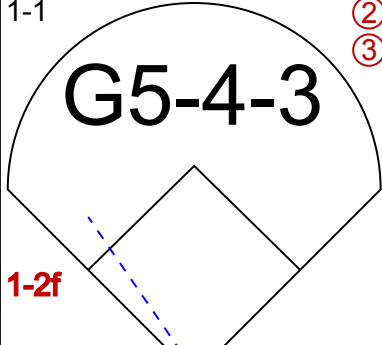
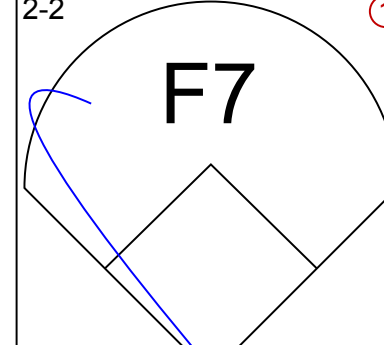
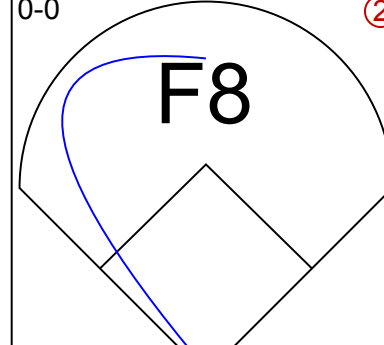
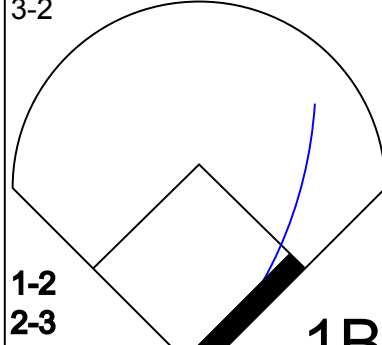
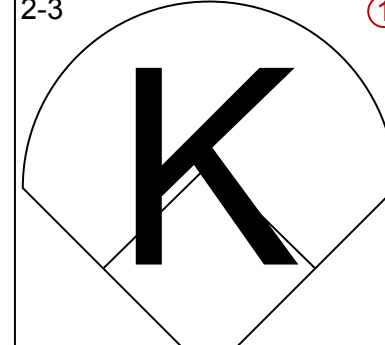
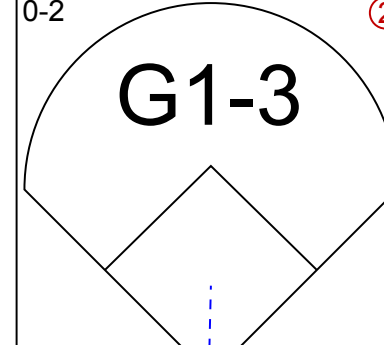
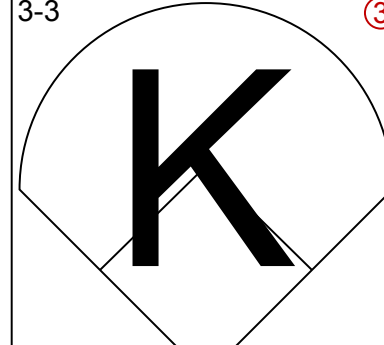
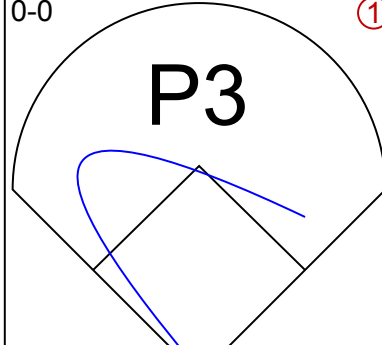
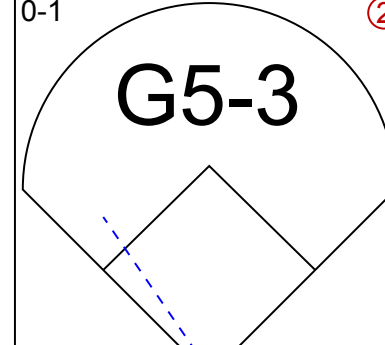
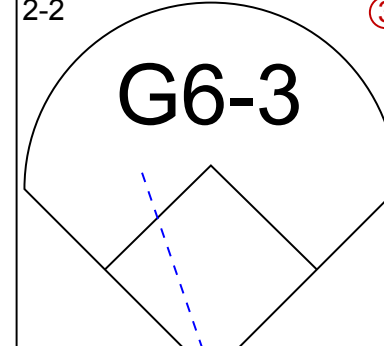
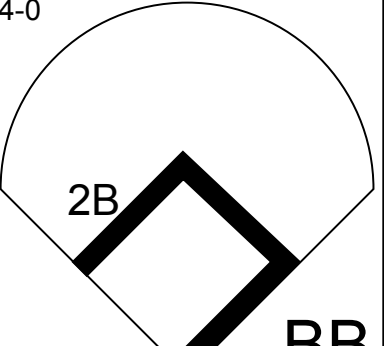
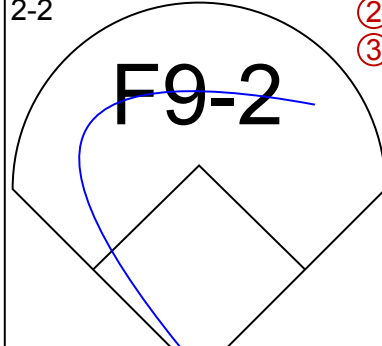
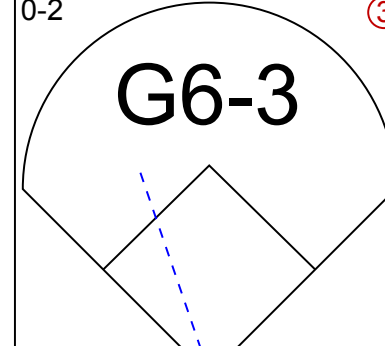
Batter	1	2	3	4	5	6	7	8	9	AB R H RBI BB SO LOB	TOP												
Tim Raines, S (1, 7) OBP: 0.412, SLG: 0.521	1-0 SH1-3 1B	0-0 		2-1 F8		1-0 1B 2B		4-1 CS BB		4 2 3 0 1 0 1													
Joey Cora, S (1, 4) OBP: 0.368, SLG: 0.344	3-1 SH1-3 1-3	3-2 L7		0-0 G6-3		0-0 1B G3-6 1B		1-1 G1-3		4 1 1 0 0 0 4													
Frank Thomas, R (1, 3) OBP: 0.411, SLG: 0.557	4-1 G6-3 1B BB		3-1 		3-2 L9	3-1 G3-6 1B			1-1 G5-3	4 0 2 1 1 0 0													
Robin Ventura, L (1, 5) OBP: 0.365, SLG: 0.436	1-1 		1-1 P5		4-1 1B 2B BB	2-2 G3-6		0-1 		4 1 2 1 1 0 2													
Ellis Burks, R (1, 9) OBP: 0.355, SLG: 0.471	1-1 G6-3 1-2 2-3		1-1 		2-0 2B 1B		4-1 	2-2 	1-2 1B	4 1 3 0 1 0 2													
Bo Jackson, R (1, 10) OBP: 0.317, SLG: 0.411	0-3 K		2-3 K		1-3 K		2-3 K	0-0 F9		5 0 0 0 0 4 9													
Lance Johnson, L (1, 8) OBP: 0.356, SLG: 0.399		1-0 P6	3-1 G4-3		1-2 WP 1-H 2-H 2B		2-2 	0-1 	1-2 2-3 1B	5 0 3 2 0 0 2													
Ron Karkovics, R (1, 2) OBP: 0.302, SLG: 0.487		0-0 G6-3		2-3 K	1-2 G4-3		0-0 G6-4-3	1-3 K		5 0 0 0 0 2 6													
Ozzie Guillen, L (1, 6) OBP: 0.287, SLG: 0.352		0-1 		2-0 		2-2 G4-3		0-0 G1-3		4 0 2 0 0 0 0													
Inning Stats	R: 1 E: 0 K: 1 S: 12	H: 2 LOB: 2 BB: 1 P: 22	R: 0 E: 0 K: 0 S: 9	H: 2 LOB: 2 BB: 0 P: 13	R: 0 E: 0 K: 1 S: 11	H: 2 LOB: 2 BB: 0 P: 21	R: 0 E: 0 K: 1 S: 7	H: 1 LOB: 1 BB: 0 P: 13	R: 2 E: 0 K: 1 S: 18	H: 2 LOB: 1 BB: 1 P: 30	R: 2 E: 0 K: 0 S: 10	H: 3 LOB: 0 BB: 0 P: 18	R: 0 E: 0 K: 1 S: 8	H: 1 LOB: 1 BB: 1 P: 16	R: 0 E: 0 K: 0 S: 4	H: 0 LOB: 0 BB: 1 P: 9	R: 0 E: 0 K: 1 S: 15	H: 3 LOB: 3 BB: 0 P: 19	1B: 14 2B: 2 3B: 0 HR: 0	SF: 0 SAC: 1 DP: 2 HBP: 0	WP: 1 PB: 0 SB: 2 CS: 1	PA: 44	
PITCHER Juan Guzman, R (1, 1) ERA: 4.74 Tony Castillo, L (6, 1) ERA: 2.22 Mike Timlin, R (9, 1) ERA: 5.77	IP WLS BF H R ER SO BB IBB HBP BLK WP HR S P ERA WHIP	IP WLS BF H R ER SO BB IBB HBP BLK WP HR S P ERA WHIP																					

Chicago White Sox @ Toronto Blue Jays
 SkyDome, Toronto, ON
 Wed Jul 07 1993, 7:05 PM EDT
 Att. 50,517 - Dome

AB	39
R	5
H	16
RBI	4
BB	4
SO	6
LOB	26



livebaseballscorecards.com

Batter	1	2	3	4	5	6	7	8	9	AB	R	H	RBI	BB	SO	LOB			
Devon White, S OBP: 0.359, SLG: 0.490 (1, 8)										3	0	1	0	1	1	0			
Roberto Alomar, S OBP: 0.392, SLG: 0.459 (1, 4)										4	2	2	1	0	0	3			
Paul Molitor, R OBP: 0.389, SLG: 0.448 (1, 10)										4	0	1	0	0	0	3			
Joe Carter, R OBP: 0.317, SLG: 0.534 (1, 9)										4	0	1	0	0	0	3			
John Olerud, L OBP: 0.500, SLG: 0.678 (1, 3)										2	0	1	0	2	1	1			
Tony Fernandez, S OBP: 0.349, SLG: 0.387 (1, 6)											3	0	0	0	1	0	3		
Ed Sprague, R OBP: 0.305, SLG: 0.412 (1, 5)												4	0	1	0	0	1	0	
Pat Borders, R OBP: 0.265, SLG: 0.361 (1, 2)												4	0	0	0	0	1	3	
Willie Canate, R OBP: 0.176, SLG: 0.067 (1, 7)													3	0	0	0	1	0	3

Inning Stats	R: 1	H: 2	E: 0	K: 1	S: 12	H: 2	LOB: 2	BB: 1	P: 22	R: 0	H: 0	E: 0	K: 0	S: 9	R: 0	H: 0	E: 0	K: 1	S: 14	R: 0	H: 0	E: 0	K: 1	S: 5	R: 0	H: 1	E: 0	K: 0	S: 7	R: 0	H: 2	E: 0	K: 0	S: 13	R: 0	H: 0	E: 0	K: 0	S: 4	R: 0	H: 0	E: 0	K: 0	S: 7	R: 0	H: 0	E: 0	K: 1	S: 8	R: 0	H: 0	E: 0	K: 1	S: 8	1B: 3	2B: 4	3B: 0	HR: 1	SF: 0	SAC: 0	DP: 3	HBP: 0	WP: 1	PB: 0	SB: 0	CS: 0	PA: 36
--------------	------	------	------	------	-------	------	--------	-------	-------	------	------	------	------	------	------	------	------	------	-------	------	------	------	------	------	------	------	------	------	------	------	------	------	------	-------	------	------	------	------	------	------	------	------	------	------	------	------	------	------	------	------	------	------	------	------	-------	-------	-------	-------	-------	--------	-------	--------	-------	-------	-------	-------	--------

PITCHER	IP	WLS	BF	H	R	ER	SO	BB	IBB	HBP	BLK	WP	HR	S	P	ERA	WHIP
Alex Fernandez, R ERA: 2.77 (1, 1)	7.1	W	31	7	2	2	3	3	1	0	0	1	1	66	113	2.46	1.364
Scott Radinsky, L ERA: 4.55 (8, 1)	0.2		2	0	0	0	0	1	0	0	0	0	0	5	10	0.00	1.500
Roberto Hernandez, R ERA: 2.48 (9, 1)	1.0	S	3	0	0	0	1	0	0	0	0	0	0	8	10	0.00	0.000

BOTTOM

Chicago White Sox @ Toronto Blue Jays
 SkyDome, Toronto, ON
 Wed Jul 07 1993, 7:05 PM EDT
 Att. 50,517 - Dome

livebaseballscorecards.com

AB	31
R	2
H	7
RBI	1
BB	5
SO	4
LOB	19



Batter	1	2	3	4	5	6	7	8	9	AB R H RBI BB SO LOB	TOP																
Tim Raines, S OBP: 0.420, SLG: 0.527 (1, 7)										6 1 4 1 0 0 1																	
Joey Cora, S OBP: 0.364, SLG: 0.340 (1, 4)										6 1 1 0 0 0 4																	
Frank Thomas, R OBP: 0.414, SLG: 0.553 (1, 3)										2 2 0 0 3 0 1																	
Dan Pasqua, L OBP: 0.303, SLG: 0.326 (9, 3)										0 0 0 0 0 0 0																	
Robin Ventura, L OBP: 0.366, SLG: 0.433 (1, 5)										4 1 1 0 1 0 6																	
Ellis Burks, R OBP: 0.360, SLG: 0.483 (1, 9)										4 2 2 5 1 1 1																	
Bo Jackson, R OBP: 0.313, SLG: 0.425 (1, 10)										5 1 1 3 0 2 2																	
Lance Johnson, L OBP: 0.357, SLG: 0.399 (1, 8)										5 1 2 0 0 0 1																	
Ron Karkovics, R OBP: 0.309, SLG: 0.505 (1, 2)										5 3 3 1 0 1 3																	
Ozzie Guillen, L OBP: 0.287, SLG: 0.354 (1, 6)										4 0 1 1 0 0 3																	
Inning Stats	R: 6 E: 1 K: 0 S: 16	H: 5 LOB: 1 BB: 1 P: 32	R: 3 E: 0 K: 0 S: 13	H: 2 LOB: 0 BB: 1 P: 21	R: 1 E: 0 K: 0 S: 8	H: 2 LOB: 2 BB: 1 P: 15	R: 0 E: 0 K: 2 S: 11	H: 1 LOB: 2 BB: 1 P: 20	R: 0 E: 0 K: 1 S: 15	H: 1 LOB: 1 BB: 0 P: 21	R: 1 E: 1 K: 0 S: 6	H: 2 LOB: 2 BB: 1 P: 15	R: 0 E: 0 K: 1 S: 5	H: 0 LOB: 0 BB: 0 P: 8	R: 1 E: 0 K: 0 S: 8	H: 2 LOB: 0 BB: 0 P: 10	1B: 11 2B: 1 3B: 0 HR: 3	SF: 0 SAC: 1 DP: 1 HBP: 0	WP: 0 PB: 0 SB: 1 CS: 0	PA: 47							
PITCHER	IP	WLS	BF	H	R	ER	SO	BB	IBB	HBP	BLK	WP	HR	S	P	ERA	WHIP										
Rick Sutcliffe, R ERA: 5.27 (1, 1)	0.2	L	9	5	6	4	0	1	0	0	0	0	1	14	29	54.00	9.000										
Alan Mills, R ERA: 4.32 (1, 1)	3.1		18	5	4	4	2	3	0	0	0	0	2	34	59	10.80	2.400										
Jim Poole, L ERA: 1.95 (5, 1)	3.0		13	3	1	0	1	0	1	0	0	0	0	27	45	0.00	1.000										
Todd Frohwrth, R ERA: 2.96 (8, 1)	2.0		7	2	1	1	1	0	0	0	0	0	0	13	18	4.50	1.000										

Chicago White Sox @ Baltimore Orioles
Oriole Park at Camden Yards, Baltimore, MD

livebaseballscorecards.com

AB	41
R	12
H	15
RBI	11
BB	5
SO	4
LOB	22



Thu Jul 08 1993, 7:05 PM EDT
 Att: 46,496 - Unknown - 101 F

Batter	1	2	3	4	5	6	7	8	9	AB R H RBI BB SO LOB
Harold Reynolds, S OBP: 0.353, SLG: 0.324 (1, 4)	4-1 G6-3 BB		2-2 1B	2-3 K		3-2 F7			3-1 F9	4 0 1 0 1 1 3
Mark McLemore, S OBP: 0.351, SLG: 0.380 (1, 5)	0-0 G6-3 1-2f		1-0 F8		3-2 K		0-0 1B 1B		2-1 F8	5 0 1 0 0 1 2
Mike Devereaux, R OBP: 0.300, SLG: 0.405 (1, 8)	0-1 G4-3			2-2 WP 1B	2-3 K		2-2 F7		2-0 1B 1B	5 1 2 0 0 1 1
Harold Baines, L OBP: 0.373, SLG: 0.418 (1, 10)			2-3 K	0-0 F8	1-2 G1-3		1-1 F7		1-0 1-2 1B	5 0 1 0 0 1 2
Cal Ripken Jr., R OBP: 0.308, SLG: 0.381 (1, 6)		1-0 WP 1B		2-0 F8		2-1 HR	2-1 1-2 1B		0-1 P9	5 1 3 1 0 0 3
Chris Hoiles, R OBP: 0.389, SLG: 0.551 (1, 2)		2-2 P6		4-1 1B 1-2 1B BB		4-0 1B 1B BB	3-2 F7			2 2 0 0 2 0 3
David Segui, S OBP: 0.403, SLG: 0.453 (1, 3)		2-2 F7 1-2		3-2 BB 1B 1B		0-2 G6-4-3 1B 1-3 1B		1-2 F8		4 1 2 1 0 0 1
Brady Anderson, L OBP: 0.335, SLG: 0.405 (1, 7)			3-2 L4	4-1 1B 1-2 BB		0-0 G6-4-3 1B 1-2 3-H 1B		2-2 G4-3		3 0 1 1 1 0 0
Jeffrey Hammonds, R OBP: 0.333, SLG: 0.510 (1, 9)			2-2 F7	0-0 1B		0-0 G6-4-3		1-1 P6		4 0 1 2 0 0 2

Inning Stats	R: 0 E: 0 K: 4 S: 4	H: 0 LOB: 0 BB: 1 P: 8	R: 0 E: 0 K: 1 S: 15	H: 1 LOB: 1 BB: 0 P: 22	R: 0 E: 0 K: 0 S: 13	H: 1 LOB: 1 BB: 0 P: 21	R: 3 E: 0 K: 1 S: 18	H: 3 LOB: 2 BB: 2 P: 35	R: 0 E: 0 K: 2 S: 10	H: 0 LOB: 0 BB: 0 P: 16	R: 2 E: 0 K: 0 S: 14	H: 2 LOB: 2 BB: 0 P: 22	R: 0 E: 0 K: 0 S: 9	H: 0 LOB: 0 BB: 0 P: 13	R: 0 E: 0 K: 0 S: 8	H: 2 LOB: 2 BB: 0 P: 16	1B: 11 2B: 0 3B: 0 HR: 1	SF: 0 SAC: 0 DP: 2 HBP: 0
--------------	------------------------------	---------------------------------	-------------------------------	----------------------------------	-------------------------------	----------------------------------	-------------------------------	----------------------------------	-------------------------------	----------------------------------	-------------------------------	----------------------------------	------------------------------	----------------------------------	------------------------------	----------------------------------	-----------------------------------	------------------------------------

PITCHER	IP	WLS	BF	H	R	ER	SO	BB	IBB	HBP	BLK	WP	HR	S	P	ERA	WHIP
Jason Bere, R ERA: 5.96 (1, 1)	5.0	W	25	7	5	5	4	4	0	0	0	2	1	65	113	9.00	2.200
Donn Pall, R ERA: 2.3 (6, 1)	3.0		11	3	0	0	0	0	0	0	0	0	0	28	43	0.00	1.000
Bobby Thigpen, R ERA: 3.68 (9, 1)	1.0		5	2	0	0	0	0	0	0	0	0	0	8	16	0.00	2.000

BOTTOM

Chicago White Sox @ Baltimore Orioles
 Oriole Park at Camden Yards, Baltimore, MD

Thu Jul 08 1993, 7:05 PM EDT
 Att. 46,496 - Unknown - 101 F

livebaseballscorecards.com

AB	37
R	5
H	12
RBI	5
BB	4
SO	4
LOB	17



WP: 2	PA: 41
PB: 0	
SB: 0	
CS: 0	

Batter	1	2	3	4	5	6	7	8	9	AB R H RBI BB SO LOB	TOP											
Tim Raines, S OBP: 0.420, SLG: 0.523 (1, 7)	1-0 2B 1B	1-3 K		1-3 K			1-1 F9 2-3		2-1 1B 1B 1-2 2-H 3-H	5 1 2 2 0 2 3												
Joey Cora, S OBP: 0.365, SLG: 0.342 (1, 4)	2-2 F9 G6-3 2B 1-H	0-1 FC4-6 S 1-2f			4-1 CS S BB		1-1 B1-3 1-2		2-3 K 1B	4 1 1 1 1 1 5												
Frank Thomas, R OBP: 0.411, SLG: 0.546 (1, 3)	3-2 F9 2-3	4-2 BB			3-2 L6 1-2		3-3 K		2-3 K	4 0 0 0 1 2 6												
Robin Ventura, L OBP: 0.363, SLG: 0.429 (1, 5)	2-1 G6-3 3-H	0-1 G4-3			1-0 L6 2-3			0-1 G1-3	2-2 FC5-4 1B 1-2 2-H	5 0 1 2 0 0 3												
Dan Pasqua, L OBP: 0.304, SLG: 0.319 (1, 9)	4-1 1B 1B BB		3-3 K			0-0 P6		3-2 F9	2-2 FC5-4 1B 1-2f	2 1 0 0 1 1 0 2 0 0 0 0 0 2												
Steve Sax, R OBP: 0.268, SLG: 0.327 (8, PH)																						
Bo Jackson, R OBP: 0.312, SLG: 0.420 (1, 10)	3-1 1B 1-3 1B 1B		2-2 F8			3-3 K		2-2 L9		4 0 1 0 0 1 0												
Lance Johnson, L OBP: 0.359, SLG: 0.401 (1, 8)	2-2 1B 1-2 3-H 1B		1-1 G1-3			0-0 P6			0-0 BB WP 1B 1B	4 1 2 1 0 0 0												
Michael LaValiere, L OBP: 0.381, SLG: 0.390 (1, 2)	1-2 1-2 2-H 1B			1-1 P6			2-2 F9 1B 1B		4-2 BB BB 1B BB	3 0 2 0 0 0 0 0 1 0 0 1 0 0												
Ron Karkovice, R OBP: 0.312, SLG: 0.505 (9, PH)																						
Ozzie Guillen, L OBP: 0.291, SLG: 0.355 (1, 6)									4-1 1B BB	2 0 1 0 1 1 0 0 1 0 0 1 0 0												
Craig Grebeck, R OBP: 0.309, SLG: 0.262 (8, 6)				4-1 FC4-6 BB		1-3 K		3-1 B1-3 1-2 1B	1-2 2-3 1B BB													
Inning Stats	R: 3 E: 0 K: 0 S: 19	H: 5 LOB: 2 BB: 1 P: 37	R: 0 E: 0 K: 1 S: 10	H: 0 LOB: 2 BB: 2 P: 19	R: 0 E: 0 K: 1 S: 10	H: 0 LOB: 0 BB: 0 P: 16	R: 0 E: 0 K: 2 S: 10	H: 0 LOB: 0 BB: 0 P: 13	R: 0 E: 0 K: 1 S: 5	H: 0 LOB: 0 BB: 1 P: 13	R: 0 E: 0 K: 1 S: 5	H: 0 LOB: 0 BB: 0 P: 8	R: 0 E: 0 K: 1 S: 14	H: 2 LOB: 2 BB: 0 P: 24	R: 0 E: 0 K: 0 S: 9	H: 0 LOB: 0 BB: 0 P: 14	R: 3 E: 0 K: 2 S: 19	H: 3 LOB: 2 BB: 2 P: 37	1B: 9 2B: 1 3B: 0 HR: 0	SF: 0 SAC: 0 DP: 0 HBP: 0	WP: 1 PB: 0 SB: 2 CS: 1	PA: 41
PITCHER	IP WLS BF H R ER SO BB IBB HBP BLK WP HR S P ERA WHIP																					
Ben McDonald, R ERA: 3.52 (1, 1)	6.0 W 27 7 3 3 5 4 0 0 0 0 0 0 66 118 4.50 1.833																					
Jim Poole, L ERA: 1.82 (7, 1)	2.0 6 0 0 0 1 0 0 0 0 0 0 0 16 26 0.00 0.000																					
Brad Pennington, L ERA: 4.56 (9, 1)	0.2 7 3 3 3 2 2 0 0 0 1 0 0 16 32 40.50 7.500																					
Todd Frohwrth, R ERA: 2.94 (9, 1)	0.1 1 0 0 0 0 0 0 0 0 0 0 0 3 5 0.00 0.000																					

Chicago White Sox @ Baltimore Orioles
 Oriole Park at Camden Yards, Baltimore, MD

Fri Jul 09 1993, 7:05 PM EDT
 Att. 46,205 - Unknown - 101 F

livebaseballscorecards.com

AB	35
R	6
H	10
RBI	6
BB	6
SO	8
LOB	19



Batter	1	2	3	4	5	6	7	8	9	AB R H RBI BB SO LOB	TOP	
Tim Raines, S OBP: 0.411, SLG: 0.510 (1, 7)	1-2 G4-3		0-0 G6-3			2-1 G4-3		2-2 F8		4 0 0 0 0 0 1		
Joey Cora, S OBP: 0.363, SLG: 0.341 (1, 4)	0-0 CS 1B			2-2 P4		1-2 G4-3		1-2 F7	4 0 1 0 0 0 0			
Frank Thomas, R OBP: 0.409, SLG: 0.541 (1, 3)	1-0 F9			1-0 G5-3		2-2 P6		4-2 1B BB	3 0 0 0 1 0 1			
Ellis Burks, R OBP: 0.365, SLG: 0.483 (1, 9)	3-1 CS 1-2	4-0 G4-6-3 BB		4-2 BB		3-1 F8		1-1 G6-4-3 1B	2 0 1 0 2 0 0			
Robin Ventura, L OBP: 0.359, SLG: 0.423 (1, 5)		1-1 G4-6-3 1-2f		2-1 G3		1-0 G4-3		2-2 G6-4-3 1-2f	4 0 0 0 0 0 4			
Bo Jackson, R OBP: 0.312, SLG: 0.414 (1, 10)		4-2 BB		1-3 K		1-3 K			2 0 0 0 1 2 0			
Lance Johnson, L OBP: 0.356, SLG: 0.397 (1, 8)		3-2 G4-3		0-0 G3-1				2-2 G4-3	3 0 0 0 0 0 1			
Ron Karkovics, R OBP: 0.313, SLG: 0.500 (1, 2)			3-3 K		4-1 FC6-4 BB		0-2 L1		2 0 0 0 1 1 0			
Craig Grebeck, R OBP: 0.309, SLG: 0.264 (1, 6)			1-1 P6		1-1 FC6-4 1-2f		3-2 1B		3 0 1 0 0 0 1			
Inning Stats	R: 0 H: 1 E: 0 LOB: 0 K: 0 BB: 0 S: 6 P: 11	R: 0 H: 0 E: 0 LOB: 1 K: 0 BB: 2 S: 11 P: 23	R: 0 H: 0 E: 0 LOB: 0 K: 1 BB: 0 S: 9 P: 13	R: 0 H: 0 E: 0 LOB: 1 K: 0 BB: 1 S: 8 P: 17	R: 0 H: 0 E: 0 LOB: 1 K: 1 BB: 1 S: 9 P: 15	R: 0 H: 0 E: 0 LOB: 0 K: 0 BB: 0 S: 9 P: 14	R: 0 H: 0 E: 0 LOB: 0 K: 1 BB: 0 S: 6 P: 11	R: 0 H: 1 E: 0 LOB: 1 K: 0 BB: 0 S: 14 P: 21	R: 0 H: 1 E: 0 LOB: 1 K: 0 BB: 1 S: 15 P: 23	1B: 3 SF: 0 2B: 0 SAC: 0 3B: 0 DP: 2 HR: 0 HBP: 0	WP: 0 PA: 33 PB: 0 SB: 0 CS: 1	
PITCHER	IP WLS BF H R ER SO BB IBB HBP BLK WP HR S P ERA WHIP											
Fernando Valenzuela, L ERA: 3.67 (1, 1)	8.0 W 28 2 0 0 3 4 0 0 0 0 0 0 72 125 0.00 0.750											
Mark Williamson, R ERA: 3.88 (9, 1)	1.0 4 1 0 0 0 1 0 0 0 0 0 0 15 23 0.00 2.000											

Chicago White Sox @ Baltimore Orioles
 Oriole Park at Camden Yards, Baltimore, MD

Sat Jul 10 1993, 3:33 AM EDT
 Att. 45,368 - Sunny - 101 F

livebaseballscorecards.com

AB	27
R	0
H	3
RBI	0
BB	5
SO	3
LOB	8



Batter	1	2	3	4	5	6	7	8	9	AB	R	H	RBI	BB	SO	LOB	TOP										
Steve Sax, R (1, 7) OBP: 0.267, SLG: 0.321 Tim Raines, S (7, 7) OBP: 0.414, SLG: 0.526	0-1 HR 1B	2-0 L9			1-1 G4-3	2-2 G6-3		0-1 SF8 3B		4	1	1	0	0	0	1											
Craig Grebeck, R (1, 4) OBP: 0.324, SLG: 0.267	0-0 HR 1B	1-1 F9			4-0 BB 1B BB		4-2 HR BB	1-0 G5-3		3	3	1	0	2	0	2											
Frank Thomas, R (1, 3) OBP: 0.410, SLG: 0.559 Dan Pasqua, L (8, PH) OBP: 0.310, SLG: 0.319 (8, 3)	0-0 HR 1-H 2-H		0-0 G1-3		2-3 K		1-0 HR 1-H	4-1 BB		4	2	2	5	0	1	1											
Ellis Burks, R (1, 9) OBP: 0.369, SLG: 0.485	1-0 G4-3		1-1 1B 1B		4-2 BB 1B BB		2-1 G4-3 SF9 1B	1-1 SF8		3	2	2	1	1	0	0											
Robin Ventura, L (1, 5) OBP: 0.363, SLG: 0.424	1-1 1B		1 SAFE 3-2 1 SAFE 1 SAFE 1 SAFE 1B 1-3		4-2 1B BB 1-2 2-3		1-2 G4-3 1-3	1-1 F8		4	0	2	0	1	0	2											
Bo Jackson, R (1, 10) OBP: 0.309, SLG: 0.410	0-3 K		1-0 G6-4-3 1-2f		1-1 FC6 1B 1-3 2-H 3-H		1-1 SF9 3-H		0-3 K	4	0	1	3	0	2	3											
Lance Johnson, L (1, 8) OBP: 0.350, SLG: 0.390	2-3 K			1-0 G3	1-0 FC6 1-2f		1-0 G4-3		0-0 G4-3	5	0	0	0	0	1	3											
Ron Karkovics, R (1, 2) OBP: 0.310, SLG: 0.493		1-3 K		2-2 K		1-0 F9		0-0 HR 1B	0-0 G6-3	5	1	1	0	0	2	0											
Ozzie Guillen, L (1, 6) OBP: 0.295, SLG: 0.374		1-2 2B		0-0 G3-1		1-1 G1-3		0-0 HR		4	1	2	2	0	0	0											
Inning Stats	R: 3 E: 0 K: 2 S: 14	H: 4 LOB: 1 BB: 0 P: 18	R: 0 E: 0 K: 1 S: 9	H: 1 LOB: 1 BB: 0 P: 14	R: 0 E: 0 K: 0 S: 8	H: 2 LOB: 1 BB: 0 P: 13	R: 0 E: 0 K: 1 S: 5	H: 0 LOB: 0 BB: 0 P: 8	R: 2 E: 0 K: 1 S: 15	H: 1 LOB: 2 BB: 3 P: 32	R: 0 E: 0 K: 0 S: 7	H: 0 LOB: 0 BB: 0 P: 11	R: 3 E: 0 K: 0 S: 12	H: 2 LOB: 0 BB: 1 P: 22	R: 3 E: 0 K: 0 S: 10	H: 3 LOB: 1 BB: 1 P: 17	R: 0 E: 0 K: 1 S: 5	H: 0 LOB: 0 BB: 0 P: 5	1B: 8 2B: 1 3B: 1 HR: 3	SF: 2 SAC: 0 DP: 1 HBP: 0	WP: 0 PB: 0 SB: 1 CS: 0	PA: 44					
PITCHER	IP	WLS	BF	H	R	ER	SO	BB	IBB	HBP	BLK	WP	HR	S	P	ERA	WHIP										
Jamie Moyer, L (1, 1) ERA: 3.6	4.2	L	24	8	5	5	5	3	0	0	0	0	1	50	83	9.64	2.357										
Jim Poole, L (5, 1) ERA: 2.03	1.1		5	0	1	1	0	1	0	0	0	0	0	11	20	6.75	0.750										
Todd Frohwrth, R (7, 1) ERA: 3.75	1.1		9	5	5	5	0	0	0	0	0	0	2	14	21	33.75	3.750										
Brad Pennington, L (8, 1) ERA: 4.44	0.2		3	0	0	0	0	1	0	0	0	0	0	5	11	0.00	1.500										
Gregg Olson, R (9, 1) ERA: 1.24	1.0		3	0	0	0	1	0	0	0	0	0	0	5	5	0.00	0.000										

Chicago White Sox @ Baltimore Orioles
 Oriole Park at Camden Yards, Baltimore, MD

Sun Jul 11 1993, 3:33 AM EDT
 Att. 45,999 - Sunny - 95 F

livebaseballscorecards.com

AB	37
R	11
H	13
RBI	11
BB	5
SO	6
LOB	12



Chicago White Sox @ Milwaukee Brewers
 Milwaukee County Stadium, Milwaukee, WI

AB 37
 R 6
 H 11
 RBI 3
 BB 4
 SO 3
 LOB 14



Thu Jul 15 1993, 8:05 PM EDT
 Att. 29,000 - Unknown - 75 F

AB R H RBI BB SO LOB

5	2	2	1	0	0	1
5	0	2	1	0	1	0
3	0	1	0	2	0	0
5	0	0	0	0	0	4
5	0	1	0	0	1	1
4	1	2	0	0	0	0
0	1	0	0	0	0	0
3	0	1	0	1	1	2
3	1	0	0	1	0	2
4	1	2	1	0	0	4

1B: 10	SF: 0	WP: 2	PA: 41
2B: 1	SAC: 0	PB: 0	
3B: 0	DP: 1	SB: 3	
HR: 1	HBP: 0	CS: 1	

Batter	1	2	3	4	5	6	7	8	9
Tim Raines, S (1, 7) OBP: 0.414, SLG: 0.540	1-2 L7		0-0 HR		3-2 G4-1		2-1 1B WP 1B	2-1 L8	
Joey Cora, S (1, 4) OBP: 0.364, SLG: 0.342	3-2 G4-3		3-2 P5		0-0 1B		1-2 WP 1B	2-3 K	
Frank Thomas, R (1, 3) OBP: 0.413, SLG: 0.557	3-2 L8		4-2 L8-6-3 BB		3-2 F9		4-0 BB	2-1 1B	
Robin Ventura, L (1, 5) OBP: 0.358, SLG: 0.417		2-2 G4-3	3-1 L8-6-3			0-1 G3	0-0 F9	2-2 P6	
Ellis Burks, R (1, 9) OBP: 0.366, SLG: 0.480		2-3 K		1-0 P3		0-0 G6-3		2-1 CS 1B 1B	2-1 G6-3
George Bell, R (1, 10) OBP: 0.258, SLG: 0.351		0-2 1B E 1B		0-0 P4		1-1 F7		1-0 1B S E 1B	
Steve Sax, R (8, PR) OBP: 0.267, SLG: 0.321									
Lance Johnson, L (1, 8) OBP: 0.352, SLG: 0.390		1-0 E 1-2 1B		4-1 S BB			0-1 G6-3	3-3 K	
Ron Karkovics, R (1, 2) OBP: 0.309, SLG: 0.486		2-0 E4		4-2 1-2 BB			3-2 F9	1-0 E5 1B	
Ozzie Guillen, L (1, 6) OBP: 0.298, SLG: 0.376		1-0 F7		0-1 P4			1-2 1B 1B	0-0 E S 1B	

Inning Stats	R: 0 E: 0 K: 0 S: 12	H: 0 LOB: 0 BB: 0 P: 19	R: 1 E: 1 K: 1 S: 14	H: 2 LOB: 2 BB: 0 P: 22	R: 1 E: 0 K: 0 S: 8	H: 1 LOB: 0 BB: 1 P: 18	R: 0 E: 0 K: 0 S: 8	H: 0 LOB: 2 BB: 2 P: 17	R: 0 E: 0 K: 0 S: 7	H: 1 LOB: 0 BB: 0 P: 13	R: 0 E: 0 K: 0 S: 5	H: 0 LOB: 0 BB: 0 P: 6	R: 2 E: 0 K: 0 S: 15	H: 3 LOB: 2 BB: 1 P: 26	R: 2 E: 1 K: 1 S: 10	H: 3 LOB: 2 BB: 0 P: 19	R: 0 E: 0 K: 1 S: 11	H: 1 LOB: 1 BB: 0 P: 19	1B: 10 2B: 1 3B: 0 HR: 1	SF: 0 SAC: 0 DP: 1 HBP: 0	WP: 2 PB: 0 SB: 3 CS: 1	PA: 41
--------------	-------------------------------	----------------------------------	-------------------------------	----------------------------------	------------------------------	----------------------------------	------------------------------	----------------------------------	------------------------------	----------------------------------	------------------------------	---------------------------------	-------------------------------	----------------------------------	-------------------------------	----------------------------------	-------------------------------	----------------------------------	-----------------------------------	------------------------------------	----------------------------------	--------

PITCHER	IP	WLS	BF	H	R	ER	SO	BB	IBB	HBP	BLK	WP	HR	S	P	ERA	WHIP
Ricky Bones, R (1, 1) ERA: 4.21	6.2		27	5	3	2	1	3	0	0	0	0	1	63	108	2.70	1.200
Graeme Lloyd, L (7, 1) ERA: 2.58	0.0		2	2	0	0	0	0	0	0	0	0	0	5	8	∞	∞
Jim Austin, R (7, 1) ERA: 3.66	0.1		3	1	2	1	0	1	0	0	0	1	0	3	9	27.00	6.000
Mike Fetters, R (8, 1) ERA: 3.75	2.0	L	9	3	1	0	2	0	0	0	0	0	0	19	34	0.00	1.500

Batter	1	2	3	4	5	6	7	8	9	AB	R	H	RBI	BB	SO	LOB
Darryl Hamilton, L (1, 9) OBP: 0.376, SLG: 0.383	0-1 G4-3	1-3 SAFE K			3-1 F7		3-2 G5-3			4	0	0	0	0	1	1
Robin Yount, R (1, 8) OBP: 0.344, SLG: 0.400	3-1 E9 1B		X	0-0 G4-3	1-0 G6-3		2-2 F9			4	0	1	0	0	0	0
Greg Vaughn, R (1, 7) OBP: 0.385, SLG: 0.543	0-0 G5-3		B	1-3 K	0-3 K		0-0 G4-3			4	0	0	0	0	2	1
Kevin Reimer, L (1, 10) OBP: 0.304, SLG: 0.446	2-3 K		B	1-3 K		4-2 CS 1B BB		1-2 K		3	0	0	0	1	3	1
B.J. Surhoff, L (1, 5) OBP: 0.299, SLG: 0.320		1-0 G3-1 G3 2B		0-3 K		1-2 E 1B 1B		1-1 G3		4	2	2	0	0	1	0
John Jaha, R (1, 3) OBP: 0.311, SLG: 0.339		2-0 G3-1		1-1 P8		2-2 G1-3		1-0 F9		4	0	0	0	0	0	3
Dave Nilsson, L (1, 2) OBP: 0.268, SLG: 0.317		4-2 G3 1B BB		4-2 BB BB		4-0 1B IBB			X	1	1	0	0	3	0	0
Juan Bell, R (1, 6) OBP: 0.310, SLG: 0.333		2-2 G3		2-1 L7		0-0 1B		1-2 3-H 1B		4	0	1	2	0	0	2
Bill Spiers, L (1, 4) OBP: 0.305, SLG: 0.306		3-2 S 1B			2-1 HR		0-1 G3		1-1 G4-3		4	1	2	2	0	2

Inning Stats	R: 0	H: 1	E: 1	K: 1	S: 8	H: 1	LOB: 1	BB: 0	P: 13	R: 2	H: 2	E: 0	K: 1	S: 14	H: 0	LOB: 1	BB: 1	P: 27	R: 0	H: 0	E: 0	K: 2	S: 7	H: 0	LOB: 0	BB: 0	P: 9	R: 0	H: 0	E: 0	K: 1	S: 9	R: 1	H: 1	E: 0	K: 1	S: 8	R: 1	H: 2	E: 0	K: 0	S: 13	R: 0	H: 0	E: 0	K: 1	S: 9	R: 0	H: 0	E: 0	K: 1	S: 7	R: 0	H: 0	E: 0	K: 0	S: 6	R: 0	H: 0	E: 0	K: 0	S: 6	R: 0	H: 0	E: 0	K: 1	S: 6	1B: 4	2B: 1	3B: 0	HR: 1	SF: 0	SAC: 0	DP: 0	HBP: 0	WP: 0	PA: 36
--------------	------	------	------	------	------	------	--------	-------	-------	------	------	------	------	-------	------	--------	-------	-------	------	------	------	------	------	------	--------	-------	------	------	------	------	------	------	------	------	------	------	------	------	------	------	------	-------	------	------	------	------	------	------	------	------	------	------	------	------	------	------	------	------	------	------	------	------	------	------	------	------	------	-------	-------	-------	-------	-------	--------	-------	--------	-------	--------

PITCHER	IP	WLS	BF	H	R	ER	SO	BB	IBB	HBP	BLK	WP	HR	S	P	ERA	WHIP
Alex Fernandez, R (1, 1) ERA: 2.89	7.0	W	30	6	4	4	6	3	1	0	0	0	1	68	117	5.14	1.286
Scott Radinsky, L (8, 1) ERA: 4.26	2.0	S	6	0	0	0	1	0	0	0	0	0	0	13	18	0.00	0.000


BOTTOM

Chicago White Sox @ Milwaukee Brewers
Milwaukee County Stadium, Milwaukee, WI

Thu Jul 15 1993, 8:05 PM EDT
 Att: 29,000 - Unknown - 75 F

livebaseballscorecards.com

AB	32
R	4
H	6
RBI	4
BB	4
SO	7
LOB	10



Batter	1	2	3	4	5	6	7	8	9	AB R H RBI BB SO LOB	TOP																				
Tim Raines, S OBP: 0.413, SLG: 0.545 (1, 7)	1-1 2B 3B		2-2 P6			4-1 2B BB	0-0 L6		1-2 F9	4 2 1 0 1 0 2																					
Joey Cora, S OBP: 0.365, SLG: 0.347 (1, 4)	1-2 G3-1		0-0 CS 1B			2-1 1-H 2B		1-3 K		4 0 2 1 0 1 1																					
Dan Pasqua, L OBP: 0.308, SLG: 0.309 (1, 3)	3-3 K		1 SAFE 2-1 CS 1-2		2-1 F7	2-3 K		4-2 BB		3 0 0 0 1 2 2																					
Robin Ventura, L OBP: 0.360, SLG: 0.421 Craig Grebeck, R OBP: 0.320, SLG: 0.264 (1, 5) (6, 5)	3-2 2B				2-1 F9	3-0 HBP		0-3 K		2 0 1 1 0 0 0 1 0 0 0 0 1 1																					
Ellis Burks, R OBP: 0.365, SLG: 0.487 (1, 9)	2-0 F9				2-2 HR	0-3 K		3-1 F8		4 1 1 1 0 1 4																					
George Bell, R OBP: 0.255, SLG: 0.346 (1, 10)			1-1 P4		1-2 G6-3	3-1 F7		2-1 F8		4 0 0 0 0 0 2																					
Lance Johnson, L OBP: 0.354, SLG: 0.401 (1, 8)			1-1 F9			1-1 G3-1		0-1 SH1-4 2B		4 1 2 0 0 0 0																					
Ron Karkovics, R OBP: 0.309, SLG: 0.484 (1, 2)			1-3 K			1-3 K		0-0 SH1-4		3 0 1 1 0 2 0																					
Ozzie Guillen, L OBP: 0.293, SLG: 0.370 (1, 6)			2-2 P8			0-0 G1-3		0-3 K		4 0 0 0 0 1 2																					
Inning Stats	R: 1 E: 0 K: 1 S: 15	H: 2 LOB: 1 BB: 0 P: 25	R: 0 E: 0 K: 1 S: 7	H: 0 LOB: 0 BB: 0 P: 10	R: 0 E: 0 K: 0 S: 9	H: 1 LOB: 0 BB: 0 P: 15	R: 1 E: 0 K: 0 S: 10	H: 1 LOB: 0 BB: 0 P: 17	R: 0 E: 0 K: 1 S: 6	H: 0 LOB: 0 BB: 0 P: 8	R: 1 E: 0 K: 2 S: 12	H: 1 LOB: 2 BB: 1 P: 26	R: 0 E: 0 K: 1 S: 7	H: 1 LOB: 1 BB: 0 P: 7	R: 0 E: 0 K: 2 S: 10	H: 0 LOB: 1 BB: 1 P: 18	R: 1 E: 0 K: 0 S: 11	H: 2 LOB: 1 BB: 0 P: 16	1B: 2 2B: 3 3B: 2 HR: 1	SF: 0 SAC: 1 DP: 0 HBP: 1	WP: 0 PB: 0 SB: 0 CS: 1	PA: 38									
PITCHER 21 Cal Eldred, R ERA: 3.86 (1, 1)	IP 9.0	WLS L	BF 37	H 8	R 4	ER 4	SO 8	BB 2	IBB 0	HBP 1	BLK 0	WP 0	HR 1	S 87	P 142	ERA 4.00	WHIP 1.111														
											PITCHER	IP	WLS	BF	H	R	ER	SO	BB	IBB	HBP	BLK	WP	HR	S	P	ERA	WHIP			

Chicago White Sox @ Milwaukee Brewers
Milwaukee County Stadium, Milwaukee, WI

Fri Jul 16 1993, 8:05 PM EDT
Att. 29,830 - Unknown

livebaseballscorecards.com

AB 33
R 4
H 8
RBI 4
BB 2
SO 8
LOB 14



Batter	1	2	3	4	5	6	7	8	9	AB	R	H	RBI	BB	SO	LOB
Darryl Hamilton, L OBP: 0.377, SLG: 0.381 (1, 9)	2-2 G1-3 1B		4-2 E 1B BB	1-3 K		1-2 F8		2-0 G4-3		4	1	1	0	1	1	3
Robin Yount, R OBP: 0.345, SLG: 0.397 (1, 8)	1-2 G1-3		0-0 E 1B 1B		4-0 BB F7 BB	3-1 G4-3		1-0 G5-3		4	1	1	0	1	0	2
Greg Vaughn, R OBP: 0.380, SLG: 0.535 (1, 7)	2-1 F9		0-0 E5 1B CS		0-0 F7		0-1 F7		3-2 F9	5	0	0	0	0	0	4
Kevin Reimer, L OBP: 0.303, SLG: 0.440 (1, 10)	4-1 BB		1-0 P6		1-1 F7		0-0 F9		2-1 G3	4	0	0	0	1	0	4
John Jaha, R OBP: 0.316, SLG: 0.340 (1, 3)	2-3 K		3-2 1B		4-0 BB IBB		1-1 HBP			2	0	1	2	1	1	2
B.J. Surhoff, L OBP: 0.299, SLG: 0.317 (1, 5)		1-1 P6	3-2 CS	1-1 F9	4-1 BB		2-1 F9			3	0	0	0	1	0	1
Dave Nilsson, L OBP: 0.276, SLG: 0.311 (1, 2)		4-1 G6-3 BB	3-H	4-0 G4-3 2B BB	1-0 G3			1-1 F8		2	1	0	0	2	0	3
Juan Bell, R OBP: 0.314, SLG: 0.333 (1, 6)		1-0 G6-3		2-1 G4-3		1-0 SH1-3 1B		4-1 G4-3 BB		3	0	1	0	1	0	2
Bill Spiers, L OBP: 0.306, SLG: 0.311 (1, 4)			1-1 G3	2-2 2B		0-0 SH1-3		0-0 G4-3		3	0	1	1	0	0	1

Inning Stats	R: 0	H: 1	E: 0	K: 1	S: 15	LOB: 2	BB: 1	P: 26	R: 0	H: 0	E: 0	K: 0	S: 4	LOB: 0	BB: 1	P: 10	R: 2	H: 2	E: 1	K: 0	S: 12	LOB: 1	BB: 1	P: 24	R: 1	H: 1	E: 0	K: 1	S: 12	LOB: 1	BB: 1	P: 22	R: 0	H: 0	E: 0	K: 0	S: 5	LOB: 3	BB: 3	P: 19	R: 0	H: 1	E: 0	K: 0	S: 7	LOB: 1	BB: 0	P: 12	R: 0	H: 0	E: 0	K: 0	S: 6	LOB: 1	BB: 0	P: 9	R: 0	H: 0	E: 0	K: 0	S: 5	LOB: 1	BB: 1	P: 12	R: 0	H: 0	E: 0	K: 0	S: 6	LOB: 0	BB: 0	P: 12	R: 0	H: 0	E: 0	K: 0	S: 6	LOB: 0	BB: 0	P: 12
--------------	------	------	------	------	-------	--------	-------	-------	------	------	------	------	------	--------	-------	-------	------	------	------	------	-------	--------	-------	-------	------	------	------	------	-------	--------	-------	-------	------	------	------	------	------	--------	-------	-------	------	------	------	------	------	--------	-------	-------	------	------	------	------	------	--------	-------	------	------	------	------	------	------	--------	-------	-------	------	------	------	------	------	--------	-------	-------	------	------	------	------	------	--------	-------	-------


PITCHER	IP	WLS	BF	H	R	ER	SO	BB	IBB	HBP	BLK	WP	HR	S	P	ERA	WHIP
Wilson Alvarez, L ERA: 3.24 (1, 1)	5.2		28	5	3	1	2	6	1	0	0	0	0	53	108	1.59	1.941
Jeff Schwarz, R ERA: 3.21 (6, 1)	1.2		7	0	0	0	0	1	0	1	0	0	0	11	22	0.00	0.600
Scott Radinsky, L ERA: 4.18 (8, 1)	0.2	W	2	0	0	0	0	0	0	0	0	0	0	2	4	0.00	0.000
Roberto Hernandez, R ERA: 2.3 (9, 1)	1.0	S	3	0	0	0	0	0	0	0	0	0	0	6	12	0.00	0.000

BOTTOM

Chicago White Sox @ Milwaukee Brewers
Milwaukee County Stadium, Milwaukee, WI

Fri Jul 16 1993, 8:05 PM EDT
Att. 29,830 - Unknown

AB	30
R	3
H	5
RBI	3
BB	8
SO	2
LOB	22



WP	PA	ERA	WHIP
0	41		

Batter	1	2	3	4	5	6	7	8	9	AB	R	H	RBI	BB	SO	LOB	TOP										
Tim Raines, S (1, 7) OBP: 0.413, SLG: 0.553										5	1	2	0	0	1	0											
Joey Cora, S (1, 4) OBP: 0.371, SLG: 0.358										4	2	3	1	1	0	2											
Frank Thomas, R (1, 10) OBP: 0.418, SLG: 0.566 Steve Sax, R (8, PR) OBP: 0.267, SLG: 0.321										4	1	3	1	1	0	0											
Robin Ventura, L (1, 5) OBP: 0.369, SLG: 0.425 Craig Grebeck, R (8, 5) OBP: 0.320, SLG: 0.264										2	2	2	2	3	0	0											
Ellis Burks, R (1, 9) OBP: 0.359, SLG: 0.478										5	1	0	0	0	0	9											
Dan Pasqua, L (1, 3) OBP: 0.303, SLG: 0.297										4	1	0	0	1	0	1											
Lance Johnson, L (1, 8) OBP: 0.354, SLG: 0.404										5	1	2	3	0	1	0											
Michael LaValiere, L (1, 2) OBP: 0.362, SLG: 0.378										4	0	1	1	0	0	1											
Ozzie Guillen, L (1, 6) OBP: 0.293, SLG: 0.368										4	0	1	1	0	0	1											
Inning Stats	R: 6 E: 0 K: 0 S: 19	H: 6 LOB: 2 BB: 2 P: 38	R: 1 E: 0 K: 0 S: 8	H: 2 LOB: 0 BB: 0 P: 15	R: 0 E: 0 K: 0 S: 7	H: 0 LOB: 0 BB: 0 P: 8	R: 0 E: 0 K: 0 S: 4	H: 1 LOB: 0 BB: 0 P: 6	R: 1 E: 1 K: 0 S: 12	H: 1 LOB: 1 BB: 1 P: 23	R: 1 E: 0 K: 1 S: 11	H: 2 LOB: 2 BB: 1 P: 23	R: 0 E: 0 K: 1 S: 9	H: 1 LOB: 1 BB: 0 P: 13	R: 0 E: 0 K: 0 S: 7	H: 1 LOB: 3 BB: 2 P: 19	R: 0 E: 0 K: 0 S: 6	H: 0 LOB: 0 BB: 0 P: 12	1B: 9 2B: 3 3B: 2 HR: 0	SF: 1 SAC: 0 DP: 2 HBP: 0	WP: 0 PB: 4 SB: 0 CS: 0	PA: 44					
PITCHER	IP	WLS	BF	H	R	ER	SO	BB	IBB	HBP	BLK	WP	HR	S	P	ERA	WHIP										
Jaime Navarro, R (1, 1) ERA: 5.05	6.0	L	32	12	9	7	1	3	1	0	0	0	0	61	113	10.50	2.500										
Jesse Orosco, L (7, 1) ERA: 4.97	1.0		4	1	0	0	1	0	0	0	0	0	0	9	13	0.00	1.000										
Mike Ignasiak, R (8, 1) ERA: 6.14	1.0		5	1	0	0	0	1	1	0	0	0	0	7	19	0.00	2.000										
Matt Maysey, R (9, 1) ERA: 2.08	1.0		3	0	0	0	0	0	0	0	0	0	0	6	12	0.00	0.000										

Chicago White Sox @ Milwaukee Brewers
Milwaukee County Stadium, Milwaukee, WI
 Sat Jul 17 1993, 8:05 PM EDT
 Att. 49,774 - Unknown - 76 F

AB	37
R	9
H	14
RBI	9
BB	6
SO	2
LOB	14



Batter	1	2	3	4	5	6	7	8	9	AB R H RBI BB SO LOB	TOP
Steve Sax, R (1, 7) OBP: 0.254, SLG: 0.305 Tim Raines, S (9, PH) OBP: 0.416, SLG: 0.556 (9, 7)	2-1 		3-2 			0-1 			1-2 	3 0 0 0 0 0 2 1 1 1 0 0 0 0	Chicago White Sox @ Milwaukee Brewers Milwaukee County Stadium, Milwaukee, WI Sun Jul 18 1993, 4:33 AM EDT Att. 46,853 - Cloudy - 80 F AB 30 R 3 H 5 RBI 3 BB 3 SO 7 LOB 10
Joey Cora, S (1, 4) OBP: 0.368, SLG: 0.355 (9, 3)	2-2 		1-1 			1-1 			1-0 	3 0 0 0 0 0 2	
Frank Thomas, R (1, 3) OBP: 0.416, SLG: 0.561 Dan Pasqua, L (9, 3) OBP: 0.303, SLG: 0.297 (9, 3)	3-0 			2-2 		1-0 			4-0 	3 1 0 0 1 0 0 0 0 0 0 0 0 0	
Ellis Burks, R (1, 9) OBP: 0.357, SLG: 0.486		1-0 		3-2 			2-1 		1-2 	4 1 1 1 0 0 2	
Robin Ventura, L (1, 5) OBP: 0.370, SLG: 0.424		3-2 		1-0 			1-2 		4-0 	3 0 1 0 1 0 0	
Bo Jackson, R (1, 10) OBP: 0.307, SLG: 0.405		3-3 		1-3 			0-3 		0-0 	4 0 1 2 0 3 1	
Lance Johnson, L (1, 8) OBP: 0.350, SLG: 0.399		3-3 			2-2 			0-3 	2-1 	4 0 0 0 0 2 3	
Ron Karkovics, R (1, 2) OBP: 0.310, SLG: 0.482			2-1 		1-3 			1-0 		3 0 1 0 0 1 0	
Craig Grebeck, R (1, 6) OBP: 0.321, SLG: 0.258			4-1 		3-3 			0-1 		2 0 0 0 1 1 0	
Inning Stats	R: 0 H: 0 E: 0 LOB: 0 K: 0 BB: 0 S: 6 P: 13	R: 0 H: 1 E: 0 LOB: 1 K: 2 BB: 0 S: 10 P: 20	R: 0 H: 1 E: 0 LOB: 1 K: 0 BB: 1 S: 11 P: 21	R: 1 H: 1 E: 0 LOB: 0 K: 1 BB: 0 S: 12 P: 19	R: 0 H: 0 E: 0 LOB: 0 K: 2 BB: 0 S: 12 P: 18	R: 0 H: 0 E: 0 LOB: 0 K: 0 BB: 0 S: 5 P: 7	R: 0 H: 0 E: 0 LOB: 0 K: 1 BB: 0 S: 9 P: 12	R: 0 H: 0 E: 0 LOB: 0 K: 1 BB: 0 S: 7 P: 8	R: 2 H: 2 E: 0 LOB: 2 K: 0 BB: 2 S: 10 P: 23	1B: 4 SF: 0 2B: 0 SAC: 1 3B: 0 DP: 1 HR: 1 HBP: 0	WP: 1 PA: 34 PB: 0 SB: 0 CS: 0
PITCHER Angel Miranda, L (1, 1) ERA: 2.96 Doug Henry, R (9, 1) ERA: 4.95	IP WLS BF H R ER SO BB IBB HBP BLK 8.0 0 27 3 1 1 7 1 0 0 0			WP HR S P ERA WHIP 1 1 72 118 1.12 0.500		PITCHER IP WLS BF H R ER SO BB IBB HBP BLK WP HR S P ERA WHIP					

Batter	1	2	3	4	5	6	7	8	9	AB	R	H	RBI	BB	SO	LOB
Darryl Hamilton, L (1, 9) OBP: 0.380, SLG: 0.384	2-2 CS 1B		2-2 1-H 1B			2-3 K		0-0 L8		4	0	2	0	0	1	0
Robin Yount, R (1, 8) OBP: 0.338, SLG: 0.388	3-3 SAFE 1-2 K		2-3 K			1-1 1B 1B		1-0 F9		4	0	1	0	0	2	2
B.J. Surhoff, L (1, 5) OBP: 0.304, SLG: 0.323	1-3 K		3-3 K			0-0 F9		1-2 1B		4	0	1	0	0	2	2
Kevin Reimer, L (1, 7) OBP: 0.305, SLG: 0.437		1-0 G5-4-3 1B				4-1 G6-3 BB		1-1 SAFE 1-3 1B		3	0	2	0	1	1	1
Dave Nilsson, L (1, 10) OBP: 0.264, SLG: 0.297		0-1 G5-4-3				2-1 L4		1-2 P5		3	0	0	0	0	0	4
Tom Brunansky, R (9, PH) OBP: 0.262, SLG: 0.293		1-2f				1-2f				1	0	0	0	0	0	0
Tom Lampkin, L (1, 2) OBP: 0.287, SLG: 0.333		3-2 1B				2-1 G6-3 1-2f		4-1 CS BB		3	0	1	0	1	0	1
John Jaha, R (1, 3) OBP: 0.309, SLG: 0.331		3-2 G6-3				3-2 F9		1-3 K		4	0	0	0	0	1	2
Bill Spiers, L (1, 4) OBP: 0.301, SLG: 0.303						3-2 G4-3		4-0 SAFE E BB 1-2		2	0	0	0	1	0	0
Pat Listach, S (1, 6) OBP: 0.292, SLG: 0.275						4-2 S E BB		3-3 SAFE K 1-3		2	1	0	0	1	1	1

Inning Stats	R: 0	H: 1	E: 0	LOB: 0	K: 2	BB: 0	S: 11	R: 0	H: 2	E: 0	LOB: 1	K: 0	BB: 0	S: 12	R: 1	H: 1	E: 1	LOB: 1	K: 2	BB: 1	S: 16	R: 0	H: 0	E: 0	LOB: 0	K: 0	BB: 1	S: 5	R: 0	H: 0	E: 0	LOB: 0	K: 0	BB: 0	S: 9	R: 0	H: 2	E: 0	LOB: 2	K: 1	BB: 0	S: 11	R: 0	H: 0	E: 1	LOB: 1	K: 2	BB: 2	S: 7	R: 0	H: 1	E: 0	LOB: 1	K: 1	BB: 0	S: 11	R: 0	H: 0	E: 0	LOB: 0	K: 0	BB: 0	S: 10	1B: 7	2B: 0	3B: 0	HR: 0	SF: 0	SAC: 0	DP: 2	HBP: 0
--------------	------	------	------	--------	------	-------	-------	------	------	------	--------	------	-------	-------	------	------	------	--------	------	-------	-------	------	------	------	--------	------	-------	------	------	------	------	--------	------	-------	------	------	------	------	--------	------	-------	-------	------	------	------	--------	------	-------	------	------	------	------	--------	------	-------	-------	------	------	------	--------	------	-------	-------	-------	-------	-------	-------	-------	--------	-------	--------

PITCHER	IP	WLS	BF	H	R	ER	SO	BB	IBB	HBP	BLK	WP	HR	S	P	ERA	WHIP
Jason Bere, R (1, 1) ERA: 5.3	6.0		23	6	1	0	5	2	0	0	0	0	0	64	106	0.00	1.333
Jeff Schwarz, R (7, 1) ERA: 3.06	1.2		7	1	0	0	2	2	0	0	0	0	0	15	29	0.00	1.800
Scott Radinsky, L (8, 1) ERA: 4.13	0.1	W	1	0	0	0	1	0	0	0	0	0	0	3	4	0.00	0.000
Roberto Hernandez, R (9, 1) ERA: 2.25	1.0	S	3	0	0	0	0	0	0	0	0	0	0	10	12	0.00	0.000


BOTTOM

Chicago White Sox @ Milwaukee Brewers
Milwaukee County Stadium, Milwaukee, WI

Sun Jul 18 1993, 4:33 AM EDT
 Att: 46,853 - Cloudy - 80 F

livebaseballscores.com

AB	30
R	1
H	7
RBI	0
BB	4
SO	8
LOB	13



WP	PA	ERA	WHIP
0	34		

Batter	1	2	3	4	5	6	7	8	9	AB R H RBI BB SO LOB	TOP																
Roberto Alomar, S OBP: 0.393, SLG: 0.457 (1, 4)										5 1 2 1 1 0 1																	
Paul Molitor, R OBP: 0.393, SLG: 0.451 (1, 10)										5 2 4 1 1 1 1																	
Joe Carter, R OBP: 0.318, SLG: 0.510 (1, 9)										5 2 2 3 1 0 5																	
John Olerud, L OBP: 0.495, SLG: 0.677 (1, 3)										6 2 3 1 0 1 3																	
Tony Fernandez, S OBP: 0.353, SLG: 0.382 (1, 6)										4 2 2 1 1 0 0																	
Ed Sprague, R OBP: 0.314, SLG: 0.424 (1, 5)										5 2 1 1 0 1 3																	
Turner Ward, S OBP: 0.298, SLG: 0.355 (1, 7)										5 1 2 4 0 0 0																	
Willie Canate, R OBP: 0.276, SLG: 0.333 (1, 8)										5 1 2 0 0 1 3																	
Randy Knorr, R OBP: 0.196, SLG: 0.327 (1, 2)										5 2 3 3 0 2 1																	
Inning Stats	R: 7 E: 1 K: 1 S: 26	H: 7 LOB: 1 BB: 1 P: 45	R: 2 E: 0 K: 0 S: 13	H: 3 LOB: 1 BB: 1 P: 24	R: 3 E: 0 K: 1 S: 13	H: 3 LOB: 1 BB: 1 P: 22	R: 0 E: 0 K: 1 S: 10	H: 1 LOB: 1 BB: 0 P: 17	R: 0 E: 0 K: 0 S: 3	H: 1 LOB: 0 BB: 0 P: 6	R: 1 E: 0 K: 0 S: 10	H: 1 LOB: 0 BB: 0 P: 15	R: 0 E: 0 K: 2 S: 15	H: 1 LOB: 2 BB: 1 P: 21	R: 0 E: 0 K: 1 S: 12	H: 0 LOB: 0 BB: 0 P: 17	R: 2 E: 0 K: 0 S: 16	H: 4 LOB: 2 BB: 0 P: 23	1B: 16 2B: 4 3B: 0 HR: 2	SF: 0 SAC: 0 DP: 2 HBP: 0	WP: 1 PB: 0 SB: 0 CS: 1	PA: 49					
PITCHER	IP	WLS	BF	H	R	ER	SO	BB	IBB	HBP	BLK	WP	HR	S	P	ERA	WHIP										
Rodney Bolton, R ERA: 8.18 (1, 1)	0.1	L	7	5	6	6	0	1	0	0	0	0	0	15	26	162.00	18.000										
Kirk McCaskill, R ERA: 6.97 (1, 1)	4.0		22	10	6	6	3	2	0	0	0	0	1	49	86	13.50	3.000										
Bobby Thigpen, R ERA: 4.0 (5, 1)	3.2		13	2	1	1	3	1	0	0	0	0	1	38	55	2.46	0.818										
Donn Pall, R ERA: 2.8 (9, 1)	1.0		7	4	2	2	0	0	0	0	0	1	0	16	23	18.00	4.000										

Toronto Blue Jays @ Chicago White Sox
Comiskey Park, Chicago, IL
Mon Jul 19 1993, 8:05 PM EDT
Att. 40,127 - Unknown - 85 F

livebaseballscorecards.com

AB	45
R	15
H	21
RBI	15
BB	4
SO	6
LOB	17



Batter	1	2	3	4	5	6	7	8	9	AB	R	H	RBI	BB	SO	LOB
Tim Raines, S OBP: 0.411, SLG: 0.545 (1, 7)	F8		G6-3	G3-1		G4-1			G6-4-3 1B	5	0	1	1	0	0	2
Craig Grebeck, R OBP: 0.333, SLG: 0.260 (1, 4) (8, 5)	G6-3		HR BB	BB				G6-4-3 1B	G6-4-3 1-2f	3	1	1	0	2	0	1
Frank Thomas, R OBP: 0.413, SLG: 0.564 (1, 3)	HR		F9	G5-3				G6-4-3 1-2f	L9	5	1	1	1	0	0	4
Robin Ventura, L OBP: 0.377, SLG: 0.435 Joey Cora, S OBP: 0.368, SLG: 0.355 (1, 5) (8, 4)	HR		HR BB			G4-6-3 BB		WP 1B BB		1	3	1	1	3	0	0
George Bell, R OBP: 0.258, SLG: 0.358 (1, 10)	P3		HR			G4-6-3 1-2f		FC6-4 1B		4	1	2	4	0	0	1
Bo Jackson, R OBP: 0.300, SLG: 0.395 (1, 9)			F8			G6-3		FC6-4 1-2f		4	0	0	0	0	0	1
Lance Johnson, L OBP: 0.352, SLG: 0.398 (1, 8)									G4-3	3	1	1	0	1	0	0
Ron Karkovice, R OBP: 0.309, SLG: 0.477 (1, 2)									K	4	0	1	0	0	2	1
Ozzie Guillen, L OBP: 0.293, SLG: 0.368 (1, 6)									G5-3	3	0	1	0	0	0	1

Inning Stats	R: 2	H: 2	E: 0	K: 0	S: 13	LOB: 0	BB: 0	P: 21	R: 0	H: 0	E: 0	K: 0	S: 6	LOB: 1	BB: 1	P: 12	R: 3	H: 1	E: 0	K: 0	S: 11	LOB: 0	BB: 2	P: 24	R: 1	H: 2	E: 0	K: 0	S: 11	R: 0	H: 0	E: 0	K: 0	S: 6	LOB: 0	BB: 1	P: 13	R: 0	H: 1	E: 0	K: 1	S: 10	LOB: 1	BB: 0	P: 12	R: 1	H: 2	E: 0	K: 0	S: 10	LOB: 1	BB: 1	P: 17	R: 0	H: 0	E: 0	K: 1	S: 5	LOB: 0	BB: 0	P: 6	R: 0	H: 1	E: 0	K: 0	S: 6	LOB: 0	BB: 0	P: 11	1B: 6	SF: 0	2B: 0	SAC: 1	3B: 0	DP: 3	HR: 3	HBP: 0	WP: 1	PA: 39
--------------	------	------	------	------	-------	--------	-------	-------	------	------	------	------	------	--------	-------	-------	------	------	------	------	-------	--------	-------	-------	------	------	------	------	-------	------	------	------	------	------	--------	-------	-------	------	------	------	------	-------	--------	-------	-------	------	------	------	------	-------	--------	-------	-------	------	------	------	------	------	--------	-------	------	------	------	------	------	------	--------	-------	-------	-------	-------	-------	--------	-------	-------	-------	--------	-------	--------

PITCHER	IP	WLS	BF	H	R	ER	SO	BB	IBB	HBP	BLK	WP	HR	S	P	ERA	WHIP
Dave Stewart, R ERA: 5.08 (1, 1)	7.0		33	8	7	7	1	6	0	0	0	1	3	67	116	9.00	2.000
Mark Eichhorn, R ERA: 2.83 (8, 1)	1.0		3	0	0	0	1	0	0	0	0	0	0	5	6	0.00	0.000
Duane Ward, R ERA: 2.11 (9, 1)	1.0		3	1	0	0	0	0	0	0	0	0	0	6	11	0.00	1.000

BOTTOM

Toronto Blue Jays @ Chicago White Sox
Comiskey Park, Chicago, IL

Mon Jul 19 1993, 8:05 PM EDT
Att: 40,127 - Unknown - 85 F

livebaseballscorecards.com

AB 32
R 7
H 9
RBI 7
BB 6
SO 2
LOB 11



Batter	1	2	3	4	5	6	7	8	9	AB R H RBI BB SO LOB	TOP											
Devon White, S (1, 8) OBP: 0.345, SLG: 0.471	0-2 G1-3		3-2 G3-1			3-2 G4-3		0-3 K		4 0 0 0 0 1 1												
Roberto Alomar, S (1, 4) OBP: 0.389, SLG: 0.451	3-1 G6-3			0-1 G1-3		0-0 F8			1-2 F8	4 0 0 0 0 0 0												
Paul Molitor, R (1, 10) OBP: 0.392, SLG: 0.449	0-0 G1-3			1-2 G4-3			1-1 1B		0-3 K	4 0 1 0 0 1 0												
Joe Carter, R (1, 9) OBP: 0.315, SLG: 0.504		1-2 G5-3		1-0 P8			0-3 K		1-0 P9	4 0 0 0 0 1 1												
John Olerud, L (1, 3) OBP: 0.494, SLG: 0.683		0-1 HR			3-3 K		0-1 F8			3 1 1 1 0 1 1												
Tony Fernandez, S (1, 6) OBP: 0.350, SLG: 0.378		1-1 G3			3-2 F7		1-1 P6			3 0 0 0 0 0 1												
Ed Sprague, R (1, 5) OBP: 0.314, SLG: 0.423		1-0 L7			3-2 1B			0-2 G1-3		3 0 1 0 0 0 0												
Turner Ward, S (1, 7) OBP: 0.292, SLG: 0.347			3-2 L7		0-1 G3			1-2 G6-3		3 0 0 0 0 0 1												
Randy Knorr, R (1, 2) OBP: 0.203, SLG: 0.327			2-3 K			1-2 G3-1		2-1 1B		3 0 1 0 0 1 0												
Alfredo Griffin, S (8, PR) OBP: 0.273, SLG: 0.297										0 0 0 0 0 0 0												
Pat Borders, R (8, 2) OBP: 0.259, SLG: 0.351										0 0 0 0 0 0 0												
Inning Stats	R: 0 E: 0 K: 0 S: 6	H: 0 LOB: 0 BB: 0 P: 9	R: 1 E: 0 K: 0 S: 9	H: 1 LOB: 0 BB: 0 P: 12	R: 0 E: 0 K: 1 S: 11	H: 0 LOB: 0 BB: 0 P: 19	R: 0 E: 0 K: 0 S: 6	H: 0 LOB: 0 BB: 0 P: 8	R: 0 E: 0 K: 1 S: 15	H: 1 LOB: 1 BB: 0 P: 24	R: 0 E: 0 K: 0 S: 8	H: 0 LOB: 0 BB: 0 P: 12	R: 0 E: 0 K: 1 S: 10	H: 1 LOB: 1 BB: 0 P: 12	R: 0 E: 0 K: 1 S: 13	H: 1 LOB: 1 BB: 0 P: 16	R: 0 E: 0 K: 1 S: 8	H: 0 LOB: 0 BB: 0 P: 10	1B: 3 2B: 0 3B: 0 HR: 1	SF: 0 SAC: 0 DP: 0 HBP: 0	WP: 0 PB: 0 SB: 0 CS: 0	PA: 31
PITCHER Alex Fernandez, R (1, 1) ERA: 2.77	IP: 9.0 WLS: W BF: 31 H: 4 R: 1 ER: 1 SO: 5 BB: 0 IBB: 0 HBP: 0 BLK: 0 WP: 0 HR: 1 S: 86 P: 122 ERA: 1.00 WHIP: 0.444											PITCHER	IP: 9.0 WLS: W BF: 31 H: 4 R: 1 ER: 1 SO: 5 BB: 0 IBB: 0 HBP: 0 BLK: 0 WP: 0 HR: 1 S: 86 P: 122 ERA: 1.00 WHIP: 0.444									

Toronto Blue Jays @ Chicago White Sox
Comiskey Park, Chicago, IL
Tue Jul 20 1993, 8:05 PM EDT
Att. 30,454 - Unknown - 72 F

livebaseballscorecards.com

AB	31
R	1
H	4
RBI	1
BB	0
SO	5
LOB	5



Batter	1	2	3	4	5	6	7	8	9	AB	R	H	RBI	BB	SO	LOB		
Tim Raines, S OBP: 0.403, SLG: 0.533 (1, 7)	0-0 B1-3		2-1 G4-3			0-0 G5-3		1-0 P5		4	0	0	0	0	0	0		
Joey Cora, S OBP: 0.372, SLG: 0.361 (1, 4)	4-1 BB			2-2 G4-3		2-2 HR		1-1 1B		3	1	2	0	1	0	0		
Frank Thomas, R OBP: 0.414, SLG: 0.571 (1, 3)	4-2 BB			3-2 G4-3		0-0 HR		3-2 F9		3	1	1	2	1	0	1		
Robin Ventura, L OBP: 0.375, SLG: 0.431 (1, 5)	1-2 G1-3			2-1 F8		4-2 BB		1-1 P6		3	0	0	0	1	0	2		
Ellis Burks, R OBP: 0.357, SLG: 0.488 (1, 9)		1-3 K			1-1 1B	1-3 K				3	0	1	0	0	2	1		
George Bell, R OBP: 0.255, SLG: 0.355 (1, 10)		0-3 K			1-0 L7	2-0 P9				3	0	0	0	0	1	2		
Lance Johnson, L OBP: 0.355, SLG: 0.401 (1, 8)		1-1 CS			0-0 S		0-1 G3			3	0	2	0	0	0	0		
Ron Karkovice, R OBP: 0.305, SLG: 0.471 (1, 2)		0-0 CS	1-3 K		3-2 P4		0-0 P5			3	0	0	0	0	1	2		
Ozzie Guillen, L OBP: 0.290, SLG: 0.364 (1, 6)			2-3 K		0-0 L8		1-3 K			3	0	0	0	0	2	2		
Inning Stats	R: 0 E: 0 K: 7 S: 7	H: 0 LOB: 1 BB: 2 P: 16	R: 0 E: 0 K: 2 S: 8	H: 1 LOB: 0 BB: 0 P: 10	R: 0 E: 0 K: 2 S: 8	H: 0 LOB: 0 BB: 0 P: 13	R: 0 E: 0 K: 0 S: 9	H: 0 LOB: 0 BB: 0 P: 16	R: 0 E: 0 K: 0 S: 9	H: 2 LOB: 2 BB: 0 P: 14	R: 2 E: 0 K: 1 S: 12	H: 2 LOB: 1 BB: 1 P: 21	R: 0 E: 0 K: 1 S: 6	H: 0 LOB: 0 BB: 0 P: 7	R: 0 E: 0 K: 0 S: 8	H: 1 LOB: 1 BB: 0 P: 14	1B: 3 2B: 2 3B: 0 HR: 1	SF: 0 SAC: 0 DP: 0 HBP: 0

BOTTOM

Toronto Blue Jays @ Chicago White Sox
 Comiskey Park, Chicago, IL
 Tue Jul 20 1993, 8:05 PM EDT
 Att: 30,454 - Unknown - 72 F

livebaseballscorecards.com

AB	28
R	2
H	6
RBI	2
BB	3
SO	6
LOB	10



PITCHER	IP	WLS	BF	H	R	ER	SO	BB	IBB	HBP	BLK	WP	HR	S	P	ERA	WHIP
Juan Guzman, R ERA: 4.4 (1, 1)	8.0	L	31	6	2	2	6	3	0	0	0	0	1	67	111	2.25	1.125

WP: 0	PA: 32
PB: 0	
SB: 1	
CS: 1	

Batter	1	2	3	4	5	6	7	8	9	AB R H RBI BB SO LOB	TOP											
Devon White, S OBP: 0.345, SLG: 0.467 (1, 8)	2-3 K	0-2 1B		4-0 BB		0-1 F9		3-3 K	1-3 K	5 0 1 1 1 3 5												
Roberto Alomar, S OBP: 0.387, SLG: 0.451 (1, 4)	2-2 P4	2-3 K		0-0 F9			1-0 E5 1B	1-1 2B		5 1 1 0 0 1 3												
Paul Molitor, R OBP: 0.394, SLG: 0.452 (1, 10)	3-2 2B			4-0 BB BB		2-3 K	0-0 1B SF8	3-2 G5-3		4 1 2 0 1 1 2												
Joe Carter, R OBP: 0.316, SLG: 0.501 (1, 9)	2-3 K			2-0 F8		4-1 BB	0-2 SF8 1B	2-0 F8		4 0 1 1 1 1 4												
John Olerud, L OBP: 0.493, SLG: 0.680 (1, 3)		0-2 BB SF8 1B		4-2 BB		2-2 F8	2-0 SF8		3-1 G4-3	3 1 1 1 1 0 1												
Tony Fernandez, S OBP: 0.348, SLG: 0.375 (1, 6)		0-2 SF8 BB 1B		1-3 K		2-2 P3	0-0 L8		0-2 E4 BB 1B	5 1 1 0 0 1 4												
Ed Sprague, R OBP: 0.318, SLG: 0.422 (1, 5)		4-0 1B SF8 BB		1-0 F8		0-1 F7	4-1 BB		1-1 BB 1B	3 0 1 0 2 0 2												
Darnell Coles, R OBP: 0.323, SLG: 0.342 (1, 7)		0-0 SF8		2-2 F9		1-0 FC5-4 1B	1-1 P4		4-1 BB	3 0 1 1 0 0 2												
Turner Ward, S OBP: 0.297, SLG: 0.347 (7, 7)		1-2 2-3 3-H		2-3 K		0-0 FC5-4 1-2f			1-2 2-3 BB	0 0 0 0 1 0 0												
Randy Knorr, R OBP: 0.203, SLG: 0.305 (1, 2)		2-3 K		2-3 K				4-2 2B BB	1-3 K	4 0 0 0 1 3 6												
Inning Stats	R: 0 E: 0 K: 2 S: 16	H: 1 LOB: 1 BB: 0 P: 25	R: 2 E: 0 K: 2 S: 18	H: 3 LOB: 2 BB: 1 P: 26	R: 0 E: 0 K: 1 S: 7	H: 0 LOB: 2 BB: 2 P: 19	R: 0 E: 0 K: 1 S: 9	H: 0 LOB: 1 BB: 1 P: 17	R: 0 E: 0 K: 1 S: 10	H: 0 LOB: 1 BB: 1 P: 20	R: 0 E: 0 K: 0 S: 6	H: 1 LOB: 1 BB: 0 P: 7	R: 2 E: 1 K: 0 S: 10	H: 2 LOB: 2 BB: 1 P: 18	R: 0 E: 0 K: 1 S: 11	H: 1 LOB: 2 BB: 1 P: 24	R: 0 E: 1 K: 2 S: 14	H: 1 LOB: 3 BB: 1 P: 24	1B: 7 2B: 2 3B: 0 HR: 0	SF: 2 SAC: 0 DP: 0 HBP: 0	WP: 0 PB: 0 SB: 0 CS: 0	PA: 46
PITCHER	IP WLS BF H R ER SO BB IBB HBP BLK WP HR S P ERA WHIP																					
Wilson Alvarez, L ERA: 3.28 (1, 1)	6.2 L 34 7 4 3 7 6 0 0 0 0 0 0 74 129 4.05 1.950																					
Jeff Schwarz, R ERA: 2.95 (7, 1)	1.1 6 1 0 0 1 1 0 0 0 0 0 0 13 27 0.00 1.500																					
Donn Pall, R ERA: 2.74 (9, 1)	1.0 6 1 0 0 2 1 0 0 0 0 0 0 14 24 0.00 2.000																					

Toronto Blue Jays @ Chicago White Sox
Comiskey Park, Chicago, IL
Wed Jul 21 1993, 8:05 PM EDT
Att. 30,900 - Unknown - 71 F

livebaseballscorecards.com

AB	36
R	4
H	9
RBI	4
BB	8
SO	10
LOB	29



Batter	1	2	3	4	5	6	7	8	9	AB	R	H	RBI	BB	SO	LOB
Tim Raines, S OBP: 0.409, SLG: 0.536 (1, 7)	F7		WP S 1B					F8 1B G3-6-4		3	1	2	0	1	0	0
Joey Cora, S OBP: 0.371, SLG: 0.360 (1, 4)	G4-3		K			B1-3		G3-6-4 1B		4	0	1	0	0	1	2
Frank Thomas, R OBP: 0.415, SLG: 0.568 (1, 3)	BB		BB			G6-3		F8		2	0	0	0	2	0	2
Robin Ventura, L OBP: 0.372, SLG: 0.426 (1, 5)	F8		G1-3			G4-3		G3-6-4		4	0	0	0	0	0	4
Ellis Burks, R OBP: 0.359, SLG: 0.486 (1, 9)		E1 G6-3 1B				F9		F9		3	0	1	0	1	1	0
George Bell, R OBP: 0.252, SLG: 0.350 (1, 10)		G6-3				F9		K2-3		4	0	0	0	0	1	2
Lance Johnson, L OBP: 0.356, SLG: 0.400 (1, 8)		G1-3				G6-3		1B		3	0	1	0	1	0	2
Ron Karkovice, R OBP: 0.300, SLG: 0.463 (1, 2)		P6				G5-3		L7		4	0	0	0	0	1	3
Ozzie Guillen, L OBP: 0.287, SLG: 0.360 (1, 6)			G5-3			K		G4-3		3	0	0	0	0	1	1

Inning Stats	R: 0	H: 0	E: 0	K: 11	S: 11	R: 0	H: 1	E: 1	K: 0	S: 8	R: 0	H: 1	E: 0	K: 1	S: 10	R: 0	H: 0	E: 0	K: 0	S: 5	R: 0	H: 0	E: 0	K: 1	S: 7	R: 0	H: 0	E: 0	K: 1	S: 4	R: 0	H: 1	E: 0	K: 1	S: 9	R: 1	H: 2	E: 0	K: 0	S: 8	R: 0	H: 0	E: 0	K: 2	S: 10	1B: 5	2B: 0	3B: 0	HR: 0	SF: 0	SAC: 0	DP: 1	HBP: 0	WP: 1	PB: 0	SB: 1	CS: 1	PA: 35
--------------	------	------	------	-------	-------	------	------	------	------	------	------	------	------	------	-------	------	------	------	------	------	------	------	------	------	------	------	------	------	------	------	------	------	------	------	------	------	------	------	------	------	------	------	------	------	-------	-------	-------	-------	-------	-------	--------	-------	--------	-------	-------	-------	-------	--------

PITCHER	IP	WLS	BF	H	R	ER	SO	BB	IBB	HBP	BLK	WP	HR	S	P	ERA	WHIP
Jack Morris, R ERA: 7.19 (1, 1)	2.0		8	1	0	0	0	1	0	0	0	0	0	19	35	0.00	1.000
Al Leiter, L ERA: 4.46 (3, 1)	5.0	W	19	2	0	0	3	3	0	0	0	1	0	35	64	0.00	1.000
Tony Castillo, L ERA: 2.76 (8, 1)	0.0		2	2	1	1	0	0	0	0	0	0	0	6	11	∞	∞
Mark Eichhorn, R ERA: 2.78 (8, 1)	1.0		2	0	0	0	0	0	0	0	0	0	0	2	6	0.00	0.000
Duane Ward, R ERA: 2.06 (9, 1)	1.0	S	4	0	0	0	2	1	0	0	0	0	0	10	16	0.00	1.000

BOTTOM

Toronto Blue Jays @ Chicago White Sox
Comiskey Park, Chicago, IL
Wed Jul 21 1993, 8:05 PM EDT
Att: 30,900 - Unknown - 71 F

livebaseballscorecards.com

AB	30
R	1
H	5
RBI	0
BB	5
SO	5
LOB	16



Batter	1	2	3	4	5	6	7	8	9	AB R H RBI BB SO LOB	TOP											
Pat Listach, S OBP: 0.294, SLG: 0.285 (1, 6)	3-2 1B 2B	0-2 K		1-1 G1-3			3-2 1B 1B		1-3 K	5 2 2 0 0 2 4												
Robin Yount, R OBP: 0.337, SLG: 0.400 (1, 8) (8, 3)	0-1 2B 1B	0-1 G6-3				3-1 G6-3	2-2 1B 1B		1-3 K	5 0 2 1 0 1 3												
Darryl Hamilton, L OBP: 0.377, SLG: 0.387 (1, 9) (8, 8)	1-2 F7		0-2 G3-1 2B			1-2 FC5-4 1B	0-2 G6-3 1B		2-2 G6-3	5 0 3 1 0 0 2												
Greg Vaughn, R OBP: 0.375, SLG: 0.523 (1, 7)	0-0 1-3 2B		3-3 K			2-0 FC5-4 1-2f	2-1 G6-3 1-2f			4 0 1 0 0 1 4												
Kevin Reimer, L OBP: 0.303, SLG: 0.436 (1, 10)	2-0 P5		1-1 G3-1 2-3			0-0 F8		2-1 2B		4 0 1 0 0 0 4												
B.J. Surhoff, L OBP: 0.294, SLG: 0.311 (1, 5)	0-3 K		1-1 L4			1-2 G4-3		1-0 F7		4 0 0 0 0 1 4												
Dave Nilsson, L OBP: 0.276, SLG: 0.304 (1, 2)		0-2 1B 1B		1-0 1B		2-3 K		4-1 G6-4-3 BB		3 0 2 0 1 1 0												
John Jaha, R OBP: 0.306, SLG: 0.328 (1, 3)		0-1 FC5-4 1B		2-2 L9		1-3 K		2-0 G6-4-3 1-2f		3 0 1 0 0 1 1 0 0 0 0 0 0 0 1 0 0 0 0 0 2												
Tom Lampkin, L OBP: 0.287, SLG: 0.346 (8, PH)																						
Tom Brunansky, R OBP: 0.260, SLG: 0.290 (8, 9)																						
Bill Spiers, L OBP: 0.299, SLG: 0.300 (1, 4)		1-1 FC5-4 1-2f		0-0 P6			2-2 G3-1		0-1 1B	4 0 1 0 0 0 3												
Inning Stats	R: 1 E: 0 K: 1 S: 15	H: 3 LOB: 2 BB: 0 P: 21	R: 0 E: 0 K: 1 S: 12	H: 2 LOB: 2 BB: 0 P: 13	R: 0 E: 0 K: 1 S: 10	H: 1 LOB: 1 BB: 0 P: 15	R: 0 E: 0 K: 0 S: 7	H: 1 LOB: 1 BB: 0 P: 11	R: 0 E: 0 K: 2 S: 9	H: 0 LOB: 0 BB: 0 P: 13	R: 1 E: 0 K: 0 S: 20	H: 3 LOB: 1 BB: 0 P: 29	R: 0 E: 0 K: 0 S: 5	H: 1 LOB: 1 BB: 1 P: 14	R: 0 E: 0 K: 2 S: 12	H: 1 LOB: 1 BB: 0 P: 16	1B: 9 2B: 4 3B: 0 HR: 0	SF: 0 SAC: 0 DP: 2 HBP: 0	WP: 0 PB: 0 SB: 0 CS: 0	PA: 39		
PITCHER	IP WLS BF H R ER SO BB IBB HBP BLK WP HR S P ERA WHIP	IP WLS BF H R ER SO BB IBB HBP BLK WP HR S P ERA WHIP	IP WLS BF H R ER SO BB IBB HBP BLK WP HR S P ERA WHIP	IP WLS BF H R ER SO BB IBB HBP BLK WP HR S P ERA WHIP	IP WLS BF H R ER SO BB IBB HBP BLK WP HR S P ERA WHIP	IP WLS BF H R ER SO BB IBB HBP BLK WP HR S P ERA WHIP	IP WLS BF H R ER SO BB IBB HBP BLK WP HR S P ERA WHIP	IP WLS BF H R ER SO BB IBB HBP BLK WP HR S P ERA WHIP	IP WLS BF H R ER SO BB IBB HBP BLK WP HR S P ERA WHIP	IP WLS BF H R ER SO BB IBB HBP BLK WP HR S P ERA WHIP	IP WLS BF H R ER SO BB IBB HBP BLK WP HR S P ERA WHIP	IP WLS BF H R ER SO BB IBB HBP BLK WP HR S P ERA WHIP	IP WLS BF H R ER SO BB IBB HBP BLK WP HR S P ERA WHIP	IP WLS BF H R ER SO BB IBB HBP BLK WP HR S P ERA WHIP	IP WLS BF H R ER SO BB IBB HBP BLK WP HR S P ERA WHIP	IP WLS BF H R ER SO BB IBB HBP BLK WP HR S P ERA WHIP	IP WLS BF H R ER SO BB IBB HBP BLK WP HR S P ERA WHIP	IP WLS BF H R ER SO BB IBB HBP BLK WP HR S P ERA WHIP	IP WLS BF H R ER SO BB IBB HBP BLK WP HR S P ERA WHIP	IP WLS BF H R ER SO BB IBB HBP BLK WP HR S P ERA WHIP	IP WLS BF H R ER SO BB IBB HBP BLK WP HR S P ERA WHIP	
Jack McDowell, R ERA: 3.78 (1, 1)	7.1 W 34 12 2 2 5 1 0 0 0 0 0 84 126 2.46 1.773	0.2 L 1 0 0 0 0 0 0 0 0 0 0 1 3 0.00 0.000	1.0 L 4 1 0 0 2 0 0 0 0 0 0 12 16 0.00 1.000																			
Scott Radinsky, L ERA: 4.05 (8, 1)																						
Roberto Hernandez, R ERA: 2.2 (9, 1)																						

Milwaukee Brewers @ Chicago White Sox
Comiskey Park, Chicago, IL
Thu Jul 22 1993, 8:05 PM EDT
Att. 29,684 - Unknown - 71 F

AB	38
R	2
H	13
RBI	2
BB	1
SO	7
LOB	27



WP: 0	PA: 39
PB: 0	
SB: 0	
CS: 0	

Batter	1	2	3	4	5	6	7	8	9	AB R H RBI BB SO LOB	TOP																									
Pat Listach, S OBP: 0.294, SLG: 0.280 (1, 6)	4-2 BB	2-0 G4-3			1-0 G1-6-3			1-2 G6-3		3 0 0 0 1 0 2																										
Robin Yount, R OBP: 0.332, SLG: 0.394 (1, 8) (9, 3)	2-3 K		1-3 K		1-0 F9			2-1 L6		4 0 0 0 0 2 2																										
Darryl Hamilton, L OBP: 0.381, SLG: 0.390 (1, 9) (9, 8)	4-2 BB		2-2 L9			3-2 G4-6-3 1B			0-0 HR 1B	3 1 2 0 1 0 0																										
Greg Vaughn, R OBP: 0.373, SLG: 0.529 (1, 7)	3-2 F9		1-0 L7			0-0 P5			3-2 HR 1-H	4 1 1 2 0 0 3																										
Kevin Reimer, L OBP: 0.299, SLG: 0.430 (1, 10)	3-2 P4			3-1 G3-1		0-0 G4-6-3 1-2f			0-3 K	4 0 0 0 0 1 3																										
B.J. Surhoff, L OBP: 0.296, SLG: 0.314 (1, 5)		0-1 WP BB SF9 1B		0-1 G6-3			1-1 L8		0-0 CS 1B	4 1 2 0 0 0 0																										
Dave Nilsson, L OBP: 0.277, SLG: 0.297 (1, 2)		4-1 SF9 WP BB		2-2 G4-3			2-0 G4-3		1-0 F7	3 0 0 0 1 0 1																										
John Jaha, R OBP: 0.309, SLG: 0.332 (1, 3) Tom Lampkin, L OBP: 0.287, SLG: 0.346 (9, PH) Tom Brunansky, R OBP: 0.260, SLG: 0.290 (9, 9)		1-2 SF9			0-0 G1-6-3 1B		0-0 CS 1B		2-1 CS 1-2	2 0 2 1 0 0 0 0 0 0 0 0 0 0 0 0 0 0 0 0 0																										
Bill Spiers, L OBP: 0.296, SLG: 0.297 (1, 4)		2-1 B1			1-0 P6		3-1 CS 1-2	3-2 G3-1		3 0 0 0 0 0 2																										
Inning Stats	R: 0 E: 0 K: 1 S: 14	H: 0 LOB: 2 BB: 2 P: 30	R: 1 E: 0 K: 0 S: 10	H: 1 LOB: 1 BB: 1 P: 19	R: 0 E: 0 K: 1 S: 7	H: 0 LOB: 0 BB: 0 P: 11	R: 0 E: 0 K: 0 S: 9	H: 0 LOB: 0 BB: 0 P: 14	R: 0 E: 0 K: 0 S: 4	H: 1 LOB: 1 BB: 0 P: 7	R: 0 E: 0 K: 0 S: 6	H: 1 LOB: 0 BB: 0 P: 9	R: 0 E: 0 K: 0 S: 5	H: 1 LOB: 0 BB: 0 P: 11	R: 0 E: 0 K: 0 S: 8	H: 0 LOB: 0 BB: 0 P: 14	R: 2 E: 0 K: 1 S: 12	H: 3 LOB: 0 BB: 0 P: 17	1B: 6 2B: 0 3B: 0 HR: 1	SF: 1 SAC: 0 DP: 1 HBP: 0	WP: 1 PB: 0 SB: 1 CS: 2	PA: 36														
PITCHER	IP WLS BF H R ER SO BB IBB HBP BLK WP HR S P ERA WHIP																																			
Jason Bere, R ERA: 4.84 (1, 1)	7.0		26	4	1	1	2	3	0	0	0	1	0	55	101	1.29	1.000																			
Donn Pall, R ERA: 2.68 (8, 1)	1.0		3	0	0	0	0	0	0	0	0	0	0	8	14	0.00	0.000																			
Scott Radinsky, L ERA: 4.32 (9, 1)	0.0		1	1	1	1	0	0	0	0	0	0	0	1	1	∞	∞																			
Roberto Hernandez, R ERA: 2.35 (9, 1)	1.0	L	4	2	1	1	1	0	0	0	0	0	1	11	16	9.00	2.000																			

Milwaukee Brewers @ Chicago White Sox
Comiskey Park, Chicago, IL
Fri Jul 23 1993, 8:05 PM EDT
Att. 33,875 - Unknown - 76 F

AB	30
R	3
H	7
RBI	3
BB	3
SO	3
LOB	13



Batter	1	2	3	4	5	6	7	8	9	AB R H RBI BB SO LOB
Tim Raines, S OBP: 0.415, SLG: 0.550 (1, 7)	3-1 HR		1-0 1B		1-1 L7			1-0 G5-3		4 1 2 1 0 0 0
Joey Cora, S OBP: 0.368, SLG: 0.360 (1, 4)	1-1 G6-3		3-1 L6		1-0 F7			3-2 G6-3		4 0 0 0 0 0 1
Frank Thomas, R OBP: 0.415, SLG: 0.573 (1, 3)	1-0 HR		4-0 1B		0-2 G3-1			1-1 1B		3 1 2 1 1 0 0
Ellis Burks, R OBP: 0.362, SLG: 0.488 (1, 8) (7, 9)	2-1 G6-3		1-2 L6		1-0 G6-3			0-3 K		4 0 0 0 0 1 3
Robin Ventura, L OBP: 0.369, SLG: 0.420 (1, 5)	2-3 K		3-2 P5		2-1 F8			4-2 G1-3 BB		3 0 0 0 1 1 2
Bo Jackson, R OBP: 0.303, SLG: 0.409 (1, 10)		1-1 G6-3		1-1 F9		4-1 BB		0-0 G1-3		3 0 0 0 1 0 1
Steve Sax, R OBP: 0.246, SLG: 0.295 Lance Johnson, L OBP: 0.356, SLG: 0.397 (1, 9) (7, 8)		1-1 G6-3		1-0 G4-3		1-0 B5		4-1 G4-6-3 BB		2 0 0 0 0 0 0 1 0 0 0 1 0 1
Ron Karkovice, R OBP: 0.300, SLG: 0.459 Dan Pasqua, L OBP: 0.301, SLG: 0.294 (1, 2) (9, PH)		4-2 BB		0-0 F9		3-3 K		2-1 G4-6-3		2 0 0 0 1 1 1 1 0 0 0 0 0 2
Craig Grebeck, R OBP: 0.325, SLG: 0.253 (1, 6)		1-0 F8		3-2 G4-3		0-0 F7				3 0 0 0 0 0 2


Inning Stats	R: 2 E: 0 K: 1 S: 10	H: 2 LOB: 0 BB: 0 P: 19	R: 0 E: 0 K: 0 S: 7	H: 0 LOB: 1 BB: 1 P: 14	R: 0 E: 0 K: 0 S: 10	H: 1 LOB: 2 BB: 1 P: 22	R: 0 E: 0 K: 0 S: 4	H: 0 LOB: 0 BB: 0 P: 6	R: 0 E: 0 K: 0 S: 13	H: 0 LOB: 0 BB: 0 P: 18	R: 0 E: 0 K: 0 S: 6	H: 0 LOB: 0 BB: 0 P: 9	R: 0 E: 0 K: 1 S: 6	H: 0 LOB: 1 BB: 1 P: 14	R: 0 E: 0 K: 1 S: 9	H: 1 LOB: 1 BB: 0 P: 14	R: 0 E: 0 K: 0 S: 6	H: 0 LOB: 1 BB: 2 P: 16	1B: 2 2B: 0 3B: 0 HR: 2	SF: 0 SAC: 0 DP: 1 HBP: 0
--------------	-------------------------------	----------------------------------	------------------------------	----------------------------------	-------------------------------	----------------------------------	------------------------------	---------------------------------	-------------------------------	----------------------------------	------------------------------	---------------------------------	------------------------------	----------------------------------	------------------------------	----------------------------------	------------------------------	----------------------------------	----------------------------------	------------------------------------

BOTTOM

Milwaukee Brewers @ Chicago White Sox
Comiskey Park, Chicago, IL

Fri Jul 23 1993, 8:05 PM EDT
Att: 33,875 - Unknown - 76 F

AB	30
R	2
H	4
RBI	2
BB	5
SO	3
LOB	13



PITCHER	IP	WLS	BF	H	R	ER	SO	BB	IBB	HBP	BLK	WP	HR	S	P	ERA	WHIP
Angel Miranda, L ERA: 2.88 (1, 1)	7.0		27	3	2	2	2	2	1	0	0	0	2	56	102	2.57	0.714
Jesse Orosco, L ERA: 4.78 (8, 1)	1.0	W	5	1	0	0	1	1	0	0	0	0	0	11	20	0.00	2.000
Doug Henry, R ERA: 4.82 (9, 1)	1.0	S	3	0	0	0	0	1	0	0	0	0	0	4	10	0.00	1.000

Batter	1	2	3	4	5	6	7	8	9	AB R H RBI BB SO LOB	TOP																
Pat Listach, S OBP: 0.291, SLG: 0.278 (1, 6)	0-3 K			0-1 B1-3	0-0 G1-3		1-0 G4-3 1B 1-2 2-3 3-H 1B		1-2 P8	5 0 1 1 0 1 2	<p>Milwaukee Brewers @ Chicago White Sox</p> <p>Comiskey Park, Chicago, IL</p> <p>Sat Jul 24 1993, 8:05 PM EDT</p> <p>Att: 42,175 - Unknown</p> <p>livebaseballscorecards.com</p>																
Robin Yount, R OBP: 0.330, SLG: 0.390 (1, 8)	1-1 F7			2-1 L7		0-0 L8	1-2 P8		1-1 2B 1B	5 0 1 0 0 0 3																	
Darryl Hamilton, L OBP: 0.382, SLG: 0.390 (1, 9)	1-1 L7			0-1 P7		1-1 FC4-6 1B	1-0 G4-3 1B		2-1 L9	5 0 2 1 0 0 1																	
Greg Vaughn, R OBP: 0.371, SLG: 0.527 (1, 7)		1-1 L7			0-0 P5	1-0 FC4-6 BB	2-1 G4-3		1-0 2B	5 0 1 1 0 0 3																	
Kevin Reimer, L OBP: 0.301, SLG: 0.428 (1, 10)		0-3 K			1-1 2B 1B	4-2 BB	0-1 F9		3-3 K	4 1 1 0 1 2 4																	
B.J. Surhoff, L OBP: 0.299, SLG: 0.319 (1, 5)		0-1 F8			2-2 1B 2B	0-0 G3		1-0 SH1-3 1B		4 1 2 0 0 0 2																	
Dave Nilsson, L OBP: 0.286, SLG: 0.300 (1, 2) (8, 3)			3-1 G4-3		2-1 WP 1B		4-2 1B BB BB	0-0 SH1-3		2 1 1 2 1 0 0																	
John Jaha, R OBP: 0.313, SLG: 0.331 (1, 3)			2-3 K		4-1 BB		4-0 1B 1B BB	1-3 K2-3		1 1 0 0 2 1 0																	
Tom Lampkin, L OBP: 0.284, SLG: 0.341 (8, 2)					1-2 BB		1-2 1B BB			1 0 0 0 0 1 1																	
Bill Spiers, L OBP: 0.295, SLG: 0.296 (1, 4)			3-1 G1-3		2-3 K		1-1 1B 1B G4-3 1B	2-2 G6-3		4 1 1 0 0 1 3																	
Inning Stats	R: 0 E: 0 K: 1 S: 7	H: 0 LOB: 0 BB: 0 P: 9	R: 0 E: 0 K: 1 S: 7	H: 0 LOB: 0 BB: 0 P: 8	R: 0 E: 0 K: 1 S: 7	H: 0 LOB: 0 BB: 0 P: 15	R: 0 E: 0 K: 0 S: 6	H: 0 LOB: 0 BB: 0 P: 8	R: 2 E: 0 K: 1 S: 16	H: 3 LOB: 2 BB: 1 P: 27	R: 0 E: 0 K: 0 S: 8	H: 1 LOB: 2 BB: 1 P: 14	R: 3 E: 0 K: 0 S: 16	H: 3 LOB: 2 BB: 2 P: 30	R: 0 E: 0 K: 1 S: 8	H: 1 LOB: 1 BB: 0 P: 12	R: 0 E: 0 K: 1 S: 12	H: 2 LOB: 2 BB: 0 P: 20	1B: 8 2B: 2 3B: 0 HR: 0	SF: 0 SAC: 1 DP: 0 HBP: 0	WP: 1 PB: 0 SB: 0 CS: 0	PA: 41					
PITCHER	IP WLS BF H R ER SO BB IBB HBP BLK WP HR S P ERA WHIP																										
Rodney Bolton, R ERA: 7.45 (1, 1)	5.2		22	4	2	2	4	1	0	0	0	1	0	47	73	3.18	0.882										
Jeff Schwarz, R ERA: 3.41 (6, 1)	0.1		4	0	2	2	0	3	0	0	0	0	0	6	18	54.00	9.000										
Donn Pall, R ERA: 2.72 (7, 1)	2.2		14	6	1	1	1	0	0	0	0	0	0	30	45	3.38	2.250										
Scott Radinsky, L ERA: 4.28 (9, 1)	0.1	W	1	0	0	0	1	0	0	0	0	0	0	4	7	0.00	0.000										

AB	36
R	5
H	10
RBI	5
BB	4
SO	6
LOB	19



BOTTOM

Milwaukee Brewers @ Chicago White Sox
Comiskey Park, Chicago, IL

livebaseballscorecards.com

AB 39
R 6
H 14
RBI 5
BB 3
SO 0
LOB 18



WP: 0 PA: 42
PB: 0
SB: 1
CS: 0

ERA WHIP

AB R H RBI BB SO LOB

5 0 0 0 0 0 1

4 0 0 0 1 0 0

4 2 2 0 1 0 1

4 0 1 0 1 0 4

5 0 2 1 0 0 5

5 2 4 1 0 0 1

4 0 2 0 0 0 3

4 1 1 1 0 0 2

4 1 2 2 0 0 1

1B: 11 SF: 0
2B: 3 SAC: 0
3B: 0 DP: 2
HR: 1 HBP: 0

Batter	1	2	3	4	5	6	7	8	9
Tim Raines, S OBP: 0.406, SLG: 0.536 (1, 7)	0-0 G4-3		0-0 F7		1-0 G3	0-0 FC6-4		2-1 F8	
Joey Cora, S OBP: 0.365, SLG: 0.356 (1, 4)	1-0 E4 1B		1-2 P4		4-1 BB BB		1-2 F9		1-1 B5-3
Frank Thomas, R OBP: 0.418, SLG: 0.572 (1, 3)	2-0 L8		0-0 F8		4-2 FC5-4 BB		0-0 S 2B 1B		1-0 1B 1B
Robin Ventura, L OBP: 0.369, SLG: 0.418 (1, 5)	2-2 1-3 1B			4-1 L4 BB	2-2 P9		2-0 F8		0-0 P6
Ellis Burks, R OBP: 0.363, SLG: 0.490 (1, 9)	1-0 L9			0-0 L4 1-1	1-0 FC5-4 1-2f		3-2 E 2B		2-2 1B 1B
Bo Jackson, R OBP: 0.317, SLG: 0.427 (1, 10)		3-2 1B FC6-4 2B		0-0 FC6 1B		0-1 E 1B		1-1 E6	
Lance Johnson, L OBP: 0.358, SLG: 0.398 (1, 8)		0-0 FC6-4 2-3 1B		1-0 FC6 1-2f		0-0 G6-3 1B		1-1 F7	
Ron Karkovice, R OBP: 0.300, SLG: 0.455 (1, 2)		1-2 FC6-4 1-2f 3-H			1-1 HR 1B	2-0 G6-3 1-2 2-H		0-1 P2	
Ozzie Guillen, L OBP: 0.293, SLG: 0.375 (1, 6)		0-0 G6-4-3 1-2f			0-1 HR	0-1 FC6-4 1B		1-1 L7	

Inning Stats	R: 0	H: 1	E: 1	LOB: 2	K: 0	BB: 0	S: 7	R: 1	H: 2	E: 0	LOB: 0	K: 0	BB: 0	S: 10	R: 0	H: 0	E: 0	LOB: 0	K: 0	BB: 0	S: 5	R: 0	H: 1	E: 0	LOB: 1	K: 0	BB: 1	S: 4	R: 2	H: 2	E: 0	LOB: 2	K: 0	BB: 2	S: 12	R: 1	H: 3	E: 1	LOB: 1	K: 0	BB: 0	S: 7	R: 1	H: 2	E: 1	LOB: 2	K: 0	BB: 0	S: 12	R: 0	H: 0	E: 0	LOB: 0	K: 0	BB: 0	S: 6	R: 1	H: 3	E: 0	LOB: 2	K: 0	BB: 0	S: 8	R: 1	H: 3	E: 0	LOB: 2	K: 0	BB: 0	S: 12	1B: 11	SF: 0	2B: 3	SAC: 0	3B: 0	DP: 2	HR: 1	HBP: 0
--------------	------	------	------	--------	------	-------	------	------	------	------	--------	------	-------	-------	------	------	------	--------	------	-------	------	------	------	------	--------	------	-------	------	------	------	------	--------	------	-------	-------	------	------	------	--------	------	-------	------	------	------	------	--------	------	-------	-------	------	------	------	--------	------	-------	------	------	------	------	--------	------	-------	------	------	------	------	--------	------	-------	-------	--------	-------	-------	--------	-------	-------	-------	--------

PITCHER	IP	WLS	BF	H	R	ER	SO	BB	IBB	HBP	BLK	WP	HR	S	P	ERA	WHIP
Ricky Bones, R ERA: 4.42 (1, 1)	6.2		32	11	5	5	0	3	0	0	0	0	1	53	90	6.75	2.100
Carlos Maldonado, R ERA: 6.0 (7, 1)	0.0		1	0	0	0	0	0	0	0	0	0	0	2	3	∞	∞
Graeme Lloyd, L ERA: 2.31 (7, 1)	1.2		5	0	0	0	0	0	0	0	0	0	0	10	15	0.00	0.000
Mike Fetters, R ERA: 3.96 (9, 1)	0.1	L	4	3	1	1	0	0	0	0	0	0	0	6	9	27.00	9.000

Batter	1	2	3	4	5	6	7	8	9	AB R H RBI BB SO LOB	TOP									
Pat Listach, S OBP: 0.289, SLG: 0.272 (1, 6)	2-2 L1		2-3 K		4-2 G3-1 BB	0-3 K		3-1 CS	1-0 G4-3	4 0 0 0 1 2 0										
Darryl Hamilton, L OBP: 0.379, SLG: 0.397 (1, 8)	2-2 G6-3		1-3 K		2-2 G3-1 1 SAFE		1-0 HR		2-1 P6	5 1 1 1 0 1 1										
B.J. Surhoff, L OBP: 0.300, SLG: 0.325 (1, 5)	0-2 E 3B		4-2 FC6-4 BB		0-1 F9		3-1 L8		1-0 G4-3	4 1 1 0 1 0 1										
Greg Vaughn, R OBP: 0.370, SLG: 0.530 (1, 7)	2-1 E5		1-0 FC6-4 1-2f			2-1 1B 3B	0-0 F9			4 1 1 0 0 0 1										
Dave Nilsson, L OBP: 0.285, SLG: 0.298 (1, 10)	3-3 K			0-2 L7		0-1 HR 1B	0-1 G4-3			4 1 1 1 0 1 1										
Tom Lampkin, L OBP: 0.293, SLG: 0.376 (1, 2)		1-1 F9		0-3 K FC5-4		0-1 HR 1B		4-0 G5-3 1B BB		3 2 1 2 1 1 0										
Tom Brunansky, R OBP: 0.260, SLG: 0.305 (1, 9)		1-3 K		1-3 K		3-2 HR		0-2 G5-3		4 1 1 1 0 2 2										
John Jaha, R OBP: 0.315, SLG: 0.333 (1, 3)		0-0 1B		2-1 FC5-4 1-2f		0-3 K		0-1 CS 1B		4 0 2 1 0 1 1										
Juan Bell, R OBP: 0.317, SLG: 0.349 (1, 4)		1-3 K			0-2 G4-3	1-3 K		3-2 CS 1B		4 0 1 0 0 2 1										
Inning Stats	R: 1 E: 1 K: 1 S: 20	H: 1 LOB: 1 BB: 0 P: 29	R: 0 E: 0 K: 2 S: 9	H: 1 LOB: 1 BB: 0 P: 12	R: 0 E: 0 K: 2 S: 10	H: 0 LOB: 1 BB: 0 P: 18	R: 0 E: 0 K: 2 S: 11	H: 0 LOB: 1 BB: 0 P: 14	R: 0 E: 0 K: 3 S: 22	H: 0 LOB: 1 BB: 1 P: 28	R: 1 E: 0 K: 0 S: 6	H: 1 LOB: 0 BB: 0 P: 10	R: 1 E: 0 K: 0 S: 10	H: 2 LOB: 0 BB: 1 P: 20	R: 0 E: 0 K: 0 S: 4	H: 0 LOB: 0 BB: 0 P: 8	1B: 4 2B: 0 3B: 2 HR: 3	SF: 0 SAC: 0 DP: 0 HBP: 0	WP: 1 PB: 0 SB: 0 CS: 2	PA: 40
PITCHER Alex Fernandez, R ERA: 2.92 (1, 1)	IP: 5.0 WLS: L BF: 25 H: 6 R: 5 ER: 4 SO: 7 BB: 2 IBB: 0 HBP: 0 BLK: 0 WP: 1 HR: 2 S: 75 P: 109 ERA: 7.20 WHIP: 1.600																			
Bobby Thigpen, R ERA: 4.2 (6, 1)	IP: 3.0 WLS: BF: 11 H: 3 R: 2 ER: 2 SO: 3 BB: 1 IBB: 0 HBP: 0 BLK: 0 WP: 0 HR: 1 S: 25 P: 40 ERA: 6.00 WHIP: 1.333																			
Kirk McCaskill, R ERA: 6.88 (9, 1)	IP: 1.0 WLS: BF: 3 H: 0 R: 0 ER: 0 SO: 0 BB: 0 IBB: 0 HBP: 0 BLK: 0 WP: 0 HR: 0 S: 4 P: 8 ERA: 0.00 WHIP: 0.000																			

Milwaukee Brewers @ Chicago White Sox
Comiskey Park, Chicago, IL
Sun Jul 25 1993, 4:33 AM EDT
Att. 38,324 - Sunny - 80 F

AB	36
R	7
H	9
RBI	6
BB	3
SO	10
LOB	8



PITCHER	IP	WLS	BF	H	R	ER	SO	BB	IBB	HBP	BLK	WP	HR	S	P	ERA	WHIP
Alex Fernandez, R	5.0	L	25	6	5	4	7	2	0	0	0	1	2	75	109	7.20	1.600
Bobby Thigpen, R	3.0		11	3	2	2	3	1	0	0	0	0	1	25	40	6.00	1.333
Kirk McCaskill, R	1.0		3	0	0	0	0	0	0	0	0	0	0	4	8	0.00	0.000

Batter	1	2	3	4	5	6	7	8	9	AB R H RBI BB SO LOB	TOP																									
Kenny Lofton, L (1, 8) OBP: 0.392, SLG: 0.409	3-2 FC4 1B		4-1 SH2-3 BB	2-3 K			0-0 FC4-6 BB 1-2f		2-3 K	4 1 1 0 1 2 2																										
Wayne Kirby, L (1, 9) OBP: 0.347, SLG: 0.410	1-2 FC4 1B 1-2f		4-1 PB SH2-3 BB 1-2			4-2 PO BB		4-0 FC5-4 BB 1-2		1 1 0 0 3 0 1																										
Carlos Baerga, S (1, 4) OBP: 0.341, SLG: 0.508	0-2 1B 1-3 1B		0-1 SH2-3			0-1 F7		2-1 FC5-4 1-2f		3 0 1 1 0 0 3																										
Albert Belle, R (1, 7) OBP: 0.388, SLG: 0.615	1-2 1B 1-3 3-H 1B		4-2 S BB 2-3			1-2 F8		1-3 K		3 0 1 1 1 1 1																										
Carlos Martinez, R (1, 3) OBP: 0.313, SLG: 0.364 Paul Sorrento, L (8, PH) OBP: 0.321, SLG: 0.444 (8, 3)	1-3 K		1-1 L6			1-2 PO 1-2	1-2 F9	3-3 K		3 0 0 0 0 1 3 1 0 0 0 0 1 0																										
Glenallen Hill, R (1, 10) OBP: 0.265, SLG: 0.400			2-3 K			0-0 F8		2-3 K		3 0 0 0 1 2 2																										
Alvaro Espinoza, R (1, 5) OBP: 0.320, SLG: 0.393 Jeff Treadway, L (9, PH) OBP: 0.348, SLG: 0.394			1-1 G5-3 1-2			4-0 G4-3 1B BB	0-1 F8		1-2 HR	2 0 0 0 1 0 1 1 1 1 1 0 0 0																										
Felix Fermin, R (1, 6) OBP: 0.313, SLG: 0.307			2-2 FC1-5 WP 1B			1-1 G4-3 1B 1-2	0-1 F8		1-1 G6-3	4 0 2 0 0 0 0																										
Junior Ortiz, R (1, 2) OBP: 0.266, SLG: 0.287 Reggie Jefferson, S (9, PH) OBP: 0.291, SLG: 0.362			3-2 FC1-5 1-3			0-2 G4-3 1-2f 2-3	1-2 E8 FC4-6		0-1 F7	3 0 0 0 0 0 3 1 0 0 0 0 0 0																										
Inning Stats	R: 1 E: 0 K: 1 S: 16	H: 3 LOB: 1 BB: 0 P: 22	R: 0 E: 0 K: 0 S: 14	H: 1 LOB: 1 BB: 1 P: 24	R: 1 E: 0 K: 1 S: 12	H: 0 LOB: 2 BB: 3 P: 27	R: 0 E: 0 K: 1 S: 9	H: 1 LOB: 1 BB: 1 P: 16	R: 0 E: 0 K: 0 S: 10	H: 0 LOB: 0 BB: 1 P: 16	R: 0 E: 1 K: 0 S: 10	H: 0 LOB: 2 BB: 1 P: 17	R: 0 E: 0 K: 3 S: 9	H: 0 LOB: 0 BB: 0 P: 15	R: 1 E: 0 K: 1 S: 12	H: 1 LOB: 0 BB: 0 P: 16	1B: 5 2B: 0 3B: 0 HR: 1	SF: 0 SAC: 1 DP: 1 HBP: 0	WP: 1 PB: 1 SB: 1 CS: 1	PA: 38																
PITCHER	IP WLS BF H R ER SO BB IBB HBP BLK WP HR S P ERA WHIP																																			
Wilson Alvarez, L (1, 1) ERA: 3.25	7.0		30	5	2	2	3	7	0	0	0	1	0	78	130	2.57	1.714																			
Jeff Schwarz, R (8, 1) ERA: 3.32	1.0	W	3	0	0	0	3	0	0	0	0	0	0	9	15	0.00	0.000																			
Roberto Hernandez, R (9, 1) ERA: 2.49	1.0	S	4	1	1	1	1	0	0	0	0	0	1	12	16	9.00	1.000																			

Cleveland Indians @ Chicago White Sox
Comiskey Park, Chicago, IL
Mon Jul 26 1993, 8:05 PM EDT
Att. 32,431 - Unknown - 85 F

livebaseballscorecards.com

AB	29
R	3
H	6
RBI	3
BB	7
SO	7
LOB	16



Batter	1	2	3	4	5	6	7	8	9
Tim Raines, S (1, 7) OBP: 0.401, SLG: 0.539 	3-2 F8 ① 		3-2 L1-3 ③ 			3-2 HR 		1-1 FC4-6 ① 1B 1-2f 	
Joey Cora, S (1, 4) OBP: 0.361, SLG: 0.349 	3-2 G4-3 ② 			2-2 F7 ① 		1-0 L9 ① 		4-0 1B 1B BB 1-2 	
Frank Thomas, R (1, 3) OBP: 0.419, SLG: 0.580 	1-0 L6 ③ 			4-1 BB 		2-2 G4-3 ② 		1-0 1B 1B 1B 1-2 2-H 	
Robin Ventura, L (1, 5) OBP: 0.370, SLG: 0.424 		2-2 P7 ① 		1-1 P6 ② 		2-2 G4-3 ③ 		3-2 BB 1B FC4-2 1B 1-3 2-H 	
Matt Merullo, L (1, 10) Bo Jackson, R (8, PH) OBP: 0.319, SLG: 0.426 		1-1 F9 ② 		0-0 G6-3 ③ 			1-0 F7 ① 	0-2 FC4-2 BB 1B 1-2 3-H 	
Dan Pasqua, L (1, 9) Ellis Burks, R (8, PR) OBP: 0.359, SLG: 0.484 (9, 9) 		0-1 G4-3 ③ 			2-2 K ① 		2-2 G1-4-3 1B 	4-1 FC4-2 BB 1-2 2-3 	
Lance Johnson, L (1, 8) OBP: 0.350, SLG: 0.389 			1-1 F8 ① 		0-0 G4-3 ② 		0-0 G1-4-3 ② 	0-2 FC4-2 ② BB 1-2 2-3 3-Hf 	
Michael LaValiere, L (1, 2) OBP: 0.328, SLG: 0.327 			1-2 L6 ② 		4-1 BB 		3-2 F8 ③ 	0-1 G3-1 ③ 	
Ozzie Guillen, L (1, 6) OBP: 0.299, SLG: 0.384 			1-2 		0-3 K ③ 			4-0 FC4-8 BB 	

Inning Stats	R: 0	H: 0	E: 0	K: 0	S: 8	R: 0	H: 0	E: 0	K: 0	S: 7	R: 0	H: 1	E: 0	K: 0	S: 12	R: 0	H: 0	E: 0	K: 0	S: 7	R: 0	H: 0	E: 0	K: 2	S: 8	R: 1	H: 1	E: 0	K: 0	S: 13	R: 0	H: 1	E: 0	K: 0	S: 9	R: 3	H: 3	E: 0	K: 0	S: 15	
	0	0	0	0	15	0	0	0	0	7	0	1	0	0	18	0	0	0	1	7	0	0	0	1	0	1	0	1	0	0	13	0	1	0	0	15	3	3	0	0	32

AB	R	H	RBI	BB	SO	LOB
4	2	1	1	0	0	2
3	1	0	0	1	0	0
3	1	1	1	1	0	0
4	0	1	1	0	0	1
3	0	0	0	0	0	1
1	0	1	1	0	0	0
3	0	1	0	1	1	0
0	0	0	0	0	0	0
4	0	0	0	0	0	4
3	0	0	0	1	0	4
2	0	1	0	1	1	1

WP	PA	ERA	WHIP
0	35	1.69	0.750
0	0	13.50	2.000
0	0	∞	∞
0	0	0.00	3.000

PITCHER	IP	WLS	BF	H	R	ER	SO	BB	IBB	HBP	BLK	WP	HR	S	P	ERA	WHIP
Tom Kramer, R (1, 1) ERA: 3.57	5.1		20	2	1	1	2	2	0	0	0	0	1	48	81	1.69	0.750
Jerry Dipoto, R (6, 1) ERA: 4.32	2.0	L	10	2	3	3	0	2	0	0	0	0	0	19	39	13.50	2.000
Derek Lilliquist, L (8, 1) ERA: 1.24	0.0		1	1	0	0	0	0	0	0	0	0	0	3	6	∞	∞
Eric Plunk, R (8, 1) ERA: 2.81	0.2		4	1	0	0	0	1	0	0	0	0	0	9	13	0.00	3.000

BOTTOM

Cleveland Indians @ Chicago White Sox
 Comiskey Park, Chicago, IL
 Mon Jul 26 1993, 8:05 PM EDT
 Att: 32,431 - Unknown - 85 F

livebaseballscorecards.com

AB	30
R	4
H	6
RBI	4
BB	5
SO	2
LOB	13



Batter	1	2	3	4	5	6	7	8	9	AB R H RBI BB SO LOB	TOP	
Kenny Lofton, L (1, 8) OBP: 0.395, SLG: 0.410	1-1 G6-3		3-2 G1-3 1B		0-0 F8		4-2 BB		0-0 1B	4 0 2 1 1 0 0		
Wayne Kirby, L (1, 9) OBP: 0.340, SLG: 0.405	0-1 G1-3		1-1 G1-3			3-1 P4	1-1 G3		0-1 SF9	4 0 0 1 0 0 3		
Carlos Baerga, S (1, 4) Jeff Treadway, L (7, 4) OBP: 0.354, SLG: 0.406	2-0 F7		3-3 K			1-1 G6-3		0-1 BB 1B	3-1 L9	3 0 0 0 0 1 2 2 0 1 0 0 0 1		
Albert Belle, R (1, 7) Thomas Howard, S (8, PH) OBP: 0.284, SLG: 0.315		2-1 HR			2-2 1B	0-0 BB 1B		4-2 BB	0-0 G4-3	3 1 3 1 0 0 0 1 0 0 0 1 0 1		
Paul Sorrento, L (1, 3) OBP: 0.319, SLG: 0.437		1-3 K			3-2 F8	4-0 BB		1-3 K		3 0 0 0 1 2 3		
Carlos Martinez, R (1, 10) OBP: 0.307, SLG: 0.356		2-2 G6-3			1-3 K	0-1 G5-3		1-2 F9		4 0 0 0 0 1 5		
Alvaro Espinoza, R (1, 5) OBP: 0.318, SLG: 0.396		2-3 K			1-3 K		1-1 G6-3 G1-3 2B		K	4 1 1 0 0 3 3		
Felix Fermin, R (1, 6) OBP: 0.313, SLG: 0.307			0-1 G4-3			1-1 G3-1		2-0 G6-3	1-1 2B 1B 1B	4 1 1 0 0 0 1		
Jesse Levis, L (1, 2) OBP: 0.167, SLG: 0.190			2-1 G1-3 1B		2-3 K		2-1 G1-3		0-2 1B SF9 2B	4 1 2 1 0 1 0		
Inning Stats	R: 0 E: 0 K: 0 S: 5 H: 0 LOB: 0 BB: 0 P: 8	R: 1 E: 0 K: 2 S: 12 H: 1 LOB: 0 BB: 0 P: 19	R: 0 E: 0 K: 1 S: 13 H: 2 LOB: 2 BB: 0 P: 22	R: 0 E: 0 K: 2 S: 12 H: 1 LOB: 1 BB: 0 P: 19	R: 0 E: 0 K: 1 S: 6 H: 0 LOB: 0 BB: 0 P: 9	R: 0 E: 0 K: 0 S: 7 H: 1 LOB: 2 BB: 1 P: 15	R: 1 E: 0 K: 0 S: 9 H: 1 LOB: 1 BB: 1 P: 19	R: 0 E: 0 K: 2 S: 16 H: 1 LOB: 2 BB: 1 P: 22	R: 2 E: 0 K: 0 S: 11 H: 3 LOB: 1 BB: 0 P: 15	1B: 7 2B: 2 3B: 0 HR: 1 SF: 1 SAC: 0 DP: 0 HBP: 0	WP: 0 PB: 0 SB: 0 CS: 0 PA: 40	
PITCHER	IP WLS BF H R ER SO BB IBB HBP BLK WP HR S P ERA WHIP											
Jason Bere, R (1, 1) ERA: 4.61	7.0 W 29 6 2 2 6 2 0 0 0 0 0 1 64 111 2.57 1.143											
Kirk McCaskill, R (8, 1) ERA: 6.78	1.0 5 1 0 0 2 1 0 0 0 0 0 0 16 22 0.00 2.000											
Bobby Thigpen, R (9, 1) ERA: 4.65	1.0 6 3 2 2 0 0 0 0 0 0 0 0 11 15 18.00 3.000											

Cleveland Indians @ Chicago White Sox
Comiskey Park, Chicago, IL
 Wed Jul 28 1993, 4:33 AM EDT
 Att. 30,786 - Sunny - 84 F

livebaseballscorecards.com

AB	36
R	4
H	10
RBI	4
BB	3
SO	8
LOB	19



Batter	1	2	3	4	5	6	7	8	9
Tim Raines, S (1, 7) OBP: 0.405, SLG: 0.536 BB: 1, F: 1, C: 1, S: 1, X: 1	3-1 1B S HR 1B	4-1 BB BB 1B BB	3-1 F8		4-0 FC6-4 BB		0-0 F9		
Joey Cora, S (1, 4) OBP: 0.364, SLG: 0.347 BB: 1, F: 1, C: 1, S: 1, X: 1	4-2 1B HR BB	4-2 SAFE 1B HR BB		4-1 BB BB BB	1-1 FC6-4 1-2f			2-2 G5-3	
Frank Thomas, R (1, 3) OBP: 0.428, SLG: 0.602 Dan Pasqua, L (8, PH) OBP: 0.305, SLG: 0.292 (9, 3)	1-0 HR 1B	4-2 1B HR BB		4-2 BB BB		1-0 G6-3		0-3 K	
Robin Ventura, L (1, 5) OBP: 0.369, SLG: 0.429 X	0-0 HR 1-H 2-H 3-H	1-3 K		1-3 K		1-3 K		0-0 L4	
Ellis Burks, R (1, 9) OBP: 0.362, SLG: 0.490 X	1-0 F8	2-2 HR 1B 1-2 2-H 3-H		4-1 FC6-4 BB 1-2 2-3		4-0 BB			
Bo Jackson, R (1, 10) OBP: 0.316, SLG: 0.435 C: 1, S: 1, F: 1, S: 1, X: 1	1-3 K	2-1 HR 1-H 2-H		1-3 K		0-3 K			
Lance Johnson, L (1, 8) OBP: 0.351, SLG: 0.386 C: 1, S: 1, F: 1, S: 1, X: 1	4-1 S BB	0-1 G3-1		0-0 FC6-4 1-2f			1-2 L3		
Ron Karkovice, R (1, 2) OBP: 0.297, SLG: 0.444 F: 1, S: 1, F: 1, S: 1, X: 1	1-2 F7		1-3 K		0-0 G6-3		0-0 1B		
Ozzie Guillen, L (1, 6) OBP: 0.291, SLG: 0.374 C: 1, S: 1, F: 1, S: 1, X: 1		1-2 G6-3	0-0 G6-3		0-3 K		1-2 P4		

Inning Stats	R: 4	H: 3	E: 0	K: 1	S: 16	LOB: 3	BB: 1	P: 31	R: 5	H: 2	E: 0	K: 1	S: 18	LOB: 0	BB: 3	P: 36	R: 0	H: 0	E: 0	K: 1	S: 7	LOB: 0	BB: 0	P: 11	R: 0	H: 0	E: 0	K: 2	S: 11	LOB: 3	BB: 3	P: 25	R: 0	H: 0	E: 0	K: 1	S: 6	LOB: 1	BB: 1	P: 11	R: 0	H: 0	E: 0	K: 2	S: 9	LOB: 1	BB: 1	P: 15	R: 0	H: 1	E: 0	K: 0	S: 12	LOB: 1	BB: 0	P: 14	R: 0	H: 0	E: 0	K: 1	S: 8	LOB: 0	BB: 0	P: 10
--------------	------	------	------	------	-------	--------	-------	-------	------	------	------	------	-------	--------	-------	-------	------	------	------	------	------	--------	-------	-------	------	------	------	------	-------	--------	-------	-------	------	------	------	------	------	--------	-------	-------	------	------	------	------	------	--------	-------	-------	------	------	------	------	-------	--------	-------	-------	------	------	------	------	------	--------	-------	-------

PITCHER	IP	WLS	BF	H	R	ER	SO	BB	IBB	HBP	BLK	WP	HR	S	P	ERA	WHIP
Albie Lopez, R (1, 1) ERA: 6.43	1.2	L	15	5	9	9	2	5	0	0	0	0	2	32	65	48.60	6.000
Matt Young, L (2, 1) ERA: 5.17	4.1		18	0	0	0	6	5	0	0	0	0	0	35	64	0.00	1.154
Bill Wertz, R (7, 1) ERA: 4.58	2.0		7	1	0	0	1	0	0	0	0	0	0	20	24	0.00	0.500

BOTTOM

Cleveland Indians @ Chicago White Sox
 Comiskey Park, Chicago, IL
 Wed Jul 28 1993, 4:33 AM EDT
 Att: 30,786 - Sunny - 84 F

AB	R	H	RBI	BB	SO	LOB
3	2	1	0	2	0	1
2	2	0	0	3	0	1
2	2	1	0	2	0	0
1	0	0	0	0	1	0
5	1	1	4	0	3	5
2	1	1	2	2	0	0
4	1	1	3	0	3	4
3	0	0	0	1	0	3
4	0	1	0	0	1	1
4	0	0	0	0	1	1

AB	30
R	9
H	6
RBI	9
BB	10
SO	9
LOB	16



WP	PA
0	40

PITCHER	IP	WLS	BF	H	R	ER	SO	BB	IBB	HBP	BLK	WP	HR	S	P	ERA	WHIP
---------	----	-----	----	---	---	----	----	----	-----	-----	-----	----	----	---	---	-----	------

BOTTOM

Chicago White Sox @ Seattle Mariners
The Kingdome, Seattle, WA
Fri Jul 30 1993, 6:33 AM EDT
Att. 33,730 - Dome

livebaseballscorecards.com

AB 36
R 4
H 7
RBI 4
BB 2
SO 6
LOB 13



WP: 0 PA: 40
PB: 0
SB: 0
CS: 1

AB R H RBI BB SO LOB

4 0 0 0 0 0 2

0 0 0 0 0 0 0
4 0 1 1 0 2 1

5 0 0 0 0 2 2

4 0 0 0 1 2 2

4 1 2 1 0 0 1

4 0 0 0 0 0 2

2 1 1 0 1 0 1
1 0 0 0 0 0 0

4 1 1 2 0 0 1

4 1 2 0 0 0 1

1B: 2 SF: 0
2B: 3 SAC: 1
3B: 0 DP: 0
HR: 2 HBP: 1

Batter	1	2	3	4	5	6	7	8	9	10
Omar Vizquel, S OBP: 0.353, SLG: 0.334 (1, 6)	L7		SH1-3		G4-3		L5		P4	
Rich Amaral, R OBP: 0.352, SLG: 0.355 (1, 4) Greg Litton, R OBP: 0.320, SLG: 0.398 (3, PH) (4, 4)	HBP		2B		K		K		F7	
Ken Griffey Jr., L OBP: 0.399, SLG: 0.627 (1, 8)	K		K		P4		P4		P2	
Jay Buhner, R OBP: 0.391, SLG: 0.501 (1, 9)	K		K			BB		F9	G6-3	
Tino Martinez, L OBP: 0.354, SLG: 0.479 (1, 3)		1B			P4		P5		HR	
Edgar Martinez, R OBP: 0.333, SLG: 0.379 (1, 10)		L7			P4		L9		G4-3	
Dave Magadan, L OBP: 0.397, SLG: 0.384 (1, 5) Mike Blowers, R OBP: 0.354, SLG: 0.471 (9, PH) (10, 5)		2B			HR	BB	G3		G4-3	
Bill Haselman, R OBP: 0.333, SLG: 0.495 (1, 2)		L8			HR		G6-3		E6	
Mike Felder, S OBP: 0.282, SLG: 0.290 (1, 7)			2B		G4-3		2B		G4-3	

Inning Stats	R: 0	H: 0	E: 0	K: 2	S: 18	H: 0	LOB: 1	BB: 0	P: 24	R: 0	H: 2	E: 0	K: 0	S: 14	H: 2	LOB: 1	BB: 0	P: 20	R: 1	H: 2	E: 0	K: 2	S: 13	H: 2	LOB: 1	BB: 0	P: 17	R: 2	H: 1	E: 0	K: 0	S: 9	H: 0	LOB: 0	BB: 0	P: 12	R: 0	H: 0	E: 0	K: 1	S: 9	H: 0	LOB: 1	BB: 1	P: 17	R: 0	H: 1	E: 0	K: 1	S: 6	H: 1	LOB: 1	BB: 0	P: 6	R: 1	H: 1	E: 0	K: 0	S: 8	H: 1	LOB: 0	BB: 0	P: 13	R: 0	H: 0	E: 1	K: 0	S: 9	H: 0	LOB: 1	BB: 0	P: 11	R: 0	H: 0	E: 0	K: 0	S: 8	H: 0	LOB: 0	BB: 0	P: 13	1B: 2	SF: 0	2B: 3	SAC: 1	3B: 0	DP: 0	HR: 2	HBP: 1	WP: 0	PA: 40
--------------	------	------	------	------	-------	------	--------	-------	-------	------	------	------	------	-------	------	--------	-------	-------	------	------	------	------	-------	------	--------	-------	-------	------	------	------	------	------	------	--------	-------	-------	------	------	------	------	------	------	--------	-------	-------	------	------	------	------	------	------	--------	-------	------	------	------	------	------	------	------	--------	-------	-------	------	------	------	------	------	------	--------	-------	-------	------	------	------	------	------	------	--------	-------	-------	-------	-------	-------	--------	-------	-------	-------	--------	-------	--------

PITCHER	IP	WLS	BF	H	R	ER	SO	BB	IBB	HBP	BLK	WP	HR	S	P	ERA	WHIP
Alex Fernandez, R ERA: 2.99 (1, 1)	8.0		33	7	4	4	6	2	0	1	0	0	2	85	125	4.50	1.125
Scott Radinsky, L ERA: 4.04 (9, 1)	1.2	W	6	0	0	0	0	0	0	0	0	0	0	13	17	0.00	0.000
Roberto Hernandez, R ERA: 2.44 (10, 1)	0.1	S	1	0	0	0	0	0	0	0	0	0	0	4	7	0.00	0.000

Batter	1	2	3	4	5	6	7	8	9	AB R H RBI BB SO LOB	TOP											
Tim Raines, S OBP: 0.414, SLG: 0.540 (1, 7) X	0-0 G4-3		4-2 2B WP BB	2-1 2-H 1B 2B	4-2 1B WP BB		3-2 BB 1B	1 SAFE 4-0 BB BB BB BB		3 3 2 1 3 0 0												
Joey Cora, S OBP: 0.372, SLG: 0.360 (1, 4) C F B S	2-3 K		0-0 WP HR 2B	1-1 2-H 1B	3-1 BB BB		4-0 BB BB BB BB	1-0 L4		5 1 3 4 1 1 3												
Frank Thomas, R OBP: 0.430, SLG: 0.604 (1, 3) X	0-0 F9		3-2 2-H 3-H HR	4-0 IBB	4-2 BB BB BB BB		1-0 BB BB BB BB		0-3 K	4 1 1 2 2 1 2												
Robin Ventura, L OBP: 0.369, SLG: 0.426 (1, 5) C F B S		2-3 K	4-0 S BB	2-0 P7	3-2 SAFE G6-3			4-1 BB BB BB BB	2-0 CS 1B	4 1 1 0 2 1 4												
Ellis Burks, R OBP: 0.356, SLG: 0.483 (1, 9) C F B S	1-3 K		2-2 P6		2-2 P4	2-1 G1-3		2-1 1-H E 2B	1-3 K	6 1 1 1 0 2 2												
Bo Jackson, R OBP: 0.306, SLG: 0.433 (1, 10) C F B S	1-1 G4-3			2-0 HR	2-3 K2-3	0-1 G1-4-3		1-2 SH5-4 1B FC4-2	1-2 CS	5 1 1 1 0 1 0												
Lance Johnson, L OBP: 0.352, SLG: 0.394 (1, 8) C F B S			1-1 G4-3	3-1 G6-3	0-2 1B 2B	0-0 G4-3		0-0 FC4-2 SH5-4		5 1 2 0 0 0 0												
Michael LaValliere, L OBP: 0.339, SLG: 0.339 (1, 2) X			0-0 BB 2B 1B	1-3 K	1-0 BB 1B WP 1B		3-1 G6-3	0-0 SH5-4		4 2 2 1 0 1 0												
Ozzie Guillen, L OBP: 0.293, SLG: 0.378 (1, 6) B X			1-0 F7	3-1 2B	1-1 WP BB 1B		0-0 G3-1	0-1 FC4-2		5 2 2 0 0 0 3												
Inning Stats	R: 0 E: 0 K: 1 S: 5	H: 0 LOB: 0 BB: 0 P: 7	R: 0 E: 0 K: 2 S: 8	H: 0 LOB: 0 BB: 0 P: 12	R: 4 E: 0 K: 0 S: 15	H: 3 LOB: 1 BB: 2 P: 30	R: 3 E: 0 K: 1 S: 13	H: 4 LOB: 2 BB: 1 P: 31	R: 4 E: 0 K: 1 S: 22	H: 4 LOB: 2 BB: 2 P: 42	R: 0 E: 0 K: 0 S: 5	H: 0 LOB: 0 BB: 0 P: 7	R: 0 E: 0 K: 0 S: 7	H: 1 LOB: 2 BB: 1 P: 18	R: 2 E: 1 K: 0 S: 12	H: 2 LOB: 3 BB: 2 P: 24	R: 0 E: 0 K: 2 S: 10	H: 1 LOB: 0 BB: 0 P: 14	1B: 8 2B: 5 3B: 0 HR: 2	SF: 0 SAC: 1 DP: 0 HBP: 0	WP: 2 PB: 0 SB: 1 CS: 1	PA: 51
PITCHER	IP WLS BF H R ER SO BB IBB HBP BLK WP HR S P ERA WHIP																					
Erik Hanson, R ERA: 3.24 (1, 1)	3.2 L 18 5 6 6 4 2 0 0 0 1 2 36 66 14.73 1.909																					
Mike Hampton, L ERA: 9.53 (4, 1)	1.0 10 5 5 5 1 1 1 0 0 0 0 19 38 45.00 6.000																					
Brad Holman, R ERA: 0.84 (5, 1)	1.1 6 1 0 0 0 1 0 0 0 1 0 13 25 0.00 1.500																					
Erik Plantenberg, L ERA: 10.8 (7, 1)	1.2 12 3 2 2 0 3 0 0 0 0 0 18 40 10.80 3.600																					
Ted Power, R ERA: 6.26 (8, 1)	1.1 4 1 0 0 0 2 0 0 0 0 0 11 16 0.00 0.750																					

Chicago White Sox @ Seattle Mariners
The Kingdome, Seattle, WA
Sat Jul 31 1993, 10:05 PM EDT
Att. 39,860 - Dome

livebaseballscorecards.com

AB 41
R 13
H 15
RBI 10
BB 8
SO 7
LOB 14



BOTTOM

Chicago White Sox @ Seattle Mariners
 The Kingdom, Seattle, WA

livebaseballscorecards.com

AB	39
R	10
H	13
RBI	7
BB	8
SO	7
LOB	27



WP	2	PA	48
PB	0	SB	0
CS	2		

Sat Jul 31 1993, 10:05 PM EDT
 Att. 39,860 - Dome

AB	5	R	2	H	2	RBI	0	BB	1	SO	1	LOB	2
	0	0	0	0	0	0	0	0	0	0	0	0	0

AB	3	R	0	H	1	RBI	1	BB	1	SO	1	LOB	3
	2	0	0	0	0	0	0	0	1	1	1	1	1

AB	5	R	1	H	1	RBI	2	BB	1	SO	0	LOB	4
-----------	----------	----------	----------	----------	----------	------------	----------	-----------	----------	-----------	----------	------------	----------

AB	4	R	1	H	1	RBI	0	BB	1	SO	1	LOB	3
-----------	----------	----------	----------	----------	----------	------------	----------	-----------	----------	-----------	----------	------------	----------

AB	3	R	2	H	1	RBI	1	BB	2	SO	0	LOB	3
-----------	----------	----------	----------	----------	----------	------------	----------	-----------	----------	-----------	----------	------------	----------

AB	4	R	1	H	2	RBI	0	BB	1	SO	2	LOB	2
-----------	----------	----------	----------	----------	----------	------------	----------	-----------	----------	-----------	----------	------------	----------

AB	4	R	0	H	1	RBI	1	BB	0	SO	0	LOB	3
-----------	----------	----------	----------	----------	----------	------------	----------	-----------	----------	-----------	----------	------------	----------

AB	3	R	0	H	0	RBI	1	BB	0	SO	0	LOB	3
	2	1	2	1	0	0	0	0	0	0	0	0	0

AB	4	R	2	H	2	RBI	0	BB	1	SO	1	LOB	3
-----------	----------	----------	----------	----------	----------	------------	----------	-----------	----------	-----------	----------	------------	----------

1B	9	SF	0
2B	4	SAC	1
3B	0	DP	1
HR	0	HBP	0

Batter	1	2	3	4	5	6	7	8	9
Rich Amaral, R (1, 4) OBP: 0.355, SLG: 0.359	1-0 CS 2B	4-2 BB E BB		1-3 K		1-0 WP 1B	2-2 F9		0-1 FC6-4 E
Bret Boone, R (9, PR) OBP: 0.310, SLG: 0.392									1-2f 2-3
Greg Litton, R (1, 7) OBP: 0.327, SLG: 0.406	0-3 K	4-0 BB E BB		1-1 G3-1 2B		1-2 P9	1-3 K		2-2 E6
Mike Felder, S (7, PH) OBP: 0.280, SLG: 0.288		1-2 2-3 3-H				1-2 2-3			1-2 3-H
Ken Griffey Jr., L (1, 8) OBP: 0.398, SLG: 0.622	4-0 CS BB	0-0 E3 BB		0-0 G3-1		0-0 2B 1B	0-0 G4-3		0-0 G1-3
Jay Buhner, R (1, 9) OBP: 0.391, SLG: 0.501	2-2 G5-3	4-2 FC6-4 BB		3-3 K		2-1 1B 2B		0-0 G1-3	
Edgar Martinez, R (1, 10) OBP: 0.345, SLG: 0.378		SH1-3 BB G4-3 FC6-4			4-2 G4-6-3 BB	3-2 1B 2B 1B		0-1 G6-3	
Mike Blowers, R (1, 5) OBP: 0.359, SLG: 0.471		4-2 G4-3 SH1-3 BB BB	1-1 WP 1B		2-2 G4-6-3 1B	0-3 K		0-3 K2-3	
Tino Martinez, L (1, 3) OBP: 0.353, SLG: 0.476		0-0 SH1-3	2-2 F9		0-1 G4-6-3	3-1 2B 1B		0-1 P6	
Dave Valle, R (1, 2) OBP: 0.362, SLG: 0.408		0-0 G4-3	3-0 P5		1-1 F7	1-2 1B 2B		1-0 FC6-4 1B 1B	
Mackey Sasser, L (6, PH) OBP: 0.300, SLG: 0.385		2-3 3-H	1-2						
Omar Vizquel, S (1, 6) OBP: 0.356, SLG: 0.336		4-2 BB BB E BB	2-0 G1-3			WP 1B 1B K		0-1 FC6-4 1B	

Inning Stats	R: 0 E: 0 K: 1 S: 8	H: 1 LOB: 1 BB: 1 P: 15	R: 4 E: 1 K: 0 S: 17	H: 0 LOB: 3 BB: 6 P: 42	R: 0 E: 0 K: 0 S: 7	H: 1 LOB: 1 BB: 0 P: 15	R: 0 E: 0 K: 2 S: 10	H: 1 LOB: 1 BB: 1 P: 16	R: 5 E: 0 K: 2 S: 24	H: 7 LOB: 2 BB: 0 P: 35	R: 0 E: 0 K: 1 S: 8	H: 0 LOB: 0 BB: 0 P: 11	R: 0 E: 0 K: 1 S: 6	H: 0 LOB: 0 BB: 0 P: 6	R: 1 E: 1 K: 0 S: 11	H: 2 LOB: 2 BB: 0 P: 14	1B: 9 2B: 4 3B: 0 HR: 0	SF: 0 SAC: 1 DP: 1 HBP: 0
--------------	------------------------------	----------------------------------	-------------------------------	----------------------------------	------------------------------	----------------------------------	-------------------------------	----------------------------------	-------------------------------	----------------------------------	------------------------------	----------------------------------	------------------------------	---------------------------------	-------------------------------	----------------------------------	----------------------------------	------------------------------------

PITCHER	IP	WLS	BF	H	R	ER	SO	BB	IBB	HBP	BLK	WP	HR	S	P	ERA	WHIP
Wilson Alvarez, L (1, 1) ERA: 3.33	1.2		12	1	4	2	1	6	0	0	0	0	0	20	47	10.80	4.200
Rodney Bolton, R (2, 1) ERA: 7.44	3.2	W	18	6	3	3	2	2	0	0	0	2	0	38	65	7.36	2.182
Jeff Schwarz, R (6, 1) ERA: 3.76	0.1		4	3	1	1	1	0	0	0	0	0	0	10	18	27.00	9.000
Bobby Thigpen, R (6, 1) ERA: 4.45	1.1		5	1	1	1	2	0	0	0	0	0	0	15	19	6.75	0.750
Donn Pall, R (8, 1) ERA: 2.58	1.2		7	2	1	0	1	0	0	0	0	0	0	13	14	0.00	1.200

PITCHER	IP	WLS	BF	H	R	ER	SO	BB	IBB	HBP	BLK	WP	HR	S	P	ERA	WHIP
Scott Radinsky, L (9, 1) ERA: 4.0	0.1		2	0	0	0	0	0	0	0	0	0	0	4	6	0.00	0.000

Batter	1	2	3	4	5	6	7	8	9	AB R H RBI BB SO LOB	TOP
Tim Raines, S (1, 7) <small>OBP: 0.411, SLG: 0.533</small>	1-0 		4-0 		1-2 			2-1 		3 1 0 0 1 0 1	
Joey Cora, S (1, 4) <small>OBP: 0.371, SLG: 0.364</small>	2-1 		2-1 			1-3 		1-2 		4 0 1 2 0 1 1	
Frank Thomas, R (1, 3) <small>OBP: 0.427, SLG: 0.597</small>	2-2 		3-1 			1-0 		1-1 		4 0 0 0 0 0 2	
Robin Ventura, L (1, 5) <small>OBP: 0.368, SLG: 0.424</small>		1-1 		2-3 		2-3 			0-0 	4 1 1 0 0 2 0	
Ellis Burks, R (1, 9) <small>OBP: 0.355, SLG: 0.480</small>		2-3 		2-0 			0-0 		0-0 	4 0 1 0 0 1 0	
Matt Merullo, L (1, 10) 		2-1 		0-0 			1-0 		0-0 	3 0 0 0 0 0 0	
Lance Johnson, L (1, 8) <small>OBP: 0.353, SLG: 0.394</small>			2-1 		1-0 		0-1 		4-0 	3 1 1 0 1 0 0	
Ron Karkovice, R (1, 2) <small>OBP: 0.295, SLG: 0.438</small>			2-3 		1-3 			1-1 	0-0 	3 1 1 1 0 2 1	
Ozzie Guillen, L (1, 6) <small>OBP: 0.294, SLG: 0.384</small>			0-3 		1-0 			0-0 	0-1 	3 0 1 0 0 1 3	
Inning Stats	R: 0 H: 0 E: 0 LOB: 0 K: 0 BB: 0 S: 7 P: 12	R: 0 H: 0 E: 0 LOB: 0 K: 1 BB: 0 S: 7 P: 12	R: 2 H: 2 E: 0 LOB: 1 K: 2 BB: 1 S: 13 P: 26	R: 0 H: 0 E: 0 LOB: 0 K: 1 BB: 0 S: 5 P: 9	R: 0 H: 1 E: 0 LOB: 1 K: 1 BB: 0 S: 10 P: 14	R: 0 H: 0 E: 0 LOB: 0 K: 2 BB: 0 S: 7 P: 11	R: 0 H: 0 E: 0 LOB: 0 K: 0 BB: 0 S: 4 P: 5	R: 1 H: 1 E: 1 LOB: 1 K: 0 BB: 0 S: 10 P: 15	R: 1 H: 2 E: 0 LOB: 2 K: 0 BB: 1 S: 6 P: 10	1B: 4 SF: 1 2B: 0 SAC: 2 3B: 2 DP: 0 HR: 0 HBP: 0	WP: 1 PA: 36 PB: 0 SB: 1 CS: 0
PITCHER Chris Bosio, R (1, 1) <small>ERA: 4.19</small>	IP: 9.0 WLS: L BF: 36 H: 6 R: 4 ER: 3 SO: 7 BB: 1 IBB: 1 HBP: 0 BLK: 0 WP: 1 HR: 0 S: 69 P: 114 ERA: 3.00 WHIP: 0.778					PITCHER					ERA: WHIP

Chicago White Sox @ Seattle Mariners
 The Kingdome, Seattle, WA
 Sun Aug 01 1993, 10:05 PM EDT
 Att. 28,659 - Dome

livebaseballscorecards.com

AB	31
R	4
H	6
RBI	3
BB	2
SO	7
LOB	8



Batter	1	2	3	4	5	6	7	8	9	AB R H RBI BB SO LOB
Omar Vizquel, S OBP: 0.355, SLG: 0.333 (1, 6)	2-3 K		4-0 WP 1B BB		0-2 G3			1-3 K		3 0 0 0 1 2 0
Dave Magadan, L OBP: 0.393, SLG: 0.379 (1, 5)	0-0 E1		0-3 SAFE SAFE SAFE K		0-3 K			0-0 F7		4 0 0 0 0 2 1
Ken Griffey Jr., L OBP: 0.397, SLG: 0.618 (1, 10)	0-1 L9		1-0 BB 1-2 1B				2-3 K		2-3 K	4 0 1 0 0 2 1
Jay Buhner, R OBP: 0.389, SLG: 0.497 (1, 9)	3-3 K		4-2 SAFE 1-2 2-3 BB				0-3 K		0-0 P5	3 0 0 0 1 2 1
Tino Martinez, L OBP: 0.350, SLG: 0.471 (1, 3)		2-0 G4-3	1-1 F9				1-0 F9		2-2 P6	4 0 0 0 0 0 3
Mackey Sasser, L OBP: 0.294, SLG: 0.376 (1, 7)		1-1 G3-1		1-3 K			0-1 G6-3			3 0 0 0 0 1 0
Bret Boone, R OBP: 0.311, SLG: 0.426 (1, 4)		1-0 3B		2-2 G6-3			1-1 P3			3 0 1 0 0 0 0
Dave Valle, R OBP: 0.359, SLG: 0.404 (1, 2)		0-2 G5-3		1-0 G4-3			1-2 G3			3 0 0 0 0 0 1
Mike Felder, S OBP: 0.277, SLG: 0.285 (1, 8)			1-2 P5		1-0 F9			0-1 L6		3 0 0 0 0 0 0

Inning Stats	R: 0	H: 0	E: 1	LOB: 1	K: 2	BB: 0	S: 11	R: 0	H: 1	E: 0	LOB: 1	K: 0	BB: 0	S: 8	R: 0	H: 1	E: 0	LOB: 3	K: 1	BB: 2	S: 11	R: 0	H: 0	E: 0	LOB: 0	K: 1	BB: 0	S: 7	R: 0	H: 0	E: 0	LOB: 0	K: 2	BB: 0	S: 10	R: 0	H: 0	E: 0	LOB: 0	K: 0	BB: 0	S: 7	R: 0	H: 0	E: 0	LOB: 0	K: 1	BB: 0	S: 6	R: 0	H: 0	E: 0	LOB: 0	K: 1	BB: 0	S: 7	R: 0	H: 0	E: 0	LOB: 0	K: 1	BB: 0	S: 7	R: 0	H: 0	E: 0	LOB: 0	K: 1	BB: 0	S: 7	1B: 1	SF: 0	2B: 0	SAC: 0	3B: 1	DP: 0	HR: 0	HBP: 0	WP: 1	PA: 32
PITCHER Jack McDowell, R ERA: 3.64 (1, 1)	IP	WLS	BF	H	R	ER	SO	BB	IBB	HBP	BLK	WP	HR	S	P	ERA	WHIP																			IP	WLS	BF	H	R	ER	SO	BB	IBB	HBP	BLK	WP	HR	S	P	ERA	WHIP																												


BOTTOM

Chicago White Sox @ Seattle Mariners
The Kingdome, Seattle, WA

Sun Aug 01 1993, 10:05 PM EDT
Att. 28,659 - Dome

livebaseballscorecards.com

AB	30
R	0
H	2
RBI	0
BB	2
SO	9
LOB	7



Batter	1	2	3	4	5	6	7	8	9	AB	R	H	RBI	BB	SO	LOB
Gary Redus, R (1, 8) OBP: 0.322, SLG: 0.427 Donald Harris, R (7, 8) OBP: 0.231, SLG: 0.250	3-2 FC6-4 1B	0-2 L1			2-2 F8	1-1 SF8		2-2 G5-3		3	0	1	1	0	0	2
Butch Davis, R (1, 9) OBP: 0.265, SLG: 0.400	0-0 L9				0-3 K	2-1 FC6-4		0-2 F8		5	0	0	1	0	1	2
Rafael Palmeiro, L (1, 3) OBP: 0.371, SLG: 0.591	1-2 FC6-4 HR				0-0 G3	2-2 F7		1-3 K		5	1	0	0	0	1	2
Juan Gonzalez, R (1, 7) OBP: 0.396, SLG: 0.677	2-1 HR				2-2 BB 1B	4-2 1B HBP BB		1-2 L9		4	2	2	2	1	1	0
Julio Franco, R (1, 10) OBP: 0.341, SLG: 0.429 Manuel Lee, S (9, PR) OBP: 0.231, SLG: 0.160	2-0 F9				4-2 BB	1-0 HBP BB 1B		1-1 1B 1B		3	2	2	0	2	0	0
Ivan Rodriguez, R (1, 2) OBP: 0.328, SLG: 0.420 Geno Petralli, L (6, 2) OBP: 0.410, SLG: 0.341 John Russell, R (9, PH) OBP: 0.385, SLG: 0.545		1-2 G1-3			0-2 G5-3	4-0 BB HBP BB 1B		2-2 1B 1B		2	0	0	0	0	0	2
Dean Palmer, R (1, 5) OBP: 0.322, SLG: 0.494		1-1 HBP			3-2 L6	1-0 HBP BB SF8 HBP		0-2 1B		3	1	1	2	0	0	2
Doug Strange, S (1, 4) OBP: 0.312, SLG: 0.340		0-0 L8			3-2 G3-1	4-0 SF8 HBP FC6-4 BB		2-3 K		4	1	0	1	1	1	5
Mario Diaz, R (1, 6) OBP: 0.316, SLG: 0.396		3-2 E3			1-0 F8	1-0 FC6-4 HBP		1-1 G6-3		3	0	0	1	0	0	3

Inning Stats	R: 2	H: 2	E: 0	K: 0	S: 13	R: 0	H: 0	E: 1	K: 0	S: 15	R: 0	H: 1	E: 0	K: 0	S: 13	R: 0	H: 0	E: 0	K: 0	S: 7	R: 0	H: 0	E: 0	K: 1	S: 8	R: 5	H: 1	E: 0	K: 0	S: 12	R: 1	H: 3	E: 0	K: 1	S: 16	R: 0	H: 0	E: 0	K: 1	S: 9	R: 1	H: 0	E: 0	K: 1	S: 10	1B: 6	2B: 0	3B: 0	HR: 1	SF: 1	SAC: 0	DP: 0	HBP: 3
--------------	------	------	------	------	-------	------	------	------	------	-------	------	------	------	------	-------	------	------	------	------	------	------	------	------	------	------	------	------	------	------	-------	------	------	------	------	-------	------	------	------	------	------	------	------	------	------	-------	-------	-------	-------	-------	-------	--------	-------	--------

PITCHER	IP	WLS	BF	H	R	ER	SO	BB	IBB	HBP	BLK	WP	HR	S	P	ERA	WHIP
Jason Bere, R (1, 1) ERA: 4.91	5.0		24	4	5	5	1	3	0	1	0	0	1	59	100	9.00	1.400
Bobby Thigpen, R (6, 1) ERA: 5.08	1.1		10	3	3	3	0	1	0	2	0	0	0	20	34	20.25	3.000
Jeff Schwarz, R (7, 1) ERA: 3.79	2.0	L	7	0	1	1	3	1	0	0	0	0	0	20	31	4.50	0.500
Scott Radinsky, L (9, 1) ERA: 4.0	0.0		1	0	0	0	0	1	0	0	0	0	0	1	5	∞	∞
Donn Pall, R (9, 1) ERA: 2.56	0.1		2	0	0	0	0	0	0	0	0	1	0	3	6	0.00	0.000


BOTTOM

Chicago White Sox @ Texas Rangers
Arlington Stadium, Arlington, TX

Mon Aug 02 1993, 8:05 PM EDT
Att: 28,436 - Unknown - 93 F

AB	34
R	9
H	7
RBI	8
BB	6
SO	4
LOB	18

WP: 1 PA: 44
PB: 0
SB: 0
CS: 0



PITCHER	IP	WLS	BF	H	R	ER	SO	BB	IBB	HBP	BLK	WP	HR	S	P	ERA	WHIP
---------	----	-----	----	---	---	----	----	----	-----	-----	-----	----	----	---	---	-----	------

Batter	1	2	3	4	5	6	7	8	9	AB R H RBI BB SO LOB	TOP											
Steve Sax, R OBP: 0.313, SLG: 0.351 (1, 7)	0-1 F8	0-2 E1 1B HR 1B	4-0 G4-6-3 BB			0-0 G6-3	2-2 F7			4 1 1 0 1 0 0												
Joey Cora, S OBP: 0.371, SLG: 0.368 (1, 4)	2-1 1B 1B	0-0 HR 1B	3-1 G4-6-3			1-2 FC4 1B 1B		1-1 G6-3		5 2 3 1 0 0 1												
Frank Thomas, R OBP: 0.428, SLG: 0.603 (1, 3)	0-1 1B 1B	3-1 HR	3-2 G1-3			1-0 FC4 1B		0-1 FC6-4 1B		5 2 4 3 0 0 0												
Bo Jackson, R OBP: 0.306, SLG: 0.439 (1, 10)	4-2 2B BB	0-0 BB 2B 1B			0-2 F8	1-2 FC4 1B		0-1 FC6-4 PB		4 2 1 0 1 0 3												
Ellis Burks, R OBP: 0.359, SLG: 0.482 (1, 9)	2-0 2B 1B	4-2 2B 1B BB			2-1 F8	2-1 1B		1-1 G6-3		4 1 2 2 1 0 1												
Robin Ventura, L OBP: 0.368, SLG: 0.429 (1, 5)	1-2 2B	2-1 1B 2B			1-1 G3-1	2-1 F7				5 1 3 2 0 0 2												
Lance Johnson, L OBP: 0.357, SLG: 0.399 (1, 8)	0-0 F9	2-0 FC5-4 1B			0-1 L5-3 1B			2-0 F8		5 0 2 2 0 0 3												
Ron Karkovics, R OBP: 0.300, SLG: 0.447 (1, 2)		P4			1-0 F8			2-2 HR		5 1 1 1 0 0 3												
Craig Grebeck, R OBP: 0.323, SLG: 0.277 (1, 6)		FC5-4			0-0 L5-3			0-0 G5-3		5 1 1 0 0 1 3												
Inning Stats	R: 2 E: 0 K: 0 S: 14	H: 4 LOB: 2 BB: 1 P: 23	R: 7 E: 1 K: 0 S: 24	H: 7 LOB: 1 BB: 1 P: 39	R: 0 E: 0 K: 0 S: 5	H: 0 LOB: 0 BB: 1 P: 15	R: 0 E: 0 K: 0 S: 7	H: 0 LOB: 0 BB: 0 P: 10	R: 0 E: 0 K: 0 S: 4	H: 1 LOB: 0 BB: 0 P: 5	R: 1 E: 0 K: 0 S: 13	H: 3 LOB: 2 BB: 0 P: 20	R: 1 E: 0 K: 0 S: 9	H: 1 LOB: 0 BB: 0 P: 15	R: 0 E: 0 K: 0 S: 8	H: 1 LOB: 1 BB: 0 P: 10	R: 0 E: 0 K: 1 S: 8	H: 1 LOB: 1 BB: 0 P: 9	1B: 14 2B: 3 3B: 0 HR: 2	SF: 0 SAC: 0 DP: 2 HBP: 0	WP: 0 PB: 1 SB: 0 CS: 0	PA: 45
PITCHER	IP WLS BF H R ER SO BB IBB HBP BLK WP HR S P ERA WHIP																					
Charlie Leibrandt, L ERA: 4.36 (1, 1)	1.1 L 12 8 6 6 0 1 0 0 0 0 0 1 25 39 40.50 6.750																					
Jeff Bronkey, R ERA: 4.33 (2, 1)	4.1 20 7 4 4 0 2 0 0 0 0 0 0 40 69 8.31 2.077																					
Brian Bohanon, L ERA: 4.15 (6, 1)	2.1 9 2 1 1 0 0 0 0 0 0 0 1 19 29 3.86 0.857																					
Bob Patterson, L ERA: 4.7 (9, 1)	1.0 4 1 0 0 0 1 0 0 0 0 0 0 8 9 0.00 1.000																					

Chicago White Sox @ Texas Rangers
Arlington Stadium, Arlington, TX
Tue Aug 03 1993, 8:05 PM EDT
Att. 29,487 - Unknown - 88 F

livebaseballscorecards.com

AB 42
R 11
H 18
RBI 11
BB 3
SO 1
LOB 16



Batter	1	2	3	4	5	6	7	8	9	AB R H RBI BB SO LOB	TOP	
Tim Raines, S OBP: 0.416, SLG: 0.532 (1, 7) X	0-0 F9 1B	1-1 1B			0-0 G4-3			3-3 K		4 0 1 0 0 1 0		
Joey Cora, S OBP: 0.375, SLG: 0.369 (1, 4) B C B B B	4-2 1B 1B BB	0-2 G3			4-2 CS BB			2-1 1B		2 1 1 0 2 0 1		
Matt Merullo, L OBP: 0.100, SLG: 0.100 (1, 10) X Bo Jackson, R OBP: 0.304, SLG: 0.437 (8, PH)	0-0 E 1-2 E 1B		0-0 P8		1-1 CS 1-2	1-3 K		2-3 K		3 1 1 0 0 1 0 1 0 0 0 0 1 1		
Robin Ventura, L OBP: 0.371, SLG: 0.430 (1, 5) X Craig Grebeck, R OBP: 0.318, SLG: 0.272 (3, PR) (3, 5)	0-0 E5 1-3 E 2-H 1B		1-0 G6-3 HBP		0-0 G6-3	0-0 G6-3			1-1 G5-3	1 0 1 1 0 0 0 2 0 0 0 0 0 0		
Steve Sax, R OBP: 0.298, SLG: 0.333 (1, 9) B B S B X	3-1 E5 1-3 S 3-H		0-1 G6-3 1-2		2-2 G4-3				1-2 G6-3	4 0 0 1 0 0 2		
Dan Pasqua, L OBP: 0.295, SLG: 0.282 (1, 3) S F B S	1-3 K 1-2			1-1 F8			0-0 P7		2-3 K	4 0 0 0 0 2 2		
Lance Johnson, L OBP: 0.354, SLG: 0.396 (1, 8) S X	0-1 G5-3			1-1 P8			3-2 G6-3			3 0 0 0 0 0 2		
Ron Karkovics, R OBP: 0.297, SLG: 0.442 (1, 2) C B F B S		2-3 K		1-3 K			1-3 K			3 0 0 0 0 3 0		
Ozzie Guillen, L OBP: 0.289, SLG: 0.378 (1, 6) B F B X		1-2 F9			0-1 L8			0-1 G6-3		3 0 0 0 0 0 0		
Inning Stats	R: 2 H: 2 E: 2 LOB: 2 K: 1 BB: 1 S: 12 P: 20	R: 0 H: 1 E: 0 LOB: 1 K: 1 BB: 0 S: 11 P: 15	R: 0 H: 0 E: 0 LOB: 1 K: 0 BB: 0 S: 3 P: 4	R: 0 H: 0 E: 0 LOB: 0 K: 1 BB: 0 S: 7 P: 10	R: 0 H: 0 E: 0 LOB: 0 K: 0 BB: 1 S: 8 P: 13	R: 0 H: 0 E: 0 LOB: 0 K: 1 BB: 0 S: 7 P: 10	R: 0 H: 0 E: 0 LOB: 0 K: 1 BB: 0 S: 9 P: 13	R: 0 H: 1 E: 0 LOB: 1 K: 2 BB: 0 S: 13 P: 20	R: 0 H: 0 E: 0 LOB: 0 K: 1 BB: 0 S: 9 P: 13	1B: 4 SF: 0 2B: 0 SAC: 0 3B: 0 DP: 0 HR: 0 HBP: 1	WP: 0 PA: 34 PB: 0 SB: 1 CS: 1	
PITCHER	IP WLS BF H R ER SO BB IBB HBP BLK WP HR S P ERA WHIP											
Nolan Ryan, R ERA: 4.78 (1, 1)	7.0 W 26 3 2 1 5 2 0 1 0 0 0 0 57 85 1.29 0.714											
Craig Lefferts, L ERA: 5.79 (8, 1)	0.2 3 1 0 0 1 0 0 0 0 0 0 0 10 15 0.00 1.500											
Tom Henke, R ERA: 3.02 (8, 1)	1.1 S 4 0 0 0 2 0 0 0 0 0 0 0 12 18 0.00 0.000											

Chicago White Sox @ Texas Rangers
Arlington Stadium, Arlington, TX
Wed Aug 04 1993, 8:05 PM EDT
Att. 32,312 - Unknown - 85 F

AB	30
R	2
H	4
RBI	2
BB	2
SO	8
LOB	8



Batter	1	2	3	4	5	6	7	8	9	AB R H RBI BB SO LOB	TOP		
Tim Raines, S (1, 7) OBP: 0.408, SLG: 0.520	3-2 G6-3		1-2 L6		3-2 F8			2-3 K	3-1 F7	5 0 0 0 0 1 2			
Joey Cora, S (1, 4) OBP: 0.376, SLG: 0.375	1-2 BB 1B		2-1 SF9 3B		0-0 F9			3-2 F8		4 1 2 0 0 0 0			
Frank Thomas, R (1, 3) OBP: 0.427, SLG: 0.601	2-3 SAFE K		1-1 SF9		1-1 F8			0-1 1B 1B		3 0 1 1 0 1 1			
Robin Ventura, L (1, 5) OBP: 0.372, SLG: 0.430	4-2 BB 1-2		3-H 2-1 F9		0-1 G6-3			1-1 1-2 1B		3 0 1 0 1 0 0			
Ellis Burks, R (1, 9) OBP: 0.361, SLG: 0.482	1-3 K			2-2 FC4-6 1B		2-1 1B		0-3 K		4 0 2 0 0 2 4			
Bo Jackson, R (1, 10) OBP: 0.303, SLG: 0.433				2-3 SAFE K		1-3 K		1-1 F9 1B 1B		4 0 1 0 0 3 2			
Lance Johnson, L (1, 8) OBP: 0.353, SLG: 0.394				1 SAFE 2-1 FC4-6 1-2f		0-1 G4-3		1-2 1-2 1B		4 0 1 0 0 0 1			
Michael LaValiere, L (1, 2) OBP: 0.333, SLG: 0.333				1 SAFE 2-2 L9		2-1 L5		3-2 F9		4 0 1 0 0 0 3			
Ozzie Guillen, L (1, 6) OBP: 0.286, SLG: 0.373					2-1 G6-3		0-3 K	0-0 F7		4 0 0 0 0 2 3			
Inning Stats	R: 0 E: 0 K: 2 S: 15 H: 1 LOB: 2 BB: 1 P: 26	R: 0 E: 0 K: 2 S: 12 H: 1 LOB: 1 BB: 0 P: 16	R: 1 E: 0 K: 0 S: 9 H: 1 LOB: 0 BB: 0 P: 15	R: 0 E: 0 K: 1 S: 12 H: 1 LOB: 1 BB: 0 P: 20	R: 0 E: 0 K: 0 S: 6 H: 0 LOB: 0 BB: 0 P: 11	R: 0 E: 0 K: 1 S: 9 H: 1 LOB: 1 BB: 0 P: 13	R: 0 E: 0 K: 1 S: 9 H: 0 LOB: 0 BB: 0 P: 11	R: 0 E: 0 K: 2 S: 14 H: 2 LOB: 2 BB: 0 P: 20	R: 0 E: 0 K: 0 S: 13 H: 2 LOB: 2 BB: 0 P: 21	1B: 8 2B: 0 3B: 1 HR: 0 SF: 1 SAC: 0 DP: 0 HBP: 0	WP: 1 PB: 0 SB: 0 CS: 0 PA: 37		
PITCHER	IP WLS BF H R ER SO BB IBB HBP BLK WP HR S P ERA WHIP											PITCHER	IP WLS BF H R ER SO BB IBB HBP BLK WP HR S P ERA WHIP
Kevin Brown, R (1, 1) ERA: 3.57	7.2 W 30 6 1 1 8 1 0 0 0 1 0 81 126 1.17 0.913												
Craig Lefferts, L (8, 1) ERA: 5.79	0.0 1 1 0 0 0 0 0 0 0 0 0 2 3 ∞ ∞												
Cris Carpenter, R (8, 1) ERA: 3.35	1.1 S 6 2 0 0 1 0 0 0 0 0 0 16 24 0.00 1.500												

Chicago White Sox @ Texas Rangers
Arlington Stadium, Arlington, TX
Thu Aug 05 1993, 8:05 PM EDT
Att: 35,413 - Unknown - 100 F

AB	35
R	1
H	9
RBI	1
BB	1
SO	9
LOB	16



Batter	1	2	3	4	5	6	7	8	9	AB R H RBI BB SO LOB
Donald Harris, R OBP: 0.240, SLG: 0.417 (1, 8) C B X	1-1 F8 ①		0-2 P4 ②		1-1 G3-1 ③		2-1 HR	1-1 1B ③		5 1 2 2 0 0 0
Doug Strange, S OBP: 0.313, SLG: 0.343 (1, 4) C S X	0-2 1B		1-0 G6-3 ③			0-0 F8 2B	0-2 1B	0-1 P7 ③		5 1 3 0 0 0 2
Rafael Palmeiro, L OBP: 0.374, SLG: 0.600 (1, 3) C B X	1-1 P5 ②			4-0 1B SF8 BB		4-0 2B BB	2-3 K ③			2 2 0 0 2 1 2
Juan Gonzalez, R OBP: 0.399, SLG: 0.670 (1, 7) B F SAFE X	1-1 F7 ③			3-2 1B		0-2 P3 ①		1-2 1B 1B		4 1 2 0 0 0 3
Julio Franco, R OBP: 0.349, SLG: 0.439 (1, 10) B X		1-0 G5-3 ①		2-3 K ①		1-2 F8 ②		3-2 F9 1B 1B		4 1 1 0 0 1 4
Ivan Rodriguez, R OBP: 0.333, SLG: 0.426 (1, 2) B X		1-0 B2 ②		1-0 SF8 ②		0-0 2B		0-2 1B 1B		3 1 2 4 0 0 0
Dean Palmer, R OBP: 0.322, SLG: 0.489 (1, 5) B C B X		2-1 1B		3-0 F7 ③		0-0 G6-3 ③		1-0 F9 ①		4 0 1 0 0 0 4
Dan Peltier, L OBP: 0.341, SLG: 0.366 (1, 9) Butch Davis, R OBP: 0.264, SLG: 0.391 (7, 9) S SAFE X		0-1 G6-3 ③			1-0 P5 ①		1-0 F8 ①	1-2 1B 1B		2 0 0 0 0 0 1 2 0 1 1 0 0 0
Mario Diaz, R OBP: 0.302, SLG: 0.374 (1, 6) B X			1-0 F9 ①		0-0 G1-3 ②		1-0 F8 ②	0-2 P4 ②		4 0 0 0 0 0 2

Inning Stats	R: 0 E: 0 K: 0 S: 9	H: 1 LOB: 1 BB: 0 P: 12	R: 0 E: 0 K: 0 S: 6	H: 1 LOB: 1 BB: 0 P: 10	R: 0 E: 0 K: 0 S: 5	H: 0 LOB: 0 BB: 0 P: 7	R: 1 E: 0 K: 1 S: 8	H: 1 LOB: 1 BB: 1 P: 21	R: 0 E: 0 K: 0 S: 4	H: 0 LOB: 0 BB: 0 P: 6	R: 2 E: 0 K: 0 S: 10	H: 2 LOB: 1 BB: 1 P: 15	R: 1 E: 0 K: 1 S: 14	H: 2 LOB: 1 BB: 0 P: 20	R: 3 E: 0 K: 0 S: 23	H: 5 LOB: 2 BB: 0 P: 30	1B: 9 2B: 2 3B: 0 HR: 1	SF: 1 SAC: 0 DP: 0 HBP: 0	WP: 0 PB: 0 SB: 0 CS: 0	PA: 38
--------------	------------------------------	----------------------------------	------------------------------	----------------------------------	------------------------------	---------------------------------	------------------------------	----------------------------------	------------------------------	---------------------------------	-------------------------------	----------------------------------	-------------------------------	----------------------------------	-------------------------------	----------------------------------	----------------------------------	------------------------------------	----------------------------------	--------

PITCHER	IP	WLS	BF	H	R	ER	SO	BB	IBB	HBP	BLK	WP	HR	S	P	ERA	WHIP
Tim Belcher, R ERA: 4.5 (1, 1)	7.0	L	30	7	4	4	2	2	0	0	0	0	1	56	91	5.14	1.286
Bobby Thigpen, R ERA: 5.71 (8, 1)	1.0		8	5	3	3	0	0	0	0	0	0	0	23	30	27.00	5.000


BOTTOM

Chicago White Sox @ Texas Rangers
Arlington Stadium, Arlington, TX

Thu Aug 05 1993, 8:05 PM EDT
Att. 35,413 - Unknown - 100 F

livebaseballscorecards.com

AB	35
R	7
H	12
RBI	7
BB	2
SO	2
LOB	18



Batter	1	2	3	4	5	6	7	8	9	AB R H RBI BB SO LOB	TOP											
Stan Javier, S OBP: 0.322, SLG: 0.336 (1, 7) C X	0-1 G4-6-3 1B		3-1 1B 1B	4-0 FC5-4 BB		3-2 G1-6-3 1B		2-2 G6-4-3 1B		4 1 4 2 1 0 0												
Chad Curtis, R OBP: 0.386, SLG: 0.387 (1, 8) C F X	0-2 G4-6-3 1-2f		0-2 BB 1B	3-2 FC5-4 1-2f		0-0 G1-6-3 1-2f		1-0 G6-4-3 1-2f		5 1 1 1 0 0 6												
Tim Salmon, R OBP: 0.382, SLG: 0.519 (1, 9) B B C C B	4-2 BB		4-0 1B 1-2 BB		0-2 G1-6-3 1B		3-2 G6-3		1-0 G5-3	3 0 1 0 2 0 0												
Chili Davis, S OBP: 0.329, SLG: 0.430 (1, 10) F B B F S B	3-3 K		1-3 K		0-0 G1-6-3 1-2f		1-3 K		1-0 G5-3	5 0 0 0 0 3 5												
Eduardo Perez, R OBP: 0.317, SLG: 0.462 (1, 5) S F T		0-3 K	3-2 1-3 2-H 3-H 1B		2-3 K		2-2 1B		1-2 1B	5 0 3 2 0 2 0												
Rene Gonzales, R OBP: 0.354, SLG: 0.313 (1, 3) C T T B		1-3 K	0-1 P3			1-1 G6-3		1-3 K		5 0 0 0 0 2 4												
Gary Disarcina, R OBP: 0.285, SLG: 0.332 (1, 6) C T B S B		2-3 K		0-0 G4-3 SF8 2B		0-1 1B 1B		2-1 1B SH1-4 1B		4 3 3 0 0 1 0												
Rod Correia, R OBP: 0.478, SLG: 0.500 (1, 4) B F B X			2-1 CS 1B	2-0 G4-3		2-1 1B 1B		1-1 SH1-4		3 1 2 0 0 0 1												
Ron Tingley, R OBP: 0.306, SLG: 0.302 (1, 2) B S S 1 SAFE B			4-2 1B BB	1-2 SF8 3-H		0-1 1B 1B		0-1 1B WP		2 1 2 2 1 0 0												
Inning Stats	R: 0 E: 0 K: 1 S: 14	H: 1 LOB: 1 BB: 1 P: 21	R: 0 E: 0 K: 3 S: 10	H: 0 LOB: 0 BB: 0 P: 13	R: 3 E: 0 K: 1 S: 18	H: 4 LOB: 2 BB: 2 P: 35	R: 1 E: 0 K: 0 S: 10	H: 1 LOB: 1 BB: 1 P: 20	R: 0 E: 0 K: 1 S: 8	H: 1 LOB: 0 BB: 0 P: 10	R: 2 E: 0 K: 0 S: 12	H: 4 LOB: 1 BB: 0 P: 18	R: 0 E: 0 K: 2 S: 13	H: 1 LOB: 1 BB: 0 P: 20	R: 1 E: 0 K: 0 S: 11	H: 3 LOB: 1 BB: 0 P: 16	R: 0 E: 0 K: 0 S: 7	H: 1 LOB: 1 BB: 0 P: 10	1B: 15 2B: 1 3B: 0 HR: 0	SF: 1 SAC: 1 DP: 4 HBP: 0	WP: 1 PB: 0 SB: 0 CS: 1	PA: 42
PITCHER	IP WLS BF H R ER SO BB IBB HBP BLK WP HR S P ERA WHIP																					
Wilson Alvarez, L ERA: 3.5 (1, 1)	3.2 L 19 6 4 4 5 4 0 0 0 0 0 0 49 83 9.82 2.727																					
Kirk McCaskill, R ERA: 6.7 (4, 1)	3.1 14 6 2 2 3 0 0 0 0 0 0 0 36 54 5.40 1.800																					
Donn Pall, R ERA: 2.75 (8, 1)	1.0 5 3 1 1 0 0 0 0 0 0 1 0 11 16 9.00 3.000																					
Roberto Hernandez, R ERA: 2.32 (9, 1)	1.0 4 1 0 0 0 0 0 0 0 0 0 0 7 10 0.00 1.000																					

California Angels @ Chicago White Sox
Comiskey Park, Chicago, IL
Fri Aug 06 1993, 8:05 PM EDT
Att: 32,856 - Unknown

AB	36
R	7
H	16
RBI	7
BB	4
SO	8
LOB	16



WP: 1	PA: 42
PB: 0	
SB: 0	
CS: 1	

PITCHER	IP	WLS	BF	H	R	ER	SO	BB	IBB	HBP	BLK	WP	HR	S	P	ERA	WHIP
Wilson Alvarez, L	3.2	L	19	6	4	4	5	4	0	0	0	0	0	49	83	9.82	2.727
Kirk McCaskill, R	3.1		14	6	2	2	3	0	0	0	0	0	0	36	54	5.40	1.800
Donn Pall, R	1.0		5	3	1	1	0	0	0	0	0	1	0	11	16	9.00	3.000
Roberto Hernandez, R	1.0		4	1	0	0	0	0	0	0	0	0	0	7	10	0.00	1.000

Batter	1	2	3	4	5	6	7	8	9	AB R H RBI BB SO LOB	TOP		
Luis Polonia, L OBP: 0.308, SLG: 0.322 (1, 7) X	0-0 PB E G4-3 1B		0-0 1-H SF8 3B	0-0 1-2 CS	0-0 G5-4-3 1B		4-0 1B IBB		0-0 1-2 1B	4 2 4 1 1 0 0	<p>California Angels @ Chicago White Sox Comiskey Park, Chicago, IL</p> <p>Sat Aug 07 1993, 8:05 PM EDT Att. 42,535 - Unknown - 70 F</p>		
Chad Curtis, R OBP: 0.384, SLG: 0.386 (1, 8) X	0-0 G4-3		0-0 3-H SF8		0-0 L4		0-0 1-2 2-3 1B		0-3 K	4 0 1 2 0 1 3			
Tim Salmon, R OBP: 0.381, SLG: 0.515 (1, 9) B B B	4-0 BLK BB		0-0 F9		0-0 G5-4-3 1-2f		0-0 F8			3 0 0 0 1 0 4			
Chili Davis, S OBP: 0.329, SLG: 0.429 (1, 10) S S S	0-3 K		0-0 2B 1B				0-0 G4-3		0-0 G3	4 1 1 0 0 1 1			
Eduardo Perez, R OBP: 0.311, SLG: 0.465 (1, 5) X	0-0 F8 1-2		0-0 1-H 2B				0-0 G5-3		0-0 G6-3	4 0 1 1 0 0 1			
Greg Myers, L OBP: 0.292, SLG: 0.380 (1, 2) S S S			0-0 F7				0-3 K		0-0 G6-3	4 0 0 0 0 1 1			
Stan Javier, S OBP: 0.327, SLG: 0.341 (1, 3) S S S			0-3 K		0-0 G3-1		0-0 1B S 1B		0-0 1B 1B	4 0 2 0 0 1 0			
Torey Lovullo, S OBP: 0.321, SLG: 0.344 (1, 4) X			0-0 G4-3		4-0 CS BB		0-0 F7		0-3 K	3 0 0 0 1 1 2			
Gary Disarcina, R OBP: 0.285, SLG: 0.331 (1, 6) X			0-0 E S 3B 1B		0-0 F8		0-0 P4		0-0 P6	4 1 1 0 0 0 3			
Inning Stats	R: 1 H: 1 E: 1 LOB: 1 K: 1 BB: 1 S: 6 P: 10	R: 0 H: 0 E: 0 LOB: 0 K: 1 BB: 0 S: 5 P: 5	R: 3 H: 4 E: 0 LOB: 1 K: 0 BB: 0 S: 7 P: 7	R: 0 H: 0 E: 0 LOB: 0 K: 0 BB: 1 S: 2 P: 6	R: 0 H: 1 E: 0 LOB: 0 K: 0 BB: 0 S: 3 P: 3	R: 0 H: 0 E: 0 LOB: 0 K: 1 BB: 0 S: 5 P: 5	R: 0 H: 2 E: 0 LOB: 3 K: 0 BB: 1 S: 5 P: 9	R: 0 H: 0 E: 0 LOB: 0 K: 0 BB: 0 S: 3 P: 3	R: 0 H: 2 E: 0 LOB: 2 K: 2 BB: 0 S: 9 P: 9	1B: 8 SF: 1 2B: 1 SAC: 0 3B: 1 DP: 1 HR: 0 HBP: 0	WP: 0 PA: 39 PB: 1 SB: 2 CS: 1		
PITCHER	IP WLS BF H R ER SO BB IBB HBP BLK WP HR S P ERA WHIP											PITCHER	IP WLS BF H R ER SO BB IBB HBP BLK WP HR S P ERA WHIP
Jack McDowell, R ERA: 3.62 (1, 1)	8.2 W 37 10 4 3 4 2 1 0 1 0 0 42 54 3.12 1.385												
Roberto Hernandez, R ERA: 2.31 (9, 1)	0.1 S 1 0 0 0 1 0 0 0 0 0 0 3 3 0.00 0.000												

AB	34
R	4
H	10
RBI	4
BB	3
SO	5
LOB	15



Batter	1	2	3	4	5	6	7	8	9
Tim Raines, S OBP: 0.402, SLG: 0.513 (1, 7)	0-0 G3	0-0 F7			0-0 F9		0-0 SH5-4 SF7 2B	0-0 G6-3	
Joey Cora, S OBP: 0.376, SLG: 0.372 (1, 4)	4-0 1B BB		0-0 F8		1-0 1B FC4-6 HBP		0-0 SH5-4 2-3	0-3 K	
Frank Thomas, R OBP: 0.428, SLG: 0.596 (1, 3)	0-0 1-3 1B		4-0 G6-4-3 BB		0-0 FC4-6 1-3 2-H 1B		4-0 BB BB IBB		
Robin Ventura, L OBP: 0.370, SLG: 0.423 (1, 5)	4-0 BB		0-0 G6-4-3 1-2f		0-0 FC4-6 1-2f		4-0 BB BB 1-2		
Ellis Burks, R OBP: 0.356, SLG: 0.474 (1, 9)	0-3 K			0-0 F9	0-0 G5-3		0-0 SF7		
Bo Jackson, R OBP: 0.301, SLG: 0.423 (1, 10)		0-3 K		0-0 G5-3		0-0 G5-3	4-0 BB BB 1-2 2-3 BB		
Lance Johnson, L OBP: 0.355, SLG: 0.398 (1, 8)		0-0 HR 1B		0-0 F7		0-0 1B 2B	0-0 G3		
Ron Karkovice, R OBP: 0.300, SLG: 0.464 (1, 2)		0-0 1-H HR			0-0 HR	0-0 L7		0-0 G6-3 SH1-4 1B	
Ozzie Guillen, L OBP: 0.288, SLG: 0.378 (1, 6)		0-0 G6-3			0-0 1B 2B	0-0 2-H 1B		0-0 SH1-4 1-2	

AB	R	H	RBI	BB	SO	LOB
5	1	1	0	0	0	2
2	1	0	0	1	1	1
2	0	2	1	2	0	0
2	0	0	1	2	0	2
3	0	0	1	0	1	3
3	0	0	0	1	1	0
4	1	2	0	0	0	3
4	2	3	3	0	0	1
3	1	2	0	0	0	0

BOTTOM

California Angels @ Chicago White Sox
Comiskey Park, Chicago, IL

Sat Aug 07 1993, 8:05 PM EDT
Att: 42,535 - Unknown - 70 F

AB	28
R	6
H	10
RBI	6
BB	6
SO	3
LOB	12



Inning Stats	R: 0	H: 1	E: 0	K: 1	S: 5	LOB: 2	BB: 2	P: 13
R: 2	H: 2	E: 0	K: 1	S: 7	LOB: 0	BB: 0	P: 7	
R: 0	H: 0	E: 0	K: 0	S: 2	LOB: 0	BB: 1	P: 6	
R: 0	H: 0	E: 0	K: 0	S: 3	LOB: 0	BB: 0	P: 3	
R: 3	H: 3	E: 0	K: 0	S: 6	LOB: 1	BB: 0	P: 7	
R: 0	H: 2	E: 0	K: 0	S: 4	LOB: 2	BB: 0	P: 4	
R: 1	H: 1	E: 0	K: 0	S: 4	LOB: 3	BB: 3	P: 16	
R: 0	H: 1	E: 0	K: 1	S: 6	LOB: 1	BB: 0	P: 6	

1B	2B	3B	HR	SF	SAC	DP	HBP
5	3	0	2	1	1	0	1

WP	HR	S	P	ERA	WHIP
0	0	0	38	0.00	1.200

PITCHER	IP	WLS	BF	H	R	ER	SO	BB	IBB	HBP	BLK	WP	HR	S	P	ERA	WHIP
John Farrell, R ERA: 7.31 (1, 1)	4.1	L	21	6	5	5	2	3	0	1	0	0	2	21	34	10.38	2.077
Ken Patterson, L ERA: 4.74 (5, 1)	2.0		10	3	1	1	0	1	1	0	0	0	8	16	4.50	2.000	
Joe Grahe, R ERA: 3.38 (7, 1)	1.2		7	1	0	0	1	1	0	0	0	0	8	12	0.00	1.200	

Batter	1	2	3	4	5	6	7	8	9	AB	R	H	RBI	BB	SO	LOB
Tim Raines, S OBP: 0.400, SLG: 0.508 (1, 7)	2-1 P3			3-3 K		2-3 K		0-0 1B		4	0	1	0	0	2	0
Joey Cora, S OBP: 0.377, SLG: 0.373 (1, 4)	2-2 F8			1-0 BB 1B		1-3 K		1-2 1B		4	1	2	0	0	1	0
Frank Thomas, R OBP: 0.426, SLG: 0.592 (1, 3)	2-1 F8			4-2 1B 1-2 BB		0-0 L5		3-2 P9		3	0	0	0	1	0	2
Ellis Burks, R OBP: 0.357, SLG: 0.473 (1, 9)			1-2 G1-3	0-0 1B		2-2 G5-3		4-2 2B BB		3	0	1	1	1	0	0
Steve Sax, R OBP: 0.319, SLG: 0.353 (1, 10)			1-2 G6-3	0-3 K		0-0 F7		1-0 F8		3	0	0	0	0	1	2
Matt Merullo, L OBP: 0.083, SLG: 0.083 (9, PH)										1	0	0	0	0	0	1
Craig Grebeck, R OBP: 0.311, SLG: 0.267 (1, 5)			2-2 G5-3	0-2 F9		2-0 E5		1-0 F8		3	0	0	0	0	0	2
Robin Ventura, L OBP: 0.369, SLG: 0.422 (9, PH)										1	0	0	0	0	0	1
Lance Johnson, L OBP: 0.354, SLG: 0.399 (1, 8)			3-2 G4-3			0-1 G1-3		0-1 L7		4	0	1	0	0	0	1
Ron Karkovice, R OBP: 0.296, SLG: 0.458 (1, 2)			0-3 K			1-0 F7		1-0 F7		4	0	0	0	0	2	2
Ozzie Guillen, L OBP: 0.286, SLG: 0.375 (1, 6)			0-0 F7			0-0 G4-3		1-1 F7		3	0	0	0	0	0	0

Inning Stats	R: 0	H: 0	E: 0	LOB: 0	K: 0	S: 7	P: 13	R: 0	H: 0	E: 0	LOB: 0	K: 0	S: 10	P: 14	R: 0	H: 0	E: 0	LOB: 0	K: 1	S: 8	P: 11	R: 1	H: 2	E: 0	LOB: 2	K: 2	S: 13	P: 21	R: 0	H: 0	E: 0	LOB: 0	K: 0	S: 4	P: 5	R: 0	H: 0	E: 1	LOB: 1	K: 0	S: 7	P: 10	R: 0	H: 0	E: 0	LOB: 1	K: 0	S: 7	P: 11	R: 0	H: 2	E: 0	LOB: 2	K: 0	S: 11	P: 17	R: 0	H: 1	E: 0	LOB: 2	K: 1	S: 11	P: 19	1B: 4	SF: 0	2B: 1	SAC: 0	3B: 0	DP: 0	HR: 0	HBP: 0	WP: 0	PA: 35
PITCHER	IP	WLS	BF	H	R	ER	SO	BB	IBB	HBP	BLK	WP	HR	S	P	ERA	WHIP																																																								
Mark Langston, L ERA: 2.78 (1, 1)	7.2	W	29	4	1	1	5	1	0	0	0	0	0	64	96	1.17	0.652																																																								
Mike Butcher, R ERA: 3.13 (8, 1)	1.1	S	6	1	0	0	1	1	0	0	0	0	0	14	25	0.00	1.500																																																								

BOTTOM

California Angels @ Chicago White Sox
Comiskey Park, Chicago, IL

Sun Aug 08 1993, 4:33 AM EDT
Att. 38,581 - Sunny - 76 F

AB	33
R	1
H	5
RBI	1
BB	2
SO	6
LOB	11



WP	HR	S	P	ERA	WHIP
0	0	0	0	0.00	1.500

Batter	1	2	3	4	5	6	7	8	9
Tim Raines, S (1, 7) OBP: 0.398, SLG: 0.502 F B C C F F B B B B	4-2 1B BB		1-2 F8		0-0 G4-3	2-1 L1			
Joey Cora, S (1, 4) OBP: 0.376, SLG: 0.372 B 1 SAFE SAFE F C B B F X	3-2 F7		1-0 G6-3		2-0 BB 1B		2-2 G3-1		
Frank Thomas, R (1, 3) OBP: 0.431, SLG: 0.603 X	0-0 1B			2-1 2B 1B	4-1 1B BB		0-0 HR		
Robin Ventura, L (1, 5) OBP: 0.373, SLG: 0.428 C F B B F X	2-2 G5-4-3 1B			0-1 2B	2-2 1B		1-0 F8		
Ellis Burks, R (1, 9) OBP: 0.354, SLG: 0.467 C X	0-1 G5-4-3			1-2 F8	0-2 P5		0-1 G4-3		
Bo Jackson, R (1, 10) OBP: 0.296, SLG: 0.415 S X		0-1 G5-3		2-3 K	0-3 K			3-3 K	
Lance Johnson, L (1, 8) OBP: 0.353, SLG: 0.400 X		0-0 G6-3		0-0 G4-3		1-1 SH1-4 2B		2-0 G3	
Ron Karkovice, R (1, 2) OBP: 0.297, SLG: 0.456 X		0-0 F7			1-0 2B G4-3 1B	2-0 SH1-4		3-3 K	
Ozzie Guillen, L (1, 6) OBP: 0.286, SLG: 0.377 F B B F B X			2-2 G4-3		1-2 G4-3 1B 2B	0-1 P6			

Inning Stats	R: 1	H: 2	E: 0	K: 0	S: 14	R: 0	H: 0	E: 0	K: 0	S: 4	R: 0	H: 0	E: 0	K: 0	S: 8	R: 0	H: 2	E: 0	K: 1	S: 11	R: 3	H: 4	E: 0	K: 1	S: 19	R: 0	H: 1	E: 0	K: 0	S: 7	R: 1	H: 1	E: 0	K: 0	S: 7	R: 0	H: 0	E: 0	K: 2	S: 7
	LOB: 1	BB: 1	BB: 1	BB: 0	BB: 23	LOB: 0	BB: 0	LOB: 0	BB: 0	BB: 4	LOB: 0	BB: 0	LOB: 0	BB: 0	P: 12	LOB: 2	BB: 0	LOB: 2	BB: 1	P: 16	LOB: 1	BB: 0	LOB: 1	BB: 0	P: 12	LOB: 0	BB: 0	LOB: 0	BB: 0	P: 10	LOB: 0	BB: 0	LOB: 0	BB: 0	P: 15	LOB: 0	BB: 0	LOB: 0	BB: 0	P: 15

PITCHER	IP	WLS	BF	H	R	ER	SO	BB	IBB	HBP	BLK	WP	HR	S	P	ERA	WHIP
Bobby Witt, R (1, 1) ERA: 4.78	7.0	L	32	10	5	5	2	2	0	0	0	0	1	70	106	6.43	1.714
Rich Gossage, R (8, 1) ERA: 5.05	1.0		3	0	0	0	2	0	0	0	0	0	0	7	15	0.00	0.000

BOTTOM

Oakland Athletics @ Chicago White Sox
 Comiskey Park, Chicago, IL

Mon Aug 09 1993, 8:05 PM EDT
 Att: 36,643 - Unknown - 73 F

AB	32
R	5
H	10
RBI	5
BB	2
SO	4
LOB	16

WP	HR	S	P	ERA	WHIP
0	1	2	2	0.00	0.000

Batter	1	2	3	4	5	6	7	8	9	AB R H RBI BB SO LOB	TOP											
Jerry Browne, S (1, 7) OBP: 0.294, SLG: 0.299	1-1 G3-1			0-1 P8		2-1 F7			1-0 G4-3	4 0 0 0 0 0 0												
Brent Gates, S (1, 4) OBP: 0.352, SLG: 0.359	1-1 G3			2-2 1B			2-2 G4-3		2-0 1B	4 0 2 0 0 0 0												
Ruben Sierra, S (1, 9) OBP: 0.318, SLG: 0.445	1-3 K			0-1 P5			0-0 F8		1-2 F8	4 0 0 0 0 1 2												
Troy Neel, L (1, 10) OBP: 0.336, SLG: 0.444		2-0 G3		1-3 K			4-2 BB			2 0 0 0 1 1 1												
Terry Steinbach, R (1, 2) OBP: 0.326, SLG: 0.404		1-3 K			0-0 F9		0-0 FC5-4			3 0 0 0 0 1 1												
Mike Aldrete, L (1, 3) OBP: 0.346, SLG: 0.443		0-0 G4-3			2-1 F8			1-3 K		3 0 0 0 0 1 0												
Craig Paquette, R (1, 5) OBP: 0.266, SLG: 0.421			1-3 K		0-0 F7			2-3 K		3 0 0 0 0 2 0												
Mike Bordick, R (1, 6) OBP: 0.345, SLG: 0.331			2-1 F9			4-2 BB		1-0 F8		2 0 0 0 1 0 0												
Lance Blankenship, R (1, 8) OBP: 0.369, SLG: 0.259			2-1 F9			1-2 G6-4-3		2-2 L9		3 0 0 0 0 0 1												
Inning Stats	R: 0 E: 0 K: 1 S: 7	H: 0 LOB: 0 BB: 0 P: 10	R: 0 E: 0 K: 1 S: 5	H: 0 LOB: 0 BB: 0 P: 8	R: 0 E: 0 K: 1 S: 7	H: 0 LOB: 0 BB: 0 P: 12	R: 0 E: 0 K: 1 S: 11	H: 1 LOB: 1 BB: 0 P: 14	R: 0 E: 0 K: 0 S: 4	H: 0 LOB: 0 BB: 0 P: 6	R: 0 E: 0 K: 0 S: 8	H: 0 LOB: 0 BB: 1 P: 15	R: 0 E: 0 K: 0 S: 9	H: 0 LOB: 1 BB: 1 P: 15	R: 0 E: 0 K: 2 S: 7	H: 0 LOB: 0 BB: 0 P: 11	R: 0 E: 0 K: 0 S: 9	H: 1 LOB: 1 BB: 0 P: 15	1B: 2 2B: 0 3B: 0 HR: 0	SF: 0 SAC: 0 DP: 1 HBP: 0	WP: 0 PB: 0 SB: 0 CS: 0	PA: 30
PITCHER Tim Belcher, R (1, 1) ERA: 4.24	IP: 9.0 WLS: W BF: 30 H: 2 R: 0 ER: 0 SO: 6 BB: 2 IBB: 0 HBP: 0 BLK: 0 WP: 0 HR: 0 S: 67 P: 106 ERA: 0.00 WHIP: 0.444											PITCHER IP: WLS: BF: H: R: ER: SO: BB: IBB: HBP: BLK: WP: HR: S: P: ERA: WHIP										

Oakland Athletics @ Chicago White Sox
Comiskey Park, Chicago, IL
Tue Aug 10 1993, 8:05 PM EDT
Att. 29,906 - Unknown - 81 F

livebaseballscorecards.com

AB	28
R	0
H	2
RBI	0
BB	2
SO	6
LOB	5



Batter	1	2	3	4	5	6	7	8	9	AB R H RBI BB SO LOB	TOP	
Scott Hemond, R (1, 2) OBP: 0.331, SLG: 0.368	2-1 		0-0 		4-2 		2-3 			2 1 0 0 1 1 0	Oakland Athletics @ Chicago White Sox Comiskey Park, Chicago, IL Wed Aug 11 1993, 4:33 AM EDT Att. 33,625 - Sunny - 82 F	
Brent Gates, S (1, 4) OBP: 0.351, SLG: 0.356	4-1 		2-0 		2-2 		0-1 			3 0 0 0 1 0 2		
Ruben Sierra, S (1, 10) OBP: 0.317, SLG: 0.442	2-2 		1-2 		4-1 		3-3 			3 0 0 0 1 1 2		
Dave Henderson, R (1, 9) OBP: 0.269, SLG: 0.405	1-2 			0-0 	3-2 		3-3 			4 0 1 1 0 1 1		
Terry Steinbach, R (1, 3) OBP: 0.328, SLG: 0.406		2-0 		1-2 	1-3 		1-1 			3 1 1 0 0 1 2		
Craig Paquette, R (1, 5) OBP: 0.265, SLG: 0.431		2-3 		2-1 		2-2 		0-0 		4 1 1 2 0 1 1		
Mike Bordick, R (1, 6) OBP: 0.349, SLG: 0.333		4-1 		3-2 		2-1 		3-1 		3 0 2 0 1 0 0		
Scott Lydy, R (1, 7) OBP: 0.243, SLG: 0.303		3-3 		0-0 		1-3 		1-0 		4 0 0 0 0 2 3		
Lance Blankenship, R (1, 8) OBP: 0.367, SLG: 0.256			4-1 		1-1 		1-0 		1-1 			3 0 0 0 1 0 1
Inning Stats	R: 0 H: 0 E: 0 LOB: 1 K: 0 BB: 1 S: 9 P: 18	R: 0 H: 0 E: 0 LOB: 1 K: 2 BB: 1 S: 10 P: 21	R: 0 H: 0 E: 0 LOB: 1 K: 0 BB: 1 S: 6 P: 13	R: 2 H: 3 E: 0 LOB: 0 K: 0 BB: 0 S: 10 P: 16	R: 1 H: 1 E: 0 LOB: 2 K: 1 BB: 2 S: 17 P: 32	R: 0 H: 1 E: 0 LOB: 1 K: 1 BB: 0 S: 10 P: 16	R: 0 H: 0 E: 0 LOB: 0 K: 2 BB: 0 S: 9 P: 14	R: 0 H: 0 E: 0 LOB: 0 K: 1 BB: 0 S: 5 P: 9	R: 0 H: 0 E: 0 LOB: 0 K: 0 BB: 0 S: 5 P: 10	1B: 3 SF: 0 2B: 1 SAC: 1 3B: 0 DP: 2 HR: 1 HBP: 1		WP: 1 PA: 36 PB: 0 SB: 2 CS: 1
PITCHER Wilson Alvarez, L (1, 1) ERA: 3.5 Kirk McCaskill, R (6, 1) ERA: 6.38	IP WLS BF H R ER SO BB IBB HBP BLK WP HR S P ERA WHIP 5.0 L 23 4 3 2 3 5 0 0 0 1 1 52 100 3.60 1.800 4.0 13 1 0 0 4 0 0 1 0 0 0 29 49 0.00 0.250											

livebaseballscorecards.com



BOTTOM

Oakland Athletics @ Chicago White Sox
Comiskey Park, Chicago, IL
Wed Aug 11 1993, 4:33 AM EDT
Att. 33,625 - Sunny - 82 F

livebaseballscorecards.com

AB 33
R 1
H 8
RBI 1
BB 7
SO 4
LOB 25



WP: 0 PA: 40
PB: 1
SB: 0
CS: 0

AB R H RBI BB SO LOB

5	0	4	0	0	0	0
5	0	0	0	0	1	7
3	1	2	0	2	0	2
5	0	0	0	0	1	8
4	0	0	0	0	0	2
2	0	1	0	2	0	0
4	0	1	1	0	0	3
1	0	0	0	1	0	0
2	0	0	0	0	2	2
1	0	0	0	0	0	1
1	0	0	0	2	0	0

Batter	1	2	3	4	5	6	7	8	9
Tim Raines, S OBP: 0.403, SLG: 0.506 (1, 7)	1-0 P6		2-0 BB 1-2 1B		2-2 1B		2-1 2B		0-0 1B
Joey Cora, S OBP: 0.373, SLG: 0.369 (1, 4)	0-3 K		2-1 P8		0-0 P6		0-0 B1-3-6-2		1-0 B2
Frank Thomas, R OBP: 0.434, SLG: 0.598 (1, 3)	4-2 BB		4-2 FC4-6 1-2 2-3 BB		3-1 1B PB 1B		0-0 BB 1B		3-1 P4
Robin Ventura, L OBP: 0.368, SLG: 0.420 (1, 5)	2-3 K		1-2 FC4-6 1-2f		3-2 F7		1-2 F9		1-0 F8
Matt Merullo, L OBP: 0.063, SLG: 0.063 (1, 10)			3-1 F9		1-1 P5		1-0 F8		0-2 F8
Dan Pasqua, L OBP: 0.309, SLG: 0.286 (1, 9)			4-1 L9-3 BB		3-2 G4-3		2-2 FC4-6 1-3 1B		4-2 1B BB
Lance Johnson, L OBP: 0.352, SLG: 0.398 (1, 8)			0-0 L9-3 1-2		3-1 F9		1-1 FC4-6 1-2f		3-2 1B 1-3 2-H
Michael LaValiere, L OBP: 0.338, SLG: 0.328 Ron Karkovice, R OBP: 0.292, SLG: 0.448 (7, PH) (8, 2)			4-1 BB 1B BB		0-2 P6		2-3 K		1-3 K
Ozzie Guillen, L OBP: 0.285, SLG: 0.376 Craig Grebeck, R OBP: 0.312, SLG: 0.258 (5, PH) (6, 6)			0-2 P4		3-2 P6		4-2 2B B1-3-6-2 BB		4-2 1B BB

Inning Stats	R: 0	H: 0	E: 0	K: 2	S: 11	R: 0	H: 0	E: 0	K: 0	S: 4	R: 0	H: 1	E: 0	K: 0	S: 14	R: 0	H: 0	E: 0	K: 0	S: 8	R: 0	H: 1	E: 0	K: 0	S: 10	R: 0	H: 2	E: 0	K: 0	S: 11	R: 0	H: 1	E: 0	K: 1	S: 8	R: 1	H: 2	E: 0	K: 1	S: 18	R: 0	H: 1	E: 0	K: 0	S: 12	1B: 7	2B: 3	3B: 0	HR: 0	SF: 0	SAC: 0	DP: 2	HBP: 0	WP: 0	PA: 40
--------------	------	------	------	------	-------	------	------	------	------	------	------	------	------	------	-------	------	------	------	------	------	------	------	------	------	-------	------	------	------	------	-------	------	------	------	------	------	------	------	------	------	-------	------	------	------	------	-------	-------	-------	-------	-------	-------	--------	-------	--------	-------	--------

PITCHER	IP	WLS	BF	H	R	ER	SO	BB	IBB	HBP	BLK	WP	HR	S	P	ERA	WHIP
Todd Van Poppel, R ERA: 5.01 (1, 1)	5.2	W	23	3	0	0	2	4	0	0	0	0	0	53	99	0.00	1.235
Rick Honeycutt, L ERA: 3.12 (6, 1)	0.1		2	1	0	0	0	0	0	0	0	0	0	5	8	0.00	3.000
Ed Nunez, R ERA: 2.97 (7, 1)	2.0		10	3	1	1	2	2	0	0	0	0	0	26	43	4.50	2.500
Dennis Eckersley, R ERA: 3.72 (9, 1)	1.0	S	5	1	0	0	0	1	0	0	0	0	0	12	21	0.00	2.000

Batter	1	2	3	4	5	6	7	8	9	AB R H RBI BB SO LOB	TOP
Felix Jose, S OBP: 0.309, SLG: 0.342 (1, 9) B F X	1-1 WP S 1B		1-0 FC4-6 1B 1-2f		1-1 E 1B		0-0 1B		1-3 K	5 2 3 0 0 1 1	
Brian McRae, S OBP: 0.352, SLG: 0.445 (1, 8) F X	0-1 F9		2-1 SF7 1B		3-2 E8 1B 1-H		1-3 K		1-3 K	5 0 1 0 0 2 3	
George Brett, L OBP: 0.302, SLG: 0.433 (1, 10) B B B	4-0 G5-4-3 1B 1-2 BB		0-1 SF7		0-0 G4-3			2-1 F8 BB 1B		2 1 1 1 1 0 1	
Mike Macfarlane, R OBP: 0.363, SLG: 0.519 (1, 2) S B C B F X	2-2 G5-4-3 1-2f 2-3		1-3 K				0-1 L6	1-2 F8		4 0 0 0 0 1 4	
Wally Joyner, L OBP: 0.389, SLG: 0.481 (1, 3) C B X		1-1 1B G5-4-3 1B		1-1 L7		1-3 K		4-0 1B 1B 1-2 BB		3 1 1 0 1 1 0	
Gary Gaetti, R OBP: 0.327, SLG: 0.424 (1, 5) B F X		1-1 G5-4-3 1B 1-3		0-0 P2		0-1 G6-3		0-1 F8		4 0 1 0 0 0 2	
Kevin McReynolds, R OBP: 0.316, SLG: 0.398 (1, 7) C B B X		1-2 G5-4-3 1-2f 3-H		3-2 F9			1-2 1B 1B	3-2 1B 1-3 3-H 1B		4 0 2 1 0 0 1	
Greg Gagne, R OBP: 0.325, SLG: 0.394 (1, 6) B F X		1-2 G6-3			0-1 F7		1-3 K	0-3 K		4 0 0 0 0 2 3	
Jose Lind, R OBP: 0.276, SLG: 0.306 (1, 4) C B F X			2-2 FC4-6 1B		2-2 P4		0-0 F7		0-0 G1-3	4 0 1 0 0 0 1	
Inning Stats	R: 0 H: 1 E: 0 LOB: 1 K: 0 BB: 1 S: 8 P: 15	R: 1 H: 2 E: 0 LOB: 0 K: 0 BB: 0 S: 10 P: 14	R: 1 H: 2 E: 0 LOB: 1 K: 1 BB: 0 S: 12 P: 18	R: 0 H: 0 E: 0 LOB: 0 K: 0 BB: 0 S: 6 P: 10	R: 1 H: 1 E: 1 LOB: 1 K: 0 BB: 0 S: 13 P: 18	R: 0 H: 0 E: 0 LOB: 0 K: 1 BB: 0 S: 7 P: 8	R: 0 H: 2 E: 0 LOB: 2 K: 2 BB: 0 S: 12 P: 14	R: 1 H: 2 E: 0 LOB: 2 K: 1 BB: 1 S: 16 P: 26	R: 0 H: 0 E: 0 LOB: 0 K: 2 BB: 0 S: 7 P: 9	1B: 10 SF: 1 2B: 0 SAC: 0 3B: 0 DP: 2 HR: 0 HBP: 0	WP: 1 PA: 38 PB: 0 SB: 1 CS: 0
PITCHER Jack McDowell, R ERA: 3.61 (1, 1)	IP WLS BF H R ER SO BB IBB HBP BLK WP HR S P ERA WHIP	8.0 L 35 10 4 3 5 2 0 0 0 1 0 84 123 3.38 1.500									
Chuck Cary, L ERA: 9.64 (9, 1)	IP WLS BF H R ER SO BB IBB HBP BLK WP HR S P ERA WHIP	1.0 3 0 0 0 2 0 0 0 0 0 0 7 9 0.00 0.000									

Kansas City Royals @ Chicago White Sox
Comiskey Park, Chicago, IL
Thu Aug 12 1993, 8:05 PM EDT
Att. 38,954 - Unknown - 74 F

AB	35
R	4
H	10
RBI	2
BB	2
SO	7
LOB	16



Batter	1	2	3	4	5	6	7	8	9	AB R H RBI BB SO LOB
Tim Raines, S OBP: 0.404, SLG: 0.518 (1, 7)	0-1 HR		1-1 F7		0-0 G3			2-2 FC4-8 1B		4 1 2 1 0 0 1
Joey Cora, S OBP: 0.374, SLG: 0.370 (1, 4)	0-2 G3		3-1 FC6-4 1B			1-2 G6-4-3 1B		0-1 FC4-6 1-2f		4 0 2 0 0 0 1
Frank Thomas, R OBP: 0.432, SLG: 0.598 (1, 3)	2-2 G6-3		0-0 FC6-4 1-2f			2-2 G6-4-3 1-2f		1-0 G4-3 SF7 2B		4 1 1 0 0 0 2
Robin Ventura, L OBP: 0.367, SLG: 0.419 (1, 5)	1-0 G3-1			3-1 G4-6-3 1B		3-1 F8		1-1 G4-3 2-3		4 0 1 0 0 0 1
Ellis Burks, R OBP: 0.352, SLG: 0.471 (1, 9)		2-2 G4-3 FC4-2 2B		1-2 P4		0-3 K		1-0 SF7		3 0 1 1 0 1 1
Matt Merullo, L OBP: 0.050, SLG: 0.050 (1, 10)		0-0 G4-3		1-1 G4-6-3 1-2f		2-2 P6		1-1 F8		4 0 0 0 0 0 2
Lance Johnson, L OBP: 0.351, SLG: 0.396 (1, 8)		0-0 FC4-2 3-H			4-1 WP BB		2-1 L5			2 0 0 0 1 0 1
Ron Karkovics, R OBP: 0.292, SLG: 0.445 (1, 2)		1-1 F7			4-0 L3 BB			0-0 G6-3		2 0 0 0 1 0 1
Craig Grebeck, R OBP: 0.306, SLG: 0.252 (1, 6)			0-1 F9		2-2 L3			1-2 F9		3 0 0 0 0 0 2

Inning Stats	R: 1	H: 1	E: 0	K: 0	S: 11	LOB: 0	BB: 0	P: 14
	R: 0	H: 1	E: 0	K: 0	S: 8 <td>LOB: 1</td> <td>BB: 0</td> <td>P: 10</td>	LOB: 1	BB: 0	P: 10
	R: 0	H: 1	E: 0	K: 0	S: 7 <td>LOB: 1</td> <td>BB: 0</td> <td>P: 11</td>	LOB: 1	BB: 0	P: 11
	R: 0	H: 1	E: 0	K: 0	S: 7 <td>LOB: 0</td> <td>BB: 0</td> <td>P: 12</td>	LOB: 0	BB: 0	P: 12
	R: 0	H: 0	E: 0	K: 0	S: 5 <td>LOB: 1</td> <td>BB: 2</td> <td>P: 15</td>	LOB: 1	BB: 2	P: 15
	R: 0	H: 1	E: 0	K: 0	S: 8 <td>LOB: 0</td> <td>BB: 0</td> <td>P: 14</td>	LOB: 0	BB: 0	P: 14
	R: 0	H: 0	E: 0	K: 1	S: 8 <td>LOB: 0</td> <td>BB: 0</td> <td>P: 12</td>	LOB: 0	BB: 0	P: 12
	R: 0	H: 1	E: 0	K: 0	S: 10 <td>LOB: 1</td> <td>BB: 0</td> <td>P: 13</td>	LOB: 1	BB: 0	P: 13
	R: 1	H: 1	E: 0	K: 0	S: 6 <td>LOB: 0</td> <td>BB: 0</td> <td>P: 10</td>	LOB: 0	BB: 0	P: 10

PITCHER	IP	WLS	BF	H	R	ER	SO	BB	IBB	HBP	BLK	WP	HR	S	P	ERA	WHIP
Kevin Appier, R ERA: 3.08 (1, 1)	9.0	W	33	7	2	2	1	2	0	0	0	1	1	70	111	2.00	1.000

PITCHER	IP	WLS	BF	H	R	ER	SO	BB	IBB	HBP	BLK	WP	HR	S	P	ERA	WHIP

BOTTOM

Kansas City Royals @ Chicago White Sox
Comiskey Park, Chicago, IL
Thu Aug 12 1993, 8:05 PM EDT
Att: 38,954 - Unknown - 74 F

AB	30
R	2
H	7
RBI	2
BB	2
SO	1
LOB	12



WP	PA
1	33

Batter	1	2	3	4	5	6	7	8	9	AB R H RBI BB SO LOB	TOP																	
Felix Jose, S (1, 9) OBP: 0.308, SLG: 0.349	1-2 F8		0-0 HR		2-1 F8		1-1 B1-3			4 1 1 2 0 0 2																		
Brian McRae, S (1, 8) OBP: 0.351, SLG: 0.443	2-3 K		1-2 1B			2-2 P4		2-1 G4-3		4 0 1 0 0 1 0																		
George Brett, L (1, 10) OBP: 0.300, SLG: 0.429	2-3 K		3-2 F7			0-0 G1-3		1-0 G4-3		4 0 0 0 0 1 1																		
Mike Macfarlane, R (1, 2) OBP: 0.368, SLG: 0.530		0-1 G6-3		4-0 BB		3-1 HR		4-0 BB		2 1 1 1 2 0 0																		
Wally Joyner, L (1, 3) OBP: 0.386, SLG: 0.477		0-1 G3		2-0 G4-6-3		2-2 F7		1-1 G4-3		4 0 0 0 0 0 2																		
Gary Gaetti, R (1, 5) OBP: 0.325, SLG: 0.420		3-3 K		1-3 K			2-0 2B		0-3 K	4 1 1 0 0 3 0																		
Kevin McReynolds, R (1, 7) OBP: 0.315, SLG: 0.393			1-3 K		4-1 BB		0-0 F9		1-2 K	3 0 0 0 1 2 1																		
Greg Gagne, R (1, 6) OBP: 0.325, SLG: 0.396 Chris Gwynn, L (9, PH) OBP: 0.354, SLG: 0.404			2-0 E3		1-3 K		0-1 F9		2-2 P8	3 0 1 1 0 1 1 1 0 0 0 0 0 0																		
Jose Lind, R (1, 4) OBP: 0.274, SLG: 0.303			2-1 FC6-4		1-0 F9		2-1 F9			3 1 0 0 0 0 3																		
Inning Stats	R: 0 E: 0 K: 2 S: 9	H: 0 LOB: 0 BB: 0 P: 14	R: 0 E: 0 K: 1 S: 7	H: 0 LOB: 0 BB: 0 P: 10	R: 2 E: 1 K: 1 S: 18	H: 2 LOB: 1 BB: 0 P: 27	R: 0 E: 0 K: 1 S: 4	H: 0 LOB: 0 BB: 1 P: 11	R: 0 E: 0 K: 1 S: 7	H: 0 LOB: 1 BB: 1 P: 15	R: 1 E: 0 K: 0 S: 15	H: 1 LOB: 0 BB: 0 P: 22	R: 1 E: 0 K: 0 S: 8	H: 2 LOB: 1 BB: 0 P: 13	R: 0 E: 0 K: 2 S: 5	H: 0 LOB: 1 BB: 1 P: 13	R: 0 E: 0 K: 2 S: 12	H: 0 LOB: 0 BB: 0 P: 15	1B: 2 2B: 1 3B: 0 HR: 2	SF: 0 SAC: 0 DP: 1 HBP: 0	WP: 0 PB: 0 SB: 0 CS: 0	PA: 35						
PITCHER	IP WLS BF H R ER SO BB IBB HBP BLK WP HR S P ERA WHIP																											
Jason Bere, R (1, 1) ERA: 4.6	6.2		27	5	4	2	6	2	0	0	0	0	0	2	66	109	2.70	1.050										
Chuck Cary, L (7, 1) ERA: 7.5	1.1	W	5	0	0	0	0	1	0	0	0	0	0	7	16	0.00	0.750											
Roberto Hernandez, R (9, 1) ERA: 2.21	1.0	S	3	0	0	0	2	0	0	0	0	0	0	12	15	0.00	0.000											

Kansas City Royals @ Chicago White Sox
Comiskey Park, Chicago, IL
Fri Aug 13 1993, 8:05 PM EDT
Att. 34,272 - Unknown - 83 F

AB	32
R	4
H	5
RBI	4
BB	3
SO	8
LOB	10



Batter	1	2	3	4	5	6	7	8	9
Tim Raines, S <small>OBP: 0.405, SLG: 0.514</small> (1, 7) <small>C F B B B B</small> 									
Joey Cora, S <small>OBP: 0.374, SLG: 0.371</small> (1, 4) (8, 5) (9, 4) <small>C S 1 X</small> <small>SAFE</small> 									
Frank Thomas, R <small>OBP: 0.430, SLG: 0.600</small> (1, 10) (9, 3) <small>C 1 SAFE</small> <small>S</small> 									
Robin Ventura, L <small>OBP: 0.370, SLG: 0.421</small> (1, 5) (8, 3) (9, 5) <small>F 1 SAFE</small> <small>S</small> 									
Ellis Burks, R <small>OBP: 0.355, SLG: 0.469</small> (1, 9) <small>C F B B B B</small> <small>X</small> 									
Dan Pasqua, L <small>OBP: 0.309, SLG: 0.296</small> (1, 3) Steve Sax, R <small>OBP: 0.312, SLG: 0.345</small> (7, PH) (8, 4) Roberto Hernandez, R (9, 1) <small>C F B B B B</small> <small>X</small> 									
Lance Johnson, L <small>OBP: 0.353, SLG: 0.396</small> (1, 8) <small>S C F B B B</small> <small>X</small> 									
Ron Karkovice, R <small>OBP: 0.292, SLG: 0.446</small> (1, 2) <small>X</small> 									
Craig Grebeck, R <small>OBP: 0.313, SLG: 0.264</small> (1, 6) Warren Newson, L <small>OBP: 1.000, SLG: 1.000</small> (8, PH) Ozzie Guillen, L <small>OBP: 0.285, SLG: 0.376</small> (9, 6) <small>X</small> 									

AB	R	H	RBI	BB	SO	LOB
2	0	0	0	2	0	1
4	0	2	1	0	0	2
5	1	1	3	0	3	5
5	0	3	0	0	0	1
3	0	1	0	1	0	1
3	0	1	0	0	0	4
2	0	0	0	0	0	3
0	0	0	0	0	0	0
3	1	1	0	1	0	2
4	1	1	0	0	1	4
2	1	1	0	1	1	0
1	1	1	1	0	0	0
0	0	0	0	0	0	0

BOTTOM

Kansas City Royals @ Chicago White Sox
 Comiskey Park, Chicago, IL

Fri Aug 13 1993, 8:05 PM EDT
 Att: 34,272 - Unknown - 83 F

AB	34
R	5
H	12
RBI	5
BB	5
SO	5
LOB	23



Inning Stats		R: 0	H: 0	E: 0	K: 1	S: 11	H: 0	LOB: 1	BB: 1	P: 16	R: 0	H: 1	E: 0	K: 0	S: 10	R: 1	H: 3	E: 0	K: 0	S: 9	R: 0	H: 1	E: 0	K: 1	S: 13	R: 0	H: 1	E: 0	K: 1	S: 15	R: 0	H: 1	E: 0	K: 2	S: 11	R: 0	H: 1	E: 0	K: 0	S: 9	R: 3	H: 4	E: 0	K: 0	S: 20
PITCHER		IP	WLS	BF	H	R	ER	SO	BB	IBB	HBP	BLK	WP	HR	S	P	ERA	WHIP	PITCHER		IP	WLS	BF	H	R	ER	SO	BB	IBB	HBP	BLK	WP	HR	S	P	ERA	WHIP								
Hipolito Pichardo, R	(1, 1)	5.0		26	6	2	2	3	4	0	1	0	0	0	58	100	3.60	2.000	PITCHER		IP	WLS	BF	H	R	ER	SO	BB	IBB	HBP	BLK	WP	HR	S	P	ERA	WHIP								
John Habyan, R	(6, 1)	1.0		4	1	0	0	2	0	0	0	0	0	0	11	17	0.00	1.000	PITCHER		IP	WLS	BF	H	R	ER	SO	BB	IBB	HBP	BLK	WP	HR	S	P	ERA	WHIP								
Greg Cadaret, L	(7, 1)	0.1		2	1	0	0	0	0	0	0	0	0	0	5	11	0.00	3.000	PITCHER		IP	WLS	BF	H	R	ER	SO	BB	IBB	HBP	BLK	WP	HR	S	P	ERA	WHIP								
Stan Belinda, R	(7, 1)	0.2		2	0	0	0	0	0	0	0	0	0	0	4	6	0.00	0.000	PITCHER		IP	WLS	BF	H	R	ER	SO	BB	IBB	HBP	BLK	WP	HR	S	P	ERA	WHIP								
Jeff Montgomery, R	(8, 1)	1.0	L	8	4	3	3	0	1	0	0	0	0	1	20	33	27.00	5.000	PITCHER		IP	WLS	BF	H	R	ER	SO	BB	IBB	HBP	BLK	WP	HR	S	P	ERA	WHIP								

Batter	1	2	3	4	5	6	7	8	9	AB R H RBI BB SO LOB	TOP		
Felix Jose, S (1, 8) OBP: 0.307, SLG: 0.344	1-1 L7		0-2 CS 1B	0-0 FC5-4		0-0 G5-3		4-0 BB 1B IBB		4 0 1 0 1 0 2			
Greg Gagne, R (1, 6) OBP: 0.324, SLG: 0.401	1-2 P3		2-2 1 SAFE 1 SAFE 1-2 HR		0-0 P2	0-0 CS 1B		1-1 F7		5 1 2 1 0 0 2			
Wally Joyner, L (1, 3) OBP: 0.386, SLG: 0.476	2-1 F7		0-1 G1-3		3-0 E 2B	4-2 1-2 BB		1-1 BB 1B		4 1 2 1 1 0 0			
Mike Macfarlane, R (1, 2) OBP: 0.372, SLG: 0.529			2-0 1B		1-0 E6 1B	2-1 G5-3		4-2 1-2 2-3 BB		4 1 2 0 1 1 1			
Chris Gwynn, L (1, 9) OBP: 0.355, SLG: 0.401			2-1 G4-3		1-1 E 1B		1-0 G5-3	0-3 K		4 2 1 1 1 1 4			
Kevin McReynolds, R (1, 7) OBP: 0.317, SLG: 0.402			0-2 HR		4-2 1B BB	0-2 E9 G3 1B		0-2 L9	0-3 K	4 1 2 3 1 1 0			
Brent Mayne, L (1, 10) OBP: 0.301, SLG: 0.338			2-2 G4-3		2-2 L8	4-0 G3 IBB		2-3 K2-3	1-0 L6	4 0 0 0 1 1 1			
Jose Lind, R (1, 4) OBP: 0.273, SLG: 0.302			2-2 1B		3-1 F8	0-0 G3		1-1 SH3-4 1B	0-1 G6-3	5 1 2 0 0 0 3			
Rico Rossy, R (1, 5) OBP: 0.342, SLG: 0.424			1-1 F9		1-2 FC5-4 1B	0-3 K		0-0 SH3-4		3 0 1 0 0 1 3			
Inning Stats	R: 0 E: 0 K: 0 S: 9 H: 0 LOB: 0 P: 13	R: 2 E: 0 K: 1 S: 18 H: 2 LOB: 1 BB: 1 P: 30	R: 1 E: 0 K: 0 S: 12 H: 3 LOB: 1 BB: 0 P: 17	R: 0 E: 0 K: 0 S: 14 H: 1 LOB: 2 BB: 1 P: 23	R: 3 E: 2 K: 1 S: 12 H: 4 LOB: 2 BB: 1 P: 21	R: 0 E: 0 K: 0 S: 7 H: 1 LOB: 1 BB: 1 P: 13	R: 0 E: 0 K: 1 S: 8 H: 0 LOB: 0 BB: 0 P: 11	R: 1 E: 0 K: 1 S: 13 H: 2 LOB: 3 BB: 2 P: 24	R: 0 E: 0 K: 1 S: 6 H: 0 LOB: 0 BB: 0 P: 7	1B: 10 2B: 1 3B: 0 HR: 2 SF: 0 SAC: 1 DP: 0 HBP: 0	WP: 0 PB: 0 SB: 0 CS: 2 PA: 44		
PITCHER	IP WLS BF H R ER SO BB IBB HBP BLK WP HR S P ERA WHIP											PITCHER	IP WLS BF H R ER SO BB IBB HBP BLK WP HR S P ERA WHIP
Tim Belcher, R (1, 1) ERA: 4.4	4.1 L 23 9 6 5 1 2 0 0 0 0 0 2 58 93 10.38 2.538											Roberto Hernandez, R (9, 1) ERA: 2.17	1.0 3 0 0 0 1 0 0 0 0 0 0 6 7 0.00 0.000
Kirk McCaskill, R (5, 1) ERA: 6.33	0.2 4 1 0 0 1 0 1 0 0 0 0 0 7 11 0.00 1.500												
Chuck Cary, L (6, 1) ERA: 5.63	2.0 7 1 0 0 1 1 0 0 0 0 0 0 15 24 0.00 1.000												
Donn Pall, R (8, 1) ERA: 2.86	0.2 4 1 1 1 0 0 1 0 0 0 0 0 5 11 13.50 1.500												
Scott Radinsky, L (8, 1) ERA: 3.69	0.1 3 1 0 0 1 1 0 0 0 0 0 0 8 13 0.00 6.000												

Kansas City Royals @ Chicago White Sox
Comiskey Park, Chicago, IL
Sun Aug 15 1993, 4:33 AM EDT
Att. 38,395 - Overcast - 73 F

livebaseballscorecards.com

AB	37
R	7
H	13
RBI	6
BB	6
SO	5
LOB	16



BOTTOM

Kansas City Royals @ Chicago White Sox
Comiskey Park, Chicago, IL
Sun Aug 15 1993, 4:33 AM EDT
Att. 38,395 - Overcast - 73 F

livebaseballscorecards.com

AB 34
R 5
H 9
RBI 5
BB 4
SO 7
LOB 12



WP: 2 PA: 38
PB: 0
SB: 1
CS: 0

AB R H RBI BB SO LOB

4 1 2 1 1 1 0

5 1 2 1 0 1 4

4 1 1 2 0 0 3

2 0 0 0 2 0 0

4 0 0 0 0 2 2

4 0 1 0 0 2 0

3 1 1 0 1 0 1

3 0 1 0 0 0 0

1 1 0 0 0 1 1

4 0 1 1 0 0 1

1B: 8 SF: 0
2B: 0 SAC: 0
3B: 0 DP: 1
HR: 1 HBP: 0

Batter	1	2	3	4	5	6	7	8	9
Tim Raines, S OBP: 0.406, SLG: 0.508 (1, 7)	3-2 1B S		2-1 G4-3 2		3-3 K 3		3-2 FC6-4 1B 1-2 2-H		4-1 BB 1-2
Joey Cora, S OBP: 0.371, SLG: 0.368 (1, 4)	2-2 1B WP 1-H		1-2 HR 1B			3-3 K	0-1 P5 2		0-1 G3-1 3
Frank Thomas, R OBP: 0.429, SLG: 0.603 (1, 3)	2-0 F9 1		1-0 HR 1-H			0-0 F7	1-2 FC6-4 1-2f		
Robin Ventura, L OBP: 0.372, SLG: 0.425 (1, 5)	4-0 FC6-4 BB 1-2		3-0 G3-1 3			4-2 FC6-4 BB		2-0 F9 1	
Ellis Burks, R OBP: 0.351, SLG: 0.465 (1, 9)	1-0 FC6-4 1-2f			2-3 K 1		1-0 FC6-4 1-2f		1-3 K 2	
Warren Newson, L OBP: 0.400, SLG: 0.400 (1, 10)			3-3 K 1		3-2 G4-6-3 1B		2-3 K2-3 1	1-0 G6-3 3	
Lance Johnson, L OBP: 0.353, SLG: 0.394 (1, 8)			1-1 G4-3 2		0-0 G4-6-3 1-2f		3-2 1B WP 1B	4-0 BB BB	
Michael LaValliere, L OBP: 0.338, SLG: 0.328 Ron Karkovics, R OBP: 0.288, SLG: 0.439 (7, PR) (8, 2)			3-2 G3 3			0-1 G4-3 1	2-1 1B 1B	1-3 K 1	
Ozzie Guillen, L OBP: 0.285, SLG: 0.374 (1, 6)			0-1 G4-3 1			0-0 L8 2	1-2 1B 1B 3-H	1-1 L6 2	

Inning Stats	R: 1	H: 2	E: 0	K: 0	S: 10	LOB: 1	BB: 1	P: 22	R: 0	H: 0	E: 0	K: 1	S: 8	LOB: 0	BB: 0	P: 15	R: 2	H: 2	E: 0	K: 0	S: 9	LOB: 0	BB: 0	P: 16	R: 0	H: 1	E: 0	K: 1	S: 7	LOB: 0	BB: 0	P: 12	R: 0	H: 0	E: 0	K: 1	S: 6	LOB: 0	BB: 0	P: 9	R: 0	H: 0	E: 0	K: 1	S: 8	LOB: 1	BB: 1	P: 16	R: 2	H: 4	E: 0	K: 1	S: 23	LOB: 2	BB: 0	P: 35	R: 0	H: 0	E: 0	K: 1	S: 5	LOB: 0	BB: 0	P: 9	R: 0	H: 0	E: 0	K: 1	S: 8	LOB: 2	BB: 2	P: 18	1B: 8	SF: 0	2B: 0	SAC: 0	3B: 0	DP: 1	HR: 1	HBP: 0
--------------	------	------	------	------	-------	--------	-------	-------	------	------	------	------	------	--------	-------	-------	------	------	------	------	------	--------	-------	-------	------	------	------	------	------	--------	-------	-------	------	------	------	------	------	--------	-------	------	------	------	------	------	------	--------	-------	-------	------	------	------	------	-------	--------	-------	-------	------	------	------	------	------	--------	-------	------	------	------	------	------	------	--------	-------	-------	-------	-------	-------	--------	-------	-------	-------	--------

PITCHER	IP	WLS	BF	H	R	ER	SO	BB	IBB	HBP	BLK	WP	HR	S	P	ERA	WHIP
Tom Gordon, R ERA: 4.0 (1, 1)	6.1	W	26	7	5	5	5	2	0	0	0	2	1	57	106	7.11	1.421
Mark Gubicza, R ERA: 4.41 (7, 1)	0.0		2	2	0	0	0	0	0	0	0	0	0	9	13	∞	∞
Stan Belinda, R ERA: 3.62 (7, 1)	1.2		5	0	0	0	1	0	0	0	0	0	0	10	15	0.00	0.000
Jeff Montgomery, R ERA: 2.05 (9, 1)	1.0	S	5	0	0	0	1	2	0	0	0	0	0	8	18	0.00	2.000

Batter	1	2	3	4	5	6	7	8	9	AB R H RBI BB SO LOB	TOP
Tim Raines, S (1, 7) OBP: 0.406, SLG: 0.504 	2-1 		2-0 		2-1 		3-2 		4-0 	4 1 1 0 1 0 1	
Joey Cora, S (1, 4) OBP: 0.368, SLG: 0.364 	3-2 		0-2 		0-1 		2-1 		2-0 	5 0 0 0 0 0 5	
Frank Thomas, R (1, 3) OBP: 0.429, SLG: 0.608 	1-1 		4-2 		1-0 		2-0 			3 1 1 2 1 0 0	
Robin Ventura, L (1, 5) OBP: 0.375, SLG: 0.430 	1-2 		0-0 		3-1 		4-2 			3 1 2 0 1 0 1	
Ellis Burks, R (1, 9) OBP: 0.350, SLG: 0.462 	2-3 			1-2 		1-0 		1-1 		4 0 1 0 0 1 3	
Steve Sax, R (1, 10) OBP: 0.320, SLG: 0.363 	0-1 			0-3 		2-2 		1-2 		4 0 2 1 0 1 2	
Lance Johnson, L (1, 8) OBP: 0.350, SLG: 0.390 		1-2 		1-1 		0-2 		2-0 		4 0 0 0 0 0 3	
Ron Karkovice, R (1, 2) OBP: 0.288, SLG: 0.440 		3-2 		0-3 		0-3 		0-1 		4 0 1 0 0 2 1	
Ozzie Guillen, L (1, 6) OBP: 0.285, SLG: 0.376 		1-0 		0-1 		2-1 		0-0 		4 0 1 0 0 0 2	
Inning Stats	R: 2 H: 3 E: 0 LOB: 1 K: 1 BB: 0 S: 17 P: 26	R: 0 H: 0 E: 0 LOB: 0 K: 0 BB: 0 S: 9 P: 14	R: 0 H: 0 E: 0 LOB: 1 K: 0 BB: 1 S: 8 P: 14	R: 0 H: 1 E: 0 LOB: 1 K: 2 BB: 0 S: 12 P: 13	R: 0 H: 0 E: 0 LOB: 0 K: 0 BB: 0 S: 6 P: 8	R: 1 H: 2 E: 0 LOB: 1 K: 0 BB: 0 S: 10 P: 17	R: 0 H: 1 E: 0 LOB: 1 K: 1 BB: 0 S: 10 P: 17	R: 0 H: 0 E: 0 LOB: 0 K: 0 BB: 1 S: 5 P: 12	R: 0 H: 2 E: 0 LOB: 3 K: 0 BB: 1 S: 8 P: 17	1B: 4 SF: 0 2B: 4 SAC: 0 3B: 0 DP: 1 HR: 1 HBP: 0	WP: 2 PA: 38 PB: 0 SB: 1 CS: 0
PITCHER	Aaron Sele, R (1, 1) ERA: 2.97 IP: 8.0 WLS: L BF: 33 H: 8 R: 3 ER: 3 SO: 4 BB: 2 IBB: 0 HBP: 0 BLK: 0 WP: 2 HR: 1 S: 80 P: 125 ERA: 3.38 WHIP: 1.250	Tony Fossas, L (9, 1) ERA: 4.98 IP: 0.1 WLS: L BF: 1 H: 0 R: 0 ER: 0 SO: 0 BB: 0 IBB: 0 HBP: 0 BLK: 0 WP: 0 HR: 0 S: 1 P: 3 ERA: 0.00 WHIP: 0.000	Scott Bankhead, R (9, 1) ERA: 3.56 IP: 0.0 WLS: L BF: 1 H: 1 R: 0 ER: 0 SO: 0 BB: 0 IBB: 0 HBP: 0 BLK: 0 WP: 0 HR: 0 S: 2 P: 2 ERA: ∞ WHIP: ∞	Joe Hesketh, L (9, 1) ERA: 5.06 IP: 0.2 WLS: L BF: 3 H: 0 R: 0 ER: 0 SO: 0 BB: 0 IBB: 1 HBP: 0 BLK: 0 WP: 0 HR: 0 S: 2 P: 8 ERA: 0.00 WHIP: 0.000	PITCHER	IP WLS BF H R ER SO BB IBB HBP BLK WP HR S P ERA WHIP					

Chicago White Sox @ Boston Red Sox
 Fenway Park, Boston, MA
 Tue Aug 17 1993, 7:05 PM EDT
 Att. 32,744 - Unknown - 71 F

AB	35
R	3
H	9
RBI	3
BB	3
SO	4
LOB	18



livebaseballscorecards.com

Batter	1	2	3	4	5	6	7	8	9	AB	R	H	RBI	BB	SO	LOB
--------	---	---	---	---	---	---	---	---	---	----	---	---	-----	----	----	-----

Scott Fletcher, R <small>OBP: 0.345, SLG: 0.415</small> (1, 4)	0-0 G4-3 		3-1 G4-3 	0-2 K 			1-1 1B			4	0	1	0	0	1	1
Billy Hatcher, R <small>OBP: 0.357, SLG: 0.425</small> (1, 8)	2-2 F8 		0-0 2B 1B 	2-2 1B			2-3 K 			4	1	2	0	0	1	1
Mike Greenwell, L <small>OBP: 0.371, SLG: 0.466</small> (1, 7)	0-0 1B		0-0 1B 2B		1-0 F8 		0-0 F9 			4	1	2	0	0	0	1
Andre Dawson, R <small>OBP: 0.304, SLG: 0.405</small> (1, 10)	3-1 L7 		0-0 1B		2-2 G6-3 		0-0 G6-3 			4	0	1	2	0	0	1
Mo Vaughn, L <small>OBP: 0.390, SLG: 0.522</small> (1, 3)		3-3 K 	0-2 F8 		2-2 F7 		1-1 P5 			4	0	0	0	0	1	1
Bob Zupcic, R <small>OBP: 0.332, SLG: 0.388</small> (1, 9)		0-3 K 	0-0 1B		2-1 P4 		0-3 K 			4	0	1	0	0	2	0
Scott Cooper, L <small>OBP: 0.358, SLG: 0.404</small> (1, 5)		1-0 1B 2B	2-1 G4-3 		1-3 K 		2-3 K 			4	0	1	0	0	2	2
Tony Peña, R <small>OBP: 0.235, SLG: 0.234</small> Tim Naehring, R <small>OBP: 0.167, SLG: 0.167</small> (9, PH)		2-1 1B SH1-3		1-0 SH1-3 1B		0-0 G1-3 		0-3 K 		3	0	2	0	0	0	0
John Valentin, R <small>OBP: 0.314, SLG: 0.394</small> (1, 6)		1-2 P2 	0-0 SH1-3 SH1-3		1-1 F9 		1-2 G4-3 			3	0	0	0	0	0	2

Inning Stats	R: 0	H: 1	E: 0	LOB: 1	K: 0	S: 8	R: 0	H: 2	E: 0	LOB: 2	K: 2	S: 13	R: 0	H: 4	E: 0	LOB: 2	K: 0	S: 12	R: 0	H: 2	E: 0	LOB: 2	K: 1	S: 8	R: 0	H: 0	E: 0	LOB: 0	K: 0	S: 8	R: 0	H: 0	E: 0	LOB: 0	K: 1	S: 6	R: 0	H: 1	E: 0	LOB: 1	K: 1	S: 10	R: 0	H: 0	E: 0	LOB: 0	K: 1	S: 6	R: 0	H: 0	E: 0	LOB: 0	K: 2	S: 10	R: 0	H: 0	E: 0	LOB: 0	K: 2	S: 10	1B: 9	SF: 0	2B: 1	SAC: 1	3B: 0	DP: 0	HR: 0	HBP: 0	WP: 0	PA: 36
--------------	------	------	------	--------	------	------	------	------	------	--------	------	-------	------	------	------	--------	------	-------	------	------	------	--------	------	------	------	------	------	--------	------	------	------	------	------	--------	------	------	------	------	------	--------	------	-------	------	------	------	--------	------	------	------	------	------	--------	------	-------	------	------	------	--------	------	-------	-------	-------	-------	--------	-------	-------	-------	--------	-------	--------

PITCHER	IP	WLS	BF	H	R	ER	SO	BB	IBB	HBP	BLK	WP	HR	S	P	ERA	WHIP
Jack McDowell, R <small>ERA: 3.55</small>	(1, 1)	8.0	W	33	10	2	6	0	0	0	0	0	0	71	104	2.25	1.250
Roberto Hernandez, R <small>ERA: 2.13</small>	(9, 1)	1.0	S	3	0	0	2	0	0	0	0	0	0	10	13	0.00	0.000

BOTTOM

Chicago White Sox @ Boston Red Sox
 Fenway Park, Boston, MA
 Tue Aug 17 1993, 7:05 PM EDT
 Att: 32,744 - Unknown - 71 F

AB	35
R	2
H	10
RBI	2
BB	0
SO	8
LOB	9



WP	HR	S	P	ERA	WHIP
0	0	0	0	0.00	0.000

Batter	1	2	3	4	5	6	7	8	9	AB R H RBI BB SO LOB	TOP
Tim Raines, S (1, 7) <small>OBP: 0.404, SLG: 0.498</small>	0-0 B1-3			4-2 G3-6-1 BB			0-0 P6		0-0 F8	3 0 0 0 1 0 0	Chicago White Sox @ Boston Red Sox Fenway Park, Boston, MA Wed Aug 18 1993, 7:05 PM EDT Att. 31,550 - Sunny - 72 F
Joey Cora, S (1, 4) <small>OBP: 0.367, SLG: 0.361</small>	0-1 F8			0-0 G3-6-1 1-2f			4-2 BB		2-3 K	3 0 0 0 1 1 1	
Frank Thomas, R (1, 3) <small>OBP: 0.427, SLG: 0.604</small>	3-0 F9			0-1 F9			1-0 F8			3 0 0 0 0 0 1	
Robin Ventura, L (1, 5) <small>OBP: 0.373, SLG: 0.427</small>							3-2 F8			3 0 0 0 0 0 1	
Ellis Burks, R (1, 9) <small>OBP: 0.348, SLG: 0.459</small>										3 0 0 0 0 0 0	
Dan Pasqua, L (1, 10) <small>OBP: 0.308, SLG: 0.311</small>										3 0 1 0 0 0 0	
Lance Johnson, L (1, 8) <small>OBP: 0.348, SLG: 0.387</small>										3 0 0 0 0 0 1	
Michael LaValliere, L (1, 2) <small>OBP: 0.324, SLG: 0.314</small>										3 0 0 0 0 1 1	
Ozzie Guillen, L (1, 6) <small>OBP: 0.282, SLG: 0.372</small>										3 0 0 0 0 0 0	
Inning Stats	R: 0 H: 0 E: 0 LOB: 0 K: 0 BB: 0 S: 4 P: 7	R: 0 H: 0 E: 0 LOB: 0 K: 0 BB: 0 S: 6 P: 8	R: 0 H: 0 E: 0 LOB: 0 K: 0 BB: 0 S: 9 P: 12	R: 0 H: 0 E: 0 LOB: 0 K: 0 BB: 1 S: 6 P: 10	R: 0 H: 0 E: 0 LOB: 0 K: 0 BB: 0 S: 7 P: 10	R: 0 H: 0 E: 0 LOB: 0 K: 1 BB: 0 S: 5 P: 7	R: 0 H: 0 E: 0 LOB: 1 K: 0 BB: 1 S: 7 P: 15	R: 0 H: 1 E: 0 LOB: 1 K: 0 BB: 0 S: 12 P: 17	R: 0 H: 0 E: 0 LOB: 0 K: 1 BB: 0 S: 6 P: 8	1B: 0 SF: 0 2B: 0 SAC: 0 3B: 1 DP: 1 HR: 0 HBP: 0	
PITCHER Danny Darwin, R (1, 1) <small>ERA: 2.89</small>	IP WLS BF H R ER SO BB IBB HBP BLK WP HR S P ERA WHIP 9.0 W 29 1 0 0 2 2 0 0 0 0 0 0 62 94 0.00 0.333										

AB	27
R	0
H	1
RBI	0
BB	2
SO	2
LOB	5



Batter	1	2	3	4	5	6	7	8	9
Scott Fletcher, R <small>OBP: 0.347, SLG: 0.415</small> (1, 4)	4-2 	0-0 P6		1-0 F7			1-0 E6 3B 1B		
Billy Hatcher, R <small>OBP: 0.359, SLG: 0.429</small> (1, 8)	3-0 P4		4-0 2B BB		0-0 F8		0-1 SF8 3B		
Mike Greenwell, L <small>OBP: 0.373, SLG: 0.467</small> (1, 7)	0-0 FC4 BB BB 1-2		2-1 1-H 2B		0-0 F8		4-0 IBB		
Andre Dawson, R <small>OBP: 0.304, SLG: 0.404</small> Bob Zupcic, R <small>OBP: 0.332, SLG: 0.388</small> (8, 9)	1-3 K		2-1 FC4-6 1B		0-1 G6-3		0-1 SF8		
Mo Vaughn, L <small>OBP: 0.389, SLG: 0.517</small> (1, 3)	4-0 BB BB 1-2 2-3		1-3 K		2-2 G4-3		1-2 F9		
Scott Cooper, L <small>OBP: 0.357, SLG: 0.401</small> (1, 5)	4-2 BB BB 1-2 2-3 3-H		2-2 FC4-6 1-2f		2-3 K		1-1 F8		
John Valentin, R <small>OBP: 0.314, SLG: 0.401</small> (1, 6)	2-3 K			0-0 G6-3		1-1 HR		1-1 F7	
Tim Lincecum, R <small>OBP: 0.100, SLG: 0.100</small> (1, 10)		1-0 G6-3		3-2 F7		3-3 K		1-1 P6	
Tony Peña, R <small>OBP: 0.236, SLG: 0.232</small> (1, 2)		3-2 P6		4-1 BB			0-2 F7		

AB	R	H	RBI	BB	SO	LOB
3	2	1	0	1	0	1
3	2	1	1	1	0	1
3	0	1	1	1	0	1
3	0	1	1	0	1	2
0	0	0	0	0	0	0
3	0	0	0	1	1	2
3	0	0	1	1	1	1
4	1	1	1	0	1	3
4	0	0	0	0	1	0
2	0	0	0	1	0	0

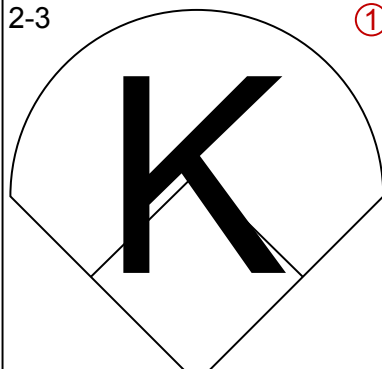
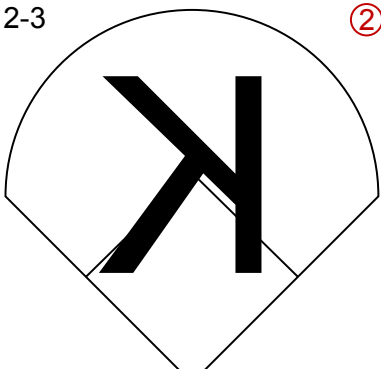
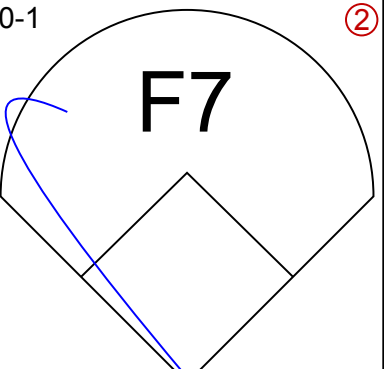
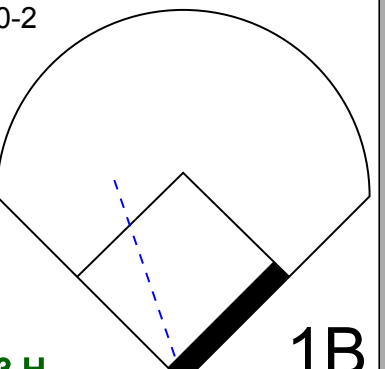
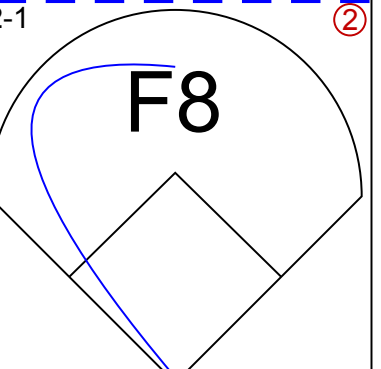
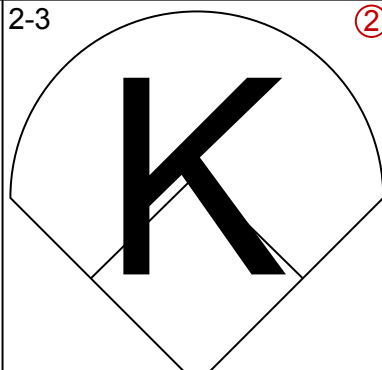
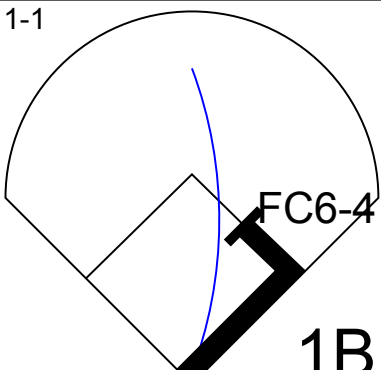
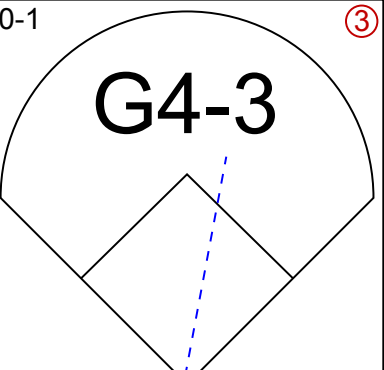
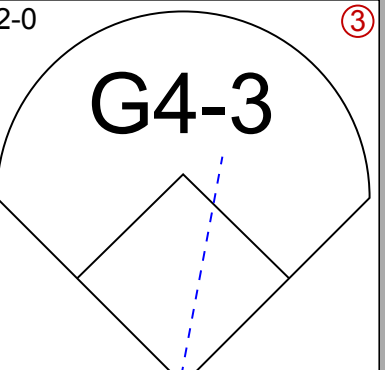
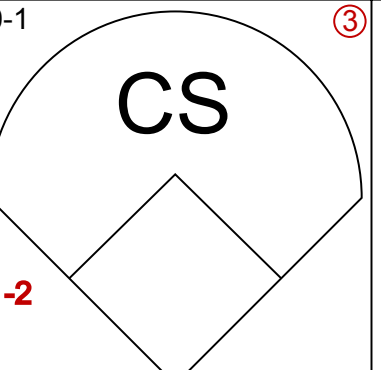
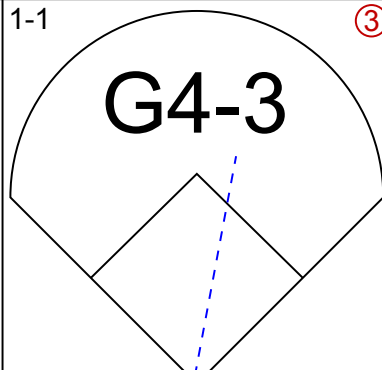
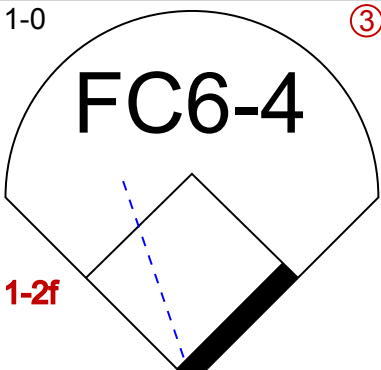
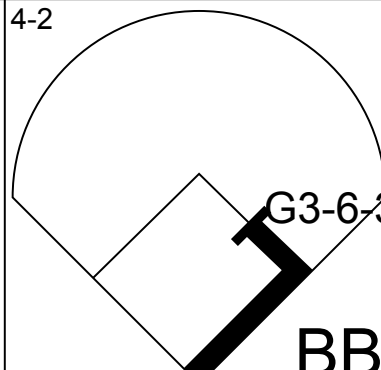
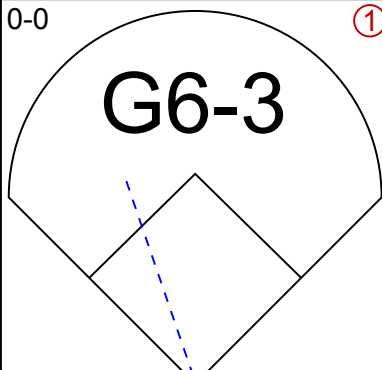
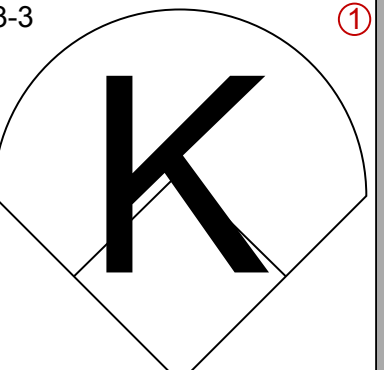
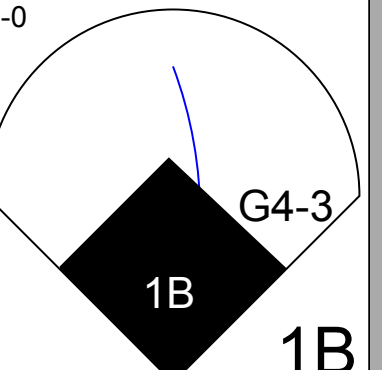
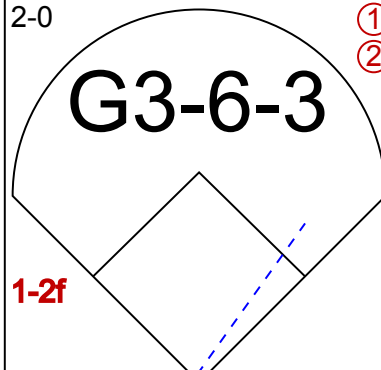
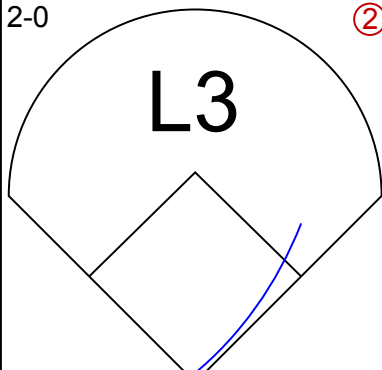
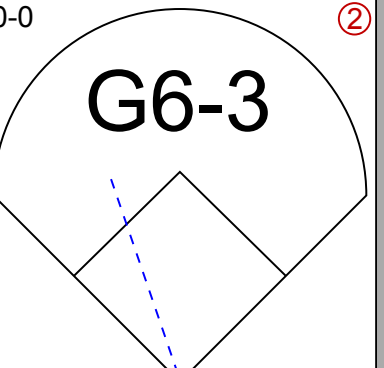
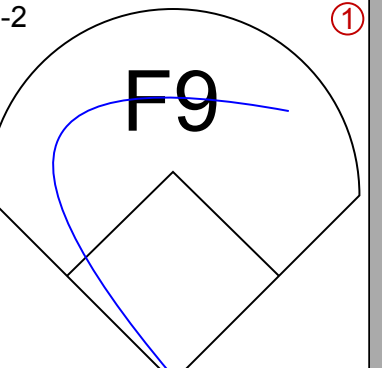
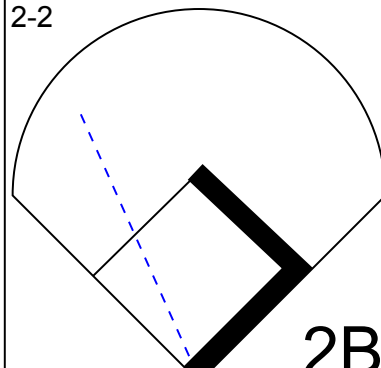
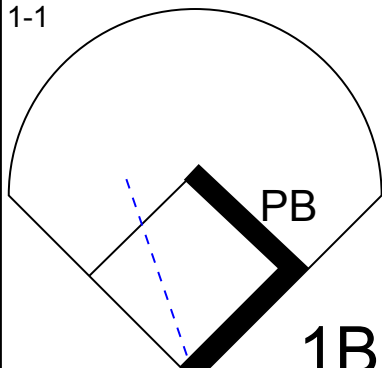
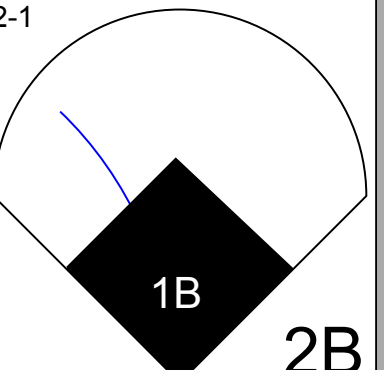
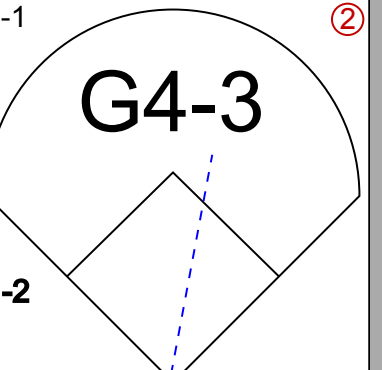
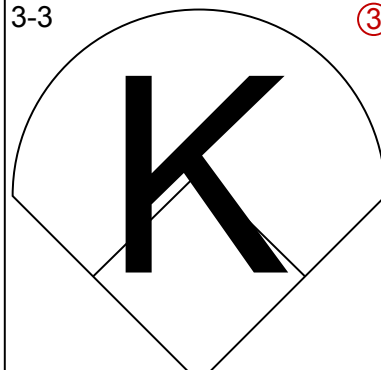
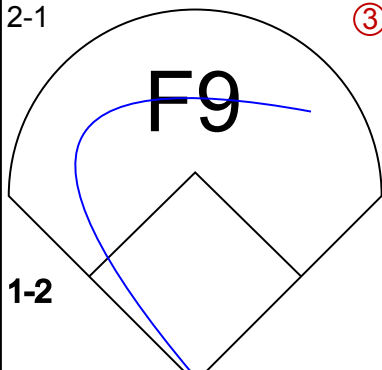
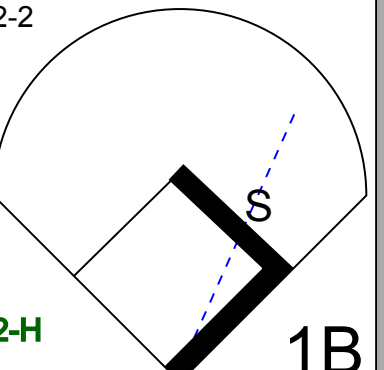
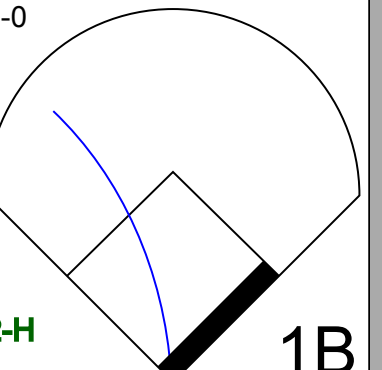
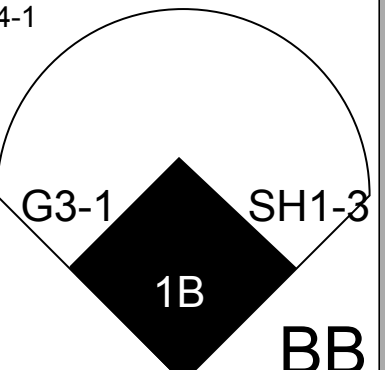
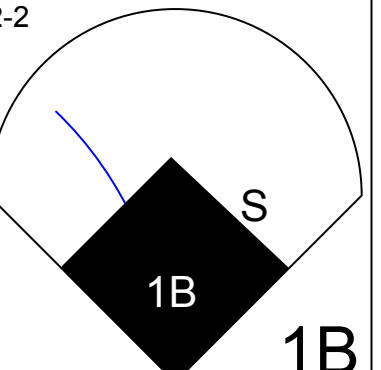
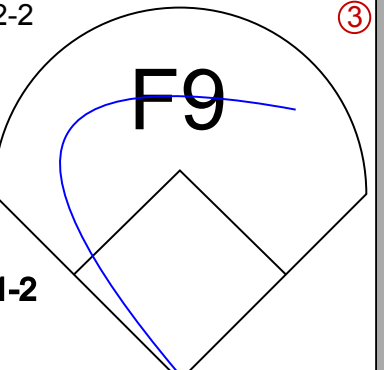
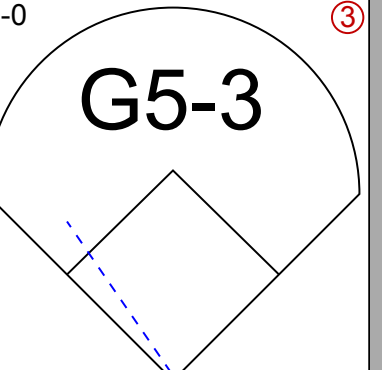
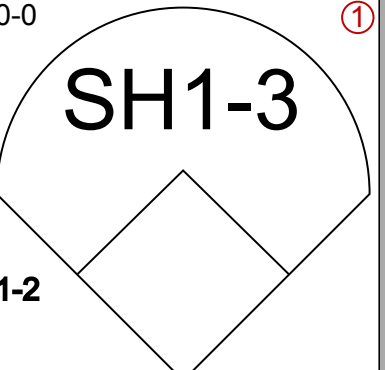
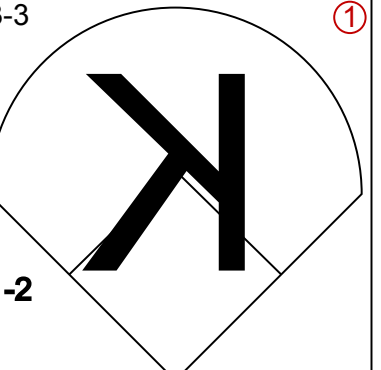
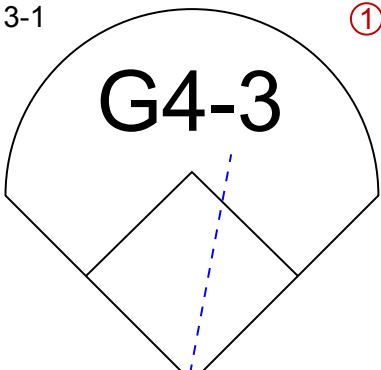
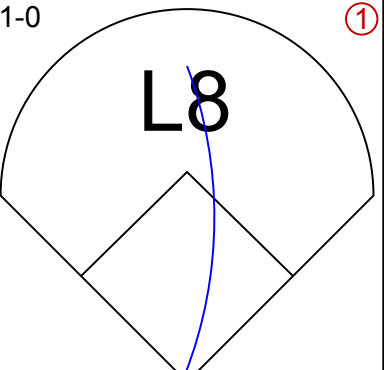
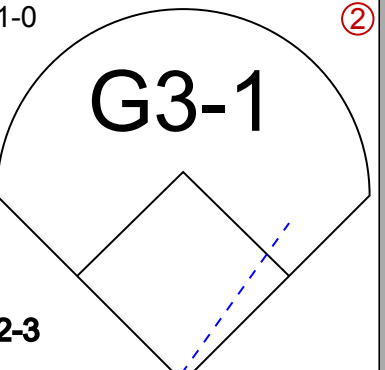
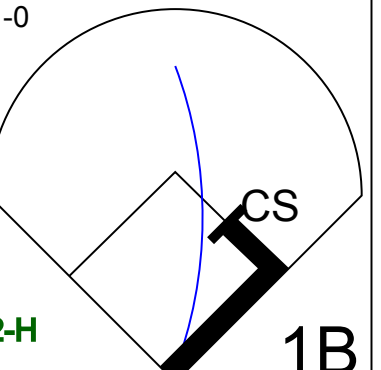
BOTTOM

Chicago White Sox @ Boston Red Sox
 Fenway Park, Boston, MA
 Wed Aug 18 1993, 7:05 PM EDT
 Att: 31,550 - Sunny - 72 F

AB	28
R	5
H	5
RBI	5
BB	6
SO	5
LOB	11

Inning Stats		R	H	E	K	S	H	LOB	BB	P	R	H	E	K	S	R	H	E	K	S
1		1	0	1	2	14	0	3	3	32	0	0	0	0	8	0	0	0	0	0
2		0	0	0	0	8	0	0	0	12	0	0	0	0	0	0	0	0	0	0
3		1	2	0	1	10	1	1	1	21	0	0	0	0	0	0	0	0	0	0
4		0	0	0	1	7	0	1	1	15	0	0	0	0	0	0	0	0	0	0
5		0	0	0	0	4	0	0	0	4	0	0	0	0	0	0	0	0	0	0
6		1	1	0	0	13	1	0	0	21	0	0	0	0	0	0	0	0	0	0
7		2	2	1	1	11	2	1	1	17	0	0	0	0	0	0	0	0	0	0
8		0	0	0	0	9	0	0	0	9	0	0	0	0	0	0	0	0	0	0
9		0	0	0	0	6	0	0	0	9	0	0	0	0	0	0	0	0	0	0

PITCHER															IP	WLS	BF	H	R	ER	SO	BB	IBB	HBP	BLK	WP	HR	S	P	ERA	WHIP
Jason Bere, R <small>ERA: 4.5</small> (1, 1)															6.0	L	26	3	3	2	5	5	0	0	0	0	1	56	105	3.00	1.333
Jeff Schwarz, R <small>ERA: 3.89</small> (7, 1)															0.2		5	2	2	0	0	0	1	0	0	0	0	8	13	27.00	3.000
Scott Radinsky, L <small>ERA: 3.57</small> (7, 1)															1.1		4	0	0	0	0	0	0	0	0	0	0	9	13	0.00	0.000

Batter	1	2	3	4	5	6	7	8	9	AB R H RBI BB SO LOB	TOP
Tim Raines, S (1, 7) OBP: 0.401, SLG: 0.493 C B B F F S	2-3 		2-3 		0-1 		0-2 		2-1 	5 0 1 1 0 2 1	Chicago White Sox @ Minnesota Twins Hubert H. Humphrey Metrodome, Minneapolis, MN Fri Aug 20 1993, 8:05 PM EDT Att. 30,571 - Dome livebaseballscorecards.com
Joey Cora, S (1, 4) OBP: 0.366, SLG: 0.360 C B B F F S	2-3 		1-1 		0-1 		2-0 	0-1 	4 0 1 0 0 1 1		
Frank Thomas, R (1, 3) OBP: 0.426, SLG: 0.600 B F X	1-1 		1-0 		4-2 		0-0 		3 0 0 0 1 0 1		
Robin Ventura, L (1, 5) OBP: 0.372, SLG: 0.425 C B B C B S		3-3 		1-0 	2-0 		2-0 		4 1 1 0 0 1 1		
Ellis Burks, R (1, 9) OBP: 0.349, SLG: 0.462 X		0-0 		0-2 	2-2 		1-1 		4 0 2 0 0 0 1		
Dan Pasqua, L (1, 10) OBP: 0.307, SLG: 0.317 C B B X		2-1 		3-1 	3-3 		2-1 		4 1 1 0 0 1 3		
Lance Johnson, L (1, 8) OBP: 0.353, SLG: 0.392 C B B C B S		2-2 		1-0 		4-1 		2-2 	3 2 3 2 1 0 0		
Ron Karkovice, R (1, 2) OBP: 0.285, SLG: 0.436 1 SAFE C B B C B S		2-2 		0-0 		0-0 		3-3 	3 0 0 0 0 1 3		
Ozzie Guillen, L (1, 6) OBP: 0.282, SLG: 0.371 B F B X			3-1 		1-0 		1-0 	1-0 	4 0 1 1 0 0 1		
Inning Stats	R: 0 H: 0 E: 0 LOB: 0 K: 2 BB: 0 S: 10 P: 15	R: 1 H: 2 E: 0 LOB: 1 K: 1 BB: 0 S: 13 P: 22	R: 0 H: 1 E: 0 LOB: 1 K: 1 BB: 0 S: 8 P: 15	R: 1 H: 2 E: 0 LOB: 1 K: 0 BB: 0 S: 9 P: 14	R: 0 H: 0 E: 0 LOB: 0 K: 0 BB: 0 S: 5 P: 6	R: 0 H: 1 E: 0 LOB: 1 K: 1 BB: 1 S: 10 P: 21	R: 1 H: 1 E: 0 LOB: 1 K: 0 BB: 1 S: 7 P: 14	R: 0 H: 1 E: 0 LOB: 1 K: 0 BB: 0 S: 7 P: 11	R: 1 H: 2 E: 0 LOB: 0 K: 1 BB: 0 S: 11 P: 18	1B: 8 SF: 0 2B: 2 SAC: 1 3B: 0 DP: 1 HR: 0 HBP: 0	WP: 0 PA: 38 PB: 1 SB: 2 CS: 1
PITCHER Scott Erickson, R (1, 1) ERA: 5.52 Carl Willis, R (9, 1) ERA: 4.5	IP WLS BF H R ER SO BB IBB HBP BLK WP HR S P ERA WHIP 8.1 L 36 10 4 4 6 2 0 0 0 0 0 0 3 5 0.00 0.000										

Chicago White Sox @ Minnesota Twins
 Hubert H. Humphrey Metrodome, Minneapolis, MN
 Fri Aug 20 1993, 8:05 PM EDT
 Att. 30,571 - Dome
livebaseballscorecards.com

AB	34
R	4
H	10
RBI	4
BB	2
SO	6
LOB	12



Batter	1	2	3	4	5	6	7	8	9	AB	R	H	RBI	BB	SO	LOB
Shane Mack, R (1, 8) OBP: 0.333, SLG: 0.419	2-2 F8		1-3 K		1-0 K 1B			0-0 G6-3		4	0	1	0	0	1	0
Chuck Knoblauch, R (1, 4) OBP: 0.366, SLG: 0.363	1-1 G1-3		1-0 G5-3		1-3 K			2-1 G4-3		4	0	0	0	0	1	1
Kirby Puckett, R (1, 9) OBP: 0.351, SLG: 0.477	0-0 2B			2-2 HR 1B		2-1 B1-3		3-2 F9		4	1	2	0	0	0	0
Kent Hrbek, L (1, 3) OBP: 0.342, SLG: 0.440	4-0 BB			3-2 HR 1-H		0-0 G4-3		2-3 K		3	1	1	2	1	1	0
Dave Winfield, R (1, 10) OBP: 0.331, SLG: 0.459	2-2 F9			1-2 G6-4-3 1B		0-0 F9		0-1 G6-3		4	0	1	0	0	0	2
Brian Harper, R (1, 2) OBP: 0.355, SLG: 0.458		3-2 G4-3		2-2 G6-4-3 1-2f			1-1 P5		2-1 F9		4	0	0	0	0	1
Terry Jorgensen, R (1, 5) OBP: 0.293, SLG: 0.286		1-3 K		0-3 K			0-1 G6-3			3	0	0	0	0	2	0
Pedro Munoz, R (1, 7) OBP: 0.286, SLG: 0.380		1-0 G4-3			0-1 F8		4-2 BB			2	0	0	0	1	0	0
Pat Meares, R (1, 6) OBP: 0.287, SLG: 0.340			1-2 G4-3		0-0 G4-3			1-2 F9		3	0	0	0	0	0	1

Inning Stats	R: 0	H: 1	E: 0	K: 0	S: 10	LOB: 2	BB: 1	P: 19	R: 0	H: 0	E: 0	K: 1	S: 7	LOB: 0	BB: 0	P: 12	R: 0	H: 0	E: 0	K: 1	S: 9	LOB: 0	BB: 0	P: 12	R: 2	H: 3	E: 0	K: 1	S: 22	LOB: 0	BB: 0	P: 30	R: 0	H: 1	E: 0	K: 1	S: 7	LOB: 1	BB: 0	P: 9	R: 0	H: 0	E: 0	K: 0	S: 4	LOB: 0	BB: 0	P: 6	R: 0	H: 0	E: 0	K: 0	S: 12	LOB: 1	BB: 1	P: 18	R: 0	H: 0	E: 0	K: 0	S: 6	LOB: 0	BB: 0	P: 11	R: 0	H: 0	E: 0	K: 1	S: 7	LOB: 0	BB: 0	P: 11	1B: 3	SF: 0	2B: 1	SAC: 0	3B: 0	DP: 1	HR: 1	HBP: 0	WP: 0	PA: 33	PB: 0	SB: 0	CS: 0
PITCHER	IP	WLS	BF	H	R	ER	SO	BB	IBB	HBP	BLK	WP	HR	S	P	ERA	WHIP																																																																				
Alex Fernandez, R (1, 1) ERA: 3.05	8.0	W	30	5	2	2	4	2	0	0	0	0	0	77	117	2.25	0.875																																																																				
Scott Radinsky, L (9, 1) ERA: 3.54	0.1		1	0	0	0	1	0	0	0	0	0	0	3	5	0.00	0.000																																																																				
Roberto Hernandez, R (9, 1) ERA: 2.1	0.2	S	2	0	0	0	0	0	0	0	0	0	0	4	6	0.00	0.000																																																																				

BOTTOM

Chicago White Sox @ Minnesota Twins
 Hubert H. Humphrey Metrodome, Minneapolis, MN
 Fri Aug 20 1993, 8:05 PM EDT
 Att. 30,571 - Dome

livebaseballscorecards.com

AB	31
R	2
H	5
RBI	2
BB	2
SO	5
LOB	5

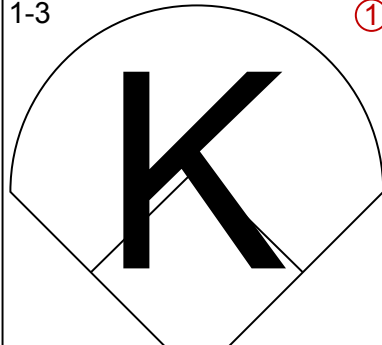
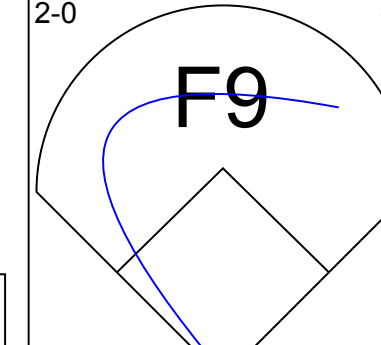
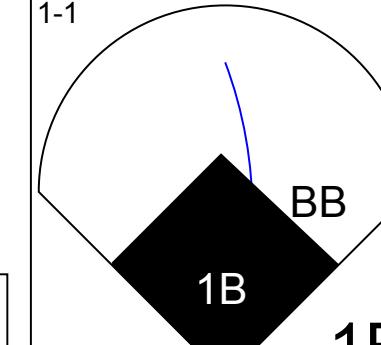
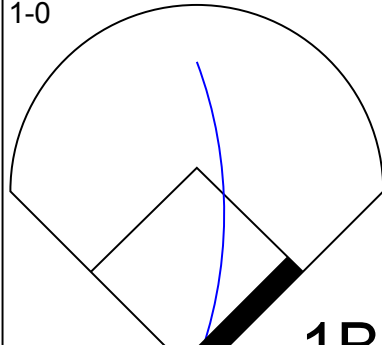
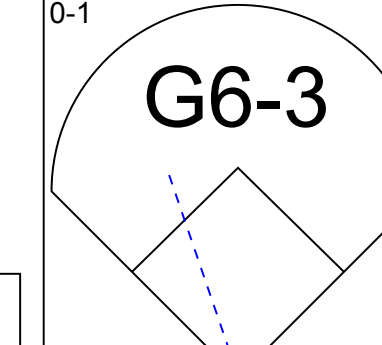
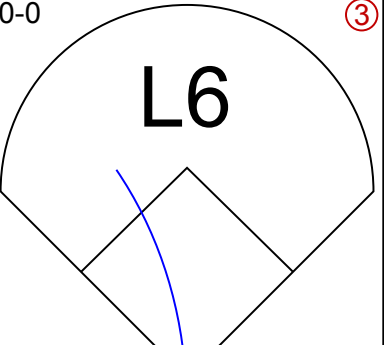
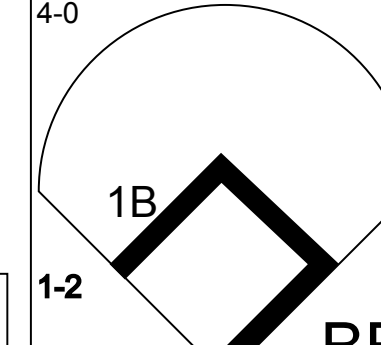
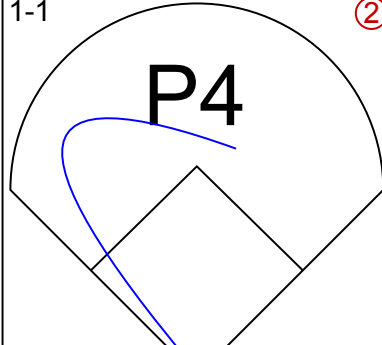
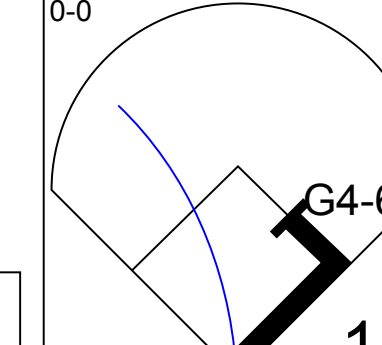
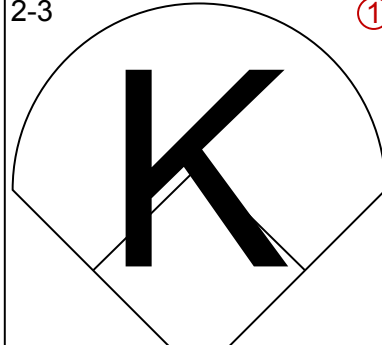
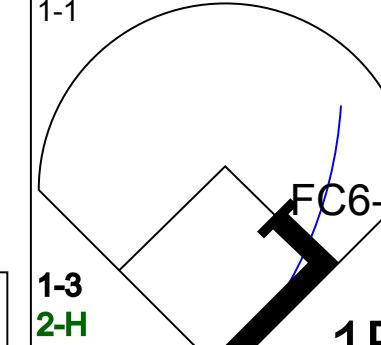
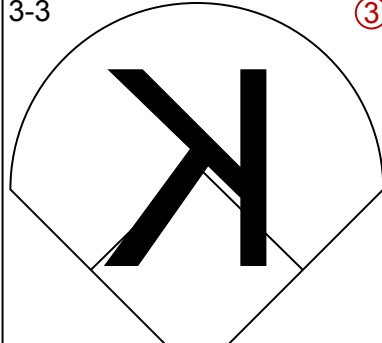
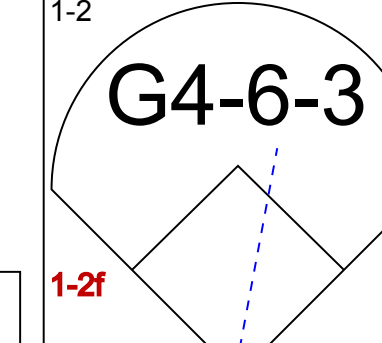
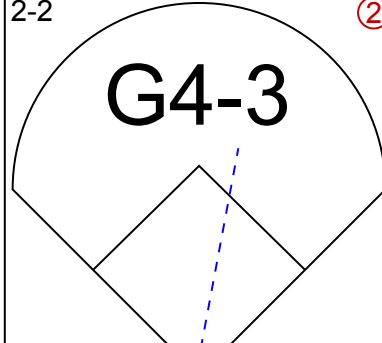
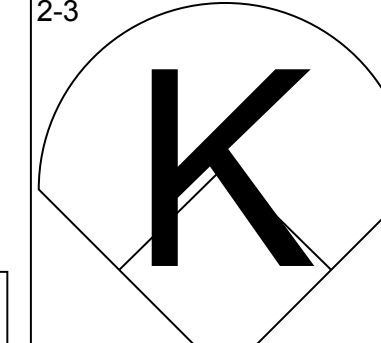
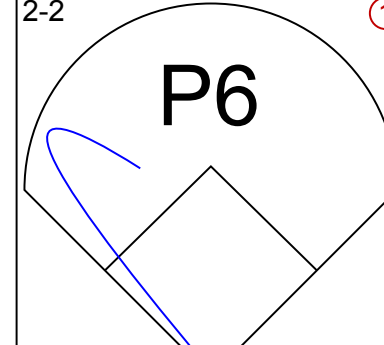
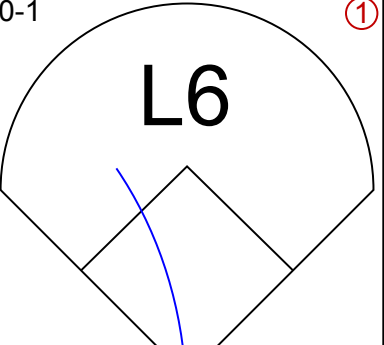
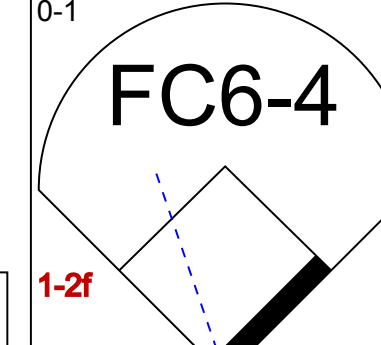
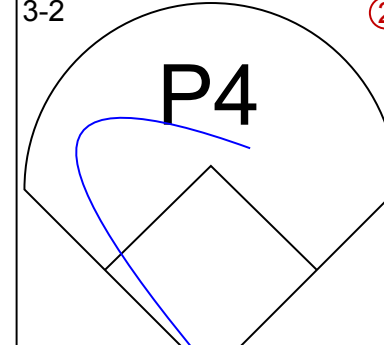
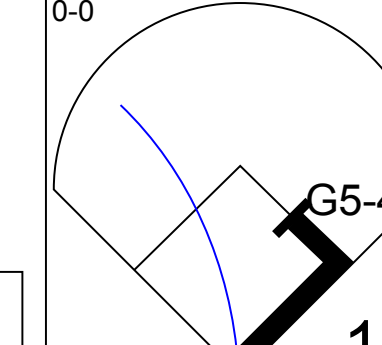
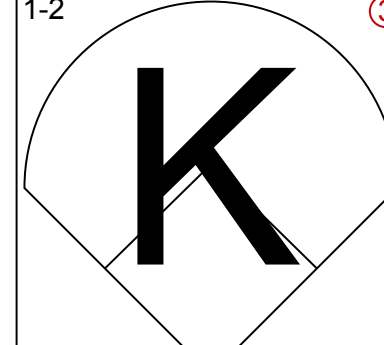
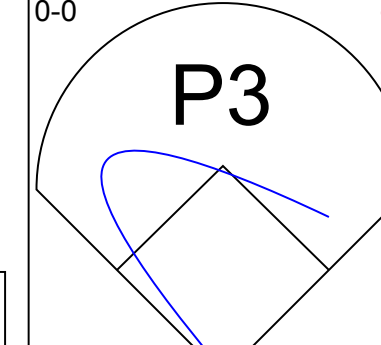
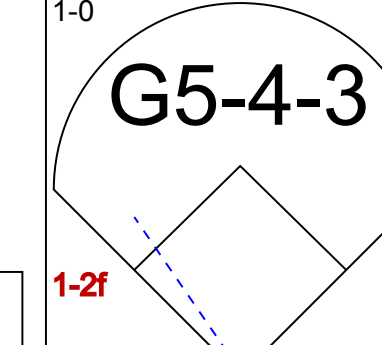
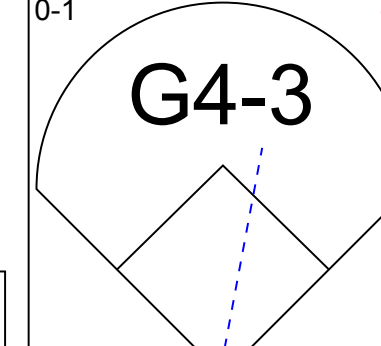
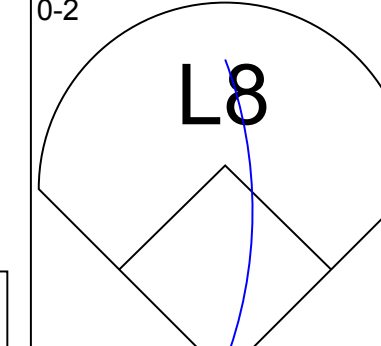


Batter	1	2	3	4	5	6	7	8	9	AB R H RBI BB SO LOB	TOP											
Tim Raines, S (1, 7) <small>OBP: 0.398, SLG: 0.498</small>	2-1 HR	2-1 FC6-4 <small>G4-6-3</small>		0-0 L1	2-2 P3			3-1 E6 <small>1B</small> SF9		5 2 1 1 0 0 3	Chicago White Sox @ Minnesota Twins Hubert H. Humphrey Metrodome, Minneapolis, MN Sat Aug 21 1993, 8:05 PM EDT Att. 31,590 - Dome											
Joey Cora, S (1, 4) <small>OBP: 0.366, SLG: 0.361</small>	0-2 2B SF8 1B	1-1 G4-6-3 <small>1-2f</small>		0-1 F9		2-1 L8	3-2 SF9 <small>1-3 2-H</small> 1B		5 1 2 1 0 0 1													
Frank Thomas, R (1, 3) <small>OBP: 0.425, SLG: 0.600</small>	2-0 SF8 1B 2B		1-0 G5-3	4-0 BB		2-0 F9	2-2 SF9		3 1 1 1 1 0 0													
Robin Ventura, L (1, 5) <small>OBP: 0.370, SLG: 0.421</small>	1-3 K		4-0 BB 2B BB	1-3 K		3-2 P6	2-2 L7		4 1 0 0 1 2 4													
Warren Newson, L (1, 10) <small>OBP: 0.500, SLG: 0.375</small>	4-1 1B BB		4-2 2B BB		3-1 HR 1B		2-1 F8	0-2 G4-3	3 1 1 0 2 0 0													
Dan Pasqua, L (1, 9) <small>OBP: 0.307, SLG: 0.344</small> Ellis Burks, R (7, PH) <small>OBP: 0.350, SLG: 0.462</small>	1-1 SF8 <small>2-3 3-H</small>		1-3 K		0-1 HR		0-0 G5-3	2-2 G4-3 S 1B	2 1 1 3 0 1 2 2 1 1 0 0 0 0													
Lance Johnson, L (1, 8) <small>OBP: 0.356, SLG: 0.396</small>	2-1 1-2 3-H 1B		0-2 1-3 2-H 2B		1-1 CS 1B		1-1 F7	0-2 G4-3	5 0 3 2 0 0 1													
Ron Karkovics, R (1, 2) <small>OBP: 0.290, SLG: 0.435</small>	1-3 K		4-1 BB		2-3 K		4-2 1B BB	1-0 1B	3 1 1 1 2 2 3													
Ozzie Guillen, L (1, 6) <small>OBP: 0.284, SLG: 0.374</small>		2-2 FC6-4 1B	0-0 G4-3		0-2 2B		0-0 B1	2-3 K	5 0 2 0 0 1 5													
Inning Stats	R: 3 E: 0 K: 2 S: 17	H: 4 LOB: 2 BB: 1 P: 30	R: 0 E: 0 K: 0 S: 7	H: 1 LOB: 0 BB: 0 P: 12	R: 1 E: 0 K: 1 S: 15	H: 1 LOB: 3 BB: 3 P: 29	R: 0 E: 0 K: 1 S: 7	H: 0 LOB: 1 BB: 1 P: 12	R: 2 E: 0 K: 1 S: 15	H: 4 LOB: 1 BB: 0 P: 23	R: 0 E: 0 K: 0 S: 6	H: 0 LOB: 0 BB: 0 P: 13	R: 0 E: 0 K: 0 S: 5	H: 0 LOB: 0 BB: 0 P: 8	R: 2 E: 1 K: 0 S: 14	H: 1 LOB: 1 BB: 1 P: 28	R: 1 E: 0 K: 1 S: 14	H: 2 LOB: 1 BB: 0 P: 19	1B: 8 2B: 3 3B: 0 HR: 2	SF: 2 SAC: 0 DP: 1 HBP: 0	WP: 0 PB: 0 SB: 1 CS: 1	PA: 45
PITCHER	IP WLS BF H R ER SO BB IBB HBP BLK WP HR S P ERA WHIP																					
Willie Banks, R (1, 1) <small>ERA: 4.2</small>	3.0 L 18 6 4 4 3 4 0 0 0 0 0 1 39 71 12.00 3.333																					
George Tsamis, L (4, 1) <small>ERA: 5.54</small>	4.1 19 4 4 2 2 2 0 0 0 0 0 1 38 68 4.15 1.385																					
Mike Hartley, R (8, 1) <small>ERA: 4.31</small>	1.2 8 3 1 1 1 0 0 0 0 0 0 0 23 35 5.40 1.800																					

livebaseballscorecards.com

AB	37
R	9
H	13
RBI	9
BB	6
SO	6
LOB	19



Batter	1	2	3	4	5	6	7	8	9	AB	R	H	RBI	BB	SO	LOB
Shane Mack, R OBP: 0.334, SLG: 0.423 (1, 8)										4	1	2	2	0	1	0
Chuck Knoblauch, R OBP: 0.367, SLG: 0.363 (1, 4)										3	0	1	0	1	0	1
Kirby Puckett, R OBP: 0.353, SLG: 0.477 (1, 9)										4	0	2	1	0	1	1
Kent Hrbek, L OBP: 0.339, SLG: 0.435 (1, 3)										3	0	0	0	0	1	2
Dave McCarty, R OBP: 0.274, SLG: 0.296 (8, PH)												1	0	0	0	0
Dave Winfield, R OBP: 0.328, SLG: 0.455 (1, 10)										4	0	0	0	0	0	2
Brian Harper, R OBP: 0.356, SLG: 0.457 (1, 2)										3	1	1	0	1	0	0
Pedro Munoz, R OBP: 0.285, SLG: 0.375 (1, 7)										3	0	0	0	1	2	1
Terry Jorgensen, R OBP: 0.279, SLG: 0.272 (1, 5)										4	1	0	0	0	0	3
Pat Meares, R OBP: 0.288, SLG: 0.344 (1, 6)										3	1	1	1	0	0	0

BOTTOM

Chicago White Sox @ Minnesota Twins
 Hubert H. Humphrey Metrodome, Minneapolis, MN
 Sat Aug 21 1993, 8:05 PM EDT
 Att. 31,590 - Dome

livebaseballscores.com

AB	32
R	4
H	7
RBI	4
BB	3
SO	6
LOB	12



Inning	R	H	E	K	S	I	B	H	B	L	W	H	S	P	E	W	1B	2B	3B	HR	SF	SAC	DP	HBP
1	0	1	0	2	10	0	0	0	0	0	0	0	0	0	0	0	5	2	0	0	0	0	0	0
2	0	0	0	1	9	0	0	0	0	0	0	0	0	0	0	0	0	0	0	0	0	0	0	0
3	0	0	0	0	9	0	0	0	0	0	0	0	0	0	0	0	0	0	0	0	0	0	0	0
4	0	1	0	0	6	0	0	0	0	0	0	0	0	0	0	0	0	0	0	0	0	0	0	0
5	3	2	0	0	14	0	0	0	0	0	0	0	0	0	0	0	0	0	0	0	0	0	0	0
6	0	0	0	1	8	0	0	0	0	0	0	0	0	0	0	0	0	0	0	0	0	0	0	0
7	0	0	0	0	6	0	0	0	0	0	0	0	0	0	0	0	0	0	0	0	0	0	0	0
8	1	2	0	1	13	0	0	0	0	0	0	0	0	0	0	0	0	0	0	0	0	0	0	0
9	0	1	0	0	13	0	0	0	0	0	0	0	0	0	0	0	0	0	0	0	0	0	0	0

PITCHER	IP	WLS	BF	H	R	ER	SO	BB	IBB	HBP	BLK	WP	HR	S	P	ERA	WHIP
Tim Belcher, R ERA: 4.43 (1, 1)	7.1	W	29	5	4	4	5	3	0	0	0	0	0	63	98	4.91	1.091
Donn Pall, R ERA: 2.86 (8, 1)	0.0		1	1	0	0	0	0	0	0	0	0	0	2	3	∞	∞
Scott Radinsky, L ERA: 3.51 (8, 1)	0.1		1	0	0	0	1	0	0	0	0	0	0	3	5	0.00	0.000
Roberto Hernandez, R ERA: 2.05 (8, 1)	1.1	S	4	1	0	0	0	0	0	0	0	0	0	15	19	0.00	0.750

WP	PA	ERA	WHIP
0	35		

Batter	1	2	3	4	5	6	7	8	9	AB R H RBI BB SO LOB	TOP
Steve Sax, R (1, 7) OBP: 0.310, SLG: 0.351 Tim Raines, S (8, 7) OBP: 0.397, SLG: 0.496	1-1 		3-1 			1-1 			1-1 	3 0 0 0 0 0 1 0 0 0 0 0	Chicago White Sox @ Minnesota Twins Hubert H. Humphrey Metrodome, Minneapolis, MN Sun Aug 22 1993, 4:33 AM EDT Att. 26,453 - Dome livebaseballscorecards.com AB 30 R 1 H 3 RBI 1 BB 0 SO 4 LOB 4
Joey Cora, S (1, 4) OBP: 0.363, SLG: 0.357	0-1 			0-0 		2-3 			1-2 	4 0 0 0 0 1 0	
Frank Thomas, R (1, 3) OBP: 0.424, SLG: 0.604	3-1 			1-2 		3-2 			2-2 	4 1 1 1 0 0 0	
Ellis Burks, R (1, 9) OBP: 0.347, SLG: 0.458	1-0 			3-1 			3-2 			3 0 0 0 0 0 0	
Bo Jackson, R (1, 10) OBP: 0.292, SLG: 0.404		2-3 			2-1 		0-3 			3 0 0 0 0 2 0	
Robin Ventura, L (1, 5) OBP: 0.370, SLG: 0.423		3-2 			0-1 		3-2 			3 0 1 0 0 0 0	
Lance Johnson, L (1, 8) OBP: 0.356, SLG: 0.396		0-0 			0-0 			0-0 		3 0 1 0 0 0 0	
Ron Karkovics, R (1, 2) OBP: 0.287, SLG: 0.430			2-1 		3-3 			3-2 		3 0 0 0 0 1 2	
Craig Grebeck, R (1, 6) OBP: 0.307, SLG: 0.258			1-0 		0-0 			2-2 		3 0 0 0 0 0 2	
Inning Stats	R: 1 H: 1 E: 0 LOB: 0 K: 0 BB: 0 S: 7 P: 12	R: 0 H: 0 E: 0 LOB: 0 K: 1 BB: 0 S: 7 P: 12	R: 0 H: 0 E: 0 LOB: 0 K: 0 BB: 0 S: 5 P: 11	R: 0 H: 0 E: 0 LOB: 0 K: 0 BB: 0 S: 6 P: 10	R: 0 H: 2 E: 0 LOB: 2 K: 1 BB: 0 S: 10 P: 15	R: 0 H: 0 E: 0 LOB: 0 K: 1 BB: 0 S: 8 P: 14	R: 0 H: 0 E: 0 LOB: 0 K: 1 BB: 0 S: 11 P: 17	R: 0 H: 0 E: 0 LOB: 0 K: 0 BB: 0 S: 9 P: 14	R: 0 H: 0 E: 0 LOB: 0 K: 0 BB: 0 S: 10 P: 14	1B: 1 SF: 0 2B: 1 SAC: 0 3B: 0 DP: 0 HR: 1 HBP: 0	
PITCHER Jim Deshaies, L (1, 1) ERA: 4.22 Rick Aguilera, R (9, 1) ERA: 2.82	IP WLS BF H R ER SO BB IBB HBP BLK WP HR S P ERA WHIP 8.0 L 27 3 1 1 4 0 0 0 0 0 0 1 63 105 1.12 0.375 1.0 3 0 0 0 0 0 0 0 0 0 0 0 10 14 0.00 0.000	PITCHER IP WLS BF H R ER SO BB IBB HBP BLK WP HR S P ERA WHIP									

Batter	1	2	3	4	5	6	7	8	9	AB R H RBI BB SO LOB
Chuck Knoblauch, R <small>(1, 4) OBP: 0.366, SLG: 0.362</small>	3-2 		0-0 			0-1 		0-0 		4 0 1 0 0 0 1
Jeff Reboulet, R <small>(1, 6) OBP: 0.326, SLG: 0.284</small>	1-2 		1-0 			0-1 		1-3 		4 0 2 0 0 1 1
Kirby Puckett, R <small>(1, 9) OBP: 0.352, SLG: 0.477</small>	1-3 		1-1 	2-2 		1-3 		2-2 		4 0 1 0 0 2 3
Kent Hrbek, L <small>(1, 3) OBP: 0.335, SLG: 0.430</small>	1-1 	0-0 		0-0 		2-3 		2-0 		4 0 0 0 0 1 3
Dave Winfield, R <small>(1, 10) OBP: 0.328, SLG: 0.453</small>		1-1 		1-3 		3-1 		1-3 		4 0 1 0 0 2 3
Shane Mack, R <small>(1, 8) OBP: 0.336, SLG: 0.423</small>		2-2 		0-0 			1-1 	0-3 		4 0 2 0 0 1 1
Chip Hale, L <small>(1, 5) OBP: 0.372, SLG: 0.377</small>		2-3 			0-0 		1-1 			3 0 1 0 0 1 2
Lenny Webster, R <small>(1, 2) OBP: 0.198, SLG: 0.218</small>		0-3 			0-1 		1-3 			3 0 0 0 0 2 4
Dave McCarty, R <small>(1, 7) OBP: 0.275, SLG: 0.293</small>			4-2 		1-1 		1-2 			2 0 0 0 1 0 2

Inning Stats	R: 0 E: 0 K: 1 S: 12	H: 1 LOB: 0 BB: 0 P: 18	R: 0 E: 0 K: 2 S: 13	H: 2 LOB: 2 BB: 0 P: 18	R: 0 E: 0 K: 0 S: 5	H: 0 LOB: 0 BB: 1 P: 11	R: 0 E: 0 K: 1 S: 11	H: 1 LOB: 1 BB: 0 P: 14	R: 0 E: 0 K: 0 S: 5	H: 0 LOB: 0 BB: 0 P: 6	R: 0 E: 0 K: 2 S: 14	H: 2 LOB: 2 BB: 0 P: 20	R: 0 E: 0 K: 1 S: 13	H: 2 LOB: 1 BB: 0 P: 16	R: 0 E: 0 K: 1 S: 7	H: 0 LOB: 0 BB: 0 P: 10	R: 0 E: 0 K: 2 S: 8	H: 0 LOB: 0 BB: 0 P: 11	1B: 7 2B: 1 3B: 0 HR: 0	SF: 0 SAC: 0 DP: 1 HBP: 0	WP: 0 PB: 0 SB: 1 CS: 2	PA: 35																	
PITCHER Jack McDowell, R <small>(1, 1) ERA: 3.4</small>	IP 9.0	WLS W	BF 33	H 8	R 0	ER 0	SO 10	BB 1	IBB 0	HBP 0	BLK 0	WP 0	HR 0	S 88	P 124	ERA 0.00	WHIP 1.000					PITCHER	IP 9.0	WLS W	BF 33	H 8	R 0	ER 0	SO 10	BB 1	IBB 0	HBP 0	BLK 0	WP 0	HR 0	S 88	P 124	ERA 0.00	WHIP 1.000

BOTTOM

Chicago White Sox @ Minnesota Twins
 Hubert H. Humphrey Metrodome, Minneapolis, MN

Sun Aug 22 1993, 4:33 AM EDT
 Att. 26,453 - Dome

livebaseballscorecards.com

AB	32
R	0
H	8
RBI	0
BB	1
SO	10
LOB	20

Batter	1	2	3	4	5	6	7	8	9	10	AB	R	H	RBI	BB	SO	LOB
Tim Raines, S OBP: 0.391, SLG: 0.488 (1, 7)	1-0 G6-3		2-0 G6-3		3-2 G6-3		0-2 FC5-4		3-3 K		5	0	0	0	0	1	3
Joey Cora, S OBP: 0.360, SLG: 0.353 (1, 4)	0-3 K		1-2 G3		2-1 G5-3		0-0 L7			2-2 G4-3	5	0	0	0	0	1	2
Frank Thomas, R OBP: 0.427, SLG: 0.621 (1, 3)	0-0 1B		2-1 G6-3		4-0 IBB			1-1 HR		1-0 HR	4	3	3	2	1	0	0
Ellis Burks, R OBP: 0.350, SLG: 0.466 (1, 8)	4-2 1B			3-2 E	2-1 F7			1-1 G6-3		2-1 HR	4	2	2	1	1	0	2
Bo Jackson, R OBP: 0.290, SLG: 0.399 (1, 10)	1-0 1B			2-1 G5-3		1-3 K		2-3 K		0-3 K	5	0	1	1	0	3	1
Steve Sax, R OBP: 0.301, SLG: 0.340 (1, 9)	0-2 G4-3			0-1 E1		1-2 L9		1-1 G6-3		3-2 G4-3	3	0	0	0	0	0	3
Lance Johnson, L OBP: 0.354, SLG: 0.394 (8, PH)				2-3 CS							2	0	0	0	0	0	0
Craig Grebeck, R OBP: 0.312, SLG: 0.265 (1, 5)		1-1 G6-3		1 SAFE 2-2		0-0 L8			0-0 FC6-4		4	0	2	1	0	0	0
Ron Karkovice, R OBP: 0.284, SLG: 0.425 (1, 2)		2-3 K		1-2 3-H	2-2 G5-3		1-3 K		2-2 L8		4	0	0	0	0	2	3
Ozzie Guillen, L OBP: 0.286, SLG: 0.376 (1, 6)		1-2 G3-1		2-2			1-0 FC5-4		0-1 FC6-4		4	0	2	0	0	0	1

Inning Stats	R: 1	H: 2	E: 0	K: 1	S: 12	H: 2	LOB: 2	BB: 1	P: 18	R: 0	H: 0	E: 0	K: 0	S: 7	H: 0	LOB: 0	BB: 0	P: 12	R: 1	H: 2	E: 1	K: 0	S: 15	H: 2	LOB: 1	BB: 0	P: 24	R: 0	H: 1	E: 0	K: 0	S: 10	H: 0	LOB: 0	BB: 0	P: 10	R: 0	H: 1	E: 0	K: 1	S: 8	H: 1	LOB: 1	BB: 0	P: 10	R: 1	H: 1	E: 0	K: 1	S: 9	H: 1	LOB: 0	BB: 0	P: 14	R: 0	H: 1	E: 0	K: 1	S: 9	H: 1	LOB: 1	BB: 0	P: 14	R: 2	H: 2	E: 0	K: 1	S: 18	H: 2	LOB: 0	BB: 0	P: 26	1B: 6	SF: 0	2B: 1	SAC: 0	3B: 0	DP: 0	HR: 3	HBP: 0	WP: 0	PA: 42
--------------	------	------	------	------	-------	------	--------	-------	-------	------	------	------	------	------	------	--------	-------	-------	------	------	------	------	-------	------	--------	-------	-------	------	------	------	------	-------	------	--------	-------	-------	------	------	------	------	------	------	--------	-------	-------	------	------	------	------	------	------	--------	-------	-------	------	------	------	------	------	------	--------	-------	-------	------	------	------	------	-------	------	--------	-------	-------	-------	-------	-------	--------	-------	-------	-------	--------	-------	--------

PITCHER	IP	WLS	BF	H	R	ER	SO	BB	IBB	HBP	BLK	WP	HR	S	P	ERA	WHIP
Jimmy Key, L ERA: 2.79	6.0		25	5	2	1	3	1	1	0	0	0	0	61	99	1.50	1.000
Bob Wickman, R ERA: 4.44	2.1		10	3	1	1	2	0	0	0	0	0	1	21	30	3.86	1.286
Paul Assenmacher, L ERA: 3.18	0.2	W	2	0	0	0	1	0	0	0	0	0	0	5	8	0.00	0.000
Steve Farr, R ERA: 3.59	1.0	S	5	2	2	2	1	0	0	0	0	0	2	18	26	18.00	2.000


BOTTOM

New York Yankees @ Chicago White Sox
Comiskey Park, Chicago, IL

Mon Aug 23 1993, 8:05 PM EDT
Att. 38,828 - Unknown - 88 F

livebaseballscorecards.com

AB	40
R	5
H	10
RBI	5
BB	2
SO	7
LOB	15



Batter	1	2	3	4	5	6	7	8	9	AB R H RBI BB SO LOB	TOP											
Mike Gallego, R OBP: 0.358, SLG: 0.411 (1, 5)	2-2 G6-3		1-2 L9		0-0 P4			1-0 BB 1B		4 0 1 0 0 0 1												
Randy Velarde, R OBP: 0.353, SLG: 0.434 (1, 7)	1-1 HR		2-2 1B			3-3 K		4-1 BB		3 1 2 1 1 1 0												
Don Mattingly, L OBP: 0.377, SLG: 0.481 (1, 3)	4-1 BB		2-2 1B			2-1 F7		0-1 F7		3 0 1 1 1 0 2												
Danny Tartabull, R OBP: 0.364, SLG: 0.525 (1, 10)	1-2 G4-6-3 1-2f		2-2 G4-3			4-2 BB		2-2 F7		3 0 0 0 1 0 5												
Mike Stanley, R OBP: 0.387, SLG: 0.533 (1, 2)		2-3 K		2-2 F7		0-2 P4		0-2 G5-3		4 0 0 0 0 1 1												
Bernie Williams, S OBP: 0.340, SLG: 0.427 (1, 8)		2-3 K		0-0 G5-3			0-3 K	1-3 K		4 0 0 0 0 3 0												
Jim Leyritz, R OBP: 0.416, SLG: 0.490 (1, 9)		3-3 K		2-3 K			1-2 L8	2-2 F8		3 0 0 0 0 2 0												
Dion James, L OBP: 0.395, SLG: 0.486 (9, PH)										1 0 0 0 0 0 0												
Spike Owen, S OBP: 0.301, SLG: 0.316 (1, 6)			1-1 1B 1B		1-3 K		2-2 P4			3 1 1 0 0 1 0												
Pat Kelly, R OBP: 0.317, SLG: 0.380 (1, 4)			1-3 K		0-1 B1-3			1-2 F8		3 0 0 0 0 1 1												
Inning Stats	R: 1 E: 0 K: 0 S: 9	H: 1 LOB: 0 BB: 1 P: 17	R: 0 E: 0 K: 3 S: 9	H: 0 LOB: 0 BB: 0 P: 16	R: 1 E: 0 K: 1 S: 19	H: 3 LOB: 2 BB: 0 P: 28	R: 0 E: 0 K: 1 S: 8	H: 0 LOB: 0 BB: 0 P: 12	R: 0 E: 0 K: 1 S: 7	H: 0 LOB: 0 BB: 0 P: 8	R: 0 E: 0 K: 1 S: 14	H: 0 LOB: 1 BB: 1 P: 23	R: 0 E: 0 K: 1 S: 12	H: 0 LOB: 0 BB: 0 P: 15	R: 0 E: 0 K: 0 S: 10	H: 1 LOB: 2 BB: 1 P: 18	R: 0 E: 0 K: 1 S: 11	H: 0 LOB: 0 BB: 0 P: 14	1B: 4 2B: 0 3B: 0 HR: 1	SF: 0 SAC: 0 DP: 1 HBP: 0	WP: 0 PB: 0 SB: 0 CS: 0	PA: 34
PITCHER	IP WLS BF H R ER SO BB IBB HBP BLK WP HR S P ERA WHIP																					
Wilson Alvarez, L ERA: 3.45 (1, 1)	7.1 W 28 5 2 2 8 2 0 0 0 0 1 82 125 2.46 0.955																					
Chuck Cary, L ERA: 4.5 (8, 1)	0.1 2 0 0 0 0 1 0 0 0 0 0 3 7 0.00 3.000																					
Roberto Hernandez, R ERA: 2.01 (8, 1)	1.1 S 4 0 0 0 1 0 0 0 0 0 0 0 14 19 0.00 0.000																					

New York Yankees @ Chicago White Sox
 Comiskey Park, Chicago, IL
 Tue Aug 24 1993, 8:05 PM EDT
 Att. 38,404 - Unknown - 84 F

livebaseballscorecards.com

AB	31
R	2
H	5
RBI	2
BB	3
SO	9
LOB	10



Batter	1	2	3	4	5	6	7	8	9	AB R H RBI BB SO LOB
Tim Raines, S OBP: 0.394, SLG: 0.486 (1, 7)	0-1 F9		0-0 G4-3	0-3 K		1-1 1B			0-0 P6-3 1B	5 0 2 1 0 1 1
Joey Cora, S OBP: 0.353, SLG: 0.346 (1, 4)	2-3 K		3-3 K		2-3 K	1-2 G3			0-1 P6-3 1-2f	5 0 0 0 0 3 3
Frank Thomas, R OBP: 0.430, SLG: 0.620 (1, 3)	2-3 K		2-2 1B		1-0 G6-3		2-1 G6-3		2-2 P9	5 0 1 0 0 1 0
Robin Ventura, L OBP: 0.369, SLG: 0.420 (1, 5)		3-1 G6-3	2-2 F8		4-0 FC4-6 BB		3-0 G3			3 0 0 0 1 0 1
Warren Newson, L OBP: 0.538, SLG: 0.333 (1, 10)		4-2 1B 3B BB		3-2 G1-3	1-1 FC4-6		1-0 1B			1 1 0 0 1 0 0
Steve Sax, R OBP: 0.305, SLG: 0.343 (5, PH)										2 0 1 0 0 0 1
Dan Pasqua, L OBP: 0.316, SLG: 0.349 (1, 9)		0-0 1B 3B 1B		4-2 1B 1B BB		1-1 FC3-6 1B	3-2 P7			1 2 1 0 1 0 0
Ellis Burks, R OBP: 0.350, SLG: 0.467 (6, PH)		1-3 1B								2 0 1 0 0 0 1
Lance Johnson, L OBP: 0.357, SLG: 0.399 (7, 9)		0-0 1H 3H 3B		0-0 1B SF7 1B		0-0 FC3-6 1B S 1B		1-2 G4-3		4 2 2 2 0 0 1
Ron Karkovice, R OBP: 0.286, SLG: 0.433 (1, 2)		1-3 K		0-0 1B		1 SAFE P4	0-1 P3			4 0 1 1 0 1 2
Ozzie Guillen, L OBP: 0.285, SLG: 0.374 (1, 6)		1-2 F8		0-2 SF7		2-2 1B 1B		2-3 K		3 0 1 1 0 1 1

Inning Stats	R: 0	H: 0	E: 0	K: 2	S: 8	LOB: 0	BB: 0	P: 12	R: 2	H: 2	E: 0	K: 1	S: 13	LOB: 1	BB: 1	P: 22	R: 0	H: 1	E: 0	K: 1	S: 10	LOB: 1	BB: 0	P: 17	R: 2	H: 2	E: 0	K: 1	S: 15	LOB: 1	BB: 1	P: 22	R: 0	H: 0	E: 0	K: 1	S: 6	LOB: 1	BB: 1	P: 14	R: 1	H: 3	E: 0	K: 0	S: 14	LOB: 2	BB: 0	P: 19	R: 0	H: 1	E: 0	K: 0	S: 7	LOB: 1	BB: 0	P: 16	R: 0	H: 0	E: 0	K: 1	S: 8	LOB: 0	BB: 0	P: 12	R: 0	H: 1	E: 0	K: 0	S: 6	LOB: 0	BB: 0	P: 8	1B: 9	SF: 1	2B: 1	SAC: 0	3B: 1	DP: 1	HR: 0	HBP: 0
--------------	------	------	------	------	------	--------	-------	-------	------	------	------	------	-------	--------	-------	-------	------	------	------	------	-------	--------	-------	-------	------	------	------	------	-------	--------	-------	-------	------	------	------	------	------	--------	-------	-------	------	------	------	------	-------	--------	-------	-------	------	------	------	------	------	--------	-------	-------	------	------	------	------	------	--------	-------	-------	------	------	------	------	------	--------	-------	------	-------	-------	-------	--------	-------	-------	-------	--------


BOTTOM

New York Yankees @ Chicago White Sox
Comiskey Park, Chicago, IL

Wed Aug 25 1993, 8:05 PM EDT
Att: 31,521 - Unknown - 77 F

livebaseballscorecards.com

AB	35
R	5
H	10
RBI	5
BB	3
SO	7
LOB	11



PITCHER	IP	WLS	BF	H	R	ER	SO	BB	IBB	HBP	BLK	WP	HR	S	P	ERA	WHIP
Domingo Jean, R ERA: 4.76 (1, 1)	4.0		19	5	4	4	5	2	0	0	0	0	0	46	73	9.00	1.750
Paul Gibson, L ERA: 3.6 (5, 1)	1.2		9	3	1	1	1	1	0	0	0	0	0	17	29	5.40	2.400
Rich Monteleone, R ERA: 4.24 (6, 1)	1.1	W	5	1	0	0	0	0	0	0	0	0	0	10	20	0.00	0.750
Steve Howe, L ERA: 4.95 (8, 1)	1.2		5	1	0	0	1	0	0	0	0	0	0	11	15	0.00	0.600
Bob Wickman, R ERA: 4.43 (9, 1)	0.1	S	1	0	0	0	0	0	0	0	0	0	0	3	5	0.00	0.000

Batter	1	2	3	4	5	6	7	8	9	AB R H RBI BB SO LOB	TOP											
Shane Mack, R OBP: 0.335, SLG: 0.414 (1, 8) C B X	1-1 1B 1B		3-3 K		2-2 G6-3 1-2f		2-2 F7			4 0 1 0 0 1 1												
Jeff Reboulet, R OBP: 0.330, SLG: 0.286 (1, 5) B F SAFE X	1-1 1-2 1B		2-1 F7		4-1 CS BB			1-3 K		3 0 1 0 1 1 0												
Kirby Puckett, R OBP: 0.346, SLG: 0.470 (1, 9) F F X	0-2 L8			1-1 L7	2-2 CS 1-2	0-2 K		1-1 1B		4 0 1 0 0 1 2												
Kent Hrbek, L OBP: 0.336, SLG: 0.429 (1, 3) B B F B X	3-2 F8			0-0 HR		1-0 F8		0-0 F9		4 1 1 1 0 0 3												
Dave Winfield, R OBP: 0.324, SLG: 0.446 (1, 10) S F B F S	2-3 K			4-0 2B BB		2-0 1B 2B		1-1 F7		3 2 1 0 1 1 3												
Brian Harper, R OBP: 0.358, SLG: 0.457 (1, 2) C C X		0-2 F9		1-0 2B 1-H		2-2 1B		0-0 G6-3		4 0 2 2 0 0 0												
Chip Hale, L OBP: 0.369, SLG: 0.391 (1, 4) B B C C X		3-1 L6		0-0 F8		2-2 G3		0-1 G4-3		4 0 0 0 0 0 2												
Pedro Munoz, R OBP: 0.283, SLG: 0.368 (1, 7) C T B B S		1-3 K		2-3 K			1-3 K	2-2 1B		4 0 1 0 0 3 1												
Pat Meares, R OBP: 0.287, SLG: 0.339 (1, 6) X			0-0 G5-3		1-1 G6-3 1B		3-2 G6-3	0-2 G4-3		4 0 1 0 0 0 1												
Inning Stats	R: 0 E: 0 K: 1 S: 16	H: 2 LOB: 2 BB: 0 P: 23	R: 0 E: 0 K: 1 S: 9	H: 0 LOB: 0 BB: 0 P: 13	R: 0 E: 0 K: 1 S: 6	H: 0 LOB: 0 BB: 0 P: 11	R: 2 E: 0 K: 1 S: 8	H: 2 LOB: 1 BB: 1 P: 16	R: 0 E: 0 K: 0 S: 9	H: 1 LOB: 0 BB: 1 P: 18	R: 1 E: 0 K: 1 S: 13	H: 2 LOB: 1 BB: 0 P: 20	R: 0 E: 0 K: 1 S: 14	H: 0 LOB: 0 BB: 0 P: 20	R: 0 E: 0 K: 1 S: 8	H: 1 LOB: 1 BB: 0 P: 11	R: 0 E: 0 K: 0 S: 9	H: 1 LOB: 1 BB: 0 P: 11	1B: 6 2B: 2 3B: 0 HR: 1	SF: 0 SAC: 0 DP: 1 HBP: 0	WP: 0 PB: 0 SB: 0 CS: 1	PA: 37
PITCHER	IP WLS BF H R ER SO BB IBB HBP BLK WP HR S P ERA WHIP																					
Tim Belcher, R ERA: 4.43 (1, 1)	6.0 W 25 7 3 3 5 2 0 0 0 0 0 1 61 101 4.50 1.500																					
Jose DeLeon, R ERA: 3.12 (7, 1)	2.0 7 1 0 0 2 0 0 0 0 0 0 0 22 31 0.00 0.500																					
Roberto Hernandez, R ERA: 1.97 (9, 1)	1.0 4 1 0 0 0 0 0 0 0 0 0 0 9 11 0.00 1.000																					

Minnesota Twins @ Chicago White Sox
Comiskey Park, Chicago, IL
Fri Aug 27 1993, 4:33 AM EDT
Cloudy - 92 F

livebaseballscorecards.com

AB	34
R	3
H	9
RBI	3
BB	2
SO	7
LOB	13



Batter	1	2	3	4	5	6	7	8	9
Steve Sax, R (1, 7) OBP: 0.296, SLG: 0.333 Tim Raines, S (6, PH) OBP: 0.392, SLG: 0.483 (7, 7)	3-1 P2 	0-1 F7 			3-2 G4-3 	0-0 P1 		1-2 F7 	
Joey Cora, S (1, 4) OBP: 0.354, SLG: 0.346	4-2 2B 	1-3 K 			1-1 1B 		2-1 G1-3 		
Frank Thomas, R (1, 3) OBP: 0.428, SLG: 0.619	0-0 2B 		1-1 F9 		1-1 F8 		3-0 P2 		
Ellis Burks, R (1, 9) OBP: 0.353, SLG: 0.470	1-1 1B 		2-1 F8 		4-2 HR 		1-2 HBP 		
Bo Jackson, R (1, 10) OBP: 0.290, SLG: 0.409	3-2 CS 		2-1 G4-3 		2-0 HR 		1-3 K 		
Robin Ventura, L (1, 5) OBP: 0.372, SLG: 0.432	3-2 1B 		3-2 F8 		3-2 G4-3 		2-1 HR 		
Lance Johnson, L (1, 8) OBP: 0.356, SLG: 0.398	0-0 1B 		1-3 K 		0-1 G4-3 		1-0 L8 		
Ron Karkovics, R (1, 2) OBP: 0.288, SLG: 0.437	1-1 L7 		2-3 K 		2-2 F8 		0-0 1B 		
Craig Grebeck, R (1, 6) OBP: 0.302, SLG: 0.257		0-1 G4-3 			0-0 F7 	1-0 F8 		2-2 F7 	

AB	R	H	RBI	BB	SO	LOB
3	0	0	0	0	0	0
2	0	0	0	0	0	2
3	1	1	0	1	1	0
4	1	1	1	0	0	1
2	2	1	1	1	0	0
4	1	2	2	0	1	1
4	2	3	2	0	0	0
4	0	1	0	0	1	1
4	0	2	1	0	1	2
4	0	0	0	0	0	2

MINNESOTA TWINS @ CHICAGO WHITE SOX
 Comiskey Park, Chicago, IL
 Fri Aug 27 1993, 4:33 AM EDT
 Cloudy - 92 F

AB	34
R	7
H	11
RBI	7
BB	2
SO	4
LOB	9

Inning	1	2	3	4	5	6	7	8	9
R	3	0	0	0	0	3	0	1	0
E	0	0	0	0	0	0	0	0	0
K	0	1	0	0	2	0	1	0	0
S	18	7	10	10	8	14	8	12	18
H	5	0	0	0	1	3	0	2	2
LOB	2	0	0	0	1	1	1	1	1
BB	1	0	0	0	0	1	0	0	0
P	33	8	11	16	13	26	15	18	18

PITCHER	IP	WLS	BF	H	R	ER	SO	BB	IBB	HBP	BLK	WP	HR	S	P	ERA	WHIP
Jim Deshaies, L (1, 1) ERA: 4.41	5.1	L	25	8	6	6	3	2	0	0	0	0	1	57	98	10.12	1.875
Mike Hartley, R (6, 1) ERA: 4.21	2.2		12	3	1	1	1	0	0	1	0	0	1	26	42	3.38	1.125

WP	PA
0	37

Batter	1	2	3	4	5	6	7	8	9	10	AB R H RBI BB SO LOB
Tim Raines, S OBP: 0.389, SLG: 0.477 (1, 7)	3-1 F7	1-3 K			1-0 F7		4-2 BB		1-1 F8		4 0 0 0 1 1 1
Joey Cora, S OBP: 0.354, SLG: 0.348 (1, 4)	1-1 BB 1B		0-3 K		2-1 G3		2-2 F8		1-1 G3 2B		5 0 2 0 0 1 1
Frank Thomas, R OBP: 0.428, SLG: 0.615 (1, 3)	4-0 BB		0-1 G6-3		4-0 FC4-BB		2-2 G4-3		0-1 G6-3		3 0 0 0 2 0 2
Robin Ventura, L OBP: 0.368, SLG: 0.427 (1, 5)	3-2 F7		1-2 G1-3		0-0 FC4-6		2-3 K		3-1 G3		5 0 0 0 0 1 4
Dan Pasqua, L OBP: 0.310, SLG: 0.341 (1, 9)	1-3 K		3-3 K		1-0 G5-3		1-0 FC4 1B		0-2 G6-3		3 0 0 0 0 2 2
Ellis Burks, R OBP: 0.354, SLG: 0.470 (8, 9)											2 0 1 0 0 0 1
Warren Newson, L OBP: 0.563, SLG: 0.667 (1, 10)		1-0 F7		0-2 HR		2-2 1B 1B		1-3 K			3 1 2 1 0 0 0
Bo Jackson, R OBP: 0.289, SLG: 0.407 (8, PH)											1 0 0 0 0 1 1
Lance Johnson, L OBP: 0.357, SLG: 0.399 (1, 8)		1-1 S 2B 1B		0-0 FC6 1B		0-0 F9		1-1 FC4			4 1 2 0 0 0 2
Michael LaValliere, L OBP: 0.325, SLG: 0.315 (1, 2)		1-3 K		2-1 FC6		0-1			1-2 P3		3 0 1 0 0 1 2
Ron Karkovice, R OBP: 0.287, SLG: 0.436 (9, PH)				1-2 G1-6-3		1-3 1B					1 0 0 0 0 0 0
Ozzie Guillen, L OBP: 0.285, SLG: 0.375 (1, 6)		0-0 2B		0-1 G1-6-3			2-0 G6-3		1-0 G4-3		4 0 1 1 0 0 2

Inning Stats	R: 0	H: 1	E: 0	K: 1	S: 11	P: 23	R: 1	H: 2	E: 0	K: 2	S: 10	P: 14	R: 0	H: 0	E: 0	K: 1	S: 8	R: 1	H: 2	E: 1	K: 1	S: 11	P: 16	R: 0	H: 0	E: 0	K: 0	S: 4	R: 0	H: 2	E: 0	K: 0	S: 8	R: 0	H: 0	E: 0	K: 0	S: 11	P: 21	R: 0	H: 1	E: 0	K: 2	S: 9	P: 14	R: 0	H: 0	E: 0	K: 0	S: 6	P: 9	R: 0	H: 1	E: 0	K: 0	S: 11	P: 15	1B: 6	SF: 0	2B: 2	SAC: 0	3B: 0	DP: 1	HR: 1	HBP: 0	WP: 0	PA: 41
--------------	------	------	------	------	-------	-------	------	------	------	------	-------	-------	------	------	------	------	------	------	------	------	------	-------	-------	------	------	------	------	------	------	------	------	------	------	------	------	------	------	-------	-------	------	------	------	------	------	-------	------	------	------	------	------	------	------	------	------	------	-------	-------	-------	-------	-------	--------	-------	-------	-------	--------	-------	--------

PITCHER	IP	WLS	BF	H	R	ER	SO	BB	IBB	HBP	BLK	WP	HR	S	P	ERA	WHIP
Mike Trombley, R ERA: 4.57 (1, 1)	6.0		26	7	2	2	5	2	0	0	0	0	1	52	84	3.00	1.500
Larry Casian, L ERA: 0.64 (7, 1)	3.0	W	12	2	0	0	2	1	0	0	0	0	0	28	47	0.00	1.000
Carl Willis, R ERA: 4.15 (10, 1)	1.0		3	0	0	0	0	0	0	0	0	0	0	9	12	0.00	0.000

BOTTOM

Minnesota Twins @ Chicago White Sox
 Comiskey Park, Chicago, IL
 Fri Aug 27 1993, 8:05 PM EDT
 Att. 32,481 - Unknown - 89 F

livebaseballscorecards.com

AB	38
R	2
H	9
RBI	2
BB	3
SO	7
LOB	18



Batter	1	2	3	4	5	6	7	8	9	AB R H RBI BB SO LOB	TOP	
Chuck Knoblauch, R (1, 4) OBP: 0.367, SLG: 0.361	4-2 		4-2 	4-0 			2-0 		0-0 	2 0 1 1 3 0 0		
Dave McCarty, R (1, 7) OBP: 0.259, SLG: 0.279	1-1 		1-0 	2-3 			0-2 			4 0 0 0 0 1 5		
Kirby Puckett, R (1, 8) OBP: 0.352, SLG: 0.475	0-3 		0-0 		2-1 		2-3 			4 0 2 0 0 2 1		
Kent Hrbek, L (1, 3) OBP: 0.341, SLG: 0.428	4-1 		4-2 		4-1 		2-2 			1 0 0 0 3 0 0		
Dave Winfield, R (1, 10) OBP: 0.322, SLG: 0.448	0-2 		0-0 		0-0 		0-3 			4 0 0 0 0 1 7		
Brian Harper, R (1, 2) OBP: 0.357, SLG: 0.453		0-0 		2-1 	1-2 		1-2 			4 0 0 0 0 0 2		
Pedro Munoz, R (1, 9) OBP: 0.283, SLG: 0.366		1-3 		1-2 		3-3 		0-0 		4 0 1 0 0 2 0		
Terry Jorgensen, R (1, 5) OBP: 0.273, SLG: 0.260		1-2 		0-0 		1-1 		0-0 		4 0 1 0 0 0 0		
Pat Meares, R (1, 6) OBP: 0.286, SLG: 0.338 Chip Hale, L (9, PH) OBP: 0.368, SLG: 0.384			1-1 	0-3 		0-0 		1-1 		3 0 0 0 0 1 2 1 1 1 0 0 0 0		
Inning Stats	R: 0 H: 0 E: 0 LOB: 2 K: 1 BB: 2 S: 16 P: 25	R: 0 H: 0 E: 0 LOB: 0 K: 1 BB: 0 S: 8 P: 10	R: 0 H: 1 E: 0 LOB: 3 K: 0 BB: 2 S: 11 P: 20	R: 0 H: 2 E: 0 LOB: 3 K: 2 BB: 1 S: 12 P: 21	R: 0 H: 1 E: 0 LOB: 1 K: 0 BB: 1 S: 8 P: 15	R: 0 H: 0 E: 0 LOB: 0 K: 1 BB: 0 S: 6 P: 10	R: 0 H: 0 E: 0 LOB: 0 K: 1 BB: 0 S: 7 P: 11	R: 0 H: 0 E: 0 LOB: 0 K: 1 BB: 0 S: 10 P: 13	R: 1 H: 2 E: 0 LOB: 1 K: 0 BB: 0 S: 5 P: 6	1B: 5 SF: 0 2B: 1 SAC: 0 3B: 0 DP: 1 HR: 0 HBP: 0	WP: 1 PA: 37 PB: 0 SB: 0 CS: 0	
PITCHER Jason Bere, R (1, 1) ERA: 4.06 Roberto Hernandez, R (9, 1) ERA: 2.09	IP WLS BF H R ER SO BB IBB HBP BLK WP HR S P ERA WHIP 8.0 W 33 4 0 0 7 6 0 0 0 1 0 78 125 0.00 1.250	IP WLS BF H R ER SO BB IBB HBP BLK WP HR S P ERA WHIP 1.0 4 2 1 1 0 0 0 0 0 0 0 5 6 9.00 2.000										

Minnesota Twins @ Chicago White Sox
 Comiskey Park, Chicago, IL
 Sat Aug 28 1993, 8:05 PM EDT
 Att. 42,587 - Unknown - 72 F

livebaseballscorecards.com

AB 31
R 1
H 6
RBI 1
BB 6
SO 7
LOB 17



Batter	1	2	3	4	5	6	7	8	9	AB R H RBI BB SO LOB	TOP											
Shane Mack, R (1, 8) OBP: 0.342, SLG: 0.419	1-1 CS 1B		0-1 1-3 1B		2-2 1B		1-1 2B 1B		1-0 HR HBP	4 1 4 0 0 0 0												
Chuck Knoblauch, R (1, 4) OBP: 0.365, SLG: 0.362	1-0 F9		1-2 P4		0-2 F8		0-0 1-3 2B		1-1 F9	5 0 1 0 0 0 6												
Kirby Puckett, R (1, 9) OBP: 0.351, SLG: 0.473	1-1 WP 1B		1-2 P4		0-3 K		0-3 K		1-0 HR	4 0 1 0 0 2 5												
Terry Jorgensen, R (7, 3) OBP: 0.279, SLG: 0.295	1-2								1-H 3-H HR	1 1 1 3 0 0 0												
Kent Hrbek, L (1, 3) OBP: 0.341, SLG: 0.430	3-2 G6-3			0-2 1B SF7 2B	2-2 F9		2-3 K		0-0 G6-3	3 1 1 0 0 0 2												
Bernardo Brito, R (7, PH) OBP: 0.282, SLG: 0.641	1-2									2 0 0 0 0 1 2												
Dave Winfield, R (1, 10) OBP: 0.324, SLG: 0.447		0-2 G4-3		0-0 1B 2-3 1B		4-2 L4-3 BB		1-0 F8		3 0 1 0 1 0 0												
Brian Harner, R (1, 2) OBP: 0.354, SLG: 0.451		1-0 L7		0-0 SF7		0-2 L4-3		1-0 F8		2 0 0 1 0 0 1												
Lenny Webster, R (7, 2) OBP: 0.196, SLG: 0.215				3-H		1-2				1 0 0 0 0 0 0												
Chip Hale, L (1, 5) OBP: 0.365, SLG: 0.380		3-2 F8		2-1 1-2 1B		2-1 G3		1-1 F8		4 0 1 0 0 0 0												
Dave McCarty, R (1, 7) OBP: 0.263, SLG: 0.291			0-3 K	1-1 F8			0-0 SF7 3B		1-0 F9 BLK HR 1B	4 2 2 0 0 1 2												
Jeff Reboulet, R (1, 6) OBP: 0.332, SLG: 0.283			4-1 1B BB	3-2 F8			0-2 SF7		1-2 F8	2 0 0 1 1 0 3												
Inning Stats	R: 0 E: 0 K: 0 S: 9	H: 2 LOB: 1 BB: 0 P: 14	R: 0 E: 0 K: 0 S: 11	H: 0 LOB: 0 BB: 0 P: 15	R: 0 E: 0 K: 1 S: 12	H: 1 LOB: 2 BB: 1 P: 18	R: 1 E: 0 K: 0 S: 15	H: 3 LOB: 2 BB: 0 P: 21	R: 0 E: 0 K: 1 S: 17	H: 1 LOB: 1 BB: 0 P: 21	R: 0 E: 0 K: 0 S: 8	H: 0 LOB: 0 BB: 1 P: 14	R: 1 E: 0 K: 2 S: 13	H: 3 LOB: 2 BB: 0 P: 16	R: 0 E: 0 K: 0 S: 4	H: 0 LOB: 0 BB: 0 P: 7	R: 3 E: 0 K: 0 S: 8	H: 2 LOB: 0 BB: 0 P: 13	1B: 8 2B: 3 3B: 1 HR: 1	SF: 2 SAC: 0 DP: 1 HBP: 1	WP: 1 PB: 0 SB: 0 CS: 1	PA: 40
PITCHER	IP WLS BF H R ER SO BB IBB HBP BLK WP HR S P ERA WHIP																					
Kirk McCaskill, R (1, 1) ERA: 5.96	6.0 W 25 7 1 1 2 2 0 0 0 0 1 0 72 103 1.50 1.500																					
Chuck Cary, L (7, 1) ERA: 5.54	1.0 6 3 1 1 2 0 0 0 0 0 0 0 13 16 9.00 3.000																					
Jose DeLeon, R (8, 1) ERA: 3.06	1.0 3 0 0 0 0 0 0 0 0 0 0 0 4 7 0.00 0.000																					
Scott Radinsky, L (9, 1) ERA: 4.47	1.0 6 2 3 3 0 0 0 0 1 1 0 1 8 13 27.00 2.000																					

Minnesota Twins @ Chicago White Sox
Comiskey Park, Chicago, IL
Sun Aug 29 1993, 8:05 PM EDT
Att: 29,351 - Unknown

livebaseballscorecards.com

AB	35
R	5
H	12
RBI	5
BB	2
SO	4
LOB	21



Batter	1	2	3	4	5	6	7	8	9	AB R H RBI BB SO LOB	TOP											
Shane Mack, R OBP: 0.339, SLG: 0.416 (1, 8) B X	2-0 F9		3-3 K			0-0 F9			0-1 G4-3	4 0 0 0 0 1 0												
Chuck Knoblauch, R OBP: 0.364, SLG: 0.361 (1, 4) X	0-0 E 1B		3-1 F9			1-0 G1-3			0-0 G4-3	4 1 1 0 0 0 0												
Kirby Puckett, R OBP: 0.348, SLG: 0.470 (1, 10) B X	1-0 P4				3-2 G4-3			0-0 L1-3	0-0 F8	4 0 0 0 0 0 1												
Kent Hrbek, L OBP: 0.341, SLG: 0.429 (1, 3) C B X	1-1 E9 1-H 1B				0-1 G6-3			1-0 F9		3 0 1 0 0 0 0												
Brian Harper, R OBP: 0.352, SLG: 0.448 (1, 2) C X	0-1 F7				1-1 G5-3			0-0 P6		3 0 0 0 0 0 1												
Pedro Munoz, R OBP: 0.282, SLG: 0.364 (1, 9) Bernardo Brito, R OBP: 0.268, SLG: 0.610 (2, 7)		3-2 G6-3			3-3 K			1-3 K		1 0 0 0 0 0 0 2 0 0 0 0 2 0												
Dave McCarty, R OBP: 0.268, SLG: 0.293 (1, 7) (2, 9)		1-2 G5-3			1-2 G1-6-3 1B			4-2 BB		2 0 1 0 1 0 0												
Terry Jorgensen, R OBP: 0.272, SLG: 0.287 (1, 5)		0-1 F8			1-2 G1-6-3 1-2f			0-0 F8		3 0 0 0 0 0 2												
Pat Meares, R OBP: 0.283, SLG: 0.335 (1, 6)					1-0 L3			0-0 F9		3 0 0 0 0 0 1												
Inning Stats	R: 1 E: 1 K: 0 S: 7	H: 2 LOB: 1 BB: 0 P: 11	R: 0 E: 0 K: 0 S: 11	H: 0 LOB: 0 BB: 0 P: 15	R: 0 E: 0 K: 1 S: 7	H: 0 LOB: 0 BB: 0 P: 14	R: 0 E: 0 K: 0 S: 7	H: 0 LOB: 0 BB: 0 P: 11	R: 0 E: 0 K: 1 S: 11	H: 1 LOB: 0 BB: 0 P: 16	R: 0 E: 0 K: 0 S: 4	H: 0 LOB: 0 BB: 0 P: 5	R: 0 E: 0 K: 0 S: 3	H: 0 LOB: 0 BB: 0 P: 4	R: 0 E: 0 K: 1 S: 7	H: 0 LOB: 1 BB: 1 P: 12	R: 0 E: 0 K: 0 S: 4	H: 0 LOB: 0 BB: 0 P: 4	1B: 3 2B: 0 3B: 0 HR: 0	SF: 0 SAC: 0 DP: 1 HBP: 0	WP: 0 PB: 0 SB: 0 CS: 0	PA: 30
PITCHER	IP WLS BF H R ER SO BB IBB HBP BLK WP HR S P ERA WHIP																					
Alex Fernandez, R ERA: 3.07 (1, 1)	7.0 W 23 3 1 0 2 0 0 0 0 0 0 0 0 50 76 0.00 0.429																					
Jose DeLeon, R ERA: 3.0 (8, 1)	1.0 4 0 0 0 1 1 0 0 0 0 0 0 0 7 12 0.00 1.000																					
Roberto Hernandez, R ERA: 2.05 (9, 1)	1.0 S 3 0 0 0 0 0 0 0 0 0 0 0 0 4 4 0.00 0.000																					

Minnesota Twins @ Chicago White Sox
Comiskey Park, Chicago, IL
Mon Aug 30 1993, 8:05 PM EDT
Att. 38,367 - Unknown - 87 F

livebaseballscorecards.com

AB 29
R 1
H 3
RBI 0
BB 1
SO 3
LOB 5



Batter	1	2	3	4	5	6	7	8	9	AB	R	H	RBI	BB	SO	LOB
Wade Boggs, L (1, 5) OBP: 0.387, SLG: 0.377 Paul O'Neill, L (6, 9) OBP: 0.372, SLG: 0.504	1-2 K ①		1-3 K ①		3-3 K ③			0-0 2B 1B		3	0	0	0	0	3	0
Mike Gallego, R (1, 6) OBP: 0.369, SLG: 0.430	1-3 K ②		2-2 F8 ②			1-2 G1-6-3 1B		1-1 F9-5 2B		4	0	2	2	0	1	0
Jim Leyritz, R (1, 3) OBP: 0.420, SLG: 0.495	1-1 2B		2-1 L9 ③			1-2 G1-6-3 1-2f		3-1 F9-5 ① ②		4	0	1	0	0	0	2
Danny Tartabull, R (1, 10) OBP: 0.360, SLG: 0.533	2-0 P2 ③			3-3 K ①		0-1 L6 ③		3-2 F8 ③		4	0	0	0	0	1	1
Mike Stanley, R (1, 2) OBP: 0.383, SLG: 0.536		2-2 L5 ①		3-3 K ②			3-2 HR		1-2 G5-3 ①	4	1	1	1	0	1	0
Bernie Williams, S (1, 8) OBP: 0.345, SLG: 0.429		4-1 G5-3 BB BB		2-1 1B			0-0 G5-3 ①		1-1 G6-3 ②	3	0	1	0	1	0	0
Randy Velarde, R (1, 7) OBP: 0.339, SLG: 0.403 (6, 5)		4-2 G5-3 BB ① SAFE SAFE SAFE		1-3 K ③			1-3 K ②		2-2 E 1B	3	0	1	0	1	2	1
Gerald Williams, R (1, 9) OBP: 0.208, SLG: 0.340 (6, 7)		0-1 G5-3 ② 1-2 2-3			1-2 K ①		0-1 G5-3 ③		0-2 E9 ②	4	0	0	0	0	1	3
Pat Kelly, R (1, 4) OBP: 0.311, SLG: 0.377		0-3 K ③			3-2 G6-3 ②			2-1 1B 2B 1B	2-3 K ③	4	1	1	0	0	2	4

Inning Stats	R: 0	H: 1	E: 0	K: 2	S: 13	H: 1	LOB: 1	BB: 0	P: 18	R: 0	H: 0	E: 0	K: 1	S: 15	H: 0	LOB: 2	BB: 2	P: 25	R: 0	H: 0	E: 0	K: 1	S: 8	H: 0	LOB: 0	BB: 0	P: 13	R: 0	H: 1	E: 0	K: 3	S: 11	H: 1	LOB: 1	BB: 0	P: 20	R: 0	H: 0	E: 0	K: 2	S: 12	H: 0	LOB: 0	BB: 0	P: 19	R: 0	H: 1	E: 0	K: 0	S: 8	H: 1	LOB: 0	BB: 0	P: 10	R: 1	H: 1	E: 0	K: 1	S: 9	H: 1	LOB: 0	BB: 0	P: 13	R: 2	H: 3	E: 0	K: 0	S: 13	H: 3	LOB: 0	BB: 0	P: 22	R: 0	H: 1	E: 1	K: 1	S: 16	H: 1	LOB: 2	BB: 0	P: 22	1B: 5	2B: 3	3B: 0	HR: 1	SF: 0	SAC: 0	DP: 2	HBP: 0	WP: 0	PB: 0	SB: 0	CS: 0	PA: 36
--------------	------	------	------	------	-------	------	--------	-------	-------	------	------	------	------	-------	------	--------	-------	-------	------	------	------	------	------	------	--------	-------	-------	------	------	------	------	-------	------	--------	-------	-------	------	------	------	------	-------	------	--------	-------	-------	------	------	------	------	------	------	--------	-------	-------	------	------	------	------	------	------	--------	-------	-------	------	------	------	------	-------	------	--------	-------	-------	------	------	------	------	-------	------	--------	-------	-------	-------	-------	-------	-------	-------	--------	-------	--------	-------	-------	-------	-------	--------

PITCHER	IP	WLS	BF	H	R	ER	SO	BB	IBB	HBP	BLK	WP	HR	S	P	ERA	WHIP
Wilson Alvarez, L (1, 1) ERA: 3.46	7.2	W	30	7	3	3	10	2	0	0	0	0	1	83	131	3.52	1.174
Jose DeLeon, R (8, 1) ERA: 2.98	0.1		1	0	0	0	0	0	0	0	0	0	0	6	9	0.00	0.000
Scott Radinsky, L (9, 1) ERA: 4.37	1.0		5	1	0	0	1	0	0	0	0	0	0	16	22	0.00	1.000

BOTTOM

Chicago White Sox @ New York Yankees
 Yankee Stadium, Bronx, NY
 Tue Aug 31 1993, 7:05 PM EDT
 Att: 37,511 - Unknown - 77 F

livebaseballscorecards.com

AB	34
R	3
H	8
RBI	3
BB	2
SO	11
LOB	11



Chicago White Sox @ New York Yankees
 Yankee Stadium, Bronx, NY

Wed Sep 01 1993, 7:05 PM EDT
 Att. 25,144 - Unknown - 82 F

livebaseballscorecards.com

AB	37
R	5
H	11
RBI	5
BB	5
SO	6
LOB	20



WP:	0	PA:	44
PB:	0		
SB:	0		
CS:	0		

Batter	1	2	3	4	5	6	7	8	9	AB	R	H	RBI	BB	SO	LOB
Tim Raines, S OBP: 0.397, SLG: 0.498 (1, 7)	1-0 G3-1		1-1 F7	2-2 L6		2-2 F8		4-0 HBP 1B BB IBB		4	1	0	0	1	0	3
Joey Cora, S OBP: 0.354, SLG: 0.351 (1, 4)	4-2 BB BB		3-2 G6-3		1-2 G6-3		1-1 G3	4-0 HBP 1B BB		3	1	0	0	2	0	0
Frank Thomas, R OBP: 0.430, SLG: 0.631 (1, 3)	4-1 G4-3 1-2 BB		0-1 HR		2-0 G6-3 1B		0-1 G6-3	2-0 1B HBP		3	1	2	2	1	0	0
Robin Ventura, L OBP: 0.373, SLG: 0.429 (1, 5)	2-2 G4-3 1-2f		4-1 BB		2-2 G6-3		0-0 E 1B	1-2 2-3 3-H 1B		4	0	2	2	1	0	3
Ellis Burks, R OBP: 0.356, SLG: 0.481 (1, 8)		1-2 FC4-6 1B	1-3 K		3-2 G6-3		1 SAFE 3-1 B B 1 SAFE 1 C X	0-1 F8		5	0	2	0	0	1	4
Warren Newson, L OBP: 0.423, SLG: 0.429 (1, 10)		0-0 FC4-6 G4-3 1-2f 1B		2-3 K		0-0 E4 F7 2B	2-2 F8		1-3 K	3	1	0	0	0	1	1
Ivan Calderon, R OBP: 0.287, SLG: 0.286 (7, PH)										2	0	0	0	0	1	2
Dan Pasqua, L OBP: 0.305, SLG: 0.333 (1, 9)		1-0 G4-3 1-2 1B		0-0 P1		0-2 F7		0-1 BB HBP SH3-4 1B		3	0	1	0	0	0	1
Bo Jackson, R OBP: 0.291, SLG: 0.413 (8, PH)						2-3 K				2	1	1	0	0	0	0
Michael LaValiere, L OBP: 0.321, SLG: 0.312 (1, 2)		3-2 G4-3 1-2 2-3		3-2 2B 1B		2-3 K		1 SAFE 0-0 SH3-4	2-3 K	4	0	1	0	0	2	3
Ozzie Guillen, L OBP: 0.285, SLG: 0.377 (1, 6)		1-2 G6-3		0-0 1-3 2B		1-1 3-H 2B		1-3 K		4	0	2	1	0	1	3

Inning Stats	R: 0	H: 0	E: 0	K: 0	S: 7	P: 18	R: 0	H: 2	E: 0	K: 0	S: 12	P: 18	R: 1	H: 1	E: 0	K: 1	S: 11	P: 20	R: 0	H: 2	E: 0	K: 1	S: 12	P: 19	R: 0	H: 1	E: 0	K: 0	S: 12	P: 20	R: 1	H: 1	E: 1	K: 1	S: 12	P: 17	R: 0	H: 2	E: 1	K: 0	S: 11	P: 17	R: 3	H: 2	E: 0	K: 1	S: 12	P: 24	R: 0	H: 0	E: 0	K: 2	S: 8	P: 13	1B: 8	2B: 2	3B: 0	HR: 1	SF: 0	SAC: 1	DP: 1	HBP: 1	WP: 0	PA: 44
--------------	------	------	------	------	------	-------	------	------	------	------	-------	-------	------	------	------	------	-------	-------	------	------	------	------	-------	-------	------	------	------	------	-------	-------	------	------	------	------	-------	-------	------	------	------	------	-------	-------	------	------	------	------	-------	-------	------	------	------	------	------	-------	-------	-------	-------	-------	-------	--------	-------	--------	-------	--------

PITCHER	IP	WLS	BF	H	R	ER	SO	BB	IBB	HBP	BLK	WP	HR	S	P	ERA	WHIP
Scott Kamieniecki, R ERA: 3.63 (1, 1)	6.2		32	9	2	1	3	3	0	0	0	0	1	73	123	1.35	1.800
Paul Assenmacher, L ERA: 3.59 (7, 1)	1.0	L	6	1	3	3	1	1	1	0	0	0	0	10	21	27.00	2.000
Bob Wickman, R ERA: 4.3 (8, 1)	1.1		6	1	0	0	2	0	0	1	0	0	0	14	22	0.00	0.750

PITCHER	IP	WLS	BF	H	R	ER	SO	BB	IBB	HBP	BLK	WP	HR	S	P	ERA	WHIP
---------	----	-----	----	---	---	----	----	----	-----	-----	-----	----	----	---	---	-----	------

Batter	1	2	3	4	5	6	7	8	9	AB	R	H	RBI	BB	SO	LOB
Wade Boggs, L (1, 5) OBP: 0.387, SLG: 0.376	1-1 1B		1-2 FC1-6		4-1 SAFE FC4-6 BB		3-2 F8		1-3 K	4	0	1	0	1	1	3
Dion James, L (1, 7) OBP: 0.397, SLG: 0.485 Gerald Williams, R (9, PR) OBP: 0.208, SLG: 0.340	0-3 K		1-2 SAFE G4-3		0-0 1-2 2-3 FC4-6		3-1 G4-3		0-2 1-2 1B	5	0	1	0	0	1	5
Don Mattingly, L (1, 3) OBP: 0.367, SLG: 0.466	2-2 F7			0-2 F9	0-1 G6-3			2-1 F9 2B	0-1 G4-3	5	0	1	0	0	0	5
Danny Tartabull, R (1, 10) OBP: 0.357, SLG: 0.528	0-3 K			0-0 E5		1-2 F8		1-1 F9 2-3		4	0	0	0	0	1	2
Paul O'Neill, L (1, 9) OBP: 0.369, SLG: 0.499		0-0 F9		1-0 L8		0-3 K		0-0 G5-3		4	0	0	0	0	1	2
Bernie Williams, S (1, 8) OBP: 0.343, SLG: 0.425		1-3 K		1-2 F7		0-2 F7		1-2 G6-3		4	0	0	0	0	1	2
Mike Stanley, R (1, 2) OBP: 0.384, SLG: 0.544		1-3 K			0-0 HR		2-2 G5-3 2B 1B		0-3 K	4	2	2	1	0	2	0
Mike Gallego, R (1, 6) OBP: 0.370, SLG: 0.429			4-0 FC1-6 SH3 BB		2-0 G6-3		0-0 G5-3		2-2 E4 1B 1B	3	1	1	0	1	0	1
Pat Kelly, R (1, 4) OBP: 0.316, SLG: 0.387			1 SAFE SH3		1-0 FC4-6 2B		1-2 2-H 2B		1-2 2-H 1B 1B	3	0	3	2	0	0	0

Inning Stats	R: 0	H: 1	E: 0	K: 2	S: 12	R: 0	H: 0	E: 0	K: 2	S: 7	R: 0	H: 0	E: 0	K: 0	S: 7	R: 0	H: 0	E: 1	K: 0	S: 10	R: 1	H: 2	E: 0	K: 0	S: 7	R: 0	H: 0	E: 0	K: 1	S: 9	R: 1	H: 2	E: 0	K: 0	S: 14	R: 0	H: 1	E: 0	K: 0	S: 8	R: 1	H: 3	E: 1	K: 2	S: 20	1B: 5	2B: 3	3B: 0	HR: 1	SF: 0	SAC: 1	DP: 0	HBP: 0	WP: 0	PB: 0	SB: 0	CS: 0	PA: 39
--------------	------	------	------	------	-------	------	------	------	------	------	------	------	------	------	------	------	------	------	------	-------	------	------	------	------	------	------	------	------	------	------	------	------	------	------	-------	------	------	------	------	------	------	------	------	------	-------	-------	-------	-------	-------	-------	--------	-------	--------	-------	-------	-------	-------	--------

PITCHER	IP	WLS	BF	H	R	ER	SO	BB	IBB	HBP	BLK	WP	HR	S	P	ERA	WHIP
Jack McDowell, R (1, 1) ERA: 3.31	7.1	W	31	6	2	2	5	2	0	0	0	0	1	70	103	2.46	1.091
Scott Radinsky, L (8, 1) ERA: 4.34	0.1		1	0	0	0	0	0	0	0	0	0	0	1	1	0.00	0.000
Roberto Hernandez, R (8, 1) ERA: 2.15	1.1	S	7	3	1	1	2	0	0	0	0	0	0	23	28	6.75	2.250

BOTTOM

Chicago White Sox @ New York Yankees
 Yankee Stadium, Bronx, NY
 Wed Sep 01 1993, 7:05 PM EDT
 Att: 25,144 - Unknown - 82 F

livebaseballscorecards.com

AB	36
R	3
H	9
RBI	3
BB	2
SO	7
LOB	20



Batter	1	2	3	4	5	6	7	8	9	AB R H RBI BB SO LOB	TOP	
Tim Raines, S (1, 7) OBP: 0.396, SLG: 0.495 Warren Newson, L (8, 7) OBP: 0.423, SLG: 0.429	2-3 		0-1 		1-0 			0-0 		4 0 1 0 0 1 1 0 0 0 0 0 0 0		
Craig Grebeck, R (1, 4) OBP: 0.314, SLG: 0.287	3-3 		1-2 			0-0 			2-1 	4 0 1 0 0 1 2		
Frank Thomas, R (1, 3) OBP: 0.427, SLG: 0.626	0-0 			1-1 		3-1 			1-1 	4 0 0 0 0 0 1		
Ellis Burks, R (1, 8) OBP: 0.356, SLG: 0.479 Mike Huff, R (8, 8) OBP: 0.333, SLG: 0.435		2-0 		4-2 		2-3 			2-3 	2 0 0 0 1 1 0 1 0 0 0 0 1 0		
Bo Jackson, R (1, 9) OBP: 0.287, SLG: 0.408		1-1 		0-3 			3-1 			3 0 0 0 0 1 1		
Robin Ventura, L (1, 5) OBP: 0.373, SLG: 0.427		4-2 		2-3 			2-1 			2 0 0 0 1 1 1		
Ivan Calderon, R (1, 10) OBP: 0.283, SLG: 0.283		1-3 			1-1 		2-2 			3 0 0 0 0 1 1		
Ron Karkovics, R (1, 2) OBP: 0.287, SLG: 0.443			4-2 		3-2 			1-2 		2 1 1 1 1 0 0		
Ozzie Guillen, L (1, 6) OBP: 0.285, SLG: 0.377			0-1 		0-0 			1-2 		3 0 1 0 0 0 1		
Inning Stats	R: 0 H: 0 E: 0 LOB: 0 K: 2 BB: 0 S: 10 P: 15	R: 0 H: 0 E: 0 LOB: 1 K: 1 BB: 1 S: 8 P: 16	R: 0 H: 1 E: 0 LOB: 1 K: 0 BB: 1 S: 12 P: 17	R: 0 H: 0 E: 0 LOB: 1 K: 2 BB: 1 S: 11 P: 18	R: 1 H: 2 E: 0 LOB: 0 K: 0 BB: 0 S: 7 P: 12	R: 0 H: 0 E: 0 LOB: 0 K: 1 BB: 0 S: 6 P: 11	R: 0 H: 0 E: 0 LOB: 0 K: 0 BB: 0 S: 7 P: 14	R: 0 H: 0 E: 0 LOB: 0 K: 0 BB: 0 S: 7 P: 9	R: 0 H: 1 E: 0 LOB: 0 K: 1 BB: 0 S: 7 P: 12	1B: 3 SF: 0 2B: 1 SAC: 0 3B: 0 DP: 3 HR: 1 HBP: 0	WP: 0 PA: 31 PB: 0 SB: 0 CS: 0	
PITCHER Jimmy Key, L (1, 1) ERA: 2.94 Mark Hutton, R (9, 1) ERA: 4.32	IP WLS BF H R ER SO BB IBB HBP BLK WP HR S P ERA WHIP 8.0 W 28 3 1 1 6 3 0 0 0 0 0 1 68 112 1.12 0.750 1.0 3 1 0 0 1 0 0 0 0 0 0 0 7 12 0.00 1.000											PITCHER IP WLS BF H R ER SO BB IBB HBP BLK WP HR S P ERA WHIP

Chicago White Sox @ New York Yankees
 Yankee Stadium, Bronx, NY
 Thu Sep 02 1993, 7:05 PM EDT
 Att. 23,701 - Unknown - 72 F

AB	28
R	1
H	4
RBI	1
BB	3
SO	7
LOB	8



Batter	1	2	3	4	5	6	7	8	9	AB	R	H	RBI	BB	SO	LOB
Wade Boggs, L OBP: 0.389, SLG: 0.377 (1, 5)	4-1 CS BB		1-2 FC3-6 1B	1-0 F7		1-1 G3		1-1 G6-3 1B		4	0	2	0	1	0	2
Dion James, L OBP: 0.390, SLG: 0.476 (1, 7)	4-1 G3-1 1-2		0-1 FC3-6 1-2f	0-1 G3 2-3 3-H			3-2 L3	1-1 G6-3 1-2f		5	0	0	1	0	0	5
Don Mattingly, L OBP: 0.364, SLG: 0.462 Kevin Maas, L OBP: 0.318, SLG: 0.408 (1, 3) (8, 3)	2-2 G4-3		0-1 G4-3	1-2 G3 3-H			0-2 L9			4	0	0	0	0	0	1
Danny Tartabull, R OBP: 0.360, SLG: 0.530 (1, 10)		4-2 G6-3 BB		4-2 1B BB	2-3 K		0-1 1B 2B			2	1	1	0	2	1	0
Paul O'Neill, L OBP: 0.372, SLG: 0.502 (1, 9)		0-0 G6-3 1-2f		3-2 BB 1B 1-3	0-1 1B 2B SF7-1-3-4		4-0 1B BB			3	2	2	0	1	0	1
Bernie Williams, S OBP: 0.348, SLG: 0.429 (1, 8)		4-2 BB BB		1-0 BB 2B 1-2 3-H	2-0 1B 1B 2-3		2-2 1B 1B 1-2 2-3			3	1	3	1	1	0	0
Mike Stanley, R OBP: 0.385, SLG: 0.543 (1, 2)		4-2 SAFE BB 1-2		4-2 BB 2B BB 1-2 2-3	0-1 SF7-1-3-4 1-2 3-H		1-2 G1-3			1	1	0	1	2	0	3
Mike Gallego, R OBP: 0.372, SLG: 0.429 (1, 4)		3-1 F9		4-0 2B G3 BB 1-2 2-3 3-H		1-0 F8		0-1 1B 1B		3	1	1	1	1	0	2
Spike Owen, S OBP: 0.300, SLG: 0.319 (1, 6)			0-1 G6-3	2-0 G3 WP 2B 1-3 2-H 3-H		1-1 G6-3		0-0 L8		4	1	1	2	0	0	1

Inning Stats	R: 0	H: 0	E: 0	K: 0	S: 7	R: 0	H: 0	E: 0	K: 0	S: 10	R: 0	H: 1	E: 0	K: 0	S: 9	R: 6	H: 3	E: 0	K: 0	S: 18	R: 1	H: 2	E: 0	K: 1	S: 8	R: 0	H: 0	E: 0	K: 0	S: 5	R: 0	H: 2	E: 0	K: 0	S: 15	R: 0	H: 2	E: 0	K: 0	S: 7	R: 0	H: 2	E: 0	K: 0	S: 9	1B: 7	2B: 4	3B: 0	HR: 0	SF: 1	SAC: 0	DP: 3	HBP: 0	WP: 1	PB: 0	SB: 0	CS: 1	PA: 38
--------------	------	------	------	------	------	------	------	------	------	-------	------	------	------	------	------	------	------	------	------	-------	------	------	------	------	------	------	------	------	------	------	------	------	------	------	-------	------	------	------	------	------	------	------	------	------	------	-------	-------	-------	-------	-------	--------	-------	--------	-------	-------	-------	-------	--------

PITCHER	IP	WLS	BF	H	R	ER	SO	BB	IBB	HBP	BLK	WP	HR	S	P	ERA	WHIP
Tim Belcher, R ERA: 4.61 (1, 1)	3.0	L	17	3	5	5	0	7	0	0	0	0	0	37	78	15.00	3.333
Chuck Cary, L ERA: 5.63 (4, 1)	3.0		11	3	2	2	1	0	0	0	0	1	0	20	31	6.00	1.000
Brian Drahman, R ERA: (7, 1)	2.0		10	4	0	0	0	1	0	0	0	0	0	22	34	0.00	2.500


BOTTOM

Chicago White Sox @ New York Yankees
 Yankee Stadium, Bronx, NY

Thu Sep 02 1993, 7:05 PM EDT
 Att: 23,701 - Unknown - 72 F

livebaseballscorecards.com

AB	29
R	7
H	10
RBI	6
BB	8
SO	1
LOB	15



Batter	1	2	3	4	5	6	7	8	9	AB R H RBI BB SO LOB	TOP		
Tim Raines, S (1, 7) OBP: 0.396, SLG: 0.494	1-2 FC6-4 1B		1-3 K		1 SAFE 3-2 1B HR 1B	0-0 F9			1-1 F8	5 1 2 1 0 1 2			
Joey Cora, S (1, 4) OBP: 0.355, SLG: 0.356	1-1 F8		3-1 G3		2-1 1B HR 1B			1-1 SF7 3B	5 2 2 0 0 1 2				
Frank Thomas, R (1, 3) OBP: 0.428, SLG: 0.632	3-2 L9			1-0 HR 1B	2-1 1B HR HR			2-2 SF7	3 2 2 4 0 0 1				
Robin Ventura, L (1, 5) OBP: 0.374, SLG: 0.433	3-1 FC6-4 1-2f			2-2 G3 1-2	3-2 HR HR			4-2 G6-4-3 BB	3 1 1 1 1 0 2				
Ellis Burks, R (1, 8) OBP: 0.353, SLG: 0.474				3-2 G6-3	0-3 K			0-0 G6-4-3 1-2f	4 0 0 0 0 2 2				
George Bell, R (1, 10) OBP: 0.252, SLG: 0.358				1-2 HR	0-3 K2-3			0-0 F8	4 1 1 2 0 1 0				
Dan Pasqua, L (1, 9) OBP: 0.301, SLG: 0.329				2-2 G3-1				2-3 K	2 0 0 0 0 0 0				
Mike Huff, R (6, PH) OBP: 0.313, SLG: 0.400								2-3 K	2 0 0 0 0 2 0				
Ron Karkovice, R (1, 2) OBP: 0.284, SLG: 0.438								2-3 K	4 0 0 0 0 2 0				
Ozzie Guillen, L (1, 6) OBP: 0.290, SLG: 0.381								2-2 G4-3	4 1 3 0 0 0 0				
Inning Stats	R: 0 H: 1 E: 0 LOB: 1 K: 0 BB: 0 S: 12 P: 20	R: 0 H: 0 E: 0 LOB: 0 K: 1 BB: 0 S: 8 P: 13	R: 0 H: 1 E: 0 LOB: 1 K: 1 BB: 0 S: 13 P: 20	R: 2 H: 2 E: 0 LOB: 0 K: 0 BB: 0 S: 17 P: 26	R: 5 H: 5 E: 1 LOB: 0 K: 2 BB: 0 S: 23 P: 34	R: 0 H: 1 E: 0 LOB: 1 K: 2 BB: 0 S: 10 P: 15	R: 1 H: 1 E: 0 LOB: 0 K: 0 BB: 1 S: 8 P: 15	R: 0 H: 0 E: 0 LOB: 0 K: 2 BB: 0 S: 9 P: 13	R: 0 H: 0 E: 0 LOB: 0 K: 1 BB: 0 S: 8 P: 12	1B: 7 SF: 1 2B: 0 SAC: 0 3B: 1 DP: 1 HR: 3 HBP: 0	WP: 0 PA: 38 PB: 0 SB: 0 CS: 0		
PITCHER	IP WLS BF H R ER SO BB IBB HBP BLK WP HR S P ERA WHIP											PITCHER	IP WLS BF H R ER SO BB IBB HBP BLK WP HR S P ERA WHIP
John Doherty, R (1, 1) ERA: 4.74	4.1 L 21 8 6 6 2 0 0 0 0 0 0 2 62 99 12.46 1.846												
Bill Krueger, L (5, 1) ERA: 3.48	4.2 17 3 2 2 7 1 0 0 0 0 0 1 46 69 3.86 0.857												

Chicago White Sox @ Detroit Tigers
Tiger Stadium, Detroit, MI
Fri Sep 03 1993, 7:05 PM EDT
Att. 21,926 - Unknown - 69 F

livebaseballscorecards.com

AB	36
R	8
H	11
RBI	8
BB	1
SO	9
LOB	9



BOTTOM

Chicago White Sox @ Detroit Tigers
Tiger Stadium, Detroit, MI

livebaseballscorecards.com

AB	35
R	6
H	8
RBI	6
BB	5
SO	9
LOB	20



WP:	1	PA:	41
PB:	0		
SB:	0		
CS:	0		

Fri Sep 03 1993, 7:05 PM EDT
Att: 21,926 - Unknown - 69 F

AB R H RBI BB SO LOB

3	0	1	1	2	1	1
5	0	0	0	0	2	5
5	0	1	0	0	1	3
4	0	0	0	0	3	2
3	0	0	0	0	0	1
1	1	1	0	0	0	0
1	0	0	0	0	0	2
1	2	0	0	3	1	1
4	2	2	3	0	0	2
4	1	2	1	0	0	2
4	0	1	1	0	1	1

Batter 1 2 3 4 5 6 7 8 9

Tony Phillips, S OBP: 0.444, SLG: 0.392 (1, 9) C S S	0-3 K ①		0-2 G6-3 ②		0-0 WP 1B ①		4-2 BB ②		4-2 1B BB ②
Lou Whitaker, L OBP: 0.420, SLG: 0.460 (1, 4) X	0-0 G4-3 ②		0-3 K ③		2-2 P4 ②		2-3 K ②		2-1 F7 ①
Travis Fryman, R OBP: 0.371, SLG: 0.479 (1, 5) B X	1-0 G6-3 ③			1-1 G5-3 ①	3-2 F8 ③		2-3 K ③		1-0 FC6-4 1B ①
Cecil Fielder, R OBP: 0.375, SLG: 0.488 (1, 3)				1-3 K ②		1-3 K ①		2-2 L9 ①	0-3 K ②
Kirk Gibson, L OBP: 0.337, SLG: 0.447 (1, 10)				1-1 P6 ③		1-0 F8 ②		1-0 HR 1B ①	0-2 FC6-4 ③
Rich Rowland, R OBP: 0.375, SLG: 0.455 (8, PH)									
Scott Livingstone, L OBP: 0.326, SLG: 0.348 (9, PH)									
Mickey Tettleton, S OBP: 0.360, SLG: 0.496 (1, 2)					4-2 2B 1B BB ②	4-0 BB ②		4-2 HR BB ②	
Eric Davis, R OBP: 0.310, SLG: 0.403 (1, 8)					0-0 1B 1B 2B ③	2-0 F8 ③		3-2 HR ②	
Alan Trammell, R OBP: 0.388, SLG: 0.486 (1, 6)				0-2 G6-3 G4-3 1B ①	3-1 P3 ①		2-2 HR ②	1-0 F9 ②	
Dan Gladden, R OBP: 0.318, SLG: 0.454 (1, 7)				1-2 G4-3 ①	1-1 WP 1B ①		1-3 K ①	3-2 F8 ③	

Inning Stats	R: 0 E: 0 K: 1 S: 5	H: 0 LOB: 0 BB: 0 P: 6	R: 0 E: 0 K: 1 S: 10	H: 0 LOB: 1 BB: 0 P: 20	R: 0 E: 0 K: 1 S: 13	H: 1 LOB: 1 BB: 0 P: 14	R: 0 E: 0 K: 1 S: 8	H: 0 LOB: 0 BB: 0 P: 11	R: 2 E: 0 K: 0 S: 17	H: 3 LOB: 2 BB: 1 P: 30	R: 0 E: 0 K: 1 S: 5	H: 0 LOB: 1 BB: 1 P: 13	R: 1 E: 0 K: 3 S: 21	H: 1 LOB: 1 BB: 1 P: 32	R: 3 E: 0 K: 0 S: 13	H: 2 LOB: 0 BB: 1 P: 27	R: 0 E: 0 K: 1 S: 13	H: 1 LOB: 2 BB: 1 P: 20	1B: 5 2B: 1 3B: 0 HR: 2	SF: 0 SAC: 0 DP: 0 HBP: 1
---------------------	------------------------------	---------------------------------	-------------------------------	----------------------------------	-------------------------------	----------------------------------	------------------------------	----------------------------------	-------------------------------	----------------------------------	------------------------------	----------------------------------	-------------------------------	----------------------------------	-------------------------------	----------------------------------	-------------------------------	----------------------------------	----------------------------------	------------------------------------

PITCHER	IP	WLS	BF	H	R	ER	SO	BB	IBB	HBP	BLK	WP	HR	S	P	ERA	WHIP
Jason Bere, R ERA: 4.05 (1, 1)	7.0	W	30	5	3	3	8	3	0	0	0	1	1	79	126	3.86	1.143
Scott Radinsky, L ERA: 4.7 (8, 1)	0.1		3	1	2	2	0	1	0	0	0	0	0	6	13	54.00	6.000
Jose DeLeon, R ERA: 3.12 (8, 1)	0.2		3	1	1	1	0	0	0	0	0	0	1	7	14	13.50	1.500
Roberto Hernandez, R ERA: 2.12 (9, 1)	1.0	S	5	1	0	0	1	1	0	0	0	0	0	13	20	0.00	2.000

Batter	1	2	3	4	5	6	7	8	9	AB R H RBI BB SO LOB	TOP
Tim Raines, S (1, 7) OBP: 0.401, SLG: 0.500 Lance Johnson, L (9, 8) OBP: 0.356, SLG: 0.397	2-3 	4-2 		2-0 		3-2 		3-2 		4 2 3 0 1 1 0 0 0 0 0 0 0 0	Chicago White Sox @ Detroit Tigers Tiger Stadium, Detroit, MI Sat Sep 04 1993, 3:33 AM EDT Att. 32,572 - Cloudy - 69 F
Joey Cora, S (1, 4) OBP: 0.353, SLG: 0.355	0-1 	1-1 		2-1 		2-2 		1-0 		5 1 1 0 0 0 5	
Frank Thomas, R (1, 3) OBP: 0.427, SLG: 0.630 Craig Grebeck, R (9, 5) OBP: 0.314, SLG: 0.287	1-0 		4-2 	3-3 		1-1 		2-2 		3 3 1 1 1 1 2 0 0 0 0 0 0 0	
Robin Ventura, L (1, 5) OBP: 0.376, SLG: 0.433	0-0 		0-1 	4-0 		3-2 		2-3 		4 1 2 1 1 1 1	
George Bell, R (1, 10) OBP: 0.255, SLG: 0.369 Warren Newson, L (9, PH) OBP: 0.444, SLG: 0.429	1-0 		0-0 	2-0 		1-2 		4-2 		4 1 2 5 0 0 1 0 1 0 0 1 0 0	
Dan Pasqua, L (1, 9) OBP: 0.304, SLG: 0.359		0-0 	0-0 	3-2 		0-2 		0-0 		5 2 2 3 0 0 2	
Mike Huff, R (1, 8) OBP: 0.278, SLG: 0.345		0-0 	3-3 		2-2 	1-0 		0-3 		4 0 0 0 0 2 0	
Michael LaValiere, L (1, 2) OBP: 0.302, SLG: 0.293		0-0 	2-0 		1-3 		0-0 	3-1 		5 0 0 0 0 1 1	
Ozzie Guillen, L (1, 6) OBP: 0.290, SLG: 0.380		0-2 		2-0 	0-0 		2-1 			4 0 1 1 0 0 0	
Inning Stats	R: 1 H: 2 E: 1 LOB: 1 K: 1 BB: 0 S: 9 P: 13	R: 1 H: 2 E: 0 LOB: 2 K: 0 BB: 1 S: 11 P: 16	R: 3 H: 2 E: 0 LOB: 0 K: 1 BB: 1 S: 11 P: 20	R: 2 H: 2 E: 0 LOB: 2 K: 1 BB: 1 S: 13 P: 31	R: 0 H: 0 E: 0 LOB: 0 K: 1 BB: 0 S: 7 P: 10	R: 1 H: 1 E: 0 LOB: 0 K: 0 BB: 0 S: 14 P: 23	R: 0 H: 0 E: 0 LOB: 0 K: 0 BB: 0 S: 7 P: 9	R: 0 H: 1 E: 1 LOB: 1 K: 0 BB: 0 S: 7 P: 13	R: 3 H: 2 E: 0 LOB: 0 K: 2 BB: 1 S: 17 P: 28	1B: 8 SF: 1 2B: 2 SAC: 1 3B: 0 DP: 0 HR: 2 HBP: 0	WP: 0 PA: 44 PB: 1 SB: 1 CS: 0
PITCHER Bill Gullickson, R (1, 1) ERA: 4.8 Tom Bolton, L (4, 1) ERA: 4.45 Bob MacDonald, L (5, 1) ERA: 5.64 Joe Boever, R (7, 1) ERA: 3.8 Storm Davis, R (9, 1) ERA: 5.23	IP WLS BF H R ER SO BB IBB HBP BLK WP HR S P ERA WHIP 3.0 L 17 6 5 4 2 2 0 0 0 0 0 1 31 49 12.00 2.667 1.0 7 2 2 0 1 1 0 0 0 0 0 0 13 31 0.00 3.000 2.0 7 1 1 1 1 0 0 0 0 0 0 0 21 33 4.50 0.500 2.0 7 1 0 0 0 0 0 0 0 0 0 0 14 22 0.00 0.500 1.0 6 2 3 3 2 1 0 0 0 0 0 1 17 28 27.00 3.000	PITCHER IP WLS BF H R ER SO BB IBB HBP BLK WP HR S P ERA WHIP									

livebaseballscorecards.com

AB	38
R	11
H	12
RBI	11
BB	4
SO	6
LOB	12



BOTTOM

Chicago White Sox @ Detroit Tigers
Tiger Stadium, Detroit, MI
Sat Sep 04 1993, 3:33 AM EDT
Att. 32,572 - Cloudy - 69 F

livebaseballscorecards.com

AB 32
R 2
H 7
RBI 1
BB 4
SO 4
LOB 19



WP: 0 PA: 36
PB: 0
SB: 0
CS: 0

AB R H RBI BB SO LOB

3 0 0 0 1 1 2

4 0 0 0 0 0 3

3 0 0 0 1 1 3

3 0 1 0 0 0 0

1 0 0 0 0 0 1

3 0 0 0 1 0 1

4 0 1 0 0 1 2

3 2 2 1 0 1 2

0 0 0 0 1 0 0

4 0 2 0 0 0 3

4 0 1 0 0 0 2

1B: 6 SF: 0
2B: 0 SAC: 0
3B: 0 DP: 2
HR: 1 HBP: 0

Batter	1	2	3	4	5	6	7	8	9
Tony Phillips, S (1, 9) OBP: 0.442, SLG: 0.389	1-2 G4-3		4-2 K BB		2-3 K		0-0 F9		
Lou Whitaker, L (1, 4) OBP: 0.416, SLG: 0.454	3-2 L8		1-1 L4		1-0 F7			0-2 G5-3	
Travis Fryman, R (1, 5) OBP: 0.370, SLG: 0.476	1-2 G6-3		0-0 P3		3-3 K			4-1 FC5-4 BB	
Cecil Fielder, R (1, 3) OBP: 0.375, SLG: 0.487 Skeeter Barnes, R (7, 3) OBP: 0.326, SLG: 0.410		0-0 1B 1B		1-0 F8		1-0 F8		1-1 FC5-4 BB	
Kirk Gibson, L (1, 10) OBP: 0.337, SLG: 0.444		1-2 F9		2-2 L3		3-2 P5		4-1 BB	
Eric Davis, R (1, 8) OBP: 0.309, SLG: 0.401		1-1 1B		3-2 P4		1-1 P5		0-3 K	
Mickey Tettleton, S (1, 2) OBP: 0.361, SLG: 0.503 Rich Rowland, R (8, 2) OBP: 0.400, SLG: 0.455		1-3 K		2-1 HR			0-2 1B G6-3 1B		4-0 FC6-4 BB
Alan Trammell, R (1, 6) OBP: 0.390, SLG: 0.486		3-1 F9		3-2 1B 1B			2-0 G6-3 1B		0-2 FC6-4 G5-4-3
Dan Gladden, R (1, 7) OBP: 0.317, SLG: 0.451			2-2 P2		1-1 1B		2-1 G6-3		2-0 G5-4-3

Inning Stats	R: 0	H: 0	E: 0	K: 0	S: 17	H: 0	LOB: 0	BB: 0	P: 22	R: 0	H: 2	E: 0	K: 1	S: 11	H: 2	LOB: 2	BB: 0	P: 17	R: 0	H: 0	E: 1	K: 0	S: 9	H: 0	LOB: 1	BB: 1	P: 16	R: 0	H: 0	E: 0	K: 0	S: 10	R: 1	H: 3	E: 0	K: 2	S: 16	H: 0	LOB: 0	BB: 0	P: 16	R: 0	H: 0	E: 0	K: 0	S: 6	H: 0	LOB: 0	BB: 0	P: 11	R: 1	H: 2	E: 0	K: 0	S: 7	H: 2	LOB: 0	BB: 0	P: 11	R: 0	H: 0	E: 0	K: 1	S: 11	H: 0	LOB: 2	BB: 2	P: 20	R: 0	H: 0	E: 0	K: 0	S: 4	H: 0	LOB: 0	BB: 1	P: 10	1B: 6	SF: 0	2B: 0	SAC: 0	3B: 0	DP: 2	HR: 1	HBP: 0	WP: 0	PA: 36
--------------	------	------	------	------	-------	------	--------	-------	-------	------	------	------	------	-------	------	--------	-------	-------	------	------	------	------	------	------	--------	-------	-------	------	------	------	------	-------	------	------	------	------	-------	------	--------	-------	-------	------	------	------	------	------	------	--------	-------	-------	------	------	------	------	------	------	--------	-------	-------	------	------	------	------	-------	------	--------	-------	-------	------	------	------	------	------	------	--------	-------	-------	-------	-------	-------	--------	-------	-------	-------	--------	-------	--------

PITCHER	IP	WLS	BF	H	R	ER	SO	BB	IBB	HBP	BLK	WP	HR	S	P	ERA	WHIP
Alex Fernandez, R (1, 1) ERA: 3.06	7.0		28	7	2	2	3	1	0	0	0	0	1	76	121	2.57	1.143
Jeff Schwarz, R (8, 1) ERA: 3.8	1.0		5	0	0	0	1	2	0	0	0	0	0	11	20	0.00	2.000
Brian Drahman, R (9, 1) ERA:	1.0		3	0	0	0	0	1	0	0	0	0	0	4	10	0.00	1.000

Batter	1	2	3	4	5	6	7	8	9	AB R H RBI BB SO LOB	TOP											
Tim Raines, S OBP: 0.398, SLG: 0.494 (1, 7)	F7		F8		G3		G4-6-3		G4-3 BB	4 0 0 0 1 0 2												
Joey Cora, S OBP: 0.354, SLG: 0.354 (1, 4)	F7		FC6-4 1B		P6		HBP		G4-3	4 0 1 0 0 0 1												
Frank Thomas, R OBP: 0.427, SLG: 0.633 (1, 3)	HR		FC6-4		G6-3		BB		G5-3	4 1 1 2 1 0 2												
Robin Ventura, L OBP: 0.378, SLG: 0.433 (1, 5)	BB		K		WP HR 1B		P6		IBB	3 1 1 0 2 1 3												
George Bell, R OBP: 0.260, SLG: 0.382 (1, 10)	G5-3		1B 1B		HR		FC4-6 1B		F9	5 1 3 2 0 0 3												
Ellis Burks, R OBP: 0.352, SLG: 0.472 (1, 9)		K	1B 1B		L9		P3			4 0 1 0 0 1 1												
Lance Johnson, L OBP: 0.355, SLG: 0.396 (1, 8)		K	1B		G3-1		FC4-6 WP			4 0 1 0 0 1 1												
Ron Karkovics, R OBP: 0.286, SLG: 0.437 (1, 2)		K	1B		K		G4-6-3 1B		FC6 BB	3 1 1 0 1 2 2												
Ozzie Guillen, L OBP: 0.292, SLG: 0.381 (1, 6)		FC6-4 1B	2-1		G4-3		G4-6-3 1B		FC6	4 1 2 0 0 0 2												
Inning Stats	R: 1 E: 0 K: 0 S: 8	H: 1 LOB: 1 BB: 1 P: 17	R: 0 E: 0 K: 3 S: 12	H: 0 LOB: 0 BB: 0 P: 17	R: 1 E: 0 K: 1 S: 10	H: 2 LOB: 1 BB: 0 P: 17	R: 0 E: 0 K: 1 S: 11	H: 3 LOB: 2 BB: 0 P: 16	R: 0 E: 0 K: 0 S: 9	H: 0 LOB: 0 BB: 0 P: 13	R: 2 E: 0 K: 0 S: 13	H: 2 LOB: 0 BB: 0 P: 22	R: 1 E: 0 K: 0 S: 12	H: 2 LOB: 2 BB: 1 P: 26	R: 0 E: 0 K: 0 S: 10	H: 1 LOB: 2 BB: 1 P: 16	R: 0 E: 0 K: 0 S: 9	H: 0 LOB: 2 BB: 2 P: 22	1B: 9 2B: 0 3B: 0 HR: 2	SF: 0 SAC: 0 DP: 1 HBP: 1	WP: 2 PB: 0 SB: 1 CS: 0	PA: 41
PITCHER	IP WLS BF H R ER SO BB IBB HBP BLK WP HR S P ERA WHIP																					
Mike Moore, R ERA: 5.24 (1, 1)	6.2 L 31 10 5 5 5 2 0 1 0 0 1 2 72 122 6.75 1.800																					
Mike Gardiner, R ERA: 5.03 (7, 1)	1.1 6 1 0 0 0 1 0 0 0 1 0 13 22 0.00 1.500																					
Mike Henneman, R ERA: 2.4 (9, 1)	1.0 5 0 0 0 0 0 1 1 0 0 0 0 9 22 0.00 1.000																					

Chicago White Sox @ Detroit Tigers
Tiger Stadium, Detroit, MI
Sun Sep 05 1993, 3:33 AM EDT
Att. 26,434 - Cloudy - 75 F

livebaseballscorecards.com

AB	35
R	5
H	11
RBI	4
BB	5
SO	5
LOB	17



Batter	1	2	3	4	5	6	7	8	9	AB	R	H	RBI	BB	SO	LOB
Dan Gladden, R OBP: 0.318, SLG: 0.460 (1, 7)	F9			HR	CS 1B			K	L9	5	1	2	1	0	1	2
Skeeter Barnes, R OBP: 0.319, SLG: 0.400 Tony Phillips, S OBP: 0.443, SLG: 0.391 (8, PH) (9, 9)	F7			K	K			BB 1B		3	0	0	0	0	2	2
Travis Fryman, R OBP: 0.371, SLG: 0.475 (1, 5)	P3			BB 1B	1B			G6-4-3 BB		3	0	1	0	1	0	0
Cecil Fielder, R OBP: 0.372, SLG: 0.483 (1, 3)			K	K				G6-4-3		4	0	0	0	0	2	3
Eric Davis, R OBP: 0.311, SLG: 0.402 (1, 8)			G5-3	BB 1B				K	B1-3 1B	4	1	2	0	0	1	0
Alan Trammell, R OBP: 0.391, SLG: 0.494 (1, 6)			P4	BB				HR	B1-3	3	1	1	1	1	0	1
Rich Rowland, R OBP: 0.357, SLG: 0.400 Scott Livingstone, L OBP: 0.328, SLG: 0.350 Gary Thurman, R OBP: 0.319, SLG: 0.304 (9, PH) (9, PR)			P5	K				K	BB 1B	3	0	0	0	0	2	3
Chad Kreuter, S OBP: 0.360, SLG: 0.457 Mickey Tettleton, S OBP: 0.362, SLG: 0.503 (9, PH)			K					P4	BB	3	0	0	0	0	1	0
Chris Gomez, R OBP: 0.305, SLG: 0.311 Lou Whitaker, L OBP: 0.415, SLG: 0.453 (9, PH)			L8	BB				F8	L8	2	0	0	0	1	0	0

Inning Stats	R: 0	H: 0	E: 0	K: 0	S: 6	R: 0	H: 0	E: 0	K: 1	S: 6	R: 0	H: 0	E: 0	K: 1	S: 10	R: 1	H: 3	E: 0	K: 3	S: 15	R: 0	H: 1	E: 0	K: 1	S: 14	R: 0	H: 0	E: 0	K: 1	S: 5	R: 1	H: 1	E: 0	K: 1	S: 10	R: 0	H: 1	E: 0	K: 1	S: 12	R: 1	H: 2	E: 0	K: 0	S: 10	1B: 6	2B: 0	3B: 0	HR: 2	SF: 0	SAC: 0	DP: 1	HBP: 0	WP: 0	PB: 0	SB: 0	CS: 1	PA: 37
--------------	------	------	------	------	------	------	------	------	------	------	------	------	------	------	-------	------	------	------	------	-------	------	------	------	------	-------	------	------	------	------	------	------	------	------	------	-------	------	------	------	------	-------	------	------	------	------	-------	-------	-------	-------	-------	-------	--------	-------	--------	-------	-------	-------	-------	--------

PITCHER	IP	WLS	BF	H	R	ER	SO	BB	IBB	HBP	BLK	WP	HR	S	P	ERA	WHIP
Wilson Alvarez, L ERA: 3.42 (1, 1)	7.0	W	27	5	2	2	8	2	0	0	0	0	2	66	105	2.57	1.000
Jose DeLeon, R ERA: 3.06 (8, 1)	1.0		4	1	0	0	1	1	0	0	0	0	0	12	22	0.00	2.000
Roberto Hernandez, R ERA: 2.23 (9, 1)	1.0	S	6	2	1	1	0	1	0	0	0	0	0	10	19	9.00	3.000

BOTTOM

Chicago White Sox @ Detroit Tigers
Tiger Stadium, Detroit, MI
Sun Sep 05 1993, 3:33 AM EDT
Att: 26,434 - Cloudy - 75 F

livebaseballscorecards.com

AB	33
R	3
H	8
RBI	3
BB	4
SO	9
LOB	13



Batter	1	2	3	4	5	6	7	8	9	AB R H RBI BB SO LOB	TOP		
Ernest Riles, L (1, 4) OBP: 0.301, SLG: 0.382 Tim Naehring, R (7, 4) OBP: 0.195, SLG: 0.154	1-3 K	0-2 F9			1-2 F8		3-1 G4-3		2-2 FC5-4	4 0 0 0 0 1 3 1 0 0 0 0 0 2			
Billy Hatcher, R (1, 8) OBP: 0.348, SLG: 0.419	1-2 E6 1B		1-1 G4-3		0-0 CS 1B			1-3 K		4 0 2 0 0 1 0			
Mike Greenwell, L (1, 7) OBP: 0.359, SLG: 0.447 Bob Zuppic, R (9, 7) OBP: 0.315, SLG: 0.365	1-2 P6		2-2 G1-3		1-1 CS 1-2	0-0 F7		1-1 G6-4-3 1B		4 0 1 0 0 0 1 0 0 0 0 0 0 0			
Andre Dawson, R (1, 10) OBP: 0.315, SLG: 0.424	1-3 K		2-1 F9		1-2 G5-3		0-1 G6-4-3			4 0 0 0 0 1 2			
Mo Vaughn, L (1, 3) OBP: 0.398, SLG: 0.528 Carlos Quintana, R (9, 3) OBP: 0.313, SLG: 0.274			1-1 L8		0-0 G4-3		0-2 G1-3		0-0 G4-3	4 0 0 0 0 0 0 0 0 0 0 0 0 0			
Rob Deer, R (1, 9) OBP: 0.304, SLG: 0.380		1-2 G6-3 1B 2B		2-3 K			0-0 HR		2-2 HR	4 3 3 2 0 1 0			
Scott Cooper, L (1, 5) OBP: 0.359, SLG: 0.400		1-1 G6-3 2-3		3-2 1B		0-0 G3-1		1-1 WP HBP		3 0 1 0 0 0 1			
John Valentin, R (1, 6) OBP: 0.326, SLG: 0.417 Luis Rivera, R (4, PH) OBP: 0.288, SLG: 0.328 (4, 6)		1-1 1B 1B 3-H		1-2 F9		0-0 P5		4-1 FC5-4 BB		1 0 1 1 0 0 0 2 0 0 0 1 0 1			
Bob Melvin, R (1, 2) OBP: 0.248, SLG: 0.285	1-1 SAFE SAFE 1-1 SAFE	1-1 1B		1-0 P9		2-1 1B		0-0 F7		4 0 2 0 0 0 2			
Inning Stats	R: 0 H: 1 E: 1 LOB: 1 K: 2 BB: 0 S: 12 P: 16	R: 1 H: 3 E: 0 LOB: 2 K: 0 BB: 0 S: 14 P: 19	R: 0 H: 0 E: 0 LOB: 0 K: 0 BB: 0 S: 7 P: 12	R: 0 H: 1 E: 0 LOB: 1 K: 1 BB: 0 S: 11 P: 17	R: 0 H: 1 E: 0 LOB: 0 K: 0 BB: 0 S: 7 P: 9	R: 0 H: 0 E: 0 LOB: 0 K: 0 BB: 0 S: 7 P: 8	R: 1 H: 2 E: 0 LOB: 1 K: 0 BB: 0 S: 7 P: 12	R: 0 H: 1 E: 0 LOB: 0 K: 1 BB: 0 S: 7 P: 9	R: 1 H: 1 E: 0 LOB: 2 K: 0 BB: 1 S: 10 P: 19	1B: 7 SF: 0 2B: 1 SAC: 0 3B: 0 DP: 1 HR: 2 HBP: 1	WP: 1 PA: 38 PB: 0 SB: 0 CS: 1		
PITCHER Jack McDowell, R (1, 1) ERA: 3.31 Chuck Cary, L (9, 1) ERA: 5.4	IP WLS BF H R ER SO BB IBB HBP BLK WP HR S P ERA WHIP	8.1 L 33 10 3 3 4 0 0 0 0 0 2 76 108 3.24 1.200	0.2 4 0 0 0 0 1 0 1 0 1 0 6 13 0.00 1.500									PITCHER IP WLS BF H R ER SO BB IBB HBP BLK WP HR S P ERA WHIP	

Boston Red Sox @ Chicago White Sox
Comiskey Park, Chicago, IL
Mon Sep 06 1993, 8:05 PM EDT
Att. 40,475 - Unknown - 66 F

AB	35
R	3
H	10
RBI	3
BB	1
SO	4
LOB	12



Batter	1	2	3	4	5	6	7	8	9	AB R H RBI BB SO LOB	TOP									
Billy Hatcher, R (1, 8) OBP: 0.345, SLG: 0.415	1-2 P4		0-0 L8		0-0 G5-3			2-2 F9	1-3 K	5 0 0 0 0 1 2										
Mike Greenwell, L (1, 7) OBP: 0.362, SLG: 0.452	1-2 F7		3-2 2B			0-1 G4-3 HR		0-0 FC5 HBP		4 1 3 0 0 0 0										
Bob Zupcic, R (8, 7) OBP: 0.315, SLG: 0.365								1B		0 0 0 0 0 0 0										
Andre Dawson, R (1, 10) OBP: 0.314, SLG: 0.421	2-2 G1-3		1-0 F8			0-0 G4-3		1-0 HBP		3 0 0 0 0 0 2										
Jeff McNeely, R (8, PR)						1-2		1-2 HBP		0 0 0 0 0 0 0										
Mo Vaughn, L (1, 3) OBP: 0.398, SLG: 0.535		1-2 G4-3		0-1 PB 1B		1-1 HR		2-1 F7		4 1 2 2 0 0 2										
Rob Deer, R (1, 9) OBP: 0.303, SLG: 0.379		2-1 HR 1B		3-0 F7		1-3 K		2-2 FC5		4 1 1 0 0 1 3										
Scott Cooper, L (1, 5) OBP: 0.356, SLG: 0.396		0-1 F7		1-2 F7		0-1 L4			0-3 K	4 0 0 0 0 1 2										
Bob Melvin, R (1, 2) OBP: 0.248, SLG: 0.304		1 SAFE 0-0 HR		1-1 P3			1-1 G6-3		2-0 G5-3	4 1 1 2 0 0 1										
Tim Lincecum, R (1, 4) OBP: 0.200, SLG: 0.163		0-1 G6-3			0-0 F8		0-1 F7		0-1 1B 1B	4 0 1 0 0 0 0										
Luis Rivera, R (1, 6) OBP: 0.287, SLG: 0.325			1-2 F9		1-0 L8		0-2 L7		1-0 1B	4 0 1 0 0 0 0										
Inning Stats	R: 0 E: 0 K: 0 S: 10	H: 0 LOB: 0 BB: 0 P: 14	R: 2 E: 0 K: 0 S: 10	H: 2 LOB: 0 BB: 0 P: 13	R: 0 E: 0 K: 0 S: 8	H: 1 LOB: 1 BB: 0 P: 13	R: 0 E: 0 K: 0 S: 8	H: 1 LOB: 1 BB: 0 P: 13	R: 0 E: 0 K: 1 S: 10	H: 0 LOB: 0 BB: 0 P: 12	R: 0 E: 0 K: 0 S: 7	H: 0 LOB: 0 BB: 0 P: 8	R: 0 E: 0 K: 0 S: 10	H: 1 LOB: 2 BB: 0 P: 17	R: 0 E: 0 K: 2 S: 10	H: 2 LOB: 2 BB: 0 P: 14	1B: 6 2B: 1 3B: 0 HR: 2	SF: 0 SAC: 0 DP: 0 HBP: 1	WP: 0 PB: 1 SB: 0 CS: 0	PA: 37
PITCHER	IP WLS BF H R ER SO BB IBB HBP BLK WP HR S P ERA WHIP																			
Tim Belcher, R (1, 1) ERA: 4.62	7.1 L 30 7 4 4 1 0 0 1 0 0 0 2 61 85 4.91 0.955																			
Scott Radinsky, L (8, 1) ERA: 4.53	1.2 7 2 0 0 2 0 0 0 0 0 0 0 15 23 0.00 1.200																			

Boston Red Sox @ Chicago White Sox
 Comiskey Park, Chicago, IL
 Tue Sep 07 1993, 8:05 PM EDT
 Att. 27,966 - Unknown - 72 F

AB	36
R	4
H	9
RBI	4
BB	0
SO	3
LOB	12



Batter	1	2	3	4	5	6	7	8	9	AB R H RBI BB SO LOB	TOP
Billy Hatcher, R (1, 8) <small>OBP: 0.343, SLG: 0.412</small> Jeff McNeely, R (6, 8) <small>OBP: 1.000, SLG: 1.000</small>	0-0 G5-3		0-0 G5-3			2-3 K			2-1 FC4-6 1B	3 0 0 0 0 1 0 1 1 1 0 0 0 0	Boston Red Sox @ Chicago White Sox Comiskey Park, Chicago, IL Wed Sep 08 1993, 8:05 PM EDT Att. 36,433 - Unknown - 66 F
Mike Greenwell, L (1, 7) <small>OBP: 0.360, SLG: 0.449</small> Bob Zuppic, R (8, 7) <small>OBP: 0.318, SLG: 0.368</small>	2-2 E6 1B		0-0 G3			2-0 F7			0-0 FC4-6 1B	3 0 0 0 0 0 1 1 0 1 0 0 0 0	
Scott Cooper, L (1, 5) <small>OBP: 0.354, SLG: 0.393</small> Luis Ortiz, R (8, 5) <small>OBP: 0.333, SLG: 0.333</small>	2-2 L8				3-3 K	0-0 F7			0-0 FC4-6 1B	3 0 0 0 0 1 2 1 0 0 0 0 0 2	
Mo Vaughn, L (1, 3) <small>OBP: 0.398, SLG: 0.533</small> Carlos Quintana, R (8, 3) <small>OBP: 0.315, SLG: 0.276</small>	3-2 1-2 1B				1-3 K	0-3 K			2-2 1-2 3-H 1B	3 0 1 0 0 2 0 1 0 1 1 0 0 0	
Rob Deer, R (1, 9) <small>OBP: 0.301, SLG: 0.375</small>	3-3 K				1-3 K	0-3 K			0-0 P4	4 0 0 0 0 3 4	
Greg Blosser, L (1, 10)						1-1 L8			1-3 K	4 0 0 0 0 2 2	
Bob Melvin, R (1, 2) <small>OBP: 0.245, SLG: 0.300</small> Steve Lyons, L (8, PH) <small>OBP: 0.222, SLG: 0.188</small>						2-2 F8			3-2 P5	2 0 0 0 0 1 0 1 0 0 0 0 0 0	
Tim Lincecum, R (1, 4) <small>OBP: 0.208, SLG: 0.174</small>						2-3 K			0-2 G1-6-3 1B	3 0 1 0 0 2 0	
Luis Rivera, R (1, 6) <small>OBP: 0.283, SLG: 0.320</small> Ernest Riles, L (8, PH) <small>OBP: 0.299, SLG: 0.379</small>						1-3 K			0-2 G1-6-3 1-2f	2 0 0 0 0 2 0 1 0 0 0 0 0 1	
Inning Stats	R: 0 H: 1 E: 1 LOB: 2 K: 1 BB: 0 S: 15 P: 25	R: 0 H: 0 E: 0 LOB: 0 K: 3 BB: 0 S: 11 P: 17	R: 0 H: 0 E: 0 LOB: 0 K: 1 BB: 0 S: 7 P: 9	R: 0 H: 0 E: 0 LOB: 0 K: 3 BB: 0 S: 13 P: 18	R: 0 H: 0 E: 0 LOB: 0 K: 1 BB: 0 S: 8 P: 13	R: 0 H: 0 E: 0 LOB: 1 K: 2 BB: 0 S: 8 P: 13	R: 0 H: 0 E: 0 LOB: 0 K: 2 BB: 0 S: 7 P: 8	R: 0 H: 1 E: 0 LOB: 0 K: 0 BB: 0 S: 10 P: 13	R: 1 H: 3 E: 0 LOB: 2 K: 1 BB: 0 S: 11 P: 16	1B: 5 SF: 0 2B: 0 SAC: 0 3B: 0 DP: 1 HR: 0 HBP: 0	
PITCHER Jason Bere, R (1, 1) <small>ERA: 3.77</small> Roberto Hernandez, R (9, 1) <small>ERA: 2.33</small>	IP WLS BF H R ER SO BB IBB HBP BLK WP HR S P ERA WHIP 8.0 W 27 2 0 0 13 0 0 0 0 1 0 79 116 0.00 0.250 1.0 6 3 1 1 1 0 0 0 0 0 0 11 16 9.00 3.000										

livebaseballscorecards.com

AB	33
R	1
H	5
RBI	1
BB	0
SO	14
LOB	12



Batter	1	2	3	4	5	6	7	8	9
Tim Raines, S (1, 7) OBP: 0.398, SLG: 0.494 Mike Huff, R (8, PH) OBP: 0.297, SLG: 0.345 (9, 7)	1-1 G4-3 	3-2 2-3 3-H 1B		1-0 F7 		0-1 G6-3 		4-0 1B BB	
Joey Cora, S (1, 4) OBP: 0.356, SLG: 0.359	4-1 F8 1B BB	1-1 SF7 3-H			1-0 1B 3B		1-2 F9 S SF7 HBP	1-1 G4-6-3 1B	
Frank Thomas, R (1, 3) OBP: 0.425, SLG: 0.625 Ivan Calderon, R (8, PH) OBP: 0.282, SLG: 0.281 Dan Pasqua, L (9, 3) OBP: 0.304, SLG: 0.359	1-1 1B	1 SAFE G5-3 1-2			1-0 2B 1B		3-2 F9 1-3	2-1 G4-6-3 1-2f	
Robin Ventura, L (1, 5) OBP: 0.378, SLG: 0.434	1-1 F8 2-3		4-0 G4-6-3 BB		1 SAFE 1B		4-0 BB 3B IBB		
George Bell, R (1, 10) OBP: 0.262, SLG: 0.383	0-3 K 		1-2 L8 		2-0 L4-6 1-H 2B		2-2 SF7 		
Ellis Burks, R (1, 9) OBP: 0.354, SLG: 0.467		1-2 E5 1B 1B	2-2 G4-6-3 1-2f		4-0 IBB		4-1 3B BB		
Lance Johnson, L (1, 8) OBP: 0.356, SLG: 0.400		0-0 SH1-4 1B 1B		0-2 G1-3 	1-1 L4-6 2-3		1-2 1-H 2-H 3B		
Ron Karkovice, R (1, 2) OBP: 0.286, SLG: 0.434		0-1 1B SH1-4 SF7 1B		3-1 G1-3 1B		0-2 P4 	0-2 F8 		
Ozzie Guillen, L (1, 6) OBP: 0.290, SLG: 0.376		0-0 SH1-4 1-2 2-3		1-1 G1-3 1-2		0-1 G4-3 		0-1 F7 	

AB	R	H	RBI	BB	SO	LOB
4	0	1	1	0	0	1
0	0	0	0	1	0	0
2	2	2	1	1	0	0
4	1	2	1	0	0	2
1	0	0	0	0	0	2
0	0	0	0	0	0	0
2	1	0	0	2	1	3
3	0	1	2	0	1	3
2	2	1	0	2	0	1
4	1	2	2	0	0	2
4	1	2	1	0	0	1
3	0	0	0	0	0	1
1B: 8	SF: 2	2B: 2	SAC: 1	3B: 2	DP: 3	HR: 0
BB: 6	HBP: 1	SO: 2				


BOTTOM

Boston Red Sox @ Chicago White Sox
 Comiskey Park, Chicago, IL

Wed Sep 08 1993, 8:05 PM EDT
 Att: 36,433 - Unknown - 66 F

livebaseballscorecards.com

AB	29
R	8
H	11
RBI	8
BB	6
SO	2
LOB	16



Inning Stats	R: 0	H: 1	E: 0	K: 1	S: 10	LOB: 2	BB: 1	P: 17
	R: 3	H: 4	E: 1	K: 0	S: 16	LOB: 1	BB: 0	P: 22
	R: 0	H: 0	E: 0	K: 0	S: 6	LOB: 0	BB: 1	P: 13
	R: 0	H: 1	E: 0	K: 0	S: 8	LOB: 1	BB: 0	P: 13
	R: 2	H: 3	E: 0	K: 1	S: 8	LOB: 1	BB: 1	P: 19
	R: 0	H: 0	E: 0	K: 0	S: 7	LOB: 0	BB: 0	P: 7
	R: 3	H: 1	E: 0	K: 0	S: 18	LOB: 1	BB: 2	P: 33
	R: 0	H: 1	E: 0	K: 0	S: 6	LOB: 1	BB: 1	P: 13

PITCHER	IP	WLS	BF	H	R	ER	SO	BB	IBB	HBP	BLK	WP	HR	S	P	ERA	WHIP
John Dopper, R (1, 1) ERA: 4.84	4.0	L	21	8	5	5	1	2	0	0	0	0	0	42	69	11.25	2.500
Scott Taylor, L (5, 1) ERA: 3.38	2.0		8	1	1	1	1	0	1	1	0	0	0	15	25	4.50	0.500
Cory Bailey, R (7, 1) ERA: 7.71	1.0		6	1	2	2	0	1	1	0	0	0	0	16	30	18.00	2.000
Tony Fossas, L (8, 1) ERA: 5.02	1.0		4	1	0	0	0	1	0	0	0	0	0	6	13	0.00	2.000


WP	HR	S	P	ERA	WHIP
0	0	1	39		

Batter	1	2	3	4	5	6	7	8	9	AB R H RBI BB SO LOB	TOP	
Tony Phillips, S OBP: 0.444, SLG: 0.391 (1, 9) X	0-0 G6-3		1-2 1B 1B	3-1 L9			2-3 K		1-0 BB 1B HBP	4 1 1 0 0 1 2		
Lou Whitaker, L OBP: 0.414, SLG: 0.454 (1, 4) C X	1-1 F9		1-0 P2		1-1 1B		2-1 1B		1-0 P6	5 0 2 0 0 0 2		
Travis Fryman, R OBP: 0.376, SLG: 0.479 (1, 5) B C C C C C	4-2 BB		0-0 FC6-4 1B		3-2 F7		1-3 K		4-2 1B BB	3 0 1 0 2 1 2		
Cecil Fielder, R OBP: 0.374, SLG: 0.480 Skeeter Barnes, R OBP: 0.319, SLG: 0.398 (1, 3) (8, PR) (8, 3) B S F B S	2-3 K		0-1 FC6-4		0-0 P3			2-1 HR 1B	2-1 1B	4 0 1 0 0 1 4 1 1 1 1 0 0 0		
Kirk Gibson, L OBP: 0.333, SLG: 0.438 (1, 10) C T B		1-3 K		1-0 F7	0-0 G6-3			1-2 F9	1-1 G4-3	5 0 0 0 0 1 4		
Eric Davis, R OBP: 0.313, SLG: 0.413 (1, 8) B C C C C C		1-3 K		3-2 HR		3-3 K		3-1 HR		4 2 2 3 0 2 0		
Mickey Tettleton, S OBP: 0.361, SLG: 0.495 (1, 2) B B B B B B		4-0 BB		3-3 K		2-0 G6-3		1-0 G6-3		3 0 0 0 1 1 1		
Dan Gladden, R OBP: 0.321, SLG: 0.460 (1, 7) B C C X	1-1 F8		3-2 1B HBP		1-0 F8			1-3 K		3 0 0 0 0 1 2		
Chris Gomez, R OBP: 0.298, SLG: 0.294 (1, 6) B C X			1-1 P6	0-1 1B			0-0 P6		0-0 G6-3	4 0 1 0 0 0 0		
Inning Stats	R: 0 E: 0 K: 1 S: 8 H: 0 LOB: 1 BB: 1 P: 15	R: 0 E: 0 K: 2 S: 8 H: 0 LOB: 1 BB: 1 P: 15	R: 0 E: 0 K: 0 S: 9 H: 2 LOB: 2 BB: 0 P: 12	R: 1 E: 0 K: 1 S: 13 H: 2 LOB: 2 BB: 0 P: 26	R: 0 E: 0 K: 0 S: 7 H: 1 LOB: 1 BB: 0 P: 11	R: 0 E: 0 K: 1 S: 6 H: 0 LOB: 0 BB: 0 P: 12	R: 0 E: 0 K: 2 S: 10 H: 1 LOB: 1 BB: 0 P: 15	R: 2 E: 0 K: 1 S: 12 H: 2 LOB: 1 BB: 0 P: 20	R: 1 E: 0 K: 0 S: 8 H: 1 LOB: 2 BB: 1 P: 17	1B: 7 2B: 0 3B: 0 HR: 2 SF: 0 SAC: 0 DP: 0 HBP: 2	WP: 0 PB: 0 SB: 0 CS: 0 PA: 41	
PITCHER Alex Fernandez, R ERA: 3.07 Jeff Schwarz, R ERA: 3.91 (1, 1) (9, 1)	IP WLS BF H R ER SO BB IBB HBP BLK WP HR S P ERA WHIP	8.0 L 35 8 3 3 8 2 0 1 0 0 0 2 73 126 3.38 1.250	1.0 6 1 1 1 0 1 0 1 0 0 0 0 8 17 9.00 2.000									ERA WHIP

Detroit Tigers @ Chicago White Sox
Comiskey Park, Chicago, IL

Fri Sep 10 1993, 8:05 PM EDT
Att. 33,212 - Unknown

AB	36
R	4
H	9
RBI	4
BB	3
SO	8
LOB	17




Batter	1	2	3	4	5	6	7	8	9	AB R H RBI BB SO LOB
Tim Raines, S OBP: 0.394, SLG: 0.489 (1, 7)	2-2 G4-3		2-3 K			0-0 E6		2-3 K		4 0 0 0 0 2 0
Joey Cora, S OBP: 0.355, SLG: 0.356 (1, 4)	4-2 G4-3 BB		1-1 P4			1-0 F8		0-0 F8		3 0 0 0 1 0 1
Frank Thomas, R OBP: 0.424, SLG: 0.621 (1, 3)	2-1 G4-3				1-0 F9	4-0 G4-6-3 IBB		2-0 L8		3 0 0 0 1 0 1
Robin Ventura, L OBP: 0.378, SLG: 0.431 (1, 5)	4-0 IBB				1-3 K	1-0 G4-6-3		0-2 G4-3		3 0 0 0 1 1 2
George Bell, R OBP: 0.259, SLG: 0.378 (1, 10)	1-1 F8				1-0 F7		1-1 P6	2-0 F7		4 0 0 0 0 0 2
Ellis Burks, R OBP: 0.351, SLG: 0.464 (1, 9)		2-2 F8			2-3 K		3-3 K			3 0 0 0 0 2 0
Lance Johnson, L OBP: 0.355, SLG: 0.399 (1, 8)		1-0 G4-3			1-1 G4-3		0-0 1B			3 0 1 0 0 0 0
Ron Karkovice, R OBP: 0.286, SLG: 0.433 (1, 2)		1-3 K			0-0 1B		0-0 G4-3			3 0 1 0 0 1 1
Ozzie Guillen, L OBP: 0.287, SLG: 0.373 (1, 6)			2-1 G5-3		0-1 G4-3		0-1 L8			3 0 0 0 0 0 1

Inning Stats	R: 0 E: 0 K: 0 S: 11	H: 0 LOB: 2 BB: 2 P: 24	R: 0 E: 0 K: 1 S: 7	H: 0 LOB: 0 BB: 0 P: 11	R: 0 E: 0 K: 1 S: 7	H: 0 LOB: 0 BB: 0 P: 12	R: 0 E: 0 K: 1 S: 5	H: 0 LOB: 0 BB: 0 P: 8	R: 0 E: 0 K: 1 S: 10	H: 1 LOB: 1 BB: 0 P: 13	R: 0 E: 1 K: 0 S: 3	H: 0 LOB: 1 BB: 1 P: 9	R: 0 E: 0 K: 1 S: 7	H: 1 LOB: 1 BB: 0 P: 11	R: 0 E: 0 K: 1 S: 6	H: 0 LOB: 0 BB: 0 P: 8	R: 0 E: 0 K: 0 S: 6	H: 0 LOB: 0 BB: 0 P: 10	1B: 2 2B: 0 3B: 0 HR: 0	SF: 0 SAC: 0 DP: 1 HBP: 0	WP: 0 PB: 0 SB: 1 CS: 0	PA: 32
PITCHER Mike Moore, R ERA: 4.99 (1, 1)	IP 9.0 WLS W BF 32 H 2 R 0 ER 0 SO 6 BB 1 IBB 2 HBP 0 BLK 0 WP 0 HR 0 S 62 P 106 ERA 0.00 WHIP 0.333																					

DETROIT TIGERS @ CHICAGO WHITE SOX
 Comiskey Park, Chicago, IL
 Fri Sep 10 1993, 8:05 PM EDT
 Att. 33,212 - Unknown

livebaseballscorecards.com

AB	29
R	0
H	2
RBI	0
BB	3
SO	6
LOB	8



Batter	1	2	3	4	5	6	7	8	9	AB R H RBI BB SO LOB	TOP		
Tony Phillips, S (1, 9) OBP: 0.443, SLG: 0.390	2-3 		0-0 G6-3 BLK 1B		0-1 G4-3			0-2 FC5-4 1-2f		4 0 1 0 0 1 1			
Dan Gladden, R (1, 7) OBP: 0.317, SLG: 0.454	0-3 		2-2 G6-3 1-3			1-0 P3		0-0 F8		4 0 0 0 0 1 2			
Travis Fryman, R (1, 5) OBP: 0.375, SLG: 0.476	4-0 		1-1 G6-3			0-0 F7			1-1 G6-3	3 0 0 0 1 0 1			
Cecil Fielder, R (1, 10) OBP: 0.371, SLG: 0.477	0-1 FC5-4 1-2f		3-2 F8			3-3 			1-2 G2-3	4 0 0 0 0 1 2			
Eric Davis, R (1, 8) OBP: 0.312, SLG: 0.410		1-1 F9		3-2 P3			1-2 G5-3		4-2 	3 1 0 0 1 0 0			
Mickey Tettleton, S (1, 3) OBP: 0.364, SLG: 0.495		4-2 		4-2 			3-3 		0-0 	2 0 1 0 2 1 0			
Skeeter Barnes, R (1, 4) OBP: 0.319, SLG: 0.397		1-2 		2-3 			0-0 P7		1-1 	3 0 1 0 0 1 1			
Lou Whitaker, L (9, PH) OBP: 0.415, SLG: 0.456		1-2 		1-2 					1-2 2-H 	1 0 1 1 0 0 0			
Rich Rowland, R (1, 2) OBP: 0.406, SLG: 0.429		4-0 		3-2 F7			1-2 		1-0 F8	2 0 1 0 1 0 0			
Kirk Gibson, L (9, PH) OBP: 0.332, SLG: 0.437		1-2 2-3 								1 0 0 0 0 0 2			
Chris Gomez, R (1, 6) OBP: 0.289, SLG: 0.284		2-1 G6-4-3 1-2f		2-1 F9			1-0 P2			3 0 0 0 0 0 4			
Inning Stats	R: 0 H: 0 E: 0 LOB: 1 K: 2 BB: 1 S: 9 P: 15	R: 0 H: 1 E: 0 LOB: 2 K: 0 BB: 2 S: 12 P: 24	R: 0 H: 1 E: 0 LOB: 1 K: 0 BB: 0 S: 10 P: 16	R: 0 H: 0 E: 0 LOB: 0 K: 1 BB: 1 S: 11 P: 19	R: 0 H: 0 E: 0 LOB: 0 K: 0 BB: 0 S: 8 P: 13	R: 0 H: 0 E: 0 LOB: 0 K: 1 BB: 0 S: 5 P: 9	R: 0 H: 0 E: 0 LOB: 0 K: 1 BB: 0 S: 7 P: 11	R: 0 H: 1 E: 0 LOB: 1 K: 0 BB: 0 S: 9 P: 11	R: 1 H: 2 E: 0 LOB: 2 K: 0 BB: 1 S: 11 P: 19	1B: 5 SF: 0 2B: 0 SAC: 0 3B: 0 DP: 1 HR: 0 HBP: 0	WP: 0 PA: 35 PB: 0 SB: 0 CS: 1		
PITCHER	IP WLS BF H R ER SO BB IBB HBP BLK WP HR S P ERA WHIP											PITCHER	IP WLS BF H R ER SO BB IBB HBP BLK WP HR S P ERA WHIP
Wilson Alvarez, L (1, 1) ERA: 3.27	8.0 W 29 3 0 0 5 4 0 0 1 0 0 71 118 0.00 0.875												
Roberto Hernandez, R (9, 1) ERA: 2.43	1.0 S 6 2 1 1 0 1 0 0 0 0 0 0 11 19 9.00 3.000												

Detroit Tigers @ Chicago White Sox
 Comiskey Park, Chicago, IL
 Sat Sep 11 1993, 8:05 PM EDT
 Att. 42,014 - Unknown - 67 F

livebaseballscorecards.com

AB	30
R	1
H	5
RBI	1
BB	5
SO	5
LOB	13



Batter	1	2	3	4	5	6	7	8	9
Steve Sax, R OBP: 0.302, SLG: 0.324 Tim Raines, S OBP: 0.394, SLG: 0.489	1-1 F7		2-2 G5-3		1 SAFE 2-1 F7		0-0 SH5-3		
Joey Cora, S OBP: 0.355, SLG: 0.356	0-1 F8		0-0 F8		0-0 1B		1-0 B3-1		
Frank Thomas, R OBP: 0.426, SLG: 0.628	2-0 F8			2-2 HR	2-1 1B		4-0 FC6-4 IBB		
Ellis Burks, R OBP: 0.349, SLG: 0.460		0-0 P2		2-1 F8	2-1 G5-3		1-1 FC6-4		
George Bell, R OBP: 0.259, SLG: 0.386		1-1 L4		1-2 HR		0-0 F9	1-2 F9		
Robin Ventura, L OBP: 0.380, SLG: 0.435		3-2 2B		4-0 CS BB		2-1 FC4-6 1B	2-1 L8		
Bo Jackson, R OBP: 0.284, SLG: 0.403 Lance Johnson, L OBP: 0.355, SLG: 0.398		0-3 K		2-3 K		2-1 FC4-6	1-0 G4-3		
Ron Karkovice, R OBP: 0.287, SLG: 0.433			0-1 G5-3 1B	1-1 CS	1-3 K	0-0 G4-3			
Craig Grebeck, R OBP: 0.320, SLG: 0.294			0-0 F9		3-1 1B 1B		0-1 B3-1 SH5-3 1B		

Inning Stats	R: 0 E: 0 K: 5 S: 5	H: 0 LOB: 0 BB: 0 P: 8	R: 0 E: 0 K: 1 S: 9	H: 1 LOB: 1 BB: 0 P: 13	R: 0 E: 0 K: 10 S: 10	H: 1 LOB: 1 BB: 0 P: 12	R: 2 E: 0 K: 1 S: 13	H: 2 LOB: 0 BB: 1 P: 25	R: 1 E: 0 K: 12 S: 12	H: 3 LOB: 2 BB: 0 P: 22	R: 0 E: 0 K: 6 S: 6	H: 1 LOB: 1 BB: 0 P: 10	R: 0 E: 0 K: 6 S: 6	H: 1 LOB: 2 BB: 1 P: 12	R: 0 E: 0 K: 7 S: 7	H: 0 LOB: 0 BB: 0 P: 11
--------------	------------------------------	---------------------------------	------------------------------	----------------------------------	--------------------------------	----------------------------------	-------------------------------	----------------------------------	--------------------------------	----------------------------------	------------------------------	----------------------------------	------------------------------	----------------------------------	------------------------------	----------------------------------

PITCHER															PITCHER																		
IP	WLS	BF	H	R	ER	SO	BB	IBB	HBP	BLK	WP	HR	S	P	ERA	WHIP	IP	WLS	BF	H	R	ER	SO	BB	IBB	HBP	BLK	WP	HR	S	P	ERA	WHIP
David Wells, L ERA: 4.33	(1, 1)	4.2	21	7	3	3	3	1	0	0	0	2	47	76	5.79	1.714																	
Joe Boever, R ERA: 3.66	(5, 1)	2.1	10	2	0	0	0	0	1	0	0	0	14	26	0.00	0.857																	
Bill Krueger, L ERA: 3.43	(8, 1)	1.0	3	0	0	0	0	0	0	0	0	0	7	11	0.00	0.000																	

BOTTOM

AB	R	H	RBI	BB	SO	LOB
3	0	0	0	0	0	2
0	0	0	0	0	0	0
4	0	1	0	0	0	2
3	1	2	2	1	0	0
4	0	0	0	0	0	4
4	1	1	1	0	0	0
3	0	2	0	1	0	0
3	0	0	0	0	2	3
1	0	0	0	0	0	0
3	0	1	0	0	1	1
3	1	2	0	0	0	1

AB	31
R	3
H	9
RBI	3
BB	2
SO	3
LOB	13



WP: 0	PA: 35
PB: 0	
SB: 0	
CS: 1	

Detroit Tigers @ Chicago White Sox
 Comiskey Park, Chicago, IL
 Sat Sep 11 1993, 8:05 PM EDT
 Att: 42,014 - Unknown - 67 F

livebaseballscorecards.com

Batter	1	2	3	4	5	6	7	8	9	AB R H RBI BB SO LOB	TOP											
Tony Phillips, S (1, 9) OBP: 0.443, SLG: 0.389										4 1 1 0 1 0 3												
Lou Whitaker, L (1, 4) OBP: 0.415, SLG: 0.453										4 1 1 0 1 1 2												
Travis Fryman, R (1, 5) OBP: 0.375, SLG: 0.476										4 1 1 0 1 0 2												
Cecil Fielder, R (1, 3) OBP: 0.372, SLG: 0.477										4 1 2 2 0 0 2												
Gary Thurman, R (7, PR) OBP: 0.315, SLG: 0.300										1 0 0 0 0 1 1												
Kirk Gibson, L (1, 10) OBP: 0.336, SLG: 0.435										1 1 0 0 3 1 0												
Skeeter Barnes, R (9, PH) OBP: 0.317, SLG: 0.394										1 0 0 0 0 0 1												
Eric Davis, R (1, 8) OBP: 0.312, SLG: 0.415										3 1 1 3 0 1 1												
Dan Gladden, R (5, 8) OBP: 0.316, SLG: 0.453										1 0 0 0 0 0 2												
Mickey Tettleton, S (1, 7) OBP: 0.363, SLG: 0.491										3 0 0 0 1 2 1												
Alan Trammell, R (1, 6) OBP: 0.387, SLG: 0.487										4 0 1 1 0 1 2												
Chad Kreuter, S (1, 2) OBP: 0.364, SLG: 0.475										4 0 2 0 0 1 0												
Inning Stats	R: 6 E: 1 K: 1 S: 24	H: 4 LOB: 2 BB: 4 P: 53	R: 0 E: 0 K: 1 S: 7	H: 0 LOB: 0 BB: 0 P: 9	R: 0 E: 0 K: 2 S: 9	H: 0 LOB: 0 BB: 0 P: 13	R: 0 E: 0 K: 0 S: 10	H: 2 LOB: 2 BB: 0 P: 16	R: 0 E: 0 K: 0 S: 4	H: 0 LOB: 1 BB: 2 P: 12	R: 0 E: 0 K: 1 S: 6	H: 0 LOB: 0 BB: 0 P: 12	R: 0 E: 0 K: 0 S: 6	H: 1 LOB: 1 BB: 1 P: 17	R: 0 E: 0 K: 1 S: 8	H: 1 LOB: 1 BB: 0 P: 11	R: 0 E: 0 K: 2 S: 11	H: 1 LOB: 1 BB: 0 P: 17	1B: 7 2B: 1 3B: 1 HR: 0	SF: 0 SAC: 0 DP: 2 HBP: 0	WP: 0 PB: 0 SB: 1 CS: 0	PA: 41
PITCHER	IP WLS BF H R ER SO BB IBB HBP BLK WP HR S P ERA WHIP																					
Jack McDowell, R (1, 1) ERA: 3.54	0.1 L 8 3 0 0 1 4 0 0 0 0 0 0 20 42 162.00 21.000																					
Kirk McCaskill, R (1, 1) ERA: 5.63	5.2 21 3 0 0 4 1 1 0 0 0 0 40 73 0.00 0.706																					
Jose DeLeon, R (7, 1) ERA: 3.0	1.0 4 1 0 0 0 1 0 0 0 0 0 6 17 0.00 2.000																					
Scott Radinsky, L (8, 1) ERA: 4.35	2.0 8 2 0 0 3 0 0 0 0 0 0 19 28 0.00 1.000																					

Detroit Tigers @ Chicago White Sox
 Comiskey Park, Chicago, IL
 Sun Sep 12 1993, 4:33 AM EDT
 Att. 38,833 - Sunny - 76 F

livebaseballscorecards.com

AB	34
R	6
H	9
RBI	6
BB	7
SO	8
LOB	17




Batter	1	2	3	4	5	6	7	8	9	AB R H RBI BB SO LOB
Tim Raines, S OBP: 0.393, SLG: 0.486 (1, 7)	1-1 G4-3	3-1 1B			2-1 L9			3-2 G5-3		4 0 1 0 0 0 0
Joey Cora, S OBP: 0.356, SLG: 0.361 (1, 4)	0-2 E 3B	1-2 G6-3			2-2 L6			0-2 2B 1B		4 1 2 0 0 0 2
Frank Thomas, R OBP: 0.427, SLG: 0.628 (1, 3)	4-2 E BB		3-2 G6-3		0-1 G4-3			1-1 1-3 2B		3 1 1 0 1 0 0
Robin Ventura, L OBP: 0.379, SLG: 0.435 (1, 5)	2-1 E8 G6-3 1-H 3-H 2B		3-2 G3		2-1 G4-3			1-1 F7		4 1 1 2 0 0 2
George Bell, R OBP: 0.256, SLG: 0.381 (1, 10)	0-1 G6-3		1-1 G4-3		2-0 P5			2-1 F9		4 0 0 1 0 0 2
Dan Pasqua, L OBP: 0.297, SLG: 0.349 (1, 9)	0-3 K			3-3 K		0-0 F8			0-3 K	4 0 0 0 0 3 0
Lance Johnson, L OBP: 0.356, SLG: 0.398 (1, 8)		3-2 G3-1		2-1 FC6-4 1B		3-2 G4-3		4-1 S BB		3 0 1 0 1 0 0
Michael LaValliere, L OBP: 0.280, SLG: 0.273 (1, 2)		1-0 G6-3		2-2 FC6-4 1-2f		0-1 G4-3		3-3 K		3 0 0 0 0 0 1
Warren Newson, L OBP: 0.387, SLG: 0.360 (9, PH)				SAFE				1-2 K		1 0 0 0 0 1 1
Ozzie Guillen, L OBP: 0.287, SLG: 0.372 (1, 6)		0-1 1B 1B		0-0 B2-3		2-1 G5-3		0-1 F7		4 0 1 0 0 0 2

Inning Stats	R: 3	H: 2	E: 1	LOB: 0	K: 1	BB: 1	S: 15	P: 22	R: 0	H: 2	E: 0	LOB: 2	K: 0	BB: 0	S: 12	P: 19	R: 0	H: 0	E: 0	LOB: 0	K: 0	BB: 0	S: 10	P: 17	R: 0	H: 1	E: 0	LOB: 1	K: 1	BB: 0	S: 9	P: 16	R: 0	H: 0	E: 0	LOB: 0	K: 0	BB: 0	S: 7	P: 11	R: 0	H: 0	E: 0	LOB: 0	K: 0	BB: 0	S: 4	P: 8	R: 0	H: 0	E: 0	LOB: 0	K: 0	BB: 0	S: 7	P: 12	R: 0	H: 2	E: 0	LOB: 2	K: 0	BB: 0	S: 15	P: 22	R: 0	H: 0	E: 0	LOB: 1	K: 2	BB: 1	S: 9	P: 16	1B: 4	SF: 0	2B: 2	SAC: 0	3B: 1	DP: 0	HR: 0	HBP: 0	WP: 0	PA: 36
--------------	------	------	------	--------	------	-------	-------	-------	------	------	------	--------	------	-------	-------	-------	------	------	------	--------	------	-------	-------	-------	------	------	------	--------	------	-------	------	-------	------	------	------	--------	------	-------	------	-------	------	------	------	--------	------	-------	------	------	------	------	------	--------	------	-------	------	-------	------	------	------	--------	------	-------	-------	-------	------	------	------	--------	------	-------	------	-------	-------	-------	-------	--------	-------	-------	-------	--------	-------	--------

PITCHER	IP	WLS	BF	H	R	ER	SO	BB	IBB	HBP	BLK	WP	HR	S	P	ERA	WHIP
John Doherty, R ERA: 4.52 (1, 1)	7.1	W	30	7	3	2	2	1	0	0	0	0	0	75	120	2.46	1.091
Storm Davis, R ERA: 5.02 (8, 1)	1.2	S	6	0	0	0	2	1	0	0	0	0	0	13	23	0.00	0.600

DETROIT TIGERS @ CHICAGO WHITE SOX
Comiskey Park, Chicago, IL
Sun Sep 12 1993, 4:33 AM EDT
Att: 38,833 - Sunny - 76 F

AB	34
R	3
H	7
RBI	3
BB	2
SO	4
LOB	10



Batter	1	2	3	4	5	6	7	8	9	AB R H RBI BB SO LOB	TOP											
Tim Raines, S (1, 7) OBP: 0.393, SLG: 0.482	1-0 F7	3-2 SAFE CS	4-0 BB BB		1-3 K		2-2 G6-3		4-2 FC4 BB	3 0 0 0 2 1 1	Chicago White Sox @ Kansas City Royals Kauffman Stadium, Kansas City, MO Mon Sep 13 1993, 7:05 PM CDT Att. 22,083 - Unknown - 68 F											
Joey Cora, S (1, 4) OBP: 0.353, SLG: 0.357	2-3 K		0-3 K		1-0 G6-3		0-0 L4	1-2 FC4 BB	5 0 0 0 0 2 5													
Frank Thomas, R (1, 3) OBP: 0.429, SLG: 0.629	4-0 BB		1 SAFE 4-1 1 SAFE BB			2-2 2B		2-1 F9	2 0 1 0 2 0 0													
Robin Ventura, L (1, 5) OBP: 0.377, SLG: 0.431	2-0 P5		3-2 F8		0-1 L8		0-1 G3-1		4 0 0 0 0 0 5													
George Bell, R (1, 10) OBP: 0.253, SLG: 0.377	1-2 F9		2-3 K		3-2 F7		1-3 K		4 0 0 0 0 2 5													
Ellis Burks, R (1, 9) OBP: 0.348, SLG: 0.457		2-2 F7		1-3 K		4-2 BB		1-3 K	3 0 0 0 1 2 0													
Lance Johnson, L (1, 8) OBP: 0.357, SLG: 0.401		1-1 FC4-6 CS 2B		1-2 P5		0-0 G4-3		3-1 BB 1B 1B	4 0 2 0 0 0 2													
Ron Karkovice, R (1, 2) OBP: 0.287, SLG: 0.430 Warren Newson, L (9, PH) OBP: 0.375, SLG: 0.346		4-2 FC4-6 BB		1-0 G3-1		0-0 P4		2-3 K	2 0 0 0 1 0 0 1 0 0 0 0 1 1													
Ozzie Guillen, L (1, 6) OBP: 0.287, SLG: 0.371		2-2 FC4-6 1-2f 2-3		1-3 K		1-3 K		0-1 BB 1B	4 0 1 0 0 2 2													
Inning Stats	R: 0 E: 1 K: 1 S: 9	H: 0 LOB: 2 BB: 1 P: 19	R: 0 E: 0 K: 0 S: 15	H: 1 LOB: 1 BB: 1 P: 27	R: 0 E: 0 K: 2 S: 11	H: 0 LOB: 2 BB: 2 P: 23	R: 0 E: 0 K: 1 S: 8	H: 0 LOB: 0 BB: 0 P: 11	R: 0 E: 0 K: 2 S: 10	H: 0 LOB: 0 BB: 0 P: 13		R: 0 E: 0 K: 0 S: 12	H: 1 LOB: 2 BB: 1 P: 21	R: 0 E: 1 K: 1 S: 8	H: 0 LOB: 1 BB: 0 P: 11	R: 0 E: 0 K: 1 S: 8	H: 0 LOB: 0 BB: 0 P: 11	R: 0 E: 0 K: 2 S: 15	H: 2 LOB: 3 BB: 1 P: 26	1B: 2 2B: 2 3B: 0 HR: 0	SF: 0 SAC: 0 DP: 0 HBP: 0	WP: 0 PB: 0 SB: 0 CS: 1
PITCHER	IP WLS BF H R ER SO BB IBB HBP BLK WP HR S P ERA WHIP												PITCHER	IP WLS BF H R ER SO BB IBB HBP BLK WP HR S P ERA WHIP								
Kevin Appier, R (1, 1) ERA: 2.73 Mark Gubicza, R (8, 1) ERA: 4.35	7.0 W 29 2 0 0 7 5 0 0 0 0 0 0 73 125 0.00 1.000													2.0 9 2 0 0 3 1 0 0 0 0 0 23 37 0.00 1.500								

AB	32
R	0
H	4
RBI	0
BB	6
SO	10
LOB	21



Batter	1	2	3	4	5	6	7	8	9	AB R H RBI BB SO LOB	TOP																									
Tim Raines, S OBP: 0.393, SLG: 0.482 (1, 7) X	0-0 SH1-4 1B 2B	2-3 K		4-1 G4-6-3 1-2 BB		1-1 G4-3 1 SAFE 1 SAFE 1 B X		2-0 F9		4 1 1 0 1 1 2																										
Craig Grebeck, R OBP: 0.322, SLG: 0.292 Joey Cora, S OBP: 0.353, SLG: 0.362 (7, PH) (7, 4)	0-0 SH1-4 2-3	4-2 BB		0-1 G4-6-3 1-2f			2-1 G4-3	0-0 1B 3B		1 0 0 0 1 0 2 2 1 1 0 0 0 0																										
Frank Thomas, R OBP: 0.432, SLG: 0.632 (1, 3)	4-0 1B IBB	1-3 K			0-1 WP 1B		1-0 1B BB 2B	3-2 FC4-6 1B		4 1 3 1 1 1 2																										
Ellis Burks, R OBP: 0.346, SLG: 0.453 (1, 8) (7, 9) X	2-1 P3		2-2 F8		2-2 L7		4-1 BB 1B BB 2B	1-2 FC4-6 1-2f		4 1 0 0 1 0 4																										
Bo Jackson, R OBP: 0.285, SLG: 0.402 Warren Newson, L OBP: 0.394, SLG: 0.370 Lance Johnson, L OBP: 0.356, SLG: 0.400 (1, 9) (7, PH) X (7, 8)	2-1 1-2 3-H 1B		1-3 K		1-1 P4		1-0 BB 2B 1B	0-0 F7		3 0 1 1 0 1 1 1 1 1 0 0 0 0 1 0 0 0 0 0 1																										
Robin Ventura, L OBP: 0.377, SLG: 0.430 (1, 5)	1-2 G3		2-1 1B		1-3 K		4-2 2B BB		3-1 G3-1	4 1 1 1 1 1 3																										
Ivan Calderon, R OBP: 0.285, SLG: 0.293 (1, 10)		2-2 3B 2B	0-0 F8			2-2 G6	0-0 K 2B	0-0 L6		5 1 2 3 0 0 1																										
Ron Karkovics, R OBP: 0.286, SLG: 0.425 (1, 2)		2-3 K		0-0 F8		0-0 G6-3	0-3 K 2B	4-2 2B BB		4 1 0 0 1 2 2																										
Ozzie Guillen, L OBP: 0.293, SLG: 0.383 (1, 6)		0-2 2-H 3B		0-2 BB 1B		1-0 1B	2-3 K	1-0 1-H 2B		5 0 4 2 0 1 1																										
Inning Stats	R: 1 E: 0 K: 0 S: 9	H: 2 LOB: 2 BB: 1 P: 18	R: 1 E: 0 K: 3 S: 19	H: 2 LOB: 2 BB: 1 P: 30	R: 0 E: 0 K: 1 S: 11	H: 1 LOB: 1 BB: 0 P: 16	R: 0 E: 0 K: 0 S: 9	H: 1 LOB: 1 BB: 1 P: 13	R: 0 E: 0 K: 1 S: 11	H: 1 LOB: 1 BB: 0 P: 15	R: 0 E: 0 K: 0 S: 8	H: 1 LOB: 1 BB: 0 P: 12	R: 4 E: 0 K: 2 S: 15	H: 3 LOB: 1 BB: 2 P: 29	R: 1 E: 0 K: 0 S: 13	H: 2 LOB: 1 BB: 0 P: 19	R: 1 E: 0 K: 0 S: 8	H: 1 LOB: 1 BB: 1 P: 16	1B: 7 2B: 5 3B: 2 HR: 0	SF: 0 SAC: 1 DP: 1 HBP: 0	WP: 1 PB: 0 SB: 0 CS: 0	PA: 45														
PITCHER	IP WLS BF H R ER SO BB IBB HBP BLK WP HR S P ERA WHIP																																			
Mike Magnante, L ERA: 3.86 (1, 1)	5.0		24	7	2	2	5	2	1	0	0	1	0	59	92	3.60	1.800																			
Hipolito Pichardo, R ERA: 4.3 (6, 1)	1.1	L	8	3	3	3	0	1	0	0	0	0	0	13	25	20.25	3.000																			
Billy Brewer, L ERA: 3.12 (7, 1)	0.0		1	0	0	0	0	1	0	0	0	0	0	2	6	∞	∞																			
Stan Belinda, R ERA: 3.8 (7, 1)	1.2		8	3	2	2	2	0	0	0	0	0	0	21	29	10.80	1.800																			
Greg Cadaret, L ERA: 4.57 (9, 1)	1.0		4	1	1	1	0	1	0	0	0	0	0	8	16	9.00	2.000																			

Chicago White Sox @ Kansas City Royals
Kauffman Stadium, Kansas City, MO
Tue Sep 14 1993, 7:05 PM CDT
Att. 16,990 - Unknown - 54 F

AB	38
R	8
H	14
RBI	8
BB	6
SO	7
LOB	19



WP: 1	PA: 45
PB: 0	
SB: 0	
CS: 0	

PITCHER	IP	WLS	BF	H	R	ER	SO	BB	IBB	HBP	BLK	WP	HR	S	P	ERA	WHIP
Mike Magnante, L	5.0		24	7	2	2	5	2	1	0	0	1	0	59	92	3.60	1.800
Hipolito Pichardo, R	1.1	L	8	3	3	3	0	1	0	0	0	0	0	13	25	20.25	3.000
Billy Brewer, L	0.0		1	0	0	0	0	1	0	0	0	0	0	2	6	∞	∞
Stan Belinda, R	1.2		8	3	2	2	2	0	0	0	0	0	0	21	29	10.80	1.800
Greg Cadaret, L	1.0		4	1	1	1	0	1	0	0	0	0	0	8	16	9.00	2.000

Batter	1	2	3	4	5	6	7	8	9	AB	R	H	RBI	BB	SO	LOB
Felix Jose, S OBP: 0.303, SLG: 0.348 (1, 9)	0-1 G4-3		4-2 BB		1-2 G5-3		1-1 F7			3	0	0	0	1	0	1
Brian McRae, S OBP: 0.333, SLG: 0.430 (1, 8)	3-2 G3		0-0 P6		1-2 L4		1-1 F8			4	0	0	0	0	0	2
George Brett, L OBP: 0.312, SLG: 0.428 (1, 10)	1-0 1B			1-2 BB 1B	2-1 P6			3-2 FC5-4 1B		4	1	3	0	0	0	0
Mike Macfarlane, R OBP: 0.350, SLG: 0.499 (1, 2)	0-3 K			4-0 F9 1B 1-2 2B BB		0-0 CS 1B		2-1 P5		3	1	1	0	1	1	2
Wally Joyner, L OBP: 0.376, SLG: 0.469 (1, 3)		0-0 L7		1-2 2B 1B		4-1 BB		3-1 F8		3	0	1	1	1	0	1
Kevin McReynolds, R OBP: 0.316, SLG: 0.436 (1, 7)		3-3 K		0-0 F9		0-0 F8		1-1 FC5-4		4	0	0	0	0	1	4
Gary Gaetti, R OBP: 0.291, SLG: 0.429 (1, 5)		1-3 K		2-1 1B 2B		0-0 G5-3				4	1	1	1	0	1	1
Greg Gagne, R OBP: 0.327, SLG: 0.417 (1, 6)			2-3 K	0-2 1B			4-2 BB		3-2 P4	3	0	1	1	1	1	0
Jose Lind, R OBP: 0.268, SLG: 0.285 (1, 4)			0-3 K	1-2 G5-3			1-1 P3		1-1 G3-1	4	0	0	0	0	1	2

BOTTOM

Chicago White Sox @ Kansas City Royals
Kauffman Stadium, Kansas City, MO

Tue Sep 14 1993, 7:05 PM CDT
Att: 16,990 - Unknown - 54 F

livebaseballscorecards.com

AB	32
R	3
H	7
RBI	3
BB	4
SO	5
LOB	13



Inning Stats	R: 0	H: 1	E: 0	K: 1	S: 9	H: 0	LOB: 0	BB: 0	P: 13	R: 0	H: 0	E: 0	K: 2	S: 7	R: 0	H: 0	E: 0	K: 2	S: 11	R: 3	H: 4	E: 0	K: 0	S: 15	R: 0	H: 0	E: 0	K: 0	S: 8	R: 0	H: 1	E: 0	K: 0	S: 4	R: 0	H: 0	E: 0	K: 0	S: 9	R: 0	H: 1	E: 0	K: 0	S: 9	R: 0	H: 1	E: 0	K: 0	S: 8	R: 0	H: 0	E: 0	K: 0	S: 9	R: 0	H: 0	E: 0	K: 0	S: 8	R: 0	H: 0	E: 0	K: 0	S: 18	R: 0	H: 1	E: 0	K: 0	S: 15	1B: 6	SF: 0	2B: 1	SAC: 0	3B: 0	DP: 0	HR: 0	HBP: 0	WP: 0	PA: 36
--------------	------	------	------	------	------	------	--------	-------	-------	------	------	------	------	------	------	------	------	------	-------	------	------	------	------	-------	------	------	------	------	------	------	------	------	------	------	------	------	------	------	------	------	------	------	------	------	------	------	------	------	------	------	------	------	------	------	------	------	------	------	------	------	------	------	------	-------	------	------	------	------	-------	-------	-------	-------	--------	-------	-------	-------	--------	-------	--------

PITCHER	IP	WLS	BF	H	R	ER	SO	BB	IBB	HBP	BLK	WP	HR	S	P	ERA	WHIP
Jason Bere, R ERA: 3.8 (1, 1)	6.0	W	26	6	3	3	5	4	0	0	0	0	0	57	92	4.50	1.667
Jose DeLeon, R ERA: 2.95 (7, 1)	1.0		3	0	0	0	0	0	0	0	0	0	0	6	9	0.00	0.000
Scott Radinsky, L ERA: 4.29 (8, 1)	0.2		3	1	0	0	0	0	0	0	0	0	0	7	15	0.00	1.500
Roberto Hernandez, R ERA: 2.38 (8, 1)	1.1		4	0	0	0	0	0	0	0	0	0	0	10	18	0.00	0.000

Batter	1	2	3	4	5	6	7	8	9	10	11	AB R H RBI BB SO LOB	TOP	
Tim Raines, S (1, 7) OBP: 0.400, SLG: 0.489												5 1 4 2 2 0 1	Chicago White Sox @ Kansas City Royals Kauffman Stadium, Kansas City, MO Wed Sep 15 1993, 7:05 PM CDT Att: 18,158 - Unknown - 62 F	
Joey Cora, S (1, 4) OBP: 0.352, SLG: 0.359												6 3 1 1 1 0 8		
Frank Thomas, R (1, 3) OBP: 0.431, SLG: 0.631												4 1 1 2 1 1 1		
Robin Ventura, L (1, 5) OBP: 0.378, SLG: 0.433												6 2 3 0 0 2 2		
George Bell, R (1, 10) OBP: 0.253, SLG: 0.375 Steve Sax, R (7, PR) OBP: 0.299, SLG: 0.321												4 0 1 0 0 2 2 1 0 0 0 0 0 1		
Ellis Burks, R (1, 9) OBP: 0.348, SLG: 0.451												4 1 1 1 2 0 3		
Lance Johnson, L (1, 8) OBP: 0.356, SLG: 0.398												5 1 1 2 1 0 3		
Michael LaValliere, L (1, 2) OBP: 0.271, SLG: 0.264 Warren Newson, L (8, PH) OBP: 0.362, SLG: 0.357 Ron Karkovics, R (8, 2) OBP: 0.287, SLG: 0.424												3 0 0 0 0 0 4 1 0 0 0 0 0 0 1 0 0 0 1 0 0		
Ozzie Guillen, L (1, 6) OBP: 0.293, SLG: 0.383												6 1 2 0 0 1 4		
Inning Stats	R: 2 H: 2 E: 0 LOB: 0 K: 2 BB: 0 S: 14 P: 22	R: 0 H: 0 E: 0 LOB: 0 K: 0 BB: 0 S: 8 P: 13	R: 2 H: 2 E: 1 LOB: 2 K: 0 BB: 1 S: 13 P: 21	R: 0 H: 0 E: 0 LOB: 1 K: 0 BB: 1 S: 7 P: 16	R: 1 H: 1 E: 1 LOB: 3 K: 2 BB: 2 S: 17 P: 31	R: 0 H: 1 E: 0 LOB: 0 K: 0 BB: 0 S: 8 P: 13	R: 0 H: 1 E: 0 LOB: 1 K: 1 BB: 0 S: 9 P: 12	R: 0 H: 1 E: 0 LOB: 2 K: 0 BB: 1 S: 13 P: 18	R: 1 H: 2 E: 0 LOB: 1 K: 0 BB: 0 S: 17 P: 20	R: 0 H: 1 E: 0 LOB: 1 K: 0 BB: 0 S: 13 P: 21	R: 4 H: 3 E: 0 LOB: 2 K: 1 BB: 3 S: 18 P: 40	1B: 11 SF: 1 2B: 3 SAC: 1 3B: 0 DP: 0 HR: 0 HBP: 0		WP: 0 PA: 57 PB: 0 SB: 2 CS: 1
PITCHER David Cone, R (1, 1) ERA: 3.36 Jeff Montgomery, R (8, 1) ERA: 2.33 Mark Gubicza, R (11, 1) ERA: 4.66	IP WLS BF H R ER SO BB IBB HBP BLK WP HR S P ERA WHIP 7.2 0 37 8 5 4 5 5 0 0 1 0 0 86 143 4.70 1.696 2.1 0 10 3 1 1 0 0 0 0 0 0 0 33 44 3.86 1.286 1.0 L 9 3 4 4 1 2 1 0 0 0 0 0 18 40 36.00 5.000	PITCHER IP WLS BF H R ER SO BB IBB HBP BLK WP HR S P ERA WHIP												

Batter	1	2	3	4	5	6	7	8	9	10	11	AB R H RBI BB SO LOB	BOTTOM														
Felix Jose S (1, 9) OBP: 0.303, SLG: 0.348	0-1 B1-3	2-0 F9		1-3 K		1-0 1B CS		1-0 G6-3			1-2 1B	6 1 2 0 0 1 4	Chicago White Sox @ Kansas City Royals Kauffman Stadium, Kansas City, MO Wed Sep 15 1993, 7:05 PM CDT Att. 18,158 - Unknown - 62 F livebaseballscorecards.com														
Brian McRae S (1, 8) OBP: 0.334, SLG: 0.432	2-0 2B		1-1 1B F8	1-1 P5		1-2 1B CS			0-0 B1-3		2-3 K	6 2 3 1 0 1 4															
George Brett L (1, 10) OBP: 0.311, SLG: 0.426 Keith Miller R (9, PR) OBP: 0.220, SLG: 0.190	2-2 F7		0-0 1-2 F8	1-0 G3-1		3-3 1-2 K			1-1 2B SF9		0-3 K	5 0 1 0 0 1 6 1 1 0 0 0 1 1															
Mike MacFarlane R (1, 2) OBP: 0.353, SLG: 0.506 Phil Hiatt R (9, PR) OBP: 0.282, SLG: 0.366 Brent Mayne L (10, 2) OBP: 0.313, SLG: 0.337	0-1 2H 2B		1-1 2H 1B		1-2 G6-3		0-1 G6-3		1-0 SF9		0-2 1B	5 0 3 2 0 0 0 0 0 0 0 0 0 0 1 0 1 0 0 0 0															
Wally Joyner L (1, 3) OBP: 0.375, SLG: 0.467 Craig Wilson R (5, 5) OBP: 0.303, SLG: 0.258 Hubie Brooks R (9, PH) OBP: 0.333, SLG: 0.384 David Howard S (10, 5) OBP: 0.370, SLG: 0.417	3-3 K		0-3 K		3-1 P6		1-0 F8		3-2 SF9		1-3 K	2 0 0 0 0 2 2 2 0 0 0 0 0 0 0 0 0 1 0 0 0 1 0 0 0 0 1 2															
Kevin McReynolds R (1, 7) OBP: 0.317, SLG: 0.438		2-2 SH1-3 G3 2B		2-3 K		2-3 K		3-2 1B			1-2 F8	5 1 2 0 0 2 4															
Gary Gaetti R (1, 5) OBP: 0.293, SLG: 0.427		4-0 G3 SH1-3 BB		1-2 1B		0-0 P6	SAFE SAFE SAFE SAFE SAFE SAFE	1-3 K			2-1 F9	4 0 1 0 1 1 1															
Greg Gagne R (1, 6) OBP: 0.326, SLG: 0.416		0-0 SH1-3		1-1 BB		0-0 L9					0-0 G6-3	4 0 1 0 0 0 0															
Jose Lind R (1, 4) OBP: 0.269, SLG: 0.284 Rico Rossy R (6, 4) OBP: 0.307, SLG: 0.363 Chris Gwynn L (8, PH) OBP: 0.355, SLG: 0.400 Terry Shumpert R (9, 4) OBP: 0.355, SLG: 0.400		0-1 G3		4-0 BB		2-1 1B					1-3 K	1 0 0 1 1 0 1 1 1 1 0 0 0 0 1 0 0 0 0 1 0 1 0 0 0 0 1 0															
Inning Stats	R: 1 E: 0 K: 1 S: 12	H: 2 LOB: 1 BB: 0 P: 19	R: 1 E: 0 K: 0 S: 8	H: 1 LOB: 1 BB: 1 P: 16	R: 1 E: 0 K: 2 S: 11	H: 2 LOB: 1 BB: 0 P: 15	R: 0 E: 0 K: 1 S: 15	H: 2 LOB: 3 BB: 1 P: 24	R: 0 E: 0 K: 1 S: 8	H: 0 LOB: 0 BB: 0 P: 14	R: 2 E: 0 K: 1 S: 14	H: 3 LOB: 1 BB: 0 P: 21		R: 0 E: 0 K: 1 S: 9	H: 1 LOB: 1 BB: 0 P: 14	R: 0 E: 0 K: 1 S: 7	H: 0 LOB: 0 BB: 0 P: 9	R: 1 E: 0 K: 0 S: 10	H: 2 LOB: 3 BB: 0 P: 16	R: 0 E: 0 K: 1 S: 6	H: 0 LOB: 0 BB: 0 P: 9	R: 0 E: 0 K: 3 S: 21	H: 2 LOB: 2 BB: 0 P: 25	1B: 11 2B: 4 3B: 0 HR: 0	SF: 1 SAC: 1 DP: 0 HBP: 0	WP: 0 PB: 0 SB: 0 CS: 2	PA: 50
PITCHER	IP WLS BF H R ER SO BB IBB HBP BLK WP HR S P ERA WHIP														PITCHER	IP WLS BF H R ER SO BB IBB HBP BLK WP HR S P ERA WHIP											
Alex Fernandez R (1, 1) ERA: 3.15	6.0	30	10	5	4	6	2	0	0	0	0	0	0	68	109	6.00	2.000										
Kirk McCaskill R (7, 1) ERA: 5.5	2.1	8	1	0	0	2	0	0	0	0	0	0	0	17	24	0.00	0.429										
Scott Radinsky L (8, 1) ERA: 4.47	0.0	1	1	0	0	0	0	0	0	0	0	0	2	3	∞	∞											
Roberto Hernandez R (9, 1) ERA: 2.29	2.2	W	11	3	1	1	4	0	0	0	0	0	0	34	46	3.38	1.125										

AB	46
R	6
H	15
RBI	5
BB	2
SO	12
LOB	25



Chicago White Sox @ Oakland Athletics
 Oakland-Alameda County Coliseum, Oakland, CA

Fri Sep 17 1993, 7:05 PM PDT
 Att. 27,278 - Unknown

AB	36
R	8
H	12
RBI	8
BB	6
SO	3
LOB	17



Batter	1	2	3	4	5	6	7	8	9	AB	R	H	RBI	BB	SO	LOB						
Tim Raines, S (1, 7) OBP: 0.400, SLG: 0.489 Mike Huff, R (8, 7) OBP: 0.297, SLG: 0.345	G4-3		E7	CS	P7		SH1 2B	1B BB		4	0	1	1	1	0	0						
Joey Cora, S (1, 4) OBP: 0.353, SLG: 0.360	BB 1B		G1-3		P2		SH1	1B		4	0	2	3	0	0	1						
Frank Thomas, R (1, 3) OBP: 0.431, SLG: 0.628 Dan Pasqua, L (8, 3) OBP: 0.297, SLG: 0.349	F9		FC4-6 IBB		FC4-6 BB		P3			3	0	0	0	2	1	4						
Robin Ventura, L (1, 5) OBP: 0.377, SLG: 0.429	1-2 BB		FC4-6		FC4-6			F9		4	0	0	0	1	0	5						
George Bell, R (1, 10) OBP: 0.255, SLG: 0.384	L4			G1-3		G6-4-3 1B		HR	K	5	1	2	1	0	1	2						
Ellis Burks, R (1, 9) OBP: 0.351, SLG: 0.451		FC4-6 1B		2B 1B		G6-4-3		BB 1B BB	F9	4	2	2	0	1	0	1						
Lance Johnson, L (1, 8) OBP: 0.356, SLG: 0.400		FC4-6 SAFE G5-4-3		1B 2B		G4-3		1B BB 1B	K	5	2	2	0	0	1	1						
Ron Karkovics, R (1, 2) OBP: 0.287, SLG: 0.421		G5-4-3		P4			F7	BB 1B BB		3	1	0	0	1	0	3						
Ozzie Guillen, L (1, 6) OBP: 0.297, SLG: 0.386			G5-3		CS 1B		SH1 1B	1B BB		4	2	3	3	0	0	0						
Inning Stats	R: 0 E: 0 K: 0 S: 12	H: 1 LOB: 2 BB: 1 P: 18	R: 0 E: 0 K: 0 S: 7	H: 1 LOB: 0 BB: 0 P: 11	R: 0 E: 1 K: 0 S: 10	H: 0 LOB: 2 BB: 1 P: 18	R: 2 E: 0 K: 0 S: 11	H: 3 LOB: 0 BB: 0 P: 20	R: 0 E: 0 K: 0 S: 8	H: 0 LOB: 1 BB: 1 P: 16	R: 0 E: 0 K: 0 S: 6	H: 1 LOB: 0 BB: 0 P: 10	R: 1 E: 0 K: 0 S: 6	H: 2 LOB: 1 BB: 0 P: 12	R: 5 E: 0 K: 1 S: 23	H: 4 LOB: 2 BB: 3 P: 49	R: 0 E: 0 K: 2 S: 9	H: 0 LOB: 0 BB: 0 P: 15	1B: 9 2B: 2 3B: 0 HR: 1	SF: 0 SAC: 1 DP: 2 HBP: 0	WP: 0 PB: 0 SB: 0 CS: 1	PA: 44
PITCHER	IP	WLS	BF	H	R	ER	SO	BB	IBB	HBP	BLK	WP	HR	S	P	ERA	WHIP					
Bob Welch, R (1, 1) ERA: 5.15	7.1	L	33	9	5	5	0	3	1	0	0	0	1	64	117	6.14	1.636					
Vince Horsman, L (8, 1) ERA: 5.16	0.2		7	3	3	3	1	2	0	0	0	0	0	19	37	40.50	7.500					
John Briscoe, R (9, 1) ERA: 10.0	1.0		3	0	0	0	2	0	0	0	0	0	0	9	15	0.00	0.000					

livebaseballscorecards.com

Batter	1	2	3	4	5	6	7	8	9	AB R H RBI BB SO LOB	TOP									
Tim Raines, S (1, 7) OBP: 0.399, SLG: 0.485	1-2 F7 SAFE	0-0 F7 SAFE			3-2 G4-3		4-1 BB			3 0 0 0 1 0 1										
Joey Cora, S (1, 4) OBP: 0.351, SLG: 0.358	0-0 E5 2B		1-1 G3		2-2 G4-3		3-3 K			4 1 0 0 0 1 3										
Dan Pasqua, L (1, 3) OBP: 0.298, SLG: 0.355 Ivan Calderon, R (8, PH) OBP: 0.283, SLG: 0.291 Craig Grebeck, R (8, 5) OBP: 0.322, SLG: 0.292	0-1 1B 2B		3-1 G3		0-0 G4-3		1-1 G6-3			3 1 1 1 0 0 0 1 0 0 0 0 0 0 0 0 0 0 0 0 0										
Robin Ventura, L (1, 5) OBP: 0.379, SLG: 0.432	2-2 G2-3 1B		3-2 1B		3-2 P8		3-2 1B			4 0 3 1 0 0 0										
George Bell, R (1, 10) OBP: 0.253, SLG: 0.380	0-1 G2-3 1-2		0-1 P4		0-0 L6		2-2 P4			4 0 0 0 0 0 3										
Ellis Burks, R (1, 9) OBP: 0.350, SLG: 0.448	0-3 K		1-1 P4		4-2 SH3-4 BB		2-3 K			3 0 0 0 1 2 2										
Lance Johnson, L (1, 8) OBP: 0.358, SLG: 0.400		0-0 1B	1-1 G4-3		4-1 SH3-4 BB		0-0 F8			3 0 1 0 1 0 0										
Ron Karkovics, R (1, 2) OBP: 0.285, SLG: 0.418 Warren Newson, L (9, PH) OBP: 0.371, SLG: 0.345		1-0 P6	2-1 F9		0-0 SH3-4		2-3 K			2 0 0 0 0 0 1 1 0 0 0 0 1 0										
Ozzie Guillen, L (1, 6) OBP: 0.295, SLG: 0.383		2-2 F7 SAFE		1-1 G4-3		0-0 F7		2-2 G6-3		4 0 0 0 0 0 3										
Inning Stats	R: 2 E: 1 K: 1 S: 16	H: 2 LOB: 1 BB: 0 P: 19	R: 0 E: 0 K: 0 S: 6	H: 1 LOB: 1 BB: 0 P: 9	R: 0 E: 0 K: 0 S: 9	H: 1 LOB: 1 BB: 0 P: 16	R: 0 E: 0 K: 0 S: 6	H: 0 LOB: 0 BB: 0 P: 10	R: 0 E: 0 K: 0 S: 8	H: 0 LOB: 0 BB: 0 P: 14	R: 0 E: 0 K: 1 S: 10	H: 0 LOB: 3 BB: 3 P: 24	R: 0 E: 0 K: 1 S: 12	H: 1 LOB: 1 BB: 0 P: 20	R: 0 E: 0 K: 1 S: 9	H: 0 LOB: 0 BB: 0 P: 13	1B: 4 2B: 1 3B: 0 HR: 0	SF: 0 SAC: 1 DP: 0 HBP: 0	WP: 0 PB: 0 SB: 0 CS: 0	PA: 36
PITCHER	IP WLS BF H R ER SO BB IBB HBP BLK WP HR S P ERA WHIP																			
Bobby Witt, R (1, 1) ERA: 4.19	7.0 W 29 4 2 1 2 3 0 0 0 0 0 0 63 103 1.29 1.000																			
Rick Honeycutt, L (8, 1) ERA: 3.11	0.1 2 1 0 0 0 0 0 0 0 0 0 0 5 9 0.00 3.000																			
Dennis Eckersley, R (8, 1) ERA: 3.86	1.2 S 5 0 0 0 2 0 0 0 0 0 0 0 16 24 0.00 0.000																			

Chicago White Sox @ Oakland Athletics
Oakland-Alameda County Coliseum, Oakland, CA

Sat Sep 18 1993, 3:33 AM PDT
Att. 34,679 - Sunny - 64 F

livebaseballscorecards.com



Batter	1	2	3	4	5	6	7	8	9	AB R H RBI BB SO LOB	TOP																	
Tim Raines, S (1, 7) OBP: 0.400, SLG: 0.485 BB C B C X	3-1 P5 		1-0 S 1B 1-3 2-H		2-0 1B BB X			2-0 L9 		4 0 2 1 0 0 0	Chicago White Sox @ Oakland Athletics Oakland-Alameda County Coliseum, Oakland, CA Sun Sep 19 1993, 3:33 AM PDT Att. 29,939 - Cloudy - 67 F																	
Joey Cora, S (1, 4) OBP: 0.349, SLG: 0.355 BB C C C	2-3 K 		3-3 K 1-2		2-1 P6 	1 SAFE 2-1 1 SAFE C B 1 B X		1-2 F8 		4 0 0 0 0 2 3																		
Frank Thomas, R (1, 3) Dan Pasqua, L (9, 3) OBP: 0.431, SLG: 0.626 OBP: 0.298, SLG: 0.355 C B X	1-1 F7 		0-1 G5-3 			4-2 G6-4-3 BB F B F B B		2-1 HR 1B C B B X	3 1 1 0 1 0 2 0 0 0 0 0 0 0																			
Robin Ventura, L (1, 5) OBP: 0.378, SLG: 0.436 C B B X		2-1 L8 		2-0 P4 		1-2 G6-4-3 	1-0 HR 1B B X	1-0 HR 	4 1 1 2 0 0 1																			
George Bell, R (1, 10) OBP: 0.250, SLG: 0.376 C T T		0-3 K 		2-1 F9 		0-0 G5-3 	2-1 L7 	2-1 L7 	4 0 0 0 0 1 0																			
Ellis Burks, R (1, 9) OBP: 0.351, SLG: 0.451 C T C B		1-2 K 		1-0 2B 		0-0 P6 	1-1 G6-3 1B S B X	1-1 G6-3 	4 0 2 0 0 1 0																			
Lance Johnson, L (1, 8) OBP: 0.355, SLG: 0.396 C B X			1-1 P3 	3-2 P6 		2-0 F7 	0-1 G6-3 	0-1 G6-3 	4 0 0 0 0 0 2																			
Michael LaValliere, L (1, 2) Warren Newson, L (7, PH) Ron Karkovice, R (7, 2) OBP: 0.276, SLG: 0.269 OBP: 0.361, SLG: 0.333 OBP: 0.285, SLG: 0.418 C T F B X			1-2 1B 1B 		0-3 K 		2-3 K 	1-1 G6-3 	2 1 1 0 0 1 0 1 0 0 0 0 1 0 0 0 0 0 0 0 0																			
Ozzie Guillen, L (1, 6) OBP: 0.295, SLG: 0.382 F B X			1-1 1B 1B 		0-1 G4-3 			1-1 G6-3 	3 0 1 0 0 0 0																			
Inning Stats	R: 0 E: 0 K: 1 S: 7 H: 0 LOB: 0 BB: 0 P: 13	R: 0 E: 0 S: 9 H: 0 LOB: 0 BB: 0 P: 12	R: 1 E: 0 K: 1 S: 14 H: 3 LOB: 2 BB: 0 P: 21	R: 0 E: 0 K: 0 S: 7 H: 1 LOB: 1 BB: 0 P: 15	R: 0 E: 0 K: 1 S: 8 H: 1 LOB: 1 BB: 0 P: 12	R: 0 E: 0 K: 0 S: 7 H: 0 LOB: 0 BB: 1 P: 12	R: 0 E: 0 K: 1 S: 5 H: 0 LOB: 0 BB: 0 P: 9	R: 0 E: 0 K: 0 S: 6 H: 0 LOB: 0 BB: 0 P: 10	R: 2 E: 0 K: 0 S: 9 H: 3 LOB: 0 BB: 0 P: 15	1B: 6 2B: 1 3B: 0 HR: 1 SF: 0 SAC: 0 DP: 2 HBP: 0	WP: 0 PB: 0 SB: 1 CS: 0 PA: 34																	
PITCHER	IP WLS BF H R ER SO BB IBB HBP BLK WP HR S P ERA WHIP											IP WLS BF H R ER SO BB IBB HBP BLK WP HR S P ERA WHIP																
Steve Karsay, R (1, 1) ERA: 4.57	7.0		26	5	1	1	6	1	0	0	0	0	0	0	57	94	1.29	0.857										
Rick Honeycutt, L (8, 1) ERA: 3.03	1.0		3	0	0	0	0	0	0	0	0	0	0	0	6	10	0.00	0.000										
Dennis Eckersley, R (9, 1) ERA: 4.12	0.1	L	4	3	2	2	0	0	0	0	0	0	1	7	13	54.00	9.000											
Roger Smithberg, R (9, 1) ERA: 1.64	0.2		1	0	0	0	0	0	0	0	0	0	0	2	2	0.00	0.000											

livebaseballscorecards.com

AB	33
R	3
H	8
RBI	3
BB	1
SO	6
LOB	8



Batter	1	2	3	4	5	6	7	8	9	AB R H RBI BB SO LOB	TOP											
Tim Raines, S (1, 7) X OBP: 0.402, SLG: 0.487 Mike Huff, R (8, 7) OBP: 0.289, SLG: 0.333	0-0 G5-3 E 1B	3-1 1B		1-2 K		0-0 S 1B		1-1 F7	1-2 P4	5 1 3 0 0 1 1 1 0 0 0 0 0 0												
Joey Cora, S (1, 4) B OBP: 0.348, SLG: 0.355	2-2 G5-3 E 1B	2-0 G6-3		0-1 F7		1-2 P6		1-0 BB 2B 1B	1-2 F7	6 2 2 0 0 0 3												
Frank Thomas, R (1, 3) C OBP: 0.432, SLG: 0.625 Norberto Martin, R (8, PR) F Dan Pasqua, L (8, 3) X	3-2 G5-3		2-2 BB F9-2-5 1B		1-0 G5-3		3-2 E1 3B 1B	4-2 2B BB		4 1 2 0 1 0 2 0 1 0 0 0 0 0 0 0 0 0 0 0 0												
Robin Ventura, L (1, 5) B OBP: 0.380, SLG: 0.439	1-1 E3 2B SF7		2-0 BB 1B		4-1 HBP 1B BB		0-1 G1-6-3	1-1 1B 2B		4 3 2 3 1 0 1												
George Bell, R (1, 10) B OBP: 0.254, SLG: 0.380	2-0 SF7 2B		0-3 K		2-1 1B HBP		1-3 K	1-0 1B		4 0 2 1 0 2 3												
Ellis Burks, R (1, 9) C OBP: 0.353, SLG: 0.451	2-2 SF7		4-2 BB 1B		3-2 FC6-4 1B		4-0 3B BB	3-2 F9		2 1 1 2 2 0 1												
Lance Johnson, L (1, 8) C OBP: 0.353, SLG: 0.398	2-1 G4-3		0-0 F9-2-5		0-0 FC6-4		0-0 3B	2-1 F8		5 0 1 2 0 0 6												
Ron Karkovice, R (1, 2) C OBP: 0.289, SLG: 0.430		0-3 K		0-2 SH5-3 2B		0-0 P5	4-1 BB		2-2 HR	4 1 2 1 1 1 0												
Ozzie Guillen, L (1, 6) C Craig Grebeck, R (9, PH) X OBP: 0.293, SLG: 0.380 OBP: 0.320, SLG: 0.290 (9, 6)		1-1 F7		1-0 SH5-3		0-0 P5	0-0 P7		0-0 G4-3	3 0 0 0 0 0 2 1 0 0 0 0 0 0												
Inning Stats	R: 3 E: 1 K: 0 S: 16	H: 3 LOB: 1 BB: 0 P: 28	R: 0 E: 0 K: 1 S: 10	H: 1 LOB: 1 BB: 0 P: 14	R: 0 E: 0 K: 1 S: 13	H: 2 LOB: 2 BB: 1 P: 21	R: 0 E: 0 K: 1 S: 11	H: 1 LOB: 1 BB: 0 P: 13	R: 1 E: 0 K: 0 S: 8	H: 1 LOB: 1 BB: 1 P: 18	R: 0 E: 0 K: 0 S: 6	H: 1 LOB: 1 BB: 0 P: 7	R: 2 E: 1 K: 1 S: 11	H: 2 LOB: 2 BB: 2 P: 23	R: 3 E: 0 K: 0 S: 14	H: 3 LOB: 1 BB: 1 P: 27	R: 1 E: 0 K: 0 S: 16	H: 1 LOB: 0 BB: 0 P: 20	1B: 10 2B: 4 3B: 1 HR: 1	SF: 1 SAC: 1 DP: 1 HBP: 1	WP: 0 PB: 0 SB: 1 CS: 0	PA: 47
PITCHER	IP WLS BF H R ER SO BB IBB HBP BLK WP HR S P ERA WHIP																					
Phil Leftwich, R (1, 1) ERA: 4.03 Ken Patterson, L (7, 1) ERA: 4.91 Darryl Scott, R (8, 1) ERA: 6.75 Brian Anderson, L (9, 1) ERA: 6.0	6.2 L 35 11 6 5 4 4 0 1 0 0 0 0 74 123 6.75 2.250																					

Chicago White Sox @ California Angels
 Anaheim Stadium, Anaheim, CA
 Mon Sep 20 1993, 10:05 PM EDT
 Att. 15,836 - Unknown - 68 F

AB	39
R	10
H	15
RBI	9
BB	5
SO	4
LOB	19



livebaseballscorecards.com

Batter	1	2	3	4	5	6	7	8	9	AB	R	H	RBI	BB	SO	LOB
Luis Polonia, L OBP: 0.323, SLG: 0.325 (1, 7)	1-3 K		0-1 FC5-4			1-1 2B	0-1 E			4	1	2	0	0	1	1
Chad Curtis, R OBP: 0.365, SLG: 0.371 (1, 8)	2-3 K		1-3 K			2-2 1B	1-0 E5			4	1	1	1	0	2	3
Jim Edmonds, L OBP: 0.258, SLG: 0.387 (1, 9)	1-3 K				1-3 K	0-0 G1-3	1-3 K			3	0	0	0	0	2	1
Eduardo Perez, R OBP: 0.280, SLG: 0.370 (7, PH)										1	0	0	0	0	1	3
Jim Walewander, S OBP: 0.667, SLG: 0.500 (8, 6)										0	0	0	0	0	0	0
Chili Davis, S OBP: 0.325, SLG: 0.439 (1, 10)		3-1 G5-3			3-2 2B	0-1 1B		0-1 F8		4	0	2	1	0	0	0
Rene Gonzales, R OBP: 0.358, SLG: 0.341 (1, 5)		4-2 BB			1-3 K	2-2 1B		1-0 G6-3		3	0	1	0	1	1	1
Chris Turner, R OBP: 0.373, SLG: 0.423 (1, 2)		1-3 K			1-3 K	3-3 K		0-0 G5-3		2	0	0	0	0	2	2
Greg Myers, L OBP: 0.299, SLG: 0.373 (6, PH)										2	0	0	0	0	1	1
(7, 2)																
J.T. Snow, L OBP: 0.314, SLG: 0.370 (1, 3)		2-3 K				0-2 F7		2-3 K		4	0	0	0	0	2	1
Torey Lovullo, S OBP: 0.324, SLG: 0.357 (1, 4)			0-1 E3			3-1 F7		2-1 F7		4	0	0	0	0	1	0
Rod Correia, R OBP: 0.330, SLG: 0.323 (1, 6)			3-1 FC5-4			0-3 K		3-2 E		2	0	0	0	0	1	1
Stan Javier, S OBP: 0.341, SLG: 0.360 (7, PH)			1-2f FC5-4					1B		2	0	1	0	0	0	0
(8, 9)										2	0	0	0	0	0	0

Inning Stats	R: 0	H: 0	E: 0	K: 3	S: 12	R: 0	H: 0	E: 0	K: 2	S: 13	R: 0	H: 0	E: 1	K: 1	S: 9	R: 0	H: 1	E: 0	K: 3	S: 14	R: 0	H: 0	E: 0	K: 1	S: 8	R: 2	H: 4	E: 0	K: 1	S: 16	R: 0	H: 2	E: 1	K: 2	S: 16	R: 0	H: 0	E: 0	K: 0	S: 4	R: 0	H: 0	E: 0	K: 1	S: 6	1B: 5	2B: 2	3B: 0	HR: 0	SF: 0	SAC: 0	DP: 0	HBP: 0	WP: 0	PB: 0	SB: 1	CS: 0	PA: 36
--------------	------	------	------	------	-------	------	------	------	------	-------	------	------	------	------	------	------	------	------	------	-------	------	------	------	------	------	------	------	------	------	-------	------	------	------	------	-------	------	------	------	------	------	------	------	------	------	------	-------	-------	-------	-------	-------	--------	-------	--------	-------	-------	-------	-------	--------

PITCHER	IP	WLS	BF	H	R	ER	SO	BB	IBB	HBP	BLK	WP	HR	S	P	ERA	WHIP
Jason Bere, R ERA: 3.75 (1, 1)	6.2	W	27	6	2	2	12	1	0	0	0	0	0	81	123	2.70	1.050
Scott Radinsky, L ERA: 4.41 (7, 1)	0.0		2	1	0	0	0	0	0	0	0	0	0	3	4	∞	∞
Kirk McCaskill, R ERA: 5.38 (7, 1)	2.1	S	7	0	0	0	2	0	0	0	0	0	0	14	20	0.00	0.000


BOTTOM

Chicago White Sox @ California Angels
Anaheim Stadium, Anaheim, CA

Mon Sep 20 1993, 10:05 PM EDT
Att: 15,836 - Unknown - 68 F

livebaseballscorecards.com

AB	35
R	2
H	7
RBI	2
BB	1
SO	14
LOB	14



Batter	1	2	3	4	5	6	7	8	9	AB R H RBI BB SO LOB	TOP	
Tim Raines, S (1, 7) <small>OBP: 0.401, SLG: 0.487</small>	1-1 G6-3		1-0 F8 2B		2-2 F8		2-1 G6-4-3 1-2f			4 0 1 0 0 0 3		
Joey Cora, S (1, 4) <small>OBP: 0.348, SLG: 0.355</small> Norberto Martin, R (8, PH) <small>(8, 4)</small>	0-0 F8		3-2 G5-3			1-2 WP 1B		0-0 P4		3 0 1 0 0 0 2 1 0 0 0 0 0 0		
Frank Thomas, R (1, 3) <small>OBP: 0.431, SLG: 0.622</small>	1-0 FC4-6 1B		0-0 P3			1-3 K 1-2		1-0 G4-3		4 0 1 0 0 1 3		
Robin Ventura, L (1, 5) <small>OBP: 0.379, SLG: 0.436</small>	1-1 FC4-6 1-2f			2-2 G4-3		4-0 BB		3-2 G4-3		3 0 0 0 1 0 1		
George Bell, R (1, 10) <small>OBP: 0.252, SLG: 0.376</small>		0-0 G5-3		0-2 P6		1-0 P5		1-2 G4-3		4 0 0 0 0 0 2		
Dan Pasqua, L (1, 9) <small>OBP: 0.293, SLG: 0.348</small> Bo Jackson, R (9, PH) <small>OBP: 0.284, SLG: 0.401</small>		0-1 F9		0-1 L5		3-1 F9		1-1 F8		3 0 0 0 0 0 2 1 0 0 0 0 0 0		
Lance Johnson, L (1, 8) <small>OBP: 0.355, SLG: 0.400</small> Steve Sax, R (9, PH) <small>OBP: 0.297, SLG: 0.318</small>		1-0 G3-1			0-0 G5-4-3 1B		0-0 1B 1B		2-2 L6		3 0 2 0 0 0 0 1 0 0 0 0 0 0	
Ron Karkovice, R (1, 2) <small>OBP: 0.290, SLG: 0.428</small> Doug Lindsey, R (8, 2) <small>OBP: 0.500, SLG: 0.500</small>			4-0 FC4-6 BB		0-0 G5-4-3 1-2f		0-3 K			2 0 0 0 1 1 2 0 0 0 0 0 0 0		
Ozzie Guillen, L (1, 6) <small>OBP: 0.296, SLG: 0.384</small> Craig Grebeck, R (8, 6) <small>OBP: 0.320, SLG: 0.290</small>			0-1 FC4-6 2B 1-2f		2-1 2B		1-0 G6-4-3 1B			3 0 2 0 0 0 1 0 0 0 0 0 0 0		
Inning Stats	R: 0 H: 1 E: 0 LOB: 1 K: 0 BB: 0 S: 6 P: 9	R: 0 H: 0 E: 0 LOB: 0 K: 0 BB: 0 S: 4 P: 5	R: 0 H: 1 E: 0 LOB: 2 K: 0 BB: 1 S: 7 P: 15	R: 0 H: 0 E: 0 LOB: 0 K: 0 BB: 0 S: 9 P: 11	R: 0 H: 2 E: 0 LOB: 1 K: 0 BB: 0 S: 7 P: 11	R: 0 H: 1 E: 0 LOB: 2 K: 1 BB: 1 S: 10 P: 20	R: 0 H: 2 E: 0 LOB: 1 K: 1 BB: 0 S: 8 P: 11	R: 0 H: 0 E: 0 LOB: 0 K: 0 BB: 0 S: 6 P: 10	R: 0 H: 0 E: 0 LOB: 0 K: 0 BB: 0 S: 8 P: 12	1B: 5 SF: 0 2B: 2 SAC: 0 3B: 0 DP: 2 HR: 0 HBP: 0	WP: 1 PA: 34 PB: 0 SB: 0 CS: 0	
PITCHER John Farrell, R (1, 1) <small>ERA: 7.2</small> Steve Frey, L (7, 1) <small>ERA: 2.66</small>	IP WLS BF H R ER SO BB IBB HBP BLK WP HR S P ERA WHIP 6.1 W 27 7 0 0 2 2 0 0 0 1 0 49 78 0.00 1.421											

Chicago White Sox @ California Angels
 Anaheim Stadium, Anaheim, CA

Tue Sep 21 1993, 10:05 PM EDT
 Att. 18,723 - Unknown - 66 F

AB	32
R	0
H	7
RBI	0
BB	2
SO	2
LOB	16



Batter	1	2	3	4	5	6	7	8	9
Luis Polonia, L OBP: 0.326, SLG: 0.330 (1, 7)	0-1 E 2B 1B	1-2 CS 2B		1-1 CS 1-2	0-2 G6-3		2-2 G6-3 1-2	1-0 1B 3-H	
Chad Curtis, R OBP: 0.366, SLG: 0.372 (1, 8)	0-1 E4 2B 1-2 FC1-5	2-1 G5-3 2-3			1-1 FC3-6 1B		0-0 1B 1B 2-H 3-H	2-3 K	
Jim Edmonds, L OBP: 0.286, SLG: 0.400 (1, 9)	2-3 K		1-0 G5-4-3 1B		1-2 FC3-6 1-2f		2-1 1B 1B 2-3		
Chili Davis, S OBP: 0.326, SLG: 0.442 (1, 10)	1-0 FC1-5 1B 2B 1-3 2-H		2-2 F8		2-3 K		2-2 1B 1-2 3-H		
Rene Gonzales, R OBP: 0.354, SLG: 0.337 (1, 5)	2-2 FC1-5 1B 2B 2-3 3-H		1-1 G5-4-3 1-2f			1-2 G6-3	1-3 K		
Greg Myers, L OBP: 0.298, SLG: 0.371 (1, 2)	1-1 2B 1B 2-3 3-H			1-2 P6		2-0 F8	1-0 G4-3		
J.T. Snow, L OBP: 0.318, SLG: 0.383 (1, 3)	1-2 1B 1-3 3-H			1-0 HR		3-0 G3		4-1 FC4-6 BB	
Torey Lovullo, S OBP: 0.323, SLG: 0.356 (1, 4)	1-1 L5			1-0 F9			3-1 1B 1B	2-2 FC4-6 G6-3 1-2f 1B	
Rod Correia, R OBP: 0.336, SLG: 0.330 (1, 6)		0-1 P4		1-2 CS 1B			1-0 G6-3 1B 1-3	1-1 G6-3 2-3	

Inning Stats	R: 3	H: 4	E: 1	LOB: 2	K: 1	S: 20	P: 27	R: 0	H: 1	E: 0	LOB: 0	K: 0	S: 9	P: 12	R: 0	H: 1	E: 0	LOB: 0	K: 0	S: 7	P: 10	R: 1	H: 2	E: 0	LOB: 0	K: 0	S: 10	P: 15	R: 0	H: 1	E: 0	LOB: 1	K: 1	S: 11	P: 15	R: 0	H: 0	E: 0	LOB: 0	K: 0	S: 5	P: 11	R: 3	H: 5	E: 0	LOB: 2	K: 1	S: 18	P: 30	R: 1	H: 1	E: 1	LOB: 1	K: 1	S: 10	P: 20
--------------	------	------	------	--------	------	-------	-------	------	------	------	--------	------	------	-------	------	------	------	--------	------	------	-------	------	------	------	--------	------	-------	-------	------	------	------	--------	------	-------	-------	------	------	------	--------	------	------	-------	------	------	------	--------	------	-------	-------	------	------	------	--------	------	-------	-------

PITCHER	IP	WLS	BF	H	R	ER	SO	BB	IBB	HBP	BLK	WP	HR	S	P	ERA	WHIP
Alex Fernandez, R ERA: 3.22 (1, 1)	6.1	L	29	12	7	4	2	0	0	0	0	0	0	10	16	0.00	3.000
Chris Howard, L ERA: (7, 1)	0.2		4	2	0	0	1	0	0	0	0	0	0	10	16	0.00	3.000
Scott Ruffcorn, R ERA: 7.94 (8, 1)	1.0		5	1	1	0	1	1	0	0	0	0	0	10	20	0.00	2.000

AB R H RBI BB SO LOB

5	1	3	1	0	0	2
5	1	2	2	0	1	3
4	0	2	0	0	1	3
4	1	2	2	0	1	2
4	1	0	0	0	1	5
4	0	1	1	0	0	2
3	1	2	2	1	0	0
4	2	1	0	0	0	3
4	1	2	0	0	0	1

AB	37
R	8
H	15
RBI	8
BB	1
SO	4
LOB	21



WP	HR	S	P	ERA	WHIP
0	0	0	0	0	0

Chicago White Sox @ California Angels
Anaheim Stadium, Anaheim, CA
Tue Sep 21 1993, 10:05 PM EDT
Att: 18,723 - Unknown - 66 F

livebaseballscores.com

Batter	1	2	3	4	5	6	7	8	9	AB R H RBI BB SO LOB	TOP
Tim Raines, S (1, 7) X OBP: 0.402, SLG: 0.486	0-0 		1-1 FC6-4 1-2f		1-1 			4-2 FC6-5 SH3-4 BB		3 0 1 0 1 0 1	
Joey Cora, S (1, 4) C B X OBP: 0.348, SLG: 0.353	2-1 		1-0 F7		4-2 			1-1 SH3-4		2 0 0 0 1 0 1	
Frank Thomas, R (1, 3) B X OBP: 0.429, SLG: 0.617	1-0 			1-1 E4 FC6-4		0-1 F9		1-0 FC6-5 1B 2-3		4 0 0 0 0 0 3	
Ellis Burks, R (1, 8) Mike Huff, R (8, 9) OBP: 0.353, SLG: 0.449 OBP: 0.289, SLG: 0.333		1-2 		1-1 FC6-4 2B SF9 1-2f		1-2 		3-2 		4 1 1 0 0 0 1 0 0 0 0 0 0 0	
Bo Jackson, R (1, 9) Lance Johnson, L (8, PR) OBP: 0.287, SLG: 0.404 OBP: 0.355, SLG: 0.400		2-2 		2-2 		3-2 		4-2 		3 0 1 0 1 0 0 0 0 0 0 0 0 0	
Robin Ventura, L (1, 5) OBP: 0.378, SLG: 0.438		2-0 		0-1 		1-3 		1-1 		3 0 1 1 0 1 3	
Ivan Calderon, R (1, 10) OBP: 0.279, SLG: 0.286		2-3 		0-0 B2-3			0-0 		1-0 	4 0 0 0 0 1 2	AB 30 R 1 H 4 RBI 1 BB 4 SO 5 LOB 11
Ron Karkovice, R (1, 2) OBP: 0.287, SLG: 0.423			1-0 		2-3 		3-3 		1-3 	4 0 0 0 0 3 0	
Craig Grebeck, R (1, 6) OBP: 0.319, SLG: 0.285			4-0 		1-2 		1-0 		0-0 	3 0 0 0 1 0 0	
Inning Stats	R: 0 H: 0 E: 0 LOB: 0 K: 0 BB: 0 S: 4 P: 7	R: 0 H: 1 E: 0 LOB: 1 K: 1 BB: 0 S: 10 P: 17	R: 0 H: 0 E: 0 LOB: 1 K: 0 BB: 1 S: 4 P: 11	R: 1 H: 1 E: 1 LOB: 1 K: 0 BB: 0 S: 11 P: 15	R: 0 H: 1 E: 0 LOB: 2 K: 1 BB: 1 S: 14 P: 22	R: 0 H: 0 E: 0 LOB: 0 K: 1 BB: 0 S: 11 P: 16	R: 0 H: 0 E: 0 LOB: 0 K: 1 BB: 0 S: 5 P: 9	R: 0 H: 1 E: 0 LOB: 3 K: 0 BB: 2 S: 18 P: 32	R: 0 H: 0 E: 0 LOB: 0 K: 1 BB: 0 S: 5 P: 7	1B: 2 SF: 1 2B: 2 SAC: 1 3B: 0 DP: 0 HR: 0 HBP: 0	WP: 0 PA: 36 PB: 0 SB: 0 CS: 0
PITCHER Chuck Finley, L (1, 1) ERA: 2.93	IP WLS BF H R ER SO BB IBB HBP BLK WP HR S P ERA WHIP 9.0 L 36 4 1 0 5 4 0 0 0 0 0 0 82 136 0.00 0.889										

Chicago White Sox @ California Angels
 Anaheim Stadium, Anaheim, CA
 Wed Sep 22 1993, 10:05 PM EDT
 Att. 19,461 - Unknown - 68 F

livebaseballscorecards.com

Batter	1	2	3	4	5	6	7	8	9	AB	R	H	RBI	BB	SO	LOB
Stan Javier, S OBP: 0.339, SLG: 0.355 (1, 7) (8, 9)	0-1 G6-3		0-1 G6-3		2-2 G1-3			4-2 1B BB		3	0	0	0	1	0	2
Chad Curtis, R OBP: 0.367, SLG: 0.372 (1, 8)	2-1 S 1B		3-2 1B			2-3 K		2-1 F7		4	0	2	0	0	1	1
Rene Gonzales, R OBP: 0.352, SLG: 0.336 (1, 5)	2-2 F7		0-0 F8			1-3 K		0-2 1B		4	0	1	0	0	1	2
Chili Davis, S OBP: 0.326, SLG: 0.439 (1, 10)	4-2 1-2 BB			2-3 K		0-2 P3		3-2 F8		3	0	0	0	1	1	2
Chris Turner, R OBP: 0.381, SLG: 0.418 (1, 2)	0-0 F7			1-1 CS 1B			4-1 SH1-3 BB		2-3 K	3	0	1	0	1	1	2
J.T. Snow, L OBP: 0.316, SLG: 0.380 (1, 3)		0-2 G3-1		3-3 K 1-2			0-0 SH1-3		0-0 F8	3	0	0	0	0	1	1
Jim Edmonds, L OBP: 0.297, SLG: 0.389 Eduardo Perez, R OBP: 0.284, SLG: 0.370 Luis Polonia, L OBP: 0.327, SLG: 0.330 (1, 9) (7, PH) (7, PR) (8, 7)		2-3 K		4-2 FC1-6 BB			1-1 G5-4-3 HBP		4-2 S BB	1	0	0	0	1	1	0
Torey Lovullo, S OBP: 0.320, SLG: 0.352 (1, 4)		3-2 G6-3		1-1 FC1-6 CS 1B 1-2f			0-1 G5-4-3 1-2f		3-2 F7 1-2	4	0	0	0	0	0	4
Rod Correia, R OBP: 0.336, SLG: 0.330 (1, 6)			1-1 G3		2-0 CS 1B 1-2			0-2 L5		3	0	1	0	0	0	0

Inning Stats	R: 0	H: 1	E: 0	K: 0	S: 11	LOB: 2	BB: 1	P: 19	R: 0	H: 0	E: 0	K: 1	S: 11	LOB: 0	BB: 0	P: 16	R: 0	H: 1	E: 0	K: 0	S: 9	LOB: 1	BB: 0	P: 13	R: 0	H: 1	E: 0	K: 2	S: 8	LOB: 0	BB: 0	P: 14	R: 0	H: 0	E: 0	K: 0	S: 11	LOB: 1	BB: 1	P: 19	R: 0	H: 0	E: 0	K: 2	S: 9	LOB: 2	BB: 1	P: 10	R: 0	H: 1	E: 0	K: 1	S: 16	LOB: 2	BB: 1	P: 25	R: 0	H: 0	E: 0	K: 1	S: 9	LOB: 1	BB: 1	P: 18	1B: 5	2B: 0	3B: 0	HR: 0	SF: 0	SAC: 1	DP: 1	HBP: 1	WP: 0	PB: 0	SB: 2	CS: 3	PA: 35
--------------	------	------	------	------	-------	--------	-------	-------	------	------	------	------	-------	--------	-------	-------	------	------	------	------	------	--------	-------	-------	------	------	------	------	------	--------	-------	-------	------	------	------	------	-------	--------	-------	-------	------	------	------	------	------	--------	-------	-------	------	------	------	------	-------	--------	-------	-------	------	------	------	------	------	--------	-------	-------	-------	-------	-------	-------	-------	--------	-------	--------	-------	-------	-------	-------	--------

PITCHER	IP	WLS	BF	H	R	ER	SO	BB	IBB	HBP	BLK	WP	HR	S	P	ERA	WHIP
Wilson Alvarez, L ERA: 3.0 (1, 1)	8.0	W	31	5	0	0	5	4	0	1	0	0	0	80	128	0.00	1.125
Roberto Hernandez, R ERA: 2.23 (9, 1)	1.0	S	4	0	0	0	1	1	0	0	0	0	0	9	18	0.00	1.000

BOTTOM

Chicago White Sox @ California Angels
Anaheim Stadium, Anaheim, CA
 Wed Sep 22 1993, 10:05 PM EDT
 Att: 19,461 - Unknown - 68 F

livebaseballscorecards.com

AB	28
R	0
H	5
RBI	0
BB	5
SO	6
LOB	14



Chicago White Sox @ California Angels
 Anaheim Stadium, Anaheim, CA

Thu Sep 23 1993, 6:33 AM EDT
 Att. 17,761 - Sunny - 72 F

livebaseballscorecards.com

AB	37
R	7
H	10
RBI	6
BB	3
SO	6
LOB	13



Batter	1	2	3	4	5	6	7	8	9	AB R H RBI BB SO LOB
Tim Raines, S (1, 7) OBP: 0.402, SLG: 0.485	2-1 F8 BB 1B		0-0 F8		3-2 1B	3-1 P6		3-2 P3		5 0 2 0 0 0 1
Craig Grebeck, R (1, 4) OBP: 0.311, SLG: 0.276	0-2 L4		2-2 G5-3		1-3 K2-3		3-2 F9		0-1 F9	5 0 0 0 0 1 2
Frank Thomas, R (1, 3) OBP: 0.429, SLG: 0.616 Drew Denson, S (9, PH)	4-2 BB			2-2 P3		0-0 1B 1B	0-3 K		1-1 P4	3 1 1 0 1 1 0 1 0 0 0 0 0 0 0 0 0 0 0 0 0
Dan Pasqua, L (9, 3) OBP: 0.293, SLG: 0.348	1-2 BB				3-1 F8	2-2 FC1-6 1B 1B	2-2 1B 2B		2-0 L9	5 1 2 0 0 0 2
George Bell, R (1, 10) OBP: 0.254, SLG: 0.379	2-2 F8				3-1 F8	2-2 FC1-6 1B 1B	2-2 1B 2B			
Bo Jackson, R (1, 9) OBP: 0.287, SLG: 0.403 Mike Huff, R (6, PR)	0-0 L8			1-3 K2-3		0-1 FC1-6 1B 1B	4-1 1B BB			3 0 1 1 0 1 2 0 0 0 0 1 0 0
Mike Huff, R (6, 9) OBP: 0.308, SLG: 0.333						1-2 2-H				
Robin Ventura, L (1, 5) OBP: 0.379, SLG: 0.438		1-3 K			1-0 HR 1B	0-0 FC1-6 BB 2B	2-2 1-3 2-H 1B			4 2 2 1 0 1 2
Lance Johnson, L (1, 8) OBP: 0.354, SLG: 0.398		0-0 G6-3			0-0 P6	4-1 2B BB	0-1 L7			3 1 0 0 1 0 3
Ron Karkovics, R (1, 2) OBP: 0.289, SLG: 0.435		2-3 K			1-1 HR	0-1 1-H 2-H E 2B		2-3 K		4 2 2 4 0 2 0
Ozzie Guillen, L (1, 6) OBP: 0.293, SLG: 0.380			1-1 G1-3		0-0 F7	0-0 E6		0-0 L5		4 0 0 0 0 0 1

Inning Stats	R: 0 E: 0 K: 0 S: 11	H: 1 LOB: 2 BB: 1 P: 19	R: 0 E: 0 K: 2 S: 7	H: 0 LOB: 0 BB: 0 P: 10	R: 0 E: 0 K: 0 S: 7	H: 0 LOB: 0 BB: 0 P: 10	R: 0 E: 0 K: 1 S: 9	H: 0 LOB: 0 BB: 0 P: 15	R: 2 E: 1 K: 1 S: 11	H: 3 LOB: 1 BB: 0 P: 17	R: 4 E: 1 K: 0 S: 13	H: 4 LOB: 1 BB: 1 P: 22	R: 1 E: 0 K: 1 S: 17	H: 2 LOB: 2 BB: 1 P: 28	R: 0 E: 0 K: 1 S: 8	H: 0 LOB: 0 BB: 0 P: 13	R: 0 E: 0 K: 0 S: 5	H: 0 LOB: 0 BB: 0 P: 8	1B: 7 2B: 2 3B: 0 HR: 1	SF: 0 SAC: 0 DP: 1 HBP: 0	WP: 0 PB: 0 SB: 0 CS: 0	PA: 40
--------------	-------------------------------	----------------------------------	------------------------------	----------------------------------	------------------------------	----------------------------------	------------------------------	----------------------------------	-------------------------------	----------------------------------	-------------------------------	----------------------------------	-------------------------------	----------------------------------	------------------------------	----------------------------------	------------------------------	---------------------------------	----------------------------------	------------------------------------	----------------------------------	--------

PITCHER	IP	WLS	BF	H	R	ER	SO	BB	IBB	HBP	BLK	WP	HR	S	P	ERA	WHIP
Mark Langston, L (1, 1) ERA: 3.22	6.0	L	28	8	6	5	4	2	0	0	0	0	1	58	93	7.50	1.667
Paul Swingle, R (7, 1) ERA: 8.59	0.2		4	1	1	1	1	1	0	0	0	0	0	12	21	13.50	3.000
Brian Anderson, L (7, 1) ERA: 3.38	2.1		8	1	0	0	1	0	0	0	0	0	0	18	28	0.00	0.429

Batter	1	2	3	4	5	6	7	8	9	AB	R	H	RBI	BB	SO	LOB
Luis Polonia, L OBP: 0.325, SLG: 0.327 (1, 7)	0-1 F8		0-0 F8		0-1 G4-3			1-2 FC6-4 WP		4	0	0	0	0	0	2
Chad Curtis, R OBP: 0.366, SLG: 0.370 (1, 8) (9, 4)	0-2 G4-3		4-2 FC4-6 BB		2-3 G4-3			2-0 L9		3	0	0	0	1	0	2
Jim Edmonds, L OBP: 0.268, SLG: 0.350 (1, 9)	1-2 G3-1		0-2 FC4-6 1-2f				3-3 K	3-2 G4-3		4	0	0	0	0	1	2
Chili Davis, S OBP: 0.325, SLG: 0.438 (1, 10)		1-1 G6-3 SH1-3 1B	0-3 K				0-1 F7		0-3 K	4	1	1	0	0	2	1
Greg Myers, L OBP: 0.295, SLG: 0.367 (1, 2)		0-0 SH1-3		1-2 G4-3			0-3 K		0-0 G4-3	3	0	0	0	0	1	0
Rene Gonzales, R OBP: 0.348, SLG: 0.331 (1, 5)		0-0 G6-3		1-2 G6-3			0-1 G5-3		1-0 G1-3	4	0	0	0	0	0	1
J.T. Snow, L OBP: 0.316, SLG: 0.379 (1, 3)		0-1 BB 1B		0-0 G4-3			3-3 K			3	0	1	1	0	1	0
Torey Lovullo, S OBP: 0.320, SLG: 0.349 (1, 4) (9, 6)		4-1 BB		0-0 P2			0-1 G1-3			2	0	0	0	1	0	0
Rod Correia, R OBP: 0.339, SLG: 0.343 Stan Javier, S OBP: 0.342, SLG: 0.358 (8, PH) (9, 8)		0-0 L7		1-2 G4-3 2B				0-1 FC6-4 1B		2	0	1	0	0	0	2
										1	0	1	0	0	0	0

Inning Stats	R: 0	H: 0	E: 0	K: 0	S: 8	R: 1	H: 2	E: 0	K: 0	S: 8	R: 0	H: 0	E: 0	K: 1	S: 9	R: 0	H: 0	E: 0	K: 0	S: 7	R: 0	H: 1	E: 0	K: 0	S: 7	R: 0	H: 0	E: 0	K: 2	S: 12	R: 0	H: 0	E: 0	K: 1	S: 8	R: 0	H: 1	E: 0	K: 0	S: 10	R: 0	H: 0	E: 0	K: 1	S: 5	1B: 3	SF: 0	2B: 1	SAC: 1	3B: 0	DP: 0	HR: 0	HBP: 0
PITCHER Jack McDowell, R ERA: 3.4 (1, 1)	IP	WLS	BF	H	R	ER	SO	BB	IBB	HBP	BLK	WP	HR	S	P	ERA	WHIP																																				
	9.0	W	33	4	1	1	5	2	0	0	0	1	0	74	102	1.00	0.667																																				


BOTTOM

Chicago White Sox @ California Angels
Anaheim Stadium, Anaheim, CA

Thu Sep 23 1993, 6:33 AM EDT
Att. 17,761 - Sunny - 72 F

livebaseballscorecards.com

AB	30
R	1
H	4
RBI	1
BB	2
SO	5
LOB	10



WP: 1	PA: 33
PB: 0	SB: 0
CS: 0	

Batter	1	2	3	4	5	6	7	8	9	AB R H RBI BB SO LOB	TOP																									
David Hulse, L (1, 8) OBP: 0.330, SLG: 0.365 Doug Dascenzo, S (9, PR) OBP: 0.229, SLG: 0.287 (9, 8)	2-3 K		1-2 L9		1-0 1B		0-2 L7		1-1 HR 1B	5 0 2 0 0 1 2 0 1 0 0 0 0 0																										
Chris James, R (1, 7) OBP: 0.349, SLG: 0.535	1-1 F9		0-0 BB 1B		1-0 1B		2-2 G1-3		2-2 HR	5 1 3 2 0 0 2																										
Rafael Palmeiro, L (1, 3) OBP: 0.377, SLG: 0.573	4-2 1B BB		0-1 L8		0-2 SAFE L8		2-1 L8		2-2 P4	4 0 1 2 1 0 4																										
Julio Franco, R (1, 10) OBP: 0.367, SLG: 0.445	3-2 1B		4-2 BB		0-2 F8		0-0 L8			3 0 1 0 1 0 3																										
Ivan Rodriguez, R (1, 2) OBP: 0.313, SLG: 0.410	1-2 F8		2-2 G4-3		0-0 L8		0-0 F8			4 0 0 0 0 0 4																										
Rob Ducey, L (1, 9) OBP: 0.366, SLG: 0.525		3-2 F7		3-2 L7		2-2 F7		0-1 G6-3		4 0 0 0 0 0 0																										
Dean Palmer, R (1, 5) OBP: 0.321, SLG: 0.498		2-2 L5		2-1 F8		1-0 P5		3-2 P3		4 0 0 0 0 0 0																										
Doug Strange, S (1, 4) OBP: 0.319, SLG: 0.354		4-1 BB		0-0 G3			1-2 G1-3 1B		1-3 K	3 1 1 0 1 1 0																										
Manuel Lee, S (1, 6) OBP: 0.279, SLG: 0.245		0-2 G5-3		0-2 G3-1			1-2 G1-3 1B		3-2 G6-3	4 1 1 0 0 0 1																										
Inning Stats	R: 0 E: 0 K: 1 S: 15	H: 1 LOB: 2 BB: 1 P: 26	R: 0 E: 0 K: 0 S: 11	H: 0 LOB: 1 BB: 1 P: 20	R: 0 E: 0 K: 0 S: 15	H: 1 LOB: 2 BB: 1 P: 22	R: 0 E: 0 K: 0 S: 10	H: 0 LOB: 0 BB: 0 P: 15	R: 0 E: 0 K: 0 S: 12	H: 2 LOB: 2 BB: 0 P: 14	R: 0 E: 0 K: 0 S: 6	H: 0 LOB: 0 BB: 0 P: 9	R: 2 E: 0 K: 0 S: 16	H: 3 LOB: 1 BB: 0 P: 22	R: 0 E: 0 K: 0 S: 9	H: 0 LOB: 0 BB: 0 P: 12	R: 2 E: 0 K: 1 S: 19	H: 2 LOB: 1 BB: 0 P: 28	1B: 8 2B: 0 3B: 0 HR: 1	SF: 0 SAC: 0 DP: 0 HBP: 0	WP: 0 PB: 0 SB: 0 CS: 0	PA: 39														
PITCHER	IP WLS BF H R ER SO BB IBB HBP BLK WP HR S P ERA WHIP																																			
Tim Belcher, R (1, 1) ERA: 4.6	6.0		27	6	2	2	1	3	0	0	0	0	0	76	115	3.00	1.500																			
Kirk McCaskill, R (7, 1) ERA: 5.28	2.0		7	1	0	0	0	0	0	0	0	0	0	18	25	0.00	0.500																			
Roberto Hernandez, R (9, 1) ERA: 2.44	1.0	W	5	2	2	2	1	0	0	0	0	0	1	19	28	18.00	2.000																			

Texas Rangers @ Chicago White Sox
Comiskey Park, Chicago, IL
Fri Sep 24 1993, 8:05 PM EDT
Att: 41,730 - Unknown

livebaseballscorecards.com

AB	36
R	4
H	9
RBI	4
BB	3
SO	2
LOB	16



Batter	1	2	3	4	5	6	7	8	9	AB	R	H	RBI	BB	SO	LOB
Tim Raines, S (1, 7) OBP: 0.403, SLG: 0.485 Mike Huff, R (2, 7) OBP: 0.286, SLG: 0.303 Warren Newson, L (9, PH) OBP: 0.378, SLG: 0.355	1-2 	1-0 		1-2 			2-2 		2-0 	0	1	0	0	0	0	0
Joey Cora, S (1, 4) OBP: 0.349, SLG: 0.352	4-0 	4-0 		0-0 			1-1 			2	1	0	0	2	0	1
Frank Thomas, R (1, 3) OBP: 0.428, SLG: 0.613	2-0 	3-0 			0-1 		1-1 			4	1	1	0	0	0	1
Robin Ventura, L (1, 5) OBP: 0.377, SLG: 0.435	3-1 	2-2 			0-0 			1-0 		4	0	0	1	0	0	2
George Bell, R (1, 10) OBP: 0.254, SLG: 0.385	2-0 		0-2 		0-1 			0-0 		4	1	1	2	0	0	0
Ellis Burks, R (1, 9) OBP: 0.352, SLG: 0.450	1-1 		1-0 			2-2 		1-0 		4	0	1	0	0	0	0
Lance Johnson, L (1, 8) OBP: 0.355, SLG: 0.398	1-1 		1-1 			0-0 			0-0 	4	1	2	0	0	0	1
Ron Karkovics, R (1, 2) OBP: 0.291, SLG: 0.435	3-2 			1-1 		1-1 			0-0 	2	0	1	0	0	0	1
Ozzie Guillen, L (1, 6) OBP: 0.291, SLG: 0.378	2-0 			0-0 		1-2 			1-1 	3	0	0	0	0	0	4

Inning Stats	R: 4	H: 3	E: 1	K: 0	S: 14	LOB: 2	BB: 1	P: 33	R: 0	H: 0	E: 1	K: 0	S: 5	LOB: 1	BB: 1	P: 15	R: 0	H: 0	E: 0	K: 0	S: 6	LOB: 0	BB: 0	P: 8	R: 0	H: 1	E: 0	K: 0	S: 7	LOB: 1	BB: 0	P: 9	R: 0	H: 0	E: 0	K: 0	S: 5	LOB: 0	BB: 0	P: 5	R: 0	H: 1	E: 0	K: 0	S: 9	LOB: 1	BB: 0	P: 13	R: 0	H: 0	E: 0	K: 0	S: 10	LOB: 0	BB: 0	P: 14	R: 0	H: 0	E: 0	K: 0	S: 3	LOB: 0	BB: 0	P: 5	R: 1	H: 2	E: 0	K: 0	S: 5	LOB: 1	BB: 0	P: 8	1B: 5	SF: 0	2B: 1	SAC: 2	3B: 0	DP: 0	HR: 1	HBP: 2	WP: 0	PA: 37
Kevin Brown, R (1, 1) ERA: 3.71 Bob Patterson, L (9, 1) ERA: 4.47 Cris Carpenter, R (9, 1) ERA: 3.28	IP	WLS	BF	H	R	ER	SO	BB	IBB	HBP	BLK	WP	HR	S	P	102	ERA	WHIP	IP	WLS	BF	H	R	ER	SO	BB	IBB	HBP	BLK	WP	HR	S	P	ERA	WHIP																																															

TEXAS RANGERS @ CHICAGO WHITE SOX
 Comiskey Park, Chicago, IL
 Fri Sep 24 1993, 8:05 PM EDT
 Att. 41,730 - Unknown

AB	31
R	5
H	7
RBI	4
BB	2
SO	0
LOB	11

Batter	1	2	3	4	5	6	7	8	9	AB R H RBI BB SO LOB
David Hulse, L (1, 8) OBP: 0.331, SLG: 0.365	0-3 K		0-1 G4-3		3-2 SAFE 1-3 S 1B	1-2 F7		1-1 E9 1B		5 1 2 0 0 1 2
Chris James, R (1, 7) OBP: 0.350, SLG: 0.528	0-3 K		4-2 BB		3-3 K		0-2 G4-3	1-0 1B		4 0 1 2 1 2 2
Rafael Palmeiro, L (1, 3) OBP: 0.376, SLG: 0.569	0-3 K		2-1 F9		4-2 B 1-2 BB		2-3 K	2-3 2-H 3-H 1B		4 0 0 0 1 3 2
Julio Franco, R (1, 10) OBP: 0.367, SLG: 0.445		0-0 FC4-6 1B		1-0 B1-3	0-0 F8		1-0 1B	0-3 K		5 0 2 0 0 1 4
Dean Palmer, R (1, 5) OBP: 0.323, SLG: 0.505		0-0 FC4-6 1B		1-1 F9		2-2 HR	2-2 BB 1B	0-3 K		5 1 3 1 0 1 0
Doug Strange, S (1, 4) OBP: 0.322, SLG: 0.354		0-0 B5		4-2 BB		2-2 P5	4-1 BB	3-2 1B		3 0 1 0 2 0 2
Rob Ducey, L (1, 9) OBP: 0.347, SLG: 0.492		0-0 FC4-6		1-3 K		0-2 G4-3	1-2 P4	1-1 1B		4 0 0 0 0 1 6
Ivan Rodriguez, R (9, PH) OBP: 0.314, SLG: 0.411		1-2 2-3						1-2 1B		1 0 1 0 0 0 0
Geno Petralli, L (1, 2) OBP: 0.371, SLG: 0.314		0-0 G5-3		1-0 G3-1		4-2 HBP BB		0-0 L7	2-2 F8	4 0 0 0 1 0 4
Manuel Lee, S (1, 6) OBP: 0.288, SLG: 0.247			2-1 P8		4-1 1B BB	1-0 HBP		1-1 E 1B	1-3 K	2 1 1 0 1 0 0
John Russell, R (9, PH) OBP: 0.304, SLG: 0.429										1 0 0 0 0 1 2

Inning Stats	R: 0 E: 0 K: 3 S: 9	H: 0 LOB: 0 BB: 0 P: 9	R: 0 E: 0 K: 0 S: 5	H: 2 LOB: 2 BB: 0 P: 5	R: 0 E: 0 K: 0 S: 8	H: 0 LOB: 1 BB: 1 P: 16	R: 0 E: 0 K: 1 S: 10	H: 0 LOB: 1 BB: 1 P: 17	R: 0 E: 0 K: 1 S: 15	H: 1 LOB: 3 BB: 2 P: 30	R: 1 E: 0 K: 0 S: 16	H: 1 LOB: 2 BB: 1 P: 26	R: 0 E: 0 K: 1 S: 17	H: 2 LOB: 3 BB: 1 P: 26	R: 2 E: 1 K: 2 S: 14	H: 3 LOB: 1 BB: 0 P: 19	R: 0 E: 0 K: 2 S: 16	H: 2 LOB: 2 BB: 0 P: 23	1B: 10 2B: 0 3B: 0 HR: 1	SF: 0 SAC: 0 DP: 0 HBP: 1
--------------	------------------------------	---------------------------------	------------------------------	---------------------------------	------------------------------	----------------------------------	-------------------------------	----------------------------------	-------------------------------	----------------------------------	-------------------------------	----------------------------------	-------------------------------	----------------------------------	-------------------------------	----------------------------------	-------------------------------	----------------------------------	-----------------------------------	------------------------------------

PITCHER	IP	WLS	BF	H	R	ER	SO	BB	IBB	HBP	BLK	WP	HR	S	P	ERA	WHIP
Jason Bere, R (1, 1) ERA: 3.65	6.0	W	28	4	1	1	5	5	0	1	0	0	1	63	103	1.50	1.500
Kirk McCaskill, R (7, 1) ERA: 5.3	1.1		10	5	2	1	1	1	0	0	0	0	0	23	35	6.75	4.500
Scott Radinsky, L (8, 1) ERA: 4.38	0.1		1	0	0	0	1	0	0	0	0	0	0	5	7	0.00	0.000
Roberto Hernandez, R (8, 1) ERA: 2.4	1.1	S	6	2	0	0	3	0	0	0	0	0	0	19	26	0.00	1.500


TOP

Texas Rangers @ Chicago White Sox
Comiskey Park, Chicago, IL

Sun Sep 26 1993, 4:33 AM EDT
Cloudy - 60 F

livebaseballscorecards.com

AB	38
R	3
H	11
RBI	3
BB	6
SO	10
LOB	24



WP: 0	PA: 45
PB: 0	
SB: 1	
CS: 0	

Batter	1	2	3	4	5	6	7	8	9	AB R H RBI BB SO LOB	TOP	
David Hulse, L (1, 8) OBP: 0.333, SLG: 0.373 Chris James, R (9, PH) OBP: 0.348, SLG: 0.525 Tom Henke, R (9, 1)	3-2 F7		4-2 SH5-4 BB		0-0 HR		1-1 G3		1-3 K	3 1 1 1 1 0 0 1 0 0 0 0 1 2 0 0 0 0 0 0 0		
Doug Strange, S (1, 4) OBP: 0.320, SLG: 0.351	0-3 K		1-0 SH5-4		0-0 G3-1			0-1 G4-3	1-1 F7	4 0 0 0 0 1 2		
Rafael Palmeiro, L (1, 3) OBP: 0.378, SLG: 0.569	0-0 WP 1B		4-0 G4-6-3 IBB		1-3 K			4-2 2B BB		2 1 1 0 2 1 0		
Julio Franco, R (1, 10) OBP: 0.366, SLG: 0.445 Donald Harris, R (8, PR) OBP: 0.263, SLG: 0.274	1-1 F9		2-0 G4-6-3		1-1 G6-3			0-0 1B FC6-4 2B		4 0 1 1 0 0 4 0 1 0 0 0 0 0		
Ivan Rodriguez, R (1, 2) OBP: 0.317, SLG: 0.414		2-2 F8		3-1 1B		2-0 WP 1B		1-0 FC6-4 1B		4 0 3 0 0 0 0		
Dean Palmer, R (1, 5) OBP: 0.323, SLG: 0.503		1-2 1B		0-1 F9		1-2 G1-3		2-1 FC6-4 CS		4 0 1 1 0 0 3		
Dan Peltier, L (1, 9) OBP: 0.356, SLG: 0.353 Rob Ducey, L (8, 9) OBP: 0.342, SLG: 0.485		2-3 K		1-1 L8		2-3 K		2-0 CS	3-2 F8	3 0 0 0 0 2 3 1 0 0 0 0 0 0		
Doug Dasenczo, S (1, 7) OBP: 0.230, SLG: 0.286		2-3 K		0-0 G6-3			2-1 F9		1-1 BB 1B	4 0 1 0 0 1 2		
Manuel Lee, S (1, 6) OBP: 0.289, SLG: 0.254 Mario Diaz, R (8, 6) OBP: 0.297, SLG: 0.361			2-1 SH5-4 2B		1-0 G3-1		3-2 L8		4-0 BB	3 0 1 0 0 0 0 0 0 0 0 1 0 0		
Inning Stats	R: 0 H: 1 E: 0 LOB: 1 K: 1 BB: 0 S: 10 P: 14	R: 0 H: 1 E: 0 LOB: 1 K: 2 BB: 0 S: 12 P: 19	R: 0 H: 1 E: 0 LOB: 2 K: 0 BB: 2 S: 7 P: 20	R: 0 H: 1 E: 0 LOB: 1 K: 0 BB: 0 S: 7 P: 11	R: 1 H: 1 E: 0 LOB: 0 K: 1 BB: 0 S: 6 P: 8	R: 0 H: 1 E: 0 LOB: 1 K: 1 BB: 0 S: 10 P: 16	R: 0 H: 0 E: 0 LOB: 0 K: 0 BB: 0 S: 7 P: 13	R: 2 H: 2 E: 0 LOB: 1 K: 0 BB: 1 S: 9 P: 18	R: 0 H: 1 E: 0 LOB: 2 K: 1 BB: 1 S: 11 P: 21	1B: 6 SF: 0 2B: 2 SAC: 1 3B: 0 DP: 1 HR: 1 HBP: 0	WP: 2 PA: 39 PB: 0 SB: 0 CS: 1	
PITCHER Alex Fernandez, R (1, 1) ERA: 3.22 Scott Radinsky, L (9, 1) ERA: 4.3	IP WLS BF H R ER SO BB IBB HBP BLK WP HR S P ERA WHIP	8.0 L 33 8 3 3 5 2 1 0 0 2 1 68 119 3.38 1.250	1.0 5 1 0 0 1 1 0 0 0 0 0 11 21 0.00 2.000	PITCHER IP WLS BF H R ER SO BB IBB HBP BLK WP HR S P ERA WHIP								

Texas Rangers @ Chicago White Sox
Comiskey Park, Chicago, IL
Sun Sep 26 1993, 4:38 AM EDT
Att. 42,034 - Overcast - 65 F

livebaseballscorecards.com

AB	33
R	3
H	9
RBI	3
BB	4
SO	6
LOB	16



Batter	1	2	3	4	5	6	7	8	9	AB R H RBI BB SO LOB
Tim Raines, S OBP: 0.406, SLG: 0.489 (1, 7)	1-0 E G6-3 2B		2-1 B1-3		1-3 K			1 SAFE 0-1 BB S 1B	2-2 1B	5 1 3 0 0 1 0
Joey Cora, S OBP: 0.347, SLG: 0.350 (1, 4)	0-0 FC1 G6-3 BB 2-3		0-0 G4-3 S 1B			2-1 F9		3-3 K 1-2	0-1 P8	5 0 1 0 0 1 5
Frank Thomas, R OBP: 0.426, SLG: 0.606 (1, 3)	4-0 G6-3 BB 1-2		2-0 G4-3			3-2 F7		4-0 BB IBB		2 0 0 0 2 0 1
Robin Ventura, L OBP: 0.375, SLG: 0.433 (1, 5)	1-1 G6-3 1-2f 2-3 3-H 2-3		1-1 F8			1-0 FC5-4 1B		0-1 SF9		3 0 1 1 0 0 3
Ellis Burks, R OBP: 0.354, SLG: 0.450 (1, 9)	K			4-2 CS BB		1-0 FC5-4 1-2f		3-H 4-0 1-2 2-3 BB		2 0 0 0 2 1 2
Bo Jackson, R OBP: 0.284, SLG: 0.408 (1, 10)		2-3 K		1 SAFE 1 SAFE 2-3 K		0-3 K		1-0 G1-3		4 0 0 0 0 3 4
Lance Johnson, L OBP: 0.353, SLG: 0.396 (1, 8)		2-2 L6		2-3 K 1-2		1-0 B3		1-1 F9		4 0 0 0 0 1 1
Michael LaValliere, L OBP: 0.277, SLG: 0.271 (1, 2)		2-2 E4 1B			2-1 F8		1-1 F7		4-2 1B BB	3 0 1 0 0 0 0 0 0 0 0 1 0 0 0 0 0 0 0 0 0
Warren Newson, L OBP: 0.395, SLG: 0.355 (9, PH)										
Norberto Martin, R (9, PR)										
Ozzie Guillen, L OBP: 0.291, SLG: 0.377 (1, 6)		0-0 G3-1			0-1 F7			0-2 1B SF9 1B	0-0 P9	4 1 1 0 0 0 2

Inning Stats	R: 1	H: 1	E: 1	LOB: 1	K: 1	S: 7	P: 15	R: 0	H: 1	E: 1	LOB: 1	K: 1	S: 12	P: 18	R: 0	H: 1	E: 0	LOB: 1	K: 0	S: 6	P: 11	R: 0	H: 0	E: 0	LOB: 0	K: 2	S: 10	P: 17	R: 0	H: 0	E: 0	LOB: 0	K: 1	S: 8	P: 11	R: 0	H: 1	E: 0	LOB: 1	K: 0	S: 7	P: 14	R: 0	H: 0	E: 0	LOB: 0	K: 1	S: 6	P: 8	R: 1	H: 2	E: 0	LOB: 3	K: 1	S: 12	P: 24	R: 0	H: 1	E: 0	LOB: 2	K: 0	S: 11	P: 18	1B: 6	SF: 1	2B: 1	SAC: 0	3B: 0	DP: 1	HR: 0	HBP: 0	WP: 0	PA: 38
PITCHER	IP	WLS	BF	H	R	ER	SO	BB	IBB	HBP	BLK	WP	HR	S	P	ERA	WHIP																																																								
Roger Pavlik, R ERA: 3.58 (1, 1)	7.0	W	28	6	2	1	6	2	0	0	0	0	0	61	99	1.29	1.143																																																								
Tom Henke, R ERA: 2.74 (8, 1)	2.0	S	10	1	0	0	1	2	1	0	0	0	0	18	37	0.00	1.500																																																								
Tom Henke, R ERA: 2.74 (9, 1)	2.0	S	10	1	0	0	1	2	1	0	0	0	0	18	37	0.00	1.500																																																								

BOTTOM

Texas Rangers @ Chicago White Sox
Comiskey Park, Chicago, IL
Sun Sep 26 1993, 4:38 AM EDT
Att. 42,034 - Overcast - 65 F

livebaseballscores.com

AB	32
R	2
H	7
RBI	1
BB	5
SO	7
LOB	18



Batter	1	2	3	4	5	6	7	8	9	AB R H RBI BB SO LOB	TOP											
Brian Turang, R (1, 7) OBP: 0.349, SLG: 0.359	1-1 SH1-3 1B		1-2 G5-3			1-1 G5-3		4-2 1B BB		3 0 1 0 1 0 0												
Rich Amaral, R (1, 10) OBP: 0.343, SLG: 0.359	0-0 SH1-3			1-1 F8		0-0 F8		2-1 SF7		2 0 0 1 0 0 0												
Ken Griffey Jr., L (1, 8) OBP: 0.405, SLG: 0.606	3-2 P4			1-1 1B		1-1 F7		0-1 P5		4 0 1 0 0 0 3												
Jay Buhner, R (1, 9) OBP: 0.380, SLG: 0.468	1-0 P4			0-3 K		4-1 FC4-6 BB		3-2 1-3 2-H 1B		3 0 1 1 1 1 2												
Mike Blowers, R (1, 5) OBP: 0.363, SLG: 0.490		2-3 K		1-3 K		1-2 FC4-6 G6-3 1-2f		0-3 K		4 0 0 0 0 3 4												
Bret Boone, R (1, 4) OBP: 0.303, SLG: 0.465		1-3 K		1-1 G3-1		0-0 G6-3		0-3 K		4 0 0 0 0 2 1												
Greg Litton, R (1, 3) OBP: 0.365, SLG: 0.447		1-0 G5-3		4-2 BB		3-2 F9		0-0 G4-3		2 0 0 0 1 0 1												
Dave Magadan, L (9, PH) OBP: 0.385, SLG: 0.356										1 0 0 0 0 0 0												
Dave Valle, R (1, 2) OBP: 0.361, SLG: 0.404			1-0 G5-3		0-3 K		0-1 BB SF7 1B		0-0 F9	4 1 1 0 0 1 1												
Omar Vizquel, S (1, 6) OBP: 0.318, SLG: 0.297			1-2 K		1-1 F7		4-1 1B BB			2 1 0 0 1 1 1												
Inning Stats	R: 0 E: 0 K: 0 S: 10	H: 1 LOB: 1 BB: 0 P: 15	R: 0 E: 0 K: 2 S: 7	H: 0 LOB: 0 BB: 0 P: 11	R: 0 E: 0 K: 1 S: 7	H: 0 LOB: 0 BB: 0 P: 10	R: 0 E: 0 K: 2 S: 10	H: 1 LOB: 1 BB: 0 P: 13	R: 0 E: 0 K: 1 S: 9	H: 0 LOB: 1 BB: 1 P: 15	R: 0 E: 0 K: 0 S: 5	H: 0 LOB: 0 BB: 0 P: 7	R: 0 E: 0 K: 0 S: 10	H: 0 LOB: 1 BB: 1 P: 18	R: 2 E: 0 K: 1 S: 17	H: 2 LOB: 2 BB: 2 P: 30	R: 0 E: 0 K: 1 S: 5	H: 0 LOB: 0 BB: 0 P: 5	1B: 4 2B: 0 3B: 0 HR: 0	SF: 1 SAC: 1 DP: 0 HBP: 0	WP: 0 PB: 0 SB: 0 CS: 0	PA: 35
PITCHER	IP WLS BF H R ER SO BB IBB HBP BLK WP HR S P ERA WHIP																					
Wilson Alvarez, L (1, 1) ERA: 2.98	7.2 W 31 4 2 2 6 4 0 0 0 0 0 0 72 116 2.35 1.043																					
Kirk McCaskill, R (8, 1) ERA: 5.24	1.1 S 4 0 0 0 2 0 0 0 0 0 0 0 8 8 0.00 0.000																					

Seattle Mariners @ Chicago White Sox
Comiskey Park, Chicago, IL
Mon Sep 27 1993, 8:05 PM EDT
Att. 42,116 - Unknown - 52 F

livebaseballscorecards.com

AB	29
R	2
H	4
RBI	2
BB	4
SO	8
LOB	13



Batter	1	2	3	4	5	6	7	8	9	AB R H RBI BB SO LOB	TOP	
Mike Felder, S (1, 7) OBP: 0.267, SLG: 0.277	4-2 E HR BB		2-2 G6-3		1-1 SH CS G6-3		1-0 CS 1B			2 1 1 0 1 0 0		
Bret Boone, R (1, 4) OBP: 0.299, SLG: 0.458	3-2 P4		1-0 G6-3		3-2 G6-3		1-3 K			4 0 0 1 0 1 3		
Ken Griffey Jr., L (1, 8) OBP: 0.402, SLG: 0.602	3-1 F7			2-1 G4-3		3-2 P9		2-1 P3		4 0 0 0 0 0 2		
Jay Buhner, R (1, 9) OBP: 0.381, SLG: 0.473	2-2 HR			0-3 K		4-0 IBB		3-3 K		3 1 1 2 1 2 0		
Mackey Sasser, L (1, 10) OBP: 0.278, SLG: 0.318 Greg Litton, R (5, PH) OBP: 0.366, SLG: 0.444	3-2 G5-3			4-2 HR BB		1-1 CS		2-2 G5-3		1 1 0 0 1 0 0 1 0 0 0 1 0 0		
Dave Magadan, L (1, 3) OBP: 0.366, SLG: 0.363				1-2 HR		3-3 K		0-1 L4		3 1 1 2 1 1 1		
Mike Blowers, R (1, 5) OBP: 0.365, SLG: 0.490				2-1 1B		0-0 E5 1B		0-0 F8		4 0 2 0 0 0 1		
Dave Valle, R (1, 2) OBP: 0.358, SLG: 0.400				0-0 F8		0-0 P6		0-3 K		4 0 0 0 0 1 2		
Omar Vizquel, S (1, 6) OBP: 0.318, SLG: 0.297						0-0 E1 SH G6-3 1B		1-0 L7		3 1 1 0 0 0 0		
Inning Stats	R: 2 H: 1 E: 1 LOB: 0 K: 0 BB: 1 S: 16 P: 30	R: 0 H: 0 E: 0 LOB: 0 K: 0 BB: 1 S: 5 P: 13	R: 0 H: 0 E: 0 LOB: 0 K: 0 BB: 0 S: 6 P: 9	R: 2 H: 2 E: 0 LOB: 1 K: 1 BB: 1 S: 13 P: 22	R: 1 H: 1 E: 2 LOB: 1 K: 0 BB: 1 S: 12 P: 23	R: 0 H: 1 E: 1 LOB: 1 K: 1 BB: 1 S: 6 P: 13	R: 0 H: 1 E: 0 LOB: 1 K: 1 BB: 0 S: 5 P: 8	R: 0 H: 0 E: 0 LOB: 0 K: 1 BB: 0 S: 8 P: 15	R: 0 H: 0 E: 0 LOB: 0 K: 1 BB: 0 S: 6 P: 6	1B: 4 SF: 0 2B: 1 SAC: 1 3B: 0 DP: 2 HR: 2 HBP: 0	WP: 0 PA: 36 PB: 0 SB: 0 CS: 3	
PITCHER	IP WLS BF H R ER SO BB IBB HBP BLK WP HR S P ERA WHIP											
Scott Ruffcorn, R (1, 1) ERA: 8.1	4.1 L 20 4 5 4 1 3 0 0 0 0 0 2 47 84 8.31 1.615											
Chris Howard, L (5, 1) ERA:	0.2 2 0 0 0 0 0 0 1 0 0 0 0 5 13 0.00 0.000											
Jeff Schwarz, R (6, 1) ERA: 3.78	2.0 7 2 0 0 0 2 1 0 0 0 0 0 11 21 0.00 1.500											
Jose DeLeon, R (8, 1) ERA: 2.89	1.0 3 0 0 0 0 1 0 0 0 0 0 0 8 15 0.00 0.000											
Brian Drahman, R (9, 1) ERA:	1.0 3 0 0 0 0 1 0 0 0 0 0 0 6 6 0.00 0.000											

Seattle Mariners @ Chicago White Sox
Comiskey Park, Chicago, IL
Tue Sep 28 1993, 8:05 PM EDT
Att. 34,813 - Unknown - 53 F

livebaseballscorecards.com

AB	29
R	5
H	6
RBI	5
BB	5
SO	5
LOB	9



Batter	1	2	3	4	5	6	7	8	9	AB	R	H	RBI	BB	SO	LOB
Steve Sax, R OBP: 0.285, SLG: 0.304 (1, 7) C C B S	1-3 K		2-2 G1-3		2-0 G5-3			0-0 G5-3	1-1 P6	5	0	0	0	0	1	4
Joey Cora, S OBP: 0.348, SLG: 0.350 (1, 5) F B F X	1-2 G6-4-3 1B		2-1 F7		0-0 F8			4-0 S BB		3	0	1	0	1	0	2
Warren Newson, L OBP: 0.405, SLG: 0.441 (1, 9) S 1 SAFE T B X	1-2 G6-4-3 1-2f			0-1 HR	1-1 G1-3			4-2 SAFE 1-2 BB BB		3	1	1	1	1	0	1
Ivan Calderon, R OBP: 0.275, SLG: 0.282 (1, 10) B X		1-0 G6-3		0-1 L8		1-2 G6-3		2-1 F9		4	0	0	0	0	0	2
Dan Pasqua, L OBP: 0.283, SLG: 0.354 (1, 3) Drew Denson, S (8, PH) (9, 3)		0-1 F8		3-1 1B 2B		1-3 K		2-3 K		3	1	1	0	0	1	0
Norberto Martin, R OBP: 0.200, SLG: 0.200 (1, 4) X		0-0 G5-3		1-1 BB 1B 2-H 1B		0-0 L4			0-0 G5-3	4	0	1	1	0	0	0
Mike Huff, R OBP: 0.292, SLG: 0.308 (1, 8) B X			1-0 L7	2-1 SAFE BB 1-2 1B			1-3 K		1-2 E6 1B	4	0	2	0	0	1	0
Michael LaValiere, L OBP: 0.286, SLG: 0.283 (1, 2) F B X			1-1 G1-3 2B	4-1 G6-3 1-2 2-3 BB			1-2 G4-3		3-1 P7	3	0	1	0	1	0	1
Craig Grebeck, R OBP: 0.325, SLG: 0.287 (1, 6) B X			1-0 G1-3 1B	0-1 G6-3 1-2f			0-0 G6-3		4-2 BB	3	0	1	0	1	0	3

Inning Stats	R: 0	H: 1	E: 0	K: 1	S: 9	LOB: 0	BB: 0	P: 12	R: 0	H: 0	E: 0	K: 0	S: 4	LOB: 0	BB: 0	P: 5	R: 0	H: 2	E: 0	K: 0	S: 9	LOB: 2	BB: 0	P: 16	R: 2	H: 4	E: 0	K: 0	S: 13	LOB: 2	BB: 1	P: 23	R: 0	H: 0	E: 0	K: 1	S: 10	LOB: 0	BB: 0	P: 12	R: 0	H: 0	E: 0	K: 1	S: 7	LOB: 0	BB: 0	P: 9	R: 0	H: 0	E: 0	K: 1	S: 8	LOB: 2	BB: 2	P: 20	R: 0	H: 1	E: 1	K: 0	S: 12	LOB: 2	BB: 1	P: 21	1B: 5	2B: 3	3B: 0	HR: 1	SF: 0	SAC: 0	DP: 2	HBP: 0	WP: 0	PB: 0	SB: 1	CS: 0	PA: 37
--------------	------	------	------	------	------	--------	-------	-------	------	------	------	------	------	--------	-------	------	------	------	------	------	------	--------	-------	-------	------	------	------	------	-------	--------	-------	-------	------	------	------	------	-------	--------	-------	-------	------	------	------	------	------	--------	-------	------	------	------	------	------	------	--------	-------	-------	------	------	------	------	-------	--------	-------	-------	-------	-------	-------	-------	-------	--------	-------	--------	-------	-------	-------	-------	--------

PITCHER	IP	WLS	BF	H	R	ER	SO	BB	IBB	HBP	BLK	WP	HR	S	P	ERA	WHIP
Tim Leary, R ERA: 5.03 (1, 1)	7.1	W	29	7	2	2	3	2	0	0	0	0	1	57	89	2.46	1.227
Kevin King, L ERA: 6.75 (8, 1)	0.1		2	0	0	0	0	1	0	0	0	0	0	4	10	0.00	3.000
Ted Power, R ERA: 5.74 (8, 1)	1.1	S	6	1	0	0	1	1	0	0	0	0	0	15	26	0.00	1.500

BOTTOM

Seattle Mariners @ Chicago White Sox
Comiskey Park, Chicago, IL
Tue Sep 28 1993, 8:05 PM EDT
Att: 34,813 - Unknown - 53 F

livebaseballscorecards.com

AB	33
R	2
H	8
RBI	2
BB	4
SO	4
LOB	15



Batter	1	2	3	4	5	6	7	8	9	10	11	12	AB R H RBI BB SO LOB	TOP
Mike Felder, S (1, 7) OBP: 0.263, SLG: 0.273 Brian Turang, R (12, PH) OBP: 0.347, SLG: 0.356 (12, 7)	1-1 B1-3		1 SAFE 3-1 F8		1-2 G4-3			2-3 K		0-0 F7		0-1 P4	5 0 0 0 0 1 1 1 0 0 0 0 0 2	
Bret Boone, R (1, 4) OBP: 0.300, SLG: 0.453	3-3 K		1 SAFE 1-1 1B 1-3 1B			1-3 K		0-0 B2-3		0-1 G1-3		4-2 BB	5 0 1 0 1 2 0	
Ken Griffey Jr., L (1, 8) OBP: 0.405, SLG: 0.610	1-2 G3-1		2-1 1B 1-2 1B 3-H			3-1 F9 2B		1-1 HR		1-2 CS 1B		2-2 F8	6 1 4 2 0 0 2	
Jay Buhner, R (1, 9) OBP: 0.391, SLG: 0.472		1-2 G5-3		0-3 K		4-0 BB		0-2 1B		2-0 CS	2-1 F9		4 0 1 0 1 1 2	
Mackey Sasser, L (1, 10) OBP: 0.277, SLG: 0.313 Rich Amaral, R (11, PH) OBP: 0.345, SLG: 0.361		4-2 G3-1 BB		1-2 P6		1-1 F9 2B		1-1 F7			2-1 S 1B		3 0 0 0 1 0 3 1 0 1 0 0 0 0	
Dave Magadan, L (1, 3) OBP: 0.383, SLG: 0.360 Greg Litton, R (11, PH) OBP: 0.365, SLG: 0.442 (11, 3)		1-2 G3-1		0-0 G4-3		0-3 K			2-2 G6-3		0-1 P9		4 0 0 0 0 1 3 1 0 0 0 0 0 1	
Mike Blowers, R (1, 5) OBP: 0.360, SLG: 0.483		3-3 K		1-0 G3-1			1-2 G6-3		0-3 K		2-2 F9		5 0 0 0 0 2 2	
Dave Valle, R (1, 2) OBP: 0.358, SLG: 0.400 Dann Howitt, L (12, PR) OBP: 0.239, SLG: 0.368 Bill Haselman, R (12, 2) OBP: 0.318, SLG: 0.429			1-1 G3		0-0 G6-3		1-3 K		1-1 FC6-4 1B			1-2 SH1-3 1B	5 0 2 0 0 1 0 0 0 0 0 0 0 0 0 0 0 0 0 0 0	
Omar Vizquel, S (1, 6) OBP: 0.317, SLG: 0.297			2-1 1B 1B 1B		1-1 G4-3		2-3 K		0-1 FC6-4			0-2 SH1-3	4 1 1 0 0 1 1	
Inning Stats	R: 0 H: 0 E: 0 LOB: 0 K: 1 BB: 0 S: 10 P: 15	R: 0 H: 0 E: 0 LOB: 1 K: 1 BB: 1 S: 15 P: 24	R: 1 H: 3 E: 0 LOB: 2 K: 1 BB: 0 S: 14 P: 22	R: 0 H: 0 E: 0 LOB: 0 K: 0 BB: 0 S: 5 P: 7	R: 0 H: 0 E: 0 LOB: 0 K: 0 BB: 0 S: 6 P: 8	R: 0 H: 1 E: 0 LOB: 2 K: 2 BB: 1 S: 10 P: 19	R: 0 H: 0 E: 0 LOB: 0 K: 2 BB: 0 S: 11 P: 15	R: 1 H: 2 E: 0 LOB: 1 K: 1 BB: 0 S: 12 P: 16	R: 0 H: 1 E: 0 LOB: 1 K: 1 BB: 0 S: 10 P: 13	R: 0 H: 1 E: 0 LOB: 0 K: 0 BB: 0 S: 6 P: 9	R: 0 H: 1 E: 0 LOB: 1 K: 0 BB: 0 S: 9 P: 15	R: 0 H: 1 E: 0 LOB: 2 K: 0 BB: 1 S: 14 P: 21	1B: 8 SF: 0 2B: 1 SAC: 1 3B: 0 DP: 0 HR: 1 HBP: 0	WP: 0 PA: 49 PB: 0 SB: 1 CS: 1
PITCHER Jack McDowell, R (1, 1) ERA: 3.37 Roberto Hernandez, R (9, 1) ERA: 2.34 Scott Radinsky, L (11, 1) ERA: 4.14	IP WLS BF H R ER SO BB IBB HBP BLK WP HR S P ERA WHIP 8.0 32 6 2 2 8 2 0 0 0 0 1 16 22 0.00 1.000 2.0 7 2 0 0 1 0 0 0 0 0 0 16 22 0.00 1.000 2.0 W 9 2 0 0 0 1 0 0 0 0 0 23 36 0.00 1.500	PITCHER IP WLS BF H R ER SO BB IBB HBP BLK WP HR S P ERA WHIP												

Seattle Mariners @ Chicago White Sox
 Comiskey Park, Chicago, IL
 Wed Sep 29 1993, 8:05 PM EDT
 Att. 29,752 - Unknown - 49 F

livebaseballscorecards.com



Batter	1	2	3	4	5	6	7	8	9	10	11	AB R H RBI BB SO LOB	TOP				
Mike Felder, S (1, 7) OBP: 0.265, SLG: 0.273	4-0 CS BB		1-1 P8			2-3 K		2-0 FC4 1B		1-3 K		4 0 1 1 1 2 2					
Bret Boone, R (1, 4) OBP: 0.298, SLG: 0.446	4-2 1B BB			0-0 P3		2-3 K		0-0 FC4		0-2 E4		4 0 0 0 1 1 3					
Ken Griffey Jr., L (1, 8) OBP: 0.406, SLG: 0.610	1-0 G1-6-3 1B			0-1 P2			3-2 FC6-4 1B		0-1 BB 1B	0-1 FC4-6		5 0 3 0 0 0 2					
Jay Buhner, R (1, 9) OBP: 0.379, SLG: 0.469	0-1 G1-6-3			2-1 1B			1-1 FC6-4 1B		0-0 B2	1-1 F9		5 0 1 0 0 0 6					
Mackey Sasser, L (1, 10) OBP: 0.278, SLG: 0.314		1-1 G3		0-1 G1-3			0-1 G3-6-1 1B		1-2 P8		0-0 SH1-4 1B 2B	3 0 1 0 0 0 1					
Greg Litton, R (9, PH) OBP: 0.366, SLG: 0.448												2 0 1 0 0 0 1					
Brian Turang, R (11, PR) OBP: 0.347, SLG: 0.356												0 1 0 0 0 0 0					
Dave Magadan, L (1, 3) OBP: 0.381, SLG: 0.357		2-3 K				2-2 P4			1 SAFE 2-2 BB		0-0 SH1-4	3 0 0 0 0 1 2					
Rich Amaral, R (9, PH) (9, 3)							2-2 G3-6-1		1-2 1B		2-3	1 0 1 0 0 0 0					
Mike Blowers, R (1, 5) OBP: 0.363, SLG: 0.486		1-3 K				2-3 K		1-0 1B 2B		4-2 BB	1-0 G6-3 1B	4 1 2 1 1 2 0					
Dave Valle, R (1, 2) OBP: 0.355, SLG: 0.396			2-2 P5			3-2 F8		1-2 P3		0-1 P4	3-2 G6-3	5 0 0 0 0 0 6					
Omar Vizquel, S (1, 6) OBP: 0.316, SLG: 0.295			0-0 G5-3				4-0 CS BB		0-3 K		1-1 E3 FC4-6	0-0 G6-3	4 0 0 0 1 1 2				
Inning Stats	R: 0 H: 1 E: 0 LOB: 1 K: 0 BB: 2 S: 5 P: 14	R: 0 H: 0 E: 0 LOB: 0 K: 2 BB: 0 S: 10 P: 14	R: 0 H: 0 E: 0 LOB: 0 K: 0 BB: 0 S: 7 P: 10	R: 0 H: 1 E: 0 LOB: 1 K: 0 BB: 0 S: 7 P: 9	R: 0 H: 0 E: 0 LOB: 0 K: 1 BB: 0 S: 9 P: 16	R: 0 H: 0 E: 0 LOB: 0 K: 2 BB: 1 S: 6 P: 14	R: 0 H: 2 E: 0 LOB: 1 K: 0 BB: 0 S: 10 P: 16	R: 1 H: 2 E: 0 LOB: 1 K: 1 BB: 0 S: 12 P: 16	R: 0 H: 2 E: 0 LOB: 3 K: 0 BB: 1 S: 15 P: 22	R: 0 H: 0 E: 2 LOB: 2 K: 1 BB: 0 S: 12 P: 15	R: 1 H: 2 E: 0 LOB: 1 K: 0 BB: 0 S: 9 P: 11	1B: 8 SF: 0 2B: 2 SAC: 1 3B: 0 DP: 2 HR: 0 HBP: 0	WP: 0 PA: 45 PB: 0 SB: 0 CS: 2				
PITCHER	IP WLS BF H R ER SO BB IBB HBP BLK WP HR S P ERA WHIP																
Tim Belcher, R (1, 1) ERA: 4.46	8.0	29	6	1	1	6	3	0	0	0	0	0	0	66	109	1.12	1.125
Chuck Cary, L (9, 1) ERA: 5.68	1.0	6	2	0	0	0	1	0	0	0	0	0	0	15	22	0.00	3.000
Kirk McCaskill, R (10, 1) ERA: 5.23	2.0	L 10	2	1	1	1	0	0	0	0	0	0	0	21	26	4.50	1.000

Seattle Mariners @ Chicago White Sox
Comiskey Park, Chicago, IL
Thu Sep 30 1993, 8:05 PM EDT
Att. 32,586 - Unknown

AB	40
R	2
H	10
RBI	2
BB	4
SO	7
LOB	25



Batter	1	2	3	4	5	6	7	8	9	10	11	AB R H RBI BB SO LOB	BOTTOM																			
Tim Raines, S OBP: 0.403, SLG: 0.483 (1, 7)	F8		F7			L7		SH3-4 1B		G4-6-3 1B		5 0 2 0 0 0 1	Seattle Mariners @ Chicago White Sox Comiskey Park, Chicago, IL Thu Sep 30 1993, 8:05 PM EDT Att. 32,586 - Unknown																			
Craig Grebeck, R OBP: 0.316, SLG: 0.274 (1, 6)	P2			K		G6-3		SH3-4 1-2		G4-6-3 1-2f		4 0 0 0 0 1 2																				
Dan Pasqua, L OBP: 0.302, SLG: 0.364 Drew Denson, S (8, PH) (9, 3)	F9			1B 2B		K		K			F9	3 0 1 0 0 1 0 2 0 0 0 0 1 1																				
Robin Ventura, L OBP: 0.377, SLG: 0.435 (1, 5)		F7		G4-6-3 1B			F9 1B 2B	K			L7	5 1 2 0 0 1 1																				
George Bell, R OBP: 0.248, SLG: 0.371 (1, 10)		K		G4-6-3 1-2f			F9 2-3				G5-3	5 0 0 0 0 1 3																				
Bo Jackson, R OBP: 0.282, SLG: 0.415 (1, 9)		K			K		G1-3				L9	4 0 0 0 0 2 1																				
Mike Huff, R OBP: 0.308, SLG: 0.293 (1, 8)											K	2 0 0 0 1 1 0																				
Ron Karkovice, R OBP: 0.289, SLG: 0.426 Warren Newson, L OBP: 0.409, SLG: 0.444 Michael LaValliere, L OBP: 0.280, SLG: 0.277 (7, PH) (8, 2)				P4			HBP	1B BB				2 0 0 0 0 1 1 1 0 1 1 0 0 0 1 0 0 0 0 0 0																				
Norberto Martin, R OBP: 0.364, SLG: 0.364 (1, 4)				F8		K		1-2 3-H 1B			L4	4 0 2 0 0 0 3																				
				1B		G1-3		G4-3			1B																					
Inning Stats	R: 0 E: 0 K: 0 S: 6	H: 0 LOB: 0 BB: 0 P: 11	R: 0 E: 0 K: 2 S: 8	H: 0 LOB: 0 BB: 0 P: 14	R: 0 E: 0 K: 0 S: 7	H: 1 LOB: 1 BB: 0 P: 11	R: 0 E: 0 K: 1 S: 12	H: 2 LOB: 1 BB: 0 P: 19	R: 0 E: 0 K: 2 S: 9	H: 0 LOB: 1 BB: 0 P: 13	R: 0 E: 0 K: 1 S: 6	H: 0 LOB: 0 BB: 0 P: 10		R: 1 E: 0 K: 0 S: 10	H: 2 LOB: 2 BB: 1 P: 21	R: 0 E: 0 K: 2 S: 10	H: 1 LOB: 1 BB: 0 P: 17	R: 0 E: 0 K: 1 S: 7	H: 0 LOB: 0 BB: 0 P: 11	R: 0 E: 0 K: 0 S: 10	H: 2 LOB: 1 BB: 0 P: 12	R: 0 E: 0 K: 0 S: 5	H: 0 LOB: 0 BB: 0 P: 8	1B: 6 2B: 2 3B: 0 HR: 0	SF: 0 SAC: 1 DP: 2 HBP: 1	WP: 0 PB: 0 SB: 0 CS: 0	PA: 41					
PITCHER	IP WLS BF H R ER SO BB IBB HBP BLK WP HR S P ERA WHIP																															
Roger Salkeld, R ERA: 2.51 (1, 1)	6.1		23	4	1	1	6	0	0	1	0	0	0	0	0	51	84	1.42	0.632													
Jeff Nelson, R ERA: 4.12 (7, 1)	0.2		4	1	0	0	0	1	0	0	0	0	0	0	0	7	15	0.00	3.000													
Kevin King, L ERA: 6.1 (8, 1)	1.0		4	1	0	0	2	0	0	0	0	0	0	0	0	10	17	0.00	1.000													
Ted Power, R ERA: 5.36 (9, 1)	3.0	W	10	2	0	0	1	0	0	0	0	0	0	0	0	22	31	0.00	0.667													

AB	38
R	1
H	8
RBI	1
BB	1
SO	9
LOB	13



livebaseballscorecards.com

Batter	1	2	3	4	5	6	7	8	9	AB R H RBI BB SO LOB	TOP											
Joey Cora, S (1, 4) OBP: 0.349, SLG: 0.348	1-2 F7		4-2 G5-3 BB		1-0 P6		3-1 FC2 BB		1-1 G4-3	4 0 0 0 1 0 3												
Craig Grebeck, R (1, 5) OBP: 0.315, SLG: 0.270	2-2 G5-3		1-2 G5-3		3-1 P4		4-2 BB			3 0 0 0 1 0 2												
Dan Pasqua, L (1, 3) OBP: 0.296, SLG: 0.355	0-1 P6		2-2 P4			2-3 K	0-2 F8			4 0 0 0 0 1 4												
Ellis Burks, R (1, 8) OBP: 0.352, SLG: 0.444		3-2 F7		0-3 K		1-0 F8		3-1 G5-3		4 0 0 0 0 1 0												
George Bell, R (1, 10) OBP: 0.246, SLG: 0.367		1-1 G5-3		1-2 P2		0-1 G5-3		1-2 P3		4 0 0 0 0 0 0												
Bo Jackson, R (1, 9) OBP: 0.289, SLG: 0.434		1-1 HR		0-2 1B 2B			0-0 FC2-5 1B	1-3 K		4 2 3 1 0 1 0												
Warren Newson, L (1, 7) OBP: 0.426, SLG: 0.447		1-0 G4-3		0-0 1B			4-0 FC2-5 1B BB		4-1 SH3-4 BB	2 1 1 1 1 0 0 0 0 0 0 1 0 0	AB 32 R 4 H 7 RBI 3 BB 4 SO 3 LOB 13											
Mike Huff, R (7, 7) OBP: 0.321, SLG: 0.293																						
Ron Karkovice, R (1, 2) OBP: 0.289, SLG: 0.426			1-1 1B G5-3 1B		2-2 G2-3		1-0 FC2-5 1B FC2		1-0 SH3-4	3 1 1 0 0 0 3 0 0 0 0 0 0 0												
Michael LaValiere, L (8, 2) OBP: 0.280, SLG: 0.277							1-2 2-3f BB FC2		1-2 L5-3	4 0 2 1 0 0 1												
Ozzie Guillen, L (1, 6) OBP: 0.291, SLG: 0.375			1-0 G5-3 BB 1B		2-2 G3-1		0-0 BB FC2 1B															
Inning Stats	R: 0 E: 0 K: 0 S: 8	H: 0 LOB: 0 BB: 0 P: 11	R: 1 E: 0 K: 0 S: 8	H: 1 LOB: 0 BB: 0 P: 14	R: 1 E: 0 K: 0 S: 13	H: 2 LOB: 1 BB: 1 P: 22	R: 1 E: 0 K: 1 S: 15	H: 2 LOB: 1 BB: 0 P: 18	R: 0 E: 0 K: 0 S: 8	H: 0 LOB: 0 BB: 0 P: 14	R: 0 E: 0 K: 1 S: 7	H: 0 LOB: 0 BB: 0 P: 10	R: 1 E: 0 K: 0 S: 11	H: 2 LOB: 3 BB: 2 P: 23	R: 0 E: 0 K: 1 S: 8	H: 0 LOB: 0 BB: 0 P: 13	R: 0 E: 0 K: 0 S: 5	H: 0 LOB: 1 BB: 1 P: 12	1B: 5 2B: 1 3B: 0 HR: 1	SF: 0 SAC: 1 DP: 1 HBP: 0	WP: 0 PB: 0 SB: 0 CS: 0	PA: 37
PITCHER	IP WLS BF H R ER SO BB IBB HBP BLK WP HR S P ERA WHIP																					
Mark Clark, R (1, 1) ERA: 4.28	6.1 L 27 7 4 4 2 2 0 0 0 0 0 1 62 97 5.68 1.421																					
Bill Wertz, R (7, 1) ERA: 3.77	1.2 7 0 0 0 1 2 0 0 0 0 0 0 17 33 0.00 1.200																					
Eric Plunk, R (9, 1) ERA: 2.79	1.0 3 0 0 0 0 0 0 0 0 0 0 0 4 7 0.00 0.000																					

Chicago White Sox @ Cleveland Indians
Cleveland Municipal Stadium, Cleveland, OH

Fri Oct 01 1993, 7:05 PM EDT
Att: 72,454 - Unknown

livebaseballscorecards.com



BOTTOM

Chicago White Sox @ Cleveland Indians
Cleveland Municipal Stadium, Cleveland, OH

livebaseballscorecards.com

AB 37
R 2
H 10
RBI 2
BB 1
SO 8
LOB 17



WP: 0 PA: 38
PB: 0
SB: 0
CS: 0

Fri Oct 01 1993, 7:05 PM EDT
Att. 72,454 - Unknown

AB R H RBI BB SO LOB

5 1 3 0 0 1 1
3 0 0 0 0 0 2
2 0 0 0 0 1 3

4 0 1 0 0 2 2
0 0 0 0 0 0 0

4 0 1 2 0 0 1

4 0 0 0 0 0 2

4 0 3 0 0 1 0

4 0 1 0 0 2 4

3 0 1 0 0 0 1
0 0 0 0 1 0 0

3 1 0 0 0 0 0
1 0 0 0 0 1 1

1B: 9 SF: 0
2B: 1 SAC: 0
3B: 0 DP: 0
HR: 0 HBP: 0

Batter	1	2	3	4	5	6	7	8	9
Kenny Lofton, L OBP: 0.406, SLG: 0.406 (1, 8) B S X	2-1 G4-3 1B		1-1 B1-3 1B			3-2 F7		1-0 1B 1B	0-3 K
Wayne Kirby, L OBP: 0.323, SLG: 0.370 Candy Maldonado, R OBP: 0.293, SLG: 0.356 (8, PH) (9, 9) B SAFE SAFE SAFE B X	2-2 G4-3		1-1 B1-3			0-2 P4		1-0 F9	0-3 K
Carlos Baerga, S OBP: 0.355, SLG: 0.486 Manny Ramirez, R OBP: 0.208, SLG: 0.314 (1, 10) (8, PR) B SAFE SAFE SAFE B S	2-3 K		2-3 K			0-2 P4		1-1 1B 1B 1B	
Albert Belle, R OBP: 0.369, SLG: 0.549 (1, 7) S X	0-1 L9			1-2 L7			2-0 P5	0-1 1B 1B	
Jim Thome, L OBP: 0.397, SLG: 0.497 (1, 5) C X		0-2 G1-3		2-2 G6-3			3-2 G5-3	1-2 P7	
Paul Sorrento, L OBP: 0.337, SLG: 0.435 (1, 3) X		0-0 F8 2B		2-3 K			1-1 1B 1B	1-2 1B 1B	
Jeff Treadway, L OBP: 0.350, SLG: 0.410 (1, 4) C X		0-1 F8			2-3 K		3-1 1B 1B	1-3 K	
Felix Fermin, R OBP: 0.304, SLG: 0.318 Reggie Jefferson, S OBP: 0.310, SLG: 0.372 (9, PH) B X		2-0 G3-1			0-0 G3		1-0 1B		4-2 BB
Junior Ortiz, R OBP: 0.270, SLG: 0.277 Sam Horn, L OBP: 0.419, SLG: 0.867 (9, PH) C X			1-1 L4		1-2 P6			3-2 E3 1B 1B 1B	0-3 K

Inning Stats	R: 0	H: 1	E: 0	K: 1	S: 10	LOB: 1	BB: 0	P: 16
	R: 0	H: 1	E: 0	K: 0	S: 7	LOB: 1	BB: 0	P: 9
	R: 0	H: 1	E: 0	K: 1	S: 11	LOB: 1	BB: 0	P: 15
	R: 0	H: 0	E: 0	K: 1	S: 10	LOB: 0	BB: 0	P: 15
	R: 0	H: 0	E: 0	K: 1	S: 7	LOB: 0	BB: 0	P: 10
	R: 0	H: 0	E: 0	K: 0	S: 11	LOB: 0	BB: 0	P: 14
	R: 0	H: 3	E: 0	K: 0	S: 10	LOB: 2	BB: 0	P: 20
	R: 2	H: 4	E: 1	K: 1	S: 18	LOB: 3	BB: 0	P: 27
	R: 0	H: 0	E: 0	K: 3	S: 12	LOB: 1	BB: 1	P: 16

PITCHER	IP	WLS	BF	H	R	ER	SO	BB	IBB	HBP	BLK	WP	HR	S	P	ERA	WHIP
Alex Fernandez, R ERA: 3.13 (1, 1)	7.0	W	26	6	0	0	4	0	0	0	0	0	0	66	99	0.00	0.857
Scott Radinsky, L ERA: 4.28 (8, 1)	0.1		4	2	2	1	0	0	0	0	0	0	0	7	13	27.00	6.000
Roberto Hernandez, R ERA: 2.29 (8, 1)	1.2	S	8	2	0	0	4	1	0	0	0	0	0	23	30	0.00	1.800

Batter	1	2	3	4	5	6	7	8	9	AB R H RBI BB SO LOB	TOP		
Ellis Burks, R (1, 9) OBP: 0.352, SLG: 0.441 Warren Newson, L (6, PH) OBP: 0.429, SLG: 0.450 (6, 9)	4-2 WP 2B BB	4-1 FC4-6 1B BB		2-1 F9		1-2 FC6 1B	3-1 F7			1 2 0 0 2 0 1 2 0 1 0 0 0 2	Chicago White Sox @ Cleveland Indians Cleveland Municipal Stadium, Cleveland, OH Sun Oct 03 1993, 3:33 AM EDT Att. 72,390 - Unknown - 60 F		
Joey Cora, S (1, 4) OBP: 0.351, SLG: 0.349 (6, 5)	0-0 F7	2-1 E4 FC4-6 1B		1-0 F9		0-1 FC6 1B		1-1 BB 1B		5 1 1 1 0 0 4			
Frank Thomas, R (1, 10) OBP: 0.426, SLG: 0.607 (8, 3)	1-0 1B 2B	2-2 FC4-6 1B		0-0 F9		2-2 BB 1B		4-1 1B BB		4 0 2 2 1 0 3			
Robin Ventura, L (1, 5) OBP: 0.379, SLG: 0.433 Craig Grebeck, R (5, 5) OBP: 0.319, SLG: 0.268 (6, 6)	2-3 K	2-0 1B		4-2 1B F9-2 BB		4-1 BB		3-2 K		2 0 1 1 1 1 1 1 0 0 0 1 1 2			
Dan Pasqua, L (1, 3) OBP: 0.302, SLG: 0.358 Drew Denson, S (8, PH) OBP: 0.200, SLG: 0.200 (8, 3)	4-2 1B BB	1-1 G3		1-0 F9-2 1B		3-1 G3		2-0 1B		3 0 1 0 1 0 4 1 0 1 0 0 0 0			
Bo Jackson, R (1, 7) OBP: 0.289, SLG: 0.433 Steve Sax, R (6, 7) OBP: 0.283, SLG: 0.303	1-1 1B		3-2 F9		2-2 F9-2 1B		2-2 G3-1 1B		3-1 F8			3 0 1 0 0 0 2 2 0 1 0 0 0 2	
Lance Johnson, L (1, 8) OBP: 0.354, SLG: 0.396 Mike Huff, R (7, 8) OBP: 0.321, SLG: 0.295	0-1 G3-1		1-0 G4-3		4-1 BB		0-1 G3-1 1B		3-3 K			3 0 1 0 1 0 3 1 0 0 0 0 1 0	
Ron Karkovice, R (1, 2) OBP: 0.287, SLG: 0.424 Ivan Calderon, R (7, PH) OBP: 0.274, SLG: 0.280 Michael LaValliere, L (7, 2) OBP: 0.278, SLG: 0.275		2-2 SH1-3 E 2B		3-3 K		0-0 P3		0-2 G3-1		0-3 K			3 1 1 0 0 1 2 1 0 0 0 0 0 2 1 0 0 0 0 1 0
Ozzie Guillen, L (1, 6) OBP: 0.292, SLG: 0.374 Norberto Martin, R (6, 4) OBP: 0.400, SLG: 0.357		0-0 SH1-3		4-1 BB		0-0 G6-3		0-3 K		1-0 P2			1 0 0 0 1 0 0 2 0 0 0 0 1 2
Inning Stats	R: 1 H: 2 E: 0 LOB: 3 K: 1 BB: 2 S: 14 P: 26	R: 2 H: 2 E: 1 LOB: 2 K: 0 BB: 1 S: 15 P: 28	R: 0 H: 0 E: 0 LOB: 0 K: 1 BB: 0 S: 10 P: 17	R: 0 H: 0 E: 0 LOB: 1 K: 0 BB: 1 S: 5 P: 12	R: 0 H: 1 E: 0 LOB: 2 K: 0 BB: 2 S: 12 P: 23	R: 1 H: 2 E: 0 LOB: 2 K: 0 BB: 1 S: 13 P: 23	R: 0 H: 2 E: 0 LOB: 2 K: 1 BB: 0 S: 16 P: 21	R: 0 H: 2 E: 0 LOB: 2 K: 1 BB: 1 S: 10 P: 23	R: 0 H: 0 E: 0 LOB: 0 K: 2 BB: 0 S: 8 P: 12	1B: 9 SF: 0 2B: 3 SAC: 1 3B: 0 DP: 1 HR: 0 HBP: 0	WP: 1 PA: 45 PB: 1 SB: 1 CS: 0		
PITCHER	IP WLS BF H R ER SO BB IBB HBP BLK WP HR S P ERA WHIP											PITCHER	IP WLS BF H R ER SO BB IBB HBP BLK WP HR S P ERA WHIP
Charles Nagy, R (1, 1) ERA: 6.29 Bob Milacki, R (4, 1) ERA: 3.38 Mike Christopher, R (5, 1) ERA: 3.86 Jerry Dipoto, R (7, 1) ERA: 2.4 Heathcliff Slocumb, R (9, 1) ERA: 4.03	3.0 L 17 4 3 2 2 3 0 0 0 1 0 39 71 6.00 2.333												

livebaseballscorecards.com

AB	36
R	4
H	11
RBI	4
BB	8
SO	6
LOB	30



Batter	1	2	3	4	5	6	7	8	9	AB	R	H	RBI	BB	SO	LOB						
Kenny Lofton, L OBP: 0.408, SLG: 0.408 (1, 8) C B B F F F X	3-2 G4-3 ①		1-0 1B		0-2 FC4-6 1-2f ②		0-0 1B			4	0	2	0	0	0	1						
Wayne Kirby, L OBP: 0.323, SLG: 0.371 (1, 9) B X	1-0 2B		2-2 F8 ①		1-0 F9 ③		0-1 G4-3 ③			4	0	1	0	0	0	3						
Jim Thome, L OBP: 0.385, SLG: 0.474 (1, 5) F X	0-1 G1-3 ②		2-1 P4 ②			0-1 G5-3 ①		0-3 K ①		4	0	0	0	0	1	2						
Albert Belle, R OBP: 0.370, SLG: 0.552 (1, 7) X	0-0 F9 ③		2-1 F9 ③			2-1 F9 ②		0-2 P3 ②		4	0	0	0	0	0	2						
Paul Sorrento, L OBP: 0.340, SLG: 0.434 (1, 3)		4-1 1B BB		1-0 F8 ①		4-2 1B BB		0-1 F7 ③		2	0	0	0	2	0	0						
Sam Horn, L OBP: 0.472, SLG: 0.848 (1, 10) Manny Ramirez, R OBP: 0.200, SLG: 0.302 (9, PR)		2-1 1-3 1B		3-2 F9 ②		2-0 1-2 1B		3-2 G4-6-3 HBP		3	0	2	0	0	0	0						
Jeff Treadway, L OBP: 0.347, SLG: 0.403 (1, 4)		2-3 K		2-3 K		0-1 F8 ③		1-0 G4-6-3 1-2f ① ②		4	0	0	0	0	2	5						
Felix Fermin, R OBP: 0.303, SLG: 0.317 (1, 6) Mark Lewis, R OBP: 0.250, SLG: 0.346 (7, 6)		0-1 P9 ②		1-2 G5-3 ①		1-1 F8 ①		2-3 K ③		2	0	0	0	0	0	2						
Junior Ortiz, R OBP: 0.267, SLG: 0.273 (1, 2)		0-1 F9 ③		2-2 FC4-6 1B		1-0 P3 ②				2	0	0	0	0	1	1						
Inning Stats	R: 0 E: 0 K: 0 S: 9	H: 1 LOB: 1 BB: 0 P: 13	R: 0 E: 0 K: 1 S: 11	H: 1 LOB: 2 BB: 1 P: 19	R: 0 E: 0 K: 0 S: 11	H: 1 LOB: 1 BB: 0 P: 17	R: 0 E: 0 K: 1 S: 7	H: 0 LOB: 0 BB: 0 P: 13	R: 0 E: 0 K: 0 S: 10	H: 1 LOB: 1 BB: 0 P: 14	R: 0 E: 0 K: 0 S: 9	H: 1 LOB: 2 BB: 1 P: 17	R: 0 E: 0 K: 0 S: 6	H: 1 LOB: 1 BB: 0 P: 8	R: 0 E: 0 K: 1 S: 8	H: 0 LOB: 0 BB: 0 P: 8	R: 0 E: 0 K: 1 S: 7	H: 0 LOB: 1 BB: 0 P: 13	1B: 5 2B: 1 3B: 0 HR: 0	SF: 0 SAC: 0 DP: 1 HBP: 1	WP: 0 PB: 0 SB: 0 CS: 0	PA: 35

BOTTOM

Chicago White Sox @ Cleveland Indians
Cleveland Municipal Stadium, Cleveland, OH

Sun Oct 03 1993, 3:33 AM EDT
Att: 72,390 - Unknown - 60 F

livebaseballscorecards.com

AB	32
R	0
H	6
RBI	0
BB	2
SO	4
LOB	18



PITCHER	IP	WLS	BF	H	R	ER	SO	BB	IBB	HBP	BLK	WP	HR	S	P	ERA	WHIP
Jason Bere, R ERA: 3.47 (1, 1)	7.0	W	29	6	0	0	2	2	0	0	0	0	0	63	101	0.00	1.143
Tim Belcher, R ERA: 4.44 (8, 1)	1.0		3	0	0	0	1	0	0	0	0	0	0	8	8	0.00	0.000
Jose DeLeon, R ERA: 2.98 (9, 1)	1.0		3	0	0	0	1	0	0	1	0	0	0	7	13	0.00	0.000

Batter	1	2	3	4	5	6	7	8	9	AB R H RBI BB SO LOB	TOP									
Rickey Henderson, R (1, 7) X	0-0 F9		2-1 G5-3		0-2 G3	3-2 FC3-6		2-2 G6-3	2-2 G6-3	6 0 0 0 0 0 3										
Devon White, S (1, 8) B B F F C	2-3 K		0-3 K		2-1 FC6-4 1B	1-1 F7		2-2 1B 1B		5 0 2 0 0 2 1										
Roberto Alomar, S (1, 4) B B F C B B	4-2 BB		2-3 K		0-1 FC6-4 1B 2B		1-1 F8	0-0 F9		4 1 0 0 1 1 2										
Joe Carter, R (1, 9) X	0-0 P4			1-2 L8	1-1 2B 1B		2-1 P4	1-0 1B		5 1 2 0 0 0 1										
John Olerud, L (1, 3) X		0-0 FC5-4 1B		4-1 1B 3B BB	1-1 1B 2B		3-1 HR 1B	2-3 K		4 3 3 2 1 1 2										
Paul Molitor, R (1, 10) X		0-0 F9		0-0 3B 1B	1-0 1B		3-2 HR	0-0 1B 1B		5 2 4 3 0 0 1										
Tony Fernandez, S (1, 6) B B F C B B		2-2 FC5-4 1B		1-3 K	0-1 F8		0-0 1B 1B	1-3 K		5 0 1 0 0 2 5										
Ed Sprague, R (1, 5) 1 SAFE 1B 1 SAFE 1 SAFE		1-2 1B		0-0 3B		0-1 FC2-6 1B	0-2 1B	1-3 K		5 0 4 2 0 1 1										
Pat Borders, R (1, 2) B B X		2-0 G6-3		0-0 G5-3		1-0 FC2-6 FC3-6	3-3 K	2-1 1B		5 0 1 0 0 1 6										
Inning Stats	R: 0 H: 0 E: 0 K: 1 S: 7	H: 0 LOB: 1 BB: 1 P: 13	R: 0 H: 2 E: 0 K: 0 S: 10	H: 2 LOB: 2 BB: 0 P: 15	R: 0 H: 0 E: 0 K: 2 S: 9	H: 0 LOB: 0 BB: 0 P: 13	R: 2 H: 2 E: 1 K: 1 S: 12	H: 2 LOB: 1 BB: 1 P: 18	R: 3 H: 4 E: 1 K: 0 S: 14	H: 4 LOB: 1 BB: 0 P: 19	R: 0 H: 1 E: 0 K: 0 S: 9	H: 1 LOB: 1 BB: 0 P: 14	R: 2 H: 4 E: 0 K: 1 S: 17	H: 4 LOB: 2 BB: 0 P: 29	R: 0 H: 2 E: 0 K: 1 S: 14	H: 2 LOB: 2 BB: 0 P: 21	R: 0 H: 2 E: 0 K: 2 S: 13	H: 2 LOB: 2 BB: 0 P: 19	1B: 14 SF: 0 2B: 1 SAC: 0 3B: 1 DP: 0 HR: 1 HBP: 0	WP: 0 PA: 46 PB: 0 SB: 0 CS: 0
PITCHER	IP WLS BF H R ER SO BB IBB HBP BLK WP HR S P ERA WHIP																			
Jack McDowell, R (1, 1) ERA: 9.45	6.2 L 35 13 7 7 4 2 0 0 0 0 0 1 74 114 9.45 2.250																			
Jose DeLeon, R (7, 1) ERA:	1.0 5 2 0 0 1 0 0 0 0 0 0 0 13 21 0.00 2.000																			
Scott Radinsky, L (8, 1) ERA:	0.1 1 0 0 0 1 0 0 0 0 0 0 0 5 7 0.00 0.000																			
Kirk McCaskill, R (9, 1) ERA:	1.0 5 2 0 0 2 0 0 0 0 0 0 0 13 19 0.00 2.000																			

Toronto Blue Jays @ Chicago White Sox
Comiskey Park, Chicago, IL
Tue Oct 05 1993, 8:05 PM EDT
Att. 46,246 - Unknown - 57 F

AB	44
R	7
H	17
RBI	7
BB	2
SO	8
LOB	22



Batter	1	2	3	4	5	6	7	8	9	AB R H RBI BB SO LOB
Tim Raines, S OBP: 0.400, SLG: 0.400 (1, 7)	0-0 G4-3		2-1 G1-3	3-2 WP S 1-H 1B		3-2 CS 1B		2-1 F7		5 0 2 1 0 0 1
Joey Cora, S (1, 4)	0-1 P4		4-0 G1-3 BB	2-3 K 1-2		4-0 1B BB		1-1 G6-4-3 1-2f		3 0 0 0 2 1 2
Frank Thomas, R OBP: 1.000, SLG: 1.000 (1, 10)	4-0 WP BB		4-2 G1-3 BB	4-2 WP BB		2-0 1B		4-1 BB BB		1 0 1 0 4 0 0
Robin Ventura, L (1, 5)	3-3 K 1-3		0-0 G1-3	4-0 IBB		1-3 K		4-2 BB		3 0 0 0 2 2 5
Ellis Burks, R OBP: 0.200, SLG: 0.400 (1, 9)		2-1 FC6-4 2B	3-1 F7	1-1 L9		2-2 F9		1-3 K		5 0 1 0 0 1 9
Dan Pasqua, L (1, 3)		2-0 FC6-4 HBP		4-2 SH1-4 E 1B BB	1-1 L8		1-2 G3		2-3 K	3 1 0 0 1 1 2
Lance Johnson, L (1, 8)		1-0 F7		0-0 E3 SH1-4 1B	4-2 FC1-6 BB		1-3 K		0-0 F8	4 1 0 0 1 1 5
Ron Karkovice, R (1, 2)		0-1 FC6-4 1-2f 2-3		1-1 SH1-4 1-2 2-3	1-2 FC1-6 BB		2-3 K			3 0 0 0 0 1 3
Ozzie Guillen, L OBP: 0.500, SLG: 0.500 (1, 6)		1-2 G4-3		0-0 S 1B	0-0 G4-3			0-1 G6-4-3 1B		4 1 2 2 0 0 3

Inning Stats	R: 0	H: 0	E: 0	K: 1	S: 8	R: 0	H: 1	E: 0	K: 0	S: 8	R: 0	H: 0	E: 0	K: 0	S: 7	R: 3	H: 2	E: 1	K: 1	S: 19	R: 0	H: 0	E: 0	K: 0	S: 8	R: 0	H: 2	E: 0	K: 1	S: 10	R: 0	H: 0	E: 0	K: 2	S: 11	R: 0	H: 1	E: 0	K: 0	S: 6	R: 0	H: 0	E: 0	K: 2	S: 10	1B: 5	SF: 0	2B: 1	SAC: 1	3B: 0	DP: 1	HR: 0	HBP: 1	WP: 3	PA: 43
	0	0	0	1	8	0	1	0	0	8	0	0	0	0	7	3	2	1	1	19	0	0	0	0	8	0	2	0	0	10	0	0	0	11	0	1	0	2	6	0	0	10	5	0	1	0	1	0	3	3	43				

PITCHER	IP	WLS	BF	H	R	ER	SO	BB	IBB	HBP	BLK	WP	HR	S	P	ERA	WHIP
Juan Guzman, R ERA: 3.0 (1, 1)	6.0		32	5	3	2	3	7	1	1	0	2	0	60	122	3.00	2.000
Danny Cox, R ERA: (7, 1)	2.0		6	1	0	0	2	0	0	0	0	0	0	17	24	0.00	0.500
Duane Ward, R ERA: (9, 1)	1.0		5	0	0	0	2	2	0	0	0	0	0	10	21	0.00	2.000

BOTTOM

Toronto Blue Jays @ Chicago White Sox
Comiskey Park, Chicago, IL
Tue Oct 05 1993, 8:05 PM EDT
Att: 46,246 - Unknown - 57 F

livebaseballscorecards.com

AB	31
R	3
H	6
RBI	3
BB	10
SO	7
LOB	30



Batter	1	2	3	4	5	6	7	8	9	AB R H RBI BB SO LOB	TOP											
Rickey Henderson, R (1, 7) C S B X	1-2 E3 1B FC4-6		4-1 BB	1-3 K			1-0 F8			3 1 0 0 1 1 2												
Devon White, S (1, 8) OBP: 0.444, SLG: 0.444 B SAFE C 1 SAFE X	1-1 FC4-6 1-3 1B		3-3 SAFE F B SAFE F 1 SAFE F 1 SAFE F		0-2 G4-6-3 1B		0-0 L5			4 0 2 0 0 1 1												
Roberto Alomar, S (1, 4) C X	0-1 FC4-6 1B 1-2f 3-H		3-2 G3		2-2 SAFE C 1 SAFE F B SAFE F 1 SAFE X		1-3 K			4 0 0 1 0 1 3												
Joe Carter, R (1, 9) OBP: 0.333, SLG: 0.333 1 SAFE SAFE C F X	0-2 1-3 1B			1-1 F8		1-3 K		0-2 L8		4 0 1 0 0 1 0												
John Olerud, L (1, 3) OBP: 0.556, SLG: 0.625 B X	1-0 F9			1-2 G3		0-2 G4-3 G4-3 1B		1-0 P4		4 0 1 0 0 0 1												
Paul Molitor, R (1, 10) OBP: 0.667, SLG: 1.111 C F X		0-2 FC4-6 1B		2-1 1B 2B		2-2 G4-3		0-3 K		4 1 2 0 0 1 1												
Tony Fernandez, S (1, 6) OBP: 0.333, SLG: 0.250 C X		0-1 FC4-6 1-2f G3-6-1		0-2 1B E 1B 2-H		4-0 G4-3 IBB			3-2 G4-3	3 1 1 1 1 0 1	AB 33 R 3 H 8 RBI 2 BB 3 SO 5 LOB 14											
Ed Sprague, R (1, 5) OBP: 0.556, SLG: 0.750 X		0-0 G3-6-1		4-0 E IBB		1-1 G4-3			1-0 G6-3	3 0 0 0 1 0 3												
Pat Borders, R (1, 2) OBP: 0.222, SLG: 0.222 F B X			1-1 G4-3	3-2 E4 1-3 2-H 1B		2-2 G4-3			0-0 G6-3	4 0 1 0 0 0 2												
Inning Stats	R: 1 E: 1 K: 0 S: 11	H: 2 LOB: 1 BB: 0 P: 14	R: 0 E: 0 K: 0 S: 6	H: 1 LOB: 0 BB: 0 P: 6	R: 0 E: 0 K: 1 S: 13	H: 0 LOB: 1 BB: 1 P: 24	R: 2 E: 1 K: 1 S: 19	H: 3 LOB: 2 BB: 1 P: 31	R: 0 E: 0 K: 1 S: 10	H: 1 LOB: 0 BB: 0 P: 13	R: 0 E: 0 K: 0 S: 11	H: 1 LOB: 2 BB: 1 P: 20	R: 0 E: 0 K: 1 S: 5	H: 0 LOB: 0 BB: 0 P: 7	R: 0 E: 0 K: 1 S: 7	H: 0 LOB: 0 BB: 0 P: 8	R: 0 E: 0 K: 0 S: 5	H: 0 LOB: 0 BB: 0 P: 9	1B: 7 2B: 1 3B: 0 HR: 0	SF: 0 SAC: 0 DP: 2 HBP: 0	WP: 0 PB: 0 SB: 0 CS: 0	PA: 36
PITCHER	IP WLS BF H R ER SO BB IBB HBP BLK WP HR S P ERA WHIP																					
Alex Fernandez, R (1, 1) ERA: 1.13	8.0 L 33 8 3 1 5 1 2 0 0 0 0 82 123 1.12 1.125																					
Roberto Hernandez, R (9, 1) ERA:	1.0 3 0 0 0 0 0 0 0 0 0 0 5 9 0.00 0.000																					

Toronto Blue Jays @ Chicago White Sox
Comiskey Park, Chicago, IL
Wed Oct 06 1993, 4:33 AM EDT
Att. 46,101 - Sunny - 72 F

livebaseballscorecards.com



Batter	1	2	3	4	5	6	7	8	9	AB R H RBI BB SO LOB
Tim Raines, S OBP: 0.400, SLG: 0.333 (1, 7)	4-0 BB WP BB BB BB	2-2 G3-1			2-3 K		0-0 BB 1B		0-0 F8	4 1 1 0 1 1 2
Joey Cora, S (1, 4)	0-2 K SAFE SAFE		2-1 L4		1-0 G3		0-3 K		1-1 P6	5 0 0 0 0 2 3
Frank Thomas, R OBP: 0.889, SLG: 0.750 (1, 10)	1-1 F9		0-2 1B			0-0 BB 1B	4-2 1B BB			3 0 2 0 1 0 1
Robin Ventura, L OBP: 0.444, SLG: 0.167 (1, 5) (9, 3)	4-1 WP BB BB 1-2		1-3 K			0-0 BB 1B	2-3 K			3 0 1 0 1 2 3
Ellis Burks, R OBP: 0.333, SLG: 0.286 (1, 9)	4-2 WP BB 1-2 2-3		3-2 L8			4-0 BB BB BB 1-2 2-3		1-2 G5-3		2 0 0 0 2 0 1
Dan Pasqua, L Craig Grebeck, R (8, PH) OBP: 1.000, SLG: 1.000 (9, 5)	2-3 K 1-2 2-3 3-H		2-2 F7			1-0 F8	0-1 G4-6-3 1B			3 0 0 0 0 1 5 1 0 1 0 0 0 0
Lance Johnson, L OBP: 0.222, SLG: 0.250 (1, 8)		1-2 SH3 2B		3-2 L5		1-2 P5	1-0 G4-6-3			4 0 1 0 0 0 4
Ron Karkovice, R Warren Newson, L (6, PH) Michael LaValliere, L OBP: 1.000, SLG: 1.000 (7, 2)		0-1 SH3		0-3 K		3-2 G1		0-1 FC3-6 1B		1 0 0 0 0 1 0 1 0 0 0 0 0 3 1 0 1 0 0 0 0
Ozzie Guillen, L OBP: 0.250, SLG: 0.250 (1, 6)		0-0 G4-3		2-2 P7		0-1 F7		1-1 FC3-6		4 0 0 0 0 0 2

Inning Stats	R: 1 E: 0 K: 2 S: 12	H: 0 LOB: 2 BB: 3 P: 27	R: 0 E: 0 K: 10 S: 10	H: 1 LOB: 1 BB: 0 P: 13	R: 0 E: 0 K: 1 S: 17	H: 1 LOB: 1 BB: 0 P: 23	R: 0 E: 0 K: 1 S: 10	H: 0 LOB: 0 BB: 0 P: 15	R: 0 E: 0 K: 1 S: 12	H: 2 LOB: 3 BB: 1 P: 21	R: 0 E: 0 K: 2 S: 11	H: 1 LOB: 2 BB: 1 P: 17	R: 0 E: 0 K: 0 S: 11	H: 1 LOB: 0 BB: 0 P: 13	R: 0 E: 0 K: 0 S: 7	H: 1 LOB: 1 BB: 0 P: 9	1B: 6 2B: 1 3B: 0 HR: 0	SF: 0 SAC: 1 DP: 1 HBP: 0
--------------	-------------------------------	----------------------------------	--------------------------------	----------------------------------	-------------------------------	----------------------------------	-------------------------------	----------------------------------	-------------------------------	----------------------------------	-------------------------------	----------------------------------	-------------------------------	----------------------------------	------------------------------	---------------------------------	----------------------------------	------------------------------------


PITCHER	IP	WLS	BF	H	R	ER	SO	BB	IBB	HBP	BLK	WP	HR	S	P	ERA	WHIP
Dave Stewart, R ERA: 1.5 (1, 1)	6.0	W	26	4	1	1	5	4	0	0	0	1	0	73	116	1.50	1.333
Al Leiter, L ERA: (7, 1)	2.0		8	2	0	0	2	1	0	0	0	0	0	22	30	0.00	1.500
Duane Ward, R ERA: (9, 1)	1.0	S	4	1	0	0	0	0	0	0	0	0	0	7	9	0.00	1.000

BOTTOM

Toronto Blue Jays @ Chicago White Sox
Comiskey Park, Chicago, IL

Wed Oct 06 1993, 4:33 AM EDT
Att: 46,101 - Sunny - 72 F

AB	32
R	1
H	7
RBI	0
BB	5
SO	7
LOB	24



WP	PA	3B	HR	S	P	ERA	WHIP
1	38	0	0	0	0		

Batter	1	2	3	4	5	6	7	8	9	AB R H RBI BB SO LOB	TOP									
Tim Raines, S OBP: 0.533, SLG: 0.643 (1, 7)	0-0 G4-3		1-1 1B	1-2 SF8 SH5-3 1B		0-0 SH1-3 2B		0-0 E7 2B		5 1 4 0 0 0 0	<p>Chicago White Sox @ Toronto Blue Jays</p> <p>SkyDome, Toronto, ON</p> <p>Fri Oct 08 1993, 7:05 PM EDT</p> <p>Att. 51,783 - Dome</p>									
Joey Cora, S OBP: 0.308, SLG: 0.182 (1, 4)	2-2 1B		0-2 BB 1B 1B	1-2 SH5-3		0-0 SH1-3		0-0 G4-3		3 1 2 0 0 0 1										
Frank Thomas, R OBP: 0.786, SLG: 0.571 (1, 3)	2-2 L8		1-1 BB 1B	4-0 IBB		0-0 G6-3		4-0 BB		3 1 1 1 2 0 2										
Robin Ventura, L OBP: 0.429, SLG: 0.125 (1, 5)	1-1 L9		4-0 1B BB	1-0 SF8		4-0 IBB		1-3 K2-3		2 1 0 1 2 1 3										
Ellis Burks, R OBP: 0.357, SLG: 0.333 (1, 9)		0-1 CS 1B	1-0 BB 1B	3-3 K		0-0 G5-3		1-0 L8		5 1 2 2 0 1 4										
Bo Jackson, R (1, 10)		3-3 K	4-2 1B BB		2-3 K		0-0 P3		1-3 K2-3	4 0 0 0 1 3 1										
Lance Johnson, L OBP: 0.286, SLG: 0.308 (1, 8)		0-1 G4-3	0-0 1B		3-2 1B		0-1 G4-3		0-0 G1-3	5 0 2 2 0 0 0										
Ron Karkovice, R (1, 2)			K		0-3 K		0-0 G5-3			4 0 0 0 0 3 3										
Ozzie Guillen, L OBP: 0.250, SLG: 0.250 (1, 6)			G3-1	1-0 SH5-3 SF8 1B		2-2 P6		0-1 G5-3		4 1 1 0 0 0 1										
Inning Stats	R: 0 E: 0 K: 0 S: 9	H: 1 LOB: 1 BB: 0 P: 14	R: 0 E: 0 K: 1 S: 7	H: 1 LOB: 0 BB: 0 P: 10	R: 5 E: 0 K: 2 S: 21	H: 5 LOB: 2 BB: 2 P: 33	R: 1 E: 0 K: 1 S: 12	H: 2 LOB: 2 BB: 1 P: 23	R: 0 E: 0 K: 2 S: 15	H: 1 LOB: 1 BB: 0 P: 22	R: 0 E: 0 K: 0 S: 4	H: 0 LOB: 0 BB: 0 P: 4	R: 0 E: 1 K: 1 S: 7	H: 1 LOB: 2 BB: 1 P: 12	R: 0 E: 0 K: 1 S: 5	H: 0 LOB: 0 BB: 0 P: 7	1B: 10 2B: 3 3B: 0 HR: 0	SF: 1 SAC: 2 DP: 1 HBP: 0	WP: 0 PB: 0 SB: 1 CS: 1	PA: 43
PITCHER	IP WLS BF H R ER SO BB IBB HBP BLK WP HR S P ERA WHIP																			
Pat Hentgen, R ERA: 18.0 (1, 1)	3.0 L 19 9 6 6 3 2 0 0 0 0 0 0 42 64 18.00 3.667																			
Danny Cox, R ERA: (4, 1)	3.0 13 2 0 0 3 0 2 0 0 0 0 0 26 46 0.00 0.667																			
Mark Eichhorn, R ERA: (7, 1)	2.0 8 1 0 0 1 1 0 0 0 0 0 0 11 16 0.00 1.000																			
Tony Castillo, L ERA: (9, 1)	1.0 3 0 0 0 1 0 0 0 0 0 0 0 5 7 0.00 0.000																			

livebaseballscorecards.com

AB	35
R	6
H	12
RBI	6
BB	5
SO	8
LOB	15



Batter	1	2	3	4	5	6	7	8	9	AB R H RBI BB SO LOB
Rickey Henderson, R OBP: 0.214, SLG: 0.167 (1, 7)	1-0 F9		1-2 S 1B 2B		3-3 K			4-1 BB		3 1 1 0 1 1 0
Devon White, S OBP: 0.385, SLG: 0.385 (1, 8)	0-2 G4-3		3-2 CS 2-H 1B		1-1 L3			1-2 L7		4 0 1 1 0 0 1
Paul Molitor, R OBP: 0.538, SLG: 0.846 (1, 10)	2-2 F9		1-2 CS 1-2	1-0 1B 1B		1-3 K		3-2 F9		4 0 1 0 0 1 1
Joe Carter, R OBP: 0.231, SLG: 0.231 (1, 9)		0-3 K		2-2 P3		1-1 F9		1-2 F7		4 0 0 0 0 1 1
John Olerud, L OBP: 0.538, SLG: 0.583 (1, 3)		0-1 1B 1B		2-0 BB 1B		2-2 G4-3		1-0 F7		4 0 2 0 0 0 0
Roberto Alomar, S OBP: 0.231, SLG: 0.091 (1, 4)		0-2 G6-3 1B		4-2 BB		1-0 P4		0-0 P3		3 0 1 0 1 0 0
Tony Fernandez, S OBP: 0.333, SLG: 0.273 (1, 6)		1 SAFE G6-3		0-3 K		0-1 G1-4-3 1B				3 0 1 0 0 1 5
Ed Sprague, R OBP: 0.417, SLG: 0.545 (1, 5)			1-0 F7	0-1 F8		0-1 G1-4-3				3 0 0 0 0 0 4
Pat Borders, R OBP: 0.167, SLG: 0.167 (1, 2)			2-3 K		1-3 K		0-0 P4			3 0 0 0 0 2 0

Inning Stats	R: 0 E: 0 K: 0 S: 11	H: 0 LOB: 0 BB: 0 P: 14	R: 0 E: 0 K: 1 S: 9	H: 2 LOB: 1 BB: 0 P: 9	R: 1 E: 0 K: 1 S: 16	H: 2 LOB: 0 BB: 0 P: 24	R: 0 E: 0 K: 1 S: 15	H: 2 LOB: 3 BB: 1 P: 24	R: 0 E: 0 K: 2 S: 8	H: 0 LOB: 0 BB: 0 P: 13	R: 0 E: 0 K: 1 S: 8	H: 0 LOB: 0 BB: 0 P: 12	R: 0 E: 0 K: 0 S: 5	H: 1 LOB: 0 BB: 0 P: 6	R: 0 E: 0 K: 0 S: 8	H: 0 LOB: 1 BB: 1 P: 16	R: 0 E: 0 K: 0 S: 6	H: 0 LOB: 0 BB: 0 P: 8	1B: 6 2B: 1 3B: 0 HR: 0	SF: 0 SAC: 0 DP: 2 HBP: 0	WP: 0 PB: 0 SB: 1 CS: 1	PA: 34	
PITCHER Wilson Alvarez, L ERA: 1.0 (1, 1)	IP 9.0	WLS W	BF 33	H 7	R 1	ER 1	SO 6	BB 2	IBB 0	HBP 0	BLK 0	WP 0	HR 0	S 86	P 126	ERA 1.00	WHIP 1.000						

BOTTOM

Chicago White Sox @ Toronto Blue Jays
SkyDome, Toronto, ON

Fri Oct 08 1993, 7:05 PM EDT
Att. 51,783 - Dome

livebaseballscorecards.com

AB 31
R 1
H 7
RBI 1
BB 2
SO 6
LOB 12



Batter	1	2	3	4	5	6	7	8	9	AB R H RBI BB SO LOB	TOP		
Tim Raines, S OBP: 0.550, SLG: 0.684 (1, 7) C X	0-1 G3 ①		0-1 2B ①		0-1 F8 ③		1-1 FC5-4 G6-3 1-3 1B		0-0 FC1-4 1B 1B	5 1 3 0 0 0 0			
Joey Cora, S OBP: 0.278, SLG: 0.188 (1, 4) C F B S	1-3 K ②		2-1 G4-3 ②			0-1 G3-1 ①	0-1 G6-3 ①		1-1 FC1-4 1B 1-2 1B	5 0 1 1 0 1 1			
Frank Thomas, R OBP: 0.737, SLG: 0.800 (1, 3) B B F C B B	4-2 BB		3-3 K ③			2-2 HR	4-0 FC5-4 IBB		0-0 FC1-4 1B 1-2f 2-3	3 1 1 1 2 1 2			
Robin Ventura, L OBP: 0.421, SLG: 0.231 (1, 5) B B X	2-0 F8 ③			3-1 G5-4-3 1B		0-0 G3 ②	0-1 FC5-4 ②		3-1 1B 1-3 3-H	5 0 2 1 0 0 3			
Ellis Burks, R OBP: 0.368, SLG: 0.313 (1, 9) B C B B X		2-1 G6-3 HR 1B		0-0 G5-4-3 1-2f		4-1 BB 3B BB	1-2 P4 ③		2-3 K ③	4 2 1 0 1 1 5			
Bo Jackson, R (1, 10) S C B B B SAFE X		3-2 G6-3 1-2		4-2 BLK BB		4-0 3B BB		2-3 K ①		2 1 0 0 2 1 1			
Lance Johnson, L OBP: 0.333, SLG: 0.647 (1, 8) X		0-0 HR		2-1 F8 1-2		0-0 3B 1-H 2-H		0-1 L1 ②		4 1 2 4 0 0 1			
Ron Karkovice, R (1, 2) B B X		1-2 G3-1 ②			0-0 G6-3 ①	0-1 F7 ③		0-1 F9 ③		4 0 0 0 0 0 1			
Ozzie Guillen, L OBP: 0.250, SLG: 0.250 (1, 6) S F C B B X		0-3 K ③			2-3 K ②		0-1 1B G6-3 1B		0-2 L9 ①	4 1 1 0 0 2 0			
Inning Stats	R: 0 E: 0 K: 1 S: 8 H: 0 LOB: 1 BB: 1 P: 15	R: 2 E: 0 K: 1 S: 12 H: 2 LOB: 0 BB: 0 P: 18	R: 0 E: 0 K: 1 S: 7 H: 1 LOB: 0 BB: 0 P: 12	R: 0 E: 0 K: 1 S: 8 H: 1 LOB: 1 BB: 1 P: 17	R: 0 E: 0 K: 1 S: 9 H: 0 LOB: 0 BB: 0 P: 11	R: 3 E: 0 K: 0 S: 10 H: 2 LOB: 1 BB: 2 P: 20	R: 1 E: 0 K: 0 S: 13 H: 2 LOB: 2 BB: 1 P: 18	R: 0 E: 0 K: 1 S: 7 H: 0 LOB: 0 BB: 0 P: 9	R: 1 E: 0 K: 1 S: 18 H: 3 LOB: 2 BB: 0 P: 24	1B: 7 2B: 1 3B: 1 HR: 2 SF: 0 SAC: 0 DP: 1 HBP: 0	WP: 0 PB: 0 SB: 0 CS: 0 PA: 41		
PITCHER	IP WLS BF H R ER SO BB IBB HBP BLK WP HR S P ERA WHIP											PITCHER	IP WLS BF H R ER SO BB IBB HBP BLK WP HR S P ERA WHIP
Todd Stottlemire, R ERA: 7.5 (1, 1)	6.0 L 26 6 5 5 4 4 0 0 1 0 2 54 93 7.50 1.667												
Al Leiter, L ERA: 3.38 (7, 1)	0.2 5 2 1 1 0 0 0 1 0 0 0 0 9 13 13.50 3.000												
Mike Timlin, R ERA: 3.86 (7, 1)	2.1 10 3 1 1 2 0 0 0 0 0 0 0 29 38 3.86 1.286												

Chicago White Sox @ Toronto Blue Jays
SkyDome, Toronto, ON
Sat Oct 09 1993, 7:05 PM EDT
Att. 51,889 - Dome

livebaseballscorecards.com

AB	36
R	7
H	11
RBI	7
BB	5
SO	6
LOB	14



BOTTOM

Chicago White Sox @ Toronto Blue Jays
SkyDome, Toronto, ON
Sat Oct 09 1993, 7:05 PM EDT
Att. 51,889 - Dome

livebaseballscorecards.com

AB 35
R 4
H 9
RBI 4
BB 6
SO 5
LOB 19



WP: 1 PA: 42
PB: 0
SB: 0
CS: 0

AB R H RBI BB SO LOB

3 1 0 0 2 1 1

4 1 2 0 1 0 2

5 1 2 2 0 1 3

4 0 2 2 1 0 1

4 0 0 0 0 0 1

4 0 0 0 1 0 1

3 0 2 0 1 1 3

4 0 0 0 0 1 7

4 0 0 0 0 1 0

1B: 6 SF: 0
2B: 2 SAC: 0
3B: 1 DP: 0
HR: 0 HBP: 1

Batter	1	2	3	4	5	6	7	8	9
Rickey Henderson, R (1, 7) OBP: 0.263, SLG: 0.133	0-3 K		0-1 F7	3-2 F9		4-2 G1 WP 2B BB		4-2 BB	
Devon White, S (1, 8) OBP: 0.444, SLG: 0.529	1-0 1B		4-1 2B 1-2 1B BB	2-0 3B		3-2 G1		0-1 F8	
Roberto Alomar, S (1, 4) OBP: 0.278, SLG: 0.313	2-3 K		0-1 1B 1-3 2B	0-2 G4-3		2-2 1B 2B		2-1 P5	
Joe Carter, R (1, 9) OBP: 0.333, SLG: 0.294	1-0 F8		0-0 BB HBP 1B		4-2 B1-3 BB	1-1 1B		0-0 G5-3	
John Olerud, L (1, 3) OBP: 0.444, SLG: 0.438		1-2 G4-3	2-1 FC5 BB HBP		3-1 F8		0-0 L9	1-1 G4-3	
Paul Molitor, R (1, 10) OBP: 0.444, SLG: 0.647		0-0 F7	4-1 1-2 2-3 BB		1-1 B1-3		2-0 F7	1-1 G6-3	
Tony Fernandez, S (1, 6) OBP: 0.438, SLG: 0.357		1-0 1B	3-3 K		4-0 IBB		3-2 1B		
Ed Sprague, R (1, 5) OBP: 0.313, SLG: 0.400		3-3 K	2-1 FC5		0-0 P4		0-1 G5-3		
Pat Borders, R (1, 2) OBP: 0.188, SLG: 0.188			0-0 2B 1B	2-2 F9		3-2 L4		1-3 K	

Inning Stats	R: 0	H: 1	E: 0	K: 2	S: 9	H: 1	LOB: 1	BB: 0	P: 13	R: 0	H: 1	E: 0	K: 1	S: 12	R: 3	H: 3	E: 0	K: 1	S: 14	R: 0	H: 1	E: 0	K: 0	S: 13	R: 0	H: 0	E: 0	K: 0	S: 12	R: 1	H: 2	E: 0	K: 0	S: 13	R: 0	H: 1	E: 0	K: 0	S: 9	R: 0	H: 0	E: 0	K: 1	S: 10	R: 0	H: 0	E: 0	K: 0	S: 5	1B: 6	SF: 0	2B: 2	SAC: 0	3B: 1	DP: 0	HR: 0	HBP: 1	WP: 1	PA: 42
--------------	------	------	------	------	------	------	--------	-------	-------	------	------	------	------	-------	------	------	------	------	-------	------	------	------	------	-------	------	------	------	------	-------	------	------	------	------	-------	------	------	------	------	------	------	------	------	------	-------	------	------	------	------	------	-------	-------	-------	--------	-------	-------	-------	--------	-------	--------

PITCHER	IP	WLS	BF	H	R	ER	SO	BB	IBB	HBP	BLK	WP	HR	S	P	ERA	WHIP
Jason Bere, R (1, 1) ERA: 11.57	2.1		15	5	3	3	3	2	0	0	0	0	0	30	49	11.57	3.000
Tim Belcher, R (3, 1) ERA: 2.45	3.2	W	16	3	1	1	1	2	1	0	0	1	0	43	80	2.46	1.364
Kirk McCaskill, R (7, 1) ERA:	1.1		6	1	0	0	1	1	0	0	0	0	0	15	25	0.00	1.500
Scott Radinsky, L (8, 1) ERA:	0.2		2	0	0	0	0	0	0	0	0	0	0	4	6	0.00	0.000
Roberto Hernandez, R (9, 1) ERA:	1.0	S	3	0	0	0	0	0	0	0	0	0	0	5	7	0.00	0.000

Batter	1	2	3	4	5	6	7	8	9	AB R H RBI BB SO LOB	TOP
Tim Raines, S (1, 7) OBP: 0.500, SLG: 0.609 	2-3 			2-2 		0-2 			3-2 	4 1 1 0 0 1 1	
Joey Cora, S (1, 4) OBP: 0.273, SLG: 0.158 	2-2 			1-2 			4-1 		0-3 	3 0 0 0 1 1 1	
Frank Thomas, R (1, 3) OBP: 0.609, SLG: 0.571 	3-3 			3-1 			2-3 		1-3 	4 0 0 0 0 3 2	
Robin Ventura, L (1, 5) OBP: 0.391, SLG: 0.412 		0-1 			2-1 		2-2 		2-1 	4 1 1 2 0 0 1	
Ellis Burks, R (1, 9) OBP: 0.435, SLG: 0.526 		1-3 			0-1 		2-1 		4-2 	3 1 2 1 1 1 0	
Bo Jackson, R (1, 10) 		3-2 			2-2 		1-3 		1-3 	4 0 0 0 0 2 3	
Lance Johnson, L (1, 8) OBP: 0.286, SLG: 0.550 			3-2 		1-2 			0-2 		3 0 0 0 0 0 0	
Ron Karkovice, R (1, 2) 			3-3 			2-2 		4-0 		2 0 0 0 1 1 0	
Ozzie Guillen, L (1, 6) OBP: 0.263, SLG: 0.263 			0-0 			0-1 		0-2 		3 0 1 0 0 0 1	
Inning Stats	R: 0 E: 0 K: 2 S: 10 H: 0 LOB: 0 BB: 0 P: 17	R: 0 E: 0 K: 1 S: 9 H: 0 LOB: 0 BB: 0 P: 13	R: 0 E: 0 K: 1 S: 7 H: 0 LOB: 0 BB: 0 P: 13	R: 0 E: 0 K: 0 S: 10 H: 0 LOB: 0 BB: 0 P: 16	R: 1 E: 0 K: 0 S: 12 H: 1 LOB: 0 BB: 0 P: 17	R: 0 E: 0 K: 0 S: 9 H: 1 LOB: 0 BB: 0 P: 11	R: 0 E: 0 K: 2 S: 14 H: 1 LOB: 2 BB: 1 P: 25	R: 0 E: 0 K: 0 S: 7 H: 0 LOB: 0 BB: 1 P: 11	R: 2 E: 0 K: 3 S: 16 H: 2 LOB: 1 BB: 1 P: 27	1B: 3 2B: 1 3B: 0 HR: 2 SF: 0 SAC: 0 DP: 2 HBP: 0	WP: 0 PB: 0 SB: 0 CS: 0 PA: 33
PITCHER Juan Guzman, R (1, 1) ERA: 2.08 Tony Castillo, L (8, 1) ERA: Duane Ward, R (9, 1) ERA: 6.0	IP WLS BF H R ER SO BB IBB HBP BLK WP HR S P ERA WHIP	IP WLS BF H R ER SO BB IBB HBP BLK WP HR S P ERA WHIP	IP WLS BF H R ER SO BB IBB HBP BLK WP HR S P ERA WHIP	IP WLS BF H R ER SO BB IBB HBP BLK WP HR S P ERA WHIP	IP WLS BF H R ER SO BB IBB HBP BLK WP HR S P ERA WHIP	IP WLS BF H R ER SO BB IBB HBP BLK WP HR S P ERA WHIP	IP WLS BF H R ER SO BB IBB HBP BLK WP HR S P ERA WHIP	IP WLS BF H R ER SO BB IBB HBP BLK WP HR S P ERA WHIP	IP WLS BF H R ER SO BB IBB HBP BLK WP HR S P ERA WHIP	ERA WHIP	ERA WHIP

Chicago White Sox @ Toronto Blue Jays
 SkyDome, Toronto, ON
 Sun Oct 10 1993, 3:33 AM EDT
 Att. 51,375 - Dome

AB	30
R	3
H	5
RBI	3
BB	3
SO	9
LOB	9



Batter	1	2	3	4	5	6	7	8	9
Rickey Henderson, R OBP: 0.292, SLG: 0.250 (1, 7)	3-1 S E 2B	2-1 P4		1-3 K		0-0 CS 1B	0-1 G4-3		
Devon White, S OBP: 0.435, SLG: 0.545 (1, 8)	2-3 K	0-0 SAFE B1-3		1-0 1B 2B		0-2 1B 1-2 1B		0-0 G3	
Roberto Alomar, S OBP: 0.435, SLG: 0.421 (1, 4)	4-1 E BB		4-2 G4-3 S 1B BB	0-0 S 1B 2-H		2-0 S 1B 1-3 1B		1-2 1B 1B	
Joe Carter, R OBP: 0.304, SLG: 0.273 (1, 9)	2-1 F7		2-1 G4-3	0-3 K		1-3 K		1-0 G6-3 1B	
John Olerud, L OBP: 0.478, SLG: 0.421 (1, 3)	1-0 F9		1-0 FC3-6 WP 1B 3-H		4-2 BB		4-1 FC5-4 BB	2-2 G6-3	
Paul Molitor, R OBP: 0.455, SLG: 0.650 (1, 10)		1-2 1B SF7 2B	4-2 FC3-6 BB		2-0 F7		1-0 FC5-4 1B 1-2f		
Tony Fernandez, S OBP: 0.450, SLG: 0.389 (1, 6)		1-1 1B 1B	2-1 FC3-6		1-1 P5		1-0 1B 1B		
Ed Sprague, R OBP: 0.300, SLG: 0.389 (1, 5)		1-0 SF7	0-2 F7		1-3 K		1-1 1B		
Pat Borders, R OBP: 0.200, SLG: 0.200 (1, 2)		1-2 S 1B		2-3 K		1-0 P6	1-3 K		

Inning Stats	R: 1	H: 1	E: 0	K: 1	S: 11	L: 1	LOB: 1	BB: 1	P: 23	R: 1	H: 3	E: 0	K: 0	S: 12	L: 3	LOB: 2	BB: 0	P: 18	R: 1	H: 1	E: 0	K: 0	S: 14	R: 0	H: 0	E: 0	K: 1	S: 9	R: 0	H: 3	E: 0	K: 1	S: 14	R: 1	H: 2	E: 0	K: 1	S: 11	R: 0	H: 2	E: 0	K: 1	S: 19	R: 0	H: 2	E: 0	K: 0	S: 8
--------------	------	------	------	------	-------	------	--------	-------	-------	------	------	------	------	-------	------	--------	-------	-------	------	------	------	------	-------	------	------	------	------	------	------	------	------	------	-------	------	------	------	------	-------	------	------	------	------	-------	------	------	------	------	------

PITCHER															PITCHER																																																									
IP	WLS	BF	H	R	ER	SO	BB	IBB	HBP	BLK	WP	HR	S	P	ERA	WHIP	IP	WLS	BF	H	R	ER	SO	BB	IBB	HBP	BLK	WP	HR	S	P	ERA	WHIP																																							
Jack McDowell, R ERA: 10.0 (1, 1)	2.1	L	15	5	3	3	1	3	0	0	0	0	32	61	11.57	3.429	Jose DeLeon, R ERA: 1.93 (3, 1)	3.2		16	5	1	1	5	1	0	0	0	0	0	39	57	2.46	1.636	Scott Radinsky, L ERA: 6.75 (7, 1)	0.1		3	1	1	1	0	1	0	0	0	0	0	0	3	9	27.00	6.000	Roberto Hernandez, R ERA: (7, 1)	1.2		7	3	0	0	1	0	0	0	0	0	0	0	16	22	0.00	1.800

AB R H RBI BB SO LOB

5	1	2	0	0	1	4
5	1	2	0	0	1	3
3	1	3	1	2	0	0
5	0	1	0	0	2	5
3	0	1	1	2	0	3
3	2	1	0	1	0	2
4	0	2	0	0	0	3
3	0	1	2	0	1	3
4	0	1	0	0	2	2

1B: 11	SF: 1	WP: 1	PA: 41
2B: 3	SAC: 0	PB: 0	
3B: 0	DP: 1	SB: 5	
HR: 0	HBP: 0	CS: 1	

Chicago White Sox @ Toronto Blue Jays
SkyDome, Toronto, ON
 Sun Oct 10 1993, 3:33 AM EDT
 Att. 51,375 - Dome

livebaseballscorecards.com

AB	35
R	5
H	14
RBI	4
BB	5
SO	7
LOB	25



Batter	1	2	3	4	5	6	7	8	9	AB R H RBI BB SO LOB	TOP											
Rickey Henderson, R OBP: 0.241, SLG: 0.200 (1, 7)	2-3 K	1-2 FC5		3-2 G3-1		2-1 L7			1-2 G1-3	5 0 0 0 0 1 4												
Devon White, S OBP: 0.464, SLG: 0.667 (1, 8)	0-2 FC6-4 1B	3-2 G4-3			2-2 1B	3-3 K			1-0 HR	5 1 3 1 0 1 3												
Roberto Alomar, S OBP: 0.393, SLG: 0.375 (1, 4)	1-1 FC6-4 1-2f		0-2 G4-3		0-0 1B		2-2 F9		3-2 F8	5 0 1 0 0 0 1												
Joe Carter, R OBP: 0.286, SLG: 0.259 (1, 9)	0-1 F9		2-2 P3		1-3 K		0-0 F8		1-0 3B 1B	5 1 1 0 0 1 3												
John Olerud, L OBP: 0.464, SLG: 0.391 (1, 3)		4-0 SH1-4 1B HBP BB	1-0 P2		0-2 P5		2-2 1B		2-0 E1 3B	4 2 1 0 1 0 3												
Paul Molitor, R OBP: 0.481, SLG: 0.696 (1, 10)		1-1 SH1-4 1B HBP		1-2 E5 1B FC6-4	4-1 IBB		0-2 K		0-0 3B	3 2 1 2 1 1 1												
Tony Fernandez, S OBP: 0.375, SLG: 0.318 (1, 6)		0-0 SH1-4		2-1 F8	1-2 P4			2-2 F8	2-2 L8	4 0 0 0 0 0 5												
Ed Sprague, R OBP: 0.333, SLG: 0.381 (1, 5)		4-1 FC5 1B BB		1-1 FC6-4 1B		2-3 K		0-0 P4		3 0 1 0 1 1 0												
Pat Borders, R OBP: 0.250, SLG: 0.292 (1, 2)		0-0 FC5 1B		1-1 FC6-4		1-0 2B		2-0 G1-3		4 0 2 3 0 0 1												
Inning Stats	R: 0 E: 0 K: 1 S: 11	H: 1 LOB: 1 BB: 0 P: 14	R: 2 E: 0 K: 0 S: 12	H: 1 LOB: 2 BB: 2 P: 25	R: 0 E: 0 K: 0 S: 12	H: 0 LOB: 0 BB: 0 P: 15	R: 1 E: 2 K: 0 S: 12	H: 1 LOB: 1 BB: 0 P: 20	R: 0 E: 0 K: 1 S: 17	H: 2 LOB: 3 BB: 1 P: 25	R: 0 E: 0 K: 2 S: 11	H: 1 LOB: 1 BB: 0 P: 19	R: 0 E: 0 K: 1 S: 10	H: 1 LOB: 1 BB: 0 P: 14	R: 0 E: 0 K: 0 S: 6	H: 0 LOB: 0 BB: 0 P: 10	R: 3 E: 1 K: 0 S: 30	H: 3 LOB: 1 BB: 0 P: 40	1B: 7 2B: 1 3B: 1 HR: 1	SF: 0 SAC: 1 DP: 0 HBP: 1	WP: 0 PB: 0 SB: 1 CS: 0	PA: 43
PITCHER	IP WLS BF H R ER SO BB IBB HBP BLK WP HR S P ERA WHIP																					
Alex Fernandez, R ERA: 1.8 (1, 1)	7.0 L 33 7 3 2 5 2 1 1 0 0 0 85 132 2.57 1.286																					
Kirk McCaskill, R ERA: (8, 1)	1.1 4 0 0 0 0 0 0 0 0 0 0 10 15 0.00 0.000																					
Scott Radinsky, L ERA: 10.8 (9, 1)	0.1 4 2 1 1 0 0 0 0 0 0 1 14 21 27.00 6.000																					
Roberto Hernandez, R ERA: (9, 1)	0.1 2 1 2 0 0 0 0 0 0 0 0 12 14 0.00 3.000																					

Toronto Blue Jays @ Chicago White Sox
Comiskey Park, Chicago, IL

Tue Oct 12 1993, 8:05 PM EDT
Att. 45,527 - Unknown - 48 F

AB	38
R	6
H	10
RBI	6
BB	3
SO	5
LOB	21



Batter	1	2	3	4	5	6	7	8	9	AB	R	H	RBI	BB	SO	LOB
Tim Raines, S OBP: 0.483, SLG: 0.556 (1, 7)	F7		FC3-6 1B				L4-6		F9	4	1	1	0	1	0	3
Joey Cora, S OBP: 0.269, SLG: 0.136 (1, 4)	K		FC3-6 HBP				L9		F7	3	0	0	0	0	1	1
Frank Thomas, R OBP: 0.593, SLG: 0.529 (1, 3)	L8		FC3-6 BB				K		L8	3	0	1	1	1	1	1
Robin Ventura, L OBP: 0.370, SLG: 0.350 (1, 5)		G4-3 WP BB	FC3-6				F9		K	3	0	0	1	1	1	3
Ellis Burks, R OBP: 0.407, SLG: 0.478 (1, 9)	P4		G5-3				K		K	4	0	1	0	0	1	4
Warren Newson, L OBP: 0.200, SLG: 0.800 (1, 10)	G4-3						K		HR	4	1	1	1	0	1	2
Lance Johnson, L OBP: 0.280, SLG: 0.478 (1, 8)	G3						G4-3		BB	3	0	0	0	1	0	2
Michael LaValliere, L OBP: 0.500, SLG: 0.333 (1, 2)			F5				L4-6 SH3 BB		K	2	0	0	0	1	0	0
Ron Karkovice, R (7, PR) (8, 2)			G5-3				SH3		F9	1	0	0	0	0	1	1
Ozzie Guillen, L OBP: 0.273, SLG: 0.318 (1, 6)			1B BB 2B				P5			3	1	1	0	0	0	1

Inning Stats	R: 0	H: 0	E: 0	K: 1	S: 7	R: 0	H: 0	E: 0	K: 0	S: 7	R: 2	H: 2	E: 0	K: 0	S: 15	R: 0	H: 0	E: 0	K: 0	S: 10	R: 0	H: 0	E: 0	K: 1	S: 12	R: 0	H: 1	E: 0	K: 1	S: 6	R: 0	H: 0	E: 0	K: 0	S: 7	R: 0	H: 1	E: 0	K: 2	S: 10	R: 1	H: 1	E: 0	K: 1	S: 14	1B: 3	2B: 2	3B: 0	HR: 1	SF: 0	SAC: 1	DP: 1	HBP: 1	WP: 1	PA: 37
--------------	------	------	------	------	------	------	------	------	------	------	------	------	------	------	-------	------	------	------	------	-------	------	------	------	------	-------	------	------	------	------	------	------	------	------	------	------	------	------	------	------	-------	------	------	------	------	-------	-------	-------	-------	-------	-------	--------	-------	--------	-------	--------

PITCHER	IP	WLS	BF	H	R	ER	SO	BB	IBB	HBP	BLK	WP	HR	S	P	ERA	WHIP
Dave Stewart, R ERA: 2.03 (1, 1)	7.1	W	30	4	2	2	3	4	0	1	0	1	0	68	120	2.46	1.091
Duane Ward, R ERA: 5.79 (8, 1)	1.2	S	7	1	1	1	3	1	0	0	0	0	1	20	31	5.40	1.200

BOTTOM

Toronto Blue Jays @ Chicago White Sox
Comiskey Park, Chicago, IL
Tue Oct 12 1993, 8:05 PM EDT
Att: 45,527 - Unknown - 48 F

livebaseballscorecards.com

AB	30
R	3
H	5
RBI	3
BB	5
SO	6
LOB	18

