

Chicago White Sox - 1993

Batter	1	2	3	4	5	6	7	8	9	AB	R	H	RBI	BB	SO	LOB	TOP										
Tim Raines, S OBP: 0.222, SLG: 0.556 (1, 7)	F7		G3		G1-3			K		4	0	0	0	0	1	2	Chicago White Sox @ Minnesota Twins Hubert H. Humphrey Metrodome, Minneapolis, MN Wed Apr 07 1993, 8:05 PM EDT Att: 20,812 - Dome										
Joey Cora, S OBP: 0.556, SLG: 0.625 (1, 4)	G5-3 1B		G5-3 1B				K		3	0	2	0	1	1	0												
Frank Thomas, R (1, 3)	G5-3		CS		F8		F8		4	0	0	0	0	0	3												
George Bell, R OBP: 0.333, SLG: 0.500 (1, 10)	K						F8		3	0	0	0	1	1	1												
Robin Ventura, L OBP: 0.111, SLG: 0.111 (1, 5)		L7					G2-3		4	0	0	0	0	0	1												
Ellis Burks, R OBP: 0.333, SLG: 0.333 (1, 9)		F8			G5-3		B1-3		4	0	0	0	0	0	1												
Lance Johnson, L OBP: 0.250, SLG: 0.375 (1, 8)		L7					G6-3 1B		3	0	1	0	0	0	0												
Carlton Fisk, R OBP: 0.333, SLG: 1.333 (1, 2)							F7		3	1	1	1	0	1	1												
Ozzie Guillen, L OBP: 0.429, SLG: 0.400 (1, 6)							G6-3		2	0	0	0	1	0	1												
Inning Stats	R: 0 E: 0 K: 1 S: 9	H: 1 LOB: 1 BB: 0 P: 15	R: 0 E: 0 K: 0 S: 5	H: 0 LOB: 0 BB: 0 P: 8	R: 1 E: 0 K: 0 S: 12	H: 2 LOB: 0 BB: 0 P: 18	R: 0 E: 0 K: 0 S: 5	H: 0 LOB: 1 BB: 1 P: 14	R: 0 E: 0 K: 0 S: 9	H: 1 LOB: 1 BB: 0 P: 17	R: 0 E: 0 K: 1 S: 12	H: 0 LOB: 0 BB: 0 P: 18	R: 0 E: 0 K: 0 S: 6	H: 0 LOB: 0 BB: 0 P: 10	R: 0 E: 0 K: 2 S: 11	H: 0 LOB: 2 BB: 2 P: 23	R: 0 E: 0 K: 0 S: 7	H: 0 LOB: 0 BB: 0 P: 12	1B: 3 2B: 0 3B: 0 HR: 1	SF: 0 SAC: 0 DP: 0 HBP: 0	WP: 0 PB: 0 SB: 1 CS: 1	PA: 34					
PITCHER	IP	WLS	BF	H	R	ER	SO	BB	IBB	HBP	BLK	WP	HR	S	P	ERA	WHIP										
Jim Deshaies, L ERA: 1.29 (1, 1)	7.0	W	25	4	1	1	2	1	0	0	0	0	1	58	100	1.29	0.714										
Mark Guthrie, L ERA: (8, 1)	0.2		4	0	0	0	2	2	0	0	0	0	0	7	16	0.00	3.000										
Rick Aguilera, R ERA: (8, 1)	1.1	S	4	0	0	0	0	0	0	0	0	0	0	11	19	0.00	0.000										

Batter	1	2	3	4	5	6	7	8	9	AB	R	H	RBI	BB	SO	LOB	BOTTOM										
Shane Mack, R OBP: 0.556, SLG: 0.750 (1, 7)	L8		FC4 1B							4	1	3	1	0	0	0	Chicago White Sox @ Minnesota Twins Hubert H. Humphrey Metrodome, Minneapolis, MN Wed Apr 07 1993, 8:05 PM EDT Att: 20,812 - Dome										
Chuck Knoblauch, R OBP: 0.222, SLG: 0.125 (1, 4)	G6-3		FC4					G4-3		4	0	0	0	0	3												
Kirby Puckett, R OBP: 0.444, SLG: 0.714 (1, 8)	F8									3	2	1	0	1	0												
Kent Hrbek, L OBP: 0.444, SLG: 0.429 (1, 3)		G6-3								3	1	1	1	1	1												
Dave Winfield, R OBP: 0.375, SLG: 0.875 (1, 10)		K								4	0	2	4	0	1												
Brian Harper, R OBP: 0.250, SLG: 0.250 (1, 2)		P4								4	0	0	0	0	2												
Gene Larkin, S OBP: 0.333, SLG: 0.333 (1, 9)										3	0	1	0	0	1												
J.T. Bruett, L (8, 9)										1	0	0	0	0	1												
Scott Leius, R OBP: 0.286, SLG: 0.200 (1, 6)										3	0	1	0	0	1												
Mike Pagliarulo, L OBP: 0.571, SLG: 0.833 (1, 5)										2	2	1	0	1	0												
Inning Stats	R: 0 E: 0 K: 0 S: 7	H: 0 LOB: 0 BB: 0 P: 12	R: 0 E: 0 K: 1 S: 6	H: 0 LOB: 0 BB: 0 P: 7	R: 1 E: 0 K: 1 S: 11	H: 3 LOB: 1 BB: 0 P: 16	R: 1 E: 0 K: 1 S: 10	H: 2 LOB: 0 BB: 0 P: 13	R: 0 E: 0 K: 0 S: 8	H: 2 LOB: 1 BB: 0 P: 15	R: 0 E: 0 K: 0 S: 7	H: 1 LOB: 1 BB: 0 P: 9	R: 0 E: 0 K: 1 S: 7	H: 0 LOB: 0 BB: 0 P: 9	R: 4 E: 0 K: 0 S: 14	H: 2 LOB: 1 BB: 3 P: 31	1B: 6 2B: 3 3B: 1 HR: 0	SF: 0 SAC: 0 DP: 0 HBP: 0	WP: 1 PB: 0 SB: 0 CS: 2	PA: 35							
PITCHER	IP	WLS	BF	H	R	ER	SO	BB	IBB	HBP	BLK	WP	HR	S	P	ERA	WHIP										
Kirk McCaskill, R ERA: 6.14 (1, 1)	7.1	L	30	9	5	5	4	1	1	0	0	0	0	63	98	6.14	1.364										
Scott Radinsky, L ERA: 13.5 (8, 1)	0.2		4	1	1	1	0	1	0	0	0	0	0	7	14	13.50	3.000										



Batter	1	2	3	4	5	6	7	8	9	AB	R	H	RBI	BB	SO	LOB	TOP		
Tim Raines, S OBP: 0.397, SLG: 0.750	1-2 CS HBP		3-3 K	2-0 L4-3			3-0 HR		4-1 1B BB	3	2	1	2	1	1	2			
Joey Cora, S OBP: 0.429, SLG: 0.462	1-2 G4-3		1-0 L7		1-0 F7		1-1 G6-3		1-0 1B BB	5	0	1	1	0	0	1			
Frank Thomas, R OBP: 0.286, SLG: 0.091	4-1 FC6-4 BB		1-2 G6-3		1-0 G5-3		0-0 G6-3		2-2 1B BB	4	0	1	1	1	0	0			
George Bell, R OBP: 0.286, SLG: 0.333	1-0 FC6-4			4-0 WP 1B BB	1-1 G5-3			0-1 P6	2-1 G6-4-3 1B	4	1	0	0	1	0	3			
Robin Ventura, L OBP: 0.308, SLG: 0.250		4-0 F9 WP 3B BB		2-2 WP 1B		3-1 P5		1-1 FC6-4 1B		3	1	2	0	1	0	0			
Dan Pasqua, L OBP: 0.333, SLG: 0.333		2-2 F9		4-1 1B FC4 BB		1-3 K		1-1 L7		3	1	0	0	1	1	2			
Ellis Burks, R OBP: 0.333, SLG: 0.333		1-3 HR		1-2 2-3 FC4 BB		0-0 P3		1-0 FC6-4		0	0	0	0	0	0	0			
Lance Johnson, L OBP: 0.333, SLG: 0.583		3-1 HR 3B		0-1 FC4 S 1B				1-0 FC6-4		4	1	2	2	0	0	1			
Ron Karkovice, R OBP: 0.333, SLG: 0.571		2-2 HR		1-3 2-H 3-H 2-3 K			4-2 HR BB		1-3 K	3	2	1	2	1	2	2			
Ozzie Guillen, L OBP: 0.364, SLG: 0.250		3-H HR		1-2 K			1-3 K		4-0 BB BB	3	1	0	1	1	1	2			
		1-1 F7		0-1 FC4 L4-3															
Inning Stats	R: 0 E: 0 K: 0 S: 7	H: 0 LOB: 1 BB: 1 P: 14	R: 2 E: 0 K: 0 S: 10	H: 2 LOB: 0 BB: 1 P: 22	R: 0 E: 0 K: 1 S: 9	H: 0 LOB: 0 BB: 0 P: 14	R: 3 E: 0 K: 1 S: 13	H: 2 LOB: 1 BB: 2 P: 27	R: 0 E: 0 K: 1 S: 6	H: 0 LOB: 0 BB: 0 P: 10	R: 2 E: 0 K: 1 S: 9	H: 1 LOB: 0 BB: 1 P: 18	R: 0 E: 0 K: 0 S: 7	H: 1 LOB: 1 BB: 0 P: 10	R: 2 E: 0 K: 1 S: 10	H: 2 LOB: 1 BB: 2 P: 24	1B: 5 2B: 1 3B: 1 HR: 2	SF: 0 SAC: 0 DP: 2 HBP: 1	WP: 2 PA: 40 PB: 0 CS: 1
PITCHER	IP WLS BF H R ER SO BB IBB HBP BLK WP HR S P ERA WHIP	IP WLS BF H R ER SO BB IBB HBP BLK WP HR S P ERA WHIP	IP WLS BF H R ER SO BB IBB HBP BLK WP HR S P ERA WHIP	IP WLS BF H R ER SO BB IBB HBP BLK WP HR S P ERA WHIP	IP WLS BF H R ER SO BB IBB HBP BLK WP HR S P ERA WHIP	IP WLS BF H R ER SO BB IBB HBP BLK WP HR S P ERA WHIP	IP WLS BF H R ER SO BB IBB HBP BLK WP HR S P ERA WHIP	IP WLS BF H R ER SO BB IBB HBP BLK WP HR S P ERA WHIP	IP WLS BF H R ER SO BB IBB HBP BLK WP HR S P ERA WHIP	IP WLS BF H R ER SO BB IBB HBP BLK WP HR S P ERA WHIP	IP WLS BF H R ER SO BB IBB HBP BLK WP HR S P ERA WHIP	IP WLS BF H R ER SO BB IBB HBP BLK WP HR S P ERA WHIP	IP WLS BF H R ER SO BB IBB HBP BLK WP HR S P ERA WHIP	IP WLS BF H R ER SO BB IBB HBP BLK WP HR S P ERA WHIP	IP WLS BF H R ER SO BB IBB HBP BLK WP HR S P ERA WHIP	IP WLS BF H R ER SO BB IBB HBP BLK WP HR S P ERA WHIP	IP WLS BF H R ER SO BB IBB HBP BLK WP HR S P ERA WHIP	IP WLS BF H R ER SO BB IBB HBP BLK WP HR S P ERA WHIP	IP WLS BF H R ER SO BB IBB HBP BLK WP HR S P ERA WHIP

Chicago White Sox @ Minnesota Twins
Hubert H. Humphrey Metrodome, Minneapolis, MN

AB 32
R 9
H 8
RBI 9
BB 7
SO 5
LOB 13



Thu Apr 08 1993, 4:33 AM EDT
Att: 24,421 - Dome

Batter	1	2	3	4	5	6	7	8	9	AB	R	H	RBI	BB	SO	LOB	BOTTOM		
Shane Mack, R OBP: 0.397, SLG: 0.462	1-2 F9		2-2 G6-4-3			3-2 G6-3		0-1 P6	0-2 G4-3	5	0	0	0	0	0	3			
Chuck Knoblauch, R OBP: 0.462, SLG: 0.300	0-1 HBP 1B			4-1 G6-3 1B BB		4-2 HR BB		2-2 1B		2	1	2	0	2	0	0			
Kirby Puckett, R OBP: 0.462, SLG: 0.900	2-2 G5-4-3 HBP			0-1 P6		0-0 HR		0-0 L4		3	1	1	2	0	0	2			
Kent Hrbek, L OBP: 0.462, SLG: 0.545	2-0 G5-4-3			0-0 G6-3 1B		3-2 L4			3-2 2B 2B	4	1	2	0	0	0	2			
Dave Winfield, R OBP: 0.250, SLG: 0.583		1-3 K		0-2 G6-3		2-0 G5-3			0-0 P3	4	0	0	0	0	1	3			
Pedro Munoz, R OBP: 0.333, SLG: 0.667		4-2 G6-4-3 BB		0-3 K			2-0 F9		2-1 G4-3 1B 2B	2	0	0	0	1	1	2			
Terry Jorgensen, R OBP: 0.333, SLG: 0.333		2-0 G6-4-3			2-3 K		1-1 P1		2-1 G4-3	3	0	0	0	0	1	1			
Randy Bush, L OBP: 0.333, SLG: 0.333										1	0	0	0	0	0	1			
Lenny Webster, R OBP: 0.500, SLG: 0.333			1-0 P2		2-0 P5		0-0 F8		4-2 1B BB	3	0	0	0	0	0	0			
Gene Larkin, S OBP: 0.500, SLG: 0.333										0	0	0	0	1	0	0			
Jeff Reboulet, R OBP: 0.333, SLG: 0.333			1-1 G6-4-3 1B		0-2 G1-3				0-2 1B	3	0	1	0	0	0	0			
Brian Harper, R OBP: 0.333, SLG: 0.333									1-3 3-H 1B	1	0	1	1	0	0	0			
Inning Stats	R: 0 E: 0 K: 0 S: 9	H: 1 LOB: 1 BB: 0 P: 14	R: 0 E: 0 K: 1 S: 8	H: 0 LOB: 0 BB: 1 P: 15	R: 0 E: 0 K: 1 S: 11	H: 1 LOB: 2 BB: 1 P: 15	R: 0 E: 0 K: 1 S: 8	H: 0 LOB: 0 BB: 0 P: 12	R: 2 E: 0 K: 0 S: 13	H: 1 LOB: 0 BB: 1 P: 25	R: 0 E: 0 K: 0 S: 4	H: 0 LOB: 0 BB: 0 P: 7	R: 0 E: 0 K: 0 S: 8	H: 1 LOB: 1 BB: 0 P: 10	R: 2 E: 0 K: 0 S: 16	H: 3 LOB: 2 BB: 1 P: 27	1B: 5 2B: 2 3B: 0 HR: 1	SF: 0 SAC: 0 DP: 3 HBP: 1	WP: 0 PA: 37 PB: 0 CS: 0
PITCHER	IP WLS BF H R ER SO BB IBB HBP BLK WP HR S P ERA WHIP	IP WLS BF H R ER SO BB IBB HBP BLK WP HR S P ERA WHIP	IP WLS BF H R ER SO BB IBB HBP BLK WP HR S P ERA WHIP	IP WLS BF H R ER SO BB IBB HBP BLK WP HR S P ERA WHIP	IP WLS BF H R ER SO BB IBB HBP BLK WP HR S P ERA WHIP	IP WLS BF H R ER SO BB IBB HBP BLK WP HR S P ERA WHIP	IP WLS BF H R ER SO BB IBB HBP BLK WP HR S P ERA WHIP	IP WLS BF H R ER SO BB IBB HBP BLK WP HR S P ERA WHIP	IP WLS BF H R ER SO BB IBB HBP BLK WP HR S P ERA WHIP	IP WLS BF H R ER SO BB IBB HBP BLK WP HR S P ERA WHIP	IP WLS BF H R ER SO BB IBB HBP BLK WP HR S P ERA WHIP	IP WLS BF H R ER SO BB IBB HBP BLK WP HR S P ERA WHIP	IP WLS BF H R ER SO BB IBB HBP BLK WP HR S P ERA WHIP	IP WLS BF H R ER SO BB IBB HBP BLK WP HR S P ERA WHIP	IP WLS BF H R ER SO BB IBB HBP BLK WP HR S P ERA WHIP	IP WLS BF H R ER SO BB IBB HBP BLK WP HR S P ERA WHIP	IP WLS BF H R ER SO BB IBB HBP BLK WP HR S P ERA WHIP	IP WLS BF H R ER SO BB IBB HBP BLK WP HR S P ERA WHIP	IP WLS BF H R ER SO BB IBB HBP BLK WP HR S P ERA WHIP

Chicago White Sox @ Minnesota Twins
Hubert H. Humphrey Metrodome, Minneapolis, MN

AB 32
R 4
H 8
RBI 4
BB 4
SO 3
LOB 14




Thu Apr 08 1993, 4:33 AM EDT
Att: 24,421 - Dome

Batter	1	2	3	4	5	6	7	8	9	AB	R	H	RBI	BB	SO	LOB	TOP					
Bernie Williams, S OBP: 0.296, SLG: 0.440	G4-3		2B 1B	FC1-2		1B		G5-3	BB E 1B	6	2	3	3	0	0	3						
Wade Boggs, L OBP: 0.288, SLG: 0.227 Mike Humphreys, R OBP: 0.227, SLG: 0.111	L8		K	FC4-6		SF8		P5	E BB 1B	4	0	0	1	1	1	4						
Don Mattingly, L OBP: 0.400, SLG: 0.400 Dion James, L OBP: 0.227, SLG: 0.111	1B		F7		G3	G5-3		1B	E1	6	0	2	2	0	0	3						
Danny Tartabull, R OBP: 0.480, SLG: 0.750 Randy Velarde, R OBP: 0.300, SLG: 0.556	1B		2B BB		G4-3		K	BB	K	4	1	1	0	2	2	2						
Paul O'Neill, L OBP: 0.375, SLG: 0.600	F7		1B		G6-3		G1-3	L7	K	6	0	1	2	0	1	6						
Matt Nokes, L OBP: 0.154, SLG: 0.385		F8	F8			1B	P5		G4-3	5	1	1	0	0	0	1						
Kevin Maas, L OBP: 0.429, SLG: 0.364		G3		SH1-4 FC1-2		1B BB		2B	PB BLK 1B	4	3	3	0	1	0	0						
Spike Owen, S OBP: 0.609, SLG: 0.650		FC6-4 BB		FC1-2 SH1-4		F7		1B 2B	1B 1B	4	2	3	1	1	0	2						
Pat Kelly, R OBP: 0.444, SLG: 0.750	FC6-4		SH1-4		E5 SF8			G5-3 1B	BB E 1B	4	3	2	2	0	0	3						
Inning Stats	R: 0 E: 0 K: 0 S: 15	H: 2 LOB: 2 BB: 0 P: 23	R: 0 E: 0 K: 0 S: 10	H: 0 LOB: 1 BB: 1 P: 19	R: 2 E: 0 K: 1 S: 10	H: 2 LOB: 2 BB: 1 P: 20	R: 0 E: 0 K: 0 S: 10	H: 2 LOB: 0 BB: 0 P: 13	R: 0 E: 0 K: 0 S: 8	H: 0 LOB: 0 BB: 0 P: 14	R: 3 E: 1 K: 0 S: 11	H: 2 LOB: 1 BB: 1 P: 22	R: 0 E: 0 K: 1 S: 6	H: 0 LOB: 0 BB: 0 P: 11	R: 3 E: 0 K: 0 S: 14	H: 4 LOB: 2 BB: 1 P: 26	R: 4 E: 1 K: 2 S: 16	H: 4 LOB: 2 BB: 1 P: 30	1B: 13 2B: 3 3B: 0 HR: 0	SF: 1 SAC: 1 DP: 0 HBP: 0	WP: 0 PB: 1 CS: 0	PA: 50
PITCHER	IP	WLS	BF	H	R	ER	SO	BB	IBB	HBP	BLK	WP	HR	S	P	ERA	WHIP					
Rodney Bolton, R ERA: 5.06	5.1	L	28	8	5	3	1	3	0	0	0	0	0	60	104	5.06	2.062					
Chuck Cary, L ERA: 7.35	2.2		13	4	3	3	1	1	0	0	0	0	0	24	44	10.12	1.875					
Scott Radinsky, L ERA: 21.6	1.0		9	4	4	3	2	1	0	0	1	0	0	16	30	27.00	5.000					

New York Yankees @ Chicago White Sox
Comiskey Park, Chicago, IL
Sat Apr 10 1993, 8:05 PM EDT
Att: 28,926 - Unknown

livebaseballscorecards.com

AB 43
R 12
H 16
RBI 11
BB 5
SO 4
LOB 24




Batter	1	2	3	4	5	6	7	8	9	AB	R	H	RBI	BB	SO	LOB	BOTTOM					
Lance Johnson, L OBP: 0.286, SLG: 0.429	K		F8		1B		FC3-6		L4	5	0	1	0	0	1	3						
Craig Grebeck, R OBP: 0.222, SLG: 0.125	F9		K		FC6		FC6-4			4	0	1	0	0	1	2						
Frank Thomas, R OBP: 0.348, SLG: 0.211	1B		BB		FC6			FC6-4 1B		3	0	2	0	1	0	2						
George Bell, R OBP: 0.261, SLG: 0.333	P3		K			K		L7		4	0	0	0	0	2	4						
Robin Ventura, L OBP: 0.273, SLG: 0.200		F7		F8		FC6-4 1B		F8		4	0	1	0	0	0	1						
Ellis Burks, R OBP: 0.353, SLG: 0.313		F8		K		K		FC6-4		4	0	0	0	0	2	2						
Bo Jackson, R OBP: 0.333, SLG: 0.800		BB		G3		FC6-4		G6-3		3	0	0	0	1	0	1						
Carlton Fisk, R OBP: 0.286, SLG: 0.714		F7		G5-3		FC3-6 1B		K		4	0	1	0	0	1	1						
Ozzie Guillen, L OBP: 0.389, SLG: 0.286 Joey Cora, S OBP: 0.467, SLG: 0.462			BB 1B		G3-1		P2		BB	3	0	1	0	0	0	1						
Inning Stats	R: 0 E: 0 K: 1 S: 9	H: 1 LOB: 1 BB: 0 P: 11	R: 0 E: 0 K: 0 S: 8	H: 0 LOB: 1 BB: 1 P: 17	R: 0 E: 0 K: 2 S: 11	H: 1 LOB: 2 BB: 1 P: 19	R: 0 E: 0 K: 1 S: 7	H: 0 LOB: 0 BB: 0 P: 14	R: 0 E: 0 K: 2 S: 16	H: 1 LOB: 1 BB: 0 P: 22	R: 0 E: 0 K: 0 S: 7	H: 1 LOB: 1 BB: 0 P: 12	R: 0 E: 0 K: 0 S: 7	H: 1 LOB: 0 BB: 0 P: 10	R: 0 E: 0 K: 1 S: 10	H: 0 LOB: 1 BB: 1 P: 17	1B: 7 2B: 0 3B: 0 HR: 0	SF: 0 SAC: 0 DP: 0 HBP: 0	WP: 0 PB: 0 CS: 0	PA: 37		
PITCHER	IP	WLS	BF	H	R	ER	SO	BB	IBB	HBP	BLK	WP	HR	S	P	ERA	WHIP					
Jimmy Key, L ERA: 0.6	7.0	W	29	6	0	0	6	2	0	0	0	0	0	72	115	0.00	1.143					
John Habyan, R ERA: 1.59	2.0		8	1	0	0	1	1	0	0	0	0	0	17	27	0.00	1.000					

New York Yankees @ Chicago White Sox
Comiskey Park, Chicago, IL
Sat Apr 10 1993, 8:05 PM EDT
Att: 28,926 - Unknown

livebaseballscorecards.com

AB 34
R 0
H 7
RBI 0
BB 3
SO 7
LOB 17



Batter	1	2	3	4	5	6	7	8	9	AB	R	H	RBI	BB	SO	LOB	TOP											
Bernie Williams, S OBP: 0.344, SLG: 0.533 (1, 8)										5	2	3	0	0	0	3												
Wade Boggs, L OBP: 0.471, SLG: 0.231 (1, 5)										4	2	1	0	1	0	2												
Don Mattingly, L OBP: 0.387, SLG: 0.490 (1, 3)										5	0	2	2	0	0	1												
Danny Tartabull, R OBP: 0.433, SLG: 0.750 (1, 9)										4	0	1	1	0	3	3												
Paul O'Neill, L OBP: 0.350, SLG: 0.526 (1, 7)										4	0	1	1	0	0	2												
Matt Nokes, L OBP: 0.188, SLG: 0.375 (7, PH)										3	0	1	0	0	0	1												
Jim Leyritz, R OBP: 0.625, SLG: 1.000 (7, 2)										1	0	0	0	0	0	2												
Kevin Maas, L OBP: 0.429, SLG: 0.429 (8, PH)										3	0	2	0	0	1	0												
Spike Owen, S OBP: 0.593, SLG: 0.609 (1, 6)										3	0	1	0	1	0	1												
Pat Kelly, R OBP: 0.364, SLG: 0.600 (1, 4)										4	0	0	0	0	2	5												
Inning Stats	R: 1 E: 0 K: 1 S: 11	H: 1 LOB: 0 BB: 0 P: 16	R: 0 E: 0 K: 1 S: 15	H: 2 LOB: 3 BB: 1 P: 23	R: 0 E: 0 K: 0 S: 7	H: 1 LOB: 1 BB: 0 P: 13	R: 0 E: 0 K: 0 S: 6	H: 1 LOB: 1 BB: 0 P: 8	R: 2 E: 0 K: 2 S: 10	H: 3 LOB: 1 BB: 0 P: 15	R: 0 E: 0 K: 2 S: 12	H: 1 LOB: 0 BB: 0 P: 16	R: 1 E: 0 K: 1 S: 16	H: 3 LOB: 2 BB: 0 P: 27	R: 0 E: 0 K: 0 S: 7	H: 0 LOB: 1 BB: 1 P: 10	R: 0 E: 0 K: 1 S: 6	H: 0 LOB: 1 BB: 1 P: 12	1B: 9 2B: 2 3B: 1 HR: 0	SF: 1 SAC: 0 DP: 0 HBP: 0	WP: 0 PB: 0 CS: 1	PA: 41						
PITCHER	IP	WLS	BF	H	R	ER	SO	BB	IBB	HBP	BLK	WP	HR	S	P	ERA	WHIP											
Jack McDowell, R ERA: 5.68	(1, 1)	6.2	W	32	12	4	4	5	1	0	0	0	0	0	75	113	5.40	1.950										
Scott Radinsky, L ERA: 9.82	(7, 1)	2.0		7	0	0	0	0	1	0	0	0	0	0	12	24	0.00	0.500										
Roberto Hernandez, R ERA: 13.5	(9, 1)	0.1	S	1	0	0	0	1	0	0	0	0	0	0	3	3	0.00	0.000										

New York Yankees @ Chicago White Sox
Comiskey Park, Chicago, IL
Sun Apr 11 1993, 4:33 AM EDT
Att: 21,047 - Overcast - 50 F

AB 37
R 4
H 12
RBI 4
BB 2
SO 6
LOB 20





Batter	1	2	3	4	5	6	7	8	9	AB	R	H	RBI	BB	SO	LOB	BOTTOM											
Joey Cora, S OBP: 0.450, SLG: 0.529 (1, 4)										4	2	1	2	1	0	1												
Lance Johnson, L OBP: 0.308, SLG: 0.400 (1, 8)										4	0	1	0	1	0	0												
Frank Thomas, R OBP: 0.357, SLG: 0.292 (1, 3)										5	0	2	0	0	1	3												
George Bell, R OBP: 0.296, SLG: 0.360 (7, PR)										4	0	2	1	0	0	2												
Robin Ventura, L OBP: 0.280, SLG: 0.182 (1, 5)										2	0	0	0	1	0	2												
Ellis Burks, R OBP: 0.429, SLG: 0.526 (1, 9)										3	1	2	1	1	0	2												
Dan Pasqua, L OBP: 0.222, SLG: 0.143 (7, PH)										2	0	0	1	0	0	3												
Mike Huff, R (8, 7)										1	0	0	0	0	0	2												
Ron Karkovice, R OBP: 0.412, SLG: 0.417 (1, 2)										2	1	0	0	2	0	0												
Ozzie Guillen, L OBP: 0.364, SLG: 0.278 (1, 6)										4	1	1	0	0	0	3												
Inning Stats	R: 1 E: 0 K: 0 S: 13	H: 1 LOB: 2 BB: 2 P: 31	R: 0 E: 1 K: 0 S: 7	H: 0 LOB: 0 BB: 0 P: 15	R: 0 E: 0 K: 0 S: 12	H: 2 LOB: 3 BB: 2 P: 28	R: 0 E: 0 K: 0 S: 9	H: 0 LOB: 0 BB: 0 P: 12	R: 0 E: 0 K: 1 S: 4	H: 0 LOB: 0 BB: 0 P: 9	R: 4 E: 1 K: 1 S: 15	H: 3 LOB: 1 BB: 1 P: 32	R: 1 E: 0 K: 0 S: 13	H: 2 LOB: 2 BB: 1 P: 20	R: 0 E: 0 K: 0 S: 10	H: 1 LOB: 1 BB: 0 P: 18	1B: 5 2B: 2 3B: 2 HR: 0	SF: 1 SAC: 1 DP: 1 HBP: 0	WP: 0 PB: 0 CS: 0	PA: 40								
PITCHER	IP	WLS	BF	H	R	ER	SO	BB	IBB	HBP	BLK	WP	HR	S	P	ERA	WHIP											
Scott Kamieniecki, R ERA: 1.8	(1, 1)	5.0		22	3	1	1	0	4	0	0	0	0	0	45	95	1.80	1.400										
Rich Monteleone, R ERA: 10.38	(6, 1)	1.0	L	9	4	5	4	1	1	0	0	0	0	0	18	36	36.00	5.000										
Steve Howe, L ERA: 5.43	(7, 1)	1.0		5	1	0	0	0	0	1	0	0	0	0	10	16	0.00	1.000										
Steve Farr, R ERA: 16.2	(8, 1)	1.0		4	1	0	0	0	0	0	0	0	0	0	10	18	0.00	1.000										

New York Yankees @ Chicago White Sox
Comiskey Park, Chicago, IL
Sun Apr 11 1993, 4:33 AM EDT
Att: 21,047 - Overcast - 50 F

AB 32
R 6
H 9
RBI 5
BB 6
SO 1
LOB 19



Batter	1	2	3	4	5	6	7	8	9	AB	R	H	RBI	BB	SO	LOB	TOP					
Shane Mack, R (1.7) OBP: 0.258, SLG: 0.333	G4-3		G6-3			K2-3		2B		4	1	1	1	0	1	0	Minnesota Twins @ Chicago White Sox Comiskey Park, Chicago, IL Mon Apr 12 1993, 8:05 PM EDT Att: 18,263 - Unknown - 39 F AB 32 R 3 H 6 RBI 3 BB 2 SO 2 LOB 9 					
Chuck Knoblauch, R (1.4) OBP: 0.433, SLG: 0.348	E1 FC4 S		F9			G5-3		SF8		3	0	0	1	0	0	0						
Kirby Puckett, R (1.8) OBP: 0.400, SLG: 0.720	FC4 BB				G6-3			F7		3	0	1	1	1	0	0						
Kent Hrbek, L (1.3) OBP: 0.367, SLG: 0.360	FC4 1-2 2-3				G4-3			G4-3		3	0	0	0	1	0	2						
Dave Winfield, R (1.10) OBP: 0.292, SLG: 0.667	K				G4-3			G5-3		4	0	1	0	0	1	4						
Gene Larkin, S (1.9) OBP: 0.400, SLG: 0.500		F7							L4	4	0	0	0	0	0	1						
J.T. Bruett, L (9.9) OBP: 0.200, SLG: 0.400			F9							0	0	0	0	0	0	0						
Brian Harper, R (1.2) OBP: 0.280, SLG: 0.280		L1				G5-3		1B 2B	F7	4	1	1	0	0	0	0						
Mike Pagliarulo, L (1.5) OBP: 0.263, SLG: 0.333			G6-3			G1-6-3 1B		F9	G4-3	4	0	1	0	0	0	1						
Jeff Reboulet, R (1.6) OBP: 0.125, SLG: 0.125						G1-6-3 1-2		2B SF8 1B		2	0	0	0	0	0	1						
Randy Bush, L (8, PH) OBP: 0.167, SLG: 0.167										1	0	1	0	0	0	0						
Scott Leius, R (8, PR) OBP: 0.143, SLG: 0.083										0	1	0	0	0	0	0						
Inning Stats	R: 0 E: 1 K: 1 S: 9	H: 0 LOB: 2 BB: 1 P: 16	R: 0 E: 0 K: 0 S: 6	H: 0 LOB: 0 BB: 0 P: 9	R: 0 E: 0 K: 0 S: 7	H: 0 LOB: 0 BB: 0 P: 8	R: 0 E: 0 K: 0 S: 6	H: 1 LOB: 1 BB: 0 P: 11	R: 0 E: 0 K: 0 S: 5	H: 0 LOB: 0 BB: 0 P: 9	R: 0 E: 0 K: 0 S: 6	H: 0 LOB: 0 BB: 0 P: 8	R: 0 E: 0 K: 0 S: 5	H: 0 LOB: 0 BB: 0 P: 7	R: 3 E: 0 K: 0 S: 10	H: 4 LOB: 2 BB: 1 P: 17	R: 0 E: 0 K: 0 S: 3	H: 0 LOB: 0 BB: 0 P: 5	1B: 4 2B: 2 3B: 0 HR: 0	SF: 1 SAC: 0 DP: 1 HBP: 0	WP: 0 PB: 0 SB: 1 CS: 0	PA: 35
PITCHER	IP WLS BF H R ER SO BB IBB HBP BLK WP HR S P ERA WHIP																					
Kirk McCaskill, R (1.1) ERA: 4.8	7.2 L 31 6 3 3 2 1 1 0 0 0 0 0 52 83 3.52 0.913																					
Terry Leach, R (8.1) ERA: 1.69	1.1 4 0 0 0 0 0 0 0 0 0 0 0 5 7 0.00 0.000																					

Batter	1	2	3	4	5	6	7	8	9	AB	R	H	RBI	BB	SO	LOB	BOTTOM					
Joey Cora, S (1.4) OBP: 0.458, SLG: 0.500	2B BB	PO	SH2-4 BLK SF8 1B		F8			P5		3	1	1	0	1	0	0	Minnesota Twins @ Chicago White Sox Comiskey Park, Chicago, IL Mon Apr 12 1993, 8:05 PM EDT Att: 18,263 - Unknown - 39 F AB 27 R 2 H 5 RBI 2 BB 6 SO 3 LOB 14 					
Craig Grebeck, R (1.6) OBP: 0.182, SLG: 0.100	P6		SH2-4			F7		F7		2	0	0	0	0	0	1						
Dan Pasqua, L (8, PH) OBP: 0.300, SLG: 0.143									BB	0	0	0	0	1	0	0						
Steve Sax, R (9, 7) OBP: 0.300, SLG: 0.143										0	0	0	0	0	0	0						
Frank Thomas, R (1.3) OBP: 0.344, SLG: 0.333	2B		SF8			F8		F7		3	0	1	1	0	0	1						
George Bell, R (1.10) OBP: 0.258, SLG: 0.310	P6		P4			P6			F7	4	0	0	0	0	0	2						
Robin Ventura, L (1.5) OBP: 0.310, SLG: 0.167	K					CS BB		F7	BB BB	2	0	0	0	2	1	2						
Ellis Burks, R (1.9) OBP: 0.400, SLG: 0.565			FC7-4 3B			G5-3		L7	F8	4	1	1	0	0	0	2						
Bo Jackson, R (1.7) OBP: 0.444, SLG: 0.714										2	0	1	0	1	0	0						
Lance Johnson, L (7, PR) OBP: 0.333, SLG: 0.400			FC7-4 BB			P4				0	0	0	0	1	0	0						
Carlton Fisk, R (1.2) OBP: 0.273, SLG: 0.545			FC7-4 PO					G6-3	K	4	0	1	1	0	1	4						
Mike Huff, R (1.8) OBP: 0.348, SLG: 0.263										2	0	0	0	0	0	2						
Ozzie Guillen, L (8, PH) OBP: 0.348, SLG: 0.263										1	0	0	0	0	1	0						
Inning Stats	R: 0 E: 0 K: 1 S: 11	H: 1 LOB: 2 BB: 1 P: 19	R: 1 E: 0 K: 0 S: 11	H: 1 LOB: 0 BB: 1 P: 19	R: 1 E: 0 K: 0 S: 9	H: 1 LOB: 0 BB: 0 P: 11	R: 0 E: 0 K: 0 S: 10	H: 0 LOB: 0 BB: 1 P: 18	R: 0 E: 0 K: 0 S: 6	H: 1 LOB: 1 BB: 0 P: 8	R: 0 E: 0 K: 0 S: 6	H: 0 LOB: 0 BB: 0 P: 11	R: 0 E: 0 K: 0 S: 10	H: 1 LOB: 1 BB: 0 P: 15	R: 0 E: 0 K: 1 S: 10	H: 0 LOB: 1 BB: 1 P: 18	R: 0 E: 0 K: 1 S: 13	H: 0 LOB: 2 BB: 2 P: 25	1B: 3 2B: 1 3B: 1 HR: 0	SF: 1 SAC: 1 DP: 0 HBP: 0	WP: 0 PB: 0 SB: 0 CS: 2	PA: 36
PITCHER	IP WLS BF H R ER SO BB IBB HBP BLK WP HR S P ERA WHIP																					
Jim Deshaies, L (1.1) ERA: 1.93	7.0 W 26 5 2 2 1 3 0 0 0 0 0 0 63 101 2.57 1.143																					
Mike Hartley, R (8.1) ERA: 1.5	1.0 4 0 0 0 1 1 0 0 0 0 0 0 10 18 0.00 1.000																					
Rick Aguilera, R (9.1) ERA: 1.5	1.0 S 5 0 0 0 1 2 0 0 0 0 0 0 13 25 0.00 2.000																					


Batter	1	2	3	4	5	6	7	8	9	AB	R	H	RBI	BB	SO	LOB	TOP			
Chuck Knoblauch R (1,4) OBP: 0.441, SLG: 0.346	1-1 FC5-4 1B		2-2 G3			4-2 BB			2-3 K	3	0	1	0	1	1	1	Minnesota Twins @ Chicago White Sox Comiskey Park, Chicago, IL Tue Apr 13 1993, 8:05 PM EDT Att: 20,821 - Unknown - 42 F AB 28 R 0 H 3 RBI 0 BB 3 SO 7 LOB 9			
J.T. Bruett L (1,9) OBP: 0.222, SLG: 0.250	0-0 FC5-4 G5-3 1-2		4-2 CS BB			1-0 P6			1-3 K	3	0	0	0	1	1	2				
Kirby Puckett R (1,8) OBP: 0.382, SLG: 0.655	0-0 G5-3		1-2 CS	0-0 L9		1-0 F9			0-0 1B	4	0	1	0	0	0	2				
Kent Hrbek L (1,3) OBP: 0.324, SLG: 0.310	3-3 K		0-0 P4			0-0 F7			1-3 K	4	0	0	0	0	2	2				
Dave Winfield R (1,10) OBP: 0.296, SLG: 0.615		2-2 G4-3		0-3 K		4-2 G6-4-3 BB				2	0	0	0	1	1	0				
Brian Harper R (1,2) OBP: 0.250, SLG: 0.250		2-0 G6-3			1-0 P2				1-1 G6-4-3	3	0	0	0	0	0	1				
Shane Mack R (1,7) OBP: 0.235, SLG: 0.303		3-2 G6-3			0-0 G1-3				1-1 F8	3	0	0	0	0	0	0				
Mike Pagliarulo L (1,5) OBP: 0.273, SLG: 0.333			2-0 G3 CS G5-3 1B		2-3 K				2-2 G6-3	3	0	1	0	0	1	0				
Scott Leius R (1,6) OBP: 0.125, SLG: 0.071 (8, PH) Randy Bush L (8, PH) Jeff Reboulet R (8, 6) OBP: 0.143, SLG: 0.143 OBP: 0.125, SLG: 0.125			0-1 G5-3		1-3 K				1-2 G6-3	2	0	0	0	0	1	1				
Inning Stats	R: 0 E: 0 K: 1 S: 8	H: 1 LOB: 1 BB: 0 P: 12	R: 0 E: 0 K: 0 S: 9	H: 0 LOB: 0 BB: 0 P: 16	R: 0 E: 0 K: 0 S: 10	H: 1 LOB: 1 BB: 1 P: 19	R: 0 E: 0 K: 1 S: 5	H: 0 LOB: 0 BB: 0 P: 5	R: 0 E: 0 K: 1 S: 6	H: 0 LOB: 1 BB: 1 P: 9	R: 0 E: 0 K: 0 S: 6	H: 0 LOB: 0 BB: 1 P: 11	R: 0 E: 0 K: 0 S: 8	H: 0 LOB: 0 BB: 0 P: 12	R: 0 E: 0 K: 3 S: 10	H: 1 LOB: 1 BB: 0 P: 14	1B: 3 2B: 0 3B: 0 HR: 0	SF: 0 SAC: 0 DP: 1 HBP: 0	WP: 0 PB: 0 SB: 0 CS: 2	PA: 32
PITCHER Alex Fernandez R (1,1) ERA: 1.06	IP: 9.0 WLS: W BF: 31 H: 3 R: 0 ER: 0 SO: 7 BB: 3 IBB: 0 HBP: 0 BLK: 0 WP: 0 HR: 0 S: 71 P: 114 ERA: 0.00 WHIP: 0.667															PITCHER				

Batter	1	2	3	4	5	6	7	8	9	AB	R	H	RBI	BB	SO	LOB	BOTTOM			
Joey Cora S (1,4) OBP: 0.464, SLG: 0.565	4-2 1B SF8 BB		0-1 L7		3-2 P4		2-0 2B 3B			3	2	1	1	1	0	0	Minnesota Twins @ Chicago White Sox Comiskey Park, Chicago, IL Tue Apr 13 1993, 8:05 PM EDT Att: 20,821 - Unknown - 42 F AB 31 R 4 H 9 RBI 4 BB 3 SO 2 LOB 13			
Lance Johnson L (1,8) OBP: 0.355, SLG: 0.448	0-0 S 1B		1-1 P4		0-0 F7		0-0 F8 2B			4	0	2	1	0	0	0				
Frank Thomas R (1,3) OBP: 0.333, SLG: 0.333	1-0 SF8		3-2 WP 1B		0-0 G5-3		2-2 F8			3	0	1	1	0	0	1				
George Bell R (1,10) OBP: 0.229, SLG: 0.273	1-0 F7		2-0 G6-3		1-1 G6-3		3-2 F7			4	0	0	0	0	0	3				
Robin Ventura L (1,5) OBP: 0.333, SLG: 0.222	2-2 P6			0-0 G4-3		3-2 2B 2B			4-0 1B SH2-3 BB	3	1	1	0	1	0	1				
Ellis Burks R (1,9) OBP: 0.393, SLG: 0.577		1-2 G3-1		0-0 E9 CS		2-1 2B			0-1 SH2-3	3	0	1	1	0	0	0				
Dan Pasqua L (1,7) OBP: 0.385, SLG: 0.222 Mike Huff R (7, 7)		1-1 1B		1 SAFE 4-2 SAFE 1-2 BB		1-3 K			3-2 P4	2	0	1	0	1	1	1				
Ron Karkovics R (1,2) OBP: 0.429, SLG: 0.500		2-3 K		0-0 F7		1-1 3B 2B			0-2 FC6-4 1B	4	1	2	0	0	1	2				
Ozzie Guillen L (1,6) OBP: 0.296, SLG: 0.217		1-1 G4-3		0-1 G4-3		0-1 B2			2-1 FC6-4	4	0	0	0	0	0	4				
Inning Stats	R: 1 E: 0 K: 0 S: 11	H: 1 LOB: 1 BB: 1 P: 19	R: 0 E: 0 K: 1 S: 11	H: 1 LOB: 1 BB: 0 P: 16	R: 0 E: 0 K: 0 S: 12	H: 1 LOB: 1 BB: 0 P: 18	R: 0 E: 1 K: 0 S: 5	H: 0 LOB: 1 BB: 1 P: 9	R: 0 E: 0 K: 0 S: 7	H: 0 LOB: 0 BB: 0 P: 10	R: 1 E: 0 K: 1 S: 12	H: 2 LOB: 1 BB: 0 P: 19	R: 2 E: 0 K: 0 S: 13	H: 3 LOB: 1 BB: 0 P: 21	R: 0 E: 0 K: 0 S: 10	H: 1 LOB: 2 BB: 1 P: 19	1B: 4 2B: 4 3B: 1 HR: 0	SF: 1 SAC: 1 DP: 0 HBP: 0	WP: 1 PB: 0 SB: 1 CS: 1	PA: 36
PITCHER Pat Mahomes R (1,1) ERA: 6.57 Larry Casian L (7, 1) Brett Merriman R (7, 1) ERA: 7.71	IP: 6.1 WLS: L BF: 28 H: 7 R: 4 ER: 4 SO: 2 BB: 2 IBB: 0 HBP: 0 BLK: 0 WP: 0 HR: 0 S: 63 P: 99 ERA: 5.68 WHIP: 1.421															PITCHER				

Batter	1	2	3	4	5	6	7	8	9	AB	R	H	RBI	BB	SO	LOB	TOP				
Joey Cora, S OBP: 0.500, SLG: 0.625 (1, 4)										4	0	2	0	1	1	2					
Lance Johnson, L OBP: 0.325, SLG: 0.447 (1, 8)										4	0	1	0	0	0	3					
Frank Thomas, R OBP: 0.333, SLG: 0.342 (1, 3)										3	0	0	0	1	2	3					
George Bell, R OBP: 0.250, SLG: 0.268 (1, 10)										4	0	0	0	0	0	3					
Robin Ventura, L OBP: 0.381, SLG: 0.313 (1, 5)										2	1	0	0	2	1	0					
Ellis Burks, R OBP: 0.389, SLG: 0.613 Mike Huff, R (8, 9)										1	0	0	0	2	0	0					
Bo Jackson, R OBP: 0.462, SLG: 0.600 (1, 7)										3	0	1	0	1	1	2					
Ron Karkovics, R OBP: 0.367, SLG: 0.520 (1, 2)										4	0	1	1	0	1	3					
Ozzie Guillen, L OBP: 0.294, SLG: 0.233 (1, 6)										4	0	0	0	0	0	2					
Inning Stats	R: 0 E: 0 K: 0 S: 10	H: 0 LOB: 1 BB: 2 P: 20	R: 0 E: 0 K: 1 S: 8	H: 0 LOB: 1 BB: 2 P: 18	R: 0 E: 0 K: 1 S: 8	H: 1 LOB: 1 BB: 0 P: 12	R: 0 E: 0 K: 1 S: 14	H: 0 LOB: 2 BB: 2 P: 28	R: 0 E: 0 K: 0 S: 4	H: 0 LOB: 0 BB: 0 P: 9	R: 0 E: 0 K: 1 S: 5	H: 0 LOB: 0 BB: 0 P: 7	R: 0 E: 0 K: 0 S: 8	H: 1 LOB: 1 BB: 0 P: 13	R: 1 E: 0 K: 2 S: 15	H: 2 LOB: 2 BB: 1 P: 25	1B: 4 2B: 3 3B: 0 HR: 0	SF: 0 SAC: 0 DP: 2 HBP: 0	WP: 0 PB: 2 SB: 0 CS: 0	PA: 37	
PITCHER	IP	WLS	BF	H	R	ER	SO	BB	IBB	HBP	BLK	WP	HR	S	P	ERA	WHIP				
Joe Hesketh, L ERA: 3.48 (1, 1)	8.0	W	31	3	0	0	5	6	0	0	0	0	0	65	120	0.00	1.125				
Tony Fossas, L ERA: 10.8 (9, 1)	0.1		3	1	1	1	1	1	0	0	0	0	0	7	16	27.00	6.000				
Jeff Russell, R ERA: 2.45 (9, 1)	0.2		3	1	0	0	1	0	0	0	0	0	0	8	9	0.00	1.500				

Chicago White Sox @ Boston Red Sox
Fenway Park, Boston, MA
Sat Apr 17 1993, 3:33 AM EDT
Att: 32,994 - Cloudy - 60 F


AB 30
R 1
H 5
RBI 1
BB 7
SO 7
LOB 19



Batter	1	2	3	4	5	6	7	8	9	AB	R	H	RBI	BB	SO	LOB	BOTTOM				
Scott Fletcher, R OBP: 0.327, SLG: 0.442 (1, 4)										4	1	2	0	0	0	0					
Bob Zupic, R OBP: 0.563, SLG: 0.538 (1, 8)										2	2	2	0	2	0	0					
Mike Greenwell, L OBP: 0.380, SLG: 0.500 (1, 7)										4	1	2	2	0	0	3					
Andre Dawson, R OBP: 0.357, SLG: 0.462 Ernest Riles, L OBP: 0.200, SLG: 0.400 (7, PR)										3	0	1	2	0	1	1					
Mo Vaughn, L OBP: 0.419, SLG: 0.634 (1, 3)										3	0	2	1	1	1	1					
Ivan Calderon, R OBP: 0.256, SLG: 0.179 (1, 9)										4	0	2	0	0	0	4					
Scott Cooper, L OBP: 0.417, SLG: 0.500 (1, 5)										4	0	0	0	0	0	6					
Bob Melvin, R OBP: 0.167, SLG: 0.188 (1, 2)										4	0	0	0	0	2	2					
Jeff Richardson, R OBP: 0.250, SLG: 0.375 (1, 6)										4	1	0	0	0	2	0					
Inning Stats	R: 2 E: 0 K: 0 S: 14	H: 2 LOB: 1 BB: 2 P: 27	R: 0 E: 0 K: 2 S: 9	H: 0 LOB: 0 BB: 0 P: 12	R: 0 E: 0 K: 0 S: 9	H: 1 LOB: 0 BB: 0 P: 15	R: 0 E: 0 K: 1 S: 15	H: 2 LOB: 2 BB: 0 P: 26	R: 3 E: 1 K: 0 S: 17	H: 3 LOB: 2 BB: 1 P: 28	R: 0 E: 0 K: 0 S: 11	H: 2 LOB: 2 BB: 0 P: 16	R: 0 E: 0 K: 1 S: 8	H: 1 LOB: 2 BB: 0 P: 12	R: 0 E: 0 K: 2 S: 7	H: 0 LOB: 0 BB: 0 P: 9	1B: 8 2B: 3 3B: 0 HR: 0	SF: 0 SAC: 1 DP: 3 HBP: 1	WP: 0 PB: 0 SB: 0 CS: 0	PA: 37	
PITCHER	IP	WLS	BF	H	R	ER	SO	BB	IBB	HBP	BLK	WP	HR	S	P	ERA	WHIP				
Kirk McCaskill, R ERA: 5.99 (1, 1)	4.1	L	23	8	5	4	3	2	1	0	0	0	0	18	26	0.00	1.200				
Donn Palli, R ERA: 4.91 (7, 1)	1.0		4	1	0	0	1	0	0	1	0	0	0	8	12	0.00	1.000				
Roberto Hernandez, R ERA: 7.71 (8, 1)	1.0		3	0	0	0	2	0	0	0	0	0	0	7	9	0.00	0.000				

Chicago White Sox @ Boston Red Sox
Fenway Park, Boston, MA
Sat Apr 17 1993, 3:33 AM EDT
Att: 32,994 - Cloudy - 60 F

AB 32
R 5
H 11
RBI 5
BB 3
SO 6
LOB 17



Batter	1	2	3	4	5	6	7	8	9	AB	R	H	RBI	BB	SO	LOB	TOP			
Joey Cora, S OBP: 0.476, SLG: 0.571 (1,4)	F9		CS BB			G6-3		G4-3		3	0	0	0	1	0	0	Chicago White Sox @ Boston Red Sox Fenway Park, Boston, MA Sun Apr 18 1993, 3:33 AM EDT Att: 34,923 - Cloudy - 54 F			
Mike Huff, R OBP: 0.273, SLG: 0.300 (1,8)	G4-3		FC4 1B			K		K		4	0	2	0	0	2	0				
Frank Thomas, R OBP: 0.327, SLG: 0.357 (1,3)	G4-3		FC4 1-2					G4-3		4	0	1	0	0	0	2				
George Bell, R OBP: 0.250, SLG: 0.267 (1,10)	F9					L9			G5-3	4	0	1	0	0	0	2				
Robin Ventura, L OBP: 0.370, SLG: 0.333 (1,5)		FC1-5 2B				G4-6-3		G4-3	F7	4	0	1	0	0	0	1				
Ellis Burks, R OBP: 0.375, SLG: 0.571 (1,9)	G6-3					G4-3		F9	1B	4	0	1	0	0	0	1				
Bo Jackson, R OBP: 0.471, SLG: 0.571 (1,7)		FC1-5-6 2-3				K		1B 1B	1B	4	0	2	0	0	1	1				
Carlton Fisk, R OBP: 0.267, SLG: 0.467 (1,2)	F9					F8		1B	L4	4	0	1	0	0	0	3				
Ozzie Guillen, L OBP: 0.270, SLG: 0.212 (1,6)			G5-3			G5-3		P5		3	0	0	0	0	0	2				
Inning Stats	R: 0 E: 0 K: 0 S: 6	H: 1 LOB: 1 BB: 0 P: 8	R: 0 E: 0 K: 0 S: 13	H: 1 LOB: 1 BB: 0 P: 19	R: 0 E: 0 K: 0 S: 9	H: 1 LOB: 1 BB: 1 P: 16	R: 0 E: 0 K: 0 S: 8	H: 0 LOB: 0 BB: 0 P: 10	R: 0 E: 0 K: 1 S: 9	H: 1 LOB: 1 BB: 0 P: 10	R: 0 E: 0 K: 0 S: 11	H: 2 LOB: 2 BB: 0 P: 18	R: 0 E: 0 K: 1 S: 8	H: 0 LOB: 0 BB: 0 P: 11	R: 0 E: 0 K: 0 S: 10	H: 2 LOB: 2 BB: 0 P: 11	1B: 6 2B: 3 3B: 0 HR: 0	SF: 0 SAC: 0 DP: 1 HBP: 0	WP: 0 PB: 0 SB: 0 CS: 1	PA: 35
PITCHER Frank Viola, L ERA: 0.75 (1,1)	IP: 9.0 WLS: W BF: 35 H: 9 R: 0 ER: 0 SO: 3 BB: 1 IBB: 0 HBP: 0 BLK: 0 WP: 0 HR: 0 S: 82 P: 118 ERA: 0.00 WHIP: 1.111																			

Batter	1	2	3	4	5	6	7	8	9	AB	R	H	RBI	BB	SO	LOB	BOTTOM			
Scott Fletcher, R OBP: 0.340, SLG: 0.447 (1,4)	G6-3		S 1B			P6		1B 1B		4	2	2	0	0	0	0	Chicago White Sox @ Boston Red Sox Fenway Park, Boston, MA Sun Apr 18 1993, 3:33 AM EDT Att: 34,923 - Cloudy - 54 F			
Bob Zupic, R OBP: 0.550, SLG: 0.500 (1,8)	G4-3		1B BB			F7		P2		3	0	1	0	1	0	1				
Mike Greenwell, L OBP: 0.407, SLG: 0.563 (1,7)	G4-3		G6-4-3 1-3 2-H			SF8 3B		1B 1B		4	1	3	1	0	0	1				
Andre Dawson, R OBP: 0.348, SLG: 0.452 (1,10)	F8		G6-4-3			SF8		FC6-4 1B		3	0	1	2	0	0	3				
Jeff Richardson, R OBP: 0.250, SLG: 0.375 (8, PR)										0	0	0	0	0	0	0				
Mo Vaughn, L OBP: 0.426, SLG: 0.614 (1,3)		S 1B BB				G3		K		3	1	1	0	1	1	2				
Ivan Calderon, R OBP: 0.225, SLG: 0.156 (1,9)	K		G5-4-3			G6-3		FC6-4		4	0	0	0	0	1	4				
Scott Cooper, L OBP: 0.431, SLG: 0.511 (1,5)	PO 2-H		FC6-4 1B			G3				3	0	2	1	0	0	0				
Tony Peña, R OBP: 0.167, SLG: 0.172 (1,2)	F1		FC6-4			L7				3	0	0	0	0	0	2				
Luis Rivera, R OBP: 0.289, SLG: 0.273 (1,6)	PO		P4			G5-3		P4		3	0	0	0	0	0	0				
Inning Stats	R: 0 E: 0 K: 0 S: 7	H: 1 LOB: 1 BB: 0 P: 9	R: 1 E: 0 K: 1 S: 6	H: 1 LOB: 1 BB: 1 P: 16	R: 1 E: 0 K: 0 S: 12	H: 2 LOB: 1 BB: 1 P: 21	R: 0 E: 0 K: 0 S: 10	H: 2 LOB: 1 BB: 0 P: 13	R: 0 E: 0 K: 0 S: 4	H: 0 LOB: 0 BB: 0 P: 6	R: 1 E: 0 K: 0 S: 10	H: 1 LOB: 0 BB: 0 P: 17	R: 0 E: 0 K: 0 S: 5	H: 0 LOB: 0 BB: 0 P: 7	R: 1 E: 0 K: 1 S: 14	H: 3 LOB: 2 BB: 0 P: 17	1B: 9 2B: 0 3B: 1 HR: 0	SF: 1 SAC: 0 DP: 2 HBP: 0	WP: 0 PB: 0 SB: 2 CS: 0	PA: 34
PITCHER Rodney Bolton, R ERA: 4.97 (1,1)	IP: 7.1 WLS: L BF: 29 H: 8 R: 4 ER: 4 SO: 1 BB: 2 IBB: 0 HBP: 0 BLK: 0 WP: 0 HR: 0 S: 58 P: 94 ERA: 4.91 WHIP: 1.364																			
PITCHER Scott Radinsky, L ERA: 6.75 (8,1)	IP: 0.2 WLS: L BF: 4 H: 2 R: 0 ER: 0 SO: 1 BB: 0 IBB: 0 HBP: 0 BLK: 0 WP: 0 HR: 0 S: 10 P: 12 ERA: 0.00 WHIP: 3.000																			

Batter	1	2	3	4	5	6	7	8	9	AB	R	H	RBI	BB	SO	LOB	TOP			
Joey Cora, S OBP: 0.435, SLG: 0.513 (1,4)	G3-1		K			G3		G3		4	0	0	0	0	1	0	Chicago White Sox @ Boston Red Sox Fenway Park, Boston, MA Mon Apr 19 1993, 3:33 AM EDT Att: 34,556 - Sunny - 69 F			
Lance Johnson, L OBP: 0.318, SLG: 0.429 (1,8)	G6-3				G4-3 1B	G1-3		G1-3		4	0	1	0	0	0	0				
Frank Thomas, R OBP: 0.321, SLG: 0.333 (1,3)	K				G4-3 1-2	G4-3 1B BB			F7	3	0	0	0	1	1	1				
George Bell, R OBP: 0.269, SLG: 0.271 (1,10)		F9			G4-3 2-3	G4-3 1-2 1B			FC6-4 BB	3	0	1	0	1	0	1				
Robin Ventura, L OBP: 0.360, SLG: 0.308 (1,5)	G4-3				FC6-4 BB	F8			K	3	0	0	0	1	1	3				
Ellis Burks, R OBP: 0.364, SLG: 0.538 (1,9)					FC6-4 1-2				F9	4	0	1	0	0	0	3				
Dan Pasqua, L OBP: 0.316, SLG: 0.200 (1,7)					K2-3				K	3	0	0	0	0	3	1				
Ron Karkovics, R OBP: 0.333, SLG: 0.464 (1,2)			K			K			P4	3	0	0	0	0	2	0				
Ozzie Guillen, L OBP: 0.250, SLG: 0.194 (1,6)			G4-3			L7			G4-3	3	0	0	0	0	0	0				
Inning Stats	R: 0 E: 0 K: 1 S: 8	H: 0 LOB: 0 BB: 0 P: 12	R: 0 E: 0 K: 1 S: 12	H: 1 LOB: 1 BB: 0 P: 21	R: 0 E: 0 K: 2 S: 10	H: 0 LOB: 0 BB: 1 P: 13	R: 0 E: 0 K: 0 S: 8	H: 1 LOB: 2 BB: 1 P: 16	R: 0 E: 0 K: 2 S: 10	H: 0 LOB: 0 BB: 0 P: 10	R: 0 E: 0 K: 1 S: 10	H: 0 LOB: 0 BB: 0 P: 15	R: 0 E: 0 K: 1 S: 9	H: 0 LOB: 0 BB: 0 P: 14	R: 0 E: 0 K: 1 S: 6	H: 0 LOB: 1 BB: 1 P: 12	1B: 3 2B: 0 3B: 0 HR: 0	SF: 0 SAC: 0 DP: 0 HBP: 0	WP: 0 PB: 0 SB: 1 CS: 0	PA: 33
PITCHER John Dopson, R ERA: 3.5 (1,1)	IP: 9.0 WLS: W BF: 33 H: 3 R: 0 ER: 0 SO: 8 BB: 3 IBB: 0 HBP: 0 BLK: 0 WP: 0 HR: 0 S: 81 P: 128 ERA: 0.00 WHIP: 0.667															PITCHER				

Batter	1	2	3	4	5	6	7	8	9	AB	R	H	RBI	BB	SO	LOB	BOTTOM			
Scott Fletcher, R OBP: 0.333, SLG: 0.438 (1,4)	E6 WP		K							1	0	0	0	0	0	0	Chicago White Sox @ Boston Red Sox Fenway Park, Boston, MA Mon Apr 19 1993, 3:33 AM EDT Att: 34,556 - Sunny - 69 F			
Jeff Richardson, R OBP: 0.273, SLG: 0.300 (2,4)										2	1	0	0	1	1	2				
Billy Hatcher, R OBP: 0.372, SLG: 0.342 (1,8)	L9		G3							4	1	1	0	0	0	1				
Mike Greenwell, L OBP: 0.397, SLG: 0.538 (1,7)	P6									4	1	1	1	0	0	1				
Andre Dawson, R OBP: 0.360, SLG: 0.444 (1,10)	G6-3									3	1	1	1	0	0	1				
Ernest Riles, L OBP: 0.200, SLG: 0.400 (7, PR)										0	0	0	0	0	0	0				
Mo Vaughn, L OBP: 0.451, SLG: 0.667 (1,3)										4	1	3	1	0	0	0				
Carlos Quintana, R OBP: 0.471, SLG: 0.433 (1,9)										4	1	2	1	0	1	0				
Scott Cooper, L OBP: 0.418, SLG: 0.490 (1,5)										4	0	1	1	0	3	2				
Tony Peña, R OBP: 0.176, SLG: 0.212 (1,2)										4	0	1	0	0	0	2				
Luis Rivera, R OBP: 0.268, SLG: 0.250 (1,6)										3	0	0	0	0	0	2				
Inning Stats	R: 0 E: 1 K: 0 S: 8	H: 0 LOB: 1 BB: 0 P: 13	R: 0 E: 0 K: 1 S: 10	H: 2 LOB: 1 BB: 0 P: 17	R: 0 E: 0 K: 1 S: 9	H: 0 LOB: 0 BB: 0 P: 15	R: 0 E: 0 K: 0 S: 4	H: 0 LOB: 0 BB: 0 P: 6	R: 0 E: 0 K: 2 S: 16	H: 0 LOB: 0 BB: 0 P: 21	R: 6 E: 0 K: 0 S: 18	H: 7 LOB: 2 BB: 1 P: 33	R: 0 E: 0 K: 0 S: 8	H: 1 LOB: 3 BB: 0 P: 11	R: 0 E: 0 K: 1 S: 10	H: 0 LOB: 0 BB: 0 P: 12		1B: 7 2B: 3 3B: 0 HR: 0	SF: 0 SAC: 0 DP: 1 HBP: 1	WP: 2 PB: 0 SB: 0 CS: 0
PITCHER Alex Fernandez, R ERA: 2.42 (1,1)	IP: 5.1 WLS: L BF: 22 H: 5 R: 4 ER: 4 SO: 4 BB: 1 IBB: 0 HBP: 0 BLK: 0 WP: 1 HR: 0 S: 57 P: 90 ERA: 6.75 WHIP: 1.125															PITCHER				
Chuck Gandy, L ERA: 12.27 (6,1)	0.0	3	3	2	2	0	0	0	0	0	0	0	0	0	0	0	0			
Bobby Thigpen, R ERA: 12.3 (6,1)	0.0	1	1	0	0	0	0	0	0	0	0	2	3	0	0	0	0			
Donn Pall, R ERA: 3.38 (6,1)	1.2	6	1	0	0	0	0	0	0	1	0	0	11	5	0.00	0.600				
Roberto Hernandez, R ERA: 5.4 (8,1)	1.0	3	0	0	0	1	0	0	0	0	0	10	12	0.00	0.000					

Batter	1	2	3	4	5	6	7	8	9	10	11	12	13	14	AB	R	H	RBI	BB	SO	LOB	TOP			
Joey Cora, S OBP: 0.404, SLG: 0.455 (1.4)															5	1	0	0	1	1	1				
Lance Johnson, L OBP: 0.320, SLG: 0.417 (1.8)															6	0	2	0	0	0	1				
Frank Thomas, R OBP: 0.322, SLG: 0.327 (1.3)															4	0	1	1	1	0	0				
George Bell, R OBP: 0.259, SLG: 0.259 (1.10)															6	0	1	0	0	1	4				
Robin Ventura, L OBP: 0.364, SLG: 0.318 (1.5)															5	0	2	0	0	0	1				
Ellis Burks, R OBP: 0.327, SLG: 0.477 (1.9)															5	0	0	0	0	3	4				
Steve Sax, R OBP: 0.500, SLG: 0.500 Mike Huff, R OBP: 0.368, SLG: 0.273 (1.7) (9.7)															3	1	2	0	0	1	0				
Ron Karkovics, R OBP: 0.299, SLG: 0.394 (1.2)															5	0	0	0	0	1	3				
Ozzie Guillen, L OBP: 0.244, SLG: 0.244 (1.6)															5	0	1	1	0	0	1				
Inning Stats	R: 0 E: 0 K: 0 S: 8	H: 0 LOB: 0 BB: 0 P: 15	R: 0 E: 0 K: 2 S: 10	H: 0 LOB: 0 BB: 0 P: 15	R: 1 E: 0 K: 0 S: 14	H: 2 LOB: 1 BB: 0 P: 18	R: 0 E: 0 K: 0 S: 9	H: 1 LOB: 1 BB: 0 P: 13	R: 0 E: 0 K: 1 S: 8	H: 1 LOB: 0 BB: 0 P: 14	R: 0 E: 0 K: 2 S: 7	H: 2 LOB: 2 BB: 0 P: 12	R: 0 E: 0 K: 1 S: 6	H: 0 LOB: 0 BB: 0 P: 7	R: 0 E: 0 K: 1 S: 9	H: 0 LOB: 0 BB: 0 P: 13	R: 0 E: 0 K: 1 S: 3	H: 0 LOB: 0 BB: 1 P: 7	R: 1 E: 0 K: 0 S: 6	H: 1 LOB: 0 BB: 1 P: 13	1B: 8 2B: 0 3B: 1 HR: 0	SF: 1 SAC: 0 DP: 3 HBP: 0	WP: 0 PB: 1 SB: 2 CS: 2	PA: 49	
PITCHER	IP	WLS	BF	H	R	ER	SO	BB	IBB	HBP	BLK	WP	HR	S	P	ERA	WHIP								
Ben McDonald, R ERA: 5.28 Todd Frohwrth, R ERA: 1.94 Alan Mills, R ERA: 2.53	(1.1) (9.1) (14.1)	8.2 4.1 1.0	WLS 13 L	32 0 4	8 0 1	ER 0 0	SO 5 3 0	BB 1 0 1	IBB 0 0 0	HBP 0 0 0	BLK 0 0 0	WP 0 0 0	HR 0 28 6	S 78 39 13	P 125 39 13	ERA 0.00 0.00 0.00	WHIP 1.038 0.231 2.000								

Chicago White Sox @ Baltimore Orioles
 Oriole Park at Camden Yards, Baltimore, MD
 Tue Apr 20 1993, 7:05 PM EDT
 Att. 45,891 - Unknown - 79 F

AB 45
 R 2
 H 9
 RBI 2
 BB 3
 SO 8
 LOB 15

Batter	1	2	3	4	5	6	7	8	9	10	11	12	13	14	AB	R	H	RBI	BB	SO	LOB	BOTTOM			
Brady Anderson, L OBP: 0.492, SLG: 0.592 (1.7)															4	0	2	1	2	0	1				
Mike Devereaux, R OBP: 0.186, SLG: 0.259 (1.8)															6	0	1	0	0	1	4				
Cal Ripken Jr., R OBP: 0.328, SLG: 0.346 (1.6)															5	0	1	0	1	0	2				
Glenn Davis, R OBP: 0.245, SLG: 0.239 Harold Baines, L OBP: 0.344, SLG: 0.321 Luis Mercedes, R OBP: 0.391, SLG: 0.389 Chito Martinez, L (10, PH)	(1.10) (9, PH) (9, PR) (10, PH)	SAFE SAFE SAFE SAFE	1-3 1-2												3	0	0	0	0	1	2				
Chris Hoiles, R OBP: 0.367, SLG: 0.463 (1.2)															3	0	0	0	2	1	1				
Leo Gomez, R OBP: 0.429, SLG: 0.484 Mark McLemore, S OBP: 0.250, SLG: 0.267	(1.5) (8, PR)	SAFE SAFE	2-3												2	0	1	0	1	1	1				
David Segui, S OBP: 0.500, SLG: 0.400 (1.3)															4	0	0	0	2	1	2				
Sherman Obando, R OBP: 0.400, SLG: 0.400 Tim Lincecum, R OBP: 0.375, SLG: 0.467	(1.9) (8, S)														3	0	0	0	0	2	1				
Harold Reynolds, S OBP: 0.243, SLG: 0.206 (1.4)															5	1	2	0	0	1	0				
Inning Stats	R: 0 E: 0 K: 1 S: 15	H: 1 LOB: 1 BB: 0 P: 20	R: 0 E: 0 K: 1 S: 6	H: 0 LOB: 1 BB: 1 P: 12	R: 1 E: 0 K: 2 S: 15	H: 2 LOB: 0 BB: 0 P: 22	R: 0 E: 0 K: 0 S: 11	H: 1 LOB: 3 BB: 2 P: 18	R: 0 E: 0 K: 2 S: 5	H: 1 LOB: 1 BB: 0 P: 16	R: 0 E: 0 K: 0 S: 8	H: 0 LOB: 0 BB: 1 P: 10	R: 0 E: 0 K: 2 S: 14	H: 0 LOB: 2 BB: 2 P: 27	R: 0 E: 0 K: 2 S: 10	H: 0 LOB: 1 BB: 0 P: 20	R: 0 E: 0 K: 0 S: 6	H: 0 LOB: 0 BB: 0 P: 12	R: 0 E: 0 K: 3 S: 10	H: 0 LOB: 0 BB: 0 P: 13	1B: 6 2B: 1 3B: 0 HR: 0	SF: 0 SAC: 1 DP: 3 HBP: 0	WP: 1 PB: 0 SB: 3 CS: 0	PA: 53	
PITCHER	IP	WLS	BF	H	R	ER	SO	BB	IBB	HBP	BLK	WP	HR	S	P	ERA	WHIP								
Wilson Alvarez, L ERA: 4.09 Roberto Hernandez, R ERA: 3.18 Scott Radinsky, L ERA: 5.14 Donn Pall, R ERA: 2.45	(1.1) (9.1) (11.1) (13.1)	8.0 2.1 1.2 2.0	WLS 11 L W	31 0 1 6	6 0 1 0	ER 0 0 0	SO 6 3 3	BB 5 0 0	IBB 0 0 0	HBP 0 0 0	BLK 0 0 0	WP 0 1 0	HR 0 27 16	S 75 53 31	P 125 53 31	ERA 0.00 0.00 0.00	WHIP 1.12 1.375 0.600 0.000								

Chicago White Sox @ Baltimore Orioles
 Oriole Park at Camden Yards, Baltimore, MD
 Tue Apr 20 1993, 7:05 PM EDT
 Att. 45,891 - Unknown - 79 F

AB 43
 R 1
 H 7
 RBI 1
 BB 9
 SO 13
 LOB 20

Batter	1	2	3	4	5	6	7	8	9	AB	R	H	RBI	BB	SO	LOB	TOP										
Joey Cora, S OBP: 0.404, SLG: 0.438 (1, 4)	G4-6-3 BB		F7			F9		FC1-5 1B	K	4	0	1	0	1	1	4											
Lance Johnson, L OBP: 0.315, SLG: 0.404 (1, 8)	G4-6-3 1-2		F9			F9		FC1-5 1B		4	0	1	1	0	0	2											
Frank Thomas, R OBP: 0.302, SLG: 0.302 (1, 3)	G6-3			G1-3		F7		FC1-5 1-2 2-SF		4	0	0	0	0	0	2											
George Bell, R OBP: 0.242, SLG: 0.241 (1, 10)		K		F7			P4	F7		4	0	0	0	0	1	2											
Robin Ventura, L OBP: 0.373, SLG: 0.333 (1, 5)		F7		F8			1B		1B SF 1B	4	1	2	0	0	0	0											
Bo Jackson, R OBP: 0.524, SLG: 0.647 (9, PR)					1-1					3	0	2	0	1	1	1											
Ellis Burks, R OBP: 0.327, SLG: 0.477 (9, 9)							K		1-3 SF 1B	0	1	0	0	0	0	0											
Dan Pasqua, L OBP: 0.261, SLG: 0.167 (9, PR)					2 SAFE	3-3			SF	3	0	0	1	0	1	3											
Mike Huff, R OBP: 0.308, SLG: 0.273 (9, 7)							K		SH1-4 1-H 3-H	0	0	0	0	0	0	0											
Ron Karkovice, R OBP: 0.317, SLG: 0.400 (1, 2)			B2-3 BB			L7		1B 1B	SH1-4	2	1	1	0	1	0	1											
Ozzie Guillen, L OBP: 0.224, SLG: 0.222 (1, 6)			B2-3			G4-3		P7	F9	4	0	0	0	0	0	6											
Inning Stats	R: 0 E: 0 K: 0 S: 6	H: 0 LOB: 0 BB: 1 P: 11	R: 0 E: 0 K: 1 S: 10	H: 0 LOB: 1 BB: 1 P: 19	R: 0 E: 0 K: 0 S: 8	H: 0 LOB: 1 BB: 1 P: 13	R: 0 E: 0 K: 0 S: 5	H: 0 LOB: 0 BB: 0 P: 9	R: 0 E: 0 K: 1 S: 12	H: 1 LOB: 1 BB: 0 P: 16	R: 0 E: 0 K: 1 S: 9	H: 1 LOB: 1 BB: 0 P: 13	R: 1 E: 0 K: 0 S: 12	H: 3 LOB: 2 BB: 0 P: 16	R: 2 E: 1 K: 1 S: 13	H: 2 LOB: 3 BB: 0 P: 19	1B: 6 2B: 1 3B: 0 HR: 0	SF: 1 SAC: 1 DP: 1 HBP: 0	WP: 1 PB: 0 SB: 0 CS: 0	PA: 37							
PITCHER	IP	WLS	BF	H	R	ER	SO	BB	IBB	HBP	BLK	WP	HR	S	P	ERA	WHIP										
Rick Sutcliffe, R ERA: 3.45 (1, 1)	7.1		28	4	1	1	3	3	0	0	0	0	0	64	107	1.23	0.955										
Jim Poole, L ERA: (8, 1)	0.0		1	1	0	0	0	0	0	0	0	0	0	2	2	∞	∞										
Alan Mills, R ERA: 2.38 (9, 1)	0.2		2	0	0	0	0	0	0	0	0	0	0	5	7	0.00	0.000										
Gregg Olson, R ERA: 3.12 (9, 1)	1.0	L	6	2	2	1	1	0	0	0	0	1	0	13	19	9.00	2.000										

Chicago White Sox @ Baltimore Orioles
Oriole Park at Camden Yards, Baltimore, MD

Thu Apr 22 1993, 7:05 PM EDT
Att: 22,317 - Unknown - 47 F

AB 32
R 3
H 7
RBI 2
BB 3
SO 4
LOB 21



Batter	1	2	3	4	5	6	7	8	9	AB	R	H	RBI	BB	SO	LOB	BOTTOM										
Brady Anderson, L OBP: 0.476, SLG: 0.558 (1, 7)	F8		2B L1-5 BB		P5		G1-3			3	0	0	0	1	0	1											
Mike Devereaux, R OBP: 0.206, SLG: 0.279 (1, 8)	P4		1-3 2B			2B BB		F7		3	1	1	0	1	0	0											
Cal Ripken Jr., R OBP: 0.323, SLG: 0.357 (1, 6)	L5		L1-5			1-H 2B		P3		4	0	1	1	0	0	2											
Harold Baines, L OBP: 0.306, SLG: 0.281 (1, 10)		G4-3				L4		F8		4	0	0	0	0	1	1											
Glenn Davis, R OBP: 0.250, SLG: 0.245 (1, 3)									G1-3	3	0	1	0	0	0	1											
David Segui, S OBP: 0.476, SLG: 0.375 (9, 3)			FC3-6 1B			F7				1	0	0	0	0	0	0											
Chris Hoiles, R OBP: 0.358, SLG: 0.444 (1, 2)		FC3-6 2B E				K			K	4	1	1	0	0	2	2											
Tim Lincecum, R OBP: 0.400, SLG: 0.526 (1, 5)		E 2B				K		G1-3 1B		4	0	2	0	0	1	1											
Mark McLemore, S OBP: 0.211, SLG: 0.222 (1, 9)		E4 CS				K				3	0	0	0	0	2	2											
Harold Reynolds, S OBP: 0.225, SLG: 0.189 (1, 4)		CS				G1-3		G1-3		3	0	0	0	0	0	1											
Inning Stats	R: 0 E: 0 K: 0 S: 7	H: 2 LOB: 1 BB: 0 P: 17	R: 1 E: 1 K: 0 S: 12	H: 1 LOB: 1 BB: 1 P: 13	R: 0 E: 0 K: 2 S: 13	H: 1 LOB: 0 BB: 0 P: 15	R: 0 E: 0 K: 1 S: 8	H: 0 LOB: 0 BB: 0 P: 11	R: 1 E: 0 K: 1 S: 13	H: 1 LOB: 1 BB: 1 P: 23	R: 0 E: 0 K: 1 S: 11	H: 1 LOB: 1 BB: 0 P: 12	R: 0 E: 0 K: 0 S: 4	H: 0 LOB: 0 BB: 0 P: 5	R: 0 E: 0 K: 1 S: 9	H: 0 LOB: 0 BB: 0 P: 13	1B: 3 2B: 4 3B: 0 HR: 0	SF: 0 SAC: 0 DP: 1 HBP: 0	WP: 0 PB: 0 SB: 0 CS: 1	PA: 35							
PITCHER	IP	WLS	BF	H	R	ER	SO	BB	IBB	HBP	BLK	WP	HR	S	P	ERA	WHIP										
Jack McDowell, R ERA: 4.23 (1, 1)	8.0		31	6	2	1	5	2	0	0	0	0	0	75	105	1.12	1.000										
Roberto Hernandez, R ERA: 2.7 (9, 1)	1.0	S	3	0	0	0	1	0	0	0	0	0	0	9	13	0.00	0.000										

Chicago White Sox @ Baltimore Orioles
Oriole Park at Camden Yards, Baltimore, MD

Thu Apr 22 1993, 7:05 PM EDT
Att: 22,317 - Unknown - 47 F

AB 32
R 2
H 6
RBI 1
BB 2
SO 6
LOB 11



Batter	1	2	3	4	5	6	7	8	9	AB	R	H	RBI	BB	SO	LOB	TOP										
Joey Cora, S OBP: 0.403, SLG: 0.421 (1,4)			G6-3			B3	1B	G6-3		5	0	1	0	0	1	2	Chicago White Sox @ Toronto Blue Jays SkyDome, Toronto, ON Sat Apr 24 1993, 3:33 AM EDT Att: 50,518 - Dome										
Lance Johnson, L OBP: 0.333, SLG: 0.410 (1,8)							1B			5	0	3	1	0	2	0											
Dan Pasqua, L OBP: 0.286, SLG: 0.227 (1,3)			G4-3			P6	1B			4	0	1	0	1	1	2											
George Bell, R OBP: 0.225, SLG: 0.212 (1,10)	F7					P4	G1-3		G3-1	5	0	0	0	0	5												
Robin Ventura, L OBP: 0.358, SLG: 0.321 (1,5)		G3								4	1	1	0	0	0	0											
Ellis Burks, R OBP: 0.333, SLG: 0.471 (1,9)										4	1	2	0	0	0	1											
Steve Sax, R OBP: 0.375, SLG: 0.286 (1,7)										3	1	0	0	1	0	2											
Ron Karkovics, R OBP: 0.296, SLG: 0.390 (1,2)										2	0	0	0	0	2	1											
Carlton Fisk, R OBP: 0.294, SLG: 0.471 (7,PH)										2	0	1	0	0	1	2											
Ozzie Guillen, L OBP: 0.228, SLG: 0.245 (1,6)										4	1	2	3	0	0	0											
Inning Stats	R: 0 E: 0 K: 2 S: 15	H: 1 LOB: 1 BB: 0 P: 23	R: 0 E: 0 K: 1 S: 9	H: 1 LOB: 1 BB: 0 P: 15	R: 0 E: 0 K: 0 S: 8	H: 0 LOB: 0 BB: 0 P: 14	R: 0 E: 0 K: 0 S: 7	H: 0 LOB: 0 BB: 0 P: 7	R: 0 E: 0 K: 1 S: 6	H: 1 LOB: 1 BB: 0 P: 10	R: 0 E: 0 K: 0 S: 8	H: 1 LOB: 1 BB: 0 P: 14	R: 3 E: 0 K: 1 S: 23	H: 4 LOB: 3 BB: 2 P: 39	R: 1 E: 0 K: 0 S: 18	H: 3 LOB: 2 BB: 0 P: 23	R: 0 E: 0 K: 2 S: 10	H: 0 LOB: 0 BB: 0 P: 14	1B: 8 2B: 3 3B: 0 HR: 0	SF: 0 SAC: 0 DP: 0 HBP: 0	WP: 3 PB: 0 SB: 1 CS: 0	PA: 40					
PITCHER	IP	WLS	BF	H	R	ER	SO	BB	IBB	HBP	BLK	WP	HR	S	P	ERA	WHIP										
Juan Guzman, R ERA: 6.45 (1,1)	6.2	W	30	8	3	3	5	2	0	0	0	3	0	72	118	4.05	1.500										
Mark Eichhorn, R ERA: 4.51 (7,1)	1.1		7	3	1	1	0	0	0	0	0	0	0	22	27	6.75	2.250										
Mike Timlin, R ERA: 4.0 (9,1)	1.0		3	0	0	0	2	0	0	0	0	0	0	10	14	0.00	0.000										

Batter	1	2	3	4	5	6	7	8	9	AB	R	H	RBI	BB	SO	LOB	BOTTOM										
Devon White, S OBP: 0.563, SLG: 0.679 (1,8)	G4-3			G6-3						4	2	2	0	1	1	2	Chicago White Sox @ Toronto Blue Jays SkyDome, Toronto, ON Sat Apr 24 1993, 3:33 AM EDT Att: 50,518 - Dome										
Roberto Alomar, S OBP: 0.364, SLG: 0.364 (1,4)	G4-3									4	2	1	1	1	1	2											
Paul Molitor, R OBP: 0.336, SLG: 0.388 (1,10)	F9			G6-3						5	2	2	2	0	0	2											
Joe Carter, R OBP: 0.368, SLG: 0.689 (1,7)	1B									5	2	2	2	0	1	2											
John Olerud, L OBP: 0.493, SLG: 0.645 (1,3)	1B									4	2	3	2	1	1	1											
Darin Jackson, R OBP: 0.311, SLG: 0.333 (1,9)	1B									5	0	3	1	0	0	1											
Ed Sprague, R OBP: 0.281, SLG: 0.443 (1,5)	P4									3	0	0	1	0	1	4											
Pat Borders, R OBP: 0.183, SLG: 0.224 (1,2)										4	0	0	0	0	0	3											
Dick Schofield, R OBP: 0.304, SLG: 0.294 (1,6)										4	0	1	1	0	0	0											
Inning Stats	R: 2 E: 0 K: 0 S: 14	H: 3 LOB: 2 BB: 1 P: 21	R: 0 E: 0 K: 1 S: 11	H: 1 LOB: 1 BB: 0 P: 13	R: 2 E: 0 K: 0 S: 11	H: 3 LOB: 1 BB: 0 P: 15	R: 2 E: 0 K: 0 S: 13	H: 1 LOB: 0 BB: 1 P: 20	R: 1 E: 0 K: 2 S: 14	H: 2 LOB: 2 BB: 1 P: 24	R: 0 E: 0 K: 0 S: 11	H: 1 LOB: 1 BB: 0 P: 17	R: 0 E: 0 K: 0 S: 4	H: 0 LOB: 0 BB: 0 P: 6	R: 3 E: 1 K: 0 S: 16	H: 3 LOB: 1 BB: 0 P: 24		R: 0 E: 0 K: 0 S: 10	H: 0 LOB: 0 BB: 0 P: 14	1B: 8 2B: 4 3B: 1 HR: 1	SF: 1 SAC: 0 DP: 0 HBP: 0	WP: 0 PB: 0 SB: 1 CS: 0	PA: 42				
PITCHER	IP	WLS	BF	H	R	ER	SO	BB	IBB	HBP	BLK	WP	HR	S	P	ERA	WHIP										
Rodney Bolton, R ERA: 7.02 (1,1)	4.0	L	22	8	6	6	1	2	0	0	0	0	0	49	69	13.50	2.500										
Jeff Schwarz, R ERA: 3.0 (5,1)	3.0		13	3	1	1	4	1	0	0	0	0	0	29	47	3.00	1.333										
Bobby Thigpen, R ERA: 11.25 (8,1)	1.0		7	3	3	1	0	0	0	0	0	0	0	16	24	9.00	3.000										

Batter	1	2	3	4	5	6	7	8	9	AB	R	H	RBI	BB	SO	LOB	TOP			
Joey Cora, S OBP: 0.408, SLG: 0.426 (1,4)	F7		1-1 1B		2-2 1B		2-3 K			4	0	2	0	0	1	0	Chicago White Sox @ Toronto Blue Jays SkyDome, Toronto, ON Sun Apr 25 1993, 3:33 AM EDT Att: 50,430 - Dome			
Lance Johnson, L OBP: 0.313, SLG: 0.385 (1,8)	G3		0-0 F7		3-2 G4-6-3		1-1 B1-3			4	0	0	0	0	0	3				
Frank Thomas, R OBP: 0.282, SLG: 0.267 (1,3)	K		3-1 L5					0-0 G5-3		4	0	0	0	0	2	2				
Robin Ventura, L OBP: 0.366, SLG: 0.350 (1,5)		3-3 K		2-2 FC6-4		0-1 FC3-6		1-2 F8		4	0	2	0	0	1	0				
Ellis Burks, R OBP: 0.344, SLG: 0.463 (1,9)	P6		1-1 G6-3		2-1 FC3-6		4-2 CS			3	0	1	0	1	0	1				
Dan Pasqua, L OBP: 0.313, SLG: 0.240 (1,10)		2-1 1B		4-0 FC6-4		0-0 FC3-6		2-0 CS	1-3 K	3	0	1	0	1	1	2				
Bo Jackson, R OBP: 0.448, SLG: 0.478 (1,7)		0-0 L9		2-1 FC6-4		4-2 BB		2-3 K		3	0	0	0	1	1	3				
Ron Karkovice, R OBP: 0.294, SLG: 0.378 (1,2)			1-0 FC3-6		2-3 K		1-1 F7		1-1 G5-3	4	0	1	0	0	1	5				
Ozzie Guillen, L OBP: 0.217, SLG: 0.232 (1,6)			1-2 FC3-6			0-1 P4		0-0 F8		3	0	0	0	0	0	1				
Inning Stats	R: 0 E: 0 K: 1 S: 8	H: 0 LOB: 0 BB: 0 P: 14	R: 0 E: 0 K: 1 S: 8	H: 1 LOB: 1 BB: 0 P: 14	R: 0 E: 0 K: 0 S: 12	H: 2 LOB: 2 BB: 0 P: 18	R: 0 E: 0 K: 1 S: 10	H: 1 LOB: 0 BB: 0 P: 22	R: 0 E: 0 K: 0 S: 12	H: 2 LOB: 3 BB: 1 P: 20	R: 0 E: 0 K: 1 S: 6	H: 0 LOB: 0 BB: 1 P: 9	R: 0 E: 0 K: 0 S: 7	H: 0 LOB: 0 BB: 1 P: 13	R: 0 E: 0 K: 2 S: 8	H: 0 LOB: 0 BB: 0 P: 12		1B: 6 2B: 1 3B: 0 HR: 0	SF: 0 SAC: 0 DP: 1 HBP: 0	WP: 0 PB: 0 CS: 1
PITCHER	IP WLS BF H R ER SO BB IBB HBP BLK WP HR S P ERA WHIP	IP WLS BF H R ER SO BB IBB HBP BLK WP HR S P ERA WHIP	IP WLS BF H R ER SO BB IBB HBP BLK WP HR S P ERA WHIP	IP WLS BF H R ER SO BB IBB HBP BLK WP HR S P ERA WHIP	IP WLS BF H R ER SO BB IBB HBP BLK WP HR S P ERA WHIP	IP WLS BF H R ER SO BB IBB HBP BLK WP HR S P ERA WHIP	IP WLS BF H R ER SO BB IBB HBP BLK WP HR S P ERA WHIP	IP WLS BF H R ER SO BB IBB HBP BLK WP HR S P ERA WHIP	IP WLS BF H R ER SO BB IBB HBP BLK WP HR S P ERA WHIP	IP WLS BF H R ER SO BB IBB HBP BLK WP HR S P ERA WHIP	IP WLS BF H R ER SO BB IBB HBP BLK WP HR S P ERA WHIP	IP WLS BF H R ER SO BB IBB HBP BLK WP HR S P ERA WHIP	IP WLS BF H R ER SO BB IBB HBP BLK WP HR S P ERA WHIP	IP WLS BF H R ER SO BB IBB HBP BLK WP HR S P ERA WHIP	IP WLS BF H R ER SO BB IBB HBP BLK WP HR S P ERA WHIP	IP WLS BF H R ER SO BB IBB HBP BLK WP HR S P ERA WHIP	IP WLS BF H R ER SO BB IBB HBP BLK WP HR S P ERA WHIP			
Todd Stottlemyre, R ERA: 3.3 (1,1)	8.0	W	32	7	0	0	5	3	0	0	0	0	0	0	0	0	0.00	1.250		
Duane Ward, R ERA: 1.23 (9,1)	1.0	S	3	0	0	0	2	0	0	0	0	0	0	0	0	0	0.00	0.000		

Batter	1	2	3	4	5	6	7	8	9	AB	R	H	RBI	BB	SO	LOB	BOTTOM			
Devon White, S OBP: 0.543, SLG: 0.645 (1,8)	G6-4-3 1B		0-2 P5			1-3 K				3	0	1	0	0	1	1	Chicago White Sox @ Toronto Blue Jays SkyDome, Toronto, ON Sun Apr 25 1993, 3:33 AM EDT Att: 50,430 - Dome			
Roberto Alomar, S OBP: 0.350, SLG: 0.348 (1,4)	G6-4-3		1-1 L8			2-3 K				3	0	0	0	0	1	1				
Paul Molitor, R OBP: 0.350, SLG: 0.400 (1,10)	G4-3		2-0 G6-4-3			1-2 CS				3	0	2	0	0	0	0				
Joe Carter, R OBP: 0.352, SLG: 0.656 (1,7)		0-1 P3		1-2 G6-4-3		1-2 K				3	0	0	0	0	1	2				
John Olerud, L OBP: 0.472, SLG: 0.615 (1,3)		3-3 K		0-3 K		2-2 CS		0-3 K		3	0	0	0	0	3	0				
Darin Jackson, R OBP: 0.328, SLG: 0.400 (1,9)		2-3 K		1-2 G5-4-3		2-0 HR				3	1	2	1	0	1	0				
Ed Sprague, R OBP: 0.284, SLG: 0.438 (1,5)			2-1 SH5-3		0-0 G5-4-3		3-1 F7			3	0	1	0	0	0	1				
Pat Borders, R OBP: 0.177, SLG: 0.217 (1,2)		0-0 SH5-3				0-0 L8		2-2 G6-3		2	0	0	0	0	0	0				
Dick Schofield, R OBP: 0.293, SLG: 0.283 (1,6)			1-3 K			1-3 K				2	0	0	0	0	2	1				
Inning Stats	R: 0 E: 0 K: 0 S: 8	H: 1 LOB: 0 BB: 0 P: 8	R: 0 E: 0 K: 2 S: 8	H: 0 LOB: 0 BB: 0 P: 13	R: 0 E: 0 K: 1 S: 9	H: 1 LOB: 0 BB: 0 P: 12	R: 0 E: 0 K: 0 S: 6	H: 1 LOB: 0 BB: 0 P: 10	R: 0 E: 0 K: 1 S: 7	H: 1 LOB: 0 BB: 0 P: 8	R: 0 E: 0 K: 2 S: 8	H: 0 LOB: 0 BB: 0 P: 10	R: 0 E: 0 K: 2 S: 17	H: 1 LOB: 0 BB: 0 P: 22	R: 1 E: 0 K: 1 S: 10	H: 1 LOB: 0 BB: 0 P: 17		1B: 5 2B: 0 3B: 0 HR: 1	SF: 0 SAC: 1 DP: 3 HBP: 0	WP: 0 PB: 0 CS: 1
PITCHER	IP WLS BF H R ER SO BB IBB HBP BLK WP HR S P ERA WHIP	IP WLS BF H R ER SO BB IBB HBP BLK WP HR S P ERA WHIP	IP WLS BF H R ER SO BB IBB HBP BLK WP HR S P ERA WHIP	IP WLS BF H R ER SO BB IBB HBP BLK WP HR S P ERA WHIP	IP WLS BF H R ER SO BB IBB HBP BLK WP HR S P ERA WHIP	IP WLS BF H R ER SO BB IBB HBP BLK WP HR S P ERA WHIP	IP WLS BF H R ER SO BB IBB HBP BLK WP HR S P ERA WHIP	IP WLS BF H R ER SO BB IBB HBP BLK WP HR S P ERA WHIP	IP WLS BF H R ER SO BB IBB HBP BLK WP HR S P ERA WHIP	IP WLS BF H R ER SO BB IBB HBP BLK WP HR S P ERA WHIP	IP WLS BF H R ER SO BB IBB HBP BLK WP HR S P ERA WHIP	IP WLS BF H R ER SO BB IBB HBP BLK WP HR S P ERA WHIP	IP WLS BF H R ER SO BB IBB HBP BLK WP HR S P ERA WHIP	IP WLS BF H R ER SO BB IBB HBP BLK WP HR S P ERA WHIP	IP WLS BF H R ER SO BB IBB HBP BLK WP HR S P ERA WHIP	IP WLS BF H R ER SO BB IBB HBP BLK WP HR S P ERA WHIP				
Alex Fernandez, R ERA: 2.08 (1,1)	8.0	L	26	6	1	1	9	0	0	0	0	0	0	0	0	0	1.12	0.750		

AB	32
R	0
H	7
RBI	0
BB	3
SO	7
LOB	17



Batter	1	2	3	4	5	6	7	8	9	AB	R	H	RBI	BB	SO	LOB	TOP										
Brady Anderson, L (1, 7) OBP: 0.415, SLG: 0.535	2-2 FC6-5 SH5-3 1B		0-1 G4-3			2-0 G6-3		1-2 F7		4	0	1	0	0	0	1	Baltimore Orioles @ Chicago White Sox Comiskey Park, Chicago, IL Mon Apr 26 1993, 8:05 PM EDT Att: 19,477 - Unknown - 41 F										
Luis Mercedes, R (1, 9) OBP: 0.429, SLG: 0.391	0-0 SH5-3		4-1			1-2 G4-3		0-0		2	0	1	0	1	0												
Cal Ripken Jr., R (1, 6) OBP: 0.300, SLG: 0.392	1-2 FC6-5		2-3 BB			3-3 K		0-0		3	4	0	0	0	2	4											
Mike Devereaux, R (1, 8) OBP: 0.247, SLG: 0.342	1-2 P3				3-2 F9		1-1 G4-3		1-2 F8	1	4	0	0	0	0	1											
Glenn Davis, R (1, 10) OBP: 0.250, SLG: 0.246		3-1 CS 1B		1-1 F9		1-2 1B		1-1 G5-3	2	4	0	2	0	0	0	0											
Chris Hoiles, R (1, 2) OBP: 0.338, SLG: 0.382		3-3 K 1-2		1-0 P6		1-1 P3		4-2		3	0	0	0	1	1	2											
Leo Gomez, R (1, 5) OBP: 0.412, SLG: 0.455		0-0 1B 2B			3-3 K		1-2 F9		0-1 F8	3	4	0	1	0	0	1											
David Segui, S (1, 3) OBP: 0.429, SLG: 0.318		0-1 1B 2H			0-0 F9			1-0 F8	1	3	0	1	0	0	0	0											
Harold Reynolds, S (1, 4) OBP: 0.234, SLG: 0.190			2-1 G6-3		2-0 F8			3-2 1B 1B		3	0	1	0	0	0	0											
Inning Stats	R: 0 E: 0 K: 0 S: 12	H: 1 LOB: 1 BB: 0 P: 16	R: 0 E: 0 K: 1 S: 9	H: 3 LOB: 2 BB: 0 P: 15	R: 0 E: 0 K: 1 S: 8	H: 0 LOB: 1 BB: 1 P: 16	R: 0 E: 0 K: 0 S: 8	H: 0 LOB: 0 BB: 0 P: 13	R: 0 E: 0 K: 1 S: 5	H: 0 LOB: 0 BB: 0 P: 10	R: 0 E: 0 K: 0 S: 12	H: 1 LOB: 1 BB: 0 P: 16	R: 0 E: 0 K: 0 S: 9	H: 2 LOB: 2 BB: 0 P: 14	R: 0 E: 0 K: 0 S: 10	H: 0 LOB: 1 BB: 1 P: 16	1B: 6 2B: 2 3B: 0 HR: 0	SF: 0 SAC: 1 DP: 1 HBP: 0	WP: 0 PB: 0 SB: 0 CS: 1	PA: 34							
PITCHER	IP	WLS	BF	H	R	ER	SO	BB	IBB	HBP	BLK	WP	HR	S	P	ERA	WHIP										
Wilson Alvarez, L (1, 1) ERA: 2.37	8.0	W	30	7	0	0	4	1	0	0	0	0	0	71	114	0.00	1.000										
Scott Radinsky, L (9, 1) ERA: 4.5	1.0		4	0	0	0	0	1	0	0	0	0	0	10	16	0.00	1.000										

Batter	1	2	3	4	5	6	7	8	9	AB	R	H	RBI	BB	SO	LOB	BOTTOM										
Joey Cora, S (1, 4) OBP: 0.387, SLG: 0.400	1-2 E4 HR		2-2 G5-3		0-1 G4-3		0-0 E6			4	1	0	0	0	0	1	Baltimore Orioles @ Chicago White Sox Comiskey Park, Chicago, IL Mon Apr 26 1993, 8:05 PM EDT Att: 19,477 - Unknown - 41 F										
Mike Huff, R (1, 8) OBP: 0.294, SLG: 0.231	4-0 HR BB		0-0 G6-3		2-3 K		2-2 SF8			2	1	0	1	1	1	0											
Frank Thomas, R (1, 3) OBP: 0.280, SLG: 0.313	3-2 HR		3-2 G5-3		2-3 K		3-H 3-2 F8			4	1	1	3	0	1	1											
George Bell, R (1, 10) OBP: 0.227, SLG: 0.203	1-1 G6-3			2-2 G5-3		3-1 F8		4-2		3	0	0	0	1	0	0											
Steve Sax, R (8, PR) OBP: 0.375, SLG: 0.286								BB 1B BB		0	1	0	0	0	0	0											
Robin Ventura, L (1, 5) OBP: 0.373, SLG: 0.406	2-3 K			1-0 FC5-4 1B 2B 1B		3-2 HR		3-2 F9	1	4	2	2	1	0	1	1											
Ellis Burks, R (1, 9) OBP: 0.369, SLG: 0.474	2-2 CS 1B			3-2 SAFE SAFE SAFE 1B 1B		1-3 K		4-1 1B BB		3	0	2	0	1	1	0											
Bo Jackson, R (1, 7) OBP: 0.438, SLG: 0.462	1-1 CS		2-2 G5-4-3 1B		2-1 FC5-4 2B		3-3 K		2-1 1B	3	0	1	0	0	1	2											
Lance Johnson, L (7, 8) OBP: 0.324, SLG: 0.394					1-2 2-3			1-2 2-H		1	0	1	1	0	0	0											
Ron Karkovics, R (1, 2) OBP: 0.309, SLG: 0.408			1-3 K		0-1		2-2 E SH1-3 SF8 1B		1-3 K	4	1	2	1	0	2	3											
Craig Grebeck, R (1, 6) OBP: 0.143, SLG: 0.077			1-1 G5-4-3		1-3 3-H 2-0 F7		1-1 SH1-3		3-3 K	3	0	0	0	0	1	5											
Inning Stats	R: 3 E: 1 K: 1 S: 17	H: 2 LOB: 0 BB: 1 P: 31	R: 0 E: 0 K: 1 S: 8	H: 1 LOB: 0 BB: 0 P: 12	R: 0 E: 0 K: 0 S: 7	H: 0 LOB: 0 BB: 0 P: 12	R: 1 E: 0 K: 0 S: 15	H: 3 LOB: 2 BB: 0 P: 25	R: 0 E: 0 K: 2 S: 8	H: 0 LOB: 0 BB: 0 P: 12	R: 1 E: 0 K: 0 S: 11	H: 1 LOB: 1 BB: 0 P: 21	R: 1 E: 1 K: 0 S: 12	H: 1 LOB: 1 BB: 0 P: 20	R: 1 E: 0 K: 2 S: 15	H: 1 LOB: 2 BB: 2 P: 32	1B: 6 2B: 1 3B: 0 HR: 2	SF: 1 SAC: 1 DP: 1 HBP: 0	WP: 0 PB: 0 SB: 0 CS: 1	PA: 37							
PITCHER	IP	WLS	BF	H	R	ER	SO	BB	IBB	HBP	BLK	WP	HR	S	P	ERA	WHIP										
Fernando Valenzuela, L (1, 1) ERA: 11.95	4.0	L	18	6	4	3	2	1	0	0	0	0	1	47	80	6.75	1.750										
Alan Mills, R (5, 1) ERA: 3.07	3.1		15	2	3	2	4	2	0	0	0	0	1	37	70	5.40	1.200										
Brad Pennington, L (8, 1) ERA: 3.0	0.2		3	1	0	0	2	0	0	0	0	0	0	9	15	0.00	1.500										

AB 31
R 0
H 7
RBI 0
BB 2
SO 4
LOB 10



AB 31
R 7
H 9
RBI 7
BB 3
SO 8
LOB 13



Batter	1	2	3	4	5	6	7	8	9	AB	R	H	RBI	BB	SO	LOB	TOP		
Brady Anderson, L (1, 7) OBP: 0.391, SLG: 0.500	3-1 P5	0-1 L8			1-2 F7		3-2 F7		1-3 K	5	0	0	0	0	1	2			
Mike Devereaux, R (1, 8) OBP: 0.247, SLG: 0.349	1-2 G5-3	0-3 K			0-0 F9			2-0 2B		4	1	1	0	0	1	2			
Cal Ripken Jr., R (1, 6) OBP: 0.286, SLG: 0.372	3-1 P4			0-0 F8				0-2 G6-3		4	0	0	0	0	0	1			
Harold Baines, L (1, 10)		0-1 1B		3-2 F7		1-0 L9		0-0 1B		4	1	2	1	0	0	0			
Glenn Davis, R (1, 3)		2-0 P2		4-2 BB		0-2 1B		0-0 G5-3		3	0	1	0	1	0	2			
Tim Lincecum, R (1, 5) OBP: 0.417, SLG: 0.522	0-0 E9			0-2 FC5-4		2-0 F9		0-2 1B		4	1	2	0	0	0	2			
Mark McLemore, S (1, 9)	1-2 1B			0-0 B1		0-1 L8		1-1 G4-3		4	1	1	2	0	0	3			
Chris Hoiles, R (1, 2)	1-1 1B			1-0 G5-3				0-2 G6-3		4	0	1	0	0	0	0			
Harold Reynolds, S (1, 4)	1-2 1B			1-2 F9				3-1 F9		4	0	1	1	0	0	0			
Inning Stats	R: 0 E: 0 K: 0 S: 7	H: 0 LOB: 0 BB: 0 P: 14	R: 3 E: 1 K: 1 S: 20	H: 5 LOB: 2 BB: 0 P: 25	R: 0 E: 0 K: 0 S: 13	H: 0 LOB: 1 BB: 1 P: 20	R: 0 E: 0 K: 0 S: 5	H: 0 LOB: 0 BB: 0 P: 7	R: 0 E: 0 K: 0 S: 5	H: 1 LOB: 1 BB: 0 P: 10	R: 0 E: 0 K: 0 S: 8	H: 0 LOB: 0 BB: 0 P: 14	R: 1 E: 0 K: 0 S: 11	H: 3 LOB: 2 BB: 0 P: 14	R: 0 E: 0 K: 1 S: 10	H: 0 LOB: 0 BB: 0 P: 15	1B: 7 2B: 2 3B: 0 HR: 0	SF: 0 SAC: 0 DP: 0 HBP: 0	WP: 1 PA: 37 CS: 0
PITCHER	IP	WLS	BF	H	R	ER	SO	BB	IBB	HBP	BLK	WP	HR	S	P	ERA	WHIP		
Jack McDowell, R (1, 1) ERA: 4.33	7.2	W	33	9	4	4	1	1	0	0	0	1	0	74	108	4.70	1.304		
Scott Radinsky, L (8, 1) ERA: 4.32	0.1		1	0	0	0	0	0	0	0	0	0	0	2	3	0.00	0.000		
Roberto Hernandez, R (9, 1) ERA: 1.93	1.0		3	0	0	0	1	0	0	0	0	0	0	10	15	0.00	0.000		

Baltimore Orioles @ Chicago White Sox
Comiskey Park, Chicago, IL
Tue Apr 27 1993, 8:05 PM EDT
Att: 22,022 - Unknown - 64 F

AB 36
R 4
H 9
RBI 4
BB 1
SO 2
LOB 12



Batter	1	2	3	4	5	6	7	8	9	AB	R	H	RBI	BB	SO	LOB	BOTTOM		
Joey Cora, S (1, 4) OBP: 0.413, SLG: 0.420	2-1 E3		4-2 1B	1-0 1B	0-0 2B		2-1 1B			4	4	3	0	1	0	0			
Lance Johnson, L (1, 8) OBP: 0.356, SLG: 0.423	1-0 G5-4-3		2-2 1B	0-1 1B	0-0 2B		0-0 1B			5	2	4	0	0	0	1			
Frank Thomas, R (1, 3) OBP: 0.325, SLG: 0.358	4-0 BB		3-2 1B	4-0 SF7	2-1 2B		1-1 1B			3	2	3	4	2	0	0			
George Bell, R (1, 10)	4-2 BB		0-0 1B	1-2 SF9	1-0 F9		2-3 K			4	1	2	2	1	1	3			
Robin Ventura, L (1, 5) OBP: 0.375, SLG: 0.394	4-0 BB		4-1 1B	1-1 SF7		1-2 L7	1-1 P5			2	0	0	1	2	0	2			
Ellis Burks, R (1, 9) OBP: 0.386, SLG: 0.484	2-1 P3		2-0 1B	3-2 1B	3-2 G6-3			0-1 G5-4-3		5	0	3	1	0	0	3			
Bo Jackson, R (1, 7) OBP: 0.444, SLG: 0.500		2-1 1B		2-3 K2-3		1-1 2B		0-1 1B		4	0	2	0	0	2	5			
Mike Huff, R (6, PR) OBP: 0.333, SLG: 0.286			1-3 K	1-1 K				1-2 1B		1	0	1	0	0	0	0			
Ron Karkovice, R (1, 2) OBP: 0.283, SLG: 0.377		1-3 K	1-1 SF9		1-3 K			3-2 G5-4-3		4	0	0	1	0	3	4			
Ozzie Guillen, L (1, 6) OBP: 0.200, SLG: 0.213	1-2 F9		0-1 G3		0-2 G1-3			3-2 G4-3		5	0	0	0	0	0	4			
Inning Stats	R: 0 E: 1 K: 0 S: 10	H: 0 LOB: 3 BB: 3 P: 27	R: 0 E: 0 K: 1 S: 8	H: 1 LOB: 0 BB: 0 P: 12	R: 4 E: 0 K: 1 S: 20	H: 4 LOB: 2 BB: 1 P: 36	R: 2 E: 0 K: 1 S: 14	H: 4 LOB: 1 BB: 1 P: 26	R: 2 E: 0 K: 1 S: 12	H: 3 LOB: 1 BB: 0 P: 16	R: 0 E: 0 K: 1 S: 13	H: 1 LOB: 0 BB: 0 P: 17	R: 1 E: 0 K: 1 S: 12	H: 3 LOB: 2 BB: 0 P: 18	R: 0 E: 0 K: 0 S: 10	H: 2 LOB: 1 BB: 0 P: 16	1B: 16 2B: 2 3B: 0 HR: 0	SF: 2 SAC: 0 DP: 2 HBP: 0	WP: 0 PA: 45 CS: 1
PITCHER	IP	WLS	BF	H	R	ER	SO	BB	IBB	HBP	BLK	WP	HR	S	P	ERA	WHIP		
Rick Sutcliffe, R (1, 1) ERA: 5.13	4.2	L	30	12	8	8	4	5	0	0	0	0	0	63	115	15.43	3.643		
Mark Williamson, R (5, 1) ERA: 2.95	2.1		11	4	1	1	2	0	0	0	0	0	0	26	37	3.86	1.714		
Gregg Olson, R (8, 1) ERA: 2.53	1.0		4	2	0	0	0	0	0	0	0	0	0	10	16	0.00	2.000		

Baltimore Orioles @ Chicago White Sox
Comiskey Park, Chicago, IL
Tue Apr 27 1993, 8:05 PM EDT
Att: 22,022 - Unknown - 64 F

AB 37
R 9
H 18
RBI 9
BB 6
SO 6
LOB 22




Batter	1	2	3	4	5	6	7	8	9	AB	R	H	RBI	BB	SO	LOB	TOP					
Pat Listach, S OBP: 0.350, SLG: 0.269	L6		FC1-6 BB		B1-3		1-2 1B		G3	4	0	1	0	1	0	0						
Bill Spiers, L OBP: 0.320, SLG: 0.289	G3		FC1-6 1-2f			0-0 1B	G4-3		1B	5	0	2	0	0	0	3						
Darryl Hamilton, L OBP: 0.413, SLG: 0.377	E8 1B		L7			2-2 1B 1-2f	G4-3		F8	5	0	1	0	0	0	3						
Greg Vaughn, R OBP: 0.458, SLG: 0.561					G5-3		P4		E5 1B	3	1	0	0	1	0	1						
Kevin Reimer, L OBP: 0.340, SLG: 0.578	L1				HR		FC5 1B		1B	4	1	3	1	0	0	2						
Dickie Thon, R OBP: 0.373, SLG: 0.478		G5-3			K		L7		K	4	0	0	0	0	2	4						
Tom Brunansky, R OBP: 0.244, SLG: 0.143					F7				K	4	0	1	1	0	2	0						
John Jaha, R OBP: 0.328, SLG: 0.264							G6-3		FC5	4	0	1	0	0	1	2						
Dave Nilsson, L OBP: 0.179, SLG: 0.259					G4-3		F8		K	3	0	0	0	0	0	1						
Alex Diaz, S OBP: 0.100, SLG: 0.100							P5		K	1	0	0	0	0	1	0						
Inning Stats	R: 0 E: 1 K: 0 S: 9	H: 1 LOB: 2 BB: 1 P: 22	R: 0 E: 0 K: 2 S: 12	H: 0 LOB: 0 BB: 0 P: 17	R: 0 E: 0 K: 0 S: 6	H: 0 LOB: 1 BB: 1 P: 14	R: 1 E: 0 K: 1 S: 8	H: 1 LOB: 0 BB: 0 P: 9	R: 0 E: 0 K: 0 S: 4	H: 0 LOB: 0 BB: 0 P: 7	R: 0 E: 0 K: 0 S: 16	H: 2 LOB: 2 BB: 0 P: 20	R: 0 E: 0 K: 1 S: 12	H: 2 LOB: 2 BB: 0 P: 19	R: 1 E: 1 K: 1 S: 14	H: 2 LOB: 2 BB: 0 P: 21	R: 0 E: 0 K: 1 S: 10	H: 1 LOB: 1 BB: 0 P: 14	1B: 8 2B: 0 3B: 0 HR: 1	SF: 0 SAC: 0 DP: 0 HBP: 0	WP: 0 PB: 0 SB: 0 CS: 0	PA: 39
PITCHER	IP	WLS	BF	H	R	ER	SO	BB	IBB	HBP	BLK	WP	HR	S	P	ERA	WHIP					
Kirk McCaskill, R ERA: 4.13	7.0	W	29	6	1	1	4	2	0	0	0	0	1	67	108	1.29	1.143					
Barry Jones, R ERA:	1.0		6	2	1	0	1	0	0	0	0	0	0	14	21	0.00	2.000					
Donn Pall, R ERA: 2.16	1.0		4	1	0	0	1	0	0	0	0	0	0	10	14	0.00	1.000					

Milwaukee Brewers @ Chicago White Sox
Comiskey Park, Chicago, IL
Wed Apr 28 1993, 8:05 PM EDT
Att: 21,031 - Unknown - 61 F

livebaseballscorecards.com

AB 37
R 2
H 9
RBI 2
BB 2
SO 6
LOB 16



Batter	1	2	3	4	5	6	7	8	9	AB	R	H	RBI	BB	SO	LOB	BOTTOM				
Joey Cora, S OBP: 0.412, SLG: 0.432	K		F8 BB 1B	1-H HR	L6		L8			5	2	2	1	0	1	2					
Lance Johnson, L OBP: 0.359, SLG: 0.413	G3		1B BB	G6-3		L7		P3 HBP BB 1B		4	2	1	0	1	0	1					
Frank Thomas, R OBP: 0.329, SLG: 0.394			F8			P4		BB P3 2B HBP		4	1	1	2	0	0	2					
Craig Grebeck, R OBP: 0.143, SLG: 0.077	F9		2-3	2-H HR		G6-3		BB P3 2B HBP		0	1	0	0	0	0	0					
George Bell, R OBP: 0.259, SLG: 0.244		1B FC3-6 1B	P4			G6-3		P3		5	1	2	0	0	0	4					
Robin Ventura, L OBP: 0.412, SLG: 0.412		FC3-6 1B	1B				1B FC4 BB	BB 2B IBB		2	2	2	1	3	0	0					
Ellis Burks, R OBP: 0.400, SLG: 0.485		P5	1-3 2-H	K			FC4 1B	2B BB		4	1	2	2	1	1	4					
Dan Pasqua, L OBP: 0.329, SLG: 0.214		FC3-6 1-2f					FC4			3	0	0	2	1	1	4					
Mike Huff, R OBP: 0.368, SLG: 0.400		1-2f 3-H					1-2 3-H	1-H 2-H 3-H		1	0	1	3	0	0	0					
Ron Karkovics, R OBP: 0.281, SLG: 0.357			P2				P5	F8		3	0	0	0	1	0	5					
Carlton Fisk, R OBP: 0.276, SLG: 0.444					P2					1	0	0	0	0	0	1					
Ozzie Guillen, L OBP: 0.200, SLG: 0.212		G3					F9	G1-3		5	1	1	0	0	0	5					
Inning Stats	R: 0 E: 0 K: 1 S: 6	H: 0 LOB: 0 BB: 0 P: 9	R: 1 E: 0 K: 0 S: 18	H: 2 LOB: 2 BB: 1 P: 30	R: 2 E: 0 K: 0 S: 14	H: 3 LOB: 3 BB: 2 P: 28	R: 3 E: 0 K: 2 S: 18	H: 4 LOB: 2 BB: 1 P: 32	R: 0 E: 0 K: 0 S: 5	H: 0 LOB: 0 BB: 0 P: 6	R: 0 E: 0 K: 0 S: 3	H: 0 LOB: 0 BB: 0 P: 7	R: 1 E: 0 K: 0 S: 10	H: 1 LOB: 2 BB: 1 P: 15	R: 4 E: 0 K: 0 S: 16	H: 2 LOB: 1 BB: 2 P: 33	1B: 8 2B: 3 3B: 0 HR: 1	SF: 0 SAC: 0 DP: 0 HBP: 1	WP: 0 PB: 0 SB: 1 CS: 0	PA: 45	
PITCHER	IP	WLS	BF	H	R	ER	SO	BB	IBB	HBP	BLK	WP	HR	S	P	ERA	WHIP				
21 Cal Eldred, R ERA: 3.73	4.0	L	25	9	6	6	3	3	1	0	0	0	0	1	1	0.00	0.000				
Mike Ignasiak, R ERA:	0.1		1	0	0	0	0	0	0	0	0	0	0	1	1	0.00	0.000				
Graeme Lloyd, L ERA: 4.25	1.0		3	0	0	0	0	0	0	0	0	0	0	5	7	0.00	0.000				
Carlos Maldonado, R ERA: 4.15	1.2		8	1	1	1	0	1	0	0	0	0	0	12	20	5.40	1.200				
Josias Manzillo, R ERA: 10.45	1.0		8	2	4	4	0	1	1	1	0	0	0	16	33	36.00	3.000				

Milwaukee Brewers @ Chicago White Sox
Comiskey Park, Chicago, IL
Wed Apr 28 1993, 8:05 PM EDT
Att: 21,031 - Unknown - 61 F

livebaseballscorecards.com

AB 37
R 11
H 12
RBI 11
BB 7
SO 3
LOB 28



Batter	1	2	3	4	5	6	7	8	9	AB	R	H	RBI	BB	SO	LOB	TOP										
Pat Listach, S OBP: 0.344, SLG: 0.255 (1, 6)	G4-3		SH 1B BB	K				G5-3		3	1	0	0	1	1	1											
Bill Spiers, L OBP: 0.315, SLG: 0.286 (1, 4)	F8			K					G5-3	4	1	1	0	0	1	3											
Bill Doran, S OBP: 0.385, SLG: 0.273 (9, PH)			BB 1B	K						1	0	0	0	0	0	0											
Darryl Hamilton, L OBP: 0.400, SLG: 0.365 (1, 8)	F7		BB 1B				G3			5	1	1	1	0	1	0											
Greg Vaughn, R OBP: 0.429, SLG: 0.516 (1, 7)		G5-3	K							5	0	0	0	0	3	3											
Kevin Reimer, L OBP: 0.370, SLG: 0.583 (1, 10)			FC3-6 1B BB							3	0	2	1	1	1	0											
Tom Brunansky, R OBP: 0.244, SLG: 0.154 (1, 9)										4	0	1	2	0	2	2											
B.J. Surhoff, L OBP: 0.274, SLG: 0.250 (1, 5)			FC3-6 1B							2	0	0	0	2	1	2											
John Jaha, R OBP: 0.308, SLG: 0.246 (1, 3)			BB							4	0	0	0	0	0	5											
John Jaha, R OBP: 0.308, SLG: 0.246 (1, 3)	G5-3		F9							4	0	0	0	0	0	5											
Dave Nilsson, L OBP: 0.226, SLG: 0.276 (1, 2)			1B SH 1B BB							2	1	1	0	1	0	0											
Dickie Thon, R OBP: 0.385, SLG: 0.489 (8, PH)										1	0	1	0	0	0	0											
Joe Knak, R OBP: 0.294, SLG: 0.290 (8, 2)										0	0	0	0	0	0	0											
Inning Stats	R: 0 E: 0 K: 0 S: 10	H: 0 LOB: 0 BB: 0 P: 14	R: 0 E: 0 K: 1 S: 11	H: 1 LOB: 2 BB: 1 P: 17	R: 4 E: 1 K: 1 S: 14	H: 3 LOB: 2 BB: 2 P: 24	R: 0 E: 0 K: 2 S: 9	H: 0 LOB: 0 BB: 0 P: 12	R: 0 E: 0 K: 1 S: 12	H: 1 LOB: 3 BB: 2 P: 22	R: 0 E: 0 K: 0 S: 7	H: 1 LOB: 1 BB: 0 P: 9	R: 0 E: 0 K: 1 S: 10	H: 1 LOB: 1 BB: 0 P: 18	R: 0 E: 0 K: 12 S: 12	H: 0 LOB: 0 BB: 0 P: 18	1B: 7 2B: 0 3B: 0 HR: 0	SF: 0 SAC: 1 DP: 0 HBP: 0	WP: 0 PB: 0 SB: 0 CS: 0	PA: 40							
PITCHER	IP	WLS	BF	H	R	ER	SO	BB	IBB	HBP	BLK	WP	HR	S	P	ERA	WHIP										
Dave Stieb, R ERA: 4.5 (1, 1)	6.0	W	29	5	4	3	7	5	0	0	0	0	0	65	106	4.50	1.667										
Scott Radinsky, L ERA: 3.18 (7, 1)	3.0	S	11	2	0	0	3	0	0	0	0	0	0	29	45	0.00	0.667										

Milwaukee Brewers @ Chicago White Sox
Comiskey Park, Chicago, IL
Thu Apr 29 1993, 4:33 AM EDT
Att: 23,431 - Cloudy - 58 F

AB 34
R 4
H 7
RBI 4
BB 5
SO 10
LOB 16



Batter	1	2	3	4	5	6	7	8	9	AB	R	H	RBI	BB	SO	LOB	BOTTOM										
Joey Cora, S OBP: 0.400, SLG: 0.418 (1, 4)	F7	F9								5	1	1	0	0	1	2											
Lance Johnson, L OBP: 0.378, SLG: 0.430 (1, 8)	G1-3									4	1	3	1	0	0	0											
Frank Thomas, R OBP: 0.337, SLG: 0.413 (1, 3)										4	2	2	1	0	2	1											
George Bell, R OBP: 0.258, SLG: 0.244 (1, 10)										4	0	1	2	0	1	1											
Robin Ventura, L OBP: 0.416, SLG: 0.408 (1, 5)										3	1	1	0	1	0	2											
Dan Pasqua, L OBP: 0.325, SLG: 0.344 (1, 9)										4	1	2	3	0	1	2											
Bo Jackson, R OBP: 0.400, SLG: 0.441 (1, 7)										4	0	0	0	0	2	2											
Mike Huff, R OBP: 0.368, SLG: 0.400 (8, 7)										0	0	0	0	0	0	0											
Carlton Fisk, R OBP: 0.227, SLG: 0.364 (1, 2)										4	0	0	0	0	0	0											
Ron Karkovics, R OBP: 0.291, SLG: 0.357 (9, 2)										0	0	0	0	0	0	0											
Ozzie Guillen, L OBP: 0.230, SLG: 0.243 (1, 6)										4	1	3	0	0	0	0											
Inning Stats	R: 1 E: 0 K: 0 S: 15	H: 3 LOB: 2 BB: 0 P: 24	R: 0 E: 0 K: 0 S: 5	H: 1 LOB: 1 BB: 0 P: 7	R: 0 E: 0 K: 1 S: 6	H: 1 LOB: 0 BB: 0 P: 9	R: 0 E: 0 K: 2 S: 7	H: 0 LOB: 0 BB: 0 P: 11	R: 4 E: 1 K: 0 S: 18	H: 5 LOB: 2 BB: 0 P: 27	R: 0 E: 0 K: 0 S: 7	H: 2 LOB: 2 BB: 0 P: 14	R: 2 E: 0 K: 3 S: 14	H: 1 LOB: 0 BB: 1 P: 22	R: 0 E: 0 K: 1 S: 8	H: 0 LOB: 0 BB: 0 P: 10	1B: 11 2B: 2 3B: 0 HR: 1	SF: 0 SAC: 0 DP: 1 HBP: 0	WP: 0 PB: 0 SB: 0 CS: 1	PA: 37							
PITCHER	IP	WLS	BF	H	R	ER	SO	BB	IBB	HBP	BLK	WP	HR	S	P	ERA	WHIP										
Mike Boddicker, R ERA: 6.0 (1, 1)	6.0	L	29	12	5	4	3	0	0	0	0	0	0	58	92	6.00	2.000										
Carlos Maldonado, R ERA: 5.4 (7, 1)	1.1		6	1	2	2	3	1	0	0	0	0	1	16	24	13.50	1.500										
Jesse Orosco, L ERA: 6.1 (8, 1)	0.2		2	0	0	0	1	0	0	0	0	0	0	6	8	0.00	0.000										

Milwaukee Brewers @ Chicago White Sox
Comiskey Park, Chicago, IL
Thu Apr 29 1993, 4:33 AM EDT
Att: 23,431 - Cloudy - 58 F

AB 36
R 7
H 13
RBI 7
BB 1
SO 7
LOB 10




Batter	1	2	3	4	5	6	7	8	9	AB	R	H	RBI	BB	SO	LOB	TOP					
Devon White, S OBP: 0.439, SLG: 0.500 Turner Ward, S OBP: 0.205, SLG: 0.333	G4-3		F9					K		3	0	1	0	0	0	0	1 0 0 0 0 1 1					
Roberto Alomar, S OBP: 0.400, SLG: 0.407 Alfredo Griffin, S	G6-3			1B			P7	F8		4	1	1	0	0	0	2	0 0 0 0 0 0 0					
Paul Molitor, R OBP: 0.388, SLG: 0.416	G3-1			1B	BB		G4-3	L4		3	1	0	0	1	0	1						
Joe Carter, R OBP: 0.304, SLG: 0.590 Darnell Coles, R OBP: 0.355, SLG: 0.320		K		K			K		P4	3	0	0	0	0	3	2	1 0 0 0 0 0 0					
John Olerud, L OBP: 0.527, SLG: 0.650			F8				F8		G6-4-3 BB	3	0	1	0	1	0	2						
Darin Jackson, R OBP: 0.308, SLG: 0.419 Willie Canate, R	F8							K	G6-4-3	3	0	1	2	0	1	1	1 0 0 0 0 0 0 1					
Ed Sprague, R OBP: 0.264, SLG: 0.390					F8			P3		3	0	0	0	0	1	2						
Pat Borders, R OBP: 0.222, SLG: 0.260 Randy Knorr, R			G4-3				F8	G1-3		3	0	0	0	0	0	0	0 0 0 0 0 0 0 0					
Dick Schofield, R OBP: 0.312, SLG: 0.254			F8				G6-3			2	0	0	0	1	0	0						
Inning Stats	R: 0 E: 0 K: 0 S: 4	H: 0 LOB: 0 BB: 0 P: 5	R: 0 E: 0 K: 2 S: 12	H: 1 LOB: 1 BB: 0 P: 17	R: 0 E: 0 K: 0 S: 9	H: 0 LOB: 0 BB: 0 P: 12	R: 2 E: 0 K: 1 S: 22	H: 2 LOB: 1 BB: 1 P: 32	R: 0 E: 0 K: 0 S: 10	H: 1 LOB: 1 BB: 0 P: 16	R: 0 E: 0 K: 1 S: 5	H: 0 LOB: 0 BB: 0 P: 8	R: 0 E: 0 K: 1 S: 8	H: 0 LOB: 0 BB: 0 P: 12	R: 0 E: 0 K: 1 S: 9	H: 0 LOB: 1 BB: 1 P: 18	R: 0 E: 0 K: 0 S: 2	H: 0 LOB: 0 BB: 0 P: 7	1B: 3 2B: 1 3B: 0 HR: 0	SF: 0 SAC: 0 DP: 1 HBP: 0	WP: 0 PB: 0 SB: 2 CS: 0	PA: 33
PITCHER	IP	WLS	BF	H	R	ER	SO	BB	IBB	HBP	BLK	WP	HR	S	P	ERA	WHIP					
Alex Fernandez, R ERA: 2.17	7.0	W	26	4	2	2	5	1	0	0	0	0	0	70	102	2.57	0.714					
Bobby Thigpen, R ERA: 9.0	1.0		4	0	0	0	1	1	0	0	0	0	0	9	18	0.00	1.000					
Jeff Schwarz, R ERA: 2.25	1.0		3	0	0	0	0	1	0	0	0	0	0	2	7	0.00	1.000					

Toronto Blue Jays @ Chicago White Sox
Comiskey Park, Chicago, IL
Fri Apr 30 1993, 8:05 PM EDT
Att: 29,497 - Unknown - 52 F

livebaseballscorecards.com

AB 30
R 2
H 4
RBI 2
BB 3
SO 6
LOB 12





Batter	1	2	3	4	5	6	7	8	9	AB	R	H	RBI	BB	SO	LOB	BOTTOM					
Joey Cora, S OBP: 0.404, SLG: 0.422	F7		SH	FC4		SH1-3				4	1	2	1	0	0	2						
Lance Johnson, L OBP: 0.360, SLG: 0.410	L4		SH	F7		E4	G1-3			4	2	0	0	0	0	4						
Frank Thomas, R OBP: 0.362, SLG: 0.474										3	2	2	5	2	1	0						
George Bell, R OBP: 0.247, SLG: 0.233 Steve Sax, R OBP: 0.333, SLG: 0.250		F8	P3	P4		G6-3		FC5-4 FC4-6		4	0	0	1	0	0	4						
Robin Ventura, L OBP: 0.415, SLG: 0.408		1B	G3-1			F7		FC4-6		5	1	2	1	0	0	1						
Ellis Burks, R OBP: 0.400, SLG: 0.507		1B	F8			G4-3		F8		5	0	2	1	0	0	1						
Dan Pasqua, L OBP: 0.341, SLG: 0.343 Mike Huff, R OBP: 0.368, SLG: 0.400		G4-6-3		1B	BB			K		3	1	1	0	1	1	3						
Ron Karkovics, R OBP: 0.294, SLG: 0.367 Canton Fisk, R OBP: 0.227, SLG: 0.364			1B	FC4	1B			K		4	1	2	0	0	1	1						
Craig Grebeck, R OBP: 0.278, SLG: 0.235			SH	1B	FC4			G1-3		4	2	3	1	0	0	0						
Inning Stats	R: 0 E: 0 K: 1 S: 7	H: 2 LOB: 1 BB: 0 P: 11	R: 0 E: 0 K: 0 S: 12	H: 2 LOB: 1 BB: 0 P: 18	R: 5 E: 1 K: 0 S: 14	H: 4 LOB: 0 BB: 0 P: 21	R: 0 E: 0 K: 0 S: 10	H: 2 LOB: 3 BB: 2 P: 25	R: 0 E: 0 K: 0 S: 7	H: 1 LOB: 1 BB: 0 P: 14	R: 4 E: 1 K: 1 S: 17	H: 4 LOB: 1 BB: 0 P: 27	R: 0 E: 0 K: 1 S: 8	H: 1 LOB: 1 BB: 0 P: 12	R: 0 E: 0 K: 0 S: 10	H: 0 LOB: 1 BB: 1 P: 20	1B: 11 2B: 1 3B: 1 HR: 1	SF: 0 SAC: 2 DP: 1 HBP: 0	WP: 0 PB: 0 SB: 1 CS: 0	PA: 42		
PITCHER	IP	WLS	BF	H	R	ER	SO	BB	IBB	HBP	BLK	WP	HR	S	P	ERA	WHIP					
Todd Stittlemire, R ERA: 4.33	5.1	L	30	11	9	7	1	2	0	0	0	0	0	19	29	0.00	1.800					
Mark Eichhorn, R ERA: 4.67	1.2		8	3	1	0	2	0	0	0	0	0	0	10	20	0.00	1.000					
Mike Timlin, R ERA: 5.23	1.0		4	0	0	0	0	1	0	0	0	0	0	10	20	0.00	1.000					

Toronto Blue Jays @ Chicago White Sox
Comiskey Park, Chicago, IL
Fri Apr 30 1993, 8:05 PM EDT
Att: 29,497 - Unknown - 52 F

livebaseballscorecards.com

AB 37
R 10
H 14
RBI 10
BB 3
SO 3
LOB 17



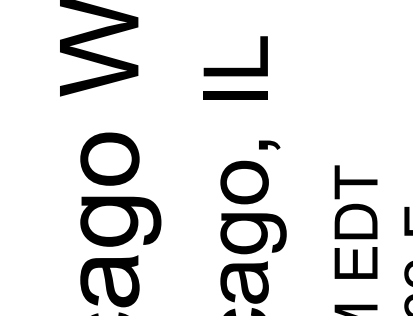
Batter	1	2	3	4	5	6	7	8	9	AB	R	H	RBI	BB	SO	LOB	TOP						
Devon White, S (1, 8) OBP: 0.419, SLG: 0.491	G4-3		K		G6-3		1B		K	5	1	1	0	0	2	1	Toronto Blue Jays @ Chicago White Sox Comiskey Park, Chicago, IL Sat May 01 1993, 8:05 PM EDT Att: 35,378 - Unknown - 62 F						
Roberto Alomar, S (1, 4) OBP: 0.410, SLG: 0.411	P4		1B				FC6-4		K	4	0	2	1	1	1								
Paul Molitor, R (1, 10) OBP: 0.383, SLG: 0.409	L8		1B		K		FC6-4			4	0	1	0	0	1	2							
Joe Carter, R (1, 7)		G6-3	K					G5-3		4	1	1	1	0	1	2							
John Olerud, L (1, 3) OBP: 0.536, SLG: 0.651		BB		1B		G6-3		1B		3	0	2	0	1	0	0							
Darin Jackson, R (1, 9) OBP: 0.293, SLG: 0.397	P3		K		G5-3		K			4	0	0	0	0	2	3							
Ed Sprague, R (1, 5) OBP: 0.264, SLG: 0.376	BB						K			3	0	0	0	1	2	2							
Pat Borders, R (1, 2) OBP: 0.212, SLG: 0.247	K			G4-3			F9		P3	4	0	0	0	0	1	3							
Dick Schofield, R (1, 6) OBP: 0.309, SLG: 0.254			K				P3		1B	4	0	1	0	0	1	0							
Inning Stats	R: 0 E: 0 K: 0 S: 6	H: 0 LOB: 0 BB: 0 P: 9	R: 0 E: 0 K: 1 S: 15	H: 0 LOB: 2 BB: 2 P: 25	R: 0 E: 0 K: 3 S: 20	H: 2 LOB: 2 BB: 0 P: 26	R: 0 E: 0 K: 1 S: 15	H: 1 LOB: 1 BB: 0 P: 20	R: 0 E: 0 K: 1 S: 10	H: 0 LOB: 1 BB: 1 P: 16	R: 1 E: 0 K: 1 S: 8	H: 1 LOB: 0 BB: 0 P: 14	R: 1 E: 0 K: 0 S: 18	H: 2 LOB: 1 BB: 0 P: 22	R: 0 E: 0 K: 2 S: 9	H: 1 LOB: 1 BB: 0 P: 14		R: 0 E: 0 K: 13 S: 13	H: 1 LOB: 1 BB: 0 P: 20	1B: 6 2B: 1 3B: 0 HR: 1	SF: 0 SAC: 0 DP: 0 HBP: 0	WP: 0 PB: 0 SB: 0 CS: 0	PA: 38
PITCHER	IP	WLS	BF	H	R	ER	SO	BB	IBB	HBP	BLK	WP	HR	S	P	ERA		WHIP					
Wilson Alvarez, L (1, 1) ERA: 2.42	7.0	W	30	6	2	2	7	3	0	0	0	0	1	92	132	2.57		1.286					
Barry Jones, R (8, 1) ERA: 1.74	1.0		4	1	0	0	2	0	0	0	0	0	0	9	14	0.00		1.000					
Roberto Hernandez, R (9, 1) ERA: 1.74	1.0		4	1	0	0	2	0	0	0	0	0	0	13	20	0.00		1.000					

Batter	1	2	3	4	5	6	7	8	9	AB	R	H	RBI	BB	SO	LOB	BOTTOM				
Joey Cora, S (1, 4) OBP: 0.404, SLG: 0.420	G6-3		L7		E	1B		K		5	1	2	3	0	1	0	Toronto Blue Jays @ Chicago White Sox Comiskey Park, Chicago, IL Sat May 01 1993, 8:05 PM EDT Att: 35,378 - Unknown - 62 F				
Lance Johnson, L (1, 8) OBP: 0.367, SLG: 0.414	G4-3		1B		E4	1B				4	1	2	1	0	0	1					
Frank Thomas, R (1, 3) OBP: 0.357, SLG: 0.457	BB		F9		G6-3		K			3	0	0	0	1	1	6					
George Bell, R (1, 10) OBP: 0.237, SLG: 0.222	G4-3			K	G6-3		L4-5			4	0	0	1	0	1	5					
Robin Ventura, L (1, 5) OBP: 0.408, SLG: 0.392			K		G4-3		L1-3			3	0	0	0	1	1	0					
Ellis Burks, R (1, 9) OBP: 0.405, SLG: 0.500		BB		CS	1B		K			3	0	1	0	1	1	1					
Dan Pasqua, L (1, 7) OBP: 0.383, SLG: 0.361		BB			CS		G5-3			1	1	1	0	2	0	0					
Mike Huff, R (6, PR) OBP: 0.350, SLG: 0.375		G1-6-3			CS		G5-3			1	1	0	0	0	0	0					
Ron Karkovics, R (1, 2) OBP: 0.310, SLG: 0.397		BB								3	2	2	0	0	0	2					
Carlton Fisk, R (8, 2) OBP: 0.217, SLG: 0.348	G1-6-3									1	0	0	0	0	0	0					
Craig Grebeck, R (1, 6) OBP: 0.318, SLG: 0.211			P6							2	2	0	0	2	0	0					
Inning Stats	R: 0 E: 0 K: 0 S: 10	H: 0 LOB: 1 BB: 1 P: 17	R: 0 E: 0 K: 1 S: 6	H: 0 LOB: 2 BB: 2 P: 18	R: 0 E: 0 K: 0 S: 8	H: 1 LOB: 1 BB: 0 P: 13	R: 0 E: 0 K: 1 S: 7	H: 1 LOB: 0 BB: 0 P: 11	R: 0 E: 0 K: 0 S: 17	H: 2 LOB: 1 BB: 3 P: 37	R: 3 E: 0 K: 1 S: 12	H: 4 LOB: 2 BB: 1 P: 22	R: 0 E: 0 K: 1 S: 10	H: 0 LOB: 0 BB: 0 P: 17	R: 0 E: 0 K: 1 S: 5	H: 0 LOB: 0 BB: 0 P: 9	1B: 7 2B: 2 3B: 0 HR: 0	SF: 0 SAC: 0 DP: 2 HBP: 0	WP: 2 PB: 0 SB: 1 CS: 1	PA: 38	
PITCHER	IP	WLS	BF	H	R	ER	SO	BB	IBB	HBP	BLK	WP	HR	S	P	ERA	WHIP				
Jack Morris, R (1, 1) ERA: 11.06	5.0	L	27	6	8	5	2	7	0	0	0	0	0	53	108	9.00	2.600				
Mark Eichhorn, R (6, 1) ERA: 4.19	2.0		7	2	0	0	2	0	0	0	0	0	0	17	27	0.00	1.000				
Duane Ward, R (8, 1) ERA: 1.8	1.0		3	0	0	0	1	0	0	0	0	0	0	5	9	0.00	0.000				

AB 35
R 2
H 8
RBI 2
BB 3
SO 11
LOB 14



AB 30
R 8
H 8
RBI 5
BB 7
SO 5
LOB 15



Batter	1	2	3	4	5	6	7	8	9	AB R H RBI BB SO LOB	TOP					
Devon White, S (1, 8) Willie Canate, R (9, 8)	F7		K		G5-3		P5		K	5 0 0 0 0 2 1 0 0 0 0 0 0 0	Toronto Blue Jays @ Chicago White Sox Comiskey Park, Chicago, IL Sun May 02 1993, 4:33 AM EDT Att: 25,715 - Overcast - 68 F					
Roberto Alomar, S (1, 4)	K		K		G3-1		BB E 1B	K G5-3 1B	5 1 2 1 0 2 0							
Paul Molitor, R (1, 10)	HR		K			FC5 G5-3 1B	BB E 1B	G5-4-3 1-2	5 2 3 1 0 1 1							
Joe Carter, R (1, 7)	CS 1B					G5-3	E BB		2 0 1 0 1 0 1							
John Olerud, L (1, 3)	CS	2B 2B		L9		FC5 IBB	E4		3 1 1 0 1 0 2							
Turner Ward, S (1, 9)		K		F8		FC5 1-2 2-3f	P4		4 0 0 0 0 1 6							
Darnell Coles, R (1, 5)		2H 1B 2B		1-2 1B		P6		P6	4 1 2 1 0 0 2							
Randy Knorr, R (1, 2)	F7		K			FC4 BB	K2-3		3 0 0 0 1 2 3							
Luis Sojo, R (1, 6)		2-2 1B			G5-3	FC4 1-2 1B WP	F8		4 1 1 1 0 0 1							
Inning Stats	R: 1 E: 0 K: 1 S: 11	H: 2 LOB: 0 BB: 0 P: 18	R: 2 E: 0 K: 1 S: 14	H: 3 LOB: 1 BB: 0 P: 18	R: 0 E: 0 K: 1 S: 10	H: 1 LOB: 2 BB: 0 P: 16	R: 0 E: 0 K: 0 S: 5	H: 1 LOB: 2 BB: 1 P: 13	R: 3 E: 1 K: 0 S: 23	H: 2 LOB: 2 BB: 2 P: 40	R: 0 E: 0 K: 1 S: 6	H: 1 LOB: 0 BB: 0 P: 8	1B: 7 2B: 2 3B: 0 HR: 1	SF: 0 SAC: 0 DP: 1 HBP: 1	WP: 1 PB: 0 SB: 0 CS: 1	PA: 40
PITCHER	IP WLS BF H R ER SO BB IBB HBP BLK WP HR S P ERA WHIP											PITCHER	IP WLS BF H R ER SO BB IBB HBP BLK WP HR S P ERA WHIP			
Jack McDowell, R (1, 1) ERA: 4.5	6.2 L 31 9 6 4 6 2 1 1 0 0 1 1 72 115 5.40 1.650															
Scott Radinsky, L (7, 1) ERA: 3.09	0.1 2 0 0 0 0 0 0 0 0 0 0 6 10 0.00 0.000															
Donn Pall, R (8, 1) ERA: 1.93	1.0 3 0 0 0 1 0 0 0 0 0 0 8 13 0.00 0.000															
Jeff Schwarz, R (9, 1) ERA: 1.8	1.0 3 1 0 0 1 0 0 0 0 0 0 6 8 0.00 1.000															

Batter	1	2	3	4	5	6	7	8	9	AB R H RBI BB SO LOB	BOTTOM											
Joey Cora, S (1, 4)	G6-3		P6			F7 1B		F8		4 0 1 0 0 0 1	Toronto Blue Jays @ Chicago White Sox Comiskey Park, Chicago, IL Sun May 02 1993, 4:33 AM EDT Att: 25,715 - Overcast - 68 F											
Lance Johnson, L (1, 8)	BLK 1B		F8			1-2 3-H 1B		G6-4-3 1-2f	4 0 2 1 0 0 1													
Frank Thomas, R (1, 3)	K				F8		F7		4 0 0 0 0 2 3													
George Bell, R (1, 10)	G6-3		K		K		P3		4 0 0 0 0 1 3													
Robin Ventura, L (1, 5)		BB			F8		G3		3 0 0 0 1 0 2													
Ellis Burks, R (1, 9)	F9						G1-3		3 0 0 0 0 0 1													
Dan Pasqua, L (1, 7)	K				G4-3		G3-1		3 0 0 0 0 1 1													
Ron Karkovics, R (1, 2)	G1-3				G4-3		K		3 0 0 0 0 1 1													
Craig Grebeck, R (1, 6)			K			1B 1B 1B		G6-4-3 1B	3 1 2 0 0 1 0													
Inning Stats	R: 0 E: 0 K: 1 S: 13	H: 1 LOB: 1 BB: 0 P: 20	R: 0 E: 0 K: 1 S: 7	H: 0 LOB: 1 BB: 1 P: 12	R: 0 E: 0 K: 1 S: 8	H: 0 LOB: 0 BB: 0 P: 8	R: 0 E: 0 K: 1 S: 10	H: 0 LOB: 0 BB: 0 P: 14	R: 0 E: 0 K: 0 S: 5	H: 3 LOB: 2 BB: 0 P: 5	R: 1 E: 0 K: 0 S: 16	H: 3 LOB: 2 BB: 0 P: 24	R: 0 E: 0 K: 1 S: 7	H: 0 LOB: 0 BB: 0 P: 10	R: 0 E: 0 K: 0 S: 4	H: 1 LOB: 0 BB: 0 P: 7	R: 0 E: 0 K: 1 S: 7	H: 0 LOB: 0 BB: 0 P: 14	1B: 5 2B: 0 3B: 0 HR: 0	SF: 0 SAC: 0 DP: 1 HBP: 0	WP: 0 PB: 0 SB: 0 CS: 0	PA: 32
PITCHER	IP WLS BF H R ER SO BB IBB HBP BLK WP HR S P ERA WHIP											PITCHER	IP WLS BF H R ER SO BB IBB HBP BLK WP HR S P ERA WHIP									
Pat Hentgen, R (1, 1) ERA: 2.08	6.0 W 23 4 1 0 2 1 0 0 0 0 0 0 18 31 1.50 0.833																					
Danny Cox, R (7, 1) ERA: 0.96	3.0 S 9 1 0 0 2 0 0 0 0 0 0 0 0 18 31 0.00 0.333																					

AB	35
R	6
H	10
RBI	4
BB	3
SO	8
LOB	17

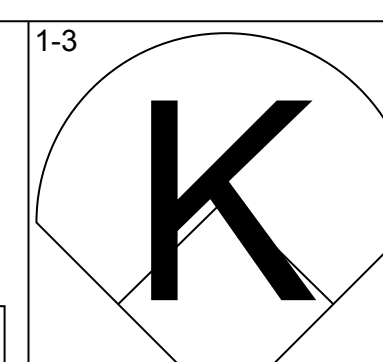
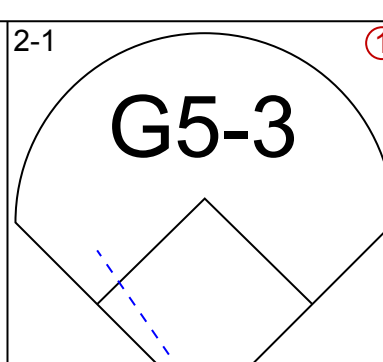
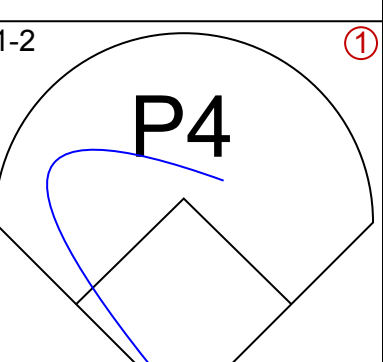
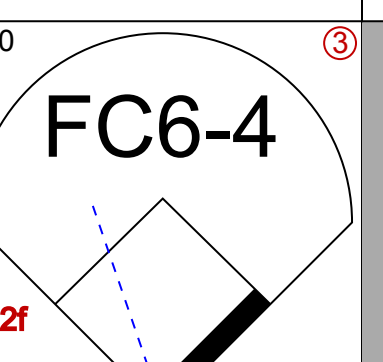
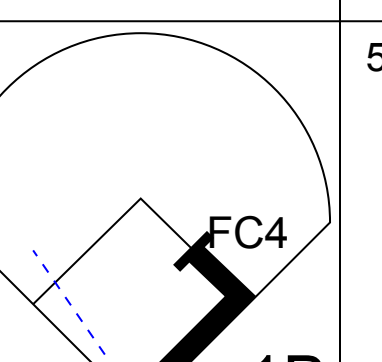
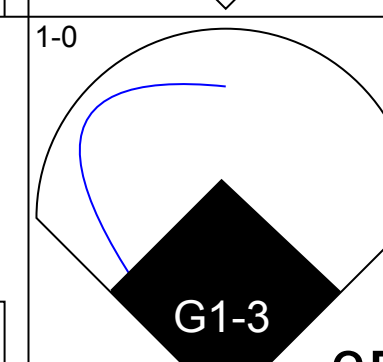
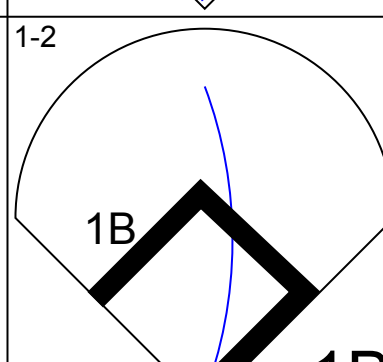
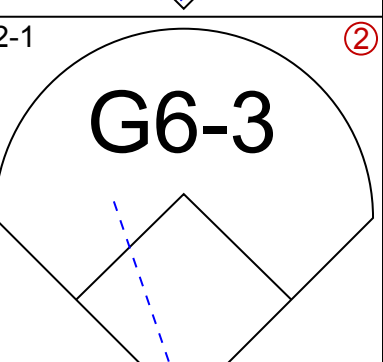
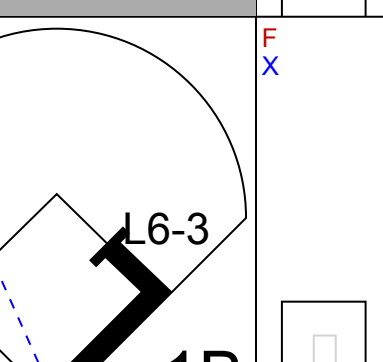
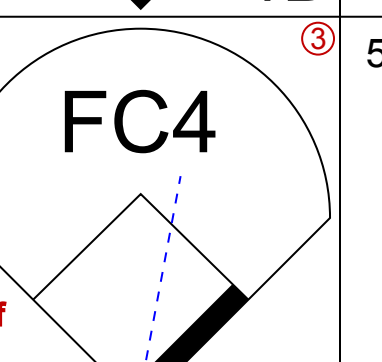
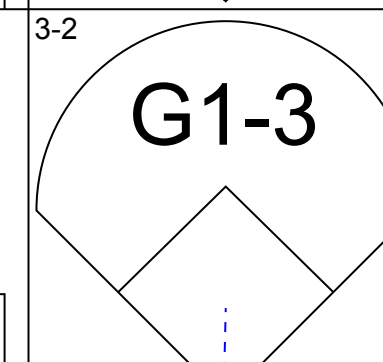
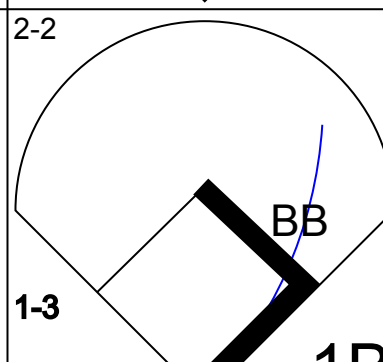
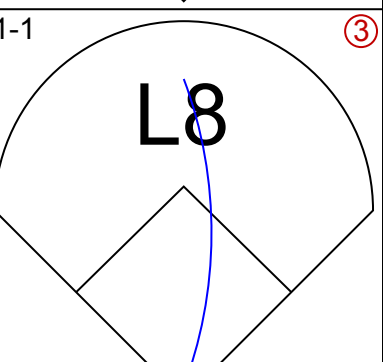
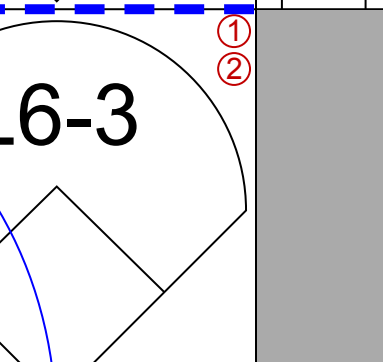
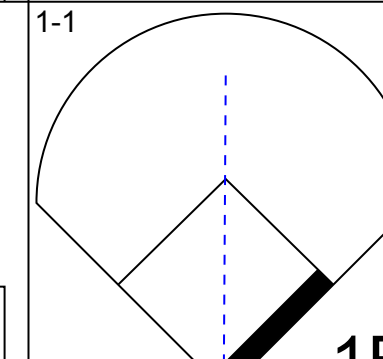
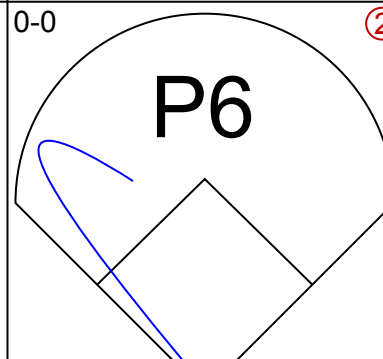
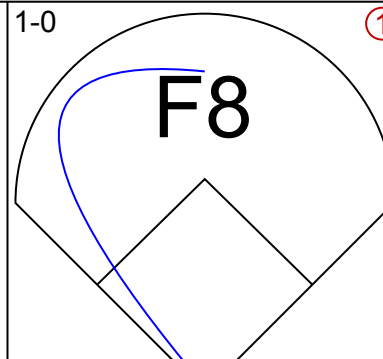
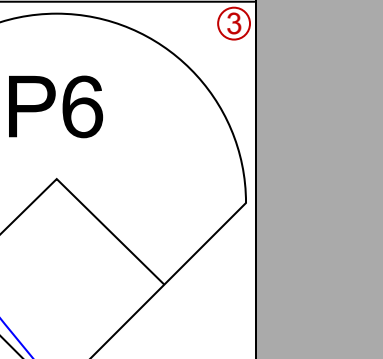
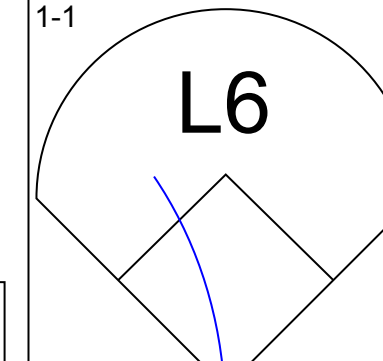
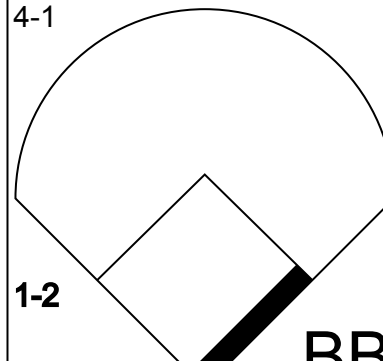
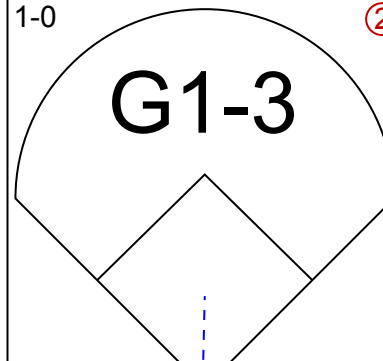
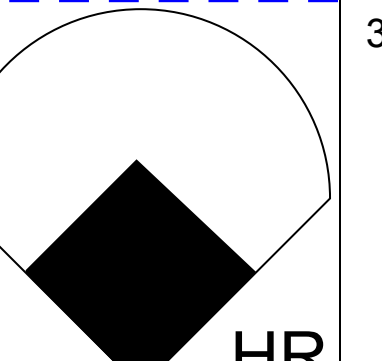
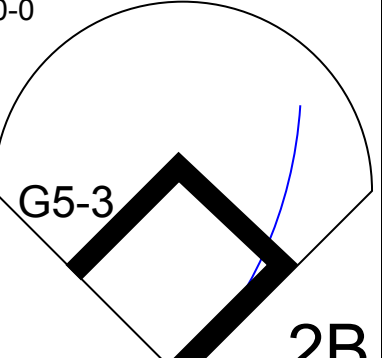
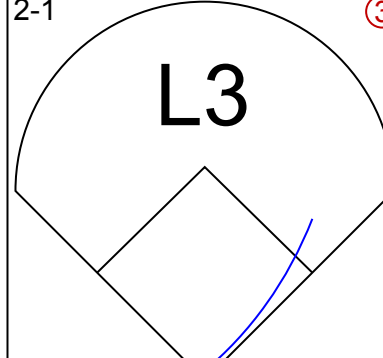
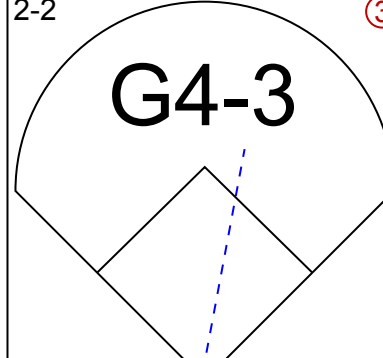
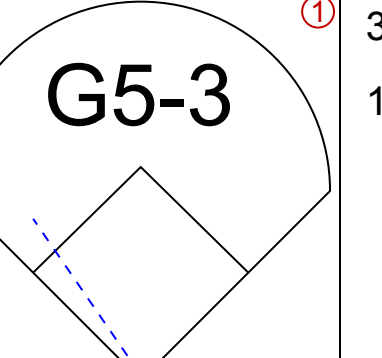
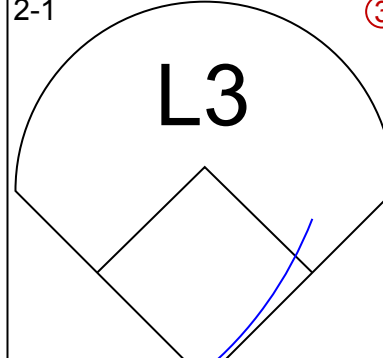
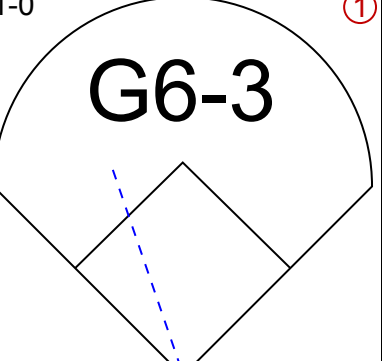
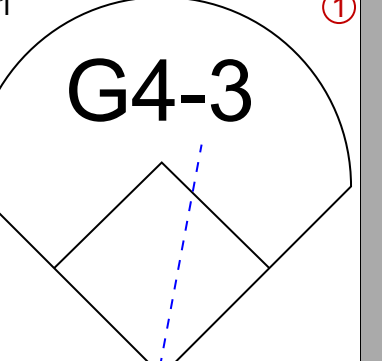
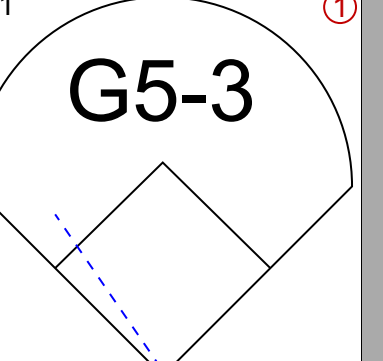
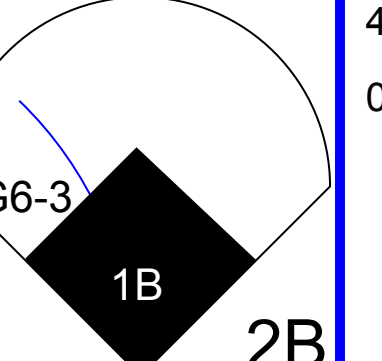
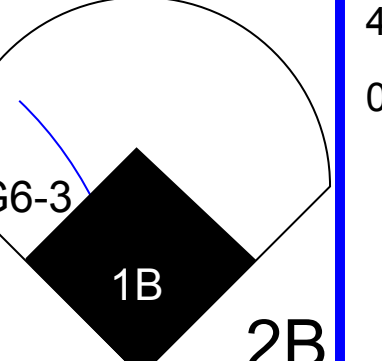
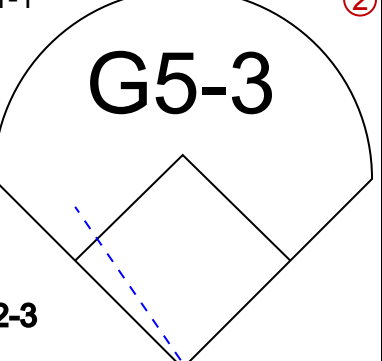

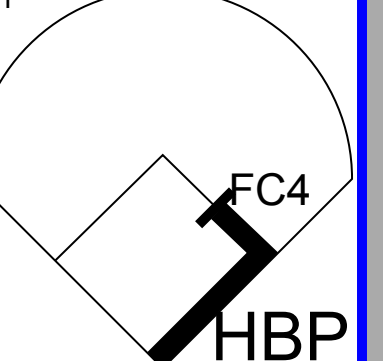
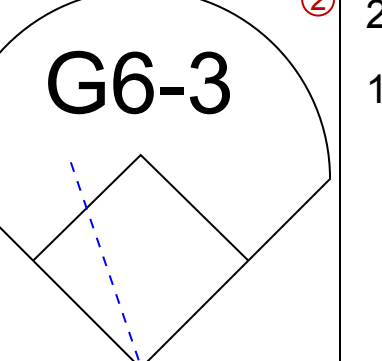
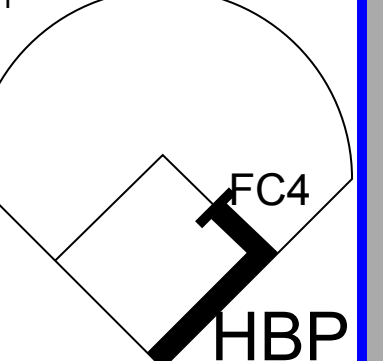
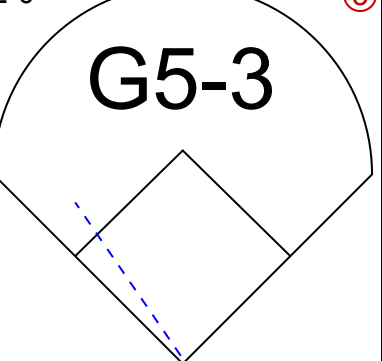
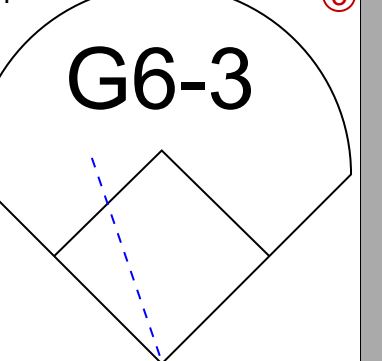
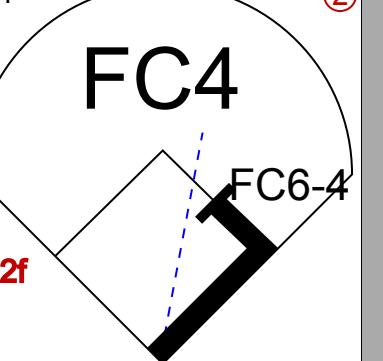
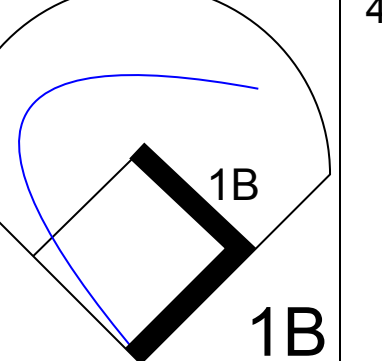
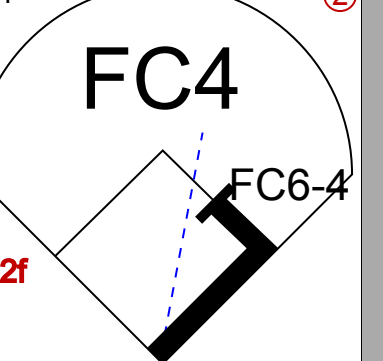
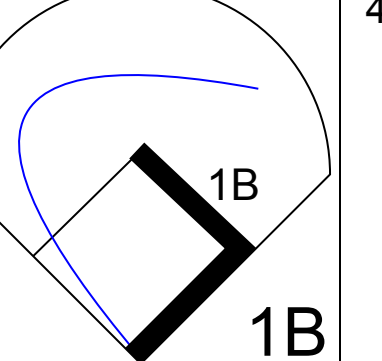


AB	31
R	1
H	5
RBI	1
BB	1
SO	6
LOB	13



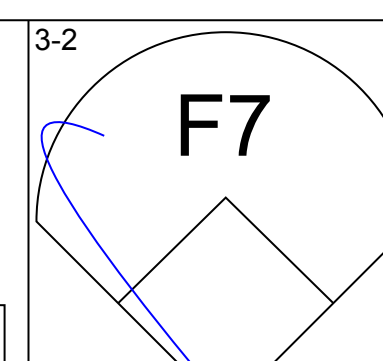
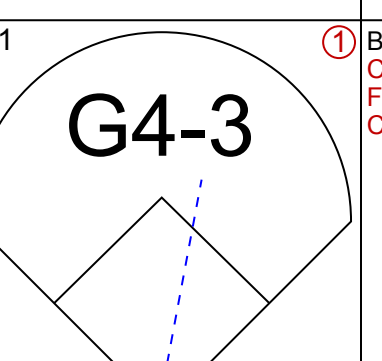
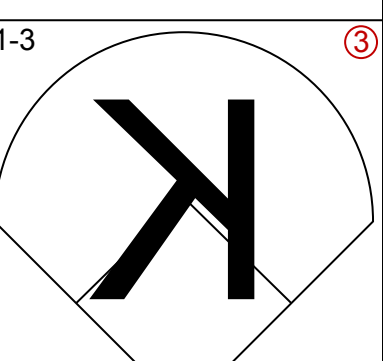
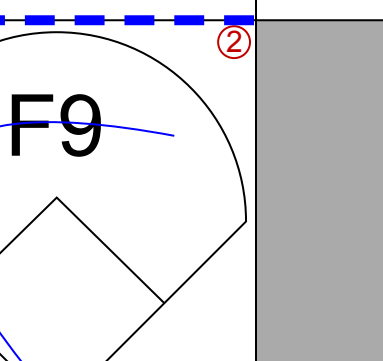
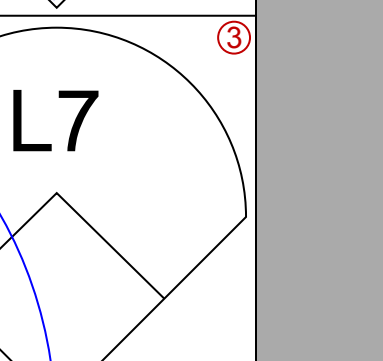
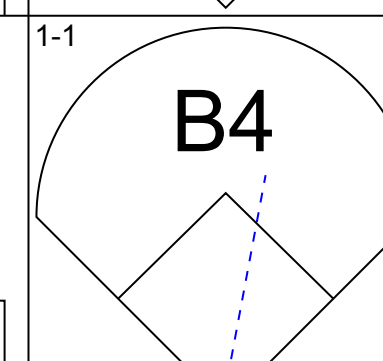
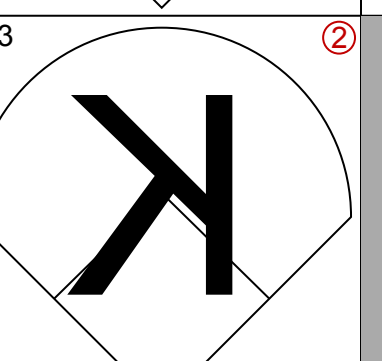
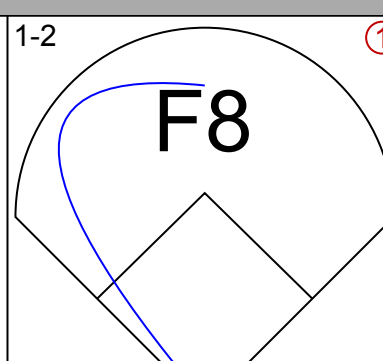
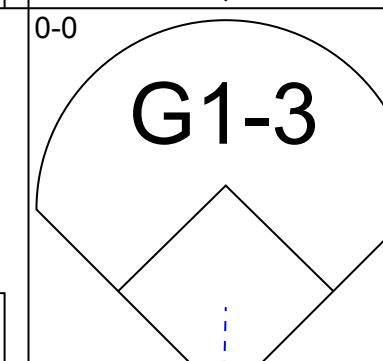
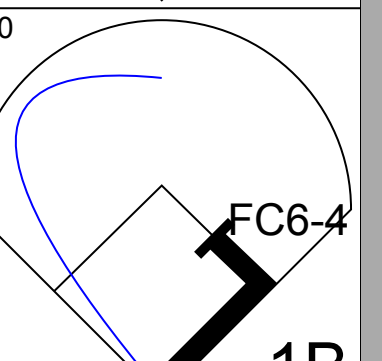

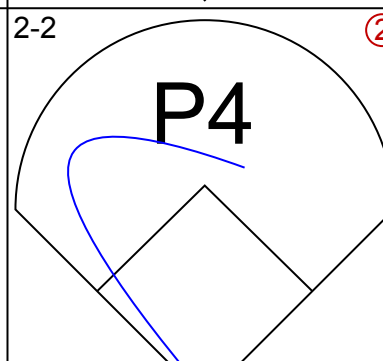
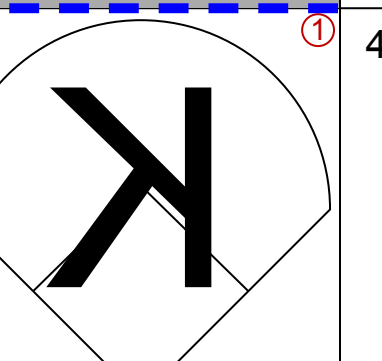
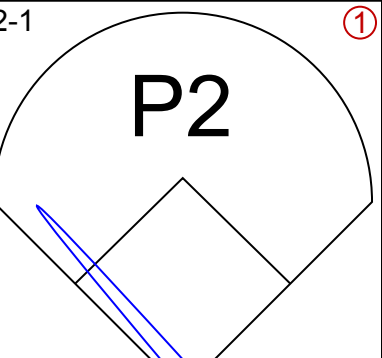
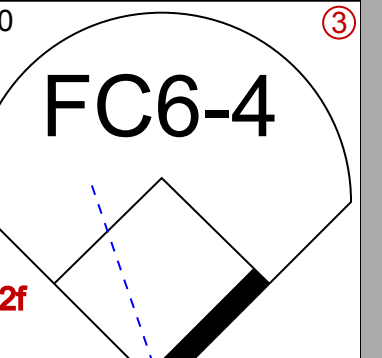
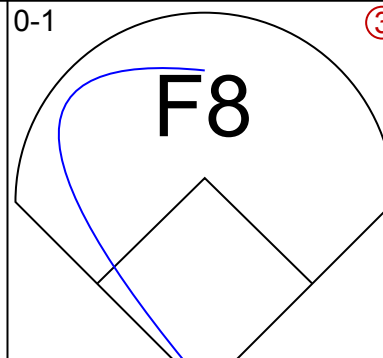
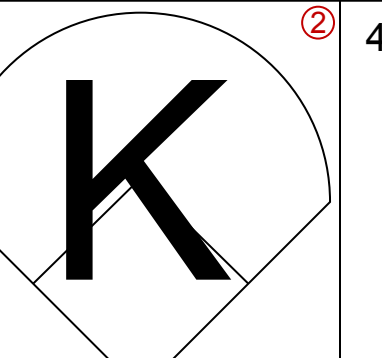
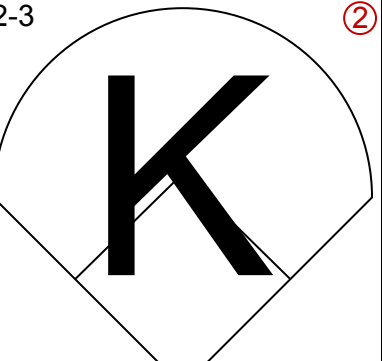
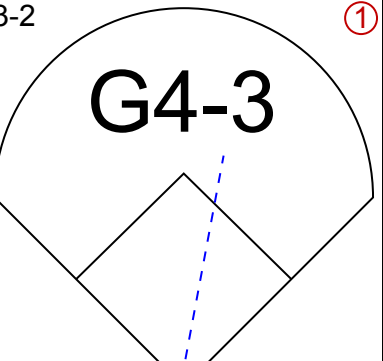
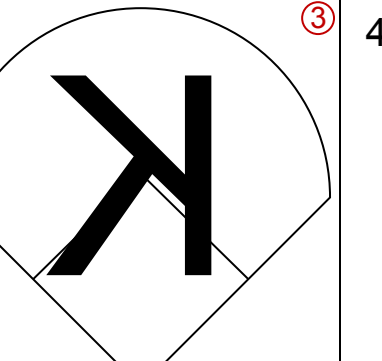
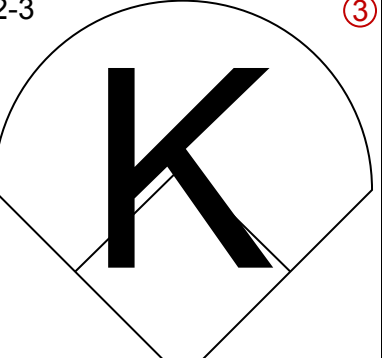
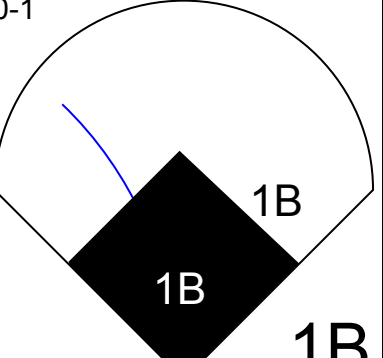
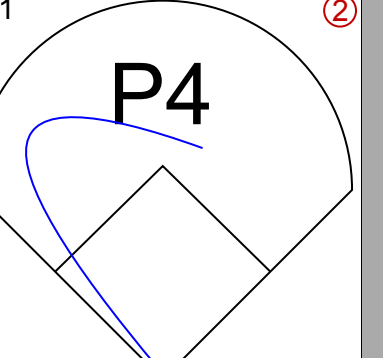
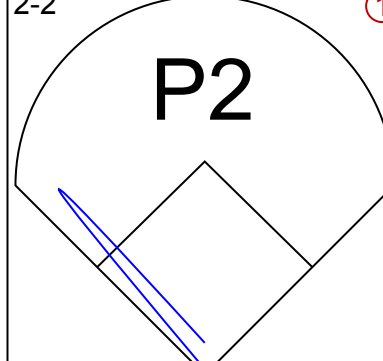
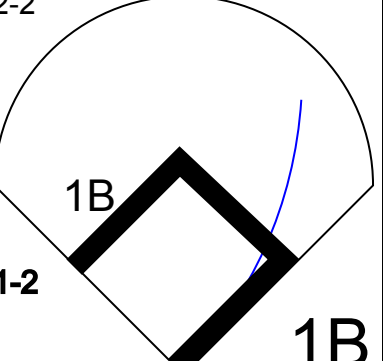
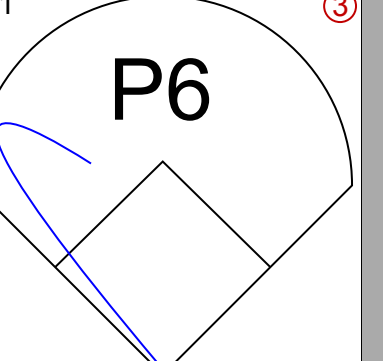
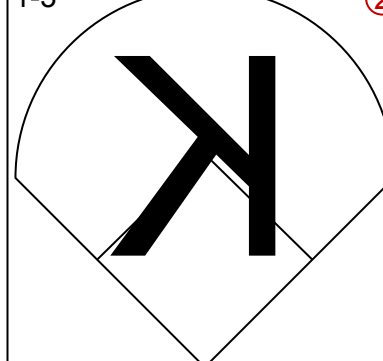
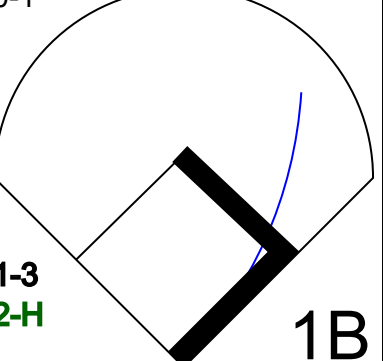
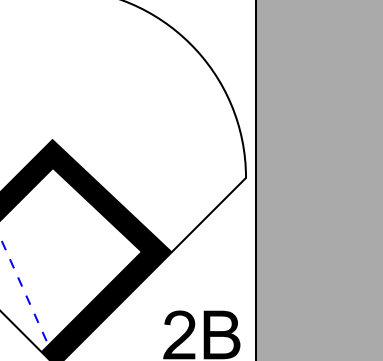
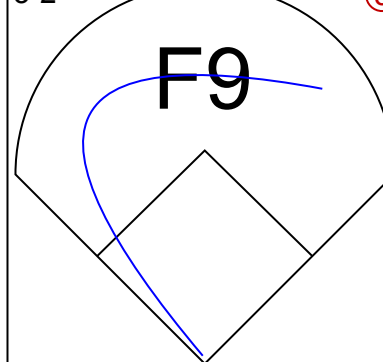
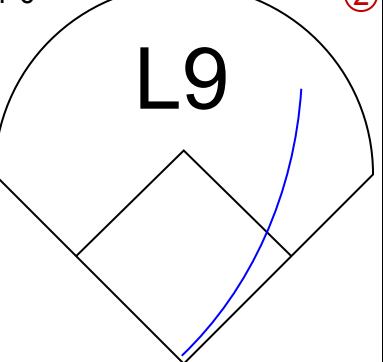
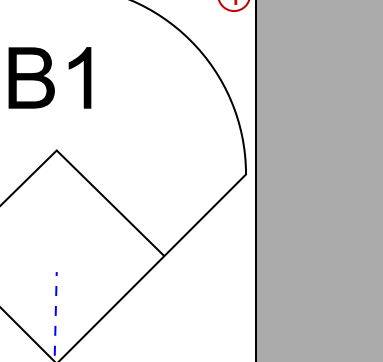
livebaseballscorecards.com

livebaseballscorecards.com


Batter	1	2	3	4	5	6	7	8	9	AB	R	H	RBI	BB	SO	LOB	TOP			
Joey Cora, S OBP: 0.384, SLG: 0.390 (1, 4)										5	0	1	0	0	1	1	Chicago White Sox @ Milwaukee Brewers Milwaukee County Stadium, Milwaukee, WI Wed May 05 1993, 4:33 AM EDT Att: 16,148 - Cloudy - 65 F			
Lance Johnson, L OBP: 0.388, SLG: 0.450 (1, 8)										5	1	3	0	0	0	2				
Frank Thomas, R OBP: 0.336, SLG: 0.413 (1, 3)										4	0	1	1	0	0	1				
George Bell, R OBP: 0.220, SLG: 0.206 (1, 10)										4	0	1	0	0	0	2				
Robin Ventura, L OBP: 0.400, SLG: 0.404 (1, 5)										3	1	1	1	1	0	1				
Dan Pasqua, L OBP: 0.358, SLG: 0.357 (9, PH)										3	0	1	0	0	0	3				
Ellis Burks, R OBP: 0.391, SLG: 0.469 (9, 9)										1	0	0	0	0	0	0				
Steve Sax, R OBP: 0.308, SLG: 0.333 (9, 7)										4	1	1	0	0	0	1				
Mike Huff, R OBP: 0.350, SLG: 0.375 (9, 7)										0	0	0	0	0	0	0				
Ron Karkovics, R OBP: 0.313, SLG: 0.380 (7, PR)										2	0	0	0	0	1	1				
Carlton Fisk, R OBP: 0.200, SLG: 0.320 (7, 2)										1	0	0	0	0	0	1				
Craig Grebeck, R OBP: 0.313, SLG: 0.241 (1, 6)										4	0	1	1	0	0	2				
																				
Inning Stats	R: 1 E: 0 K: 1 S: 12	H: 2 LOB: 1 BB: 0 P: 19	R: 0 E: 0 K: 0 S: 5	H: 1 LOB: 1 BB: 0 P: 9	R: 0 E: 0 K: 0 S: 13	H: 2 LOB: 3 BB: 1 P: 24	R: 0 E: 0 K: 1 S: 8	H: 0 LOB: 0 BB: 0 P: 12	R: 0 E: 0 K: 0 S: 7	H: 0 LOB: 0 BB: 0 P: 11	R: 0 E: 0 K: 0 S: 6	H: 0 LOB: 1 BB: 0 P: 11	R: 0 E: 0 K: 0 S: 10	H: 1 LOB: 0 BB: 0 P: 16	R: 2 E: 0 K: 0 S: 16	H: 4 LOB: 2 BB: 0 P: 24	1B: 6 2B: 3 3B: 1 HR: 1	SF: 0 SAC: 0 DP: 1 HBP: 1	WP: 0 PB: 0 CS: 0	PA: 38
PITCHER	IP WLS BF H R ER SO BB IBB HBP BLK WP HR S P ERA WHIP																			
Jaime Navarro, R ERA: 5.14 (1, 1)	7.0	29	6	1	1	2	1	0	1	0	0	0	0	0	63	105	1.29	1.000		
Jim Austin, R ERA: 8.53 (8, 1)	1.0	2	0	0	0	0	0	0	0	0	0	0	0	4	7	0.00	0.000			
Jesse Orosco, L ERA: 7.5 (9, 1)	0.1	L 3	2	2	2	0	0	0	0	0	1	9	14	54.00	6.000					
Doug Henry, R ERA: 8.49 (9, 1)	0.2	4	2	0	0	0	0	0	0	0	0	7	10	0.00	3.000					

AB	36
R	3
H	10
RBI	3
BB	1
SO	2
LOB	15



Batter	1	2	3	4	5	6	7	8	9	AB	R	H	RBI	BB	SO	LOB	BOTTOM					
Pat Listach, S OBP: 0.307, SLG: 0.244 (8, 5)										3	0	0	0	0	1	2	Chicago White Sox @ Milwaukee Brewers Milwaukee County Stadium, Milwaukee, WI Wed May 05 1993, 4:33 AM EDT Att: 16,148 - Cloudy - 65 F					
B.J. Surhoff, L OBP: 0.263, SLG: 0.211 (8, 5)										1	0	0	0	0	1							
Bill Spiers, L OBP: 0.301, SLG: 0.269 (8, PH)										3	0	0	0	0	1	0						
Bill Doran, S OBP: 0.333, SLG: 0.278 (9, 4)										1	0	0	0	0	1							
Dickie Thon, R OBP: 0.382, SLG: 0.452 (8, 6)										4	0	1	0	0	1	0						
Greg Vaughn, R OBP: 0.392, SLG: 0.518 (1, 10)										4	0	0	0	0	1	1						
Kevin Reimer, L OBP: 0.342, SLG: 0.562 (1, 7)										4	0	0	0	0	3	0						
Tom Brunansky, R OBP: 0.235, SLG: 0.230 (1, 9)										3	1	1	0	0	1	0						
Dave Nilsson, L OBP: 0.233, SLG: 0.293 (1, 2)										3	0	1	0	0	0	0						
John Jaha, R OBP: 0.301, SLG: 0.257 (1, 3)										3	0	2	1	0	1	0						
Matt Mieske, R OBP: 0.167, SLG: 0.167 (1, 8)										3	0	0	0	0	0	3						
Inning Stats	R: 0 E: 0 K: 0 S: 7	H: 0 LOB: 0 BB: 0 P: 11	R: 0 E: 0 K: 2 S: 9	H: 0 LOB: 0 BB: 0 P: 15	R: 0 E: 0 K: 1 S: 10	H: 0 LOB: 0 BB: 0 P: 16	R: 0 E: 0 K: 1 S: 7	H: 1 LOB: 1 BB: 0 P: 11	R: 1 E: 0 K: 1 S: 14	H: 3 LOB: 2 BB: 0 P: 21	R: 0 E: 0 K: 0 S: 8	H: 0 LOB: 0 BB: 0 P: 11	R: 0 E: 0 K: 1 S: 7	H: 0 LOB: 0 BB: 0 P: 11	R: 0 E: 0 K: 0 S: 9	H: 1 LOB: 1 BB: 0 P: 14	R: 0 E: 0 K: 3 S: 13	H: 0 LOB: 0 BB: 0 P: 17	1B: 4 2B: 1 3B: 0 HR: 0	SF: 0 SAC: 0 DP: 0 HBP: 0	WP: 0 PB: 0 CS: 0	PA: 32
PITCHER	IP WLS BF H R ER SO BB IBB HBP BLK WP HR S P ERA WHIP																					
Alex Fernandez, R ERA: 2.01 (1, 1)	7.1	27	5	1	1	6	0	0	0	0	0	66	103	1.23	0.682							
Scott Radinsky, L ERA: 2.92 (8, 1)	0.2	W 2	0	0	0	0	0	0	0	0	5	7	0.00	0.000								
Roberto Hernandez, R ERA: 1.46 (9, 1)	1.0	S 3	0	0	0	3	0	0	0	0	0	13	17	0.00	0.000							

AB	32
R	1
H	5
RBI	1
BB	0
SO	9
LOB	8



Batter	1	2	3	4	5	6	7	8	9	AB	R	H	RBI	BB	SO	LOB	TOP				
Kenny Lofton, L OBP: 0.432, SLG: 0.443 (1, 8)	G6-3		1B	F9			BB		G4-3	4	1	1	0	1	0	0	Cleveland Indians @ Chicago White Sox Comiskey Park, Chicago, IL Sat May 08 1993, 8:05 PM EDT Att: 33,933 - Unknown - 73 F				
Wayne Kirby, L OBP: 0.316, SLG: 0.316 (1, 9)	F3		1B				F9			4	0	1	1	0	0	1					
Carlos Baerga, S OBP: 0.300, SLG: 0.459 (1, 4)	K		1B				F7			4	1	0	0	0	2	2					
Albert Belle, R OBP: 0.369, SLG: 0.643 (1, 7)			1B							3	1	1	0	1	0	0					
Paul Sorrento, L OBP: 0.387, SLG: 0.591 (1, 3)			1B							4	3	3	2	0	0	1					
Carlos Martinez, R OBP: 0.370, SLG: 0.451 Alvaro Espinoza, R OBP: 0.391, SLG: 0.773 (8, 5)			1B							4	1	2	3	0	0	1					
Reggie Jefferson, S OBP: 0.321, SLG: 0.423 (1, 10)			1B							3	0	0	1	0	1	1					
Lance Parrish, R Thomas Howard, S (9, PH) OBP: 0.299, SLG: 0.389 (1, 2)										3	0	0	0	0	1	1					
Felix Fermin, R OBP: 0.307, SLG: 0.287 Jeff Treadway, L OBP: 0.405, SLG: 0.412 (9, PH) (1, 6)										3	0	0	0	0	1	0					
Inning Stats	R: 0 E: 0 K: 1 S: 6	H: 0 LOB: 0 BB: 0 P: 9	R: 1 E: 0 K: 0 S: 11	H: 2 LOB: 1 BB: 0 P: 18	R: 5 E: 0 K: 0 S: 14	H: 5 LOB: 0 BB: 0 P: 22	R: 0 E: 0 K: 1 S: 8	H: 0 LOB: 0 BB: 0 P: 10	R: 0 E: 0 K: 2 S: 12	H: 1 LOB: 0 BB: 0 P: 16	R: 0 E: 1 K: 0 S: 6	H: 0 LOB: 1 BB: 1 P: 12	R: 0 E: 0 K: 0 S: 14	H: 0 LOB: 0 BB: 0 P: 22	R: 0 E: 0 K: 2 S: 8	H: 0 LOB: 0 BB: 0 P: 10		1B: 5 2B: 1 3B: 0 HR: 2	SF: 1 SAC: 0 DP: 0 HBP: 0	WP: 0 PB: 0 SB: 2 CS: 0	PA: 37
PITCHER	IP	WLS	BF	H	R	ER	SO	BB	IBB	HBP	BLK	WP	HR	S	P	ERA	WHIP				
Jack McDowell, R ERA: 5.25 (1, 1)	6.0	W	26	8	7	7	5	0	0	0	0	0	2	59	84	10.50	1.333				
Donn Pall, R ERA: 1.5 (7, 1)	1.1		6	0	0	0	0	2	0	0	0	0	0	14	25	0.00	1.500				
Jeff Schwarz, R ERA: 1.42 (8, 1)	0.2		2	0	0	0	0	0	0	0	0	0	0	6	9	0.00	0.000				
Roberto Hernandez, R ERA: 1.29 (9, 1)	1.0	S	3	0	0	0	2	0	0	0	0	0	0	8	10	0.00	0.000				

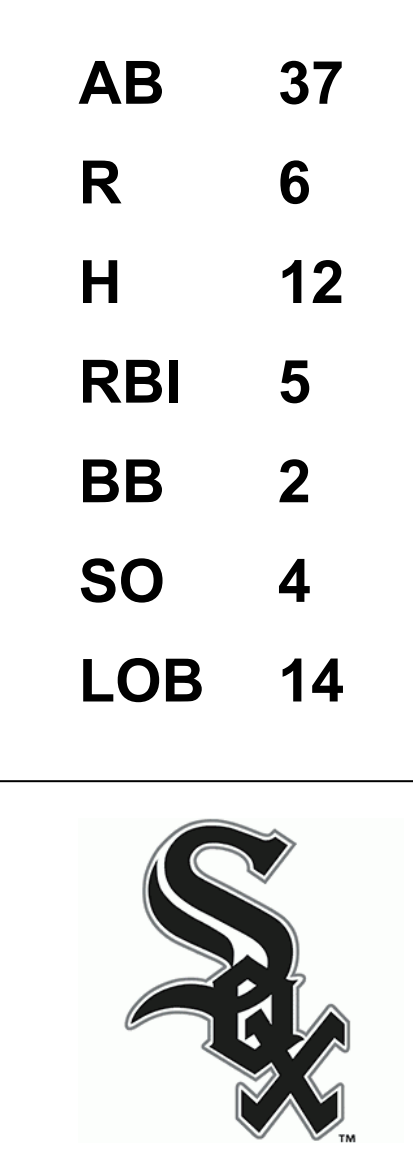
Batter	1	2	3	4	5	6	7	8	9	AB	R	H	RBI	BB	SO	LOB	BOTTOM				
Joey Cora, S OBP: 0.377, SLG: 0.382 (1, 4)	K	G6-4-3		L5-3	F8		G3-1			5	1	1	1	0	1	2	Cleveland Indians @ Chicago White Sox Comiskey Park, Chicago, IL Sat May 08 1993, 8:05 PM EDT Att: 33,933 - Unknown - 73 F				
Lance Johnson, L OBP: 0.389, SLG: 0.440 (1, 8)	HR			G4-3	1B		K			4	2	2	0	1	1	1					
Frank Thomas, R OBP: 0.353, SLG: 0.450 (1, 3)	1B			BB	F8					4	1	1	2	1	1	3					
George Bell, R OBP: 0.254, SLG: 0.273 Steve Sax, R OBP: 0.306, SLG: 0.333 (8, PR) (1, 10)	HR			K2-3	BB					4	1	3	4	1	1	0					
Robin Ventura, L OBP: 0.429, SLG: 0.407 (1, 5)	HR			1B	1B					0	0	0	0	0	0	0					
Ellis Burks, R OBP: 0.386, SLG: 0.489 (1, 9)	HR			BB	1B					1	1	0	0	4	0	1					
Bo Jackson, R OBP: 0.365, SLG: 0.457 Mike Huff, R OBP: 0.333, SLG: 0.353 (7, 7)	F4			K	HR		G6-3			5	1	2	2	0	2	5					
Carlton Fisk, R OBP: 0.192, SLG: 0.308 Ron Karkovics, R OBP: 0.322, SLG: 0.397 (1, 2)	F9			F9	SH5-4					4	1	1	1	0	1	2					
Craig Grebeck, R OBP: 0.333, SLG: 0.257 (1, 6)				G4-3	L5-3		G5-3			1	0	0	0	0	0	2					
Inning Stats	R: 5 E: 0 K: 1 S: 12	H: 3 LOB: 2 BB: 2 P: 27	R: 0 E: 0 K: 1 S: 7	H: 1 LOB: 1 BB: 1 P: 16	R: 0 E: 0 K: 2 S: 13	H: 1 LOB: 2 BB: 1 P: 23	R: 1 E: 0 K: 1 S: 14	H: 2 LOB: 3 BB: 2 P: 29	R: 4 E: 0 K: 0 S: 8	H: 5 LOB: 1 BB: 0 P: 11	R: 0 E: 0 K: 1 S: 9	H: 0 LOB: 0 BB: 0 P: 13	R: 0 E: 0 K: 2 S: 10	H: 0 LOB: 3 BB: 2 P: 22	R: 0 E: 0 K: 2 S: 10	H: 0 LOB: 0 BB: 0 P: 13		1B: 7 2B: 1 3B: 0 HR: 4	SF: 0 SAC: 1 DP: 1 HBP: 0	WP: 0 PB: 0 SB: 3 CS: 0	PA: 43
PITCHER	IP	WLS	BF	H	R	ER	SO	BB	IBB	HBP	BLK	WP	HR	S	P	ERA	WHIP				
Matt Young, L ERA: 6.08 (3, 1)	1.2	L	11	4	3	3	2	2	0	0	0	0	1	25	48	16.20	3.600				
Ted Power, R ERA: 8.36 (5, 1)	2.0		9	3	2	2	0	0	0	0	0	0	0	18	24	9.00	1.500				
Eric Plunk, R ERA: 2.93 (7, 1)	2.0		8	0	0	0	3	1	0	0	0	0	0	19	35	0.00	0.500				

Batter	1	2	3	4	5	6	7	8	9	AB	R	H	RBI	BB	SO	LOB	TOP																					
Kenny Lofton, L OBP: 0.434, SLG: 0.445 (1, 8)	G4-3		CS 1B		G1-6-3 1B			G4-3		4	0	2	1	0	0	0	Cleveland Indians @ Chicago White Sox Comiskey Park, Chicago, IL Sun May 09, 1993, 4:33 AM EDT Att: 23,126 - Cloudy - 81 F																					
Wayne Kirby, L OBP: 0.318, SLG: 0.286 Glenallen Hill, R OBP: 0.290, SLG: 0.415 (8, PH) (8, 9)	P4		1-H 3-H 1B		G1-6-3 1-2			HR		2	0	0	0	1	0	1																						
Jeff Treadway, L OBP: 0.400, SLG: 0.405 Carlos Baerga, S OBP: 0.298, SLG: 0.455 (8, PH) (8, 4)	L9		G3					F9		3	1	1	0	0	0	1																						
Albert Belle, R OBP: 0.366, SLG: 0.630 (1, 7)		B1-3		L6				F8		4	0	1	0	0	0	0																						
Paul Sorrento, L OBP: 0.382, SLG: 0.608 (1, 3)	K			HR				F7		4	1	1	1	0	1	1																						
Carlos Martinez, R OBP: 0.357, SLG: 0.434 (1, 5)	G4-3		G6-3					F8		4	0	0	0	0	1	0																						
Reggie Jefferson, S OBP: 0.327, SLG: 0.426 (1, 10)			K					G1-3		4	0	2	0	0	1	0																						
Lance Parrish, R OBP: 0.167, SLG: 0.167 (1, 2)			1B WP					G6-4-3		3	1	1	0	0	1	2																						
Felix Fermin, R OBP: 0.308, SLG: 0.289 (1, 6)			E 1B		G5-3			G4-3		3	1	1	0	0	0	0																						
Inning Stats	R: 0 E: 0 K: 0 S: 10	H: 0 LOB: 0 BB: 0 P: 13	R: 0 E: 0 K: 1 S: 6	H: 0 LOB: 0 BB: 0 P: 9	R: 2 E: 0 K: 1 S: 17	H: 3 LOB: 1 BB: 1 P: 29	R: 1 E: 0 K: 1 S: 11	H: 2 LOB: 1 BB: 0 P: 16	R: 0 E: 0 K: 0 S: 5	H: 1 LOB: 0 BB: 0 P: 7	R: 1 E: 0 K: 1 S: 10	H: 2 LOB: 0 BB: 0 P: 14	R: 0 E: 0 K: 0 S: 4	H: 1 LOB: 0 BB: 0 P: 8	R: 1 E: 0 K: 0 S: 10	H: 1 LOB: 0 BB: 0 P: 13	R: 0 E: 0 K: 0 S: 9	H: 0 LOB: 0 BB: 0 P: 15	1B: 8 2B: 0 3B: 0 HR: 2	SF: 0 SAC: 0 DP: 3 HBP: 0	WP: 2 PB: 0 SB: 0 CS: 1	PA: 34																
PITCHER	IP	WLS	BF	H	R	ER	SO	BB	IBB	HBP	BLK	WP	HR	S	P	ERA	WHIP	PITCHER				IP	WLS	BF	H	R	ER	SO	BB	IBB	HBP	BLK	WP	HR	S	P	ERA	WHIP
Kirk McCaskill, R ERA: 4.67 (1, 1)	6.0		24	8	4	3	4	1	0	0	0	2	1	59	88	4.50	1.500																					
Barry Jones, R ERA: (7, 1)	1.0		3	1	0	0	0	0	0	0	0	0	0	4	8	0.00	1.000																					
Scott Radinsky, L ERA: 3.6 (8, 1)	2.0	W	7	1	1	1	0	0	0	0	0	0	1	19	28	4.50	0.500																					

AB	33
R	5
H	10
RBI	3
BB	1
SO	4
LOB	5



Batter	1	2	3	4	5	6	7	8	9	AB	R	H	RBI	BB	SO	LOB	BOTTOM																					
Joey Cora, S OBP: 0.381, SLG: 0.386 (1, 4)	G4-3	P2		E 1B			G6-3 BB 1B		SH1-3	4	1	2	1	0	0	1	Cleveland Indians @ Chicago White Sox Comiskey Park, Chicago, IL Sun May 09, 1993, 4:33 AM EDT Att: 23,126 - Cloudy - 81 F																					
Lance Johnson, L OBP: 0.390, SLG: 0.434 (1, 8)	1B		G6-3	E1			G6-3 BB		E3 1B IBB	4	1	1	0	1	0	1																						
Frank Thomas, R OBP: 0.355, SLG: 0.452 (1, 3)	P9		1B	F9			G6-3 1-2		1B IBB	4	1	1	0	1	0	4																						
George Bell, R OBP: 0.260, SLG: 0.278 (1, 10)	1B		G5-3				G1-3		1B	5	1	2	1	0	1	2																						
Robin Ventura, L OBP: 0.431, SLG: 0.411 (1, 5)	1B		1B	P6				K		4	0	2	3	0	1	0																						
Dan Pasqua, L OBP: 0.338, SLG: 0.333 Ellis Burks, R OBP: 0.392, SLG: 0.495 (8, PH) (9, 9)	G3		P5					FC6-4 1B		3	0	0	0	0	1	2																						
Steve Sax, R OBP: 0.313, SLG: 0.333 Mike Huff, R OBP: 0.318, SLG: 0.333 (7, 7)	G1-3			S 1B			F7		FC6-4 1-2	3	1	1	0	0	0	0																						
Ron Karkovics, R OBP: 0.308, SLG: 0.378 (1, 2)	P3		F9				F8		K	4	0	0	0	0	1	2																						
Ozzie Guillen, L OBP: 0.244, SLG: 0.270 (1, 6)			P4				G6-3		E SH1-3 1B	4	1	2	0	0	0	1																						
Inning Stats	R: 2 E: 0 K: 0 S: 22	H: 3 LOB: 1 BB: 0 P: 32	R: 0 E: 0 K: 0 S: 13	H: 1 LOB: 0 BB: 0 P: 15	R: 1 E: 0 K: 0 S: 13	H: 2 LOB: 1 BB: 0 P: 20	R: 2 E: 1 K: 0 S: 16	H: 2 LOB: 1 BB: 0 P: 23	R: 0 E: 0 K: 2 S: 7	H: 0 LOB: 0 BB: 0 P: 10	R: 0 E: 0 K: 0 S: 6	H: 0 LOB: 0 BB: 0 P: 11	R: 0 E: 0 K: 0 S: 7	H: 1 LOB: 1 BB: 1 P: 18	R: 0 E: 0 K: 2 S: 13	H: 1 LOB: 3 BB: 0 P: 17	R: 1 E: 1 K: 0 S: 10	H: 2 LOB: 3 BB: 1 P: 19	1B: 10 2B: 2 3B: 0 HR: 0	SF: 0 SAC: 1 DP: 1 HBP: 0	WP: 0 PB: 0 SB: 0 CS: 0	PA: 40																
PITCHER	IP	WLS	BF	H	R	ER	SO	BB	IBB	HBP	BLK	WP	HR	S	P	ERA	WHIP	PITCHER				IP	WLS	BF	H	R	ER	SO	BB	IBB	HBP	BLK	WP	HR	S	P	ERA	WHIP
Mark Clark, R ERA: 6.97 (1, 1)	4.0		21	8	5	4	0	0	0	0	0	0	0	64	90	9.00	2.000																					
Dennis Cook, L ERA: 5.91 (5, 1)	2.0		8	1	0	0	2	1	0	0	0	0	0	16	30	0.00	1.000																					
Jose Mesa, R ERA: 3.72 (7, 1)	1.0	L	2	0	0	0	0	0	0	0	0	0	0	4	9	0.00	0.000																					
Derek Lilliquist, L ERA: 1.98 Eric Plunk, R ERA: 2.93 (9, 1)	1.1	L	8	2	1	1	2	0	1	0	0	0	0	21	33	6.75	1.500																					
Eric Plunk, R ERA: 2.93 (9, 1)	0.0		1	1	0	0	0	0	0	0	0	0	0	2	3																							




Batter	1	2	3	4	5	6	7	8	9	AB	R	H	RBI	BB	SO	LOB	TOP				
Joey Cora, S OBP: 0.382, SLG: 0.381 (1, 4)	3-2 1B SF9	4-1 3B BB		3-1 F8		1-2 G3		1-2 G5-3		4	2	1	0	1	0	0					
Lance Johnson, L OBP: 0.398, SLG: 0.458 (1, 8)	0-0 F S HR	2-1 1-H FC5-2 3B		1-1 HR		0-0 P5			0-0 G4-3	5	2	3	2	0	0	0					
Frank Thomas, R OBP: 0.352, SLG: 0.477 Mike Huff, R OBP: 0.348, SLG: 0.526 (8, 9)	0-0 SF9	1-2 FC5-2		3-0 HR		3-2 G5-3			3-1 HR	3	1	1	3	0	0	1					
George Bell, R OBP: 0.252, SLG: 0.269 Steve Sax, R OBP: 0.294, SLG: 0.313 (9, PH)	0-0 F9	1-1 F8		3-1 G5-3			3-2 G5-3		2-1 L7	4	0	0	0	0	0	2					
Robin Ventura, L OBP: 0.445, SLG: 0.475 (1, 5)	3-1 HR		1-2 3B		2-2 P6		4-1 BB		2-1 HR	4	2	3	2	1	0	0					
Ellis Burks, R OBP: 0.387, SLG: 0.479 Dan Pasqua, L OBP: 0.351, SLG: 0.413 (8, 3)	3-2 L5		0-3 K		4-2 1B SF7 BB		1-0 F8		1-0 HR	3	1	0	0	1	1	2					
Bo Jackson, R OBP: 0.386, SLG: 0.520 (1, 7)		4-0 BB FC BB	2-3 K		0-0 1B		0-0 L8		1-1 HR	4	2	2	1	1	1	2					
Ron Karkovics, R OBP: 0.309, SLG: 0.373 Carlton Fisk, R OBP: 0.179, SLG: 0.286 (8, PH)		4-0 FC BB	1-0 G6-3		3-2 SF7			0-3 K	3-3 K	1	0	0	1	1	0	1					
Ozzie Guillen, L OBP: 0.238, SLG: 0.263 Craig Grebeck, R OBP: 0.325, SLG: 0.250 (8, PH)		1-1 FC 3B		0-0 G4-3		1-0 L8		0-0 G6-3		3	1	0	0	0	0	2					
Inning Stats	R: 3 E: 0 K: 0 S: 11	H: 3 LOB: 0 BB: 0 P: 20	R: 3 E: 1 K: 0 S: 11	H: 1 LOB: 1 BB: 3 P: 28	R: 0 E: 0 K: 2 S: 10	H: 1 LOB: 1 BB: 0 P: 14	R: 2 E: 0 K: 0 S: 9	H: 2 LOB: 0 BB: 0 P: 18	R: 1 E: 0 K: 0 S: 10	H: 1 LOB: 1 BB: 1 P: 20	R: 0 E: 0 K: 0 S: 7	H: 0 LOB: 1 BB: 1 P: 14	R: 0 E: 0 K: 1 S: 8	H: 0 LOB: 0 BB: 0 P: 9	R: 4 E: 0 K: 1 S: 13	H: 4 LOB: 0 BB: 0 P: 25	1B: 5 2B: 0 3B: 2 HR: 5	SF: 2 SAC: 1 DP: 0 HBP: 0	WP: 0 PB: 0 SB: 1 CS: 0	PA: 44	
PITCHER	IP WLS BF H R ER SO BB IBB HBP BLK WP HR S P ERA WHIP	IP WLS BF H R ER SO BB IBB HBP BLK WP HR S P ERA WHIP	IP WLS BF H R ER SO BB IBB HBP BLK WP HR S P ERA WHIP	IP WLS BF H R ER SO BB IBB HBP BLK WP HR S P ERA WHIP	IP WLS BF H R ER SO BB IBB HBP BLK WP HR S P ERA WHIP	IP WLS BF H R ER SO BB IBB HBP BLK WP HR S P ERA WHIP	IP WLS BF H R ER SO BB IBB HBP BLK WP HR S P ERA WHIP	IP WLS BF H R ER SO BB IBB HBP BLK WP HR S P ERA WHIP	IP WLS BF H R ER SO BB IBB HBP BLK WP HR S P ERA WHIP	IP WLS BF H R ER SO BB IBB HBP BLK WP HR S P ERA WHIP	IP WLS BF H R ER SO BB IBB HBP BLK WP HR S P ERA WHIP	IP WLS BF H R ER SO BB IBB HBP BLK WP HR S P ERA WHIP	IP WLS BF H R ER SO BB IBB HBP BLK WP HR S P ERA WHIP	IP WLS BF H R ER SO BB IBB HBP BLK WP HR S P ERA WHIP	IP WLS BF H R ER SO BB IBB HBP BLK WP HR S P ERA WHIP	IP WLS BF H R ER SO BB IBB HBP BLK WP HR S P ERA WHIP	IP WLS BF H R ER SO BB IBB HBP BLK WP HR S P ERA WHIP	IP WLS BF H R ER SO BB IBB HBP BLK WP HR S P ERA WHIP	IP WLS BF H R ER SO BB IBB HBP BLK WP HR S P ERA WHIP	IP WLS BF H R ER SO BB IBB HBP BLK WP HR S P ERA WHIP	IP WLS BF H R ER SO BB IBB HBP BLK WP HR S P ERA WHIP

Chicago White Sox @ Seattle Mariners
The Kingdome, Seattle, WA
Mon May 10 1993, 10:05 PM EDT
Att: 14,961 - Dome

livebaseballscorecards.com

AB 37
R 13
H 12
RBI 12
BB 5
SO 4
LOB 10



Batter	1	2	3	4	5	6	7	8	9	AB	R	H	RBI	BB	SO	LOB	BOTTOM				
Omar Vizquel, S OBP: 0.333, SLG: 0.288 Bill Haselman, R OBP: 0.333, SLG: 0.440 (6, 9)	4-2 1B BB	1-2 P6			2-2 F8		0-0 F7		2-0 E5 1B 1B	2	1	0	0	1	0	1					
Mike Felder, S OBP: 0.331, SLG: 0.343 (1, 7)	0-0 1B	1-1 1B			1-1 G4-3		0-1 1B		0-0 1B	5	0	4	0	0	0	0					
Ken Griffey Jr., L OBP: 0.403, SLG: 0.607 (1, 8)	0-3 K	0-1 P5			2-2 1B		0-0 F8		1-1 1B	5	0	2	1	0	1	5					
Pete O'Brien, L OBP: 0.357, SLG: 0.480 (1, 3)	0-1 BB 1B		0-0 G3		2-1 P6			2-1 2B	2-0 P5	5	0	2	1	0	0	4					
Jay Buhner, R OBP: 0.401, SLG: 0.508 Wally Backman, S OBP: 0.172, SLG: 0.143 (6, 4)	1-3 K		0-1 G6-3		0-3 K			2-3 K	2-3 K	2	0	0	0	0	1	2					
Tino Martinez, L OBP: 0.303, SLG: 0.455 (1, 10)	4-2 BB		1-0 G3		3-1 P6			2-1 F7		3	0	0	0	1	0	1					
Mike Blowers, R OBP: 0.339, SLG: 0.418 (1, 5)	2-1 P6			2-1 P6		4-2 BB		0-3 K		3	0	0	0	1	1	4					
Dave Valle, R OBP: 0.394, SLG: 0.410 Mackey Sasser, L OBP: 0.200, SLG: 0.214 (5, 2)		1-0 1B 1B		2-1 P3		3-2 F8			0-0 E 1B 1B	2	0	1	0	0	0	0					
Fernando Vina, L OBP: 0.259, SLG: 0.208 (6, 6)		0-0 F7		0-1 G3-1			0-0 P2		1-3 K	4	0	0	0	0	1	2					
Inning Stats	R: 1 E: 0 K: 2 S: 17	H: 2 LOB: 3 BB: 2 P: 28	R: 0 E: 0 K: 0 S: 9	H: 2 LOB: 2 BB: 0 P: 12	R: 0 E: 0 K: 0 S: 4	H: 0 LOB: 0 BB: 0 P: 5	R: 0 E: 0 K: 0 S: 6	H: 0 LOB: 0 BB: 0 P: 10	R: 0 E: 0 K: 1 S: 11	H: 0 LOB: 1 BB: 1 P: 21	R: 0 E: 0 K: 0 S: 5	H: 1 LOB: 1 BB: 0 P: 5	R: 0 E: 0 K: 2 S: 11	H: 1 LOB: 1 BB: 0 P: 17	R: 1 E: 1 K: 2 S: 14	H: 3 LOB: 3 BB: 0 P: 22	1B: 9 2B: 1 3B: 0 HR: 0	SF: 0 SAC: 0 DP: 0 HBP: 0	WP: 0 PB: 0 SB: 0 CS: 0	PA: 41	
PITCHER	IP WLS BF H R ER SO BB IBB HBP BLK WP HR S P ERA WHIP	IP WLS BF H R ER SO BB IBB HBP BLK WP HR S P ERA WHIP	IP WLS BF H R ER SO BB IBB HBP BLK WP HR S P ERA WHIP	IP WLS BF H R ER SO BB IBB HBP BLK WP HR S P ERA WHIP	IP WLS BF H R ER SO BB IBB HBP BLK WP HR S P ERA WHIP	IP WLS BF H R ER SO BB IBB HBP BLK WP HR S P ERA WHIP	IP WLS BF H R ER SO BB IBB HBP BLK WP HR S P ERA WHIP	IP WLS BF H R ER SO BB IBB HBP BLK WP HR S P ERA WHIP	IP WLS BF H R ER SO BB IBB HBP BLK WP HR S P ERA WHIP	IP WLS BF H R ER SO BB IBB HBP BLK WP HR S P ERA WHIP	IP WLS BF H R ER SO BB IBB HBP BLK WP HR S P ERA WHIP	IP WLS BF H R ER SO BB IBB HBP BLK WP HR S P ERA WHIP	IP WLS BF H R ER SO BB IBB HBP BLK WP HR S P ERA WHIP	IP WLS BF H R ER SO BB IBB HBP BLK WP HR S P ERA WHIP	IP WLS BF H R ER SO BB IBB HBP BLK WP HR S P ERA WHIP	IP WLS BF H R ER SO BB IBB HBP BLK WP HR S P ERA WHIP	IP WLS BF H R ER SO BB IBB HBP BLK WP HR S P ERA WHIP	IP WLS BF H R ER SO BB IBB HBP BLK WP HR S P ERA WHIP	IP WLS BF H R ER SO BB IBB HBP BLK WP HR S P ERA WHIP	IP WLS BF H R ER SO BB IBB HBP BLK WP HR S P ERA WHIP	IP WLS BF H R ER SO BB IBB HBP BLK WP HR S P ERA WHIP

Chicago White Sox @ Seattle Mariners
The Kingdome, Seattle, WA
Mon May 10 1993, 10:05 PM EDT
Att: 14,961 - Dome

livebaseballscorecards.com

AB 38
R 2
H 10
RBI 2
BB 3
SO 7
LOB 25



Batter	1	2	3	4	5	6	7	8	9	AB	R	H	RBI	BB	SO	LOB	TOP											
Joey Cora, S OBP: 0.370, SLG: 0.369	F9		K			F9			G4-3	4	0	0	0	0	1	0												
Lance Johnson, L OBP: 0.402, SLG: 0.455	K			L8-4 1B			BB BB		E5 WP HR	3	1	1	0	1	1	0												
Frank Thomas, R OBP: 0.356, SLG: 0.500	K			L8-4			BB		HR	3	1	1	2	1	1	1												
George Bell, R OBP: 0.244, SLG: 0.260		L8		G4-3			P3		K	4	0	0	0	0	1	2												
Robin Ventura, L OBP: 0.432, SLG: 0.456	G4-3				F8		K		K	4	0	0	0	0	2	2												
Ellis Burks, R OBP: 0.385, SLG: 0.505	HR				K		K			3	1	1	1	0	2	2												
Bo Jackson, R OBP: 0.383, SLG: 0.509	K				K				L6-3 1B	3	0	1	0	0	2	0												
Ron Karkovice, R OBP: 0.299, SLG: 0.360			K			F7			K	3	0	0	0	0	2	1												
Ozzie Guillen, L OBP: 0.229, SLG: 0.253	G6-3					G6-3			L6-3	3	0	0	0	0	0	1												
Inning Stats	R: 0 H: 0 E: 0 K: 2 S: 10	H: 0 LOB: 0 BB: 0 P: 12	R: 1 H: 1 E: 0 K: 1 S: 15	LOB: 0 BB: 0 P: 21	R: 0 H: 0 E: 0 K: 2 S: 10	LOB: 0 BB: 0 P: 13	R: 0 H: 1 E: 0 K: 0 S: 5	LOB: 0 BB: 0 P: 7	R: 0 H: 0 E: 0 K: 2 S: 9	LOB: 0 BB: 0 P: 14	R: 0 H: 0 E: 0 K: 0 S: 12	LOB: 0 BB: 0 P: 17	R: 0 H: 0 E: 0 K: 2 S: 10	LOB: 0 BB: 2 P: 24	R: 0 H: 1 E: 0 K: 1 S: 6	LOB: 0 BB: 0 P: 9	R: 2 H: 1 E: 1 K: 2 S: 14	LOB: 0 BB: 0 P: 20	1B: 2 2B: 2 3B: 0 HR: 2	SF: 0 SAC: 0 DP: 2 HBP: 0	WP: 1 PB: 0 SB: 1 CS: 0	PA: 32						
PITCHER	IP	WLS	BF	H	R	ER	SO	BB	IBB	HBP	BLK	WP	HR	S	P	ERA	WHIP											
Randy Johnson, L ERA: 3.58	(1, 1)	7.0	W	24	2	1	1	9	2	0	0	0	0	1	108	1.29	0.571											
Rich DeLucia, R ERA: 1.5	(8, 1)	1.0		3	1	0	0	1	0	0	0	0	0	6	9	0.00	1.000											
Norm Charlton, L ERA: 2.45	(9, 1)	1.0	S	5	1	2	1	2	0	0	0	0	1	1	14	20	9.00	1.000										

Chicago White Sox @ Seattle Mariners
The Kingdome, Seattle, WA
Tue May 11 1993, 10:05 PM EDT
Att. 16,857 - Dome

AB 30
R 3
H 4
RBI 3
BB 2
SO 12
LOB 9



Batter	1	2	3	4	5	6	7	8	9	AB	R	H	RBI	BB	SO	LOB	BOTTOM										
Omar Vizquel, S OBP: 0.324, SLG: 0.279	G4-3	G1-3		L7		FC6-4				4	0	0	0	0	0	3											
Mike Felder, S OBP: 0.326, SLG: 0.333	F7		G1-6-3 BB	G4-3			F9			3	0	0	0	1	0	0											
Ken Griffey Jr., L OBP: 0.399, SLG: 0.603	E3		G1-6-3		L9		S 2B			4	0	1	0	0	0	1											
Pete O'Brien, L OBP: 0.356, SLG: 0.474	F7			G4-3			K			3	1	1	0	0	0	1											
Henry Cotto, R OBP: 0.180, SLG: 0.183				3B 1B						1	0	0	0	0	1	1											
Jay Buhner, R OBP: 0.411, SLG: 0.529		SH2-3 BB 1B			P3					3	2	2	1	1	0	0											
Tino Martinez, L OBP: 0.309, SLG: 0.452		SH2-3 BB 1B				G4-3	P6			3	1	1	1	1	0	2											
Dave Valle, R OBP: 0.402, SLG: 0.419		SH2-3		FC5-4 1B				L8		3	0	2	0	0	0	0											
Mike Blowers, R OBP: 0.333, SLG: 0.407				FC5-4						4	0	1	2	0	2	3											
Rich Amaral, R OBP: 0.374, SLG: 0.434					P4					3	0	1	0	1	1	0											
Inning Stats	R: 0 H: 0 E: 1 K: 0 S: 12	H: 0 LOB: 1 BB: 0 P: 20	R: 2 H: 2 E: 0 K: 0 S: 14	H: 2 LOB: 1 BB: 2 P: 27	R: 2 H: 4 E: 0 K: 0 S: 11	LOB: 2 BB: 1 P: 19	R: 0 H: 0 E: 0 K: 0 S: 4	LOB: 0 BB: 0 P: 6	R: 0 H: 0 E: 0 K: 0 S: 6	LOB: 0 BB: 0 P: 12	R: 0 H: 2 E: 0 K: 1 S: 14	LOB: 2 BB: 0 P: 20	R: 0 H: 1 E: 0 K: 1 S: 9	LOB: 2 BB: 1 P: 15	R: 0 H: 0 E: 0 K: 2 S: 10	LOB: 0 BB: 0 P: 14	R: 0 H: 0 E: 0 K: 2 S: 10	LOB: 0 BB: 0 P: 14	1B: 7 2B: 1 3B: 1 HR: 0	SF: 0 SAC: 1 DP: 1 HBP: 0	WP: 0 PB: 0 SB: 2 CS: 1	PA: 36					
PITCHER	IP	WLS	BF	H	R	ER	SO	BB	IBB	HBP	BLK	WP	HR	S	P	ERA	WHIP										
Dave Stieb, R ERA: 5.25	(1, 1)	6.0	L	28	8	4	4	1	3	0	0	0	0	61	104	6.00	1.833										
Scott Radinsky, L ERA: 3.35	(7, 1)	1.0		5	1	0	0	1	0	1	0	0	0	9	15	0.00	1.000										
Jeff Schwarz, R ERA: 1.23	(8, 1)	1.0		3	0	0	0	2	0	0	0	0	0	10	14	0.00	0.000										

Chicago White Sox @ Seattle Mariners
The Kingdome, Seattle, WA
Tue May 11 1993, 10:05 PM EDT
Att. 16,857 - Dome

AB 31
R 4
H 9
RBI 4
BB 4
SO 4
LOB 11



Batter	1	2	3	4	5	6	7	8	9	AB	R	H	RBI	BB	SO	LOB	TOP					
Joey Cora, S OBP: 0.368, SLG: 0.372 (1, 4)										2	1	0	0	2	0	0	Chicago White Sox @ Texas Rangers Arlington Stadium, Arlington, TX Fri May 14 1993, 8:05 PM EDT Att: 31,676 - Unknown - 83 F					
Lance Johnson, L OBP: 0.382, SLG: 0.426 (1, 8)										4	0	0	0	0	0	2						
Frank Thomas, R OBP: 0.362, SLG: 0.487 (1, 3)										4	0	0	0	0	2	1						
George Bell, R OBP: 0.250, SLG: 0.265 (1, 10)										4	0	1	1	0	0	0						
Robin Ventura, L OBP: 0.418, SLG: 0.459 (1, 5)										4	0	0	0	0	0	1						
Ellis Burks, R OBP: 0.381, SLG: 0.538 (1, 9)										4	1	1	0	0	1	0						
Dan Pasqua, L OBP: 0.350, SLG: 0.396 (1, 7)										2	1	0	0	1	1	0						
Mike Huff, R OBP: 0.360, SLG: 0.500 (7, 7)										0	0	0	0	1	0	0						
Ron Karkovics, R OBP: 0.305, SLG: 0.404 (1, 2)										4	1	2	2	0	1	1						
Ozzie Guillen, L OBP: 0.221, SLG: 0.244 (1, 6)										3	0	0	0	0	0	1						
Inning Stats	R: 1 E: 0 K: 1 S: 18	H: 1 LOB: 1 BB: 1 P: 28	R: 2 E: 0 K: 0 S: 9	H: 1 LOB: 0 BB: 1 P: 16	R: 0 E: 0 K: 0 S: 4	H: 0 LOB: 0 BB: 0 P: 7	R: 0 E: 0 K: 2 S: 8	H: 0 LOB: 0 BB: 0 P: 10	R: 0 E: 0 K: 0 S: 6	H: 0 LOB: 1 BB: 1 P: 11	R: 0 E: 0 K: 0 S: 7	H: 0 LOB: 0 BB: 0 P: 12	R: 0 E: 0 K: 0 S: 11	H: 1 LOB: 1 BB: 0 P: 15	R: 0 E: 0 K: 0 S: 7	H: 0 LOB: 0 BB: 0 P: 11	R: 1 E: 0 K: 1 S: 18	H: 1 LOB: 1 BB: 1 P: 27	1B: 2 2B: 0 3B: 1 HR: 1	SF: 0 SAC: 0 DP: 0 HBP: 0	WP: 1 PB: 0 SB: 2 CS: 0	PA: 35
PITCHER Kevin Brown, R ERA: 1.69 (1, 1)	IP: 9.0 WLS: L BF: 35	H: 4 R: 4 ER: 4 SO: 5	BB: 4 IBB: 0 HBP: 0 BLK: 0	WP: 1 HR: 1 S: 88 P: 137	ERA: 4.00 WHIP: 0.889	PITCHER IP: WLS: BF: H: R: ER: SO: BB: IBB: HBP: BLK: WP: HR: S: P: ERA: WHIP																

Batter	1	2	3	4	5	6	7	8	9	AB	R	H	RBI	BB	SO	LOB	BOTTOM							
David Hulse, L OBP: 0.367, SLG: 0.393 (1, 8)										4	0	1	0	0	1	1	Chicago White Sox @ Texas Rangers Arlington Stadium, Arlington, TX Fri May 14 1993, 8:05 PM EDT Att: 31,676 - Unknown - 83 F							
Julio Franco, R OBP: 0.307, SLG: 0.388 (1, 10)										4	0	0	0	0	1	3								
Jose Canseco, R OBP: 0.370, SLG: 0.550 (1, 9)										4	0	1	0	0	3	3								
Juan Gonzalez, R OBP: 0.422, SLG: 0.701 (1, 7)										1	0	0	0	0	0	1								
Butch Davis, R OBP: 0.294, SLG: 0.647 (2, 7)										3	0	0	0	0	0	1								
Rafael Palmeiro, L OBP: 0.277, SLG: 0.341 (1, 3)										3	0	1	0	0	0	0								
Ivan Rodriguez, R OBP: 0.380, SLG: 0.439 (1, 2)										2	0	0	0	1	0	1								
Dean Palmer, R OBP: 0.351, SLG: 0.561 (1, 5)										3	0	0	0	0	1	1								
Doug Strange, S OBP: 0.328, SLG: 0.463 (1, 4)										3	0	1	0	0	0	0								
Manuel Lee, S OBP: 0.244, SLG: 0.164 (1, 6)										3	0	0	0	0	0	1								
Inning Stats	R: 0 E: 0 K: 1 S: 9	H: 1 LOB: 0 BB: 0 P: 15	R: 0 E: 0 K: 0 S: 8	H: 0 LOB: 0 BB: 1 P: 17	R: 0 E: 1 K: 1 S: 12	H: 1 LOB: 2 BB: 0 P: 19	R: 0 E: 0 K: 0 S: 5	H: 1 LOB: 0 BB: 0 P: 5	R: 0 E: 0 K: 1 S: 9	H: 0 LOB: 0 BB: 0 P: 13	R: 0 E: 0 K: 1 S: 10	H: 1 LOB: 1 BB: 0 P: 15	R: 0 E: 0 K: 0 S: 5	H: 0 LOB: 0 BB: 0 P: 8	R: 0 E: 0 K: 1 S: 11	H: 0 LOB: 0 BB: 0 P: 15	R: 0 E: 0 K: 1 S: 8	H: 0 LOB: 0 BB: 0 P: 8	R: 0 E: 0 K: 1 S: 8	H: 0 LOB: 0 BB: 0 P: 8	1B: 4 2B: 0 3B: 0 HR: 0	SF: 0 SAC: 0 DP: 1 HBP: 0	WP: 0 PB: 0 SB: 1 CS: 1	PA: 31
PITCHER Jack McDowell, R ERA: 4.42 (1, 1)	IP: 9.0 WLS: W BF: 31	H: 4 R: 0 ER: 0 SO: 6	BB: 1 IBB: 0 HBP: 0 BLK: 0	WP: 0 HR: 0 S: 77 P: 115	ERA: 0.00 WHIP: 0.556	PITCHER IP: WLS: BF: H: R: ER: SO: BB: IBB: HBP: BLK: WP: HR: S: P: ERA: WHIP																		

Batter	1	2	3	4	5	6	7	8	9	AB	R	H	RBI	BB	SO	LOB	TOP			
Joey Cora, S OBP: 0.367, SLG: 0.366										5	1	1	0	1	0	2	Chicago White Sox @ Texas Rangers Arlington Stadium, Arlington, TX Sun May 16 1993, 4:33 AM EDT Att: 33,786 - Sunny - 89 F			
Lance Johnson, L OBP: 0.382, SLG: 0.423										6	2	2	0	0	2	2				
Frank Thomas, R OBP: 0.377, SLG: 0.512 Carlton Fisk, R OBP: 0.172, SLG: 0.276										5	2	4	2	0	0	1				
George Bell, R OBP: 0.260, SLG: 0.284										4	3	2	1	0	0	2				
Robin Ventura, L OBP: 0.417, SLG: 0.488										5	3	3	2	0	0	1				
Ellis Burks, R OBP: 0.367, SLG: 0.565										4	2	2	6	0	1	2				
Bo Jackson, R OBP: 0.408, SLG: 0.565 Mike Huff, R OBP: 0.333, SLG: 0.455										3	1	2	3	1	1	0				
Ron Karkovics, R OBP: 0.298, SLG: 0.412 Dan Pasqua, L OBP: 0.350, SLG: 0.396										4	1	1	1	1	1	1				
Craig Grebeck, R OBP: 0.352, SLG: 0.319										3	0	0	0	2	0	2				
Inning Stats	R: 5 E: 1 K: 2 S: 11	H: 4 LOB: 0 BB: 1 P: 15	R: 5 E: 0 K: 0 S: 9	H: 6 LOB: 1 BB: 0 P: 9	R: 0 E: 0 K: 0 S: 4	H: 1 LOB: 1 BB: 0 P: 4	R: 1 E: 0 K: 0 S: 10	H: 1 LOB: 2 BB: 2 P: 19	R: 0 E: 0 K: 1 S: 9	H: 0 LOB: 0 BB: 0 P: 11	R: 1 E: 0 K: 0 S: 9	H: 1 LOB: 0 BB: 1 P: 16	R: 3 E: 0 K: 0 S: 16	H: 3 LOB: 0 BB: 0 P: 22	R: 0 E: 0 K: 0 S: 8	H: 0 LOB: 1 BB: 1 P: 13		1B: 9 2B: 3 3B: 0 HR: 5	SF: 2 SAC: 0 DP: 1 HBP: 0	WP: 1 PB: 0 SB: 1 CS: 0
PITCHER	IP WLS BF H R ER SO BB IBB HBP BLK WP HR S P ERA WHIP																			
Kenny Rogers, L ERA: 4.93	(1, 1) 1.2 L 15 9 10 10 2 1 0 0 0 0 1 2 18 22 54.00 6.000																			
Robb Nen, R ERA: 5.79	(2, 1) 4.1 21 5 2 2 2 3 0 0 0 0 0 1 39 61 4.15 1.846																			
Brian Bohanon, L ERA: 4.19	(7, 1) 2.0 8 3 3 3 1 0 0 0 0 0 2 21 29 13.50 1.500																			
Bob Patterson, L ERA: 3.95	(9, 1) 1.0 4 0 0 0 0 1 0 0 0 0 0 0 8 13 0.00 1.000																			

Batter	1	2	3	4	5	6	7	8	9	AB	R	H	RBI	BB	SO	LOB	BOTTOM					
David Hulse, L OBP: 0.361, SLG: 0.394										5	0	1	0	0	0	3	Chicago White Sox @ Texas Rangers Arlington Stadium, Arlington, TX Sun May 16 1993, 4:33 AM EDT Att: 33,786 - Sunny - 89 F					
Julio Franco, R OBP: 0.295, SLG: 0.370 Doug Dascenzo, S OBP: 0.229, SLG: 0.304										4	0	0	0	0	2	1						
Jose Canseco, R OBP: 0.359, SLG: 0.525										5	1	1	0	0	3	1						
Ivan Rodriguez, R OBP: 0.385, SLG: 0.448 Geno Petralli, L ERA: 5.79										4	2	2	0	0	0	0						
Rafael Palmeiro, L OBP: 0.307, SLG: 0.403										3	2	3	1	1	0	0						
Dean Palmer, R OBP: 0.352, SLG: 0.598										4	2	1	4	0	1	3						
Doug Strange, S OBP: 0.316, SLG: 0.452										4	1	1	1	0	0	2						
Gary Redus, R OBP: 0.259, SLG: 0.407										4	0	2	1	0	0	0						
Jon Shave, R OBP: 0.125, SLG: 0.143										3	0	1	1	0	0	0						
Inning Stats	R: 0 E: 0 K: 2 S: 7	H: 0 LOB: 0 BB: 0 P: 7	R: 0 E: 0 K: 1 S: 6	H: 1 LOB: 1 BB: 0 P: 6	R: 0 E: 0 K: 0 S: 3	H: 0 LOB: 0 BB: 0 P: 3	R: 4 E: 0 K: 1 S: 16	H: 3 LOB: 0 BB: 1 P: 25	R: 0 E: 0 K: 0 S: 10	H: 1 LOB: 1 BB: 0 P: 16	R: 2 E: 0 K: 0 S: 22	H: 4 LOB: 2 BB: 0 P: 33	R: 0 E: 0 K: 1 S: 7	H: 0 LOB: 0 BB: 0 P: 9	R: 2 E: 0 K: 0 S: 14	H: 3 LOB: 1 BB: 0 P: 25		R: 0 E: 0 K: 1 S: 6	H: 0 LOB: 0 BB: 0 P: 9	1B: 8 2B: 3 3B: 0 HR: 1	SF: 1 SAC: 0 DP: 0 HBP: 0	WP: 2 PB: 0 SB: 0 CS: 0
PITCHER	IP WLS BF H R ER SO BB IBB HBP BLK WP HR S P ERA WHIP																					
Alex Fernandez, R ERA: 2.62	(1, 1) 5.2 W 26 8 6 6 4 1 0 0 0 0 0 0 32 49 5.40 1.200																					
Bobby Thigpen, R ERA: 6.75	(6, 1) 3.1 S 14 4 2 2 2 0 0 0 0 0 0 0 32 49 5.40 1.200																					

Batter	1	2	3	4	5	6	7	8	9	AB	R	H	RBI	BB	SO	LOB	TOP					
Luis Polonia, L (1, 7) OBP: 0.327, SLG: 0.355	F8			L7		G6-3	G6-3	P5		6	0	1	1	0	0	4	California Angels @ Chicago White Sox Comiskey Park, Chicago, IL Mon May 17 1993, 8:05 PM EDT Att: 21,346 - Unknown - 52 F					
Chad Curtis, R (1, 8) OBP: 0.383, SLG: 0.355	S BB BB	G6-3			F7	G6-3	PB BB HR	G4-3	1B	5	1	2	1	1	0	2						
J.T. Snow, L (1, 3) OBP: 0.311, SLG: 0.545	L7		F7		1B	1B	HR	L7	1B	5	3	2	1	1	0	2						
Chili Davis, S (1, 10) OBP: 0.315, SLG: 0.352			FC6-4		1B	1B	2B	G4-3	1B	3	2	2	3	3	0	1						
Tim Salmon, R (1, 9) OBP: 0.375, SLG: 0.464	K		F7		1B	1B	BB	F8		5	1	1	0	1	2	4						
Rene Gonzales, R (1, 5) OBP: 0.373, SLG: 0.289		G5-3	FC6-4		1B	1B				4	1	1	2	0	1	3						
Torey Lovullo, S (8, PH) OBP: 0.360, SLG: 0.478			1-2		1B	1B		FC4-6	1B	1	0	1	0	0	0	0						
Damion Easley, R (1, 4) OBP: 0.370, SLG: 0.439		G5-3		G6-3		K	SH1	FC4-6		4	2	2	0	1	1	2						
Gary Disarcina, R (1, 6) OBP: 0.240, SLG: 0.316		G5-3		G6-3		SH1		FC4-6		4	0	1	2	0	0	3						
John Orton, R (1, 2) OBP: 0.259, SLG: 0.368		2B			G5-3		G6-3	P2		4	1	2	1	1	0	3						
Inning Stats	R: 0 E: 0 K: 1 S: 10	H: 0 LOB: 2 BB: 2 P: 24	R: 1 E: 0 K: 0 S: 9	H: 2 LOB: 2 BB: 1 P: 19	R: 0 E: 0 K: 0 S: 4	H: 0 LOB: 1 BB: 1 P: 10	R: 0 E: 0 K: 0 S: 12	H: 1 LOB: 1 BB: 0 P: 18	R: 4 E: 0 K: 1 S: 19	H: 4 LOB: 1 BB: 1 P: 34	R: 1 E: 0 K: 1 S: 14	H: 2 LOB: 2 BB: 1 P: 25	R: 5 E: 0 K: 1 S: 14	H: 4 LOB: 0 BB: 1 P: 22	R: 0 E: 0 K: 0 S: 8	H: 1 LOB: 2 BB: 1 P: 16	R: 0 E: 0 K: 0 S: 10	H: 1 LOB: 1 BB: 0 P: 17	1B: 11 2B: 2 3B: 0 HR: 2	SF: 0 SAC: 1 DP: 0 HBP: 0	WP: 0 PB: 1 SB: 2 CS: 0	PA: 50
PITCHER	IP WLS BF H R ER SO BB IBB HBP BLK WP HR S P ERA WHIP																					
Dave Stieb, R (1, 1) ERA: 6.61	4.1 L 24 6 5 5 1 5 0 0 0 0 0 46 90 10.38 2.538																					
Barry Jones, R (5, 1) ERA: 7.11	2.0 12 5 3 3 2 1 0 0 0 0 1 26 44 13.50 3.000																					
Scott Radinsky, L (7, 1) ERA: 5.94	0.2 5 2 3 3 1 1 0 0 0 0 1 10 18 40.50 4.500																					
Jeff Schwarz, R (8, 1) ERA: 3.27	2.0 9 2 0 0 0 1 0 0 0 0 0 18 33 0.00 1.500																					

Batter	1	2	3	4	5	6	7	8	9	AB	R	H	RBI	BB	SO	LOB	BOTTOM					
Joey Cora, S (1, 4) OBP: 0.361, SLG: 0.355	K		L4				F8		P5	4	0	0	0	1	1	1	California Angels @ Chicago White Sox Comiskey Park, Chicago, IL Mon May 17 1993, 8:05 PM EDT Att: 21,346 - Unknown - 52 F					
Lance Johnson, L (1, 8) OBP: 0.376, SLG: 0.430	F8		B4-3		G3			G4-3	5	0	1	0	0	0	2							
Frank Thomas, R (1, 3) OBP: 0.381, SLG: 0.535				HR	FC9-2		G1-3			4	2	2	1	0	0	3						
George Bell, R (1, 10) OBP: 0.266, SLG: 0.310		F8				HR		G4-3	4	1	2	1	0	0	1							
Robin Ventura, L (1, 5) OBP: 0.426, SLG: 0.520		K		HR		1B		1B	4	1	3	2	0	1	1							
Bo Jackson, R (1, 7) OBP: 0.413, SLG: 0.554		K			BB		K		1B	3	0	1	0	1	2	1						
Dan Pasqua, L (1, 9) OBP: 0.328, SLG: 0.365		P5		P4		F7		K	4	0	0	0	0	1	4							
Ron Karkovice, R (1, 2) OBP: 0.291, SLG: 0.400		F9		F9		K		K	3	0	0	0	0	1	2							
Carlton Fisk, R (8, 2) OBP: 0.167, SLG: 0.267								K	1	0	0	0	0	1	2							
Ozzie Guillen, L (1, 6) OBP: 0.234, SLG: 0.267			L4		BLK		G4-3		P6	4	0	2	0	0	0	0						
Inning Stats	R: 1 E: 0 K: 2 S: 17	H: 2 LOB: 1 BB: 0 P: 27	R: 0 E: 0 K: 1 S: 7	H: 0 LOB: 0 BB: 0 P: 12	R: 0 E: 0 K: 0 S: 4	H: 1 LOB: 0 BB: 0 P: 5	R: 2 E: 0 K: 0 S: 12	H: 2 LOB: 1 BB: 1 P: 20	R: 0 E: 0 K: 0 S: 8	H: 1 LOB: 1 BB: 1 P: 15	R: 1 E: 0 K: 2 S: 16	H: 2 LOB: 1 BB: 0 P: 24	R: 0 E: 0 K: 0 S: 14	H: 1 LOB: 1 BB: 0 P: 20	R: 0 E: 0 K: 2 S: 14	H: 2 LOB: 2 BB: 0 P: 19	R: 0 E: 0 K: 0 S: 4	H: 0 LOB: 0 BB: 0 P: 6	1B: 6 2B: 3 3B: 1 HR: 3	SF: 0 SAC: 0 DP: 2 HBP: 0	WP: 0 PB: 0 SB: 0 CS: 0	PA: 38
PITCHER	IP WLS BF H R ER SO BB IBB HBP BLK WP HR S P ERA WHIP																					
Scott Sanderson, R (1, 1) ERA: 3.21	5.0 W 21 6 3 3 3 2 0 0 0 0 0 48 79 5.40 1.600																					
Gene Nelson, R (6, 1) ERA: 1.64	1.0 5 2 1 1 2 0 0 0 0 0 1 16 24 9.00 2.000																					
Steve Frey, L (7, 1) ERA: 3.38	0.2 3 1 0 0 0 0 0 0 0 0 0 13 19 0.00 1.500																					
Chuck Crim, R (7, 1) ERA: 5.11	2.1 9 2 0 0 2 0 0 0 0 0 0 19 26 0.00 0.857																					

Batter	1	2	3	4	5	6	7	8	9	AB	R	H	RBI	BB	SO	LOB	TOP					
Stan Javier, S OBP: 0.280, SLG: 0.292 (1, 7)	F9		G4-6-3					K		4	0	1	0	0	1	1	California Angels @ Chicago White Sox Comiskey Park, Chicago, IL Tue May 18, 1993, 8:05 PM EDT Att: 22,878 - Unknown - 51 F					
Chad Curtis, R OBP: 0.386, SLG: 0.350 (1, 8)	FC5-4 BB		E S BB			CS 1B	G6-3	F8		2	0	0	0	2	0	0						
Tim Salmon, R OBP: 0.379, SLG: 0.469 (1, 9)	FC5-4 2B		G5-3				CS 2B			3	1	1	0	1	0	2						
Chili Davis, S OBP: 0.320, SLG: 0.360 (1, 10)	1-H 2B			G6-3			CS HR BB	K		3	1	1	1	1	1	1						
Rene Gonzales, R OBP: 0.377, SLG: 0.320 (1, 5)	G4-3			G6-3 BB			2-1 HR BB		G4-3	3	1	1	2	1	0	1						
Gary Gaetti, R OBP: 0.184, SLG: 0.171 (1, 3)			K				0-1 L5		K	3	0	0	0	0	1	1						
J.T. Snow, L OBP: 0.309, SLG: 0.541 (6, 3)				G6-3					K	1	0	0	0	0	1	0						
Damion Easley, R OBP: 0.375, SLG: 0.436 (1, 4)			K				0-0 S 1B		G6-3 BB	3	1	1	0	1	1	0						
Gary Disarcina, R OBP: 0.242, SLG: 0.311 (1, 6)			F8				1-1 G6-3		K	2	0	0	0	1	0	0						
Luis Polonia, L OBP: 0.325, SLG: 0.353 (9, PH)							1-H G6-3		K	1	0	0	0	0	1	1						
John Orton, R OBP: 0.262, SLG: 0.356 (1, 2)				G4-6-3 BB			3-2 P5		G4-3	2	0	0	0	1	0	1						
Inning Stats	R: 1 E: 0 K: 0 S: 19	H: 1 LOB: 1 BB: 1 P: 33	R: 0 E: 0 K: 2 S: 7	H: 0 LOB: 0 BB: 0 P: 13	R: 0 E: 0 K: 0 S: 8	H: 0 LOB: 1 BB: 2 P: 19	R: 0 E: 0 K: 0 S: 6	H: 0 LOB: 0 BB: 1 P: 12	R: 1 E: 0 K: 0 S: 9	H: 2 LOB: 0 BB: 0 P: 16	R: 2 E: 0 K: 0 S: 7	H: 2 LOB: 0 BB: 1 P: 16	R: 0 E: 0 K: 0 S: 8	H: 0 LOB: 1 BB: 1 P: 15	R: 0 E: 0 K: 2 S: 11	H: 0 LOB: 1 BB: 1 P: 20	R: 0 E: 0 K: 2 S: 13	H: 0 LOB: 1 BB: 1 P: 22	1B: 2 2B: 2 3B: 0 HR: 1	SF: 0 SAC: 0 DP: 3 HBP: 0	WP: 0 PB: 0 CS: 3	PA: 36
PITCHER	IP WLS BF H R ER SO BB IBB HBP BLK WP HR S P ERA WHIP	IP WLS BF H R ER SO BB IBB HBP BLK WP HR S P ERA WHIP	IP WLS BF H R ER SO BB IBB HBP BLK WP HR S P ERA WHIP	IP WLS BF H R ER SO BB IBB HBP BLK WP HR S P ERA WHIP	IP WLS BF H R ER SO BB IBB HBP BLK WP HR S P ERA WHIP	IP WLS BF H R ER SO BB IBB HBP BLK WP HR S P ERA WHIP	IP WLS BF H R ER SO BB IBB HBP BLK WP HR S P ERA WHIP	IP WLS BF H R ER SO BB IBB HBP BLK WP HR S P ERA WHIP	IP WLS BF H R ER SO BB IBB HBP BLK WP HR S P ERA WHIP	IP WLS BF H R ER SO BB IBB HBP BLK WP HR S P ERA WHIP	IP WLS BF H R ER SO BB IBB HBP BLK WP HR S P ERA WHIP	IP WLS BF H R ER SO BB IBB HBP BLK WP HR S P ERA WHIP	IP WLS BF H R ER SO BB IBB HBP BLK WP HR S P ERA WHIP	IP WLS BF H R ER SO BB IBB HBP BLK WP HR S P ERA WHIP	IP WLS BF H R ER SO BB IBB HBP BLK WP HR S P ERA WHIP	IP WLS BF H R ER SO BB IBB HBP BLK WP HR S P ERA WHIP						
Wilson Alvarez, L ERA: 3.08 (1, 1)	7.0 W 27	5 4 4 2	6 0 0 0	0 0 0 0	0 1 64 124	5.14 1.571																
Donn Pall, R ERA: 1.5 (8, 1)	1.0 S 4	0 0 0 2	1 0 0 0	0 0 0 0	0 0 11 20	0.00 1.000																
Roberto Hernandez, R ERA: 1.56 (9, 1)	1.0 S 4	0 0 0 2	1 0 0 0	0 0 0 0	0 0 13 22	0.00 1.000																

AB	27
R	4
H	5
RBI	3
BB	8
SO	6
LOB	8



Batter	1	2	3	4	5	6	7	8	9	AB	R	H	RBI	BB	SO	LOB	BOTTOM			
Joey Cora, S OBP: 0.363, SLG: 0.364 (1, 4)	WP E 1B			F9		E6 1B SF9	G3			5	2	2	0	0	4		California Angels @ Chicago White Sox Comiskey Park, Chicago, IL Tue May 18, 1993, 8:05 PM EDT Att: 22,878 - Unknown - 51 F			
Lance Johnson, L OBP: 0.370, SLG: 0.422 (1, 8)	E4 E WP G6-3		G6-3	FC3-6		SF9 2B 1B	G3			5	2	1	1	0	5					
Frank Thomas, R OBP: 0.375, SLG: 0.519 (1, 3)	FC5 FC5-4 WP 1-3 2-H		F8			L8	2B BB	G6-3		4	0	0	0	1	0	1				
George Bell, R OBP: 0.270, SLG: 0.342 (1, 10)	G6-3		G5-3			2-1 HR	SF9 2-3 3-H	G5-3 2B		4	1	2	3	0	0	1				
Robin Ventura, L OBP: 0.438, SLG: 0.531 (1, 5)	FC5-4 BB		FC6-4 1B			0-3 K	1-3 3-H 2B			3	0	2	1	2	1	0				
Ellis Burks, R OBP: 0.361, SLG: 0.546 (1, 9)	FC5-4		FC6-4			4-1 FC6-4 BB	F9	G5-3		4	0	0	0	1	0	7				
Steve Sax, R OBP: 0.292, SLG: 0.348 (1, 7)	F8					2-0 BB 1B	FC6-4			3	0	1	0	0	3					
Mike Huff, R OBP: 0.357, SLG: 0.455 (7, 7)						1-2 BB 1B	FC6-4			0	1	0	0	1	0	0				
Ron Karkovics, R OBP: 0.306, SLG: 0.417 (1, 2)			F7			4-2 FC3-6 BB		E1 G3 1B		3	0	2	0	1	0	0				
Ozzie Guillen, L OBP: 0.235, SLG: 0.269 (1, 6)			F8			3-0 L8		SF9		3	1	1	1	0	2					
Inning Stats	R: 2 E: 2 K: 0 S: 19	H: 1 LOB: 2 BB: 1 P: 34	R: 0 E: 0 K: 0 S: 10	H: 1 LOB: 1 BB: 0 P: 16	R: 0 E: 0 K: 0 S: 6	H: 1 LOB: 2 BB: 1 P: 17	R: 1 E: 0 K: 1 S: 10	H: 1 LOB: 1 BB: 1 P: 20	R: 3 E: 1 K: 0 S: 15	H: 4 LOB: 2 BB: 1 P: 29	R: 1 E: 1 K: 0 S: 9	H: 1 LOB: 1 BB: 1 P: 16	R: 0 E: 0 K: 0 S: 8	H: 1 LOB: 1 BB: 1 P: 13	R: 0 E: 0 K: 0 S: 11	H: 1 LOB: 1 BB: 1 P: 22	1B: 6 2B: 4 3B: 0 HR: 1	SF: 2 SAC: 0 DP: 1 HBP: 0	WP: 2 PB: 0 CS: 0	PA: 42
PITCHER	IP WLS BF H R ER SO BB IBB HBP BLK WP HR S P ERA WHIP	IP WLS BF H R ER SO BB IBB HBP BLK WP HR S P ERA WHIP	IP WLS BF H R ER SO BB IBB HBP BLK WP HR S P ERA WHIP	IP WLS BF H R ER SO BB IBB HBP BLK WP HR S P ERA WHIP	IP WLS BF H R ER SO BB IBB HBP BLK WP HR S P ERA WHIP	IP WLS BF H R ER SO BB IBB HBP BLK WP HR S P ERA WHIP	IP WLS BF H R ER SO BB IBB HBP BLK WP HR S P ERA WHIP	IP WLS BF H R ER SO BB IBB HBP BLK WP HR S P ERA WHIP	IP WLS BF H R ER SO BB IBB HBP BLK WP HR S P ERA WHIP	IP WLS BF H R ER SO BB IBB HBP BLK WP HR S P ERA WHIP	IP WLS BF H R ER SO BB IBB HBP BLK WP HR S P ERA WHIP	IP WLS BF H R ER SO BB IBB HBP BLK WP HR S P ERA WHIP	IP WLS BF H R ER SO BB IBB HBP BLK WP HR S P ERA WHIP	IP WLS BF H R ER SO BB IBB HBP BLK WP HR S P ERA WHIP	IP WLS BF H R ER SO BB IBB HBP BLK WP HR S P ERA WHIP	IP WLS BF H R ER SO BB IBB HBP BLK WP HR S P ERA WHIP				
Chuck Finley, L ERA: 2.94 (1, 1)	5.1 L 29	8 6 1 1	3 0 0 0	0 0 0 0	0 0 4 8	0.00 3.000														
Gene Nelson, R ERA: 1.59 (6, 1)	0.1	2 0 0 0	1 0 0 0	0 0 0 0	0 0 1 3	∞ ∞														
Steve Frey, L ERA: 3.38 (6, 1)	0.0	1 1 0 0	0 0 0 0	0 0 0 0	0 0 19 33	0.00 1.286														
Scott Lewis, R ERA: 4.24 (6, 1)	2.1	10 2 1 0	0 0 0 0	1 1 0 0	0 0 19 33	0.00 1.286														

AB	34
R	7
H	11
RBI	6
BB	6
SO	1
LOB	23



Batter	1	2	3	4	5	6	7	8	9	AB	R	H	RBI	BB	SO	LOB	TOP					
Luis Polonia, L (1, 7) OBP: 0.323, SLG: 0.350	G5-3		K			G4-3		1B		4	1	1	0	0	1	0	California Angels @ Chicago White Sox Comiskey Park, Chicago, IL Wed May 19 1993, 8:05 PM EDT Att: 22,991 - Unknown - 55 F					
Chad Curtis, R (1, 8) OBP: 0.396, SLG: 0.357	CS 1B				F9	PO BB		2-3 1B		3	0	2	2	1	0	0						
J.T. Snow, L (1, 3) OBP: 0.300, SLG: 0.524	K				F7	PO	F7	G1-6-3		4	0	0	0	0	1	2						
Chili Davis, S (1, 10) OBP: 0.318, SLG: 0.357		1B			G1-3		F8		G1-3	4	0	1	0	0	0	0						
Tim Salmon, R (1, 9) OBP: 0.382, SLG: 0.466	K					CS 1B	FC5 BB HBP	E5 1B		3	0	1	0	0	1	1						
Torey Lovullo, S (1, 5) OBP: 0.389, SLG: 0.510	F9				1-2	2B	1-2 BB	G6-4-3 1B		3	0	2	0	1	0	1						
Damion Easley, R (1, 4) OBP: 0.362, SLG: 0.419	F8				G6-3		FC5	G6-4-3		4	0	0	0	0	0	6						
Gary Disarcina, R (1, 6) OBP: 0.238, SLG: 0.306			F9			F9		1B SH3-4 1B		2	0	0	0	0	0	1						
Stan Javier, S (8, PH) OBP: 0.308, SLG: 0.320										1	1	1	0	0	0	0						
Rene Gonzales, R (8, 6) OBP: 0.377, SLG: 0.320										0	0	0	0	0	0	0						
John Orton, R (1, 2) OBP: 0.254, SLG: 0.344			P6			K		SH3-4		2	0	0	0	0	1	0						
Inning Stats	R: 0 E: 0 K: 1 S: 6	H: 1 LOB: 0 BB: 0 P: 10	R: 0 E: 0 K: 1 S: 10	H: 1 LOB: 1 BB: 0 P: 15	R: 0 E: 0 K: 1 S: 9	H: 0 LOB: 0 BB: 0 P: 16	R: 0 E: 0 K: 0 S: 7	H: 0 LOB: 0 BB: 0 P: 8	R: 0 E: 0 K: 0 S: 10	H: 2 LOB: 1 BB: 0 P: 16	R: 0 E: 0 K: 1 S: 11	H: 0 LOB: 2 BB: 1 P: 21	R: 0 E: 0 K: 0 S: 6	H: 0 LOB: 2 BB: 1 P: 12	R: 2 E: 0 K: 0 S: 7	H: 3 LOB: 0 BB: 0 P: 8	R: 0 E: 1 K: 0 S: 11	H: 1 LOB: 1 BB: 0 P: 15	1B: 7 2B: 1 3B: 0 HR: 0	SF: 0 SAC: 1 DP: 2 HBP: 1	WP: 0 PB: 0 CS: 2	PA: 35
PITCHER Jack McDowell, R (1, 1) ERA: 4.09	IP: 9.0 WLS: L BF: 34	H: 8 R: 2 ER: 2 SO: 4	BB: 2 IBB: 0 HBP: 1 BLK: 0	WP: 0 HR: 0 S: 77 P: 121	ERA: 2.00 WHIP: 1.111	PITCHER										IP: 9.0 WLS: L BF: 34	H: 8 R: 2 ER: 2 SO: 4	BB: 2 IBB: 0 HBP: 1 BLK: 0	WP: 0 HR: 0 S: 77 P: 121	ERA: 2.00 WHIP: 1.111		

Batter	1	2	3	4	5	6	7	8	9	AB	R	H	RBI	BB	SO	LOB	BOTTOM					
Steve Sax, R (1, 7) OBP: 0.286, SLG: 0.333	G1-3		F8			K2-3		FC4-6 1B		4	0	1	0	0	1	0	California Angels @ Chicago White Sox Comiskey Park, Chicago, IL Wed May 19 1993, 8:05 PM EDT Att: 22,991 - Unknown - 55 F					
Lance Johnson, L (1, 8) OBP: 0.367, SLG: 0.417	PB BLK 1B		G5-3			F7		FC4-6 BB		4	0	1	0	0	0	2						
Frank Thomas, R (1, 3) OBP: 0.378, SLG: 0.511	G5-3				G5-3	1B BB		BB		2	0	0	0	2	0	1						
George Bell, R (1, 10) OBP: 0.270, SLG: 0.340	F9				G4-3	FC6-4 1B		G1-2-3		4	0	1	0	0	0	4						
Robin Ventura, L (1, 5) OBP: 0.427, SLG: 0.515		K2-3			G5-3	FC6-4		G1-3		4	0	0	0	0	1	2						
Ellis Burks, R (1, 9) OBP: 0.356, SLG: 0.537		1B			K		G6-3	K		4	0	1	0	0	2	0						
Craig Grebeck, R (1, 4) OBP: 0.351, SLG: 0.306	F7					FC6-4 BB		K		2	0	0	0	1	0	1						
Joey Cora, S (9, PH) OBP: 0.360, SLG: 0.361								K		1	0	0	0	0	1	0						
Ron Karkovice, R (1, 2) OBP: 0.298, SLG: 0.405	F9				FC6-4		K			3	0	0	0	0	1	2						
Ozzie Guillen, L (1, 6) OBP: 0.238, SLG: 0.271			K			P2		FC4-6 1B G1-2-3 1B		3	0	1	0	0	1	1						
Inning Stats	R: 0 E: 0 K: 0 S: 9	H: 1 LOB: 1 BB: 0 P: 12	R: 0 E: 0 K: 1 S: 10	H: 1 LOB: 0 BB: 0 P: 12	R: 0 E: 0 K: 1 S: 6	H: 0 LOB: 0 BB: 0 P: 10	R: 0 E: 0 K: 0 S: 4	H: 0 LOB: 0 BB: 0 P: 5	R: 0 E: 0 K: 1 S: 8	H: 0 LOB: 1 BB: 1 P: 14	R: 0 E: 0 K: 1 S: 13	H: 1 LOB: 2 BB: 1 P: 26	R: 0 E: 0 K: 1 S: 6	H: 0 LOB: 0 BB: 0 P: 11	R: 0 E: 0 K: 0 S: 11	H: 2 LOB: 2 BB: 1 P: 18	R: 0 E: 0 K: 2 S: 10	H: 0 LOB: 0 BB: 0 P: 14	1B: 5 2B: 0 3B: 0 HR: 0	SF: 0 SAC: 0 DP: 1 HBP: 0	WP: 0 PB: 1 CS: 0	PA: 34
PITCHER Mark Langston, L (1, 1) ERA: 2.22	IP: 1.2 WLS: S BF: 5	H: 0 R: 0 ER: 0 SO: 2	BB: 2 IBB: 0 HBP: 0 BLK: 0	WP: 0 HR: 0 S: 14 P: 100	ERA: 0.00 WHIP: 0.955	PITCHER										IP: 1.2 WLS: S BF: 5	H: 0 R: 0 ER: 0 SO: 2	BB: 2 IBB: 0 HBP: 0 BLK: 0	WP: 0 HR: 0 S: 14 P: 100	ERA: 0.00 WHIP: 0.955		
PITCHER Joe Grahe, R (8, 1) ERA: 2.45	IP: 8.1 WLS: S BF: 34	H: 8 R: 2 ER: 2 SO: 4	BB: 2 IBB: 0 HBP: 1 BLK: 0	WP: 0 HR: 0 S: 77 P: 121	ERA: 2.00 WHIP: 1.111	PITCHER										IP: 8.1 WLS: S BF: 34	H: 8 R: 2 ER: 2 SO: 4	BB: 2 IBB: 0 HBP: 1 BLK: 0	WP: 0 HR: 0 S: 77 P: 121	ERA: 2.00 WHIP: 1.111		

Batter	1	2	3	4	5	6	7	8	9	AB	R	H	RBI	BB	SO	LOB	TOP										
Rickey Henderson, R OBP: 0.457, SLG: 0.467 (1, 7)										4	2	1	0	1	1	1											
Brent Gates, S OBP: 0.398, SLG: 0.391 (1, 4)										4	0	1	1	1	2	1											
Ruben Sierra, S OBP: 0.272, SLG: 0.438 (1, 9)										4	1	2	2	0	0	1											
Dave Henderson, R OBP: 0.303, SLG: 0.480 (1, 8)										4	1	2	1	0	0	3											
Lance Blankenship, R OBP: 0.373, SLG: 0.298 (8, 8)										0	0	0	0	0	0	0											
Terry Steinbach, R OBP: 0.322, SLG: 0.394 (1, 2)										5	1	2	0	0	0	5											
Troy Neel, L OBP: 0.261, SLG: 0.358 (1, 10)										4	0	0	1	0	1	4											
Kevin Seltzer, R OBP: 0.299, SLG: 0.359 (1, 5)										4	0	2	1	0	0	0											
Dale Sveum, S OBP: 0.323, SLG: 0.241 (1, 3)										3	0	0	0	1	0	3											
Mike Bordick, R OBP: 0.357, SLG: 0.342 (1, 6)										3	1	0	0	1	0	1											
Inning Stats	R: 1 E: 1 K: 0 S: 4	H: 2 LOB: 1 BB: 1 P: 8	R: 0 E: 0 K: 0 S: 3	H: 0 LOB: 0 BB: 0 P: 3	R: 0 E: 1 K: 1 S: 6	H: 0 LOB: 1 BB: 0 P: 6	R: 1 E: 0 K: 0 S: 5	H: 3 LOB: 1 BB: 0 P: 5	R: 0 E: 0 K: 1 S: 5	H: 0 LOB: 0 BB: 0 P: 5	R: 2 E: 0 K: 0 S: 6	H: 3 LOB: 1 BB: 0 P: 6	R: 2 E: 0 K: 1 S: 7	H: 2 LOB: 2 BB: 2 P: 15	R: 0 E: 0 K: 1 S: 5	H: 0 LOB: 1 BB: 1 P: 9	R: 0 E: 0 K: 0 S: 3	H: 0 LOB: 0 BB: 0 P: 4	1B: 9 2B: 0 3B: 0 HR: 1	SF: 1 SAC: 0 DP: 2 HBP: 1	WP: 1 PB: 0 SB: 1 CS: 0	PA: 41					
PITCHER	IP	WLS	BF	H	R	ER	SO	BB	IBB	HBP	BLK	WP	HR	S	P	ERA	WHIP										
Dave Stieb, R ERA: 6.04 (1, 1)	6.0	L	26	8	4	3	2	1	0	0	0	0	1	29	33	4.50	1.500										
Barry Jones, R ERA: 8.59 (7, 1)	1.0		7	2	2	2	1	2	0	0	0	0	0	7	15	18.00	4.000										
Jeff Schwarz, R ERA: 3.0 (8, 1)	1.0		4	0	0	0	1	1	0	0	0	1	0	5	9	0.00	1.000										
Bobby Thigpen, R ERA: 6.1 (9, 1)	1.0		4	0	0	0	0	0	0	1	0	0	0	3	4	0.00	0.000										

Oakland Athletics @ Chicago White Sox
Comiskey Park, Chicago, IL
Sat May 22 1993, 4:33 AM EDT
Att: 33,205 - Unknown - 70 F

AB	35
R	6
H	10
RBI	6
BB	4
SO	4
LOB	19

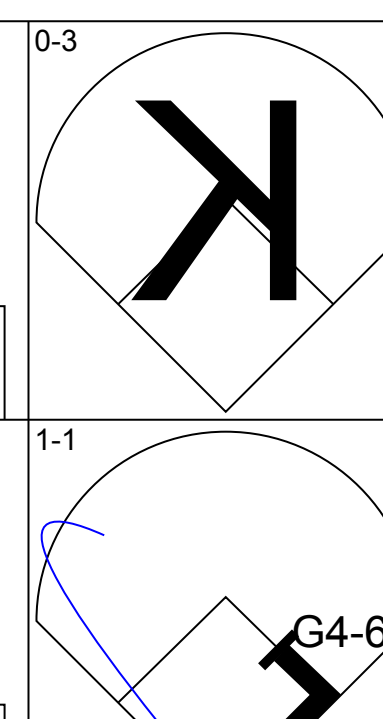
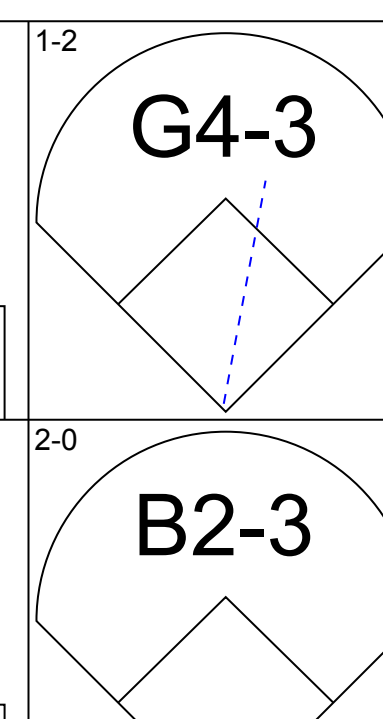
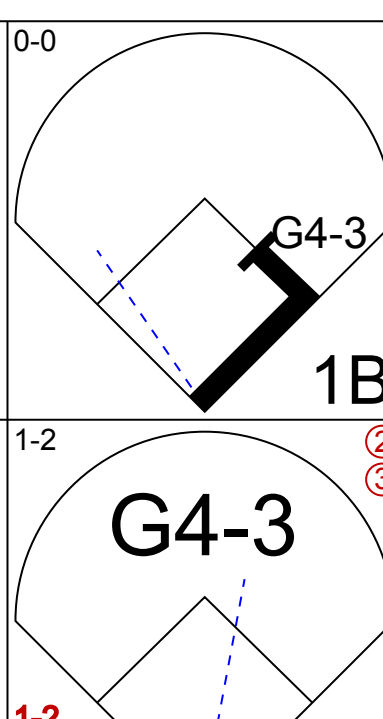
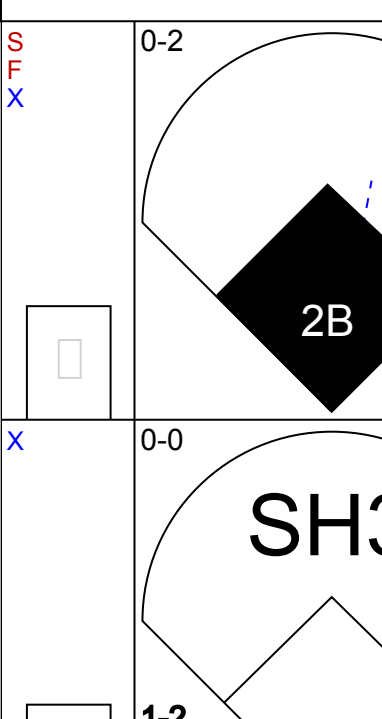
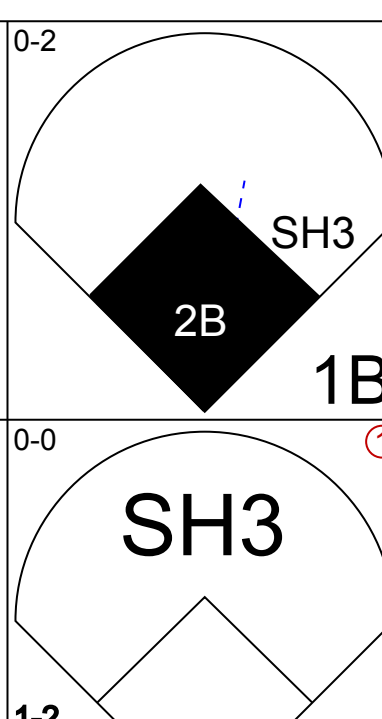
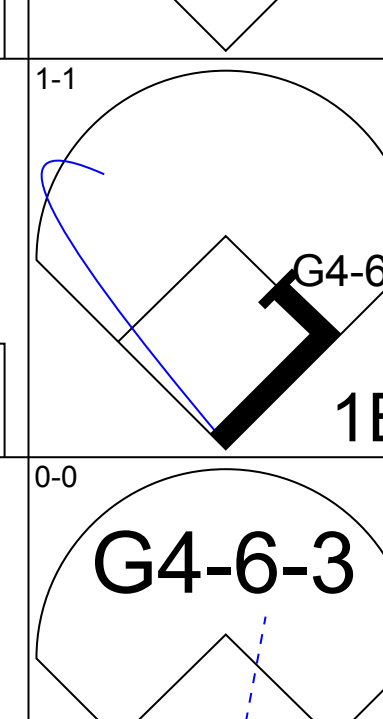
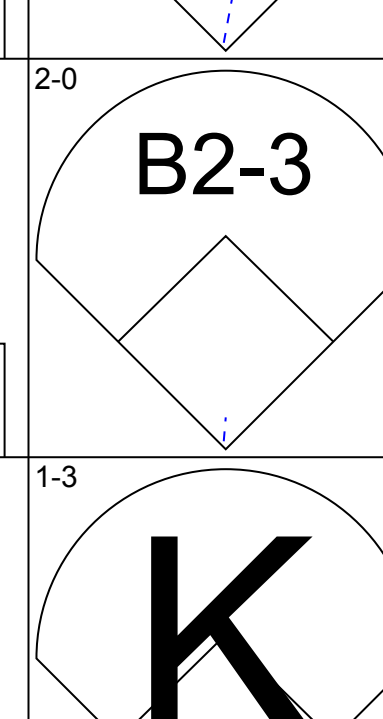
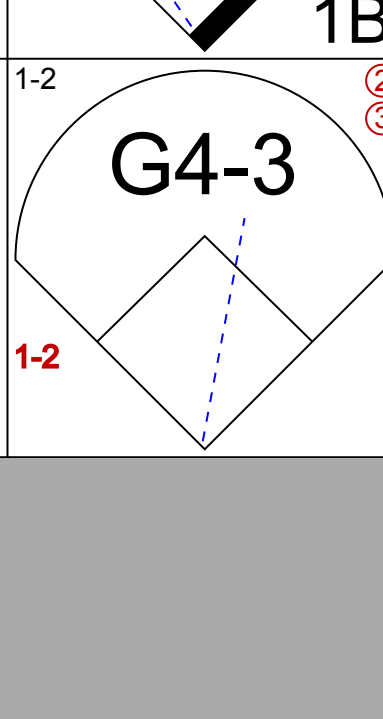
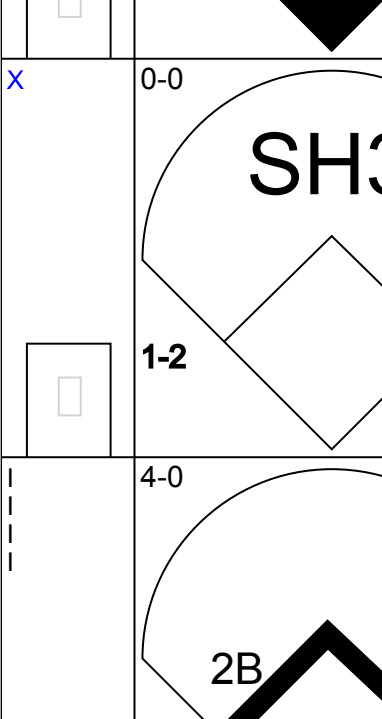
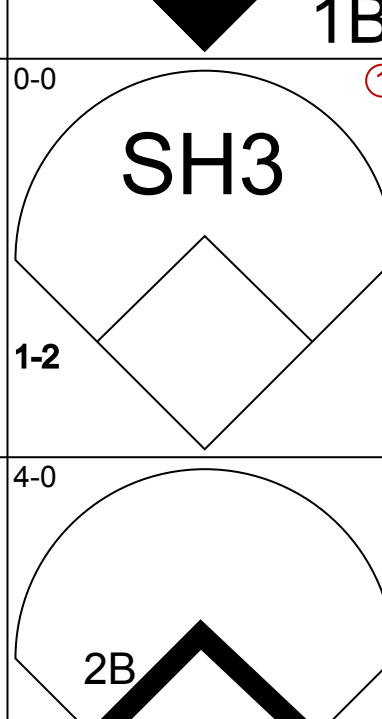
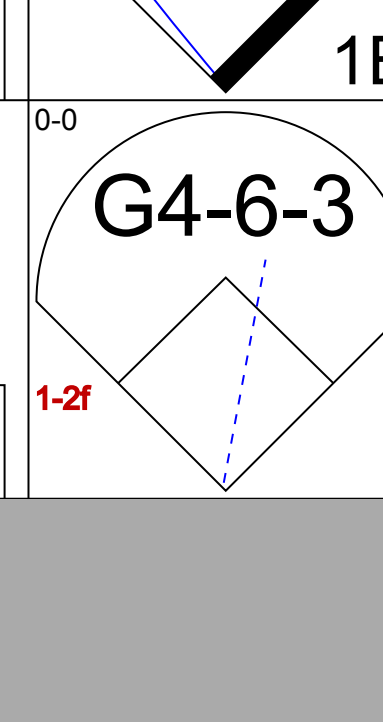
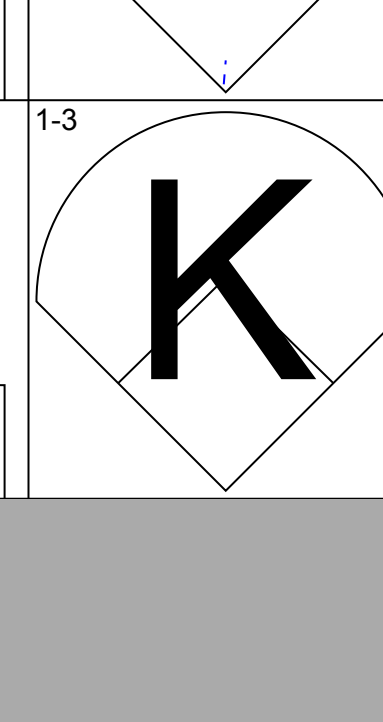
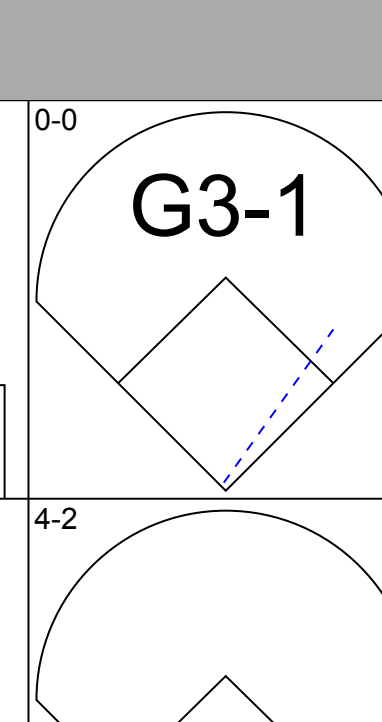
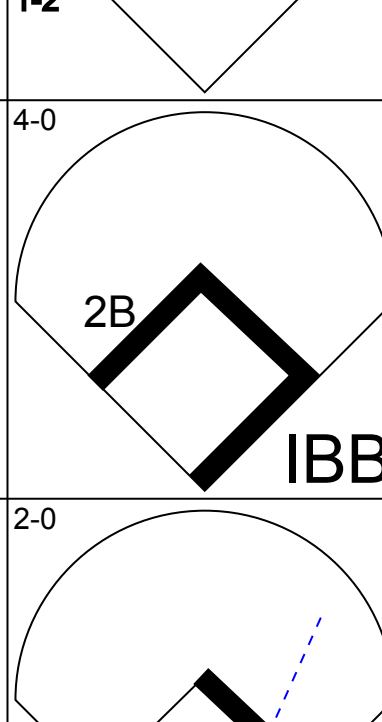
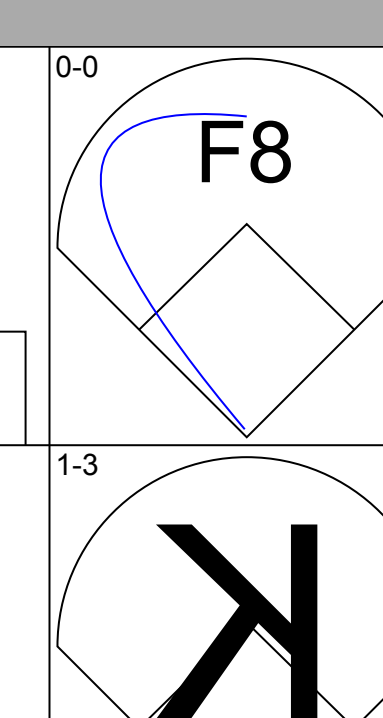
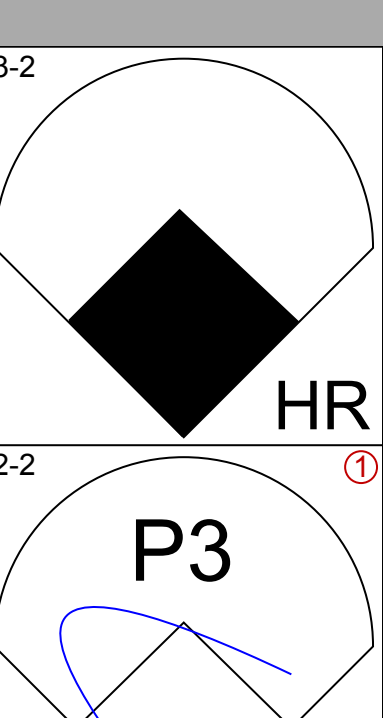
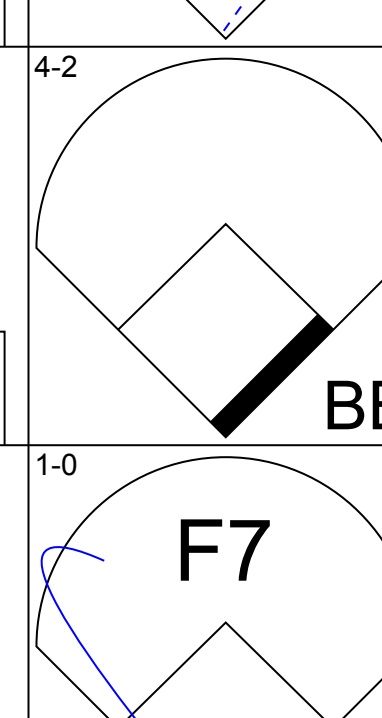
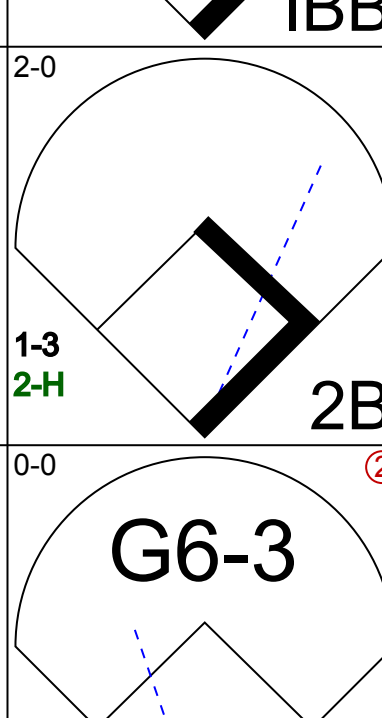
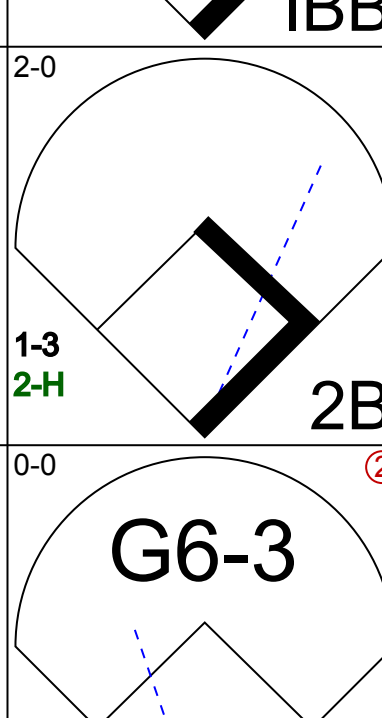
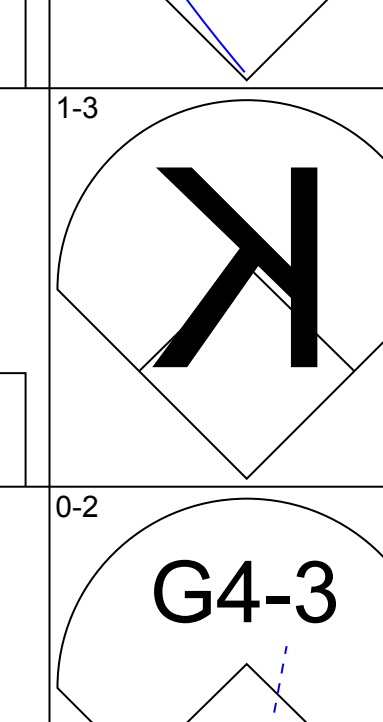
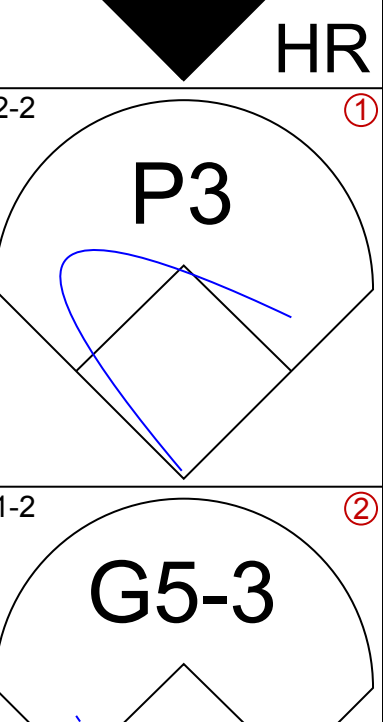
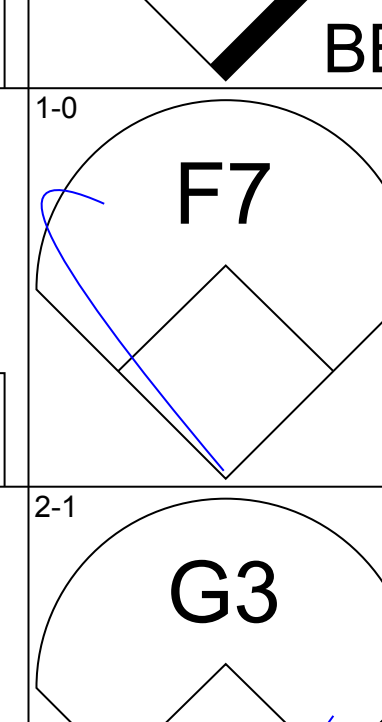
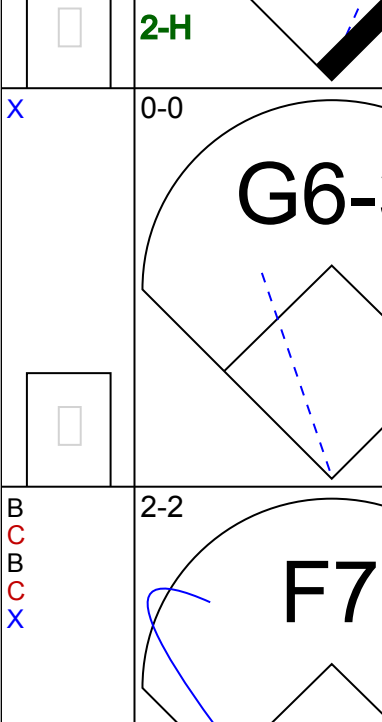
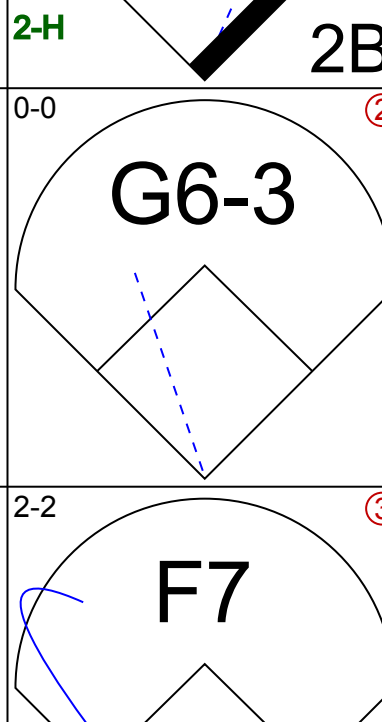
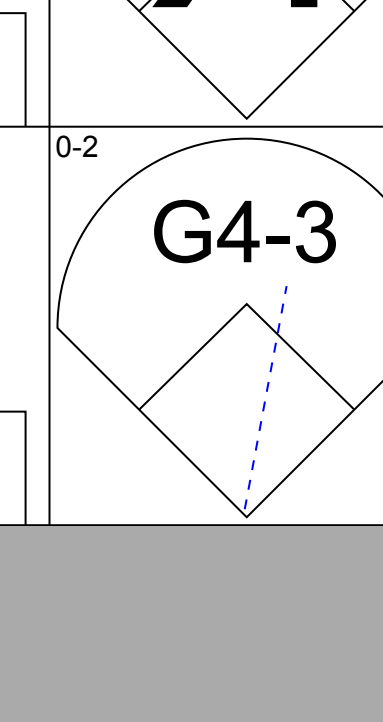
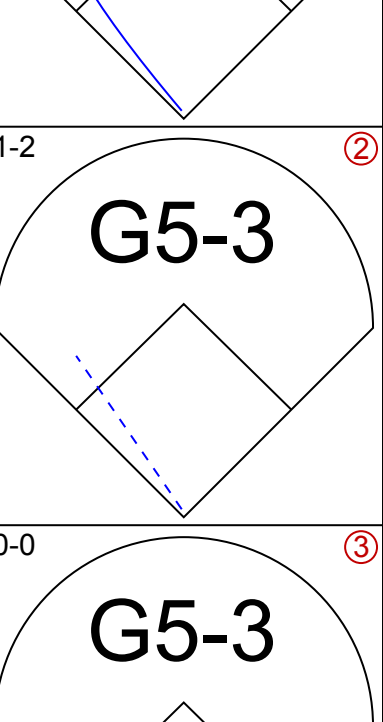
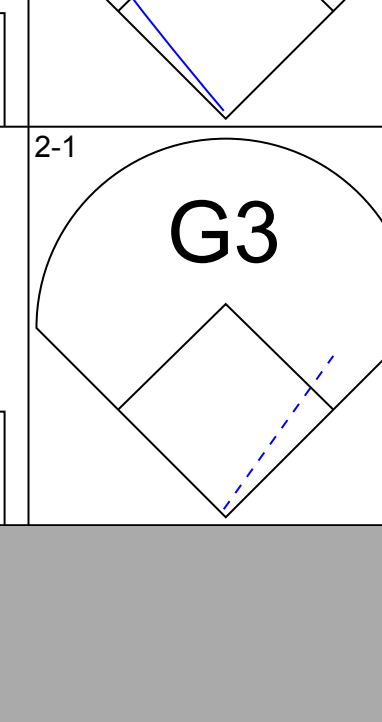
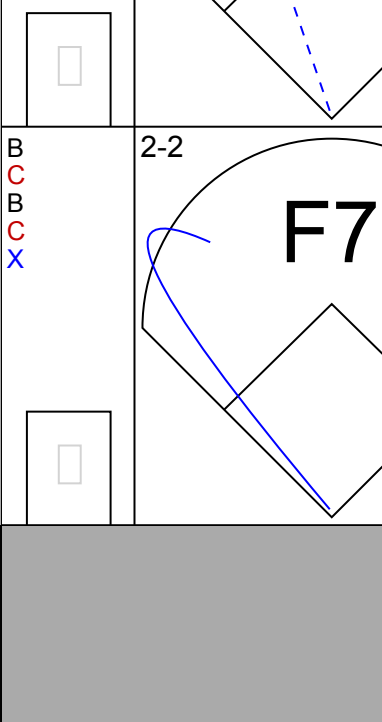
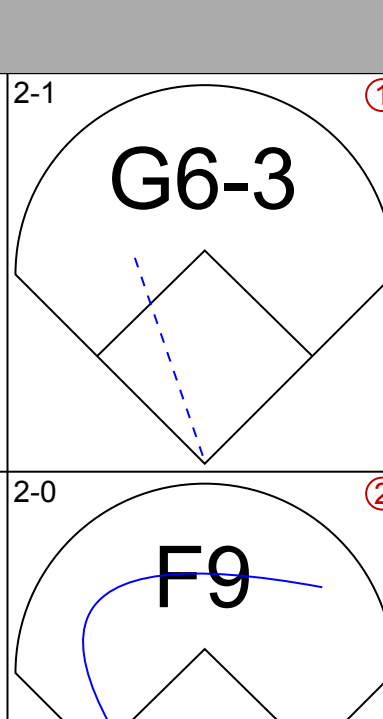
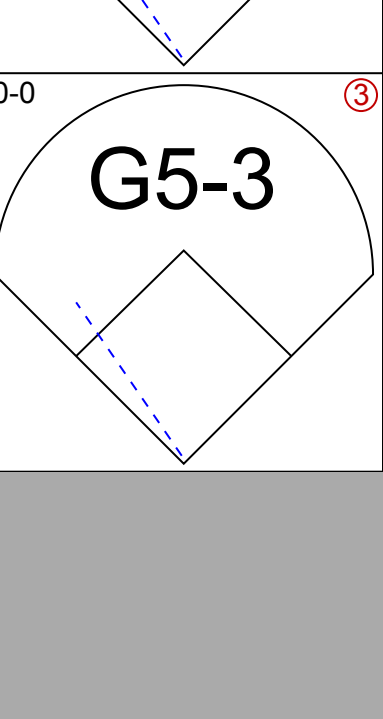
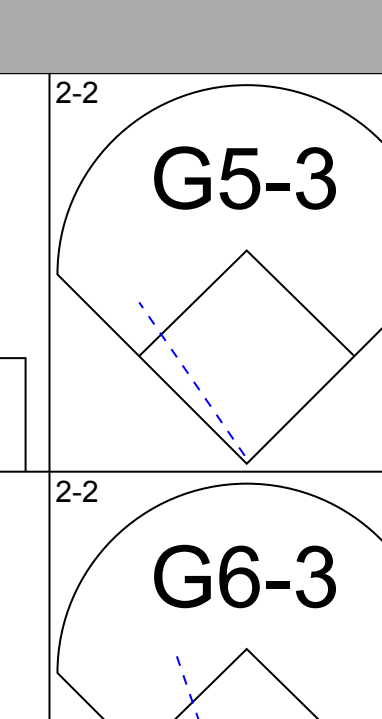
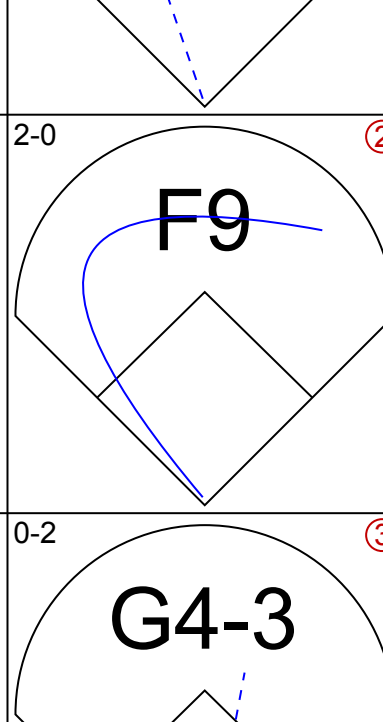
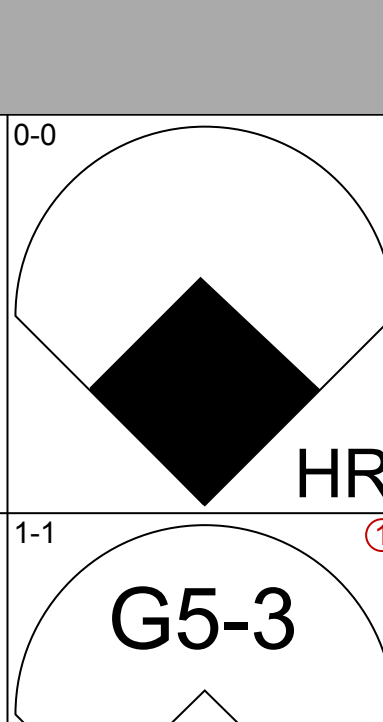
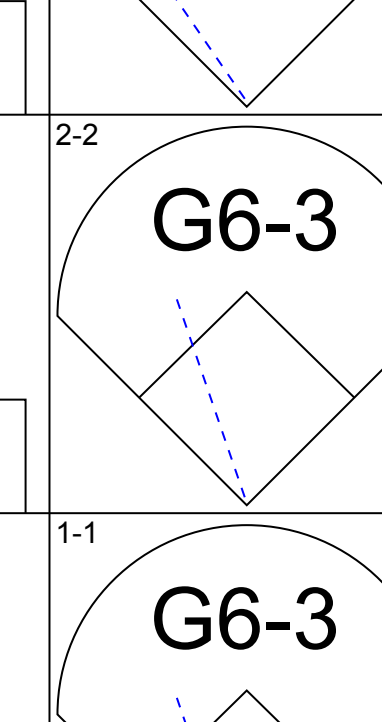
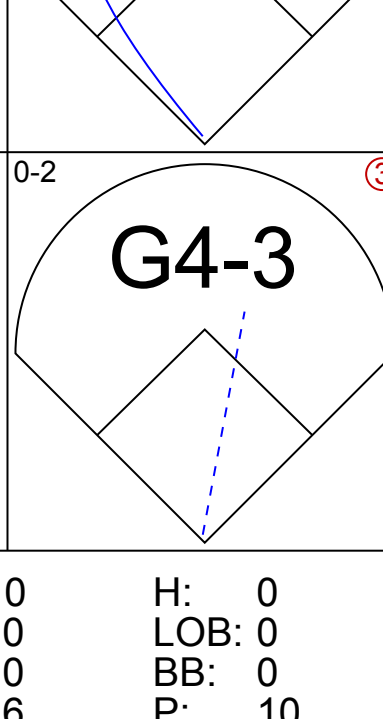
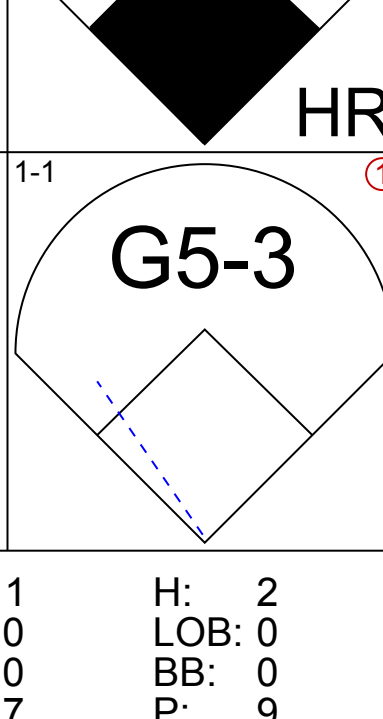
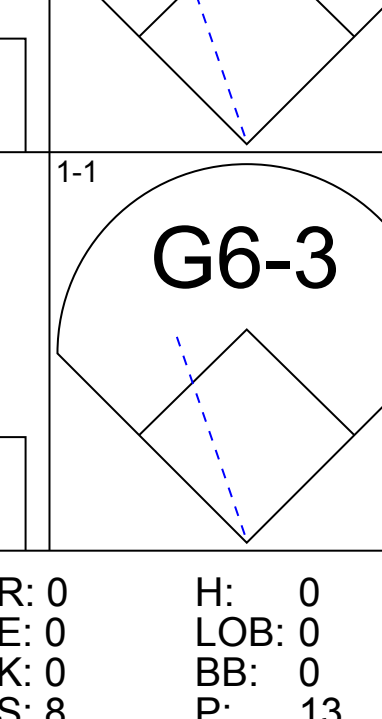


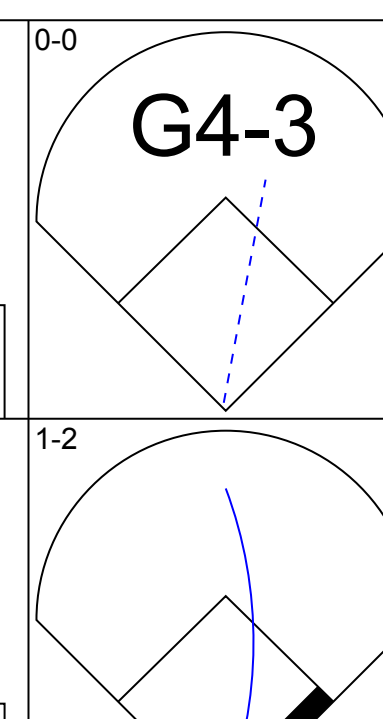
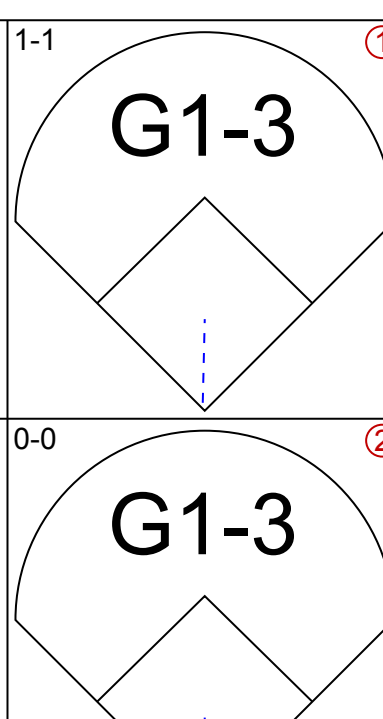
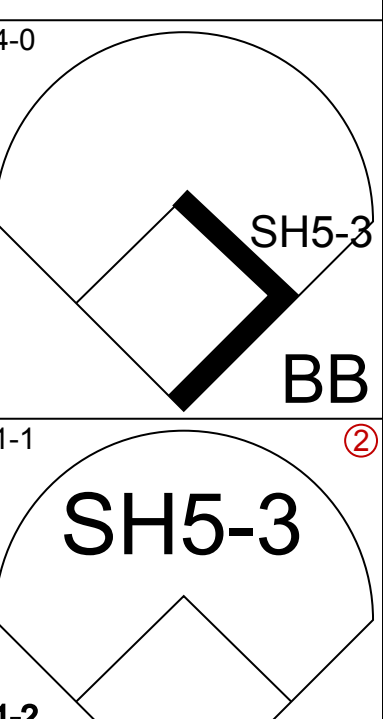
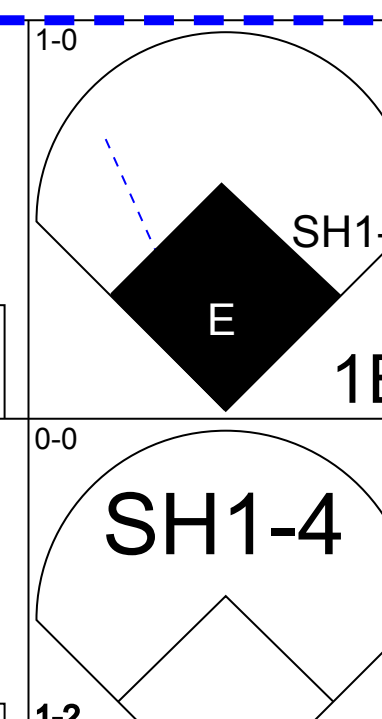
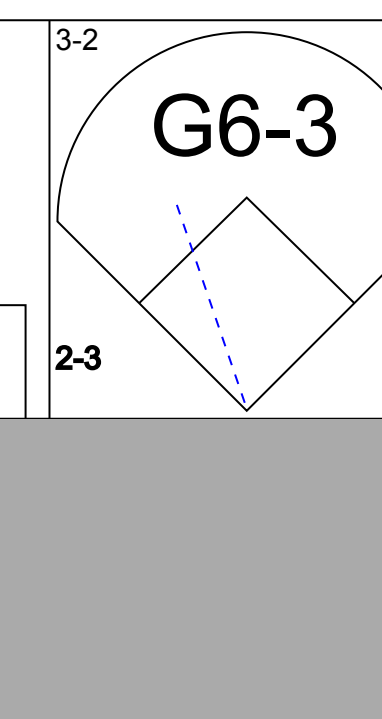
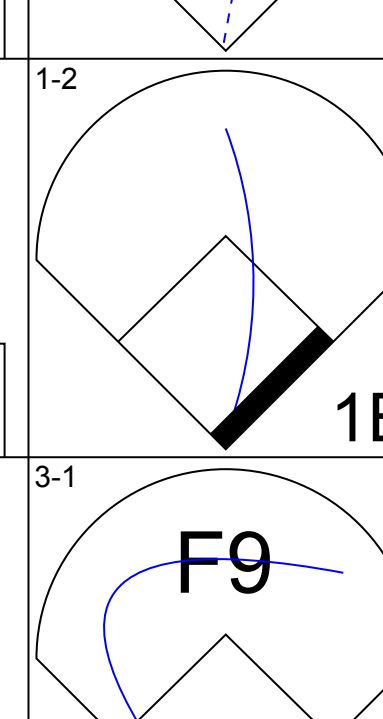
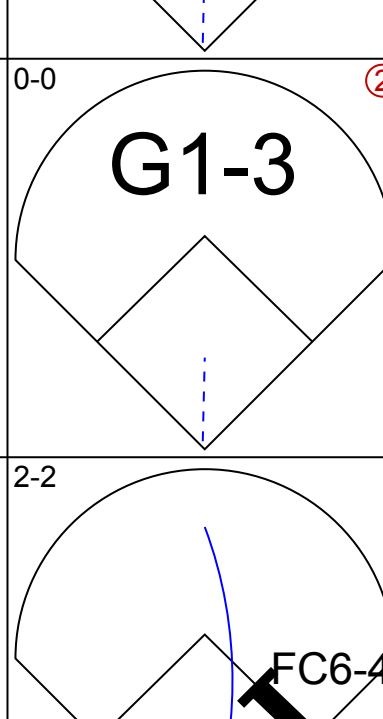
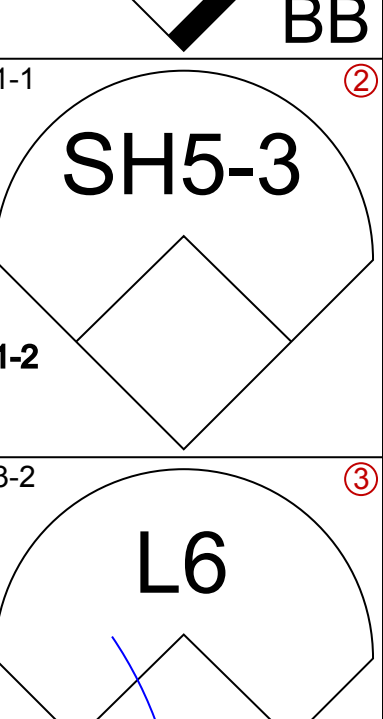
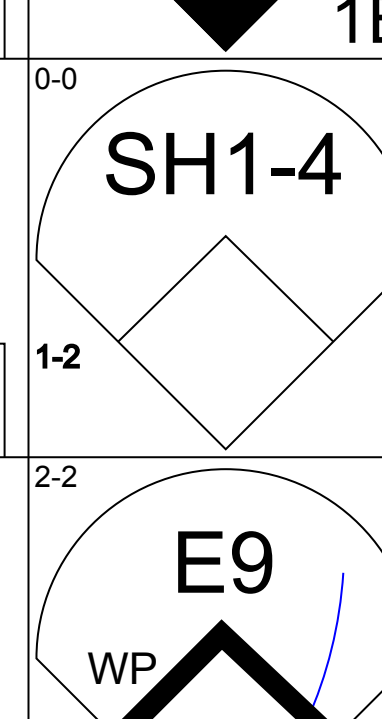
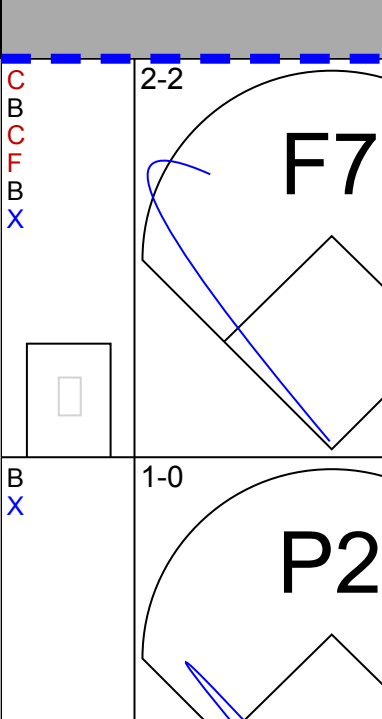
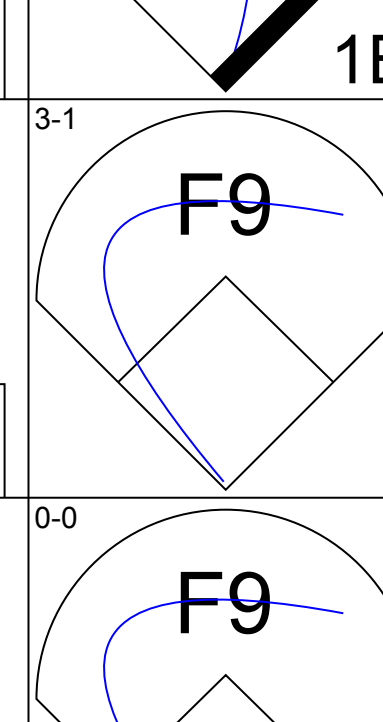
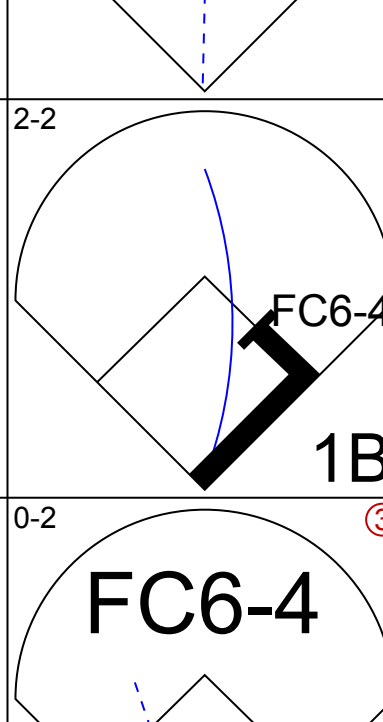
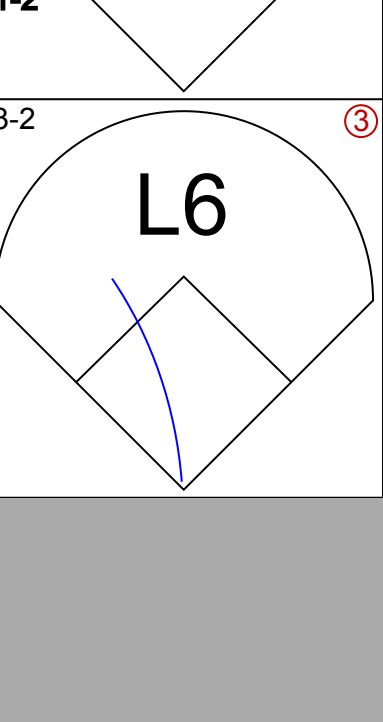
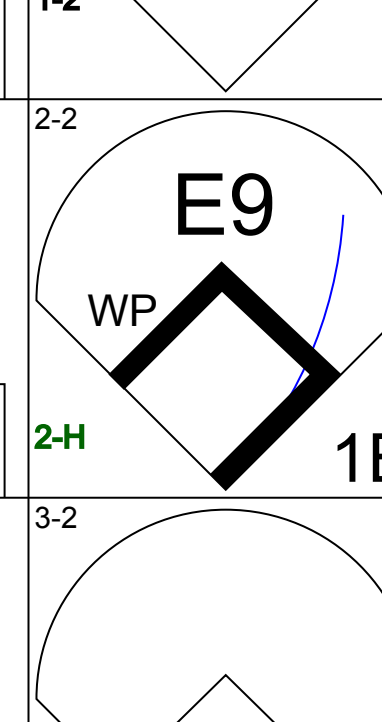
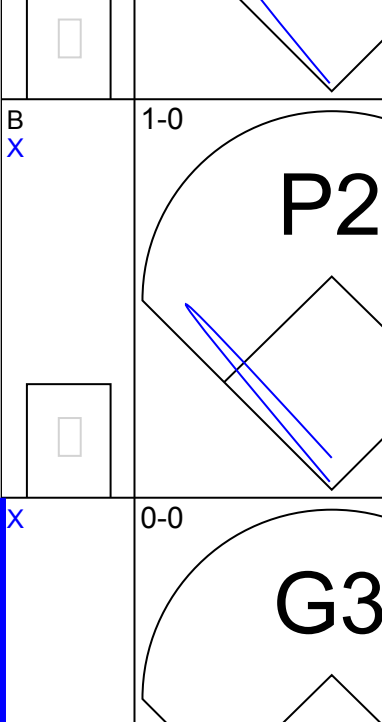
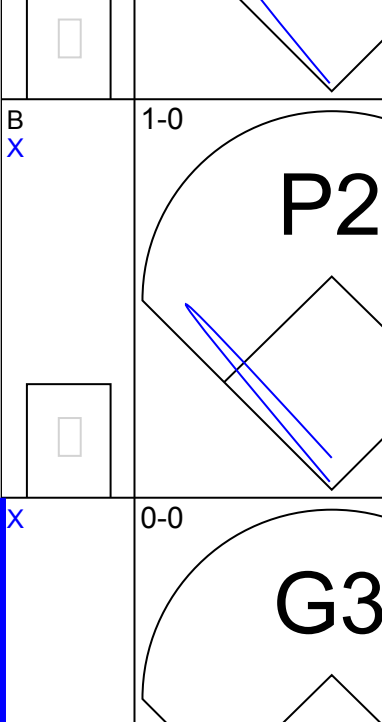
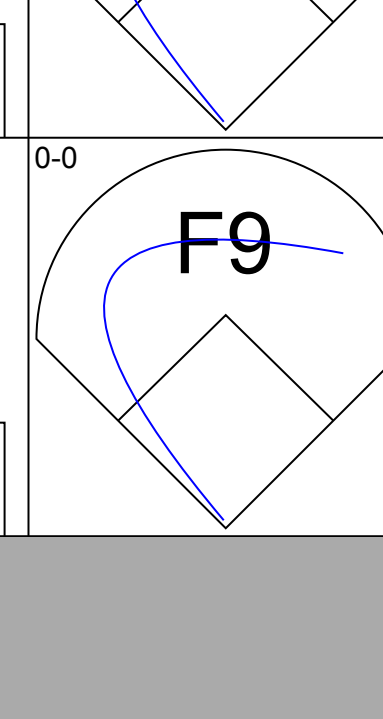
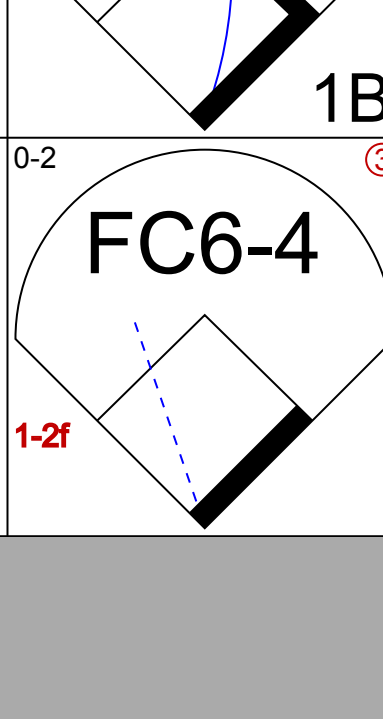
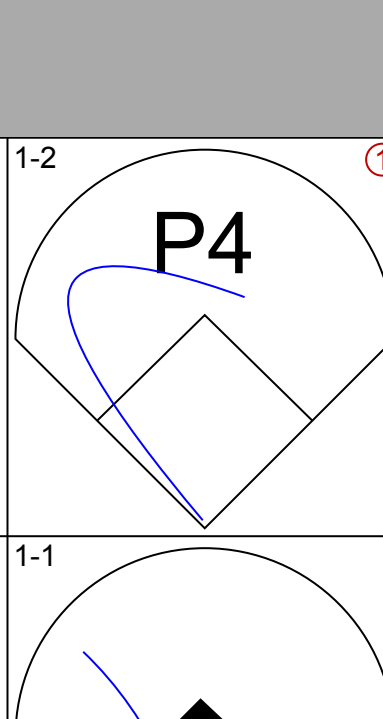
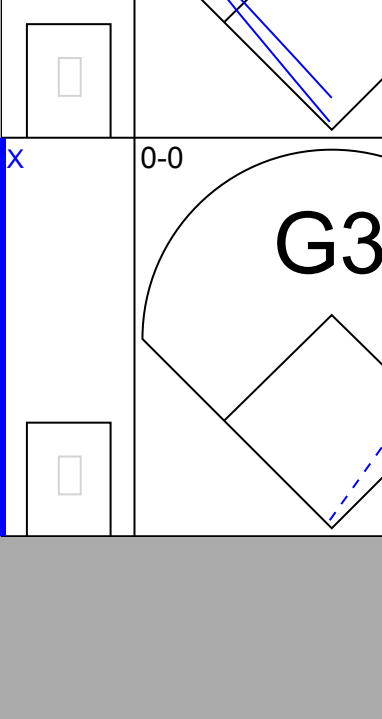
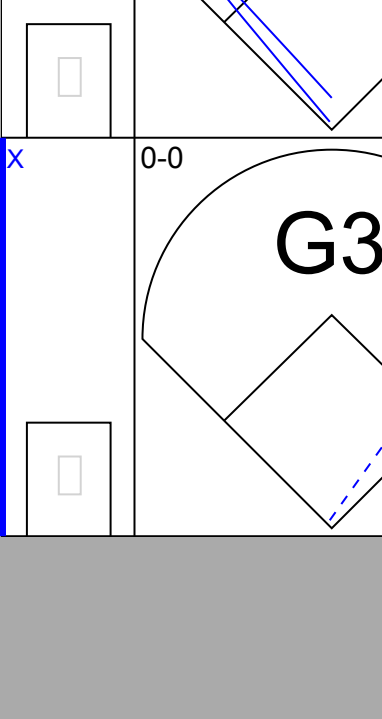
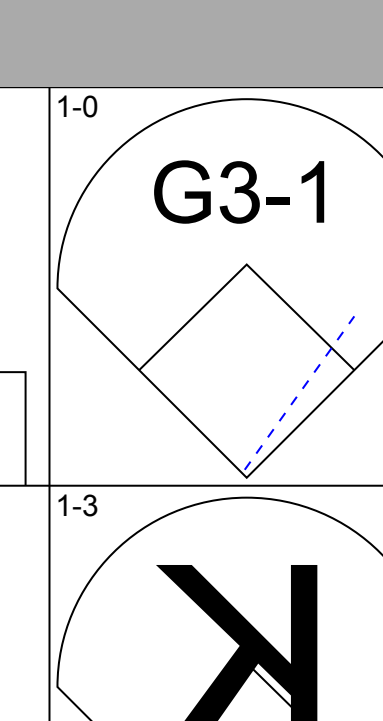
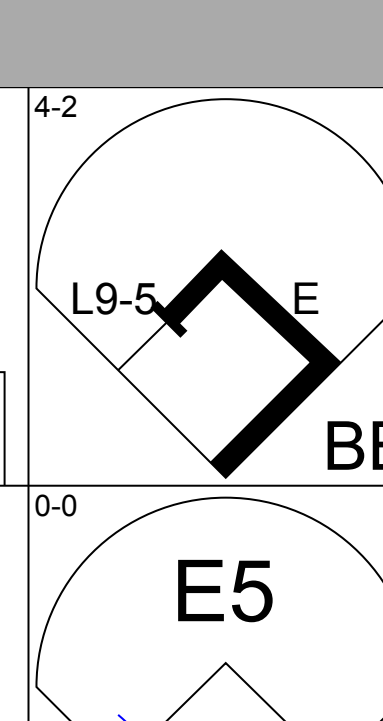
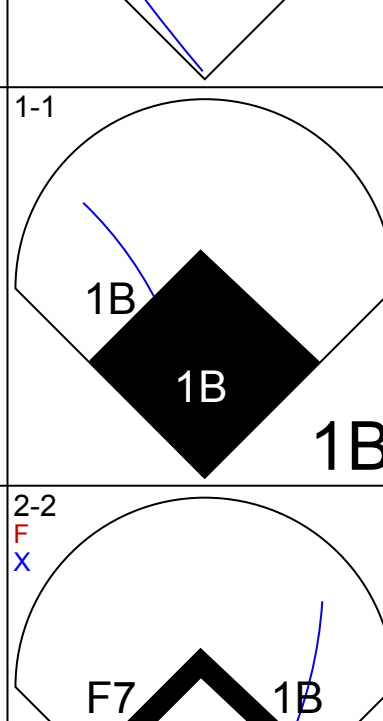
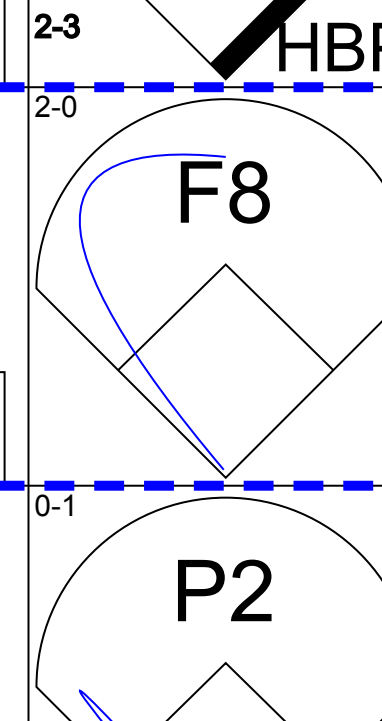
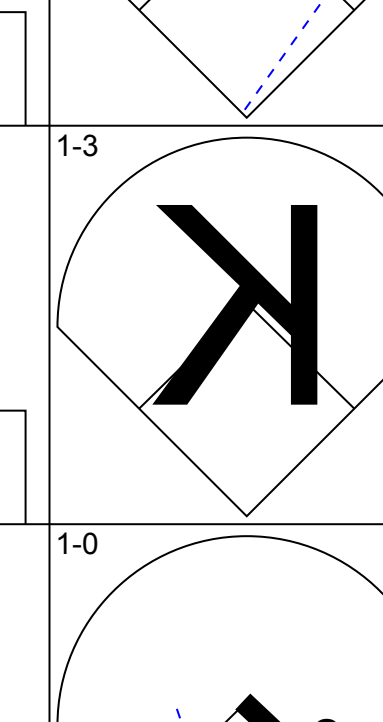
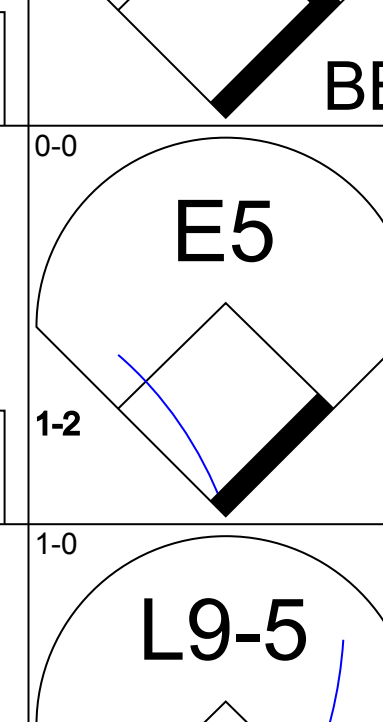
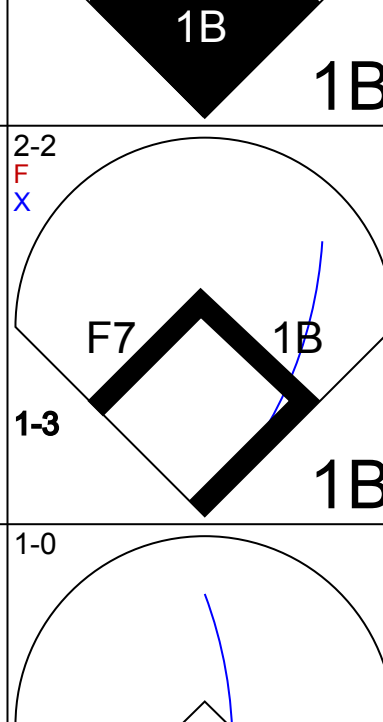
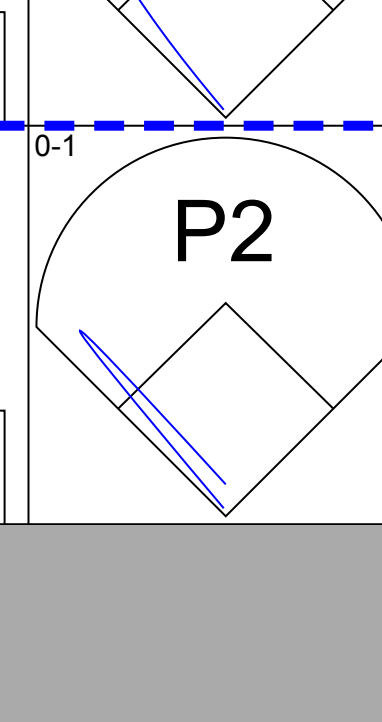
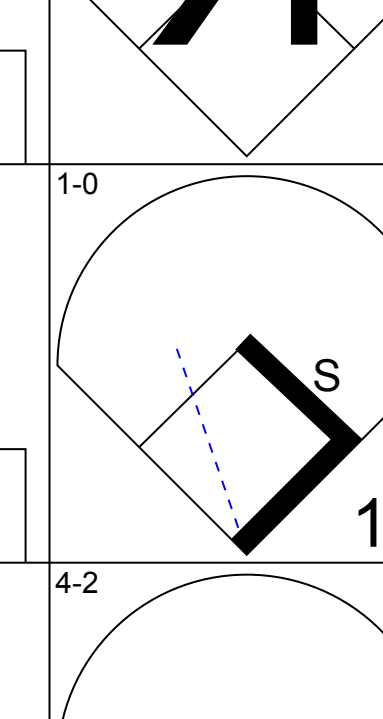
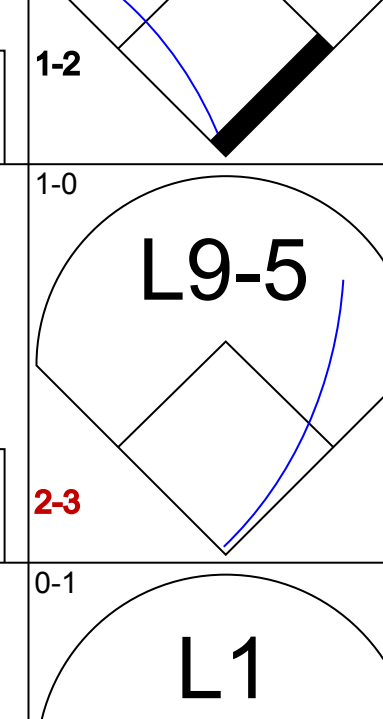
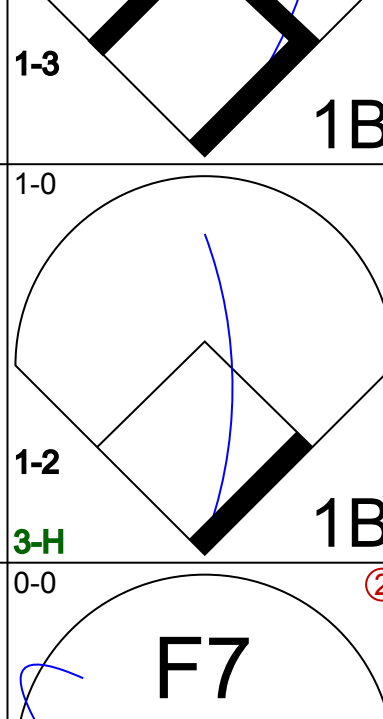
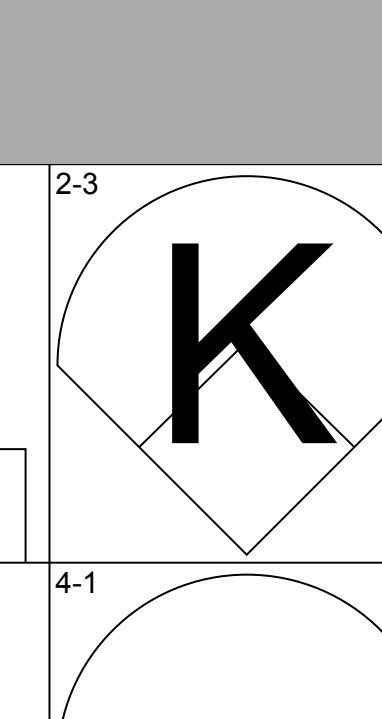
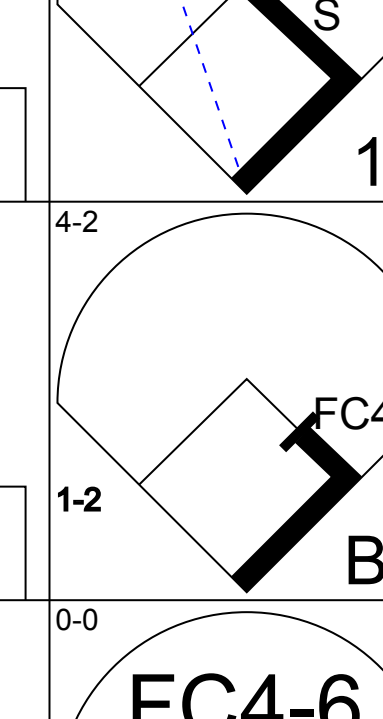
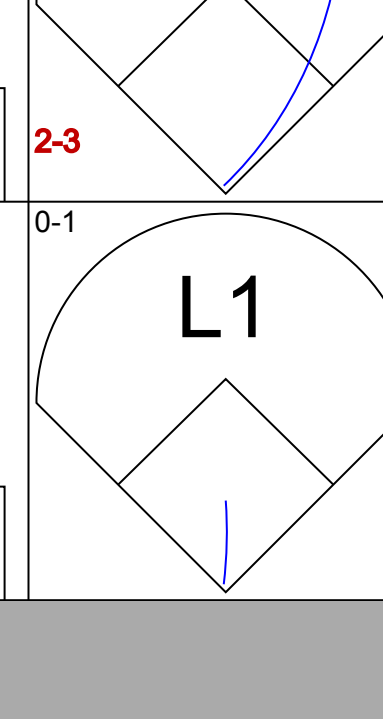
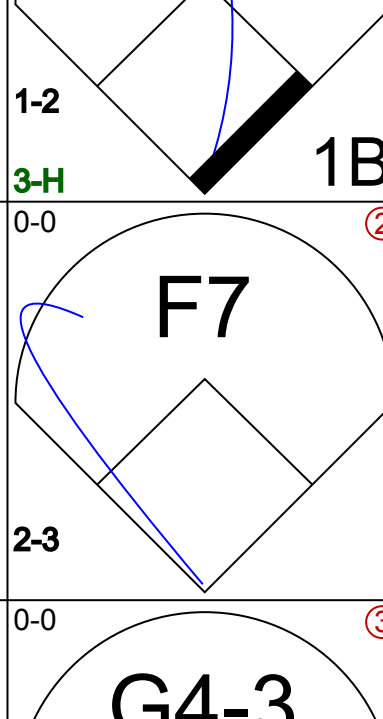
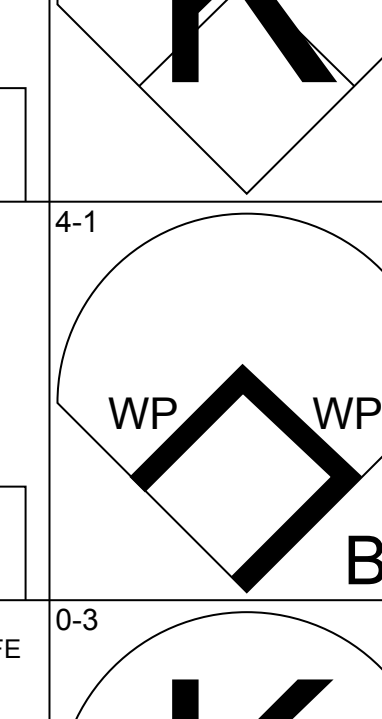
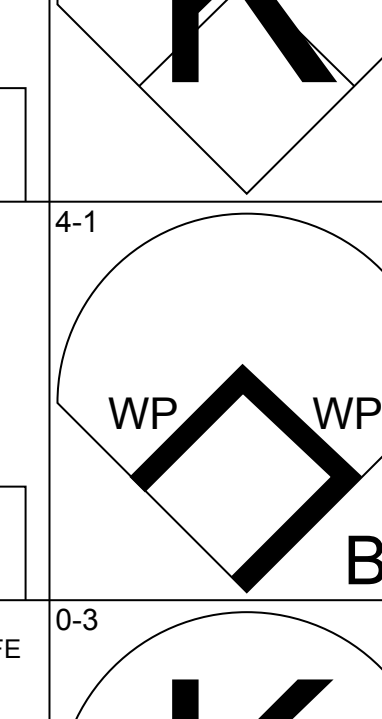
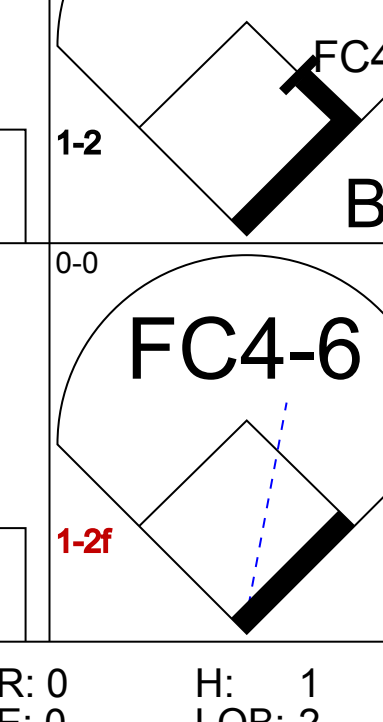
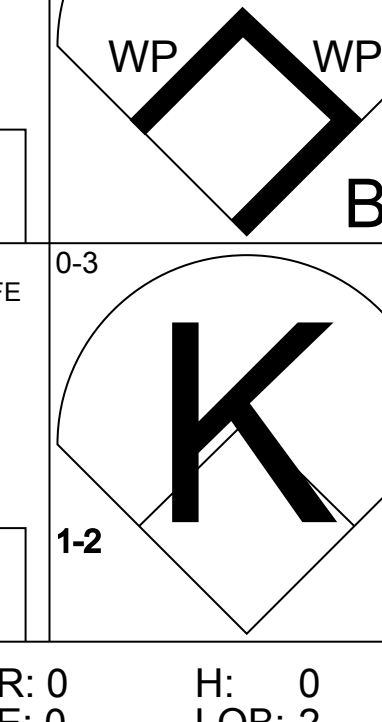
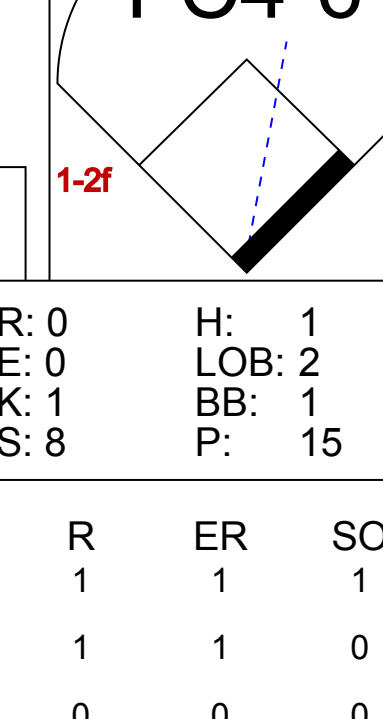
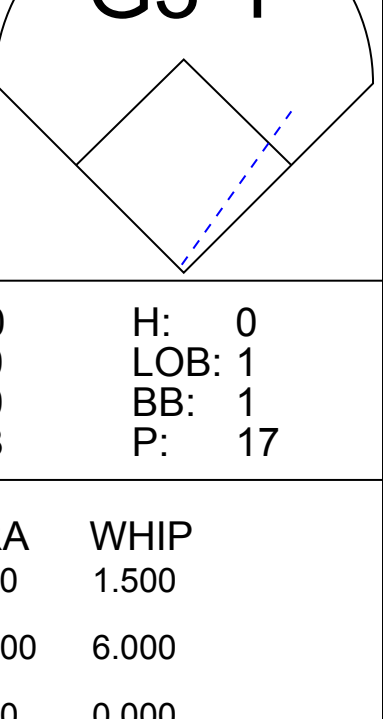
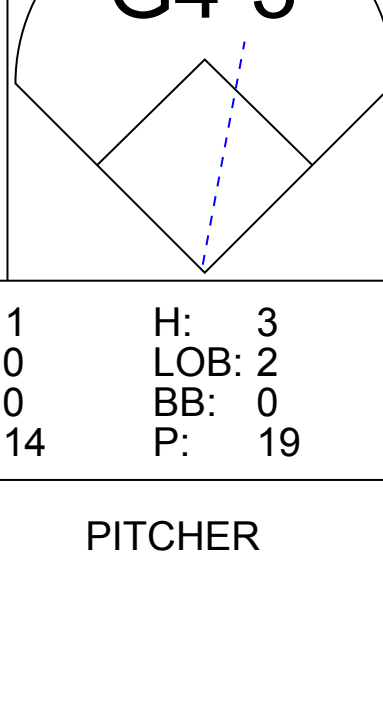
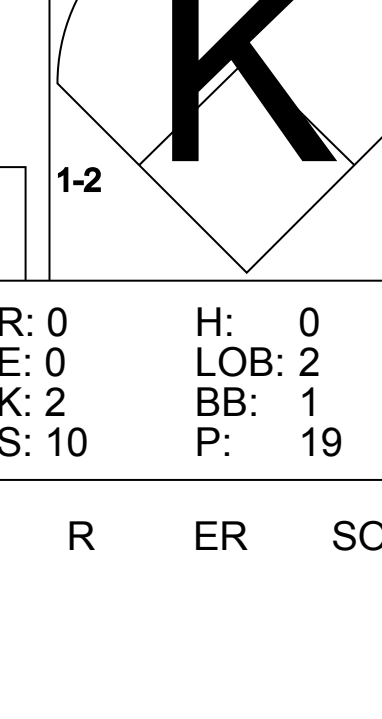
Batter	1	2	3	4	5	6	7	8	9	AB	R	H	RBI	BB	SO	LOB	BOTTOM										
Tim Raines, S OBP: 0.400, SLG: 0.625 (1, 7)										4	0	1	0	1	0	2											
Joey Cora, S OBP: 0.378, SLG: 0.388 (1, 4)										3	0	2	1	2	0	0											
Frank Thomas, R OBP: 0.374, SLG: 0.510 (1, 3)										5	0	1	0	0	1	7											
George Bell, R OBP: 0.267, SLG: 0.329 (1, 10)										5	0	0	0	0	1	6											
Robin Ventura, L OBP: 0.434, SLG: 0.551 (1, 5)										3	1	0	0	1	1	1											
Ellis Burks, R OBP: 0.379, SLG: 0.550 (1, 9)										3	1	2	0	1	0	0											
Lance Johnson, L OBP: 0.363, SLG: 0.406 (1, 8)										4	0	2	1	0	0	2											
Ron Karkovics, R OBP: 0.286, SLG: 0.395 (1, 2)										4	0	0	0	0	1	5											
Ozzie Guillen, L OBP: 0.273, SLG: 0.337 (1, 6)										4	2	3	2	0	0	0											
Inning Stats	R: 0 E: 0 K: 0 S: 3	H: 1 LOB: 1 BB: 1 P: 7	R: 0 E: 0 K: 1 S: 5	H: 1 LOB: 1 BB: 1 P: 9	R: 0 E: 0 K: 1 S: 7	H: 2 LOB: 2 BB: 0 P: 7	R: 0 E: 0 K: 0 S: 4	H: 1 LOB: 1 BB: 0 P: 4	R: 0 E: 0 K: 0 S: 3	H: 0 LOB: 0 BB: 0 P: 3	R: 2 E: 0 K: 0 S: 5	H: 2 LOB: 2 BB: 2 P: 13	R: 1 E: 0 K: 1 S: 6	H: 1 LOB: 1 BB: 1 P: 10	R: 1 E: 0 K: 1 S: 7	H: 2 LOB: 1 BB: 0 P: 7	1B: 8 2B: 2 3B: 0 HR: 1	SF: 0 SAC: 0 DP: 3 HBP: 0	WP: 0 PB: 0 SB: 1 CS: 1	PA: 40							
PITCHER	IP	WLS	BF	H	R	ER	SO	BB	IBB	HBP	BLK	WP	HR	S	P	ERA	WHIP										
Bobby Witt, R ERA: 4.01 (1, 1)	6.2	W	27	8	2	2	2	2	0	0	0	0	1	29	37	2.70	1.500										
Mike Mohler, L ERA: 5.94 (7, 1)	0.0		2	0	0	0	0	2	0	0	0	0	0	0	8	-	-										
Ed Nunez, R ERA: 4.35 (7, 1)	0.2		4	1	1	1	0	1	0	0	0	0	0	3	7	13.50	3.000										
Rick Honeycutt, L ERA: 2.87 (8, 1)	1.0		4	1	1	1	1	0	0	0	0	0	0	6	6	9.00	1.000										
Dennis Eckersley, R ERA: 5.19 (9, 1)	0.2	S	3	1	0	0	1	0	0	0	0	0	0	5	5	0.00	1.500										


Oakland Athletics @ Chicago White Sox
Comiskey Park, Chicago, IL
Sat May 22 1993, 4:33 AM EDT
Att: 33,205 - Unknown - 70 F


AB	35
R	4
H	11
RBI	4
BB	5
SO	4
LOB	23



Batter	1	2	3	4	5	6	7	8	9	AB	R	H	RBI	BB	SO	LOB	TOP					
Felix Jose, S OBP: 0.299, SLG: 0.309 (1, 9)										4	1	2	0	0	1	0	Kansas City Royals @ Chicago White Sox Comiskey Park, Chicago, IL Tue May 25 1993, 8:05 PM EDT Att: 28,143 - Unknown - 58 F livebaseballscorecards.com					
Brian McRae, S OBP: 0.350, SLG: 0.404 (1, 8)										3	0	1	0	0	0	1						
George Brett, L OBP: 0.275, SLG: 0.348 (1, 10)										3	0	0	0	1	1	1						
Wally Joyner, L OBP: 0.391, SLG: 0.424 (1, 3)										3	1	2	2	1	0	0						
Mike Macfarlane, R OBP: 0.360, SLG: 0.584 (1, 2)										4	0	0	0	0	1	3						
Chris Gwynn, L OBP: 0.344, SLG: 0.393 (1, 7)										4	0	0	0	0	0	3						
Keith Miller, R OBP: 0.175, SLG: 0.182 (1, 5)										3	0	0	0	0	0	0						
Greg Gagne, R OBP: 0.324, SLG: 0.394 (1, 6)										3	1	1	1	0	0	0						
Jose Lind, R OBP: 0.258, SLG: 0.296 (1, 4)										3	0	0	0	0	0	0						
Inning Stats	R: 0 E: 0 K: 1 S: 7	H: 1 LOB: 0 BB: 0 P: 8	R: 0 E: 0 K: 1 S: 7	H: 0 LOB: 0 BB: 0 P: 8	R: 0 E: 0 K: 0 S: 6	H: 0 LOB: 0 BB: 0 P: 10	R: 0 E: 0 K: 1 S: 7	H: 0 LOB: 0 BB: 0 P: 11	R: 1 E: 0 K: 0 S: 11	H: 1 LOB: 0 BB: 0 P: 17	R: 1 E: 0 K: 0 S: 7	H: 2 LOB: 0 BB: 0 P: 9	R: 0 E: 0 K: 0 S: 7	H: 0 LOB: 1 BB: 1 P: 14	R: 0 E: 0 K: 0 S: 8	H: 0 LOB: 0 BB: 0 P: 13	R: 1 E: 0 K: 0 S: 9	H: 2 LOB: 2 BB: 1 P: 17	1B: 3 2B: 1 3B: 0 HR: 2	SF: 0 SAC: 1 DP: 1 HBP: 0	WP: 0 PB: 0 CS: 0	PA: 33
PITCHER Jack McDowell, R ERA: 3.96 (1, 1)	IP: 9.0 WLS: L BF: 33 H: 6 R: 3 ER: 3 SO: 3 BB: 1 IBB: 1 HBP: 0 BLK: 0 WP: 0 HR: 2 S: 69 P: 107 ERA: 3.00 WHIP: 0.778															PITCHER IP: WLS: BF: H: R: ER: SO: BB: IBB: HBP: BLK: WP: HR: S: P: ERA: WHIP						

Batter	1	2	3	4	5	6	7	8	9	AB	R	H	RBI	BB	SO	LOB	BOTTOM					
Tim Raines, S OBP: 0.400, SLG: 0.560 (1, 7)										4	1	1	0	1	0	2	Kansas City Royals @ Chicago White Sox Comiskey Park, Chicago, IL Tue May 25 1993, 8:05 PM EDT Att: 28,143 - Unknown - 58 F livebaseballscorecards.com					
Joey Cora, S OBP: 0.372, SLG: 0.377 (1, 4)										3	0	1	0	0	0	0						
Frank Thomas, R OBP: 0.370, SLG: 0.516 (1, 3)										5	0	2	1	0	0	2						
George Bell, R OBP: 0.276, SLG: 0.361 (1, 10)										3	0	0	0	0	0	2						
Steve Sax, R OBP: 0.276, SLG: 0.321 (7, PR)										0	0	0	0	0	0	0						
Dan Pasqua, L OBP: 0.323, SLG: 0.358 (9, PH)										1	0	0	0	0	0	0						
Robin Ventura, L OBP: 0.431, SLG: 0.535 (1, 5)										3	1	1	0	1	0	2						
Ellis Burks, R OBP: 0.366, SLG: 0.526 (1, 9)										4	0	1	0	0	1	3						
Lance Johnson, L OBP: 0.369, SLG: 0.407 (1, 8)										4	0	2	1	0	1	2						
Carlton Fisk, R OBP: 0.206, SLG: 0.250 (1, 2)										2	0	0	0	2	0	3						
Ron Karkovics, R OBP: 0.295, SLG: 0.350 (9, 2)										0	0	0	0	0	0	0						
Ozzie Guillen, L OBP: 0.263, SLG: 0.318 (1, 6)										4	0	0	0	0	1	5						
Inning Stats	R: 0 E: 0 K: 0 S: 7	H: 1 LOB: 1 BB: 0 P: 11	R: 0 E: 0 K: 1 S: 8	H: 1 LOB: 2 BB: 1 P: 15	R: 0 E: 0 K: 0 S: 9	H: 1 LOB: 1 BB: 0 P: 12	R: 0 E: 0 K: 0 S: 6	H: 0 LOB: 1 BB: 1 P: 11	R: 0 E: 0 K: 0 S: 8	H: 0 LOB: 1 BB: 1 P: 17	R: 1 E: 0 K: 0 S: 14	H: 3 LOB: 2 BB: 0 P: 19	R: 1 E: 1 K: 0 S: 10	H: 2 LOB: 2 BB: 0 P: 18	R: 0 E: 0 K: 2 S: 10	H: 0 LOB: 2 BB: 1 P: 19	R: 0 E: 0 K: 0 S: 6	H: 0 LOB: 0 BB: 0 P: 9	1B: 8 2B: 1 3B: 0 HR: 0	SF: 0 SAC: 2 DP: 1 HBP: 1	WP: 3 PB: 0 CS: 0	PA: 40
PITCHER Hipolito Pichardo, R ERA: 3.86 (1, 1)	IP: 6.0 WLS: 0 BF: 27 H: 6 R: 1 ER: 1 SO: 1 BB: 3 IBB: 0 HBP: 0 BLK: 0 WP: 0 HR: 0 S: 52 P: 85 ERA: 1.50 WHIP: 1.500															PITCHER IP: WLS: BF: H: R: ER: SO: BB: IBB: HBP: BLK: WP: HR: S: P: ERA: WHIP						
Bill Sampen, R ERA: 4.76 (7, 1)	0.1	4	2	1	1	0	0	0	0	0	1	0	7	13	27.00	6.000						
Billy Brewer, L ERA: 4.6 (7, 1)	0.1	1	0	0	0	0	0	0	0	0	0	0	1	3	0.00	0.000						
Tom Gordon, R ERA: 4.6 (7, 1)	1.1	W	5	0	0	0	2	1	0	0	0	2	0	12	21	0.00	0.750					
Jeff Montgomery, R ERA: 2.96 (9, 1)	1.0	S	3	0	0	0	0	0	0	0	0	0	6	9	0.00	0.000						

Batter	1	2	3	4	5	6	7	8	9	AB R H RBI BB SO LOB	TOP											
Felix Jose, S OBP: 0.295, SLG: 0.313 (1, 9)	1-2 G4-3 SF7 2B		0-0 F8	2-3 K			3-2 P6		0-0 B1-3	5 1 1 0 0 1 0	Kansas City Royals @ Chicago White Sox Comiskey Park, Chicago, IL Wed May 26 1993, 8:05 PM EDT Att: 25,451 - Unknown - 76 F AB 36 R 4 H 10 RBI 4 BB 2 SO 6 LOB 13 											
Brian McRae, S OBP: 0.356, SLG: 0.420 (1, 8)	2-2 G4-3 2-3		1-2 HR 1B		0-1 F8 FC9-6 2B		3-2 2B		0-3 K	5 2 3 0 0 1 1												
George Brett, L OBP: 0.279, SLG: 0.367 (1, 10)	0-0 SF7		1-0 HR		4-1 FC9-6 BB		2-3 K		2-3 K	3 1 1 3 1 2 1												
Wally Joyner, L OBP: 0.382, SLG: 0.412 (1, 3)	3-3 K		3-2 G3		2-1 F8		2-0 F7			4 0 0 0 0 1 3												
Mike Macfarlane, R OBP: 0.329, SLG: 0.563 (1, 2)		2-2 F7	4-0 1B BB		0-0 FC9-6			2-2 G5-3		3 0 0 1 1 0 1												
Chris Cwynn, L OBP: 0.340, SLG: 0.387 (1, 7)		0-1 G1-3	1-0 1B		0-1 P2			1-1 G6-3		4 0 1 0 0 0 1												
Keith Miller, R OBP: 0.197, SLG: 0.203 (1, 5)		2-2 1B 1B	2-3 K			0-0 G1-3		0-1 1B 1B		4 0 2 0 0 1 2												
Greg Gagne, R OBP: 0.329, SLG: 0.397 (1, 6)		0-2 1B			0-0 G5-3		0-0 F8	0-2 1B		4 0 2 0 0 0 0												
Jose Lind, R OBP: 0.250, SLG: 0.287 (1, 4)		1-2 L8			0-2 G6-3		1-2 F8	2-0 G6-3		4 0 0 0 0 0 4												
Inning Stats	R: 1 E: 0 K: 1 S: 10	H: 1 LOB: 0 BB: 0 P: 16	R: 0 E: 0 K: 0 S: 15	H: 2 LOB: 2 BB: 0 P: 20	R: 2 E: 0 K: 1 S: 15	H: 3 LOB: 2 BB: 1 P: 27	R: 0 E: 0 K: 1 S: 7	H: 0 LOB: 0 BB: 0 P: 9	R: 1 E: 0 K: 0 S: 8	H: 1 LOB: 1 BB: 1 P: 14	R: 0 E: 0 K: 0 S: 5	H: 0 LOB: 0 BB: 0 P: 6	R: 0 E: 0 K: 0 S: 11	H: 1 LOB: 1 BB: 0 P: 21	R: 0 E: 0 K: 0 S: 12	H: 2 LOB: 2 BB: 0 P: 17	R: 0 E: 0 K: 2 S: 7	H: 0 LOB: 0 BB: 0 P: 9	1B: 6 2B: 3 3B: 0 HR: 1	SF: 1 SAC: 0 DP: 0 HBP: 0	WP: 0 PB: 0 CS: 0	PA: 39
PITCHER	IP WLS BF H R ER SO BB IBB HBP BLK WP HR S P ERA WHIP											PITCHER	IP WLS BF H R ER SO BB IBB HBP BLK WP HR S P ERA WHIP									
Alex Fernandez, R ERA: 3.01 (1, 1)	6.1 L 29 8 4 4 3 2 0 0 0 0 0 1 66 104 5.68 1.579																					
Scott Radinsky, L ERA: 8.0 (7, 1)	1.1 4 0 0 0 1 0 0 0 0 0 0 0 10 17 0.00 0.000																					
Terry Leach, R ERA: 2.35 (8, 1)	0.1 3 2 0 0 0 0 0 0 0 0 0 0 7 9 0.00 6.000																					
Jeff Schwarz, R ERA: 2.77 (9, 1)	1.0 3 0 0 0 2 0 0 0 0 0 0 0 7 9 0.00 0.000																					

Batter	1	2	3	4	5	6	7	8	9	AB R H RBI BB SO LOB	BOTTOM									
Tim Raines, S OBP: 0.457, SLG: 0.679 (1, 7)	3-2 HR	3-2 FC6-4 1B		4-1 BB BB		2-0 L9			4-2 G3 SH3 BB	3 1 2 1 2 0 0	Kansas City Royals @ Chicago White Sox Comiskey Park, Chicago, IL Wed May 26 1993, 8:05 PM EDT Att: 25,451 - Unknown - 76 F AB 28 R 3 H 3 RBI 3 BB 9 SO 2 LOB 15 									
Joey Cora, S OBP: 0.375, SLG: 0.373 (1, 4)	4-2 2B SF8 BB	2-2 FC6-4 1-2		4-2 1-2 BB		1-3 K			1-0 SH3 1-2	2 1 0 0 2 1 1										
Frank Thomas, R OBP: 0.370, SLG: 0.516 (1, 3)	0-0 SF8 SF9 2B		2-3 K	0-0 P8			2-0 F9		4-0 G3 IBB	4 1 1 0 1 1 2										
George Bell, R OBP: 0.269, SLG: 0.353 (1, 10)	2-1 SF8		0-0 F9		2-1 G6-3		3-2 P6		0-1 G3 1-2 2-3	4 0 0 1 0 0 2										
Robin Ventura, L OBP: 0.435, SLG: 0.527 (1, 5)	4-0 BB		4-1 HBP BB		4-1 FC4-6 BB BB		2-1 E4		2-1 G3	2 0 0 0 3 0 2										
Ellis Burks, R OBP: 0.369, SLG: 0.522 (1, 9)	2-1 SF9		1-1 HBP		4-1 FC4-6 BB		0-1 P4			1 0 0 1 1 0 1										
Lance Johnson, L OBP: 0.361, SLG: 0.398 (1, 8)	3-3 G1		1-0 L6		0-1 FC4-6			0-1 F7		4 0 0 0 0 0 5										
Ron Karkovics, R OBP: 0.277, SLG: 0.378 (1, 2)		0-0 F8		0-1 P4	0-0 P5			0-1 F8		4 0 0 0 0 0 2										
Ozzie Guillen, L OBP: 0.254, SLG: 0.307 (1, 6)		2-1 G6-3		2-1 F7			0-2 F9		1-1 L8	4 0 0 0 0 0 0										
Inning Stats	R: 3 E: 0 K: 0 S: 13	H: 2 LOB: 1 BB: 2 P: 29	R: 0 E: 0 K: 0 S: 9	H: 1 LOB: 1 BB: 0 P: 16	R: 0 E: 0 K: 1 S: 7	H: 0 LOB: 2 BB: 1 P: 15	R: 0 E: 0 K: 0 S: 8	H: 0 LOB: 2 BB: 2 P: 18	R: 0 E: 0 K: 1 S: 7	H: 0 LOB: 0 BB: 0 P: 10	R: 0 E: 1 K: 0 S: 10	H: 0 LOB: 1 BB: 0 P: 17	R: 0 E: 0 K: 0 S: 6	H: 0 LOB: 0 BB: 0 P: 7	R: 0 E: 0 K: 0 S: 8	H: 0 LOB: 2 BB: 2 P: 19	1B: 1 2B: 1 3B: 0 HR: 1	SF: 2 SAC: 1 DP: 0 HBP: 1	WP: 0 PB: 0 CS: 0	PA: 41
PITCHER	IP WLS BF H R ER SO BB IBB HBP BLK WP HR S P ERA WHIP											PITCHER	IP WLS BF H R ER SO BB IBB HBP BLK WP HR S P ERA WHIP							
David Cone, R ERA: 2.77 (1, 1)	8.0 W 36 3 3 3 2 7 0 1 0 0 0 1 67 129 3.38 1.250																			
Jeff Montgomery, R ERA: 2.86 (9, 1)	1.0 S 5 0 0 0 0 1 1 0 0 0 0 0 8 19 0.00 1.000																			

Batter	1	2	3	4	5	6	7	8	9	AB	R	H	RBI	BB	SO	LOB	TOP					
Ellis Burks, R OBP: 0.366, SLG: 0.514 (1, 9)	F7		G6-3			G3-6-3 1B			K	4	0	1	0	0	1	0	Chicago White Sox @ New York Yankees Yankee Stadium, Bronx, NY Fri May 28 1993, 7:05 PM EDT Att: 23,658 - Unknown livebaseballscorecards.com					
Craig Grebeck, R OBP: 0.328, SLG: 0.283 (1, 4)	G5-3			G1-3		G3-6-3 1-2f			G1-3	4	0	0	0	0	0	1						
Frank Thomas, R OBP: 0.374, SLG: 0.512 (1, 3)	G5-3			F7		L9			G3	4	0	0	0	0	0	0						
George Bell, R OBP: 0.263, SLG: 0.343 (1, 10)		G6-3		G1-6-3					K	3	0	0	0	0	1	0						
Robin Ventura, L OBP: 0.433, SLG: 0.513 (1, 5)		FC6-4 BB				K			K	2	0	0	0	1	2	0						
Bo Jackson, R OBP: 0.384, SLG: 0.486 (1, 7)						K			K	3	0	0	0	0	3	1						
Lance Johnson, L OBP: 0.364, SLG: 0.401 (1, 8)						1B			K	3	0	1	0	0	1	1						
Carlton Fisk, R OBP: 0.216, SLG: 0.257 (1, 2)						1B			F9	3	0	1	0	0	0	0						
Ozzie Guillen, L OBP: 0.256, SLG: 0.306 (1, 6)			P6			K			G4-3	3	0	0	0	0	1	2						
Inning Stats	R: 0 E: 0 K: 0 S: 5	H: 0 LOB: 0 BB: 0 P: 8	R: 0 E: 0 K: 1 S: 13	H: 0 LOB: 1 BB: 1 P: 23	R: 0 E: 0 K: 0 S: 6	H: 0 LOB: 0 BB: 0 P: 10	R: 0 E: 0 K: 0 S: 8	H: 0 LOB: 0 BB: 0 P: 11	R: 0 E: 0 K: 3 S: 17	H: 2 LOB: 2 BB: 0 P: 23	R: 0 E: 0 K: 0 S: 6	H: 1 LOB: 0 BB: 0 P: 9	R: 0 E: 0 K: 3 S: 14	H: 0 LOB: 0 BB: 0 P: 18	R: 0 E: 0 K: 1 S: 7	H: 0 LOB: 0 BB: 0 P: 12	R: 0 E: 0 K: 1 S: 9	H: 0 LOB: 0 BB: 0 P: 12	1B: 3 2B: 0 3B: 0 HR: 0	SF: 0 SAC: 0 DP: 1 HBP: 0	WP: 0 PB: 0 SB: 0 CS: 0	PA: 30
PITCHER Jimmy Key, L ERA: 1.94 (1, 1)	IP: 9.0 WLS: W BF: 30 H: 3 R: 0 ER: 0 SO: 9 BB: 1 IBB: 0 HBP: 0 BLK: 0 WP: 0 HR: 0 S: 85 P: 126 ERA: 0.00 WHIP: 0.444															PITCHER						

Batter	1	2	3	4	5	6	7	8	9	AB	R	H	RBI	BB	SO	LOB	BOTTOM						
Dion James, L OBP: 0.368, SLG: 0.492 (1, 8)	HR	G4-3		F8		L9				4	1	1	1	0	0	2	Chicago White Sox @ New York Yankees Yankee Stadium, Bronx, NY Fri May 28 1993, 7:05 PM EDT Att: 23,658 - Unknown livebaseballscorecards.com						
Randy Velarde, R OBP: 0.326, SLG: 0.443 (1, 7)	G2-3	G4-3		G6-3		G4-3				4	0	0	0	0	0	2							
Wade Boggs, L OBP: 0.387, SLG: 0.347 (1, 5)	HR	F7				FC9-6 1B			G4-6-3 1B	3	1	2	0	1	0	0							
Jim Leyritz, R OBP: 0.425, SLG: 0.587 (1, 3)	HR		G6-3		FC9-6 1-2f	G4-6-3 1-2f				4	1	1	2	0	0	2							
Paul O'Neill, L OBP: 0.361, SLG: 0.483 (1, 9)	F7		FC3-6 2B		F8	F8			F8	4	0	1	0	0	0	1							
Kevin Maas, L OBP: 0.328, SLG: 0.441 (1, 10)	BB	BB				K			G5-3	2	1	0	0	2	1	1							
Matt Nokes, L OBP: 0.272, SLG: 0.440 (1, 2)	1B	BB		FC3-6 1-2f 2-3		FC1-5 1B			1B	3	0	2	0	1	0	2							
Spike Owen, S OBP: 0.333, SLG: 0.338 (1, 6)	1B			G4-3		FC1-5 1B			K	4	0	2	1	0	1	3							
Pat Kelly, R OBP: 0.285, SLG: 0.385 (1, 4)	L8					FC1-5 1-2f 2-3f			G4-3	4	0	0	0	0	1	5							
Inning Stats	R: 4 E: 0 K: 0 S: 21	H: 3 LOB: 2 BB: 3 P: 41	R: 0 E: 0 K: 0 S: 8	H: 0 LOB: 0 BB: 0 P: 9	R: 0 E: 0 K: 0 S: 12	H: 1 LOB: 2 BB: 1 P: 21	R: 0 E: 0 K: 1 S: 5	H: 0 LOB: 0 BB: 0 P: 5	R: 0 E: 0 K: 1 S: 10	H: 1 LOB: 1 BB: 0 P: 15	R: 0 E: 0 K: 0 S: 10	H: 2 LOB: 2 BB: 0 P: 15	R: 0 E: 0 K: 0 S: 7	H: 1 LOB: 0 BB: 0 P: 12	R: 0 E: 0 K: 1 S: 10	H: 1 LOB: 1 BB: 0 P: 15		R: 0 E: 0 K: 1 S: 10	H: 1 LOB: 1 BB: 0 P: 15	1B: 6 2B: 1 3B: 0 HR: 2	SF: 0 SAC: 0 DP: 1 HBP: 0	WP: 0 PB: 0 SB: 2 CS: 0	PA: 36
PITCHER Kirk McCaskill, R ERA: 5.36 Donn Pail, R ERA: 2.63 Jeff Schwarz, R ERA: 2.45 Terry Leach, R ERA: 2.08	IP: 0.2 WLS: L BF: 8 H: 3 R: 4 ER: 4 SO: 4 BB: 3 IBB: 4 HBP: 4 BLK: 0 WP: 0 HR: 2 S: 20 P: 40 ERA: 54.00 WHIP: 9.000															PITCHER							

Batter	1	2	3	4	5	6	7	8	9	AB	R	H	RBI	BB	SO	LOB	TOP							
Tim Raines, S OBP: 0.432, SLG: 0.583 (1, 7)										3	0	0	0	1	0	0								
Joey Cora, S OBP: 0.368, SLG: 0.361 (1, 4)										3	0	0	0	1	1	1								
Frank Thomas, R OBP: 0.376, SLG: 0.506 (1, 3)										2	0	0	0	2	2	1								
George Bell, R OBP: 0.258, SLG: 0.335 (1, 10)										4	0	0	0	0	0	3								
Robin Ventura, L OBP: 0.426, SLG: 0.503 (1, 5)										3	0	0	0	0	1	2								
Ellis Burks, R OBP: 0.360, SLG: 0.503 (1, 8)										3	0	0	0	0	1	0								
Bo Jackson, R OBP: 0.382, SLG: 0.481 (1, 9)										3	1	1	0	0	1	0								
Ron Karkovics, R OBP: 0.284, SLG: 0.398 (1, 2)										3	1	1	2	0	1	0								
Craig Grebeck, R OBP: 0.313, SLG: 0.268 (1, 6)										3	0	0	0	0	1	0								
Inning Stats	R: 0 E: 0 K: 0 S: 7	H: 0 LOB: 1 BB: 2 P: 15	R: 0 E: 0 K: 2 S: 7	H: 0 LOB: 0 BB: 0 P: 13	R: 0 E: 0 K: 0 S: 6	H: 0 LOB: 0 BB: 0 P: 10	R: 0 E: 0 K: 1 S: 9	H: 0 LOB: 1 BB: 1 P: 21	R: 0 E: 0 K: 2 S: 11	H: 0 LOB: 0 BB: 0 P: 15	R: 0 E: 0 K: 0 S: 6	H: 0 LOB: 0 BB: 0 P: 9	R: 0 E: 0 K: 0 S: 9	H: 0 LOB: 0 BB: 0 P: 15	R: 2 E: 0 K: 1 S: 10	H: 2 LOB: 2 BB: 0 P: 15	R: 0 E: 0 K: 2 S: 9	H: 0 LOB: 0 BB: 0 P: 12	1B: 1 2B: 0 3B: 0 HR: 1	SF: 0 SAC: 0 DP: 2 HBP: 0	WP: 0 PB: 0 SB: 1 CS: 0	PA: 31		
PITCHER	IP	WLS	BF	H	R	ER	SO	BB	IBB	HBP	BLK	WP	HR	S	P	ERA	WHIP					ERA	WHIP	
Jim Abbott, L ERA: 4.32	(1, 1)	8.0	W	28	2	2	2	6	4	0	0	0	0	1	65	113	2.25	0.750						
Bobby Munoz, R ERA:	(9, 1)	1.0		3	0	0	0	2	0	0	0	0	0	0	9	12	0.00	0.000						

Chicago White Sox @ New York Yankees
Yankee Stadium, Bronx, NY
Sat May 29 1993, 3:33 AM EDT
Att: 25,106 - Sunny - 70 F

livebaseballscorecards.com

AB 27
R 2
H 2
RBI 2
BB 4
SO 8
LOB 7

Batter	1	2	3	4	5	6	7	8	9	AB	R	H	RBI	BB	SO	LOB	BOTTOM							
Randy Velarde, R OBP: 0.368, SLG: 0.439 (1, 5)										3	1	1	0	2	1	0								
Mike Gallego, R OBP: 0.427, SLG: 0.460 (1, 4)										4	2	1	1	1	2	3								
Wade Boggs, L OBP: 0.387, SLG: 0.349 (1, 10)										5	2	2	1	0	0	0								
Jim Leyritz, R OBP: 0.432, SLG: 0.615 (1, 3)										4	1	2	4	0	0	0								
Mike Stanley, R OBP: 0.402, SLG: 0.525 (1, 2)										3	0	2	1	2	0	0								
Paul O'Neill, L OBP: 0.363, SLG: 0.477 (1, 9)										4	0	1	0	1	1	5								
Hensley Meulens, R (1, 7)										3	0	0	0	0	2	3								
Dion James, L OBP: 0.368, SLG: 0.492 (8, PH)										0	0	0	0	0	0	0								
Mike Humphreys, R OBP: 0.200, SLG: 0.176 (9, 7)										1	0	0	0	0	0	0								
Spike Owen, S OBP: 0.331, SLG: 0.335 (1, 6)										4	0	1	0	0	0	0								
Gerald Williams, R OBP: 0.241, SLG: 0.357 (1, 8)										4	2	1	0	0	0	1								
Inning Stats	R: 3 E: 0 K: 2 S: 20	H: 2 LOB: 1 BB: 2 P: 38	R: 0 E: 0 K: 0 S: 12	H: 1 LOB: 1 BB: 1 P: 18	R: 0 E: 0 K: 0 S: 9	H: 0 LOB: 1 BB: 1 P: 16	R: 1 E: 0 K: 2 S: 13	H: 1 LOB: 1 BB: 1 P: 24	R: 0 E: 0 K: 0 S: 13	H: 1 LOB: 2 BB: 1 P: 21	R: 0 E: 0 K: 0 S: 9	H: 0 LOB: 0 BB: 0 P: 13	R: 0 E: 0 K: 1 S: 14	H: 1 LOB: 2 BB: 0 P: 19	R: 4 E: 1 K: 1 S: 19	H: 5 LOB: 2 BB: 0 P: 35	1B: 10 2B: 0 3B: 0 HR: 1	SF: 0 SAC: 0 DP: 1 HBP: 1	WP: 0 PB: 0 SB: 4 CS: 0	PA: 42				
PITCHER	IP	WLS	BF	H	R	ER	SO	BB	IBB	HBP	BLK	WP	HR	S	P	ERA	WHIP					ERA	WHIP	
Wilson Alvarez, L ERA: 3.25	(1, 1)	6.0	L	28	5	4	3	4	6	0	0	0	0	1	76	130	4.50	1.833						
Bobby Thigpen, R ERA: 5.11	(7, 1)	1.0		5	1	0	0	1	0	0	1	0	0	0	14	19	0.00	1.000						
Scott Radinsky, L ERA: 6.05	(8, 1)	1.0		9	5	4	0	1	0	0	0	0	0	0	19	35	0.00	5.000						

Chicago White Sox @ New York Yankees
Yankee Stadium, Bronx, NY
Sat May 29 1993, 3:33 AM EDT
Att: 25,106 - Sunny - 70 F

livebaseballscorecards.com

AB 35
R 8
H 11
RBI 7
BB 6
SO 6
LOB 12

Batter	1	2	3	4	5	6	7	8	9	AB	R	H	RBI	BB	SO	LOB	TOP			
Tim Raines, S OBP: 0.417, SLG: 0.550 (1, 7)										4	1	1	0	0	0	2				
Joey Cora, S OBP: 0.371, SLG: 0.360 (1, 4)										3	1	1	0	1	0	1				
Frank Thomas, R OBP: 0.379, SLG: 0.503 (1, 3)										3	0	1	0	1	0	2				
George Bell, R OBP: 0.262, SLG: 0.339 (1, 10)										4	0	2	2	0	0	0				
Robin Ventura, L OBP: 0.418, SLG: 0.491 (1, 5)										4	0	0	0	0	1	3				
Dan Pasqua, L OBP: 0.313, SLG: 0.345 Ellis Burks, R OBP: 0.361, SLG: 0.500 (6, PH) (6, 9)										2	0	0	0	0	1	2				
Lance Johnson, L OBP: 0.356, SLG: 0.392 (1, 8)										4	0	0	0	0	0	1	AB 32			
Ron Karkovice, R OBP: 0.283, SLG: 0.394 (1, 2)										4	1	1	0	0	3	2	R 3			
Ozzie Guillen, L OBP: 0.258, SLG: 0.306 (1, 6)										3	0	1	1	0	0	1	H 7			
Inning Stats	R: 0 E: 0 K: 0 S: 8	H: 2 LOB: 0 BB: 0 P: 14	R: 0 E: 0 K: 1 S: 6	H: 1 LOB: 1 BB: 0 P: 11	R: 0 E: 0 K: 1 S: 8	H: 0 LOB: 0 BB: 0 P: 11	R: 2 E: 1 K: 0 S: 12	H: 1 LOB: 1 BB: 2 P: 26	R: 1 E: 0 K: 0 S: 8	H: 3 LOB: 2 BB: 0 P: 12	R: 0 E: 0 K: 1 S: 7	H: 0 LOB: 0 BB: 0 P: 13	R: 0 E: 0 K: 1 S: 8	H: 0 LOB: 1 BB: 0 P: 13	R: 0 E: 0 K: 2 S: 10	H: 0 LOB: 0 BB: 0 P: 11	1B: 7 2B: 1 3B: 0 HR: 0	SF: 0 SAC: 0 DP: 3 HBP: 0	WP: 0 PB: 0 SB: 1 CS: 2	PA: 36
PITCHER	IP WLS BF H R ER SO BB IBB HBP BLK WP HR S P ERA WHIP																			
Bob Wickman, R ERA: 3.88 Neal Heaton, L ERA: 7.52 John Habyan, R ERA: 3.86 Steve Farr, R ERA: 4.15	(1, 1) (6, 1) (7, 1) (9, 1)	5.1 0.2 2.0 1.0	W 3 6 S	22 0 0 4	H 0 0 0	R 0 0 0	ER 2 0 0 0	SO 2 1 0 2	BB 2 0 0 1	IBB 0 0 0 0	HBP 0 0 0 0	BLK 0 0 0 0	WP 0 0 0 0	HR 0 7 17 11	S 43 7 12 19	P 76 23 0 19	ERA 3.38 0.00 0.00 0.00	WHIP 1.688 0.000 0.000 1.000		

Chicago White Sox @ New York Yankees
Yankee Stadium, Bronx, NY
Sun May 30 1993, 3:33 AM EDT
Att: 28,306 - Sunny - 72 F

livebaseballscores.com

Batter	1	2	3	4	5	6	7	8	9	AB	R	H	RBI	BB	SO	LOB	BOTTOM					
Dion James, L OBP: 0.389, SLG: 0.507 Gerald Williams, R OBP: 0.241, SLG: 0.357 (8, 8)										4	0	3	1	0	0	0						
Randy Velarde, R OBP: 0.354, SLG: 0.419 (1, 7)										4	0	0	0	0	0	4						
Wade Boggs, L OBP: 0.379, SLG: 0.341 (1, 5)										4	0	0	0	0	0	1						
Jim Leyritz, R OBP: 0.443, SLG: 0.620 (1, 3)										4	1	3	0	0	0	0						
Paul O'Neill, L OBP: 0.366, SLG: 0.474 (1, 9)										3	2	1	0	1	1	3						
Kevin Maas, L OBP: 0.325, SLG: 0.462 (1, 10)										4	1	1	3	0	3	1						
Mike Gallego, R OBP: 0.430, SLG: 0.500 (1, 6)										3	2	1	2	1	0	0	AB 31					
Mike Stanley, R OBP: 0.413, SLG: 0.529 (1, 2)										3	0	2	0	1	1	0	R 6					
Pat Kelly, R OBP: 0.281, SLG: 0.380 (1, 4)										2	0	0	0	0	1	2	H 11					
Inning Stats	R: 0 E: 0 K: 0 S: 5	H: 1 LOB: 0 BB: 0 P: 7	R: 0 E: 0 K: 1 S: 9	H: 1 LOB: 0 BB: 0 P: 14	R: 1 E: 0 K: 0 S: 7	H: 2 LOB: 1 BB: 1 P: 15	R: 3 E: 0 K: 0 S: 10	H: 3 LOB: 1 BB: 1 P: 18	R: 0 E: 0 K: 1 S: 17	H: 2 LOB: 2 BB: 0 P: 22	R: 0 E: 0 K: 2 S: 10	H: 1 LOB: 1 BB: 0 P: 18	R: 0 E: 0 K: 0 S: 6	H: 0 LOB: 0 BB: 0 P: 9	R: 2 E: 0 K: 2 S: 13	H: 1 LOB: 0 BB: 1 P: 20	1B: 9 2B: 1 3B: 0 HR: 2	SF: 0 SAC: 1 DP: 3 HBP: 0	WP: 1 PB: 0 SB: 0 CS: 0	PA: 35		
PITCHER	IP WLS BF H R ER SO BB IBB HBP BLK WP HR S P ERA WHIP																					
Jack McDowell, R ERA: 4.23	(1, 1)	8.0	L	35	11	6	6	6	6	3	0	0	0	0	0	0	1	2	77	123	6.75	1.750

Chicago White Sox @ New York Yankees
Yankee Stadium, Bronx, NY
Sun May 30 1993, 3:33 AM EDT
Att: 28,306 - Sunny - 72 F

livebaseballscores.com

Batter	1	2	3	4	5	6	7	8	9	AB	R	H	RBI	BB	SO	LOB	TOP				
Tim Raines, S OBP: 0.472, SLG: 0.674 (1, 7)										3	3	3	1	2	0	0					
Joey Cora, S OBP: 0.370, SLG: 0.360 (1, 4)										3	0	1	1	0	0	2					
Frank Thomas, R OBP: 0.374, SLG: 0.491 (1, 3)										4	0	0	1	1	0	4					
George Bell, R OBP: 0.256, SLG: 0.330 (1, 10)										5	0	0	0	0	1	2					
Robin Ventura, L OBP: 0.410, SLG: 0.479 (1, 5)										4	0	0	0	0	0	0					
Ellis Burks, R OBP: 0.365, SLG: 0.500 (1, 9)										4	0	2	0	0	0	0					
Lance Johnson, L OBP: 0.359, SLG: 0.395 (1, 8)										4	0	2	0	0	0	1					
Ron Karkovics, R OBP: 0.288, SLG: 0.397 (1, 2)										4	0	2	0	0	1	2					
Ozzie Guillen, L OBP: 0.257, SLG: 0.313 (1, 6)										4	1	1	0	0	0	3					
Inning Stats	R: 0 E: 0 K: 0 S: 8	H: 1 LOB: 1 BB: 0 P: 16	R: 0 E: 0 K: 0 S: 13	H: 2 LOB: 2 BB: 0 P: 19	R: 1 E: 0 K: 0 S: 7	H: 1 LOB: 0 BB: 0 P: 11	R: 0 E: 0 K: 0 S: 4	H: 1 LOB: 0 BB: 0 P: 9	R: 0 E: 0 K: 0 S: 9	H: 0 LOB: 0 BB: 0 P: 14	R: 2 E: 1 K: 1 S: 9	H: 2 LOB: 1 BB: 1 P: 16	R: 0 E: 0 K: 1 S: 11	H: 2 LOB: 2 BB: 0 P: 14	R: 1 E: 0 K: 0 S: 7	H: 1 LOB: 1 BB: 1 P: 12	1B: 8 2B: 2 3B: 0 HR: 1	SF: 0 SAC: 2 DP: 1 HBP: 0	WP: 0 PB: 0 CS: 0	PA: 40	
PITCHER	IP WLS BF H R ER SO BB IBB HBP BLK WP HR S P ERA WHIP	8.1 L 37 11 4 3 2 1 0 0 0 0 1 74 119 3.24 1.440	0.2 3 0 0 0 0 1 0 0 0 0 0 4 9 0.00 1.500																		

Chicago White Sox @ Detroit Tigers
Tiger Stadium, Detroit, MI
Tue Jun 01 1993, 7:05 PM EDT
Att: 14,578 - Unknown - 62 F

AB	35
R	4
H	11
RBI	3
BB	3
SO	2
LOB	14



Batter	1	2	3	4	5	6	7	8	9	AB	R	H	RBI	BB	SO	LOB	BOTTOM				
Tony Phillips, S OBP: 0.442, SLG: 0.401 (1, 7)										4	0	1	0	0	3	2					
Lou Whitaker, L OBP: 0.387, SLG: 0.436 (1, 4)										4	0	1	0	0	0	1					
Travis Fryman, R OBP: 0.359, SLG: 0.458 (1, 6)										2	0	0	0	2	0	0					
Cecil Fielder, R OBP: 0.377, SLG: 0.461 (1, 3)										3	1	1	1	1	1	2					
Kirk Gibson, L OBP: 0.430, SLG: 0.533 (1, 10)										4	0	0	0	0	3	4					
Mickey Tettleton, S OBP: 0.382, SLG: 0.497 (1, 2)										3	1	2	1	1	1	2					
Rob Deer, R OBP: 0.306, SLG: 0.417 (1, 9)										4	0	0	0	0	3	2					
Scott Livingstone, L OBP: 0.346, SLG: 0.356 (1, 5)										4	0	0	0	0	0	1					
Mitt Cuyler, S OBP: 0.308, SLG: 0.378 (1, 8)										4	0	1	0	0	0	0					
Inning Stats	R: 0 E: 0 K: 1 S: 6	H: 0 LOB: 0 BB: 0 P: 12	R: 0 E: 0 K: 2 S: 10	H: 0 LOB: 1 BB: 1 P: 19	R: 0 E: 0 K: 1 S: 5	H: 0 LOB: 0 BB: 0 P: 9	R: 1 E: 0 K: 1 S: 11	H: 1 LOB: 0 BB: 0 P: 16	R: 1 E: 0 K: 1 S: 9	H: 1 LOB: 2 BB: 2 P: 19	R: 0 E: 0 K: 2 S: 14	H: 2 LOB: 0 BB: 0 P: 22	R: 0 E: 0 K: 1 S: 15	H: 1 LOB: 2 BB: 1 P: 26	R: 0 E: 0 K: 1 S: 8	H: 0 LOB: 0 BB: 0 P: 13	1B: 3 2B: 1 3B: 0 HR: 2	SF: 0 SAC: 0 DP: 1 HBP: 0	WP: 0 PB: 0 CS: 0	PA: 36	
PITCHER	IP WLS BF H R ER SO BB IBB HBP BLK WP HR S P ERA WHIP	7.0 W 28 5 2 2 9 3 0 0 0 0 0 1 2 2.57 1.143	0.0 1 1 0 0 0 0 0 0 0 0 0 1 2 = =	2.0 S 7 0 0 0 2 1 0 0 0 0 0 0 22 37 0.00 0.500																	

Chicago White Sox @ Detroit Tigers
Tiger Stadium, Detroit, MI
Tue Jun 01 1993, 7:05 PM EDT
Att: 14,578 - Unknown - 62 F

AB	32
R	2
H	6
RBI	2
BB	4
SO	11
LOB	14



Batter	1	2	3	4	5	6	7	8	9	AB	R	H	RBI	BB	SO	LOB	TOP										
Tim Raines, S OBP: 0.466, SLG: 0.638	4-2 HR	0-1 F8		0-1 G6-3		1 SAFE 2-2 1 SAFE 1 SAFE 1 SAFE 1 SAFE 1 SAFE 1-2	CS	0-0 1B SH1-4 1B	0-0 G3-1								4 2 1 0 1 0 0										
Joey Cora, S OBP: 0.368, SLG: 0.374	1-0 HR	2-2 G4-3		1-3 K		1 SAFE 1 SAFE 1 SAFE 1 SAFE 1 SAFE 1-2	SH1-4	1-1 SH1-4 1B	1-3 K								4 1 1 2 0 2 0										
Frank Thomas, R OBP: 0.381, SLG: 0.494 Dan Pasqua, L OBP: 0.309, SLG: 0.339	2-2 BB HR	2-1 2B 1B		0-0 F9				4-0 1B 1B IBB	0-0 P7								3 2 2 0 1 0 0 1 0 0 0 0 0 0										
George Bell, R OBP: 0.259, SLG: 0.337	2-3 K	2-0 K			1-1 G5-3			1-2 1B 1-2 2-3 1B	1-3 K								5 0 2 0 0 2 1										
Robin Ventura, L OBP: 0.414, SLG: 0.497	4-2 HR BB	3-3 K			2-1 F8			0-0 1B 1-3 2-H 3-H 1B	3-0 HR								4 2 2 3 1 1 2										
Ellis Burks, R OBP: 0.354, SLG: 0.484	0-2 F9			3-2 F8			0-1 G1-3	1-2 K	0-0 G6-3								5 0 0 0 0 1 4										
Lance Johnson, L OBP: 0.357, SLG: 0.388	4-1 HR BB			0-0 L7			0-0 G4-3	1-2 G4-3									3 1 0 0 1 0 2										
Ron Karkovics, R OBP: 0.306, SLG: 0.451 Carlton Fisk, R OBP: 0.216, SLG: 0.257	0-0 HR			1-2 HBP			1-0 CS 1B	0-2 HR									3 2 3 5 0 0 0 0 0 0 0 0 0 0										
Ozzie Guillen, L OBP: 0.250, SLG: 0.303 Craig Grebeck, R OBP: 0.313, SLG: 0.268	1-0 G6-3			0-2 F8			0-1 F9	0-0 G3									4 0 0 0 0 0 2 0 0 0 0 0 0 0										
Inning Stats	R: 6 E: 0 K: 1 S: 18	H: 3 LOB: 0 BB: 3 P: 36	R: 0 E: 0 K: 1 S: 15	H: 2 LOB: 2 BB: 0 P: 24	R: 0 E: 0 K: 1 S: 9	H: 0 LOB: 1 BB: 0 P: 13	R: 0 E: 0 K: 1 S: 6	H: 0 LOB: 0 BB: 0 P: 7	R: 0 E: 0 K: 0 S: 6	H: 1 LOB: 0 BB: 0 P: 10	R: 2 E: 0 K: 1 S: 15	H: 3 LOB: 2 BB: 1 P: 23	R: 1 E: 0 K: 1 S: 8	H: 1 LOB: 0 BB: 0 P: 9	R: 1 E: 0 K: 1 S: 7	H: 1 LOB: 0 BB: 0 P: 11	1B: 6 2B: 1 3B: 0 HR: 4	SF: 0 SAC: 1 DP: 0 HBP: 1	WP: 0 PB: 0 SB: 0 CS: 1	PA: 43							
PITCHER	IP	WLS	BF	H	R	ER	SO	BB	IBB	HBP	BLK	WP	HR	S	P	ERA	WHIP										
Mike Moore, R ERA: 6.24	(1, 1)	1.0	L	9	3	6	1	3	0	0	0	0	2	18	36	54.00	6.000										
Tom Bolton, L ERA: 6.99	(2, 1)	5.1		20	4	1	2	0	0	1	0	0	0	46	67	1.69	0.750										
Dave Haas, R ERA: 5.19	(7, 1)	2.2		13	4	3	3	0	1	0	0	0	2	27	39	10.12	1.500										

Chicago White Sox @ Detroit Tigers
Tiger Stadium, Detroit, MI
Wed Jun 02 1993, 7:05 PM EDT
Att: 15,115 - Unknown - 63 F

AB 36
R 10
H 11
RBI 10
BB 4
SO 6
LOB 11



Batter	1	2	3	4	5	6	7	8	9	AB	R	H	RBI	BB	SO	LOB	BOTTOM										
Tony Phillips, S OBP: 0.447, SLG: 0.405	4-0 1B BB		1-3 K		1-0 1B 1-2 1B		1-2 FC6-4 1B										3 0 2 0 1 1 0										
Lou Whitaker, L OBP: 0.390, SLG: 0.434	2-2 P5		4-0 BB		2-2 BB 1-3 2-H 1B		3-2 F8										3 0 1 1 1 0 2										
Travis Fryman, R OBP: 0.362, SLG: 0.456	2-1 1-2 1B		3-1 F8		4-2 BB		0-1 FC6-4 1-2										3 0 1 0 1 0 2										
Cecil Fielder, R OBP: 0.370, SLG: 0.451 Skeeter Barnes, R OBP: 0.310, SLG: 0.389	2-3 K		0-3 K		1-3 K			2-2 G1-3									4 0 0 0 0 3 6 0 0 0 0 0 0 0										
Kirk Gibson, L OBP: 0.420, SLG: 0.518	0-0 G4-3			1-3 K	1-2 G4-3			0-3 K									4 0 0 0 0 2 5										
Mickey Tettleton, S OBP: 0.360, SLG: 0.488		4-0 G6-3 BB		1-1 G4-1			3-2 F8	1-1 L8									3 0 0 0 1 0 0										
Chad Kreuter, S OBP: 0.438, SLG: 0.576	1-1 G6-3			3-1 G4-3			1-2 G6-3		4-0 G4-3 BB								3 0 0 0 1 0 1										
Scott Livingstone, L OBP: 0.343, SLG: 0.352		3-1 G6-3			0-2 1B 1B		0-1 F8		2-1 G4-3								4 1 1 0 0 0 2										
Dan Gladden, R OBP: 0.227, SLG: 0.450		0-1 G5-3			1-3 K			0-1 L7									4 0 0 0 0 1 2										
Inning Stats	R: 0 E: 0 K: 1 S: 9	H: 1 LOB: 2 BB: 1 P: 19	R: 0 E: 0 K: 0 S: 6	H: 0 LOB: 1 BB: 1 P: 14	R: 0 E: 0 K: 2 S: 8	H: 0 LOB: 1 BB: 1 P: 16	R: 0 E: 0 K: 1 S: 7	H: 0 LOB: 0 BB: 0 P: 12	R: 1 E: 0 K: 2 S: 26	H: 3 LOB: 3 BB: 1 P: 36	R: 0 E: 0 K: 0 S: 8	H: 0 LOB: 0 BB: 0 P: 12	R: 0 E: 0 K: 1 S: 11	H: 1 LOB: 1 BB: 0 P: 15	R: 0 E: 0 K: 1 S: 8	H: 0 LOB: 0 BB: 0 P: 11	R: 0 E: 0 K: 0 S: 4	H: 0 LOB: 0 BB: 1 P: 10	1B: 5 2B: 0 3B: 0 HR: 0	SF: 0 SAC: 0 DP: 1 HBP: 0	WP: 0 PB: 0 SB: 0 CS: 0	PA: 36					
PITCHER	IP	WLS	BF	H	R	ER	SO	BB	IBB	HBP	BLK	WP	HR	S	P	ERA	WHIP										
Jason Bere, R ERA: 4.91	(1, 1)	5.0	W	23	4	1	6	4	0	0	0	0	0	19	27	0.00	0.500										
Donn Pall, R ERA: 2.42	(6, 1)	2.0		7	1	0	0	0	0	0	0	0	0	8	11	0.00	0.000										
Scott Radinsky, L ERA: 5.75	(8, 1)	1.0		3	0	0	1	0	0	0	0	0	0	4	10	0.00	1.000										
Bobby Thigpen, R ERA: 4.73	(9, 1)	1.0		3	0	0	0	1	0	0	0	0	0	4	10	0.00	1.000										

Chicago White Sox @ Detroit Tigers
Tiger Stadium, Detroit, MI
Wed Jun 02 1993, 7:05 PM EDT
Att: 15,115 - Unknown - 63 F


AB 31
R 1
H 5
RBI 1
BB 5
SO 7
LOB 20



Batter	1	2	3	4	5	6	7	8	9	AB	R	H	RBI	BB	SO	LOB	TOP			
Tim Raines, S OBP: 0.484, SLG: 0.700 (1, 7)	0-0 SF7 1B		3-1 HR		1-3 K		4-0 FC6-4 BB			3	2	2	2	1	1	0				
Joey Cora, S OBP: 0.365, SLG: 0.368 (1, 4)	4-2 BB		1-2 G4-3		0-1 G4-3		0-1 FC6-4			3	0	0	0	1	0	1				
Frank Thomas, R OBP: 0.384, SLG: 0.500 (1, 3)	0-3 K		1-2 BB 1B		3-0 2B			0-0 F7		4	0	2	0	0	1	2				
George Bell, R OBP: 0.259, SLG: 0.333 (1, 10)	0-0 SF7		4-0 1B		1-0 P3			1-0 G6-3		2	0	0	1	1	0	1				
Robin Ventura, L OBP: 0.407, SLG: 0.485 (1, 5)	2-2 F9		3-2 F8			3-1 F8		3-2 L5		4	0	0	0	0	0	3				
Ellis Burks, R OBP: 0.346, SLG: 0.472 (1, 9)		0-1 G5-3	0-0 P6			2-1 G5-3			1-1 F9	4	0	0	0	0	0	2				
Lance Johnson, L OBP: 0.350, SLG: 0.380 (1, 8)		1-1 G1-3		2-2 L7		1-1 P4			0-1 G3	4	0	0	0	0	0	0				
Ron Karkovics, R OBP: 0.301, SLG: 0.442 (9, PH)		1-0 F7		2-3 K			1-3 K		2-2 F8	3	0	0	0	0	2	0				
Dan Pasqua, L OBP: 0.304, SLG: 0.333 (9, PH)										1	0	0	0	0	0	0				
Ozzie Guillen, L OBP: 0.252, SLG: 0.304 (1, 6)			1-0 HR 1B		2-0 F8			0-0 P6		3	1	1	0	0	0	0				
Inning Stats	R: 1 E: 1 K: 1 S: 12	H: 1 LOB: 1 BB: 1 P: 18	R: 0 E: 0 K: 0 S: 5	H: 0 LOB: 0 BB: 0 P: 7	R: 2 E: 0 K: 0 S: 15	H: 3 LOB: 2 BB: 1 P: 28	R: 0 E: 0 K: 1 S: 7	H: 0 LOB: 0 BB: 0 P: 13	R: 0 E: 0 K: 1 S: 7	H: 1 LOB: 1 BB: 0 P: 12	R: 0 E: 0 K: 0 S: 6	H: 0 LOB: 1 BB: 1 P: 11	R: 0 E: 0 K: 0 S: 5	H: 0 LOB: 0 BB: 0 P: 9	R: 0 E: 0 K: 0 S: 10	H: 0 LOB: 0 BB: 0 P: 13	1B: 3 2B: 1 3B: 0 HR: 1	SF: 1 SAC: 0 DP: 0 HBP: 0	WP: 0 PB: 0 CS: 0	PA: 35
PITCHER Mark Leiter, R ERA: 2.89 (1, 1)	IP: 9.0 WLS: W BF: 35 H: 5 R: 3 ER: 2 SO: 4 BB: 3 IBB: 0 HBP: 0 BLK: 0 WP: 0 HR: 1 S: 73 P: 123 ERA: 2.00 WHIP: 0.889															PITCHER	IP: 9.0 WLS: W BF: 35 H: 5 R: 3 ER: 2 SO: 4 BB: 3 IBB: 0 HBP: 0 BLK: 0 WP: 0 HR: 1 S: 73 P: 123 ERA: 2.00 WHIP: 0.889			

Chicago White Sox @ Detroit Tigers
Tiger Stadium, Detroit, MI
Thu Jun 03 1993, 7:05 PM EDT
Att: 16,532 - Unknown - 66 F

AB 31
R 3
H 5
RBI 3
BB 3
SO 4
LOB 9



Batter	1	2	3	4	5	6	7	8	9	AB	R	H	RBI	BB	SO	LOB	BOTTOM			
Tony Phillips, S OBP: 0.448, SLG: 0.409 (1, 7)	2-2 1B G5-3 2B		0-0 G3			4-0 BB		1-0 G3		3	1	1	0	1	0	3				
Lou Whitaker, L OBP: 0.396, SLG: 0.459 (1, 4)	2-1 G5-3 1B		1-1 HR		2-0 F8		4-2 G6-4-3 BB			3	1	2	1	1	0	1				
Travis Fryman, R OBP: 0.364, SLG: 0.455 (1, 6)	2-2 P4		1-1 FC5-4 1B		1-1 P3		4-2 G6-4-3 BB			3	0	1	0	1	0	3				
Cecil Fielder, R OBP: 0.363, SLG: 0.441 (1, 3)	1-2 G5-3		1-2 L7		0-0 F9		0-2 G6-4-3			4	0	0	1	0	0	4				
Kirk Gibson, L OBP: 0.416, SLG: 0.517 (1, 10)	1-1 G6-3		1-1 FC5-4 CS		1-2 1B 2B		2-3 K			4	1	1	0	0	1	3				
Mickey Tettleton, S OBP: 0.365, SLG: 0.506 (7, 8)		2-1 HR	3-2 CS		1-3 K		4-0 1B IBB		0-1 F9	2	2	1	1	1	1	0				
Alan Trammell, R OBP: 0.364, SLG: 0.417 (1, 5)		0-2 G4-3 2B		2-3 K		0-0 1B 2B		3-2 G6-3		4	0	2	1	0	1	0				
Chad Kreuter, S OBP: 0.432, SLG: 0.566 (1, 2)		2-0 L8		1-1 P5		3-2 1B		2-0 G4-3		4	0	1	1	0	0	1				
Dan Gladden, R OBP: 0.200, SLG: 0.391 (7, 7)		0-0 G4-3		3-2 G6-3		3-2 FC5-2-5				3	0	0	0	0	0	3				
Inning Stats	R: 1 E: 0 K: 0 S: 15	H: 2 LOB: 1 BB: 0 P: 23	R: 1 E: 0 K: 0 S: 8	H: 2 LOB: 0 BB: 0 P: 12	R: 1 E: 0 K: 0 S: 11	H: 2 LOB: 0 BB: 0 P: 18	R: 0 E: 0 K: 2 S: 8	H: 0 LOB: 0 BB: 0 P: 12	R: 0 E: 0 K: 0 S: 6	H: 0 LOB: 1 BB: 1 P: 16	R: 2 E: 0 K: 0 S: 15	H: 3 LOB: 2 BB: 1 P: 26	R: 0 E: 0 K: 1 S: 13	H: 0 LOB: 2 BB: 2 P: 23	R: 0 E: 0 K: 0 S: 6	H: 0 LOB: 0 BB: 0 P: 11	1B: 4 2B: 3 3B: 0 HR: 2	SF: 0 SAC: 0 DP: 1 HBP: 0	WP: 0 PB: 0 CS: 1	PA: 36
PITCHER Kirk McCaskill, R ERA: 5.68 Jeff Schwarz, R ERA: 2.25 Scott Radinsky, L ERA: 5.66 Terry Leach, R ERA: 1.86	IP: 5.1 WLS: L BF: 26 H: 9 R: 5 ER: 5 SO: 2 BB: 1 IBB: 0 HBP: 0 BLK: 0 WP: 0 HR: 2 S: 27 P: 97 ERA: 8.44 WHIP: 1.875															PITCHER	IP: 5.1 WLS: L BF: 26 H: 9 R: 5 ER: 5 SO: 2 BB: 1 IBB: 0 HBP: 0 BLK: 0 WP: 0 HR: 2 S: 27 P: 97 ERA: 8.44 WHIP: 1.875			

Chicago White Sox @ Detroit Tigers
Tiger Stadium, Detroit, MI
Thu Jun 03 1993, 7:05 PM EDT
Att: 16,532 - Unknown - 66 F

AB 31
R 5
H 9
RBI 5
BB 4
SO 3
LOB 18



Batter	1	2	3	4	5	6	7	8	9	AB	R	H	RBI	BB	SO	LOB	TOP																			
Bob Zupcic, R OBP: 0.323, SLG: 0.321 (1, 8)	P2		P4						FC5-2	3	0	0	0	2	0	4	Boston Red Sox @ Chicago White Sox Comiskey Park, Chicago, IL Fri Jun 04 1993, 8:05 PM EDT Att: 30,949 - Unknown - 48 F livebaseballscorecards.com																			
John Valentin, R OBP: 0.280, SLG: 0.356 (1, 6)	F7		K						F8	5	0	0	0	0	1	6																				
Mike Greenwell, L Billy Hatcher, R OBP: 0.351, SLG: 0.393 (1, 7) (8, 8)	F7				G4-3					3	0	1	0	1	0	0																				
Andre Dawson, R OBP: 0.277, SLG: 0.325 (1, 10)		F8			G4-3					4	0	1	0	0	0	2																				
Mo Vaughn, L OBP: 0.414, SLG: 0.533 (1, 3)		K			K					4	0	0	0	0	3	2																				
Ivan Calderon, R OBP: 0.279, SLG: 0.307 (1, 9)										2	1	1	0	2	0	0																				
Scott Cooper, L OBP: 0.366, SLG: 0.387 (1, 5)										3	0	1	0	1	2	1																				
Tony Peña, R Carlos Quintana, R Bob Melvin, R OBP: 0.226, SLG: 0.209 OBP: 0.348, SLG: 0.294 OBP: 0.328, SLG: 0.397 (1, 2) (7, PH) (7, 2)										2	0	1	0	0	1	0																				
Ernest Riles, L OBP: 0.282, SLG: 0.362 (1, 4)										1	0	0	0	0	0	3																				
Inning Stats	R: 0 E: 0 K: 0 S: 10	H: 0 LOB: 0 BB: 0 P: 15	R: 0 E: 1 K: 2 S: 12	H: 0 LOB: 1 BB: 1 P: 22	R: 0 E: 1 K: 1 S: 13	H: 1 LOB: 1 BB: 0 P: 19	R: 0 E: 0 K: 2 S: 7	H: 0 LOB: 0 BB: 0 P: 9	R: 0 E: 0 K: 1 S: 11	H: 0 LOB: 0 BB: 1 P: 19	R: 0 E: 0 K: 0 S: 12	H: 2 LOB: 3 BB: 2 P: 23	R: 0 E: 0 K: 1 S: 10	H: 0 LOB: 2 BB: 2 P: 21	R: 1 E: 0 K: 1 S: 8	H: 3 LOB: 3 BB: 1 P: 12		1B: 6 2B: 0 3B: 0 HR: 0	SF: 0 SAC: 1 DP: 1 HBP: 0	WP: 0 PB: 0 SB: 1 CS: 0	PA: 39															
PITCHER	IP	WLS	BF	H	R	ER	SO	BB	IBB	HBP	BLK	WP	HR	S	P	ERA	WHIP	PITCHER		IP	WLS	BF	H	R	ER	SO	BB	IBB	HBP	BLK	WP	HR	S	P	ERA	WHIP
Wilson Alvarez, L ERA: 2.88 (1, 1)	7.2		30	3	0	0	8	5	1	0	0	0	0	82	139	0.00	1.043																			
Roberto Hernandez, R ERA: 2.52 (8, 1)	1.1	L	8	3	1	1	1	1	0	0	0	0	0	9	13	6.75	3.000																			


AB 30
R 1
H 6
RBI 1
BB 7
SO 9
LOB 18



Batter	1	2	3	4	5	6	7	8	9	AB	R	H	RBI	BB	SO	LOB	BOTTOM																			
Tim Raines, S OBP: 0.485, SLG: 0.679 (1, 7)	K									3	0	1	0	1	2	0	Boston Red Sox @ Chicago White Sox Comiskey Park, Chicago, IL Fri Jun 04 1993, 8:05 PM EDT Att: 30,949 - Unknown - 48 F livebaseballscorecards.com																			
Joey Cora, S OBP: 0.368, SLG: 0.376 (1, 4)	K									4	0	2	0	0	1	0																				
Frank Thomas, R OBP: 0.386, SLG: 0.495 (1, 3)										2	0	0	0	2	0	2																				
George Bell, R OBP: 0.255, SLG: 0.327 (1, 10)	L6									4	0	0	0	0	1	5																				
Robin Ventura, L OBP: 0.399, SLG: 0.474 (1, 5)										4	0	0	0	0	0	1																				
Dan Pasqua, L OBP: 0.301, SLG: 0.328 (1, 9)										4	0	1	0	0	2	0																				
Lance Johnson, L OBP: 0.343, SLG: 0.372 (1, 8)										4	0	0	0	0	0	1																				
Ron Karkovice, R OBP: 0.295, SLG: 0.433 (1, 2)										3	0	0	0	0	1	0																				
Ozzie Guillen, L OBP: 0.247, SLG: 0.297 (1, 6)										3	0	0	0	0	1	0																				
Inning Stats	R: 0 E: 0 K: 2 S: 11	H: 0 LOB: 1 BB: 1 P: 15	R: 0 E: 0 K: 0 S: 6	H: 0 LOB: 0 BB: 0 P: 8	R: 0 E: 0 K: 1 S: 10	H: 1 LOB: 2 BB: 1 P: 16	R: 0 E: 0 K: 0 S: 13	H: 1 LOB: 1 BB: 0 P: 18	R: 0 E: 0 K: 1 S: 5	H: 0 LOB: 0 BB: 0 P: 7	R: 0 E: 1 K: 1 S: 9	H: 0 LOB: 1 BB: 0 P: 12	R: 0 E: 0 K: 1 S: 6	H: 0 LOB: 2 BB: 1 P: 10	R: 0 E: 0 K: 1 S: 5	H: 0 LOB: 0 BB: 0 P: 5		1B: 3 2B: 1 3B: 0 HR: 0	SF: 0 SAC: 0 DP: 1 HBP: 0	WP: 0 PB: 0 SB: 0 CS: 0	PA: 34															
PITCHER	IP	WLS	BF	H	R	ER	SO	BB	IBB	HBP	BLK	WP	HR	S	P	ERA	WHIP	PITCHER		IP	WLS	BF	H	R	ER	SO	BB	IBB	HBP	BLK	WP	HR	S	P	ERA	WHIP
Danny Darwin, R ERA: 3.12 (1, 1)			26	2	0	0	6	2	0	0	0	0	0	5	9	0.00	6.000																			
Tony Fossas, L ERA: 1.93 (8, 1)	0.1		4	2	0	0	1	0	1	0	0	0	0	5	9	0.00	6.000																			
Greg Harris, R ERA: 2.55 (8, 1)	0.2	W	1	0	0	0	0	0	0	0	0	0	0	1	1	0.00	0.000																			
Jeff Russell, R ERA: 1.5 (9, 1)	1.0	S	3	0	0	0	1	0	0	0	0	0	0	5	5	0.00	0.000																			

AB 31
R 0
H 4
RBI 0
BB 3
SO 8
LOB 9



Batter	1	2	3	4	5	6	7	8	9	AB	R	H	RBI	BB	SO	LOB	TOP					
Scott Fletcher, R (1,4) OBP: 0.366, SLG: 0.447 Bob Zupic, R (8,8) OBP: 0.330, SLG: 0.321	4-0 PO BB BB		1-2 F8		1-1 G4-6-3 1B		0-0 L9		1-2 HBP	3	0	1	0	1	0	3	Boston Red Sox @ Chicago White Sox Comiskey Park, Chicago, IL Sat Jun 05 1993, 8:05 PM EDT Att: 41,144 - Unknown - 67 F					
Billy Hatcher, R (1,8) OBP: 0.347, SLG: 0.388	3-1 P4		0-2 1B		0-1 G4-6-3 1-2		2-1 F7		0-1 G3	5	0	1	1	0	0	6						
Mike Greenwell, L (1,7) OBP: 0.359, SLG: 0.471	1-3 K		0-0 G3			3-2 L8		3-1 G1-3		4	0	0	0	0	1	2						
Andre Dawson, R (1,10) OBP: 0.276, SLG: 0.317	4-1 BB			2-1 P4		1-2 L4		0-1 F8		3	0	0	0	1	0	0						
Mo Vaughn, L (1,3) OBP: 0.416, SLG: 0.532	2-2 PO	2-2 G5-4-3 1B		0-0 F8 1B		1-0 G4-1		1-3 K		4	0	2	0	0	1	0						
Ivan Calderon, R (1,9) OBP: 0.285, SLG: 0.313		1-0 G5-4-3 1-2		0-1 F8			1-2 1B 2B 1B		0-0 G3 1B 1B	4	2	2	0	0	0	2						
Scott Cooper, L (1,5) OBP: 0.369, SLG: 0.386		1-1 F8		4-0 IBB			0-0 2B 1B		3-2 G3 1-2	3	0	1	0	1	0	1						
Bob Melvin, R (1,2) OBP: 0.309, SLG: 0.371			2-2 L5	0-3 K			2-0 F8 1B		1-0 F9	4	0	0	0	0	1	5						
Luis Rivera, R (1,6) OBP: 0.264, SLG: 0.277 Ernest Riles, L (7,PH) OBP: 0.300, SLG: 0.394			3-2 F8 1B 2B		2-3 K		3-2 1-3 2-H 2B		1-1 HBP 1B 2-H	2	1	1	0	0	1	0						
Inning Stats	R: 0 E: 0 K: 1 S: 10	H: 0 LOB: 1 BB: 2 P: 23	R: 0 E: 0 K: 0 S: 6	H: 1 LOB: 0 BB: 0 P: 10	R: 1 E: 0 K: 0 S: 14	H: 2 LOB: 1 BB: 0 P: 20	R: 0 E: 0 K: 1 S: 8	H: 1 LOB: 2 BB: 0 P: 14	R: 0 E: 0 K: 1 S: 7	H: 0 LOB: 0 BB: 0 P: 10	R: 0 E: 0 K: 0 S: 7	H: 0 LOB: 0 BB: 0 P: 12	R: 1 E: 0 K: 0 S: 13	H: 3 LOB: 3 BB: 0 P: 21	R: 0 E: 0 K: 1 S: 7	H: 0 LOB: 0 BB: 0 P: 11	R: 1 E: 0 K: 0 S: 11	H: 2 LOB: 2 BB: 0 P: 17	1B: 8 2B: 2 3B: 0 HR: 0	SF: 0 SAC: 0 DP: 2 HBP: 1	WP: 0 PB: 0 SB: 1 CS: 0	PA: 39
PITCHER	IP WLS BF	H R ER	SO BB IBB HBP BLK	WP HR S P	ERA WHIP	PITCHER	IP WLS BF	H R ER	SO BB IBB HBP BLK	WP HR S P	ERA WHIP											
Jack McDowell, R (1,1) ERA: 4.1	7.0 W 29	8 2 2	3 2 0	0 0 0	0 0 0	2.57 1.429	Scott Radinsky, L (8,1) ERA: 5.4	1.0 3 0	0 0 0	1 0 0	0 0 0	0.00 0.000	Terry Leach, R (9,1) ERA: 2.53	1.0 6 2	1 1 1	0 0 0	0 0 0	0 0 0	0 0 0	0 0 0	0 0 0	9.00 2.000

Batter	1	2	3	4	5	6	7	8	9	AB	R	H	RBI	BB	SO	LOB	BOTTOM				
Steve Sax, R (1,7) OBP: 0.250, SLG: 0.290 Tim Raines, S (6,PH) OBP: 0.485, SLG: 0.673	0-0 P9		3-2 G6-3 1-2	1-0 G4-3		3-2 L6 2-2		3-2 1B G3 1B 1B		3	0	0	0	0	0	3	Boston Red Sox @ Chicago White Sox Comiskey Park, Chicago, IL Sat Jun 05 1993, 8:05 PM EDT Att: 41,144 - Unknown - 67 F				
Joey Cora, S (1,4) OBP: 0.373, SLG: 0.376	2-2 K			4-0 2B BB	3-2 2B SF9 1B		2-1 3B HBP	2-0 G3 1-2		3	3	1	0	1	1	1					
Frank Thomas, R (1,3) OBP: 0.370, SLG: 0.508 Dan Pasqua, L (8,3) OBP: 0.311, SLG: 0.328	2-2 L9			1-0 2B	2-1 2B		4-1 3B HBP	4-1 1B BB		3	2	2	0	1	0	0					
George Bell, R (1,10) OBP: 0.262, SLG: 0.348		0-1 F9		1-2 F7 1B 2B	1-3 K		1-0 2B 3B	2-0 1B 1B		5	2	3	4	0	1	2					
Robin Ventura, L (1,5) OBP: 0.399, SLG: 0.478		4-1 G5-3 BB		1-0 F7	2-1 SF9		1-2 WP 1B 2B	2-3 K		3	1	1	2	1	1	4					
Ellis Burks, R (1,8) OBP: 0.353, SLG: 0.476		0-1 G5-3 1-2		2-0 F 1B 1B	1-1 G3-1		2-1 G5-3 1B	0-1 1B 1B		5	1	3	4	0	0	2					
Bo Jackson, R (1,9) OBP: 0.370, SLG: 0.463 Lance Johnson, L (7,8) OBP: 0.340, SLG: 0.369		0-0 G5-3		2-3 K		3-3 K	1-0 F7	0-2 K		3	0	0	0	0	2	2					
Carlton Fisk, R (1,2) OBP: 0.244, SLG: 0.282			0-1 F7	0-1 1B 1-1		0-0 LG BB 1B	0-1 G5-3			4	0	2	1	0	0	1					
Craig Grebeck, R (1,6) OBP: 0.338, SLG: 0.288			0-1 CS 1B	3-1 1B		4-2 1B	3-3 K			3	0	2	0	1	1	1					
Inning Stats	R: 0 E: 0 K: 1 S: 7	H: 0 LOB: 0 BB: 0 P: 11	R: 0 E: 0 K: 0 S: 6	H: 0 LOB: 1 BB: 1 P: 10	R: 0 E: 0 K: 0 S: 7	H: 1 LOB: 0 BB: 0 P: 10	R: 4 E: 0 K: 1 S: 14	H: 5 LOB: 2 BB: 1 P: 29	R: 1 E: 0 K: 1 S: 12	H: 2 LOB: 1 BB: 0 P: 21	R: 0 E: 0 K: 1 S: 13	H: 1 LOB: 1 BB: 1 P: 23	R: 4 E: 0 K: 1 S: 14	H: 3 LOB: 1 BB: 1 P: 28	R: 2 E: 0 K: 2 S: 14	H: 3 LOB: 2 BB: 1 P: 27	1B: 10 2B: 5 3B: 1 HR: 0	SF: 1 SAC: 0 DP: 1 HBP: 1	WP: 1 PB: 0 SB: 1 CS: 1	PA: 43	
PITCHER	IP WLS BF	H R ER	SO BB IBB HBP BLK	WP HR S P	ERA WHIP	PITCHER	IP WLS BF	H R ER	SO BB IBB HBP BLK	WP HR S P	ERA WHIP										
Frank Viola, L (1,1) ERA: 3.24	5.1 L	9 5 5	4 3 0	1 0 0	0 0 0	8.44 2.250	Paul Quanttrill, R (6,1) ERA: 2.99	0.2 4 1	3 3 3	0 1 0	0 0 0	40.50 3.000	Joe Hesketh, L (7,1) ERA: 6.89	2.0 12 5	3 3 3	3 1 0	0 0 0	1 0 0	0 0 0	0 0 0	13.50 3.000

Batter	1	2	3	4	5	6	7	8	9	AB	R	H	RBI	BB	SO	LOB	TOP											
Billy Hatcher, R OBP: 0.354, SLG: 0.396 (1, 8)	G6-3		SH3-4 1B		F9 1B 2B		F8 HBP		G6-3	4	1	2	0	0	0	2	Boston Red Sox @ Chicago White Sox Comiskey Park, Chicago, IL Sun Jun 06 1993, 4:33 AM EDT Att: 42,393 - Cloudy - 72 F											
Ernest Riles, L OBP: 0.289, SLG: 0.378 John Valentin, R OBP: 0.280, SLG: 0.356 (7, 6)	P6		SH3-4		P4		F8			3	0	0	0	0	0	2												
Mike Greenwell, L OBP: 0.363, SLG: 0.465 (1, 7)	F9				F9					2	0	0	0	2	0	1												
Mo Vaughn, L OBP: 0.417, SLG: 0.532 (1, 3)			SF7							2	1	1	2	1	0	1												
Andre Dawson, R OBP: 0.275, SLG: 0.315 (1, 10)			F8		F9					4	0	1	0	0	1	4												
Scott Cooper, L OBP: 0.367, SLG: 0.380 (1, 5)	F8									3	0	0	0	1	1	3												
Ivan Calderon, R OBP: 0.286, SLG: 0.313 (1, 9)										3	0	1	1	0	0	1												
Tony Peña, R OBP: 0.220, SLG: 0.203 Scott Fletcher, R OBP: 0.354, SLG: 0.444 (9, PH)	G4-3									3	0	0	0	0	0	2												
Luis Rivera, R OBP: 0.267, SLG: 0.279 (7, 4)										1	0	1	0	0	0	0												
Carlos Quintana, R OBP: 0.352, SLG: 0.298 Bob Zupcic, R OBP: 0.330, SLG: 0.321 (9, PR)										0	0	0	0	0	0	0												
Inning Stats	R: 0 E: 0 K: 0 S: 9	H: 0 LOB: 0 BB: 0 P: 11	R: 1 E: 0 K: 0 S: 7	H: 1 LOB: 1 BB: 1 P: 13	R: 1 E: 0 K: 0 S: 8	H: 2 LOB: 2 BB: 1 P: 14	R: 0 E: 0 K: 1 S: 7	H: 0 LOB: 1 BB: 1 P: 16	R: 1 E: 0 K: 0 S: 11	H: 2 LOB: 1 BB: 0 P: 15	R: 0 E: 0 K: 1 S: 6	H: 0 LOB: 0 BB: 0 P: 11	R: 0 E: 0 K: 2 S: 9	H: 0 LOB: 1 BB: 1 P: 14	R: 0 E: 0 K: 1 S: 9	H: 2 LOB: 2 BB: 0 P: 12		1B: 6 2B: 1 3B: 0 HR: 0	SF: 1 SAC: 2 DP: 1 HBP: 1	WP: 0 PB: 0 SB: 0 CS: 0	PA: 37							
PITCHER	IP	WLS	BF	H	R	ER	SO	BB	IBB	HBP	BLK	WP	HR	S	P	ERA		WHIP										
Alex Fernandez, R ERA: 3.02 Scott Radinsky, L ERA: 5.32 Roberto Hernandez, R ERA: 2.42	(1, 1)	7.2	W	32	5	3	3	4	0	1	0	0	0	60	98	3.52		1.174										
	(8, 1)	0.1	L	1	0	0	1	0	0	0	0	0	0	3	4	0.00	0.000											
	(9, 1)	1.0	S	4	2	0	1	0	0	0	0	0	0	9	12	0.00	2.000											


Batter	1	2	3	4	5	6	7	8	9	AB	R	H	RBI	BB	SO	LOB	BOTTOM												
Tim Raines, S OBP: 0.486, SLG: 0.655 (1, 7)			G3							3	0	1	0	1	0	0	Boston Red Sox @ Chicago White Sox Comiskey Park, Chicago, IL Sun Jun 06 1993, 4:33 AM EDT Att: 42,393 - Cloudy - 72 F												
Joey Cora, S OBP: 0.371, SLG: 0.375 (1, 4)	G4-3									3	0	1	1	0	0	0													
Frank Thomas, R OBP: 0.385, SLG: 0.497 (1, 3)	G4-3									4	0	0	0	0	1	2													
George Bell, R OBP: 0.259, SLG: 0.343 (1, 10)	K									3	0	0	0	0	2	1													
Robin Ventura, L OBP: 0.398, SLG: 0.475 (1, 5)										3	0	1	0	0	1	0													
Ellis Burks, R OBP: 0.348, SLG: 0.467 (1, 9)										3	1	0	0	0	2	1													
Lance Johnson, L OBP: 0.340, SLG: 0.378 (1, 8)										3	1	1	1	0	0	0													
Ron Karkovice, R OBP: 0.302, SLG: 0.464 (1, 2)										3	2	2	2	0	0	0													
Ozzie Guillen, L OBP: 0.243, SLG: 0.293 (1, 6)										2	0	0	0	0	1	0													
Inning Stats	R: 0 E: 0 K: 1 S: 11	H: 2 LOB: 1 BB: 0 P: 16	R: 0 E: 0 K: 2 S: 8	H: 0 LOB: 0 BB: 0 P: 11	R: 0 E: 0 K: 1 S: 7	H: 0 LOB: 0 BB: 0 P: 11	R: 0 E: 0 K: 1 S: 8	H: 0 LOB: 0 BB: 0 P: 12	R: 0 E: 0 K: 1 S: 6	H: 0 LOB: 0 BB: 0 P: 7	R: 1 E: 0 K: 1 S: 13	H: 1 LOB: 1 BB: 1 P: 20	R: 3 E: 0 K: 0 S: 12	H: 3 LOB: 0 BB: 0 P: 15	R: 0 E: 0 K: 0 S: 5	H: 0 LOB: 0 BB: 0 P: 8		1B: 3 2B: 1 3B: 1 HR: 1	SF: 1 SAC: 1 DP: 0 HBP: 0	WP: 0 PB: 0 SB: 0 CS: 1	PA: 30								
PITCHER	IP	WLS	BF	H	R	ER	SO	BB	IBB	HBP	BLK	WP	HR	S	P	ERA		WHIP											
John Dopson, R ERA: 3.6 Jose Melendez, R ERA: 1.17 Tony Fossas, L ERA: 1.8 Scott Bankhead, R ERA: 3.8	(1, 1)	6.2	L	25	1	1	1	0	0	0	0	0	0	1	3	4		27.00	3.000										
	(7, 1)	0.1	L	2	1	1	1	0	0	0	0	0	0	4	6	0.00		0.000											
	(8, 1)	0.2	L	2	0	0	0	0	0	0	0	0	0	4	6	0.00	0.000												
	(8, 1)	0.1	L	1	0	0	0	0	0	0	0	0	0	1	2	0.00	0.000												

Batter	1	2	3	4	5	6	7	8	9	AB	R	H	RBI	BB	SO	LOB	TOP										
Tony Phillips, S OBP: 0.444, SLG: 0.403 (1, 7)	4-1 SH5-3 PB 2B BB	4-1 BB			3-2 BB 1B		2-2 G4-3		3-3 K	3	1	1	0	2	1	1											
Lou Whitaker, L OBP: 0.414, SLG: 0.477 (1, 4)	1-0 SH5-3	1-1 F9			4-0 BB		2-1 F8		1-1 2B	3	0	1	1	1	0	2											
Travis Fryman, R OBP: 0.350, SLG: 0.433 (1, 6)	1-1 1B 2B		3-3 K		1-3 K		2-2 G5-3		1-1 F8	5	1	1	1	0	2	3											
Cecil Fielder, R OBP: 0.372, SLG: 0.467 (1, 3)	1-1 2H 1B		1-1 G5-3		2-3 K		0-1 G5-3			4	0	1	1	0	1	2											
Kirk Gibson, L OBP: 0.399, SLG: 0.497 (1, 10)	0-3 K		3-2 P5		1-3 K		1-2 L8			4	0	0	0	0	2	3											
Mickey Tettleton, S OBP: 0.361, SLG: 0.497 (1, 9)	1-3 K			1-3 K		1-3 K		1-1 1B		4	0	1	0	0	3	1											
Chad Kreuter, S OBP: 0.424, SLG: 0.572 (1, 2)		0-1 2B		0-1 P6		3-1 2B		2-2 G5-3		4	0	2	0	0	0	1											
Scott Livingstone, L OBP: 0.350, SLG: 0.354 (1, 5)	1-0 L8		4-2 FC6-4 BB		0-0 F7			1-3 K		3	0	0	0	1	1	2											
Dan Gladden, R OBP: 0.220, SLG: 0.421 (1, 8)	3-2 G5-3		1-1 FC6-4		0-3 K			2-2 2B 1B		4	1	1	0	0	1	3											
Inning Stats	R: 2 E: 0 K: 2 S: 12	H: 2 LOB: 1 BB: 1 P: 20	R: 0 E: 0 K: 0 S: 9	H: 1 LOB: 2 BB: 1 P: 18	R: 0 E: 0 K: 1 S: 12	H: 0 LOB: 0 BB: 0 P: 19	R: 0 E: 0 K: 1 S: 11	H: 0 LOB: 1 BB: 1 P: 17	R: 0 E: 0 K: 3 S: 12	H: 1 LOB: 2 BB: 0 P: 23	R: 0 E: 0 K: 0 S: 10	H: 0 LOB: 0 BB: 0 P: 16	R: 0 E: 0 K: 0 S: 10	H: 1 LOB: 1 BB: 0 P: 14	R: 1 E: 0 K: 2 S: 13	H: 2 LOB: 1 BB: 0 P: 21	1B: 4 2B: 4 3B: 0 HR: 0	SF: 0 SAC: 1 DP: 0 HBP: 0	WP: 0 PB: 1 CS: 0	PA: 39							
PITCHER	IP	WLS	BF	H	R	ER	SO	BB	IBB	HBP	BLK	WP	HR	S	P	ERA	WHIP										
Jason Bere, R ERA: 4.24 (1, 1)	6.0	W	27	5	2	2	9	4	0	0	0	0	0	65	110	3.00	1.500										
Donn Pall, R ERA: 2.48 (7, 1)	3.0	S	12	3	1	1	2	0	0	0	0	0	0	33	51	3.00	1.000										

Detroit Tigers @ Chicago White Sox
Comiskey Park, Chicago, IL
Mon Jun 07 1993, 8:05 PM EDT
Att: 27,490 - Unknown - 67 F

livebaseballscores.com

AB 34
R 3
H 8
RBI 3
BB 4
SO 11
LOB 18




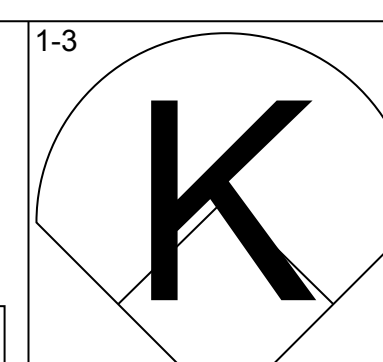
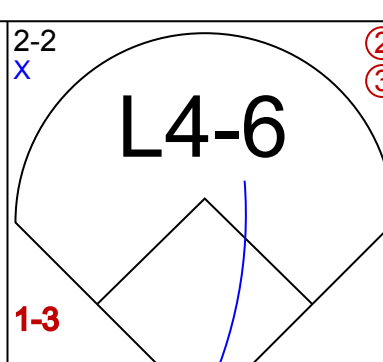
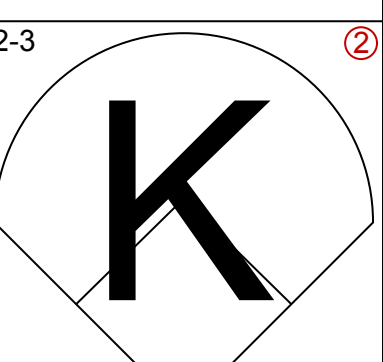
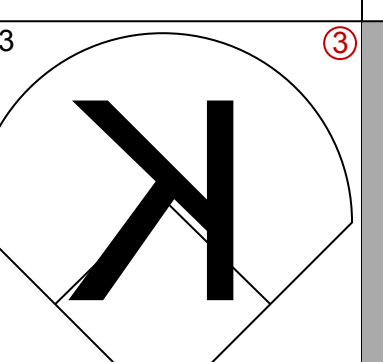
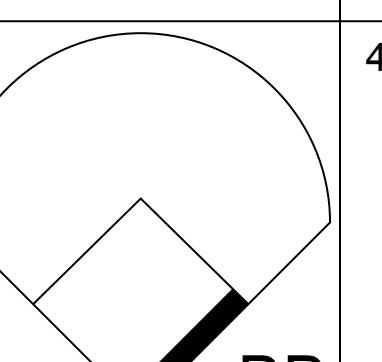
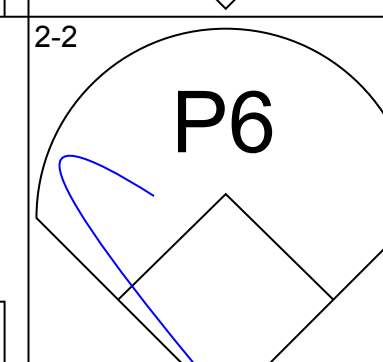
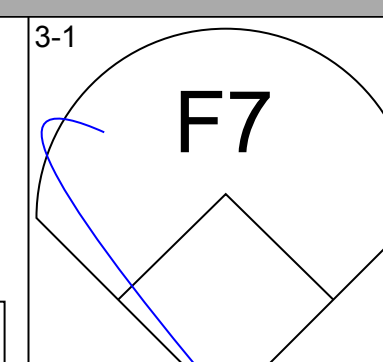
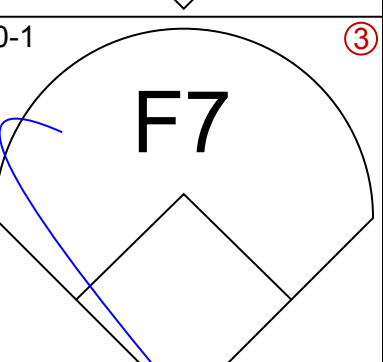
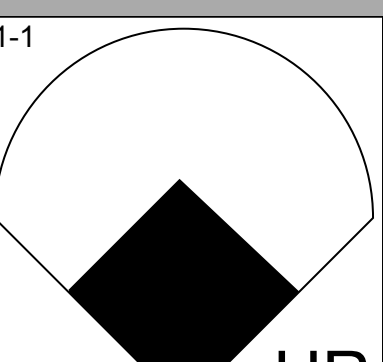
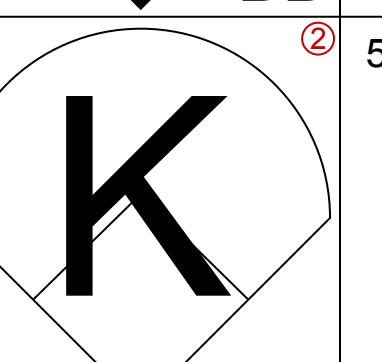
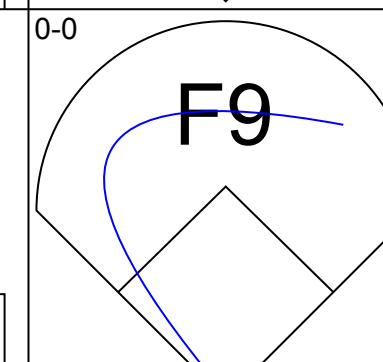
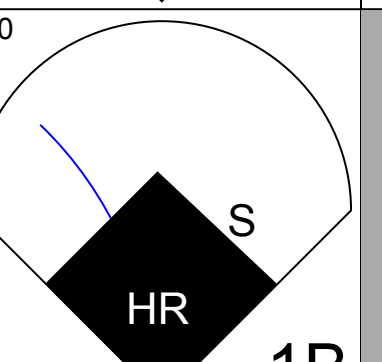
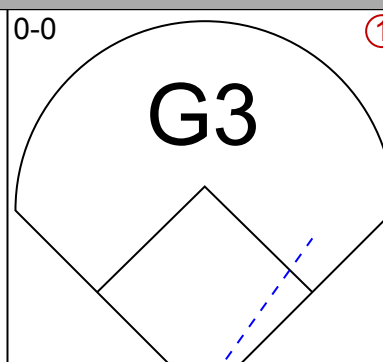
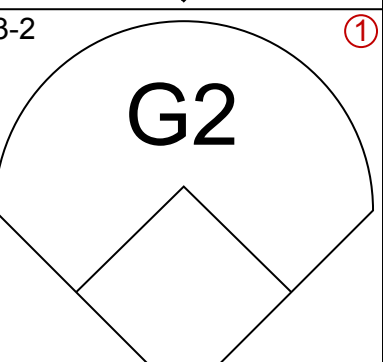
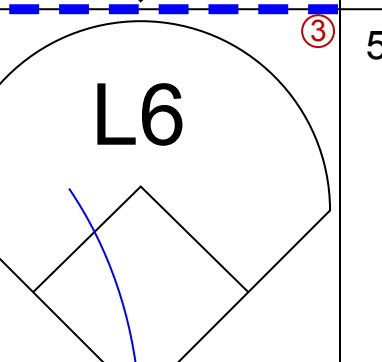
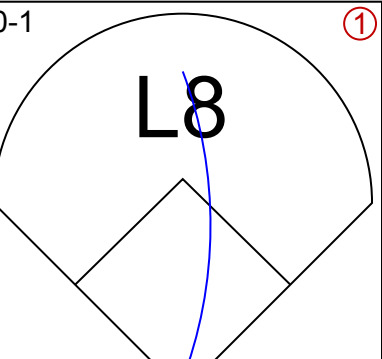
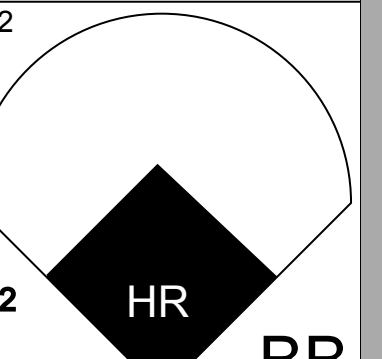
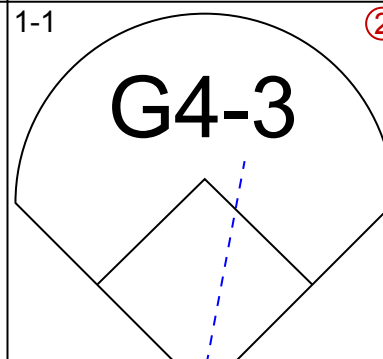
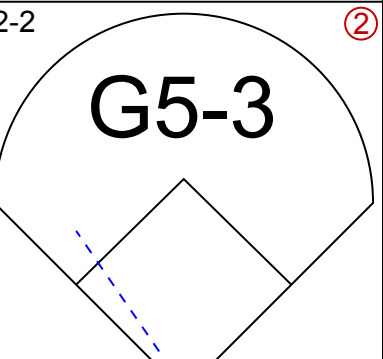

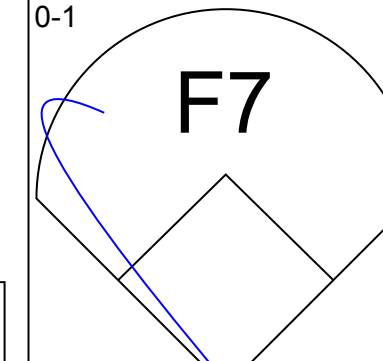
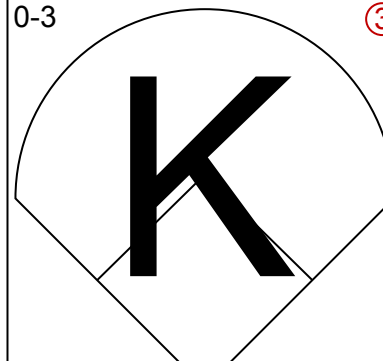
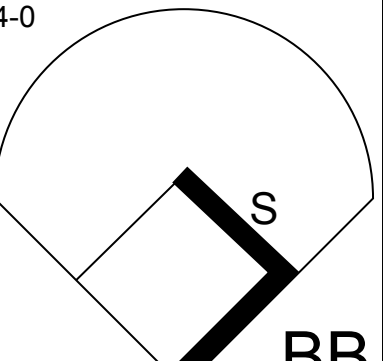

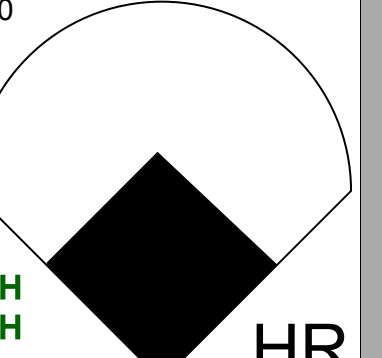
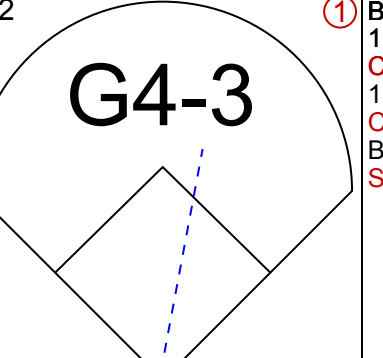
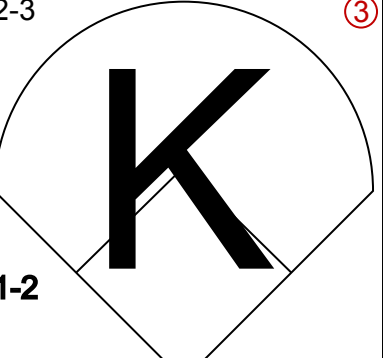
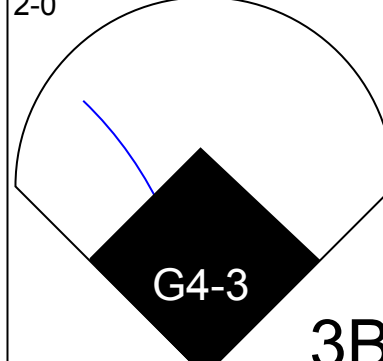
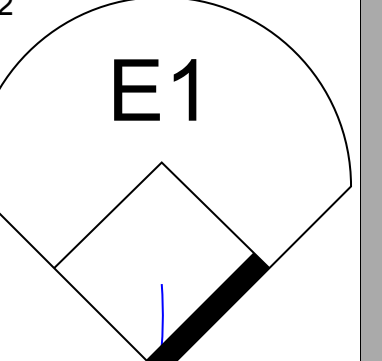
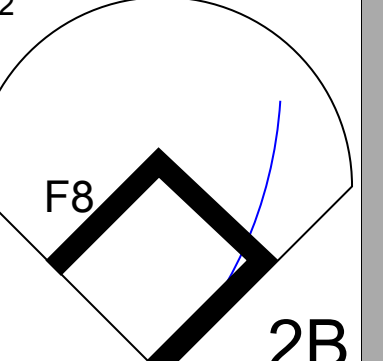
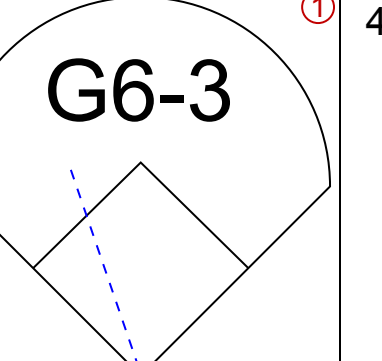
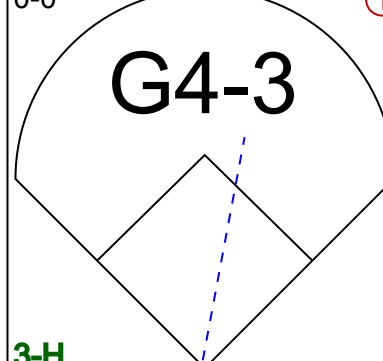
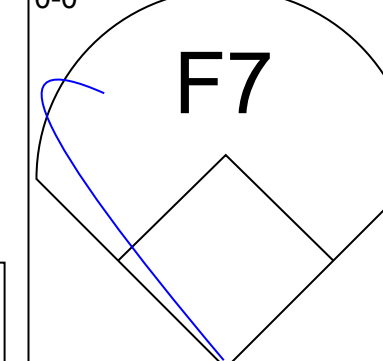
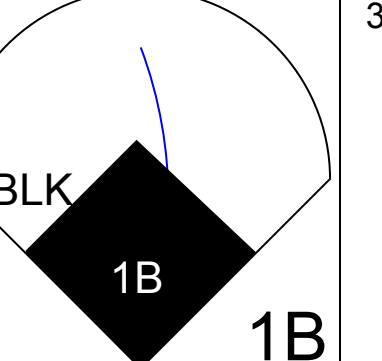
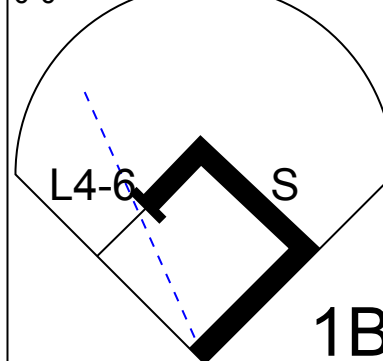
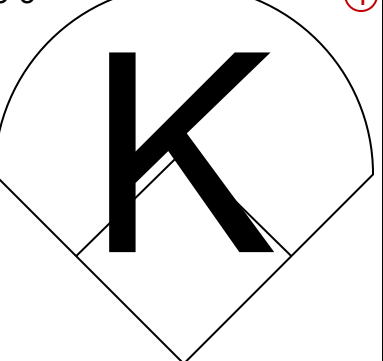
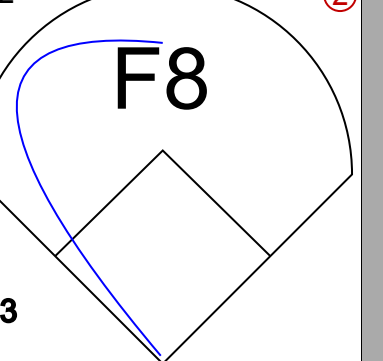
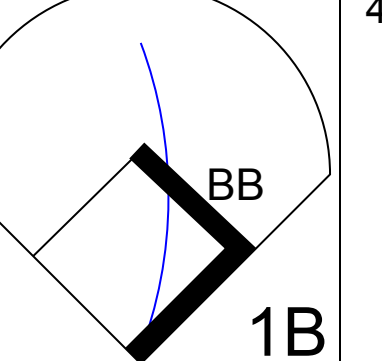
Batter	1	2	3	4	5	6	7	8	9	AB	R	H	RBI	BB	SO	LOB	BOTTOM										
Tim Raines, S OBP: 0.461, SLG: 0.623 (1, 7)	2-2 G4-3		1-0 L4		2-1 SF7		2-1 G6-3			3	0	0	1	0	0	0											
Joey Cora, S OBP: 0.369, SLG: 0.372 (1, 4)	3-1 HR 1B		1-1 P6		1-1 G3		1-0 F9			4	1	1	0	0	0	0											
Frank Thomas, R OBP: 0.391, SLG: 0.518 (1, 3)	2-0 1H HR		3-2 P4		0-1 F8 WP HR 1B		3-2 1B			4	2	3	2	0	0	0											
George Bell, R OBP: 0.259, SLG: 0.341 (1, 10)	1-1 G6-3		0-0 G1-3		1-0 F8		1-1 1B			4	0	1	0	0	0	1											
Robin Ventura, L OBP: 0.400, SLG: 0.473 (1, 5)	1-2 G4-3		0-0 1B		4-0 HR IBB		1-0 G4-3			3	1	1	0	1	0	2											
Dan Pasqua, L OBP: 0.325, SLG: 0.391 (1, 9)		2-1 G3 1B		3-2 P4		1-1 HR		2-2 HR		3	1	2	3	0	0	1											
Ellis Burks, R OBP: 0.351, SLG: 0.488 (7, 9)										1	1	1	1	0	0	0											
Lance Johnson, L OBP: 0.333, SLG: 0.371 (1, 8)		0-0 G3		1-1 G5-3		1-1 G4-3		1-0 G3-1		4	0	0	0	0	0	2											
Ron Karkovics, R OBP: 0.301, SLG: 0.455 (1, 2)		2-3 K		0-2 F9		4-1 BB		2-3 K		3	0	0	0	1	2	1											
Ozzie Guillen, L OBP: 0.243, SLG: 0.299 (1, 6)		1-2 G3		1-0 WP SF7 2B		0-0 G4-3		2-2 F9		4	1	1	0	0	0	2											
Inning Stats	R: 2 E: 0 K: 0 S: 12	H: 2 LOB: 0 BB: 0 P: 21	R: 0 E: 0 K: 1 S: 9	H: 1 LOB: 0 BB: 0 P: 14	R: 0 E: 0 K: 0 S: 6	H: 0 LOB: 0 BB: 0 P: 11	R: 0 E: 0 K: 0 S: 8	H: 1 LOB: 0 BB: 0 P: 12	R: 1 E: 0 K: 0 S: 8	H: 1 LOB: 1 BB: 0 P: 12	R: 3 E: 0 K: 0 S: 9	H: 2 LOB: 2 BB: 0 P: 17	R: 0 E: 0 K: 0 S: 14	H: 1 LOB: 0 BB: 0 P: 21	R: 1 E: 0 K: 1 S: 14	H: 1 LOB: 0 BB: 0 P: 21	1B: 6 2B: 1 3B: 0 HR: 3	SF: 1 SAC: 0 DP: 0 HBP: 0	WP: 2 PB: 0 CS: 0	PA: 36							
PITCHER	IP	WLS	BF	H	R	ER	SO	BB	IBB	HBP	BLK	WP	HR	S	P	ERA	WHIP										
Mike Moore, R ERA: 6.49 (1, 1)	6.0	L	27	7	6	6	1	1	1	0	0	0	0	51	88	9.00	1.333										
Buddy Groom, L ERA: 4.91 (7, 1)	1.0		5	2	0	0	0	0	0	0	0	0	0	9	17	0.00	2.000										
Dave Haas, R ERA: 5.33 (8, 1)	1.0		4	1	1	1	1	0	0	0	0	0	1	14	21	9.00	1.000										

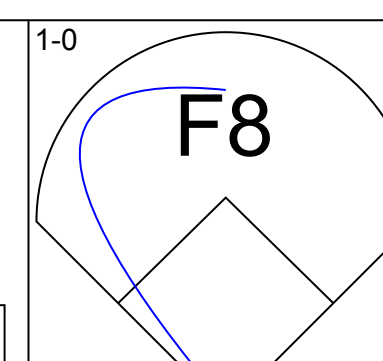
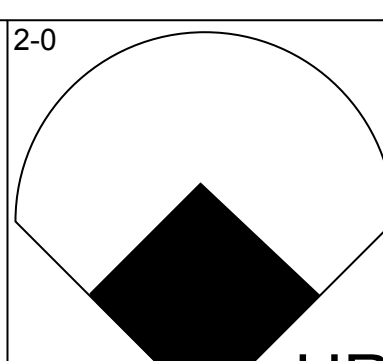
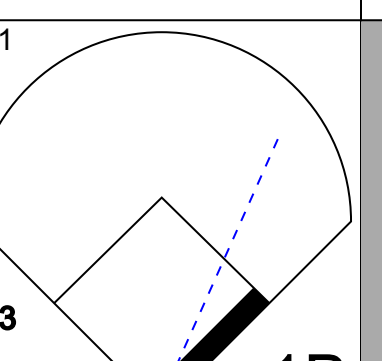
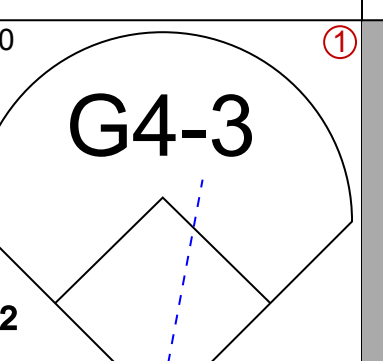
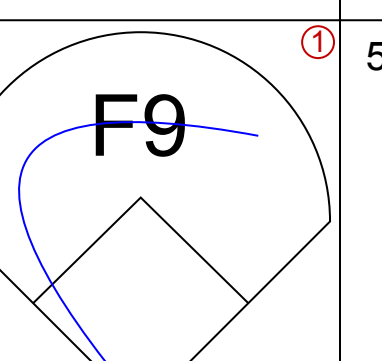
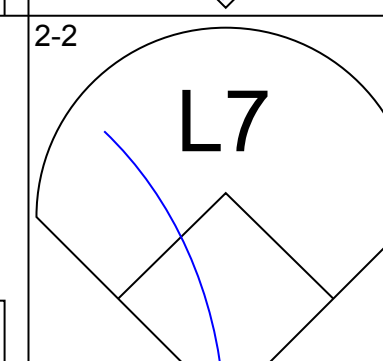
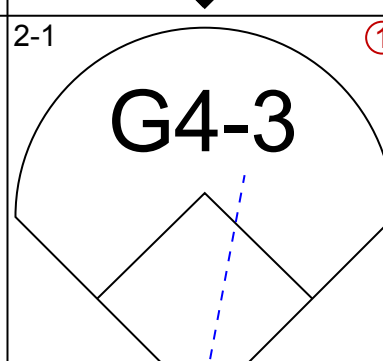
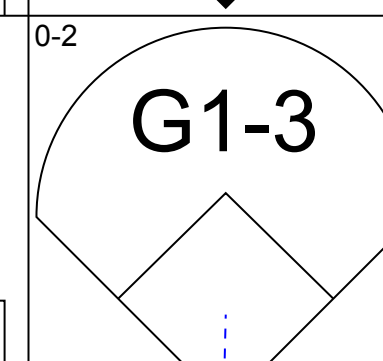
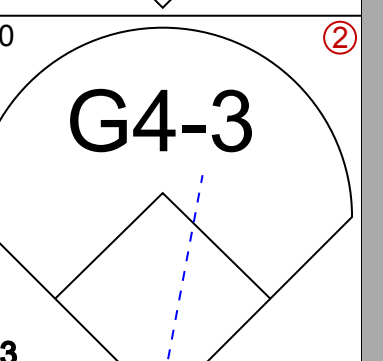
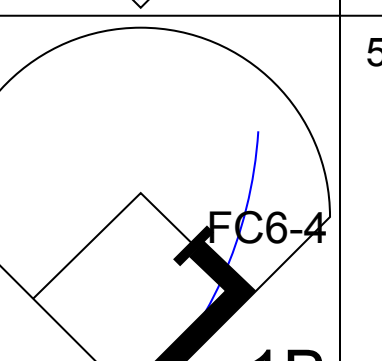
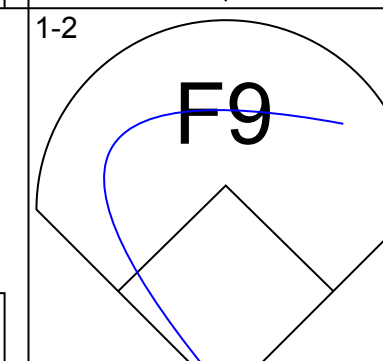
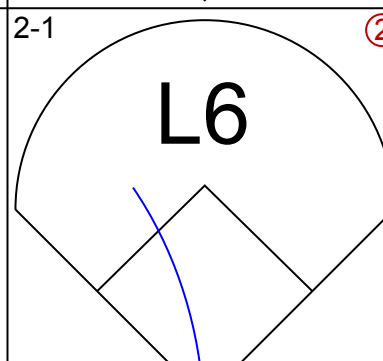
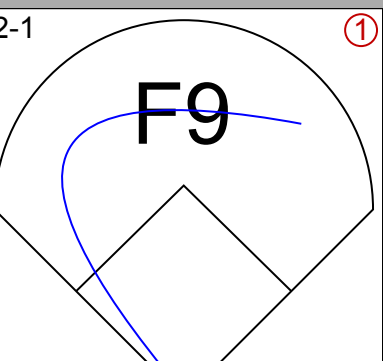

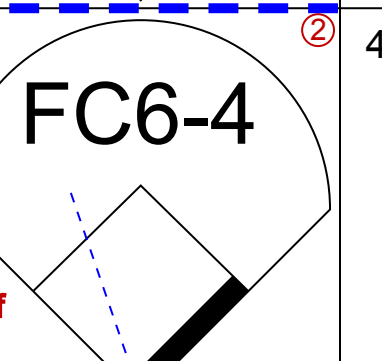
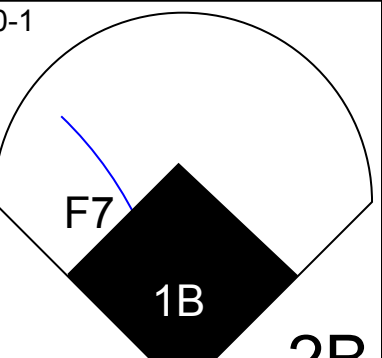
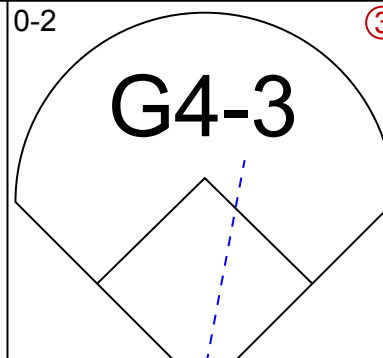
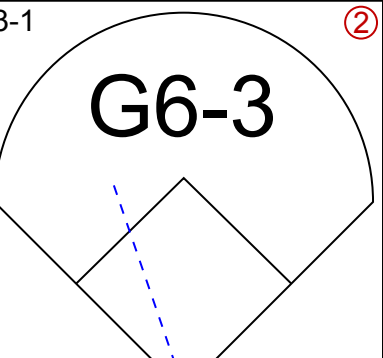
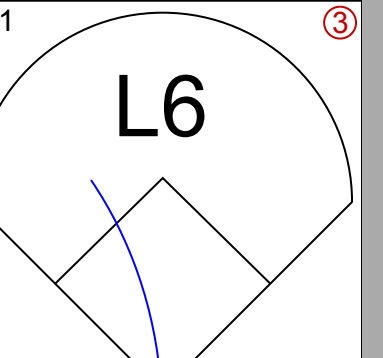
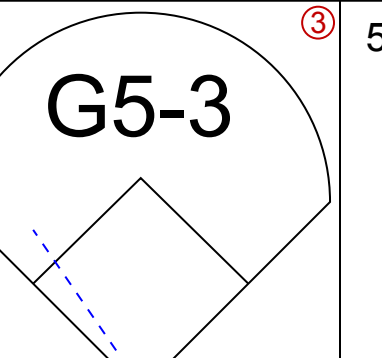

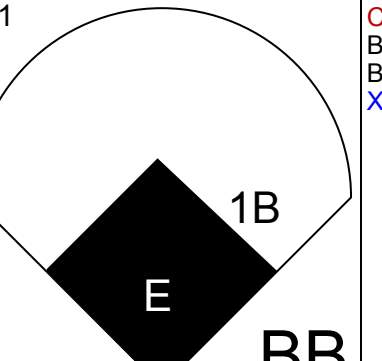
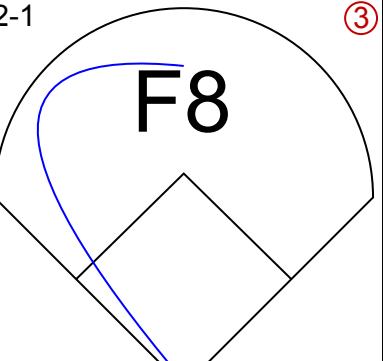
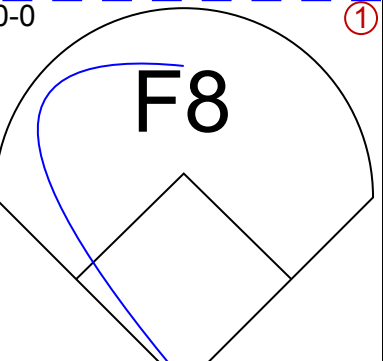

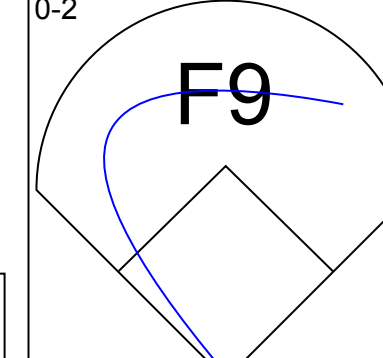
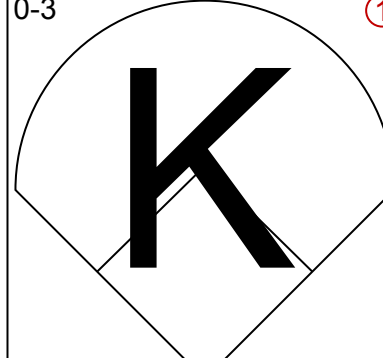
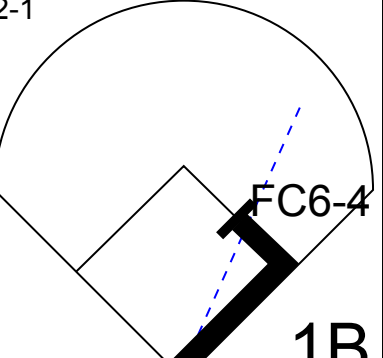

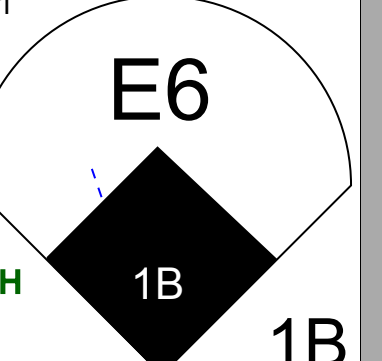

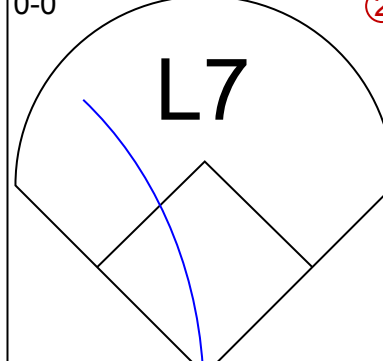
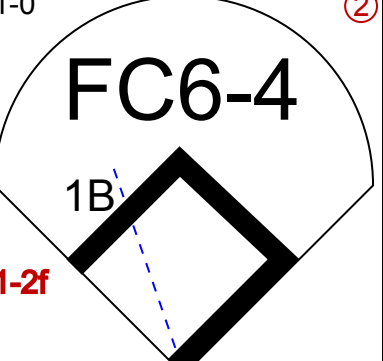

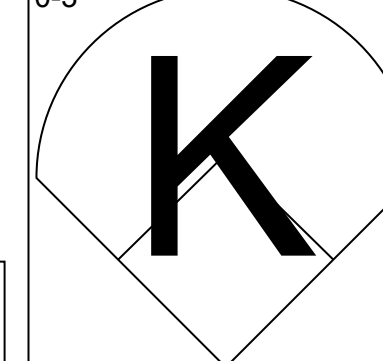
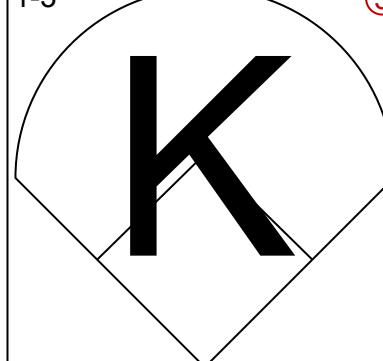
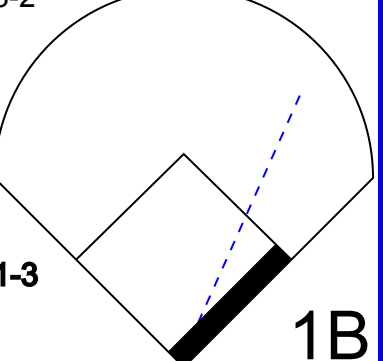

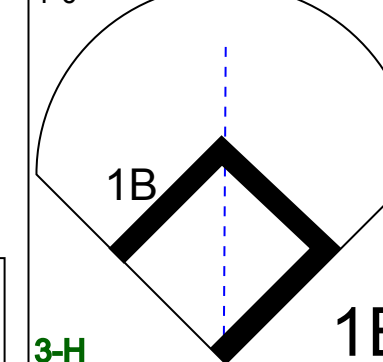
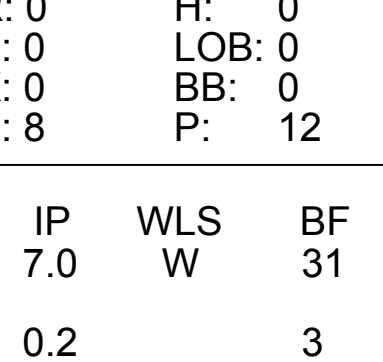
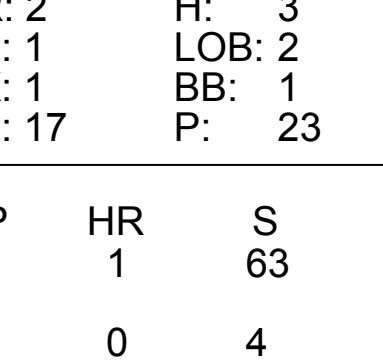
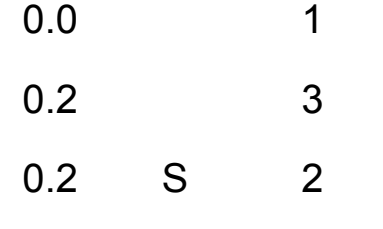



Detroit Tigers @ Chicago White Sox
Comiskey Park, Chicago, IL
Mon Jun 07 1993, 8:05 PM EDT
Att: 27,490 - Unknown - 67 F

livebaseballscores.com

AB 33
R 7
H 10
RBI 7
BB 2
SO 2
LOB 9



Batter	1	2	3	4	5	6	7	8	9	AB	R	H	RBI	BB	SO	LOB	TOP			
Tony Phillips, S OBP: 0.438, SLG: 0.395 (1, 7)										4	0	0	0	1	3	3	Detroit Tigers @ Chicago White Sox Comiskey Park, Chicago, IL Tue Jun 08 1993, 8:05 PM EDT Att: 25,155 - Unknown - 75 F			
Lou Whitaker, L OBP: 0.406, SLG: 0.487 (1, 4)										5	1	1	1	0	1	2				
Travis Fryman, R OBP: 0.347, SLG: 0.427 (1, 6)										5	1	1	0	0	0	2				
Cecil Fielder, R OBP: 0.370, SLG: 0.460 (1, 3)										3	1	0	0	1	0	0				
Kirk Gibson, L OBP: 0.396, SLG: 0.487 (1, 10)										3	0	0	0	1	2	2				
Mickey Tettleton, S OBP: 0.358, SLG: 0.509 (1, 9)										4	1	1	3	0	1	1				
Chad Kreuter, S OBP: 0.426, SLG: 0.591 (1, 2)										4	1	2	0	0	0	0				
Scott Livingstone, L OBP: 0.354, SLG: 0.353 (1, 5)										3	1	1	1	1	0	1				
Dan Gladden, R OBP: 0.244, SLG: 0.429 (1, 8)										4	0	2	1	0	1	2				
Inning Stats	R: 0 E: 0 K: 1 S: 8	H: 0 LOB: 0 BB: 0 P: 11	R: 0 E: 0 K: 1 S: 9	H: 0 LOB: 0 BB: 0 P: 14	R: 1 E: 0 K: 0 S: 8	H: 2 LOB: 0 BB: 0 P: 12	R: 3 E: 1 K: 0 S: 12	H: 2 LOB: 1 BB: 1 P: 22	R: 0 E: 0 K: 1 S: 6	H: 0 LOB: 0 BB: 0 P: 7	R: 0 E: 0 K: 1 S: 13	H: 1 LOB: 2 BB: 1 P: 25	R: 1 E: 0 K: 1 S: 12	H: 1 LOB: 1 BB: 1 P: 24	R: 1 E: 0 K: 1 S: 12	H: 2 LOB: 2 BB: 1 P: 22	1B: 4 2B: 2 3B: 1 HR: 2	SF: 0 SAC: 0 DP: 1 HBP: 0	WP: 0 PB: 0 SB: 3 CS: 0	PA: 39
PITCHER	IP	WLS	BF	H	R	ER	SO	BB	IBB	HBP	BLK	WP	HR	S	P	ERA	WHIP			
Kirk McCaskill, R ERA: 5.91 (1, 1)	4.0		17	4	4	4	2	1	0	0	0	0	1	37	59	9.00	1.250			
Jeff Schwarz, R ERA: 2.25 (5, 1)	4.0	L	16	2	1	1	5	2	0	0	0	0	1	39	69	2.25	1.000			
Scott Radinsky, L ERA: 5.56 (9, 1)	0.2		5	2	1	1	1	1	0	0	1	0	0	10	19	13.50	4.500			
Bobby Thigpen, R ERA: 4.61 (9, 1)	0.1		1	0	0	0	0	0	0	0	0	0	0	2	3	0.00	0.000			

Batter	1	2	3	4	5	6	7	8	9	AB	R	H	RBI	BB	SO	LOB	BOTTOM					
Tim Raines, S OBP: 0.457, SLG: 0.652 (1, 7)										5	1	2	1	0	0	1	Detroit Tigers @ Chicago White Sox Comiskey Park, Chicago, IL Tue Jun 08 1993, 8:05 PM EDT Att: 25,155 - Unknown - 75 F					
Joey Cora, S OBP: 0.365, SLG: 0.368 (1, 4)										5	0	1	0	0	0	3						
Frank Thomas, R OBP: 0.388, SLG: 0.508 (1, 3)										4	0	0	0	1	0	1						
George Bell, R OBP: 0.257, SLG: 0.342 (1, 10)										5	1	1	0	0	0	3						
Robin Ventura, L OBP: 0.397, SLG: 0.465 (1, 5)										3	1	0	0	1	0	1						
Ellis Burks, R OBP: 0.349, SLG: 0.483 (1, 9)										4	0	1	0	0	2	2						
Lance Johnson, L OBP: 0.336, SLG: 0.373 (1, 8)										4	1	2	1	0	0	1						
Carlton Fisk, R OBP: 0.227, SLG: 0.262 (8, PH)										3	0	0	0	0	2	2						
Dan Pasqua, L OBP: 0.333, SLG: 0.400 (8, PH)										1	0	1	0	0	0	0						
Ron Karkovice, R OBP: 0.301, SLG: 0.455 (9, 2)										0	0	0	0	0	0	0						
Ozzie Guillen, L OBP: 0.252, SLG: 0.306 (8, PH)										3	0	2	1	0	0	2						
Bo Jackson, R OBP: 0.366, SLG: 0.457 (8, PH)										1	0	0	0	0	0	2						
Craig Grebeck, R OBP: 0.338, SLG: 0.288 (9, 6)										0	0	0	0	0	0	0						
Inning Stats	R: 0 E: 0 K: 0 S: 8	H: 0 LOB: 0 BB: 0 P: 12	R: 1 E: 1 K: 1 S: 11	H: 2 LOB: 2 BB: 0 P: 16	R: 1 E: 0 K: 0 S: 8	H: 1 LOB: 0 BB: 0 P: 14	R: 2 E: 1 K: 1 S: 17	H: 3 LOB: 2 BB: 1 P: 23	R: 0 E: 0 K: 2 S: 6	H: 0 LOB: 0 BB: 0 P: 13	R: 0 E: 0 K: 2 S: 7	H: 0 LOB: 0 BB: 0 P: 8	R: 0 E: 0 K: 0 S: 6	H: 1 LOB: 2 BB: 1 P: 12	R: 0 E: 0 K: 0 S: 10	H: 2 LOB: 2 BB: 0 P: 18	R: 0 E: 0 K: 0 S: 12	H: 1 LOB: 1 BB: 0 P: 19	1B: 8 2B: 1 3B: 0 HR: 1	SF: 0 SAC: 0 DP: 0 HBP: 0	WP: 0 PB: 0 SB: 0 CS: 0	PA: 40
PITCHER	IP	WLS	BF	H	R	ER	SO	BB	IBB	HBP	BLK	WP	HR	S	P	ERA	WHIP					
Mark Leiter, R ERA: 3.12 (8, 1)	7.0		31	7	4	4	4	1	0	0	0	0	0	4	7	0.00	1.500					
Bill Krueger, L ERA: 3.1 (8, 1)	0.2		3	1	0	0	0	0	0	0	0	0	0	3	6	∞	∞					
Kurt Knudsen, R ERA: (8, 1)	0.0		1	1	0	0	0	0	0	0	0	0	0	3	6	∞	∞					
Bob MacDonald, L ERA: 2.81 (8, 1)	0.2		3	1	0	0	0	0	0	0	0	0	0	11	19	0.00	1.500					
Mike Hememan, R ERA: 1.98 (9, 1)	0.2	S	2	0	0	0	0	0	0	0	0	0	0	4	5	0.00	0.000					

AB	35
R	6
H	8
RBI	6
BB	4
SO	8
LOB	13



AB	38
R	4
H	10
RBI	3
BB	2
SO	4
LOB	18



Batter	1	2	3	4	5	6	7	8	9	AB	R	H	RBI	BB	SO	LOB	TOP				
Tim Raines, S OBP: 0.466, SLG: 0.629	F8	BB		BB		G3-1		2H		3	0	1	1	2	0	0	Chicago White Sox @ Kansas City Royals Kauffman Stadium, Kansas City, MO Fri Jun 11 1993, 7:05 PM CDT Att: 28,216 - Unknown - 82 F				
Joey Cora, S OBP: 0.363, SLG: 0.362	G3	L6		L9		1B		P6		5	0	1	0	0	0	5					
Frank Thomas, R OBP: 0.396, SLG: 0.536	2B			HR		K				4	2	2	1	1	1	3					
Robin Ventura, L OBP: 0.397, SLG: 0.484	1H			L7		HR		K		5	1	2	2	0	2	1					
George Bell, R OBP: 0.247, SLG: 0.328	G5-3			F9		K		P3		5	0	0	0	0	1	2					
Dan Pascua, L OBP: 0.317, SLG: 0.377				F9		K				4	0	0	0	0	3	0					
Ellis Burks, R OBP: 0.352, SLG: 0.477								K		0	0	0	0	0	0	0					
Lance Johnson, L OBP: 0.339, SLG: 0.373	F8			1B		SF9		E3		3	2	1	0	1	0	0					
Ron Karkovics, R OBP: 0.306, SLG: 0.479	1B			1B		K		SH3-4		3	1	2	0	0	1	1					
Ozzie Guillen, L OBP: 0.264, SLG: 0.331	2H			SF9		G6-3		K		3	0	1	2	0	1	1					
Inning Stats	R: 1 E: 0 K: 0 S: 9	H: 1 LOB: 1 BB: 1 P: 17	R: 1 E: 0 K: 1 S: 10	H: 2 LOB: 2 BB: 1 P: 20	R: 1 E: 0 K: 0 S: 9	H: 1 LOB: 0 BB: 0 P: 14	R: 1 E: 0 K: 0 S: 7	H: 2 LOB: 2 BB: 1 P: 14	R: 1 E: 0 K: 3 S: 13	H: 1 LOB: 1 BB: 1 P: 21	R: 0 E: 0 K: 2 S: 9	H: 0 LOB: 0 BB: 0 P: 13	R: 1 E: 1 K: 1 S: 12	H: 1 LOB: 1 BB: 0 P: 19	R: 0 E: 0 K: 1 S: 6	H: 1 LOB: 0 BB: 0 P: 11	1B: 6 2B: 2 3B: 0 HR: 2	SF: 1 SAC: 1 DP: 1 HBP: 0	WP: 0 PB: 0 SB: 3 CS: 0	PA: 41	
PITCHER	IP	WLS	BF	H	R	ER	SO	BB	IBB	HBP	BLK	WP	HR	S	P	ERA	WHIP				
David Cone, R ERA: 3.76	5.0	L	26	7	5	5	4	4	0	0	0	0	2	48	86	9.00	2.200				
Mark Gubicza, R ERA: 5.23	3.0		12	2	1	0	4	0	0	0	0	0	0	29	45	0.00	0.667				
Billy Brewer, L ERA: 0.93	1.0		3	1	0	0	1	0	0	0	0	0	0	6	11	0.00	1.000				

Batter	1	2	3	4	5	6	7	8	9	AB	R	H	RBI	BB	SO	LOB	BOTTOM					
Felix Jose, S OBP: 0.313, SLG: 0.344	E9		F8			G4-3		G4-3		4	1	2	0	0	0	2	Chicago White Sox @ Kansas City Royals Kauffman Stadium, Kansas City, MO Fri Jun 11 1993, 7:05 PM CDT Att: 28,216 - Unknown - 82 F					
Brian McRae, S OBP: 0.349, SLG: 0.438	K		PO			G4-3		G3		3	0	0	0	1	1	2						
George Brett, L OBP: 0.270, SLG: 0.379	F9		PO		L8	G3		F8		4	0	0	1	0	0	0						
Wally Joyner, L OBP: 0.417, SLG: 0.485		K			L8	1B		1B		4	0	2	0	0	1	0						
Chris Gwynn, L OBP: 0.336, SLG: 0.372										3	0	1	0	0	1	1						
Harvey Pulliam, R OBP: 0.279, SLG: 0.345	FC5				K	F8		K		1	0	0	0	0	1	1						
Brent Mayne, L OBP: 0.320, SLG: 0.383	1B				P6			K		4	0	2	0	0	1	0						
Craig Wilson, R OBP: 0.444, SLG: 0.375	F7				G3-1			G3		3	0	0	0	1	0	2						
Greg Gagne, R OBP: 0.313, SLG: 0.359	FC5				1B			1B		4	0	3	0	0	0	2						
Jose Lind, R OBP: 0.245, SLG: 0.272					F8					2	0	0	0	0	0	1						
Kevin Reynolds, R OBP: 0.339, SLG: 0.474					F8			G4-3		1	0	0	0	0	0	2						
Rico Rossy, R OBP: 0.287, SLG: 0.462						F7				1	0	0	0	0	0	1						
Inning Stats	R: 0 E: 1 K: 1 S: 5	H: 1 LOB: 0 BB: 0 P: 9	R: 0 E: 0 K: 1 S: 13	H: 2 LOB: 2 BB: 0 P: 20	R: 0 E: 0 K: 1 S: 7	H: 0 LOB: 0 BB: 1 P: 12	R: 0 E: 0 K: 1 S: 8	H: 0 LOB: 0 BB: 0 P: 14	R: 0 E: 0 K: 0 S: 12	H: 1 LOB: 1 BB: 0 P: 18	R: 1 E: 0 K: 0 S: 8	H: 2 LOB: 1 BB: 0 P: 11	R: 0 E: 0 K: 0 S: 10	H: 2 LOB: 2 BB: 1 P: 18	R: 0 E: 0 K: 1 S: 10	H: 1 LOB: 1 BB: 0 P: 13	R: 0 E: 0 K: 1 S: 14	H: 1 LOB: 1 BB: 0 P: 16	1B: 8 2B: 2 3B: 0 HR: 0	SF: 0 SAC: 0 DP: 0 HBP: 0	WP: 0 PB: 0 SB: 0 CS: 0	PA: 37
PITCHER	IP	WLS	BF	H	R	ER	SO	BB	IBB	HBP	BLK	WP	HR	S	P	ERA	WHIP					
Jack McDowell, R ERA: 3.9	7.0	W	28	8	1	1	3	2	0	0	0	0	0	63	102	1.29	1.429					
Scott Radinsky, L ERA: 5.4	0.2		3	1	0	0	0	0	0	0	0	0	0	6	8	0.00	1.500					
Roberto Hernandez, R ERA: 2.22	1.1		5	1	0	0	2	0	0	0	0	0	0	18	21	0.00	0.750					



Batter	1	2	3	4	5	6	7	8	9	10	11	12	13	14	15	AB	R	H	RBI	BB	SO	LOB	TOP			
Tim Raines, S OBP: 0.453, SLG: 0.649 (1, 7)			FC6-5-4 1B		G4-3			G6-3		L8			G6-4-3 1-2F			7	1	2	1	0	0	3				
Craig Grebeck, R Joe Coors, S OBP: 0.333, SLG: 0.288 (8, PH) OBP: 0.357, SLG: 0.355 (8, 4)					G6-3			K2-3		G4-3			L9		F8	3	0	1	0	0	1	1				
Frank Thomas, R OBP: 0.397, SLG: 0.531 (1, 3)			F8					G1-6-3					K			6	0	2	0	1	1	2				
Ellie Burks, R OBP: 0.355, SLG: 0.481 (1, 9)	K				G3-1 PB 1B			G4-3					K			7	0	3	0	0	3	3				
Robin Ventura, L OBP: 0.396, SLG: 0.480 (1, 5)	CS		F7		G3-1					F8			K			6	0	2	0	0	1	3				
Bo Jackson, R Dan Paskaus, L OBP: 0.340, SLG: 0.420 (8, PH) OBP: 0.365, SLG: 0.361		P2			K			K		G3-1			F9		K	3	0	0	0	0	2	2				
Lance Johnson, L OBP: 0.330, SLG: 0.362 (1, 8)		G5-3			P6			L8		G6-3			G4-3		G5-3	6	0	0	0	0	0	3				
Ron Karkovics, R OBP: 0.312, SLG: 0.497 (1, 2)			SH1-3 1B		G4-3 SH1-4 1B			K		G5-3			F7			6	1	3	1	0	1	0				
Ozzie Guillen, L OBP: 0.263, SLG: 0.329 (1, 6)			SH1-3 1-2		SH1-4 1-2			G3		G1-3			G6-4-3 1B		G6-3	4	0	1	0	0	0	0				
Inning Stats	R: 1 E: 0 K: 2 S: 14	H: 2 LOB: 0 BB: 0 P: 23	R: 0 E: 0 K: 0 S: 8	H: 0 LOB: 0 BB: 0 P: 14	R: 0 E: 0 K: 1 S: 9	H: 2 LOB: 2 BB: 0 P: 16	R: 0 E: 0 K: 1 S: 9	H: 1 LOB: 1 BB: 0 P: 16	R: 0 E: 0 K: 0 S: 10	H: 1 LOB: 1 BB: 0 P: 17	R: 0 E: 0 K: 1 S: 12	H: 1 LOB: 1 BB: 0 P: 20	R: 0 E: 0 K: 3 S: 13	H: 0 LOB: 0 BB: 0 P: 13	R: 0 E: 0 K: 3 S: 12	H: 0 LOB: 0 BB: 0 P: 13	R: 0 E: 0 K: 1 S: 11	H: 2 LOB: 2 BB: 0 P: 15	R: 1 E: 0 K: 1 S: 13	H: 2 LOB: 2 BB: 1 P: 24	1B: 10 2B: 2 3B: 0 HR: 2	SF: 0 SAC: 2 DP: 1 HBP: 0	WP: 0 PB: 1 SB: 0 CS: 1	PA: 59		
PITCHER	IP: 7.1 WLS: 3.44 BF: 28 H: 7 R: 1 ER: 1 SO: 5 BB: 0 IBB: 0 HBP: 0 BLK: 0 WP: 0 HR: 1 S: 78 P: 124 ERA: 1.23 WHIP: 0.955	IP: 1.2 WLS: 4.17 BF: 7 H: 2 R: 0 ER: 0 SO: 1 BB: 0 IBB: 0 HBP: 0 BLK: 0 WP: 0 HR: 0 S: 15 P: 24 ERA: 0.00 WHIP: 1.200	IP: 3.0 WLS: 4.17 BF: 9 H: 0 R: 0 ER: 0 SO: 3 BB: 0 IBB: 0 HBP: 0 BLK: 0 WP: 0 HR: 0 S: 20 P: 25 ERA: 0.00 WHIP: 0.000	IP: 1.0 WLS: 2.11 BF: 3 H: 1 R: 0 ER: 0 SO: 0 BB: 0 IBB: 0 HBP: 0 BLK: 0 WP: 0 HR: 0 S: 8 P: 11 ERA: 0.00 WHIP: 1.000	IP: 2.0 WLS: 0.84 BF: 11 H: 4 R: 1 ER: 2 SO: 2 BB: 1 IBB: 0 HBP: 0 BLK: 0 WP: 1 HR: 24 S: 39 P: 45 ERA: 4.50 WHIP: 2.000	PITCHER	IP: 0.0 WLS: 0.00 BF: 0 H: 0 R: 0 ER: 0 SO: 0 BB: 0 IBB: 0 HBP: 0 BLK: 0 WP: 0 HR: 0 S: 0 P: 0 ERA: 0.00 WHIP: 0.000	IP: 2.2 WLS: 1.3 BF: 10 H: 2 R: 0 ER: 0 SO: 2 BB: 0 IBB: 0 HBP: 0 BLK: 0 WP: 0 HR: 0 S: 13 P: 20 ERA: 0.00 WHIP: 0.000	IP: 0.0 WLS: 0.00 BF: 0 H: 0 R: 0 ER: 0 SO: 0 BB: 0 IBB: 0 HBP: 0 BLK: 0 WP: 0 HR: 0 S: 0 P: 0 ERA: 0.00 WHIP: 0.000	IP: 0.0 WLS: 0.00 BF: 0 H: 0 R: 0 ER: 0 SO: 0 BB: 0 IBB: 0 HBP: 0 BLK: 0 WP: 0 HR: 0 S: 0 P: 0 ERA: 0.00 WHIP: 0.000	IP: 0.0 WLS: 0.00 BF: 0 H: 0 R: 0 ER: 0 SO: 0 BB: 0 IBB: 0 HBP: 0 BLK: 0 WP: 0 HR: 0 S: 0 P: 0 ERA: 0.00 WHIP: 0.000	IP: 0.0 WLS: 0.00 BF: 0 H: 0 R: 0 ER: 0 SO: 0 BB: 0 IBB: 0 HBP: 0 BLK: 0 WP: 0 HR: 0 S: 0 P: 0 ERA: 0.00 WHIP: 0.000	IP: 2.2 WLS: 1.3 BF: 10 H: 2 R: 0 ER: 0 SO: 2 BB: 0 IBB: 0 HBP: 0 BLK: 0 WP: 0 HR: 0 S: 13 P: 20 ERA: 0.00 WHIP: 0.000	IP: 0.0 WLS: 0.00 BF: 0 H: 0 R: 0 ER: 0 SO: 0 BB: 0 IBB: 0 HBP: 0 BLK: 0 WP: 0 HR: 0 S: 0 P: 0 ERA: 0.00 WHIP: 0.000	IP: 0.0 WLS: 0.00 BF: 0 H: 0 R: 0 ER: 0 SO: 0 BB: 0 IBB: 0 HBP: 0 BLK: 0 WP: 0 HR: 0 S: 0 P: 0 ERA: 0.00 WHIP: 0.000	IP: 0.0 WLS: 0.00 BF: 0 H: 0 R: 0 ER: 0 SO: 0 BB: 0 IBB: 0 HBP: 0 BLK: 0 WP: 0 HR: 0 S: 0 P: 0 ERA: 0.00 WHIP: 0.000	IP: 0.0 WLS: 0.00 BF: 0 H: 0 R: 0 ER: 0 SO: 0 BB: 0 IBB: 0 HBP: 0 BLK: 0 WP: 0 HR: 0 S: 0 P: 0 ERA: 0.00 WHIP: 0.000	IP: 0.0 WLS: 0.00 BF: 0 H: 0 R: 0 ER: 0 SO: 0 BB: 0 IBB: 0 HBP: 0 BLK: 0 WP: 0 HR: 0 S: 0 P: 0 ERA: 0.00 WHIP: 0.000	IP: 0.0 WLS: 0.00 BF: 0 H: 0 R: 0 ER: 0 SO: 0 BB: 0 IBB: 0 HBP: 0 BLK: 0 WP: 0 HR: 0 S: 0 P: 0 ERA: 0.00 WHIP: 0.000	IP: 0.0 WLS: 0.00 BF: 0 H: 0 R: 0 ER: 0 SO: 0 BB: 0 IBB: 0 HBP: 0 BLK: 0 WP: 0 HR: 0 S: 0 P: 0 ERA: 0.00 WHIP: 0.000	IP: 0.0 WLS: 0.00 BF: 0 H: 0 R: 0 ER: 0 SO: 0 BB: 0 IBB: 0 HBP: 0 BLK: 0 WP: 0 HR: 0 S: 0 P: 0 ERA: 0.00 WHIP: 0.000	IP: 0.0 WLS: 0.00 BF: 0 H: 0 R: 0 ER: 0 SO: 0 BB: 0 IBB: 0 HBP: 0 BLK: 0 WP: 0 HR: 0 S: 0 P: 0 ERA: 0.00 WHIP: 0.000	IP: 0.0 WLS: 0.00 BF: 0 H: 0 R: 0 ER: 0 SO: 0 BB: 0 IBB: 0 HBP: 0 BLK: 0 WP: 0 HR: 0 S: 0 P: 0 ERA: 0.00 WHIP: 0.000	IP: 0.0 WLS: 0.00 BF: 0 H: 0 R: 0 ER: 0 SO: 0 BB: 0 IBB: 0 HBP: 0 BLK: 0 WP: 0 HR: 0 S: 0 P: 0 ERA: 0.00 WHIP: 0.000	IP: 0.0 WLS: 0.00 BF: 0 H: 0 R: 0 ER: 0 SO: 0 BB: 0 IBB: 0 HBP: 0 BLK: 0 WP: 0 HR: 0 S: 0 P: 0 ERA: 0.00 WHIP: 0.000	IP: 0.0 WLS: 0.00 BF: 0 H: 0 R: 0 ER: 0 SO: 0 BB: 0 IBB: 0 HBP: 0 BLK: 0 WP: 0 HR: 0 S: 0 P: 0 ERA: 0.00 WHIP: 0.000

Chicago White Sox @ Kansas City Royals
Kauffman Stadium, Kansas City, MO

Sat Jun 12 1993, 7:05 PM CDT
Att: 38,918 - Unknown - 86 F

livebaseballscorecards.com

AB 55
R 2
H 14
RBI 2
BB 11
SO 11
LOB 20

Batter	1	2	3	4	5	6	7	8	9	10	11	12	13	14	15	AB	R	H	RBI	BB	SO	LOB	BOTTOM					
Felix Jose, S OBP: 0.302, SLG: 0.332 (1, 9)	G4-3		G3		G3		F8			K			B1		F7	7	0	0	0	1	4							
Brian McRae, S OBP: 0.347, SLG: 0.438 (1, 8)	G4-3 2B		F7		F7		P4			B1-3			L8-3 1B		K	7	0	2	0	0	1	2						
George Brett, L OBP: 0.272, SLG: 0.374 (1, 10)	G4-3		G6-3				BB			G3-6 1B			L9		K	5	0	1	0	1	1	4						
Wally Joyner, L OBP: 0.407, SLG: 0.471 (1, 3)	F8				F9		P5			G3-6			L8-3			6	0	0	0	0	0	4						
Mike MacFarlane, R Brent Mayne, L OBP: 0.366, SLG: 0.540 (14, PH) OBP: 0.320, SLG: 0.383 (15, 2)		G4-6-3 BB			G4-6-3 HBP					K			F8		P9	3	0	0	0	2	1	1						
Chris Gwynn, L OBP: 0.351, SLG: 0.389 (1, 7)		G4-6-3 1B			G4-6-3					SH1-3 1B 2B			P5		WP 1B	5	1	3	0	1	0	1						
Greg Gagne, R OBP: 0.305, SLG: 0.349 (1, 6)		G4-6-3			P4					SH1-3			F9		G5-3	5	0	0	0	0	1	5						
Phil Hitt, R Craig Wilson, R OBP: 0.310, SLG: 0.408 (12, PH) OBP: 0.394, SLG: 0.300 (13, 5)					K					K			G6-3		K	4	0	0	0	0	4	2						
Jose Lind, R Hubie Brooks, R OBP: 0.283, SLG: 0.285 (15, PH) OBP: 0.366, SLG: 0.373					G3 1B					P9			G6-3		K	2	0	0	0	0	1	3						
Inning Stats	R: 0 E: 0 K: 0 S: 10	H: 1 LOB: 1 BB: 0 P: 15	R: 0 E: 0 K: 1 S: 9	H: 1 LOB: 1 BB: 1 P: 17	R: 0 E: 0 K: 0 S: 14	H: 1 LOB: 1 BB: 0 P: 20	R: 0 E: 0 K: 0 S: 5	H: 0 LOB: 0 BB: 0 P: 7	R: 0 E: 0 K: 1 S: 12	H: 1 LOB: 1 BB: 0 P: 13	R: 0 E: 0 K: 1 S: 14	H: 2 LOB: 1 BB: 0 P: 19	R: 0 E: 0 K: 0 S: 7	H: 1 LOB: 1 BB: 0 P: 11	R: 0 E: 0 K: 2 S: 7	H: 0 LOB: 0 BB: 0 P: 10	R: 0 E: 0 K: 0 S: 8	H: 1 LOB: 1 BB: 0 P: 16	R: 0 E: 0 K: 1 S: 8	H: 0 LOB: 1 BB: 1 P: 15	R: 0 E: 0 K: 2 S: 10	H: 0 LOB: 2 BB: 0 P: 20	R: 0 E: 0 K: 1 S: 5	H: 0 LOB: 0 BB: 0 P: 9	1B: 7 2B: 3 3B: 0 HR: 0	SF: 0 SAC: 1 DP: 4 HBP: 1	WP: 2 PB: 0 SB: 0 CS: 0	PA: 56
PITCHER	IP: 10.0 WLS: 2.3 BF: 37 H: 7 R: 1 ER: 0 SO: 6 BB: 0 IBB: 0 HBP: 0 BLK: 0 WP: 0 HR: 0 S: 91 P: 134 ERA: 0.90 WHIP: 0.900	IP: 3.0 WLS: 4.17 BF: 13 H: 1 R: 0 ER: 0 SO: 3 BB: 2 IBB: 1 HBP: 0 BLK: 0 WP: 0 HR: 26 S: 51 P: 51 ERA: 0.00 WHIP: 1.000	IP: 1.0 WLS: 2.11 BF: 3 H: 0 R: 0 ER: 0 SO: 0 BB: 0 IBB: 0 HBP: 0 BLK: 0 WP: 0 HR: 0 S: 5 P: 9 ERA: 0.00 WHIP: 0.000	IP: 0.0 WLS: 0.00 BF: 0 H: 0 R: 0 ER: 0 SO: 0 BB: 0 IBB: 0 HBP: 0 BLK: 0 WP: 0 HR: 0 S: 0 P: 0 ERA: 0.00 WHIP: 0.000	IP: 0.0 WLS: 0.00 BF: 0 H: 0 R: 0 ER: 0 SO: 0 BB: 0 IBB: 0 HBP: 0 BLK: 0 WP: 0 HR: 0 S: 0 P: 0 ERA: 0.00 WHIP: 0.000	IP: 0.0 WLS: 0.00 BF: 0 H: 0 R: 0 ER: 0 SO: 0 BB: 0 IBB: 0 HBP: 0 BLK: 0 WP: 0 HR: 0 S: 0 P: 0 ERA: 0.00 WHIP: 0.000	IP: 0.0 WLS: 0.00 BF: 0 H: 0 R: 0 ER: 0 SO: 0 BB: 0 IBB: 0 HBP: 0 BLK: 0 WP: 0 HR: 0 S: 0 P: 0 ERA: 0.00 WHIP: 0.000	IP: 0.0 WLS: 0.00 BF: 0 H: 0 R: 0 ER: 0 SO: 0 BB: 0 IBB: 0 HBP: 0 BLK: 0 WP: 0 HR: 0 S: 0 P: 0 ERA: 0.00 WHIP: 0.000	IP: 0.0 WLS: 0.00 BF: 0 H: 0 R: 0 ER: 0 SO: 0 BB: 0 IBB: 0 HBP: 0 BLK: 0 WP: 0 HR: 0 S: 0 P: 0 ERA: 0.00 WHIP: 0.000	IP: 0.0 WLS: 0.00 BF: 0 H: 0 R: 0 ER: 0 SO: 0 BB: 0 IBB: 0 HBP: 0 BLK: 0 WP: 0 HR: 0 S: 0 P: 0 ERA: 0.00 WHIP: 0.000	IP: 0.0 WLS: 0.00 BF: 0 H: 0 R: 0 ER: 0 SO: 0 BB: 0 IBB: 0 HBP: 0 BLK: 0 WP: 0 HR: 0 S: 0 P: 0 ERA: 0.00 WHIP: 0.000	IP: 0.0 WLS: 0.00 BF: 0 H: 0 R: 0 ER: 0 SO: 0 BB: 0 IBB: 0 HBP: 0 BLK: 0 WP: 0 HR: 0 S: 0 P: 0 ERA: 0.00 WHIP: 0.000	IP: 0.0 WLS: 0.00 BF: 0 H: 0 R: 0 ER: 0 SO: 0 BB: 0 IBB: 0 HBP: 0 BLK: 0 WP: 0 HR: 0 S: 0 P: 0 ERA: 0.00 WHIP: 0.000	IP: 0.0 WLS: 0.00 BF: 0 H: 0 R: 0 ER: 0 SO: 0 BB: 0 IBB: 0 HBP: 0 BLK: 0 WP: 0 HR: 0 S: 0 P: 0 ERA: 0.00 WHIP: 0.000	IP: 0.0 WLS: 0.00 BF: 0 H: 0 R: 0 ER: 0 SO: 0 BB: 0 IBB: 0 HBP: 0 BLK: 0 WP: 0 HR: 0 S: 0 P: 0 ERA: 0.00 WHIP: 0.000	IP: 0.0 WLS: 0.00 BF: 0 H: 0 R: 0 ER: 0 SO: 0 BB: 0 IBB: 0 HBP: 0 BLK: 0 WP: 0 HR: 0 S: 0 P: 0 ERA: 0.00 WHIP: 0.000	IP: 0.0 WLS: 0.00 BF: 0 H: 0 R: 0 ER: 0 SO: 0 BB: 0 IBB: 0 HBP: 0 BLK: 0 WP: 0 HR: 0 S: 0 P: 0 ERA: 0.00 WHIP: 0.000	IP: 0.0 WLS: 0.00 BF: 0 H: 0 R: 0 ER: 0 SO: 0 BB: 0 IBB: 0 HBP: 0 BLK: 0 WP: 0 HR: 0 S: 0 P: 0 ERA: 0.00 WHIP: 0.000	IP: 0.0 WLS: 0.00 BF: 0 H: 0 R: 0 ER: 0 SO: 0 BB: 0 IBB: 0 HBP: 0 BLK: 0 WP: 0 HR: 0 S: 0 P: 0 ERA: 0.00 WHIP: 0.000	IP: 0.0 WLS: 0.00 BF: 0 H: 0 R: 0 ER: 0 SO: 0 BB: 0 IBB: 0 HBP: 0 BLK: 0 WP: 0 HR: 0 S: 0 P: 0 ERA: 0.00 WHIP: 0.000	IP: 0.0 WLS: 0.00 BF: 0 H: 0 R: 0 ER: 0 SO: 0 BB: 0 IBB: 0 HBP: 0 BLK: 0 WP: 0 HR: 0 S: 0 P: 0 ERA: 0.00 WHIP: 0.000	IP: 0.0 WLS: 0.00 BF: 0 H: 0 R: 0 ER: 0 SO: 0 BB: 0 IBB: 0 HBP: 0 BLK: 0 WP: 0 HR: 0 S: 0 P: 0 ERA: 0.00 WHIP: 0.000	IP: 0.0 WLS: 0.00 BF: 0 H: 0 R: 0 ER: 0 SO: 0 BB: 0 IBB: 0 HBP: 0 BLK: 0 WP: 0 HR: 0 S: 0 P: 0 ERA: 0.00 WHIP: 0.000	IP: 0.0 WLS: 0.00 BF: 0 H: 0 R: 0 ER: 0 SO: 0 BB: 0 IBB: 0 HBP: 0 BLK: 0 WP: 0 HR: 0 S: 0 P: 0 ERA: 0.00 WHIP: 0.000	IP: 0.0 WLS: 0.00 BF: 0 H: 0 R: 0 ER: 0 SO: 0 BB: 0 IBB: 0 HBP: 0 BLK: 0 WP: 0 HR: 0 S: 0 P: 0 ERA: 0.00 WHIP: 0.000	IP: 0.0 WLS: 0.00 BF: 0 H: 0 R: 0 ER: 0 SO: 0 BB: 0 IBB: 0 HBP: 0 BLK: 0 WP: 0 HR: 0 S: 0 P: 0 ERA: 0.00 WHIP: 0.000		

Chicago White Sox @ Kansas City Royals
Kauffman Stadium, Kansas City, MO

Sat Jun 12 1993, 7:05 PM CDT
Att: 38,918 - Unknown - 86 F

livebaseballscorecards.com

AB 49
R 1
H 9
RBI 1
BB 5
SO 10
LOB 26

Batter	1	2	3	4	5	6	7	8	9	AB	R	H	RBI	BB	SO	LOB	TOP			
Steve Sax, R OBP: 0.250, SLG: 0.289 (1, 7)	P4		F8 G6-3 BB		G5-3		G3-1		L4	4	0	0	0	1	0	1	Chicago White Sox @ Oakland Athletics Oakland-Alameda County Coliseum, Oakland, CA Mon Jun 14 1993, 7:05 PM PDT Att: 23,586 - Unknown - 67 F livebaseballscorecards.com			
Craig Grebeck, R OBP: 0.316, SLG: 0.271 (1, 6)	G5-3		G6-3		F7			L6		4	0	0	0	0	0	1				
Frank Thomas, R OBP: 0.402, SLG: 0.539 (1, 3)	HR		F8							2	1	1	1	2	0	1				
George Bell, R OBP: 0.247, SLG: 0.323 (1, 10)	1B BB		P4		G4-3			F9		3	0	0	0	1	0	3				
Robin Ventura, L OBP: 0.398, SLG: 0.476 (1, 5)	1-2 1B			G6-3		K		G4-3		4	0	1	0	0	1	1				
Ellis Burks, R OBP: 0.355, SLG: 0.497 (1, 8)	P6			HR	G6-3			G4-3 SF8 2B		4	2	2	1	0	0	2				
Bo Jackson, R OBP: 0.327, SLG: 0.402 (1, 9)		G4-3		G6-3		K		G4-3		4	0	0	0	0	1	1				
Carlton Fisk, R OBP: 0.229, SLG: 0.267 (1, 2)		G5-3		FC6-4 1B			G5-3	SF8		3	0	1	1	0	0	0				
Joey Cora, S OBP: 0.356, SLG: 0.356 (1, 4)		P3		FC6-4 1-2			K	PB BB		3	0	0	0	1	1	1				
Inning Stats	R: 1 E: 0 K: 0 S: 11	H: 2 LOB: 2 BB: 1 P: 20	R: 0 E: 0 K: 0 S: 9	H: 0 LOB: 0 BB: 0 P: 13	R: 0 E: 0 K: 0 S: 13	H: 0 LOB: 1 BB: 1 P: 20	R: 1 E: 0 K: 0 S: 8	H: 2 LOB: 1 BB: 0 P: 11	R: 0 E: 0 K: 2 S: 5	H: 0 LOB: 0 BB: 0 P: 15	R: 0 E: 0 K: 1 S: 10	H: 0 LOB: 0 BB: 0 P: 14	R: 0 E: 0 K: 0 S: 8	H: 0 LOB: 1 BB: 1 P: 16	R: 1 E: 0 K: 0 S: 15	H: 1 LOB: 1 BB: 1 P: 25	1B: 2 2B: 1 3B: 0 HR: 2	SF: 1 SAC: 0 DP: 0 HBP: 0	WP: 0 PB: 1 SB: 0 CS: 0	PA: 37
PITCHER	IP WLS BF H R ER SO BB IBB HBP BLK WP HR S P ERA WHIP	IP WLS BF H R ER SO BB IBB HBP BLK WP HR S P ERA WHIP																		
Curt Young, L ERA: 4.5 (1, 1)	6.0 W 25	4 2 2 2 2	3 0 0 0 0	0 0 0 0 0	0 0 0 0 0	0 0 0 0 0	0 0 0 0 0	0 0 0 0 0	0 0 0 0 0	0 0 0 0 0	0 0 0 0 0	0 0 0 0 0	0 0 0 0 0	0 0 0 0 0	0 0 0 0 0	0 0 0 0 0	3.00 1.167			
Rick Honeycutt, L ERA: 3.32 (7, 1)	1.0 3	0 0 0 0 1	0 0 0 0 0	0 0 0 0 0	0 0 0 0 0	0 0 0 0 0	0 0 0 0 0	0 0 0 0 0	0 0 0 0 0	0 0 0 0 0	0 0 0 0 0	0 0 0 0 0	0 0 0 0 0	0 0 0 0 0	0 0 0 0 0	0 0 0 0 0	0.00 0.000			
Storm Davis, R ERA: 6.36 (8, 1)	2.0 9	1 1 1 0	2 0 0 0	0 0 0 0	0 0 0 0	0 0 0 0	0 0 0 0	0 0 0 0	0 0 0 0	0 0 0 0	0 0 0 0	0 0 0 0	0 0 0 0	0 0 0 0	0 0 0 0	0 0 0 0	4.50 1.500			

Batter	1	2	3	4	5	6	7	8	9	AB	R	H	RBI	BB	SO	LOB	BOTTOM			
Rickey Henderson, R OBP: 0.447, SLG: 0.460 (1, 7)	1B 2B	G3			G3 S 1B	S 1B BB	F9			4	2	2	0	1	0	3	Chicago White Sox @ Oakland Athletics Oakland-Alameda County Coliseum, Oakland, CA Mon Jun 14 1993, 7:05 PM PDT Att: 23,586 - Unknown - 67 F livebaseballscorecards.com			
Terry Steinbach, R OBP: 0.361, SLG: 0.446 (1, 2)	K		K		G3 1B BB	K		G5-3		4	1	0	0	1	3	3				
Brent Gates, S OBP: 0.354, SLG: 0.362 (1, 4)	P6		G4-3		G3			G4-3		5	0	1	3	0	0	3				
Ruben Sierra, S OBP: 0.278, SLG: 0.419 (1, 9)	1B		1B		WP S 1B	K		F7		5	0	3	2	0	1	1				
Kevin Seitzer, R OBP: 0.303, SLG: 0.359 (1, 3)	G4-3		G4-3		F8		HR			4	1	1	1	0	0	4				
Mike Aldrete, L OBP: 0.310, SLG: 0.410 (1, 10)		L9		F7		K		K		3	0	0	0	1	1	0				
Craig Paquette, R OBP: 0.261, SLG: 0.467 (1, 5)	WP 2B		K		K		F9			4	0	1	0	0	2	2				
Mike Bordick, R OBP: 0.347, SLG: 0.319 (1, 6)	L9		G6-3		G6-3		1B 2B			4	1	1	0	0	0	1				
Lance Blankenship, R OBP: 0.411, SLG: 0.329 (1, 8)	2-3 BB				1B G3 1B	PB S 1B BB		2H 1B		2	2	2	1	2	0	0				
Inning Stats	R: 0 E: 0 K: 1 S: 12	H: 2 LOB: 2 BB: 0 P: 19	R: 0 E: 0 K: 0 S: 9	H: 1 LOB: 2 BB: 1 P: 20	R: 0 E: 0 K: 1 S: 7	H: 0 LOB: 0 BB: 0 P: 10	R: 3 E: 0 K: 2 S: 17	H: 3 LOB: 2 BB: 2 P: 33	R: 2 E: 0 K: 2 S: 14	H: 1 LOB: 1 BB: 2 P: 28	R: 2 E: 0 K: 1 S: 16	H: 3 LOB: 1 BB: 0 P: 24	R: 0 E: 0 K: 0 S: 5	H: 0 LOB: 0 BB: 0 P: 9	R: 0 E: 0 K: 0 S: 5	H: 0 LOB: 0 BB: 0 P: 9	1B: 7 2B: 3 3B: 0 HR: 1	SF: 0 SAC: 0 DP: 0 HBP: 0	WP: 2 PB: 1 SB: 4 CS: 0	PA: 40
PITCHER	IP WLS BF H R ER SO BB IBB HBP BLK WP HR S P ERA WHIP	IP WLS BF H R ER SO BB IBB HBP BLK WP HR S P ERA WHIP																		
Kirk McCaskill, R ERA: 5.93 (1, 1)	4.1 L 22	7 3 3 3	2 0 0 0	0 0 0 0	0 0 0 0	0 0 0 0	0 0 0 0	0 0 0 0	0 0 0 0	0 0 0 0	0 0 0 0	0 0 0 0	0 0 0 0	0 0 0 0	0 0 0 0	0 0 0 0	6.23 2.077			
Jeff Schwarz, R ERA: 2.55 (5, 1)	1.2 9	1 2 2 3	3 0 0 0	0 0 0 0	0 0 0 0	0 0 0 0	0 0 0 0	0 0 0 0	0 0 0 0	0 0 0 0	0 0 0 0	0 0 0 0	0 0 0 0	0 0 0 0	0 0 0 0	0 0 0 0	10.80 2.400			
Bobby Thigpen, R ERA: 5.52 (7, 1)	1.0 6	3 2 2 1	0 0 0 0	0 0 0 0	0 0 0 0	0 0 0 0	0 0 0 0	0 0 0 0	0 0 0 0	0 0 0 0	0 0 0 0	0 0 0 0	0 0 0 0	0 0 0 0	0 0 0 0	0 0 0 0	18.00 3.000			
Terry Leach, R ERA: 2.19 (8, 1)	1.0 3	0 0 0 0	0 0 0 0	0 0 0 0	0 0 0 0	0 0 0 0	0 0 0 0	0 0 0 0	0 0 0 0	0 0 0 0	0 0 0 0	0 0 0 0	0 0 0 0	0 0 0 0	0 0 0 0	0 0 0 0	0.00 0.000			



Batter	1	2	3	4	5	6	7	8	9	AB	R	H	RBI	BB	SO	LOB	TOP					
Tim Raines, S OBP: 0.423, SLG: 0.588 (1, 7)	P5		G3			L6-3	G6-3			4	0	0	0	0	0	1						
Joey Cora, S OBP: 0.354, SLG: 0.354 (1, 4)	F9		K			E6		P5		4	1	1	0	0	1	0						
Frank Thomas, R OBP: 0.404, SLG: 0.536 (1, 3)	G4-3							L4		3	0	1	1	1	0	0						
Robin Ventura, L OBP: 0.391, SLG: 0.467 (1, 5)		G6-3		G6-4-3		P6		L7		4	0	0	0	0	2							
George Bell, R OBP: 0.251, SLG: 0.331 Steve Sax, R OBP: 0.250, SLG: 0.289 (9, PR)	E9		G5-3			F9			SH1 FC4-2	4	1	2	0	0	0	1						
Ellis Burks, R OBP: 0.355, SLG: 0.500 (1, 9)		G4-3			G6-3		G4-3		SH1	3	0	1	1	0	0	0						
Lance Johnson, L OBP: 0.328, SLG: 0.356 (1, 8)		G4-3				L8		FC4-2		4	1	1	0	0	0	3						
Ron Karkovics, R OBP: 0.320, SLG: 0.531 (1, 2)		G5-3			F9					4	1	2	2	0	0	2						
Ozzie Guillen, L OBP: 0.263, SLG: 0.331 (1, 6)			G5-3		F9			G4-3		4	0	1	0	0	0	2						
Inning Stats	R: 0 E: 0 K: 0 S: 4	H: 0 LOB: 0 BB: 0 P: 8	R: 1 E: 1 K: 0 S: 13	H: 2 LOB: 1 BB: 0 P: 19	R: 0 E: 0 K: 1 S: 8	H: 0 LOB: 0 BB: 0 P: 11	R: 0 E: 0 K: 0 S: 9	H: 0 LOB: 0 BB: 1 P: 15	R: 0 E: 0 K: 0 S: 7	H: 1 LOB: 1 BB: 0 P: 12	R: 1 E: 1 K: 0 S: 9	H: 2 LOB: 1 BB: 0 P: 14	R: 1 E: 0 K: 0 S: 7	H: 2 LOB: 1 BB: 0 P: 10	R: 0 E: 0 K: 0 S: 10	H: 0 LOB: 0 BB: 0 P: 15	R: 1 E: 0 K: 0 S: 13	H: 2 LOB: 1 BB: 0 P: 19	1B: 4 2B: 4 3B: 0 HR: 1	SF: 0 SAC: 1 DP: 1 HBP: 0	WP: 0 PB: 0 CS: 0	PA: 36
PITCHER	IP	WLS	BF	H	R	ER	SO	BB	IBB	HBP	BLK	WP	HR	S	P	ERA	WHIP					
Bob Welch, R ERA: 4.61 Kelly Downs, R ERA: 6.51	(1, 1)	8.2	L	35	9	4	3	1	1	0	0	0	1	74	116	3.12	1.154					
(9, 1)	0.1	1	0	0	0	0	0	0	0	0	0	0	0	6	7	0.00	0.000					

Chicago White Sox @ Oakland Athletics
Oakland-Alameda County Coliseum, Oakland, CA
Tue Jun 15 1993, 7:05 PM PDT
Att: 26,532 - Unknown - 67 F

AB 34
R 4
H 9
RBI 4
BB 1
SO 1
LOB 11



Batter	1	2	3	4	5	6	7	8	9	AB	R	H	RBI	BB	SO	LOB	BOTTOM					
Rickey Henderson, R OBP: 0.444, SLG: 0.456 (1, 7)	K			G6-4-3		CS	F9		G3-1	4	0	1	0	0	1	1						
Terry Steinbach, R OBP: 0.380, SLG: 0.444 (1, 10)	K			G6-4-3						3	0	1	0	0	1	1						
Brent Gates, S OBP: 0.348, SLG: 0.355 (1, 4)	F8			P4						3	0	0	0	0	1	1						
Ruben Sierra, S OBP: 0.275, SLG: 0.414 (1, 9)		G4-3			K		P6			3	0	0	0	0	1	1						
Craig Paquette, R OBP: 0.245, SLG: 0.438 (1, 5)		K			K			K		3	0	0	0	0	3	0						
Scott Brosius, R OBP: 0.216, SLG: 0.306 (1, 3)		G5-3			G5-3			K		3	0	0	0	0	1	0						
Mike Bordick, R OBP: 0.347, SLG: 0.319 (1, 6)			G4-3					F7		3	0	1	0	0	0	0						
Scott Hemond, R OBP: 0.273, SLG: 0.260 (1, 2)			G1-3			P3			K	3	0	0	0	0	1	1						
Lance Blankenship, R OBP: 0.410, SLG: 0.325 (1, 8)			K							2	0	0	0	1	2	1						
Inning Stats	R: 0 E: 0 K: 2 S: 8	H: 0 LOB: 0 BB: 0 P: 9	R: 0 E: 0 K: 1 S: 10	H: 0 LOB: 0 BB: 0 P: 13	R: 0 E: 0 K: 1 S: 10	H: 0 LOB: 0 BB: 0 P: 14	R: 0 E: 0 K: 0 S: 6	H: 1 LOB: 0 BB: 0 P: 10	R: 0 E: 0 K: 2 S: 10	H: 0 LOB: 0 BB: 0 P: 12	R: 0 E: 0 K: 1 S: 9	H: 1 LOB: 0 BB: 0 P: 11	R: 0 E: 0 K: 1 S: 13	H: 1 LOB: 1 BB: 0 P: 19	R: 0 E: 0 K: 2 S: 7	H: 0 LOB: 0 BB: 0 P: 9	R: 0 E: 0 K: 1 S: 9	H: 0 LOB: 0 BB: 1 P: 17	1B: 3 2B: 0 3B: 0 HR: 0	SF: 0 SAC: 0 DP: 1 HBP: 0	WP: 0 PB: 0 CS: 2	PA: 29
PITCHER	IP	WLS	BF	H	R	ER	SO	BB	IBB	HBP	BLK	WP	HR	S	P	ERA	WHIP					
Wilson Alvarez, L ERA: 2.93	(1, 1)	9.0	W	28	3	0	0	11	1	0	0	0	0	82	114	0.00	0.444					

Chicago White Sox @ Oakland Athletics
Oakland-Alameda County Coliseum, Oakland, CA
Tue Jun 15 1993, 7:05 PM PDT
Att: 26,532 - Unknown - 67 F

AB 27
R 0
H 3
RBI 0
BB 1
SO 11
LOB 6




Batter	1	2	3	4	5	6	7	8	9	AB	R	H	RBI	BB	SO	LOB	TOP					
Tim Raines, S OBP: 0.404, SLG: 0.538 (1, 7)	G3		F7		P6		G3-6-4-3		K	5	0	0	0	0	1	3						
Joey Cora, S OBP: 0.351, SLG: 0.348 (1, 4)	F8				L6			B4-3		3	0	0	0	1	0	0						
Frank Thomas, R OBP: 0.410, SLG: 0.546 (1, 3)										3	0	1	0	1	1	1						
Robin Ventura, L OBP: 0.387, SLG: 0.456 (1, 5)	FC6-4		F8					F9		4	0	1	0	0	0	2						
George Bell, R OBP: 0.255, SLG: 0.341 (1, 10)										4	1	2	0	0	0	2						
Ellis Burks, R OBP: 0.358, SLG: 0.500 (1, 9)										4	1	2	1	0	0	3						
Lance Johnson, L OBP: 0.325, SLG: 0.349 (1, 8)										3	0	0	0	1	0	4						
Ron Karkovics, R OBP: 0.313, SLG: 0.516 (1, 2)										4	0	1	0	0	3	3						
Ozzie Guillen, L OBP: 0.273, SLG: 0.339 (1, 6)										4	0	2	1	0	0	1						
Inning Stats	R: 0 E: 0 K: 0 S: 11	H: 0 LOB: 1 BB: 1 P: 16	R: 1 E: 0 K: 0 S: 12	H: 3 LOB: 1 BB: 0 P: 18	R: 0 E: 0 K: 1 S: 10	H: 0 LOB: 1 BB: 1 P: 18	R: 0 E: 0 K: 1 S: 9	H: 1 LOB: 1 BB: 0 P: 15	R: 0 E: 0 K: 0 S: 6	H: 0 LOB: 0 BB: 0 P: 8	R: 0 E: 0 K: 0 S: 10	H: 2 LOB: 2 BB: 0 P: 14	R: 0 E: 0 K: 1 S: 6	H: 1 LOB: 0 BB: 0 P: 7	R: 0 E: 0 K: 1 S: 7	H: 0 LOB: 0 BB: 0 P: 12	R: 1 E: 0 K: 2 S: 17	H: 2 LOB: 2 BB: 1 P: 24	1B: 7 2B: 2 3B: 0 HR: 0	SF: 0 SAC: 0 DP: 2 HBP: 0	WP: 0 PB: 0 SB: 1 CS: 0	PA: 37
PITCHER	IP	WLS	BF	H	R	ER	SO	BB	IBB	HBP	BLK	WP	HR	S	P	ERA	WHIP					
Bobby Witt, R ERA: 3.93 (1, 1)	8.1	W	33	8	2	2	3	2	0	0	0	0	0	77	115	2.16	1.200					
Mike Mohler, L ERA: 5.59 (9, 1)	0.0		1	0	0	0	0	1	0	0	0	0	0	4	8	∞	∞					
Dennis Eckersley, R ERA: 5.4 (9, 1)	0.2	S	3	1	0	0	2	0	0	0	0	0	0	7	9	0.00	1.500					

Chicago White Sox @ Oakland Athletics
Oakland-Alameda County Coliseum, Oakland, CA
Thu Jun 17 1993, 3:33 AM PDT
Att: 20,192 - Sunny - 92 F

livebaseballscores.com

AB 34
R 2
H 9
RBI 2
BB 3
SO 5
LOB 19



Batter	1	2	3	4	5	6	7	8	9	AB	R	H	RBI	BB	SO	LOB	BOTTOM				
Rickey Henderson, R OBP: 0.456, SLG: 0.457 (1, 7)										1	0	0	0	4	1	0					
Mike Aldrete, L OBP: 0.306, SLG: 0.400 Scott Brosius, R (7, PH) (8, 3)	F8		F8							3	1	1	0	0	0	3					
Brent Gates, S OBP: 0.339, SLG: 0.345 (1, 4)	G3		L8							3	0	1	1	0	0	3					
Ruben Sierra, S OBP: 0.274, SLG: 0.404 (1, 9)										2	1	0	0	2	0	3					
Terry Steinbach, R OBP: 0.349, SLG: 0.429 (1, 2)										4	0	0	0	0	2	4					
Kevin Seitzer, R OBP: 0.312, SLG: 0.361 (1, 5)										2	2	1	0	2	1	1					
Troy Neel, L OBP: 0.271, SLG: 0.372 (1, 10)										4	1	2	3	0	2	2					
Mike Bordick, R OBP: 0.345, SLG: 0.323 (1, 6)										4	0	2	1	0	1	2					
Lance Blankenship, R OBP: 0.407, SLG: 0.318 (1, 8)										3	0	0	0	1	1	1					
Inning Stats	R: 0 E: 0 K: 0 S: 9	H: 0 LOB: 0 BB: 1 P: 14	R: 0 E: 0 K: 2 S: 13	H: 0 LOB: 1 BB: 1 P: 21	R: 0 E: 0 K: 1 S: 11	H: 1 LOB: 2 BB: 1 P: 21	R: 1 E: 0 K: 1 S: 10	H: 2 LOB: 1 BB: 0 P: 14	R: 3 E: 0 K: 2 S: 15	H: 1 LOB: 0 BB: 2 P: 27	R: 0 E: 0 K: 1 S: 8	H: 0 LOB: 2 BB: 2 P: 17	R: 1 E: 1 K: 1 S: 12	H: 2 LOB: 2 BB: 1 P: 23	1B: 4 2B: 2 3B: 0 HR: 1	SF: 0 SAC: 1 DP: 1 HBP: 0	WP: 0 PB: 0 SB: 0 CS: 2	PA: 38			
PITCHER	IP	WLS	BF	H	R	ER	SO	BB	IBB	HBP	BLK	WP	HR	S	P	ERA	WHIP				
Alex Fernandez, R ERA: 2.99 (7, 1)	6.0	L	28	5	4	4	6	8	0	0	0	0	0	68	121	6.00	2.167				
Scott Radinsky, L ERA: 4.55 (7, 1)	0.2		3	0	0	0	0	1	0	0	0	0	0	5	10	0.00	1.500				
Terry Leach, R ERA: 2.63 (7, 1)	1.1		7	2	1	1	2	0	1	0	0	0	0	15	26	6.75	1.500				

Chicago White Sox @ Oakland Athletics
Oakland-Alameda County Coliseum, Oakland, CA
Thu Jun 17 1993, 3:33 AM PDT
Att: 20,192 - Sunny - 92 F

livebaseballscores.com

AB 27
R 5
H 7
RBI 5
BB 10
SO 8
LOB 21



Batter	1	2	3	4	5	6	7	8	9	AB	R	H	RBI	BB	SO	LOB	TOP				
Joey Cora, S OBP: 0.352, SLG: 0.349 (1, 4)										5	1	2	2	0	1	1	Chicago White Sox @ California Angels Anaheim Stadium, Anaheim, CA Fri Jun 18 1993, 10:05 PM EDT Att: 24,845 - Unknown				
Ellis Burks, R OBP: 0.354, SLG: 0.490 (1, 9)										4	1	0	0	1	1	3					
Frank Thomas, R OBP: 0.413, SLG: 0.545 (1, 3)										4	1	2	1	1	0	2					
George Bell, R OBP: 0.254, SLG: 0.340 Steve Sax, R OBP: 0.250, SLG: 0.289 (9, PR)										4	0	1	1	0	0	2					
Robin Ventura, L OBP: 0.391, SLG: 0.455 (1, 5)										3	1	1	1	2	0	2					
Bo Jackson, R OBP: 0.333, SLG: 0.438 Tim Raines, S OBP: 0.400, SLG: 0.532 (7, PR)										4	1	2	2	0	1	1					
Lance Johnson, L OBP: 0.328, SLG: 0.349 (1, 8)										3	2	1	0	1	0	2					
Ron Karkovics, R OBP: 0.317, SLG: 0.513 (1, 2)										3	1	1	0	1	0	2					
Craig Grebeck, R OBP: 0.313, SLG: 0.268 Ozzie Guillen, L OBP: 0.276, SLG: 0.341 (6, PH)										1	0	0	0	0	0	0					
Inning Stats	R: 2 E: 0 K: 0 S: 16	H: 2 LOB: 1 BB: 1 P: 29	R: 1 E: 0 K: 0 S: 8	H: 0 LOB: 1 BB: 2 P: 19	R: 3 E: 0 K: 0 S: 15	H: 3 LOB: 0 BB: 0 P: 21	R: 0 E: 0 K: 0 S: 7	H: 0 LOB: 0 BB: 1 P: 12	R: 0 E: 0 K: 2 S: 20	H: 4 LOB: 2 BB: 0 P: 30	R: 0 E: 0 K: 0 S: 7	H: 1 LOB: 2 BB: 1 P: 16	R: 0 E: 0 K: 1 S: 9	H: 0 LOB: 0 BB: 0 P: 14	R: 0 E: 0 K: 0 S: 10	H: 1 LOB: 1 BB: 1 P: 22		1B: 10 2B: 1 3B: 0 HR: 1	SF: 1 SAC: 1 DP: 1 HBP: 0	WP: 0 PB: 0 SB: 2 CS: 0	PA: 42
PITCHER	IP WLS BF H R ER SO BB IBB HBP BLK WP HR S P ERA WHIP	IP WLS BF H R ER SO BB IBB HBP BLK WP HR S P ERA WHIP	IP WLS BF H R ER SO BB IBB HBP BLK WP HR S P ERA WHIP	IP WLS BF H R ER SO BB IBB HBP BLK WP HR S P ERA WHIP	IP WLS BF H R ER SO BB IBB HBP BLK WP HR S P ERA WHIP	IP WLS BF H R ER SO BB IBB HBP BLK WP HR S P ERA WHIP	IP WLS BF H R ER SO BB IBB HBP BLK WP HR S P ERA WHIP	IP WLS BF H R ER SO BB IBB HBP BLK WP HR S P ERA WHIP	IP WLS BF H R ER SO BB IBB HBP BLK WP HR S P ERA WHIP	IP WLS BF H R ER SO BB IBB HBP BLK WP HR S P ERA WHIP	IP WLS BF H R ER SO BB IBB HBP BLK WP HR S P ERA WHIP	IP WLS BF H R ER SO BB IBB HBP BLK WP HR S P ERA WHIP	IP WLS BF H R ER SO BB IBB HBP BLK WP HR S P ERA WHIP	IP WLS BF H R ER SO BB IBB HBP BLK WP HR S P ERA WHIP	IP WLS BF H R ER SO BB IBB HBP BLK WP HR S P ERA WHIP	IP WLS BF H R ER SO BB IBB HBP BLK WP HR S P ERA WHIP	IP WLS BF H R ER SO BB IBB HBP BLK WP HR S P ERA WHIP	IP WLS BF H R ER SO BB IBB HBP BLK WP HR S P ERA WHIP	IP WLS BF H R ER SO BB IBB HBP BLK WP HR S P ERA WHIP	IP WLS BF H R ER SO BB IBB HBP BLK WP HR S P ERA WHIP	IP WLS BF H R ER SO BB IBB HBP BLK WP HR S P ERA WHIP

AB	34
R	8
H	11
RBI	8
BB	6
SO	3
LOB	17



Batter	1	2	3	4	5	6	7	8	9	AB	R	H	RBI	BB	SO	LOB	BOTTOM					
Luis Polonia, L OBP: 0.308, SLG: 0.328 (1, 7)										4	0	0	0	0	1	2	Chicago White Sox @ California Angels Anaheim Stadium, Anaheim, CA Fri Jun 18 1993, 10:05 PM EDT Att: 24,845 - Unknown					
Chad Curtis, R OBP: 0.415, SLG: 0.406 (1, 8)										5	2	2	1	0	1	1						
Torey Lovullo, S OBP: 0.370, SLG: 0.474 (1, 4)										4	2	1	0	1	1	2						
Chili Davis, S OBP: 0.320, SLG: 0.423 (1, 10)										5	3	3	3	0	1	1						
Kelly Gruber, R OBP: 0.333, SLG: 0.444 (1, 5)										2	1	0	0	2	1	1						
J.T. Snow, L OBP: 0.336, SLG: 0.450 (1, 3)										4	0	3	4	0	1	0						
Greg Myers, L OBP: 0.286, SLG: 0.358 Damon Easley, R OBP: 0.374, SLG: 0.423 Ron Tingley, R OBP: 0.375, SLG: 0.400 (8, 2)										3	0	0	1	0	0	3						
Stan Javier, S OBP: 0.282, SLG: 0.250 (1, 9)										4	1	2	0	0	0	1						
Gary Disarcina, R OBP: 0.276, SLG: 0.354 (1, 6)									3	0	1	0	1	2	1							
Inning Stats	R: 2 E: 0 K: 1 S: 13	H: 3 LOB: 2 BB: 1 P: 26	R: 1 E: 1 K: 1 S: 10	H: 1 LOB: 1 BB: 1 P: 21	R: 0 E: 0 K: 2 S: 8	H: 0 LOB: 0 BB: 0 P: 11	R: 0 E: 0 K: 1 S: 10	H: 1 LOB: 1 BB: 0 P: 15	R: 3 E: 0 K: 0 S: 12	H: 2 LOB: 1 BB: 2 P: 24	R: 0 E: 0 K: 1 S: 6	H: 1 LOB: 0 BB: 0 P: 9	R: 1 E: 0 K: 1 S: 12	H: 2 LOB: 1 BB: 0 P: 17	R: 0 E: 0 K: 1 S: 7	H: 0 LOB: 0 BB: 0 P: 12		R: 2 E: 0 K: 0 S: 5	H: 2 LOB: 0 BB: 0 P: 6	1B: 9 2B: 2 3B: 0 HR: 1	SF: 0 SAC: 1 DP: 1 HBP: 0	WP: 0 PB: 0 SB: 0 CS: 0
PITCHER	IP WLS BF H R ER SO BB IBB HBP BLK WP HR S P ERA WHIP	IP WLS BF H R ER SO BB IBB HBP BLK WP HR S P ERA WHIP	IP WLS BF H R ER SO BB IBB HBP BLK WP HR S P ERA WHIP	IP WLS BF H R ER SO BB IBB HBP BLK WP HR S P ERA WHIP	IP WLS BF H R ER SO BB IBB HBP BLK WP HR S P ERA WHIP	IP WLS BF H R ER SO BB IBB HBP BLK WP HR S P ERA WHIP	IP WLS BF H R ER SO BB IBB HBP BLK WP HR S P ERA WHIP	IP WLS BF H R ER SO BB IBB HBP BLK WP HR S P ERA WHIP	IP WLS BF H R ER SO BB IBB HBP BLK WP HR S P ERA WHIP	IP WLS BF H R ER SO BB IBB HBP BLK WP HR S P ERA WHIP	IP WLS BF H R ER SO BB IBB HBP BLK WP HR S P ERA WHIP	IP WLS BF H R ER SO BB IBB HBP BLK WP HR S P ERA WHIP	IP WLS BF H R ER SO BB IBB HBP BLK WP HR S P ERA WHIP	IP WLS BF H R ER SO BB IBB HBP BLK WP HR S P ERA WHIP	IP WLS BF H R ER SO BB IBB HBP BLK WP HR S P ERA WHIP	IP WLS BF H R ER SO BB IBB HBP BLK WP HR S P ERA WHIP	IP WLS BF H R ER SO BB IBB HBP BLK WP HR S P ERA WHIP	IP WLS BF H R ER SO BB IBB HBP BLK WP HR S P ERA WHIP	IP WLS BF H R ER SO BB IBB HBP BLK WP HR S P ERA WHIP	IP WLS BF H R ER SO BB IBB HBP BLK WP HR S P ERA WHIP	IP WLS BF H R ER SO BB IBB HBP BLK WP HR S P ERA WHIP	

AB	35
R	9
H	12
RBI	9
BB	4
SO	8
LOB	13



Batter	1	2	3	4	5	6	7	8	9	AB	R	H	RBI	BB	SO	LOB	TOP					
Tim Raines, S OBP: 0.400, SLG: 0.535 (1, 7)	F9		G6-4-3			1B	G6-3		FC6-4	5	1	2	1	0	0	1						
Craig Grebeck, R OBP: 0.306, SLG: 0.263 (1, 4)	P6			K		1B		G6-3	FC6-4	5	1	1	1	0	1	2						
Frank Thomas, R OBP: 0.415, SLG: 0.542 (1, 3)	G5-3					1B		G6-3		3	1	1	0	1	0	0						
George Bell, R OBP: 0.254, SLG: 0.339 (1, 10)		F8		F9		K				4	0	1	0	0	1	3						
Steve Sax, R OBP: 0.250, SLG: 0.289 (8, PR)										0	0	0	0	0	0	0						
Robin Ventura, L OBP: 0.385, SLG: 0.446 (1, 5)	G4-3			L7					F9	4	0	0	0	0	0	4						
Ellis Burks, R OBP: 0.381, SLG: 0.495 (1, 8)						F8	E7		FC6-4	2	0	1	2	2	0	0						
Bo Jackson, R OBP: 0.324, SLG: 0.424 (1, 9)									BB	3	0	0	0	0	3	2						
Lance Johnson, L OBP: 0.327, SLG: 0.347 (9, PH)						K	K2-3		FC6-4	1	1	1	0	0	0	1						
Ron Karkovics, R OBP: 0.316, SLG: 0.511 (1, 2)										1	0	0	0	0	1	0						
Carlton Fisk, R OBP: 0.271, SLG: 0.271 (3, PR)									F8	3	0	1	0	0	0	1						
Ozzie Guillen, L OBP: 0.275, SLG: 0.335 (1, 6)										3	0	0	0	1	0	2						
Inning Stats	R: 0 E: 0 K: 0 S: 6	H: 0 LOB: 0 BB: 0 P: 9	R: 0 E: 0 K: 1 S: 11	H: 0 LOB: 1 BB: 1 P: 18	R: 0 E: 0 K: 1 S: 5	H: 0 LOB: 1 BB: 0 P: 8	R: 0 E: 0 K: 1 S: 11	H: 0 LOB: 1 BB: 1 P: 21	R: 0 E: 0 K: 1 S: 9	H: 1 LOB: 0 BB: 0 P: 11	R: 3 E: 1 K: 2 S: 16	H: 4 LOB: 1 BB: 0 P: 22	R: 0 E: 0 K: 0 S: 9	H: 0 LOB: 0 BB: 0 P: 14	R: 0 E: 0 K: 0 S: 10	H: 1 LOB: 1 BB: 0 P: 17	R: 1 E: 0 K: 0 S: 18	H: 1 LOB: 2 BB: 2 P: 28	1B: 5 2B: 2 3B: 0 HR: 0	SF: 0 SAC: 0 DP: 1 HBP: 0	WP: 2 PB: 0 CS: 0	PA: 38
PITCHER	IP	WLS	BF	H	R	ER	SO	BB	IBB	HBP	BLK	WP	HR	S	P	ERA	WHIP					
Mark Langston, L ERA: 2.42 (1, 1)	8.0	W	33	6	4	4	6	3	0	0	0	2	0	80	127	4.50	1.125					
Gene Nelson, R ERA: 1.46 (9, 1)	0.2		2	0	0	0	0	0	0	0	0	0	0	8	9	0.00	0.000					
Steve Frey, L ERA: 2.18 (9, 1)	0.1	S	3	1	0	0	0	1	0	0	0	0	0	7	12	0.00	6.000					

Chicago White Sox @ California Angels
Anaheim Stadium, Anaheim, CA
Sat Jun 19 1993, 10:05 PM EDT
Att: 34,545 - Unknown - 80 F

AB 34
R 4
H 7
RBI 4
BB 4
SO 6
LOB 16



Batter	1	2	3	4	5	6	7	8	9	AB	R	H	RBI	BB	SO	LOB	BOTTOM					
Luis Polonia, L OBP: 0.307, SLG: 0.323 (1, 7)	P5			WP	FC4-6		P6			3	2	0	0	1	0	2						
Chad Curtis, R OBP: 0.420, SLG: 0.408 (1, 8)	L3			S	SF9			FC6-4		1	1	1	2	2	0	0						
Tim Salmon, R OBP: 0.386, SLG: 0.505 (1, 9)	L3			S	G4-6-3			FC6-4		2	1	1	1	2	0	1						
Chili Davis, S OBP: 0.318, SLG: 0.420 (1, 10)		F8		G4-6-3	F8			P5		4	0	1	1	0	0	3						
Torey Lovullo, S OBP: 0.366, SLG: 0.462 (1, 4)	G6-3			G4-6-3		P6		FC6-4		3	0	0	0	1	0	2						
J.T. Snow, L OBP: 0.335, SLG: 0.446 (1, 3)	L7			G4-6-3			G5-4-3	G6-3		4	0	1	0	0	0	4						
Rene Gonzales, R OBP: 0.359, SLG: 0.287 (1, 5)				G4-3		G5-4-3				2	0	0	0	1	0	2						
Gary Disarcina, R OBP: 0.277, SLG: 0.358 (1, 6)				F8		FC4-6		G6-3		3	1	1	0	0	0	1						
Ron Tingley, R OBP: 0.370, SLG: 0.364 (1, 2)	L9-3			L9-3				K		2	0	0	0	1	1	1						
Inning Stats	R: 0 E: 0 K: 0 S: 8	H: 0 LOB: 0 BB: 1 P: 12	R: 0 E: 0 K: 0 S: 6	H: 0 LOB: 0 BB: 0 P: 9	R: 0 E: 0 K: 0 S: 2	H: 0 LOB: 0 BB: 1 P: 8	R: 3 E: 0 K: 0 S: 20	H: 2 LOB: 1 BB: 3 P: 33	R: 2 E: 0 K: 0 S: 11	H: 2 LOB: 1 BB: 1 P: 22	R: 0 E: 0 K: 1 S: 3	H: 1 LOB: 0 BB: 0 P: 6	R: 0 E: 0 K: 1 S: 6	H: 0 LOB: 0 BB: 0 P: 8	R: 0 E: 0 K: 0 S: 9	H: 0 LOB: 2 BB: 2 P: 21	1B: 3 2B: 4 3B: 0 HR: 0	SF: 1 SAC: 0 DP: 4 HBP: 0	WP: 1 PB: 0 CS: 0	PA: 33		
PITCHER	IP	WLS	BF	H	R	ER	SO	BB	IBB	HBP	BLK	WP	HR	S	P	ERA	WHIP					
Scott Ruffcorn, R ERA: 9.64 (1, 1)	4.2	L	21	4	5	5	0	6	0	0	0	0	0	46	82	9.64	2.143					
Bobby Thigpen, R ERA: 4.5 (5, 1)	3.1		12	1	0	0	1	2	0	0	0	0	0	19	37	0.00	0.900					

Chicago White Sox @ California Angels
Anaheim Stadium, Anaheim, CA
Sat Jun 19 1993, 10:05 PM EDT
Att: 34,545 - Unknown - 80 F

AB 24
R 5
H 5
RBI 4
BB 8
SO 1
LOB 16




Batter	1	2	3	4	5	6	7	8	9	AB	R	H	RBI	BB	SO	LOB	TOP					
Tim Raines, S OBP: 0.424, SLG: 0.559 (1, 7)										3	2	3	1	2	0	0	Chicago White Sox @ California Angels Anaheim Stadium, Anaheim, CA Sun Jun 20 1993, 6:33 AM EDT Att: 34,187 - Sunny - 80 F					
Joey Cora, S OBP: 0.356, SLG: 0.351 (1, 4)										4	1	2	0	1	0	1						
Frank Thomas, R OBP: 0.414, SLG: 0.542 (1, 3)										4	1	2	2	0	1	1						
Robin Ventura, L OBP: 0.382, SLG: 0.439 (1, 5)										4	1	0	0	1	1	3						
George Bell, R OBP: 0.256, SLG: 0.363 (1, 10)										5	2	2	5	0	1	0						
Ellis Burks, R OBP: 0.358, SLG: 0.485 (1, 9)										4	0	0	0	1	0	0						
Lance Johnson, L OBP: 0.328, SLG: 0.353 (1, 8)										5	2	2	0	0	0	1						
Michael LaValliere, L OBP: 0.375, SLG: 0.286 (8, PH)										2	0	1	1	1	0	0						
Steve Sax, R OBP: 0.244, SLG: 0.282 (8, 2)										1	1	0	1	0	0	0						
Carlton Fisk, R OBP: 0.235, SLG: 0.271 (8, 2)										0	0	0	0	0	0	0						
Ozzie Guillen, L OBP: 0.269, SLG: 0.328 (1, 6)										4	1	0	0	0	1	3						
Inning Stats	R: 5 E: 0 K: 1 S: 18	H: 4 LOB: 1 BB: 3 P: 37	R: 1 E: 0 K: 0 S: 8	H: 2 LOB: 0 BB: 0 P: 12	R: 1 E: 0 K: 0 S: 10	H: 2 LOB: 1 BB: 0 P: 11	R: 0 E: 0 K: 1 S: 10	H: 1 LOB: 1 BB: 1 P: 18	R: 0 E: 0 K: 0 S: 11	H: 0 LOB: 0 BB: 0 P: 15	R: 0 E: 0 K: 1 S: 8	H: 0 LOB: 0 BB: 0 P: 15	R: 0 E: 0 K: 1 S: 8	H: 0 LOB: 0 BB: 0 P: 15	R: 4 E: 2 K: 0 S: 18	H: 3 LOB: 2 BB: 1 P: 31	R: 0 E: 0 K: 1 S: 6	H: 0 LOB: 0 BB: 0 P: 8	1B: 8 2B: 2 3B: 0 HR: 2	SF: 1 SAC: 0 DP: 3 HBP: 0	WP: 0 PB: 0 SB: 3 CS: 1	PA: 44
PITCHER	IP WLS BF H R ER SO BB IBB HBP BLK WP HR S P ERA WHIP																	PITCHER	IP WLS BF H R ER SO BB IBB HBP BLK WP HR S P ERA WHIP			
Russ Springer, R ERA: 9.28 (1, 1)	2.2 L 17 8 7 7 1 3 0 0 0 0 0 1 34 58 23.62 4.125																					
Ken Patterson, L ERA: 6.84 (3, 1)	3.1 11 1 0 0 1 2 0 0 0 0 0 0 30 49 0.00 0.900																					
Doug Linton, R ERA: 6.57 (7, 1)	1.1 5 1 1 1 1 0 0 0 0 0 0 1 13 22 6.75 0.750																					
Jerry Nielsen, L ERA: 9.0 (8, 1)	1.2 10 2 3 1 1 1 0 0 0 0 0 0 19 32 5.40 1.800																					

AB	36
R	11
H	12
RBI	10
BB	6
SO	4
LOB	9



Batter	1	2	3	4	5	6	7	8	9	AB	R	H	RBI	BB	SO	LOB	BOTTOM					
Luis Polonia, L OBP: 0.301, SLG: 0.317 (1, 7)										5	0	0	0	0	2	1	Chicago White Sox @ California Angels Anaheim Stadium, Anaheim, CA Sun Jun 20 1993, 6:33 AM EDT Att: 34,187 - Sunny - 80 F					
Chad Curtis, R OBP: 0.423, SLG: 0.414 (1, 8)										4	1	2	1	1	1	0						
Tim Salmon, R OBP: 0.390, SLG: 0.518 (1, 9)										4	2	2	1	1	0	2						
Chili Davis, S OBP: 0.320, SLG: 0.420 (1, 10)										5	1	2	1	0	1	1						
Torey Lovullo, S OBP: 0.370, SLG: 0.475 (1, 4)										3	1	2	1	0	0	0						
Kelly Gruber, R OBP: 0.302, SLG: 0.400 (1, 5)										4	0	0	0	0	0	4						
J.T. Snow, L OBP: 0.329, SLG: 0.438 (1, 3)										4	0	0	0	0	1	4						
Gary Disarcina, R OBP: 0.276, SLG: 0.361 (9, 6)										4	0	1	2	0	0	2						
Rod Correia, R (9, 6)										0	0	0	0	0	0	0						
Ron Tingley, R OBP: 0.355, SLG: 0.320 (1, 2)										3	1	0	0	1	0	1						
Inning Stats	R: 0 E: 0 K: 0 S: 10	H: 1 LOB: 1 BB: 0 P: 15	R: 0 E: 0 K: 0 S: 7	H: 0 LOB: 0 BB: 0 P: 11	R: 1 E: 0 K: 0 S: 11	H: 1 LOB: 1 BB: 1 P: 20	R: 0 E: 1 K: 0 S: 8	H: 1 LOB: 2 BB: 0 P: 13	R: 0 E: 0 K: 1 S: 7	H: 1 LOB: 1 BB: 0 P: 14	R: 2 E: 0 K: 1 S: 17	H: 3 LOB: 1 BB: 0 P: 23	R: 2 E: 0 K: 1 S: 7	H: 1 LOB: 1 BB: 2 P: 18	R: 0 E: 0 K: 0 S: 6	H: 0 LOB: 0 BB: 0 P: 12	R: 1 E: 0 K: 3 S: 10	H: 1 LOB: 0 BB: 0 P: 15	1B: 5 2B: 3 3B: 0 HR: 1	SF: 1 SAC: 0 DP: 0 HBP: 0	WP: 0 PB: 0 SB: 1 CS: 0	PA: 40
PITCHER	IP WLS BF H R ER SO BB IBB HBP BLK WP HR S P ERA WHIP																	PITCHER	IP WLS BF H R ER SO BB IBB HBP BLK WP HR S P ERA WHIP			
Wilson Alvarez, L ERA: 3.12 (1, 1)	6.1 W 29 7 4 4 2 2 0 0 0 0 0 0 63 103 5.68 1.421																					
Jeff Schwarz, R ERA: 2.6 (7, 1)	1.2 7 1 1 1 0 1 0 0 0 0 0 0 10 23 5.40 1.200																					
Roberto Hernandez, R ERA: 2.93 (9, 1)	1.0 4 1 1 1 3 0 0 0 0 0 0 1 10 15 9.00 1.000																					

AB	36
R	6
H	9
RBI	6
BB	3
SO	5
LOB	15



Batter	1	2	3	4	5	6	7	8	9	AB	R	H	RBI	BB	SO	LOB	TOP										
David Hulse, L (1, 8) OBP: 0.308, SLG: 0.365 Jose Canseco, R (9, PH) OBP: 0.313, SLG: 0.463	0-1 B4-3		0-2 F8		3-2 G6-3		0-0 E1 F8 1B		2-1 P2	4	1	0	0	0	0	0											
Julio Franco, R (1, 10) OBP: 0.289, SLG: 0.414	2-2 2B		2-1 G6-3		2-0 L8		1-0 F8		0-3 K	5	0	1	0	0	1	3											
Rafael Palmeiro, L (1, 3) OBP: 0.326, SLG: 0.464	1-0 F8			2-1 HR		0-3 K	1-1 G6-4-3 1B			4	1	2	2	0	1	1											
Juan Gonzalez, R (1, 7) OBP: 0.381, SLG: 0.656	0-0 G5-3			2-1 L1-3 1B		0-1 FC6-4 1B	3-2 G6-4-3 1-2			4	0	2	0	0	0	2											
Dean Palmer, R (1, 5) OBP: 0.331, SLG: 0.530		1-1 FC3-6 1B		1-3 K		1-0 FC6-4 1-2		1-2 P2		4	0	1	0	0	1	2											
Ivan Rodriguez, R (1, 2) OBP: 0.329, SLG: 0.405	0-0 L7			2-0 L1-3		0-2 G1-3		0-2 F7		4	0	0	0	0	0	3											
Doug Strange, S (1, 4) OBP: 0.321, SLG: 0.407	1-1 FC3-6 1-2			1-2 F7			0-0 BB 1B		0-0 P8	4	1	1	0	0	0	2											
Gary Redus, R (1, 9) OBP: 0.328, SLG: 0.424 Butch Davis, R (9, PR) OBP: 0.329, SLG: 0.425	2-2 G5-3			2-1 HR		4-0 1B E BB		3-2 SH5-3 1B		3	2	2	1	1	0	1											
Mario Diaz, R (1, 6) OBP: 0.222, SLG: 0.278 Geno Petralli, L (9, PH) OBP: 0.375, SLG: 0.395			1-0 F8		2-2 G6-3		1-2 E 1B		2-0 SH5-3	3	1	1	1	0	0	0											
Inning Stats	R: 0 E: 0 K: 0 S: 8	H: 1 LOB: 1 BB: 0 P: 11	R: 0 E: 0 K: 0 S: 9	H: 1 LOB: 1 BB: 0 P: 13	R: 0 E: 0 K: 0 S: 6	H: 0 LOB: 0 BB: 0 P: 9	R: 1 E: 0 K: 1 S: 11	H: 2 LOB: 1 BB: 0 P: 19	R: 1 E: 0 K: 0 S: 12	H: 1 LOB: 0 BB: 0 P: 21	R: 0 E: 0 K: 1 S: 11	H: 1 LOB: 1 BB: 0 P: 12	R: 4 E: 1 K: 0 S: 11	H: 3 LOB: 0 BB: 1 P: 18	R: 0 E: 0 K: 0 S: 7	H: 0 LOB: 0 BB: 0 P: 8	R: 0 E: 0 K: 1 S: 9	H: 1 LOB: 2 BB: 0 P: 16	1B: 7 2B: 1 3B: 0 HR: 2	SF: 0 SAC: 1 DP: 1 HBP: 0	WP: 0 PB: 0 SB: 0 CS: 0	PA: 38					
PITCHER	IP	WLS	BF	H	R	ER	SO	BB	IBB	HBP	BLK	WP	HR	S	P	ERA	WHIP										
Jack McDowell, R (1, 1) ERA: 3.77	6.1	W	29	8	6	5	2	1	0	0	0	0	2	63	97	7.11	1.421										
Scott Radinsky, L (7, 1) ERA: 4.85	0.0		1	1	0	0	0	0	0	0	0	0	0	2	3												
Terry Leach, R (7, 1) ERA: 2.4	1.1		3	0	0	0	0	0	0	0	0	0	0	9	10	0.00	0.000										
Donn Pall, R (8, 1) ERA: 2.8	0.1		1	0	0	0	0	0	0	0	0	0	0	1	1	0.00	0.000										
Roberto Hernandez, R (9, 1) ERA: 2.94	1.0	S	4	1	0	0	1	0	0	0	0	0	0	9	16	0.00	1.000										

Texas Rangers @ Chicago White Sox
Comiskey Park, Chicago, IL
Mon Jun 21 1993, 8:05 PM EDT
Att: 40,614 - Unknown - 70 F

AB 36
R 6
H 10
RBI 4
BB 1
SO 3
LOB 16



Batter	1	2	3	4	5	6	7	8	9	AB	R	H	RBI	BB	SO	LOB	BOTTOM											
Tim Raines, S (1, 7) OBP: 0.408, SLG: 0.533	0-0 G3-1	0-1 G6-3		1-0 G4-3		3-2 L8		3-2 P4		5	0	0	1	0	0	3												
Joey Cora, S (1, 4) OBP: 0.361, SLG: 0.351	4-2 2B BB	4-2 HR HBP		0-0 G3		0-0 1B		2-0 F9		3	2	1	0	1	0	1												
Frank Thomas, R (1, 3) OBP: 0.412, SLG: 0.549	2-1 F9	0-0 HR		2-0 G4-3		0-0 P3				4	1	1	3	0	0	4												
Robin Ventura, L (1, 5) OBP: 0.384, SLG: 0.457	2-0 1B 2B	2-3 K			1-2 HR	1-1 G4-3				4	2	2	2	0	1	2												
George Bell, R (1, 10) OBP: 0.256, SLG: 0.361	0-1 1B		0-1 P3		3-0 F8		2-2 P4			4	0	1	1	0	0	0												
Ellis Burks, R (1, 9) OBP: 0.356, SLG: 0.478	3-2 G5-3		2-2 F7		4-0 FC6-4 BB		2-3 K			3	0	0	0	1	1	1												
Lance Johnson, L (1, 8) OBP: 0.331, SLG: 0.355		0-0 F9	3-2 1B		0-0 FC6-4 1-2		1-2 1B			4	0	2	0	0	0	1												
Carlton Fisk, R (1, 2) OBP: 0.230, SLG: 0.255 Michael Lavalliere, L (8, 2) OBP: 0.375, SLG: 0.286		2-0 1B G6-3 HBP		0-3 K		1-0 G3		2-3 K		3	1	0	0	0	2	3												
Ozzie Guillen, L (1, 6) OBP: 0.279, SLG: 0.342		1-0 HR 1B		2-2 WP 2B		0-0 1B		2-2 G4-3		4	1	3	0	0	0	0												
Inning Stats	R: 2 E: 0 K: 0 S: 13	H: 2 LOB: 1 BB: 1 P: 24	R: 4 E: 0 K: 1 S: 10	H: 2 LOB: 0 BB: 0 P: 19	R: 0 E: 0 K: 1 S: 13	H: 1 LOB: 1 BB: 0 P: 18	R: 0 E: 0 K: 0 S: 6	H: 1 LOB: 1 BB: 0 P: 11	R: 1 E: 0 K: 0 S: 7	H: 1 LOB: 1 BB: 1 P: 16	R: 0 E: 0 K: 0 S: 8	H: 2 LOB: 2 BB: 0 P: 12	R: 0 E: 0 K: 2 S: 15	H: 1 LOB: 0 BB: 0 P: 22	R: 0 E: 0 K: 0 S: 9	H: 0 LOB: 0 BB: 0 P: 16	1B: 6 2B: 2 3B: 0 HR: 2	SF: 0 SAC: 0 DP: 0 HBP: 2	WP: 1 PB: 0 SB: 1 CS: 0	PA: 38								
PITCHER	IP	WLS	BF	H	R	ER	SO	BB	IBB	HBP	BLK	WP	HR	S	P	ERA	WHIP											
Kevin Brown, R (1, 1) ERA: 3.17	5.0	L	26	7	7	7	2	2	0	0	0	0	1	2	49	88	12.60	1.800										
Craig Lefferts, L (6, 1) ERA: 7.77	1.0		5	2	0	0	0	0	0	0	0	0	0	8	12	0.00	2.000											
Matt Whiteside, R (7, 1) ERA: 2.91	2.0		7	1	0	0	2	0	0	0	0	0	0	24	38	0.00	0.500											

Texas Rangers @ Chicago White Sox
Comiskey Park, Chicago, IL
Mon Jun 21 1993, 8:05 PM EDT
Att: 40,614 - Unknown - 70 F

AB 34
R 7
H 10
RBI 7
BB 2
SO 4
LOB 15



Batter	1	2	3	4	5	6	7	8	9	AB	R	H	RBI	BB	SO	LOB	TOP										
David Hulse, L (1, 8) OBP: 0.310, SLG: 0.366										5	0	2	0	0	0	2											
Julio Franco, R (1, 10) OBP: 0.297, SLG: 0.409										5	1	1	0	0	1	4											
Rafael Palmeiro, L (1, 3) OBP: 0.329, SLG: 0.469										4	0	2	0	0	1	1											
Juan Gonzalez, R (1, 7) OBP: 0.383, SLG: 0.651										3	0	1	0	1	0	1											
Ivan Rodriguez, R (1, 2) OBP: 0.328, SLG: 0.403										1	0	0	0	0	0	2											
Geno Petralli, L (2, 2) OBP: 0.373, SLG: 0.378										2	0	0	0	1	0	2											
Dean Palmer, R (1, 5) OBP: 0.330, SLG: 0.534										4	1	1	0	0	0	4											
Doug Strange, S (1, 4) OBP: 0.314, SLG: 0.398										4	0	0	0	0	1	5											
Gary Redus, R (1, 9) OBP: 0.324, SLG: 0.403										3	0	0	0	1	1	1											
Mario Diaz, R (1, 6) OBP: 0.286, SLG: 0.333										3	0	2	1	0	0	0											
Inning Stats	R: 0 E: 0 K: 1 S: 19	H: 1 LOB: 2 BB: 1 P: 26	R: 1 E: 0 K: 0 S: 10	H: 2 LOB: 1 BB: 0 P: 17	R: 0 E: 0 K: 0 S: 6	H: 0 LOB: 0 BB: 0 P: 11	R: 0 E: 0 K: 1 S: 9	H: 0 LOB: 0 BB: 0 P: 15	R: 0 E: 0 K: 0 S: 8	H: 0 LOB: 0 BB: 0 P: 9	R: 1 E: 1 K: 0 S: 16	H: 3 LOB: 2 BB: 0 P: 23	R: 0 E: 0 K: 0 S: 7	H: 2 LOB: 1 BB: 0 P: 9	R: 0 E: 0 K: 0 S: 14	H: 1 LOB: 2 BB: 1 P: 24	R: 0 E: 0 K: 1 S: 8	H: 0 LOB: 1 BB: 1 P: 15	1B: 7 2B: 1 3B: 1 HR: 0	SF: 0 SAC: 1 DP: 1 HBP: 0	WP: 0 PB: 0 SB: 2 CS: 0	PA: 38					
PITCHER	IP	WLS	BF	H	R	ER	SO	BB	IBB	HBP	BLK	WP	HR	S	P	ERA	WHIP										
Alex Fernandez, R (1, 1) ERA: 2.85	8.0		34	9	2	1	3	1	1	0	0	0	0	89	134	1.12	1.250										
Donn Pall, R (9, 1) ERA: 2.72	1.0	W	4	0	0	0	1	1	0	0	0	0	0	8	15	0.00	1.000										

Texas Rangers @ Chicago White Sox
Comiskey Park, Chicago, IL
Tue Jun 22 1993, 8:05 PM EDT
Att: 36,757 - Unknown - 70 F

AB 34
R 2
H 9
RBI 1
BB 3
SO 4
LOB 22



Batter	1	2	3	4	5	6	7	8	9	AB	R	H	RBI	BB	SO	LOB	BOTTOM										
Joey Cora, S (1, 4) OBP: 0.359, SLG: 0.349										4	0	1	0	0	0	1											
Ellis Burks, R (1, 9) OBP: 0.354, SLG: 0.474										4	1	1	0	0	1	1											
Frank Thomas, R (1, 3) OBP: 0.413, SLG: 0.547										3	1	1	0	1	0	0											
George Bell, R (1, 10) OBP: 0.260, SLG: 0.363										4	0	2	0	0	0	2											
Robin Ventura, L (1, 5) OBP: 0.382, SLG: 0.453										4	0	1	1	0	1	3											
Bo Jackson, R (1, 7) OBP: 0.316, SLG: 0.412										3	0	0	0	0	1	3											
Tim Raines, S (9, FH) OBP: 0.412, SLG: 0.533										0	0	0	0	1	0	0											
Lance Johnson, L (1, 8) OBP: 0.333, SLG: 0.357										4	1	2	1	0	0	0											
Carlton Fisk, R (1, 2) OBP: 0.229, SLG: 0.245										2	0	0	0	0	0	0											
Michael Lavalliere, L (9, 2) OBP: 0.375, SLG: 0.286										0	0	0	0	0	0	0											
Craig Grebeck, R (1, 6) OBP: 0.307, SLG: 0.266										3	0	1	1	0	2	0											
Inning Stats	R: 1 E: 0 K: 0 S: 11	H: 3 LOB: 2 BB: 0 P: 19	R: 0 E: 0 K: 1 S: 7	H: 0 LOB: 0 BB: 0 P: 11	R: 0 E: 0 K: 0 S: 5	H: 1 LOB: 0 BB: 0 P: 9	R: 0 E: 0 K: 0 S: 4	H: 1 LOB: 0 BB: 0 P: 6	R: 1 E: 0 K: 0 S: 9	H: 2 LOB: 0 BB: 0 P: 13	R: 0 E: 0 K: 0 S: 6	H: 0 LOB: 0 BB: 0 P: 11	R: 0 E: 0 K: 2 S: 10	H: 0 LOB: 0 BB: 0 P: 17	R: 0 E: 0 K: 1 S: 7	H: 0 LOB: 0 BB: 0 P: 10	R: 1 E: 0 K: 1 S: 16	H: 2 LOB: 3 BB: 2 P: 28	1B: 9 2B: 0 3B: 0 HR: 0	SF: 0 SAC: 1 DP: 2 HBP: 0	WP: 0 PB: 0 SB: 0 CS: 1	PA: 35					
PITCHER	IP	WLS	BF	H	R	ER	SO	BB	IBB	HBP	BLK	WP	HR	S	P	ERA	WHIP										
Kenny Rogers, L (1, 1) ERA: 5.63	8.0		28	7	2	2	4	0	0	0	0	0	0	59	96	2.25	0.875										
Tom Henke, R (9, 1) ERA: 2.79	0.2	L	6	2	1	1	1	2	0	0	0	0	0	16	28	13.50	6.000										

Texas Rangers @ Chicago White Sox
Comiskey Park, Chicago, IL
Tue Jun 22 1993, 8:05 PM EDT
Att: 36,757 - Unknown - 70 F

AB 31
R 3
H 9
RBI 3
BB 2
SO 5
LOB 10



Batter	1	2	3	4	5	6	7	8	9	AB	R	H	RBI	BB	SO	LOB	TOP								
Henry Cotto, R OBP: 0.206, SLG: 0.250 (1, 7)										4	0	1	0	0	0	1	0								
Rich Amaral, R OBP: 0.354, SLG: 0.376 (1, 4)										3	1	1	0	0	0	0	0								
Ken Griffey Jr., L OBP: 0.410, SLG: 0.611 (1, 8)										4	1	1	2	0	1	2	0								
Jay Buhner, R OBP: 0.386, SLG: 0.539 (1, 9)										2	0	0	0	2	0	0	0								
Bret Boone, R OBP: 0.319, SLG: 0.442 (7, PR)										2	0	1	0	1	1	1	0								
Chris Bosio, R OBP: 0.286, SLG: 0.297 (8, PH)										0	0	0	0	0	0	0	0								
Mike Felder, S OBP: 0.286, SLG: 0.297 (8, PH)										1	0	0	0	0	0	0	2								
Greg Litton, R OBP: 0.288, SLG: 0.263 (9, 3)										3	0	0	0	0	0	0	2								
Pete O'Brien, L OBP: 0.332, SLG: 0.415 (9, 3)										0	0	0	0	0	0	0	0								
Mike Blowers, R OBP: 0.343, SLG: 0.467 (1, 5)										3	1	2	1	1	0	0	0								
Dave Valle, R OBP: 0.375, SLG: 0.392 (1, 2)										4	0	1	0	0	0	3	0								
Omar Vizquel, S OBP: 0.352, SLG: 0.300 (1, 6)										4	0	0	0	0	1	4	0								
Inning Stats	R: 2 H: 2 E: 0 K: 2 S: 18	H: 2 R: 3 ER: 3 SO: 4 BB: 1 P: 26	R: 0 H: 0 E: 0 K: 1 S: 8	H: 0 R: 3 ER: 0 SO: 14 BB: 0 P: 14	R: 0 H: 0 E: 0 K: 1 S: 5	H: 0 R: 0 ER: 0 SO: 7 BB: 0 P: 7	R: 0 H: 0 E: 0 K: 0 S: 7	H: 0 R: 2 ER: 0 SO: 13 BB: 1 P: 13	R: 1 H: 2 E: 0 K: 0 S: 9	H: 2 R: 0 ER: 0 SO: 16 BB: 0 P: 16	R: 0 H: 0 E: 0 K: 0 S: 6	H: 0 R: 0 ER: 0 SO: 12 BB: 0 P: 12	R: 0 H: 1 E: 0 K: 0 S: 11	H: 1 R: 1 ER: 1 SO: 18 BB: 1 P: 18	R: 0 H: 1 E: 0 K: 0 S: 6	H: 1 R: 0 ER: 0 SO: 18 BB: 1 P: 18	R: 0 H: 1 E: 0 K: 0 S: 9	H: 1 R: 0 ER: 0 SO: 14 BB: 0 P: 14	1B: 4 2B: 1 3B: 0 HR: 2	SF: 0 SAC: 1 DP: 2 HBP: 1	WP: 0 PB: 0 SB: 0 CS: 2	PA: 36			
PITCHER	IP	WLS	BF	H	R	ER	SO	BB	IBB	HBP	BLK	WP	HR	S	P	ERA	WHIP								
Wilson Alvarez, L ERA: 3.13 (1, 1)	8.1	L	34	7	3	3	4	3	1	1	0	0	2	73	129	3.24	1.200								
Jeff Schwarz, R ERA: 2.54 (9, 1)	0.2		2	0	0	0	0	0	0	0	0	0	0	6	9	0.00	0.000								

Seattle Mariners @ Chicago White Sox
Comiskey Park, Chicago, IL
Fri Jun 25 1993, 8:05 PM EDT
Att: 30,196 - Unknown - 78 F

AB	30
R	3
H	7
RBI	3
BB	4
SO	4
LOB	14



Batter	1	2	3	4	5	6	7	8	9	AB	R	H	RBI	BB	SO	LOB	BOTTOM								
Steve Sax, R OBP: 0.298, SLG: 0.386 (1, 7)										3	1	1	1	0	0	1	0								
Joey Cora, S OBP: 0.361, SLG: 0.346 (1, 4)										3	0	0	0	1	1	0	0								
Frank Thomas, R OBP: 0.416, SLG: 0.567 (1, 3)										4	1	2	1	0	0	2	0								
Robin Ventura, L OBP: 0.378, SLG: 0.444 (1, 5)										3	0	1	0	1	1	1	0								
George Bell, R OBP: 0.256, SLG: 0.358 (1, 10)										4	0	1	0	0	0	2	0								
Ellis Burks, R OBP: 0.348, SLG: 0.465 (1, 9)										4	0	0	0	0	1	2	0								
Lance Johnson, L OBP: 0.330, SLG: 0.361 (1, 8)										3	0	1	0	0	0	0	0								
Michael LaValliere, L OBP: 0.286, SLG: 0.308 (1, 2)										3	0	0	0	0	0	1	0								
Ozzie Guillen, L OBP: 0.289, SLG: 0.351 (1, 6)										3	0	2	0	0	0	0	0								
Inning Stats	R: 1 H: 1 E: 0 K: 1 S: 8	H: 1 R: 2 ER: 2 SO: 2 BB: 0 P: 14	R: 0 H: 1 E: 0 K: 0 S: 6	H: 1 R: 0 ER: 0 SO: 10 BB: 0 P: 10	R: 0 H: 1 E: 0 K: 0 S: 5	H: 1 R: 0 ER: 0 SO: 8 BB: 0 P: 8	R: 0 H: 2 E: 0 K: 0 S: 8	H: 2 R: 0 ER: 0 SO: 14 BB: 0 P: 14	R: 0 H: 0 E: 0 K: 1 S: 14	H: 0 R: 0 ER: 0 SO: 22 BB: 0 P: 22	R: 0 H: 0 E: 0 K: 0 S: 5	H: 0 R: 0 ER: 0 SO: 10 BB: 0 P: 10	R: 0 H: 1 E: 0 K: 0 S: 8	H: 1 R: 0 ER: 0 SO: 16 BB: 1 P: 16	R: 0 H: 0 E: 0 K: 1 S: 6	H: 0 R: 0 ER: 0 SO: 11 BB: 1 P: 11	1B: 5 2B: 1 3B: 1 HR: 2	SF: 0 SAC: 1 DP: 4 HBP: 0	WP: 0 PB: 0 SB: 0 CS: 0	PA: 33					
PITCHER	IP	WLS	BF	H	R	ER	SO	BB	IBB	HBP	BLK	WP	HR	S	P	ERA	WHIP								
Tim Leary, R ERA: 4.2 (1, 1)	7.1	W	29	8	2	2	2	1	0	0	0	0	0	3	4	0.00	0.000								
Jeff Nelson, R ERA: 3.21 (8, 1)	0.2		1	0	0	0	0	0	0	0	0	0	0	3	4	0.00	0.000								
Norm Charlton, L ERA: 2.33 (9, 1)	1.0	S	3	0	0	0	1	1	0	0	0	0	0	6	11	0.00	1.000								

Seattle Mariners @ Chicago White Sox
Comiskey Park, Chicago, IL
Fri Jun 25 1993, 8:05 PM EDT
Att: 30,196 - Unknown - 78 F

AB	30
R	2
H	8
RBI	2
BB	2
SO	3
LOB	9



Batter	1	2	3	4	5	6	7	8	9	AB	R	H	RBI	BB	SO	LOB	TOP											
Omar Vizquel, S OBP: 0.397, SLG: 0.304	G3-1		CS	CS	FC4-6		FC6-4			3	0	2	0	1	0	0	Seattle Mariners @ Chicago White Sox Comiskey Park, Chicago, IL Sat Jun 26 1993, 8:05 PM EDT Att: 43,559 - Overcast - 82 F											
Greg Litton, R OBP: 0.289, SLG: 0.286	E4		1B	1B	F7		FC6-4			4	0	2	0	0	0	2												
Ken Griffey Jr., L OBP: 0.404, SLG: 0.602	G1-3		G3		FC4-6			K		4	0	0	0	0	1	3												
Pete O'Brien, L OBP: 0.332, SLG: 0.413 Henry Cotto, R OBP: 0.213, SLG: 0.257	G3			1B	K			G5-4-3		3	1	1	0	0	1	2												
Jay Buhner, R OBP: 0.385, SLG: 0.535		K		1B				G5-4-3		4	0	1	0	0	1	1												
Tino Martinez, L OBP: 0.359, SLG: 0.458		FC5-4	CS	1B	SF9		P7		G3	4	2	2	1	0	0	0												
Bill Haselman, R OBP: 0.342, SLG: 0.448			FC5-4	BB	1B		P9		P6	3	1	0	0	1	0	2												
Bret Boone, R OBP: 0.314, SLG: 0.435		FC5-4	CS		SF9				F8	3	0	1	1	0	0	2												
Mike Felder, S OBP: 0.286, SLG: 0.297	CS		G3-1		CS		F8			3	0	1	1	0	0	1												
Inning Stats	R: 0 E: 1 K: 0 S: 11	H: 1 LOB: 1 BB: 0 P: 18	R: 1 E: 0 K: 1 S: 12	H: 1 LOB: 0 BB: 1 P: 21	R: 0 E: 0 K: 0 S: 11	H: 1 LOB: 1 BB: 1 P: 18	R: 3 E: 0 K: 0 S: 15	H: 4 LOB: 0 BB: 0 P: 22	R: 0 E: 0 K: 1 S: 10	H: 0 LOB: 0 BB: 0 P: 7	R: 0 E: 0 K: 0 S: 10	H: 2 LOB: 1 BB: 0 P: 13	R: 0 E: 0 K: 1 S: 6	H: 1 LOB: 0 BB: 0 P: 9	R: 0 E: 0 K: 0 S: 5	H: 0 LOB: 0 BB: 0 P: 11		1B: 11 2B: 0 3B: 0 HR: 0	SF: 1 SAC: 0 DP: 1 HBP: 0	WP: 1 PB: 0 SB: 0 CS: 5	PA: 37							
PITCHER	IP	WLS	BF	H	R	ER	SO	BB	IBB	HBP	BLK	WP	HR	S	P	ERA	WHIP											
Jack McDowell, R ERA: 3.85	(1, 1)	7.0	W	29	10	4	4	2	2	0	0	0	1	0	73	115	5.14	1.714										
Scott Radinsky, L ERA: 4.73	(8, 1)	0.1		2	1	0	0	1	0	0	0	0	0	0	4	5	0.00	3.000										
Roberto Hernandez, R ERA: 2.83	(8, 1)	1.2	S	4	0	0	0	0	0	0	0	0	0	0	7	15	0.00	0.000										

AB	32
R	4
H	11
RBI	3
BB	2
SO	3
LOB	13



Batter	1	2	3	4	5	6	7	8	9	AB	R	H	RBI	BB	SO	LOB	BOTTOM											
Joey Cora, S OBP: 0.363, SLG: 0.357	G4-3		HR	B5-3				SH3-4		4	2	2	0	0	0	2	Seattle Mariners @ Chicago White Sox Comiskey Park, Chicago, IL Sat Jun 26 1993, 8:05 PM EDT Att: 43,559 - Overcast - 82 F											
Ellis Burks, R OBP: 0.349, SLG: 0.475			HR		L4		G5-3	K		4	1	1	4	1	1	2												
Frank Thomas, R OBP: 0.415, SLG: 0.562			HR	G5-3	F9		1B	1B		4	1	1	1	1	0	1												
Robin Ventura, L OBP: 0.375, SLG: 0.440	F8		G3-1		K		BB	1B	P9	5	0	1	1	0	1	2												
George Bell, R OBP: 0.256, SLG: 0.356		P6	G5-3			P9	BB			4	0	1	1	0	0	0												
Bo Jackson, R OBP: 0.322, SLG: 0.410				SH1-4		1B	1B	K		3	0	1	0	1	2	2												
Lance Johnson, L OBP: 0.336, SLG: 0.364		G6-3		SH1-4		1B	1B	BB		3	0	2	0	1	0	0												
Michael LaValliere, L OBP: 0.353, SLG: 0.375			HR	SH1-4			G4-6-3	G3		3	1	2	0	0	0	3												
Ozzie Guillen, L OBP: 0.293, SLG: 0.350			HR		P5		G4-6-3	SH3-4		3	2	1	0	1	0	5												
Inning Stats	R: 0 E: 0 K: 0 S: 7	H: 0 LOB: 1 BB: 1 P: 13	R: 0 E: 0 K: 1 S: 12	H: 0 LOB: 0 BB: 0 P: 20	R: 4 E: 0 K: 0 S: 17	H: 4 LOB: 0 BB: 0 P: 26	R: 0 E: 0 K: 0 S: 6	H: 1 LOB: 2 BB: 1 P: 12	R: 0 E: 0 K: 0 S: 10	H: 3 LOB: 2 BB: 0 P: 15	R: 0 E: 0 K: 0 S: 7	H: 3 LOB: 3 BB: 2 P: 8	R: 2 E: 0 K: 1 S: 20	H: 3 LOB: 3 BB: 2 P: 32	R: 1 E: 0 K: 1 S: 9	H: 1 LOB: 1 BB: 1 P: 15		1B: 10 2B: 0 3B: 1 HR: 1	SF: 0 SAC: 2 DP: 1 HBP: 0	WP: 0 PB: 0 SB: 0 CS: 0	PA: 40							
PITCHER	IP	WLS	BF	H	R	ER	SO	BB	IBB	HBP	BLK	WP	HR	S	P	ERA	WHIP											
Chris Bosio, R ERA: 3.19	(1, 1)	1		1	0	0	0	0	0	0	0	0	0	1	65	107	9.00	1.833										
Erik Hanson, R ERA: 3.14	(1, 1)	6.0	L	29	9	6	6	2	2	1	0	0	0	1	65	107	9.00	1.833										
Dennis Powell, L ERA: 3.99	(7, 1)	0.0		1	1	0	0	0	0	0	0	0	0	0	3	3	∞	∞										
Jeff Nelson, R ERA: 3.18	(7, 1)	0.1		3	1	0	0	1	1	0	0	0	0	0	9	13	0.00	6.000										
Dwayne Henry, R ERA: 6.09	(7, 1)	1.1		6	1	1	1	1	1	0	0	0	0	0	10	17	6.75	1.500										

AB	33
R	7
H	12
RBI	7
BB	5
SO	4
LOB	17



Batter	1	2	3	4	5	6	7	8	9	AB	R	H	RBI	BB	SO	LOB	TOP					
Steve Sax, R OBP: 0.288, SLG: 0.354 (1, 7)	F8		BB HBP BB	G4-3			F8		P5	4	0	0	0	1	0	3	Chicago White Sox @ Cleveland Indians Cleveland Municipal Stadium, Cleveland, OH Mon Jun 28 1993, 7:05 PM EDT Att: 14,662 - Unknown - 71 F livebaseballscorecards.com					
Joey Cora, S OBP: 0.368, SLG: 0.354 (1, 4)	1B BB		BB HBP BB		F7		FC4-6 1B		BB BB BB	2	0	1	0	2	0	0						
Frank Thomas, R OBP: 0.413, SLG: 0.564 (1, 3)	F9		F9		1B		FC4-6		F9	5	0	1	0	0	0	6						
Robin Ventura, L OBP: 0.374, SLG: 0.431 (1, 5)	1B		BB		F7		F7		L7	4	0	1	0	1	0	4						
George Bell, R OBP: 0.256, SLG: 0.357 (1, 10)	F7		F7		F8			G4-3		4	0	0	0	0	0	6						
Dan Pasqua, L OBP: 0.288, SLG: 0.326 (1, 9)		G3-1		1B F7 1B			K		P3	4	0	1	0	0	1	0						
Ellis Burks, R OBP: 0.352, SLG: 0.473 (8, 9)										0	0	0	0	0	0	0						
Lance Johnson, L OBP: 0.340, SLG: 0.368 (1, 8)	F7		F7		F7		1B		S 1B	4	0	2	0	0	0	1						
Michael LaValliere, L OBP: 0.400, SLG: 0.417 (1, 2)	F8		B1-3 1B		1B		1B		F8	4	0	2	0	0	0	1						
Ozzie Guillen, L OBP: 0.288, SLG: 0.343 (1, 6)			L6		B1-3		P5		BB 1B	4	0	1	0	0	0	3						
Inning Stats	R: 0 E: 0 K: 0 S: 11	H: 1 LOB: 2 BB: 1 P: 19	R: 0 E: 0 K: 0 S: 8	H: 0 LOB: 0 BB: 0 P: 11	R: 0 E: 0 K: 0 S: 10	H: 0 LOB: 3 BB: 2 P: 22	R: 0 E: 0 K: 0 S: 9	H: 2 LOB: 2 BB: 0 P: 12	R: 0 E: 0 K: 0 S: 11	H: 1 LOB: 1 BB: 0 P: 16	R: 0 E: 0 K: 1 S: 12	H: 2 LOB: 1 BB: 0 P: 14	R: 0 E: 0 K: 0 S: 6	H: 1 LOB: 1 BB: 0 P: 8	R: 0 E: 0 K: 0 S: 13	H: 1 LOB: 1 BB: 0 P: 19	R: 0 E: 0 K: 0 S: 9	H: 1 LOB: 2 BB: 1 P: 16	1B: 9 2B: 0 3B: 0 HR: 0	SF: 0 SAC: 0 DP: 0 HBP: 1	WP: 0 PB: 0 SB: 1 CS: 0	PA: 40
PITCHER	IP WLS BF H R ER SO BB IBB HBP BLK WP HR S P ERA WHIP																					
Jose Mesa, R ERA: 3.81 (1, 1)	8.0 W 35 8 0 0 1 3 0 1 0 0 0 0 80 121 0.00 1.375																					
Jeremy Hernandez, R ERA: 3.3 (9, 1)	0.1 2 1 0 0 0 0 0 0 0 0 0 0 5 7 0.00 3.000																					
Derek Lilliquist, L ERA: 1.32 (9, 1)	0.0 1 0 0 0 0 1 0 0 0 0 0 0 0 4 ∞ ∞																					
Eric Plunk, R ERA: 2.67 (9, 1)	0.2 S 2 0 0 0 0 0 0 0 0 0 0 0 0 4 5 0.00 0.000																					

Batter	1	2	3	4	5	6	7	8	9	AB	R	H	RBI	BB	SO	LOB	BOTTOM					
Kenny Lofton, L OBP: 0.400, SLG: 0.406 (1, 8)	G6-3		BB		K		F8			3	0	0	0	1	1	3	Chicago White Sox @ Cleveland Indians Cleveland Municipal Stadium, Cleveland, OH Mon Jun 28 1993, 7:05 PM EDT Att: 14,662 - Unknown - 71 F livebaseballscorecards.com					
Wayne Kirby, L OBP: 0.345, SLG: 0.411 (1, 9)	G1-6-3		L8			1B BB	F9			3	0	0	0	1	0	3						
Carlos Baerga, S OBP: 0.324, SLG: 0.514 (1, 4)	G4-3			CS BB		1B		1B 1B		3	1	2	0	1	0	0						
Albert Belle, R OBP: 0.375, SLG: 0.599 (1, 7)	G5-3		K		L4		F7			4	0	0	0	0	1	4						
Paul Sorrento, L OBP: 0.344, SLG: 0.484 (1, 3)	F9		K		BB		1B 1B			3	1	1	0	1	1	0						
Reggie Jefferson, S OBP: 0.315, SLG: 0.399 (1, 10)	K		SH5-3 CS 1B		K		F9			4	0	1	0	0	2	5						
Alvaro Espinoza, R OBP: 0.314, SLG: 0.480 (1, 5)	P4		SH5-3 1B		G2-3		1B			3	0	1	1	0	0	3						
Felix Fermin, R OBP: 0.300, SLG: 0.277 (1, 6)	G3		CS BB		CS BB		SH3 BB		1B	2	0	1	1	2	0	0						
Junior Ortiz, R OBP: 0.216, SLG: 0.264 (1, 2)	2B				BB		SH3		F8	2	0	1	0	1	0	2						
Inning Stats	R: 0 E: 0 K: 0 S: 7	H: 0 LOB: 0 BB: 0 P: 12	R: 0 E: 0 K: 1 S: 6	H: 0 LOB: 0 BB: 0 P: 10	R: 0 E: 0 K: 2 S: 8	H: 0 LOB: 1 BB: 1 P: 15	R: 0 E: 0 K: 2 S: 8	H: 0 LOB: 0 BB: 1 P: 18	R: 0 E: 0 K: 1 S: 10	H: 1 LOB: 2 BB: 2 P: 19	R: 0 E: 0 K: 1 S: 10	H: 1 LOB: 3 BB: 2 P: 19	R: 0 E: 0 K: 0 S: 5	H: 0 LOB: 1 BB: 1 P: 13	R: 2 E: 0 K: 0 S: 10	H: 4 LOB: 2 BB: 0 P: 15	R: 0 E: 0 K: 0 S: 9	H: 1 LOB: 2 BB: 1 P: 16	1B: 6 2B: 2 3B: 0 HR: 0	SF: 0 SAC: 2 DP: 1 HBP: 0	WP: 0 PB: 0 SB: 0 CS: 3	PA: 36
PITCHER	IP WLS BF H R ER SO BB IBB HBP BLK WP HR S P ERA WHIP																					
Jason Bere, R ERA: 4.68 (1, 1)	8.0 L 36 7 2 2 5 7 0 0 0 0 0 0 65 121 2.25 1.750																					

Batter	1	2	3	4	5	6	7	8	9	AB	R	H	RBI	BB	SO	LOB	TOP			
Tim Raines, S OBP: 0.419, SLG: 0.532 (1, 7)	L9		L8														4 0 2 0 0 0 0			
Joey Cora, S OBP: 0.367, SLG: 0.350 (1, 4)	BB		L8					G3-6-3									3 0 0 0 1 0 1			
Frank Thomas, R OBP: 0.411, SLG: 0.558 (1, 3)	BB																3 0 0 0 1 0 0			
Robin Ventura, L OBP: 0.373, SLG: 0.440 (1, 5)	K																4 1 1 1 0 1 2			
George Bell, R OBP: 0.256, SLG: 0.353 (1, 10)	K																3 0 0 0 1 1 2			
Ellis Burks, R OBP: 0.354, SLG: 0.474 (1, 9)																	4 1 2 0 0 0 1			
Lance Johnson, L OBP: 0.343, SLG: 0.370 (1, 8)	G6-3																4 0 2 0 0 0 1			
Rick Wrona, R (1, 2)	K																3 0 0 1 0 2 2			
Ozzie Guillen, L OBP: 0.284, SLG: 0.338 ERA: 3.53 Craig Grebeck, R OBP: 0.307, SLG: 0.266 (8, 6)																	3 0 0 0 0 0 2 0 0 0 0 0 0 0			
Inning Stats	R: 0 H: 0 E: 0 K: 2 S: 11	H: 0 LOB: 2 BB: 2 P: 25	R: 0 H: 0 E: 0 K: 1 S: 11	H: 0 LOB: 0 BB: 0 P: 16	R: 0 H: 0 E: 0 K: 0 S: 6	H: 0 LOB: 0 BB: 0 P: 8	R: 1 H: 1 E: 0 K: 0 S: 8	H: 1 LOB: 1 BB: 1 P: 16	R: 0 H: 2 E: 0 K: 1 S: 6	H: 0 LOB: 0 BB: 0 P: 13	R: 1 H: 2 E: 0 K: 0 S: 7	H: 2 LOB: 1 BB: 0 P: 9	R: 0 H: 1 E: 0 K: 0 S: 13	H: 1 LOB: 1 BB: 0 P: 20	R: 0 H: 1 E: 0 K: 0 S: 10	H: 1 LOB: 1 BB: 0 P: 18	1B: 6 2B: 0 3B: 0 HR: 1	SF: 0 SAC: 0 DP: 2 HBP: 0	WP: 0 PB: 0 CS: 1	PA: 35
PITCHER	IP WLS BF H R ER SO BB IBB HBP BLK WP HR S P ERA WHIP																			
Mark Clark, R ERA: 3.03 Heathcliff Slocumb, R ERA: 3.03	(1, 1) (9, 1)	8.0 W 30 6 2 2 4 3 0 0 0 0 0 1 70 117 2.25 1.125																		

Chicago White Sox @ Cleveland Indians
Cleveland Municipal Stadium, Cleveland, OH
Tue Jun 29 1993, 7:05 PM EDT
Att: 24,744 - Unknown - 68 F

AB 31
R 2
H 7
RBI 2
BB 3
SO 4
LOB 11



Batter	1	2	3	4	5	6	7	8	9	AB	R	H	RBI	BB	SO	LOB	BOTTOM	
Kenny Lofton, L OBP: 0.400, SLG: 0.423 (1, 8)	SF9																5 2 2 4 0 2 2	
Wayne Kirby, L OBP: 0.341, SLG: 0.404 (1, 9)	SF9																3 0 0 1 1 0 2	
Carlos Baerga, S OBP: 0.325, SLG: 0.512 (1, 4)	G3-1																5 1 2 0 0 0 0	
Albert Belle, R OBP: 0.376, SLG: 0.594 (1, 7)	2B																4 2 1 0 1 2 2	
Paul Sorrento, L OBP: 0.345, SLG: 0.487 (1, 3)	2B																5 0 2 2 0 1 2	
Reggie Jefferson, S OBP: 0.318, SLG: 0.401 (1, 10)	G3-1																4 1 2 0 0 0 2	
Alvaro Espinoza, R OBP: 0.321, SLG: 0.462 (1, 5)																	4 0 2 0 0 0 2	
Felix Fermin, R OBP: 0.303, SLG: 0.281 (1, 6)	1B																4 1 2 0 0 0 2	
Junior Ortiz, R OBP: 0.225, SLG: 0.266 (1, 2)	1B																3 1 1 0 1 0 3	
Inning Stats	R: 2 H: 2 E: 0 K: 0 S: 14	H: 2 LOB: 1 BB: 1 P: 23	R: 0 H: 2 E: 0 K: 1 S: 13	H: 2 LOB: 2 BB: 0 P: 20	R: 0 H: 0 E: 0 K: 0 S: 4	H: 0 LOB: 0 BB: 0 P: 7	R: 0 H: 6 E: 1 K: 0 S: 18	H: 6 LOB: 2 BB: 1 P: 32	R: 0 H: 0 E: 0 K: 0 S: 5	H: 0 LOB: 0 BB: 0 P: 8	R: 0 H: 3 E: 0 K: 0 S: 5	H: 3 LOB: 2 BB: 0 P: 8	R: 0 H: 1 E: 0 K: 3 S: 13	H: 1 LOB: 1 BB: 1 P: 21	1B: 11 2B: 1 3B: 1 HR: 1	SF: 1 SAC: 0 DP: 1 HBP: 0	WP: 0 PB: 0 CS: 0	PA: 41
PITCHER	IP WLS BF H R ER SO BB IBB HBP BLK WP HR S P ERA WHIP																	
Rodney Bolton, R ERA: 8.85 Donn Pail, R ERA: 2.56 Bobby Thigpen, R ERA: 4.26 Scott Radinsky, L ERA: 4.88	(1, 1) (4, 1) (7, 1) (8, 1)	3.2 L 22 9 1 0 0 1 0 0 0 0 0 0 18 26 0.00 0.429																

Chicago White Sox @ Cleveland Indians
Cleveland Municipal Stadium, Cleveland, OH
Tue Jun 29 1993, 7:05 PM EDT
Att: 24,744 - Unknown - 68 F

AB 37
R 8
H 14
RBI 7
BB 3
SO 5
LOB 17



Batter	1	2	3	4	5	6	7	8	9	AB	R	H	RBI	BB	SO	LOB	TOP				
Tim Raines, S OBP: 0.440, SLG: 0.536 (1, 7)	1-0 1B E	4-1 BB BB		4-1 1B BB		4-2 1B BB		4-2 G3 SH1-3 BB		1	1	1	0	4	0	0					
Joey Cora, S OBP: 0.375, SLG: 0.357 (1, 4)	2-1 FC5-4 1B	4-2 BB		1-1 1B		1-0 G3-2-3 1B		0-0 SH1-3		3	0	3	0	1	0	0					
Frank Thomas, R OBP: 0.408, SLG: 0.551 (1, 3)	3-0 FC5-4 1B	2-1 F9		0-0 P4		3-2 G3-2-3 1B		1-1 G3		5	0	1	1	0	0	8					
Robin Ventura, L OBP: 0.370, SLG: 0.433 (1, 5)	4-1 FC5-4 BB		3-3 K		2-3 K		0-0 G3-2-3		2-1 P4		4	0	0	0	1	2	4				
George Bell, R OBP: 0.255, SLG: 0.350 (1, 10)	0-1 FC5-4		0-0 G6-3		2-1 G1-3		1-3 K		0-0 G5-4-3 1B		5	0	1	0	0	1	4				
Ellis Burks, R OBP: 0.351, SLG: 0.466 (1, 9)	2-0 L5		2-0 F9		4-0 BB BB		1-2 G6-3		2-2 G5-4-3		4	0	0	0	1	0	3				
Lance Johnson, L OBP: 0.347, SLG: 0.370 (1, 8)		4-1 G6-3 S BB		0-0 G4-3		4-2 BB		1-1 S BLK 1B		3-2 L8		3	0	1	0	2	0				
Michael LaValliere, L OBP: 0.345, SLG: 0.357 (1, 2)		2-3 K		3-2 E1 FC6-4		1-0 G4-3		1 SAFE 3-1 P2				4	0	0	0	1	4				
Ozzie Guillen, L OBP: 0.284, SLG: 0.336 (1, 6)		0-0 G6-3		1-2 FC6-4 1B BB		1-0 1B WP 1B		0-3 K				4	1	1	0	0	1				
Inning Stats	R: 1 E: 1 K: 0 S: 8	H: 2 LOB: 2 BB: 1 P: 20	R: 0 E: 0 K: 1 S: 13	H: 0 LOB: 3 BB: 3 P: 29	R: 0 E: 0 K: 1 S: 6	H: 0 LOB: 0 BB: 0 P: 11	R: 0 E: 1 K: 1 S: 11	H: 1 LOB: 3 BB: 1 P: 20	R: 0 E: 0 K: 1 S: 8	H: 0 LOB: 2 BB: 2 P: 21	R: 0 E: 0 K: 1 S: 10	H: 1 LOB: 1 BB: 1 P: 15	R: 0 E: 0 K: 0 S: 8	H: 0 LOB: 1 BB: 1 P: 15	R: 0 E: 0 K: 0 S: 7	H: 1 LOB: 0 BB: 0 P: 12	1B: 8 2B: 0 3B: 0 HR: 0	SF: 0 SAC: 1 DP: 2 HBP: 0	WP: 1 PB: 0 SB: 2 CS: 0	PA: 43	
PITCHER	IP	WLS	BF	H	R	ER	SO	BB	IBB	HBP	BLK	WP	HR	S	P	ERA	WHIP				
Paul Abbott, R ERA: 5.65 (1, 1)	1.2		11	2	1	1	1	4	0	0	0	0	0	19	45	5.40	3.600				
Matt Young, L ERA: 5.66 (2, 1)	3.1		17	2	1	1	2	4	0	0	0	1	0	32	66	2.70	1.800				
Heathcliff Slocumb, R ERA: 2.9 (6, 1)	1.1		5	2	0	0	1	0	0	0	0	0	0	13	19	0.00	1.500				
Dennis Cook, L ERA: 5.88 (7, 1)	0.2	W	3	1	0	0	1	0	0	0	1	0	0	7	11	0.00	1.500				
Jeremy Hernandez, R ERA: 3.19 (8, 1)	2.0	S	7	1	0	0	0	1	0	0	0	0	0	15	27	0.00	1.000				

Chicago White Sox @ Cleveland Indians
Cleveland Municipal Stadium, Cleveland, OH
Wed Jun 30 1993, 7:05 PM EDT
Att: 18,801 - Unknown - 70 F

AB	33
R	2
H	8
RBI	1
BB	9
SO	5
LOB	26



Batter	1	2	3	4	5	6	7	8	9	AB	R	H	RBI	BB	SO	LOB	BOTTOM				
Kenny Lofton, L OBP: 0.401, SLG: 0.423 (1, 8)	1-3 K	4-2 BB			2-0 G6-3 FC1-5 1B		0-1 G4-3			3	0	1	0	1	1	1					
Wayne Kirby, L OBP: 0.344, SLG: 0.402 (1, 9)	2-1 CS HBP	1-3 K			0-0 FC1-5 G6-3		0-0 1B			3	0	1	1	0	1	5					
Carlos Baerga, S OBP: 0.324, SLG: 0.508 (1, 4)	1-3 K				0-0 G6-3		2-1 FC5-4 1B			4	0	1	0	0	2	3					
Albert Belle, R OBP: 0.374, SLG: 0.593 (1, 7)		0-0 2B		3-3 K		3-3 K		1-2 FC5-4		4	0	1	0	0	2	4					
Carlos Martinez, R OBP: 0.292, SLG: 0.348 Paul Sorrento, L OBP: 0.347, SLG: 0.494 (8, PH) (9, 3)		0-2 PB 1B		0-0 F8		0-0 G6-3		2-0 SF8 2B		3	1	1	0	0	0	0					
Glenallen Hill, R OBP: 0.255, SLG: 0.409 Reggie Jefferson, S OBP: 0.316, SLG: 0.399 (8, PH) (1, 10)		0-2 F9		0-3 K		0-0 G5-3		2-2 E6 CS		3	0	0	0	0	1	1					
Alvaro Espinoza, R OBP: 0.318, SLG: 0.453 (1, 5)		4-2 1B BB		1-2 L8		1-2 G5-3		3-1 SF8		2	1	0	1	1	0	0					
Felix Fermin, R OBP: 0.306, SLG: 0.282 (1, 6)		3-2 BB 1B		1-1 P9			4-1 G4-3 SH3 1B BB		3-H 2-1 F8		3	1	1	1	0	1					
Junior Ortiz, R OBP: 0.237, SLG: 0.278 (1, 2)		2-1 BB		1-0 FC1-5 1B			1-1 SH3			2	0	2	1	0	0	0					
Inning Stats	R: 0 E: 0 K: 2 S: 7	H: 4 LOB: 3 BB: 2 P: 36	R: 0 E: 0 K: 2 S: 9	H: 0 LOB: 0 BB: 0 P: 12	R: 0 E: 0 K: 1 S: 10	H: 0 LOB: 0 BB: 0 P: 12	R: 0 E: 0 K: 1 S: 7	H: 2 LOB: 2 BB: 0 P: 13	R: 0 E: 0 K: 0 S: 5	H: 0 LOB: 0 BB: 0 P: 6	R: 1 E: 0 K: 0 S: 11	H: 2 LOB: 1 BB: 1 P: 19	R: 1 E: 1 K: 0 S: 10	H: 1 LOB: 0 BB: 0 P: 19	1B: 7 2B: 2 3B: 0 HR: 0	SF: 1 SAC: 1 DP: 0 HBP: 1	WP: 0 PB: 1 SB: 0 CS: 2	PA: 35			
PITCHER	IP	WLS	BF	H	R	ER	SO	BB	IBB	HBP	BLK	WP	HR	S	P	ERA	WHIP				
Wilson Alvarez, L ERA: 3.19 (1, 1)	6.2	L	30	8	3	3	7	3	0	0	0	0	0	68	105	4.05	1.650				
Jeff Schwarz, R ERA: 2.7 (7, 1)	1.1		5	1	1	1	0	0	0	0	0	0	0	13	23	6.75	0.750				

Chicago White Sox @ Cleveland Indians
Cleveland Municipal Stadium, Cleveland, OH
Wed Jun 30 1993, 7:05 PM EDT
Att: 18,801 - Unknown - 70 F

AB	29
R	4
H	9
RBI	4
BB	3
SO	7
LOB	16



Batter	1	2	3	4	5	6	7	8	9	AB	R	H	RBI	BB	SO	LOB	TOP					
Harold Reynolds, S (1,4) OBP: 0.342, SLG: 0.319	1-1 G3		0-0 1 SAFE 1-3 1B			0-1 L6			1-0 L7	4	0	1	0	0	0	0						
Mark McLemore, S (1,9) OBP: 0.397, SLG: 0.383	3-1 1B		2-2 SAFE 3-H P7			1-2 G4-3			0-0 L4	3	0	1	1	0	0	0						
Cal Ripken Jr., R (1,6) OBP: 0.314, SLG: 0.376	1-2 G5-3		0-0 P7			1-0 P9			0-1 G4-3	4	0	0	0	0	0	2						
Harold Baines, L (1,10) OBP: 0.369, SLG: 0.430	1-1 P7			1-3 K						3	0	0	0	0	2	1						
Mike Devereaux, R (1,8) OBP: 0.300, SLG: 0.396		3-1 G1-3		1-2 G6-3					1-2 G3	3	0	0	0	0	0	0						
Chris Hoiles, R (1,2) OBP: 0.392, SLG: 0.550		1-2 G6-3 1B		0-1 F9					1-0 G6-3	3	0	1	0	0	0	0						
David Segui, S (1,3) OBP: 0.302, SLG: 0.472		1-1 G6-3 1-2f			0-2 G4-3				0-0 L8	3	0	0	0	0	0	1						
Tim Hulett, R (1,5) OBP: 0.354, SLG: 0.370			4-1 1B SF8 BB		3-3 K				3-2 G6-3	2	1	0	0	1	1	0						
Jeffrey Hammonds, R (1,7) OBP: 0.370, SLG: 0.500			2-2 L9		0-1 G1-3				1-2 L7	3	0	0	0	0	0	1						
Inning Stats	R: 0 E: 0 K: 0 S: 9	H: 1 LOB: 1 BB: 0 P: 15	R: 0 E: 0 K: 0 S: 7	H: 1 LOB: 0 BB: 12	R: 1 E: 0 K: 0 S: 12	H: 1 LOB: 1 BB: 1 P: 19	R: 0 E: 0 K: 1 S: 8	H: 0 LOB: 0 BB: 0 P: 10	R: 0 E: 0 K: 1 S: 8	H: 0 LOB: 0 BB: 0 P: 11	R: 0 E: 0 K: 0 S: 6	H: 0 LOB: 0 BB: 0 P: 8	R: 0 E: 0 K: 1 S: 7	H: 0 LOB: 0 BB: 0 P: 10	R: 0 E: 0 K: 0 S: 8	H: 0 LOB: 0 BB: 0 P: 12	R: 0 E: 0 K: 0 S: 4	H: 0 LOB: 0 BB: 0 P: 5	1B: 3 2B: 0 3B: 0 HR: 0	SF: 1 SAC: 0 DP: 1 HBP: 0	WP: 0 PB: 0 SB: 1 CS: 0	PA: 30
PITCHER Jack McDowell, R (1,1) ERA: 3.65	IP: 9.0 WLS: L BF: 30 H: 3 R: 1 ER: 1 SO: 3 BB: 1 IBB: 0 HBP: 0 BLK: 0 WP: 0 HR: 0 S: 69 P: 102 ERA: 1.00 WHIP: 0.444															PITCHER	IP: 9.0 WLS: L BF: 30 H: 3 R: 1 ER: 1 SO: 3 BB: 1 IBB: 0 HBP: 0 BLK: 0 WP: 0 HR: 0 S: 69 P: 102 ERA: 1.00 WHIP: 0.444					

Baltimore Orioles @ Chicago White Sox
Comiskey Park, Chicago, IL
Thu Jul 01 1993, 8:05 PM EDT
Att: 25,691 - Unknown - 67 F

AB 28
R 1
H 3
RBI 1
BB 1
SO 3
LOB 5



Batter	1	2	3	4	5	6	7	8	9	AB	R	H	RBI	BB	SO	LOB	BOTTOM					
Joey Cora, S (1,4) OBP: 0.370, SLG: 0.352	0-1 F8		1-0 G6-3		1-2 G4-3			1-2 G5-3		4	0	0	0	0	0	0						
Craig Grebeck, R (1,5) OBP: 0.304, SLG: 0.265	0-0 BB 1B		3-2 G6-3			1-2 F8		2-2 G4-3		4	0	1	0	0	0	0						
Frank Thomas, R (1,3) OBP: 0.406, SLG: 0.545	4-2 G4-6-3 BB		3-1 F9			1-0 G6-3			2-1 F9	3	0	0	0	1	0	0						
George Bell, R (1,10) OBP: 0.255, SLG: 0.349	2-2 G4-6-3 1-2f			1-1 G4-3		1-1 FC5-4 1B			2-2 G4-3	4	0	1	0	0	0	2						
Ellis Burks, R (1,9) OBP: 0.357, SLG: 0.468		1-0 FC3-6 1B		4-2 BB		1-1 FC5-4 1-2f			1-0 1B	3	0	2	0	1	0	1						
Bo Jackson, R (1,7) OBP: 0.314, SLG: 0.398		1-0 F9		2-0 F9			0-0 G6-3		0-0 L3	3	0	0	0	0	0	2						
Robin Ventura, L (9, FH) OBP: 0.369, SLG: 0.432										1	0	0	0	0	0	1						
Lance Johnson, L (1,8) OBP: 0.344, SLG: 0.366		1 SAFE FC3-6 1B 1-2f		2-2 G3			2-2 G4-3			3	0	0	0	0	0	2						
Rick Wrona, R (1,2) OBP: 0.167, SLG: 0.167		1-2 1B			1-3 K			0-1 P2		3	0	1	0	0	1	0						
Ozzie Guillen, L (1,6) OBP: 0.280, SLG: 0.332		1-0 G5-3			1-1 G3-1				0-1 G6-3	3	0	0	0	0	0	2						
Inning Stats	R: 0 E: 0 K: 0 S: 9	H: 1 LOB: 1 BB: 1 P: 15	R: 0 E: 0 K: 0 S: 9	H: 2 LOB: 2 BB: 0 P: 15	R: 0 E: 0 K: 0 S: 6	H: 0 LOB: 0 BB: 0 P: 13	R: 0 E: 0 K: 0 S: 8	H: 0 LOB: 1 BB: 1 P: 17	R: 0 E: 0 K: 1 S: 9	H: 0 LOB: 0 BB: 0 P: 12	R: 0 E: 0 K: 0 S: 10	H: 1 LOB: 1 BB: 0 P: 14	R: 0 E: 0 K: 0 S: 6	H: 0 LOB: 0 BB: 0 P: 8	R: 0 E: 0 K: 0 S: 8	H: 0 LOB: 0 BB: 0 P: 11	R: 0 E: 0 K: 0 S: 7	H: 1 LOB: 1 BB: 0 P: 12	1B: 5 2B: 0 3B: 0 HR: 0	SF: 0 SAC: 0 DP: 1 HBP: 0	WP: 0 PB: 0 SB: 0 CS: 0	PA: 33
PITCHER Jamie Moyer, L (1,1) ERA: 3.68	IP: 8.0 WLS: W BF: 29 H: 4 R: 0 ER: 0 SO: 1 BB: 2 IBB: 0 HBP: 0 BLK: 0 WP: 0 HR: 0 S: 65 P: 105 ERA: 0.00 WHIP: 0.750															PITCHER Gregg Olson, R (9,1) ERA: 1.35	IP: 1.0 WLS: S BF: 4 H: 1 R: 0 ER: 0 SO: 0 BB: 0 IBB: 0 HBP: 0 BLK: 0 WP: 0 HR: 0 S: 7 P: 12 ERA: 0.00 WHIP: 1.000					

Baltimore Orioles @ Chicago White Sox
Comiskey Park, Chicago, IL
Thu Jul 01 1993, 8:05 PM EDT
Att: 25,691 - Unknown - 67 F

AB 31
R 0
H 5
RBI 0
BB 2
SO 1
LOB 10





Batter	1	2	3	4	5	6	7	8	9	AB	R	H	RBI	BB	SO	LOB	TOP										
Harold Reynolds, S (1, 4) OBP: 0.340, SLG: 0.318	0-0 G6-3 1B		1-0 F8		2-1 G6-3			1-2 G1-6-3		4	0	1	0	0	0	2	Baltimore Orioles @ Chicago White Sox Comiskey Park, Chicago, IL Fri Jul 02 1993, 8:05 PM EDT Att: 27,997 - Unknown										
Mark McLemore, S (1, 10) OBP: 0.355, SLG: 0.381	2-2 G6-3		3-2 F7			3-2 FC5-4 1B		3-2 G3		4	0	1	0	0	0	1											
Cal Ripken Jr., R (1, 6) Damon Buford, R (6, 8) OBP: 0.333, SLG: 0.383	0-1 G6-3		1-2 G1-3			0-0 FC5-4		1-1 G5-3		3	0	0	0	0	0	1											
Mike Devereaux, R (1, 8) Leo Gomez, R (6, 5) OBP: 0.300, SLG: 0.399 OBP: 0.302, SLG: 0.364		1-1 G6-3 2B		0-1 G3-1		0-2 P4		0-0 F8		3	1	1	0	0	0	1											
Chris Hoiles, R (1, 2) OBP: 0.390, SLG: 0.542		1-1 G6-3		4-1		2-1 P8		1-2 G5-3		3	0	0	0	1	0	2											
David Segui, S (1, 3) OBP: 0.301, SLG: 0.467		4-0 2B IBB		1-3 K				0-0 G3-1		2	0	0	0	1	1	1											
Tim Hulett, R (1, 5) OBP: 0.354, SLG: 0.368		1-3 K		1-0 F9				1-0 G4-6-3 1B		3	0	1	0	0	1	3											
Jeffrey Hammonds, R (1, 7) OBP: 0.400, SLG: 0.552		1-0		2-1 G6-3 1B				0-0 G4-6-3		3	0	2	1	0	0	1											
Jack Voigt, R (1, 9) OBP: 0.353, SLG: 0.318		1-3 3-H 2B		2-2 F8				4-2 G1-6-3 BB		2	0	0	0	1	1	3											
Inning Stats	R: 0 E: 0 K: 0 S: 6	H: 1 LOB: 0 BB: 0 P: 8	R: 1 E: 0 K: 2 S: 11	H: 2 LOB: 2 BB: 1 P: 19	R: 0 E: 0 K: 1 S: 7	H: 0 LOB: 0 BB: 0 P: 12	R: 0 E: 0 K: 1 S: 7	H: 0 LOB: 1 BB: 1 P: 13	R: 0 E: 0 K: 0 S: 10	H: 1 LOB: 0 BB: 0 P: 15	R: 0 E: 0 K: 0 S: 3	H: 1 LOB: 0 BB: 0 P: 4	R: 0 E: 0 K: 0 S: 8	H: 0 LOB: 0 BB: 1 P: 16	R: 0 E: 0 K: 0 S: 8	H: 0 LOB: 0 BB: 0 P: 10		1B: 4 2B: 2 3B: 0 HR: 0	SF: 0 SAC: 0 DP: 4 HBP: 0	WP: 0 PB: 0 SB: 0 CS: 0	PA: 32						
PITCHER	IP	WLS	BF	H	R	ER	SO	BB	IBB	HBP	BLK	WP	HR	S	P	ERA	WHIP										
Alex Fernandez, R (1, 1) ERA: 2.75	8.0	W	29	6	1	1	3	2	1	0	0	0	0	59	100	1.12	1.000										
Roberto Hernandez, R (9, 1) ERA: 2.68	1.0		3	0	0	0	0	0	0	0	0	0	0	8	10	0.00	0.000										

Batter	1	2	3	4	5	6	7	8	9	AB	R	H	RBI	BB	SO	LOB	BOTTOM											
Tim Raines, S (1, 7) OBP: 0.432, SLG: 0.521	1-1 F7	0-0 1B		2-1 F8	1-2 G3-1			1-1 F8		5	0	1	1	0	0	1	Baltimore Orioles @ Chicago White Sox Comiskey Park, Chicago, IL Fri Jul 02 1993, 8:05 PM EDT Att: 27,997 - Unknown											
Joey Cora, S (1, 4) OBP: 0.371, SLG: 0.350	1-1 F8	0-2 FC6-4 1B		4-2 BB HR BB	0-2 F7			1-1 L3		4	1	1	0	1	0	0												
Frank Thomas, R (1, 3) Steve Sax, R (7, 9) OBP: 0.283, SLG: 0.347	4-1	1-0 FC6-4		4-1 HR BB	2-2 F8			1-0 G5-3		2	1	0	0	2	0	3												
Robin Ventura, L (1, 5) OBP: 0.366, SLG: 0.439	2-3 K		0-2 P6	1-0 HR				0-0 G3		5	1	1	4	0	1	1												
Ellis Burks, R (1, 9) OBP: 0.358, SLG: 0.483		2-1 F9	2-2 F8	1-H 2-H 3-H HR 2B				1-0 HR		5	2	2	1	0	0	0												
Bo Jackson, R (1, 10) OBP: 0.320, SLG: 0.429		0-0 1B 1B	1-1 F9	0-1 HR				3-2 F8		4	2	2	2	0	0	0												
Lance Johnson, L (1, 8) Dan Pasqua, L (6, PH) OBP: 0.295, SLG: 0.326		1-3 K		1-H 2-H 3-H 1B P5				4-2 BB		3	1	1	0	0	1	1												
Michael LaValliere, L (1, 2) OBP: 0.375, SLG: 0.387		3-2 1B 1B		0-0 SH1-3	1-1 HR 1B			2-2 F9		3	2	2	0	0	0	1												
Ozzie Guillen, L (1, 6) Craig Grebeck, R (7, PH) OBP: 0.289, SLG: 0.355 OBP: 0.301, SLG: 0.262		2-2 1B 1B		0-1 F8 HR 1B	0-0 HR 1B			0-3 K		3	2	3	4	0	0	0												
Inning Stats	R: 0 E: 0 K: 1 S: 9	H: 0 LOB: 1 BB: 1 P: 17	R: 2 E: 0 K: 1 S: 18	H: 5 LOB: 3 BB: 0 P: 27	R: 0 E: 0 K: 0 S: 9	H: 0 LOB: 0 BB: 0 P: 12	R: 7 E: 0 K: 0 S: 20	H: 5 LOB: 0 BB: 2 P: 38	R: 2 E: 0 K: 0 S: 14	H: 2 LOB: 0 BB: 0 P: 18	R: 1 E: 0 K: 0 S: 10	H: 1 LOB: 0 BB: 1 P: 20	R: 0 E: 0 K: 1 S: 7	H: 0 LOB: 0 BB: 0 P: 9	R: 0 E: 0 K: 0 S: 5	H: 0 LOB: 0 BB: 0 P: 9		1B: 8 2B: 1 3B: 0 HR: 4	SF: 0 SAC: 1 DP: 0 HBP: 0	WP: 1 PB: 0 SB: 0 CS: 0	PA: 41							
PITCHER	IP	WLS	BF	H	R	ER	SO	BB	IBB	HBP	BLK	WP	HR	S	P	ERA	WHIP											
35 Mike Mussina, R (1, 1) ERA: 4.28	3.2	L	22	8	7	7	2	3	0	0	0	0	1	1	48	81	17.18	3.000										
Alan Mills, R (4, 1) ERA: 3.93	2.1		13	5	5	5	0	1	0	0	0	0	3	32	51	19.29	2.571											
Anthony Telford, R (7, 1) ERA:	2.0		6	0	0	0	1	0	0	0	0	0	0	12	18	0.00	0.000											

AB	29
R	1
H	6
RBI	1
BB	3
SO	3
LOB	15



Batter	1	2	3	4	5	6	7	8	9	AB	R	H	RBI	BB	SO	LOB	TOP										
Harold Reynolds, S (1,4) OBP: 0.341, SLG: 0.317	4-1 PB G4-3 BB	1-0 G3		0-1 G4-6-3 1B		1-0 F7	2-1 G4-3			4	1	1	0	1	0	3	Baltimore Orioles @ Chicago White Sox Comiskey Park, Chicago, IL Sat Jul 03 1993, 8:05 PM EDT Att: 41,972 - Unknown livebaseballscorecards.com										
Mark McLemore, S (1,9) OBP: 0.350, SLG: 0.375	2-2 G4-3 1-H	2-0 F7		0-0 G4-6-3 1-2f		1-2 G3		1-3 K		5	0	0	1	0	1	2											
Cal Ripken Jr., R (1,6) OBP: 0.313, SLG: 0.369	1-3 K	4-2 BB BB		2-1 F8			4-0 1B BB	0-1 G6-3		3	0	0	0	2	1	0											
Harold Baines, L (1,10) OBP: 0.385, SLG: 0.437	4-2 HR BB	4-2 FC5-4 BB			4-2 BB		0-1 1B BB	1-0 2B 1B		2	2	2	0	3	0	0											
Mike Devereaux, R (1,8) OBP: 0.302, SLG: 0.416	2-2 HR	0-1 FC5-4			1-3 K		1-0 FC5-2-6-1 1B	1-0 2B		5	2	2	2	0	1	5											
Chris Hoiles, R (1,2) OBP: 0.387, SLG: 0.535	3-3 K		2-2 E4 G6-4-3 1B		0-0 F9		1-0 WP 2B	2-0 G5-3		5	1	1	2	0	1	3											
David Segui, S (1,3) OBP: 0.306, SLG: 0.464		4-1 HR HBP BB	1-2 G6-4-3 1B		0-1 G3		4-0 2B BB		0-0 L9	3	1	1	0	2	0	1											
Tim Hulett, R (1,5) OBP: 0.368, SLG: 0.388		2-1 HR HBP	3-2 G6-4-3 1-2f 2-3		1-0 L8		1-0 2B	0-2 G5-4-3 1B		4	1	2	1	0	0	2											
Jeffrey Hammonds, R (1,7) OBP: 0.400, SLG: 0.647		3-1 HR	1-2 P9		0-0 2B		0-0 F8	0-0 G5-4-3 1-2f		5	1	2	3	0	0	4											
Inning Stats	R: 3 E: 0 K: 2 S: 17	H: 1 LOB: 0 BB: 2 P: 33	R: 3 E: 0 K: 0 S: 13	H: 1 LOB: 2 BB: 3 P: 33	R: 0 E: 1 K: 0 S: 12	H: 1 LOB: 1 BB: 0 P: 19	R: 0 E: 0 K: 0 S: 5	H: 1 LOB: 0 BB: 7	R: 0 E: 0 K: 1 S: 8	H: 0 LOB: 1 BB: 1 P: 13	R: 0 E: 0 K: 0 S: 6	H: 1 LOB: 1 BB: 0 P: 9	R: 3 E: 0 K: 0 S: 8	H: 3 LOB: 2 BB: 2 P: 21	R: 0 E: 0 K: 1 S: 8	H: 2 LOB: 2 BB: 0 P: 13	R: 0 E: 0 K: 0 S: 5	H: 1 LOB: 0 BB: 5	1B: 6 2B: 3 3B: 0 HR: 2	SF: 0 SAC: 0 DP: 3 HBP: 1	WP: 1 PB: 2 SB: 0 CS: 0	PA: 45					
PITCHER	IP	WLS	BF	H	R	ER	SO	BB	IBB	HBP	BLK	WP	HR	S	P	ERA	WHIP										
Jason Bere, R (1,1) ERA: 5.61	1.0	L	8	1	5	5	2	3	0	1	0	0	1	19	41	45.00	4.000										
Kirk McCaskill, R (2,1) ERA: 6.0	5.1		25	6	4	4	1	4	0	0	0	0	1	46	83	6.75	1.875										
Jeff Schwarz, R (7,1) ERA: 2.64	0.2		4	1	0	0	1	0	0	0	0	1	0	4	11	0.00	3.000										
Bobby Thigpen, R (8,1) ERA: 4.05	1.0		5	2	0	0	1	0	0	0	0	0	0	8	13	0.00	2.000										
Scott Radinsky, L (9,1) ERA: 4.71	1.0		3	1	0	0	0	0	0	0	0	0	0	5	5	0.00	1.000										

Batter	1	2	3	4	5	6	7	8	9	AB	R	H	RBI	BB	SO	LOB	BOTTOM										
Tim Raines, S (1,7) OBP: 0.424, SLG: 0.533	2-1 B1-3	1-2 HR		2-3 K		0-0 G6-3			0-1 G5-3	5	1	1	3	0	1	1	Baltimore Orioles @ Chicago White Sox Comiskey Park, Chicago, IL Sat Jul 03 1993, 8:05 PM EDT Att: 41,972 - Unknown livebaseballscorecards.com										
Joey Cora, S (1,4) OBP: 0.371, SLG: 0.349	2-3 K	2-1 FC6-4 1B		1-2 G5-4-3 HBP		0-2 G5-3		3-2 G6-3		4	0	1	0	0	1	0											
Frank Thomas, R (1,3) OBP: 0.404, SLG: 0.546	2-0 HR	1-1 FC6-4		0-1 G5-4-3		0-0 F8		0-2 F9		5	1	1	1	0	0	3											
Robin Ventura, L (1,5) OBP: 0.365, SLG: 0.434	4-2 BB		2-2 G3		1-1 B5-3		0-1 G5-3			3	0	0	0	1	0	0											
Ellis Burks, R (1,9) OBP: 0.356, SLG: 0.480	1-3 K		0-2 P6		1-2 P5			0-1 2B 1B		4	1	1	0	0	1	1											
Bo Jackson, R (1,10) OBP: 0.333, SLG: 0.452		4-2 HR BB		0-0 2B		1-1 G6-3		1-0 1B 2B		3	1	2	1	1	0	0											
Lance Johnson, L (1,8) OBP: 0.349, SLG: 0.369		1-1 HR 1B		4-2 BB			1-0 S 1B	1-1 L7		3	2	2	0	1	0	1											
Michael LaValliere, L (1,2) OBP: 0.371, SLG: 0.382		2-3 K		0-3 K		2-0 1B		0-2 L5		3	0	1	1	0	2	4											
Steve Sax, R (8, PH) OBP: 0.278, SLG: 0.340						1-H CS 1B				1	0	0	0	0	0	1											
Rick Wrona, R (9, 2) OBP: 0.167, SLG: 0.167										0	0	0	0	0	0	0											
Ozzie Guillen, L (1,6) OBP: 0.289, SLG: 0.353		0-0 F7		3-2 S 1B		0-2 G1-3		0-1 G3		4	0	1	0	0	0	4											
Inning Stats	R: 1 E: 0 K: 2 S: 13	H: 1 LOB: 1 BB: 1 P: 24	R: 3 E: 0 K: 1 S: 16	H: 3 LOB: 1 BB: 1 P: 27	R: 0 E: 0 K: 1 S: 12	H: 1 LOB: 2 BB: 1 P: 18	R: 0 E: 0 K: 1 S: 12	H: 1 LOB: 0 BB: 0 P: 18	R: 0 E: 0 K: 0 S: 7	H: 0 LOB: 0 BB: 0 P: 10	R: 1 E: 0 K: 0 S: 7	H: 2 LOB: 0 BB: 0 P: 10	R: 0 E: 0 K: 0 S: 6	H: 0 LOB: 0 BB: 0 P: 6	R: 1 E: 0 K: 0 S: 12	H: 2 LOB: 1 BB: 0 P: 14	R: 0 E: 0 K: 0 S: 8	H: 0 LOB: 0 BB: 0 P: 11	1B: 6 2B: 2 3B: 0 HR: 2	SF: 0 SAC: 0 DP: 1 HBP: 1	WP: 0 PB: 0 SB: 2 CS: 1	PA: 39					
PITCHER	IP	WLS	BF	H	R	ER	SO	BB	IBB	HBP	BLK	WP	HR	S	P	ERA	WHIP										
Rick Sutcliffe, R (1,1) ERA: 4.96	3.1		20	6	4	4	5	3	0	0	0	0	0	25	32	4.91	1.091										
Mark Williamson, R (4,1) ERA: 3.31	3.2	W	13	4	2	2	0	0	0	0	0	0	0	2	3	0.00	0.000										
Jim Poole, L (8,1) ERA: 2.28	0.1		1	0	0	0	0	0	0	0	0	0	0	2	3	0.00	0.000										
Todd Frohwrth, R (8,1) ERA: 2.56	0.1		1	0	0	0	0	0	0	0	0	0	0	5	5	0.00	0.000										
Brad Pennington, L (8,1) ERA: 2.82	0.1		1	0	0	0	0	0	0	0	0	0	0	2	2	0.00	0.000										
PITCHER	IP	WLS	BF	H	R	ER	SO	BB	IBB	HBP	BLK	WP	HR	S	P	ERA	WHIP										
Gregg Olson, R (9,1) ERA: 1.31	1.0		3	0	0	0	0	0	0	0	0	0	0	8	11	0.00	0.000										

Batter	1	2	3	4	5	6	7	8	9	AB	R	H	RBI	BB	SO	LOB	TOP										
Harold Reynolds, S (1, 4) OBP: 0.340, SLG: 0.316	F8		G3 WP 1B			G3			P8	4	0	1	0	0	0	0											
Mark McLemore, S (1, 9) OBP: 0.345, SLG: 0.369	G4-3		G3			B2-3			K	4	0	0	0	0	1	1											
Cal Ripken Jr., R (1, 6) OBP: 0.312, SLG: 0.377	HR		L7			G5-3			G4-3	4	1	1	1	0	0	1											
Harold Baines, L (1, 10) OBP: 0.384, SLG: 0.435	1B					F8			G5-3	3	0	1	0	0	0	0											
Mike Devereaux, R (1, 8) OBP: 0.298, SLG: 0.411	K					G6-3			F9	3	0	0	0	0	1	1											
Jeffrey Hammonds, R (1, 7) OBP: 0.368, SLG: 0.595						P6			K	3	0	0	0	0	1	0											
David Segui, S (1, 3) OBP: 0.300, SLG: 0.457						G4-3			F8	3	0	0	0	0	0	0											
Tim Hulett, R (1, 5) OBP: 0.356, SLG: 0.373						F8			G6-3	3	0	0	0	0	0	0											
Jeff Tackett, R (1, 2) OBP: 0.313, SLG: 0.259									P5	2	0	0	0	0	1	0											
Paul Carey, L (8, PH) OBP: 0.297, SLG: 0.242										1	0	0	0	0	0	0											
Chris Hoiles, R (8, 2) OBP: 0.387, SLG: 0.535										0	0	0	0	0	0	0											
Inning Stats	R: 1 E: 0 K: 1 S: 13	H: 2 LOB: 1 BB: 0 P: 25	R: 0 E: 0 K: 0 S: 6	H: 0 LOB: 0 BB: 0 P: 9	R: 0 E: 0 K: 1 S: 10	H: 1 LOB: 1 BB: 0 P: 15	R: 0 E: 0 K: 0 S: 7	H: 0 LOB: 0 BB: 0 P: 9	R: 0 E: 0 K: 0 S: 7	H: 0 LOB: 0 BB: 0 P: 12	R: 0 E: 0 K: 1 S: 4	H: 0 LOB: 0 BB: 0 P: 5	R: 0 E: 0 K: 1 S: 8	H: 0 LOB: 0 BB: 0 P: 9	R: 0 E: 0 K: 0 S: 9	H: 0 LOB: 0 BB: 0 P: 11	R: 0 E: 0 K: 1 S: 8	H: 0 LOB: 0 BB: 0 P: 12	1B: 2 2B: 0 3B: 0 HR: 1	SF: 0 SAC: 0 DP: 0 HBP: 0	WP: 1 PB: 0 CS: 0	PA: 30					
PITCHER	IP	WLS	BF	H	R	ER	SO	BB	IBB	HBP	BLK	WP	HR	S	P	ERA	WHIP										
Rodney Bolton, R (1, 1) ERA: 6.91	7.0	W	24	3	1	1	3	0	0	0	0	1	1	55	84	1.29	0.429										
Donn Pall, R (8, 1) ERA: 2.5	1.0		3	0	0	0	0	0	0	0	0	0	0	9	11	0.00	0.000										
Roberto Hernandez, R (8, 1) ERA: 2.61	1.0	S	3	0	0	0	1	0	0	0	0	0	0	8	12	0.00	0.000										

Baltimore Orioles @ Chicago White Sox
Comiskey Park, Chicago, IL
Sun Jul 04 1993, 4:33 AM EDT
Att: 31,441 - Sunny - 88 F

AB	30
R	1
H	3
RBI	1
BB	0
SO	4
LOB	3



Batter	1	2	3	4	5	6	7	8	9	AB	R	H	RBI	BB	SO	LOB	BOTTOM										
Tim Raines, S (1, 7) OBP: 0.419, SLG: 0.540	F8		K			SH1-3 1-H 3B			F9	4	1	1	1	0	1	2											
Joey Cora, S (1, 4) OBP: 0.369, SLG: 0.346	F8		CS		G4-3	SH1-3				2	0	0	1	0	0	0											
Frank Thomas, R (1, 3) OBP: 0.401, SLG: 0.540	F9				G3	SH1-3 3-H 2-2 G5-3				3	0	0	0	0	0	0											
Robin Ventura, L (1, 5) OBP: 0.361, SLG: 0.429					F7				G4-3	3	0	0	0	0	0	0											
Ellis Burks, R (1, 9) OBP: 0.353, SLG: 0.474					F8				G5-3	3	0	0	0	0	0	0											
Bo Jackson, R (1, 10) OBP: 0.326, SLG: 0.441					F9				G4-3	3	0	0	0	0	0	0											
Lance Johnson, L (1, 8) OBP: 0.352, SLG: 0.379					L7				G4-3 SH3 1B	3	1	2	0	0	0	0											
Michael LaValliere, L (1, 2) OBP: 0.351, SLG: 0.361					F7				SH3	2	0	0	0	0	0	1											
Ozzie Guillen, L (1, 6) OBP: 0.289, SLG: 0.353					FC4 CS				G4-3	3	1	1	1	0	0	1											
Inning Stats	R: 0 E: 0 K: 0 S: 9	H: 0 LOB: 0 BB: 0 P: 14	R: 0 E: 0 K: 0 S: 4	H: 0 LOB: 0 BB: 0 P: 4	R: 1 E: 0 K: 1 S: 11	H: 1 LOB: 0 BB: 0 P: 15	R: 0 E: 0 K: 0 S: 9	H: 0 LOB: 0 BB: 0 P: 16	R: 0 E: 0 K: 0 S: 7	H: 0 LOB: 0 BB: 0 P: 12	R: 2 E: 0 K: 0 S: 11	H: 2 LOB: 0 BB: 0 P: 19	R: 0 E: 0 K: 0 S: 7	H: 0 LOB: 0 BB: 0 P: 12	R: 0 E: 0 K: 0 S: 7	H: 1 LOB: 1 BB: 0 P: 10	R: 0 E: 0 K: 0 S: 7	H: 1 LOB: 1 BB: 0 P: 10	1B: 2 2B: 0 3B: 2 HR: 0	SF: 0 SAC: 2 DP: 0 HBP: 0	WP: 0 PB: 0 CS: 1	PA: 29					
PITCHER	IP	WLS	BF	H	R	ER	SO	BB	IBB	HBP	BLK	WP	HR	S	P	ERA	WHIP										
Ben McDonald, R (1, 1) ERA: 3.46	7.0	L	25	4	3	3	1	0	0	0	0	0	0	60	95	3.86	0.571										
Jim Poole, L (8, 1) ERA: 2.19	1.0		3	0	0	0	0	0	0	0	0	0	0	5	7	0.00	0.000										

Baltimore Orioles @ Chicago White Sox
Comiskey Park, Chicago, IL
Sun Jul 04 1993, 4:33 AM EDT
Att: 31,441 - Sunny - 88 F


AB	26
R	3
H	4
RBI	3
BB	0
SO	1
LOB	4



Batter	1	2	3	4	5	6	7	8	9	AB	R	H	RBI	BB	SO	LOB	TOP					
Tim Raines, S OBP: 0.413, SLG: 0.527 (1, 7)	G4-3	G4-3		P5			FC1-6 1B		P7	5	0	1	0	0	0	1						
Joey Coza, S OBP: 0.370, SLG: 0.348 (1, 4)	1B	L9					FC1-6 1B			4	1	2	0	0	0	2						
Frank Thomas, R OBP: 0.405, SLG: 0.553 (1, 3)	1B			L6						4	1	3	1	0	0	1						
Robin Ventura, L OBP: 0.363, SLG: 0.434 (1, 5)				HR			G4-6-3 1B			4	1	2	1	0	1	2						
Ellis Burks, R OBP: 0.348, SLG: 0.466 (1, 9)	P4			E						4	0	0	0	0	0	3						
Bo Jackson, R OBP: 0.316, SLG: 0.426 (1, 10)	L9			2B						4	0	0	0	0	1	2						
Lance Johnson, L OBP: 0.354, SLG: 0.394 (1, 8)										4	1	2	0	0	0	0						
Michael LaValliere, L OBP: 0.359, SLG: 0.368 Rick Wrona, R OBP: 0.125, SLG: 0.125 (3, 2)										2	0	1	1	0	0	1						
Ozzie Guillen, L OBP: 0.285, SLG: 0.346 (1, 6)										2	0	0	0	0	1	0						
Inning Stats	R: 1 E: 0 K: 0 S: 17	H: 3 LOB: 2 BB: 0 P: 24	R: 1 E: 0 K: 0 S: 7	H: 2 LOB: 1 BB: 0 P: 14	R: 2 E: 1 K: 0 S: 15	H: 3 LOB: 1 BB: 0 P: 20	R: 0 E: 0 K: 2 S: 6	H: 1 LOB: 0 BB: 0 P: 11	R: 0 E: 0 K: 2 S: 10	H: 0 LOB: 0 BB: 0 P: 17	R: 0 E: 0 K: 0 S: 5	H: 0 LOB: 1 BB: 0 P: 8	R: 0 E: 0 K: 0 S: 3	H: 2 LOB: 1 BB: 0 P: 8	R: 0 E: 0 K: 0 S: 3	H: 0 LOB: 0 BB: 0 P: 6	R: 0 E: 0 K: 2 S: 7	H: 0 LOB: 0 BB: 0 P: 10	1B: 7 2B: 1 3B: 2 HR: 1	SF: 0 SAC: 0 DP: 1 HBP: 0	WP: 0 PB: 0 SB: 1 CS: 0	PA: 37
PITCHER Pat Hentgen, R ERA: 3.1 (1, 1)	IP: 9.0 WLS: L BF: 37 H: 11 R: 4 ER: 4 SO: 4 BB: 0 IBB: 0 HBP: 0 BLK: 0 WP: 0 HR: 1 S: 76 P: 118 ERA: 4.00 WHIP: 1.222															PITCHER						

Chicago White Sox @ Toronto Blue Jays
SkyDome, Toronto, ON
Mon Jul 05 1993, 7:05 PM EDT
Att: 50,508 - Unknown - 86 F


AB	37
R	4
H	11
RBI	3
BB	0
SO	4
LOB	13



Batter	1	2	3	4	5	6	7	8	9	AB	R	H	RBI	BB	SO	LOB	BOTTOM					
Roberto Alomar, S OBP: 0.385, SLG: 0.446 (1, 4)	F8		G5-3						L5	5	1	1	0	0	0	3						
Paul Molitor, R OBP: 0.392, SLG: 0.453 (1, 10)	L5									3	1	1	0	1	0	0						
Joe Carter, R OBP: 0.321, SLG: 0.545 (1, 9)	G6-3									4	0	1	1	0	0	1						
John Olerud, L OBP: 0.497, SLG: 0.675 (1, 3)										4	0	1	1	0	1	1						
Tony Fernandez, S OBP: 0.350, SLG: 0.391 (1, 6)										4	0	1	0	0	0	2						
Ed Sprague, R OBP: 0.304, SLG: 0.415 (1, 5)										4	1	1	0	0	1	1						
Darnell Coles, R OBP: 0.325, SLG: 0.350 Alfredo Griffin, S OBP: 0.283, SLG: 0.294 (9, PR)										4	0	1	0	0	1	0						
Willie Canate, R OBP: 0.100, SLG: 0.100 Devon White, S OBP: 0.356, SLG: 0.492 (9, PH)										0	0	0	0	0	0	0						
Willie Canate, R OBP: 0.100, SLG: 0.100 Devon White, S OBP: 0.356, SLG: 0.492 (9, PH)										3	0	1	0	0	0	1						
Randy Knorr, R OBP: 0.159, SLG: 0.244 Turner Ward, S OBP: 0.298, SLG: 0.347 (9, PH)										3	0	0	0	0	0	2						
Inning Stats	R: 0 E: 0 K: 0 S: 9	H: 0 LOB: 0 BB: 0 P: 14	R: 0 E: 0 K: 0 S: 4	H: 0 LOB: 0 BB: 0 P: 8	R: 0 E: 0 K: 0 S: 12	H: 1 LOB: 1 BB: 0 P: 20	R: 0 E: 0 K: 0 S: 8	H: 0 LOB: 0 BB: 0 P: 14	R: 0 E: 0 K: 1 S: 9	H: 1 LOB: 0 BB: 0 P: 14	R: 2 E: 0 K: 0 S: 12	H: 3 LOB: 2 BB: 1 P: 22	R: 0 E: 0 K: 1 S: 9	H: 1 LOB: 1 BB: 0 P: 14	R: 0 E: 0 K: 1 S: 10	H: 1 LOB: 1 BB: 0 P: 14	R: 1 E: 1 K: 1 S: 15	H: 1 LOB: 2 BB: 1 P: 24	1B: 6 2B: 2 3B: 1 HR: 0	SF: 0 SAC: 0 DP: 1 HBP: 0	WP: 0 PB: 0 SB: 3 CS: 0	PA: 37
PITCHER Wilson Alvarez, L ERA: 3.14 Donn Pall, R ERA: 2.48 Scott Radinsky, L ERA: 4.66 Roberto Hernandez, R ERA: 2.54 (9, 1)	IP: 7.1 WLS: W BF: 28 H: 6 R: 2 ER: 2 SO: 2 BB: 1 IBB: 0 HBP: 0 BLK: 0 WP: 0 HR: 0 S: 65 P: 109 ERA: 2.46 WHIP: 0.955															PITCHER						

Chicago White Sox @ Toronto Blue Jays
SkyDome, Toronto, ON
Mon Jul 05 1993, 7:05 PM EDT
Att: 50,508 - Unknown - 86 F

AB	35
R	3
H	8
RBI	2
BB	2
SO	4
LOB	13



Batter	1	2	3	4	5	6	7	8	9	AB	R	H	RBI	BB	SO	LOB	TOP	
Tim Raines, S OBP: 0.400, SLG: 0.507	F8		F8		P5		G3		K	5	0	0	0	0	1	1		
Joey Coxa, S OBP: 0.369, SLG: 0.345	K		K		BB			G4-3		3	0	0	0	1	2	0		
Frank Thomas, R OBP: 0.408, SLG: 0.558	1B		2B		F9			WP 2B BB		3	1	2	0	1	0	2		
Robin Ventura, L OBP: 0.362, SLG: 0.435	G3		F7		P2			1B 1-H 2B		4	0	1	1	1	0	4		
Dan Pasqua, L OBP: 0.303, SLG: 0.326		1B BB			G3			P6		3	0	1	0	1	0	1		
Bo Jackson, R OBP: 0.329, SLG: 0.427		1B BB			G6-4-3			1B		2	0	1	0	2	0	1		
Lance Johnson, L OBP: 0.353, SLG: 0.392	L7		1B		G3-1			G1-3		4	0	1	0	0	0	4		
Ron Karkovics, R OBP: 0.310, SLG: 0.500	K		F7		F7			G5-3		4	0	0	0	0	2	3		
Ozzie Guillen, L OBP: 0.284, SLG: 0.349	F7				2B			K		4	0	1	0	0	2	2		
Inning Stats	R: 0 E: 0 K: 1 S: 11	H: 1 LOB: 1 BB: 0 P: 17	R: 0 E: 0 K: 1 S: 19	H: 1 LOB: 2 BB: 1 P: 32	R: 0 E: 0 K: 1 S: 9	H: 1 LOB: 1 BB: 0 P: 16	R: 0 E: 0 K: 0 S: 10	H: 0 LOB: 0 BB: 1 P: 16	R: 0 E: 0 K: 1 S: 8	H: 0 LOB: 0 BB: 0 P: 13	R: 1 E: 0 K: 0 S: 15	H: 2 LOB: 2 BB: 1 P: 29	R: 0 E: 0 K: 3 S: 10	H: 0 LOB: 0 BB: 0 P: 11	1B: 4 2B: 3 3B: 0 HR: 0	SF: 0 SAC: 0 DP: 1 HBP: 0	WP: 1 PB: 0 SB: 0 CS: 0	PA: 37
PITCHER	IP WLS BF H R ER SO BB IBB HBP BLK WP HR S P ERA WHIP																	
Dave Stewart, R ERA: 4.43	(1, 1) 6.0 W 25 5 0 0 3 4 0 0 0 0 0 0 66 114 0.00 1.500																	
Danny Cox, R ERA: 2.5	(7, 1) 2.0 9 2 1 1 1 1 0 0 0 1 0 23 42 4.50 1.500																	
Duane Ward, R ERA: 1.98	(9, 1) 1.0 3 0 0 0 3 0 0 0 0 0 0 10 11 0.00 0.000																	

Chicago White Sox @ Toronto Blue Jays
SkyDome, Toronto, ON
Tue Jul 06 1993, 7:05 PM EDT
Att: 50,505 - Dome

AB 32
R 1
H 7
RBI 1
BB 5
SO 7
LOB 18



Batter	1	2	3	4	5	6	7	8	9	AB	R	H	RBI	BB	SO	LOB	BOTTOM			
Devon White, S OBP: 0.357, SLG: 0.489	1B K		K2-3		G3			G4-3		4	1	1	0	1	1	2				
Roberto Alomar, S OBP: 0.391, SLG: 0.446	K		G6-3 WP 1B		F8 E BB		1B 2-3 BB	CS BB		2	1	1	0	3	1	1				
Paul Molitor, R OBP: 0.391, SLG: 0.450	K		G6-3		F8		1B	CS		4	0	1	2	0	1	2				
Joe Carter, R OBP: 0.318, SLG: 0.538		G5-3	B5-3		E3		F8			4	0	0	0	0	0	3				
John Olerud, L OBP: 0.497, SLG: 0.676		1B 2B			SH1-3 BB FC6 1B		P5	G6-3		4	2	2	0	0	0	1				
Ed Sprague, R OBP: 0.306, SLG: 0.414		P3			FC6 SH1-3 BB		F7	1B		3	0	1	0	1	0	2				
Willie Canate, R OBP: 0.154, SLG: 0.083		1B BB			SH1-3		G6-3	F9		2	0	0	0	1	0	1				
Pat Borders, R OBP: 0.269, SLG: 0.367		1B			FC6		G6-3	G6-3		4	1	2	2	0	0	2				
Alfredo Griffin, S OBP: 0.263, SLG: 0.273	F9				B4		P7	F8		4	0	0	0	0	5					
Inning Stats	R: 0 E: 0 K: 2 S: 11	H: 1 LOB: 0 BB: 0 P: 14	R: 1 E: 0 K: 0 S: 8	H: 2 LOB: 2 BB: 1 P: 15	R: 0 E: 0 K: 1 S: 12	H: 1 LOB: 1 BB: 0 P: 14	R: 1 E: 0 K: 0 S: 12	H: 1 LOB: 2 BB: 1 P: 19	R: 1 E: 0 K: 0 S: 10	H: 0 LOB: 2 BB: 1 P: 15	R: 2 E: 0 K: 0 S: 17	H: 2 LOB: 2 BB: 2 P: 31	R: 0 E: 0 K: 0 S: 13	H: 1 LOB: 1 BB: 0 P: 18	R: 0 E: 0 K: 0 S: 5	H: 0 LOB: 0 BB: 1 P: 13	1B: 7 2B: 1 3B: 0 HR: 0	SF: 0 SAC: 1 DP: 0 HBP: 0	WP: 1 PB: 0 SB: 0 CS: 1	PA: 39
PITCHER	IP WLS BF H R ER SO BB IBB HBP BLK WP HR S P ERA WHIP																			
Jack McDowell, R ERA: 3.75	(1, 1) 6.0 L 31 7 5 4 3 5 0 0 0 0 0 0 70 108 6.00 2.000																			
Jeff Schwarz, R ERA: 2.56	(7, 1) 1.0 4 1 0 0 0 0 0 0 0 0 0 13 18 0.00 1.000																			
Bobby Thigpen, R ERA: 3.86	(8, 1) 1.0 3 0 0 0 0 1 0 0 0 0 0 5 13 0.00 1.000																			

Chicago White Sox @ Toronto Blue Jays
SkyDome, Toronto, ON
Tue Jul 06 1993, 7:05 PM EDT
Att: 50,505 - Dome

AB 31
R 5
H 8
RBI 4
BB 6
SO 3
LOB 19



Batter	1	2	3	4	5	6	7	8	9	AB	R	H	RBI	BB	SO	LOB	TOP				
Tim Raines, S OBP: 0.412, SLG: 0.521	1-0 SH1-3 1B	0-0 1B		2-1 F8		1-0 1B		4-1 CS BB		4	2	3	0	1	0	1					
Joey Cora, S OBP: 0.368, SLG: 0.344	3-1 SH1-3	3-2 L7		0-0 G6-3		0-0 1B		1-1 G1-3		4	1	1	0	0	0	4					
Frank Thomas, R OBP: 0.411, SLG: 0.557	4-1 G6-3 BB		3-1 1B		3-2 L9	3-1 G3-6 1B		1-1 G5-3		4	0	2	1	1	0	0					
Robin Ventura, L OBP: 0.365, SLG: 0.436	1-1 G6-3 1B		1-1 P5		4-1 1B	3-2 G3-6 BB		0-1 1B		4	1	2	1	1	0	2					
Ellis Burks, R OBP: 0.355, SLG: 0.471	1-1 G6-3		1-1 1B		2-0 2B		4-1 1B	2-2 1B		4	1	3	0	1	0	2					
Bo Jackson, R OBP: 0.317, SLG: 0.411	0-3 K		2-3 K		1-3 K		2-3 K	0-0 F9		5	0	0	0	0	4	9					
Lance Johnson, L OBP: 0.356, SLG: 0.399		1-0 P6	3-1 G4-3		1-2 WP 2B		2-2 G6-4-3 1B	0-1 1B		5	0	3	2	0	0	2					
Ron Karkovics, R OBP: 0.302, SLG: 0.487		0-0 G6-3		2-3 K	1-2 G4-3		0-0 G6-4-3	1-3 K		5	0	0	0	0	2	6					
Ozzie Guillen, L OBP: 0.287, SLG: 0.352		0-1 1B		2-0 1B		2-2 G4-3		0-0 G1-3		4	0	2	0	0	0	0					
Inning Stats	R: 1 E: 0 K: 1 S: 12	H: 2 LOB: 2 BB: 1 P: 22	R: 0 E: 0 K: 0 S: 9	H: 2 LOB: 2 BB: 0 P: 13	R: 0 E: 0 K: 1 S: 11	H: 2 LOB: 1 BB: 0 P: 21	R: 0 E: 0 K: 1 S: 7	H: 1 LOB: 1 BB: 0 P: 13	R: 2 E: 0 K: 1 S: 18	H: 3 LOB: 0 BB: 1 P: 30	R: 0 E: 0 K: 1 S: 8	H: 1 LOB: 1 BB: 1 P: 16	R: 0 E: 0 K: 0 S: 4	H: 0 LOB: 0 BB: 1 P: 9	R: 0 E: 0 K: 1 S: 15	H: 3 LOB: 3 BB: 0 P: 19	1B: 14 2B: 2 3B: 0 HR: 0	SF: 0 SAC: 1 DP: 2 HBP: 0	WP: 1 PB: 0 SB: 2 CS: 1	PA: 44	
PITCHER	IP WLS BF H R ER SO	IP WLS BF H R ER SO	IP WLS BF H R ER SO	IP WLS BF H R ER SO	IP WLS BF H R ER SO	IP WLS BF H R ER SO	IP WLS BF H R ER SO	IP WLS BF H R ER SO	IP WLS BF H R ER SO	IP WLS BF H R ER SO	IP WLS BF H R ER SO	IP WLS BF H R ER SO	IP WLS BF H R ER SO	IP WLS BF H R ER SO	IP WLS BF H R ER SO	IP WLS BF H R ER SO	ERA WHIP	ERA WHIP			
Juan Guzman, R ERA: 4.74	(1, 1) 5.1 L 30 12 5 5 4	(6, 1) 2.2 8 1 0 0 1	(9, 1) 1.0 6 3 0 0 1															8.44	2.625		
Tony Castillo, L ERA: 2.22																		0.00	1.125		
Mike Timlin, R ERA: 5.77																		0.00	3.000		

Chicago White Sox @ Toronto Blue Jays
SkyDome, Toronto, ON
Wed Jul 07 1993, 7:05 PM EDT
Att: 50,517 - Dome

AB	39
R	5
H	16
RBI	4
BB	4
SO	6
LOB	26



Batter	1	2	3	4	5	6	7	8	9	AB	R	H	RBI	BB	SO	LOB	BOTTOM					
Devon White, S OBP: 0.359, SLG: 0.490	2-3 K		1-2 L7		0-0 2B		4-1 G6-4-3 BB			3	0	1	0	1	1	0						
Roberto Alomar, S OBP: 0.392, SLG: 0.459	1-2 E 2B		3-2 HR		0-0 F7		1-0 F7			4	2	2	1	0	0	3						
Paul Molitor, R OBP: 0.389, SLG: 0.448	1-2 F8 WP 1B		2-0 P3		2-2 G1-3		0-1 G6-4-3			4	0	1	0	0	0	3						
Joe Carter, R OBP: 0.317, SLG: 0.534	1-0 F8		0-1 1B		0-1 G6-3			0-1 G1-3		4	0	1	0	0	0	3						
John Olerud, L OBP: 0.500, SLG: 0.678	4-0 1B		1-3 K			2-1 1B F9-2 2B		4-2 G5-4-3 BB		2	0	1	0	2	1	1						
Tony Fernandez, S OBP: 0.348, SLG: 0.387	1-0 G4-3			1-0 F9		4-2 1B BB		1-1 G5-4-3		3	0	0	0	1	0	3						
Ed Sprague, R OBP: 0.305, SLG: 0.412		2-2 F7		0-0 F8		3-2 1B		2-3 K		4	0	1	0	0	1	0						
Pat Borders, R OBP: 0.265, SLG: 0.361		0-2 G1-3		3-3 K		0-0 P3		0-1 G5-3		4	0	0	0	0	1	3						
Willie Canate, R OBP: 0.176, SLG: 0.067		2-2 G6-3			4-0 2B BB	2-2 F9-2		0-2 G6-3		3	0	0	0	1	0	3						
Inning Stats	R: 1 E: 0 K: 1 S: 12	H: 2 LOB: 2 BB: 1 P: 22	R: 0 E: 0 K: 0 S: 9	H: 0 LOB: 0 BB: 0 P: 13	R: 1 E: 0 K: 1 S: 14	H: 2 LOB: 1 BB: 0 P: 21	R: 0 E: 0 K: 1 S: 5	H: 0 LOB: 0 BB: 0 P: 9	R: 0 E: 0 K: 0 S: 7	H: 1 LOB: 2 BB: 1 P: 13	R: 0 E: 0 K: 0 S: 13	H: 2 LOB: 2 BB: 1 P: 24	R: 0 E: 0 K: 0 S: 4	H: 0 LOB: 0 BB: 1 P: 9	R: 0 E: 0 K: 0 S: 7	H: 0 LOB: 0 BB: 1 P: 12	R: 0 E: 0 K: 1 S: 8	H: 0 LOB: 0 BB: 0 P: 10	1B: 3 2B: 4 3B: 0 HR: 1	SF: 0 SAC: 0 DP: 3 HBP: 0	WP: 1 PB: 0 SB: 0 CS: 0	PA: 36
PITCHER	IP WLS BF H R ER SO	IP WLS BF H R ER SO	IP WLS BF H R ER SO	IP WLS BF H R ER SO	IP WLS BF H R ER SO	IP WLS BF H R ER SO	IP WLS BF H R ER SO	IP WLS BF H R ER SO	IP WLS BF H R ER SO	IP WLS BF H R ER SO	IP WLS BF H R ER SO	IP WLS BF H R ER SO	IP WLS BF H R ER SO	IP WLS BF H R ER SO	IP WLS BF H R ER SO	IP WLS BF H R ER SO	ERA WHIP	ERA WHIP				
Alex Fernandez, R ERA: 2.77	(1, 1) 7.1 W 31 7 2 2 3	(8, 1) 0.2 2 0 0 0 0	(9, 1) 1.0 S 3 0 0 0 1															2.46	1.364			
Scott Radinsky, L ERA: 4.55																		0.00	1.500			
Roberto Hernandez, R ERA: 2.48																		0.00	0.000			

Chicago White Sox @ Toronto Blue Jays
SkyDome, Toronto, ON
Wed Jul 07 1993, 7:05 PM EDT
Att: 50,517 - Dome

AB	31
R	2
H	7
RBI	1
BB	5
SO	4
LOB	19



Batter	1	2	3	4	5	6	7	8	9	AB	R	H	RBI	BB	SO	LOB	TOP								
Tim Raines, S <small>(1, 7)</small> <small>OBP: 0.420, SLG: 0.527</small>										6	1	4	1	0	0	1	Chicago White Sox @ Baltimore Orioles Oriole Park at Camden Yards, Baltimore, MD <small>Thu Jul 08 1993, 7:05 PM EDT</small> <small>Att: 46,496 - Unknown - 101 F</small>								
Joey Cora, S <small>(1, 4)</small> <small>OBP: 0.364, SLG: 0.340</small>										6	1	1	0	0	0	4									
Frank Thomas, R <small>(1, 3)</small> <small>OBP: 0.414, SLG: 0.553</small>										2	2	0	0	3	0	1									
Dan Pasqua, L <small>(9, 3)</small> <small>OBP: 0.303, SLG: 0.326</small>										0	0	0	0	0	0	0									
Robin Ventura, L <small>(1, 5)</small> <small>OBP: 0.366, SLG: 0.433</small>										4	1	1	0	1	0	6									
Ellis Burks, R <small>(1, 9)</small> <small>OBP: 0.360, SLG: 0.483</small>										4	2	5	1	1	1										
Bo Jackson, R <small>(1, 10)</small> <small>OBP: 0.313, SLG: 0.425</small>										5	1	1	3	0	2	2									
Lance Johnson, L <small>(1, 8)</small> <small>OBP: 0.357, SLG: 0.399</small>										5	1	2	0	0	0	1									
Ron Karkovics, R <small>(1, 2)</small> <small>OBP: 0.309, SLG: 0.505</small>										5	3	3	1	0	1	3									
Ozzie Guillen, L <small>(1, 6)</small> <small>OBP: 0.287, SLG: 0.354</small>										4	0	1	1	0	0	3									
Inning Stats	R: 6 E: 1 K: 0 S: 16	H: 5 LOB: 1 BB: 1 P: 32	R: 3 E: 0 K: 0 S: 13	H: 2 LOB: 0 BB: 1 P: 21	R: 1 E: 0 K: 0 S: 8	H: 2 LOB: 2 BB: 1 P: 15	R: 0 E: 0 K: 2 S: 11	H: 1 LOB: 2 BB: 1 P: 20	R: 0 E: 0 K: 1 S: 15	H: 0 LOB: 0 BB: 0 P: 9	R: 0 E: 0 K: 0 S: 6	H: 1 LOB: 1 BB: 0 P: 21	R: 1 E: 1 K: 0 S: 6	H: 2 LOB: 2 BB: 1 P: 15	R: 0 E: 0 K: 1 S: 5	H: 0 LOB: 0 BB: 0 P: 8	R: 1 E: 0 K: 0 S: 8	H: 2 LOB: 0 BB: 0 P: 10	1B: 11 2B: 1 3B: 0 HR: 3	SF: 0 SAC: 1 DP: 1 HBP: 0	WP: 0 PB: 0 SB: 1 CS: 0	PA: 47			
PITCHER	IP WLS BF H R ER SO BB IBB HBP BLK WP HR S P ERA WHIP	IP WLS BF H R ER SO BB IBB HBP BLK WP HR S P ERA WHIP	IP WLS BF H R ER SO BB IBB HBP BLK WP HR S P ERA WHIP	IP WLS BF H R ER SO BB IBB HBP BLK WP HR S P ERA WHIP	IP WLS BF H R ER SO BB IBB HBP BLK WP HR S P ERA WHIP	IP WLS BF H R ER SO BB IBB HBP BLK WP HR S P ERA WHIP	IP WLS BF H R ER SO BB IBB HBP BLK WP HR S P ERA WHIP	IP WLS BF H R ER SO BB IBB HBP BLK WP HR S P ERA WHIP	IP WLS BF H R ER SO BB IBB HBP BLK WP HR S P ERA WHIP	IP WLS BF H R ER SO BB IBB HBP BLK WP HR S P ERA WHIP	IP WLS BF H R ER SO BB IBB HBP BLK WP HR S P ERA WHIP	IP WLS BF H R ER SO BB IBB HBP BLK WP HR S P ERA WHIP	IP WLS BF H R ER SO BB IBB HBP BLK WP HR S P ERA WHIP	IP WLS BF H R ER SO BB IBB HBP BLK WP HR S P ERA WHIP	IP WLS BF H R ER SO BB IBB HBP BLK WP HR S P ERA WHIP	IP WLS BF H R ER SO BB IBB HBP BLK WP HR S P ERA WHIP	IP WLS BF H R ER SO BB IBB HBP BLK WP HR S P ERA WHIP	IP WLS BF H R ER SO BB IBB HBP BLK WP HR S P ERA WHIP	IP WLS BF H R ER SO BB IBB HBP BLK WP HR S P ERA WHIP	IP WLS BF H R ER SO BB IBB HBP BLK WP HR S P ERA WHIP	IP WLS BF H R ER SO BB IBB HBP BLK WP HR S P ERA WHIP	IP WLS BF H R ER SO BB IBB HBP BLK WP HR S P ERA WHIP	IP WLS BF H R ER SO BB IBB HBP BLK WP HR S P ERA WHIP	IP WLS BF H R ER SO BB IBB HBP BLK WP HR S P ERA WHIP	IP WLS BF H R ER SO BB IBB HBP BLK WP HR S P ERA WHIP
Rick Sutcliffe, R <small>(1, 1)</small> <small>ERA: 5.27</small>	0.2	L	9	5	6	4	0	1	0	0	0	0	0	0	0	0	0	0	0	1	14	29	54.00	9.000	
Alan Mills, R <small>(1, 1)</small> <small>ERA: 4.32</small>	3.1		18	5	4	4	2	3	0	0	0	0	0	2	34	59	10.80	2.400							
Jim Poole, L <small>(5, 1)</small> <small>ERA: 1.95</small>	3.0		13	3	1	0	1	0	1	0	0	0	0	0	27	45	0.00	1.000							
Todd Frohwrth, R <small>(8, 1)</small> <small>ERA: 2.96</small>	2.0		7	2	1	1	1	0	0	0	0	0	0	0	13	18	4.50	1.000							
Harold Reynolds, S <small>(1, 4)</small> <small>OBP: 0.353, SLG: 0.324</small>										4	0	1	0	1	1	3	Chicago White Sox @ Baltimore Orioles Oriole Park at Camden Yards, Baltimore, MD <small>Thu Jul 08 1993, 7:05 PM EDT</small> <small>Att: 46,496 - Unknown - 101 F</small>								
Mark McLemore, S <small>(1, 5)</small> <small>OBP: 0.351, SLG: 0.380</small>										5	0	1	0	0	1	2									
Mike Devereaux, R <small>(1, 8)</small> <small>OBP: 0.300, SLG: 0.405</small>										5	1	2	0	0	1	1									
Harold Baines, L <small>(1, 10)</small> <small>OBP: 0.373, SLG: 0.418</small>										5	0	1	0	0	1	2									
Cal Ripken Jr., R <small>(1, 6)</small> <small>OBP: 0.308, SLG: 0.381</small>										5	1	3	1	0	0	3									
Chris Hoiles, R <small>(1, 2)</small> <small>OBP: 0.389, SLG: 0.551</small>										2	2	0	0	2	0	3									
David Segui, S <small>(1, 3)</small> <small>OBP: 0.303, SLG: 0.453</small>										4	1	2	1	0	0	1									
Brady Anderson, L <small>(1, 7)</small> <small>OBP: 0.335, SLG: 0.405</small>										3	0	1	1	1	0	0									
Jeffrey Hammonds, R <small>(1, 9)</small> <small>OBP: 0.333, SLG: 0.510</small>										4	0	1	2	0	0	2									
Inning Stats	R: 0 E: 0 K: 0 S: 4	H: 0 LOB: 0 BB: 1 P: 8	R: 0 E: 0 K: 1 S: 15	H: 1 LOB: 0 BB: 0 P: 22	R: 0 E: 0 K: 0 S: 13	H: 1 LOB: 1 BB: 0 P: 21	R: 3 E: 0 K: 1 S: 18	H: 3 LOB: 2 BB: 2 P: 35	R: 0 E: 0 K: 2 S: 10	H: 0 LOB: 0 BB: 0 P: 16	R: 2 E: 0 K: 0 S: 10	H: 3 LOB: 1 BB: 1 P: 19	R: 0 E: 0 K: 0 S: 14	H: 2 LOB: 2 BB: 0 P: 22	R: 0 E: 0 K: 0 S: 9	H: 0 LOB: 0 BB: 0 P: 13		R: 0 E: 0 K: 0 S: 8	H: 2 LOB: 2 BB: 0 P: 16	1B: 11 2B: 0 3B: 0 HR: 1	SF: 0 SAC: 0 DP: 2 HBP: 0	WP: 2 PB: 0 SB: 0 CS: 0	PA: 41		
PITCHER	IP WLS BF H R ER SO BB IBB HBP BLK WP HR S P ERA WHIP	IP WLS BF H R ER SO BB IBB HBP BLK WP HR S P ERA WHIP	IP WLS BF H R ER SO BB IBB HBP BLK WP HR S P ERA WHIP	IP WLS BF H R ER SO BB IBB HBP BLK WP HR S P ERA WHIP	IP WLS BF H R ER SO BB IBB HBP BLK WP HR S P ERA WHIP	IP WLS BF H R ER SO BB IBB HBP BLK WP HR S P ERA WHIP	IP WLS BF H R ER SO BB IBB HBP BLK WP HR S P ERA WHIP	IP WLS BF H R ER SO BB IBB HBP BLK WP HR S P ERA WHIP	IP WLS BF H R ER SO BB IBB HBP BLK WP HR S P ERA WHIP	IP WLS BF H R ER SO BB IBB HBP BLK WP HR S P ERA WHIP	IP WLS BF H R ER SO BB IBB HBP BLK WP HR S P ERA WHIP	IP WLS BF H R ER SO BB IBB HBP BLK WP HR S P ERA WHIP	IP WLS BF H R ER SO BB IBB HBP BLK WP HR S P ERA WHIP	IP WLS BF H R ER SO BB IBB HBP BLK WP HR S P ERA WHIP	IP WLS BF H R ER SO BB IBB HBP BLK WP HR S P ERA WHIP	IP WLS BF H R ER SO BB IBB HBP BLK WP HR S P ERA WHIP	IP WLS BF H R ER SO BB IBB HBP BLK WP HR S P ERA WHIP	IP WLS BF H R ER SO BB IBB HBP BLK WP HR S P ERA WHIP	IP WLS BF H R ER SO BB IBB HBP BLK WP HR S P ERA WHIP	IP WLS BF H R ER SO BB IBB HBP BLK WP HR S P ERA WHIP	IP WLS BF H R ER SO BB IBB HBP BLK WP HR S P ERA WHIP	IP WLS BF H R ER SO BB IBB HBP BLK WP HR S P ERA WHIP	IP WLS BF H R ER SO BB IBB HBP BLK WP HR S P ERA WHIP	IP WLS BF H R ER SO BB IBB HBP BLK WP HR S P ERA WHIP	
Jason Bere, R <small>(1, 1)</small> <small>ERA: 5.96</small>	5.0	W	25	7	5	5	4	4	0	0	0	0	0	0	28	43	0.00	1.000							
Donn Pall, R <small>(6, 1)</small> <small>ERA: 2.3</small>	3.0		11	3	0	0	0	0	0	0	0	0	0	0	8	16	0.00	2.000							
Bobby Thigpen, R <small>(9, 1)</small> <small>ERA: 3.68</small>	1.0		5	2	0	0	0	0	0	0	0	0	0	0	8	16	0.00	2.000							

Batter	1	2	3	4	5	6	7	8	9	AB	R	H	RBI	BB	SO	LOB	TOP																			
Tim Raines, S OBP: 0.411, SLG: 0.510 (1, 7)	G4-3		G6-3			G4-3		F8		4	0	0	0	0	0	1	Chicago White Sox @ Baltimore Orioles Oriole Park at Camden Yards, Baltimore, MD Sat Jul 10 1993, 3:33 AM EDT Att: 45,368 - Sunny - 101 F																			
Joey Cora, S OBP: 0.363, SLG: 0.341 (1, 4)				P4		G4-3		F7		4	0	1	0	0	0	0																				
Frank Thomas, R OBP: 0.409, SLG: 0.541 (1, 3)	F9			G5-3		P6				3	0	0	0	1	0	1																				
Ellis Burks, R OBP: 0.365, SLG: 0.483 (1, 9)	CS							F8		2	0	1	0	2	0	0																				
Robin Ventura, L OBP: 0.359, SLG: 0.423 (1, 5)				G3				G4-3		4	0	0	0	0	0	4																				
Bo Jackson, R OBP: 0.312, SLG: 0.414 (1, 10)						K				2	0	0	0	1	2	0																				
Lance Johnson, L OBP: 0.356, SLG: 0.397 (1, 8)						G3-1		G4-3		3	0	0	0	0	0	1																				
Ron Karkovice, R OBP: 0.313, SLG: 0.500 (1, 2)				K				L1		2	0	0	0	1	1	0																				
Craig Grebeck, R OBP: 0.309, SLG: 0.264 (1, 6)				P6						3	0	1	0	0	0	1																				
Inning Stats	R: 0 E: 0 K: 0 S: 6	H: 1 LOB: 0 BB: 0 P: 11	R: 0 E: 0 K: 0 S: 11	H: 0 LOB: 1 BB: 2 P: 23	R: 0 E: 0 K: 1 S: 9	H: 0 LOB: 0 BB: 0 P: 13	R: 0 E: 0 K: 0 S: 8	H: 0 LOB: 1 BB: 1 P: 17	R: 0 E: 0 K: 1 S: 9	H: 0 LOB: 0 BB: 0 P: 15	R: 0 E: 0 K: 0 S: 6	H: 0 LOB: 0 BB: 0 P: 11	R: 0 E: 0 K: 0 S: 14	H: 1 LOB: 1 BB: 0 P: 21	R: 0 E: 0 K: 0 S: 15	H: 1 LOB: 1 BB: 1 P: 23	1B: 3 2B: 0 3B: 0 HR: 0	SF: 0 SAC: 0 DP: 2 HBP: 0	WP: 0 PB: 0 SB: 0 CS: 1	PA: 33																
PITCHER	IP	WLS	BF	H	R	ER	SO	BB	IBB	HBP	BLK	WP	HR	S	P	ERA	WHIP	PITCHER		IP	WLS	BF	H	R	ER	SO	BB	IBB	HBP	BLK	WP	HR	S	P	ERA	WHIP
Fernando Valenzuela, L ERA: 3.97 (1, 1)	8.0	W	28	2	0	0	3	4	0	0	0	0	0	72	125	0.00	0.750			8.0	W	28	2	0	0	3	4	0	0	0	0	0	72	125	0.00	0.750
Mark Williamson, R ERA: 3.88 (9, 1)	1.0		4	1	0	0	0	1	0	0	0	0	0	15	23	0.00	2.000			1.0		4	1	0	0	0	1	0	0	0	0	15	23	0.00	2.000	

Batter	1	2	3	4	5	6	7	8	9	AB	R	H	RBI	BB	SO	LOB	BOTTOM																			
Harold Reynolds, S OBP: 0.349, SLG: 0.317 (1, 4)	F7		K			SF8		F8		3	0	0	1	0	1	1	Chicago White Sox @ Baltimore Orioles Oriole Park at Camden Yards, Baltimore, MD Sat Jul 10 1993, 3:33 AM EDT Att: 45,368 - Sunny - 101 F																			
Mark McLemore, S OBP: 0.355, SLG: 0.380 (1, 9)						L8		L8		4	1	2	0	0	0	0																				
Mike Devereaux, R OBP: 0.296, SLG: 0.399 (1, 8)				HR						4	1	1	0	0	0	2																				
Cal Ripken Jr., R OBP: 0.311, SLG: 0.385 (1, 6)										4	1	2	1	0	0	1																				
Chris Hoiles, R OBP: 0.401, SLG: 0.578 (1, 2)										3	2	1	2	1	0	1																				
David Segui, S OBP: 0.412, SLG: 0.471 (1, 3)										3	0	2	0	1	0	0																				
Jeffrey Hammonds, R ERA: 3.32 (1, 10)										2	0	0	0	0	0	1																				
Harold Baines, L OBP: 0.381, SLG: 0.427 (8, PH)										1	0	1	2	0	0	0																				
Damon Buford, R OBP: 0.333, SLG: 0.383 (8, PR)										0	0	0	0	0	0	0																				
Brady Anderson, L OBP: 0.332, SLG: 0.401 (1, 7)										3	1	0	0	1	1	3																				
Tim Lincecum, R OBP: 0.367, SLG: 0.389 (1, 5)										3	0	1	0	0	0	2																				
Inning Stats	R: 0 E: 0 K: 0 S: 11	H: 1 LOB: 0 BB: 0 P: 16	R: 0 E: 0 K: 0 S: 7	H: 1 LOB: 0 BB: 0 P: 12	R: 0 E: 0 K: 1 S: 7	H: 1 LOB: 1 BB: 0 P: 13	R: 2 E: 0 K: 0 S: 18	H: 3 LOB: 1 BB: 0 P: 32	R: 1 E: 1 K: 0 S: 6	H: 0 LOB: 0 BB: 1 P: 13	R: 0 E: 0 K: 0 S: 7	H: 0 LOB: 0 BB: 0 P: 12	R: 0 E: 0 K: 0 S: 6	H: 1 LOB: 1 BB: 0 P: 11	R: 3 E: 0 K: 1 S: 15	H: 3 LOB: 2 BB: 2 P: 29	1B: 7 2B: 2 3B: 0 HR: 1	SF: 1 SAC: 1 DP: 1 HBP: 0	WP: 0 PB: 0 SB: 0 CS: 1	PA: 35																
PITCHER	IP	WLS	BF	H	R	ER	SO	BB	IBB	HBP	BLK	WP	HR	S	P	ERA	WHIP	PITCHER		IP	WLS	BF	H	R	ER	SO	BB	IBB	HBP	BLK	WP	HR	S	P	ERA	WHIP
Wilson Alvarez, L ERA: 2.45 (1, 1)	7.2	L	33	9	6	5	1	2	1	0	0	0	0	4	6	0.00	3.000			7.2	L	33	9	6	5	1	2	1	0	0	0	4	6	0.00	3.000	
Roberto Hernandez, R ERA: 2.45 (8, 1)	0.1		2	1	0	0	1	0	0	0	0	0	0	4	6	0.00	3.000			0.1		2	1	0	0	1	0	0	0	0	4	6	0.00	3.000		

AB	27
R	0
H	3
RBI	0
BB	5
SO	3
LOB	8



AB	30
R	6
H	10
RBI	6
BB	3
SO	2
LOB	11



Batter	1	2	3	4	5	6	7	8	9	AB	R	H	RBI	BB	SO	LOB	TOP					
Tim Raines, S OBP: 0.414, SLG: 0.540 (1, 7)	L7		HR		G4-1		1B WP	L8		5	2	2	1	0	0	1						
Joey Cora, S OBP: 0.364, SLG: 0.342 (1, 4)	G4-3		P5		1B		1B WP		K	5	0	2	1	0	1	0						
Frank Thomas, R OBP: 0.413, SLG: 0.557 (1, 3)	L8		1B-6-3 BB		F9		1B		1B	3	0	1	0	2	0	0						
Robin Ventura, L OBP: 0.358, SLG: 0.417 (1, 5)		G4-3	L8-6-3			G3	F9		P6	5	0	0	0	0	0	4						
Ellis Burks, R OBP: 0.298, SLG: 0.480 (1, 9)	K			P3		G6-3		CS 1B	G6-3	5	0	1	0	0	1	1						
George Bell, R OBP: 0.295, SLG: 0.351 Steve Sax, R OBP: 0.267, SLG: 0.321 (8, PR)	1B E			P4		F7		1B S		4	1	2	0	0	0	0						
Lance Johnson, L OBP: 0.352, SLG: 0.390 (1, 8)	1B E			S BB			G6-3	1B K		3	0	1	0	1	1	2						
Ron Karkovice, R OBP: 0.309, SLG: 0.486 (1, 2)	E4			1B BB		F9		E5 1B		3	1	0	0	1	0	2						
Ozzie Guillen, L OBP: 0.298, SLG: 0.376 (1, 6)	F7			P4			1B 1B	E S 1B		4	1	2	1	0	0	4						
Inning Stats	R: 0 E: 0 K: 0 S: 12	H: 0 LOB: 0 BB: 0 P: 19	R: 1 E: 1 K: 1 S: 14	H: 2 LOB: 2 BB: 0 P: 22	R: 1 E: 0 K: 0 S: 8	H: 1 LOB: 0 BB: 1 P: 18	R: 0 E: 0 K: 0 S: 8	H: 0 LOB: 2 BB: 2 P: 17	R: 0 E: 0 K: 0 S: 7	H: 1 LOB: 0 BB: 0 P: 13	R: 0 E: 0 K: 0 S: 5	H: 0 LOB: 0 BB: 0 P: 6	R: 2 E: 0 K: 0 S: 15	H: 3 LOB: 2 BB: 1 P: 26	R: 2 E: 1 K: 1 S: 10	H: 3 LOB: 2 BB: 0 P: 19	R: 0 E: 0 K: 1 S: 11	H: 1 LOB: 1 BB: 0 P: 19	1B: 10 2B: 1 3B: 0 HR: 1	SF: 0 SAC: 0 DP: 1 HBP: 0	WP: 2 PB: 0 SB: 3 CS: 1	PA: 41
PITCHER	IP	WLS	BF	H	R	ER	SO	BB	IBB	HBP	BLK	WP	HR	S	P	ERA	WHIP					
Ricky Bones, R ERA: 4.21 (1, 1)	6.2		27	5	3	2	1	3	0	0	0	0	1	63	108	2.70	1.200					
Graeme Lloyd, L ERA: 2.55 (7, 1)	0.0		2	2	0	0	0	0	0	0	0	0	0	5	8	∞	∞					
Jim Austin, R ERA: 3.66 (7, 1)	0.1		3	1	2	1	0	1	0	0	0	1	0	3	9	27.00	6.000					
Mike Fetters, R ERA: 3.75 (8, 1)	2.0	L	9	3	1	0	2	0	0	0	0	0	0	19	34	0.00	1.500					

Chicago White Sox @ Milwaukee Brewers
Milwaukee County Stadium, Milwaukee, WI
Thu Jul 15 1993, 8:05 PM EDT
Att: 29,000 - Unknown - 75 F

AB	37
R	6
H	11
RBI	3
BB	4
SO	3
LOB	14



Batter	1	2	3	4	5	6	7	8	9	AB	R	H	RBI	BB	SO	LOB	BOTTOM					
Darryl Hamilton, L OBP: 0.376, SLG: 0.383 (1, 9)	G4-3	K			F7		G5-3			4	0	0	0	0	1	1						
Robin Yount, R OBP: 0.344, SLG: 0.400 (1, 8)	E9 1B		G4-3		G6-3		F9			4	0	1	0	0	0	0						
Greg Vaughn, R OBP: 0.385, SLG: 0.543 (1, 7)	G5-3		K		K		G4-3			4	0	0	0	0	2	1						
Kevin Reimer, L OBP: 0.304, SLG: 0.446 (1, 10)	K		K			CS 1B BB		K		3	0	0	0	1	3	1						
B.J. Surhoff, L OBP: 0.299, SLG: 0.320 (1, 5)		G3-1 G3 2B		K		E 1B 1B		G3		4	2	2	0	0	1	0						
John Jaha, R OBP: 0.311, SLG: 0.339 (1, 3)	G3-1			P8		G1-3		F9		4	0	0	0	0	0	3						
Dave Nilsson, L OBP: 0.268, SLG: 0.317 (1, 2)		G3 1B BB				1B IBB			B1-3	1	1	0	0	3	0	0						
Juan Bell, R OBP: 0.310, SLG: 0.333 (1, 6)	G3			L7				G6-3		4	0	1	2	0	0	2						
Bill Spiers, L OBP: 0.305, SLG: 0.306 (1, 4)						G3		G4-3		4	1	2	2	0	0	2						
Inning Stats	R: 0 E: 1 K: 1 S: 8	H: 1 LOB: 1 BB: 0 P: 13	R: 2 E: 0 K: 1 S: 14	H: 2 LOB: 1 BB: 1 P: 27	R: 0 E: 0 K: 2 S: 7	H: 0 LOB: 0 BB: 0 P: 9	R: 0 E: 0 K: 1 S: 9	H: 0 LOB: 1 BB: 1 P: 16	R: 1 E: 0 K: 1 S: 8	H: 1 LOB: 0 BB: 0 P: 14	R: 1 E: 0 K: 0 S: 13	H: 2 LOB: 2 BB: 2 P: 24	R: 0 E: 0 K: 0 S: 9	H: 0 LOB: 0 BB: 0 P: 14	R: 0 E: 0 K: 1 S: 7	H: 0 LOB: 0 BB: 0 P: 10	R: 0 E: 0 K: 0 S: 6	H: 0 LOB: 0 BB: 0 P: 8	1B: 4 2B: 1 3B: 0 HR: 1	SF: 0 SAC: 0 DP: 0 HBP: 0	WP: 0 PB: 0 SB: 1 CS: 1	PA: 36
PITCHER	IP	WLS	BF	H	R	ER	SO	BB	IBB	HBP	BLK	WP	HR	S	P	ERA	WHIP					
Alex Fernandez, R ERA: 2.89 (1, 1)	7.0	W	30	6	4	4	6	3	1	0	0	0	0	68	117	5.14	1.286					
Scott Radinsky, L ERA: 4.25 (8, 1)	2.0	S	6	0	0	0	1	0	0	0	0	0	0	13	18	0.00	0.000					

Chicago White Sox @ Milwaukee Brewers
Milwaukee County Stadium, Milwaukee, WI
Thu Jul 15 1993, 8:05 PM EDT
Att: 29,000 - Unknown - 75 F

AB	32
R	4
H	6
RBI	4
BB	4
SO	7
LOB	10



Batter	1	2	3	4	5	6	7	8	9	AB	R	H	RBI	BB	SO	LOB	TOP					
Tim Raines, S OBP: 0.413, SLG: 0.545 (1, 7)	1-1 2B 3B		2-2 P6			4-1 2B BB	0-0 L6		1-2 F9	4	2	1	0	1	0	2	Chicago White Sox @ Milwaukee Brewers Milwaukee County Stadium, Milwaukee, WI Fri Jul 16 1993, 8:05 PM EDT Att: 29,830 - Unknown livebaseballscorecards.com					
Joey Cora, S OBP: 0.365, SLG: 0.347 (1, 4)	1-2 G3-1		0-0 CS 1B			2-1 1-H 2B		1-3 K		4	0	2	1	0	1	1						
Dan Pasqua, L OBP: 0.308, SLG: 0.309 (1, 3)	3-3 K		2-1 CS 1-2	2-1 F7		2-3 K		4-2 BB		3	0	0	0	1	2	2						
Robin Ventura, L OBP: 0.360, SLG: 0.421 Craig Grebeck, R OBP: 0.320, SLG: 0.264 (6, 5)	3-2 2B			2-1 F9		3-0 HBP		0-3 K		2	0	1	1	0	0	0						
Ellis Burks, R OBP: 0.365, SLG: 0.487 (1, 9)	2-0 F9			2-2 HR		0-3 K		3-1 F8		4	1	1	1	0	1	4						
George Bell, R OBP: 0.295, SLG: 0.346 (1, 10)		1-1 P4		1-2 G6-3		3-1 F7		2-1 F8		4	0	0	0	0	0	2						
Lance Johnson, L OBP: 0.354, SLG: 0.401 (1, 8)		1-1 F9			1-1 G3-1		0-1 SH1-4 2B	0-2 1B 3B		4	1	2	0	0	0	0						
Ron Karkovics, R OBP: 0.309, SLG: 0.484 (1, 2)		1-3 K			1-3 K		0-0 SH1-4	1-0 1B		3	0	1	1	0	2	0						
Ozzie Guillen, L OBP: 0.293, SLG: 0.370 (1, 6)			2-2 P8		0-0 G1-3		0-3 K	1-0 P5		4	0	0	0	0	1	2						
Inning Stats	R: 1 E: 0 K: 1 S: 15	H: 2 LOB: 1 BB: 0 P: 25	R: 0 E: 0 K: 1 S: 7	H: 0 LOB: 0 BB: 0 P: 10	R: 0 E: 0 K: 0 S: 9	H: 1 LOB: 0 BB: 0 P: 15	R: 1 E: 0 K: 0 S: 10	H: 1 LOB: 0 BB: 0 P: 17	R: 0 E: 0 K: 1 S: 6	H: 0 LOB: 0 BB: 0 P: 8	R: 1 E: 0 K: 2 S: 12	H: 1 LOB: 2 BB: 1 P: 26	R: 0 E: 0 K: 1 S: 7	H: 1 LOB: 1 BB: 0 P: 7	R: 0 E: 0 K: 2 S: 10	H: 0 LOB: 1 BB: 1 P: 18	R: 1 E: 0 K: 0 S: 11	H: 2 LOB: 1 BB: 0 P: 16	1B: 2 2B: 3 HR: 1	SF: 0 SAC: 1 DP: 0 HBP: 1	WP: 0 PB: 0 SB: 0 CS: 1	PA: 38
PITCHER 21 Cal Eldred, R ERA: 3.86 (1, 1)	IP: 9.0 WLS: L BF: 37 H: 8 R: 4 ER: 4 SO: 8 BB: 2 IBB: 0 HBP: 1 BLK: 0 WP: 0 HR: 1 S: 87 P: 142 ERA: 4.00 WHIP: 1.111															PITCHER						

Batter	1	2	3	4	5	6	7	8	9	AB	R	H	RBI	BB	SO	LOB	BOTTOM					
Darryl Hamilton, L OBP: 0.377, SLG: 0.381 (1, 9)	2-2 G1-3 1B		4-2 E 1B BB	1-3 K		1-2 F8		2-0 G4-3		4	1	1	0	1	1	3	Chicago White Sox @ Milwaukee Brewers Milwaukee County Stadium, Milwaukee, WI Fri Jul 16 1993, 8:05 PM EDT Att: 29,830 - Unknown livebaseballscorecards.com					
Robin Yount, R OBP: 0.345, SLG: 0.397 (1, 8)	1-2 G1-3		0-0 E 1B		4-0 BB F7 BB	3-1 G4-3		1-0 G5-3		4	1	1	0	1	0	2						
Greg Vaughn, R OBP: 0.380, SLG: 0.535 (1, 7)	2-1 F9		0-0 E5 1B CS		0-0 F7		0-1 F7	3-2 F9		5	0	0	0	0	0	4						
Kevin Reimer, L OBP: 0.303, SLG: 0.440 (1, 10)	4-1 BB		1-0 P6		1-1 F7		0-0 F9	2-1 G3		4	0	0	0	1	0	4						
John Jaha, R OBP: 0.316, SLG: 0.340 (1, 3)	2-3 K		3-2 1B		4-0 BB IBB		1-1 HBP			2	0	1	2	1	1	2						
B.J. Surhoff, L OBP: 0.299, SLG: 0.317 (1, 5)		1-1 P6	3-2 CS	1-1 F9	4-1 BB		2-1 F9			3	0	0	0	1	0	1						
Dave Nilsson, L OBP: 0.276, SLG: 0.311 (1, 2)	4-1 G6-3 BB		3-H	4-0 G4-3 2B BB	1-0 G3		1-1 F8			2	1	0	0	2	0	3						
Juan Bell, R OBP: 0.314, SLG: 0.333 (1, 6)	1-0 G6-3			2-1 G4-3		1-0 SH1-3 1B		4-1 G4-3 BB		3	0	1	0	1	0	2						
Bill Spiers, L OBP: 0.306, SLG: 0.311 (1, 4)			1-1 G3	2-2 2B		0-0 SH1-3		0-0 G4-3		3	0	1	1	0	0	1						
Inning Stats	R: 0 E: 0 K: 1 S: 15	H: 1 LOB: 2 BB: 1 P: 26	R: 0 E: 0 K: 0 S: 4	H: 0 LOB: 0 BB: 1 P: 10	R: 2 E: 1 K: 0 S: 12	H: 2 LOB: 1 BB: 1 P: 24	R: 1 E: 0 K: 1 S: 12	H: 1 LOB: 1 BB: 1 P: 22	R: 0 E: 0 K: 0 S: 5	H: 0 LOB: 3 BB: 3 P: 19	R: 0 E: 0 K: 0 S: 7	H: 1 LOB: 1 BB: 0 P: 12	R: 0 E: 0 K: 0 S: 6	H: 0 LOB: 1 BB: 0 P: 9	R: 0 E: 0 K: 0 S: 5	H: 0 LOB: 1 BB: 1 P: 12	R: 0 E: 0 K: 0 S: 6	H: 0 LOB: 0 BB: 0 P: 12	1B: 4 2B: 1 3B: 0 HR: 0	SF: 0 SAC: 1 DP: 1 HBP: 1	WP: 0 PB: 0 SB: 0 CS: 1	PA: 41
PITCHER Wilson Alvarez, L ERA: 3.24 Jeff Schwartz, R ERA: 3.21 Scott Radinsky, L ERA: 4.18 Roberto Hernandez, R ERA: 2.3 (1, 1) (6, 1) (8, 1) (9, 1)	IP: 5.2 WLS: 7 BF: 28 H: 5 R: 3 ER: 1 SO: 1 BB: 1 IBB: 0 HBP: 0 BLK: 0 WP: 0 HR: 0 S: 53 P: 108 ERA: 1.59 WHIP: 1.941															PITCHER						


Batter	1	2	3	4	5	6	7	8	9	AB	R	H	RBI	BB	SO	LOB	TOP					
Tim Raines, S (1, 7) OBP: 0.413, SLG: 0.553				G4-3		K		L8		5	1	2	0	0	1	0	Chicago White Sox @ Milwaukee Brewers Milwaukee County Stadium, Milwaukee, WI Sat Jul 17 1993, 8:05 PM EDT Att: 49,774 - Unknown - 76 F					
Joey Cora, S (1, 4) OBP: 0.371, SLG: 0.358										4	2	3	1	1	0	2						
Frank Thomas, R (1, 10) OBP: 0.418, SLG: 0.566	SAFE									4	1	3	1	1	0	0						
Steve Sax, R (8, PR) OBP: 0.267, SLG: 0.321				L8						0	0	0	0	0	0	0						
Robin Ventura, L (1, 5) OBP: 0.369, SLG: 0.425										2	2	2	2	3	0	0						
Craig Grebeck, R (8, 5) OBP: 0.320, SLG: 0.264										0	0	0	0	0	0	0						
Ellis Burks, R (1, 9) OBP: 0.359, SLG: 0.478										5	1	0	0	0	0	9						
Dan Pasqua, L (1, 3) OBP: 0.303, SLG: 0.297										4	1	0	0	1	0	1						
Lance Johnson, L (1, 8) OBP: 0.354, SLG: 0.404				F9						5	1	2	3	0	1	0						
Michael LaValliere, L (1, 2) OBP: 0.362, SLG: 0.378				L9						4	0	1	1	0	0	1						
Ozzie Guillen, L (1, 6) OBP: 0.293, SLG: 0.368				L9						4	0	1	1	0	0	1						
Inning Stats	R: 6 E: 0 K: 0 S: 19	H: 6 LOB: 2 BB: 2 P: 38	R: 1 E: 0 K: 0 S: 8	H: 2 LOB: 0 BB: 0 P: 15	R: 0 E: 0 K: 0 S: 7	H: 0 LOB: 0 BB: 0 P: 8	R: 0 E: 0 K: 0 S: 4	H: 1 LOB: 0 BB: 0 P: 6	R: 1 E: 1 K: 0 S: 12	H: 1 LOB: 1 BB: 1 P: 23	R: 1 E: 0 K: 1 S: 11	H: 2 LOB: 2 BB: 1 P: 23	R: 0 E: 0 K: 1 S: 9	H: 1 LOB: 3 BB: 2 P: 13	R: 0 E: 0 K: 0 S: 7	H: 1 LOB: 0 BB: 0 P: 19	R: 0 E: 0 K: 0 S: 6	H: 0 LOB: 0 BB: 0 P: 12	1B: 9 2B: 3 3B: 2 HR: 0	SF: 1 SAC: 0 DP: 2 HBP: 0	WP: 0 PB: 4 SB: 0 CS: 0	PA: 44
PITCHER	IP WLS BF H R ER SO BB IBB HBP BLK WP HR S P ERA WHIP																					
Jaime Navarro, R (1, 1) ERA: 5.05	6.0 L 32 12 9 7 1 3 1 0 0 0 0 0 61 113 10.50 2.500																					
Jesse Orosco, L (7, 1) ERA: 4.97	1.0 4 1 0 0 1 0 0 0 0 0 0 0 9 13 0.00 1.000																					
Mike Ignasiak, R (8, 1) ERA: 6.14	1.0 5 1 0 0 0 1 1 0 0 0 0 0 7 19 0.00 2.000																					
Matt Maysey, R (9, 1) ERA: 2.08	1.0 3 0 0 0 0 0 0 0 0 0 0 0 6 12 0.00 0.000																					

Batter	1	2	3	4	5	6	7	8	9	AB	R	H	RBI	BB	SO	LOB	BOTTOM					
Darryl Hamilton, L (1, 9) OBP: 0.378, SLG: 0.382										4	0	2	0	0	1	0	Chicago White Sox @ Milwaukee Brewers Milwaukee County Stadium, Milwaukee, WI Sat Jul 17 1993, 8:05 PM EDT Att: 49,774 - Unknown - 76 F					
Robin Yount, R (1, 8) OBP: 0.340, SLG: 0.391										4	0	0	0	0	1	4						
William Suero, R (8, 5) OBP: 0.286, SLG: 0.231	G5-3									0	0	0	0	0	0	0						
Greg Vaughn, R (1, 10) OBP: 0.379, SLG: 0.532										4	0	1	1	0	1	0						
Kevin Reimer, L (1, 7) OBP: 0.299, SLG: 0.434										4	0	0	0	0	0	2						
B.J. Surhoff, L (1, 5) OBP: 0.304, SLG: 0.324										3	1	2	0	1	0	0						
Dave Nilsson, L (1, 2) OBP: 0.271, SLG: 0.306										2	0	0	0	0	1	2						
Tom Lampkin, L (6, 2) OBP: 0.277, SLG: 0.333										2	1	1	2	0	0	0						
John Jaha, R (1, 3) OBP: 0.313, SLG: 0.336										4	0	0	0	0	1	2						
Juan Bell, R (1, 6) OBP: 0.318, SLG: 0.351										3	2	1	1	1	2	1						
Bill Spiers, L (1, 4) OBP: 0.301, SLG: 0.306										4	0	0	0	0	2	1						
Inning Stats	R: 0 E: 0 K: 2 S: 8	H: 0 LOB: 0 BB: 0 P: 11	R: 0 E: 0 K: 1 S: 10	H: 0 LOB: 1 BB: 1 P: 21	R: 1 E: 0 K: 2 S: 13	H: 2 LOB: 2 BB: 1 P: 22	R: 0 E: 0 K: 2 S: 10	H: 1 LOB: 1 BB: 0 P: 17	R: 0 E: 0 K: 0 S: 6	H: 1 LOB: 0 BB: 0 P: 11	R: 2 E: 0 K: 0 S: 11	H: 2 LOB: 0 BB: 0 P: 17	R: 0 E: 1 K: 2 S: 9	H: 0 LOB: 1 BB: 0 P: 11	R: 0 E: 0 K: 0 S: 5	H: 0 LOB: 0 BB: 0 P: 7	R: 1 E: 0 K: 0 S: 11	H: 1 LOB: 0 BB: 0 P: 17	1B: 4 2B: 1 3B: 0 HR: 2	SF: 0 SAC: 0 DP: 1 HBP: 0	WP: 0 PB: 0 SB: 0 CS: 0	PA: 36
PITCHER	IP WLS BF H R ER SO BB IBB HBP BLK WP HR S P ERA WHIP																					
Jack McDowell, R (1, 1) ERA: 3.85	8.0 W 32 6 3 3 0 2 0 0 0 0 0 1 72 117 3.38 1.000																					
Donn Pall, R (9, 1) ERA: 2.45	1.0 4 1 1 1 0 0 0 0 0 0 0 1 11 17 9.00 1.000																					

Batter	1	2	3	4	5	6	7	8	9	AB	R	H	RBI	BB	SO	LOB	TOP										
Steve Sax, R OBP: 0.254, SLG: 0.305 Tim Raines, S OBP: 0.416, SLG: 0.556 (9, 7)	2-1 G5-3		3-2 P6			0-1 G6-3			1-2 G2-3 SH3 1B	3	0	0	0	0	0	2											
Joey Cora, S OBP: 0.368, SLG: 0.355 (1, 4)	2-2 F9		1-1 G6-3 1-2f			1-1 G6-3			1-0 SH3	3	0	0	0	0	0	2											
Frank Thomas, R OBP: 0.416, SLG: 0.561 Dan Pasqua, L OBP: 0.303, SLG: 0.297 (9, 3)	3-0 F9			2-2 F9		1-0 P4			4-0 G2-3 1B IBB	3	1	0	0	1	0	0											
Ellis Burks, R OBP: 0.357, SLG: 0.486 (1, 9)		1-0 F8		3-2 HR			2-1 G4-3		1-2 G2-3	4	1	1	1	0	0	2											
Robin Ventura, L OBP: 0.370, SLG: 0.424 (1, 5)		3-2 WP 1B		1-0 G4-3			1-2 P5		4-0 1B IBB	3	0	1	0	1	0	0											
Bo Jackson, R OBP: 0.307, SLG: 0.405 (1, 10)		3-3 K		1-3 K			0-3 K		0-0 FC6-4 1B	4	0	1	2	0	3	1											
Lance Johnson, L OBP: 0.350, SLG: 0.399 (1, 8)		3-3 K			2-2 G6-3			0-3 K	1-3 2-H 3-H 2-1 FC6-4 1B	4	0	0	0	0	2	3											
Ron Karkovice, R OBP: 0.310, SLG: 0.482 (1, 2)			2-1 BB 1B		1-3 K			1-0 P3		3	0	1	0	0	1	0											
Craig Grebeck, R OBP: 0.321, SLG: 0.258 (1, 6)		4-1 SAFE BB		3-3 K				0-1 G1-3		2	0	0	0	1	1	0											
Inning Stats	R: 0 E: 0 K: 0 S: 6	H: 0 LOB: 0 BB: 0 P: 13	R: 0 E: 0 K: 2 S: 10	H: 1 LOB: 1 BB: 0 P: 20	R: 0 E: 0 K: 0 S: 11	H: 1 LOB: 1 BB: 1 P: 21	R: 1 E: 0 K: 1 S: 12	H: 1 LOB: 0 BB: 0 P: 19	R: 0 E: 0 K: 2 S: 12	H: 0 LOB: 0 BB: 0 P: 18	R: 0 E: 0 K: 1 S: 9	H: 0 LOB: 0 BB: 0 P: 12	R: 0 E: 0 K: 1 S: 7	H: 0 LOB: 0 BB: 0 P: 8	R: 2 E: 0 K: 0 S: 10	H: 2 LOB: 2 BB: 2 P: 23	1B: 4 2B: 0 3B: 0 HR: 1	SF: 0 SAC: 1 DP: 1 HBP: 0	WP: 1 PB: 0 SB: 0 CS: 0	PA: 34							
PITCHER	IP	WLS	BF	H	R	ER	SO	BB	IBB	HBP	BLK	WP	HR	S	P	ERA	WHIP										
Angel Miranda, L ERA: 2.96 Doug Henry, R ERA: 4.95	(1, 1) (9, 1)	8.0 L	27 7	3 2	1 2	1 2	7 0	1 0	0 2	0 0	0 0	1 0	1 10	72 23	118 23	1.12 18.00	0.500 2.000										

Chicago White Sox @ Milwaukee Brewers
 Milwaukee County Stadium, Milwaukee, WI
 Sun Jul 18 1993, 4:33 AM EDT
 Att: 46,853 - Cloudy - 80 F

AB 30
 R 3
 H 5
 RBI 3
 BB 3
 SO 7
 LOB 10



Batter	1	2	3	4	5	6	7	8	9	AB	R	H	RBI	BB	SO	LOB	BOTTOM										
Darryl Hamilton, L OBP: 0.380, SLG: 0.384 (1, 9)	2-2 CS 1B		2-2 1-H 1B			2-3 K		0-0 L8		4	0	2	0	0	1	0											
Robin Yount, R OBP: 0.338, SLG: 0.388 (1, 8)	3-3 SAFE SAFE SAFE SAFE 1-2 K		2-3 K			1-1 1B 1B		1-0 F9		4	0	1	0	0	2	2											
B.J. Surhoff, L OBP: 0.304, SLG: 0.323 (1, 5)	1-3 K		3-3 K			0-0 F9		1-2 1B		4	0	1	0	0	2	2											
Kevin Reimer, L OBP: 0.305, SLG: 0.437 (1, 7)		1-0 G5-4-3 1B		4-1 G6-3 BB		1-1 SAFE 1B		1-3 1B		3	0	2	0	1	1	1											
Dave Nilsson, L OBP: 0.264, SLG: 0.297 Tom Brunansky, R OBP: 0.262, SLG: 0.293 (9, PH)		0-1 G5-4-3		2-1 L4		1-2 P5			0-0 G5-3	3	0	0	0	0	0	4											
Tom Lampkin, L OBP: 0.287, SLG: 0.333 (1, 2)		3-2 1B		2-1 G6-3			4-1 SAFE CS BB		2-2 F7	3	0	1	0	1	0	1											
John Jaha, R OBP: 0.309, SLG: 0.331 (1, 3)		3-2 SAFE SAFE SAFE SAFE SAFE G6-3		3-2 F9			1-3 K		0-1 G4-3	4	0	0	0	0	1	2											
Bill Spiers, L OBP: 0.301, SLG: 0.303 (1, 4)			3-2 G4-3		0-2 G3-1		4-0 SAFE E BB			2	0	0	0	1	0	0											
Pat Listach, S OBP: 0.292, SLG: 0.275 (1, 6)			4-2 S E BB		0-0 G4-3		3-3 SAFE K			2	1	0	0	1	1	1											
Inning Stats	R: 0 E: 0 K: 2 S: 11	H: 1 LOB: 0 BB: 0 P: 16	R: 0 E: 0 K: 0 S: 12	H: 2 LOB: 1 BB: 0 P: 19	R: 1 E: 1 K: 2 S: 16	H: 1 LOB: 1 BB: 1 P: 30	R: 0 E: 0 K: 0 S: 5	H: 0 LOB: 0 BB: 1 P: 13	R: 0 E: 0 K: 1 S: 9	H: 0 LOB: 0 BB: 0 P: 12	R: 0 E: 1 K: 2 S: 7	H: 0 LOB: 1 BB: 2 P: 19	R: 0 E: 0 K: 1 S: 11	H: 1 LOB: 1 BB: 0 P: 14	R: 0 E: 0 K: 0 S: 10	H: 0 LOB: 0 BB: 0 P: 12	1B: 7 2B: 0 3B: 0 HR: 0	SF: 0 SAC: 0 DP: 2 HBP: 0	WP: 0 PB: 0 SB: 1 CS: 2	PA: 34							
PITCHER	IP	WLS	BF	H	R	ER	SO	BB	IBB	HBP	BLK	WP	HR	S	P	ERA	WHIP										
Jason Bere, R ERA: 5.3 Jeff Schwartz, R ERA: 3.06 Scott Radinsky, L ERA: 4.13 Roberto Hernandez, R ERA: 2.25	(1, 1) (7, 1) (8, 1) (9, 1)	6.0 1.2 0.1 1.0	23 7 W S	6 1 0 0	0 0 0 0	0 0 0 0	5 2 0 0	1 0 0 0	0 0 0 0	0 0 0 0	0 0 0 0	0 0 0 0	0 0 3 10	64 15 4 12	106 29 4 12	0.00 0.00 0.00 0.00	1.333 1.800 0.000 0.000										

Chicago White Sox @ Milwaukee Brewers
 Milwaukee County Stadium, Milwaukee, WI
 Sun Jul 18 1993, 4:33 AM EDT
 Att: 46,853 - Cloudy - 80 F

AB 30
 R 1
 H 7
 RBI 0
 BB 4
 SO 8
 LOB 13



Batter	1	2	3	4	5	6	7	8	9	AB	R	H	RBI	BB	SO	LOB	TOP											
Roberto Alomar, S OBP: 0.393, SLG: 0.457	G4-3		FC4-6 BB 2B		G3-1		1B BB		1B	5	1	2	1	1	0	1	Toronto Blue Jays @ Chicago White Sox Comiskey Park, Chicago, IL Mon Jul 19 1993, 8:05 PM EDT Att: 40,127 - Unknown - 85 F											
Paul Molitor, R OBP: 0.393, SLG: 0.451	1B		2B BB		G5-4-3 1B		1B		1B	5	2	4	1	1	1													
Joe Carter, R OBP: 0.318, SLG: 0.510	1B 1B	1B BB	G6-3 1B 2B		G5-4-3 1B		F7		P4	5	2	2	3	1	0	5												
John Olerud, L OBP: 0.495, SLG: 0.677	1B 1B	1B BB	G6-3				HR		L7	6	2	3	1	0	1	3												
Tony Fernandez, S OBP: 0.353, SLG: 0.382	1B BB	1B BB	1B				F7		F9	4	2	2	1	1	0	0												
Ed Sprague, R OBP: 0.314, SLG: 0.424	1B HR	FC1-5-2 2B	K				L8		L1-3	5	2	1	1	0	1	3												
Turner Ward, S OBP: 0.298, SLG: 0.355	HR 1B	2B					P6		G4-3	5	1	2	4	0	0	0												
Willie Canate, R OBP: 0.276, SLG: 0.333	F9	G1-3					K		2B 1B 1B	5	1	2	0	0	1	3												
Randy Knorr, R OBP: 0.196, SLG: 0.327	HR		FC4-6 1B				K		1B 2B	5	2	3	3	0	2	1												
Inning Stats	R: 7 E: 1 K: 1 S: 26	H: 7 LOB: 1 BB: 1 P: 45	R: 2 E: 0 K: 0 S: 13	H: 3 LOB: 1 BB: 1 P: 24	R: 3 E: 0 K: 1 S: 13	H: 3 LOB: 1 BB: 1 P: 22	R: 0 E: 0 K: 1 S: 10	H: 1 LOB: 1 BB: 0 P: 17	R: 0 E: 0 K: 0 S: 3	H: 1 LOB: 0 BB: 0 P: 6	R: 1 E: 0 K: 0 S: 10	H: 1 LOB: 0 BB: 0 P: 15	R: 0 E: 0 K: 2 S: 15	H: 1 LOB: 2 BB: 1 P: 21	R: 0 E: 0 K: 1 S: 12	H: 0 LOB: 0 BB: 0 P: 17	R: 2 E: 0 K: 0 S: 16	H: 4 LOB: 2 BB: 0 P: 23	1B: 16 2B: 4 3B: 0 HR: 2	SF: 0 SAC: 0 DP: 2 HBP: 0	WP: 1 PB: 0 SB: 0 CS: 1	PA: 49						
PITCHER	IP	WLS	BF	H	R	ER	SO	BB	IBB	HBP	BLK	WP	HR	S	P	ERA	WHIP											
Rodney Bolton, R ERA: 8.18	(1, 1)	0.1	L	7	5	6	6	0	1	0	0	0	0	0	15	26	162.00	18.000										
Kirk McCaskill, R ERA: 6.97	(1, 1)	4.0		22	10	6	6	3	2	0	0	0	0	1	49	86	13.50	3.000										
Bobby Thigpen, R ERA: 4.0	(5, 1)	3.2		13	2	1	1	3	1	0	0	0	0	1	38	55	2.46	0.818										
Donn Pall, R ERA: 2.8	(9, 1)	1.0		7	4	2	2	0	0	0	0	0	1	0	16	23	18.00	4.000										

Batter	1	2	3	4	5	6	7	8	9	AB	R	H	RBI	BB	SO	LOB	BOTTOM										
Tim Raines, S OBP: 0.411, SLG: 0.545	F8		G6-3	G3-1		G4-1			G6-4-3 1B	5	0	1	1	0	0	2	Toronto Blue Jays @ Chicago White Sox Comiskey Park, Chicago, IL Mon Jul 19 1993, 8:05 PM EDT Att: 40,127 - Unknown - 85 F										
Craig Grebeck, R OBP: 0.333, SLG: 0.260	G6-3		HR BB	BB		G6-4-3 1B			G6-4-3 1B	3	1	1	0	2	0	1											
Frank Thomas, R OBP: 0.413, SLG: 0.564	HR		F9	G5-3		G6-4-3 1B			L9	5	1	1	1	0	0	4											
Robin Ventura, L OBP: 0.377, SLG: 0.435	HR		HR BB			WP 1B BB				1	3	1	1	3	0	0											
Joey Cora, S OBP: 0.368, SLG: 0.355	HR		HR BB			1B BB				0	0	0	0	0	0	0											
George Bell, R OBP: 0.258, SLG: 0.358	P3		HR			G4-6-3 1B			FC6-4 1B	4	1	2	4	0	0	1											
Bo Jackson, R OBP: 0.300, SLG: 0.395		G1-3	F8			G6-3			FC6-4 1B	4	0	0	0	0	0	1											
Lance Johnson, L OBP: 0.352, SLG: 0.398		BB		SH5-3 1B G3-1 1B		F8			G4-3	3	1	1	0	1	0	0											
Ron Karkovics, R OBP: 0.309, SLG: 0.477		L7		G3-1 SH5-3 1B		K			K	4	0	1	0	0	2	1											
Ozzie Guillen, L OBP: 0.293, SLG: 0.368		L9		SH5-3		1B			G5-3	3	0	1	0	0	0	1											
Inning Stats	R: 2 E: 0 K: 0 S: 13	H: 2 LOB: 0 BB: 0 P: 21	R: 0 E: 0 K: 0 S: 6	H: 0 LOB: 1 BB: 1 P: 12	R: 3 E: 0 K: 0 S: 11	H: 1 LOB: 0 BB: 2 P: 24	R: 1 E: 0 K: 0 S: 11	H: 2 LOB: 2 BB: 1 P: 17	R: 0 E: 0 K: 1 S: 6	H: 0 LOB: 0 BB: 1 P: 13	R: 0 E: 0 K: 1 S: 10	H: 1 LOB: 1 BB: 0 P: 12	R: 1 E: 0 K: 0 S: 10	H: 2 LOB: 1 BB: 1 P: 17	R: 0 E: 0 K: 1 S: 5	H: 0 LOB: 0 BB: 0 P: 6	R: 0 E: 0 K: 0 S: 6	H: 1 LOB: 0 BB: 0 P: 11	1B: 6 2B: 0 3B: 0 HR: 3	SF: 0 SAC: 1 DP: 3 HBP: 0	WP: 1 PB: 0 SB: 0 CS: 0	PA: 39					
PITCHER	IP	WLS	BF	H	R	ER	SO	BB	IBB	HBP	BLK	WP	HR	S	P	ERA	WHIP										
Dave Stewart, R ERA: 5.08	(1, 1)	7.0	W	33	8	7	7	1	6	0	0	0	0	0	116	9.00	2.000										
Mark Eichhorn, R ERA: 2.53	(8, 1)	1.0		3	0	0	0	1	0	0	0	0	0	5	6	0.00	0.000										
Duane Ward, R ERA: 2.11	(9, 1)	1.0		3	1	0	0	0	0	0	0	0	0	6	11	0.00	1.000										

AB 45
R 15
H 21
RBI 15
BB 4
SO 6
LOB 17



AB 32
R 7
H 9
RBI 7
BB 6
SO 2
LOB 11



Batter	1	2	3	4	5	6	7	8	9	AB	R	H	RBI	BB	SO	LOB	TOP					
Devon White, S (1, 8) OBP: 0.345, SLG: 0.471	G1-3		G3-1			G4-3		K		4	0	0	0	0	1	1						
Roberto Alomar, S (1, 4) OBP: 0.389, SLG: 0.451	G6-3			G1-3		F8			F8	4	0	0	0	0	0	0						
Paul Molitor, R (1, 10) OBP: 0.392, SLG: 0.449	G1-3			G4-3			1B		K	4	0	1	0	0	1	0						
Joe Carter, R (1, 9) OBP: 0.315, SLG: 0.504		G5-3		P8					P9	4	0	0	0	0	1	1						
John Olerud, L (1, 3) OBP: 0.494, SLG: 0.683						K			F8	3	1	1	1	0	1	1						
Tony Fernandez, S (1, 6) OBP: 0.350, SLG: 0.378						F7			P6	3	0	0	0	0	0	1						
Ed Sprague, R (1, 5) OBP: 0.314, SLG: 0.423									1B	3	0	1	0	0	0	0						
Turner Ward, S (1, 7) OBP: 0.292, SLG: 0.347			L7			G3			G6-3	3	0	0	0	0	0	1						
Randy Knorr, R (1, 2) OBP: 0.203, SLG: 0.327										3	0	1	0	0	1	0						
Alfredo Griffin, S (8, PR) OBP: 0.273, SLG: 0.297										0	0	0	0	0	0	0						
Pat Borders, R (8, 2) OBP: 0.299, SLG: 0.351						G3-1			1B	0	0	0	0	0	0	0						
Inning Stats	R: 0 E: 0 K: 0 S: 6	H: 0 LOB: 0 BB: 0 P: 9	R: 1 E: 0 K: 0 S: 9	H: 1 LOB: 0 BB: 0 P: 12	R: 0 E: 0 K: 1 S: 11	H: 0 LOB: 0 BB: 0 P: 19	R: 0 E: 0 K: 0 S: 6	H: 0 LOB: 0 BB: 0 P: 8	R: 0 E: 0 K: 1 S: 15	H: 1 LOB: 1 BB: 0 P: 24	R: 0 E: 0 K: 0 S: 8	H: 0 LOB: 0 BB: 0 P: 12	R: 0 E: 0 K: 1 S: 10	H: 1 LOB: 1 BB: 0 P: 12	R: 0 E: 0 K: 1 S: 13	H: 1 LOB: 1 BB: 0 P: 16	R: 0 E: 0 K: 1 S: 8	H: 0 LOB: 0 BB: 0 P: 10	1B: 3 2B: 0 3B: 0 HR: 1	SF: 0 SAC: 0 DP: 0 HBP: 0	WP: 0 PB: 0 SB: 0 CS: 0	PA: 31
PITCHER Alex Fernandez, R (1, 1) ERA: 2.77	IP: 9.0 WLS: W BF: 31 H: 4 R: 1 ER: 1 SO: 5 BB: 0 IBB: 0 HBP: 0 BLK: 0 WP: 0 HR: 1 S: 86 P: 122 ERA: 1.00 WHIP: 0.444															PITCHER						

Toronto Blue Jays @ Chicago White Sox
Comiskey Park, Chicago, IL
Tue Jul 20 1993, 8:05 PM EDT
Att: 30,454 - Unknown - 72 F

AB	31
R	1
H	4
RBI	1
BB	0
SO	5
LOB	5

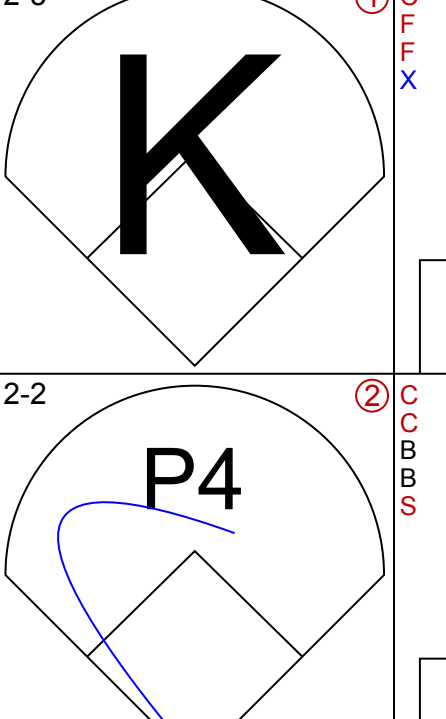
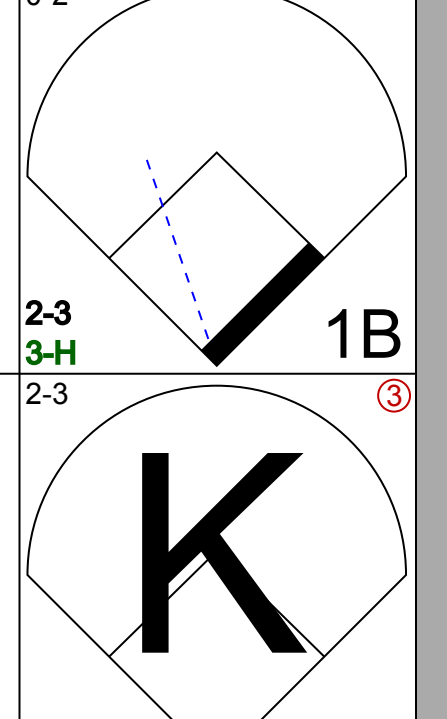
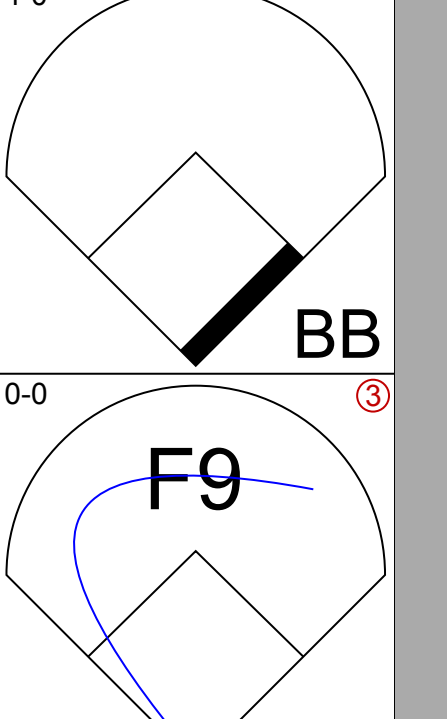
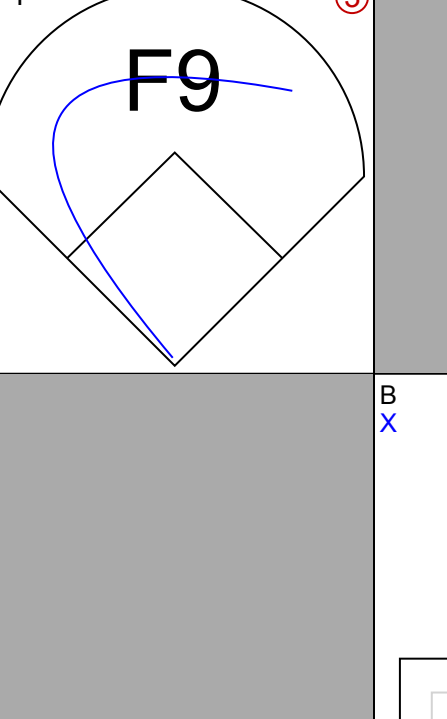
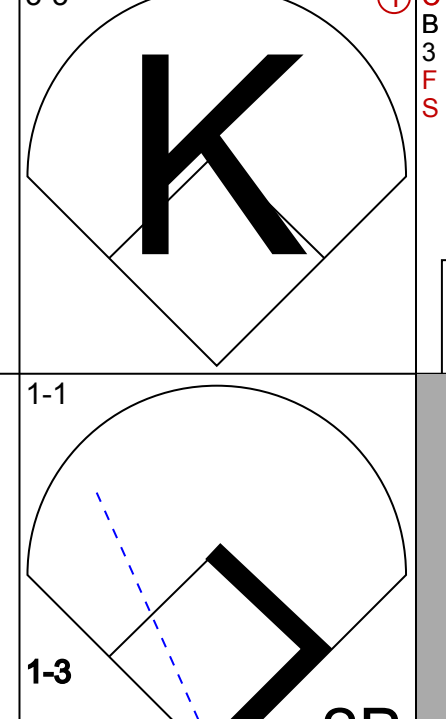

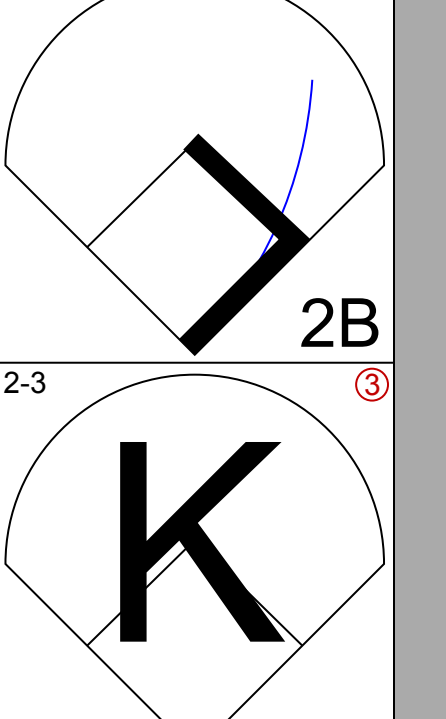

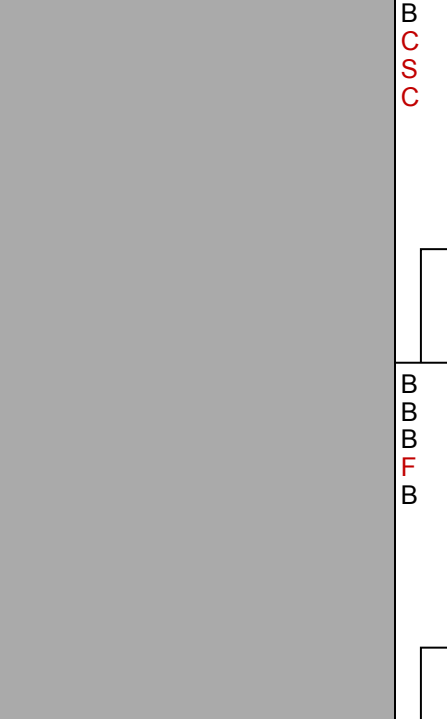
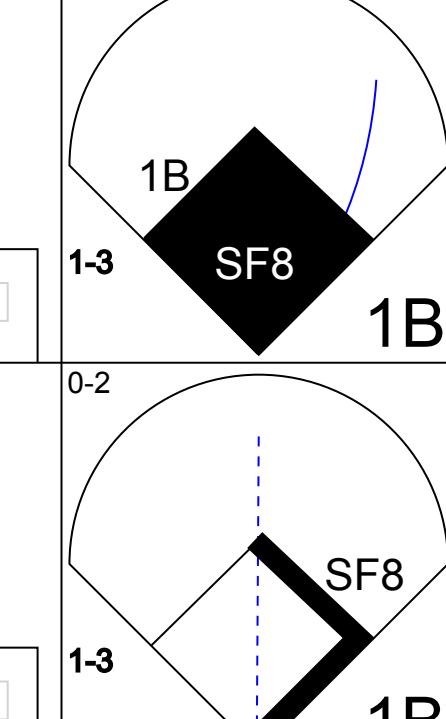
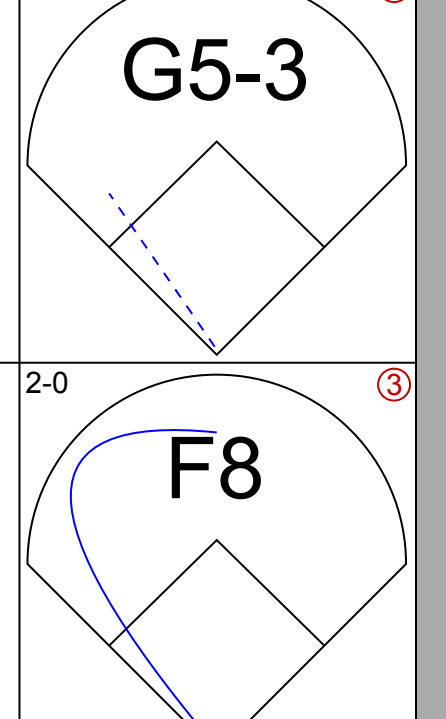
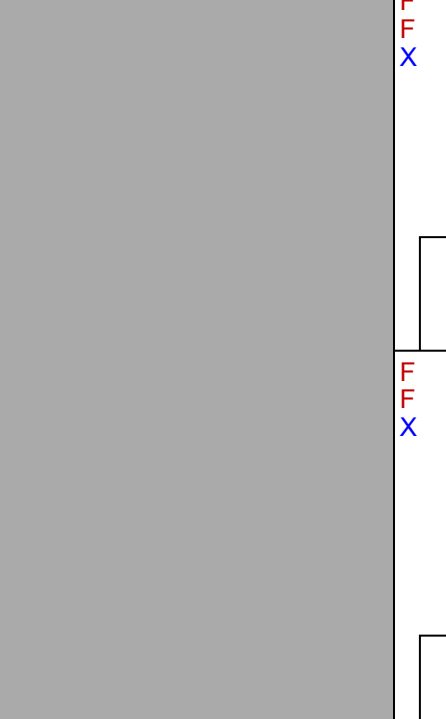
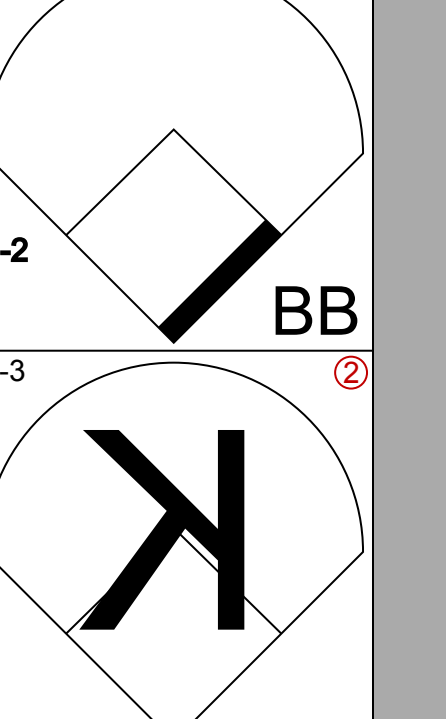
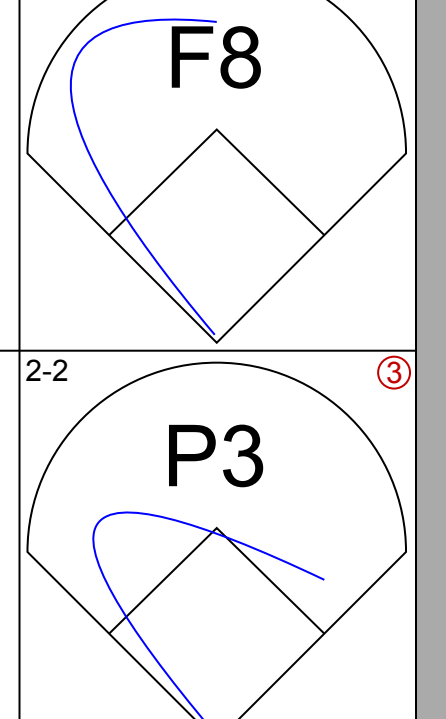
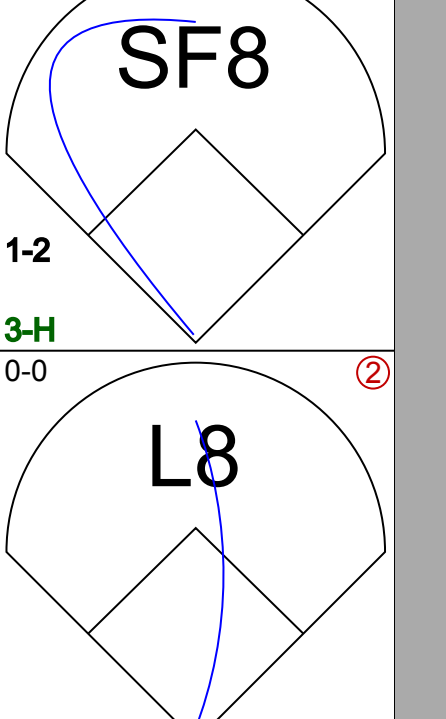
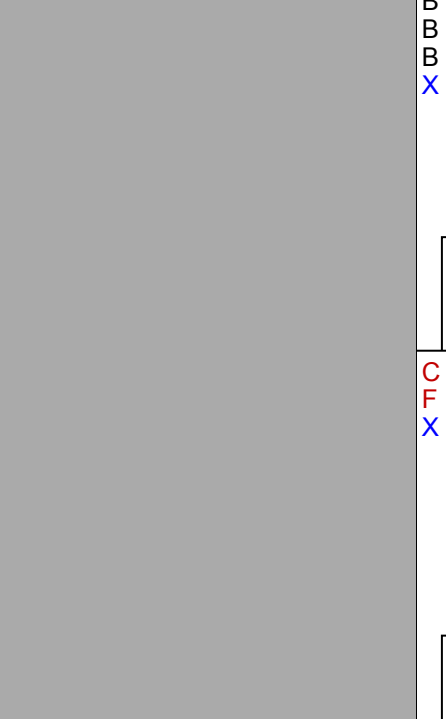
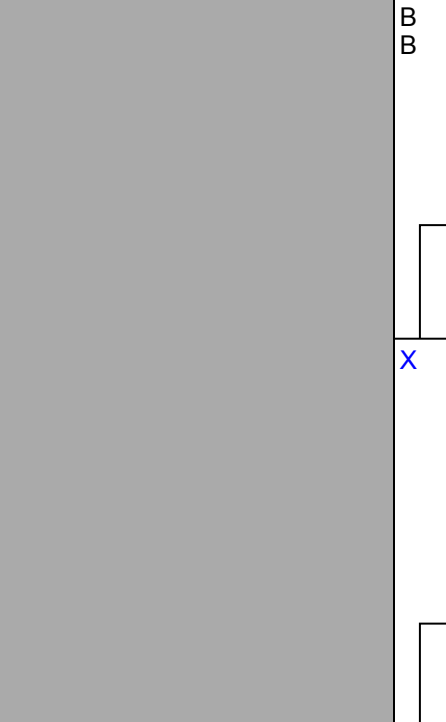
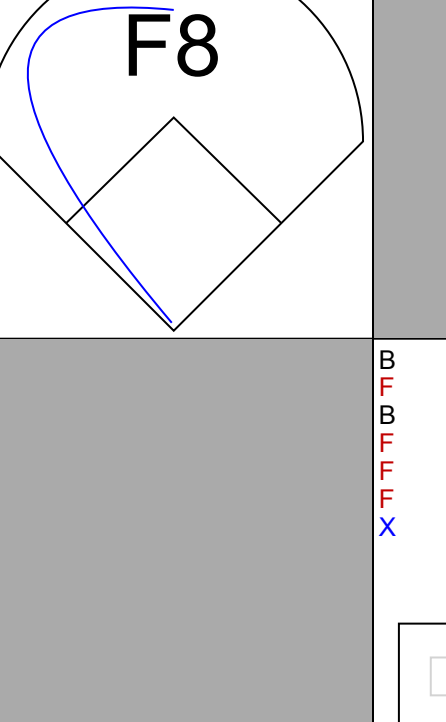

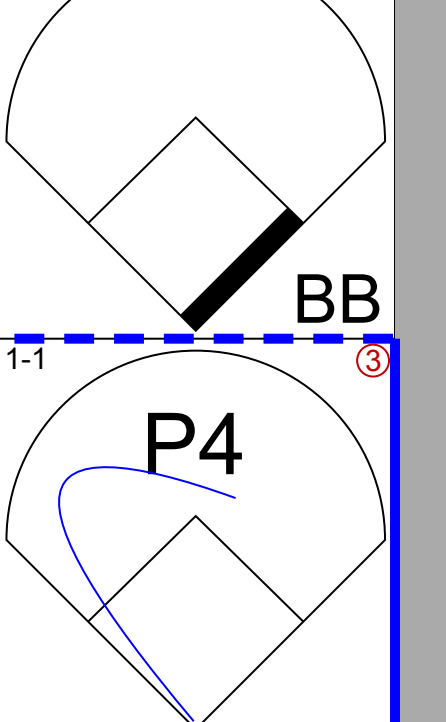

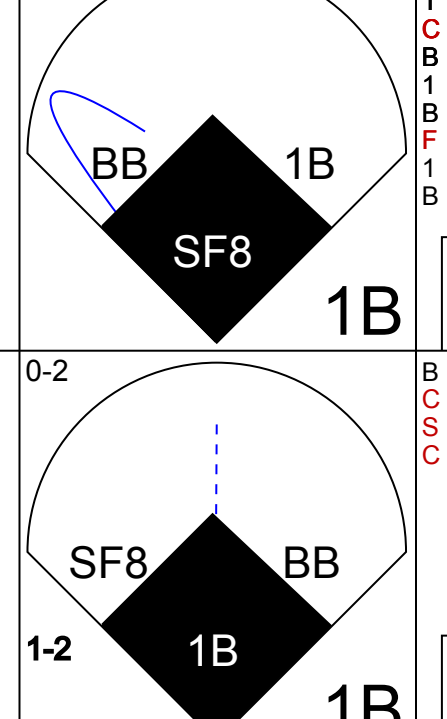
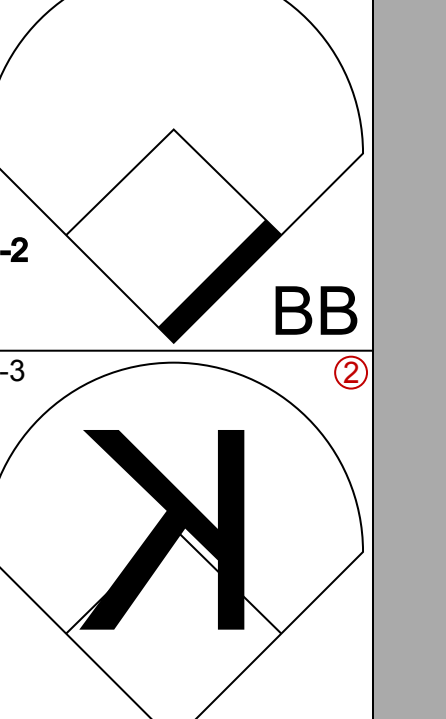
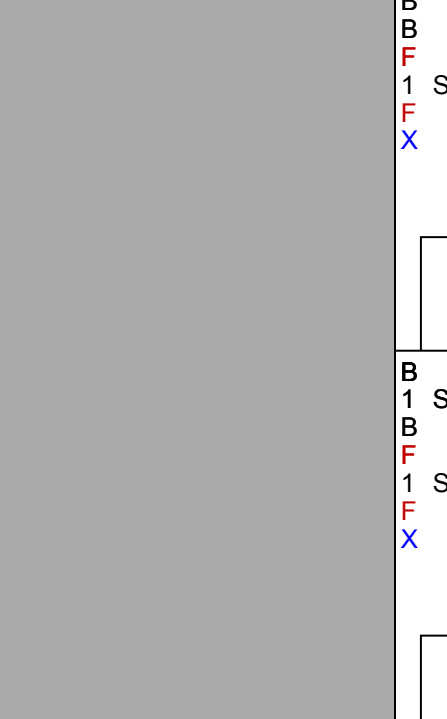
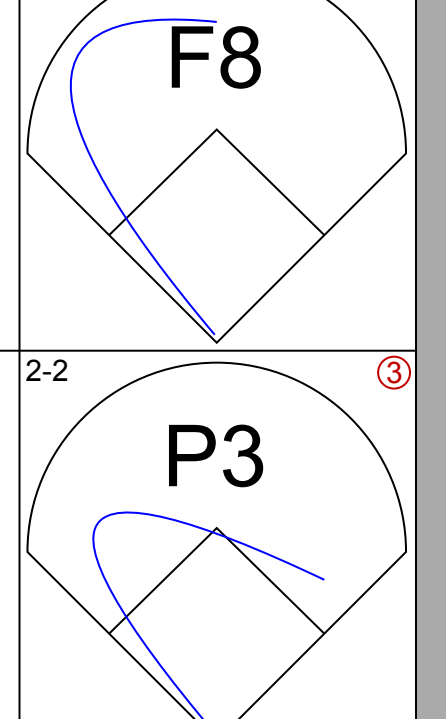
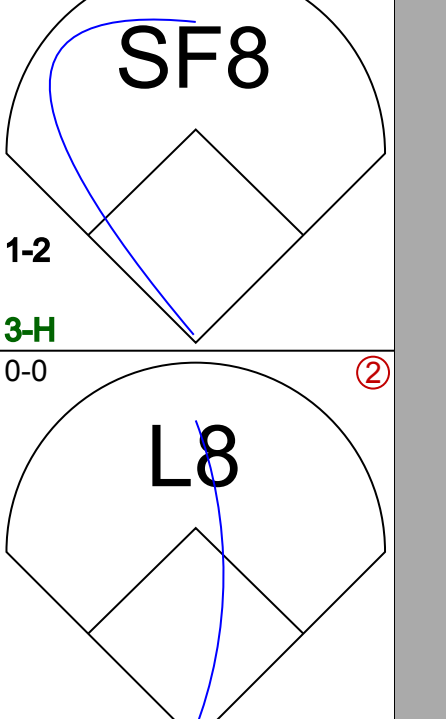
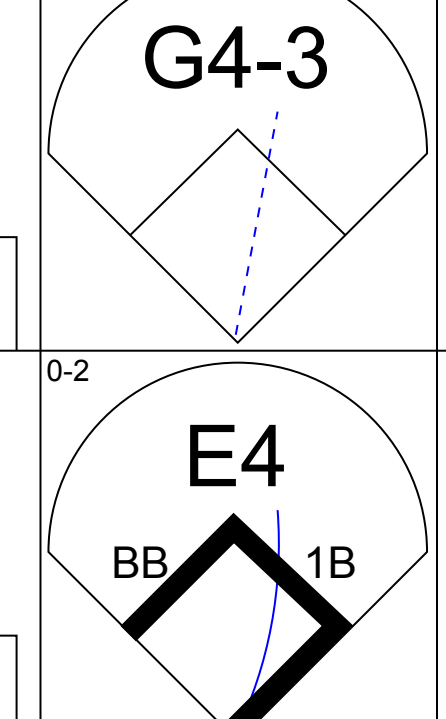
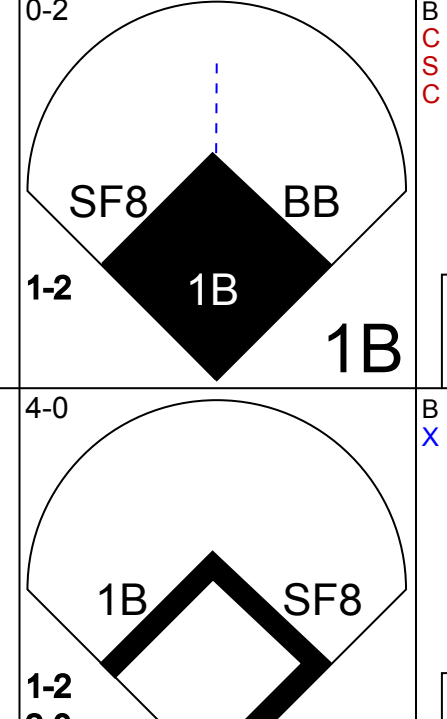
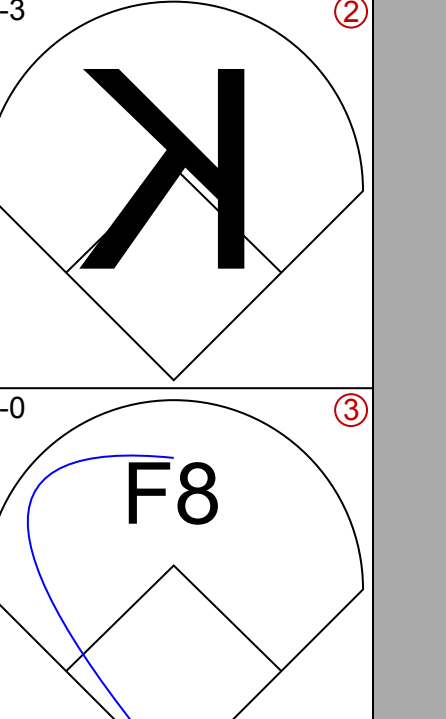
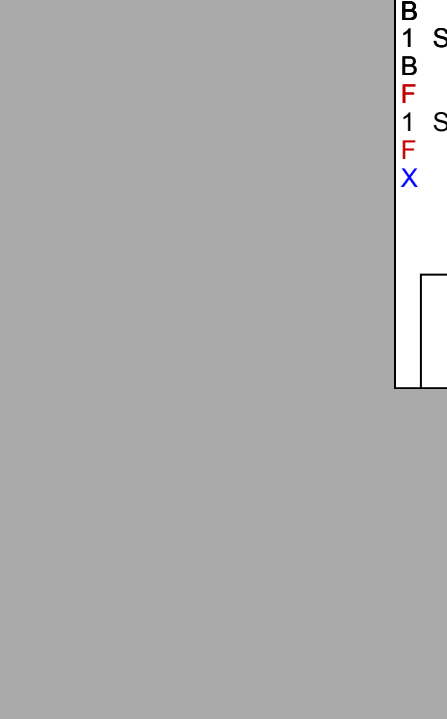
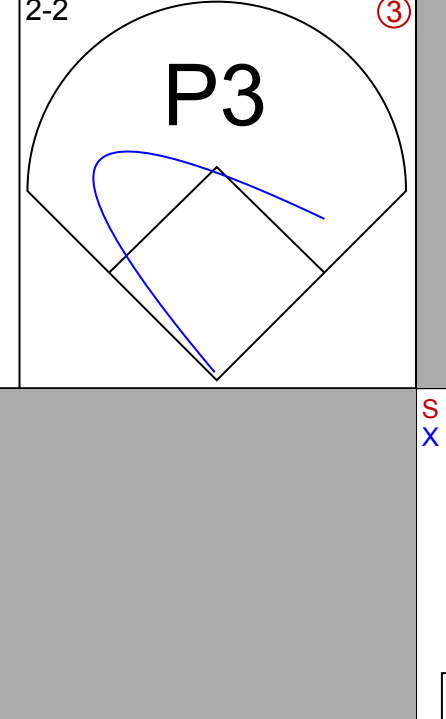
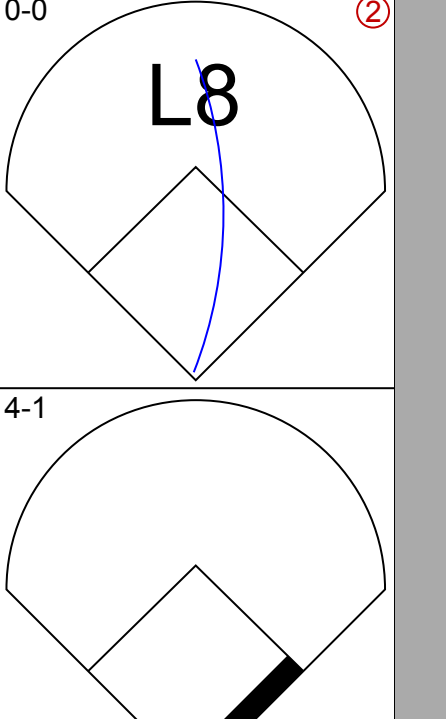
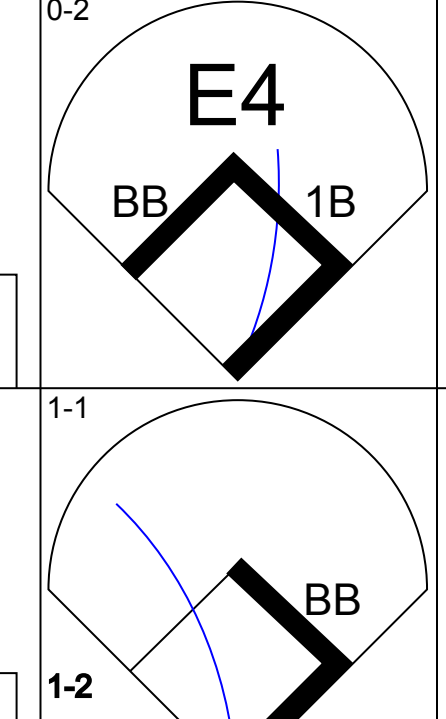
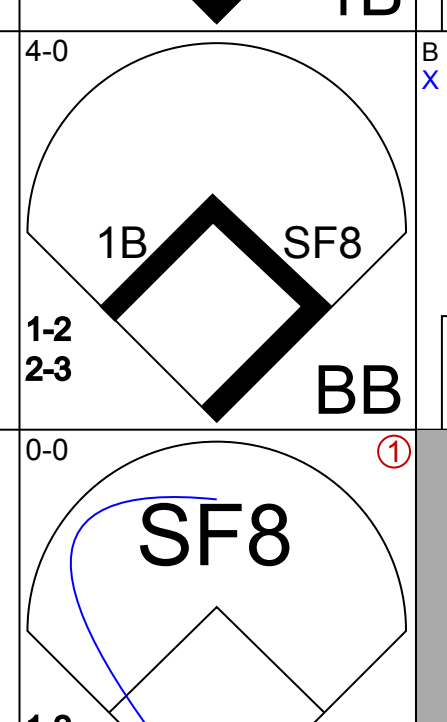
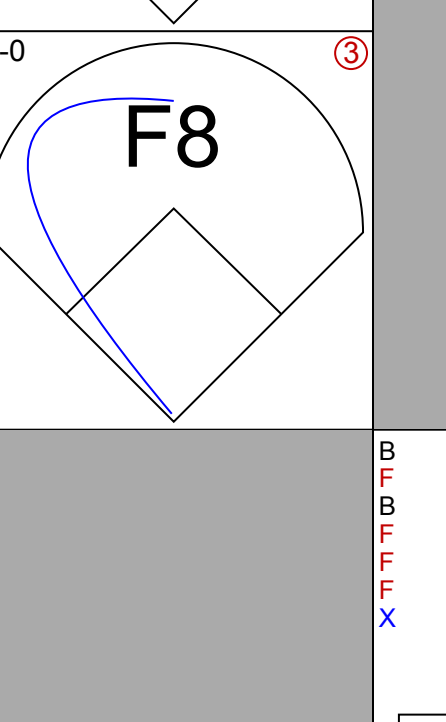
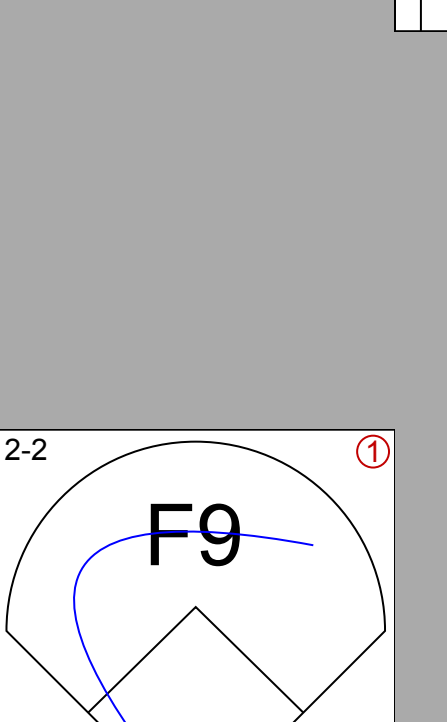
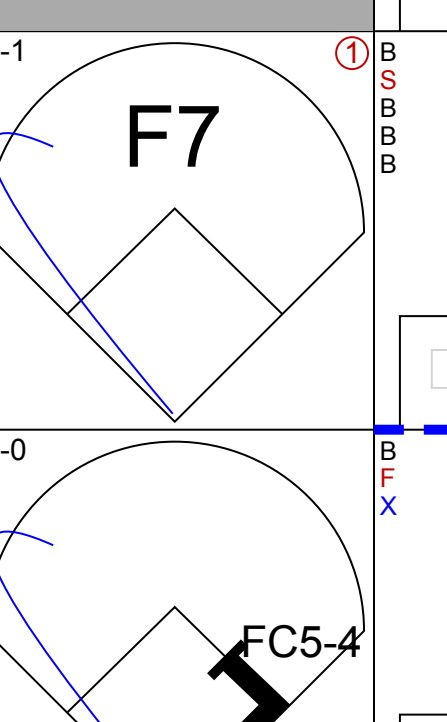
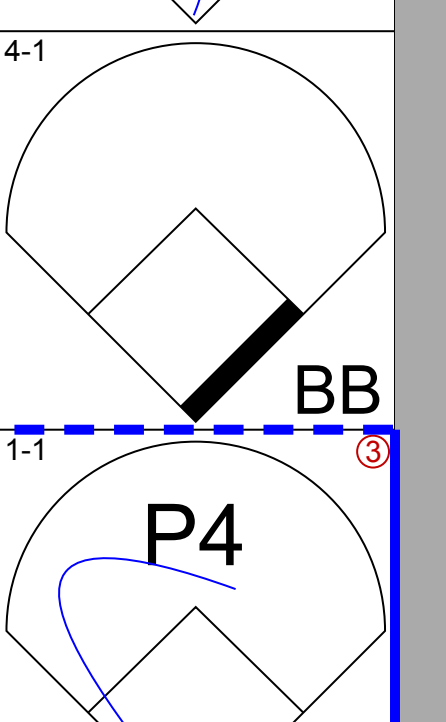
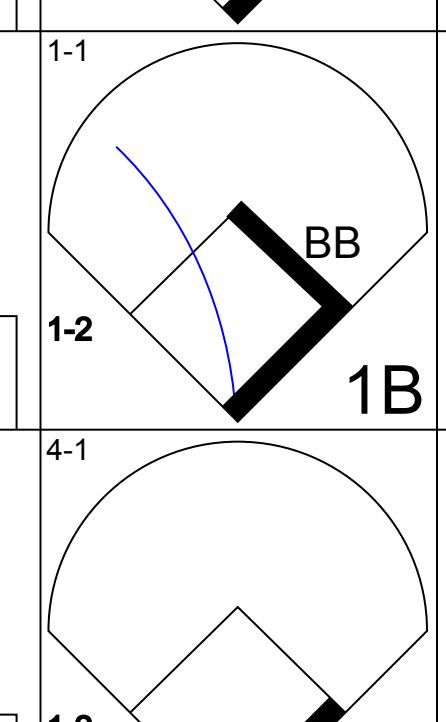
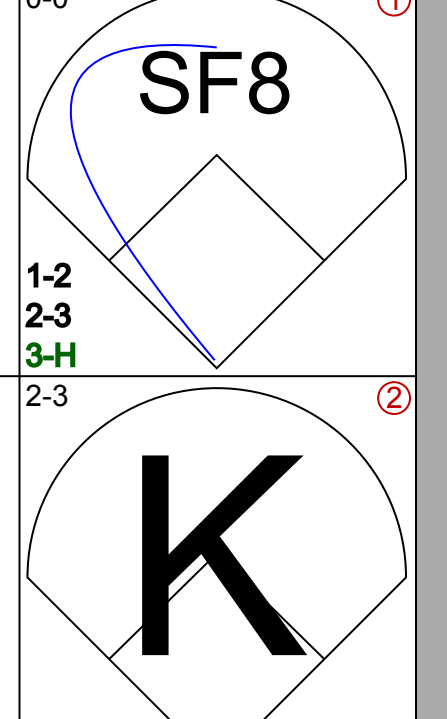
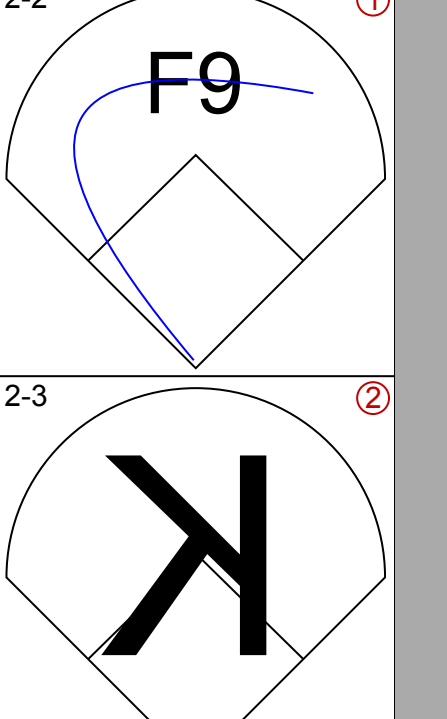
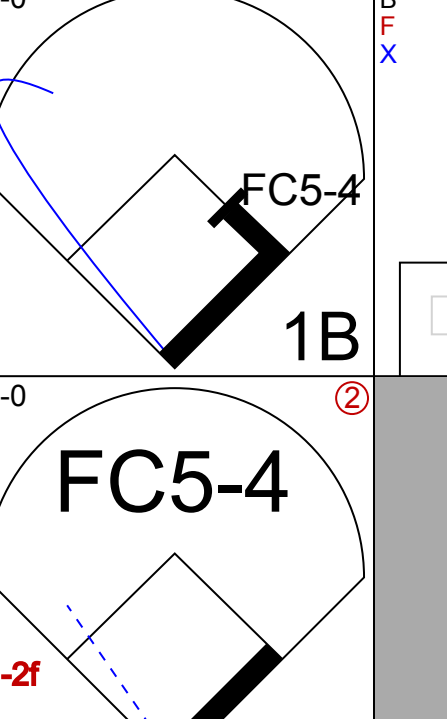
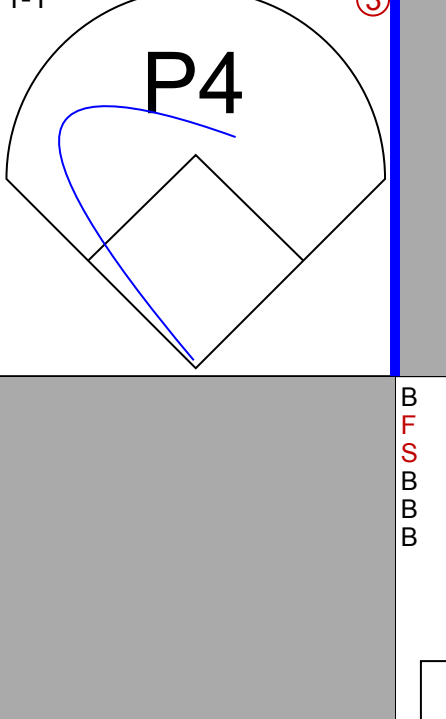
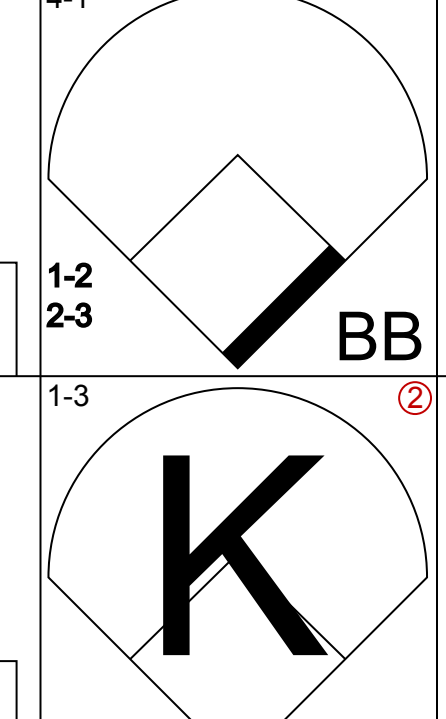
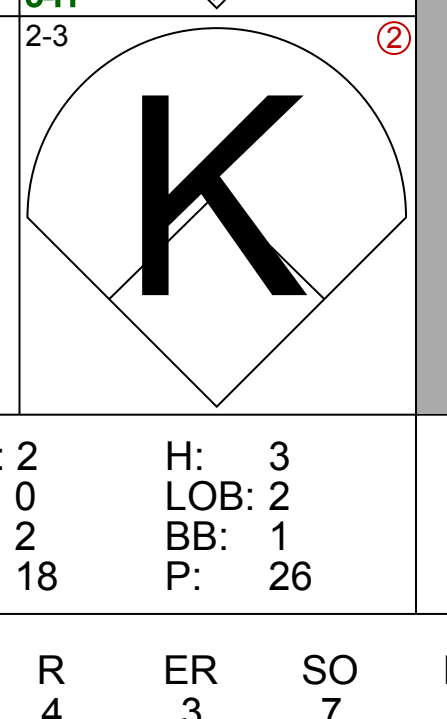
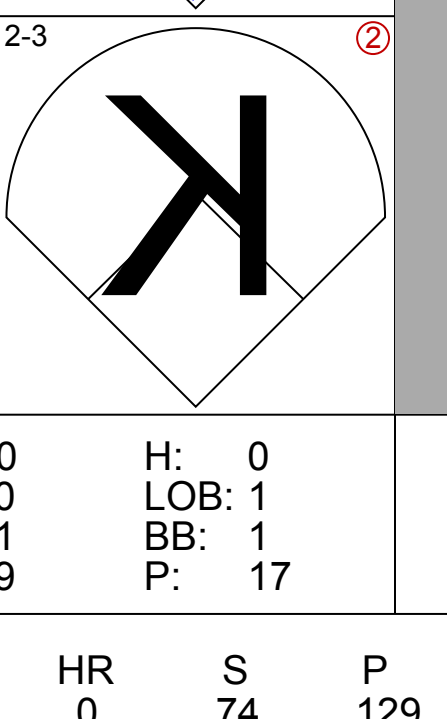
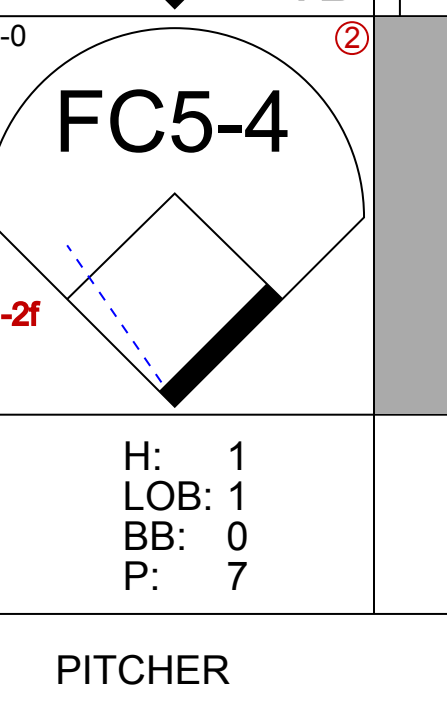
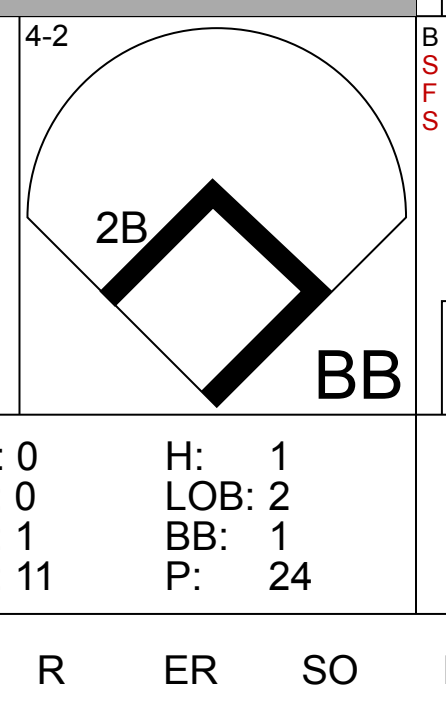
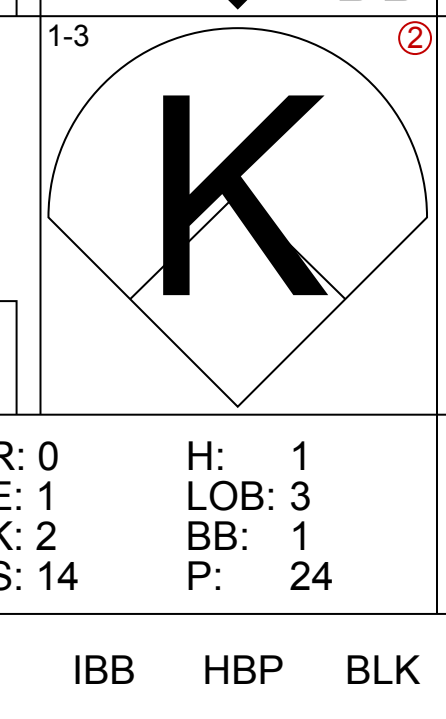


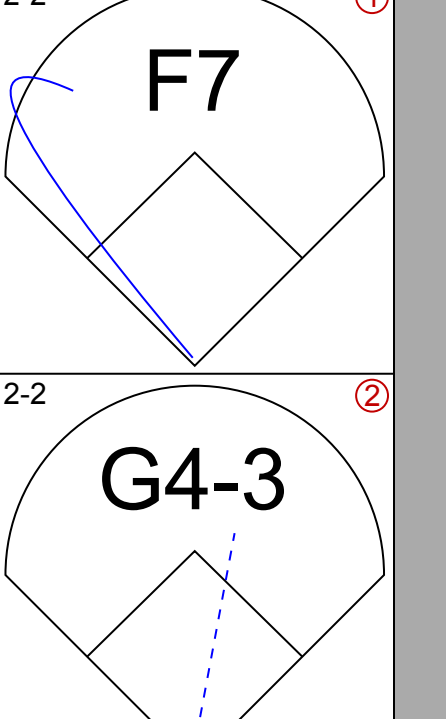
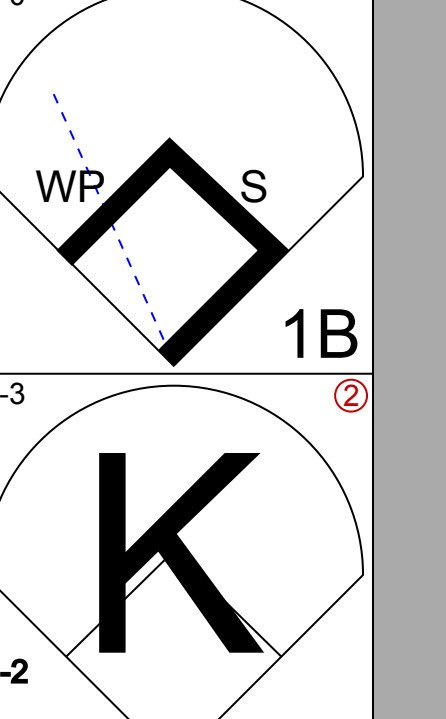
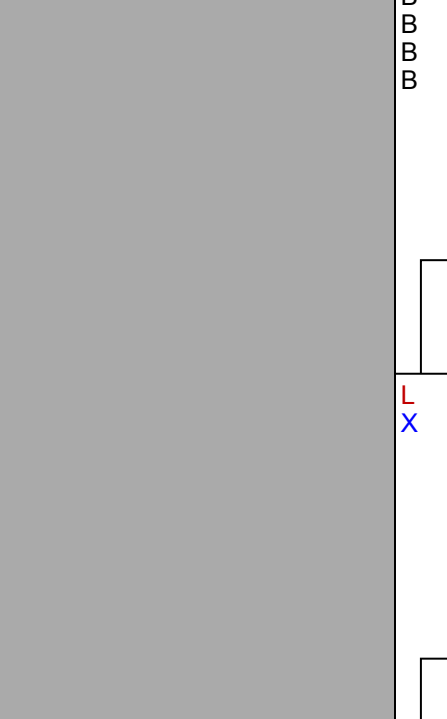
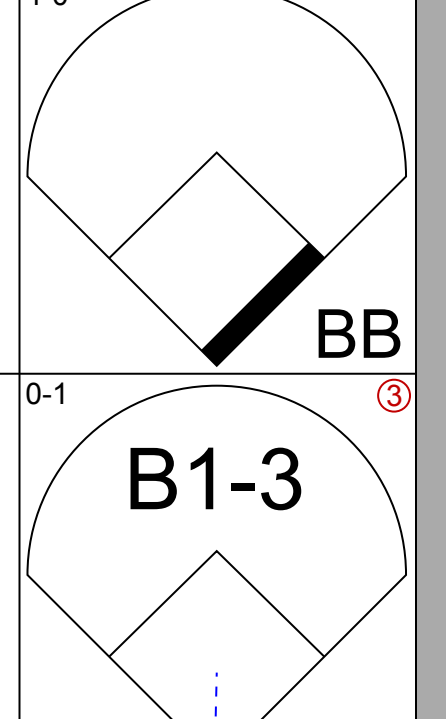
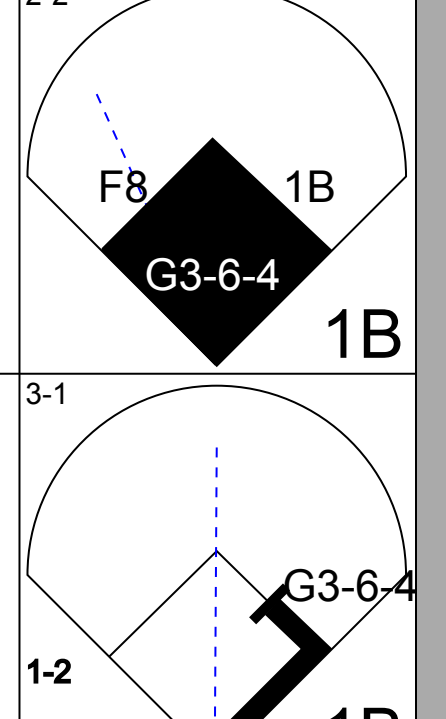
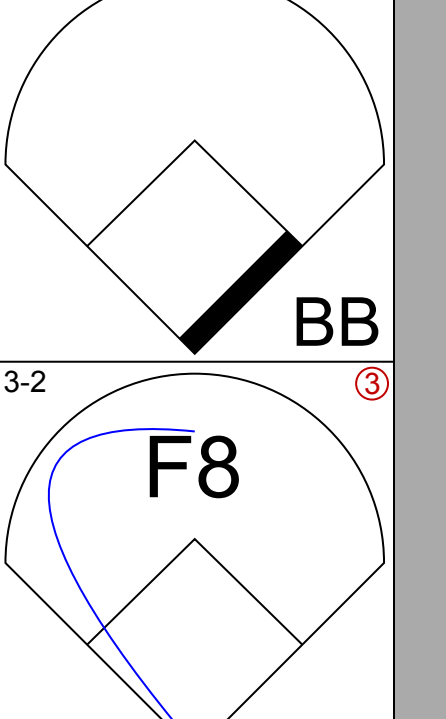


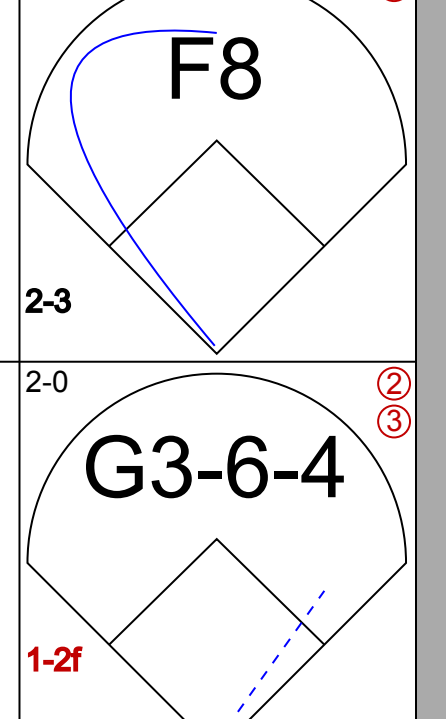

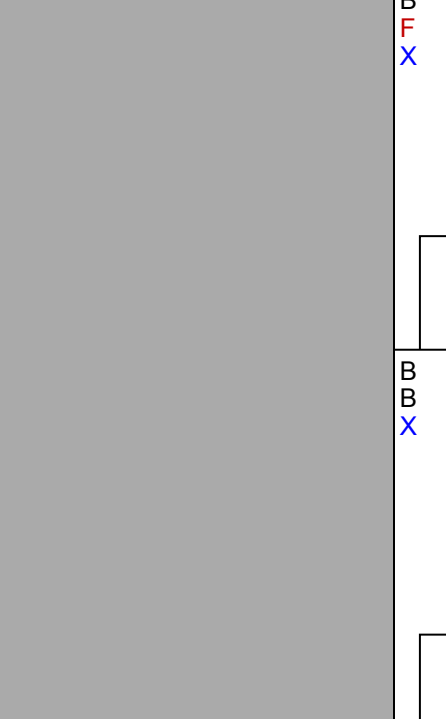
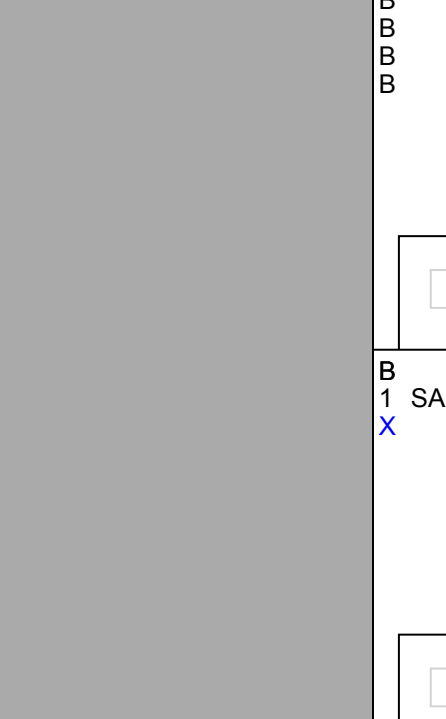

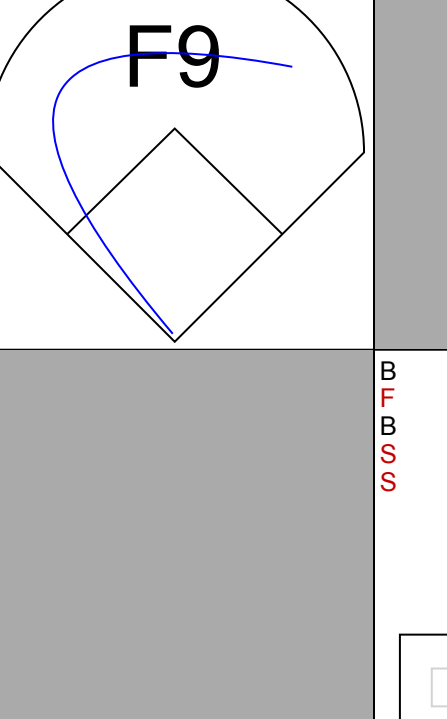
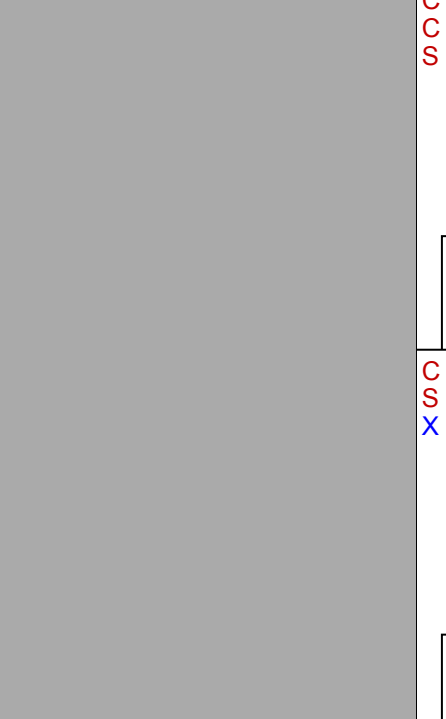
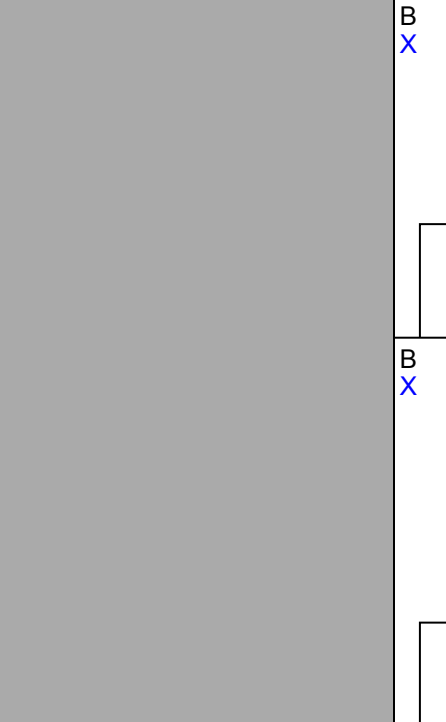

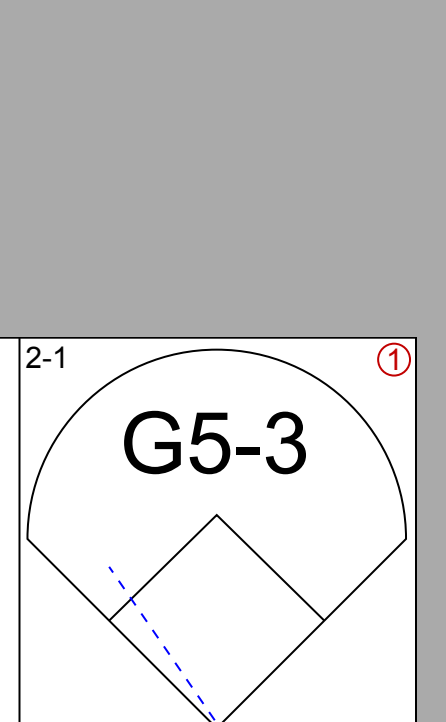
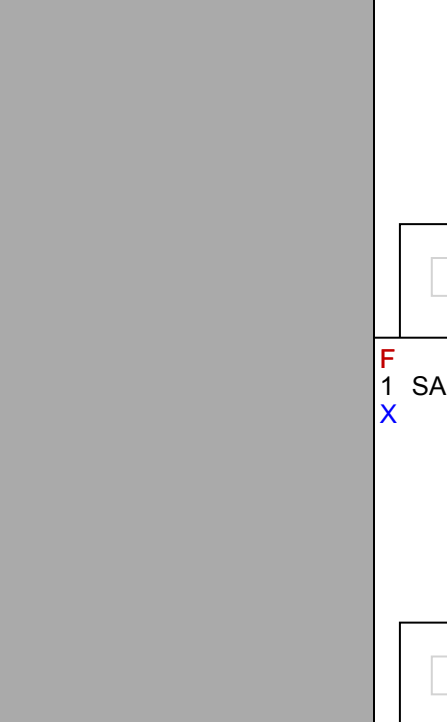

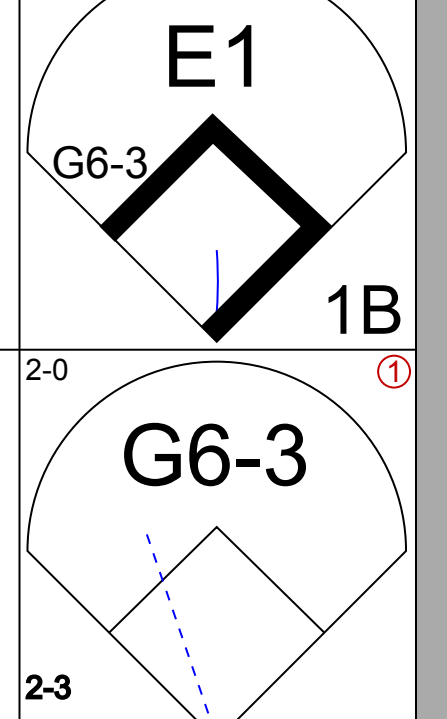
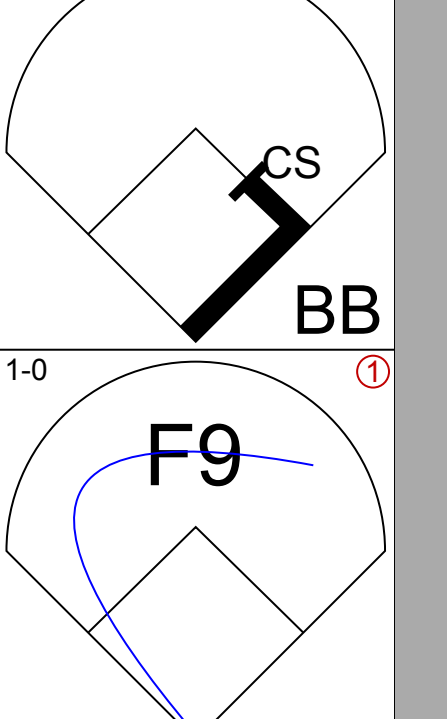

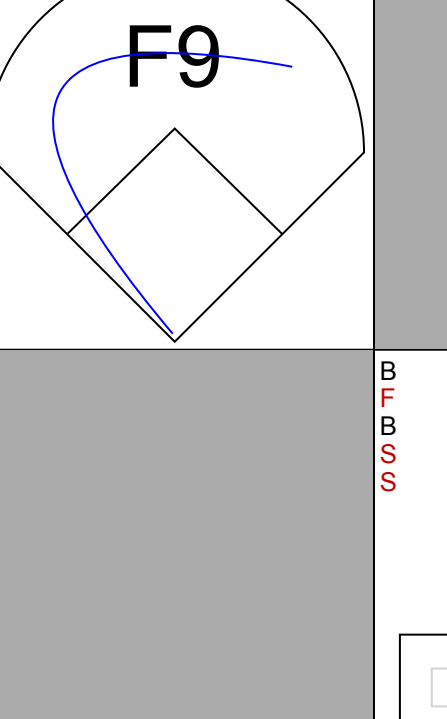
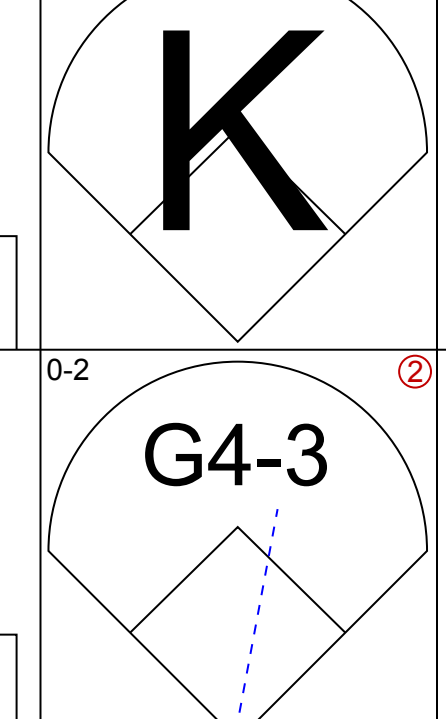
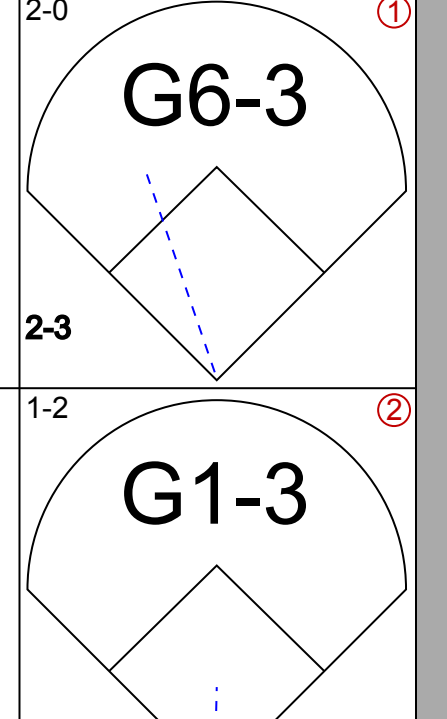
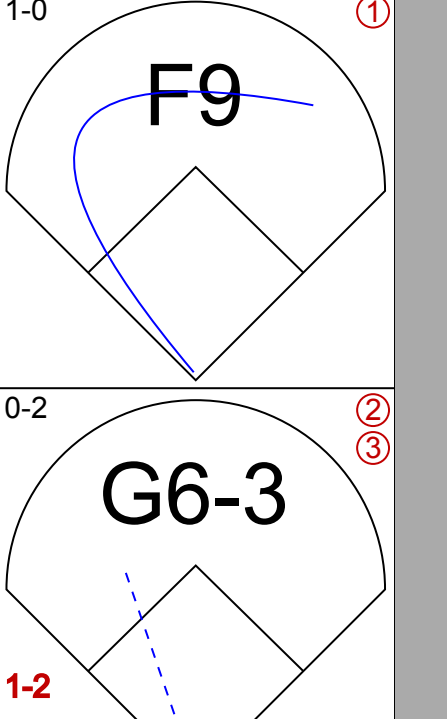
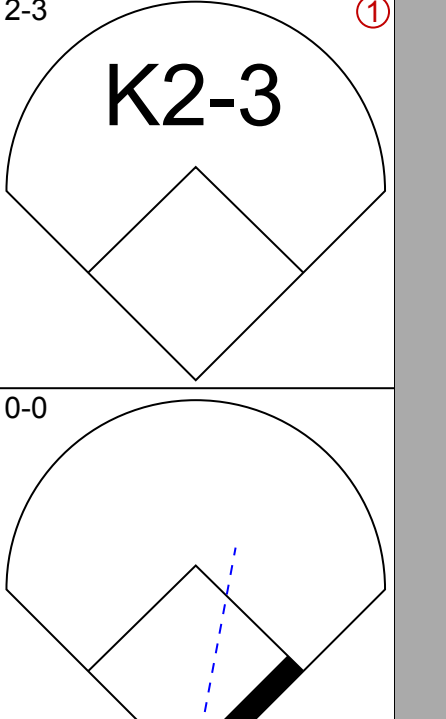
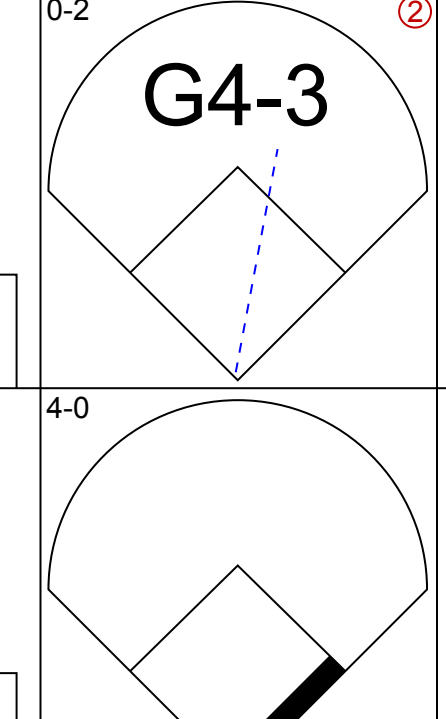
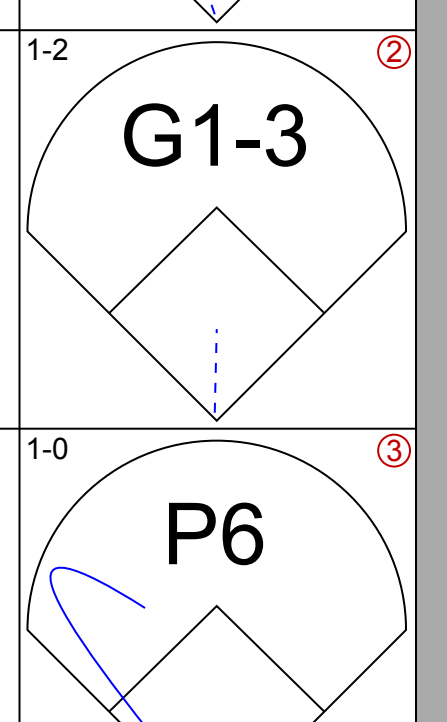
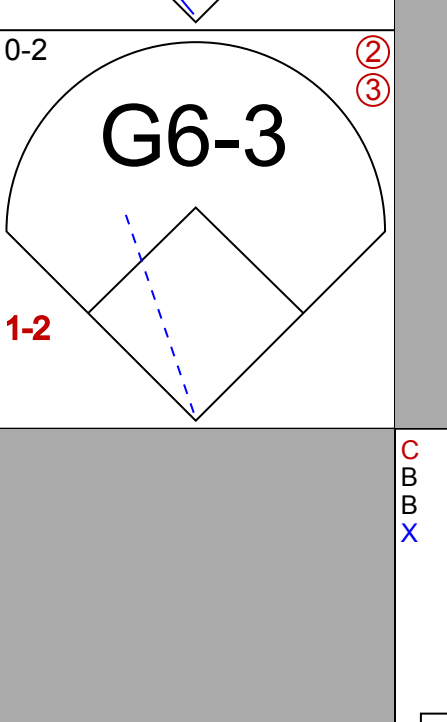
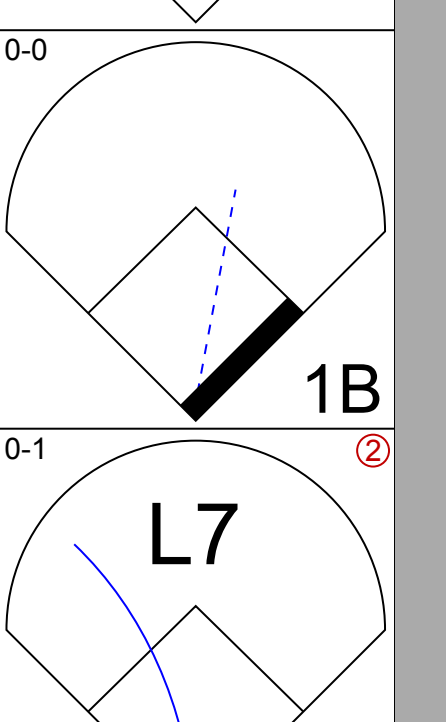
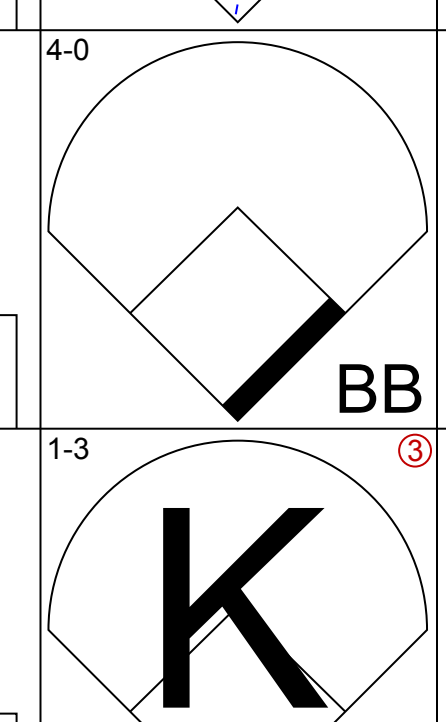

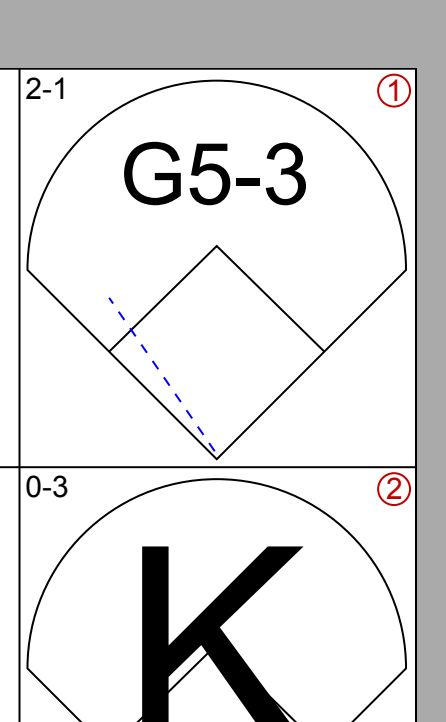
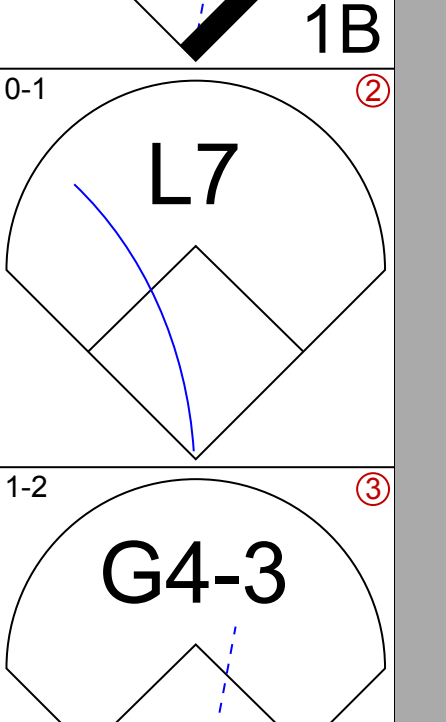
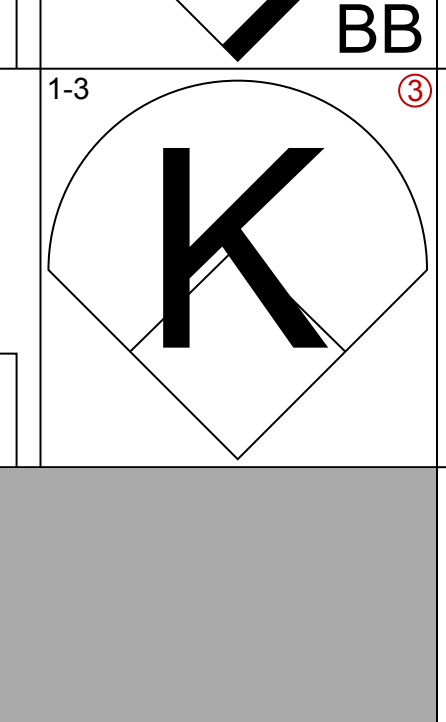
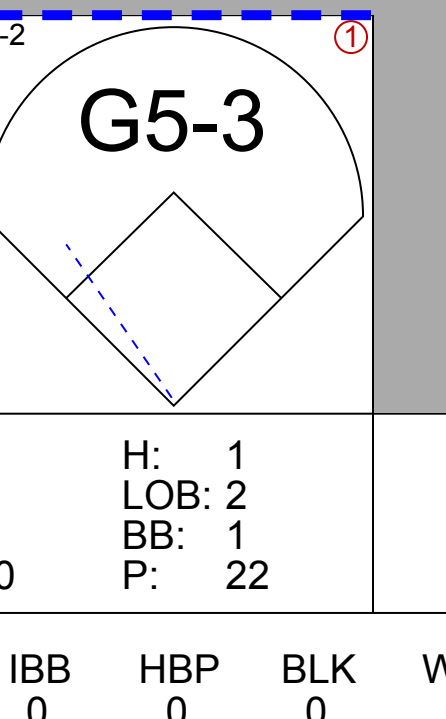
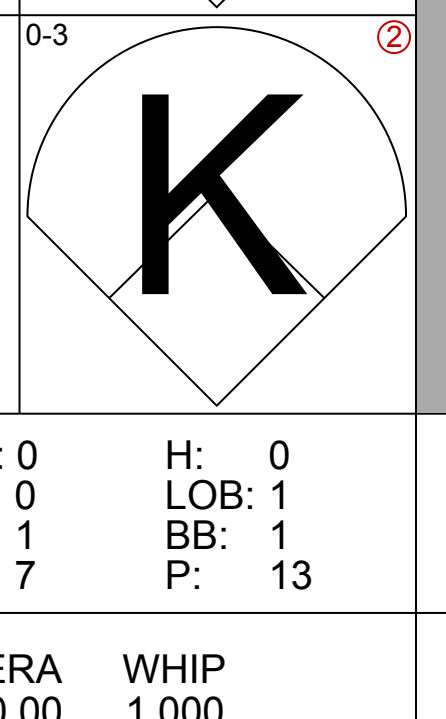
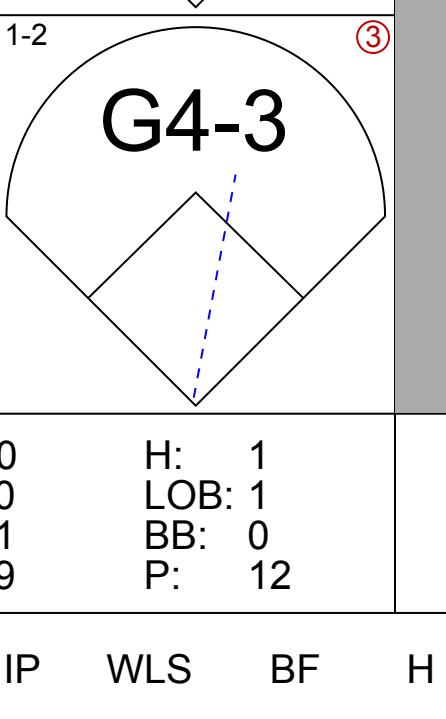
Batter	1	2	3	4	5	6	7	8	9	AB	R	H	RBI	BB	SO	LOB	BOTTOM			
Tim Lincecum, S (1, 7) OBP: 0.403, SLG: 0.533	B1-3		G4-3			G5-3		P5		4	0	0	0	0	0	0				
Joey Cora, S (1, 4) OBP: 0.372, SLG: 0.361						G4-3		BB		3	1	2	0	1	0	0				
Frank Thomas, R (1, 3) OBP: 0.414, SLG: 0.571						G4-3		BB		3	1	1	2	1	0	1				
Robin Ventura, L (1, 5) OBP: 0.375, SLG: 0.431						F8				3	0	0	0	1	0	2				
Ellis Burks, R (1, 9) OBP: 0.357, SLG: 0.488										3	0	1	0	0	2	1				
George Bell, R (1, 10) OBP: 0.295, SLG: 0.355										3	0	0	0	0	1	2				
Lance Johnson, L (1, 8) OBP: 0.355, SLG: 0.401										3	0	2	0	0	0	0				
Ron Karkovics, R (1, 2) OBP: 0.305, SLG: 0.471										3	0	0	0	0	1	2				
Ozzie Guillen, L (1, 6) OBP: 0.290, SLG: 0.364										3	0	0	0	0	2	2				
Inning Stats	R: 0 E: 0 K: 0 S: 7	H: 0 LOB: 1 BB: 2 P: 16	R: 0 E: 0 K: 2 S: 8	H: 1 LOB: 0 BB: 0 P: 10	R: 0 E: 0 K: 2 S: 8	H: 0 LOB: 0 BB: 0 P: 13	R: 0 E: 0 K: 0 S: 9	H: 0 LOB: 0 BB: 0 P: 16	R: 0 E: 0 K: 1 S: 12	H: 2 LOB: 2 BB: 1 P: 21	R: 0 E: 0 K: 1 S: 6	H: 0 LOB: 0 BB: 0 P: 7	R: 0 E: 0 K: 0 S: 8	H: 1 LOB: 1 BB: 0 P: 14	R: 0 E: 0 K: 1 S: 8	H: 1 LOB: 1 BB: 0 P: 14	1B: 3 2B: 2 3B: 0 HR: 1	SF: 0 SAC: 0 DP: 0 HBP: 0	WP: 0 PB: 0 SB: 1 CS: 1	PA: 32
PITCHER Juan Guzman, R (1, 1) ERA: 4.4	IP: 8.0 WLS: L BF: 31 H: 6 R: 2 ER: 2 SO: 6 BB: 3 IBB: 0 HBP: 0 BLK: 0 WP: 0 HR: 1 S: 67 P: 111 ERA: 2.25 WHIP: 1.125															PITCHER				

Toronto Blue Jays @ Chicago White Sox
Comiskey Park, Chicago, IL
Tue Jul 20 1993, 8:05 PM EDT
Att: 30,454 - Unknown - 72 F

AB	28
R	2
H	6
RBI	2
BB	3
SO	6
LOB	10

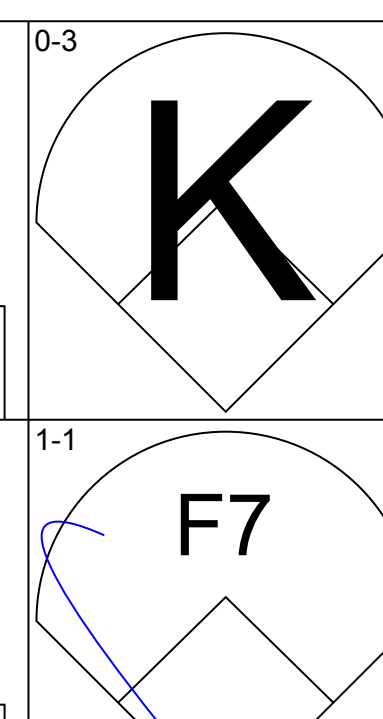
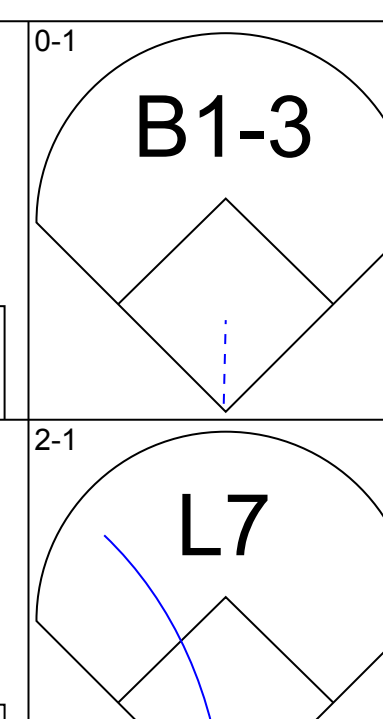
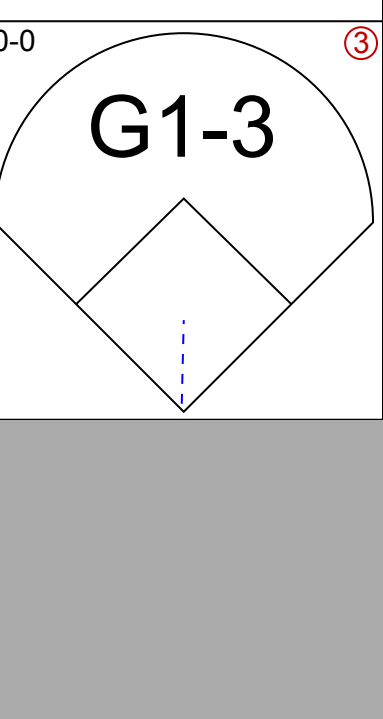
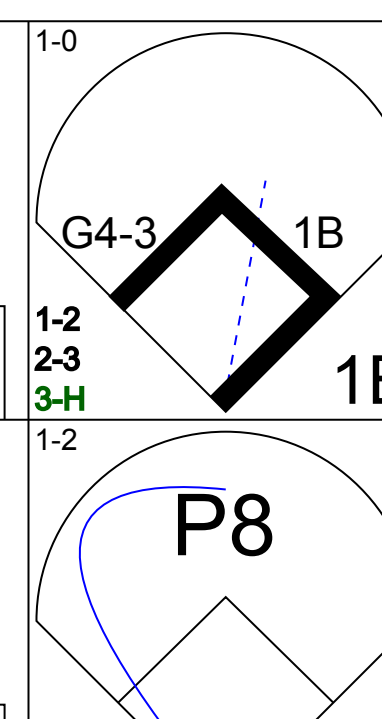
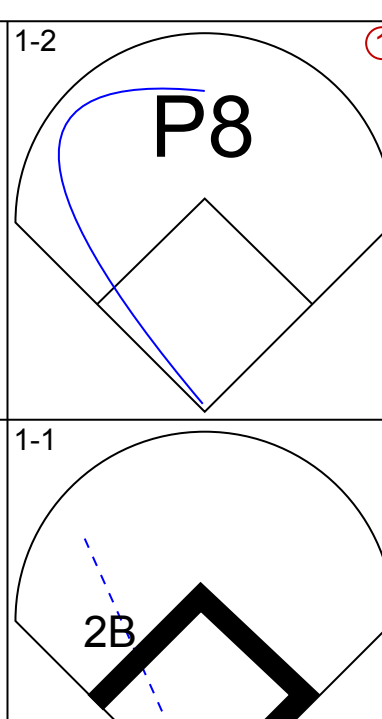
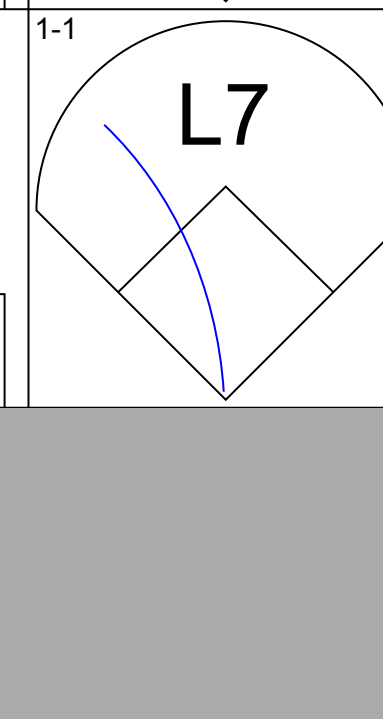
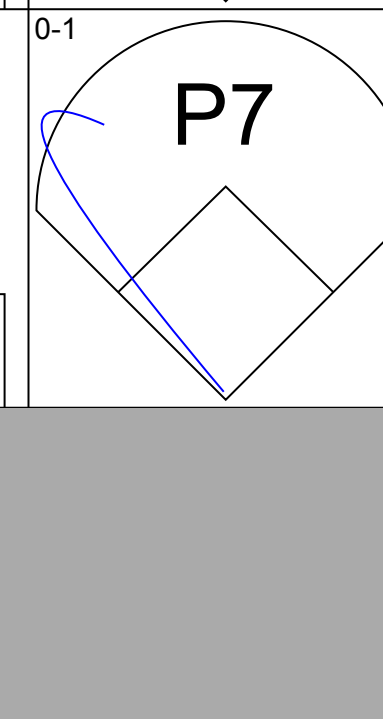
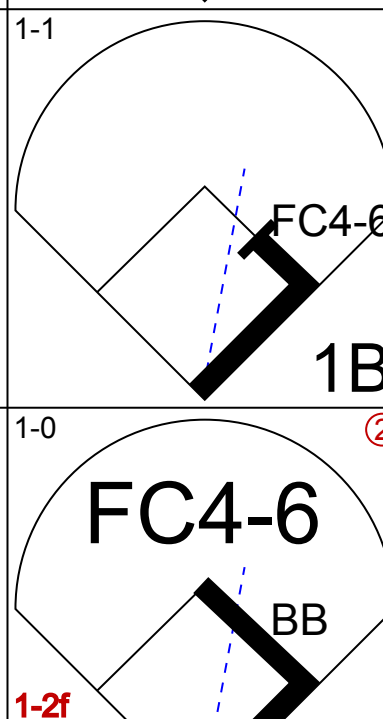
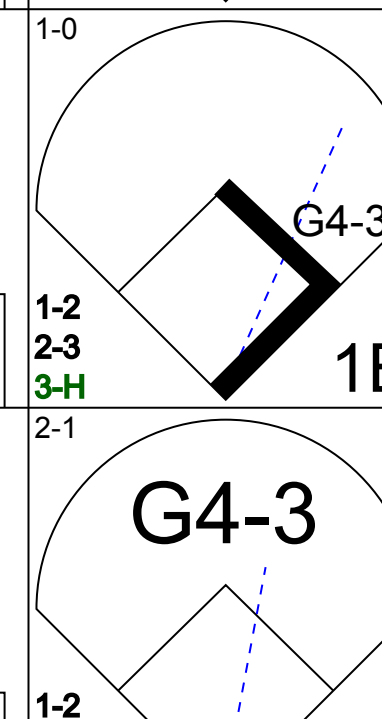
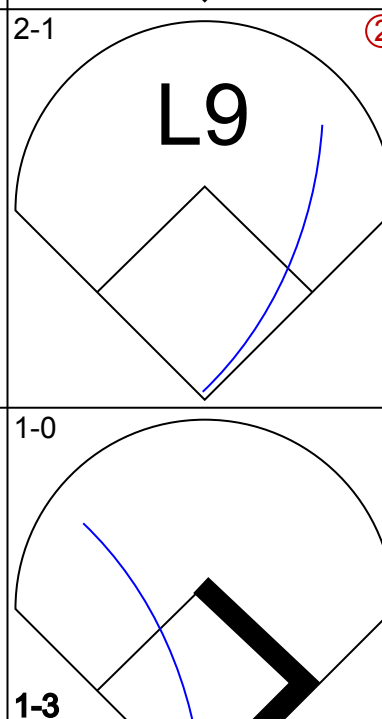


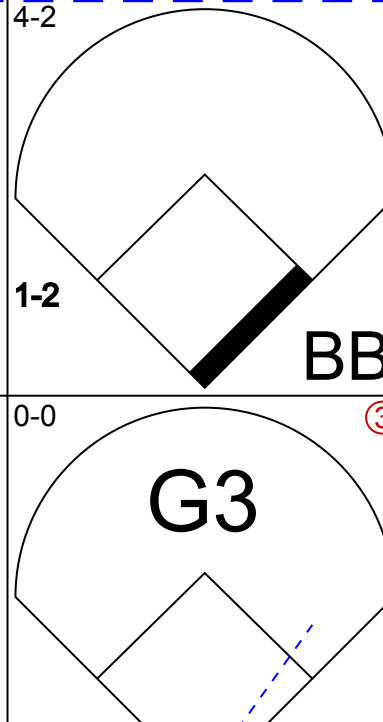
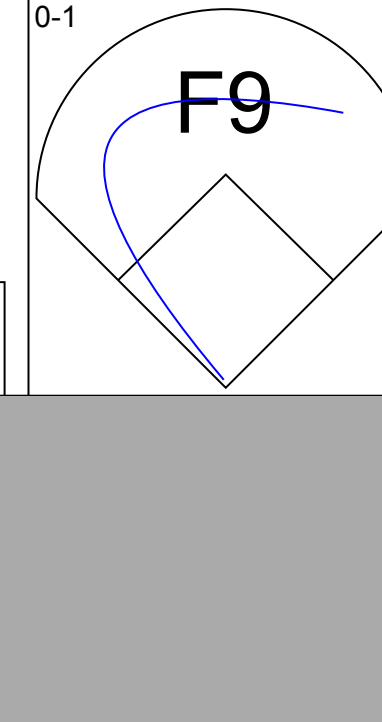

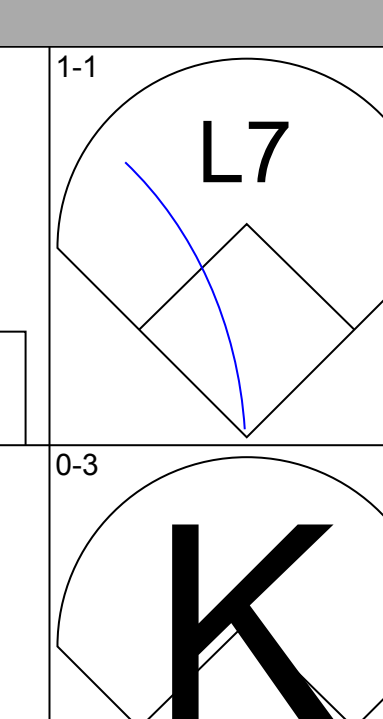
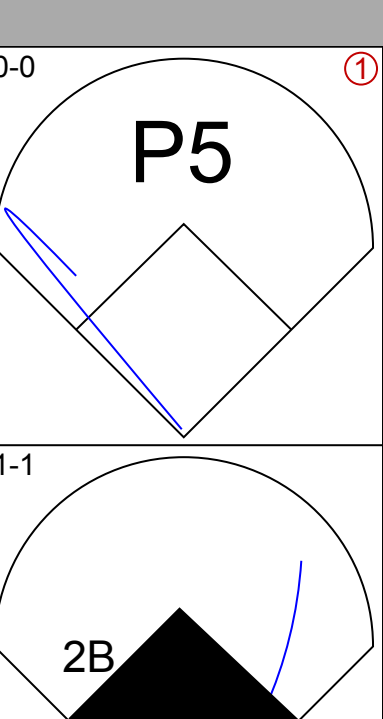
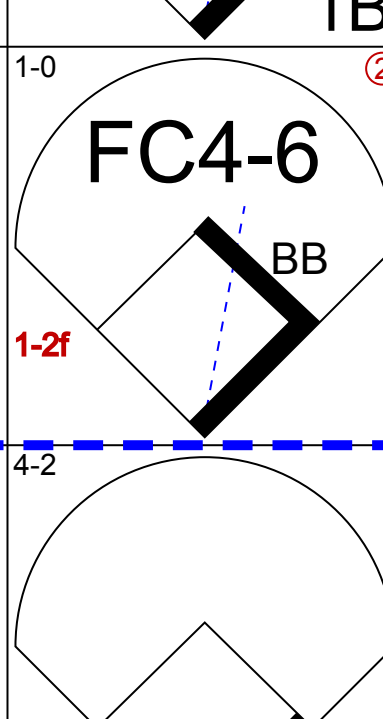
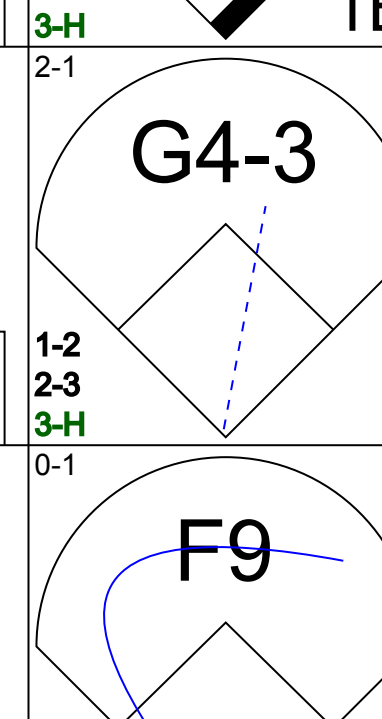
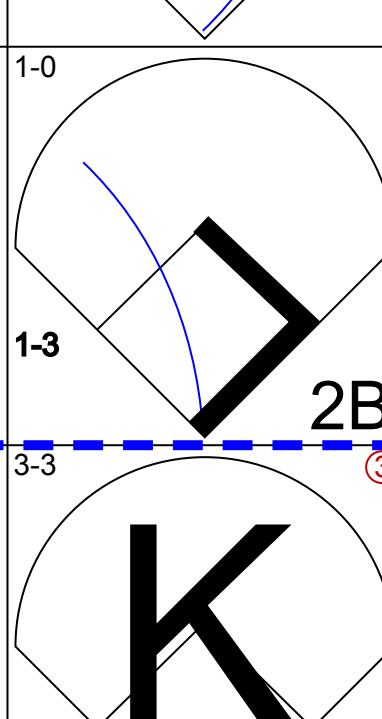
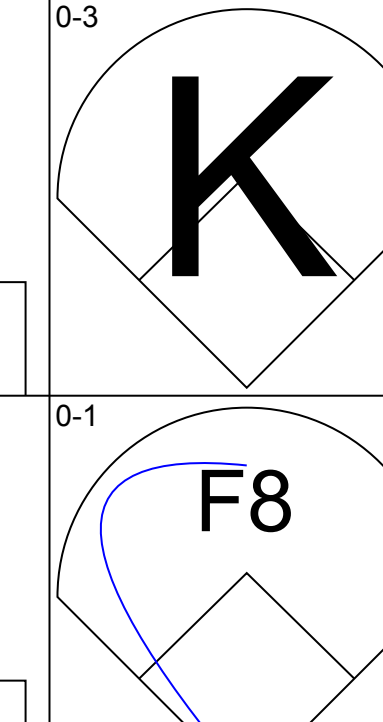
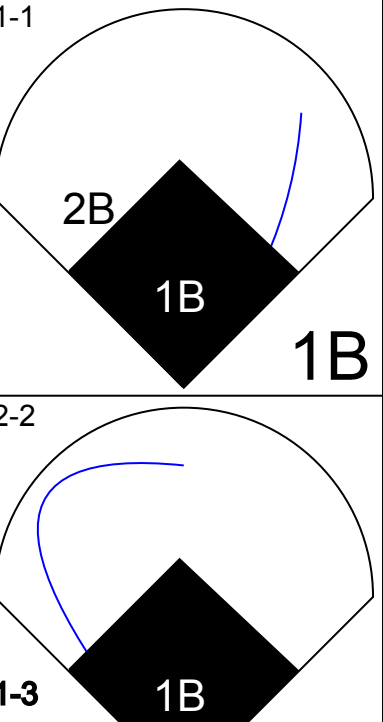
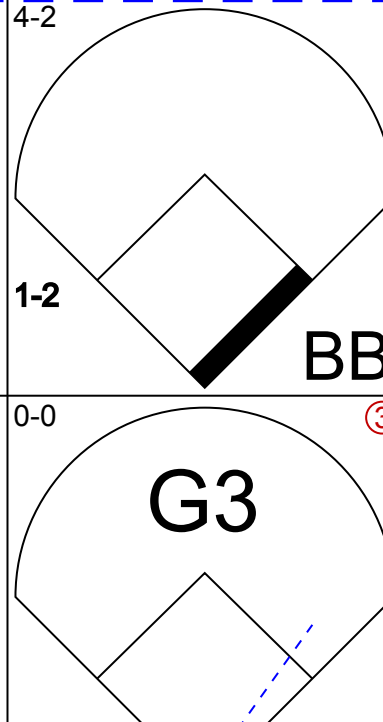
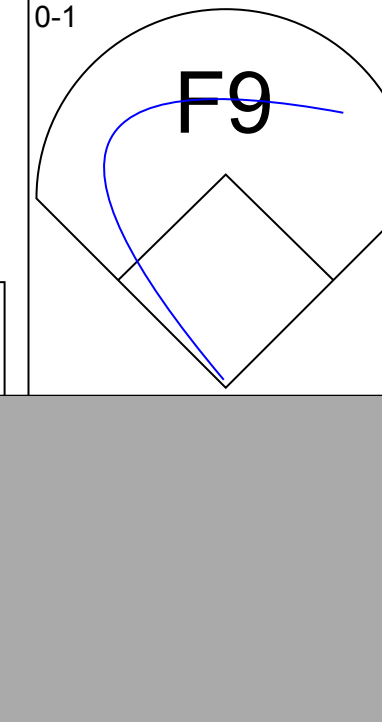

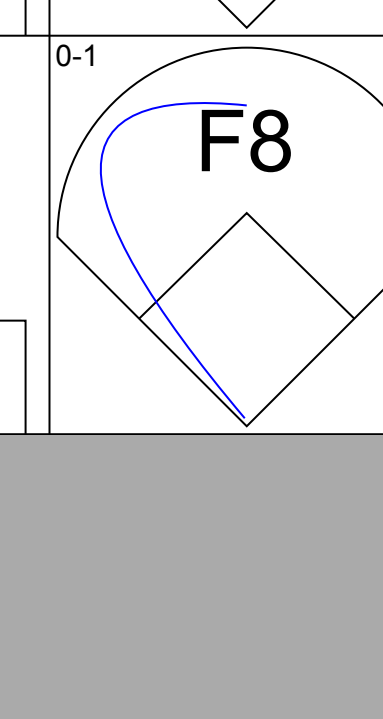
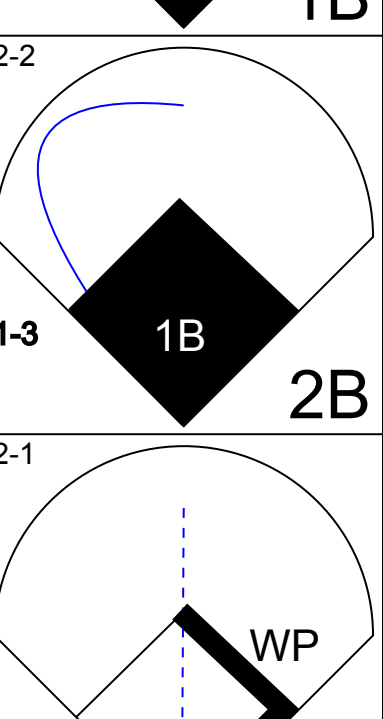
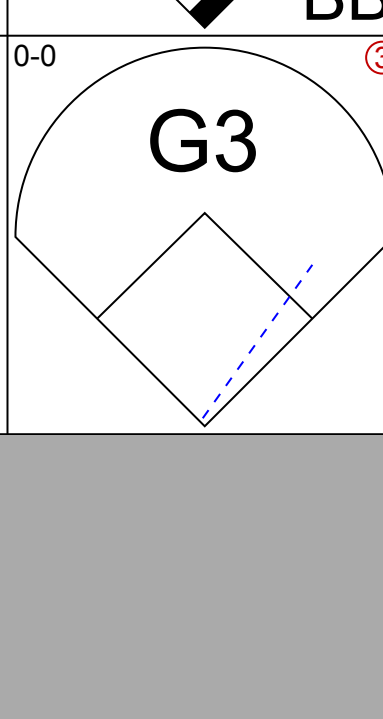
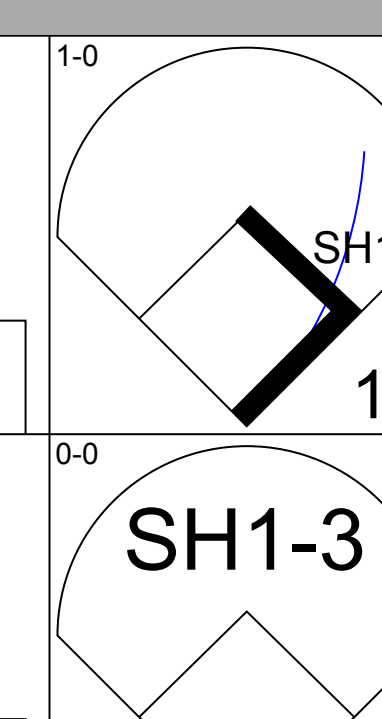
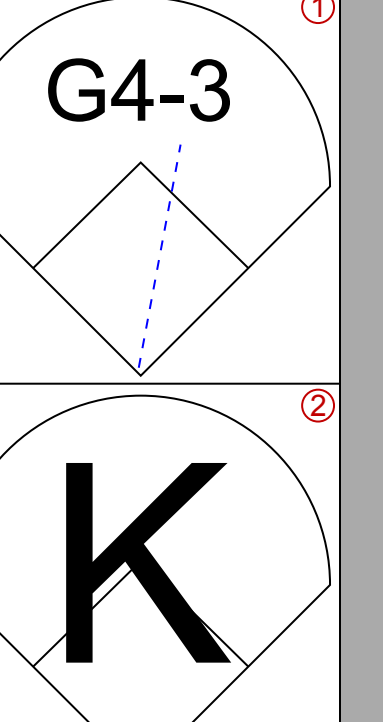
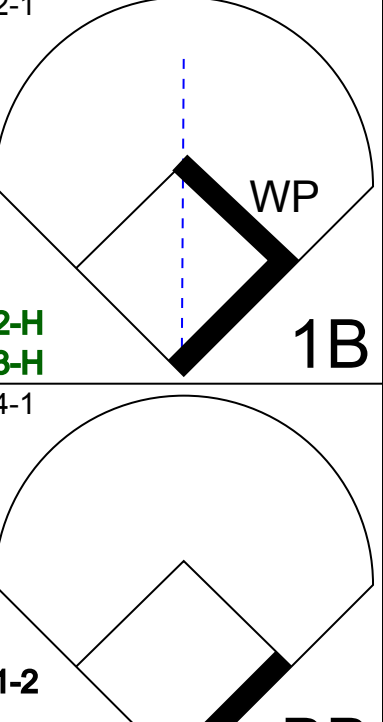
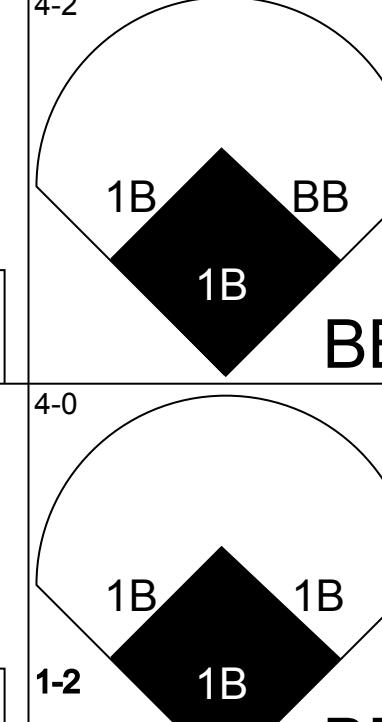
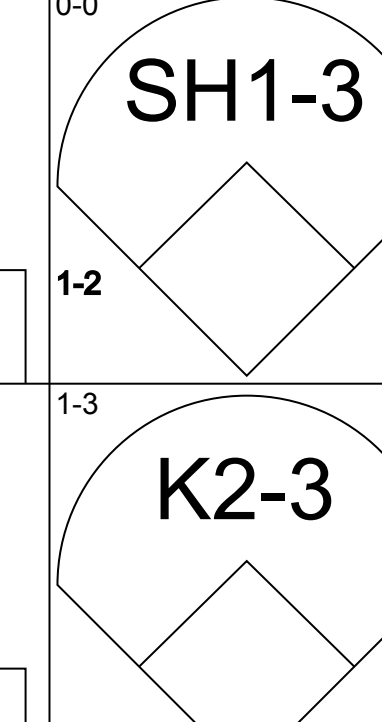
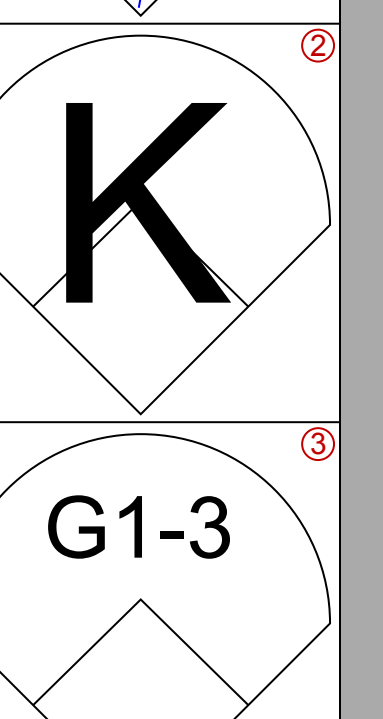
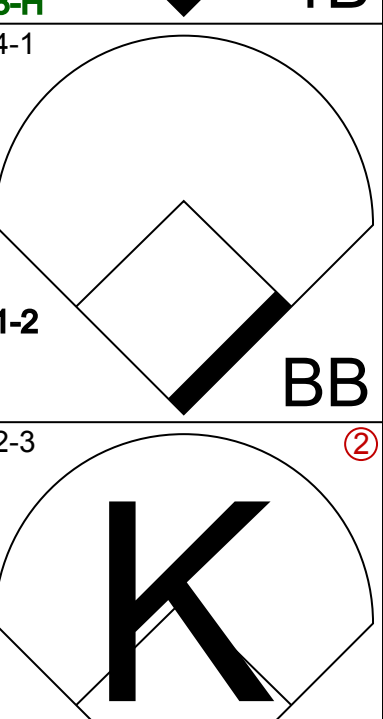
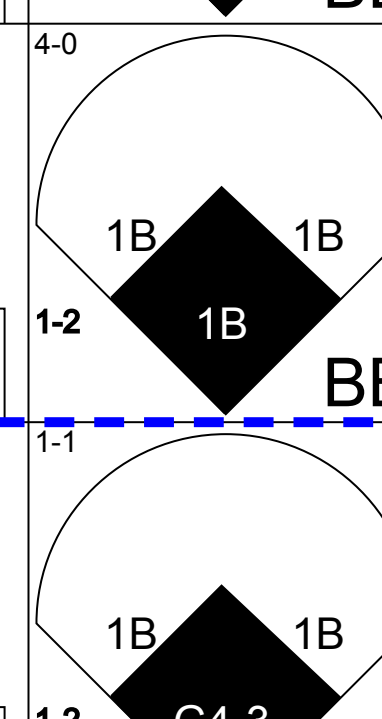
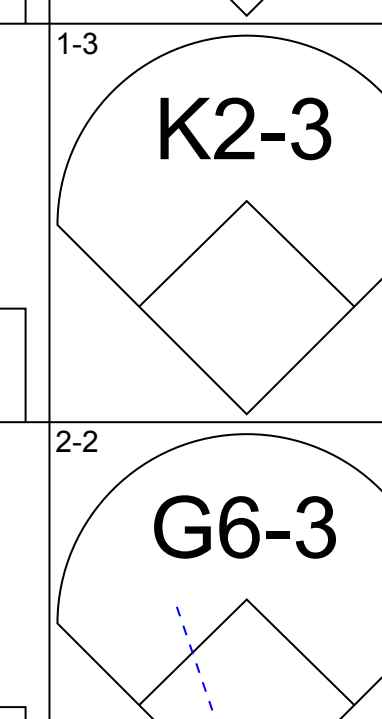
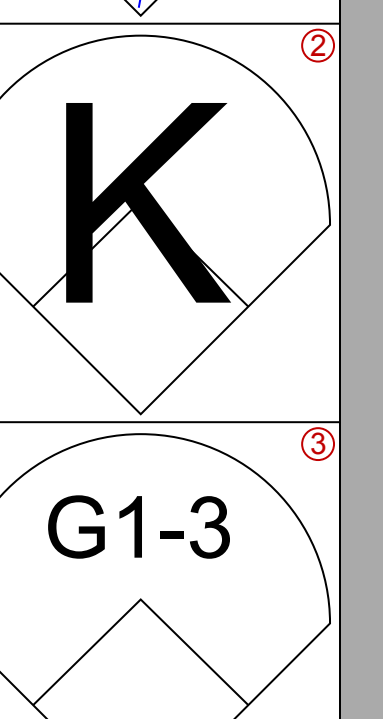
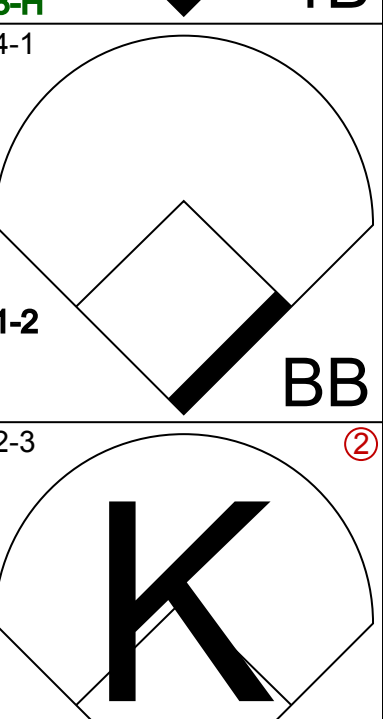
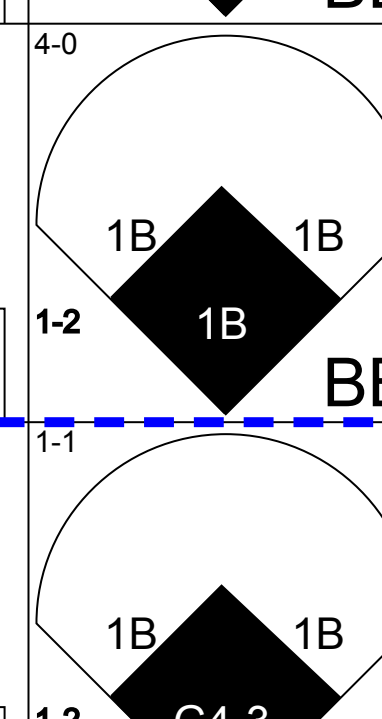
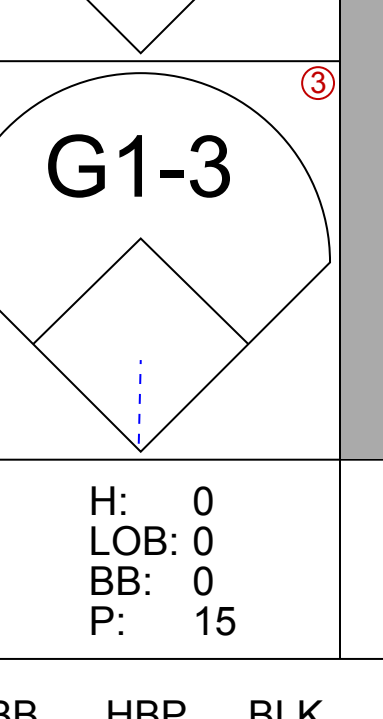
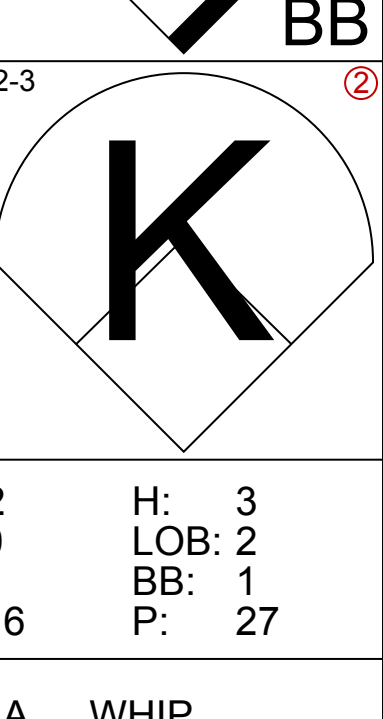
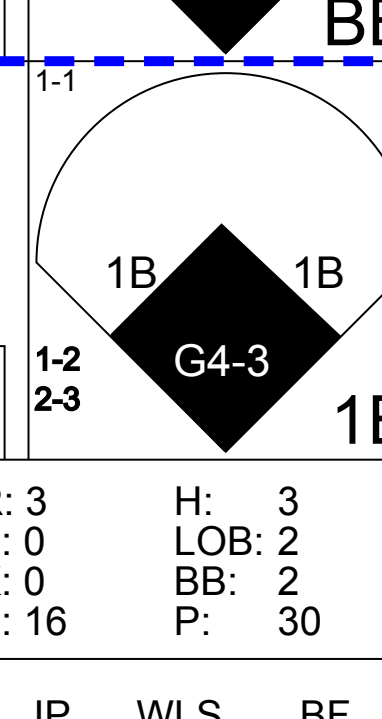
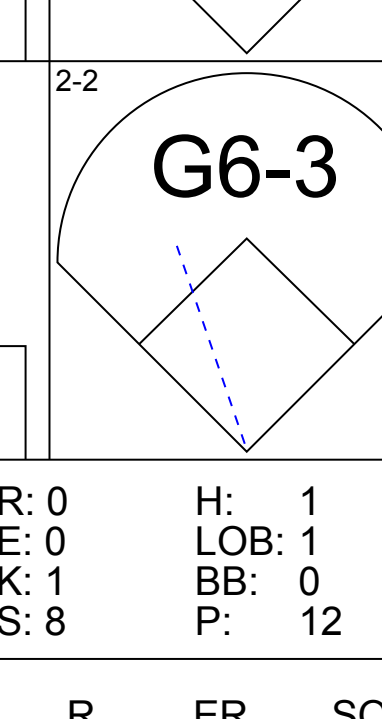


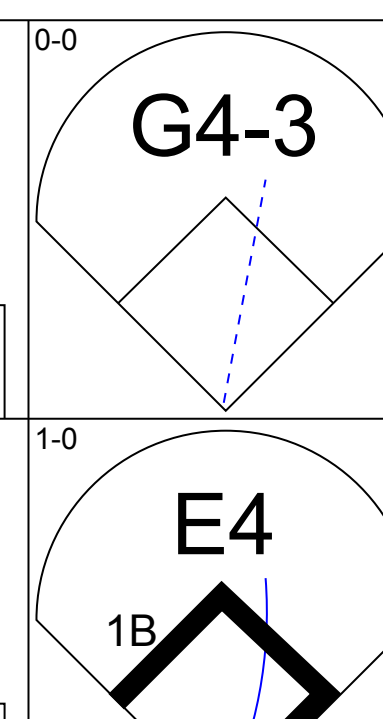
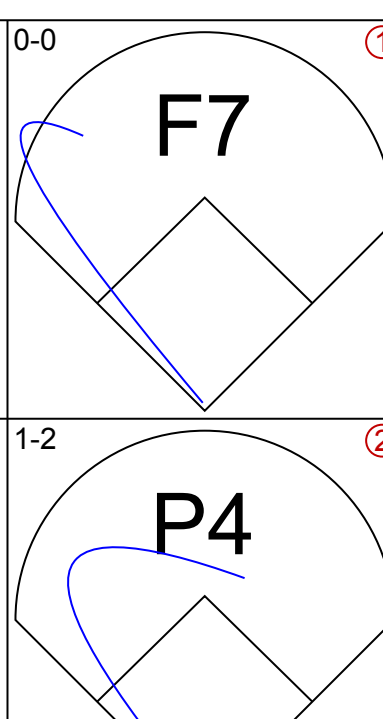
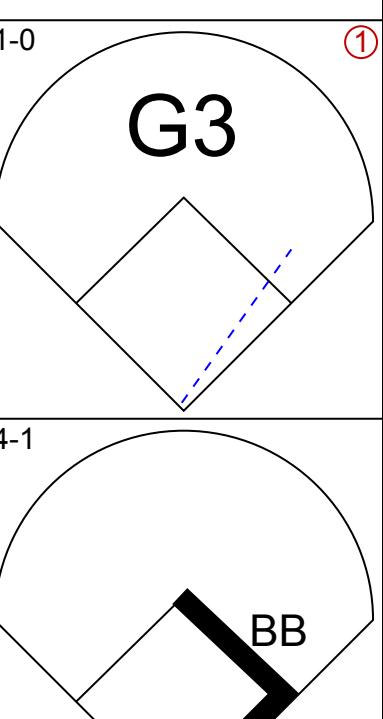
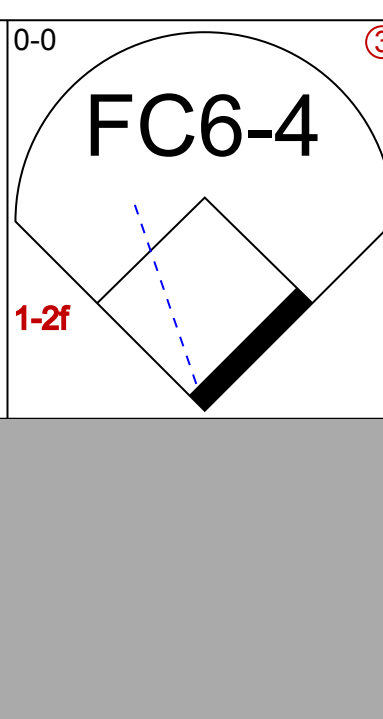
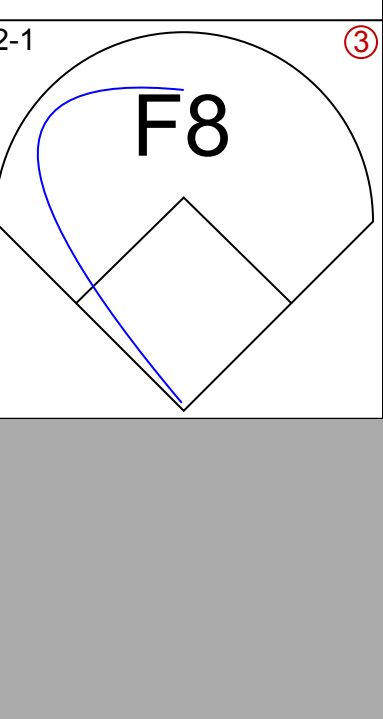
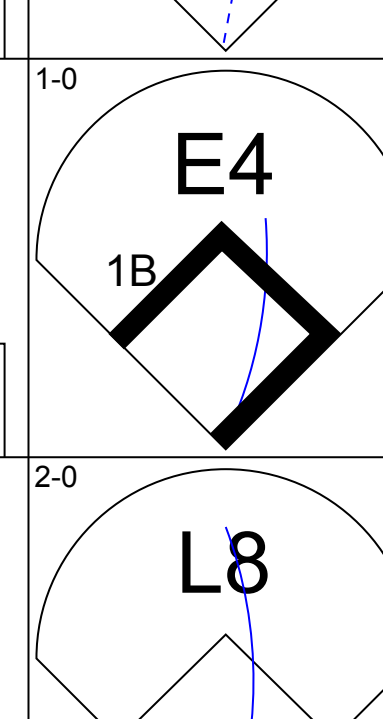
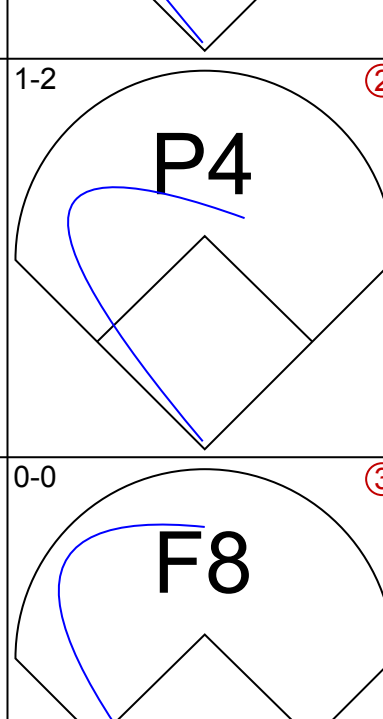
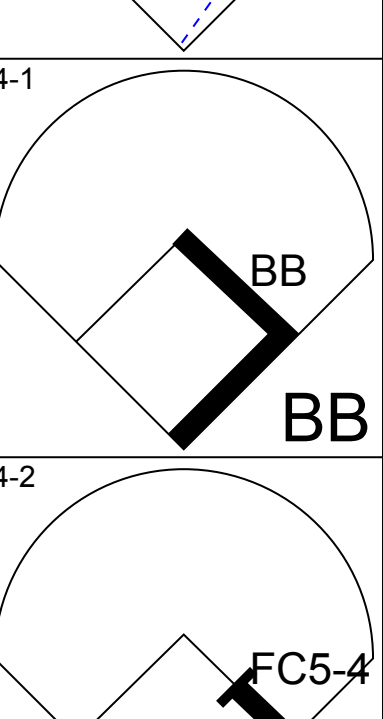
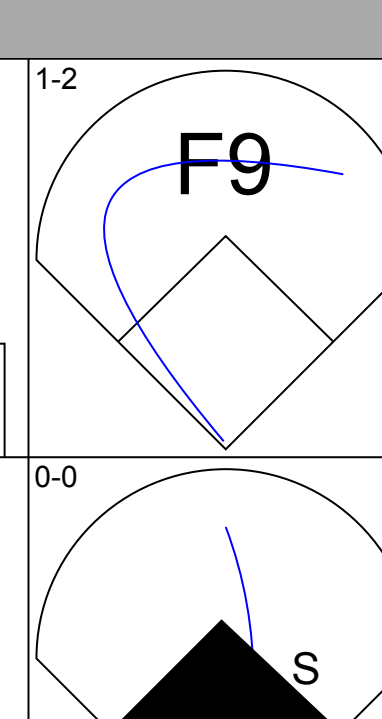
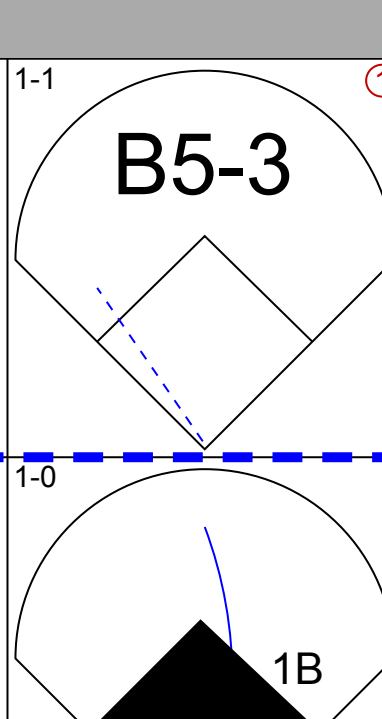
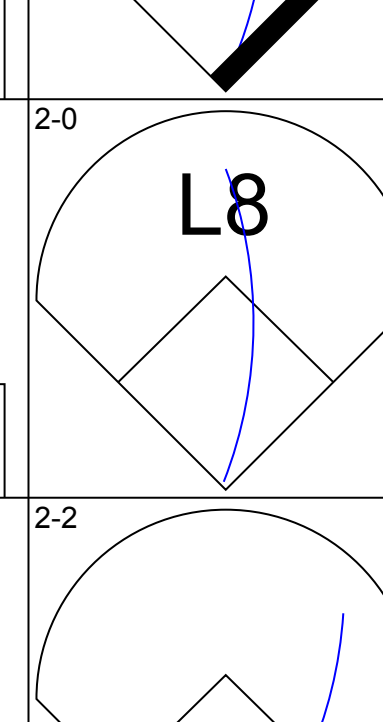
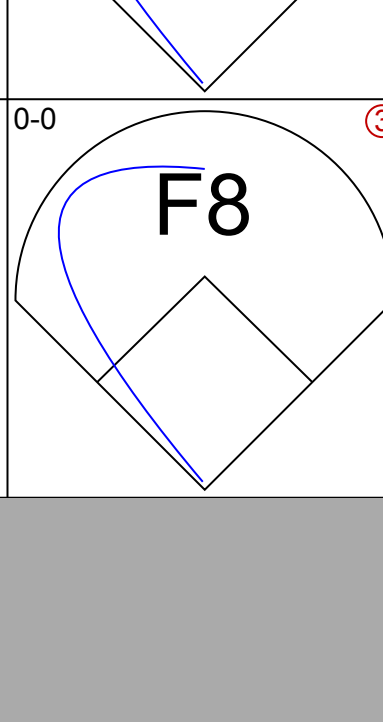
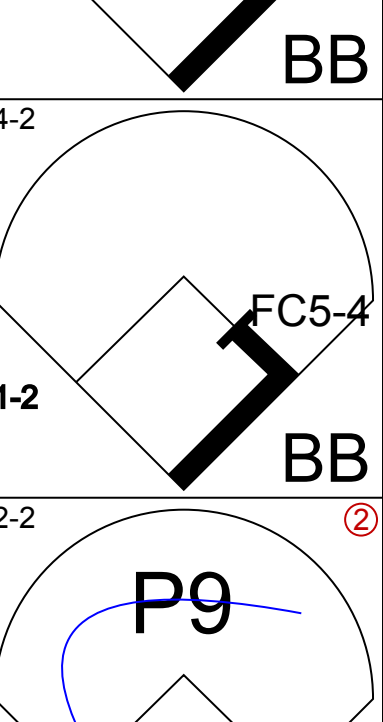
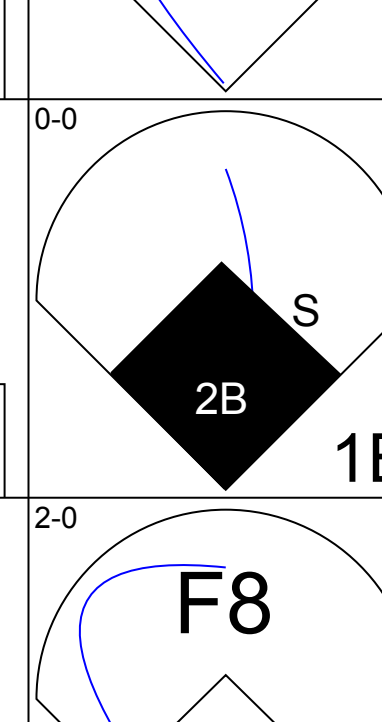
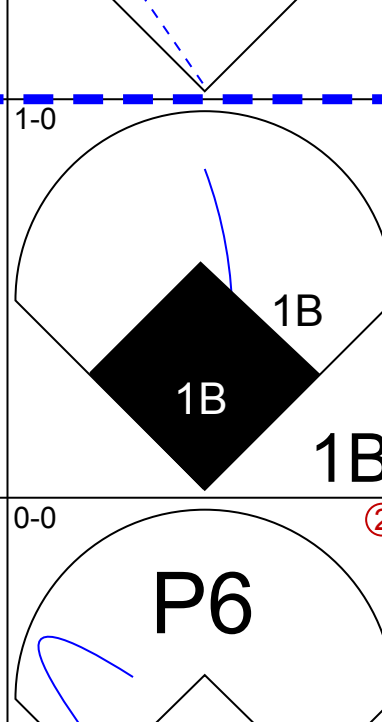
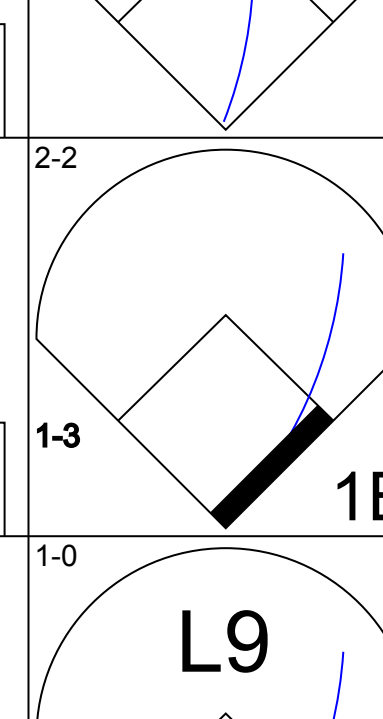
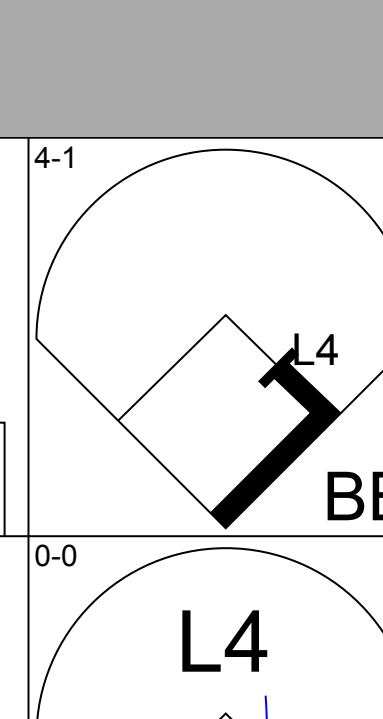
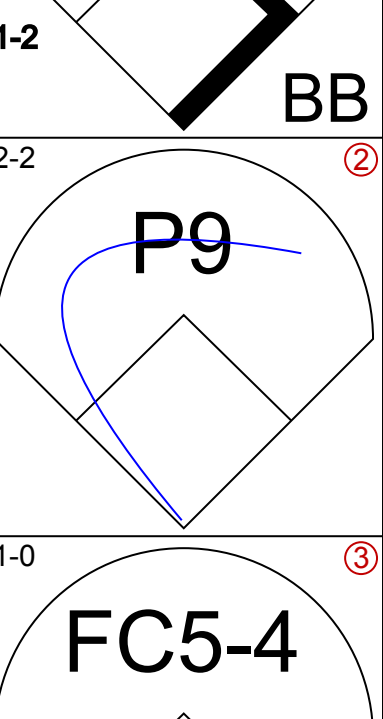
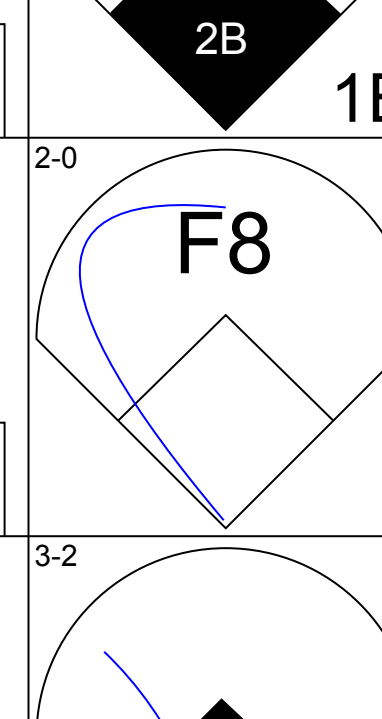
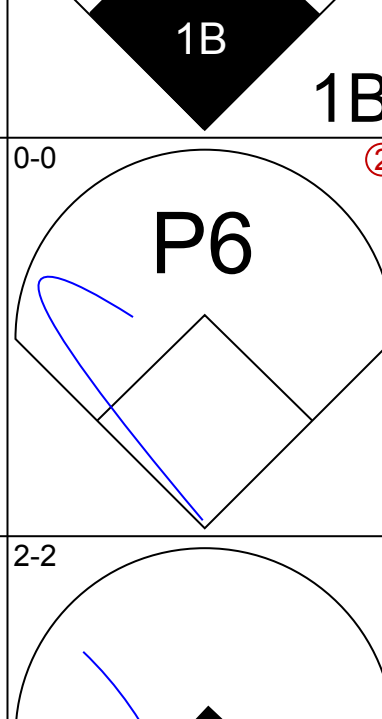
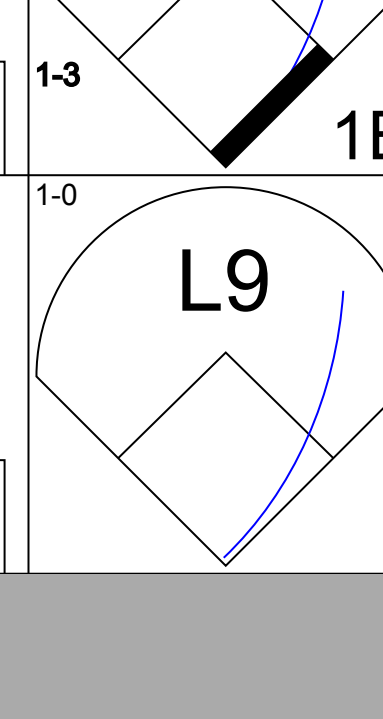
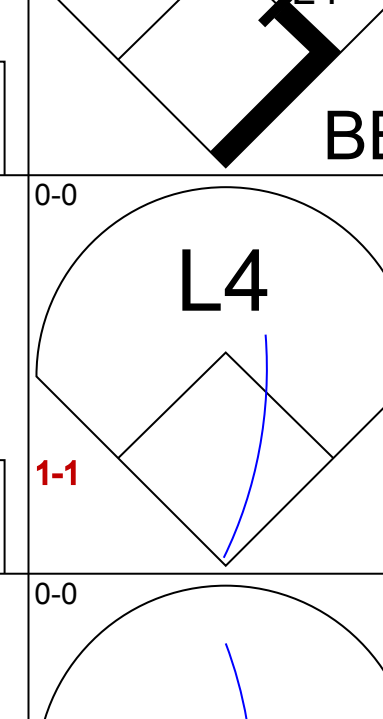
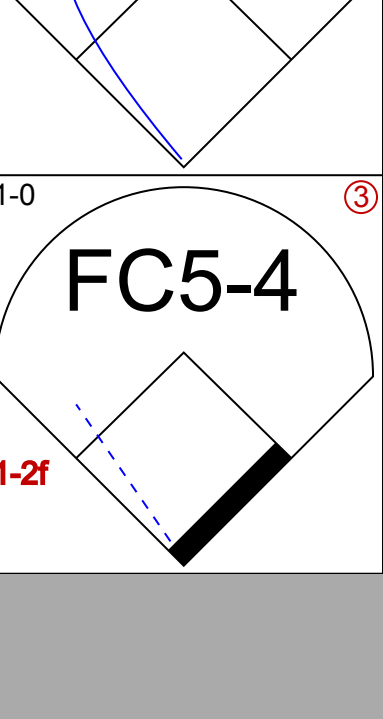
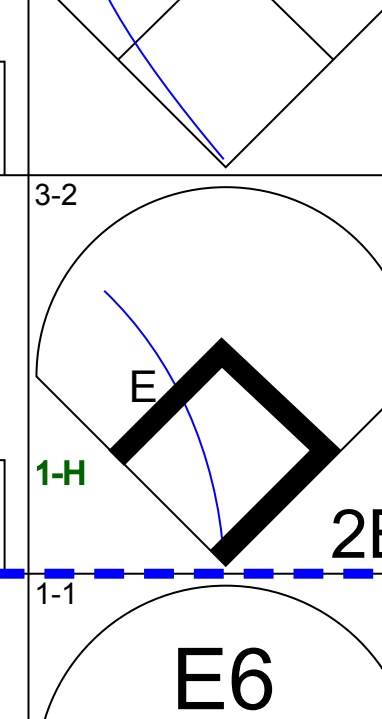
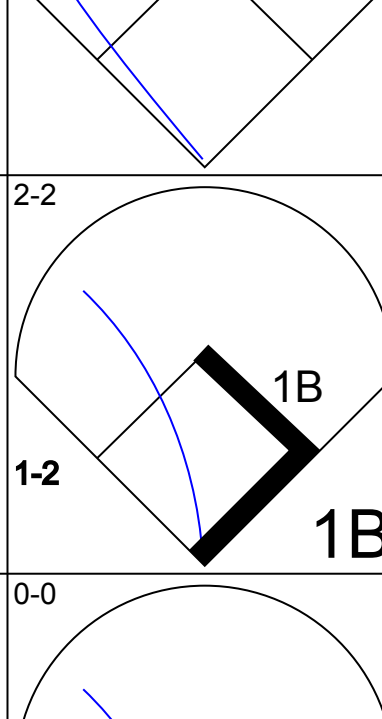
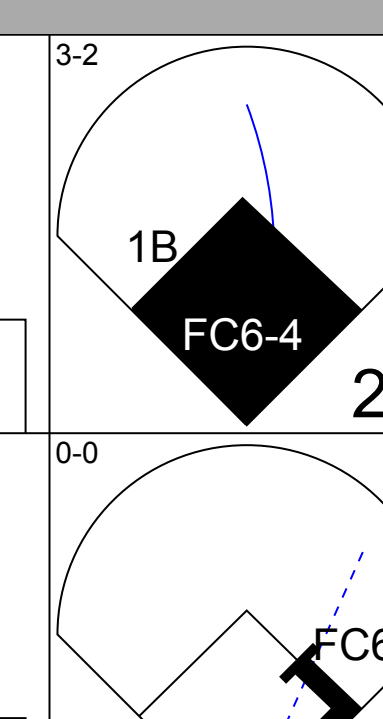
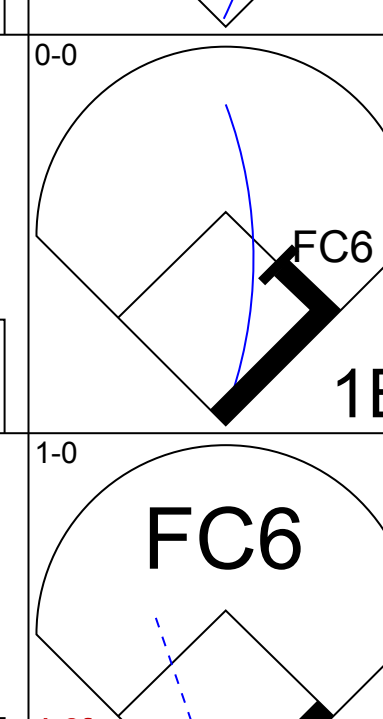
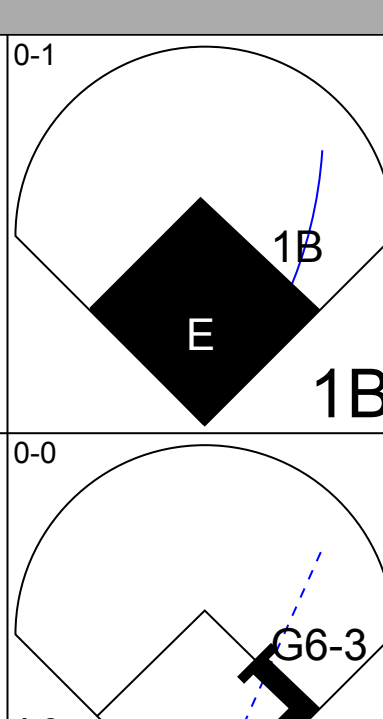
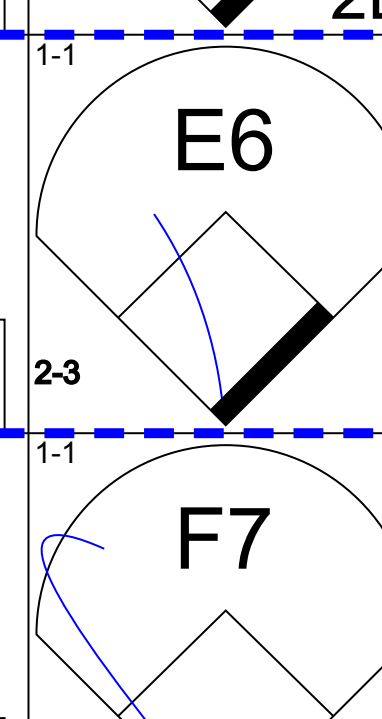
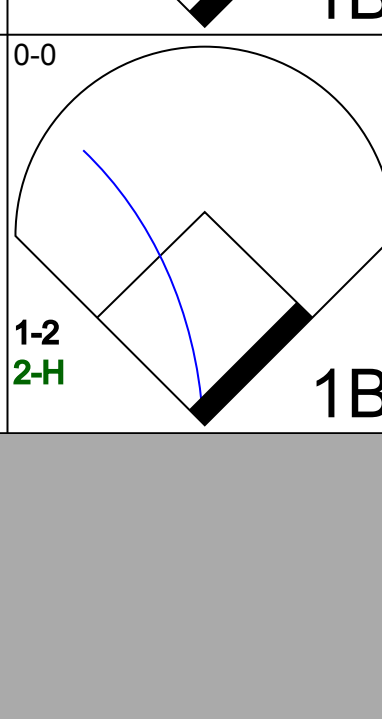
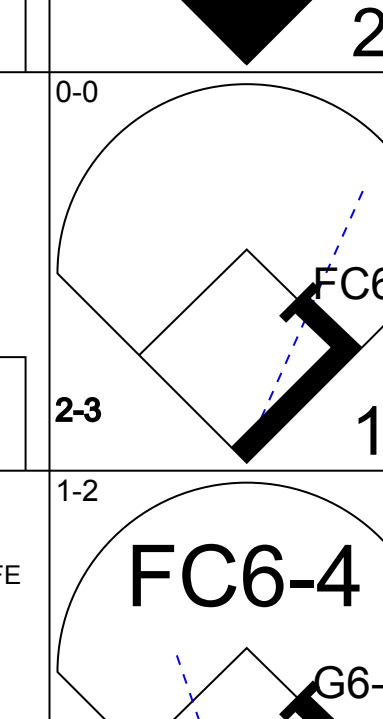
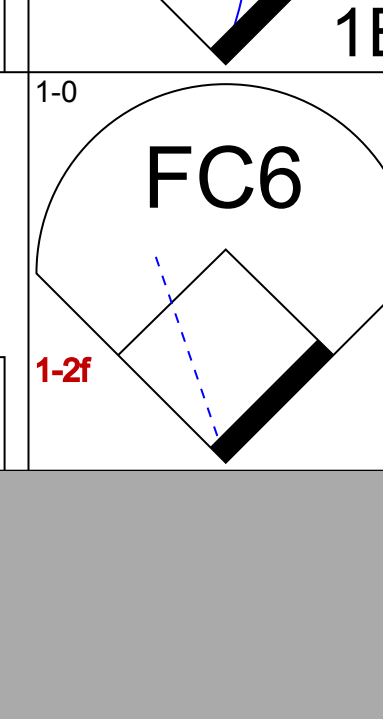
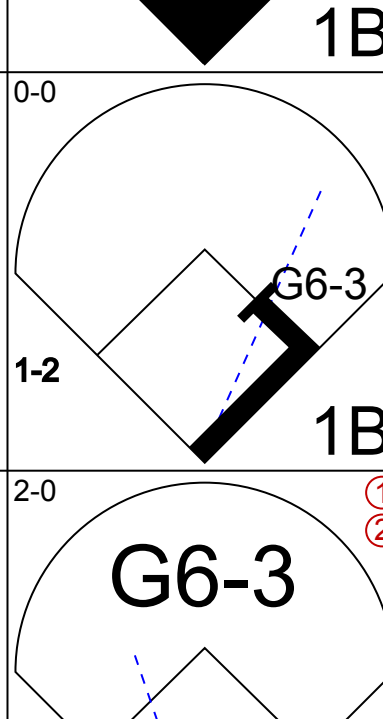
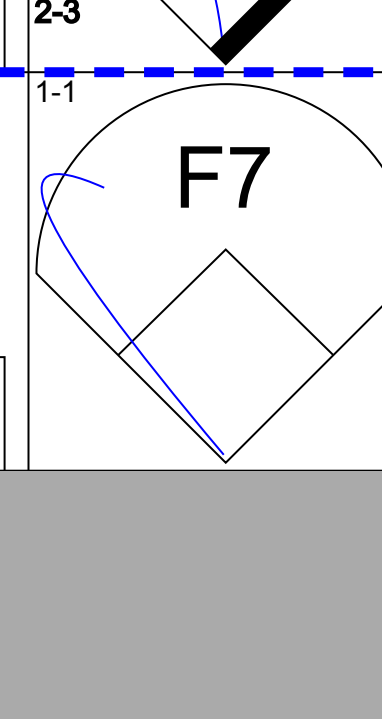
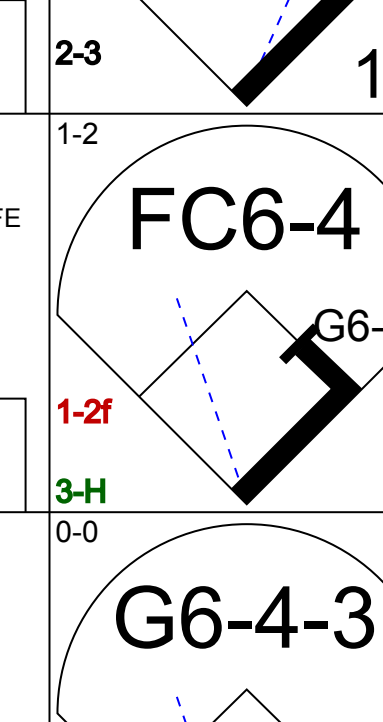
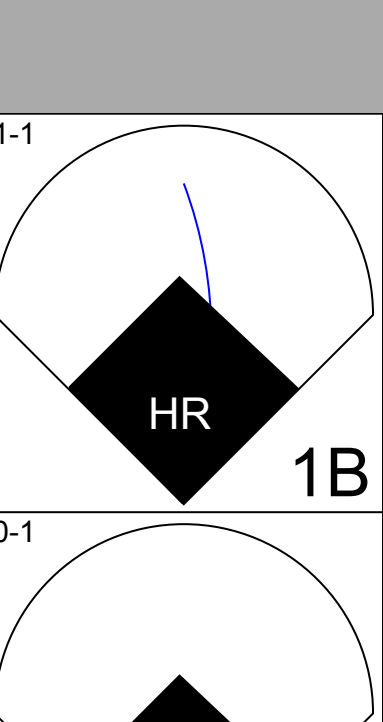
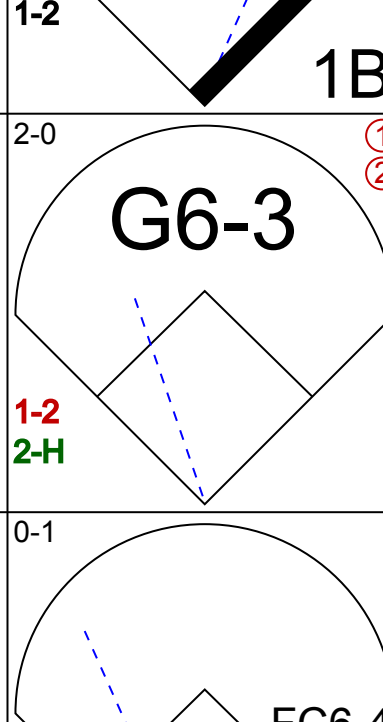
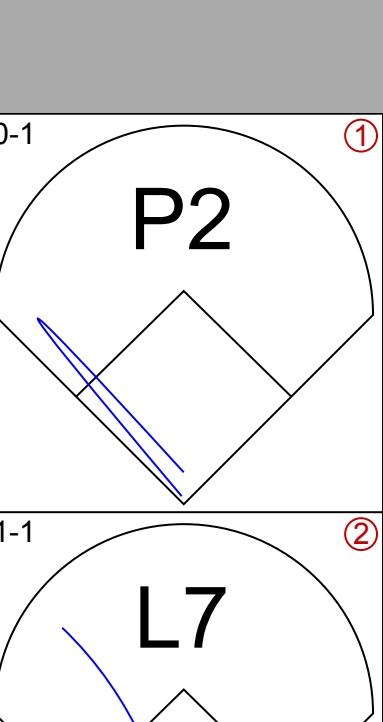
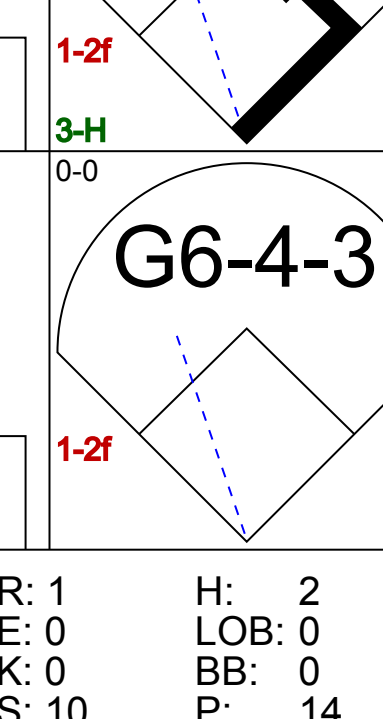
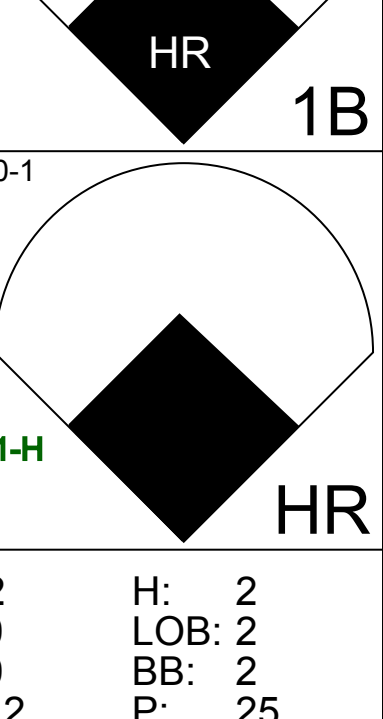
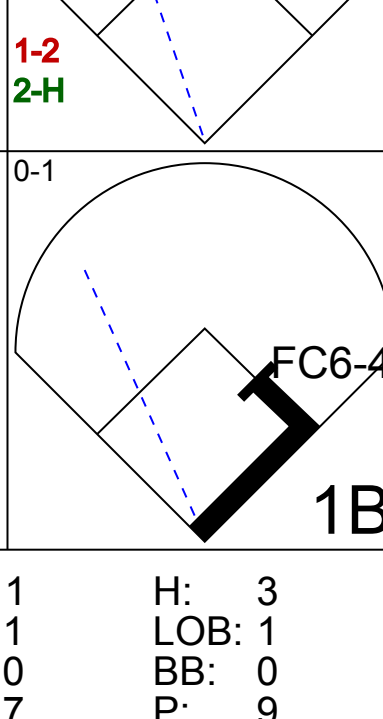
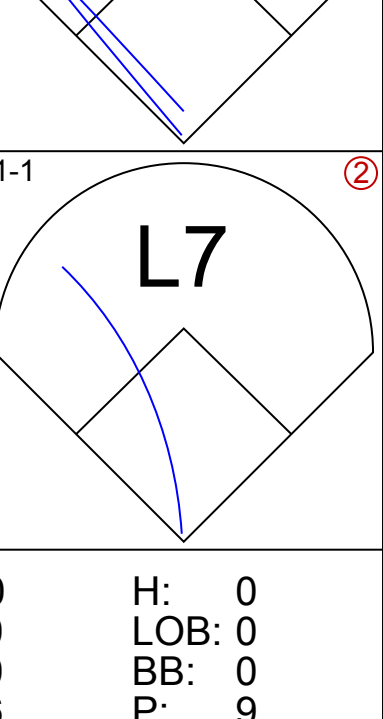
Batter	1	2	3	4	5	6	7	8	9	AB	R	H	RBI	BB	SO	LOB	TOP										
Devon White, S OBP: 0.345, SLG: 0.467 (1, 8)										5	0	1	1	1	3	5	<p>Toronto Blue Jays @ Chicago White Sox Comiskey Park, Chicago, IL Wed Jul 21 1993, 8:05 PM EDT Att: 30,900 - Unknown - 71 F</p> <p>livebaseballscores.com</p>										
Roberto Alomar, S OBP: 0.397, SLG: 0.451 (1, 4)										5	1	1	0	0	1	3											
Paul Molitor, R OBP: 0.394, SLG: 0.452 (1, 10)										4	1	2	0	1	2												
Joe Carter, R OBP: 0.316, SLG: 0.501 (1, 9)										4	0	1	1	1	4												
John Olerud, L OBP: 0.493, SLG: 0.680 (1, 3)										3	1	1	1	1	0	1											
Tony Fernandez, S OBP: 0.348, SLG: 0.375 (1, 6)										5	1	1	0	0	1	4											
Ed Sprague, R OBP: 0.318, SLG: 0.422 (1, 5)										3	0	1	0	2	0	2											
Darnell Coles, R OBP: 0.323, SLG: 0.342 Turner Ward, S OBP: 0.297, SLG: 0.347 (1, 7)										3	0	1	1	0	0	2											
Randy Knorr, R OBP: 0.203, SLG: 0.305 (1, 2)										4	0	0	0	1	3	6											
Inning Stats	R: 0 E: 0 K: 2 S: 16	H: 1 LOB: 1 BB: 0 P: 25	R: 2 E: 0 K: 2 S: 18	H: 3 LOB: 2 BB: 1 P: 26	R: 0 E: 0 K: 1 S: 7	H: 0 LOB: 2 BB: 2 P: 19	R: 0 E: 0 K: 1 S: 9	H: 0 LOB: 1 BB: 1 P: 17	R: 0 E: 0 K: 1 S: 10	H: 0 LOB: 1 BB: 1 P: 20	R: 0 E: 0 K: 0 S: 6	H: 1 LOB: 1 BB: 0 P: 7	R: 2 E: 1 K: 0 S: 10	H: 2 LOB: 2 BB: 1 P: 18	R: 0 E: 0 K: 1 S: 11	H: 1 LOB: 2 BB: 1 P: 24		R: 0 E: 1 K: 2 S: 14	H: 1 LOB: 3 BB: 1 P: 24	1B: 7 2B: 2 3B: 0 HR: 0	SF: 2 SAC: 0 DP: 0 HBP: 0	WP: 0 PB: 0 SB: 0 CS: 0	PA: 46				
PITCHER	IP WLS BF H R ER SO BB IBB HBP BLK WP HR S P ERA WHIP	6.2 L 34 7 4 3 7 6 0 0 0 0 0 74 129 4.05 1.950	1.1 6 1 0 0 1 1 0 0 0 0 0 13 27 0.00 1.500	1.0 6 1 0 0 2 1 0 0 0 0 0 14 24 0.00 2.000	PITCHER										IP WLS BF H R ER SO BB IBB HBP BLK WP HR S P ERA WHIP												
Wilson Alvarez, L ERA: 3.28											6.2	L	34	7	4	3	7	6	0	0	0	0	0	74	129	4.05	1.950
Jeff Schwarz, R ERA: 2.95											1.1	6	1	0	0	1	1	0	0	0	0	0	0	13	27	0.00	1.500
Donn Pall, R ERA: 2.74											1.0	6	1	0	0	2	1	0	0	0	0	0	14	24	0.00	2.000	

Batter	1	2	3	4	5	6	7	8	9	AB	R	H	RBI	BB	SO	LOB	BOTTOM										
Tim Raines, S OBP: 0.409, SLG: 0.536 (1, 7)										3	1	2	0	1	0	0	<p>Toronto Blue Jays @ Chicago White Sox Comiskey Park, Chicago, IL Wed Jul 21 1993, 8:05 PM EDT Att: 30,900 - Unknown - 71 F</p> <p>livebaseballscores.com</p>										
Joey Cora, S OBP: 0.371, SLG: 0.360 (1, 4)										4	0	1	0	0	1	2											
Frank Thomas, R OBP: 0.415, SLG: 0.568 (1, 3)										2	0	0	0	2	0	2											
Robin Ventura, L OBP: 0.372, SLG: 0.426 (1, 5)										4	0	0	0	0	0	4											
Ellis Burks, R OBP: 0.359, SLG: 0.486 (1, 9)										3	0	1	0	1	1	0											
George Bell, R OBP: 0.252, SLG: 0.350 (1, 10)										4	0	0	0	0	1	2											
Lance Johnson, L OBP: 0.356, SLG: 0.490 (1, 8)										3	0	1	0	1	0	2											
Ron Karkovics, R OBP: 0.300, SLG: 0.463 (1, 2)										4	0	0	0	0	1	3											
Ozzie Guillen, L OBP: 0.287, SLG: 0.360 (1, 6)										3	0	0	0	0	1	1											
Inning Stats	R: 0 E: 0 K: 0 S: 11	H: 0 LOB: 1 BB: 1 P: 22	R: 0 E: 1 K: 0 S: 8	H: 1 LOB: 1 BB: 0 P: 13	R: 0 E: 0 K: 1 S: 10	H: 1 LOB: 2 BB: 1 P: 22	R: 0 E: 0 K: 0 S: 5	H: 0 LOB: 0 BB: 1 P: 10	R: 0 E: 0 K: 0 S: 4	H: 0 LOB: 0 BB: 0 P: 7	R: 0 E: 0 K: 1 S: 9	H: 1 LOB: 1 BB: 0 P: 12	R: 1 E: 0 K: 0 S: 8	H: 2 LOB: 0 BB: 0 P: 17	R: 0 E: 0 K: 2 S: 10	H: 0 LOB: 1 BB: 1 P: 16		1B: 5 2B: 0 3B: 0 HR: 0	SF: 0 SAC: 0 DP: 1 HBP: 0	WP: 1 PB: 0 SB: 1 CS: 1	PA: 35						
PITCHER	IP WLS BF H R ER SO BB IBB HBP BLK WP HR S P ERA WHIP	2.0 W 19 2 0 0 3 3 0 0 0 1 0 35 64 0.00 1.000	5.0 W 19 2 0 0 3 3 0 0 0 1 0 35 64 0.00 1.000	0.0 2 2 1 1 0 0 0 0 0 0 0 6 11 ∞ ∞	1.0 2 0 0 0 0 0 0 0 0 0 0 2 6 0.00 0.000	1.0 S 4 0 0 0 2 1 0 0 0 0 10 16 0.00 1.000	PITCHER										IP WLS BF H R ER SO BB IBB HBP BLK WP HR S P ERA WHIP										
Jack Morris, R ERA: 7.19											2.0	W	19	2	0	0	3	3	0	0	0	1	0	35	64	0.00	1.000
Al Leiter, L ERA: 4.46											5.0	W	19	2	0	0	3	3	0	0	0	1	0	35	64	0.00	1.000
Tony Castillo, L ERA: 2.76											0.0	2	2	1	1	0	0	0	0	0	0	0	6	11	∞	∞	
Mark Eichhorn, R ERA: 2.78											1.0	2	0	0	0	0	0	0	0	0	0	2	6	0.00	0.000		
Duane Ward, R ERA: 2.06											1.0	S	4	0	0	0	2	1	0	0	0	10	16	0.00	1.000		

Batter	1	2	3	4	5	6	7	8	9	AB	R	H	RBI	BB	SO	LOB	TOP					
Pat Listach, S OBP: 0.294, SLG: 0.280										3	0	0	0	1	0	2	Milwaukee Brewers @ Chicago White Sox Comiskey Park, Chicago, IL Fri Jul 23 1993, 8:05 PM EDT Att: 33,875 - Unknown - 76 F livebaseballscorecards.com					
Robin Yount, R OBP: 0.332, SLG: 0.394										4	0	0	0	0	2	2						
Darryl Hamilton, L OBP: 0.381, SLG: 0.390										3	1	2	0	1	0	0						
Greg Vaughn, R OBP: 0.373, SLG: 0.529										4	1	1	2	0	0	3						
Kevin Reimer, L OBP: 0.299, SLG: 0.430										4	0	0	0	0	1	3						
B.J. Surhoff, L OBP: 0.296, SLG: 0.314										4	1	2	0	0	0	0						
Dave Nilsson, L OBP: 0.277, SLG: 0.297										3	0	0	0	1	0	1						
John Jaha, R OBP: 0.309, SLG: 0.332										2	0	2	1	0	0	0						
Tom Lampkin, L OBP: 0.297, SLG: 0.346										0	0	0	0	0	0	0						
Tom Brunansky, R OBP: 0.260, SLG: 0.290										0	0	0	0	0	0	0						
Bill Spiers, L OBP: 0.296, SLG: 0.297										3	0	0	0	0	0	2						
Inning Stats	R: 0 H: 0 E: 0 K: 1 S: 14	H: 0 R: 0 ER: 0 LOB: 2 BB: 2 P: 30	R: 1 H: 1 E: 0 K: 0 S: 10	H: 1 R: 0 ER: 0 LOB: 0 BB: 1 P: 19	R: 0 H: 0 E: 0 K: 1 S: 7	H: 0 R: 0 ER: 0 LOB: 0 BB: 0 P: 11	R: 0 H: 0 E: 0 K: 0 S: 9	H: 0 R: 0 ER: 0 LOB: 0 BB: 0 P: 14	R: 0 H: 1 E: 0 K: 0 S: 4	H: 1 R: 0 ER: 0 LOB: 1 BB: 0 P: 7	R: 0 H: 1 E: 0 K: 0 S: 6	H: 1 R: 0 ER: 0 LOB: 0 BB: 0 P: 9	R: 0 H: 1 E: 0 K: 0 S: 5	H: 1 R: 0 ER: 0 LOB: 0 BB: 0 P: 11	R: 0 H: 0 E: 0 K: 0 S: 8	H: 0 R: 2 ER: 0 LOB: 0 BB: 0 P: 14	R: 2 H: 3 E: 0 K: 1 S: 12	H: 3 R: 0 ER: 0 LOB: 0 BB: 0 P: 17	1B: 6 2B: 0 3B: 0 HR: 1	SF: 1 SAC: 0 DP: 1 HBP: 0	WP: 1 PB: 0 CS: 2	PA: 36
PITCHER	IP WLS BF H R ER SO BB IBB HBP BLK WP HR S P ERA WHIP																					
Jason Bere, R ERA: 4.84	(1, 1) 7.0 26 4 1 1 2 3 0 0 0 0 1 0 55 101 1.29 1.000																					
Donn Pall, R ERA: 2.68	(8, 1) 1.0 3 0 0 0 0 0 0 0 0 0 0 0 8 14 0.00 0.000																					
Scott Radinsky, L ERA: 4.32	(9, 1) 0.0 1 1 1 1 0 0 0 0 0 0 0 0 1 1 ∞ ∞																					
Roberto Hernandez, R ERA: 2.35	(9, 1) 1.0 L 4 2 1 1 1 0 0 0 0 0 0 1 11 16 9.00 2.000																					

Batter	1	2	3	4	5	6	7	8	9	AB	R	H	RBI	BB	SO	LOB	BOTTOM					
Tim Raines, S OBP: 0.415, SLG: 0.550										4	1	2	1	0	0	0	Milwaukee Brewers @ Chicago White Sox Comiskey Park, Chicago, IL Fri Jul 23 1993, 8:05 PM EDT Att: 33,875 - Unknown - 76 F livebaseballscorecards.com					
Joey Cora, S OBP: 0.368, SLG: 0.360										4	0	0	0	0	0	1						
Frank Thomas, R OBP: 0.415, SLG: 0.573										3	1	2	1	1	0	0						
Ellis Burks, R OBP: 0.362, SLG: 0.488										4	0	0	0	0	1	3						
Robin Ventura, L OBP: 0.369, SLG: 0.420										3	0	0	0	1	1	2						
Bo Jackson, R OBP: 0.303, SLG: 0.409										3	0	0	0	1	0	1						
Steve Sax, R OBP: 0.246, SLG: 0.295										2	0	0	0	0	0	0						
Lance Johnson, L OBP: 0.356, SLG: 0.397										1	0	0	0	1	0	1						
Ron Karkovics, R OBP: 0.300, SLG: 0.459										2	0	0	0	1	1	1						
Dan Pasqua, L OBP: 0.301, SLG: 0.294										1	0	0	0	0	0	2						
Craig Grebeck, R OBP: 0.325, SLG: 0.253										3	0	0	0	0	0	2						
Inning Stats	R: 2 H: 2 E: 0 K: 1 S: 10	H: 2 R: 0 ER: 0 LOB: 0 BB: 0 P: 19	R: 0 H: 0 E: 0 K: 0 S: 7	H: 0 R: 0 ER: 0 LOB: 1 BB: 1 P: 14	R: 0 H: 1 E: 0 K: 0 S: 10	H: 0 R: 0 ER: 0 LOB: 2 BB: 1 P: 22	R: 0 H: 0 E: 0 K: 0 S: 4	H: 0 R: 0 ER: 0 LOB: 0 BB: 0 P: 6	R: 0 H: 0 E: 0 K: 0 S: 13	H: 0 R: 0 ER: 0 LOB: 0 BB: 0 P: 18	R: 0 H: 0 E: 0 K: 0 S: 6	H: 0 R: 0 ER: 0 LOB: 0 BB: 0 P: 9	R: 0 H: 0 E: 0 K: 1 S: 6	H: 0 R: 0 ER: 0 LOB: 1 BB: 1 P: 14	R: 0 H: 1 E: 0 K: 1 S: 9	H: 1 R: 0 ER: 0 LOB: 0 BB: 0 P: 14	R: 0 H: 0 E: 0 K: 0 S: 6	H: 0 R: 2 ER: 0 LOB: 1 BB: 2 P: 16	1B: 2 2B: 0 3B: 0 HR: 2	SF: 0 SAC: 0 DP: 1 HBP: 0	WP: 0 PB: 0 CS: 0	PA: 35
PITCHER	IP WLS BF H R ER SO BB IBB HBP BLK WP HR S P ERA WHIP																					
Angel Miranda, L ERA: 2.88	(1, 1) 7.0 27 3 2 2 2 2 1 0 0 0 0 0 0 11 20 0.00 2.000																					
Jesse Orosco, L ERA: 4.79	(8, 1) 1.0 W 5 1 0 0 1 1 0 0 0 0 0 0 11 20 0.00 2.000																					
Doug Henry, R ERA: 4.82	(9, 1) 1.0 S 3 0 0 0 0 0 1 0 0 0 0 0 0 4 10 0.00 1.000																					

Batter	1	2	3	4	5	6	7	8	9	AB	R	H	RBI	BB	SO	LOB	TOP																					
Pat Listach, S OBP: 0.291, SLG: 0.278 (1, 6)										5	0	1	1	0	1	2	Milwaukee Brewers @ Chicago White Sox Comiskey Park, Chicago, IL Sat Jul 24 1993, 8:05 PM EDT Att: 42,175 - Unknown livebaseballscorecards.com																					
Robin Yount, R OBP: 0.330, SLG: 0.390 (1, 8)										5	0	1	0	0	0	3																						
Darryl Hamilton, L OBP: 0.382, SLG: 0.390 (1, 9)										5	0	2	1	0	0	1																						
Greg Vaughn, R OBP: 0.371, SLG: 0.527 (1, 7)										5	0	1	1	0	0	3																						
Kevin Reimer, L OBP: 0.301, SLG: 0.428 (1, 10)										4	1	1	0	1	2	4																						
B.J. Surhoff, L OBP: 0.299, SLG: 0.319 (1, 5)										4	1	2	0	0	0	2																						
Dave Nilsson, L OBP: 0.286, SLG: 0.300 (8, 3)										2	1	1	2	1	0	0																						
John Jaha, R OBP: 0.313, SLG: 0.331 (8, PH)										1	1	0	0	2	1	0																						
Tom Lampkin, L OBP: 0.294, SLG: 0.341 (8, 2)										1	0	0	0	0	1	1																						
Bill Spiers, L OBP: 0.295, SLG: 0.296 (1, 4)										4	1	1	0	0	1	3																						
Inning Stats	R: 0 E: 0 K: 1 S: 7	H: 0 LOB: 0 BB: 0 P: 9	R: 0 E: 0 K: 1 S: 7	H: 0 LOB: 0 BB: 0 P: 8	R: 0 E: 0 K: 1 S: 7	H: 0 LOB: 0 BB: 0 P: 15	R: 0 E: 0 K: 0 S: 6	H: 0 LOB: 0 BB: 0 P: 8	R: 2 E: 0 K: 1 S: 16	H: 3 LOB: 2 BB: 1 P: 27	R: 0 E: 0 K: 0 S: 8	H: 1 LOB: 2 BB: 1 P: 14	R: 3 E: 0 K: 0 S: 16	H: 3 LOB: 2 BB: 2 P: 30	R: 0 E: 0 K: 1 S: 8	H: 1 LOB: 1 BB: 0 P: 12	R: 0 E: 0 K: 1 S: 12	H: 2 LOB: 2 BB: 0 P: 20	1B: 8 2B: 2 3B: 0 HR: 0	SF: 0 SAC: 1 DP: 0 HBP: 0	WP: 1 PB: 0 CS: 0	PA: 41																
PITCHER	IP	WLS	BF	H	R	ER	SO	BB	IBB	HBP	BLK	WP	HR	S	P	ERA	WHIP	PITCHER				IP	WLS	BF	H	R	ER	SO	BB	IBB	HBP	BLK	WP	HR	S	P	ERA	WHIP
Rodney Bolton, R ERA: 7.45 (1, 1)	5.2		22	4	2	2	4	1	0	0	0	1	0	47	73	3.18	0.882																					
Jeff Schwarz, R ERA: 3.41 (6, 1)	0.1		4	0	2	2	0	3	0	0	0	0	0	6	18	54.00	9.000																					
Donn Pall, R ERA: 2.72 (7, 1)	2.2		14	6	1	1	1	0	0	0	0	0	0	30	45	3.38	2.250																					
Scott Radinsky, L ERA: 4.28 (9, 1)	0.1	W	1	0	0	0	1	0	0	0	0	0	0	4	7	0.00	0.000																					

Batter	1	2	3	4	5	6	7	8	9	AB	R	H	RBI	BB	SO	LOB	BOTTOM																						
Tim Raines, S OBP: 0.406, SLG: 0.536 (1, 7)										5	0	0	0	0	0	1	Milwaukee Brewers @ Chicago White Sox Comiskey Park, Chicago, IL Sat Jul 24 1993, 8:05 PM EDT Att: 42,175 - Unknown livebaseballscorecards.com																						
Joey Cora, S OBP: 0.365, SLG: 0.356 (1, 4)										4	0	0	0	1	0	0																							
Frank Thomas, R OBP: 0.418, SLG: 0.572 (1, 3)										4	2	2	0	1	0	1																							
Robin Ventura, L OBP: 0.369, SLG: 0.418 (1, 5)										4	0	1	0	1	0	4																							
Ellis Burks, R OBP: 0.363, SLG: 0.490 (1, 9)										5	0	2	1	0	0	5																							
Bo Jackson, R OBP: 0.317, SLG: 0.427 (1, 10)										5	2	4	1	0	0	1																							
Lance Johnson, L OBP: 0.358, SLG: 0.398 (1, 8)										4	0	2	0	0	0	3																							
Ron Karkovics, R OBP: 0.300, SLG: 0.455 (1, 2)										4	1	1	1	0	0	2																							
Ozzie Guillen, L OBP: 0.293, SLG: 0.375 (1, 6)										4	1	2	2	0	0	1																							
Inning Stats	R: 0 E: 1 K: 0 S: 7	H: 1 LOB: 2 BB: 0 P: 13	R: 1 E: 0 K: 0 S: 10	H: 2 LOB: 0 BB: 0 P: 14	R: 0 E: 0 K: 0 S: 5	H: 0 LOB: 0 BB: 0 P: 6	R: 0 E: 0 K: 0 S: 4	H: 1 LOB: 1 BB: 1 P: 9	R: 2 E: 0 K: 0 S: 12	H: 2 LOB: 2 BB: 2 P: 25	R: 1 E: 1 K: 0 S: 7	H: 3 LOB: 1 BB: 0 P: 9	R: 1 E: 1 K: 0 S: 12	H: 2 LOB: 2 BB: 0 P: 20	R: 0 E: 0 K: 0 S: 6	H: 0 LOB: 0 BB: 0 P: 9		R: 1 E: 0 K: 0 S: 8	H: 3 LOB: 2 BB: 0 P: 12	1B: 11 2B: 3 3B: 0 HR: 1	SF: 0 SAC: 0 DP: 2 HBP: 0	WP: 0 PB: 0 CS: 0	PA: 42																
PITCHER	IP	WLS	BF	H	R	ER	SO	BB	IBB	HBP	BLK	WP	HR	S	P	ERA	WHIP	PITCHER				IP	WLS	BF	H	R	ER	SO	BB	IBB	HBP	BLK	WP	HR	S	P	ERA	WHIP	
Ricky Bones, R ERA: 4.42 (1, 1)	6.2		32	11	5	5	0	3	0	0	0	0	0	2	3	"	"																						
Carlos Maldonado, R ERA: 6.0 (7, 1)	0.0		1	0	0	0	0	0	0	0	0	0	0	2	3	"	"																						
Graeme Lloyd, L ERA: 2.31 (7, 1)	1.2		5	0	0	0	0	0	0	0	0	0	0	10	15	0.00	0.000																						
Mike Fetters, R ERA: 3.96 (9, 1)	0.1	L	4	3	1	1	0	0	0	0	0	0	0	6	9	27.00	9.000																						



Batter	1	2	3	4	5	6	7	8	9	AB	R	H	RBI	BB	SO	LOB	TOP					
Pat Listach, S OBP: 0.289, SLG: 0.272 (1, 6)	L1		K			G3-1 BB	K		CS	G4-3	4	0	0	0	1	2	0					
Darryl Hamilton, L OBP: 0.379, SLG: 0.397 (1, 8)	G6-3		K			G3-1				P6	5	1	1	1	0	1	1					
B.J. Surhoff, L OBP: 0.300, SLG: 0.325 (1, 5)	E					F9				L8	4	1	1	0	1	0	1					
Greg Vaughn, R OBP: 0.370, SLG: 0.530 (1, 7)	E5									F9	4	1	1	0	0	0	1					
Dave Nilsson, L OBP: 0.285, SLG: 0.298 (1, 10)	K									G4-3	4	1	1	1	0	1	1					
Tom Lampkin, L OBP: 0.293, SLG: 0.376 (1, 2)											3	2	1	2	1	1	0					
Tom Brunansky, R OBP: 0.260, SLG: 0.305 (1, 9)											4	1	1	1	0	2	2					
John Jaha, R OBP: 0.315, SLG: 0.333 (1, 3)											4	0	2	1	0	1	1					
Juan Bell, R OBP: 0.317, SLG: 0.349 (1, 4)											4	0	1	0	0	2	1					
Inning Stats	R: 1 H: 1 E: 1 K: 1 S: 20	H: 1 LOB: 1 BB: 0 P: 29	R: 0 H: 0 E: 0 K: 2 S: 9	H: 1 LOB: 1 BB: 12 P: 10	R: 0 H: 0 E: 0 K: 2 S: 10	H: 0 LOB: 1 BB: 1 P: 18	R: 0 H: 0 E: 0 K: 2 S: 11	H: 0 LOB: 1 BB: 1 P: 14	R: 0 H: 0 E: 0 K: 0 S: 12	H: 0 LOB: 1 BB: 1 P: 18	R: 4 H: 4 E: 0 K: 3 S: 22	H: 4 LOB: 0 BB: 0 P: 28	R: 1 H: 1 E: 0 K: 0 S: 6	H: 1 LOB: 0 BB: 0 P: 10	R: 1 H: 2 E: 0 K: 0 S: 10	H: 2 LOB: 0 BB: 1 P: 20	R: 0 H: 0 E: 0 K: 0 S: 4	H: 0 LOB: 0 BB: 0 P: 8	1B: 4 2B: 0 3B: 2 HR: 3	SF: 0 SAC: 0 DP: 0 HBP: 0	WP: 1 PB: 0 CS: 2	PA: 40
PITCHER	IP	WLS	BF	H	R	ER	SO	BB	IBB	HBP	BLK	WP	HR	S	P	ERA	WHIP					
Alex Fernandez, R ERA: 2.92 (1, 1)	5.0	L	25	6	5	4	7	2	0	0	0	1	2	75	109	7.20	1.600					
Bobby Thigpen, R ERA: 4.2 (6, 1)	3.0		11	3	2	2	3	1	0	0	0	0	1	25	40	6.00	1.333					
Kirk McCaskill, R ERA: 6.88 (9, 1)	1.0		3	0	0	0	0	0	0	0	0	0	0	4	8	0.00	0.000					

Milwaukee Brewers @ Chicago White Sox
Comiskey Park, Chicago, IL
Sun Jul 25 1993, 4:33 AM EDT
Att: 38,324 - Sunny - 80 F

AB	36
R	7
H	9
RBI	6
BB	3
SO	10
LOB	8



Batter	1	2	3	4	5	6	7	8	9	AB	R	H	RBI	BB	SO	LOB	BOTTOM					
Tim Raines, S OBP: 0.403, SLG: 0.530 (1, 7)	F9										4	0	1	0	0	0	2					
Joey Cora, S OBP: 0.362, SLG: 0.352 (1, 4)	L4										4	0	0	0	0	0	1					
Frank Thomas, R OBP: 0.418, SLG: 0.583 (1, 3)											4	2	2	1	0	0	0					
Robin Ventura, L OBP: 0.371, SLG: 0.426 (1, 5)											3	1	1	1	1	1	0					
Ellis Burks, R OBP: 0.359, SLG: 0.484 (1, 9)	K										4	0	0	0	0	3	2					
Bo Jackson, R OBP: 0.316, SLG: 0.423 (1, 10)											4	0	1	1	0	2	0					
Lance Johnson, L OBP: 0.354, SLG: 0.394 (1, 8)											4	0	0	0	0	0	2					
Ron Karkovics, R OBP: 0.362, SLG: 0.455 (1, 2)											0	0	0	0	0	0	0					
Michael Lavalliere, L OBP: 0.333, SLG: 0.346 (2, PR) (3, 2)											3	0	1	0	0	0	0					
Ozzie Guillen, L OBP: 0.296, SLG: 0.380 (1, 6)											4	0	2	0	0	0	0					
Inning Stats	R: 2 H: 2 E: 0 K: 1 S: 10	H: 2 LOB: 0 BB: 0 P: 14	R: 0 H: 1 E: 0 K: 0 S: 7	H: 1 LOB: 2 BB: 0 P: 15	R: 1 H: 2 E: 0 K: 1 S: 13	H: 2 LOB: 1 BB: 1 P: 22	R: 0 H: 1 E: 0 K: 0 S: 16	H: 1 LOB: 1 BB: 0 P: 22	R: 0 H: 0 E: 0 K: 1 S: 7	H: 0 LOB: 0 BB: 0 P: 9	R: 0 H: 2 E: 0 K: 1 S: 8	H: 2 LOB: 2 BB: 0 P: 11	R: 0 H: 0 E: 0 K: 2 S: 7	H: 0 LOB: 0 BB: 0 P: 13	R: 0 H: 0 E: 0 K: 0 S: 8	H: 0 LOB: 0 BB: 0 P: 12	1B: 4 2B: 2 3B: 0 HR: 2	SF: 0 SAC: 0 DP: 0 HBP: 1	WP: 0 PB: 0 CS: 0	PA: 36		
PITCHER	IP	WLS	BF	H	R	ER	SO	BB	IBB	HBP	BLK	WP	HR	S	P	ERA	WHIP					
21 Cal Eldred, R ERA: 3.89 (1, 1)	9.0	W	36	8	3	3	6	0	1	1	0	0	2	84	135	3.00	0.889					

Milwaukee Brewers @ Chicago White Sox
Comiskey Park, Chicago, IL
Sun Jul 25 1993, 4:33 AM EDT
Att: 38,324 - Sunny - 80 F

AB	34
R	3
H	8
RBI	3
BB	1
SO	6
LOB	7



Batter	1	2	3	4	5	6	7	8	9	AB	R	H	RBI	BB	SO	LOB	TOP										
Kenny Lofton, L OBP: 0.392, SLG: 0.409 (1, 8)	3-2 FC4 1B		4-1 SH2-3 BB	2-3 K			0-0 FC4-6 BB		2-3 K	4	1	1	0	1	2	2											
Wayne Kirby, L OBP: 0.347, SLG: 0.410 (1, 9)	1-2 FC4 1B		4-1 PB SH2-3 BB			4-2 PO BB	4-0 FC5-4 BB			1	1	0	0	3	0	1											
Carlos Baerga, S OBP: 0.341, SLG: 0.508 (1, 4)	0-2 1B		0-1 SH2-3			0-1 F7	2-1 FC5-4			3	0	1	1	0	0	3											
Albert Belle, R OBP: 0.388, SLG: 0.615 (1, 7)	1-2 1B		4-2 S BB			1-2 F8		1-3 K		3	0	1	1	1	1	1											
Carlos Martinez, R OBP: 0.313, SLG: 0.364 Paul Sorrento, L OBP: 0.321, SLG: 0.444 (8, PH) (8, 3)	1-3 K		1-1 L6			1-2 PO	1-2 F9	3-3 K		3	0	0	0	0	1	3											
Glenallen Hill, R OBP: 0.265, SLG: 0.400 (1, 10)			2-3 K			0-0 F8		2-3 K		3	0	0	0	1	2	2											
Alvaro Espinoza, R OBP: 0.320, SLG: 0.393 Jeff Treadway, L OBP: 0.348, SLG: 0.394 (9, PH)		1-1 G5-3		4-0 G4-3 1B BB		0-1 F8		1-2 HR		2	0	0	0	1	0	1											
Felix Fermin, R OBP: 0.313, SLG: 0.307 (1, 6)		2-2 FC1-5 WP 1B		1-1 G4-3 1B		0-1 F8		1-1 G6-3		4	0	2	0	0	0	0											
Junior Ortiz, R OBP: 0.266, SLG: 0.287 Reggie Jefferson, S OBP: 0.291, SLG: 0.362 (9, PH)		3-2 FC1-5		0-2 G4-3		1-2 E8 FC4-6		0-1 F7		3	0	0	0	0	0	3											
Inning Stats	R: 1 E: 0 K: 1 S: 16	H: 3 LOB: 1 BB: 0 P: 22	R: 0 E: 0 K: 0 S: 14	H: 1 LOB: 1 BB: 1 P: 24	R: 1 E: 0 K: 1 S: 12	H: 0 LOB: 2 BB: 3 P: 27	R: 0 E: 0 K: 1 S: 9	H: 1 LOB: 1 BB: 1 P: 16	R: 0 E: 0 K: 0 S: 10	H: 0 LOB: 0 BB: 1 P: 16	R: 0 E: 1 K: 0 S: 7	H: 0 LOB: 2 BB: 1 P: 17	R: 0 E: 0 K: 3 S: 9	H: 0 LOB: 0 BB: 0 P: 15	R: 1 E: 0 K: 1 S: 12	H: 1 LOB: 0 BB: 0 P: 16	1B: 5 2B: 0 3B: 0 HR: 1	SF: 0 SAC: 1 DP: 1 HBP: 0	WP: 1 PB: 1 SB: 1 CS: 1	PA: 38							
PITCHER	IP	WLS	BF	H	R	ER	SO	BB	IBB	HBP	BLK	WP	HR	S	P	ERA	WHIP										
Wilson Alvarez, L ERA: 3.25 Jeff Schwarz, R ERA: 3.32 Roberto Hernandez, R ERA: 2.49	(1, 1)	7.0	30	5	2	2	3	7	0	0	0	1	0	78	130	2.57	1.714										
(8, 1)	1.0	W	3	0	0	0	3	0	0	0	0	0	0	9	15	0.00	0.000										
(9, 1)	1.0	S	4	1	1	1	1	0	0	0	0	0	1	12	16	9.00	1.000										

Cleveland Indians @ Chicago White Sox
Comiskey Park, Chicago, IL
Mon Jul 26 1993, 8:05 PM EDT
Att: 32,431 - Unknown - 85 F

AB 29
R 3
H 6
RBI 3
BB 7
SO 7
LOB 16



Batter	1	2	3	4	5	6	7	8	9	AB	R	H	RBI	BB	SO	LOB	BOTTOM										
Tim Raines, S OBP: 0.401, SLG: 0.539 (1, 7)	3-2 F8		3-2 L1-3			3-2 HR		1-1 FC4-6 BB		4	2	1	1	0	0	2											
Joey Coza, S OBP: 0.361, SLG: 0.349 (1, 4)	3-2 G4-3			2-2 F7		1-0 L9		4-0 1B BB		3	1	0	0	1	0	0											
Frank Thomas, R OBP: 0.419, SLG: 0.580 (1, 3)	1-0 L6			4-1 BB		2-2 G4-3		1-0 1B BB		3	1	1	1	1	0	0											
Robin Ventura, L OBP: 0.370, SLG: 0.424 (1, 5)		2-2 P7		1-1 P6		2-2 G4-3		3-2 BB FC4-2 1B		4	0	1	1	0	0	1											
Matt Merullo, L OBP: 0.319, SLG: 0.426 (8, PH)		1-1 F9		0-0 G6-3			1-0 F7	0-2 FC4-2 BB		3	0	0	0	0	0	1											
Dan Pasqua, L OBP: 0.307, SLG: 0.295 Ellis Burks, R OBP: 0.359, SLG: 0.484 (9, 9)		0-1 G4-3			2-2 K		2-2 G1-4-3 1B	4-1 FC4-2 BB		3	0	1	0	1	1	0											
Lance Johnson, L OBP: 0.350, SLG: 0.389 (1, 8)			1-1 F8		0-0 G4-3		0-0 G1-4-3	0-2 FC4-2		4	0	0	0	0	0	4											
Michael LaValliere, L OBP: 0.328, SLG: 0.327 (1, 2)			1-2 L6		4-1 BB		3-2 F8	0-1 G3-1		3	0	0	0	1	0	4											
Ozzie Guillen, L OBP: 0.299, SLG: 0.384 (1, 6)			1-2 2B		0-3 K			4-0 FC4-6 BB		2	0	1	0	1	1	1											
Inning Stats	R: 0 E: 0 K: 0 S: 8	H: 0 LOB: 0 BB: 0 P: 15	R: 0 E: 0 K: 0 S: 7	H: 0 LOB: 0 BB: 0 P: 10	R: 0 E: 0 K: 0 S: 12	H: 1 LOB: 1 BB: 0 P: 18	R: 0 E: 0 K: 0 S: 7	H: 0 LOB: 1 BB: 1 P: 14	R: 0 E: 0 K: 2 S: 8	H: 0 LOB: 1 BB: 1 P: 14	R: 1 E: 0 K: 0 S: 13	H: 1 LOB: 0 BB: 0 P: 21	R: 0 E: 0 K: 0 S: 9	H: 1 LOB: 1 BB: 0 P: 15	R: 3 E: 0 K: 0 S: 15	H: 3 LOB: 3 BB: 3 P: 32	1B: 4 2B: 1 3B: 0 HR: 1	SF: 0 SAC: 0 DP: 0 HBP: 0	WP: 0 PB: 0 SB: 0 CS: 0	PA: 35							
PITCHER	IP	WLS	BF	H	R	ER	SO	BB	IBB	HBP	BLK	WP	HR	S	P	ERA	WHIP										
Tom Kramer, R ERA: 3.97 Jerry Dipoto, R ERA: 4.32 Derek Lilliquist, L ERA: 1.24 Eric Plunk, R ERA: 2.81	(1, 1)	2.0	L	10	2	3	3	2	0	0	0	0	0	19	39	13.50	2.000										
(8, 1)	0.0	1	1	0	0	0	0	0	0	0	0	0	0	3	6	∞	∞										
(8, 1)	0.2	4	1	0	0	0	0	1	0	0	0	0	0	9	13	0.00	3.000										

Cleveland Indians @ Chicago White Sox
Comiskey Park, Chicago, IL
Mon Jul 26 1993, 8:05 PM EDT
Att: 32,431 - Unknown - 85 F

AB 30
R 4
H 6
RBI 4
BB 5
SO 2
LOB 13



Batter	1	2	3	4	5	6	7	8	9	AB	R	H	RBI	BB	SO	LOB	TOP									
Kenny Lofton, L OBP: 0.393, SLG: 0.409	1-2 BB 1B	0-0 L9			0-0 2B	3-1 F9			0-3 K	5	2	2	0	0	1	4										
Wayne Kirby, L OBP: 0.346, SLG: 0.412	2-3 SAFE K		0-1 L9		1-1 SAFE 2B	0-1 P2			1-2 G5-3	4	0	1	1	0	1	3										
Carlos Martinez, R OBP: 0.312, SLG: 0.362	1-0 BB 1B		1-2 G6-3		4-1 BB			0-1 G4-3	3	1	1	0	2	0	0											
Carlos Baerga, S OBP: 0.344, SLG: 0.506	1-2 BB 1B		3-2 G5-3		1-2 P2			2-0 P4	4	0	0	0	1	0	4											
Albert Belle, R OBP: 0.386, SLG: 0.608	4-1 1B BB		1-2 G4-3		1-3 K			1-0 G4-3	4	0	1	2	0	1	2											
Paul Sorrento, L OBP: 0.320, SLG: 0.441	1-2 G4-6-3 1B		2-2 L3		1-1 K			2-1 G4-3	4	1	1	0	0	1	2											
Reggie Jefferson, S OBP: 0.299, SLG: 0.360	0-1 G4-6-3		2-3 K		1-1 1B 1B			0-1 F8	4	0	2	0	0	1	1											
Jeff Treadway, L OBP: 0.352, SLG: 0.404		2-2 SH5-3 2B	0-3 1B		0-3 K			1-1 F8	3	0	1	0	0	1	1											
Felix Fermin, R OBP: 0.313, SLG: 0.307		0-0 SH5-3	0-3 K		1-3 1B			1-1 F8	3	0	1	0	0	1	1											
Junior Ortiz, R OBP: 0.267, SLG: 0.288		0-0 G4-3			0-1 G4-3			1-1 WP 1B	3	0	1	1	0	0	1											
Thomas Howard, S OBP: 0.282, SLG: 0.317					1-2 3H 1B				1	0	1	0	0	0	0											
Inning Stats	R: 2 E: 0 K: 1 S: 15	H: 3 LOB: 1 BB: 1 P: 24	R: 0 E: 0 K: 0 S: 6	H: 1 LOB: 1 BB: 0 P: 8	R: 0 E: 0 K: 0 S: 8	H: 0 LOB: 0 BB: 0 P: 12	R: 0 E: 0 K: 2 S: 13	H: 1 LOB: 1 BB: 0 P: 19	R: 1 E: 0 K: 1 S: 14	H: 2 LOB: 2 BB: 1 P: 20	R: 1 E: 0 K: 1 S: 14	H: 3 LOB: 2 BB: 0 P: 19	R: 0 E: 0 K: 0 S: 4	H: 0 LOB: 0 BB: 0 P: 7	R: 0 E: 0 K: 0 S: 6	H: 0 LOB: 0 BB: 0 P: 9	R: 0 E: 0 K: 1 S: 14	H: 1 LOB: 2 BB: 1 P: 21	1B: 9 2B: 2 3B: 0 HR: 0	SF: 0 SAC: 1 DP: 1 HBP: 0	WP: 1 PB: 0 SB: 0 CS: 0	PA: 40				
PITCHER	IP	WLS	BF	H	R	ER	SO	BB	IBB	HBP	BLK	WP	HR	S	P	ERA	WHIP									
Jack McDowell, R ERA: 3.84	(1, 1)	7.0	W	32	10	4	5	2	0	0	0	0	0	0	74	109	5.14	1.714								
Donn Pall, R ERA: 2.66	(8, 1)	1.0		4	1	0	0	0	0	0	0	0	0	8	12	0.00	1.000									
Scott Radinsky, L ERA: 4.24	(9, 1)	0.1		1	0	0	0	0	0	0	0	0	0	3	3	0.00	0.000									
Roberto Hernandez, R ERA: 2.45	(9, 1)	0.2	S	3	0	0	0	1	0	0	0	1	0	9	15	0.00	1.500									

Cleveland Indians @ Chicago White Sox
Comiskey Park, Chicago, IL
Tue Jul 27 1993, 8:05 PM EDT
Att: 29,358 - Unknown - 88 F

AB	36
R	4
H	11
RBI	4
BB	3
SO	6
LOB	19



Batter	1	2	3	4	5	6	7	8	9	AB	R	H	RBI	BB	SO	LOB	BOTTOM								
Steve Sax, R OBP: 0.261, SLG: 0.323	1-0 P4		1-2 1B 2B		1-1 G6-3		0-0 2B HR 1B			4	2	2	0	0	0	0									
Tim Raines, S OBP: 0.401, SLG: 0.539										0	0	0	0	0	0	0									
Craig Grebeck, R OBP: 0.322, SLG: 0.262	3-2 L7		0-0 B1-3		1-2 F9		0-0 HR 2B			4	0	1	1	0	0	1									
Joey Cora, S OBP: 0.361, SLG: 0.349							1-3 2H 2B			0	1	0	0	0	0	0									
Frank Thomas, R OBP: 0.425, SLG: 0.602	1-0 1B		2-0 2H 1B		0-0 HR		2-2 3H HR			4	2	4	5	0	0	0									
Bo Jackson, R OBP: 0.318, SLG: 0.422	2-1 1B		1-0 G5-3		2-3 K		0-0 G5-3			4	0	1	0	0	1	2									
Ellis Burks, R OBP: 0.357, SLG: 0.490	1-1 P4				0-0 F9		1-3 K		0-1 HR	4	1	1	1	0	1	2									
Robin Ventura, L OBP: 0.371, SLG: 0.423		1-1 G6-3 1B		4-0 FC1-6 BB	1-1 K		0-3 K		1-0 G6-3	3	0	1	0	1	1	0									
Lance Johnson, L OBP: 0.352, SLG: 0.389		1-3 K		1-1 FC1-6	1-1 FC1-6		0-0 FC4-6 1B		4-2 BB	3	0	1	0	1	1	2									
Ron Karkovics, R OBP: 0.298, SLG: 0.448		0-2 G6-3		0-0 F7	0-0 F7		1-0 P5		1-0 L8	4	0	0	0	0	4										
Ozzie Guillen, L OBP: 0.295, SLG: 0.379			1-2 G5-3		0-1 G6-3		0-1 FC4-6 1B 2B		1-0 F8	4	1	0	0	0	2										
Inning Stats	R: 0 E: 0 K: 0 S: 11	H: 2 LOB: 2 BB: 0 P: 19	R: 0 E: 0 K: 1 S: 9	H: 1 LOB: 0 BB: 0 P: 11	R: 1 E: 0 K: 0 S: 9	H: 2 LOB: 1 BB: 0 P: 14	R: 0 E: 0 K: 0 S: 4	H: 0 LOB: 1 BB: 1 P: 9	R: 0 E: 0 K: 0 S: 9	H: 0 LOB: 0 BB: 0 P: 11	R: 1 E: 0 K: 3 S: 13	H: 1 LOB: 0 BB: 0 P: 16	R: 4 E: 0 K: 0 S: 10	H: 4 LOB: 1 BB: 0 P: 13	R: 1 E: 0 K: 0 S: 9	H: 1 LOB: 1 BB: 1 P: 14	1B: 6 2B: 2 3B: 0 HR: 3	SF: 0 SAC: 0 DP: 1 HBP: 0	WP: 0 PB: 0 SB: 0 CS: 0	PA: 36					
PITCHER	IP	WLS	BF	H	R	ER	SO	BB	IBB	HBP	BLK	WP	HR	S	P	ERA	WHIP								
Jeff Muts, L ERA: 4.71	(1, 1)	6.2	L	29	5	5	4	1	0	0	0	0	0	61	87	6.75	1.500								
Jeremy Hernandez, R ERA: 3.56	(7, 1)	1.1		7	2	2	0	1	0	0	0	0	2	13	20	13.50	2.250								

Cleveland Indians @ Chicago White Sox
Comiskey Park, Chicago, IL
Tue Jul 27 1993, 8:05 PM EDT
Att: 29,358 - Unknown - 88 F

AB	34
R	7
H	11
RBI	7
BB	2
SO	4
LOB	13



Batter	1	2	3	4	5	6	7	8	9	AB	R	H	RBI	BB	SO	LOB	TOP								
Kenny Lofton, L OBP: 0.395, SLG: 0.410 (1, 8)	1-1 G6-3		3-2 G1-3 1B		0-0 F8		4-2 BB		0-0 1B	4	0	2	1	1	0	0	Cleveland Indians @ Chicago White Sox Comiskey Park, Chicago, IL Wed Jul 28 1993, 4:33 AM EDT Att: 30,786 - Sunny - 84 F								
Wayne Kirby, L OBP: 0.340, SLG: 0.405 (1, 9)	0-1 G1-3		1-1 G1-3			3-1 P4	1-1 G3		2-3 3-H 1B	4	0	0	1	0	0	3									
Carlos Baerga, S OBP: 0.342, SLG: 0.503 Jeff Treadway, L OBP: 0.354, SLG: 0.406 (1, 4) (7, 4)	2-0 F7		3-3 K			1-1 G6-3		0-1 BB 1B	3-1 L9	3	0	0	0	0	1	2									
Albert Belle, R OBP: 0.390, SLG: 0.619 Thomas Howard, S OBP: 0.294, SLG: 0.315 (8, PH) (8, 7)		2-1 HR		2-2 1B		0-0 BB 1B		4-2 BB 1B	0-0 G4-3	3	1	3	1	0	0	0									
Paul Sorrento, L OBP: 0.319, SLG: 0.437 (1, 3)		1-3 K		3-2 F8		4-0 BB 1B		1-3 K		3	0	0	0	1	2	3									
Carlos Martinez, R OBP: 0.307, SLG: 0.356 (1, 10)		2-2 G6-3		1-3 K		0-1 G5-3		1-2 F9		4	0	0	0	0	1	5									
Alvaro Espinoza, R OBP: 0.318, SLG: 0.396 (1, 5)		2-3 K		1-3 K			1-1 G6-3 G1-3 2B	0-3 K		4	1	1	0	0	3	3									
Felix Fermin, R OBP: 0.313, SLG: 0.307 (1, 6)			0-1 G4-3		1-1 G3-1		2-0 G6-3		1-1 2B 1B 1B	4	1	1	0	0	0	1									
Jesse Levis, L OBP: 0.167, SLG: 0.190 (1, 2)			2-1 G1-3 1B		2-3 K		2-1 G1-3		0-2 1B SF9 2B	4	1	2	1	0	1	0									
Inning Stats	R: 0 E: 0 K: 0 S: 5	H: 0 LOB: 0 BB: 0 P: 8	R: 1 E: 0 K: 2 S: 12	H: 1 LOB: 0 BB: 0 P: 19	R: 0 E: 0 K: 1 S: 13	H: 2 LOB: 2 BB: 0 P: 22	R: 0 E: 0 K: 2 S: 12	H: 1 LOB: 1 BB: 0 P: 19	R: 0 E: 0 K: 1 S: 6	H: 0 LOB: 0 BB: 0 P: 9	R: 0 E: 0 K: 0 S: 7	H: 1 LOB: 2 BB: 1 P: 15	R: 1 E: 0 K: 0 S: 9	H: 1 LOB: 1 BB: 1 P: 19	R: 0 E: 0 K: 2 S: 16	H: 1 LOB: 2 BB: 1 P: 22		R: 2 E: 0 K: 0 S: 11	H: 3 LOB: 1 BB: 0 P: 15	1B: 7 2B: 2 3B: 0 HR: 1	SF: 1 SAC: 0 DP: 0 HBP: 0	WP: 0 PB: 0 SB: 0 CS: 0	PA: 40		
PITCHER	IP	WLS	BF	H	R	ER	SO	BB	IBB	HBP	BLK	WP	HR	S	P	ERA	WHIP								
Jason Bere, R ERA: 4.61 (1, 1)	7.0	W	29	6	2	2	6	2	0	0	0	0	1	64	111	2.57	1.143								
Kirk McCaskill, R ERA: 6.73 (8, 1)	1.0		5	1	0	0	2	1	0	0	0	0	0	16	22	0.00	2.000								
Bobby Thigpen, R ERA: 4.65 (9, 1)	1.0		6	3	2	2	0	0	0	0	0	0	0	11	15	18.00	3.000								

AB	36
R	4
H	10
RBI	4
BB	3
SO	8
LOB	19



Batter	1	2	3	4	5	6	7	8	9	AB	R	H	RBI	BB	SO	LOB	BOTTOM								
Tim Raines, S OBP: 0.405, SLG: 0.536 (1, 7)	3-1 1B HR	4-1 BB BB 1B	3-1 F8		4-0 FC6-4 BB		0-0 F9			3	2	1	0	2	0	1	Cleveland Indians @ Chicago White Sox Comiskey Park, Chicago, IL Wed Jul 28 1993, 4:33 AM EDT Att: 30,786 - Sunny - 84 F								
Joey Cora, S OBP: 0.364, SLG: 0.347 (1, 4)	4-2 1B HR	4-2 BB BB 1B		4-1 BB BB BB	1-1 FC6-4			2-2 G5-3		2	2	0	0	3	0	1									
Frank Thomas, R OBP: 0.428, SLG: 0.602 Dan Pasqua, L OBP: 0.305, SLG: 0.292 (1, 3) (6, PH) (9, 3)	1-0 HR	4-2 1B HR		4-2 BB BB		1-0 G6-3		0-3 K		2	2	1	0	2	0	0									
Robin Ventura, L OBP: 0.369, SLG: 0.429 (1, 5)	0-0 HR	1-3 K		1-3 K		1-3 K		0-0 L4		5	1	1	4	0	3	5									
Ellis Burks, R OBP: 0.362, SLG: 0.490 (1, 9)	1-0 F8	2-2 HR 1B		4-1 FC6-4 BB		4-0 BB				2	1	1	2	2	0	0									
Bo Jackson, R OBP: 0.316, SLG: 0.435 (1, 10)	1-3 K	2-1 HR		1-3 K		0-3 K				4	1	1	3	0	3	4									
Lance Johnson, L OBP: 0.351, SLG: 0.386 (1, 8)	4-1 S BB	0-1 G3-1		0-0 FC6-4			1-2 L3			3	0	0	0	1	0	3									
Ron Karkovics, R OBP: 0.297, SLG: 0.444 (1, 2)	1-2 F7		1-3 K		0-0 G6-3		0-0 1B			4	0	1	0	0	1	1									
Ozzie Guillen, L OBP: 0.291, SLG: 0.374 (1, 6)		1-2 G6-3		0-0 G6-3		0-3 K		1-2 P4		4	0	0	0	0	1	1									
Inning Stats	R: 4 E: 0 K: 1 S: 16	H: 3 LOB: 1 BB: 2 P: 31	R: 5 E: 0 K: 1 S: 18	H: 2 LOB: 0 BB: 3 P: 36	R: 0 E: 0 K: 1 S: 7	H: 0 LOB: 0 BB: 0 P: 11	R: 0 E: 0 K: 2 S: 11	H: 0 LOB: 3 BB: 3 P: 25	R: 0 E: 0 K: 1 S: 6	H: 0 LOB: 1 BB: 1 P: 11	R: 0 E: 0 K: 2 S: 9	H: 0 LOB: 1 BB: 1 P: 15	R: 0 E: 0 K: 0 S: 12	H: 1 LOB: 1 BB: 0 P: 14	R: 0 E: 0 K: 1 S: 8	H: 0 LOB: 0 BB: 0 P: 10		1B: 4 2B: 0 3B: 0 HR: 2	SF: 0 SAC: 0 DP: 0 HBP: 0	WP: 0 PB: 0 SB: 0 CS: 0	PA: 40				
PITCHER	IP	WLS	BF	H	R	ER	SO	BB	IBB	HBP	BLK	WP	HR	S	P	ERA	WHIP								
Albie Lopez, R ERA: 6.43 (1, 1)	1.2	L	15	5	9	9	2	5	0	0	0	0	0	35	64	0.00	1.154								
Matt Young, L ERA: 5.17 (2, 1)	4.1		18	0	0	0	6	5	0	0	0	0	0	20	24	0.00	0.500								
Bill Wertz, R ERA: 4.58 (7, 1)	2.0		7	1	0	0	1	0	0	0	0	0	0	20	24	0.00	0.500								



Batter	1	2	3	4	5	6	7	8	9	AB	R	H	RBI	BB	SO	LOB	TOP					
Tim Raines, S OBP: 0.411, SLG: 0.533 (1, 7)	G4-3		3B BB		F9			E6 WP 2-H		3	1	0	0	1	0	1						
Joey Cora, S OBP: 0.371, SLG: 0.364 (1, 4)	G1-3		1-H 2-H 3B			K		F9		4	0	1	2	0	1	1						
Frank Thomas, R OBP: 0.427, SLG: 0.597 (1, 3)	G5-3		G6-3			G6-3		G5-3 2-3		4	0	0	0	0	0	2						
Robin Ventura, L OBP: 0.368, SLG: 0.424 (1, 5)		G4-3				K		K		4	1	1	0	0	2	0						
Ellis Burks, R OBP: 0.355, SLG: 0.480 (1, 9)		K				G6-3		G5-3		4	0	1	0	0	1	0						
Matt Merullo, L (1, 10)		F8				P3		F9		3	0	0	0	0	0	0						
Lance Johnson, L OBP: 0.353, SLG: 0.394 (1, 8)			S 3B 1B			L3		P4		3	1	1	0	1	0	0						
Ron Karkovice, R OBP: 0.295, SLG: 0.438 (1, 2)			K			K		K		3	1	1	1	0	2	1						
Ozzie Guillen, L OBP: 0.294, SLG: 0.384 (1, 6)			K			K		SH5-3 E 1B 3-H		3	0	1	0	0	1	3						
Inning Stats	R: 0 H: 0 E: 0 K: 0 S: 7	H: 0 LOB: 0 BB: 0 P: 12	R: 0 H: 0 E: 0 K: 1 S: 7	H: 0 LOB: 0 BB: 0 P: 12	R: 2 H: 2 E: 0 K: 2 S: 13	H: 2 LOB: 1 BB: 1 P: 26	R: 0 H: 0 E: 0 K: 1 S: 5	H: 0 LOB: 0 BB: 0 P: 9	R: 0 H: 1 E: 0 K: 1 S: 10	H: 1 LOB: 1 BB: 0 P: 14	R: 0 H: 0 E: 0 K: 0 S: 7	H: 0 LOB: 0 BB: 0 P: 11	R: 0 H: 0 E: 0 K: 0 S: 4	H: 0 LOB: 0 BB: 0 P: 5	R: 1 H: 1 E: 1 K: 0 S: 10	H: 1 LOB: 1 BB: 0 P: 15	R: 1 H: 2 E: 0 K: 0 S: 6	H: 2 LOB: 2 BB: 1 P: 10	1B: 4 2B: 0 3B: 2 HR: 0	SF: 1 SAC: 2 DP: 0 HBP: 0	WP: 1 PB: 0 SB: 1 CS: 0	PA: 36
PITCHER Chris Bosio, R ERA: 4.19 (1, 1)	IP: 9.0 WLS: L BF: 36 H: 6 R: 4 ER: 3 SO: 7 BB: 1 IBB: 1 HBP: 0 BLK: 0 WP: 1 HR: 0 S: 69 P: 114 ERA: 3.00 WHIP: 0.778															PITCHER						

Chicago White Sox @ Seattle Mariners
The Kingdome, Seattle, WA
Sun Aug 01 1993, 10:05 PM EDT
Att: 28,659 - Dome

livebaseballscores.com

AB 31
R 4
H 6
RBI 3
BB 2
SO 7
LOB 8



Batter	1	2	3	4	5	6	7	8	9	AB	R	H	RBI	BB	SO	LOB	BOTTOM					
Omar Vizquel, S OBP: 0.355, SLG: 0.333 (1, 6)	K		WP 1B BB		G3			K		3	0	0	0	1	2	0						
Dave Magadan, L OBP: 0.393, SLG: 0.379 (1, 5)	E1		K		K			F7		4	0	0	0	0	2	1						
Ken Griffey Jr., L OBP: 0.397, SLG: 0.618 (1, 10)	L9		BB 1B			K		K		4	0	1	0	0	2	1						
Jay Buhner, R OBP: 0.389, SLG: 0.497 (1, 9)	K		BB 1B BB		K			P5		3	0	0	0	1	2	1						
Tino Martinez, L OBP: 0.350, SLG: 0.471 (1, 3)		G4-3	F9			F9		P6		4	0	0	0	0	0	3						
Mackey Sasser, L OBP: 0.294, SLG: 0.376 (1, 7)		G3-1			K			G6-3		3	0	0	0	0	1	0						
Bret Boone, R OBP: 0.311, SLG: 0.426 (1, 4)					G6-3			P3		3	0	1	0	0	0	0						
Dave Valle, R OBP: 0.359, SLG: 0.404 (1, 2)		G5-3			G4-3			G3		3	0	0	0	0	0	1						
Mike Felder, S OBP: 0.277, SLG: 0.285 (1, 8)			P5			F9		L6		3	0	0	0	0	0	0						
Inning Stats	R: 0 H: 0 E: 1 K: 2 S: 11	H: 1 LOB: 1 BB: 0 P: 16	R: 0 H: 1 E: 0 K: 0 S: 8	H: 1 LOB: 1 BB: 0 P: 12	R: 0 H: 1 E: 0 K: 1 S: 11	H: 1 LOB: 3 BB: 2 P: 22	R: 0 H: 0 E: 0 K: 1 S: 7	H: 0 LOB: 0 BB: 0 P: 11	R: 0 H: 0 E: 0 K: 1 S: 8	H: 0 LOB: 0 BB: 0 P: 9	R: 0 H: 0 E: 0 K: 2 S: 10	H: 0 LOB: 0 BB: 0 P: 13	R: 0 H: 0 E: 0 K: 0 S: 7	H: 0 LOB: 0 BB: 0 P: 9	R: 0 H: 0 E: 0 K: 1 S: 6	H: 0 LOB: 0 BB: 0 P: 7	R: 0 H: 0 E: 0 K: 1 S: 7	H: 0 LOB: 0 BB: 0 P: 11	1B: 1 2B: 0 3B: 1 HR: 0	SF: 0 SAC: 0 DP: 0 HBP: 0	WP: 1 PB: 0 SB: 0 CS: 0	PA: 32
PITCHER Jack McDowell, R ERA: 3.64 (1, 1)	IP: 9.0 WLS: W BF: 32 H: 2 R: 0 ER: 0 SO: 9 BB: 2 IBB: 0 HBP: 0 BLK: 0 WP: 1 HR: 0 S: 75 P: 110 ERA: 0.00 WHIP: 0.444															PITCHER						

Chicago White Sox @ Seattle Mariners
The Kingdome, Seattle, WA
Sun Aug 01 1993, 10:05 PM EDT
Att: 28,659 - Dome

livebaseballscores.com


AB 30
R 0
H 2
RBI 0
BB 2
SO 9
LOB 7




Batter	1	2	3	4	5	6	7	8	9	AB	R	H	RBI	BB	SO	LOB	TOP								
Steve Sax, R OBP: 0.313, SLG: 0.351 (1, 7)	F8	E1	G4-6-3			G6-3	F7			4	1	1	0	1	0	0	Chicago White Sox @ Texas Rangers Arlington Stadium, Arlington, TX Tue Aug 03 1993, 8:05 PM EDT Att: 29,487 - Unknown - 88 F								
Joey Cora, S OBP: 0.371, SLG: 0.368 (1, 4)	1B	HR	G4-6-3			FC4	1B	G6-3		5	2	3	1	0	0	1									
Frank Thomas, R OBP: 0.428, SLG: 0.603 (1, 3)	1B	HR	G1-3			FC4	1B	FC6-4		5	2	4	3	0	0	0									
Bo Jackson, R OBP: 0.306, SLG: 0.439 (1, 10)	2B	BB				FC4	1B	FC6-4		4	2	1	0	1	0	3									
Ellis Burks, R OBP: 0.359, SLG: 0.482 (1, 9)	2B	1B				1B		G6-3		4	1	2	2	1	0	1									
Robin Ventura, L OBP: 0.388, SLG: 0.429 (1, 5)	2B	1B				F7		1B		5	1	3	2	0	0	2									
Lance Johnson, L OBP: 0.357, SLG: 0.399 (1, 8)	F9	FC5-4				L5-3	1B	F8		5	0	2	2	0	0	3									
Ron Karkovice, R OBP: 0.300, SLG: 0.447 (1, 2)		P4				F8		HR		5	1	1	1	0	0	3									
Craig Grebeck, R OBP: 0.323, SLG: 0.277 (1, 6)		1B				L5-3		G5-3		5	1	1	0	0	1	3									
Inning Stats	R: 2 E: 0 K: 0 S: 14	H: 4 LOB: 2 BB: 1 P: 23	R: 7 E: 1 K: 0 S: 24	H: 7 LOB: 1 BB: 1 P: 39	R: 0 E: 0 K: 0 S: 5	H: 0 LOB: 0 BB: 1 P: 15	R: 0 E: 0 K: 0 S: 7	H: 0 LOB: 0 BB: 0 P: 10	R: 0 E: 0 K: 0 S: 4	H: 1 LOB: 0 BB: 0 P: 5	R: 1 E: 0 K: 0 S: 13	H: 3 LOB: 2 BB: 0 P: 20	R: 1 E: 0 K: 0 S: 9	H: 1 LOB: 0 BB: 0 P: 15	R: 0 E: 0 K: 0 S: 8	H: 1 LOB: 1 BB: 0 P: 10	R: 0 E: 0 K: 1 S: 8	H: 1 LOB: 1 BB: 0 P: 9	1B: 14 2B: 3 3B: 0 HR: 2	SF: 0 SAC: 0 DP: 2 HBP: 0	WP: 0 PB: 1 SB: 0 CS: 0	PA: 45			
PITCHER	IP	WLS	BF	H	R	ER	SO	BB	IBB	HBP	BLK	WP	HR	S	P	ERA	WHIP								
Charlie Leibrandt, L ERA: 4.38 (1, 1)	1.1	L	12	8	6	4	0	1	0	0	0	0	1	25	39	40.50	6.750								
Jeff Bronkley, R ERA: 4.33 (2, 1)	4.1		20	7	4	4	0	2	0	0	0	0	0	40	69	8.31	2.077								
Brian Bohanon, L ERA: 4.15 (6, 1)	2.1		9	2	1	1	0	0	0	0	0	0	1	19	29	3.86	0.857								
Bob Patterson, L ERA: 4.7 (9, 1)	1.0		4	1	0	0	1	0	0	0	0	0	0	8	9	0.00	1.000								

Batter	1	2	3	4	5	6	7	8	9	AB	R	H	RBI	BB	SO	LOB	BOTTOM								
Butch Davis, R OBP: 0.262, SLG: 0.393 (1, 8)	F8		G6-3			G3	DI	G6-3	K	5	1	1	0	0	1	0	Chicago White Sox @ Texas Rangers Arlington Stadium, Arlington, TX Tue Aug 03 1993, 8:05 PM EDT Att: 29,487 - Unknown - 88 F								
Dan Peltier, L OBP: 0.344, SLG: 0.361 (1, 9)	F8		F8			G3		G1-3	L4	4	0	0	0	1	0	1									
Rafael Palmeiro, L OBP: 0.372, SLG: 0.598 (1, 3)	F8					K		2B	HR	4	2	2	2	0	1	1									
Juan Gonzalez, R OBP: 0.394, SLG: 0.673 (1, 7)		F9				G4-3		F7		2	0	0	0	0	0	0									
Donald Harris, R OBP: 0.297, SLG: 0.357 (6, 8)						2B		2B		2	1	1	0	0	0	0									
Julio Franco, R OBP: 0.348, SLG: 0.437 (1, 10)		1B				FC6	1B	G4-3	PB	3	2	3	2	1	0	0									
Geno Petralli, L OBP: 0.404, SLG: 0.337 (1, 2)		1B				FC6		G4-3	K	4	0	1	0	0	1	3									
Dean Palmer, R OBP: 0.321, SLG: 0.491 (1, 5)		K				K	DI	E3		4	0	1	1	0	2	2									
Doug Strange, S OBP: 0.309, SLG: 0.337 (1, 4)		P5				K	G4-3	K		3	0	0	0	0	1	3									
John Russell, R OBP: 0.357, SLG: 0.500 (8, 2)						K		K		1	0	0	0	0	1	1									
Mario Diaz, R OBP: 0.306, SLG: 0.383 (1, 6)			G6-3			K		K	G5-3	4	0	0	0	0	2	0									
Inning Stats	R: 0 E: 0 K: 0 S: 5	H: 0 LOB: 0 BB: 1 P: 12	R: 0 E: 0 K: 1 S: 12	H: 2 LOB: 0 BB: 0 P: 16	R: 0 E: 0 K: 0 S: 4	H: 0 LOB: 0 BB: 0 P: 6	R: 0 E: 0 K: 1 S: 14	H: 1 LOB: 1 BB: 0 P: 18	R: 0 E: 0 K: 3 S: 9	H: 0 LOB: 0 BB: 0 P: 10	R: 4 E: 0 K: 0 S: 23	H: 5 LOB: 1 BB: 0 P: 29	R: 0 E: 0 K: 1 S: 10	H: 0 LOB: 0 BB: 0 P: 12	R: 2 E: 1 K: 2 S: 17	H: 1 LOB: 1 BB: 1 P: 29	R: 0 E: 0 K: 1 S: 10	H: 0 LOB: 0 BB: 0 P: 10	1B: 6 2B: 2 3B: 0 HR: 1	SF: 0 SAC: 0 DP: 0 HBP: 0	WP: 0 PB: 1 SB: 1 CS: 0	PA: 38			
PITCHER	IP	WLS	BF	H	R	ER	SO	BB	IBB	HBP	BLK	WP	HR	S	P	ERA	WHIP								
Kirk McCaskill, R ERA: 6.75 (1, 1)	5.2	W	25	4	0	0	0	1	0	0	0	0	1	27	40	4.50	1.000								
Donn Palli, R ERA: 2.63 (6, 1)	2.0		9	1	2	1	2	1	0	0	0	0	0	13	14	0.00	0.000								
Roberto Hernandez, R ERA: 2.37 (8, 1)	1.1		4	0	0	0	2	0	0	0	0	0	0	0	0	0.00	0.000								

AB 42
R 11
H 18
RBI 11
BB 3
SO 1
LOB 16




AB 36
R 6
H 9
RBI 5
BB 2
SO 9
LOB 11



Batter	1	2	3	4	5	6	7	8	9	AB	R	H	RBI	BB	SO	LOB	TOP											
Tim Raines, S OBP: 0.416, SLG: 0.532	F9	1B			G4-3			K		4	0	1	0	0	1	0	Chicago White Sox @ Texas Rangers Arlington Stadium, Arlington, TX Wed Aug 04 1993, 8:05 PM EDT Att: 32,312 - Unknown - 85 F											
Joey Cora, S OBP: 0.375, SLG: 0.369	1B	G3			CS			1B		2	1	1	0	2	0	1												
Matt Merullo, L OBP: 0.100, SLG: 0.100 Bo Jackson, R OBP: 0.304, SLG: 0.437	E	1B		P8	CS			K		3	1	1	0	0	1	0												
Robin Ventura, L OBP: 0.371, SLG: 0.430 Craig Grebeck, R OBP: 0.316, SLG: 0.272	E5	1B		G6-3	HBP			G6-3		1	0	1	1	0	0	0												
Steve Sax, R OBP: 0.298, SLG: 0.333	E5	S		G6-3				G6-3		4	0	0	1	0	0	2												
Dan Pasqua, L OBP: 0.295, SLG: 0.282	K			F8				P7		4	0	0	0	0	2	2												
Lance Johnson, L OBP: 0.354, SLG: 0.396	G5-3			P8				G6-3		3	0	0	0	0	0	2												
Ron Karkovice, R OBP: 0.297, SLG: 0.442			K		K			K		3	0	0	0	0	3	0												
Ozzie Guillen, L OBP: 0.289, SLG: 0.378	F9				L8			G6-3		3	0	0	0	0	0	0												
Inning Stats	R: 2 E: 2 K: 1 S: 12	H: 2 LOB: 2 BB: 1 P: 20	R: 0 E: 0 K: 1 S: 11	H: 1 LOB: 1 BB: 0 P: 15	R: 0 E: 0 K: 0 S: 3	H: 0 LOB: 0 BB: 0 P: 4	R: 0 E: 0 K: 1 S: 7	H: 0 LOB: 0 BB: 0 P: 10	R: 0 E: 0 K: 0 S: 8	H: 0 LOB: 0 BB: 1 P: 13	R: 0 E: 0 K: 1 S: 9	H: 0 LOB: 0 BB: 0 P: 13	R: 0 E: 0 K: 2 S: 13	H: 1 LOB: 1 BB: 0 P: 20	R: 0 E: 0 K: 1 S: 9	H: 0 LOB: 0 BB: 0 P: 13		1B: 4 2B: 0 3B: 0 HR: 0	SF: 0 SAC: 0 DP: 0 HBP: 1	WP: 0 PB: 0 SB: 1 CS: 1	PA: 34							
PITCHER	IP	WLS	BF	H	R	ER	SO	BB	IBB	HBP	BLK	WP	HR	S	P	ERA	WHIP											
Nolan Ryan, R ERA: 4.78	(1, 1)	7.0	W	26	3	2	1	5	2	0	1	0	0	0	57	85	1.29	0.714										
Craig Lefferts, L ERA: 5.79	(8, 1)	0.2	S	3	1	0	0	1	0	0	0	0	0	0	10	15	0.00	1.500										
Tom Henke, R ERA: 3.02	(8, 1)	1.1	S	4	0	0	0	2	0	0	0	0	0	0	12	18	0.00	0.000										

Batter	1	2	3	4	5	6	7	8	9	AB	R	H	RBI	BB	SO	LOB	BOTTOM											
Donald Harris, R OBP: 0.200, SLG: 0.263	K		F9		K			L9		5	0	0	0	0	2	5	Chicago White Sox @ Texas Rangers Arlington Stadium, Arlington, TX Wed Aug 04 1993, 8:05 PM EDT Att: 32,312 - Unknown - 85 F											
Doug Strange, S OBP: 0.305, SLG: 0.336	P5		FC1-6		HR			P5		4	1	1	0	0	0	1												
Rafael Palmeiro, L OBP: 0.373, SLG: 0.603	P6				K			HR		3	1	1	2	1	1	0												
Juan Gonzalez, R OBP: 0.398, SLG: 0.672			G4-6-3		K			2B		2	1	1	0	1	1	0												
Julio Franco, R OBP: 0.350, SLG: 0.441	G4-6-3				G4-3			1B		4	1	2	1	0	0	1												
Ivan Rodriguez, R OBP: 0.331, SLG: 0.420					SH5-3			1B		2	0	1	0	1	0	3												
Dean Palmer, R OBP: 0.323, SLG: 0.492	L7				SH5-3			2B		4	1	2	1	0	0	1												
Dan Peltier, L OBP: 0.347, SLG: 0.373 Butch Davis, R OBP: 0.281, SLG: 0.350	F7				SH5-3			G5-3		2	0	1	1	0	0	0												
Mario Diaz, R OBP: 0.312, SLG: 0.387					G1-3			G6-3		4	0	2	0	0	0	3												
Inning Stats	R: 0 E: 0 K: 1 S: 9	H: 0 LOB: 0 BB: 0 P: 14	R: 0 E: 0 K: 0 S: 10	H: 1 LOB: 1 BB: 0 P: 16	R: 0 E: 0 K: 0 S: 8	H: 1 LOB: 1 BB: 0 P: 14	R: 0 E: 0 K: 2 S: 15	H: 0 LOB: 0 BB: 0 P: 23	R: 0 E: 0 K: 1 S: 10	H: 1 LOB: 2 BB: 1 P: 18	R: 5 E: 0 K: 0 S: 19	H: 6 LOB: 1 BB: 0 P: 29	R: 0 E: 0 K: 0 S: 5	H: 1 LOB: 2 BB: 2 P: 16	R: 0 E: 0 K: 0 S: 10	H: 1 LOB: 1 BB: 0 P: 12		1B: 8 2B: 2 3B: 0 HR: 1	SF: 0 SAC: 2 DP: 2 HBP: 1	WP: 0 PB: 0 SB: 0 CS: 0	PA: 37							
PITCHER	IP	WLS	BF	H	R	ER	SO	BB	IBB	HBP	BLK	WP	HR	S	P	ERA	WHIP											
Alex Fernandez, R ERA: 3.15	(1, 1)	6.0	L	28	9	5	5	4	1	0	0	0	0	5	71	114	7.50	1.667										
Jeff Schwarz, R ERA: 3.7	(7, 1)	1.0	S	5	1	0	0	0	2	0	0	0	0	5	16	0.00	3.000											
Scott Radinsky, L ERA: 3.89	(8, 1)	1.0	S	4	1	0	0	0	0	0	0	0	0	10	12	0.00	1.000											



Batter	1	2	3	4	5	6	7	8	9	AB	R	H	RBI	BB	SO	LOB	TOP					
Tim Raines, S OBP: 0.408, SLG: 0.520 (1, 7)	G6-3 ①		L6 ①		F8 ②			K ①	F7 ③	5	0	0	0	0	1	2						
Joey Cora, S OBP: 0.376, SLG: 0.375 (1, 4)	1B ①		SF9 3B ②		F9 ③			F8 ②		4	1	2	0	0	0	0						
Frank Thomas, R OBP: 0.427, SLG: 0.601 (1, 3)	K ②		SF9 ②		F8 ①			1B ①	1B ②	3	0	1	1	0	1	1						
Robin Ventura, L OBP: 0.372, SLG: 0.430 (1, 5)	BB ①		F9 ③		G6-3 ②			1B ①	1B ②	3	0	1	0	1	0	0						
Ellis Burks, R OBP: 0.361, SLG: 0.482 (1, 9)	K ③			FC4-6 1B ①				K ③		4	0	2	0	0	2	4						
Bo Jackson, R OBP: 0.303, SLG: 0.433 (1, 10)		K ①		K ①				K ③	F9 1B ①	4	0	1	0	0	3	2						
Lance Johnson, L OBP: 0.353, SLG: 0.394 (1, 8)	L6 ②		FC4-6 1-2 ②		G4-3 ①			1B ②	1B ②	4	0	1	0	0	0	1	AB 35					
Michael LaValliere, L OBP: 0.333, SLG: 0.333 (1, 2)	WP 1B ①		L9 ③		L5 ②			F9 ①		4	0	1	0	0	0	3	R 1					
Ozzie Guillen, L OBP: 0.286, SLG: 0.373 (1, 6)	K ③				G6-3 ①			F7 ②		4	0	0	0	0	2	3	H 9					
Inning Stats	R: 0 E: 0 K: 2 S: 15	H: 1 LOB: 2 BB: 1 P: 26	R: 0 E: 0 K: 2 S: 12	H: 1 LOB: 1 BB: 0 P: 16	R: 1 E: 0 K: 0 S: 9	H: 1 LOB: 0 BB: 0 P: 15	R: 0 E: 0 K: 1 S: 12	H: 1 LOB: 1 BB: 0 P: 20	R: 0 E: 0 K: 0 S: 6	H: 0 LOB: 0 BB: 0 P: 11	R: 0 E: 0 K: 1 S: 9	H: 1 LOB: 1 BB: 0 P: 13	R: 0 E: 0 K: 1 S: 9	H: 0 LOB: 0 BB: 0 P: 11	R: 0 E: 0 K: 2 S: 14	H: 2 LOB: 2 BB: 0 P: 20	R: 0 E: 0 K: 0 S: 13	H: 2 LOB: 2 BB: 0 P: 21	1B: 8 2B: 0 3B: 1 HR: 0	SF: 1 SAC: 0 DP: 0 HBP: 0	WP: 1 PB: 0 SB: 0 CS: 0	PA: 37
PITCHER	IP	WLS	BF	H	R	ER	SO	BB	IBB	HBP	BLK	WP	HR	S	P	ERA	WHIP					
Kevin Brown, R ERA: 3.57 (1, 1)	7.2	W	30	6	1	1	8	1	0	0	0	1	0	81	126	1.17	0.913					
Craig Lefferts, L ERA: 5.79 (8, 1)	0.0		1	1	0	0	0	0	0	0	0	0	0	2	3	∞	∞					
Cris Carpenter, R ERA: 3.35 (8, 1)	1.1	S	6	2	0	0	1	0	0	0	0	0	0	16	24	0.00	1.500					

Chicago White Sox @ Texas Rangers
Arlington Stadium, Arlington, TX
Thu Aug 05 1993, 8:05 PM EDT
Att: 35,413 - Unknown - 100 F

AB 35
R 1
H 9
RBI 1
BB 1
SO 9
LOB 16



Batter	1	2	3	4	5	6	7	8	9	AB	R	H	RBI	BB	SO	LOB	BOTTOM					
Donald Harris, R OBP: 0.240, SLG: 0.417 (1, 8)	F8 ①		P4 ②		G3-1 ③			HR 1B ①		5	1	2	2	0	0	0						
Doug Strange, S OBP: 0.313, SLG: 0.343 (1, 4)	1B ①		G6-3 ③			F8 2B ②		P7 ③		5	1	3	0	0	0	2						
Rafael Palmeiro, L OBP: 0.374, SLG: 0.600 (1, 3)	P5 ②			1B SF8 BB ②		2B BB ②		K ③		2	2	0	0	2	1	2						
Juan Gonzalez, R OBP: 0.399, SLG: 0.670 (1, 7)	F7 ③			1B ①		P3 ①		1B 1B ②		4	1	2	0	0	0	3						
Julio Franco, R OBP: 0.349, SLG: 0.439 (1, 10)		G5-3 ①		K ①		F8 ②		F9 1B ①	1B ②	4	1	1	0	0	1	4						
Ivan Rodriguez, R OBP: 0.333, SLG: 0.426 (1, 2)		B2 ②		SF8 ②				1B 1B ②	1B ②	3	1	2	4	0	0	0						
Dean Palmer, R OBP: 0.322, SLG: 0.489 (1, 5)		1B ①		F7 ③		G6-3 ③		F9 ①		4	0	1	0	0	0	4	AB 35					
Dan Peltier, L OBP: 0.341, SLG: 0.366 Butch Davis, R OBP: 0.284, SLG: 0.391 (1, 9)		G6-3 ③						1B 1B ②		2	0	0	0	0	0	1	R 7					
Mario Diaz, R OBP: 0.302, SLG: 0.374 (1, 6)			F9 ①		G1-3 ②			F8 ②	P4 ②	4	0	0	0	0	0	2	H 12					
Inning Stats	R: 0 E: 0 K: 0 S: 9	H: 1 LOB: 1 BB: 0 P: 12	R: 0 E: 0 K: 0 S: 6	H: 1 LOB: 0 BB: 0 P: 10	R: 0 E: 0 K: 0 S: 5	H: 0 LOB: 0 BB: 0 P: 7	R: 1 E: 0 K: 1 S: 8	H: 1 LOB: 1 BB: 1 P: 21	R: 0 E: 0 K: 0 S: 4	H: 0 LOB: 0 BB: 0 P: 6	R: 2 E: 0 K: 0 S: 10	H: 2 LOB: 1 BB: 1 P: 15	R: 1 E: 0 K: 1 S: 14	H: 2 LOB: 1 BB: 0 P: 20	R: 3 E: 0 K: 0 S: 23	H: 5 LOB: 2 BB: 0 P: 30	1B: 9 2B: 2 3B: 0 HR: 1	SF: 1 SAC: 0 DP: 0 HBP: 0	WP: 0 PB: 0 SB: 0 CS: 0	PA: 38		
PITCHER	IP	WLS	BF	H	R	ER	SO	BB	IBB	HBP	BLK	WP	HR	S	P	ERA	WHIP					
Tim Lincecum, R ERA: 4.5 (1, 1)	7.0	L	30	7	4	4	2	2	0	0	0	0	0	56	91	5.14	1.286					
Bobby Thigpen, R ERA: 5.71 (8, 1)	1.0		8	5	3	3	0	0	0	0	0	0	0	23	30	27.00	5.000					

Chicago White Sox @ Texas Rangers
Arlington Stadium, Arlington, TX
Thu Aug 05 1993, 8:05 PM EDT
Att: 35,413 - Unknown - 100 F

AB 35
R 7
H 12
RBI 7
BB 2
SO 2
LOB 18



Batter	1	2	3	4	5	6	7	8	9	AB	R	H	RBI	BB	SO	LOB	TOP					
Stan Javier, S OBP: 0.322, SLG: 0.336 (1, 7)										4	1	4	2	1	0	0	California Angels @ Chicago White Sox Comiskey Park, Chicago, IL Fri Aug 06 1993, 8:05 PM EDT Att: 32,856 - Unknown					
Chad Curtis, R OBP: 0.386, SLG: 0.387 (1, 8)										5	1	1	1	0	0	6						
Tim Salmon, R OBP: 0.382, SLG: 0.519 (1, 9)										3	0	1	0	2	0	0						
Chili Davis, S OBP: 0.329, SLG: 0.430 (1, 10)										5	0	0	0	0	3	5						
Eduardo Perez, R OBP: 0.317, SLG: 0.462 (1, 5)										5	0	3	2	0	2	0						
Rene Gonzales, R OBP: 0.354, SLG: 0.313 (1, 3)										5	0	0	0	0	2	4						
Gary Disarcina, R OBP: 0.285, SLG: 0.332 (1, 6)										4	3	3	0	0	1	0						
Rod Correia, R OBP: 0.478, SLG: 0.500 (1, 4)										3	1	2	0	0	0	1						
Ron Tingley, R OBP: 0.306, SLG: 0.302 (1, 2)										2	1	2	2	1	0	0						
Inning Stats	R: 0 E: 0 K: 1 S: 14	H: 1 LOB: 1 BB: 1 P: 21	R: 0 E: 0 K: 3 S: 10	H: 0 LOB: 0 BB: 0 P: 13	R: 3 E: 0 K: 1 S: 18	H: 4 LOB: 2 BB: 2 P: 35	R: 0 E: 0 K: 0 S: 10	H: 1 LOB: 1 BB: 1 P: 20	R: 0 E: 0 K: 1 S: 8	H: 1 LOB: 0 BB: 0 P: 10	R: 2 E: 0 K: 0 S: 12	H: 4 LOB: 1 BB: 0 P: 18	R: 0 E: 0 K: 2 S: 13	H: 1 LOB: 1 BB: 0 P: 20	R: 1 E: 0 K: 0 S: 11	H: 3 LOB: 1 BB: 0 P: 16	R: 0 E: 0 K: 0 S: 7	H: 1 LOB: 1 BB: 0 P: 10	1B: 15 2B: 1 3B: 0 HR: 0	SF: 1 SAC: 1 DP: 4 HBP: 0	WP: 1 PB: 0 SB: 0 CS: 1	PA: 42
PITCHER	IP	WLS	BF	H	R	ER	SO	BB	IBB	HBP	BLK	WP	HR	S	P	ERA	WHIP					
Wilson Alvarez, L ERA: 3.5 (1, 1)	3.2	L	19	6	4	4	5	4	0	0	0	0	0	0	49	83	9.82	2.727				
Kirk McCaskill, R ERA: 6.7 (4, 1)	3.1		14	6	2	2	3	0	0	0	0	0	0	36	54	5.40	1.800					
Donn Pall, R ERA: 2.75 (8, 1)	1.0		5	3	1	1	0	0	0	0	0	1	0	11	16	9.00	3.000					
Roberto Hernandez, R ERA: 2.32 (9, 1)	1.0		4	1	0	0	0	0	0	0	0	0	0	7	10	0.00	1.000					

Batter	1	2	3	4	5	6	7	8	9	AB	R	H	RBI	BB	SO	LOB	BOTTOM				
Tim Raines, S OBP: 0.406, SLG: 0.515 (1, 7)										4	0	1	1	0	1	1	California Angels @ Chicago White Sox Comiskey Park, Chicago, IL Fri Aug 06 1993, 8:05 PM EDT Att: 32,856 - Unknown				
Joey Cora, S OBP: 0.375, SLG: 0.374 (1, 4)										4	0	1	0	0	0	2					
Frank Thomas, R OBP: 0.423, SLG: 0.594 (1, 3)										4	0	0	0	0	1	1					
Bo Jackson, R OBP: 0.302, SLG: 0.429 (1, 10)										4	1	1	0	0	0	0					
Ellis Burks, R OBP: 0.359, SLG: 0.478 (1, 8)										3	1	0	0	1	0	0					
Robin Ventura, L OBP: 0.389, SLG: 0.425 (1, 5)										4	0	0	0	0	0	2					
Steve Sax, R OBP: 0.330, SLG: 0.366 (1, 9)										4	1	4	1	0	0	0					
Ron Karkovice, R OBP: 0.294, SLG: 0.437 Matt Merullo, L OBP: 0.091, SLG: 0.091 (9, PH)										3	0	0	0	0	2	4					
Craig Grebeck, R OBP: 0.318, SLG: 0.274 Ozzie Guillen, L OBP: 0.285, SLG: 0.372 (9, PH)										1	0	0	0	0	0	1					
Inning Stats	R: 0 E: 0 K: 0 S: 7	H: 0 LOB: 0 BB: 0 P: 12	R: 0 E: 0 K: 0 S: 8	H: 0 LOB: 0 BB: 0 P: 12	R: 0 E: 0 K: 0 S: 6	H: 0 LOB: 0 BB: 0 P: 10	R: 0 E: 0 K: 1 S: 9	H: 1 LOB: 1 BB: 0 P: 13	R: 0 E: 0 K: 1 S: 11	H: 1 LOB: 1 BB: 0 P: 20	R: 3 E: 0 K: 1 S: 18	H: 4 LOB: 2 BB: 1 P: 30	R: 0 E: 0 K: 1 S: 10	H: 0 LOB: 0 BB: 0 P: 10	R: 0 E: 0 K: 0 S: 11	H: 1 LOB: 1 BB: 0 P: 13	1B: 8 2B: 0 3B: 0 HR: 0	SF: 0 SAC: 0 DP: 0 HBP: 0	WP: 0 PB: 0 SB: 0 CS: 0	PA: 36	
PITCHER	IP	WLS	BF	H	R	ER	SO	BB	IBB	HBP	BLK	WP	HR	S	P	ERA	WHIP				
Chuck Finley, L ERA: 3.29 (1, 1)	6.2	W	28	7	3	3	3	1	0	0	0	0	0	65	107	4.05	1.200				
Gene Nelson, R ERA: 2.55 (7, 1)	2.1	S	8	1	0	0	1	0	0	0	0	0	0	23	25	0.00	0.429				

Batter	1	2	3	4	5	6	7	8	9	AB	R	H	RBI	BB	SO	LOB	TOP	
Luis Polonia, L OBP: 0.308, SLG: 0.322										4	2	4	1	1	0	0	California Angels @ Chicago White Sox Comiskey Park, Chicago, IL Sat Aug 07 1993, 8:05 PM EDT Att: 42,535 - Unknown - 70 F	
Chad Curtis, R OBP: 0.384, SLG: 0.386										4	0	1	2	0	1	3		
Tim Salmon, R OBP: 0.381, SLG: 0.515										3	0	0	0	1	0	4		
Chili Davis, S OBP: 0.329, SLG: 0.429										4	1	1	0	0	1	1		
Eduardo Perez, R OBP: 0.311, SLG: 0.465										4	0	1	1	0	0	1		
Greg Myers, L OBP: 0.292, SLG: 0.380										4	0	0	0	0	1	1		
Stan Javier, S OBP: 0.327, SLG: 0.341										4	0	2	0	0	1	0		
Torey Lovullo, S OBP: 0.321, SLG: 0.344										3	0	0	0	1	1	2		
Gary Disarcina, R OBP: 0.285, SLG: 0.331										4	1	1	0	0	0	3		
Inning Stats	R: 1 E: 1 K: 1 S: 6	H: 1 LOB: 1 BB: 1 P: 10	R: 0 E: 0 K: 1 S: 5	H: 0 LOB: 0 BB: 0 P: 5	R: 3 E: 0 K: 0 S: 7	H: 4 LOB: 1 BB: 0 P: 7	R: 0 E: 0 K: 0 S: 2	H: 0 LOB: 0 BB: 1 P: 6	R: 0 E: 0 K: 1 S: 3	H: 2 LOB: 3 BB: 1 P: 9	R: 0 E: 0 K: 0 S: 3	H: 0 LOB: 0 BB: 0 P: 3	R: 0 E: 0 K: 2 S: 9	H: 2 LOB: 2 BB: 0 P: 9	1B: 8 2B: 1 3B: 1 HR: 0	SF: 1 SAC: 0 DP: 1 HBP: 0	WP: 0 PB: 1 SB: 2 CS: 1	PA: 39
PITCHER	IP WLS BF H R ER SO BB IBB HBP BLK WP HR S P ERA WHIP																	
Jack McDowell, R ERA: 3.82	(1, 1)	8.2 W 37 10 4 3 4 2 1 0 1 0 0 42 54 3.12 1.385																
Roberto Hernandez, R ERA: 2.31	(9, 1)	0.1 S 1 0 0 0 1 0 0 0 0 0 0 0 3 3 0.00 0.000																

Batter	1	2	3	4	5	6	7	8	9	AB	R	H	RBI	BB	SO	LOB	BOTTOM			
Tim Raines, S OBP: 0.402, SLG: 0.513										5	1	1	0	0	0	2	California Angels @ Chicago White Sox Comiskey Park, Chicago, IL Sat Aug 07 1993, 8:05 PM EDT Att: 42,535 - Unknown - 70 F			
Joey Cora, S OBP: 0.376, SLG: 0.372										2	1	0	0	1	1	1				
Frank Thomas, R OBP: 0.428, SLG: 0.596										2	0	2	1	2	0	0				
Robin Ventura, L OBP: 0.370, SLG: 0.423										2	0	0	1	2	0	2				
Ellis Burks, R OBP: 0.356, SLG: 0.474										3	0	0	1	0	1	3				
Bo Jackson, R OBP: 0.301, SLG: 0.423										3	0	0	0	1	1	0				
Lance Johnson, L OBP: 0.355, SLG: 0.398										4	1	2	0	0	0	3				
Ron Karkovics, R OBP: 0.300, SLG: 0.464										4	2	3	3	0	0	1				
Ozzie Guillen, L OBP: 0.288, SLG: 0.378										3	1	2	0	0	0	0				
Inning Stats	R: 0 E: 0 K: 1 S: 5	H: 1 LOB: 2 BB: 2 P: 13	R: 2 E: 0 K: 1 S: 7	H: 2 LOB: 0 BB: 0 P: 7	R: 0 E: 0 K: 0 S: 2	H: 0 LOB: 1 BB: 1 P: 6	R: 0 E: 0 K: 0 S: 3	H: 0 LOB: 0 BB: 0 P: 3	R: 3 E: 0 K: 0 S: 6	H: 3 LOB: 1 BB: 0 P: 7	R: 0 E: 0 K: 0 S: 4	H: 2 LOB: 2 BB: 0 P: 4	R: 1 E: 0 K: 0 S: 4	H: 1 LOB: 3 BB: 3 P: 16	R: 0 E: 0 K: 1 S: 6	H: 1 LOB: 1 BB: 0 P: 6	1B: 5 2B: 3 3B: 0 HR: 2	SF: 1 SAC: 2 DP: 1 HBP: 1	WP: 0 PB: 0 SB: 0 CS: 0	PA: 38
PITCHER	IP WLS BF H R ER SO BB IBB HBP BLK WP HR S P ERA WHIP																			
John Farrell, R ERA: 7.31	(1, 1)	4.1 L 21 6 5 5 2 3 0 1 0 0 0 0 2 21 34 10.38 2.077																		
Ken Patterson, L ERA: 4.74	(5, 1)	2.0 10 3 1 1 0 1 1 0 0 0 0 8 16 4.50 2.000																		
Joe Grahe, R ERA: 3.38	(7, 1)	1.2 7 1 0 0 1 1 0 0 0 0 0 8 12 0.00 1.200																		

Batter	1	2	3	4	5	6	7	8	9	AB	R	H	RBI	BB	SO	LOB	TOP			
Luis Polonia, L OBP: 0.308, SLG: 0.320	4-1 S 1B BB		3-2 G5-3			2-3 K		2-1 B5-3		3	1	0	0	1	1	0	California Angels @ Chicago White Sox Comiskey Park, Chicago, IL Sun Aug 08 1993, 4:33 AM EDT Att: 38,581 - Sunny - 76 F			
Chad Curtis, R OBP: 0.385, SLG: 0.387	1-3 K		1-2 CS 1B			2-3 K		0-1 G4-6-3 1B		4	0	2	0	0	2	1				
Tim Salmon, R OBP: 0.382, SLG: 0.515	2-1 1-H 1B		3-2 G4-3			3-3 K		1-0 G4-6-3 1B		4	0	2	1	0	1	1				
Chili Davis, S OBP: 0.330, SLG: 0.428	1-3 K			4-2 FC3-5 HBP BB		0-0 1B G4-3 1B		1-1 G4-6-3 1B		3	1	1	0	1	1	3				
Eduardo Perez, R OBP: 0.327, SLG: 0.457	2-3 K			1-0 CS FC3-5 HBP		2-0 G4-3 1B		1-1 G5-3		3	0	1	0	0	1	2				
Stan Javier, S OBP: 0.318, SLG: 0.331		1-1 G4-3		3-1 FC3-5 CS		2-0 G4-3		1-0 G6-3		4	0	0	1	0	0	3				
Rene Gonzales, R OBP: 0.354, SLG: 0.313				1-2 2-3f BB		1-2 3-H 2-3 K		0-0 F8		0	0	0	0	0	0	0				
Kurt Stillwell, S OBP: 0.288, SLG: 0.273		1-1 G6-3		4-2 1-2 2-3 BB		2-3 K		0-3 K		3	0	0	0	1	1	1				
Gary Disarcina, R OBP: 0.282, SLG: 0.328		3-2 E1 FC6-4		2-0 F8			2-3 K		0-3 K	4	0	0	0	0	2	2				
Ron Tingley, R OBP: 0.293, SLG: 0.288		1-0 FC6-4			2-2 F9		3-3 K			3	0	0	0	0	1	1				
Inning Stats	R: 1 E: 0 K: 3 S: 12	H: 1 LOB: 1 BB: 1 P: 22	R: 0 E: 1 K: 0 S: 8	H: 0 LOB: 1 BB: 0 P: 14	R: 0 E: 0 K: 0 S: 11	H: 1 LOB: 0 BB: 0 P: 18	R: 0 E: 0 K: 0 S: 8	H: 0 LOB: 2 BB: 2 P: 22	R: 0 E: 0 K: 2 S: 11	H: 2 LOB: 1 BB: 0 P: 19	R: 0 E: 0 K: 2 S: 8	H: 0 LOB: 0 BB: 0 P: 15	R: 0 E: 0 K: 0 S: 7	H: 2 LOB: 1 BB: 0 P: 10	R: 0 E: 0 K: 1 S: 5	H: 0 LOB: 0 BB: 0 P: 7	1B: 6 2B: 0 3B: 0 HR: 0	SF: 0 SAC: 0 DP: 1 HBP: 1	WP: 0 PB: 0 SB: 2 CS: 3	PA: 35
PITCHER	IP WLS BF H R ER SO BB IBB HBP BLK WP HR S P ERA WHIP	IP WLS BF H R ER SO BB IBB HBP BLK WP HR S P ERA WHIP																		
Jason Bere, R ERA: 4.76	(1, 1)	6.0	L	25	4	2	2	7	3	0	1	0	0	0	0	60	112	3.00	1.167	
Jeff Schwarz, R ERA: 3.53	(7, 1)	2.0		7	2	0	0	2	0	0	0	0	0	0	0	15	25	0.00	1.000	
Scott Radinsky, L ERA: 3.79	(9, 1)	1.0		3	0	0	0	1	0	0	0	0	0	0	5	7	0.00	0.000		

Batter	1	2	3	4	5	6	7	8	9	AB	R	H	RBI	BB	SO	LOB	BOTTOM					
Tim Raines, S OBP: 0.400, SLG: 0.508	2-1 P3			3-3 K		2-3 K		0-0 1B		4	0	1	0	0	2	0	California Angels @ Chicago White Sox Comiskey Park, Chicago, IL Sun Aug 08 1993, 4:33 AM EDT Att: 38,581 - Sunny - 76 F					
Joey Cora, S OBP: 0.377, SLG: 0.373	2-2 F8			1-0 BB 1B		1-3 K		1-2 1B		4	1	2	0	0	1	0						
Frank Thomas, R OBP: 0.426, SLG: 0.592	2-1 F8			4-2 1-2 BB		0-0 L5		3-2 P9		3	0	0	0	1	0	2						
Ellis Burks, R OBP: 0.357, SLG: 0.473		1-2 G1-3		0-0 1-2 2-H 1B		2-2 G5-3		4-2 2B BB		3	0	1	1	1	0	0						
Steve Sax, R OBP: 0.319, SLG: 0.353		1-2 G6-3		0-3 K		0-0 F7		1-0 F8		3	0	0	0	0	1	2						
Matt Merullo, L OBP: 0.083, SLG: 0.083										1	0	0	0	0	0	1						
Craig Grebeck, R OBP: 0.311, SLG: 0.267		2-2 G5-3		0-2 F9		2-0 E5		1-0 F8		3	0	0	0	0	0	2						
Robin Ventura, L OBP: 0.369, SLG: 0.422										1	0	0	0	0	0	1						
Lance Johnson, L OBP: 0.354, SLG: 0.399			3-2 G4-3			0-1 G1-3		0-0 L7		4	0	1	0	0	0	1						
Ron Karkovice, R OBP: 0.296, SLG: 0.458			0-3 K			1-0 F7		1-0 F7		4	0	0	0	0	2	2						
Ozzie Guillen, L OBP: 0.286, SLG: 0.375			0-0 F7			0-0 G4-3		1-1 F7		3	0	0	0	0	0	0						
Inning Stats	R: 0 E: 0 K: 0 S: 7	H: 0 LOB: 0 BB: 0 P: 13	R: 0 E: 0 K: 0 S: 10	H: 0 LOB: 0 BB: 0 P: 14	R: 0 E: 0 K: 1 S: 8	H: 0 LOB: 0 BB: 0 P: 11	R: 1 E: 0 K: 2 S: 13	H: 2 LOB: 2 BB: 1 P: 21	R: 0 E: 0 K: 0 S: 4	H: 0 LOB: 0 BB: 0 P: 5	R: 0 E: 0 K: 2 S: 7	H: 0 LOB: 0 BB: 0 P: 10	R: 0 E: 1 K: 0 S: 7	H: 0 LOB: 1 BB: 0 P: 11	R: 0 E: 0 K: 0 S: 11	H: 2 LOB: 2 BB: 0 P: 17	R: 0 E: 0 K: 1 S: 11	H: 1 LOB: 2 BB: 1 P: 19	1B: 4 2B: 1 3B: 0 HR: 0	SF: 0 SAC: 0 DP: 0 HBP: 0	WP: 0 PB: 0 SB: 0 CS: 0	PA: 35
PITCHER	IP WLS BF H R ER SO BB IBB HBP BLK WP HR S P ERA WHIP	IP WLS BF H R ER SO BB IBB HBP BLK WP HR S P ERA WHIP																				
Mark Langston, L ERA: 2.78	(1, 1)	7.2	W	29	4	1	1	5	1	0	0	0	0	0	64	96	1.17	0.652				
Mike Butcher, R ERA: 3.13	(8, 1)	1.1	S	6	1	0	0	1	1	0	0	0	0	0	14	25	0.00	1.500				

Batter	1	2	3	4	5	6	7	8	9	AB	R	H	RBI	BB	SO	LOB	TOP					
Jerry Browne, S OBP: 0.294, SLG: 0.299 (1, 7)	G3-1			P8		F7			G4-3	4	0	0	0	0	0	0						
Brent Gates, S OBP: 0.352, SLG: 0.359 (1, 4)	G3			1B				G4-3	1B	4	0	2	0	0	0	0						
Ruben Sierra, S OBP: 0.318, SLG: 0.445 (1, 9)	K			P5				F8	F8	4	0	0	0	0	1	2						
Troy Neel, L OBP: 0.336, SLG: 0.444 (1, 10)		G3		K				FC5-4	BB	2	0	0	0	1	1	1						
Terry Steinbach, R OBP: 0.326, SLG: 0.404 (1, 2)	K				F9			FC5-4		3	0	0	0	0	1	1						
Mike Aldrete, L OBP: 0.346, SLG: 0.443 (1, 3)	G4-3				F8				K	3	0	0	0	0	1	0						
Craig Paquette, R OBP: 0.266, SLG: 0.421 (1, 5)			K		F7				K	3	0	0	0	0	2	0						
Mike Bordick, R OBP: 0.345, SLG: 0.331 (1, 6)			F9			G6-4-3		F8		2	0	0	0	1	0	0						
Lance Blankenship, R OBP: 0.369, SLG: 0.259 (1, 8)			F9			G6-4-3		L9		3	0	0	0	0	0	1						
Inning Stats	R: 0 H: 0 E: 0 K: 1 S: 7	H: 0 LOB: 0 BB: 0 P: 10	R: 0 H: 0 E: 0 K: 1 S: 5	H: 0 LOB: 0 BB: 0 P: 8	R: 0 H: 0 E: 0 K: 1 S: 7	H: 0 LOB: 0 BB: 0 P: 12	R: 0 H: 1 E: 0 K: 1 S: 11	H: 1 LOB: 1 BB: 0 P: 14	R: 0 H: 0 E: 0 K: 0 S: 4	H: 0 LOB: 0 BB: 0 P: 6	R: 0 H: 0 E: 0 K: 0 S: 8	H: 0 LOB: 0 BB: 1 P: 15	R: 0 H: 0 E: 0 K: 2 S: 9	H: 0 LOB: 1 BB: 1 P: 15	R: 0 H: 0 E: 0 K: 2 S: 7	H: 0 LOB: 0 BB: 0 P: 11	R: 0 H: 1 E: 0 K: 0 S: 9	H: 1 LOB: 1 BB: 0 P: 15	1B: 2 2B: 0 3B: 0 HR: 0	SF: 0 SAC: 0 DP: 1 HBP: 0	WP: 0 PB: 0 SB: 0 CS: 0	PA: 30
PITCHER Tim Belcher, R ERA: 4.24 (1, 1)	IP: 9.0 WLS: W BF: 30 H: 2 R: 0 ER: 0 SO: 6 BB: 2 IBB: 0 HBP: 0 BLK: 0 WP: 0 HR: 0 S: 67 P: 106 ERA: 0.00 WHIP: 0.444															PITCHER						

Oakland Athletics @ Chicago White Sox
Comiskey Park, Chicago, IL
Tue Aug 10 1993, 8:05 PM EDT
Att: 29,906 - Unknown - 81 F

AB	28
R	0
H	2
RBI	0
BB	2
SO	6
LOB	5



Batter	1	2	3	4	5	6	7	8	9	AB	R	H	RBI	BB	SO	LOB	BOTTOM			
Steve Sax, R OBP: 0.319, SLG: 0.353 Tim Raines, S OBP: 0.396, SLG: 0.496 (1, PH) (2, 7)	BB E BB		P4			G6-3		G1-3		0	0	0	0	0	0	0				
Joey Cora, S OBP: 0.377, SLG: 0.373 (1, 4)	F7		K			BB 2B 1B		1B		4	1	2	0	0	1	1				
Frank Thomas, R OBP: 0.430, SLG: 0.598 (1, 3)	E FC4-6 BB		G5-3			F9		K		3	1	0	0	1	1	2				
Bo Jackson, R OBP: 0.295, SLG: 0.409 (1, 10)	E5 FC4-6			K		BB 2B BB		K		3	1	0	0	1	2	2				
Ellis Burks, R OBP: 0.353, SLG: 0.469 (1, 9)	FC4-6			K		CS 2B				3	0	1	3	0	1	1				
Robin Ventura, L OBP: 0.372, SLG: 0.426 (1, 5)	K			F9		HBP				2	0	0	0	0	1	1				
Lance Johnson, L OBP: 0.353, SLG: 0.400 (1, 8)		G4-3			CS 1B	CS		G4-3		3	0	1	0	0	0	0				
Ron Karkovics, R OBP: 0.294, SLG: 0.451 (1, 2)		F8			F7			F8		3	0	0	0	0	0	1				
Craig Grebeck, R OBP: 0.304, SLG: 0.260 (1, 6)		G1-4-3			G5-3			K		3	0	0	0	0	1	0				
Inning Stats	R: 2 H: 0 E: 1 K: 1 S: 16	H: 0 LOB: 1 BB: 2 P: 30	R: 0 H: 0 E: 0 K: 0 S: 6	H: 0 LOB: 0 BB: 0 P: 8	R: 0 H: 0 E: 0 K: 1 S: 7	H: 0 LOB: 0 BB: 0 P: 11	R: 0 H: 0 E: 0 K: 2 S: 7	H: 0 LOB: 0 BB: 0 P: 12	R: 0 H: 1 E: 0 K: 0 S: 11	H: 1 LOB: 0 BB: 0 P: 16	R: 2 H: 2 E: 0 K: 0 S: 10	H: 2 LOB: 1 BB: 1 P: 21	R: 0 H: 0 E: 0 K: 1 S: 5	H: 0 LOB: 0 BB: 0 P: 10	R: 0 H: 1 E: 0 K: 2 S: 14	H: 1 LOB: 1 BB: 0 P: 16	1B: 3 2B: 1 3B: 0 HR: 0	SF: 0 SAC: 0 DP: 0 HBP: 1	WP: 0 PB: 0 SB: 0 CS: 2	PA: 32
PITCHER Mike Mohler, L ERA: 4.08 Kevin Campbell, R ERA: 9.31 Vince Horsman, L ERA: 5.91 Joe Boever, R ERA: 3.65	IP: 5.0 WLS: L BF: 18 H: 1 R: 2 ER: 2 SO: 4 BB: 2 IBB: 0 HBP: 0 BLK: 0 WP: 0 HR: 0 S: 47 P: 77 ERA: 0.00 WHIP: 0.600															PITCHER				

Oakland Athletics @ Chicago White Sox
Comiskey Park, Chicago, IL
Tue Aug 10 1993, 8:05 PM EDT
Att: 29,906 - Unknown - 81 F

AB	27
R	4
H	4
RBI	3
BB	3
SO	7
LOB	8




Batter	1	2	3	4	5	6	7	8	9	AB	R	H	RBI	BB	SO	LOB	TOP										
Scott Hemond, R OBP: 0.331, SLG: 0.368 (1, 2)	G5-3		SH1-3				K			2	1	0	0	1	1	0	Oakland Athletics @ Chicago White Sox Comiskey Park, Chicago, IL Wed Aug 11 1993, 4:33 AM EDT Att: 33,625 - Sunny - 82 F										
Brent Gates, S OBP: 0.351, SLG: 0.356 (1, 4)	FC5-4 BB		L8			G4-3 BB	G4-3			3	0	0	0	1	0	2											
Ruben Sierra, S OBP: 0.317, SLG: 0.442 (1, 10)	FC5-4 1-2		F9			1B S BB	K			3	0	0	0	1	1	2											
Dave Henderson, R OBP: 0.269, SLG: 0.405 (1, 9)	G5-3							K		4	0	1	1	0	1	1											
Terry Steinbach, R OBP: 0.328, SLG: 0.406 (1, 3)		F9								3	1	1	0	0	1	2											
Craig Panquette, R OBP: 0.285, SLG: 0.431 (1, 5)	K									4	1	1	2	0	1	1											
Mike Bordick, R OBP: 0.349, SLG: 0.333 (1, 6)										3	0	2	0	1	0	0											
Scott Lydy, R OBP: 0.243, SLG: 0.303 (1, 7)										4	0	0	0	0	2	3											
Lance Blankenship, R OBP: 0.367, SLG: 0.256 (1, 8)										3	0	0	0	1	0	1											
Inning Stats	R: 0 E: 0 K: 0 S: 9	H: 0 LOB: 1 BB: 1 P: 18	R: 0 E: 0 K: 2 S: 10	H: 0 LOB: 1 BB: 1 P: 21	R: 0 E: 0 K: 0 S: 6	H: 0 LOB: 1 BB: 1 P: 13	R: 2 E: 0 K: 0 S: 10	H: 3 LOB: 0 BB: 0 P: 16	R: 1 E: 0 K: 1 S: 17	H: 1 LOB: 2 BB: 2 P: 32	R: 0 E: 0 K: 1 S: 10	H: 1 LOB: 1 BB: 0 P: 16	R: 0 E: 0 K: 2 S: 9	H: 0 LOB: 0 BB: 0 P: 14	R: 0 E: 0 K: 1 S: 5	H: 0 LOB: 0 BB: 0 P: 9	R: 0 E: 0 K: 0 S: 5	H: 0 LOB: 0 BB: 0 P: 10	1B: 3 2B: 1 3B: 0 HR: 1	SF: 0 SAC: 1 DP: 2 HBP: 1	WP: 1 PB: 0 SB: 2 CS: 1	PA: 36					
PITCHER	IP	WLS	BF	H	R	ER	SO	BB	IBB	HBP	BLK	WP	HR	S	P	ERA	WHIP	PITCHER									
Wilson Alvarez, L ERA: 3.5 (1, 1)	5.0	L	23	4	3	2	3	5	0	0	0	1	1	52	100	3.60	1.800										
Kirk McCaskill, R ERA: 6.38 (6, 1)	4.0		13	1	0	0	4	0	0	1	0	0	0	29	49	0.00	0.250										

Batter	1	2	3	4	5	6	7	8	9	AB	R	H	RBI	BB	SO	LOB	BOTTOM										
Tim Raines, S OBP: 0.403, SLG: 0.506 (1, 7)	P6									5	0	4	0	0	0	0	Oakland Athletics @ Chicago White Sox Comiskey Park, Chicago, IL Wed Aug 11 1993, 4:33 AM EDT Att: 33,625 - Sunny - 82 F										
Joey Cora, S OBP: 0.373, SLG: 0.369 (1, 4)	K									5	0	0	0	0	1	7											
Frank Thomas, R OBP: 0.434, SLG: 0.598 (1, 3)										3	1	2	0	2	0	2											
Robin Ventura, L OBP: 0.368, SLG: 0.420 (1, 5)	K									5	0	0	0	0	1	8											
Matt Merullo, L OBP: 0.063, SLG: 0.063 (1, 10)										4	0	0	0	0	0	2											
Dan Pasqua, L OBP: 0.309, SLG: 0.286 (1, 9)										2	0	1	0	2	0	0											
Lance Johnson, L OBP: 0.352, SLG: 0.398 (1, 8)										4	0	1	1	0	0	3											
Michael LaValliere, L ERA: 5.01 Ron Karkovics, R OBP: 0.292, SLG: 0.448 (7, PH) (8, 2)										1	0	0	0	1	0	0											
Ozzie Guillen, L OBP: 0.285, SLG: 0.376 Craig Grebeck, R OBP: 0.312, SLG: 0.258 (5, PH) (6, 6)										1	0	0	0	0	0	1											
Inning Stats	R: 0 E: 0 K: 2 S: 11	H: 0 LOB: 1 BB: 1 P: 18	R: 0 E: 0 K: 0 S: 4	H: 0 LOB: 0 BB: 1 P: 11	R: 0 E: 0 K: 0 S: 14	H: 1 LOB: 3 BB: 2 P: 27	R: 0 E: 0 K: 0 S: 8	H: 0 LOB: 0 BB: 0 P: 15	R: 0 E: 0 K: 0 S: 10	H: 1 LOB: 1 BB: 0 P: 15	R: 0 E: 0 K: 0 S: 11	H: 2 LOB: 2 BB: 0 P: 21	R: 0 E: 0 K: 1 S: 8	H: 1 LOB: 1 BB: 1 P: 16	R: 1 E: 0 K: 1 S: 18	H: 2 LOB: 2 BB: 1 P: 27	R: 0 E: 0 K: 0 S: 12	H: 1 LOB: 2 BB: 1 P: 21	1B: 7 2B: 3 3B: 0 HR: 0	SF: 0 SAC: 0 DP: 2 HBP: 0	WP: 0 PB: 1 SB: 0 CS: 0	PA: 40					
PITCHER	IP	WLS	BF	H	R	ER	SO	BB	IBB	HBP	BLK	WP	HR	S	P	ERA	WHIP	PITCHER									
Todd Van Poppel, R ERA: 3.12 (1, 1)	5.2	W	23	3	0	0	2	4	0	0	0	0	0	53	99	0.00	1.235										
Rick Honeycutt, L ERA: 3.12 (6, 1)	0.1		2	1	0	0	0	0	0	0	0	0	0	5	8	0.00	3.000										
Ed Nunez, R ERA: 2.91 (7, 1)	2.0		10	3	1	1	2	2	0	0	0	0	0	26	43	4.50	2.500										
Dennis Eckersley, R ERA: 3.72 (9, 1)	1.0	S	5	1	0	0	0	1	0	0	0	0	0	12	21	0.00	2.000										

Batter	1	2	3	4	5	6	7	8	9	AB	R	H	RBI	BB	SO	LOB	TOP											
Felix Jose, S OBP: 0.309, SLG: 0.342 (1, 9)										5	2	3	0	0	1	1												
Brian McRae, S OBP: 0.352, SLG: 0.445 (1, 8)										5	0	1	0	0	2	3												
George Brett, L OBP: 0.302, SLG: 0.433 (1, 10)										2	1	1	1	1	0	1												
Mike Macfarlane, R OBP: 0.363, SLG: 0.519 (1, 2)										4	0	0	0	0	1	4												
Wally Joyner, L OBP: 0.389, SLG: 0.481 (1, 3)										3	1	1	0	1	1	0												
Gary Gaetti, R OBP: 0.327, SLG: 0.424 (1, 5)										4	0	1	0	0	0	2												
Kevin McReynolds, R OBP: 0.316, SLG: 0.396 (1, 7)										4	0	2	1	0	0	1												
Greg Gagne, R OBP: 0.325, SLG: 0.394 (1, 6)										4	0	0	0	0	2	3												
Jose Lind, R OBP: 0.276, SLG: 0.306 (1, 4)										4	0	1	0	0	0	1												
Inning Stats	R: 0 E: 0 K: 0 S: 8	H: 1 LOB: 1 BB: 1 P: 15	R: 1 E: 0 K: 0 S: 10	H: 2 LOB: 0 BB: 0 P: 14	R: 1 E: 0 K: 1 S: 12	H: 2 LOB: 1 BB: 0 P: 18	R: 0 E: 0 K: 0 S: 6	H: 0 LOB: 0 BB: 0 P: 10	R: 1 E: 1 K: 0 S: 13	H: 1 LOB: 1 BB: 0 P: 18	R: 0 E: 0 K: 1 S: 7	H: 0 LOB: 0 BB: 0 P: 8	R: 0 E: 0 K: 2 S: 12	H: 2 LOB: 2 BB: 0 P: 14	R: 1 E: 0 K: 1 S: 16	H: 2 LOB: 2 BB: 1 P: 26	R: 0 E: 0 K: 2 S: 7	H: 0 LOB: 0 BB: 0 P: 9	1B: 10 2B: 0 3B: 0 HR: 0	SF: 1 SAC: 0 DP: 2 HBP: 0	WP: 1 PB: 0 SB: 1 CS: 0	PA: 38						
PITCHER	IP	WLS	BF	H	R	ER	SO	BB	IBB	HBP	BLK	WP	HR	S	P	ERA	WHIP											
Jack McDowell, R ERA: 3.61	(1, 1)	8.0	L	35	10	4	3	5	2	0	0	0	1	0	84	123	3.38	1.500										
Chuck Cary, L ERA: 9.64	(9, 1)	1.0		3	0	0	0	2	0	0	0	0	0	7	9	0.00	0.000											

Kansas City Royals @ Chicago White Sox
Comiskey Park, Chicago, IL
Thu Aug 12 1993, 8:05 PM EDT
Att: 38,954 - Unknown - 74 F


AB 35
R 4
H 10
RBI 2
BB 2
SO 7
LOB 16



Batter	1	2	3	4	5	6	7	8	9	AB	R	H	RBI	BB	SO	LOB	BOTTOM											
Tim Raines, S OBP: 0.404, SLG: 0.518 (1, 7)										4	1	2	1	0	0	1												
Joey Cora, S OBP: 0.374, SLG: 0.370 (1, 4)										4	0	2	0	0	0	1												
Frank Thomas, R OBP: 0.432, SLG: 0.598 (1, 3)										4	1	1	0	0	0	2												
Robin Ventura, L OBP: 0.367, SLG: 0.419 (1, 5)										4	0	1	0	0	0	1												
Ellis Burks, R OBP: 0.352, SLG: 0.471 (1, 9)										3	0	1	1	0	1	1												
Matt Merullo, L OBP: 0.050, SLG: 0.050 (1, 10)										4	0	0	0	0	0	2												
Lance Johnson, L OBP: 0.351, SLG: 0.396 (1, 8)										2	0	0	0	1	0	1												
Ron Karkovics, R OBP: 0.292, SLG: 0.445 (1, 2)										2	0	0	0	1	0	1												
Craig Grebeck, R OBP: 0.306, SLG: 0.252 (1, 6)										3	0	0	0	0	0	2												
Inning Stats	R: 1 E: 0 K: 0 S: 11	H: 1 LOB: 0 BB: 0 P: 14	R: 0 E: 0 K: 0 S: 8	H: 1 LOB: 0 BB: 0 P: 10	R: 0 E: 0 K: 0 S: 7	H: 1 LOB: 1 BB: 0 P: 11	R: 0 E: 0 K: 0 S: 7	H: 1 LOB: 0 BB: 0 P: 12	R: 0 E: 0 K: 0 S: 5	H: 0 LOB: 2 BB: 2 P: 15	R: 0 E: 0 K: 0 S: 8	H: 1 LOB: 0 BB: 0 P: 14	R: 0 E: 0 K: 1 S: 8	H: 0 LOB: 0 BB: 0 P: 12	R: 0 E: 0 K: 0 S: 10	H: 1 LOB: 0 BB: 0 P: 13	R: 1 E: 0 K: 0 S: 6	H: 1 LOB: 0 BB: 0 P: 10	1B: 4 2B: 3 3B: 0 HR: 1	SF: 1 SAC: 0 DP: 3 HBP: 0	WP: 1 PB: 0 SB: 0 CS: 0	PA: 33						
PITCHER	IP	WLS	BF	H	R	ER	SO	BB	IBB	HBP	BLK	WP	HR	S	P	ERA	WHIP											
Kevin Appier, R ERA: 3.08	(1, 1)	9.0	W	33	7	2	2	1	2	0	0	0	1	1	70	111	2.00	1.000										

Kansas City Royals @ Chicago White Sox
Comiskey Park, Chicago, IL
Thu Aug 12 1993, 8:05 PM EDT
Att: 38,954 - Unknown - 74 F

AB 30
R 2
H 7
RBI 2
BB 2
SO 1
LOB 12



Batter	1	2	3	4	5	6	7	8	9	AB	R	H	RBI	BB	SO	LOB	TOP								
Felix Jose, S OBP: 0.308, SLG: 0.349 (1, 9)										4	1	1	2	0	0	2	Kansas City Royals @ Chicago White Sox Comiskey Park, Chicago, IL Fri Aug 13 1993, 8:05 PM EDT Att: 34,272 - Unknown - 83 F								
Brian McRae, S OBP: 0.351, SLG: 0.443 (1, 8)										4	0	1	0	0	1	0									
George Brett, L OBP: 0.300, SLG: 0.429 (1, 10)										4	0	0	0	0	1	1									
Mike MacFarlane, R OBP: 0.368, SLG: 0.530 (1, 2)										2	1	1	1	2	0	0									
Wally Joyner, L OBP: 0.386, SLG: 0.477 (1, 3)										4	0	0	0	0	0	2									
Gary Gaetti, R OBP: 0.325, SLG: 0.420 (1, 5)										4	1	1	0	0	3	0									
Kevin McReynolds, R OBP: 0.315, SLG: 0.393 (1, 7)										3	0	0	0	1	2	1									
Greg Gagne, R OBP: 0.325, SLG: 0.396 (1, 6)										3	0	1	1	0	1	1									
Chris Gwynn, L OBP: 0.354, SLG: 0.404 (9, PH)										1	0	0	0	0	0	0									
Jose Lind, R OBP: 0.274, SLG: 0.303 (1, 4)										3	1	0	0	0	0	3									
Inning Stats	R: 0 E: 0 K: 2 S: 9	H: 0 LOB: 0 BB: 0 P: 14	R: 0 E: 0 K: 1 S: 7	H: 0 LOB: 0 BB: 0 P: 10	R: 2 E: 1 K: 1 S: 18	H: 2 LOB: 1 BB: 0 P: 27	R: 0 E: 0 K: 1 S: 4	H: 0 LOB: 0 BB: 1 P: 11	R: 0 E: 0 K: 1 S: 7	H: 0 LOB: 1 BB: 1 P: 15	R: 1 E: 0 K: 0 S: 15	H: 1 LOB: 0 BB: 0 P: 22	R: 1 E: 0 K: 0 S: 8	H: 2 LOB: 1 BB: 0 P: 13	R: 0 E: 0 K: 0 S: 5	H: 0 LOB: 1 BB: 1 P: 13	R: 0 E: 0 K: 2 S: 12	H: 0 LOB: 0 BB: 0 P: 15	1B: 2 2B: 1 3B: 0 HR: 2	SF: 0 SAC: 0 DP: 1 HBP: 0	WP: 0 PB: 0 SB: 0 CS: 0	PA: 35			
PITCHER	IP	WLS	BF	H	R	ER	SO	BB	IBB	HBP	BLK	WP	HR	S	P	ERA	WHIP								
Jason Bere, R ERA: 4.6 (1, 1)	6.2		27	5	4	2	6	2	0	0	0	0	2	66	109	2.70	1.050								
Chuck Gary, L ERA: 7.5 (7, 1)	1.1	W	5	0	0	0	0	1	0	0	0	0	0	7	16	0.00	0.750								
Roberto Hernandez, R ERA: 2.21 (9, 1)	1.0	S	3	0	0	0	2	0	0	0	0	0	0	12	15	0.00	0.000								

Batter	1	2	3	4	5	6	7	8	9	AB	R	H	RBI	BB	SO	LOB	BOTTOM								
Tim Raines, S OBP: 0.405, SLG: 0.514 (1, 7)										2	0	0	0	2	0	1	Kansas City Royals @ Chicago White Sox Comiskey Park, Chicago, IL Fri Aug 13 1993, 8:05 PM EDT Att: 34,272 - Unknown - 83 F								
Joey Cora, S OBP: 0.374, SLG: 0.371 (1, 4) (8, 5) (9, 4)										4	0	2	1	0	0	2									
Frank Thomas, R OBP: 0.430, SLG: 0.600 (1, 10) (9, 3)										5	1	1	3	0	3	5									
Robin Ventura, L OBP: 0.370, SLG: 0.421 (1, 5) (8, 3) (9, 5)										5	0	3	0	0	0	1									
Ellis Burks, R OBP: 0.355, SLG: 0.469 (1, 9)										3	0	1	0	1	0	1									
Dan Pasqua, L OBP: 0.309, SLG: 0.296 (1, 3)										3	0	1	0	0	0	4									
Steve Sax, R OBP: 0.312, SLG: 0.345 (7, PH) (8, 4)										2	0	0	0	0	0	3									
Roberto Hernandez, R (9, 1)										0	0	0	0	0	0	0									
Lance Johnson, L OBP: 0.353, SLG: 0.396 (1, 8)										3	1	1	0	1	0	2									
Ron Karkovics, R OBP: 0.292, SLG: 0.446 (1, 2)										4	1	1	0	0	1	4									
Craig Grebeck, R OBP: 0.313, SLG: 0.264 ERA: 4.25 (1, 6)										2	1	1	0	1	1	0									
Warren Newson, L OBP: 1.000, SLG: 1.000 (8, PH)										1	1	1	1	0	0	0									
Ozzie Guillen, L OBP: 0.285, SLG: 0.376 (9, 6)										0	0	0	0	0	0	0									
Inning Stats	R: 0 E: 0 K: 1 S: 11	H: 0 LOB: 1 BB: 1 P: 16	R: 0 E: 0 K: 0 S: 10	H: 1 LOB: 1 BB: 0 P: 16	R: 1 E: 0 K: 0 S: 9	H: 3 LOB: 3 BB: 0 P: 16	R: 1 E: 0 K: 1 S: 13	H: 1 LOB: 2 BB: 2 P: 28	R: 0 E: 0 K: 1 S: 15	H: 1 LOB: 1 BB: 1 P: 24	R: 0 E: 0 K: 2 S: 11	H: 1 LOB: 1 BB: 0 P: 17	R: 0 E: 0 K: 0 S: 9	H: 1 LOB: 1 BB: 0 P: 17	R: 3 E: 0 K: 0 S: 20	H: 4 LOB: 2 BB: 1 P: 33	R: 0 E: 0 K: 2 S: 12	H: 0 LOB: 0 BB: 0 P: 15	1B: 8 2B: 3 3B: 0 HR: 1	SF: 1 SAC: 1 DP: 0 HBP: 1	WP: 0 PB: 1 SB: 3 CS: 0	PA: 42			
PITCHER	IP	WLS	BF	H	R	ER	SO	BB	IBB	HBP	BLK	WP	HR	S	P	ERA	WHIP								
Hipolito Pichardo, R ERA: 4.25 (1, 1)	5.0		26	6	2	2	3	4	0	1	0	0	0	58	100	3.60	2.000								
John Habyan, R ERA: 3.78 (6, 1)	1.0		4	1	0	0	2	0	0	0	0	0	0	11	17	0.00	1.000								
Greg Cadaret, L ERA: 4.19 (7, 1)	0.1		2	1	0	0	0	0	0	0	0	0	0	5	11	0.00	3.000								
Stan Belinda, R ERA: 3.75 (7, 1)	0.2		2	0	0	0	0	0	0	0	0	0	0	4	6	0.00	0.000								
Jeff Montgomery, R ERA: 2.08 (8, 1)	1.0	L	8	4	3	3	0	1	0	0	0	0	1	20	33	27.00	5.000								

Batter	1	2	3	4	5	6	7	8	9	AB	R	H	RBI	BB	SO	LOB	TOP				
Felix Jose, S OBP: 0.305, SLG: 0.345 (1, 9)	F7		F8			K			G6-3	4	0	0	0	0	1	0					
Brian McRae, S OBP: 0.352, SLG: 0.443 (1, 8)	WP G3		G4-3			G4-3			BB	3	0	1	0	1	0	0					
George Brett, L OBP: 0.297, SLG: 0.424 (1, 10)	G3			G4-3			K		K	4	0	0	0	0	2	2					
Wally Joyner, L OBP: 0.383, SLG: 0.473 (1, 3)	F9			P4			G4-3			3	0	0	0	0	0	1					
Gary Gaetti, R OBP: 0.321, SLG: 0.414 (1, 5)		G5-3			G6-3			F9		3	0	0	0	0	0	0					
Brent Mayne, L OBP: 0.304, SLG: 0.346 (1, 2)	HR				F7				K	3	1	1	1	0	1	0					
Kevin McReynolds, R OBP: 0.311, SLG: 0.388 (1, 7)	K				F9			F9		3	0	0	0	0	1	0					
Greg Gagne, R OBP: 0.323, SLG: 0.393 (1, 6)	K				K			F7		3	0	0	0	0	2	0					
Jose Lind, R OBP: 0.271, SLG: 0.300 (1, 4)			F9			G4-3			G6-3	3	0	0	0	0	0	0					
Inning Stats	R: 0 E: 0 K: 0 S: 17	H: 1 LOB: 1 BB: 0 P: 22	R: 1 E: 0 K: 2 S: 14	H: 1 LOB: 0 BB: 0 P: 20	R: 0 E: 0 K: 0 S: 8	H: 0 LOB: 0 BB: 0 P: 11	R: 0 E: 0 K: 0 S: 6	H: 0 LOB: 0 BB: 0 P: 7	R: 0 E: 0 K: 1 S: 9	H: 0 LOB: 0 BB: 0 P: 13	R: 0 E: 0 K: 1 S: 8	H: 0 LOB: 0 BB: 0 P: 11	R: 0 E: 0 K: 1 S: 9	H: 0 LOB: 0 BB: 0 P: 13	R: 0 E: 0 K: 1 S: 12	H: 0 LOB: 1 BB: 1 P: 19	1B: 1 2B: 0 3B: 0 HR: 1	SF: 0 SAC: 0 DP: 0 HBP: 0	WP: 1 PB: 0 SB: 0 CS: 0	PA: 30	
PITCHER	IP	WLS	BF	H	R	ER	SO	BB	IBB	HBP	BLK	WP	HR	S	P	ERA	WHIP				
Alex Fernandez, R ERA: 3.08 (1, 1)	8.2	W	29	2	1	1	6	1	0	0	0	1	1	86	118	1.04	0.346				
Scott Radinsky, L ERA: 3.72 (9, 1)	0.1	S	1	0	0	0	1	0	0	0	0	0	0	3	5	0.00	0.000				

Kansas City Royals @ Chicago White Sox
Comiskey Park, Chicago, IL
Sat Aug 14 1993, 8:05 PM EDT
Att: 42,417 - Unknown - 83 F

livebaseballscorecards.com

AB	29
R	1
H	2
RBI	1
BB	1
SO	7
LOB	3



Batter	1	2	3	4	5	6	7	8	9	AB	R	H	RBI	BB	SO	LOB	BOTTOM				
Tim Raines, S OBP: 0.403, SLG: 0.508 (1, 7)	G3	G3-1 BB		P6			K			3	0	0	0	1	1	1					
Joey Coxa, S OBP: 0.371, SLG: 0.368 (1, 4)	F8	G3-1		F7			F7			4	0	0	1	0	0	3					
Frank Thomas, R OBP: 0.430, SLG: 0.599 (1, 3)	S 1B	F8			1B		F8			4	0	2	0	0	0	2					
Robin Ventura, L OBP: 0.371, SLG: 0.428 (1, 5)	P2		HR		P5			FC4-6 1B BB		3	1	1	1	1	0	2					
Ellis Burks, R OBP: 0.354, SLG: 0.470 (1, 9)		E 1B 2B	K		F8			B2		4	1	1	0	0	1	2					
Dan Pasqua, L OBP: 0.308, SLG: 0.294 (1, 10)		E4 1B	K		G3			FC4-6 1B		4	1	1	0	0	1	2					
Steve Sax, R OBP: 0.312, SLG: 0.345 (8, FR)		SH5-4 1B								0	0	0	0	0	0	0					
Lance Johnson, L OBP: 0.352, SLG: 0.394 (1, 8)		1B SH5-4 G3-1 1B	G3-1			G3		FC4-6 1B		4	1	1	1	0	0	2					
Ron Karkovice, R OBP: 0.289, SLG: 0.441 (1, 2)		SH5-4		K		K		K		3	0	0	0	0	3	2					
Ozzie Guillen, L OBP: 0.286, SLG: 0.376 (1, 6)		G3-1 BB 1B		K		G4-3				3	0	1	1	0	1	0					
Inning Stats	R: 0 E: 0 K: 0 S: 11	H: 3 LOB: 2 BB: 1 P: 28	R: 1 E: 0 K: 2 S: 13	H: 1 LOB: 0 BB: 0 P: 18	R: 0 E: 0 K: 2 S: 12	H: 0 LOB: 1 BB: 0 P: 16	R: 0 E: 0 K: 0 S: 9	H: 1 LOB: 1 BB: 0 P: 15	R: 0 E: 0 K: 1 S: 8	H: 0 LOB: 0 BB: 0 P: 10	R: 0 E: 0 K: 1 S: 7	H: 1 LOB: 2 BB: 1 P: 12	1B: 5 2B: 1 3B: 0 HR: 1	SF: 0 SAC: 1 DP: 0 HBP: 0	WP: 1 PB: 0 SB: 1 CS: 0	PA: 35					
PITCHER	IP	WLS	BF	H	R	ER	SO	BB	IBB	HBP	BLK	WP	HR	S	P	ERA	WHIP				
David Cone, R ERA: 3.47 (1, 1)	8.0	L	35	7	4	2	7	2	0	0	0	1	1	85	133	2.25	1.125				

Kansas City Royals @ Chicago White Sox
Comiskey Park, Chicago, IL
Sat Aug 14 1993, 8:05 PM EDT
Att: 42,417 - Unknown - 83 F

livebaseballscorecards.com

AB	32
R	4
H	7
RBI	4
BB	2
SO	7
LOB	16




Batter	1	2	3	4	5	6	7	8	9	AB	R	H	RBI	BB	SO	LOB	TOP					
Felix Jose, S OBP: 0.307, SLG: 0.344 (1, 8)	L7		CS 1B	FC5-4		G5-3		BB 1B IBB		4	0	1	0	1	0	2						
Greg Gagne, R OBP: 0.324, SLG: 0.401 (1, 6)	P3		HR		P2	CS 1B		F7		5	1	2	1	0	0	2						
Wally Joyner, L OBP: 0.386, SLG: 0.476 (1, 3)	F7		G1-3		E	2B	BB	BB 1B		4	1	2	1	1	0	0						
Mike Macfarlane, R OBP: 0.372, SLG: 0.529 (1, 2)		K	1B		E6 1B	G5-3		BB 1B		4	1	2	0	1	1	1						
Chris Gwynn, L OBP: 0.355, SLG: 0.401 (1, 9)		HR BB	G4-3		E 1B	G5-3		K		4	2	1	1	1	1	4						
Kevin McReynolds, R OBP: 0.317, SLG: 0.402 (1, 7)		HR		1B BB	E9 1B	L9		K		4	1	2	3	1	1	0						
Brent Mayne, L OBP: 0.301, SLG: 0.338 (1, 10)	G4-3		L8		G3 IBB	K2-3		L6		4	0	0	0	1	1	1						
Jose Lind, R OBP: 0.273, SLG: 0.302 (1, 4)		1B	F8		G3			G6-3		5	1	2	0	0	0	3						
Rico Rossy, R OBP: 0.342, SLG: 0.424 (1, 5)	F9		FC5-4 1B		K			SH3-4 1B		3	0	1	0	0	1	3						
Inning Stats	R: 0 E: 0 K: 0 S: 9	H: 0 LOB: 0 BB: 0 P: 13	R: 2 E: 0 K: 1 S: 18	H: 2 LOB: 1 BB: 1 P: 30	R: 1 E: 0 K: 0 S: 12	H: 3 LOB: 1 BB: 0 P: 17	R: 0 E: 0 K: 0 S: 14	H: 1 LOB: 2 BB: 1 P: 23	R: 3 E: 2 K: 1 S: 12	H: 4 LOB: 2 BB: 1 P: 21	R: 0 E: 0 K: 0 S: 7	H: 1 LOB: 1 BB: 1 P: 13	R: 0 E: 0 K: 1 S: 8	H: 0 LOB: 0 BB: 0 P: 11	R: 1 E: 0 K: 1 S: 13	H: 2 LOB: 3 BB: 2 P: 24	R: 0 E: 0 K: 1 S: 6	H: 0 LOB: 0 BB: 0 P: 7	1B: 10 2B: 1 3B: 0 HR: 2	SF: 0 SAC: 1 DP: 0 HBP: 0	WP: 0 PB: 0 CS: 2	PA: 44
PITCHER	IP	WLS	BF	H	R	ER	SO	BB	IBB	HBP	BLK	WP	HR	S	P	ERA	WHIP					
Tim Belcher, R ERA: 4.4 (1, 1)	4.1	L	23	9	6	5	1	2	0	0	0	0	2	58	93	10.38	2.538					
Kirk McCaskill, R ERA: 6.33 (5, 1)	0.2		4	1	0	0	1	0	1	0	0	0	0	7	11	0.00	1.500					
Chuck Cary, L ERA: 5.63 (6, 1)	2.0		7	1	0	0	1	1	0	0	0	0	0	15	24	0.00	1.000					
Donn Pall, R ERA: 2.86 (8, 1)	0.2		4	1	1	1	0	0	1	0	0	0	0	5	11	13.50	1.500					
Scott Radinsky, L ERA: 3.69 (8, 1)	0.1		3	1	0	0	1	1	0	0	0	0	0	8	13	0.00	6.000					
PITCHER	IP	WLS	BF	H	R	ER	SO	BB	IBB	HBP	BLK	WP	HR	S	P	ERA	WHIP					
Roberto Hernandez, R ERA: 2.17 (9, 1)	1.0		3	0	0	0	1	0	0	0	0	0	0	6	7	0.00	0.000					

Kansas City Royals @ Chicago White Sox
Comiskey Park, Chicago, IL
Sun Aug 15 1993, 4:33 AM EDT
Att: 38,395 - Overcast - 73 F

livebaseballscorecards.com

AB 37
R 7
H 13
RBI 6
BB 6
SO 5
LOB 16



Batter	1	2	3	4	5	6	7	8	9	AB	R	H	RBI	BB	SO	LOB	BOTTOM					
Tim Raines, S OBP: 0.406, SLG: 0.508 (1, 7)	S 1B		G4-3		K		FC6-4 1B		4-1 BB	4	1	2	1	1	1	0						
Joey Coxa, S OBP: 0.371, SLG: 0.368 (1, 4)	WP 1B		HR 1B		K		P5		G3-1	5	1	2	1	0	1	4						
Frank Thomas, R OBP: 0.429, SLG: 0.603 (1, 3)	F9		HR		F7		FC6-4			4	1	1	2	0	0	3						
Robin Ventura, L OBP: 0.372, SLG: 0.425 (1, 5)	FC6-4 BB		G3-1		FC6-4 BB		F9			2	0	0	0	2	0	0						
Ellis Burks, R OBP: 0.351, SLG: 0.465 (1, 9)	FC6-4		K		FC6-4		K			4	0	0	0	0	2	2						
Warren Newson, L OBP: 0.400, SLG: 0.400 (1, 10)		K		G4-6-3 1B		K2-3		G6-3		4	0	1	0	0	2	0						
Lance Johnson, L OBP: 0.353, SLG: 0.394 (1, 8)	G4-3		G4-6-3 1B		G4-3		1B WP 1B		BB BB	3	1	1	0	1	0	1						
Michael LaValliere, L OBP: 0.338, SLG: 0.328 (1, 2)	G3		G4-3		G4-3		1B 1B		K	3	0	1	0	0	0	0						
Ron Karkovics, R OBP: 0.289, SLG: 0.439 (7, PR) (8, 2)					G4-3		1B 1B		K	1	1	0	0	0	1	1						
Ozzie Guillen, L OBP: 0.285, SLG: 0.374 (1, 6)	G4-3		G4-3		L8		1B		L6	4	0	1	1	0	0	1						
Inning Stats	R: 1 E: 0 K: 0 S: 10	H: 2 LOB: 1 BB: 1 P: 22	R: 0 E: 0 K: 1 S: 8	H: 0 LOB: 0 BB: 0 P: 15	R: 2 E: 0 K: 0 S: 9	H: 2 LOB: 0 BB: 0 P: 16	R: 0 E: 0 K: 1 S: 7	H: 1 LOB: 0 BB: 0 P: 12	R: 0 E: 0 K: 1 S: 6	H: 0 LOB: 0 BB: 0 P: 9	R: 0 E: 0 K: 1 S: 8	H: 0 LOB: 1 BB: 1 P: 16	R: 2 E: 0 K: 1 S: 23	H: 4 LOB: 2 BB: 0 P: 35	R: 0 E: 0 K: 1 S: 5	H: 0 LOB: 0 BB: 0 P: 9	R: 0 E: 0 K: 1 S: 8	H: 0 LOB: 2 BB: 2 P: 18	1B: 8 2B: 0 3B: 0 HR: 1	SF: 0 SAC: 0 DP: 1 HBP: 0	WP: 2 PB: 0 CS: 0	PA: 38
PITCHER	IP	WLS	BF	H	R	ER	SO	BB	IBB	HBP	BLK	WP	HR	S	P	ERA	WHIP					
Tom Gordon, R ERA: 4.0 (1, 1)	6.1	W	26	7	0	5	5	2	0	0	0	0	0	9	106	7.11	1.421					
Mark Gubicza, R ERA: 4.41 (7, 1)	0.0		2	2	0	0	0	0	0	0	0	0	0	9	13	∞	∞					
Stan Belinda, R ERA: 3.62 (7, 1)	1.2		5	0	0	0	1	0	0	0	0	0	0	10	15	0.00	0.000					
Jeff Montgomery, R ERA: 2.05 (9, 1)	1.0	S	5	0	0	0	1	2	0	0	0	0	0	8	18	0.00	2.000					
PITCHER	IP	WLS	BF	H	R	ER	SO	BB	IBB	HBP	BLK	WP	HR	S	P	ERA	WHIP					

Kansas City Royals @ Chicago White Sox
Comiskey Park, Chicago, IL
Sun Aug 15 1993, 4:33 AM EDT
Att: 38,395 - Overcast - 73 F

livebaseballscorecards.com


AB 34
R 5
H 9
RBI 5
BB 4
SO 7
LOB 12



Batter	1	2	3	4	5	6	7	8	9	AB	R	H	RBI	BB	SO	LOB	TOP										
Tim Raines, S OBP: 0.406, SLG: 0.504 (1, 7)	2-1 HR 1B		2-0 L9		2-1 F8		3-2 F7		4-0 FC5-4 IBB	4	1	1	0	1	0	1											
Joey Cora, S OBP: 0.368, SLG: 0.364 (1, 4)	3-2 F7		0-2 F8		0-1 G4-3		2-1 G6-3		2-0 FC5-4 1-2	5	0	0	0	0	0	5											
Frank Thomas, R OBP: 0.429, SLG: 0.608 (1, 3)	1-1 HR		4-2 BB		1-0 G6-3		2-0 F8			3	1	1	2	1	0	0											
Robin Ventura, L OBP: 0.375, SLG: 0.430 (1, 5)	1-2 2B		0-0 F9		3-1 WP 2B 1B		4-2 G5-4-3 BB			3	1	2	0	1	0	1											
Ellis Burks, R OBP: 0.350, SLG: 0.462 (1, 9)	2-3 K				1-2 S 1B		1-0 F8		1-1 G5-4-3 1-2	4	0	1	0	0	1	3											
Steve Sax, R OBP: 0.320, SLG: 0.363 (1, 10)	0-1 G4-3				1 SAFE 0-3 K		2-2 2B		1-2 2B 1B	4	0	2	1	0	1	2											
Lance Johnson, L OBP: 0.350, SLG: 0.390 (1, 8)		1-2 G1-3			1-1 F9		0-2 G1-3		2-0 B5	4	0	0	0	0	0	3											
Ron Karkovics, R OBP: 0.288, SLG: 0.440 (1, 2)		3-2 F8			0-3 K		0-3 K		0-1 2B	4	0	1	0	0	2	1											
Ozzie Guillen, L OBP: 0.285, SLG: 0.376 (1, 6)		1-0 F8			1-2 G6-3		2-1 WP 2B		0-0 F7	4	0	1	0	0	0	2											
Inning Stats	R: 2 E: 0 K: 1 S: 17	H: 3 LOB: 1 BB: 0 P: 26	R: 0 E: 0 K: 0 S: 9	H: 0 LOB: 0 BB: 0 P: 14	R: 0 E: 0 K: 0 S: 8	H: 0 LOB: 1 BB: 1 P: 14	R: 0 E: 0 K: 2 S: 12	H: 1 LOB: 0 BB: 0 P: 13	R: 0 E: 0 K: 0 S: 6	H: 0 LOB: 0 BB: 0 P: 8	R: 1 E: 0 K: 0 S: 10	H: 2 LOB: 1 BB: 0 P: 17	R: 0 E: 0 K: 1 S: 10	H: 1 LOB: 0 BB: 0 P: 17	R: 0 E: 0 K: 0 S: 5	H: 0 LOB: 0 BB: 1 P: 12	R: 0 E: 0 K: 0 S: 8	H: 2 LOB: 3 BB: 1 P: 17	1B: 4 2B: 4 3B: 0 HR: 1	SF: 0 SAC: 0 DP: 1 HBP: 0	WP: 2 PB: 2 SB: 1 CS: 0	PA: 38					
PITCHER	IP	WLS	BF	H	R	ER	SO	BB	IBB	HBP	BLK	WP	HR	S	P	ERA	WHIP										
Aaron Sele, R ERA: 2.97 (1, 1)	8.0	L	33	8	3	3	4	2	0	0	0	2	1	80	125	3.38	1.250										
Tony Fossas, L ERA: 4.99 (9, 1)	0.1		1	0	0	0	0	0	0	0	0	0	0	1	3	0.00	0.000										
Scott Bankhead, R ERA: 3.56 (9, 1)	0.0		1	1	0	0	0	0	0	0	0	0	0	2	2	∞	∞										
Joe Hesketh, L ERA: 5.06 (9, 1)	0.2		3	0	0	0	0	0	1	0	0	0	0	2	8	0.00	0.000										

Chicago White Sox @ Boston Red Sox
Fenway Park, Boston, MA
Tue Aug 17 1993, 7:05 PM EDT
Att: 32,744 - Unknown - 71 F


AB 35
R 3
H 9
RBI 3
BB 3
SO 4
LOB 18



Batter	1	2	3	4	5	6	7	8	9	AB	R	H	RBI	BB	SO	LOB	BOTTOM										
Scott Fletcher, R OBP: 0.345, SLG: 0.415 (1, 4)	0-0 G4-3		3-1 G4-3	0-2 K			1-1 1B			4	0	1	0	0	1	1											
Billy Hatcher, R OBP: 0.357, SLG: 0.425 (1, 8)	2-2 F8		0-0 2B 1B	2-2 1B			2-3 K			4	1	2	0	0	1	1											
Mike Greenwell, L OBP: 0.371, SLG: 0.466 (1, 7)	0-0 1B		0-0 1B 2B	1-3 2B		1-0 F8	0-0 F9			4	1	2	0	0	0	1											
Andre Dawson, R OBP: 0.304, SLG: 0.405 (1, 10)	3-1 L7		0-0 1B	2-2 G6-3			0-0 G6-3			4	0	1	2	0	0	1											
Mo Vaughn, L OBP: 0.390, SLG: 0.522 (1, 3)		3-3 K	0-2 F8	0-2 F7			1-1 P5			4	0	0	0	0	1	1											
Bob Zupic, R OBP: 0.332, SLG: 0.388 (1, 9)		0-3 K	0-0 1B	1-2 1B		2-1 P4	0-3 K			4	0	1	0	0	2	0											
Scott Cooper, L OBP: 0.358, SLG: 0.404 (1, 5)		1-0 1B 1B	2-1 G4-3			1-3 K	2-3 K			4	0	1	0	0	2	2											
Tony Peña, R OBP: 0.235, SLG: 0.234 (9, PH)		2-1 1B		1-0 SH1-3 1B			0-0 G1-3		0-3 K	3	0	2	0	0	0	0											
Tim Lincecum, R OBP: 0.167, SLG: 0.167 (9, PH)		1-2 1B		1-2 SH1-3 1B					0-3 K	1	0	0	0	0	1	0											
John Valentin, R OBP: 0.314, SLG: 0.394 (1, 6)		1-2 P2		0-0 SH1-3			1-1 F9		1-2 G4-3	3	0	0	0	0	0	2											
Inning Stats	R: 0 E: 0 K: 0 S: 8	H: 1 LOB: 1 BB: 0 P: 13	R: 0 E: 0 K: 2 S: 13	H: 2 LOB: 2 BB: 0 P: 20	R: 2 E: 0 K: 0 S: 12	H: 4 LOB: 2 BB: 0 P: 17	R: 0 E: 0 K: 1 S: 8	H: 2 LOB: 0 BB: 0 P: 11	R: 0 E: 0 K: 0 S: 6	H: 0 LOB: 0 BB: 0 P: 9	R: 0 E: 0 K: 1 S: 10	H: 1 LOB: 1 BB: 0 P: 14	R: 0 E: 0 K: 1 S: 6	H: 0 LOB: 0 BB: 0 P: 7	R: 0 E: 0 K: 2 S: 10	H: 0 LOB: 0 BB: 0 P: 13	1B: 9 2B: 1 3B: 0 HR: 0	SF: 0 SAC: 1 DP: 0 HBP: 0	WP: 0 PB: 0 SB: 0 CS: 0	PA: 36							
PITCHER	IP	WLS	BF	H	R	ER	SO	BB	IBB	HBP	BLK	WP	HR	S	P	ERA	WHIP										
Jack McDowell, R ERA: 3.55 (1, 1)	8.0	W	33	10	2	2	6	0	0	0	0	0	0	10	13	0.00	0.000										
Roberto Hernandez, R ERA: 2.13 (9, 1)	1.0	S	3	0	0	0	2	0	0	0	0	0	0	10	13	0.00	0.000										

Chicago White Sox @ Boston Red Sox
Fenway Park, Boston, MA
Tue Aug 17 1993, 7:05 PM EDT
Att: 32,744 - Unknown - 71 F


AB 35
R 2
H 10
RBI 2
BB 0
SO 8
LOB 9



Batter	1	2	3	4	5	6	7	8	9	AB	R	H	RBI	BB	SO	LOB	TOP			
Tim Raines, S OBP: 0.404, SLG: 0.498 (1, 7)	0-0 B1-3			4-2 G3-6-1 BB			0-0 P6		0-0 F8	3	0	0	0	1	0	0				
Joey Cora, S OBP: 0.367, SLG: 0.361 (1, 4)	0-1 F8			0-0 G3-6-1 1-2			4-2 BB		2-3 K	3	0	0	0	1	1	1				
Frank Thomas, R OBP: 0.427, SLG: 0.604 (1, 3)	3-0 F9			0-1 F9			1-0 F8			3	0	0	0	0	0	1				
Robin Ventura, L OBP: 0.373, SLG: 0.427 (1, 5)		2-2 L7			0-0 G4-3				3-2 F8	3	0	0	0	0	0	1				
Ellis Burks, R OBP: 0.348, SLG: 0.459 (1, 9)		0-1 P2			2-1 P3				2-2 G1-3	3	0	0	0	0	0	0				
Dan Pasqua, L OBP: 0.308, SLG: 0.311 (1, 10)		0-0 F9			1-2 G4-3				0-0 3B	3	0	1	0	0	0	0				
Lance Johnson, L OBP: 0.348, SLG: 0.387 (1, 8)			2-2 L5		0-0 F7				0-0 G1-3	3	0	0	0	0	0	1				
Michael LaValliere, L OBP: 0.324, SLG: 0.314 (1, 2)			1-2 L4		2-3 K				3-2 F7	3	0	0	0	0	1	1				
Ozzie Guillen, L OBP: 0.282, SLG: 0.372 (1, 6)			0-2 G4-3		0-0 G5-3				0-1 G6-3	3	0	0	0	0	0	0				
Inning Stats	R: 0 E: 0 K: 0 S: 4	H: 0 LOB: 0 BB: 0 P: 7	R: 0 E: 0 K: 0 S: 6	H: 0 LOB: 0 BB: 0 P: 8	R: 0 E: 0 K: 0 S: 9	H: 0 LOB: 0 BB: 1 P: 12	R: 0 E: 0 K: 0 S: 6	H: 0 LOB: 0 BB: 1 P: 10	R: 0 E: 0 K: 0 S: 7	H: 0 LOB: 0 BB: 0 P: 7	R: 0 E: 0 K: 0 S: 7	H: 0 LOB: 1 BB: 1 P: 15	R: 0 E: 0 K: 0 S: 12	H: 1 LOB: 1 BB: 0 P: 17	R: 0 E: 0 K: 1 S: 6	H: 0 LOB: 0 BB: 0 P: 8	1B: 0 2B: 0 3B: 1 HR: 0	SF: 0 SAC: 0 DP: 1 HBP: 0	WP: 0 PB: 0 SB: 0 CS: 0	PA: 29
PITCHER Danny Darwin, R ERA: 2.89 (1, 1)	IP: 9.0 WLS: W BF: 29 H: 1 R: 0 ER: 0 SO: 2 BB: 2 IBB: 0 HBP: 0 BLK: 0 WP: 0 HR: 0 S: 62 P: 94 ERA: 0.00 WHIP: 0.333															PITCHER				

Chicago White Sox @ Boston Red Sox
Fenway Park, Boston, MA
Wed Aug 18, 1993, 7:05 PM EDT
Att: 31,550 - Sunny - 72 F


AB	27
R	0
H	1
RBI	0
BB	2
SO	2
LOB	5

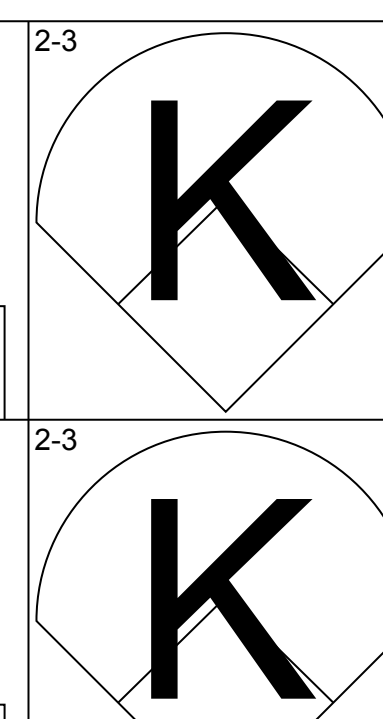
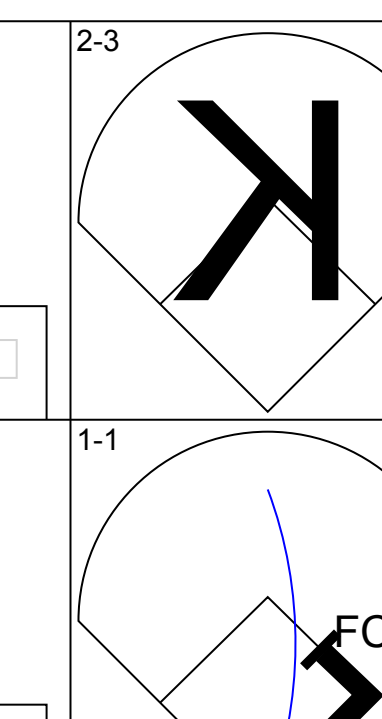
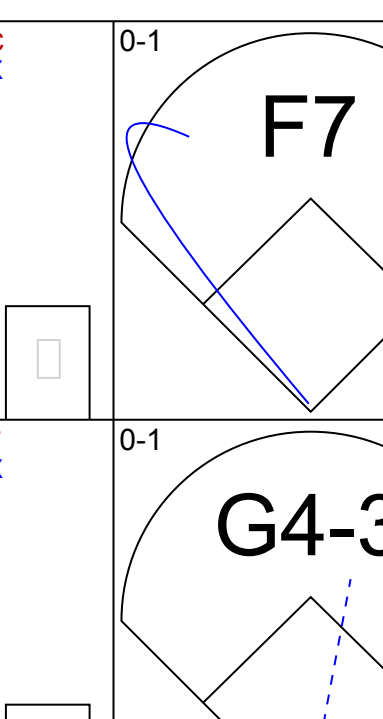
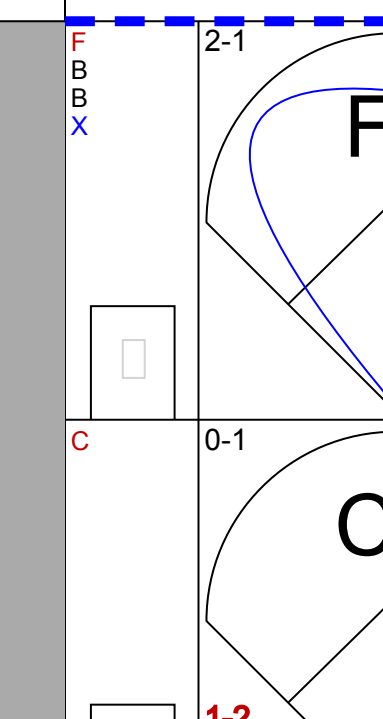
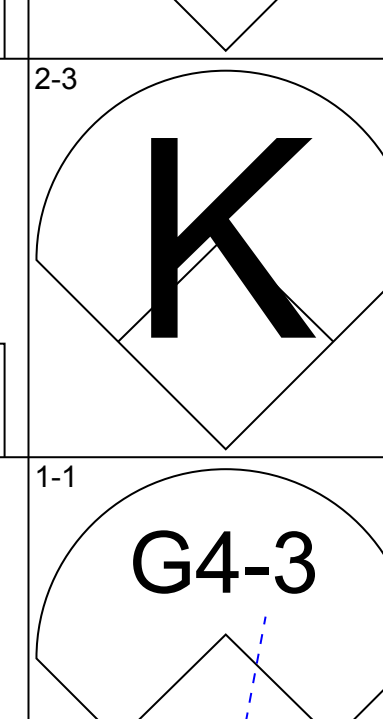
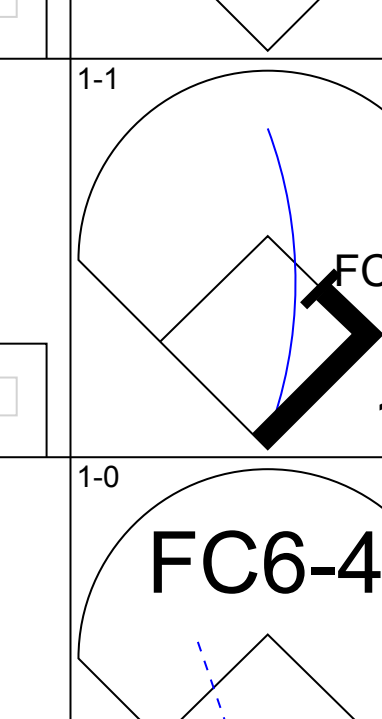
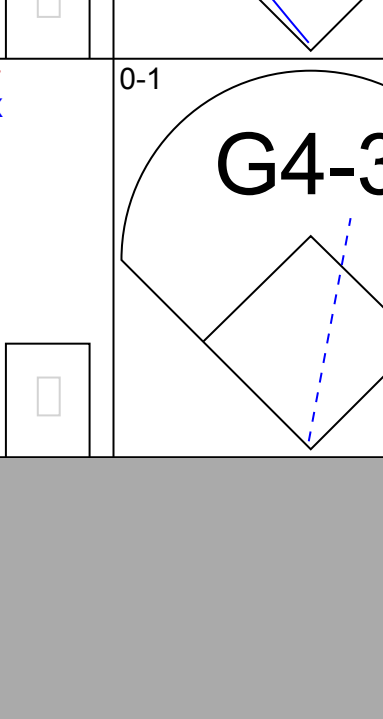
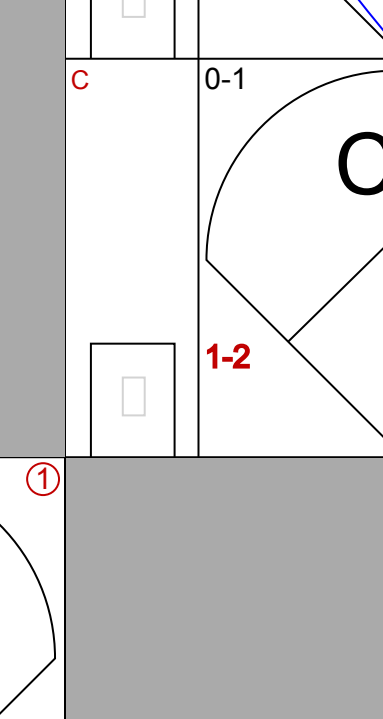
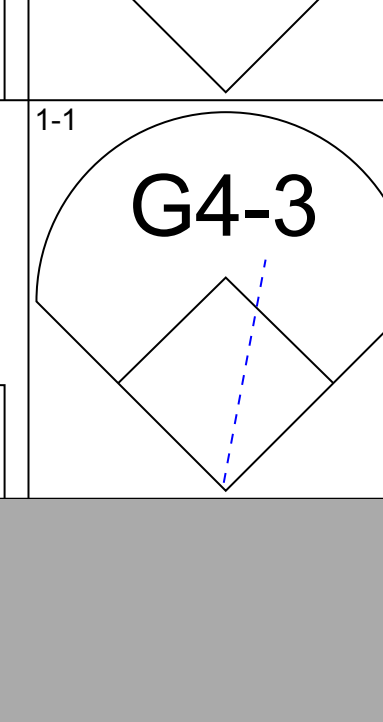
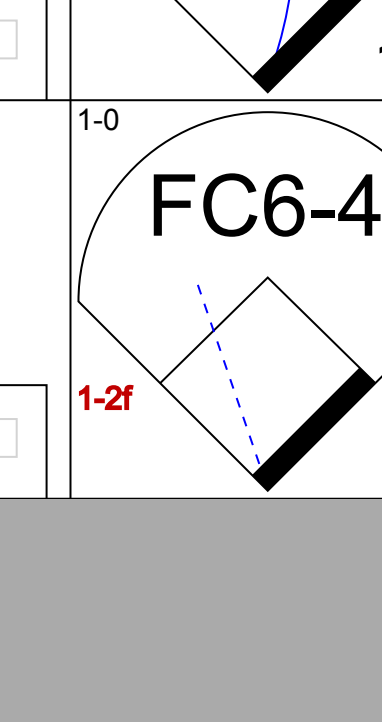
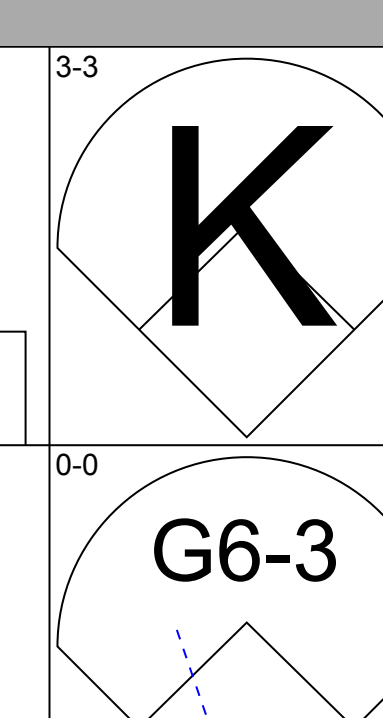
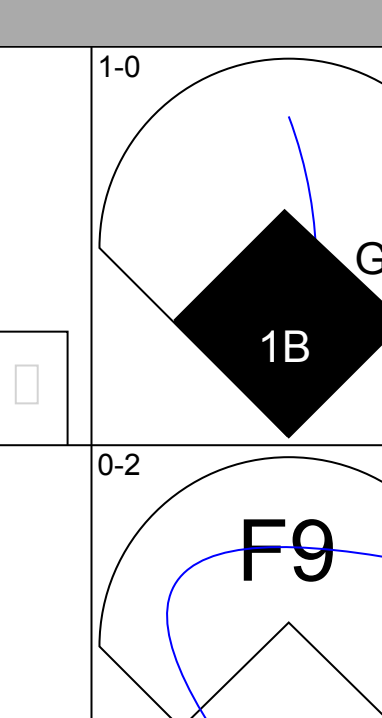
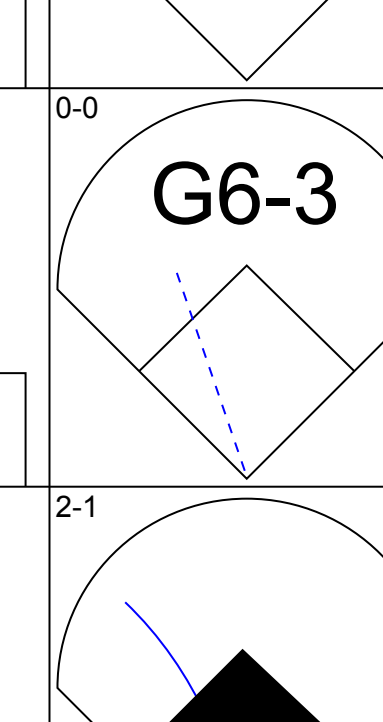
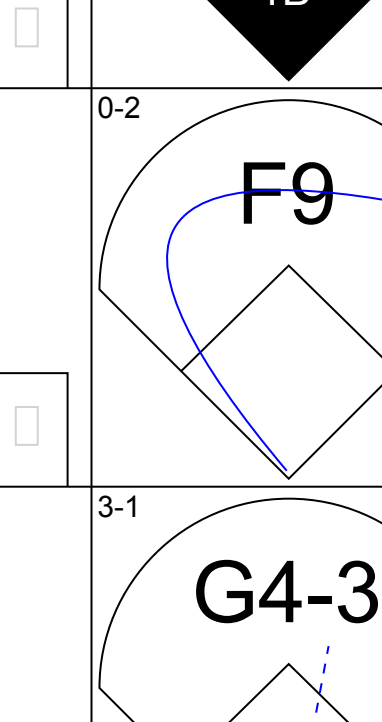
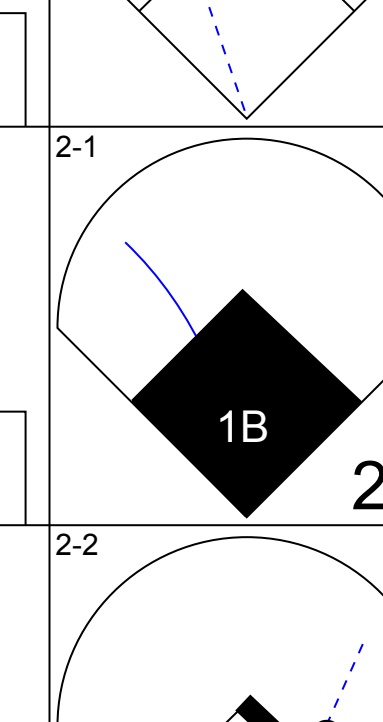
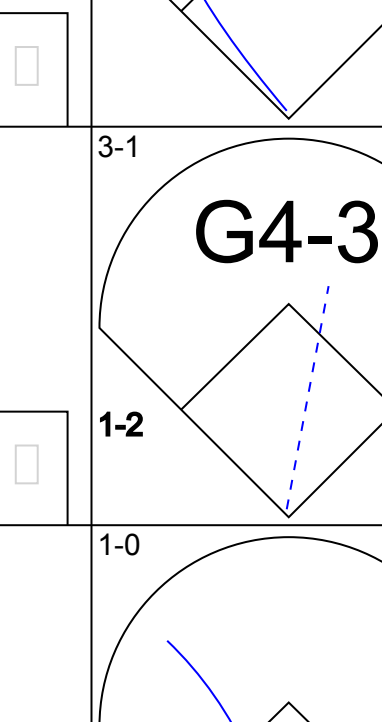
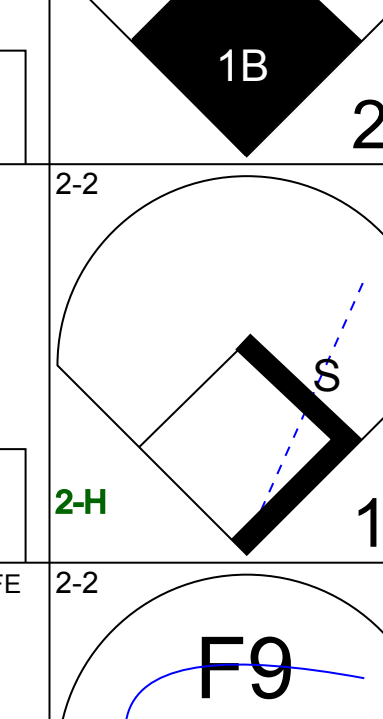
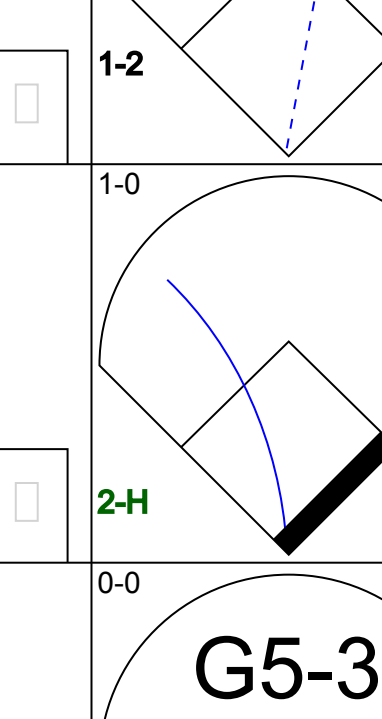
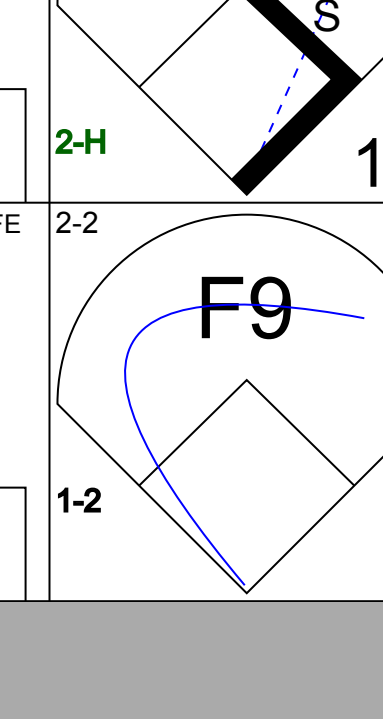
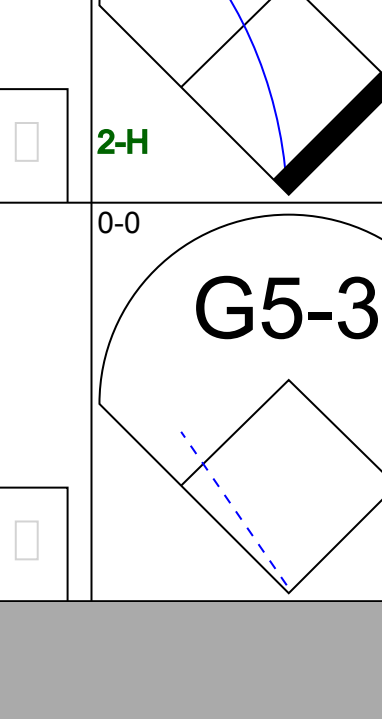
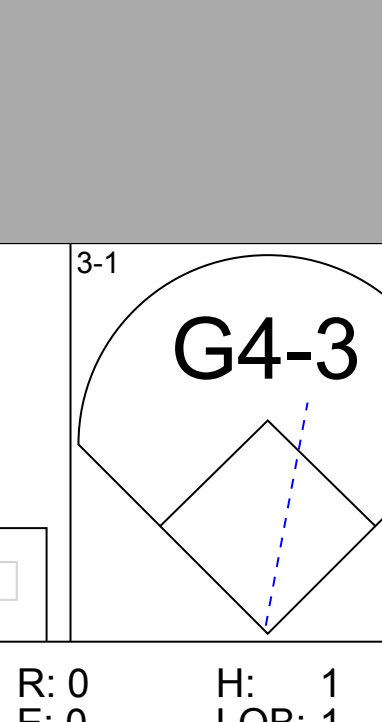
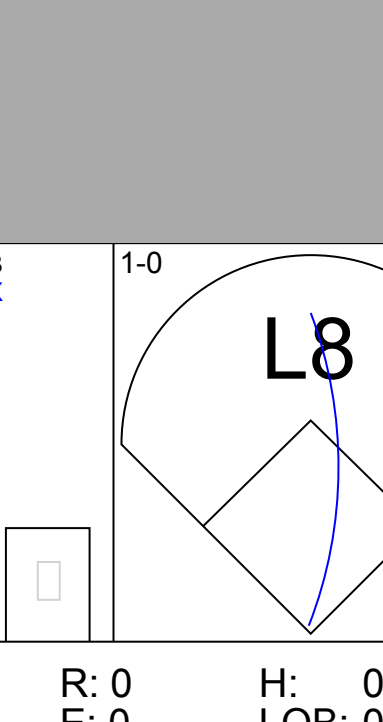
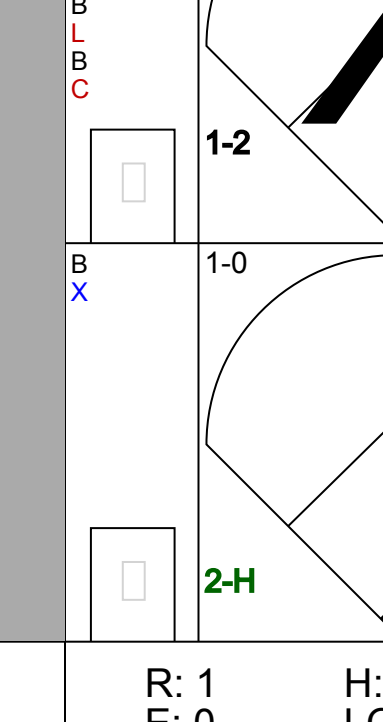


Batter	1	2	3	4	5	6	7	8	9	AB	R	H	RBI	BB	SO	LOB	BOTTOM			
Scott Fletcher, R OBP: 0.347, SLG: 0.415 (1, 4)	4-2 BB E BB			1-0 F7			1-0 E6 3B 1B			3	2	1	0	1	0	1				
Billy Hatcher, R OBP: 0.359, SLG: 0.429 (1, 8)	3-0 P4		4-0 2B BB		0-0 F8		0-1 SF8 3B			3	2	1	1	1	0	1				
Mike Greenwell, L OBP: 0.373, SLG: 0.467 (1, 7)	0-0 FC4 BB BB		2-1 1-H 2B		0-0 F8		4-0 IBB			3	0	1	1	1	0	1				
Andre Dawson, R OBP: 0.304, SLG: 0.404 Bob Zupic, R OBP: 0.332, SLG: 0.388 (8, 9)	1-3 K		2-1 FC4-6 1B		0-1 G6-3		0-1 SF8			3	0	1	1	0	1	2				
Mo Vaughn, L OBP: 0.389, SLG: 0.517 (1, 3)	4-0 BB BB		1-3 K		2-2 G4-3		3-H 1-2 F9			3	0	0	0	1	1	2				
Scott Cooper, L OBP: 0.357, SLG: 0.401 (1, 5)	4-2 BB BB		1 SAFE FC4-6 1-2		2-3 K			1-1 F8		3	0	0	1	1	1	1				
John Valentin, R OBP: 0.314, SLG: 0.401 (1, 6)	1-2 2-3 3-H BB			0-0 G6-3		1-1 HR		1-1 F7		4	1	1	1	0	1	3				
Tim Lincecum, R OBP: 0.100, SLG: 0.100 (1, 10)		1-0 G6-3		3-2 F7		3-3 K		1-1 P6		4	0	0	0	0	1	0				
Tony Peña, R OBP: 0.236, SLG: 0.232 (1, 2)		3-2 P6		4-1 BB			0-2 F7			2	0	0	0	1	0	0				
Inning Stats	R: 1 E: 1 K: 2 S: 14	H: 0 LOB: 3 BB: 3 P: 32	R: 0 E: 0 K: 0 S: 8	H: 0 LOB: 0 BB: 0 P: 12	R: 1 E: 0 K: 1 S: 10	H: 2 LOB: 1 BB: 1 P: 21	R: 0 E: 0 K: 0 S: 7	H: 0 LOB: 1 BB: 1 P: 15	R: 0 E: 0 K: 0 S: 4	H: 0 LOB: 0 BB: 0 P: 4	R: 1 E: 0 K: 2 S: 13	H: 1 LOB: 0 BB: 0 P: 21	R: 2 E: 1 K: 0 S: 11	H: 2 LOB: 1 BB: 1 P: 17	R: 0 E: 0 K: 0 S: 6	H: 0 LOB: 0 BB: 0 P: 9	1B: 2 2B: 1 3B: 1 HR: 1	SF: 1 SAC: 0 DP: 0 HBP: 0	WP: 0 PB: 0 SB: 0 CS: 0	PA: 35
PITCHER Jason Bere, R ERA: 4.5 Jeff Schwarz, R ERA: 3.89 Scott Radinsky, L ERA: 3.57 (7, 1)	IP: 6.0 WLS: L BF: 26 H: 3 R: 3 ER: 2 SO: 3 BB: 5 IBB: 0 HBP: 0 BLK: 0 WP: 0 HR: 1 S: 56 P: 105 ERA: 3.00 WHIP: 1.333															PITCHER				

Chicago White Sox @ Boston Red Sox
Fenway Park, Boston, MA
Wed Aug 18, 1993, 7:05 PM EDT
Att: 31,550 - Sunny - 72 F

AB	28
R	5
H	5
RBI	5
BB	6
SO	5
LOB	11

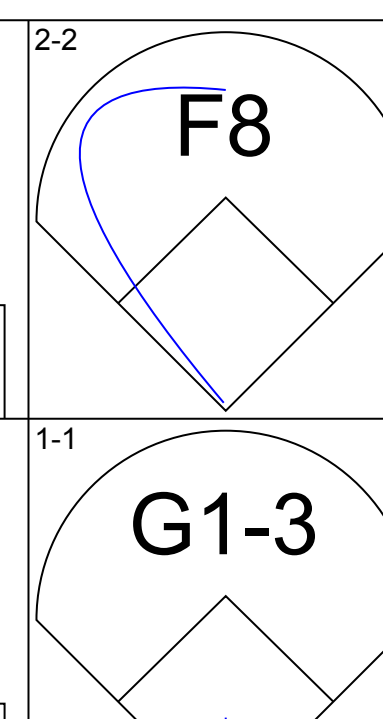
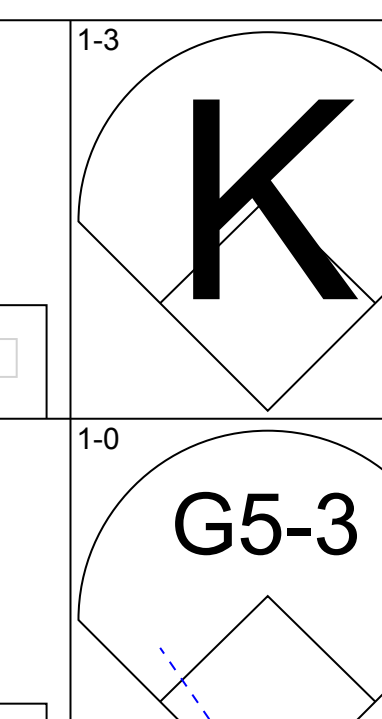
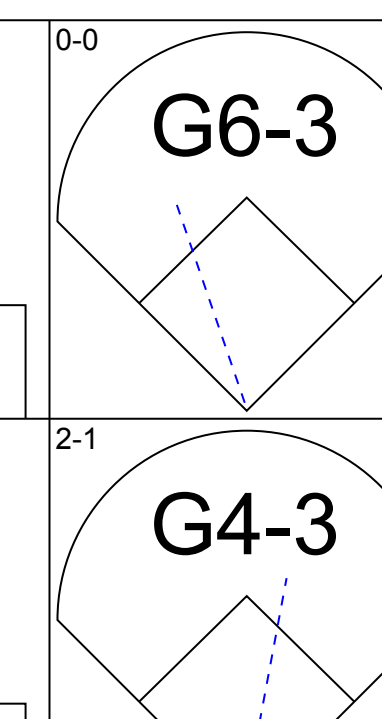
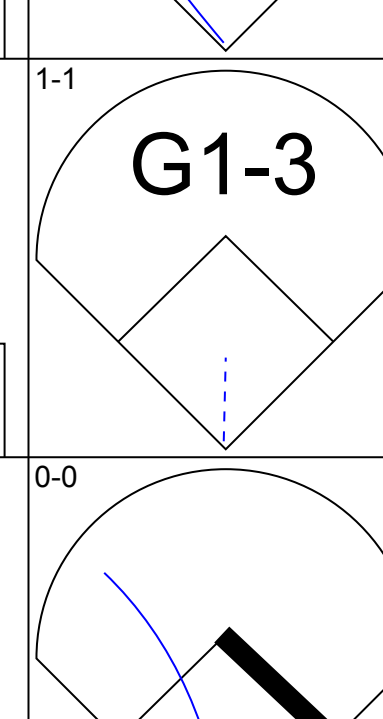
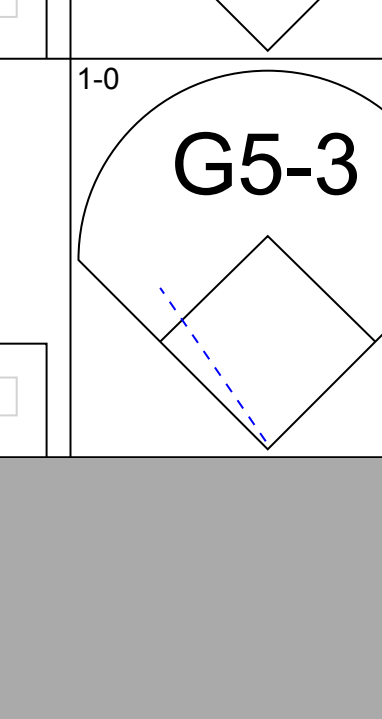
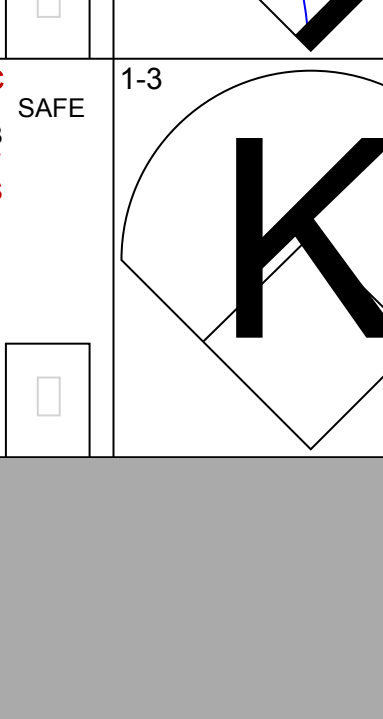
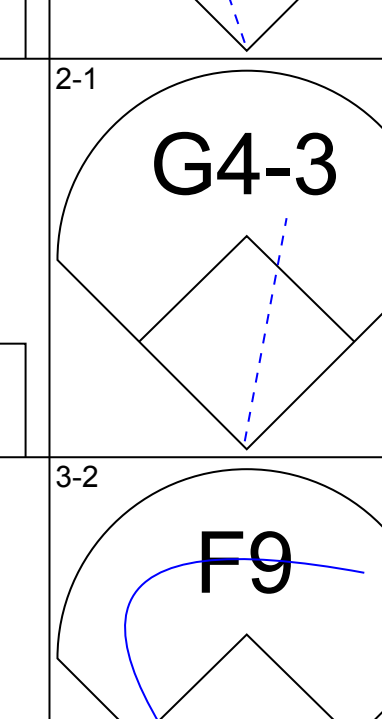
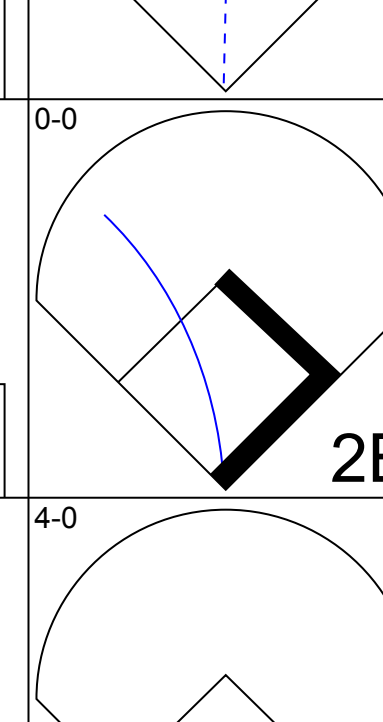
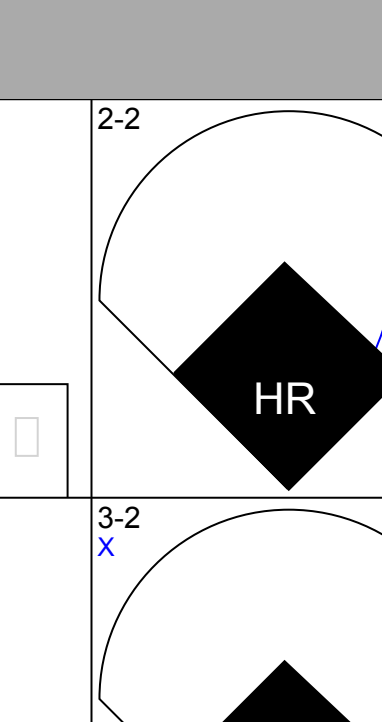
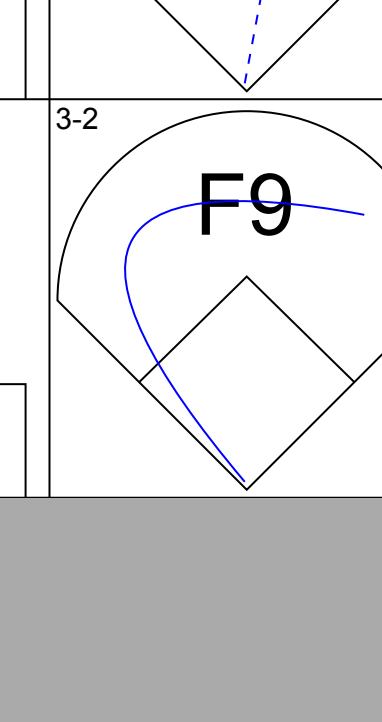
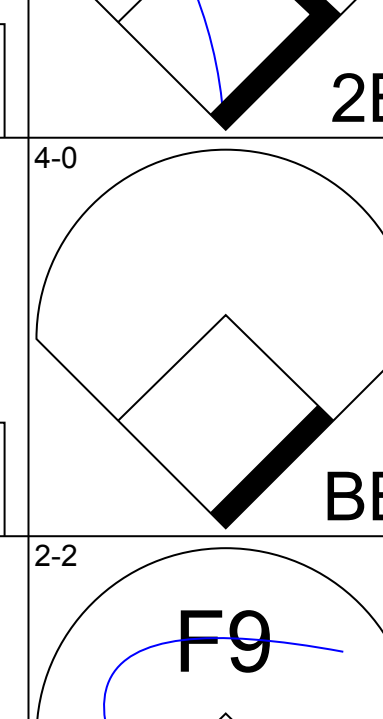
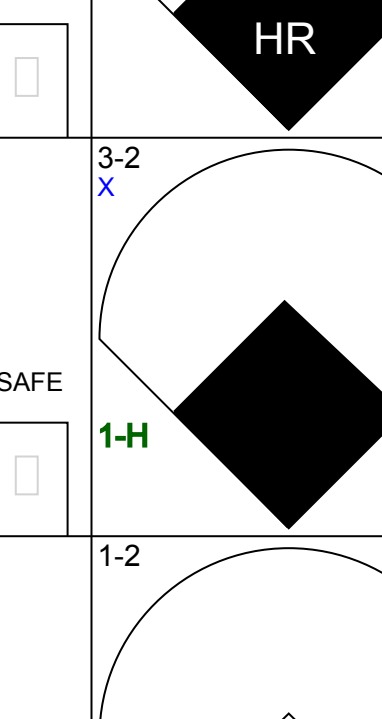
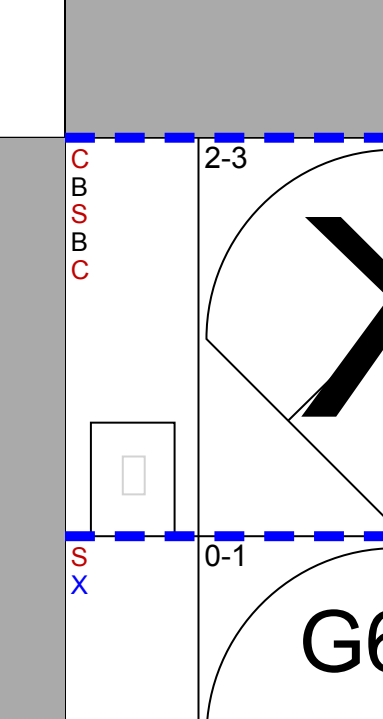
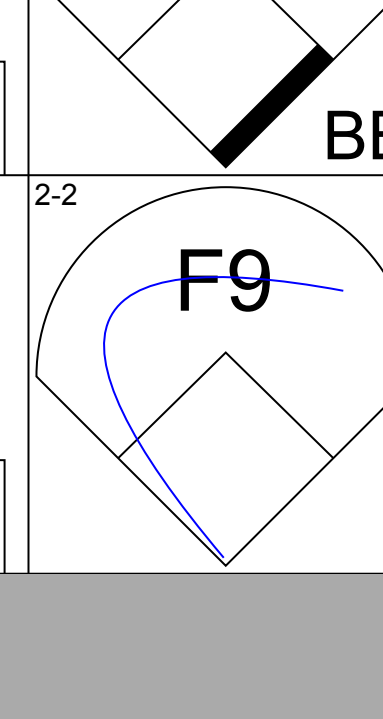
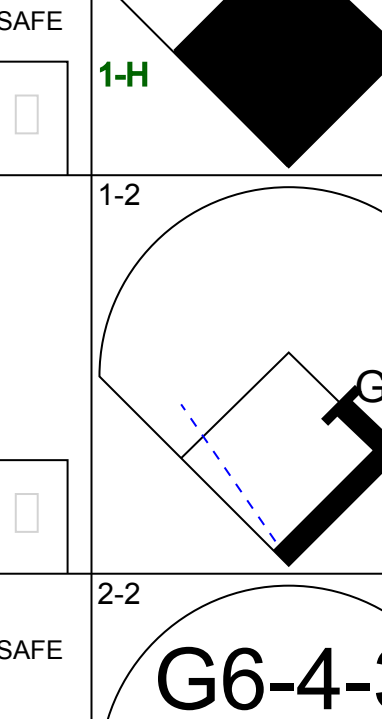
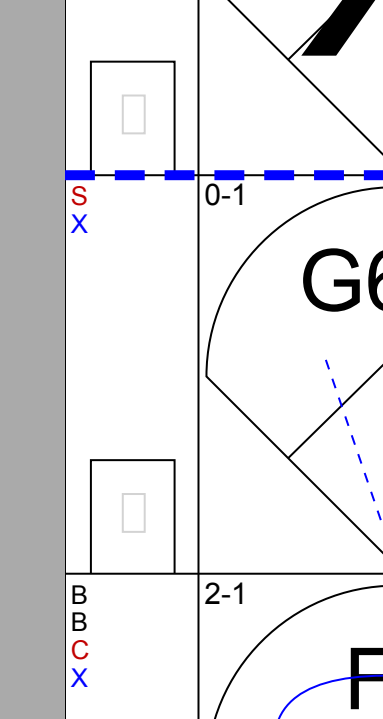
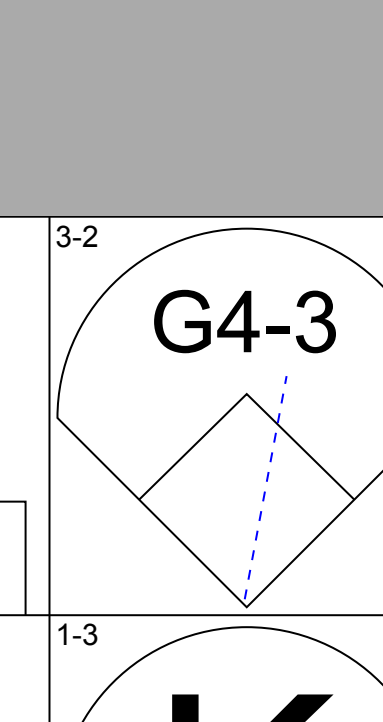
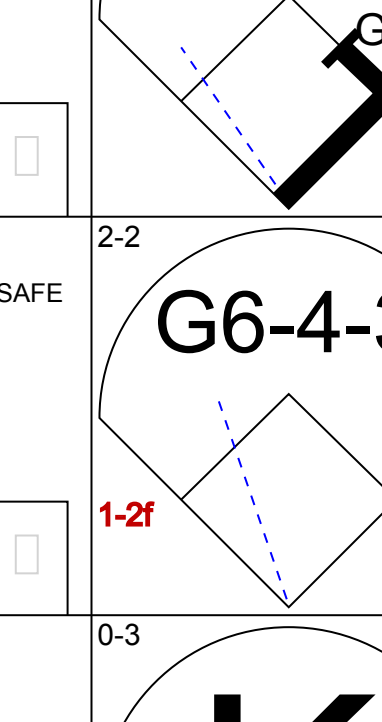
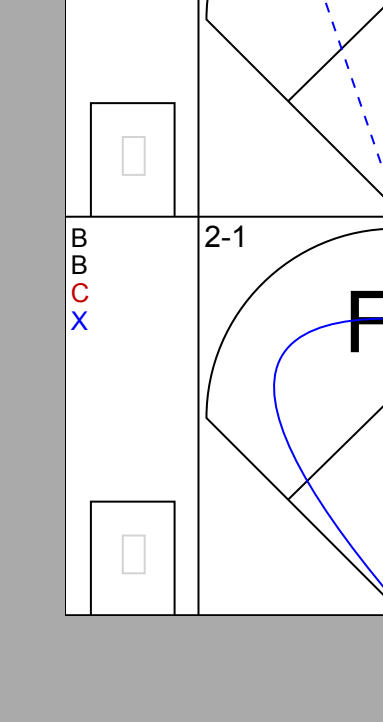
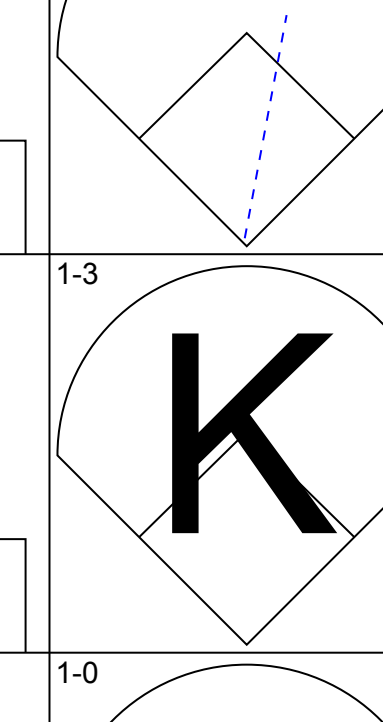
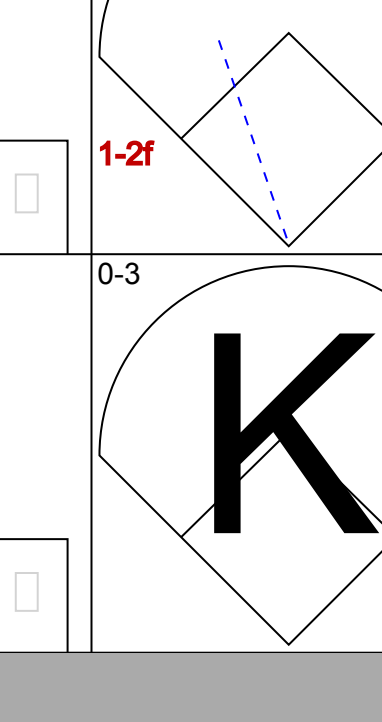
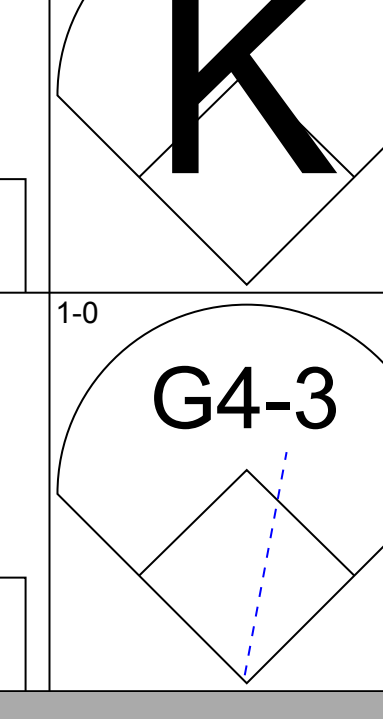
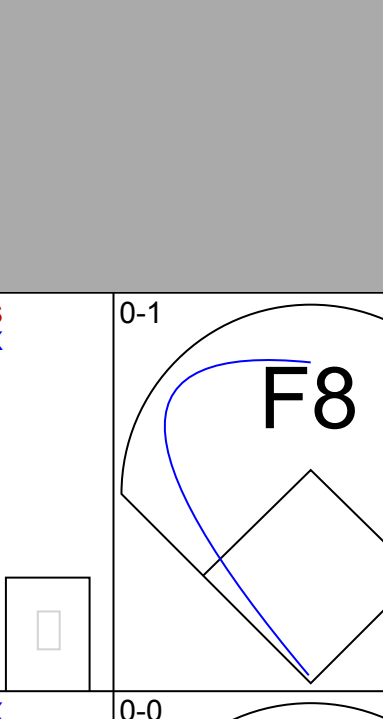
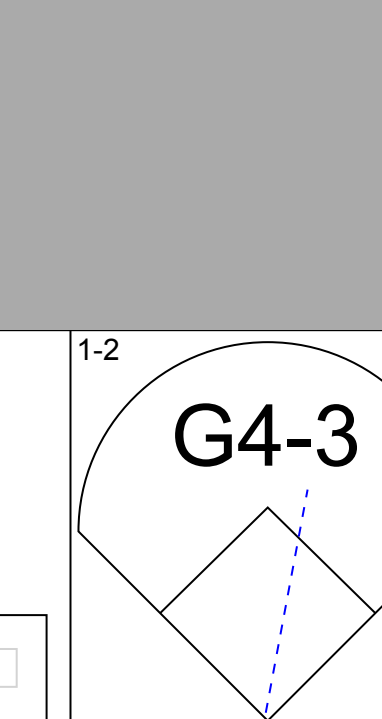
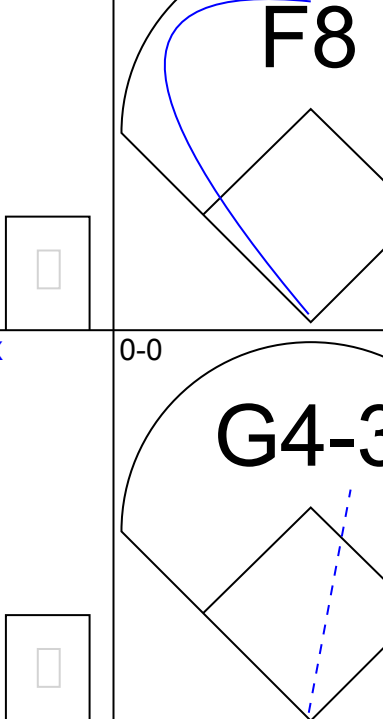



Batter	1	2	3	4	5	6	7	8	9	AB	R	H	RBI	BB	SO	LOB	TOP								
Tim Raines, S OBP: 0.401, SLG: 0.493 (1, 7)										5	0	1	1	0	2	1									
Joey Coors, S OBP: 0.366, SLG: 0.360 (1, 4)										4	0	1	0	0	1	1									
Frank Thomas, R OBP: 0.426, SLG: 0.600 (1, 3)										3	0	0	0	1	0	1									
Robin Ventura, L OBP: 0.372, SLG: 0.425 (1, 5)										4	1	1	0	0	1	1									
Ellis Burks, R OBP: 0.349, SLG: 0.462 (1, 9)										4	0	2	0	0	0	1									
Dan Paskua, L OBP: 0.307, SLG: 0.317 (1, 10)										4	1	1	0	0	1	3									
Lance Johnson, L OBP: 0.353, SLG: 0.392 (1, 8)										3	2	3	2	1	0	0									
Ron Karkovice, R OBP: 0.285, SLG: 0.436 (1, 2)										3	0	0	0	0	1	3									
Ozzie Guillen, L OBP: 0.282, SLG: 0.371 (1, 6)										4	0	1	1	0	0	1									
Inning Stats	R: 0 H: 0 E: 0 K: 2 S: 10	H: 0 LOB: 0 BB: 0 P: 15	R: 1 H: 2 E: 0 K: 1 S: 13	H: 2 LOB: 1 BB: 0 P: 22	R: 0 H: 1 E: 0 K: 1 S: 8	H: 1 LOB: 1 BB: 0 P: 15	R: 1 H: 2 E: 0 K: 0 S: 9	H: 2 LOB: 1 BB: 0 P: 14	R: 0 H: 0 E: 0 K: 1 S: 5	H: 0 LOB: 0 BB: 0 P: 6	R: 0 H: 1 E: 0 K: 0 S: 10	H: 1 LOB: 1 BB: 1 P: 21	R: 1 H: 1 E: 0 K: 0 S: 7	H: 1 LOB: 1 BB: 1 P: 14	R: 0 H: 1 E: 0 K: 0 S: 7	H: 1 LOB: 0 BB: 0 P: 11	R: 1 H: 2 E: 0 K: 1 S: 11	H: 2 LOB: 0 BB: 0 P: 18	1B: 8 2B: 2 HR: 0	SF: 0 SAC: 1 DP: 1 HBP: 0	WP: 0 PB: 0 SB: 2 CS: 1	PA: 38			
PITCHER	IP	WLS	BF	H	R	ER	SO	BB	IBB	HBP	BLK	WP	HR	S	P	ERA	WHIP								
Scott Erickson, R ERA: 5.52 (1, 1)	8.1	L	36	10	4	4	6	2	0	0	0	0	0	77	131	4.32	1.440								
Carl Willis, R ERA: 4.5 (9, 1)	0.2		1	0	0	0	0	0	0	0	0	0	0	3	5	0.00	0.000								

Chicago White Sox @ Minnesota Twins
Hubert H. Humphrey Metrodome, Minneapolis, MN
Fri Aug 20 1993, 8:05 PM EDT
Att: 30,571 - Dome

AB 34
R 4
H 10
RBI 4
BB 2
SO 6
LOB 12



Batter	1	2	3	4	5	6	7	8	9	AB	R	H	RBI	BB	SO	LOB	BOTTOM								
Shane Mack, R OBP: 0.333, SLG: 0.419 (1, 8)										4	0	1	0	0	1	0									
Chuck Knoblauch, R OBP: 0.366, SLG: 0.363 (1, 4)										4	0	0	0	0	1	1									
Kirby Puckett, R OBP: 0.351, SLG: 0.477 (1, 9)										4	1	2	0	0	0	0									
Kent Hrbek, L OBP: 0.342, SLG: 0.440 (1, 3)										3	1	1	2	1	1	0									
Dave Winfield, R OBP: 0.331, SLG: 0.459 (1, 10)										4	0	1	0	0	0	2									
Brian Harper, R OBP: 0.355, SLG: 0.458 (1, 2)										4	0	0	0	0	0	1									
Terry Jorgensen, R OBP: 0.293, SLG: 0.286 (1, 5)										3	0	0	0	0	2	0									
Pedro Munoz, R OBP: 0.286, SLG: 0.380 (1, 7)										2	0	0	0	1	0	0									
Pat Meares, R OBP: 0.287, SLG: 0.340 (1, 6)										3	0	0	0	0	0	1									
Inning Stats	R: 0 H: 1 E: 0 K: 0 S: 10	H: 0 LOB: 2 BB: 1 P: 19	R: 0 H: 0 E: 0 K: 1 S: 7	H: 0 LOB: 0 BB: 0 P: 12	R: 0 H: 0 E: 0 K: 1 S: 9	H: 0 LOB: 0 BB: 0 P: 12	R: 2 H: 3 E: 0 K: 1 S: 22	H: 3 LOB: 0 BB: 0 P: 30	R: 0 H: 1 E: 0 K: 1 S: 7	H: 1 LOB: 1 BB: 0 P: 9	R: 0 H: 0 E: 0 K: 0 S: 4	H: 0 LOB: 0 BB: 0 P: 6	R: 0 H: 0 E: 0 K: 0 S: 12	H: 0 LOB: 1 BB: 1 P: 18	R: 0 H: 0 E: 0 K: 0 S: 6	H: 0 LOB: 0 BB: 0 P: 11	R: 0 H: 0 E: 0 K: 1 S: 7	H: 0 LOB: 0 BB: 0 P: 11	1B: 3 2B: 1 3B: 0 HR: 1	SF: 0 SAC: 0 DP: 1 HBP: 0	WP: 0 PB: 0 SB: 0 CS: 0	PA: 33			
PITCHER	IP	WLS	BF	H	R	ER	SO	BB	IBB	HBP	BLK	WP	HR	S	P	ERA	WHIP								
Alex Fernandez, R ERA: 3.05 (1, 1)	8.0	W	30	5	2	2	4	2	0	0	0	0	0	77	117	2.25	0.875								
Scott Radinsky, L ERA: 3.54 (9, 1)	0.1		1	0	0	0	1	0	0	0	0	0	0	3	5	0.00	0.000								
Roberto Hernandez, R ERA: 2.1 (9, 1)	0.2	S	2	0	0	0	0	0	0	0	0	0	0	4	6	0.00	0.000								

Chicago White Sox @ Minnesota Twins
Hubert H. Humphrey Metrodome, Minneapolis, MN
Fri Aug 20 1993, 8:05 PM EDT
Att: 30,571 - Dome


AB 31
R 2
H 5
RBI 2
BB 2
SO 5
LOB 5



Batter	1	2	3	4	5	6	7	8	9	AB	R	H	RBI	BB	SO	LOB	TOP										
Steve Sax, R OBP: 0.310, SLG: 0.351 Tim Raines, S OBP: 0.397, SLG: 0.496	1-1 F9		3-1 F9			1-1 F7			1-1 G6-3	3	0	0	0	0	0	0											
Joey Cora, S OBP: 0.363, SLG: 0.357	0-1 F7			0-0 F7		2-3 K			1-2 P5	4	0	0	0	0	1	0											
Frank Thomas, R OBP: 0.424, SLG: 0.604	3-1 HR			1-2 P4		3-2 F7			2-2 G6-3	4	1	1	1	0	0	0											
Ellis Burks, R OBP: 0.347, SLG: 0.458	1-0 F9			3-1 G5-3						3	0	0	0	0	0	0											
Bo Jackson, R OBP: 0.292, SLG: 0.404		2-3 K			2-1 G5-3				0-3 K	3	0	0	0	0	2	0											
Robin Ventura, L OBP: 0.370, SLG: 0.423		3-2 L7			0-1 1B 2B				3-2 F7	3	0	1	0	0	0	0											
Lance Johnson, L OBP: 0.356, SLG: 0.396		0-0 F8			0-0 2-3 1B				0-0 F7	3	0	1	0	0	0	0											
Ron Karkovics, R OBP: 0.287, SLG: 0.430			2-1 G6-3		1 SAFE 3-3 SAFE SAFE SAFE				3-2 L5	3	0	0	0	0	1	2											
Craig Grebeck, R OBP: 0.307, SLG: 0.258			1-0 F9		0-0 L7				2-2 G6-3	3	0	0	0	0	0	2											
Inning Stats	R: 1 E: 0 K: 0 S: 7	H: 1 LOB: 0 BB: 0 P: 12	R: 0 E: 0 K: 1 S: 7	H: 0 LOB: 0 BB: 0 P: 12	R: 0 E: 0 K: 0 S: 5	H: 0 LOB: 0 BB: 0 P: 11	R: 0 E: 0 K: 0 S: 6	H: 0 LOB: 0 BB: 0 P: 10	R: 0 E: 0 K: 1 S: 10	H: 2 LOB: 2 BB: 0 P: 15	R: 0 E: 0 K: 1 S: 8	H: 0 LOB: 0 BB: 0 P: 14	R: 0 E: 0 K: 1 S: 11	H: 0 LOB: 0 BB: 0 P: 17	R: 0 E: 0 K: 0 S: 9	H: 0 LOB: 0 BB: 0 P: 14	R: 0 E: 0 K: 0 S: 10	H: 0 LOB: 0 BB: 0 P: 14	1B: 1 2B: 1 3B: 0 HR: 1	SF: 0 SAC: 0 DP: 0 HBP: 0	WP: 0 PB: 0 SB: 0 CS: 0	PA: 30					
PITCHER	IP	WLS	BF	H	R	ER	SO	BB	IBB	HBP	BLK	WP	HR	S	P	ERA	WHIP										
Jim Deshaies, L ERA: 4.22	(1, 1)	8.0	L 27	3	1	1	4	0	0	0	0	0	1	63	105	1.12	0.375										
Rick Aguilera, R ERA: 2.92	(9, 1)	1.0	3	0	0	0	0	0	0	0	0	0	0	10	14	0.00	0.000										

Chicago White Sox @ Minnesota Twins
Hubert H. Humphrey Metrodome, Minneapolis, MN
Sun Aug 22 1993, 4:33 AM EDT
Att: 26,453 - Dome


AB	30
R	1
H	3
RBI	1
BB	0
SO	4
LOB	4



Batter	1	2	3	4	5	6	7	8	9	AB	R	H	RBI	BB	SO	LOB	BOTTOM										
Chuck Knoblauch, R OBP: 0.366, SLG: 0.362	3-2 F9		0-0 G6-3			0-1 1B			0-0 P3	4	0	1	0	0	0	1											
Jeff Reboulet, R OBP: 0.326, SLG: 0.284	1-2 CS 1B		1-0 FC1-5-6 CS			0-1 1B			1-3 K	4	0	2	0	0	1	1											
Kirby Puckett, R OBP: 0.352, SLG: 0.477	1-3 K		1-1 CS		2-2 F8 2B	1-3 K			2-2 G6-3	4	0	1	0	0	2	3											
Kent Hrbek, L OBP: 0.335, SLG: 0.430	1-1 CS		0-0 F8		0-0 F8	2-3 K			2-0 P7	4	0	0	0	0	1	3											
Dave Winfield, R OBP: 0.328, SLG: 0.453			1-1 1B 1B		1-3 K	3-1 L8			1-3 K	4	0	1	0	0	2	3											
Shane Mack, R OBP: 0.336, SLG: 0.423		2-2 1B		0-0 P4					0-3 K	4	0	2	0	0	1	1											
Chip Hale, L OBP: 0.372, SLG: 0.377			2-3 K			0-0 G4-3			1-1 G6-3 1B	3	0	1	0	0	1	2											
Lenny Webster, R OBP: 0.198, SLG: 0.218			0-3 K			0-1 G3-1			1-3 K	3	0	0	0	0	2	4											
Dave McCarty, R OBP: 0.275, SLG: 0.293			4-2 FC1-5-6 G6-3 BB			1-1 G6-3			1-2 G6-3	2	0	0	0	1	0	2											
Inning Stats	R: 0 E: 0 K: 1 S: 12	H: 1 LOB: 0 BB: 0 P: 18	R: 0 E: 0 K: 2 S: 13	H: 2 LOB: 0 BB: 0 P: 18	R: 0 E: 0 K: 0 S: 5	H: 0 LOB: 0 BB: 1 P: 11	R: 0 E: 0 K: 1 S: 11	H: 1 LOB: 0 BB: 0 P: 14	R: 0 E: 0 K: 2 S: 14	H: 2 LOB: 2 BB: 0 P: 20	R: 0 E: 0 K: 1 S: 13	H: 2 LOB: 1 BB: 0 P: 16	R: 0 E: 0 K: 1 S: 7	H: 0 LOB: 0 BB: 0 P: 10	R: 0 E: 0 K: 2 S: 8	H: 0 LOB: 0 BB: 0 P: 11	R: 0 E: 0 K: 2 S: 8	H: 0 LOB: 0 BB: 0 P: 11	1B: 7 2B: 1 3B: 0 HR: 0	SF: 0 SAC: 0 DP: 1 HBP: 0	WP: 0 PB: 0 SB: 1 CS: 2	PA: 35					
PITCHER	IP	WLS	BF	H	R	ER	SO	BB	IBB	HBP	BLK	WP	HR	S	P	ERA	WHIP										
Jack McDowell, R ERA: 3.4	(1, 1)	9.0	W 33	8	0	0	10	1	0	0	0	0	0	88	124	0.00	1.000										

Chicago White Sox @ Minnesota Twins
Hubert H. Humphrey Metrodome, Minneapolis, MN
Sun Aug 22 1993, 4:33 AM EDT
Att: 26,453 - Dome

AB	32
R	0
H	8
RBI	0
BB	1
SO	10
LOB	20



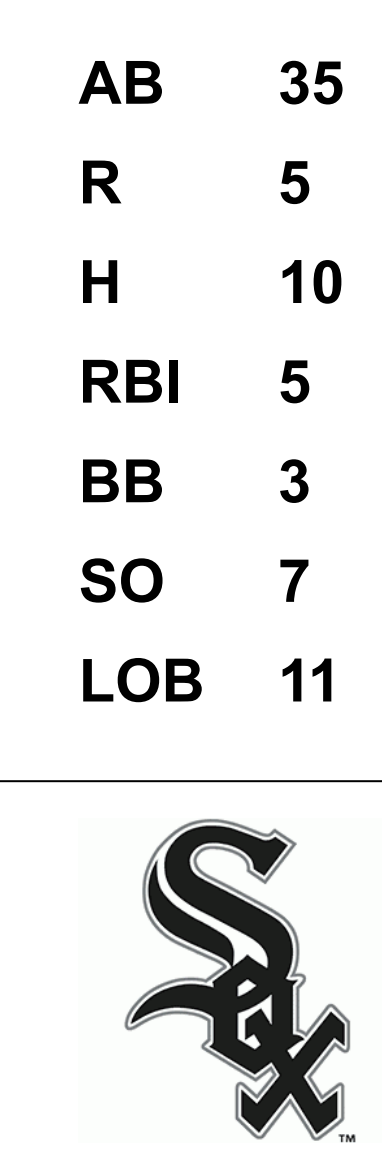
Batter	1	2	3	4	5	6	7	8	9	AB	R	H	RBI	BB	SO	LOB	TOP					
Mike Gallego, R OBP: 0.358, SLG: 0.411 (1, 5)	G6-3		L9		P4			BB 1B		4	0	1	0	0	0	1	New York Yankees @ Chicago White Sox Comiskey Park, Chicago, IL Tue Aug 24 1993, 8:05 PM EDT Att: 38,404 - Unknown - 84 F livebaseballscorecards.com					
Randy Velarde, R OBP: 0.353, SLG: 0.434 (1, 7)	HR		1B			K		BB		3	1	2	1	1	1	0						
Don Mattingly, L OBP: 0.377, SLG: 0.481 (1, 3)	G4-6-3 BB		1B		F7			F7		3	0	1	1	1	0	2						
Danny Tartabull, R OBP: 0.364, SLG: 0.525 (1, 10)	G4-6-3 1-2		G4-3					F7		3	0	0	0	1	0	5						
Mike Stanley, R OBP: 0.387, SLG: 0.533 (1, 2)		K			F7				G5-3	4	0	0	0	0	1	1						
Bernie Williams, S OBP: 0.340, SLG: 0.427 (1, 8)		K			G5-3				K	4	0	0	0	0	3	0						
Jim Leyritz, R OBP: 0.416, SLG: 0.490 (9, PH) Dion James, L OBP: 0.395, SLG: 0.486 (8, 1)		K			K			L8	F8	3	0	0	0	0	2	0						
Spike Owen, S OBP: 0.301, SLG: 0.316 (1, 6)			1B 1B					P4		3	1	1	0	0	1	0						
Pat Kelly, R OBP: 0.317, SLG: 0.380 (1, 4)			K					B1-3	F8	3	0	0	0	0	1	1						
Inning Stats	R: 1 E: 0 K: 0 S: 9	H: 1 LOB: 0 BB: 1 P: 17	R: 0 E: 0 K: 3 S: 9	H: 0 LOB: 0 BB: 0 P: 16	R: 1 E: 0 K: 1 S: 19	H: 3 LOB: 2 BB: 0 P: 28	R: 0 E: 0 K: 1 S: 8	H: 0 LOB: 0 BB: 0 P: 12	R: 0 E: 0 K: 1 S: 7	H: 0 LOB: 1 BB: 1 P: 8	R: 0 E: 0 K: 1 S: 14	H: 0 LOB: 0 BB: 0 P: 23	R: 0 E: 0 K: 1 S: 12	H: 0 LOB: 0 BB: 0 P: 15	R: 0 E: 0 K: 0 S: 10	H: 1 LOB: 2 BB: 1 P: 18	R: 0 E: 0 K: 1 S: 11	H: 0 LOB: 0 BB: 0 P: 14	1B: 4 2B: 0 3B: 0 HR: 1	SF: 0 SAC: 0 DP: 1 HBP: 0	WP: 0 PB: 0 CS: 0	PA: 34
PITCHER	IP	WLS	BF	H	R	ER	SO	BB	IBB	HBP	BLK	WP	HR	S	P	ERA	WHIP					
Wilson Alvarez, L ERA: 3.45 (1, 1)	7.1	W	28	5	2	2	8	2	0	0	0	0	1	82	125	2.46	0.955					
Chuck Gary, L ERA: 4.5 (8, 1)	0.1		2	0	0	0	0	1	0	0	0	0	0	3	7	0.00	3.000					
Roberto Hernandez, R ERA: 2.01 (8, 1)	1.1	S	4	0	0	0	1	0	0	0	0	0	0	14	19	0.00	0.000					

Batter	1	2	3	4	5	6	7	8	9	AB	R	H	RBI	BB	SO	LOB	BOTTOM				
Tim Raines, S OBP: 0.394, SLG: 0.488 (1, 7)	WP S BB	F9			F7			FC5-4 1B		4	0	2	0	1	0	0	New York Yankees @ Chicago White Sox Comiskey Park, Chicago, IL Tue Aug 24 1993, 8:05 PM EDT Att: 38,404 - Unknown - 84 F livebaseballscorecards.com				
Joey Cora, S OBP: 0.356, SLG: 0.350 (1, 4)	K		L7		E5 2B		FC5-4 BB 2B	G1-3		5	1	0	0	0	1	4					
Frank Thomas, R OBP: 0.432, SLG: 0.625 (1, 3)	WP IBB		L7		2B		FC5-4 BB 2B	G1-3		2	1	2	0	2	0	0					
Ellis Burks, R OBP: 0.349, SLG: 0.467 (1, 9)	K		P5		K		BB 2B			4	0	1	2	0	2	5					
Bo Jackson, R OBP: 0.286, SLG: 0.394 Warren Newson, L OBP: 0.545, SLG: 0.375 (7, PH) (1, 10)	L4		K				BB 2B			3	0	0	0	0	1	3					
Craig Grebeck, R OBP: 0.310, SLG: 0.264 (1, 5)		HR 1B			G1-3		BB 2B	G6-4-3		4	1	1	0	0	1	2					
Lance Johnson, L OBP: 0.356, SLG: 0.394 (1, 8)		F7			G5-4-3 BB		BB 1B	G6-3		3	0	1	0	1	0	1					
Ron Karkovics, R OBP: 0.286, SLG: 0.435 (1, 2)		HR			G5-4-3		BB 1B	L5		4	1	2	2	0	0	1					
Ozzie Guillen, L OBP: 0.286, SLG: 0.374 (1, 6)		G5-3			G4-3		K	BB 1B		4	0	1	0	0	1	2					
Inning Stats	R: 0 E: 0 K: 2 S: 14	H: 0 LOB: 2 BB: 2 P: 28	R: 2 E: 0 K: 0 S: 8	H: 2 LOB: 0 BB: 0 P: 12	R: 0 E: 0 K: 1 S: 13	H: 1 LOB: 1 BB: 0 P: 18	R: 0 E: 0 K: 0 S: 7	H: 0 LOB: 0 BB: 1 P: 13	R: 0 E: 0 K: 1 S: 12	H: 1 LOB: 2 BB: 0 P: 22	R: 0 E: 0 K: 2 S: 14	H: 2 LOB: 2 BB: 0 P: 21	R: 2 E: 0 K: 0 S: 12	H: 2 LOB: 1 BB: 2 P: 21	R: 0 E: 0 K: 0 S: 12	H: 2 LOB: 2 BB: 0 P: 18	1B: 7 2B: 2 3B: 0 HR: 1	SF: 0 SAC: 0 DP: 2 HBP: 0	WP: 1 PB: 0 SB: 1 CS: 0	PA: 38	
PITCHER	IP	WLS	BF	H	R	ER	SO	BB	IBB	HBP	BLK	WP	HR	S	P	ERA	WHIP				
Jim Abbott, L ERA: 4.04 (7, 1)	6.1	L	29	7	3	3	6	2	1	0	0	0	0	74	121	4.26	1.421				
Bobby Munoz, R ERA: 5.63 (7, 1)	0.0		2	1	1	1	0	1	0	0	0	0	0	3	7	∞	∞				
Steve Howe, L ERA: 5.17 (7, 1)	1.2		7	2	0	0	0	1	0	0	0	0	0	15	25	0.00	1.800				

Batter	1	2	3	4	5	6	7	8	9	AB	R	H	RBI	BB	SO	LOB	TOP																					
Wade Boggs, L (1.5) OBP: 0.393, SLG: 0.384	F7		1B							3	0	2	1	2	0	0	New York Yankees @ Chicago White Sox Comiskey Park, Chicago, IL Wed Aug 25 1993, 8:05 PM EDT Att: 31,521 - Unknown - 77 F																					
Dion James, L (1.7) OBP: 0.394, SLG: 0.484 Randy Velarde, R (7, PH) OBP: 0.348, SLG: 0.428	K		L5							3	0	1	0	0	1	1																						
Don Mattingly, L (1.3) OBP: 0.373, SLG: 0.475	K		F7							5	0	0	0	0	1	4																						
Danny Tartabull, R (1.10) OBP: 0.362, SLG: 0.528		G6-3								5	1	1	1	0	0	3																						
Paul O'Neill, L (1.9) OBP: 0.370, SLG: 0.505		1B SF8 1B								5	3	3	0	0	0	0																						
Bernie Williams, S (1.8) OBP: 0.342, SLG: 0.431		SF8 1B								3	2	2	0	0	0	0																						
Mike Stanley, R (1.2) OBP: 0.386, SLG: 0.532		SF8								3	0	1	2	0	2	2																						
Mike Gallego, R (1.6) OBP: 0.360, SLG: 0.419		G4-3								4	1	2	2	0	1	3																						
Pat Kelly, R (1.4) OBP: 0.314, SLG: 0.376			G5-3							4	0	0	1	0	2	3																						
Inning Stats	R: 0 E: 0 K: 2 S: 8	H: 0 LOB: 0 BB: 0 P: 14	R: 1 E: 0 K: 0 S: 11	H: 2 LOB: 1 BB: 0 P: 18	R: 0 E: 0 K: 0 S: 8	H: 1 LOB: 1 BB: 0 P: 12	R: 1 E: 0 K: 1 S: 10	H: 1 LOB: 0 BB: 0 P: 16	R: 1 E: 0 K: 1 S: 13	H: 3 LOB: 2 BB: 0 P: 20	R: 2 E: 0 K: 2 S: 14	H: 3 LOB: 1 BB: 1 P: 22	R: 0 E: 0 K: 0 S: 6	H: 0 LOB: 1 BB: 1 P: 10	R: 2 E: 2 K: 1 S: 20	H: 2 LOB: 2 BB: 1 P: 31	R: 0 E: 0 K: 0 S: 5	H: 0 LOB: 0 BB: 0 P: 10	1B: 8 2B: 3 3B: 0 HR: 1	SF: 1 SAC: 1 DP: 1 HBP: 0	WP: 0 PB: 0 CS: 1	PA: 41																
PITCHER	IP	WLS	BF	H	R	ER	SO	BB	IBB	HBP	BLK	WP	HR	S	P	ERA	WHIP	PITCHER				IP	WLS	BF	H	R	ER	SO	BB	IBB	HBP	BLK	WP	HR	S	P	ERA	WHIP
Alex Fernandez, R (1.1) ERA: 3.18	6.0		27	10	5	5	6	0	0	0	0	0	1	64	102	7.50	1.667																					
Scott Radinsky, L (7.1) ERA: 3.95	1.0	L	5	1	1	1	0	1	0	0	0	0	0	11	17	9.00	2.000																					
Donn Pall, R (8.1) ERA: 2.76	1.0		6	1	1	0	1	0	1	0	0	0	0	15	24	0.00	1.000																					
Chuck Cary, L (9.1) ERA: 4.09	1.0		3	0	0	0	0	0	0	0	0	0	0	5	10	0.00	0.000																					

Batter	1	2	3	4	5	6	7	8	9	AB	R	H	RBI	BB	SO	LOB	BOTTOM																					
Tim Raines, S (1.7) OBP: 0.394, SLG: 0.486	F9		G4-3	K						5	0	2	1	0	1	1	New York Yankees @ Chicago White Sox Comiskey Park, Chicago, IL Wed Aug 25 1993, 8:05 PM EDT Att: 31,521 - Unknown - 77 F																					
Joey Cora, S (1.4) OBP: 0.353, SLG: 0.346	K		K							5	0	0	0	0	3	3																						
Frank Thomas, R (1.3) OBP: 0.430, SLG: 0.620	K		1B							5	0	1	0	0	1	0																						
Robin Ventura, L (1.5) OBP: 0.369, SLG: 0.420		G6-3	F8							3	0	0	0	1	0	1																						
Warren Newson, L (1.10) OBP: 0.538, SLG: 0.333 Steve Sax, R (5, PH) OBP: 0.305, SLG: 0.343		1B 3B BB								1	1	0	0	1	0	0																						
Dan Pasqua, L (1.9) OBP: 0.316, SLG: 0.349 Ellis Burks, R (6, PH) OBP: 0.350, SLG: 0.467		3B 1B								1	2	1	0	1	0	0																						
Lance Johnson, L (1.8) OBP: 0.357, SLG: 0.399		3B								4	2	2	2	0	0	1																						
Ron Karkovice, R (1.2) OBP: 0.286, SLG: 0.433		K								4	0	1	1	0	1	2																						
Ozzie Guillen, L (1.6) OBP: 0.285, SLG: 0.374	F8									3	0	1	1	0	1	1																						
Inning Stats	R: 0 E: 0 K: 2 S: 8	H: 0 LOB: 0 BB: 0 P: 12	R: 2 E: 0 K: 1 S: 13	H: 2 LOB: 1 BB: 1 P: 22	R: 0 E: 0 K: 1 S: 10	H: 1 LOB: 0 BB: 0 P: 17	R: 2 E: 0 K: 1 S: 15	H: 2 LOB: 1 BB: 1 P: 22	R: 0 E: 0 K: 0 S: 6	H: 0 LOB: 2 BB: 1 P: 14	R: 1 E: 0 K: 0 S: 14	H: 3 LOB: 1 BB: 0 P: 19	R: 0 E: 0 K: 0 S: 7	H: 1 LOB: 1 BB: 0 P: 16	R: 0 E: 0 K: 1 S: 8	H: 0 LOB: 0 BB: 0 P: 12	R: 0 E: 0 K: 0 S: 6	H: 1 LOB: 0 BB: 0 P: 8	1B: 9 2B: 1 3B: 1 HR: 0	SF: 1 SAC: 0 DP: 1 HBP: 0	WP: 0 PB: 0 CS: 0	PA: 39																
PITCHER	IP	WLS	BF	H	R	ER	SO	BB	IBB	HBP	BLK	WP	HR	S	P	ERA	WHIP	PITCHER				IP	WLS	BF	H	R	ER	SO	BB	IBB	HBP	BLK	WP	HR	S	P	ERA	WHIP
Domingo Jean, R (1.1) ERA: 4.76	4.0		19	5	4	4	5	2	0	0	0	0	0	46	73	9.00	1.750																					
Paul Gibson, L (5.1) ERA: 3.6	1.2		9	3	1	1	1	1	0	0	0	0	0	17	29	5.40	2.400																					
Rich Monteleone, R (6.1) ERA: 4.24	1.1	W	5	1	0	0	0	0	0	0	0	0	0	10	20	0.00	0.750																					
Steve Howe, L (8.1) ERA: 4.95	1.2		5	1	0	0	1	0	0	0	0	0	0	11	15	0.00	0.600																					
Bob Wickman, R (9.1) ERA: 4.43	0.1	S	1	0	0	0	0	0	0	0	0	0	0	3	5	0.00	0.000																					

AB 37
R 7
H 12
RBI 7
BB 2
SO 7
LOB 20



Batter	1	2	3	4	5	6	7	8	9	AB	R	H	RBI	BB	SO	LOB	TOP								
Shane Mack, R OBP: 0.335, SLG: 0.414 (1, 8)	1-1 1B		3-3 K		2-2 G6-3		2-2 F7			4	0	1	0	0	1	1	Minnesota Twins @ Chicago White Sox Comiskey Park, Chicago, IL Fri Aug 27 1993, 4:33 AM EDT Cloudy - 92 F								
Jeff Reboulet, R OBP: 0.330, SLG: 0.286 (1, 5)	1-1 1B		2-1 F7		4-1 CS BB			1-3 K		3	0	1	0	1	1	0									
Kirby Puckett, R OBP: 0.346, SLG: 0.470 (1, 9)	0-2 L8			1-1 L7	2-2 CS	0-2 K		1-1 1B		4	0	1	0	0	1	2									
Kent Hrbek, L OBP: 0.336, SLG: 0.429 (1, 3)	3-2 F8			0-0 HR	1-0 F8			0-0 F9		4	1	1	1	0	0	3									
Dave Winfield, R OBP: 0.324, SLG: 0.446 (1, 10)	2-3 K			4-0 2B BB	2-0 1B 2B			1-1 F7		3	2	1	0	1	1	3									
Brian Harper, R OBP: 0.358, SLG: 0.457 (1, 2)		0-2 F9		1-0 2B	2-2 1B			0-0 G6-3		4	0	2	2	0	0	0									
Chip Hale, L OBP: 0.369, SLG: 0.391 (1, 4)		3-1 L6		0-0 F8	2-2 G3			0-1 G4-3		4	0	0	0	0	0	2									
Pedro Munoz, R OBP: 0.283, SLG: 0.368 (1, 7)		1-3 K		2-3 K				2-2 1B		4	0	1	0	0	3	1									
Pat Meares, R OBP: 0.287, SLG: 0.339 (1, 6)			0-0 G5-3		1-1 G6-3 1B		3-2 G6-3		0-2 G4-3	4	0	1	0	0	0	1									
Inning Stats	R: 0 E: 0 K: 1 S: 16	H: 2 LOB: 2 BB: 0 P: 23	R: 0 E: 0 K: 1 S: 9	H: 0 LOB: 0 BB: 0 P: 13	R: 0 E: 0 K: 1 S: 6	H: 0 LOB: 0 BB: 0 P: 11	R: 2 E: 0 K: 1 S: 8	H: 2 LOB: 1 BB: 1 P: 16	R: 0 E: 0 K: 0 S: 9	H: 1 LOB: 0 BB: 0 P: 18	R: 1 E: 0 K: 1 S: 13	H: 2 LOB: 1 BB: 0 P: 20	R: 0 E: 0 K: 1 S: 14	H: 0 LOB: 0 BB: 0 P: 20	R: 0 E: 0 K: 1 S: 8	H: 1 LOB: 1 BB: 0 P: 11	R: 0 E: 0 K: 0 S: 9	H: 1 LOB: 1 BB: 0 P: 11	1B: 6 2B: 2 3B: 0 HR: 1	SF: 0 SAC: 0 DP: 1 HBP: 0	WP: 0 PB: 0 SB: 0 CS: 1	PA: 37			
PITCHER	IP	WLS	BF	H	R	ER	SO	BB	IBB	HBP	BLK	WP	HR	S	P	ERA	WHIP								
Tim Belcher, R ERA: 4.43 (1, 1)	6.0	W	25	7	3	3	5	2	0	0	0	0	1	61	101	4.50	1.500								
Jose DeLeon, R ERA: 3.12 (7, 1)	2.0		7	1	0	0	2	0	0	0	0	0	0	22	31	0.00	0.500								
Roberto Hernandez, R ERA: 1.97 (9, 1)	1.0		4	1	0	0	0	0	0	0	0	0	0	9	11	0.00	1.000								

Batter	1	2	3	4	5	6	7	8	9	AB	R	H	RBI	BB	SO	LOB	BOTTOM								
Steve Sax, R OBP: 0.296, SLG: 0.333 (1, 7)	3-1 P2				3-2 G4-3	0-0 P1		1-2 F7		3	0	0	0	0	0	0	Minnesota Twins @ Chicago White Sox Comiskey Park, Chicago, IL Fri Aug 27 1993, 4:33 AM EDT Cloudy - 92 F								
Tim Raines, S OBP: 0.392, SLG: 0.483 (6, FH) (7, 7)		F7								2	0	0	0	0	0	2									
Joey Cora, S OBP: 0.354, SLG: 0.346 (1, 4)	4-2 2B BB	1-3 K			1-1 1B		2-1 G1-3			3	1	1	0	1	1	0									
Frank Thomas, R OBP: 0.428, SLG: 0.619 (1, 3)	0-0 1H 2B		1-1 F9		1-1 F8		3-0 P2			4	1	1	1	0	0	1									
Ellis Burks, R OBP: 0.353, SLG: 0.470 (1, 9)	1-1 1B 2B		2-1 F8		4-2 HR BB		1-2 HBP			2	2	1	1	1	0	0									
Bo Jackson, R OBP: 0.290, SLG: 0.409 (1, 10)	3-2 CS 1B		2-1 G4-3		2-0 1H HR		1-3 K			4	1	2	2	0	1	1									
Robin Ventura, L OBP: 0.372, SLG: 0.432 (1, 5)	3-2 1B			3-2 F8	3-2 G4-3 2B		2-1 HR			4	2	3	2	0	0	0									
Lance Johnson, L OBP: 0.356, SLG: 0.398 (1, 8)	0-0 1B			1-3 K	0-1 G4-3		1-0 L8			4	0	1	0	0	1	1									
Ron Karkovics, R OBP: 0.288, SLG: 0.437 (1, 2)	1-1 L7			2-3 K	2-2 F8 2B		0-0 1B			4	0	2	1	0	1	2									
Craig Grebeck, R OBP: 0.302, SLG: 0.257 (1, 6)		0-1 G4-3			0-0 F7	1-0 F8		2-2 F7		4	0	0	0	0	0	2									
Inning Stats	R: 3 E: 0 K: 0 S: 18	H: 5 LOB: 2 BB: 1 P: 33	R: 0 E: 0 K: 1 S: 7	H: 0 LOB: 0 BB: 0 P: 8	R: 0 E: 0 K: 2 S: 10	H: 0 LOB: 0 BB: 0 P: 16	R: 0 E: 0 K: 0 S: 8	H: 1 LOB: 1 BB: 0 P: 13	R: 3 E: 0 K: 0 S: 14	H: 3 LOB: 1 BB: 1 P: 26	R: 0 E: 0 K: 1 S: 8	H: 0 LOB: 0 BB: 0 P: 15	R: 1 E: 0 K: 0 S: 12	H: 2 LOB: 1 BB: 0 P: 18	R: 0 E: 0 K: 0 S: 9	H: 1 LOB: 1 BB: 0 P: 11	1B: 5 2B: 4 3B: 0 HR: 2	SF: 0 SAC: 0 DP: 0 HBP: 1	WP: 0 PB: 0 SB: 0 CS: 1	PA: 37					
PITCHER	IP	WLS	BF	H	R	ER	SO	BB	IBB	HBP	BLK	WP	HR	S	P	ERA	WHIP								
Jim Deshaies, L ERA: 4.41 (1, 1)	5.1	L	25	8	6	6	3	2	0	0	0	0	1	57	98	10.12	1.875								
Mike Hartley, R ERA: 4.21 (6, 1)	2.2		12	3	1	1	1	0	0	1	0	0	1	26	42	3.38	1.125								

Batter	1	2	3	4	5	6	7	8	9	AB	R	H	RBI	BB	SO	LOB	TOP
Shane Mack, R OBP: 0.339, SLG: 0.416	F9		K			F9			G4-3	4	0	0	0	0	1	0	
Chuck Knoblauch, R OBP: 0.394, SLG: 0.361	E		F9			G1-3			G4-3	4	1	1	0	0	0	0	
Kirby Puckett, R OBP: 0.348, SLG: 0.470	P4				G4-3				F8	4	0	0	0	0	0	1	
Kent Hrbek, L OBP: 0.341, SLG: 0.429	E9				G6-3				F9	3	0	1	0	0	0	0	
Brian Harper, R OBP: 0.352, SLG: 0.448	F7				G5-3				P6	3	0	0	0	0	0	1	
Pedro Munoz, R OBP: 0.282, SLG: 0.364			G6-3						K	1	0	0	0	0	0	0	
Bernardo Brito, R OBP: 0.268, SLG: 0.610					K				K	2	0	0	0	0	2	0	
Dave McCarty, R OBP: 0.268, SLG: 0.293			G5-3							2	0	1	0	1	0	0	
Terry Jorgensen, R OBP: 0.272, SLG: 0.287			F8						F8	3	0	0	0	0	0	2	
Pat Meares, R OBP: 0.283, SLG: 0.335					L3				F9	3	0	0	0	0	0	1	
Inning Stats	R: 1 H: 2 E: 1 K: 0 S: 7	H: 2 R: 1 ER: 0 SO: 11	H: 0 R: 0 ER: 0 SO: 11	H: 0 R: 0 ER: 0 SO: 14	H: 0 R: 0 ER: 0 SO: 11	H: 1 R: 0 ER: 0 SO: 16	H: 0 R: 0 ER: 0 SO: 5	H: 0 R: 0 ER: 0 SO: 4	H: 0 R: 0 ER: 0 SO: 12	H: 0 R: 0 ER: 0 SO: 4	1B: 3 2B: 0 3B: 0 HR: 0	SF: 0 SAC: 0 DP: 1 HBP: 0	WP: 0 PB: 0 SB: 0 CS: 0	PA: 30			
PITCHER	IP WLS BF H R ER SO BB IBB HBP BLK WP HR S P ERA WHIP																
Alex Fernandez, R ERA: 3.07	(1, 1) 7.0 W 23 3 1 0 2 0 0 0 0 0 0 0 50 76 0.00 0.429																
Jose DeLeon, R ERA: 3.0	(8, 1) 1.0 4 0 0 0 1 1 0 0 0 0 0 0 7 12 0.00 1.000																
Roberto Hernandez, R ERA: 2.05	(9, 1) 1.0 S 3 0 0 0 0 0 0 0 0 0 0 0 4 4 0.00 0.000																

Minnesota Twins @ Chicago White Sox
Comiskey Park, Chicago, IL
Mon Aug 30 1993, 8:05 PM EDT
Att: 38,367 - Unknown - 87 F

AB 29
R 1
H 3
RBI 0
BB 1
SO 3
LOB 5



Batter	1	2	3	4	5	6	7	8	9	AB	R	H	RBI	BB	SO	LOB	BOTTOM
Tim Lincecum, S OBP: 0.397, SLG: 0.484	FC5	E4		G4-3			G6-3			4	1	3	1	0	0	0	
Joey Cora, S OBP: 0.353, SLG: 0.347	FC5	SF		P6			SH1-3			1	1	0	1	1	0	0	
Frank Thomas, R OBP: 0.425, SLG: 0.618	FC5	SF		G6-3			G6-3			3	0	0	0	1	0	3	
Robin Ventura, L OBP: 0.369, SLG: 0.430	FC5	SF7		G1-3			F7			3	0	1	2	0	0	1	
Ellis Burks, R OBP: 0.357, SLG: 0.478	K	G5-3		G6-4-3			F8			4	0	1	0	0	1	4	
Warren Newson, L OBP: 0.476, SLG: 0.500	K			G6-4-3			K			3	0	0	0	0	1	3	
Bo Jackson, R OBP: 0.291, SLG: 0.419	K			L1			K			1	0	0	0	0	1	0	
Lance Johnson, L OBP: 0.356, SLG: 0.397		S		P5			G1-3			4	1	1	0	0	1	0	
Ron Karkovice, R OBP: 0.284, SLG: 0.436		E		E6			L5			3	1	1	0	0	0	0	
Ozzie Guillen, L OBP: 0.283, SLG: 0.371		F7		G6-3			G5-3			3	0	0	0	0	0	3	
Inning Stats	R: 1 H: 2 E: 0 K: 2 S: 18	H: 3 R: 4 ER: 2 SO: 16	H: 3 R: 0 ER: 0 SO: 16	H: 0 R: 0 ER: 0 SO: 15	H: 0 R: 0 ER: 0 SO: 8	H: 1 R: 0 ER: 0 SO: 11	H: 0 R: 0 ER: 0 SO: 8	H: 1 R: 0 ER: 0 SO: 6	H: 0 R: 0 ER: 0 SO: 16	1B: 7 2B: 0 3B: 0 HR: 0	SF: 2 SAC: 1 DP: 1 HBP: 0	WP: 0 PB: 0 SB: 1 CS: 0	PA: 34				
PITCHER	IP WLS BF H R ER SO BB IBB HBP BLK WP HR S P ERA WHIP																
Scott Erickson, R ERA: 5.29	(1, 1) 6.2 L 30 7 4 2 2 2 0 0 0 0 0 0 61 101 2.70 1.350																
Larry Casian, L ERA: 0.62	(7, 1) 1.1 4 0 0 0 2 0 0 0 0 0 0 0 13 19 0.00 0.000																

Minnesota Twins @ Chicago White Sox
Comiskey Park, Chicago, IL
Mon Aug 30 1993, 8:05 PM EDT
Att: 38,367 - Unknown - 87 F


AB 29
R 4
H 7
RBI 4
BB 2
SO 4
LOB 14



Batter	1	2	3	4	5	6	7	8	9	AB	R	H	RBI	BB	SO	LOB	TOP											
Tim Raines, S OBP: 0.400, SLG: 0.505	G3	K															5 2 3 4 0 1 0											
Joey Cora, S OBP: 0.354, SLG: 0.354	HR		L5														5 2 2 1 0 0 1											
Frank Thomas, R OBP: 0.427, SLG: 0.624 Dan Pasqua, L OBP: 0.304, SLG: 0.333	HR		F9														5 3 3 2 0 0 0 0 0 0 0 0 0 0											
Ellis Burks, R OBP: 0.355, SLG: 0.482	K		P3														5 1 1 2 0 1 1											
Bo Jackson, R OBP: 0.289, SLG: 0.413	BB																4 0 0 0 1 1 1											
Robin Ventura, L OBP: 0.371, SLG: 0.428	BB		F9														2 1 0 0 3 0 0											
Ivan Calderon, R OBP: 0.289, SLG: 0.289	K		K														5 0 1 0 0 2 3											
Ron Karkovics, R OBP: 0.284, SLG: 0.434		K															4 0 1 1 0 2 0											
Craig Grebeck, R OBP: 0.316, SLG: 0.288	K																4 2 2 0 0 1 2											
Inning Stats	R: 2 H: 2 E: 0 K: 2 S: 22	H: 2 R: 2 ER: 2 LOB: 2 BB: 2 P: 38	R: 0 H: 0 E: 0 K: 3 S: 9	H: 0 R: 0 ER: 0 LOB: 0 BB: 0 P: 12	R: 0 H: 0 E: 0 K: 1 S: 7	H: 0 R: 0 ER: 0 LOB: 0 BB: 0 P: 11	R: 0 H: 0 E: 0 K: 1 S: 5	H: 0 R: 0 ER: 0 LOB: 0 BB: 0 P: 9	R: 2 H: 2 E: 0 K: 1 S: 12	H: 2 R: 0 ER: 0 LOB: 0 BB: 0 P: 17	R: 0 H: 0 E: 0 K: 0 S: 4	H: 0 R: 0 ER: 0 LOB: 0 BB: 0 P: 7	R: 1 H: 2 E: 0 K: 0 S: 13	H: 2 R: 0 ER: 0 LOB: 1 BB: 0 P: 20	R: 2 H: 3 E: 1 K: 1 S: 15	H: 3 R: 0 ER: 0 LOB: 2 BB: 1 P: 24	R: 4 H: 4 E: 0 K: 0 S: 14	H: 4 R: 0 ER: 0 LOB: 0 BB: 1 P: 27	1B: 8 2B: 0 3B: 0 HR: 5	SF: 0 SAC: 0 DP: 1 HBP: 0	WP: 1 PA: 43 PB: 0 SB: 3 CS: 0							
PITCHER	IP	WLS	BF	H	R	ER	SO	BB	IBB	HBP	BLK	WP	HR	S	P	ERA	WHIP											
Sterling Hitchcock, L ERA: 3.29	(1, 1)	6.2	L	28	6	5	4	1	2	0	0	0	1	2	70	110	6.75	1.200										
Rich Monteleone, R ERA: 4.66	(7, 1)	1.1		11	6	5	4	1	0	1	0	0	0	2	24	40	27.00	4.500										
Steve Howe, L ERA: 5.06	(9, 1)	1.0		4	1	1	1	0	1	0	0	0	0	1	7	15	9.00	2.000										

Chicago White Sox @ New York Yankees
Yankee Stadium, Bronx, NY
Tue Aug 31 1993, 7:05 PM EDT
Att: 37,511 - Unknown - 77 F


AB 39
R 11
H 13
RBI 10
BB 4
SO 8
LOB 8

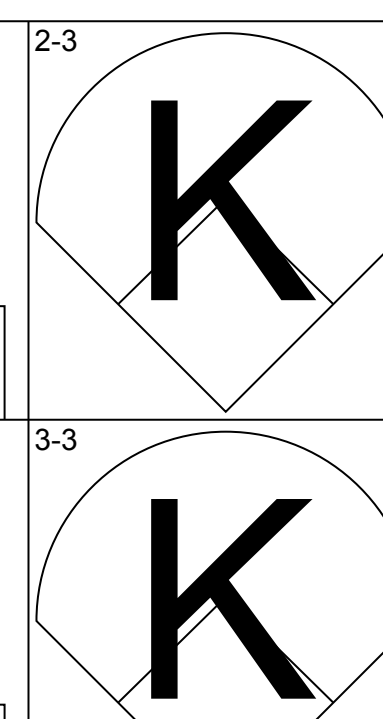
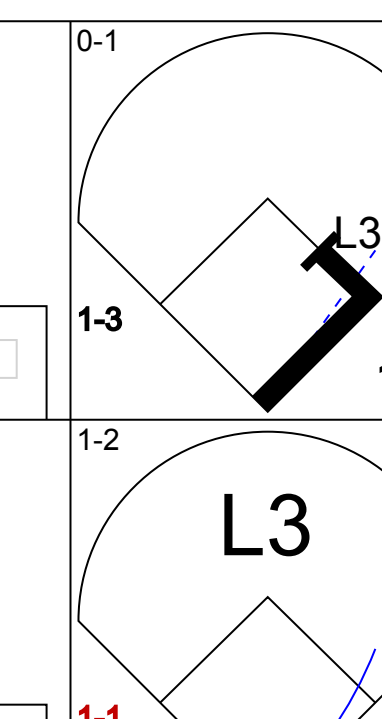
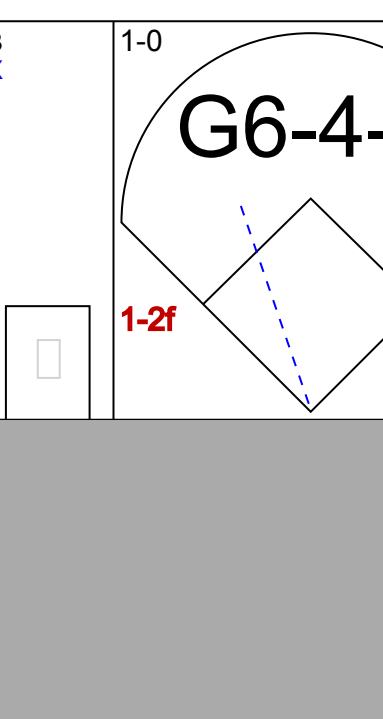
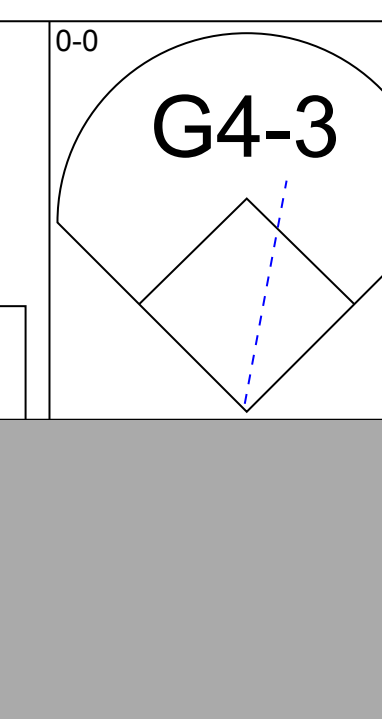
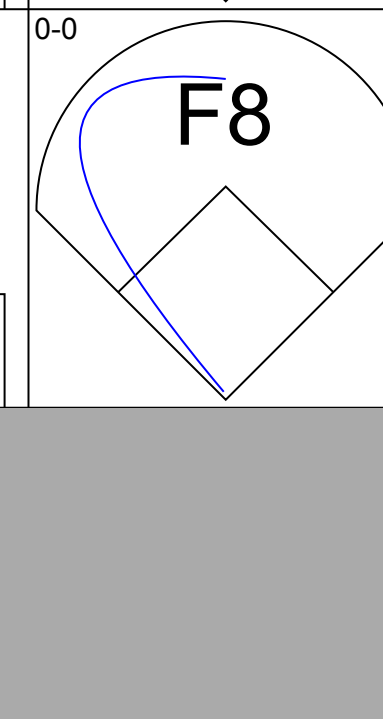

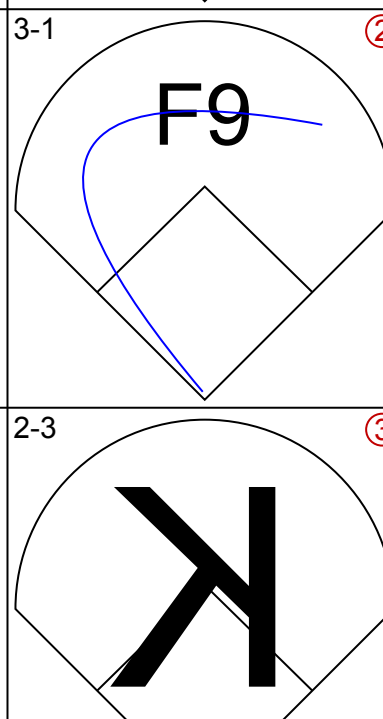
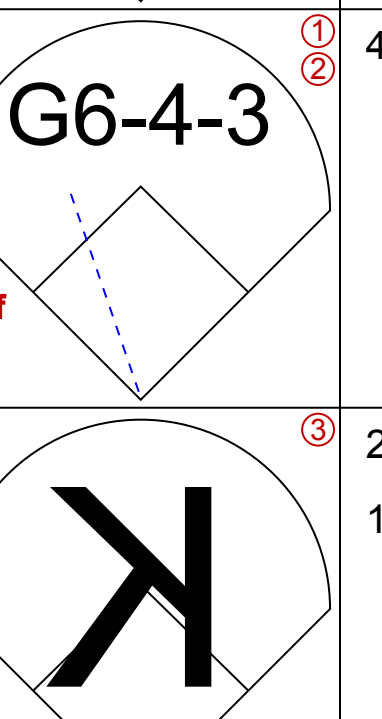

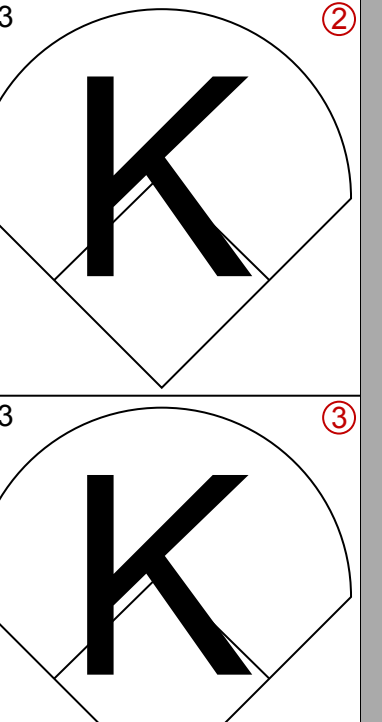


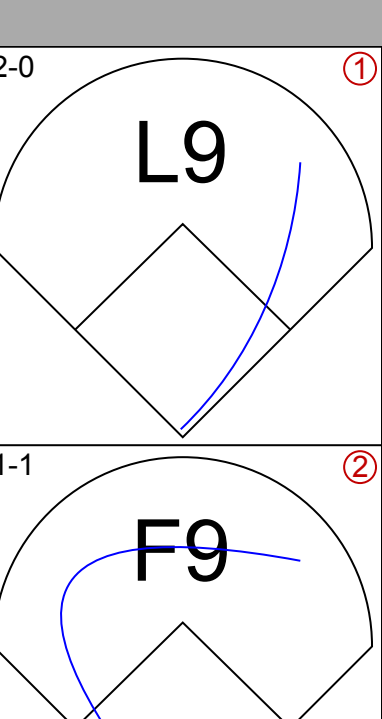
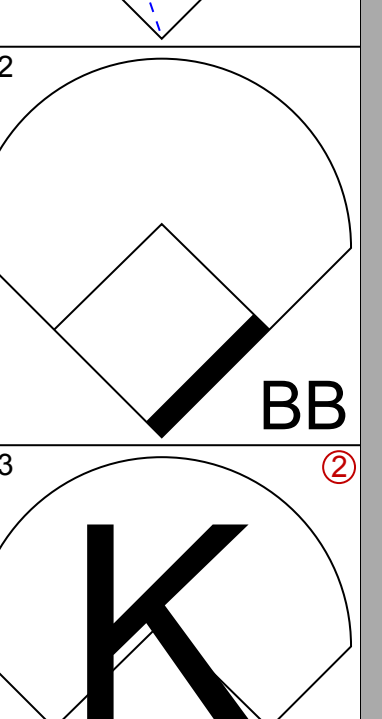

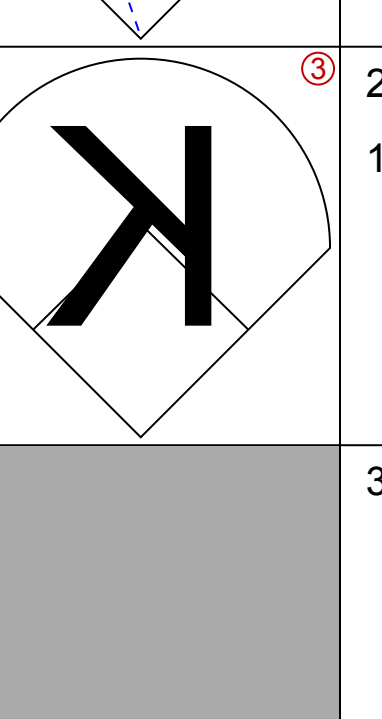
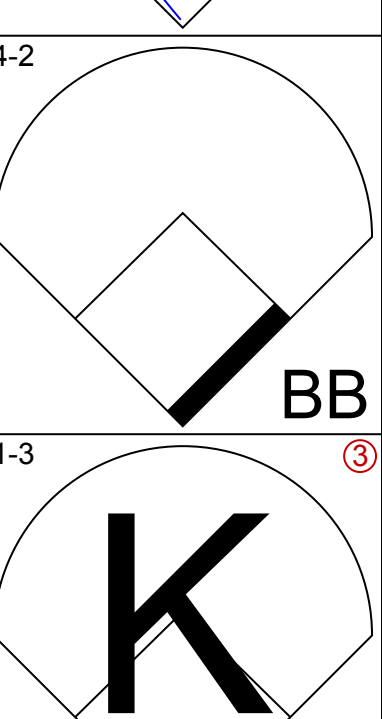

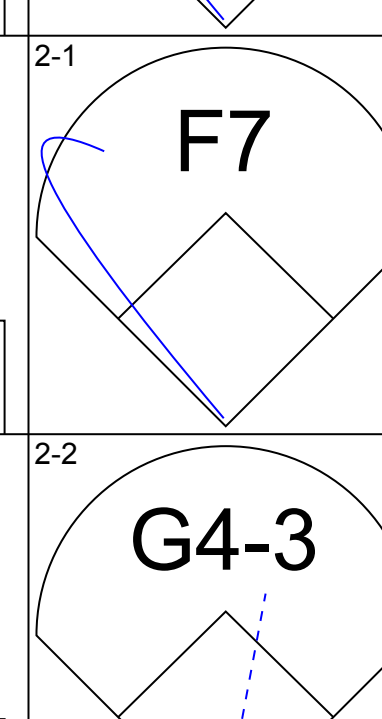



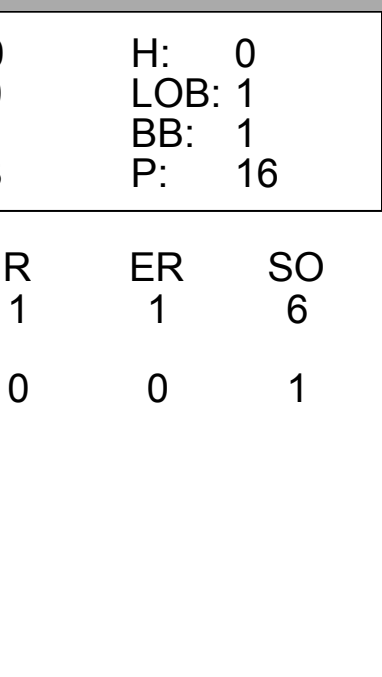
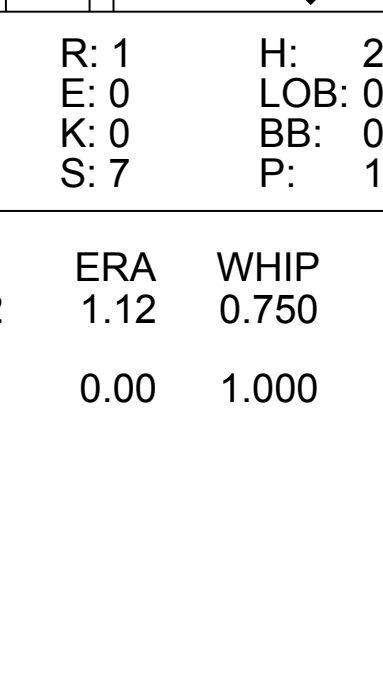
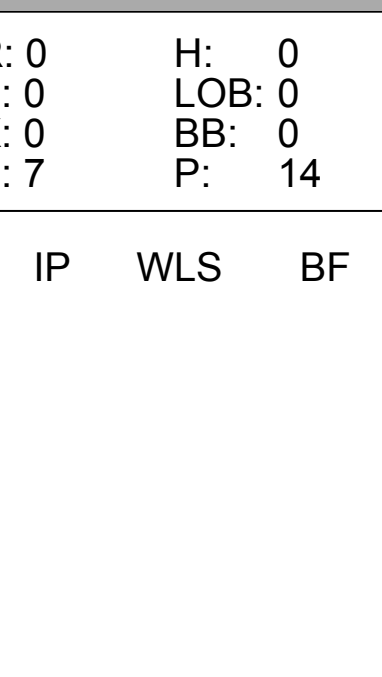
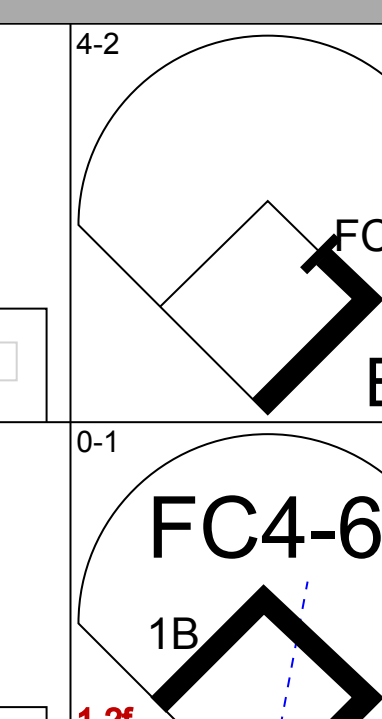
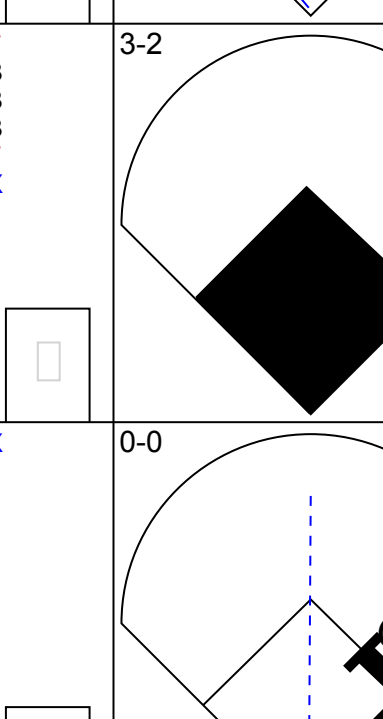
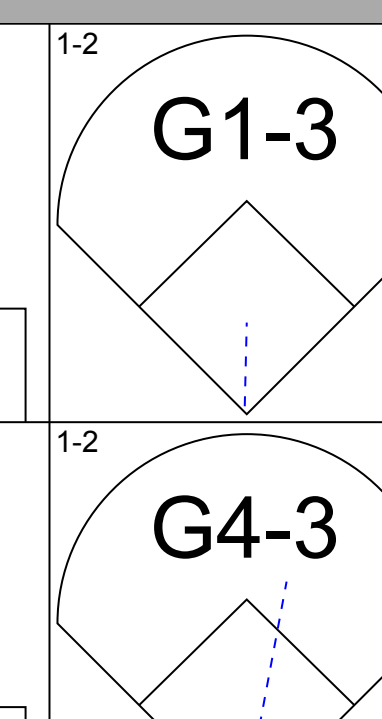
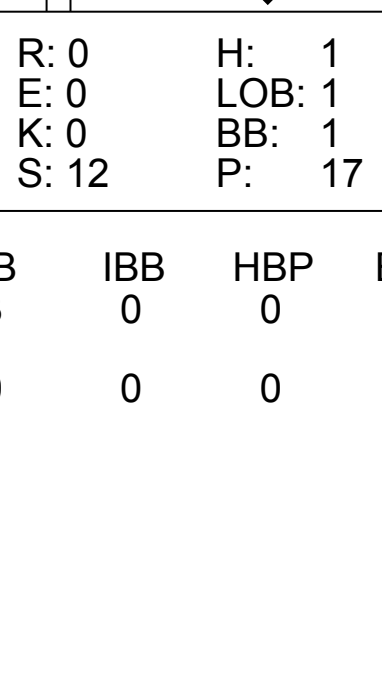
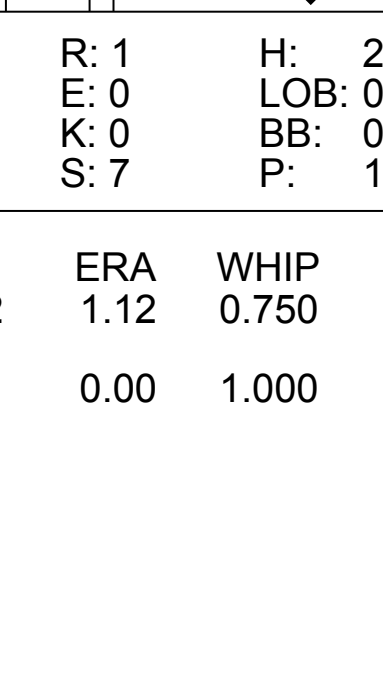
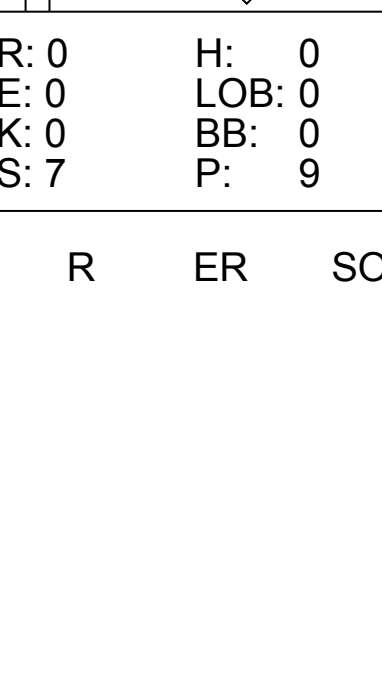


Batter	1	2	3	4	5	6	7	8	9	AB	R	H	RBI	BB	SO	LOB	BOTTOM										
Wade Boggs, L OBP: 0.387, SLG: 0.377 Paul O'Neill, L OBP: 0.372, SLG: 0.504	K		K														3 0 0 0 0 3 0 1 1 1 0 0 0 0										
Mike Gallego, R OBP: 0.368, SLG: 0.430	K		F8														4 0 2 2 0 1 0										
Jim Leyritz, R OBP: 0.420, SLG: 0.495	2B		L9														4 0 1 0 0 0 2										
Danny Tartabull, R OBP: 0.360, SLG: 0.533	P2		K														4 0 0 0 0 1 1										
Mike Stanley, R OBP: 0.383, SLG: 0.536	L5		K														4 1 1 1 0 1 0										
Bernie Williams, S OBP: 0.345, SLG: 0.429	G5-3		BB														3 0 1 0 1 0 0										
Randy Velarde, R OBP: 0.339, SLG: 0.403	G5-3		BB														3 0 1 0 1 2 1										
Gerald Williams, R OBP: 0.208, SLG: 0.340	G5-3		K														4 0 0 0 0 1 3										
Pat Kelly, R OBP: 0.311, SLG: 0.377	K		G6-3														4 1 1 0 0 2 4										
Inning Stats	R: 0 H: 1 E: 0 K: 2 S: 13	H: 1 R: 3 ER: 3 LOB: 1 BB: 0 P: 18	R: 0 H: 0 E: 0 K: 1 S: 15	H: 0 R: 0 ER: 0 LOB: 2 BB: 2 P: 25	R: 0 H: 0 E: 0 K: 1 S: 8	H: 0 R: 0 ER: 0 LOB: 0 BB: 0 P: 13	R: 0 H: 1 E: 0 K: 3 S: 11	H: 1 R: 0 ER: 0 LOB: 1 BB: 0 P: 20	R: 0 H: 0 E: 0 K: 2 S: 12	H: 0 R: 0 ER: 0 LOB: 0 BB: 0 P: 19	R: 0 H: 1 E: 0 K: 0 S: 8	H: 1 R: 0 ER: 0 LOB: 0 BB: 0 P: 10	R: 1 H: 1 E: 0 K: 1 S: 9	H: 1 R: 0 ER: 0 LOB: 0 BB: 0 P: 13	R: 2 H: 3 E: 0 K: 0 S: 13	H: 3 R: 1 ER: 1 LOB: 2 BB: 0 P: 22	R: 0 H: 1 E: 1 K: 1 S: 16	H: 1 R: 0 ER: 0 LOB: 2 BB: 0 P: 22	1B: 5 2B: 3 3B: 0 HR: 1	SF: 0 SAC: 0 DP: 2 HBP: 0	WP: 0 PA: 36 PB: 0 SB: 0 CS: 0						
PITCHER	IP	WLS	BF	H	R	ER	SO	BB	IBB	HBP	BLK	WP	HR	S	P	ERA	WHIP										
Wilson Alvarez, L ERA: 3.46	(1, 1)	7.2		30	7	3	3	10	2	0	0	0	0	83	131	3.52	1.174										
Jose DeLeon, R ERA: 2.99	(8, 1)	0.1		1	0	0	0	0	0	0	0	0	0	6	9	0.00	0.000										
Scott Radinsky, L ERA: 4.37	(9, 1)	1.0		5	1	0	0	1	0	0	0	0	0	16	22	0.00	1.000										

Chicago White Sox @ New York Yankees
Yankee Stadium, Bronx, NY
Tue Aug 31 1993, 7:05 PM EDT
Att: 37,511 - Unknown - 77 F

AB 34
R 3
H 8
RBI 3
BB 2
SO 11
LOB 11




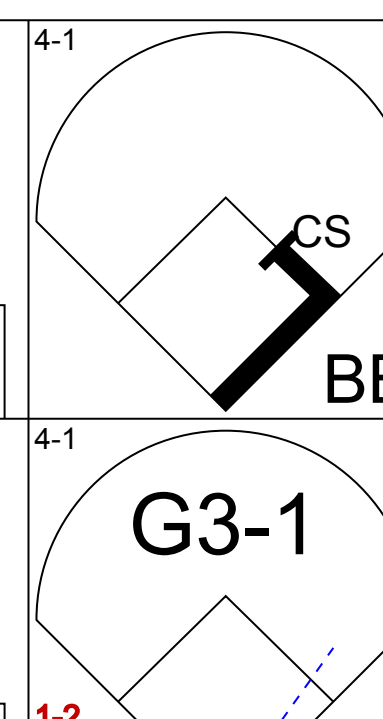
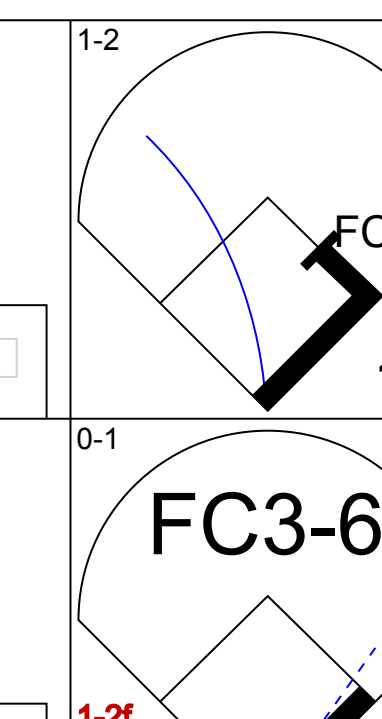
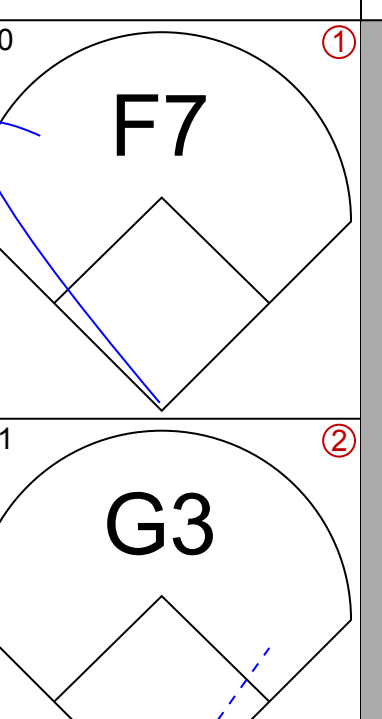
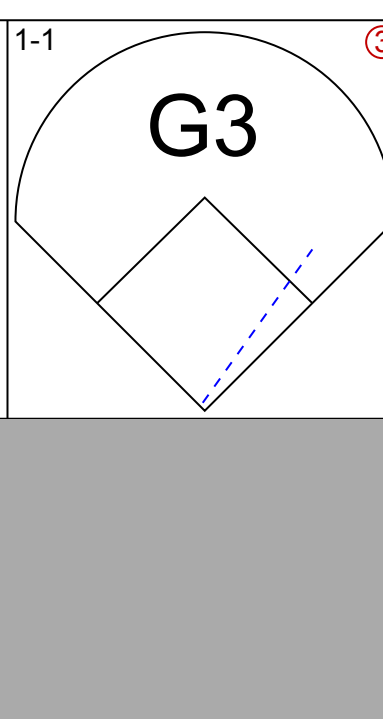
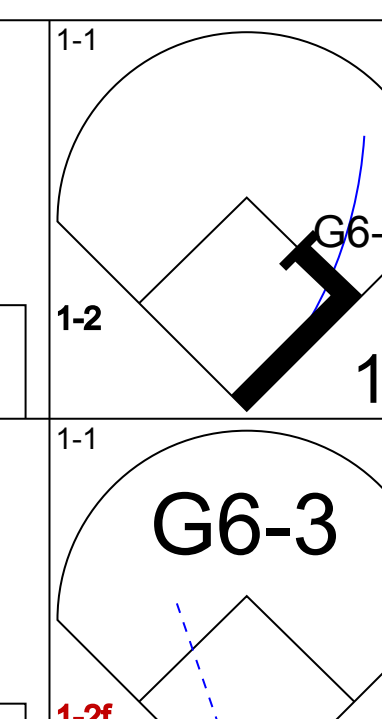
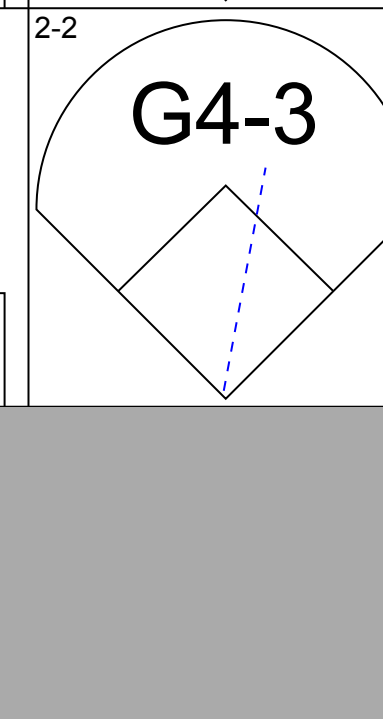
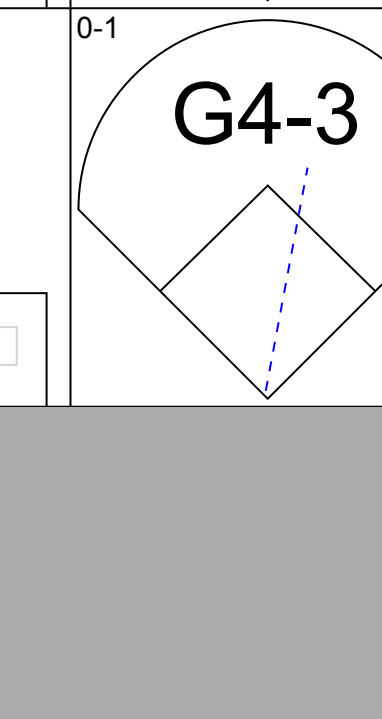
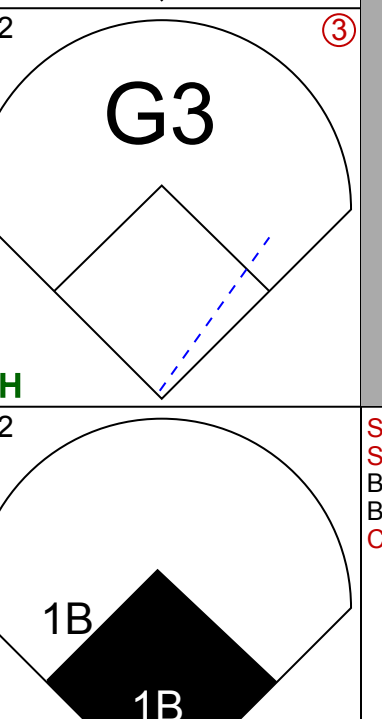
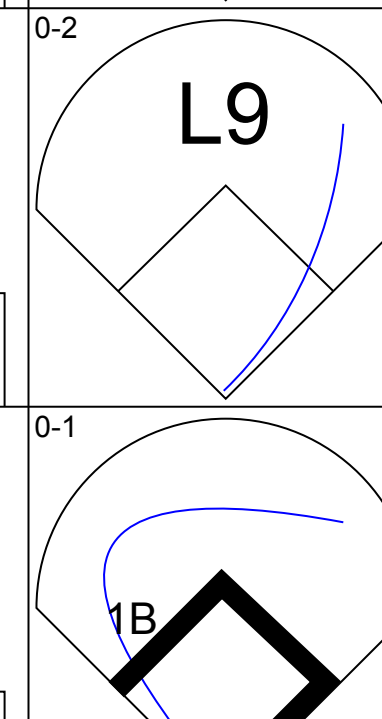



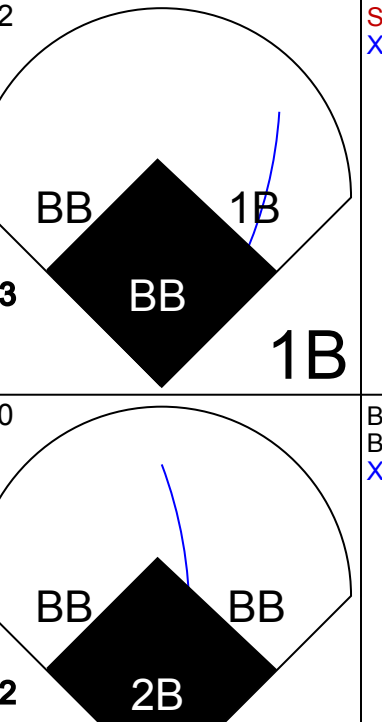
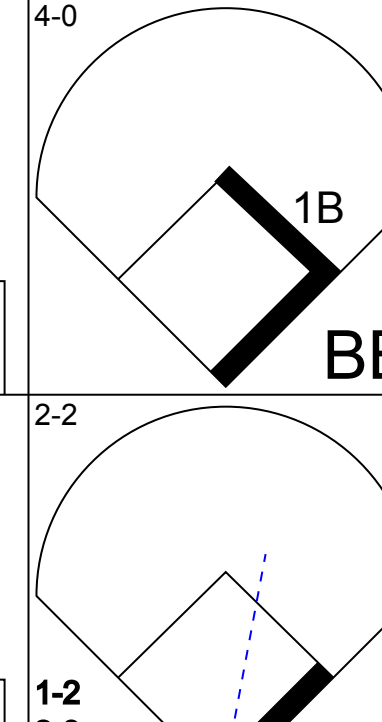
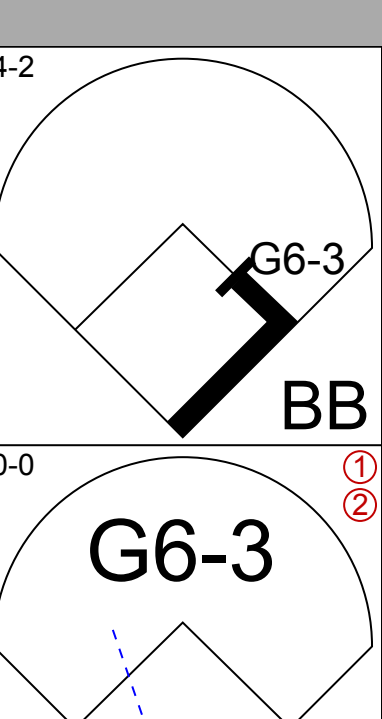
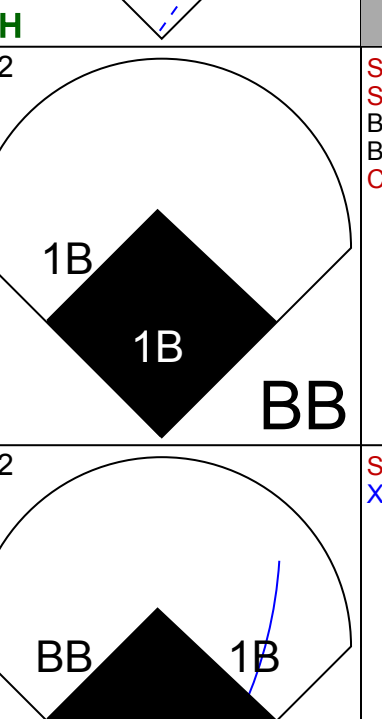
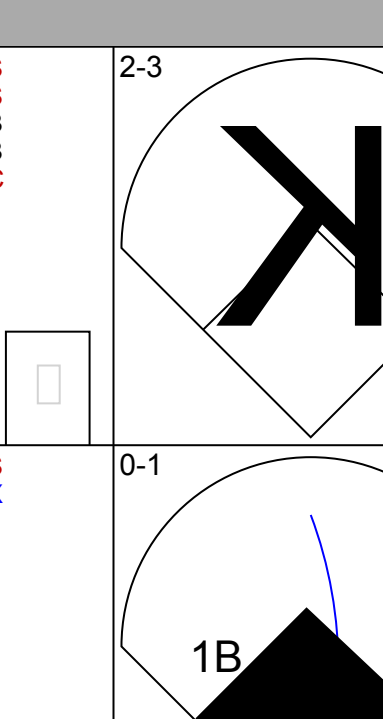
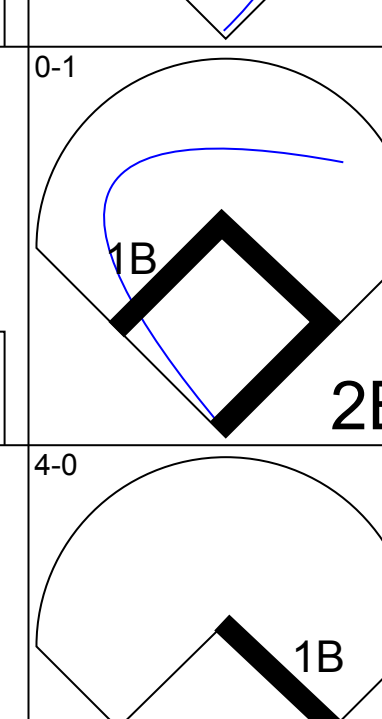
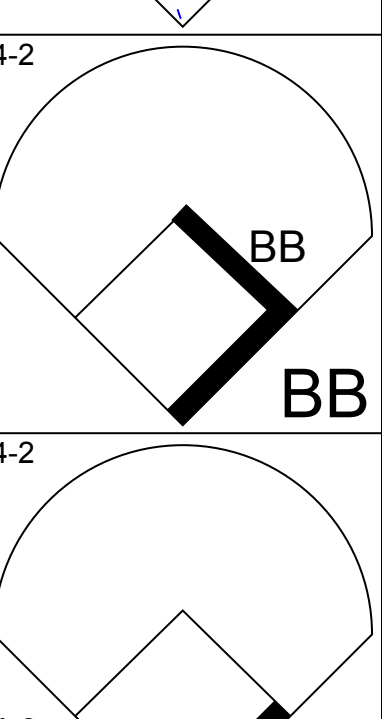
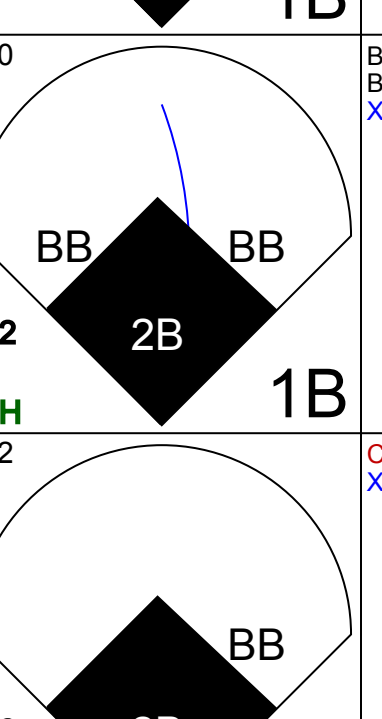
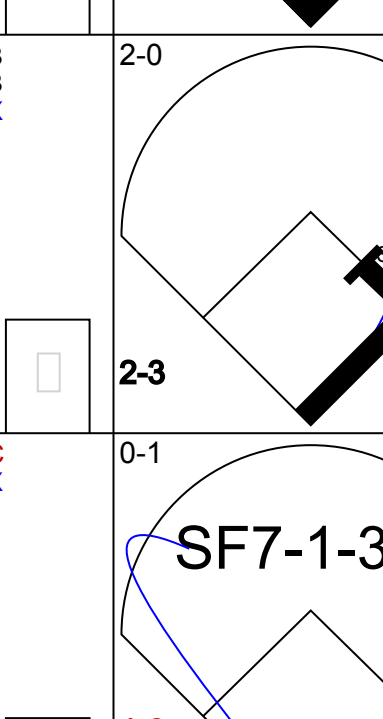
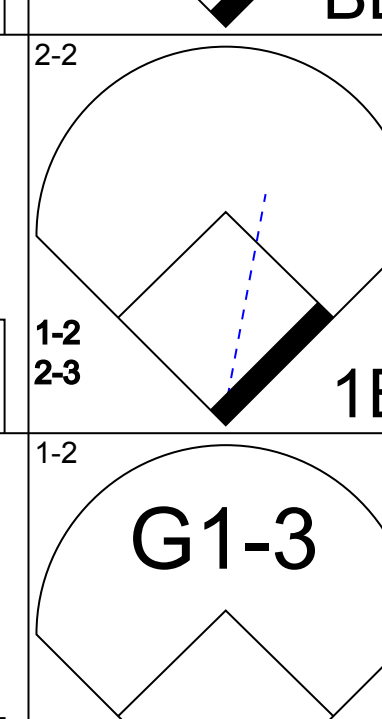
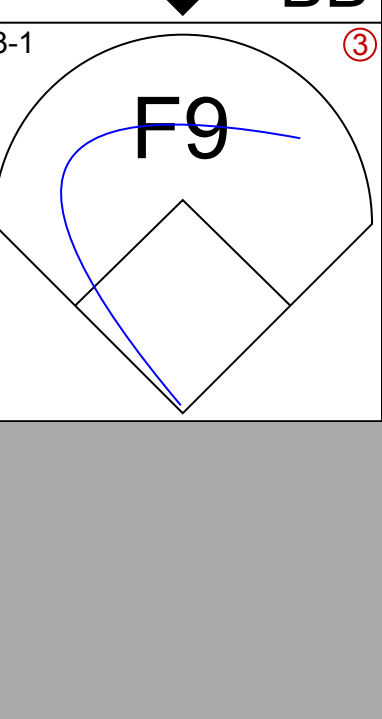
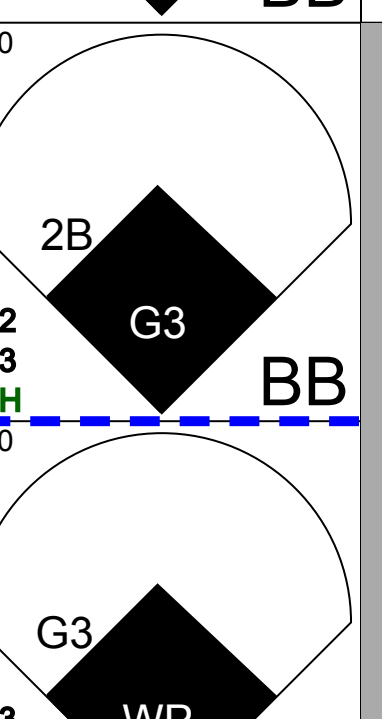


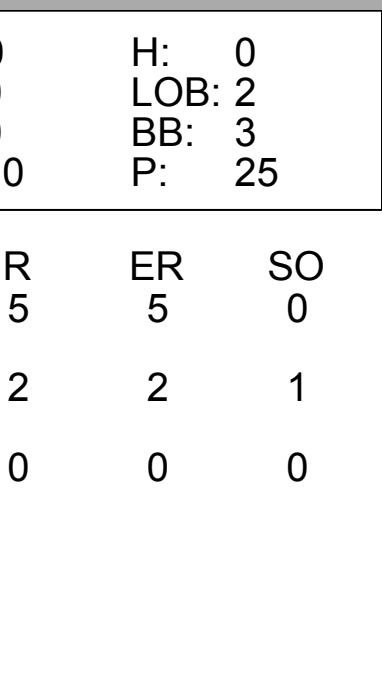
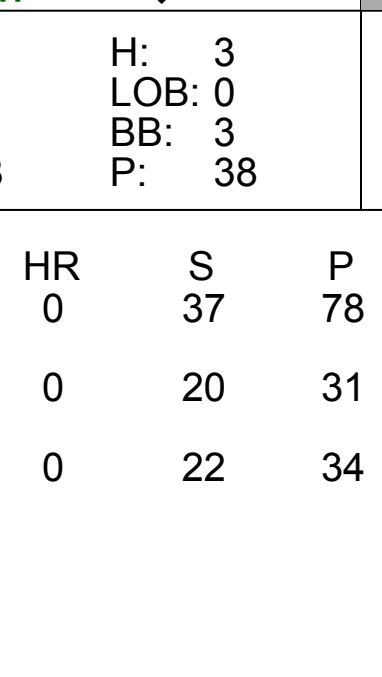
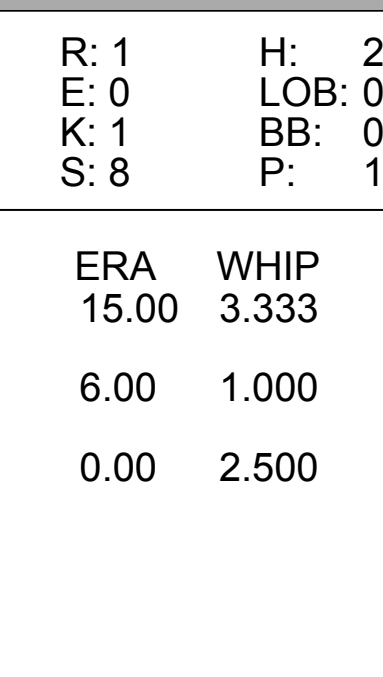
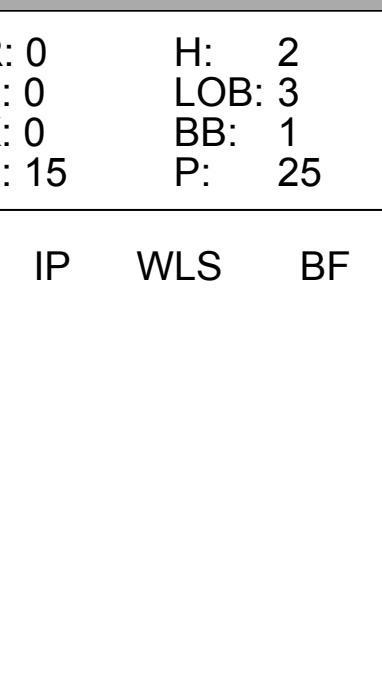
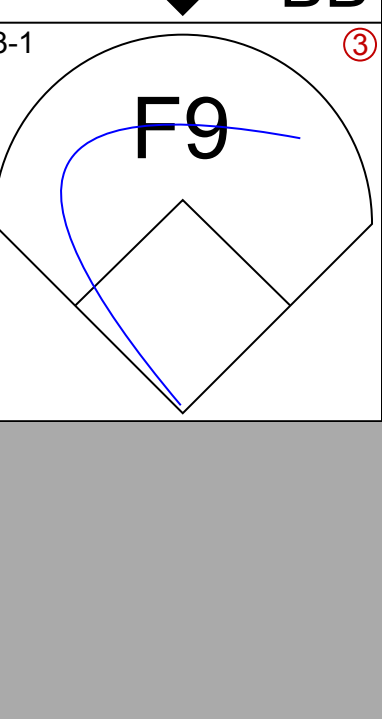
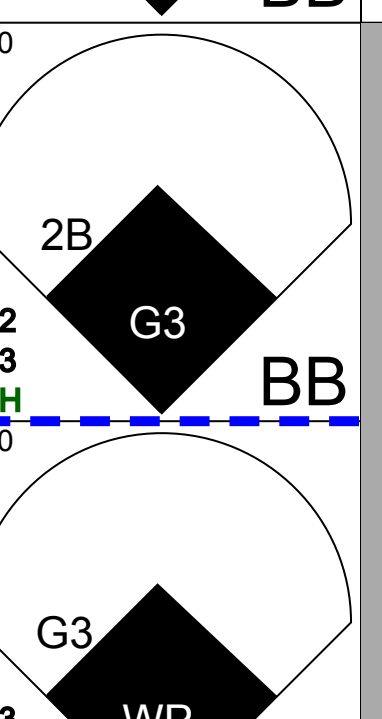

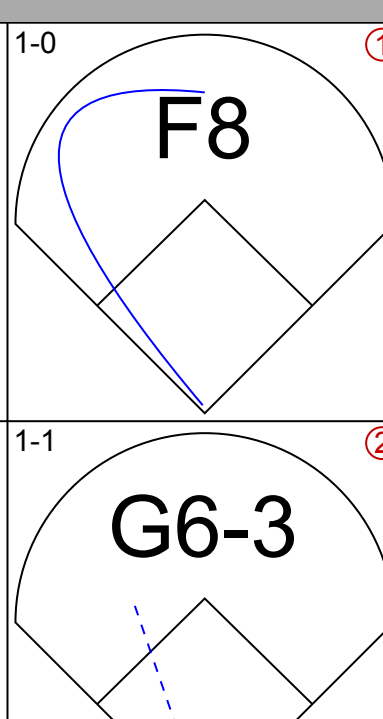
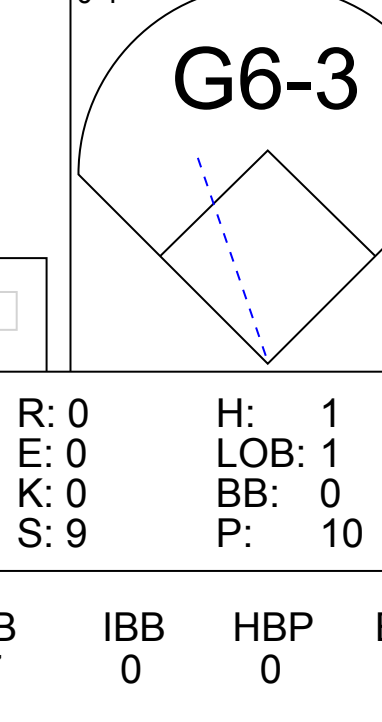
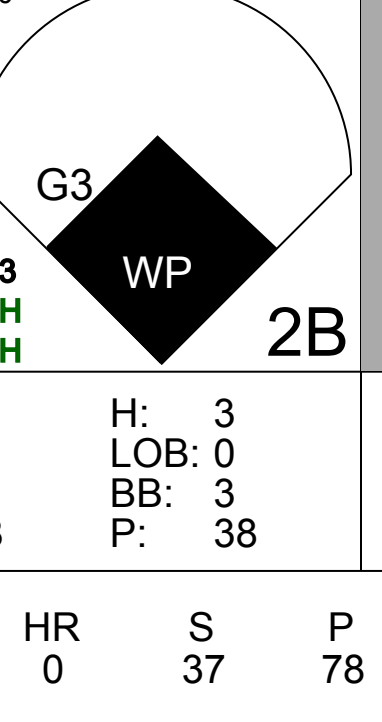
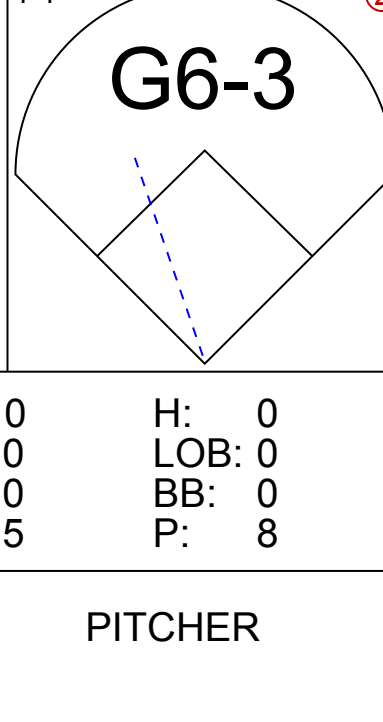
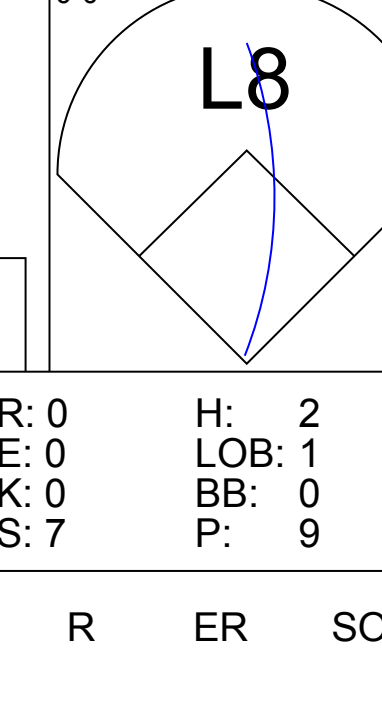
Batter	1	2	3	4	5	6	7	8	9	AB	R	H	RBI	BB	SO	LOB	TOP								
Tim Raines, S OBP: 0.396, SLG: 0.495 Warren Newson, L OBP: 0.423, SLG: 0.429			 1B		 1-2f					4	0	1	0	0	1	1									
Craig Grebeck, R OBP: 0.314, SLG: 0.287			 1-1					 1B		4	0	1	0	0	1	2									
Frank Thomas, R OBP: 0.427, SLG: 0.626								 1-2f		4	0	0	0	0	0	1									
Ellis Burks, R OBP: 0.356, SLG: 0.479 Mike Huff, R OBP: 0.333, SLG: 0.435										2	0	0	0	1	1	0									
Bo Jackson, R OBP: 0.287, SLG: 0.408										3	0	0	0	0	1	1									
Robin Ventura, L OBP: 0.373, SLG: 0.427										2	0	0	0	1	1	1									
Ivan Calderon, R OBP: 0.283, SLG: 0.283										3	0	0	0	0	1	1									
Ron Karkovics, R OBP: 0.287, SLG: 0.443			 BB							2	1	1	1	1	0	0									
Ozzie Guillen, L OBP: 0.285, SLG: 0.377			 1B		 1B					3	0	1	0	0	0	1									
Inning Stats	R: 0 E: 0 K: 2 S: 10	H: 0 LOB: 0 BB: 0 P: 15	R: 0 E: 0 K: 1 S: 8	H: 0 LOB: 1 BB: 1 P: 16	R: 0 E: 0 K: 0 S: 12	H: 1 LOB: 1 BB: 1 P: 17	R: 0 E: 0 K: 2 S: 11	H: 0 LOB: 1 BB: 1 P: 18	R: 1 E: 0 K: 0 S: 7	H: 2 LOB: 0 BB: 0 P: 12	R: 0 E: 0 K: 1 S: 6	H: 0 LOB: 0 BB: 0 P: 11	R: 0 E: 0 K: 0 S: 7	H: 0 LOB: 0 BB: 0 P: 14	R: 0 E: 0 K: 0 S: 7	H: 0 LOB: 0 BB: 0 P: 9	R: 0 E: 0 K: 1 S: 7	H: 1 LOB: 0 BB: 0 P: 12	1B: 3 2B: 1 3B: 0 HR: 1	SF: 0 SAC: 0 DP: 3 HBP: 0	WP: 0 PB: 0 SB: 0 CS: 0	PA: 31			
PITCHER	IP	WLS	BF	H	R	ER	SO	BB	IBB	HBP	BLK	WP	HR	S	P	ERA	WHIP								
Jimmy Key, L ERA: 2.94	(1, 1)	8.0	W	28	3	1	1	6	3	0	0	0	1	68	112	1.12	0.750								
Mark Hutton, R ERA: 4.32	(9, 1)	1.0		3	1	0	0	1	0	0	0	0	0	7	12	0.00	1.000								

Chicago White Sox @ New York Yankees
Yankee Stadium, Bronx, NY
Thu Sep 02 1993, 7:05 PM EDT
Att: 23,701 - Unknown - 72 F

livebaseballscorecards.com

AB	28
R	1
H	4
RBI	1
BB	3
SO	7
LOB	8




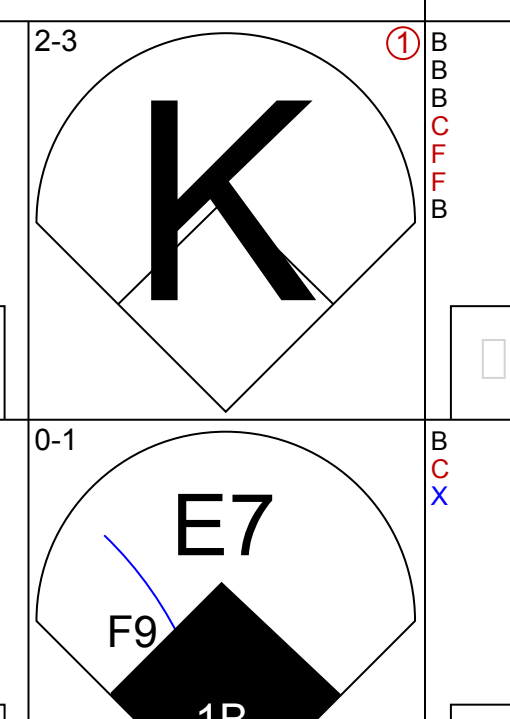
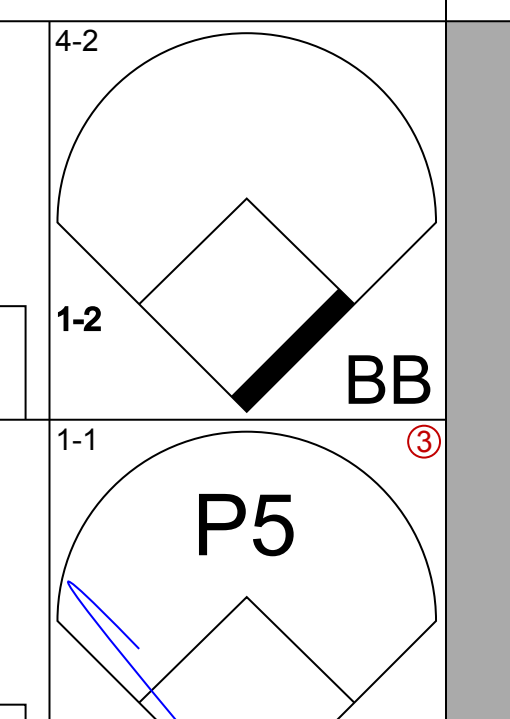
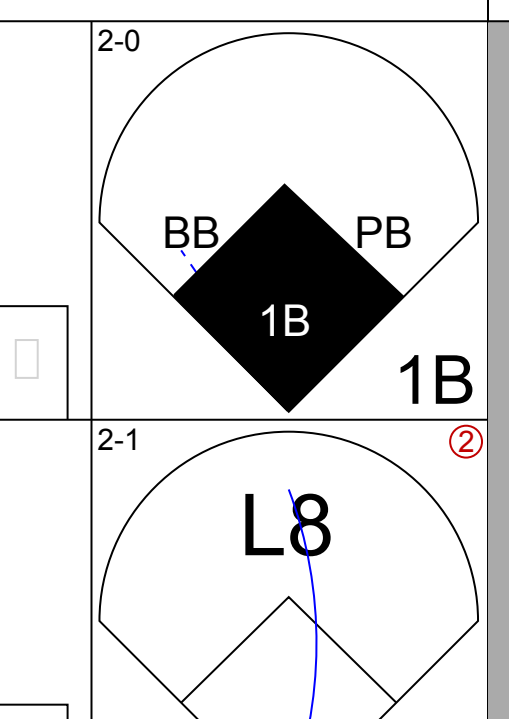
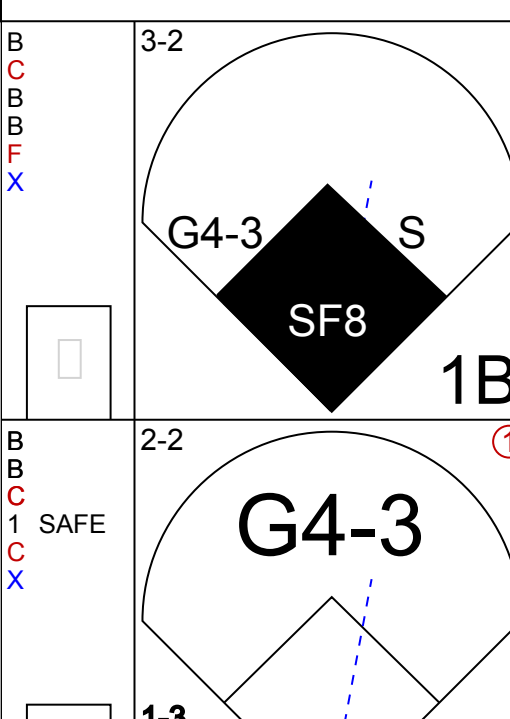
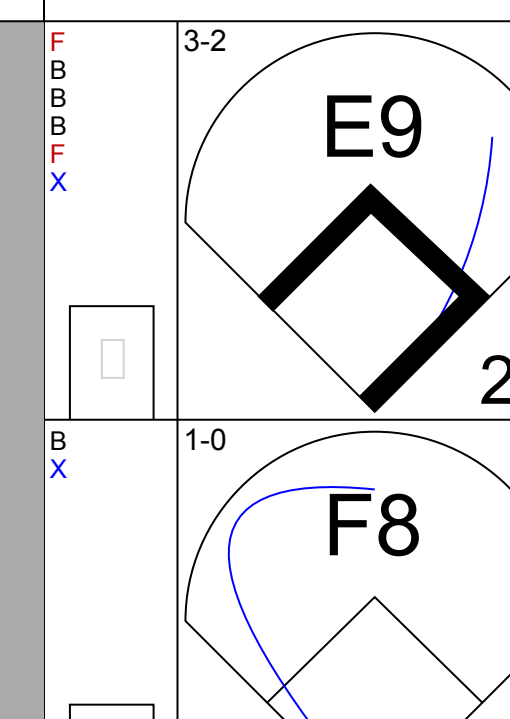
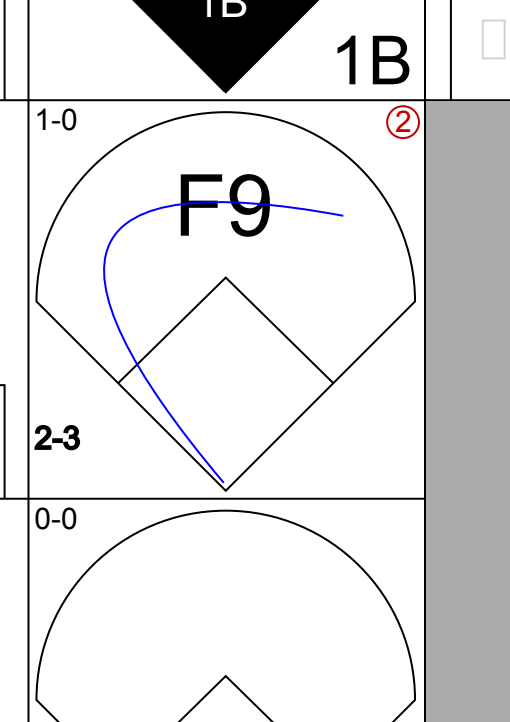
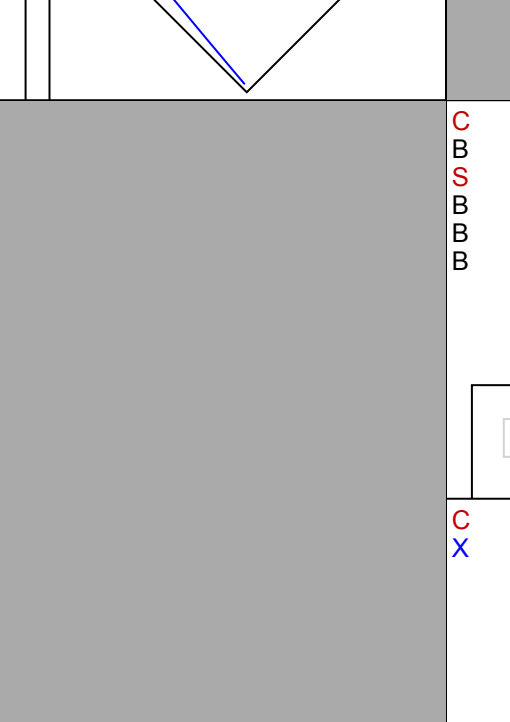
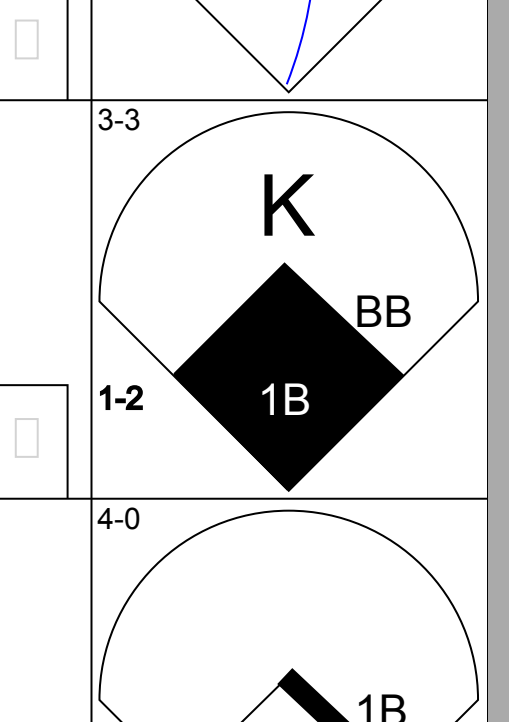
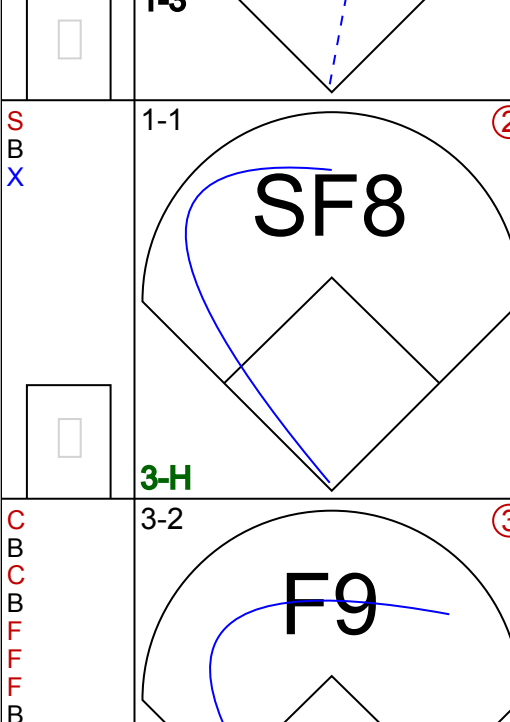

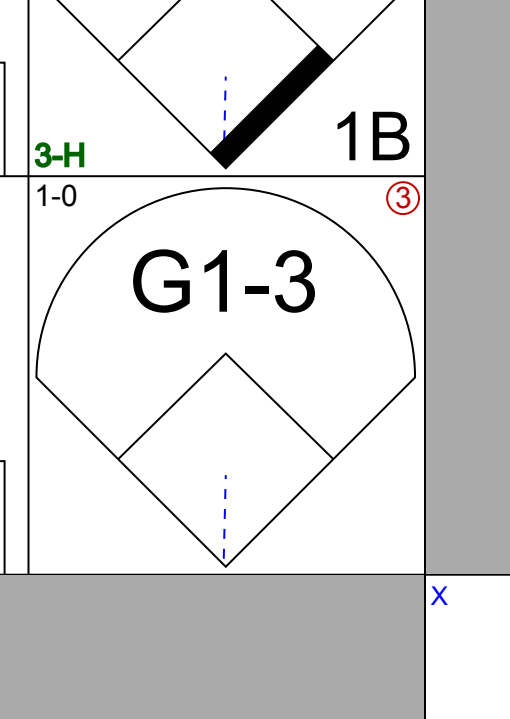
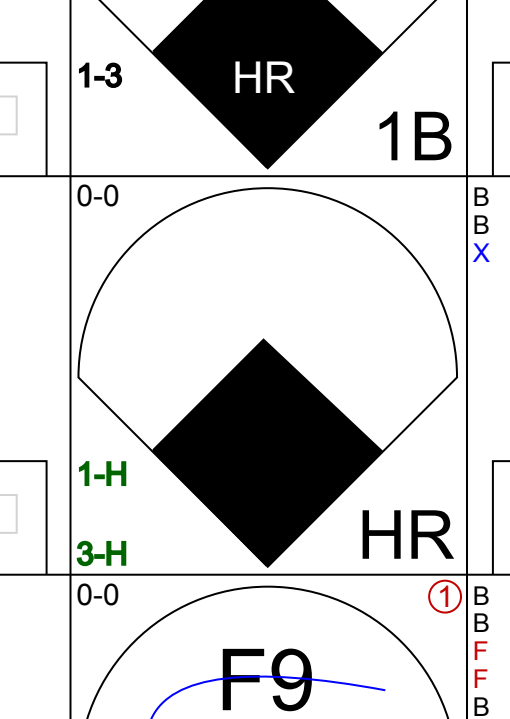
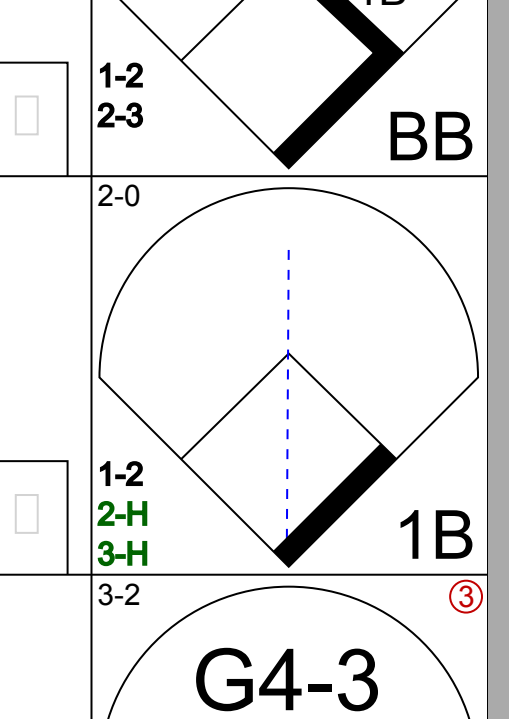
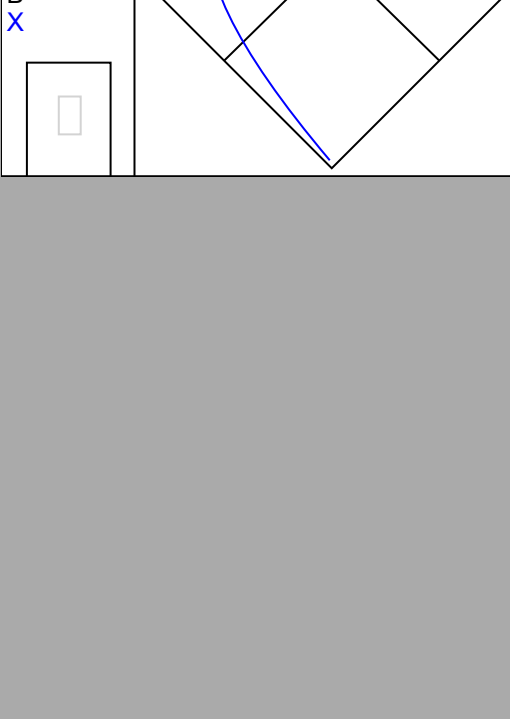
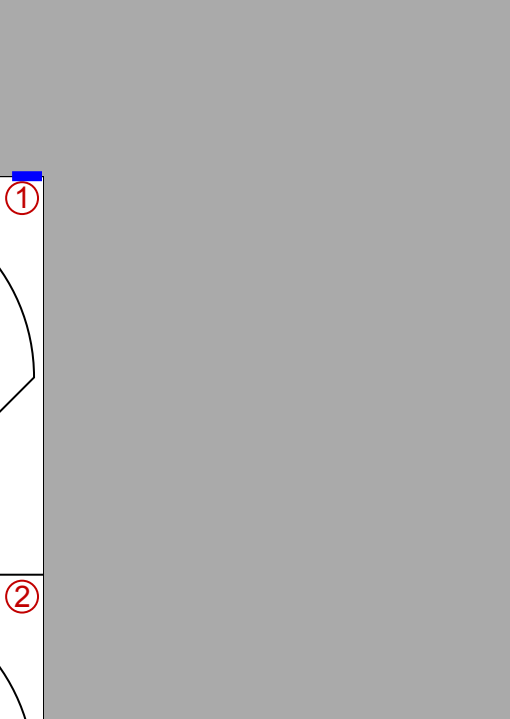

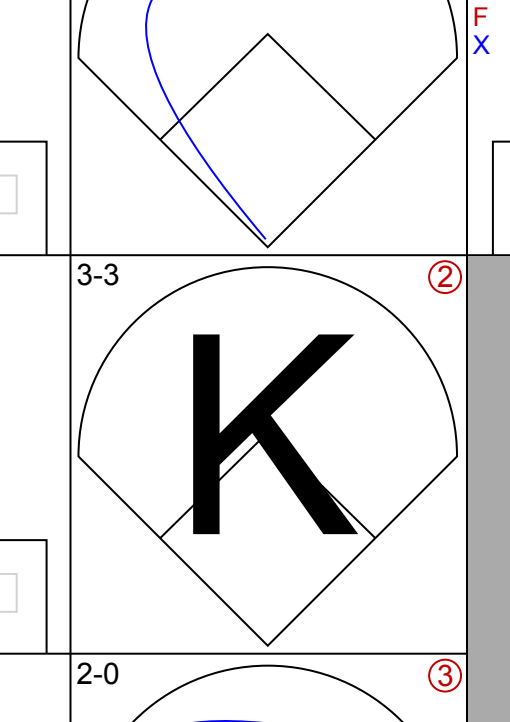
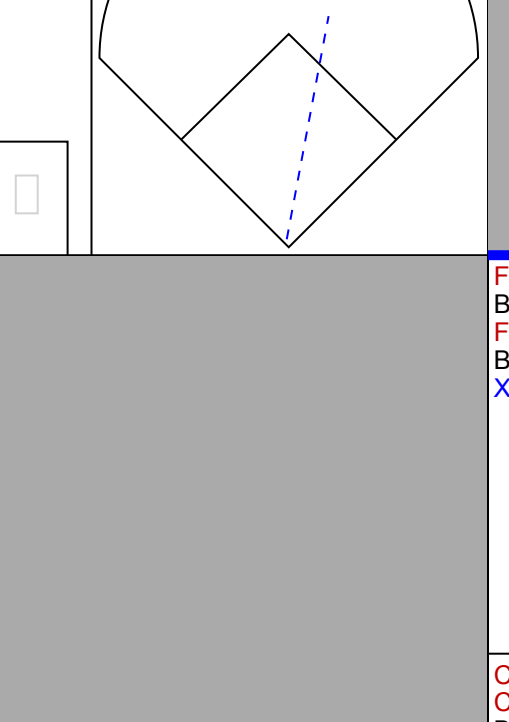

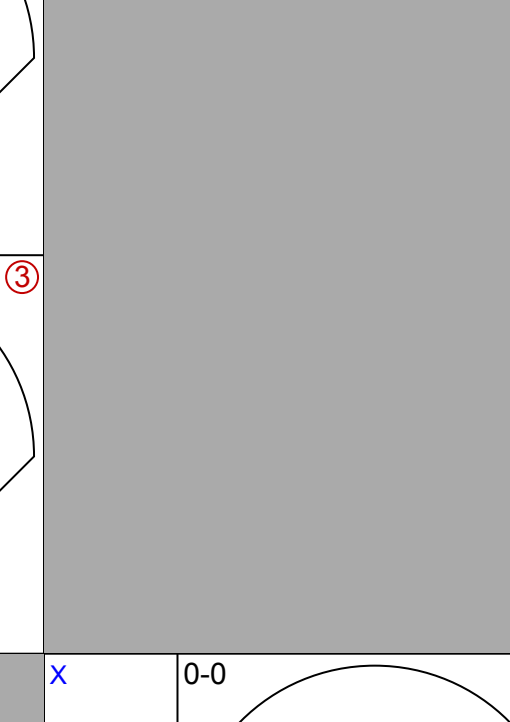
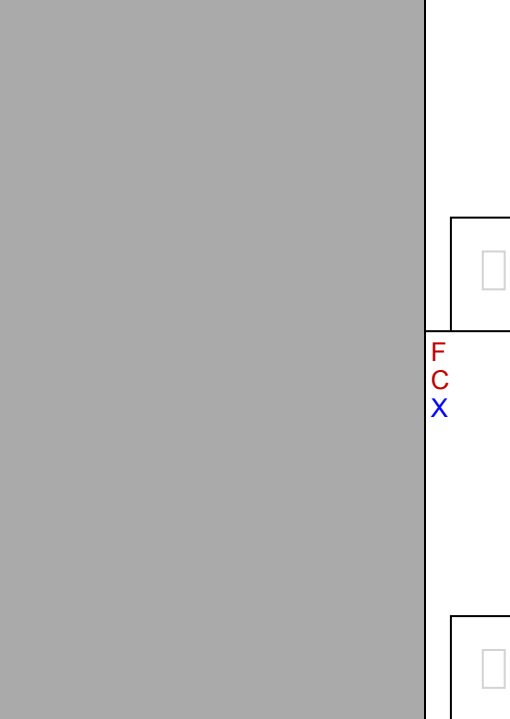
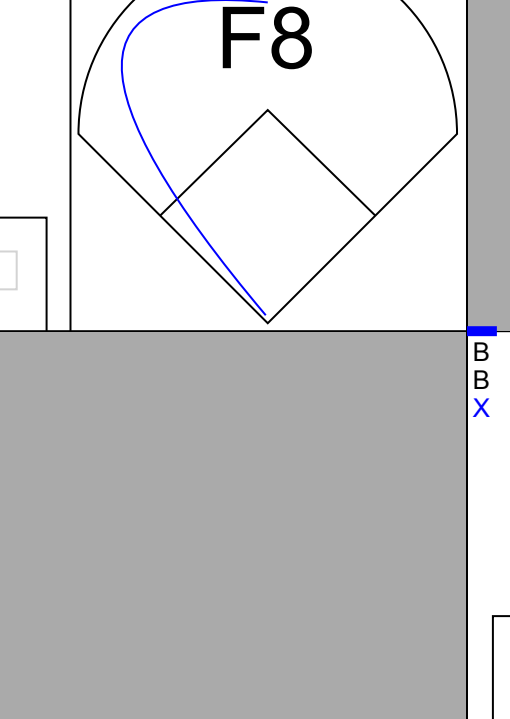
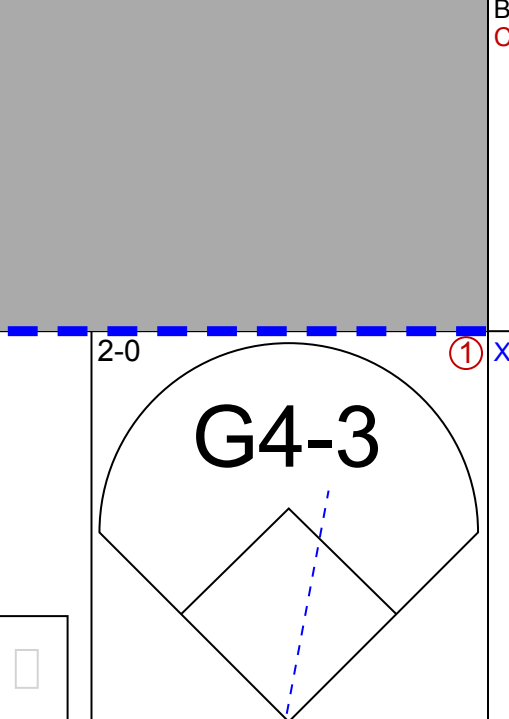

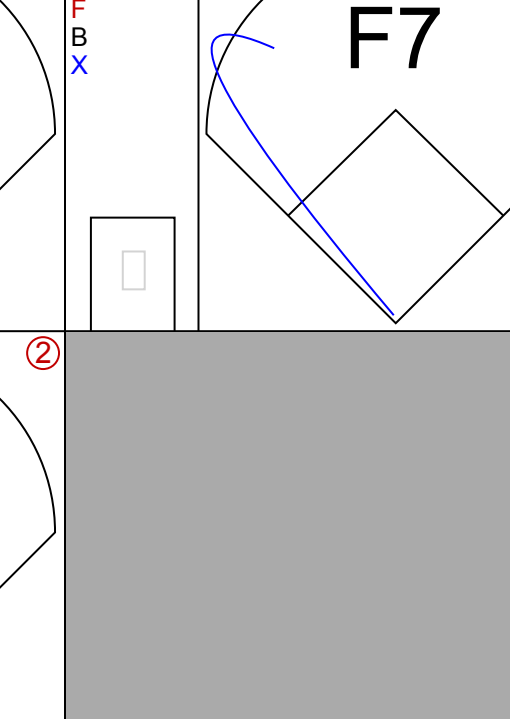
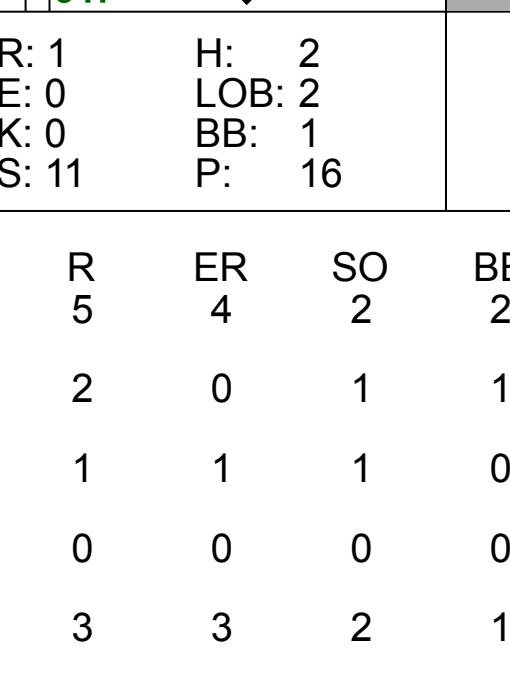
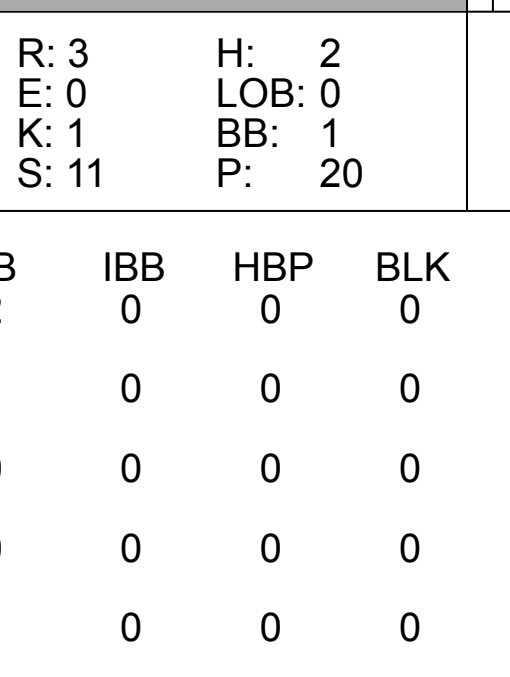
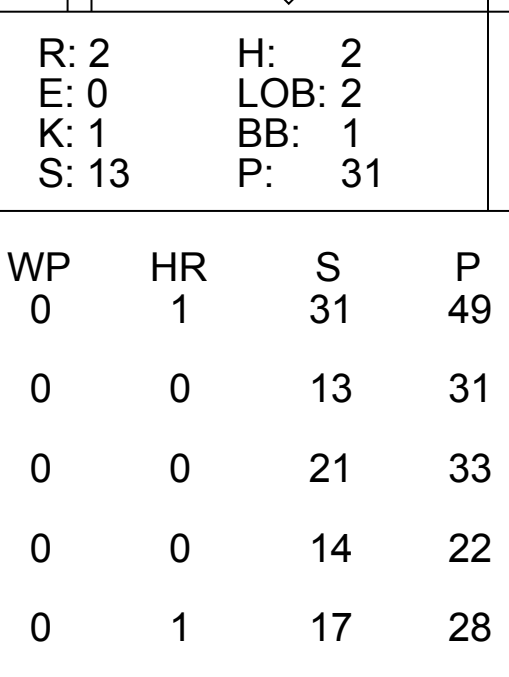
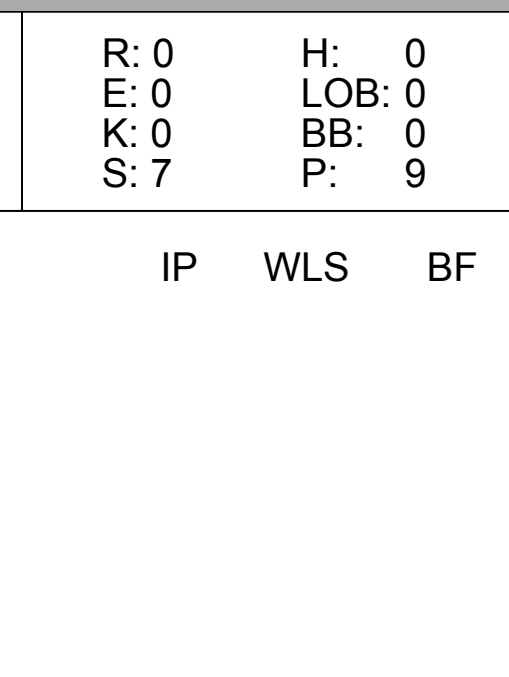
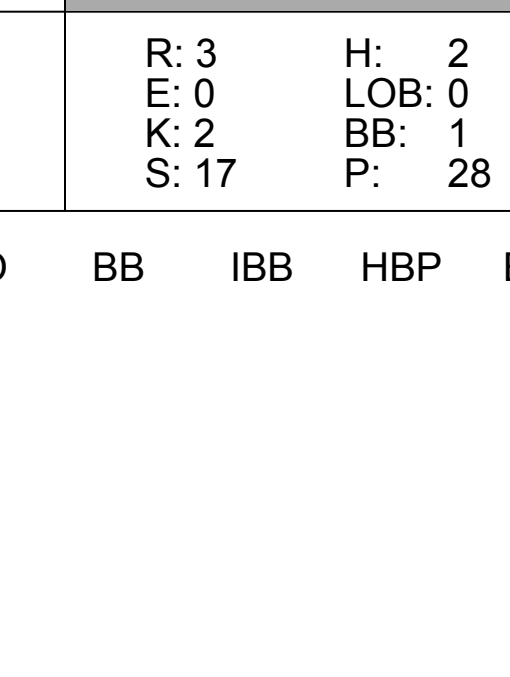
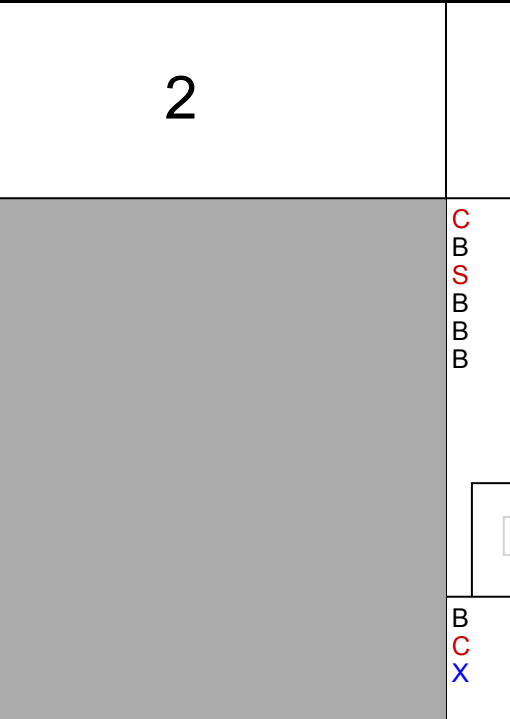
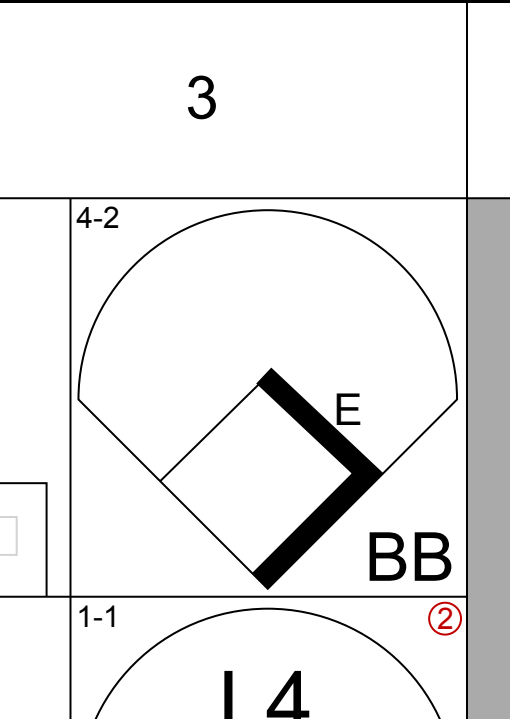
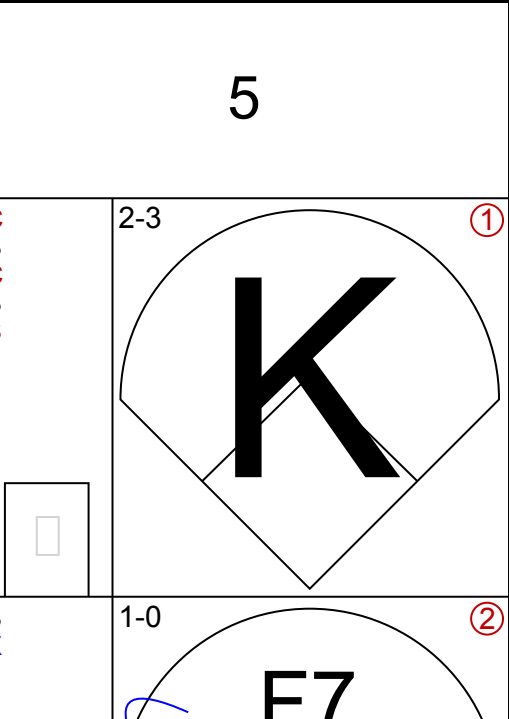
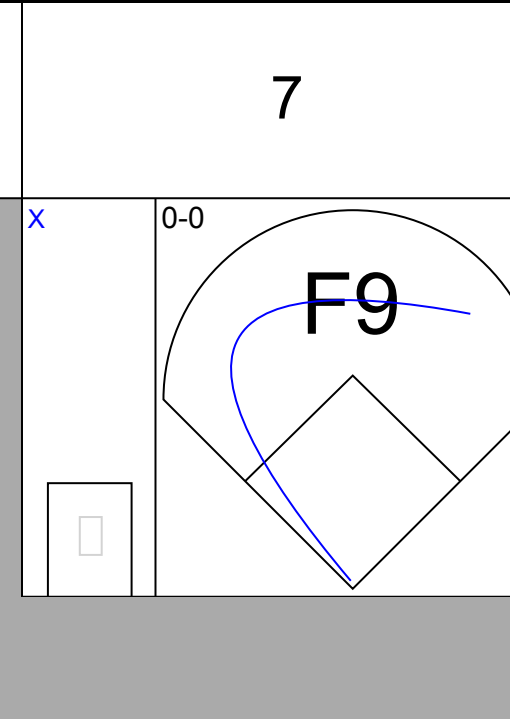

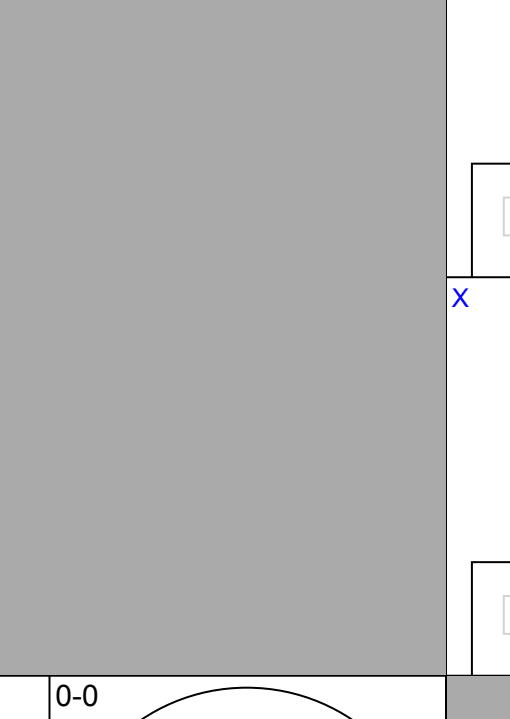
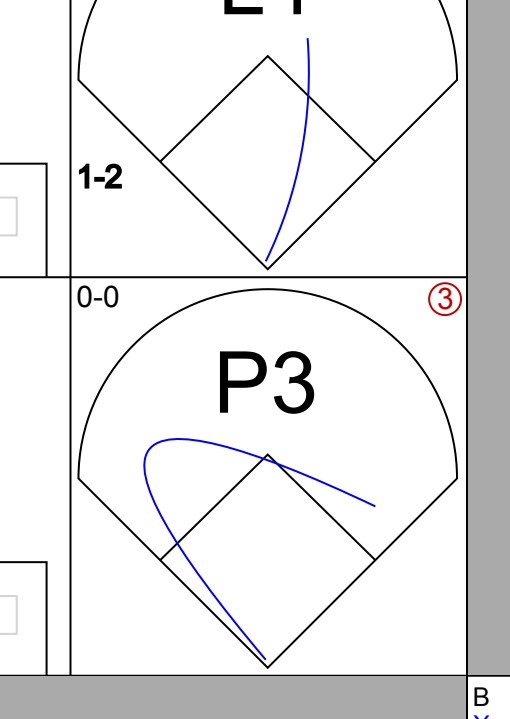
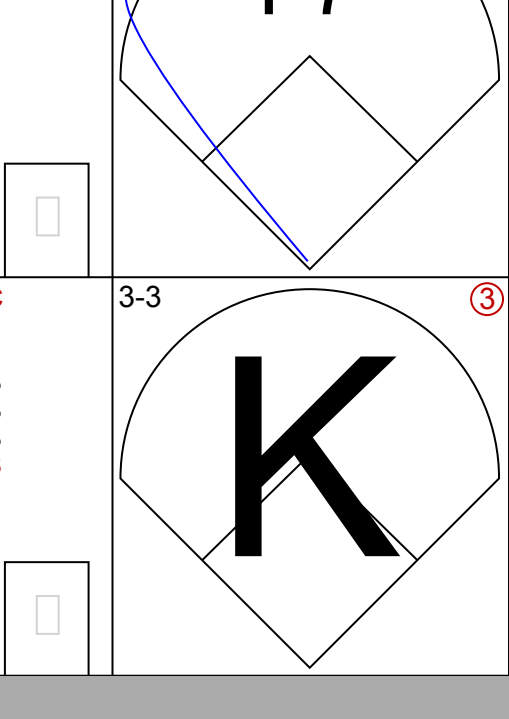
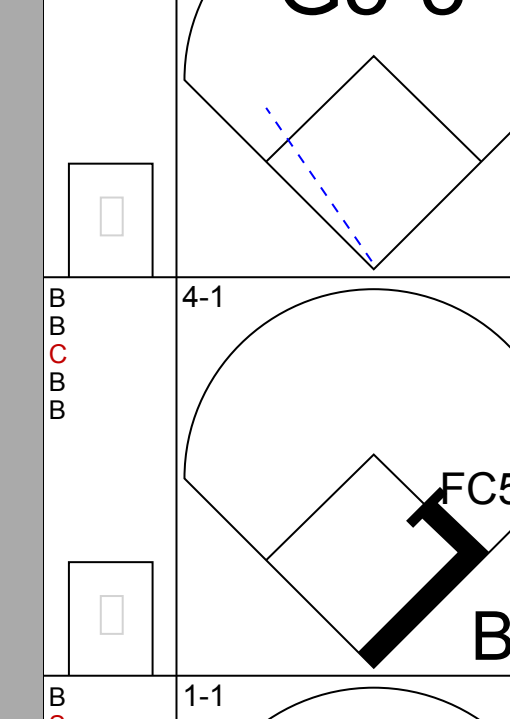

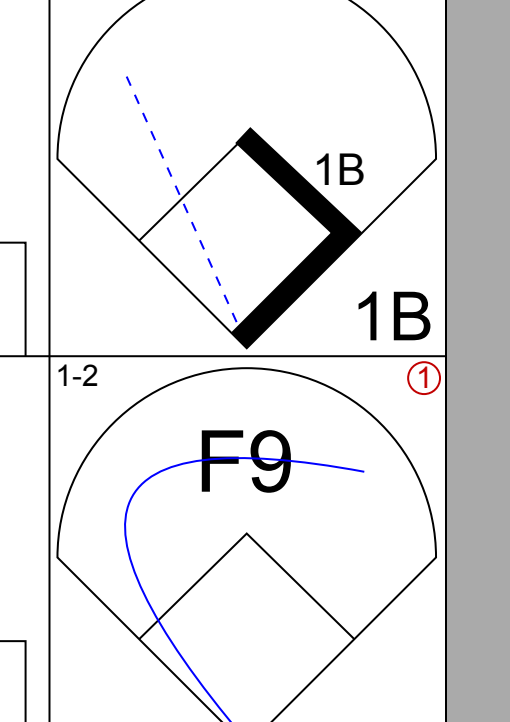
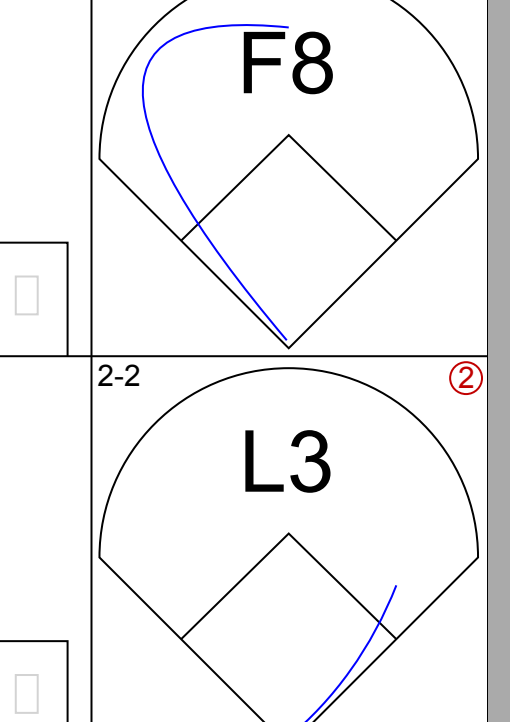

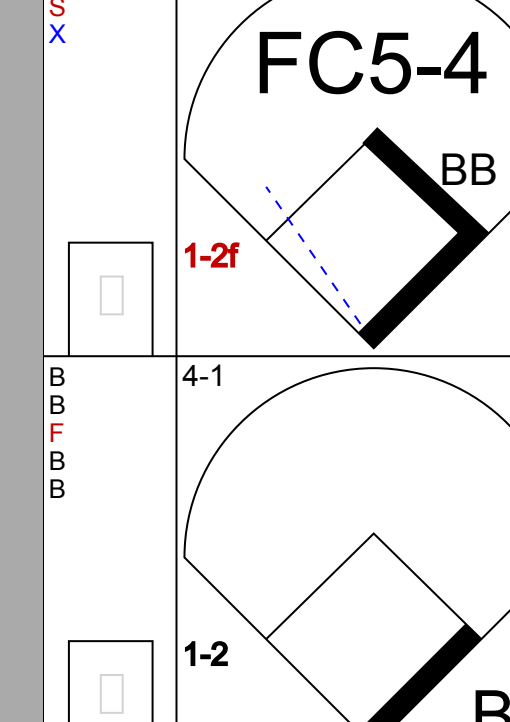
Batter	1	2	3	4	5	6	7	8	9	AB	R	H	RBI	BB	SO	LOB	BOTTOM								
Wade Boggs, L OBP: 0.389, SLG: 0.377	 BB		 1B						 1B		4	0	2	0	1	0	2								
Dion James, L OBP: 0.390, SLG: 0.476	 1-2		 1-2f		 2-3 3-H				 1-2f		5	0	0	1	0	0	5								
Don Mattingly, L OBP: 0.364, SLG: 0.462 Kevin Maas, L OBP: 0.318, SLG: 0.408					 3-H					4	0	0	0	0	0	1									
Danny Tartabull, R OBP: 0.360, SLG: 0.530		 BB		 1B				 2B		2	1	1	0	2	1	0									
Paul O'Neill, L OBP: 0.372, SLG: 0.502		 1-2f		 1B		 1B		 1B		3	2	2	0	1	0	1									
Bernie Williams, S OBP: 0.348, SLG: 0.429		 BB		 1B		 1B		 1B		3	1	3	1	1	0	0									
Mike Stanley, R OBP: 0.385, SLG: 0.543		 1-2		 2B		 2B				1	1	0	1	2	0	3									
Mike Gallego, R OBP: 0.372, SLG: 0.429				 2B		 1-2 2-3 3-H				3	1	1	1	1	0	2									
Spike Owen, S OBP: 0.300, SLG: 0.319					 1-3 2-4 3-H						4	1	1	2	0	0	1								
Inning Stats	R: 0 E: 0 K: 0 S: 7	H: 0 LOB: 1 BB: 1 P: 16	R: 0 E: 0 K: 0 S: 10	H: 0 LOB: 2 BB: 3 P: 25	R: 0 E: 0 K: 0 S: 9	H: 1 LOB: 1 BB: 0 P: 10	R: 6 E: 0 K: 0 S: 18	H: 3 LOB: 0 BB: 3 P: 38	R: 1 E: 0 K: 1 S: 8	H: 2 LOB: 0 BB: 0 P: 12	R: 0 E: 0 K: 0 S: 5	H: 0 LOB: 0 BB: 0 P: 8	R: 0 E: 0 K: 0 S: 15	H: 2 LOB: 3 BB: 1 P: 25	R: 0 E: 0 K: 0 S: 7	H: 2 LOB: 1 BB: 0 P: 9	R: 0 E: 0 K: 0 S: 7	H: 1 LOB: 1 BB: 0 P: 12	1B: 7 2B: 4 3B: 0 HR: 0	SF: 1 SAC: 0 DP: 3 HBP: 0	WP: 1 PB: 0 SB: 0 CS: 1	PA: 38			
PITCHER	IP	WLS	BF	H	R	ER	SO	BB	IBB	HBP	BLK	WP	HR	S	P	ERA	WHIP								
Tim Belcher, R ERA: 4.61	(1, 1)	3.0	L	17	3	5	5	0	0	0	0	1	0	20	31	6.00	1.000								
Chuck Cary, L ERA: 5.63	(4, 1)	3.0		11	3	2	2	1	0	0	0	0	0	22	34	0.00	2.500								
Brian Drahman, R ERA:	(7, 1)	2.0		10	4	0	0	0	1	0	0	0	0	22	34	0.00	2.500								

Chicago White Sox @ New York Yankees
Yankee Stadium, Bronx, NY
Thu Sep 02 1993, 7:05 PM EDT
Att: 23,701 - Unknown - 72 F

livebaseballscorecards.com

AB	29
R	7
H	10
RBI	6
BB	8
SO	1
LOB	15

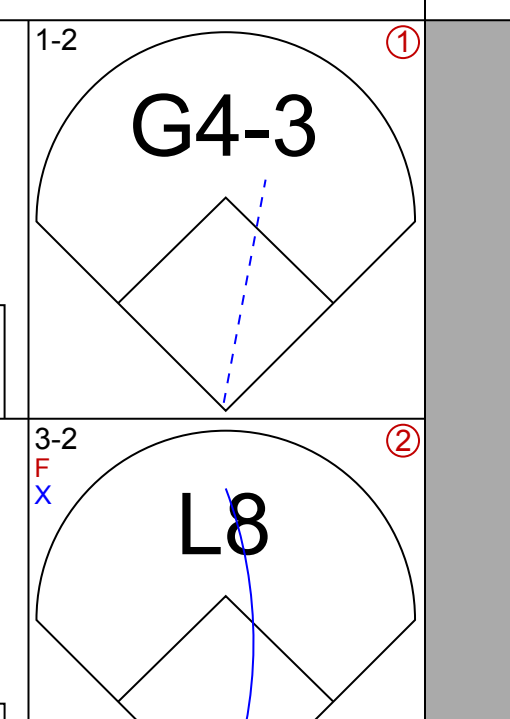
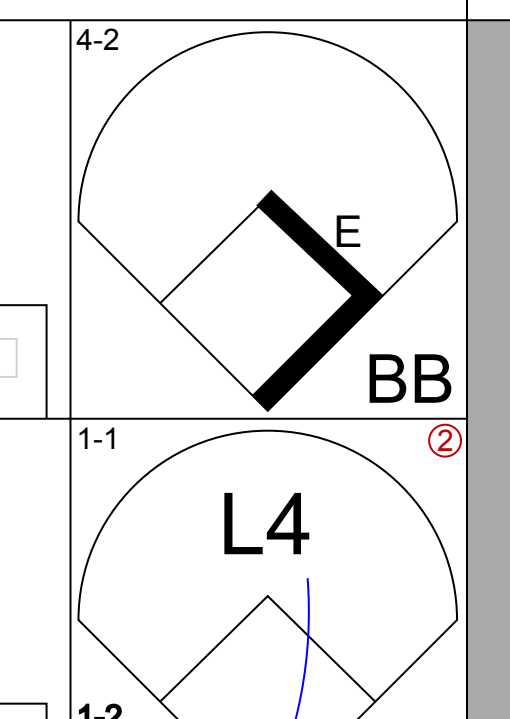
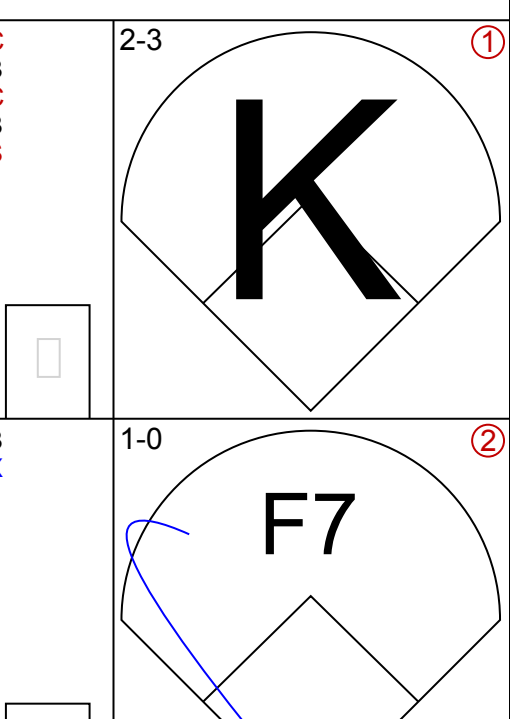
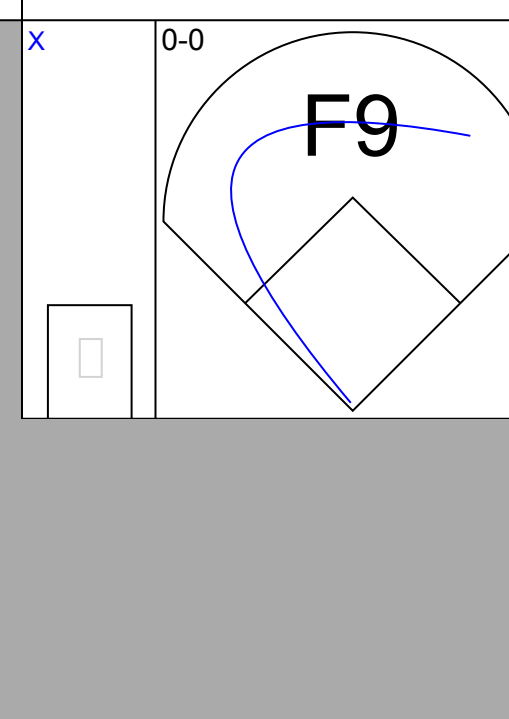
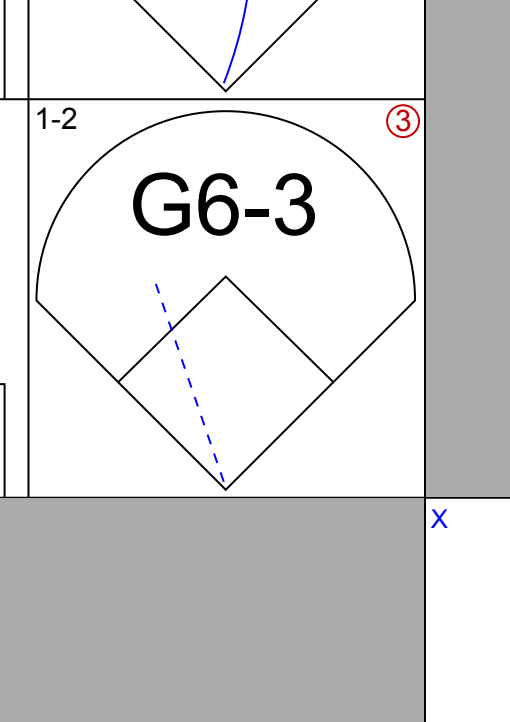
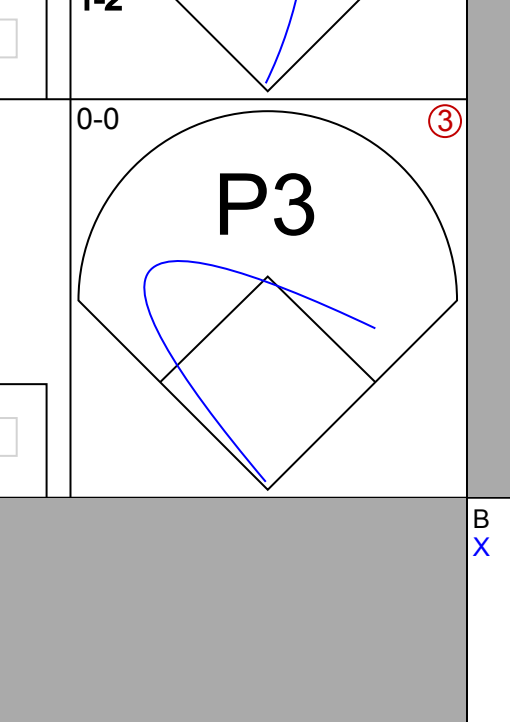
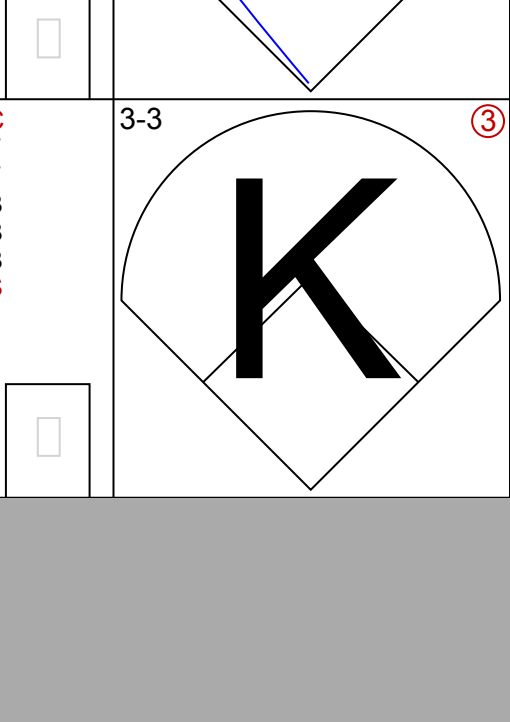
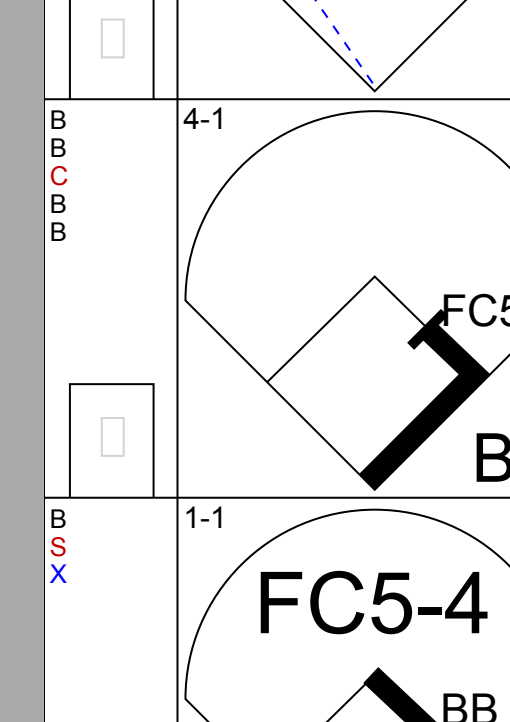
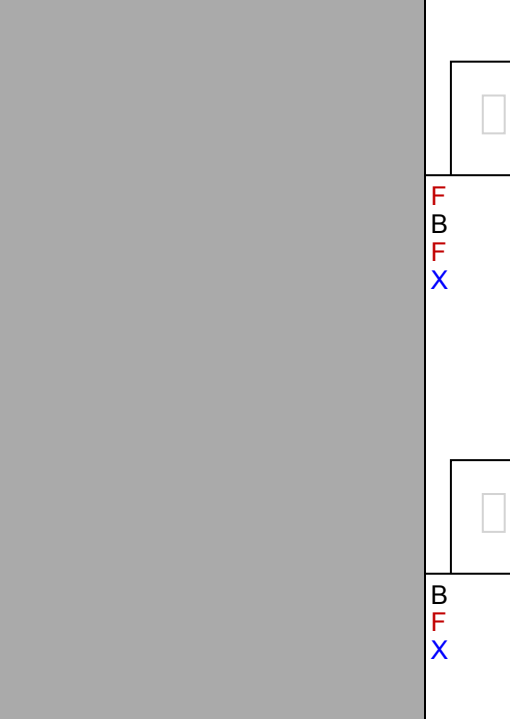
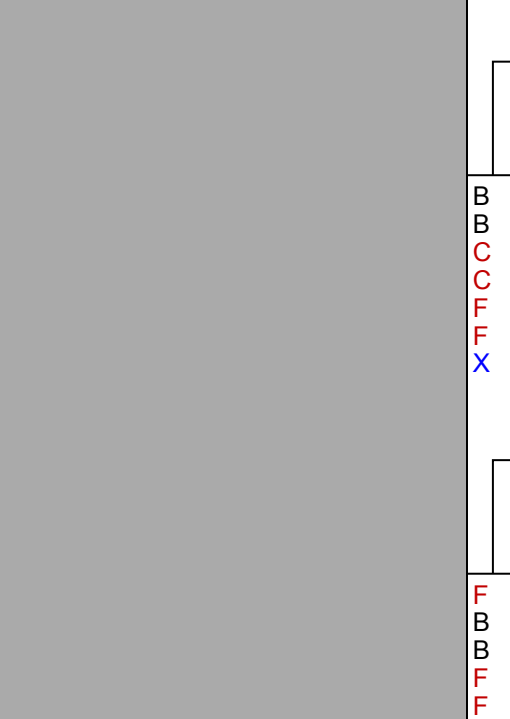

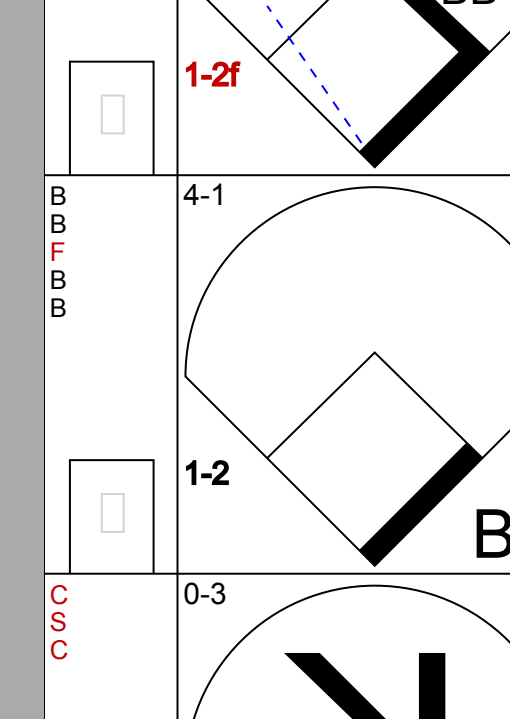
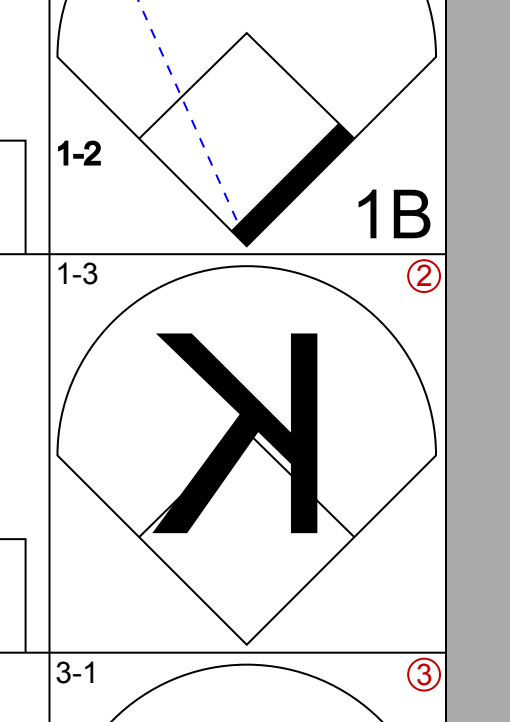
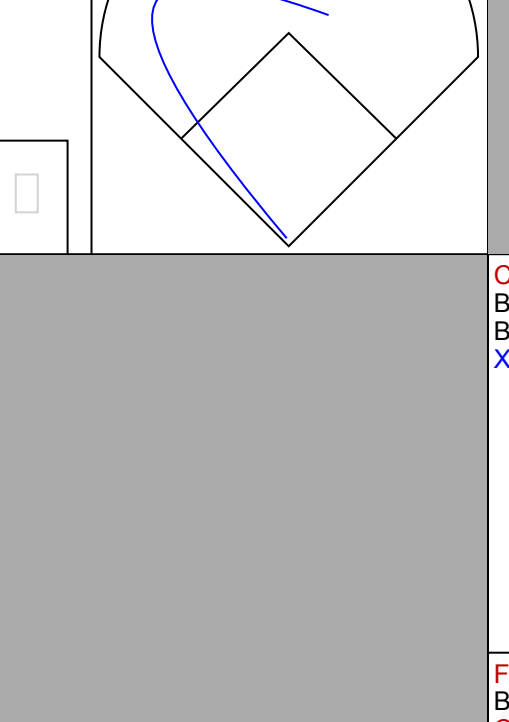
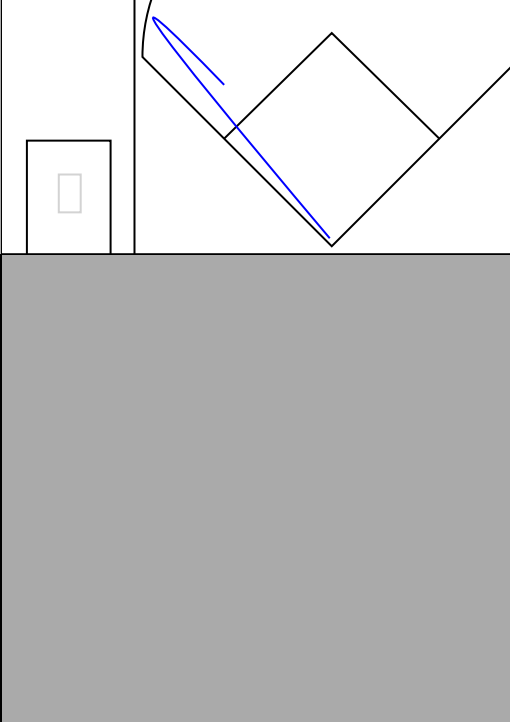
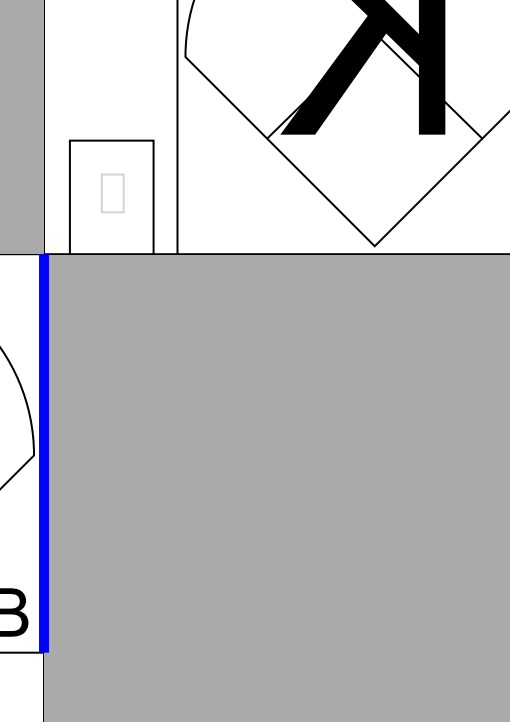
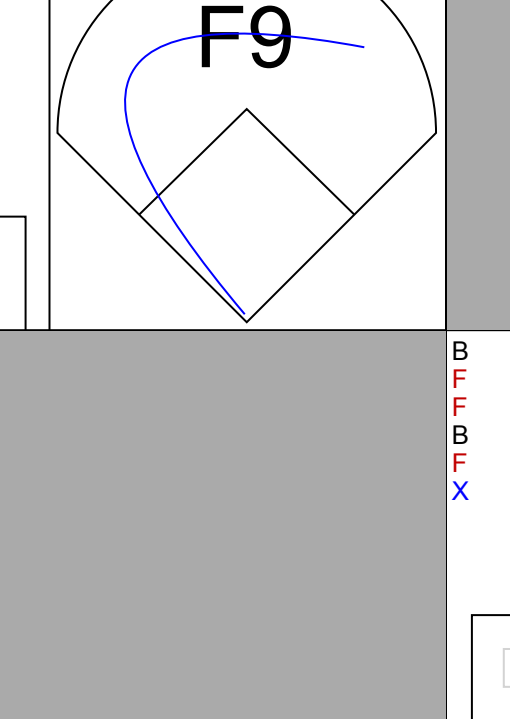


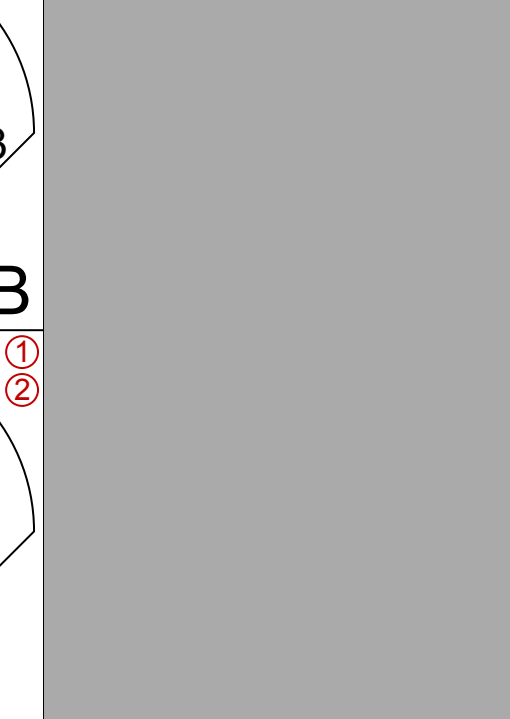
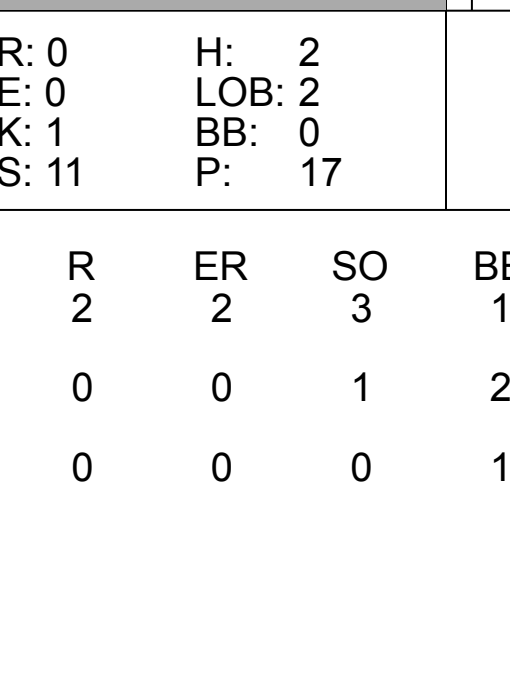
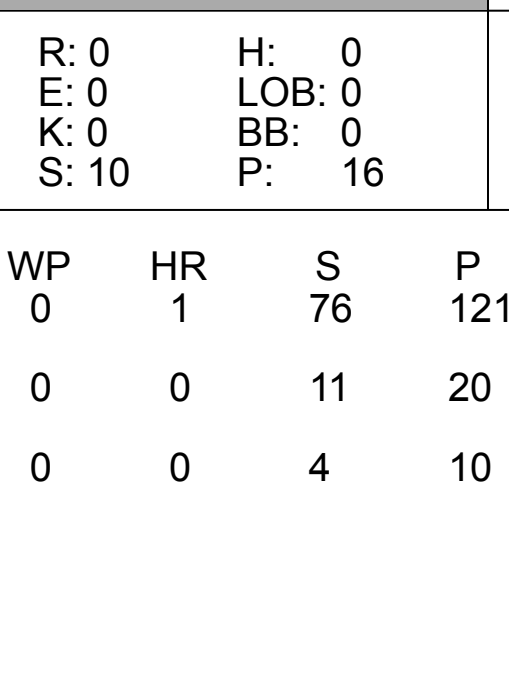
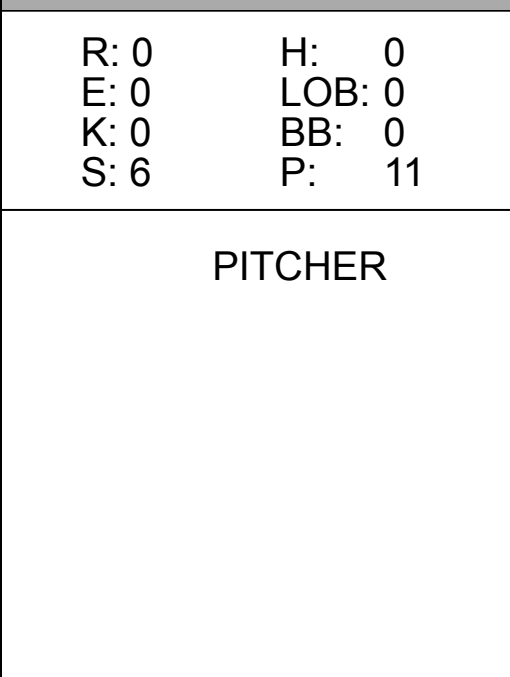
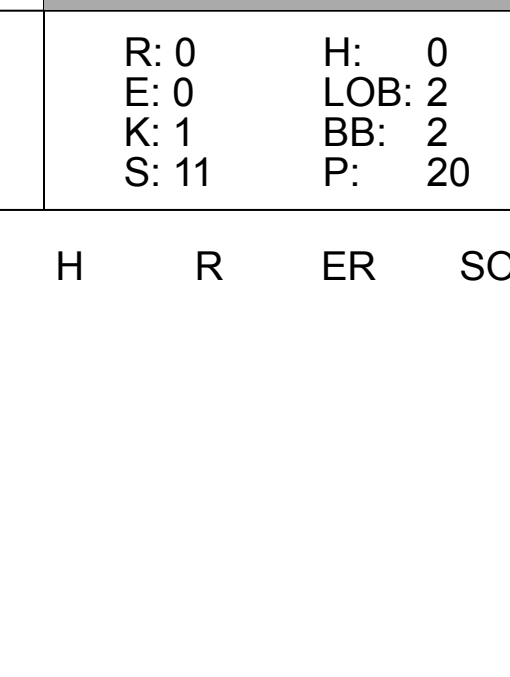


Batter	1	2	3	4	5	6	7	8	9	AB	R	H	RBI	BB	SO	LOB	TOP					
Tim Raines, S (1, 7) OBP: 0.401, SLG: 0.500 Lance Johnson, L (9, 8) OBP: 0.356, SLG: 0.397										4	2	3	0	1	1	0						
Joey Coxa, S (1, 4) OBP: 0.353, SLG: 0.355										5	1	1	0	0	0	5						
Frank Thomas, R (1, 3) OBP: 0.427, SLG: 0.630 Craig Grebeck, R (9, 5) OBP: 0.314, SLG: 0.287										3	3	1	1	1	1	2						
Robin Ventura, L (1, 5) OBP: 0.376, SLG: 0.433										4	1	2	1	1	1	1						
George Bell, R (1, 10) OBP: 0.255, SLG: 0.369 Warren Newson, L (9, PH) OBP: 0.444, SLG: 0.429										4	1	2	5	0	0	1						
Dan Pasqua, L (1, 9) OBP: 0.304, SLG: 0.359										5	2	2	3	0	0	2						
Mike Huff, R (1, 8) OBP: 0.278, SLG: 0.345										4	0	0	0	0	2	0						
Michael LaValliere, L (1, 2) OBP: 0.302, SLG: 0.293										5	0	0	0	0	1	1						
Ozzie Guillen, L (1, 6) OBP: 0.290, SLG: 0.380										4	0	1	1	0	0	0						
Inning Stats	R: 1 E: 1 K: 1 S: 9	H: 2 LOB: 1 BB: 0 P: 13	R: 1 E: 0 K: 0 S: 11	H: 2 LOB: 2 BB: 1 P: 16	R: 3 E: 0 K: 1 S: 11	H: 2 LOB: 0 BB: 1 P: 20	R: 2 E: 0 K: 1 S: 13	H: 2 LOB: 2 BB: 1 P: 31	R: 0 E: 0 K: 1 S: 7	H: 0 LOB: 0 BB: 0 P: 10	R: 1 E: 0 K: 0 S: 14	H: 1 LOB: 0 BB: 0 P: 23	R: 0 E: 0 K: 0 S: 7	H: 0 LOB: 0 BB: 0 P: 9	R: 0 E: 1 K: 0 S: 7	H: 1 LOB: 1 BB: 0 P: 13	R: 3 E: 0 K: 2 S: 17	H: 2 LOB: 0 BB: 1 P: 28	1B: 8 2B: 2 3B: 0 HR: 2	SF: 1 SAC: 1 DP: 0 HBP: 0	WP: 0 PB: 1 SB: 1 CS: 1	PA: 44
PITCHER	IP	WLS	BF	H	R	ER	SO	BB	IBB	HBP	BLK	WP	HR	S	P	ERA	WHIP					
Bill Gullickson, R (1, 1) ERA: 4.8 Tom Bolton, L (4, 1) ERA: 4.45 Bob MacDonald, L (5, 1) ERA: 5.64 Joe Boever, R (7, 1) ERA: 3.8 Storm Davis, R (9, 1) ERA: 5.23	3.0	L	17	6	5	4	2	2	0	0	0	0	0	1	31	49	12.00	2.667				

Chicago White Sox @ Detroit Tigers
 Tiger Stadium, Detroit, MI
 Sat Sep 04 1993, 3:33 AM EDT
 Att: 32,572 - Cloudy - 69 F

AB 38
 R 11
 H 12
 RBI 11
 BB 4
 SO 6
 LOB 12



Batter	1	2	3	4	5	6	7	8	9	AB	R	H	RBI	BB	SO	LOB	BOTTOM					
Tony Phillips, S (1, 9) OBP: 0.442, SLG: 0.389										3	0	0	0	1	1	2						
Lou Whitaker, L (1, 4) OBP: 0.416, SLG: 0.454										4	0	0	0	0	0	3						
Travis Fryman, R (1, 5) OBP: 0.370, SLG: 0.476										3	0	0	0	1	1	3						
Cecil Fielder, R (1, 3) OBP: 0.375, SLG: 0.487 Skeeter Barnes, R (7, 3) OBP: 0.326, SLG: 0.410										3	0	1	0	0	0	0						
Kirk Gibson, L (1, 10) OBP: 0.337, SLG: 0.444										3	0	0	0	1	0	1						
Eric Davis, R (1, 8) OBP: 0.309, SLG: 0.401										4	0	1	0	0	1	2						
Mickey Tettleton, S (1, 2) OBP: 0.361, SLG: 0.503 Rich Rowland, R (8, 2) OBP: 0.400, SLG: 0.455										3	2	2	1	0	1	2						
Alan Trammell, R (1, 6) OBP: 0.390, SLG: 0.486										4	0	2	0	0	0	3						
Dan Gladden, R (1, 7) OBP: 0.317, SLG: 0.451										4	0	1	0	0	0	2						
Inning Stats	R: 0 E: 0 K: 0 S: 17	H: 0 LOB: 0 BB: 0 P: 22	R: 0 E: 0 K: 1 S: 11	H: 2 LOB: 0 BB: 0 P: 17	R: 0 E: 1 K: 0 S: 9	H: 0 LOB: 1 BB: 1 P: 16	R: 0 E: 0 K: 0 S: 10	H: 0 LOB: 0 BB: 0 P: 16	R: 1 E: 0 K: 2 S: 16	H: 3 LOB: 2 BB: 0 P: 28	R: 0 E: 0 K: 0 S: 6	H: 0 LOB: 0 BB: 0 P: 11	R: 1 E: 0 K: 0 S: 7	H: 2 LOB: 0 BB: 0 P: 11	R: 0 E: 0 K: 1 S: 11	H: 0 LOB: 2 BB: 2 P: 20	R: 0 E: 0 K: 0 S: 4	H: 0 LOB: 0 BB: 1 P: 10	1B: 6 2B: 0 3B: 0 HR: 1	SF: 0 SAC: 0 DP: 2 HBP: 0	WP: 0 PB: 0 SB: 0 CS: 0	PA: 36
PITCHER	IP	WLS	BF	H	R	ER	SO	BB	IBB	HBP	BLK	WP	HR	S	P	ERA	WHIP					
Alex Fernandez, R (1, 1) ERA: 3.06 Jeff Schwarz, R (8, 1) ERA: 3.5 Brian Drahman, R (9, 1) ERA:	7.0	W	28	7	2	2	3	1	0	0	0	0	0	1	20	2.57	1.143					

Chicago White Sox @ Detroit Tigers
 Tiger Stadium, Detroit, MI
 Sat Sep 04 1993, 3:33 AM EDT
 Att: 32,572 - Cloudy - 69 F

AB 32
 R 2
 H 7
 RBI 1
 BB 4
 SO 4
 LOB 19



Batter	1	2	3	4	5	6	7	8	9	AB	R	H	RBI	BB	SO	LOB	TOP										
Tim Raines, S OBP: 0.398, SLG: 0.494 (1, 7)	F7		F8		G3		G4-6-3		G4-3 BB	4	0	0	0	1	0	2											
Joey Cora, S OBP: 0.354, SLG: 0.354 (1, 4)	F7		FC6-4 1B		P6		HBP		G4-3	4	0	1	0	0	0	1											
Frank Thomas, R OBP: 0.427, SLG: 0.633 (1, 3)	HR		FC6-4		G6-3		BB		G5-3	4	1	1	2	1	0	2											
Robin Ventura, L OBP: 0.378, SLG: 0.433 (1, 5)	BB		K		WP HR 1B		P6		IBB	3	1	1	0	2	1	3											
George Bell, R OBP: 0.260, SLG: 0.382 (1, 10)	G5-3				1B 1B		HR		F9	5	1	3	2	0	0	3											
Ellis Burks, R OBP: 0.352, SLG: 0.472 (1, 9)			K		1B 1B		L9		P3	4	0	1	0	0	1	1											
Lance Johnson, L OBP: 0.355, SLG: 0.396 (1, 8)			K		1B		G3-1		FC4-6 WP	4	0	1	0	0	1	1											
Ron Karkovics, R OBP: 0.286, SLG: 0.437 (1, 2)			K		1B				FC6 BB	3	1	1	0	1	2	2											
Ozzie Guillen, L OBP: 0.292, SLG: 0.381 (1, 6)			FC6-4 1B		2-1		G4-3		FC6	4	1	2	0	0	0	2											
Inning Stats	R: 1 E: 0 K: 0 S: 8	H: 1 LOB: 1 BB: 1 P: 17	R: 0 E: 0 K: 3 S: 12	H: 0 LOB: 0 BB: 0 P: 17	R: 1 E: 0 K: 1 S: 10	H: 2 LOB: 1 BB: 0 P: 17	R: 0 E: 0 K: 1 S: 11	H: 3 LOB: 2 BB: 0 P: 16	R: 0 E: 0 K: 0 S: 9	H: 0 LOB: 0 BB: 0 P: 13	R: 2 E: 0 K: 0 S: 13	H: 2 LOB: 0 BB: 0 P: 22	R: 1 E: 0 K: 0 S: 12	H: 2 LOB: 2 BB: 1 P: 26	R: 0 E: 0 K: 0 S: 10	H: 1 LOB: 2 BB: 1 P: 16	R: 0 E: 0 K: 0 S: 9	H: 0 LOB: 2 BB: 2 P: 22	1B: 9 2B: 0 3B: 0 HR: 2	SF: 0 SAC: 0 DP: 1 HBP: 1	WP: 2 PB: 0 SB: 1 CS: 0	PA: 41					
PITCHER	IP WLS BF	H R ER SO	BB IBB HBP BLK	WP HR S P	ERA WHIP	PITCHER										IP WLS BF	H R ER SO	BB IBB HBP BLK	WP HR S P	ERA WHIP							
Mike Moore, R ERA: 5.24 (1, 1)	6.2 L	31 10 5 5 5	2 0 0 0	1 0 0 0	1 0 0 0	1 0 0 0	0 0 9 22	6.75 1.800											6.2 L	31 10 5 5 5	2 0 0 0	1 0 0 0	1 0 0 0	1 0 0 0	1 0 0 0	0 0 9 22	6.75 1.800
Mike Gardiner, R ERA: 5.03 (7, 1)	1.1	6 1 0 0 0	1 0 0 0	0 0 0 0	0 0 0 0	0 0 0 0	0 0 0 0	0.00 1.500											1.1	6 1 0 0 0	1 0 0 0	0 0 0 0	0 0 0 0	0 0 0 0	0 0 0 0	0 0 0 0	0.00 1.500
Mike Henneman, R ERA: 2.4 (9, 1)	1.0	5 0 0 0 0	0 0 0 0	0 0 0 0	0 0 0 0	0 0 0 0	0 0 0 0	0.00 1.000											1.0	5 0 0 0 0	0 0 0 0	0 0 0 0	0 0 0 0	0 0 0 0	0 0 0 0	0 0 0 0	0.00 1.000

Chicago White Sox @ Detroit Tigers
Tiger Stadium, Detroit, MI
Sun Sep 05 1993, 3:33 AM EDT
Att: 26,434 - Cloudy - 75 F

AB	35
R	5
H	11
RBI	4
BB	5
SO	5
LOB	17

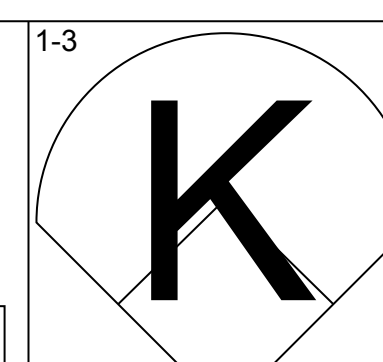
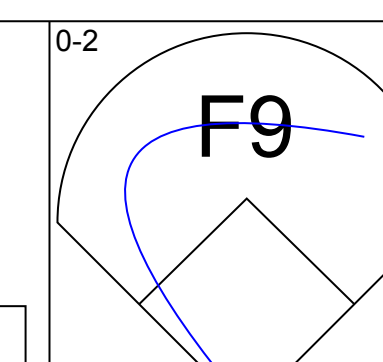
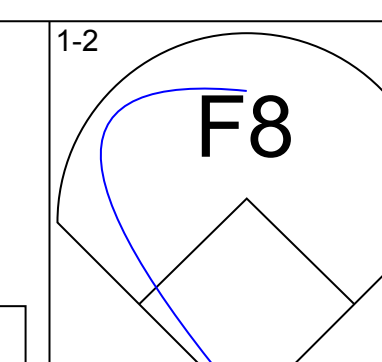
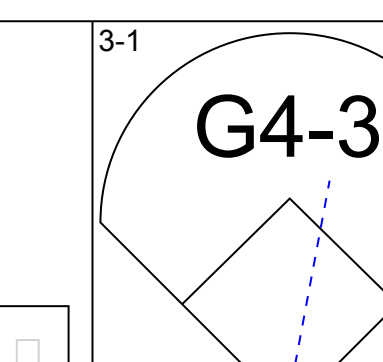
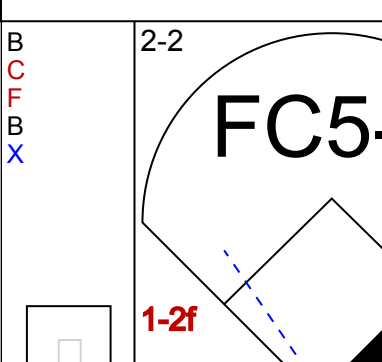
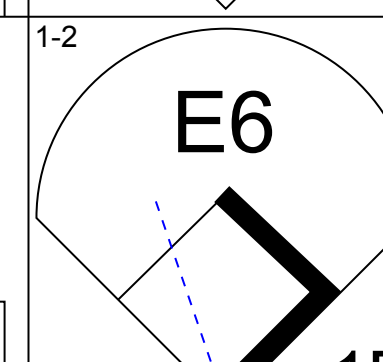
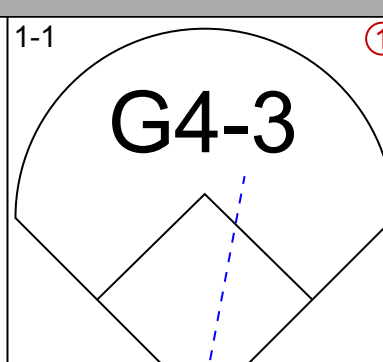
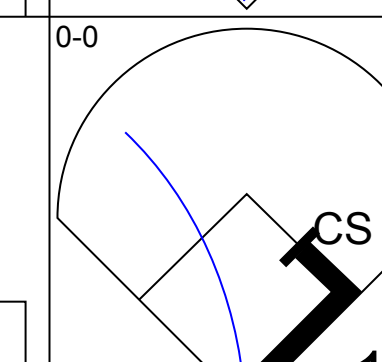
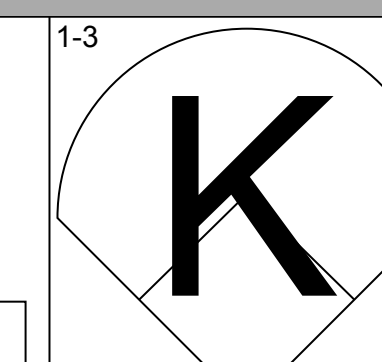
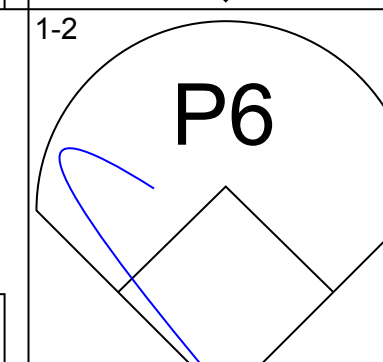
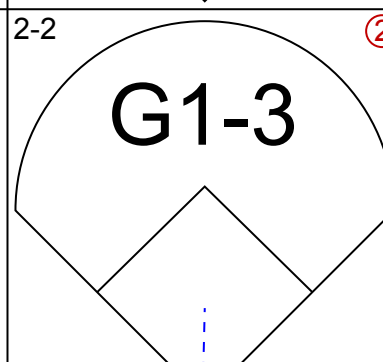
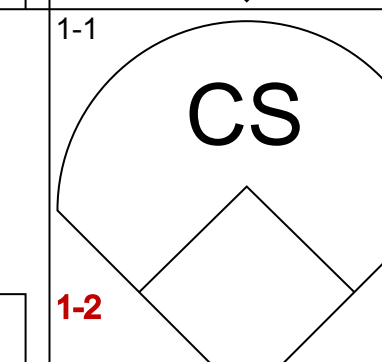
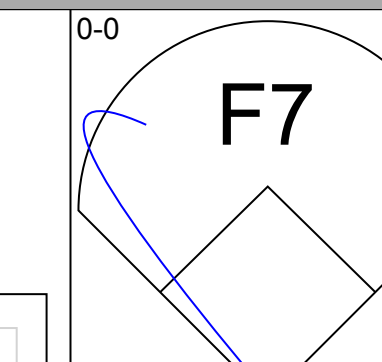
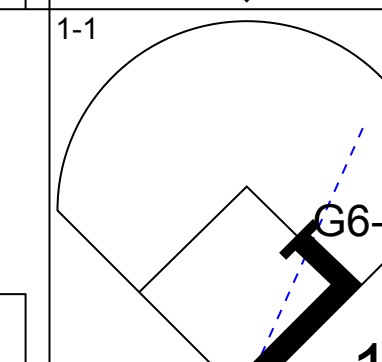
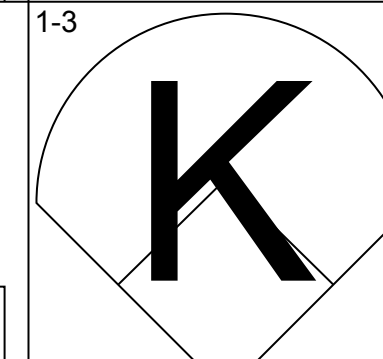
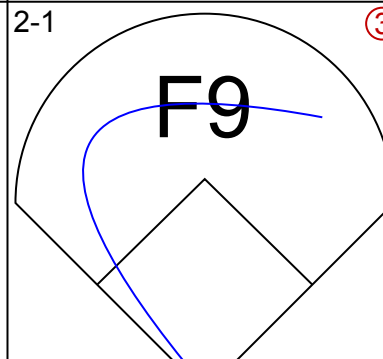
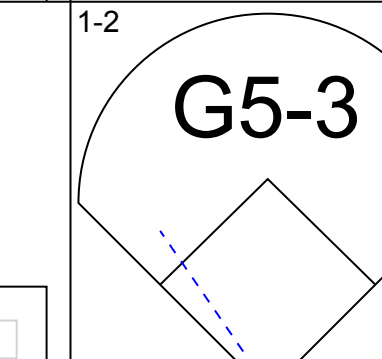
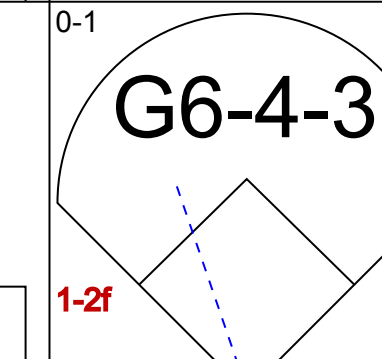
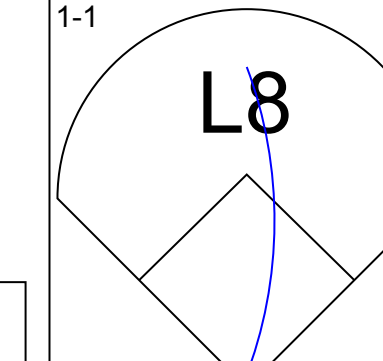
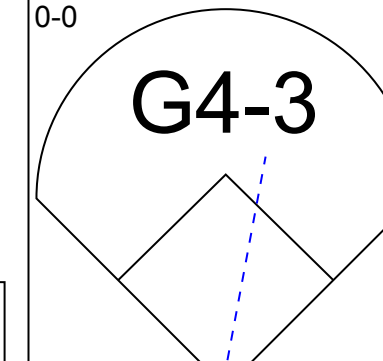
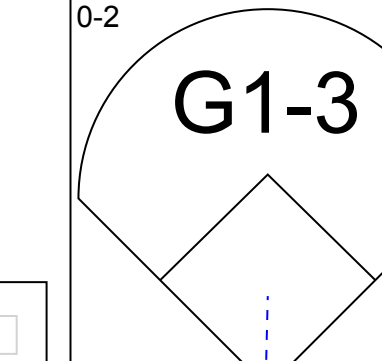
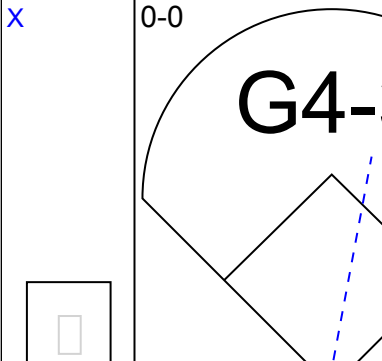
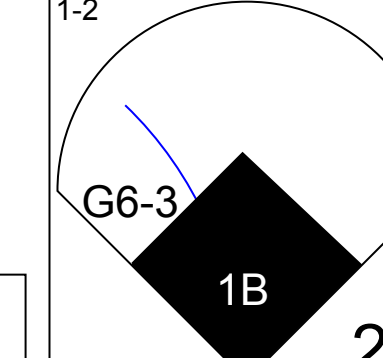
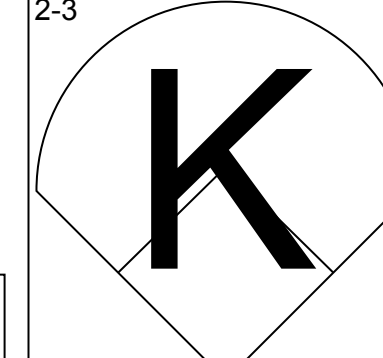
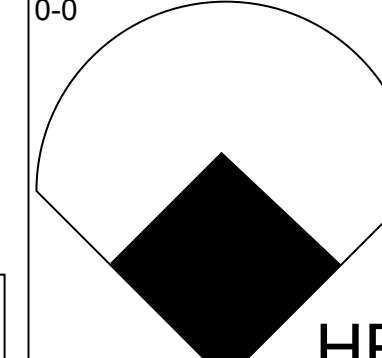
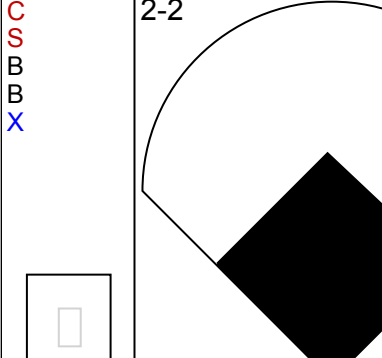
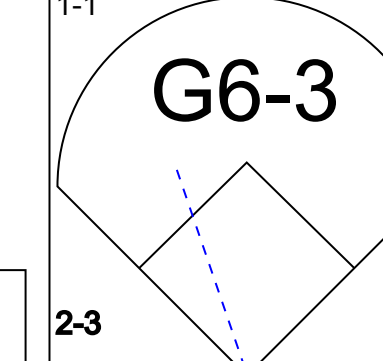
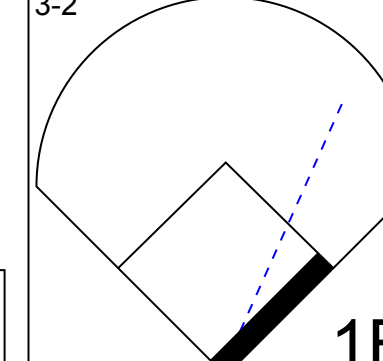
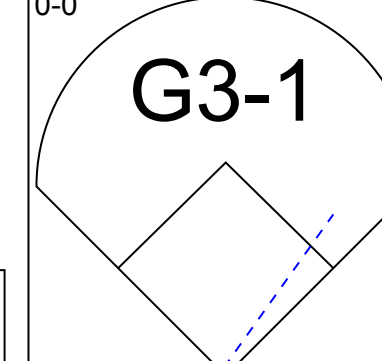
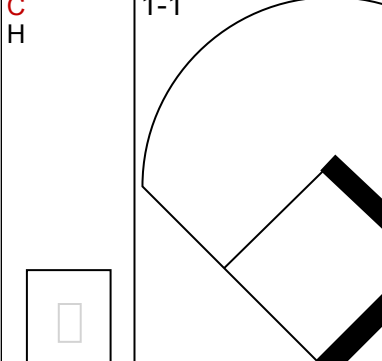
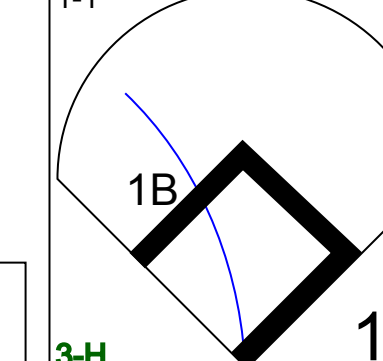
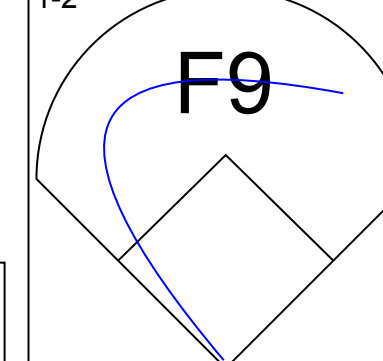
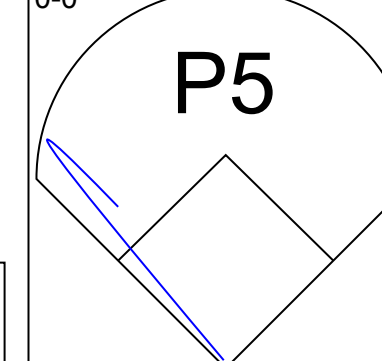
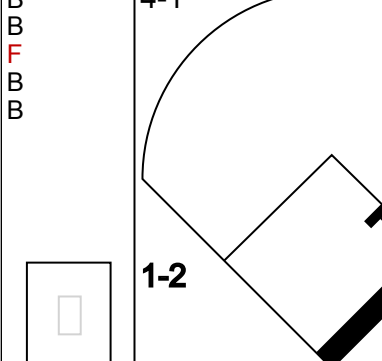
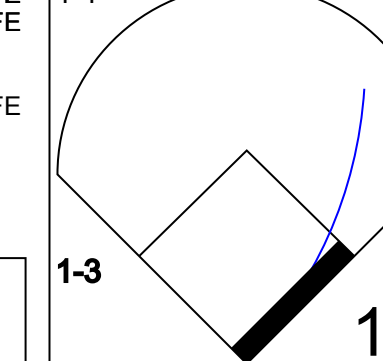
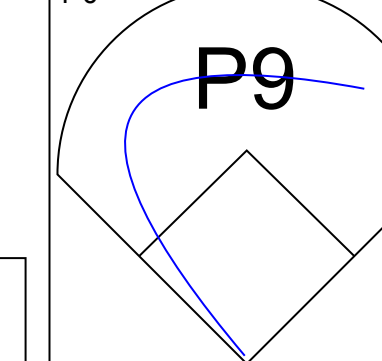
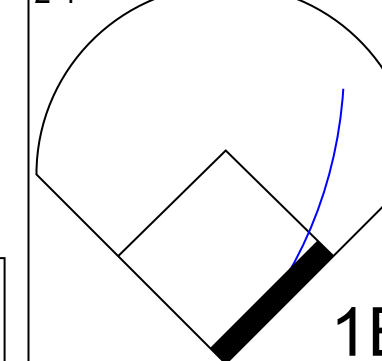
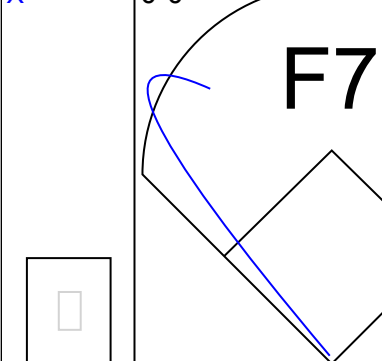


Batter	1	2	3	4	5	6	7	8	9	AB	R	H	RBI	BB	SO	LOB	BOTTOM									
Dan Gladden, R OBP: 0.318, SLG: 0.460 (1, 7)	F9			HR	CS 1B			K	L9	5	1	2	1	0	1	2										
Skeeter Barnes, R OBP: 0.319, SLG: 0.400 (1, 9)	F7			K	K			BB 1B		3	0	0	0	0	2	2										
Tony Phillips, S OBP: 0.443, SLG: 0.391 (8, PH) (9, 9)								1B		1	0	1	0	0	0	0										
Travis Fryman, R OBP: 0.371, SLG: 0.475 (1, 5)	P3			BB 1B			G6-3	G6-4-3 BB		3	0	1	0	1	0	0										
Cecil Fielder, R OBP: 0.372, SLG: 0.483 (1, 3)			K	K			F9	G6-4-3		4	0	0	0	0	2	3										
Eric Davis, R OBP: 0.311, SLG: 0.402 (1, 8)	G5-3			BB 1B			K	B1-3 1B		4	1	2	0	0	1	0										
Alan Trammell, R OBP: 0.391, SLG: 0.494 (1, 6)	P4			BB			HR	B1-3		3	1	1	1	1	0	1										
Rich Rowland, R OBP: 0.357, SLG: 0.400 (1, 10)			P5	K			K	BB 1B		3	0	0	0	0	2	3										
Scott Livingstone, L OBP: 0.328, SLG: 0.350 (9, PH)										1	0	1	1	0	0	0										
Gary Thurman, R OBP: 0.319, SLG: 0.304 (9, PH)										0	0	0	0	0	0	0										
Chad Kreuter, S OBP: 0.360, SLG: 0.457 (1, 2)			K				P5	BB 1B		3	0	0	0	0	1	0										
Mickey Tettleton, S OBP: 0.362, SLG: 0.503 (9, PH)							P4			0	0	0	0	1	0	0										
Chris Gomez, R OBP: 0.305, SLG: 0.311 (1, 4)			L8				F8	BB		2	0	0	0	1	0	0										
Lou Whitaker, L OBP: 0.415, SLG: 0.453 (9, PH)				1B						1	0	0	0	0	0	2										
Inning Stats	R: 0 E: 0 K: 0 S: 6	H: 0 LOB: 0 BB: 0 P: 12	R: 0 E: 0 K: 1 S: 6	H: 0 LOB: 0 BB: 0 P: 7	R: 0 E: 0 K: 1 S: 10	H: 0 LOB: 0 BB: 0 P: 14	R: 1 E: 0 K: 3 S: 15	H: 3 LOB: 3 BB: 1 P: 23	R: 0 E: 0 K: 1 S: 14	H: 1 LOB: 1 BB: 1 P: 24	R: 0 E: 0 K: 1 S: 5	H: 0 LOB: 0 BB: 0 P: 8	R: 1 E: 0 K: 1 S: 10	H: 1 LOB: 0 BB: 0 P: 17	R: 0 E: 0 K: 1 S: 12	H: 1 LOB: 1 BB: 1 P: 22	R: 1 E: 0 K: 0 S: 10	H: 2 LOB: 2 BB: 1 P: 19	1B: 6 2B: 0 3B: 0 HR: 2	SF: 0 SAC: 0 DP: 1 HBP: 0	WP: 0 PB: 0 SB: 0 CS: 1	PA: 37				
PITCHER	IP WLS BF	H R ER SO	BB IBB HBP BLK	WP HR S P	ERA WHIP	PITCHER										IP WLS BF	H R ER SO	BB IBB HBP BLK	WP HR S P	ERA WHIP						
Wilson Alvarez, L ERA: 3.42 (1, 1)	7.0 W	27 2 2 2 8	2 0 0 0	0 0 0 0	0 0 0 0	0 0 0 0	0 0 12 22	0.00 2.000											7.0 W	27 2 2 2 8	2 0 0 0	0 0 0 0	0 0 0 0	0 0 0 0	0 0 12 22	0.00 2.000
Jose DeLeon, R ERA: 3.06 (8, 1)	1.0	4 1 0 0 1	1 0 0 0	0 0 0 0	0 0 0 0	0 0 0 0	0 0 0 0	0.00 2.000											1.0	4 1 0 0 1	1 0 0 0	0 0 0 0	0 0 0 0	0 0 0 0	0 0 0 0	0.00 2.000
Roberto Hernandez, R ERA: 2.23 (9, 1)	1.0	S 6	2 1 1 0	1 1 0 0	1 0 0 0	0 0 0 0	0 0 10 19	9.00 3.000											1.0	S 6	2 1 1 0	1 0 0 0	0 0 0 0	0 0 10 19	9.00 3.000	

Chicago White Sox @ Detroit Tigers
Tiger Stadium, Detroit, MI
Sun Sep 05 1993, 3:33 AM EDT
Att: 26,434 - Cloudy - 75 F

AB	33
R	3
H	8
RBI	3
BB	4
SO	9
LOB	13

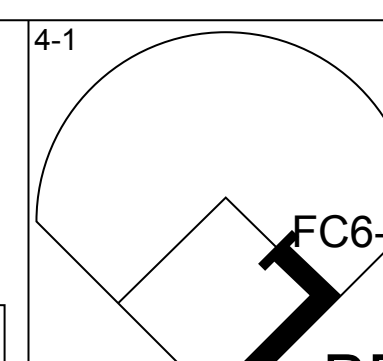

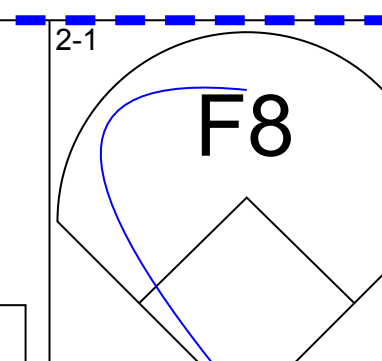
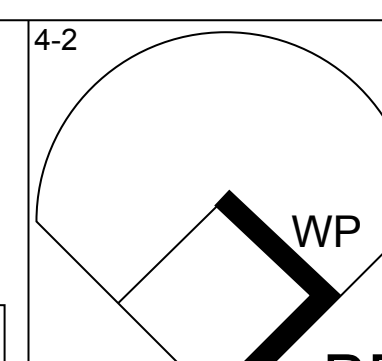
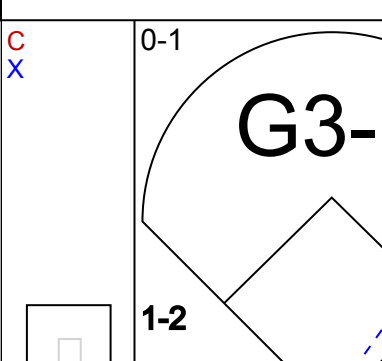
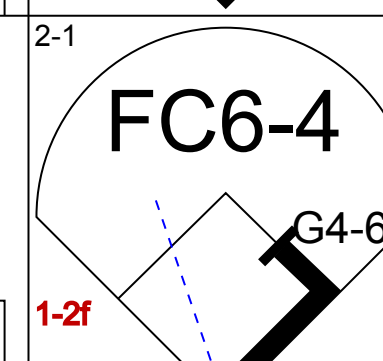

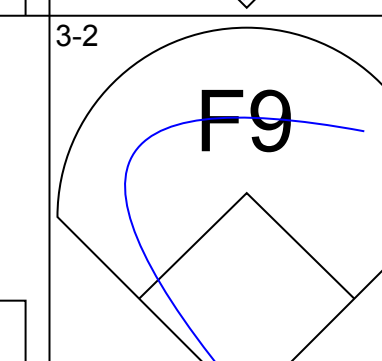
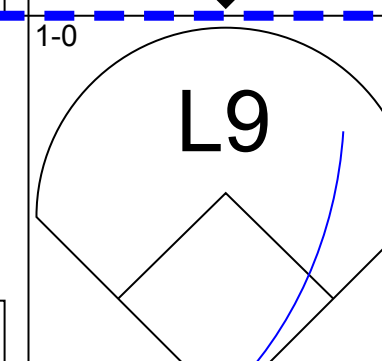
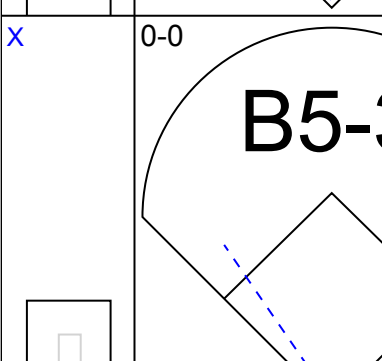
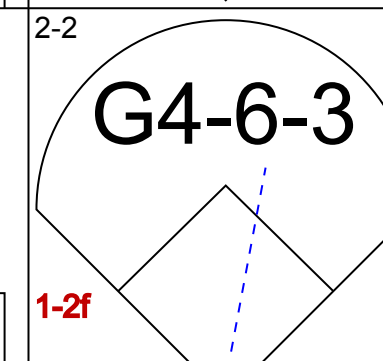

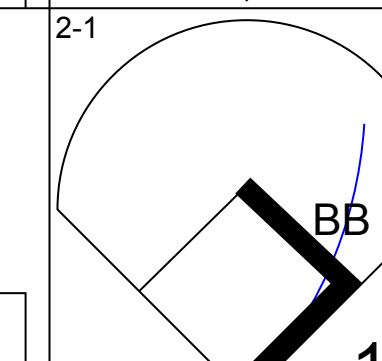
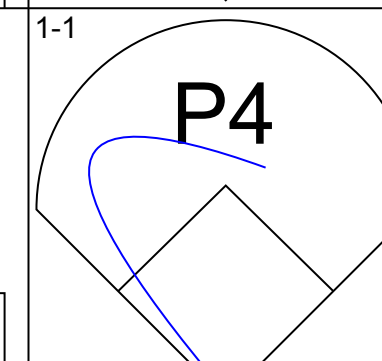
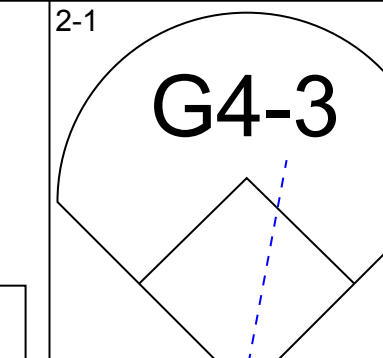

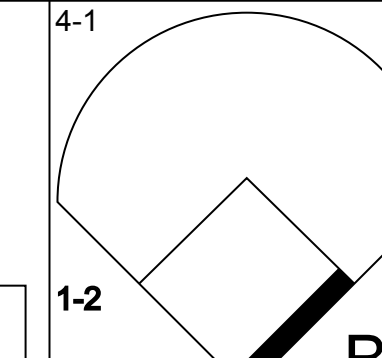
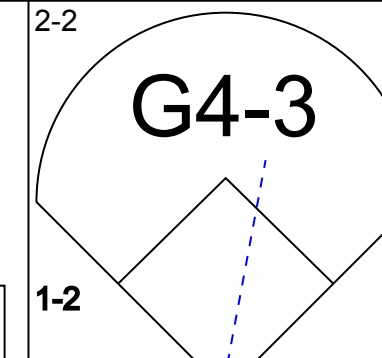
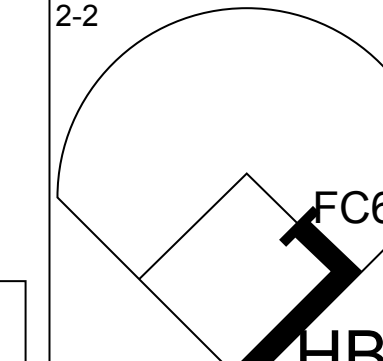

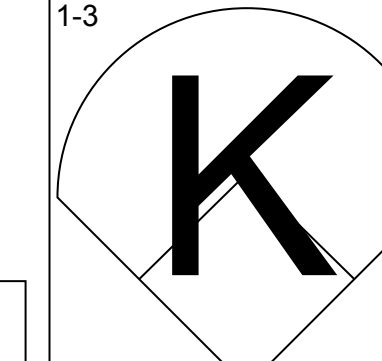
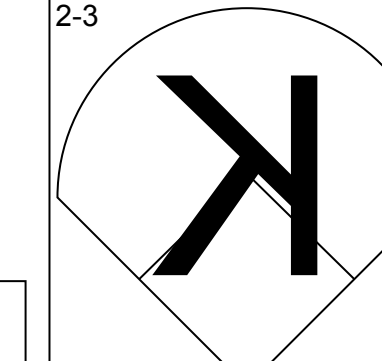
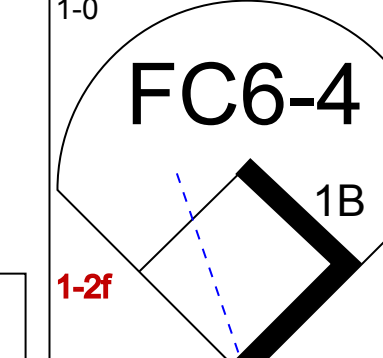
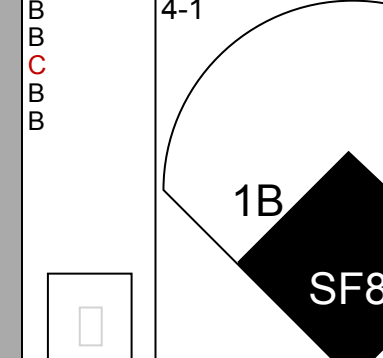

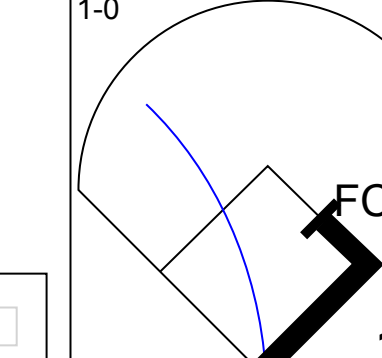
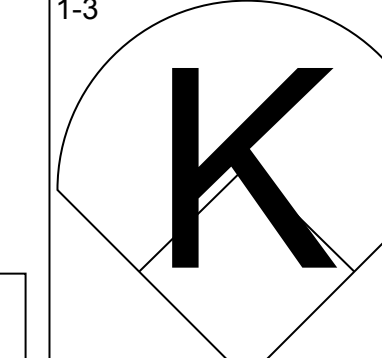
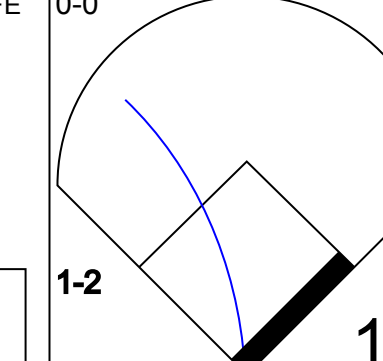
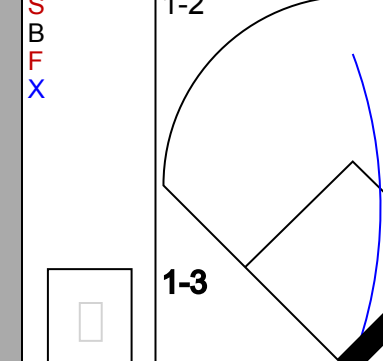

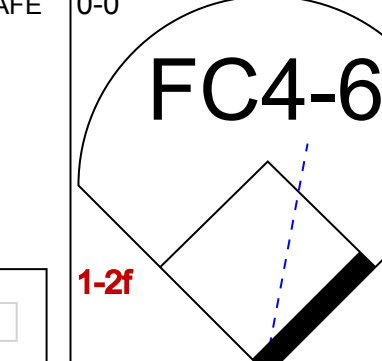
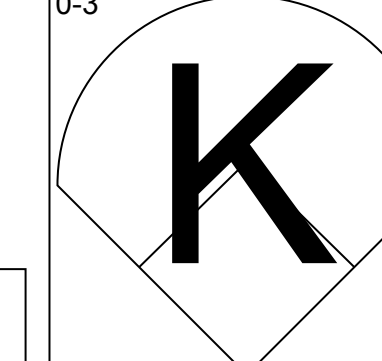
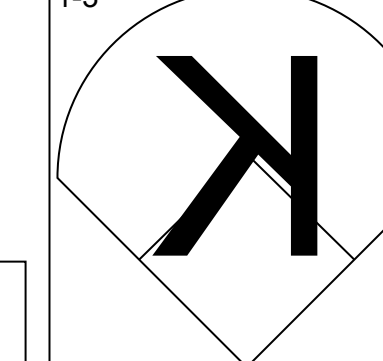
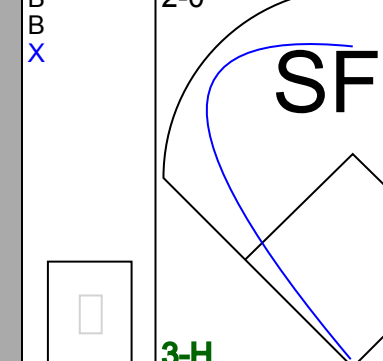
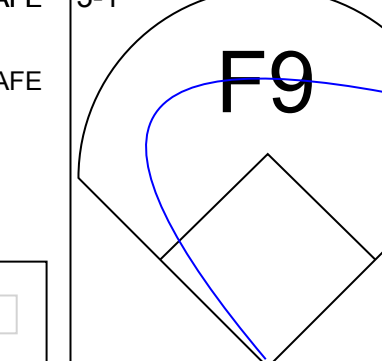
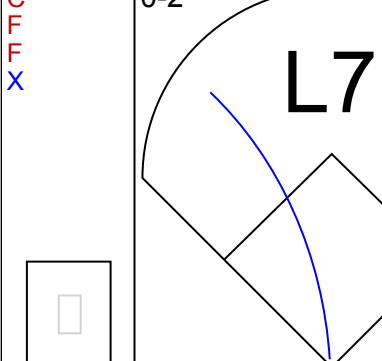
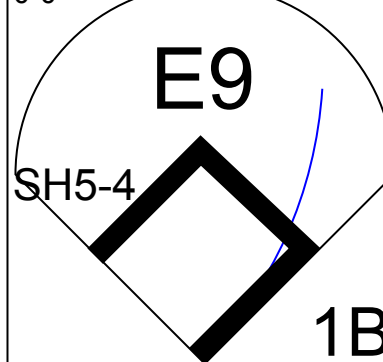
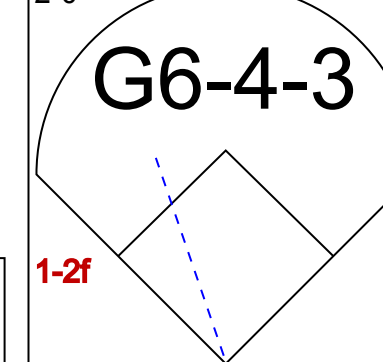
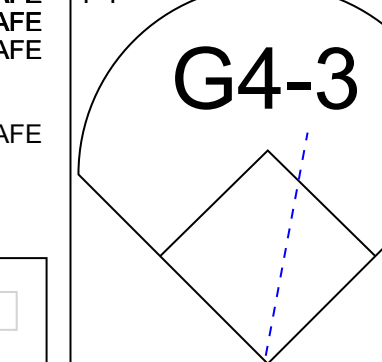
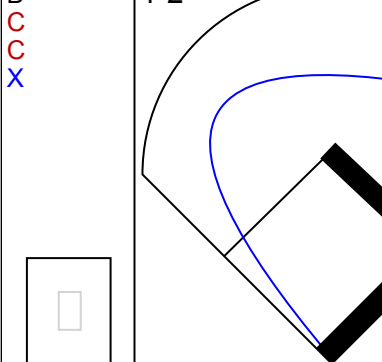


Batter	1	2	3	4	5	6	7	8	9	AB	R	H	RBI	BB	SO	LOB	TOP			
Ernest Riles, L (1, 4) OBP: 0.301, SLG: 0.382 Tim Naehring, R (7, 4) OBP: 0.195, SLG: 0.154										4	0	0	0	0	1	3				
Billy Hatcher, R (1, 8) OBP: 0.348, SLG: 0.419										4	0	2	0	0	1	0				
Mike Greenwell, L (1, 7) OBP: 0.359, SLG: 0.447 Bob Zupcic, R (9, 7) OBP: 0.315, SLG: 0.365										4	0	1	0	0	0	1				
Andre Dawson, R (1, 10) OBP: 0.315, SLG: 0.424										4	0	0	0	0	1	2				
Mo Vaughn, L (1, 3) OBP: 0.398, SLG: 0.528 Carlos Quintana, R (9, 3) OBP: 0.313, SLG: 0.274										4	0	0	0	0	0	0				
Rob Deer, R (1, 9) OBP: 0.304, SLG: 0.380										4	3	3	2	0	1	0				
Scott Cooper, L (1, 5) OBP: 0.359, SLG: 0.400										3	0	1	0	0	0	1				
John Valentin, R (1, 6) OBP: 0.326, SLG: 0.417 Luis Rivera, R (4, FH) OBP: 0.288, SLG: 0.328										1	0	1	1	0	0	0				
Bob Melvin, R (1, 2) OBP: 0.248, SLG: 0.285										4	0	2	0	0	0	2				
Inning Stats	R: 0 E: 1 K: 2 S: 12	H: 1 LOB: 1 BB: 0 P: 16	R: 1 E: 0 K: 0 S: 14	H: 3 LOB: 2 BB: 0 P: 19	R: 0 E: 0 K: 0 S: 7	H: 0 LOB: 0 BB: 0 P: 12	R: 0 E: 0 K: 1 S: 11	H: 1 LOB: 1 BB: 0 P: 17	R: 0 E: 0 K: 0 S: 7	H: 0 LOB: 0 BB: 0 P: 8	R: 1 E: 0 K: 0 S: 7	H: 2 LOB: 1 BB: 0 P: 12	R: 0 E: 0 K: 1 S: 7	H: 1 LOB: 0 BB: 0 P: 9	R: 1 E: 0 K: 0 S: 10	H: 1 LOB: 2 BB: 1 P: 19	1B: 7 2B: 1 3B: 0 HR: 2	SF: 0 SAC: 0 DP: 1 HBP: 1	WP: 1 PB: 0 SB: 0 CS: 1	PA: 38
PITCHER	IP	WLS	BF	H	R	ER	SO	BB	IBB	HBP	BLK	WP	HR	S	P	ERA	WHIP			
Jack McDowell, R (1, 1) ERA: 3.31	8.1	L	33	10	3	3	4	0	0	0	0	0	2	76	108	3.24	1.200			
Chuck Cary, L (9, 1) ERA: 5.4	0.2		4	0	0	0	0	1	0	1	0	1	0	6	13	0.00	1.500			

Boston Red Sox @ Chicago White Sox
Comiskey Park, Chicago, IL
Mon Sep 06 1993, 8:05 PM EDT
Att: 40,475 - Unknown - 66 F

AB 35
R 3
H 10
RBI 3
BB 1
SO 4
LOB 12



Batter	1	2	3	4	5	6	7	8	9	AB	R	H	RBI	BB	SO	LOB	BOTTOM			
Tim Raines, S (1, 7) OBP: 0.401, SLG: 0.491										2	0	0	0	3	0	1				
Joey Cora, S (1, 4) OBP: 0.351, SLG: 0.351										4	0	0	0	0	0	3				
Frank Thomas, R (1, 3) OBP: 0.428, SLG: 0.631										3	0	1	0	1	0	2				
Robin Ventura, L (1, 5) OBP: 0.377, SLG: 0.430										3	0	0	0	1	1	4				
George Bell, R (1, 10) OBP: 0.262, SLG: 0.382 Warren Newson, L (2, FR) OBP: 0.400, SLG: 0.375										0	0	0	0	0	0	0				
Ellis Burks, R (1, 9) OBP: 0.353, SLG: 0.471										3	1	1	0	1	1	1				
Lance Johnson, L (1, 8) OBP: 0.357, SLG: 0.397										4	0	2	0	0	1	1				
Michael LaValliere, L (1, 2) OBP: 0.289, SLG: 0.282										3	0	0	1	0	1	3				
Ozzie Guillen, L (1, 6) OBP: 0.294, SLG: 0.382										4	0	2	0	0	0	2				
Inning Stats	R: 0 E: 0 K: 0 S: 9	H: 0 LOB: 0 BB: 1 P: 17	R: 0 E: 0 K: 1 S: 11	H: 1 LOB: 2 BB: 0 P: 17	R: 0 E: 1 K: 1 S: 11	H: 1 LOB: 3 BB: 2 P: 24	R: 1 E: 0 K: 0 S: 6	H: 1 LOB: 0 BB: 1 P: 15	R: 0 E: 0 K: 0 S: 8	H: 1 LOB: 1 BB: 0 P: 11	R: 0 E: 0 K: 0 S: 8	H: 0 LOB: 1 BB: 1 P: 16	R: 0 E: 0 K: 3 S: 11	H: 0 LOB: 0 BB: 0 P: 14	R: 0 E: 0 K: 0 S: 10	H: 1 LOB: 1 BB: 0 P: 11	1B: 6 2B: 0 3B: 0 HR: 0	SF: 1 SAC: 1 DP: 2 HBP: 1	WP: 2 PB: 0 SB: 0 CS: 0	PA: 38
PITCHER	IP	WLS	BF	H	R	ER	SO	BB	IBB	HBP	BLK	WP	HR	S	P	ERA	WHIP			
Aaron Sele, R (1, 1) ERA: 2.58	4.0		18	3	1	1	2	3	1	1	0	0	0	21	40	0.00	2.000			
Scott Bankhead, R (5, 1) ERA: 3.04	2.0	W	10	2	0	0	1	2	0	0	0	0	0	27	35	0.00	0.333			
Greg Harris, R (7, 1) ERA: 2.75	3.0	S	10	1	0	0	3	0	0	0	0	1	0	27	35	0.00	0.333			

Boston Red Sox @ Chicago White Sox
Comiskey Park, Chicago, IL
Mon Sep 06 1993, 8:05 PM EDT
Att: 40,475 - Unknown - 66 F

AB 29
R 1
H 6
RBI 1
BB 6
SO 6
LOB 22



Batter	1	2	3	4	5	6	7	8	9	AB	R	H	RBI	BB	SO	LOB	TOP						
Billy Hatcher, R OBP: 0.345, SLG: 0.415 (1, 8)										5	0	0	0	0	0	1	2						
Mike Greenwell, L OBP: 0.382, SLG: 0.452 (1, 7)										4	1	3	0	0	0	0	0						
Bob Zupcic, R OBP: 0.315, SLG: 0.365 (8, 7)										0	0	0	0	0	0	0	0						
Andre Dawson, R OBP: 0.314, SLG: 0.421 (1, 10)										3	0	0	0	0	0	0	2						
Jeff McNeely, R (8, PR)										0	0	0	0	0	0	0	0						
Mo Vaughn, L OBP: 0.398, SLG: 0.535 (1, 3)										4	1	2	2	0	0	2							
Rob Deer, R OBP: 0.303, SLG: 0.379 (1, 9)										4	1	1	0	0	1	3							
Scott Cooper, L OBP: 0.356, SLG: 0.396 (1, 5)										4	0	0	0	0	1	2							
Bob Melvin, R OBP: 0.248, SLG: 0.304 (1, 2)										4	1	1	2	0	0	1							
Tim Lincecum, R OBP: 0.200, SLG: 0.163 (1, 4)										4	0	1	0	0	0	0							
Luis Rivera, R OBP: 0.287, SLG: 0.325 (1, 6)										4	0	1	0	0	0	0							
Inning Stats	R: 0 E: 0 K: 0 S: 10	H: 0 LOB: 0 BB: 0 P: 14	R: 2 E: 0 K: 0 S: 10	H: 2 LOB: 0 BB: 0 P: 13	R: 0 E: 0 K: 0 S: 8	H: 1 LOB: 1 BB: 0 P: 13	R: 0 E: 0 K: 0 S: 8	H: 1 LOB: 1 BB: 0 P: 13	R: 0 E: 0 K: 0 S: 3	H: 0 LOB: 0 BB: 0 P: 4	R: 2 E: 0 K: 0 S: 10	H: 2 LOB: 0 BB: 0 P: 12	R: 0 E: 0 K: 0 S: 7	H: 0 LOB: 0 BB: 0 P: 8	R: 0 E: 0 K: 0 S: 10	H: 1 LOB: 2 BB: 0 P: 17	R: 0 E: 0 K: 2 S: 10	H: 2 LOB: 2 BB: 0 P: 14	1B: 6 2B: 1 3B: 0 HR: 2	SF: 0 SAC: 0 DP: 0 HBP: 1	WP: 0 PB: 1 SB: 0 CS: 0	PA: 37	
PITCHER	IP	WLS	BF	H	R	ER	SO	BB	IBB	HBP	BLK	WP	HR	S	P	ERA	WHIP					ERA	WHIP
Tim Belcher, R ERA: 4.62 (1, 1)	7.1	L	30	7	4	4	1	0	0	1	0	0	2	61	85	4.91	0.955						
Scott Radinsky, L ERA: 4.53 (8, 1)	1.2		7	2	0	0	2	0	0	0	0	0	0	15	23	0.00	1.200						

Boston Red Sox @ Chicago White Sox
Comiskey Park, Chicago, IL
Tue Sep 07 1993, 8:05 PM EDT
Att: 27,966 - Unknown - 72 F

AB 36
R 4
H 9
RBI 4
BB 0
SO 3
LOB 12



Batter	1	2	3	4	5	6	7	8	9	AB	R	H	RBI	BB	SO	LOB	BOTTOM						
Tim Lincecum, R OBP: 0.400, SLG: 0.497 (1, 7)										4	1	1	1	0	0	0							
Joey Cora, S OBP: 0.352, SLG: 0.352 (1, 4)										4	1	2	0	0	0	0							
Frank Thomas, R OBP: 0.425, SLG: 0.626 (1, 3)										4	0	0	0	0	1	2							
Robin Ventura, L OBP: 0.378, SLG: 0.436 (1, 5)										3	1	1	2	1	0	1							
George Bell, R OBP: 0.262, SLG: 0.380 (1, 10)										4	0	1	0	0	1	1							
Ellis Burks, R OBP: 0.350, SLG: 0.467 (1, 9)										4	0	0	0	0	0	2							
Lance Johnson, L OBP: 0.354, SLG: 0.395 (1, 8)										3	0	0	0	0	0	1							
Ron Karkovice, R OBP: 0.284, SLG: 0.434 (1, 2)										3	0	0	0	0	3	0							
Ozzie Guillen, L OBP: 0.292, SLG: 0.379 (1, 6)										3	0	0	0	0	0	0							
Inning Stats	R: 0 E: 0 K: 1 S: 9	H: 1 LOB: 1 BB: 0 P: 12	R: 0 E: 0 K: 1 S: 8	H: 0 LOB: 0 BB: 0 P: 13	R: 1 E: 0 K: 1 S: 11	H: 1 LOB: 0 BB: 0 P: 18	R: 0 E: 0 K: 0 S: 10	H: 1 LOB: 1 BB: 0 P: 15	R: 0 E: 0 K: 0 S: 7	H: 0 LOB: 0 BB: 0 P: 8	R: 0 E: 0 K: 0 S: 5	H: 0 LOB: 0 BB: 0 P: 5	R: 0 E: 0 K: 0 S: 6	H: 0 LOB: 1 BB: 1 P: 14	R: 0 E: 0 K: 1 S: 7	H: 0 LOB: 0 BB: 0 P: 11	R: 2 E: 0 K: 0 S: 11	H: 2 LOB: 0 BB: 0 P: 16	1B: 3 2B: 0 3B: 0 HR: 2	SF: 0 SAC: 0 DP: 0 HBP: 0	WP: 0 PB: 0 SB: 1 CS: 0	PA: 33	
PITCHER	IP	WLS	BF	H	R	ER	SO	BB	IBB	HBP	BLK	WP	HR	S	P	ERA	WHIP					ERA	WHIP
Danny Darwin, R ERA: 3.11 (1, 1)	8.1	W	31	5	3	3	5	1	0	0	0	0	2	70	104	3.24	0.720						
Ken Ryan, R ERA: 3.35 (9, 1)	0.2	S	2	0	0	0	0	0	0	0	0	0	0	4	8	0.00	0.000						

Boston Red Sox @ Chicago White Sox
Comiskey Park, Chicago, IL
Tue Sep 07 1993, 8:05 PM EDT
Att: 27,966 - Unknown - 72 F

AB 32
R 3
H 5
RBI 3
BB 1
SO 5
LOB 7



Batter	1	2	3	4	5	6	7	8	9	AB	R	H	RBI	BB	SO	LOB	TOP											
Billy Hatcher, R OBP: 0.343, SLG: 0.412 Jeff McNeely, R OBP: 1.000, SLG: 1.000	G5-3		G5-3			K			FC4-6 1B	3	0	0	0	0	1	0	Boston Red Sox @ Chicago White Sox Comiskey Park, Chicago, IL Wed Sep 08 1993, 8:05 PM EDT Att: 36,433 - Unknown - 66 F AB 33 R 1 H 5 RBI 1 BB 0 SO 14 LOB 12											
Mike Greenwell, L OBP: 0.380, SLG: 0.449 Bob Zupcic, R OBP: 0.318, SLG: 0.368	E6 1B		G3			F7			FC4-6 1B	3	0	0	0	0	1	0												
Scott Cooper, L OBP: 0.354, SLG: 0.393 Luis Ortiz, R OBP: 0.333, SLG: 0.333	L8				K				FC4-6 1B	3	0	0	0	1	2	0												
Mo Vaughn, L OBP: 0.398, SLG: 0.533 Carlos Quintana, R OBP: 0.315, SLG: 0.276					K					3	0	1	0	0	2	0												
Rob Deer, R OBP: 0.301, SLG: 0.375	K				K				P4	4	0	0	0	0	3	4												
Greg Blosser, L					L8				K	4	0	0	0	0	2	2												
Bob Melvin, R Steve Lyons, L OBP: 0.222, SLG: 0.188					F8				P5	2	0	0	0	0	1	0												
Tim Lincecum, R OBP: 0.208, SLG: 0.174					K				G1-6-3 1B	3	0	1	0	0	2	0												
Luis Rivera, R OBP: 0.283, SLG: 0.320 Ernest Riles, L OBP: 0.299, SLG: 0.379					K				G1-6-3	2	0	0	0	0	2	0												
Inning Stats	R: 0 E: 1 K: 1 S: 15	H: 1 LOB: 2 BB: 0 P: 25	R: 0 E: 0 K: 3 S: 11	H: 0 LOB: 0 BB: 0 P: 17	R: 0 E: 0 K: 1 S: 7	H: 0 LOB: 0 BB: 0 P: 9	R: 0 E: 0 K: 3 S: 13	H: 0 LOB: 0 BB: 0 P: 18	R: 0 E: 0 K: 1 S: 8	H: 0 LOB: 1 BB: 0 P: 13	R: 0 E: 0 K: 2 S: 8	H: 0 LOB: 0 BB: 0 P: 8	R: 0 E: 0 K: 0 S: 10	H: 1 LOB: 2 BB: 0 P: 13	R: 1 E: 0 K: 1 S: 11	H: 3 LOB: 2 BB: 0 P: 16		1B: 5 2B: 0 3B: 0 HR: 0	SF: 0 SAC: 0 DP: 1 HBP: 0	WP: 1 PB: 0 SB: 0 CS: 0	PA: 33							
PITCHER	IP	WLS	BF	H	R	ER	SO	BB	IBB	HBP	BLK	WP	HR	S	P	ERA	WHIP											
Jason Bere, R ERA: 3.77 Roberto Hernandez, R ERA: 2.33	(1, 1)	8.0	W	27	2	0	0	13	0	0	0	0	1	0	79	116	0.00	0.250										
PITCHER	IP	WLS	BF	H	R	ER	SO	BB	IBB	HBP	BLK	WP	HR	S	P	ERA	WHIP											

Batter	1	2	3	4	5	6	7	8	9	AB	R	H	RBI	BB	SO	LOB	BOTTOM												
Tim Raines, S OBP: 0.398, SLG: 0.494 Mike Huff, R OBP: 0.297, SLG: 0.345	G4-3				F7					4	0	1	1	0	0	1	Boston Red Sox @ Chicago White Sox Comiskey Park, Chicago, IL Wed Sep 08 1993, 8:05 PM EDT Att: 36,433 - Unknown - 66 F AB 29 R 8 H 11 RBI 8 BB 6 SO 2 LOB 16												
Joey Cora, S OBP: 0.356, SLG: 0.359	F8 1B	SF7								2	2	2	1	1	0	0													
Frank Thomas, R Ivan Calderon, R OBP: 0.282, SLG: 0.281 Dan Pasqua, L OBP: 0.304, SLG: 0.359	F8 BB									4	1	2	1	0	0	2													
Robin Ventura, L OBP: 0.378, SLG: 0.434	F8									2	1	0	0	2	1	3													
George Bell, R OBP: 0.262, SLG: 0.383	K									3	0	1	2	0	1	3													
Ellis Burks, R OBP: 0.354, SLG: 0.467										2	2	1	0	2	0	1													
Lance Johnson, L OBP: 0.356, SLG: 0.400										4	1	2	2	0	2	2													
Ron Karkovics, R OBP: 0.286, SLG: 0.434										4	1	2	1	0	0	1													
Ozzie Guillen, L OBP: 0.290, SLG: 0.376										3	0	0	0	0	0	1													
Inning Stats	R: 0 E: 0 K: 1 S: 10	H: 1 LOB: 2 BB: 1 P: 17	R: 3 E: 1 K: 0 S: 16	H: 4 LOB: 1 BB: 0 P: 22	R: 0 E: 0 K: 0 S: 6	H: 0 LOB: 0 BB: 1 P: 13	R: 0 E: 0 K: 0 S: 8	H: 1 LOB: 1 BB: 0 P: 13	R: 2 E: 0 K: 1 S: 8	H: 3 LOB: 1 BB: 1 P: 19	R: 0 E: 0 K: 0 S: 7	H: 0 LOB: 0 BB: 0 P: 7	R: 3 E: 0 K: 0 S: 18	H: 1 LOB: 1 BB: 2 P: 33	R: 0 E: 0 K: 0 S: 6	H: 1 LOB: 1 BB: 1 P: 13		1B: 8 2B: 2 3B: 2 HR: 0	SF: 2 SAC: 1 DP: 3 HBP: 1	WP: 0 PB: 0 SB: 2 CS: 0	PA: 39								
PITCHER	IP	WLS	BF	H	R	ER	SO	BB	IBB	HBP	BLK	WP	HR	S	P	ERA	WHIP												
John Dopson, R ERA: 4.84 Scott Taylor, L ERA: 3.99 Cory Bailey, R ERA: 7.71 Tony Fossas, L ERA: 5.02	(1, 1)	4.0	L	21	8	5	5	1	1	1	1	0	1	1	0	15	25	4.50	0.500										
PITCHER	IP	WLS	BF	H	R	ER	SO	BB	IBB	HBP	BLK	WP	HR	S	P	ERA	WHIP												

Batter	1	2	3	4	5	6	7	8	9	AB	R	H	RBI	BB	SO	LOB	TOP			
Tony Phillips, S OBP: 0.444, SLG: 0.391 (1, 9)	G6-3		1B	L9			K		BB 1B HBP	4	1	1	0	0	1	2				
Lou Whitaker, L OBP: 0.414, SLG: 0.454 (1, 4)	F9		P2				1B		P6	5	0	2	0	0	0	2				
Travis Fryman, R OBP: 0.376, SLG: 0.479 (1, 5)			FC6-4 1B		F7		K		1B BB	3	0	1	0	2	1	2				
Cecil Fielder, R OBP: 0.374, SLG: 0.480 Skeeter Barnes, R OBP: 0.319, SLG: 0.398 (8, 3)	K		FC6-4		P3				HR 1B	4	0	1	0	0	1	4				
Kirk Gibson, L OBP: 0.333, SLG: 0.438 (1, 10)					F7		G6-3		F9	5	0	0	0	0	1	4				
Eric Davis, R OBP: 0.313, SLG: 0.413 (1, 8)					HR		K		HR	4	2	2	3	0	2	0				
Mickey Tettleton, S OBP: 0.361, SLG: 0.495 (1, 2)					K		G6-3		G6-3	3	0	0	0	1	1	1				
Dan Gladden, R OBP: 0.321, SLG: 0.460 (1, 7)					F8		F8		K	3	0	0	0	0	1	2				
Chris Gomez, R OBP: 0.298, SLG: 0.294 (1, 6)					P6				P6	4	0	1	0	0	0	0				
Inning Stats	R: 0 E: 0 K: 1 S: 8	H: 0 LOB: 1 BB: 1 P: 15	R: 0 E: 0 K: 2 S: 8	H: 0 LOB: 1 BB: 1 P: 15	R: 0 E: 0 K: 0 S: 9	H: 2 LOB: 2 BB: 0 P: 12	R: 1 E: 0 K: 1 S: 13	H: 2 LOB: 2 BB: 0 P: 26	R: 0 E: 0 K: 0 S: 7	H: 0 LOB: 0 BB: 0 P: 12	R: 0 E: 0 K: 2 S: 10	H: 1 LOB: 1 BB: 0 P: 15	R: 2 E: 0 K: 1 S: 12	H: 2 LOB: 1 BB: 0 P: 20	R: 1 E: 0 K: 0 S: 8	H: 1 LOB: 2 BB: 1 P: 17	1B: 7 2B: 0 3B: 0 HR: 2	SF: 0 SAC: 0 DP: 0 HBP: 2	WP: 0 PB: 0 CS: 0	PA: 41
PITCHER	IP	WLS	BF	H	R	ER	SO	BB	IBB	HBP	BLK	WP	HR	S	P	ERA	WHIP			
Alex Fernandez, R ERA: 3.07 (1, 1)	8.0	L	35	8	3	3	8	2	0	1	0	0	2	73	126	3.38	1.250			
Jeff Schwarz, R ERA: 3.91 (9, 1)	1.0		6	1	1	1	0	1	0	1	0	0	0	8	17	9.00	2.000			

Detroit Tigers @ Chicago White Sox
Comiskey Park, Chicago, IL
Fri Sep 10 1993, 8:05 PM EDT
Att: 33,212 - Unknown

AB 36
R 4
H 9
RBI 4
BB 3
SO 8
LOB 17



Batter	1	2	3	4	5	6	7	8	9	AB	R	H	RBI	BB	SO	LOB	BOTTOM					
Tim Raines, S OBP: 0.394, SLG: 0.489 (1, 7)	G4-3		K				E6		K	4	0	0	0	0	2	0						
Joey Coxa, S OBP: 0.355, SLG: 0.356 (1, 4)	G4-3 BB		P4				F8		F8	3	0	0	0	1	0	1						
Frank Thomas, R OBP: 0.424, SLG: 0.621 (1, 3)	G4-3				F9		G4-6-3 IBB		L8	3	0	0	0	1	0	1						
Robin Ventura, L OBP: 0.378, SLG: 0.431 (1, 5)					K		G4-6-3		G4-3	3	0	0	0	1	1	2						
George Bell, R OBP: 0.259, SLG: 0.378 (1, 10)	F8				F7				F7	4	0	0	0	0	0	2						
Ellis Burks, R OBP: 0.351, SLG: 0.464 (1, 9)			F8				K		K	3	0	0	0	0	2	0						
Lance Johnson, L OBP: 0.355, SLG: 0.399 (1, 8)			G4-3				G4-3		1B	3	0	1	0	0	0	0						
Ron Karkovics, R OBP: 0.286, SLG: 0.433 (1, 2)			K				1B		G4-3	3	0	1	0	0	1	1						
Ozzie Guillen, L OBP: 0.287, SLG: 0.373 (1, 6)			G5-3				G4-3		L8	3	0	0	0	0	0	1						
Inning Stats	R: 0 E: 0 K: 0 S: 11	H: 0 LOB: 2 BB: 2 P: 24	R: 0 E: 0 K: 1 S: 7	H: 0 LOB: 0 BB: 0 P: 11	R: 0 E: 0 K: 1 S: 7	H: 0 LOB: 0 BB: 0 P: 12	R: 0 E: 0 K: 1 S: 5	H: 0 LOB: 0 BB: 0 P: 8	R: 0 E: 0 K: 0 S: 10	H: 1 LOB: 1 BB: 0 P: 13	R: 0 E: 1 K: 0 S: 3	H: 0 LOB: 1 BB: 1 P: 9	R: 0 E: 0 K: 1 S: 7	H: 1 LOB: 0 BB: 0 P: 11	R: 0 E: 0 K: 1 S: 6	H: 0 LOB: 0 BB: 0 P: 8	R: 0 E: 0 K: 0 S: 6	H: 0 LOB: 0 BB: 0 P: 10	1B: 2 2B: 0 3B: 0 HR: 0	SF: 0 SAC: 0 DP: 1 HBP: 0	WP: 0 PB: 0 CS: 0	PA: 32
PITCHER	IP	WLS	BF	H	R	ER	SO	BB	IBB	HBP	BLK	WP	HR	S	P	ERA	WHIP					
Mike Moore, R ERA: 4.99 (1, 1)	9.0	W	32	2	0	0	6	1	2	0	0	0	0	62	106	0.00	0.333					

Detroit Tigers @ Chicago White Sox
Comiskey Park, Chicago, IL
Fri Sep 10 1993, 8:05 PM EDT
Att: 33,212 - Unknown

AB 29
R 0
H 2
RBI 0
BB 3
SO 6
LOB 8



Batter	1	2	3	4	5	6	7	8	9	AB	R	H	RBI	BB	SO	LOB	TOP					
Tony Phillips, S OBP: 0.443, SLG: 0.390 (1, 9)										4	0	1	0	0	1	1						
Dan Gladden, R OBP: 0.317, SLG: 0.454 (1, 7)										4	0	0	0	0	1	2						
Travis Fryman, R OBP: 0.375, SLG: 0.476 (1, 5)										3	0	0	0	1	0	1						
Cecil Fielder, R OBP: 0.371, SLG: 0.477 (1, 10)										4	0	0	0	0	1	2						
Eric Davis, R OBP: 0.312, SLG: 0.410 (1, 8)										3	1	0	0	1	0	0						
Mickey Tettleton, S OBP: 0.364, SLG: 0.495 (1, 3)										2	0	1	0	2	1	0						
Skeeter Barnes, R OBP: 0.319, SLG: 0.397 (9, PH)										3	0	1	0	0	1	1						
Lou Whitaker, L OBP: 0.415, SLG: 0.456 (9, PH)										1	0	1	1	0	0	0						
Rich Rowland, R OBP: 0.406, SLG: 0.429 (9, PH)										2	0	1	0	1	0	0						
Kirk Gibson, L OBP: 0.332, SLG: 0.437 (9, PH)										1	0	0	0	0	0	2						
Chris Gomez, R OBP: 0.289, SLG: 0.284 (1, 6)										3	0	0	0	0	0	4						
Inning Stats	R: 0 E: 0 K: 2 S: 9	H: 0 LOB: 1 BB: 1 P: 15	R: 0 E: 0 K: 0 S: 12	H: 1 LOB: 2 BB: 2 P: 24	R: 0 E: 0 K: 0 S: 10	H: 1 LOB: 1 BB: 0 P: 16	R: 0 E: 0 K: 1 S: 11	H: 0 LOB: 0 BB: 1 P: 19	R: 0 E: 0 K: 0 S: 8	H: 0 LOB: 0 BB: 0 P: 13	R: 0 E: 0 K: 1 S: 5	H: 0 LOB: 0 BB: 0 P: 9	R: 0 E: 0 K: 1 S: 7	H: 0 LOB: 0 BB: 0 P: 11	R: 0 E: 0 K: 0 S: 9	H: 1 LOB: 1 BB: 0 P: 11	R: 1 E: 0 K: 0 S: 11	H: 2 LOB: 2 BB: 1 P: 19	1B: 5 2B: 0 3B: 0 HR: 0	SF: 0 SAC: 0 DP: 1 HBP: 0	WP: 0 PB: 0 SB: 0 CS: 1	PA: 35
PITCHER	IP WLS BF H R ER SO BB IBB HBP BLK WP HR S P ERA WHIP																					
Wilson Alvarez, L ERA: 3.27 (1, 1)	8.0 W 29 3 0 0 5 4 0 0 1 0 0 71 118 0.00 0.875																					
Roberto Hernandez, R ERA: 2.43 (9, 1)	1.0 S 6 2 1 1 0 1 0 0 0 0 0 0 11 19 9.00 3.000																					

Detroit Tigers @ Chicago White Sox
Comiskey Park, Chicago, IL
Sat Sep 11 1993, 8:05 PM EDT
Att: 42,014 - Unknown - 67 F

AB 30
R 1
H 5
RBI 1
BB 5
SO 5
LOB 13



Batter	1	2	3	4	5	6	7	8	9	AB	R	H	RBI	BB	SO	LOB	BOTTOM			
Steve Sax, R OBP: 0.302, SLG: 0.324 (1, 7)										3	0	0	0	0	0	2				
Tim Raines, S OBP: 0.394, SLG: 0.489 (6, 7)										0	0	0	0	0	0	0				
Joey Cora, S OBP: 0.355, SLG: 0.356 (1, 4)										4	0	1	0	0	0	2				
Frank Thomas, R OBP: 0.426, SLG: 0.628 (1, 3)										3	1	2	2	1	0	0				
Ellis Burks, R OBP: 0.349, SLG: 0.460 (1, 8)										4	0	0	0	0	0	4				
George Bell, R OBP: 0.259, SLG: 0.386 (1, 10)										4	1	1	1	0	0	0				
Robin Ventura, L OBP: 0.380, SLG: 0.435 (1, 5)										3	0	2	0	1	0	0				
Bo Jackson, R OBP: 0.284, SLG: 0.403 (6, PR)										3	0	0	0	0	2	3				
Lance Johnson, L OBP: 0.355, SLG: 0.398 (7, 8)										1	0	0	0	0	0	0				
Ron Karkovice, R OBP: 0.287, SLG: 0.433 (1, 2)										3	0	1	0	0	1	1				
Craig Grebeck, R OBP: 0.320, SLG: 0.294 (1, 6)										3	1	2	0	0	0	1				
Inning Stats	R: 0 E: 0 K: 0 S: 5	H: 0 LOB: 0 BB: 0 P: 8	R: 0 E: 0 K: 1 S: 9	H: 1 LOB: 1 BB: 0 P: 13	R: 0 E: 0 K: 0 S: 10	H: 1 LOB: 1 BB: 0 P: 12	R: 2 E: 0 K: 1 S: 13	H: 2 LOB: 0 BB: 1 P: 25	R: 1 E: 0 K: 1 S: 12	H: 3 LOB: 2 BB: 0 P: 22	R: 0 E: 0 K: 0 S: 6	H: 1 LOB: 1 BB: 0 P: 10	R: 0 E: 0 K: 0 S: 6	H: 1 LOB: 2 BB: 1 P: 12	R: 0 E: 0 K: 0 S: 7	H: 0 LOB: 0 BB: 0 P: 11	1B: 6 2B: 1 3B: 0 HR: 2	SF: 0 SAC: 1 DP: 0 HBP: 0	WP: 0 PB: 0 SB: 0 CS: 1	PA: 35
PITCHER	IP WLS BF H R ER SO BB IBB HBP BLK WP HR S P ERA WHIP																			
David Wells, L ERA: 4.33 (1, 1)	4.2 L 21 7 3 3 3 1 0 0 0 0 0 0 14 26 0.00 0.857																			
Joe Boever, R ERA: 3.66 (5, 1)	2.1 10 2 0 0 0 0 1 0 0 0 0 0 7 11 0.00 0.000																			
Bill Krueger, L ERA: 3.43 (8, 1)	1.0 3 0 0 0 0 0 0 0 0 0 0 0 7 11 0.00 0.000																			

Detroit Tigers @ Chicago White Sox
Comiskey Park, Chicago, IL
Sat Sep 11 1993, 8:05 PM EDT
Att: 42,014 - Unknown - 67 F

AB 31
R 3
H 9
RBI 3
BB 2
SO 3
LOB 13



Batter	1	2	3	4	5	6	7	8	9	AB	R	H	RBI	BB	SO	LOB	TOP
Tony Phillips, S (1, 9) OBP: 0.443, SLG: 0.389										4	1	1	0	1	0	3	Detroit Tigers @ Chicago White Sox Comiskey Park, Chicago, IL Sun Sep 12 1993, 4:33 AM EDT Att: 38,833 - Sunny - 76 F
Lou Whitaker, L (1, 4) OBP: 0.415, SLG: 0.453										4	1	1	0	1	1	2	
Travis Fryman, R (1, 5) OBP: 0.375, SLG: 0.476										4	1	1	0	1	0	2	
Cecil Fielder, R (1, 3) OBP: 0.372, SLG: 0.477										4	1	2	2	0	0	2	
Gary Thurman, R (7, PR) OBP: 0.315, SLG: 0.300										1	0	0	0	0	1	1	
Kirk Gibson, L (1, 10) OBP: 0.312, SLG: 0.435										1	1	0	0	3	1	0	
Skeeter Barnes, R (9, PH) OBP: 0.317, SLG: 0.394										1	0	0	0	0	0	1	
Eric Davis, R (1, 8) OBP: 0.312, SLG: 0.415										3	1	1	3	0	1	1	
Dan Gladden, R (5, 8) OBP: 0.316, SLG: 0.453										1	0	0	0	0	0	2	
Mickey Tettleton, S (1, 7) OBP: 0.363, SLG: 0.491										3	0	0	0	1	2	1	
Alan Trammell, R (1, 6) OBP: 0.387, SLG: 0.487										4	0	1	1	0	1	2	
Chad Kreuter, S (1, 2) OBP: 0.364, SLG: 0.475										4	0	2	0	0	1	0	
Inning Stats	R: 6 H: 4 E: 1 K: 1 S: 24	H: 4 R: 0 ER: 0 K: 1 S: 7	H: 0 R: 0 ER: 0 K: 2 S: 9	H: 0 R: 0 ER: 0 K: 2 S: 9	H: 2 R: 0 ER: 0 K: 0 S: 10	H: 0 R: 0 ER: 0 K: 0 S: 4	H: 0 R: 0 ER: 0 K: 1 S: 6	H: 1 R: 0 ER: 0 K: 0 S: 6	H: 1 R: 0 ER: 0 K: 1 S: 8	H: 1 R: 0 ER: 0 K: 2 S: 11	1B: 7 2B: 1 3B: 1 HR: 0	SF: 0 SAC: 0 DP: 2 HBP: 0	WP: 0 PB: 0 SB: 1 CS: 0	PA: 41			
PITCHER	IP WLS BF H R ER SO BB IBB HBP BLK WP HR S P ERA WHIP																
Jack McDowell, R (1, 1) ERA: 3.54	0.1 L 8 3 6 6 1 4 0 0 0 0 0 0 20 42 162.00 21.000																
Kirk McCaskill, R (1, 1) ERA: 5.63	5.2 21 3 0 0 4 1 1 0 0 0 0 0 40 73 0.00 0.706																
Jose DeLeon, R (7, 1) ERA: 3.0	1.0 4 1 0 0 0 1 0 0 0 0 0 0 6 17 0.00 2.000																
Scott Radinsky, L (8, 1) ERA: 4.35	2.0 8 2 0 0 3 0 0 0 0 0 0 0 19 28 0.00 1.000																

Batter	1	2	3	4	5	6	7	8	9	AB	R	H	RBI	BB	SO	LOB	BOTTOM
Tim Raines, S (1, 7) OBP: 0.393, SLG: 0.486										4	0	1	0	0	0	0	Detroit Tigers @ Chicago White Sox Comiskey Park, Chicago, IL Sun Sep 12 1993, 4:33 AM EDT Att: 38,833 - Sunny - 76 F
Joey Coza, S (1, 4) OBP: 0.356, SLG: 0.361										4	1	2	0	0	0	2	
Frank Thomas, R (1, 3) OBP: 0.427, SLG: 0.628										3	1	1	0	1	0	0	
Robin Ventura, L (1, 5) OBP: 0.379, SLG: 0.435										4	1	1	2	0	0	2	
George Bell, R (1, 10) OBP: 0.256, SLG: 0.381										4	0	0	1	0	0	2	
Dan Pasqua, L (1, 9) OBP: 0.297, SLG: 0.349										4	0	0	0	0	3	0	
Lance Johnson, L (1, 8) OBP: 0.356, SLG: 0.398										3	0	1	0	1	0	0	
Michael LaValliere, L (1, 2) OBP: 0.280, SLG: 0.273										3	0	0	0	0	0	1	
Warren Newton, L (9, PH) OBP: 0.387, SLG: 0.360										1	0	0	0	0	1	1	
Ozzie Guillen, L (1, 6) OBP: 0.287, SLG: 0.372										4	0	1	0	0	0	2	
Inning Stats	R: 3 H: 2 E: 1 K: 1 S: 15	H: 2 R: 0 ER: 0 K: 0 S: 12	H: 2 R: 0 ER: 0 K: 0 S: 10	H: 0 R: 0 ER: 0 K: 1 S: 9	H: 1 R: 0 ER: 0 K: 0 S: 7	H: 0 R: 0 ER: 0 K: 0 S: 4	H: 0 R: 0 ER: 0 K: 0 S: 7	H: 0 R: 0 ER: 0 K: 0 S: 15	H: 2 R: 0 ER: 0 K: 2 S: 9	H: 0 R: 0 ER: 0 K: 1 S: 16	1B: 4 2B: 2 3B: 1 HR: 0	SF: 0 SAC: 0 DP: 0 HBP: 0	WP: 0 PB: 0 SB: 1 CS: 0	PA: 36			
PITCHER	IP WLS BF H R ER SO BB IBB HBP BLK WP HR S P ERA WHIP																
John Doherty, R (1, 1) ERA: 4.52	7.1 W 30 7 3 2 2 1 0 0 0 0 0 0 75 120 2.46 1.091																
Storm Davis, R (8, 1) ERA: 5.02	1.2 S 6 0 0 0 2 1 0 0 0 0 0 0 13 23 0.00 0.600																

Batter	1	2	3	4	5	6	7	8	9	AB	R	H	RBI	BB	SO	LOB	TOP				
Tim Raines, S OBP: 0.393, SLG: 0.482 (1, 7)	F7	CS	BB		K		G6-3		FC4	3	0	0	0	2	1	1					
Joey Cora, S OBP: 0.353, SLG: 0.357 (1, 4)	K				G6-3		L4		FC4	5	0	0	0	0	2	5					
Frank Thomas, R OBP: 0.429, SLG: 0.629 (1, 3)																					
Robin Ventura, L OBP: 0.377, SLG: 0.431 (1, 5)	P5						L8		G3-1	4	0	0	0	0	0	5					
George Bell, R OBP: 0.253, SLG: 0.377 (1, 10)	F9						F7		K	4	0	0	0	0	2	5					
Ellis Burks, R OBP: 0.348, SLG: 0.457 (1, 9)		F7			K					3	0	0	0	1	2	0					
Lance Johnson, L OBP: 0.357, SLG: 0.401 (1, 8)		FC4-6			P5				G4-3	4	0	2	0	0	0	2					
Ron Karkovics, R OBP: 0.287, SLG: 0.430 (9, PH)																					
Warren Newson, L OBP: 0.375, SLG: 0.346 (9, PH)					G3-1				P4	2	0	0	0	1	0	0					
Ozzie Guillen, L OBP: 0.287, SLG: 0.371 (1, 6)		FC4-6							K	4	0	1	0	0	2	2					
Inning Stats	R: 0 E: 1 K: 1 S: 9	H: 0 LOB: 2 BB: 1 P: 19	R: 0 E: 0 K: 0 S: 15	H: 1 LOB: 1 BB: 1 P: 27	R: 0 E: 0 K: 2 S: 11	H: 0 LOB: 2 BB: 2 P: 23	R: 0 E: 0 K: 1 S: 8	H: 0 LOB: 0 BB: 0 P: 11	R: 0 E: 0 K: 2 S: 10	H: 1 LOB: 2 BB: 1 P: 13	R: 0 E: 1 K: 1 S: 8	H: 0 LOB: 1 BB: 0 P: 11	R: 0 E: 0 K: 2 S: 8	H: 0 LOB: 0 BB: 1 P: 11	R: 0 E: 0 K: 1 S: 15	H: 2 LOB: 3 BB: 1 P: 26	1B: 2 2B: 2 3B: 0 HR: 0	SF: 0 SAC: 0 DP: 0 HBP: 0	WP: 0 PB: 0 SB: 0 CS: 1	PA: 39	
PITCHER	IP	WLS	BF	H	R	ER	SO	BB	IBB	HBP	BLK	WP	HR	S	P	ERA	WHIP				
Kevin Appier, R ERA: 2.73 (1, 1)	7.0	W	29	2	0	0	7	5	0	0	0	0	0	73	125	0.00	1.000				
Mark Gubicza, R ERA: 4.35 (8, 1)	2.0		9	2	0	0	3	1	0	0	0	0	0	23	37	0.00	1.500				

Chicago White Sox @ Kansas City Royals
Kauffman Stadium, Kansas City, MO
Mon Sep 13 1993, 7:05 PM CDT
Att: 22,083 - Unknown - 68 F

AB 32
R 0
H 4
RBI 0
BB 6
SO 10
LOB 21



Batter	1	2	3	4	5	6	7	8	9	AB	R	H	RBI	BB	SO	LOB	BOTTOM				
Felix Jose, S OBP: 0.303, SLG: 0.351 (1, 9)	G4-3		G3-1					G3		4	1	1	3	1	0	1					
Brian McRae, S OBP: 0.335, SLG: 0.433 (1, 8)	G5-3		G1-3				F7	G3-1		5	0	0	0	0	1	4					
George Brett, L OBP: 0.309, SLG: 0.425 (1, 10)	G6-3				G4-3					4	2	1	0	0	1	0					
Mike Macfarlane, R OBP: 0.348, SLG: 0.500 (8, PH)		G5-3					F9			4	2	2	1	0	0	0					
Brent Mayne, L OBP: 0.310, SLG: 0.333 (9, 2)										1	0	0	0	0	0	0					
Wally Joyner, L OBP: 0.375, SLG: 0.470 (1, 3)		F7			P5					3	1	1	1	1	0	0					
Kevin McReynolds, R OBP: 0.320, SLG: 0.442 (1, 7)					G5-3					4	1	3	0	0	0	0					
Gary Gaetti, R OBP: 0.292, SLG: 0.428 (1, 5)										3	1	2	2	0	0	1					
Greg Gagne, R OBP: 0.325, SLG: 0.418 (1, 6)										3	0	0	0	1	3	5					
Jose Lind, R OBP: 0.271, SLG: 0.288 (1, 4)										4	1	2	1	0	0	3					
Inning Stats	R: 0 E: 0 K: 0 S: 10	H: 0 LOB: 0 BB: 0 P: 13	R: 0 E: 0 K: 0 S: 6	H: 1 LOB: 1 BB: 0 P: 10	R: 0 E: 0 K: 0 S: 11	H: 0 LOB: 1 BB: 1 P: 21	R: 1 E: 0 K: 0 S: 8	H: 1 LOB: 0 BB: 0 P: 11	R: 3 E: 0 K: 3 S: 14	H: 3 LOB: 3 BB: 2 P: 18	R: 2 E: 0 K: 1 S: 14	H: 3 LOB: 2 BB: 0 P: 21	R: 1 E: 0 K: 0 S: 9	H: 1 LOB: 0 BB: 0 P: 17	1B: 8 2B: 0 3B: 2 HR: 2	SF: 1 SAC: 0 DP: 0 HBP: 1	WP: 0 PB: 0 SB: 0 CS: 0	PA: 40			
PITCHER	IP	WLS	BF	H	R	ER	SO	BB	IBB	HBP	BLK	WP	HR	S	P	ERA	WHIP				
Tim Lincecum, R ERA: 4.78 (1, 1)	5.1	L	25	7	6	6	3	2	0	0	0	0	0	55	86	10.12	1.688				
Brian Drahman, R ERA: 6.0 (6, 1)	0.1		2	1	0	0	1	0	0	0	0	0	0	5	6	0.00	3.000				
Chuck Cary, L ERA: 6.0 (6, 1)	1.1		9	3	2	2	1	1	0	1	0	0	0	20	32	13.50	3.000				
Jeff Schwarz, R ERA: 4.02 (8, 1)	1.0		4	1	1	1	0	0	0	0	1	0	0	9	17	9.00	1.000				

Chicago White Sox @ Kansas City Royals
Kauffman Stadium, Kansas City, MO
Mon Sep 13 1993, 7:05 PM CDT
Att: 22,083 - Unknown - 68 F

AB 35
R 9
H 12
RBI 8
BB 3
SO 5
LOB 14




Batter	1	2	3	4	5	6	7	8	9	10	11	AB	R	H	RBI	BB	SO	LOB	TOP							
Tim Raines, S OBP: 0.400, SLG: 0.489 (1, 7)	0-2 S 1B		SAFE 4-1 SAFE FC5-4 BB	L3		2-1 FC6 1B		4-1 BB		1-2 1B	3-1 2B	5	1	4	2	2	0	1								
Joey Cora, S OBP: 0.362, SLG: 0.359 (1, 4)	3-1 S BLK 1B		1-2 FC5-4 1B E		4-2 2B BB	SAFE 1-1 SAFE FC6 CS 1B		0-2 G6-3		2-2 G6-3	0-1 G4-3	6	3	1	1	1	0	8								
Frank Thomas, R OBP: 0.431, SLG: 0.631 (1, 3)	3-1 G6-3		2-0 SF8		0-0 E 2B	2-2 CS 1B		0-3 K		1-2 L9	4-2 SH1-4 1B BB	4	1	1	2	1	1	1								
Robin Ventura, L OBP: 0.378, SLG: 0.433 (1, 5)	2-3 K		3-H E 1B		1-3 K		1-1 L8		2-2 G4-3 2B		3-2 SH1-4 1B	6	2	3	0	0	2	2								
George Bell, R OBP: 0.253, SLG: 0.375 Steve Sax, R OBP: 0.299, SLG: 0.321 (7, PR)	0-3 K		0-1 E5		1-3 K		1-0 1B		0-2 G4-3		1-1 SH1-4	4	0	1	0	0	2	2								
Ellis Burks, R OBP: 0.348, SLG: 0.451 (1, 9)			3-1 F7		4-1 E BB		1-2 F8		0-1 1B		4-0 BB 2B IBB	4	1	1	1	2	0	3								
Lance Johnson, L OBP: 0.356, SLG: 0.398 (1, 8)			1-2 F8		4-2 FC1-6 BB		2-2 E3		0-2 G3-1		2-1 2B 1B	5	1	1	2	1	0	3								
Michael LaValliere, L OBP: 0.271, SLG: 0.284 Warren Newson, L OBP: 0.362, SLG: 0.357 Ron Karkovics, R OBP: 0.267, SLG: 0.424 (8, PR)	1-1 G3-1		1-0 FC1-6 BB		2-2 G1-3				1-2 G3		2-1 P5	3	0	0	0	0	0	4								
Ozzie Guillen, L OBP: 0.293, SLG: 0.383 (1, 6)			0-1 FC5-4 BB SF8 1B		1-1 F8		0-1 G4-3		0-1 BB 1B		3-2 L9	6	1	2	0	0	1	4								
Inning Stats	R: 2 E: 0 K: 2 S: 14	H: 2 LOB: 0 BB: 0 P: 22	R: 0 E: 0 K: 0 S: 8	H: 0 LOB: 0 BB: 0 P: 13	R: 2 E: 1 K: 0 S: 13	H: 2 LOB: 2 BB: 1 P: 21	R: 0 E: 0 K: 0 S: 7	H: 0 LOB: 1 BB: 1 P: 16	R: 1 E: 1 K: 2 S: 17	H: 1 LOB: 3 BB: 2 P: 31	R: 0 E: 0 K: 1 S: 9	H: 1 LOB: 1 BB: 0 P: 12	R: 0 E: 0 K: 0 S: 13	H: 1 LOB: 2 BB: 1 P: 18	R: 1 E: 0 K: 0 S: 17	H: 2 LOB: 1 BB: 0 P: 20	R: 0 E: 0 K: 0 S: 13	H: 1 LOB: 1 BB: 3 P: 21	R: 4 E: 0 K: 1 S: 18	H: 3 LOB: 2 BB: 3 P: 40	1B: 11 2B: 3 3B: 0 HR: 0	SF: 1 SAC: 1 DP: 0 HBP: 0	WP: 0 PB: 0 SB: 2 CS: 1	PA: 57		
PITCHER	IP 7.2	WLS 2.1	BF 37	H 8	R 5	ER 4	SO 5	BB 5	IBB 0	HBP 0	BLK 1	WP 0	HR 0	S 86	P 143	ERA 4.70	WHIP 1.696									
David Cone, R ERA: 3.36 Jeff Montgomery, R ERA: 2.33 Mark Gubicza, R ERA: 4.66	(1, 1)	(8, 1)	(11, 1)																							

Chicago White Sox @ Kansas City Royals
Kauffman Stadium, Kansas City, MO
Wed Sep 15 1993, 7:05 PM CDT
Att. 18,168 - Unknown - 62 F

livebaseballscorecards.com

AB 46
R 10
H 14
RBI 8
BB 8
SO 6
LOB 29




Batter	1	2	3	4	5	6	7	8	9	10	11	AB	R	H	RBI	BB	SO	LOB	BOTTOM						
Felix Jose, S OBP: 0.303, SLG: 0.348 (1, 9)	0-1 B1-3		1-3 K		1-0 1B CS 1B			1-0 G6-3			1-2 1B	6	1	2	0	0	1	4							
Brian McRae, S OBP: 0.304, SLG: 0.432 (1, 8)	2-0 2B		1-1 F8 1B		1-1 P5		1-2 CS 1B		0-0 B1-3		2-3 K	6	2	3	1	0	1	4							
George Brett, L OBP: 0.311, SLG: 0.426 Keith Miller, R OBP: 0.220, SLG: 0.190 (9, PR)	2-2 F7		0-0 F8		1-0 G3-1		3-3 K		1-1 2B SF9 1B		0-3 K	5	0	1	0	0	1	6							
Mike MacFarlane, R OBP: 0.353, SLG: 0.506 Phil Hiett, R OBP: 0.282, SLG: 0.366 Brent Mayne, L OBP: 0.313, SLG: 0.337 (9, PR)	0-1 2B		1-1 1B		1-2 G6-3		0-1 G6-3		1-0 SF9 2B		0-2 1B	5	0	3	2	0	0	0							
Wally Joyner, L OBP: 0.319, SLG: 0.467 Craig Wilson, R OBP: 0.303, SLG: 0.258 Hubie Brooks, R OBP: 0.333, SLG: 0.384 David Howard, S OBP: 0.370, SLG: 0.417 (10, 5)	3-3 K		0-3 K		3-1 P6		1-0 F8		3-2 SF9		1-3 K	2	0	0	0	0	2	2							
Kevin McReynolds, R OBP: 0.317, SLG: 0.438 (1, 7)			2-2 SH1-3 G3 2B		2-3 K		3-2 1B		2-3 SH 1-2 F8			5	1	2	0	0	2	4							
Gary Gaetti, R OBP: 0.293, SLG: 0.427 (5, 3)			4-0 G3 SH1-3 BB		1-2 1B		0-0 P6		1-3 K		2-1 F9	4	0	1	0	1	1	1							
Greg Gagne, R OBP: 0.326, SLG: 0.416 (1, 6)			0-0 SH1-3		1-1 BB 1B		0-0 L9		1-0 F8		0-0 G6-3	4	0	1	0	0	0	0							
Jose Lind, R OBP: 0.269, SLG: 0.284 Rico Rossy, R OBP: 0.307, SLG: 0.363 Chris Gwynn, R OBP: 0.355, SLG: 0.400 Terry Shumpert, R ERA: 2.29 (9, 1)	0-1 G3		4-0 K		1-2 BB		2-1 1B 1B		0-3 K		1-3 K	1	0	0	1	1	0	1							
Inning Stats	R: 1 E: 0 K: 1 S: 12	H: 2 LOB: 1 BB: 0 P: 19	R: 1 E: 0 K: 0 S: 8	H: 1 LOB: 1 BB: 1 P: 16	R: 1 E: 0 K: 2 S: 11	H: 2 LOB: 3 BB: 1 P: 15	R: 0 E: 0 K: 1 S: 15	H: 2 LOB: 3 BB: 0 P: 24	R: 0 E: 0 K: 1 S: 8	H: 1 LOB: 1 BB: 0 P: 14	R: 0 E: 0 K: 1 S: 7	H: 0 LOB: 0 BB: 0 P: 9	R: 1 E: 0 K: 0 S: 10	H: 2 LOB: 3 BB: 1 P: 16	R: 0 E: 0 K: 1 S: 6	H: 0 LOB: 0 BB: 0 P: 9	R: 0 E: 0 K: 3 S: 21	H: 2 LOB: 2 BB: 0 P: 25	1B: 11 2B: 4 3B: 0 HR: 0	SF: 1 SAC: 1 DP: 0 HBP: 0	WP: 0 PB: 0 SB: 0 CS: 2	PA: 50			
PITCHER	IP 6.0	WLS 2.1	BF 30	H 10	R 5	ER 4	SO 6	BB 2	IBB 0	HBP 0	BLK 0	WP 0	HR 0	S 68	P 109	ERA 6.00	WHIP 2.000								
Alex Fernandez, R ERA: 3.15 Kirk McCaskill, R ERA: 3.5 Scott Radinsky, L ERA: 4.47 Roberto Hernandez, R ERA: 2.29	(1, 1)	(7, 1)	(9, 1)	(9, 1)	(9, 1)																				

Chicago White Sox @ Kansas City Royals
Kauffman Stadium, Kansas City, MO
Wed Sep 15 1993, 7:05 PM CDT
Att. 18,168 - Unknown - 62 F

livebaseballscorecards.com

AB 46
R 6
H 15
RBI 5
BB 2
SO 12
LOB 25



Batter	1	2	3	4	5	6	7	8	9	AB	R	H	RBI	BB	SO	LOB	TOP			
Tim Raines, S (1, 7) OBP: 0.400, SLG: 0.489 Mike Huff, R (8, 7) OBP: 0.297, SLG: 0.345	G4-3		E7	CS	P7		SH1 2B	1B BB		4	0	1	1	1	0	0	Chicago White Sox @ Oakland Athletics Oakland-Alameda County Coliseum, Oakland, CA Fri Sep 17 1993, 7:05 PM PDT Att: 27,278 - Unknown			
Joey Cora, S (1, 4) OBP: 0.353, SLG: 0.360	BB 1B		G1-3		P2		SH1	1B		4	0	2	3	0	0	1				
Frank Thomas, R (1, 3) OBP: 0.431, SLG: 0.628 Dan Pasqua, L (8, 3) OBP: 0.297, SLG: 0.349	F9		FC4-6 IBB		FC4-6 BB		P3	K		3	0	0	0	2	1	4				
Robin Ventura, L (1, 5) OBP: 0.377, SLG: 0.429	1-2 BB		FC4-6 1-2		FC4-6 1-2			F9		4	0	0	0	1	0	5				
George Bell, R (1, 10) OBP: 0.255, SLG: 0.384	L4			G1-3		G6-4-3 1B		HR	K	5	1	2	1	0	1	2				
Ellis Burks, R (1, 9) OBP: 0.351, SLG: 0.451		FC4-6 1B		2B 1B		G6-4-3 1-2		BB 1B BB	F9	4	2	2	0	1	0	1				
Lance Johnson, L (1, 8) OBP: 0.356, SLG: 0.400	FC4-6 G5-4-3 1-2			1B 2B		G4-3		1B BB 1B	K	5	2	2	0	0	1	1				
Ron Karkovics, R (1, 2) OBP: 0.287, SLG: 0.421	G5-4-3			P4			F7	BB 1B BB		3	1	0	0	1	0	3				
Ozzie Guillen, L (1, 6) OBP: 0.297, SLG: 0.386			G5-3		CS 1B		2B SH1 1B	BB 1B 1B		4	2	3	3	0	0	0				
Inning Stats	R: 0 E: 0 K: 0 S: 12	H: 1 LOB: 2 BB: 1 P: 18	R: 0 E: 0 K: 0 S: 7	H: 1 LOB: 0 BB: 0 P: 11	R: 0 E: 1 K: 0 S: 10	H: 0 LOB: 2 BB: 1 P: 18	R: 2 E: 0 K: 0 S: 11	H: 3 LOB: 0 BB: 0 P: 20	R: 0 E: 0 K: 0 S: 8	H: 1 LOB: 1 BB: 1 P: 16	R: 1 E: 0 K: 0 S: 6	H: 2 LOB: 1 BB: 0 P: 12	R: 5 E: 0 K: 1 S: 23	H: 4 LOB: 3 BB: 3 P: 49	R: 0 E: 0 K: 2 S: 9	H: 0 LOB: 0 BB: 0 P: 15		1B: 9 2B: 2 3B: 0 HR: 1	SF: 0 SAC: 1 DP: 2 HBP: 0	WP: 0 PB: 0 CS: 1
PITCHER	IP WLS BF H R ER SO BB IBB HBP BLK WP HR S P ERA WHIP																			
Bob Welch, R (1, 1) ERA: 5.15 Vince Horsman, L (8, 1) ERA: 5.16 John Briscoe, R (9, 1) ERA: 10.0	7.1 L 33 9 5 5 0 3 1 0 0 0 0 1 64 117 6.14 1.636																			

Batter	1	2	3	4	5	6	7	8	9	AB	R	H	RBI	BB	SO	LOB	BOTTOM					
Kurt Abbott, R (1, 7) OBP: 0.387, SLG: 0.690	G1-3		K		G5-3			K	F8	5	0	0	0	0	2	4	Chicago White Sox @ Oakland Athletics Oakland-Alameda County Coliseum, Oakland, CA Fri Sep 17 1993, 7:05 PM PDT Att: 27,278 - Unknown					
Mike Bordick, R (1, 6) OBP: 0.340, SLG: 0.315	G1-6-3			FC5-4 HBP		G6-3		DI BB		2	0	0	0	1	0	0						
Ruben Sierra, S (1, 9) OBP: 0.293, SLG: 0.393 Eric Helfand, L (9, 2) OBP: 0.500, SLG: 0.500	G6-3			FC5-4 1B 1-2		L8		F9		4	0	0	0	0	0	2						
Dave Henderson, R (1, 8) OBP: 0.263, SLG: 0.387		K		F8		2B		G1-3		4	0	1	0	0	1	2						
Troy Neel, L (1, 10) OBP: 0.358, SLG: 0.478		G6-3 HBP		G6-3 BB 1B		K		BB 1B BB		2	0	1	0	1	1	1						
Brent Gates, S (1, 4) OBP: 0.348, SLG: 0.371	G6-3			BB			F8	F8		3	0	0	0	1	0	2						
Craig Paquette, R (1, 5) OBP: 0.260, SLG: 0.404	G5-3			K			BB	P2		3	0	0	0	1	1	5						
Scott Brosius, R (1, 3) OBP: 0.268, SLG: 0.384			P9		P6		F9	F9		4	0	1	0	0	0	1						
Scott Hemond, R (1, 2) OBP: 0.328, SLG: 0.395 Scott Lydy, R (9, 9) OBP: 0.273, SLG: 0.296			K		G5-3 1B		F9	F9		3	0	1	0	0	1	1						
Inning Stats	R: 0 E: 0 K: 0 S: 6	H: 0 LOB: 0 BB: 0 P: 6	R: 0 E: 0 K: 1 S: 11	H: 0 LOB: 0 BB: 0 P: 13	R: 0 E: 0 K: 2 S: 10	H: 0 LOB: 0 BB: 0 P: 15	R: 0 E: 0 K: 1 S: 18	H: 1 LOB: 3 BB: 1 P: 30	R: 0 E: 0 K: 0 S: 8	H: 1 LOB: 0 BB: 0 P: 11	R: 0 E: 0 K: 1 S: 12	H: 1 LOB: 1 BB: 0 P: 17	R: 0 E: 0 K: 0 S: 11	H: 0 LOB: 1 BB: 1 P: 18	R: 0 E: 0 K: 1 S: 10	H: 0 LOB: 1 BB: 1 P: 16		R: 0 E: 0 K: 0 S: 15	H: 1 LOB: 3 BB: 2 P: 29	1B: 3 2B: 1 3B: 0 HR: 0	SF: 0 SAC: 0 DP: 0 HBP: 2	WP: 0 PB: 0 CS: 0
PITCHER	IP WLS BF H R ER SO BB IBB HBP BLK WP HR S P ERA WHIP																					
Wilson Alvarez, L (1, 1) ERA: 3.13 Jeff Schwarz, R (9, 1) ERA: 3.94	8.0 W 31 3 0 0 6 2 0 0 0 0 0 0 15 29 0.00 3.000																					

Batter	1	2	3	4	5	6	7	8	9	AB	R	H	RBI	BB	SO	LOB	TOP											
Tim Raines, S OBP: 0.399, SLG: 0.485 (1, 7)	F7	F7			G4-3					3	0	0	0	1	0	1	Chicago White Sox @ Oakland Athletics Oakland-Alameda County Coliseum, Oakland, CA Sat Sep 18 1993, 3:33 AM PDT Att: 34,679 - Sunny - 64 F livebaseballscorecards.com											
Joey Cora, S OBP: 0.351, SLG: 0.358 (1, 4)	E5 2B		G3		G4-3		K			4	1	0	0	0	1	3												
Dan Pasqua, L OBP: 0.298, SLG: 0.355 Ivan Calderon, R OBP: 0.283, SLG: 0.291 Craig Grebeck, R OBP: 0.322, SLG: 0.292 (1, 3)	1-H 1B 2B		G3		G4-3			G6-3		3	1	1	1	0	0	0												
Robin Ventura, L OBP: 0.379, SLG: 0.432 (8, 3)	G2-3 2H 1B					P8				4	0	3	1	0	0	0												
George Bell, R OBP: 0.253, SLG: 0.380 (1, 10)	G2-3 1-2					L6				4	0	0	0	0	0	3												
Ellis Burks, R OBP: 0.350, SLG: 0.448 (1, 9)	K									3	0	0	0	1	2	2												
Lance Johnson, L OBP: 0.358, SLG: 0.400 (1, 8)										3	0	1	0	1	0	0												
Ron Karkovics, R OBP: 0.285, SLG: 0.418 Warren Newson, L OBP: 0.371, SLG: 0.345 (9, PH)	P6									2	0	0	0	0	0	1												
Ozzie Guillen, L OBP: 0.295, SLG: 0.383 (1, 6)	F7									1	0	0	0	0	0	3												
Inning Stats	R: 2 H: 2 E: 1 K: 1 S: 16	H: 2 LOB: 1 BB: 0 P: 19	R: 0 H: 1 E: 0 K: 0 S: 6	H: 1 LOB: 1 BB: 0 P: 9	R: 0 H: 1 E: 0 K: 0 S: 9	H: 1 LOB: 1 BB: 0 P: 16	R: 0 H: 0 E: 0 K: 0 S: 6	H: 0 LOB: 0 BB: 0 P: 10	R: 0 H: 0 E: 0 K: 0 S: 8	H: 0 LOB: 0 BB: 0 P: 14	R: 0 H: 0 E: 0 K: 1 S: 10	H: 0 LOB: 3 BB: 3 P: 24	R: 0 H: 1 E: 0 K: 1 S: 12	H: 1 LOB: 1 BB: 0 P: 20	R: 0 H: 0 E: 0 K: 1 S: 9	H: 0 LOB: 0 BB: 0 P: 13		1B: 4 2B: 1 3B: 0 HR: 0	SF: 0 SAC: 1 DP: 0 HBP: 0	WP: 0 PB: 0 SB: 0 CS: 0	PA: 36							
PITCHER	IP	WLS	BF	H	R	ER	SO	BB	IBB	HBP	BLK	WP	HR	S	P	ERA	WHIP											
Bobby Witt, R ERA: 4.19 (1, 1)	7.0	W	29	4	2	1	2	3	0	0	0	0	0	0	63	103	1.29	1.000										
Rik Honeycutt, L ERA: 3.11 (8, 1)	0.1		2	1	0	0	0	0	0	0	0	0	0	5	9	0.00	3.000											
Dennis Eckersley, R ERA: 3.86 (8, 1)	1.2	S	5	0	0	0	2	0	0	0	0	0	0	16	24	0.00	0.000											

Batter	1	2	3	4	5	6	7	8	9	AB	R	H	RBI	BB	SO	LOB	BOTTOM										
Jerry Browne, S OBP: 0.299, SLG: 0.300 (1, 7)	1B G3 1B	L3		G4-3			L5			4	1	1	0	0	0	2	Chicago White Sox @ Oakland Athletics Oakland-Alameda County Coliseum, Oakland, CA Sat Sep 18 1993, 3:33 AM PDT Att: 34,679 - Sunny - 64 F livebaseballscorecards.com										
Scott Brosius, R OBP: 0.273, SLG: 0.383 (1, 8)	G3 1B 1B			F7			K			3	0	1	0	1	1	1											
Ruben Sierra, S OBP: 0.293, SLG: 0.392 (1, 9)	G3 1B	G3		G4-3			F9			4	0	1	0	0	0	2											
Troy Neel, L OBP: 0.354, SLG: 0.473 (1, 10)	K			G3			F7			4	0	0	0	0	2	3											
Brent Gates, S OBP: 0.345, SLG: 0.367 (1, 4)	G3			L8			G3			4	0	0	1	0	0	2											
Mike Aldrete, L OBP: 0.388, SLG: 0.476 (1, 3)	G6-3			G4-3						4	0	0	0	0	0	2											
Craig Paquette, R OBP: 0.260, SLG: 0.406 (1, 5)				P3			F9			3	1	1	0	0	0	0											
Mike Bordick, R OBP: 0.343, SLG: 0.322 (1, 6)				E9 2B 1B						3	1	3	1	0	0	0											
Scott Hemond, R OBP: 0.328, SLG: 0.399 (1, 2)	B2			G4-3 2H 2B			P3			3	0	1	1	0	0	2											
Inning Stats	R: 1 H: 3 E: 0 K: 1 S: 11	H: 3 LOB: 2 BB: 0 P: 16	R: 1 H: 2 E: 0 K: 0 S: 15	H: 2 LOB: 2 BB: 1 P: 26	R: 0 H: 0 E: 0 K: 0 S: 8	H: 0 LOB: 0 BB: 0 P: 10	R: 1 H: 2 E: 1 K: 0 S: 13	H: 2 LOB: 1 BB: 0 P: 19	R: 0 H: 0 E: 0 K: 0 S: 6	H: 0 LOB: 0 BB: 0 P: 8	R: 0 H: 1 E: 0 K: 0 S: 9	H: 1 LOB: 1 BB: 0 P: 10	R: 0 H: 0 E: 0 K: 1 S: 7	H: 0 LOB: 0 BB: 0 P: 11	R: 0 H: 0 E: 0 K: 1 S: 9	H: 0 LOB: 0 BB: 0 P: 12		1B: 5 2B: 3 3B: 0 HR: 0	SF: 0 SAC: 0 DP: 0 HBP: 0	WP: 0 PB: 1 SB: 0 CS: 0	PA: 33						
PITCHER	IP	WLS	BF	H	R	ER	SO	BB	IBB	HBP	BLK	WP	HR	S	P	ERA	WHIP										
Jack McDowell, R ERA: 3.49 (1, 1)	8.0	L	33	8	3	2	3	1	0	0	0	0	0	78	112	2.25	1.125										

Batter	1	2	3	4	5	6	7	8	9	AB	R	H	RBI	BB	SO	LOB	TOP				
Tim Raines, S OBP: 0.400, SLG: 0.485	P5		1-0 S		2-0 1B			L9		4	0	2	1	0	0	0	Chicago White Sox @ Oakland Athletics Oakland-Alameda County Coliseum, Oakland, CA Sun Sep 19 1993, 3:33 AM PDT Att: 29,939 - Cloudy - 67 F				
Joey Cora, S OBP: 0.349, SLG: 0.355	K		1-3 2-H 1B		2-1 1 SAFE 1 SAFE 1B			F8		4	0	0	0	0	2	3					
Frank Thomas, R OBP: 0.431, SLG: 0.626 Dan Pasqua, L OBP: 0.298, SLG: 0.355	F7		0-1 G5-3						2-1 HR 1B	3	1	1	0	1	0	2					
Robin Ventura, L OBP: 0.378, SLG: 0.436		2-1 L8		2-0 P4					1-0 HR 1B	4	1	1	2	0	0	1					
George Bell, R OBP: 0.250, SLG: 0.376		0-3 K		2-1 F9					2-1 L7	4	0	0	0	0	1	0					
Ellis Burks, R OBP: 0.351, SLG: 0.451		1-2 K		1-0 2B					1-1 G6-3 1B	4	0	2	0	0	1	0					
Lance Johnson, L OBP: 0.355, SLG: 0.396			1-1 P3	3-2 P6					0-1 G6-3	4	0	0	0	0	0	2					
Michael LaValliere, L OBP: 0.276, SLG: 0.269 Warren Newson, L OBP: 0.361, SLG: 0.333 Ron Karkovics, R OBP: 0.285, SLG: 0.418			1-2 1B 1B		0-3 K				2-3 K	2	1	1	0	0	1	0					
Ozzie Guillen, L OBP: 0.295, SLG: 0.382			1-1 1B 1B		0-1 G4-3				1-1 G6-3	3	0	1	0	0	0	0					
Inning Stats	R: 0 E: 0 K: 1 S: 7	H: 0 LOB: 0 BB: 0 P: 13	R: 0 E: 0 K: 2 S: 9	H: 0 LOB: 0 BB: 0 P: 12	R: 1 E: 0 K: 1 S: 14	H: 3 LOB: 2 BB: 0 P: 21	R: 0 E: 0 K: 0 S: 7	H: 1 LOB: 1 BB: 0 P: 15	R: 0 E: 0 K: 1 S: 8	H: 0 LOB: 0 BB: 1 P: 12	R: 0 E: 0 K: 1 S: 5	H: 0 LOB: 0 BB: 0 P: 9	R: 0 E: 0 K: 0 S: 6	H: 0 LOB: 0 BB: 0 P: 10	R: 2 E: 0 K: 0 S: 9	H: 3 LOB: 0 BB: 0 P: 15		1B: 6 2B: 1 3B: 0 HR: 1	SF: 0 SAC: 0 DP: 2 HBP: 0	WP: 0 PB: 0 SB: 1 CS: 1	PA: 34
PITCHER	IP	WLS	BF	H	R	ER	SO	BB	IBB	HBP	BLK	WP	HR	S	P	ERA	WHIP				
Steve Karsay, R ERA: 4.57	7.0	26	5	1	1	6	1	0	0	0	0	0	0	57	94	1.29	0.857				
Rick Honeycutt, L ERA: 3.05	1.0	3	0	0	0	0	0	0	0	0	0	0	0	6	10	0.00	0.000				
Dennis Eckersley, R ERA: 4.12	0.1	L	4	3	2	2	0	0	0	0	0	0	1	7	13	54.00	9.000				
Roger Smithberg, R ERA: 1.64	0.2	1	0	0	0	0	0	0	0	0	0	0	0	2	2	0.00	0.000				

Batter	1	2	3	4	5	6	7	8	9	AB	R	H	RBI	BB	SO	LOB	BOTTOM					
Kurt Abbott, R OBP: 0.353, SLG: 0.625	P2		1-3 K		0-2 F8			SH3		3	0	0	0	0	1	1	Chicago White Sox @ Oakland Athletics Oakland-Alameda County Coliseum, Oakland, CA Sun Sep 19 1993, 3:33 AM PDT Att: 29,939 - Cloudy - 67 F					
Jerry Browne, S OBP: 0.294, SLG: 0.295	L8		0-0 G4-3		1-1 P4			F7		4	0	0	0	0	2	2						
Ruben Sierra, S OBP: 0.294, SLG: 0.392	L9		1-1 G4-3		1-0 1B E				4-0 1B IBB	3	1	1	0	1	0	0						
Troy Neel, L OBP: 0.356, SLG: 0.474		1-3 K		1-1 G6-3 1B					0-0 SH3 E 1B	4	0	2	0	0	2	2						
Brent Gates, S OBP: 0.346, SLG: 0.371		2-2 2B		1-0 G6-3					0-2 E4 SH3 1B	4	0	2	1	0	0	2						
Mike Aldrete, L OBP: 0.385, SLG: 0.471 Scott Lydy, R OBP: 0.273, SLG: 0.296 Eric Helfand, L OBP: 0.400, SLG: 0.400		2-1 F7		0-1 F8					0-0 SH3	2	0	0	0	0	0	1						
Scott Brosius, R OBP: 0.267, SLG: 0.373		1-3 K		0-0 F7					1-2 2-3 P4	4	0	0	0	0	2	4						
Mike Bordick, R OBP: 0.342, SLG: 0.320 Dave Henderson, R OBP: 0.262, SLG: 0.386			0-0 G5-3		2-1 P4				0-2 P3	3	0	0	0	0	2	2						
Scott Hemond, R OBP: 0.332, SLG: 0.400			4-2 BB		3-2 F7				2-2 SH3 1B	2	0	1	0	1	0	0						
Inning Stats	R: 0 E: 0 K: 0 S: 7	H: 0 LOB: 0 BB: 0 P: 10	R: 0 E: 0 K: 2 S: 12	H: 1 LOB: 1 BB: 0 P: 18	R: 0 E: 0 K: 1 S: 8	H: 0 LOB: 1 BB: 1 P: 13	R: 0 E: 0 K: 0 S: 5	H: 1 LOB: 0 BB: 0 P: 8	R: 0 E: 0 K: 0 S: 5	H: 0 LOB: 0 BB: 0 P: 7	R: 0 E: 0 K: 0 S: 9	H: 0 LOB: 2 BB: 0 P: 13	R: 1 E: 1 K: 0 S: 16	H: 2 LOB: 2 BB: 0 P: 18	R: 0 E: 0 K: 1 S: 11	H: 1 LOB: 1 BB: 1 P: 20		R: 0 E: 0 K: 1 S: 9	H: 1 LOB: 1 BB: 0 P: 10	1B: 5 2B: 1 3B: 0 HR: 0	SF: 0 SAC: 2 DP: 1 HBP: 0	WP: 0 PB: 0 SB: 0 CS: 0
PITCHER	IP	WLS	BF	H	R	ER	SO	BB	IBB	HBP	BLK	WP	HR	S	P	ERA	WHIP					
Tim Belcher, R ERA: 4.68	7.1	28	5	1	1	3	1	0	0	0	0	0	0	67	95	1.23	0.818					
Scott Radlinsky, L ERA: 4.41	0.2	W	4	1	0	0	1	0	1	0	0	0	0	7	13	0.00	1.500					
Roberto Hernandez, R ERA: 2.26	1.0	S	3	0	0	0	1	0	0	0	0	0	0	8	9	0.00	0.000					

Batter	1	2	3	4	5	6	7	8	9	AB	R	H	RBI	BB	SO	LOB	TOP			
Tim Raines, S OBP: 0.402, SLG: 0.486 (1, 7)	L8		FC6-4		BB			FC6-5 SH3-4 BB		3	0	1	0	1	0	1				
Joey Cora, S OBP: 0.348, SLG: 0.353 (1, 4)	G5-3		F7		BB			SH3-4		2	0	0	0	1	0	1				
Frank Thomas, R OBP: 0.429, SLG: 0.617 (1, 3)	P3			E4 FC6-4	F9			FC6-5 1B		4	0	0	0	0	0	3				
Ellis Burks, R OBP: 0.353, SLG: 0.449 Mike Huff, R OBP: 0.289, SLG: 0.333 (8, 9)		G5-3		FC6-4 2B SF9		G3-1		BB 1B		4	1	1	0	0	0	1				
Bo Jackson, R OBP: 0.287, SLG: 0.404 Lance Johnson, L OBP: 0.355, SLG: 0.400 (8, PR) (8, 8)		G6-3		SF9 2B		F9		BB		3	0	1	0	1	0	0				
Robin Ventura, L OBP: 0.378, SLG: 0.438 (1, 5)				SF9 2B		K		F8		3	0	1	1	0	1	3				
Ivan Calderon, R OBP: 0.279, SLG: 0.286 (1, 10)				B2-3				G5-3	G5-3	4	0	0	0	0	1	2				
Ron Karkovics, R OBP: 0.287, SLG: 0.423 (1, 2)			G6-3		K			K	K	4	0	0	0	0	3	0				
Craig Grebeck, R OBP: 0.319, SLG: 0.285 (1, 6)				G6-3 FC6-4 BB		G6-3		L5	F7	3	0	0	0	1	0	0				
Inning Stats	R: 0 E: 0 K: 0 S: 4	H: 0 LOB: 0 BB: 0 P: 7	R: 0 E: 0 K: 1 S: 10	H: 1 LOB: 1 BB: 0 P: 17	R: 0 E: 0 K: 0 S: 4	H: 0 LOB: 1 BB: 1 P: 11	R: 1 E: 1 K: 0 S: 11	H: 1 LOB: 1 BB: 0 P: 15	R: 0 E: 0 K: 1 S: 14	H: 1 LOB: 2 BB: 1 P: 22	R: 0 E: 0 K: 1 S: 5	H: 0 LOB: 0 BB: 0 P: 9	R: 0 E: 0 K: 0 S: 18	H: 1 LOB: 3 BB: 2 P: 32	R: 0 E: 0 K: 1 S: 5	H: 0 LOB: 0 BB: 0 P: 7	1B: 2 2B: 2 3B: 0 HR: 0	SF: 1 SAC: 1 DP: 0 HBP: 0	WP: 0 PB: 0 SB: 0 CS: 0	PA: 36
PITCHER Chuck Finley, L ERA: 2.93 (1, 1)	IP: 9.0 WLS: L BF: 36 H: 4 R: 1 ER: 0 SO: 5 BB: 4 IBB: 0 HBP: 0 BLK: 0 WP: 0 HR: 0 S: 82 P: 136 ERA: 0.00 WHIP: 0.889															PITCHER				

Chicago White Sox @ California Angels
Anaheim Stadium, Anaheim, CA
Wed Sep 22 1993, 10:05 PM EDT
Att: 19,461 - Unknown - 68 F

AB 30
R 1
H 4
RBI 1
BB 4
SO 5
LOB 11



Batter	1	2	3	4	5	6	7	8	9	AB	R	H	RBI	BB	SO	LOB	BOTTOM			
Stan Javier, S OBP: 0.339, SLG: 0.355 (8, 9)	G6-3		G6-3		G1-3			1B BB		3	0	0	0	1	0	2				
Chad Curtis, R OBP: 0.367, SLG: 0.372 (1, 8)	S 1B					K		F7		4	0	2	0	0	1	1				
Rene Gonzales, R OBP: 0.352, SLG: 0.336 (1, 5)	F7		F8			K		K		4	0	1	0	0	1	2				
Chili Davis, S OBP: 0.326, SLG: 0.439 (1, 10)					K			P3		3	0	0	0	1	1	2				
Chris Turner, R OBP: 0.381, SLG: 0.418 (1, 2)	F7				CS 1B			SH1-3 BB		3	0	1	0	1	1	2				
J.T. Snow, L OBP: 0.316, SLG: 0.380 (1, 3)			G3-1		K			SH1-3	F8	3	0	0	0	0	1	1				
Jim Edmonds, L OBP: 0.297, SLG: 0.389 Eduardo Perez, R OBP: 0.284, SLG: 0.370 Luis Polonia, L OBP: 0.327, SLG: 0.330 (7, PR) (7, PR) (8, 7)								G5-4-3 HBP	S BB	1	0	0	0	1	1	0				
Torey Lovullo, S OBP: 0.320, SLG: 0.352 (1, 4)		G6-3			FC1-6 CS 1B			G5-4-3	F7	4	0	0	0	0	0	4				
Rod Correia, R OBP: 0.336, SLG: 0.330 (1, 6)			G3					L5		3	0	1	0	0	0	0				
Inning Stats	R: 0 E: 0 K: 0 S: 11	H: 1 LOB: 2 BB: 1 P: 19	R: 0 E: 0 K: 1 S: 11	H: 0 LOB: 0 BB: 0 P: 16	R: 0 E: 0 K: 2 S: 8	H: 1 LOB: 0 BB: 0 P: 14	R: 0 E: 0 K: 0 S: 11	H: 1 LOB: 1 BB: 1 P: 19	R: 0 E: 0 K: 2 S: 9	H: 0 LOB: 0 BB: 0 P: 12	R: 0 E: 0 K: 0 S: 5	H: 0 LOB: 2 BB: 1 P: 10	R: 0 E: 0 K: 0 S: 16	H: 1 LOB: 1 BB: 1 P: 25	R: 0 E: 0 K: 1 S: 9	H: 0 LOB: 1 BB: 1 P: 18	1B: 5 2B: 0 3B: 0 HR: 0	SF: 0 SAC: 1 DP: 1 HBP: 1	WP: 0 PB: 0 SB: 0 CS: 3	PA: 35
PITCHER Wilson Alvarez, L ERA: 3.0 Roberto Hernandez, R ERA: 2.23 (1, 1) (8, 1)	IP: 8.0 WLS: W BF: 31 H: 5 R: 0 ER: 0 SO: 5 BB: 4 IBB: 0 HBP: 0 BLK: 0 WP: 0 HR: 0 S: 9 P: 128 ERA: 0.00 WHIP: 1.125															PITCHER				

Chicago White Sox @ California Angels
Anaheim Stadium, Anaheim, CA
Wed Sep 22 1993, 10:05 PM EDT
Att: 19,461 - Unknown - 68 F


AB 28
R 0
H 5
RBI 0
BB 5
SO 6
LOB 14




Batter	1	2	3	4	5	6	7	8	9	AB	R	H	RBI	BB	SO	LOB	TOP																
Tim Raines, S OBP: 0.402, SLG: 0.485 (1, 7)										5	0	2	0	0	0	1	Chicago White Sox @ California Angels Anaheim Stadium, Anaheim, CA Thu Sep 23 1993, 6:33 AM EDT Att: 17,761 - Sunny - 72 F																
Craig Grebeck, R OBP: 0.311, SLG: 0.276 (1, 4)										5	0	0	0	0	1	2																	
Frank Thomas, R OBP: 0.429, SLG: 0.616 Drew Denson, S (9, PH)										3	1	1	0	1	1	0																	
Dan Pasqua, L OBP: 0.293, SLG: 0.348 (9, 3)										1	0	0	0	0	0	0																	
George Bell, R OBP: 0.254, SLG: 0.379 (1, 10)										5	1	2	0	0	0	2																	
Bo Jackson, R OBP: 0.287, SLG: 0.403 Mike Huff, R OBP: 0.308, SLG: 0.333 (6, PR)										3	0	1	1	0	1	2																	
Robin Ventura, L OBP: 0.379, SLG: 0.438 (1, 5)										4	2	2	1	0	1	2																	
Lance Johnson, L OBP: 0.354, SLG: 0.398 (1, 8)										3	1	0	0	1	0	3																	
Ron Karkovics, R OBP: 0.289, SLG: 0.435 (1, 2)										4	2	2	4	0	2	0																	
Ozzie Guillen, L OBP: 0.293, SLG: 0.380 (1, 6)										4	0	0	0	0	0	1																	
Inning Stats	R: 0 E: 0 K: 0 S: 11	H: 1 LOB: 2 BB: 1 P: 19	R: 0 E: 0 K: 2 S: 7	H: 0 LOB: 0 BB: 0 P: 10	R: 0 E: 0 K: 0 S: 7	H: 0 LOB: 0 BB: 0 P: 10	R: 0 E: 0 K: 1 S: 9	H: 0 LOB: 0 BB: 0 P: 15	R: 2 E: 0 K: 1 S: 11	H: 3 LOB: 1 BB: 0 P: 17	R: 4 E: 1 K: 0 S: 13	H: 4 LOB: 1 BB: 1 P: 22	R: 1 E: 0 K: 1 S: 17	H: 2 LOB: 2 BB: 1 P: 28	R: 0 E: 0 K: 1 S: 8	H: 0 LOB: 0 BB: 0 P: 13	R: 0 E: 0 K: 0 S: 5	H: 0 LOB: 0 BB: 0 P: 8	1B: 7 2B: 2 3B: 0 HR: 1	SF: 0 SAC: 0 DP: 1 HBP: 0	WP: 0 PB: 0 SB: 0 CS: 0	PA: 40											
PITCHER	IP WLS BF H R ER SO BB IBB HBP BLK WP HR S P ERA WHIP																																
Mark Langston, L ERA: 3.22 Paul Swingle, R ERA: 8.59 Brian Anderson, L ERA: 3.38	(1, 1) (7, 1) (7, 1)	6.0 0.2 2.1	L 4 8	28 1 1	8 1 0	6 1 0	5 1 0	4 1 0	2 1 0	0 0 0	0 0 0	0 0 0	0 0 0	0 12 18	58 21 28	93 13.50 0.00	1.667 3.000 0.429																

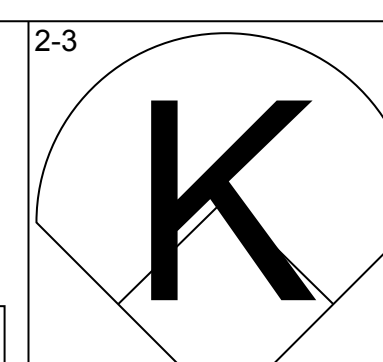
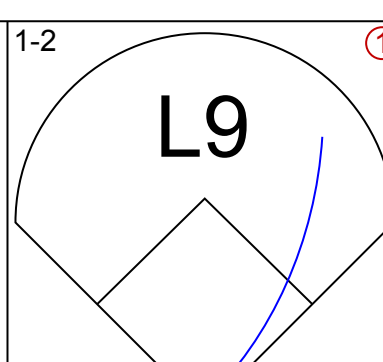
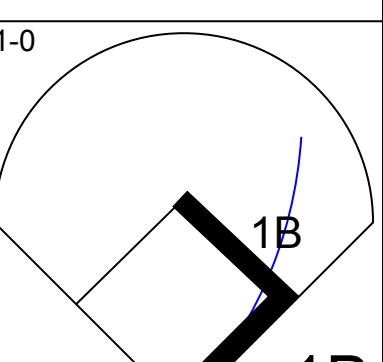
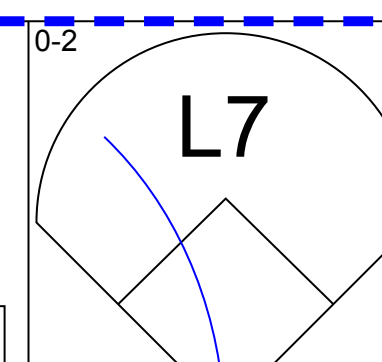
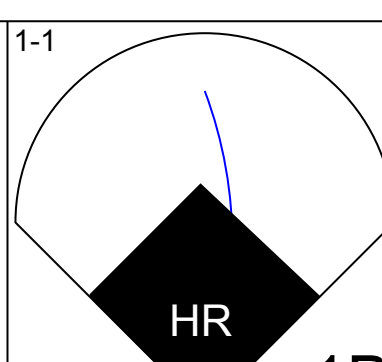
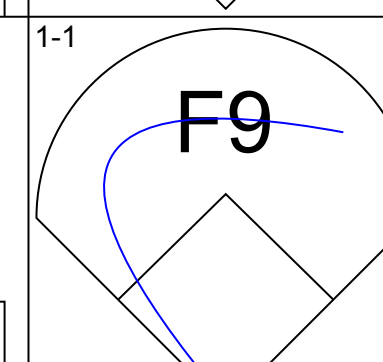
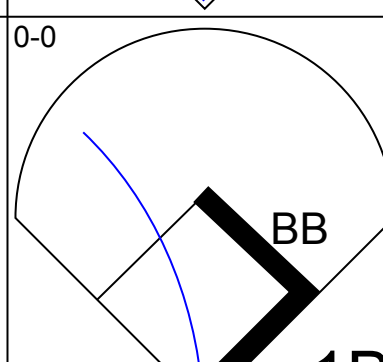
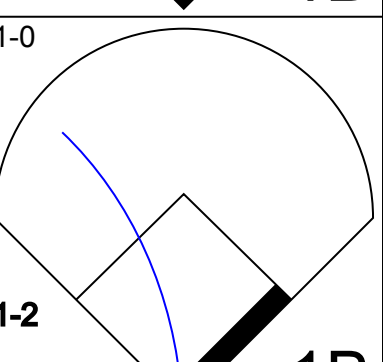
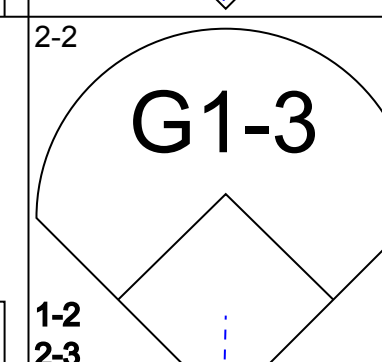
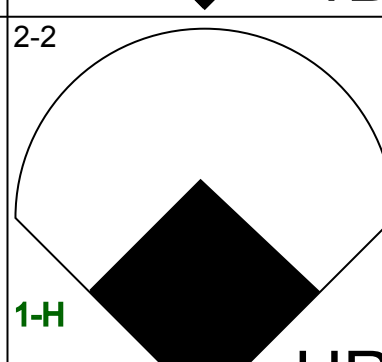
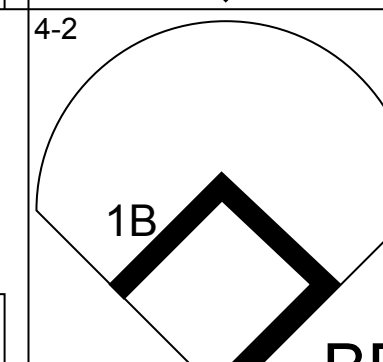
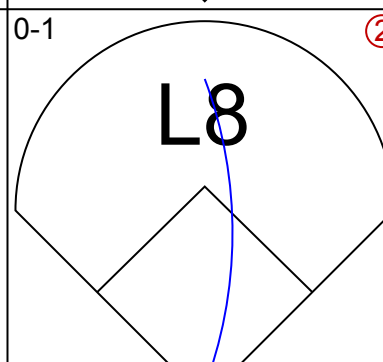
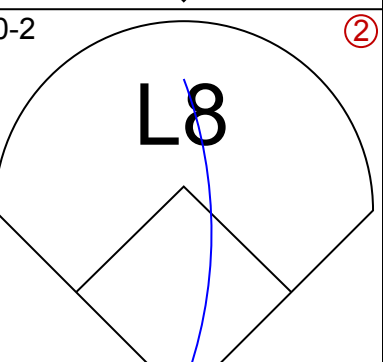
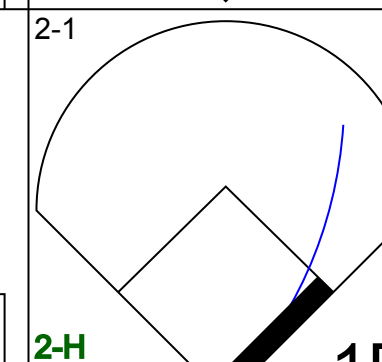
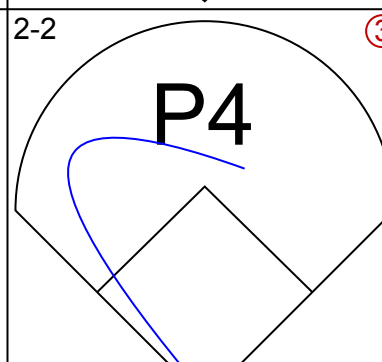
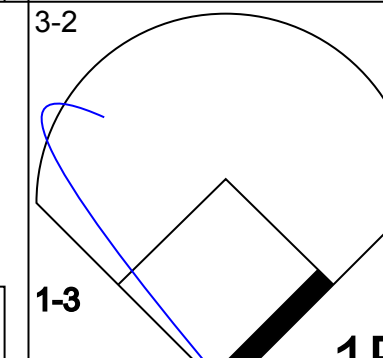
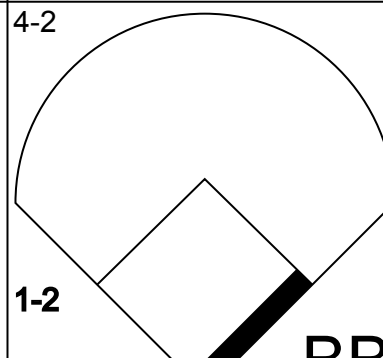
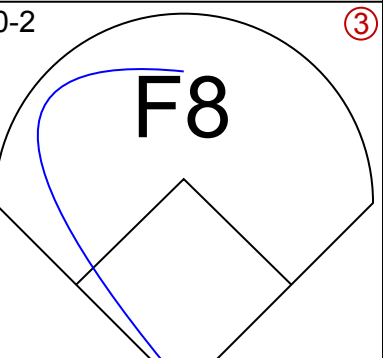
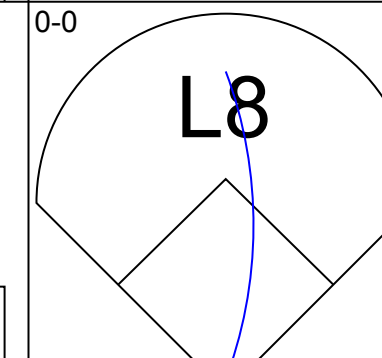
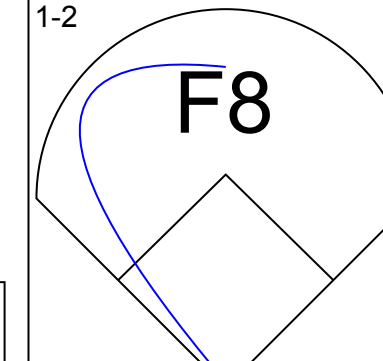
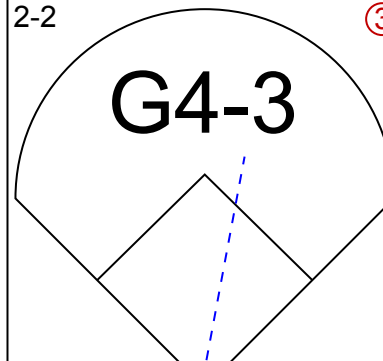
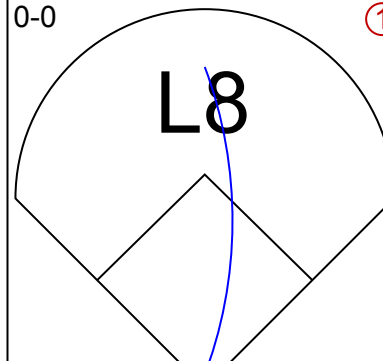
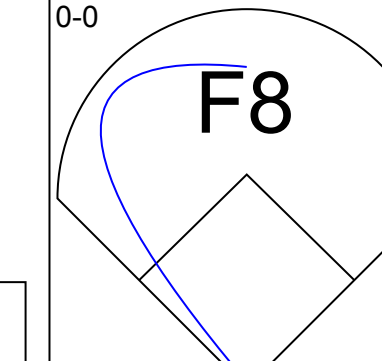
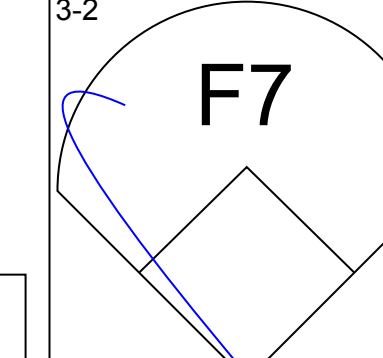
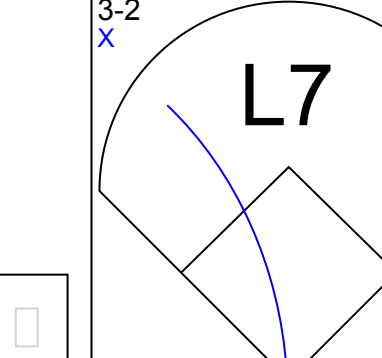
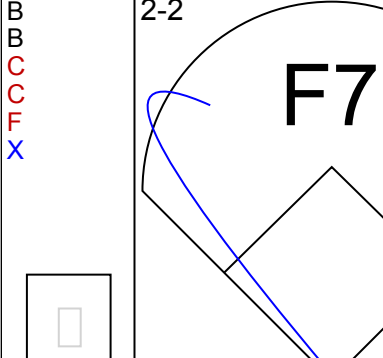
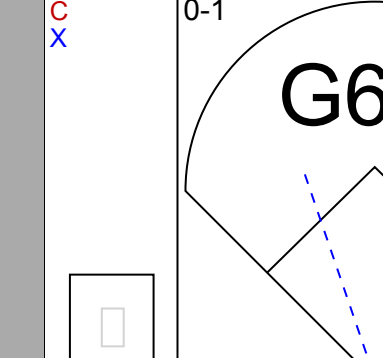
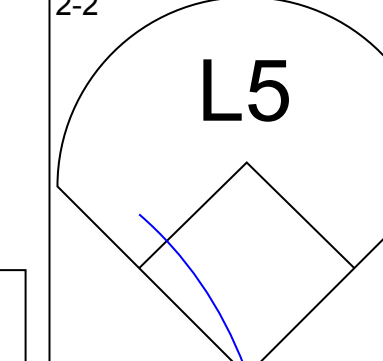
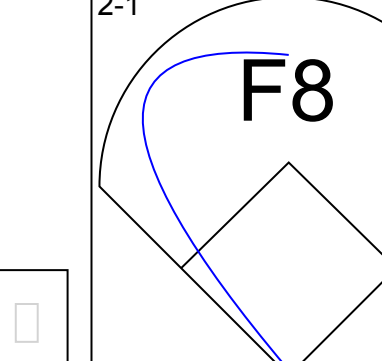
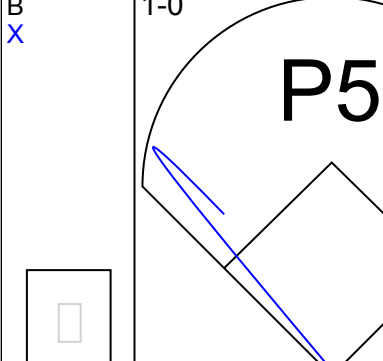
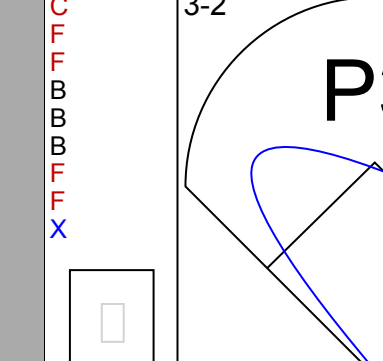
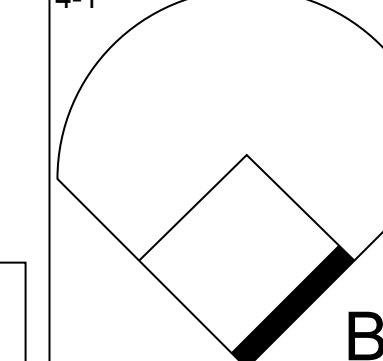
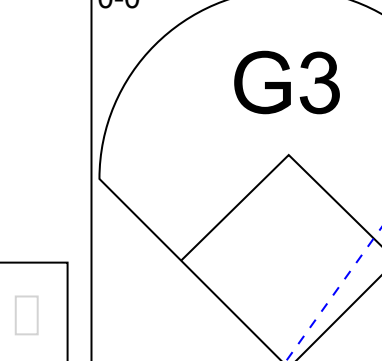
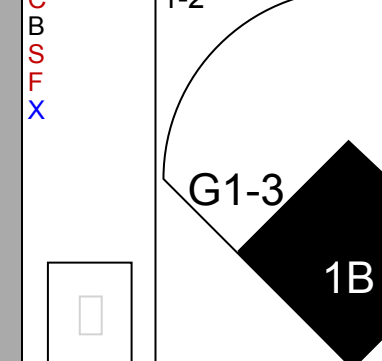
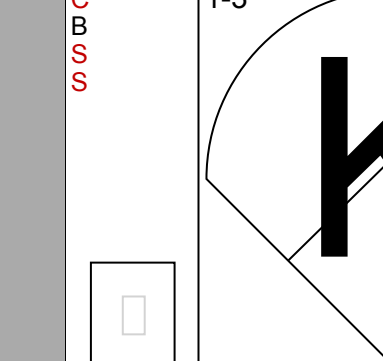
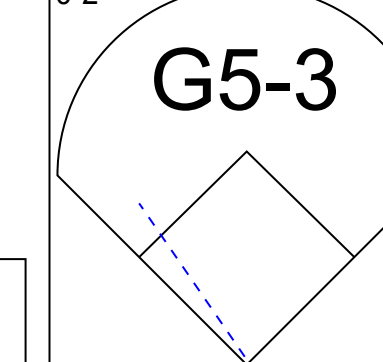
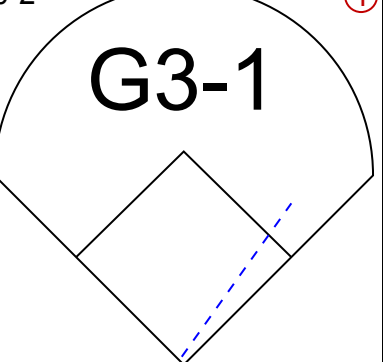
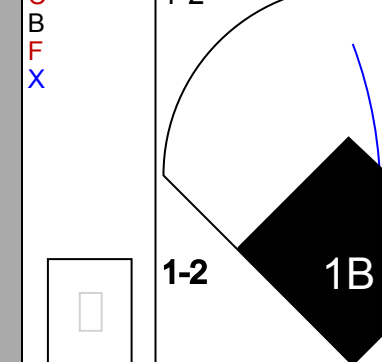
Batter	1	2	3	4	5	6	7	8	9	AB	R	H	RBI	BB	SO	LOB	BOTTOM											
Luis Polonia, L OBP: 0.325, SLG: 0.327 (1, 7)										4	0	0	0	0	0	2	Chicago White Sox @ California Angels Anaheim Stadium, Anaheim, CA Thu Sep 23 1993, 6:33 AM EDT Att: 17,761 - Sunny - 72 F											
Chad Curtis, R OBP: 0.366, SLG: 0.370 (1, 8)										3	0	0	0	1	0	2												
Jim Edmonds, L OBP: 0.268, SLG: 0.350 (1, 9)										4	0	0	0	0	1	2												
Chili Davis, S OBP: 0.325, SLG: 0.438 (1, 10)										4	1	1	0	0	2	1												
Greg Myers, L OBP: 0.295, SLG: 0.367 (1, 2)										3	0	0	0	0	1	0												
Rene Gonzales, R OBP: 0.348, SLG: 0.331 (1, 5)										4	0	0	0	0	0	1												
J.T. Snow, L OBP: 0.316, SLG: 0.379 (1, 3)										3	0	1	1	0	1	0												
Torey Lovullo, S OBP: 0.320, SLG: 0.349 (9, 6)										2	0	0	0	1	0	0												
Rod Correia, R OBP: 0.339, SLG: 0.343 Stan Javier, S OBP: 0.342, SLG: 0.358 (8, PH)										2	0	1	0	0	0	2												
Inning Stats	R: 0 E: 0 K: 0 S: 8	H: 0 LOB: 0 BB: 0 P: 9	R: 1 E: 0 K: 0 S: 8	H: 2 LOB: 2 BB: 1 P: 13	R: 0 E: 0 K: 1 S: 9	H: 0 LOB: 0 BB: 1 P: 13	R: 0 E: 0 K: 0 S: 7	H: 0 LOB: 0 BB: 0 P: 9	R: 0 E: 0 K: 2 S: 12	H: 1 LOB: 1 BB: 0 P: 10	R: 0 E: 0 K: 1 S: 8	H: 0 LOB: 0 BB: 0 P: 11	R: 0 E: 0 K: 0 S: 10	H: 1 LOB: 1 BB: 0 P: 16	R: 0 E: 0 K: 1 S: 5	H: 0 LOB: 0 BB: 0 P: 6		1B: 3 2B: 1 3B: 0 HR: 0	SF: 0 SAC: 1 DP: 0 HBP: 0	WP: 1 PB: 0 SB: 0 CS: 0	PA: 33							
PITCHER	IP WLS BF H R ER SO BB IBB HBP BLK WP HR S P ERA WHIP																											
Jack McDowell, R ERA: 3.4	(1, 1)	9.0	W 33	4 1 1 5	1 1 1 5	1 1 1 5	2 0 0 0	0 0 0 0	1 0 74	102	1.00	0.667																

AB	37
R	7
H	10
RBI	6
BB	3
SO	6
LOB	13



AB	30
R	1
H	4
RBI	1
BB	2
SO	5
LOB	10

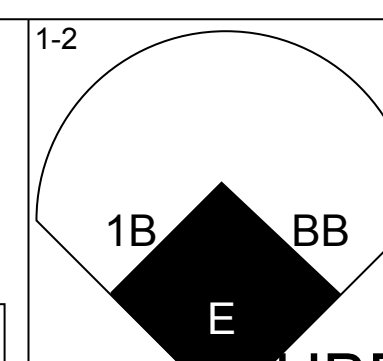
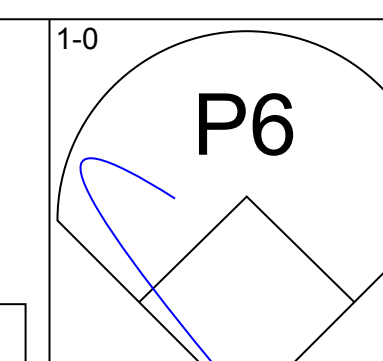
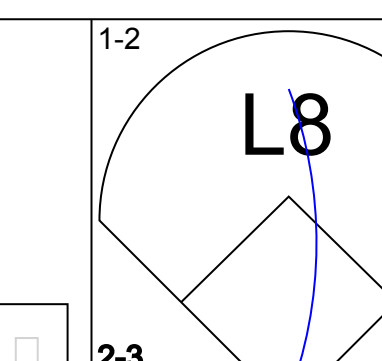
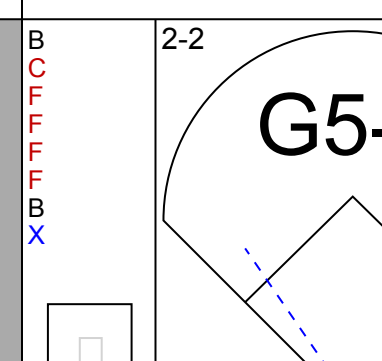
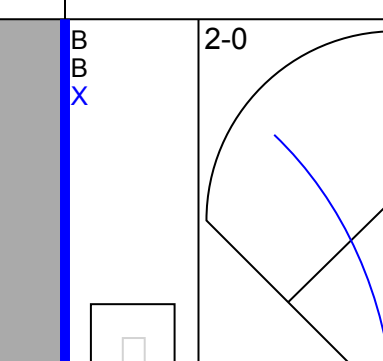
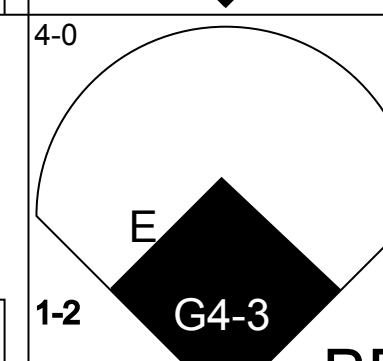
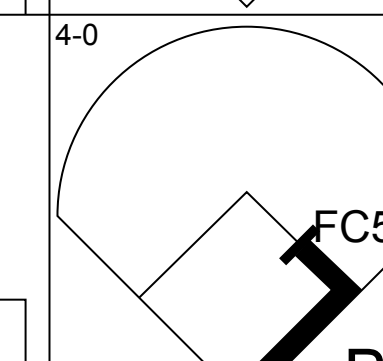
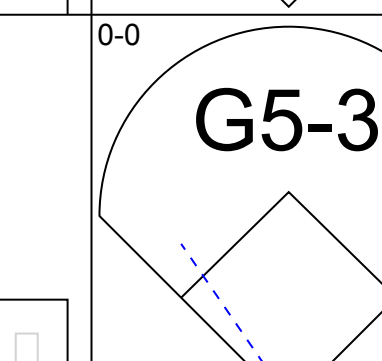
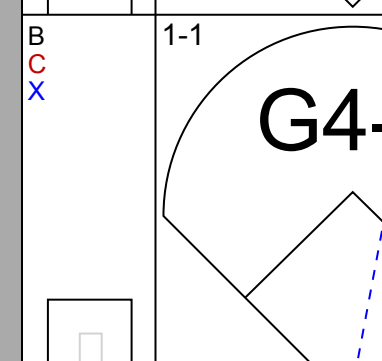
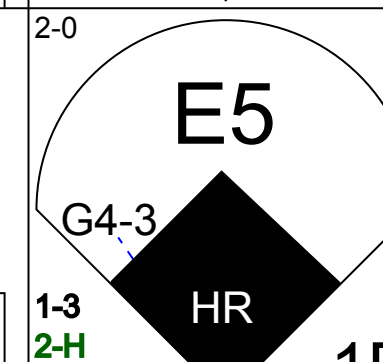
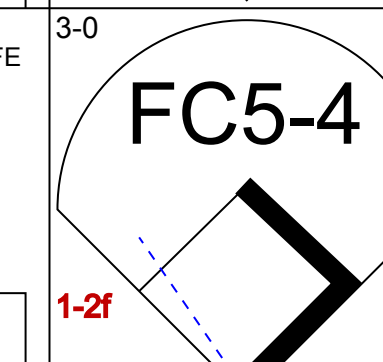
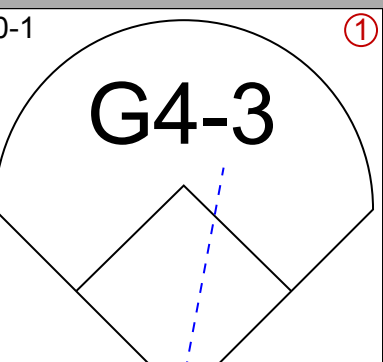
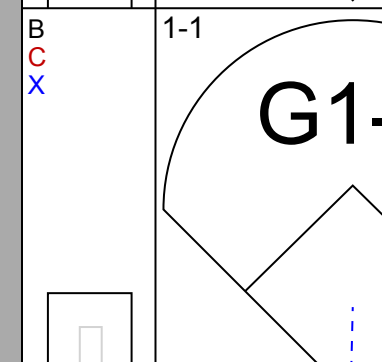
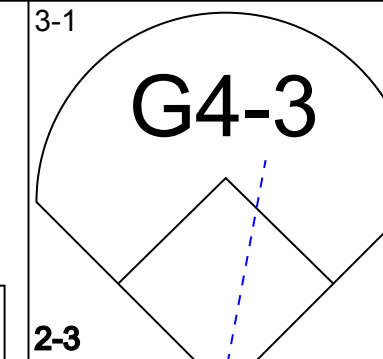
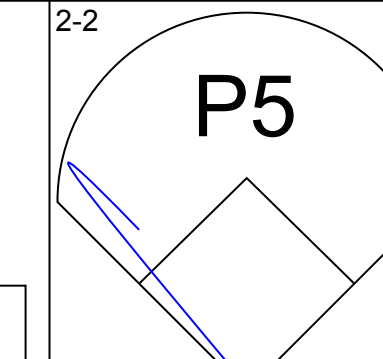
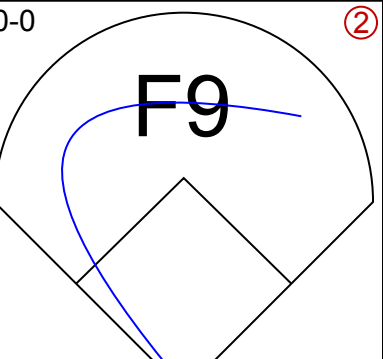
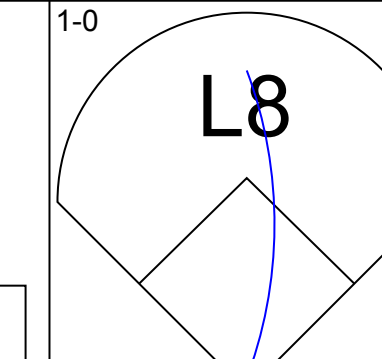
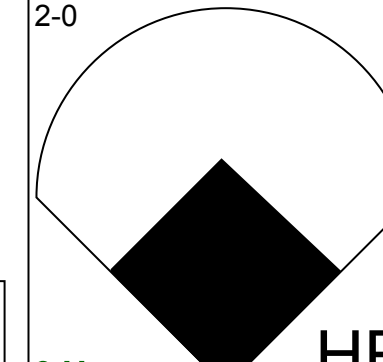
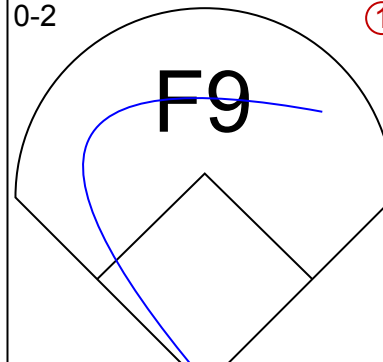
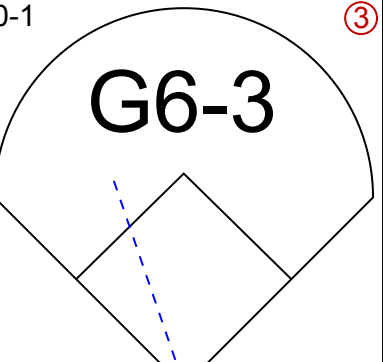
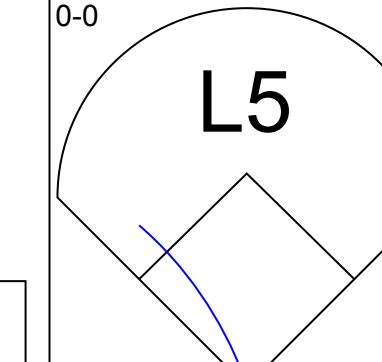
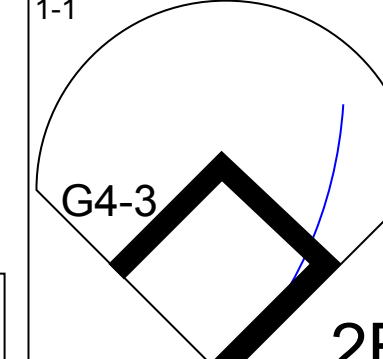
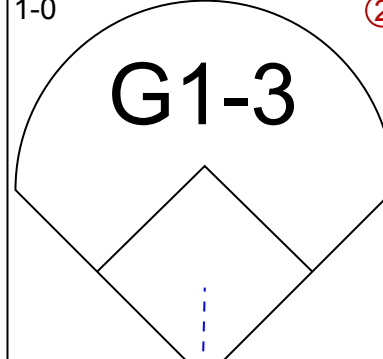
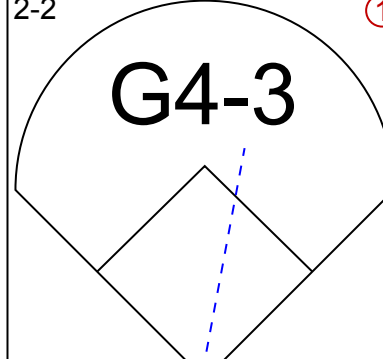
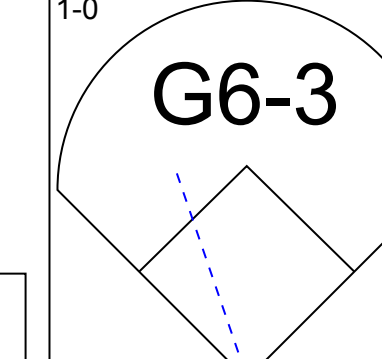
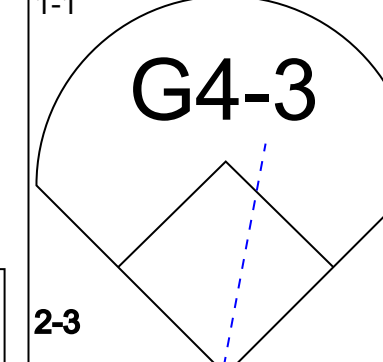
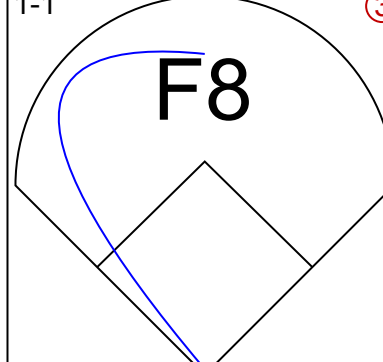
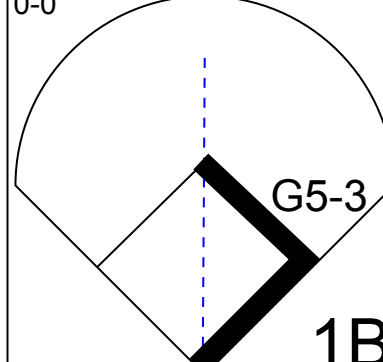
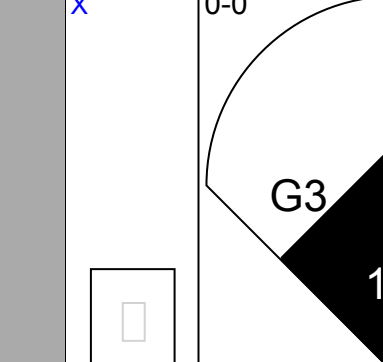
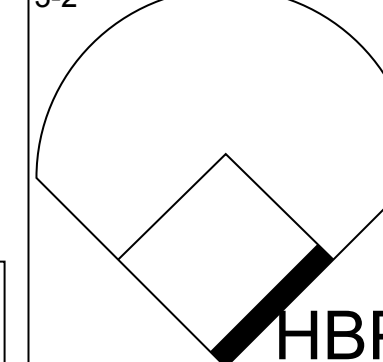
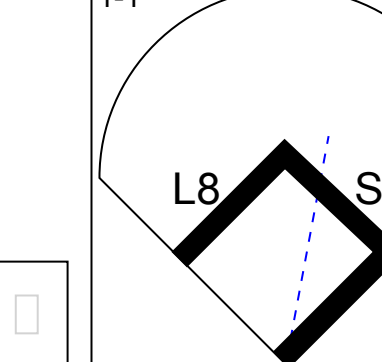
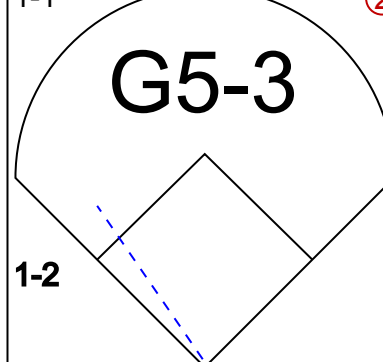
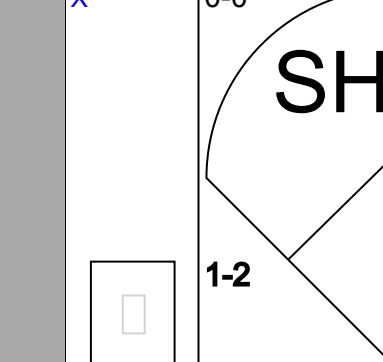
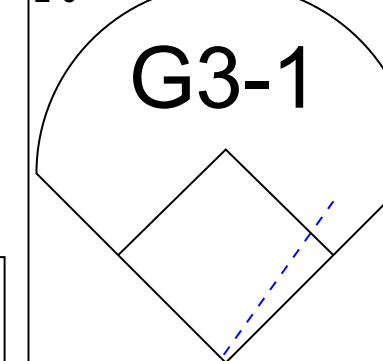
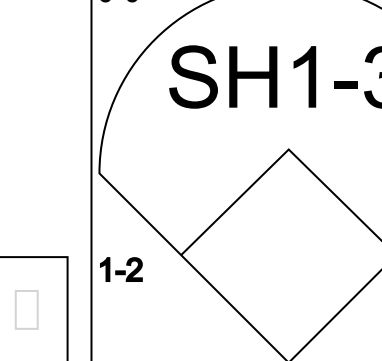
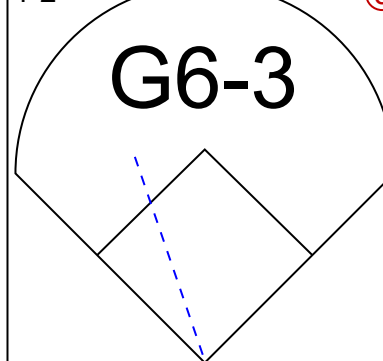
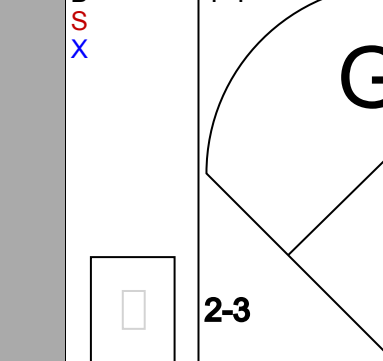


Batter	1	2	3	4	5	6	7	8	9	AB	R	H	RBI	BB	SO	LOB	TOP																				
David Hulse, L (1, 8) OBP: 0.330, SLG: 0.365 Doug Dascenzo, S (9, PR) OBP: 0.229, SLG: 0.287 (9, 8)										5	0	2	0	0	1	2																					
Chris James, R (1, 7) OBP: 0.349, SLG: 0.535										5	1	3	2	0	0	2																					
Rafael Palmeiro, L (1, 3) OBP: 0.377, SLG: 0.573										4	0	1	2	1	0	4																					
Julio Franco, R (1, 10) OBP: 0.367, SLG: 0.445										3	0	1	0	1	0	3																					
Ivan Rodriguez, R (1, 2) OBP: 0.313, SLG: 0.410										4	0	0	0	0	0	4																					
Rob Ducey, L (1, 9) OBP: 0.366, SLG: 0.525										4	0	0	0	0	0	0																					
Dean Palmer, R (1, 5) OBP: 0.321, SLG: 0.498										4	0	0	0	0	0	0																					
Doug Strange, S (1, 4) OBP: 0.319, SLG: 0.354										3	1	1	0	1	1	0																					
Manuel Lee, S (1, 6) OBP: 0.279, SLG: 0.245										4	1	1	0	0	0	1																					
Inning Stats	R: 0 E: 0 K: 15 S: 15	H: 1 LOB: 2 BB: 1 P: 26	R: 0 E: 0 K: 11 S: 11	H: 0 LOB: 1 BB: 1 P: 20	R: 0 E: 0 K: 15 S: 15	H: 1 LOB: 2 BB: 1 P: 22	R: 0 E: 0 K: 10 S: 10	H: 0 LOB: 0 BB: 0 P: 15	R: 0 E: 0 K: 12 S: 12	H: 2 LOB: 2 BB: 0 P: 14	R: 0 E: 0 K: 6 S: 6	H: 0 LOB: 0 BB: 0 P: 9	R: 2 E: 0 K: 16 S: 16	H: 3 LOB: 1 BB: 0 P: 22	R: 0 E: 0 K: 9 S: 9	H: 0 LOB: 0 BB: 0 P: 12	R: 2 E: 0 K: 19 S: 19	H: 2 LOB: 1 BB: 0 P: 28	1B: 8 2B: 0 3B: 0 HR: 1	SF: 0 SAC: 0 DP: 0 HBP: 0	WP: 0 PB: 0 SB: 0 CS: 0	PA: 39															
PITCHER	IP WLS BF H R ER SO BB IBB HBP BLK WP HR S P ERA WHIP																																				
Tim Belcher, R (1, 1) ERA: 4.6	6.0	27	6	2	2	1	3	0	0	0	0	0	0	0	76	115	3.00	1.500																			
Kirk McCaskill, R (7, 1) ERA: 5.28	2.0	7	1	0	0	0	0	0	0	0	0	0	0	18	25	0.00	0.500																				
Roberto Hernandez, R (9, 1) ERA: 2.44	1.0	W 5	2	2	2	1	0	0	0	0	0	0	0	1	19	28	18.00	2.000																			

Texas Rangers @ Chicago White Sox
Comiskey Park, Chicago, IL
Fri Sep 24 1993, 8:05 PM EDT
Att: 41,730 - Unknown

AB 36
R 4
H 9
RBI 4
BB 3
SO 2
LOB 16

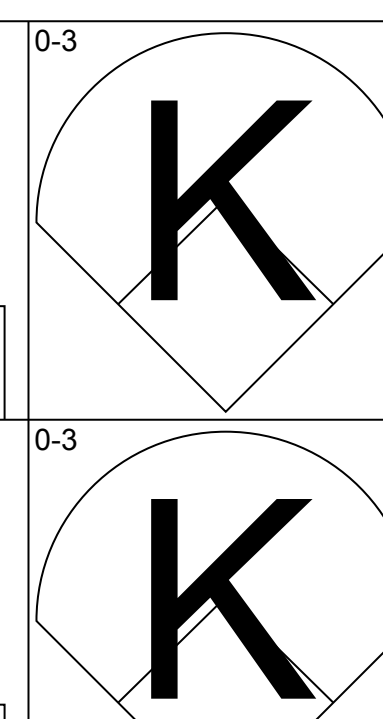

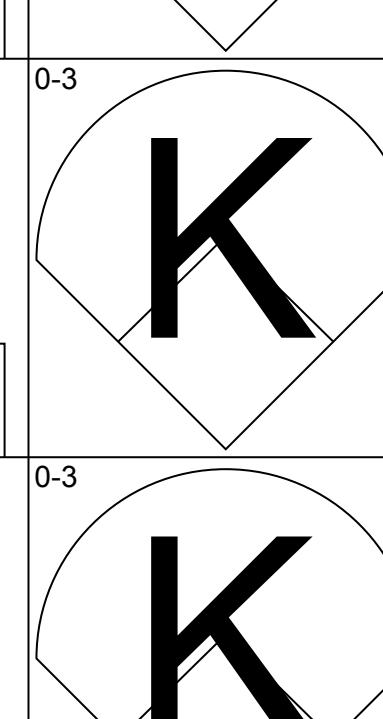
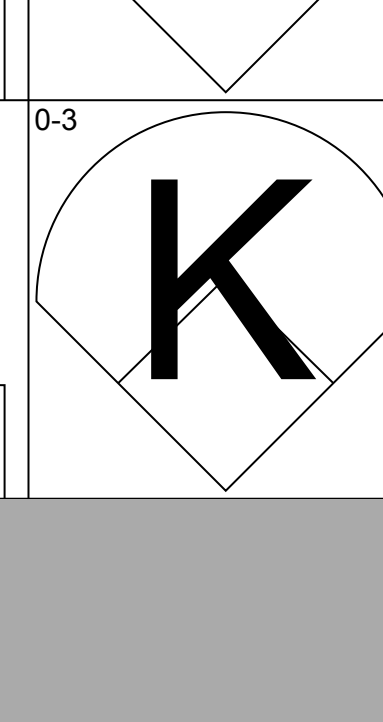



Batter	1	2	3	4	5	6	7	8	9	AB	R	H	RBI	BB	SO	LOB	BOTTOM																				
Tim Raines, S (1, 7) OBP: 0.403, SLG: 0.485 Mike Huff, R (2, 7) OBP: 0.286, SLG: 0.303 Warren Newson, L (9, PH) OBP: 0.378, SLG: 0.355										0	1	0	0	0	0	0																					
Joey Cora, S (1, 4) OBP: 0.349, SLG: 0.352										2	1	0	0	2	0	1																					
Frank Thomas, R (1, 3) OBP: 0.428, SLG: 0.613										4	1	1	0	0	0	1																					
Robin Ventura, L (1, 5) OBP: 0.377, SLG: 0.435										4	0	0	1	0	0	2																					
George Bell, R (1, 10) OBP: 0.254, SLG: 0.385										4	1	1	2	0	0	0																					
Ellis Burks, R (1, 9) OBP: 0.352, SLG: 0.450										4	0	1	0	0	0	0																					
Lance Johnson, L (1, 8) OBP: 0.355, SLG: 0.398										4	1	2	0	0	0	1																					
Ron Karkovice, R (1, 2) OBP: 0.291, SLG: 0.435										2	0	1	0	0	0	1																					
Ozzie Guillen, L (1, 6) OBP: 0.291, SLG: 0.378										3	0	0	0	0	0	4																					
Inning Stats	R: 4 E: 1 K: 0 S: 14	H: 3 LOB: 2 BB: 1 P: 33	R: 0 E: 1 K: 0 S: 5	H: 0 LOB: 1 BB: 1 P: 15	R: 0 E: 0 K: 0 S: 6	H: 0 LOB: 0 BB: 0 P: 8	R: 0 E: 0 K: 0 S: 7	H: 1 LOB: 1 BB: 0 P: 9	R: 0 E: 0 K: 0 S: 5	H: 0 LOB: 0 BB: 0 P: 5	R: 0 E: 0 K: 0 S: 9	H: 1 LOB: 1 BB: 0 P: 13	R: 0 E: 0 K: 0 S: 10	H: 0 LOB: 0 BB: 0 P: 14	R: 0 E: 0 K: 0 S: 3	H: 0 LOB: 0 BB: 0 P: 5	R: 1 E: 0 K: 0 S: 5	H: 2 LOB: 1 BB: 0 P: 8	1B: 5 2B: 1 3B: 0 HR: 1	SF: 0 SAC: 2 DP: 0 HBP: 2	WP: 0 PB: 0 SB: 0 CS: 0	PA: 37															
PITCHER	IP WLS BF H R ER SO BB IBB HBP BLK WP HR S P ERA WHIP																																				
Kevin Brown, R (1, 1) ERA: 3.71	8.0	33	5	4	4	0	2	0	0	0	0	0	0	0	59	102	4.50	0.875																			
Bob Patterson, L (9, 1) ERA: 4.47	0.0	L 1	1	1	1	0	0	0	0	0	0	0	0	1	1	∞	∞																				
Cris Carpenter, R (9, 1) ERA: 3.28	0.2	3	1	0	0	0	0	0	0	0	0	0	0	4	7	0.00	1.500																				

Texas Rangers @ Chicago White Sox
Comiskey Park, Chicago, IL
Fri Sep 24 1993, 8:05 PM EDT
Att: 41,730 - Unknown

AB 31
R 5
H 7
RBI 4
BB 2
SO 0
LOB 11



Batter	1	2	3	4	5	6	7	8	9	AB	R	H	RBI	BB	SO	LOB	TOP					
David Hulse, L (1, 8) OBP: 0.331, SLG: 0.365			G4-3 (2)			F7 (3)		E9 (1B)		5	1	2	0	0	1	2	<p>Texas Rangers @ Chicago White Sox Comiskey Park, Chicago, IL Sun Sep 26 1993, 4:33 AM EDT Cloudy - 60 F</p> <p>livebaseballscorecards.com</p> <p>AB 38 R 3 H 11 RBI 3 BB 6 SO 10 LOB 24</p> 					
Chris James, R (1, 7) OBP: 0.350, SLG: 0.528							G4-3 (1)		4	0	1	2	1	2	2							
Rafael Palmeiro, L (1, 3) OBP: 0.376, SLG: 0.569			BB (3)						4	0	0	0	1	3	2							
Julio Franco, R (1, 10) OBP: 0.367, SLG: 0.445		FC4-6 (1B)		B1-3 (1)		F8 (3)			5	0	2	0	0	1	4							
Dean Palmer, R (1, 5) OBP: 0.323, SLG: 0.505		FC4-6 (1B)		F9 (2)					5	1	3	1	0	1	0							
Doug Strange, S (1, 4) OBP: 0.322, SLG: 0.354		B5 (1)							3	0	1	0	2	0	2							
Rob Ducey, L (1, 9) Ivan Rodriguez, R (9, PH) OBP: 0.314, SLG: 0.411	FC4-6 (1B)								4	0	0	0	0	1	6							
Geno Petralli, L (1, 2) OBP: 0.371, SLG: 0.314	G5-3 (3)								4	0	0	0	1	0	4							
Manuel Lee, S (1, 6) John Russell, R (9, PH) OBP: 0.304, SLG: 0.429			P8 (1)						2	1	1	0	1	0	0							
									1	0	0	0	0	1	2							
Inning Stats	R: 0 E: 0 K: 3 S: 9	H: 0 LOB: 0 BB: 0 P: 9	R: 0 E: 0 K: 0 S: 5	H: 2 LOB: 2 BB: 0 P: 5	R: 0 E: 0 K: 0 S: 8	H: 0 LOB: 1 BB: 1 P: 16	R: 0 E: 0 K: 1 S: 10	H: 0 LOB: 1 BB: 1 P: 17	R: 0 E: 0 K: 1 S: 15	H: 1 LOB: 3 BB: 2 P: 30	R: 1 E: 0 K: 0 S: 16	H: 1 LOB: 2 BB: 1 P: 26	R: 0 E: 0 K: 1 S: 17	H: 2 LOB: 3 BB: 1 P: 26	R: 2 E: 1 K: 2 S: 14	H: 3 LOB: 1 BB: 0 P: 19	R: 0 E: 0 K: 2 S: 16	H: 2 LOB: 2 BB: 0 P: 23	1B: 10 2B: 0 3B: 0 HR: 1	SF: 0 SAC: 0 DP: 0 HBP: 1	WP: 0 PB: 0 SB: 1 CS: 0	PA: 45
PITCHER	IP WLS BF H R ER SO BB IBB HBP BLK WP HR S P ERA WHIP																					
Jason Bere, R (1, 1) ERA: 3.65	6.0 W 28 4 1 1 5 5 0 1 0 0 1 63 103 1.50 1.500																					
Kirk McCaskill, R (7, 1) ERA: 5.3	1.1 10 5 2 1 1 1 0 0 0 0 0 23 35 6.75 4.500																					
Scott Radinsky, L (8, 1) ERA: 4.38	0.1 1 0 0 0 1 0 0 0 0 0 0 5 7 0.00 0.000																					
Roberto Hernandez, R (8, 1) ERA: 2.4	1.1 S 6 2 0 0 3 0 0 0 0 0 0 0 19 26 0.00 1.500																					

Batter	1	2	3	4	5	6	7	8	9	AB	R	H	RBI	BB	SO	LOB	BOTTOM			
Ellis Burks, R (1, 9) OBP: 0.353, SLG: 0.452			P6 (2)							4	1	2	2	0	1	2	<p>Texas Rangers @ Chicago White Sox Comiskey Park, Chicago, IL Sun Sep 26 1993, 4:33 AM EDT Cloudy - 60 F</p> <p>livebaseballscorecards.com</p> <p>AB 31 R 5 H 8 RBI 5 BB 1 SO 4 LOB 9</p> 			
Joey Cora, S (1, 4) OBP: 0.349, SLG: 0.351			L9 (3)							4	0	1	1	0	0	3				
Frank Thomas, R (1, 3) OBP: 0.425, SLG: 0.609										4	0	0	0	0	0	2				
George Bell, R (1, 10) OBP: 0.251, SLG: 0.381										4	0	0	0	0	2	1				
Bo Jackson, R (1, 7) OBP: 0.288, SLG: 0.414										3	1	1	1	0	0	0				
Mike Huff, R (7, 7) OBP: 0.279, SLG: 0.294										1	0	0	0	0	0	0				
Robin Ventura, L (1, 5) OBP: 0.376, SLG: 0.433										4	1	1	0	0	0	0				
Lance Johnson, L (1, 8) OBP: 0.356, SLG: 0.399										2	1	1	0	0	0	0				
Ron Karkovics, R (1, 2) OBP: 0.292, SLG: 0.434										3	0	1	0	0	1	1				
Craig Grebeck, R (1, 6) OBP: 0.313, SLG: 0.279										2	0	1	1	0	0	0				
Tim Raines, S (7, PH) OBP: 0.404, SLG: 0.485										0	0	0	0	1	0	0				
Ozzie Guillen, L (7, PR) OBP: 0.291, SLG: 0.378										0	1	0	0	0	0	0				
Inning Stats	R: 0 E: 0 K: 1 S: 6	H: 1 LOB: 1 BB: 0 P: 6	R: 1 E: 0 K: 1 S: 11	H: 1 LOB: 0 BB: 0 P: 16	R: 0 E: 0 K: 0 S: 5	H: 0 LOB: 0 BB: 0 P: 11	R: 0 E: 0 K: 0 S: 7	H: 0 LOB: 0 BB: 0 P: 11	R: 0 E: 0 K: 1 S: 13	H: 3 LOB: 2 BB: 0 P: 22	R: 0 E: 0 K: 1 S: 7	H: 0 LOB: 0 BB: 0 P: 13	R: 3 E: 0 K: 0 S: 10	H: 3 LOB: 1 BB: 1 P: 19	R: 0 E: 0 K: 0 S: 7	H: 0 LOB: 0 BB: 0 P: 11	1B: 6 2B: 1 3B: 0 HR: 1	SF: 0 SAC: 1 DP: 0 HBP: 0	WP: 1 PB: 0 SB: 0 CS: 0	PA: 33
PITCHER	IP WLS BF H R ER SO BB IBB HBP BLK WP HR S P ERA WHIP																			
Kenny Rogers, L (1, 1) ERA: 4.2	6.1 L 25 6 3 3 4 0 0 0 0 1 0 6 13 4.26 0.947																			
Gene Nelson, R (7, 1) ERA: 3.32	0.1 4 2 2 2 0 0 1 0 0 1 0 6 13 54.00 6.000																			
Matt Whiteside, R (7, 1) ERA: 4.04	1.1 4 0 0 0 0 0 0 0 0 0 0 8 12 0.00 0.000																			

Batter	1	2	3	4	5	6	7	8	9	AB	R	H	RBI	BB	SO	LOB	TOP										
David Hulse, L (1, 8) OBP: 0.333, SLG: 0.373 Chris James, R (9, PH) OBP: 0.348, SLG: 0.525 Tom Henke, R (9, 1)	F7		SH5-4 BB		HR		G3		K	3	1	1	1	1	0	0	Texas Rangers @ Chicago White Sox Comiskey Park, Chicago, IL Sun Sep 26 1993, 4:38 AM EDT Att. 42,034 - Overcast - 65 F										
Doug Strange, S (1, 4) OBP: 0.320, SLG: 0.351	K		SH5-4		G3-1			G4-3	F7	4	0	0	0	0	1	2											
Rafael Palmeiro, L (1, 3) OBP: 0.378, SLG: 0.569	WP 1B		G4-6-3 IBB		K			2B BB		2	1	1	0	2	1	0											
Julio Franco, R (1, 10) OBP: 0.366, SLG: 0.445 Donald Harris, R (8, PR) OBP: 0.293, SLG: 0.274 (9, 8)	F9		G4-6-3		G6-3			1B FC6-4 2B		4	0	1	1	0	0	4											
Ivan Rodriguez, R (1, 2) OBP: 0.317, SLG: 0.414	F8				WP 1B			FC6-4 1B		4	0	3	0	0	0	0											
Dean Palmer, R (1, 5) OBP: 0.323, SLG: 0.503	1B				G1-3			FC6-4 CS		4	0	1	1	0	0	3											
Dan Peltier, L (1, 9) OBP: 0.356, SLG: 0.353 Rob Ducey, L (8, 9) OBP: 0.342, SLG: 0.485	K				L8			CS	F8	3	0	0	0	0	2	3											
Doug Dascenzo, S (1, 7) OBP: 0.230, SLG: 0.286	K				G6-3				BB 1B	4	0	1	0	0	1	2											
Manuel Lee, S (1, 6) OBP: 0.289, SLG: 0.254 Mario Diaz, R (8, 6) OBP: 0.297, SLG: 0.361			SH5-4 2B		G3-1			L8		3	0	1	0	0	0	0											
									1-2 BB	0	0	0	0	1	0	0											
Inning Stats	R: 0 E: 0 K: 1 S: 10	H: 1 LOB: 1 BB: 0 P: 14	R: 0 E: 0 K: 2 S: 12	H: 1 LOB: 1 BB: 0 P: 19	R: 0 E: 0 K: 0 S: 7	H: 1 LOB: 2 BB: 2 P: 20	R: 0 E: 0 K: 0 S: 7	H: 1 LOB: 1 BB: 0 P: 11	R: 1 E: 0 K: 1 S: 6	H: 1 LOB: 0 BB: 0 P: 8	R: 0 E: 0 K: 0 S: 10	H: 1 LOB: 0 BB: 0 P: 16	R: 0 E: 0 K: 0 S: 7	H: 0 LOB: 0 BB: 0 P: 13	R: 2 E: 0 K: 0 S: 9	H: 2 LOB: 1 BB: 1 P: 18	R: 0 E: 0 K: 1 S: 11	H: 1 LOB: 2 BB: 1 P: 21	1B: 6 2B: 2 3B: 0 HR: 1	SF: 0 SAC: 1 DP: 1 HBP: 0	WP: 2 PB: 0 SB: 0 CS: 1	PA: 39					
PITCHER	IP	WLS	BF	H	R	ER	SO	BB	IBB	HBP	BLK	WP	HR	S	P	ERA	WHIP										
Alex Fernandez, R (1, 1) ERA: 3.22	8.0	L	33	8	3	3	5	2	1	0	0	2	1	68	119	3.38	1.250										
Scott Radinsky, L (9, 1) ERA: 4.3	1.0		5	1	0	0	1	1	0	0	0	0	0	11	21	0.00	2.000										

AB 33
R 3
H 9
RBI 3
BB 4
SO 6
LOB 16



Batter	1	2	3	4	5	6	7	8	9	AB	R	H	RBI	BB	SO	LOB	BOTTOM										
Tim Raines, S (1, 7) OBP: 0.406, SLG: 0.489	E G6-3 2B		B1-3		K			BB S 1B		5	1	3	0	0	1	0	Texas Rangers @ Chicago White Sox Comiskey Park, Chicago, IL Sun Sep 26 1993, 4:38 AM EDT Att. 42,034 - Overcast - 65 F										
Joey Cora, S (1, 4) OBP: 0.347, SLG: 0.350	FC1 G6-3 BB 2-3		G4-3 S 1B		F9			K	P8	5	0	1	0	0	1	5											
Frank Thomas, R (1, 3) OBP: 0.426, SLG: 0.606	G6-3 1-2 BB		G4-3		F7			BB IBB		2	0	0	0	2	0	1											
Robin Ventura, L (1, 5) OBP: 0.375, SLG: 0.433	G6-3 1-2 2-3 3-H		F8		FC5-4 1B			SF9		3	0	1	1	0	0	3											
Ellis Burks, R (1, 9) OBP: 0.354, SLG: 0.450	K				CS BB			FC5-4		2	0	0	0	2	1	2											
Bo Jackson, R (1, 10) OBP: 0.284, SLG: 0.408					CS BB			1-2 2-3 BB		4	0	0	0	0	3	4											
Lance Johnson, L (1, 8) OBP: 0.353, SLG: 0.396			K		K			G1-3		4	0	0	0	0	1	1											
Michael LaValliere, L (1, 2) OBP: 0.277, SLG: 0.271 Warren Newton, L (9, PH) OBP: 0.395, SLG: 0.355 Norberto Martin, R (9, PR)			L6		K			B3		4	0	0	0	0	1	1											
			E4 1B		F8			F7		3	0	1	0	0	0	0											
			G3-1		F7			1B SF9 1B		4	1	1	0	0	0	2											
Inning Stats	R: 1 E: 1 K: 1 S: 7	H: 1 LOB: 1 BB: 1 P: 15	R: 0 E: 1 K: 1 S: 12	H: 1 LOB: 0 BB: 0 P: 18	R: 0 E: 0 K: 0 S: 6	H: 1 LOB: 1 BB: 0 P: 11	R: 0 E: 0 K: 2 S: 10	H: 0 LOB: 0 BB: 1 P: 17	R: 0 E: 0 K: 1 S: 8	H: 0 LOB: 0 BB: 0 P: 11	R: 0 E: 0 K: 0 S: 7	H: 1 LOB: 1 BB: 0 P: 14	R: 0 E: 0 K: 1 S: 6	H: 0 LOB: 0 BB: 0 P: 8	R: 1 E: 0 K: 1 S: 12	H: 2 LOB: 3 BB: 2 P: 24	R: 0 E: 0 K: 0 S: 11	H: 1 LOB: 2 BB: 1 P: 18	1B: 6 2B: 1 3B: 0 HR: 0	SF: 1 SAC: 0 DP: 1 HBP: 0	WP: 0 PB: 0 SB: 2 CS: 1	PA: 38					
PITCHER	IP	WLS	BF	H	R	ER	SO	BB	IBB	HBP	BLK	WP	HR	S	P	ERA	WHIP										
Roger Pavlik, R (1, 1) ERA: 3.58	7.0	W	28	6	2	1	6	2	1	0	0	0	0	18	37	0.00	1.500										
Tom Henke, R (8, 1) ERA: 2.74	2.0	S	10	1	0	0	1	2	1	0	0	0	0	18	37	0.00	1.500										
Tom Henke, R (9, 1) ERA: 2.74	2.0	S	10	1	0	0	1	2	1	0	0	0	0	18	37	0.00	1.500										

AB 32
R 2
H 7
RBI 1
BB 5
SO 7
LOB 18



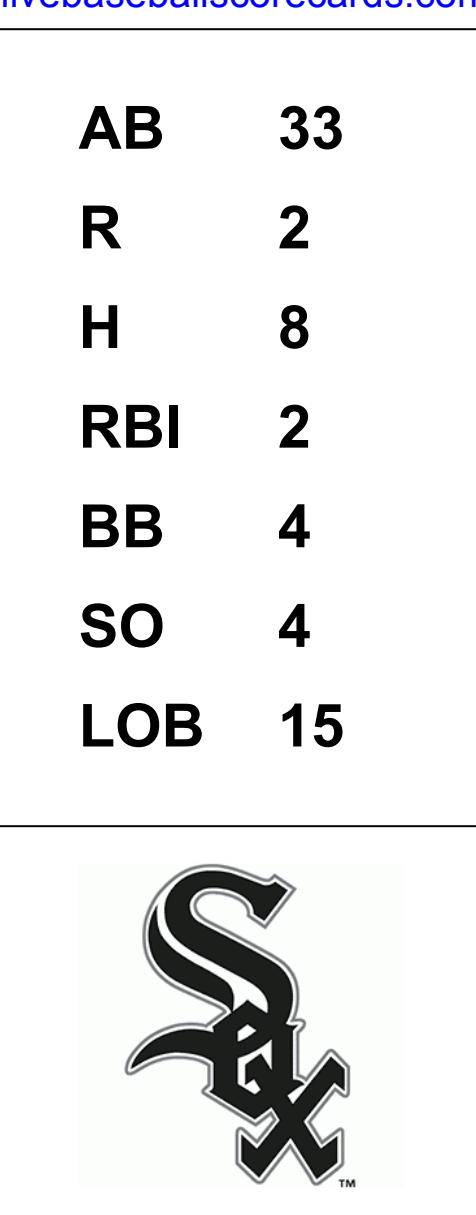
Batter	1	2	3	4	5	6	7	8	9	AB	R	H	RBI	BB	SO	LOB	TOP											
Brian Turang, R OBP: 0.349, SLG: 0.359 (1, 7)	1-1 SH1-3 1B		1-2 G5-3			1-1 G5-3		4-2 1B BB		3	0	1	0	1	0	0	Seattle Mariners @ Chicago White Sox Comiskey Park, Chicago, IL Mon Sep 27 1993, 8:05 PM EDT Att: 42,116 - Unknown - 52 F											
Rich Amaral, R OBP: 0.343, SLG: 0.359 (1, 10)	1-2 SH1-3			1-1 F8		0-0 F8		2-1 SF7		2	0	0	1	0	0	0												
Ken Griffey Jr., L OBP: 0.405, SLG: 0.606 (1, 8)	3-2 P4			1-1 1B		1-1 F7		0-1 P5		4	0	1	0	0	0	3												
Jay Buhner, R OBP: 0.380, SLG: 0.468 (1, 9)	1-0 P4			0-3 K				4-1 FC4-6 BB	3-2 1B	3	0	1	1	1	1	2												
Mike Blowers, R OBP: 0.363, SLG: 0.490 (1, 5)		2-3 K		1-3 K		1-2 FC4-6 G6-3		0-3 K		4	0	0	0	0	3	4												
Bret Boone, R OBP: 0.303, SLG: 0.465 (1, 4)		1-3 K			1-1 G3-1		0-0 G6-3		0-3 K	4	0	0	0	0	2	1												
Greg Litton, R OBP: 0.365, SLG: 0.447 Dave Magadan, L OBP: 0.385, SLG: 0.356 (9, PH)	1-0 G5-3			4-2 BB		3-2 F9		0-0 G4-3		2	0	0	0	1	0	1												
Dave Valle, R OBP: 0.361, SLG: 0.404 (1, 2)			1-0 G5-3		0-3 K			0-1 BB SF7 1B	0-0 F9	4	1	1	0	0	1	1												
Omar Vizquel, S OBP: 0.318, SLG: 0.297 (1, 6)			1-2 K		1-1 F7		4-1 BB 1B BB			2	1	0	0	1	1	1												
Inning Stats	R: 0 E: 0 K: 0 S: 10	H: 1 LOB: 1 BB: 0 P: 15	R: 0 E: 0 K: 2 S: 7	H: 0 LOB: 0 BB: 0 P: 11	R: 0 E: 0 K: 1 S: 7	H: 0 LOB: 0 BB: 0 P: 10	R: 0 E: 0 K: 2 S: 10	H: 1 LOB: 1 BB: 0 P: 13	R: 0 E: 0 K: 1 S: 9	H: 0 LOB: 1 BB: 1 P: 15	R: 0 E: 0 K: 0 S: 5	H: 0 LOB: 0 BB: 0 P: 7	R: 0 E: 0 K: 0 S: 10	H: 0 LOB: 1 BB: 1 P: 18	R: 2 E: 0 K: 1 S: 17	H: 2 LOB: 2 BB: 2 P: 30	R: 0 E: 0 K: 1 S: 5	H: 0 LOB: 0 BB: 0 P: 5	1B: 4 2B: 0 3B: 0 HR: 0	SF: 1 SAC: 1 DP: 0 HBP: 0	WP: 0 PB: 0 SB: 0 CS: 0	PA: 35						
PITCHER	IP	WLS	BF	H	R	ER	SO	BB	IBB	HBP	BLK	WP	HR	S	P	ERA	WHIP											
Wilson Alvarez, L ERA: 2.98 Kirk McCaskill, R ERA: 5.24	(1, 1)	7.2	W	31	4	2	2	6	4	0	0	0	0	0	72	116	2.35	1.043										

Batter	1	2	3	4	5	6	7	8	9	AB	R	H	RBI	BB	SO	LOB	BOTTOM											
Ellis Burks, R OBP: 0.355, SLG: 0.452 (1, 9)	1-2 F8			3-2 CS 1B		2-1 1B HR		1-1 SF8		3	1	2	1	0	0	0	Seattle Mariners @ Chicago White Sox Comiskey Park, Chicago, IL Mon Sep 27 1993, 8:05 PM EDT Att: 42,116 - Unknown - 52 F											
Craig Grebeck, R OBP: 0.321, SLG: 0.286 (1, 4)	0-0 F8			1-1 2B 1B		0-0 1B HR		3-H 1B BB		3	1	2	0	1	0	0												
Frank Thomas, R OBP: 0.425, SLG: 0.606 Dan Pasqua, L OBP: 0.293, SLG: 0.348 (8, 3)	1-1 G4-3			0-1 2B		3-2 F8		0-0 G6-3		4	0	1	0	0	0	4												
George Bell, R OBP: 0.251, SLG: 0.378 (1, 10)		2-0 F7		4-0 IBB		1-3 K		2-2 G5-3		3	0	0	0	1	1	2												
Bo Jackson, R OBP: 0.284, SLG: 0.418 Mike Huff, R OBP: 0.273, SLG: 0.286 (7, 7)	0-0 L6			0-0 P6		3-0 HR		0-3 K		3	1	1	3	0	0	3												
Robin Ventura, L OBP: 0.374, SLG: 0.430 (1, 5)		2-3 K		2-1 4-3		2-1 F9		4-0 BB		1	0	0	0	0	1	0												
Lance Johnson, L OBP: 0.354, SLG: 0.397 (1, 8)			1-2 G6-4-3 1B		1-2 G1-3		0-0 FC5-4 SF8 1B		0-0 G4-3	4	1	2	0	0	0	1												
Ron Karkovice, R OBP: 0.292, SLG: 0.432 (1, 2)			1-1 F7		3-3 K		1-1 FC5-4 HBP			2	0	0	0	0	1	1												
Ozzie Guillen, L OBP: 0.289, SLG: 0.374 (1, 6)			0-1 G6-4-3		2-2 G1-4-3		0-0 FC5-4 BB			3	0	0	0	0	0	3												
Inning Stats	R: 0 E: 0 K: 0 S: 7	H: 0 LOB: 0 BB: 0 P: 9	R: 0 E: 0 K: 1 S: 5	H: 0 LOB: 0 BB: 0 P: 9	R: 0 E: 0 K: 0 S: 7	H: 1 LOB: 0 BB: 0 P: 8	R: 0 E: 0 K: 0 S: 10	H: 3 LOB: 3 BB: 1 P: 20	R: 0 E: 0 K: 1 S: 10	H: 0 LOB: 0 BB: 0 P: 16	R: 3 E: 0 K: 1 S: 13	H: 3 LOB: 0 BB: 0 P: 24	R: 1 E: 0 K: 0 S: 10	H: 1 LOB: 2 BB: 1 P: 15	R: 0 E: 0 K: 1 S: 7	H: 0 LOB: 1 BB: 1 P: 13	1B: 6 2B: 1 3B: 0 HR: 1	SF: 1 SAC: 0 DP: 1 HBP: 1	WP: 0 PB: 0 SB: 0 CS: 1	PA: 34								
PITCHER	IP	WLS	BF	H	R	ER	SO	BB	IBB	HBP	BLK	WP	HR	S	P	ERA	WHIP											
Dave Fleming, L ERA: 4.48 Jeff Nelson, R ERA: 4.17 Erik Platenberg, L ERA: 6.52	(1, 1)	6.1	L	27	8	4	4	3	0	1	0	0	0	0	13	19	0.00	0.750										

Batter	1	2	3	4	5	6	7	8	9	AB	R	H	RBI	BB	SO	LOB	TOP										
Mike Felder, S OBP: 0.267, SLG: 0.277 (1, 7)										2	1	1	0	1	0	0	Seattle Mariners @ Chicago White Sox Comiskey Park, Chicago, IL Tue Sep 28 1993, 8:05 PM EDT Att: 34,813 - Unknown - 53 F										
Bret Boone, R OBP: 0.299, SLG: 0.458 (1, 4)										4	0	0	1	0	1	3											
Ken Griffey Jr., L OBP: 0.402, SLG: 0.602 (1, 8)										4	0	0	0	0	0	2											
Jay Buhner, R OBP: 0.381, SLG: 0.473 (1, 9)										3	1	1	2	1	2	0											
Mackey Sasser, L OBP: 0.278, SLG: 0.318 Greg Litton, R (5, PH) OBP: 0.366, SLG: 0.444 (1, 10)										1	1	0	0	1	0	0											
Dave Magadan, L OBP: 0.386, SLG: 0.363 (1, 3)										3	1	1	2	1	1	1											
Mike Blowers, R OBP: 0.365, SLG: 0.490 (1, 5)										4	0	2	0	0	0	1											
Dave Valle, R OBP: 0.356, SLG: 0.400 (1, 2)										4	0	0	0	0	1	2											
Omar Vizquel, S OBP: 0.318, SLG: 0.297 (1, 6)										3	1	1	0	0	0	0											
Inning Stats	R: 2 E: 1 K: 0 S: 16	H: 1 LOB: 0 BB: 1 P: 30	R: 0 E: 0 K: 0 S: 5	H: 0 LOB: 0 BB: 1 P: 13	R: 0 E: 0 K: 0 S: 6	H: 0 LOB: 0 BB: 0 P: 9	R: 2 E: 0 K: 1 S: 13	H: 2 LOB: 1 BB: 1 P: 22	R: 1 E: 2 K: 0 S: 12	H: 1 LOB: 1 BB: 1 P: 23	R: 0 E: 1 K: 1 S: 6	H: 1 LOB: 1 BB: 0 P: 13	R: 0 E: 0 K: 1 S: 5	H: 0 LOB: 0 BB: 0 P: 15	R: 0 E: 0 K: 1 S: 6	H: 0 LOB: 0 BB: 0 P: 6	1B: 4 2B: 1 3B: 0 HR: 2	SF: 0 SAC: 1 DP: 2 HBP: 0	WP: 0 PB: 0 SB: 1 CS: 3	PA: 36							
PITCHER	IP	WLS	BF	H	R	ER	SO	BB	IBB	HBP	BLK	WP	HR	S	P	ERA	WHIP										
Scott Ruffcorn, R ERA: 8.1 (1, 1)	4.1	L	20	4	5	4	1	3	0	0	0	0	2	47	84	8.31	1.615										
Chris Howard, L ERA: (5, 1)	0.2		2	0	0	0	0	0	1	0	0	0	0	5	13	0.00	0.000										
Jeff Schwarz, R ERA: 3.78 (6, 1)	2.0		7	2	0	0	2	1	0	0	0	0	0	11	21	0.00	1.500										
Jose DeLeon, R ERA: 2.89 (8, 1)	1.0		3	0	0	0	1	0	0	0	0	0	0	8	15	0.00	0.000										
Brian Drahman, R ERA: (9, 1)	1.0		3	0	0	0	1	0	0	0	0	0	0	6	6	0.00	0.000										

Batter	1	2	3	4	5	6	7	8	9	AB	R	H	RBI	BB	SO	LOB	BOTTOM										
Steve Sax, R OBP: 0.285, SLG: 0.304 (1, 7)										5	0	0	0	0	1	4	Seattle Mariners @ Chicago White Sox Comiskey Park, Chicago, IL Tue Sep 28 1993, 8:05 PM EDT Att: 34,813 - Unknown - 53 F										
Joey Cora, S OBP: 0.348, SLG: 0.350 (1, 5)										3	0	1	0	1	0	2											
Warren Newson, L OBP: 0.405, SLG: 0.441 (1, 9)										3	1	1	1	1	0	1											
Ivan Calderon, R OBP: 0.275, SLG: 0.282 (1, 10)										4	0	0	0	0	0	2											
Dan Pasqua, L OBP: 0.293, SLG: 0.354 Drew Denson, S (8, PH) (9, 3)										3	1	1	0	0	1	0											
Norberto Martin, R OBP: 0.200, SLG: 0.200 (1, 4)										4	0	1	1	0	0	0											
Mike Huff, R OBP: 0.292, SLG: 0.308 (1, 8)										4	0	2	0	0	1	0											
Michael LaValliere, L OBP: 0.286, SLG: 0.283 (1, 2)										3	0	1	0	1	0	1											
Craig Grebeck, R OBP: 0.325, SLG: 0.287 (1, 6)										3	0	1	0	1	0	3											
Inning Stats	R: 0 E: 0 K: 1 S: 9	H: 1 LOB: 0 BB: 0 P: 12	R: 0 E: 0 K: 0 S: 4	H: 0 LOB: 0 BB: 0 P: 5	R: 0 E: 0 K: 0 S: 9	H: 2 LOB: 2 BB: 0 P: 16	R: 2 E: 0 K: 0 S: 13	H: 4 LOB: 2 BB: 1 P: 23	R: 0 E: 0 K: 1 S: 10	H: 0 LOB: 0 BB: 0 P: 12	R: 0 E: 0 K: 1 S: 7	H: 0 LOB: 0 BB: 0 P: 9	R: 0 E: 0 K: 1 S: 8	H: 0 LOB: 2 BB: 2 P: 20	R: 0 E: 1 K: 0 S: 12	H: 1 LOB: 2 BB: 1 P: 21	1B: 5 2B: 3 3B: 0 HR: 1	SF: 0 SAC: 0 DP: 2 HBP: 0	WP: 0 PB: 0 SB: 1 CS: 0	PA: 37							
PITCHER	IP	WLS	BF	H	R	ER	SO	BB	IBB	HBP	BLK	WP	HR	S	P	ERA	WHIP										
Tim Leary, R ERA: 5.03 (1, 1)	7.1		29	7	2	2	3	2	0	0	0	0	1	57	89	2.46	1.227										
Kevin King, L ERA: 6.75 (8, 1)	0.1		2	0	0	0	0	1	0	0	0	0	0	4	10	0.00	3.000										
Ted Power, R ERA: 5.74 (8, 1)	1.1	S	6	1	0	0	1	1	0	0	0	0	0	15	26	0.00	1.500										

AB	29
R	5
H	6
RBI	5
BB	5
SO	5
LOB	9



Batter	1	2	3	4	5	6	7	8	9	10	11	AB	R	H	RBI	BB	SO	LOB	TOP							
Mike Felder, S OBP: 0.265, SLG: 0.273 (1, 7)												4	0	1	1	1	2	2								
Bret Boone, R OBP: 0.298, SLG: 0.446 (1, 4)												4	0	0	0	1	1	3								
Ken Griffey Jr., L OBP: 0.496, SLG: 0.610 (1, 8)												5	0	3	0	0	0	2								
Jay Buhner, R OBP: 0.379, SLG: 0.469 (1, 9)												5	0	1	0	0	0	6								
Mackey Sasser, L OBP: 0.278, SLG: 0.314 Greg Litton, R OBP: 0.366, SLG: 0.448 Brian Turang, R OBP: 0.347, SLG: 0.356 (1, 10)												3	0	1	0	0	0	1								
Dave Magadan, L OBP: 0.351, SLG: 0.357 Rich Amaral, R OBP: 0.346, SLG: 0.363 (1, 3)												3	0	0	0	0	1	2								
Mike Blowers, R OBP: 0.363, SLG: 0.486 (1, 5)												4	1	2	1	1	2	0								
Dave Valle, R OBP: 0.355, SLG: 0.396 (1, 2)												5	0	0	0	0	0	6								
Omar Vizquel, S OBP: 0.316, SLG: 0.295 (1, 6)												4	0	0	0	1	1	2								
Inning Stats	R: 0 E: 0 K: 0 S: 5	H: 1 LOB: 1 BB: 2 P: 14	R: 0 E: 0 K: 2 S: 10	H: 0 LOB: 0 BB: 0 P: 14	R: 0 E: 0 K: 0 S: 7	H: 0 LOB: 0 BB: 0 P: 10	R: 0 E: 0 K: 1 S: 9	H: 1 LOB: 1 BB: 0 P: 9	R: 0 E: 0 K: 1 S: 9	H: 0 LOB: 0 BB: 0 P: 16	R: 0 E: 0 K: 2 S: 6	H: 2 LOB: 1 BB: 1 P: 14	R: 1 E: 0 K: 1 S: 12	H: 2 LOB: 1 BB: 0 P: 16	R: 0 E: 0 K: 0 S: 15	H: 2 LOB: 3 BB: 1 P: 22	R: 0 E: 1 K: 1 S: 12	H: 0 LOB: 2 BB: 0 P: 15	R: 1 E: 0 K: 0 S: 9	H: 2 LOB: 1 BB: 0 P: 11	1B: 8 2B: 2 3B: 0 HR: 0	SF: 0 SAC: 1 DP: 2 HBP: 0	WP: 0 PB: 0 SB: 0 CS: 2	PA: 45		
PITCHER	IP ERA WLS BF H R ER SO BB IBB HBP BLK WP HR S P ERA WHIP	IP ERA WLS BF H R ER SO BB IBB HBP BLK WP HR S P ERA WHIP	IP ERA WLS BF H R ER SO BB IBB HBP BLK WP HR S P ERA WHIP	IP ERA WLS BF H R ER SO BB IBB HBP BLK WP HR S P ERA WHIP	IP ERA WLS BF H R ER SO BB IBB HBP BLK WP HR S P ERA WHIP	IP ERA WLS BF H R ER SO BB IBB HBP BLK WP HR S P ERA WHIP	IP ERA WLS BF H R ER SO BB IBB HBP BLK WP HR S P ERA WHIP	IP ERA WLS BF H R ER SO BB IBB HBP BLK WP HR S P ERA WHIP	IP ERA WLS BF H R ER SO BB IBB HBP BLK WP HR S P ERA WHIP	IP ERA WLS BF H R ER SO BB IBB HBP BLK WP HR S P ERA WHIP	IP ERA WLS BF H R ER SO BB IBB HBP BLK WP HR S P ERA WHIP	IP ERA WLS BF H R ER SO BB IBB HBP BLK WP HR S P ERA WHIP	IP ERA WLS BF H R ER SO BB IBB HBP BLK WP HR S P ERA WHIP	IP ERA WLS BF H R ER SO BB IBB HBP BLK WP HR S P ERA WHIP	IP ERA WLS BF H R ER SO BB IBB HBP BLK WP HR S P ERA WHIP	IP ERA WLS BF H R ER SO BB IBB HBP BLK WP HR S P ERA WHIP	IP ERA WLS BF H R ER SO BB IBB HBP BLK WP HR S P ERA WHIP	IP ERA WLS BF H R ER SO BB IBB HBP BLK WP HR S P ERA WHIP	IP ERA WLS BF H R ER SO BB IBB HBP BLK WP HR S P ERA WHIP	IP ERA WLS BF H R ER SO BB IBB HBP BLK WP HR S P ERA WHIP	IP ERA WLS BF H R ER SO BB IBB HBP BLK WP HR S P ERA WHIP	IP ERA WLS BF H R ER SO BB IBB HBP BLK WP HR S P ERA WHIP	IP ERA WLS BF H R ER SO BB IBB HBP BLK WP HR S P ERA WHIP	IP ERA WLS BF H R ER SO BB IBB HBP BLK WP HR S P ERA WHIP	IP ERA WLS BF H R ER SO BB IBB HBP BLK WP HR S P ERA WHIP	IP ERA WLS BF H R ER SO BB IBB HBP BLK WP HR S P ERA WHIP

Seattle Mariners @ Chicago White Sox
Comiskey Park, Chicago, IL
Thu Sep 30 1993, 8:05 PM EDT
Att: 32,566 - Unknown

AB 40
R 2
H 10
RBI 2
BB 4
SO 7
LOB 25



Batter	1	2	3	4	5	6	7	8	9	10	11	AB	R	H	RBI	BB	SO	LOB	BOTTOM							
Tim Raines, S OBP: 0.403, SLG: 0.483 (1, 7)												5	0	2	0	0	0	1								
Craig Grebeck, R OBP: 0.316, SLG: 0.274 (1, 6)												4	0	0	0	0	1	2								
Dan Pasqua, L OBP: 0.302, SLG: 0.364 Drew Denson, S (1, 3)												3	0	1	0	0	1	0								
Robin Ventura, L OBP: 0.377, SLG: 0.435 (1, 5)												5	1	2	0	0	1	1								
George Bell, R OBP: 0.248, SLG: 0.371 (1, 10)												5	0	0	0	0	1	3								
Bo Jackson, R OBP: 0.282, SLG: 0.415 (1, 9)												4	0	0	0	0	2	1								
Mike Huff, R OBP: 0.308, SLG: 0.293 (1, 8)												2	0	0	0	1	1	0								
Ron Karkovics, R OBP: 0.269, SLG: 0.428 Warren Newson, L OBP: 0.409, SLG: 0.444 Michael LaValliere, L OBP: 0.280, SLG: 0.277 (1, 2)												2	0	0	0	0	1	1								
Norberto Martin, R OBP: 0.364, SLG: 0.364 (1, 4)												4	0	2	0	0	0	3								
Inning Stats	R: 0 E: 0 K: 0 S: 6	H: 0 LOB: 0 BB: 0 P: 11	R: 0 E: 0 K: 2 S: 8	H: 0 LOB: 0 BB: 0 P: 14	R: 0 E: 0 K: 0 S: 7	H: 1 LOB: 1 BB: 0 P: 11	R: 0 E: 0 K: 1 S: 12	H: 2 LOB: 1 BB: 0 P: 19	R: 0 E: 0 K: 2 S: 10	H: 0 LOB: 0 BB: 0 P: 10	R: 1 E: 0 K: 0 S: 10	H: 2 LOB: 2 BB: 1 P: 21	R: 0 E: 0 K: 2 S: 10	H: 1 LOB: 1 BB: 0 P: 17	R: 0 E: 0 K: 1 S: 7	H: 0 LOB: 0 BB: 0 P: 11	R: 0 E: 0 K: 0 S: 10	H: 2 LOB: 1 BB: 0 P: 12	R: 0 E: 0 K: 0 S: 5	H: 0 LOB: 0 BB: 0 P: 8	1B: 6 2B: 2 3B: 0 HR: 0	SF: 0 SAC: 1 DP: 2 HBP: 1	WP: 0 PB: 0 SB: 0 CS: 0	PA: 41		
PITCHER	IP ERA WLS BF H R ER SO BB IBB HBP BLK WP HR S P ERA WHIP	IP ERA WLS BF H R ER SO BB IBB HBP BLK WP HR S P ERA WHIP	IP ERA WLS BF H R ER SO BB IBB HBP BLK WP HR S P ERA WHIP	IP ERA WLS BF H R ER SO BB IBB HBP BLK WP HR S P ERA WHIP	IP ERA WLS BF H R ER SO BB IBB HBP BLK WP HR S P ERA WHIP	IP ERA WLS BF H R ER SO BB IBB HBP BLK WP HR S P ERA WHIP	IP ERA WLS BF H R ER SO BB IBB HBP BLK WP HR S P ERA WHIP	IP ERA WLS BF H R ER SO BB IBB HBP BLK WP HR S P ERA WHIP	IP ERA WLS BF H R ER SO BB IBB HBP BLK WP HR S P ERA WHIP	IP ERA WLS BF H R ER SO BB IBB HBP BLK WP HR S P ERA WHIP	IP ERA WLS BF H R ER SO BB IBB HBP BLK WP HR S P ERA WHIP	IP ERA WLS BF H R ER SO BB IBB HBP BLK WP HR S P ERA WHIP	IP ERA WLS BF H R ER SO BB IBB HBP BLK WP HR S P ERA WHIP	IP ERA WLS BF H R ER SO BB IBB HBP BLK WP HR S P ERA WHIP	IP ERA WLS BF H R ER SO BB IBB HBP BLK WP HR S P ERA WHIP	IP ERA WLS BF H R ER SO BB IBB HBP BLK WP HR S P ERA WHIP	IP ERA WLS BF H R ER SO BB IBB HBP BLK WP HR S P ERA WHIP	IP ERA WLS BF H R ER SO BB IBB HBP BLK WP HR S P ERA WHIP	IP ERA WLS BF H R ER SO BB IBB HBP BLK WP HR S P ERA WHIP	IP ERA WLS BF H R ER SO BB IBB HBP BLK WP HR S P ERA WHIP	IP ERA WLS BF H R ER SO BB IBB HBP BLK WP HR S P ERA WHIP	IP ERA WLS BF H R ER SO BB IBB HBP BLK WP HR S P ERA WHIP	IP ERA WLS BF H R ER SO BB IBB HBP BLK WP HR S P ERA WHIP	IP ERA WLS BF H R ER SO BB IBB HBP BLK WP HR S P ERA WHIP	IP ERA WLS BF H R ER SO BB IBB HBP BLK WP HR S P ERA WHIP	IP ERA WLS BF H R ER SO BB IBB HBP BLK WP HR S P ERA WHIP

Seattle Mariners @ Chicago White Sox
Comiskey Park, Chicago, IL
Thu Sep 30 1993, 8:05 PM EDT
Att: 32,566 - Unknown

AB 38
R 1
H 8
RBI 1
BB 1
SO 9
LOB 13



Batter	1	2	3	4	5	6	7	8	9	AB	R	H	RBI	BB	SO	LOB	TOP			
Joey Cora, S OBP: 0.349, SLG: 0.348 (1,4)	F7		G5-3 BB		P6		FC2 BB		G4-3	4	0	0	0	1	0	3	Chicago White Sox @ Cleveland Indians Cleveland Municipal Stadium, Cleveland, OH Fri Oct 01 1993, 7:05 PM EDT Att: 72,454 - Unknown livebaseballscorecards.com			
Craig Grebeck, R OBP: 0.315, SLG: 0.270 (1,5)	G5-3		G5-3		P4					3	0	0	0	1	0	2				
Dan Pasqua, L OBP: 0.296, SLG: 0.355 (1,3)	P6		P4			K				4	0	0	0	0	1	4				
Ellis Burks, R OBP: 0.352, SLG: 0.444 (1,8)		F7		K			F8		G5-3	4	0	0	0	0	1	0				
George Bell, R OBP: 0.246, SLG: 0.367 (1,10)		G5-3		P2			G5-3		P3	4	0	0	0	0	0	0				
Bo Jackson, R OBP: 0.289, SLG: 0.434 (1,9)										4	2	3	1	0	1	0				
Warren Newson, L OBP: 0.289, SLG: 0.447 (1,7)										2	1	1	1	1	0	0				
Mike Huff, R OBP: 0.321, SLG: 0.293 (7,7)		G4-3								0	0	0	0	0	1	0				
Ron Karkovics, R OBP: 0.289, SLG: 0.426 (1,2)										3	1	1	0	0	0	3				
Michael Lavalliere, L OBP: 0.289, SLG: 0.277 (8,2)										0	0	0	0	0	0	0				
Ozzie Guillen, L OBP: 0.291, SLG: 0.375 (1,6)										4	0	2	1	0	0	1				
Inning Stats	R: 0 E: 0 K: 0 S: 8	H: 0 LOB: 0 BB: 0 P: 11	R: 1 E: 0 K: 0 S: 8	H: 1 LOB: 0 BB: 0 P: 14	R: 1 E: 0 K: 0 S: 13	H: 2 LOB: 1 BB: 1 P: 22	R: 1 E: 0 K: 1 S: 15	H: 2 LOB: 1 BB: 0 P: 18	R: 0 E: 0 K: 0 S: 7	H: 0 LOB: 0 BB: 0 P: 10	R: 1 E: 0 K: 0 S: 11	H: 2 LOB: 3 BB: 2 P: 23	R: 0 E: 0 K: 1 S: 8	H: 0 LOB: 0 BB: 0 P: 13	R: 0 E: 0 K: 0 S: 5	H: 0 LOB: 1 BB: 1 P: 12	1B: 5 2B: 1 3B: 0 HR: 1	SF: 0 SAC: 1 DP: 1 HBP: 0	WP: 0 PB: 0 SB: 0 CS: 0	PA: 37
PITCHER	IP WLS BF H R ER SO BB IBB HBP BLK WP HR S P ERA WHIP	6.1 L 27 7 4 4 2 2 0 0 0 0 1 62 97 5.68 1.421	1.2 7 0 0 0 1 2 0 0 0 0 0 17 33 0.00 1.200	1.0 3 0 0 0 0 0 0 0 0 0 0 4 7 0.00 0.000	PITCHER															
Mark Clark, R ERA: 4.28 (1,1)																				
Bill Wertz, R ERA: 3.77 (7,1)																				
Eric Plunk, R ERA: 2.79 (9,1)																				

Batter	1	2	3	4	5	6	7	8	9	AB	R	H	RBI	BB	SO	LOB	BOTTOM					
Kenny Lofton, L OBP: 0.406, SLG: 0.406 (1,8)	G4-3 1B		B1-3 1B			F7			K	5	1	3	0	0	1	1	Chicago White Sox @ Cleveland Indians Cleveland Municipal Stadium, Cleveland, OH Fri Oct 01 1993, 7:05 PM EDT Att: 72,454 - Unknown livebaseballscorecards.com					
Wayne Kirby, L OBP: 0.323, SLG: 0.370 (1,9)	G4-3		B1-3			P4				3	0	0	0	0	2							
Candy Maldonado, R OBP: 0.293, SLG: 0.356 (8, PH)										2	0	0	0	0	1	3						
Carlos Baerga, S OBP: 0.355, SLG: 0.486 (1,10)										4	0	1	0	0	2	2						
Manny Ramirez, R OBP: 0.208, SLG: 0.314 (8, PR)										0	0	0	0	0	0	0						
Albert Belle, R OBP: 0.369, SLG: 0.549 (1,7)	L9									4	0	1	2	0	0	1						
Jim Thome, L OBP: 0.397, SLG: 0.497 (1,5)		G1-3		G6-3						4	0	0	0	0	0	2						
Paul Sorrento, L OBP: 0.337, SLG: 0.435 (1,3)										4	0	3	0	0	1	0						
Jeff Treadway, L OBP: 0.350, SLG: 0.410 (1,4)										4	0	1	0	0	2	4						
Felix Fermin, R OBP: 0.304, SLG: 0.318 (1,6)										3	0	1	0	0	0	1						
Reggie Jefferson, S OBP: 0.310, SLG: 0.372 (9, PH)		G3-1								0	0	0	0	1	0	0						
Junior Ortiz, R OBP: 0.270, SLG: 0.277 (1,2)										3	1	0	0	0	0	0						
Sam Horn, L OBP: 0.419, SLG: 0.867 (9, PH)										1	0	0	0	0	1	1						
Inning Stats	R: 0 E: 0 K: 1 S: 10	H: 1 LOB: 1 BB: 0 P: 16	R: 0 E: 0 K: 0 S: 7	H: 1 LOB: 0 BB: 0 P: 9	R: 0 E: 0 K: 1 S: 11	H: 1 LOB: 1 BB: 0 P: 15	R: 0 E: 0 K: 1 S: 10	H: 0 LOB: 0 BB: 0 P: 15	R: 0 E: 0 K: 0 S: 7	H: 0 LOB: 0 BB: 0 P: 10	R: 0 E: 0 K: 0 S: 11	H: 0 LOB: 2 BB: 0 P: 14	R: 0 E: 0 K: 0 S: 10	H: 3 LOB: 2 BB: 0 P: 20	R: 2 E: 1 K: 1 S: 18	H: 4 LOB: 3 BB: 0 P: 27	R: 0 E: 0 K: 3 S: 12	H: 0 LOB: 1 BB: 1 P: 16	1B: 9 2B: 1 3B: 0 HR: 0	SF: 0 SAC: 0 DP: 0 HBP: 0	WP: 0 PB: 0 SB: 0 CS: 0	PA: 38
PITCHER	IP WLS BF H R ER SO BB IBB HBP BLK WP HR S P ERA WHIP	7.0 W 26 7 0 0 4 0 0 0 0 0 7 99 0.00 0.857	0.1 4 2 2 1 0 0 0 0 0 0 0 7 13 27.00 6.000	1.2 S 8 2 0 0 4 1 0 0 0 0 23 30 0.00 1.800	PITCHER																	
Alex Fernandez, R ERA: 3.13 (1,1)																						
Scott Radinsky, L ERA: 4.28 (8,1)																						
Roberto Hernandez, R ERA: 2.29 (8,1)																						

Batter	1	2	3	4	5	6	7	8	9	10	AB	R	H	RBI	BB	SO	LOB	TOP													
Tim Raines, S <small>OBP: 0.401, SLG: 0.480</small> Steve Sax, R <small>OBP: 0.280, SLG: 0.299</small>											3	0	0	0	0	1	1	Chicago White Sox @ Cleveland Indians Cleveland Municipal Stadium, Cleveland, OH Sat Oct 02 1993, 3:33 AM EDT Att: 72,060 - Cloudy - 56 F													
Joey Cora, S <small>OBP: 0.352, SLG: 0.390</small> Norberto Martin, R <small>OBP: 0.462, SLG: 0.417</small>											2	1	2	0	0	0	0														
Dan Pasqua, L <small>OBP: 0.299, SLG: 0.358</small>											4	1	1	0	1	1	3														
Robin Ventura, L <small>OBP: 0.377, SLG: 0.433</small>											3	0	0	0	2	0	1														
George Bell, R <small>OBP: 0.243, SLG: 0.363</small>											4	0	0	1	0	0	3														
Ellis Burks, R <small>OBP: 0.350, SLG: 0.442</small> Mike Huff, R <small>OBP: 0.327, SLG: 0.302</small>											3	0	0	0	0	1	2														
Lance Johnson, L <small>OBP: 0.353, SLG: 0.397</small>											5	0	1	0	0	0	2														
Ron Karkovics, R <small>OBP: 0.287, SLG: 0.423</small> Craig Grebeck, R <small>OBP: 0.318, SLG: 0.270</small>											3	0	0	0	0	2	1														
Ozzie Guillen, L <small>OBP: 0.291, SLG: 0.375</small> Doug Lindsey, R <small>OBP: 0.333, SLG: 0.333</small>											3	0	1	0	0	0	0														
Inning Stats	R: 1 E: 1 K: 15 S: 15	H: 1 LOB: 2 BB: 1 P: 31	R: 0 E: 0 K: 1 S: 7	H: 1 LOB: 1 BB: 0 P: 10	R: 0 E: 0 K: 1 S: 5	H: 0 LOB: 0 BB: 0 P: 9	R: 0 E: 0 K: 1 S: 5	H: 0 LOB: 0 BB: 0 P: 9	R: 0 E: 0 K: 1 S: 8	H: 0 LOB: 1 BB: 2 P: 18	R: 0 E: 0 K: 0 S: 8	H: 0 LOB: 2 BB: 1 P: 16	R: 2 E: 0 K: 0 S: 14	H: 3 LOB: 2 BB: 0 P: 26	1B: 5 2B: 3 3B: 0 HR: 0	SF: 1 SAC: 0 DP: 1 HBP: 1	WP: 1 PB: 0 SB: 0 CS: 3		PA: 43												
PITCHER	IP WLS BF H R ER SO BB IBB HBP BLK WP HR S P ERA WHIP																														
Dave Mlicki, R <small>ERA: 3.38</small> Bill Wertz, R <small>ERA: 3.62</small> Jeremy Hernandez, R <small>ERA: 3.63</small>	5.0 2.1 2.2	21 8 14	4 0 3	1 1 2	0 0 1	3 2 0	3 1 2	1 0 1	0 0 0	0 0 0	1 0 0	0 17 25	50 28 52	83 28 3.38	1.000 0.429 1.875																

Chicago White Sox @ Cleveland Indians
 Cleveland Municipal Stadium, Cleveland, OH
 Sat Oct 02 1993, 3:33 AM EDT
 Att: 72,060 - Cloudy - 56 F

AB 36
 R 4
 H 7
 RBI 1
 BB 5
 SO 5
 LOB 14



Batter	1	2	3	4	5	6	7	8	9	10	AB	R	H	RBI	BB	SO	LOB	BOTTOM																	
Kenny Lofton, L <small>OBP: 0.407, SLG: 0.407</small>											4	1	2	0	1	1	2	Chicago White Sox @ Cleveland Indians Cleveland Municipal Stadium, Cleveland, OH Sat Oct 02 1993, 3:33 AM EDT Att: 72,060 - Cloudy - 56 F																	
Mark Lewis, R <small>OBP: 0.260, SLG: 0.360</small>											5	0	1	1	0	0	2																		
Randy Milligan, R <small>OBP: 0.423, SLG: 0.434</small> Paul Sorrento, L <small>OBP: 0.338, SLG: 0.436</small>											4	0	0	0	0	1	3																		
Albert Belle, R <small>OBP: 0.372, SLG: 0.556</small>											4	1	3	1	1	0	1																		
Candy Maldonado, R <small>OBP: 0.297, SLG: 0.348</small>											5	0	0	0	0	2	5																		
Jim Thome, L <small>OBP: 0.384, SLG: 0.487</small>											3	0	0	0	1	0	3																		
Manny Ramirez, R <small>OBP: 0.200, SLG: 0.302</small> Sam Horn, L <small>OBP: 0.438, SLG: 0.867</small> Wayne Kirby, L <small>OBP: 0.324, SLG: 0.370</small>											2	0	0	0	0	1	0																		
Alvaro Espinoza, R <small>OBP: 0.288, SLG: 0.380</small> Jeff Treadway, L <small>OBP: 0.353, SLG: 0.410</small>											2	0	0	0	0	1	0																		
Junior Ortiz, R <small>OBP: 0.266, SLG: 0.272</small>											4	0	0	0	0	1	4																		
Inning Stats	R: 1 E: 0 K: 15 S: 15	H: 2 LOB: 2 BB: 1 P: 29	R: 0 E: 0 K: 0 S: 4	H: 0 LOB: 0 BB: 0 P: 9	R: 0 E: 0 K: 0 S: 11	H: 0 LOB: 1 BB: 1 P: 18	R: 0 E: 0 K: 0 S: 5	H: 0 LOB: 1 BB: 1 P: 13	R: 0 E: 0 K: 1 S: 8	H: 1 LOB: 2 BB: 0 P: 11	R: 0 E: 0 K: 1 S: 7	H: 0 LOB: 2 BB: 1 P: 14	R: 1 E: 0 K: 0 S: 7	H: 1 LOB: 0 BB: 0 P: 15	R: 0 E: 0 K: 0 S: 5	H: 2 LOB: 2 BB: 2 P: 14	1B: 6 2B: 0 3B: 0 HR: 1		SF: 0 SAC: 1 DP: 1 HBP: 0	WP: 0 PB: 0 SB: 3 CS: 1	PA: 41														
PITCHER	IP WLS BF H R ER SO BB IBB HBP BLK WP HR S P ERA WHIP																																		
Wilson Alvarez, L <small>ERA: 2.95</small> Jeff Schwarz, R <small>ERA: 3.71</small> Chuck Cary, L <small>ERA: 5.23</small> Jose DeLeon, R <small>ERA: 3.04</small> Chris Howard, L <small>ERA: 3.04</small>	5.0 1.0 1.2 0.1 1.0	21 3 6 2 4	3 1 0 1 0	1 0 0 1 0	2 1 0 0 0	0 0 0 0 0	0 0 0 0 0	0 0 0 0 0	0 0 0 0 0	0 0 0 0 0	0 0 0 0 0	0 0 0 0 0	0 0 0 0 0	0 0 0 0 0	0 0 0 0 0	0 0 0 0 0	0 0 0 0 0	0.00 1.80 0.600 27.00 0.00	1.200 1.000 0.600 3.000 2.000																

Chicago White Sox @ Cleveland Indians
 Cleveland Municipal Stadium, Cleveland, OH
 Sat Oct 02 1993, 3:33 AM EDT
 Att: 72,060 - Cloudy - 56 F

AB 34
 R 2
 H 7
 RBI 2
 BB 6
 SO 5
 LOB 22



Batter	1	2	3	4	5	6	7	8	9	AB	R	H	RBI	BB	SO	LOB	TOP						
Ellis Burks, R (1, 9) OBP: 0.352, SLG: 0.441 Warren Newson, L (6, PH) OBP: 0.429, SLG: 0.450	4-2 WP 2B BB	4-1 FC4-6 1B BB		2-1 F9		1-2 FC6 1B	3-1 F7			1	2	0	0	2	0	1							
Joey Cora, S (1, 4) OBP: 0.351, SLG: 0.349	0-0 F7	2-1 E4 FC4-6		1-0 F9		0-1 FC6 PB S 1B		1-1 BB 1B		5	1	1	1	0	0	4							
Frank Thomas, R (1, 10) OBP: 0.426, SLG: 0.607	1-0 1B 1-H 2B	FC4-6 1B		0-0 F9		2-2 BB 1B		4-1 1B 1-2 BB		4	0	2	2	1	0	3							
Robin Ventura, L (1, 5) OBP: 0.354, SLG: 0.433 Craig Grebeck, R (5, 5) OBP: 0.319, SLG: 0.268	2-3 K	2-0 1B		4-2 1B F9-2 BB		1-2 BB		3-2 K 1B		2	0	1	1	1	1	1							
Dan Pasqua, L (1, 3) OBP: 0.302, SLG: 0.358 Drew Denson, S (8, PH) OBP: 0.200, SLG: 0.200	4-2 1B BB	1-1 G3		1-0 F9-2 1B		3-1 G3		2-0 1B 1-2 2-H		3	0	1	0	1	0	4							
Bo Jackson, R (1, 7) OBP: 0.289, SLG: 0.433 Steve Sax, R (6, 7) OBP: 0.283, SLG: 0.303	1-1 1-2 2-3 1B		3-2 F9		2-2 F9-2		2-2 G3-1 1B		3-1 F8		3	0	1	0	0	2							
Lance Johnson, L (1, 8) OBP: 0.287, SLG: 0.396 Mike Huff, R (7, 8) OBP: 0.321, SLG: 0.295	0-1 G3-1		1-0 G4-3		4-1 BB		0-1 G3-1 1B		3-3 K		3	0	1	0	1	0	3						
Ron Karkovics, R (1, 2) OBP: 0.287, SLG: 0.424 Ivan Calderon, R (7, PH) OBP: 0.274, SLG: 0.280 Michael LaValliere, L (7, 2) OBP: 0.279, SLG: 0.275		2-2 SH1-3 E 2B		3-3 K		0-0 P3		0-2 G3-1		0-3 K		3	1	1	0	0	1						
Ozzie Guillen, L (1, 6) OBP: 0.292, SLG: 0.374 Norberto Martin, R (6, 4) OBP: 0.400, SLG: 0.357	0-0 SH1-3 2-3			4-1 BB		0-0 G6-3		0-3 K		1-0 P2		1	0	0	0	1	0						
Inning Stats	R: 1 E: 0 K: 1 S: 14	H: 2 LOB: 3 BB: 2 P: 26	R: 2 E: 1 K: 0 S: 15	H: 2 LOB: 2 BB: 1 P: 28	R: 0 E: 0 K: 1 S: 10	H: 0 LOB: 0 BB: 0 P: 17	R: 0 E: 0 K: 0 S: 5	H: 0 LOB: 1 BB: 1 P: 12	R: 0 E: 0 K: 0 S: 12	H: 1 LOB: 2 BB: 2 P: 23	R: 1 E: 0 K: 1 S: 13	H: 2 LOB: 2 BB: 1 P: 23	R: 0 E: 0 K: 1 S: 16	H: 2 LOB: 2 BB: 0 P: 21	R: 0 E: 0 K: 1 S: 10	H: 2 LOB: 2 BB: 0 P: 23	R: 0 E: 0 K: 2 S: 8	H: 0 LOB: 0 BB: 0 P: 12	1B: 9 2B: 3 3B: 0 HR: 0	SF: 0 SAC: 1 DP: 1 HBP: 0	WP: 1 PB: 1 SB: 1 CS: 0	PA: 45	
PITCHER	IP WLS BF H R ER SO BB IBB HBP BLK WP HR S P ERA WHIP	IP WLS BF H R ER SO BB IBB HBP BLK WP HR S P ERA WHIP	IP WLS BF H R ER SO BB IBB HBP BLK WP HR S P ERA WHIP	IP WLS BF H R ER SO BB IBB HBP BLK WP HR S P ERA WHIP	IP WLS BF H R ER SO BB IBB HBP BLK WP HR S P ERA WHIP	IP WLS BF H R ER SO BB IBB HBP BLK WP HR S P ERA WHIP	IP WLS BF H R ER SO BB IBB HBP BLK WP HR S P ERA WHIP	IP WLS BF H R ER SO BB IBB HBP BLK WP HR S P ERA WHIP	IP WLS BF H R ER SO BB IBB HBP BLK WP HR S P ERA WHIP	IP WLS BF H R ER SO BB IBB HBP BLK WP HR S P ERA WHIP	IP WLS BF H R ER SO BB IBB HBP BLK WP HR S P ERA WHIP	IP WLS BF H R ER SO BB IBB HBP BLK WP HR S P ERA WHIP	IP WLS BF H R ER SO BB IBB HBP BLK WP HR S P ERA WHIP	IP WLS BF H R ER SO BB IBB HBP BLK WP HR S P ERA WHIP	IP WLS BF H R ER SO BB IBB HBP BLK WP HR S P ERA WHIP	IP WLS BF H R ER SO BB IBB HBP BLK WP HR S P ERA WHIP	IP WLS BF H R ER SO BB IBB HBP BLK WP HR S P ERA WHIP	IP WLS BF H R ER SO BB IBB HBP BLK WP HR S P ERA WHIP	IP WLS BF H R ER SO BB IBB HBP BLK WP HR S P ERA WHIP	IP WLS BF H R ER SO BB IBB HBP BLK WP HR S P ERA WHIP	IP WLS BF H R ER SO BB IBB HBP BLK WP HR S P ERA WHIP	IP WLS BF H R ER SO BB IBB HBP BLK WP HR S P ERA WHIP	IP WLS BF H R ER SO BB IBB HBP BLK WP HR S P ERA WHIP

Chicago White Sox @ Cleveland Indians
 Cleveland Municipal Stadium, Cleveland, OH
 Sun Oct 03 1993, 3:33 AM EDT
 Att: 72,390 - Unknown - 60 F

AB 36
 R 4
 H 11
 RBI 4
 BB 8
 SO 6
 LOB 30



Batter	1	2	3	4	5	6	7	8	9	AB	R	H	RBI	BB	SO	LOB	BOTTOM						
Kenny Lofton, L (1, 8) OBP: 0.408, SLG: 0.408	3-2 G4-3		1-0 1B		0-2 FC4-6 1-2		0-0 1B			4	0	2	0	0	0	1							
Wayne Kirby, L (1, 9) OBP: 0.323, SLG: 0.371	1-0 2B		2-2 F8		1-0 F9		0-1 G4-3			4	0	1	0	0	0	3							
Jim Thome, L (1, 5) OBP: 0.385, SLG: 0.474	0-1 G1-3		2-1 P4		0-1 G5-3		0-3 K			4	0	0	0	0	1	2							
Albert Belle, R (1, 7) OBP: 0.370, SLG: 0.552	0-0 F9		2-1 F9		2-1 F9		0-2 P3			4	0	0	0	0	0	2							
Paul Sorrento, L (1, 3) OBP: 0.340, SLG: 0.434		4-1 1B BB		1-0 F8		4-2 1B BB		0-1 F7		2	0	0	0	2	0	0							
Sam Horn, L (1, 10) OBP: 0.472, SLG: 0.848 Manny Ramirez, R (8, FR) OBP: 0.200, SLG: 0.302		2-1 1B		3-2 F9		2-0 1B		3-2 G4-6-3 HBP		3	0	2	0	0	0	0							
Jeff Treadway, L (1, 4) OBP: 0.347, SLG: 0.403		2-3 K		2-3 K		0-1 F8		1-0 G4-6-3 1-2		4	0	0	0	0	2	5							
Felix Fermin, R (1, 6) OBP: 0.303, SLG: 0.317 Mark Lewis, R (7, 6) OBP: 0.250, SLG: 0.346		0-1 P9		1-2 G5-3		1-1 F8		2-3 K		2	0	0	0	0	0	2							
Junior Ortiz, R (1, 2) OBP: 0.267, SLG: 0.273		0-1 F9		2-2 FC4-6 1B		1-0 P3				3	0	1	0	0	0	2							
Inning Stats	R: 0 E: 0 K: 0 S: 9	H: 1 LOB: 1 BB: 0 P: 13	R: 0 E: 0 K: 1 S: 11	H: 1 LOB: 2 BB: 1 P: 19	R: 0 E: 0 K: 0 S: 7	H: 1 LOB: 0 BB: 0 P: 13	R: 0 E: 0 K: 0 S: 10	H: 1 LOB: 1 BB: 0 P: 14	R: 0 E: 0 K: 0 S: 9	H: 1 LOB: 2 BB: 1 P: 17	R: 0 E: 0 K: 1 S: 6	H: 0 LOB: 0 BB: 0 P: 8	R: 0 E: 0 K: 1 S: 8	H: 0 LOB: 0 BB: 0 P: 8	R: 0 E: 0 K: 1 S: 7	H: 0 LOB: 1 BB: 0 P: 13	1B: 5 2B: 1 3B: 0 HR: 0	SF: 0 SAC: 0 DP: 1 HBP: 1	WP: 0 PB: 0 SB: 0 CS: 0	PA: 35			
PITCHER	IP WLS BF H R ER SO BB IBB HBP BLK WP HR S P ERA WHIP	IP WLS BF H R ER SO BB IBB HBP BLK WP HR S P ERA WHIP	IP WLS BF H R ER SO BB IBB HBP BLK WP HR S P ERA WHIP	IP WLS BF H R ER SO BB IBB HBP BLK WP HR S P ERA WHIP	IP WLS BF H R ER SO BB IBB HBP BLK WP HR S P ERA WHIP	IP WLS BF H R ER SO BB IBB HBP BLK WP HR S P ERA WHIP	IP WLS BF H R ER SO BB IBB HBP BLK WP HR S P ERA WHIP	IP WLS BF H R ER SO BB IBB HBP BLK WP HR S P ERA WHIP	IP WLS BF H R ER SO BB IBB HBP BLK WP HR S P ERA WHIP	IP WLS BF H R ER SO BB IBB HBP BLK WP HR S P ERA WHIP	IP WLS BF H R ER SO BB IBB HBP BLK WP HR S P ERA WHIP	IP WLS BF H R ER SO BB IBB HBP BLK WP HR S P ERA WHIP	IP WLS BF H R ER SO BB IBB HBP BLK WP HR S P ERA WHIP	IP WLS BF H R ER SO BB IBB HBP BLK WP HR S P ERA WHIP	IP WLS BF H R ER SO BB IBB HBP BLK WP HR S P ERA WHIP	IP WLS BF H R ER SO BB IBB HBP BLK WP HR S P ERA WHIP	IP WLS BF H R ER SO BB IBB HBP BLK WP HR S P ERA WHIP	IP WLS BF H R ER SO BB IBB HBP BLK WP HR S P ERA WHIP	IP WLS BF H R ER SO BB IBB HBP BLK WP HR S P ERA WHIP	IP WLS BF H R ER SO BB IBB HBP BLK WP HR S P ERA WHIP	IP WLS BF H R ER SO BB IBB HBP BLK WP HR S P ERA WHIP	IP WLS BF H R ER SO BB IBB HBP BLK WP HR S P ERA WHIP	IP WLS BF H R ER SO BB IBB HBP BLK WP HR S P ERA WHIP

Chicago White Sox @ Cleveland Indians
 Cleveland Municipal Stadium, Cleveland, OH
 Sun Oct 03 1993, 3:33 AM EDT
 Att: 72,390 - Unknown - 60 F

AB 32
 R 0
 H 6
 RBI 0
 BB 2
 SO 4
 LOB 18



Batter	1	2	3	4	5	6	7	8	9	AB	R	H	RBI	BB	SO	LOB	TOP								
Rickey Henderson, R (1, 7)	E3 FC4-6 1B		BB	K			F8			3	1	0	0	1	1	2									
Devon White, S (1, 8) OBP: 0.444, SLG: 0.444	FC4-6 1B		K			G4-6-3 1B	L5			4	0	2	0	0	1	1									
Roberto Alomar, S (1, 4)	FC4-6 1B 1-2 3-H		G3			G4-6-3 1-2	K			4	0	0	1	0	1	3									
Joe Carter, R (1, 9) OBP: 0.333, SLG: 0.333	F8 1B				F8 K			L8		4	0	1	0	0	1	0									
John Olerud, L (1, 3) OBP: 0.556, SLG: 0.625	F9		G3			G4-3 1B	G4-3 1B	P4		4	0	1	0	0	0	1									
Paul Molitor, R (1, 10) OBP: 0.697, SLG: 1.111		FC4-6 1B		1B 2B		G4-3		K		4	1	2	0	0	1	1									
Tony Fernandez, S (1, 6)	FC4-6 1B 1-2 G3-6-1		1B E 1B			G4-3 IBB		G4-3		3	1	1	1	1	0	1									
Ed Sprague, R (1, 5) OBP: 0.556, SLG: 0.750	G3-6-1		E IBB			G4-3		G6-3		3	0	0	0	1	0	3									
Pat Borders, R (1, 2) OBP: 0.222, SLG: 0.222			G4-3 1B 1-3 2-H			G4-3		G6-3		4	0	1	0	0	0	2									
Inning Stats	R: 1 E: 1 K: 0 S: 11	H: 2 LOB: 1 BB: 0 P: 14	R: 0 E: 0 K: 0 S: 6	H: 1 LOB: 0 BB: 0 P: 6	R: 0 E: 0 K: 1 S: 13	H: 0 LOB: 1 BB: 1 P: 24	R: 2 E: 1 K: 1 S: 19	H: 3 LOB: 2 BB: 1 P: 31	R: 0 E: 0 K: 1 S: 10	H: 1 LOB: 0 BB: 0 P: 13	R: 0 E: 0 K: 0 S: 11	H: 1 LOB: 2 BB: 1 P: 20	R: 0 E: 0 K: 1 S: 5	H: 0 LOB: 0 BB: 0 P: 7	R: 0 E: 0 K: 1 S: 7	H: 0 LOB: 0 BB: 0 P: 8	R: 0 E: 0 K: 0 S: 5	H: 0 LOB: 0 BB: 0 P: 9	1B: 7 2B: 1 3B: 0 HR: 0	SF: 0 SAC: 0 DP: 2 HBP: 0	WP: 0 PB: 0 SB: 0 CS: 0	PA: 36			
PITCHER	IP	WLS	BF	H	R	ER	SO	BB	IBB	HBP	BLK	WP	HR	S	P	ERA	WHIP								
Alex Fernandez, R (1, 1) ERA: 1.13	8.0	L	33	8	3	1	5	1	2	0	0	0	0	82	123	1.12	1.125								
Roberto Hernandez, R (9, 1) ERA:	1.0		3	0	0	0	0	0	0	0	0	0	0	5	9	0.00	0.000								

Toronto Blue Jays @ Chicago White Sox
Comiskey Park, Chicago, IL
Wed Oct 06 1993, 4:33 AM EDT
Att: 46,101 - Sunny - 72 F

AB	33
R	3
H	8
RBI	2
BB	3
SO	5
LOB	14



Batter	1	2	3	4	5	6	7	8	9	AB	R	H	RBI	BB	SO	LOB	BOTTOM								
Tim Lincecum, S (1, 7) OBP: 0.400, SLG: 0.333	BB WP BB	G3-1			K				F8	4	1	1	0	1	1	2									
Joey Cora, S (1, 4)	K		L4		G3		K		P6	5	0	0	0	0	2	3									
Frank Thomas, R (1, 10) OBP: 0.889, SLG: 0.750	F9		1B			BB 1B	1B		BB	3	0	2	0	1	0	1									
Robin Ventura, L (1, 5) OBP: 0.444, SLG: 0.167	WP BB		K			BB	K			3	0	1	0	1	2	3									
Ellis Burks, R (1, 9) OBP: 0.333, SLG: 0.286	WP BB		L8			BB		G5-3		2	0	0	0	2	0	1									
Dan Pasqua, L (1, 3) OBP: 1.000, SLG: 1.000	K				F7		F8		G4-6-3 1B	3	0	0	0	0	1	5									
Lance Johnson, L (1, 8) OBP: 0.222, SLG: 0.250		SH3 2B			L5		P5		G4-6-3 1B	4	0	1	0	0	0	4									
Ron Karkovics, R (1, 2) WARREN NEWSON, L (6, PH) Michael Lavalliere, L (7, 2) OBP: 1.000, SLG: 1.000	SH3				K		G1		FC3-6 1B	1	0	0	0	0	1	0									
Ozzie Guillen, L (1, 6) OBP: 0.250, SLG: 0.250	G4-3				P7		F7		FC3-6	4	0	0	0	0	0	2									
Inning Stats	R: 1 E: 0 K: 2 S: 12	H: 0 LOB: 2 BB: 3 P: 27	R: 0 E: 0 K: 0 S: 10	H: 1 LOB: 1 BB: 0 P: 13	R: 0 E: 0 K: 1 S: 17	H: 1 LOB: 0 BB: 0 P: 23	R: 0 E: 0 K: 1 S: 10	H: 0 LOB: 0 BB: 0 P: 15	R: 0 E: 0 K: 1 S: 12	H: 0 LOB: 0 BB: 0 P: 17	R: 0 E: 0 K: 0 S: 12	H: 2 LOB: 3 BB: 1 P: 21	R: 0 E: 0 K: 2 S: 11	H: 1 LOB: 2 BB: 1 P: 17	R: 0 E: 0 K: 0 S: 11	H: 1 LOB: 0 BB: 0 P: 13	R: 0 E: 0 K: 0 S: 7	H: 1 LOB: 1 BB: 0 P: 9	1B: 6 2B: 1 3B: 0 HR: 0	SF: 0 SAC: 1 DP: 1 HBP: 0	WP: 1 PB: 0 SB: 0 CS: 0	PA: 38			
PITCHER	IP	WLS	BF	H	R	ER	SO	BB	IBB	HBP	BLK	WP	HR	S	P	ERA	WHIP								
Dave Stewart, R (1, 1) ERA: 1.5	6.0	W	26	4	1	1	5	4	0	0	0	0	0	73	116	1.50	1.333								
Al Leiter, L (7, 1) ERA:	2.0		8	2	0	0	2	1	0	0	0	0	0	22	30	0.00	1.500								
Duane Ward, R (9, 1) ERA:	1.0	S	4	1	0	0	0	0	0	0	0	0	0	7	9	0.00	1.000								

Toronto Blue Jays @ Chicago White Sox
Comiskey Park, Chicago, IL
Wed Oct 06 1993, 4:33 AM EDT
Att: 46,101 - Sunny - 72 F

AB	32
R	1
H	7
RBI	0
BB	5
SO	7
LOB	24



Batter	1	2	3	4	5	6	7	8	9	AB	R	H	RBI	BB	SO	LOB	TOP					
Tim Raines, S OBP: 0.533, SLG: 0.643 (1, 7)	G4-3		1B	SF8 SH5-3		SH1-3		E7		5	1	4	0	0	0	0	Chicago White Sox @ Toronto Blue Jays SkyDome, Toronto, ON Fri Oct 08 1993, 7:05 PM EDT Att: 51,783 - Dome					
Joey Coxa, S OBP: 0.308, SLG: 0.182 (1, 4)	1B		1B	SH5-3		SH1-3		G4-3		3	1	2	0	0	0	1						
Frank Thomas, R OBP: 0.786, SLG: 0.571 (1, 3)	L8		1B	IBB		G6-3		BB		3	1	1	1	2	0	2						
Robin Ventura, L OBP: 0.429, SLG: 0.125 (1, 5)	L9		1B	SF8		IBB		K2-3		2	1	0	1	2	1	3						
Ellis Burks, R OBP: 0.357, SLG: 0.333 (1, 9)		CS	1B	K		G5-3		L8		5	1	2	2	0	1	4						
Bo Jackson, R (1, 10)	K		1B			K		K2-3		4	0	0	0	1	3	1						
Lance Johnson, L OBP: 0.286, SLG: 0.308 (1, 8)	G4-3		1B			1B		G1-3		5	0	2	2	0	0	0						
Ron Karkovice, R (1, 2)			K			K		G5-3		4	0	0	0	0	3	3						
Ozzie Guillen, L OBP: 0.250, SLG: 0.250 (1, 6)			G3-1	SF8		P6		G5-3		4	1	1	0	0	0	1						
Inning Stats	R: 0 E: 0 K: 0 S: 9	H: 1 LOB: 1 BB: 0 P: 14	R: 0 E: 0 K: 1 S: 7	H: 1 LOB: 0 BB: 0 P: 10	R: 5 E: 0 K: 2 S: 21	H: 5 LOB: 2 BB: 2 P: 33	R: 1 E: 0 K: 1 S: 12	H: 2 LOB: 2 BB: 1 P: 23	R: 0 E: 0 K: 2 S: 15	H: 1 LOB: 1 BB: 0 P: 22	R: 0 E: 0 K: 0 S: 4	H: 0 LOB: 0 BB: 0 P: 4	R: 0 E: 1 K: 1 S: 7	H: 1 LOB: 2 BB: 1 P: 12	R: 0 E: 0 K: 1 S: 5	H: 0 LOB: 0 BB: 0 P: 7	1B: 10 2B: 3 3B: 0 HR: 0	SF: 1 SAC: 2 DP: 1 HBP: 0	WP: 0 PB: 0 SB: 1 CS: 1	PA: 43		
PITCHER	IP WLS BF H R ER SO BB IBB HBP BLK WP HR S P ERA WHIP	IP WLS BF H R ER SO BB IBB HBP BLK WP HR S P ERA WHIP	IP WLS BF H R ER SO BB IBB HBP BLK WP HR S P ERA WHIP	IP WLS BF H R ER SO BB IBB HBP BLK WP HR S P ERA WHIP	IP WLS BF H R ER SO BB IBB HBP BLK WP HR S P ERA WHIP	IP WLS BF H R ER SO BB IBB HBP BLK WP HR S P ERA WHIP	IP WLS BF H R ER SO BB IBB HBP BLK WP HR S P ERA WHIP	IP WLS BF H R ER SO BB IBB HBP BLK WP HR S P ERA WHIP	IP WLS BF H R ER SO BB IBB HBP BLK WP HR S P ERA WHIP	IP WLS BF H R ER SO BB IBB HBP BLK WP HR S P ERA WHIP	IP WLS BF H R ER SO BB IBB HBP BLK WP HR S P ERA WHIP	IP WLS BF H R ER SO BB IBB HBP BLK WP HR S P ERA WHIP	IP WLS BF H R ER SO BB IBB HBP BLK WP HR S P ERA WHIP	IP WLS BF H R ER SO BB IBB HBP BLK WP HR S P ERA WHIP	IP WLS BF H R ER SO BB IBB HBP BLK WP HR S P ERA WHIP	IP WLS BF H R ER SO BB IBB HBP BLK WP HR S P ERA WHIP	IP WLS BF H R ER SO BB IBB HBP BLK WP HR S P ERA WHIP	IP WLS BF H R ER SO BB IBB HBP BLK WP HR S P ERA WHIP	IP WLS BF H R ER SO BB IBB HBP BLK WP HR S P ERA WHIP	IP WLS BF H R ER SO BB IBB HBP BLK WP HR S P ERA WHIP	IP WLS BF H R ER SO BB IBB HBP BLK WP HR S P ERA WHIP	IP WLS BF H R ER SO BB IBB HBP BLK WP HR S P ERA WHIP
Pat Hentgen, R ERA: 18.0 (1, 1)	3.0	L	19	9	6	6	3	2	0	0	0	0	0	0	0	0	18.00	3.667				
Danny Cox, R ERA: (4, 1)	3.0		13	2	0	0	3	0	2	0	0	0	0	0	0	0	0.00	0.667				
Mark Eichhorn, R ERA: (7, 1)	2.0		8	1	0	0	1	1	0	0	0	0	0	0	0	0	0.00	1.000				
Tony Castillo, L ERA: (9, 1)	1.0		3	0	0	0	1	0	0	0	0	0	0	0	0	0	0.00	0.000				

Batter	1	2	3	4	5	6	7	8	9	AB	R	H	RBI	BB	SO	LOB	BOTTOM					
Rickey Henderson, R OBP: 0.214, SLG: 0.167 (1, 7)	F9		1B			K		BB		3	1	1	0	1	1	0	Chicago White Sox @ Toronto Blue Jays SkyDome, Toronto, ON Fri Oct 08 1993, 7:05 PM EDT Att: 51,783 - Dome					
Devon White, S OBP: 0.385, SLG: 0.385 (1, 8)	G4-3		2B	CS		L3		L7		4	0	1	1	0	0	1						
Paul Molitor, R OBP: 0.538, SLG: 0.846 (1, 10)	F9		CS	1B		K		F9		4	0	1	0	0	1	1						
Joe Carter, R OBP: 0.231, SLG: 0.231 (1, 9)		K		P3		F9		F7		4	0	0	0	0	1	1						
John Olerud, L OBP: 0.538, SLG: 0.583 (1, 3)	1B		1B	BB		G4-3		F7		4	0	2	0	0	0	0						
Roberto Alomar, S OBP: 0.231, SLG: 0.091 (1, 4)	G6-3		1B	BB		1B		P3		3	0	1	0	1	0	0						
Tony Fernandez, S OBP: 0.333, SLG: 0.273 (1, 6)	G6-3			BB		K		G1-4-3		3	0	1	0	0	1	5						
Ed Sprague, R OBP: 0.417, SLG: 0.545 (1, 5)			F7	F8		G1-4-3				3	0	0	0	0	0	4						
Pat Borders, R OBP: 0.167, SLG: 0.167 (1, 2)			K			K		P4		3	0	0	0	0	2	0						
Inning Stats	R: 0 E: 0 K: 0 S: 11	H: 0 LOB: 0 BB: 0 P: 14	R: 0 E: 0 K: 1 S: 9	H: 2 LOB: 1 BB: 0 P: 9	R: 1 E: 0 K: 1 S: 16	H: 2 LOB: 0 BB: 0 P: 24	R: 0 E: 0 K: 1 S: 15	H: 2 LOB: 3 BB: 1 P: 24	R: 0 E: 0 K: 2 S: 8	H: 0 LOB: 0 BB: 0 P: 13	R: 0 E: 0 K: 1 S: 8	H: 0 LOB: 0 BB: 0 P: 12	R: 0 E: 0 K: 0 S: 5	H: 1 LOB: 0 BB: 0 P: 6	R: 0 E: 0 K: 0 S: 8	H: 0 LOB: 1 BB: 1 P: 16	R: 0 E: 0 K: 0 S: 6	H: 0 LOB: 0 BB: 0 P: 8	1B: 6 2B: 1 3B: 0 HR: 0	SF: 0 SAC: 0 DP: 2 HBP: 0	WP: 0 PB: 0 SB: 1 CS: 1	PA: 34
PITCHER	IP WLS BF H R ER SO BB IBB HBP BLK WP HR S P ERA WHIP	IP WLS BF H R ER SO BB IBB HBP BLK WP HR S P ERA WHIP	IP WLS BF H R ER SO BB IBB HBP BLK WP HR S P ERA WHIP	IP WLS BF H R ER SO BB IBB HBP BLK WP HR S P ERA WHIP	IP WLS BF H R ER SO BB IBB HBP BLK WP HR S P ERA WHIP	IP WLS BF H R ER SO BB IBB HBP BLK WP HR S P ERA WHIP	IP WLS BF H R ER SO BB IBB HBP BLK WP HR S P ERA WHIP	IP WLS BF H R ER SO BB IBB HBP BLK WP HR S P ERA WHIP	IP WLS BF H R ER SO BB IBB HBP BLK WP HR S P ERA WHIP	IP WLS BF H R ER SO BB IBB HBP BLK WP HR S P ERA WHIP	IP WLS BF H R ER SO BB IBB HBP BLK WP HR S P ERA WHIP	IP WLS BF H R ER SO BB IBB HBP BLK WP HR S P ERA WHIP	IP WLS BF H R ER SO BB IBB HBP BLK WP HR S P ERA WHIP	IP WLS BF H R ER SO BB IBB HBP BLK WP HR S P ERA WHIP	IP WLS BF H R ER SO BB IBB HBP BLK WP HR S P ERA WHIP	IP WLS BF H R ER SO BB IBB HBP BLK WP HR S P ERA WHIP	IP WLS BF H R ER SO BB IBB HBP BLK WP HR S P ERA WHIP	IP WLS BF H R ER SO BB IBB HBP BLK WP HR S P ERA WHIP	IP WLS BF H R ER SO BB IBB HBP BLK WP HR S P ERA WHIP	IP WLS BF H R ER SO BB IBB HBP BLK WP HR S P ERA WHIP	IP WLS BF H R ER SO BB IBB HBP BLK WP HR S P ERA WHIP	IP WLS BF H R ER SO BB IBB HBP BLK WP HR S P ERA WHIP
Wilson Alvarez, L ERA: 1.0 (1, 1)	9.0	W	33	7	1	1	6	2	0	0	0	0	0	0	0	0	1.00	1.000				

Batter	1	2	3	4	5	6	7	8	9	AB	R	H	RBI	BB	SO	LOB	TOP								
Tim Raines, S OBP: 0.550, SLG: 0.684 (1, 7)	G3		F8		F8		FC5-4 G6-3 1-3 1B		FC1-4 1B	5	1	3	0	0	0	0									
Joey Coors, S OBP: 0.276, SLG: 0.188 (1, 4)	K		G4-3		G3-1		G6-3		FC1-4 1B	5	0	1	1	0	1	1									
Frank Thomas, R OBP: 0.737, SLG: 0.800 (1, 3)	BB						HR		FC5-4 1B	3	1	1	1	2	1	2									
Robin Ventura, L OBP: 0.421, SLG: 0.231 (1, 5)	F8				G5-4-3 1B		G3		FC5-4 1-2 2-3 1B	5	0	2	1	0	0	3									
Ellis Burks, R OBP: 0.368, SLG: 0.313 (1, 9)		G6-3 HR 1B			G5-4-3 1-2		BB 3B		P4	4	2	1	0	1	1	5									
Bo Jackson, R (1, 10)	G6-3				BLK BB		BB			2	1	0	0	2	1	1									
Lance Johnson, L OBP: 0.333, SLG: 0.647 (1, 8)	HR				F8		3B		L1	4	1	2	4	0	0	1									
Ron Karkovice, R (1, 2)	G3-1						F7		F9	4	0	0	0	0	0	1									
Ozzie Guillen, L OBP: 0.250, SLG: 0.250 (1, 6)	K						K		L9	4	1	1	0	0	2	0									
Inning Stats	R: 0 E: 0 K: 1 S: 8	H: 0 LOB: 1 BB: 1 P: 15	R: 2 E: 0 K: 1 S: 12	H: 2 LOB: 0 BB: 0 P: 18	R: 0 E: 0 K: 1 S: 7	H: 1 LOB: 0 BB: 0 P: 12	R: 0 E: 0 K: 0 S: 8	H: 1 LOB: 1 BB: 1 P: 17	R: 0 E: 0 K: 1 S: 9	H: 0 LOB: 0 BB: 0 P: 11	R: 3 E: 0 K: 0 S: 10	H: 2 LOB: 1 BB: 1 P: 20	R: 1 E: 0 K: 0 S: 13	H: 2 LOB: 2 BB: 1 P: 18	R: 0 E: 0 K: 1 S: 7	H: 0 LOB: 0 BB: 0 P: 9	R: 1 E: 0 K: 1 S: 18	H: 3 LOB: 2 BB: 0 P: 24	1B: 7 2B: 1 3B: 1 HR: 2	SF: 0 SAC: 0 DP: 1 HBP: 0	WP: 0 PB: 0 SB: 0 CS: 0	PA: 41			
PITCHER	IP	WLS	BF	H	R	ER	SO	BB	IBB	HBP	BLK	WP	HR	S	P	ERA	WHIP								
Todd Stottlemire, R ERA: 7.5 (1, 1)	6.0	L	26	6	5	5	4	4	0	0	1	0	2	54	93	7.50	1.667								
Al Leiter, L ERA: 3.38 (7, 1)	0.2		5	2	1	1	0	0	1	0	0	0	0	9	13	13.50	3.000								
Mike Timlin, R ERA: 3.86 (7, 1)	2.1		10	3	1	1	2	0	0	0	0	0	0	29	38	3.86	1.286								

Chicago White Sox @ Toronto Blue Jays
SkyDome, Toronto, ON
Sat Oct 09 1993, 7:05 PM EDT
Att: 51,889 - Dome

AB 36
R 7
H 11
RBI 7
BB 5
SO 6
LOB 14

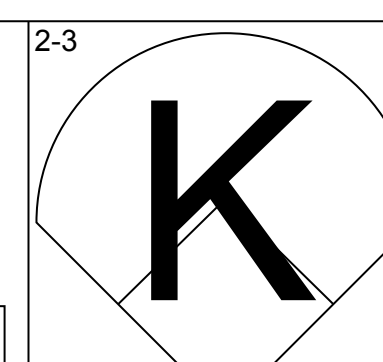
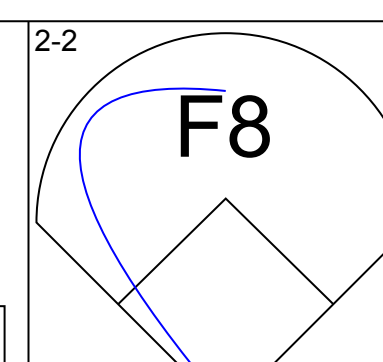
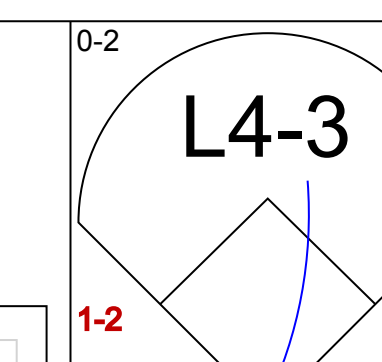
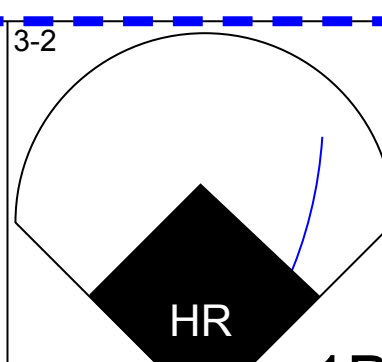
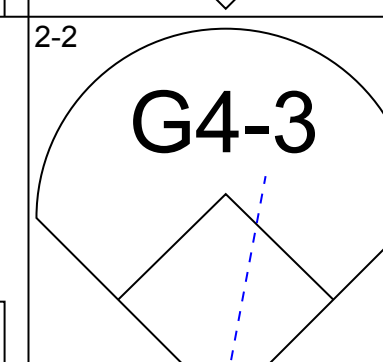
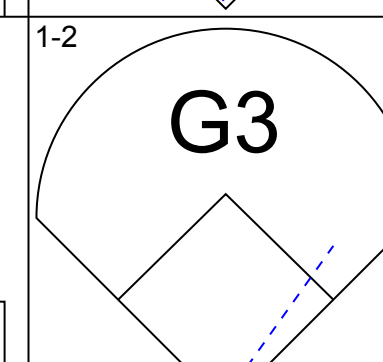
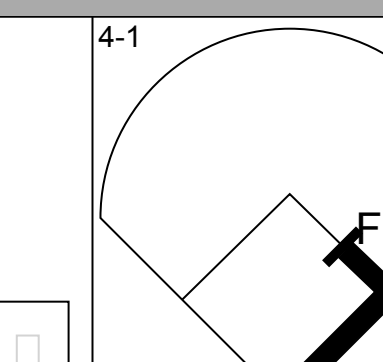
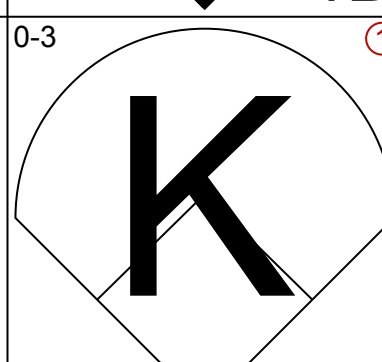
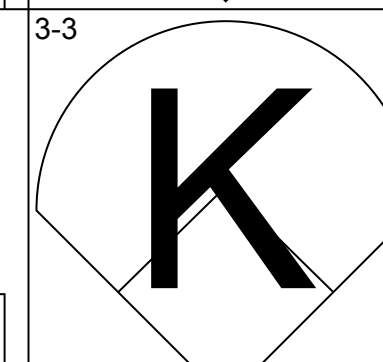
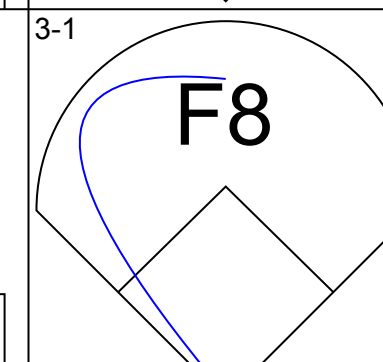
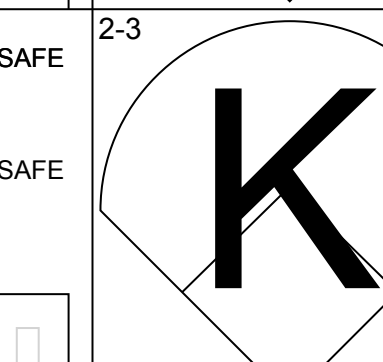
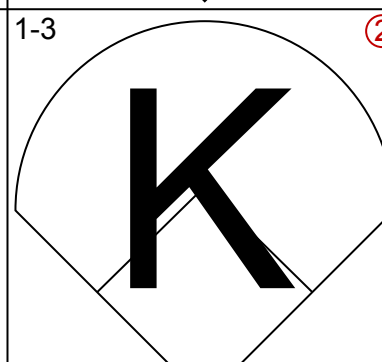
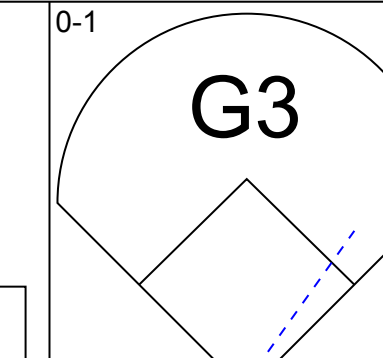
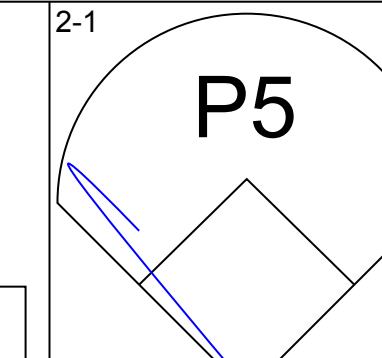
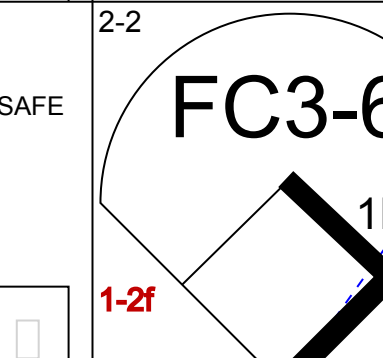
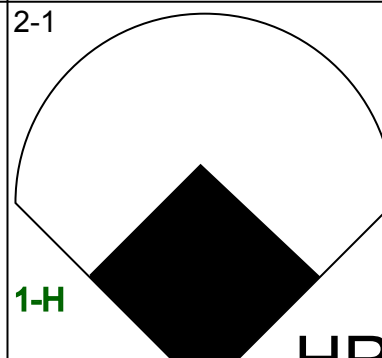
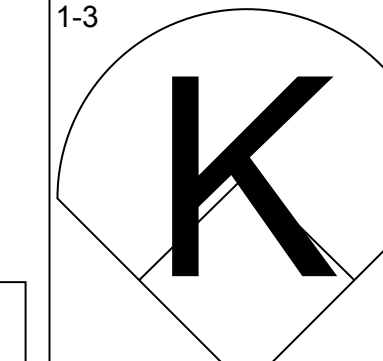
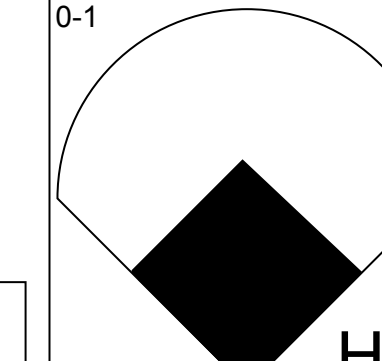
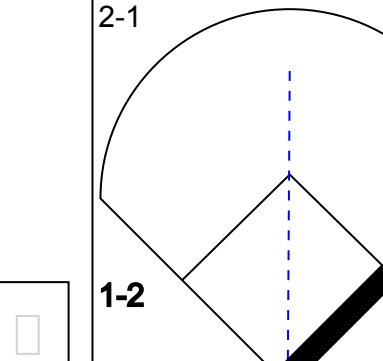
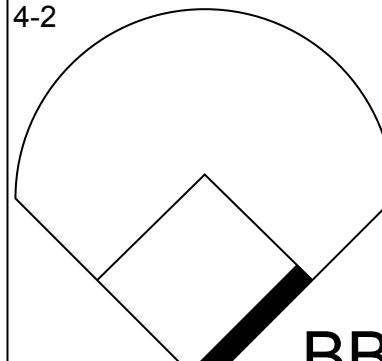
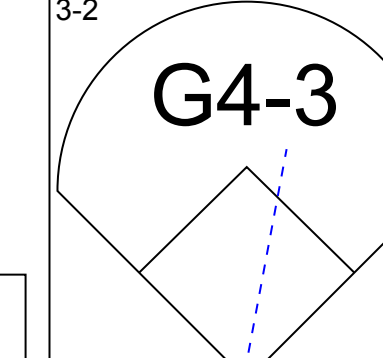
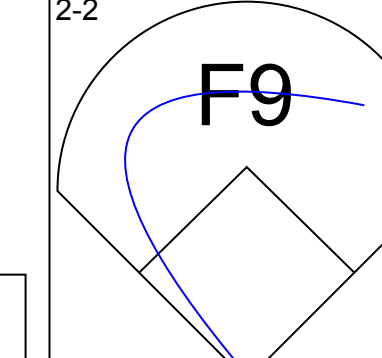
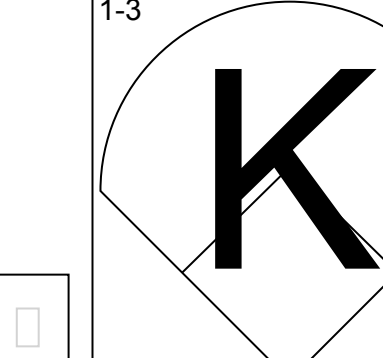
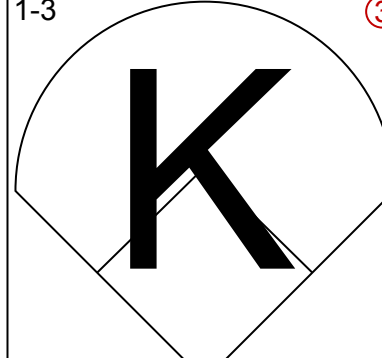
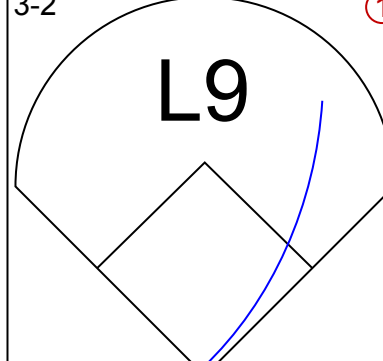
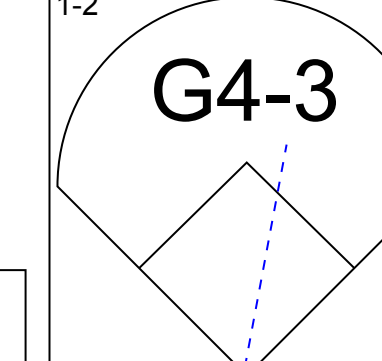
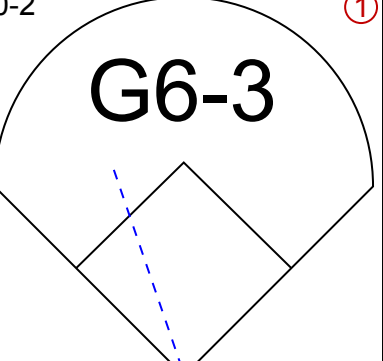
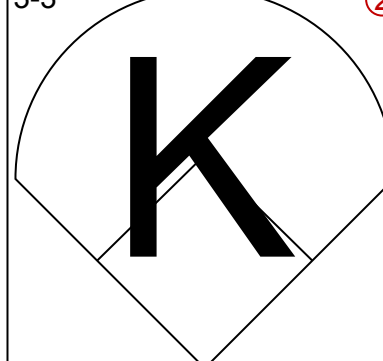
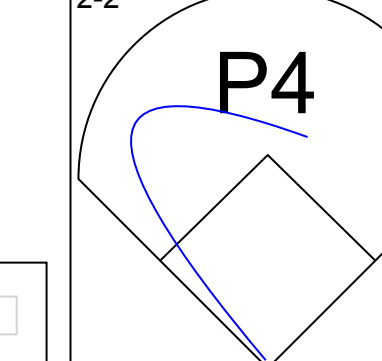
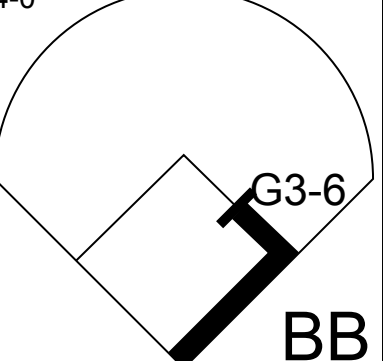
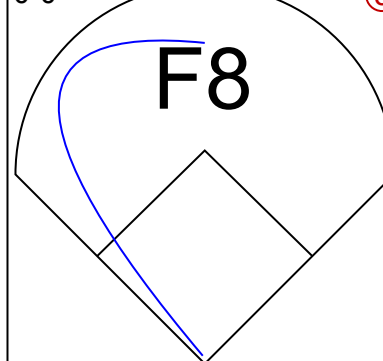
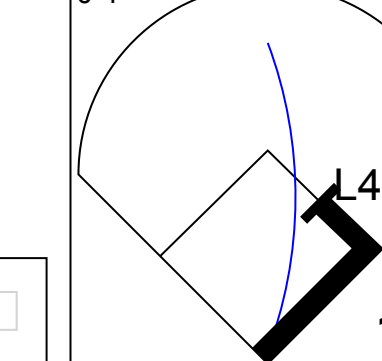
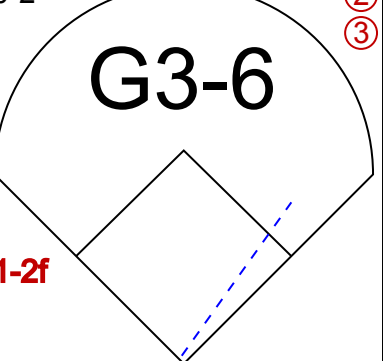


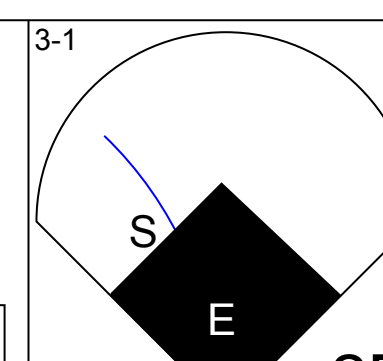
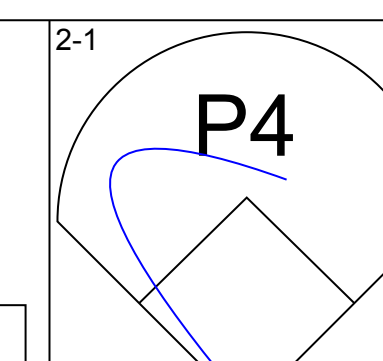
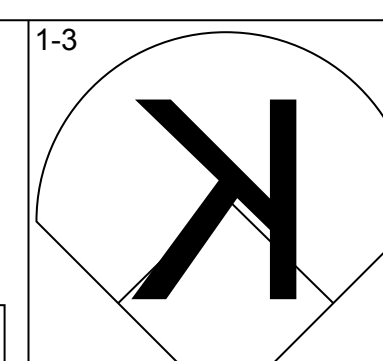
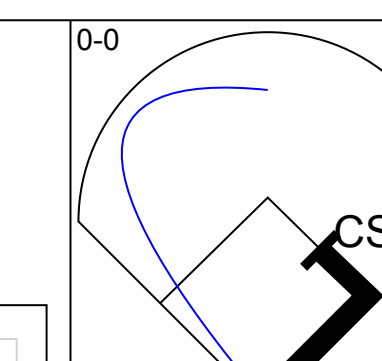
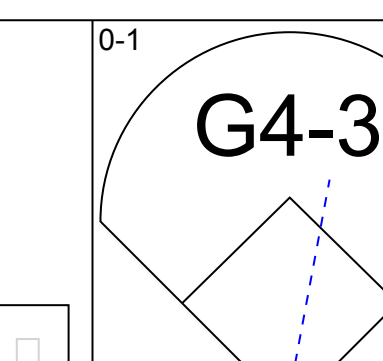
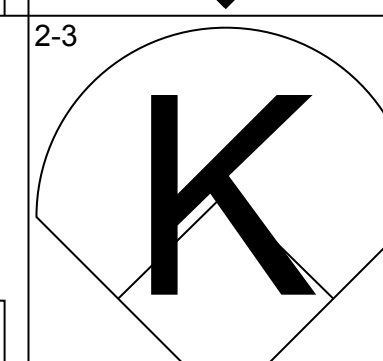
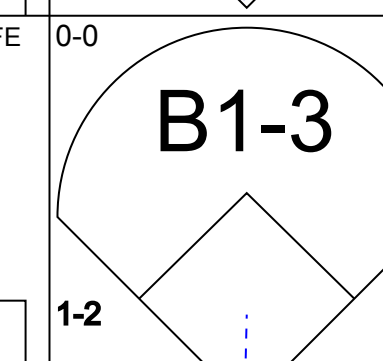
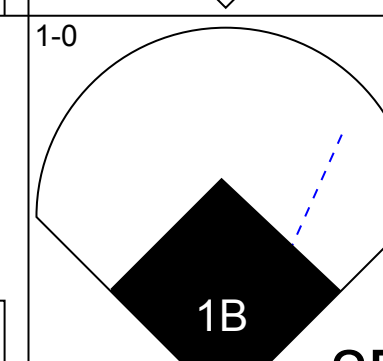
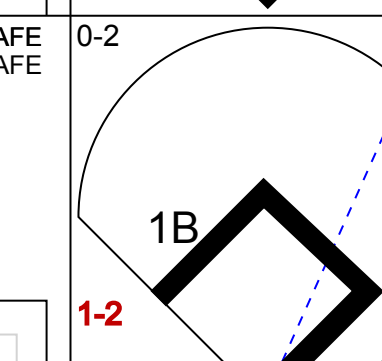
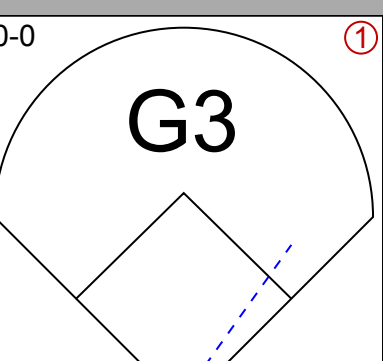
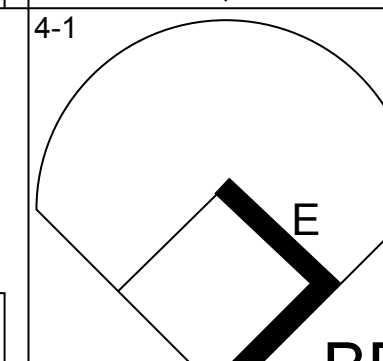
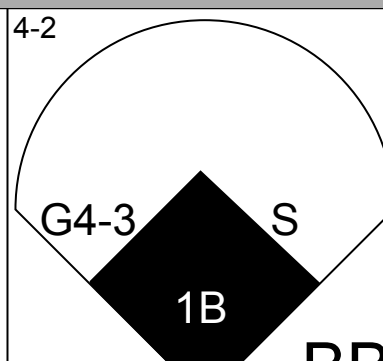
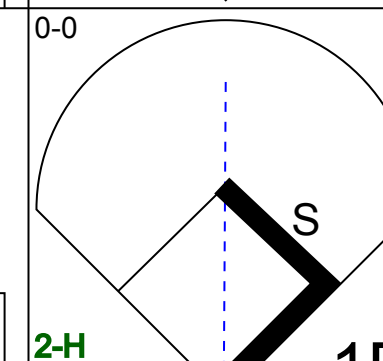
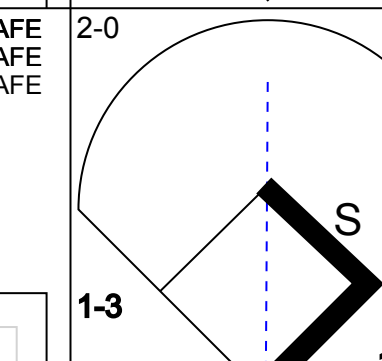

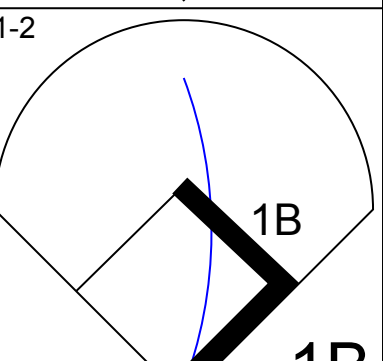
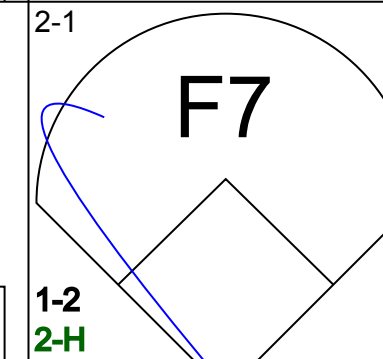
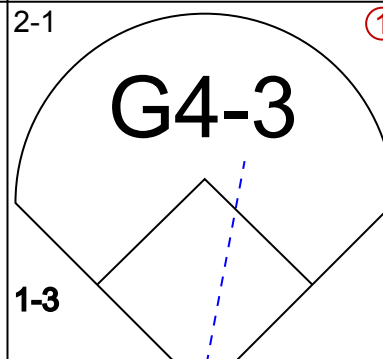
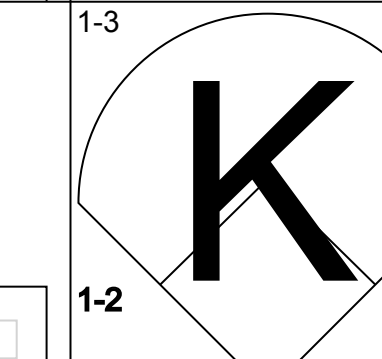
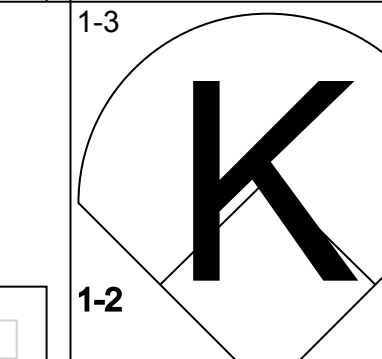
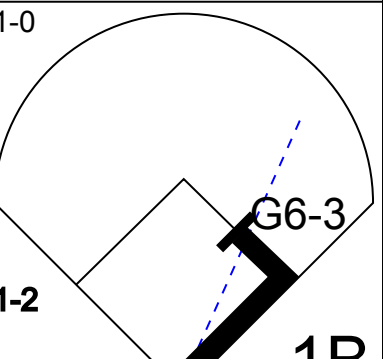
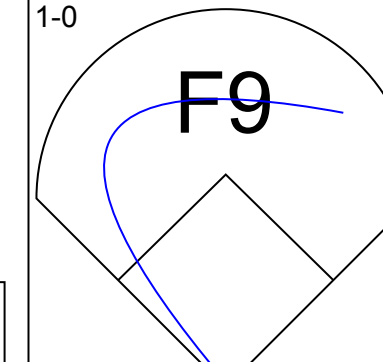
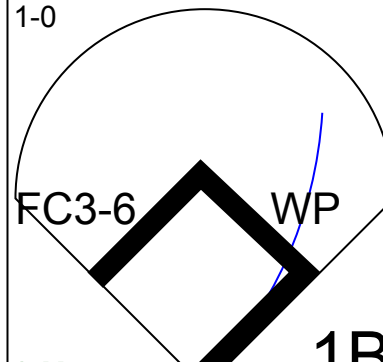
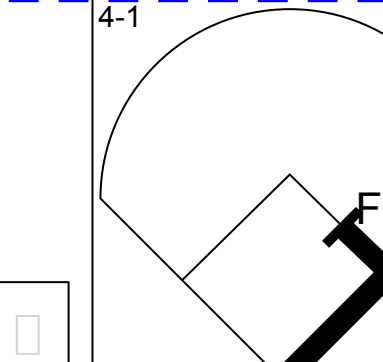
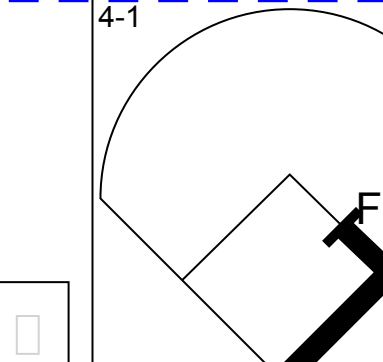
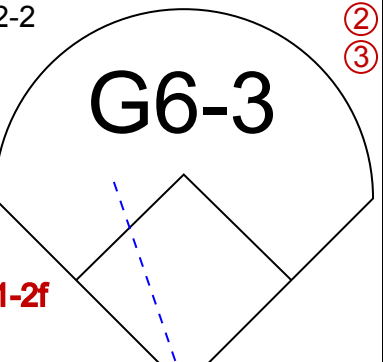
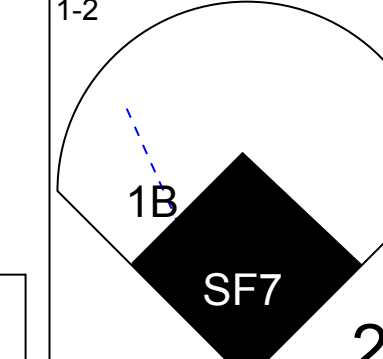
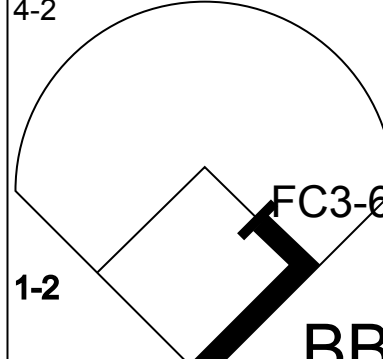
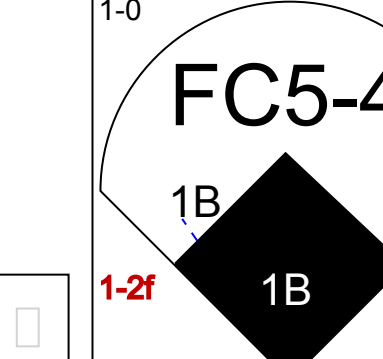
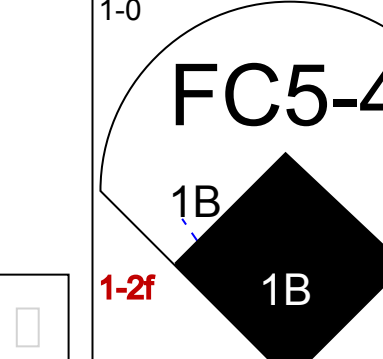
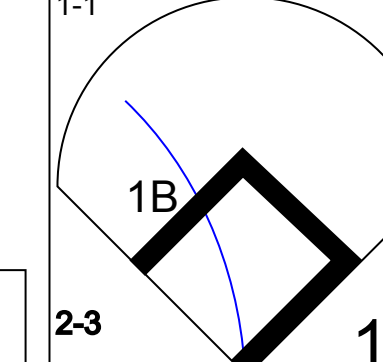
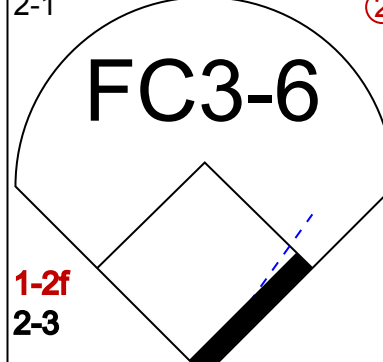
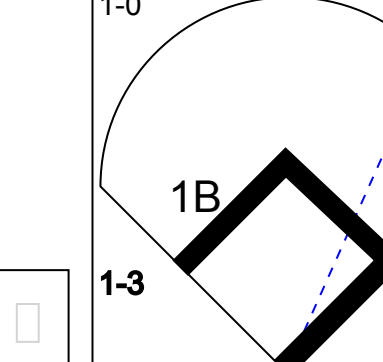
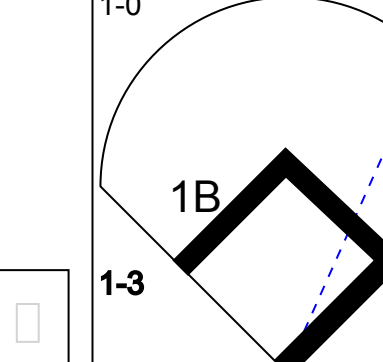
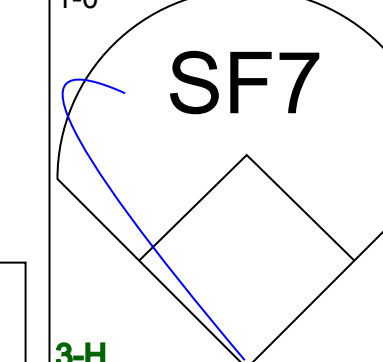
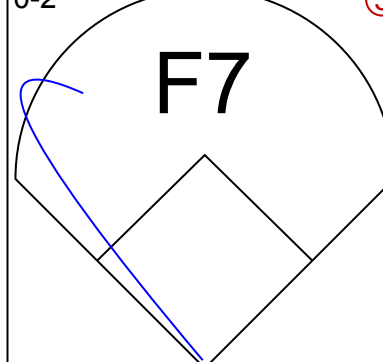
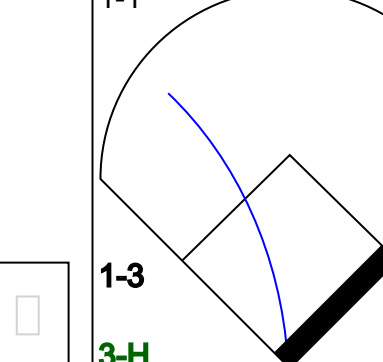
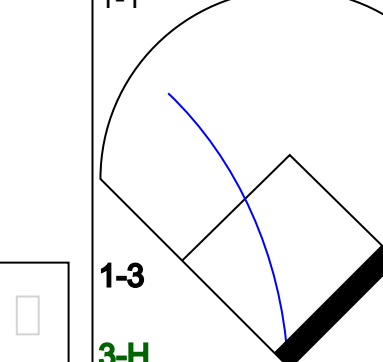
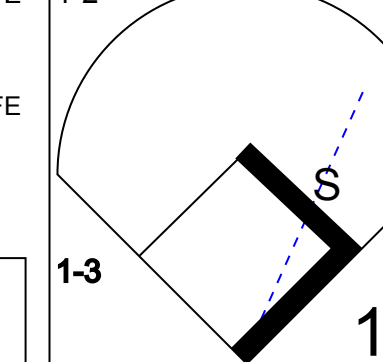
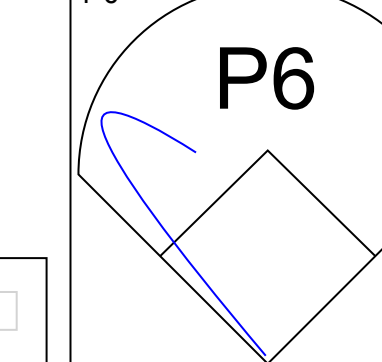
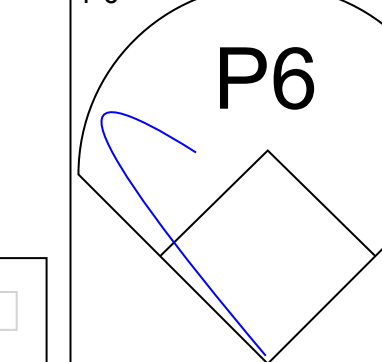
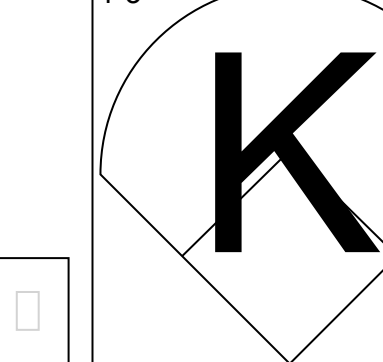
Batter	1	2	3	4	5	6	7	8	9	AB	R	H	RBI	BB	SO	LOB	BOTTOM								
Rickey Henderson, R OBP: 0.263, SLG: 0.133 (1, 7)	K		F7		F9		G1 WP 2B BB		BB	3	1	0	0	2	1	1									
Devon White, S OBP: 0.444, SLG: 0.529 (1, 8)	1B		2B 1B BB		3B		G1		F8	4	1	2	0	1	0	2									
Roberto Alomar, S OBP: 0.278, SLG: 0.313 (1, 4)	K		1B		G4-3		1B		P5	5	1	2	2	0	1	3									
Joe Carter, R OBP: 0.333, SLG: 0.294 (1, 9)	F8		BB HBP 1B		B1-3 BB		1B		G5-3	4	0	2	2	1	0	1									
John Olerud, L OBP: 0.444, SLG: 0.438 (1, 3)	G4-3		FC5 BB HBP		F8		L9		G4-3	4	0	0	0	0	0	1									
Paul Molitor, R OBP: 0.444, SLG: 0.647 (1, 10)	F7		BB		B1-3		F7		G6-3	4	0	0	0	1	0	1									
Tony Fernandez, S OBP: 0.438, SLG: 0.357 (1, 6)	1B		K		IBB		1B			3	0	2	0	1	1	3									
Ed Sprague, R OBP: 0.313, SLG: 0.400 (1, 5)	K		FC5		P4		G5-3			4	0	0	0	0	1	7									
Pat Borders, R OBP: 0.188, SLG: 0.188 (1, 2)			BB 2B 1B		F9		L4		K	4	1	1	0	0	1	0									
Inning Stats	R: 0 E: 0 K: 2 S: 9	H: 1 LOB: 1 BB: 0 P: 13	R: 0 E: 0 K: 1 S: 12	H: 1 LOB: 1 BB: 0 P: 17	R: 3 E: 0 K: 1 S: 14	H: 3 LOB: 3 BB: 2 P: 29	R: 0 E: 0 K: 0 S: 13	H: 1 LOB: 1 BB: 0 P: 20	R: 0 E: 0 K: 0 S: 12	H: 0 LOB: 2 BB: 2 P: 24	R: 1 E: 0 K: 0 S: 13	H: 2 LOB: 1 BB: 1 P: 26	R: 0 E: 0 K: 0 S: 9	H: 1 LOB: 1 BB: 0 P: 14	R: 0 E: 0 K: 1 S: 10	H: 0 LOB: 1 BB: 1 P: 17	R: 0 E: 0 K: 0 S: 5	H: 0 LOB: 0 BB: 0 P: 7	1B: 6 2B: 2 3B: 1 HR: 0	SF: 0 SAC: 0 DP: 0 HBP: 1	WP: 1 PB: 0 SB: 0 CS: 0	PA: 42			
PITCHER	IP	WLS	BF	H	R	ER	SO	BB	IBB	HBP	BLK	WP	HR	S	P	ERA	WHIP								
Jason Bere, R ERA: 11.57 (1, 1)	2.1		15	5	3	3	3	2	0	1	0	0	0	30	49	11.57	3.000								
Tim Lincecum, R ERA: 2.45 (3, 1)	3.2	W	16	3	1	1	1	2	1	0	0	1	0	43	80	2.46	1.364								
Kirk McCaskill, R ERA: (7, 1)	1.1		6	1	0	0	1	1	0	0	0	0	0	15	25	0.00	1.500								
Scott Radinsky, L ERA: (8, 1)	0.2		2	0	0	0	0	0	0	0	0	0	0	4	6	0.00	0.000								
Roberto Hernandez, R ERA: (9, 1)	1.0	S	3	0	0	0	0	0	0	0	0	0	0	5	7	0.00	0.000								

Chicago White Sox @ Toronto Blue Jays
SkyDome, Toronto, ON
Sat Oct 09 1993, 7:05 PM EDT
Att: 51,889 - Dome

AB 35
R 4
H 9
RBI 4
BB 6
SO 5
LOB 19



Batter	1	2	3	4	5	6	7	8	9	AB	R	H	RBI	BB	SO	LOB	TOP			
Tim Raines, S OBP: 0.500, SLG: 0.609										4	1	1	0	0	1	1	Chicago White Sox @ Toronto Blue Jays SkyDome, Toronto, ON Sun Oct 10 1993, 3:33 AM EDT Att: 51,375 - Dome			
Joey Cora, S OBP: 0.273, SLG: 0.158										3	0	0	0	1	1					
Frank Thomas, R OBP: 0.609, SLG: 0.571										4	0	0	0	0	3	2				
Robin Ventura, L OBP: 0.391, SLG: 0.412										4	1	1	2	0	0	1				
Ellis Burks, R OBP: 0.435, SLG: 0.526										3	1	2	1	1	1	0				
Bo Jackson, R (1, 10)										4	0	0	0	0	2	3				
Lance Johnson, L OBP: 0.286, SLG: 0.550										3	0	0	0	0	0	0				
Ron Karkovice, R (1, 2)										2	0	0	0	1	1	0				
Ozzie Guillen, L OBP: 0.263, SLG: 0.263										3	0	1	0	0	0	1				
Inning Stats	R: 0 E: 0 K: 2 S: 10	H: 0 LOB: 0 BB: 0 P: 17	R: 0 E: 0 K: 1 S: 9	H: 0 LOB: 0 BB: 0 P: 13	R: 0 E: 0 K: 1 S: 7	H: 0 LOB: 0 BB: 0 P: 13	R: 0 E: 0 K: 0 S: 10	H: 0 LOB: 0 BB: 0 P: 16	R: 1 E: 0 K: 0 S: 12	H: 1 LOB: 0 BB: 0 P: 17	R: 0 E: 0 K: 0 S: 9	H: 1 LOB: 2 BB: 1 P: 25	R: 0 E: 0 K: 0 S: 7	H: 0 LOB: 0 BB: 1 P: 11	R: 2 E: 0 K: 3 S: 16	H: 2 LOB: 1 BB: 1 P: 27	1B: 3 2B: 1 3B: 0 HR: 2	SF: 0 SAC: 0 DP: 2 HBP: 0	WP: 0 PB: 0 SB: 0 CS: 0	PA: 33
PITCHER	IP WLS BF H R ER SO BB IBB HBP BLK WP HR S P ERA WHIP																			
Juan Guzman, R ERA: 2.08	(1, 1) 7.0 W 24 3 1 1 6 1 0 0 0 0 0 1 71 112 1.29 0.571																			
Tony Castillo, L ERA:	(8, 1) 1.0 3 0 0 0 0 1 0 0 0 0 0 0 7 11 0.00 1.000																			
Duane Ward, R ERA: 6.0	(9, 1) 1.0 6 2 2 2 3 1 0 0 0 0 0 1 16 27 18.00 3.000																			

Batter	1	2	3	4	5	6	7	8	9	AB	R	H	RBI	BB	SO	LOB	BOTTOM			
Rickey Henderson, R OBP: 0.292, SLG: 0.250										5	1	2	0	0	1	4	Chicago White Sox @ Toronto Blue Jays SkyDome, Toronto, ON Sun Oct 10 1993, 3:33 AM EDT Att: 51,375 - Dome			
Devon White, S OBP: 0.435, SLG: 0.545										5	1	2	0	0	1	3				
Roberto Alomar, S OBP: 0.435, SLG: 0.421										3	1	3	1	2	0	0				
Joe Carter, R OBP: 0.304, SLG: 0.273										5	0	1	0	0	2	5				
John Olerud, L OBP: 0.478, SLG: 0.421										3	0	1	1	2	0	3				
Paul Molitor, R OBP: 0.455, SLG: 0.650										3	2	1	0	1	0	2				
Tony Fernandez, S OBP: 0.450, SLG: 0.389										4	0	2	0	0	0	3				
Ed Sprague, R OBP: 0.300, SLG: 0.389										3	0	1	2	0	1	3				
Pat Borders, R OBP: 0.200, SLG: 0.200										4	0	1	0	0	2	2				
Inning Stats	R: 1 E: 0 K: 1 S: 11	H: 1 LOB: 1 BB: 1 P: 23	R: 1 E: 0 K: 0 S: 12	H: 3 LOB: 2 BB: 0 P: 18	R: 1 E: 0 K: 0 S: 14	H: 1 LOB: 2 BB: 2 P: 27	R: 1 E: 0 K: 3 S: 11	H: 2 LOB: 1 BB: 0 P: 15	R: 0 E: 0 K: 1 S: 9	H: 0 LOB: 1 BB: 1 P: 17	R: 0 E: 0 K: 1 S: 14	H: 3 LOB: 2 BB: 0 P: 18	R: 1 E: 0 K: 1 S: 11	H: 2 LOB: 2 BB: 1 P: 19	R: 0 E: 0 K: 0 S: 8	H: 2 LOB: 1 BB: 0 P: 12	1B: 11 2B: 3 3B: 0 HR: 0	SF: 1 SAC: 0 DP: 1 HBP: 0	WP: 1 PB: 0 SB: 5 CS: 1	PA: 41
PITCHER	IP WLS BF H R ER SO BB IBB HBP BLK WP HR S P ERA WHIP																			
Jack McDowell, R ERA: 10.0	(1, 1) 2.1 L 15 5 3 3 1 3 0 0 0 0 0 0 32 61 11.57 3.429																			
Jose DeLeon, R ERA: 1.93	(3, 1) 3.2 16 5 1 1 5 1 0 0 0 0 0 0 39 57 2.46 1.636																			
Scott Radinsky, L ERA: 0.75	(7, 1) 0.1 3 1 1 1 0 1 0 0 0 0 0 0 3 9 27.00 6.000																			
Roberto Hernandez, R ERA:	(7, 1) 1.2 7 3 0 0 1 0 0 0 0 0 0 0 16 22 0.00 1.800																			

Batter	1	2	3	4	5	6	7	8	9	AB	R	H	RBI	BB	SO	LOB	TOP										
Rickey Henderson, R OBP: 0.241, SLG: 0.200 (1, 7)										5	0	0	0	0	1	4											
Devon White, S OBP: 0.454, SLG: 0.667 (1, 8)										5	1	3	1	0	1	3											
Roberto Alomar, S OBP: 0.393, SLG: 0.375 (1, 4)										5	0	1	0	0	0	1											
Joe Carter, R OBP: 0.286, SLG: 0.259 (1, 9)										5	1	1	0	0	1	3											
John Olerud, L OBP: 0.464, SLG: 0.391 (1, 3)										4	2	1	0	1	0	3											
Paul Molitor, R OBP: 0.481, SLG: 0.696 (1, 10)										3	2	1	2	1	1	1											
Tony Fernandez, S OBP: 0.375, SLG: 0.318 (1, 6)										4	0	0	0	0	0	5											
Ed Sprague, R OBP: 0.333, SLG: 0.381 (1, 5)										3	0	1	0	1	1	0											
Pat Borders, R OBP: 0.250, SLG: 0.292 (1, 2)										4	0	2	3	0	0	1											
Inning Stats	R: 0 E: 0 K: 1 S: 11	H: 1 LOB: 1 BB: 0 P: 14	R: 2 E: 0 K: 0 S: 12	H: 1 LOB: 2 BB: 2 P: 25	R: 0 E: 0 K: 0 S: 12	H: 0 LOB: 0 BB: 0 P: 15	R: 1 E: 2 K: 0 S: 12	H: 1 LOB: 1 BB: 0 P: 20	R: 0 E: 0 K: 1 S: 17	H: 2 LOB: 3 BB: 1 P: 25	R: 0 E: 0 K: 2 S: 10	H: 1 LOB: 1 BB: 0 P: 14	R: 0 E: 0 K: 0 S: 6	H: 0 LOB: 0 BB: 0 P: 10	R: 3 E: 1 K: 0 S: 30	H: 3 LOB: 1 BB: 0 P: 40	1B: 7 2B: 1 3B: 1 HR: 1	SF: 0 SAC: 1 DP: 0 HBP: 1	WP: 0 PB: 0 SB: 1 CS: 0	PA: 43							
PITCHER	IP	WLS	BF	H	R	ER	SO	BB	IBB	HBP	BLK	WP	HR	S	P	ERA	WHIP										
Alex Fernandez, R ERA: 1.8	7.0	L	33	7	3	2	5	2	1	1	0	0	0	85	132	2.57	1.286										
Kirk McCaskill, R ERA:	1.1		4	0	0	0	0	0	0	0	0	0	1	10	15	0.00	0.000										
Scott Radinsky, L ERA: 10.8	0.1		4	2	1	1	0	0	0	0	0	0	1	14	21	27.00	6.000										
Roberto Hernandez, R ERA:	0.1		2	1	2	0	0	0	0	0	0	0	0	12	14	0.00	3.000										

Toronto Blue Jays @ Chicago White Sox
Comiskey Park, Chicago, IL
Tue Oct 12 1993, 8:05 PM EDT
Att: 45,527 - Unknown - 48 F

AB 38
R 6
H 10
RBI 6
BB 3
SO 5
LOB 21



Batter	1	2	3	4	5	6	7	8	9	AB	R	H	RBI	BB	SO	LOB	BOTTOM										
Tim Lincecum, S OBP: 0.483, SLG: 0.556 (1, 7)										4	1	1	0	1	0	3											
Joey Cora, S OBP: 0.269, SLG: 0.136 (1, 4)										3	0	0	0	0	1	1											
Frank Thomas, R OBP: 0.593, SLG: 0.529 (1, 3)										3	0	1	1	1	1	1											
Robin Ventura, L OBP: 0.370, SLG: 0.350 (1, 5)										3	0	0	1	1	1	3											
Ellis Burks, R OBP: 0.407, SLG: 0.478 (1, 9)										4	0	1	0	0	1	4											
Warren Newson, L OBP: 0.200, SLG: 0.800 (1, 10)										4	1	1	1	0	1	2											
Lance Johnson, L OBP: 0.280, SLG: 0.478 (1, 8)										3	0	0	0	1	0	2											
Michael LaValliere, L OBP: 0.500, SLG: 0.333 Ron Karkovice, R (7, PR) (8, 2)										2	0	0	0	1	0	0											
Ozzie Guillen, L OBP: 0.273, SLG: 0.318 (1, 6)										3	1	1	0	0	0	1											
Inning Stats	R: 0 E: 0 K: 1 S: 7	H: 0 LOB: 0 BB: 0 P: 12	R: 0 E: 0 K: 0 S: 7	H: 0 LOB: 1 BB: 1 P: 17	R: 2 E: 0 K: 0 S: 15	H: 2 LOB: 2 BB: 1 P: 30	R: 0 E: 0 K: 0 S: 10	H: 0 LOB: 0 BB: 0 P: 13	R: 0 E: 0 K: 1 S: 12	H: 0 LOB: 1 BB: 1 P: 21	R: 0 E: 0 K: 1 S: 6	H: 1 LOB: 1 BB: 0 P: 10	R: 0 E: 0 K: 2 S: 10	H: 0 LOB: 0 BB: 0 P: 15	R: 1 E: 0 K: 1 S: 14	H: 1 LOB: 1 BB: 1 P: 21	1B: 3 2B: 2 3B: 0 HR: 1	SF: 0 SAC: 1 DP: 1 HBP: 1	WP: 1 PB: 0 SB: 0 CS: 0	PA: 37							
PITCHER	IP	WLS	BF	H	R	ER	SO	BB	IBB	HBP	BLK	WP	HR	S	P	ERA	WHIP										
Dave Stewart, R ERA: 2.03	7.1	W	30	4	2	2	3	4	0	0	0	0	1	0	0	2.46	1.091										
Duane Ward, R ERA: 5.79	1.2	S	7	1	1	1	3	1	0	0	0	0	1	20	31	5.40	1.200										

Toronto Blue Jays @ Chicago White Sox
Comiskey Park, Chicago, IL
Tue Oct 12 1993, 8:05 PM EDT
Att: 45,527 - Unknown - 48 F

AB 30
R 3
H 5
RBI 3
BB 5
SO 6
LOB 18

