

Chicago White Sox - 1994

Batter	1	2	3	4	5	6	7	8	9	AB R H RBI BB SO LOB	TOP									
Tim Raines, S (1, 7) X	0-0 G3 ①		0-0 G3 ②		4-0 BB		3-2 G4-3 ①		1-3 K ①	4 0 0 0 1 1 2										
Joey Cora, S (1, 4) C C C S	1-3 K ②		1-0 G4-3 ③		0-1 G4-3 ③		1-1 G4-3 ②		2-1 F9 ②	5 0 0 0 0 1 4										
Frank Thomas, R (1, 3) B F X	1-1 G5-3 ③			2-2 G5-3 ①		2-0 WP 1B 1B	0-0		4-1 BB BB	4 1 2 0 1 0 0										
Julio Franco, R (1, 10) X		0-0 F7 ①		2-2 G6-3 ②		1-3 K ①	3-2 F9 ③		2-2 F8 ③	5 0 0 0 0 1 4										
Robin Ventura, L (1, 5) B C F X		2-2 F8 ②		4-0 BB		1-0 1B WP FC5-2 1B		4-0 G1-6-3 BB		2 0 1 0 2 0 0										
Darrin Jackson, R (1, 9) S C S		0-2 F8 ③		3-3 K ③		4-1 FC5-2 1B BB		1-2 L6 ①		3 0 0 0 1 1 2										
Lance Johnson, L (1, 8) B S X			1-1 F9 ①		1-0 S PB 1B	1-2 FC5-2 1B		3-2 G1-6-3 ② ③		4 0 2 1 0 0 1										
Ron Karkovics, R (1, 2) C B B S X			3-2 2B 2B		1-3 K ①	0-1 FC5-2 ②			3-1 HR	4 2 2 1 0 1 4										
Ozzie Guillen, L (1, 6) X			0-0 G3 2B 2-H		1-0 F9 ②	0-1 G3 ③			3-2 BB 1B	4 0 2 1 0 0 4										
Inning Stats	R: 0 H: 0 E: 0 K: 1 S: 6	H: 0 LOB: 0 BB: 0 P: 8	R: 0 H: 0 E: 0 K: 0 S: 7	H: 0 LOB: 0 BB: 0 P: 9	R: 1 H: 2 E: 0 K: 0 S: 8	H: 2 LOB: 1 BB: 0 P: 13	R: 0 H: 0 E: 0 K: 1 S: 14	H: 0 LOB: 1 BB: 1 P: 25	R: 0 H: 1 E: 0 K: 1 S: 7	H: 1 LOB: 2 BB: 1 P: 14	R: 1 H: 3 E: 0 K: 1 S: 16	H: 3 LOB: 3 BB: 1 P: 25	R: 0 H: 1 E: 0 K: 0 S: 15	H: 1 LOB: 1 BB: 0 P: 22	R: 0 H: 0 E: 0 K: 0 S: 6	H: 0 LOB: 0 BB: 1 P: 14	R: 1 H: 2 E: 0 K: 1 S: 15	H: 2 LOB: 2 BB: 1 P: 30	1B: 5 SF: 0 2B: 3 SAC: 0 3B: 0 DP: 1 HR: 1 HBP: 0	WP: 1 PA: 40 PB: 1 SB: 1 CS: 0
PITCHER	IP WLS BF H R ER SO BB IBB HBP BLK WP HR S P ERA WHIP																			
Juan Guzman, R (1, 1) ERA: 2.57	7.0 W 31 7 2 2 4 3 0 0 0 1 0 73 116 2.57 1.429																			
Greg Cadaret, L (8, 1) ERA: 5.4	1.2 7 2 1 1 1 1 0 0 0 0 1 16 33 5.40 1.800																			
Mike Timlin, R (9, 1) ERA:	0.1 2 0 0 0 0 0 1 0 0 0 0 0 5 11 0.00 3.000																			

Chicago White Sox @ Toronto Blue Jays
SkyDome, Toronto, ON
Mon Apr 04 1994, 3:33 AM EDT
Att. 50,484 - Dome - 68 F

AB	35
R	3
H	9
RBI	3
BB	5
SO	5
LOB	21



Batter	1	2	3	4	5	6	7	8	9	AB	R	H	RBI	BB	SO	LOB
Devon White, S (1, 8) OBP: 0.500, SLG: 0.333	0-0 P6		0-0 1B		3-2 P6		4-2 HR			3	1	1	1	1	0	2
Roberto Alomar, S (1, 4) OBP: 0.500, SLG: 1.250	1-2 CS 1B		0-0 F8		2-0 G4-3		2-1 HR			4	1	2	3	0	0	3
Paul Molitor, R (1, 10) OBP: 0.250, SLG: 0.250	0-0 F8		0-0 P3			2-2 1B	0-1 L9			4	0	1	0	0	0	3
Joe Carter, R (1, 9)	1-0 CS 1-2	0-2 P4		1-1 F8		2-0 F8		4-1 HR		3	1	0	0	1	0	1
John Olerud, L (1, 3)		1-1 P5		0-0 P5		2-0 F9		0-3 K		4	0	0	0	0	1	2
Carlos Delgado, L (1, 7) OBP: 0.500, SLG: 1.250		3-2 1B		0-3 K		2-3 K		3-2 HR		4	1	2	2	0	2	1
Ed Sprague, R (1, 5) OBP: 0.500, SLG: 1.333		3-3 K		4-2 WP 1B				1-1 F8		3	1	1	1	1	1	1
Pat Borders, R (1, 2) Domingo Cedeno, S (7, PR) Randy Knorr, R (8, 2)			0-0 SH1-3 1B		1-2 WP 1B		2-2 HR		0-2 G6-3	3	1	3	0	0	0	0
Alex Gonzalez, R (1, 6)			1-1 SH1-3 2B		1-2 1B		2-3 2B		1-0 G4-3	0	1	0	0	0	0	0
			2-3		1-3 K					1	0	0	0	0	2	3


Inning Stats	R: 0	H: 1	E: 0	LOB: 0	K: 0	BB: 0	S: 6	P: 7	R: 0	H: 1	E: 0	LOB: 1	K: 1	BB: 0	S: 12	P: 19	R: 1	H: 2	E: 0	LOB: 1	K: 0	BB: 0	S: 6	P: 7	R: 0	H: 0	E: 0	LOB: 0	K: 1	BB: 0	S: 6	P: 7	R: 0	H: 1	E: 0	LOB: 2	K: 1	BB: 1	S: 14	P: 25	R: 0	H: 1	E: 0	LOB: 1	K: 1	BB: 0	S: 8	P: 16	R: 3	H: 2	E: 0	LOB: 1	K: 1	BB: 1	S: 17	P: 28	R: 3	H: 2	E: 0	LOB: 0	K: 1	BB: 1	S: 13	P: 22
PITCHER	IP	WLS	BF	H	R	ER	SO	BB	IBB	HBP	BLK	WP	HR	S	P	ERA	WHIP																																															
Jack McDowell, R (1, 1) ERA: 5.14	7.0	L	30	8	4	4	5	2	0	0	0	1	1	69	109	5.14	1.429																																															
Jose DeLeon, R (8, 1) ERA:	0.0		1	0	1	1	0	1	0	0	0	0	0	1	5	∞	∞																																															
Dennis Cook, L (8, 1) ERA: 18.0	1.0		5	2	2	2	1	0	0	0	0	0	2	12	17	18.00	2.000																																															

BOTTOM

Chicago White Sox @ Toronto Blue Jays
SkyDome, Toronto, ON
 Mon Apr 04 1994, 3:33 AM EDT
 Att: 50,484 - Dome - 68 F

AB	32
R	7
H	10
RBI	7
BB	3
SO	6
LOB	16

livebaseballscorecards.com



WP	HR	S	P	ERA	WHIP
WP: 1	HR: 3	S: 1	P: 37	ERA: 5.14	WHIP: 1.429

Batter	1	2	3	4	5	6	7	8	9	AB R H RBI BB SO LOB	TOP											
Tim Raines, S (1, 7) C X	0-2 G4-3 ①		1-1 L7 ①		0-3 K ③		4-2 S BB ①		0-0 F9 ①	4 0 0 0 1 1 1												
Joey Cora, S (1, 4) OBP: 0.100, SLG: 0.100 F C X	0-2 G5-3 1B		1-1 L7 ②			0-0 G1-3 ①	1-3 K ②		1-3 K2-3 ②	5 0 1 0 0 2 1												
Frank Thomas, R (1, 3) OBP: 0.400, SLG: 0.375 B B F X	3-2 G5-3 1-2		2-1 F9 ③			4-1 HR BB ①	2-2 P5 ③		0-0 F8 ③	4 1 0 0 1 0 2												
Julio Franco, R (1, 10) OBP: 0.333, SLG: 0.571 C B B B	4-1 BB			2-2 G6-3 ①		1-0 HR 1-H		4-1 E 1B BB		2 2 1 2 2 0 0												
Robin Ventura, L (1, 5) OBP: 0.500, SLG: 0.500 C C C F F X	1-2 F7 ③			3-1 G3 ②		0-1 2B		1-3 K ①		4 0 1 0 0 1 3												
Darin Jackson, R (1, 9) OBP: 0.250, SLG: 0.143 C X		0-1 F9 ①		0-3 K ③		0-3 K ②		0-0 E6 1B G2-3 1B		4 0 1 0 0 2 1												
Lance Johnson, L (1, 8) OBP: 0.375, SLG: 0.286 L O F X		1-2 F8 ②			0-0 G3 ①	4-0 IBB		0-1 G2-3 ②		3 0 0 0 1 0 2												
Ron Karkovice, R (1, 2) OBP: 0.429, SLG: 1.000 Warren Newson, L (8, PH) Joe Hall, R (8, PH) Michael LaValiere, L (8, 2)		4-0 BB			0-3 K ②	1-3 K ③		2-2 1B		2 0 0 0 1 2 2 0 0 0 0 0 0 0 1 0 1 1 0 0 0 0 0 0 0 0 0 0												
Ozzie Guillen, L (1, 6) OBP: 0.375, SLG: 0.500 B S X		1-1 G3 ③			0-0 1B		1-1 G3 ①	0-0 F8 ③		4 0 1 0 0 0 3												
Inning Stats	R: 0 E: 0 K: 0 S: 19	H: 1 LOB: 2 BB: 1 P: 27	R: 0 E: 0 K: 0 S: 8	H: 0 LOB: 1 BB: 1 P: 14	R: 0 E: 0 K: 0 S: 6	H: 0 LOB: 0 BB: 0 P: 10	R: 0 E: 0 K: 1 S: 8	H: 0 LOB: 0 BB: 0 P: 13	R: 0 E: 0 K: 2 S: 8	H: 1 LOB: 1 BB: 0 P: 8	R: 2 E: 0 K: 2 S: 11	H: 2 LOB: 2 BB: 2 P: 21	R: 0 E: 0 K: 1 S: 12	H: 0 LOB: 1 BB: 1 P: 20	R: 1 E: 1 K: 1 S: 11	H: 2 LOB: 2 BB: 1 P: 18	R: 0 E: 0 K: 1 S: 5	H: 0 LOB: 0 BB: 0 P: 6	1B: 4 2B: 1 3B: 0 HR: 1	SF: 0 SAC: 0 DP: 0 HBP: 0	WP: 0 PB: 0 SB: 1 CS: 0	PA: 39
PITCHER	IP WLS BF H R ER SO BB IBB HBP BLK WP HR S P ERA WHIP																					
Dave Stewart, R (1, 1) ERA: 2.57	7.0 W 30 4 2 2 6 4 1 0 0 0 1 72 113 2.57 1.143																					
Mike Timlin, R (8, 1) ERA: 9.0	0.2 4 1 1 1 1 1 0 0 0 0 0 7 12 13.50 3.000																					
Tony Castillo, L (8, 1) ERA:	0.1 2 1 0 0 0 0 0 0 0 0 0 4 6 0.00 3.000																					
Todd Stottliemyre, R (9, 1) ERA:	1.0 S 3 0 0 0 1 0 0 0 0 0 0 5 6 0.00 0.000																					

Chicago White Sox @ Toronto Blue Jays
SkyDome, Toronto, ON
Tue Apr 05 1994, 7:05 PM EDT
Att. 44,471 - Dome

AB	33
R	3
H	6
RBI	3
BB	6
SO	8
LOB	15



livebaseballscorecards.com

Batter	1	2	3	4	5	6	7	8	9
Devon White, S (1, 8) OBP: 0.375, SLG: 0.167	1-0 L8		1-2 G1-3			4-1 SH1-3 2B BB	2-3 K		
Roberto Alomar, S (1, 4) OBP: 0.429, SLG: 0.857	2-1 G6-3			2-2 F8		1-1 SH1-3 1-2	0-0 1B		
Paul Molitor, R (1, 10) OBP: 0.250, SLG: 0.375	0-1 F8			0-2 G6-3		3-2 E 2-H 2B	1-0 F8		
Joe Carter, R (1, 9) OBP: 0.375, SLG: 0.667		2-2 G5-3		4-2 1B BB		0-1 E5 2-H 1B	0-0 HR		
John Olerud, L (1, 3) OBP: 0.125, SLG: 0.125		3-2 P4		2-1 1B		0-0 G3	0-1 G3		
Carlos Delgado, L (1, 7) OBP: 0.625, SLG: 1.429		1-0 HR		2-2 G3		4-0 1B IBB	2-2 L1-3 1B		
Ed Sprague, R (1, 5) OBP: 0.375, SLG: 0.714		3-2 F8			1-1 P2	0-1 1-2 2-H 1B	0-1 L1-3		
Pat Borders, R (1, 2) OBP: 0.500, SLG: 0.833			2-3 K		2-2 G6-3	1-3 K			
Alex Gonzalez, R (1, 6)			2-1 G3-1		3-3 K		1-2 G1-3		

Inning Stats	R: 0	H: 0	E: 0	K: 0	S: 5	R: 1	H: 1	E: 0	K: 0	S: 13	R: 0	H: 0	E: 0	K: 1	S: 8	R: 0	H: 1	E: 0	K: 0	S: 16	R: 0	H: 0	E: 0	K: 1	S: 9	R: 3	H: 2	E: 1	K: 1	S: 15	R: 0	H: 1	E: 0	K: 1	S: 10	R: 1	H: 2	E: 0	K: 0	S: 8	
	LOB: 0	BB: 0	P: 8	LOB: 0	BB: 0	P: 22	LOB: 0	BB: 0	P: 13	LOB: 2	BB: 1	LOB: 0	BB: 0	P: 15	LOB: 2	BB: 2	LOB: 1	BB: 1	LOB: 0	BB: 0	LOB: 2	BB: 2	LOB: 1	BB: 0	LOB: 1	BB: 0	LOB: 2	BB: 2	LOB: 0	BB: 0	LOB: 0	BB: 0	LOB: 0	BB: 0	LOB: 0	BB: 0	LOB: 0	BB: 0	LOB: 0	BB: 0	LOB: 0

PITCHER	IP	WLS	BF	H	R	ER	SO	BB	IBB	HBP	BLK	WP	HR	S	P	ERA	WHIP
Alex Fernandez, R (1, 1) ERA: 3.0	6.0	L	26	4	4	2	3	2	1	0	0	0	1	66	112	3.00	1.000
Kirk McCaskill, R (7, 1) ERA: 9.0	1.0		5	2	1	1	1	0	0	0	0	0	1	11	15	9.00	2.000
Paul Assenmacher, L (8, 1) ERA:	1.0		3	1	0	0	0	0	0	0	0	0	0	7	9	0.00	1.000


BOTTOM

Chicago White Sox @ Toronto Blue Jays
SkyDome, Toronto, ON
Tue Apr 05 1994, 7:05 PM EDT
Att. 44,471 - Dome

AB	R	H	RBI	BB	SO	LOB
3	1	0	0	1	1	0
3	0	1	0	0	0	0
4	1	1	1	0	0	1
3	2	1	1	1	0	0
4	0	1	0	0	0	1
3	1	2	1	1	0	2
4	0	1	1	0	0	1
3	0	0	0	0	2	2
3	0	0	0	0	1	0

AB	30
R	5
H	7
RBI	4
BB	3
SO	4
LOB	7

WP: 0 PA: 34
PB: 0
SB: 0
CS: 0



PITCHER	IP	WLS	BF	H	R	ER	SO	BB	IBB	HBP	BLK	WP	HR	S	P	ERA	WHIP
Alex Fernandez, R (1, 1) ERA: 3.0	6.0	L	26	4	4	2	3	2	1	0	0	0	1	66	112	3.00	1.000
Kirk McCaskill, R (7, 1) ERA: 9.0	1.0		5	2	1	1	1	0	0	0	0	0	1	11	15	9.00	2.000
Paul Assenmacher, L (8, 1) ERA:	1.0		3	1	0	0	0	0	0	0	0	0	0	7	9	0.00	1.000

Batter	1	2	3	4	5	6	7	8	9	AB R H RBI BB SO LOB	TOP
Tim Raines, S (1, 7) F B B F X	2-2 G4-3 ①		3-2 G4-3 ②		1-0 G3 ①		G6-3 K2-3			5 0 0 0 0 1 2	
Craig Grebeck, R (1, 4) OBP: 0.750, SLG: 1.000 Warren Newson, L (8, PH) F B B X Joey Cora, S (8, 4) OBP: 0.100, SLG: 0.100	2-2 G4-3 ②		0-0 1B 2B		1-1 FC6-4 1B		4-1 2B HR BB	0-0 F7 ①		3 2 2 0 1 0 0 1 0 0 0 0 0 0 0 0 0 0 0 0 0	
Frank Thomas, R (1, 3) F B B T B OBP: 0.467, SLG: 0.500	4-2 FC6-4 BB		0-2 2-H 1B		2-2 P8 ②		1-0 1-3 HR 2B	0-0 F9 ②		4 1 2 1 1 0 1	
Julio Franco, R (1, 10) B C F F X OBP: 0.357, SLG: 0.400	1-2 FC6-4 1-2f ③		2-3 K ③		0-1 FC6-4 1-2f ③		4-0 HR IBB	4-2 BB		3 1 0 0 2 1 3	
Robin Ventura, L (1, 5) B C B B X OBP: 0.538, SLG: 1.182		2-2 G4-3 ①		1-0 HR		2-0 G3 2B	1-0 1-H 2-H 3-H HR	0-0 P7 ③		5 2 3 5 0 0 1	
Dan Pasqua, L (1, 9) OBP: 0.333, SLG: 1.333 Darrin Jackson, R (7, PH) OBP: 0.400, SLG: 1.000 (7, 9)		2-2 G4-3 ②		3-2 HR		0-3 K ①	3-2 HR	1-1 HR		3 1 1 1 0 1 1 2 2 2 2 0 0 0	
Lance Johnson, L (1, 8) B H OBP: 0.385, SLG: 0.273		2-0 S HBP		0-1 P6 ①		0-0 G3 2-3	0-0 E3 BB	0-0 G3-6-1 1B		4 0 1 0 0 0 1	
Michael LaValliere, L (1, 2) Joe Hall, R (9, PH) OBP: 0.500, SLG: 0.500 Ron Karkovice, R (9, 2) OBP: 0.429, SLG: 1.000		2-2 G4-3 1-2 ③		0-2 G3 ②		4-1 BB	4-0 1-2 BB	1-2 L9 ①		2 0 0 0 2 0 1 1 0 0 0 0 0 1 0 0 0 0 0 0 0	
Ozzie Guillen, L (1, 6) B X OBP: 0.231, SLG: 0.308			1-0 P4 ①		1-3 K ③		0-1 L7 ③	1-3 K ②	0-2 G3-6-1 1-2f ②③	5 0 0 0 0 2 5	
Inning Stats	R: 0 E: 0 K: 0 S: 13 H: 0 LOB: 1 BB: 1 P: 22	R: 0 E: 0 K: 0 S: 11 H: 0 LOB: 1 BB: 0 P: 19	R: 1 E: 0 K: 1 S: 15 H: 2 LOB: 1 BB: 0 P: 21	R: 2 E: 0 K: 1 S: 12 H: 2 LOB: 0 BB: 0 P: 17	R: 0 E: 0 K: 0 S: 8 H: 1 LOB: 1 BB: 0 P: 12	R: 0 E: 0 K: 1 S: 8 H: 1 LOB: 2 BB: 1 P: 14	R: 5 E: 1 K: 2 S: 19 H: 3 LOB: 2 BB: 3 P: 38	R: 0 E: 0 K: 0 S: 5 H: 0 LOB: 1 BB: 1 P: 9	R: 1 E: 0 K: 0 S: 9 H: 2 LOB: 0 BB: 0 P: 11	1B: 3 2B: 3 3B: 0 HR: 5 SF: 0 SAC: 0 DP: 1 HBP: 1	WP: 0 PB: 0 SB: 1 CS: 0 PA: 45
PITCHER	IP WLS BF H R ER SO BB IBB HBP BLK WP HR S P ERA WHIP	IP WLS BF H R ER SO BB IBB HBP BLK WP HR S P ERA WHIP	IP WLS BF H R ER SO BB IBB HBP BLK WP HR S P ERA WHIP	IP WLS BF H R ER SO BB IBB HBP BLK WP HR S P ERA WHIP	IP WLS BF H R ER SO BB IBB HBP BLK WP HR S P ERA WHIP	IP WLS BF H R ER SO BB IBB HBP BLK WP HR S P ERA WHIP	IP WLS BF H R ER SO BB IBB HBP BLK WP HR S P ERA WHIP	IP WLS BF H R ER SO BB IBB HBP BLK WP HR S P ERA WHIP	IP WLS BF H R ER SO BB IBB HBP BLK WP HR S P ERA WHIP	IP WLS BF H R ER SO BB IBB HBP BLK WP HR S P ERA WHIP	IP WLS BF H R ER SO BB IBB HBP BLK WP HR S P ERA WHIP
Pat Hentgen, R (1, 1) ERA: 4.5	6.0 L 27 6 3 3 3 2 0 1 0 0 2 67 105 4.50 1.333										
Paul Spoljaric, L (7, 1) ERA: 135.0	0.1 8 3 5 5 0 2 1 0 0 0 0 2 12 30 135.00 15.000										
Woody Williams, R (7, 1) ERA:	1.2 6 0 0 0 2 1 0 0 0 0 0 0 12 17 0.00 0.600										
Scott Brow, R (9, 1) ERA: 9.0	1.0 4 2 1 1 0 0 0 0 0 0 0 1 9 11 9.00 2.000										

Chicago White Sox @ Toronto Blue Jays
SkyDome, Toronto, ON
Wed Apr 06 1994, 7:05 PM EDT
Att. 44,164 - Dome

AB	38
R	9
H	11
RBI	9
BB	6
SO	5
LOB	16



livebaseballscorecards.com

Batter	1	2	3	4	5	6	7	8	9	AB	R	H	RBI	BB	SO	LOB
Devon White, S (1, 8) OBP: 0.250, SLG: 0.100	0-0 L7			3-2 L9		2-0 G5-3	1-2 F8			4	0	0	0	0	0	1
Roberto Alomar, S (1, 4) OBP: 0.545, SLG: 0.818	1-2 L8			0-0 FC5-4 1B		1-0 BB 1B		1-0 2B PB 1B		4	1	3	0	0	0	0
Paul Molitor, R (1, 10) OBP: 0.250, SLG: 0.333	2-1 F9			0-0 FC5-4 1-2f		0-0 BB 1B		0-0 F8		4	0	1	0	0	0	2
Joe Carter, R (1, 9) OBP: 0.250, SLG: 0.400		0-1 G6-3		2-2 G5-3		0-3 K		2-3 K		4	0	0	0	0	2	4
Mike Huff, R (9, 9)										0	0	0	0	0	0	0
John Olerud, L (1, 3) OBP: 0.333, SLG: 0.636		1-0 F7			1-1 HR	4-0 BB		0-0 PB 2B		3	1	2	1	1	0	0
Carlos Delgado, L (1, 7) OBP: 0.417, SLG: 0.909			3-3 K		1-2 G6-3	1-0 P6		2-0 L8		4	0	0	0	0	1	4
Ed Sprague, R (1, 5) OBP: 0.333, SLG: 0.500			1-3 K		0-0 G4-3		4-1 BB		3-3 K	3	0	0	0	1	2	0
Pat Borders, R (1, 2) OBP: 0.400, SLG: 0.556			1-2 P4		4-2 BB		0-0 P9		2-0 P3	3	0	0	0	1	0	1
Alex Gonzalez, R (1, 6)			1-0 G6-3		1-1 F9		1-3 K		2-1 L9	4	0	0	0	0	1	2

Inning Stats	R: 0	H: 0	E: 0	K: 0	S: 6	R: 0	H: 0	E: 0	K: 1	S: 6	R: 0	H: 0	E: 0	K: 1	S: 8	R: 1	H: 1	E: 0	K: 0	S: 13	R: 0	H: 2	E: 0	K: 1	S: 7	R: 0	H: 0	E: 0	K: 1	S: 10	R: 1	H: 2	E: 0	K: 1	S: 7	R: 0	H: 0	E: 0	K: 1	S: 6	1B: 4	SF: 0	2B: 1	SAC: 0	3B: 0	DP: 0	HR: 1	HBP: 0	WP: 0	PA: 36
--------------	------	------	------	------	------	------	------	------	------	------	------	------	------	------	------	------	------	------	------	-------	------	------	------	------	------	------	------	------	------	-------	------	------	------	------	------	------	------	------	------	------	-------	-------	-------	--------	-------	-------	-------	--------	-------	--------


PITCHER	IP	WLS	BF	H	R	ER	SO	BB	IBB	HBP	BLK	WP	HR	S	P	ERA	WHIP
Wilson Alvarez, L (1, 1) ERA: 1.29	7.0	W	28	4	1	1	4	3	0	0	0	0	1	59	95	1.29	1.000
Kirk McCaskill, R (8, 1) ERA: 4.5	1.0		5	2	1	0	1	0	0	0	0	0	0	7	12	0.00	2.000
Roberto Hernandez, R (9, 1) ERA:	1.0		3	0	0	0	1	0	0	0	0	0	0	6	13	0.00	0.000

BOTTOM

Chicago White Sox @ Toronto Blue Jays
SkyDome, Toronto, ON
 Wed Apr 06 1994, 7:05 PM EDT
 Att. 44,164 - Dome

livebaseballscorecards.com

AB	33
R	2
H	6
RBI	1
BB	3
SO	6
LOB	14



Batter	1	2	3	4	5	6	7	8	9	AB R H RBI BB SO LOB	TOP														
Otis Nixon, S OBP: 0.474, SLG: 0.286 (1, 8)	4-1 S E BB	0-0 G4-3			0-0 SH1-3		2-3 K		1-0 E4 CS	3 1 0 0 1 1 1															
Billy Hatcher, R OBP: 0.364, SLG: 0.375 (1, 9)	3-2 SAFE FC1 G4-3 1-H		0-0 F7		1-0 SF9			0-2 1B E 1B	3-3 K 1-2	4 2 1 1 0 1 1															
Mike Greenwell, L OBP: 0.500, SLG: 0.929 (1, 7)	3-1 G4-3		4-1 G3-6 BB		0-0 1B			1-2 1B E 1B		3 1 2 2 1 0 0															
Mo Vaughn, L OBP: 0.389, SLG: 0.444 (1, 3)	3-1 3-H FC4 1B		1-2 G3-6 1-2f		1-3 K			0-2 1B E 1B		4 1 2 0 0 1 2															
Andre Dawson, R OBP: 0.412, SLG: 0.938 (1, 10)	1-1 FC4 1-2f			2-2 L6		1-1 P3		1-1 P4		4 0 0 0 0 0 4															
Tim Lincecum, R OBP: 0.333, SLG: 0.636 (1, 4)	0-1 F8		4-1 CS BB		1-3 K		2-1 E2 1-H 2-H 3-H 2B			3 1 1 3 1 1 1															
Scott Cooper, L OBP: 0.154, SLG: 0.167 (1, 5)		2-2 G4-3		3-3 K 1-2		1-3 K		2-2 F8		4 0 0 0 0 2 1															
John Valentin, R OBP: 0.563, SLG: 0.692 (1, 6)		2-1 2B			2-1 SH1-3 SF9 1B 1B		3-1 F8		1-3 K	4 1 2 0 0 1 0															
Dave Valle, R OBP: 0.300, SLG: 0.444 (1, 2)		2-2 L5			2-0 SF9 SH1-3 1B 1B		1-0 G5-3		2-3 K	4 1 1 0 0 1 1															
Inning Stats	R: 2 E: 1 K: 0 S: 13	H: 1 LOB: 1 BB: 1 P: 27	R: 0 E: 0 K: 0 S: 11	H: 1 LOB: 1 BB: 0 P: 17	R: 0 E: 0 K: 0 S: 6	H: 0 LOB: 0 BB: 1 P: 10	R: 0 E: 0 K: 1 S: 7	H: 0 LOB: 0 BB: 1 P: 16	R: 2 E: 0 K: 1 S: 9	H: 3 LOB: 1 BB: 0 P: 15	R: 0 E: 0 K: 2 S: 9	H: 0 LOB: 0 BB: 0 P: 12	R: 0 E: 0 K: 1 S: 6	H: 0 LOB: 0 BB: 0 P: 12	R: 4 E: 1 K: 1 S: 22	H: 4 LOB: 0 BB: 0 P: 29	R: 0 E: 1 K: 2 S: 11	H: 0 LOB: 0 BB: 0 P: 17	1B: 7 2B: 2 3B: 0 HR: 0	SF: 1 SAC: 1 DP: 1 HBP: 0	WP: 0 PB: 0 SB: 1 CS: 2	PA: 38			
PITCHER	IP	WLS	BF	H	R	ER	SO	BB	IBB	HBP	BLK	WP	HR	S	P	ERA	WHIP								
Jason Bere, R ERA: 5.4 (1, 1)	5.0		22	5	4	3	2	3	0	0	0	0	0	46	85	5.40	1.600								
Jose DeLeon, R ERA: 9.0 (6, 1)	2.0		7	1	1	1	3	0	0	0	0	0	0	18	27	4.50	0.500								
Paul Assenmacher, L ERA: 18.0 (8, 1)	0.0	L	2	2	0	0	0	0	0	0	0	0	0	9	10	∞	∞								
Kirk McCaskill, R ERA: 4.5 (8, 1)	2.0		7	1	3	3	3	0	0	0	0	0	0	21	33	13.50	0.500								

Boston Red Sox @ Chicago White Sox
Comiskey Park, Chicago, IL
Fri Apr 08 1994, 4:33 AM EDT
Att. 42,890 - Sunny - 50 F

livebaseballscorecards.com

AB	33
R	8
H	9
RBI	6
BB	3
SO	8
LOB	11



Batter	1	2	3	4	5	6	7	8	9	AB	R	H	RBI	BB	SO	LOB
Tim Raines, S OBP: 0.250, SLG: 0.500 (1, 7)	3-2 FC6-4 1B		2-3 K		2-0 HR		2-0 HR	3-1 P6		5	2	3	2	0	1	1
Joey Cora, S OBP: 0.267, SLG: 0.214 (1, 4)	2-1 P6		4-1 BB BB		0-2 G4-3 1B		0-2 HR BB 1B	3-2 F8		4	1	2	0	1	0	2
Frank Thomas, R OBP: 0.450, SLG: 0.400 (1, 3)	0-0 FC6-4 1-2f		4-1 BB		2-3 K		4-2 HR BB	2-0 FC5-4 1-2f		3	1	0	0	2	1	3
Julio Franco, R OBP: 0.316, SLG: 0.533 (1, 10)	3-2 G6-3		2-3 K		3-2 G4-3 1-2f		2-1 HR		3-2 G4-3	5	1	1	3	0	1	4
Robin Ventura, L OBP: 0.500, SLG: 1.125 (1, 5)		2-3 K	3-3 K			3-2 HR	2-2 E 1B		1-2 F8	5	1	2	1	0	2	2
Darrin Jackson, R OBP: 0.333, SLG: 0.714 (1, 9)		1-2 1B 1B		0-0 G6-3		0-0 F8	0-1 F8		3-1 P4	5	0	1	0	0	0	1
Lance Johnson, L OBP: 0.294, SLG: 0.200 (1, 8)		1-1 P5		2-1 F7		1-2 P4	1-1 E5 FC6-4			4	0	0	0	0	0	2
Ron Karkovice, R OBP: 0.455, SLG: 0.778 (1, 2)		1-2 1B		4-0 BB		0-0 F8	1-2 FC6-4			3	0	1	0	1	0	2
Ozzie Guillen, L OBP: 0.235, SLG: 0.294 (1, 6)		2-2 G4-3		1-1 L7			0-1 G6-3	2-2 FC5-4 1B		4	0	1	0	0	0	3

Inning Stats	R: 0	H: 1	E: 0	K: 0	S: 10	H: 2	LOB: 1	BB: 0	P: 18	R: 0	H: 0	E: 0	K: 3	S: 11	H: 0	LOB: 2	BB: 2	P: 26	R: 0	H: 0	E: 0	K: 0	S: 5	R: 1	H: 2	E: 0	K: 1	S: 11	R: 4	H: 4	E: 1	K: 0	S: 22	R: 0	H: 1	E: 0	K: 0	S: 10	H: 0	LOB: 0	BB: 0	P: 17	1B: 7	2B: 0	3B: 0	HR: 4	SF: 0	SAC: 0	DP: 1	HBP: 0	WP: 0	PB: 0	SB: 0	CS: 0	PA: 42
--------------	------	------	------	------	-------	------	--------	-------	-------	------	------	------	------	-------	------	--------	-------	-------	------	------	------	------	------	------	------	------	------	-------	------	------	------	------	-------	------	------	------	------	-------	------	--------	-------	-------	-------	-------	-------	-------	-------	--------	-------	--------	-------	-------	-------	-------	--------

PITCHER	IP	WLS	BF	H	R	ER	SO	BB	IBB	HBP	BLK	WP	HR	S	P	ERA	WHIP
Aaron Sele, R ERA: 1.8 (1, 1)	5.0		22	5	1	1	5	3	0	0	0	0	0	53	97	1.80	1.600
Paul Quantrill, R ERA: 6.0 (6, 1)	1.1		6	2	2	2	0	0	0	0	0	0	2	11	17	13.50	1.500
Ricky Tricek, R ERA: 13.5 (7, 1)	0.1		5	3	3	3	0	1	0	0	0	0	1	14	22	81.00	12.000
Tony Fossas, L ERA: 18.0 (7, 1)	1.0	W	5	1	0	0	0	0	0	0	0	0	0	15	25	0.00	1.000
Scott Bankhead, R ERA: 3.0 (8, 1)	0.1		1	0	0	0	0	0	0	0	0	0	0	1	3	0.00	0.000

BOTTOM

Boston Red Sox @ Chicago White Sox
Comiskey Park, Chicago, IL

Fri Apr 08 1994, 4:33 AM EDT
Att: 42,890 - Sunny - 50 F

livebaseballscorecards.com

AB	38
R	6
H	11
RBI	6
BB	4
SO	5
LOB	20



Batter	1	2	3	4	5	6	7	8	9	AB R H RBI BB SO LOB	TOP											
Otis Nixon, S (1, 8) OBP: 0.542, SLG: 0.353 B C X	1-1 G4-3 1B		0-0 S 1B		4-2 S BB		1-0 2B SF7 1B		4-2 E 1B BB 1-2	3 1 2 0 2 0 0												
Billy Hatcher, R (1, 9) OBP: 0.333, SLG: 0.417 Greg Blosser, L (9, PH) OBP: 0.400, SLG: 0.250 C B B C X	3-2 F9		0-2 P2 1-2		2-0 L9 1-2		1 SAFE 1 SAFE 1 SAFE 1 SAFE 1 B 1 B 1-3		2-3 K 2	4 0 1 0 0 0 2 1 0 0 0 0 1 2												
Mike Greenwell, L (1, 7) OBP: 0.478, SLG: 0.824 F B F X	1-2 L7		0-2 F9			4-2 G3 HR BB	1-1 SF7		1-1 E1 1B 1-3 2-H	3 1 1 2 1 0 1												
Mo Vaughn, L (1, 3) OBP: 0.304, SLG: 0.348 S B T B X		1-2 F7		0-3 K		2-2 G3 1-2	1-3 K		1-3 K	5 0 0 0 0 3 5												
Andre Dawson, R (1, 10) OBP: 0.429, SLG: 1.050 B X		1-0 1B SF8 2B		0-0 G4-3		2-2 HR 2-H		0-3 K		4 2 2 2 0 1 0												
Tim Lincecum, R (1, 4) OBP: 0.438, SLG: 0.667 C X		0-1 1B 2-3		1-1 1B		2-0 WP 1B		3-2 P4		4 0 3 0 0 0 0												
Scott Cooper, L (1, 5) OBP: 0.118, SLG: 0.133 X		0-0 SF8 3-H		1-0 L4		3-3 K 1-2		0-1 G6-3		3 0 0 1 0 1 2												
John Valentin, R (1, 6) OBP: 0.450, SLG: 0.529 S 1 SAFE 1 SAFE 1 C 1 B 1 C		2-3 K			0-2 F9	0-1 G6-3			1-1 F8	4 0 0 0 0 1 2												
Dave Valle, R (1, 2) OBP: 0.231, SLG: 0.333 Damon Berryhill, S (9, PH) OBP: 0.667, SLG: 0.800 Scott Fletcher, R (9, PR)			2-1 G4-3		2-0 P4		0-1 P3		1-2 BB 1B	3 0 0 0 0 0 0 1 0 1 0 0 0 0 0 1 0 0 0 0 0												
Inning Stats	R: 0 E: 0 K: 0 S: 8	H: 0 LOB: 0 BB: 0 P: 13	R: 1 E: 0 K: 1 S: 10	H: 2 LOB: 1 BB: 0 P: 14	R: 0 E: 0 K: 0 S: 9	H: 1 LOB: 1 BB: 0 P: 11	R: 0 E: 0 K: 1 S: 7	H: 1 LOB: 1 BB: 0 P: 9	R: 0 E: 0 K: 0 S: 8	H: 0 LOB: 1 BB: 1 P: 16	R: 2 E: 0 K: 1 S: 18	H: 2 LOB: 1 BB: 1 P: 31	R: 1 E: 0 K: 1 S: 12	H: 2 LOB: 1 BB: 0 P: 17	R: 0 E: 0 K: 1 S: 10	H: 0 LOB: 0 BB: 0 P: 13	R: 1 E: 1 K: 2 S: 16	H: 2 LOB: 3 BB: 1 P: 26	1B: 7 2B: 2 3B: 0 HR: 1	SF: 2 SAC: 0 DP: 0 HBP: 0	WP: 1 PB: 0 SB: 2 CS: 0	PA: 40
PITCHER	IP WLS BF H R ER SO BB IBB HBP BLK WP HR S P ERA WHIP																					
Jack McDowell, R (1, 1) ERA: 5.14 Roberto Hernandez, R (8, 1) ERA: 3.0	7.0 W 31 8 4 4 4 2 0 0 0 1 1 72 111 5.14 1.429																					

Boston Red Sox @ Chicago White Sox
 Comiskey Park, Chicago, IL
 Sat Apr 09 1994, 4:33 AM EDT
 Att. 27,429 - Sunny - 65 F

livebaseballscorecards.com

AB	35
R	5
H	10
RBI	5
BB	3
SO	7
LOB	14



Batter	1	2	3	4	5	6	7	8	9
Tim Raines, S (1, 7) OBP: 0.292, SLG: 0.500 Darrin Jackson, R (8, 9) OBP: 0.375, SLG: 0.714	0-1 B1-3		1-0 1B		2-2 F8		1-1 FC3-2 1B	4-2 BB	
Joey Cora, S (1, 4) OBP: 0.200, SLG: 0.167	3-2 F7		1-0 SF4		1-1 FC4-6		3-2 FC3-2 1B	1-0 L6	
Frank Thomas, R (1, 3) OBP: 0.500, SLG: 0.611	4-2 BB		1-1 1B			1-1 HR	2-3 K		
Julio Franco, R (1, 10) OBP: 0.304, SLG: 0.474	2-2 F9		1-1 P4			0-3 K	2-2 1B		
Robin Ventura, L (1, 5)		1-1 G3		1-1 L8		1-2 F8	2-2 1B		
Dan Pasqua, L (1, 9) OBP: 0.286, SLG: 0.857 (8, 7)		1-3 K		0-0 F7		1-0 2B	2-2 F7		
Lance Johnson, L (1, 8) OBP: 0.238, SLG: 0.158		1-2 G3		2-1 G6-3		3-2 G6-3		0-0 G1-3	
Michael LaValliere, L (1, 2) OBP: 0.571, SLG: 0.400 Ron Karkovice, R (7, PR) OBP: 0.500, SLG: 1.100 (8, 2)			2-1 G4-3		2-2 FC4-6 1B		1-2 1B FC3-2 1B	1-2 HR	
Ozzie Guillen, L (1, 6) OBP: 0.286, SLG: 0.333			0-1 1B SF4 1B		1-0 F8		0-0 FC3-2 1B 1B	1-3 K	

AB	R	H	RBI	BB	SO	LOB
4	1	2	0	0	0	1
0	0	0	0	1	0	0
4	1	0	1	0	0	5
3	1	2	1	1	1	3
4	0	1	2	0	1	3
4	0	1	1	0	0	0
4	0	1	0	0	1	2
4	0	0	0	0	0	1
3	0	2	0	0	0	0
1	1	1	1	0	0	0
4	2	2	0	0	1	1

BOTTOM

Boston Red Sox @ Chicago White Sox
 Comiskey Park, Chicago, IL
 Sat Apr 09 1994, 4:33 AM EDT
 Att. 27,429 - Sunny - 65 F

livebaseballscorecards.com

AB	35
R	6
H	12
RBI	6
BB	2
SO	4
LOB	16



1B: 9	SF: 1	WP: 0	PA: 38
2B: 1	SAC: 0	PB: 0	
3B: 0	DP: 0	SB: 0	
HR: 2	HBP: 0	CS: 0	

Inning Stats	R	H	E	K	S																
	0	0	0	10	19	R	H	E	K	S	BB	IBB	HBP	BLK	WP	HR	S	P	ERA	WHIP	
	0	0	0	9	12	0	0	0	0	10	0	0	0	0	0	0	0	0	0	0.00	3.000
	0	0	0	19	12	0	0	0	0	16	0	0	0	0	0	0	0	0	0	6.00	1.500
	1	3	0	10	16	0	0	0	0	0	0	0	0	0	0	0	0	0	9.00	3.000	
	0	1	0	11	17	0	0	0	0	0	0	0	0	0	0	0	0	0	13.50	1.500	
	3	5	0	29	42	0	0	0	0	0	0	0	0	0	0	0	0	0	6.00	1.500	
	1	1	0	11	18	0	0	0	0	0	0	0	0	0	0	0	0	0	0.00	3.000	

PITCHER	IP	WLS	BF	H	R	ER	SO	BB	IBB	HBP	BLK	WP	HR	S	P	ERA	WHIP
	Roger Clemens, R (1, 1) ERA: 10.13	6.0		27	8	4	4	2	1	0	0	0	0	0	64	98	6.00
Greg Harris, R (7, 1) ERA: 3.6	1.0	L	6	3	1	1	1	0	0	0	0	0	0	23	35	9.00	3.000
Tony Fossas, L (8, 1) ERA: 16.2	0.2		3	1	1	1	1	0	0	0	0	0	1	8	10	13.50	1.500
Ricky Tricek, R (8, 1) ERA: 11.57	0.1		2	0	0	0	0	1	0	0	0	0	0	3	8	0.00	3.000

Batter	1	2	3	4	5	6	7	8	9	AB R H RBI BB SO LOB	TOP
Otis Nixon, S (1, 8) OBP: 0.519, SLG: 0.316 Lee Tinsley, S (6, 8) OBP: 0.400, SLG: 0.250	0-0 L6		0-3 K			4-0 1B BB		0-0 1B		2 0 0 0 1 1 0 1 0 1 0 0 0 0	Boston Red Sox @ Chicago White Sox Comiskey Park, Chicago, IL Sun Apr 10 1994, 4:33 AM EDT Att. 23,848 - Cloudy - 49 F
Scott Fletcher, R (1, 4) OBP: 0.091, SLG: 0.091	0-3 K			0-0 F7		0-0 1B		0-0 G2		4 0 1 0 0 1 1	
Mike Greenwell, L (1, 7) OBP: 0.407, SLG: 0.667	0-0 G1-3			0-0 G1-3		0-0 F8		0-0 F5		4 0 0 0 0 0 3	
Mo Vaughn, L (1, 3) OBP: 0.333, SLG: 0.370		0-0 F7 1B 1B		0-0 FC6-4 1B		0-0 F9		0-3 K		4 0 2 0 0 1 2	
Andre Dawson, R (1, 10) OBP: 0.400, SLG: 0.917		0-0 CS 1B		0-0 FC6-4 1-2f		0-0 G1-3		0-0 F8		4 0 1 0 0 0 1	
Damon Berryhill, S (1, 2) OBP: 0.444, SLG: 0.500 Rich Rowland, R (7, 2)		0-0 F7 2-3		0-0 F9		0-0 F9		0-3 K		3 0 0 0 0 0 2 1 0 0 0 0 1 0	
Tim Lincecum, R (1, 5) OBP: 0.421, SLG: 0.611		0-0 L6 1-2		0-3 K		0-0 1B				3 0 1 0 0 1 2	
John Valentin, R (1, 6) OBP: 0.391, SLG: 0.450			0-0 G5-3		0-0 F8		0-0 G5-3			3 0 0 0 0 0 1	
Greg Blosser, L (1, 9) OBP: 0.250, SLG: 0.143			0-0 F8		0-3 K		0-0 G6-3			3 0 0 0 0 1 0	
Inning Stats	R: 0 H: 0 E: 0 LOB: 0 K: 1 BB: 0 S: 5 P: 5	R: 0 H: 2 E: 0 LOB: 1 K: 0 BB: 0 S: 4 P: 4	R: 0 H: 0 E: 0 LOB: 0 K: 1 BB: 0 S: 5 P: 5	R: 0 H: 1 E: 0 LOB: 1 K: 0 BB: 0 S: 4 P: 4	R: 0 H: 0 E: 0 LOB: 0 K: 1 BB: 0 S: 5 P: 5	R: 0 H: 1 E: 0 LOB: 2 K: 1 BB: 1 S: 6 P: 10	R: 0 H: 1 E: 0 LOB: 1 K: 0 BB: 0 S: 4 P: 4	R: 0 H: 1 E: 0 LOB: 1 K: 0 BB: 0 S: 4 P: 4	R: 0 H: 0 E: 0 LOB: 0 K: 2 BB: 0 S: 7 P: 7	1B: 6 SF: 0 2B: 0 SAC: 0 3B: 0 DP: 0 HR: 0 HBP: 0	WP: 0 PA: 33 PB: 0 SB: 0 CS: 1
PITCHER Alex Fernandez, R (1, 1) ERA: 1.2	IP: 9.0 WLS: W BF: 33 H: 6 R: 0 ER: 0 SO: 6 BB: 1 IBB: 0 HBP: 0 BLK: 0 WP: 0 HR: 0 S: 44 P: 48 ERA: 0.00 WHIP: 0.778										

AB	32
R	0
H	6
RBI	0
BB	1
SO	6
LOB	12



Batter	1	2	3	4	5	6	7	8	9	AB R H RBI BB SO LOB
Lance Johnson, L (1, 8) OBP: 0.269, SLG: 0.174	0-0 F9 S 2B 1B		4-0 2B E BB	0-3 K		0-0 F8		0-0 G4-3		4 2 1 1 1 1 1
Craig Grebeck, R (1, 4) OBP: 0.556, SLG: 0.750	0-3 K 1-2		0-0 E 2B		0-0 G4-3	0-0 F3		0-0 1B		5 1 2 0 0 1 2
Frank Thomas, R (1, 3) OBP: 0.483, SLG: 0.591	0-0 F9 2-3		0-0 E9 1B 2B		4-0 1B 1B BB	0-3 K		0-0 F9		4 2 1 2 1 1 3
Julio Franco, R (1, 10) OBP: 0.333, SLG: 0.522	0-0 2B		0-0 FC6-4 1B		0-0 F9		0-0 G6-3			4 0 2 2 0 0 1
Robin Ventura, L (1, 5) OBP: 0.423, SLG: 0.833	0-0 F8		0-3 K		0-0 1B 1B 1B		0-0 G3			4 1 1 0 0 1 2
Darrin Jackson, R (1, 9) OBP: 0.450, SLG: 0.688		4-0 S BB	0-0 F3		0-0 1B E 1B		4-0 BB			2 1 1 1 2 0 1
Joe Hall, R (1, 7) OBP: 0.400, SLG: 0.400		0-3 K	0-0 FC6-4		0-0 E9		0-0 F7			3 0 1 1 0 1 2
Warren Newson, L (7, PH) (8, 7)			1-2 1B		1-1 3-H 1B					1 0 0 0 0 0 1
Ron Karkovice, R (1, 2) OBP: 0.438, SLG: 0.929		0-3 K 1-2		0-3 K	0-3 K			0-0 G4-3 G4-3 2B		4 1 1 0 0 3 2
Ozzie Guillen, L (1, 6) OBP: 0.280, SLG: 0.360		0-3 K		0-0 G4-3		0-0 2B		0-0 G4-3		4 0 1 0 0 1 2


Inning Stats		R: 1	H: 2	E: 0	K: 1	S: 7	R: 0	H: 0	E: 0	K: 3	S: 9	R: 3	H: 3	E: 1	K: 1	S: 8	R: 0	H: 0	E: 0	K: 2	S: 7	R: 3	H: 3	E: 1	K: 1	S: 8	R: 0	H: 1	E: 0	K: 1	S: 6	R: 0	H: 0	E: 0	K: 0	S: 3	R: 1	H: 2	E: 0	K: 0	S: 5	1B: 6	2B: 5	3B: 0	HR: 0	SF: 0	SAC: 0	DP: 0	HBP: 0	WP: 0	PB: 0	SB: 2	CS: 0	PA: 39
PITCHER		IP	WLS	BF	H	R	ER	SO	BB	IBB	HBP	BLK	WP	HR	S	P	ERA	WHIP	PITCHER		IP	WLS	BF	H	R	ER	SO	BB	IBB	HBP	BLK	WP	HR	S	P	ERA	WHIP																	
Joe Hesketh, L (1, 1) ERA: 9.53	4.2	L	23	6	6	6	7	7	3	0	0	0	0	0	34	46	11.57	1.929	Joe Hesketh, L (1, 1) ERA: 9.53		4.2	L	23	6	6	6	7	7	3	0	0	0	0	34	46	11.57	1.929																	
Paul Quantrill, R (5, 1) ERA: 4.15	1.1		7	3	1	0	2	0	0	0	0	0	0	0	11	11	0.00	2.250	Paul Quantrill, R (5, 1) ERA: 4.15		1.1		7	3	1	0	2	0	0	0	0	0	11	11	0.00	2.250																		
Ricky Tricek, R (7, 1) ERA: 8.31	2.0		9	2	1	1	0	0	1	0	0	0	0	0	8	12	4.50	1.500	Ricky Tricek, R (7, 1) ERA: 8.31		2.0		9	2	1	1	0	0	1	0	0	0	8	12	4.50	1.500																		

BOTTOM

Boston Red Sox @ Chicago White Sox
Comiskey Park, Chicago, IL

Sun Apr 10 1994, 4:33 AM EDT
Att: 23,848 - Cloudy - 49 F

AB	35
R	8
H	11
RBI	7
BB	4
SO	9
LOB	17



Batter	1	2	3	4	5	6	7	8	9	AB R H RBI BB SO LOB	TOP											
Randy Velarde, R OBP: 0.462, SLG: 0.545 (1, 7) C X	0-1 G6-3 ①		X 0-0 L8 ②		C 1-2 G1-3 ②	B 1-1 SF8 2B	C 0-1 F7 ③			5 1 1 0 0 0 0												
Wade Boggs, L OBP: 0.580, SLG: 0.609 (1, 5) B F X	1-2 2B		C 3-1 E7 1B		B 3-1 F9 ③	B 2-1 BB 1B		B 3-1 F8 ①		5 1 3 0 0 0 0												
Don Mattingly, L OBP: 0.333, SLG: 0.273 (1, 3) B C X	1-1 F7 ②		B 2-1 1B		B 3-2 F8 ①	B 0-1 SF8 ①		C 1-2 G3 ②		4 0 1 2 0 0 1												
Danny Tartabull, R OBP: 0.444, SLG: 0.773 (1, 9) C X	0-1 G5-3 ③		3-H 0-3 K ③		B 4-2 HR BB	B 3-H 2-3 K ②		B 1-0 G5-3 ③		4 1 0 0 1 2 3												
Mike Stanley, R OBP: 0.333, SLG: 0.529 (1, 2) C X				B 1-0 P9 ①		B 2-1 HR 1-H		B 4-1 BB 1-2		3 1 1 2 1 0 0												
Jim Leyritz, R OBP: 0.500, SLG: 0.364 (1, 10) B C X				X 0-0 1B		B 1-3 K ②		B 1-3 K ③		3 0 1 0 1 2 2												
Bernie Williams, S OBP: 0.292, SLG: 0.545 (1, 8) B C X				C 0-1 F9 ②		B 1-2 1B 1B		X 0-0 HR		4 1 2 1 0 1 2												
Mike Gallego, R OBP: 0.333, SLG: 0.591 (1, 6) C SAFE				C 1-1 F7 ③		B 3-2 1B 1-2		B 1-0 G5-3 ①		4 0 1 0 0 1 2												
Pat Kelly, R OBP: 0.250, SLG: 0.421 (1, 4) X			X 0-0 B1-3 ①		C 3-2 F9 ①	B 0-3 K ③		B 0-3 K ②		4 0 0 0 0 2 2												
Inning Stats	R: 0 E: 0 K: 0 S: 10	H: 1 LOB: 1 BB: 0 P: 12	R: 0 E: 0 K: 2 S: 11	H: 0 LOB: 1 BB: 1 P: 19	R: 1 E: 1 K: 1 S: 9	H: 2 LOB: 1 BB: 0 P: 14	R: 0 E: 0 K: 0 S: 6	H: 1 LOB: 1 BB: 0 P: 8	R: 0 E: 0 K: 0 S: 10	H: 0 LOB: 0 BB: 0 P: 17	R: 2 E: 0 K: 2 S: 20	H: 3 LOB: 2 BB: 1 P: 34	R: 1 E: 0 K: 2 S: 13	H: 2 LOB: 2 BB: 1 P: 23	R: 1 E: 0 K: 1 S: 8	H: 1 LOB: 0 BB: 0 P: 9	R: 0 E: 0 K: 0 S: 6	H: 0 LOB: 0 BB: 0 P: 11	1B: 6 2B: 2 3B: 0 HR: 2	SF: 1 SAC: 0 DP: 0 HBP: 0	WP: 0 PB: 0 SB: 0 CS: 0	PA: 40
PITCHER	IP WLS BF H R ER SO BB IBB HBP BLK WP HR S P ERA WHIP																					
Wilson Alvarez, L ERA: 2.7 (1, 1)	6.1 W 30 9 4 3 5 2 0 0 0 0 0 1 72 113 4.26 1.737																					
Jose DeLeon, R ERA: 7.36 (7, 1)	1.2 7 1 1 1 3 1 0 0 0 0 0 1 15 23 5.40 1.200																					
Paul Assenmacher, L ERA: 9.0 (9, 1)	1.0 3 0 0 0 0 0 0 0 0 0 0 0 6 11 0.00 0.000																					

New York Yankees @ Chicago White Sox
Comiskey Park, Chicago, IL
Tue Apr 12 1994, 8:05 PM EDT
Att. 22,692 - Unknown - 59 F

AB	36
R	5
H	10
RBI	5
BB	3
SO	8
LOB	12



WP: 0	PA: 40
PB: 0	
SB: 0	
CS: 0	

ERA	WHIP

livebaseballscorecards.com

BOTTOM

New York Yankees @ Chicago White Sox
Comiskey Park, Chicago, IL
Tue Apr 12 1994, 8:05 PM EDT
Att: 22,692 - Unknown - 59 F

livebaseballscorecards.com

AB	34
R	10
H	13
RBI	9
BB	6
SO	6
LOB	17



WP: 0	PA: 41
PB: 0	
SB: 0	
CS: 0	

Batter	1	2	3	4	5	6	7	8	9	AB	R	H	RBI	BB	SO	LOB
Lance Johnson, L (1, 8) OBP: 0.258, SLG: 0.222	0-0 G3-1 1B 2B		1-0 F8	0-0 SF7	3-2 P5		0-1 G6-4-3			4	1	1	1	0	0	1
Craig Grebeck, R (1, 4) OBP: 0.500, SLG: 0.583	2-1 G3-1 2-3		2-1 F8	1-0 BB 1B 1-2 2-3 1B		4-1 1B BB E BB		3-1 F7		4	1	1	0	1	0	1
Frank Thomas, R (1, 3) OBP: 0.500, SLG: 0.692	1-3 K		0-1 F9	2-0 BB 1B 1-2 2-H 3-H 1B		4-0 E 1B BB 1-2		0-0 HR		4	1	2	3	1	1	1
Julio Franco, R (1, 10) OBP: 0.344, SLG: 0.462	4-1 1B BB									3	0	0	0	2	1	2
Robin Ventura, L (1, 5) OBP: 0.452, SLG: 0.786	1-2 FC5-4 1B 1-2 3-H 1B									4	1	2	1	1	2	3
Darrin Jackson, R (1, 9) OBP: 0.458, SLG: 0.650	1-2 FC5-4 1-2f									4	2	2	0	0	0	4
Joe Hall, R (1, 7) OBP: 0.556, SLG: 0.889		0-1 G6-4-3 1B								4	2	3	2	0	0	3
Ron Karkovics, R (1, 2) OBP: 0.400, SLG: 0.765		1-3 K								3	1	0	1	1	1	1
Ozzie Guillen, L (1, 6) OBP: 0.310, SLG: 0.379		1-1 G6-4-3								4	1	2	1	0	1	1

Inning Stats	R	H	E	K	S	P	SO	BB	IBB	HBP	BLK	WP	HR	S	P	ERA	WHIP
R: 1 E: 0 K: 1 S: 14	H: 2 LOB: 2 BB: 1 P: 23	R: 0 E: 0 K: 1 S: 9	H: 1 LOB: 0 BB: 0 P: 11	R: 0 E: 0 K: 0 S: 5	H: 0 LOB: 0 BB: 0 P: 8	R: 5 E: 0 K: 1 S: 17	H: 5 LOB: 3 BB: 3 P: 34	R: 2 E: 0 K: 1 S: 13	H: 2 LOB: 0 BB: 0 P: 22	R: 1 E: 1 K: 1 S: 8	H: 1 LOB: 2 BB: 2 P: 19	R: 0 E: 0 K: 0 S: 5	H: 1 LOB: 0 BB: 0 P: 6	R: 1 E: 0 K: 1 S: 8	H: 1 LOB: 0 BB: 0 P: 12	1B: 10 2B: 1 3B: 0 HR: 2	SF: 1 SAC: 0 DP: 3 HBP: 0

PITCHER	IP	WLS	BF	H	R	ER	SO	BB	IBB	HBP	BLK	WP	HR	S	P	ERA	WHIP
Terry Mulholland, L (1, 1) ERA: 12.0	3.2	L	21	8	6	6	2	3	0	0	0	0	0	41	66	14.73	3.000
Scott Kamieniecki, R (4, 1) ERA: 5.79	1.2		10	2	3	2	3	3	0	0	0	0	1	22	46	10.80	3.000
Donn Pall, R (6, 1) ERA:	1.0		4	1	0	0	0	0	0	0	0	0	0	5	8	0.00	1.000
Sterling Hitchcock, L (7, 1) ERA: 20.25	0.2		2	1	0	0	0	0	0	0	0	0	0	3	3	0.00	1.500
Jeff Reardon, R (8, 1) ERA: 5.4	1.0		4	1	1	1	1	0	0	0	0	0	1	8	12	9.00	1.000

Batter	1	2	3	4	5	6	7	8	9	AB R H RBI BB SO LOB	TOP											
Luis Polonia, L OBP: 0.381, SLG: 0.188 (1, 7)	2-3 K		2-2 L5		3-2 1B			2-2 E3		4 0 1 0 0 1 0												
Wade Boggs, L OBP: 0.483, SLG: 0.519 (1, 5)	2-2 E6		2-3 K		1-3 SAFE K			1-0 G3		4 0 0 0 0 2 3												
Don Mattingly, L OBP: 0.323, SLG: 0.269 (1, 3)	0-1 F8			3-2 1B				1-2 G4-3		4 0 1 0 0 0 2												
Danny Tartabull, R OBP: 0.419, SLG: 0.692 (1, 10)	1-2 F8			0-1 L9				1-0 F9	3-2 BB 1B	4 0 1 0 0 0 2												
Paul O'Neill, L OBP: 0.600, SLG: 0.833 (1, 9)		3-2 1B 1B		1-0 P7				4-2 CS BB	4-2 BB	2 0 1 0 2 0 1												
Matt Nokes, L OBP: 0.125, SLG: 0.125 (1, 2)		1-0 G5-4-3 1B		0-1 P5				0-1 CS	2-3 K	4 0 1 0 0 1 3												
Bernie Williams, S OBP: 0.250, SLG: 0.462 (1, 8)		1-3 K			3-1 G4-3			0-3 K	0-0 F7	4 0 0 0 0 2 4												
Mike Gallego, R OBP: 0.286, SLG: 0.500 (1, 6)		2-2 G5-4-3			2-1 G6-3			0-0 G6-3	1-3 K	4 0 0 0 0 1 4												
Pat Kelly, R OBP: 0.261, SLG: 0.381 (1, 4)			1-3 K		4-2 1B BB			0-1 P3		2 0 0 0 1 1 0												
Inning Stats	R: 0 E: 1 K: 1 S: 12	H: 0 LOB: 1 BB: 0 P: 17	R: 0 E: 0 K: 1 S: 12	H: 2 LOB: 1 BB: 0 P: 19	R: 0 E: 0 K: 2 S: 10	H: 0 LOB: 0 BB: 0 P: 15	R: 0 E: 0 K: 0 S: 9	H: 1 LOB: 1 BB: 0 P: 13	R: 0 E: 0 K: 1 S: 14	H: 1 LOB: 2 BB: 1 P: 27	R: 0 E: 0 K: 0 S: 8	H: 0 LOB: 0 BB: 1 P: 14	R: 0 E: 0 K: 1 S: 7	H: 0 LOB: 0 BB: 0 P: 8	R: 0 E: 1 K: 0 S: 9	H: 0 LOB: 1 BB: 0 P: 13	R: 0 E: 0 K: 2 S: 13	H: 1 LOB: 2 BB: 1 P: 23	1B: 5 2B: 0 3B: 0 HR: 0	SF: 0 SAC: 0 DP: 1 HBP: 0	WP: 0 PB: 0 SB: 0 CS: 1	PA: 36
PITCHER	IP WLS BF H R ER SO BB IBB HBP BLK WP HR S P ERA WHIP																					
Jason Bere, R ERA: 2.25 (1, 1)	7.0 W 26 4 0 0 6 2 0 0 0 0 0 0 72 113 0.00 0.857																					
Paul Assenmacher, L ERA: 6.0 (8, 1)	1.0 4 0 0 0 0 0 0 0 0 0 0 0 9 13 0.00 0.000																					
Kirk McCaskill, R ERA: 3.6 (9, 1)	1.0 5 1 0 0 2 1 0 0 0 0 0 0 13 23 0.00 2.000																					

New York Yankees @ Chicago White Sox
 Comiskey Park, Chicago, IL
 Wed Apr 13 1994, 8:05 PM EDT
 Att. 21,444 - Unknown - 50 F

AB	32
R	0
H	5
RBI	0
BB	3
SO	8
LOB	19



Batter	1	2	3	4	5	6	7	8	9
Lance Johnson, L OBP: 0.278, SLG: 0.250 (1, 8)	F7		FC6-4 1B	FC3-5-2 FC6-2 1-3 3-H		P7		1B	
Joey Cora, S OBP: 0.200, SLG: 0.174 (1, 4)	F9		FC6-4 G5-3 BB 1-2f	FC6-2			L9	G5-4-3 1B	
Frank Thomas, R OBP: 0.513, SLG: 0.667 (1, 3)	1B		G5-3 BB 1-2	F9			HR 1B	G5-4-3 1-2 2-3	
Julio Franco, R OBP: 0.333, SLG: 0.533 (1, 10)	G5-3		G5-3 1-2 2-3		G5-3		HR		
Robin Ventura, L OBP: 0.400, SLG: 0.688 (1, 5)		K	G4-3		K		F8		
Darrin Jackson, R OBP: 0.429, SLG: 0.625 (1, 9)		K		2B	P7		K		
Joe Hall, R OBP: 0.615, SLG: 0.923 (1, 7)		1B		1B		F8		1B	
Ron Karkovice, R OBP: 0.500, SLG: 0.765 (1, 2)		1B	FC6-4 BB 1-2	1B	BB	FC3-6 BB		1B	BB
Ozzie Guillen, L OBP: 0.313, SLG: 0.375 (1, 6)		FC6-4		FC3-5-2 FC6-2 1-3 2-H		FC3-6		SH1-3	

Inning Stats	R: 0	H: 1	E: 0	LOB: 1	K: 0	BB: 0	S: 10	R: 0	H: 1	E: 0	LOB: 2	K: 2	BB: 1	S: 11	R: 0	H: 1	E: 0	LOB: 2	K: 0	BB: 1	S: 12	R: 2	H: 3	E: 1	LOB: 2	K: 0	BB: 1	S: 13	R: 0	H: 0	E: 0	LOB: 0	K: 1	BB: 0	S: 7	R: 0	H: 0	E: 0	LOB: 1	K: 0	BB: 1	S: 6	R: 2	H: 2	E: 0	LOB: 0	K: 1	BB: 0	S: 12	R: 1	H: 3	E: 0	LOB: 2	K: 0	BB: 1	S: 18	1B: 8	SF: 0	2B: 2	SAC: 1	3B: 0	DP: 1	HR: 1	HBP: 0
--------------	------	------	------	--------	------	-------	-------	------	------	------	--------	------	-------	-------	------	------	------	--------	------	-------	-------	------	------	------	--------	------	-------	-------	------	------	------	--------	------	-------	------	------	------	------	--------	------	-------	------	------	------	------	--------	------	-------	-------	------	------	------	--------	------	-------	-------	-------	-------	-------	--------	-------	-------	-------	--------

PITCHER	IP	WLS	BF	H	R	ER	SO	BB	IBB	HBP	BLK	WP	HR	S	P	ERA	WHIP
Jim Abbott, L ERA: 1.98 (1, 1)	6.2	L	32	8	4	3	3	4	0	0	0	0	1	68	111	4.05	1.800
Bob Wickman, R ERA: 5.4 (7, 1)	0.1		3	1	1	1	1	1	0	0	0	0	0	8	13	27.00	6.000
Steve Howe, L ERA: (8, 1)	0.1		3	2	0	0	0	0	0	0	0	0	0	12	15	0.00	6.000
Jeff Reardon, R ERA: 4.5 (8, 1)	0.2		1	0	0	0	0	0	0	0	0	0	0	1	1	0.00	0.000

AB R H RBI BB SO LOB

5	0	2	1	0	0	3
5	0	1	0	0	0	3
4	1	2	0	1	0	5
4	1	1	2	0	0	3
4	0	0	0	0	2	2
4	1	1	0	0	2	0
4	2	3	1	0	0	0
0	0	0	0	4	0	0
3	0	1	1	0	0	3

AB	33
R	5
H	11
RBI	5
BB	5
SO	4
LOB	19



WP	HR	S	P	ERA	WHIP
0	0	0	0	0.00	0.000
0	0	0	0	0.00	0.000
0	0	0	0	0.00	0.000
0	0	0	0	0.00	0.000

New York Yankees @ Chicago White Sox
 Comiskey Park, Chicago, IL
 Wed Apr 13 1994, 8:05 PM EDT
 Att: 21,444 - Unknown - 50 F

livebaseballscorecards.com

WP: 0 PA: 39

Batter	1	2	3	4	5	6	7	8	9	AB R H RBI BB SO LOB	TOP											
Luis Polonia, L OBP: 0.346, SLG: 0.150 (1, 7) C X	0-1 E6 1B FC4-6	0-0 F8			1-0 G6-3	1-1 P6		4-0 BB BB		4 1 0 0 1 0 3												
Wade Boggs, L OBP: 0.471, SLG: 0.484 Pat Kelly, R OBP: 0.261, SLG: 0.381 (1, 5) B F X (9, 4) F 1 SAFE B 1 SAFE X	2-2 FC4-6 1B 1-3		1-1 F8			1-1 F8	4-1 1B HR BB	3-1 F7		4 1 1 0 1 0 1 0 0 0 0 0 0 0												
Don Mattingly, L OBP: 0.333, SLG: 0.300 (1, 3) B X	1-0 FC4-6 1-2f HR 3-H		2-0 L5			0-0 2B 2B	0-0 L9	4-1 G6-4-3 1-2 BB		4 2 1 1 1 0 2												
Danny Tartabull, R OBP: 0.389, SLG: 0.613 (1, 10) F X	0-1 L8		1-3 K			0-0 P4	3-2 HR 1B	2-0 G6-4-3 1-2f		5 1 1 0 0 1 4												
Paul O'Neill, L OBP: 0.650, SLG: 1.250 Gerald Williams, R OBP: 1.000, SLG: 1.000 (1, 9) X (9, PR) (9, 8)	0-0 HR 1-H			0-1 F8		4-0 2B 1B IBB	2-0 HR 1-H 2-H	1-2 E 2B		4 3 3 5 1 0 0 0 0 0 0 0 0 0												
Mike Stanley, R OBP: 0.308, SLG: 0.500 Jim Leyritz, R OBP: 0.500, SLG: 0.364 (1, 2) C B X (9, 2) X	1-1 F9			0-3 K		1-0 1B 1B 1-3 2-H	2-3 K	1-3 K		5 1 1 1 0 3 1 0 0 0 0 0 0 0												
Bernie Williams, S OBP: 0.281, SLG: 0.448 Daryl Boston, L (9, PH) (9, 9)		2-3 K		0-0 G1-3		4-1 1B 1B BB	2-2 1B 1B	1-3 K		3 1 1 0 1 1 0 1 0 0 0 0 1 1	AB 39 R 10 H 11 RBI 10 BB 6 SO 7 LOB 18											
Randy Velarde, R OBP: 0.444, SLG: 0.500 (1, 6) (9, 5)		2-3 K			0-0 F8	3-2 1B 1B 1-2 2-3 3-H	1-2 1B 1B	1-2 E3		5 0 2 1 0 1 1												
Mike Gallego, R OBP: 0.303, SLG: 0.467 (1, 4) (9, 6)		4-1 BB			0-0 F8	3-1 1B 1-2 2-H 3-H	2-0 G6-3	0-1 F9		4 0 1 2 1 0 5												
Inning Stats	R: 3 E: 1 K: 0 S: 11	H: 2 LOB: 0 BB: 0 P: 15	R: 0 E: 0 K: 2 S: 8	H: 0 LOB: 1 BB: 1 P: 16	R: 0 E: 0 K: 1 S: 8	H: 0 LOB: 0 BB: 0 P: 12	R: 0 E: 0 K: 1 S: 6	H: 0 LOB: 0 BB: 0 P: 6	R: 0 E: 0 K: 0 S: 3	H: 0 LOB: 0 BB: 0 P: 4	R: 4 E: 0 K: 0 S: 13	H: 4 LOB: 2 BB: 2 P: 30	R: 3 E: 0 K: 1 S: 17	H: 4 LOB: 2 BB: 1 P: 33	R: 0 E: 0 K: 0 S: 4	H: 0 LOB: 1 BB: 2 P: 17	R: 0 E: 1 K: 2 S: 19	H: 1 LOB: 3 BB: 0 P: 23	1B: 6 2B: 3 3B: 0 HR: 2	SF: 0 SAC: 0 DP: 1 HBP: 0	WP: 0 PB: 0 SB: 0 CS: 0	PA: 45
PITCHER	IP WLS BF H R ER SO BB IBB HBP BLK WP HR S P ERA WHIP																					
Jack McDowell, R ERA: 5.49 (1, 1)	5.2 L 27 6 7 4 4 2 1 0 0 0 1 47 80 6.35 1.412																					
Dennis Cook, L ERA: 19.29 (6, 1)	1.1 9 4 3 3 1 1 0 0 0 0 1 19 36 20.25 3.750																					
Jeff Schwarz, R ERA: (8, 1)	1.0 4 0 0 0 0 2 0 0 0 0 0 4 17 0.00 2.000																					
Roberto Hernandez, R ERA: 2.25 (9, 1)	1.0 5 1 0 0 0 2 0 0 0 0 0 0 19 23 0.00 1.000																					

New York Yankees @ Chicago White Sox
Comiskey Park, Chicago, IL
Thu Apr 14 1994, 4:33 AM EDT
Att. 21,484 - Sunny - 63 F

livebaseballscorecards.com



Batter	1	2	3	4	5	6	7	8	9	AB R H RBI BB SO LOB	TOP	
Tim Raines, S OBP: 0.250, SLG: 0.400 (1, 7) B C S X	1-2 G4-3 ①		3-3 K ②			1-3 K2-3 ②		3-2 G4-3 ③		4 0 0 0 0 2 1		
Joey Cora, S OBP: 0.176, SLG: 0.129 (1, 4) B X	1-0 F8 ②		1-0 G6-3 ③			1-3 K ③			0-1 G1-3 ①	4 0 0 0 0 1 0		
Frank Thomas, R OBP: 0.511, SLG: 0.778 (1, 3) B C F B B	4-2 FC6-4 BB ③			2-0 P4 ①			2-1 HR ①		4-1 HR BB ①	2 2 1 1 2 0 0		
Julio Franco, R OBP: 0.349, SLG: 0.595 (1, 10) B B C X	2-1 FC6-4 1-2f ③			1-2 G6-3 ②			0-0 G3-1 ①		0-0 HR 1-H ①	4 1 1 2 0 0 1		
Robin Ventura, L OBP: 0.349, SLG: 0.564 (1, 5) C T B B B		2-3 K ①		3-2 G4-3 ③			2-0 G1-3 ②		2-3 K ②	4 0 0 0 0 2 0		
Dan Pasqua, L OBP: 0.273, SLG: 0.727 (1, 9) B X T F S S		1-1 2B ①			3-3 K ①		2-2 F8 ③		2-1 L7 ③	3 0 1 0 0 1 0 0 0 0 0 0 0 0 1 0 0 0 0 0 0		
Joe Hall, R OBP: 0.615, SLG: 0.923 (9, PH) Warren Newson, L (9, PH)												
Lance Johnson, L OBP: 0.233, SLG: 0.205 (1, 8) X		0-0 L7 ②			1-3 K ②					3 0 0 0 0 1 1		
Michael LaValliere, L OBP: 0.545, SLG: 0.444 (1, 2) B C C B B X		2-2 G1-3 ③			3-2 F8 ③			1-2 1B ①		3 0 1 0 0 0 1		
Ozzie Guillen, L OBP: 0.263, SLG: 0.316 (1, 6) F F X			0-2 G5-3 ①				1-0 G6-3 ①		0-0 P6 ②	3 0 0 0 0 0 1		
Inning Stats	R: 0 E: 0 K: 0 S: 8 H: 0 LOB: 1 BB: 1 P: 16	R: 0 E: 0 K: 1 S: 10 H: 1 LOB: 1 BB: 0 P: 15	R: 0 E: 0 K: 1 S: 7 H: 0 LOB: 0 BB: 0 P: 11	R: 0 E: 0 K: 0 S: 7 H: 0 LOB: 0 BB: 0 P: 13	R: 0 E: 0 K: 2 S: 15 H: 0 LOB: 0 BB: 0 P: 22	R: 0 E: 0 K: 2 S: 7 H: 0 LOB: 0 BB: 0 P: 10	R: 1 E: 0 K: 0 S: 7 H: 1 LOB: 0 BB: 0 P: 13	R: 0 E: 0 K: 0 S: 10 H: 1 LOB: 1 BB: 0 P: 16	R: 2 E: 0 K: 1 S: 10 H: 1 LOB: 0 BB: 1 P: 18	1B: 1 2B: 1 3B: 0 HR: 2 SF: 0 SAC: 0 DP: 0 HBP: 0	WP: 0 PB: 0 SB: 0 CS: 0 PA: 33	
PITCHER	IP WLS BF H R ER SO BB IBB HBP BLK WP HR S P ERA WHIP											
Roger Clemens, R ERA: 6.27 (1, 1)	8.0 W 28 3 1 1 6 1 0 0 0 0 1 71 116 1.12 0.500											
Greg Harris, R ERA: 5.14 (9, 1)	0.1 3 1 2 2 0 1 0 0 0 0 0 4 8 54.00 6.000											
Tony Fossas, L ERA: 10.8 (9, 1)	0.1 1 0 0 0 1 0 0 0 0 0 0 4 6 0.00 0.000											
Jeff Russell, R ERA: 9.82 (9, 1)	0.1 S 1 0 0 0 0 0 0 0 0 0 0 2 4 0.00 0.000											

Chicago White Sox @ Boston Red Sox
Fenway Park, Boston, MA
Fri Apr 15 1994, 7:05 PM EDT
Att. 31,085 - Unknown - 65 F

AB	31
R	3
H	4
RBI	3
BB	2
SO	7
LOB	5



Batter	1	2	3	4	5	6	7	8	9
Otis Nixon, S OBP: 0.435, SLG: 0.343 (1, 8)	3-2 L8	0-0 G5-4-3 1B			1-1 L6		4-0 2B SF7 BB	1-3 K	
Billy Hatcher, R OBP: 0.429, SLG: 0.607 (1, 9)	2-1 FC1-6 1B	2-0 G5-4-3			0-1 1B		1-1 1-3 2-H 3-H 2B		
Mike Greenwell, L OBP: 0.341, SLG: 0.556 (1, 7)	0-0 FC1-6 BB 1-2f		1-3 K		2-3 1 SAFE 1 SAFE K		0-0 SF7		
Mo Vaughn, L OBP: 0.413, SLG: 0.524 (1, 3)	4-0 FC6-4 BB		1-2 G1-4-3 1B		0-1 CS 1B		2-0 P5		
Andre Dawson, R OBP: 0.333, SLG: 0.622 (1, 10)	0-0 FC6-4 1-2f		0-0 G1-4-3		0-0 P5		1-2 G6-3		
Scott Cooper, L OBP: 0.278, SLG: 0.485 (1, 5)		0-0 G4-3		1-2 F9		0-0 L8	2-0 2B 1B		
Tim Lincecum, R OBP: 0.395, SLG: 0.629 (1, 4)		1-1 HR		1-1 F9		1-1 CS 1-2	3-1 1B 2B 1B	0-1 F8	
Damon Berryhill, S OBP: 0.400, SLG: 0.571 (1, 2)		0-1 1B 2B		1-3 K		1 SAFE B2	0-0 B2	1-2 2B	
John Valentin, R OBP: 0.463, SLG: 0.545 (1, 6)		4-2 1B BB		1-2 F8		2-1 BB 2B 1B	2-1 BB 2B 1B	1-2 HBP	

Inning Stats	R: 0	H: 1	E: 0	K: 10	S: 10	R: 2	H: 3	E: 0	K: 0	S: 9	R: 0	H: 1	E: 0	K: 1	S: 7	R: 0	H: 0	E: 0	K: 1	S: 8	R: 0	H: 1	E: 0	K: 13	R: 0	H: 1	E: 0	K: 0	S: 5	R: 3	H: 3	E: 0	K: 0	S: 9	R: 0	H: 2	E: 0	K: 14
	LOB: 2	BB: 1	P: 19	LOB: 1	BB: 1	P: 16	LOB: 0	BB: 0	P: 9	LOB: 0	BB: 0	P: 11	LOB: 1	BB: 0	P: 16	LOB: 0	BB: 0	P: 6	LOB: 1	BB: 1	P: 21	LOB: 3	BB: 1	P: 20	LOB: 0	BB: 0	P: 2	LOB: 0	BB: 0	P: 1	LOB: 1	BB: 1	DP: 2	HBP: 1	CS: 1			

PITCHER	IP	WLS	BF	H	R	ER	SO	BB	IBB	HBP	BLK	WP	HR	S	P	ERA	WHIP
Alex Fernandez, R ERA: 2.95 (1, 1)	6.1	L	29	10	5	5	3	3	0	0	0	0	1	59	94	7.11	2.053
Paul Assenmacher, L ERA: 4.91 (7, 1)	0.2		2	0	0	0	0	0	0	0	0	0	0	2	4	0.00	0.000
Jose DeLeon, R ERA: 5.79 (8, 1)	1.0		6	2	0	0	1	0	0	1	0	0	0	14	20	0.00	2.000


BOTTOM

Chicago White Sox @ Boston Red Sox
Fenway Park, Boston, MA

Fri Apr 15 1994, 7:05 PM EDT
Att: 31,085 - Unknown - 65 F

AB	R	H	RBI	BB	SO	LOB
4	1	1	1	1	1	3
4	0	3	2	0	0	2
3	0	0	1	0	2	2
3	0	2	0	1	0	1
4	0	0	0	0	0	4
4	0	1	0	0	0	1
4	2	2	1	0	0	1
4	1	2	0	0	1	1
2	1	1	0	1	0	0

AB	32
R	5
H	12
RBI	5
BB	3
SO	4
LOB	15



WP: 0	PA: 38
PB: 0	SB: 0
CS: 1	

PITCHER	IP	WLS	BF	H	R	ER	SO	BB	IBB	HBP	BLK	WP	HR	S	P	ERA	WHIP
Alex Fernandez, R ERA: 2.95 (1, 1)	6.1	L	29	10	5	5	3	3	0	0	0	0	1	59	94	7.11	2.053
Paul Assenmacher, L ERA: 4.91 (7, 1)	0.2		2	0	0	0	0	0	0	0	0	0	0	2	4	0.00	0.000
Jose DeLeon, R ERA: 5.79 (8, 1)	1.0		6	2	0	0	1	0	0	1	0	0	0	14	20	0.00	2.000

Batter	1	2	3	4	5	6	7	8	9	AB R H RBI BB SO LOB	TOP
Tim Raines, S (1, 7) <small>OBP: 0.243, SLG: 0.371</small>	0-0 		2-0 		1-0 		3-2 	3-2 		5 0 1 1 0 0 1	Chicago White Sox @ Boston Red Sox Fenway Park, Boston, MA Sun Apr 17 1994, 3:33 AM EDT Att. 34,501 - Cloudy - 54 F
Joey Cora, S (1, 4) <small>OBP: 0.205, SLG: 0.143</small>	3-2 		0-1 		4-0 		2-3 	1-2 		4 0 1 0 1 1 0	
Frank Thomas, R (1, 3) <small>OBP: 0.500, SLG: 0.805</small>	1-0 			1-0 	1-1 		3-0 	0-0 		5 1 2 1 0 0 4	
Julio Franco, R (1, 10) <small>OBP: 0.354, SLG: 0.561</small>		4-2 		1-1 		2-2 	1-3 		2-3 	4 2 1 0 1 2 1	
Robin Ventura, L (1, 5) <small>OBP: 0.313, SLG: 0.500</small>		3-1 		0-3 		2-3 		0-1 	1-3 	5 0 0 0 0 3 2	
Darin Jackson, R (1, 9) <small>OBP: 0.459, SLG: 0.781</small>		0-0 		1-2 		0-0 		3-2 	1-2 	5 2 2 1 0 0 1	
Lance Johnson, L (1, 8) <small>OBP: 0.255, SLG: 0.233</small>		0-0 		0-2 		0-0 		1-1 		4 1 2 2 0 0 1	
Ron Karkovics, R (1, 2) <small>OBP: 0.484, SLG: 0.696</small>		1-2 			0-1 	0-3 		0-0 		4 0 1 0 0 1 5	
Ozzie Guillen, L (1, 6) <small>OBP: 0.244, SLG: 0.293</small>			0-1 		0-0 	0-0 		0-0 		3 1 0 0 0 0 2	
Inning Stats	R: 0 H: 0 E: 0 LOB: 0 K: 0 BB: 0 S: 6 P: 10	R: 1 H: 1 E: 0 LOB: 1 K: 0 BB: 1 S: 11 P: 19	R: 0 H: 0 E: 0 LOB: 0 K: 0 BB: 0 S: 5 P: 7	R: 2 H: 2 E: 0 LOB: 0 K: 1 BB: 0 S: 14 P: 17	R: 0 H: 1 E: 0 LOB: 2 K: 0 BB: 1 S: 6 P: 12	R: 1 H: 3 E: 0 LOB: 2 K: 2 BB: 0 S: 12 P: 16	R: 0 H: 1 E: 0 LOB: 1 K: 2 BB: 0 S: 15 P: 24	R: 3 H: 2 E: 3 LOB: 2 K: 0 BB: 0 S: 19 P: 27	R: 0 H: 0 E: 0 LOB: 0 K: 2 BB: 0 S: 9 P: 13	1B: 8 SF: 0 2B: 0 SAC: 1 3B: 0 DP: 0 HR: 2 HBP: 0	WP: 1 PA: 42 PB: 0 SB: 0 CS: 0
PITCHER	Frank Viola, L (1, 1) <small>ERA: 4.96</small>	Scott Bankhead, R (6, 1) <small>ERA: 1.69</small>	Joe Hesketh, L (8, 1) <small>ERA: 9.0</small>	Paul Quantrill, R (8, 1) <small>ERA: 2.57</small>	PITCHER	IP WLS BF H R ER SO BB IBB HBP BLK WP HR S P ERA WHIP	IP WLS BF H R ER SO BB IBB HBP BLK WP HR S P ERA WHIP				
	5.1 L 25 7 4 4 2 2 0 0 0 0 1 2 50 77 6.75 1.688	2.0 8 1 1 0 3 0 0 0 0 0 0 0 26 38 0.00 0.500	0.1 5 2 2 0 0 0 0 0 0 0 0 0 11 16 0.00 6.000	1.1 4 0 0 0 2 0 0 0 0 0 0 0 10 14 0.00 0.000							

livebaseballscorecards.com

AB 39
R 7
H 10
RBI 5
BB 2
SO 7
LOB 17



Batter	1	2	3	4	5	6	7	8	9	AB R H RBI BB SO LOB
Otis Nixon, S <small>OBP: 0.392, SLG: 0.300</small> (1, 8)	1-0 G4-3 		2-3 K 		3-2 L7 			1-0 F8 	0-3 K 	5 0 0 0 0 2 1
Billy Hatcher, R <small>OBP: 0.436, SLG: 0.594</small> (1, 9)	0-1 G5-3 		0-0 PO 1B		1-0 G5-3 			0-0 2B 1B		4 1 2 0 0 0 1
Mike Greenwell, L <small>OBP: 0.354, SLG: 0.650</small> (1, 7)	2-0 HR		1-0 PO 1-2	2-1 G6-3 		3-2 F8 		0-0 HR 2B		4 2 2 2 0 0 0
Mo Vaughn, L <small>OBP: 0.400, SLG: 0.565</small> (1, 3)	3-2 G4-3 			1-3 K 		0-1 G5-3 		1-2 HR 2-H		4 1 1 2 0 1 0
Tim Lincecum, R <small>OBP: 0.381, SLG: 0.590</small> (1, 4)		1-3 K 		1-1 1B 1B		1-1 F9 		0-1 F9 		4 0 1 0 0 1 0
Scott Cooper, L <small>OBP: 0.300, SLG: 0.486</small> (1, 5)		0-1 L6 		2-2 1B 1-3 1B		0-1 G4-3 		2-2 1B		4 0 2 0 0 0 0
John Valentin, R <small>OBP: 0.444, SLG: 0.514</small> (1, 6)		1-0 S 1B		1-3 K 		3-2 F8 		0-1 P6 		4 0 1 0 0 1 3
Greg Blosser, L <small>OBP: 0.333, SLG: 0.091</small> (1, 10)		3-3 K 1-2		2-2 L6 		4-2 BB		3-3 K 		3 0 0 0 1 2 1
Dave Valle, R <small>OBP: 0.269, SLG: 0.391</small> Damon Berryhill, S <small>OBP: 0.375, SLG: 0.533</small> (9, PH)		1-0 F9 		3-2 1B		2-2 F8		1-3 K 		3 0 1 0 0 0 1 1 0 0 0 0 1 0

Inning Stats	R: 1	H: 1	E: 0	LOB: 0	K: 0	BB: 0	S: 8	P: 14	R: 0	H: 1	E: 0	LOB: 1	K: 2	BB: 0	S: 9	P: 14	R: 0	H: 1	E: 0	LOB: 0	K: 1	BB: 0	S: 6	P: 10	R: 0	H: 2	E: 0	LOB: 2	K: 2	BB: 0	S: 13	P: 20	R: 0	H: 1	E: 0	LOB: 1	K: 0	BB: 0	S: 12	P: 21	R: 0	H: 0	E: 0	LOB: 0	K: 0	BB: 0	S: 9	P: 13	R: 0	H: 0	E: 0	LOB: 1	K: 0	BB: 1	S: 11	P: 20	R: 3	H: 4	E: 0	LOB: 1	K: 0	BB: 0	S: 13	P: 17	R: 0	H: 0	E: 0	LOB: 0	K: 3	BB: 0	S: 11	P: 15	1B: 7	SF: 0	2B: 1	SAC: 0	3B: 0	DP: 0	HR: 2	HBP: 0	WP: 0	PA: 38
--------------	------	------	------	--------	------	-------	------	-------	------	------	------	--------	------	-------	------	-------	------	------	------	--------	------	-------	------	-------	------	------	------	--------	------	-------	-------	-------	------	------	------	--------	------	-------	-------	-------	------	------	------	--------	------	-------	------	-------	------	------	------	--------	------	-------	-------	-------	------	------	------	--------	------	-------	-------	-------	------	------	------	--------	------	-------	-------	-------	-------	-------	-------	--------	-------	-------	-------	--------	-------	--------

PITCHER	IP	WLS	BF	H	R	ER	SO	BB	IBB	HBP	BLK	WP	HR	S	P	ERA	WHIP
Scott Sanderson, R <small>ERA: 1.5</small> (1, 1)	6.0	W	23	6	1	1	5	0	0	0	0	0	1	57	92	1.50	1.000
Kirk McCaskill, R <small>ERA: 6.75</small> (7, 1)	1.2		10	4	3	3	0	1	0	0	0	0	1	22	35	16.20	3.000
Roberto Hernandez, R <small>ERA: 1.89</small> (8, 1)	1.1	S	4	0	0	0	3	0	0	0	0	0	0	13	17	0.00	0.000

BOTTOM

Chicago White Sox @ Boston Red Sox
 Fenway Park, Boston, MA
 Sun Apr 17 1994, 3:33 AM EDT
 Att: 34,501 - Cloudy - 54 F

livebaseballscorecards.com

AB	36
R	4
H	10
RBI	4
BB	1
SO	8
LOB	7



Batter	1	2	3	4	5	6	7	8	9	AB R H RBI BB SO LOB	TOP				
Tim Raines, S (1, 7) <small>OBP: 0.326, SLG: 0.650</small>	1-0 HR		2-1 HR	4-1 3B IBB			3-1 1B	3-2 HR	1-1 E5	5 5 4 4 1 0 2	Chicago White Sox @ Boston Red Sox Fenway Park, Boston, MA Mon Apr 18 1994, 3:33 AM EDT Att. 34,657 - Sunny - 52 F				
Joey Cora, S (1, 4) <small>OBP: 0.227, SLG: 0.205</small>	2-1 G3		0-0 F7	1-1 3B			0-0 SH1-4	4-0 HR BB	0-0 G5-3	4 1 1 3 1 0 3					
Frank Thomas, R (1, 3) Dan Pasqua, L (8, 3) <small>OBP: 0.491, SLG: 0.822</small> <small>OBP: 0.273, SLG: 0.727</small>	3-2 P4		2-2 G5-3	0-0 F9			4-1 1B BB	3-1 HR		4 2 1 2 1 0 1 0 0 0 0 0 0 0					
Julio Franco, R (1, 10) Warren Newson, L (8, PH)	2-2 F8		4-1 BB				0-1 G3	2-3 K		3 0 0 0 1 0 2 1 0 0 0 0 1 0					
Robin Ventura, L (1, 5)		1-2 1B	2-3 K				4-0 1B IBB	0-3 K		4 1 1 0 1 2 1					
Darrin Jackson, R (1, 9)		0-2 P6		1-3 K			0-0 1B		2-1 E	5 0 2 2 0 2 1					
Lance Johnson, L (1, 8)		1-0 1B		4-2 PB S 3B BB			1-1 L3		0-0 P4	4 1 2 1 1 0 1					
Ron Karkovice, R (1, 2)		1-3 K		4-2 FC3-2 PB BB			0-3 K		4-2 HR G5-3 BB	2 1 0 0 3 2 2					
Ozzie Guillen, L (1, 6)		0-1 L9		1-1 FC3-2 3B			0-1 L4		0-1 G5-3	5 1 0 0 0 1 7					
Inning Stats	R: 1 H: 1 E: 0 LOB: 0 K: 0 BB: 0 S: 12 P: 20	R: 0 H: 2 E: 0 LOB: 2 K: 1 BB: 0 S: 13 P: 16	R: 1 H: 1 E: 0 LOB: 1 K: 1 BB: 1 S: 10 P: 20	R: 3 H: 1 E: 0 LOB: 1 K: 1 BB: 3 S: 13 P: 28	R: 0 H: 0 E: 0 LOB: 0 K: 1 BB: 0 S: 5 P: 9	R: 0 H: 0 E: 0 LOB: 0 K: 1 BB: 0 S: 7 P: 8	R: 3 H: 3 E: 0 LOB: 2 K: 0 BB: 2 S: 8 P: 19	R: 4 H: 2 E: 0 LOB: 0 K: 2 BB: 2 S: 18 P: 34	R: 0 H: 1 E: 1 LOB: 3 K: 1 BB: 1 S: 11 P: 18	1B: 5 SF: 0 2B: 1 SAC: 1 3B: 1 DP: 0 HR: 4 HBP: 0	WP: 0 PA: 47 PB: 1 SB: 1 CS: 0				
PITCHER Danny Darwin, R (1, 1) <small>ERA: 7.13</small> Ricky Tricek, R (7, 1) <small>ERA: 17.18</small> Tony Fossas, L (8, 1) <small>ERA: 7.2</small>	IP WLS BF H R ER SO BB IBB HBP BLK WP HR S P ERA WHIP 6.2 L 33 7 8 8 5 4 2 0 0 0 2 67 119 10.80 1.650					PITCHER IP WLS BF H R ER SO BB IBB HBP BLK WP HR S P ERA WHIP 0.2 6 3 4 4 0 2 0 0 0 0 2 11 25 54.00 7.500 1.2 8 1 0 0 0 3 1 0 0 0 0 0 19 28 0.00 1.200									

livebaseballscorecards.com

AB	37
R	12
H	11
RBI	12
BB	9
SO	8
LOB	20



Batter	1	2	3	4	5	6	7	8	9	AB R H RBI BB SO LOB
Otis Nixon, S (1, 8) <small>OBP: 0.357, SLG: 0.267</small>	2-1 B3		0-0 P3		0-1 G6-3		0-0 P5		3-2 F9	5 0 0 0 0 0 2
Billy Hatcher, R (1, 9) <small>OBP: 0.386, SLG: 0.514</small>	2-1 P6		1-0 G4-3			2-1 G5-3	1-3 K		0-0 F9	5 0 0 0 0 1 2
Mike Greenwell, L (1, 7) Lee Tinsley, S (9, 7) <small>OBP: 0.375, SLG: 0.167</small>	0-1 G4-3			2-2 K		1-1 G4-3	4-1 BB		1-2 E3 BB	3 0 0 0 1 1 0 1 0 0 0 0 0 0
Andre Dawson, R (1, 10) Damon Berryhill, S (9, PH) <small>OBP: 0.412, SLG: 0.533</small>		2-3 K		4-0 BB BB		1-2 1B 1B	0-0 G6-3		4-2 BB BB	3 0 1 0 1 1 3 0 0 0 0 1 0 0
Mo Vaughn, L (1, 3) Dave Valle, R (9, 3) <small>OBP: 0.259, SLG: 0.375</small>		4-1 BB BB		2-1 P5		0-0 1B		0-0 F7	1-3 K	3 0 1 0 1 0 1 1 0 0 0 0 1 2
Tim Naehring, R (1, 5) <small>OBP: 0.391, SLG: 0.561</small>		3-2 P4 SAFE		4-1 BB BB		1-0 F9		4-0 E BB		2 0 0 0 2 0 3
John Valentin, R (1, 6) <small>OBP: 0.449, SLG: 0.525</small>		4-1 BB BB		3-1 P4			1-0 1B 2B	1-2 E6		3 1 1 0 1 0 3
Rich Rowland, R (1, 2) <small>OBP: 0.143, SLG: 0.143</small>		3-3 K			3-3 K		0-0 PB 1B 1B	1-3 K		4 0 1 1 0 3 4
Scott Fletcher, R (1, 4) <small>OBP: 0.235, SLG: 0.188</small>			1-0 F9		2-1 F8		2-0 PB 1B	1-0 F8		4 0 1 0 0 0 2

BOTTOM

Chicago White Sox @ Boston Red Sox
Fenway Park, Boston, MA
 Mon Apr 18 1994, 3:33 AM EDT
 Att. 34,657 - Sunny - 52 F

livebaseballscorecards.com

AB	34
R	1
H	5
RBI	1
BB	7
SO	7
LOB	22



Inning Stats	R: 0	H: 0	E: 0	K: 0	S: 6	R: 0	H: 0	E: 0	K: 2	S: 13	R: 0	H: 0	E: 0	K: 0	S: 3	R: 0	H: 0	E: 0	K: 1	S: 8	R: 0	H: 2	E: 0	K: 0	S: 10	R: 1	H: 3	E: 0	K: 1	S: 10	R: 0	H: 0	E: 1	K: 1	S: 8	R: 0	H: 0	E: 1	K: 1	S: 19	1B: 4	SF: 0	2B: 1	SAC: 0	3B: 0	DP: 0	HR: 0	HBP: 0	WP: 0	PA: 41
--------------	------	------	------	------	------	------	------	------	------	-------	------	------	------	------	------	------	------	------	------	------	------	------	------	------	-------	------	------	------	------	-------	------	------	------	------	------	------	------	------	------	-------	-------	-------	-------	--------	-------	-------	-------	--------	-------	--------

PITCHER	IP	WLS	BF	H	R	ER	SO	BB	IBB	HBP	BLK	WP	HR	S	P	ERA	WHIP
Wilson Alvarez, L (1, 1) <small>ERA: 2.33</small>	6.0	W	26	4	1	1	4	4	0	0	0	0	0	50	98	1.50	1.333
Jose DeLeon, R (7, 1) <small>ERA: 4.05</small>	2.0		10	1	0	0	2	2	0	0	0	0	0	16	30	0.00	1.500
Dennis Cook, L (9, 1) <small>ERA: 13.5</small>	1.0		5	0	0	0	1	1	0	0	0	0	0	19	28	0.00	1.000

Batter	1	2	3	4	5	6	7	8	9	AB R H RBI BB SO LOB	TOP
Tim Raines, S (1, 7) OBP: 0.313, SLG: 0.591 C B B B B	4-2 1B BB	3-2 G3 1-2 G3		0-0 L8 L8			2-0 F8 F8	1-1 PO 1-2 PO	3-3 K	4 0 0 0 1 1 3	
Joey Cora, S (1, 4) OBP: 0.204, SLG: 0.182 C F F F B B X	2-2 F7 F7		2-2 E9 G6-3 E9 G6-3		0-0 G6-3 G6-3			1-1 F8 F8	0-1 F7 F7	5 1 0 0 0 0 1	
Frank Thomas, R (1, 3) OBP: 0.500, SLG: 0.860 B B C X	2-1 FC6-4 1-2 1B		1-0 G6-3 G6-3		0-0 G6-4-3 1B			0-2 HR	0-0 G6-3 G6-3	5 1 3 2 0 0 0	
Julio Franco, R (1, 10) OBP: 0.339, SLG: 0.563 B C X	1-1 F9 F9		1-2 L9 L9		2-1 G6-4-3 G6-4-3			0-1 HR		4 1 1 1 0 0 3	
Robin Ventura, L (1, 5) OBP: 0.333, SLG: 0.500 B C X	1-1 FC6-4 FC6-4 1-2f		0-0 2B				1-2 F8 F8	0-0 1B HR 1B		4 1 2 0 0 0 2	
Darin Jackson, R (1, 9) OBP: 0.435, SLG: 0.700 B B B B B		4-2 FC6 BB	0-0 G5-3 G5-3				1-1 G6-3 G6-3	2-2 F7 F7		3 0 0 0 1 0 2	
Lance Johnson, L (1, 8) OBP: 0.286, SLG: 0.255 C X		0-1 FC6 FC6 1B 1-2f		1-1 G3 G3			1-2 L9 L9	0-0 HR 1B		4 1 1 0 0 0 1	
Ron Karkovics, R (1, 2) OBP: 0.500, SLG: 0.724 B B C C		1-3 K		0-0 E9 E9 1B			1-0 G6-3 G6-3	1-0 HR 1B		4 1 2 3 0 1 1	
Ozzie Guillen, L (1, 6) OBP: 0.240, SLG: 0.280 X		0-0 WP 1B 1-3		0-2 P5 P5			1-1 F7 F7	2-2 PO 1B		4 0 2 0 0 0 1	
Inning Stats	R: 0 H: 1 E: 0 LOB: 2 K: 0 BB: 1 S: 14 P: 24	R: 0 H: 1 E: 0 LOB: 2 K: 1 BB: 1 S: 11 P: 19	R: 1 H: 1 E: 1 LOB: 1 K: 0 BB: 0 S: 9 P: 13	R: 0 H: 1 E: 1 LOB: 1 K: 0 BB: 0 S: 7 P: 8	R: 0 H: 0 E: 0 LOB: 0 K: 0 BB: 0 S: 4 P: 6	R: 0 H: 0 E: 0 LOB: 0 K: 0 BB: 0 S: 11 P: 14	R: 0 H: 0 E: 0 LOB: 0 K: 0 BB: 0 S: 4 P: 8	R: 5 H: 6 E: 0 LOB: 0 K: 0 BB: 0 S: 18 P: 25	R: 0 H: 0 E: 0 LOB: 0 K: 1 BB: 0 S: 6 P: 9	1B: 7 SF: 0 2B: 1 SAC: 0 3B: 0 DP: 1 HR: 3 HBP: 0	WP: 1 PA: 40 PB: 0 SB: 1 CS: 0
PITCHER Ricky Bones, R (1, 1) ERA: 1.09 Jesse Orosco, L (8, 1) ERA: 15.0 Bob Scanlan, R (8, 1) ERA: 4.5	IP WLS BF H R ER SO BB IBB HBP BLK WP HR S P ERA WHIP 7.1 L 31 7 3 2 1 2 0 0 0 0 1 2 67 100 2.46 1.227 0.1 3 2 0 0 0 0 0 0 0 0 0 0 6 8 0.00 6.000 1.1 5 2 3 3 1 0 0 0 0 0 0 1 11 18 20.25 1.500	PITCHER IP WLS BF H R ER SO BB IBB HBP BLK WP HR S P ERA WHIP									

Chicago White Sox @ Milwaukee Brewers
 Milwaukee County Stadium, Milwaukee, WI

Tue Apr 19 1994, 8:05 PM EDT
 Att. 15,539 - Unknown - 65 F

AB	37
R	6
H	11
RBI	6
BB	2
SO	2
LOB	14



Batter	1	2	3	4	5	6	7	8	9	AB	R	H	RBI	BB	SO	LOB
Darryl Hamilton, L (1, 8) OBP: 0.295, SLG: 0.324	2-2 2B		4-0 HR BB		3-2 L7-6-3			2-1 F8		3	1	1	0	1	0	2
Turner Ward, S (1, 7) OBP: 0.404, SLG: 0.617	1-3 K		2-2 HR			0-1 B1-3		0-1 F8		4	1	1	2	0	1	2
Kevin Seitzer, R (1, 5) OBP: 0.348, SLG: 0.568	3-2 F9		2-1 CS 1B			4-2 BB		2-0 F8		3	0	1	0	1	0	2
John Jaha, R (1, 3) OBP: 0.286, SLG: 0.442	3-3 K		2-1 G3			2-3 K			2-3 K	4	0	0	0	0	3	3
Dave Nilsson, L (1, 10) OBP: 0.256, SLG: 0.410		1-3 K		3-1 P5		1-1 P5			2-2 G4-3	4	0	0	0	0	1	1
Jody Reed, R (1, 4) OBP: 0.422, SLG: 0.361		4-2 BB		1-1 G6-3			1-0 F7		1-0 L9	3	0	0	0	1	0	0
B.J. Surhoff, L (1, 9) OBP: 0.111, SLG: 0.222		2-3 K		2-0 P6			0-1 F9			2	0	0	0	0	1	1
Alex Diaz, S (7, 9) OBP: 0.242, SLG: 0.433										1	0	0	0	0	0	0
Brian Harper, R (1, 2) OBP: 0.176, SLG: 0.125		2-2 F9		4-2 L7-6-3 BB			1-0 F7			2	0	0	0	1	0	1
Pat Listach, S (1, 6) OBP: 0.386, SLG: 0.429			1-3 K		0-3 K			4-2 BB		2	0	0	0	1	2	1

Inning Stats	R: 0	H: 1	E: 0	K: 2	S: 13	R: 0	H: 0	E: 0	K: 2	S: 14	R: 2	H: 2	E: 0	K: 1	S: 10	R: 0	H: 0	E: 0	K: 1	S: 5	R: 0	H: 0	E: 0	K: 1	S: 10	R: 0	H: 0	E: 0	K: 1	S: 9	R: 0	H: 0	E: 0	K: 0	S: 4	R: 0	H: 0	E: 0	K: 0	S: 8	R: 0	H: 0	E: 0	K: 1	S: 9	1B: 1	SF: 0	2B: 2	SAC: 0	3B: 0	DP: 1	HR: 1	HBP: 0	WP: 0	PA: 33
PITCHER	IP	WLS	BF	H	R	ER	SO	BB	IBB	HBP	BLK	WP	HR	S	P	ERA	WHIP																																						
Jason Bere, R (1, 1) ERA: 2.37	7.0	W	26	3	2	2	7	4	0	0	0	0	1	65	116	2.57	1.000																																						
Kirk McCaskill, R (8, 1) ERA: 5.19	2.0		7	0	0	0	1	1	0	0	0	0	0	17	30	0.00	0.500																																						

BOTTOM

Chicago White Sox @ Milwaukee Brewers
Milwaukee County Stadium, Milwaukee, WI

Tue Apr 19 1994, 8:05 PM EDT
Att. 15,539 - Unknown - 65 F

livebaseballscores.com

AB	28
R	2
H	3
RBI	2
BB	5
SO	8
LOB	13



Batter	1	2	3	4	5	6	7	8	9	10	11	12	AB R H RBI BB SO LOB
Darryl Hamilton, L OBP: 0.320, SLG: 0.317 Matt Mieske, R OBP: 0.250, SLG: 0.118	1-1 G3		0-1 G3-1		4-1 1B 2B BB	4-0 IBB		2-2 L1		1-0 1-2 2-H 1B		1-3 K	4 1 1 1 2 0 2 1 0 0 0 0 1 2
Pat Listach, S OBP: 0.360, SLG: 0.396 Tom Brunansky, R OBP: 0.143, SLG: 0.286	2-1 G4-3		1-2 G1-3		1-1 2B 1B	0-0 G3			0-0 F7	3-3 K		1-2 F9	6 1 1 0 0 1 4 1 0 0 0 0 0 2
Turner Ward, S OBP: 0.379, SLG: 0.585	1-0 G3		0-0 F8		1-0 2B		1-2 F9		2-1 F9		0-0 L7		6 0 1 2 0 0 0
Brian Harper, R OBP: 0.217, SLG: 0.100		4-2 G6-3 2B BB		1-1 F8	0-0 F9		1-2 G6-3		4-0 BB		2-2 F8		4 1 0 0 2 0 1
Dave Nilsson, L OBP: 0.256, SLG: 0.381 Mike Matheny, R OBP: 0.308, SLG: 0.182		1-3 K		1-0 G4-3	4-2 BB		3-2 G4-3		1-0 P4		2-1 HBP		3 0 0 0 1 1 1 1 0 0 0 0 0 1
Kevin Seitzer, R OBP: 0.380, SLG: 0.660 Jose Valentin, S OBP: 0.275, SLG: 0.422		4-2 1 SAFE 1 SAFE 2B BB		0-1 HR	2-2 G4-3		2-2 SH 2B		1-3 K		2-2 F9		3 2 2 1 1 0 2 0 0 0 0 0 0 0 2 0 0 0 0 1 1
Jody Reed, R OBP: 0.440, SLG: 0.359		0-0 G6-3		4-1 BB		0-1 G4-3		0-0 SH		1-2 1B 1B		4-0 1B BB	3 0 1 0 2 0 2
Bill Spiers, L OBP: 0.350, SLG: 0.421		3-1 2B		3-3 K		2-3 K		1-3 K		3-2 1B 1B		3-2 F8	6 1 2 2 0 3 4
Alex Diaz, S OBP: 0.256, SLG: 0.472		2-2 G1-3		0-0 B4-3		0-0 3B		0-0 P4		1-0 FC1-2-5 1B		1-1 1B	6 0 2 0 0 0 5

Inning Stats	R: 0	H: 0	E: 0	LOB: 0	K: 0	S: 5	R: 2	H: 1	E: 0	LOB: 1	K: 1	S: 19	R: 0	H: 0	E: 0	LOB: 0	K: 0	S: 8	R: 1	H: 1	E: 0	LOB: 1	K: 1	S: 15	R: 2	H: 2	E: 0	LOB: 2	K: 0	S: 11	R: 0	H: 1	E: 0	LOB: 2	K: 1	S: 7	R: 0	H: 0	E: 0	LOB: 0	K: 0	S: 10	R: 0	H: 1	E: 1	LOB: 2	K: 1	S: 12	R: 0	H: 0	E: 0	LOB: 1	K: 0	S: 4	R: 1	H: 3	E: 0	LOB: 2	K: 2	S: 14	R: 0	H: 0	E: 0	LOB: 1	K: 0	S: 10	R: 0	H: 1	E: 0	LOB: 1	K: 1	S: 14	R: 0	H: 1	E: 0	LOB: 1	K: 1	S: 14	R: 0	H: 0	E: 0	LOB: 0	K: 0	S: 10	R: 0	H: 0	E: 0	LOB: 1	K: 0	S: 16	R: 0	H: 1	E: 0	LOB: 2	K: 1	S: 14	R: 0	H: 1	E: 0	LOB: 1	K: 1	S: 14	1B: 5	SF: 0	2B: 3	SAC: 1	3B: 1	DP: 0	HR: 1	HBP: 1	WP: 0	PA: 56
--------------	------	------	------	--------	------	------	------	------	------	--------	------	-------	------	------	------	--------	------	------	------	------	------	--------	------	-------	------	------	------	--------	------	-------	------	------	------	--------	------	------	------	------	------	--------	------	-------	------	------	------	--------	------	-------	------	------	------	--------	------	------	------	------	------	--------	------	-------	------	------	------	--------	------	-------	------	------	------	--------	------	-------	------	------	------	--------	------	-------	------	------	------	--------	------	-------	------	------	------	--------	------	-------	------	------	------	--------	------	-------	------	------	------	--------	------	-------	-------	-------	-------	--------	-------	-------	-------	--------	-------	--------

PITCHER	IP	WLS	BF	H	R	ER	SO	BB	IBB	HBP	BLK	WP	HR	S	P	ERA	WHIP
Jack McDowell, R ERA: 5.74	7.0		32	5	5	5	3	5	1	0	0	0	1	75	125	6.43	1.429
Jose DeLeon, R ERA: 4.05	0.0		2	1	0	0	0	0	0	0	0	0	0	4	6	∞	∞
Pauli Assenmacher, L ERA: 3.18	2.0		7	0	0	0	1	1	0	0	0	0	0	12	22	0.00	0.500
Roberto Hernandez, R ERA: 2.16	3.0	W	15	4	1	1	3	1	0	1	0	0	0	38	64	3.00	1.667


BOTTOM

Chicago White Sox @ Milwaukee Brewers
Milwaukee County Stadium, Milwaukee, WI

Wed Apr 20 1994, 8:05 PM EDT
Att: 12,204 - Unknown - 56 F

AB	46
R	6
H	10
RBI	6
BB	8
SO	7
LOB	27

livebaseballscorecards.com



Batter	1	2	3	4	5	6	7	8	9	AB R H RBI BB SO LOB	TOP														
Lance Johnson, L (1, 8) OBP: 0.308, SLG: 0.283	0-0 F9		0-0 FC5-2 1B		1-0 FC4-6 E S E		0-1 FC1-5		0-0 1B	5 1 2 1 0 0 3															
Joey Cora, S (1, 4) OBP: 0.236, SLG: 0.204 Tim Raines, S (9, PH) OBP: 0.393, SLG: 0.604	2-1 F9		1-1 FC5-2 1B		0-2 E3 FC6-4			4-1 G6-4-3 1B BB	0-0 F9	3 0 1 1 1 0 0 1 0 0 0 0 0 1															
Frank Thomas, R (1, 3) OBP: 0.493, SLG: 0.772	4-2 BB		2-1 FC5-2		2-0 FC6-4			1-0 G6-4-3 1B		3 0 1 0 1 0 3															
Julio Franco, R (1, 10) OBP: 0.313, SLG: 0.492	2-3 K		1-3 K			0-1 G3-1		3-1 G6-4-3		4 0 0 0 0 2 5															
Robin Ventura, L (1, 5) OBP: 0.324, SLG: 0.450		1-3 K		4-1 CS BB		1-0 G4-6-3 1B		1-3 K		3 0 1 0 1 2 1															
Dan Pasqua, L (1, 9) OBP: 0.200, SLG: 0.533 Darin Jackson, R (9, PH) OBP: 0.396, SLG: 0.617		3-3 K		1-3 K		0-2 G4-6-3		1-0 G6-3		3 0 0 0 0 2 2 1 0 0 0 0 0 0															
Warren Newson, L (1, 7) OBP: 0.111, SLG: 0.111 Joe Hall, R (9, PH) OBP: 0.625, SLG: 1.000		1-3 K		3-3 K			1-1 1B FC1-5		1-2 2B	3 0 1 0 0 2 1 1 1 1 0 0 0 0	AB 34 R 4 H 10 RBI 3 BB 4 SO 8 LOB 20														
Michael LaValiere, L (1, 2) OBP: 0.600, SLG: 0.455 Ron Karkovice, R (7, PR) OBP: 0.489, SLG: 0.697			2-2 G4-3		4-1 FC4-6 BB		3-2 FC1-5 1B		0-1 G4-3 1B	2 0 1 0 1 0 0 1 1 1 1 0 0 0															
Ozzie Guillen, L (1, 6) OBP: 0.254, SLG: 0.293			0-2 1B		0-0 F8		0-0 L7		0-0 G4-3	4 1 1 0 0 0 4															
Inning Stats	R: 0 E: 0 K: 1 S: 10	H: 0 LOB: 1 BB: 1 P: 18	R: 0 E: 0 K: 3 S: 11	H: 0 LOB: 0 BB: 0 P: 16	R: 1 E: 0 K: 1 S: 15	H: 3 LOB: 2 BB: 0 P: 21	R: 0 E: 0 K: 2 S: 7	H: 0 LOB: 1 BB: 1 P: 15	R: 1 E: 1 K: 0 S: 7	H: 0 LOB: 1 BB: 1 P: 14	R: 0 E: 0 K: 0 S: 7	H: 1 LOB: 0 BB: 0 P: 8	R: 0 E: 0 K: 0 S: 10	H: 2 LOB: 1 BB: 0 P: 14	R: 0 E: 0 K: 1 S: 7	H: 1 LOB: 1 BB: 1 P: 16	R: 2 E: 0 K: 0 S: 10	H: 3 LOB: 1 BB: 0 P: 12	1B: 8 2B: 4 3B: 0 HR: 0	SF: 0 SAC: 0 DP: 4 HBP: 0	WP: 0 PB: 0 SB: 2 CS: 1	PA: 38			
PITCHER	IP	WLS	BF	H	R	ER	SO	BB	IBB	HBP	BLK	WP	HR	S	P	ERA	WHIP								
21 Cal Eldred, R (1, 1) ERA: 3.42	7.0	W	29	6	2	1	7	4	0	0	0	0	0	68	111	1.29	1.429								
Mike Fetters, R (8, 1) ERA: 2.84	0.2		2	1	0	0	0	0	0	0	0	0	0	3	7	0.00	1.500								
Graeme Lloyd, L (8, 1) ERA: 4.26	1.1	S	7	3	2	2	1	0	0	0	0	0	0	13	16	13.50	2.250								

Chicago White Sox @ Milwaukee Brewers
Milwaukee County Stadium, Milwaukee, WI

Thu Apr 21 1994, 4:33 AM EDT
Att. 10,484 - Sunny - 53 F

AB 34
R 4
H 10
RBI 3
BB 4
SO 8
LOB 20



Batter	1	2	3	4	5	6	7	8	9	AB	R	H	RBI	BB	SO	LOB
Darryl Hamilton, L OBP: 0.352, SLG: 0.341 (1, 8)	2-2 P7		4-2 BB 2B BB	2-1 1B 1-3 2-H			0-1 FC1-6 1B			3	1	2	1	1	0	0
Bill Spiers, L OBP: 0.333, SLG: 0.364 (1, 6) (6, 5)	1-0 G6-3		4-0 BB 1-2 2B BB	0-1 L8			2-2 FC1-6 1-2f			3	1	0	0	1	0	3
Turner Ward, S OBP: 0.387, SLG: 0.589 (1, 7)	4-2 BB		3-2 2B 1-H 2-H				0-0 F8			3	0	1	2	1	0	1
Kevin Seitzer, R OBP: 0.370, SLG: 0.620 (1, 5) (6, 3)	2-1 G1-3		0-0 L9				2-3 K			3	1	0	0	1	1	2
Dave Nilsson, L OBP: 0.277, SLG: 0.457 (1, 10)		2-1 G4-3		0-1 HR			3-3 K			4	2	2	1	0	1	0
Brian Harper, R OBP: 0.185, SLG: 0.087 (1, 2)		2-1 F9		2-0 F8			1-2 G4-3			3	0	0	1	0	0	0
Jody Reed, R OBP: 0.444, SLG: 0.357 (1, 4)		1-2 G6-3		3-1 G6-3			1-2 G5-4-3 1B			3	0	1	0	1	0	0
Tom Brunansky, R OBP: 0.200, SLG: 0.300 Alex Diaz, S OBP: 0.250, SLG: 0.459 (1, 9) (7, 9)			2-1 G3-1	2-1 1B 1B			0-1 G5-4-3 1-2f			3	1	1	0	0	0	1
John Jaha, R OBP: 0.283, SLG: 0.426 Pat Listach, S OBP: 0.346, SLG: 0.380 (1, 3) (6, 6)			1-1 F8	1-2 1B 1B				1-0 FC7-2 3-H		1	0	0	0	0	0	0
										2	0	0	0	0	1	2

Inning Stats	R: 0	H: 0	E: 0	K: 0	S: 9	LOB: 1	BB: 1	P: 18
	R: 0	H: 0	E: 0	K: 0	S: 7 <td>LOB: 0</td> <td>BB: 0</td> <td>P: 12</td>	LOB: 0	BB: 0	P: 12
	R: 2	H: 1	E: 0	K: 0	S: 13 <td>LOB: 1</td> <td>BB: 2</td> <td>P: 27</td>	LOB: 1	BB: 2	P: 27
	R: 2	H: 4	E: 0	K: 0	S: 15 <td>LOB: 2</td> <td>BB: 0</td> <td>P: 26</td>	LOB: 2	BB: 0	P: 26
	R: 0	H: 0	E: 0	K: 2	S: 8 <td>LOB: 0</td> <td>BB: 0</td> <td>P: 16</td>	LOB: 0	BB: 0	P: 16
	R: 0	H: 1	E: 0	K: 0	S: 8 <td>LOB: 0</td> <td>BB: 0</td> <td>P: 10</td>	LOB: 0	BB: 0	P: 10
	R: 0	H: 1	E: 0	K: 1	S: 11 <td>LOB: 1</td> <td>BB: 0</td> <td>P: 15</td>	LOB: 1	BB: 0	P: 15
	R: 2	H: 1	E: 1	K: 0	S: 10 <td>LOB: 1</td> <td>BB: 2</td> <td>P: 22</td>	LOB: 1	BB: 2	P: 22

PITCHER	IP	WLS	BF	H	R	ER	SO	BB	IBB	HBP	BLK	WP	HR	S	P	ERA	WHIP
Alex Fernandez, R ERA: 3.49 (1, 1)	7.0	L	30	7	4	4	3	3	0	0	0	0	1	71	124	5.14	1.429
Jose DeLeon, R ERA: 4.7 (8, 1)	1.0		6	1	2	1	0	2	0	0	0	0	0	10	22	9.00	3.000

BOTTOM

Chicago White Sox @ Milwaukee Brewers
Milwaukee County Stadium, Milwaukee, WI

Thu Apr 21 1994, 4:33 AM EDT
Att. 10,484 - Sunny - 53 F

livebaseballscorecards.com

AB	30
R	6
H	8
RBI	5
BB	5
SO	3
LOB	10

WP: 0 PA: 36
PB: 0
SB: 0
CS: 0



Batter	1	2	3	4	5	6	7	8	9	AB R H RBI BB SO LOB	TOP									
Tony Phillips, S OBP: 0.373, SLG: 0.422 (1, 7)	1-3 		1-1 G6-3 S E 1B		0-1 G4-3			4-1 G3-6 BB		3 1 1 0 1 1 0										
Lou Whitaker, L OBP: 0.380, SLG: 0.651 (1, 4)	0-0 		2-2 F9 1-2		2-1 F9			1-0 G3-6 1-2f		4 1 1 1 0 0 2										
Kirk Gibson, L OBP: 0.295, SLG: 0.395 (1, 9)	1-0 F7		1-1 G6-3		0-2 CS 1B			1-3 K		4 0 1 0 0 1 1										
Cecil Fielder, R OBP: 0.329, SLG: 0.516 (1, 3)	1-0 P3		2-2 E5 3-H		0-0 F9			1-3 K		4 0 0 0 0 1 1										
Travis Fryman, R OBP: 0.323, SLG: 0.517 (1, 5)		1-3 K	3-2 F8		1-0 F8			2-2 F9		4 0 0 0 0 1 2										
Mickey Tettleton, S OBP: 0.371, SLG: 0.333 (1, 10)		2-1 P5		3-2 G3		2-2 CS 1-2	3-2 G4-3			3 0 0 0 0 0 0										
Eric Davis, R OBP: 0.250, SLG: 0.320 (1, 8)		4-2 1B BB		1-2 G5-3			2-3 K			2 0 0 0 1 1 0										
Alan Trammell, R OBP: 0.403, SLG: 0.473 (1, 6)		0-1 SAFE SAFE SAFE 1B		0-0 L7			1-2 F7			3 0 1 0 0 0 0										
Chad Kreuter, S OBP: 0.250, SLG: 0.167 (1, 2)		0-0 F7		0-0 P6			3-2 G6-3			3 0 0 0 0 0 2										
Inning Stats	R: 1 E: 0 K: 1 S: 7	H: 1 LOB: 0 BB: 0 P: 10	R: 0 E: 0 K: 1 S: 11	H: 1 LOB: 2 BB: 1 P: 18	R: 1 E: 1 K: 0 S: 15	H: 1 LOB: 1 BB: 0 P: 24	R: 0 E: 0 K: 0 S: 9	H: 0 LOB: 0 BB: 0 P: 13	R: 0 E: 0 K: 0 S: 5	H: 1 LOB: 0 BB: 0 P: 7	R: 0 E: 0 K: 1 S: 10	H: 0 LOB: 0 BB: 0 P: 16	R: 0 E: 0 K: 0 S: 5	H: 0 LOB: 0 BB: 1 P: 13	R: 0 E: 0 K: 2 S: 10	H: 0 LOB: 0 BB: 0 P: 14	1B: 3 2B: 0 3B: 0 HR: 1	SF: 0 SAC: 0 DP: 1 HBP: 0	WP: 0 PB: 0 SB: 1 CS: 1	PA: 33
PITCHER	IP WLS BF H R ER SO BB IBB HBP BLK WP HR S P ERA WHIP																			
Scott Sanderson, R ERA: 1.38 (1, 1)	7.0 W 26 4 2 1 3 1 0 0 0 0 1 64 98 1.29 0.714																			
Paul Assenmacher, L ERA: 2.57 (8, 1)	1.1 4 0 0 0 1 1 0 0 0 0 0 9 18 0.00 0.750																			
Kirk McCaskill, R ERA: 4.82 (9, 1)	0.2 2 0 0 0 1 0 0 0 0 0 0 6 9 0.00 0.000																			

Detroit Tigers @ Chicago White Sox
 Comiskey Park, Chicago, IL
 Fri Apr 22 1994, 8:05 PM EDT
 Att: 29,505 - Unknown

livebaseballscorecards.com

AB	30
R	2
H	4
RBI	1
BB	2
SO	5
LOB	8



Batter	1	2	3	4	5	6	7	8	9	AB	R	H	RBI	BB	SO	LOB	BOTTOM
Tim Raines, S OBP: 0.393, SLG: 0.569 (1, 7)	2-1 P3		4-2 BB FC9-6 1B			2-1 G6-3		4-2 BB		3	1	0	0	2	1	2	Detroit Tigers @ Chicago White Sox Comiskey Park, Chicago, IL Fri Apr 22 1994, 8:05 PM EDT Att. 29,505 - Unknown livebaseballscorecards.com
Joey Cora, S OBP: 0.233, SLG: 0.204 (1, 4)	3-2 G3		2-1 FC9-6 BB 1-2 HR 1B	2-1 L5		2-3 K		0-0 F7		5	1	1	0	0	1	2	
Frank Thomas, R OBP: 0.494, SLG: 0.800 (1, 3)	1-2 HR		4-1 FC9-6 1-2 BB 2-3	1-1 F8			1-2 L7			3	1	1	1	1	0	0	
Julio Franco, R OBP: 0.296, SLG: 0.460 (1, 10)	0-1 L8		2-2 FC9-6 1-2 HR 2-3 3-H	2-0 F9			0-0 P4			4	1	0	1	0	0	2	
Robin Ventura, L OBP: 0.319, SLG: 0.484 (1, 5)		2-1 G3-1	3-1 HR		3-3 K		1-2 G4-3			4	1	1	3	0	1	0	
Darrin Jackson, R OBP: 0.421, SLG: 0.647 (1, 9)		0-1 G1-3 2B	0-0 P6		0-0 1B			0-1 SH5-3 BB SF7 1B		4	1	3	0	0	0	0	
Lance Johnson, L OBP: 0.319, SLG: 0.286 (1, 8)		0-0 G1-3 2-3	1-2 S 1B		1-1 L9			4-1 SF7 SH5-3 1-2 BB		3	1	1	0	1	0	2	
Ron Karkovics, R OBP: 0.500, SLG: 0.676 (1, 2)		4-1 BB	4-0 WP 1-2 IBB 1B		0-0 G1-3			0-0 SH5-3 1-2 2-3		1	0	0	0	2	0	1	
Ozzie Guillen, L OBP: 0.254, SLG: 0.295 (1, 6)		0-2 L8	0-1 WP 1-2 2-H 1B			0-0 G5-3		0-1 SF7 2-3 3-H		3	0	1	2	0	0	2	

Inning Stats	R: 1	H: 1	E: 0	LOB: 0	K: 0	S: 11	P: 17	R: 0	H: 1	E: 0	LOB: 2	K: 0	S: 9	P: 15	R: 5	H: 4	E: 0	LOB: 2	K: 1	S: 20	P: 42	R: 0	H: 1	E: 0	LOB: 1	K: 1	S: 7	P: 11	R: 0	H: 0	E: 0	LOB: 0	K: 0	S: 5	R: 0	H: 0	E: 0	LOB: 0	K: 0	S: 10	R: 0	H: 0	E: 0	LOB: 0	K: 0	S: 8	P: 10	R: 1	H: 1	E: 0	LOB: 2	K: 0	S: 9	P: 17	1B: 5	SF: 1	3B: 0	SAC: 1	HR: 2	DP: 0	HBP: 0	WP: 1	PA: 38
PITCHER	IP	WLS	BF	H	R	ER	SO	BB	IBB	HBP	BLK	WP	HR	S	P	ERA	WHIP																																														
Tim Belcher, R (1, 1)	2.2	L	18	6	6	6	0	3	1	0	0	0	0	16	27	0.00	0.429																																														
Storm Davis, R (3, 1)	2.1		8	1	0	0	2	0	0	0	0	1	0	16	27	0.00	0.429																																														
Buddy Groom, L (6, 1)	1.0		3	0	0	0	1	0	0	0	0	0	0	6	10	0.00	0.000																																														
Mike Gardiner, R (7, 1)	1.0		3	0	0	0	0	0	0	0	0	0	0	8	10	0.00	0.000																																														
Joe Boever, R (8, 1)	1.0		6	1	1	1	0	2	0	0	0	0	0	9	17	9.00	3.000																																														



Batter	1	2	3	4	5	6	7	8	9	AB R H RBI BB SO LOB	TOP	
Tony Phillips, S (1, 7) OBP: 0.392, SLG: 0.424	4-2 HR BB	1-2 P4			1-0 1B 1B		4-2 SAFE BB			2 1 1 0 2 0 1		
Juan Samuel, R (1, 4) OBP: 0.438, SLG: 0.308 Lou Whitaker, L (7, PH) OBP: 0.373, SLG: 0.636 (7, 4)	0-1 L8		1-2 G4-3		1-1 1B		1-0 F8			3 0 1 0 0 0 1 1 0 0 0 0 0 2		
Alan Trammell, R (1, 10) OBP: 0.394, SLG: 0.508	0-1 HR		1-0 P4		3-1 G5-3		0-0 F9			4 1 1 2 0 0 4		
Cecil Fielder, R (1, 3) OBP: 0.338, SLG: 0.554	4-2 BB		0-3 K			0-0 HR		3-1 F9		3 1 1 1 1 1 0		
Travis Fryman, R (1, 5) OBP: 0.304, SLG: 0.484	3-2 L8		1-0 P4		3-1 P3		1-3 K			4 0 0 0 0 1 1		
Eric Davis, R (1, 8) OBP: 0.233, SLG: 0.296	3-3 K		1-1 G6-3		1-1 G4-3		2-3 K			4 0 0 0 0 2 1		
Mickey Tettleton, S (1, 2) OBP: 0.348, SLG: 0.309		0-1 P6		1-2 G6-3		1-3 K		3-2 F9		4 0 0 0 0 1 0		
Junior Felix, S (1, 9) OBP: 0.276, SLG: 0.240		2-1 FC6-4 1B		2-3 K		4-0 BB BB		1-1 G6-3		3 0 1 0 1 1 0		
Chris Gomez, R (1, 6) OBP: 0.250, SLG: 0.167 Scott Livingstone, L (9, PH) OBP: 0.417, SLG: 0.455		0-2 FC6-4		0-0 G6-3		3-3 K		1-1 L9		3 0 0 0 0 1 2 1 0 0 0 0 0 0		
Inning Stats	R: 2 H: 1 E: 0 LOB: 1 K: 1 BB: 2 S: 20 P: 34	R: 0 H: 1 E: 0 LOB: 1 K: 0 BB: 0 S: 11 P: 14	R: 0 H: 0 E: 0 LOB: 0 K: 1 BB: 0 S: 7 P: 9	R: 0 H: 0 E: 0 LOB: 0 K: 0 BB: 0 S: 6 P: 9	R: 0 H: 2 E: 0 LOB: 2 K: 1 BB: 0 S: 10 P: 17	R: 1 H: 1 E: 0 LOB: 0 K: 1 BB: 0 S: 9 P: 14	R: 0 H: 0 E: 0 LOB: 2 K: 1 BB: 2 S: 8 P: 20	R: 0 H: 0 E: 0 LOB: 0 K: 2 BB: 0 S: 8 P: 14	R: 0 H: 0 E: 0 LOB: 0 K: 0 BB: 0 S: 7 P: 12	1B: 3 SF: 0 2B: 0 SAC: 0 3B: 0 DP: 0 HR: 2 HBP: 0	WP: 0 PA: 36 PB: 0 SB: 0 CS: 0	
PITCHER Wilson Alvarez, L (1, 1) ERA: 2.81 Kirk McCaskill, R (7, 1) ERA: 3.75	IP WLS BF H R ER SO BB IBB HBP BLK WP HR S P ERA WHIP	6.1 W 28 5 3 3 5 4 0 0 0 0 2 69 114 4.26 1.421	2.2 S 8 0 0 0 2 0 0 0 0 0 0 0 17 29 0.00 0.000	PITCHER IP WLS BF H R ER SO BB IBB HBP BLK WP HR S P ERA WHIP								

Detroit Tigers @ Chicago White Sox
 Comiskey Park, Chicago, IL
 Sat Apr 23 1994, 8:05 PM EDT
 Att. 39,846 - Unknown

livebaseballscorecards.com

AB 32
R 3
H 5
RBI 3
BB 4
SO 7
LOB 12



Batter	1	2	3	4	5	6	7	8	9
Tim Raines, S OBP: 0.379, SLG: 0.554 (1, 7)	1-0 G3	1-0 L8		3-1 2B		0-1 G3	1-2 G4-3		
Joey Cora, S OBP: 0.262, SLG: 0.224 (1, 4)	1-1 1B	2-1 F8		4-1 BB		1-1 1B		0-1 F9	
Frank Thomas, R OBP: 0.488, SLG: 0.766 (1, 3)	0-3 K	2-3 K		3-0 F8		2-1 1B		4-0 2B 1B BB	
Julio Franco, R OBP: 0.303, SLG: 0.456 (1, 10)	0-2 BB 1B		1-1 1B	0-1 L8		2-3 K		0-0 F9	
Robin Ventura, L OBP: 0.351, SLG: 0.522 (1, 5)	0-1 3B BB		1-0 1B	3-2 1B		1-2 F7		1-1 1B 2B	
Darrin Jackson, R OBP: 0.435, SLG: 0.636 (1, 9)	4-0 3B BB		0-2 P4	0-0 P3		0-1 1B 1B		0-2 FC4 1B	
Lance Johnson, L OBP: 0.324, SLG: 0.324 (1, 8)	1-0 HR		0-0 F8	1-0 F8		1-3 1B 1B		2-0 FC4	
Ron Karkovice, R OBP: 0.481, SLG: 0.711 (1, 2)	0-1 HR		1-1 F8	2-1 F9		1-1 L8		0-0 1B	
Ozzie Guillen, L OBP: 0.254, SLG: 0.292 (1, 6)	1-0 F9			0-1 P5				1-2 1B	

Inning Stats	R: 6	H: 5	E: 0	LOB: 0	K: 1	P: 23	R: 0	H: 0	E: 0	LOB: 0	K: 1	P: 11	R: 0	H: 2	E: 0	LOB: 2	K: 0	P: 14	R: 0	H: 1	E: 0	LOB: 1	K: 0	P: 13	R: 0	H: 2	E: 0	LOB: 2	K: 1	P: 18	R: 1	H: 3	E: 0	LOB: 2	K: 1	P: 18	R: 2	H: 2	E: 0	LOB: 1	K: 0	P: 16		
	S: 15	BB: 1					S: 6	BB: 0					S: 11	BB: 0			S: 8	BB: 1		S: 7	BB: 0			S: 12	BB: 0		S: 15	BB: 0			S: 15	BB: 0			S: 9	BB: 1								

PITCHER	IP	WLS	BF	H	R	ER	SO	BB	IBB	HBP	BLK	WP	HR	S	P	ERA	WHIP
Bill Gullickson, R ERA: 8.79 (1, 1)	6.2	L	36	14	7	7	4	2	0	0	0	0	1	71	111	9.45	2.400
Joe Boever, R ERA: 3.32 (7, 1)	1.1		7	2	2	2	0	1	0	0	0	0	0	12	20	13.50	2.250

AB R H RBI BB SO LOB

5 0 1 0 0 0 2

4 1 2 0 1 0 0

4 1 1 0 1 2 3

5 1 2 0 0 1 5

5 2 4 1 0 0 0

4 2 2 2 1 0 3

5 1 2 3 0 0 4

4 1 1 2 0 1 5

4 0 1 1 0 0 0

AB 40

R 9

H 16

RBI 9

BB 3

SO 4

LOB 22

WP: 0 PA: 43

PB: 0

SB: 0

CS: 0

WP: 0

SAC: 0

DP: 0

HBP: 0

DETROIT TIGERS @ CHICAGO WHITE SOX

Comiskey Park, Chicago, IL

Sat Apr 23 1994, 8:05 PM EDT

Att. 39,846 - Unknown



livebaseballscorecards.com

Batter	1	2	3	4	5	6	7	8	9	AB R H RBI BB SO LOB	TOP	
Tony Phillips, S (1, 7) OBP: 0.393, SLG: 0.414 Milt Cuyler, S (9, 7) OBP: 0.300, SLG: 0.235	2-1 		3-3 		2-3 		0-1 		4-0 	4 2 1 1 1 2 1 0 0 0 0 0 0 0		
Lou Whitaker, L (1, 4) OBP: 0.400, SLG: 0.630	3-3 			4-0 	4-2 		0-0 		0-0 	2 2 1 0 2 1 0		
Kirk Gibson, L (1, 9) OBP: 0.327, SLG: 0.390	0-3 			4-1 	0-0 		4-2 		1-3 	3 1 1 0 2 2 1		
Cecil Fielder, R (1, 3) OBP: 0.342, SLG: 0.586		1-1 		1-0 	3-3 		2-3 		3-2 	5 1 2 4 0 2 5		
Travis Fryman, R (1, 5) OBP: 0.311, SLG: 0.478		1-2 		0-0 		0-1 	2-2 		0-1 	5 0 2 2 0 0 1		
Mickey Tettleton, S (1, 2) OBP: 0.357, SLG: 0.298		3-2 		4-2 		4-2 	2-0 			2 0 0 0 2 0 3		
Eric Davis, R (1, 8) OBP: 0.219, SLG: 0.276			2-0 	2-0 		2-2 		0-3 		4 0 0 0 0 1 2	AB 33 R 7 H 8 RBI 7 BB 7 SO 9 LOB 17	
Alan Trammell, R (1, 6) OBP: 0.386, SLG: 0.508			1-2 	1-3 			1-0 	2-1 		4 1 1 0 0 1 2		
Scott Livingstone, L (1, 10) Juan Samuel, R (7, PH) OBP: 0.389, SLG: 0.267			1-0 		0-1 		1-0 	1-0 		2 0 0 0 0 0 1 2 0 0 0 0 0 1		
Inning Stats	R: 0 H: 0 E: 0 LOB: 0 K: 2 BB: 0 S: 8 P: 13	R: 0 H: 1 E: 0 LOB: 0 K: 0 BB: 0 S: 9 P: 14	R: 0 H: 0 E: 1 LOB: 1 K: 1 BB: 0 S: 9 P: 16	R: 3 H: 1 E: 0 LOB: 1 K: 1 BB: 3 S: 13 P: 28	R: 0 H: 1 E: 0 LOB: 2 K: 2 BB: 1 S: 12 P: 21	R: 0 H: 0 E: 0 LOB: 0 K: 0 BB: 1 S: 10 P: 16	R: 3 H: 4 E: 0 LOB: 2 K: 1 BB: 1 S: 16 P: 28	R: 0 H: 0 E: 0 LOB: 0 K: 1 BB: 0 S: 6 P: 9	R: 1 H: 1 E: 0 LOB: 1 K: 1 BB: 1 S: 10 P: 18	1B: 6 SF: 0 2B: 1 SAC: 1 3B: 0 DP: 1 HR: 1 HBP: 0	WP: 0 PA: 41 PB: 0 SB: 1 CS: 1	
PITCHER	Jason Bere, R (1, 1) ERA: 3.24 Paul Assenmacher, L (7, 1) ERA: 4.91 Jose DeLeon, R (7, 1) ERA: 4.82 Dennis Cook, L (9, 1) ERA: 11.25 Roberto Hernandez, R (9, 1) ERA: 2.08	IP WLS BF H R ER SO BB IBB HBP BLK WP HR S P ERA WHIP	IP WLS BF H R ER SO BB IBB HBP BLK WP HR S P ERA WHIP	IP WLS BF H R ER SO BB IBB HBP BLK WP HR S P ERA WHIP	IP WLS BF H R ER SO BB IBB HBP BLK WP HR S P ERA WHIP	IP WLS BF H R ER SO BB IBB HBP BLK WP HR S P ERA WHIP	IP WLS BF H R ER SO BB IBB HBP BLK WP HR S P ERA WHIP	IP WLS BF H R ER SO BB IBB HBP BLK WP HR S P ERA WHIP	IP WLS BF H R ER SO BB IBB HBP BLK WP HR S P ERA WHIP	IP WLS BF H R ER SO BB IBB HBP BLK WP HR S P ERA WHIP	IP WLS BF H R ER SO BB IBB HBP BLK WP HR S P ERA WHIP	IP WLS BF H R ER SO BB IBB HBP BLK WP HR S P ERA WHIP

Detroit Tigers @ Chicago White Sox
 Comiskey Park, Chicago, IL
 Sun Apr 24 1994, 4:33 AM EDT
 Att. 41,149 - Sunny - 77 F

livebaseballscorecards.com

Batter	1	2	3	4	5	6	7	8	9	AB R H RBI BB SO LOB
Tim Raines, S (1, 7) OBP: 0.380, SLG: 0.525	3-2 F7		4-2 B 2B BB		4-2 B G1-4-3 BB		2-2 L9		1-0 F9	3 1 0 0 2 0 0
Craig Grebeck, R (1, 4) OBP: 0.429, SLG: 0.474	2-1 1B		0-0 L4		2-2 G1-4-3		1-1 G4-1		3-2 K	3 0 1 0 0 0 2
Warren Newson, L (7, PH) OBP: 0.100, SLG: 0.100					1-2f					1 0 0 0 0 0 0
Joey Cora, S (8, 4) OBP: 0.262, SLG: 0.224										0 0 0 0 0 0 0
Dan Pasqua, L (9, PH) OBP: 0.188, SLG: 0.500										1 0 0 0 0 1 0
Frank Thomas, R (1, 3) OBP: 0.477, SLG: 0.750	2-3 K		0-0 2B		0-1 L7		2-3 K			4 1 1 1 0 2 1
Julio Franco, R (1, 10) OBP: 0.325, SLG: 0.569	1-2 L9		0-1 2B			2-0 HR		1-1 HR		4 2 3 3 0 0 1
Robin Ventura, L (1, 5)		3-2 G4-3	4-0 FC6-4 IBB			0-0 HR		1-2 HR		3 2 2 2 1 0 0
Darrin Jackson, R (1, 9) OBP: 0.439, SLG: 0.621		4-2 E G3 BB	0-0 FC6-4			1-1 FC4-6 1B		1-2 P6		3 0 1 0 1 0 2
Lance Johnson, L (1, 8) OBP: 0.308, SLG: 0.306		0-1 G3		1-1 G4-3		2-1 FC4-6 L6-4 WP		0-1 F7		4 0 0 0 0 0 2
Michael LaValliere, L (1, 2) OBP: 0.529, SLG: 0.385		0-3 K		2-1 L7		4-2 BB		1-2 G6-3		2 0 0 0 0 1 1
Ron Karkovice, R (6, PH) OBP: 0.481, SLG: 0.692										1 0 0 0 1 0 0
Ozzie Guillen, L (1, 6) OBP: 0.239, SLG: 0.275			0-1 F7		1-1 F9		1-0 L6-4		1-2 G4-3	4 0 0 0 0 0 2

Inning Stats	R: 0 E: 0 K: 12 S: 12	H: 1 LOB: 1 BB: 0 P: 20	R: 0 E: 1 K: 13 S: 13	H: 0 LOB: 1 BB: 1 P: 20	R: 2 E: 0 K: 0 S: 13	H: 2 LOB: 2 BB: 2 P: 21	R: 0 E: 0 K: 0 S: 6	H: 0 LOB: 0 BB: 0 P: 10	R: 0 E: 0 K: 0 S: 7	H: 0 LOB: 0 BB: 1 P: 13	R: 2 E: 0 K: 0 S: 12	H: 2 LOB: 0 BB: 0 P: 18	R: 0 E: 0 K: 1 S: 8	H: 0 LOB: 0 BB: 0 P: 13	R: 2 E: 0 K: 0 S: 14	H: 2 LOB: 0 BB: 0 P: 18	R: 0 E: 0 K: 1 S: 7	H: 0 LOB: 0 BB: 0 P: 12	1B: 2 2B: 3 3B: 0 HR: 4	SF: 0 SAC: 0 DP: 2 HBP: 0
--------------	--------------------------------	----------------------------------	--------------------------------	----------------------------------	-------------------------------	----------------------------------	------------------------------	----------------------------------	------------------------------	----------------------------------	-------------------------------	----------------------------------	------------------------------	----------------------------------	-------------------------------	----------------------------------	------------------------------	----------------------------------	----------------------------------	------------------------------------

PITCHER	IP	WLS	BF	H	R	ER	SO	BB	IBB	HBP	BLK	WP	HR	S	P	ERA	WHIP
John Doherty, R (1, 1) ERA: 7.58	5.1		25	6	4	4	2	3	1	0	0	0	2	59	95	6.75	1.688
Bill Krueger, L (6, 1) ERA: 8.31	0.2		2	0	0	0	0	1	0	0	0	1	0	4	8	0.00	1.500
Mike Gardiner, R (7, 1) ERA: 2.13	2.0	W	8	2	2	2	1	0	0	0	0	0	2	22	31	9.00	1.000
Mike Henneman, R (9, 1) ERA: 2.25	1.0	S	3	0	0	0	1	0	0	0	0	0	0	7	12	0.00	0.000

DETROIT TIGERS @ CHICAGO WHITE SOX
Comiskey Park, Chicago, IL
 Sun Apr 24 1994, 4:33 AM EDT
 Att: 41,149 - Sunny - 77 F

AB	33
R	6
H	8
RBI	6
BB	5
SO	4
LOB	11



Batter	1	2	3	4	5	6	7	8	9	AB R H RBI BB SO LOB	TOP									
Alex Diaz, S OBP: 0.300, SLG: 0.511 (1, 8)	0-2 1B 3B		0-0 G4-3		0-1 G1-3	0-0 1B 1B FC6-4			0-0 1B E 1B	6 3 4 2 0 0 0										
Bill Spiers, L OBP: 0.409, SLG: 0.425 (1, 5)	0-1 G4-3		3-2 G1-3 2B		1-1 1B 1B	1-0 1B 1B FC6-4			1-1 F7	5 2 2 0 1 0 4										
Turner Ward, S OBP: 0.438, SLG: 0.567 Tom Brunansky, R OBP: 0.167, SLG: 0.250 (1, 7) (8, 9)	0-2 G6-4-3 1B		0-1 G1-3		4-2 1B 1B BB	1-2 1B 2B	4-2 BB		1-1 F8	3 2 2 2 2 0 1 1 0 0 0 0 0 1										
Brian Harper, R OBP: 0.267, SLG: 0.225 (1, 10)	0-1 G6-4-3 1-2f		1-2 P1		3-2 1B 1B 1-3 2-H	1-1 G6-3	2-2 P2		0-0 E 1B 1-3	6 1 2 1 0 0 5										
Dave Nilsson, L OBP: 0.313, SLG: 0.500 Mike Matheny, R OBP: 0.267, SLG: 0.154 (1, 2) (7, PH) (7, 2)		0-1 1B SF8 1B		2-1 1B 1B	0-0 P4	1-2 P5	0-3 K		0-1 E5 1-3 3-H	4 1 2 0 0 0 4 2 0 0 0 0 1 2										
Kevin Seitzer, R OBP: 0.389, SLG: 0.582 (1, 3)		1-0 1B		1-2 1B 1-3	3-2 1B 1B 3-H	2-1 BB PB BB 1B	1-1 P6		1-2 P3	6 2 4 3 0 0 3										
Jody Reed, R OBP: 0.423, SLG: 0.339 (1, 4)		2-2 SF8 3-H		1-0 L6	3-2 1B 1B 1-3 2-H	4-2 BB BB 1B BB		1-1 F9		3 1 1 2 1 0 2	AB 44 R 13 H 18 RBI 12 BB 6 SO 4 LOB 30									
Jose Valentin, S OBP: 0.429, SLG: 0.500 (1, 6)		1-1 F8		3-2 P5	2-1 FC6-4 1B 1-3 3-H	4-1 BB BB 1B BB		2-3 K		4 1 1 1 1 1 3										
Matt Mieske, R OBP: 0.273, SLG: 0.172 (1, 9) (8, 7)		2-3 K		3-3 K	1-0 FC6-4 1-2f	4-0 1B BB		3-1 F9		4 0 0 1 1 2 5										
Inning Stats	R: 1 E: 0 K: 0 S: 10	H: 2 LOB: 0 BB: 0 P: 10	R: 1 E: 0 K: 1 S: 13	H: 2 LOB: 1 BB: 0 P: 19	R: 0 E: 0 K: 1 S: 9	H: 2 LOB: 2 BB: 0 P: 13	R: 4 E: 0 K: 0 S: 23	H: 5 LOB: 2 BB: 1 P: 39	R: 6 E: 0 K: 0 S: 17	H: 4 LOB: 2 BB: 4 P: 41	R: 0 E: 0 K: 1 S: 14	H: 0 LOB: 1 BB: 1 P: 21	R: 0 E: 0 K: 1 S: 9	H: 0 LOB: 0 BB: 0 P: 15	R: 1 E: 1 K: 0 S: 11	H: 2 LOB: 2 BB: 0 P: 14	1B: 15 2B: 2 3B: 1 HR: 0	SF: 1 SAC: 0 DP: 1 HBP: 0	WP: 0 PB: 1 SB: 0 CS: 0	PA: 51
PITCHER	IP WLS BF H R ER SO BB IBB HBP BLK WP HR S P ERA WHIP																			
Jack McDowell, R ERA: 6.61 (1, 1)	4.2 L 25 11 6 6 2 1 0 0 0 0 0 0 65 98 11.57 2.571																			
Jeff Schwarz, R ERA: 27.0 (5, 1)	1.0 11 4 6 6 0 4 0 0 0 0 0 0 17 43 54.00 8.000																			
Dennis Cook, L ERA: 6.14 (6, 1)	3.1 15 3 1 0 2 1 0 0 0 0 0 0 37 54 0.00 1.200																			

Milwaukee Brewers @ Chicago White Sox
Comiskey Park, Chicago, IL
Mon Apr 25 1994, 8:05 PM EDT
Att. 21,762 - Unknown - 80 F

livebaseballscorecards.com



Batter	1	2	3	4	5	6	7	8	9	AB	R	H	RBI	BB	SO	LOB
Lance Johnson, L (1, 8) OBP: 0.293, SLG: 0.289	3-2 G6-3		0-1 G3		2-0 G4-3			0-0 P3		4	0	0	0	0	0	3
Craig Grebeck, R (1, 6) OBP: 0.440, SLG: 0.429	4-1 2B BB		1-0 F8			1-0 F7		4-1 HR BB		2	2	0	0	2	0	2
Frank Thomas, R (1, 3) OBP: 0.461, SLG: 0.718 Dan Pasqua, L (8, 3) OBP: 0.235, SLG: 0.706	1-1 F9		3-1 G5-3			1-2 G4-3		2-2 1-H 3-H HR		3	0	0	0	0	0	3
Julio Franco, R (1, 10) OBP: 0.321, SLG: 0.566	1-0 1-H 2B			1-1 P3		2-1 G6-3		2-1 G6-3		4	0	1	1	0	0	0
Robin Ventura, L (1, 5)		2-3 K		3-2 F8			2-1 P4		1-2 G4-3 G3-1 1B	4	0	1	0	0	1	0
Darrin Jackson, R (1, 9) OBP: 0.456, SLG: 0.661 Warren Newson, L (7, PH) (8, 9) OBP: 0.083, SLG: 0.083		4-2 G1-6-3 BB		3-2 3B			0-0 L8		1-2 G3-1 1-2	1	0	1	0	1	0	0
Joe Hall, R (1, 7) OBP: 0.500, SLG: 0.800		1-1 G1-6-3 1-2f		0-1 G4-3			1-3 K		3-1 G4-3 2-3	4	0	0	0	0	1	3
Ron Karkovice, R (1, 2) OBP: 0.466, SLG: 0.674			1-1 1B 2B			1-1 L6		0-3 K	0-0 G4-3	4	0	1	0	0	1	1
Joey Cora, S (1, 4) OBP: 0.279, SLG: 0.279			2-0 G3 2-3 1B			3-2 G1-3		1-1 HR 3B		3	1	2	0	0	0	0

Inning Stats	R: 1	H: 1	E: 0	K: 0	S: 7	R: 0	H: 0	E: 0	K: 1	S: 8	R: 0	H: 2	E: 0	K: 0	S: 8	R: 0	H: 1	E: 0	K: 0	S: 10	R: 0	H: 0	E: 0	K: 0	S: 6	R: 0	H: 0	E: 0	K: 1	S: 6	R: 3	H: 2	E: 0	K: 1	S: 12	R: 0	H: 1	E: 0	K: 0	S: 11	1B: 2	2B: 2	3B: 2	HR: 1	SF: 0	SAC: 0	DP: 1	HBP: 0	WP: 0	PB: 0	SB: 0	CS: 0	PA: 35
--------------	------	------	------	------	------	------	------	------	------	------	------	------	------	------	------	------	------	------	------	-------	------	------	------	------	------	------	------	------	------	------	------	------	------	------	-------	------	------	------	------	-------	-------	-------	-------	-------	-------	--------	-------	--------	-------	-------	-------	-------	--------


PITCHER	IP	WLS	BF	H	R	ER	SO	BB	IBB	HBP	BLK	WP	HR	S	P	ERA	WHIP
Teddy Higuera, L (1, 1) ERA: 3.72	6.0	W	22	4	1	1	1	2	0	0	0	0	0	45	85	1.50	1.000
Mark Kiefer, R (7, 1) ERA: 6.43	2.0		9	2	3	3	2	1	0	0	0	0	1	18	30	13.50	1.500
Jeff Bronkey, R (9, 1) ERA:	1.0		4	1	0	0	0	0	0	0	0	0	0	11	16	0.00	1.000

BOTTOM

Milwaukee Brewers @ Chicago White Sox
Comiskey Park, Chicago, IL

Mon Apr 25 1994, 8:05 PM EDT
Att: 21,762 - Unknown - 80 F

AB	32
R	4
H	7
RBI	4
BB	3
SO	3
LOB	13



PITCHER	IP	WLS	BF	H	R	ER	SO	BB	IBB	HBP	BLK	WP	HR	S	P	ERA	WHIP
---------	----	-----	----	---	---	----	----	----	-----	-----	-----	----	----	---	---	-----	------

Batter	1	2	3	4	5	6	7	8	9	AB R H RBI BB SO LOB	TOP
Alex Diaz, S OBP: 0.315, SLG: 0.510 (1, 8) X	0-0 BB 1B		1-2 CS 1B		1-1 G6-3			0-2 L6		4 0 2 0 0 0 0	
Bill Spiers, L OBP: 0.375, SLG: 0.386 (1, 6) X	0-0 P5		1-0 G3		1-1 G4-3			1-1 G1-3		4 0 0 0 0 0 3	
Turner Ward, S OBP: 0.440, SLG: 0.551 (1, 7) B SAFE SAFE BB BB	4-1 G6-4-3 1-2 BB		4-0 IBB		1-1 F8			0-0 F7		2 0 0 0 2 0 0	
Brian Harper, R OBP: 0.265, SLG: 0.227 (1, 10) F BB F X	1-2 G6-4-3 1-2f		2-1 F7		1-2 G5-3			0-1 G1-6-3 1B		4 0 1 0 0 0 4	
Dave Nilsson, L OBP: 0.294, SLG: 0.470 (1, 2) B X		1-0 E7 SH1-3		1-2 F7		0-0 F7		1-1 L6		4 0 0 0 0 0 1	
Kevin Seitzer, R OBP: 0.387, SLG: 0.571 (1, 5) F X		0-1 SH1-3 2-3		1-2 FC4 1B		0-0 G1-3		1-1 G1-6-3 1-2f		3 0 1 0 0 0 1	
Jody Reed, R OBP: 0.419, SLG: 0.339 (1, 4) B X		1-0 G5-3		0-0 FC4 FC5-4 1-2f		2-2 G1-3				3 0 1 0 0 0 2	
John Jaha, R OBP: 0.288, SLG: 0.400 (1, 3) F BB BB F X		2-3 K		0-0 FC5-4 1-2f		1-1 F8				3 0 0 0 0 1 3	
Matt Mieske, R OBP: 0.278, SLG: 0.188 (1, 9) C BB BB F X		2-2 1B 1B		0-0 G5-3		1-1 F9				3 0 1 0 0 0 1	
Inning Stats	R: 0 H: 1 E: 0 LOB: 1 K: 0 BB: 1 S: 6 P: 11	R: 0 H: 0 E: 1 LOB: 1 K: 1 BB: 0 S: 7 P: 11	R: 0 H: 2 E: 0 LOB: 2 K: 0 BB: 1 S: 12 P: 22	R: 0 H: 1 E: 0 LOB: 1 K: 0 BB: 0 S: 10 P: 12	R: 0 H: 0 E: 0 LOB: 0 K: 0 BB: 0 S: 5 P: 7	R: 0 H: 0 E: 0 LOB: 0 K: 0 BB: 0 S: 6 P: 8	R: 0 H: 1 E: 0 LOB: 1 K: 0 BB: 0 S: 10 P: 14	R: 0 H: 0 E: 0 LOB: 0 K: 0 BB: 0 S: 6 P: 7	R: 0 H: 1 E: 0 LOB: 0 K: 0 BB: 0 S: 6 P: 8	1B: 6 SF: 0 2B: 0 SAC: 1 3B: 0 DP: 2 HR: 0 HBP: 0	WP: 0 PA: 33 PB: 0 SB: 0 CS: 1
PITCHER Alex Fernandez, R (1, 1) ERA: 2.65	IP WLS BF H R ER SO BB IBB HBP BLK WP HR S P ERA WHIP										
	9.0 W 33 6 0 0 1 1 1 0 0 0 0 0 68 100 0.00 0.778										

Milwaukee Brewers @ Chicago White Sox
 Comiskey Park, Chicago, IL
 Tue Apr 26 1994, 8:05 PM EDT
 Att. 23,909 - Unknown - 82 F

AB	30
R	0
H	6
RBI	0
BB	2
SO	1
LOB	15



Batter	1	2	3	4	5	6	7	8	9
Tim Raines, S OBP: 0.368, SLG: 0.516 (1, 7) B C F B X	2-2 2B	3-3 1-2		1-1 F9 SAFE		1-2 P4		3-2 L6	
Joey Cora, S OBP: 0.264, SLG: 0.262 (1, 4) C L B C	1-3 2B		0-0 G4-3	1-0 FC6-4			0-2 G6-3		
Frank Thomas, R OBP: 0.462, SLG: 0.720 (1, 3) B F B X	2-1 1B		2-2 P3		2-1 F9		1-0 G6-3 2B		
Julio Franco, R OBP: 0.330, SLG: 0.557 (1, 10) B B F X	2-1 L8		0-2 2B 1B		4-1 BB BB		1-2 G6-3 2-3		
Robin Ventura, L OBP: 0.382, SLG: 0.603 (1, 5) S F F X		0-3 K	3-0 1-H 2B		4-1 SAFE BB BB		4-0 FC6-4 BB		
Darrin Jackson, R OBP: 0.444, SLG: 0.651 (1, 9) B B F X		3-1 G6-3 1B 2B	0-3 K		1-3 K		0-0 FC6-4 1-2f		
Lance Johnson, L OBP: 0.291, SLG: 0.278 (1, 8) F F B X		2-2 G6-3		4-1 SH1-3 1B BB	1-2 G4-3		0-0 G4-3		
Ron Karkovice, R OBP: 0.475, SLG: 0.667 (1, 2) B B B B		4-0 1B BB		0-0 SH1-3		2-3 K	2-2 G4-3 1B		
Ozzie Guillen, L OBP: 0.253, SLG: 0.288 (1, 6) X		0-0 S 1B		0-1 FC6-4 1B		1-1 L5	1-0 G4-3		

Inning Stats	R: 0	H: 2	E: 0	K: 1	S: 10	R: 1	H: 2	E: 0	K: 2	S: 12	R: 1	H: 2	E: 0	K: 1	S: 14	R: 1	H: 1	E: 0	K: 0	S: 7	R: 0	H: 0	E: 0	K: 1	S: 11	R: 0	H: 1	E: 0	K: 0	S: 8	R: 0	H: 1	E: 0	K: 0	S: 10	R: 0	H: 1	E: 0	K: 0	S: 16				
	LOB: 1	BB: 0	LOB: 2	BB: 1		LOB: 1	BB: 0	LOB: 1	BB: 1		LOB: 1	BB: 1	LOB: 2	BB: 2		LOB: 0	BB: 0	LOB: 0	BB: 0		LOB: 0	BB: 0	LOB: 2	BB: 2		LOB: 0	BB: 0	LOB: 1	BB: 1	LOB: 2	BB: 1	LOB: 1	BB: 0	LOB: 1	BB: 0	LOB: 1	BB: 0	LOB: 0	BB: 0	LOB: 0	BB: 0	LOB: 0	BB: 0	LOB: 0

PITCHER	IP	WLS	BF	H	R	ER	SO	BB	IBB	HBP	BLK	WP	HR	S	P	ERA	WHIP
21 Cal Eldred, R ERA: 3.51 (1, 1)	7.0	L	33	8	3	3	6	5	0	0	0	0	0	73	125	3.86	1.857
Graeme Lloyd, L ERA: 3.38 (8, 1)	1.0		4	1	0	0	0	0	0	0	0	0	0	10	16	0.00	1.000

AB R H RBI BB SO LOB

BOTTOM

5	0	1	0	0	1	4
4	0	0	0	0	1	1
4	0	2	0	0	0	0
3	1	1	0	1	0	2
2	0	1	1	2	1	0
4	1	1	0	0	2	5
3	1	0	0	1	0	3
2	0	1	0	1	1	0
4	0	2	2	0	0	1

AB	31
R	3
H	9
RBI	3
BB	5
SO	6
LOB	16



WP	PA	ERA	WHIP
0	37		

Milwaukee Brewers @ Chicago White Sox
Comiskey Park, Chicago, IL
Tue Apr 26 1994, 8:05 PM EDT
Att: 23,909 - Unknown - 82 F

livebaseballscores.com

Batter	1	2	3	4	5	6	7	8	9	10	11	12	AB R H RBI BB SO LOB	TOP																		
Tim Raines, S OBP: 0.378, SLG: 0.543 (1, 7)	0-0 SH1-3 2B		1-1 G4-3 2-H 2B		1-1 F7 1B		0-0 SH5-3 1B		1-1 F9 1B		3-2 F9 1B		6 1 3 1 0 0 4	Chicago White Sox @ Cleveland Indians Jacobs Field, Cleveland, OH Wed Apr 27 1994, 7:05 PM EDT Att. 32,467 - Unknown - 67 F																		
Joey Cora, S OBP: 0.276, SLG: 0.265 (1, 4)	2-1 SH1-3 2-3		3-2 G4-3 2-3		4-1 2B 1-2 2-3 BB		0-0 SH5-3 1-2 2-3		0-1 F7 1B			3-2 2B 1B	3 1 1 0 1 0 1																			
Frank Thomas, R OBP: 0.455, SLG: 0.700 (1, 3)	1-1 F9 1B		2-3 K 2B		0-2 1-3 2-H 3-H 2B		4-0 1B IBB			0-0 G6-3 1B		0-3 K 1-2	5 0 1 2 1 2 3																			
Julio Franco, R OBP: 0.319, SLG: 0.529 (1, 10)	3-3 K 1B			0-2 G1-3 1B	3-3 K 1B		3-1 1-2 2-H 3-H 1B			1-3 K 1B		1-0 F8 1B	6 0 1 2 0 3 4																			
Robin Ventura, L OBP: 0.379, SLG: 0.573 (1, 5)		1-1 G4-3 1B		4-0 G6-4-3 BB 1B		0-1 G4-3 1B	1-2 F9 1B			1-3 K 1B		4-0 2B IBB	4 1 0 0 2 1 2																			
Darrin Jackson, R OBP: 0.423, SLG: 0.623 (1, 9)		0-1 G1-3 1B		1-0 G6-4-3 1-2f 1B		1-1 G5-3 1B		1-0 F8 1B		3-2 G5-3 1B		2-2 1-H 2-H 2B	6 0 1 2 0 0 1																			
Lance Johnson, L OBP: 0.293, SLG: 0.306 (1, 8)		1-1 G6-3 1B			2-0 FC1-5 WP 1B	1-0 F8 1B		0-1 F7 1B		1-1 3B 1B		0-1 L9 1B	6 0 2 0 0 0 1																			
Ron Karkovics, R OBP: 0.477, SLG: 0.646 Warren Newson, L OBP: 0.154, SLG: 0.083 Michael LaValliere, L OBP: 0.529, SLG: 0.385 (1, 2) (11, PH) (11, 2)			0-1 G5-3 1B		4-2 BB FC1-5 2B BB		1-0 SH5-3 1B 1B	1-0 G6-3 1B		4-0 IBB 1B			3 2 1 0 1 0 0 0 0 0 0 1 0 0 0 0 0 0 0 0 0																			
Ozzie Guillen, L OBP: 0.250, SLG: 0.295 (1, 6)			2-0 2B 2B		0-0 FC1-5 BB 1-2 2-3f 2B		0-1 F8 1B		0-2 G4-3 1B		0-3 K 1B		5 2 1 0 0 1 5																			
Inning Stats	R: 0 E: 0 K: 1 S: 8	H: 1 LOB: 1 BB: 0 P: 14	R: 0 E: 0 K: 0 S: 6	H: 0 LOB: 0 BB: 0 P: 8	R: 1 E: 0 K: 1 S: 12	H: 2 LOB: 1 BB: 0 P: 20	R: 0 E: 0 K: 0 S: 4	H: 0 LOB: 0 BB: 1 P: 9	R: 2 E: 0 K: 1 S: 13	H: 2 LOB: 2 BB: 2 P: 27	R: 0 E: 0 K: 0 S: 5	H: 0 LOB: 0 BB: 0 P: 7	R: 2 E: 0 K: 0 S: 12		H: 3 LOB: 2 BB: 1 P: 21	R: 0 E: 0 K: 0 S: 4	H: 0 LOB: 0 BB: 0 P: 6	R: 0 E: 0 K: 2 S: 7	H: 0 LOB: 0 BB: 0 P: 8	R: 0 E: 0 K: 2 S: 8	H: 0 LOB: 0 BB: 0 P: 10	R: 0 E: 0 K: 1 S: 11	H: 1 LOB: 2 BB: 1 P: 22	R: 2 E: 0 K: 1 S: 14	H: 2 LOB: 1 BB: 1 P: 24	1B: 5 2B: 5 3B: 1 HR: 0	SF: 0 SAC: 2 DP: 1 HBP: 0	WP: 1 PB: 0 SB: 1 CS: 0	PA: 52			
PITCHER	IP WLS BF H R ER SO BB IBB HBP BLK WP HR S P ERA WHIP															IP WLS BF H R ER SO BB IBB HBP BLK WP HR S P ERA WHIP																
Jack Morris, R ERA: 6.36 (1, 1)	6.2	31	8	5	5	3	3	3	0	0	0	0	1		0	55	100	6.75	1.650													
Derek Lilliquist, L ERA: 1.59 (7, 1)	2.1	7	0	0	0	0	0	0	0	0	0	0	0	0	16	20	0.00	0.000														
Eric Plunk, R ERA: 3.86 (10, 1)	3.0	W 14	3	2	2	4	0	2	0	0	0	0	0	0	33	56	6.00	1.000														

AB	44
R	7
H	11
RBI	7
BB	6
SO	7
LOB	21



Batter	1	2	3	4	5	6	7	8	9	10	11	12	AB	R	H	RBI	BB	SO	LOB
Kenny Lofton, L OBP: 0.477, SLG: 0.600 (1, 8)	0-0 1B 3B		1-2 G1-3	1-1 P4		2-2 G4-3			1-0 G3		4-1 SH2-3 BB	0-0 E4 2B	6	1	1	0	1	0	4
Mark Lewis, R OBP: 0.351, SLG: 0.429 (1, 6)	1-1 G5-3		0-0 P6		1-3 K		1-0 P6		3-1 G3 1B		0-0 SH2-3	1-2 2B	6	0	2	1	0	1	1
Carlos Baerga, S OBP: 0.322, SLG: 0.463 (1, 4)	1-0 G6-4-3 1B			0-2 HR 2B	1-1 E4 2B 1B		0-3 K		0-2 G3		4-2 BB		5	2	3	1	1	1	1
Albert Belle, R OBP: 0.416, SLG: 0.649 (1, 7)	1-0 G6-4-3 1-2			1-2 HR 2B	0-0 1B 2B		2-2 P3		4-2 BB		0-0 P6		5	2	2	3	1	0	3
Eddie Murray, S OBP: 0.286, SLG: 0.439 (1, 10)		1-1 F9		4-2 E E BB	3-2 P6		2-2 FC1-6 SH2-3 1B		1-0 G4-3		3-0 F8		5	0	1	0	1	0	5
Paul Sorrento, L OBP: 0.348, SLG: 0.500 (1, 3)		2-2 F9		2-2 FC3 E	1-1 1B		0-0 SH2-3		3-2 G3-1			3-1 E5 G6-3 HR	5	1	1	1	0	0	1
Jim Thome, L OBP: 0.355, SLG: 0.509 (1, 5)		0-0		1-2 E6	3-2 G3-1		4-2 FC1-6 BB		0-0 L9			3-2 G6-3	3	0	1	0	0	0	3
Candy Maldonado, R OBP: 0.412, SLG: 0.929 (8, PH)				1-2 2B								1-2	0	0	0	0	1	0	0
Alvaro Espinoza, R OBP: 0.273, SLG: 0.364 (8, PR)				1-2 2-3									1	0	0	0	0	0	0
Wayne Kirby, L OBP: 0.400, SLG: 0.379 (12, PH)													5	1	1	2	1	1	6
Manny Ramirez, R OBP: 0.417, SLG: 0.717 (1, 9)		2-2 L8		1-3 K			1-1 F8		1-2 FC1-6		4-0 BB	1-2 HR	5	1	1	2	1	1	6
Matt Merullo, L OBP: 0.250, SLG: 0.143 (1, 2)			1-0 F8	1-2 P2			0-0 G3		0-0 G4-3		1-3 K	4-1 E 2B BB	5	1	0	0	1	1	6


Inning Stats	R: 1	H: 2	E: 0	LOB: 0	K: 0	P: 8	R: 0	H: 1	E: 0	LOB: 1	K: 0	P: 15	R: 0	H: 0	E: 0	LOB: 0	K: 0	P: 7	R: 2	H: 2	E: 2	LOB: 3	K: 1	P: 36	R: 2	H: 3	E: 1	LOB: 1	K: 1	P: 23	R: 0	H: 0	E: 0	LOB: 0	K: 0	P: 11	R: 0	H: 0	E: 0	LOB: 0	K: 0	P: 10	R: 0	H: 1	E: 0	LOB: 2	K: 0	P: 17	R: 0	H: 1	E: 0	LOB: 2	K: 0	P: 19	R: 0	H: 0	E: 0	LOB: 1	K: 1	P: 15	R: 0	H: 0	E: 2	LOB: 2	K: 0	P: 17	R: 3	H: 2	E: 2	LOB: 2	K: 0	P: 30	1B: 5	2B: 4	3B: 1	HR: 2	SF: 0	SAC: 2	DP: 1	HBP: 0	WP: 0	PA: 56
--------------	------	------	------	--------	------	------	------	------	------	--------	------	-------	------	------	------	--------	------	------	------	------	------	--------	------	-------	------	------	------	--------	------	-------	------	------	------	--------	------	-------	------	------	------	--------	------	-------	------	------	------	--------	------	-------	------	------	------	--------	------	-------	------	------	------	--------	------	-------	------	------	------	--------	------	-------	------	------	------	--------	------	-------	-------	-------	-------	-------	-------	--------	-------	--------	-------	--------

PITCHER	IP	WLS	BF	H	R	ER	SO	BB	IBB	HBP	BLK	WP	HR	S	P	ERA	WHIP
Scott Sanderson, R ERA: 3.57 (1, 1)	4.2		24	8	5	5	2	1	0	0	0	0	1	61	88	9.64	1.929
Dennis Cook, L ERA: 5.19 (5, 1)	1.1		4	0	0	0	0	0	0	0	0	0	0	11	17	0.00	0.000
Jose DelLeon, R ERA: 4.35 (7, 1)	1.0		4	1	0	0	1	0	0	0	0	0	0	10	15	0.00	1.000
Paul Assenmacher, L ERA: 4.7 (8, 1)	0.1		2	0	0	0	0	1	0	0	0	0	0	3	7	0.00	3.000
Kirk McCaskill, R ERA: 2.87 (8, 1)	3.2		16	1	0	0	1	4	0	0	0	0	0	27	56	0.00	1.364
PITCHER	IP	WLS	BF	H	R	ER	SO	BB	IBB	HBP	BLK	WP	HR	S	P	ERA	WHIP
Roberto Hernandez, R ERA: 3.0 (12, 1)	0.1	L	6	2	3	1	0	1	0	0	0	0	1	18	30	27.00	9.000

Chicago White Sox @ Cleveland Indians
Jacobs Field, Cleveland, OH
 Wed Apr 27 1994, 7:05 PM EDT
 Att: 32,467 - Unknown - 67 F

livebaseballscorecards.com

AB	47
R	8
H	12
RBI	8
BB	7
SO	4
LOB	31



Batter	1	2	3	4	5	6	7	8	9	AB R H RBI BB SO LOB	TOP	
Tim Raines, S (1, 7) OBP: 0.375, SLG: 0.520	3-1 	2-0 G3	0-2 FC6-4			3-2 G5-4-3	4-0 		0-1 FC5-4 FC6-4	5 1 1 0 1 0 5		
Craig Grebeck, R (1, 4) OBP: 0.419, SLG: 0.360	1-0 E7 	4-2 			3-2 G5-3	4-1 	2-2 F9		0-1 FC6-4	4 2 0 0 2 0 4		
Frank Thomas, R (1, 3) OBP: 0.452, SLG: 0.675	1-0 G4-3 	4-0 			0-1 G5-3	2-0 E6 		4-2 		3 0 0 1 2 0 4		
Julio Franco, R (1, 10) OBP: 0.313, SLG: 0.506	1-3 K 	4-0 			0-2 G1-3	3-1 P5		3-1 F9		4 0 0 0 1 1 6		
Robin Ventura, L (1, 5) OBP: 0.380, SLG: 0.563	2-0 	1-0 F7				3-2 F9	1-0 		2-1 F8	5 0 2 4 0 0 4		
Darrin Jackson, R (1, 8) OBP: 0.422, SLG: 0.608 (6, 9)	1-0 		1-3 K			1-2 G6-3	1-0 G6-3		1-2 	5 0 2 0 0 1 2		
Joe Hall, R (1, 9) OBP: 0.522, SLG: 0.762 Lance Johnson, L (6, 8) OBP: 0.287, SLG: 0.299	3-2 		4-1 			2-1 G6-3		1-2 F9	1-1 FC6-4	1 0 0 0 1 0 0 2 0 0 0 0 0 2	AB 37 R 5 H 8 RBI 5 BB 9 SO 2 LOB 33	
Ron Karkovics, R (1, 2) OBP: 0.486, SLG: 0.635	1-2 FC6-4		1-0 				1-1 		4-0 	4 1 2 0 1 0 3		
Ozzie Guillen, L (1, 6) OBP: 0.259, SLG: 0.293		3-2 G1-3	0-1 P6				4-0 	0-0 	0-0 B5	4 1 1 0 1 0 3		
Inning Stats	R: 2 H: 3 E: 1 LOB: 3 K: 1 BB: 0 S: 14 P: 27	R: 0 H: 0 E: 0 LOB: 3 K: 0 BB: 3 S: 7 P: 25	R: 0 H: 1 E: 0 LOB: 2 K: 1 BB: 1 S: 10 P: 16	R: 0 H: 0 E: 0 LOB: 0 K: 0 BB: 0 S: 9 P: 12	R: 0 H: 0 E: 0 LOB: 0 K: 0 BB: 0 S: 8 P: 14	R: 3 H: 2 E: 1 LOB: 2 K: 0 BB: 2 S: 12 P: 31	R: 0 H: 1 E: 0 LOB: 2 K: 0 BB: 1 S: 8 P: 15	R: 0 H: 1 E: 0 LOB: 2 K: 0 BB: 1 S: 13 P: 24	R: 0 H: 0 E: 0 LOB: 1 K: 0 BB: 1 S: 5 P: 9	1B: 8 SF: 0 2B: 0 SAC: 0 3B: 0 DP: 0 HR: 0 HBP: 1	WP: 1 PA: 47 PB: 0 SB: 0 CS: 0	
PITCHER	Chris Nabholz, L (1, 1) ERA: 10.38 Brian Barnes, L (2, 1) ERA: 1.8 Matt Turner, R (6, 1) ERA: 1.5 Russ Swan, L (8, 1) ERA: 4.26	IP WLS BF H R ER SO BB IBB HBP BLK WP HR S P ERA WHIP	IP WLS BF H R ER SO BB IBB HBP BLK WP HR S P ERA WHIP	IP WLS BF H R ER SO BB IBB HBP BLK WP HR S P ERA WHIP	IP WLS BF H R ER SO BB IBB HBP BLK WP HR S P ERA WHIP	IP WLS BF H R ER SO BB IBB HBP BLK WP HR S P ERA WHIP	IP WLS BF H R ER SO BB IBB HBP BLK WP HR S P ERA WHIP	IP WLS BF H R ER SO BB IBB HBP BLK WP HR S P ERA WHIP	IP WLS BF H R ER SO BB IBB HBP BLK WP HR S P ERA WHIP	IP WLS BF H R ER SO BB IBB HBP BLK WP HR S P ERA WHIP	IP WLS BF H R ER SO BB IBB HBP BLK WP HR S P ERA WHIP	IP WLS BF H R ER SO BB IBB HBP BLK WP HR S P ERA WHIP

Chicago White Sox @ Cleveland Indians
 Jacobs Field, Cleveland, OH

Thu Apr 28 1994, 7:05 PM EDT
 Att. 28,252 - Unknown - 45 F

livebaseballscorecards.com

Batter	1	2	3	4	5	6	7	8	9	AB R H RBI BB SO LOB
Kenny Lofton, L OBP: 0.452, SLG: 0.563 (1, 8)	L7		F7		FC4		L9		F7	5 0 0 0 0 0 1
Mark Lewis, R OBP: 0.341, SLG: 0.410 (1, 6)	K		1B		P6		L5			4 0 1 0 0 1 1
Carlos Baerga, S OBP: 0.308, SLG: 0.442 (1, 4)	G4-3		G5-3		P4		F8			4 0 0 0 0 0 2
Albert Belle, R OBP: 0.441, SLG: 0.658 (1, 7)			G3 G5-3 BB		HR 1B		1B 1B		FC4-6 BB	2 2 2 0 2 0 0
Eddie Murray, S OBP: 0.284, SLG: 0.430 (1, 10)			G5-3		P4		1B 1B		FC4-6 FC4-6	4 0 1 0 0 0 3
Manny Ramirez, R OBP: 0.438, SLG: 0.768 (1, 9)			G3 BB		HR		BB 1B		K	3 1 2 3 1 1 1
Paul Sorrento, L OBP: 0.333, SLG: 0.475 (1, 3)			G3		K		K		FC4-6	3 0 0 0 0 2 4
Candy Maldonado, R OBP: 0.389, SLG: 0.867 (8, PH)			1-2 2-3		K		K		FC4-6	1 0 0 0 0 0 1
Alvaro Espinoza, R OBP: 0.273, SLG: 0.364 (9, 3)					K		K		FC4-6	0 0 0 0 0 0 0
Jim Thome, L OBP: 0.348, SLG: 0.483 (1, 5)			K		F8		G6-4-3 BB		K	3 0 0 0 1 2 2
Tony Peña, R OBP: 0.273, SLG: 0.263 (1, 2)			P4		FC4 1B		G6-4-3		K	4 0 1 0 0 1 3

BOTTOM

Chicago White Sox @ Cleveland Indians
Jacobs Field, Cleveland, OH

livebaseballscorecards.com

AB	33
R	3
H	7
RBI	3
BB	4
SO	7
LOB	18



Thu Apr 28 1994, 7:05 PM EDT
Att: 28,252 - Unknown - 45 F

Inning Stats	R: 0	H: 0	E: 0	K: 1	S: 8	LOB: 0	BB: 0	P: 10	R: 0	H: 0	E: 0	K: 1	S: 12	LOB: 2	BB: 2	P: 22	R: 0	H: 1	E: 0	K: 0	S: 13	LOB: 1	BB: 0	P: 15	R: 2	H: 2	E: 0	K: 1	S: 10	LOB: 0	BB: 0	P: 15	R: 0	H: 1	E: 1	K: 0	S: 7	LOB: 1	BB: 0	P: 8	R: 1	H: 3	E: 0	K: 1	S: 15	LOB: 2	BB: 1	P: 25	R: 0	H: 0	E: 0	K: 0	S: 8	LOB: 0	BB: 0	P: 15	R: 0	H: 0	E: 0	K: 1	S: 11	LOB: 1	BB: 1	P: 15	R: 0	H: 0	E: 0	K: 2	S: 10	LOB: 0	BB: 0	P: 14	1B: 6	SF: 0	2B: 0	SAC: 0	3B: 0	DP: 1	HR: 1	HBP: 0	WP: 0	PA: 37
--------------	------	------	------	------	------	--------	-------	-------	------	------	------	------	-------	--------	-------	-------	------	------	------	------	-------	--------	-------	-------	------	------	------	------	-------	--------	-------	-------	------	------	------	------	------	--------	-------	------	------	------	------	------	-------	--------	-------	-------	------	------	------	------	------	--------	-------	-------	------	------	------	------	-------	--------	-------	-------	------	------	------	------	-------	--------	-------	-------	-------	-------	-------	--------	-------	-------	-------	--------	-------	--------

PITCHER	IP	WLS	BF	H	R	ER	SO	BB	IBB	HBP	BLK	WP	HR	S	P	ERA	WHIP
Wilson Alvarez, L ERA: 3.03 (1, 1)	7.0	W	30	7	3	3	4	3	0	0	0	0	1	73	110	3.86	1.429
Jose DeLeon, R ERA: 4.09 (8, 1)	0.2		3	0	0	0	1	1	0	0	0	0	0	10	14	0.00	1.500
Paul Assenmacher, L ERA: 4.0 (8, 1)	1.1	S	4	0	0	0	2	0	0	0	0	0	0	11	15	0.00	0.000

Batter	1	2	3	4	5	6	7	8	9	AB R H RBI BB SO LOB	TOP
Tim Raines, S (1, 7) <small>OBP: 0.376, SLG: 0.544</small>	2-0 		2-1 		0-0 	4-2 			2-1 	4 1 1 2 1 0 0	
Joey Cora, S (1, 4) Warren Newson, L (9, PH) <small>OBP: 0.263, SLG: 0.250</small> <small>OBP: 0.214, SLG: 0.231</small>	1-0 		2-1 		0-1 	0-1 			3-1 	4 0 0 0 0 0 3 1 1 1 0 0 0 0	
Frank Thomas, R (1, 3) <small>OBP: 0.431, SLG: 0.636</small>	0-1 		1-0 		2-3 		0-1 		3-1 	5 0 0 0 0 1 1	
Julio Franco, R (1, 10) <small>OBP: 0.327, SLG: 0.505</small>		2-2 		2-2 	4-0 		1-3 		0-1 	4 0 2 0 1 1 0	
Robin Ventura, L (1, 5) <small>OBP: 0.390, SLG: 0.576</small>		3-1 		3-2 	2-2 		0-0 		2-1 	5 0 3 1 0 0 1	
Dan Pasqua, L (1, 9) <small>OBP: 0.227, SLG: 0.591</small>		1-3 		1-1 		0-1 		3-3 	1-3 	5 0 1 0 0 3 5	
Lance Johnson, L (1, 8) <small>OBP: 0.296, SLG: 0.300</small>		4-0 		1-0 		1-2 			1-2 	3 0 1 0 1 0 3	
Ron Karkovice, R (1, 2) <small>OBP: 0.473, SLG: 0.600</small>		4-2 		1-0 		0-3 		2-0 		3 0 0 0 1 1 4	
Ozzie Guillen, L (1, 6) <small>OBP: 0.270, SLG: 0.302</small>		0-2 		0-0 		0-1 		0-1 		4 1 2 0 0 0 4	
Inning Stats	R: 0 E: 0 K: 0 S: 4 H: 0 LOB: 0 BB: 0 P: 7	R: 0 E: 0 K: 1 S: 15 H: 1 LOB: 3 BB: 2 P: 29	R: 0 E: 0 K: 0 S: 5 H: 0 LOB: 0 BB: 0 P: 10	R: 0 E: 0 K: 0 S: 10 H: 2 LOB: 2 BB: 0 P: 18	R: 2 E: 0 K: 1 S: 12 H: 2 LOB: 1 BB: 1 P: 20	R: 0 E: 0 K: 1 S: 15 H: 2 LOB: 3 BB: 1 P: 20	R: 0 E: 0 K: 1 S: 6 H: 0 LOB: 0 BB: 0 P: 7	R: 0 E: 0 K: 1 S: 9 H: 1 LOB: 1 BB: 0 P: 15	R: 1 E: 0 K: 1 S: 15 H: 3 LOB: 2 BB: 0 P: 26	1B: 8 2B: 2 3B: 0 HR: 1 SF: 0 SAC: 0 DP: 0 HBP: 0	WP: 0 PB: 0 SB: 2 CS: 0 PA: 42
PITCHER Bill Gullickson, R (1, 1) <small>ERA: 6.55</small> Buddy Groom, L (8, 1) <small>ERA:</small> Mike Henneman, R (9, 1) <small>ERA: 3.0</small>	IP: 7.2 WLS: W BF: 35 H: 8 R: 2 ER: 2 SO: 5 BB: 3 IBB: 1 HBP: 0 BLK: 0 WP: 0 HR: 1 S: 74 P: 124 ERA: 2.35 WHIP: 1.435	PITCHER IP: 0.1 WLS: S BF: 6 H: 3 R: 1 ER: 1 SO: 1 BB: 0 IBB: 0 HBP: 0 BLK: 0 WP: 0 HR: 0 S: 15 P: 26 ERA: 9.00 WHIP: 3.000	PITCHER IP: 1.0 WLS: S BF: 6 H: 3 R: 1 ER: 1 SO: 1 BB: 0 IBB: 0 HBP: 0 BLK: 0 WP: 0 HR: 0 S: 15 P: 26 ERA: 9.00 WHIP: 3.000	PITCHER IP: 0.1 WLS: S BF: 1 H: 0 R: 0 ER: 0 SO: 0 BB: 0 IBB: 0 HBP: 0 BLK: 0 WP: 0 HR: 0 S: 2 P: 2 ERA: 0.00 WHIP: 0.000							

Chicago White Sox @ Detroit Tigers
Tiger Stadium, Detroit, MI
Fri Apr 29 1994, 7:05 PM EDT
Att. 13,892 - Unknown - 62 F

livebaseballscorecards.com

AB 38
R 3
H 11
RBI 3
BB 4
SO 6
LOB 21



Batter	1	2	3	4	5	6	7	8	9
Tony Phillips, S (1, 7) OBP: 0.398, SLG: 0.400 Chad Kreuter, S (9, 2) OBP: 0.250, SLG: 0.182	4-2 L9 1B BB		2-0 G4-3			3-3 K	4-1 BB		
Lou Whitaker, L (1, 4) OBP: 0.388, SLG: 0.569	0-1 1-2 1B		0-0 B5-3			1-1 1B WP 1B	3-3 K		
Travis Fryman, R (1, 5) OBP: 0.264, SLG: 0.402	2-3 K			2-2 F9		2-3 K	2-3 K		
Cecil Fielder, R (1, 3) OBP: 0.341, SLG: 0.580 Milt Cuyler, S (8, PR) (9, 7) OBP: 0.300, SLG: 0.235	1-0 L9 2-3		2-3 K			1-1 1-3 3B WP 1B		4-1 2B E BB	
Mickey Tettleton, S (1, 2) (9, 3) OBP: 0.402, SLG: 0.409	1-1 F7		0-3 K			4-1 1-2 3B BB		0-0 E9 1-H 2B	
Kirk Gibson, L (1, 10) OBP: 0.323, SLG: 0.404		2-0 P6			4-0 FC6-4 BB	2-2 1-H 2-H 3B		2-2 G6-3	
Eric Davis, R (1, 8) OBP: 0.224, SLG: 0.271		3-3 K			2-3 K	0-1 P6		1-1 G6-3	
Junior Felix, S (1, 9) OBP: 0.303, SLG: 0.286		2-0 G6-3			1 SAFE 2-1 FC6-4 1-2f		3-2 2B	4-0 IBB	
Chris Gomez, R (1, 6) OBP: 0.208, SLG: 0.136			1-2 L8		3-3 K		2-3 K	0-3 K	

Inning Stats	R: 0 E: 0 K: 1 S: 11	H: 1 LOB: 2 BB: 1 P: 19	R: 0 E: 0 K: 1 S: 5	H: 0 LOB: 0 BB: 0 P: 12	R: 0 E: 0 K: 0 S: 6	H: 0 LOB: 0 BB: 0 P: 9	R: 0 E: 0 K: 2 S: 10	H: 0 LOB: 0 BB: 0 P: 14	R: 0 E: 0 K: 2 S: 10	H: 0 LOB: 1 BB: 1 P: 21	R: 3 E: 0 K: 2 S: 21	H: 3 LOB: 1 BB: 1 P: 34	R: 0 E: 0 K: 3 S: 13	H: 1 LOB: 2 BB: 1 P: 27	R: 1 E: 1 K: 1 S: 10	H: 1 LOB: 2 BB: 2 P: 21
1B: 3 2B: 2 3B: 1 HR: 0	SF: 0 SAC: 0 DP: 0 HBP: 0	WP: 1 PB: 0 SB: 0 CS: 0	PA: 36													

PITCHER	IP	WLS	BF	H	R	ER	SO	BB	IBB	HBP	BLK	WP	HR	S	P	ERA	WHIP
Jason Bere, R (1, 1) ERA: 3.45	6.1	L	28	5	3	3	9	4	0	0	0	1	0	70	125	4.26	1.421
Dennis Cook, L (7, 1) ERA: 5.0	0.1		1	0	0	0	1	0	0	0	0	0	0	3	6	0.00	0.000
Kirk McCaskill, R (7, 1) ERA: 2.65	1.1		7	1	1	0	2	1	1	0	0	0	0	13	26	0.00	1.500

BOTTOM

Chicago White Sox @ Detroit Tigers
Tiger Stadium, Detroit, MI
Fri Apr 29 1994, 7:05 PM EDT
Att: 13,892 - Unknown - 62 F

livebaseballscorecards.com

AB	30
R	4
H	6
RBI	2
BB	6
SO	12
LOB	22



Batter	1	2	3	4	5	6	7	8	9	AB R H RBI BB SO LOB	TOP
Tim Raines, S (1, 7) OBP: 0.385, SLG: 0.543 Warren Newson, L (8, PH) OBP: 0.250, SLG: 0.333 (8, 7)	3-3 		4-2 		2-2 			3-1 	1-0 	2 0 1 0 1 1 0 2 1 1 0 0 0 0	
Joey Cora, S (1, 4) OBP: 0.259, SLG: 0.237	2-1 		2-2 		1-2 			2-1 	1-1 	4 1 0 1 0 0 4	
Frank Thomas, R (1, 3) OBP: 0.430, SLG: 0.641	3-2 		3-2 			3-2 		1-2 	2-1 	4 1 2 1 0 0 2	
Julio Franco, R (1, 10) OBP: 0.330, SLG: 0.500	0-1 		1-2 			1-0 		0-1 	2-2 	5 1 2 1 0 0 4	
Robin Ventura, L (1, 5) OBP: 0.376, SLG: 0.552 Craig Grebeck, R (8, 5) OBP: 0.438, SLG: 0.385		0-0 		0-1 		2-1 		2-1 	1-2 	4 0 0 0 0 0 1 1 0 1 1 0 0 0	
Darrin Jackson, R (1, 9) OBP: 0.425, SLG: 0.597 Joe Hall, R (9, PH) OBP: 0.500, SLG: 0.727		1-0 		0-0 			2-2 	4-2 	2-3 	3 0 1 0 1 0 0 1 0 0 0 0 1 2	
Lance Johnson, L (1, 8) OBP: 0.304, SLG: 0.293		0-0 		2-1 			4-0 	4-2 		2 0 0 1 2 0 1	
Ron Karkovice, R (1, 2) OBP: 0.468, SLG: 0.579 Dan Pasqua, L (8, PH) OBP: 0.217, SLG: 0.565 Michael LaValliere, L (8, 2) OBP: 0.529, SLG: 0.385			4-2 		1-2 		1-0 	1-0 		2 1 0 0 1 0 1 1 0 0 0 0 0 3 0 0 0 0 0 0 0	AB 35 R 5 H 9 RBI 5 BB 5 SO 3 LOB 19
Ozzie Guillen, L (1, 6) OBP: 0.269, SLG: 0.300			2-1 		1-3 		0-0 		1-1 	4 0 1 0 0 1 1	
Inning Stats	R: 0 H: 1 E: 1 LOB: 1 K: 1 BB: 0 S: 13 P: 21	R: 0 H: 1 E: 0 LOB: 0 K: 0 BB: 0 S: 3 P: 4	R: 1 H: 1 E: 0 LOB: 2 K: 0 BB: 2 S: 17 P: 33	R: 0 H: 0 E: 0 LOB: 0 K: 0 BB: 0 S: 5 P: 7	R: 0 H: 1 E: 0 LOB: 1 K: 1 BB: 0 S: 14 P: 19	R: 0 H: 0 E: 0 LOB: 0 K: 0 BB: 0 S: 6 P: 12	R: 0 H: 0 E: 0 LOB: 1 K: 0 BB: 1 S: 5 P: 12	R: 2 H: 2 E: 1 LOB: 3 K: 0 BB: 2 S: 18 P: 35	R: 2 H: 3 E: 0 LOB: 2 K: 1 BB: 0 S: 18 P: 28	1B: 7 SF: 1 2B: 2 SAC: 0 3B: 0 DP: 2 HR: 0 HBP: 1	WP: 0 PA: 42 PB: 0 SB: 0 CS: 0
PITCHER John Doherty, R (1, 1) ERA: 6.08 Bill Krueger, L (8, 1) ERA: 8.31 Mike Henneman, R (8, 1) ERA: 4.35	IP WLS BF H R ER SO BB IBB HBP BLK 7.2 W 31 6 3 2 2 3 0 0 0	IP WLS BF H R ER SO BB IBB HBP BLK 0.0 3 0 0 0 0 2 0 0 0	IP WLS BF H R ER SO BB IBB HBP BLK 1.1 S 8 3 2 2 1 0 0 1 0	IP WLS BF H R ER SO BB IBB HBP BLK 0 0 72 123 2.35 1.174	IP WLS BF H R ER SO BB IBB HBP BLK 0 0 8 18 ∞ ∞	IP WLS BF H R ER SO BB IBB HBP BLK 0 0 19 30 13.50 2.250	PITCHER IP WLS BF H R ER SO BB IBB HBP BLK 0 0 8 18 ∞ ∞	IP WLS BF H R ER SO BB IBB HBP BLK 0 0 19 30 13.50 2.250	IP WLS BF H R ER SO BB IBB HBP BLK 0 0 19 30 13.50 2.250	ERA WHIP 2.35 1.174	ERA WHIP 13.50 2.250

Chicago White Sox @ Detroit Tigers
 Tiger Stadium, Detroit, MI
 Sun May 01 1994, 3:33 AM EDT
 Att. 14,381 - Cloudy - 43 F

livebaseballscorecards.com

Batter	1	2	3	4	5	6	7	8	9
Tony Phillips, S OBP: 0.379, SLG: 0.376 (1, 7) (7, 4)	3-2 G4-3	2-1 F7		1-3 K	3-3 K			0-0 L5-3	
Lou Whitaker, L OBP: 0.371, SLG: 0.541 Eric Davis, R OBP: 0.221, SLG: 0.268 (1, 4) (6, PH) (7, 8)	0-3 K		0-0 L7	1-3 K		0-1 P2			
Travis Fryman, R OBP: 0.253, SLG: 0.384 (1, 5)	2-3 K		2-2 F7	1-0 F7		2-2 F8			
Cecil Fielder, R OBP: 0.358, SLG: 0.583 (1, 3)		2-2 1B BB	0-0 1B HR		4-0 E BB	1-0 F7			
Mickey Tettleton, S OBP: 0.407, SLG: 0.406 (1, 2)		4-0 1B BB	2-1 HR		0-1 P5		1-2 F8		
Kirk Gibson, L OBP: 0.333, SLG: 0.464 (1, 10)		1-2 G6-4-3 BB	1-2 HR		2-3 K		2-1 P6		
Junior Felix, S OBP: 0.324, SLG: 0.323 (1, 9)		1-2 G6-4-3 HBP	1-1 HR		3-2 E3		2-3 K		
Milt Cuyler, S OBP: 0.250, SLG: 0.190 (1, 8) (7, 7)		1-0 G6-4-3	2-2 F8		2-2 E5		3-2 L8		
Chris Gomez, R OBP: 0.321, SLG: 0.208 (1, 6)		0-1 1B		4-0 BB	1-0 1B		4-2 L5-3 BB		

AB	R	H	RBI	BB	SO	LOB
5	0	0	0	0	2	5
3	0	0	0	0	2	1
1	0	0	0	0	0	0
4	0	0	0	0	1	1
3	3	2	0	1	0	0
3	2	1	0	1	0	1
4	2	2	4	0	1	1
3	1	1	0	0	1	1
4	0	0	0	0	0	4
2	0	2	2	2	0	0

BOTTOM

Chicago White Sox @ Detroit Tigers
Tiger Stadium, Detroit, MI
Sun May 01 1994, 3:33 AM EDT
Att. 14,381 - Cloudy - 43 F

livebaseballscorecards.com

AB	32
R	8
H	8
RBI	6
BB	4
SO	7
LOB	14



Inning Stats															Pitcher																																							
R	H	E	K	S	WLS	BF	H	R	ER	SO	BB	IBB	HBP	BLK	WP	HR	S	P	ERA	WHIP	IP	WLS	BF	H	R	ER	SO	BB	IBB	HBP	BLK	WP	HR	S	P	ERA	WHIP																	
0	0	0	2	11																		3.0	L	17	7	6	6	2	1	0	0	0	0	0	37	60	18.00	2.667	3	0	0	0	0	0	23	45	0.00	1.500						
0	0	0	2	11																		2.0		11	1	2	0	4	2	0	0	0	0	0	16	24	0.00	0.000	2.0		6	0	0	0	0	0	0	0	0	0	16	24	0.00	0.000
0	0	0	0	16																		1.0		3	0	0	0	0	1	0	0	0	0	0	6	13	0.00	1.000	1.0		3	0	0	0	1	0	0	0	0	0	6	13	0.00	1.000

Batter	1	2	3	4	5	6	7	8	9	AB R H RBI BB SO LOB	TOP	
Kenny Lofton, L (1, 8) <small>OBP: 0.459, SLG: 0.564</small> Wayne Kirby, L (8, PH) <small>OBP: 0.400, SLG: 0.364</small> (8, 8)	2-3 		1-1 			0-0 		3-2 		3 0 1 0 0 1 0 1 0 0 0 0 0 1		
Mark Lewis, R (1, 6) <small>OBP: 0.293, SLG: 0.411</small>	1-1 		3-1 			1-1 		2-3 		4 0 0 0 0 1 3		
Carlos Baerga, S (1, 4) <small>OBP: 0.296, SLG: 0.417</small> Alvaro Espinoza, R (7, 4) <small>OBP: 0.214, SLG: 0.286</small>	0-1 			1-3 		1-1 		3-2 		3 0 1 0 0 1 0 1 0 0 0 0 0 1		
Albert Belle, R (1, 7) <small>OBP: 0.400, SLG: 0.579</small>		1-1 		2-1 		0-0 			2-1 	4 0 1 0 0 0 1		
Eddie Murray, S (1, 10) <small>OBP: 0.305, SLG: 0.490</small>		0-2 		1-1 			1-0 		3-2 	4 0 1 0 0 0 0		
Paul Sorrento, L (1, 3) <small>OBP: 0.318, SLG: 0.429</small>		1-0 			1-1 		2-1 		2-0 	4 0 0 0 0 0 2		
Manny Ramirez, R (1, 9) <small>OBP: 0.377, SLG: 0.632</small>			1-2 		2-2 		3-3 		1-3 	4 0 0 0 0 2 2		
Jim Thome, L (1, 5) <small>OBP: 0.329, SLG: 0.486</small> Herbert Perry, R (8, 5)			0-3 		2-0 			1-0 	4-2 	3 1 2 1 0 1 0 0 0 0 0 1 0 0		
Tony Peña, R (1, 2) <small>OBP: 0.281, SLG: 0.276</small>			0-0 		3-2 			1-2 	0-0 	4 0 2 0 0 0 4		
Inning Stats	R: 0 H: 0 E: 0 LOB: 0 K: 1 BB: 0 S: 7 P: 10	R: 0 H: 0 E: 0 LOB: 0 K: 0 BB: 0 S: 6 P: 8	R: 0 H: 2 E: 0 LOB: 2 K: 1 BB: 0 S: 12 P: 17	R: 0 H: 0 E: 0 LOB: 0 K: 1 BB: 0 S: 9 P: 13	R: 0 H: 1 E: 0 LOB: 1 K: 0 BB: 0 S: 13 P: 21	R: 0 H: 1 E: 0 LOB: 1 K: 0 BB: 0 S: 6 P: 8	R: 0 H: 0 E: 0 LOB: 0 K: 1 BB: 0 S: 6 P: 12	R: 1 H: 2 E: 0 LOB: 1 K: 1 BB: 0 S: 15 P: 25	R: 0 H: 2 E: 0 LOB: 3 K: 1 BB: 1 S: 14 P: 26	1B: 6 SF: 0 2B: 1 SAC: 0 3B: 0 DP: 0 HR: 1 HBP: 0	WP: 0 PA: 36 PB: 1 SB: 0 CS: 0	
PITCHER Alex Fernandez, R (1, 1) <small>ERA: 2.38</small> Roberto Hernandez, R (9, 1) <small>ERA: 2.45</small>	IP WLS BF H R ER SO BB IBB HBP BLK WP HR S P ERA WHIP 8.0 W 30 6 1 1 5 0 0 0 0 0 1 74 114 1.12 0.750	IP WLS BF H R ER SO BB IBB HBP BLK WP HR S P ERA WHIP 1.0 6 2 0 0 1 1 0 0 0 0 0 14 26 0.00 3.000										

Cleveland Indians @ Chicago White Sox
 Comiskey Park, Chicago, IL
 Tue May 03 1994, 8:05 PM EDT
 Att. 22,851 - Unknown - 56 F

AB	35
R	1
H	8
RBI	1
BB	1
SO	6
LOB	14



livebaseballscorecards.com

Batter	1	2	3	4	5	6	7	8	9	AB R H RBI BB SO LOB	TOP	
Kenny Lofton, L (1, 8) OBP: 0.452, SLG: 0.551	3-3 		1-3 		1-1 FC6-4 			0-0 		4 0 1 1 0 2 3		
Mark Lewis, R (1, 6) OBP: 0.274, SLG: 0.383	0-2 P3 			2-1 F8 		1-2 L6 		0-0 P6 		4 0 0 0 0 0 1		
Carlos Baerga, S (1, 4) OBP: 0.286, SLG: 0.402	2-2 F8 			1-0 G6-3 		1-2 F9 		2-1 E5 		4 0 0 0 0 0 1		
Albert Belle, R (1, 7) OBP: 0.404, SLG: 0.576		0-0 		1-0 		0-0 G6-3 		3-1 F8 		4 0 2 0 0 0 2		
Eddie Murray, S (1, 10) OBP: 0.294, SLG: 0.472		0-2 G4-3 		1-1 F9 		1-1 L7 		3-2 F7 		4 0 0 0 0 0 2		
Manny Ramirez, R (1, 9) OBP: 0.370, SLG: 0.606		3-0 F8 		4-1 		0-0 P4 		0-1 P4 		3 0 0 0 1 0 0		
Paul Sorrento, L (1, 3) OBP: 0.307, SLG: 0.413			3-2 F8 		1-2 F7 		1-0 G3 		4-0 	3 0 0 0 0 0 1		
Candy Maldonado, R (9, PH) OBP: 0.400, SLG: 0.813										0 0 0 0 1 0 0		
Herbert Perry, R (1, 5)			2-2 G6-3 		1-3 K 			0-2 P4 	0-1 G4-3 	4 0 0 0 0 1 2		
Tony Peña, R (1, 2) OBP: 0.343, SLG: 0.375			1-2 		0-0 			1-1 		3 1 3 0 0 0 0		
Inning Stats	R: 0 E: 0 K: 1 S: 11 H: 0 LOB: 0 BB: 0 P: 16	R: 0 E: 0 K: 0 S: 6 H: 1 LOB: 0 BB: 0 P: 9	R: 0 E: 0 K: 1 S: 15 H: 1 LOB: 1 BB: 0 P: 22	R: 0 E: 0 K: 0 S: 6 H: 1 LOB: 1 BB: 0 P: 11	R: 0 E: 0 K: 1 S: 10 H: 1 LOB: 2 BB: 1 P: 17	R: 0 E: 0 K: 0 S: 8 H: 0 LOB: 0 BB: 0 P: 10	R: 0 E: 0 K: 0 S: 4 H: 0 LOB: 0 BB: 0 P: 6	R: 1 E: 1 K: 0 S: 11 H: 2 LOB: 2 BB: 0 P: 17	R: 0 E: 0 K: 0 S: 10 H: 0 LOB: 1 BB: 1 P: 17	1B: 5 2B: 1 3B: 0 HR: 0 SF: 0 SAC: 0 DP: 1 HBP: 0	WP: 0 PB: 0 SB: 0 CS: 0 PA: 35	
PITCHER Wilson Alvarez, L (1, 1) ERA: 2.59	IP WLS BF H R ER SO BB IBB HBP BLK WP HR S P ERA WHIP	9.0 W 35 6 1 1 3 2 0 0 0 0 0 0 81 125 1.00 0.889										

Cleveland Indians @ Chicago White Sox
Comiskey Park, Chicago, IL
Wed May 04 1994, 8:05 PM EDT
Att. 22,215 - Unknown - 54 F

AB	33
R	1
H	6
RBI	1
BB	2
SO	3
LOB	12



Batter	1	2	3	4	5	6	7	8	9	AB	R	H	RBI	BB	SO	LOB
Tim Raines, S OBP: 0.396, SLG: 0.538 (1, 7)	1-0 BB 1B G6-4-3 1B		1-3 K	1-1 FC6-4 1-2f		0-0 BB 1B	2-3 K			5	2	2	0	0	2	2
Joey Cora, S OBP: 0.295, SLG: 0.274 (1, 4)	0-2 G6-4-3 BB 1-2 1B		0-0 G1-3	3-1 G4-3		4-2 1B BB 1-2 1B		0-0 E1 WP 1B		4	2	2	0	1	0	1
Frank Thomas, R OBP: 0.468, SLG: 0.674 (1, 3)	4-2 G6-4-3 1-2 2-3 BB		4-2 PB 1B BB		1-2 F9	3-2 BB 1B 1-3 2-H 1B		4-0 FC5 BB BB		2	0	1	1	3	0	0
Julio Franco, R OBP: 0.339, SLG: 0.491 (1, 10)	2-2 G6-4-3 1-2f 2-3 3-H		3-1 PB 1-2 1B		2-2 BLK 1B 1-2 1B	1-1 BB 1-2 3-H 1B		2-0 P3		5	0	3	1	0	0	3
Robin Ventura, L OBP: 0.395, SLG: 0.548 (1, 5)	1-2 F7		2-3 K 1-2 2-3		1-0 BLK 1-2 1B	4-2 BB 1-2 2-3 BB		4-2 E BB		3	1	1	0	2	1	3
Darrin Jackson, R OBP: 0.392, SLG: 0.558 (1, 9)		1-2 G5-3	2-1 L7		1-2 P5 1-2 2-3	1-2 P3		0-0 FC5 1-H 2-3f		5	0	0	0	0	0	9
Lance Johnson, L OBP: 0.286, SLG: 0.275 (1, 8)		0-1 F8		0-0 F8	1-1 G3		1-0 L9	1-1 L8		5	0	0	0	0	0	3
Ron Karkovice, R OBP: 0.459, SLG: 0.578 (1, 2)		4-2 FC3-6 BB		2-1 BB 1B 2B		1-1 L5	0-3 K			3	1	1	0	1	1	0
Ozzie Guillen, L OBP: 0.290, SLG: 0.320 (1, 6)		0-1 FC3-6 1-2f		2-2 FC6-4 2-H 1B		0-1 BB 1B	0-0 BB 1B			4	0	3	1	0	0	1

Inning Stats	R: 1	H: 2	E: 0	K: 0	S: 12	R: 0	H: 0	E: 0	K: 0	S: 10	R: 0	H: 1	E: 0	K: 2	S: 14	R: 1	H: 2	E: 0	K: 0	S: 10	R: 0	H: 2	E: 0	K: 0	S: 16	R: 2	H: 4	E: 0	K: 2	S: 19	R: 0	H: 1	E: 2	K: 0	S: 8	R: 2	H: 1	E: 2	K: 0	S: 8						
	LOB: 1	BB: 1	P: 20	LOB: 1	BB: 1	P: 15	LOB: 3	BB: 1	P: 26	LOB: 1	BB: 1	P: 18	LOB: 2	BB: 0	P: 22	LOB: 3	BB: 2	P: 33	LOB: 1	BB: 0	P: 11	LOB: 1	BB: 2	P: 19																						

PITCHER	IP	WLS	BF	H	R	ER	SO	BB	IBB	HBP	BLK	WP	HR	S	P	ERA	WHIP
Charles Nagy, R ERA: 4.46 (1, 1)	5.2	L	30	10	4	4	2	4	0	0	1	0	0	74	121	6.35	2.471
Eric Plunk, R ERA: 5.4 (6, 1)	1.1		7	2	0	0	2	1	0	0	0	0	0	15	24	0.00	2.250
Steve Farr, R ERA: 2.7 (8, 1)	1.0		6	1	2	0	0	2	0	0	0	1	0	8	19	0.00	3.000

BOTTOM

Cleveland Indians @ Chicago White Sox
Comiskey Park, Chicago, IL
Wed May 04 1994, 8:05 PM EDT
Att. 22,215 - Unknown - 54 F

AB	36
R	6
H	13
RBI	3
BB	7
SO	4
LOB	22



1B: 12	SF: 0	WP: 1	PA: 43
2B: 1	SAC: 0	PB: 1	
3B: 0	DP: 1	SB: 0	
HR: 0	HBP: 0	CS: 0	

PITCHER	IP	WLS	BF	H	R	ER	SO	BB	IBB	HBP	BLK	WP	HR	S	P	ERA	WHIP
---------	----	-----	----	---	---	----	----	----	-----	-----	-----	----	----	---	---	-----	------

Batter	1	2	3	4	5	6	7	8	9	AB R H RBI BB SO LOB	TOP																
Vince Coleman, S (1, 7) OBP: 0.224, SLG: 0.269	3-2 F8		0-2 FC6-4 CS			0-0 P2	2-0 SF9		2-2 G6-3	4 0 0 1 0 0 1																	
Brian McRae, S (1, 8) OBP: 0.444, SLG: 0.495	3-2 G4-3		0-1 CS	4-2 1B FC7-4 BB		1-1 G6-3	2-3 K		1-0 1B	4 1 1 0 1 1 1																	
Wally Joyner, L (1, 3) OBP: 0.364, SLG: 0.467	1-3 K			1-1 FC7-4 1B		1-2 G3-1		1-1 G4-3	0-0 G4-3	5 0 1 0 0 1 1																	
Mike Macfarlane, R (1, 2) OBP: 0.409, SLG: 0.471		2-1 1B 1B		2-3 K		4-2 E HR BB		4-2 FC5-4 BB		2 1 1 0 2 1 2																	
Bob Hamelin, L (1, 10) OBP: 0.409, SLG: 0.620		1-3 K		1-1 FC7-4		2-0 E6 HR		0-1 FC5-4 1B		3 1 0 1 0 1 3																	
Hubie Brooks, R (8, PH) OBP: 0.200, SLG: 0.154				1-2f		1-2 HR		1-2f 1B		1 1 0 0 0 0 1																	
Gary Gaetti, R (1, 5) OBP: 0.351, SLG: 0.522		1-0 G5-4-3 1B		3-2 F8		0-1 HR		1-0 1B 1B		4 1 3 3 0 0 1																	
Felix Jose, S (1, 9) OBP: 0.278, SLG: 0.404		1-2 G5-4-3			1-0 F7	4-1 1B SH3 SF9 BB		1-1 1-3 2-H 1B		3 1 1 1 1 0 2																	
Jose Lind, R (1, 4) OBP: 0.275, SLG: 0.315			0-1 F8		0-0 G4-3	0-0 SH3		1-0 L6		3 0 0 0 0 0 2																	
Greg Gagne, R (1, 6) OBP: 0.326, SLG: 0.402			2-0 FC6-4 1B		0-0 P4	3-2 SF9 1B		0-3 K		4 0 2 0 0 1 0																	
Inning Stats	R: 0 E: 0 K: 1 S: 10	H: 0 LOB: 0 BB: 0 P: 17	R: 0 E: 0 K: 1 S: 9	H: 2 LOB: 1 BB: 0 P: 14	R: 0 E: 0 K: 0 S: 7	H: 1 LOB: 0 BB: 0 P: 9	R: 1 E: 0 K: 1 S: 13	H: 1 LOB: 1 BB: 1 P: 24	R: 0 E: 0 K: 0 S: 3	H: 0 LOB: 0 BB: 0 P: 4	R: 0 E: 0 K: 0 S: 6	H: 0 LOB: 0 BB: 0 P: 8	R: 4 E: 1 K: 1 S: 16	H: 2 LOB: 1 BB: 2 P: 33	R: 1 E: 0 K: 0 S: 10	H: 2 LOB: 2 BB: 1 P: 18	R: 0 E: 0 K: 1 S: 8	H: 1 LOB: 1 BB: 0 P: 11	1B: 8 2B: 0 3B: 0 HR: 1	SF: 1 SAC: 1 DP: 1 HBP: 0	WP: 0 PA: 40 PB: 0 SB: 0 CS: 1						
PITCHER	IP WLS BF H R ER SO BB IBB HBP BLK WP HR S P ERA WHIP																										
Jason Bere, R (1, 1) ERA: 3.62	6.0		25	5	5	3	3	3	0	0	0	0	1	54	92	4.50	1.333										
Jose DeLeon, R (7, 1) ERA: 3.75	1.0		4	1	0	0	1	0	0	0	0	0	0	10	17	0.00	1.000										
Paul Assenmacher, L (8, 1) ERA: 4.82	0.1	L	2	0	1	1	0	1	0	0	0	0	0	4	9	27.00	3.000										
Kirk McCaskill, R (8, 1) ERA: 2.45	1.1		7	3	0	0	1	0	0	0	0	0	0	13	19	0.00	2.250										
Dennis Cook, L (9, 1) ERA: 3.97	0.1		1	0	0	0	0	0	0	0	0	0	0	1	1	0.00	0.000										

Kansas City Royals @ Chicago White Sox
Comiskey Park, Chicago, IL

Fri May 06 1994, 8:05 PM EDT
Att. 30,756 - Unknown - 45 F

livebaseballscorecards.com

AB	33
R	6
H	9
RBI	6
BB	4
SO	5
LOB	14



Batter	1	2	3	4	5	6	7	8	9	AB	R	H	RBI	BB	SO	LOB
Tim Raines, S OBP: 0.405, SLG: 0.532 (1, 7)	4-1 F9 HBP G5-3 BB		1-0 P5	4-1 2B 1-2 BB		0-1 FC6-4 1-2 1B 3-H		3-1 P2		3	1	1	1	2	0	0
Joey Cora, S OBP: 0.313, SLG: 0.299 (1, 4)	2-0 WP G5-3 1-2 HBP		2-2 S HR 1B	2-2 2B 1-3 2-H		1-1 F8			1-3 K	3	1	2	1	0	0	2
Joe Hall, R OBP: 0.462, SLG: 0.667 (9, PH)										1	0	0	0	0	1	0
Frank Thomas, R OBP: 0.457, SLG: 0.646 (1, 3)	1-2 F9		3-3 K 1-2	2-0 G6-3		1-2 FC6-4 1-2f			4-2 BB	4	0	0	0	1	1	7
Julio Franco, R OBP: 0.333, SLG: 0.505 (1, 10)	0-2 G5-3 1-2 3-H		2-1 HR 2-H		1-0 F9				0-3 K	5	1	1	3	0	2	2
Robin Ventura, L OBP: 0.395, SLG: 0.533 (1, 5)	4-0 BB 2-3 BB		4-1 BB		1-2 P5			2-2 F9	1-3 K	3	0	0	0	2	1	1
Darrin Jackson, R OBP: 0.386, SLG: 0.556 (1, 9)	1-0 B1		0-2 G4-3		0-3 K			1-1 2B		4	0	1	0	0	1	3
Lance Johnson, L OBP: 0.284, SLG: 0.283 (1, 8)		0-1 G3		1-1 G1-3		1-0 1B 2B		2-2 G4-3		4	1	1	0	0	0	1
Ron Karkovice, R OBP: 0.461, SLG: 0.567 (1, 2)		1-2 P5		4-1 FC6-4 BB		1-0 1B 1B 2-3		1-3 K		3	0	1	0	1	1	0
Ozzie Guillen, L OBP: 0.279, SLG: 0.307 (1, 6)		2-1 G4-3		1-1 FC6-4 BB 2B 1-2f		1-3 K		0-0 G4-3		4	1	0	0	0	1	3

Inning Stats	R: 1	H: 0	E: 0	K: 0	S: 8	LOB: 2	BB: 2	P: 20	R: 0	H: 0	E: 0	K: 0	S: 7	LOB: 0	BB: 0	P: 10	R: 2	H: 2	E: 0	K: 1	S: 14	LOB: 1	BB: 1	P: 26	R: 1	H: 1	E: 0	K: 0	S: 13	LOB: 2	BB: 2	P: 26	R: 0	H: 0	E: 0	K: 1	S: 7	LOB: 0	BB: 0	P: 9	R: 1	H: 3	E: 0	K: 1	S: 12	LOB: 2	BB: 0	P: 17	R: 0	H: 1	E: 0	K: 1	S: 12	LOB: 1	BB: 0	P: 19	R: 0	H: 0	E: 0	K: 1	S: 6	LOB: 0	BB: 0	P: 10	R: 0	H: 0	E: 0	K: 3	S: 14	LOB: 1	BB: 1	P: 20	1B: 3	SF: 0	2B: 3	SAC: 0	3B: 0	DP: 0	HR: 1	HBP: 1	WP: 1	PA: 41
--------------	------	------	------	------	------	--------	-------	-------	------	------	------	------	------	--------	-------	-------	------	------	------	------	-------	--------	-------	-------	------	------	------	------	-------	--------	-------	-------	------	------	------	------	------	--------	-------	------	------	------	------	------	-------	--------	-------	-------	------	------	------	------	-------	--------	-------	-------	------	------	------	------	------	--------	-------	-------	------	------	------	------	-------	--------	-------	-------	-------	-------	-------	--------	-------	-------	-------	--------	-------	--------


PITCHER	IP	WLS	BF	H	R	ER	SO	BB	IBB	HBP	BLK	WP	HR	S	P	ERA	WHIP
David Cone, R ERA: 4.04 (1, 1)	7.0	W	34	7	5	5	4	5	0	1	0	1	1	73	127	6.43	1.714
Mike Magnante, L ERA: 3.05 (8, 1)	1.1		4	0	0	0	2	0	0	0	0	0	0	9	14	0.00	0.000
Hipolito Pichardo, R ERA: 6.0 (9, 1)	0.2	S	3	0	0	0	2	1	0	0	0	0	0	11	16	0.00	1.500

BOTTOM

Kansas City Royals @ Chicago White Sox
Comiskey Park, Chicago, IL

Fri May 06 1994, 8:05 PM EDT
Att: 30,756 - Unknown - 45 F

AB	34
R	5
H	7
RBI	5
BB	6
SO	8
LOB	19



PITCHER	IP	WLS	BF	H	R	ER	SO	BB	IBB	HBP	BLK	WP	HR	S	P	ERA	WHIP
---------	----	-----	----	---	---	----	----	----	-----	-----	-----	----	----	---	---	-----	------

Batter	1	2	3	4	5	6	7	8	9	AB R H RBI BB SO LOB	TOP									
Vince Coleman, S OBP: 0.223, SLG: 0.266 (1, 7)	2-2 F8	2-2 L9		1-3 K			1-0 FC1-5 1B		0-2 G6-3	5 0 1 0 0 1 3	Kansas City Royals @ Chicago White Sox Comiskey Park, Chicago, IL Sat May 07 1994, 4:33 AM EDT Att. 28,124 - Sunny livebaseballscorecards.com									
Brian McRae, S OBP: 0.438, SLG: 0.481 (1, 8)	1-0 FC3-6 HBP		2-2 G4-3		0-0 F8	1-1 FC1-5				3 0 0 0 0 0 1										
Wally Joyner, L OBP: 0.369, SLG: 0.463 (1, 3)	4-2 FC3-6 BB		1-0 G3 1B		1-1 F7	1-1 F7				3 1 1 0 1 0 1										
Bob Hamelin, L OBP: 0.402, SLG: 0.613 (1, 10)	0-1 FC3-6		0-0 G3		0-2 2B	2-2 G6-3				4 0 1 0 0 0 4										
Gary Gaetti, R OBP: 0.347, SLG: 0.511 (1, 5)	0-0 G1-3		0-0 1B		1-1 F7		2-3 K			4 0 1 1 0 1 3										
Felix Jose, S OBP: 0.276, SLG: 0.393 (1, 9)		2-2 E7 2B	0-0 G4-3		0-1 G1-3		2-3 K			4 1 1 0 0 1 1										
Brent Mayne, L OBP: 0.303, SLG: 0.367 (1, 2)		2-2 F8		0-3 K		4-2 FC6-4 BB		2-3 K		3 0 0 0 1 2 1										
Jose Lind, R OBP: 0.266, SLG: 0.304 Hubie Brooks, R OBP: 0.188, SLG: 0.143 (1, 4) (9, PH)		2-2 G3-1		0-1 G5-3		1-0 FC6-4		0-0 F8		3 0 0 0 0 0 2 1 0 0 0 0 0 0										
Greg Gagne, R OBP: 0.344, SLG: 0.435 (1, 6)		2-0 2B		1-0 2B		1-3 K		4-2 G6-3 BB		3 0 2 1 1 1 1										
Inning Stats	R: 0 E: 0 K: 0 S: 11	H: 0 LOB: 2 BB: 1 P: 17	R: 1 E: 1 K: 0 S: 13	H: 2 LOB: 1 BB: 0 P: 23	R: 1 E: 0 K: 0 S: 7	H: 2 LOB: 1 BB: 0 P: 10	R: 0 E: 0 K: 2 S: 9	H: 1 LOB: 1 BB: 0 P: 11	R: 0 E: 0 K: 1 S: 9	H: 0 LOB: 1 BB: 1 P: 14		R: 0 E: 0 K: 0 S: 8	H: 1 LOB: 1 BB: 0 P: 13	R: 0 E: 0 K: 3 S: 12	H: 0 LOB: 0 BB: 0 P: 18	R: 0 E: 0 K: 0 S: 6	H: 0 LOB: 0 BB: 1 P: 10	1B: 4 2B: 3 3B: 0 HR: 0	SF: 0 SAC: 0 DP: 1 HBP: 1	WP: 0 PB: 0 SB: 3 CS: 0
PITCHER	IP WLS BF H R ER SO BB IBB HBP BLK WP HR S P ERA WHIP																			
Jack McDowell, R ERA: 6.86 (1, 1)	6.1 W 29 7 2 2 3 2 0 1 0 0 0 61 91 2.84 1.421																			
Paul Assenmacher, L ERA: 4.5 (7, 1)	0.2 2 0 0 0 0 0 0 0 0 0 0 5 8 0.00 0.000																			
Kirk McCaskill, R ERA: 2.33 (8, 1)	1.0 3 0 0 0 3 0 0 0 0 0 0 12 18 0.00 0.000																			
Roberto Hernandez, R ERA: 2.25 (9, 1)	1.0 S 3 0 0 0 0 1 0 0 0 0 0 6 10 0.00 1.000																			

Kansas City Royals @ Chicago White Sox
Comiskey Park, Chicago, IL
Sat May 07 1994, 4:33 AM EDT
Att. 28,124 - Sunny

AB	33
R	2
H	7
RBI	2
BB	3
SO	6
LOB	17



BOTTOM

Kansas City Royals @ Chicago White Sox
Comiskey Park, Chicago, IL
Sat May 07 1994, 4:33 AM EDT
Att. 28,124 - Sunny

livebaseballscorecards.com

AB	33
R	4
H	8
RBI	3
BB	4
SO	2
LOB	18



WP:	0	PA:	37
PB:	0	SB:	0
CS:	0		

AB R H RBI BB SO LOB

4 0 0 0 1 0 1

4 1 0 0 0 0 1

2 1 2 1 2 0 0

3 0 2 0 1 0 1

4 0 0 1 0 0 5

3 1 1 0 0 0 2

1 0 0 0 0 1 3

4 1 1 0 0 0 3

3 0 1 0 0 0 1
1 0 0 0 0 1 0

4 0 1 1 0 0 1

Batter	1	2	3	4	5	6	7	8	9
Tim Raines, S OBP: 0.397, SLG: 0.510 (1, 7)	2-2 G6-3 ①		0-0 P6 ①	0-0 F7 ③			4-2 FC1-6 BB	0-0 F8 ③	
Craig Grebeck, R OBP: 0.421, SLG: 0.355 (1, 4)	0-0 G6-3 ②		3-1 G5-3 ②		0-0 F8 ①		0-0 FC1-6 ① 2B E 1-2f		
Frank Thomas, R OBP: 0.474, SLG: 0.693 (1, 3)	1-1 HR		4-1 BB		4-1 1B BB		1-1 E 1-3 2B		
Julio Franco, R OBP: 0.346, SLG: 0.509 (1, 10)	3-2 1B		3-1 G4-3 ③		1-0 1B		4-0 E IBB		
Robin Ventura, L OBP: 0.383, SLG: 0.514 (1, 5)	2-2 F7 ③			0-0 L9 ①	1-0 F9 ②		2-0 E3 1-2 2-3 3-H		
Warren Newson, L OBP: 0.300, SLG: 0.389 Darrin Jackson, R OBP: 0.382, SLG: 0.549 (7, PH) (8, 9)		0-1 G6-3 ①		1-0 1B BLK 2B	1-1 G4-3 ③		0-3 K ②		
Lance Johnson, L OBP: 0.283, SLG: 0.282 (1, 8)		1-0 G3 ②		1-0 F8 BLK 1B 1B		1-0 P3 ①	2-0 P6 ③		
Michael LaValliere, L OBP: 0.524, SLG: 0.375 Ron Karkovice, R OBP: 0.456, SLG: 0.559 (8, PH) (9, 2)		1-2 BLK 1B		2-1 F8 ② 1-3 3-H		2-2 G3-1 ②		0-3 K ①	
Ozzie Guillen, L OBP: 0.278, SLG: 0.305 (1, 6)		2-1 F7 ③ 1-2		1-0 1B 3-H		2-1 G6-3 ③		1-2 G5-3 ②	

Inning Stats	R: 1	H: 2	E: 0	K: 0	S: 13	R: 0	H: 1	E: 0	K: 0	S: 9	R: 0	H: 0	E: 0	K: 0	S: 6	R: 2	H: 3	E: 0	K: 0	S: 7	R: 0	H: 1	E: 0	K: 0	S: 6	R: 0	H: 0	E: 0	K: 0	S: 6	R: 1	H: 1	E: 1	K: 1	S: 13	R: 0	H: 0	E: 0	K: 1	S: 7	R: 0	H: 0	E: 0	K: 1	S: 7	R: 0	H: 0	E: 0	K: 1	S: 7	1B: 5	SF: 0	2B: 2	SAC: 0	3B: 0	DP: 0	HR: 1	HBP: 0	WP: 0	PA: 37
--------------	------	------	------	------	-------	------	------	------	------	------	------	------	------	------	------	------	------	------	------	------	------	------	------	------	------	------	------	------	------	------	------	------	------	------	-------	------	------	------	------	------	------	------	------	------	------	------	------	------	------	------	-------	-------	-------	--------	-------	-------	-------	--------	-------	--------

PITCHER	IP	WLS	BF	H	R	ER	SO	BB	IBB	HBP	BLK	WP	HR	S	P	ERA	WHIP
Mark Gubicza, R ERA: 5.33 (1, 1)	6.0	L	27	7	3	3	0	2	0	0	2	0	1	47	86	4.50	1.500
Rusty Meacham, R ERA: 7.71 (7, 1)	0.1		3	1	1	1	0	1	0	0	0	0	0	8	13	27.00	6.000
Billy Brewer, L ERA: 0.53 (7, 1)	1.2		7	0	0	0	2	0	1	0	0	0	0	12	21	0.00	0.000

Batter	1	2	3	4	5	6	7	8	9	AB R H RBI BB SO LOB	TOP											
Brian McRae, S (1, 8) OBP: 0.429, SLG: 0.463	2-3 K		1-1 G4-3		4-1 S HR BB	0-0 L8		3-3 K		4 1 0 0 1 2 1	Kansas City Royals @ Chicago White Sox Comiskey Park, Chicago, IL Sun May 08 1994, 4:33 AM EDT Att. 28,361 - Sunny - 65 F											
Dave Henderson, R (1, 7) OBP: 0.250, SLG: 0.393	1-2 F9		0-1 1B		2-3 K		0-0 SH E 2B	1-3 K		5 1 2 0 0 2 2												
Wally Joyner, L (1, 3) OBP: 0.365, SLG: 0.482	0-0 G4-3		1-1 G1-4-6-3		3-2 HR		0-1 SH E FC4-6		0-1 F8	4 2 1 3 0 0 1												
Mike Macfarlane, R (1, 2) OBP: 0.409, SLG: 0.467		2-1 F9		2-1 1B	1-2 S 1B		2-1 E5 FC4-6		2-3 K	5 0 2 1 0 1 1												
Bob Hamelin, L (1, 10) OBP: 0.381, SLG: 0.575		3-3 K		3-3 K	1-1 G3-1		2-2 FC4-6 2B		0-1 F7	5 1 0 1 0 2 3												
Gary Gaetti, R (1, 5) OBP: 0.352, SLG: 0.520		0-0 HR 1B		2-1 P3		3-1 G5-3		0-0 1-H 2B		4 1 2 1 0 0 1												
Felix Jose, S (1, 9) OBP: 0.290, SLG: 0.450		2-1 HR		2-2 G3-1		0-2 2B 1B		0-0 G6-3		4 2 2 2 0 0 2												
Greg Gagne, R (1, 6) OBP: 0.340, SLG: 0.427		1-1 1B		1-0 E6 S BB HR		0-0 F9		1-1 G5-3		4 1 1 0 0 0 2												
Jose Lind, R (1, 4) OBP: 0.265, SLG: 0.313		0-3 K		0-0 F8		2-1 1-H 2B		0-0 G4-3		4 0 1 1 0 1 2												
Inning Stats	R: 0 E: 0 K: 1 S: 7	H: 0 LOB: 0 BB: 0 P: 10	R: 2 E: 0 K: 2 S: 16	H: 3 LOB: 1 BB: 0 P: 24	R: 0 E: 0 K: 0 S: 6	H: 1 LOB: 0 BB: 0 P: 8	R: 0 E: 0 K: 1 S: 10	H: 1 LOB: 1 BB: 0 P: 19	R: 3 E: 1 K: 1 S: 15	H: 2 LOB: 1 BB: 1 P: 27		R: 1 E: 0 K: 0 S: 10	H: 2 LOB: 1 BB: 0 P: 14	R: 3 E: 2 K: 0 S: 13	H: 2 LOB: 1 BB: 0 P: 18	R: 0 E: 0 K: 2 S: 7	H: 0 LOB: 0 BB: 0 P: 11	R: 0 E: 0 K: 1 S: 8	H: 0 LOB: 0 BB: 0 P: 10	1B: 6 2B: 3 3B: 0 HR: 2	SF: 0 SAC: 1 DP: 1 HBP: 0	WP: 0 PB: 0 SB: 3 CS: 0
PITCHER	IP WLS BF H R ER SO BB IBB HBP BLK WP HR S P ERA WHIP												PITCHER	IP WLS BF H R ER SO BB IBB HBP BLK WP HR S P ERA WHIP								
Alex Fernandez, R (1, 1) ERA: 2.63	6.0 L 28 9 6 3 5 1 0 0 0 0 0 2 64 102 4.50 1.667																					
Dennis Cook, L (7, 1) ERA: 4.38	1.0 7 2 3 1 0 0 0 0 0 0 0 0 13 18 9.00 2.000																					
Jeff Schwarz, R (8, 1) ERA: 9.0	2.0 6 0 0 0 0 3 0 0 0 0 0 0 0 15 21 0.00 0.000																					

livebaseballscorecards.com

AB	39
R	9
H	11
RBI	9
BB	1
SO	8
LOB	15



Batter	1	2	3	4	5	6	7	8	9	AB	R	H	RBI	BB	SO	LOB
Tim Raines, S OBP: 0.388, SLG: 0.490 (1, 7)	4-2 2B BB	3-2 L5		0-1 G4-6-3 1-2f		3-2 F9		1-1 G1-3		4	1	0	0	1	0	6
Joey Cora, S OBP: 0.327, SLG: 0.319 (1, 4)	3-2 2B 1-H		0-2 G3-1		4-2 S BB		2-2 L4		2-2 2B 2B 1B	4	1	2	1	1	0	0
Frank Thomas, R OBP: 0.471, SLG: 0.698 (1, 10)	3-3 K		0-2 HR 2B		2-0 P3		0-3 K		3-2 2B 2B	5	2	2	0	0	2	2
Julio Franco, R OBP: 0.341, SLG: 0.504 (1, 3)	0-0 G5-3		1-1 G5-3		3-2 F8 1-2		1-2 G4-3		1-0 3B 2B 2-H 3-H	5	1	1	2	0	0	3
Robin Ventura, L OBP: 0.398, SLG: 0.544 (1, 5)	4-0 BB		0-1 HR 2-H		4-1 BB			1-2 1B 1B FC6-4	3	2	2	2	2	2	1	1
Darrin Jackson, R OBP: 0.368, SLG: 0.526 (1, 9)	2-3 K		3-3 K		1-0 P3			2-3 K	4	0	0	0	0	3	5	
Warren Newson, L OBP: 0.286, SLG: 0.368 (9, PH)									1	0	0	0	0	1	1	
Lance Johnson, L OBP: 0.304, SLG: 0.330 (1, 8)		0-0 G3		3-2 2B		0-0 G6-3 WP 1B		3-1 FC6-4 1B 1B	5	0	4	1	0	0	0	
Ron Karkovice, R OBP: 0.453, SLG: 0.542 (1, 2)		0-1 G5-3		4-2 G4-6-3 BB		1-0 G6-3		3-1 FC6-4 1B	4	0	1	0	1	0	2	
Ozzie Guillen, L OBP: 0.277, SLG: 0.303 (1, 6)		1-2 1B		2-1 P6		1-2 L4		0-0 FC6-4 1-2f 2-3 3-H	4	0	1	1	0	0	5	

Inning Stats	R: 1	H: 1	E: 0	K: 2	S: 15	LOB: 2	BB: 2	P: 31	R: 0	H: 1	E: 0	K: 0	S: 10	LOB: 1	BB: 0	P: 14	R: 2	H: 2	E: 0	K: 1	S: 13	LOB: 0	BB: 0	P: 17	R: 0	H: 1	E: 0	K: 0	S: 10	LOB: 1	BB: 1	P: 19	R: 0	H: 0	E: 0	K: 0	S: 10	LOB: 2	BB: 2	P: 24	R: 0	H: 1	E: 0	K: 0	S: 10	LOB: 1	BB: 0	P: 15	R: 0	H: 0	E: 0	K: 1	S: 11	LOB: 0	BB: 0	P: 14	R: 1	H: 3	E: 0	K: 1	S: 14	LOB: 2	BB: 0	P: 24	R: 3	H: 4	E: 0	K: 2	S: 23	LOB: 1	BB: 0	P: 39	1B: 6	SF: 0	2B: 5	SAC: 0	3B: 1	DP: 1	HR: 1	HBP: 0	WP: 1	PA: 44
--------------	------	------	------	------	-------	--------	-------	-------	------	------	------	------	-------	--------	-------	-------	------	------	------	------	-------	--------	-------	-------	------	------	------	------	-------	--------	-------	-------	------	------	------	------	-------	--------	-------	-------	------	------	------	------	-------	--------	-------	-------	------	------	------	------	-------	--------	-------	-------	------	------	------	------	-------	--------	-------	-------	------	------	------	------	-------	--------	-------	-------	-------	-------	-------	--------	-------	-------	-------	--------	-------	--------

PITCHER	IP	WLS	BF	H	R	ER	SO	BB	IBB	HBP	BLK	WP	HR	S	P	ERA	WHIP
Kevin Appier, R ERA: 6.02 (1, 1)	6.0	W	28	6	3	3	3	5	0	0	0	1	1	68	120	4.50	1.833
Hipolito Pichardo, R ERA: 5.85 (7, 1)	2.0		9	3	1	1	2	0	0	0	0	0	0	25	38	4.50	1.500
Stan Belinda, R ERA: 7.5 (9, 1)	0.0		3	3	3	3	0	0	0	0	0	0	0	12	18	∞	∞
Jeff Montgomery, R ERA: 5.23 (9, 1)	1.0	S	4	1	0	0	2	0	0	0	0	0	0	11	21	0.00	1.000


BOTTOM

Kansas City Royals @ Chicago White Sox
Comiskey Park, Chicago, IL

Sun May 08 1994, 4:33 AM EDT
Att. 28,361 - Sunny - 65 F

livebaseballscorecards.com

AB	39
R	7
H	13
RBI	7
BB	5
SO	7
LOB	25



Batter	1	2	3	4	5	6	7	8	9	AB R H RBI BB SO LOB	TOP																									
Rich Amaral, R (1, 4) OBP: 0.357, SLG: 0.423	0-3 K		1-0 1B		1-1 F8		2-1 L7			4 0 1 0 0 1 1																										
Edgar Martinez, R (1, 5) OBP: 0.292, SLG: 0.381	2-2 L9		3-1 1B		3-1 P3			4-0 G5-4-3 BB		3 0 1 0 1 0 0																										
Ken Griffey Jr., L (1, 8) OBP: 0.377, SLG: 0.689	2-0 F8		0-2 G4-3		1-2 G3		2-1 F8			4 0 0 0 0 0 3																										
Jay Buhner, R (1, 9) OBP: 0.377, SLG: 0.616		1-0 G5-3		4-2 G4-3 2B BB		0-2 P3		0-2 G5-4-3 1-2f		3 1 0 0 1 0 1																										
Mike Blowers, R (1, 10) OBP: 0.290, SLG: 0.258		0-3 K		1-3 K		1-1 1B		1-3 K		3 0 1 0 0 2 1																										
Eric Anthony, L (9, PH) OBP: 0.310, SLG: 0.478										1 0 0 0 0 1 0																										
Greg Pirkil, R (1, 3) OBP: 0.306, SLG: 0.739		0-0 HR		2-2 G4-3 1-2		0-3 K		0-0 G6-3		4 1 1 1 0 1 2																										
Felix Fermin, R (1, 6) OBP: 0.348, SLG: 0.409		1-2 L9		2-0 2B 2-H			0-0 SH1-4 1B			4 1 3 2 0 0 0																										
Dan Wilson, R (1, 2) OBP: 0.250, SLG: 0.261			2-0 F9		1-0 F9		2-0 SH1-4			3 0 0 0 0 1 1																										
Brian Turang, R (1, 7) OBP: 0.245, SLG: 0.306			1-0 F8		0-0 B3		1-2 G6-3			3 0 0 0 0 0 1																										
Inning Stats	R: 0 E: 0 K: 1 S: 9	H: 0 LOB: 0 BB: 0 P: 13	R: 1 E: 0 K: 1 S: 9	H: 1 LOB: 0 BB: 0 P: 11	R: 0 E: 0 K: 0 S: 9	H: 2 LOB: 2 BB: 0 P: 16	R: 1 E: 0 K: 1 S: 11	H: 1 LOB: 1 BB: 1 P: 21	R: 0 E: 0 K: 0 S: 5	H: 0 LOB: 0 BB: 0 P: 9	R: 0 E: 0 K: 1 S: 12	H: 1 LOB: 1 BB: 0 P: 14	R: 0 E: 0 K: 0 S: 9	H: 1 LOB: 1 BB: 0 P: 14	R: 0 E: 0 K: 0 S: 6	H: 0 LOB: 0 BB: 1 P: 12	R: 1 E: 0 K: 2 S: 8	H: 1 LOB: 0 BB: 0 P: 10	1B: 4 2B: 1 3B: 0 HR: 2	SF: 0 SAC: 1 DP: 1 HBP: 0	WP: 0 PB: 0 SB: 0 CS: 0	PA: 35														
PITCHER	IP WLS BF H R ER SO BB IBB HBP BLK WP HR S P ERA WHIP																																			
Wilson Alvarez, L (1, 1) ERA: 2.54	8.0	31	6	2	2	4	2	0	0	0	0	0	1	70	110	2.25	1.000																			
Jose DeLeon, R (9, 1) ERA: 4.15	1.0	L	4	1	1	1	2	0	0	0	0	0	1	8	10	9.00	1.000																			

Seattle Mariners @ Chicago White Sox
Comiskey Park, Chicago, IL
Mon May 09 1994, 8:05 PM EDT
Att. 25,979 - Unknown - 65 F

livebaseballscorecards.com

AB	32
R	3
H	7
RBI	3
BB	2
SO	6
LOB	10



Batter	1	2	3	4	5	6	7	8	9	AB	R	H	RBI	BB	SO	LOB
Lance Johnson, L OBP: 0.292, SLG: 0.317	1-0 G4-3		0-0 G4-3		0-0 F9	1-3 K			2-1 G4-3	5	0	0	0	0	1	2
Craig Grebeck, R OBP: 0.452, SLG: 0.400 Warren Newson, L OBP: 0.273, SLG: 0.350	0-0 1B		2-1 1B		0-0 BB 1B FC2 1B			1-0 G5-3	2-3 K	4	0	3	0	0	0	0
Frank Thomas, R OBP: 0.465, SLG: 0.682	2-0 F9		1-1 L9		1-0 BB 1B			3-1 F7		4	0	1	1	0	0	2
Julio Franco, R OBP: 0.353, SLG: 0.500	1-3 K			4-1 L6-4 1B BB	4-2 BB			4-0 BB		1	0	0	0	3	1	1
Robin Ventura, L OBP: 0.387, SLG: 0.525		3-1 G4-3		1-3 K	0-2 FC2			1-2 F9		4	0	0	0	0	1	5
Darrin Jackson, R OBP: 0.373, SLG: 0.525		0-3 K		0-0 1B		1-0 G4-3 1B G4-3 1B		1-3 K		4	1	2	0	0	2	0
Joe Hall, R OBP: 0.448, SLG: 0.615 Tim Raines, S OBP: 0.385, SLG: 0.485		4-1 BB		1-2 L6-4		2-2 G4-3		3-2 F9		2	0	0	0	1	0	3
Ron Karkovice, R OBP: 0.444, SLG: 0.520		2-0 L8			4-2 FC4-6 BB	3-2 G4-3		1-1 P4		3	0	0	0	1	0	2
Ozzie Guillen, L OBP: 0.276, SLG: 0.301			1-1 G3		0-0 FC4-6 1B	2-1 1B			1-1 G6-3	4	1	1	1	0	0	1

Inning Stats	R: 0	H: 1	E: 0	K: 1	S: 6	H: 0	LOB: 1	BB: 0	P: 10	R: 0	H: 0	E: 0	K: 1	S: 7	H: 1	LOB: 1	BB: 1	P: 16	R: 0	H: 1	E: 0	K: 0	S: 7	H: 1	LOB: 1	BB: 0	P: 11	R: 0	H: 1	E: 0	K: 1	S: 8	H: 1	LOB: 1	BB: 1	P: 14	R: 1	H: 2	E: 0	K: 0	S: 11	H: 2	LOB: 3	BB: 2	P: 20	R: 1	H: 2	E: 0	K: 1	S: 14	H: 2	LOB: 1	BB: 0	P: 23	R: 0	H: 0	E: 0	K: 0	S: 6	H: 0	LOB: 1	BB: 1	P: 15	R: 0	H: 0	E: 0	K: 1	S: 11	H: 0	LOB: 0	BB: 0	P: 16	R: 0	H: 0	E: 0	K: 1	S: 7	H: 0	LOB: 0	BB: 0	P: 12	1B: 7	SF: 0	2B: 1	SAC: 0	3B: 0	DP: 1	HR: 0	HBP: 0	WP: 0	PA: 38
--------------	------	------	------	------	------	------	--------	-------	-------	------	------	------	------	------	------	--------	-------	-------	------	------	------	------	------	------	--------	-------	-------	------	------	------	------	------	------	--------	-------	-------	------	------	------	------	-------	------	--------	-------	-------	------	------	------	------	-------	------	--------	-------	-------	------	------	------	------	------	------	--------	-------	-------	------	------	------	------	-------	------	--------	-------	-------	------	------	------	------	------	------	--------	-------	-------	-------	-------	-------	--------	-------	-------	-------	--------	-------	--------

PITCHER	IP	WLS	BF	H	R	ER	SO	BB	IBB	HBP	BLK	WP	HR	S	P	ERA	WHIP
Greg Hibbard, L ERA: 4.19	(1, 1)	7.0	32	7	2	2	4	5	0	0	0	0	0	59	109	2.57	1.714
Bill Risley, R ERA: 2.35	(8, 1)	1.0	3	0	0	0	1	0	0	0	0	0	0	11	16	0.00	0.000
Tim Davis, L ERA:	(9, 1)	0.2	2	0	0	0	0	0	0	0	0	0	0	4	7	0.00	0.000
Bobby Ayala, R ERA: 0.61	(9, 1)	0.1	1	0	0	0	1	0	0	0	0	0	0	3	5	0.00	0.000

BOTTOM

Seattle Mariners @ Chicago White Sox
Comiskey Park, Chicago, IL
Mon May 09 1994, 8:05 PM EDT
Att: 25,979 - Unknown - 65 F

livebaseballscores.com

AB	33
R	2
H	7
RBI	2
BB	5
SO	6
LOB	16



Batter	1	2	3	4	5	6	7	8	9	AB R H RBI BB SO LOB	TOP												
Rich Amaral, R (1, 4) OBP: 0.345, SLG: 0.407	2-2 G6-3		1-0 L6			3-2 F7		2-1 G6-3		4 0 0 0 0 0 0													
Edgar Martinez, R (1, 5) OBP: 0.357, SLG: 0.560	2-2 G6-3			0-0 1B 1B		2-0 HR		1-0 1B		4 1 3 1 0 0 0													
Ken Griffey Jr., L (1, 8) OBP: 0.373, SLG: 0.675	0-0 F7			3-1 1B		3-3 K		2-2 G4-3		4 0 1 0 0 1 1													
Brian Turang, R (8, 8) OBP: 0.245, SLG: 0.306				1-2 1B						0 0 0 0 0 0 0													
Jay Buhner, R (1, 9) OBP: 0.373, SLG: 0.631		3-2 L7		0-1 L7		0-0 HR			0-3 K	4 1 1 1 0 1 2													
Eric Anthony, L (1, 7) OBP: 0.317, SLG: 0.484		2-1 F8 2B		0-1 F8		2-3 K			4-2 1B BB	3 0 1 0 1 1 2													
Greg Pirkel, R (1, 10) OBP: 0.302, SLG: 0.700		0-0 F8		0-1 G1-3			1-1 P3		2-2 FC4-6 1B	4 0 1 0 0 0 3													
Tino Martinez, L (1, 3) OBP: 0.273, SLG: 0.299		1-1 F7			2-0 L1		0-2 G4-3		2-3 K	4 0 0 0 0 1 3													
Dan Wilson, R (1, 2) OBP: 0.253, SLG: 0.264			0-0 L6-3 1B		0-2 F8		1-2 G5-3		1-1 FC4-6	3 0 1 0 0 0 0													
Luis Sojo, R (7, 6) OBP: 0.125, SLG: 0.250									1-2 1-2f	1 0 0 0 0 0 2													
Felix Fermin, R (1, 6) OBP: 0.340, SLG: 0.400			0-0 L6-3		0-1 G5-3			3-2 F9		2 0 0 0 0 0 1													
Jerry Willard, L (7, 2)										1 0 0 0 0 0 0													
Inning Stats	R: 0 E: 0 K: 0 S: 9	H: 0 LOB: 0 BB: 0 P: 13	R: 0 E: 0 K: 0 S: 11	H: 1 LOB: 1 BB: 0 P: 17	R: 0 E: 0 K: 0 S: 3	H: 1 LOB: 0 BB: 0 P: 4	R: 0 E: 0 K: 0 S: 9	H: 2 LOB: 2 BB: 0 P: 12	R: 0 E: 0 K: 0 S: 6	H: 0 LOB: 0 BB: 0 P: 8	R: 2 E: 0 K: 2 S: 12	H: 2 LOB: 0 BB: 0 P: 22	R: 0 E: 0 K: 0 S: 9	H: 0 LOB: 0 BB: 0 P: 11	R: 0 E: 0 K: 0 S: 9	H: 1 LOB: 1 BB: 0 P: 17	R: 0 E: 0 K: 2 S: 14	H: 1 LOB: 2 BB: 1 P: 23	1B: 5 2B: 2 3B: 0 HR: 2	SF: 0 SAC: 0 DP: 1 HBP: 0	WP: 0 PB: 0 SB: 0 CS: 0	PA: 35	
SCOTT SANDERSON, R (1, 1) ERA: 3.28	IP: 7.0 WLS: W BF: 26 H: 6 R: 2 ER: 2 SO: 2 BB: 0 IBB: 0 HBP: 0 BLK: 0 WP: 0 HR: 2 S: 59 P: 87 ERA: 2.57 WHIP: 0.857											JEFF SCHWARZ, R (8, 1) ERA: 6.75	IP: 2.0 WLS: 9 BF: 2 H: 0 R: 0 ER: 0 SO: 2 BB: 1 IBB: 0 HBP: 0 BLK: 0 WP: 0 HR: 0 S: 23 P: 40 ERA: 0.00 WHIP: 1.500										

Seattle Mariners @ Chicago White Sox
Comiskey Park, Chicago, IL
Tue May 10 1994, 8:05 PM EDT
Att. 25,041 - Unknown - 60 F

livebaseballscorecards.com

AB	34
R	2
H	8
RBI	2
BB	1
SO	4
LOB	14



Batter	1	2	3	4	5	6	7	8	9
Tim Raines, S (1, 7) OBP: 0.394, SLG: 0.505 Warren Newton, L (8, PH) OBP: 0.304, SLG: 0.429 (9, 7)	4-2 1B BB		1-0 SF8 3B	3-1 F7	3-3 K		0-0 HR 1B	2-1 2B	
Joey Cora, S (1, 4) OBP: 0.345, SLG: 0.372 (1, 4)	1-2 P5		3-1 SF8	2-0 2B		4-1 1B BB	2-0 HR	4-1 G6-4-3 BB	
Frank Thomas, R (1, 3) OBP: 0.473, SLG: 0.704 (1, 3)	2-1 F9		3-2 HR 1B	4-2 2B BB		2-0 1B FC5-4 1B	2-2 HR	1-2 G6-4-3	
Julio Franco, R (1, 10) OBP: 0.371, SLG: 0.520 Joe Hall, R (7, PH) OBP: 0.433, SLG: 0.593 (7, 5)	2-2 1B		4-1 HR BB	0-0 2B		1-1 FC5-4 2B 1B	1-2 F8		
Robin Ventura, L (1, 5) OBP: 0.390, SLG: 0.549 Craig Grebeck, R (7, 5) OBP: 0.442, SLG: 0.389 (7, 5)	2-2 G4-3		1-2 HR	2-2 G3		0-1 FC5-4 1B	2-1 G5-3		
Dann Howitt, L (1, 9) Darrin Jackson, R (5, PH) OBP: 0.372, SLG: 0.515 (6, 9)		2-2 L7	1-3 K2-3		4-2 G1-3 1B BB	1-1 FC5-4 2B	1-0 G6-3		
Lance Johnson, L (1, 8) OBP: 0.296, SLG: 0.315 (1, 8)		4-0 FC6 BB	0-2 G4-3		0-0 L4	0-0 F7		1-2 G3 WP 1B 1B	
Michael LaValiere, L (1, 2) OBP: 0.500, SLG: 0.429 (1, 2)		0-2 F7		3-1 F8	2-0 G1-3 1B	2-0 2B		3-1 G3	
Ozzie Guillen, L (1, 6) OBP: 0.281, SLG: 0.305 (1, 6)		2-0 FC6		0-2 WP 2B 1B	0-0 G1-3	1-1 F8		0-0 2B 1B	

Inning Stats	R: 0	H: 1	E: 0	K: 0	S: 18	R: 0	H: 0	E: 0	K: 0	S: 8	R: 4	H: 3	E: 0	K: 1	S: 18	R: 3	H: 3	E: 0	K: 0	S: 16	R: 0	H: 1	E: 0	K: 1	S: 8	R: 4	H: 4	E: 0	K: 0	S: 12	R: 3	H: 3	E: 0	K: 0	S: 12	R: 2	H: 3	E: 0	K: 0	S: 13
	LOB: 2	BB: 1	LOB: 1	BB: 1	P: 27	LOB: 0	BB: 1	LOB: 1	BB: 1	P: 16	LOB: 0	BB: 1	LOB: 0	BB: 1	P: 31	LOB: 1	BB: 1	LOB: 2	BB: 1	P: 17	LOB: 1	BB: 1	LOB: 0	BB: 0	P: 20	LOB: 1	BB: 1	LOB: 0	BB: 0	P: 23	LOB: 0	BB: 0	P: 20	LOB: 1	BB: 1	LOB: 1	BB: 1	P: 24		

PITCHER	IP	WLS	BF	H	R	ER	SO	BB	IBB	HBP	BLK	WP	HR	S	P	ERA	WHIP
Roger Salkeld, R (1, 1) ERA: 5.51	3.2	L	22	7	7	7	1	4	0	0	0	1	1	57	98	17.18	3.000
John Cummings, L (4, 1) ERA: 5.11	2.1		15	6	5	5	1	2	0	0	0	0	0	24	46	19.29	3.429
Rich Gossage, R (7, 1) ERA: 5.25	2.0		11	5	4	4	0	1	0	0	0	1	2	24	43	18.00	3.000

BOTTOM

AB	R	H	RBI	BB	SO	LOB
4	2	2	0	1	1	3
1	0	1	1	0	0	0
3	3	2	4	2	0	1
5	4	3	1	1	0	3
3	2	3	3	1	0	0
1	0	0	0	0	0	0
4	1	2	3	0	0	3
1	0	0	0	0	0	0
2	0	0	0	0	1	0
2	1	0	1	1	0	2
4	1	1	0	1	0	3
5	0	2	2	0	0	2
5	2	2	1	0	0	4

AB 40
R 16
H 18
RBI 16
BB 7
SO 2
LOB 21



Seattle Mariners @ Chicago White Sox
 Comiskey Park, Chicago, IL
 Tue May 10 1994, 8:05 PM EDT
 Att: 25,041 - Unknown - 60 F

livebaseballscorecards.com

Batter	1	2	3	4	5	6	7	8	9	AB R H RBI BB SO LOB	TOP											
Brian Turang, R (1, 8) OBP: 0.241, SLG: 0.296	2-2 F8	0-0 P4			1-1 G6-3		0-3 K		2-2 1B	5 0 1 0 0 1 2												
Rich Amaral, R (1, 4) OBP: 0.347, SLG: 0.402	1-0 1B		2-1 F9		4-1 HR BB		0-2 L7		0-0 P6	4 1 1 0 1 0 2												
Ken Griffey Jr., L (1, 10) OBP: 0.367, SLG: 0.680	3-1 F7		1-2 P5		0-0 HR			0-2 F9	3-0 P5	5 1 1 3 0 0 3												
Jay Buhner, R (1, 9) OBP: 0.377, SLG: 0.645	1-3 K		3-2 FC6-4 1B		1-2 P4			0-1 1B 3B		4 1 2 0 0 1 1												
Edgar Martinez, R (1, 5) OBP: 0.344, SLG: 0.552		0-0 1B 2B	3-0 FC6-4		1-1 G1-3			1-2 G5-3		4 1 1 0 0 0 2												
Reggie Jefferson, S (1, 3) OBP: 0.537, SLG: 0.745		3-2 PB SF9 1B		0-0 G3		1-3 K		0-1 1B		4 1 2 2 0 1 0												
Eric Anthony, L (1, 7) OBP: 0.306, SLG: 0.465		2-0 F7		3-1 P5		0-0 P5		2-1 F7		4 0 0 0 0 0 2												
Felix Fermin, R (1, 6) OBP: 0.337, SLG: 0.394		2-2 SF9 PB 1B		1-3 K		1-0 G6-3			1-1 G4-3	4 0 1 0 0 1 0												
Dan Wilson, R (1, 2) OBP: 0.265, SLG: 0.293		3-2 SF9		0-0 G6-3 HR 2B			2-2 G5-3		2-1 1B 1B	3 1 2 1 0 0 0												
Inning Stats	R: 0 E: 0 K: 1 S: 11	H: 1 LOB: 1 BB: 0 P: 18	R: 2 E: 0 K: 0 S: 12	H: 3 LOB: 1 BB: 0 P: 22	R: 0 E: 0 K: 0 S: 9	H: 1 LOB: 1 BB: 0 P: 18	R: 0 E: 0 K: 1 S: 6	H: 0 LOB: 0 BB: 0 P: 10	R: 3 E: 0 K: 0 S: 11	H: 2 LOB: 0 BB: 1 P: 18	R: 0 E: 0 K: 1 S: 5	H: 0 LOB: 0 BB: 0 P: 7	R: 0 E: 0 K: 1 S: 10	H: 0 LOB: 0 BB: 0 P: 12	R: 1 E: 0 K: 0 S: 15	H: 2 LOB: 1 BB: 0 P: 18	R: 0 E: 0 K: 0 S: 13	H: 2 LOB: 2 BB: 0 P: 21	1B: 7 2B: 2 3B: 1 HR: 1	SF: 1 SAC: 0 DP: 0 HBP: 0	WP: 0 PB: 1 SB: 0 CS: 0	PA: 39
PITCHER	IP WLS BF H R ER SO BB IBB HBP BLK WP HR S P ERA WHIP																					
Jason Bere, R (1, 1) ERA: 4.04	5.0 W 23 7 5 4 2 1 0 0 0 0 1 49 86 7.20 1.600																					
Jose DeLeon, R (6, 1) ERA: 3.6	2.0 6 0 0 0 2 0 0 0 0 0 0 15 19 0.00 0.000																					
Roberto Hernandez, R (8, 1) ERA: 2.77	1.0 5 2 1 1 0 0 0 0 0 0 0 15 18 9.00 2.000																					
Kirk McCaskill, R (9, 1) ERA: 2.21	1.0 5 2 0 0 0 0 0 0 0 0 0 13 21 0.00 2.000																					

Seattle Mariners @ Chicago White Sox
 Comiskey Park, Chicago, IL
 Wed May 11 1994, 8:05 PM EDT
 Att. 24,076 - Unknown - 75 F

AB	37
R	6
H	11
RBI	6
BB	1
SO	4
LOB	12



Batter	1	2	3	4	5	6	7	8	9
Tim Raines, S (1, 7) <small>OBP: 0.398, SLG: 0.495</small>	1-0 E3 SF8 1B		2-2 G3-1	3-1 G3-1	1-2 CS	1-2 G1-3 BB		4-2 BB	
Joey Cora, S (1, 4) <small>OBP: 0.345, SLG: 0.367</small>	0-1 SF8 3-H		2-2 1B HR 1B	0-0 L8		1-2 FC4-6 BB		2-1 F7	
Frank Thomas, R (1, 3) <small>OBP: 0.477, SLG: 0.695</small> Dann Howitt, L (8, 3)	3-3 K		2-0 HR 1B	4-0 2B BB		4-2 BB 2B BB	2-0 G6-3	1-3 K	
Julio Franco, R (1, 10) <small>OBP: 0.382, SLG: 0.556</small> Joe Hall, R (7, PH) <small>OBP: 0.452, SLG: 0.607</small>	1-2 G4-3		2-2 HR 1-H 2-H	2-2 2B 1-3		4-2 2B BB	2-2 BB HBP 1B		
Robin Ventura, L (1, 5) <small>OBP: 0.400, SLG: 0.560</small> Craig Grebeck, R (7, PH) <small>OBP: 0.455, SLG: 0.389</small> (8, 5)		1-1 G5-3	0-0 BB HR 1B	4-0 IBB		2-0 1B 2B 1-H 2-H 3-H	1-2 BB HBP		
Warren Newson, L (1, 9) <small>OBP: 0.346, SLG: 0.435</small> Darrin Jackson, R (6, PH) <small>OBP: 0.374, SLG: 0.515</small> (7, 9)	0-0 1B	0-0 1B	4-2 HR BB	3-2 G5-3		1-2 E FC4-6 1B	1-2 L5		
Lance Johnson, L (1, 8) <small>OBP: 0.307, SLG: 0.315</small>	0-0 F8	0-0 F8	4-1 HR BB		0-0 G4-3	0-0 FC4-6 E WP 1B	4-1 BB		
Ron Karkovice, R (1, 2) <small>OBP: 0.442, SLG: 0.550</small>	3-2 G5-3	3-2 G5-3	1-0 HR 1-H 2-H 3-H		0-1 CS 1B	2-0 E6 FC4-6	2-3 K		
Ozzie Guillen, L (1, 6) <small>OBP: 0.270, SLG: 0.293</small>			0-1 P6		0-0 P6	1-2 FC4-6 WP		1-2 P3	

Inning Stats	R: 1	H: 1	E: 1	K: 1	S: 9	LOB: 0	BB: 0	P: 14	R: 0	H: 1	E: 0	K: 0	S: 7	LOB: 1	BB: 0	P: 11	R: 7	H: 5	E: 0	K: 0	S: 20	LOB: 0	BB: 2	P: 37	R: 0	H: 1	E: 0	K: 0	S: 10	LOB: 3	BB: 2	P: 26	R: 0	H: 1	E: 0	K: 0	S: 6	LOB: 0	BB: 0	P: 7	R: 6	H: 3	E: 1	K: 0	S: 24	LOB: 2	BB: 4	P: 48	R: 0	H: 1	E: 0	K: 1	S: 14	LOB: 3	BB: 1	P: 26	R: 0	H: 0	E: 0	K: 1	S: 10	LOB: 1	BB: 1	P: 18
--------------	------	------	------	------	------	--------	-------	-------	------	------	------	------	------	--------	-------	-------	------	------	------	------	-------	--------	-------	-------	------	------	------	------	-------	--------	-------	-------	------	------	------	------	------	--------	-------	------	------	------	------	------	-------	--------	-------	-------	------	------	------	------	-------	--------	-------	-------	------	------	------	------	-------	--------	-------	-------

PITCHER	IP	WLS	BF	H	R	ER	SO	BB	IBB	HBP	BLK	WP	HR	S	P	ERA	WHIP
Chris Bosio, R (1, 1) <small>ERA: 4.73</small>	3.2	L	22	8	8	7	1	3	0	0	0	0	2	42	77	17.18	3.000
Jim Converse, R (4, 1) <small>ERA: 7.27</small>	1.2		9	1	3	3	0	3	1	0	0	0	0	18	40	16.20	2.400
Tim Davis, L (6, 1) <small>ERA: 0.73</small>	1.1		12	4	3	1	0	2	0	1	0	1	0	27	47	6.75	4.500
Bill Risley, R (7, 1) <small>ERA: 2.0</small>	1.1		5	0	0	0	2	1	0	0	0	0	0	13	23	0.00	0.750

BOTTOM

Seattle Mariners @ Chicago White Sox
 Comiskey Park, Chicago, IL
 Wed May 11 1994, 8:05 PM EDT
 Att: 24,076 - Unknown - 75 F

AB	R	H	RBI	BB	SO	LOB
4	1	1	0	2	0	0
4	2	1	1	1	0	3
3	2	1	0	2	1	0
1	0	0	0	0	1	1
3	2	2	3	1	0	0
1	0	0	0	0	0	0
3	2	2	3	1	0	0
0	0	0	0	0	0	0
2	1	1	0	1	0	3
2	1	1	0	0	0	2
3	2	1	1	2	0	1
5	1	2	4	0	1	6
5	0	0	1	0	0	3

AB	36
R	14
H	13
RBI	13
BB	10
SO	3
LOB	19

WP: 1 PA: 49
 PB: 0
 SB: 1
 CS: 1



PITCHER	IP	WLS	BF	H	R	ER	SO	BB	IBB	HBP	BLK	WP	HR	S	P	ERA	WHIP
---------	----	-----	----	---	---	----	----	----	-----	-----	-----	----	----	---	---	-----	------

Batter	1	2	3	4	5	6	7	8	9	AB	R	H	RBI	BB	SO	LOB	TOP								
Joey Cora, S OBP: 0.339, SLG: 0.369 (1, 4)	0-0 G4-3	0-0 G1-3			0-0 SF8 2B	0-0 FC6-4		0-0 F7		5	1	1	0	0	0	2									
Craig Grebeck, R OBP: 0.438, SLG: 0.359 Ozzie Guillen, L OBP: 0.268, SLG: 0.290 (8, PH) (8, 6)	0-0 G4-3		0-0 P3		0-0 FC5 F9		4-0 2B BB	0-0 F7		3	1	0	0	1	0	1									
Frank Thomas, R OBP: 0.475, SLG: 0.721 (1, 3)	0-0 HR		0-0 F7		0-0 SF8		0-0 F9 2B			4	2	2	3	0	1	0									
Julio Franco, R OBP: 0.383, SLG: 0.557 (1, 10)	0-0 2B		0-0 1B		0-0 F9		0-0 F9			5	0	2	0	0	1	2									
Robin Ventura, L OBP: 0.393, SLG: 0.543 (1, 5)	4-0 FC6-4 BB		0-0 F8		0-0 G3-1		0-0 L6			4	0	0	0	1	1	3									
Darrin Jackson, R OBP: 0.370, SLG: 0.514 (1, 9)	0-0 FC6-4				0-3 K		0-0 L6			4	0	1	1	0	1	2									
Lance Johnson, L OBP: 0.313, SLG: 0.336 (1, 8)		0-0 F8 PB SF8 1B		0-0 G1-3		0-0 1B 3B		0-0 G3-1		4	2	2	0	0	0	1									
Joe Hall, R OBP: 0.452, SLG: 0.607 Tim Raines, S OBP: 0.394, SLG: 0.482 (2, PH) (2, 7)		0-0 F8		0-0 G1-3		0-0 P3		4-0 BB		0	0	0	0	0	0	0									
Michael LaValliere, L OBP: 0.517, SLG: 0.478 Ron Karkovice, R OBP: 0.438, SLG: 0.543 (8, PH) (8, 2)		0-0 SF8			0-0 2B E 1B	0-0 FC6-4 1B		0-3 K		3	0	0	0	1	0	2									
										2	1	2	2	0	0	0									
										1	0	0	0	0	1	1									
Inning Stats	R: 1 E: 0 K: 0 S: 5	H: 2 LOB: 2 BB: 1 P: 9	R: 1 E: 0 K: 0 S: 4	H: 1 LOB: 0 BB: 0 P: 4	R: 0 E: 0 K: 1 S: 4	H: 1 LOB: 1 BB: 0 P: 4	R: 0 E: 0 K: 1 S: 5	H: 0 LOB: 0 BB: 0 P: 5	R: 2 E: 2 K: 0 S: 6	H: 2 LOB: 1 BB: 0 P: 6	R: 1 E: 0 K: 0 S: 5	H: 2 LOB: 1 BB: 0 P: 5	R: 2 E: 0 K: 0 S: 5	H: 2 LOB: 1 BB: 1 P: 9	R: 0 E: 0 K: 1 S: 5	H: 0 LOB: 1 BB: 1 P: 9	R: 0 E: 0 K: 3 S: 9	H: 0 LOB: 0 BB: 0 P: 9	1B: 4 2B: 4 3B: 1 HR: 1	SF: 2 SAC: 0 DP: 0 HBP: 0	WP: 0 PB: 1 SB: 0 CS: 0	PA: 41			
PITCHER	IP	WLS	BF	H	R	ER	SO	BB	IBB	HBP	BLK	WP	HR	S	P	ERA	WHIP								
Kenny Rogers, L ERA: 5.4 (1, 1)	6.0	W	28	8	5	3	1	1	0	0	0	0	1	29	33	4.50	1.500								
Matt Whiteside, R ERA: 5.17 (7, 1)	0.1		3	1	2	2	0	1	0	0	0	0	0	2	6	54.00	6.000								
Darren Oliver, L ERA: 3.48 (7, 1)	0.2		4	1	0	0	0	1	0	0	0	0	0	3	7	0.00	3.000								
Cris Carpenter, R ERA: 2.55 (8, 1)	2.0	S	6	0	0	0	4	0	0	0	0	0	0	14	14	0.00	0.000								

Chicago White Sox @ Texas Rangers
The Ballpark at Arlington, Arlington, TX

Fri May 13 1994, 8:05 PM EDT
Att. 39,420 - Unknown - 67 F

livebaseballscorecards.com

AB	36
R	7
H	10
RBI	6
BB	3
SO	5
LOB	15



BOTTOM

Chicago White Sox @ Texas Rangers
The Ballpark at Arlington, Arlington, TX

Fri May 13 1994, 8:05 PM EDT
Att: 39,420 - Unknown - 67 F

livebaseballscorecards.com

AB	33
R	11
H	14
RBI	10
BB	6
SO	7
LOB	18



WP:	1	PA:	42
PB:	1		
SB:	3		
CS:	0		

AB	4	R	1	H	2	RBI	0	BB	0	SO	0	LOB	1
	0	1	0	0	1	0	0	0	0				

4	2	3	0	1	1	1	1						
---	---	---	---	---	---	---	---	--	--	--	--	--	--

3	1	0	1	1	1	1	4						
---	---	---	---	---	---	---	---	--	--	--	--	--	--

4	1	2	2	1	1	1	2						
---	---	---	---	---	---	---	---	--	--	--	--	--	--

5	0	4	4	0	0	0	2						
---	---	---	---	---	---	---	---	--	--	--	--	--	--

4	1	0	0	0	1	4							
---	---	---	---	---	---	---	--	--	--	--	--	--	--

3	2	1	2	1	1	1	3						
---	---	---	---	---	---	---	---	--	--	--	--	--	--

3	1	1	1	1	1	0							
---	---	---	---	---	---	---	--	--	--	--	--	--	--

3	1	1	0	0	1	1							
---	---	---	---	---	---	---	--	--	--	--	--	--	--

1B:	10	SF:	1	WP:	1	PA:	42
2B:	3	SAC:	1	PB:	1		
3B:	1	DP:	2	SB:	3		
HR:	1	HBP:	1	CS:	0		

Batter	1	2	3	4	5	6	7	8	9
David Hulse, L (1, 8) OBP: 0.345, SLG: 0.352 Gary Redus, R (8, PH) OBP: 0.261, SLG: 0.273 (9, 9)	0-0 L7 1B		0-0 WP S 1B		0-0 G6-4-3 1B	0-0 B2-3 3-Hf		4-0 SF9 BB 1B IBB	
Oddibe McDowell, L (1, 9) OBP: 0.490, SLG: 0.415 (9, 8)	0-0 S 3B 1B		0-3 K 1B		0-0 G6-4-3 1B		0-0 HBP S 1B	4-0 1B 1B BB	
Jose Canseco, R (1, 10) OBP: 0.434, SLG: 0.534	4-0 1-2 3B BB		0-0 G4-3 1-3		0-0 G6-4-3 1-2f 2-3 3-H		0-3 K 1-2	0-0 SF9 2-3 3-H	
Will Clark, L (1, 3) OBP: 0.468, SLG: 0.593	0-3 K 1B			0-0 G6-3 1B	0-0 1B 2B		4-0 HBP 1B IBB	0-0 1B 1B	
Juan Gonzalez, R (1, 7) OBP: 0.333, SLG: 0.526	0-0 1-H 2-H 3B			0-0 FC4-6 1B	0-0 2-H 1B		0-0 F9 1-2	0-0 1B 1B	
Doug Strange, S (1, 4) OBP: 0.287, SLG: 0.375		0-0 P4 1B		0-0 FC4-6 1-2f HR	0-3 K 1B		1-0 HBP 1B	0-0 G4-3 1B	
Dean Palmer, R (1, 5) OBP: 0.275, SLG: 0.395		0-0 F9 1B		0-0 1-H HR		4-0 2B BB	0-3 K 1B		
Ivan Rodriguez, R (1, 2) OBP: 0.356, SLG: 0.422		0-3 K 1B		0-0 L3 1B		0-0 PB 1-H B2-3 2B		4-0 BB SH2-3 SF9 BB	
Manuel Lee, S (1, 6) OBP: 0.342, SLG: 0.336			0-0 F7 1B		0-0 1B 1B G6-4-3 1B	0-3 K 2-3		0-0 SH2-3 1-2	

Inning Stats	R: 2	H: 2	E: 0	LOB: 1	K: 1	S: 6	P: 10	R: 0	H: 0	E: 0	LOB: 0	K: 1	S: 5	P: 5	R: 0	H: 1	E: 0	LOB: 1	K: 1	S: 6	P: 6	R: 2	H: 2	E: 0	LOB: 0	K: 0	S: 5	P: 5	R: 3	H: 5	E: 0	LOB: 1	K: 1	S: 9	P: 9	R: 1	H: 1	E: 0	LOB: 0	K: 1	S: 5	P: 9	R: 0	H: 1	E: 0	LOB: 3	K: 2	S: 8	P: 13	R: 3	H: 2	E: 0	LOB: 2	K: 0	S: 5	P: 17	1B: 10	SF: 1	2B: 3	SAC: 1	3B: 1	DP: 2	HR: 1	HBP: 1	WP: 1	PA: 42
--------------	------	------	------	--------	------	------	-------	------	------	------	--------	------	------	------	------	------	------	--------	------	------	------	------	------	------	--------	------	------	------	------	------	------	--------	------	------	------	------	------	------	--------	------	------	------	------	------	------	--------	------	------	-------	------	------	------	--------	------	------	-------	--------	-------	-------	--------	-------	-------	-------	--------	-------	--------

PITCHER	IP	WLS	BF	H	R	ER	SO	BB	IBB	HBP	BLK	WP	HR	S	P	ERA	WHIP
Jack McDowell, R (1, 1) ERA: 7.54	4.2	L	23	10	7	7	3	1	0	0	0	1	1	28	32	13.50	2.357
Jeff Schwarz, R (5, 1) ERA: 7.27	0.2		4	1	1	1	2	1	0	0	0	0	0	7	11	13.50	3.000
Dennis Cook, L (6, 1) ERA: 4.15	0.2		2	1	0	0	0	0	0	0	0	0	0	2	2	0.00	1.500
Jose DeLeon, R (7, 1) ERA: 3.86	1.1		7	0	1	1	2	1	1	1	0	0	0	8	17	6.75	0.750
Paul Assenmacher, L (8, 1) ERA: 6.3	0.0		2	0	0	0	0	1	1	0	0	0	0	0	8	∞	∞

PITCHER	IP	WLS	BF	H	R	ER	SO	BB	IBB	HBP	BLK	WP	HR	S	P	ERA	WHIP
Kirk McCaskill, R (8, 1) ERA: 2.14	0.2		4	2	2	2	0	0	0	0	0	0	0	4	4	27.00	3.000

Batter	1	2	3	4	5	6	7	8	9	AB R H RBI BB SO LOB	TOP
Tim Raines, S (1, 7) <small>OBP: 0.387, SLG: 0.466</small>	1-0 		2-1 		3-2 		4-0 		2-2 	4 0 0 0 1 0 3	
Joey Cora, S (1, 4) <small>OBP: 0.328, SLG: 0.355</small> Bob Zupcic, R (9, PH) <small>OBP: 0.200, SLG: 0.200</small>	0-2 		2-2 		0-3 		2-1 	0-0 	2-3 	4 0 0 0 0 1 3 1 0 1 1 0 0 0	
Frank Thomas, R (1, 3) <small>OBP: 0.472, SLG: 0.709</small>	3-3 			2-1 		1-1 	3-2 		0-0 	5 1 2 0 0 1 2	
Julio Franco, R (1, 10) <small>OBP: 0.386, SLG: 0.552</small>		1-3 		2-3 		1-0 		0-0 		3 0 1 0 0 2 1	
Robin Ventura, L (1, 5) <small>OBP: 0.390, SLG: 0.534</small>		2-2 		2-1 		1-0 		3-2 		4 0 1 0 0 0 3	
Darin Jackson, R (1, 9) <small>OBP: 0.374, SLG: 0.514</small>		1-1 		2-2 		1-0 		3-1 		4 0 2 0 0 0 3	
Lance Johnson, L (1, 8) <small>OBP: 0.318, SLG: 0.336</small>		4-1 		2-2 		0-0 		3-3 		3 0 1 1 1 1 3	
Ron Karkovice, R (1, 2) <small>OBP: 0.422, SLG: 0.518</small>	0-1 				2-2 		2-3 		0-1 	4 0 0 0 0 1 4	
Ozzie Guillen, L (1, 6) <small>OBP: 0.290, SLG: 0.320</small>			2-1 		2-2 		2-1 		2-1 	4 1 4 0 0 0 0	
Inning Stats	R: 0 H: 0 E: 0 LOB: 0 K: 1 BB: 0 S: 9 P: 13	R: 0 H: 1 E: 0 LOB: 2 K: 1 BB: 1 S: 11 P: 19	R: 0 H: 1 E: 0 LOB: 0 K: 0 BB: 0 S: 7 P: 13	R: 0 H: 3 E: 0 LOB: 2 K: 1 BB: 0 S: 13 P: 23	R: 0 H: 1 E: 0 LOB: 1 K: 1 BB: 0 S: 12 P: 19	R: 1 H: 2 E: 1 LOB: 2 K: 1 BB: 0 S: 8 P: 14	R: 0 H: 1 E: 0 LOB: 1 K: 0 BB: 1 S: 7 P: 18	R: 0 H: 1 E: 0 LOB: 1 K: 1 BB: 0 S: 9 P: 18	R: 1 H: 2 E: 0 LOB: 1 K: 0 BB: 0 S: 9 P: 13	1B: 11 SF: 0 2B: 1 SAC: 0 3B: 0 DP: 2 HR: 0 HBP: 1	WP: 0 PA: 39 PB: 0 SB: 0 CS: 0
PITCHER Kevin Brown, R (1, 1) <small>ERA: 6.43</small> Rick Honeycutt, L (8, 1) <small>ERA: 6.75</small> Cris Carpenter, R (9, 1) <small>ERA: 2.5</small>	IP WLS BF H R ER SO BB IBB HBP BLK WP HR S P ERA WHIP 7.0 W 30 9 1 1 5 2 0 1 0 0 0 67 119 1.29 1.571 1.2 8 3 1 1 1 0 0 0 0 0 0 17 30 5.40 1.800 0.1 S 1 0 0 0 0 0 0 0 0 0 0 0 1 1 0.00 0.000	PITCHER IP WLS BF H R ER SO BB IBB HBP BLK WP HR S P ERA WHIP									

Chicago White Sox @ Texas Rangers
 The Ballpark at Arlington, Arlington, TX
 Sat May 14 1994, 8:05 PM EDT
 Att: 46,490 - Unknown

AB	36
R	2
H	12
RBI	2
BB	2
SO	6
LOB	22



Batter	1	2	3	4	5	6	7	8	9	AB	R	H	RBI	BB	SO	LOB				
David Hulse, L (1, 8) OBP: 0.355, SLG: 0.377	0-2 1B 3B		1-1 SH5-3 1-2	3-2 1B 1-3 2-H		0-0 SH5-3 2-3				2	1	2	1	0	0	0				
Chris James, R (1, 9) OBP: 0.338, SLG: 0.386	1-1 G5-3		1-1 F9 2-3	0-0 G3		1-1 G5-3				4	0	0	0	0	0	5				
Jose Canseco, R (1, 10) OBP: 0.436, SLG: 0.542	1-0 1B 3-H		2-2 2B 3-H		1-2 F9	0-0 F8				4	0	2	2	0	0	1				
Will Clark, L (1, 3) OBP: 0.462, SLG: 0.579	2-3 K 1-2		4-1 BB		1-0 E3		3-3 K			3	1	0	0	1	2	1				
Juan Gonzalez, R (1, 7) OBP: 0.324, SLG: 0.511	2-3 K		3-3 K		1-3 K		3-3 K			4	0	0	0	0	4	4				
Dean Palmer, R (1, 5) OBP: 0.286, SLG: 0.413		2-0 1B G6-4-3		3-2 F9	2-2 E4 1-H		0-3 K			4	0	2	1	0	1	0				
Doug Strange, S (1, 4) OBP: 0.278, SLG: 0.362		2-2 P6		0-2 G4-3	0-0 G5-3			0-1 F7		4	0	0	0	0	0	2				
Ivan Rodriguez, R (1, 2) OBP: 0.361, SLG: 0.452		0-0 G6-4-3 1-2f		4-0 1B BB		2-0 HR		0-3 K		3	2	1	1	1	1	1				
Manuel Lee, S (1, 6) OBP: 0.355, SLG: 0.354			4-1 F9 SH5-3 BB 2B	0-1 1B 1-2 1B		1-0 SH5-3 2B		2-2 G4-3		3	1	2	0	1	0	0				
Inning Stats	R: 1 E: 0 K: 2 S: 12	H: 2 LOB: 1 BB: 0 P: 18	R: 0 E: 0 K: 0 S: 5	H: 1 LOB: 0 BB: 0 P: 9	R: 1 E: 0 K: 1 S: 13	H: 1 LOB: 2 BB: 2 P: 28	R: 1 E: 0 K: 0 S: 16	H: 2 LOB: 2 BB: 1 P: 26	R: 1 E: 2 K: 1 S: 13	H: 1 LOB: 1 BB: 0 P: 18	R: 1 E: 0 K: 0 S: 6	H: 2 LOB: 1 BB: 0 P: 10	R: 0 E: 0 K: 3 S: 12	H: 0 LOB: 0 BB: 0 P: 18	R: 0 E: 0 K: 1 S: 8	H: 0 LOB: 0 BB: 0 P: 10	1B: 4 2B: 3 3B: 1 HR: 1	SF: 0 SAC: 2 DP: 1 HBP: 0	WP: 0 PB: 0 SB: 1 CS: 0	PA: 36

BOTTOM

Chicago White Sox @ Texas Rangers
The Ballpark at Arlington, Arlington, TX
Sat May 14 1994, 8:05 PM EDT
Att. 46,490 - Unknown

livebaseballscorecards.com

AB	31
R	5
H	9
RBI	5
BB	3
SO	8
LOB	14



PITCHER	IP	WLS	BF	H	R	ER	SO	BB	IBB	HBP	BLK	WP	HR	S	P	ERA	WHIP
Alex Fernandez, R (1, 1) ERA: 2.98	6.0	L	30	9	5	4	4	3	0	0	0	0	1	65	109	6.00	2.000
Jose DeLeon, R (7, 1) ERA: 3.44	2.0		6	0	0	0	4	0	0	0	0	0	0	20	28	0.00	0.000

Batter	1	2	3	4	5	6	7	8	9	AB R H RBI BB SO LOB	TOP
Tim Raines, S (1, 7) OBP: 0.388, SLG: 0.480 C M X 	0-2 ① B X 	1-0 ② 		2-1 ③ 1-H 3-H 3B 			2-1 ① B C X 	1-1 ③ 		5 1 2 2 0 0 0	
Joey Cora, S (1, 4) OBP: 0.333, SLG: 0.369 B B C F B X 	3-2 B C X 	1-3 ③ S F X 		1-2 ③ 			0-0 ① X 	0-0 X 		4 1 2 0 0 1 1	
Frank Thomas, R (1, 3) OBP: 0.482, SLG: 0.715 C X 	0-1 ② 2-H 		1-2 ① 		4-0 B B B B 		1-0 ② 2-H 	4-1 ① B B B B 		3 3 2 2 2 0 0	
Julio Franco, R (1, 10) OBP: 0.386, SLG: 0.543 F C B B X 	1-3 ② 		2-2 ② B F C C X 		1-2 ① 1-2f 		1-0 ② 	4-2 ① B B B C X 		4 0 1 0 1 1 2	
Robin Ventura, L (1, 5) OBP: 0.396, SLG: 0.533 B B S B B 	4-1 B B 		1-2 ③ C B S X 		3-1 ② B B B F X 		3-2 ② C C B B B X 	1-1 B C X 		4 1 2 2 1 0 1	
Darrin Jackson, R (1, 9) OBP: 0.367, SLG: 0.526 B X 	1-0 ② 1-H 2-H 		2-2 ① F B B X 		0-0 ③ 		1-3 ② S B X 	0-0 ② X 		5 1 1 3 0 1 5	
Lance Johnson, L (1, 8) OBP: 0.314, SLG: 0.331 B B X 	2-0 B B 		0-0 ② X 		2-1 ① B B X 		2-0 ③ 	0-0 ③ X 		5 0 1 0 0 0 4	
Ron Karkovics, R (1, 2) OBP: 0.425, SLG: 0.517 1 SAFE C 1 SAFE B 	1-3 ③ 		2-2 ② B B B B X 		1-3 ② C C B B X 		1-2 ② B C X 			4 1 2 0 0 2 1	
Ozzie Guillen, L (1, 6) OBP: 0.289, SLG: 0.318 X 	0-0 ① 		1-2 ③ F B B X 		0-1 ③ F X 		2-2 ① ② B 1 SAFE B S F X 			4 1 1 0 0 0 1	
Inning Stats	R: 4 E: 0 K: 2 S: 18 H: 4 LOB: 1 BB: 1 P: 30	R: 0 E: 0 K: 1 S: 5 H: 0 LOB: 0 BB: 0 P: 7	R: 0 E: 0 K: 0 S: 9 H: 0 LOB: 0 BB: 0 P: 13	R: 2 E: 0 K: 0 S: 16 H: 3 LOB: 1 BB: 0 P: 24	R: 0 E: 0 K: 0 S: 6 H: 0 LOB: 1 BB: 1 P: 14	R: 0 E: 0 K: 1 S: 7 H: 0 LOB: 0 BB: 0 P: 10	R: 2 E: 0 K: 1 S: 13 H: 4 LOB: 2 BB: 0 P: 23	R: 0 E: 0 K: 0 S: 9 H: 1 LOB: 0 BB: 0 P: 13	R: 1 E: 0 K: 0 S: 8 H: 2 LOB: 2 BB: 2 P: 17	1B: 10 2B: 2 3B: 1 HR: 1 SF: 0 SAC: 1 DP: 0 HBP: 0	WP: 0 PB: 0 SB: 0 CS: 2 PA: 43
PITCHER Roger Pavlik, R (1, 1) ERA: 10.8 Matt Whiteside, R (6, 1) ERA: 5.82 Darren Oliver, L (7, 1) ERA: 3.0 Jay Howell, R (9, 1) ERA: 8.31	IP WLS BF H R ER SO BB IBB HBP BLK WP HR S P ERA WHIP	IP WLS BF H R ER SO BB IBB HBP BLK WP HR S P ERA WHIP	IP WLS BF H R ER SO BB IBB HBP BLK WP HR S P ERA WHIP	IP WLS BF H R ER SO BB IBB HBP BLK WP HR S P ERA WHIP	IP WLS BF H R ER SO BB IBB HBP BLK WP HR S P ERA WHIP	IP WLS BF H R ER SO BB IBB HBP BLK WP HR S P ERA WHIP	IP WLS BF H R ER SO BB IBB HBP BLK WP HR S P ERA WHIP	IP WLS BF H R ER SO BB IBB HBP BLK WP HR S P ERA WHIP	IP WLS BF H R ER SO BB IBB HBP BLK WP HR S P ERA WHIP	IP WLS BF H R ER SO BB IBB HBP BLK WP HR S P ERA WHIP	IP WLS BF H R ER SO BB IBB HBP BLK WP HR S P ERA WHIP

Chicago White Sox @ Texas Rangers
 The Ballpark at Arlington, Arlington, TX
 Sun May 15 1994, 4:33 AM EDT
 Att. 46,419 - Cloudy - 85 F

AB	38
R	9
H	14
RBI	9
BB	4
SO	5
LOB	15



Batter	1	2	3	4	5	6	7	8	9	AB R H RBI BB SO LOB
Jeff Frye, R OBP: 0.654, SLG: 0.850 (1, 4) C B X	1-2 G5-4-3 1B		1-2 1B		4-1 1B BB		2-2 F7		1-0 1B	4 1 3 2 1 0 1
Gary Redus, R OBP: 0.280, SLG: 0.292 (1, 8) David Hulse, L OBP: 0.347, SLG: 0.368 (4, 8) X	0-0 G5-4-3 1-2f		1-1 1B G6-4-3		0-1 E6 1B		0-1 G4-3		0-0 F7	2 0 1 0 0 0 1 3 1 0 0 0 0 4
Jose Canseco, R OBP: 0.429, SLG: 0.528 (1, 10) X	0-0 1B		2-2 G6-4-3 1-2f		1-0 E4 1B		1-1 G4-3		2-2 F8	5 0 1 1 0 0 6
Will Clark, L OBP: 0.463, SLG: 0.576 (1, 3) B X	1-0 F7			2-1 1B	2-1 1B G6-4-3			2-1 F9		4 0 2 2 0 0 1
Juan Gonzalez, R OBP: 0.316, SLG: 0.496 (1, 7) S X		0-1 F8		2-0 F8	0-0 G6-4-3 1-2f			1-0 F9		4 0 0 0 0 0 3
Dean Palmer, R OBP: 0.284, SLG: 0.405 (1, 5) B X		1-0 WP 1B		0-2 P4		3-2 L4		2-2 G1-3		4 1 1 0 0 0 1
Ivan Rodriguez, R OBP: 0.386, SLG: 0.448 (1, 2) S B B B B X		3-2 G6-3 1B 1-H		1-0 F9		1-1 G6-3			4-2 G3 WP 1B BB	3 1 1 1 1 0 1
Chris James, R OBP: 0.347, SLG: 0.373 (1, 9) B S S 1 SAFE 1 SAFE X		2-1 G6-3 1-2f			4-2 E BB E BB	2-3 K			4-2 G3 1B BB	2 2 0 0 2 1 1
Manuel Lee, S OBP: 0.352, SLG: 0.350 (1, 6) S B B B B B X			2-3 K		2-3 K		1-2 G4-3 1B		3-2 G3 1-2 2-3	4 0 1 0 0 2 3

Inning Stats	R: 0	H: 2	R: 1	H: 2	R: 0	H: 2	R: 0	H: 1	R: 3	H: 1	R: 0	H: 0	R: 0	H: 1	R: 0	H: 0	R: 2	H: 1	1B: 10	SF: 0	WP: 2	PA: 39
	E: 0	LOB: 1	E: 0	LOB: 0	E: 0	LOB: 1	E: 2	LOB: 1	E: 0	LOB: 1	E: 0	LOB: 0	E: 0	LOB: 1	E: 0	LOB: 0	K: 0	BB: 2	2B: 0	SAC: 0	PB: 0	
	K: 0	BB: 0	K: 0	BB: 0	K: 1	BB: 0	K: 1	BB: 2	K: 0	BB: 0	K: 0	BB: 0	K: 0	BB: 0	K: 0	BB: 0	S: 6	P: 11	3B: 0	DP: 4	SB: 0	
	S: 6	P: 8	S: 8	P: 14	S: 14	P: 20	S: 13	P: 26	S: 10	P: 16	S: 10	P: 14	S: 6	P: 11	S: 19	P: 32			HR: 0	HBP: 0	CS: 0	

PITCHER	IP	WLS	BF	H	R	ER	SO	BB	IBB	HBP	BLK	WP	HR	S	P	ERA	WHIP	PITCHER	IP	WLS	BF	H	R	ER	SO	BB	IBB	HBP	BLK	WP	HR	S	P	ERA	WHIP	
Wilson Alvarez, L ERA: 2.38 (1, 1)	7.0	W	30	9	4	1	3	2	0	0	0	1	0	68	110	1.29	1.571																			
Kirk McCaskill, R ERA: 2.05 (8, 1)	1.0		3	0	0	0	0	0	0	0	0	0	0	6	11	0.00	0.000																			
Roberto Hernandez, R ERA: 3.86 (9, 1)	1.0		6	1	2	2	0	2	0	0	0	1	0	19	32	18.00	3.000																			

BOTTOM

Chicago White Sox @ Texas Rangers
The Ballpark at Arlington, Arlington, TX

Sun May 15 1994, 4:33 AM EDT
Att. 46,419 - Cloudy - 85 F

livebaseballscorecards.com

AB	35
R	6
H	10
RBI	6
BB	4
SO	3
LOB	22



Chicago White Sox @ California Angels
 Anaheim Stadium, Anaheim, CA

Mon May 16 1994, 10:05 PM EDT
 Att. 21,387 - Unknown - 66 F

AB	35
R	8
H	12
RBI	6
BB	5
SO	6
LOB	18



Batter	1	2	3	4	5	6	7	8	9	AB	R	H	RBI	BB	SO	LOB	TOP								
Tim Raines, S OBP: 0.388, SLG: 0.477 (1, 7)	G4-3 ①		BB 2B 1B		1B SF8 1B	G6-4-3 ②		K ③		5	2	2	0	0	1	2									
Joey Cora, S OBP: 0.351, SLG: 0.377 (1, 4)	G1-3 ②		2B E BB		BB BB 1B		1B 1B		HBP 1B BB	3	3	2	0	2	0	0									
Frank Thomas, R OBP: 0.491, SLG: 0.712 (1, 3)			F9		BB BB		E 1B 1B		HBP 1B HBP FC3-2	2	1	1	0	2	0	2									
Julio Franco, R OBP: 0.387, SLG: 0.549 (1, 10)	F8 ③		E7 2B 1-H 2-H		SF8 ②		E8 SF7 1B 1-H 2-H		K ①	4	1	2	3	0	1	3									
Robin Ventura, L OBP: 0.402, SLG: 0.557 (1, 5)			K ③		BB 1-2 2-3		SF7 ①		FC3-2 HBP 1B 1-2 2-H	3	1	2	3	1	1	1									
Warren Newson, L OBP: 0.310, SLG: 0.385 (1, 9)			F7 ①		F7 ①		L5-3 1B ②		FC3-2 HBP 1B 1-2 2-3	3	0	0	0	0	0	3									
Darin Jackson, R OBP: 0.377, SLG: 0.530 (7, PH)					L8 ③					1	0	1	0	0	0	0									
Lance Johnson, L OBP: 0.304, SLG: 0.319 (1, 8)			P5 ②		G3 ②		G3 ①		FC3-2 ②	5	0	0	0	0	0	4									
Michael LaValiere, L OBP: 0.500, SLG: 0.462 (1, 2)			K ③		K ③		1B 1B		L4 ③	3	0	1	0	0	2	0									
Ron Karkovice, R OBP: 0.417, SLG: 0.505 (8, PH)										2	0	0	0	0	1	3									
Ozzie Guillen, L OBP: 0.285, SLG: 0.313 (1, 6)			L9 ①		F8 ①		G6-4-3 1B ①		L5 ②	2	0	0	0	0	0	0									
Craig Grebeck, R OBP: 0.440, SLG: 0.366 (5, 6)										2	0	1	0	0	0	0									
Inning Stats	R: 0 E: 0 K: 0 S: 14	H: 0 LOB: 1 BB: 1 P: 24	R: 1 E: 0 K: 1 S: 11	H: 1 LOB: 0 BB: 0 P: 16	R: 2 E: 1 K: 1 S: 12	H: 2 LOB: 1 BB: 1 P: 25	R: 0 E: 0 K: 1 S: 7	H: 0 LOB: 0 BB: 0 P: 10	R: 1 E: 0 K: 0 S: 14	H: 2 LOB: 3 BB: 2 P: 30	R: 0 E: 0 K: 0 S: 6	H: 2 LOB: 1 BB: 0 P: 7	R: 3 E: 1 K: 0 S: 18	H: 4 LOB: 0 BB: 0 P: 24	R: 0 E: 0 K: 2 S: 8	H: 0 LOB: 0 BB: 0 P: 12	R: 1 E: 0 K: 1 S: 10	H: 1 LOB: 3 BB: 1 P: 19	1B: 10 2B: 2 3B: 0 HR: 1	SF: 2 SAC: 0 DP: 2 HBP: 2	WP: 0 PB: 0 SB: 0 CS: 0	PA: 44			
PITCHER	IP	WLS	BF	H	R	ER	SO	BB	IBB	HBP	BLK	WP	HR	S	P	ERA	WHIP								
Phil Leftwich, R ERA: 5.66 (1, 1)	5.1		27	7	4	3	3	4	0	0	0	0	1	63	111	5.06	2.062								
Bob Patterson, L ERA: 4.7 (6, 1)	0.2		1	0	0	0	0	0	0	0	0	0	0	1	1	0.00	0.000								
Mike Butcher, R ERA: 10.45 (7, 1)	0.0	L	3	3	3	1	0	0	0	0	0	0	0	10	13	∞	∞								
Craig Loefferts, L ERA: 1.47 (7, 1)	1.0		3	1	0	0	0	0	0	0	0	0	0	8	11	0.00	1.000								
Mark Leiter, R ERA: 5.12 (8, 1)	2.0		10	1	1	1	3	1	0	2	0	0	0	18	31	4.50	1.000								

livebaseballscorecards.com

Batter	1	2	3	4	5	6	7	8	9	AB	R	H	RBI	BB	SO	LOB
Damion Easley, R (1, 5) OBP: 0.319, SLG: 0.375	1-2 F9		1-1 P4		1-1 P4	0-2 FC5-4			0-0 G5-4-3	5	0	0	0	0	0	4
Dwight Smith, L (1, 7) OBP: 0.319, SLG: 0.434 Rex Hudler, R (9, PH) OBP: 0.404, SLG: 0.568 Jim Edmonds, L (9, PH) OBP: 0.417, SLG: 0.434	2-2 G4-3		3-2 HR		1-2 P6				1-0 F8	4	1	1	1	0	0	1
Tim Salmon, R (1, 9) OBP: 0.400, SLG: 0.592	2-3 K		2-2 F8		0-3 K				1-0 L9	4	0	0	0	0	2	1
Bo Jackson, R (1, 10) OBP: 0.344, SLG: 0.432					1-1 HR				2-1 L4	4	2	3	0	0	0	0
Eduardo Perez, R (1, 3) OBP: 0.300, SLG: 0.426					1-2 F7				0-0 SH1-3	3	0	2	0	0	0	1
Chad Curtis, R (1, 8) OBP: 0.282, SLG: 0.379					0-0 HR				2-3 K	4	1	1	2	0	2	4
Jorge Fabregas, L (1, 2) OBP: 0.362, SLG: 0.375 Gary Disarcina, R (8, PH) OBP: 0.348, SLG: 0.415 Chris Turner, R (9, 2) OBP: 0.224, SLG: 0.154					2-2 F8				2-2 G1-6-3	3	1	1	1	0	0	2
Harold Reynolds, S (1, 4) OBP: 0.345, SLG: 0.327					2-3 K				0-1 G1-6-3	4	0	1	1	0	1	4
Spike Owen, S (1, 6) OBP: 0.381, SLG: 0.242					0-1 F8				2-2 G5-4-3	3	0	2	0	1	0	0

BOTTOM

Chicago White Sox @ California Angels
Anaheim Stadium, Anaheim, CA
Mon May 16 1994, 10:05 PM EDT
Att: 21,387 - Unknown - 66 F

livebaseballscorecards.com

AB	36
R	5
H	12
RBI	5
BB	1
SO	5
LOB	17



Inning	1	2	3	4	5	6	7	8	9	1B	2B	3B	SF	WP	HR	S	P	ERA	WHIP
R	0	0	2	2	0	3	0	2	0	9	1	0	0	0	0	0	0	7.94	1.588
E	0	0	0	0	0	0	0	0	0	1	0	0	0	0	0	0	0	0.00	1.500
K	1	0	0	1	1	0	0	1	1	0	0	0	0	0	0	0	0	0.00	1.000
S	9	11	15	16	15	28	12	13	9	2	0	0	0	0	0	1	2	0.00	0.000

PITCHER	IP	WLS	BF	H	R	ER	SO	BB	IBB	HBP	BLK	WP	HR	S	P	ERA	WHIP
Scott Sanderson, R (1, 1) ERA: 4.15	5.2		26	9	5	5	4	0	0	0	0	0	2	67	100	7.94	1.588
Dennis Cook, L (6, 1) ERA: 3.95	0.2	W	3	0	0	0	0	1	0	0	0	0	0	7	14	0.00	1.500
Kirk McCaskill, R (7, 1) ERA: 1.96	1.0		4	1	0	0	1	0	0	0	0	0	0	7	12	0.00	1.000
Paul Assenmacher, L (8, 1) ERA: 5.56	1.1		4	2	0	0	0	0	0	0	0	0	0	10	14	0.00	1.500
Roberto Hernandez, R (9, 1) ERA: 3.77	0.1		1	0	0	0	0	0	0	0	0	0	0	1	2	0.00	0.000

WP	HR	S	P	ERA	WHIP
0	0	0	0	7.94	1.588
0	0	0	0	0.00	1.500
0	0	0	0	0.00	1.000
0	0	0	0	0.00	1.500
0	0	0	0	0.00	0.000

Chicago White Sox @ California Angels
 Anaheim Stadium, Anaheim, CA

Tue May 17 1994, 10:05 PM EDT
 Att. 15,684 - Unknown - 65 F

AB	39
R	10
H	16
RBI	9
BB	6
SO	4
LOB	19



AB R H RBI BB SO LOB

TOP

Batter	1	2	3	4	5	6	7	8	9
Tim Raines, S (1, 7) OBP: 0.389, SLG: 0.470 Warren Newson, L (9, PH) OBP: 0.300, SLG: 0.370 (9, 7)	2-0 F7 	4-2 B FC1-4 BB 		1-0 G5-3 	3-1 G3-1 		2-2 BB 1B 	3-2 G4-3-6-3-4 1-2f 	4 0 1 1 1 0 1 1 0 0 0 0 0 1
Joey Cora, S (1, 4) OBP: 0.350, SLG: 0.375 (9, 3)	1-0 P4 	1-1 FC1-4 BB 3B 		0-0 1B E 1B 		3-2 G4-3 	1-1 BB 1B 	1-1 G4-3 	6 2 2 1 0 0 2
Frank Thomas, R (1, 3) OBP: 0.506, SLG: 0.739 Dann Howitt, L (9, 3)	3-2 HR 	4-1 3B BB 		3-1 PB SF9 1B 		4-0 L4-6 BB 	4-2 B BB 		2 3 2 1 3 0 0 0 0 0 0 0 0 0
Julio Franco, R (1, 10) OBP: 0.393, SLG: 0.589 (9, 3)	2-0 HR 	0-0 3B 		2-2 SF9 		0-0 1B 	1-3 K 		4 1 3 5 0 1 3
Robin Ventura, L (1, 5) OBP: 0.402, SLG: 0.549 (9, 3)	0-0 FC5 PB 1B 	0-3 K 		1-0 F8 		1-0 L4-6 		3-2 FC6-4 HBP 	4 0 1 0 0 1 3
Darrin Jackson, R (1, 8) OBP: 0.378, SLG: 0.529 (9, 3)	4-1 BB 		0-0 2B 		1-2 L5 		1-0 G5-3 	1-2 FC6-4 1B 1-2f 	4 0 1 0 1 0 1
Bob Zupcic, R (1, 9) OBP: 0.300, SLG: 0.300 (9, 3)	1-1 FC5 2-3f 		2-3 K2-3 		1-0 2B 1B 		2-0 G5-3 1B 	1-2 K 	5 2 2 0 0 2 4
Ron Karkovics, R (1, 2) OBP: 0.417, SLG: 0.510 (9, 3)		3-2 F9 	1-2 F8 		0-1 2B 		1-2 G5-3 	0-0 1B 	5 0 2 1 0 0 2
Craig Grebeck, R (1, 6) OBP: 0.455, SLG: 0.378 (9, 3)		1-1 FC1-4 WP 3B 1B 	0-0 F7 		1-1 P2 		4-2 1B BB 	0-1 G4-3-6-3-4 1B 	4 2 2 0 1 0 2

Inning Stats	R: 2	H: 3	E: 0	K: 0	S: 10	R: 3	H: 2	E: 0	K: 1	S: 14	R: 0	H: 1	E: 0	K: 1	S: 9	R: 2	H: 2	E: 0	K: 0	S: 8	R: 1	H: 2	E: 0	K: 0	S: 10	R: 0	H: 1	E: 0	K: 0	S: 5	R: 2	H: 3	E: 0	K: 1	S: 22	R: 0	H: 1	E: 0	K: 1	S: 11	R: 0	H: 1	E: 0	K: 0	S: 9	1B: 11	SF: 1	2B: 3	SAC: 0	3B: 1	DP: 2	HR: 2	HBP: 1	WP: 1	PA: 47
--------------	------	------	------	------	-------	------	------	------	------	-------	------	------	------	------	------	------	------	------	------	------	------	------	------	------	-------	------	------	------	------	------	------	------	------	------	-------	------	------	------	------	-------	------	------	------	------	------	--------	-------	-------	--------	-------	-------	-------	--------	-------	--------

PITCHER	IP	WLS	BF	H	R	ER	SO	BB	IBB	HBP	BLK	WP	HR	S	P	ERA	WHIP
Mark Langston, L (1, 1) ERA: 4.86	4.0	L	23	8	7	6	2	3	0	0	0	1	2	41	77	13.50	2.750
John Dopson, R (5, 1) ERA: 6.47	2.2		14	5	3	3	0	2	0	0	0	0	0	26	50	10.12	2.625
Bob Patterson, L (7, 1) ERA: 4.32	1.1		7	2	0	0	2	1	0	1	0	0	0	22	33	0.00	2.250
Joe Grahe, R (9, 1) ERA: 6.35	1.0		3	1	0	0	0	0	0	0	0	0	0	9	13	0.00	1.000

PITCHER	IP	WLS	BF	H	R	ER	SO	BB	IBB	HBP	BLK	WP	HR	S	P	ERA	WHIP
---------	----	-----	----	---	---	----	----	----	-----	-----	-----	----	----	---	---	-----	------

Batter	1	2	3	4	5	6	7	8	9	AB R H RBI BB SO LOB
Harold Reynolds, S (1, 4) OBP: 0.341, SLG: 0.318	4-1 E S G3 BB		0-0 G6-3 2-3		3-1 G3			3-2 F8		3 1 0 0 1 0 1
Chad Curtis, R (1, 8) OBP: 0.282, SLG: 0.382	2-2 G3 1-H		0-2 F8			3-3 K		0-1 2B		4 0 1 1 0 1 1
Tim Salmon, R (1, 9) OBP: 0.397, SLG: 0.590	1-3 K		1-0 E5 3-H			0-0 2B		1-3 K		4 0 1 0 0 2 1
Chili Davis, S (1, 10) OBP: 0.469, SLG: 0.650 Dwight Smith, L (8, PH) OBP: 0.315, SLG: 0.429	0-0 2B		1-3 K			1-3 K		2-1 P8		3 0 1 0 0 2 2 1 0 0 0 0 0 1
Eduardo Perez, R (1, 3) OBP: 0.290, SLG: 0.411	1-2 K			2-3 K		3-3 K		2-0 F8		4 0 0 0 0 3 2
Jim Edmonds, L (1, 7) OBP: 0.438, SLG: 0.426		4-2 G4-6-3 BB		0-0 G3-1			4-1 BB	4-1 WP G4-3 BB		1 0 0 0 3 0 0
Damion Easley, R (1, 5) OBP: 0.311, SLG: 0.365		0-0 F8		2-0 G1-3			0-0 F7	2-2 G4-3		4 0 0 0 0 0 3
Jorge Fabregas, L (1, 2) OBP: 0.339, SLG: 0.350		0-0 G4-6-3 1-2f			3-2 K		1-1 F8	2-2 F9		4 0 0 0 0 1 3
Gary Disarcina, R (1, 6) OBP: 0.347, SLG: 0.420			0-1 G6-3 E 2B		1-1 P6		1-3 K			3 1 1 0 0 1 1

Inning Stats	R: 1	H: 1	E: 0	LOB: 1	K: 2	S: 14	R: 0	H: 0	E: 0	LOB: 0	K: 0	S: 7	R: 1	H: 1	E: 1	LOB: 1	K: 1	S: 10	R: 0	H: 0	E: 0	LOB: 0	K: 1	S: 5	R: 0	H: 1	E: 0	LOB: 1	K: 3	S: 10	R: 0	H: 0	E: 0	LOB: 1	K: 1	S: 7	R: 0	H: 1	E: 0	LOB: 1	K: 1	S: 10	R: 0	H: 1	E: 0	LOB: 1	K: 1	S: 10	R: 0	H: 0	E: 0	LOB: 1	K: 0	S: 8	R: 0	H: 0	E: 0	LOB: 1	K: 0	S: 8	1B: 0	SF: 0	2B: 4	SAC: 0	3B: 0	DP: 1	HR: 0	HBP: 0	WP: 1	PA: 35
--------------	------	------	------	--------	------	-------	------	------	------	--------	------	------	------	------	------	--------	------	-------	------	------	------	--------	------	------	------	------	------	--------	------	-------	------	------	------	--------	------	------	------	------	------	--------	------	-------	------	------	------	--------	------	-------	------	------	------	--------	------	------	------	------	------	--------	------	------	-------	-------	-------	--------	-------	-------	-------	--------	-------	--------

PITCHER	IP	WLS	BF	H	R	ER	SO	BB	IBB	HBP	BLK	WP	HR	S	P	ERA	WHIP
Jason Bere, R (1, 1) ERA: 3.58	8.0	W	31	4	2	1	10	3	0	0	0	0	0	70	114	1.12	0.875
Jeff Schwarz, R (9, 1) ERA: 6.52	1.0		4	0	0	0	0	1	0	0	0	1	0	8	18	0.00	1.000


BOTTOM

Chicago White Sox @ California Angels
Anaheim Stadium, Anaheim, CA

Tue May 17 1994, 10:05 PM EDT
Att: 15,684 - Unknown - 65 F

livebaseballscorecards.com

AB	31
R	2
H	4
RBI	1
BB	4
SO	10
LOB	15



Chicago White Sox @ California Angels
 Anaheim Stadium, Anaheim, CA

Wed May 18 1994, 10:05 PM EDT
 Att. 21,230 - Unknown - 68 F

AB	31
R	2
H	6
RBI	2
BB	4
SO	13
LOB	13



Batter	1	2	3	4	5	6	7	8	9	AB R H RBI BB SO LOB
Bob Zupcic, R (1, 7) OBP: 0.286, SLG: 0.357	1-2 2B		2-3 K		2-3 K			3-3 K		4 0 1 0 0 3 0
Joey Cora, S (1, 4) OBP: 0.354, SLG: 0.374	4-2 BB		1-2 L7		1-3 K			2-1 BB 1B		3 0 1 0 1 1 0
Frank Thomas, R (1, 3) OBP: 0.500, SLG: 0.723	0-3 K		0-3 K			0-0 G5-3		4-1 BB 1-2 BB		3 0 0 0 1 2 2
Julio Franco, R (1, 10) OBP: 0.390, SLG: 0.580	1-3 K			2-2 BB 1B		3-3 K		2-3 K		4 1 1 0 0 3 4
Robin Ventura, L (1, 5) OBP: 0.399, SLG: 0.537	1-0 P4			4-1 BB 1 SAFE 1B FC4-6 BB		1-0 G4-3			2-2 G3	3 1 0 0 1 0 2
Darin Jackson, R (1, 9) OBP: 0.381, SLG: 0.528		0-3 K		0-0 FC4-6 1B			0-3 K		1-1 S 1B	4 0 2 1 0 2 0
Lance Johnson, L (1, 8) OBP: 0.302, SLG: 0.318		0-0 CS 1B		2-0 FC4-6 F7-6-3 1-2f 3-H		2-1 L6			1-0 SAFE P6	4 0 1 1 0 0 2
Ron Karkovics, R (1, 2) OBP: 0.415, SLG: 0.500 Tim Raines, S (9, PH) OBP: 0.386, SLG: 0.466		4-1 SAFE BB 1-2 BB		2-2 SAFE F7-6-3 1-2		1-1 G1-3			1-3 SAFE K	2 0 0 0 1 0 1 1 0 0 0 0 1 1
Craig Grebeck, R (1, 6) OBP: 0.431, SLG: 0.354		1-3 SAFE K			0-0 L5			2-2 F8		3 0 0 0 0 1 1

Inning Stats	R: 0	H: 1	E: 0	K: 2	S: 15	P: 22	R: 0	H: 1	E: 0	K: 2	S: 8	P: 13	R: 0	H: 0	E: 0	K: 2	S: 10	P: 13	R: 2	H: 2	E: 0	K: 0	S: 10	P: 20	R: 0	H: 0	E: 0	K: 1	S: 5	P: 9	R: 0	H: 0	E: 0	K: 1	S: 7	P: 10	R: 0	H: 1	E: 0	K: 2	S: 13	P: 26	R: 0	H: 1	E: 0	K: 1	S: 10	P: 15	1B: 5	2B: 2	3B: 0	HR: 0	SF: 0	SAC: 0	DP: 1	HBP: 0	WP: 0	PB: 0	SB: 1	CS: 1	PA: 35
--------------	------	------	------	------	-------	-------	------	------	------	------	------	-------	------	------	------	------	-------	-------	------	------	------	------	-------	-------	------	------	------	------	------	------	------	------	------	------	------	-------	------	------	------	------	-------	-------	------	------	------	------	-------	-------	-------	-------	-------	-------	-------	--------	-------	--------	-------	-------	-------	-------	--------

PITCHER	IP	WLS	BF	H	R	ER	SO	BB	IBB	HBP	BLK	WP	HR	S	P	ERA	WHIP
Chuck Finley, L (1, 1) ERA: 4.52	8.0	W	31	5	2	2	12	4	0	0	0	0	0	76	124	2.25	1.125
Joe Grahe, R (9, 1) ERA: 6.0	1.0	S	4	1	0	0	1	0	0	0	0	0	0	10	15	0.00	1.000

PITCHER	IP	WLS	BF	H	R	ER	SO	BB	IBB	HBP	BLK	WP	HR	S	P	ERA	WHIP
---------	----	-----	----	---	---	----	----	----	-----	-----	-----	----	----	---	---	-----	------

Batter	1	2	3	4	5	6	7	8	9
Harold Reynolds, S (1, 4) OBP: 0.341, SLG: 0.318	1-1 L9		2-0 G3			1-1 SH1-3		0-1 WP 1B	
Dwight Smith, L (1, 7) Bo Jackson, R (8, PH) Spike Owen, S (9, 3) OBP: 0.316, SLG: 0.460 OBP: 0.341, SLG: 0.427 OBP: 0.381, SLG: 0.242	1-1 G4-3			0-0 L9		2-2 HR		2-3 K	
Tim Salmon, R (1, 9) OBP: 0.399, SLG: 0.594	3-1 G4-3			3-1 2B		2-3 K		0-1 1B	
Chili Davis, S (1, 10) OBP: 0.458, SLG: 0.631		1-1 F7		1-2 G5-3		3-1 G5-3		2-3 K	
Chad Curtis, R (1, 8) OBP: 0.277, SLG: 0.375		3-1 L8		3-3 K			2-2 G4-3		
Jim Edmonds, L (1, 3) (9, 7) OBP: 0.433, SLG: 0.421		0-1 F7			0-0 G4-3 1B		2-2 F7		
Damion Easley, R (1, 5) OBP: 0.305, SLG: 0.358			1-1 L8		0-2 G4-3 1-2f		2-2 G6-3		
Jorge Fabregas, L (1, 2) OBP: 0.323, SLG: 0.333			0-0 G6-3		1-0 F7		0-2 F9		
Gary Disarcina, R (1, 6) OBP: 0.361, SLG: 0.433			1-1 1B			3-2 SH1-3 HR 1B		2-2 1B 1B	

Inning Stats	R: 0	H: 0	E: 0	K: 0	S: 6	LOB: 0	BB: 0	P: 11
	R: 0	H: 0	E: 0	K: 0	S: 6	LOB: 0	BB: 0	P: 10
	R: 0	H: 1	E: 0	K: 1	S: 9	LOB: 1	BB: 0	P: 16
	R: 0	H: 1	E: 0	K: 0	S: 5	LOB: 0	BB: 0	P: 6
	R: 2	H: 2	E: 0	K: 1	S: 14	LOB: 0	BB: 0	P: 25
	R: 0	H: 0	E: 0	K: 0	S: 10	LOB: 0	BB: 0	P: 16
	R: 1	H: 3	E: 0	K: 2	S: 16	LOB: 2	BB: 0	P: 22
	R: 3	H: 2	E: 0	K: 2	S: 16	LOB: 0	BB: 0	P: 22

PITCHER	IP	WLS	BF	H	R	ER	SO	BB	IBB	HBP	BLK	WP	HR	S	P	ERA	WHIP
Jack McDowell, R (1, 1) ERA: 7.01	7.1	L	28	7	3	3	2	0	0	0	0	0	1	64	104	3.68	0.955
Paul Assenmacher, L (8, 1) ERA: 5.4	0.1		1	0	0	0	1	0	0	0	0	0	0	3	5	0.00	0.000
Kirk McCaskill, R (8, 1) ERA: 1.93	0.1		2	1	0	0	1	0	0	0	0	1	0	5	7	0.00	3.000

BOTTOM

Chicago White Sox @ California Angels
Anaheim Stadium, Anaheim, CA


Wed May 18 1994, 10:05 PM EDT
Att: 21,230 - Unknown - 68 F

AB	R	H	RBI	BB	SO	LOB
3	0	1	0	0	0	1
3	1	1	2	0	0	0
1	0	0	0	0	1	2
0	0	0	0	0	0	0
4	0	2	1	0	1	0
4	0	0	0	0	1	3
3	0	0	0	0	1	1
3	0	1	0	0	0	0
3	0	0	0	0	0	1
3	0	0	0	0	0	0
3	2	3	0	0	0	0

AB	30
R	3
H	8
RBI	3
BB	0
SO	4
LOB	8

livebaseballscorecards.com

1B: 6	SF: 0	WP: 1	PA: 31
2B: 1	SAC: 1	PB: 0	
3B: 0	DP: 1	SB: 0	
HR: 1	HBP: 0	CS: 0	



Batter	1	2	3	4	5	6	7	8	9	AB R H RBI BB SO LOB	TOP													
Tim Raines, S (1, 7) OBP: 0.383, SLG: 0.456 Dann Howitt, L (7, PH) OBP: 0.200, SLG: 0.200 (7, 7) (8, 3)	0-0	4-2	0-0		1-0		0-0		2-3	3 0 0 0 1 0 1 2 1 1 0 0 1 0														
Joey Cora, S (1, 4) OBP: 0.340, SLG: 0.357	0-0	2-1		1-1	2-2		1-0		1-0	6 1 0 1 0 0 4														
Frank Thomas, R (1, 3) OBP: 0.508, SLG: 0.719 Warren Newson, L (8, 7) OBP: 0.300, SLG: 0.370	0-0	2-1		4-2		4-2	4-0		4-0	2 3 1 1 3 0 0 0 0 0 0 0 0 0														
Julio Franco, R (1, 10) OBP: 0.390, SLG: 0.575				1-3		1-2	3-2		3-2	3 2 1 2 0 1 1														
Robin Ventura, L (1, 5) OBP: 0.399, SLG: 0.533 (3, 6)				0-2		2-2	1-0		1-0	5 1 2 1 0 0 4														
Darrin Jackson, R (1, 9) OBP: 0.396, SLG: 0.562				0-0		1-1	0-0		0-0	5 2 4 5 0 0 0														
Lance Johnson, L (1, 8) OBP: 0.299, SLG: 0.333				0-0		0-0	0-1		0-1	5 1 1 3 0 0 4														
Ron Karkovics, R (1, 2) OBP: 0.406, SLG: 0.485				0-0		0-2	1-0		1-0	5 1 1 0 0 0 0														
Craig Grebeck, R (1, 6) OBP: 0.433, SLG: 0.380 Bob Zupcic, R (3, 5) OBP: 0.294, SLG: 0.353				3-2		2-0	1-0		0-3	2 1 1 0 0 0 0 3 0 1 0 0 1 1														
Inning Stats	R: 0 E: 0 K: 0 S: 3	H: 0 LOB: 0 BB: 0 P: 3	R: 8 E: 1 K: 0 S: 22	H: 8 LOB: 2 BB: 1 P: 38	R: 0 E: 0 K: 0 S: 6	H: 0 LOB: 0 BB: 0 P: 9	R: 1 E: 1 K: 1 S: 15	H: 1 LOB: 2 BB: 1 P: 21	R: 0 E: 0 K: 0 S: 8	H: 1 LOB: 1 BB: 0 P: 13	R: 3 E: 0 K: 0 S: 17	H: 2 LOB: 1 BB: 1 P: 27	R: 1 E: 0 K: 0 S: 6	H: 1 LOB: 1 BB: 1 P: 15	R: 0 E: 0 K: 0 S: 4	H: 0 LOB: 0 BB: 0 P: 5	R: 0 E: 0 K: 2 S: 7	H: 0 LOB: 0 BB: 0 P: 10	1B: 10 2B: 1 3B: 0 HR: 2	SF: 1 SAC: 0 DP: 0 HBP: 1	WP: 2 PB: 0 SB: 0 CS: 0	PA: 47		
PITCHER	IP WLS BF H R ER SO BB IBB HBP BLK WP HR S P ERA WHIP																							
Ron Darling, R (1, 1) ERA: 5.76 Steve Ontiveros, R (2, 1) ERA: 5.9 Bob Welch, R (7, 1) ERA: 9.0	1.2 L	15 8	8 8	3 3	0 0	1 0	0 0	0 0	0 0	0 1	22 49	37 74	16.20 6.23	5.400 1.385										

Chicago White Sox @ Oakland Athletics
 Oakland-Alameda County Coliseum, Oakland, CA
 Fri May 20 1994, 7:05 PM PDT
 Att: 21,897 - Unknown

livebaseballscorecards.com

AB	41
R	13
H	13
RBI	13
BB	4
SO	3
LOB	15



Batter	1	2	3	4	5	6	7	8	9	AB	R	H	RBI	BB	SO	LOB
Stan Javier, S (1, 8) OBP: 0.374, SLG: 0.449 Ernie Young, R (7, PH) OBP: 0.100, SLG: 0.200 (8, 8)	0-3 K		1-3 K		2-3 K		1-3 K		1-1 1B FC1-6 2B	3	0	0	0	0	3	2
Geronimo Berroa, R (1, 10) OBP: 0.420, SLG: 0.570	0-0			1-1 G1-3	0-3 K		4-2 BB		1-2 G5-3	4	0	0	0	1	1	3
Troy Neel, L (1, 3) OBP: 0.362, SLG: 0.496	4-0 BB			4-2 HR BB		0-1 G3	1-1 G4-3		2-2 FC1-6 1B	3	1	1	0	2	0	3
Ruben Sierra, S (1, 9) OBP: 0.267, SLG: 0.470 Scott Hemond, R (9, 5) OBP: 0.261, SLG: 0.313	0-0			2-0 HR		1-3 K		1-0 1B DI	FC1-6	4	2	2	2	0	1	1
Brent Gates, S (1, 4) OBP: 0.375, SLG: 0.455		0-1 G1-3		0-0 F8		4-2 WP BB		1-1 G4-6-3 1B	2-2 G6-3	4	0	1	1	1	0	1
Mike Aldrete, L (1, 7) OBP: 0.351, SLG: 0.462		1-2 F7		2-3 K		2-1 G6-3		0-0 G4-6-3		4	0	0	0	0	1	2
Terry Steinbach, R (1, 2) OBP: 0.310, SLG: 0.474 Eric Helfand, L (7, 2) OBP: 0.250, SLG: 0.250		2-3 K			0-0 L9		1-1 G4-3	3-2 F9		2	0	0	0	0	1	0
Mike Bordick, R (1, 6) OBP: 0.338, SLG: 0.315 Fausto Cruz, R (8, 6) OBP: 0.273, SLG: 0.111			2-2 F8		3-1 E6 BB		2-2 E6 BB 1B		4-2 2B 2B BB	3	0	0	0	0	0	0
Scott Brosius, R (1, 5) OBP: 0.293, SLG: 0.365 (9, 9)			3-2 G6-3		4-2 BB		3-2 BB 1B		0-0 2B 2B	3	1	2	0	1	0	0

Inning Stats	R: 0	H: 0	E: 0	K: 1	S: 5	R: 0	H: 0	E: 0	K: 1	S: 8	R: 0	H: 0	E: 0	K: 1	S: 9	R: 2	H: 1	E: 0	K: 1	S: 11	R: 0	H: 0	E: 1	K: 2	S: 14	R: 0	H: 0	E: 0	K: 1	S: 9	R: 0	H: 1	E: 1	K: 1	S: 22	R: 1	H: 2	E: 0	K: 0	S: 8	R: 3	H: 3	E: 0	K: 0	S: 18	1B: 4	2B: 2	3B: 0	HR: 1	SF: 0	SAC: 0	DP: 1	HBP: 0	WP: 1	PB: 0	SB: 0	CS: 0	PA: 41
--------------	------	------	------	------	------	------	------	------	------	------	------	------	------	------	------	------	------	------	------	-------	------	------	------	------	-------	------	------	------	------	------	------	------	------	------	-------	------	------	------	------	------	------	------	------	------	-------	-------	-------	-------	-------	-------	--------	-------	--------	-------	-------	-------	-------	--------

PITCHER	IP	WLS	BF	H	R	ER	SO	BB	IBB	HBP	BLK	WP	HR	S	P	ERA	WHIP
Alex Fernandez, R (1, 1) ERA: 2.95	6.2	W	29	2	2	2	8	5	0	0	0	1	1	76	125	2.70	1.050
Dennis Cook, L (7, 1) ERA: 3.86	0.1		1	0	0	0	0	0	0	0	0	0	0	2	3	0.00	0.000
Jose DeLeon, R (8, 1) ERA: 3.72	1.0		4	2	1	1	0	0	0	0	0	0	0	8	13	9.00	2.000
Roberto Hernandez, R (9, 1) ERA: 5.28	1.0		7	3	3	3	0	1	0	0	0	0	0	18	29	27.00	4.000


BOTTOM

Chicago White Sox @ Oakland Athletics
 Oakland-Alameda County Coliseum, Oakland, CA

Fri May 20 1994, 7:05 PM PDT
 Att. 21,897 - Unknown

livebaseballscorecards.com

AB	35
R	6
H	7
RBI	6
BB	6
SO	8
LOB	15



Batter	1	2	3	4	5	6	7	8	9	AB R H RBI BB SO LOB	TOP
Tim Raines, S OBP: 0.383, SLG: 0.457 (1, 7)	2-2 P5		1-3 K		1-0 P5		2-0 2B		4-1 1B WP SF8 BB	4 1 1 0 1 1 1	
Joey Cora, S OBP: 0.335, SLG: 0.351 (1, 4)	0-2 P6		0-0 F7		3-2 F7		3-2 P1-5-3		2-0 SF8 WP 1B	5 0 1 0 0 0 3	
Frank Thomas, R OBP: 0.516, SLG: 0.746 (1, 3)	1-1 F9			4-2 BB HR BB		0-0 HR		1-2 1B 2B	4-0 1-2 IBB	3 3 2 1 2 0 0	
Julio Franco, R OBP: 0.390, SLG: 0.567 (1, 10)		1-1 G4-6-3 1B		4-2 HR BB		2-1 G4-3		0-2 L7	2-3 K	4 1 1 0 1 1 4	
Robin Ventura, L OBP: 0.399, SLG: 0.548 (1, 5)		0-1 G4-6-3 1-2f		0-1 HR 1-H 2-H		1-3 K		4-0 1B IBB	1-0 SF8 2-3 3-H	3 1 1 4 1 1 1	
Darrin Jackson, R OBP: 0.389, SLG: 0.545 (1, 9)		4-2 BB		2-2 P6		3-1 L5		0-0 L9	1-1 G4-3	4 0 0 0 1 0 4	
Lance Johnson, L OBP: 0.298, SLG: 0.331 (1, 8)		1-3 K		0-0 F7			1-2 G3	1-1 BB 1B 1-3 2-H		4 0 1 1 0 1 1	
Michael LaValiere, L OBP: 0.500, SLG: 0.429 (1, 2)			4-0 SH1-3 BB		2-3 K		0-1 F8	4-1 BB		2 0 0 0 2 1 0	
Ozzie Guillen, L OBP: 0.279, SLG: 0.307 (1, 6)			2-0 SH1-3 1-2		0-1 P6		2-1 E6 2B	2-2 G4-3		3 0 0 0 0 0 3	

AB	R	H	RBI	BB	SO	LOB	WP	PA
32	6	7	6	8	5	17	2	42

Inning Stats		PITCHER																			
R	H	E	K	S	IP	WLS	BF	H	R	ER	SO	BB	IBB	HBP	BLK	WP	HR	S	P	ERA	WHIP
0	0	0	0	9	7.0		29	4	4	4	4	4	0	0	0	0	2	70	116	5.14	1.143
0	0	0	0	9	0.2	L	5	2	1	1	0	0	1	0	0	0	0	10	16	13.50	3.000
0	0	0	0	9	0.2		6	1	1	1	1	2	1	0	0	2	0	10	28	13.50	4.500
0	0	0	0	9	0.1		1	0	0	0	0	0	0	0	0	0	0	1	2	0.00	0.000
0	0	0	0	9	0.1		1	0	0	0	0	0	0	0	0	0	0	2	3	0.00	0.000



Chicago White Sox @ Oakland Athletics
Oakland-Alameda County Coliseum, Oakland, CA
Sat May 21 1994, 3:33 AM PDT
Att. 25,109 - Sunny - 68 F

livebaseballscorecards.com

Batter	1	2	3	4	5	6	7	8	9	AB	R	H	RBI	BB	SO	LOB
Stan Javier, S OBP: 0.380, SLG: 0.451 (1, 8)	0-1 BB 1B		2-1 1B 1B	4-1 BB		0-1 B1		0-1 F9		4	1	2	0	1	0	1
Mike Bordick, R OBP: 0.352, SLG: 0.317 (1, 4)	4-2 BB 1-2		2-2 1B 1B G6-4-3	2-3 K		4-2 BB		4-1 BB 1-2		2	1	1	0	3	1	1
Geronimo Berroa, R OBP: 0.414, SLG: 0.557 (1, 10)	0-0 F9		0-0 1B G6-4-3	2-3 K		2-3 K		0-0 F8		5	0	1	1	0	2	5
Ruben Sierra, S OBP: 0.259, SLG: 0.457 (1, 9)	0-2 G4-3		0-0 G6-4-3 1-2 3-H			1-2 F9		3-2 F7		5	0	0	0	0	1	3
Terry Steinbach, R OBP: 0.327, SLG: 0.496 (1, 3)		0-0 HR	4-0 1B IBB			1-0 G5-3		4-2 BB		2	3	1	1	3	0	0
Scott Brosius, R OBP: 0.305, SLG: 0.367 (1, 5)	0-1 1B		4-2 1B BB			4-1 E 1B BB		2-3 K		2	0	1	0	2	1	1
Brent Gates, S OBP: 0.385, SLG: 0.455 (9, PH)			1-2 BB			0-0 E7 BB		1-3 K		0	0	0	0	1	0	0
Scott Hemond, R OBP: 0.274, SLG: 0.324 (1, 2)	1-0 F8		1-2 1B			0-0 E7 1B		1-3 K		4	0	2	2	0	1	2
Troy Neel, L OBP: 0.359, SLG: 0.492 (9, PH)			1-3 2-H 3-H 1B			1-3 1B				1	0	0	0	0	1	2
Ernie Young, R OBP: 0.077, SLG: 0.154 (1, 7)	1-0 F7		2-2 L4			2-2 F9				3	0	0	0	0	0	5
Mike Aldrete, L OBP: 0.355, SLG: 0.463 (8, PH) (9, 7)								0-0 G4-3		2	0	1	1	0	0	0
Fausto Cruz, R OBP: 0.250, SLG: 0.077 (1, 6)	0-3 K					0-0 G6-3		4-0 BB BB		4	0	0	0	1	1	3
								1-0 L6								

BOTTOM

Chicago White Sox @ Oakland Athletics
Oakland-Alameda County Coliseum, Oakland, CA

Sat May 21 1994, 3:33 AM PDT
Att. 25,109 - Sunny - 68 F

AB	34
R	5
H	9
RBI	5
BB	11
SO	8
LOB	23



Inning Stats	R: 0	H: 1	E: 0	K: 0	S: 8	H: 2	LOB: 1	BB: 1	P: 12	R: 1	H: 2	E: 0	K: 1	S: 8	R: 3	H: 4	E: 0	K: 0	S: 15	R: 0	H: 0	E: 0	K: 2	S: 9	R: 0	H: 1	E: 1	K: 0	S: 9	R: 0	H: 0	E: 0	K: 1	S: 15	R: 0	H: 0	E: 0	K: 2	S: 11	R: 0	H: 0	E: 0	K: 0	S: 5	R: 1	H: 1	E: 0	K: 2	S: 15	1B: 8	2B: 0	3B: 0	HR: 1	SF: 0	SAC: 0	DP: 1	HBP: 0	WP: 0	PB: 0	SB: 0	CS: 0	PA: 45
--------------	------	------	------	------	------	------	--------	-------	-------	------	------	------	------	------	------	------	------	------	-------	------	------	------	------	------	------	------	------	------	------	------	------	------	------	-------	------	------	------	------	-------	------	------	------	------	------	------	------	------	------	-------	-------	-------	-------	-------	-------	--------	-------	--------	-------	-------	-------	-------	--------

PITCHER	IP	WLS	BF	H	R	ER	SO	BB	IBB	HBP	BLK	WP	HR	S	P	ERA	WHIP
Wilson Alvarez, L ERA: 2.73 (1, 1)	6.0		30	8	4	4	4	5	1	0	0	0	0	64	110	6.00	2.167
Jose DeLeon, R ERA: 3.54 (7, 1)	1.0	W	4	0	0	0	2	1	0	0	0	0	0	11	21	0.00	1.000
Paul Assenmacher, L ERA: 5.11 (8, 1)	0.2		3	0	0	0	0	1	0	0	0	0	0	3	7	0.00	1.500
Kirk McCaskill, R ERA: 2.19 (8, 1)	1.1	S	8	1	1	1	2	3	0	0	0	0	0	17	36	6.75	3.000

Batter	1	2	3	4	5	6	7	8	9	AB R H RBI BB SO LOB	TOP											
Tim Raines, S OBP: 0.384, SLG: 0.451 (1, 7) M C B B B X	2-2 G3 ①		4-1 BB 2B BB ①	2-2 FC4 SH BB ①		2-2 1B ①			2-3 K SAFE 1-2 ①	4 1 1 1 1 1 3												
Joey Cora, S OBP: 0.346, SLG: 0.360 (1, 4) B X	1-0 2B ①		4-0 2B BB ①	0-1 SH 1-3 3-H ①		1-3 K SAFE ③			4-2 BB G5-4-3 ①	2 1 1 1 2 1 1												
Frank Thomas, R OBP: 0.508, SLG: 0.735 (1, 3) X	0-0 F9 ②		3-2 1B 2B G4-3 1-H 2-H ②	0-0 L6 ②			2-3 K ①		1-2 G5-4-3 1-2f ②	5 1 1 2 0 1 5												
Julio Franco, R OBP: 0.382, SLG: 0.553 (1, 10) B C S B P X	2-2 P3 ③		0-1 G4-3 2-3 ②	0-1 L7 ③			2-3 K ②			4 0 0 0 0 1 4												
Robin Ventura, L OBP: 0.396, SLG: 0.541 (1, 5) B B B X		3-1 L6 ①	1-1 1B 3-H ③		2-1 G4-3 ①		2-1 G4-3 ③			4 0 1 1 0 0 0												
Darrin Jackson, R OBP: 0.386, SLG: 0.536 (1, 9) X		0-0 FC6-2 1B E ③	1-3 K 1-2 ③		1-2 L8 ②			1-3 K ①		4 0 1 0 0 2 1												
Lance Johnson, L OBP: 0.297, SLG: 0.335 (1, 8) B B C SAFE X		2-2 FC6-2 1-H ②		2-2 BB FC4 2B ③		0-0 G6-3 ③		0-1 L7 ②		4 1 1 0 0 0 1												
Ron Karkovics, R OBP: 0.402, SLG: 0.472 (1, 2) F X		0-1 G6-3 ③		4-0 FC4 SH BB BB BB BB ③		2-2 F8 ①		1-3 K ③		3 1 0 0 1 1 1												
Norberto Martin, R OBP: 0.500, SLG: 0.333 (1, 6) C B X			1-1 F9 ①	4-0 FC4 BB 1-2 2-3 ①		0-0 P4 ②			0-0 1B S ①	3 0 1 0 1 0 0												
Inning Stats	R: 0 E: 0 K: 0 S: 9	H: 1 LOB: 1 BB: 0 P: 14	R: 0 E: 1 K: 0 S: 9	H: 1 LOB: 1 BB: 0 P: 14	R: 3 E: 0 K: 1 S: 13	H: 2 LOB: 1 BB: 2 P: 27	R: 2 E: 1 K: 0 S: 12	H: 1 LOB: 2 BB: 2 P: 24	R: 0 E: 0 K: 0 S: 6	H: 0 LOB: 0 BB: 0 P: 9	R: 0 E: 0 K: 1 S: 10	H: 1 LOB: 1 BB: 0 P: 15	R: 0 E: 0 K: 2 S: 8	H: 0 LOB: 0 BB: 0 P: 14	R: 0 E: 0 K: 2 S: 9	H: 0 LOB: 0 BB: 0 P: 11	R: 0 E: 0 K: 1 S: 16	H: 1 LOB: 1 BB: 1 P: 22	1B: 4 2B: 3 3B: 0 HR: 0	SF: 0 SAC: 1 DP: 1 HBP: 0	WP: 0 PB: 0 SB: 2 CS: 0	PA: 39
PITCHER	IP WLS BF H R ER SO BB IBB HBP BLK WP HR S P ERA WHIP																					
Carlos Reyes, R ERA: 5.68 (1, 1)	3.0 L 17 5 5 5 1 3 0 0 0 0 0 0 34 64 15.00 2.667																					
Mark Acre, R ERA: (4, 1)	3.0 12 1 0 0 1 1 0 0 0 0 0 0 25 39 0.00 0.667																					
Billy Taylor, R ERA: 3.04 (7, 1)	2.0 6 0 0 0 4 0 0 0 0 0 0 0 17 25 0.00 0.000																					
Dennis Eckersley, R ERA: 6.75 (9, 1)	1.0 4 1 0 0 1 1 0 0 0 0 0 0 16 22 0.00 2.000																					

Chicago White Sox @ Oakland Athletics
Oakland-Alameda County Coliseum, Oakland, CA

Sun May 22 1994, 3:33 AM PDT
Att. 29,176 - Sunny - 65 F

livebaseballscorecards.com

AB	33
R	5
H	7
RBI	5
BB	5
SO	7
LOB	16



Batter	1	2	3	4	5	6	7	8	9	AB	R	H	RBI	BB	SO	LOB
Mike Bordick, R OBP: 0.349, SLG: 0.315 (1, 4) B F F B B X (8, 6)	3-2 F9 ①		1-2 F9 ③			1-2 G6-4-3 1B		1-1 G5-3 ①		4	0	1	0	0	0	0
Brent Gates, S OBP: 0.391, SLG: 0.466 (1, 3) S B B F F B (8, 4)	4-2 BB			2-2 2B		3-2 G6-4-3 1-2f ① ②		2-2 F8 ②		3	0	1	0	1	0	1
Geronimo Berroa, R OBP: 0.410, SLG: 0.545 (1, 7) B B B C X (1, 7)	3-1 F8 ②			1-0 F7 ①		4-2 1B 1B BB		0-0 G1-3 ③		3	1	0	0	1	0	2
Troy Neel, L OBP: 0.356, SLG: 0.485 (1, 10) C 1 SAFE F F B B SAFE C 1	1-3 K ③			3-2 L7 ②		1-1 1B 1-3 1B			0-1 F8 ①	4	0	1	0	0	1	2
Ruben Sierra, S OBP: 0.265, SLG: 0.455 (1, 9) B B F X (1, 9)		1-1 L7 ①		2-0 G3 ③		0-0 1B 1-2 3-H 1B			4-2 S 1B BB	3	1	1	1	1	0	1
Terry Steinbach, R OBP: 0.325, SLG: 0.489 (1, 2) S B B B X (1, 2)		3-1 F8 ②			1-0 G6-3 ①	0-0 F7 ③			1-2 1B 1-H	4	0	1	1	0	0	2
Scott Brosius, R OBP: 0.310, SLG: 0.373 (1, 5) B X (1, 5)		1-0 P5 ③			1-0 FC1-6 2B				0-3 K ②	3	0	1	0	1	1	1
Fausto Cruz, R OBP: 0.222, SLG: 0.067 Mike Aldrete, L OBP: 0.346, SLG: 0.449 (7, PH) (8, 3) C B B X (7, 3)			2-1 L8 ①		1-2 FC1-6 2-3			0-2 F9 ①	2-3 K ③	2	0	0	0	0	0	1
Ernie Young, R OBP: 0.063, SLG: 0.125 (1, 8) B X (1, 8)			1-0 B5 ②		0-0 G5-3 ③			1-2 G5-4-3 1-2f ② ③		3	0	0	0	0	0	2

Inning Stats	R: 0	H: 0	E: 0	K: 1	S: 14	LOB: 1	BB: 1	P: 25	R: 0	H: 0	E: 0	K: 0	S: 5	LOB: 0	BB: 0	P: 10	R: 0	H: 0	E: 0	K: 0	S: 6	LOB: 0	BB: 0	P: 10	R: 0	H: 1	E: 0	K: 0	S: 11	LOB: 1	BB: 0	P: 19	R: 0	H: 1	E: 0	K: 0	S: 6	LOB: 1	BB: 0	P: 9	R: 1	H: 3	E: 0	K: 0	S: 12	LOB: 2	BB: 1	P: 21	R: 0	H: 0	E: 0	K: 0	S: 6	LOB: 0	BB: 1	P: 11	R: 0	H: 0	E: 0	K: 0	S: 7	LOB: 0	BB: 0	P: 10	R: 1	H: 1	E: 0	K: 2	S: 14	LOB: 1	BB: 1	P: 21	1B: 4	2B: 2	3B: 0	HR: 0	SF: 0	SAC: 0	DP: 2	HBP: 0	WP: 0	PB: 0	SB: 1	CS: 0	PA: 35
--------------	------	------	------	------	-------	--------	-------	-------	------	------	------	------	------	--------	-------	-------	------	------	------	------	------	--------	-------	-------	------	------	------	------	-------	--------	-------	-------	------	------	------	------	------	--------	-------	------	------	------	------	------	-------	--------	-------	-------	------	------	------	------	------	--------	-------	-------	------	------	------	------	------	--------	-------	-------	------	------	------	------	-------	--------	-------	-------	-------	-------	-------	-------	-------	--------	-------	--------	-------	-------	-------	-------	--------

PITCHER	IP	WLS	BF	H	R	ER	SO	BB	IBB	HBP	BLK	WP	HR	S	P	ERA	WHIP
Jason Bere, R ERA: 3.36 (1, 1)	6.0	W	25	5	1	1	1	3	0	0	0	0	0	54	98	1.50	1.333
Scott Sanderson, R ERA: 3.9 (7, 1)	2.0		5	0	0	0	0	0	0	0	0	0	0	13	17	0.00	0.000
Roberto Hernandez, R ERA: 5.51 (9, 1)	1.0		5	1	1	1	2	1	0	0	0	0	0	14	21	9.00	2.000

BOTTOM

Chicago White Sox @ Oakland Athletics
Oakland-Alameda County Coliseum, Oakland, CA

Sun May 22 1994, 3:33 AM PDT
Att. 29,176 - Sunny - 65 F

livebaseballscores.com

AB	31
R	2
H	6
RBI	2
BB	4
SO	3
LOB	14



Batter	1	2	3	4	5	6	7	8	9	AB R H RBI BB SO LOB	TOP																
Chuck Knoblauch, R (1, 4) OBP: 0.401, SLG: 0.494	2-1 1B		1-2 1B		0-1 G5-3		1-2 2B			4 0 3 1 0 0 2																	
Alex Cole, L (1, 8) OBP: 0.405, SLG: 0.434	0-3 1B		0-2 F8			0-0 2B	3-2 F7			4 0 1 0 0 1 3																	
Kirby Puckett, R (1, 9) OBP: 0.381, SLG: 0.537	3-2 1B			1-2 G5-3		1-1 P3		2-1 G4-3		4 0 1 0 0 0 1																	
Shane Mack, R (1, 7) OBP: 0.417, SLG: 0.631	1-3 K			1-2 G6-3		1-0 G5-3		1-0 F9		4 0 0 0 0 1 2																	
Dave Winfield, R (1, 10) OBP: 0.309, SLG: 0.432		1-2 P4		0-0 P2		1-1 G5-3		2-2 1B		4 0 1 0 0 0 1																	
Steve Dunn, L (1, 3) OBP: 0.219, SLG: 0.323		1-3 K			1-3 K		2-2 2B	2-2 G4-3		4 1 1 0 0 2 1																	
Scott Leius, R (1, 5) OBP: 0.321, SLG: 0.437		2-2 F9			1-1 1B		2-0 F9		1-2 P4	4 1 1 0 0 0 1																	
Matt Walbeck, S (1, 2) OBP: 0.247, SLG: 0.290			1-1 B5-3		0-0 G5-3		2-2 P4		1-3 K	4 0 1 0 0 1 1																	
Pat Meares, R (1, 6) OBP: 0.345, SLG: 0.337 Chip Hale, L (9, PH) OBP: 0.349, SLG: 0.283			2-2 G6-3		0-1 1B		3-1 2B		1-2 F7	3 1 2 2 0 0 0 1 0 0 0 0 0 0																	
Inning Stats	R: 0 H: 2 E: 0 LOB: 1 K: 2 BB: 0 S: 11 P: 17	R: 0 H: 0 E: 0 LOB: 0 K: 1 BB: 0 S: 10 P: 14	R: 0 H: 1 E: 0 LOB: 1 K: 0 BB: 0 S: 14 P: 18	R: 0 H: 0 E: 0 LOB: 0 K: 0 BB: 0 S: 9 P: 11	R: 1 H: 3 E: 0 LOB: 1 K: 1 BB: 0 S: 10 P: 12	R: 0 H: 1 E: 0 LOB: 1 K: 0 BB: 0 S: 6 P: 9	R: 2 H: 3 E: 0 LOB: 1 K: 0 BB: 0 S: 18 P: 31	R: 0 H: 1 E: 0 LOB: 1 K: 0 BB: 0 S: 9 P: 16	R: 0 H: 0 E: 0 LOB: 0 K: 1 BB: 0 S: 11 P: 14	1B: 7 SF: 0 2B: 4 SAC: 0 3B: 0 DP: 1 HR: 0 HBP: 0	WP: 0 PA: 36 PB: 0 SB: 0 CS: 0																
PITCHER	IP WLS BF H R ER SO BB IBB HBP BLK WP HR S P ERA WHIP											PITCHER	IP WLS BF H R ER SO BB IBB HBP BLK WP HR S P ERA WHIP														
Jack McDowell, R (1, 1) ERA: 6.67	6.2		27	9	3	3	4	0	0	0	0	0	0	72	102	4.05	1.350										
Jose DeLeon, R (7, 1) ERA: 3.54	0.0		1	1	0	0	0	0	0	0	0	0	0	3	4	∞	∞										
Dennis Cook, L (7, 1) ERA: 3.77	0.1	W	1	0	0	0	0	0	0	0	0	0	0	3	6	0.00	0.000										
Kirk McCaskill, R (8, 1) ERA: 2.1	1.0		4	1	0	0	0	0	0	0	0	0	0	9	16	0.00	1.000										
Roberto Hernandez, R (9, 1) ERA: 5.19	1.0	S	3	0	0	0	1	0	0	0	0	0	0	11	14	0.00	0.000										

Minnesota Twins @ Chicago White Sox
 Comiskey Park, Chicago, IL
 Tue May 24 1994, 8:05 PM EDT
 Att. 26,678 - Unknown - 64 F

livebaseballscorecards.com

AB	36
R	3
H	11
RBI	3
BB	0
SO	5
LOB	12



Batter	1	2	3	4	5	6	7	8	9	AB	R	H	RBI	BB	SO	LOB
Tim Raines, S OBP: 0.392, SLG: 0.448 (1, 7)	4-2 HR BB	1 SAFE 2-2 P5			4-1 G6-4-3 BB		4-2 3B BB			1	2	0	0	3	0	1
Joey Cora, S OBP: 0.344, SLG: 0.371 (1, 4)	1-1 F7		2-3 K		1 SAFE 2-1 G6-4-3 1-2f		1-0 3B			4	0	1	2	0	1	2
Frank Thomas, R OBP: 0.502, SLG: 0.742 (1, 3)	0-0 HR		0-1 F9			1-2 F9	0-0 F8			4	1	1	2	0	0	1
Julio Franco, R OBP: 0.379, SLG: 0.545 (1, 10)	2-0 1B		1-0 G6-3			2-3 K	1-1 E5 FC3-6			4	0	1	0	0	1	0
Robin Ventura, L OBP: 0.387, SLG: 0.528 (1, 5)	3-2 F7			0-1 F7		3-0 P6	1-1 FC3-6			4	0	0	0	0	0	2
Warren Newson, L OBP: 0.333, SLG: 0.500 (1, 9)	1-0 F8		3-2 G3 1B			0-1 HR	0-0 L7			3	1	2	1	0	0	1
Darrin Jackson, R OBP: 0.383, SLG: 0.532 (8, 9)										1	0	0	0	0	0	1
Lance Johnson, L OBP: 0.302, SLG: 0.339 (1, 8)		0-2 CS 1B		3-2 1 SAFE G3 1-2		2-1 G4-3 SH1-3 3B 1B	1-2 F7			4	1	2	0	0	0	2
Michael LaValliere, L OBP: 0.474, SLG: 0.400 (1, 2)		1 SAFE 2-1 F7 1-2		0-2 F7		0-0 SH1-3				2	0	0	0	0	0	2
Norberto Martin, R OBP: 0.429, SLG: 0.333 (1, 6)		2-2 1B			2-3 K		0-1 G4-3			3	0	1	0	0	1	1

Inning Stats		R: 2	H: 2	E: 0	K: 10	S: 10	R: 0	H: 2	E: 0	K: 13	S: 13	R: 0	H: 0	E: 0	K: 1	S: 6	R: 0	H: 1	E: 0	K: 13	S: 13	R: 0	H: 0	E: 0	K: 1	S: 9	R: 0	H: 0	E: 0	K: 1	S: 17	R: 0	H: 0	E: 0	K: 1	S: 8	R: 3	H: 3	E: 0	K: 0	S: 11	R: 0	H: 0	E: 2	K: 0	S: 8	R: 0	H: 0	E: 0	K: 0	S: 0
Inning Stats		R: 0	H: 1	E: 0	K: 1	S: 19	R: 0	H: 0	E: 0	K: 0	S: 0	R: 0	H: 0	E: 0	K: 0	S: 0	R: 0	H: 0	E: 0	K: 0	S: 0	R: 0	H: 0	E: 0	K: 0	S: 0	R: 0	H: 0	E: 0	K: 0	S: 0	R: 0	H: 0	E: 0	K: 0	S: 0	R: 0	H: 0	E: 0	K: 0	S: 0	R: 0	H: 0	E: 0	K: 0	S: 0					
PITCHER		IP	WLS	BF	H	R	ER	SO	BB	IBB	HBP	BLK	WP	HR	S	P	ERA	WHIP																																	
Pat Mahomes, R ERA: 4.64 (1, 1)		6.0		24	6	3	3	3	2	0	0	0	0	2	61	101	4.50	1.333																																	
Larry Casian, L ERA: 8.44 (7, 1)		0.2	L	5	2	2	2	0	1	0	0	0	0	0	8	15	27.00	4.500																																	
Carl Willis, R ERA: 6.57 (7, 1)		1.1		5	0	0	0	0	0	0	0	0	0	9	12	0.00	0.000																																		
PITCHER		IP	WLS	BF	H	R	ER	SO	BB	IBB	HBP	BLK	WP	HR	S	P	ERA	WHIP	1B:	2B:	3B:	HR:	SF:	SAC:	DP:	HBP:	WP:	PB:	SB:	CS:	PA:	ERA	WHIP																		
PITCHER		IP	WLS	BF	H	R	ER	SO	BB	IBB	HBP	BLK	WP	HR	S	P	ERA	WHIP	1B: 5	2B: 0	3B: 1	HR: 2	SF: 0	SAC: 1	DP: 1	HBP: 0	WP: 0	PB: 0	SB: 0	CS: 1	PA: 34	4.50	1.333																		

MINNESOTA TWINS @ CHICAGO WHITE SOX
 Comiskey Park, Chicago, IL
 Tue May 24 1994, 8:05 PM EDT
 Att: 26,678 - Unknown - 64 F

AB	30
R	5
H	8
RBI	5
BB	3
SO	3
LOB	13



Batter	1	2	3	4	5	6	7	8	9	AB R H RBI BB SO LOB	TOP
Chuck Knoblauch, R (1, 4) OBP: 0.398, SLG: 0.488 B C F C F F X	2-2 1B SF8 1B		1-2 G3			0-1 G3-1		1-0 E5 G3-1 1-2		4 1 1 0 0 0 1	
Alex Cole, L (1, 8) OBP: 0.395, SLG: 0.421 F C 1 S SAFE	1-3 K		0-0 G6-3			2-1 F7		0-1 G3-1 1-2 2-3		4 0 0 0 0 1 3	
Kirby Puckett, R (1, 9) OBP: 0.378, SLG: 0.531 B X	1-0 SF8 1-3 1B			2-1 G5-3		0-0 G1-3		1-2 G5-3		4 0 1 0 0 0 2	
Shane Mack, R (1, 7) OBP: 0.408, SLG: 0.612 B X	1-0 SF8 2-3 3-H			0-3 K			1-0 G6-3		4-2 FC6-4 BB	2 0 0 1 1 1 0	
Pedro Munoz, R (1, 10) OBP: 0.359, SLG: 0.440 B S B F B S	3-3 K2-3			1-3 K			0-0 FC5-4 1B	2-2 FC6-4 BB 1-2f	2-2 FC6-4 BB	4 0 1 0 0 2 2	
Scott Leius, R (1, 5) OBP: 0.319, SLG: 0.426 B C F C X		1-2 G1-3				2-1 F9		2-3 K	4-0 BB 1-2	3 0 0 0 1 1 1	
Dave McCarty, R (1, 3) OBP: 0.299, SLG: 0.407 C B F F		1-3 K				3-1 G6-3		0-0 FC5-4 1-2f	0-0 F8	4 0 0 0 0 1 3	
Matt Walbeck, S (1, 2) OBP: 0.253, SLG: 0.291 X		0-0 G4-3				4-2 BB		1-0 G3-1 E 1B	1-3 K	3 0 1 0 1 1 2	
Pat Meares, R (1, 6) OBP: 0.336, SLG: 0.327 B C X			1-1 G5-3			1-0 G4-3		0-0 F8		3 0 0 0 0 0 2	
Inning Stats	R: 1 H: 2 E: 0 LOB: 1 K: 2 BB: 0 S: 12 P: 20	R: 0 H: 0 E: 0 LOB: 0 K: 1 BB: 0 S: 7 P: 9	R: 0 H: 0 E: 0 LOB: 0 K: 0 BB: 0 S: 6 P: 8	R: 0 H: 0 E: 0 LOB: 0 K: 2 BB: 0 S: 8 P: 11	R: 0 H: 0 E: 0 LOB: 1 K: 0 BB: 1 S: 8 P: 18	R: 0 H: 0 E: 0 LOB: 0 K: 0 BB: 0 S: 5 P: 7	R: 0 H: 1 E: 0 LOB: 1 K: 1 BB: 0 S: 7 P: 10	R: 0 H: 1 E: 1 LOB: 2 K: 0 BB: 0 S: 8 P: 11	R: 0 H: 0 E: 0 LOB: 2 K: 1 BB: 2 S: 11 P: 22	1B: 4 SF: 1 2B: 0 SAC: 0 3B: 0 DP: 0 HR: 0 HBP: 0	WP: 0 PA: 35 PB: 0 SB: 0 CS: 0
PITCHER Alex Fernandez, R (1, 1) ERA: 2.75 Jeff Schwarz, R (9, 1) ERA: 5.91	IP WLS BF H R ER SO BB IBB HBP BLK WP HR S P ERA WHIP 8.0 W 30 4 1 1 6 1 0 0 0 0 0 0 61 94 1.12 0.625 1.0 5 0 0 0 1 2 0 0 0 0 0 0 11 22 0.00 2.000	PITCHER IP WLS BF H R ER SO BB IBB HBP BLK WP HR S P ERA WHIP									

Minnesota Twins @ Chicago White Sox
 Comiskey Park, Chicago, IL
 Wed May 25 1994, 8:05 PM EDT
 Att. 28,836 - Unknown - 59 F

livebaseballscorecards.com

AB	31
R	1
H	4
RBI	1
BB	3
SO	7
LOB	16



Batter	1	2	3	4	5	6	7	8	9	AB R H RBI BB SO LOB	TOP
Brady Anderson, L (1, 7) OBP: 0.333, SLG: 0.374	2-0 P6		0-1 G4-3			1-0 FC6-4 1B		2-2 G4-3		4 0 1 0 0 0 1	
Mike Devereaux, R (1, 8) OBP: 0.271, SLG: 0.392	2-2 G5-3			2-2 G6-3		0-1 FC6-4 1-2f		0-0		4 0 1 0 0 0 1	
Rafael Palmeiro, L (1, 3) OBP: 0.417, SLG: 0.584	2-1 L8			0-0 G5-3 1B		0-0 F8		0-0 L4		4 0 1 0 0 0 2	
Cal Ripken Jr., R (1, 6) OBP: 0.324, SLG: 0.411		2-1 L9		1-1 G5-3 1-2		0-3			1-1 L8	4 0 0 0 0 1 2	
Leo Gomez, R (1, 5) OBP: 0.400, SLG: 0.595		2-3 K		1-0 G6-3			1-0 G4-3 1B		1-0 P4	4 0 1 0 0 1 1	
Chris Hoiles, R (1, 2) OBP: 0.341, SLG: 0.407		1-3 K			3-2		1-2 P4		2-2 L3	4 0 1 0 0 1 1	
Chris Sabo, R (1, 10) OBP: 0.311, SLG: 0.438			2-2	0-0 F7 2B		0-0	2-0 G4-3 1-2			3 0 1 0 0 0 2	
Mark McLemore, S (1, 4) OBP: 0.352, SLG: 0.273		2-2 G1-3		2-1 L9		2-1	2-2 P4			3 0 0 0 0 0 3	
Jack Voigt, R (1, 9) OBP: 0.287, SLG: 0.326			0-3 K	3-3 K		3-3		1-3 K		3 0 0 0 0 3 2	
Inning Stats	R: 0 H: 0 E: 0 LOB: 0 K: 0 BB: 0 S: 6 P: 12	R: 0 H: 0 E: 0 LOB: 0 K: 2 BB: 0 S: 8 P: 13	R: 0 H: 1 E: 0 LOB: 1 K: 1 BB: 0 S: 12 P: 16	R: 0 H: 1 E: 0 LOB: 1 K: 0 BB: 0 S: 8 P: 12	R: 0 H: 1 E: 0 LOB: 1 K: 1 BB: 0 S: 9 P: 17	R: 0 H: 1 E: 0 LOB: 1 K: 1 BB: 0 S: 7 P: 8	R: 0 H: 1 E: 0 LOB: 1 K: 0 BB: 0 S: 8 P: 14	R: 0 H: 1 E: 0 LOB: 1 K: 1 BB: 0 S: 9 P: 12	R: 0 H: 0 E: 0 LOB: 0 K: 0 BB: 0 S: 6 P: 10	1B: 5 SF: 0 2B: 1 SAC: 0 3B: 0 DP: 0 HR: 0 HBP: 0	WP: 0 PA: 33 PB: 0 SB: 0 CS: 0
PITCHER Wilson Alvarez, L (1, 1) ERA: 2.39	IP WLS BF H R ER SO BB IBB HBP BLK WP HR S P ERA WHIP										
	9.0 W 33 6 0 0 6 0 0 0 0 0 0 0 73 114 0.00 0.667										

Baltimore Orioles @ Chicago White Sox
 Comiskey Park, Chicago, IL
 Fri May 27 1994, 8:05 PM EDT
 Att. 34,351 - Unknown - 57 F

livebaseballscorecards.com

AB	33
R	0
H	6
RBI	0
BB	0
SO	6
LOB	15



Batter	1	2	3	4	5	6	7	8	9	AB	R	H	RBI	BB	SO	LOB
Tim Raines, S OBP: 0.383, SLG: 0.439 (1, 7)	1-0 L9		0-2 P3		1-0 P5		0-0 SF7			3	0	0	1	0	0	2
Joey Cora, S OBP: 0.337, SLG: 0.354 (1, 4)	3-3 K		2-2 P6		3-2 P5		1-1 G5-3			4	0	0	0	0	1	2
Frank Thomas, R OBP: 0.514, SLG: 0.806 (1, 3)	3-2 1B			3-1 2B		2-2 L9		0-0 HR		4	1	3	1	0	0	0
Julio Franco, R OBP: 0.372, SLG: 0.526 (1, 10)	0-3 K			2-3 K		1-1 F8		2-3 K		4	0	0	0	0	3	2
Robin Ventura, L OBP: 0.391, SLG: 0.530 (1, 5)		2-0 G4-3		2-2 P9		1-2 E6		1-1 G3		1	0	0	0	0	0	0
Bob Zupcic, R OBP: 0.250, SLG: 0.375 (3, 5)										2	1	0	0	0	0	1
Warren Newson, L OBP: 0.324, SLG: 0.484 (8, PH)										1	0	0	0	0	0	0
Ozzie Guillen, L OBP: 0.279, SLG: 0.307 (9, 6)										0	0	0	0	0	0	0
Darrin Jackson, R OBP: 0.399, SLG: 0.551 (1, 9)		1-0 2B		0-0 G5-3		0-2 2B		0-1 G6-3		4	0	2	1	0	0	1
Lance Johnson, L OBP: 0.294, SLG: 0.329 (1, 8)		0-0 P4			3-2 P7		1-0 G4-3			3	0	0	0	0	0	2
Ron Karkovice, R OBP: 0.400, SLG: 0.474 (1, 2)		0-0 F7			0-0 1B			2-0 L4		3	0	1	0	0	0	1
Norberto Martin, R OBP: 0.467, SLG: 0.571 (1, 6) (9, 5)			0-1 F9		1-1 1B			0-1 SF7		3	1	2	0	0	0	0

Inning Stats	R: 0	H: 1	E: 0	K: 2	S: 10	R: 0	H: 1	E: 0	K: 0	S: 4	R: 0	H: 0	E: 0	K: 0	S: 8	R: 0	H: 1	E: 0	K: 1	S: 9	R: 0	H: 2	E: 0	K: 0	S: 13	R: 1	H: 1	E: 1	K: 0	S: 13	R: 1	H: 1	E: 0	K: 0	S: 6	R: 1	H: 1	E: 0	K: 1	S: 8							
	LOB: 1	BB: 0	P: 17	LOB: 1	BB: 0	P: 7	LOB: 0	BB: 0	P: 10	LOB: 1	BB: 0	P: 16	LOB: 2	BB: 0	P: 21	LOB: 1	BB: 0	P: 18	LOB: 0	BB: 0	P: 9	LOB: 0	BB: 0	P: 9	LOB: 0	BB: 0	P: 11	LOB: 0	BB: 0	P: 11																	

PITCHER	IP	WLS	BF	H	R	ER	SO	BB	IBB	HBP	BLK	WP	HR	S	P	ERA	WHIP	PITCHER	IP	WLS	BF	H	R	ER	SO	BB	IBB	HBP	BLK	WP	HR	S	P	ERA	WHIP															
35 Mike Mussina, R ERA: 2.58 (1, 1)	8.0	L	33	8	3	2	4	0	0	0	0	0	1	71	109	2.25	1.000																																	

BOTTOM

Baltimore Orioles @ Chicago White Sox
Comiskey Park, Chicago, IL
Fri May 27 1994, 8:05 PM EDT
Att. 34,351 - Unknown - 57 F

AB	32
R	3
H	8
RBI	3
BB	0
SO	4
LOB	11



1B: 3	SF: 1	WP: 0	PA: 33
2B: 3	SAC: 0	PB: 0	
3B: 1	DP: 0	SB: 0	
HR: 1	HBP: 0	CS: 0	

livebaseballscorecards.com

Batter	1	2	3	4	5	6	7	8	9	AB R H RBI BB SO LOB	TOP											
Brady Anderson, L (1, 7) OBP: 0.340, SLG: 0.374	4-1 G4-3 S BB		0-2 F9			4-0 1B BB	0-2 G6-4-3 1B		2-2 G3	3 1 1 0 2 0 4												
Mike Devereaux, R (1, 8) OBP: 0.270, SLG: 0.389	1-3 K		1-2 G4-6-3			2-2 1B BB	1-1 G6-4-3			4 1 1 0 0 1 4												
Rafael Palmeiro, L (1, 3) OBP: 0.408, SLG: 0.571	2-2 G4-3			0-1 F9		0-0 L5			1-3 K	4 0 0 0 0 1 3												
Harold Baines, L (1, 10) OBP: 0.367, SLG: 0.508	1-3 K			2-0 G4-3		4-2 1B BB			0-3 K	3 0 0 0 1 2 1												
Cal Ripken Jr., R (1, 6) OBP: 0.318, SLG: 0.402		2-2 P2		0-1 G6-3		2-2 P8			0-0 L1	4 0 0 0 0 0 3												
Leo Gomez, R (1, 5) OBP: 0.394, SLG: 0.580		3-3 K			0-0 P6	2-2 BB 1B			0-1 G5-3	4 0 1 2 0 1 0												
Chris Hoiles, R (1, 2) OBP: 0.345, SLG: 0.406		1-3 K			1-1 G5-3	4-0 BB			1-1 1B 1B	3 0 1 0 1 1 0												
Mark McLemore, S (1, 4) OBP: 0.355, SLG: 0.282			1-1 F9 2B		4-1 BB	1-3 K			1-3 K	3 0 1 0 1 2 4												
Jack Voigt, R (1, 9) OBP: 0.295, SLG: 0.326			4-2 G4-6-3 BB		0-1 F8		0-1 F8		0-0 1B	3 0 1 0 1 0 1												
Inning Stats	R: 0 E: 0 K: 2 S: 13	H: 0 LOB: 1 BB: 1 P: 20	R: 0 E: 0 K: 2 S: 12	H: 0 LOB: 0 BB: 0 P: 18	R: 0 E: 0 K: 0 S: 12	H: 1 LOB: 1 BB: 1 P: 18	R: 0 E: 0 K: 0 S: 5	H: 0 LOB: 0 BB: 0 P: 7	R: 0 E: 0 K: 0 S: 6	H: 0 LOB: 1 BB: 1 P: 11	R: 2 E: 0 K: 1 S: 16	H: 2 LOB: 3 BB: 3 P: 35	R: 0 E: 0 K: 0 S: 7	H: 1 LOB: 0 BB: 0 P: 8	R: 0 E: 0 K: 2 S: 8	H: 0 LOB: 0 BB: 0 P: 9	R: 0 E: 0 K: 1 S: 12	H: 2 LOB: 2 BB: 0 P: 16	1B: 5 2B: 1 3B: 0 HR: 0	SF: 0 SAC: 0 DP: 2 HBP: 0	WP: 0 PB: 0 SB: 1 CS: 0	PA: 37
PITCHER	IP WLS BF H R ER SO BB IBB HBP BLK WP HR S P ERA WHIP																					
Jason Bere, R (1, 1) ERA: 3.34	5.2 W 25 3 2 2 4 6 0 0 0 0 0 0 61 105 3.18 1.588																					
Dennis Cook, L (6, 1) ERA: 3.31	2.0 6 1 0 0 3 0 0 0 0 0 0 0 17 20 0.00 0.500																					
Kirk McCaskill, R (8, 1) ERA: 2.08	0.1 1 0 0 0 0 0 0 0 0 0 0 0 1 1 0.00 0.000																					
Roberto Hernandez, R (9, 1) ERA: 4.91	1.0 5 2 0 0 1 0 0 0 0 0 0 0 12 16 0.00 2.000																					

Baltimore Orioles @ Chicago White Sox
Comiskey Park, Chicago, IL
 Sat May 28 1994, 8:05 PM EDT
 Att. 43,589 - Sunny - 77 F

livebaseballscorecards.com

AB 31
R 2
H 6
RBI 2
BB 6
SO 8
LOB 20



Batter	1	2	3	4	5	6	7	8	9	AB	R	H	RBI	BB	SO	LOB	BOTTOM			
Tim Raines, S OBP: 0.389, SLG: 0.441 (1, 7)	2-0 B1-3		4-1 BB 1B	1-2 F9			0-2 S 1B	1-2 1B		4	2	2	0	1	0	1	<p>Baltimore Orioles @ Chicago White Sox Comiskey Park, Chicago, IL Sat May 28 1994, 8:05 PM EDT Att. 43,589 - Sunny - 77 F</p>			
Joey Cora, S OBP: 0.333, SLG: 0.349 (1, 4)	1-2 G6-3		2-3 K		3-2 F9		1-3 K 1-2	1-1 SAFE 1B		5	0	1	0	0	2	3				
Frank Thomas, R OBP: 0.516, SLG: 0.816 (1, 3)	2-2 G4-3		4-0 1B 1-2 2-3 BB		2-1 HR		4-0 1B 1B IBB	2-3 K		3	2	1	1	2	1	2				
Julio Franco, R OBP: 0.379, SLG: 0.531 (1, 10)		2-2 G6-4-3 1B	1-1 BB 1-3 2-H 3-H 1B		2-1 G4-3		0-1 1B 1-3 2-H 1B			4	0	3	3	0	0	0				
Warren Newson, L OBP: 0.316, SLG: 0.441 (1, 9)		0-0 G6-4-3	4-2 1-2 BB		2-3 K		2-3 SAFE K			3	0	0	0	1	2	3				
Darrin Jackson, R OBP: 0.399, SLG: 0.551 (8, 9)		1-2 L4	3-2 G6-3			3-1 SH1-4 1B	1-0 3-H 1B			0	0	2	1	0	0	3				
Lance Johnson, L OBP: 0.298, SLG: 0.333 (1, 8)		1-2 L4	3-2 G6-3			1-0 SAFE SH1-4	3-3 K			3	1	1	0	0	2	2				
Olmedo Saenz, R OBP: 0.333, SLG: 0.333 (1, 5)			3-1 2B 1B	2-3 K		1-0 SAFE SH1-4	1-3 K			2	0	0	0	0	1	1				
Michael LaValiere, L OBP: 0.450, SLG: 0.375 (1, 2)			2-3 K	1-1 G6-3		1-3 K	1-3 K			2	0	0	0	0	2	1				
Ron Karkovice, R OBP: 0.394, SLG: 0.466 (6, PH) (7, 2)			1-1 SAFE K	1-1 G6-3		1-3 K	1-3 K			2	0	0	0	0	2	1				
Ozzie Guillen, L OBP: 0.285, SLG: 0.319 (1, 6)			2-2 BB 1B 1-H 2B	2-2 S 1B		1-2 F7	1-2 F8			4	1	2	1	0	0	1				
Inning Stats	R: 0 E: 0 K: 0 S: 9	H: 0 LOB: 0 BB: 0 P: 14	R: 0 E: 0 K: 0 S: 7	H: 1 LOB: 0 BB: 0 P: 10	R: 3 E: 0 K: 2 S: 25	H: 3 LOB: 3 BB: 3 P: 50	R: 0 E: 0 K: 1 S: 11	H: 1 LOB: 1 BB: 0 P: 17	R: 1 E: 0 K: 1 S: 11	H: 1 LOB: 0 BB: 0 P: 20	R: 0 E: 0 K: 1 S: 11	H: 1 LOB: 1 BB: 0 P: 17	R: 2 E: 0 K: 3 S: 17	H: 3 LOB: 2 BB: 1 P: 28	R: 0 E: 0 K: 2 S: 17	H: 2 LOB: 2 BB: 0 P: 23	1B: 10 2B: 1 3B: 0 HR: 1	SF: 0 SAC: 1 DP: 1 HBP: 0	WP: 0 PB: 0 SB: 2 CS: 0	PA: 39
PITCHER	IP WLS BF H R ER SO	WLS L	BF H R ER SO	BF H R ER SO	BF H R ER SO	BF H R ER SO	BF H R ER SO	BF H R ER SO	BF H R ER SO	BF H R ER SO	BF H R ER SO	BF H R ER SO	BF H R ER SO	BF H R ER SO	BF H R ER SO	BF H R ER SO	ERA WHIP	ERA WHIP		
Ben McDonald, R ERA: 3.89 (1, 1)	2.2		14	4	3	3	2	3	0	0	0	0	0	0	0	0	10.12	2.625		
Tom Bolton, L ERA: 1.13 (3, 1)	2.2		11	3	1	1	2	0	0	0	0	0	0	0	0	0	3.38	1.125		
Mark Williamson, R ERA: 4.26 (6, 1)	1.1		7	2	2	2	3	0	1	0	0	0	0	0	0	0	13.50	1.500		
Jim Poole, L ERA: 4.63 (7, 1)	1.0		6	3	0	0	2	0	0	0	0	0	0	0	0	0	0.00	3.000		
Alan Mills, R ERA: 9.0 (8, 1)	0.1		1	0	0	0	1	0	0	0	0	0	0	0	0	0	0.00	0.000		

AB	34
R	6
H	12
RBI	6
BB	4
SO	10
LOB	17



WP	0	PA	39
PB	0		
SB	2		
CS	0		

1B	10	SF	0
2B	1	SAC	1
3B	0	DP	1
HR	1	HBP	0

livebaseballscorecards.com

Batter	1	2	3	4	5	6	7	8	9	AB R H RBI BB SO LOB	TOP											
Brady Anderson, L (1, 7) OBP: 0.335, SLG: 0.367	1-3 		2-0 L3 		0-2 FC3-6 E 1B SF7 		2-1 	3-1 F7 	1-3 K 	6 1 1 0 0 2 8												
Mike Devereaux, R (1, 8) OBP: 0.274, SLG: 0.389	1-1 G4-3 		3-2 G6-3 		3-1 E6 SF7 1B 		3-2 G4-3 		2-0 1B WP 2B 1B 	5 1 2 1 0 0 2												
Rafael Palmeiro, L (1, 3) OBP: 0.418, SLG: 0.578	2-2 			0-0 G6-4-3 1B 	2-0 SF7 		0-0 		2-0 BB 2B 1B 	3 1 3 1 0 0 0												
Harold Baines, L (1, 10) OBP: 0.353, SLG: 0.488	0-0 FC6 			1-0 G6-4-3 	0-0 G4-3 		0-1 G3 		1-1 P4 	5 0 0 0 0 0 6												
Cal Ripken Jr., R (1, 6) OBP: 0.325, SLG: 0.401		2-2 G5-3 		4-2 BB 		0-0 G5-3 1B 		1-0 G6-3 	4-0 2B BB 	3 2 1 0 2 0 0												
Leo Gomez, R (1, 5) OBP: 0.394, SLG: 0.581		0-2 F7 		0-3 K 		1-1 G5-3 		2-2 2B 1B 	1-1 WP 2B 	5 1 2 3 0 1 3												
Chris Hoiles, R (1, 2) OBP: 0.347, SLG: 0.412		0-1 F9 		1-1 F9 		0-1 2-H 1B 		3-2 3B 2B 	1-3 K 	5 1 2 1 0 1 3												
Tim Lulett, R (1, 4) OBP: 0.405, SLG: 0.394			4-0 BB 		1-2 FC3-6 1B 		2-3 K 		0-2 FC5-2 3B 	4-0 BB 	3 1 2 2 2 1 1											
Mark McLemore, S (1, 9) OBP: 0.362, SLG: 0.283			4-2 L3 BB 		2-0 FC3-6 1B 		1-2 L9 		2-2 FC5-2 3B 	4-2 BB 	3 0 1 0 2 0 2											
Inning Stats	R: 0 E: 0 K: 1 S: 9	H: 0 LOB: 1 BB: 0 P: 13	R: 0 E: 0 K: 0 S: 8	H: 0 LOB: 0 BB: 0 P: 10	R: 0 E: 0 K: 0 S: 8	H: 0 LOB: 1 BB: 2 P: 21	R: 0 E: 0 K: 1 S: 15	H: 1 LOB: 2 BB: 1 P: 21	R: 2 E: 1 K: 0 S: 11	H: 3 LOB: 1 BB: 0 P: 19	R: 1 E: 0 K: 1 S: 11	H: 2 LOB: 1 BB: 0 P: 15	R: 0 E: 0 K: 0 S: 10	H: 2 LOB: 1 BB: 0 P: 15	R: 2 E: 0 K: 0 S: 20	H: 3 LOB: 1 BB: 0 P: 31	R: 3 E: 0 K: 2 S: 14	H: 3 LOB: 3 BB: 3 P: 34	1B: 11 2B: 3 3B: 1 HR: 0	SF: 1 SAC: 0 DP: 1 HBP: 1	WP: 2 PB: 0 SB: 1 CS: 0	PA: 46
PITCHER	IP WLS BF H R ER SO BB IBB HBP BLK WP HR S P ERA WHIP																					
Jack McDowell, R (1, 1) ERA: 6.24	7.0 L 31 8 3 2 3 3 0 1 0 0 0 0 72 114 2.57 1.571																					
Kirk McCaskill, R (8, 1) ERA: 2.73	0.1 4 3 2 2 0 0 0 0 0 0 0 0 15 21 54.00 9.000																					
Paul Assenmacher, L (8, 1) ERA: 6.08	1.0 5 2 2 2 0 0 0 0 0 0 1 0 9 19 18.00 2.000																					
Jeff Schwarz, R (9, 1) ERA: 6.35	0.2 6 1 1 1 2 3 0 0 0 0 1 0 10 25 13.50 6.000																					

Baltimore Orioles @ Chicago White Sox
Comiskey Park, Chicago, IL
Sun May 29 1994, 4:33 AM EDT
Att. 37,454 - Sunny - 81 F

livebaseballscorecards.com

AB	38
R	8
H	14
RBI	8
BB	6
SO	5
LOB	25



BOTTOM

Baltimore Orioles @ Chicago White Sox
Comiskey Park, Chicago, IL
Sun May 29 1994, 4:33 AM EDT
Att. 37,454 - Sunny - 81 F

livebaseballscorecards.com

AB 30
R 4
H 6
RBI 4
BB 7
SO 3
LOB 13



WP: 0 PA: 39
PB: 0
SB: 0
CS: 1

AB R H RBI BB SO LOB

4 1 1 3 0 0 1

3 0 0 0 1 0 0
1 0 0 0 0 0 2

2 1 1 1 2 1 0

3 0 0 0 1 1 3

4 0 0 0 0 0 2

2 0 1 0 1 0 1
1 0 0 0 0 0 0

3 0 0 0 0 0 2
0 1 0 0 1 0 0

3 0 1 0 0 1 1
1 0 1 0 0 0 0

3 1 1 0 1 0 1

1B: 3 SF: 1
2B: 1 SAC: 0
3B: 0 DP: 1
HR: 2 HBP: 0

Batter	1	2	3	4	5	6	7	8	9
Tim Raines, S OBP: 0.384, SLG: 0.455 (1, 7)	F8		P5			G5-3		HR	SF7
Norberto Martin, R OBP: 0.421, SLG: 0.471 Michael LaValliere, L OBP: 0.439, SLG: 0.364 (1, 4)	G6-3		CS	F8		F9		BB	F8
Frank Thomas, R OBP: 0.521, SLG: 0.830 (1, 3)	K			HR		FC6-4 BB		BB	
Julio Franco, R OBP: 0.377, SLG: 0.522 (1, 10)		K		FC1-4 BB		FC6-4		G4-6-3	
Darrin Jackson, R OBP: 0.389, SLG: 0.536 (1, 8)		F8		FC1-4		F8		G4-3	
Bob Zupcic, R OBP: 0.296, SLG: 0.423 Lance Johnson, L OBP: 0.297, SLG: 0.331 (1, 9)			BB	P3		F8			G4-3
Olmedo Saenz, R OBP: 0.167, SLG: 0.167 Warren Newson, L OBP: 0.333, SLG: 0.441 (1, 5)		F8		L9		F8		BB	BB SF7 BB
Ron Karkovice, R OBP: 0.393, SLG: 0.462 Joey Cora, S OBP: 0.337, SLG: 0.353 (1, 2)			CS 1B	K		P4		BB	BB 1B
Ozzie Guillen, L OBP: 0.291, SLG: 0.319 (1, 6)			P5	G6-3		G6-3		HR	BB

Inning Stats	R: 0	H: 0	E: 0	LOB: 0	K: 1	S: 8	R: 0	H: 0	E: 0	LOB: 1	K: 1	S: 12	R: 0	H: 1	E: 0	LOB: 0	K: 0	S: 10	R: 1	H: 1	E: 0	LOB: 1	K: 0	S: 11	R: 0	H: 0	E: 0	LOB: 0	K: 1	S: 7	R: 0	H: 0	E: 0	LOB: 1	K: 0	S: 12	R: 0	H: 1	E: 0	LOB: 1	K: 0	S: 16	R: 2	H: 2	E: 0	LOB: 1	K: 0	S: 14	R: 1	H: 1	E: 0	LOB: 2	K: 0	S: 16	1B: 3	SF: 1	2B: 1	SAC: 0	3B: 0	DP: 1	HR: 2	HBP: 0	WP: 0	PA: 39
--------------	------	------	------	--------	------	------	------	------	------	--------	------	-------	------	------	------	--------	------	-------	------	------	------	--------	------	-------	------	------	------	--------	------	------	------	------	------	--------	------	-------	------	------	------	--------	------	-------	------	------	------	--------	------	-------	------	------	------	--------	------	-------	-------	-------	-------	--------	-------	-------	-------	--------	-------	--------

PITCHER	IP	WLS	BF	H	R	ER	SO	BB	IBB	HBP	BLK	WP	HR	S	P	ERA	WHIP
Sid Fernandez, L ERA: 4.19 (1, 1)	7.0	W	28	5	3	3	3	3	0	0	0	0	2	79	123	3.86	1.143
Alan Mills, R ERA: 8.84 (8, 1)	1.1		7	1	1	1	0	3	0	0	0	0	0	19	33	6.75	3.000
Jim Poole, L ERA: 4.63 (9, 1)	0.0		1	0	0	0	0	1	0	0	0	0	0	4	8	∞	∞
Lee Smith, R ERA: 0.95 (9, 1)	0.2	S	2	0	0	0	0	0	0	0	0	0	0	4	8	0.00	0.000

Batter	1	2	3	4	5	6	7	8	9	AB R H RBI BB SO LOB	TOP											
Norberto Martin, R (1, 4) OBP: 0.417, SLG: 0.500	0-1 G5-3		2-2 G6-3		1-2 FC6-4 1B		0-0 2B		2-0 FC6-5	5 0 2 0 0 0 2												
Bob Zuppcic, R (1, 7) OBP: 0.281, SLG: 0.367	1-0 G6-3			4-1 F9 1B HR BB	0-0 FC6-4		1-3 K		1-0 F9	4 1 0 0 1 1 3												
Frank Thomas, R (1, 3) OBP: 0.516, SLG: 0.817	0-0 G5-3			3-1 1-2 HR 1B	1-1 F9			2-1 G6-3		4 1 1 0 0 0 1												
Julio Franco, R (1, 10) OBP: 0.370, SLG: 0.511		1-0 G5-3		1-0 F9		1-3 K		0-1 F8		4 0 0 0 0 1 2												
Darrin Jackson, R (1, 9) OBP: 0.386, SLG: 0.548		2-2 F9		0-0 1-H 3-H HR		0-1 F7		3-1 G5-3		4 1 1 3 0 0 0												
Olmedo Saenz, R (1, 5) OBP: 0.200, SLG: 0.400		0-0 G6-3		1-0 G6-3		1-0 G6-3			1-1 3B	4 1 1 0 0 0 0												
Lance Johnson, L (1, 8) OBP: 0.311, SLG: 0.368			2-2 S 1B	1-1 1B		1-0 SF7 3B		1-0 2B		4 3 4 1 0 0 0												
Ron Karkovics, R (1, 2) OBP: 0.383, SLG: 0.451			1-0 G5-3	0-0 G1-3		2-0 SF7		0-0 G5-3		3 0 0 1 0 0 3												
Ozzie Guillen, L (1, 6) OBP: 0.296, SLG: 0.331			0-1 CS 1B		1-0 G6-3		1-0 G4-3		0-2 FC6-5 2B	4 0 2 2 0 0 0												
Inning Stats	R: 0 E: 0 K: 0 S: 4	H: 0 LOB: 0 BB: 0 P: 5	R: 0 E: 0 K: 0 S: 8	H: 0 LOB: 0 BB: 0 P: 11	R: 1 E: 0 K: 0 S: 9	H: 2 LOB: 0 BB: 0 P: 14	R: 3 E: 0 K: 0 S: 9	H: 3 LOB: 1 BB: 1 P: 19	R: 0 E: 0 K: 0 S: 10	H: 1 LOB: 1 BB: 0 P: 13	R: 0 E: 0 K: 1 S: 6	H: 0 LOB: 0 BB: 0 P: 8	R: 1 E: 0 K: 1 S: 7	H: 2 LOB: 1 BB: 0 P: 12	R: 0 E: 0 K: 0 S: 6	H: 0 LOB: 0 BB: 0 P: 11	R: 2 E: 0 K: 0 S: 10	H: 3 LOB: 1 BB: 0 P: 15	1B: 5 2B: 2 3B: 3 HR: 1	SF: 1 SAC: 0 DP: 0 HBP: 0	WP: 0 PB: 0 SB: 2 CS: 1	PA: 38
PITCHER	IP WLS BF H R ER SO BB IBB HBP BLK WP HR S P ERA WHIP																					
Jim Abbott, L (1, 1) ERA: 2.99	8.0 L 32 8 5 5 2 1 0 0 0 0 1 59 93 5.62 1.125																					
Xavier Hernandez, R (9, 1) ERA: 5.5	1.0 6 3 2 2 0 0 0 0 0 0 0 10 15 18.00 3.000																					

Chicago White Sox @ New York Yankees
 Yankee Stadium, Bronx, NY
 Mon May 30 1994, 3:33 AM EDT
 Att. 36,642 - Sunny - 80 F

AB	36
R	7
H	11
RBI	7
BB	1
SO	2
LOB	11



BOTTOM

Chicago White Sox @ New York Yankees
Yankee Stadium, Bronx, NY
Mon May 30 1994, 3:33 AM EDT
Att. 36,642 - Sunny - 80 F

livebaseballscores.com

AB 34
R 2
H 8
RBI 2
BB 0
SO 2
LOB 10



WP: 0 PA: 34
PB: 1
SB: 0
CS: 0

AB R H RBI BB SO LOB

4 0 1 0 0 0 1

4 0 3 0 0 0 0

4 0 0 0 0 0 5

4 1 1 0 0 1 1

4 0 0 0 0 1 1

3 1 1 1 0 0 0

1 0 1 1 0 0 0

4 0 0 0 0 0 1

3 0 1 0 0 0 0

3 0 0 0 0 0 1

1B: 5 SF: 0
2B: 2 SAC: 0
3B: 0 DP: 1
HR: 1 HBP: 0

Batter	1	2	3	4	5	6	7	8	9
Luis Polonia, L (1, 7) OBP: 0.375, SLG: 0.392	1-1 F8 ①		1-1 F7 ③			0-0 L7 ②		0-2 1B 1B	
Wade Boggs, L (1, 5) OBP: 0.426, SLG: 0.490	0-1 2B			3-1 F9 ①		3-2 1B 1B		1-1 1B 1B	
Don Mattingly, L (1, 3) OBP: 0.410, SLG: 0.409	3-2 P7 ②			1-0 F7 ②		0-0 4-3 ③		1-1 P8 ③	
Danny Tartabull, R (1, 10) OBP: 0.332, SLG: 0.452	3-3 K ③			0-0 F8 ③			1-2 F7 ①		2-1 PB 1B 2B
Paul O'Neill, L (1, 9)		0-1 G1-3 ①			3-2 F7 ①		0-1 F9 ②		3-3 K ①
Daryl Boston, L (1, 8) OBP: 0.238, SLG: 0.410		0-2 F8 ②			0-0 G3-1 ②		1-0 HR		3-2 G6-4-3 1B 2-H
Bernie Williams, S (9, PH) OBP: 0.335, SLG: 0.389									
Mike Stanley, R (1, 2) OBP: 0.317, SLG: 0.398		0-2 F8 ③			2-2 F8 ③		0-1 G6-3 ③		2-1 G6-4-3 1-2f ② ③
Mike Gallego, R (1, 6) OBP: 0.316, SLG: 0.320			1-2 F8 ①			2-0 1B 1B		3-2 F9 ①	
Pat Kelly, R (1, 4) OBP: 0.345, SLG: 0.369			0-1 B3 ②			3-2 L7 ①		3-2 F8 ②	

Inning Stats	R: 0	H: 1	E: 0	K: 1	S: 12	LOB: 1	BB: 0	P: 19	R: 0	H: 0	E: 0	K: 0	S: 9	LOB: 0	BB: 0	P: 9	R: 0	H: 0	E: 0	K: 0	S: 8	LOB: 0	BB: 0	P: 10	R: 0	H: 0	E: 0	K: 0	S: 10	LOB: 0	BB: 0	P: 15	R: 0	H: 2	E: 0	K: 0	S: 12	LOB: 2	BB: 0	P: 20	R: 1	H: 1	E: 0	K: 0	S: 8	LOB: 0	BB: 0	P: 10	R: 0	H: 2	E: 0	K: 0	S: 15	LOB: 2	BB: 0	P: 23	R: 1	H: 2	E: 0	K: 1	S: 10	LOB: 0	BB: 0	P: 20
--------------	------	------	------	------	-------	--------	-------	-------	------	------	------	------	------	--------	-------	------	------	------	------	------	------	--------	-------	-------	------	------	------	------	-------	--------	-------	-------	------	------	------	------	-------	--------	-------	-------	------	------	------	------	------	--------	-------	-------	------	------	------	------	-------	--------	-------	-------	------	------	------	------	-------	--------	-------	-------

PITCHER	IP	WLS	BF	H	R	ER	SO	BB	IBB	HBP	BLK	WP	HR	S	P	ERA	WHIP
Scott Sanderson, R (1, 1) ERA: 3.43	7.0	W	25	4	1	1	1	0	0	0	0	0	1	63	91	1.29	0.571
Dane Johnson, R (8, 1) ERA:	0.2		3	1	0	0	0	0	0	0	0	0	0	11	17	0.00	1.500
Paul Assenmacher, L (8, 1) ERA: 6.43	0.2		4	2	1	1	1	0	0	0	0	0	0	9	16	13.50	3.000
Roberto Hernandez, R (9, 1) ERA: 4.74	0.2		2	1	0	0	0	0	0	0	0	0	0	5	10	0.00	1.500

Batter	1	2	3	4	5	6	7	8	9	AB R H RBI BB SO LOB	TOP	
Tim Raines, S (1, 7) OBP: 0.379, SLG: 0.444 B F B F F X	2-2 G3-1 ①			4-2 BB BB C C B B B X	3-2 G4-3 ③		2-0 G4-3 ③ B B X		2-1 FC5-4 ③ 1-2f B F B X	4 0 0 0 1 0 4		
Joey Cora, S (1, 4) OBP: 0.341, SLG: 0.353 B B B	4-0 G3-6-3 BB			2-3 K ① B 1 SAFE C C T 1 S		1-0 G4-3 G6-3 1B B X		2-2 G6-3 ① C G S F F F X		3 0 1 0 1 1 1		
Frank Thomas, R (1, 10) OBP: 0.515, SLG: 0.808 C B X	1-1 G3-6-3 ② ③ 1-2f			4-1 BB BB B B B B	1-2 BB ②	1-0 G6-3 ① B X		2-2 BB 1B B B S F F X		3 0 1 0 1 0 2		
Julio Franco, R (1, 3) OBP: 0.372, SLG: 0.508 Bob Zuppic, R (8, 3) OBP: 0.281, SLG: 0.367 B X		1-0 G4-6-3 1B B X		1-2 F9 ② B C C C X	2-2 G4-3 ② C B B F X	2-2 G4-3 ② B B B B		4-2 G6-4-3 BB 1-2 B S F F B		3 0 1 0 1 0 3 0 0 0 0 0 0 0		
Robin Ventura, L (1, 5) OBP: 0.390, SLG: 0.524 Olmedo Saenz, R (7, 5) OBP: 0.182, SLG: 0.364 C 1 SAFE B S B X		1-2 G4-6-3 ① ② 1-2f		2-0 G4-3 ③ B B X	4-1 BB ③ B B C B	4-1 BB ③ B B C B		0-2 G6-4-3 ② ③ 1-2f F F F F X		2 0 0 0 1 0 3 1 0 0 0 0 0 2		
Darrin Jackson, R (1, 9) OBP: 0.383, SLG: 0.541 C S T F B T F C B		1-3 K ③ S T F C B		3-2 1B 1B B F F B B X	0-2 G5-3 ③ C S X			1-1 E1 1B B S X		4 0 1 0 0 1 2		
Lance Johnson, L (1, 8) OBP: 0.310, SLG: 0.366 B C C X			2-1 G4-3 ① B C C X		1-0 1B 1-2 1B B X		1-2 G3 ① C C C X		2-2 L5 ① B B B C F F X	4 0 1 0 0 0 1		
Ron Karkovics, R (1, 2) OBP: 0.386, SLG: 0.472 B B B T C T B B B B			4-2 G3-6-3 BB B B B T C T	3-1 F9 ① B B B C C X		3-2 HR ① S B B B X		1-2 K ② F S B T		3 1 1 1 1 1 3		
Ozzie Guillen, L (1, 6) OBP: 0.290, SLG: 0.325 Norberto Martin, R (7, 6) OBP: 0.440, SLG: 0.522 F X			0-1 G3-6-1 ② ③ 1-2f F X	0-0 F7 ② X		0-2 G6-3 ② S B F		0-1 FC5-4 1B 1-2 F X		3 0 0 0 0 0 3 1 0 1 0 0 0 0		
Inning Stats	R: 0 H: 0 E: 0 LOB: 0 K: 0 BB: 1 S: 6 P: 13	R: 0 H: 1 E: 0 LOB: 0 K: 1 BB: 0 S: 9 P: 12	R: 0 H: 0 E: 0 LOB: 0 K: 0 BB: 1 S: 7 P: 13	R: 0 H: 0 E: 0 LOB: 2 K: 1 BB: 2 S: 11 P: 24	R: 0 H: 2 E: 0 LOB: 2 K: 0 BB: 0 S: 10 P: 20	R: 0 H: 1 E: 0 LOB: 2 K: 0 BB: 1 S: 9 P: 17	R: 1 H: 1 E: 0 LOB: 0 K: 0 BB: 0 S: 10 P: 16	R: 0 H: 1 E: 0 LOB: 1 K: 0 BB: 1 S: 17 P: 25	R: 0 H: 1 E: 1 LOB: 2 K: 1 BB: 0 S: 13 P: 19	1B: 6 SF: 0 2B: 0 SAC: 0 3B: 0 DP: 4 HR: 1 HBP: 0	WP: 0 PA: 37 PB: 0 SB: 0 CS: 0	
PITCHER Scott Kamieniecki, R (1, 1) ERA: 2.53 Sterling Hitchcock, L (8, 1) ERA: 6.1	IP WLS BF H R ER SO BB IBB HBP BLK WP HR S P ERA WHIP 7.0 W 28 5 1 1 2 5 0 0 0 0 1 62 115 1.29 1.429 2.0 9 2 0 0 1 1 0 0 0 0 0 30 44 0.00 1.500											PITCHER IP WLS BF H R ER SO BB IBB HBP BLK WP HR S P ERA WHIP

Chicago White Sox @ New York Yankees
 Yankee Stadium, Bronx, NY
 Tue May 31 1994, 7:05 PM EDT
 Att. 18,246 - Unknown - 76 F

AB	31
R	1
H	7
RBI	1
BB	6
SO	3
LOB	24



Batter	1	2	3	4	5	6	7	8	9	AB R H RBI BB SO LOB	TOP
Tim Raines, S (1, 7) OBP: 0.375, SLG: 0.436 C B B B X	3-1 G6-3 		0-3 		1-1 G1-3 		0-0 F7 		0-0 SF9 BB 1B 1-2	5 1 1 0 0 1 0	
Norberto Martin, R (1, 4) OBP: 0.448, SLG: 0.519 Warren Newson, L (9, PH) OBP: 0.350, SLG: 0.441 Michael LaValliere, L (9, 2) OBP: 0.439, SLG: 0.364 B C B X	2-1 E BB G3 1B		1-1 FC6-4 BB 1B		0-0 G1-3 		2-2 G4-3 		4-2 SF9 BB 1B 1-2 2-3	4 1 2 0 0 0 0 0 1 0 0 1 0 0 0 0 0 0 0 0 0	
Frank Thomas, R (1, 3) OBP: 0.522, SLG: 0.809 F B B B SAFE	4-1 G3 E BB 1B 1-2		4-0 FC6-4 BB 1B 1-2		4-0 1B BB 		1-0 		3-2 SF9 	1 1 1 1 3 0 0	
Julio Franco, R (1, 10) OBP: 0.373, SLG: 0.505 B F C SAFE F F F F B B	3-2 G3 		0-0 FC6-4 		1-0 		2-3 K 		2-3 3-H 2-2 	5 0 2 2 0 1 4	
Robin Ventura, L (1, 5) OBP: 0.390, SLG: 0.520 C B B S X	2-2 		2-2 F9 		1-2 F7 		1-2 F7 		1-1 	5 0 2 2 0 0 4	
Darrin Jackson, R (1, 9) OBP: 0.378, SLG: 0.530 X	0-0 G1-3 		1-3 		2-0 FC1-6 1B 		1-0 P3 		0-0 L7 	5 0 1 0 0 1 3	
Lance Johnson, L (1, 8) OBP: 0.309, SLG: 0.360 B B C C B		4-2 CS BB 		0-0 F8 		0-0 FC1-6 FC5-4 1-2f 		0-2 G5-3 		3 0 0 0 1 0 1	
Ron Karkovice, R (1, 2) OBP: 0.385, SLG: 0.465 Joey Cora, S (9, PH) OBP: 0.344, SLG: 0.353 (9, 4) B S S SAFE SAFE SAFE SAFE		1-3 K 1-2 		4-0 		3-1 FC5-4 1-2f 		4-2 BB 1B SF9 BB 	2 0 0 0 1 1 2 0 1 0 0 1 0 0		
Ozzie Guillen, L (1, 6) OBP: 0.283, SLG: 0.316 C B S C		1-3 		0-0 F8 		1-0 F8 		0-0 L4 	4 0 0 0 0 1 3		
Inning Stats	R: 2 H: 2 E: 1 LOB: 1 K: 0 BB: 1 S: 17 P: 31	R: 0 H: 0 E: 0 LOB: 0 K: 2 BB: 1 S: 8 P: 14	R: 0 H: 1 E: 0 LOB: 2 K: 1 BB: 1 S: 9 P: 16	R: 0 H: 0 E: 0 LOB: 1 K: 1 BB: 1 S: 5 P: 10	R: 0 H: 1 E: 0 LOB: 2 K: 0 BB: 1 S: 8 P: 15	R: 0 H: 1 E: 0 LOB: 1 K: 0 BB: 0 S: 5 P: 11	R: 0 H: 1 E: 0 LOB: 1 K: 1 BB: 0 S: 10 P: 15	R: 0 H: 0 E: 0 LOB: 0 K: 0 BB: 0 S: 7 P: 9	R: 3 H: 3 E: 0 LOB: 2 K: 0 BB: 2 S: 21 P: 35	1B: 9 SF: 1 2B: 0 SAC: 0 3B: 0 DP: 0 HR: 0 HBP: 0	WP: 0 PA: 42 PB: 0 SB: 0 CS: 1
PITCHER Jimmy Key, L (1, 1) ERA: 3.04 Bob Wickman, R (7, 1) ERA: 2.93 Steve Howe, L (9, 1) ERA: 3.0	IP WLS BF H R ER SO BB IBB HBP BLK WP HR S P ERA WHIP 6.0 0 27 5 2 2 4 5 0 0 0 0 0 52 97 3.00 1.667 2.2 L 13 3 3 3 1 2 0 0 0 0 0 0 35 55 10.12 1.875 0.1 2 1 0 0 0 0 0 0 0 0 0 0 3 4 0.00 3.000	PITCHER IP WLS BF H R ER SO BB IBB HBP BLK WP HR S P ERA WHIP									

Chicago White Sox @ New York Yankees
 Yankee Stadium, Bronx, NY
 Wed Jun 01 1994, 7:05 PM EDT
 Att. 26,131 - Unknown - 81 F

AB	34
R	5
H	9
RBI	5
BB	7
SO	5
LOB	17



Batter	1	2	3	4	5	6	7	8	9	AB	R	H	RBI	BB	SO	LOB
Randy Velarde, R OBP: 0.346, SLG: 0.427 (1, 7)	0-0 FC3-6 BB 1B	1-1 P3		0-1 F7		1-1 G5-3		1-2 1B 1-H 1B		5	1	2	1	0	0	2
Wade Boggs, L OBP: 0.433, SLG: 0.507 (1, 5)	4-2 FC3-6 BB 1-2		0-0 F8	2-2 F7		4-2 BB		1-3 1B		3	0	1	0	2	0	1
Don Mattingly, L OBP: 0.411, SLG: 0.408 (1, 3)	0-2 FC3-6 1B 1-2f 2-3		4-1 BB BB BB		0-0 HR 1B	1-0 F8		1-1 F8		4	1	1	0	1	0	5
Danny Tartabull, R OBP: 0.341, SLG: 0.476 (1, 9)	3-1 1B		3-2 P3		1-1 HR		1-3 K		2-3 K	4	1	2	3	0	1	1
Gerald Williams, R OBP: 0.324, SLG: 0.559 (9, 9)										0	0	0	0	0	0	0
Luis Polonia, L OBP: 0.370, SLG: 0.392 (9, PH)	1-2 3-H 1B									1	0	0	0	0	1	0
Jim Leyritz, R OBP: 0.385, SLG: 0.570 (1, 10)	1-2 F9		4-2 BB BB		4-1 E BB BB		1-0 F8		3-3 K	2	0	0	0	2	0	2
Paul O'Neill, L OBP: 0.531, SLG: 0.726 (9, PH)										1	0	0	0	0	1	0
Mike Stanley, R OBP: 0.315, SLG: 0.387 (1, 2)	2-3 K		4-1 BB BB		1-0 F8		2-2 G5-3		1-3 K	3	0	0	0	1	1	3
Daryl Boston, L OBP: 0.233, SLG: 0.400 (9, PH)				1-2 2-3 BB		1-3 BB BB				1	0	0	0	0	1	0
Bernie Williams, S OBP: 0.348, SLG: 0.390 (1, 8)		4-2 BB		0-0 P4		1-2 G5-3		1-1 G3		3	0	0	0	1	0	4
Mike Gallego, R OBP: 0.313, SLG: 0.314 (1, 6)		0-3 K		1-2 1B		0-1 L4		1-1 G5-3		4	0	1	0	0	1	2
Pat Kelly, R OBP: 0.340, SLG: 0.358 (1, 4)		1-1 F8		1-3 K			1-2 G5-3		4-2 1B S BB	3	1	0	0	1	1	2

Inning Stats	R: 1	H: 2	E: 0	K: 1	S: 14	H: 2	LOB: 2	BB: 1	P: 24	R: 0	H: 0	E: 0	K: 1	S: 11	R: 0	H: 0	E: 0	K: 0	S: 13	R: 0	H: 1	E: 0	K: 1	S: 11	R: 2	H: 2	E: 1	K: 0	S: 10	R: 0	H: 0	E: 0	K: 1	S: 8	R: 0	H: 0	E: 0	K: 1	S: 7	R: 1	H: 2	E: 0	K: 0	S: 14	R: 0	H: 0	E: 0	K: 3	S: 9	R: 0	H: 0	E: 0	K: 3	S: 9	1B: 6	2B: 0	3B: 0	HR: 1	SF: 0	SAC: 0	DP: 0	HBP: 0	WP: 0	PB: 0	SB: 1	CS: 0	PA: 42
--------------	------	------	------	------	-------	------	--------	-------	-------	------	------	------	------	-------	------	------	------	------	-------	------	------	------	------	-------	------	------	------	------	-------	------	------	------	------	------	------	------	------	------	------	------	------	------	------	-------	------	------	------	------	------	------	------	------	------	------	-------	-------	-------	-------	-------	--------	-------	--------	-------	-------	-------	-------	--------

PITCHER	IP	WLS	BF	H	R	ER	SO	BB	IBB	HBP	BLK	WP	HR	S	P	ERA	WHIP
Wilson Alvarez, L ERA: 2.55 (1, 1)	6.0		30	5	3	3	3	7	0	0	0	0	1	67	116	4.50	2.000
Dane Johnson, R ERA: 3.86 (7, 1)	1.2		7	1	1	1	1	1	0	0	0	0	0	17	28	5.40	1.200
Dennis Cook, L ERA: 3.71 (8, 1)	0.1	W	2	1	0	0	0	0	0	0	0	0	0	4	7	0.00	3.000
Roberto Hernandez, R ERA: 4.5 (9, 1)	1.0	S	3	0	0	0	3	0	0	0	0	0	0	9	15	0.00	0.000


BOTTOM

Chicago White Sox @ New York Yankees
 Yankee Stadium, Bronx, NY

Wed Jun 01 1994, 7:05 PM EDT
 Att: 26,131 - Unknown - 81 F

livebaseballscorecards.com

AB	34
R	4
H	7
RBI	4
BB	8
SO	7
LOB	22



Batter	1	2	3	4	5	6	7	8	9	AB R H RBI BB SO LOB	TOP
Tim Raines, S (1, 7) OBP: 0.368, SLG: 0.426	2-1 F9		2-1 P6		2-1 P4		1-1 G6-3			4 0 0 0 0 0 2	
Joey Cora, S (1, 4) OBP: 0.337, SLG: 0.344	1-3 K		0-0 G4-6-3			1-0 F8		2-2 F9		4 0 0 0 0 1 1	
Frank Thomas, R (1, 3) OBP: 0.521, SLG: 0.818	3-2 F7			3-2 HR		4-1 BB		0-0 G5-3		3 1 1 1 1 0 0	
Julio Franco, R (1, 10) OBP: 0.371, SLG: 0.505		1-1 L9 1B 2B		0-1 L8		1-0 F9		2-1 L8		4 1 1 0 0 0 1	
Robin Ventura, L (1, 5) OBP: 0.368, SLG: 0.531		0-2 L9 2-3		2-0 HR		2-2 G4-3		1-3 K		4 1 1 1 0 1 2	
Darrin Jackson, R (1, 9) OBP: 0.375, SLG: 0.524		3-2 FC5-4 1B		0-1 F8		1-0 G5-3		2-1 P4		4 0 1 1 0 0 0	
Lance Johnson, L (1, 8) OBP: 0.308, SLG: 0.358		0-1 FC5-4 1-2f		1-1 F7		0-0 S 1B 1B		0-1 G1-3		4 1 1 0 0 0 1	
Ron Karkovics, R (1, 2) OBP: 0.377, SLG: 0.454		1-3 K		1-3 K		3-3 K				3 0 0 0 0 3 2	
Ozzie Guillen, L (1, 6) OBP: 0.290, SLG: 0.323			1-2 G4-6-3 1B		2-0 G4-3		0-0 2-H 1B			3 0 2 1 0 0 0	
Inning Stats	R: 0 E: 0 K: 1 S: 8 H: 0 LOB: 0 BB: 0 P: 14	R: 1 E: 0 K: 1 S: 16 H: 2 LOB: 1 BB: 0 P: 21	R: 0 E: 0 K: 0 S: 7 H: 1 LOB: 0 BB: 0 P: 10	R: 2 E: 0 K: 0 S: 11 H: 2 LOB: 0 BB: 0 P: 17	R: 0 E: 0 K: 1 S: 6 H: 0 LOB: 0 BB: 0 P: 11	R: 0 E: 0 K: 0 S: 6 H: 0 LOB: 1 BB: 1 P: 14	R: 1 E: 0 K: 1 S: 8 H: 2 LOB: 1 BB: 0 P: 13	R: 0 E: 0 K: 0 S: 9 H: 0 LOB: 0 BB: 0 P: 13	R: 0 E: 0 K: 1 S: 7 H: 0 LOB: 0 BB: 0 P: 10	1B: 4 2B: 1 3B: 0 HR: 2 SF: 0 SAC: 0 DP: 1 HBP: 0	WP: 0 PB: 0 SB: 1 CS: 0 PA: 34
PITCHER Sid Fernandez, L (1, 1) ERA: 4.16	IP: 9.0 WLS: L BF: 34 H: 7 R: 4 ER: 4 SO: 5 BB: 1 IBB: 0 HBP: 0 BLK: 0 WP: 0 HR: 2 S: 78 P: 123 ERA: 4.00 WHIP: 0.889										

Chicago White Sox @ Baltimore Orioles
Oriole Park at Camden Yards, Baltimore, MD

AB	33
R	4
H	7
RBI	4
BB	1
SO	5
LOB	9



Fri Jun 03 1994, 7:05 PM EDT
Att. 47,243 - Unknown - 81 F

livebaseballscorecards.com

Batter	1	2	3	4	5	6	7	8	9	AB	R	H	RBI	BB	SO	LOB
Brady Anderson, L (1, 7) OBP: 0.339, SLG: 0.375	2-3 K		4-1 S 2B BB		3-2 HR		4-2 G6-4-3 BB			2	2	1	1	2	1	0
Mike Devereaux, R (1, 8) OBP: 0.272, SLG: 0.363	1-3 K		0-3 K		2-2 F9		0-0 G6-4-3 1-2f			4	0	0	0	0	2	2
Rafael Palmeiro, L (1, 3) OBP: 0.420, SLG: 0.580	3-2 1B		4-1 2B 1-2 BB		0-0 1B		2-2 1B			3	0	3	0	1	0	0
Harold Baines, L (1, 10) OBP: 0.353, SLG: 0.496	0-0 F9		1-0 2B		2-2 P4		0-1 G4-3 1B			4	0	2	1	0	0	2
Lonnie Smith, R (8, PR) OBP: 0.268, SLG: 0.206			1-3 2-H 2B				1-3 1B			0	0	0	0	0	0	0
Cal Ripken Jr., R (1, 6) OBP: 0.326, SLG: 0.406		2-1 1B	1-0 F7		1-2 F9		1-0 P6			4	0	1	0	0	0	5
Leo Gomez, R (1, 5) OBP: 0.408, SLG: 0.591		2-3 K		4-0 BB		3-1 G6-3		3-2 G4-3 1-2f		3	0	0	0	1	1	3
Chris Hoiles, R (1, 2) OBP: 0.356, SLG: 0.398		3-1 P4		0-0 F9		3-2 L3			1-1 F9	4	0	0	0	0	0	2
Mark McLemore, S (1, 4) OBP: 0.351, SLG: 0.288		0-2 L7		0-0 F8		0-2 G6-3			2-2 G6-3	4	0	0	0	0	0	2
Jack Voigt, R (1, 9) OBP: 0.294, SLG: 0.321			2-1 P9		2-1 P5		2-2 F9		3-2 F7	4	0	0	0	0	0	1

Inning Stats	R: 0	H: 1	E: 0	K: 2	S: 16	LOB: 1	BB: 0	P: 22	R: 0	H: 1	E: 0	K: 1	S: 10	LOB: 1	BB: 0	P: 17	R: 1	H: 1	E: 0	K: 1	S: 11	LOB: 2	BB: 2	P: 23	R: 0	H: 0	E: 0	K: 0	S: 4	LOB: 1	BB: 1	P: 10	R: 1	H: 2	E: 0	K: 0	S: 15	LOB: 1	BB: 0	P: 23	R: 0	H: 0	E: 0	K: 0	S: 12	LOB: 0	BB: 0	P: 18	R: 0	H: 0	E: 0	K: 0	S: 8	LOB: 0	BB: 1	P: 14	R: 0	H: 2	E: 0	K: 0	S: 9	LOB: 2	BB: 0	P: 15	R: 0	H: 0	E: 0	K: 0	S: 8	LOB: 0	BB: 0	P: 14	R: 0	H: 0	E: 0	K: 0	S: 8	LOB: 0	BB: 0	P: 14
1B: 5	SF: 0	2B: 1	SAC: 0	3B: 0	DP: 2	HR: 1	HBP: 0	WP: 0	PA: 36	SB: 1	CS: 0																																																																					

PITCHER	IP	WLS	BF	H	R	ER	SO	BB	IBB	HBP	BLK	WP	HR	S	P	ERA	WHIP
Jason Bere, R (1, 1) ERA: 3.26	7.0	W	29	5	2	2	4	4	0	0	0	0	1	76	127	2.57	1.286
Dennis Cook, L (8, 1) ERA: 3.71	0.0		2	2	0	0	0	0	0	0	0	0	0	5	7	∞	∞
Kirk McCaskill, R (8, 1) ERA: 2.63	1.0		2	0	0	0	0	0	0	0	0	0	0	4	8	0.00	0.000
Roberto Hernandez, R (9, 1) ERA: 4.29	1.0	S	3	0	0	0	0	0	0	0	0	0	0	8	14	0.00	0.000


BOTTOM

Chicago White Sox @ Baltimore Orioles
 Oriole Park at Camden Yards, Baltimore, MD

Fri Jun 03 1994, 7:05 PM EDT
 Att: 47,243 - Unknown - 81 F

livebaseballscorecards.com

AB	32
R	2
H	7
RBI	2
BB	4
SO	4
LOB	17



Batter	1	2	3	4	5	6	7	8	9	AB R H RBI BB SO LOB	TOP	
Norberto Martin, R OBP: 0.412, SLG: 0.563 (1, 4)	2-0 G5-3	1-0 G4-3			0-1 F8-6			1-2 G4-3	0-0 HR	5 1 1 4 0 0 1		
Bob Zuppcic, R OBP: 0.297, SLG: 0.400 (1, 7)	1-2 2B 1B		1-3 K		2-2 P1			3-2 2B	0-1 G4-3	5 1 2 0 0 1 0		
Frank Thomas, R OBP: 0.531, SLG: 0.827 (1, 3)	3-2 SAFE 1B 2B		0-1 1B		4-1 G6-4-3 BB			4-0 IBB	1-2 BB 2B 1B	3 2 3 0 2 0 0		
Julio Franco, R OBP: 0.371, SLG: 0.500 (1, 10)	2-1 BB 2-H 3-H 1B		1-3 K		1-1 G6-4-3			1-3 K	4-2 2B 1-2 BB	4 0 1 2 1 2 4		
Robin Ventura, L OBP: 0.388, SLG: 0.530 (1, 5)	4-2 1-2 BB		2-1 G4-3		1-0 G3-1			0-0 G3	0-2 1-3 2-H 2B	4 0 1 1 1 0 3		
Darrin Jackson, R OBP: 0.365, SLG: 0.509 (1, 9)	0-0 P4			0-0 G1-3				0-0 G6-3	P3 G5-3	5 0 0 0 0 0 4		
Lance Johnson, L OBP: 0.307, SLG: 0.365 (1, 8)	0-0 F9			1-3 K				1-1 G4-3	0-1 HR 3B	4 1 1 0 0 1 2		
Ron Karkovice, R OBP: 0.377, SLG: 0.447 Tim Raines, S OBP: 0.371, SLG: 0.426 Michael LaValliere, L OBP: 0.439, SLG: 0.364 (1, 2) (9, PH) (9, 2)		2-3 K		2-3 K				4-0 BB	4-0 HR BB	2 0 0 0 1 2 0 0 1 0 0 1 0 0 0 0 0 0 0 0 0		
Ozzie Guillen, L OBP: 0.295, SLG: 0.323 (1, 6)		2-2 G4-3			0-2 F8-6 1B			0-0 G4-3	4-0 HR IBB	3 1 1 0 1 0 1		
Inning Stats	R: 2 H: 3 E: 0 LOB: 2 K: 0 BB: 1 S: 14 P: 26	R: 0 H: 0 E: 0 LOB: 0 K: 1 BB: 0 S: 8 P: 13	R: 0 H: 1 E: 0 LOB: 1 K: 2 BB: 0 S: 11 P: 15	R: 0 H: 0 E: 0 LOB: 0 K: 2 BB: 0 S: 7 P: 10	R: 0 H: 1 E: 0 LOB: 0 K: 0 BB: 0 S: 10 P: 12	R: 0 H: 0 E: 0 LOB: 0 K: 0 BB: 1 S: 4 P: 10	R: 0 H: 0 E: 0 LOB: 1 K: 0 BB: 1 S: 4 P: 9	R: 0 H: 1 E: 0 LOB: 2 K: 1 BB: 1 S: 13 P: 22	R: 5 H: 4 E: 0 LOB: 2 K: 0 BB: 3 S: 23 P: 38	1B: 5 SF: 0 2B: 4 SAC: 0 3B: 1 DP: 2 HR: 1 HBP: 0	WP: 0 PA: 42 PB: 0 SB: 0 CS: 0	
PITCHER	IP WLS BF H R ER SO BB IBB HBP BLK WP HR S P ERA WHIP											
Jamie Moyer, L ERA: 5.05 (1, 1)	7.1 L 30 6 2 2 5 3 1 0 0 0 0 0 67 112 2.46 1.227											
Alan Mills, R ERA: 8.02 (8, 1)	0.1 1 0 0 0 1 0 0 0 0 0 0 0 3 4 0.00 0.000											
Jim Poole, L ERA: 7.07 (8, 1)	1.0 10 4 5 5 0 2 1 0 0 0 1 22 35 45.00 6.000											
Mark Williamson, R ERA: 5.66 (9, 1)	0.1 1 0 0 0 0 0 0 0 0 0 0 0 2 4 0.00 0.000											

Chicago White Sox @ Baltimore Orioles
 Oriole Park at Camden Yards, Baltimore, MD

Sat Jun 04 1994, 7:05 PM EDT
 Att. 46,518 - Sunny - 81 F

livebaseballscorecards.com

AB 35
 R 7
 H 10
 RBI 7
 BB 7
 SO 6
 LOB 15



Batter	1	2	3	4	5	6	7	8	9	AB R H RBI BB SO LOB
Brady Anderson, L (1, 7) OBP: 0.332, SLG: 0.366	1-0 F7	3-3 K			1-2 G5-3		1-2 L6-3		1-0 F9	5 0 0 0 0 1 4
Mike Devereaux, R (1, 8) OBP: 0.277, SLG: 0.359	4-2 FC5 BB		0-3 K		0-0 G5-3		4-1 BB			2 0 0 0 2 1 0
Cal Ripken Jr., R (1, 6) OBP: 0.320, SLG: 0.398	0-3 K		1-0 G6-3		3-2 P4		1-1 G4-3			4 0 0 0 0 1 3
Harold Baines, L (1, 10) OBP: 0.351, SLG: 0.490	1-1 FC5 1-2f		2-0 1B		2-2 P5		2-2 G6-3			4 0 1 0 0 0 1
Leo Gomez, R (1, 5) OBP: 0.403, SLG: 0.575		3-2 G6-3	1-1 G6-3		4-1 FC5-4 BB		3-1 G4-3			3 0 0 0 1 0 1
Chris Hoiles, R (1, 2) OBP: 0.354, SLG: 0.394		1-2 BB 1B		2-1 F7	0-1 F8		2-3 K			4 1 1 0 0 1 1
Tim Hulett, R (1, 4) OBP: 0.339, SLG: 0.367		1-0 F9		2-3 K	2-1 FC5-4 1-2f					4 0 0 0 0 1 2
Mark McLemore, S (1, 9) OBP: 0.359, SLG: 0.294		4-1 1B 1-2 BB		0-0 E2 1B		0-0 F7 1B		0-3 K		3 0 2 0 1 1 0
Jack Voigt, R (1, 3) OBP: 0.301, SLG: 0.321		0-1 1-3 2-H 1B		3-3 K		0-2 F7 1-2		4-2 BB		3 0 1 1 1 1 2

Inning Stats	R: 0 E: 0 K: 1 S: 9	H: 0 LOB: 1 BB: 1 P: 15	R: 1 H: 2 ER: 1 K: 1 S: 13	L: 2 LOB: 2 BB: 1 P: 25	R: 0 E: 0 K: 1 S: 7	H: 1 LOB: 1 BB: 0 P: 11	R: 0 E: 1 K: 2 S: 14	H: 1 LOB: 1 BB: 0 P: 21	R: 0 E: 0 K: 0 S: 9	H: 0 LOB: 0 BB: 0 P: 13	R: 0 E: 0 K: 0 S: 8	H: 0 LOB: 1 BB: 1 P: 16	R: 0 E: 0 K: 0 S: 11	H: 1 LOB: 2 BB: 1 P: 17	R: 0 E: 0 K: 1 S: 9	H: 0 LOB: 0 BB: 0 P: 16	R: 0 E: 0 K: 1 S: 7	H: 0 LOB: 1 BB: 1 P: 14	1B: 5 2B: 0 3B: 0 HR: 0	SF: 0 SAC: 0 DP: 0 HBP: 0	WP: 0 PB: 0 SB: 0 CS: 0	PA: 37
--------------	------------------------------	----------------------------------	--	----------------------------------	------------------------------	----------------------------------	-------------------------------	----------------------------------	------------------------------	----------------------------------	------------------------------	----------------------------------	-------------------------------	----------------------------------	------------------------------	----------------------------------	------------------------------	----------------------------------	----------------------------------	------------------------------------	----------------------------------	--------


PITCHER	IP	WLS	BF	H	R	ER	SO	BB	IBB	HBP	BLK	WP	HR	S	P	ERA	WHIP
Jack McDowell, R (1, 1) ERA: 5.77	7.0	W	30	5	1	1	5	4	0	0	0	0	0	71	118	1.29	1.286
Paul Assenmacher, L (8, 1) ERA: 6.46	0.1		1	0	0	0	0	0	0	0	0	0	0	4	6	0.00	0.000
Kirk McCaskill, R (8, 1) ERA: 2.57	0.2		2	0	0	0	1	0	0	0	0	0	0	5	10	0.00	0.000
Dane Johnson, R (9, 1) ERA: 2.7	1.0		4	0	0	0	1	1	0	0	0	0	0	7	14	0.00	1.000

BOTTOM

Chicago White Sox @ Baltimore Orioles
Oriole Park at Camden Yards, Baltimore, MD

livebaseballscorecards.com

AB	32
R	1
H	5
RBI	1
BB	5
SO	7
LOB	14



Sat Jun 04 1994, 7:05 PM EDT
Att: 46,518 - Sunny - 81 F

Batter	1	2	3	4	5	6	7	8	9	AB R H RBI BB SO LOB	TOP		
Tim Raines, S (1, 7) OBP: 0.376, SLG: 0.428	3-2 G6-3 SH2-3 1B		3-2 G6-4-3 1B		4-2 1B SH1-3 1B BB	1-1 L8			1-2 G3	4 2 2 0 1 0 0	Chicago White Sox @ Baltimore Orioles Oriole Park at Camden Yards, Baltimore, MD Sun Jun 05 1994, 3:33 AM EDT Att. 47,257 - Overcast - 79 F livebaseballscorecards.com		
Joey Cora, S (1, 4) OBP: 0.337, SLG: 0.344	0-1 SH2-3		0-2 G6-4-3 1B		0-0 SH1-3	1-0 G1-3			3-2 F7	3 0 1 1 0 0 0			
Frank Thomas, R (1, 3) OBP: 0.527, SLG: 0.814	2-1 G6-3		1-1 G6-4-3		3-2 1B 1B			0-0 G5-3		4 1 1 0 0 0 3			
Julio Franco, R (1, 10) OBP: 0.373, SLG: 0.500	3-3 K		1-2 3-H 1B		1-2 1B 1B			1-1 F9		4 1 2 2 0 1 1			
Robin Ventura, L (1, 5) OBP: 0.390, SLG: 0.524		4-1 1B BB	3-2 G4-3		1-2 1B BB			3-3 K		2 0 0 0 2 1 1			
Warren Newson, L (1, 9) OBP: 0.357, SLG: 0.444		3-2 L3 1B		0-1 G1-3		1-0 L9		1-2 G6-3 1B		2 0 1 0 0 0 0			
Darin Jackson, R (5, PH) OBP: 0.366, SLG: 0.509										2 0 1 0 0 0 3			
Lance Johnson, L (1, 8) OBP: 0.306, SLG: 0.363		0-1 L3		1-0 G3		2-1 1B		0-0 G6-3		4 0 1 2 0 0 3			
Michael LaValliere, L (1, 2) OBP: 0.422, SLG: 0.351		0-1 F8		1-0 1B		1-0 G3-1		0-1 F7		4 0 1 0 0 0 3			
Ozzie Guillen, L (1, 6) OBP: 0.294, SLG: 0.317			4-0 1B 1B BB		1-2 G3		0-1 P6		2-3 K	3 1 0 0 1 1 1			
Inning Stats	R: 0 H: 1 E: 0 LOB: 1 K: 1 BB: 0 S: 12 P: 20	R: 0 H: 1 E: 0 LOB: 1 K: 0 BB: 1 S: 8 P: 15	R: 2 H: 3 E: 0 LOB: 1 K: 0 BB: 1 S: 22 P: 34	R: 0 H: 1 E: 0 LOB: 1 K: 0 BB: 0 S: 7 P: 10	R: 3 H: 3 E: 0 LOB: 2 K: 0 BB: 2 S: 18 P: 34	R: 0 H: 0 E: 0 LOB: 0 K: 0 BB: 0 S: 5 P: 7	R: 0 H: 0 E: 0 LOB: 0 K: 1 BB: 0 S: 6 P: 10	R: 0 H: 1 E: 0 LOB: 0 K: 0 BB: 0 S: 6 P: 7	R: 0 H: 0 E: 0 LOB: 0 K: 1 BB: 0 S: 11 P: 17	1B: 10 SF: 0 2B: 1 SAC: 2 3B: 0 DP: 3 HR: 0 HBP: 0	WP: 0 PA: 38 PB: 0 SB: 0 CS: 0		
PITCHER	IP WLS BF H R ER SO BB IBB HBP BLK WP HR S P ERA WHIP											PITCHER	IP WLS BF H R ER SO BB IBB HBP BLK WP HR S P ERA WHIP
Mike Oquist, R (1, 1) ERA: 5.32	4.1												
Tom Bolton, L (5, 1) ERA: 3.65	1.2												
Mark Eichhorn, R (7, 1) ERA: 2.59	2.0 W												
Lee Smith, R (9, 1) ERA: 1.71	1.0 S												

Batter	1	2	3	4	5	6	7	8	9	AB R H RBI BB SO LOB	BOTTOM														
Brady Anderson, L (1, 7) OBP: 0.337, SLG: 0.369										4 1 2 0 1 0 0	Chicago White Sox @ Baltimore Orioles Oriole Park at Camden Yards, Baltimore, MD Sun Jun 05 1994, 3:33 AM EDT Att: 47,257 - Overcast - 79 F														
Mike Devereaux, R (1, 8) OBP: 0.280, SLG: 0.360										5 1 2 0 0 0 3															
Rafael Palmeiro, L (1, 3) OBP: 0.428, SLG: 0.604										4 2 3 2 1 0 1															
Harold Baines, L (1, 10) OBP: 0.352, SLG: 0.507										5 2 2 2 0 0 5															
Cal Ripken Jr., R (1, 6) OBP: 0.323, SLG: 0.405										4 1 2 1 0 1 4															
Leo Gomez, R (1, 5) OBP: 0.398, SLG: 0.590										4 1 1 1 0 0 3															
Mark McLemore, S (1, 4) OBP: 0.357, SLG: 0.293										4 0 1 1 0 0 0															
Jack Voigt, R (1, 9) OBP: 0.307, SLG: 0.321										3 0 1 1 1 0 0															
Jeff Tackett, R (1, 2) OBP: 0.217, SLG: 0.273										4 0 0 0 0 0 3															
Inning Stats	R: 0 E: 0 K: 0 S: 11	H: 2 LOB: 2 BB: 0 P: 19	R: 1 E: 0 K: 0 S: 8	H: 1 LOB: 0 BB: 0 P: 10	R: 0 E: 0 K: 1 S: 10	H: 2 LOB: 2 BB: 0 P: 16	R: 0 E: 0 K: 0 S: 12	H: 0 LOB: 0 BB: 0 P: 18	R: 3 E: 0 K: 0 S: 10	H: 4 LOB: 1 BB: 0 P: 17		R: 0 E: 0 K: 0 S: 5	H: 0 LOB: 0 BB: 1 P: 9	R: 4 E: 0 K: 0 S: 21	H: 5 LOB: 2 BB: 1 P: 39	R: 0 E: 0 K: 0 S: 8	H: 0 LOB: 1 BB: 1 P: 12	1B: 9 2B: 2 3B: 0 HR: 3	SF: 0 SAC: 0 DP: 1 HBP: 0	WP: 0 PB: 0 SB: 0 CS: 0	PA: 40				
PITCHER	IP	WLS	BF	H	R	ER	SO	BB	IBB	HBP	BLK	WP	HR	S	P	ERA	WHIP								
Alex Fernandez, R (1, 1) ERA: 3.53	6.0		27	9	4	4	1	1	0	0	0	0	0	56	89	6.00	1.667								
Dennis Cook, L (7, 1) ERA: 5.19	0.1	L	4	2	3	3	0	1	0	0	0	0	0	10	19	81.00	9.000								
Dane Johnson, R (7, 1) ERA: 4.5	0.2		5	3	1	1	0	0	0	0	0	0	0	11	20	13.50	4.500								
Paul Assenmacher, L (8, 1) ERA: 6.06	1.0		4	0	0	0	0	1	0	0	0	0	0	8	12	0.00	1.000								

AB	37
R	8
H	14
RBI	8
BB	3
SO	1
LOB	19



WP	0	PA	40
PB	0		
SB	0		
CS	0		

PITCHER	IP	WLS	BF	H	R	ER	SO	BB	IBB	HBP	BLK	WP	HR	S	P	ERA	WHIP
---------	----	-----	----	---	---	----	----	----	-----	-----	-----	----	----	---	---	-----	------

Alex Fernandez, R (1, 1) ERA: 3.53	6.0		27	9	4	4	1	1	0	0	0	0	0	56	89	6.00	1.667
Dennis Cook, L (7, 1) ERA: 5.19	0.1	L	4	2	3	3	0	1	0	0	0	0	0	10	19	81.00	9.000
Dane Johnson, R (7, 1) ERA: 4.5	0.2		5	3	1	1	0	0	0	0	0	0	0	11	20	13.50	4.500
Paul Assenmacher, L (8, 1) ERA: 6.06	1.0		4	0	0	0	0	1	0	0	0	0	0	8	12	0.00	1.000

livebaseballscorecards.com

Toronto Blue Jays @ Chicago White Sox

Comiskey Park, Chicago, IL

Tue Jun 07 1994, 8:05 PM EDT
Att. 37,184 - Unknown - 55 F

AB	36
R	9
H	12
RBI	9
BB	7
SO	5
LOB	21



WP:	0	PA:	46
PB:	1		
SB:	1		
CS:	0		

Batter	1	2	3	4	5	6	7	8	9	AB	R	H	RBI	BB	SO	LOB											
Devon White, S OBP: 0.353, SLG: 0.514 (1, 8) X	0-0 HR 1B	2-2 1B 1B		4-1 2B BB	2-1 F9		2-2 F7		0-2 F8	5	3	2	1	1	0	1											
Roberto Alomar, S OBP: 0.401, SLG: 0.516 (1, 4) X	1-0 HR 1B	1-1 F8 1B		1-0 F7		2-1 SF8 2B	2-2 G4-3			5	2	3	3	0	0	2											
Paul Molitor, R OBP: 0.408, SLG: 0.527 (1, 10) X	1-2 G1-4-3 1B	3-1 F8 1-2		2-2 P6		2-2 SF8 HBP		0-0 G6-3 2B		4	0	2	0	0	0	2											
Joe Carter, R OBP: 0.349, SLG: 0.587 (1, 9) X	0-1 G1-4-3 1-2f	1-1 F8		0-1 2B		0-1 SF8		0-1 F9		4	0	1	2	0	0	3											
John Olerud, L OBP: 0.397, SLG: 0.456 (1, 3) X	4-2 BB			4-0 IBB		4-0 IBB		4-0 G6-3 IBB		1	0	0	0	4	0	0											
Ed Sprague, R OBP: 0.310, SLG: 0.359 (1, 5) X	2-0 P3			3-2 G2-3		3-3 K		3-2 G6-3		5	0	0	0	0	2	7											
Mike Huff, R OBP: 0.430, SLG: 0.492 (1, 7) X		4-0 PB SF9 1B BB		0-1 1B 2B		1-2 HR		0-2 F9		4	3	2	1	1	0	4											
Pat Borders, R OBP: 0.304, SLG: 0.346 (1, 2) X		1-0 PB 1B 1B		1-2 FC5-4 1B		0-3 K		4-1 BB		4	1	2	1	1	1	0											
Dick Schofield, R OBP: 0.311, SLG: 0.350 (1, 6) X		2-1 SF9 1-2 2-H		1-2 FC5-4 1-2f		0-3 K		1-2 P3		4	0	0	1	0	2	2											
Inning Stats	R: 2 E: 0 K: 0 S: 10	H: 3 LOB: 1 BB: 1 P: 18	R: 3 E: 0 K: 0 S: 12	H: 3 LOB: 1 BB: 1 P: 26	R: 1 E: 0 K: 1 S: 14	H: 2 LOB: 1 BB: 0 P: 20	R: 1 E: 0 K: 0 S: 10	H: 1 LOB: 2 BB: 2 P: 24	R: 1 E: 0 K: 2 S: 11	H: 1 LOB: 0 BB: 0 P: 14	R: 1 E: 0 K: 1 S: 14	H: 1 LOB: 2 BB: 1 P: 25	R: 0 E: 0 K: 0 S: 12	H: 0 LOB: 1 BB: 1 P: 21	R: 0 E: 0 K: 0 S: 9	H: 1 LOB: 2 BB: 1 P: 16	R: 0 E: 0 K: 1 S: 7	H: 0 LOB: 0 BB: 0 P: 8	1B: 6 2B: 4 3B: 0 HR: 2	SF: 2 SAC: 0 DP: 1 HBP: 1	WP: 0 PB: 1 SB: 1 CS: 0	PA: 46					
PITCHER	IP	WLS	BF	H	R	ER	SO	BB	IBB	HBP	BLK	WP	HR	S	P	ERA	WHIP										
Wilson Alvarez, L ERA: 3.12 (1, 1)	3.0	L	18	8	6	6	1	2	0	0	0	0	1	36	64	18.00	3.333										
Jose DeLeon, R ERA: 3.95 (4, 1)	4.0		20	3	3	3	3	2	2	1	0	0	1	47	84	6.75	1.250										
Kirk McCaskill, R ERA: 2.48 (8, 1)	1.0		5	1	0	0	0	0	1	0	0	0	0	9	16	0.00	1.000										
Paul Assenmacher, L ERA: 5.71 (9, 1)	1.0		3	0	0	0	1	0	0	0	0	0	0	7	8	0.00	0.000										

livebaseballscorecards.com

Batter	1	2	3	4	5	6	7	8	9	AB R H RBI BB SO LOB	TOP				
Devon White, S (1, 8) OBP: 0.351, SLG: 0.507	4-1 G1-6-3 BB		3-2 G1		1-0 G5-3		1-3 K			3 0 0 0 1 1 1					
Roberto Alomar, S (1, 4) OBP: 0.403, SLG: 0.511	0-0 G1-6-3 1-2f		4-1 FC6-4 BB		1-3 K		4-2 BB			2 0 0 0 2 1 1					
Paul Molitor, R (1, 10) OBP: 0.406, SLG: 0.522	3-2 1B		0-1 FC6-4 BB 1-2f		2-0 P4		2-2 G4-3			4 0 1 0 0 0 3					
Joe Carter, R (1, 9) OBP: 0.348, SLG: 0.578	0-3 K		4-1 BB 1-2		2-1 F9		2-2 F7			3 0 0 0 1 1 1					
John Olerud, L (1, 3) OBP: 0.395, SLG: 0.449		1-2 G4-3	4-2 BB 1-2 2-3		2-0 P5		1-1 G6-3			3 0 0 0 1 0 0					
Carlos Delgado, L (1, 7) OBP: 0.352, SLG: 0.438		4-2 HR BB	3-3 K		4-0 BB		0-2 G6-3			1 1 0 0 2 1 3					
Mike Huff, R (8, PH) OBP: 0.425, SLG: 0.485										1 0 0 0 0 0 0					
Ed Sprague, R (1, 5) OBP: 0.309, SLG: 0.371		3-2 1-H HR		3-2 G4-3		2-3 K		3-2 G5-3		4 1 1 2 0 1 1	AB 28				
Pat Borders, R (1, 2) OBP: 0.302, SLG: 0.343		0-1 F9		0-0 G4-3		1-0 SH1-4 1B		2-2 G5-3		4 0 1 0 0 0 0	R 2				
Dick Schofield, R (1, 6) OBP: 0.305, SLG: 0.343		2-1 L4		2-1 G4-3		1-0 SH1-4		2-3 K		3 0 0 0 0 1 0	H 3				
											RBI 2				
Inning Stats	R: 0 E: 0 K: 1 S: 8 H: 1 LOB: 1 BB: 1 P: 15	R: 2 E: 0 K: 0 S: 13 H: 1 LOB: 0 BB: 1 P: 23	R: 0 E: 0 K: 1 S: 15 H: 0 LOB: 3 BB: 3 P: 33	R: 0 E: 0 K: 0 S: 6 H: 0 LOB: 0 BB: 0 P: 11	R: 0 E: 0 K: 1 S: 5 H: 0 LOB: 0 BB: 0 P: 9	R: 0 E: 0 K: 1 S: 6 H: 0 LOB: 1 BB: 1 P: 16	R: 0 E: 0 K: 1 S: 11 H: 1 LOB: 2 BB: 1 P: 20	R: 0 E: 0 K: 0 S: 9 H: 0 LOB: 0 BB: 0 P: 12	R: 0 E: 0 K: 1 S: 10 H: 0 LOB: 0 BB: 0 P: 17	1B: 2 2B: 0 3B: 0 HR: 1 SF: 0 SAC: 1 DP: 1 HBP: 0	WP: 0 PB: 0 SB: 0 CS: 0 PA: 36				
PITCHER	PITCHER														
Jason Bere, R (1, 1) ERA: 3.2	IP: 7.0 WLS: 0 BF: 30 H: 3 R: 2 ER: 2 SO: 5 BB: 7 IBB: 0 HBP: 0 BLK: 0 WP: 0 HR: 1 S: 64 P: 127 ERA: 2.57 WHIP: 1.429														
Dennis Cook, L (8, 1) ERA: 5.0	IP: 0.2 WLS: 0 BF: 2 H: 0 R: 0 ER: 0 SO: 0 BB: 0 IBB: 0 HBP: 0 BLK: 0 WP: 0 HR: 0 S: 6 P: 9 ERA: 0.00 WHIP: 0.000														
Dane Johnson, R (8, 1) ERA: 3.38	IP: 1.1 WLS: 1 BF: 4 H: 0 R: 0 ER: 0 SO: 1 BB: 0 IBB: 0 HBP: 0 BLK: 0 WP: 0 HR: 0 S: 13 P: 20 ERA: 0.00 WHIP: 0.000														

Toronto Blue Jays @ Chicago White Sox
Comiskey Park, Chicago, IL

Wed Jun 08 1994, 4:33 AM EDT
Att. 29,920 - Cloudy - 56 F

livebaseballscorecards.com



Batter	1	2	3	4	5	6	7	8	9	AB R H RBI BB SO LOB
Norberto Martin, R OBP: 0.405, SLG: 0.543 (1, 4)	1-3 K2-3		2-3 K			1-2 FC6-5, SH1-3 1B		0-0 SH1-4		3 0 1 1 0 2 0
Bob Zupcic, R OBP: 0.282, SLG: 0.378 Warren Newson, L OBP: 0.341, SLG: 0.421 (1, 7) (8, PH) (9, 7)	3-1 G5-3			3-1 F8		1-0 SH1-3		3-3 K		2 0 0 0 0 0 0 1 0 0 0 0 1 1
Frank Thomas, R OBP: 0.516, SLG: 0.786 (1, 3)	3-2 K			2-2 F9		1-0 FC6-5		1-0 G1-3		4 0 0 0 0 1 2
Julio Franco, R OBP: 0.376, SLG: 0.495 Joey Cora, S OBP: 0.344, SLG: 0.363 (1, 10) (9, PR)				0-0 G4-3		3-1 F8		0-0 1B 1B		4 0 2 0 0 0 1 0 1 0 0 0 0 0
Robin Ventura, L OBP: 0.388, SLG: 0.510 (1, 5)				3-2 G4-3		3-2 G3		1-2 SH1-4 HBP		3 1 1 0 0 0 1
Darrin Jackson, R OBP: 0.372, SLG: 0.525 (1, 9)				1-3 K		2-0 G6-3		0-0 SH1-4		3 0 1 1 0 1 1
Lance Johnson, L OBP: 0.302, SLG: 0.354 (1, 8)				0-1 G6-3		0-0 1B		1-2 K		4 0 1 0 0 2 4
Ron Karkovice, R OBP: 0.375, SLG: 0.438 Tim Raines, S OBP: 0.370, SLG: 0.419 Michael LaValliere, L OBP: 0.435, SLG: 0.368 (1, 2) (7, PH) (8, 2)				1-0 P3		2-1 F7		1-2 P5		2 0 0 0 0 0 1 1 0 0 0 0 0 1 1 0 1 1 0 0 0
Ozzie Guillen, L OBP: 0.305, SLG: 0.345 (1, 6)				1-2 G4-3		0-0 1B 3B		0-2 SH1-4 2B		3 1 2 0 0 0 0

Inning Stats	R: 0 E: 0 K: 2 S: 9	H: 0 LOB: 0 BB: 0 P: 16	R: 0 E: 0 K: 1 S: 11	H: 1 LOB: 1 BB: 0 P: 16	R: 0 E: 0 K: 1 S: 8	H: 0 LOB: 0 BB: 0 P: 12	R: 0 E: 0 K: 0 S: 7	H: 0 LOB: 0 BB: 0 P: 12	R: 0 E: 0 K: 0 S: 7	H: 1 LOB: 1 BB: 0 P: 14	R: 1 E: 0 K: 0 S: 8	H: 2 LOB: 1 BB: 0 P: 14	R: 0 E: 0 K: 1 S: 10	H: 0 LOB: 1 BB: 0 P: 13	R: 0 E: 0 K: 1 S: 9	H: 1 LOB: 1 BB: 0 P: 13	R: 2 E: 0 K: 1 S: 9	H: 4 LOB: 2 BB: 0 P: 11	1B: 7 2B: 1 3B: 1 HR: 0	SF: 0 SAC: 3 DP: 0 HBP: 1	WP: 0 PB: 0 SB: 0 CS: 0	PA: 35
PITCHER	IP	WLS	BF	H	R	ER	SO	BB	IBB	HBP	BLK	WP	HR	S	P	ERA	WHIP					
Al Leiter, L ERA: 4.7 (1, 1)	2.1		8	1	0	0	3	0	0	0	0	0	0	21	34	0.00	0.429					
Brad Cornett, R ERA: 1.8 (3, 1)	5.0		20	4	1	1	2	0	0	1	0	0	0	43	67	1.80	0.800					
Tony Castillo, L ERA: 2.08 (8, 1)	0.2		2	0	0	0	1	0	0	0	0	0	0	5	9	0.00	0.000					
Darren Hall, R ERA: 4.66 (9, 1)	0.1	L	5	4	2	2	1	0	0	0	0	0	0	9	11	54.00	12.000					

BOTTOM

Toronto Blue Jays @ Chicago White Sox
Comiskey Park, Chicago, IL
Wed Jun 08 1994, 4:33 AM EDT
Att. 29,920 - Cloudy - 56 F

livebaseballscorecards.com

AB	31
R	3
H	9
RBI	3
BB	0
SO	7
LOB	12



Batter	1	2	3	4	5	6	7	8	9	AB R H RBI BB SO LOB	TOP	
Tim Raines, S (1, 7) OBP: 0.371, SLG: 0.415	1-0 	4-2 			0-2 		3-2 		3-2 	4 1 1 0 1 0 0		
Joey Cora, S (1, 4) OBP: 0.352, SLG: 0.368	1-2 	0-2 			4-2 		2-2 			3 0 2 2 1 0 0		
Frank Thomas, R (1, 3) OBP: 0.508, SLG: 0.770	1-1 	0-0 			1 SAFE 2-3 		0-1 			4 0 0 0 0 1 4		
Julio Franco, R (1, 10) OBP: 0.374, SLG: 0.488	1-1 				1 SAFE 2-3 			4-2 		3 0 0 0 1 1 1		
Robin Ventura, L (1, 5) OBP: 0.385, SLG: 0.503		4-1 			1-2 		1-2 		2-0 	3 0 0 0 1 0 1		
Darin Jackson, R (1, 9) OBP: 0.369, SLG: 0.524		1-1 			1-3 		1-0 		1-3 	4 0 1 0 0 2 2		
Lance Johnson, L (1, 8) OBP: 0.306, SLG: 0.357		1-0 			0-0 		2-1 		0-3 	4 1 2 0 0 1 1		
Ron Karkovics, R (1, 2) OBP: 0.378, SLG: 0.432		4-2 			3-2 		4-0 		3-3 	2 1 0 0 2 1 0		
Ozzie Guillen, L (1, 6) OBP: 0.304, SLG: 0.343		1-1 			1-2 		1-2 		1-3 	4 1 1 1 0 1 2		
Inning Stats	R: 1 H: 2 E: 0 LOB: 0 K: 0 BB: 0 S: 8 P: 12	R: 3 H: 3 E: 0 LOB: 2 K: 0 BB: 3 S: 14 P: 29	R: 0 H: 0 E: 0 LOB: 0 K: 1 BB: 0 S: 11 P: 17	R: 0 H: 0 E: 0 LOB: 0 K: 0 BB: 0 S: 9 P: 13	R: 0 H: 0 E: 0 LOB: 1 K: 2 BB: 1 S: 11 P: 19	R: 0 H: 2 E: 0 LOB: 2 K: 0 BB: 1 S: 11 P: 20	R: 0 H: 0 E: 0 LOB: 0 K: 0 BB: 0 S: 9 P: 14	R: 0 H: 0 E: 0 LOB: 1 K: 2 BB: 1 S: 10 P: 17	R: 0 H: 0 E: 0 LOB: 0 K: 2 BB: 0 S: 12 P: 19	1B: 6 SF: 0 2B: 1 SAC: 0 3B: 0 DP: 2 HR: 0 HBP: 0	WP: 0 PA: 37 PB: 0 SB: 1 CS: 0	
PITCHER Pat Mahomes, R (1, 1) ERA: 5.08 Mark Guthrie, L (6, 1) ERA: 7.42	IP WLS BF H R ER SO BB IBB HBP BLK WP HR S P ERA WHIP 5.2 W 26 7 4 4 3 5 0 0 0 0 0 0 61 106 6.35 2.118											PITCHER IP WLS BF H R ER SO BB IBB HBP BLK WP HR S P ERA WHIP 3.1 S 11 0 0 0 4 1 0 0 0 0 0 0 34 54 0.00 0.300

Chicago White Sox @ Minnesota Twins
 Hubert H. Humphrey Metrodome, Minneapolis, MN
 Thu Jun 09 1994, 8:05 PM EDT
 Att. 21,629 - Dome

AB	31
R	4
H	7
RBI	3
BB	6
SO	7
LOB	11



Batter	1	2	3	4	5	6	7	8	9	AB	R	H	RBI	BB	SO	LOB
--------	---	---	---	---	---	---	---	---	---	----	---	---	-----	----	----	-----


Chuck Knoblauch, R <small>OBP: 0.389, SLG: 0.498</small> <small>(1, 4)</small>										4	1	2	1	0	0	2
Alex Cole, L <small>OBP: 0.413, SLG: 0.457</small> <small>(1, 8)</small>										4	1	2	0	0	0	0
Kirby Puckett, R <small>OBP: 0.371, SLG: 0.535</small> <small>(1, 9)</small>										4	2	3	4	0	0	2
Kent Hrbek, L <small>OBP: 0.392, SLG: 0.382</small> <small>(1, 3)</small>										4	0	1	0	0	0	1
Dave Winfield, R <small>OBP: 0.329, SLG: 0.411</small> <small>(1, 10)</small>										4	0	1	0	0	0	2
Shane Mack, R <small>OBP: 0.397, SLG: 0.564</small> <small>(1, 7)</small>										4	2	2	0	0	2	2
Scott Leius, R <small>OBP: 0.339, SLG: 0.494</small> <small>(1, 5)</small>										4	1	2	2	0	0	2
Matt Walbeck, S <small>OBP: 0.267, SLG: 0.299</small> <small>(1, 2)</small>										4	1	2	1	0	1	1
Jeff Reboulet, R <small>OBP: 0.313, SLG: 0.329</small> <small>(1, 6)</small>										4	0	1	0	0	1	2

Inning Stats	R: 2 E: 1 K: 0 S: 12	H: 3 LOB: 0 BB: 0 P: 20	R: 2 E: 0 K: 0 S: 17	H: 5 LOB: 2 BB: 0 P: 29	R: 0 E: 0 K: 1 S: 10	H: 1 LOB: 1 BB: 0 P: 14	R: 0 E: 0 K: 0 S: 7	H: 0 LOB: 0 BB: 0 P: 12	R: 1 E: 0 K: 0 S: 7	H: 1 LOB: 0 BB: 0 P: 10	R: 2 E: 0 K: 1 S: 10	H: 3 LOB: 1 BB: 0 P: 16	R: 1 E: 0 K: 1 S: 17	H: 2 LOB: 1 BB: 0 P: 24	R: 0 E: 0 K: 1 S: 8	H: 1 LOB: 0 BB: 0 P: 11	1B: 9 2B: 4 3B: 0 HR: 3	SF: 0 SAC: 0 DP: 2 HBP: 0
---------------------	-------------------------------	----------------------------------	-------------------------------	----------------------------------	-------------------------------	----------------------------------	------------------------------	----------------------------------	------------------------------	----------------------------------	-------------------------------	----------------------------------	-------------------------------	----------------------------------	------------------------------	----------------------------------	----------------------------------	------------------------------------

BOTTOM

Chicago White Sox @ Minnesota Twins
 Hubert H. Humphrey Metrodome, Minneapolis, MN
 Thu Jun 09 1994, 8:05 PM EDT
 Att. 21,629 - Dome

AB	36
R	8
H	16
RBI	8
BB	0
SO	4
LOB	14



	PITCHER	IP	WLS	BF	H	R	ER	SO	BB	IBB	HBP	BLK	WP	HR	S	P	ERA	WHIP
	Scott Sanderson, R <small>ERA: 4.43</small> <small>(1, 1)</small>	5.1	L	26	12	7	7	1	0	0	0	0	0	2	58	92	11.81	2.250
	Dane Johnson, R <small>ERA: 3.0</small> <small>(6, 1)</small>	0.2		2	1	0	0	1	0	0	0	0	0	0	5	9	0.00	1.500
	Dennis Cook, L <small>ERA: 5.21</small> <small>(7, 1)</small>	1.0		5	2	1	1	1	0	0	0	0	0	1	17	24	9.00	2.000
	Roberto Hernandez, R <small>ERA: 4.09</small> <small>(8, 1)</small>	1.0		3	1	0	0	1	0	0	0	0	0	0	8	11	0.00	1.000

Batter	1	2	3	4	5	6	7	8	9	10	AB R H RBI BB SO LOB	TOP													
Tim Raines, S OBP: 0.367, SLG: 0.410 (1, 7)	2-3 K		2-2 G4-3	0-1 L4		3-1 L1-3-4			2-1 1B 1B		5 1 1 0 0 1 2	Chicago White Sox @ Minnesota Twins Hubert H. Humphrey Metrodome, Minneapolis, MN Fri Jun 10 1994, 8:05 PM EDT Att. 27,401 - Dome													
Joey Cora, S OBP: 0.348, SLG: 0.364 (1, 4)	0-0 G4-3		3-2 G4-3		0-0 G4-3		2-2 F7	0-1 SAFE 1B 1-2 1B		5 0 1 0 0 0 0															
Frank Thomas, R OBP: 0.513, SLG: 0.786 (1, 3)	0-1 BB WP 1B		1-2 HR		3-1 HBP 2B 1B		2-3 K	3-2 1-3 2-H 1B		5 2 4 2 0 1 0															
Julio Franco, R OBP: 0.375, SLG: 0.484 (1, 10)	1-3 K 1-2 BB		1-0 1B		3-1 2B HBP		3-2 G6-3	1-3 K		4 1 1 0 0 2 3															
Robin Ventura, L OBP: 0.386, SLG: 0.503 (1, 5)	4-1 FC5-4 1-2 2-3 BB		1-2 F7		2-1 G6-3 1-H 2-H 1B 2B		2-1 F8	1-2 F7		4 1 1 2 1 0 1															
Darrin Jackson, R OBP: 0.365, SLG: 0.516 (1, 9)	2-2 FC5-4			3-1 G6-3	1-2 G6-3		0-1 G6-3	0-0 CS 1B		5 0 1 0 0 0 4															
Lance Johnson, L OBP: 0.308, SLG: 0.362 (1, 8)		0-0 G4-3		1-1 1B 2B	0-0 PO 3-H 1B		3-1 F7	0-0 F8		5 1 2 1 0 0 1															
Michael LaValliere, L OBP: 0.420, SLG: 0.357 (1, 2)		1-1 G1-3		0-0 2-H 1B	0-0 PO 1-2	2-3 K		1-2 P5	2-0 CS	4 0 1 1 0 1 0															
Ozzie Guillen, L OBP: 0.303, SLG: 0.341 (1, 6)		1-0 G4-3		1-2 F8		1-1 L1-3-4 1B		2-2 F8		4 0 1 0 0 0 1															
Inning Stats	R: 0 E: 0 K: 2 S: 16	H: 1 LOB: 3 BB: 1 P: 25	R: 0 E: 0 K: 0 S: 4	H: 0 LOB: 0 BB: 0 P: 6	R: 1 E: 0 K: 0 S: 14	H: 2 LOB: 1 BB: 0 P: 22	R: 1 E: 0 K: 0 S: 10	H: 2 LOB: 1 BB: 0 P: 15	R: 3 E: 0 K: 1 S: 7	H: 3 LOB: 0 BB: 0 P: 19	R: 0 E: 0 K: 1 S: 7		H: 1 LOB: 0 BB: 0 P: 13	R: 0 E: 0 K: 1 S: 9	H: 0 LOB: 0 BB: 0 P: 16	R: 0 E: 0 K: 0 S: 6	H: 0 LOB: 0 BB: 0 P: 11	R: 1 E: 0 K: 1 S: 19	H: 3 LOB: 2 BB: 0 P: 28	R: 0 E: 0 K: 0 S: 5	H: 1 LOB: 0 BB: 0 P: 8	1B: 10 2B: 3 3B: 0 HR: 1	SF: 0 SAC: 0 DP: 1 HBP: 1	WP: 1 PB: 0 SB: 1 CS: 1	PA: 45
PITCHER	IP WLS BF H R ER SO BB IBB HBP BLK WP HR S P ERA WHIP												IP WLS BF H R ER SO BB IBB HBP BLK WP HR S P ERA WHIP												
Scott Erickson, R ERA: 5.23 (1, 1)	7.0																								
Larry Casian, L ERA: 6.32 (8, 1)	1.2	7	2	1	1	0	0	0	0	0	0	17	27	5.40	1.200										
Dave Stevens, R ERA: 8.78 (9, 1)	1.1	W 5	2	0	0	1	0	0	0	0	0	13	20	0.00	1.500										

AB	41
R	6
H	13
RBI	6
BB	1
SO	5
LOB	12



Batter	1	2	3	4	5	6	7	8	9	10	AB R H RBI BB SO LOB
Chuck Knoblauch, R (1, 4) OBP: 0.389, SLG: 0.493 (1, 4)	4-1 G6-4-3 BB		3-3 K			0-1 G5-3			2-1 FC4-6 SF7 1B	1-2 F9	4 1 1 1 1 1 2
Alex Cole, L (1, 8) OBP: 0.418, SLG: 0.471 (1, 8)	0-2 F8			4-1 S G6-3 BB		0-3 K			4-2 FC4-6 BB	0-0 HR	3 2 1 2 2 1 1
Kirby Puckett, R (1, 9) OBP: 0.365, SLG: 0.526 (1, 9)	1-0 G6-4-3 1-2f			1-2 G6-3 1-H			0-0 L3		0-2 FC4-6 HR 1B		4 1 0 1 0 0 3
Kent Hrbek, L (1, 3) OBP: 0.388, SLG: 0.381 (1, 3)		1-1 F7		3-0 G6-4-3 1B			1-2 G3		1-0 SF7		3 0 1 1 0 0 0
Dave Winfield, R (1, 10) OBP: 0.327, SLG: 0.407 (1, 10)		2-3 K		0-1 G6-4-3 1-2f			0-2 G5-3		0-0 HR 1B		4 1 1 0 0 1 1
Shane Mack, R (1, 7) OBP: 0.393, SLG: 0.579 (1, 7)		0-2 G1-3			0-3 K			0-0 B1-3	1-0 HR 1B		4 1 1 3 0 1 0
Scott Leius, R (1, 5) OBP: 0.332, SLG: 0.482 (1, 5)			1-0 G6-3		1-1 G4-3			1-1 G5-3	1-3 K		4 0 0 0 0 1 0
Matt Walbeck, S (1, 2) OBP: 0.267, SLG: 0.304 (1, 2)			1-1 K 2B		3-2 G4-3			0-3 K		1-0 F7	4 0 1 0 0 1 0
Pat Meares, R (1, 6) OBP: 0.321, SLG: 0.329 Chip Hale, L (9, PH) OBP: 0.367, SLG: 0.358 Jeff Reboulet, R (10, 6) OBP: 0.321, SLG: 0.338 (1, 6)			2-2 P6			1-3 K			1-1 1B 2B	0-0 HR 1B	2 0 0 0 0 1 1 1 1 1 0 0 0 0 1 1 1 0 0 0 0

Inning Stats	R: 0	H: 0	E: 0	K: 0	S: 5	R: 0	H: 0	E: 0	K: 1	S: 10	R: 0	H: 1	E: 0	K: 1	S: 9	R: 1	H: 1	E: 0	K: 0	S: 7	R: 0	H: 0	E: 0	K: 1	S: 8	R: 0	H: 0	E: 0	K: 2	S: 8	R: 0	H: 0	E: 0	K: 0	S: 7	R: 0	H: 0	E: 0	K: 1	S: 6	R: 5	H: 4	E: 0	K: 15	S: 15	R: 2	H: 2	E: 0	K: 0	S: 6	1B: 4	SF: 1	2B: 2	3B: 0	HR: 2
--------------	------	------	------	------	------	------	------	------	------	-------	------	------	------	------	------	------	------	------	------	------	------	------	------	------	------	------	------	------	------	------	------	------	------	------	------	------	------	------	------	------	------	------	------	-------	-------	------	------	------	------	------	-------	-------	-------	-------	-------

PITCHER	IP	WLS	BF	H	R	ER	SO	BB	IBB	HBP	BLK	WP	HR	S	P	ERA	WHIP
Jack McDowell, R (1, 1) ERA: 5.53	8.0		28	4	3	3	6	2	0	0	0	0	0	64	97	3.38	0.750
Roberto Hernandez, R (9, 1) ERA: 5.09	1.0		6	2	3	3	1	1	0	0	0	0	1	11	18	27.00	3.000
Kirk McCaskill, R (10, 1) ERA: 3.03	0.2	L	4	2	2	2	0	0	0	0	0	0	1	6	8	27.00	3.000


BOTTOM

Chicago White Sox @ Minnesota Twins
 Hubert H. Humphrey Metrodome, Minneapolis, MN

Fri Jun 10 1994, 8:05 PM EDT
 Att: 27,401 - Dome

livebaseballscores.com

AB	34
R	8
H	8
RBI	8
BB	3
SO	7
LOB	8



WP: 0	PA: 38
PB: 0	
SB: 3	
CS: 0	

Batter	1	2	3	4	5	6	7	8	9	AB R H RBI BB SO LOB	TOP
Tim Raines, S (1, 7) OBP: 0.370, SLG: 0.408 CC 	0-3 		4-2 G1-6-3 BB 			1-1 1B 		3-1 P6 		3 0 1 0 1 1 0	Chicago White Sox @ Minnesota Twins Hubert H. Humphrey Metrodome, Minneapolis, MN Sat Jun 11 1994, 8:05 PM EDT Att. 31,721 - Dome livebaseballscorecards.com AB 32 R 0 H 6 RBI 0 BB 2 SO 4 LOB 15
Joey Cora, S (1, 4) OBP: 0.351, SLG: 0.372 BX 	1-0 		0-2 G1-6-3 1-2f 			3-2 1B 		2-2 F7 		4 0 2 0 0 0 1	
Frank Thomas, R (1, 3) OBP: 0.509, SLG: 0.776 CX 	0-1 G5-3 			0-3 		1-1 P3 		2-2 G4-3 1B 1B 		4 0 1 0 0 1 3	
Julio Franco, R (1, 10) OBP: 0.376, SLG: 0.482 BBFB 	4-1 			1-2 G6-3 		1-2 G4-3 		0-0 G4-3 1B 		3 0 1 0 1 0 2	
Robin Ventura, L (1, 5) OBP: 0.379, SLG: 0.493 SBX 	1-1 P6 			1-2 G4-3 			1-2 L7 		2-3 	4 0 0 0 0 1 4	
Warren Newson, L (1, 9) OBP: 0.313, SLG: 0.381 BX 		1-0 G4-3 			0-0 G3 		0-1 G5-3 		3-2 G4-3 1-2 2-3 	4 0 0 0 0 0 2	
Lance Johnson, L (1, 8) OBP: 0.307, SLG: 0.369 X 			0-0 L9 		1-3 K 		0-0 		1-2 G4-3 	4 0 1 0 0 1 2	
Ron Karkovics, R (1, 2) OBP: 0.371, SLG: 0.423 BBFB 		3-1 L7 			0-0 G5-3 		1-2 G1-3 			3 0 0 0 0 0 1	
Ozzie Guillen, L (1, 6) OBP: 0.298, SLG: 0.335 FBX 			1-1 G3 			0-1 G6-3 		1-2 G4-3 		3 0 0 0 0 0 0	
Inning Stats	R: 0 H: 1 E: 0 LOB: 2 K: 1 BB: 1 S: 9 P: 15	R: 0 H: 0 E: 0 LOB: 0 K: 0 BB: 0 S: 4 P: 8	R: 0 H: 0 E: 0 LOB: 0 K: 0 BB: 1 S: 7 P: 12	R: 0 H: 0 E: 0 LOB: 0 K: 1 BB: 0 S: 9 P: 11	R: 0 H: 0 E: 0 LOB: 0 K: 1 BB: 0 S: 7 P: 8	R: 0 H: 2 E: 0 LOB: 2 K: 0 BB: 0 S: 13 P: 19	R: 0 H: 1 E: 0 LOB: 1 K: 0 BB: 0 S: 9 P: 11	R: 0 H: 0 E: 0 LOB: 0 K: 0 BB: 0 S: 9 P: 15	R: 0 H: 2 E: 0 LOB: 2 K: 1 BB: 0 S: 13 P: 21	1B: 4 SF: 0 2B: 1 SAC: 0 3B: 1 DP: 1 HR: 0 HBP: 0	WP: 0 PA: 34 PB: 0 SB: 0 CS: 0
PITCHER Kevin Tapani, R (1, 1) ERA: 4.09	IP WLS BF H R ER SO BB IBB HBP BLK WP HR S P ERA WHIP 9.0 W 34 6 0 0 4 2 0 0 0 0 0 0 80 120 0.00 0.889										

Batter	1	2	3	4	5	6	7	8	9	AB	R	H	RBI	BB	SO	LOB
Chuck Knoblauch, R <small>(1, 4) OBP: 0.391, SLG: 0.498</small>	 <small>1-2 1B</small>		 <small>1-1 G6-3</small>	 <small>1-1 2B</small>		 <small>3-2 L9</small>				4	0	2	1	0	0	3
Alex Cole, L <small>(1, 8) OBP: 0.415, SLG: 0.466</small>	 <small>1-2 L1-3</small>		 <small>2-2 1B</small>	 <small>1-3 2B</small>			 <small>1-2 G6-3</small>			4	0	1	2	0	1	2
Kirby Puckett, R <small>(1, 9) OBP: 0.363, SLG: 0.521</small>	 <small>2-3 K</small>		 <small>1-2 G6-3</small>		 <small>0-3 2B</small>		 <small>0-1 1B</small>			4	0	1	0	0	2	1
Kent Hrbek, L <small>(1, 3) OBP: 0.383, SLG: 0.376</small>		 <small>2-2 G3-1</small>		 <small>2-1 2B</small>	 <small>1-2 P4</small>		 <small>3-1 G6-3</small>			4	1	1	0	0	0	1
Dave Winfield, R <small>(1, 10) OBP: 0.326, SLG: 0.409</small>		 <small>0-0 G4-3</small>		 <small>2-1 L8</small>	 <small>1-1 2B</small>		 <small>3-2 G6-3</small>			4	0	1	0	0	0	1
Shane Mack, R <small>(1, 7) OBP: 0.389, SLG: 0.565</small>		 <small>0-1 G6-3</small>		 <small>4-2 2B</small>	 <small>3-3 K</small>		 <small>0-2 P6</small>			3	1	0	0	1	1	1
Scott Leius, R <small>(1, 5) OBP: 0.335, SLG: 0.480</small>			 <small>3-2 1B</small>	 <small>0-3 2B</small>		 <small>2-3 2B</small>		 <small>4-2 BB</small>		3	1	1	0	1	2	2
Matt Walbeck, S <small>(1, 2) OBP: 0.267, SLG: 0.299</small>			 <small>1-0 F7</small>	 <small>4-1 2B</small>		 <small>2-2 F8</small>		 <small>1-0 P5</small>		3	1	0	0	1	0	2
Jeff Reboulet, R <small>(1, 6) OBP: 0.345, SLG: 0.378</small>			 <small>1-0 1B</small>	 <small>2-1 2B</small>		 <small>1-1 1B</small>				3	2	3	3	0	0	0

Inning Stats	R: 0	H: 1	E: 0	K: 10	S: 10	LOB: 0	BB: 0	P: 14	R: 0	H: 0	E: 0	K: 0	S: 7	LOB: 0	BB: 0	P: 9	R: 2	H: 3	E: 0	K: 0	S: 15	LOB: 1	BB: 0	P: 24	R: 4	H: 3	E: 0	K: 2	S: 19	LOB: 1	BB: 2	P: 35	R: 0	H: 1	E: 0	K: 2	S: 11	LOB: 1	BB: 0	P: 16	R: 0	H: 1	E: 0	K: 1	S: 18	LOB: 1	BB: 0	P: 26	R: 0	H: 0	E: 0	K: 0	S: 7	LOB: 0	BB: 0	P: 11	R: 0	H: 0	E: 0	K: 0	S: 14	LOB: 1	BB: 1	P: 22
1B: 7	2B: 4	3B: 0	HR: 0	SF: 0	SAC: 0	DP: 2	HBP: 0	WP: 0	HR: 0	S: 0	P: 35	ERA: 0	WHIP: 0																																																			

BOTTOM

Chicago White Sox @ Minnesota Twins
 Hubert H. Humphrey Metrodome, Minneapolis, MN

Sat Jun 11 1994, 8:05 PM EDT
 Att. 31,721 - Dome

livebaseballscorecards.com

AB	32
R	6
H	10
RBI	6
BB	3
SO	6
LOB	13

PITCHER	IP	WLS	BF	H	R	ER	SO	BB	IBB	HBP	BLK	WP	HR	S	P	ERA	WHIP
Alex Fernandez, R <small>(1, 1) ERA: 3.9</small>	6.0	L	28	9	6	6	6	2	0	0	0	0	0	80	124	9.00	1.833
Paul Assenmacher, L <small>(7, 1) ERA: 5.4</small>	1.0		3	1	0	0	0	0	0	0	0	0	0	7	11	0.00	1.000
Jose DeLeon, R <small>(8, 1) ERA: 3.81</small>	1.0		4	0	0	0	0	1	0	0	0	0	0	14	22	0.00	1.000

Batter	1	2	3	4	5	6	7	8	9	AB R H RBI BB SO LOB	TOP		
Norberto Martin, R (1, 4) OBP: 0.415, SLG: 0.553 Robin Ventura, L (9, PH) OBP: 0.378, SLG: 0.490	4-2 BB E BB	1-1 F8			3-1 SH3 2B		1-1 F8		2-3 K	3 0 1 0 1 0 1 1 0 0 0 0 1 1			
Bob Zuppic, R (1, 7) OBP: 0.268, SLG: 0.359 Warren Newson, L (7, PH) OBP: 0.300, SLG: 0.364	1-0 F7		2-3 K		0-1 SH3		2-2 F7		1-3 K	2 0 0 0 0 1 1 2 0 0 0 0 1 1			
Frank Thomas, R (1, 3) OBP: 0.506, SLG: 0.766	3-1 E6 BB SAFE		0-0 G4-6-3 1B		3-0 P6		3-3 K			4 0 1 0 0 1 2			
Julio Franco, R (1, 10) OBP: 0.375, SLG: 0.476	4-2 G6-4-3 BB		0-0 G4-6-3 1-2f		1-1 P6			1-3 K		3 0 0 0 1 1 2			
Darrin Jackson, R (1, 9) OBP: 0.364, SLG: 0.513 Tim Raines, S (2, 7) OBP: 0.369, SLG: 0.407	1-0 G6-4-3 1-2f			0-0 E 1B		0-0 G5-3		1-2 G6-3		1 0 0 0 0 0 3 3 1 1 0 0 0 0			
Olmedo Saenz, R (1, 5) OBP: 0.143, SLG: 0.286 Joey Cora, S (8, PH) OBP: 0.354, SLG: 0.376		3-3 K		3-3 K 1-2		0-3 K		2-2 1B		3 0 0 0 0 3 1 1 0 1 0 0 0 0			
Lance Johnson, L (1, 8) OBP: 0.314, SLG: 0.373		4-0 S 1B BB		2-0 E9 1B 2-H		1-0 BB 1B		1-0 G4-3		3 1 2 1 1 0 1			
Ron Karkovice, R (1, 2) OBP: 0.374, SLG: 0.421		1-3 SAFE K		0-2 P5		4-0 BB 1-2 BB		0-0 1B		3 0 1 0 1 1 2			
Ozzie Guillen, L (1, 6) OBP: 0.297, SLG: 0.333		1-2 SAFE 1B		1-1 G6-3		0-0 F9		1-3 K		4 0 1 1 0 1 4			
Inning Stats	R: 0 E: 1 K: 0 S: 8 H: 0 LOB: 2 BB: 2 P: 21	R: 1 E: 0 K: 2 S: 15 H: 1 LOB: 1 BB: 1 P: 24	R: 0 E: 0 K: 1 S: 10 H: 1 LOB: 0 BB: 0 P: 12	R: 1 E: 1 K: 1 S: 10 H: 2 LOB: 1 BB: 0 P: 16	R: 0 E: 0 K: 0 S: 7 H: 1 LOB: 1 BB: 0 P: 14	R: 0 E: 0 K: 1 S: 7 H: 1 LOB: 2 BB: 1 P: 12	R: 0 E: 0 K: 1 S: 8 H: 0 LOB: 0 BB: 0 P: 14	R: 0 E: 0 K: 1 S: 11 H: 1 LOB: 1 BB: 0 P: 16	R: 0 E: 0 K: 3 S: 10 H: 1 LOB: 1 BB: 0 P: 14	1B: 7 2B: 1 3B: 0 HR: 0 SF: 0 SAC: 1 DP: 2 HBP: 0	WP: 0 PB: 0 SB: 2 CS: 0 PA: 38		
PITCHER	IP WLS BF H R ER SO BB IBB HBP BLK WP HR S P ERA WHIP											PITCHER	IP WLS BF H R ER SO BB IBB HBP BLK WP HR S P ERA WHIP
22 Carlos Pulido, L (1, 1) ERA: 5.5	6.0 W 27 6 2 2 5 4 0 0 0 0 0 0 57 99 3.00 1.667												
Carl Willis, R (7, 1) ERA: 5.97	1.2 6 1 0 0 2 0 0 0 0 0 0 0 18 28 0.00 0.600												
Mark Guthrie, L (8, 1) ERA: 7.34	0.1 1 0 0 0 0 0 0 0 0 0 0 0 1 2 0.00 0.000												
Rick Aguilera, R (9, 1) ERA: 5.23	1.0 4 1 0 0 3 0 0 0 0 0 0 0 10 14 0.00 1.000												

Chicago White Sox @ Minnesota Twins
 Hubert H. Humphrey Metrodome, Minneapolis, MN

Sun Jun 12 1994, 4:33 AM EDT
 Att. 30,002 - Dome - 70 F

AB	33
R	2
H	8
RBI	2
BB	4
SO	10
LOB	19



Batter	1	2	3	4	5	6	7	8	9	AB	R	H	RBI	BB	SO	LOB	
Chuck Knoblauch, R <small>OBP: 0.385, SLG: 0.489</small> (1, 4)	2-2 	2-2 		0-0 		2-3 					4	0	0	0	0	1	0
Jeff Reboulet, R <small>OBP: 0.364, SLG: 0.397</small> (1, 5)	0-2 		0-0 	2-1 			1-2 				4	3	3	0	0	0	0
Kirby Puckett, R <small>OBP: 0.369, SLG: 0.541</small> (1, 9)	3-2 		1-0 	1-1 			2-2 				4	2	3	3	0	0	0
Dave Winfield, R <small>OBP: 0.324, SLG: 0.406</small> (1, 10)	1-2 		0-0 		0-1 		1-3 				4	0	1	1	0	1	0
Shane Mack, R <small>OBP: 0.385, SLG: 0.555</small> (1, 8) (6, 7)	1-1 		0-0 	1-3 			1-3 				4	0	1	1	0	2	1
Dave McCarty, R <small>OBP: 0.339, SLG: 0.410</small> (1, 3)	4-1 		3-3 		0-0 		3-1 				3	0	1	0	1	1	2
Pedro Munoz, R <small>OBP: 0.333, SLG: 0.459</small> Alex Cole, L <small>OBP: 0.420, SLG: 0.474</small> (1, 7) (6, 8)	1-3 		2-2 	3-2 			4-1 				2	0	0	0	0	1	4
Derek Parks, R <small>OBP: 0.260, SLG: 0.333</small> (1, 2)		0-1 	3-1 		0-0 		2-1 				3	0	0	0	0	0	4
Pat Meares, R <small>OBP: 0.316, SLG: 0.324</small> (1, 6)		2-3 		1-3 		2-0 					2	0	0	1	0	2	0

Inning Stats	R: 2	H: 2	E: 1	K: 1	S: 21	LOB: 2	BB: 1	P: 33	R: 0	H: 0	E: 0	K: 1	S: 8	LOB: 0	BB: 0	P: 12	R: 2	H: 4	E: 0	K: 1	S: 13	LOB: 2	BB: 0	P: 22	R: 1	H: 2	E: 0	K: 1	S: 10	LOB: 1	BB: 0	P: 14	R: 0	H: 0	E: 0	K: 1	S: 6	LOB: 0	BB: 0	P: 7	R: 1	H: 1	E: 0	K: 1	S: 9	LOB: 0	BB: 0	P: 16	R: 0	H: 0	E: 0	K: 1	S: 9	LOB: 0	BB: 0	P: 13	R: 0	H: 1	E: 0	K: 1	S: 8	LOB: 1	BB: 1	P: 18
--------------	------	------	------	------	-------	--------	-------	-------	------	------	------	------	------	--------	-------	-------	------	------	------	------	-------	--------	-------	-------	------	------	------	------	-------	--------	-------	-------	------	------	------	------	------	--------	-------	------	------	------	------	------	------	--------	-------	-------	------	------	------	------	------	--------	-------	-------	------	------	------	------	------	--------	-------	-------

PITCHER	IP	WLS	BF	H	R	ER	SO	BB	IBB	HBP	BLK	WP	HR	S	P	ERA	WHIP
Wilson Alvarez, L <small>ERA: 3.51</small>	(1, 1)	4.0	L	21	8	5	4	1	0	0	0	1	1	52	81	11.25	2.250
Jose DeLeon, R <small>ERA: 3.73</small>	(5, 1)	3.0		10	1	1	3	0	0	0	0	0	0	24	36	3.00	0.333
Dane Johnson, R <small>ERA: 2.57</small>	(8, 1)	1.0		4	1	0	1	0	1	0	0	0	0	8	18	0.00	1.000

BOTTOM














































Chicago White Sox @ Minnesota Twins
 Hubert H. Humphrey Metrodome, Minneapolis, MN

Sun Jun 12 1994, 4:33 AM EDT
 Att: 30,002 - Dome - 70 F

AB	31
R	6
H	10
RBI	6
BB	2
SO	8
LOB	11

livebaseballscorecards.com

WP	HR	S	P	ERA	WHIP
1	1	18	35		

Batter	1	2	3	4	5	6	7	8	9	AB R H RBI BB SO LOB	TOP	
Rickey Henderson, R OBP: 0.406, SLG: 0.367 (1, 10) 	1-0  P2		4-1  S BB		4-1  BB		1-3  K			2 0 0 0 2 1 2		
Stan Javier, S OBP: 0.375, SLG: 0.438 (1, 7) 	2-3  K		4-1  SAFE S BB		2-0  F8-4			2-1  L7		3 0 0 0 1 1 2		
Brent Gates, S OBP: 0.391, SLG: 0.448 (1, 4) 	2-3  K		4-1  S BB			0-1  L7		1-3  K		3 0 0 0 1 2 0		
Ruben Sierra, S OBP: 0.282, SLG: 0.479 (1, 9) 		0-0  F7	2-3  K			2-3  K		2-3  K		4 0 0 0 0 3 3		
Mike Aldrete, L OBP: 0.310, SLG: 0.388 (1, 3) 		1-3  K		3-3  K		2-3  K		1-0  L8		4 0 0 0 0 3 0		
Terry Steinbach, R OBP: 0.321, SLG: 0.447 (1, 2) 		0-0  1B		2-1  G6-3			1-1  F9 SH3 1B		1-0  L3	4 0 2 0 0 0 0		
Mike Bordick, R OBP: 0.336, SLG: 0.349 (1, 6) 		2-3  K		1-0  G3			2-1  SH3		2-2  1B	3 0 1 0 0 1 1		
Craig Paquette, R OBP: 0.059, SLG: 0.118 Geronimo Berroa, R (9, PH) OBP: 0.389, SLG: 0.482 (1, 5) 			2-3  K			1-3  K		1-1  F9	1-0  G5-3	3 0 0 0 0 2 1 1 0 0 0 0 0 1		
Eric Fox, S OBP: 0.269, SLG: 0.333 (1, 8) 			0-3  K			4-0  F8-4 S BB		4-0  BB		1 0 0 0 2 1 0		
Inning Stats	R: 0 H: 0 E: 0 LOB: 0 K: 2 BB: 0 S: 7 P: 12	R: 0 H: 1 E: 0 LOB: 1 K: 2 BB: 0 S: 8 P: 11	R: 0 H: 0 E: 0 LOB: 3 K: 3 BB: 3 S: 14 P: 30	R: 0 H: 0 E: 0 LOB: 0 K: 1 BB: 0 S: 7 P: 13	R: 0 H: 0 E: 0 LOB: 1 K: 1 BB: 2 S: 5 P: 16	R: 0 H: 0 E: 0 LOB: 0 K: 2 BB: 0 S: 10 P: 14	R: 0 H: 1 E: 0 LOB: 2 K: 1 BB: 1 S: 9 P: 18	R: 0 H: 0 E: 0 LOB: 0 K: 2 BB: 0 S: 8 P: 13	R: 0 H: 1 E: 0 LOB: 1 K: 0 BB: 0 S: 7 P: 12	1B: 3 SF: 0 2B: 1 SAC: 1 3B: 0 DP: 1 HR: 0 HBP: 0	WP: 0 PA: 35 PB: 0 SB: 3 CS: 0	
PITCHER Jason Bere, R (1, 1) ERA: 2.89 Roberto Hernandez, R (9, 1) ERA: 4.88	IP WLS BF H R ER SO BB IBB HBP BLK WP HR S P ERA WHIP	8.0 W 31 2 0 0 14 6 0 0 0 0 0 0 68 127 0.00 1.000	1.0 S 4 1 0 0 0 0 0 0 0 0 0 0 7 12 0.00 1.000									

Oakland Athletics @ Chicago White Sox
Comiskey Park, Chicago, IL
Mon Jun 13 1994, 8:05 PM EDT
Att. 30,819 - Unknown - 88 F

livebaseballscorecards.com

AB	28
R	0
H	3
RBI	0
BB	6
SO	14
LOB	10

Batter	1	2	3	4	5	6	7	8	9	AB	R	H	RBI	BB	SO	LOB
Tim Raines, S OBP: 0.367, SLG: 0.404 (1, 7)	F7		F8				B2			4	0	1	1	0	0	1
Joey Cora, S OBP: 0.357, SLG: 0.375 (1, 4)	1B		BB				FC5-4			3	0	1	0	1	0	2
Frank Thomas, R OBP: 0.502, SLG: 0.755 (1, 3)	F9		G4-3				IBB			3	0	0	0	1	0	2
Julio Franco, R OBP: 0.373, SLG: 0.472 (1, 10)	K		G4-3				K			4	0	1	0	0	2	3
Robin Ventura, L OBP: 0.376, SLG: 0.486 (1, 5)		G6-3								4	0	1	0	0	0	0
Warren Newson, L OBP: 0.283, SLG: 0.340 (1, 9)		G6-3								3	0	0	0	0	1	2
Darrin Jackson, R OBP: 0.362, SLG: 0.510 (7, 9)		G6-3								1	0	0	0	0	0	0
Lance Johnson, L OBP: 0.325, SLG: 0.390 (1, 8)		1B								3	1	3	0	1	0	0
Ron Karkovice, R OBP: 0.366, SLG: 0.409 (1, 2)		F9								4	0	0	0	0	2	6
Ozzie Guillen, L OBP: 0.297, SLG: 0.333 (1, 6)			G1-3							3	0	1	0	0	1	1

Inning Stats	R: 0	H: 1	E: 0	LOB: 1	K: 1	BB: 0	S: 8	P: 11	R: 0	H: 1	E: 0	LOB: 1	K: 0	BB: 0	S: 6	P: 9	R: 0	H: 0	E: 0	LOB: 1	K: 0	BB: 1	S: 4	P: 12	R: 0	H: 0	E: 0	LOB: 0	K: 0	BB: 0	S: 9	P: 13	R: 1	H: 2	E: 0	LOB: 1	K: 1	BB: 0	S: 13	P: 20	R: 0	H: 2	E: 0	LOB: 3	K: 2	BB: 1	S: 13	P: 22	R: 0	H: 1	E: 1	LOB: 2	K: 1	BB: 1	S: 7	P: 13	R: 0	H: 1	E: 0	LOB: 1	K: 1	BB: 0	S: 10	P: 16
PITCHER Bobby Witt, R ERA: 5.84 (1, 1)	IP	WLS	BF	H	R	ER	SO	BB	IBB	HBP	BLK	WP	HR	S	P	ERA	WHIP	IP	WLS	BF	H	R	ER	SO	BB	IBB	HBP	BLK	WP	HR	S	P	ERA	WHIP	IP	WLS	BF	H	R	ER	SO	BB	IBB	HBP	BLK	WP	HR	S	P	ERA	WHIP													

BOTTOM

Oakland Athletics @ Chicago White Sox
Comiskey Park, Chicago, IL

Mon Jun 13 1994, 8:05 PM EDT
Att: 30,819 - Unknown - 88 F

AB	32
R	1
H	8
RBI	1
BB	3
SO	6
LOB	17

WP: 0 PA: 35
PB: 0
SB: 2
CS: 0



livebaseballscores.com

Batter	1	2	3	4	5	6	7	8	9	AB R H RBI BB SO LOB	TOP																
Rickey Henderson, R OBP: 0.416, SLG: 0.378 (1, 7)	1-1 F9 PB 1B		3-1 1B CS 1B	3-2 BLK 1B		2-2 F9		4-0 BB		4 2 3 1 1 0 0																	
Stan Javier, S OBP: 0.375, SLG: 0.435 (1, 8)	1-1 PB 2B 1B		1-1 F7	4-2 BB		2-2 F8		3-2 L1		4 1 1 0 1 0 4																	
Brent Gates, S OBP: 0.385, SLG: 0.439 (1, 4)	0-1 P2		2-0 1B SF8 1B	2-2 F9		1-2 F7		3-3 K		5 1 1 0 0 1 4																	
Ruben Sierra, S OBP: 0.284, SLG: 0.477 Eric Fox, S OBP: 0.269, SLG: 0.333 (1, 9) (9, 9)	0-0 F9 2-3		1-2 1B	1-1 G3		0-1 1B		1-2 F8		5 0 2 1 0 0 2 0 0 0 0 0 0 0																	
Geronimo Berroa, R OBP: 0.390, SLG: 0.487 (1, 10)	3-2 2B		1-2 SF8	2-1 FC4-6 1B		0-1 F9		2-2 F8		4 0 2 2 0 0 1																	
Mike Aldrete, L OBP: 0.301, SLG: 0.375 (1, 3)	1-0 P5		1-0 F9	2-2 FC4-6 FC5-4 1-2f		2-2 G4-3		2-2 G4-3		4 0 0 0 0 0 3																	
Terry Steinbach, R OBP: 0.315, SLG: 0.438 (1, 2)		0-0 P4		0-2 G5-3		1-0 FC5-4 1-2f		1-2 G5-3		4 0 0 0 0 0 1																	
Mike Bordick, R OBP: 0.335, SLG: 0.344 (1, 6)		1-0 F9		0-0 F9		1-3 K		4-1 BB		3 0 0 0 1 1 0																	
Scott Hemond, R OBP: 0.271, SLG: 0.343 (1, 5)		3-2 G5-3		1-1 1B 2B		2-3 K		3-2 BB 1B		4 1 2 0 0 1 0																	
Inning Stats	R: 2 E: 0 K: 0 S: 11	H: 3 LOB: 1 BB: 0 P: 17	R: 0 E: 0 K: 0 S: 5	H: 0 LOB: 0 BB: 0 P: 9	R: 2 E: 0 K: 0 S: 15	H: 3 LOB: 1 BB: 0 P: 23	R: 1 E: 0 K: 0 S: 16	H: 2 LOB: 2 BB: 1 P: 26	R: 0 E: 0 K: 0 S: 8	H: 1 LOB: 1 BB: 0 P: 14	R: 0 E: 0 K: 2 S: 10	H: 0 LOB: 0 BB: 0 P: 15	R: 0 E: 0 K: 0 S: 12	H: 1 LOB: 1 BB: 0 P: 15	R: 0 E: 0 K: 0 S: 18	H: 1 LOB: 3 BB: 2 P: 35	R: 0 E: 0 K: 1 S: 10	H: 0 LOB: 0 BB: 0 P: 16	1B: 9 2B: 2 3B: 0 HR: 0	SF: 1 SAC: 0 DP: 0 HBP: 0	WP: 0 PB: 1 SB: 0 CS: 1	PA: 41					
PITCHER	IP	WLS	BF	H	R	ER	SO	BB	IBB	HBP	BLK	WP	HR	S	P	ERA	WHIP										
Scott Sanderson, R ERA: 4.47 (1, 1)	3.2	L	20	8	5	2	0	1	0	0	1	0	0	43	69	4.91	2.455										
Jose DeLeon, R ERA: 3.38 (4, 1)	3.1		12	2	0	0	2	0	0	0	0	0	0	34	50	0.00	0.600										
Kirk McCaskill, R ERA: 2.93 (8, 1)	1.0		6	1	0	0	0	2	0	0	0	0	0	18	35	0.00	3.000										
Dennis Cook, L ERA: 4.95 (9, 1)	1.0		3	0	0	0	1	0	0	0	0	0	0	10	16	0.00	0.000										

Oakland Athletics @ Chicago White Sox
Comiskey Park, Chicago, IL
Tue Jun 14 1994, 8:05 PM EDT
Att. 25,057 - Unknown - 91 F

livebaseballscorecards.com

AB	37
R	5
H	11
RBI	4
BB	3
SO	3
LOB	15



Batter	1	2	3	4	5	6	7	8	9	10	AB R H RBI BB SO LOB	TOP										
Spike Owen, S (1, 5) OBP: 0.437, SLG: 0.456	4-0 CS 1B BB		1-2 BB HR 1B		3-2 G3-1			1-2 F9	1-1 G6-3		4 1 1 0 1 0 0	California Angels @ Chicago White Sox Comiskey Park, Chicago, IL Thu Jun 16 1994, 8:05 PM EDT Att. 31,088 - Unknown - 86 F										
Harold Reynolds, S (1, 4) OBP: 0.323, SLG: 0.287	1-2 SAFE 1B		0-0 L8		2-0 F7			2-2 2B 1B	4-2 BB		4 1 2 0 1 0 1											
Tim Salmon, R (1, 9) OBP: 0.380, SLG: 0.527	1-3 K		4-1 HR BB		0-1 G6-3			2-0 1B E 2B	1-0 SAFE SAFE F7		4 2 1 1 1 1 3											
Chili Davis, S (1, 10) OBP: 0.442, SLG: 0.568	3-3 K 2-3		0-0 1-H 2-H HR		1-3 K			3-1 E BB 1B		1-2 HR	5 2 3 4 0 2 2											
Jim Edmonds, L (1, 7) OBP: 0.408, SLG: 0.460		0-0 L8	2-2 L8		1-1 1B			2-3 K		3-2 L7	5 0 1 0 0 1 2											
Chad Curtis, R (1, 8) OBP: 0.302, SLG: 0.381		2-2 P4		2-3 K		2-2 F8		4-0 E BB		3-2 G6-3	4 0 0 0 1 1 1											
J.T. Snow, L (1, 3) OBP: 0.259, SLG: 0.250		4-1 FC6-4 BB		0-0 F7			3-2 F9	1-0 E4		3-3 K	4 0 0 0 1 1 2											
Chris Turner, R (1, 2) OBP: 0.195, SLG: 0.163		0-2 FC6-4		0-2 G6-3			2-0 F7	1-0 G4-3			3 0 0 0 0 0 1											
Jorge Fabregas, L (8, PH) OBP: 0.323, SLG: 0.310											1 0 0 0 0 0 3											
Gary Disarcina, R (1, 6) OBP: 0.316, SLG: 0.384			1-0 L9		2-1 G6-3			3-2 G6-3	0-0 G5-3		4 0 0 0 0 0 0											
Inning Stats	R: 0 E: 0 K: 2 S: 10	H: 1 LOB: 2 BB: 1 P: 19	R: 0 E: 0 K: 0 S: 10	H: 0 LOB: 1 BB: 1 P: 16	R: 3 E: 0 K: 0 S: 10	H: 2 LOB: 0 BB: 1 P: 18	R: 0 E: 0 K: 1 S: 8	H: 0 LOB: 0 BB: 0 P: 10	R: 0 E: 0 K: 1 S: 11	H: 1 LOB: 1 BB: 0 P: 15	R: 0 E: 0 K: 0 S: 10	H: 0 LOB: 0 BB: 0 P: 18	R: 2 E: 1 K: 1 S: 17	H: 3 LOB: 3 BB: 1 P: 33	R: 0 E: 0 K: 0 S: 6	H: 0 LOB: 1 BB: 1 P: 12	R: 1 E: 0 K: 1 S: 15	H: 1 LOB: 0 BB: 0 P: 25	1B: 5 2B: 2 3B: 0 HR: 2	SF: 0 SAC: 0 DP: 1 HBP: 0	WP: 0 PB: 0 SB: 0 CS: 1	PA: 43
PITCHER	IP WLS BF H R ER SO BB IBB HBP BLK WP HR S P ERA WHIP																					
Alex Fernandez, R (1, 1) ERA: 3.98	7.1 30 6 5 4 4 3 0 0 0 0 0 1 74 123 4.91 1.227																					
Paul Assenmacher, L (8, 1) ERA: 5.3	0.1 2 1 0 0 1 0 0 0 0 0 0 0 7 12 0.00 3.000																					
Kirk McCaskill, R (8, 1) ERA: 3.03	2.0 L 10 1 1 1 0 2 0 0 0 0 0 1 18 37 4.50 1.500																					
Dennis Cook, L (10, 1) ERA: 4.87	0.1 1 0 0 0 1 0 0 0 0 0 0 0 5 8 0.00 0.000																					

AB	38
R	6
H	8
RBI	5
BB	5
SO	6
LOB	15



Batter	1	2	3	4	5	6	7	8	9	10	AB	R	H	RBI	BB	SO	LOB
Joey Cora, S OBP: 0.348, SLG: 0.365 (1, 4)	G4-3		SF8		1B		K		L7		4	1	1	2	0	1	2
Tim Raines, S OBP: 0.371, SLG: 0.397 (1, 7)	L6		G4-3		1B					G5-4-3	5	1	2	1	0	1	1
Frank Thomas, R OBP: 0.500, SLG: 0.739 (1, 3)	F8				1B					G5-4-3	5	0	3	2	0	0	1
Julio Franco, R OBP: 0.375, SLG: 0.463 (1, 10)		L9		F8		G6-3				K	4	0	0	0	1	1	1
Robin Ventura, L OBP: 0.366, SLG: 0.465 (1, 5)				K			F8				4	0	0	0	0	2	3
Warren Newson, L Bob Zupcic, R OBP: 0.283, SLG: 0.389 OBP: 0.262, SLG: 0.350 (1, 9) (8, 9)					1B						3	1	1	0	0	1	0
Lance Johnson, L OBP: 0.324, SLG: 0.392 (1, 8)					1B						1	0	0	0	0	0	2
Michael LaValliere, L Norberto Martin, R Ron Karkovics, R OBP: 0.400, SLG: 0.333 OBP: 0.415, SLG: 0.553 OBP: 0.366, SLG: 0.409 (1, 2) (9, PR) (10, 2)					1B						4	1	1	0	0	0	1
Ozzie Guillen, L OBP: 0.312, SLG: 0.342 (1, 6)					1B						4	0	1	0	0	1	2
					1B						0	0	0	0	0	0	0
					1B						0	0	0	0	0	0	0
					1B						3	1	2	0	1	0	1

Inning Stats	R: 0	H: 0	E: 0	K: 0	S: 8	R: 0	H: 0	E: 0	K: 1	S: 15	R: 1	H: 2	E: 0	K: 1	S: 13	R: 0	H: 1	E: 0	K: 1	S: 7	R: 4	H: 5	E: 0	K: 0	S: 15	R: 0	H: 0	E: 0	K: 1	S: 10	R: 0	H: 0	E: 0	K: 1	S: 9	R: 0	H: 1	E: 0	K: 1	S: 10	R: 0	H: 1	E: 0	K: 0	S: 11	R: 0	H: 1	E: 0	K: 1	S: 6	1B: 10	SF: 1	2B: 2	SAC: 0	3B: 0	DP: 2	HR: 0	HBP: 0	WP: 0	PA: 40
PITCHER	IP	WLS	BF	H	R	ER	SO	BB	IBB	HBP	BLK	WP	HR	S	P	ERA	WHIP																																											
Russ Springer, R ERA: 9.58 (1, 1)	6.0		24	8	5	5	4	0	0	0	0	0	0	68	104	7.50	1.333																																											
Bob Patterson, L ERA: 4.74 (7, 1)	1.1		5	0	0	0	2	1	0	0	0	0	0	12	22	0.00	0.750																																											
Joe Grahe, R ERA: 5.4 (8, 1)	2.2	W	11	3	0	0	1	1	0	0	0	0	0	24	37	0.00	1.500																																											


BOTTOM

California Angels @ Chicago White Sox
Comiskey Park, Chicago, IL

Thu Jun 16 1994, 8:05 PM EDT
Att. 31,088 - Unknown - 86 F

livebaseballscorecards.com

AB	37
R	5
H	11
RBI	5
BB	2
SO	7
LOB	14



Batter	1	2	3	4	5	6	7	8	9	AB R H RBI BB SO LOB	TOP													
Spike Owen, S OBP: 0.435, SLG: 0.463 (1, 5) (9, 6)	1-0 G4-3		2-1 G6-3		2-1 2B		0-1 FC6-4 1-2f		1-0 BB 1B	5 1 2 1 0 0 1														
Damion Easley, R OBP: 0.315, SLG: 0.352 (1, 4)	2-1 E 2B		0-0 1B 1B		0-3 K		1-3 K		1-0 P9	5 0 2 0 0 2 5														
Tim Salmon, R OBP: 0.377, SLG: 0.519 (1, 9)	0-0 L6		1-3 K		3-3 K			1-0 G6-3	4-2 1B BB	4 0 0 1 1 2 3														
Chili Davis, S OBP: 0.448, SLG: 0.570 (1, 10)	4-1 E BB		1-1 1-2 1B		4-2 BB			2-3 K	2-2 G5-4-3 1B	3 0 2 2 2 1 0														
Bo Jackson, R OBP: 0.358, SLG: 0.504 Jorge Fabregas, L OBP: 0.323, SLG: 0.310 (1, 7) (9, 2)	1-1 E4 1-2 2-3		2-1 L9		1-3 K			2-3 K	1-0 G5-4-3 1-2f	5 0 0 0 0 2 7 0 0 0 0 0 0 0														
Chad Curtis, R OBP: 0.301, SLG: 0.383 (1, 8)	2-1 F8			2-1 P3		1-1 L4			1-1 BB BB 2B	4 1 1 0 0 0 4														
J.T. Snow, L OBP: 0.259, SLG: 0.236 (1, 3)				2-1 F9		0-1 F9			4-1 BB BB 1B BB	3 1 0 0 1 0 1														
Chris Turner, R OBP: 0.191, SLG: 0.159 Mark Dalesandro, R (7, PH) (7, 2) (9, 5)				2-2 P4			0-1 G5-3		4-1 1B BB BB	2 0 0 0 0 1 0 1 1 0 0 1 0 0														
Gary Disarcina, R OBP: 0.317, SLG: 0.383 Jim Edmonds, L OBP: 0.411, SLG: 0.460 (1, 6) (9, PH) (9, 7)				0-0 L3			1-0 FC6-4 1B		4-1 BB BB 1B BB	3 0 1 0 0 1 0 0 1 0 1 1 0 0														
Inning Stats	R: 0 E: 1 K: 0 S: 9	H: 1 LOB: 3 BB: 1 P: 19	R: 0 E: 0 K: 2 S: 7	H: 0 LOB: 0 BB: 0 P: 11	R: 0 E: 0 K: 1 S: 10	H: 2 LOB: 2 BB: 0 P: 16	R: 0 E: 0 K: 0 S: 8	H: 0 LOB: 0 BB: 0 P: 14	R: 0 E: 0 K: 2 S: 9	H: 1 LOB: 1 BB: 0 P: 14	R: 0 E: 0 K: 1 S: 11	H: 0 LOB: 1 BB: 1 P: 17	R: 0 E: 0 K: 1 S: 8	H: 1 LOB: 1 BB: 0 P: 10	R: 0 E: 0 K: 2 S: 7	H: 0 LOB: 0 BB: 0 P: 12	R: 5 E: 0 K: 0 S: 13	H: 3 LOB: 1 BB: 4 P: 35	1B: 5 2B: 3 3B: 0 HR: 0	SF: 0 SAC: 0 DP: 1 HBP: 0	WP: 0 PB: 0 SB: 0 CS: 0	PA: 41		
PITCHER Wilson Alvarez, L ERA: 3.5 Roberto Hernandez, R ERA: 6.58	IP 8.0 1.0	WLS 35 L	BF 6 6	H 6 2	R 3 2	ER 3 2	SO 9 0	BB 4 2	IBB 0 0	HBP 0 0	BLK 0 0	WP 0 0	HR 0 0	S 73 9	P 126 22	ERA 3.38 18.00	WHIP 1.250 4.000							

California Angels @ Chicago White Sox
Comiskey Park, Chicago, IL
Fri Jun 17 1994, 8:05 PM EDT
Att. 33,210 - Unknown - 85 F

livebaseballscorecards.com

AB	35
R	5
H	8
RBI	5
BB	6
SO	9
LOB	21



Batter	1	2	3	4	5	6	7	8	9	AB	R	H	RBI	BB	SO	LOB
Norberto Martin, R OBP: 0.400, SLG: 0.524 (1, 4)	3-2 SH5-3-6 1B		2-0 L8		0-0 P6		2-2 F9			4	0	1	0	0	0	0
Tim Raines, S OBP: 0.366, SLG: 0.392 (1, 7)	0-0 SH5-3-6 1-3f		1-0 G4-3		0-0 P4			2-1 G5-3		3	0	0	0	0	0	0
Frank Thomas, R OBP: 0.500, SLG: 0.752 (1, 3)	1-1 1B 2B		1-1 F7			1-2 F8		1-0 HR		4	2	2	1	0	0	0
Julio Franco, R OBP: 0.381, SLG: 0.467 (1, 10)	2-2 S 1B			1-2 1B 1B		1-0 1B SF8 1B		2-1 F9		4	1	3	1	0	0	0
Robin Ventura, L OBP: 0.364, SLG: 0.462 (1, 5)	3-3 K 1-2			2-1 P3		0-0 1B		1-0 G4-3		4	0	1	0	0	1	2
Bob Zupcic, R OBP: 0.267, SLG: 0.357 Joey Cora, S OBP: 0.351, SLG: 0.365 (1, 9) (9, PH)		1-2 P6		1-2 1B		0-1 SF8		4-2 BB		2	0	1	1	0	0	0
Lance Johnson, L OBP: 0.319, SLG: 0.385 (1, 8)		1-3 K		0-2 F7		1-2 G3		0-0 F8		4	0	0	0	0	1	4
Ron Karkovice, R OBP: 0.366, SLG: 0.408 Warren Newson, L OBP: 0.283, SLG: 0.389 Darrin Jackson, R OBP: 0.356, SLG: 0.500 (1, 2) (9, PH) (9, PH)		2-2 1B		3-3 K			3-2 F7		0-3 K	3	0	1	0	0	1	2
Ozzie Guillen, L OBP: 0.306, SLG: 0.335 (1, 6)		1-1 F7			0-2 G6-3		0-0 G3		1-0 F9	0	0	0	0	0	0	2

Inning Stats	R: 1	H: 3	E: 0	K: 1	S: 14	H: 3	LOB: 1	BB: 0	P: 23	R: 0	H: 1	E: 0	K: 1	S: 12	H: 1	LOB: 1	BB: 0	P: 17	R: 0	H: 0	E: 0	K: 0	S: 4	H: 2	LOB: 2	K: 1	S: 14	R: 0	H: 0	E: 0	K: 0	S: 5	H: 2	LOB: 1	K: 0	S: 11	R: 0	H: 0	E: 0	K: 0	S: 7	H: 1	LOB: 0	K: 0	S: 6	R: 1	H: 1	E: 0	K: 0	S: 6	R: 0	H: 0	E: 0	K: 1	S: 8	H: 0	LOB: 1	BB: 1	P: 13	1B: 7	2B: 2	3B: 0	HR: 1	SF: 1	SAC: 1	DP: 1	HBP: 0	WP: 0	PB: 0	SB: 1	CS: 0	PA: 36
--------------	------	------	------	------	-------	------	--------	-------	-------	------	------	------	------	-------	------	--------	-------	-------	------	------	------	------	------	------	--------	------	-------	------	------	------	------	------	------	--------	------	-------	------	------	------	------	------	------	--------	------	------	------	------	------	------	------	------	------	------	------	------	------	--------	-------	-------	-------	-------	-------	-------	-------	--------	-------	--------	-------	-------	-------	-------	--------

PITCHER	IP	WLS	BF	H	R	ER	SO	BB	IBB	HBP	BLK	WP	HR	S	P	ERA	WHIP
Brian Anderson, L ERA: 4.96 (1, 1)	8.0	W	32	9	3	3	3	0	0	0	0	0	1	73	112	3.38	1.125
Mike Butcher, R ERA: 7.08 (9, 1)	0.1		2	0	0	0	0	1	0	0	0	0	0	3	7	0.00	3.000
Bob Patterson, L ERA: 4.62 (9, 1)	0.2	S	2	0	0	0	1	0	0	0	0	0	0	5	6	0.00	0.000


BOTTOM

California Angels @ Chicago White Sox
Comiskey Park, Chicago, IL

Fri Jun 17 1994, 8:05 PM EDT
Att: 33,210 - Unknown - 85 F

livebaseballscorecards.com

AB	33
R	3
H	9
RBI	3
BB	1
SO	4
LOB	11



Batter	1	2	3	4	5	6	7	8	9	AB R H RBI BB SO LOB	TOP													
Spike Owen, S (1, 5) OBP: 0.437, SLG: 0.473	3-2 F8		2-2 SF8 1-3 2B		2-2 F9		1-2 1B			4 0 2 0 0 0 0														
Damion Easley, R (1, 4) OBP: 0.309, SLG: 0.346	0-3 K		1-0 SF8 2-3 3-H			2-3 K	2-0 G5-3			3 0 0 1 0 2 2														
Tim Salmon, R (1, 9) OBP: 0.376, SLG: 0.513	1-1 G6-3		4-1 BB			0-0 P4		0-3 K		3 0 0 0 1 1 0														
Chili Davis, S (1, 10) OBP: 0.445, SLG: 0.562		1-1 F9	2-2 G6-3			4-1 HR BB		1-1 G4-3		3 1 0 0 1 0 2														
Jim Edmonds, L (1, 7) OBP: 0.409, SLG: 0.457		3-3 K		2-1 G4-3		1-1 HR		2-3 K		1 0 0 0 0 1 0														
Rex Hudler, R (4, PH) OBP: 0.408, SLG: 0.704						1-H				3 1 1 2 0 1 0														
Chad Curtis, R (1, 8) OBP: 0.300, SLG: 0.381		2-2 F9		0-3 K		1-1 S 1B			2-3 K	4 0 1 0 0 2 0														
J.T. Snow, L (1, 3) OBP: 0.242, SLG: 0.220			3-1 L4	3-3 K		2-0 P8		0-0 F8		4 0 0 0 0 1 1														
Chris Turner, R (1, 2) OBP: 0.194, SLG: 0.163			0-2 S 1B 1B		2-1 L6		1-3 K2-3		0-3 K	4 1 1 0 0 2 0														
Gary Disarcina, R (1, 6) OBP: 0.321, SLG: 0.387			1-2 2B SF8 1B		1-0 F9		0-0 E1 1B			3 1 2 1 0 0 0														
Inning Stats	R: 0 E: 0 K: 1 S: 9	H: 0 LOB: 0 BB: 0 P: 13	R: 0 E: 0 K: 1 S: 12	H: 0 LOB: 0 BB: 0 P: 18	R: 2 E: 0 K: 0 S: 18	H: 3 LOB: 2 BB: 1 P: 31	R: 0 E: 0 K: 2 S: 9	H: 0 LOB: 0 BB: 0 P: 14	R: 0 E: 0 K: 0 S: 7	H: 0 LOB: 0 BB: 0 P: 12	R: 2 E: 0 K: 1 S: 11	H: 2 LOB: 1 BB: 1 P: 20	R: 0 E: 1 K: 1 S: 9	H: 2 LOB: 2 BB: 0 P: 13	R: 0 E: 0 K: 2 S: 9	H: 0 LOB: 0 BB: 0 P: 12	R: 0 E: 0 K: 2 S: 7	H: 0 LOB: 0 BB: 0 P: 9	R: 0 E: 0 K: 2 S: 7	H: 0 LOB: 0 BB: 0 P: 9	1B: 5 2B: 1 3B: 0 HR: 1	SF: 1 SAC: 0 DP: 0 HBP: 0	WP: 0 PB: 0 SB: 2 CS: 0	PA: 35
PITCHER	IP WLS BF H R ER SO BB IBB HBP BLK WP HR S P ERA WHIP																							
Jason Bere, R (1, 1) ERA: 3.07	7.0 L 29 7 4 4 6 2 0 0 0 0 0 1 75 121 5.14 1.286																							
Jose DeLeon, R (8, 1) ERA: 3.19	2.0 6 0 0 0 4 0 0 0 0 0 0 0 16 21 0.00 0.000																							

California Angels @ Chicago White Sox
Comiskey Park, Chicago, IL
 Sat Jun 18 1994, 8:05 PM EDT
 Att. 42,415 - Unknown - 92 F

livebaseballscorecards.com

AB	32
R	4
H	7
RBI	4
BB	2
SO	10
LOB	5



Batter	1	2	3	4	5	6	7	8	9	AB R H RBI BB SO LOB
Norberto Martin, R OBP: 0.388, SLG: 0.522 (1, 4)	1-2 G4-3 1B 2B		0-1 G5-3		1-2 G6-3		0-2 G6-3			4 1 1 0 0 0 0
Bob Zupcic, R OBP: 0.250, SLG: 0.333 Tim Raines, S OBP: 0.365, SLG: 0.390 (7, PH) (8, 7)	0-1 G4-3 2-3		1-0 G4-3		2-0 G5-3		2-2 F9			3 0 0 0 0 0 1 1 0 0 0 0 0 0
Frank Thomas, R OBP: 0.507, SLG: 0.768 (1, 3)	4-2 FC5 1B BB		3-0 HR		2-1 BB FC4-6 1B		4-1 G5-4-3 BB			2 2 2 1 2 0 0
Julio Franco, R OBP: 0.379, SLG: 0.464 (1, 10)	3-1 SAFE 1-2 3-H 1B		1-3 K		0-0 F7		1-1 G5-4-3 1-2f			4 0 1 1 0 1 2
Robin Ventura, L OBP: 0.362, SLG: 0.458 (1, 5)	1-3 K		0-2 F7		2-2 SAFE SAFE FC4-6 BB 1-2 1B		2-3 K2-3			4 0 1 0 0 2 2
Darrin Jackson, R OBP: 0.359, SLG: 0.498 (1, 9)	1-2 FC5 2-3f		0-0 G4-3 S 1B		4-2 FC4-6 BB		3-2 G6-3			3 0 1 0 1 0 2
Lance Johnson, L OBP: 0.315, SLG: 0.379 (1, 8)		0-0 G4-3	3-1 G4-3		3-2 FC4-6		0-1 G6-3			4 0 0 1 0 0 3
Ron Karkovice, R OBP: 0.360, SLG: 0.400 Warren Newson, L OBP: 0.279, SLG: 0.382 (9, PH)		2-1 L6	1-1 F8		1-2 SAFE SAFE SAFE G5-3		2-3 K			3 0 0 0 0 0 3 1 0 0 0 0 1 0
Ozzie Guillen, L OBP: 0.302, SLG: 0.330 (1, 6)		0-2 G4-3		1-2 G3		0-0 P4				3 0 0 0 0 0 0

Inning Stats	R: 1 E: 0 K: 1 S: 17	H: 2 LOB: 2 BB: 1 P: 27	R: 0 E: 0 K: 0 S: 6	H: 0 LOB: 0 BB: 0 P: 8	R: 1 E: 0 K: 1 S: 7	H: 1 LOB: 0 BB: 0 P: 12	R: 0 E: 0 K: 0 S: 8	H: 1 LOB: 1 BB: 0 P: 12	R: 0 E: 0 K: 0 S: 7	H: 0 LOB: 0 BB: 0 P: 11	R: 1 E: 0 K: 0 S: 15	H: 2 LOB: 2 BB: 1 P: 27	R: 0 E: 0 K: 0 S: 8	H: 0 LOB: 0 BB: 0 P: 10	R: 0 E: 0 K: 1 S: 6	H: 0 LOB: 0 BB: 1 P: 13	R: 0 E: 0 K: 1 S: 8	H: 0 LOB: 0 BB: 0 P: 13	1B: 4 2B: 1 3B: 0 HR: 1	SF: 0 SAC: 0 DP: 1 HBP: 0	WP: 0 PB: 0 SB: 1 CS: 0	PA: 35
--------------	-------------------------------	----------------------------------	------------------------------	---------------------------------	------------------------------	----------------------------------	------------------------------	----------------------------------	------------------------------	----------------------------------	-------------------------------	----------------------------------	------------------------------	----------------------------------	------------------------------	----------------------------------	------------------------------	----------------------------------	----------------------------------	------------------------------------	----------------------------------	--------


PITCHER	IP	WLS	BF	H	R	ER	SO	BB	IBB	HBP	BLK	WP	HR	S	P	ERA	WHIP
Mark Langston, L ERA: 5.64 (1, 1)	6.1	W	27	6	3	3	2	2	0	0	0	0	1	61	98	4.26	1.263
Mark Leiter, R ERA: 4.67 (7, 1)	1.2		5	0	0	0	1	1	0	0	0	0	0	13	22	0.00	0.600
Joe Grahe, R ERA: 5.23 (9, 1)	1.0	S	3	0	0	0	1	0	0	0	0	0	0	8	13	0.00	0.000

BOTTOM

California Angels @ Chicago White Sox
Comiskey Park, Chicago, IL

Sat Jun 18 1994, 8:05 PM EDT
Att: 42,415 - Unknown - 92 F

AB	32
R	3
H	6
RBI	3
BB	3
SO	4
LOB	13



PITCHER	IP	WLS	BF	H	R	ER	SO	BB	IBB	HBP	BLK	WP	HR	S	P	ERA	WHIP
---------	----	-----	----	---	---	----	----	----	-----	-----	-----	----	----	---	---	-----	------

Batter	1	2	3	4	5	6	7	8	9	AB R H RBI BB SO LOB	TOP	
Rex Hudler, R (1, 5) OBP: 0.392, SLG: 0.676 Mark Dalesandro, R (7, 5)	1-3 K			1-0 P3		1-3 K			1-2 L3	3 0 0 0 0 2 0 1 0 0 0 0 0 1	California Angels @ Chicago White Sox Comiskey Park, Chicago, IL Sun Jun 19 1994, 4:33 AM EDT Att. 32,301 - Overcast - 74 F AB 30 R 1 H 3 RBI 1 BB 1 SO 4 LOB 6	
Damion Easley, R (1, 4) OBP: 0.308, SLG: 0.344	2-1 F8			0-2 P4			0-2 G6-3		0-2 2H 1B	4 0 1 1 0 0 0		
Tim Salmon, R (1, 9) OBP: 0.371, SLG: 0.506	0-1 F8			0-0 F7			1-0 F7		1-3 K	4 0 0 0 0 1 1		
Chili Davis, S (1, 10) OBP: 0.443, SLG: 0.561			0-0 L1		1-1 P6		2-2 2B		3-1 F7	4 0 1 0 0 0 1		
Bo Jackson, R (1, 7) OBP: 0.357, SLG: 0.496			1-1 F9		4-2 BB		0-0 P8			2 0 0 0 1 0 1		
Chad Curtis, R (1, 8) OBP: 0.297, SLG: 0.377			1-2 G6-3		0-0 F7			0-0 G1-3		3 0 0 0 0 0 1		
J.T. Snow, L (1, 3) OBP: 0.231, SLG: 0.210			1-2 F7		1-3 K			0-0 F8		3 0 0 0 0 1 1		
Jorge Fabregas, L (1, 2) OBP: 0.321, SLG: 0.307 Chris Turner, R (4, 2) OBP: 0.189, SLG: 0.159			1-2 G3-1			0-1 F7		2-0 P4		1 0 0 0 0 0 0 2 0 0 0 0 0 0		
Gary Disarcina, R (1, 6) OBP: 0.321, SLG: 0.391			2-1 F8			0-1 G5-3			1-1 1B 2B	3 1 1 0 0 0 0		
Inning Stats	R: 0 H: 0 E: 0 LOB: 0 K: 1 BB: 0 S: 7 P: 10	R: 0 H: 0 E: 0 LOB: 0 K: 0 BB: 0 S: 6 P: 8	R: 0 H: 0 E: 0 LOB: 0 K: 0 BB: 0 S: 10 P: 14	R: 0 H: 0 E: 0 LOB: 0 K: 0 BB: 0 S: 5 P: 6	R: 0 H: 0 E: 0 LOB: 1 K: 1 BB: 1 S: 13 P: 19	R: 0 H: 0 E: 0 LOB: 0 K: 1 BB: 0 S: 7 P: 8	R: 0 H: 1 E: 0 LOB: 1 K: 0 BB: 0 S: 8 P: 11	R: 0 H: 0 E: 0 LOB: 0 K: 0 BB: 0 S: 3 P: 5	R: 1 H: 2 E: 0 LOB: 1 K: 1 BB: 0 S: 15 P: 21	1B: 1 SF: 0 2B: 2 SAC: 0 3B: 0 DP: 0 HR: 0 HBP: 0		WP: 0 PA: 31 PB: 0 SB: 0 CS: 0
PITCHER Scott Sanderson, R (1, 1) ERA: 3.92	IP WLS BF H R ER SO BB IBB HBP BLK WP HR S P ERA WHIP	9.0 W 31 3 1 1 4 1 0 0 0 0 0 0 74 102 1.00 0.444										

livebaseballscorecards.com



Batter	1	2	3	4	5	6	7	8	9
Norberto Martin, R OBP: 0.389, SLG: 0.510 (1, 6)	1-0 F8		1-1 SH5-3 3B 1B	0-0 FC1-2 2B	1-1 FC4-6			0-1 G6-4-3 1B	
Tim Raines, S OBP: 0.367, SLG: 0.396 (1, 7)	2-0 FC6-4 1B		1-0 SH5-3	2-1 2B	2-3 K			0-1 G6-4-3	
Frank Thomas, R OBP: 0.510, SLG: 0.774 (1, 3)	2-2 FC6-4 FC6-4 1-2f		1-0 FC6-2 3B	4-1 BB				4-2 G4-6-3 BB	
Julio Franco, R OBP: 0.374, SLG: 0.456 (1, 10)	1-1 FC6-4 1-2f		2-0 FC6-2 WP	0-0 G5-3				1-0 G4-6-3	
Robin Ventura, L OBP: 0.364, SLG: 0.459 (1, 5)		2-1 2B SF7 1B	2-2 G1		0-2 1B HR 1B			3-2 G1-3	
Darrin Jackson, R OBP: 0.366, SLG: 0.502 (1, 8)		2-2 K		2-1 1B SH 1B	0-0 HR 1B			1-1 G4-6-3 1B	
Bob Zupcic, R OBP: 0.269, SLG: 0.367 (1, 9)		1-0 2B		0-0 SH 1B	3-2 P5			0-1 G4-6-3	
Ron Karkovice, R OBP: 0.358, SLG: 0.418 (1, 2)		0-1 SF7		3-3 K	3-2 HR			0-3 K	
Michael LaValliere, L OBP: 0.400, SLG: 0.333 (8, 2)									
Joey Cora, S OBP: 0.355, SLG: 0.370 (1, 4)		3-3 K		1-0 SH FC1-2	2-2 FC4-6 1B			0-0 1B	

AB	R	H	RBI	BB	SO	LOB
5	1	2	0	0	0	2
4	0	2	0	0	1	2
2	0	1	1	2	0	1
4	0	0	0	0	0	6
4	2	2	0	0	0	1
4	2	3	0	0	1	1
4	1	2	0	0	0	3
3	1	1	4	0	2	2
0	0	0	0	0	0	0
3	0	2	1	0	1	1

BOTTOM

California Angels @ Chicago White Sox
Comiskey Park, Chicago, IL

Sun Jun 19 1994, 4:33 AM EDT
Att. 32,301 - Overcast - 74 F

AB	33
R	7
H	15
RBI	6
BB	2
SO	5
LOB	19



Inning Stats	R: 0	H: 1	E: 0	K: 0	S: 7	H: 2	LOB: 1	BB: 0	P: 13	R: 1	H: 2	E: 0	K: 2	S: 11	R: 1	H: 2	E: 0	K: 0	S: 8	R: 2	H: 3	E: 1	K: 1	S: 12	R: 3	H: 4	E: 0	K: 1	S: 21	R: 0	H: 1	E: 0	K: 1	S: 8	R: 0	H: 2	E: 0	K: 0	S: 5
IP	4.1	1.2	2.0	4.1	1.2	2.0	4.1	1.2	2.0	4.1	1.2	2.0	4.1	1.2	2.0	4.1	1.2	2.0	4.1	1.2	2.0	4.1	1.2	2.0	4.1	1.2	2.0	4.1	1.2	2.0	4.1	1.2	2.0	4.1	1.2	2.0	4.1	1.2	2.0
WLS	L																																						
BF	26	6	6	26	6	6	26	6	6	26	6	6	26	6	6	26	6	6	26	6	6	26	6	6	26	6	6	26	6	6	26	6	6	26	6	6	26	6	6
H	11	1	3	11	1	3	11	1	3	11	1	3	11	1	3	11	1	3	11	1	3	11	1	3	11	1	3	11	1	3	11	1	3	11	1	3	11	1	3
R	7	0	0	7	0	0	7	0	0	7	0	0	7	0	0	7	0	0	7	0	0	7	0	0	7	0	0	7	0	0	7	0	0	7	0	0	7	0	0
ER	6	0	0	6	0	0	6	0	0	6	0	0	6	0	0	6	0	0	6	0	0	6	0	0	6	0	0	6	0	0	6	0	0	6	0	0	6	0	0
SO	3	1	1	3	1	1	3	1	1	3	1	1	3	1	1	3	1	1	3	1	1	3	1	1	3	1	1	3	1	1	3	1	1	3	1	1	3	1	1
BB	0	0	0	0	0	0	0	0	0	0	0	0	0	0	0	0	0	0	0	0	0	0	0	0	0	0	0	0	0	0	0	0	0	0	0	0	0	0	
WP	0	0	0	0	0	0	0	0	0	0	0	0	0	0	0	0	0	0	0	0	0	0	0	0	0	0	0	0	0	0	0	0	0	0	0	0	0	0	
HR	1	0	0	1	0	0	1	0	0	1	0	0	1	0	0	1	0	0	1	0	0	1	0	0	1	0	0	1	0	0	1	0	0	1	0	0	1	0	0
S	50	16	13	50	16	13	50	16	13	50	16	13	50	16	13	50	16	13	50	16	13	50	16	13	50	16	13	50	16	13	50	16	13	50	16	13	50	16	13
P	89	29	14	89	29	14	89	29	14	89	29	14	89	29	14	89	29	14	89	29	14	89	29	14	89	29	14	89	29	14	89	29	14	89	29	14	89	29	14
ERA	12.46	0.00	0.00	12.46	0.00	0.00	12.46	0.00	0.00	12.46	0.00	0.00	12.46	0.00	0.00	12.46	0.00	0.00	12.46	0.00	0.00	12.46	0.00	0.00	12.46	0.00	0.00	12.46	0.00	0.00	12.46	0.00	0.00	12.46	0.00	0.00	12.46	0.00	0.00
WHIP	2.769	1.200	1.500	2.769	1.200	1.500	2.769	1.200	1.500	2.769	1.200	1.500	2.769	1.200	1.500	2.769	1.200	1.500	2.769	1.200	1.500	2.769	1.200	1.500	2.769	1.200	1.500	2.769	1.200	1.500	2.769	1.200	1.500	2.769	1.200	1.500	2.769	1.200	1.500

WP	HR	S	P	ERA	WHIP
1	1	0	38		
1	0	0	0		
1	0	0	0		
1	0	0	0		

Batter	1	2	3	4	5	6	7	8	9	AB R H RBI BB SO LOB	TOP
Oddibe McDowell, L (1, 9) OBP: 0.419, SLG: 0.361	0-1 		1-0 P6			3-2 G3-1		3-2 	4-1 	4 2 2 1 1 0 0	
29 Rusty Greer, L (1, 8) OBP: 0.387, SLG: 0.435 Chris James, R (8, PH) OBP: 0.359, SLG: 0.438 David Hulse, L (8, 8) OBP: 0.325, SLG: 0.346	0-2 P4		1-3 			3-1 G4-3		1-1 	0-1 	3 0 0 0 0 1 1 1 1 1 1 0 0 0 1 1 1 0 0 0 0	
Jose Canseco, R (1, 10) OBP: 0.422, SLG: 0.597	3-3 		1-1 G1-3			1-1 		1-0 	0-2 P3	5 2 2 2 0 1 3	
Will Clark, L (1, 3) OBP: 0.464, SLG: 0.593	3-2 P5			2-1 G4-3		1-0 G6-3		1-3 	0-2 F8	5 0 0 0 0 1 5	
Juan Gonzalez, R (1, 7) OBP: 0.323, SLG: 0.452		1-2 G3		3-2 F8			0-0 F8	2-2 	0-0 	5 2 2 4 0 0 0	
Ivan Rodriguez, R (1, 2) OBP: 0.373, SLG: 0.483		0-1 		0-3 			1-2 G6-3	1-2 	0-3 	5 2 2 3 0 2 0	
Doug Strange, S (1, 4) OBP: 0.279, SLG: 0.347		0-0 G3-1			2-2 F8		2-2 L4	1-0 		4 0 1 1 0 0 0	
Dean Palmer, R (1, 5) OBP: 0.301, SLG: 0.453 Billy Ripken, R (8, PH) OBP: 0.343, SLG: 0.397 (8, 5)		2-1 			1-2 P4			1-0 		2 1 1 0 0 0 0 1 0 0 0 0 0 1	
Manuel Lee, S (1, 6) OBP: 0.333, SLG: 0.358		2-3 		1-1 G4-3				1-0 	2-0 	4 1 1 0 0 1 2	
Inning Stats	R: 0 H: 1 E: 0 LOB: 1 K: 1 BB: 0 S: 16 P: 21	R: 1 H: 2 E: 0 LOB: 1 K: 1 BB: 0 S: 11 P: 16	R: 0 H: 0 E: 0 LOB: 0 K: 1 BB: 0 S: 6 P: 9	R: 0 H: 0 E: 0 LOB: 0 K: 1 BB: 0 S: 10 P: 15	R: 0 H: 0 E: 0 LOB: 0 K: 0 BB: 0 S: 8 P: 12	R: 1 H: 1 E: 0 LOB: 0 K: 0 BB: 0 S: 10 P: 18	R: 0 H: 0 E: 0 LOB: 0 K: 0 BB: 0 S: 8 P: 11	R: 7 H: 7 E: 0 LOB: 1 K: 1 BB: 0 S: 27 P: 44	R: 3 H: 2 E: 0 LOB: 0 K: 1 BB: 1 S: 15 P: 19	1B: 7 SF: 0 2B: 3 SAC: 0 3B: 0 DP: 0 HR: 3 HBP: 1	WP: 1 PA: 42 PB: 0 SB: 1 CS: 0
PITCHER Jack McDowell, R (1, 1) ERA: 5.42 Dennis Cook, L (8, 1) ERA: 5.31 Dane Johnson, R (8, 1) ERA: 3.86 Paul Assenmacher, L (8, 1) ERA: 5.21 Jose DeLeon, R (8, 1) ERA: 3.62	IP WLS BF H R ER SO BB IBB HBP BLK WP HR S P ERA WHIP 7.0 0 28 6 5 5 4 0 0 1 0 1 2 79 118 6.43 0.857 0.0 1 1 0 0 0 0 0 0 0 0 0 0 2 3 ∞ ∞ 0.0 L 1 1 0 0 0 0 0 0 0 0 0 0 1 2 ∞ ∞ 0.1 1 0 0 0 1 0 0 0 0 0 0 0 3 4 0.00 0.000 0.2 5 3 4 4 0 0 0 0 0 0 0 0 11 19 54.00 4.500	PITCHER Roberto Hernandez, R (9, 1) ERA: 7.33	IP WLS BF H R ER SO BB IBB HBP BLK WP HR S P ERA WHIP 1.0 0 6 2 3 3 1 1 0 0 0 0 1 15 19 27.00 3.000								

Texas Rangers @ Chicago White Sox
 Comiskey Park, Chicago, IL
 Mon Jun 20 1994, 8:05 PM EDT
 Att. 33,650 - Unknown - 86 F

livebaseballscorecards.com

AB	40
R	12
H	13
RBI	12
BB	1
SO	6
LOB	12




Batter	1	2	3	4	5	6	7	8	9	AB	R	H	RBI	BB	SO	LOB
Joey Cora, S OBP: 0.360, SLG: 0.376 (1, 4)	0-2 CS 1B		1-0 F7		1-2 FC4-6 1B	0-1 F9		0-1 1B		5	0	3	0	0	0	2
Tim Raines, S OBP: 0.360, SLG: 0.387 (1, 7)	2-3 SAFE SAFE 1B		2-1 G4-3		2-3 SAFE 1B	1-0 P3		0-0 F9		5	0	0	0	0	2	5
Frank Thomas, R OBP: 0.508, SLG: 0.778 (1, 3)	2-3 1B			4-2 1B SF8 BB	2-0 FC4-6 1-2f		1-2 HR	2-3 K		4	2	1	1	1	2	3
Julio Franco, R OBP: 0.378, SLG: 0.455 (1, 10)	0-0 CS 1-2	1-2 G1-4-3		3-2 FC4-6 1B 1-3 1B		4-2 1B E BB	4-2 1B BB G6-3	1-2 G5-3		3	2	1	0	2	0	1
Robin Ventura, L OBP: 0.365, SLG: 0.459 (1, 5)			3-1 1B 1B	1-0 SF8		2-1 BB E FC6 1B	3-2 G6-3		2-1 G4-3	4	1	2	1	0	0	1
Darrin Jackson, R OBP: 0.371, SLG: 0.505 (1, 9)		0-0 1B		3-2 FC4-6 1B		0-0 E5 FC6 BB FC3	0-0 1B		1-1 G6-3	5	1	3	2	0	0	1
Lance Johnson, L OBP: 0.316, SLG: 0.377 (1, 8)		0-2 P5		1-1 FC4-6 1-2f 2-3		4-2 FC6 BB	1-1 S 1B		0-0 F7	4	0	1	0	1	0	4
Michael LaValliere, L OBP: 0.387, SLG: 0.321 (1, 2)			3-1 L7		0-0 G4-3	1-1 FC6 FC3	1-3 K			2	0	0	0	0	0	4
Norberto Martin, R OBP: 0.382, SLG: 0.500 (6, PH)						1-2f 2-3 3-H				1	0	0	1	0	0	2
Ron Karkovics, R OBP: 0.356, SLG: 0.415 (7, 2)										1	0	0	0	0	1	2
Ozzie Guillen, L OBP: 0.296, SLG: 0.324 (1, 6)			0-2 G5-3		0-2 G4-3	0-0 FC3	1-2 3-H			4	0	0	1	0	0	3

Inning Stats	R: 0	H: 1	E: 0	K: 2	S: 10	LOB: 0	BB: 0	P: 14	R: 0	H: 2	E: 0	K: 0	S: 11	LOB: 2	BB: 0	P: 18	R: 0	H: 0	E: 0	K: 0	S: 6	LOB: 0	BB: 0	P: 9	R: 1	H: 2	E: 0	K: 0	S: 14	LOB: 2	BB: 1	P: 26	R: 0	H: 1	E: 0	K: 1	S: 11	LOB: 1	BB: 0	P: 16	R: 3	H: 1	E: 1	K: 0	S: 16	LOB: 2	BB: 2	P: 28	R: 2	H: 3	E: 0	K: 1	S: 23	LOB: 2	BB: 1	P: 33	R: 0	H: 1	E: 0	K: 1	S: 9	LOB: 1	BB: 0	P: 12	R: 0	H: 0	E: 0	K: 0	S: 5	LOB: 0	BB: 0	P: 8	1B: 10	SF: 1	2B: 0	SAC: 0	3B: 0	DP: 0	HR: 1	HBP: 0	WP: 0	PA: 44
--------------	------	------	------	------	-------	--------	-------	-------	------	------	------	------	-------	--------	-------	-------	------	------	------	------	------	--------	-------	------	------	------	------	------	-------	--------	-------	-------	------	------	------	------	-------	--------	-------	-------	------	------	------	------	-------	--------	-------	-------	------	------	------	------	-------	--------	-------	-------	------	------	------	------	------	--------	-------	-------	------	------	------	------	------	--------	-------	------	--------	-------	-------	--------	-------	-------	-------	--------	-------	--------

PITCHER	IP	WLS	BF	H	R	ER	SO	BB	IBB	HBP	BLK	WP	HR	S	P	ERA	WHIP
Kevin Brown, R ERA: 5.32 (1, 1)	5.0		23	7	3	2	3	2	0	0	0	0	0	57	94	3.60	1.800
Dan Smith, L ERA: 3.86 (6, 1)	1.0		6	0	1	0	0	1	0	0	0	0	0	11	17	0.00	1.000
Matt Whiteside, R ERA: 4.66 (7, 1)	0.1		4	2	2	2	0	1	0	0	0	0	1	14	22	54.00	9.000
Rick Honeycutt, L ERA: 7.11 (7, 1)	0.2	W	3	1	0	0	1	0	0	0	0	0	0	9	11	0.00	1.500
Tom Henke, R ERA: 5.19 (8, 1)	1.0		4	1	0	0	1	0	0	0	0	0	0	9	12	0.00	1.000

TEXAS RANGERS @ CHICAGO WHITE SOX
Comiskey Park, Chicago, IL
 Mon Jun 20 1994, 8:05 PM EDT
 Att: 33,650 - Unknown - 86 F

AB	38
R	6
H	11
RBI	6
BB	4
SO	5
LOB	28



Batter	1	2	3	4	5	6	7	8	9	10	AB	R	H	RBI	BB	SO	LOB	TOP														
Oddibe McDowell, L (1, 9) OBP: 0.410, SLG: 0.354	1-3 K		2-2 G5-3		1-0 G4-3			2-2 E 1B		1-1 P2	5	1	1	0	0	1	0															
David Hulse, L (1, 8) OBP: 0.324, SLG: 0.345 Chris James, R (10, PH) OBP: 0.355, SLG: 0.432	1-1 G6-3		0-2 FC4-6 1B			2-3 K		0-1 FC1 F8 1B		1-3 K	4	0	1	0	0	1	1															
Jose Canseco, R (1, 10) OBP: 0.425, SLG: 0.607	4-2 BB		1-0 FC4-6 1-2f			1-0 HR		3-1 G5-4-3 1B		2-3 K	4	1	2	2	1	1	1															
Will Clark, L (1, 3) OBP: 0.457, SLG: 0.584	0-3 K			1-2 P7		0-0 F8		2-1 F8			4	0	0	0	0	1	3															
Ivan Rodriguez, R (1, 2) OBP: 0.371, SLG: 0.478		1-2 G5-3		1-1 1B		0-2 G4-3		0-0 G5-4-3 1-2f			4	0	1	0	0	0	2															
29 Rusty Greer, L (1, 7) OBP: 0.390, SLG: 0.461		0-1 FC4-6 1B		0-1 F7			1-2 K		3-2 HR		4	1	2	1	0	1	1															
Doug Strange, S (1, 4) OBP: 0.274, SLG: 0.340		0-0 FC4-6 1-2f		1-1 G5-3			2-1 F8		0-2 P9		4	0	0	0	0	0	2															
Manuel Lee, S (1, 6) OBP: 0.327, SLG: 0.351		1-3 K			0-1 F8		2-2 G6-3		2-2 G4-3		4	0	0	0	0	1	1															
Billy Ripken, R (1, 5) OBP: 0.338, SLG: 0.389			1-0 F9		1-3 K			2-1 FC1 E 1B		0-2 G4-3	4	1	1	0	0	1	0															
Inning Stats	R: 0 E: 0 K: 2 S: 11	H: 0 LOB: 1 BB: 1 P: 17	R: 0 E: 1 K: 1 S: 11	H: 1 LOB: 1 BB: 0 P: 13	R: 0 E: 0 K: 0 S: 11	H: 1 LOB: 1 BB: 0 P: 15	R: 0 E: 0 K: 0 S: 10	H: 1 LOB: 1 BB: 0 P: 13	R: 0 E: 0 K: 1 S: 6	H: 0 LOB: 0 BB: 0 P: 8	R: 1 E: 0 K: 1 S: 8	H: 1 LOB: 0 BB: 0 P: 11	R: 0 E: 0 K: 1 S: 11	H: 0 LOB: 0 BB: 0 P: 16	R: 2 E: 1 K: 0 S: 14	H: 3 LOB: 1 BB: 0 P: 23	R: 1 E: 0 K: 0 S: 15	H: 1 LOB: 0 BB: 0 P: 20	R: 0 E: 0 K: 2 S: 9	H: 0 LOB: 0 BB: 0 P: 13	1B: 6 2B: 0 3B: 0 HR: 2	SF: 0 SAC: 0 DP: 1 HBP: 0	WP: 0 PB: 0 SB: 0 CS: 0	PA: 39								
PITCHER	IP WLS BF H R ER SO BB IBB HBP BLK WP HR S P ERA WHIP	IP WLS BF H R ER SO BB IBB HBP BLK WP HR S P ERA WHIP														IP WLS BF H R ER SO BB IBB HBP BLK WP HR S P ERA WHIP																
Alex Fernandez, R (1, 1) ERA: 3.89	9.0	36	8	4	3	6	1	0	0	0	0	0	0	0	0	97	136	3.00	1.000													
Paul Assenmacher, L (10, 1) ERA: 4.95	1.0	3	0	0	0	2	0	0	0	0	0	0	0	0	9	13	0.00	0.000														

Texas Rangers @ Chicago White Sox
Comiskey Park, Chicago, IL
Tue Jun 21 1994, 8:05 PM EDT
Att. 27,394 - Unknown - 74 F

livebaseballscorecards.com

AB 38
R 4
H 8
RBI 3
BB 1
SO 8
LOB 11



BOTTOM

Texas Rangers @ Chicago White Sox
Comiskey Park, Chicago, IL
Tue Jun 21 1994, 8:05 PM EDT
Att. 27,394 - Unknown - 74 F

livebaseballscorecards.com

AB 36
R 5
H 9
RBI 5
BB 6
SO 2
LOB 17



WP: 1 PA: 45
PB: 0
SB: 0
CS: 0

AB R H RBI BB SO LOB

4 0 0 1 0 0 0

3 1 1 1 2 0 1

4 2 2 2 0 0 1

4 0 1 0 1 0 2

2 0 0 0 3 1 2

5 1 2 0 0 0 7

5 1 2 0 0 0 1

2 0 0 0 0 0 0
1 0 0 0 0 1 0
1 0 0 0 0 0 2

5 0 1 1 0 0 1

1B: 4 SF: 1
2B: 2 SAC: 1
3B: 0 DP: 0
HR: 3 HBP: 1

Batter	1	2	3	4	5	6	7	8	9	10															
Joey Cora, S OBP: 0.353, SLG: 0.368 (1, 4)	0-2 G3		1-0 G1-3	0-2 SF8		2-1 G4-3			1-2 G4-3																
Tim Raines, S OBP: 0.364, SLG: 0.400 (1, 7)	2-0 G3		4-1 G1-3 HBP BB	2-0 F7			4-0 FC6-4 BB		2-1 HR																
Frank Thomas, R OBP: 0.510, SLG: 0.798 (1, 3)	2-1 HR		3-2 G1-3 1-2 HBP		1-2 HR		2-2 FC6-4 WP		2-2 G6-3																
Julio Franco, R OBP: 0.378, SLG: 0.452 (1, 10)	2-2 BB 1B		0-2 G1-3		0-1 G1-3		4-1 1-2 IBB		0-2 G4-3																
Robin Ventura, L OBP: 0.369, SLG: 0.455 (1, 5)	4-1 FC5-4 BB		4-0 IBB		4-2 2B BB		1-3 K		2-2 G4-3																
Darrin Jackson, R OBP: 0.372, SLG: 0.507 (1, 9)	1-0 FC5-4		0-2 P8		2-2 2B		0-0 G5-3		0-1 1B 1B																
Lance Johnson, L OBP: 0.318, SLG: 0.381 (1, 8)		1-0 P6		0-0 SH5-3 SF8 2B		1-0 G4-3		0-1 G4-3		1-0 1B 1-2 1B															
Michael LaValliere, L OBP: 0.375, SLG: 0.309 Warren Newson, L OBP: 0.274, SLG: 0.375 Ron Karkovics, R OBP: 0.354, SLG: 0.413 (1, 2)		0-1 F8		2-0 SH5-3		0-1 F7		3-3 K		3-2 F8															
Ozzie Guillen, L OBP: 0.294, SLG: 0.321 (1, 6)		0-0 F8		0-2 E6		1-2 G1-3		1-0 F9		0-1 1-2 2-H 1B															
Inning Stats	R: 1 E: 0 K: 0 S: 12	H: 2 LOB: 2 BB: 1 P: 23	R: 0 E: 0 K: 0 S: 4	H: 0 LOB: 0 BB: 0 P: 5	R: 0 E: 0 K: 0 S: 11	H: 0 LOB: 3 BB: 2 P: 23	R: 1 E: 1 K: 0 S: 12	H: 1 LOB: 1 BB: 0 P: 16	R: 1 E: 0 K: 0 S: 12	H: 2 LOB: 1 BB: 1 P: 20	R: 0 E: 0 K: 0 S: 9	H: 0 LOB: 0 BB: 0 P: 12	R: 0 E: 0 K: 1 S: 8	H: 0 LOB: 2 BB: 2 P: 19	R: 0 E: 0 K: 1 S: 6	H: 0 LOB: 0 BB: 0 P: 10	R: 1 E: 0 K: 0 S: 11	H: 1 LOB: 0 BB: 0 P: 16	R: 1 E: 0 K: 0 S: 12	H: 3 LOB: 2 BB: 0 P: 18	1B: 4 2B: 2 3B: 0 HR: 3	SF: 1 SAC: 1 DP: 0 HBP: 1	WP: 1 PA: 45 PB: 0 SB: 0 CS: 0		
PITCHER	IP WLS BF H R ER SO BB IBB HBP BLK WP HR S P ERA WHIP																								
John Dettmer, R ERA: 3.95 (1, 1)	5.0	25	5	3	2	0	0	3	1	1	0	0	0	2	51	87	3.60	1.600							
Darren Oliver, L ERA: 4.5 (6, 1)	1.2	7	0	0	0	1	1	1	0	0	1	0	1	0	16	30	0.00	0.600							
Jay Howell, R ERA: 6.21 (7, 1)	2.1	8	1	1	1	1	0	0	0	0	0	0	1	18	27	3.86	0.429								
Cris Carpenter, R ERA: 4.15 (10, 1)	0.2	L 4	2	1	1	0	0	0	0	0	0	0	0	10	16	13.50	3.000								
Rick Honeycutt, L ERA: 7.11 (10, 1)	0.0	1	1	0	0	0	0	0	0	0	0	0	0	2	2	∞	∞								

PITCHER	IP	WLS	BF	H	R	ER	SO	BB	IBB	HBP	BLK	WP	HR	S	P	ERA	WHIP
John Dettmer, R	5.0		25	5	3	2	0	3	1	1	0	0	2	51	87	3.60	1.600
Darren Oliver, L	1.2		7	0	0	0	1	1	1	0	0	1	0	16	30	0.00	0.600
Jay Howell, R	2.1		8	1	1	1	1	0	0	0	0	0	1	18	27	3.86	0.429
Cris Carpenter, R	0.2	L	4	2	1	1	0	0	0	0	0	0	0	10	16	13.50	3.000
Rick Honeycutt, L	0.0		1	1	0	0	0	0	0	0	0	0	0	2	2	∞	∞

Batter	1	2	3	4	5	6	7	8	9	AB R H RBI BB SO LOB	TOP											
Chris James, R (1, 9) OBP: 0.340, SLG: 0.410	0-3 K		0-2 P4			2-3 K			2-3 K	4 0 0 0 0 3 1												
29 Rusty Greer, L (1, 8) OBP: 0.387, SLG: 0.450	0-0 B1			1-1 G3-1		1-3 K			2-2 HBP	3 0 0 0 0 1 2												
Jose Canseco, R (1, 10) OBP: 0.419, SLG: 0.598	1-3 K			2-1 F8		2-0 F7			1-3 K	4 0 0 0 0 2 3												
Will Clark, L (1, 3) OBP: 0.451, SLG: 0.574	1-0 G4-3			3-2 G3-1		2-1 F7			2-3 K	4 0 0 0 0 1 2												
Juan Gonzalez, R (1, 7) OBP: 0.319, SLG: 0.447		2-1 F8		0-0 P4		0-2 F8				3 0 0 0 0 0 0												
Dean Palmer, R (1, 5) OBP: 0.302, SLG: 0.451		1-3 K		0-2 FC5-4 1B		0-2 G5-3				3 0 1 0 0 1 0												
Billy Ripken, R (1, 4) OBP: 0.338, SLG: 0.378		0-1 F8		1-2 FC5-4 1-2f				4-1 G6-4-3 BB		2 0 0 0 1 0 1												
Manuel Lee, S (1, 6) OBP: 0.322, SLG: 0.345			3-1 F9		1-3 K			3-2 G6-4-3 1-2f		3 0 0 0 0 1 2												
Junior Ortiz, R (1, 2) OBP: 0.296, SLG: 0.294			1-1 L9			1-1 1B		1-0 F8		3 0 1 0 0 0 0												
Inning Stats	R: 0 E: 0 K: 2 S: 10	H: 0 LOB: 1 BB: 0 P: 12	R: 0 E: 0 K: 1 S: 7	H: 0 LOB: 0 BB: 0 P: 10	R: 0 E: 0 K: 0 S: 7	H: 0 LOB: 0 BB: 0 P: 11	R: 0 E: 0 K: 0 S: 7	H: 0 LOB: 0 BB: 0 P: 13	R: 0 E: 0 K: 1 S: 11	H: 1 LOB: 1 BB: 0 P: 13	R: 0 E: 0 K: 2 S: 12	H: 1 LOB: 1 BB: 0 P: 18	R: 0 E: 0 K: 0 S: 10	H: 0 LOB: 0 BB: 0 P: 12	R: 0 E: 0 K: 3 S: 8	H: 0 LOB: 0 BB: 1 P: 16	R: 0 E: 0 K: 3 S: 12	H: 0 LOB: 1 BB: 0 P: 19	1B: 2 2B: 0 3B: 0 HR: 0	SF: 0 SAC: 0 DP: 1 HBP: 1	WP: 1 PB: 0 SB: 0 CS: 0	PA: 31
PITCHER	IP WLS BF H R ER SO BB IBB HBP BLK WP HR S P ERA WHIP																					
Wilson Alvarez, L (1, 1) ERA: 3.22	8.0 W 27 2 0 0 6 1 0 0 0 1 0 72 105 0.00 0.375																					
Paul Assenmacher, L (9, 1) ERA: 4.71	1.0 4 0 0 0 3 0 0 1 0 0 0 12 19 0.00 0.000																					

Texas Rangers @ Chicago White Sox
 Comiskey Park, Chicago, IL
 Wed Jun 22 1994, 4:33 AM EDT
 Att. 29,301 - Sunny - 79 F

livebaseballscorecards.com

AB	29
R	0
H	2
RBI	0
BB	1
SO	9
LOB	11



Batter	1	2	3	4	5	6	7	8	9
Joey Cora, S OBP: 0.355, SLG: 0.368 (1, 4)	1-0 G3		2-1 1B		4-2 1B G5-4-3 BB		0-0 G5-3		
Tim Raines, S OBP: 0.366, SLG: 0.402 (1, 7)	0-0 1B		2-2 G3-1		0-1 G5-4-3 1B		1-1 F8		
Frank Thomas, R OBP: 0.510, SLG: 0.792 (1, 3)	2-1 L8			4-1 CS BB	0-0 G5-4-3		4-1 BB		
Warren Newson, L OBP: 0.262, SLG: 0.356 (1, 10)	1-1 G1-3			1-3 K	0-2 G4-3		1-0 G1-3		
Norberto Martin, R OBP: 0.375, SLG: 0.491 (7, PH)									
Robin Ventura, L OBP: 0.367, SLG: 0.450 (1, 5)		2-1 F9		4-0 2B BB		1-3 K2-3		2-3 K	
Darrin Jackson, R OBP: 0.378, SLG: 0.516 (1, 9)		2-1 F8		0-2 2B		1-2 1B SF8		0-2 G4-3 1B	
Lance Johnson, L OBP: 0.320, SLG: 0.381 (1, 8)		2-2 F8		4-1 BB		0-1 SF8 1B		0-0 G4-3	
Ron Karkovice, R OBP: 0.348, SLG: 0.407 (1, 2)			1-3 K	1-2 F7		1-2 SF8			
Ozzie Guillen, L OBP: 0.295, SLG: 0.330 (1, 6)			1-3 K		0-0 1B 3B		1-0 P6		

Inning Stats	R: 0	H: 1	E: 0	K: 0	S: 6	R: 0	H: 0	E: 0	K: 0	S: 7	R: 0	H: 1	E: 0	K: 2	S: 11	R: 1	H: 1	E: 0	K: 1	S: 12	R: 2	H: 2	E: 0	K: 0	S: 10	R: 1	H: 2	E: 0	K: 1	S: 12	R: 0	H: 0	E: 0	K: 0	S: 5	R: 0	H: 1	E: 0	K: 1	S: 9
	LOB: 1	BB: 0	P: 10	LOB: 0	BB: 0	P: 13	LOB: 1	BB: 0	P: 17	LOB: 2	BB: 3	P: 26	LOB: 1	BB: 0	P: 14	LOB: 1	BB: 0	P: 16	LOB: 1	BB: 0	LOB: 1	BB: 1	P: 11	LOB: 0	BB: 0	P: 11	LOB: 0	BB: 0	P: 11	LOB: 0	BB: 0	P: 11	LOB: 0	BB: 0	P: 11	LOB: 0	BB: 0	P: 11		

PITCHER										PITCHER																													
IP	WLS	BF	H	R	ER	SO	BB	IBB	HBP	BLK	WP	HR	S	P	ERA	WHIP	IP	WLS	BF	H	R	ER	SO	BB	IBB	HBP	BLK	WP	HR	S	P	ERA	WHIP						
Hector Fajardo, R ERA: 5.29 (1, 1)	6.0	L	27	7	4	4	4	4	0	0	0	0	58	96	6.00	1.833																							
Dan Smith, L ERA: 3.24 (7, 1)	1.1		5	0	0	0	1	0	0	0	0	0	9	17	0.00	0.750																							
Tom Henke, R ERA: 5.0 (8, 1)	0.2		2	1	0	0	0	0	0	0	0	0	5	5	0.00	1.500																							

AB R H RBI BB SO LOB

3	1	1	0	1	0	0
4	0	2	1	0	0	1
2	0	0	0	2	0	2
3	0	0	0	0	1	2
1	0	0	0	0	0	1
3	1	0	0	1	2	0
4	1	3	1	0	0	0
3	0	1	0	1	0	1
2	0	0	1	0	1	2
3	1	1	0	0	1	1

AB 28
R 4
H 8
RBI 3
BB 5
SO 5
LOB 10



WP: 0 **PA: 34**
PB: 0
SB: 1
CS: 1

Texas Rangers @ Chicago White Sox
Comiskey Park, Chicago, IL
Wed Jun 22 1994, 4:33 AM EDT
Att. 29,301 - Sunny - 79 F

livebaseballscorecards.com

Chicago White Sox @ Seattle Mariners
The Kingdom, Seattle, WA
Thu Jun 23 1994, 10:05 PM EDT
Att. 20,074 - Dome

AB	41
R	13
H	13
RBI	13
BB	6
SO	2
LOB	20



Batter	1	2	3	4	5	6	7	8	9	AB R H RBI BB SO LOB
Norberto Martin, R OBP: 0.355, SLG: 0.448 (1, 4) (8, 5)	2-1 G5-3		2-1 G6-3	1-0 F9		1-2 G3		4-2 2B BB	3-3 K	5 1 0 0 1 1 3
Bob Zuppic, R OBP: 0.241, SLG: 0.327 (1, 7)	0-0 G6-3		1-1 G4-3		0-2 L5	3-1 G6-3		2-2 P6	3-1 G6-3	6 0 0 0 0 0 2
Frank Thomas, R OBP: 0.511, SLG: 0.787 (1, 3)	2-0 FC6 1B			1-0 2B FC5-2 1B	0-0 F8		3-3 K	4-2 2B BB		4 1 2 0 1 1 0
Julio Franco, R OBP: 0.385, SLG: 0.475 (1, 10)	3-1 FC6 1-2f			3-1 FC5-2 1B 2B	3-2 HR		4-2 2B 1B BB	2-2 E 1-H 2-H FC6-4 2B		4 4 3 3 1 0 1
Robin Ventura, L OBP: 0.368, SLG: 0.450 Joey Cora, S OBP: 0.355, SLG: 0.368 (1, 5) (8, PR) (8, 4)		0-1 P4		4-0 FC5-2 1B BB	0-0 F7		0-0 1B 3B 2B	1-0 E4 FC6-4 BB		4 2 1 0 1 0 1 0 0 0 0 0 0 0
Darrin Jackson, R OBP: 0.383, SLG: 0.516 (1, 9) (9, 8)		1-2 F9		1-0 FC5-2 F8 1B 1-2 2-3 3-H		2-1 G4-3 WP HR 1B	0-0 3B 1B	4-2 FC6-4 BB		4 3 2 1 1 0 3
Lance Johnson, L OBP: 0.322, SLG: 0.389 Dann Howitt, L OBP: 0.333, SLG: 0.375 (1, 8) (9, 9)		0-0 L8		0-0 1B 1B 1-2 2-H 3-H		2-1 G4-3 1-3	1-2 1-H 3-H 3B	0-2 FC6-4 1-2f 2-3 3-H		5 0 2 5 0 0 3 0 0 0 0 0 0 0
Ron Karkovics, R OBP: 0.350, SLG: 0.404 (1, 2)			2-1 G6-3 G4-3 1B	2-0 F8		4-0 HR IBB	2-1 G5-3	3-2 G4-3		4 1 1 0 1 0 5
Ozzie Guillen, L OBP: 0.297, SLG: 0.345 (1, 6)			1-1 G4-3	1-1 1B		2-0 1-H 3-H HR	1-2 G5-3		2-1 G6-3	5 1 2 4 0 0 2

Inning Stats	R: 0 H: 1 E: 0 LOB: 1 K: 0 BB: 0 S: 6 P: 13	R: 0 H: 0 E: 0 LOB: 0 K: 0 BB: 0 S: 6 P: 7	R: 0 H: 1 E: 0 LOB: 1 K: 0 BB: 0 S: 8 P: 14	R: 3 H: 4 E: 0 LOB: 2 K: 0 BB: 1 S: 9 P: 22	R: 1 H: 1 E: 0 LOB: 0 K: 0 BB: 0 S: 8 P: 11	R: 3 H: 2 E: 0 LOB: 0 K: 0 BB: 1 S: 10 P: 24	R: 3 H: 3 E: 0 LOB: 1 K: 1 BB: 1 S: 15 P: 26	R: 3 H: 1 E: 1 LOB: 2 K: 0 BB: 3 S: 19 P: 39	R: 0 H: 0 E: 0 LOB: 0 K: 1 BB: 0 S: 7 P: 15	1B: 7 SF: 0 2B: 3 SAC: 0 3B: 1 DP: 0 HR: 2 HBP: 0	WP: 1 PA: 47 PB: 0 SB: 0 CS: 0
--------------	---	--	---	---	---	--	--	--	---	--	---

PITCHER	IP	WLS	BF	H	R	ER	SO	BB	IBB	HBP	BLK	WP	HR	S	P	ERA	WHIP
Greg Hibbard, L ERA: 6.69 (1, 1)	6.0	L	29	9	7	7	0	1	1	0	0	1	2	47	91	10.50	1.667
Milt Hill, R ERA: 8.69 (7, 1)	2.0		15	4	6	5	1	4	0	0	0	0	0	34	65	22.50	4.000
Tim Davis, L ERA: 2.96 (9, 1)	1.0		3	0	0	0	1	0	0	0	0	0	0	7	15	0.00	0.000

BOTTOM

Chicago White Sox @ Seattle Mariners
The Kingdome, Seattle, WA

livebaseballscorecards.com

AB 29
R 2
H 5
RBI 2
BB 9
SO 4
LOB 24



WP: 0 PA: 40
PB: 0
SB: 0
CS: 0

ERA WHIP

AB R H RBI BB SO LOB

3	0	2	0	2	0	2
2	0	0	1	2	0	2
4	0	0	0	0	0	5
1	0	0	0	0	1	1
3	1	1	1	1	0	2
1	0	0	0	1	0	2
2	0	1	0	0	1	3
3	0	0	0	1	0	3
4	0	0	0	0	1	2
3	1	1	0	1	0	0
2	0	0	0	1	1	2
1	0	0	0	0	0	0

Batter	1	2	3	4	5	6	7	8	9
Rich Amaral, R (1, 4) OBP: 0.340, SLG: 0.399	4-1 G4-6-3 BB BB		2-0 G5-4-3 1B		4-0 BB 1-2 2-3	2-2 L8			1-0 G5-3 1B
Edgar Martinez, R (1, 5) OBP: 0.413, SLG: 0.494	4-0 G4-6-3 1-2 BB		0-0 G5-4-3 1-2f		1-1 SF9 2-3 3-H		4-1 FC4-6 BB	0-0 G5-3 1-2	
Ken Griffey Jr., L (1, 8) OBP: 0.411, SLG: 0.738 Bill Haselman, R (9, 2) OBP: 0.234, SLG: 0.365	1-2 G4-6-3 1-2f 2-3			3-2 L9	1-1 F8		1-1 FC4-6 FC5-4 1-2f	2-3 K	
Jay Buhner, R (1, 9) OBP: 0.399, SLG: 0.565	1-0 FC1-4-6 HBP			2-2 HR	4-0 1-2 BB		1-2 FC5-4 1B 1-2f	1-2 G1-3	
Reggie Jefferson, S (1, 10) OBP: 0.433, SLG: 0.641 Mike Blowers, R (5, PH) OBP: 0.331, SLG: 0.354	2-2 FC1-4-6 1-2f			4-1 FC6 BB	3-3 K		1-0 1-3 1B		
Tino Martinez, L (1, 3) OBP: 0.294, SLG: 0.412		3-1 F8		2-2 L9		4-0 BB BB	1-0 P5		
Eric Anthony, L (1, 7) OBP: 0.295, SLG: 0.392		2-3 K		1-1 FC6 1-2f		0-1 F7		0-0 G6-3	
Felix Fermin, R (1, 6) OBP: 0.354, SLG: 0.405		1-0 L8			1-2 BB SF9 1B	4-1 1-2 BB		0-0 P5	
Dan Wilson, R (1, 2) OBP: 0.258, SLG: 0.314 Marc Newfield, R (8, PH) (9, 7)			2-3 K		4-0 SF9 BB 1-2	2-2 F8		1-0 G1-3	

Inning Stats	R: 0	H: 0	E: 0	K: 10	S: 10	R: 0	H: 0	E: 0	K: 7	S: 7	R: 0	H: 1	E: 0	K: 1	S: 5	R: 1	H: 1	E: 0	K: 0	S: 14	R: 1	H: 1	E: 0	K: 12	S: 12	R: 0	H: 0	E: 0	K: 10	S: 10	R: 0	H: 1	E: 0	K: 9	S: 9	R: 0	H: 0	E: 0	K: 3	S: 3	R: 0	H: 1	E: 0	K: 8	S: 8	R: 0	H: 1	E: 0	K: 12	S: 12
	LOB: 2	BB: 2	P: 22			LOB: 0	BB: 0	P: 13			LOB: 1	BB: 1	P: 26			LOB: 2	BB: 2	P: 22			LOB: 3	BB: 3	P: 30			LOB: 2	BB: 1	P: 17			LOB: 0	BB: 0	P: 4			LOB: 1	BB: 0	P: 12			LOB: 0	BB: 0	P: 12			LOB: 1	BB: 0	P: 12		

PITCHER	IP	WLS	BF	H	R	ER	SO	BB	IBB	HBP	BLK	WP	HR	S	P	ERA	WHIP
Jason Bere, R (1, 1) ERA: 3.1	4.2		22	3	2	2	2	6	0	1	0	0	1	43	92	3.86	1.929
Dennis Cook, L (5, 1) ERA: 5.14	0.2		3	0	0	0	1	1	0	0	0	0	0	7	14	0.00	1.500
Jose DeLeon, R (6, 1) ERA: 3.38	2.2	W	11	1	0	0	0	2	0	0	0	0	0	20	37	0.00	1.125
Kirk McCaskill, R (9, 1) ERA: 2.94	1.0		4	1	0	0	1	0	0	0	0	0	0	8	12	0.00	1.000

Batter	1	2	3	4	5	6	7	8	9	AB R H RBI BB SO LOB	TOP
Joey Cora, S (1, 4) OBP: 0.360, SLG: 0.367 BB BB BB BB	4-1 BB 1B BB 1B	1-1 FC4-6 1B		4-2 BB 1-2 BB		0-3 K		1-0 G4-3 2-3		3 1 1 0 2 1 3	
Tim Raines, S (1, 7) OBP: 0.367, SLG: 0.399 BB BB X	2-0 1B BB 1-2 1B	1-0 FC4-6 1-2f		3-3 K		4-1 G6-4-3 1-2 2-3 BB		2-2 K		4 0 1 0 1 2 4	
Frank Thomas, R (1, 3) OBP: 0.509, SLG: 0.791 C B F B S	2-3 K		1-0 HR		2-3 K	2-1 G6-4-3 1-2f		1-0 SH3-4 1B SF7 1B		5 2 2 1 0 2 5	
Julio Franco, R (1, 10) OBP: 0.388, SLG: 0.476 B B B C C C B B	4-2 1B 1-2 2-3 BB		1-3 K		2-0 P3		2-2 FC6-4 1B	1-1 SH3-4 1B		4 1 2 0 1 1 0	
Robin Ventura, L (1, 5) OBP: 0.370, SLG: 0.463 C B C B X	2-2 1B 1-2 2-3 3-H		1-0 P5		0-0 HR		1-2 F7	0-1 SH3-4		4 1 2 2 0 0 1	
Darin Jackson, R (1, 9) OBP: 0.383, SLG: 0.511 B S X	1-1 F8		1-0 F8		0-1 1B		0-3 K	4-0 1B CS IBB		4 1 1 0 1 1 4	
Lance Johnson, L (1, 8) OBP: 0.316, SLG: 0.383 X	0-0 P6			0-0 G4-3	0-1 F9		1-1 FC6-4 1-2f	2-2 SF7		4 0 0 1 0 0 5	
Michael LaValiere, L (1, 2) OBP: 0.391, SLG: 0.350 C B C B B B		2-3 K		1-1 L8		1-1 BB 1B 1B		0-0 G4-3 2B	3-2 CS 1B	5 0 3 1 0 1 0	
Ozzie Guillen, L (1, 6) OBP: 0.300, SLG: 0.345 C B X		1-1 F9		4-2 BB BB		1-0 BB 1B		1-2 G5-3	1-1 CS	3 0 1 0 1 0 1	
Inning Stats	R: 1 H: 2 E: 0 LOB: 3 K: 1 BB: 2 S: 15 P: 30	R: 0 H: 1 E: 0 LOB: 1 K: 1 BB: 0 S: 9 P: 14	R: 1 H: 1 E: 0 LOB: 0 K: 1 BB: 0 S: 7 P: 11	R: 0 H: 0 E: 0 LOB: 2 K: 1 BB: 2 S: 12 P: 24	R: 1 H: 2 E: 0 LOB: 1 K: 1 BB: 0 S: 9 P: 13	R: 0 H: 2 E: 0 LOB: 2 K: 1 BB: 1 S: 9 P: 17	R: 0 H: 1 E: 0 LOB: 1 K: 1 BB: 0 S: 13 P: 17	R: 0 H: 1 E: 0 LOB: 1 K: 1 BB: 0 S: 8 P: 12	R: 3 H: 3 E: 0 LOB: 0 K: 0 BB: 1 S: 12 P: 24	1B: 10 SF: 1 2B: 1 SAC: 1 3B: 0 DP: 1 HR: 2 HBP: 0	WP: 0 PA: 45 PB: 0 SB: 0 CS: 2
PITCHER Roger Salkeld, R (1, 1) ERA: 6.8 Rich Gossage, R (6, 1) ERA: 4.02 Tim Davis, L (8, 1) ERA: 3.76	IP WLS BF H R ER SO BB IBB HBP BLK WP HR S P ERA WHIP 5.1 L 29 8 3 3 6 5 0 0 0 0 2 59 105 5.06 2.438	IP WLS BF H R ER SO BB IBB HBP BLK WP HR S P ERA WHIP 1.2 5 1 0 0 1 0 0 0 0 0 0 15 21 0.00 0.600	IP WLS BF H R ER SO BB IBB HBP BLK WP HR S P ERA WHIP 2.0 10 4 3 3 1 0 1 0 0 0 0 20 36 13.50 2.000	PITCHER IP WLS BF H R ER SO BB IBB HBP BLK WP HR S P ERA WHIP	IP WLS BF H R ER SO BB IBB HBP BLK WP HR S P ERA WHIP	IP WLS BF H R ER SO BB IBB HBP BLK WP HR S P ERA WHIP	IP WLS BF H R ER SO BB IBB HBP BLK WP HR S P ERA WHIP	IP WLS BF H R ER SO BB IBB HBP BLK WP HR S P ERA WHIP	IP WLS BF H R ER SO BB IBB HBP BLK WP HR S P ERA WHIP	IP WLS BF H R ER SO BB IBB HBP BLK WP HR S P ERA WHIP	

Chicago White Sox @ Seattle Mariners
 The Kingdome, Seattle, WA
 Fri Jun 24 1994, 10:05 PM EDT
 Att. 29,031 - Dome

AB	36
R	6
H	13
RBI	5
BB	6
SO	8
LOB	23



WP: 0	PA: 45
PB: 0	
SB: 0	
CS: 2	

Batter	1	2	3	4	5	6	7	8	9	AB R H RBI BB SO LOB
Luis Sojo, R OBP: 0.293, SLG: 0.417 (1, 4)	0-1 P2-5	3-1 F8			0-3 K			0-1 B1-3		4 0 0 0 0 1 3
Edgar Martinez, R OBP: 0.410, SLG: 0.494 (1, 5)	0-0 2B		1-2 L6		0-1 F7			1-2 L7		4 0 1 0 0 0 1
Ken Griffey Jr., L OBP: 0.412, SLG: 0.746 (1, 8)	1-3 K		3-2 CS 1B			1-1 G4-3		0-0 HR		4 1 2 1 0 1 1
Jay Buhner, R OBP: 0.397, SLG: 0.560 (1, 9)	1-0 G1-3		1-2 G6-3			1-0 G1-3		0-1 G6-4-3 1B		4 0 1 0 0 0 2
Reggie Jefferson, S OBP: 0.439, SLG: 0.642 Mike Blowers, R OBP: 0.331, SLG: 0.354 Eric Anthony, L OBP: 0.294, SLG: 0.390 (1, 10)		1-2 F8 2B 1B		2-2 G4-6-3 1B		0-3 K		0-0 P5		3 1 2 0 0 1 0 0 0 0 0 0 0 0 1 0 0 0 0 0 1
Marc Newfield, R (1, 7)		4-2 2B 1-2 BB		1-1 F9			1-2 G6-3	2-0 G6-4-3 1-2f		3 0 0 0 1 0 2
Tino Martinez, L OBP: 0.291, SLG: 0.406 (1, 3)		0-1 F8		0-1 G4-6-3 1-2f			2-2 G4-3			3 0 0 0 0 0 3
Felix Fermin, R OBP: 0.358, SLG: 0.417 (1, 6)		2-2 SAFE 1-3 3-H 2B		1-1 G4-3 2B			1-2 F8			3 0 2 1 0 0 0
Dan Wilson, R OBP: 0.254, SLG: 0.309 (1, 2)		1-2 P3		1-0 G4-3			1-1 P6			3 0 0 0 0 0 3

Inning Stats	R: 0	H: 1	E: 0	LOB: 1	K: 1	S: 7	P: 9	R: 1	H: 2	E: 0	LOB: 2	K: 0	BB: 1	S: 17	R: 0	H: 1	E: 0	LOB: 0	K: 0	BB: 0	S: 10	R: 0	H: 1	E: 0	LOB: 0	K: 0	BB: 0	S: 7	R: 0	H: 1	E: 0	LOB: 1	K: 1	BB: 0	S: 8	R: 0	H: 0	E: 0	LOB: 0	K: 1	BB: 0	S: 6	R: 0	H: 0	E: 0	LOB: 0	K: 0	BB: 0	S: 10	R: 0	H: 0	E: 0	LOB: 0	K: 0	BB: 0	S: 7	R: 1	H: 2	E: 0	LOB: 0	K: 0	BB: 0	S: 5	1B: 4	SF: 0	2B: 3	SAC: 0	3B: 0	DP: 2	HR: 1	HBP: 0	WP: 0	PA: 33
--------------	------	------	------	--------	------	------	------	------	------	------	--------	------	-------	-------	------	------	------	--------	------	-------	-------	------	------	------	--------	------	-------	------	------	------	------	--------	------	-------	------	------	------	------	--------	------	-------	------	------	------	------	--------	------	-------	-------	------	------	------	--------	------	-------	------	------	------	------	--------	------	-------	------	-------	-------	-------	--------	-------	-------	-------	--------	-------	--------

PITCHER	IP	WLS	BF	H	R	ER	SO	BB	IBB	HBP	BLK	WP	HR	S	P	ERA	WHIP
Scott Sanderson, R ERA: 3.58 (1, 1)	8.0	W	29	6	1	1	3	1	0	0	0	0	0	72	102	1.12	0.875
Paul Assenmacher, L ERA: 5.14 (9, 1)	0.0		2	2	1	1	0	0	0	0	0	0	1	3	3	∞	∞
Dane Johnson, R ERA: 3.38 (9, 1)	1.0		2	0	0	0	0	0	0	0	0	0	0	2	4	0.00	0.000

BOTTOM

Chicago White Sox @ Seattle Mariners
The Kingdome, Seattle, WA
Fri Jun 24 1994, 10:05 PM EDT
Att. 29,031 - Dome

livebaseballscores.com

AB	32
R	2
H	8
RBI	2
BB	1
SO	3
LOB	16



Batter	1	2	3	4	5	6	7	8	9	AB R H RBI BB SO LOB	TOP
Joey Cora, S (1, 4) OBP: 0.358, SLG: 0.365	1-2 G6-3 1B		2-0 G4-3		1-1 G4-6-3 1-2f			1-3 K		4 0 1 0 0 1 1	
Tim Raines, S (1, 7) OBP: 0.365, SLG: 0.397	0-2 G6-3 1-2f		0-1 F7			2-2 G5-4-3 1B			0-0 F8	4 0 1 0 0 0 1	
Frank Thomas, R (1, 3) OBP: 0.503, SLG: 0.779	3-3 K			3-3 K		2-2 G5-4-3 1-2f			2-3 K	4 0 0 0 0 3 1	
Julio Franco, R (1, 10) OBP: 0.393, SLG: 0.474 Lance Johnson, L (9, PR) OBP: 0.316, SLG: 0.383		4-2 1B L1-3 BB		4-2 G4-3 BB		3-3 K			4-1 S BB BB	1 1 0 0 3 1 0 0 0 0 0 0 0 0	
Darrin Jackson, R (1, 8) OBP: 0.385, SLG: 0.509		0-1 F9 L1-3 1B		0-1 G4-3 1-2			2-3 K		4-2 S BB	3 0 1 0 1 1 1	
Bob Zupcic, R (1, 9) OBP: 0.226, SLG: 0.305		1-0 L1-3 1-2 3-H		1-2 G1-3			2-2 F9		2-3 K 1-2 2-3	4 0 0 1 0 1 4	
Norberto Martin, R (1, 5) OBP: 0.338, SLG: 0.426 Robin Ventura, L (7, 5) OBP: 0.370, SLG: 0.463		0-1 F9 2-3			0-0 G5-3			2-3 K		3 0 0 0 0 1 1 0 0 0 0 0 0 0	
Ron Karkovics, R (1, 2) OBP: 0.350, SLG: 0.420		2-3 K			3-2 HR			2-3 K		3 1 1 1 0 2 1	
Ozzie Guillen, L (1, 6) OBP: 0.301, SLG: 0.345			0-3 K		0-0 G4-6-3 1B			2-3 K		3 0 1 0 0 2 0	
Inning Stats	R: 0 H: 1 E: 0 LOB: 0 K: 1 BB: 0 S: 9 P: 13	R: 1 H: 1 E: 0 LOB: 1 K: 1 BB: 1 S: 10 P: 17	R: 0 H: 0 E: 0 LOB: 0 K: 1 BB: 0 S: 7 P: 9	R: 0 H: 0 E: 0 LOB: 1 K: 1 BB: 1 S: 11 P: 19	R: 1 H: 2 E: 0 LOB: 0 K: 0 BB: 0 S: 7 P: 11	R: 0 H: 1 E: 0 LOB: 0 K: 1 BB: 0 S: 12 P: 19	R: 0 H: 0 E: 0 LOB: 0 K: 2 BB: 0 S: 10 P: 16	R: 0 H: 0 E: 0 LOB: 0 K: 3 BB: 0 S: 10 P: 15	R: 0 H: 0 E: 0 LOB: 3 K: 2 BB: 2 S: 11 P: 22	1B: 4 SF: 0 2B: 0 SAC: 0 3B: 0 DP: 3 HR: 1 HBP: 0	WP: 0 PA: 33 PB: 0 SB: 2 CS: 0
PITCHER Randy Johnson, L (1, 1) ERA: 3.19	IP WLS BF H R ER SO BB IBB HBP BLK WP HR S P ERA WHIP 9.0 L 33 5 2 2 12 4 0 0 0 0 1 87 141 2.00 1.000										

Chicago White Sox @ Seattle Mariners
 The Kingdome, Seattle, WA
 Sat Jun 25 1994, 10:05 PM EDT
 Att. 44,257 - Dome

AB	29
R	2
H	5
RBI	2
BB	4
SO	12
LOB	10



livebaseballscorecards.com

Batter	1	2	3	4	5	6	7	8	9	AB R H RBI BB SO LOB	TOP
Joey Cora, S (1, 4) OBP: 0.360, SLG: 0.369 									3 1 1 0 1 0 2		
Tim Raines, S (1, 7) OBP: 0.369, SLG: 0.409 								5 3 3 2 0 1 1			
Frank Thomas, R (1, 3) OBP: 0.505, SLG: 0.777 							3 1 1 1 2 1 1				
Julio Franco, R (1, 10) OBP: 0.393, SLG: 0.473 						5 0 2 1 0 1 5					
Robin Ventura, L (1, 5) OBP: 0.370, SLG: 0.460 					4 1 1 1 1 1 3						
Darin Jackson, R (1, 9) OBP: 0.381, SLG: 0.500 				4 0 0 0 1 1 2							
Lance Johnson, L (1, 8) OBP: 0.324, SLG: 0.386 			3 1 2 1 2 1 3								
Michael LaValiere, L (1, 2) OBP: 0.392, SLG: 0.359 		4 0 1 2 1 0 5									
Ozzie Guillen, L (1, 6) OBP: 0.300, SLG: 0.341 		3 1 0 0 1 1 3									
Inning Stats	R: 2 H: 2 E: 0 LOB: 3 K: 1 BB: 3 S: 18 P: 34	R: 0 H: 0 E: 0 LOB: 0 K: 2 BB: 0 S: 10 P: 13	R: 0 H: 1 E: 0 LOB: 0 K: 0 BB: 0 S: 4 P: 7	R: 0 H: 0 E: 0 LOB: 2 K: 0 BB: 2 S: 7 P: 19	R: 4 H: 4 E: 0 LOB: 1 K: 0 BB: 1 S: 13 P: 26	R: 0 H: 1 E: 0 LOB: 2 K: 1 BB: 1 S: 15 P: 25	R: 0 H: 0 E: 0 LOB: 0 K: 0 BB: 1 S: 3 P: 9	R: 2 H: 2 E: 0 LOB: 1 K: 1 BB: 1 S: 11 P: 21	R: 0 H: 1 E: 0 LOB: 1 K: 2 BB: 0 S: 9 P: 14	1B: 7 SF: 0 2B: 4 SAC: 1 3B: 1 DP: 2 HR: 0 HBP: 0	WP: 0 PA: 44 PB: 0 SB: 2 CS: 0
PITCHER	Jim Converse, R (1, 1) ERA: 9.42 IP: 4.1 WLS: 23 BF: 5 R: 5 ER: 5 SO: 3 BB: 6 IBB: 0 HBP: 0 BLK: 0 WP: 0 HR: 0 S: 46 P: 90 ERA: 10.38 WHIP: 2.538	Bill Risley, R (5, 1) ERA: 3.9 IP: 2.0 WLS: 10 BF: 3 R: 1 ER: 1 SO: 1 BB: 1 IBB: 0 HBP: 0 BLK: 0 WP: 0 HR: 0 S: 23 P: 37 ERA: 4.50 WHIP: 2.000	Tim Davis, L (7, 1) ERA: 3.95 IP: 1.0 WLS: 4 BF: 0 R: 1 ER: 1 SO: 0 BB: 2 IBB: 0 HBP: 0 BLK: 0 WP: 0 HR: 0 S: 3 P: 12 ERA: 9.00 WHIP: 2.000	Bobby Ayala, R (8, 1) ERA: 2.0 IP: 1.2 WLS: 7 BF: 3 R: 1 ER: 1 SO: 3 BB: 0 IBB: 0 HBP: 0 BLK: 0 WP: 0 HR: 0 S: 18 P: 29 ERA: 5.40 WHIP: 1.800	PITCHER	IP WLS BF H R ER SO BB IBB HBP BLK WP HR S P ERA WHIP					

Chicago White Sox @ Seattle Mariners
 The Kingdome, Seattle, WA
 Sun Jun 26 1994, 6:33 AM EDT
 Att. 25,682 - Dome

livebaseballscorecards.com

AB	34
R	8
H	11
RBI	8
BB	9
SO	7
LOB	25



Batter	1	2	3	4	5	6	7	8	9	AB	R	H	RBI	BB	SO	LOB
Brian Turang, R OBP: 0.238, SLG: 0.270 (1, 4)	3-2 P3		3-2 G4-3		1-3 K		2-2 F9		4-2 BB BB BB	4	0	0	0	1	1	1
Edgar Martinez, R OBP: 0.397, SLG: 0.472 Rich Amaral, R OBP: 0.340, SLG: 0.399 (9, PR)	1-1 L7		0-2 L9		3-2 L9			3-2 L8	4-2 BB BB	4	0	0	0	1	0	1
Ken Griffey Jr., L OBP: 0.413, SLG: 0.738 (1, 8)	3-3 K			4-0 WP HBP 1B BB		1-2 L6-3 1B		3-1 FC1-6-5 2B	4-2 BB BB	3	1	2	1	2	1	0
Jay Buhner, R OBP: 0.391, SLG: 0.544 (1, 9)		0-0 G1-3		3-2 SAFE 1B SAFE 1B SAFE 1B HBP		0-1 F9		2-2 FC1-6-5 1B	4-2 K	4	1	0	0	0	1	5
Marc Newfield, R OBP: 0.417, SLG: 0.300 (1, 10)		0-1 L1		2-0 F9 1-H 2-H 1B		0-0 L6-3		0-0 K		4	1	2	2	0	0	1
Tino Martinez, L OBP: 0.290, SLG: 0.400 Mike Blowers, R OBP: 0.330, SLG: 0.352 (8, PH) (9, 3)		3-1 G4-3		0-2 F9			4-1 HR BB	1-3 K		2	1	0	0	1	0	1
Keith Mitchell, R OBP: 0.429, SLG: 0.640 (1, 7)			4-0 1B G5-3 BB		0-2 SF9		1-1 1-H HR	2-3 K		2	2	1	3	1	1	0
Felix Fermin, R OBP: 0.356, SLG: 0.414 (1, 6)			2-2 SAFE 1B SAFE 1B SAFE 1B SAFE 1B		1-1 F9		0-1 G1-3	1-2 BB BB BB		4	1	2	0	0	0	0
Dan Wilson, R OBP: 0.247, SLG: 0.301 Reggie Jefferson, S OBP: 0.423, SLG: 0.616 (9, PH)			1-1 G5-3		0-3 K		1-3 K	1-3 K		3	0	0	1	0	2	1

Inning Stats	R: 0	H: 0	E: 0	K: 1	S: 8	R: 0	H: 0	E: 0	K: 0	S: 5	R: 1	H: 1	E: 0	K: 0	S: 13	R: 3	H: 1	E: 0	K: 0	S: 11	R: 0	H: 0	E: 0	K: 2	S: 11	R: 0	H: 1	E: 0	K: 1	S: 6	R: 2	H: 1	E: 0	K: 1	S: 11	R: 0	H: 2	E: 0	K: 1	S: 12	R: 1	H: 1	E: 0	K: 3	S: 20	1B: 5	SF: 1	2B: 2	SAC: 0	3B: 0	DP: 1	HR: 1	HBP: 1	WP: 1	PA: 40
--------------	------	------	------	------	------	------	------	------	------	------	------	------	------	------	-------	------	------	------	------	-------	------	------	------	------	-------	------	------	------	------	------	------	------	------	------	-------	------	------	------	------	-------	------	------	------	------	-------	-------	-------	-------	--------	-------	-------	-------	--------	-------	--------

PITCHER	IP	WLS	BF	H	R	ER	SO	BB	IBB	HBP	BLK	WP	HR	S	P	ERA	WHIP
Alex Fernandez, R ERA: 4.14 (1, 1)	7.0	W	28	4	6	6	4	3	0	0	0	1	1	65	108	7.71	1.000
Kirk McCaskill, R ERA: 2.88 (8, 1)	0.2		4	2	0	0	0	0	0	0	0	0	0	9	17	0.00	3.000
Paul Assenmacher, L ERA: 5.06 (8, 1)	0.1		1	0	0	0	1	0	0	0	0	0	0	3	4	0.00	0.000
Dane Johnson, R ERA: 4.15 (9, 1)	0.2		5	1	1	1	2	2	0	0	0	0	0	14	26	13.50	4.500
Dennis Cook, L ERA: 5.14 (9, 1)	0.0		1	0	0	0	0	1	0	0	0	0	0	2	6	∞	∞


BOTTOM

Chicago White Sox @ Seattle Mariners
The Kingdom, Seattle, WA

Sun Jun 26 1994, 6:33 AM EDT
Att. 25,682 - Dome

livebaseballscorecards.com

AB	32
R	7
H	7
RBI	7
BB	6
SO	8
LOB	13



Batter	1	2	3	4	5	6	7	8	9	AB R H RBI BB SO LOB	TOP											
Vince Coleman, S OBP: 0.282, SLG: 0.340 (1, 7)	1-0 G4-3		3-3 K		1-2 F8			0-1 F9		4 0 0 0 0 1 0	Kansas City Royals @ Chicago White Sox Comiskey Park, Chicago, IL Tue Jun 28 1994, 8:05 PM EDT Att. 31,776 - Unknown - 81 F											
Greg Gagne, R OBP: 0.332, SLG: 0.417 (1, 6)	1-2 G4-3		1-0 F9		1-1 P4			1-1 F8		4 0 0 0 0 0 0												
Brian McRae, S OBP: 0.375, SLG: 0.415 (1, 10)	1-2 PB 1B			3-1 F7		1-0 F7		2-1 CS 1B		4 1 2 0 0 0 0												
Dave Henderson, R OBP: 0.296, SLG: 0.412 (1, 8)	1-1 1-H 1B			0-1 1B 2B 1B		4-2 BB		1-1 CS 1-2	0-0 G6-3	3 1 2 1 1 0 0												
Gary Gaetti, R OBP: 0.315, SLG: 0.462 (1, 5) (7, 3)	2-3 K			1-0 2B SF7 1B		1-3 K		0-0 1B SF8 1B		4 2 2 0 0 2 2												
Felix Jose, S OBP: 0.353, SLG: 0.429 (1, 9)		0-0 G6-3		2-2 SF7 2B		0-1 F9		1-1 PO 1B		4 0 2 1 0 0 1												
Mike Macfarlane, R OBP: 0.354, SLG: 0.424 (1, 2)		2-2 F9		2-1 SF7		1-1 G5-3		0-0 SF8		2 0 0 2 0 0 0												
Hubie Brooks, R OBP: 0.224, SLG: 0.302 David Howard, S OBP: 0.314, SLG: 0.238 (1, 3) (7, 5)		1-3 K		0-0 G6-3		0-0 L4		1-1 PO 1-2		3 0 0 0 0 1 1 0 0 0 0 0 0 0												
Terry Shumpert, R OBP: 0.287, SLG: 0.541 (1, 4)			1-0 B5-3		0-1 L8		0-2 K			3 0 0 0 0 1 0												
Inning Stats	R: 1 E: 0 K: 1 S: 14	H: 2 LOB: 1 BB: 0 P: 20	R: 0 E: 0 K: 1 S: 7	H: 0 LOB: 0 BB: 0 P: 10	R: 0 E: 0 K: 1 S: 9	H: 0 LOB: 0 BB: 0 P: 14	R: 2 E: 0 K: 0 S: 13	H: 3 LOB: 1 BB: 0 P: 21	R: 0 E: 0 K: 0 S: 8	H: 0 LOB: 0 BB: 0 P: 10		R: 0 E: 0 K: 1 S: 9	H: 0 LOB: 1 BB: 1 P: 15	R: 0 E: 0 K: 1 S: 6	H: 0 LOB: 0 BB: 0 P: 7	R: 0 E: 0 K: 0 S: 7	H: 1 LOB: 0 BB: 0 P: 11	R: 1 E: 0 K: 0 S: 6	H: 2 LOB: 0 BB: 0 P: 8	1B: 7 2B: 1 3B: 0 HR: 0	SF: 2 SAC: 0 DP: 0 HBP: 0	WP: 0 PB: 1 SB: 0 CS: 1
PITCHER	IP WLS BF H R ER SO BB IBB HBP BLK WP HR S P ERA WHIP												PITCHER	IP WLS BF H R ER SO BB IBB HBP BLK WP HR S P ERA WHIP								
Wilson Alvarez, L ERA: 3.15 (1, 1)	8.0 L 30 6 3 2 5 1 0 0 0 0 0 0 73 108 2.25 0.875																					
Kirk McCaskill, R ERA: 3.06 (9, 1)	1.0 4 2 1 1 0 0 0 0 0 0 0 0 6 8 9.00 2.000																					

livebaseballscorecards.com

AB	31
R	4
H	8
RBI	4
BB	1
SO	5
LOB	4



Batter	1	2	3	4	5	6	7	8	9	AB R H RBI BB SO LOB	TOP																
Vince Coleman, S OBP: 0.287, SLG: 0.344 (1, 10)	3-2 S 1B	1-2 1-H S 1B		0-1 F9 1		1-2 S 1B			1-3 K 1	5 0 3 1 0 1 1																	
Dave Henderson, R OBP: 0.293, SLG: 0.401 (1, 7)	4-0 BB	0-3 K 3		3-2 P2 2		2-3 K 2			1-1 F8 2	4 0 0 0 1 2 3																	
Brian McRae, S OBP: 0.372, SLG: 0.411 (1, 8)	1-3 K 1		3-2 P6 1	2-2 E5 1-H 1B		0-3 K 3			1-0 G6-3 3	5 0 1 0 0 2 3																	
Mike Macfarlane, R OBP: 0.352, SLG: 0.420 (1, 2)	1-3 K 2		0-1 1B HR 1B	0-3 K 3			2-2 F8 1			4 1 1 0 0 2 3																	
Bob Hamelin, L OBP: 0.365, SLG: 0.551 (1, 3)	3-1 F8 3		0-1 1B HR 1B		3-2 F7 1		0-0 G3 2			4 1 1 0 0 0 2																	
Gary Gaetti, R OBP: 0.317, SLG: 0.461 (1, 5)		1-0 1B G6-4-3 1B	1-1 F8 2		4-2 BB		0-3 K 3			3 1 1 0 1 1 2																	
Felix Jose, S OBP: 0.356, SLG: 0.444 (1, 9)		1-0 G6-4-3 1B	1-1 1B HR		1-3 K 2			3-3 K 1		4 1 2 3 0 2 1	AB 35 R 6 H 9 RBI 4 BB 4 SO 10 LOB 17																
Greg Gagne, R OBP: 0.327, SLG: 0.410 (1, 6)		1-2 G6-4-3 1B	2-1 F8 3		1-2 G1-3 3			1-0 L5 2		4 0 0 0 0 0 2																	
Terry Shumpert, R OBP: 0.294, SLG: 0.531 (1, 4)		4-2 S 1B BB		4-2 S E BB		1-0 F7 1		1-2 F8 3		2 2 0 0 2 0 0																	
Inning Stats	R: 0 E: 0 K: 2 S: 15	H: 1 LOB: 2 BB: 1 P: 26	R: 2 E: 0 K: 1 S: 15	H: 3 LOB: 1 BB: 1 P: 23	R: 3 E: 0 K: 0 S: 16	H: 3 LOB: 0 BB: 0 P: 22	R: 1 E: 1 K: 1 S: 16	H: 1 LOB: 1 BB: 1 P: 25	R: 0 E: 0 K: 1 S: 17	H: 0 LOB: 1 BB: 1 P: 26	R: 0 E: 0 K: 2 S: 15	H: 1 LOB: 1 BB: 0 P: 18	R: 0 E: 0 K: 1 S: 7	H: 0 LOB: 0 BB: 0 P: 9	R: 0 E: 0 K: 1 S: 7	H: 0 LOB: 0 BB: 0 P: 12	R: 0 E: 0 K: 1 S: 7	H: 0 LOB: 0 BB: 0 P: 10	1B: 8 2B: 0 3B: 0 HR: 1	SF: 0 SAC: 0 DP: 1 HBP: 0	WP: 0 PB: 0 SB: 5 CS: 0	PA: 39					
PITCHER	IP	WLS	BF	H	R	ER	SO	BB	IBB	HBP	BLK	WP	HR	S	P	ERA	WHIP										
Jason Bere, R ERA: 3.47 (1, 1)	3.0		17	7	5	5	3	2	0	0	0	0	1	46	71	15.00	3.000										
Jose DeLeon, R ERA: 3.12 (4, 1)	3.0		13	2	1	0	4	2	0	0	0	0	0	48	69	0.00	1.333										
Dennis Cook, L ERA: 4.7 (7, 1)	2.0		6	0	0	0	2	0	0	0	0	0	0	14	21	0.00	0.000										
Roberto Hernandez, R ERA: 7.07 (9, 1)	1.0	W	3	0	0	0	1	0	0	0	0	0	0	7	10	0.00	0.000										

Kansas City Royals @ Chicago White Sox
Comiskey Park, Chicago, IL
Wed Jun 29 1994, 8:05 PM EDT
Att. 30,434 - Unknown - 73 F

livebaseballscorecards.com



BOTTOM

Kansas City Royals @ Chicago White Sox
 Comiskey Park, Chicago, IL

Wed Jun 29 1994, 8:05 PM EDT
 Att: 30,434 - Unknown - 73 F

livebaseballscorecards.com

AB	34
R	7
H	12
RBI	6
BB	3
SO	1
LOB	12



WP:	1	PA:	38
PB:	0		
SB:	1		
CS:	0		

AB	R	H	RBI	BB	SO	LOB
3	0	1	0	0	0	1
1	0	0	0	0	0	1

5	1	2	1	0	0	1
---	---	---	---	---	---	---

4	1	2	1	0	0	0
---	---	---	---	---	---	---

4	1	2	1	0	0	2
---	---	---	---	---	---	---

3	2	1	2	1	0	1
---	---	---	---	---	---	---

3	0	2	1	1	0	0
---	---	---	---	---	---	---

4	1	1	0	0	0	2
---	---	---	---	---	---	---

2	0	0	0	0	0	2
2	0	0	0	0	1	0

3	1	1	0	1	0	2
---	---	---	---	---	---	---

1B:	7	SF:	0
2B:	2	SAC:	1
3B:	1	DP:	2
HR:	2	HBP:	0

Batter	1	2	3	4	5	6	7	8	9
Joey Cora, S (1, 4) OBP: 0.365, SLG: 0.374 Norberto Martin, R (4, PR) OBP: 0.333, SLG: 0.419 (5, 4)	2-1 G1-3 	2-2 G4-3 		3-2 		0-2 G6-3 			0-0 SH2-4
Tim Raines, S (1, 7) OBP: 0.370, SLG: 0.414	0-0 B1-3 		1-0 	0-1 L1 			1-1 F7 		3-1
Frank Thomas, R (1, 3) OBP: 0.503, SLG: 0.773	2-2 		2-2 G3 		0-1 L9 		2-0 G5-3 		
Julio Franco, R (1, 10) OBP: 0.394, SLG: 0.482	1-0 G6-3 		1-2 G3 		0-1 		2-2 		
Robin Ventura, L (1, 5) OBP: 0.370, SLG: 0.467		4-0 	3-0 		3-2 L5 		2-2 P6 		
Darrin Jackson, R (1, 9) OBP: 0.385, SLG: 0.502		0-1 	4-2 		2-2 			2-2 G6-3 	
Lance Johnson, L (1, 8) OBP: 0.322, SLG: 0.389		1-0 	0-0 G1-6-3 		0-0 FC6-4 			1-1 G4-3 	
Michael LaValliere, L (1, 2) OBP: 0.382, SLG: 0.348 Ron Karkovice, R (6, PH) OBP: 0.341, SLG: 0.408 (7, 2)		0-2 G1-3 		0-0 F8 		1-0 P4 		0-3 K 	
Ozzie Guillen, L (1, 6) OBP: 0.306, SLG: 0.343		0-1 FC3-2 	1-1 G6-3 		2-2 			4-0 	

Inning Stats	R: 0	H: 1	E: 0	LOB: 1	K: 0	BB: 0	S: 7	R: 2	H: 2	E: 0	LOB: 1	K: 0	BB: 1	S: 13	R: 3	H: 3	E: 0	LOB: 0	K: 0	BB: 1	S: 11	R: 0	H: 1	E: 0	LOB: 1	K: 0	BB: 0	S: 8	R: 1	H: 2	E: 0	LOB: 1	K: 0	BB: 0	S: 13	R: 0	H: 1	E: 0	LOB: 0	K: 0	BB: 0	S: 13	R: 0	H: 1	E: 0	LOB: 1	K: 0	BB: 0	S: 11	R: 0	H: 0	E: 0	LOB: 0	K: 1	BB: 0	S: 8	R: 1	H: 1	E: 0	LOB: 1	K: 0	BB: 1	S: 3	1B: 7	SF: 0	2B: 2	SAC: 1	3B: 1	DP: 2	HR: 2	HBP: 0
--------------	------	------	------	--------	------	-------	------	------	------	------	--------	------	-------	-------	------	------	------	--------	------	-------	-------	------	------	------	--------	------	-------	------	------	------	------	--------	------	-------	-------	------	------	------	--------	------	-------	-------	------	------	------	--------	------	-------	-------	------	------	------	--------	------	-------	------	------	------	------	--------	------	-------	------	-------	-------	-------	--------	-------	-------	-------	--------

PITCHER	IP	WLS	BF	H	R	ER	SO	BB	IBB	HBP	BLK	WP	HR	S	P	ERA	WHIP
Bob Milacki, R (1, 1) ERA: 4.85	2.1		15	6	5	5	0	2	0	0	0	1	1	30	53	19.29	3.429
Mike Magnante, L (3, 1) ERA: 5.35	2.1		8	2	1	1	0	0	0	0	0	0	1	17	24	3.86	0.857
Rusty Meacham, R (5, 1) ERA: 1.32	3.1		12	3	0	0	1	0	0	0	0	0	0	37	52	0.00	0.900
Billy Brewer, L (9, 1) ERA: 2.76	0.1	L	3	1	1	1	0	1	0	0	0	0	0	3	10	27.00	6.000

Batter	1	2	3	4	5	6	7	8	9	AB R H RBI BB SO LOB	TOP											
Vince Coleman, S (1, 7) OBP: 0.285, SLG: 0.343	0-1 SH1-3 1B		0-0 G1-3-6 1-2f		1-1 G4-3		0-0 P4	1-0 SF8		4 0 1 1 0 0 1												
Brian McRae, S (1, 8) OBP: 0.376, SLG: 0.414	0-0 SH1-3 1-2		2-2 1B		2-2 2B 1B		2-2 1B HBP	0-0 F7		3 0 2 0 0 0 2												
Felix Jose, S (1, 9) OBP: 0.357, SLG: 0.447	0-1 G1-3 2-3		1-2 P6		1-2 F8		1-2 1B	3-2 F9 FC6-2 2B		5 0 2 0 0 0 3												
Bob Hamelin, L (1, 3) OBP: 0.361, SLG: 0.547	1-2 F7			1-0 F9	2-1 2B		2-2 L9	0-2 F9		5 0 1 0 0 0 4												
Gary Gaetti, R (1, 5) OBP: 0.322, SLG: 0.463		0-0 1B		3-1 1B 1B 1B	0-0 G6-3			1-2 2B 1B	0-1 FC6-2	5 1 3 0 0 0 3												
David Howard, S (9, PR) OBP: 0.314, SLG: 0.238										0 0 0 0 0 0 0												
Brent Mayne, L (1, 2) OBP: 0.279, SLG: 0.300		0-0 F8		0-1 1B 1B		1-2 F7		0-1 1B 2B	0-1 F7	5 1 2 0 0 0 2												
Hubie Brooks, R (1, 10) OBP: 0.226, SLG: 0.298		1-1 F8		0-2 1-2 2-3 1B		1-1 G1-3		0-2 G1-3		4 0 1 0 0 0 3												
Greg Gagne, R (1, 6) OBP: 0.326, SLG: 0.407		1-3 K		1-3 K		2-2 G6-3		0-1 SF8 BB 1B		4 0 1 1 0 2 4												
Terry Shumpert, R (1, 4) OBP: 0.301, SLG: 0.526			2-2 G1-3-6 1B		0-1 G5-3		0-2 F8	4-2 1-2 BB		3 0 1 0 1 0 3												
Inning Stats	R: 0 E: 0 K: 0 S: 8	H: 1 LOB: 1 BB: 0 P: 9	R: 0 E: 0 K: 1 S: 7	H: 1 LOB: 1 BB: 0 P: 9	R: 0 E: 0 K: 0 S: 12	H: 2 LOB: 1 BB: 0 P: 16	R: 0 E: 0 K: 1 S: 14	H: 3 LOB: 3 BB: 0 P: 19	R: 0 E: 0 K: 0 S: 11	H: 2 LOB: 2 BB: 0 P: 17	R: 0 E: 0 K: 0 S: 10	H: 0 LOB: 0 BB: 0 P: 14	R: 0 E: 0 K: 0 S: 14	H: 1 LOB: 2 BB: 0 P: 19	R: 2 E: 0 K: 0 S: 15	H: 3 LOB: 2 BB: 1 P: 21	R: 0 E: 0 K: 0 S: 10	H: 1 LOB: 1 BB: 0 P: 13	1B: 11 2B: 3 3B: 0 HR: 0	SF: 1 SAC: 1 DP: 1 HBP: 1	WP: 0 PB: 0 SB: 1 CS: 0	PA: 42
PITCHER	IP WLS BF H R ER SO BB IBB HBP BLK WP HR S P ERA WHIP																					
Scott Sanderson, R (1, 1) ERA: 3.48	7.0 W 33 12 2 2 2 0 0 0 1 0 0 0 81 109 2.57 1.714																					
Dane Johnson, R (8, 1) ERA: 3.72	1.0 5 1 0 0 0 1 0 0 0 0 0 0 10 15 0.00 2.000																					
Paul Assenmacher, L (9, 1) ERA: 4.98	0.1 2 1 0 0 0 0 0 0 0 0 0 0 6 9 0.00 3.000																					
Roberto Hernandez, R (9, 1) ERA: 6.91	0.2 S 2 0 0 0 0 0 0 0 0 0 0 0 4 4 0.00 0.000																					

Kansas City Royals @ Chicago White Sox
Comiskey Park, Chicago, IL
Thu Jun 30 1994, 8:05 PM EDT
Att. 30,236 - Unknown - 70 F

livebaseballscorecards.com

AB	38
R	2
H	14
RBI	2
BB	1
SO	2
LOB	25



Batter	1	2	3	4	5	6	7	8	9	AB	R	H	RBI	BB	SO	LOB
Norberto Martin, R OBP: 0.314, SLG: 0.394 (1, 4)	2-1 G6-3		1-1 G4-3		1-1 G5-3		1-3 K			4	0	0	0	0	1	0
Tim Raines, S OBP: 0.369, SLG: 0.409 (1, 7)	3-1 G4-3		1-0 G4-3		3-3 K		4-2 G6-3 2B BB			3	1	0	0	1	1	0
Frank Thomas, R OBP: 0.503, SLG: 0.779 (1, 3)	4-2 1B BB		2-1 HR		3-2 F9		1-1 G6-3			3	2	1	1	1	0	1
Julio Franco, R OBP: 0.402, SLG: 0.493 (1, 10)	1-2 1B 1-3 1B		2-2 S 1B		3-2 SH1-4 1B		3-2 2B			4	0	4	1	0	0	0
Robin Ventura, L OBP: 0.375, SLG: 0.469 (1, 5)	2-0 1B 3-H		3-3 K		1-2 K		4-0 FC6-4 IBB			3	0	2	1	1	1	1
Warren Newson, L OBP: 0.275, SLG: 0.365 Darrin Jackson, R OBP: 0.385, SLG: 0.502 (1, 9) (8, 9)	1-0 F8		3-1 L9 S FC3-2 1B		1-1 SH1-4 1-2 2-3		2-1 FC6-4			3	0	1	0	0	0	4
Lance Johnson, L OBP: 0.321, SLG: 0.385 (1, 8)		0-0 G4-3		3-2 L9		4-0 IBB		0-2 F9		3	0	0	0	1	0	1
Ron Karkovics, R OBP: 0.335, SLG: 0.399 (1, 2)		2-3 K		3-1 FC3-2		1-3 K		1-3 K		4	0	0	0	0	3	4
Ozzie Guillen, L OBP: 0.302, SLG: 0.338 (1, 6)		0-0 G4-3		2-2 F8		0-2 G5-3		0-0 G5-3		4	0	0	0	0	0	4

Inning Stats																	1B:	SF:	WP:	PA:
R: 1				H: 2				R: 0				H: 0				6	0	0	36	
E: 0				LOB: 2				E: 0				LOB: 0				2B:	SAC:	PB:		
K: 0				BB: 1				K: 1				BB: 0				3B:	DP:	SB:		
S: 12				P: 25				S: 5				P: 7				HR:	HBP:	CS:		
R: 0				H: 2				R: 0				H: 1								
E: 0				LOB: 1				E: 0				LOB: 1								
K: 1				BB: 0				K: 0				BB: 0								
S: 11				P: 20				S: 12				P: 22								
R: 0				H: 0				R: 0				H: 0								
E: 0				LOB: 0				E: 0				LOB: 0								
K: 1				BB: 0				K: 1				BB: 0								
S: 10				P: 17				S: 14				P: 25								
R: 0				H: 2				R: 1				H: 1								
E: 0				LOB: 3				E: 0				LOB: 2								
K: 1				BB: 1				K: 1				BB: 2								
S: 14				P: 17				S: 14				P: 29								
R: 0				H: 0				R: 0				H: 0								
E: 0				LOB: 0				E: 0				LOB: 0								
K: 1				BB: 0				K: 1				BB: 0								
S: 7				P: 8				S: 7				P: 8								

BOTTOM

Kansas City Royals @ Chicago White Sox
Comiskey Park, Chicago, IL

Thu Jun 30 1994, 8:05 PM EDT
Att: 30,236 - Unknown - 70 F

AB	31
R	3
H	8
RBI	3
BB	4
SO	6
LOB	15



PITCHER																	IP	WLS	BF	H	R	ER	SO	BB	IBB	HBP	BLK	WP	HR	S	P	ERA	WHIP
Mark Gubicza, R ERA: 4.2 (1, 1)	6.0	L	27	7	2	2	4	1	1	0	0	0	1	64	116	3.00	1.333																
Stan Belinda, R ERA: 4.8 (7, 1)	0.2		4	1	1	1	1	1	0	0	0	0	0	12	21	13.50	3.000																
Hipolito Pichardo, R ERA: 4.24 (7, 1)	1.1		5	0	0	1	0	1	0	0	0	0	0	9	16	0.00	0.000																

Batter	1	2	3	4	5	6	7	8	9	AB R H RBI BB SO LOB	TOP
Jody Reed, R (1, 4) OBP: 0.377, SLG: 0.338 Bill Spiers, L (8, PH) OBP: 0.330, SLG: 0.308 (8, 6)	1-2 P3		1-2 1B		4-1 S BB			0-3 K		2 0 1 0 1 0 0 1 0 0 0 0 1 0	Milwaukee Brewers @ Chicago White Sox Comiskey Park, Chicago, IL Fri Jul 01 1994, 8:05 PM EDT Att. 26,628 - Unknown - 81 F livebaseballscorecards.com
Kevin Seitzer, R (1, 5) OBP: 0.378, SLG: 0.500	3-3 K		0-2 1B		1-1 L9			1-0 F8 2B		4 0 2 0 0 1 1	
Turner Ward, S (1, 8) OBP: 0.344, SLG: 0.393 Alex Diaz, S (8, 8) OBP: 0.313, SLG: 0.412	1-2 F8		2-1 L3		1-2 L9			2-2 F8		4 0 0 0 0 0 5 0 0 0 0 0 0 0	
Greg Vaughn, R (1, 7) OBP: 0.364, SLG: 0.570 Matt Mieske, R (8, 9) OBP: 0.353, SLG: 0.465		3-2 P6	0-1 F9			1-2 F9		0-0 P4		4 0 0 0 0 0 4 0 0 0 0 0 0 0	
Dave Nilsson, L (1, 10) OBP: 0.337, SLG: 0.493		1-2 G5-3 1B		0-0 G1-3 FC4-2 2B		0-1 F8		3-2 G5-4-3 1B		4 0 3 0 0 0 0	
John Jaha, R (1, 3) OBP: 0.346, SLG: 0.405		3-2 G5-3		2-0 G1-3		0-0 F9		1-2 G5-4-3		4 0 0 0 0 0 3	
Troy O'Leary, L (1, 9) OBP: 0.333, SLG: 0.588 (8, 7)		2-2 G5-3		0-2 FC4-2 FC5-4			1-2 G4-3		0-1 G4-3	4 0 0 0 0 0 2	
Dave Valle, R (1, 2) OBP: 0.294, SLG: 0.341			3-1 1B 1B 1B	1-1 FC5-4			2-2 G5-3			3 0 1 0 0 0 1	
Jose Valentin, S (1, 6) OBP: 0.308, SLG: 0.407 (8, 4)			1-3 K		3-2 F7		0-3 K			3 0 0 0 0 2 1	
Inning Stats	R: 0 H: 0 E: 0 LOB: 0 K: 1 BB: 0 S: 11 P: 16	R: 0 H: 1 E: 0 LOB: 1 K: 0 BB: 0 S: 14 P: 23	R: 0 H: 3 E: 0 LOB: 3 K: 1 BB: 0 S: 16 P: 22	R: 0 H: 1 E: 0 LOB: 1 K: 0 BB: 0 S: 7 P: 10	R: 0 H: 0 E: 0 LOB: 1 K: 0 BB: 1 S: 9 P: 18	R: 0 H: 0 E: 0 LOB: 0 K: 0 BB: 0 S: 6 P: 7	R: 0 H: 0 E: 0 LOB: 0 K: 1 BB: 0 S: 9 P: 12	R: 0 H: 1 E: 0 LOB: 1 K: 1 BB: 0 S: 9 P: 12	R: 0 H: 1 E: 0 LOB: 0 K: 0 BB: 0 S: 8 P: 12	1B: 5 SF: 0 2B: 2 SAC: 0 3B: 0 DP: 1 HR: 0 HBP: 0	WP: 0 PA: 34 PB: 0 SB: 1 CS: 0
PITCHER Jack McDowell, R (1, 1) ERA: 4.64	IP WLS BF H R ER SO BB IBB HBP BLK WP HR S P ERA WHIP										



Batter	1	2	3	4	5	6	7	8	9
Lance Johnson, L (1, 8) OBP: 0.323, SLG: 0.385	0-0 F9		1-3 K		0-0 BB 1B	0-2 1B		2-0 F7	
Tim Raines, S (1, 7) OBP: 0.370, SLG: 0.412 Bob Zupcic, R (9, 7) OBP: 0.226, SLG: 0.305	2-1 PB G5-3 2B		2-3 K		4-1 1 SAFE 1 SAFE 1-2 BB 1B BB	2-2 P6			
Frank Thomas, R (1, 3) OBP: 0.509, SLG: 0.781	4-2 PB BB		1-2 1B		4-2 G3-6-3 1B 1-2 2-3 BB		3-2 HR 1B		
Julio Franco, R (1, 10) OBP: 0.403, SLG: 0.503	0-1 G5-3		3-3 K		0-0 G3-6-3 1B 1-2 2-H 3-H		1-1 HR		
Robin Ventura, L (1, 5) OBP: 0.371, SLG: 0.462	2-3 K		1-3 K		1-1 G3-6-3 1-2f 2-3		0-1 G3-1		
Darrin Jackson, R (1, 9) OBP: 0.383, SLG: 0.498 Dann Howitt, L (8, 9) OBP: 0.333, SLG: 0.375		3-2 G6-3	1-0 G5-3		1-0 1B 3-H		2-3 K		
Craig Grebeck, R (1, 4) OBP: 0.422, SLG: 0.370		3-2 G6-4-3 1B	2-2 F9		2-0 G1-3		3-2 F7		
Michael LaValiere, L (1, 2) OBP: 0.388, SLG: 0.357		1-1 G6-4-3			0-0 3B 1B		3-2 G4-6-3 1B		
Ozzie Guillen, L (1, 6) OBP: 0.301, SLG: 0.344		2-3 K			0-0 1B 3B		0-0 G4-3 1B		

Inning Stats	R: 1 E: 0 K: 1 S: 12	H: 1 LOB: 1 BB: 1 P: 20	R: 0 E: 0 K: 1 S: 11	H: 1 LOB: 1 BB: 0 P: 20	R: 0 E: 0 K: 3 S: 15	H: 1 LOB: 1 BB: 0 P: 22	R: 0 E: 0 K: 1 S: 9	H: 0 LOB: 0 BB: 0 P: 13	R: 5 E: 0 K: 0 S: 11	H: 5 LOB: 1 BB: 2 P: 23	R: 0 E: 0 K: 0 S: 10	H: 1 LOB: 1 BB: 0 P: 13	R: 2 E: 0 K: 1 S: 14	H: 2 LOB: 0 BB: 0 P: 23	R: 0 E: 0 K: 0 S: 7	H: 1 LOB: 0 BB: 0 P: 12
--------------	-------------------------------	----------------------------------	-------------------------------	----------------------------------	-------------------------------	----------------------------------	------------------------------	----------------------------------	-------------------------------	----------------------------------	-------------------------------	----------------------------------	-------------------------------	----------------------------------	------------------------------	----------------------------------

	IP	WLS	BF	H	R	ER	SO	BB	IBB	HBP	BLK	WP	HR	S	P	ERA	WHIP
Bob Scanlan, R (1, 1) ERA: 5.04	5.0	L	25	8	6	5	6	3	0	0	0	0	0	58	98	9.00	2.200
Graeme Lloyd, L (6, 1) ERA: 4.89	2.0		9	3	2	2	1	0	0	0	0	0	1	24	36	9.00	1.500
Teddy Higuera, L (8, 1) ERA: 7.59	1.0		3	1	0	0	0	0	0	0	0	0	0	7	12	0.00	1.000

AB R H RBI BB SO LOB

5	1	2	1	0	1	0
3	2	1	0	1	1	1
0	0	0	0	0	0	0
2	2	2	0	2	0	0
4	1	2	5	0	1	2
4	0	0	0	0	2	3
4	0	1	1	0	1	0
0	0	0	0	0	0	0
4	0	1	0	0	0	1
4	1	2	0	0	0	1
4	1	1	1	0	1	2

AB	34
R	8
H	12
RBI	8
BB	3
SO	7
LOB	10



WP	PA
0	37

Milwaukee Brewers @ Chicago White Sox
Comiskey Park, Chicago, IL
 Fri Jul 01 1994, 8:05 PM EDT
 Att: 26,628 - Unknown - 81 F

Batter	1	2	3	4	5	6	7	8	9	AB R H RBI BB SO LOB	TOP
Jody Reed, R OBP: 0.376, SLG: 0.337 (1, 4)	0-0 F7 ①		1-1 1B ②			0-3 K ③			0-1 G3-1 ④	4 0 1 0 0 1 0	Milwaukee Brewers @ Chicago White Sox Comiskey Park, Chicago, IL Sat Jul 02 1994, 8:05 PM EDT Att: 41,014 - Unknown livebaseballscorecards.com
Kevin Seitzer, R OBP: 0.375, SLG: 0.494 (1, 5)	2-2 P4 ②		3-1 L9 ③			1-2 1B ④			2-2 L9 ⑤	4 0 1 0 0 0 1	
Turner Ward, S OBP: 0.343, SLG: 0.394 (1, 8)	0-2 F7 ③				0-1 G4-3 ④				1-2 2B ⑤	4 0 1 0 0 1 1	
Greg Vaughn, R OBP: 0.362, SLG: 0.568 (1, 7)		3-2 G4-3 2B ⑥			0-0 G1 ⑦				0-0 F9 ⑧	4 0 1 0 0 1 1	
Dave Nilsson, L OBP: 0.333, SLG: 0.487 (1, 10)		0-0 L9 ⑨			3-3 K ⑩					3 0 0 0 0 1 1	
B.J. Surhoff, L OBP: 0.343, SLG: 0.496 (1, 2)		1-2 G4-3 2-3 ⑪			0-3 K ⑫					3 0 0 0 0 1 1	
John Jaha, R OBP: 0.342, SLG: 0.400 (1, 3)		1-0 F9 ⑬			2-3 K ⑭					3 0 0 0 0 2 1	
Alex Diaz, S OBP: 0.307, SLG: 0.404 (1, 9)			1-1 F7 ⑮			1-2 P6 ⑯			0-0 B1-3 ⑰	3 0 0 0 0 0 0	
Jose Valentin, S OBP: 0.305, SLG: 0.402 Bill Spiers, L OBP: 0.328, SLG: 0.306 (8, PH) (8, 6)			1-3 K ⑱			2-3 K ⑲			2-3 K ⑳	2 0 0 0 0 2 0 1 0 0 0 0 1 0	
Inning Stats	R: 0 E: 0 K: 0 S: 7 H: 0 LOB: 0 BB: 0 P: 9	R: 0 E: 0 K: 0 S: 8 H: 1 LOB: 1 BB: 0 P: 13	R: 0 E: 0 K: 1 S: 10 H: 1 LOB: 1 BB: 0 P: 16	R: 0 E: 0 K: 1 S: 7 H: 0 LOB: 0 BB: 0 P: 10	R: 0 E: 0 K: 2 S: 9 H: 0 LOB: 0 BB: 0 P: 12	R: 0 E: 0 K: 3 S: 13 H: 1 LOB: 1 BB: 0 P: 17	R: 0 E: 0 K: 1 S: 7 H: 0 LOB: 0 BB: 0 P: 14	R: 0 E: 0 K: 2 S: 7 H: 0 LOB: 0 BB: 0 P: 9	R: 0 E: 0 K: 0 S: 11 H: 1 LOB: 1 BB: 0 P: 14	1B: 2 2B: 2 3B: 0 HR: 0 SF: 0 SAC: 0 DP: 0 HBP: 0	
PITCHER Alex Fernandez, R ERA: 3.83 (1, 1)	IP 9.0 WLS W BF 31 H 4 R 0 ER 0 SO 10 BB 0 IBB 0 HBP 0 BLK 0 WP 0 HR 0 S 79 P 114 ERA 0.00 WHIP 0.444	PITCHER IP WLS BF H R ER SO BB IBB HBP BLK WP HR S P ERA WHIP									



Batter	1	2	3	4	5	6	7	8	9	AB R H RBI BB SO LOB	TOP		
Jody Reed, R (1, 4) OBP: 0.379, SLG: 0.337 Bill Spiers, L (9, PH) OBP: 0.326, SLG: 0.304 (9, 6)	0-1 F9	4-1 1B BB	3-2 1B		3-2 F7		4-2 BB BB		3-3 K	3 0 1 2 2 0 1 1 0 0 0 0 1 0			
Kevin Seitzer, R (1, 5) OBP: 0.374, SLG: 0.506	2-1 HR	1-1 1B	0-2 L9		0-1 F8		0-2 F7		1-3 K	6 1 2 3 0 1 4			
Turner Ward, S (1, 8) OBP: 0.336, SLG: 0.385	0-0 P4	0-1 G3		1-3 K		0-0 F8		0-3 K	1-0 G6-3	6 0 0 0 0 2 3			
Greg Vaughn, R (1, 7) OBP: 0.366, SLG: 0.567 Troy O'Leary, L (9, 7) OBP: 0.333, SLG: 0.588	2-0 1B S		1-1 G6-3	0-2 2B 1B		2-0 G6-3		4-1 1B BB		4 1 2 0 1 0 0 0 0 0 0 0 0 0			
Dave Nilsson, L (1, 10) OBP: 0.338, SLG: 0.491	2-2 G6-3		0-0 1B 2B	0-2 1B 2B		4-0 BB 1B BB		0-0 P9		4 2 2 1 1 0 3			
John Jaha, R (1, 3) OBP: 0.343, SLG: 0.397		2-3 K	1-1 2B 1B	0-1 F7		4-1 BB 1B BB		2-2 F8		4 2 1 0 1 1 1			
Dave Valle, R (1, 2) OBP: 0.318, SLG: 0.355		4-0 BB 1B G3 BB	1-0 1B 2B	2-3 K		4-0 1B BB		4-0 L6-4 1B BB		2 2 1 1 3 1 1			
Matt Mieske, R (1, 9) OBP: 0.354, SLG: 0.463		0-0 G3	1-2 G5-3		2-2 P9	0-0 1B		0-0 1B		5 0 2 2 0 0 3			
Jose Valentin, S (1, 6) OBP: 0.312, SLG: 0.398 (9, 4)		4-0 BB 1B BB	4-2 1B BB		4-2 S BB	0-0 P2		0-0 L6-4		2 1 0 0 3 0 4			
Inning Stats	R: 1 H: 2 E: 0 LOB: 1 K: 0 BB: 0 S: 9 P: 15	R: 2 H: 1 E: 0 LOB: 2 K: 1 BB: 3 S: 10 P: 25	R: 3 H: 4 E: 0 LOB: 2 K: 0 BB: 1 S: 19 P: 30	R: 1 H: 2 E: 0 LOB: 1 K: 2 BB: 0 S: 16 P: 19	R: 0 H: 0 E: 0 LOB: 1 K: 0 BB: 1 S: 14 P: 23	R: 2 H: 1 E: 0 LOB: 2 K: 0 BB: 3 S: 5 P: 19	R: 0 H: 0 E: 0 LOB: 2 K: 1 BB: 2 S: 16 P: 24	R: 0 H: 1 E: 0 LOB: 1 K: 0 BB: 1 S: 5 P: 11	R: 0 H: 0 E: 0 LOB: 0 K: 2 BB: 0 S: 8 P: 13	1B: 8 SF: 0 2B: 3 SAC: 0 3B: 0 DP: 1 HR: 1 HBP: 0	WP: 0 PA: 48 PB: 0 SB: 2 CS: 0		
PITCHER	IP WLS BF H R ER SO BB IBB HBP BLK WP HR S P ERA WHIP											PITCHER	IP WLS BF H R ER SO BB IBB HBP BLK WP HR S P ERA WHIP
Wilson Alvarez, L (1, 1) ERA: 3.57	2.1 L 16 6 6 6 1 3 0 0 0 0 0 1 25 49 23.14 3.857											Roberto Hernandez, R (9, 1) ERA: 6.67	1.0 3 0 0 0 2 0 0 0 0 0 0 0 8 13 0.00 0.000
Jose DeLeon, R (3, 1) ERA: 3.2	1.2 9 3 1 1 2 1 0 0 0 0 0 0 29 40 5.40 2.400												
Dane Johnson, R (5, 1) ERA: 4.63	2.0 11 1 2 2 0 4 0 0 0 0 0 0 19 42 9.00 2.500												
Dennis Cook, L (7, 1) ERA: 4.5	1.0 5 0 0 0 1 2 0 0 0 0 0 0 16 24 0.00 2.000												
Paul Assenmacher, L (8, 1) ERA: 4.76	1.0 4 1 0 0 0 1 0 0 0 0 0 0 5 11 0.00 2.000												

Milwaukee Brewers @ Chicago White Sox
 Comiskey Park, Chicago, IL
 Sun Jul 03 1994, 4:33 AM EDT
 Att. 33,921 - Sunny - 74 F

AB	37
R	9
H	11
RBI	9
BB	11
SO	6
LOB	20



Batter	1	2	3	4	5	6	7	8	9	AB	R	H	RBI	BB	SO	LOB
Norberto Martin, R OBP: 0.297, SLG: 0.371 (1, 4)	0-1 G3		2-3 K		0-1 F7		2-2 G4-3			4	0	0	0	0	1	0
Tim Raines, S OBP: 0.372, SLG: 0.406 Dann Howitt, L OBP: 0.300, SLG: 0.333 (7, PH) (8, 8)	4-2 S BB		1-1 P6		4-1 S 1B 2B BB		1-3 K			1	1	0	0	2	0	0
Frank Thomas, R OBP: 0.514, SLG: 0.780 (1, 3)	4-1 1-2 BB			4-1 FC3-6 BB BB	2-2 2B 1-2 1B		2-3 K			2	0	1	0	2	1	0
Julio Franco, R OBP: 0.405, SLG: 0.508 (1, 10)	2-3 K			4-1 1-2 FC3-6 BB	2-1 1-3 2-H 2B		3-2 G5-3			3	0	1	1	1	1	2
Robin Ventura, L OBP: 0.364, SLG: 0.450 (1, 5)	3-2 F8			1-0 FC3-6 1-2f 2-3	0-1 G4-3		1-2 F8			4	0	0	0	0	0	6
Darrin Jackson, R OBP: 0.380, SLG: 0.502 Warren Newson, L OBP: 0.271, SLG: 0.359 (1, 8) (8, 7)		0-1 G5-3		0-0 P4		1-1 HBP		1-1 G6-3		2	0	0	0	0	0	2
Bob Zupcic, R OBP: 0.212, SLG: 0.286 (1, 9)		3-1 P9		1-0 F7		0-3 K			4	0	0	0	0	2	3	
Ron Karkovice, R OBP: 0.333, SLG: 0.412 (1, 2)		0-3 K			0-1 HR	1-1 P4			4	1	1	1	0	2	1	
Craig Grebeck, R OBP: 0.417, SLG: 0.371 (1, 6)			2-2 F7		1-0 P6	1-2 F9			4	0	0	0	0	1	1	

Inning Stats	R: 0	H: 0	E: 0	K: 1	S: 11	R: 0	H: 0	E: 0	K: 1	S: 7	R: 0	H: 0	E: 0	K: 1	S: 8	R: 0	H: 0	E: 0	K: 0	S: 5	R: 2	H: 3	E: 0	K: 0	S: 13	R: 0	H: 0	E: 0	K: 1	S: 11	R: 0	H: 0	E: 0	K: 2	S: 9	R: 0	H: 0	E: 0	K: 0	S: 12	R: 0	H: 0	E: 0	K: 3	S: 10	R: 0	H: 0	E: 0	K: 0	S: 10		
	LOB: 2	BB: 2	P: 24	LOB: 0	BB: 0	P: 10	LOB: 0	BB: 0	P: 13	LOB: 2	BB: 2	P: 15	LOB: 2	BB: 1	P: 22	LOB: 1	BB: 0	P: 14	LOB: 0	BB: 0	P: 14	LOB: 0	BB: 0	P: 17	LOB: 0	BB: 0	P: 14	LOB: 0	BB: 0	P: 14	LOB: 0	BB: 0	P: 14	LOB: 0	BB: 0	P: 17	LOB: 0	BB: 0	P: 14	LOB: 0	BB: 0	P: 14	LOB: 0	BB: 0	P: 14							
	1B: 1	2B: 1	3B: 0	HR: 1	SF: 0	SAC: 0	DP: 0	HBP: 1	WP: 0	HR: 1	S: 36	ERA: 3.60	WHIP: 1.600	1B: 1	2B: 1	3B: 0	HR: 1	SF: 0	SAC: 0	DP: 0	HBP: 1	WP: 0	HR: 1	S: 45	ERA: 0.00	WHIP: 0.000	1B: 1	2B: 1	3B: 0	HR: 1	SF: 0	SAC: 0	DP: 0	HBP: 1	WP: 0	HR: 1	S: 14	ERA: 0.00	WHIP: 0.000	1B: 1	2B: 1	3B: 0	HR: 1	SF: 0	SAC: 0	DP: 0	HBP: 1	WP: 0	HR: 1	S: 14	ERA: 0.00	WHIP: 0.000
PITCHER	IP	WLS	BF	H	R	ER	SO	BB	IBB	HBP	BLK	WP	HR	S	P	ERA	WHIP																																			
Angel Miranda, L ERA: 4.5 (1, 1)	5.0	W	23	3	2	2	3	5	0	0	0	0	1	44	84	3.60	1.600																																			
Jaime Navarro, R ERA: 6.88 (6, 1)	3.0		10	0	0	0	3	0	0	1	0	0	0	32	45	0.00	0.000																																			
Mike Fetters, R ERA: 2.36 (9, 1)	1.0		3	0	0	0	3	0	0	0	0	0	0	10	14	0.00	0.000																																			

BOTTOM


Milwaukee Brewers @ Chicago White Sox
Comiskey Park, Chicago, IL

Sun Jul 03 1994, 4:33 AM EDT
Att. 33,921 - Sunny - 74 F

livebaseballscorecards.com

AB	30
R	2
H	3
RBI	2
BB	5
SO	9
LOB	15



Batter	1	2	3	4	5	6	7	8	9	AB R H RBI BB SO LOB	TOP															
Jody Reed, R OBP: 0.383, SLG: 0.343 <small>(1, 4)</small> F B B X	2-2 G4-3 2B		4-1 1B BB		2-1 1B		2-2 P6		1-1 G6-3	4 0 2 0 1 0 1	Milwaukee Brewers @ Chicago White Sox Comiskey Park, Chicago, IL Mon Jul 04 1994, 8:05 PM EDT Att. 32,808 - Unknown - 85 F livebaseballscorecards.com AB 34 R 2 H 9 RBI 2 BB 2 SO 6 LOB 14 															
Kevin Seitzer, R OBP: 0.371, SLG: 0.500 <small>(1, 5)</small> C F X	0-2 G4-3 2-3		3-1 FC5-4 1-3 2-H 1B		0-1 F7			2-3 K	4 0 1 1 0 1 2																	
Turner Ward, S OBP: 0.334, SLG: 0.383 <small>(1, 8)</small> <small>(9, 7)</small> B F C S	1-3 K		0-0 P7			1-3 K		3-2 1B SF8 1B	4 1 1 0 0 2 3																	
Greg Vaughn, R OBP: 0.368, SLG: 0.566 Alex Diaz, S OBP: 0.307, SLG: 0.404 <small>(1, 7)</small> <small>(9, 8)</small> C X	0-1 P4		2-2 FC5-4 1-2f			1-1 G1 1B		0-0 1B 1-3 1B	4 0 2 0 0 0 3 0 0 0 0 0 0 0																	
Dave Nilsson, L OBP: 0.333, SLG: 0.486 <small>(1, 10)</small> B C X		1-1 G1-3		1-2 G3-1		1-0 G1 1-2		0-1 SF8 3-H	3 0 0 1 0 0 1																	
B.J. Surhoff, L OBP: 0.340, SLG: 0.488 <small>(1, 2)</small> C C B B X		1-3 K		0-1 G3-1		0-0 G3		1-2 FC6-4 1-3 1B	4 0 1 0 0 1 1																	
John Jaha, R OBP: 0.338, SLG: 0.391 <small>(1, 3)</small> B B B B X		3-2 G6-3		0-0 G1-3			0-0 P4	1-1 FC6-4 1-2f	4 0 0 0 0 0 2																	
Matt Mieske, R OBP: 0.357, SLG: 0.470 <small>(1, 9)</small> B C X			2-1 E 1B 1B		0-1 G1-3		1-0 WP CS 2B	0-3 K	4 1 2 0 0 1 0																	
Jose Valentin, S OBP: 0.311, SLG: 0.391 <small>(1, 6)</small> X			0-0 B1		1-0 G6-3		4-2 2-H BB	2-3 K	3 0 0 0 1 1 1																	
Inning Stats	R: 0 E: 0 K: 1 S: 11 H: 1 LOB: 1 BB: 0 P: 14	R: 0 E: 0 K: 1 S: 8 H: 0 LOB: 0 BB: 0 P: 13	R: 1 E: 1 K: 0 S: 10 H: 2 LOB: 2 BB: 1 P: 21	R: 0 E: 0 K: 0 S: 6 H: 0 LOB: 0 BB: 0 P: 7	R: 0 E: 0 K: 0 S: 7 H: 1 LOB: 1 BB: 0 P: 10	R: 0 E: 0 K: 1 S: 7 H: 1 LOB: 1 BB: 0 P: 10	R: 0 E: 0 K: 0 S: 8 H: 1 LOB: 1 BB: 1 P: 14	R: 1 E: 0 K: 1 S: 16 H: 3 LOB: 2 BB: 0 P: 23	R: 0 E: 0 K: 2 S: 8 H: 0 LOB: 0 BB: 0 P: 11	1B: 7 2B: 2 3B: 0 HR: 0 SF: 1 SAC: 0 DP: 0 HBP: 0	WP: 1 PB: 0 SB: 0 CS: 1 PA: 37															
PITCHER	IP WLS BF H R ER SO BB IBB HBP BLK WP HR S P ERA WHIP											PITCHER	IP WLS BF H R ER SO BB IBB HBP BLK WP HR S P ERA WHIP													
Jason Bere, R ERA: 3.4 <small>(1, 1)</small>	7.1	31	8	2	2	4	2	0	0	0	1	0	66	103	2.46	1.364										
Paul Assenmacher, L ERA: 4.7 <small>(8, 1)</small>	0.1	2	1	0	0	0	0	0	0	0	0	0	5	6	0.00	3.000										
Roberto Hernandez, R ERA: 6.39 <small>(8, 1)</small>	1.1	W	4	0	0	0	2	0	0	0	0	0	10	14	0.00	0.000										

Batter	1	2	3	4	5	6	7	8	9	AB	R	H	RBI	BB	SO	LOB
Lance Johnson, L (1, 8) OBP: 0.327, SLG: 0.392	0-0 L7		1-2 1B		0-0 CS			0-0 F7		4	1	2	0	0	0	0
Tim Raines, S (1, 7) OBP: 0.367, SLG: 0.400	2-2 L7		1-3 K		2-1 CS	2-1 F8		0-0 F8		4	0	0	0	0	1	2
Frank Thomas, R (1, 3) OBP: 0.514, SLG: 0.776	1-1 F7		3-2 1B			2-2 L8		1-1 FC6		4	0	2	2	0	0	0
Julio Franco, R (1, 10) OBP: 0.403, SLG: 0.505		0-0 G4-3	3-1 F8			2-2 1B		1-2 FC6		4	0	1	0	0	0	2
Robin Ventura, L (1, 5) OBP: 0.363, SLG: 0.447		2-2 FC4-6		2-1 L6		3-0 P5			0-0 G3-1	4	0	1	0	0	0	1
Darrin Jackson, R (1, 9) OBP: 0.375, SLG: 0.494		1-0 P5		0-1 G6-3			1-2 F9		0-0 G4-3	4	0	0	0	0	0	1
Craig Grebeck, R (1, 4) OBP: 0.408, SLG: 0.379		0-0 FC4-6		1-0 L9			2-1 P2		1-0 2B	4	0	1	0	0	0	1
Ron Karkovics, R (9, PR) OBP: 0.333, SLG: 0.412										0	1	0	0	0	0	0
Michael LaValliere, L (1, 2) OBP: 0.379, SLG: 0.342			4-2 FC6-4		1-0 G4-3		1-0 FC5-4		2-1 2B	2	0	1	0	1	0	0
Norberto Martin, R (9, PH) OBP: 0.307, SLG: 0.394										1	0	1	1	0	0	0
Ozzie Guillen, L (1, 6) OBP: 0.293, SLG: 0.335			0-1 FC6-4		1-1 G6-3		0-2 FC5-4			3	1	0	0	0	0	2

Inning Stats	R: 0	H: 0	R: 0	H: 1	R: 2	H: 2	R: 0	H: 0	R: 0	H: 1	R: 0	H: 1	R: 0	H: 1	R: 0	H: 1	R: 1	H: 2	1B: 7	SF: 0	WP: 0	PA: 36
	E: 0	LOB: 0	E: 0	LOB: 1	E: 0	LOB: 1	E: 0	LOB: 0	E: 0	LOB: 0	E: 0	LOB: 1	E: 0	LOB: 1	E: 0	LOB: 1	K: 0	BB: 0	2B: 2	SAC: 0	PB: 0	
	K: 0	BB: 0	K: 0	BB: 0	K: 1	BB: 1	K: 0	BB: 0	K: 0	BB: 0	K: 0	BB: 0	K: 0	BB: 0	K: 0	BB: 0	S: 5	P: 9	3B: 0	DP: 0	SB: 1	
	S: 6	P: 9	S: 6	P: 9	S: 16	P: 28	S: 5	P: 8	S: 5	P: 9	S: 12	P: 21	S: 11	P: 15	S: 7	P: 9			HR: 0	HBP: 0	CS: 1	

PITCHER	IP	WLS	BF	H	R	ER	SO	BB	IBB	HBP	BLK	WP	HR	S	P	ERA	WHIP	IP	WLS	BF	H	R	ER	SO	BB	IBB	HBP	BLK	WP	HR	S	P	ERA	WHIP	
Ricky Bones, R (1, 1) ERA: 3.0	8.2	L	34	8	3	3	1	1	0	0	0	0	0	71	112	3.12	1.038																		
Jesse Orosco, L (9, 1) ERA: 5.4	0.0		1	1	0	0	0	0	0	0	0	0	0	2	4	∞	∞																		

BOTTOM

Milwaukee Brewers @ Chicago White Sox
Comiskey Park, Chicago, IL
Mon Jul 04 1994, 8:05 PM EDT
Att: 32,808 - Unknown - 85 F

livebaseballscores.com

AB	34
R	3
H	9
RBI	3
BB	1
SO	1
LOB	9



Batter	1	2	3	4	5	6	7	8	9	AB R H RBI BB SO LOB	TOP																								
Lance Johnson, L OBP: 0.326, SLG: 0.390 (1, 8) FX	0-1 G5-3 ①		0-1 F9 ③			2-2 FC3-6 G4-3 E 1-2f ①FX	0-1 1B 1-3 2-H			4 1 1 1 0 0 1																									
Norberto Martin, R OBP: 0.291, SLG: 0.373 (1, 4) CFFFX	0-2 G4-3 ②			0-1 G4-3 ①		1-2 G4-3 ②X	0-0 P4 ③			4 0 0 0 0 0 3																									
Frank Thomas, R OBP: 0.508, SLG: 0.765 (1, 10) CX	0-1 L8 ③			0-1 L8 ②		3-1 E9 1B 3-H		1-1 F8 ①		4 0 0 0 0 0 0																									
Julio Franco, R OBP: 0.402, SLG: 0.502 (1, 3) XTBBBC		2-2 G1-3 ①		1-2 G6-3 ③		1-2 FC6-4 1B		2-2 G4-3 ②		4 0 1 0 0 0 0																									
Darrin Jackson, R OBP: 0.373, SLG: 0.490 (1, 9) X		0-0 G5-3 ②			3-2 FC5-4 1B	1-1 FC6-4 1-2f ③		2-2 G6-3 ③		4 0 1 0 0 0 2																									
Craig Grebeck, R OBP: 0.413, SLG: 0.386 (1, 5) FCFX		0-2 1B			0-0 F9 ①		0-0 F8 ①		2-1 1B	4 0 2 0 0 0 1																									
Bob Zupcic, R OBP: 0.200, SLG: 0.269 (1, 7) X		0-0 F9 ③			2-2 FC5-4 1-2f ②		1-0 F9 ②		X 0-0 F9 ①	4 0 0 0 0 0 3																									
Ron Karkovics, R OBP: 0.332, SLG: 0.409 (1, 2) BFTS			1-3 K ①		1-3 K ③		0-2 1B 1B		S 0-2 P4 ②	4 1 1 0 0 2 2																									
Ozzie Guillen, L OBP: 0.296, SLG: 0.337 (1, 6) BX			1-0 P6 ②			3-2 FC3-6 1B	0-0 1B 1-2 1B		B 1-0 G4-3 ③	4 0 2 0 0 0 1																									
Inning Stats	R: 0 E: 0 K: 0 S: 9	H: 0 LOB: 0 BB: 0 P: 9	R: 0 E: 0 K: 0 S: 8	H: 1 LOB: 1 BB: 0 P: 10	R: 0 E: 0 K: 1 S: 6	H: 0 LOB: 0 BB: 0 P: 8	R: 0 E: 0 K: 0 S: 8	H: 0 LOB: 0 BB: 0 P: 9	R: 0 E: 0 K: 1 S: 14	H: 1 LOB: 1 BB: 0 P: 20	R: 1 E: 1 K: 0 S: 18	H: 2 LOB: 2 BB: 0 P: 29	R: 1 E: 0 K: 0 S: 10	H: 3 LOB: 2 BB: 0 P: 11	R: 0 E: 0 K: 0 S: 9	H: 0 LOB: 0 BB: 0 P: 14	R: 0 E: 0 K: 0 S: 7	H: 1 LOB: 1 BB: 0 P: 10	1B: 8 2B: 0 3B: 0 HR: 0	SF: 0 SAC: 0 DP: 0 HBP: 0	WP: 0 PB: 0 SB: 1 CS: 0	PA: 36													
PITCHER David Wells, L ERA: 4.76 (1, 1)	IP 9.0	WLS W	BF 36	H 8	R 2	ER 1	SO 2	BB 0	IBB 0	HBP 0	BLK 0	WP 0	HR 0	S 89	P 120	ERA 1.00	WHIP 0.889	PITCHER	IP 9.0	WLS W	BF 36	H 8	R 2	ER 1	SO 2	BB 0	IBB 0	HBP 0	BLK 0	WP 0	HR 0	S 89	P 120	ERA 1.00	WHIP 0.889

Chicago White Sox @ Detroit Tigers
Tiger Stadium, Detroit, MI
Tue Jul 05 1994, 7:05 PM EDT
Sunny - 88 F

livebaseballscorecards.com

AB	36
R	2
H	8
RBI	1
BB	0
SO	2
LOB	13



Batter	1	2	3	4	5	6	7	8	9
Tony Phillips, S OBP: 0.410, SLG: 0.465 (1, 7)	1-0 HR	4-2 BB G5-4-3		2-3 K			1-3 K		
Lou Whitaker, L OBP: 0.370, SLG: 0.502 (1, 4)	1-2 HR 1B	2-0 G5-4-3 1-2f			0-0 HR		1-0 G1-3		
Travis Fryman, R OBP: 0.345, SLG: 0.485 (1, 5)	1-2 HR 1B		2-1 F9		1-1 P3		1-2 F7		
Cecil Fielder, R OBP: 0.324, SLG: 0.480 (1, 3)	1-1 HR		0-0 F9		0-2 P4		3-2 F8		
Kirk Gibson, L OBP: 0.348, SLG: 0.526 (1, 10) Riccardo Ingram, R OBP: 0.333, SLG: 0.273 (8, PH)	1-0 G4-3		2-1 2B		1-3 K		2-2 P5		
Mickey Tettleton, S OBP: 0.434, SLG: 0.522 (1, 2)	1-1 F8		3-2 F9		0-3 K		1-3 K		
Junior Felix, S OBP: 0.371, SLG: 0.595 (1, 9)	2-3 K		2-2 G4-3		3-2 F7				
Juan Samuel, R OBP: 0.379, SLG: 0.543 (1, 8)		2-2 HR	1-1 F8		2-0 FC6-4 1B				
Chris Gomez, R OBP: 0.349, SLG: 0.424 (1, 6)		0-2 G5-3	2-1 1B		0-2 FC6-4 1-2f				

Inning Stats	R: 4	H: 4	E: 0	LOB: 0	K: 1	P: 27	R: 1	H: 1	E: 0	LOB: 0	K: 0	P: 17	R: 0	H: 1	E: 0	LOB: 1	K: 0	P: 19	R: 0	H: 1	E: 0	LOB: 1	K: 1	P: 18	R: 1	H: 1	E: 0	LOB: 0	K: 1	P: 11	R: 0	H: 1	E: 0	LOB: 1	K: 1	P: 15	R: 0	H: 0	E: 0	LOB: 0	K: 1	P: 11	R: 0	H: 0	E: 0	LOB: 0	K: 1	P: 16
1B: 4	SF: 0	2B: 1	SAC: 0	3B: 0	DP: 1	HR: 4	HBP: 0	CS: 0	1B: 4	SF: 0	2B: 1	SAC: 0	3B: 0	DP: 1	HR: 4	HBP: 0	CS: 0	1B: 4	SF: 0	2B: 1	SAC: 0	3B: 0	DP: 1	HR: 4	HBP: 0	CS: 0	1B: 4	SF: 0	2B: 1	SAC: 0	3B: 0	DP: 1	HR: 4	HBP: 0	CS: 0	1B: 4	SF: 0	2B: 1	SAC: 0	3B: 0	DP: 1	HR: 4	HBP: 0	CS: 0				

PITCHER	IP	WLS	BF	H	R	ER	SO	BB	IBB	HBP	BLK	WP	HR	S	P	ERA	WHIP
Scott Sanderson, R ERA: 3.96 (1, 1)	5.0	L	23	8	6	6	3	1	0	0	0	0	4	60	92	10.80	1.800
Kirk McCaskill, R ERA: 2.89 (6, 1)	2.0		7	1	0	0	2	0	0	0	0	0	0	18	26	0.00	0.500
Dennis Cook, L ERA: 4.32 (8, 1)	1.0		3	0	0	0	1	0	0	0	0	0	0	10	16	0.00	0.000

BOTTOM

Chicago White Sox @ Detroit Tigers
Tiger Stadium, Detroit, MI
Tue Jul 05 1994, 7:05 PM EDT
Sunny - 88 F

AB	32
R	6
H	9
RBI	6
BB	1
SO	6
LOB	4



WP: 0	PA: 33
PB: 0	
SB: 0	
CS: 0	

livebaseballscorecards.com

Batter	1	2	3	4	5	6	7	8	9	AB R H RBI BB SO LOB	TOP											
Lance Johnson, L (1, 8) OBP: 0.324, SLG: 0.390	1-1 F8		0-2 P5		0-0 1B 2B		1-2 E5 2B		1-1 F8	5 2 1 0 0 0 2												
Tim Raines, S (1, 7) OBP: 0.368, SLG: 0.404	3-2 L8		3-1 L8		1-0 HR 1B		3-2 G6-4-3 2B		1-1 G5-3	5 1 2 3 0 0 2												
Frank Thomas, R (1, 3) OBP: 0.508, SLG: 0.771	1-2 P3			1-0 L9	0-0 HR		4-0 G6-4-3 IBB			3 1 1 2 1 0 0												
Julio Franco, R (1, 10) OBP: 0.400, SLG: 0.497		1-3 K		4-1 1B BB	2-0 L9		0-2 G6-4-3			3 1 0 0 1 1 2												
Robin Ventura, L (1, 5) OBP: 0.362, SLG: 0.444		0-0 F7		3-2 1B	2-0 G3-1		1-2f 2-3 G3-1			4 0 1 0 0 0 1												
Warren Newson, L (1, 9) OBP: 0.274, SLG: 0.358		1-3 K		3-2 1B	2-3 K			1-0 F9		3 0 1 1 0 2 0												
Bob Zupcic, R (8, PH) OBP: 0.197, SLG: 0.265				1-2 3-H 1B						1 0 0 0 0 0 0												
Craig Grebeck, R (1, 4) OBP: 0.417, SLG: 0.392			1-1 1B	3-2 F7		1-2 G4-6-3 1B		0-2 G4-3		4 0 2 0 0 0 2												
Michael LaValiere, L (1, 2) OBP: 0.374, SLG: 0.338			3-2 1B	0-0 F8		1 SAFE 3-2 G4-6-3		2-3 K		4 0 1 0 0 1 3												
Ozzie Guillen, L (1, 6) OBP: 0.295, SLG: 0.336			1-3 K		0-2 2B 1B	1-2 P7		0-3 K		4 1 1 0 0 2 2												
Inning Stats	R: 0 E: 0 K: 0 S: 9	H: 0 LOB: 0 BB: 0 P: 14	R: 0 E: 0 K: 2 S: 11	H: 0 LOB: 0 BB: 0 P: 13	R: 0 E: 0 K: 1 S: 20	H: 2 LOB: 2 BB: 0 P: 28	R: 1 E: 0 K: 0 S: 14	H: 2 LOB: 2 BB: 1 P: 28	R: 4 E: 0 K: 1 S: 12	H: 4 LOB: 0 BB: 0 P: 19	R: 0 E: 0 K: 0 S: 13	H: 1 LOB: 0 BB: 0 P: 17	R: 1 E: 1 K: 0 S: 12	H: 1 LOB: 1 BB: 1 P: 22	R: 0 E: 0 K: 1 S: 7	H: 0 LOB: 0 BB: 0 P: 10	R: 0 E: 0 K: 1 S: 7	H: 0 LOB: 0 BB: 0 P: 9	1B: 7 2B: 2 3B: 0 HR: 1	SF: 0 SAC: 0 DP: 2 HBP: 0	WP: 0 PB: 0 SB: 0 CS: 0	PA: 38
PITCHER	IP WLS BF H R ER SO BB IBB HBP BLK WP HR S P ERA WHIP																					
Greg Gohr, R (1, 1) ERA: 4.05	4.0 L 20 7 4 4 3 1 0 0 0 0 0 0 60 90 9.00 2.000																					
Joe Boever, R (5, 1) ERA: 4.06	2.2 11 3 2 1 1 0 1 0 0 0 1 29 47 3.38 1.125																					
Greg Cadaret, L (7, 1) ERA: 5.59	2.1 7 0 0 0 2 0 0 0 0 0 0 0 16 23 0.00 0.000																					

Chicago White Sox @ Detroit Tigers
Tiger Stadium, Detroit, MI
Tue Jul 05 1994, 7:05 PM EDT
Att. 20,149 - Unknown - 88 F

livebaseballscorecards.com

AB	36
R	6
H	10
RBI	6
BB	2
SO	6
LOB	14



Batter	1	2	3	4	5	6	7	8	9	AB R H RBI BB SO LOB
Tony Phillips, S OBP: 0.405, SLG: 0.457 (1, 7)	2-3 K	1-2 G4-3			2-1 P5	0-3 K			0-3 K	5 0 0 0 0 3 2
Alan Trammell, R OBP: 0.338, SLG: 0.461 (1, 6)	3-2 E5 2B		0-3 K		1-2 G3		2-2 P3		1-1 L3	5 1 0 0 0 1 0
Travis Fryman, R OBP: 0.344, SLG: 0.485 (1, 5)	0-3 K		2-1 1B 2B		2-3 K		1-3 K			4 0 1 0 0 3 1
Cecil Fielder, R OBP: 0.324, SLG: 0.481 (1, 10)	2-2 1B 2B		2-3 K		2-3 K		1-1 G1-3			4 1 1 1 0 2 1
Kirk Gibson, L OBP: 0.358, SLG: 0.534 (1, 8)	2-2 HBP 1B		0-0 1B		0-1 1B 1B		1-0 1B			4 1 4 1 0 0 0
Mickey Tettleton, S OBP: 0.434, SLG: 0.518 (1, 3)	2-2 HBP		2-1 F7		4-2 1B BB		1-3 K			2 1 0 0 1 1 3
Junior Felix, S OBP: 0.364, SLG: 0.583 (1, 9)	2-3 K			1-3 K		0-3 K		3-3 K		4 0 0 0 0 4 5
Chris Gomez, R OBP: 0.349, SLG: 0.420 (1, 4)		0-3 K		0-0 L4		4-2 1B BB		1-0 F7		2 0 0 0 1 1 0
Lou Whitaker, L OBP: 0.368, SLG: 0.500 (8, PH) (9, 4)										1 0 0 0 0 0 1
Chad Kreuter, S OBP: 0.356, SLG: 0.302 (1, 2)		1-2 L8		2-2 F7		1-1 1B		2-1 G6-3		4 0 1 2 0 0 0


Inning Stats	R: 2 E: 1 K: 3 S: 21	H: 2 LOB: 2 BB: 0 P: 33	R: 0 E: 0 K: 1 S: 10	H: 0 LOB: 0 BB: 0 P: 12	R: 0 E: 0 K: 2 S: 11	H: 2 LOB: 2 BB: 0 P: 17	R: 0 E: 0 K: 1 S: 8	H: 0 LOB: 0 BB: 0 P: 11	R: 0 E: 0 K: 1 S: 9	H: 0 LOB: 0 BB: 0 P: 14	R: 2 E: 0 K: 3 S: 17	H: 2 LOB: 2 BB: 2 P: 28	R: 0 E: 0 K: 1 S: 8	H: 0 LOB: 0 BB: 0 P: 12	R: 0 E: 0 K: 2 S: 11	H: 1 LOB: 1 BB: 0 P: 17	R: 0 E: 0 K: 1 S: 7	H: 0 LOB: 0 BB: 0 P: 10	1B: 5 2B: 2 3B: 0 HR: 0	SF: 0 SAC: 0 DP: 0 HBP: 1
--------------	-------------------------------	----------------------------------	-------------------------------	----------------------------------	-------------------------------	----------------------------------	------------------------------	----------------------------------	------------------------------	----------------------------------	-------------------------------	----------------------------------	------------------------------	----------------------------------	-------------------------------	----------------------------------	------------------------------	----------------------------------	----------------------------------	------------------------------------

BOTTOM

Chicago White Sox @ Detroit Tigers
Tiger Stadium, Detroit, MI
Tue Jul 05 1994, 7:05 PM EDT
Att: 20,149 - Unknown - 88 F

AB	35
R	4
H	7
RBI	4
BB	2
SO	15
LOB	13

livebaseballscorecards.com



PITCHER	IP	WLS	BF	H	R	ER	SO	BB	IBB	HBP	BLK	WP	HR	S	P	ERA	WHIP
Jack McDowell, R ERA: 4.56 (1, 1)	6.0	W	28	6	4	2	11	2	0	0	0	0	0	76	115	3.00	1.333
Jose DeLeon, R ERA: 3.13 (7, 1)	1.0		3	0	0	0	1	0	0	0	0	0	0	8	12	0.00	0.000
Paul Assenmacher, L ERA: 4.56 (8, 1)	0.2		3	1	0	0	2	0	0	0	0	0	0	10	15	0.00	1.500
Roberto Hernandez, R ERA: 6.12 (8, 1)	1.1	S	4	0	0	0	1	0	0	0	0	0	0	8	12	0.00	0.000

Batter	1	2	3	4	5	6	7	8	9	AB R H RBI BB SO LOB	TOP																									
Lance Johnson, L (1, 8) OBP: 0.328, SLG: 0.392	1-2 G4-3		0-0 1B		0-0 P2			4-2 WP S G4-3 BB	1-0 2B 1B	4 2 2 0 1 0 1																										
Tim Raines, S (1, 7) OBP: 0.365, SLG: 0.404	1-3 K		0-0 G3			2-1 F8		3-3 K	2-2 HR 2B	5 1 1 2 0 2 3																										
Frank Thomas, R (1, 3) OBP: 0.509, SLG: 0.781	2-3 K			4-2 FC3-6 BB		3-2 G4-3 2B		2-1 G4-3	2-2 HR	4 1 2 3 1 1 0																										
Julio Franco, R (1, 10) OBP: 0.397, SLG: 0.490		1-3 K		1-0 FC3-6 G1-3 1-2f		1-2 G4-3		4-2 BB	0-0 G3-1	4 0 0 0 1 1 3																										
Robin Ventura, L (1, 5) OBP: 0.357, SLG: 0.438		1-3 K		0-0 G1-3 1-2		2-2 P5		1-3 K		4 0 0 0 0 2 3																										
Darrin Jackson, R (1, 9) OBP: 0.372, SLG: 0.487		2-3 K		3-3 K			1-0 SH1-3 1B		0-3 K	4 0 1 0 0 3 1																										
Craig Grebeck, R (1, 4) OBP: 0.419, SLG: 0.395			1-2 P2		1-2 SH2-3 1B		1 SAFE 0-0 SH1-3		4-2 1B SF8 BB	2 0 1 0 0 0 0 0 1 0 0 1 0 0 0 0 0 0 0 0 0																										
Warren Newson, L (9, PH) OBP: 0.284, SLG: 0.358							1-2 SH1-3																													
Ron Karkovice, R (9, 2) OBP: 0.332, SLG: 0.409							1-1 F7																													
Michael LaValliere, L (1, 2) OBP: 0.372, SLG: 0.337			2-2 L7		1 SAFE 0-1 SH2-3		1-1 F7		0-1 1B	3 0 1 0 0 0 1 0 1 0 0 0 0 0																										
Norberto Martin, R (9, PR) OBP: 0.291, SLG: 0.373					1 SAFE 1 SAFE X		1-2 F7		1-3 2B 1B																											
Ozzie Guillen, L (1, 6) OBP: 0.295, SLG: 0.336			1-0 1B		0-0 G6-3		0-1 P2		0-0 SF8	3 0 1 1 0 0 2																										
Inning Stats	R: 0 E: 0 K: 2 S: 11	H: 0 LOB: 0 BB: 0 P: 15	R: 0 E: 0 K: 3 S: 13	H: 0 LOB: 0 BB: 0 P: 17	R: 0 E: 0 K: 0 S: 9	H: 2 LOB: 2 BB: 0 P: 13	R: 0 E: 0 K: 1 S: 7	H: 0 LOB: 1 BB: 1 P: 15	R: 0 E: 0 K: 0 S: 7	H: 1 LOB: 1 BB: 0 P: 8	R: 0 E: 0 K: 0 S: 15	H: 1 LOB: 1 BB: 0 P: 23	R: 0 E: 0 K: 0 S: 6	H: 1 LOB: 1 BB: 0 P: 8	R: 1 E: 0 K: 2 S: 12	H: 0 LOB: 1 BB: 2 P: 26	R: 5 E: 0 K: 1 S: 20	H: 4 LOB: 1 BB: 1 P: 28	1B: 6 2B: 2 3B: 0 HR: 1	SF: 1 SAC: 2 DP: 0 HBP: 0	WP: 1 PA: 40															
PITCHER	IP WLS BF H R ER SO BB IBB HBP BLK WP HR S P ERA WHIP																																			
Bill Gulllickson, R (1, 1) ERA: 5.8	7.0		27	5	0	0	6	1	0	0	0	0	0	68	99	0.00	0.857																			
Storm Davis, R (8, 1) ERA: 3.79	0.2		4	0	1	1	1	2	0	0	0	1	0	9	22	13.50	3.000																			
Buddy Groom, L (8, 1) ERA: 4.58	0.1		1	0	0	0	1	0	0	0	0	0	0	3	4	0.00	0.000																			
Mike Henneman, R (9, 1) ERA: 6.07	1.0	L	8	4	5	5	1	1	0	0	0	0	1	20	28	45.00	5.000																			

Chicago White Sox @ Detroit Tigers
Tiger Stadium, Detroit, MI
Wed Jul 06 1994, 7:05 PM EDT
Att. 18,353 - Unknown - 76 F

livebaseballscorecards.com

AB 33
R 6
H 9
RBI 6
BB 4
SO 9
LOB 14



Batter	1	2	3	4	5	6	7	8	9	AB R H RBI BB SO LOB	TOP											
Lance Johnson, L OBP: 0.323, SLG: 0.384 (1, 8)	0-0 G4-3	0-0 FC3-6 1B		1-1 F9	3-2 F9		3-2 G6-3		1-3 K	6 1 0 1 0 1 4												
Tim Raines, S OBP: 0.369, SLG: 0.405 (1, 7)	1-1 P5	1-0 1B 1B		4-1 BB BB		0-0 2B G4-3 1B		0-0 F9		4 1 2 1 1 0 0												
Frank Thomas, R OBP: 0.516, SLG: 0.791 (1, 3)	2-1 2B	1-1 1B 1B		4-1 1-2 BB		3-1 G4-3 SF7 2B		0-0 1B SF7 1B		4 2 4 1 1 0 0												
Julio Franco, R OBP: 0.395, SLG: 0.486 (1, 10)	1-2 G6-3	0-2 G4-3		1-1 L6		0-0 G4-3		2-1 1B 1B		5 0 1 1 0 0 6												
Robin Ventura, L OBP: 0.361, SLG: 0.456 (1, 5)		0-0 2B 1B 2B	4-0 G6-4-3 BB		2-1 HR	2-1 SF7		0-1 SF7		2 2 2 3 1 0 0												
Dann Howitt, L OBP: 0.400, SLG: 0.571 (1, 9)		1-0 1B FC3-6 2B	1-2 G6-4-3		0-0 SH1-3 1B 2B	1-3 K		1-2 1B		5 2 3 0 0 1 1												
Craig Grebeck, R OBP: 0.411, SLG: 0.388 (1, 4)		0-1 FC3-6 1B 1B	1-2 E9		1-1 SH1-3		3-2 F8	1-1 L5		4 1 1 1 0 0 2												
Michael LaValiere, L OBP: 0.388, SLG: 0.349 Ron Karkovice, R OBP: 0.330, SLG: 0.406 (9, PH) (9, 2)		4-0 FC3-6 BB 1B	1-2 G4-3		2-1 1B		0-0 1B		2-3 K	3 0 2 1 1 0 1 1 0 0 0 0 1 0												
Ozzie Guillen, L OBP: 0.289, SLG: 0.330 (1, 6)		2-3 K		0-2 G5-3	1-1 F7		0-1 F9		1-2 G1-3	5 0 0 0 0 1 5												
Inning Stats	R: 0 E: 0 K: 0 S: 8	H: 1 LOB: 1 BB: 0 P: 12	R: 4 E: 0 K: 1 S: 18	H: 5 LOB: 2 BB: 1 P: 26	R: 0 E: 1 K: 0 S: 10	H: 0 LOB: 1 BB: 1 P: 17	R: 0 E: 0 K: 0 S: 9	H: 0 LOB: 2 BB: 2 P: 19	R: 2 E: 0 K: 0 S: 12	H: 3 LOB: 1 BB: 0 P: 21	R: 2 E: 0 K: 1 S: 9	H: 2 LOB: 0 BB: 0 P: 15	R: 0 E: 0 K: 0 S: 9	H: 1 LOB: 1 BB: 0 P: 15	R: 1 E: 0 K: 0 S: 11	H: 3 LOB: 2 BB: 0 P: 15	R: 0 E: 0 K: 2 S: 11	H: 0 LOB: 0 BB: 0 P: 15	1B: 9 2B: 5 3B: 0 HR: 1	SF: 2 SAC: 1 DP: 1 HBP: 0	WP: 0 PB: 0 SB: 0 CS: 0	PA: 46
PITCHER	IP WLS BF H R ER SO BB IBB HBP BLK WP HR S P ERA WHIP																					
Mike Moore, R ERA: 6.26 (1, 1)	4.1 L 26 9 6 6 1 4 0 0 0 0 0 1 52 86 12.46 3.000																					
Joe Boever, R ERA: 4.2 (5, 1)	2.1 10 3 2 2 1 0 0 0 0 0 0 20 33 7.71 1.286																					
Buddy Groom, L ERA: 4.71 (7, 1)	1.1 7 3 1 1 0 0 0 0 0 0 0 14 21 6.75 2.250																					
Greg Cadaret, L ERA: 5.4 (9, 1)	1.0 3 0 0 0 0 2 0 0 0 0 0 0 11 15 0.00 0.000																					

Chicago White Sox @ Detroit Tigers
Tiger Stadium, Detroit, MI
Thu Jul 07 1994, 3:33 AM EDT
Att. 22,110 - Cloudy - 85 F

livebaseballscorecards.com

AB	39
R	9
H	15
RBI	9
BB	4
SO	4
LOB	19



Batter	1	2	3	4	5	6	7	8	9	AB R H RBI BB SO LOB	TOP		
Norberto Martin, R (1, 4) OBP: 0.310, SLG: 0.392	4-2 G5-4-3 BB	1-2 2B 1B		0-0 F8		0-0 2B		1-2 G6-3		4 1 2 3 1 0 0			
Tim Raines, S (1, 7) OBP: 0.369, SLG: 0.408	3-1 F9	0-0 2B		0-1 F9		2-2 F7		1-0 2B 1B		5 1 2 2 0 0 3			
Frank Thomas, R (1, 10) OBP: 0.512, SLG: 0.785	0-0 G5-4-3 1-2f	2-1 P4			1-1 G6-3	2-3 K		1-0 2B		5 0 1 1 0 1 4			
Julio Franco, R (1, 3) OBP: 0.400, SLG: 0.497		4-2 E 1B BB	3-1 HR		2-1 F9		2-0 1B 1B	4-0 IBB		3 2 2 1 2 0 0			
Robin Ventura, L (1, 5) OBP: 0.359, SLG: 0.451		2-0 E9 BB 1B 1B	3-3 K		0-1 P5		0-0 F8	1-2 G3-1		5 1 1 0 0 1 3			
Darrin Jackson, R (1, 8) OBP: 0.372, SLG: 0.483 (7, 9)		0-1 G3-1	4-0 G4-3 BB			2-2 F9	0-0 1B		2-0 F8	4 0 1 0 1 0 2			
Bob Zupcic, R (1, 9) OBP: 0.216, SLG: 0.314 Lance Johnson, L (7, PH) OBP: 0.321, SLG: 0.382 (7, 8)		4-0 BB BB	0-1 G4-3		2-2 HR		0-0 F8	0-0 G3-1		2 1 1 1 1 0 1 2 0 0 0 0 0 2			
Ron Karkovice, R (1, 2) OBP: 0.332, SLG: 0.400 Michael LaValiere, L (9, 2) OBP: 0.388, SLG: 0.349		4-1 BB 1B BB	0-0 G5-3		4-2 1B 2B BB		0-3 K	3-3 K		3 2 0 0 2 2 3 0 0 0 0 0 0 0			
Craig Grebeck, R (1, 6) OBP: 0.415, SLG: 0.386		4-1 1B 2B BB		2-2 F9		2-2 2B 1B		0-0 G5-3		3 1 1 1 1 0 0			
Inning Stats	R: 0 E: 0 K: 0 S: 6 H: 0 LOB: 0 BB: 1 P: 13	R: 5 E: 1 K: 0 S: 13 H: 3 LOB: 1 BB: 4 P: 34	R: 1 E: 0 K: 1 S: 8 H: 1 LOB: 1 BB: 1 P: 18	R: 0 E: 0 K: 0 S: 6 H: 0 LOB: 0 BB: 0 P: 8	R: 0 E: 0 K: 0 S: 6 H: 0 LOB: 0 BB: 0 P: 9	R: 2 E: 0 K: 1 S: 19 H: 3 LOB: 2 BB: 1 P: 33	R: 0 E: 0 K: 1 S: 7 H: 2 LOB: 2 BB: 0 P: 9	R: 1 E: 0 K: 0 S: 9 H: 2 LOB: 2 BB: 1 P: 17	R: 0 E: 0 K: 1 S: 5 H: 0 LOB: 0 BB: 0 P: 10	1B: 6 2B: 3 3B: 0 HR: 2 SF: 0 SAC: 0 DP: 1 HBP: 0	WP: 0 PB: 0 SB: 0 CS: 0 PA: 44		
PITCHER	IP WLS BF H R ER SO BB IBB HBP BLK WP HR S P ERA WHIP											PITCHER	IP WLS BF H R ER SO BB IBB HBP BLK WP HR S P ERA WHIP
Angel Miranda, L (1, 1) ERA: 7.43	5.1 L 25 5 7 7 1 6 0 0 0 0 2 45 92 11.81 2.062												
Jaime Navarro, R (6, 1) ERA: 6.88	2.1 14 6 2 2 2 1 0 0 0 0 0 26 41 7.71 3.000												
Graeme Lloyd, L (8, 1) ERA: 5.11	1.1 5 0 0 0 0 1 0 1 0 0 0 8 18 0.00 0.000												

Chicago White Sox @ Milwaukee Brewers
Milwaukee County Stadium, Milwaukee, WI
 Fri Jul 08 1994, 8:05 PM EDT
 Att. 27,421 - Unknown - 73 F

AB	36
R	9
H	11
RBI	9
BB	8
SO	4
LOB	18



Batter	1	2	3	4	5	6	7	8	9	AB R H RBI BB SO LOB
Jody Reed, R OBP: 0.380, SLG: 0.340 (1, 4)	2-1 F7	0-2 L9		1-2 L8		4-0 1B BB		1-0 G6-3		4 1 0 0 1 0 3
Kevin Seitzer, R OBP: 0.367, SLG: 0.497 (1, 3)	2-0 F8		0-1 G4-3		2-1 1B 2B	1-2 1B 1B		2-3 K		5 0 2 2 0 1 0
Turner Ward, S OBP: 0.329, SLG: 0.375 (1, 8)	4-2 BB		0-2 1B		2-3 K	1-1 1B		0-3 K		4 0 2 1 1 2 1
Greg Vaughn, R OBP: 0.364, SLG: 0.546 (1, 7)	0-3 K		1-3 K		2-2 1B	2-3 K		2-3 K		5 0 1 0 0 4 4
Dave Nilsson, L OBP: 0.325, SLG: 0.476 (1, 10)		4-2 1B 2B BB	3-2 G4-3		1-2 F8	0-2 F8		2-3 K		4 1 0 0 1 1 5
Matt Mieske, R OBP: 0.353, SLG: 0.474 (1, 9)		2-3 K		2-0 HR	0-3 K		3-2 F8			4 1 1 1 0 2 3
Bill Spiers, L OBP: 0.328, SLG: 0.310 (1, 5)		0-1 L6		1-1 FC4-6 1B		4-2 BB 1B BB	0-0 F8			3 1 1 0 1 0 1
Mike Matheny, R OBP: 0.206, SLG: 0.156 (1, 2)		2-1 2B 1B		3-2 FC4-6		2-3 K	1-2 G6-3			4 0 1 0 0 1 2
Jose Valentin, S OBP: 0.326, SLG: 0.408 (1, 6)		1-2 2B		2-0 F9		4-0 1B BB		3-3 K		3 1 1 1 1 1 1

Inning Stats	R: 0	H: 0	E: 0	K: 1	S: 8	H: 0	LOB: 1	BB: 1	P: 16	R: 1	H: 2	E: 0	K: 1	S: 18	R: 0	H: 1	E: 0	K: 1	S: 13	R: 1	H: 2	E: 0	K: 0	S: 12	R: 0	H: 2	E: 0	K: 2	S: 14	R: 3	H: 2	E: 0	K: 2	S: 17	R: 0	H: 0	E: 0	K: 0	S: 9	R: 0	H: 0	E: 0	K: 2	S: 9	R: 0	H: 0	E: 0	K: 3	S: 11	1B: 6	SF: 0	2B: 2	SAC: 0	3B: 0	DP: 0	HR: 1	HBP: 0	WP: 0	PA: 41
--------------	------	------	------	------	------	------	--------	-------	-------	------	------	------	------	-------	------	------	------	------	-------	------	------	------	------	-------	------	------	------	------	-------	------	------	------	------	-------	------	------	------	------	------	------	------	------	------	------	------	------	------	------	-------	-------	-------	-------	--------	-------	-------	-------	--------	-------	--------


PITCHER	IP	WLS	BF	H	R	ER	SO	BB	IBB	HBP	BLK	WP	HR	S	P	ERA	WHIP
Jason Bere, R ERA: 3.56 (1, 1)	5.1	W	27	7	4	4	6	4	0	0	0	0	1	71	118	6.75	2.062
Dane Johnson, R ERA: 5.25 (6, 1)	0.0		3	2	1	1	0	1	0	0	0	0	0	5	11	∞	∞
Kirk McCaskill, R ERA: 2.57 (6, 1)	3.2	S	11	0	0	0	6	0	0	0	0	0	0	35	51	0.00	0.000

BOTTOM

Chicago White Sox @ Milwaukee Brewers
 Milwaukee County Stadium, Milwaukee, WI

livebaseballscorecards.com

AB 36
R 5
H 9
RBI 5
BB 5
SO 12
LOB 20



Fri Jul 08 1994, 8:05 PM EDT
 Att: 27,421 - Unknown - 73 F

Batter	1	2	3	4	5	6	7	8	9	AB R H RBI BB SO LOB	TOP											
Norberto Martin, R (1, 4) OBP: 0.322, SLG: 0.412	0-2 CS 1B		2-2 1B 2B 1B	1-3 K		0-2 1B 2B		2-1 G4-3	0-2 G6-3	6 2 3 0 0 1 2												
Tim Raines, S (1, 7) OBP: 0.375, SLG: 0.417	2-2 E3 2B WP		2-2 2B 1B	0-0 HR 2B		1-0 BB 1B		1-1 3B HBP		4 4 3 2 0 0 1												
Frank Thomas, R (1, 3) OBP: 0.513, SLG: 0.798	0-0 WP FC3-2 2B		3-1 2B 1B	3-2 HR		1-2 F7		1-0 F9		5 1 3 5 0 0 2												
Julio Franco, R (1, 10) OBP: 0.400, SLG: 0.492	4-2 FC3-2 BB		3-2 P4	1-1 G4-3		4-1 BB		3-2 E6 3B		3 1 0 0 2 0 3												
Robin Ventura, L (1, 5) OBP: 0.356, SLG: 0.454	3-2 FC3-2		2-2 E6		1-2 F7	1-1 L8		1-2 3B		5 0 1 2 0 0 5												
Darrin Jackson, R (1, 9) OBP: 0.366, SLG: 0.474	3-2 G6-3		0-2 F7		0-3 K		2-0 P4	1-2 L1		5 0 0 0 0 1 5												
Lance Johnson, L (1, 8) OBP: 0.319, SLG: 0.379		1-2 G4-3	0-0 P2		2-1 G4-3		2-3 K		2-2 1B	5 0 1 0 0 1 2												
Michael LaValiere, L (1, 2) OBP: 0.400, SLG: 0.356		4-1 BB		2-1 2B HR 1B		1-1 P7	0-1 HR		2-3 K	1 0 1 0 1 0 0												
Ron Karkovice, R (4, PR) OBP: 0.332, SLG: 0.415										3 2 1 1 0 1 1												
Ozzie Guillen, L (1, 6) OBP: 0.288, SLG: 0.327		1-2 G4-6-3		2-2 P4		0-0 2B 1B	1-3 K		0-0 P6	5 1 1 0 0 1 3												
Inning Stats	R: 1 E: 1 K: 0 S: 17	H: 2 LOB: 2 BB: 1 P: 29	R: 0 E: 0 K: 0 S: 7	H: 0 LOB: 0 BB: 1 P: 13	R: 2 E: 1 K: 0 S: 18	H: 3 LOB: 2 BB: 0 P: 30	R: 3 E: 0 K: 1 S: 18	H: 3 LOB: 1 BB: 0 P: 26	R: 0 E: 0 K: 1 S: 8	H: 0 LOB: 0 BB: 0 P: 11	R: 2 E: 0 K: 0 S: 14	H: 3 LOB: 2 BB: 1 P: 22	R: 1 E: 0 K: 2 S: 9	H: 1 LOB: 0 BB: 0 P: 14	R: 2 E: 1 K: 0 S: 15	H: 1 LOB: 1 BB: 0 P: 24	R: 0 E: 0 K: 1 S: 10	H: 1 LOB: 1 BB: 0 P: 14	1B: 7 2B: 4 3B: 1 HR: 2	SF: 0 SAC: 0 DP: 1 HBP: 1	WP: 1 PB: 0 SB: 0 CS: 1	PA: 46
PITCHER	IP WLS BF H R ER SO BB IBB HBP BLK WP HR S P ERA WHIP																					
Ricky Bones, R (1, 1) ERA: 3.34	6.0 L 32 11 8 7 2 3 0 0 0 0 1 1 82 131 10.50 2.333																					
Jesse Orosco, L (7, 1) ERA: 5.45	1.1 6 1 2 1 2 0 0 1 0 0 0 1 12 20 6.75 0.750																					
Doug Henry, R (8, 1) ERA: 4.23	0.1 2 0 0 0 0 0 0 0 0 0 0 0 5 9 0.00 0.000																					
Graeme Lloyd, L (8, 1) ERA: 4.93	1.1 6 2 1 0 1 0 0 0 0 0 0 0 17 23 0.00 1.500																					

Chicago White Sox @ Milwaukee Brewers
Milwaukee County Stadium, Milwaukee, WI

Sat Jul 09 1994, 8:05 PM EDT
Att: 48,508 - Unknown

AB	42
R	11
H	14
RBI	10
BB	3
SO	5
LOB	24



Batter	1	2	3	4	5	6	7	8	9	AB	R	H	RBI	BB	SO	LOB
Jody Reed, R OBP: 0.380, SLG: 0.341 (1, 4)	1-2 B5-3 E 1B	0-1 F8			2-2 L8		1-0 BB 1B 1B	0-2 P9		5	2	2	0	0	0	3
Kevin Seitzer, R OBP: 0.368, SLG: 0.493 (1, 3)	0-0 B5-3 1-2		0-0 G6-3		1-0 F8		0-2 1B SF8 1B	4-2 BB		4	1	1	0	1	0	2
Turner Ward, S OBP: 0.333, SLG: 0.375 (1, 8)	1-2 E9 2-H 1B		2-2 G4-3		2-2 2B HBP		4-2 1B 1B BB	3-3 K		3	2	1	0	1	1	2
Greg Vaughn, R OBP: 0.368, SLG: 0.555 (1, 7)	2-2 P3 SAFE		0-1 2B		0-0 2B 1-H 2-H		0-0 L9 1B 1B	1-3 K		5	0	3	3	0	1	3
Dave Nilsson, L OBP: 0.323, SLG: 0.472 (1, 10)	4-0 IBB		1-1 L5		1-1 P6		1-0 SF8		2-2 K	3	0	0	1	1	1	2
Matt Mieske, R OBP: 0.354, SLG: 0.472 (1, 9)	1-3 K			2-3 K		0-3 K	0-1 FC5-4 1B		0-1 DI 1B	5	1	2	1	0	3	2
Bill Spiers, L OBP: 0.328, SLG: 0.310 (1, 5)		0-1 G4-3		1-2 G4-3		1-2 FC5-4 1B	3-2 L9		1-0 L9	3	0	1	0	0	0	0
Jeff Cirillo, R OBP: 0.222, SLG: 0.167 (7, PH) (8, 5)							2-3 L9		2-2 L9	2	0	0	0	0	0	3
Mike Matheny, R OBP: 0.184, SLG: 0.139 (1, 2)		1-1 G5-3		1-2 L8		1-2 FC5-4	1-1 FC5-4		2-2 1B	4	0	0	0	0	0	3
Alex Diaz, S OBP: 0.304, SLG: 0.398 (9, PH)							1-2f FC5-4		1-H 1B	1	0	1	1	0	0	0
Jose Valentin, S OBP: 0.332, SLG: 0.420 (1, 6)		1-2 2B			4-1 2B HBP BB		3-2 P5		1-3 K	4	1	2	0	1	1	2

Inning Stats	R: 1	H: 2	E: 1	K: 1	S: 15	H: 2	LOB: 2	BB: 1	P: 24	R: 0	H: 1	E: 0	K: 0	S: 10	H: 1	LOB: 1	BB: 0	P: 12	R: 0	H: 0	E: 0	K: 1	S: 9	H: 0	LOB: 0	BB: 0	P: 13	R: 2	H: 1	E: 0	K: 0	S: 11	H: 1	LOB: 1	BB: 1	P: 21	R: 0	H: 1	E: 0	K: 1	S: 13	H: 1	LOB: 1	BB: 0	P: 18	R: 3	H: 4	E: 0	K: 0	S: 17	H: 4	LOB: 2	BB: 1	P: 27	R: 0	H: 1	E: 0	K: 2	S: 15	H: 1	LOB: 2	BB: 1	P: 24	R: 1	H: 2	E: 0	K: 2	S: 12	H: 2	LOB: 1	BB: 0	P: 18	1B: 9	SF: 1	2B: 4	SAC: 0	3B: 0	DP: 0	HR: 0	HBP: 1	WP: 0	PA: 45
--------------	------	------	------	------	-------	------	--------	-------	-------	------	------	------	------	-------	------	--------	-------	-------	------	------	------	------	------	------	--------	-------	-------	------	------	------	------	-------	------	--------	-------	-------	------	------	------	------	-------	------	--------	-------	-------	------	------	------	------	-------	------	--------	-------	-------	------	------	------	------	-------	------	--------	-------	-------	------	------	------	------	-------	------	--------	-------	-------	-------	-------	-------	--------	-------	-------	-------	--------	-------	--------

PITCHER	IP	WLS	BF	H	R	ER	SO	BB	IBB	HBP	BLK	WP	HR	S	P	ERA	WHIP
Scott Sanderson, R ERA: 4.21 (1, 1)	6.0	W	30	8	6	5	3	2	1	1	0	0	0	74	112	7.50	1.667
Jose DeLeon, R ERA: 3.1 (7, 1)	0.0		1	1	0	0	0	0	0	0	0	0	0	1	1	∞	∞
Paul Assenmacher, L ERA: 4.32 (7, 1)	1.1		7	2	0	0	0	1	0	0	0	0	0	18	28	0.00	2.250
Roberto Hernandez, R ERA: 6.09 (8, 1)	1.2		7	2	1	1	4	0	0	0	0	0	0	18	28	5.40	1.200


BOTTOM

Chicago White Sox @ Milwaukee Brewers
Milwaukee County Stadium, Milwaukee, WI

Sat Jul 09 1994, 8:05 PM EDT
Att. 48,508 - Unknown

livebaseballscores.com

AB	39
R	7
H	13
RBI	6
BB	4
SO	7
LOB	22



Batter	1	2	3	4	5	6	7	8	9	AB R H RBI BB SO LOB	TOP		
Norberto Martin, R (1, 4) OBP: 0.319, SLG: 0.404	0-1 G6-3		1-1 G6-3		0-0 SH1-4	0-0 1B		1-2 G6-3		4 0 1 0 0 0 1			
Tim Raines, S (1, 7) OBP: 0.373, SLG: 0.411	2-2 L7		4-2 BB BB		3-3 K	3-1 L9		2-2 G6-3		4 0 0 0 1 1 3			
Frank Thomas, R (1, 3) OBP: 0.515, SLG: 0.795 Warren Newson, L (9, PH) OBP: 0.293, SLG: 0.358 Craig Grebeck, R (9, 5) OBP: 0.415, SLG: 0.386	0-0 F9		4-0 BB BB		4-2 1B BB	4-2 1B BB		4-1 WP 1B BB		1 1 0 0 3 0 0 0 0 0 0 1 0 0 0 0 0 0 0 0 0			
Julio Franco, R (1, 10) OBP: 0.403, SLG: 0.492		0-0 1B SF8	4-2 BB BB		0-3 K	1-1 FC6-4		2-1 WP 1B		4 2 2 0 1 1 2			
Robin Ventura, L (1, 5) OBP: 0.360, SLG: 0.466		1-1 1B	2-0 G3-1		1-1 1B	2-2 HR		0-1 F7		5 2 3 2 0 0 5			
Darrin Jackson, R (1, 9) OBP: 0.366, SLG: 0.473		1-2 L4		1-0 G5-3	2-1 3B 1B	2-2 HR		2-3 K		5 1 2 1 0 1 4			
Lance Johnson, L (1, 8) OBP: 0.318, SLG: 0.385		2-2 SF8		2-2 G3	3-1 S 3B	2-2 G3-6		1-2 K		3 1 1 3 0 0 1			
Ron Karkovics, R (1, 2) OBP: 0.326, SLG: 0.406		3-H 1-2 G4-3		2-3 K	0-3 K			2-2 G3-6		4 0 0 0 0 2 1			
Ozzie Guillen, L (1, 6) OBP: 0.294, SLG: 0.333		2-2 F9			1-1 SH1-4	0-0 1B		1-1 G6-3		4 0 3 0 0 0 0			
Inning Stats	R: 0 H: 0 E: 0 LOB: 0 K: 0 BB: 0 S: 7 P: 9	R: 1 H: 2 E: 0 LOB: 1 K: 0 BB: 0 S: 12 P: 17	R: 0 H: 0 E: 0 LOB: 3 K: 0 BB: 3 S: 11 P: 28	R: 0 H: 0 E: 0 LOB: 0 K: 1 BB: 0 S: 8 P: 13	R: 0 H: 1 E: 0 LOB: 0 K: 1 BB: 0 S: 6 P: 10	R: 4 H: 5 E: 0 LOB: 2 K: 2 BB: 1 S: 18 P: 31	R: 2 H: 2 E: 0 LOB: 0 K: 0 BB: 1 S: 14 P: 25	R: 0 H: 1 E: 0 LOB: 0 K: 0 BB: 0 S: 7 P: 9	R: 0 H: 1 E: 0 LOB: 2 K: 1 BB: 1 S: 12 P: 22	1B: 10 SF: 1 2B: 0 SAC: 1 3B: 1 DP: 2 HR: 1 HBP: 0	WP: 1 PA: 42 PB: 0 SB: 1 CS: 0		
PITCHER	IP WLS BF H R ER SO BB IBB HBP BLK WP HR S P ERA WHIP											PITCHER	IP WLS BF H R ER SO BB IBB HBP BLK WP HR S P ERA WHIP
Bill Wegman, R (1, 1) ERA: 4.2	5.2 L 28 8 5 5 4 4 0 0 0 0 0 0 60 103 7.94 2.118												
Graeme Lloyd, L (6, 1) ERA: 4.89	0.1 1 0 0 0 0 0 0 0 0 0 0 0 2 5 0.00 0.000												
Doug Henry, R (7, 1) ERA: 4.71	1.0 5 2 2 2 0 1 0 0 0 0 0 1 14 25 18.00 3.000												
Jose Mercedes, R (8, 1) ERA: 1.84	1.0 3 1 0 0 0 0 0 0 0 0 0 0 7 9 0.00 1.000												
Mike Fetters, R (9, 1) ERA: 2.23	1.0 5 1 0 0 0 1 1 0 0 0 1 0 12 22 0.00 2.000												

Chicago White Sox @ Milwaukee Brewers
 Milwaukee County Stadium, Milwaukee, WI
 Sun Jul 10 1994, 4:33 AM EDT
 Att. 37,073 - Sunny - 69 F

AB	34
R	7
H	12
RBI	6
BB	6
SO	5
LOB	17



livebaseballscorecards.com

Batter	1	2	3	4	5	6	7	8	9	AB	R	H	RBI	BB	SO	LOB						
Jody Reed, R OBP: 0.379, SLG: 0.343 (1, 4)	1-0 G4-3			1-1 1B 2B		0-0 F8	2-1 L9			4	0	1	0	0	0	0						
Kevin Seitzer, R OBP: 0.375, SLG: 0.498 (1, 3)	2-1 L7 1B			0-0 1B		2-2 1B 1B		0-0 G6-3		4	1	3	0	0	0	0						
Turner Ward, S OBP: 0.332, SLG: 0.373 (1, 8)	3-2 L7			1-3 K		3-1 1B 1B		0-0 F7		4	0	1	0	0	1	3						
Greg Vaughn, R OBP: 0.366, SLG: 0.554 (1, 7)		1-3 K		1-2 L5		2-3 K		0-2 2B		4	0	1	0	0	2	4						
Dave Nilsson, L OBP: 0.325, SLG: 0.470 (1, 10)		1-2 G4-3		0-2 F7		2-2 1B		4-2 BB		3	0	1	1	1	0	2						
Jeff Cirillo, R OBP: 0.194, SLG: 0.143 (1, 5)		1-3 K			1-1 F8	0-0 B1-3		0-0 G5-3		4	0	0	0	0	1	4						
Alex Diaz, S OBP: 0.309, SLG: 0.400 (1, 9)			0-0 L6-3 1B		3-2 1B		0-0 B1		2-2 P2	4	0	2	0	0	0	0						
Mike Matheny, R OBP: 0.175, SLG: 0.132 (1, 2)			1-1 L6-3		2-0 F7		0-0 G5-3		0-1 L7	2	0	0	0	0	0	2						
Rick Wrona, R (7, PH) (8, 2)			1-2 L6-3		1-1 F7					2	0	0	0	0	0	0						
Jose Valentin, S OBP: 0.330, SLG: 0.431 (1, 6)			1-2 P7		2-3 K		3-2 HR		1-3 K	4	1	1	1	0	2	1						
Inning Stats	R: 0 E: 0 K: 0 S: 9	H: 1 LOB: 0 BB: 0 P: 14	R: 0 E: 0 K: 2 S: 10	H: 0 LOB: 0 BB: 0 P: 13	R: 0 E: 0 K: 0 S: 6	H: 1 LOB: 0 BB: 0 P: 8	R: 0 E: 0 K: 1 S: 14	H: 2 LOB: 2 BB: 0 P: 17	R: 0 E: 0 K: 1 S: 13	H: 1 LOB: 1 BB: 0 P: 19	R: 1 E: 0 K: 1 S: 15	H: 3 LOB: 2 BB: 0 P: 24	R: 1 E: 0 K: 0 S: 9	H: 1 LOB: 0 BB: 0 P: 14	R: 0 E: 0 K: 0 S: 8	H: 1 LOB: 2 BB: 1 P: 12	R: 0 E: 0 K: 1 S: 8	H: 0 LOB: 0 BB: 0 P: 11	1B: 7 2B: 3 3B: 0 HR: 1	SF: 0 SAC: 0 DP: 1 HBP: 0	WP: 0 PB: 0 SB: 0 CS: 0	PA: 36
PITCHER	IP WLS BF H R ER SO BB IBB HBP BLK WP HR S P ERA WHIP	IP WLS BF H R ER SO BB IBB HBP BLK WP HR S P ERA WHIP	IP WLS BF H R ER SO BB IBB HBP BLK WP HR S P ERA WHIP	IP WLS BF H R ER SO BB IBB HBP BLK WP HR S P ERA WHIP	IP WLS BF H R ER SO BB IBB HBP BLK WP HR S P ERA WHIP	IP WLS BF H R ER SO BB IBB HBP BLK WP HR S P ERA WHIP	IP WLS BF H R ER SO BB IBB HBP BLK WP HR S P ERA WHIP	IP WLS BF H R ER SO BB IBB HBP BLK WP HR S P ERA WHIP	IP WLS BF H R ER SO BB IBB HBP BLK WP HR S P ERA WHIP	IP WLS BF H R ER SO BB IBB HBP BLK WP HR S P ERA WHIP	IP WLS BF H R ER SO BB IBB HBP BLK WP HR S P ERA WHIP	IP WLS BF H R ER SO BB IBB HBP BLK WP HR S P ERA WHIP	IP WLS BF H R ER SO BB IBB HBP BLK WP HR S P ERA WHIP	IP WLS BF H R ER SO BB IBB HBP BLK WP HR S P ERA WHIP	IP WLS BF H R ER SO BB IBB HBP BLK WP HR S P ERA WHIP	IP WLS BF H R ER SO BB IBB HBP BLK WP HR S P ERA WHIP						
Jack McDowell, R ERA: 4.42 (1, 1)	8.0 W 33	10 2 2 5	2 2 0 1	2 2 0 1	5 0 0 0	84 1 8 11	121 2.25 1.375															
Roberto Hernandez, R ERA: 5.91 (9, 1)	1.0 3	0 0 0 1	0 0 0 0	0 0 0 0	1 0 0 0	8 11 0.00 0.000																

BOTTOM

Chicago White Sox @ Milwaukee Brewers
Milwaukee County Stadium, Milwaukee, WI

Sun Jul 10 1994, 4:33 AM EDT
Att. 37,073 - Sunny - 69 F

livebaseballscorecards.com

AB	35
R	2
H	10
RBI	2
BB	1
SO	6
LOB	16



Batter	1	2	3	4	5	6	7	8	9	AB R H RBI BB SO LOB	TOP											
Kenny Lofton, L (1, 8) OBP: 0.441, SLG: 0.574	3-3 K 1-2 2-H 1B	0-0 FC6-4 1B			2-3 K			1-2 P4 1B		4 0 1 1 0 2 0	Cleveland Indians @ Chicago White Sox Comiskey Park, Chicago, IL Thu Jul 14 1994, 8:05 PM EDT Att. 36,444 - Unknown - 78 F											
Omar Vizquel, S (1, 6) OBP: 0.360, SLG: 0.371	1-3 K	0-0 FC6-4 1-2f			2-2 G6-3			1-3 K		4 0 0 0 0 2 2												
Carlos Baerga, S (1, 4) OBP: 0.326, SLG: 0.488	0-1 HR 1B			2-1 F8				0-0 1B		4 1 2 0 0 1 0												
Albert Belle, R (1, 7) OBP: 0.443, SLG: 0.696	1-0 HR 1-H			3-3 K				2-3 K		4 1 1 2 0 2 1												
Eddie Murray, S (1, 10) OBP: 0.316, SLG: 0.450	0-1 F9			2-2 L9				2-1 F7		4 0 0 0 0 1 0												
Jim Thome, L (1, 5) OBP: 0.343, SLG: 0.496				2-1 L8				4-2 BB		3 0 0 0 1 1 0												
Sandy Alomar Jr., R (1, 2) OBP: 0.324, SLG: 0.457				1-0 1B				0-3 K		4 1 2 0 0 1 1												
Paul Sorrento, L (1, 3) OBP: 0.338, SLG: 0.390				0-1 F7				0-0 G6-3		4 0 0 0 0 1 3												
Wayne Kirby, L (1, 9) OBP: 0.324, SLG: 0.362				0-1 G4-3				1-3 K		3 0 1 0 0 1 1												
Inning Stats	R: 2 E: 0 K: 2 S: 11	H: 2 LOB: 0 BB: 0 P: 16	R: 1 E: 0 K: 1 S: 11	H: 3 LOB: 2 BB: 0 P: 17	R: 0 E: 0 K: 1 S: 8	H: 0 LOB: 0 BB: 0 P: 15	R: 0 E: 0 K: 0 S: 7	H: 1 LOB: 1 BB: 0 P: 10	R: 0 E: 0 K: 2 S: 16	H: 0 LOB: 0 BB: 0 P: 21	R: 0 E: 0 K: 1 S: 9	H: 0 LOB: 0 BB: 0 P: 17	R: 0 E: 0 K: 1 S: 5	H: 0 LOB: 0 BB: 0 P: 8	R: 0 E: 0 K: 2 S: 10	H: 1 LOB: 1 BB: 0 P: 14	R: 0 E: 0 K: 1 S: 9	H: 0 LOB: 1 BB: 1 P: 15	1B: 6 2B: 0 3B: 0 HR: 1	SF: 0 SAC: 0 DP: 0 HBP: 0	WP: 0 PB: 0 SB: 0 CS: 0	PA: 35
PITCHER Alex Fernandez, R (1, 1) ERA: 3.71	IP: 9.0 WLS: W BF: 35 H: 7 R: 3 ER: 3 SO: 12 BB: 1 IBB: 0 HBP: 0 BLK: 0 WP: 0 HR: 1 S: 86 P: 133 ERA: 3.00 WHIP: 0.889											PITCHER	IP: WLS: BF: H: R: ER: SO: BB: IBB: HBP: BLK: WP: HR: S: P: ERA: WHIP:									

AB	34
R	3
H	7
RBI	3
BB	1
SO	12
LOB	8



livebaseballscorecards.com

Batter	1	2	3	4	5	6	7	8	9
Norberto Martin, R OBP: 0.333, SLG: 0.409 (1, 4) C M C	0-3 K		0-0 G6-3		4-0 1B SF8 BB		0-0 1B WP SF9 1B	0-0 S 1B	
Tim Raines, S OBP: 0.379, SLG: 0.416 (1, 7) F X	0-1 G6-3		4-2 BB		3-2 G1-3 S 1B 1-3 2-H		2-0 SF9 BB 1B 1-3	3-2 FC6-4 1B 1-H	
Frank Thomas, R OBP: 0.514, SLG: 0.791 (1, 3) C X	0-1 1B		2-1 P6		2-1 SF8 3-H		4-1 1B BB 1-2	0-1 FC6-4 1-2f	
Julio Franco, R OBP: 0.398, SLG: 0.488 (1, 10) B B C C X	3-2 G4-3		1-3 K		2-2 G1-3 1-3		0-0 SF9 2-3 3-H 0-2		
Robin Ventura, L OBP: 0.364, SLG: 0.470 (1, 5) B B C X		2-1 G5-3 1B		2-2 G4-6-3 1B		2-2 F8	1-2 1B 3-H 2-3		
Darrin Jackson, R OBP: 0.365, SLG: 0.470 (1, 9) L X		0-1 G5-3 1B 1-2		0-1 G4-6-3 1-2f		0-1 F7	0-1 K		
Lance Johnson, L OBP: 0.317, SLG: 0.383 (1, 8) B B C X		1-2 F9		2-1 FC6-4 1B		0-2 F9		0-0 G5-3	
Ron Karkovics, R OBP: 0.325, SLG: 0.418 (1, 2) B B C X		1-2 G5-3 1-2 2-3		1-0 FC6-4 1-2f		2-3 K		3-2 HR	
Ozzie Guillen, L OBP: 0.294, SLG: 0.330 (1, 6) X		0-0 G4-3			4-0 BB 1B BB		0-0 L8	1-1 F7	

Inning Stats	R: 0	H: 1	E: 0	K: 1	S: 10	LOB: 1	BB: 0	P: 13
	R: 0	H: 2	E: 0	K: 0	S: 11	LOB: 2	BB: 0	P: 15
	R: 0	H: 0	E: 0	K: 1	S: 9	LOB: 1	BB: 1	P: 16
	R: 0	H: 2	E: 0	K: 0	S: 9	LOB: 1	BB: 0	P: 14
	R: 2	H: 1	E: 0	K: 0	S: 11	LOB: 1	BB: 2	P: 28
	R: 0	H: 0	E: 0	K: 1	S: 8	LOB: 0	BB: 0	P: 10
	R: 2	H: 3	E: 0	K: 1	S: 11	LOB: 2	BB: 1	P: 19
	R: 2	H: 3	E: 0	K: 0	S: 14	LOB: 1	BB: 0	P: 21

PITCHER										PITCHER																									
IP	WLS	BF	H	R	ER	SO	BB	IBB	HBP	BLK	WP	HR	S	P	ERA	WHIP	IP	WLS	BF	H	R	ER	SO	BB	IBB	HBP	BLK	WP	HR	S	P	ERA	WHIP		
Charles Nagy, R	(1, 1)	6.2	L	31	8	4	4	3	4	0	0	0	0	0	5.40	1.800																			
Derek Lilliquist, L	(7, 1)	0.0		1	1	0	0	0	0	0	0	0	3	3	∞	∞																			
Eric Plunk, R	(7, 1)	1.1		7	3	2	2	1	0	0	0	0	1	17	13.50	2.250																			

AB R H RBI BB SO LOB

4	3	2	0	1	1	0
4	1	3	2	1	0	0
3	0	1	1	1	0	2
3	0	0	1	0	1	3
4	0	3	1	0	0	1
4	0	1	0	0	1	3
4	0	1	0	0	0	2
4	1	1	1	0	1	3
3	1	0	0	1	0	2

AB	R	H	RBI	BB	SO	LOB
33	6	12	6	4	4	16

WP: 1 PA: 39
PB: 0
SB: 2
CS: 0



Cleveland Indians @ Chicago White Sox
Comiskey Park, Chicago, IL
Thu Jul 14 1994, 8:05 PM EDT
Att: 36,444 - Unknown - 78 F

livebaseballscorecards.com

Batter	1	2	3	4	5	6	7	8	9	AB R H RBI BB SO LOB	TOP											
Kenny Lofton, L OBP: 0.441, SLG: 0.570 (1, 8) X	0-0 SH1-3 1B S 1B		4-0 1B S BB		0-0 P5		0-0 L6		1-0 SAFE F7	4 2 1 0 1 0 1												
Omar Vizquel, S OBP: 0.358, SLG: 0.364 (1, 6) B X	1-1 SH1-3 1-3		4-2 SAFE 1B SAFE 1-2 BB		0-0 P5		0-2 G3		2-0 L9	3 0 0 0 1 0 1												
Carlos Baerga, S OBP: 0.332, SLG: 0.492 (1, 4) F X	1-1 FC5-4 1B 3-H		1-2 1-3 2-H 1B		1-2 1B 2B 1B		0-0 1B		0-2 G1-3	5 1 4 2 0 0 1												
Albert Belle, R OBP: 0.441, SLG: 0.691 (1, 7) S X	0-1 FC5-4 1-2f		1-3 K		1-2 2B 1-2 1B		0-3 K			4 0 1 0 0 2 4												
Eddie Murray, S OBP: 0.315, SLG: 0.451 (1, 10) C X	0-1 G3-1		2-3 K		2-2 1-3 2-H 2B			1-3 K		4 0 1 1 0 2 3												
Jim Thome, L OBP: 0.338, SLG: 0.488 (1, 5)		2-1 P4		0-1 F7	3-2 G4-3			0-3 K		4 0 0 0 0 1 2												
Alvaro Espinoza, R OBP: 0.302, SLG: 0.364 (8, 5)										0 0 0 0 0 0 0												
Sandy Alomar Jr., R OBP: 0.327, SLG: 0.455 (1, 2) X		0-0 L5		4-1 BB		1-1 P8		0-0 1B		3 0 1 0 1 0 0												
Paul Sorrento, L OBP: 0.333, SLG: 0.383 (1, 3) C X		1-1 G6-3		2-2 F8		1-3 K		2-3 K		4 0 0 0 0 2 2												
Wayne Kirby, L OBP: 0.322, SLG: 0.359 (1, 9) F X			0-3 K	1-3 K		0-1 F9		0-0 1B		4 0 1 0 0 2 1												
Inning Stats	R: 1 E: 0 K: 0 S: 9	H: 2 LOB: 1 BB: 0 P: 11	R: 0 E: 0 K: 0 S: 5	H: 0 LOB: 0 BB: 0 P: 8	R: 1 E: 0 K: 3 S: 23	H: 1 LOB: 2 BB: 2 P: 35	R: 0 E: 0 K: 1 S: 10	H: 0 LOB: 1 BB: 1 P: 17	R: 1 E: 0 K: 0 S: 15	H: 3 LOB: 2 BB: 0 P: 22	R: 0 E: 0 K: 1 S: 8	H: 0 LOB: 0 BB: 0 P: 10	R: 0 E: 0 K: 1 S: 9	H: 1 LOB: 1 BB: 0 P: 9	R: 0 E: 0 K: 3 S: 10	H: 1 LOB: 1 BB: 0 P: 13	R: 0 E: 0 K: 0 S: 7	H: 1 LOB: 1 BB: 0 P: 9	1B: 8 2B: 1 3B: 0 HR: 0	SF: 0 SAC: 1 DP: 0 HBP: 0	WP: 0 PB: 0 SB: 3 CS: 0	PA: 39
PITCHER	IP WLS BF H R ER SO BB IBB HBP BLK WP HR S P ERA WHIP																					
Jack McDowell, R ERA: 4.34 (1, 1)	8.2 L 38 9 3 3 9 3 0 0 0 0 0 0 93 131 3.12 1.385																					
Paul Assenmacher, L ERA: 4.26 (9, 1)	0.1 1 0 0 0 0 0 0 0 0 0 0 0 3 3 0.00 0.000																					

Cleveland Indians @ Chicago White Sox
Comiskey Park, Chicago, IL
Fri Jul 15 1994, 8:05 PM EDT
Att. 38,686 - Unknown

AB	35
R	3
H	9
RBI	3
BB	3
SO	9
LOB	15



WP: 0	PA: 39
-------	--------

Batter	1	2	3	4	5	6	7	8	9	AB R H RBI BB SO LOB	BOTTOM	
Norberto Martin, R OBP: 0.320, SLG: 0.392 (1, 4) B F X	1-1 B1-3 ①		1-1 G6-3 ②			3-1 G4-3 ①		1-3 K ②		4 0 0 0 0 1 0	Cleveland Indians @ Chicago White Sox Comiskey Park, Chicago, IL Fri Jul 15 1994, 8:05 PM EDT Att. 38,686 - Unknown livebaseballscorecards.com	
Tim Raines, S OBP: 0.377, SLG: 0.411 (1, 7) B X	1-0 G6-3 ②		3-2 G3-1 ③			1-2 F7 ②		4-2 BB ③		3 0 0 0 1 0 0		
Frank Thomas, R OBP: 0.509, SLG: 0.781 (1, 3) C B B S X	3-2 F8 ③				2-3 K ①	1-2 G6-3 ③		1-1 F9 ③		4 0 0 0 0 1 1		
Julio Franco, R OBP: 0.399, SLG: 0.488 (1, 10) B C T B X		2-2 P4 ①			1-1 G4-3 ②		0-0 SH1-3 BB G4-3 1B		0-2 FC6-4 1B	4 1 2 0 0 0 0		
Robin Ventura, L OBP: 0.366, SLG: 0.469 (1, 5) B C B C B X		3-3 K ②			0-0 1B		4-1 G4-3 SH1-3 1-2 BB		2-0 F8 ①	3 0 1 0 1 1 1		
Darrin Jackson, R OBP: 0.365, SLG: 0.469 (1, 9) B C B X		1-1 1B			1-0 B1-3 ③		0-0 SH1-3 ①		0-1 FC6-4 1B 1-2f	3 0 1 0 0 0 2		
Lance Johnson, L OBP: 0.317, SLG: 0.381 (1, 8) X		0-0 G4-3 ③				1-1 F7 ①		0-0 G4-3 ②		2-1 1B 1-3		4 0 1 1 0 0 2
Ron Karkovice, R OBP: 0.326, SLG: 0.429 (1, 2) C L B B B X			3-2 G6-3 3B			1-1 L6 ②		1-1 F8 ③		1-0 G4-3 ③		2 1 1 0 0 0 0 1 0 0 0 0 0 1 0 0 0 0 0 0 0 1 0 0 0 0 0 2
Warren Newson, L OBP: 0.289, SLG: 0.353 (7, PH) Ron Tingley, R OBP: 0.246, SLG: 0.327 (8, 2) Joey Cora, S OBP: 0.363, SLG: 0.372 (9, PH)						1-3 K ③		0-2 K ①		3 0 0 1 0 2 0		
Ozzie Guillen, L OBP: 0.291, SLG: 0.326 (1, 6) B X			1-0 G6-3 ①									
Inning Stats	R: 0 H: 0 E: 0 LOB: 0 K: 0 BB: 0 S: 6 P: 11	R: 0 H: 1 E: 0 LOB: 1 K: 1 BB: 0 S: 9 P: 15	R: 1 H: 1 E: 0 LOB: 0 K: 0 BB: 0 S: 11 P: 19	R: 0 H: 1 E: 0 LOB: 1 K: 1 BB: 0 S: 7 P: 11	R: 0 H: 0 E: 0 LOB: 0 K: 1 BB: 0 S: 7 P: 10	R: 0 H: 0 E: 0 LOB: 0 K: 0 BB: 0 S: 9 P: 14	R: 1 H: 1 E: 0 LOB: 1 K: 0 BB: 1 S: 6 P: 11	R: 0 H: 0 E: 0 LOB: 1 K: 2 BB: 1 S: 10 P: 16	R: 0 H: 2 E: 0 LOB: 2 K: 0 BB: 0 S: 9 P: 14	1B: 5 SF: 0 2B: 0 SAC: 1 3B: 1 DP: 0 HR: 0 HBP: 0	WP: 0 PA: 35 PB: 0 SB: 0 CS: 0	
PITCHER Mark Clark, R ERA: 3.61 (1, 1) Jeff Russell, R ERA: 4.55 (9, 1)	IP WLS BF H R ER SO BB IBB HBP BLK WP HR S P ERA WHIP 8.1 W 32 5 2 2 5 2 0 0 0 0 0 0 69 113 2.16 0.840											
	0.2 S 3 1 0 0 0 0 0 0 0 0 0 0 5 8 0.00 1.500											



Batter	1	2	3	4	5	6	7	8	9	AB R H RBI BB SO LOB	TOP									
Kenny Lofton, L OBP: 0.439, SLG: 0.567 (1, 8) C B B X	2-1 L8		1-0 G3		1-0 1B		1-2 G6-3			4 0 1 0 0 0 2	Cleveland Indians @ Chicago White Sox Comiskey Park, Chicago, IL Sat Jul 16 1994, 8:05 PM EDT Att. 42,710 - Unknown - 73 F									
Omar Vizquel, S OBP: 0.356, SLG: 0.362 (1, 6) X	0-0 2B 1B		2-2 G5-3		3-1 G5-3			1-2 F8		4 1 1 0 0 0 2										
Carlos Baerga, S OBP: 0.337, SLG: 0.505 (1, 4) C SAFE X	0-1 1-H 2B			2-0 HR		1-1 E4 CS		1-1 G5-4-3 1B		4 1 3 2 0 0 0										
Albert Belle, R OBP: 0.437, SLG: 0.682 (1, 7) B C S S S	2-3 K			0-0 P9		3-3 K 1-2		0-0 G5-4-3 1-2f		4 0 0 0 0 2 3										
Eddie Murray, S OBP: 0.312, SLG: 0.445 (1, 3) B S B F X	3-2 P3			1-1 P4		0-2 F7			1-3 K	4 0 0 0 0 1 1										
Manny Ramirez, R OBP: 0.353, SLG: 0.505 (1, 9) Wayne Kirby, L OBP: 0.320, SLG: 0.357 (7, 9) F C B B C		2-3 K		3-3 K			0-0 F9		0-3 K	3 0 0 0 0 2 0 1 0 0 0 0 1 0										
Candy Maldonado, R OBP: 0.360, SLG: 0.521 (1, 10) C S C		0-3 K			1-0 G6-3		3-3 K		0-1 F8	4 0 0 0 0 2 0										
Tony Peña, R OBP: 0.362, SLG: 0.453 (1, 2) S X		0-1 F9			0-2 1B 1B		0-2 E6 1B			3 0 1 0 0 0 0										
Alvaro Espinoza, R OBP: 0.303, SLG: 0.364 (1, 5) S C C			0-3 K		2-3 K 1 SAFE 1 SAFE		0-1 1-2 1B			3 0 1 0 0 2 1										
Inning Stats	R: 1 E: 0 K: 1 S: 11	H: 2 LOB: 1 BB: 0 P: 18	R: 0 E: 0 K: 2 S: 8	H: 0 LOB: 0 BB: 0 P: 10	R: 0 E: 0 K: 1 S: 8	H: 0 LOB: 0 BB: 0 P: 11	R: 1 E: 0 K: 1 S: 8	H: 1 LOB: 0 BB: 0 P: 14	R: 0 E: 0 K: 1 S: 12	H: 2 LOB: 2 BB: 0 P: 19		R: 0 E: 1 K: 1 S: 15	H: 1 LOB: 2 BB: 0 P: 19	R: 0 E: 0 K: 0 S: 6	H: 1 LOB: 0 BB: 0 P: 8	R: 0 E: 0 K: 2 S: 9	H: 0 LOB: 0 BB: 0 P: 10	1B: 5 2B: 2 3B: 0 HR: 1	SF: 0 SAC: 0 DP: 2 HBP: 0	WP: 0 PB: 0 SB: 0 CS: 1
PITCHER	IP WLS BF H R ER SO BB IBB HBP BLK WP HR S P ERA WHIP																			
Wilson Alvarez, L ERA: 3.54 (1, 1)	8.0 L 31 7 2 2 8 0 0 0 0 0 1 76 111 2.25 0.875																			
Roberto Hernandez, R ERA: 5.75 (9, 1)	1.0 3 0 0 0 2 0 0 0 0 0 0 9 10 0.00 0.000																			

livebaseballscorecards.com

AB	34
R	2
H	7
RBI	2
BB	0
SO	10
LOB	9



Batter	1	2	3	4	5	6	7	8	9	AB R H RBI BB SO LOB
Joey Cora, S OBP: 0.358, SLG: 0.366 (1, 4) C F B X	1-2 L4 ①		2-2 L7 ②			1-3 K ①		1-0 L1-3 ② ③ 1-2		4 0 0 0 0 1 1
Tim Raines, S OBP: 0.376, SLG: 0.413 (1, 7) X	0-0 F8 ②		2-1 L7 2B ②			1-2 G4-3 ②		0-0 G4-3 ①		4 0 1 0 0 0 0
Frank Thomas, R OBP: 0.509, SLG: 0.776 (1, 3) B B X	2-0 G6-3 ③		3-1 G6-3 ③			0-2 FC6 1B ②		4-2 FC4-6 BB ②		3 0 1 0 1 0 1
Julio Franco, R OBP: 0.398, SLG: 0.484 (1, 10) F B B B		4-2 1B BB ①		0-3 K ①		2-0 FC6 ③ 1-2f		0-0 F9 ②		3 0 0 0 1 1 2
Robin Ventura, L OBP: 0.362, SLG: 0.463 (1, 5) B B C SAFE SAFE 1 B X		3-1 L7 ①		1-1 G4-3 ②		2-2 G3 ①		2-2 FC4-6 ③ 1-2f		4 0 0 0 0 0 2
Darrin Jackson, R OBP: 0.364, SLG: 0.467 (1, 9) C SAFE F B X		1-2 1B ②		2-2 L5 ③		0-0 F8 ②				3 0 1 0 0 0 0
Lance Johnson, L OBP: 0.314, SLG: 0.378 (1, 8) C B X		1-1 F8 ②			0-0 L9 ①		1-0 P6 ③			3 0 0 0 0 0 2
Ron Karkovice, R OBP: 0.324, SLG: 0.424 (1, 2) C C C		1-3 K ③			2-3 K ②		2-1 L1-3 1B ②			2 0 0 0 0 2 2
Warren Newson, L OBP: 0.299, SLG: 0.362 (8, PH)										1 0 1 0 0 0 0
Ron Tingley, R OBP: 0.246, SLG: 0.327 (9, 2)										0 0 0 0 0 0 0
Ozzie Guillen, L OBP: 0.288, SLG: 0.323 (1, 6) B X			1-0 G6-3 ①			0-0 G1-3 ③		1-0 F9 ①		3 0 0 0 0 0 1

Inning Stats	R: 0 H: 0 E: 0 LOB: 0 K: 0 BB: 0 S: 5 P: 8	R: 0 H: 1 E: 0 LOB: 2 K: 1 BB: 1 S: 12 P: 22	R: 0 H: 1 E: 0 LOB: 1 K: 0 BB: 0 S: 8 P: 16	R: 0 H: 0 E: 0 LOB: 0 K: 1 BB: 0 S: 9 P: 12	R: 0 H: 0 E: 0 LOB: 0 K: 1 BB: 0 S: 5 P: 7	R: 0 H: 1 E: 0 LOB: 1 K: 1 BB: 0 S: 11 P: 15	R: 0 H: 0 E: 0 LOB: 0 K: 0 BB: 0 S: 6 P: 9	R: 0 H: 1 E: 0 LOB: 0 K: 0 BB: 0 S: 4 P: 8	R: 0 H: 0 E: 0 LOB: 1 K: 0 BB: 1 S: 7 P: 13	1B: 3 SF: 0 2B: 2 SAC: 0 3B: 0 DP: 1 HR: 0 HBP: 0
PITCHER Dennis Martinez, R ERA: 3.7 (1, 1)	IP 9.0 WLS W BF 32 H 4 R 0 ER 0 SO 4 BB 2 IBB 0 HBP 0 BLK 0 WP 0 HR 0 S 67 P 110 ERA 0.00 WHIP 0.667									
PITCHER IP WLS BF H R ER SO BB IBB HBP BLK WP HR S P ERA WHIP										

BOTTOM

Cleveland Indians @ Chicago White Sox
 Comiskey Park, Chicago, IL
 Sat Jul 16 1994, 8:05 PM EDT
 Att: 42,710 - Unknown - 73 F

AB	30
R	0
H	4
RBI	0
BB	2
SO	4
LOB	11



WP: 0 PA: 32
PB: 0
SB: 0
CS: 0

livebaseballscores.com

Batter	1	2	3	4	5	6	7	8	9	AB R H RBI BB SO LOB	TOP									
Kenny Lofton, L (1, 8) OBP: 0.433, SLG: 0.559	2-2 F9		0-2 F7		3-2 F7		2-0 F8		0-1 G4-3	5 0 0 0 0 0 2	Cleveland Indians @ Chicago White Sox Comiskey Park, Chicago, IL Sun Jul 17 1994, 4:33 AM EDT Att. 41,986 - Cloudy - 76 F									
Omar Vizquel, S (1, 6) OBP: 0.348, SLG: 0.354	1-1 G3		3-3 K			3-3 K	1-1 P5			4 0 0 0 0 2 0										
Carlos Baerga, S (1, 4) OBP: 0.338, SLG: 0.508	1-0 G6-3		3-0 P4			1-2 1B 2B		1-1 1B		4 1 2 0 0 0 0										
Albert Belle, R (1, 7) OBP: 0.435, SLG: 0.677		1-0 1B		3-2 K		0-0 F9		1-2 F8		4 0 1 0 0 1 2										
Eddie Murray, S (1, 10) OBP: 0.311, SLG: 0.443		0-0 F8		1-2 G5-3		0-0 S BB 1B		1-0 P2		4 0 1 1 0 0 2										
Jim Thome, L (1, 5) OBP: 0.341, SLG: 0.486		3-1 1B		1-1 L5		4-2 S BB		1-2 P5		3 0 1 0 1 0 1										
Manny Ramirez, R (1, 9) Wayne Kirby, L (9, PH) OBP: 0.352, SLG: 0.500 OBP: 0.318, SLG: 0.354		0-3 K			1-3 K	4-2 FC4 BB		2-2 P6		2 0 0 0 1 2 2 1 0 0 0 0 0 0										
Paul Sorrento, L (1, 3) Candy Maldonado, R (6, PH) Alvaro Espinoza, R (6, 3) OBP: 0.331, SLG: 0.380 OBP: 0.356, SLG: 0.514 OBP: 0.301, SLG: 0.362		2-3 K			1-3 K	0-2 FC4		3-1 F9		2 0 0 0 0 2 2 1 0 0 0 0 0 3 1 0 0 0 0 0 0										
Sandy Alomar Jr., R (1, 2) OBP: 0.333, SLG: 0.471			1-0 HR		4-0 S BB		1-1 F9		1-2 1B	3 1 2 1 1 0 0										
Inning Stats	R: 0 H: 0 E: 0 K: 0 S: 8	H: 0 LOB: 0 BB: 0 P: 12	R: 0 H: 2 E: 0 K: 2 S: 10	H: 2 LOB: 2 BB: 0 P: 16	R: 1 H: 1 E: 0 K: 1 S: 11	H: 1 LOB: 0 BB: 0 P: 18	R: 0 H: 0 E: 0 K: 1 S: 8	H: 0 LOB: 0 BB: 0 P: 13	R: 0 H: 0 E: 0 K: 2 S: 15	H: 0 LOB: 1 BB: 1 P: 24	R: 1 H: 2 E: 0 K: 1 S: 16	H: 2 LOB: 3 BB: 2 P: 28	R: 0 H: 0 E: 0 K: 0 S: 5	H: 0 LOB: 0 BB: 0 P: 9	R: 0 H: 1 E: 0 K: 0 S: 9	H: 1 LOB: 1 BB: 0 P: 13	R: 0 H: 1 E: 0 K: 0 S: 13	H: 1 LOB: 1 BB: 0 P: 19	1B: 5 SF: 0 2B: 1 SAC: 0 3B: 0 DP: 0 HR: 1 HBP: 0	WP: 0 PA: 37 PB: 0 SB: 3 CS: 0
PITCHER	IP WLS BF H R ER SO BB IBB HBP BLK WP HR S P ERA WHIP																			
Jason Bere, R (1, 1) ERA: 3.54	5.2 W 25 5 2 2 7 3 0 0 0 0 1 65 108 3.18 1.412																			
Dennis Cook, L (6, 1) ERA: 3.86	2.1 8 1 0 0 0 0 0 0 0 0 0 0 17 25 0.00 0.429																			
Roberto Hernandez, R (9, 1) ERA: 5.59	1.0 S 4 1 0 0 0 0 0 0 0 0 0 0 13 19 0.00 1.000																			

AB	34
R	2
H	7
RBI	2
BB	3
SO	7
LOB	14



livebaseballscorecards.com

Batter	1	2	3	4	5	6	7	8	9	AB	R	H	RBI	BB	SO	LOB
Joey Cora, S OBP: 0.360, SLG: 0.381 (1, 4)	1-1 G6-4-3 1B		2-2 G6-3 1-2	1-3 K			1-2 HR			4	1	2	1	0	1	2
Tim Raines, S OBP: 0.372, SLG: 0.407 (1, 7)	0-1 L8		2-1 G6-3 2-H			3-1 P6	2-3 K			4	0	0	1	0	1	1
Frank Thomas, R OBP: 0.511, SLG: 0.784 Craig Grebeck, R OBP: 0.415, SLG: 0.386 (1, 3) (8, 5)	2-1 G6-4-3 1-2f		3-1 HR			4-2 F9 1B BB	4-2 S BB			2	1	1	1	2	0	1
Julio Franco, R OBP: 0.402, SLG: 0.485 (1, 10)		4-1 G6-3 1B BB	0-0 1B			1-2 S 1B	3-3 K	1-2 K		3	1	2	0	1	1	1
Robin Ventura, L OBP: 0.360, SLG: 0.458 (1, 5) (8, 3)		0-3 K	2-2 L7			0-0 F9	4-0 IBB			3	0	0	0	1	1	4
Warren Newson, L OBP: 0.300, SLG: 0.361 Darrin Jackson, R OBP: 0.363, SLG: 0.466 (1, 9) (7, 9)		1-1 G6-3 1-3		0-0 1B SF9 1B		3-1 F8	0-3 K			3	1	1	0	0	0	3
Lance Johnson, L OBP: 0.313, SLG: 0.376 (1, 8)		0-0 1B		2-1 F8		0-0 F7		1-1 G4-3		4	0	1	1	0	0	1
Ron Karkovice, R OBP: 0.325, SLG: 0.425 Michael LaValliere, L OBP: 0.402, SLG: 0.352 (1, 2) (6, 2)		0-2 G6-3		3-2 1-3 1B		4-2 CS BB		3-3 K		2	0	1	0	0	0	1
Ozzie Guillen, L OBP: 0.287, SLG: 0.323 (1, 6)			1-2 WP G6-3 1B		0-0 SF9	3-3 K		0-2 P5		3	1	1	1	0	1	1

Inning Stats	R: 0	H: 1	E: 0	LOB: 0	K: 0	BB: 0	S: 6	P: 9	R: 1	H: 1	E: 0	LOB: 1	K: 1	BB: 1	S: 11	P: 16	R: 2	H: 3	E: 0	LOB: 1	K: 0	BB: 0	S: 15	P: 24	R: 1	H: 2	E: 0	LOB: 1	K: 1	BB: 0	S: 11	P: 16	R: 0	H: 1	E: 0	LOB: 2	K: 0	BB: 1	S: 10	P: 21	R: 0	H: 0	E: 0	LOB: 1	K: 1	BB: 1	S: 8	P: 15	R: 1	H: 1	E: 0	LOB: 2	K: 3	BB: 2	S: 16	P: 30	R: 0	H: 0	E: 0	LOB: 0	K: 1	BB: 0	S: 8	P: 12	1B: 7	SF: 1	2B: 1	SAC: 0	3B: 0	DP: 2	HR: 2	HBP: 0
--------------	------	------	------	--------	------	-------	------	------	------	------	------	--------	------	-------	-------	-------	------	------	------	--------	------	-------	-------	-------	------	------	------	--------	------	-------	-------	-------	------	------	------	--------	------	-------	-------	-------	------	------	------	--------	------	-------	------	-------	------	------	------	--------	------	-------	-------	-------	------	------	------	--------	------	-------	------	-------	-------	-------	-------	--------	-------	-------	-------	--------


PITCHER	IP	WLS	BF	H	R	ER	SO	BB	IBB	HBP	BLK	WP	HR	S	P	ERA	WHIP
Jack Morris, R ERA: 4.97 (1, 1)	7.0	L	33	9	5	5	6	4	1	0	0	1	2	77	131	6.43	1.857
Larry Casian, L ERA: 6.91 (8, 1)	1.0		3	0	0	0	1	0	0	0	0	0	0	8	12	0.00	0.000

BOTTOM

Cleveland Indians @ Chicago White Sox
Comiskey Park, Chicago, IL

Sun Jul 17 1994, 4:33 AM EDT
Att: 41,986 - Cloudy - 76 F

AB	30
R	5
H	9
RBI	5
BB	5
SO	7
LOB	17



WP	HR	S	P	ERA	WHIP
1	2	77	131	6.43	1.857
0	0	8	12	0.00	0.000

Batter	1	2	3	4	5	6	7	8	9	10	11	12	13	AB R H RBI BB SO LOB	TOP												
Tony Phillips, S OBP: 0.406, SLG: 0.450 (1, 7)	1-2 F9 BB HR 1B	1-2 2-H 1B		H 1-0 F9 HBP		X 0-0 F8		B 2-1 F8			B 2-3 K			5 1 2 1 0 1 0													
Lou Whitaker, L OBP: 0.358, SLG: 0.476 (1, 4)	B 4-1 SAFE HR BB	2-1 F8		X 0-0 F9		C 1-1 SF7 3B		B 2-3 K			B 0-2 G4-3			5 2 1 0 1 1 2													
Travis Fryman, R OBP: 0.342, SLG: 0.503 (1, 5)	F 2-2 F9	1-2 F9		X 0-0 G6-3		B 1-2 SF7				B 3-2 G4-3				5 0 0 1 0 1 4													
Cecil Fielder, R OBP: 0.327, SLG: 0.510 (1, 3)	X 0-0 1-H 3-H HR			B 2-1 HR		B 4-0 HR BB		B 1-1 F7			B 3-1 F9		S 0-3 K	5 3 2 4 1 1 0													
Kirk Gibson, L OBP: 0.356, SLG: 0.545 (1, 10)	B 2-3 K			B 1-1 P2		B 3-1 1-H HR		F 1-2 PB 2B			B 1-3 K		B 1-2 P6	6 1 2 2 0 2 0													
Mickey Tettleton, S OBP: 0.421, SLG: 0.479 (1, 2)	B 1-0 G3			B 3-1 FC4-6 1B		B 2-2 E3		B 1-3 K			B 2-2 F7		B 2-1 P6	6 0 1 0 0 1 1													
Junior Felix, S OBP: 0.373, SLG: 0.566 (1, 9)		B 1-0 2B 2B		X 0-0 FC4-6 1-2F 1B		B 2-2 P2		B 2-3 K			B 0-2 K			6 1 1 0 0 2 3													
Alan Trammell, R OBP: 0.313, SLG: 0.423 (1, 6)		F 0-1 F9		C 0-3 K		B 1-2 F8		C 1-2 G5-3			B 3-0 1B		B 2-0 F8	6 0 1 0 0 1 4													
Juan Samuel, R OBP: 0.357, SLG: 0.532 (1, 8)		B 1-0 2-H 1B 2B		B 1-0 F8		B 2-0 F7		X 0-0 B1-3			C 0-1 SAFE P2		B 0-2 G6-3	6 1 1 1 0 0 2													
Inning Stats	R: 3 E: 0 K: 1 S: 15	H: 2 LOB: 0 BB: 1 P: 25	R: 2 E: 0 K: 0 S: 12	H: 3 LOB: 1 BB: 0 P: 18	R: 1 E: 0 K: 1 S: 10	H: 2 LOB: 1 BB: 0 P: 16	R: 0 E: 0 K: 0 S: 3	H: 0 LOB: 1 BB: 0 P: 5	R: 2 E: 1 K: 0 S: 12	H: 1 LOB: 1 BB: 1 P: 26	R: 1 E: 0 K: 0 S: 8	H: 1 LOB: 0 BB: 0 P: 11	R: 0 E: 0 K: 1 S: 6	H: 0 LOB: 1 BB: 0 P: 10	R: 0 E: 0 K: 1 S: 8	H: 0 LOB: 0 BB: 0 P: 15	R: 0 E: 0 K: 1 S: 11	H: 1 LOB: 1 BB: 0 P: 16	R: 0 E: 0 K: 2 S: 9	H: 0 LOB: 0 BB: 0 P: 12	R: 0 E: 0 K: 1 S: 9	H: 0 LOB: 0 BB: 0 P: 12	R: 0 E: 0 K: 0 S: 6	H: 0 LOB: 0 BB: 0 P: 10	1B: 4 2B: 3 3B: 1 HR: 3	SF: 1 SAC: 0 DP: 0 HBP: 1	WP: 0 PA: 54 PB: 1 SB: 0 CS: 0

PITCHER	IP	WLS	BF	H	R	ER	SO	BB	IBB	HBP	BLK	WP	HR	S	P	ERA	WHIP
Scott Sanderson, R ERA: 4.68 (1, 1)	1.1		10	5	5	5	1	1	0	0	0	0	1	22	35	33.75	4.500
Jose DeLeon, R ERA: 3.5 (2, 1)	4.2		21	4	4	4	1	1	0	1	0	0	2	38	66	7.71	1.071
Paul Assenmacher, L ERA: 3.95 (7, 1)	2.0		7	1	0	0	3	0	0	0	0	0	0	18	27	0.00	0.500
Kirk McCaskill, R ERA: 2.3 (9, 1)	5.0	W	16	1	0	0	5	0	0	0	0	0	0	43	65	0.00	0.200

PITCHER	IP	WLS	BF	H	R	ER	SO	BB	IBB	HBP	BLK	WP	HR	S	P	ERA	WHIP
---------	----	-----	----	---	---	----	----	----	-----	-----	-----	----	----	---	---	-----	------

Detroit Tigers @ Chicago White Sox

Comiskey Park, Chicago, IL

Mon Jul 18 1994, 8:05 PM EDT
Att: 41,860 - Unknown - 83 F

livebaseballscorecards.com

AB	50
R	9
H	11
RBI	9
BB	2
SO	10
LOB	16




Batter	1	2	3	4	5	6	7	8	9	10	11	12	13	AB R H RBI BB SO LOB
Joey Cora, S OBP: 0.362, SLG: 0.377 (1, 4)	L4		L4		G3-1		HR	L4			SH1-3 BB		SH1-3 E BB	5 2 1 0 2 0 1
Tim Raines, S OBP: 0.367, SLG: 0.401 (1, 7)	G4-3		G3		G3		E5 HR		G4-3		SH1-3		SH1-3	5 1 0 0 0 0 3
Frank Thomas, R OBP: 0.510, SLG: 0.784 (1, 10)	L9		G6-3			F9	HR		G6-3		IBB		FC3-6 IBB	5 1 1 4 2 0 0
Julio Franco, R OBP: 0.402, SLG: 0.501 (1, 3)		F9		HR		HR	FC5 S 1B		F7		F8		FC3-6 1B	7 2 3 2 0 0 3
Robin Ventura, L OBP: 0.363, SLG: 0.467 (1, 5)		FC5-4 1B		K		HR	FC5 IBB			P6	F7			5 1 2 1 1 1 2
Darrin Jackson, R OBP: 0.359, SLG: 0.463 (1, 9)		FC5-4 2B 1B		B5-3		G5-3	FC5			2B			G6-3	6 1 1 0 0 0 3
Lance Johnson, L OBP: 0.314, SLG: 0.377 (1, 8)		1B 2B		G3-1		F8	F7			IBB			G1-3	5 1 1 0 1 0 2
Michael LaValliere, L OBP: 0.417, SLG: 0.359 (1, 2)		1B					G3-1 BB		G6-3		F8		1B	4 1 2 2 2 0 2
Norberto Martin, R OBP: 0.320, SLG: 0.392 (12, PR)														0 0 0 0 0 0 0
Ron Tingley, R OBP: 0.246, SLG: 0.327 (13, 2)														0 0 0 0 0 0 0
Ozzie Guillen, L OBP: 0.282, SLG: 0.316 (1, 6)		F9				P3	F8	K		G4-3		G4-3		6 0 0 0 0 1 6

Inning Stats	R: 0	H: 0	E: 0	K: 0	S: 7	R: 2	H: 3	E: 0	K: 0	S: 9	R: 0	H: 0	E: 0	K: 0	S: 6	R: 1	H: 1	E: 0	K: 1	S: 7	R: 0	H: 0	E: 0	K: 0	S: 6	R: 2	H: 2	E: 0	K: 0	S: 10	R: 4	H: 3	E: 1	K: 0	S: 14	R: 0	H: 0	E: 0	K: 1	S: 8	R: 0	H: 0	E: 0	K: 0	S: 6	R: 0	H: 1	E: 0	K: 0	S: 8	R: 0	H: 0	E: 0	K: 0	S: 5	R: 0	H: 1	E: 0	K: 0	S: 15	R: 1	H: 0	E: 1	K: 0	S: 4	R: 1	H: 0	E: 0	K: 0	S: 4	1B: 5	2B: 2	3B: 0	HR: 4	SF: 0	SAC: 2	DP: 0	HBP: 0	WP: 0	PA: 58
--------------	------	------	------	------	------	------	------	------	------	------	------	------	------	------	------	------	------	------	------	------	------	------	------	------	------	------	------	------	------	-------	------	------	------	------	-------	------	------	------	------	------	------	------	------	------	------	------	------	------	------	------	------	------	------	------	------	------	------	------	------	-------	------	------	------	------	------	------	------	------	------	------	-------	-------	-------	-------	-------	--------	-------	--------	-------	--------

PITCHER	IP	WLS	BF	H	R	ER	SO	BB	IBB	HBP	BLK	WP	HR	S	P	ERA	WHIP
Mike Gardiner, R (1, 1)	5.2		24	6	5	5	1	1	0	0	0	0	3	43	65	7.94	1.235
Greg Cadaret, L (6, 1)	0.2		5	1	3	3	0	1	0	0	0	0	8	15	40.50	3.000	
Joe Boever, R (7, 1)	1.2		8	2	1	0	1	0	1	0	0	0	16	24	0.00	1.200	
Mike Henneman, R (9, 1)	3.0		13	1	0	0	0	1	2	0	0	0	19	43	0.00	0.667	
Storm Davis, R (12, 1)	1.2	L	8	1	1	0	0	1	1	0	0	0	19	32	0.00	1.200	

DETROIT TIGERS @ CHICAGO WHITE SOX
 Comiskey Park, Chicago, IL
 Mon Jul 18 1994, 8:05 PM EDT
 Att: 41,860 - Unknown - 83 F

AB 48
 R 10
 H 11
 RBI 9
 BB 8
 SO 2
 LOB 22



PITCHER	IP	WLS	BF	H	R	ER	SO	BB	IBB	HBP	BLK	WP	HR	S	P	ERA	WHIP
---------	----	-----	----	---	---	----	----	----	-----	-----	-----	----	----	---	---	-----	------

Batter	1	2	3	4	5	6	7	8	9	AB R H RBI BB SO LOB	TOP		
Tony Phillips, S (1, 7) OBP: 0.404, SLG: 0.447	0-3 K		3-1 BB 1B		1-1 G1-5-3		0-1 FC3-6 1-2f		1-3 K	5 0 1 0 0 2 1			
Lou Whitaker, L (1, 4) OBP: 0.359, SLG: 0.471	4-1 FC6-4 BB		4-1 G6-4-3 BB		0-3 K		1-1 F8		2-3 K	3 0 0 0 2 2 1			
Travis Fryman, R (1, 5) OBP: 0.338, SLG: 0.496	1-1 FC6-4 BB 1B		3-3 K		1-3 K		1-0 G5-3		2-3 K	5 1 0 0 0 3 3			
Cecil Fielder, R (1, 3) OBP: 0.331, SLG: 0.518	4-2 1B BB		1-1 G6-4-3		4-2 BB		3-1 HR			2 1 1 1 2 0 2			
Kirk Gibson, L (1, 10) OBP: 0.358, SLG: 0.556	0-1 1-2 2-H 1B			2-3 K		2-3 K		2-1 HR		4 1 2 2 0 2 1			
Mickey Tettleton, S (1, 9) OBP: 0.416, SLG: 0.472	3-1 P4			2-2 K		2-3 K		2-3 K		4 0 0 0 0 3 3			
Chad Kreuter, S (1, 2) OBP: 0.344, SLG: 0.297		2-3 K		2-3 K			1-0 P6	1-0 2B 1B		4 0 1 0 0 2 0			
Chris Gomez, R (1, 6) OBP: 0.353, SLG: 0.424		0-1 G5-3			2-3 K		3-2 HR	1-1 2B		4 1 2 1 0 1 0			
Juan Samuel, R (1, 8) Junior Felix, S (8, PH) OBP: 0.372, SLG: 0.563 (8, 8)		0-1 F9			2-1 HR		1-0 FC3-6 1B	0-3 K		3 1 2 1 0 0 0 1 0 0 0 0 1 2			
Inning Stats	R: 1 H: 1 E: 0 LOB: 2 K: 1 BB: 2 S: 12 P: 24	R: 0 H: 0 E: 0 LOB: 0 K: 1 BB: 0 S: 7 P: 9	R: 0 H: 1 E: 0 LOB: 1 K: 3 BB: 0 S: 8 P: 19	R: 0 H: 0 E: 0 LOB: 0 K: 3 BB: 0 S: 11 P: 17	R: 1 H: 1 E: 0 LOB: 0 K: 2 BB: 0 S: 12 P: 17	R: 0 H: 0 E: 0 LOB: 1 K: 3 BB: 1 S: 14 P: 23	R: 1 H: 2 E: 0 LOB: 1 K: 0 BB: 0 S: 13 P: 19	R: 2 H: 4 E: 0 LOB: 2 K: 2 BB: 0 S: 14 P: 24	R: 0 H: 0 E: 0 LOB: 0 K: 3 BB: 0 S: 10 P: 15	1B: 4 SF: 0 2B: 1 SAC: 0 3B: 0 DP: 1 HR: 4 HBP: 0	WP: 0 PA: 39 PB: 0 SB: 0 CS: 0		
PITCHER	IP WLS BF H R ER SO BB IBB HBP BLK WP HR S P ERA WHIP											PITCHER	IP WLS BF H R ER SO BB IBB HBP BLK WP HR S P ERA WHIP
Alex Fernandez, R (1, 1) ERA: 3.71	7.0 W 29 5 3 3 11 4 0 0 0 0 2 77 128 3.86 1.286												
Dane Johnson, R (8, 1) ERA: 6.57	0.1 3 2 2 2 0 0 0 0 0 0 2 5 11 54.00 6.000												
Paul Assenmacher, L (8, 1) ERA: 3.9	0.1 3 2 0 0 1 0 0 0 0 0 0 6 10 0.00 6.000												
Roberto Hernandez, R (8, 1) ERA: 5.4	1.1 4 0 0 0 4 0 0 0 0 0 0 13 18 0.00 0.000												

Detroit Tigers @ Chicago White Sox
 Comiskey Park, Chicago, IL
 Tue Jul 19 1994, 8:05 PM EDT
 Att. 31,367 - Unknown - 83 F

livebaseballscorecards.com

AB 35
R 5
H 9
RBI 5
BB 4
SO 16
LOB 13



Batter	1	2	3	4	5	6	7	8	9
Joey Cora, S <small>OBP: 0.362, SLG: 0.382</small> (1, 4)									
Tim Raines, S <small>OBP: 0.367, SLG: 0.410</small> (1, 7)									
Frank Thomas, R <small>OBP: 0.511, SLG: 0.780</small> (1, 10)									
Julio Franco, R <small>OBP: 0.407, SLG: 0.509</small> (1, 3)									
Robin Ventura, L <small>OBP: 0.361, SLG: 0.463</small> (1, 5)									
Darrin Jackson, R <small>OBP: 0.357, SLG: 0.458</small> (1, 9)									
Lance Johnson, L <small>OBP: 0.318, SLG: 0.384</small> (1, 8)									
Michael LaValliere, L <small>OBP: 0.411, SLG: 0.354</small> (1, 2)									
Ozzie Guillen, L <small>OBP: 0.284, SLG: 0.319</small> (1, 6)									

AB	R	H	RBI	BB	SO	LOB
5	1	2	0	0	0	3
5	3	2	2	0	1	3
3	2	1	0	2	1	1
5	1	4	3	0	0	0
5	0	1	2	0	0	4
5	0	1	0	0	0	5
4	2	3	1	0	0	1
4	0	1	1	0	1	2
4	1	2	1	0	0	1

BOTTOM	
AB	40
R	10
H	17
RBI	10
BB	2
SO	3
LOB	20
WP: 0	PA: 42
PB: 0	
SB: 0	
CS: 0	

Inning Stats		R	H	E	K	S	P	BB	IBB	HBP	BLK	WP	HR	S	P	ERA	WHIP
R: 1	H: 2	E: 0	K: 0	S: 16													
R: 4	H: 5	E: 0	K: 1	S: 13													
R: 1	H: 2	E: 1	K: 0	S: 9													
R: 2	H: 3	E: 0	K: 0	S: 14													
R: 0	H: 1	E: 0	K: 1	S: 11													
R: 0	H: 1	E: 0	K: 0	S: 12													
R: 2	H: 2	E: 0	K: 1	S: 14													
R: 0	H: 1	E: 0	K: 0	S: 6													

PITCHER		IP	WLS	BF	H	R	ER	SO	BB	IBB	HBP	BLK	WP	HR	S	P	ERA	WHIP
Tim Belcher, R	(1, 1)	3.0	L	22	11	8	8	1	2	0	0	0	0	0	43	71	24.00	4.333
Greg Gohr, R	(4, 1)	5.0		20	6	2	2	2	0	0	0	0	0	1	52	71	3.60	1.200

PITCHER		IP	WLS	BF	H	R	ER	SO	BB	IBB	HBP	BLK	WP	HR	S	P	ERA	WHIP

Detroit Tigers @ Chicago White Sox
 Comiskey Park, Chicago, IL
 Tue Jul 19 1994, 8:05 PM EDT
 Att: 31,367 - Unknown - 83 F

livebaseballscorecards.com

Batter	1	2	3	4	5	6	7	8	9	AB R H RBI BB SO LOB	TOP									
Tony Phillips, S OBP: 0.400, SLG: 0.442 (1, 7) X	0-0 G6-3 ①		2-3 K ③		1-1 G4-6-3 ② 1-2f			1 SAFE 2-3 K ①		4 0 0 0 0 2 4										
Lou Whitaker, L OBP: 0.361, SLG: 0.471 (1, 4) C C X	0-2 G4-3 ②			0-1 F8 1B		3-2 G6-4-3 1B		1-1 FC6-4 FC5-4 ② 1-2f		4 0 2 0 0 0 1										
Travis Fryman, R OBP: 0.335, SLG: 0.491 (1, 5) C B S B T C	2-3 K ③			1-3 K ①		0-1 G6-4-3 ② ② 1-2f		1-1 FC5-4 ③ 1-2f		4 0 0 0 0 2 3										
Cecil Fielder, R OBP: 0.330, SLG: 0.515 (1, 3) C C C S B B		2-3 K ①		0-2 F8 1-2		1-2 1B			0-0 L4 ①	4 0 1 0 0 1 1										
Kirk Gibson, L OBP: 0.357, SLG: 0.555 (1, 10) C S X		0-2 2B		2-1 P4 ③		0-0 F9 ③			1-3 K ②	4 0 1 0 0 1 2										
Mickey Tettleton, S OBP: 0.412, SLG: 0.465 (1, 2) B T T C C B B S B		3-2 L8 ②			3-3 K ①		1-0 F9 ①		1-3 K ③	4 0 0 0 0 2 1										
Junior Felix, S OBP: 0.371, SLG: 0.560 (1, 9) X T C		0-2 G4-3 ③			0-0 E PB 1B		3-3 K ②			3 0 1 0 0 1 1										
Chris Gomez, R OBP: 0.352, SLG: 0.421 (1, 6) X			0-0 P4 ①		1 SAFE 4-1 E BB		2-2 G1-3 ③			2 0 0 0 1 0 0										
Juan Samuel, R OBP: 0.364, SLG: 0.556 (1, 8) B F B X			2-2 G5-3 ②		2-0 E5 G4-6-3 1-2 2-3			0-1 FC6-4 1B		3 0 1 0 0 0 2										
Inning Stats	R: 0 E: 0 K: 1 S: 9	H: 0 LOB: 0 BB: 0 P: 11	R: 0 E: 0 K: 1 S: 14	H: 1 LOB: 1 BB: 0 P: 19	R: 0 E: 0 K: 1 S: 9	H: 0 LOB: 0 BB: 0 P: 13	R: 0 E: 0 K: 1 S: 10	H: 1 LOB: 1 BB: 0 P: 13	R: 0 E: 1 K: 1 S: 9	H: 2 LOB: 1 BB: 0 P: 13	R: 0 E: 0 K: 1 S: 9	H: 0 LOB: 0 BB: 0 P: 15	R: 0 E: 0 K: 1 S: 9	H: 1 LOB: 1 BB: 0 P: 13	R: 0 E: 0 K: 2 S: 8	H: 0 LOB: 0 BB: 0 P: 10	1B: 5 2B: 1 3B: 0 HR: 0	SF: 0 SAC: 0 DP: 2 HBP: 0	WP: 0 PB: 1 SB: 0 CS: 0	PA: 33
PITCHER Jack McDowell, R ERA: 4.07 (1, 1)	IP 9.0 WLS W BF 33 H 6 R 0 ER 0 SO 9 BB 1 IBB 0 HBP 0 BLK 0 WP 0 HR 0 S 86 P 125 ERA 0.00 WHIP 0.778																			PITCHER IP WLS BF H R ER SO BB IBB HBP BLK WP HR S P ERA WHIP

Detroit Tigers @ Chicago White Sox
 Comiskey Park, Chicago, IL
 Wed Jul 20 1994, 4:33 AM EDT
 Att. 38,095 - Sunny - 86 F

livebaseballscorecards.com

AB 32
R 0
H 6
RBI 0
BB 1
SO 9
LOB 15



Batter	1	2	3	4	5	6	7	8	9
Norberto Martin, R OBP: 0.308, SLG: 0.376 (1, 4) C S S	0-3 K ①		0-2 G5-3 ①		0-2 G4-3 ③			1-2 G6-3 ①	
Bob Zupcic, R OBP: 0.218, SLG: 0.311 (1, 7) B X	1-0 2B 1B		3-1 G6-3 ②			2-3 K ①		2-3 K ②	
Frank Thomas, R OBP: 0.511, SLG: 0.780 (1, 10) B B C X	2-1 F7 ②		0-3 K ③			2-0 2B		3-2 FC6-4 1B	
Julio Franco, R OBP: 0.405, SLG: 0.508 (1, 3) B F X	1-1 1B 2B			1-1 G6-3 ①		2-2 K ②		0-1 FC6-4 ③	
Robin Ventura, L OBP: 0.360, SLG: 0.462 (1, 5) X	0-0 1B			2-3 K ②		2-2 G4-3 ③			
Darrin Jackson, R OBP: 0.357, SLG: 0.467 (1, 9) X	0-0 F9 ③			1-2 F9 ③			2-2 HR		
Lance Johnson, L OBP: 0.316, SLG: 0.381 (1, 8) B C X		1-1 F9 ①			0-0 G3-1 ①		1-1 G4-3 ①		
Ron Tingley, R OBP: 0.233, SLG: 0.309 (1, 2) S B C C X		1-3 K ②			1-2 G4-3 ②		2-0 P3 ②		
Craig Grebeck, R OBP: 0.412, SLG: 0.395 (1, 6) X		0-0 F8 ③			1-0 2B		1-2 G6-3 ③		

Inning Stats	R: 2	H: 3	E: 0	LOB: 1	K: 1	S: 10	P: 14	R: 0	H: 0	E: 0	LOB: 0	K: 1	S: 6	P: 8	R: 0	H: 0	E: 0	LOB: 0	K: 1	S: 10	P: 13	R: 0	H: 0	E: 0	LOB: 0	K: 1	S: 8	P: 12	R: 0	H: 1	E: 0	LOB: 1	K: 0	S: 9	P: 11	R: 0	H: 1	E: 0	LOB: 1	K: 2	S: 11	P: 19	R: 1	H: 1	E: 0	LOB: 0	K: 0	S: 9	P: 15	R: 0	H: 1	E: 0	LOB: 1	K: 1	S: 12	P: 18
--------------	------	------	------	--------	------	-------	-------	------	------	------	--------	------	------	------	------	------	------	--------	------	-------	-------	------	------	------	--------	------	------	-------	------	------	------	--------	------	------	-------	------	------	------	--------	------	-------	-------	------	------	------	--------	------	------	-------	------	------	------	--------	------	-------	-------

PITCHER	IP	WLS	BF	H	R	ER	SO	BB	IBB	HBP	BLK	WP	HR	S	P	ERA	WHIP
David Wells, L ERA: 4.48 (1, 1)	8.0	L	31	7	3	3	7	0	0	0	0	0	1	75	110	3.38	0.875

AB R H RBI BB SO LOB

4 0 0 0 0 1 1

4 1 1 0 0 2 0

4 0 2 0 0 1 1

4 1 1 1 0 1 2

3 0 1 1 0 1 1

3 1 1 1 0 0 1

3 0 0 0 0 0 0

3 0 0 0 0 1 0

3 0 1 0 0 0 0

AB 31

R 3

H 7

RBI 3

BB 0

SO 7

LOB 6



WP: 0 PA: 31

PB: 0

SB: 0

CS: 0

ERA WHIP

Detroit Tigers @ Chicago White Sox

Comiskey Park, Chicago, IL

Wed Jul 20 1994, 4:33 AM EDT

Att: 38,095 - Sunny - 86 F

livebaseballscorecards.com

Batter	1	2	3	4	5	6	7	8	9	AB R H RBI BB SO LOB	TOP
Joey Cora, S (1, 4) <small>OBP: 0.363, SLG: 0.386</small>	1-1 		2-1 		0-0 		2-2 	1-1 		5 1 2 0 0 0 2	Chicago White Sox @ Cleveland Indians Jacobs Field, Cleveland, OH Thu Jul 21 1994, 7:05 PM EDT Att. 41,863 - Unknown - 74 F
Tim Raines, S (1, 7) <small>OBP: 0.365, SLG: 0.407</small>	0-0 		2-2 		1-0 	1-1 		2-2 	5 0 1 0 0 0 2		
Frank Thomas, R (1, 3) <small>OBP: 0.507, SLG: 0.780</small>	0-3 		0-0 		3-1 	3-2 		0-0 	5 1 1 2 0 1 2		
Julio Franco, R (1, 10) <small>OBP: 0.405, SLG: 0.507</small>		0-0 	0-1 			1-0 		0-0 	5 2 2 0 0 0 0		
Robin Ventura, L (1, 5) <small>OBP: 0.367, SLG: 0.466</small>		0-0 	4-1 			1-2 		2-0 	3 2 3 0 1 0 0		
Warren Newson, L (1, 9) <small>OBP: 0.301, SLG: 0.360</small> Darin Jackson, R (8, 9) <small>OBP: 0.357, SLG: 0.467</small>		2-2 	0-0 			2-2 		0-1 	3 0 1 0 0 0 2 0 0 0 0 0 0 0		
Lance Johnson, L (1, 8) <small>OBP: 0.318, SLG: 0.380</small>		2-1 		1-1 		2-2 		4-0 	3 0 1 1 1 0 2		
Michael LaValiere, L (1, 2) <small>OBP: 0.397, SLG: 0.343</small>		2-2 		2-2 		0-0 		2-2 	3 0 0 2 0 0 3		
Ozzie Guillen, L (1, 6) <small>OBP: 0.281, SLG: 0.315</small>		1-2 		0-3 			2-2 	0-0 	4 0 0 0 0 1 3		
Inning Stats	R: 0 H: 0 E: 0 LOB: 0 K: 1 BB: 0 S: 6 P: 7	R: 2 H: 3 E: 0 LOB: 1 K: 0 BB: 0 S: 16 P: 23	R: 2 H: 2 E: 0 LOB: 1 K: 0 BB: 1 S: 10 P: 18	R: 0 H: 0 E: 0 LOB: 0 K: 1 BB: 0 S: 8 P: 11	R: 0 H: 0 E: 0 LOB: 0 K: 0 BB: 0 S: 4 P: 8	R: 0 H: 2 E: 0 LOB: 2 K: 0 BB: 0 S: 11 P: 17	R: 0 H: 1 E: 0 LOB: 1 K: 0 BB: 0 S: 11 P: 19	R: 2 H: 2 E: 1 LOB: 2 K: 0 BB: 1 S: 10 P: 19	R: 0 H: 1 E: 0 LOB: 0 K: 0 BB: 0 S: 6 P: 10	1B: 9 SF: 1 2B: 1 SAC: 1 3B: 0 DP: 1 HR: 1 HBP: 0	
PITCHER Dennis Martinez, R (1, 1) <small>ERA: 3.77</small>	IP WLS BF H R ER SO BB IBB HBP BLK WP HR S P ERA WHIP 9.0 L 40 11 6 5 2 1 1 0 1 0 1 82 132 5.00 1.333										

AB	36
R	6
H	11
RBI	5
BB	2
SO	2
LOB	16



Batter	1	2	3	4	5	6	7	8	9	AB R H RBI BB SO LOB
Kenny Lofton, L OBP: 0.423, SLG: 0.540 (1, 8) B S B B X	3-1 FC4-5 2B		0-0 E6 2B HR	2-3 K			2-1 P8			4 1 1 0 0 1 2
Omar Vizquel, S OBP: 0.326, SLG: 0.328 (1, 6) X	0-0 FC4-5 F7 2-3		0-1 F7			2-1 F7		1-2 L5		4 0 0 0 0 0 3
Jim Thome, L OBP: 0.337, SLG: 0.496 (1, 5) B X	1-0 F7 2-3		2-1 HR 2B			2-2 P6		1-1 P8		4 1 1 1 0 0 1
Albert Belle, R OBP: 0.434, SLG: 0.696 (1, 7) B S F X	1-3 K		0-0 HR			1-3 K		1-0 G6-3		4 1 1 3 0 2 1
Eddie Murray, S OBP: 0.312, SLG: 0.448 (1, 3) F X		0-1 F8	0-0 G3			0-0 F8		2-3 K		4 0 0 0 0 1 0
Manny Ramirez, R OBP: 0.352, SLG: 0.496 (1, 9) F B F X		1-2 G6-3		0-0 SH3-4 FC6-5 1B		0-0 P3		2-3 K		4 1 1 0 0 1 0
Candy Maldonado, R OBP: 0.366, SLG: 0.513 (1, 10) Paul Sorrento, L OBP: 0.344, SLG: 0.430 (9, PH)		2-2 CS 1B		4-0 FC6-5 SH3-4 1-2 BB		1-1 L6		0-0 F7		2 0 1 0 1 0 0 1 0 0 0 0 0 0
Tony Peña, R OBP: 0.365, SLG: 0.455 (1, 2) B S B	3-1 CS 1-2		3-2 E 2B 1B			0-0 SH3-4 1-2 2-3		1-1 L9		2 1 1 0 0 0 0
Alvaro Espinoza, R OBP: 0.283, SLG: 0.339 (1, 4) F F X			0-0 P3		0-2 FC6-5 2-3 3-H		3-3 K			3 0 0 1 0 1 2

Inning Stats	R: 0	H: 1	E: 1	LOB: 1	K: 1	P: 7	R: 0	H: 1	E: 0	LOB: 0	K: 0	P: 9	R: 4	H: 3	E: 1	LOB: 0	K: 0	P: 12	R: 1	H: 1	E: 0	LOB: 1	K: 1	P: 8	R: 0	H: 0	E: 0	LOB: 0	K: 1	P: 9	R: 0	H: 0	E: 0	LOB: 0	K: 0	P: 4	R: 0	H: 0	E: 0	LOB: 0	K: 1	P: 9	R: 0	H: 0	E: 0	LOB: 0	K: 2	P: 8	R: 0	H: 0	E: 0	LOB: 0	K: 2	P: 12	R: 0	H: 0	E: 0	LOB: 0	K: 2	P: 12	1B: 3	SF: 0	2B: 2	SAC: 1	3B: 0	DP: 0	HR: 1	HBP: 0	WP: 0	PA: 35
--------------	------	------	------	--------	------	------	------	------	------	--------	------	------	------	------	------	--------	------	-------	------	------	------	--------	------	------	------	------	------	--------	------	------	------	------	------	--------	------	------	------	------	------	--------	------	------	------	------	------	--------	------	------	------	------	------	--------	------	-------	------	------	------	--------	------	-------	-------	-------	-------	--------	-------	-------	-------	--------	-------	--------

PITCHER	IP	WLS	BF	H	R	ER	SO	BB	IBB	HBP	BLK	WP	HR	S	P	ERA	WHIP
Wilson Alvarez, L ERA: 3.4 (1, 1)	7.2	W	30	6	5	1	4	1	0	0	0	0	1	65	101	1.17	0.913
Kirk McCaskill, R ERA: 2.28 (8, 1)	0.1		1	0	0	0	0	0	0	0	0	0	0	1	2	0.00	0.000
Paul Assenmacher, L ERA: 3.86 (9, 1)	0.1		1	0	0	0	1	0	0	0	0	0	0	3	5	0.00	0.000
Roberto Hernandez, R ERA: 5.31 (9, 1)	0.2	S	2	0	0	0	1	0	0	0	0	0	0	5	7	0.00	0.000


BOTTOM

Chicago White Sox @ Cleveland Indians
Jacobs Field, Cleveland, OH

Thu Jul 21 1994, 7:05 PM EDT
Att: 41,863 - Unknown - 74 F

livebaseballscorecards.com

AB	32
R	5
H	6
RBI	5
BB	1
SO	6
LOB	9



Batter	1	2	3	4	5	6	7	8	9	AB R H RBI BB SO LOB	TOP		
Joey Cora, S (1, 4) OBP: 0.358, SLG: 0.380	0-2 	2-1 		2-2 		1-0 		0-0 		4 1 0 1 0 0 4			
Tim Raines, S (1, 7) OBP: 0.366, SLG: 0.419	0-0 	0-0 		3-1 		0-0 		3-2 		5 2 2 4 0 0 2			
Frank Thomas, R (1, 3) OBP: 0.508, SLG: 0.783	3-1 	1-1 			2-1 	2-1 		1-3 		5 1 3 1 0 1 2			
Julio Franco, R (1, 10) OBP: 0.400, SLG: 0.500	0-0 	1-2 			1-1 	1-2 			0-1 	5 0 0 0 0 0 4			
Robin Ventura, L (1, 5) OBP: 0.367, SLG: 0.465		0-0 	0-0 		3-1 		2-1 		1-0 	5 1 2 0 0 0 1			
Darrin Jackson, R (1, 9) OBP: 0.360, SLG: 0.469 (3, 8)		1-0 	0-2 		0-0 		3-3 		1-3 	5 0 3 1 0 2 1			
Lance Johnson, L (1, 8) OBP: 0.319, SLG: 0.381 Warren Newson, L (3, 9) OBP: 0.306, SLG: 0.364		1-1 	2-1 		1-3 		3-0 			2 1 1 0 0 0 2			
Michael LaValiere, L (1, 2) OBP: 0.392, SLG: 0.340		0-1 	3-1 			1-0 	2-2 			4 0 1 1 0 0 4			
Ozzie Guillen, L (1, 6) OBP: 0.290, SLG: 0.324		0-1 		0-1 		0-0 		0-2 		4 2 4 0 0 0 0			
Inning Stats	R: 0 E: 1 K: 0 S: 7 H: 0 LOB: 1 BB: 0 P: 10	R: 5 E: 0 K: 0 S: 16 H: 6 LOB: 1 BB: 0 P: 22	R: 0 E: 0 K: 0 S: 9 H: 2 LOB: 1 BB: 0 P: 14	R: 0 E: 0 K: 0 S: 8 H: 1 LOB: 0 BB: 0 P: 13	R: 1 E: 0 K: 1 S: 11 H: 2 LOB: 1 BB: 0 P: 18	R: 2 E: 0 K: 0 S: 9 H: 3 LOB: 1 BB: 0 P: 14	R: 0 E: 0 K: 1 S: 9 H: 2 LOB: 1 BB: 0 P: 19	R: 0 E: 0 K: 1 S: 11 H: 1 LOB: 1 BB: 0 P: 15	R: 0 E: 0 K: 1 S: 6 H: 0 LOB: 0 BB: 0 P: 8	1B: 13 2B: 5 3B: 0 HR: 1 SF: 0 SAC: 1 DP: 3 HBP: 0	WP: 2 PB: 0 SB: 2 CS: 0 PA: 42		
PITCHER	IP WLS BF H R ER SO BB IBB HBP BLK WP HR S P ERA WHIP											PITCHER	IP WLS BF H R ER SO BB IBB HBP BLK WP HR S P ERA WHIP
Jack Morris, R (1, 1) ERA: 5.2	5.0 W 25 11 6 6 1 0 0 0 0 0 1 1 51 77 10.80 2.200												
Jerry Dipoto, R (6, 1) ERA: 4.63	1.1 8 4 2 2 1 0 0 0 0 0 0 0 14 24 13.50 3.000												
Larry Casian, L (7, 1) ERA: 6.95	1.1 5 2 0 0 0 0 0 0 0 0 1 0 12 20 0.00 1.500												
Eric Plunk, R (8, 1) ERA: 3.0	0.1 1 0 0 0 0 1 0 0 0 0 0 0 3 4 0.00 0.000												
Jeff Russell, R (9, 1) ERA: 4.93	1.0 S 3 0 0 0 0 1 0 0 0 0 0 0 6 8 0.00 0.000												

Chicago White Sox @ Cleveland Indians
 Jacobs Field, Cleveland, OH
 Fri Jul 22 1994, 7:05 PM EDT
 Att. 41,844 - Unknown - 76 F

livebaseballscorecards.com

AB	41
R	8
H	17
RBI	8
BB	0
SO	4
LOB	21



Batter	1	2	3	4	5	6	7	8	9
Kenny Lofton, L OBP: 0.427, SLG: 0.550 (1, 8)	4-2 S E BB	1-0 2-H HR		3-1 S 1B		1-2 BB 1B		2-1 F7	
Omar Vizquel, S OBP: 0.329, SLG: 0.328 (1, 6)	2-2 F8 1-H	0-2 L9		3-2 CS 1B 1-H		4-1 G4-6-3 BB 1-2			
Jim Thome, L OBP: 0.342, SLG: 0.534 (1, 5)	3-2 HR	2-2 HR		1-2 CS 1-2	0-0 HR	0-1 G4-6-3 1-2f			
Albert Belle, R OBP: 0.435, SLG: 0.702 (1, 7)	2-2 HR	1-0 G5-3			0-2 BLK 1B		3-3 K		
Eddie Murray, S OBP: 0.311, SLG: 0.445 (1, 10)	1-2 G6-3		1-2 P4		2-3 K 1-2		0-0 1B		
Paul Sorrento, L OBP: 0.342, SLG: 0.438 (1, 3)	3-2 HR		0-0 G4-3		2-3 K		0-0 L8		
Sandy Alomar Jr., R OBP: 0.343, SLG: 0.473 (1, 2)	2-2 CS 1B		1-2 G4-3		4-0 IBB		2-2 P3		
Wayne Kirby, L OBP: 0.317, SLG: 0.385 (1, 9)	1-1 CS 1-2	4-1 SH1-3 HR BB		1-2 L9	0-3 K		2-3 K		
Alvaro Espinoza, R OBP: 0.279, SLG: 0.333 (1, 4)		0-1 SH1-3		2-2 G6-3		1-3 K		2-3 K	

Inning Stats	R: 4	H: 4	E: 0	K: 0	S: 27	LOB: 0	BB: 1	P: 45	R: 3	H: 2	E: 0	K: 0	S: 12	LOB: 0	BB: 1	P: 20	R: 0	H: 0	E: 0	K: 0	S: 9	LOB: 0	BB: 0	P: 11	R: 1	H: 2	E: 0	K: 0	S: 18	LOB: 0	BB: 0	P: 26	R: 1	H: 2	E: 0	K: 3	S: 15	LOB: 2	BB: 1	P: 23	R: 0	H: 1	E: 0	K: 1	S: 12	LOB: 1	BB: 1	R: 0	H: 1	E: 0	K: 1	S: 9	LOB: 1	BB: 0	R: 0	H: 0	E: 0	K: 2	S: 8	LOB: 0	BB: 0	P: 14	R: 0	H: 0	E: 0	K: 2	S: 8	LOB: 0	BB: 0	P: 14
--------------	------	------	------	------	-------	--------	-------	-------	------	------	------	------	-------	--------	-------	-------	------	------	------	------	------	--------	-------	-------	------	------	------	------	-------	--------	-------	-------	------	------	------	------	-------	--------	-------	-------	------	------	------	------	-------	--------	-------	------	------	------	------	------	--------	-------	------	------	------	------	------	--------	-------	-------	------	------	------	------	------	--------	-------	-------

PITCHER	IP	WLS	BF	H	R	ER	SO	BB	IBB	HBP	BLK	WP	HR	S	P	ERA	WHIP
Jason Bere, R ERA: 3.82 (1, 1)	0.2		7	4	4	4	0	1	0	0	0	0	3	26	43	54.00	7.500
Scott Sanderson, R ERA: 5.01 (1, 1)	3.1	L	15	6	5	5	0	1	0	0	0	0	3	46	65	13.50	2.100
Dennis Cook, L ERA: 3.52 (5, 1)	2.2		11	2	0	0	5	1	1	0	1	0	0	26	42	0.00	1.125
Jose DeLeon, R ERA: 3.48 (7, 1)	0.1		1	0	0	0	0	0	0	0	0	0	0	4	6	0.00	0.000
Paul Assenmacher, L ERA: 3.72 (8, 1)	1.0		3	0	0	0	2	0	0	0	0	0	0	8	14	0.00	0.000

AB R H RBI BB SO LOB

4	3	3	2	1	0	0
3	0	1	1	1	0	0
4	3	3	3	0	0	2
4	1	2	1	0	1	0
4	0	1	0	0	1	1
4	1	1	1	0	1	2
3	0	1	0	1	0	1
3	1	0	0	1	2	2
3	0	0	0	0	2	0

AB	32
R	9
H	12
RBI	8
BB	4
SO	7
LOB	8



WP	HR	S	P	ERA	WHIP
0	0	0	39	0	0

Chicago White Sox @ Cleveland Indians
Jacobs Field, Cleveland, OH
 Fri Jul 22 1994, 7:05 PM EDT
 Att: 41,844 - Unknown - 76 F

livebaseballscorecards.com

Batter	1	2	3	4	5	6	7	8	9	AB R H RBI BB SO LOB	TOP		
Joey Cora, S (1, 4) OBP: 0.359, SLG: 0.380 C B B B B X	3-2 		0-1 G4-3 		0-0 G4-6-3 1-2f 		0-1 G3 		1-0 BB 1B 	5 0 2 1 0 0 1			
Tim Raines, S (1, 7) OBP: 0.363, SLG: 0.415 Norberto Martin, R (7, 7) OBP: 0.312, SLG: 0.379 C X SAFE	0-1 G4-3 1-2f 		2-0 G5-3 		0-0 G4-3 			0-2 G5-3 	0-0 BB 1B 	3 0 0 0 0 0 1 2 0 1 1 0 0 0			
Frank Thomas, R (1, 3) OBP: 0.511, SLG: 0.781 F B B B B	4-1 		4-2 1B BB 		2-1 G4-3 			4-1 FC4-8 BB 	4-2 1-2 2-3 BB 	1 0 0 0 4 0 0			
Julio Franco, R (1, 10) OBP: 0.398, SLG: 0.496 C B B B B C	3-3 		2-2 1B 1B 		2-1 G1-3 			0-0 F9 	2-2 G1-3 	5 0 1 0 0 1 5			
Robin Ventura, L (1, 5) OBP: 0.371, SLG: 0.469 B C B B X		3-1 G3 BB 1B 	1-0 1-2 2-H 1B 		0-1 G5-3 			0-1 1B 1B 		4 0 3 0 0 0 1			
Darrin Jackson, R (1, 8) OBP: 0.365, SLG: 0.478 F B B B B B		4-2 G3 1-2 BB 		0-1 G5-3 			2-1 1-2 1B 		1-2 FC1-5 3B 	3 0 2 0 1 0 0			
Warren Newson, L (1, 9) OBP: 0.292, SLG: 0.346 C B T C X		1-2 G3 1-2 2-3 		0-1 G6-3 			2-2 G3-1 		3-2 G3 	4 0 0 0 0 0 5			
Ron Tingley, R (1, 2) OBP: 0.226, SLG: 0.298 Craig Grebeck, R (7, PH) OBP: 0.414, SLG: 0.391 C B T C X		1-3 		2-0 F7 			0-3 		4-2 FC1-5 1B BB 	2 0 0 0 0 1 2 1 1 0 0 1 1 0			
Ozzie Guillen, L (1, 6) OBP: 0.290, SLG: 0.324 Bob Melvin, R (7, 2) OBP: 0.267, SLG: 0.467 B C X		1-0 G3 		1-1 G4-6-3 1B 			1-0 G5-3 		1-2 FC1-5 1B 3-H 	3 0 1 0 0 0 2 1 1 0 0 0 0 2			
Inning Stats	R: 0 H: 1 E: 0 LOB: 1 K: 1 BB: 1 S: 10 P: 20	R: 0 H: 1 E: 0 LOB: 2 K: 1 BB: 1 S: 11 P: 21	R: 0 H: 2 E: 0 LOB: 2 K: 0 BB: 1 S: 12 P: 21	R: 0 H: 0 E: 0 LOB: 0 K: 0 BB: 0 S: 5 P: 7	R: 0 H: 1 E: 0 LOB: 0 K: 0 BB: 0 S: 4 P: 5	R: 0 H: 2 E: 0 LOB: 2 K: 0 BB: 0 S: 11 P: 19	R: 0 H: 0 E: 0 LOB: 0 K: 1 BB: 0 S: 6 P: 7	R: 0 H: 0 E: 0 LOB: 1 K: 0 BB: 1 S: 6 P: 10	R: 2 H: 3 E: 0 LOB: 3 K: 0 BB: 2 S: 22 P: 38	1B: 9 SF: 0 2B: 0 SAC: 0 3B: 1 DP: 2 HR: 0 HBP: 0	WP: 0 PA: 40 PB: 0 SB: 0 CS: 0		
PITCHER	IP WLS BF H R ER SO BB IBB HBP BLK WP HR S P ERA WHIP											PITCHER	IP WLS BF H R ER SO BB IBB HBP BLK WP HR S P ERA WHIP
Jason Grimsley, R (1, 1) ERA: 4.8 Jose Mesa, R (9, 1) ERA: 3.86	8.2 W 38 10 2 2 3 5 0 0 0 0 0 0 82 137 2.08 1.731												

Chicago White Sox @ Cleveland Indians
 Jacobs Field, Cleveland, OH
 Sat Jul 23 1994, 3:33 AM EDT
 Att. 41,861 - Sunny - 84 F

livebaseballscorecards.com

AB	34
R	2
H	10
RBI	2
BB	6
SO	3
LOB	19



Batter	1	2	3	4	5	6	7	8	9	AB	R	H	RBI	BB	SO	LOB
Kenny Lofton, L OBP: 0.430, SLG: 0.555 Ruben Amaro Jr, S OBP: 0.133, SLG: 0.143 (1, 8) (7, PH) (8, 8)	1-1 G6-3 SF7 2B		0-0 S S 1B	0-2 G3		0-0 1B HBP 1B	2-1 P5			4	2	3	0	0	0	0
Omar Vizquel, S OBP: 0.330, SLG: 0.330 (1, 6)	1-2 G6-3 2-3		2-2 L9 1-2		0-0 1B 1B	0-2 HBP BB 1B 1-3 2-H	0-0 P8			5	1	2	1	0	0	4
Jim Thome, L OBP: 0.346, SLG: 0.534 (1, 5)	3-0 SF7 3-H		1-0 F9		3-2 1B 1B 1-3	4-1 HBP BB 1-2	4-0 1B BB 1-2			2	1	1	1	2	0	1
Albert Belle, R OBP: 0.439, SLG: 0.701 Wayne Kirby, L OBP: 0.317, SLG: 0.385 (1, 7) (9, 7)	1-3 K		4-2 BB 2-3		0-0 1B SF7 1B 1-2	2-0 HBP 1-2 2-3 3-H	2-2 1B 1-2 2-H 3-H			3	1	2	4	1	1	0
Eddie Murray, S OBP: 0.309, SLG: 0.442 (1, 10)		0-1 F9	0-1 P6		2-0 1B 1-3 2-H	0-0 P4	0-0 G4-3			5	0	1	1	0	0	7
Manny Ramirez, R OBP: 0.353, SLG: 0.494 (1, 9)		4-2 1B FC5-4 BB		2-1 HR 1B	3-2 SF7 3-H	0-3 K	1-3 K			3	2	1	1	1	2	3
Paul Sorrento, L OBP: 0.343, SLG: 0.449 (1, 3)		2-2 FC5-4 1B 1-3		0-1 HR	3-2 F7	0-0 G1-3	2-2 F7			5	1	2	2	0	0	4
Sandy Alomar Jr., R OBP: 0.341, SLG: 0.472 (1, 2)		0-2 FC5-4 1-2f 3-H		0-0 F7	1-1 L9		2-1 1B 1B 2B	3-2 L6		5	1	1	1	0	0	2
Alvaro Espinoza, R OBP: 0.283, SLG: 0.337 (1, 4)		0-2 F9		1-1 G5-3		0-1 1B 1B	1-2 1B BB			4	2	2	0	0	0	1

Inning Stats		R: 1 E: 0 K: 1 S: 9	H: 1 LOB: 0 BB: 0 P: 15	R: 1 E: 0 K: 0 S: 14	H: 1 LOB: 1 BB: 1 P: 20	R: 0 E: 0 K: 0 S: 11	H: 1 LOB: 2 BB: 1 P: 17	R: 2 E: 0 K: 0 S: 14	H: 2 LOB: 0 BB: 0 P: 17	R: 3 E: 0 K: 0 S: 14	H: 4 LOB: 1 BB: 0 P: 26	R: 2 E: 0 K: 1 S: 13	H: 3 LOB: 3 BB: 1 P: 19	R: 2 E: 0 K: 0 S: 13	H: 3 LOB: 2 BB: 1 P: 24	R: 0 E: 0 K: 1 S: 9	H: 0 LOB: 0 BB: 0 P: 15	1B: 12 2B: 2 3B: 0 HR: 1	SF: 2 SAC: 0 DP: 0 HBP: 1	WP: 0 PB: 0 SB: 2 CS: 0	PA: 44				
PITCHER										PITCHER															
Scott Ruffcorn, R ERA: 15.75 (1, 1)	4.0	WLS: L	BF: 23	H: 9	R: 7	ER: 7	SO: 1	BB: 2	IBB: 0	HBP: 0	BLK: 0	WP: 0	HR: 1	S: 54	P: 80	ERA: 15.75	WHIP: 2.750								
Jose DeLeon, R ERA: 3.92 (5, 1)	3.0		18	6	4	4	1	2	0	1	0	0	0	34	58	12.00	2.667								
Roberto Hernandez, R ERA: 5.18 (8, 1)	1.0		3	0	0	0	1	0	0	0	0	0	0	9	15	0.00	0.000								


BOTTOM

Chicago White Sox @ Cleveland Indians
 Jacobs Field, Cleveland, OH
 Sat Jul 23 1994, 3:33 AM EDT
 Att: 41,861 - Sunny - 84 F

livebaseballscorecards.com

AB	37
R	11
H	15
RBI	11
BB	4
SO	3
LOB	24



Batter	1	2	3	4	5	6	7	8	9	AB R H RBI BB SO LOB	TOP											
Joey Cora, S (1, 4) <small>OBP: 0.353, SLG: 0.373</small>	0-1 B3		1-2 L7		0-1 G4-3		0-2 G4-3		2-0 L9	5 0 0 0 0 0 4												
Tim Raines, S (1, 7) <small>OBP: 0.364, SLG: 0.416</small>	2-0 G4-3		3-2 1B BB		1-1 F7			3-2 G6-3 BB 1B		4 1 2 1 0 0 0												
Frank Thomas, R (1, 10) <small>OBP: 0.511, SLG: 0.776</small>	1-3 K		4-2 1B BB		2-3 K2-3			4-0 G6-3 BB 1B		2 0 0 0 2 2 0												
Julio Franco, R (1, 3) <small>OBP: 0.399, SLG: 0.504</small>		0-2 G5-3	1-1 1B		1-1 HR			1-0 G6-3 1-2f 2-3		4 1 2 3 0 0 2												
Robin Ventura, L (1, 5) <small>OBP: 0.370, SLG: 0.465</small>		1-3 K	1-1 G4-3		0-0 G4-3			4-2 BB		3 0 0 0 1 1 2												
Darrin Jackson, R (1, 8) <small>OBP: 0.364, SLG: 0.475</small>		1-3 K		0-0 P9		2-1 1B		0-1 G4-3		4 0 1 0 0 1 2												
Warren Newson, L (1, 9) <small>OBP: 0.301, SLG: 0.353</small>			0-0 1B 1B		1-1 G4-3		2-1 G4-3		0-2 SH1-4 1B	4 1 2 0 0 0 1	AB 33 R 4 H 9 RBI 4 BB 3 SO 4 LOB 14											
Michael LaValliere, L (1, 2) <small>OBP: 0.390, SLG: 0.340</small>			0-2 SAFE L7		3-1 L8		2-1 FC1-6 1B		0-0 SH1-4	3 0 1 0 0 0 1												
Ozzie Guillen, L (1, 6) <small>OBP: 0.290, SLG: 0.323</small>			2-2 1B 1B		0-2 G6-3		0-0 FC1-6 CS		0-0 F8	4 1 1 0 0 0 2												
Inning Stats	R: 0 E: 0 K: 1 S: 6	H: 0 LOB: 0 BB: 0 P: 9	R: 0 E: 0 K: 2 S: 9	H: 0 LOB: 0 BB: 0 P: 11	R: 3 E: 0 K: 0 S: 21	H: 4 LOB: 2 BB: 1 P: 33	R: 0 E: 0 K: 0 S: 5	H: 0 LOB: 0 BB: 0 P: 9	R: 0 E: 0 K: 0 S: 7	H: 0 LOB: 0 BB: 0 P: 8	R: 1 E: 0 K: 1 S: 10	H: 2 LOB: 1 BB: 0 P: 17	R: 0 E: 0 K: 0 S: 6	H: 1 LOB: 0 BB: 0 P: 8	R: 0 E: 0 K: 0 S: 8	H: 1 LOB: 2 BB: 2 P: 20	R: 0 E: 0 K: 0 S: 6	H: 1 LOB: 1 BB: 0 P: 8	1B: 8 2B: 0 3B: 0 HR: 1	SF: 0 SAC: 1 DP: 1 HBP: 0	WP: 0 PB: 0 SB: 0 CS: 1	PA: 37
PITCHER	IP WLS BF H R ER SO BB IBB HBP BLK WP HR S P ERA WHIP																					
Charles Nagy, R (1, 1) <small>ERA: 3.53</small>	8.0 L 33 8 4 4 4 3 0 0 0 0 1 72 115 4.50 1.375																					
Derek Lilliquist, L (9, 1) <small>ERA: 6.23</small>	1.0 4 1 0 0 0 0 0 0 0 0 0 6 8 0.00 1.000																					

Chicago White Sox @ Cleveland Indians
Jacobs Field, Cleveland, OH
Sun Jul 24 1994, 3:33 AM EDT
Att. 41,894 - Cloudy - 79 F

livebaseballscorecards.com

Batter	1	2	3	4	5	6	7	8	9	AB R H RBI BB SO LOB
Kenny Lofton, L OBP: 0.428, SLG: 0.558 (1, 8) B B C B X	3-2 L3 ①		1-2 SF7 3B ②		0-0 SF7 3-H ②		1-1 F8 ③			3 0 1 1 0 0 0
Omar Vizquel, S OBP: 0.329, SLG: 0.325 (1, 6) B C F X	1-2 G4-3 ②		0-1 G6-3 ③		4-0 BLK BB ③			3-1 G1-3 ①		3 0 0 0 1 0 1
Jim Thome, L OBP: 0.348, SLG: 0.537 (1, 5) B B X	2-0 2B ②			2-2 1B ③	1-1 P5 1-2 ③			2-2 F9 ②		4 0 2 0 0 0 1
Albert Belle, R OBP: 0.435, SLG: 0.694 (1, 7) F X	0-1 G6-3 ③			1-3 K ①		2-3 K ①		0-0 P6 ③		4 0 0 0 0 2 2
Eddie Murray, S OBP: 0.309, SLG: 0.440 (1, 10) C C B X		1-2 E5 CS ①		2-3 K ②		0-1 1B ②		0-0 E5 ①		4 0 1 0 0 1 1
Manny Ramirez, R OBP: 0.349, SLG: 0.487 (1, 9) Wayne Kirby, L OBP: 0.321, SLG: 0.385 (9, PH)		1-2 P8 ①		1-2 G1-3 ③		2-3 K ②		4-2 S BB ②		3 0 0 0 0 1 3 0 0 0 0 1 0 0
Paul Sorrento, L OBP: 0.342, SLG: 0.446 (1, 3) B F B B SAFE		3-3 K ② ③			2-2 1B E 1B ③		2-2 G3-1 ③		3-3 K ②	4 1 1 0 0 2 3
Tony Peña, R OBP: 0.364, SLG: 0.451 (1, 2) Ruben Amaro Jr, S OBP: 0.125, SLG: 0.133 (9, PH)			0-2 F8 ①		0-0 E9 G4-3 1-H SF7 1B ①		2-2 G1-3 ①		0-2 P5 ③	3 1 1 0 0 0 0 1 0 0 0 0 0 1
Alvaro Espinoza, R OBP: 0.279, SLG: 0.332 (1, 4) X			0-0 F9 ②		0-2 G4-3 2-3 ①		1-2 F9 ②			3 0 0 0 0 0 1

Inning Stats	R: 0	H: 1	E: 0	K: 0	S: 9	R: 0	H: 0	E: 1	K: 1	S: 12	R: 0	H: 1	E: 0	K: 0	S: 9	R: 0	H: 1	E: 0	K: 2	S: 14	R: 2	H: 2	E: 1	K: 0	S: 11	R: 0	H: 1	E: 0	K: 2	S: 14	R: 0	H: 0	E: 0	K: 0	S: 11	R: 0	H: 0	E: 0	K: 0	S: 6	R: 0	H: 0	E: 1	K: 1	S: 9	R: 0	H: 0	E: 1	K: 1	S: 16	1B: 4	2B: 2	3B: 1	HR: 0	SF: 1	SAC: 0	DP: 1	HBP: 0	WP: 0	PB: 0	SB: 1	CS: 1	PA: 35
--------------	------	------	------	------	------	------	------	------	------	-------	------	------	------	------	------	------	------	------	------	-------	------	------	------	------	-------	------	------	------	------	-------	------	------	------	------	-------	------	------	------	------	------	------	------	------	------	------	------	------	------	------	-------	-------	-------	-------	-------	-------	--------	-------	--------	-------	-------	-------	-------	--------

PITCHER	IP	WLS	BF	H	R	ER	SO	BB	IBB	HBP	BLK	WP	HR	S	P	ERA	WHIP
Alex Fernandez, R ERA: 3.64 (1, 1)	8.0	W	31	6	2	2	5	1	0	0	1	0	0	86	126	2.25	0.875
Paul Assenmacher, L ERA: 3.68 (9, 1)	0.1		1	0	0	0	0	0	0	0	0	0	0	1	1	0.00	0.000
Roberto Hernandez, R ERA: 5.09 (9, 1)	0.2	S	3	0	0	0	1	1	0	0	0	0	0	8	15	0.00	1.500

BOTTOM

Chicago White Sox @ Cleveland Indians
Jacobs Field, Cleveland, OH
Sun Jul 24 1994, 3:33 AM EDT
Att: 41,894 - Cloudy - 79 F

livebaseballscorecards.com

AB	32
R	2
H	6
RBI	1
BB	2
SO	6
LOB	13



Batter	1	2	3	4	5	6	7	8	9	10	11	12	AB R H RBI BB SO LOB	TOP																				
Joey Cora, S OBP: 0.346, SLG: 0.365 (1, 4)	G3		G4-3		G4-6-3		L7		G4-3			G4-3	6 0 0 0 0 0 5	Chicago White Sox @ Kansas City Royals Kauffman Stadium, Kansas City, MO Mon Jul 25 1994, 7:05 PM CDT Att. 32,459 - Unknown - 86 F livebaseballscorecards.com																				
Tim Raines, S OBP: 0.364, SLG: 0.421 (1, 7)	F8			SF8 3B		K		F7		P4		G4-3	6 1 2 1 0 1 0																					
Frank Thomas, R OBP: 0.507, SLG: 0.768 (1, 3)	G6-3			SF8		S 1B		K		G4-3		G3	5 0 1 1 0 1 1																					
Julio Franco, R OBP: 0.399, SLG: 0.503 (1, 10)		G4-6-3 1B		K		K		WP 2B 1B		G4-3			5 1 2 0 0 2 1																					
Robin Ventura, L OBP: 0.370, SLG: 0.465 (1, 5)	G4-6-3			K				1-H 2B				F9	4 0 1 1 1 1 1																					
Darrin Jackson, R OBP: 0.367, SLG: 0.475 (1, 8)	F9					K						G3-6-3 1B	4 1 2 0 1 1 2																					
Warren Newson, L OBP: 0.323, SLG: 0.360 Bob Zupcic, R OBP: 0.213, SLG: 0.303 (7, PR) (7, 9)				WP BB		1B SH5-4 1B		1B SH1-3 BB		F8		G3-6-3 1-2f	1 0 1 0 2 0 0 2 0 0 0 0 0 3																					
Michael LaValliere, L OBP: 0.387, SLG: 0.536 Norberto Martin, R OBP: 0.309, SLG: 0.375 Bob Melvin, R OBP: 0.250, SLG: 0.438 (1, 2) (9, PH) (9, 2)			L6		SH5-4		SH1-3		G1-3			G1-3	1 0 0 0 0 0 1 1 0 0 0 0 0 0 1 0 0 0 0 0 0																					
Ozzie Guillen, L OBP: 0.294, SLG: 0.330 (1, 6)	F8								G6-3			G4-3 1B 2B	5 1 3 1 0 0 1																					
Inning Stats	R: 0 E: 0 K: 0 S: 12	H: 0 LOB: 0 BB: 0 P: 16	R: 0 E: 0 K: 0 S: 5	H: 1 LOB: 0 BB: 0 P: 7	R: 0 E: 0 K: 0 S: 8	H: 0 LOB: 1 BB: 1 P: 16	R: 1 E: 0 K: 2 S: 12	H: 1 LOB: 0 BB: 0 P: 20	R: 1 E: 0 K: 3 S: 10	H: 3 LOB: 1 BB: 0 P: 12	R: 0 E: 0 K: 3 S: 14	H: 1 LOB: 2 BB: 1 P: 24	R: 0 E: 0 K: 0 S: 8		H: 1 LOB: 1 BB: 1 P: 16	R: 1 E: 0 K: 1 S: 13	H: 2 LOB: 2 BB: 1 P: 24	R: 0 E: 0 K: 0 S: 5	H: 0 LOB: 0 BB: 0 P: 6	R: 0 E: 0 K: 0 S: 6	H: 0 LOB: 0 BB: 0 P: 11	R: 0 E: 0 K: 0 S: 6	H: 1 LOB: 0 BB: 0 P: 10	R: 1 E: 0 K: 0 S: 8	H: 2 LOB: 1 BB: 0 P: 13	1B: 9 2B: 2 3B: 1 HR: 0	SF: 1 SAC: 2 DP: 3 HBP: 0	WP: 2 PB: 0 SB: 1 CS: 0	PA: 48					
PITCHER	IP WLS BF H R ER SO BB IBB HBP BLK WP HR S P ERA WHIP																																	
Kevin Appier, R ERA: 4.01 (1, 1)	8.0	34	9	3	3	6	2	2	0	0	0	0	0		0	0	0	82	135	3.38	1.375													
Billy Brewer, L ERA: 2.19 (9, 1)	1.1	4	0	0	0	0	0	0	0	0	0	0	0	0	0	0	7	10	0.00	0.000														
Hipolito Pichardo, R ERA: 4.88 (10, 1)	2.2	10	3	1	1	0	0	0	0	0	0	0	0	0	0	0	18	30	3.38	1.125														



Batter	1	2	3	4	5	6	7	8	9	10	11	12	AB R H RBI BB SO LOB
Brian McRae, S OBP: 0.357, SLG: 0.372 (1, 8)	L8		SH3		1B		K			G4-3 S BB		B3	4 0 1 0 1 1 0
Dave Henderson, R OBP: 0.307, SLG: 0.420 (1, 7)	G6-3		K		F9		P4			G4-3		1B HR 1B	6 1 1 0 0 1 3
Wally Joyner, L OBP: 0.397, SLG: 0.475 (1, 3)	K		F9			1B 3B		F7		G5-3 IBB IBB		HR 1B	5 2 2 0 1 1 1
Bob Hamelin, L OBP: 0.373, SLG: 0.581 (1, 10)		CS BB		K		2B G4-3 1B		G6-4-3 1B		1-2 IBB		HR	4 2 3 4 2 1 0
Mike MacFarlane, R OBP: 0.366, SLG: 0.460 (1, 2)	1B	1B		FC4-6 BB		G4-3 1B 2B		G6-4-3		G5-3			4 1 2 0 1 0 4
Felix Jose, S OBP: 0.358, SLG: 0.465 (1, 9)	F7		FC4-6		G4-3				1B 1B			1B BB	4 0 1 1 1 0 3
Gary Gaetti, R OBP: 0.323, SLG: 0.452 (1, 5)	1B		K		P6				F8			F8	5 0 1 0 0 1 4
Greg Gagne, R OBP: 0.318, SLG: 0.392 (1, 6)	G6-3				F7		CS 1B		F8-3 1B			1B	5 0 3 1 0 0 2
Jose Lind, R OBP: 0.289, SLG: 0.312 (1, 4)			SH3 1B		G6-3		CS		F9			F9	5 0 1 0 0 0 3

Inning Stats	R: 0	H: 0	E: 0	K: 1	S: 12	LOB: 0	BB: 0	P: 19	R: 0	H: 2	E: 0	K: 0	S: 12	LOB: 2	BB: 1	P: 24	R: 0	H: 1	E: 0	K: 1	S: 11	LOB: 1	BB: 0	P: 15	R: 0	H: 0	E: 0	K: 2	S: 11	LOB: 1	BB: 1	P: 17	R: 0	H: 1	E: 0	K: 0	S: 12	LOB: 1	BB: 0	P: 12	R: 0	H: 0	E: 0	K: 1	S: 8	LOB: 0	BB: 0	P: 13	R: 0	H: 1	E: 0	K: 0	S: 6	LOB: 0	BB: 0	P: 8	R: 0	H: 2	E: 0	K: 0	S: 5	LOB: 1	BB: 0	P: 6	R: 0	H: 0	E: 0	K: 0	S: 4	LOB: 2	BB: 3	P: 19	R: 0	H: 1	E: 0	K: 0	S: 11	LOB: 1	BB: 1	P: 17	R: 3	H: 3	E: 0	K: 0	S: 5	LOB: 0	BB: 0	P: 7	1B: 12	SF: 0	2B: 2	SAC: 1	3B: 1	DP: 3	HR: 1	HBP: 0	WP: 0	PA: 50
--------------	------	------	------	------	-------	--------	-------	-------	------	------	------	------	-------	--------	-------	-------	------	------	------	------	-------	--------	-------	-------	------	------	------	------	-------	--------	-------	-------	------	------	------	------	-------	--------	-------	-------	------	------	------	------	------	--------	-------	-------	------	------	------	------	------	--------	-------	------	------	------	------	------	------	--------	-------	------	------	------	------	------	------	--------	-------	-------	------	------	------	------	-------	--------	-------	-------	------	------	------	------	------	--------	-------	------	--------	-------	-------	--------	-------	-------	-------	--------	-------	--------


PITCHER	IP	WLS	BF	H	R	ER	SO	BB	IBB	HBP	BLK	WP	HR	S	P	ERA	WHIP
Jack McDowell, R ERA: 4.01 (1, 1)	9.0		36	11	3	3	5	2	0	0	0	0	0	85	131	3.00	1.444
Kirk McCaskill, R ERA: 2.19 (10, 1)	2.0		9	1	0	0	0	2	2	0	0	0	0	15	36	0.00	1.500
Roberto Hernandez, R ERA: 5.71 (12, 1)	0.1	L	4	3	3	3	0	0	0	0	0	0	1	5	7	81.00	9.000

BOTTOM

Chicago White Sox @ Kansas City Royals
Kauffman Stadium, Kansas City, MO

Mon Jul 25 1994, 7:05 PM CDT
Att: 32,459 - Unknown - 86 F

AB	42
R	6
H	15
RBI	6
BB	6
SO	5
LOB	20



PITCHER	IP	WLS	BF	H	R	ER	SO	BB	IBB	HBP	BLK	WP	HR	S	P	ERA	WHIP
---------	----	-----	----	---	---	----	----	----	-----	-----	-----	----	----	---	---	-----	------

Batter	1	2	3	4	5	6	7	8	9	AB R H RBI BB SO LOB	TOP											
Joey Cora, S (1, 4) OBP: 0.347, SLG: 0.366	1-0 G1-6-3 1B		1-1 F7		1-1 CS 1B		3-2 K		0-1 L7	5 0 2 0 0 1 3												
Tim Raines, S (1, 7) OBP: 0.365, SLG: 0.420	2-1 G1-6-3 1-2f		2-2 P5		4-2 BB			1-2 S 3B 1B		3 1 1 0 1 0 2												
Frank Thomas, R (1, 3) OBP: 0.507, SLG: 0.764	4-2 BB		4-2 BB		1-3 K			1-3 K 1-2		2 0 0 0 2 2 2												
Julio Franco, R (1, 10) OBP: 0.398, SLG: 0.505	0-3 K		1-2 G5-3			0-0 G6-3		2-1 2-H 3B		4 0 1 1 0 1 3												
Robin Ventura, L (1, 5) OBP: 0.367, SLG: 0.460		2-1 G5-3		0-2 G4-3		2-2 F8		2-2 G5-3		4 0 0 0 0 0 1												
Darrin Jackson, R (1, 8) OBP: 0.371, SLG: 0.481		1-0 E4 3B		4-1 S BB		4-2 BB		2-3 K		2 1 1 0 2 1 1												
Bob Zupcic, R (1, 9) OBP: 0.205, SLG: 0.291		0-1 G5-3		1-0 F8		0-1 G4-3			4-2 G3 BB	3 0 0 0 0 0 2												
Warren Newson, L (9, PH) OBP: 0.330, SLG: 0.360										0 0 0 0 1 0 0												
Norberto Martin, R (9, PR) OBP: 0.309, SLG: 0.375										0 0 0 0 0 0 0												
Michael LaValiere, L (1, 2) OBP: 0.375, SLG: 0.324		2-2 F8		2-2 G3-1			0-1 G6-3		2-1 G3	4 0 0 0 0 0 2												
Ozzie Guillen, L (1, 6) OBP: 0.294, SLG: 0.329			0-0 S 1B		0-2 F7		1-2 L8		0-1 F8	4 0 1 0 0 0 2												
Inning Stats	R: 0 E: 0 K: 1 S: 8	H: 1 LOB: 1 BB: 1 P: 15	R: 1 E: 1 K: 0 S: 8	H: 1 LOB: 0 BB: 0 P: 13	R: 0 E: 0 K: 0 S: 11	H: 1 LOB: 2 BB: 1 P: 19	R: 0 E: 0 K: 0 S: 10	H: 0 LOB: 1 BB: 1 P: 16	R: 0 E: 0 K: 1 S: 11	H: 1 LOB: 1 BB: 1 P: 16	R: 0 E: 0 K: 1 S: 9	H: 0 LOB: 1 BB: 1 P: 15	R: 0 E: 0 K: 1 S: 8	H: 0 LOB: 0 BB: 0 P: 12	R: 1 E: 0 K: 2 S: 15	H: 2 LOB: 1 BB: 0 P: 23	R: 0 E: 0 K: 0 S: 8	H: 0 LOB: 2 BB: 1 P: 14	1B: 4 2B: 0 3B: 2 HR: 0	SF: 0 SAC: 0 DP: 1 HBP: 0	WP: 0 PB: 0 SB: 3 CS: 1	PA: 37
PITCHER	IP WLS BF H R ER SO BB IBB HBP BLK WP HR S P ERA WHIP																				PITCHER	IP WLS BF H R ER SO BB IBB HBP BLK WP HR S P ERA WHIP
Tom Gordon, R (1, 1) ERA: 4.54	7.1 W 31 6 2 1 4 5 0 0 0 0 0 0 73 118 1.23 1.500																					
Billy Brewer, L (8, 1) ERA: 2.17	0.1 W 1 0 0 0 0 0 0 0 0 0 0 0 3 5 0.00 0.000																					
Rusty Meacham, R (8, 1) ERA: 2.17	0.1 W 1 0 0 0 1 0 0 0 0 0 0 0 4 6 0.00 0.000																					
Jeff Montgomery, R (9, 1) ERA: 4.74	1.0 S 4 0 0 0 0 1 0 0 0 0 0 0 8 14 0.00 1.000																					

Chicago White Sox @ Kansas City Royals
Kauffman Stadium, Kansas City, MO

Tue Jul 26 1994, 7:05 PM CDT
Att. 21,971 - Unknown - 75 F

AB	31
R	2
H	6
RBI	1
BB	6
SO	5
LOB	18



Batter	1	2	3	4	5	6	7	8	9
Brian McRae, S OBP: 0.358, SLG: 0.375 (1, 8)	0-0 G6-3 		1-1 P5 		4-0 1B 		0-2 2B 		
Wally Joyner, L OBP: 0.398, SLG: 0.475 (1, 10)	0-3 K 		1-1 1B 		0-2 1B 		3-3 K 		
Dave Henderson, R OBP: 0.301, SLG: 0.411 (1, 7)	0-0 G1-3 		0-0 F9 			3-1 F7 		1-3 K2-3 	
Mike Macfarlane, R OBP: 0.365, SLG: 0.455 Brent Mayne, L OBP: 0.292, SLG: 0.320 (1, 2) (9, 2)		2-2 P4 		4-0 G6-4-3 		0-1 F8 		0-3 K 	
Felix Jose, S OBP: 0.357, SLG: 0.461 (1, 9)		3-2 F8 		3-2 G6-4-3 		4-2 BB 		0-0 F7 	
Bob Hamelin, L OBP: 0.373, SLG: 0.579 (1, 3)		3-3 K 		2-2 1B 		1-1 F8 			
Gary Gaetti, R OBP: 0.323, SLG: 0.449 (1, 5)			2-2 G5-3 		0-1 F9 		4-0 G6-3 SH3-4 2B BB 		
Greg Gagne, R OBP: 0.319, SLG: 0.393 (1, 6)			0-0 1B 		1-2 F9 		0-0 SH3-4 		
Jose Lind, R OBP: 0.289, SLG: 0.313 (1, 4)			1-2 1B 		2-2 G6-3 		1-2 G6-3 		

AB	R	H	RBI	BB	SO	LOB
3	1	1	1	1	0	2
4	0	2	2	0	2	1
4	0	0	0	0	1	2
3	0	0	0	1	1	0
0	0	0	0	0	0	0
3	0	0	0	1	0	1
3	0	1	0	0	1	1
2	1	0	0	1	0	1
2	1	1	0	0	0	0
3	0	1	0	0	0	1

AB	R	H	RBI	BB	SO	LOB
27	3	6	3	4	5	9

WP	HR	S	P	ERA	WHIP
0	0	7	8	0.00	0.000

BOTTOM

Chicago White Sox @ Kansas City Royals

Kauffman Stadium, Kansas City, MO

Tue Jul 26 1994, 7:05 PM CDT
Att: 21,971 - Unknown - 75 F

livebaseballscores.com



Inning Stats	R	H	E	K	S	P	IP	WLS	BF	H	R	ER	SO	BB	IBB	HBP	BLK	WP	HR	S	P	ERA	WHIP
Wilson Alvarez, L ERA: 3.42 (1, 1)	0	0	0	1	5	7	7.0	L	29	6	3	3	3	4	0	0	0	0	0	74	119	3.86	1.429
Jose DeLeon, R ERA: 3.86 (8, 1)	0	0	0	0	5	7	1.0	R	3	0	0	0	2	0	0	0	0	0	0	7	8	0.00	0.000

WP	HR	S	P	ERA	WHIP
0	0	7	8	0.00	0.000

Batter	1	2	3	4	5	6	7	8	9	AB R H RBI BB SO LOB	TOP																		
Norberto Martin, R (1, 4) OBP: 0.298, SLG: 0.364 Lance Johnson, L (9, PH) OBP: 0.318, SLG: 0.380	2-2 G4-3		0-0 FC6-4		0-0 G4-3		1-0 SF9		1-3 K	3 0 0 1 0 0 2 1 0 0 0 0 1 1																			
Tim Raines, S (1, 7) OBP: 0.361, SLG: 0.415	0-2 G6-3			1-2 G4-3		1-3 K	2-1 CS	2-1 P5		4 0 0 0 0 1 0																			
Frank Thomas, R (1, 3)	0-0 G4-3			1-2 G6-3		2-3 K		1-0 E 1B		4 0 1 0 0 1 0																			
Julio Franco, R (1, 10)		2-2 G4-3		2-1 2B 1B		1-0 1B		0-0 E6		4 0 2 0 0 0 1																			
Robin Ventura, L (1, 5)		2-1 G3-1		2-1 1 SAFE SAFE 1 SAFE SAFE	1-3 2B	0-1 L3		1-2 P3		4 0 1 0 0 0 3																			
Darrin Jackson, R (1, 8)		1-3 K		2-2 G5-3			2-2 SH5-4 SF9 1B 1B	2-1 G4-3		4 1 1 0 0 1 4																			
Warren Newson, L (1, 9) OBP: 0.330, SLG: 0.360 Bob Zupcic, R (7, 9) OBP: 0.205, SLG: 0.291 Joey Cora, S (9, PH) OBP: 0.346, SLG: 0.364			2-3 K		0-0 G5-3		1-1 SF9 SH5-4 1-2 1B		0-1 L8	3 0 1 0 0 1 0 0 0 0 0 0 0 0 1 0 0 0 0 0 0	AB 34 R 1 H 9 RBI 1 BB 1 SO 5 LOB 11																		
Bob Melvin, R (1, 2) OBP: 0.222, SLG: 0.389 Michael LaValiere, L (7, PH) OBP: 0.372, SLG: 0.321 (7, 2)			3-2 G5-3		1-1 F7		0-0 SH5-4		0-0 F7	2 0 0 0 0 0 0 1 0 0 0 0 0 0																			
Ozzie Guillen, L (1, 6) OBP: 0.302, SLG: 0.335			0-0 FC6-4 1B		2-1 1B		4-0 CS IBB		1-0 1B	3 0 3 0 1 0 0																			
Inning Stats	R: 0 E: 0 K: 0 S: 10	H: 0 LOB: 0 BB: 0 P: 12	R: 0 E: 0 K: 1 S: 8	H: 0 LOB: 0 BB: 0 P: 13	R: 0 E: 0 K: 1 S: 10	H: 1 LOB: 1 BB: 0 P: 15	R: 0 E: 0 K: 0 S: 6	H: 1 LOB: 1 BB: 0 P: 9	R: 0 E: 0 K: 2 S: 10	H: 1 LOB: 1 BB: 0 P: 14	R: 1 E: 0 K: 0 S: 9	H: 2 LOB: 1 BB: 1 P: 18	R: 0 E: 1 K: 0 S: 11	H: 1 LOB: 2 BB: 0 P: 17	R: 0 E: 0 K: 1 S: 7	H: 1 LOB: 1 BB: 0 P: 9	1B: 8 2B: 1 3B: 0 HR: 0	SF: 1 SAC: 1 DP: 0 HBP: 0	WP: 0 PB: 0 SB: 0 CS: 1	PA: 38									
PITCHER	IP WLS BF H R ER SO BB IBB HBP BLK WP HR S P ERA WHIP																												
Mark Gubicza, R (1, 1) ERA: 4.39	7.1		29	7	1	1	4	0	1	0	0	0	0	0	69	107	1.23	0.955											
Stan Belinda, R (8, 1) ERA: 5.0	0.0		2	1	0	0	0	0	0	0	0	0	0	2	3	∞	∞												
Billy Brewer, L (8, 1) ERA: 2.15	0.1		1	0	0	0	0	0	0	0	0	0	0	5	6	0.00	0.000												
Rusty Meacham, R (8, 1) ERA: 3.35	0.1	W	1	0	0	0	0	0	0	0	0	0	0	2	4	0.00	0.000												
Jeff Montgomery, R (9, 1) ERA: 4.62	1.0	S	4	1	0	0	1	0	0	0	0	0	0	7	9	0.00	1.000												

Chicago White Sox @ Kansas City Royals
Kauffman Stadium, Kansas City, MO
Wed Jul 27 1994, 7:05 PM CDT
Att. 23,405 - Unknown - 75 F

livebaseballscorecards.com



Batter	1	2	3	4	5	6	7	8	9
Brian McRae, S OBP: 0.359, SLG: 0.376 (1, 8)	1-3 K		3-1 F9			1-1 1B		3-2 E 1B	
Dave Henderson, R OBP: 0.296, SLG: 0.403 (1, 7)	2-0 F8			2-1 G4-3		1-0 P5		0-0 FC6-2-1 1B	
Wally Joyner, L OBP: 0.394, SLG: 0.469 (1, 10)	1-2 P5			2-3 K		3-1 F8		3-H E5 1B	
Bob Hamelin, L OBP: 0.375, SLG: 0.580 (1, 3)		1-1 F8		2-2 P2			0-2 F9 1B 2B	4-2 CS 1B BB	
Felix Jose, S OBP: 0.356, SLG: 0.458 (1, 9)		3-3 K			0-1 G3-1		1-1 F9	3-2 1B BB	
Gary Gaetti, R OBP: 0.326, SLG: 0.448 (1, 5)		1-3 K			2-3 K		0-0 1B	4-1 1B BB	
Brent Mayne, L OBP: 0.291, SLG: 0.313 (1, 2)			1-2 P7		4-0 BB		1-3 K	2-1 P5	
Greg Gagne, R OBP: 0.316, SLG: 0.389 (1, 6)			2-3 K		1-3 K		1-3 K		
Jose Lind, R OBP: 0.293, SLG: 0.318 (1, 4)						3-2 G4-3		2-2 1B 2B	

BOTTOM										
AB	R	H	RBI	BB	SO	LOB				
4	1	2	0	0	1	1				
4	1	0	0	0	0	3				
4	1	0	1	0	1	2				
3	1	1	0	1	0	0				
4	0	1	2	0	1	1				
3	0	1	1	1	2	0				
3	0	0	0	1	1	3				
3	0	0	0	0	3	2				
2	0	1	0	1	0	0				
1B: 4	SF: 0						WP: 0	PA: 34		
2B: 2	SAC: 0						PB: 0			
3B: 0	DP: 0						SB: 2			
HR: 0	HBP: 0						CS: 1			

Chicago White Sox @ Kansas City Royals
 Kauffman Stadium, Kansas City, MO
 Wed Jul 27 1994, 7:05 PM CDT
 Att: 23,405 - Unknown - 75 F

livebaseballscorecards.com

AB 30
 R 4
 H 6
 RBI 4
 BB 4
 SO 9
 LOB 12



Inning Stats																	
R: 0	H: 0	R: 0	H: 0	R: 0	H: 0	R: 0	H: 0	R: 0	H: 0	R: 1	H: 2	R: 3	H: 3				
E: 0	LOB: 0	E: 0	LOB: 0	E: 0	LOB: 1	E: 0	LOB: 0	E: 0	LOB: 1	E: 0	LOB: 1	E: 1	LOB: 2				
K: 1	BB: 0	K: 2	BB: 0	K: 1	BB: 1	K: 2	BB: 0	K: 2	BB: 1	K: 2	BB: 0	K: 0	BB: 2				
S: 11	P: 15	S: 9	P: 14	S: 14	P: 24	S: 8	P: 14	S: 8	P: 15	S: 9	P: 16	S: 16	P: 34				

PITCHER																		
IP	WLS	BF	H	R	ER	SO	BB	IBB	HBP	BLK	WP	HR	S	P	ERA	WHIP		
7.0		26	3	1	1	9	2	0	0	0	0	0	7	114	1.29	0.714		
0.1	L	3	2	2	2	0	0	0	0	0	0	0	7	12	54.00	6.000		
0.2		5	1	1	0	0	1	1	0	0	0	0	9	22	0.00	3.000		

Batter	1	2	3	4	5	6	7	8	9	AB	R	H	RBI	BB	SO	LOB	TOP
Joey Cora, S (1, 4) OBP: 0.344, SLG: 0.361 Bob Melvin, R (8, 2) OBP: 0.222, SLG: 0.389	1-2 		1-2 			1-1 		2-1 		5	1	1	0	0	0	4	
Tim Raines, S (1, 7) OBP: 0.362, SLG: 0.413	3-2 		4-1 			0-0 			3-2 	4	0	1	0	1	0	0	
Frank Thomas, R (1, 3) OBP: 0.501, SLG: 0.753	3-2 		3-0 			3-2 			0-1 	5	0	1	2	0	1	1	
Julio Franco, R (1, 10) OBP: 0.396, SLG: 0.500		0-2 	1-3 			1-1 			1-2 	4	0	0	0	0	2	2	
Robin Ventura, L (1, 5) OBP: 0.367, SLG: 0.459		1-1 	4-2 			0-2 				3	0	1	0	1	0	2	
Warren Newson, L (1, 9) OBP: 0.337, SLG: 0.359		4-1 	2-1 							3	1	1	0	1	1	3	
Lance Johnson, L (1, 8) OBP: 0.317, SLG: 0.378		0-0 		0-0 		1-0 				4	0	1	0	0	0	2	
Michael LaValiere, L (1, 2) OBP: 0.376, SLG: 0.316 Norberto Martin, R (8, PR) OBP: 0.298, SLG: 0.364 (8, 4)			0-0 	0-2 		4-1 			4-2 	2	0	0	0	2	0	0	
Ozzie Guillen, L (1, 6) OBP: 0.304, SLG: 0.337			1-1 	0-2 		0-1 			0-0 	4	1	2	1	0	0	2	
Inning Stats	R: 0 H: 0 E: 0 LOB: 0 K: 0 BB: 0 S: 12 P: 19	R: 0 H: 1 E: 0 LOB: 1 K: 0 BB: 1 S: 8 P: 13	R: 2 H: 3 E: 0 LOB: 3 K: 1 BB: 2 S: 15 P: 31	R: 0 H: 0 E: 0 LOB: 0 K: 0 BB: 0 S: 9 P: 9	R: 0 H: 1 E: 0 LOB: 2 K: 0 BB: 0 S: 12 P: 17	R: 0 H: 1 E: 0 LOB: 2 K: 1 BB: 1 S: 10 P: 18	R: 0 H: 0 E: 0 LOB: 0 K: 2 BB: 0 S: 8 P: 12	R: 1 H: 2 E: 0 LOB: 2 K: 0 BB: 1 S: 10 P: 17	R: 0 H: 0 E: 0 LOB: 0 K: 0 BB: 0 S: 10 P: 14	1B: 7 SF: 0 2B: 2 SAC: 0 3B: 0 DP: 1 HR: 0 HBP: 1	WP: 0 PA: 40 PB: 0 SB: 1 CS: 0						
PITCHER David Cone, R (1, 1) ERA: 2.74 Jeff Montgomery, R (8, 1) ERA: 4.43	IP: 7.1 WLS: W BF: 35 H: 8 R: 3 ER: 3 SO: 4 BB: 5 IBB: 0 HBP: 1 BLK: 1 WP: 0 HR: 0 S: 81 P: 131 ERA: 3.68 WHIP: 1.773																

Chicago White Sox @ Kansas City Royals
 Kauffman Stadium, Kansas City, MO
 Thu Jul 28 1994, 7:05 PM CDT
 Att. 35,052 - Unknown - 77 F

AB	34
R	3
H	8
RBI	3
BB	5
SO	4
LOB	16



Batter	1	2	3	4	5	6	7	8	9	AB	R	H	RBI	BB	SO	LOB	BOTTOM								
Brian McRae, S OBP: 0.361, SLG: 0.376 (1, 8)	1-0 F8	4-2 SAFE 1B E 1B BB		0-1 S 1B 1B		0-0 F7				3	2	1	0	1	0	0	Chicago White Sox @ Kansas City Royals Kauffman Stadium, Kansas City, MO Thu Jul 28 1994, 7:05 PM CDT Att: 35,052 - Unknown - 77 F								
Dave Henderson, R OBP: 0.304, SLG: 0.404 (1, 7)	4-1 BB	0-0 E2 1B 1B 1H 2H		4-1 SAFE 1B BB 1-2		0-1 F8				2	0	1	0	2	0	0									
Wally Joyner, L OBP: 0.392, SLG: 0.466 (1, 10)	1-3 K	0-2 G4-3		1-1 1B 1-2 2H		3-3 K				4	0	1	1	0	2	2									
Bob Hamelin, L OBP: 0.370, SLG: 0.571 (1, 3)	2-3 K		2-2 F8	0-0 P6		0-3 K				4	0	0	0	0	2	3									
Mike Macfarlane, R OBP: 0.363, SLG: 0.452 (1, 2)		1-2 F9	1-2 2B 1B	0-0 F8		3-3 K				4	0	1	0	0	1	2									
Felix Jose, S OBP: 0.357, SLG: 0.462 (1, 9)		0-0 S 3B 1B	1-1 2B 1-3		0-0 F7		0-0 F9			4	1	2	0	0	0	0									
Greg Gagne, R OBP: 0.321, SLG: 0.401 (1, 6)		2-2 SAFE 1B 3B 1H	4-1 G6-3 BB		0-0 2B		1-1 F8			3	1	2	1	1	0	0									
Jose Lind, R OBP: 0.293, SLG: 0.317 (1, 4)		2-1 S 1B	0-2 G6-3		2-1 F8		2-1 L8			4	1	1	1	0	0	4									
Terry Shumpert, R OBP: 0.294, SLG: 0.439 David Howard, S OBP: 0.308, SLG: 0.304 (1, 5) (7, 5)	1 SAFE F7	0-1 F7		0-2 G4-3		0-3 K		1-0 P6		3	0	0	0	0	1	2									
Inning Stats	R: 0 E: 0 K: 2 S: 9	H: 0 LOB: 1 BB: 1 P: 17	R: 4 E: 1 K: 0 S: 19	H: 4 LOB: 1 BB: 1 P: 27	R: 0 E: 0 K: 0 S: 14	H: 2 LOB: 2 BB: 1 P: 22	R: 1 E: 0 K: 0 S: 11	H: 2 LOB: 2 BB: 1 P: 16	R: 0 E: 0 K: 1 S: 7	H: 1 LOB: 1 BB: 0 P: 9	R: 0 E: 0 K: 1 S: 6	H: 0 LOB: 0 BB: 0 P: 9	R: 0 E: 0 K: 2 S: 9	H: 0 LOB: 0 BB: 0 P: 12	R: 0 E: 0 K: 0 S: 5	H: 0 LOB: 0 BB: 0 P: 9	1B: 6 2B: 2 3B: 1 HR: 0	SF: 0 SAC: 0 DP: 1 HBP: 0	WP: 0 PB: 0 SB: 3 CS: 0	PA: 36 ERA WHIP					
PITCHER	IP WLS L	WLS BF	H R	ER LOB: 1 BB: 1 P: 27	BB IBB HBP BLK WP HR S P ERA WHIP	IP WLS L	WLS BF	H R	ER LOB: 1 BB: 1 P: 27	BB IBB HBP BLK WP HR S P ERA WHIP	IP WLS L	WLS BF	H R	ER LOB: 1 BB: 1 P: 27	BB IBB HBP BLK WP HR S P ERA WHIP	IP WLS L	WLS BF	H R	ER LOB: 1 BB: 1 P: 27	BB IBB HBP BLK WP HR S P ERA WHIP	IP WLS L	WLS BF	H R	ER LOB: 1 BB: 1 P: 27	BB IBB HBP BLK WP HR S P ERA WHIP

livebaseballscorecards.com

AB	32
R	5
H	9
RBI	3
BB	4
SO	6
LOB	13



Batter	1	2	3	4	5	6	7	8	9	AB R H RBI BB SO LOB	TOP		
Felix Fermin, R (1, 4) OBP: 0.333, SLG: 0.376	1-0 G4-3		1-3 K		0-0 G5-3		1-0 S 1B		1-1 G5-3	5 0 1 0 0 1 1	Seattle Mariners @ Chicago White Sox Comiskey Park, Chicago, IL Fri Jul 29 1994, 8:05 PM EDT Att. 41,218 - Unknown - 78 F		
Edgar Martinez, R (1, 10) OBP: 0.406, SLG: 0.495	0-0 G1-3		3-1 FC6-4 2B		2-1 G6-3		4-1 SAFE SAFE SAFE SAFE 1B BB		1-1 L6	4 0 1 0 1 0 2			
Ken Griffey Jr., L (1, 8) OBP: 0.404, SLG: 0.679	0-1 P4		4-0 FC6-4 IBB		0-0 P2		1-0 P2		4-0 IBB	3 0 0 0 2 0 2			
Jay Buhner, R (1, 9) OBP: 0.384, SLG: 0.519		1-1 1B SF9 2B	1-1 FC6-4		3-3 K		0-0 FC1-5 1B		0-0 L8	5 1 2 0 0 1 4			
Tino Martinez, L (1, 3) OBP: 0.314, SLG: 0.475		2-1 2B 1B 2-3	1-0 P5		3-2 G5-3		2-2 FC1-5 1B			4 1 2 0 0 0 2			
Mike Blowers, R (1, 5) OBP: 0.350, SLG: 0.442		3-1 SF9		0-3 K		4-2 BB		0-0 FC1-5		2 0 0 1 1 1 2			
Eric Anthony, L (1, 7) OBP: 0.291, SLG: 0.390 Keith Mitchell, R (8, PH) OBP: 0.326, SLG: 0.369 (8, 7)		3-H 0-0 1B 2B		1-0 HR		3-2 F9		3-2 F7		3 2 2 1 0 0 1 1 0 0 0 0 0 2			
Dan Wilson, R (1, 2) OBP: 0.254, SLG: 0.331		0-0 2-H 3-H 1B		2-0 F9		0-3 K		2-1 F8		4 0 1 2 0 1 2			
Alex Rodriguez, R (1, 6) OBP: 0.250, SLG: 0.212 Reggie Jefferson, S (9, PH) OBP: 0.375, SLG: 0.524 Rich Amaral, R (9, PR) OBP: 0.339, SLG: 0.386		1-3 K		0-0 P4		1-3 K		1-2 G5-3 1B		3 0 0 0 0 2 0 1 0 1 0 0 0 0 0 0 0 0 0 0 0			
Inning Stats	R: 0 E: 0 K: 0 S: 4 H: 0 LOB: 0 BB: 0 P: 5	R: 3 E: 0 K: 1 S: 12 H: 4 LOB: 0 BB: 0 P: 19	R: 0 E: 0 K: 1 S: 8 H: 1 LOB: 2 BB: 1 P: 18	R: 1 E: 0 K: 1 S: 6 H: 1 LOB: 0 BB: 0 P: 9	R: 0 E: 0 K: 0 S: 4 H: 0 LOB: 0 BB: 0 P: 6	R: 0 E: 0 K: 1 S: 12 H: 0 LOB: 1 BB: 1 P: 25	R: 0 E: 0 K: 2 S: 9 H: 1 LOB: 2 BB: 1 P: 16	R: 0 E: 0 K: 0 S: 12 H: 2 LOB: 2 BB: 0 P: 19	R: 0 E: 0 K: 0 S: 8 H: 1 LOB: 2 BB: 1 P: 15	1B: 6 2B: 3 3B: 0 HR: 1 SF: 1 SAC: 0 DP: 0 HBP: 0	WP: 0 PB: 0 SB: 1 CS: 0 PA: 40		
PITCHER	IP WLS BF H R ER SO BB IBB HBP BLK WP HR S P ERA WHIP											PITCHER	IP WLS BF H R ER SO BB IBB HBP BLK WP HR S P ERA WHIP
Alex Fernandez, R (1, 1) ERA: 3.69	7.1 W 33 9 4 4 6 2 1 0 0 0 1 60 105 4.91 1.500												
Paul Assenmacher, L (8, 1) ERA: 3.48	0.2 2 0 0 0 0 0 0 0 0 0 0 7 12 0.00 0.000												
Roberto Hernandez, R (9, 1) ERA: 5.57	1.0 S 5 1 0 0 0 0 0 1 0 0 0 0 8 15 0.00 1.000												

livebaseballscores.com



Batter	1	2	3	4	5	6	7	8	9	AB	R	H	RBI	BB	SO	LOB	BOTTOM	
Norberto Martin, R OBP: 0.319, SLG: 0.378	(1, 4) K	(1, 4) 1B		(4, 1) SF9, BB		(2, 2) SH, 1B	(1, 1) 1B			4	0	3	2	1	1	0		
Bob Zupcic, R OBP: 0.230, SLG: 0.305	(1, 7) 1B	(1, 7) 1B		(4, 2) BB		(0, 0) SH, 1-3	(2, 2) F7			3	0	2	2	1	0	2		
Frank Thomas, R OBP: 0.500, SLG: 0.749	(1, 3) G4-6-3, 1B	(1, 3) F9		(0, 0) SF9		(4, 0) IBB		(2, 2) G4-3		3	0	1	1	1	0	2		
Julio Franco, R OBP: 0.394, SLG: 0.495	(1, 10) G4-6-3		(4, 2) F9, 1B, BB	(2, 1) F8		(1, 2) F9	(2, 2) F9	(3, 2) F7		4	0	0	0	1	0	7		
Robin Ventura, L OBP: 0.365, SLG: 0.456		(2, 2) F7	(2, 1) G4-6-3, 1B		(1, 2) F7	(0, 1) F9		(1, 2) F8		5	0	1	0	0	0	3		
Darrin Jackson, R OBP: 0.372, SLG: 0.479	(1, 9) 1B	(0, 2) BB, 1B	(0, 0) F9		(0, 1) G1-3		(2, 1) FC2-5, HBP, 1B			4	1	2	0	0	0	2		
Lance Johnson, L OBP: 0.322, SLG: 0.381	(1, 8) 1B	(0, 0) 1B, BB	(0, 0) G4-6-3		(1, 0) 1B		(2, 1) FC2-5, HBP			3	2	2	0	0	0	2		
Bob Melvin, R OBP: 0.227, SLG: 0.364	(1, 2) F9	(0, 1) F9		(0, 1) BB, SH5-3, SF9, 1B		(1, 3) K		(2, 1) FC2-5, 1B		4	1	1	0	0	1	5		
Craig Grebeck, R OBP: 0.412, SLG: 0.382		(4, 0) 1B, BB		(1, 0) SH5-3			(1, 0) G6-3	(0, 1) F8		2	1	0	0	1	0	2		
Inning Stats	R: 0 E: 0 K: 1 S: 11	H: 2 LOB: 1 BB: 0 P: 18	R: 3 E: 0 K: 0 S: 13	H: 4 LOB: 2 BB: 1 P: 21	R: 0 E: 0 K: 0 S: 8	H: 1 LOB: 1 BB: 1 P: 14	R: 1 E: 0 K: 0 S: 9	H: 1 LOB: 2 BB: 2 P: 20	R: 0 E: 0 K: 1 S: 9	H: 1 LOB: 1 BB: 0 P: 12	R: 0 E: 1 K: 0 S: 11	H: 1 LOB: 3 BB: 1 P: 19	R: 1 E: 0 K: 0 S: 16	H: 2 LOB: 2 BB: 0 P: 25	R: 0 E: 0 K: 0 S: 12	H: 0 LOB: 0 BB: 0 P: 18		
PITCHER	IP	WLS	BF	H	R	ER	SO	BB	IBB	HBP	BLK	WP	HR	S	P	ERA	WHIP	
John Cummings, L ERA: 6.45	(1, 1)	3.1		8	4	4	1	4	4	0	0	0	0	38	68	10.80	3.600	
Jeff Nelson, R ERA: 2.55	(4, 1)	2.1		11	2	0	1	0	1	0	0	0	0	21	34	0.00	0.857	
Kevin King, L ERA: 6.75	(6, 1)	1.1	L	7	2	1	1	0	0	1	0	0	0	18	27	6.75	1.500	
Rich Gossage, R ERA: 4.83	(8, 1)	1.0		3	0	0	0	0	0	0	0	0	0	12	18	0.00	0.000	

Seattle Mariners @ Chicago White Sox
Comiskey Park, Chicago, IL

Fri Jul 29 1994, 8:05 PM EDT
Att: 41,218 - Unknown - 78 F

AB	32
R	5
H	12
RBI	5
BB	5
SO	2
LOB	25



WP: 0	PA: 41
PB: 0	
SB: 0	
CS: 0	

Batter	1	2	3	4	5	6	7	8	9	AB R H RBI BB SO LOB	TOP											
Luis Sojo, R OBP: 0.301, SLG: 0.409 (1, 4) (8, 6)	1-0 G5-3		0-2 G4-3		1-0 P6			0-3 K		4 0 0 0 0 1 2												
Edgar Martinez, R OBP: 0.404, SLG: 0.491 (1, 5)	0-1 P3		3-1 1B			2-1 G4-3		1-1 G5-3		4 0 1 1 0 0 1												
Ken Griffey Jr., L OBP: 0.400, SLG: 0.673 (1, 10)	1-1 G4-3		3-1 L6			1-3 K		0-2 E6		4 0 0 0 0 1 1												
Jay Buhner, R OBP: 0.380, SLG: 0.512 (1, 9)						1-3 K		2-2 P4		4 0 0 0 0 2 1												
Tino Martinez, L OBP: 0.316, SLG: 0.477 (1, 3)									0-1 P5	3 0 1 0 1 0 0												
Mike Blowers, R OBP: 0.348, SLG: 0.439 (1, 7)									2-2 F8	4 0 1 0 0 1 2												
Eric Anthony, L OBP: 0.286, SLG: 0.384 (1, 8)									0-1 G4-3	4 0 0 0 0 1 3												
Dan Wilson, R OBP: 0.255, SLG: 0.331 (1, 2)										3 1 1 0 0 0 1												
Alex Rodriguez, R OBP: 0.241, SLG: 0.204 Rich Amaral, R OBP: 0.342, SLG: 0.394 (8, PH) (8, 4)										2 0 0 0 0 1 1 1 1 1 0 0 0 0												
Inning Stats	R: 0 E: 0 K: 0 S: 5	H: 0 LOB: 0 BB: 0 P: 7	R: 0 E: 0 K: 1 S: 11	H: 1 LOB: 1 BB: 0 P: 16	R: 1 E: 0 K: 0 S: 11	H: 2 LOB: 1 BB: 0 P: 20	R: 0 E: 0 K: 2 S: 9	H: 1 LOB: 1 BB: 0 P: 14	R: 0 E: 0 K: 1 S: 8	H: 0 LOB: 0 BB: 0 P: 12	R: 0 E: 0 K: 2 S: 8	H: 0 LOB: 0 BB: 0 P: 12	R: 0 E: 0 K: 0 S: 8	H: 0 LOB: 1 BB: 1 P: 15	R: 1 E: 1 K: 1 S: 13	H: 1 LOB: 1 BB: 0 P: 17	R: 0 E: 0 K: 0 S: 8	H: 0 LOB: 0 BB: 0 P: 10	1B: 3 2B: 2 3B: 0 HR: 0	SF: 0 SAC: 0 DP: 0 HBP: 0	WP: 0 PB: 0 SB: 1 CS: 0	PA: 34
PITCHER Jack McDowell, R ERA: 3.84 (1, 1)	IP: 9.0 WLS: W BF: 34 H: 5 R: 2 ER: 1 SO: 7 BB: 1 IBB: 0 HBP: 0 BLK: 0 WP: 0 HR: 0 S: 81 P: 123 ERA: 1.00 WHIP: 0.667											PITCHER IP: 9.0 WLS: W BF: 34 H: 5 R: 2 ER: 1 SO: 7 BB: 1 IBB: 0 HBP: 0 BLK: 0 WP: 0 HR: 0 S: 81 P: 123 ERA: 1.00 WHIP: 0.667										

Seattle Mariners @ Chicago White Sox
Comiskey Park, Chicago, IL
Sat Jul 30 1994, 8:05 PM EDT
Att. 42,300 - Unknown - 78 F

livebaseballscorecards.com

AB 33
R 2
H 5
RBI 1
BB 1
SO 7
LOB 12



Batter	1	2	3	4	5	6	7	8	9
Norberto Martin, R OBP: 0.317, SLG: 0.383 Warren Newson, L OBP: 0.343, SLG: 0.366 Bob Melvin, R OBP: 0.227, SLG: 0.364	0-2 G1-3		1-1 1B E 2B	0-3 K		0-1 G4-3		2-1 1-3 3-H 1B G6-4-3	
Tim Raines, S OBP: 0.362, SLG: 0.413	3-2 HR 1B		2-2 FC5 E 1B 2-3		1-2 G6-3		0-1 G5-3	3-3 K	
Frank Thomas, R OBP: 0.499, SLG: 0.753	1-0 HR		0-0 E4 1B FC5 1-2 3-H		3-3 K		2-0 2B 1B	1-0 G6-4-3 1-2f	
Julio Franco, R OBP: 0.393, SLG: 0.495	1-1 G6-3		2-2 FC5 1B 1-2 2-3f		1-1 B1-3		0-1 1-3 2B		
Robin Ventura, L OBP: 0.369, SLG: 0.457	3-2 G6-3		0-0 1B IBB 1-3 2-3			2-2 BB 1B 1B	4-0 IBB		
Darrin Jackson, R OBP: 0.373, SLG: 0.477		0-0 S 1B	4-0 1-2 IBB			0-0 F8	3-3 K		
Lance Johnson, L OBP: 0.321, SLG: 0.379		2-1 L5	0-0 G4-3			0-0 BB 1B	1-3 K		
Michael LaValliere, L OBP: 0.380, SLG: 0.316 Joey Cora, S OBP: 0.344, SLG: 0.361		1-1 F7		1-1 G6-3		4-0 1-2 2-3 BB		3-2 1B 1B	
Ozzie Guillen, L OBP: 0.304, SLG: 0.336		0-1 G4-3		0-0 G4-3		0-0 P4		1-3 1B 1B	


AB	R	H	RBI	BB	SO	LOB
4	1	1	0	0	1	3
1	0	1	1	0	0	0
0	0	0	0	0	0	0
5	1	2	0	0	1	2
5	1	2	3	0	1	3
4	0	1	0	0	0	2
3	0	2	0	1	0	0
3	0	1	0	1	1	4
4	0	1	0	0	1	7
3	0	1	0	1	0	1
0	1	0	0	0	0	0
4	0	1	0	0	0	4

BOTTOM

Seattle Mariners @ Chicago White Sox
Comiskey Park, Chicago, IL

Sat Jul 30 1994, 8:05 PM EDT
Att: 42,300 - Unknown - 78 F

AB 36
R 4
H 13
RBI 4
BB 3
SO 5
LOB 26



Inning Stats	R	H	E	K	S	IP	WLS	BF	H	R	ER	SO	BB	IBB	HBP	BLK	WP	HR	S	P	ERA	WHIP
R: 2 E: 0 K: 0 S: 20	H: 2 LOB: 0 BB: 0 P: 28	R: 0 E: 0 K: 0 S: 7	H: 1 LOB: 1 BB: 0 P: 10	R: 1 E: 1 K: 0 S: 12	H: 3 LOB: 3 BB: 1 P: 21	R: 0 E: 0 K: 1 S: 6	H: 0 LOB: 0 BB: 0 P: 7	R: 0 E: 0 K: 11 S: 11	H: 0 LOB: 0 BB: 0 P: 16	R: 0 E: 0 K: 8 S: 8	H: 2 LOB: 3 BB: 1 P: 14	R: 0 E: 0 K: 2 S: 11	H: 2 LOB: 3 BB: 1 P: 21	R: 1 E: 0 K: 1 S: 18	H: 3 LOB: 2 BB: 0 P: 28	1B: 10 2B: 2 3B: 0 HR: 1	SF: 0 SAC: 0 DP: 1 HBP: 0	WP: 0 PB: 0 SB: 1 CS: 0	PA: 39	ERA	WHIP	
PITCHER	IP	WLS	BF	H	R	ER	SO	BB	IBB	HBP	BLK	WP	HR	S	P	ERA	WHIP					
Shawn Boskie, R ERA: 5.06	(1, 1)	1.0		5	2	2	0	0	0	0	0	0	0	0	28	18.00	2.000					
Tim Davis, L ERA: 4.06	(2, 1)	4.2		22	6	1	2	1	1	0	0	0	0	42	66	1.93	1.500					
Jeff Nelson, R ERA: 2.45	(6, 1)	1.1		7	2	0	2	0	1	0	0	0	0	13	23	0.00	1.500					
Bobby Ayala, R ERA: 3.2	(8, 1)	1.0		5	3	1	1	0	0	0	0	0	0	18	28	9.00	3.000					

Batter	1	2	3	4	5	6	7	8	9	AB R H RBI BB SO LOB	TOP
Rich Amaral, R (1, 7) OBP: 0.340, SLG: 0.389 C X	0-1 G6-3		1-0 F9			4-0 F8 SH1-4 BB		1-1 G4-3		3 0 0 0 1 0 1	
Felix Fermin, R (1, 4) OBP: 0.333, SLG: 0.376 B C B F F X	2-2 G5-3 2B 1B		0-1 G6-3			1-0 SH1-4		1-2 G5-3	1-2 G5-3	3 1 1 0 0 0 0	
Edgar Martinez, R (1, 10) OBP: 0.399, SLG: 0.484 B 1 SAFE SAFE C B B X	3-1 G5-3 1-2		3-2 P3			3-1 F8 2-3		1-2 G4-3	1-2 G4-3	4 0 0 0 0 0 2	
Jay Buhner, R (1, 8) OBP: 0.381, SLG: 0.514 B F F C X X	1-2 2-H 2B		0-1 F9			0-2 F8		4-0 FC6-4 BB	4-0 FC6-4 BB	3 0 1 1 1 0 0	
Mike Blowers, R (1, 5) OBP: 0.343, SLG: 0.432 B S B T F S	2-3 K		1-1 G4-3			0-1 F8		1-0 FC6-4 1-2f	1-0 FC6-4	4 0 0 0 0 1 2	
Keith Mitchell, R (1, 9) OBP: 0.319, SLG: 0.360 F B X		1-1 G4-3				3-2 G4-3		2-3 K	2-3 K	3 0 0 0 0 1 0	
Tino Martinez, L (1, 3) OBP: 0.317, SLG: 0.476 B C X		1-1 1B				3-3 K		0-1 F8	0-1 F8	3 0 1 0 0 1 0	AB 29 R 1 H 4 RBI 1 BB 2 SO 3 LOB 8
Chris Howard, R (1, 2) OBP: 0.250, SLG: 0.154 1 SAFE C B T B B B X		3-2 P4				0-1 G1-3		0-0 1B	0-0 1B	3 0 1 0 0 0 1	
Luis Sojo, R (1, 6) OBP: 0.296, SLG: 0.402 B C B B X		3-2 F9				1-2 G4-3		0-0 P4	0-0 P4	3 0 0 0 0 0 2	
Inning Stats	R: 1 E: 0 K: 1 S: 17 H: 2 LOB: 1 BB: 0 P: 25	R: 0 E: 0 K: 0 S: 11 H: 1 LOB: 1 BB: 0 P: 19	R: 0 E: 0 K: 0 S: 6 H: 0 LOB: 0 BB: 0 P: 10	R: 0 E: 0 K: 0 S: 7 H: 0 LOB: 0 BB: 0 P: 11	R: 0 E: 0 K: 1 S: 8 H: 0 LOB: 0 BB: 0 P: 12	R: 0 E: 0 K: 0 S: 4 H: 0 LOB: 0 BB: 1 P: 11	R: 0 E: 0 K: 1 S: 9 H: 0 LOB: 0 BB: 0 P: 11	R: 0 E: 0 K: 0 S: 6 H: 1 LOB: 1 BB: 0 P: 7	R: 0 E: 0 K: 0 S: 7 H: 0 LOB: 1 BB: 1 P: 14	1B: 3 2B: 1 3B: 0 HR: 0 SF: 0 SAC: 1 DP: 0 HBP: 0	WP: 0 PB: 0 SB: 0 CS: 0 PA: 32
PITCHER	IP WLS BF H R ER SO BB IBB HBP BLK WP HR S P ERA WHIP										
Wilson Alvarez, L (1, 1) ERA: 3.3	8.0 W 28 4 1 1 3 1 0 0 0 0 0 0 68 106 1.12 0.625										
Kirk McCaskill, R (9, 1) ERA: 2.49	1.0 4 0 0 0 0 1 0 0 0 0 0 0 7 14 0.00 1.000										

Seattle Mariners @ Chicago White Sox
Comiskey Park, Chicago, IL

Sun Jul 31 1994, 4:33 AM EDT
Att. 42,507 - Cloudy - 85 F

livebaseballscorecards.com



Batter	1	2	3	4	5	6	7	8	9	AB	R	H	RBI	BB	SO	LOB	BOTTOM
--------	---	---	---	---	---	---	---	---	---	----	---	---	-----	----	----	-----	--------

Joey Cora, S OBP: 0.345, SLG: 0.360 (1, 4) BB B B B	4-0 1B SF9 BB	1-2 CS 1-2	0-3 K			0-1 G3	3-1 BB 1B SF9 1B	0-1 F9		4	2	1	0	1	1	0	
Tim Raines, S OBP: 0.366, SLG: 0.415 (1, 7) SAFE BB B B P X	3-2 BB 1-3 1B		1-3 K2-3			4-2 WP BB BB	3-1 SF9 FC3-6 1B			3	2	2	0	1	1	0	
Frank Thomas, R OBP: 0.499, SLG: 0.751 (1, 10) SAFE BB B B 1 X	2-2 SF9		2-3 K			0-0 BB WP HR 1-2 1B	4-1 FC3-6 BB			2	1	1	1	1	1	0	
Julio Franco, R OBP: 0.394, SLG: 0.494 (1, 3) SAFE B B F 1 B B B	4-2 FC4-6 1-2 BB			4-2 G4-6-3 BB		0-3 K	1-0 SF9			1	0	0	1	2	1	2	
Robin Ventura, L OBP: 0.367, SLG: 0.454 (1, 5) SAFE B B S 1 X	2-1 P4		2-1 G4-6-3 1-2f			4-0 BB HR 1-2 2-3 IBB	0-0 FC3-6 1B			3	1	0	1	1	0	4	
Warren Newson, L OBP: 0.343, SLG: 0.358 (1, 9) Bob Zupcic, R OBP: 0.239, SLG: 0.313 (7, 9) X	0-0 FC4-6 1-2f		2-3 K			4-2 HR BB	1-1 1B			2	1	0	1	1	1	2	
										1	0	1	0	0	0	0	
Lance Johnson, L OBP: 0.320, SLG: 0.386 (1, 8) BB X		1-0 G4-3				1-2 F8	2-1 HR			4	1	1	4	0	0	2	
Michael LaValiere, L OBP: 0.376, SLG: 0.314 (1, 2) SAFE C X		0-1 F7				0-3 K	0-2 1B			4	0	1	0	0	1	0	
Ozzie Guillen, L OBP: 0.303, SLG: 0.333 (1, 6) BB BB B		4-0 CS BB				3-2 G4-3	0-2 P2			3	0	0	0	1	0	1	

Inning Stats	R: 1 E: 0 K: 0 S: 13	H: 1 LOB: 2 BB: 2 P: 27	R: 0 E: 0 K: 0 S: 5	H: 0 LOB: 0 BB: 1 P: 11	R: 0 E: 0 K: 3 S: 9	H: 0 LOB: 0 BB: 0 P: 12	R: 0 E: 0 K: 1 S: 7	H: 0 LOB: 0 BB: 1 P: 15	R: 0 E: 0 K: 1 S: 9	H: 0 LOB: 0 BB: 0 P: 13	R: 5 E: 0 K: 1 S: 19	H: 3 LOB: 1 BB: 3 P: 33	R: 2 E: 1 K: 0 S: 11	H: 3 LOB: 2 BB: 1 P: 24	R: 0 E: 0 K: 0 S: 7	H: 0 LOB: 0 BB: 0 P: 8	1B: 6 2B: 0 3B: 0 HR: 1	SF: 2 SAC: 0 DP: 1 HBP: 0	WP: 1 PB: 0 SB: 0 CS: 1	PA: 38 ERA WHIP
---------------------	-------------------------------	----------------------------------	------------------------------	----------------------------------	------------------------------	----------------------------------	------------------------------	----------------------------------	------------------------------	----------------------------------	-------------------------------	----------------------------------	-------------------------------	----------------------------------	------------------------------	---------------------------------	----------------------------------	------------------------------------	----------------------------------	-----------------------

PITCHER	IP	WLS	BF	H	R	ER	SO	BB	IBB	HBP	BLK	WP	HR	S	P	ERA	WHIP	PITCHER	IP	WLS	BF	H	R	ER	SO	BB	IBB	HBP	BLK	WP	HR	S	P	ERA	WHIP	
Jim Converse, R ERA: 9.97 (1, 1)	5.2	L	26	4	6	6	6	6	6	1	0	0	0	59	108	9.53	1.765																			
Kevin King, L ERA: 7.9 (6, 1)	0.1		4	2	2	2	0	1	0	0	0	0	0	8	18	54.00	9.000																			
Rich Gossage, R ERA: 4.6 (7, 1)	2.0		7	1	0	0	0	0	0	0	0	0	0	13	17	0.00	0.500																			

Seattle Mariners @ Chicago White Sox
Comiskey Park, Chicago, IL
Sun Jul 31 1994, 4:33 AM EDT
Att. 42,507 - Cloudy - 85 F

AB	27
R	8
H	7
RBI	8
BB	8
SO	6
LOB	11



Batter	1	2	3	4	5	6	7	8	9	AB R H RBI BB SO LOB	TOP											
Norberto Martin, R (1, 4) OBP: 0.320, SLG: 0.378 Joey Cora, S (9, 4) OBP: 0.345, SLG: 0.360	1-2 BB E 1B		0-0 G6-3		1-3 K		4-2 SH1 1B BB	1-3 K		4 2 1 0 1 2 0 0 0 0 0 0 0 0												
Bob Zuppcic, R (1, 7) OBP: 0.228, SLG: 0.299	0-1 F8		0-0 P5		2-1 P7		2-0 SH1		1-1 P9	4 0 0 0 0 0 1												
Frank Thomas, R (1, 3) OBP: 0.500, SLG: 0.748	4-0 E BB 1-2			3-2 G6-3		0-1 F9 1B BB 1B	4-0 1B 1B IBB		1-2 G4-3	3 1 1 0 2 0 0												
Julio Franco, R (1, 10) OBP: 0.396, SLG: 0.493	3-2 F8 1-2 2-H			4-1 HR BB		4-0 1B BB 1B	3-0 1B 1B		1-1 L9	3 2 1 1 2 0 1												
Robin Ventura, L (1, 5) OBP: 0.366, SLG: 0.459	3-2 G1-3			2-2 HR 1-H		2-1 F9	1-1 F7			4 1 1 2 0 0 5												
Darrin Jackson, R (1, 9) OBP: 0.374, SLG: 0.478		0-2 F7		0-0 L6		0-1 FC1-4 1B 1-2 3-H	0-1 1B 1-2 2-3			4 0 2 1 0 0 0												
Lance Johnson, L (1, 8) OBP: 0.322, SLG: 0.387		1-1 G4-3		0-0 S 1B		2-0 FC1-4 1B 1-2 2-H	0-3 K			4 0 2 1 0 1 3												
Bob Melvin, R (1, 2) OBP: 0.192, SLG: 0.308		2-3 K		2-1 G6-3		1-1 FC1-4		0-3 K		4 0 0 0 0 2 3												
Craig Grebeck, R (1, 6) OBP: 0.396, SLG: 0.366			2-1 F7		3-2 F8	1-2 L8		1-2 G6-3		4 0 0 0 0 0 2												
Inning Stats	R: 1 E: 1 K: 0 S: 15	H: 1 LOB: 1 BB: 1 P: 26	R: 0 E: 0 K: 1 S: 8	H: 0 LOB: 0 BB: 0 P: 11	R: 0 E: 0 K: 0 S: 4	H: 0 LOB: 0 BB: 0 P: 6	R: 2 E: 0 K: 0 S: 13	H: 2 LOB: 1 BB: 1 P: 24	R: 0 E: 0 K: 1 S: 11	H: 0 LOB: 0 BB: 0 P: 17	R: 2 E: 0 K: 0 S: 12	H: 3 LOB: 2 BB: 1 P: 22	R: 1 E: 0 K: 1 S: 13	H: 2 LOB: 3 BB: 2 P: 27	R: 0 E: 0 K: 2 S: 9	H: 0 LOB: 0 BB: 0 P: 11	R: 0 E: 0 K: 0 S: 7	H: 0 LOB: 0 BB: 0 P: 10	1B: 7 2B: 0 3B: 0 HR: 1	SF: 0 SAC: 1 DP: 0 HBP: 0	WP: 0 PB: 0 SB: 2 CS: 0	PA: 40
PITCHER	IP WLS BF H R ER SO BB IBB HBP BLK WP HR S P ERA WHIP																					
Kenny Rogers, L (1, 1) ERA: 4.16	5.1 L 25 6 5 4 2 3 0 0 0 0 0 1 58 99 6.75 1.688																					
Matt Whiteside, R (6, 1) ERA: 4.42	1.0 6 1 1 1 0 1 1 0 0 0 0 0 10 25 9.00 2.000																					
Rick Honeycutt, L (7, 1) ERA: 6.38	0.2 3 1 0 0 1 0 0 0 0 0 0 0 8 9 0.00 1.500																					
Cris Carpenter, R (8, 1) ERA: 5.34	2.0 6 0 0 0 0 2 0 0 0 0 0 0 0 16 21 0.00 0.000																					

Chicago White Sox @ Texas Rangers
The Ballpark at Arlington, Arlington, TX

Tue Aug 02 1994, 8:05 PM EDT
Att. 45,152 - Unknown - 86 F

livebaseballscorecards.com

AB	34
R	6
H	8
RBI	5
BB	5
SO	5
LOB	15



Batter	1	2	3	4	5	6	7	8	9	AB	R	H	RBI	BB	SO	LOB
Jeff Frye, R OBP: 0.406, SLG: 0.451 (1, 4)	2-1 G5-3		3-2 1B		1-3 K		2-1 G4-3			4	0	1	1	0	1	1
Ivan Rodriguez, R OBP: 0.369, SLG: 0.491 (1, 2)	0-0 G4-3		0-1 L9			2-3 K		2-0 L8		4	0	0	0	0	1	1
Jose Canseco, R OBP: 0.389, SLG: 0.556 (1, 10)	2-3 K			2-3 K		2-1 G4-3		3-3 K		4	0	0	0	0	3	0
Will Clark, L OBP: 0.428, SLG: 0.514 (1, 3)		2-2 G5-4-3 1B		4-1 29 1B BB		4-0 BB		2-3 K		2	0	1	0	2	1	0
Juan Gonzalez, R OBP: 0.331, SLG: 0.459 (1, 7)		1-0 G5-4-3 1-2f		1-3 K		0-0 P2		0-0 F9		4	0	0	0	0	1	3
29 Rusty Greer, L OBP: 0.409, SLG: 0.486 (1, 9)		1-2 P7		3-1 FC6-4 1B			1-2 G4-3		4-2 BB	3	0	1	0	1	0	0
Dean Palmer, R OBP: 0.307, SLG: 0.490 (1, 5)			1-1 P5	1-1 SAFE FC6-4 1-2f			3-2 1B 2B		0-3 K	4	1	1	0	0	1	3
Manuel Lee, S OBP: 0.318, SLG: 0.345 (1, 6)			1-3 K		0-2 G3-1		1-2 2-H 1B		3-2 K	4	0	1	1	0	2	1
Oddibe McDowell, L OBP: 0.368, SLG: 0.324 (1, 8)			4-0 S 1B BB		3-2 F8		3-2 L6			2	1	0	0	1	0	1

Inning Stats	R: 0	H: 0	E: 0	K: 1	S: 6	R: 0	H: 1	E: 0	K: 0	S: 8	R: 1	H: 1	E: 0	K: 1	S: 10	R: 0	H: 1	E: 0	K: 2	S: 11	R: 0	H: 0	E: 0	K: 1	S: 14	R: 0	H: 0	E: 0	K: 1	S: 6	R: 1	H: 2	E: 0	K: 0	S: 17	R: 0	H: 0	E: 0	K: 2	S: 8	R: 0	H: 0	E: 0	K: 2	S: 13	R: 0	H: 0	E: 0	K: 2	S: 13	1B: 4	SF: 0	2B: 1	SAC: 0	3B: 0	DP: 1	HR: 0	HBP: 0	WP: 0	PA: 35
--------------	------	------	------	------	------	------	------	------	------	------	------	------	------	------	-------	------	------	------	------	-------	------	------	------	------	-------	------	------	------	------	------	------	------	------	------	-------	------	------	------	------	------	------	------	------	------	-------	------	------	------	------	-------	-------	-------	-------	--------	-------	-------	-------	--------	-------	--------

PITCHER	IP	WLS	BF	H	R	ER	SO	BB	IBB	HBP	BLK	WP	HR	S	P	ERA	WHIP
Jason Bere, R ERA: 3.63 (1, 1)	6.2	W	27	5	2	2	6	3	0	0	0	0	0	70	118	2.70	1.200
Jose DeLeon, R ERA: 3.73 (7, 1)	1.0		3	0	0	0	1	0	0	0	0	0	0	7	14	0.00	0.000
Dennis Cook, L ERA: 3.41 (8, 1)	0.1		1	0	0	0	1	0	0	0	0	0	0	3	5	0.00	0.000
Roberto Hernandez, R ERA: 5.44 (9, 1)	1.0		4	0	0	0	2	1	0	0	0	0	0	13	20	0.00	1.000

BOTTOM

Chicago White Sox @ Texas Rangers
The Ballpark at Arlington, Arlington, TX
Tue Aug 02 1994, 8:05 PM EDT
Att: 45,152 - Unknown - 86 F

livebaseballscorecards.com

AB	31
R	2
H	5
RBI	2
BB	4
SO	10
LOB	10



Chicago White Sox @ Texas Rangers
The Ballpark at Arlington, Arlington, TX

Wed Aug 03 1994, 8:05 PM EDT
Att. 38,319 - Unknown - 86 F

AB	34
R	8
H	12
RBI	8
BB	3
SO	3
LOB	11



Batter	1	2	3	4	5	6	7	8	9	AB	R	H	RBI	BB	SO	LOB
Joey Cora, S OBP: 0.348, SLG: 0.360 (1, 4)	4-1 HR BB	4-1 G6-4-3 BB			0-1 F7-5 1B	3-2 G3			0-1 L4	3	1	1	0	2	0	1
Tim Raines, S OBP: 0.366, SLG: 0.415 Darrin Jackson, R OBP: 0.372, SLG: 0.474 (1, 7) (1, PH) (1, 9)	1-0 L8	0-2 G6-4-3			2-1 S 1B			2-1 F8	0 0 0 0 0 0 0 5 0 1 0 0 0 2							
Frank Thomas, R OBP: 0.498, SLG: 0.751 (1, 3)	0-1 HR	2-1 P3			3-2 F7-5 SAFE 2-3			3-1 G1-3	4 1 1 2 0 0 2							
Julio Franco, R OBP: 0.397, SLG: 0.500 (1, 10)	0-0 1B BB				1-2 F8			0-0 HR	4 2 2 1 0 0 1							
Robin Ventura, L OBP: 0.368, SLG: 0.461 (1, 5)	4-2 1B 2B BB				1-2 G3-1			1-2 S 1B 2B	3 2 1 0 1 1 0							
Warren Newson, L OBP: 0.345, SLG: 0.361 (1, 9) (1, 7)	2-1 2B 1B				2-1 F7			0-1 1B SH1-3	2 1 1 1 0 0 0 2 1 1 1 0 0 0							
Bob Zupcic, R OBP: 0.234, SLG: 0.303 (6, PH) (6, 7)	1-2 2B 1B															
Lance Johnson, L OBP: 0.324, SLG: 0.388 (1, 8)	2-2 F9				2-0 L9-3 1B			0-2 CS 1B	4 0 2 0 0 1 2							
Michael LaValiere, L OBP: 0.378, SLG: 0.325 Norberto Martin, R OBP: 0.318, SLG: 0.375 Bob Melvin, R OBP: 0.192, SLG: 0.308 (1, 2) (8, PH) (8, 2)	0-0 2B				2-2 F8			1-2 SH1-3	2 0 1 3 0 0 1 1 0 0 0 0 1 0 0 0 0 0 0 0 0							
Ozzie Guillen, L OBP: 0.303, SLG: 0.332 (1, 6)	2-1 L8				3-2 L9-3			0-0 1B	4 0 1 0 0 0 2							

Inning Stats	R: 5	H: 4	E: 0	K: 0	S: 15	LOB: 1	P: 30	R: 0	H: 0	E: 0	K: 0	S: 6	LOB: 0	P: 12	R: 0	H: 0	E: 0	K: 0	S: 7	LOB: 0	P: 10	R: 0	H: 1	E: 0	K: 0	S: 7	LOB: 0	P: 14	R: 0	H: 2	E: 0	K: 0	S: 11	LOB: 1	P: 17	R: 2	H: 4	E: 0	K: 0	S: 16	LOB: 1	P: 21	R: 1	H: 1	E: 0	K: 1	S: 8	LOB: 0	P: 15	R: 0	H: 0	E: 0	K: 2	S: 10	LOB: 0	P: 13	R: 0	H: 0	E: 0	K: 0	S: 6	LOB: 0	P: 10	1B: 8	SF: 0	2B: 4	SAC: 1	3B: 0	DP: 3	HR: 2	HBP: 0	WP: 0	PA: 38
--------------	------	------	------	------	-------	--------	-------	------	------	------	------	------	--------	-------	------	------	------	------	------	--------	-------	------	------	------	------	------	--------	-------	------	------	------	------	-------	--------	-------	------	------	------	------	-------	--------	-------	------	------	------	------	------	--------	-------	------	------	------	------	-------	--------	-------	------	------	------	------	------	--------	-------	-------	-------	-------	--------	-------	-------	-------	--------	-------	--------

PITCHER	IP	WLS	BF	H	R	ER	SO	BB	IBB	HBP	BLK	WP	HR	S	P	ERA	WHIP
Roger Pavlik, R ERA: 8.72 (1, 1)	0.1		6	3	5	5	0	2	0	0	0	0	1	9	20	135.00	15.000
John Dettmer, R ERA: 3.62 (1, 1)	4.2		16	4	0	0	0	1	0	0	0	0	0	37	63	0.00	1.071
Rick Honeycutt, L ERA: 6.84 (6, 1)	1.0		6	4	2	2	0	0	0	0	0	0	0	16	21	18.00	4.000
Jay Howell, R ERA: 5.71 (7, 1)	0.2		3	1	1	1	0	0	0	0	0	0	1	5	10	13.50	1.500
Darren Oliver, L ERA: 2.98 (7, 1)	1.1	W	4	0	0	0	3	0	0	0	0	0	0	13	18	0.00	0.000
PITCHER	IP	WLS	BF	H	R	ER	SO	BB	IBB	HBP	BLK	WP	HR	S	P	ERA	WHIP
Tom Henke, R ERA: 3.38 (9, 1)	1.0		3	0	0	0	0	0	0	0	0	0	0	6	10	0.00	0.000

Batter	1	2	3	4	5	6	7	8	9	AB R H RBI BB SO LOB
Jeff Frye, R (1, 4) OBP: 0.415, SLG: 0.465 Doug Strange, S (8, PR) OBP: 0.275, SLG: 0.338 (9, 4)										5 0 4 0 0 0 0 0 1 0 0 0 0 0
Ivan Rodriguez, R (1, 2) OBP: 0.369, SLG: 0.492										5 1 2 0 0 0 3
Jose Canseco, R (1, 10) OBP: 0.392, SLG: 0.574										5 2 3 4 0 1 1
Will Clark, L (1, 3) OBP: 0.427, SLG: 0.512										5 2 2 0 0 1 2
Juan Gonzalez, R (1, 7) OBP: 0.336, SLG: 0.464										4 2 3 1 1 0 0
29 Rusty Greer, L (1, 9) OBP: 0.409, SLG: 0.484 (7, 8)										3 0 1 2 1 1 4
Dean Palmer, R (1, 5) OBP: 0.306, SLG: 0.487									4 1 1 0 0 1 3	
Manuel Lee, S (1, 6) OBP: 0.320, SLG: 0.357									4 1 2 2 0 1 2	
Oddibe McDowell, L (1, 8) OBP: 0.364, SLG: 0.320 Chris James, R (6, PH) OBP: 0.384, SLG: 0.561 (7, 9)										2 0 0 0 0 0 1 2 1 1 2 0 0 0


Inning Stats	R: 0	H: 1	E: 0	LOB: 1	K: 1	P: 14	R: 1	H: 2	E: 0	LOB: 1	K: 0	P: 16	R: 0	H: 1	E: 0	LOB: 0	K: 1	P: 13	R: 1	H: 2	E: 0	LOB: 1	K: 1	P: 21	R: 0	H: 1	E: 0	LOB: 0	K: 0	P: 10	R: 5	H: 6	E: 0	LOB: 1	K: 1	P: 43	R: 2	H: 3	E: 0	LOB: 1	K: 0	P: 27	R: 2	H: 3	E: 0	LOB: 3	K: 1	P: 29
	S: 9	BB: 14	S: 9	BB: 1	S: 9	BB: 14	S: 9	BB: 1	S: 9	BB: 1	S: 9	BB: 14	S: 9	BB: 1	S: 9	BB: 1	S: 12	BB: 13	S: 12	BB: 21	S: 6	BB: 10	S: 26	BB: 40	S: 15	BB: 27	S: 15	BB: 29	S: 15	BB: 29	S: 15	BB: 29	S: 15	BB: 29	S: 15	BB: 29	S: 15	BB: 29	S: 15	BB: 29	S: 15	BB: 29	S: 15	BB: 29	S: 15	BB: 29		

BOTTOM	
Chicago White Sox @ Texas Rangers The Ballpark at Arlington, Arlington, TX	
Wed Aug 03 1994, 8:05 PM EDT Att: 38,319 - Unknown - 86 F	
livebaseballscorecards.com	
AB	39
R	11
H	19
RBI	11
BB	2
SO	5
LOB	16

PITCHER	IP	WLS	BF	H	R	ER	SO	BB	IBB	HBP	BLK	WP	HR	S	P	ERA	WHIP
Alex Fernandez, R (1, 1) ERA: 3.86	5.0		23	10	5	5	3	1	0	0	0	1	1	52	87	9.00	2.200
Atlee Hammaker, L (6, 1) ERA:	0.1		1	0	0	0	0	0	0	0	0	1	0	3	6	0.00	0.000
Jose DeLeon, R (6, 1) ERA: 3.71	0.1		1	0	0	0	1	0	0	0	0	0	0	5	7	0.00	0.000
Dennis Cook, L (6, 1) ERA: 3.69	0.0		1	1	0	0	0	0	0	0	0	0	0	2	5	∞	∞
Kirk McCaskill, R (6, 1) ERA: 3.27	1.2	L	13	8	6	6	0	0	0	0	0	0	2	33	53	32.40	4.800

PITCHER	IP	WLS	BF	H	R	ER	SO	BB	IBB	HBP	BLK	WP	HR	S	P	ERA	WHIP
Paul Assenmacher, L (8, 1) ERA: 3.41	0.2		3	0	0	0	1	0	1	0	0	0	0	6	15	0.00	0.000

1B	2B	3B	HR	SF	SAC	DP	HBP	WP	PA:
10	5	1	3	1	0	2	0	2	42

Batter	1	2	3	4	5	6	7	8	9	AB R H RBI BB SO LOB	TOP	
Norberto Martin, R OBP: 0.308, SLG: 0.363 (1, 4) (8, 7)	2-2 G6-3	0-2 FC5-4			2-2 L8		1-1 L8			4 0 0 0 0 0 4		
Bob Zuppcic, R OBP: 0.227, SLG: 0.293 Joey Cora, S OBP: 0.347, SLG: 0.358 (1, 7) (8, PH) (8, 4)	0-3 K		0-1 G3-1		2-3 K			3-3 K		3 0 0 0 0 2 1 1 0 0 0 0 1 0		
Frank Thomas, R OBP: 0.496, SLG: 0.745 (1, 10)	4-2 FC6-4 BB		0-0 F9			1-1 F9		1-0 G6-3		3 0 0 0 1 0 0		
Julio Franco, R OBP: 0.396, SLG: 0.496 (1, 3)	0-2 FC6-4		0-3 K			3-3 K		4-1 BB		3 0 0 0 1 2 1		
Robin Ventura, L OBP: 0.371, SLG: 0.464 (1, 5)		2-0 1B		0-1 1B		2-1 1B		1-3 K		4 0 3 0 0 1 1		
Darrin Jackson, R OBP: 0.368, SLG: 0.468 (1, 9)		0-1 F9		2-1 L6		0-0 F9		1-3 K		4 0 0 0 0 1 3		
Lance Johnson, L OBP: 0.323, SLG: 0.395 (1, 8)		1-3 K		3-2 G6-3			0-0 HR		1-1 F7	4 1 1 1 0 1 1	AB 34 R 1 H 8 RBI 1 BB 2 SO 8 LOB 12	
Bob Melvin, R OBP: 0.207, SLG: 0.310 Warren Newson, L OBP: 0.351, SLG: 0.378 (1, 2) (9, PH)		3-2 1B			0-0 G6-3		2-2 G5-3		2-2 2B	3 0 1 0 0 0 0 1 0 1 0 0 0 0		
Ozzie Guillen, L OBP: 0.305, SLG: 0.334 (1, 6)		2-0 FC5-4			0-0 WP		0-0 G1-6-3		1-1 F8	4 0 2 0 0 0 1		
Inning Stats	R: 0 E: 0 K: 1 S: 17 H: 0 LOB: 1 BB: 1 P: 23	R: 0 E: 0 K: 1 S: 16 H: 3 LOB: 3 BB: 0 P: 24	R: 0 E: 0 K: 1 S: 6 H: 0 LOB: 0 BB: 0 P: 6	R: 0 E: 0 K: 0 S: 7 H: 1 LOB: 0 BB: 0 P: 12	R: 0 E: 0 K: 1 S: 12 H: 1 LOB: 1 BB: 0 P: 16	R: 0 E: 0 K: 1 S: 8 H: 1 LOB: 1 BB: 0 P: 14	R: 1 E: 0 K: 0 S: 7 H: 1 LOB: 0 BB: 0 P: 10	R: 0 E: 0 K: 2 S: 9 H: 0 LOB: 1 BB: 1 P: 18	R: 0 E: 0 K: 1 S: 10 H: 1 LOB: 1 BB: 0 P: 15	1B: 6 2B: 1 3B: 0 HR: 1 SF: 0 SAC: 0 DP: 0 HBP: 0	WP: 1 PB: 0 SB: 0 CS: 0 PA: 36	
PITCHER	IP WLS BF H R ER SO BB IBB HBP BLK WP HR S P ERA WHIP											
Brian Bohanon, L ERA: 7.24 (1, 1)	6.1 W 26 7 1 1 5 1 0 0 0 1 1 70 101 1.42 1.263											
Darren Oliver, L ERA: 2.87 (7, 1)	1.2 6 0 0 0 2 1 0 0 0 0 0 12 22 0.00 0.600											
Tom Henke, R ERA: 3.28 (9, 1)	1.0 S 4 1 0 0 1 0 0 0 0 0 0 10 15 0.00 1.000											

Chicago White Sox @ Texas Rangers
The Ballpark at Arlington, Arlington, TX

Thu Aug 04 1994, 8:05 PM EDT
Att. 46,362 - Unknown - 91 F

livebaseballscorecards.com

Batter	1	2	3	4	5	6	7	8	9
Jeff Frye, R <small>OBP: 0.416, SLG: 0.471</small> Doug Strange, S <small>OBP: 0.275, SLG: 0.338</small>	3-2 G6-3 		2-2 FC6-4 2-H 1B		1-2 P5 		0-2 2B		
Ivan Rodriguez, R <small>OBP: 0.368, SLG: 0.490</small>	2-3 K		0-1 FC6-4 1-2f			0-0 1B 1B	0-1 G5-3		
Jose Canseco, R <small>OBP: 0.390, SLG: 0.570</small>	3-1 L6			3-1 F8		1-2 1B 1B		2-3 K	
Will Clark, L <small>OBP: 0.428, SLG: 0.511</small>		4-2 G6-4-3 BB		0-1 P5		0-0 P5		1-1 FC6-5 1B	
Juan Gonzalez, R <small>OBP: 0.338, SLG: 0.465</small>		0-1 G6-4-3 1-2f		1-2 29 1B 1B		0-0 1B 1-2 2-H 1B		2-2 FC6-5 29 HR	
29 Rusty Greer, L <small>OBP: 0.410, SLG: 0.496</small>		0-0 P6		1-0 1B 1-3 1B		2-3 K		0-0 HR	
Dean Palmer, R <small>OBP: 0.303, SLG: 0.481</small>			1-2 F8	0-0 F8		1-1 F8		1-3 K	
Chris James, R <small>OBP: 0.383, SLG: 0.564</small>			2-0 1B 2B		1-3 K		0-0 G6-3		
Manuel Lee, S <small>OBP: 0.317, SLG: 0.354</small>			0-0 F8		2-1 G4-3		0-0 F8		

AB	R	H	RBI	BB	SO	LOB
4	0	2	1	0	0	0
0	0	0	0	0	0	0
4	1	1	0	0	1	2
4	0	1	0	0	1	0
3	0	1	0	1	0	2
4	1	2	1	0	0	2
4	1	2	2	0	1	2
4	0	0	0	0	1	4
3	1	1	0	0	1	0
3	0	0	0	0	0	1

BOTTOM

Chicago White Sox @ Texas Rangers
 The Ballpark at Arlington, Arlington, TX
 Thu Aug 04 1994, 8:05 PM EDT
 Att: 46,362 - Unknown - 91 F

AB	33
R	4
H	10
RBI	4
BB	1
SO	5
LOB	13



1B: 7	SF: 0
2B: 2	SAC: 0
3B: 0	DP: 1
HR: 1	HBP: 0

WP: 0	PA: 34
PB: 0	
SB: 1	
CS: 0	

Inning Stats	R: 0	H: 0	E: 0	LOB: 0	K: 1	S: 9	P: 17	R: 0	H: 0	E: 0	LOB: 0	K: 0	S: 6	P: 10	R: 1	H: 2	E: 0	LOB: 1	K: 0	S: 10	P: 15	R: 0	H: 2	E: 0	LOB: 2	K: 0	S: 9	P: 14	R: 0	H: 0	E: 0	LOB: 0	K: 1	S: 8	P: 12	R: 1	H: 3	E: 0	LOB: 2	K: 1	S: 12	P: 16	R: 0	H: 1	E: 0	LOB: 1	K: 0	S: 7	P: 7	R: 2	H: 2	E: 0	LOB: 0	K: 2	S: 13	P: 19
PITCHER	IP	WLS	BF	H	R	ER	SO	BB	IBB	HBP	BLK	WP	HR	S	P	ERA	WHIP																																							
Jack McDowell, R <small>ERA: 3.87</small>	8.0	L	34	10	4	4	5	1	0	0	0	0	0	74	110	4.50	1.375																																							
PITCHER	IP	WLS	BF	H	R	ER	SO	BB	IBB	HBP	BLK	WP	HR	S	P	ERA	WHIP																																							

Batter	1	2	3	4	5	6	7	8	9	AB R H RBI BB SO LOB	TOP																						
Norberto Martin, R (1, 4) OBP: 0.321, SLG: 0.375 Warren Newson, L (9, PH) OBP: 0.357, SLG: 0.378	2-1 G4-3		2-2 G4-6-3 1B		1-0 1-2 1B		1-2 CS 1B		4-2 BB	4 0 3 0 0 0 0 0 0 0 0 1 0 0	<p>Chicago White Sox @ California Angels</p> <p>Anaheim Stadium, Anaheim, CA</p> <p>Fri Aug 05 1994, 10:05 PM EDT Att. 30,274 - Unknown - 82 F</p> <p>livebaseballscorecards.com</p>																						
Tim Raines, S (1, 7) OBP: 0.364, SLG: 0.410	4-2 S BB		1-0 G4-6-3 1-2f		2-1 G5-3 2-3f		3-3 SAFE SAFE SAFE SAFE SAFE SAFE 1-2		1-0 P7	4 0 0 0 1 1 6																							
Frank Thomas, R (1, 3) OBP: 0.494, SLG: 0.739	3-3 K 1-2			0-1 G6-3		4-0 2B BB		1-2 F8		3 1 0 0 1 1 1																							
Julio Franco, R (1, 10) OBP: 0.399, SLG: 0.507	1-3 K			1-0 HR		1-0 1B 1-H 2B		4-1 BB		3 1 2 2 1 1 1																							
Robin Ventura, L (1, 5) OBP: 0.370, SLG: 0.470		2-2 HR		3-2 G3-1		2-3 K		1-1 F7		4 1 1 1 0 1 2																							
Darrin Jackson, R (1, 9) OBP: 0.367, SLG: 0.466		2-0 G5-3		0-1 1B		3-3 K		2-0 F8		4 0 1 0 0 1 2																							
Lance Johnson, L (1, 8) OBP: 0.325, SLG: 0.394		4-1 G6-4-3 BB		0-1 G1-3		0-0 1B 2-3		0-2 E5		3 0 1 0 1 0 1																							
Bob Melvin, R (1, 2) OBP: 0.188, SLG: 0.281 Joey Cora, S (9, PH) OBP: 0.346, SLG: 0.357		0-0 G6-4-3 1-2f			2-3 K		1-1 P3		3-3 K 1-2	3 0 0 0 0 1 3 1 0 0 0 0 1 1																							
Craig Grebeck, R (1, 6) OBP: 0.394, SLG: 0.365 Ozzie Guillen, L (9, PH) OBP: 0.304, SLG: 0.333			2-3 K		3-2 G5-3 1B 1B		3-1 F8		0-3 K	3 0 1 0 0 1 0 1 0 0 0 0 1 1																							
Inning Stats	R: 0 E: 0 K: 2 S: 10	H: 0 LOB: 1 BB: 1 P: 20	R: 1 E: 0 K: 0 S: 7	H: 1 LOB: 0 BB: 1 P: 15	R: 0 E: 0 K: 1 S: 7	H: 1 LOB: 0 BB: 0 P: 12	R: 1 E: 0 K: 0 S: 10	H: 2 LOB: 1 BB: 0 P: 14	R: 0 E: 0 K: 1 S: 11	H: 2 LOB: 1 BB: 0 P: 19		R: 1 E: 0 K: 2 S: 10	H: 2 LOB: 2 BB: 1 P: 21	R: 0 E: 0 K: 1 S: 12	H: 1 LOB: 1 BB: 0 P: 19	R: 0 E: 0 K: 0 S: 7	H: 0 LOB: 1 BB: 1 P: 15	R: 0 E: 1 K: 2 S: 14	H: 0 LOB: 2 BB: 1 P: 22	1B: 6 2B: 2 3B: 0 HR: 2	SF: 0 SAC: 0 DP: 4 HBP: 0	WP: 0 PB: 0 SB: 2 CS: 1	PA: 38										
PITCHER Chuck Finley, L (1, 1) ERA: 4.49 Russ Springer, R (8, 1) ERA: 5.57	IP 7.2	WLS W	BF 32	H 9	R 3	ER 3	SO 7	BB 4	IBB 0	HBP 0	BLK 0	WP 0	HR 2	S 73	P 132	ERA 3.52	WHIP 1.696																
											PITCHER	IP	WLS	BF	H	R	ER	SO	BB	IBB	HBP	BLK	WP	HR	S	P	ERA	WHIP					



Batter	1	2	3	4	5	6	7	8	9	AB	R	H	RBI	BB	SO	LOB				
Jim Edmonds, L OBP: 0.351, SLG: 0.391 (1, 7) 0-1 F7 ① F X	Spike Owen, S OBP: 0.412, SLG: 0.423 (1, 5) 0-1 G1-3 ② C X		P5 1-2 P5 ② C B F F X		K 1-3 K ② C C C C		2B 3-2 X 2-H 2B			4	0	1	1	0	1	0				
Chad Curtis, R OBP: 0.319, SLG: 0.407 (1, 8) 1-2 PO 1B B F C X	G1-3 0-1 G1-3 ② B B B B		FC6-4 4-0 FC6-4 BB		F9 1-0 F9 ③ B X		K 3-3 K ② B B B B B B C T H T H B B S F H C H B T H T H B B S			3	0	0	0	1	1	1				
Chili Davis, S OBP: 0.414, SLG: 0.565 (1, 10) 0-1 PO 1-2 F SAFE SAFE	L8 2-2 L8 ① B T H T H T H B B S F H C H B T H T H B B S		FC6-4 0-0 FC6-4 ③ 1-2f		K 0-3 K ① C T H T H T H B B S F H C H B T H T H B B S		F7 1-2 F7 ③ B SAFE SAFE SAFE SAFE SAFE			2	0	1	0	2	0	1				
Tim Salmon, R OBP: 0.375, SLG: 0.497 (1, 9) 2-0 E 1B B B X	K 1-2 K ② B SAFE SAFE SAFE SAFE SAFE		FC6-4 4-2 FC6-4 BB		P4 2-2 P4 ① B SAFE SAFE SAFE SAFE		F7 1-2 F7 ③ B SAFE SAFE SAFE SAFE			4	0	0	0	0	1	3				
J.T. Snow, L OBP: 0.287, SLG: 0.333 (1, 3) 1-2 FC6-4 HR B SAFE SAFE SAFE SAFE SAFE	L8 1-1 L8 ③ B SAFE SAFE SAFE SAFE		FC6-4 1-2 FC6-4 ② 1-2f		L8 1-0 L8 ③ B X		G5-3 1-1 G5-3 ② B C X			3	0	1	0	1	1	1				
Damion Easley, R OBP: 0.290, SLG: 0.331 (1, 4) 0-2 E6 1-2 C SAFE SAFE SAFE	K 1-3 K ② C SAFE SAFE SAFE SAFE		HR 0-0 HR 1-H		L8 1-0 L8 ③ B SAFE SAFE SAFE SAFE		G5-3 1-1 G5-3 ② B C X			4	1	0	0	0	1	3				
Chris Turner, R OBP: 0.296, SLG: 0.329 (1, 2) 1-1 F8 ③ C SAFE SAFE SAFE	E6 0-2 E6 1-2		HR 0-0 HR 1-H		L8 1-0 L8 ③ B SAFE SAFE SAFE SAFE		G5-3 1-1 G5-3 ② B C X			4	3	3	3	0	0	1				
Gary Disarcina, R OBP: 0.290, SLG: 0.325 (1, 6) 1-1 G3 ① B SAFE SAFE SAFE	F8 1-1 F8 ③ C SAFE SAFE SAFE		F7 2-0 F7 ③ B SAFE SAFE SAFE		L8 1-0 L8 ③ B SAFE SAFE SAFE SAFE		G5-3 1-1 G5-3 ② B C X			4	1	2	1	0	0	2				
Inning Stats	R: 0 E: 0 K: 0 S: 8	H: 1 LOB: 0 BB: 0 P: 9	R: 0 E: 1 K: 1 S: 14	H: 1 LOB: 2 BB: 0 P: 20	R: 0 E: 0 K: 0 S: 7	H: 0 LOB: 1 BB: 1 P: 13	R: 2 E: 0 K: 1 S: 13	H: 1 LOB: 0 BB: 1 P: 19	R: 0 E: 0 K: 1 S: 9	H: 0 LOB: 1 BB: 1 P: 19	R: 0 E: 0 K: 1 S: 23	H: 3 LOB: 2 BB: 1 P: 39	R: 1 E: 0 K: 0 S: 8	H: 2 LOB: 1 BB: 0 P: 13	R: 0 E: 0 K: 0 S: 6	H: 0 LOB: 0 BB: 0 P: 8				
PITCHER	IP WLS L	WLS BF	H R	ER LOB	SO BB	BB IBB	HBP BLK	WP HR	S P	ERA WHIP	IP WLS L	WLS BF	H R	ER LOB	SO BB	BB IBB	HBP BLK	WP HR	S P	ERA WHIP
Wilson Alvarez, L ERA: 3.39 (1, 1)	6.2	29	6	4	5	3	0	0	118	5.40	1.350									
Jose DeLeon, R ERA: 3.67 (7, 1)	0.2	3	0	0	0	1	0	0	5	0.00	1.500									
Dennis Cook, L ERA: 3.66 (8, 1)	0.1	1	0	0	0	0	0	0	2	0.00	0.000									
Kirk McCaskill, R ERA: 3.42 (8, 1)	0.1	3	2	1	0	0	0	0	5	27.00	6.000									

BOTTOM	
AB	31
R	5
H	8
RBI	5
BB	4
SO	5
LOB	13
1B: 4	SF: 0
2B: 2	SAC: 1
3B: 0	DP: 0
HR: 2	HBP: 0
WP: 0	PA: 37
PB: 0	
SB: 1	
CS: 0	

Chicago White Sox @ California Angels
Anaheim Stadium, Anaheim, CA
Fri Aug 05 1994, 10:05 PM EDT
Att: 30,274 - Unknown - 82 F

livebaseballscorecards.com



TOP

Chicago White Sox @ California Angels
 Anaheim Stadium, Anaheim, CA

Sat Aug 06 1994, 10:05 PM EDT
 Att: 35,589 - Unknown - 78 F

AB 42
 R 16
 H 17
 RBI 15
 BB 13
 SO 4
 LOB 31



AB R H RBI BB SO LOB

3	0	0	1	0	0	4
2	1	1	1	1	0	2
4	3	2	1	3	0	1
5	1	2	2	2	1	4
5	2	1	5	1	1	4
5	1	2	0	2	2	2
5	1	1	0	1	0	7
6	2	3	0	0	0	6
1	1	1	1	1	0	0
2	2	1	1	1	0	1
4	2	3	3	1	0	0

Batter	1	2	3	4	5	6	7	8	9	10
Norberto Martin, R OBP: 0.312, SLG: 0.366 Michael LaValliere, L OBP: 0.394, SLG: 0.328 (1, 4) (7, PH) (7, 2)	3-1 G4-3		3-1 SF9	1-0 P9	2-1 FC5		0-0 B5		4-2 G6-4-3	1-2 HR
Tim Raines, S OBP: 0.370, SLG: 0.414 (1, 7)	2-0 G4-3		4-0 HR	3-1 G4-3		4-1 G6-3	2-2 G3-4-1		3-1 G6-4-3	4-2 HR
Frank Thomas, R OBP: 0.495, SLG: 0.745 (1, 3)	2-2 G4-3		1-1 HR		4-0 FC6-4	2-1 FC5-4	4-0 G3-4-1		0-0 G6-4-3	2-3 K
Julio Franco, R OBP: 0.399, SLG: 0.511 (1, 10)		1-3 K	4-1 1B		3-2 FC6-4	1-2 G6-3	1-0 G3-4-1		1-0 HBP	1-0 HR
Robin Ventura, L OBP: 0.373, SLG: 0.469 (1, 5)		1-3 K	0-2 1B		0-0 BB	4-0 FC5-4	4-0 1B		2-0 P6	1-3 K
Darrin Jackson, R OBP: 0.366, SLG: 0.465 (1, 9)		0-0 B3-1	0-0 L7		4-0 BB	0-1 FC5-4	0-1 G4-3			1-2 G4-3
Lance Johnson, L OBP: 0.327, SLG: 0.398 (1, 8)			2-0 1B	0-0 SH1-3	0-0 P4	0-1 L4		0-2 CS		0-0 G4-3
Bob Melvin, R OBP: 0.235, SLG: 0.303 Joey Cora, S OBP: 0.349, SLG: 0.358 (7, PH) (7, 4)			0-0 E9	0-0 SH1-3	4-0 FC5		4-0 1B	1 SAFE F9		0-0 3B
Ozzie Guillen, L OBP: 0.311, SLG: 0.344 (1, 6)			0-0 SH2-3	0-0 S	4-0 BB		1 SAFE 2B	1 SAFE L1		2-2 1B

Inning Stats	R: 0	H: 0	E: 0	LOB: 0	K: 0	S: 8	P: 15
Andrew Lorraine, L ERA: 10.61 (1, 1)	IP: 4.1	WLS: 0	BF: 23	H: 7	R: 7	ER: 7	SO: 2
Jeff Schwarz, R ERA: 5.5 (5, 1)	0.2	6	0	1	1	0	0
Joe Grahe, R ERA: 6.33 (6, 1)	2.0	13	3	2	2	0	2
Bob Patterson, L ERA: 4.46 (8, 1)	1.0	5	2	0	0	0	1
Mark Leiter, R ERA: 4.68 (9, 1)	1.2	L	11	5	6	6	1

Inning Stats	R: 1	H: 1	E: 0	LOB: 2	K: 0	S: 12	P: 23
Joe Magrane, L ERA: 6.96 (10, 1)	IP: 0.1	WLS: 0	BF: 1	H: 0	R: 0	ER: 0	SO: 1

WP: 0
 PB: 0
 SB: 1
 CS: 1

PA: 59

Batter	1	2	3	4	5	6	7	8	9	10	AB	R	H	RBI	BB	SO	LOB	BOTTOM						
Jim Edmonds, L (1, 7) OBP: 0.347, SLG: 0.386	K		X 0-0 1B	K		G4-3		G4-3		K	6	1	1	0	0	3	2							
Spike Owen, S (1, 5) OBP: 0.417, SLG: 0.429	BB 1B		1-H 1B			1B HR		FC4-6 1B		G5-3	6	1	4	1	0	1	1							
Chad Curtis, R (1, 8) OBP: 0.319, SLG: 0.406	K		F9			1-3 HR 1B		FC4-6 1-2f		L7	6	1	2	1	0	1	3							
Chili Davis, S (1, 10) OBP: 0.414, SLG: 0.569	1-2 BB		X 3-3 K			1-3 SAFE K		HR		F8	4	1	1	1	1	2	4							
Tim Salmon, R (1, 9) OBP: 0.375, SLG: 0.513	K					1-1 HR		P3		K	5	2	2	2	0	2	4							
J.T. Snow, L (1, 3) OBP: 0.289, SLG: 0.364						2-0 HR		1-0 HR		F7	5	2	2	4	0	1	0							
Damion Easley, R (1, 4) Bo Jackson, R (9, PH) Harold Reynolds, S (9, PR)						1-3 K		4-0 BB		E5 1B	3	0	0	0	1	2	0							
Greg Myers, L (1, 2) OBP: 0.282, SLG: 0.298						2-1 F8		1-0 1B		FC6 1B	1	0	0	0	0	0	0							
Gary Disarcina, R (1, 6) OBP: 0.289, SLG: 0.324						2-2 F8		0-1 F8		G6-3	5	1	1	0	0	0	3							
Inning Stats	R: 0 E: 0 K: 3 S: 12	H: 1 LOB: 2 BB: 1 P: 18	R: 0 E: 0 K: 1 S: 7	H: 0 LOB: 0 BB: 0 P: 11	R: 1 E: 0 K: 1 S: 13	H: 2 LOB: 1 BB: 0 P: 20	R: 2 E: 0 K: 2 S: 12	H: 3 LOB: 1 BB: 0 P: 19	R: 3 E: 0 K: 2 S: 13	H: 3 LOB: 1 BB: 1 P: 28	R: 0 E: 0 K: 0 S: 11	H: 1 LOB: 1 BB: 0 P: 17	R: 2 E: 0 K: 2 S: 13	H: 2 LOB: 0 BB: 0 P: 21	R: 1 E: 0 K: 1 S: 15	H: 2 LOB: 1 BB: 0 P: 21	R: 1 E: 1 K: 1 S: 17	H: 1 LOB: 2 BB: 0 P: 24	R: 0 E: 0 K: 1 S: 9	H: 0 LOB: 0 BB: 0 P: 13	1B: 10 2B: 0 3B: 0 HR: 5	SF: 0 SAC: 0 DP: 0 HBP: 0	WP: 0 PB: 0 SB: 2 CS: 0	PA: 48

Chicago White Sox @ California Angels
Anaheim Stadium, Anaheim, CA

Sat Aug 06 1994, 10:05 PM EDT
Att. 35,589 - Unknown - 78 F

livebaseballscorecards.com

AB	46
R	10
H	15
RBI	10
BB	2
SO	14
LOB	18



Batter	1	2	3	4	5	6	7	8	9	10	11	12	AB R H RBI BB SO LOB	TOP
Joey Cora, S (1, 4) OBP: 0.354, SLG: 0.368 	1-2 		4-0 		1-2 		2-2 		1-2 				6 2 3 1 1 0 3	
Tim Raines, S (1, 7) OBP: 0.367, SLG: 0.411 	1-1 		2-2 		1-2 		1-3 		1-0 				5 2 1 1 0 1 2	
Frank Thomas, R (1, 3) OBP: 0.496, SLG: 0.747 Craig Grebeck, R (6, 5) OBP: 0.391, SLG: 0.361 Warren Newson, L (10, PH) OBP: 0.354, SLG: 0.374 Norberto Martin, R (10, 5) OBP: 0.317, SLG: 0.366 Jose DeLeon, R (12, 1) 	2-0 		1-2 		2-2 			1-0 		3-3 			3 0 2 2 0 0 0 1 0 0 0 0 0 0 1 0 0 0 0 1 0 0 1 0 0 1 0 0 0 0 0 0 0 0 0	
Julio Franco, R (1, 10) OBP: 0.400, SLG: 0.508 	4-2 		2-3 		0-0 			1-3 		3-2 			4 1 1 0 2 2 2	
Robin Ventura, L (1, 5) OBP: 0.370, SLG: 0.464 	1-1 			2-2 	1-2 			2-2 		3-2 			6 1 1 2 0 0 3	
Darrin Jackson, R (1, 9) OBP: 0.366, SLG: 0.462 		0-1 		4-1 			1-1 		1-1 		1-0 		4 1 1 1 1 0 0	
Lance Johnson, L (1, 8) OBP: 0.325, SLG: 0.395 		1-0 		0-1 			0-0 		0-0 		0-2 		6 0 1 0 0 0 3	
Michael LaValliere, L (1, 2) OBP: 0.362, SLG: 0.346 		1-2 		0-3 			2-1 		3-2 		2-1 		5 1 1 2 0 1 2	
Ozzie Guillen, L (1, 6) OBP: 0.311, SLG: 0.349 			1-2 		2-1 		1-3 		0-1 				6 1 2 1 0 1 0	
Inning Stats R: 1 H: 1 E: 0 LOB: 1 K: 0 BB: 1 S: 10 P: 19	R: 0 H: 0 E: 0 LOB: 0 K: 0 BB: 0 S: 6 P: 8	R: 0 H: 1 E: 0 LOB: 2 K: 1 BB: 1 S: 13 P: 23	R: 0 H: 0 E: 0 LOB: 1 K: 1 BB: 1 S: 11 P: 17	R: 2 H: 4 E: 0 LOB: 1 K: 0 BB: 0 S: 17 P: 24	R: 0 H: 0 E: 0 LOB: 0 K: 2 BB: 0 S: 5 P: 8	R: 0 H: 0 E: 0 LOB: 0 K: 1 BB: 0 S: 7 P: 11	R: 2 H: 2 E: 0 LOB: 0 K: 0 BB: 0 S: 11 P: 16	R: 0 H: 0 E: 1 LOB: 1 K: 1 BB: 0 S: 10 P: 16	R: 5 H: 5 E: 0 LOB: 3 K: 0 BB: 2 S: 24 P: 40	1B: 9 SF: 2 2B: 2 SAC: 0 3B: 2 DP: 1 HR: 1 HBP: 1	WP: 0 PA: 55 PB: 0 SB: 0 CS: 0			
PITCHER Phil Leftwich, R (1, 1) ERA: 5.68 Bob Patterson, L (5, 1) ERA: 4.17 Russ Springer, R (8, 1) ERA: 5.73 Mark Leiter, R (10, 1) ERA: 4.58 Joe Magrane, L (12, 1) ERA: 7.3	IP WLS BF H R ER SO BB IBB HBP BLK WP HR S P ERA WHIP 4.1 0 22 6 3 3 2 3 0 0 0 0 0 0 6.23 2.077 2.2 0 7 0 0 0 2 0 0 0 0 0 0 0 0.00 0.000 2.0 2 8 2 2 2 1 0 0 0 0 0 1 18 9.00 1.000 2.0 7 7 0 0 0 1 0 0 0 0 0 0 22 0.00 0.000 0.1 L 4 2 3 3 0 1 0 0 0 0 0 0 13 22 81.00 9.000	PITCHER Joe Grahe, R (12, 1) ERA: 6.65	IP WLS BF H R ER SO BB IBB HBP BLK WP HR S P ERA WHIP 0.2 0 7 3 2 2 0 1 0 1 0 0 0 0 27.00 6.000											

Chicago White Sox @ California Angels
 Anaheim Stadium, Anaheim, CA
 Sun Aug 07 1994, 6:33 AM EDT
 Att. 21,921 - Cloudy - 87 F

livebaseballscorecards.com

AB	47
R	10
H	13
RBI	10
BB	5
SO	6
LOB	15



Batter	1	2	3	4	5	6	7	8	9	10	11	12
Jim Edmonds, L OBP: 0.347, SLG: 0.385	F7	L8		CS 1B		K			SH1-3 1B		G6-3	
Spike Owen, S OBP: 0.416, SLG: 0.426	FC6-4 1B	G5-3		P4			G6-3		SH1-3			BB
Chad Curtis, R OBP: 0.315, SLG: 0.400	FC6-4 1-2f HR		F8		G6-3		G1-3		K		G5-3	
Chili Davis, S OBP: 0.415, SLG: 0.575	HR		E6 HR		1B		F6					K
Tim Salmon, R OBP: 0.382, SLG: 0.524	1B		HR		1B		SH1 BB		K			BB
J.T. Snow, L OBP: 0.283, SLG: 0.355	P4		G3		B3		SH1		K			K
Greg Myers, L OBP: 0.291, SLG: 0.333		1B			G3-1					F7		G4-3
Bo Jackson, R OBP: 0.339, SLG: 0.492		1B	HR									
Chris Turner, R OBP: 0.292, SLG: 0.324												
Harold Reynolds, S OBP: 0.310, SLG: 0.290		P6	K			K	P5			F7		
Gary Disarcina, R OBP: 0.290, SLG: 0.325				F9			L9				L9	

Inning Stats	R: 2	H: 3	E: 0	K: 0	S: 14	H: 3	LOB: 1	BB: 0	P: 22	R: 0	H: 2	E: 0	K: 0	S: 11	H: 2	LOB: 2	BB: 0	P: 18	R: 3	H: 2	E: 1	K: 1	S: 12	H: 1	LOB: 0	BB: 0	P: 16	R: 0	H: 1	E: 0	K: 0	S: 8	H: 0	LOB: 2	BB: 0	P: 9	R: 0	H: 1	E: 0	K: 2	S: 8	H: 0	LOB: 0	BB: 0	P: 12	R: 0	H: 0	E: 0	K: 0	S: 5	H: 0	LOB: 2	BB: 2	P: 17	R: 0	H: 1	E: 0	K: 2	S: 11	H: 0	LOB: 2	BB: 1	P: 19	R: 0	H: 0	E: 0	K: 1	S: 7	H: 0	LOB: 0	BB: 0	P: 12	R: 0	H: 0	E: 0	K: 0	S: 17	H: 0	LOB: 1	BB: 1	P: 27	R: 0	H: 0	E: 0	K: 2	S: 13	H: 0	LOB: 1	BB: 1	P: 19	R: 0	H: 0	E: 0	K: 2	S: 13	H: 0	LOB: 1	BB: 1	P: 19	1B: 9	2B: 0	3B: 0	HR: 3	SF: 0	DP: 0	HBP: 0	WP: 0	PA: 52
--------------	------	------	------	------	-------	------	--------	-------	-------	------	------	------	------	-------	------	--------	-------	-------	------	------	------	------	-------	------	--------	-------	-------	------	------	------	------	------	------	--------	-------	------	------	------	------	------	------	------	--------	-------	-------	------	------	------	------	------	------	--------	-------	-------	------	------	------	------	-------	------	--------	-------	-------	------	------	------	------	------	------	--------	-------	-------	------	------	------	------	-------	------	--------	-------	-------	------	------	------	------	-------	------	--------	-------	-------	------	------	------	------	-------	------	--------	-------	-------	-------	-------	-------	-------	-------	-------	--------	-------	--------


PITCHER	IP	WLS	BF	H	R	ER	SO	BB	IBB	HBP	BLK	WP	HR	S	P	ERA	WHIP
Alex Fernandez, R ERA: 3.86	(1, 1)	7.0	32	11	5	3	3	1	0	0	0	0	3	67	102	3.86	1.714
Dennis Cook, L ERA: 3.58	(8, 1)	0.2	3	0	0	0	0	0	1	0	0	0	0	3	8	0.00	0.000
Jose DeLeon, R ERA: 3.43	(8, 1)	4.1	W	17	1	0	5	2	1	0	0	0	0	50	80	0.00	0.692
Jose DeLeon, R ERA: 3.43	(12, 1)	4.1	W	17	1	0	5	2	1	0	0	0	0	50	80	0.00	0.692

BOTTOM

Chicago White Sox @ California Angels
Anaheim Stadium, Anaheim, CA
 Sun Aug 07 1994, 6:33 AM EDT
 Att: 21,921 - Cloudy - 87 F

AB	R	H	RBI	BB	SO	LOB
6	0	2	0	0	1	3
4	0	1	0	1	0	3
6	1	0	0	0	1	3
5	2	2	2	1	1	0
4	1	3	2	2	1	2
5	0	0	0	0	2	4
3	1	2	1	0	0	2
0	0	0	0	1	0	0
2	0	0	0	0	0	1
5	0	0	0	0	2	3
5	0	2	0	0	0	2

AB	45
R	5
H	12
RBI	5
BB	5
SO	8
LOB	23



Batter	1	2	3	4	5	6	7	8	9	AB R H RBI BB SO LOB	TOP																
Joey Cora, S (1, 4) <small>OBP: 0.358, SLG: 0.368</small>	4-0 	4-2 		1-2 		3-2 		0-1 	2 0 1 0 2 0 0																		
Tim Raines, S (1, 7) <small>OBP: 0.370, SLG: 0.415</small>	4-2 	2-2 			3-1 	0-1 		2-0 	4 0 2 1 1 0 4																		
Frank Thomas, R (1, 3) <small>OBP: 0.491, SLG: 0.737</small>	1-2 		0-0 		2-3 		2-3 	1-3 	5 0 0 0 0 3 4																		
Julio Franco, R (1, 10) <small>OBP: 0.402, SLG: 0.508</small>	0-0 		1-2 		2-0 		4-2 	1-1 	4 0 2 0 1 0 3																		
Robin Ventura, L (1, 5) <small>OBP: 0.375, SLG: 0.464</small>	4-2 		1-2 		4-0 		2-3 	4-2 	2 0 1 0 3 1 1																		
Warren Newson, L (1, 9) Darin Jackson, R (7, 9) <small>OBP: 0.345, SLG: 0.363</small> <small>OBP: 0.366, SLG: 0.463</small>	2-1 		2-3 		1-0 		1-0 	0-3 	3 0 0 0 0 1 7 2 0 1 0 0 1 3																		
Lance Johnson, L (1, 8) <small>OBP: 0.326, SLG: 0.401</small>		2-2 	3-1 		0-0 		0-1 		4 1 2 0 0 0 3																		
Michael LaValiere, L (1, 2) <small>OBP: 0.372, SLG: 0.338</small>		1-0 		2-2 		0-0 		1-2 	3 0 0 1 0 0 2																		
Ozzie Guillen, L (1, 6) <small>OBP: 0.313, SLG: 0.351</small>		3-2 		1-3 		0-0 		2-1 	4 1 2 0 0 1 1																		
Inning Stats	R: 0 H: 0 E: 0 LOB: 3 K: 0 BB: 3 S: 12 P: 27	R: 0 H: 1 E: 0 LOB: 2 K: 0 BB: 1 S: 15 P: 26	R: 0 H: 2 E: 0 LOB: 2 K: 1 BB: 0 S: 13 P: 20	R: 0 H: 0 E: 0 LOB: 0 K: 1 BB: 0 S: 10 P: 14	R: 0 H: 1 E: 0 LOB: 2 K: 1 BB: 1 S: 7 P: 19	R: 1 H: 3 E: 0 LOB: 1 K: 0 BB: 0 S: 12 P: 14	R: 0 H: 0 E: 0 LOB: 0 K: 2 BB: 1 S: 9 P: 17	R: 0 H: 1 E: 0 LOB: 0 K: 0 BB: 0 S: 6 P: 8	R: 1 H: 3 E: 0 LOB: 3 K: 2 BB: 1 S: 15 P: 25	1B: 9 SF: 1 2B: 2 SAC: 1 3B: 1 DP: 2 HR: 0 HBP: 0	WP: 2 PA: 42 PB: 1 SB: 0 CS: 1																
PITCHER	IP WLS BF H R ER SO BB IBB HBP BLK WP HR S P ERA WHIP											PITCHER	IP WLS BF H R ER SO BB IBB HBP BLK WP HR S P ERA WHIP														
Bobby Witt, R (1, 1) <small>ERA: 5.04</small>	5.1		28	7	1	1	3	4	1	0	0	1	0	67	118	1.69	2.062										
Mark Acre, R (6, 1) <small>ERA: 3.34</small>	1.0		3	0	0	0	1	1	0	0	0	0	0	8	14	0.00	1.000										
Ed Vosberg, L (7, 1) <small>ERA: 3.95</small>	2.0	L	7	3	1	1	1	0	0	0	0	1	0	14	22	4.50	1.500										
Dennis Eckersley, R (9, 1) <small>ERA: 4.36</small>	0.2		4	1	0	0	2	1	0	0	0	0	0	10	16	0.00	3.000										

Chicago White Sox @ Oakland Athletics
 Oakland-Alameda County Coliseum, Oakland, CA

Mon Aug 08 1994, 7:05 PM PDT
 Att. 20,237 - Unknown - 62 F

AB 33
R 2
H 11
RBI 2
BB 7
SO 7
LOB 28



livebaseballscorecards.com

Batter	1	2	3	4	5	6	7	8	9	AB	R	H	RBI	BB	SO	LOB
Rickey Henderson, R (1, 7) OBP: 0.409, SLG: 0.369	3-3 K		2-2 G4-3			3-1 1B		2-0 1B		4	1	2	0	0	1	0
Stan Javier, S (1, 8) OBP: 0.351, SLG: 0.403	0-0 F8			1-1 G5-3		1-2 1B		1-3 K		4	0	1	1	0	1	1
Troy Neel, L (1, 10) OBP: 0.362, SLG: 0.487	2-3 K			1-2 G1-3		0-0 1B		2-3 K		4	0	1	0	0	2	1
Ruben Sierra, S (1, 9) OBP: 0.299, SLG: 0.482		1-2 F8		3-2 P4		1-0 G3			2-1 CS 1B	4	0	1	0	0	0	2
Terry Steinbach, R (1, 2) OBP: 0.326, SLG: 0.443		2-1 FC6-4 1B			1-3 K		2-2 G6-3		0-1 G4-3	4	0	1	0	0	1	1
Mike Aldrete, L (1, 3) OBP: 0.315, SLG: 0.339		1-1 F7			0-3 K		2-1 F8		0-3 K	4	0	0	0	0	2	1
Scott Brosius, R (1, 5) OBP: 0.290, SLG: 0.420		0-0 FC6-4			0-3 K		1-2 1B			3	0	1	0	0	1	1
Mike Bordick, R (1, 6) OBP: 0.324, SLG: 0.341			1-1 P6			2-1 G1-3	2-2 F7			3	0	0	0	0	0	1
Scott Hemond, R (1, 4) OBP: 0.278, SLG: 0.326			1-3 K			0-1 P4		1-3 K		3	0	0	0	0	2	0

Inning Stats	R: 0 E: 0 K: 2 S: 7	H: 0 LOB: 0 BB: 0 P: 12	R: 0 E: 0 K: 0 S: 9	H: 1 LOB: 1 BB: 0 P: 13	R: 0 E: 0 K: 1 S: 8	H: 0 LOB: 0 BB: 0 P: 12	R: 0 E: 0 K: 0 S: 12	H: 0 LOB: 0 BB: 0 P: 17	R: 0 E: 0 K: 3 S: 9	H: 0 LOB: 0 BB: 0 P: 10	R: 1 E: 0 K: 0 S: 11	H: 3 LOB: 2 BB: 0 P: 18	R: 0 E: 0 K: 0 S: 16	H: 1 LOB: 1 BB: 0 P: 22	R: 0 E: 0 K: 3 S: 10	H: 1 LOB: 1 BB: 0 P: 16	R: 0 E: 0 K: 1 S: 8	H: 1 LOB: 0 BB: 0 P: 10	1B: 7 2B: 0 3B: 0 HR: 0	SF: 0 SAC: 0 DP: 0 HBP: 0	WP: 0 PB: 0 SB: 1 CS: 1	PA: 33 ERA WHIP												
PITCHER Jack McDowell, R (1, 1) ERA: 3.73	IP 9.0	WLS W	BF 33	H 7	R 1	ER 1	SO 10	BB 0	IBB 0	HBP 0	BLK 0	WP 0	HR 0	S 90	P 130	ERA 1.00	WHIP 0.778	IP 9.0	WLS W	BF 33	H 7	R 1	ER 1	SO 10	BB 0	IBB 0	HBP 0	BLK 0	WP 0	HR 0	S 90	P 130	ERA 1.00	WHIP 0.778


BOTTOM

Chicago White Sox @ Oakland Athletics
Oakland-Alameda County Coliseum, Oakland, CA

Mon Aug 08 1994, 7:05 PM PDT
Att: 20,237 - Unknown - 62 F

livebaseballscorecards.com

AB	33
R	1
H	7
RBI	1
BB	0
SO	10
LOB	8



Batter	1	2	3	4	5	6	7	8	9	AB R H RBI BB SO LOB	TOP																	
Joey Cora, S (1, 4) OBP: 0.354, SLG: 0.364	2-3 K		0-1 G4-3			0-0 F8		1-1 P6		4 0 0 0 0 1 0	Chicago White Sox @ Oakland Athletics Oakland-Alameda County Coliseum, Oakland, CA																	
Tim Raines, S (1, 7) OBP: 0.369, SLG: 0.413	1-2 P4		1-0 G4-3			2-2 1B 1B		2-1 L7		4 1 1 0 0 0 0																		
Frank Thomas, R (1, 10) OBP: 0.489, SLG: 0.732	3-2 P2		1-1 F8			3-2 F7		4-0 BB		3 0 0 0 1 0 1																		
Julio Franco, R (1, 3) OBP: 0.405, SLG: 0.512		0-0 G3-1 1B 2B		4-2 G6-3 BB		2-2 FC5 1B 1B		3-2 G6-3		3 1 2 0 1 0 1	Tue Aug 09 1994, 7:05 PM PDT Att. 19,462 - Unknown - 66 F																	
Robin Ventura, L (1, 5) OBP: 0.376, SLG: 0.463		3-1 G3-1		0-2 G6-3 1-2f		1-1 1B		4-2 BB		3 0 1 1 1 0 2																		
Darrin Jackson, R (1, 9) OBP: 0.365, SLG: 0.460		1-0 G4-3 1B		1-3 K		0-0 FC5 2-3f		0-3 K		4 0 1 1 0 2 3																		
Lance Johnson, L (1, 8) OBP: 0.323, SLG: 0.397		0-0 G4-3			1-0 F9		1-2 G6-3		1-0 F7	4 0 0 0 0 0 2	livebaseballscorecards.com																	
Michael LaValliere, L (1, 2) OBP: 0.369, SLG: 0.331		4-1 BB			0-2 G4-3		0-2 F8		3-3 K	3 0 0 0 1 1 1																		
Ozzie Guillen, L (1, 6) OBP: 0.311, SLG: 0.348		2-0 F9			0-2 G4-3		0-1 G6-3			3 0 0 0 0 0 2																		
Inning Stats	R: 0 E: 0 K: 1 S: 10	H: 0 LOB: 0 BB: 0 P: 16	R: 1 E: 0 K: 0 S: 7	H: 2 LOB: 2 BB: 1 P: 17	R: 0 E: 0 K: 0 S: 5	H: 0 LOB: 0 BB: 0 P: 7	R: 0 E: 0 K: 1 S: 10	H: 0 LOB: 0 BB: 1 P: 15	R: 0 E: 0 K: 0 S: 7	H: 0 LOB: 0 BB: 0 P: 8	R: 1 E: 0 K: 0 S: 13	H: 3 LOB: 2 BB: 0 P: 21	R: 0 E: 0 K: 0 S: 8	H: 0 LOB: 0 BB: 0 P: 9	R: 0 E: 0 K: 0 S: 7	H: 0 LOB: 1 BB: 1 P: 17	R: 0 E: 0 K: 2 S: 22	H: 0 LOB: 1 BB: 1 P: 30	1B: 4 2B: 1 3B: 0 HR: 0	SF: 0 SAC: 0 DP: 1 HBP: 0	WP: 0 PB: 0 SB: 0 CS: 0	PA: 35						
PITCHER	IP WLS BF H R ER SO BB IBB HBP BLK WP HR S P ERA WHIP																											
Carlos Reyes, R (1, 1) ERA: 4.15	7.2		30	5	2	2	2	3	0	0	0	0	0	0	64	104	2.35	1.043										
John Briscoe, R (8, 1) ERA: 4.1	0.1	W	1	0	0	0	0	0	0	0	0	0	0	3	6	0.00	0.000											
Dennis Eckersley, R (9, 1) ERA: 4.26	1.0	S	4	0	0	0	2	1	0	0	0	0	0	22	30	0.00	1.000											



Batter	1	2	3	4	5	6	7	8	9
Rickey Henderson, R OBP: 0.407, SLG: 0.366 (1, 7)	3-1 L7		4-2 BB		1-1 F9		1 SAFE 0-0 CS	2-2 P3	
Stan Javier, S OBP: 0.353, SLG: 0.404 (1, 8)	1-2 2B 1B		2-2 F9			0-3 K		0-2 HR 1B	
Ruben Sierra, S OBP: 0.299, SLG: 0.487 (1, 9)	2-3 K		0-2 F9			1-3 K		2-2 HR 1-H	
Terry Steinbach, R OBP: 0.327, SLG: 0.446 (1, 2)	0-0 1-H 2B			0-1 G5-3		0-0 1B 1B		1-3 K	
Troy Neel, L OBP: 0.363, SLG: 0.485 (1, 10)	3-1 L7			1-3 K		1 SAFE 1-1 1B		4-1 2B BB	
Scott Brosius, R OBP: 0.289, SLG: 0.421 (1, 5)				3-2 F8		2-1 F7		2-1 1-H 2B	
Mike Bordick, R OBP: 0.326, SLG: 0.341 (1, 6)					3-2 SH3-4 1B		3-2 G3	2-1 G6-3	
Jim Bowie, L (1, 3)					0-0 SH3-4		1-3 K		
Scott Hemond, R OBP: 0.279, SLG: 0.323 (1, 4)				1-0 F8		2 SAFE 1-2 G5-3		4-0 CS BB	

AB R H RBI BB SO LOB		BOTTOM																																
3 0 0 0 1 0 1																																		
4 2 2 0 0 1 1																																		
4 1 1 2 0 2 2																																		
4 0 2 1 0 1 0																																		
3 1 1 0 1 1 1																																		
4 0 1 1 0 1 2																																		
3 0 1 0 1 0 1																																		
2 0 0 0 0 1 1																																		
2 0 0 0 1 0 1																																		
1B: 5 SF: 0		WP: 0 PA: 35																																
2B: 2 SAC: 1		PB: 0																																
3B: 0 DP: 1		SB: 0																																
HR: 1 HBP: 0		CS: 1																																
PITCHER										PITCHER																								
IP	WLS	BF	H	R	ER	SO	BB	IBB	HBP	BLK	WP	HR	S	P	ERA	WHIP	IP	WLS	BF	H	R	ER	SO	BB	IBB	HBP	BLK	WP	HR	S	P	ERA	WHIP	
Wilson Alvarez, L ERA: 3.45 (1, 1)	7.2	L	32	7	4	4	7	4	0	0	0	1	79	131	4.70	1.435																		
Roberto Hernandez, R ERA: 5.09 (8, 1)	0.1		2	1	0	0	0	0	0	0	0	0	4	8	0.00	3.000																		

Chicago White Sox @ Oakland Athletics
Oakland-Alameda County Coliseum, Oakland, CA

Tue Aug 09 1994, 7:05 PM PDT
Att: 19,462 - Unknown - 66 F

livebaseballscorecards.com

AB	29
R	4
H	8
RBI	4
BB	4
SO	7
LOB	10



Batter	1	2	3	4	5	6	7	8	9	AB R H RBI BB SO LOB	TOP	
Joey Cora, S (1, 4) OBP: 0.353, SLG: 0.362 B C B B C X	3-2 G4-3 1B		1-0 L9 1B		0-0 B1 1B			2-1 G1-3 1B		4 0 1 0 0 0 1	Chicago White Sox @ Oakland Athletics Oakland-Alameda County Coliseum, Oakland, CA Wed Aug 10 1994, 3:33 AM PDT Att. 30,040 - Sunny - 64 F	
Tim Raines, S (1, 7) OBP: 0.365, SLG: 0.409 F M F B B X	2-2 G6-3 1B		1-2 L7 1B		0-1 L9 1B			1-1 F8 1B		4 0 0 0 0 0 2		
Frank Thomas, R (1, 3) OBP: 0.487, SLG: 0.729 B X	1-0 1B 2B		3-2 L9 1-2 1B		1-2 F7 1B			1-2 P3 1B		4 1 1 0 0 0 2		
Julio Franco, R (1, 10) OBP: 0.406, SLG: 0.510 C S F B X	1-2 2-H 1B			4-2 G4-3 WP BB			2-2 G6-3 1B		2-1 E4 1B	3 1 1 1 1 0 0		
Robin Ventura, L (1, 5) OBP: 0.373, SLG: 0.459 B B C S B X	3-2 G4-3 1B			1-1 G4-3 1-3 1B			2-1 G6-3 1B		2-3 K 1B	4 0 0 0 0 1 3		
Darin Jackson, R (1, 9) OBP: 0.362, SLG: 0.455 S S S				1-2 G6-3 1B			1-1 G6-3 1B		0-0 G6-3 1B	4 0 0 0 0 1 2		
Lance Johnson, L (1, 8) OBP: 0.321, SLG: 0.393 B B B C X			3-1 G4-3 1B		1-3 K 3-H 1B			1-2 G4-3 1B		1-2 G1-3 1B		4 0 0 0 0 1 1
Michael LaValliere, L (1, 2) OBP: 0.368, SLG: 0.331 B X			1-0 1B		0-0 F7 1B			1-2 L7 1B		3 0 1 0 0 0 1		
Ozzie Guillen, L (1, 6) OBP: 0.311, SLG: 0.348 S S S			0-2 G5-3 1B		1-2 1B			0-1 L7 1B		3 0 1 0 0 0 1		
Inning Stats	R: 1 H: 2 E: 0 LOB: 1 K: 0 BB: 0 S: 15 P: 25	R: 0 H: 1 E: 0 LOB: 1 K: 1 BB: 0 S: 9 P: 13	R: 0 H: 1 E: 0 LOB: 1 K: 0 BB: 0 S: 9 P: 14	R: 1 H: 0 E: 0 LOB: 1 K: 1 BB: 1 S: 15 P: 22	R: 0 H: 1 E: 0 LOB: 1 K: 0 BB: 0 S: 9 P: 11	R: 0 H: 0 E: 0 LOB: 0 K: 0 BB: 0 S: 8 P: 13	R: 0 H: 0 E: 0 LOB: 0 K: 0 BB: 0 S: 8 P: 10	R: 0 H: 0 E: 0 LOB: 0 K: 0 BB: 0 S: 7 P: 11	R: 0 H: 0 E: 1 LOB: 1 K: 1 BB: 0 S: 11 P: 16	1B: 4 SF: 0 2B: 1 SAC: 0 3B: 0 DP: 0 HR: 0 HBP: 0	WP: 1 PA: 34 PB: 0 SB: 1 CS: 0	
PITCHER Steve Ontiveros, R (1, 1) ERA: 2.65	IP 9.0 WLS L BF 34 H 5 R 2 ER 2 SO 3 BB 1 IBB 0 HBP 0 BLK 0 WP 1 HR 0 S 91 P 135 ERA 2.00 WHIP 0.667											

livebaseballscorecards.com

AB	33
R	2
H	5
RBI	1
BB	1
SO	3
LOB	13



Batter	1	2	3	4	5	6	7	8	9	AB R H RBI BB SO LOB
Rickey Henderson, R (1, 7) OBP: 0.412, SLG: 0.369	2-1 F7		1 SAFE 4-1 1 SAFE 1 SAFE 1-2 1B BB		2-2 S SH5-3 1B		2-1 G4-3 1-2 1B		4-2 DI G6-3 BB	3 1 2 0 2 0 0
Stan Javier, S (1, 8) OBP: 0.350, SLG: 0.400	0-1 P5		0-1 FC1-5 1B 1-2 2-3f		2-1 SH5-3 1-2		1-3 K		1-2 G6-3	4 0 0 0 0 1 5
Troy Neel, L (1, 10) OBP: 0.361, SLG: 0.480	1-2 F8		1-1 1-3 2-H 1B		2-1 G6-3 2-3		1-1 G4-3 1-2 2-3		2-3 K	5 0 1 1 0 1 4
Ruben Sierra, S (1, 9) OBP: 0.298, SLG: 0.483		0-1 G3-1	0-2 P4		3-2 P4		4-0 IBB			3 0 0 0 1 0 3
Terry Steinbach, R (1, 2)		2-3 K	2-1 G5-3			4-2 G4-3 BB	0-3 K			3 0 0 0 1 2 5
Jim Bowie, L (1, 3)		2-2 1B 1B		1-0 1B		2-1 G4-3 1-2		2-2 G4-3		4 0 2 0 0 0 1
Scott Brosius, R (1, 5)		1-2 1-2 1B		0-2 K		0-0 P4		3-1 G6-3		4 0 1 0 0 1 2
Mike Bordick, R (1, 6)		2-1 F7		1 SAFE 1-3 K		3-2 K		1-1 P3		4 0 0 0 0 2 4
Scott Hemond, R (1, 4) Mike Aldrete, L (9, PH) OBP: 0.284, SLG: 0.328 OBP: 0.313, SLG: 0.337			1-2 FC1-5 S 1B		1-2 P3		1-2 G4-3 1B 1B		2-3 K	3 0 2 0 0 0 1 1 0 0 0 0 1 0

Inning Stats	R: 0 E: 0 K: 7	H: 0 LOB: 0 BB: 0 P: 10	R: 0 E: 0 K: 14	H: 2 LOB: 2 BB: 0 P: 21	R: 1 E: 0 K: 15	H: 2 LOB: 2 BB: 1 P: 23	R: 0 E: 0 K: 12	H: 1 LOB: 1 BB: 0 P: 15	R: 0 E: 0 K: 11	H: 1 LOB: 1 BB: 0 P: 20	R: 0 E: 0 K: 9	H: 0 LOB: 1 BB: 1 P: 18	R: 0 E: 0 K: 16	H: 2 LOB: 3 BB: 1 P: 25	R: 0 E: 0 K: 8	H: 0 LOB: 0 BB: 0 P: 14	R: 0 E: 0 K: 17	H: 0 LOB: 1 BB: 1 P: 26	1B: 8 2B: 0 3B: 0 HR: 0	SF: 0 SAC: 1 DP: 0 HBP: 0
--------------	----------------------	----------------------------------	-----------------------	----------------------------------	-----------------------	----------------------------------	-----------------------	----------------------------------	-----------------------	----------------------------------	----------------------	----------------------------------	-----------------------	----------------------------------	----------------------	----------------------------------	-----------------------	----------------------------------	----------------------------------	------------------------------------


BOTTOM

Chicago White Sox @ Oakland Athletics
Oakland-Alameda County Coliseum, Oakland, CA

Wed Aug 10 1994, 3:33 AM PDT
Att. 30,040 - Sunny - 64 F

livebaseballscorecards.com

AB	34
R	1
H	8
RBI	1
BB	4
SO	8
LOB	25



PITCHER	IP	WLS	BF	H	R	ER	SO	BB	IBB	HBP	BLK	WP	HR	S	P	ERA	WHIP
Jason Bere, R (1, 1) ERA: 3.81	5.2	W	25	6	1	1	3	2	0	0	0	0	0	65	101	1.59	1.412
Jose DeLeon, R (6, 1) ERA: 3.36	1.1		7	2	0	0	3	0	1	0	0	0	0	19	31	0.00	1.500
Dennis Cook, L (8, 1) ERA: 3.55	0.1		1	0	0	0	0	0	0	0	0	0	0	4	6	0.00	0.000
Roberto Hernandez, R (8, 1) ERA: 4.91	1.2	S	6	0	0	0	2	1	0	0	0	0	0	21	34	0.00	0.600