

Chicago White Sox - 1994

Batter	1	2	3	4	5	6	7	8	9	AB	R	H	RBI	BB	SO	LOB	TOP					
Tim Raines, S (1, 7)	G3		G3				G4-3		K	4	0	0	0	1	1	2						
Joey Cora, S (1, 4)	K		G4-3				G4-3		F9	5	0	0	0	0	1	4						
Frank Thomas, R OBP: 0.600, SLG: 0.750 (1, 3)	G5-3			G5-3		WP 1B 1B				4	1	2	0	1	0	0						
Julio Franco, R (1, 10)		F7		G6-3		K	F9		F8	5	0	0	0	0	1	4						
Robin Ventura, L OBP: 0.750, SLG: 0.500 (1, 5)		F8								2	0	1	0	2	0	0						
Darrin Jackson, R (1, 9)		F8		K						3	0	0	0	1	1	2						
Lance Johnson, L OBP: 0.500, SLG: 0.500 (1, 8)			F9							4	0	2	1	0	0	1						
Ron Karkovice, R OBP: 0.500, SLG: 1.500 (1, 2)										4	2	2	1	0	1	4						
Ozzie Guillen, L OBP: 0.500, SLG: 0.750 (1, 6)										4	0	2	1	0	0	4						
Inning Stats	R: 0 E: 0 K: 1 S: 6	H: 0 LOB: 0 BB: 0 P: 8	R: 0 E: 0 K: 0 S: 7	H: 0 LOB: 0 BB: 0 P: 9	R: 1 E: 0 K: 0 S: 8	H: 2 LOB: 1 BB: 0 P: 13	R: 0 E: 0 K: 1 S: 14	H: 0 LOB: 1 BB: 1 P: 25	R: 0 E: 0 K: 1 S: 7	H: 1 LOB: 2 BB: 1 P: 14	R: 1 E: 0 K: 1 S: 16	H: 3 LOB: 3 BB: 1 P: 25	R: 0 E: 0 K: 0 S: 15	H: 1 LOB: 1 BB: 0 P: 22	R: 0 E: 0 K: 0 S: 6	H: 0 LOB: 0 BB: 1 P: 14	R: 1 E: 0 K: 1 S: 15	H: 2 LOB: 2 BB: 1 P: 30	1B: 5 2B: 3 3B: 0 HR: 1	SF: 0 SAC: 0 DP: 1 HBP: 0	WP: 1 PB: 1 SB: 1 CS: 0	PA: 40
PITCHER	IP	WLS	BF	H	R	ER	SO	BB	IBB	HBP	BLK	WP	HR	S	P	ERA	WHIP					
Juan Guzman, R ERA: 2.57 (1, 1)	7.0	W	31	7	2	2	4	3	0	0	0	1	0	73	116	2.57	1.429					
Greg Cadaret, L ERA: 5.4 (8, 1)	1.2		7	2	1	1	1	1	0	0	0	0	1	16	33	5.40	1.800					
Mike Timlin, R ERA: (9, 1)	0.1		2	0	0	0	0	1	0	0	0	0	0	5	11	0.00	3.000					

Chicago White Sox @ Toronto Blue Jays
SkyDome, Toronto, ON
Mon Apr 04 1994, 3:33 AM EDT
Att: 50,484 - Dome - 68 F

livebaseballscorecards.com

AB 35
R 3
H 9
RBI 3
BB 5
SO 5
LOB 21



Batter	1	2	3	4	5	6	7	8	9	AB	R	H	RBI	BB	SO	LOB	BOTTOM				
Devon White, S OBP: 0.500, SLG: 0.333 (1, 8)	P6									3	1	1	1	1	0	2					
Roberto Alomar, S OBP: 0.500, SLG: 1.250 (1, 4)										4	1	2	3	0	0	3					
Paul Moltis, R OBP: 0.250, SLG: 0.250 (1, 10)										4	0	1	0	0	0	3					
Joe Carter, R (1, 9)										3	1	0	0	1	0	1					
John Olerud, L (1, 3)										4	0	0	0	0	1	2					
Carlos Delgado, L OBP: 0.500, SLG: 1.250 (1, 7)										4	1	2	2	0	2	1					
Ed Sprague, R OBP: 0.500, SLG: 1.333 (1, 5)										3	1	1	1	1	1	1					
Pat Borders, R OBP: 1.000, SLG: 1.667 Domingo Cedenno, S (7, PR) Randy Knorr, R (8, 2)										3	1	3	0	0	0	0					
Alex Gonzalez, R (1, 6)										3	0	0	0	0	2	3					
Inning Stats	R: 0 E: 0 K: 0 S: 6	H: 1 LOB: 0 BB: 0 P: 7	R: 0 E: 0 K: 1 S: 12	H: 1 LOB: 1 BB: 0 P: 19	R: 1 E: 0 K: 0 S: 6	H: 2 LOB: 1 BB: 0 P: 7	R: 0 E: 0 K: 1 S: 6	H: 0 LOB: 0 BB: 0 P: 7	R: 0 E: 0 K: 1 S: 14	H: 1 LOB: 2 BB: 1 P: 25	R: 0 E: 0 K: 1 S: 8	H: 1 LOB: 1 BB: 0 P: 16	R: 3 E: 0 K: 1 S: 17	H: 2 LOB: 1 BB: 1 P: 28	R: 3 E: 0 K: 1 S: 13	H: 2 LOB: 0 BB: 1 P: 22	1B: 5 2B: 2 3B: 0 HR: 3	SF: 0 SAC: 1 DP: 0 HBP: 0	WP: 1 PB: 0 SB: 0 CS: 1	PA: 37	
PITCHER	IP	WLS	BF	H	R	ER	SO	BB	IBB	HBP	BLK	WP	HR	S	P	ERA	WHIP				
Jack McDowell, R ERA: 5.14 (1, 1)	7.0	L	30	8	4	4	4	2	0	0	0	1	1	69	109	5.14	1.429				
Jose DeLeon, R ERA: (8, 1)	0.0		1	0	1	1	0	1	0	0	0	0	0	1	5	∞	∞				
Dennis Cook, L ERA: 18.0 (8, 1)	1.0		5	2	2	2	1	0	0	0	0	0	2	12	17	18.00	2.000				

Chicago White Sox @ Toronto Blue Jays
SkyDome, Toronto, ON
Mon Apr 04 1994, 3:33 AM EDT
Att: 50,484 - Dome - 68 F

livebaseballscorecards.com

AB 32
R 7
H 10
RBI 7
BB 3
SO 6
LOB 16



Batter	1	2	3	4	5	6	7	8	9	AB	R	H	RBI	BB	SO	LOB	TOP			
Tim Raines, S (1, 7)	G4-3		L7		K		S		F9	4	0	0	0	1	1	1	Chicago White Sox @ Toronto Blue Jays SkyDome, Toronto, ON Tue Apr 05 1994, 7:05 PM EDT Att: 44,471 - Dome			
Joey Cora, S (1, 4) OBP: 0.100, SLG: 0.100	G5-3 1B		L7			G1-3	K		K2-3	5	0	1	0	0	2	1				
Frank Thomas, R (1, 3) OBP: 0.400, SLG: 0.375	G5-3 1-2		F9			HR	P5		F8	4	1	0	0	1	0	2				
Julio Franco, R (1, 10) OBP: 0.333, SLG: 0.571	BB			G6-3		HR		1B		2	2	1	2	2	0	0				
Robin Ventura, L (1, 5) OBP: 0.500, SLG: 0.500	F7			G3		2B		K		4	0	1	0	0	1	3				
Darin Jackson, R (1, 9) OBP: 0.250, SLG: 0.143		F9		K		K		E6 1B		4	0	1	0	0	2	1				
Lance Johnson, L (1, 8) OBP: 0.375, SLG: 0.286	F8			G3		G3		G2-3		3	0	0	0	1	0	2				
Ron Karkovics, R (1, 2) OBP: 0.429, SLG: 1.000 Warren Newson, L (8, PH)				K		K				2	0	0	0	1	2	2				
Joe Hall, R (8, PH) OBP: 1.000, SLG: 1.000 Michael LaValliere, L (8, 2)										1	0	1	1	0	0	0				
Ozzie Guillen, L (1, 6) OBP: 0.375, SLG: 0.500	G3							F8		4	0	1	0	0	0	3				
Inning Stats	R: 0 E: 0 K: 0 S: 19	H: 1 LOB: 2 BB: 1 P: 27	R: 0 E: 0 K: 0 S: 8	H: 0 LOB: 1 BB: 1 P: 14	R: 0 E: 0 K: 0 S: 6	H: 0 LOB: 0 BB: 0 P: 10	R: 0 E: 0 K: 1 S: 8	H: 1 LOB: 1 BB: 0 P: 13	R: 0 E: 0 K: 2 S: 11	H: 2 LOB: 2 BB: 2 P: 21	R: 0 E: 0 K: 1 S: 12	H: 0 LOB: 1 BB: 1 P: 20	R: 1 E: 1 K: 1 S: 11	H: 2 LOB: 2 BB: 1 P: 18	R: 0 E: 0 K: 1 S: 5	H: 0 LOB: 0 BB: 0 P: 6	1B: 4 2B: 1 3B: 0 HR: 1	SF: 0 SAC: 0 DP: 0 HBP: 0	WP: 0 PB: 0 SB: 1 CS: 0	PA: 39
PITCHER	IP WLS BF H R ER SO BB IBB HBP BLK WP HR S P ERA WHIP																			
Dave Stewart, R (1, 1) ERA: 2.57	7.0 W 30 4 2 2 6 4 1 0 0 0 1 72 113 2.57 1.143																			
Mike Timlin, R (8, 1) ERA: 9.0	0.2 4 1 1 1 1 1 0 0 0 0 0 7 12 13.50 3.000																			
Tony Castillo, L (8, 1) ERA:	0.1 2 1 0 0 0 0 0 0 0 0 0 4 6 0.00 3.000																			
Todd Stotttemyre, R (9, 1) ERA:	1.0 S 3 0 0 0 1 0 0 0 0 0 0 5 6 0.00 0.000																			

Batter	1	2	3	4	5	6	7	8	9	AB	R	H	RBI	BB	SO	LOB	BOTTOM			
Devon White, S (1, 8) OBP: 0.375, SLG: 0.167	L8		G1-3			SH1-3 2B	K			3	1	0	0	1	1	0	Chicago White Sox @ Toronto Blue Jays SkyDome, Toronto, ON Tue Apr 05 1994, 7:05 PM EDT Att: 44,471 - Dome			
Roberto Alomar, S (1, 4) OBP: 0.429, SLG: 0.857	G6-3			F8		SH1-3		1B		3	0	1	0	0	0	0				
Paul Moltor, R (1, 10) OBP: 0.250, SLG: 0.375	F8			G6-3		F	F8			4	1	1	1	0	0	1				
Joe Carter, R (1, 9) OBP: 0.375, SLG: 0.667		G5-3		1B		E5 1B		HR		3	2	1	1	1	0	0				
John Olerud, L (1, 3) OBP: 0.125, SLG: 0.125		P4				G3		G3		4	0	1	0	0	0	1				
Carlos Delgado, L (1, 7) OBP: 0.625, SLG: 1.429				G3		1B		L1-3 1B		3	1	2	1	1	0	2				
Ed Sprague, R (1, 5) OBP: 0.375, SLG: 0.714		F8				P2		L1-3		4	0	1	1	0	0	1				
Pat Borders, R (1, 2) OBP: 0.500, SLG: 0.833				K		G6-3		1B		3	0	0	0	0	2	2				
Alex Gonzalez, R (1, 6)				G3-1		K		G1-3		3	0	0	0	0	1	0				
Inning Stats	R: 0 E: 0 K: 0 S: 5	H: 0 LOB: 0 BB: 0 P: 8	R: 1 E: 0 K: 0 S: 13	H: 1 LOB: 0 BB: 0 P: 22	R: 0 E: 0 K: 1 S: 8	H: 0 LOB: 0 BB: 0 P: 13	R: 0 E: 0 K: 0 S: 16	H: 1 LOB: 2 BB: 1 P: 26	R: 0 E: 0 K: 1 S: 9	H: 0 LOB: 0 BB: 0 P: 15	R: 3 E: 1 K: 1 S: 15	H: 2 LOB: 2 BB: 2 P: 28	R: 0 E: 0 K: 1 S: 10	H: 1 LOB: 1 BB: 0 P: 14	R: 1 E: 0 K: 0 S: 8	H: 2 LOB: 0 BB: 0 P: 10		1B: 4 2B: 2 3B: 0 HR: 2	SF: 0 SAC: 1 DP: 1 HBP: 0	WP: 0 PB: 0 SB: 0 CS: 0
PITCHER	IP WLS BF H R ER SO BB IBB HBP BLK WP HR S P ERA WHIP																			
Alex Fernandez, R (1, 1) ERA: 3.0	6.0 L 26 4 4 2 3 2 1 0 0 0 0 1 66 112 3.00 1.000																			
Kirk McCaskill, R (7, 1) ERA: 9.0	1.0 5 2 1 1 1 0 0 0 0 0 1 11 15 9.00 2.000																			
Paul Assenmacher, L (8, 1) ERA:	1.0 3 1 0 0 0 0 0 0 0 0 0 7 9 0.00 1.000																			

Batter	1	2	3	4	5	6	7	8	9	AB	R	H	RBI	BB	SO	LOB	TOP					
Tim Raines, S (1, 7)	G4-3		G4-3		G3		G6-3 K2-3			5	0	0	0	0	1	2	Chicago White Sox @ Toronto Blue Jays SkyDome, Toronto, ON Wed Apr 06 1994, 7:05 PM EDT Att: 44,164 - Dome					
Craig Grebeck, R OBP: 0.750, SLG: 1.000 Warren Newson, L (8, PH) Joey Cora, S OBP: 0.100, SLG: 0.100	G4-3		1B 2B		FC6-4 1B		2B HR BB	F7		3	2	2	0	1	0	0						
Frank Thomas, R OBP: 0.467, SLG: 0.500	FC6-4 BB		2H 1B		P8		HR 2B	F9		4	1	2	1	1	0	1						
Julio Franco, R OBP: 0.357, SLG: 0.400	FC6-4 1-2		K		FC6-4		HR IBB	BB		3	1	0	0	2	1	3						
Robin Ventura, L OBP: 0.538, SLG: 1.182	G4-3				HR		G3 2B	HR		5	2	3	5	0	0	1						
Dan Pasqua, L OBP: 0.333, SLG: 1.333 Darrin Jackson, R OBP: 0.400, SLG: 1.000	G4-3				HR		K	HR		3	1	1	1	0	1	1						
Lance Johnson, L OBP: 0.385, SLG: 0.273	HBP				P6		G3	E3 BB		4	0	1	0	0	0	1						
Michael LaValliere, L OBP: 0.500, SLG: 0.500 Ron Karkovics, R OBP: 0.429, SLG: 1.000	G4-3				G3		BB	BB		2	0	0	0	2	0	1						
Ozzie Guillen, L OBP: 0.231, SLG: 0.308					P4		L7	K		5	0	0	0	0	2	5						
Inning Stats	R: 0 E: 0 K: 0 S: 13	H: 0 LOB: 1 BB: 1 P: 22	R: 0 E: 0 K: 0 S: 11	H: 0 LOB: 1 BB: 0 P: 19	R: 1 E: 0 K: 1 S: 15	H: 2 LOB: 1 BB: 0 P: 21	R: 2 E: 0 K: 1 S: 12	H: 2 LOB: 0 BB: 0 P: 17	R: 0 E: 0 K: 0 S: 8	H: 1 LOB: 1 BB: 0 P: 12	R: 0 E: 0 K: 1 S: 8	H: 1 LOB: 2 BB: 1 P: 14	R: 5 E: 1 K: 2 S: 19	H: 3 LOB: 2 BB: 3 P: 38	R: 0 E: 0 K: 0 S: 5	H: 0 LOB: 1 BB: 1 P: 9		R: 1 E: 0 K: 0 S: 9	H: 2 LOB: 0 BB: 0 P: 11	1B: 3 2B: 3 3B: 0 HR: 5	SF: 0 SAC: 0 DP: 1 HBP: 1	WP: 0 PB: 0 SB: 1 CS: 0
PITCHER	IP WLS BF H R ER SO BB IBB HBP BLK WP HR S P ERA WHIP	IP WLS BF H R ER SO BB IBB HBP BLK WP HR S P ERA WHIP	IP WLS BF H R ER SO BB IBB HBP BLK WP HR S P ERA WHIP	IP WLS BF H R ER SO BB IBB HBP BLK WP HR S P ERA WHIP	IP WLS BF H R ER SO BB IBB HBP BLK WP HR S P ERA WHIP	IP WLS BF H R ER SO BB IBB HBP BLK WP HR S P ERA WHIP	IP WLS BF H R ER SO BB IBB HBP BLK WP HR S P ERA WHIP	IP WLS BF H R ER SO BB IBB HBP BLK WP HR S P ERA WHIP	IP WLS BF H R ER SO BB IBB HBP BLK WP HR S P ERA WHIP	IP WLS BF H R ER SO BB IBB HBP BLK WP HR S P ERA WHIP	IP WLS BF H R ER SO BB IBB HBP BLK WP HR S P ERA WHIP	IP WLS BF H R ER SO BB IBB HBP BLK WP HR S P ERA WHIP	IP WLS BF H R ER SO BB IBB HBP BLK WP HR S P ERA WHIP	IP WLS BF H R ER SO BB IBB HBP BLK WP HR S P ERA WHIP	IP WLS BF H R ER SO BB IBB HBP BLK WP HR S P ERA WHIP	IP WLS BF H R ER SO BB IBB HBP BLK WP HR S P ERA WHIP	IP WLS BF H R ER SO BB IBB HBP BLK WP HR S P ERA WHIP					
Pat Hentgen, R ERA: 4.5	6.0	L	27	6	3	3	3	2	0	0	1	0	0	0	0	0	2	67	105	4.50	1.333	
Paul Spoljaric, L ERA: 135.0	0.1		8	3	5	5	0	2	1	0	0	0	0	2	12	30	0	2	12	135.00	15.000	
Woody Williams, R ERA:	1.2		6	0	0	0	2	1	0	0	0	0	0	0	12	17	0.00	0.600				
Scott Brow, R ERA: 9.0	1.0		4	2	1	1	0	0	0	0	0	0	0	1	9	11	9.00	2.000				

Batter	1	2	3	4	5	6	7	8	9	AB	R	H	RBI	BB	SO	LOB	BOTTOM					
Devon White, S OBP: 0.250, SLG: 0.100	L7				L9		G5-3 F8			4	0	0	0	0	0	1	Chicago White Sox @ Toronto Blue Jays SkyDome, Toronto, ON Wed Apr 06 1994, 7:05 PM EDT Att: 44,164 - Dome					
Roberto Alomar, S OBP: 0.545, SLG: 0.818	L8				FC5-4 1B		BB 1B 1B	2B PB 1B		4	1	3	0	0	0	0						
Paul Molitor, R OBP: 0.250, SLG: 0.333	F9				FC5-4 1-2		BB 1B	F8		4	0	1	0	0	0	2						
Joe Carter, R OBP: 0.250, SLG: 0.400 Mike Huff, R					G6-3 G5-3		K	K		4	0	0	0	0	2	4						
John Olerud, L OBP: 0.333, SLG: 0.636	F7				HR		BB	PB 2B		3	1	2	1	1	0	0						
Carlos Delgado, L OBP: 0.417, SLG: 0.909	K				G6-3		P6	L8		4	0	0	0	0	1	4						
Ed Sprague, R OBP: 0.333, SLG: 0.500					K		G4-3			3	0	0	0	1	2	0						
Pat Borders, R OBP: 0.400, SLG: 0.556					P4		BB	P3		3	0	0	0	1	0	1						
Alex Gonzalez, R					G6-3		F9	L9		4	0	0	0	0	1	2						
Inning Stats	R: 0 E: 0 K: 0 S: 6	H: 0 LOB: 0 BB: 0 P: 9	R: 0 E: 0 K: 1 S: 6	H: 0 LOB: 0 BB: 0 P: 10	R: 0 E: 0 K: 1 S: 8	H: 0 LOB: 0 BB: 0 P: 11	R: 0 E: 0 K: 0 S: 9	H: 1 LOB: 1 BB: 0 P: 14	R: 1 E: 0 K: 0 S: 13	H: 1 LOB: 1 BB: 1 P: 20	R: 0 E: 0 K: 1 S: 7	H: 2 LOB: 3 BB: 1 P: 15	R: 0 E: 0 K: 1 S: 10	H: 0 LOB: 1 BB: 1 P: 16	R: 1 E: 0 K: 1 S: 7	H: 2 LOB: 1 BB: 0 P: 12		R: 0 E: 0 K: 1 S: 6	H: 0 LOB: 0 BB: 0 P: 13	1B: 4 2B: 1 3B: 0 HR: 1	SF: 0 SAC: 0 DP: 0 HBP: 0	WP: 0 PB: 1 SB: 0 CS: 0
PITCHER	IP WLS BF H R ER SO BB IBB HBP BLK WP HR S P ERA WHIP	IP WLS BF H R ER SO BB IBB HBP BLK WP HR S P ERA WHIP	IP WLS BF H R ER SO BB IBB HBP BLK WP HR S P ERA WHIP	IP WLS BF H R ER SO BB IBB HBP BLK WP HR S P ERA WHIP	IP WLS BF H R ER SO BB IBB HBP BLK WP HR S P ERA WHIP	IP WLS BF H R ER SO BB IBB HBP BLK WP HR S P ERA WHIP	IP WLS BF H R ER SO BB IBB HBP BLK WP HR S P ERA WHIP	IP WLS BF H R ER SO BB IBB HBP BLK WP HR S P ERA WHIP	IP WLS BF H R ER SO BB IBB HBP BLK WP HR S P ERA WHIP	IP WLS BF H R ER SO BB IBB HBP BLK WP HR S P ERA WHIP	IP WLS BF H R ER SO BB IBB HBP BLK WP HR S P ERA WHIP	IP WLS BF H R ER SO BB IBB HBP BLK WP HR S P ERA WHIP	IP WLS BF H R ER SO BB IBB HBP BLK WP HR S P ERA WHIP	IP WLS BF H R ER SO BB IBB HBP BLK WP HR S P ERA WHIP	IP WLS BF H R ER SO BB IBB HBP BLK WP HR S P ERA WHIP	IP WLS BF H R ER SO BB IBB HBP BLK WP HR S P ERA WHIP	IP WLS BF H R ER SO BB IBB HBP BLK WP HR S P ERA WHIP					
Wilson Alvarez, L ERA: 1.29	7.0	W	28	4	1	1	4	3	0	0	0	0	0	0	0	0	0	59	95	1.29	1.000	
Kirk McCaskill, R ERA: 4.5	1.0		5	2	1	0	1	0	0	0	0	0	0	7	12	0.00	2.000					
Roberto Hernandez, R ERA:	1.0		3	0	0	0	1	0	0	0	0	0	0	6	13	0.00	0.000					



Batter	1	2	3	4	5	6	7	8	9	AB	R	H	RBI	BB	SO	LOB	TOP								
Otis Nixon, S <small>OBP: 0.474, SLG: 0.286</small> 										3	1	0	0	1	1	1	Boston Red Sox @ Chicago White Sox Comiskey Park, Chicago, IL Fri Apr 08 1994, 4:33 AM EDT Att: 42,890 - Sunny - 50 F								
Billy Hatcher, R <small>OBP: 0.364, SLG: 0.375</small> 										4	2	1	1	0	1	1									
Mike Greenwell, L <small>OBP: 0.500, SLG: 0.929</small> 										3	1	2	2	1	0	0									
Mo Vaughn, L <small>OBP: 0.389, SLG: 0.444</small> 										4	1	2	0	0	1	2									
Andre Dawson, R <small>OBP: 0.412, SLG: 0.938</small> 										4	0	0	0	0	0	4									
Tim Lincecum, R <small>OBP: 0.333, SLG: 0.636</small> 										3	1	1	3	1	1	1									
Scott Cooper, L <small>OBP: 0.154, SLG: 0.167</small> 										4	0	0	0	0	2	1									
John Valentin, R <small>OBP: 0.563, SLG: 0.692</small> 										4	1	2	0	0	1	0									
Dave Valle, R <small>OBP: 0.300, SLG: 0.444</small> 										4	1	1	0	0	1	1									
Inning Stats	R: 2 E: 1 K: 0 S: 13	H: 1 LOB: 1 BB: 1 P: 27	R: 0 E: 0 K: 0 S: 11	H: 1 LOB: 1 BB: 0 P: 17	R: 0 E: 0 K: 0 S: 6	H: 0 LOB: 0 BB: 1 P: 10	R: 0 E: 0 K: 1 S: 7	H: 0 LOB: 0 BB: 1 P: 16	R: 2 E: 0 K: 1 S: 9	H: 3 LOB: 1 BB: 0 P: 15	R: 0 E: 0 K: 2 S: 9	H: 0 LOB: 0 BB: 0 P: 12	R: 0 E: 0 K: 1 S: 6	H: 0 LOB: 0 BB: 0 P: 12	R: 4 E: 1 K: 1 S: 22	H: 4 LOB: 0 BB: 0 P: 29	R: 0 E: 1 K: 2 S: 11	H: 0 LOB: 0 BB: 0 P: 17	1B: 7 2B: 2 3B: 0 HR: 0	SF: 1 SAC: 1 DP: 1 HBP: 0	WP: 0 PB: 0 SB: 1 CS: 2	PA: 38			
PITCHER	IP	WLS	BF	H	R	ER	SO	BB	IBB	HBP	BLK	WP	HR	S	P	ERA	WHIP								
Jason Bere, R <small>ERA: 5.4</small> Jose DeLeon, R <small>ERA: 9.0</small> Paul Assenmacher, L <small>ERA: 18.0</small> Kirk McCaskill, R <small>ERA: 4.5</small>	5.0	22	5	4	3	2	3	0	0	0	0	0	0	46	85	5.40	1.600								

Batter	1	2	3	4	5	6	7	8	9	AB	R	H	RBI	BB	SO	LOB	BOTTOM								
Tim Raines, S <small>OBP: 0.250, SLG: 0.500</small> 										5	2	3	2	0	1	1	Boston Red Sox @ Chicago White Sox Comiskey Park, Chicago, IL Fri Apr 08 1994, 4:33 AM EDT Att: 42,890 - Sunny - 50 F								
Joey Cora, S <small>OBP: 0.287, SLG: 0.214</small> 										4	1	2	0	1	0	2									
Frank Thomas, R <small>OBP: 0.450, SLG: 0.400</small> 										3	1	0	0	2	1	3									
Julio Franco, R <small>OBP: 0.316, SLG: 0.533</small> 										5	1	1	3	0	1	4									
Robin Ventura, L <small>OBP: 0.500, SLG: 1.125</small> 										5	1	2	1	0	2	2									
Darin Jackson, R <small>OBP: 0.333, SLG: 0.714</small> 										5	0	1	0	0	0	1									
Lance Johnson, L <small>OBP: 0.294, SLG: 0.200</small> 										4	0	0	0	0	0	2									
Ron Karkovics, R <small>OBP: 0.455, SLG: 0.778</small> 										3	0	1	0	1	0	2									
Ozzie Guillen, L <small>OBP: 0.235, SLG: 0.294</small> 										4	0	1	0	0	0	3									
Inning Stats	R: 0 E: 0 K: 0 S: 10	H: 1 LOB: 1 BB: 0 P: 18	R: 0 E: 0 K: 1 S: 16	H: 2 LOB: 2 BB: 0 P: 23	R: 0 E: 0 K: 3 S: 11	H: 0 LOB: 2 BB: 2 P: 26	R: 0 E: 0 K: 0 S: 5	H: 0 LOB: 1 BB: 1 P: 12	R: 1 E: 0 K: 1 S: 11	H: 2 LOB: 0 BB: 0 P: 18	R: 1 E: 0 K: 0 S: 8	H: 1 LOB: 0 BB: 0 P: 12	R: 4 E: 1 K: 0 S: 22	H: 4 LOB: 2 BB: 1 P: 34	R: 0 E: 0 K: 0 S: 11	H: 1 LOB: 1 BB: 0 P: 21	R: 0 E: 0 K: 0 S: 10	H: 0 LOB: 0 BB: 0 P: 17	1B: 7 2B: 0 3B: 0 HR: 4	SF: 0 SAC: 0 DP: 1 HBP: 0	WP: 0 PB: 0 SB: 0 CS: 0	PA: 42			
PITCHER	IP	WLS	BF	H	R	ER	SO	BB	IBB	HBP	BLK	WP	HR	S	P	ERA	WHIP								
Aaron Sele, R <small>ERA: 1.8</small> Paul Quantrill, R <small>ERA: 6.0</small> Ricky Tricek, R <small>ERA: 13.5</small> Tony Fossas, L <small>ERA: 18.0</small> Scott Bankhead, R <small>ERA: 3.0</small>	5.0	6	2	2	2	0	0	0	0	0	0	0	2	11	17	13.50	1.500								

AB 33
R 8
H 9
RBI 6
BB 3
SO 8
LOB 11



AB 38
R 6
H 11
RBI 6
BB 4
SO 5
LOB 20



Batter	1	2	3	4	5	6	7	8	9	AB	R	H	RBI	BB	SO	LOB	TOP										
Otis Nixon, S (1, 8) <small>OBP: 0.542, SLG: 0.353</small>	G4-3		1B				2B SF7		E 1B BB	3	1	2	0	2	0	0	Boston Red Sox @ Chicago White Sox Comiskey Park, Chicago, IL Sat Apr 09 1994, 4:33 AM EDT Att: 27,429 - Sunny - 65 F										
Billy Hatcher, R (1, 9) <small>OBP: 0.333, SLG: 0.417</small> Greg Blosser, L (9, PH) <small>OBP: 0.400, SLG: 0.250</small>	F9		P2			L9			K	4	0	1	0	0	0	2											
Mike Greenwell, L (1, 7)	L7		F9				SF7		E1 1B	3	1	1	2	1	0	1											
Mo Vaughn, L (1, 3)		F7				G3			K	5	0	0	0	0	3	5											
Andre Dawson, R (1, 10)		1B SF8				G4-3			K	4	2	2	2	0	1	0											
Tim Lincecum, R (1, 4) <small>OBP: 0.438, SLG: 0.667</small>						2H HR			P4	4	0	3	0	0	0	0											
Scott Cooper, L (1, 5) <small>OBP: 0.118, SLG: 0.133</small>									G6-3	3	0	0	1	0	1	2											
John Valentin, R (1, 6) <small>OBP: 0.450, SLG: 0.529</small>									F8	4	0	0	0	0	1	2											
Dave Valle, R (1, 2) <small>OBP: 0.231, SLG: 0.333</small> Damon Berryhill, S (9, PH) <small>OBP: 0.867, SLG: 0.800</small> Scott Fletcher, R (9, PR)									1B 1B	3	0	0	0	0	0	0											
Inning Stats	R: 0 E: 0 K: 0 S: 8	H: 0 LOB: 0 BB: 0 P: 13	R: 1 E: 0 K: 1 S: 10	H: 2 LOB: 1 BB: 0 P: 14	R: 0 E: 0 K: 0 S: 9	H: 1 LOB: 1 BB: 0 P: 11	R: 0 E: 0 K: 1 S: 7	H: 1 LOB: 1 BB: 0 P: 9	R: 0 E: 0 K: 0 S: 8	H: 0 LOB: 1 BB: 1 P: 16	R: 2 E: 0 K: 1 S: 18	H: 2 LOB: 1 BB: 1 P: 31	R: 1 E: 0 K: 1 S: 12	H: 2 LOB: 0 BB: 0 P: 17	R: 0 E: 0 K: 1 S: 10	H: 0 LOB: 0 BB: 0 P: 13		R: 1 E: 1 K: 2 S: 16	H: 2 LOB: 3 BB: 1 P: 26	1B: 7 2B: 2 3B: 0 HR: 1	SF: 2 SAC: 0 DP: 0 HBP: 0	WP: 1 PB: 0 SB: 2 CS: 0	PA: 40				
PITCHER	IP	WLS	BF	H	R	ER	SO	BB	IBB	HBP	BLK	WP	HR	S	P	ERA	WHIP										
Jack McDowell, R (1, 1) <small>ERA: 5.14</small>	7.0	W	31	8	4	4	4	2	0	0	0	1	1	72	111	5.14	1.429										
Roberto Hernandez, R (8, 1) <small>ERA: 3.0</small>	2.0	S	9	2	1	1	3	1	0	0	0	0	0	26	39	4.50	1.500										

AB	35
R	5
H	10
RBI	5
BB	3
SO	7
LOB	14



Batter	1	2	3	4	5	6	7	8	9	AB	R	H	RBI	BB	SO	LOB	BOTTOM										
Tim Lincecum, S (1, 7) <small>OBP: 0.292, SLG: 0.500</small> Darrin Jackson, R (8, 9) <small>OBP: 0.375, SLG: 0.714</small>	B1-3		1B				F8			4	1	2	0	0	0	1	Boston Red Sox @ Chicago White Sox Comiskey Park, Chicago, IL Sat Apr 09 1994, 4:33 AM EDT Att: 27,429 - Sunny - 65 F										
Joey Cora, S (1, 4) <small>OBP: 0.200, SLG: 0.167</small>	F7		SF4			FC4-6			L6	4	1	0	1	0	0	5											
Frank Thomas, R (1, 3) <small>OBP: 0.500, SLG: 0.611</small>										3	1	2	1	1	1	3											
Julio Franco, R (1, 10) <small>OBP: 0.304, SLG: 0.474</small>		F9								4	0	1	2	0	1	3											
Robin Ventura, L (1, 5)										4	0	1	1	0	0	0											
Dan Pasqua, L (1, 9) <small>OBP: 0.286, SLG: 0.857</small>										4	0	1	0	0	1	2											
Lance Johnson, L (1, 8) <small>OBP: 0.238, SLG: 0.158</small>										4	0	0	0	0	0	1											
Michael LaValliere, L (1, 2) <small>OBP: 0.571, SLG: 0.400</small> Ron Karkovics, R (7, PR) <small>OBP: 0.500, SLG: 1.100</small>										3	0	2	0	0	0	0											
Ozzie Guillen, L (1, 6) <small>OBP: 0.286, SLG: 0.333</small>										4	2	2	0	0	1	1											
Inning Stats	R: 0 E: 0 K: 0 S: 10	H: 0 LOB: 1 BB: 1 P: 19	R: 0 E: 0 K: 1 S: 9	H: 0 LOB: 0 BB: 0 P: 12	R: 1 E: 0 K: 0 S: 10	H: 3 LOB: 2 BB: 0 P: 16	R: 0 E: 0 K: 0 S: 5	H: 0 LOB: 0 BB: 0 P: 8	R: 0 E: 0 K: 0 S: 11	H: 1 LOB: 1 BB: 0 P: 17	R: 1 E: 0 K: 0 S: 13	H: 2 LOB: 1 BB: 0 P: 19	R: 3 E: 0 K: 1 S: 29	H: 5 LOB: 2 BB: 0 P: 42	R: 1 E: 0 K: 1 S: 11	H: 1 LOB: 1 BB: 1 P: 18		1B: 9 2B: 1 3B: 0 HR: 2	SF: 1 SAC: 0 DP: 0 HBP: 0	WP: 0 PB: 0 SB: 0 CS: 0	PA: 38						
PITCHER	IP	WLS	BF	H	R	ER	SO	BB	IBB	HBP	BLK	WP	HR	S	P	ERA	WHIP										
Roger Clemens, R (1, 1) <small>ERA: 10.13</small>	1.0	L	6	3	1	1	1	0	0	0	0	0	0	23	35	9.00	3.000										
Greg Harris, R (7, 1) <small>ERA: 3.6</small>	0.2		3	1	1	1	1	0	0	0	0	0	1	8	10	13.50	1.500										
Tony Fossas, L (8, 1) <small>ERA: 16.2</small>	0.1		2	0	0	0	0	1	0	0	0	0	0	3	8	0.00	3.000										
Ricky Tricek, R (8, 1) <small>ERA: 11.57</small>																											

AB	35
R	6
H	12
RBI	6
BB	2
SO	4
LOB	16



Batter	1	2	3	4	5	6	7	8	9	AB	R	H	RBI	BB	SO	LOB	TOP			
Otis Nixon, S (1, 8) <small>OBP: 0.519, SLG: 0.316</small> Lee Tinsley, S (6, 8) <small>OBP: 0.400, SLG: 0.250</small>	L6		K			1B BB		1B		2	0	0	0	1	1	0	Boston Red Sox @ Chicago White Sox Comiskey Park, Chicago, IL Sun Apr 10 1994, 4:33 AM EDT Att: 23,848 - Cloudy - 49 F			
Scott Fletcher, R (1, 4) <small>OBP: 0.091, SLG: 0.091</small>	K			F7		1B		G2		4	0	1	0	0	1	1				
Mike Greenwell, L (1, 7) <small>OBP: 0.407, SLG: 0.667</small>	G1-3			G1-3		F8		F5		4	0	0	0	0	0	3				
Mo Vaughn, L (1, 3) <small>OBP: 0.333, SLG: 0.370</small>		F7 1B		FC6-4 1B		F9			K	4	0	2	0	0	1	2				
Andre Dawson, R (1, 10) <small>OBP: 0.400, SLG: 0.917</small>		CS 1B		FC6-4				G1-3	F8	4	0	1	0	0	0	1				
Damon Berryhill, S (1, 2) <small>OBP: 0.444, SLG: 0.500</small> Rich Rowland, R (7, 2)	F7				F9			F9	K	3	0	0	0	0	0	2				
Tim Lincecum, R (1, 5) <small>OBP: 0.421, SLG: 0.611</small>	L6				K			1B		3	0	1	0	0	1	2				
John Valentin, R (1, 6) <small>OBP: 0.391, SLG: 0.450</small>			G5-3		F8			G5-3		3	0	0	0	0	0	1				
Greg Blosser, L (1, 9) <small>OBP: 0.250, SLG: 0.143</small>			F8			K		G6-3		3	0	0	0	0	1	0				
Inning Stats	R: 0 E: 0 K: 1 S: 5	H: 0 LOB: 0 BB: 0 P: 5	R: 0 E: 0 K: 0 S: 4	H: 2 LOB: 1 BB: 0 P: 4	R: 0 E: 0 K: 1 S: 5	H: 0 LOB: 0 BB: 0 P: 5	R: 0 E: 0 K: 0 S: 4	H: 1 LOB: 1 BB: 0 P: 4	R: 0 E: 0 K: 1 S: 5	H: 0 LOB: 0 BB: 0 P: 5	R: 0 E: 0 K: 1 S: 6	H: 1 LOB: 2 BB: 1 P: 10	R: 0 E: 0 K: 0 S: 4	H: 1 LOB: 1 BB: 0 P: 4	R: 0 E: 0 K: 2 S: 7	H: 0 LOB: 0 BB: 0 P: 7		1B: 6 2B: 0 3B: 0 HR: 0	SF: 0 SAC: 0 DP: 0 HBP: 0	WP: 0 PB: 0 SB: 0 CS: 1
PITCHER Alex Fernandez, R (1, 1) <small>ERA: 1.2</small>	IP: 9.0 WLS: W BF: 33 H: 6 R: 0 ER: 0 SO: 6 BB: 1 IBB: 0 HBP: 0 BLK: 0 WP: 0 HR: 0 S: 44 P: 48 ERA: 0.00 WHIP: 0.778																			

Batter	1	2	3	4	5	6	7	8	9	AB	R	H	RBI	BB	SO	LOB	BOTTOM			
Lance Johnson, L (1, 8) <small>OBP: 0.269, SLG: 0.174</small>	F9 2B		2B E	K		F8		G4-3		4	2	1	1	1	1	1	Boston Red Sox @ Chicago White Sox Comiskey Park, Chicago, IL Sun Apr 10 1994, 4:33 AM EDT Att: 23,848 - Cloudy - 49 F			
Craig Grebeck, R (1, 4) <small>OBP: 0.556, SLG: 0.750</small>	K		E		G4-3	F3		3H		5	1	2	0	0	1	2				
Frank Thomas, R (1, 3) <small>OBP: 0.483, SLG: 0.591</small>	F9		E9 1B		1B BB	K		F9		4	2	1	2	1	1	3				
Julio Franco, R (1, 10) <small>OBP: 0.333, SLG: 0.522</small>			2H 3H	FC6-4 1B	F9			G6-3		4	0	2	2	0	0	1				
Robin Ventura, L (1, 5) <small>OBP: 0.423, SLG: 0.833</small>	F8		K		1B 1B			G3		4	1	1	0	0	1	2				
Darin Jackson, R (1, 9) <small>OBP: 0.450, SLG: 0.688</small>		S BB	F3		1B E 1B			BB		2	1	1	1	2	0	1				
Joe Hall, R (1, 7) <small>OBP: 0.400, SLG: 0.400</small> Warren Newson, L (7, PH) <small>OBP: 0.415</small>	K		FC6-4		E9 1B			F7		3	0	1	1	0	1	2				
Ron Karkovics, R (1, 2) <small>OBP: 0.438, SLG: 0.929</small>	K			K	K			G4-3 2B		4	1	1	0	0	3	2				
Ozzie Guillen, L (1, 6) <small>OBP: 0.280, SLG: 0.360</small>	K			G4-3				G4-3		4	0	1	0	0	1	2				
Inning Stats	R: 1 E: 0 K: 1 S: 7	H: 2 LOB: 1 BB: 0 P: 7	R: 0 E: 0 K: 3 S: 9	H: 0 LOB: 1 BB: 1 P: 13	R: 3 E: 1 K: 1 S: 8	H: 3 LOB: 1 BB: 1 P: 12	R: 0 E: 0 K: 2 S: 7	H: 0 LOB: 0 BB: 0 P: 7	R: 3 E: 1 K: 1 S: 8	H: 3 LOB: 1 BB: 1 P: 12	R: 0 E: 0 K: 1 S: 6	H: 1 LOB: 1 BB: 0 P: 6	R: 0 E: 0 K: 0 S: 3	H: 0 LOB: 1 BB: 1 P: 7	R: 1 E: 0 K: 0 S: 5	H: 2 LOB: 1 BB: 0 P: 5		1B: 6 2B: 5 3B: 0 HR: 0	SF: 0 SAC: 0 DP: 0 HBP: 0	WP: 0 PB: 0 SB: 2 CS: 0
PITCHER Joe Hesketh, L (1, 1) <small>ERA: 9.53</small> Paul Quantrill, R (5, 1) <small>ERA: 4.15</small> Ricky Tricek, R (7, 1) <small>ERA: 8.31</small>	IP: 4.2 WLS: L BF: 23 H: 6 R: 6 ER: 6 SO: 7 BB: 3 IBB: 0 HBP: 0 BLK: 0 WP: 0 HR: 0 S: 34 P: 46 ERA: 11.57 WHIP: 1.929																			



Batter	1	2	3	4	5	6	7	8	9	AB	R	H	RBI	BB	SO	LOB	TOP											
Luis Polonia, L OBP: 0.381, SLG: 0.188										4	0	1	0	0	1	0	New York Yankees @ Chicago White Sox Comiskey Park, Chicago, IL Wed Apr 13 1994, 8:05 PM EDT Att: 21,444 - Unknown - 50 F											
Wade Boggs, L OBP: 0.483, SLG: 0.519										4	0	0	0	0	2	3												
Don Mattingly, L OBP: 0.323, SLG: 0.269										4	0	1	0	0	0	2												
Danny Tartabull, R OBP: 0.419, SLG: 0.692										4	0	1	0	0	0	2												
Paul O'Neill, L OBP: 0.600, SLG: 0.833										2	0	1	0	2	0	1												
Matt Nokes, L OBP: 0.125, SLG: 0.125										4	0	1	0	0	1	3												
Bernie Williams, S OBP: 0.250, SLG: 0.462										4	0	0	0	0	2	4												
Mike Gallego, R OBP: 0.286, SLG: 0.500										4	0	0	0	0	1	4												
Pat Kelly, R OBP: 0.261, SLG: 0.381										2	0	0	0	1	1	0												
Inning Stats	R: 0 E: 1 K: 1 S: 12	H: 0 LOB: 1 BB: 0 P: 17	R: 0 E: 0 K: 1 S: 12	H: 2 LOB: 1 BB: 0 P: 19	R: 0 E: 0 K: 2 S: 10	H: 0 LOB: 0 BB: 0 P: 15	R: 0 E: 0 K: 0 S: 9	H: 1 LOB: 1 BB: 0 P: 13	R: 0 E: 0 K: 1 S: 14	H: 1 LOB: 2 BB: 1 P: 27	R: 0 E: 0 K: 0 S: 8	H: 0 LOB: 0 BB: 1 P: 14	R: 0 E: 0 K: 1 S: 7	H: 0 LOB: 0 BB: 0 P: 8	R: 0 E: 1 K: 0 S: 9	H: 0 LOB: 1 BB: 0 P: 13	R: 0 E: 0 K: 2 S: 13	H: 1 LOB: 2 BB: 1 P: 23	1B: 5 2B: 0 3B: 0 HR: 0	SF: 0 SAC: 0 DP: 1 HBP: 0	WP: 0 PB: 0 SB: 0 CS: 1	PA: 36						
PITCHER	IP	WLS	BF	H	R	ER	SO	BB	IBB	HBP	BLK	WP	HR	S	P	ERA	WHIP											
Jason Bere, R ERA: 2.25	(1, 1)	7.0	W	26	4	0	0	6	2	0	0	0	0	0	72	113	0.00	0.857										
Paul Assenmacher, L ERA: 6.0	(8, 1)	1.0		4	0	0	0	0	0	0	0	0	0	9	13	0.00	0.000											
Kirk McCaskill, R ERA: 3.6	(9, 1)	1.0		5	1	0	0	2	1	0	0	0	0	13	23	0.00	2.000											

Batter	1	2	3	4	5	6	7	8	9	AB	R	H	RBI	BB	SO	LOB	BOTTOM										
Lance Johnson, L OBP: 0.278, SLG: 0.250										5	0	2	1	0	0	3	New York Yankees @ Chicago White Sox Comiskey Park, Chicago, IL Wed Apr 13 1994, 8:05 PM EDT Att: 21,444 - Unknown - 50 F										
Joey Cora, S OBP: 0.200, SLG: 0.174										5	0	1	0	0	0	3											
Frank Thomas, R OBP: 0.513, SLG: 0.667										4	1	2	0	1	0	5											
Julio Franco, R OBP: 0.333, SLG: 0.533										4	1	1	2	0	0	3											
Robin Ventura, L OBP: 0.400, SLG: 0.688										4	0	0	0	0	2	2											
Darin Jackson, R OBP: 0.426, SLG: 0.625										4	1	1	0	0	2	0											
Joe Hall, R OBP: 0.615, SLG: 0.923										4	2	3	1	0	0	0											
Ron Karkovics, R OBP: 0.500, SLG: 0.765										0	0	0	0	4	0	0											
Ozzie Guillen, L OBP: 0.313, SLG: 0.375										3	0	1	1	0	0	3											
Inning Stats	R: 0 E: 0 K: 0 S: 10	H: 1 LOB: 1 BB: 0 P: 14	R: 0 E: 0 K: 2 S: 11	H: 1 LOB: 2 BB: 1 P: 19	R: 0 E: 0 K: 0 S: 12	H: 1 LOB: 2 BB: 1 P: 19	R: 2 E: 1 K: 0 S: 13	H: 3 LOB: 2 BB: 1 P: 23	R: 0 E: 0 K: 1 S: 7	H: 0 LOB: 0 BB: 0 P: 11	R: 0 E: 0 K: 0 S: 6	H: 0 LOB: 1 BB: 1 P: 12	R: 2 E: 0 K: 1 S: 12	H: 2 LOB: 0 BB: 0 P: 17	R: 1 E: 0 K: 0 S: 18	H: 3 LOB: 2 BB: 1 P: 25	1B: 8 2B: 2 3B: 0 HR: 1	SF: 0 SAC: 1 DP: 1 HBP: 0	WP: 0 PB: 0 SB: 0 CS: 0	PA: 39							
PITCHER	IP	WLS	BF	H	R	ER	SO	BB	IBB	HBP	BLK	WP	HR	S	P	ERA	WHIP										
Jim Abbott, L ERA: 1.98	(1, 1)	6.2	L	32	4	3	3	4	0	0	0	0	0	8	13	27.00	6.000										
Bob Wickman, R ERA: 5.4	(7, 1)	0.1		3	1	1	1	1	0	0	0	0	0	12	15	0.00	6.000										
Steve Howe, L ERA: 4.5	(8, 1)	0.1		3	2	0	0	0	0	0	0	0	0	1	1	0.00	0.000										

Batter	1	2	3	4	5	6	7	8	9	AB	R	H	RBI	BB	SO	LOB	TOP				
Tim Raines, S OBP: 0.250, SLG: 0.400 (1, 7)	G4-3		K			K2-3		G4-3		4	0	0	0	0	2	1					
Joey Cora, S OBP: 0.176, SLG: 0.129 (1, 4)	F8		G6-3			K			G1-3	4	0	0	0	0	1	0					
Frank Thomas, R OBP: 0.511, SLG: 0.778 (1, 3)	FC6-4 BB			P4			HR		HR BB	2	2	1	1	2	0	0					
Julio Franco, R OBP: 0.349, SLG: 0.595 (1, 10)	FC6-4			G6-3			G3-1		HR BB	4	1	1	2	0	0	1					
Robin Ventura, L OBP: 0.349, SLG: 0.564 (1, 5)		K		G4-3			G1-3		K	4	0	0	0	0	2	0					
Dan Pasqua, L OBP: 0.273, SLG: 0.727 (9, PH) Joe Hall, R OBP: 0.615, SLG: 0.923 (9, PH) Warren Newson, L (9, PH)		2B			K		F8		L7	3	0	1	0	0	1	0					
Lance Johnson, L OBP: 0.233, SLG: 0.205 (1, 8)		L7			K			G6-3		3	0	0	0	0	1	1					
Michael LaValliere, L OBP: 0.545, SLG: 0.444 (1, 2)		G1-3			F8					3	0	1	0	0	0	1					
Ozzie Guillen, L OBP: 0.263, SLG: 0.316 (1, 6)			G5-3			G6-3		P6		3	0	0	0	0	0	1					
Inning Stats	R: 0 E: 0 K: 0 S: 8	H: 0 LOB: 1 BB: 1 P: 16	R: 0 E: 0 K: 1 S: 10	H: 1 LOB: 1 BB: 1 P: 15	R: 0 E: 0 K: 1 S: 7	H: 0 LOB: 0 BB: 0 P: 11	R: 0 E: 0 K: 0 S: 7	H: 0 LOB: 0 BB: 0 P: 13	R: 0 E: 0 K: 2 S: 15	H: 0 LOB: 0 BB: 0 P: 22	R: 1 E: 0 K: 0 S: 7	H: 1 LOB: 0 BB: 0 P: 13	R: 0 E: 0 K: 0 S: 10	H: 1 LOB: 1 BB: 0 P: 16	R: 2 E: 0 K: 1 S: 10	H: 1 LOB: 0 BB: 1 P: 18	1B: 1 2B: 1 3B: 0 HR: 2	SF: 0 SAC: 0 DP: 0 HBP: 0	WP: 0 PB: 0 SB: 0 CS: 0	PA: 33	
PITCHER	IP	WLS	BF	H	R	ER	SO	BB	IBB	HBP	BLK	WP	HR	S	P	ERA	WHIP				
Roger Clemens, R ERA: 6.27 (1, 1)	8.0	W	28	3	1	1	6	1	0	0	0	0	1	71	116	1.12	0.500				
Greg Harris, R ERA: 5.14 (9, 1)	0.1		3	1	2	2	0	1	0	0	0	0	1	4	8	54.00	6.000				
Tony Fossas, L ERA: 10.8 (9, 1)	0.1	S	1	0	0	0	1	0	0	0	0	0	0	2	4	0.00	0.000				
Jeff Russell, R ERA: 9.82 (9, 1)	0.1		1	0	0	0	0	0	0	0	0	0	0	2	4	0.00	0.000				

Chicago White Sox @ Boston Red Sox
Fenway Park, Boston, MA
Fri Apr 15 1994, 7:05 PM EDT
Att: 31,085 - Unknown - 65 F

livebaseballscorecards.com

AB	31
R	3
H	4
RBI	3
BB	2
SO	7
LOB	5



Batter	1	2	3	4	5	6	7	8	9	AB	R	H	RBI	BB	SO	LOB	BOTTOM				
Otis Nixon, S OBP: 0.435, SLG: 0.343 (1, 8)	L8	G5-4-3 1B			L6		2B SF7 BB	K		4	1	1	1	1	1	3					
Billy Hatcher, R OBP: 0.428, SLG: 0.607 (1, 9)	FC1-6 1B	G5-4-3 1-2					1-3 2-H 2B			4	0	3	2	0	0	2					
Mike Greenwell, L OBP: 0.341, SLG: 0.556 (1, 7)	FC1-6 1-2		K		K		SF7			3	0	0	1	0	2	2					
Mo Vaughn, L OBP: 0.413, SLG: 0.524 (1, 3)	FC6-4 BB		G1-4-3 1B			0-1 CS	P5			3	0	2	0	1	0	1					
Andre Dawson, R OBP: 0.333, SLG: 0.622 (1, 10)	FC6-4		G1-4-3			P5		G6-3		4	0	0	0	0	4						
Scott Cooper, L OBP: 0.276, SLG: 0.485 (1, 5)		G4-3			F9		L8	2B 1B		4	0	1	0	0	1						
Tim Lincecum, R OBP: 0.395, SLG: 0.629 (1, 4)		HR			F9		CS	F8		4	2	2	1	0	0	1					
Damon Berryhill, S OBP: 0.400, SLG: 0.571 (1, 2)		1B 2B			K		B2			4	1	2	0	0	1	1					
John Valentin, R OBP: 0.463, SLG: 0.545 (1, 6)		1B BB			F8		2B 1B			2	1	1	0	1	0	0					
Inning Stats	R: 0 E: 0 K: 0 S: 10	H: 1 LOB: 2 BB: 1 P: 19	R: 2 E: 0 K: 0 S: 9	H: 3 LOB: 1 BB: 1 P: 16	R: 0 E: 0 K: 1 S: 7	H: 1 LOB: 0 BB: 0 P: 9	R: 0 E: 0 K: 1 S: 8	H: 0 LOB: 0 BB: 0 P: 11	R: 0 E: 0 K: 0 S: 13	H: 1 LOB: 1 BB: 0 P: 16	R: 0 E: 0 K: 0 S: 5	H: 1 LOB: 0 BB: 0 P: 6	R: 3 E: 0 K: 0 S: 9	H: 3 LOB: 1 BB: 1 P: 21	R: 0 E: 0 K: 1 S: 14	H: 2 LOB: 3 BB: 0 P: 20	1B: 8 2B: 3 3B: 0 HR: 1	SF: 1 SAC: 0 DP: 2 HBP: 1	WP: 0 PB: 0 SB: 0 CS: 1	PA: 38	
PITCHER	IP	WLS	BF	H	R	ER	SO	BB	IBB	HBP	BLK	WP	HR	S	P	ERA	WHIP				
Alex Fernandez, R ERA: 2.95 (7, 1)	6.1	L	29	5	5	3	3	0	0	0	0	0	0	2	4	0.00	2.053				
Paul Assenmacher, L ERA: 4.91 (8, 1)	0.2		2	0	0	0	0	0	0	0	0	0	0	2	4	0.00	2.000				
Jose DeLeon, R ERA: 5.79 (8, 1)	1.0		6	2	0	0	1	0	0	1	0	0	0	14	20	0.00	2.000				

Chicago White Sox @ Boston Red Sox
Fenway Park, Boston, MA
Fri Apr 15 1994, 7:05 PM EDT
Att: 31,085 - Unknown - 65 F

livebaseballscorecards.com


AB	32
R	5
H	12
RBI	5
BB	3
SO	4
LOB	15



Batter	1	2	3	4	5	6	7	8	9	AB	R	H	RBI	BB	SO	LOB	TOP										
Tim Raines, S OBP: 0.313, SLG: 0.591 (1, 7)	4-2 1B BB	3-2 G3		0-0 L8			2-0 F8	1-1 PO	3-3 K	4	0	0	0	1	1	3											
Joey Cora, S OBP: 0.204, SLG: 0.182 (1, 4)	2-2 F7		2-2 E9 G6-3		0-0 G6-3			1-1 F8	0-1 F7	5	1	0	0	0	0	1											
Frank Thomas, R OBP: 0.500, SLG: 0.860 (1, 3)	2-1 FC6-4 1B		1-0 G6-3		0-0 G6-4-3 1B			0-2 HR	0-0 G6-3	5	1	3	2	0	0	0											
Julio Franco, R OBP: 0.339, SLG: 0.563 (1, 10)	1-1 F9		3-H 1-2 L9		2-1 G6-4-3			0-1 HR		4	1	1	1	0	0	3											
Robin Ventura, L OBP: 0.333, SLG: 0.500 (1, 5)	1-1 FC6-4		0-0		1-2 F8			0-0 1B HR		4	1	2	0	0	0	2											
Darin Jackson, R OBP: 0.435, SLG: 0.700 (1, 9)		4-2 FC6 BB	0-0 G5-3		1-1 G6-3			2-2 F7		3	0	0	0	1	0	2											
Lance Johnson, L OBP: 0.286, SLG: 0.255 (1, 8)	0-1 FC6 1B 1-2			1-1 G3		1-2 L9		0-0 HR 1B		4	1	1	0	0	0	1											
Ron Karkovics, R OBP: 0.500, SLG: 0.724 (1, 2)	1-3 K		0-0 E9 1B		1-0 G6-3			1-0 HR		4	1	2	3	0	1	1											
Ozzie Guillen, L OBP: 0.240, SLG: 0.280 (1, 6)	0-0 WP 1B		0-2 P5		1-1 F7			2-2 PO 1B		4	0	2	0	0	0	1											
Inning Stats	R: 0 E: 0 K: 0 S: 14	H: 1 LOB: 2 BB: 1 P: 24	R: 0 E: 0 K: 1 S: 11	H: 1 LOB: 2 BB: 1 P: 19	R: 1 E: 1 K: 0 S: 9	H: 1 LOB: 1 BB: 0 P: 13	R: 0 E: 1 K: 0 S: 7	H: 1 LOB: 1 BB: 0 P: 8	R: 0 E: 0 K: 0 S: 4	H: 0 LOB: 0 BB: 0 P: 14	R: 0 E: 0 K: 0 S: 4	H: 0 LOB: 0 BB: 0 P: 8	R: 5 E: 0 K: 0 S: 18	H: 6 LOB: 0 BB: 0 P: 25	R: 0 E: 0 K: 1 S: 6	H: 0 LOB: 0 BB: 0 P: 9	1B: 7 2B: 1 3B: 0 HR: 3	SF: 0 SAC: 0 DP: 1 HBP: 0	WP: 1 PB: 0 SB: 1 CS: 0	PA: 40							
PITCHER	IP	WLS	BF	H	R	ER	SO	BB	IBB	HBP	BLK	WP	HR	S	P	ERA	WHIP										
Ricky Bones, R ERA: 1.09 (1, 1)	7.1	L	31	7	3	2	1	2	0	0	0	1	2	67	100	2.46	1.227										
Jesse Orosco, L ERA: 15.0 (8, 1)	0.1		3	2	0	0	0	0	0	0	0	0	0	6	8	0.00	6.000										
Bob Scanlan, R ERA: 4.5 (8, 1)	1.1		5	2	3	3	1	0	0	0	0	0	1	11	18	20.25	1.500										

Chicago White Sox @ Milwaukee Brewers
 Milwaukee County Stadium, Milwaukee, WI
 Tue Apr 19 1994, 8:05 PM EDT
 Att: 15,539 - Unknown - 65 F


AB 37
 R 6
 H 11
 RBI 6
 BB 2
 SO 2
 LOB 14



Batter	1	2	3	4	5	6	7	8	9	AB	R	H	RBI	BB	SO	LOB	BOTTOM										
Darryl Hamilton, L OBP: 0.295, SLG: 0.324 (1, 8)	2-2 2B		4-0 HR BB		3-2 L7-6-3			2-1 F8		3	1	1	0	1	0	2											
Turner Ward, S OBP: 0.404, SLG: 0.617 (1, 7)	1-3 K		2-2 HR		0-1 B1-3			0-1 F8		4	1	1	2	0	1	2											
Kevin Seitzer, R OBP: 0.348, SLG: 0.568 (1, 5)	3-2 F9		2-1 CS 1B		4-2 BB			2-0 F8		3	0	1	0	1	0	2											
John Jaha, R OBP: 0.286, SLG: 0.442 (1, 3)	3-3 K		2-1 G3		2-3 K				2-3 K	4	0	0	0	0	3	3											
Dave Nilsson, L OBP: 0.256, SLG: 0.410 (1, 10)		1-3 K		3-1 P5		1-1 P5			2-2 G4-3	4	0	0	0	0	1	1											
Jody Reed, R OBP: 0.422, SLG: 0.361 (1, 4)	4-2 BB		1-1 G6-3		1-0 F7			1-0 L9		3	0	0	0	1	0	0											
B.J. Surhoff, L OBP: 0.311, SLG: 0.222 Alex Diaz, S OBP: 0.242, SLG: 0.433 (7, 9)	2-3 K		2-0 P6		0-1 F9					2	0	0	0	0	1	1											
Brian Harper, R OBP: 0.176, SLG: 0.125 (1, 2)	2-2 F9		4-2 L7-6-3 BB		1-0 F7					2	0	0	0	1	0	1											
Pat Listach, S OBP: 0.386, SLG: 0.429 (1, 6)		1-3 K		0-3 K		4-2 BB				2	0	0	0	1	2	1											
Inning Stats	R: 0 E: 0 K: 2 S: 13	H: 1 LOB: 1 BB: 0 P: 22	R: 0 E: 0 K: 2 S: 14	H: 0 LOB: 1 BB: 1 P: 23	R: 2 E: 0 K: 1 S: 10	H: 2 LOB: 0 BB: 1 P: 21	R: 0 E: 0 K: 0 S: 5	H: 0 LOB: 0 BB: 0 P: 11	R: 0 E: 0 K: 1 S: 10	H: 0 LOB: 1 BB: 1 P: 17	R: 0 E: 0 K: 1 S: 9	H: 0 LOB: 1 BB: 1 P: 16	R: 0 E: 0 K: 0 S: 4	H: 0 LOB: 0 BB: 0 P: 6	R: 0 E: 0 K: 0 S: 8	H: 0 LOB: 1 BB: 1 P: 16	R: 0 E: 0 K: 1 S: 9	H: 0 LOB: 0 BB: 0 P: 14	1B: 1 2B: 2 3B: 0 HR: 1	SF: 0 SAC: 0 DP: 1 HBP: 0	WP: 0 PB: 0 SB: 0 CS: 2	PA: 33					
PITCHER	IP	WLS	BF	H	R	ER	SO	BB	IBB	HBP	BLK	WP	HR	S	P	ERA	WHIP										
Jason Bere, R ERA: 2.37 (1, 1)	7.0	W	26	3	2	2	7	4	0	0	0	0	1	65	116	2.57	1.000										
Kirk McCaskill, R ERA: 5.19 (8, 1)	2.0		7	0	0	0	1	1	0	0	0	0	0	17	30	0.00	0.500										

Chicago White Sox @ Milwaukee Brewers
 Milwaukee County Stadium, Milwaukee, WI
 Tue Apr 19 1994, 8:05 PM EDT
 Att: 15,539 - Unknown - 65 F

AB 28
 R 2
 H 3
 RBI 2
 BB 5
 SO 8
 LOB 13



Batter	1	2	3	4	5	6	7	8	9	AB	R	H	RBI	BB	SO	LOB	TOP								
Lance Johnson, L OBP: 0.308, SLG: 0.283	F9		1B		FC4-6		FC1-5			5	1	2	1	0	0	3	Chicago White Sox @ Milwaukee Brewers Milwaukee County Stadium, Milwaukee, WI Thu Apr 21 1994, 4:33 AM EDT Att: 10,484 - Sunny - 53 F								
Joey Coors, S OBP: 0.236, SLG: 0.204	F9		1B		E3				1B	3	0	1	1	1	0	0									
Tim Raines, S OBP: 0.393, SLG: 0.604	F9		1B		FC6-4				BB	1	0	0	0	0	0	1									
Frank Thomas, R OBP: 0.493, SLG: 0.772	BB		1B		FC6-4					3	0	1	0	1	0	3									
Julio Franco, R OBP: 0.313, SLG: 0.492	K		K							4	0	0	0	0	2	5									
Robin Ventura, L OBP: 0.324, SLG: 0.450		K							K	3	0	1	0	1	2	1									
Dan Pasqua, L OBP: 0.200, SLG: 0.533	K									3	0	0	0	0	2	2									
Darrin Jackson, R OBP: 0.396, SLG: 0.617	K								G6-3	1	0	0	0	0	0	0									
Warren Newson, L OBP: 0.111, SLG: 0.111	K									3	0	1	0	0	2	1									
Joe Hall, R OBP: 0.625, SLG: 1.000	K								2B	1	1	1	0	0	0	0									
Michael LaValliere, L OBP: 0.600, SLG: 0.455										2	0	1	0	1	0	0									
Ron Karkovics, R OBP: 0.489, SLG: 0.697									1B	1	1	1	1	0	0	0									
Ozzie Guillen, L OBP: 0.254, SLG: 0.293	1B								G4-3	4	1	1	0	0	0	4									
Inning Stats	R: 0 E: 0 K: 1 S: 10	H: 0 LOB: 1 BB: 1 P: 18	R: 0 E: 0 K: 3 S: 11	H: 0 LOB: 0 BB: 0 P: 16	R: 1 E: 0 K: 1 S: 15	H: 3 LOB: 2 BB: 0 P: 21	R: 0 E: 0 K: 2 S: 7	H: 0 LOB: 1 BB: 1 P: 15	R: 1 E: 1 K: 0 S: 7	H: 0 LOB: 1 BB: 1 P: 14	R: 0 E: 0 K: 0 S: 7	H: 1 LOB: 0 BB: 0 P: 8	R: 0 E: 0 K: 1 S: 10	H: 2 LOB: 1 BB: 0 P: 14	R: 0 E: 0 K: 1 S: 7	H: 1 LOB: 1 BB: 1 P: 16	R: 2 E: 0 K: 0 S: 10	H: 3 LOB: 1 BB: 0 P: 12	1B: 8 2B: 4 3B: 0 HR: 0	SF: 0 SAC: 0 DP: 4 HBP: 0	WP: 0 PB: 0 SB: 2 CS: 1	PA: 38			
PITCHER	IP	WLS	BF	H	R	ER	SO	BB	IBB	HBP	BLK	WP	HR	S	P	ERA	WHIP								
21 Cal Eldred, R ERA: 3.42	(1, 1)	7.0	W	29	6	2	1	7	4	0	0	0	0	68	111	1.29	1.429								
Mike Fetters, R ERA: 2.94	(8, 1)	0.2		2	1	0	0	0	0	0	0	0	0	3	7	0.00	1.500								
Graeme Lloyd, L ERA: 4.26	(8, 1)	1.1	S	7	3	2	2	1	0	0	0	0	0	13	16	13.50	2.250								

Batter	1	2	3	4	5	6	7	8	9	AB	R	H	RBI	BB	SO	LOB	BOTTOM								
Darryl Hamilton, L OBP: 0.352, SLG: 0.341	P7		2B							3	1	2	1	1	0	0	Chicago White Sox @ Milwaukee Brewers Milwaukee County Stadium, Milwaukee, WI Thu Apr 21 1994, 4:33 AM EDT Att: 10,484 - Sunny - 53 F								
Bill Spiers, L OBP: 0.333, SLG: 0.364	G6-3		2B							3	1	0	0	1	0	3									
Turner Ward, S OBP: 0.387, SLG: 0.589	BB		2B							3	0	1	2	1	0	1									
Kevin Seitzer, R OBP: 0.370, SLG: 0.620	G1-3		L9							3	1	0	0	1	1	2									
Dave Nilsson, L OBP: 0.277, SLG: 0.457	G4-3									4	2	2	1	0	1	0									
Brian Harper, R OBP: 0.185, SLG: 0.087	F9									3	0	0	1	0	0	0									
Jody Reed, R OBP: 0.444, SLG: 0.357	G6-3									3	0	1	0	1	0	0									
Tom Brunansky, R OBP: 0.200, SLG: 0.300										3	1	1	0	0	0	1									
Alex Diaz, S OBP: 0.250, SLG: 0.459										1	0	0	0	0	0	1									
John Jaha, R OBP: 0.283, SLG: 0.426										2	0	1	0	0	0	0									
Pat Listach, S OBP: 0.346, SLG: 0.380										2	0	0	0	0	1	2									
Inning Stats	R: 0 E: 0 K: 0 S: 9	H: 0 LOB: 1 BB: 1 P: 18	R: 0 E: 0 K: 0 S: 7	H: 0 LOB: 0 BB: 0 P: 12	R: 2 E: 0 K: 0 S: 13	H: 1 LOB: 1 BB: 2 P: 27	R: 2 E: 0 K: 0 S: 15	H: 4 LOB: 2 BB: 0 P: 26	R: 0 E: 0 K: 2 S: 8	H: 0 LOB: 0 BB: 0 P: 16	R: 0 E: 0 K: 0 S: 8	H: 1 LOB: 0 BB: 0 P: 10	R: 0 E: 0 K: 1 S: 11	H: 1 LOB: 1 BB: 0 P: 15	R: 2 E: 1 K: 0 S: 10	H: 1 LOB: 1 BB: 2 P: 22	1B: 6 2B: 2 3B: 0 HR: 1	SF: 1 SAC: 0 DP: 2 HBP: 0	WP: 0 PB: 0 SB: 0 CS: 0	PA: 36					
PITCHER	IP	WLS	BF	H	R	ER	SO	BB	IBB	HBP	BLK	WP	HR	S	P	ERA	WHIP								
Alex Fernandez, R ERA: 3.49	(1, 1)	7.0	L	30	7	4	4	3	3	0	0	0	0	71	124	5.14	1.429								
Jose DeLeon, R ERA: 4.7	(8, 1)	1.0		6	1	2	1	0	2	0	0	0	0	10	22	9.00	3.000								

Batter	1	2	3	4	5	6	7	8	9	AB	R	H	RBI	BB	SO	LOB	TOP							
Tony Phillips, S OBP: 0.392, SLG: 0.424 (1, 7)	4-2 HR BB	1-2 P4			1-0 1B		4-2 BB			2	1	1	0	2	0	1								
Juan Samuel, R OBP: 0.436, SLG: 0.308 (1, 4)	0-1 L8		1-2 G4-3		1-1 1B		1-0 F8			3	0	1	0	0	0	1								
Lou Whitaker, L OBP: 0.373, SLG: 0.636 (7, PH) (7, 4)					1-2 1B					1	0	0	0	0	0	2								
Alan Trammell, R OBP: 0.394, SLG: 0.508 (1, 10)	1-0 HR		1-0 P4		3-1 G5-3		0-0 F9			4	1	1	2	0	0	4								
Cecil Fielder, R OBP: 0.338, SLG: 0.554 (1, 3)	4-2 BB		0-3 K			0-0 HR		3-1 F9		3	1	1	1	1	1	0								
Travis Fryman, R OBP: 0.304, SLG: 0.484 (1, 5)	3-2 L8		1-0 P4		3-1 P3		1-3 K			4	0	0	0	0	1	1								
Eric Davis, R OBP: 0.233, SLG: 0.296 (1, 8)	3-3 K		1-1 G6-3		1-1 G4-3		2-3 K			4	0	0	0	0	2	1								
Mickey Tettleton, S OBP: 0.349, SLG: 0.309 (1, 2)		0-1 P6		1-2 G6-3		1-3 K		3-2 F9		4	0	0	0	0	1	0								
Junior Felix, S OBP: 0.276, SLG: 0.240 (1, 9)		2-1 FC6-4 1B			2-3 K		4-0 BB BB		1-1 G6-3	3	0	1	0	1	1	0								
Chris Gomez, R OBP: 0.250, SLG: 0.167 (1, 6)		0-2 FC6-4			0-0 G6-3		3-3 K		1-1 L9	3	0	0	0	0	1	2								
Scott Livingstone, L OBP: 0.417, SLG: 0.455 (9, PH)		1-2								1	0	0	0	0	0	0								
Inning Stats	R: 2 E: 0 K: 1 S: 20	H: 1 LOB: 1 BB: 2 P: 34	R: 0 E: 0 K: 0 S: 11	H: 1 LOB: 1 BB: 0 P: 14	R: 0 E: 0 K: 1 S: 7	H: 0 LOB: 0 BB: 0 P: 9	R: 0 E: 0 K: 0 S: 6	H: 0 LOB: 0 BB: 0 P: 9	R: 0 E: 0 K: 1 S: 10	H: 2 LOB: 2 BB: 0 P: 17	R: 1 E: 0 K: 1 S: 9	H: 1 LOB: 0 BB: 0 P: 14	R: 0 E: 0 K: 1 S: 8	H: 0 LOB: 2 BB: 2 P: 20	R: 0 E: 0 K: 2 S: 8	H: 0 LOB: 0 BB: 0 P: 14	R: 0 E: 0 K: 0 S: 7	H: 0 LOB: 0 BB: 0 P: 12	1B: 3 2B: 0 3B: 0 HR: 2	SF: 0 SAC: 0 DP: 0 HBP: 0	WP: 0 PB: 0 CS: 0	PA: 36		
PITCHER	IP WLS BF H R ER SO BB IBB HBP BLK WP HR S P ERA WHIP	6.1 W 28 5 3 3 5 4 0 0 0 0 2 69 114 4.26 1.421	2.2 S 8 0 0 0 2 0 0 0 0 0 0 17 29 0.00 0.000																					

Detroit Tigers @ Chicago White Sox
 Comiskey Park, Chicago, IL
 Sat Apr 23 1994, 8:05 PM EDT
 Att: 39,846 - Unknown

AB	32
R	3
H	5
RBI	3
BB	4
SO	7
LOB	12



Batter	1	2	3	4	5	6	7	8	9	AB	R	H	RBI	BB	SO	LOB	BOTTOM	
Tim Raines, S OBP: 0.379, SLG: 0.554 (1, 7)	1-0 G3	1-0 L8		3-1 2B		0-1 G3	1-2 G4-3			5	0	1	0	0	0	2		
Joey Coxa, S OBP: 0.282, SLG: 0.224 (1, 4)	1-1 1B 1B	2-1 F8		4-1 BB		1-1 1B 1B		0-1 F9		4	1	2	0	1	0	0		
Frank Thomas, R OBP: 0.488, SLG: 0.766 (1, 3)	0-3 K	2-3 K		3-0 F8		2-1 1B 1-2 1B		4-0 2B 1B BB		4	1	1	0	1	2	3		
Julio Franco, R OBP: 0.303, SLG: 0.456 (1, 10)	0-2 BB 3B 1B		1-1 1B 1B	0-1 L8		2-3 K		0-0 F9		5	1	2	0	0	1	5		
Robin Ventura, L OBP: 0.351, SLG: 0.522 (1, 5)	0-1 BB 3B 1B		1-0 1B 1B	3-2 1B		1-2 F7		1-1 1B 2B		5	2	4	1	0	0	0		
Darin Jackson, R OBP: 0.435, SLG: 0.636 (1, 9)	4-0 3B BB		0-2 P4	0-0 P3		0-1 1B 1B	0-2 FC4 1B			4	2	2	2	1	0	3		
Lance Johnson, L OBP: 0.324, SLG: 0.324 (1, 8)	1-0 HR 3B		0-0 F8	1-0 F8		1-0 F8	1-3 1B 1B	0-0 FC4		5	1	2	3	0	0	4		
Ron Karkovics, R OBP: 0.481, SLG: 0.711 (1, 2)	0-1 HR		1-1 F8	2-1 F9		1-1 K		3-3 K		4	1	1	2	0	1	5		
Ozzie Guillen, L OBP: 0.254, SLG: 0.292 (1, 6)	1-0 F9		0-1 P5		1-1 L8		0-0 1B			4	0	1	1	0	0	0		
Inning Stats	R: 6 E: 0 K: 1 S: 15	H: 5 LOB: 1 BB: 1 P: 23	R: 0 E: 0 K: 1 S: 6	H: 0 LOB: 0 BB: 0 P: 11	R: 0 E: 0 K: 0 S: 11	H: 2 LOB: 2 BB: 0 P: 14	R: 0 E: 0 K: 0 S: 8	H: 1 LOB: 1 BB: 1 P: 18	R: 0 E: 0 K: 1 S: 12	H: 2 LOB: 2 BB: 0 P: 18	R: 1 E: 0 K: 1 S: 15	H: 3 LOB: 3 BB: 0 P: 18	R: 2 E: 0 K: 0 S: 9	H: 2 LOB: 1 BB: 1 P: 16	1B: 12 2B: 2 3B: 1 HR: 1	SF: 0 SAC: 0 DP: 0 HBP: 0	WP: 0 PB: 0 CS: 0	PA: 43
PITCHER	IP WLS BF H R ER SO BB IBB HBP BLK WP HR S P ERA WHIP	6.2 L 36 14 7 7 4 2 0 0 0 0 12 71 111 9.45 2.400	1.1 7 2 2 2 0 1 0 0 0 0 0 12 20 13.50 2.250															

Detroit Tigers @ Chicago White Sox
 Comiskey Park, Chicago, IL
 Sat Apr 23 1994, 8:05 PM EDT
 Att: 39,846 - Unknown


AB	40
R	9
H	16
RBI	9
BB	3
SO	4
LOB	22



Batter	1	2	3	4	5	6	7	8	9	AB	R	H	RBI	BB	SO	LOB	TOP										
Tony Phillips, S (1, 7) OBP: 0.393, SLG: 0.414 Mitt Cuyler, S (9, 7) OBP: 0.300, SLG: 0.235	F7		K		K		BB 1B 1B		SH5-3 1B BB	4	2	1	1	1	2	1	4 2 1 1 1 1 2 1 0 0 0 0 0 0 0 0										
Lou Whitaker, L (1, 4) OBP: 0.400, SLG: 0.630	K			HR BB	1B BB		1B BB		SH5-3	2	2	1	0	2	1	0	2 2 1 0 2 1 0										
Kirk Gibson, L (1, 9) OBP: 0.327, SLG: 0.390	K			HR BB	1B		1B BB		K	3	1	1	0	2	2	1	3 1 1 0 2 2 1										
Cecil Fielder, R (1, 3) OBP: 0.342, SLG: 0.586		F8		HR 1H 2H	K		K		FC5-4 1B	5	1	2	4	0	2	5	5 1 2 4 0 2 5										
Travis Fryman, R (1, 5) OBP: 0.311, SLG: 0.478	CS 1B			F7		L8	1B		FC5-4	5	0	2	2	0	0	1	5 0 2 2 0 0 1										
Mickey Tettleton, S (1, 2) OBP: 0.357, SLG: 0.298	P2			FC5-4 BB		G3-1				2	0	0	0	2	0	3	2 0 0 0 2 0 3										
Eric Davis, R (1, 8) OBP: 0.219, SLG: 0.276			E6 G3 G4-3	FC5-4		G5-4-3		K		4	0	0	0	0	1	2	4 0 0 0 0 1 2										
Alan Trammell, R (1, 6) OBP: 0.386, SLG: 0.508			G4-3	K			G4-3 1B 2B	P6		4	1	1	0	0	1	2	4 1 1 0 0 1 2										
Scott Livingstone, L (1, 10) OBP: 0.357, SLG: 0.385 Juan Samuel, R (7, PH) OBP: 0.359, SLG: 0.257			G3		G4-3		G4-3	P5		2	0	0	0	0	0	1	2 0 0 0 0 0 1 2 0 0 0 0 0 1										
Inning Stats	R: 0 E: 0 K: 2 S: 8	H: 0 LOB: 0 BB: 0 P: 13	R: 0 E: 0 K: 0 S: 9	H: 1 LOB: 0 BB: 0 P: 14	R: 0 E: 1 K: 1 S: 9	H: 0 LOB: 1 BB: 0 P: 16	R: 3 E: 0 K: 1 S: 13	H: 1 LOB: 1 BB: 3 P: 28	R: 0 E: 0 K: 0 S: 10	H: 0 LOB: 0 BB: 1 P: 16	R: 3 E: 0 K: 1 S: 16	H: 4 LOB: 2 BB: 1 P: 28	R: 0 E: 0 K: 1 S: 6	H: 0 LOB: 0 BB: 0 P: 9	R: 1 E: 0 K: 1 S: 10	H: 1 LOB: 1 BB: 1 P: 18	1B: 6 2B: 1 3B: 0 HR: 1	SF: 0 SAC: 1 DP: 1 HBP: 0	WP: 0 PB: 0 SB: 0 CS: 1	PA: 41							
PITCHER	IP	WLS	BF	H	R	ER	SO	BB	IBB	HBP	BLK	WP	HR	S	P	ERA	WHIP										
Jason Bere, R (1, 1) ERA: 3.24	6.0		26	4	4	4	6	5	0	0	0	0	1	62	110	6.00	1.500										
Paul Assenmacher, L (7, 1) ERA: 4.91	0.1		4	2	0	0	0	1	0	0	0	0	0	6	11	0.00	9.000										
Jose DeLeon, R (7, 1) ERA: 4.82	1.2	L	7	1	3	3	2	1	0	0	0	0	0	15	28	16.20	1.200										
Dennis Cook, L (9, 1) ERA: 11.25	0.2		2	0	0	0	1	0	0	0	0	0	0	4	5	0.00	0.000										
Roberto Hernandez, R (9, 1) ERA: 2.08	0.1		2	1	0	0	0	0	0	0	0	0	0	6	9	0.00	3.000										

Detroit Tigers @ Chicago White Sox
Comiskey Park, Chicago, IL
Sun Apr 24 1994, 4:33 AM EDT
Att: 41,149 - Sunny - 77 F


AB 33
R 7
H 8
RBI 7
BB 7
SO 9
LOB 17



Batter	1	2	3	4	5	6	7	8	9	AB	R	H	RBI	BB	SO	LOB	BOTTOM										
Tim Lincecum, S (1, 7) OBP: 0.380, SLG: 0.525	F7		2B BB		G1-4-3 BB		L9		F9	3	1	0	0	2	0	0	3 1 0 0 2 0 0										
Craig Grebeck, R (1, 4) OBP: 0.428, SLG: 0.474 Warren Newson, L (7, PH) OBP: 0.100, SLG: 0.100 Joey Cora, S (8, 4) OBP: 0.262, SLG: 0.224 Dan Pasqua, L (9, PH) OBP: 0.188, SLG: 0.500			L4		G1-4-3		G4-1		K	3	0	1	0	0	0	2	3 0 1 0 0 0 2 1 0 0 0 0 0 0 0 0 0 0 0 0 0 1 0 0 0 0 1 0										
Frank Thomas, R (1, 3) OBP: 0.477, SLG: 0.750	K				L7		K			4	1	1	1	0	2	1	4 1 1 1 0 2 1										
Julio Franco, R (1, 10) OBP: 0.325, SLG: 0.569	L9					HR		HR		4	2	3	3	0	0	1	4 2 3 3 0 0 1										
Robin Ventura, L (1, 5) OBP: 0.370, SLG: 0.611		G4-3				HR		HR		3	2	2	2	1	0	0	3 2 2 2 1 0 0										
Darin Jackson, R (1, 9) OBP: 0.439, SLG: 0.621						HR		HR		3	0	1	0	1	0	2	3 0 1 0 1 0 2										
Lance Johnson, L (1, 8) OBP: 0.308, SLG: 0.306						HR		HR		4	0	0	0	0	0	2	4 0 0 0 0 0 2										
Michael LaValliere, L (1, 2) OBP: 0.529, SLG: 0.385 Ron Karkovics, R (6, PH) OBP: 0.481, SLG: 0.692 Ozzie Guillen, L (1, 6) OBP: 0.239, SLG: 0.275						HR		HR		2	0	0	0	0	1	1	2 0 0 0 0 1 1 1 0 0 0 1 0 0										
Inning Stats	R: 0 E: 0 K: 1 S: 12	H: 1 LOB: 1 BB: 0 P: 20	R: 0 E: 1 K: 1 S: 13	H: 0 LOB: 1 BB: 1 P: 20	R: 2 E: 0 K: 0 S: 13	H: 2 LOB: 2 BB: 2 P: 21	R: 0 E: 0 K: 0 S: 6	H: 0 LOB: 0 BB: 0 P: 10	R: 0 E: 0 K: 0 S: 7	H: 0 LOB: 0 BB: 1 P: 13	R: 2 E: 0 K: 0 S: 12	H: 3 LOB: 1 BB: 1 P: 19	R: 0 E: 0 K: 1 S: 8	H: 0 LOB: 0 BB: 0 P: 13	R: 2 E: 0 K: 0 S: 14	H: 2 LOB: 2 BB: 0 P: 18	R: 0 E: 0 K: 1 S: 7	H: 0 LOB: 0 BB: 0 P: 12	1B: 2 2B: 3 3B: 0 HR: 4	SF: 0 SAC: 0 DP: 2 HBP: 0	WP: 1 PB: 0 SB: 0 CS: 0	PA: 38					
PITCHER	IP	WLS	BF	H	R	ER	SO	BB	IBB	HBP	BLK	WP	HR	S	P	ERA	WHIP										
John Doherty, R (1, 1) ERA: 7.58	5.1		25	6	4	4	2	3	1	0	0	1	0	4	8	0.00	1.500										
Bill Krueger, L (6, 1) ERA: 9.31	0.2		2	0	0	0	0	1	0	0	0	0	0	4	8	0.00	1.500										
Mike Gardiner, R (7, 1) ERA: 2.13	2.0	W	8	2	2	2	1	0	0	0	0	0	2	22	31	9.00	1.000										
Mike Henneman, R (9, 1) ERA: 2.25	1.0	S	3	0	0	0	1	0	0	0	0	0	0	7	12	0.00	0.000										

Detroit Tigers @ Chicago White Sox
Comiskey Park, Chicago, IL
Sun Apr 24 1994, 4:33 AM EDT
Att: 41,149 - Sunny - 77 F

AB 33
R 6
H 8
RBI 6
BB 5
SO 4
LOB 11



Batter	1	2	3	4	5	6	7	8	9	AB	R	H	RBI	BB	SO	LOB	TOP			
Alex Diaz, S OBP: 0.300, SLG: 0.511 (1, 8)			G4-3		G1-3					6	3	4	2	0	0	0	Milwaukee Brewers @ Chicago White Sox Comiskey Park, Chicago, IL Mon Apr 25 1994, 8:05 PM EDT Att: 21,762 - Unknown - 80 F			
Bill Spillers, L OBP: 0.409, SLG: 0.425 (1, 5)	G4-3		G1-3		1B				F7	5	2	2	0	1	0	4				
Turner Ward, S OBP: 0.439, SLG: 0.567 Tom Brunansky, R OBP: 0.167, SLG: 0.250 (1, 7) (8, 9)			G1-3		1B				F8	3	2	2	2	2	0	1				
Brian Harper, R OBP: 0.267, SLG: 0.225 (1, 10)	G6-4-3		P1		1B					6	1	2	1	0	0	5				
Dave Nilsson, L OBP: 0.313, SLG: 0.500 Mike Matheny, R OBP: 0.267, SLG: 0.154 (1, 2) (7, PH) (7, 2)					P4				E5	4	1	2	0	0	0	4				
Kevin Seitzer, R OBP: 0.389, SLG: 0.582 (1, 3)					1B					6	2	4	3	0	0	3				
Jody Reed, R OBP: 0.423, SLG: 0.339 (1, 4)	SF8		L6		1B				F9	3	1	1	2	1	0	2				
Jose Valentin, S OBP: 0.429, SLG: 0.500 (1, 6)	F8		P5		1B				K	4	1	1	1	1	1	3				
Matt Mieske, R OBP: 0.273, SLG: 0.172 (1, 9) (8, 7)	K		K		FC6-4				F9	4	0	0	1	1	2	5				
Inning Stats	R: 1 E: 0 K: 0 S: 10	H: 2 LOB: 0 BB: 0 P: 10	R: 1 E: 0 K: 1 S: 13	H: 2 LOB: 1 BB: 0 P: 19	R: 0 E: 0 K: 0 S: 9	H: 1 LOB: 1 BB: 0 P: 13	R: 0 E: 0 K: 1 S: 13	H: 2 LOB: 2 BB: 0 P: 23	R: 4 E: 0 K: 0 S: 23	H: 5 LOB: 2 BB: 1 P: 39	R: 6 E: 0 K: 0 S: 17	H: 4 LOB: 1 BB: 1 P: 21	R: 0 E: 0 K: 1 S: 9	H: 0 LOB: 1 BB: 0 P: 15	R: 1 E: 1 K: 0 S: 11	H: 2 LOB: 2 BB: 0 P: 14		1B: 15 2B: 2 3B: 1 HR: 0	SF: 1 SAC: 0 DP: 1 HBP: 0	WP: 0 PB: 1 CS: 0
PITCHER	IP WLS BF H R ER SO BB IBB HBP BLK WP HR S P ERA WHIP																			
Jack McDowell, R ERA: 6.61 (1, 1)	4.2 L 25 11 6 6 2 1 0 0 0 0 0 65 98 11.57 2.571																			
Jeff Schwarz, R ERA: 27.0 (5, 1)	1.0 11 4 6 6 0 4 0 0 0 0 0 17 43 54.00 8.000																			
Dennis Cook, L ERA: 6.14 (6, 1)	3.1 15 3 1 0 2 1 0 0 0 0 0 37 54 0.00 1.200																			

Batter	1	2	3	4	5	6	7	8	9	AB	R	H	RBI	BB	SO	LOB	BOTTOM					
Lance Johnson, L OBP: 0.293, SLG: 0.289 (1, 8)	G6-3		G3		G4-3				P3	4	0	0	0	0	0	3	Milwaukee Brewers @ Chicago White Sox Comiskey Park, Chicago, IL Mon Apr 25 1994, 8:05 PM EDT Att: 21,762 - Unknown - 80 F					
Craig Grebeck, R OBP: 0.440, SLG: 0.429 (1, 6)			F8						F7	2	2	0	0	2	0	2						
Frank Thomas, R OBP: 0.461, SLG: 0.718 Dan Pasqua, L OBP: 0.235, SLG: 0.706 (1, 3) (8, 3)	F9		G5-3						G4-3	3	0	0	0	0	0	3						
Julio Franco, R OBP: 0.321, SLG: 0.566 (1, 10)					P3				G6-3	4	0	1	1	0	0	0						
Robin Ventura, L OBP: 0.365, SLG: 0.592 (1, 5)			K		F8				P4	4	0	1	0	0	1	0						
Darin Jackson, R OBP: 0.456, SLG: 0.661 Warren Newson, L OBP: 0.083, SLG: 0.083 (1, 9) (8, 9)									L8	1	0	1	0	1	0	0						
Joe Hall, R OBP: 0.500, SLG: 0.800 (1, 7)	G1-6-3		G4-3						K	4	0	0	0	0	1	3						
Ron Karkovice, R OBP: 0.466, SLG: 0.674 (1, 2)			1B		L6				K	4	0	1	0	0	1	1						
Joey Cora, S OBP: 0.279, SLG: 0.279 (1, 4)					G1-3				HR	3	1	2	0	0	0	0						
Inning Stats	R: 1 E: 0 K: 0 S: 7	H: 1 LOB: 1 BB: 1 P: 16	R: 0 E: 0 K: 1 S: 8	H: 0 LOB: 0 BB: 1 P: 15	R: 0 E: 0 K: 0 S: 8	H: 2 LOB: 2 BB: 0 P: 15	R: 0 E: 0 K: 0 S: 10	H: 1 LOB: 1 BB: 0 P: 17	R: 0 E: 0 K: 0 S: 6	H: 0 LOB: 0 BB: 0 P: 12	R: 0 E: 0 K: 0 S: 6	H: 0 LOB: 0 BB: 0 P: 10	R: 0 E: 0 K: 1 S: 6	H: 0 LOB: 0 BB: 0 P: 9	R: 3 E: 0 K: 1 S: 12	H: 2 LOB: 1 BB: 1 P: 21		R: 0 E: 0 K: 0 S: 11	H: 1 LOB: 1 BB: 0 P: 16	1B: 2 2B: 2 3B: 2 HR: 1	SF: 0 SAC: 0 DP: 1 HBP: 0	WP: 0 PB: 0 CS: 0
PITCHER	IP WLS BF H R ER SO BB IBB HBP BLK WP HR S P ERA WHIP																					
Teddy Higuera, L ERA: 3.72 (1, 1)	6.0 W 22 4 1 1 1 1 2 0 0 0 0 45 85 1.50 1.000																					
Mark Kiefer, R ERA: 6.43 (7, 1)	2.0 9 2 3 3 2 1 0 0 0 0 0 1 18 30 13.50 1.500																					
Jeff Bronkney, R ERA: (9, 1)	1.0 4 1 0 0 0 0 0 0 0 0 0 0 11 16 0.00 1.000																					

Batter	1	2	3	4	5	6	7	8	9	AB	R	H	RBI	BB	SO	LOB	TOP					
Alex Diaz, S OBP: 0.315, SLG: 0.510 (1, 8)										4	0	2	0	0	0	0	Milwaukee Brewers @ Chicago White Sox Comiskey Park, Chicago, IL Tue Apr 26 1994, 8:05 PM EDT Att: 23,909 - Unknown - 82 F					
Bill Spiers, L OBP: 0.375, SLG: 0.386 (1, 6)										4	0	0	0	0	0	3						
Turner Ward, S OBP: 0.440, SLG: 0.551 (1, 7)										2	0	0	0	2	0	0						
Brian Harper, R OBP: 0.265, SLG: 0.227 (1, 10)										4	0	1	0	0	0	4						
Dave Nilsson, L OBP: 0.294, SLG: 0.470 (1, 2)										4	0	0	0	0	0	1						
Kevin Seitzer, R OBP: 0.387, SLG: 0.571 (1, 5)										3	0	1	0	0	0	1						
Jody Reed, R OBP: 0.419, SLG: 0.339 (1, 4)										3	0	1	0	0	0	2						
John Jaha, R OBP: 0.268, SLG: 0.400 (1, 3)										3	0	0	0	0	1	3						
Matt Mieske, R OBP: 0.278, SLG: 0.188 (1, 9)										3	0	1	0	0	0	1						
Inning Stats	R: 0 E: 0 K: 1 S: 6	H: 1 LOB: 1 BB: 1 P: 11	R: 0 E: 1 K: 1 S: 7	H: 0 LOB: 1 BB: 0 P: 11	R: 0 E: 0 K: 1 S: 12	H: 2 LOB: 2 BB: 1 P: 22	R: 0 E: 0 K: 0 S: 10	H: 1 LOB: 1 BB: 0 P: 12	R: 0 E: 0 K: 0 S: 5	H: 0 LOB: 0 BB: 0 P: 7	R: 0 E: 0 K: 0 S: 6	H: 0 LOB: 0 BB: 0 P: 8	R: 0 E: 0 K: 0 S: 10	H: 1 LOB: 1 BB: 0 P: 14	R: 0 E: 0 K: 0 S: 6	H: 0 LOB: 0 BB: 0 P: 7	R: 0 E: 0 K: 0 S: 6	H: 1 LOB: 0 BB: 0 P: 8	1B: 6 2B: 0 3B: 0 HR: 0	SF: 0 SAC: 1 DP: 2 HBP: 0	WP: 0 PB: 0 SB: 1 CS: 1	PA: 33
PITCHER Alex Fernandez, R ERA: 2.65 (1, 1)	IP: 9.0 WLS: W BF: 33 H: 6 R: 0 ER: 0 SO: 1 BB: 1 IBB: 1 HBP: 0 BLK: 0 WP: 0 HR: 0 S: 68 P: 100 ERA: 0.00 WHIP: 0.778															PITCHER						

Batter	1	2	3	4	5	6	7	8	9	AB	R	H	RBI	BB	SO	LOB	BOTTOM					
Tim Raines, S OBP: 0.368, SLG: 0.516 (1, 7)										5	0	1	0	0	1	4	Milwaukee Brewers @ Chicago White Sox Comiskey Park, Chicago, IL Tue Apr 26 1994, 8:05 PM EDT Att: 23,909 - Unknown - 82 F					
Joey Cora, S OBP: 0.284, SLG: 0.262 (1, 4)										4	0	0	0	0	1	1						
Frank Thomas, R OBP: 0.462, SLG: 0.720 (1, 3)										4	0	2	0	0	0	0						
Julio Franco, R OBP: 0.330, SLG: 0.557 (1, 10)										3	1	1	0	1	0	2						
Robin Ventura, L OBP: 0.382, SLG: 0.603 (1, 5)										2	0	1	1	2	1	0						
Darin Jackson, R OBP: 0.444, SLG: 0.651 (1, 9)										4	1	1	0	0	2	5						
Lance Johnson, L OBP: 0.291, SLG: 0.278 (1, 8)										3	1	0	0	1	0	3						
Ron Karkovics, R OBP: 0.475, SLG: 0.667 (1, 2)										2	0	1	0	1	1	0						
Ozzie Guillen, L OBP: 0.253, SLG: 0.288 (1, 6)										4	0	2	2	0	0	1						
Inning Stats	R: 0 E: 0 K: 1 S: 10	H: 2 LOB: 1 BB: 0 P: 17	R: 1 E: 0 K: 2 S: 12	H: 2 LOB: 1 BB: 1 P: 24	R: 1 E: 0 K: 1 S: 14	H: 1 LOB: 1 BB: 0 P: 19	R: 1 E: 0 K: 0 S: 7	H: 1 LOB: 1 BB: 1 P: 13	R: 0 E: 0 K: 1 S: 11	H: 0 LOB: 2 BB: 2 P: 23	R: 0 E: 0 K: 1 S: 11	H: 0 LOB: 0 BB: 0 P: 15	R: 0 E: 0 K: 0 S: 8	H: 1 LOB: 2 BB: 1 P: 14	R: 0 E: 0 K: 0 S: 10	H: 1 LOB: 1 BB: 0 P: 16	R: 0 E: 0 K: 0 S: 6	H: 0 LOB: 0 BB: 0 P: 8	1B: 5 2B: 4 3B: 0 HR: 0	SF: 0 SAC: 1 DP: 0 HBP: 0	WP: 0 PB: 0 SB: 1 CS: 0	PA: 37
PITCHER 21 Cal Eldred, R ERA: 3.51 Graeme Lloyd, L ERA: 3.35 (8, 1)	IP: 7.0 WLS: L BF: 33 H: 8 R: 3 ER: 3 SO: 6 BB: 5 IBB: 0 HBP: 0 BLK: 0 WP: 0 HR: 0 S: 73 P: 125 ERA: 3.86 WHIP: 1.857															PITCHER						

Batter	1	2	3	4	5	6	7	8	9	AB	R	H	RBI	BB	SO	LOB	TOP										
Tim Raines, S OBP: 0.375, SLG: 0.520 (1, 7)										5	1	1	0	1	0	5	Chicago White Sox @ Cleveland Indians Jacobs Field, Cleveland, OH Thu Apr 28 1994, 7:05 PM EDT Att: 28,252 - Unknown - 45 F livebaseballscorecards.com										
Craig Grebeck, R OBP: 0.419, SLG: 0.360 (1, 4)										4	2	0	0	2	0	4											
Frank Thomas, R OBP: 0.452, SLG: 0.675 (1, 3)										3	0	0	1	2	0	4											
Julio Franco, R OBP: 0.313, SLG: 0.506 (1, 10)										4	0	0	0	1	1	6											
Robin Ventura, L OBP: 0.380, SLG: 0.563 (1, 5)										5	0	2	4	0	0	4											
Darin Jackson, R OBP: 0.422, SLG: 0.608 (1, 8) (6, 9)										5	0	2	0	0	1	2											
Joe Hall, R OBP: 0.522, SLG: 0.762 Lance Johnson, L OBP: 0.287, SLG: 0.299 (6, 8)										1	0	0	0	1	0	0											
Ron Karkovics, R OBP: 0.486, SLG: 0.635 (1, 2)										4	1	2	0	1	0	3											
Ozzie Guillen, L OBP: 0.259, SLG: 0.293 (1, 6)										4	1	1	0	1	0	3											
Inning Stats	R: 2 E: 1 K: 1 S: 14	H: 3 LOB: 3 BB: 0 P: 27	R: 0 E: 0 K: 0 S: 7	H: 0 LOB: 3 BB: 3 P: 25	R: 0 E: 0 K: 1 S: 10	H: 1 LOB: 2 BB: 1 P: 16	R: 0 E: 0 K: 0 S: 9	H: 0 LOB: 0 BB: 0 P: 12	R: 0 E: 0 K: 0 S: 8	H: 0 LOB: 0 BB: 0 P: 14	R: 3 E: 1 K: 0 S: 12	H: 2 LOB: 2 BB: 2 P: 31	R: 0 E: 0 K: 0 S: 8	H: 1 LOB: 2 BB: 1 P: 15	R: 0 E: 0 K: 0 S: 13	H: 1 LOB: 2 BB: 1 P: 24		R: 0 E: 0 K: 0 S: 5	H: 0 LOB: 1 BB: 1 P: 9	1B: 8 2B: 0 3B: 0 HR: 0	SF: 0 SAC: 0 DP: 0 HBP: 1	WP: 1 PB: 0 SB: 0 CS: 0	PA: 47				
PITCHER	IP	WLS	BF	H	R	ER	SO	BB	IBB	HBP	BLK	WP	HR	S	P	ERA	WHIP										
Chris Nabholz, L ERA: 10.38 (1, 1)	1.2		13	3	2	0	1	3	0	1	0	1	0	20	50	0.00	3.600										
Brian Barnes, L ERA: 1.8 (2, 1)	3.2	L	16	2	3	1	1	3	0	0	0	0	0	35	63	2.46	1.364										
Matt Turner, R ERA: 1.5 (6, 1)	2.0		11	2	0	0	0	2	0	0	0	0	0	18	39	0.00	2.000										
Russ Swan, L ERA: 4.26 (8, 1)	1.2		7	1	0	0	0	1	0	0	0	0	0	13	21	0.00	1.200										

Batter	1	2	3	4	5	6	7	8	9	AB	R	H	RBI	BB	SO	LOB	BOTTOM										
Kenny Lofton, L OBP: 0.452, SLG: 0.563 (1, 8)										5	0	0	0	0	0	1	Chicago White Sox @ Cleveland Indians Jacobs Field, Cleveland, OH Thu Apr 28 1994, 7:05 PM EDT Att: 28,252 - Unknown - 45 F livebaseballscorecards.com										
Mark Lewis, R OBP: 0.341, SLG: 0.410 (1, 6)										4	0	1	0	0	1	1											
Carlos Baerga, S OBP: 0.308, SLG: 0.442 (1, 4)										4	0	0	0	0	0	2											
Albert Belle, R OBP: 0.441, SLG: 0.658 (1, 7)										2	2	2	0	2	0	0											
Eddie Murray, S OBP: 0.284, SLG: 0.430 (1, 10)										4	0	1	0	0	0	3											
Manny Ramirez, R OBP: 0.438, SLG: 0.768 (1, 9)										3	1	2	3	1	1	1											
Paul Sorrento, L OBP: 0.333, SLG: 0.475 Candy Maldonado, R OBP: 0.389, SLG: 0.867 Alvaro Espinoza, R OBP: 0.273, SLG: 0.364 (9, 3)										3	0	0	0	0	2	4											
Jim Thome, L OBP: 0.348, SLG: 0.483 (1, 5)										3	0	0	0	1	2	2											
Tony Peña, R OBP: 0.273, SLG: 0.263 (1, 2)										4	0	1	0	0	1	3											
Inning Stats	R: 0 E: 0 K: 1 S: 8	H: 0 LOB: 0 BB: 0 P: 10	R: 0 E: 0 K: 1 S: 12	H: 0 LOB: 2 BB: 2 P: 22	R: 0 E: 0 K: 0 S: 13	H: 1 LOB: 1 BB: 0 P: 15	R: 2 E: 0 K: 1 S: 10	H: 2 LOB: 0 BB: 0 P: 15	R: 0 E: 0 K: 0 S: 7	H: 1 LOB: 1 BB: 0 P: 8	R: 1 E: 0 K: 0 S: 15	H: 3 LOB: 2 BB: 1 P: 25	R: 0 E: 0 K: 0 S: 8	H: 0 LOB: 0 BB: 0 P: 15	R: 0 E: 0 K: 1 S: 11	H: 0 LOB: 1 BB: 1 P: 15		R: 0 E: 0 K: 2 S: 10	H: 0 LOB: 0 BB: 0 P: 14	1B: 6 2B: 0 3B: 0 HR: 1	SF: 0 SAC: 0 DP: 1 HBP: 0	WP: 0 PB: 0 SB: 0 CS: 0	PA: 37				
PITCHER	IP	WLS	BF	H	R	ER	SO	BB	IBB	HBP	BLK	WP	HR	S	P	ERA	WHIP										
Wilson Alvarez, L ERA: 3.03 (1, 1)	7.0	W	30	7	3	3	4	3	0	0	0	0	0	73	110	3.86	1.429										
Jose DeLeon, R ERA: 4.09 (8, 1)	0.2		3	0	0	0	1	1	0	0	0	0	0	10	14	0.00	1.500										
Paul Assenmacher, L ERA: 4.0 (8, 1)	1.1	S	4	0	0	0	2	0	0	0	0	0	0	11	15	0.00	0.000										

Batter	1	2	3	4	5	6	7	8	9	AB	R	H	RBI	BB	SO	LOB	TOP					
Tim Raines, S OBP: 0.376, SLG: 0.544	F9		G4-3			HR			F9	4	1	2	1	0	0		Chicago White Sox @ Detroit Tigers Tiger Stadium, Detroit, MI Fri Apr 29 1994, 7:05 PM EDT Att: 13,892 - Unknown - 62 F					
Joey Cora, S OBP: 0.283, SLG: 0.250 Warren Newson, L OBP: 0.214, SLG: 0.231	G4-3		F7		G4-3	L7			1B 2B	4	0	0	0	0	3							
Frank Thomas, R OBP: 0.431, SLG: 0.636	P3		G4-3						F8	5	0	0	0	0	1							
Julio Franco, R OBP: 0.327, SLG: 0.505		G6-3			1B FC3-2				1B	4	0	2	0	1	1	0						
Robin Ventura, L OBP: 0.390, SLG: 0.576		BB 2B			FC1-4 FC3-2	G5-3			1B	5	0	3	1	0	0	1						
Dan Pasqua, L OBP: 0.227, SLG: 0.591					FC3-2 FC1-4				K	5	0	1	0	0	3	5						
Lance Johnson, L OBP: 0.296, SLG: 0.300					FC1-4	L7			1B	3	0	1	0	1	0	3						
Ron Karkovice, R OBP: 0.473, SLG: 0.600					G5-3				G5-3	3	0	0	0	1	1	4						
Ozzie Guillen, L OBP: 0.270, SLG: 0.302									G5-3	4	1	2	0	0	0	4						
					HR	1B																
Inning Stats	R: 0 E: 0 K: 0 S: 4	H: 0 LOB: 0 BB: 7	R: 0 E: 0 K: 1 S: 15	H: 1 LOB: 3 BB: 2 P: 29	R: 0 E: 0 K: 0 S: 5	H: 0 LOB: 0 BB: 0 P: 10	R: 0 E: 0 K: 0 S: 10	H: 2 LOB: 2 BB: 0 P: 18	R: 2 E: 0 K: 1 S: 12	H: 2 LOB: 1 BB: 1 P: 20	R: 0 E: 0 K: 1 S: 15	H: 2 LOB: 3 BB: 1 P: 20	R: 0 E: 0 K: 1 S: 6	H: 0 LOB: 0 BB: 7	R: 0 E: 0 K: 1 S: 9	H: 1 LOB: 1 BB: 0 P: 15	R: 1 E: 0 K: 1 S: 15	H: 3 LOB: 2 BB: 0 P: 26	1B: 8 2B: 2 3B: 0 HR: 1	SF: 0 SAC: 0 DP: 0 HBP: 0	WP: 0 PB: 0 CS: 0	PA: 42
PITCHER	IP	WLS	BF	H	R	ER	SO	BB	IBB	HBP	BLK	WP	HR	S	P	ERA	WHIP					
Bill Gullickson, R ERA: 6.55	(1, 1)	7.2	W	35	8	2	2	5	3	1	0	0	0	1	74	124	2.35	1.435				
Buddy Groom, L ERA:	(8, 1)	0.1		1	0	0	0	0	0	0	0	0	0	2	2	0.00	0.000					
Mike Henneman, R ERA: 3.0	(9, 1)	1.0	S	6	3	1	1	1	0	0	0	0	0	15	26	9.00	3.000					

Batter	1	2	3	4	5	6	7	8	9	AB	R	H	RBI	BB	SO	LOB	BOTTOM				
Tony Phillips, S OBP: 0.398, SLG: 0.400 Chad Kreuter, S OBP: 0.250, SLG: 0.182	L9 1B BB		G4-3							2	0	0	0	2	1	0	Chicago White Sox @ Detroit Tigers Tiger Stadium, Detroit, MI Fri Apr 29 1994, 7:05 PM EDT Att: 13,892 - Unknown - 62 F				
Lou Whitaker, L OBP: 0.388, SLG: 0.569	1-2 1B		B5-3							4	1	2	0	0	1	2					
Travis Fryman, R OBP: 0.264, SLG: 0.402					F9					4	0	0	0	0	3	5					
Cecil Fielder, R OBP: 0.341, SLG: 0.580 Milt Cuyler, S OBP: 0.300, SLG: 0.235	L9									3	1	1	0	1	1	2					
Mickey Tettleton, S OBP: 0.402, SLG: 0.409	F7									3	1	1	0	1	1	2					
Kirk Gibson, L OBP: 0.323, SLG: 0.404		P6								3	0	1	2	1	0	2					
Eric Davis, R OBP: 0.224, SLG: 0.271										4	0	0	0	0	2	4					
Junior Felix, S OBP: 0.303, SLG: 0.286		G6-3								3	0	1	0	1	0	1					
Chris Gomez, R OBP: 0.208, SLG: 0.136			L8							4	0	0	0	0	3	4					
Inning Stats	R: 0 E: 0 K: 1 S: 11	H: 1 LOB: 2 BB: 1 P: 19	R: 0 E: 0 K: 1 S: 5	H: 0 LOB: 0 BB: 0 P: 12	R: 0 E: 0 K: 2 S: 10	H: 0 LOB: 0 BB: 0 P: 14	R: 0 E: 0 K: 2 S: 10	H: 0 LOB: 1 BB: 1 P: 21	R: 3 E: 0 K: 2 S: 21	H: 3 LOB: 1 BB: 1 P: 34	R: 0 E: 0 K: 3 S: 13	H: 1 LOB: 2 BB: 1 P: 27	R: 1 E: 1 K: 1 S: 10	H: 1 LOB: 2 BB: 2 P: 21	1B: 3 2B: 2 3B: 1 HR: 0	SF: 0 SAC: 0 DP: 0 HBP: 0	WP: 1 PB: 0 CS: 0	PA: 36			
PITCHER	IP	WLS	BF	H	R	ER	SO	BB	IBB	HBP	BLK	WP	HR	S	P	ERA	WHIP				
Jason Bere, R ERA: 3.45	(1, 1)	6.1	L	28	5	3	3	9	4	0	0	0	0	70	125	4.26	1.421				
Dennis Cook, L ERA: 5.0	(7, 1)	0.1		1	0	0	0	1	0	0	0	0	0	3	6	0.00	0.000				
Kirk McCaskill, R ERA: 2.65	(7, 1)	1.1		7	1	1	0	2	1	1	0	0	0	13	26	0.00	1.500				

AB	38
R	3
H	11
RBI	3
BB	4
SO	6
LOB	21



Batter	1	2	3	4	5	6	7	8	9	AB	R	H	RBI	BB	SO	LOB	TOP										
Tim Raines, S (1, 7) OBP: 0.385, SLG: 0.543 Warren Newson, L (8, PH) OBP: 0.250, SLG: 0.333	K		FC4-6 BB		1B			L9 SF9 2B	G3-1	2	0	1	0	1	1	0											
Joey Cora, S (1, 4) OBP: 0.269, SLG: 0.237	E6 1B		FC4-6 FC6-4		F8			L9	2B 1B HBP	4	1	0	1	0	0	4											
Frank Thomas, R (1, 3) OBP: 0.430, SLG: 0.641	G6-4-3 1B		P4		F8			SF9	1B 2B	4	1	2	1	0	0	2											
Julio Franco, R (1, 10) OBP: 0.330, SLG: 0.500	G6-4-3		FC6-4		L7			BB	1B	5	1	2	1	0	0	4											
Robin Ventura, L (1, 5) OBP: 0.376, SLG: 0.552 Craig Grebeck, R (8, 5) OBP: 0.438, SLG: 0.385		G1-3		G3				E8	1B	4	0	0	0	0	0	1											
Darin Jackson, R (1, 9) OBP: 0.425, SLG: 0.597 Joe Hall, R (9, PH) OBP: 0.500, SLG: 0.727	G4-6-3 1B		P3		F8		L6	BB	K	3	0	1	0	1	0	0											
Lance Johnson, L (1, 8) OBP: 0.304, SLG: 0.293	G4-6-3		F8		F8		BB	BB		2	0	0	1	2	0	1											
Ron Karkovics, R (1, 2) OBP: 0.468, SLG: 0.579 Dan Pasqua, L (8, PH) OBP: 0.217, SLG: 0.565 Michael LaValliere, L (8, 2) OBP: 0.529, SLG: 0.935			1B FC4-6 BB		G6-3		P3	G4-3		2	1	0	0	1	0	1											
Ozzie Guillen, L (1, 6) OBP: 0.269, SLG: 0.300			FC4-6 BB		K		F9		F8	4	0	1	0	0	1	1											
Inning Stats	R: 0 E: 1 K: 1 S: 13	H: 1 LOB: 1 BB: 0 P: 21	R: 0 E: 0 K: 0 S: 3	H: 1 LOB: 0 BB: 0 P: 4	R: 1 E: 0 K: 0 S: 17	H: 1 LOB: 2 BB: 2 P: 33	R: 0 E: 0 K: 0 S: 5	H: 0 LOB: 0 BB: 0 P: 7	R: 0 E: 0 K: 1 S: 14	H: 1 LOB: 1 BB: 0 P: 19	R: 0 E: 0 K: 0 S: 6	H: 0 LOB: 0 BB: 0 P: 12	R: 0 E: 0 K: 0 S: 5	H: 0 LOB: 1 BB: 1 P: 12	R: 2 E: 1 K: 0 S: 18	H: 2 LOB: 3 BB: 2 P: 35	R: 2 E: 0 K: 1 S: 18	H: 3 LOB: 2 BB: 0 P: 28	1B: 7 2B: 2 3B: 0 HR: 0	SF: 1 SAC: 0 DP: 2 HBP: 1	WP: 0 PB: 0 SB: 0 CS: 0	PA: 42					
PITCHER	IP	WLS	BF	H	R	ER	SO	BB	IBB	HBP	BLK	WP	HR	S	P	ERA	WHIP										
John Doherty, R (1, 1) ERA: 6.08	7.2	W	31	6	3	2	2	3	0	0	0	0	0	72	123	2.35	1.174										
Bill Krueger, L (8, 1) ERA: 8.31	0.0		3	0	0	0	0	2	0	0	0	0	0	8	18	∞	∞										
Mike Henneman, R (8, 1) ERA: 4.35	1.1	S	8	3	2	2	1	0	0	1	0	0	0	19	30	13.50	2.250										

Chicago White Sox @ Detroit Tigers
Tiger Stadium, Detroit, MI
Sun May 01, 1994, 3:33 AM EDT
Att: 14,381 - Cloudy - 43 F

AB	35
R	5
H	9
RBI	5
BB	5
SO	3
LOB	19



Batter	1	2	3	4	5	6	7	8	9	AB	R	H	RBI	BB	SO	LOB	BOTTOM										
Tony Phillips, S (1, 7) OBP: 0.379, SLG: 0.376	G4-3		F7		K		K	L5-3		5	0	0	0	0	2	5											
Lou Whitaker, L (1, 4) OBP: 0.371, SLG: 0.541 Eric Davis, R (6, PH) OBP: 0.221, SLG: 0.268	K		L7		K		P2			3	0	0	0	0	2	1											
Travis Fryman, R (1, 5) OBP: 0.253, SLG: 0.384	K		F7		F7		F8			4	0	0	0	0	1	1											
Cecil Fielder, R (1, 3) OBP: 0.358, SLG: 0.583		BB 1B	HR 1B		E BB		F7			3	3	2	0	1	0	0											
Mickey Tettleton, S (1, 2) OBP: 0.407, SLG: 0.406		BB 1B G6-4-3 BB	HR 1B		P5		F8			3	2	1	0	1	0	1											
Kirk Gibson, L (1, 10) OBP: 0.333, SLG: 0.464		G6-4-3 HBP 1B	HR		K		P6			4	2	2	4	0	1	1											
Junior Felix, S (1, 9) OBP: 0.324, SLG: 0.323		G6-4-3 HBP	2B		E3 1B		K			3	1	1	0	0	1	1											
Milt Cuyler, S (1, 8) OBP: 0.250, SLG: 0.190		G6-4-3	F8		E5 1B		L8			4	0	0	0	0	4												
Chris Gomez, R (1, 6) OBP: 0.321, SLG: 0.208		1B			BB		L5-3 BB			2	0	2	2	2	0	0											
Inning Stats	R: 0 E: 0 K: 2 S: 11	H: 0 LOB: 0 BB: 0 P: 16	R: 3 E: 0 K: 0 S: 13	H: 3 LOB: 1 BB: 1 P: 23	R: 3 E: 0 K: 0 S: 13	H: 4 LOB: 1 BB: 0 P: 21	R: 0 E: 0 K: 2 S: 8	H: 0 LOB: 1 BB: 1 P: 15	R: 2 E: 2 K: 2 S: 15	H: 1 LOB: 2 BB: 1 P: 30	R: 0 E: 0 K: 0 S: 6	H: 0 LOB: 0 BB: 0 P: 9	R: 0 E: 0 K: 1 S: 10	H: 0 LOB: 0 BB: 0 P: 15	R: 0 E: 0 K: 0 S: 6	H: 0 LOB: 0 BB: 1 P: 13	1B: 6 2B: 2 3B: 0 HR: 1	SF: 0 SAC: 0 DP: 2 HBP: 1	WP: 0 PB: 0 SB: 0 CS: 0	PA: 37							
PITCHER	IP	WLS	BF	H	R	ER	SO	BB	IBB	HBP	BLK	WP	HR	S	P	ERA	WHIP										
Jack McDowell, R (1, 1) ERA: 7.6	3.0	L	17	7	6	6	2	1	0	1	0	0	0	37	60	18.00	2.667										
Jeff Schwarz, R (4, 1) ERA: 13.5	2.0		11	1	2	0	4	2	0	0	0	0	0	23	45	0.00	1.500										
Dennis Cook, L (6, 1) ERA: 4.09	2.0		6	0	0	0	1	0	0	0	0	0	0	16	24	0.00	0.000										
Roberto Hernandez, R (8, 1) ERA: 2.7	1.0		3	0	0	0	0	1	0	0	0	0	0	6	13	0.00	1.000										

Chicago White Sox @ Detroit Tigers
Tiger Stadium, Detroit, MI
Sun May 01, 1994, 3:33 AM EDT
Att: 14,381 - Cloudy - 43 F

AB	32
R	8
H	8
RBI	6
BB	4
SO	7
LOB	14



Batter	1	2	3	4	5	6	7	8	9	AB	R	H	RBI	BB	SO	LOB	TOP										
Kenny Lofton, L (1, 8) OBP: 0.459, SLG: 0.564 Wayne Kirby, L (8, FH) OBP: 0.400, SLG: 0.364										3	0	1	0	0	1	0	Cleveland Indians @ Chicago White Sox Comiskey Park, Chicago, IL Tue May 03 1994, 8:05 PM EDT Att: 22,851 - Unknown - 56 F										
Mark Lewis, R (1, 6) OBP: 0.293, SLG: 0.411										4	0	0	0	0	1	3											
Carlos Baerga, S (1, 4) OBP: 0.296, SLG: 0.417 Alvaro Espinoza, R (7, 4) OBP: 0.214, SLG: 0.286										3	0	1	0	0	1	0											
Albert Belle, R (1, 7) OBP: 0.400, SLG: 0.579										4	0	1	0	0	0	1											
Eddie Murray, S (1, 10) OBP: 0.305, SLG: 0.490										4	0	1	0	0	0	0											
Paul Sorrento, L (1, 3) OBP: 0.318, SLG: 0.429										4	0	0	0	0	0	2											
Manny Ramirez, R (1, 9) OBP: 0.377, SLG: 0.632										4	0	0	0	0	2	2											
Jim Thome, L (1, 5) OBP: 0.329, SLG: 0.486 Herbert Perry, R (8, 5)										3	1	2	1	0	1	0											
Tony Peña, R (1, 2) OBP: 0.281, SLG: 0.276										4	0	2	0	0	0	4											
Inning Stats	R: 0 E: 0 K: 1 S: 7	H: 0 LOB: 0 BB: 0 P: 10	R: 0 E: 0 K: 0 S: 6	H: 0 LOB: 0 BB: 0 P: 8	R: 0 E: 0 K: 1 S: 12	H: 2 LOB: 2 BB: 0 P: 17	R: 0 E: 0 K: 1 S: 9	H: 0 LOB: 0 BB: 0 P: 13	R: 0 E: 0 K: 0 S: 13	H: 1 LOB: 1 BB: 0 P: 21	R: 0 E: 0 K: 0 S: 6	H: 0 LOB: 1 BB: 0 P: 8	R: 0 E: 0 K: 1 S: 6	H: 0 LOB: 0 BB: 0 P: 12	R: 1 E: 0 K: 1 S: 15	H: 2 LOB: 1 BB: 0 P: 25		R: 0 E: 0 K: 1 S: 14	H: 2 LOB: 3 BB: 1 P: 26	1B: 6 2B: 1 3B: 0 HR: 1	SF: 0 SAC: 0 DP: 0 HBP: 0	WP: 0 PB: 1 SB: 0 CS: 0	PA: 36				
PITCHER	IP	WLS	BF	H	R	ER	SO	BB	IBB	HBP	BLK	WP	HR	S	P	ERA	WHIP										
Alex Fernandez, R (1, 1) ERA: 2.38	8.0	W	30	6	1	1	5	0	0	0	0	0	1	74	114	1.12	0.750										
Roberto Hernandez, R (9, 1) ERA: 2.45	1.0		6	2	0	0	1	1	0	0	0	0	0	14	26	0.00	3.000										

Batter	1	2	3	4	5	6	7	8	9	AB	R	H	RBI	BB	SO	LOB	BOTTOM										
Tim Raines, S (1, 7) OBP: 0.396, SLG: 0.547 Joe Hall, R (8, FH) OBP: 0.480, SLG: 0.696										5	2	3	0	0	0	0	Cleveland Indians @ Chicago White Sox Comiskey Park, Chicago, IL Tue May 03 1994, 8:05 PM EDT Att: 22,851 - Unknown - 56 F										
Joey Cora, S (1, 4) OBP: 0.276, SLG: 0.263									4	2	2	0	1	0	3												
Frank Thomas, R (1, 3) OBP: 0.454, SLG: 0.677									1	3	1	3	4	0	0												
Julio Franco, R (1, 10) OBP: 0.327, SLG: 0.485 Warren Newson, L (8, FH) OBP: 0.294, SLG: 0.333									3	1	0	2	1	0	4												
Robin Ventura, L (1, 5) OBP: 0.386, SLG: 0.554									5	1	3	2	0	2	2												
Darin Jackson, R (1, 9) OBP: 0.413, SLG: 0.593									4	0	1	1	0	1	3												
Lance Johnson, L (1, 8) OBP: 0.299, SLG: 0.289									5	1	1	0	0	0	5												
Ron Karkovics, R (1, 2) OBP: 0.457, SLG: 0.574 Michael Lavalliere, L (8, FH) OBP: 0.556, SLG: 0.385									4	0	1	1	0	1	1												
Ozzie Guillen, L (1, 6) OBP: 0.271, SLG: 0.301 Craig Grebeck, R (7, 6) OBP: 0.471, SLG: 0.407									3	1	1	0	0	0	1												
Inning Stats	R: 0 E: 0 K: 0 S: 6	H: 0 LOB: 1 BB: 1 P: 13	R: 1 E: 0 K: 2 S: 14	H: 2 LOB: 1 BB: 0 P: 21	R: 4 E: 0 K: 0 S: 10	H: 3 LOB: 0 BB: 2 P: 23	R: 0 E: 0 K: 0 S: 6	H: 0 LOB: 0 BB: 0 P: 9	R: 2 E: 0 K: 0 S: 17	H: 2 LOB: 1 BB: 1 P: 29	R: 2 E: 1 K: 1 S: 19	H: 3 LOB: 2 BB: 1 P: 30	R: 0 E: 0 K: 1 S: 13	H: 2 LOB: 3 BB: 1 P: 21	R: 3 E: 0 K: 0 S: 16	H: 2 LOB: 2 BB: 3 P: 31		1B: 10 2B: 4 3B: 0 HR: 1	SF: 1 SAC: 0 DP: 1 HBP: 0	WP: 1 PB: 0 SB: 1 CS: 0	PA: 46						
PITCHER	IP	WLS	BF	H	R	ER	SO	BB	IBB	HBP	BLK	WP	HR	S	P	ERA	WHIP										
Jack Morris, R (1, 1) ERA: 7.38	4.1	L	23	7	7	7	2	4	0	0	0	0	1	49	89	14.54	2.538										
Brian Barnes, L (5, 1) ERA: 4.05	1.0		7	3	2	2	0	0	1	0	0	0	0	12	23	18.00	3.000										
Chad Ogea, R (6, 1) ERA: 11.57	2.1		15	4	3	3	2	4	0	0	0	0	0	37	60	11.57	3.429										
Derek Lilliquist, L (8, 1) ERA: 2.7	0.1		1	0	0	0	0	0	0	0	0	0	0	3	5	0.00	0.000										

AB 35
R 1
H 8
RBI 1
BB 1
SO 6
LOB 14




AB 36
R 12
H 14
RBI 11
BB 9
SO 4
LOB 21



Batter	1	2	3	4	5	6	7	8	9	AB	R	H	RBI	BB	SO	LOB	TOP								
Vince Coleman, S (1, 7) OBP: 0.224, SLG: 0.269	F8		FC6-4			P2	SF9		G6-3	4	0	0	1	0	0	1									
Brian McRae, S (1, 8) OBP: 0.444, SLG: 0.495	G4-3		CS	1B FC7-4		G6-3	K			4	1	1	0	1	1	1									
Wally Joyner, L (1, 3) OBP: 0.364, SLG: 0.467	K					G3-1			G4-3	5	0	1	0	0	1	1									
Mike Macfarlane, R (1, 2) OBP: 0.409, SLG: 0.471										2	1	1	0	2	1	2									
Bob Hamelin, L (1, 10) OBP: 0.409, SLG: 0.620 Hubie Brooks, R (8, PH) OBP: 0.200, SLG: 0.154	K					FC7-4	E6		FC5-4	3	1	0	1	0	1	3									
Gary Gaetti, R (1, 5) OBP: 0.351, SLG: 0.522						F8				4	1	3	3	0	0	1									
Felix Jose, S (1, 9) OBP: 0.278, SLG: 0.404										3	1	1	1	1	0	2									
Jose Lind, R (1, 4) OBP: 0.275, SLG: 0.315						F8				3	0	0	0	0	0	2									
Greg Gagne, R (1, 6) OBP: 0.326, SLG: 0.402										4	0	2	0	0	1	0									
Inning Stats	R: 0 E: 0 K: 1 S: 10	H: 0 LOB: 0 BB: 0 P: 17	R: 0 E: 0 K: 1 S: 9	H: 2 LOB: 1 BB: 0 P: 14	R: 0 E: 0 K: 0 S: 7	H: 1 LOB: 0 BB: 0 P: 9	R: 1 E: 0 K: 1 S: 13	H: 1 LOB: 1 BB: 1 P: 24	R: 0 E: 0 K: 0 S: 3	H: 0 LOB: 0 BB: 0 P: 4	R: 0 E: 0 K: 0 S: 6	H: 0 LOB: 0 BB: 0 P: 8	R: 4 E: 1 K: 1 S: 16	H: 2 LOB: 1 BB: 2 P: 33	R: 1 E: 0 K: 1 S: 10	H: 2 LOB: 2 BB: 1 P: 18	R: 0 E: 0 K: 1 S: 8	H: 1 LOB: 1 BB: 0 P: 11	1B: 8 2B: 0 3B: 0 HR: 1	SF: 1 SAC: 1 DP: 1 HBP: 0	WP: 0 PB: 0 SB: 0 CS: 1	PA: 40			
PITCHER	IP	WLS	BF	H	R	ER	SO	BB	IBB	HBP	BLK	WP	HR	S	P	ERA	WHIP								
Jason Bere, R (1, 1) ERA: 3.62	6.0	25	5	5	3	3	0	0	0	0	0	0	1	54	92	4.50	1.333								
Jose DeLeon, R (7, 1) ERA: 3.75	1.0	4	1	0	0	1	0	0	0	0	0	0	0	10	17	0.00	1.000								
Paul Assenmacher, L (8, 1) ERA: 4.82	0.1	L	2	0	1	1	0	1	0	0	0	0	0	4	9	27.00	3.000								
Kirk McCaskill, R (8, 1) ERA: 2.45	1.1	7	3	0	0	1	0	0	0	0	0	0	0	13	19	0.00	2.250								
Dennis Cook, L (9, 1) ERA: 3.97	0.1	1	0	0	0	0	0	0	0	0	0	0	0	1	1	0.00	0.000								

Kansas City Royals @ Chicago White Sox
Comiskey Park, Chicago, IL
Fri May 06 1994, 8:05 PM EDT
Att: 30,756 - Unknown - 45 F

AB 33
R 6
H 9
RBI 6
BB 4
SO 5
LOB 14



Batter	1	2	3	4	5	6	7	8	9	AB	R	H	RBI	BB	SO	LOB	BOTTOM								
Tim Raines, S (1, 7) OBP: 0.405, SLG: 0.532	F9 G5-3 HBP BB		P5	2B		FC6-4			P2	3	1	1	1	2	0	0									
Joey Cora, S (1, 4) OBP: 0.313, SLG: 0.299 Joe Hall, R (9, PH) OBP: 0.462, SLG: 0.667	WP G5-3 HBP		S	HR		F8			K	3	1	2	1	0	0	2									
Frank Thomas, R (1, 3) OBP: 0.457, SLG: 0.646	F9		K	G6-3		FC6-4				4	0	0	0	1	1	7									
Julio Franco, R (1, 10) OBP: 0.333, SLG: 0.505	G5-3		HR			F9			K	5	1	1	3	0	2	2									
Robin Ventura, L (1, 5) OBP: 0.395, SLG: 0.533						P5			F9	3	0	0	0	2	1	1									
Darin Jackson, R (1, 9) OBP: 0.386, SLG: 0.556	B1		G4-3			K				4	0	1	0	0	1	3									
Lance Johnson, L (1, 8) OBP: 0.284, SLG: 0.283			G3			G1-3			G4-3	4	1	1	0	0	0	1									
Ron Karkovics, R (1, 2) OBP: 0.461, SLG: 0.567			P5			FC6-4			K	3	0	1	0	1	1	0									
Ozzie Guillen, L (1, 6) OBP: 0.279, SLG: 0.307	G4-3		G4-3			FC6-4			G4-3	4	1	0	0	0	1	3									
Inning Stats	R: 1 E: 0 K: 0 S: 8	H: 0 LOB: 2 BB: 2 P: 20	R: 0 E: 0 K: 0 S: 7	H: 0 LOB: 0 BB: 0 P: 10	R: 2 E: 0 K: 1 S: 14	H: 2 LOB: 1 BB: 1 P: 26	R: 1 E: 0 K: 0 S: 13	H: 1 LOB: 2 BB: 2 P: 26	R: 0 E: 0 K: 1 S: 7	H: 0 LOB: 0 BB: 0 P: 9	R: 1 E: 0 K: 1 S: 12	H: 3 LOB: 2 BB: 0 P: 17	R: 0 E: 0 K: 1 S: 12	H: 1 LOB: 1 BB: 0 P: 19	R: 0 E: 0 K: 1 S: 6	H: 0 LOB: 0 BB: 0 P: 10	R: 0 E: 0 K: 3 S: 14	H: 0 LOB: 1 BB: 1 P: 20	1B: 3 2B: 3 3B: 0 HR: 1	SF: 0 SAC: 0 DP: 0 HBP: 1	WP: 1 PB: 0 SB: 1 CS: 0	PA: 41			
PITCHER	IP	WLS	BF	H	R	ER	SO	BB	IBB	HBP	BLK	WP	HR	S	P	ERA	WHIP								
David Cone, R (1, 1) ERA: 4.06	7.0	34	7	5	5	4	5	0	1	0	0	0	1	73	127	6.43	1.714								
Mike Magnante, L (8, 1) ERA: 3.05	1.1	4	0	0	0	2	0	0	0	0	0	0	0	9	14	0.00	0.000								
Hipolito Pichardo, R (9, 1) ERA: 6.0	0.2	S	3	0	0	2	1	0	0	0	0	0	0	11	16	0.00	1.500								

Kansas City Royals @ Chicago White Sox
Comiskey Park, Chicago, IL
Fri May 06 1994, 8:05 PM EDT
Att: 30,756 - Unknown - 45 F

AB 34
R 5
H 7
RBI 5
BB 6
SO 8
LOB 19



Batter	1	2	3	4	5	6	7	8	9	AB	R	H	RBI	BB	SO	LOB	TOP			
Vince Coleman, S (1, 7) OBP: 0.223, SLG: 0.266	F8	L9		K			FC1-5 1B		G6-3	5	0	1	0	0	1	3				
Brian McRae, S (1, 8) OBP: 0.436, SLG: 0.481	FC3-6 HBP		G4-3		F8		FC1-5 1-3			3	0	0	0	0	0	1				
Wally Joyner, L (1, 3) OBP: 0.369, SLG: 0.463	FC3-6 BB		G3 1B		F7		F7 1-2			3	1	1	0	1	0	1				
Bob Hamelin, L (1, 10) OBP: 0.402, SLG: 0.613	FC3-6 1-2 2-3		G3 1-2		G3 2B		G6-3			4	0	1	0	0	0	4				
Gary Gaetti, R (1, 5) OBP: 0.347, SLG: 0.511	G1-3				F7 2H				K	4	0	1	1	0	1	3				
Felix Jose, S (1, 9) OBP: 0.276, SLG: 0.393		E7 G3-1 2B	G4-3				G1-3		K	4	1	1	0	0	1	1				
Brent Mayne, L (1, 2) OBP: 0.303, SLG: 0.367	F8			K			G1-3		K	3	0	0	0	1	2	1				
Jose Lind, R (1, 4) OBP: 0.266, SLG: 0.304	G3-1		G5-3				FC6-4 1-2		F8	3	0	0	0	0	0	2				
Hubie Brooks, R (9, PH) OBP: 0.186, SLG: 0.143										1	0	0	0	0	0	0				
Greg Gagne, R (1, 6) OBP: 0.344, SLG: 0.435							K		G6-3 BB	3	0	2	1	1	1	1				
Inning Stats	R: 0 E: 0 K: 0 S: 11	H: 0 LOB: 2 BB: 1 P: 17	R: 1 E: 1 K: 0 S: 13	H: 2 LOB: 1 BB: 0 P: 23	R: 1 E: 0 K: 0 S: 7	H: 2 LOB: 1 BB: 0 P: 10	R: 0 E: 0 K: 2 S: 9	H: 1 LOB: 1 BB: 0 P: 11	R: 0 E: 0 K: 1 S: 9	H: 0 LOB: 1 BB: 1 P: 14	R: 0 E: 0 K: 0 S: 8	H: 1 LOB: 1 BB: 0 P: 13	R: 0 E: 0 K: 3 S: 12	H: 0 LOB: 0 BB: 1 P: 18	R: 0 E: 0 K: 0 S: 6	H: 0 LOB: 0 BB: 1 P: 10	1B: 4 2B: 3 3B: 0 HR: 0	SF: 0 SAC: 0 DP: 1 HBP: 1	WP: 0 PB: 0 SB: 3 CS: 0	PA: 37
PITCHER	IP	WLS	BF	H	R	ER	SO	BB	IBB	HBP	BLK	WP	HR	S	P	ERA	WHIP			
Jack McDowell, R (1, 1) ERA: 6.88	6.1	W	29	7	2	2	3	2	0	1	0	0	0	61	91	2.84	1.421			
Paul Assenmacher, L (7, 1) ERA: 4.5	0.2		2	0	0	0	0	0	0	0	0	0	0	5	8	0.00	0.000			
Kirk McCaskill, R (8, 1) ERA: 2.33	1.0	S	3	0	0	0	3	0	0	0	0	0	0	12	18	0.00	0.000			
Roberto Hernandez, R (9, 1) ERA: 2.25	1.0	S	3	0	0	0	0	1	0	0	0	0	0	6	10	0.00	1.000			

Kansas City Royals @ Chicago White Sox
Comiskey Park, Chicago, IL
Sat May 07 1994, 4:33 AM EDT
Att: 28,124 - Sunny

AB 33
R 2
H 7
RBI 2
BB 3
SO 6
LOB 17



Batter	1	2	3	4	5	6	7	8	9	AB	R	H	RBI	BB	SO	LOB	BOTTOM			
Tim Raines, S (1, 7) OBP: 0.397, SLG: 0.510	G6-3		P6	F7			FC1-6 BB	F8		4	0	0	0	1	0	1				
Craig Grebeck, R (1, 4) OBP: 0.421, SLG: 0.355	G6-3		G5-3		F8		FC1-6 2B E			4	1	0	0	0	0	1				
Frank Thomas, R (1, 3) OBP: 0.474, SLG: 0.693							E 1-3 2B			2	1	2	1	2	0	0				
Julio Franco, R (1, 10) OBP: 0.346, SLG: 0.509			G4-3				E IBB			3	0	2	0	1	0	1				
Robin Ventura, L (1, 5) OBP: 0.383, SLG: 0.514	F7			L9	F9		E3 1-2 2-3 3-H			4	0	0	1	0	0	5				
Warren Newson, L (1, 9) OBP: 0.300, SLG: 0.389			G6-3				K			3	1	1	0	0	0	2				
Darrin Jackson, R (7, PH) OBP: 0.382, SLG: 0.549				1B BLK 2B	G4-3					1	0	0	0	0	1	3				
Lance Johnson, L (1, 8) OBP: 0.283, SLG: 0.282		G3		F8 BLK 1B		P3	P6			4	1	1	0	0	0	3				
Michael LaValliere, L (1, 2) OBP: 0.524, SLG: 0.375										3	0	1	0	0	0	1				
Ron Karkovics, R (8, PH) OBP: 0.456, SLG: 0.559					F8		G3-1		K	1	0	0	0	0	1	0				
Ozzie Guillen, L (1, 6) OBP: 0.278, SLG: 0.305							G6-3		G5-3	4	0	1	1	0	0	1				
Inning Stats	R: 1 E: 0 K: 0 S: 13	H: 2 LOB: 1 BB: 0 P: 21	R: 0 E: 0 K: 0 S: 9	H: 1 LOB: 0 BB: 0 P: 13	R: 0 E: 0 K: 0 S: 6	H: 0 LOB: 1 BB: 1 P: 16	R: 2 E: 0 K: 0 S: 7	H: 3 LOB: 1 BB: 0 P: 12	R: 0 E: 0 K: 0 S: 6	H: 1 LOB: 2 BB: 1 P: 13	R: 0 E: 0 K: 0 S: 6	H: 0 LOB: 0 BB: 0 P: 11	R: 1 E: 1 K: 1 S: 13	H: 1 LOB: 3 BB: 2 P: 26	R: 0 E: 0 K: 1 S: 7	H: 0 LOB: 0 BB: 0 P: 8	1B: 5 2B: 2 3B: 0 HR: 1	SF: 0 SAC: 0 DP: 0 HBP: 0	WP: 0 PB: 0 SB: 0 CS: 0	PA: 37
PITCHER	IP	WLS	BF	H	R	ER	SO	BB	IBB	HBP	BLK	WP	HR	S	P	ERA	WHIP			
Mark Gubicza, R (1, 1) ERA: 5.33	6.0	L	27	7	3	3	0	2	0	0	2	0	0	47	86	4.50	1.500			
Rusty Miescham, R (7, 1) ERA: 7.71	0.1		3	1	1	1	0	1	0	0	0	0	0	8	13	27.00	6.000			
Billy Brewer, L (7, 1) ERA: 0.53	1.2		7	0	0	0	2	0	1	0	0	0	0	12	21	0.00	0.000			

Kansas City Royals @ Chicago White Sox
Comiskey Park, Chicago, IL
Sat May 07 1994, 4:33 AM EDT
Att: 28,124 - Sunny

AB 33
R 4
H 8
RBI 3
BB 4
SO 2
LOB 18



Batter	1	2	3	4	5	6	7	8	9	AB	R	H	RBI	BB	SO	LOB	TOP										
Brian McRae, S OBP: 0.429, SLG: 0.463 (1, 8)										4	1	0	0	1	2	1	Kansas City Royals @ Chicago White Sox Comiskey Park, Chicago, IL Sun May 08 1994, 4:33 AM EDT Att: 28,361 - Sunny - 65 F										
Dave Henderson, R OBP: 0.250, SLG: 0.393 (1, 7)										5	1	2	0	0	2	2											
Wally Joyner, L OBP: 0.365, SLG: 0.482 (1, 3)										4	2	1	3	0	0	1											
Mike Macfarlane, R OBP: 0.409, SLG: 0.467 (1, 2)										5	0	2	1	0	1	1											
Bob Hamelin, L OBP: 0.381, SLG: 0.575 (1, 10)										5	1	0	1	0	2	3											
Gary Gaetti, R OBP: 0.352, SLG: 0.520 (1, 5)										4	1	2	1	0	0	1											
Felix Jose, S OBP: 0.290, SLG: 0.450 (1, 9)										4	2	2	2	0	0	2											
Greg Gagne, R OBP: 0.340, SLG: 0.427 (1, 6)										4	1	1	0	0	0	2											
Jose Lind, R OBP: 0.265, SLG: 0.313 (1, 4)										4	0	1	1	0	1	2											
Inning Stats	R: 0 E: 0 K: 1 S: 7	H: 0 LOB: 0 BB: 0 P: 10	R: 2 E: 0 K: 2 S: 16	H: 3 LOB: 1 BB: 0 P: 24	R: 0 E: 0 K: 0 S: 6	H: 1 LOB: 0 BB: 0 P: 8	R: 0 E: 0 K: 1 S: 10	H: 1 LOB: 1 BB: 0 P: 19	R: 3 E: 1 K: 1 S: 15	H: 2 LOB: 1 BB: 1 P: 27	R: 1 E: 0 K: 0 S: 10	H: 2 LOB: 1 BB: 0 P: 14	R: 3 E: 2 K: 0 S: 13	H: 2 LOB: 0 BB: 0 P: 18	R: 0 E: 0 K: 2 S: 7	H: 0 LOB: 0 BB: 0 P: 11	R: 0 E: 0 K: 1 S: 8	H: 0 LOB: 0 BB: 0 P: 10	1B: 6 2B: 3 3B: 0 HR: 2	SF: 0 SAC: 1 DP: 1 HBP: 0	WP: 0 PB: 0 SB: 3 CS: 0	PA: 41					
PITCHER	IP	WLS	BF	H	R	ER	SO	BB	IBB	HBP	BLK	WP	HR	S	P	ERA	WHIP										
Alex Fernandez, R ERA: 2.63 (1, 1)	6.0	L	28	9	6	3	5	1	0	0	0	0	2	64	102	4.50	1.667										
Dennis Cook, L ERA: 4.39 (7, 1)	1.0		7	2	3	1	0	0	0	0	0	0	0	13	18	9.00	2.000										
Jeff Schwarz, R ERA: 9.0 (8, 1)	2.0		6	0	0	0	3	0	0	0	0	0	0	15	21	0.00	0.000										

Batter	1	2	3	4	5	6	7	8	9	AB	R	H	RBI	BB	SO	LOB	BOTTOM										
Tim Raines, S OBP: 0.388, SLG: 0.490 (1, 7)										4	1	0	0	1	0	6	Kansas City Royals @ Chicago White Sox Comiskey Park, Chicago, IL Sun May 08 1994, 4:33 AM EDT Att: 28,361 - Sunny - 65 F										
Joey Cora, S OBP: 0.327, SLG: 0.319 (1, 4)										4	1	2	1	1	0	0											
Frank Thomas, R OBP: 0.471, SLG: 0.698 (1, 10)										5	2	2	0	0	2	2											
Julio Franco, R OBP: 0.341, SLG: 0.504 (1, 3)										5	1	1	2	0	0	3											
Robin Ventura, L OBP: 0.398, SLG: 0.544 (1, 5)										3	2	2	2	2	1	1											
Darin Jackson, R OBP: 0.388, SLG: 0.526 (1, 9)										4	0	0	0	0	3	5											
Warren Newson, L OBP: 0.286, SLG: 0.368 (8, FH)										1	0	0	0	0	1	1											
Lance Johnson, L OBP: 0.304, SLG: 0.330 (1, 8)										5	0	4	1	0	0	0											
Ron Karkovics, R OBP: 0.453, SLG: 0.542 (1, 2)										4	0	1	0	1	0	2											
Ozzie Guillen, L OBP: 0.277, SLG: 0.303 (1, 6)										4	0	1	1	0	0	5											
Inning Stats	R: 1 E: 0 K: 2 S: 15	H: 1 LOB: 2 BB: 2 P: 31	R: 0 E: 0 K: 0 S: 10	H: 1 LOB: 0 BB: 0 P: 14	R: 2 E: 0 K: 1 S: 13	H: 2 LOB: 0 BB: 0 P: 17	R: 0 E: 0 K: 0 S: 10	H: 1 LOB: 1 BB: 1 P: 19	R: 0 E: 0 K: 0 S: 10	H: 0 LOB: 2 BB: 2 P: 24	R: 0 E: 0 K: 0 S: 10	H: 1 LOB: 1 BB: 0 P: 15	R: 0 E: 0 K: 1 S: 11	H: 0 LOB: 0 BB: 0 P: 14	R: 1 E: 0 K: 1 S: 14	H: 3 LOB: 2 BB: 0 P: 24	R: 3 E: 0 K: 2 S: 23	H: 4 LOB: 1 BB: 0 P: 39	1B: 6 2B: 5 3B: 1 HR: 1	SF: 0 SAC: 0 DP: 1 HBP: 0	WP: 1 PB: 0 SB: 1 CS: 0	PA: 44					
PITCHER	IP	WLS	BF	H	R	ER	SO	BB	IBB	HBP	BLK	WP	HR	S	P	ERA	WHIP										
Kevin Appier, R ERA: 6.02 (1, 1)	6.0	W	28	6	3	3	3	5	0	0	0	0	0	25	38	4.50	1.500										
Hipolito Pichardo, R ERA: 5.85 (7, 1)	2.0		9	3	1	1	2	0	0	0	0	0	0	12	18	∞	∞										
Stan Belinda, R ERA: 7.5 (8, 1)	0.0		3	3	3	3	0	0	0	0	0	0	0	11	21	0.00	1.000										
Jeff Montgomery, R ERA: 5.23 (8, 1)	1.0	S	4	1	0	0	2	0	0	0	0	0	0	11	21	0.00	1.000										

Batter	1	2	3	4	5	6	7	8	9	AB	R	H	RBI	BB	SO	LOB	TOP			
Rich Amaral, R OBP: 0.345, SLG: 0.407 (1, 4)	G6-3		L6			F7		G6-3		4	0	0	0	0	0	0	Seattle Mariners @ Chicago White Sox Comiskey Park, Chicago, IL Tue May 10 1994, 8:05 PM EDT Att: 25,041 - Unknown - 60 F			
Edgar Martinez, R OBP: 0.357, SLG: 0.560 (1, 5)	G6-3					HR		1B		4	1	3	1	0	0	0				
Ken Griffey Jr., L OBP: 0.373, SLG: 0.675 Brian Turang, R OBP: 0.245, SLG: 0.306 (1, 8) (8, 8)	F7					K		G4-3		4	0	1	0	0	1	1				
Jay Buhner, R OBP: 0.373, SLG: 0.631 (1, 9)						HR				4	1	1	1	0	1	2				
Eric Anthony, L OBP: 0.317, SLG: 0.484 (1, 7)						K				3	0	1	0	1	1	2				
Greg Pirtl, R OBP: 0.302, SLG: 0.700 (1, 10)										4	0	1	0	0	0	3				
Tino Martinez, L OBP: 0.273, SLG: 0.299 (1, 3)										4	0	0	0	0	1	3				
Dan Wilson, R OBP: 0.253, SLG: 0.264 Luis Sojo, R OBP: 0.125, SLG: 0.250 (1, 2) (7, 6)										3	0	1	0	0	0	0				
Felix Fermin, R OBP: 0.340, SLG: 0.400 Jerry Willard, L (7, 2)										2	0	0	0	0	0	1				
Inning Stats	R: 0 E: 0 K: 0 S: 9	H: 0 LOB: 0 BB: 0 P: 13	R: 0 E: 0 K: 0 S: 11	H: 1 LOB: 1 BB: 0 P: 17	R: 0 E: 0 K: 0 S: 3	H: 1 LOB: 0 BB: 0 P: 4	R: 0 E: 0 K: 0 S: 9	H: 2 LOB: 2 BB: 0 P: 12	R: 0 E: 0 K: 0 S: 6	H: 0 LOB: 0 BB: 0 P: 8	R: 2 E: 0 K: 2 S: 12	H: 2 LOB: 0 BB: 0 P: 22	R: 0 E: 0 K: 0 S: 9	H: 0 LOB: 0 BB: 0 P: 11	R: 0 E: 0 K: 2 S: 14	H: 1 LOB: 2 BB: 1 P: 23		1B: 5 2B: 2 3B: 0 HR: 2	SF: 0 SAC: 0 DP: 1 HBP: 0	WP: 0 PB: 0 SB: 0 CS: 0
PITCHER Scott Sanderson, R ERA: 3.28 Jeff Schwarz, R ERA: 6.75	IP: 7.0 WLS: W BF: 26 H: 6 R: 2 ER: 2 SO: 2 BB: 0 IBB: 0 HBP: 0 BLK: 0 WP: 0 HR: 2 S: 59 P: 87 ERA: 2.57 WHIP: 0.857	IP: 2.0 WLS: 9 BF: 2 H: 2 R: 0 ER: 0 SO: 2 BB: 1 IBB: 0 HBP: 0 BLK: 0 WP: 0 HR: 0 S: 23 P: 40 ERA: 0.00 WHIP: 1.500																		

AB	34
R	2
H	8
RBI	2
BB	1
SO	4
LOB	14



Batter	1	2	3	4	5	6	7	8	9	AB	R	H	RBI	BB	SO	LOB	BOTTOM			
Tim Raines, S OBP: 0.394, SLG: 0.505 Warren Newson, L OBP: 0.304, SLG: 0.429 (1, 7) (8, PH) (9, 7)	1B									4	2	2	0	1	1	3	Seattle Mariners @ Chicago White Sox Comiskey Park, Chicago, IL Tue May 10 1994, 8:05 PM EDT Att: 25,041 - Unknown - 60 F			
Joey Cora, S OBP: 0.345, SLG: 0.372 (1, 4)	BB									3	3	2	4	2	0	1				
Frank Thomas, R OBP: 0.473, SLG: 0.704 (1, 3)										5	4	3	1	1	0	3				
Julio Franco, R OBP: 0.371, SLG: 0.520 Joe Hall, R OBP: 0.433, SLG: 0.593 (1, 10) (7, PH)										3	2	3	3	1	0	0				
Robin Ventura, L OBP: 0.390, SLG: 0.549 Craig Grebeck, R OBP: 0.442, SLG: 0.389 (1, 5) (7, 5)										4	1	2	3	0	0	3				
Dann Howitt, L OBP: 0.372, SLG: 0.515 (1, 9) (5, PH) (6, 9)										2	0	0	0	0	1	0				
Lance Johnson, L OBP: 0.296, SLG: 0.315 (1, 8)										4	1	1	0	1	0	3				
Michael LaValliere, L OBP: 0.500, SLG: 0.429 (1, 2)										5	0	2	2	0	0	2				
Ozzie Guillen, L OBP: 0.281, SLG: 0.305 (1, 6)										5	2	2	1	0	0	4				
Inning Stats	R: 0 E: 0 K: 0 S: 18	H: 1 LOB: 2 BB: 1 P: 27	R: 0 E: 0 K: 0 S: 8	H: 0 LOB: 1 BB: 1 P: 16	R: 4 E: 0 K: 1 S: 18	H: 3 LOB: 0 BB: 1 P: 31	R: 3 E: 0 K: 0 S: 16	H: 3 LOB: 1 BB: 1 P: 29	R: 0 E: 0 K: 1 S: 8	H: 1 LOB: 2 BB: 1 P: 17	R: 4 E: 0 K: 0 S: 12	H: 4 LOB: 0 BB: 1 P: 23	R: 3 E: 0 K: 0 S: 12	H: 3 LOB: 0 BB: 0 P: 20	R: 2 E: 0 K: 0 S: 13	H: 3 LOB: 1 BB: 1 P: 24		1B: 10 2B: 4 3B: 1 HR: 3	SF: 1 SAC: 0 DP: 1 HBP: 0	WP: 2 PB: 0 SB: 0 CS: 0
PITCHER Roger Salkeld, R ERA: 5.51 John Cummings, L ERA: 5.11 Rich Gossage, R ERA: 5.25	IP: 3.2 WLS: L BF: 22 H: 7 R: 7 ER: 7 SO: 1 BB: 4 IBB: 0 HBP: 0 BLK: 0 WP: 1 HR: 1 S: 57 P: 98 ERA: 17.18 WHIP: 3.000	IP: 2.1 WLS: 15 BF: 6 H: 5 R: 5 ER: 5 SO: 1 BB: 2 IBB: 0 HBP: 0 BLK: 0 WP: 0 HR: 0 S: 24 P: 46 ERA: 19.29 WHIP: 3.429	IP: 2.0 WLS: 11 BF: 5 H: 4 R: 4 ER: 4 SO: 0 BB: 1 IBB: 0 HBP: 0 BLK: 0 WP: 1 HR: 2 S: 24 P: 43 ERA: 18.00 WHIP: 3.000																	

AB	40
R	16
H	18
RBI	16
BB	7
SO	2
LOB	21



Batter	1	2	3	4	5	6	7	8	9	AB	R	H	RBI	BB	SO	LOB	TOP					
Brian Turang, R OBP: 0.241, SLG: 0.296 (1, 8)	F8	P4			G6-3		K		1B	5	0	1	0	0	1	2						
Rich Amaral, R OBP: 0.347, SLG: 0.402 (1, 4)	1B		F9		HR		L7		P6	4	1	1	0	1	0	2						
Ken Griffey Jr., L OBP: 0.367, SLG: 0.680 (1, 10)	F7		P5		HR			F9	P5	5	1	1	3	0	0	3						
Jay Buhner, R OBP: 0.377, SLG: 0.645 (1, 9)	K		FC6-4		P4			1B	3B	4	1	2	0	0	1	1						
Edgar Martinez, R OBP: 0.344, SLG: 0.552 (1, 5)		1B	FC6-4		G1-3			G5-3		4	1	1	0	0	0	2						
Reggie Jefferson, S OBP: 0.537, SLG: 0.745 (1, 3)	PB	SF9			G3		K		1B	4	1	2	2	0	1	0						
Eric Anthony, L OBP: 0.306, SLG: 0.465 (1, 7)	F7		P5		P5			F7		4	0	0	0	0	0	2						
Felix Fermin, R OBP: 0.337, SLG: 0.394 (1, 6)	SF9	PB			K			G4-3		4	0	1	0	0	1	0						
Dan Wilson, R OBP: 0.265, SLG: 0.293 (1, 2)	SF9				G6-3			G5-3	1B	3	1	2	1	0	0	0						
Inning Stats	R: 0 E: 0 K: 1 S: 11	H: 1 LOB: 1 BB: 0 P: 18	R: 2 E: 0 K: 0 S: 12	H: 3 LOB: 1 BB: 0 P: 22	R: 0 E: 0 K: 0 S: 9	H: 1 LOB: 0 BB: 0 P: 18	R: 0 E: 0 K: 1 S: 6	H: 0 LOB: 0 BB: 0 P: 10	R: 3 E: 0 K: 0 S: 11	H: 2 LOB: 0 BB: 1 P: 18	R: 0 E: 0 K: 1 S: 5	H: 0 LOB: 0 BB: 0 P: 7	R: 0 E: 0 K: 1 S: 10	H: 0 LOB: 0 BB: 0 P: 12	R: 1 E: 0 K: 0 S: 15	H: 2 LOB: 1 BB: 0 P: 18	R: 0 E: 0 K: 0 S: 13	H: 2 LOB: 2 BB: 0 P: 21	1B: 7 2B: 2 3B: 1 HR: 1	SF: 1 SAC: 0 DP: 0 HBP: 0	WP: 0 PB: 1 SB: 1 CS: 0	PA: 39
PITCHER	IP	WLS	BF	H	R	ER	SO	BB	IBB	HBP	BLK	WP	HR	S	P	ERA	WHIP					
Jason Bere, R ERA: 4.04 (1, 1)	5.0	W	23	7	5	4	2	1	0	0	0	0	1	49	86	7.20	1.600					
Jose DeLeon, R ERA: 3.6 (6, 1)	2.0		6	0	0	0	2	0	0	0	0	0	0	15	19	0.00	0.000					
Roberto Hernandez, R ERA: 2.77 (8, 1)	1.0		5	2	1	1	0	0	0	0	0	0	0	15	18	9.00	2.000					
Kirk McCaskill, R ERA: 2.21 (9, 1)	1.0		5	2	0	0	0	0	0	0	0	0	0	13	21	0.00	2.000					

Seattle Mariners @ Chicago White Sox
Comiskey Park, Chicago, IL
Wed May 11 1994, 8:05 PM EDT
Att: 24,076 - Unknown - 75 F

AB 37
R 6
H 11
RBI 6
BB 1
SO 4
LOB 12



Batter	1	2	3	4	5	6	7	8	9	AB	R	H	RBI	BB	SO	LOB	BOTTOM				
Tim Raines, S OBP: 0.398, SLG: 0.495 (1, 7)	E3		G3-1	G3-1	CS	G1-3				4	1	1	0	2	0	0					
Joey Cora, S OBP: 0.345, SLG: 0.367 (1, 4)	SF8		HR	L8				F7		4	2	1	1	1	0	3					
Frank Thomas, R OBP: 0.695, SLG: 0.695 (1, 3)	K		HR	2B		G6-3		K		3	2	1	0	2	1	0					
Dann Howitt, L (8, 3)			HR	2B						1	0	0	0	0	1	1					
Julio Franco, R OBP: 0.382, SLG: 0.556 (1, 10)	G4-3		HR			2B				3	2	2	3	1	0	0					
Joe Hall, R OBP: 0.452, SLG: 0.607 (7, PH)			HR			2B				1	0	1	0	0	0	0					
Robin Ventura, L OBP: 0.400, SLG: 0.560 (1, 5)	G5-3		HR			1B				3	2	2	3	1	0	0					
Craig Grebeck, R OBP: 0.455, SLG: 0.389 (7, PH)			HR			1B				0	0	0	0	0	0	0					
Warren Newson, L OBP: 0.346, SLG: 0.435 (1, 9)			HR			1B				2	1	1	0	1	0	3					
Darrin Jackson, R OBP: 0.374, SLG: 0.515 (6, PH)			HR			1B				2	1	1	0	0	0	2					
Lance Johnson, L OBP: 0.307, SLG: 0.315 (1, 8)	F8		HR			G4-3				3	2	1	1	2	0	1					
Ron Karkovice, R OBP: 0.442, SLG: 0.550 (1, 2)	G5-3		HR			CS				5	1	2	4	0	1	6					
Ozzie Guillen, L OBP: 0.270, SLG: 0.293 (1, 6)			P6			P6				5	0	0	1	0	0	3					
Inning Stats	R: 1 E: 1 K: 1 S: 9	H: 1 LOB: 0 BB: 0 P: 14	R: 0 E: 0 K: 0 S: 7	H: 1 LOB: 1 BB: 0 P: 11	R: 7 E: 0 K: 0 S: 20	H: 5 LOB: 0 BB: 2 P: 37	R: 0 E: 0 K: 0 S: 10	H: 1 LOB: 3 BB: 2 P: 26	R: 0 E: 0 K: 0 S: 6	H: 1 LOB: 0 BB: 0 P: 7	R: 6 E: 1 K: 0 S: 24	H: 3 LOB: 2 BB: 4 P: 48	R: 0 E: 0 K: 1 S: 14	H: 1 LOB: 3 BB: 1 P: 26	R: 0 E: 0 K: 1 S: 10	H: 0 LOB: 1 BB: 1 P: 18	1B: 9 2B: 2 3B: 0 HR: 2	SF: 1 SAC: 0 DP: 0 HBP: 1	WP: 1 PB: 0 SB: 1 CS: 1	PA: 49	
PITCHER	IP	WLS	BF	H	R	ER	SO	BB	IBB	HBP	BLK	WP	HR	S	P	ERA	WHIP				
Chris Bosio, R ERA: 4.73 (1, 1)	3.2	L	22	8	8	7	1	3	1	0	0	0	0	18	40	16.20	2.400				
Jim Converse, R ERA: 7.27 (4, 1)	1.2		9	1	3	3	0	3	1	0	0	0	0	18	40	16.20	2.400				
Tim Davis, L ERA: 0.73 (6, 1)	1.1		12	4	3	1	0	2	0	1	0	1	0	27	47	6.75	4.500				
Bill Risley, R ERA: 2.0 (7, 1)	1.1		5	0	0	0	2	1	0	0	0	0	0	13	23	0.00	0.750				

Seattle Mariners @ Chicago White Sox
Comiskey Park, Chicago, IL
Wed May 11 1994, 8:05 PM EDT
Att: 24,076 - Unknown - 75 F


AB 36
R 14
H 13
RBI 13
BB 10
SO 3
LOB 19



Batter	1	2	3	4	5	6	7	8	9	AB	R	H	RBI	BB	SO	LOB	TOP					
Tim Raines, S OBP: 0.387, SLG: 0.466 (1, 7)	G6-3		G6-3		G4-3		G6-4-3		G3	4	0	0	0	1	0	3						
Joey Cors, S OBP: 0.328, SLG: 0.355 Bob Zupcic, R OBP: 0.200, SLG: 0.200 (9, FH)	G1-3		G6-3		K		G6-4-3		G3	4	0	0	0	0	1	3						
Frank Thomas, R OBP: 0.472, SLG: 0.709 (1, 3)	K						G6-3		FC6-4	5	1	2	0	0	1	2						
Julio Franco, R OBP: 0.386, SLG: 0.552 (1, 10)			K		K					3	0	1	0	0	2	1						
Robin Ventura, L OBP: 0.390, SLG: 0.534 (1, 5)	G4-3						F8		G1-4-3	4	0	1	0	0	0	3						
Darin Jackson, R OBP: 0.374, SLG: 0.514 (1, 9)							FC6-4		G6-3	4	0	2	0	0	0	3						
Lance Johnson, L OBP: 0.318, SLG: 0.336 (1, 8)							E1		K	3	0	1	1	1	1	3						
Ron Karkovics, R OBP: 0.422, SLG: 0.518 (1, 2)	G2-3				G4-3		K		G5-3	4	0	0	0	0	1	4						
Ozzie Guillen, L OBP: 0.290, SLG: 0.320 (1, 6)									G3	4	1	4	0	0	0	0						
Inning Stats	R: 0 E: 0 K: 1 S: 9	H: 0 LOB: 0 BB: 0 P: 13	R: 0 E: 0 K: 1 S: 11	H: 1 LOB: 2 BB: 1 P: 19	R: 0 E: 0 K: 0 S: 7	H: 1 LOB: 0 BB: 0 P: 13	R: 0 E: 0 K: 1 S: 13	H: 3 LOB: 2 BB: 0 P: 23	R: 0 E: 0 K: 1 S: 12	H: 1 LOB: 1 BB: 0 P: 19	R: 1 E: 1 K: 1 S: 8	H: 2 LOB: 2 BB: 0 P: 14	R: 0 E: 0 K: 0 S: 7	H: 1 LOB: 1 BB: 0 P: 18	R: 0 E: 0 K: 1 S: 9	H: 1 LOB: 1 BB: 0 P: 18	R: 1 E: 0 K: 0 S: 9	H: 2 LOB: 1 BB: 0 P: 13	1B: 11 2B: 1 3B: 0 HR: 0	SF: 0 SAC: 0 DP: 2 HBP: 1	WP: 0 PB: 0 SB: 0 CS: 0	PA: 39
PITCHER	IP	WLS	BF	H	R	ER	SO	BB	IBB	HBP	BLK	WP	HR	S	P	ERA	WHIP					
Kevin Brown, R ERA: 6.43 (1, 1)	7.0	W	30	9	1	1	5	2	0	1	0	0	0	67	119	1.29	1.571					
Rick Honeycutt, L ERA: 8.75 (8, 1)	1.2		8	3	1	1	1	0	0	0	0	0	0	17	30	5.40	1.800					
Cris Carpenter, R ERA: 2.5 (9, 1)	0.1	S	1	0	0	0	0	0	0	0	0	0	0	1	1	0.00	0.000					

Chicago White Sox @ Texas Rangers
The Ballpark at Arlington, Arlington, TX
Sat May 14 1994, 8:05 PM EDT
Att: 46,490 - Unknown


AB 36
R 2
H 12
RBI 2
BB 2
SO 6
LOB 22



Batter	1	2	3	4	5	6	7	8	9	AB	R	H	RBI	BB	SO	LOB	BOTTOM					
David Hulse, L OBP: 0.355, SLG: 0.377 (1, 8)			SH5-3			SH5-3				2	1	2	1	0	0	0						
Chris James, R OBP: 0.338, SLG: 0.386 (1, 9)	G5-3		F9		G3	G5-3				4	0	0	0	0	0	5						
Jose Canseco, R OBP: 0.436, SLG: 0.542 (1, 10)						F9		F8		4	0	2	2	0	0	1						
Will Clark, L OBP: 0.462, SLG: 0.579 (1, 3)	K					E3				3	1	0	0	1	2	1						
Juan Gonzalez, R OBP: 0.324, SLG: 0.511 (1, 7)	K		K		K	K		K		4	0	0	0	0	4	4						
Dean Palmer, R OBP: 0.286, SLG: 0.413 (1, 5)						F9		E4		4	0	2	1	0	1	0						
Doug Strange, S OBP: 0.276, SLG: 0.362 (1, 4)						G4-3		G5-3		4	0	0	0	0	0	2						
Ivan Rodriguez, R OBP: 0.361, SLG: 0.452 (1, 2)										3	2	1	1	1	1	1						
Manuel Lee, S OBP: 0.355, SLG: 0.354 (1, 6)										3	1	2	0	1	0	0						
Inning Stats	R: 1 E: 0 K: 2 S: 12	H: 2 LOB: 1 BB: 0 P: 18	R: 0 E: 0 K: 0 S: 5	H: 1 LOB: 0 BB: 0 P: 9	R: 1 E: 0 K: 1 S: 13	H: 1 LOB: 2 BB: 2 P: 28	R: 1 E: 0 K: 0 S: 16	H: 2 LOB: 2 BB: 1 P: 26	R: 1 E: 2 K: 1 S: 13	H: 1 LOB: 1 BB: 0 P: 18	R: 1 E: 0 K: 0 S: 6	H: 2 LOB: 1 BB: 0 P: 10	R: 0 E: 0 K: 3 S: 12	H: 0 LOB: 0 BB: 0 P: 18	R: 0 E: 0 K: 1 S: 8	H: 0 LOB: 0 BB: 0 P: 10	R: 0 E: 0 K: 1 S: 8	H: 0 LOB: 0 BB: 0 P: 10	1B: 4 2B: 3 3B: 1 HR: 1	SF: 0 SAC: 2 DP: 1 HBP: 0	WP: 0 PB: 0 SB: 1 CS: 0	PA: 36
PITCHER	IP	WLS	BF	H	R	ER	SO	BB	IBB	HBP	BLK	WP	HR	S	P	ERA	WHIP					
Alex Fernandez, R ERA: 2.98 (1, 1)	6.0	L	30	9	5	4	4	3	0	0	0	0	0	65	109	6.00	2.000					
Jose DeLeon, R ERA: 3.44 (7, 1)	2.0		6	0	0	0	4	0	0	0	0	0	0	20	28	0.00	0.000					

Chicago White Sox @ Texas Rangers
The Ballpark at Arlington, Arlington, TX
Sat May 14 1994, 8:05 PM EDT
Att: 46,490 - Unknown

AB 31
R 5
H 9
RBI 5
BB 3
SO 8
LOB 14



Batter	1	2	3	4	5	6	7	8	9	AB	R	H	RBI	BB	SO	LOB	TOP
Tim Raines, S <small>OBP: 0.388, SLG: 0.480</small> 										5	1	2	2	0	0	0	
Joey Coxa, S <small>OBP: 0.333, SLG: 0.369</small> 										4	1	2	0	0	1	1	
Frank Thomas, R <small>OBP: 0.482, SLG: 0.715</small> 										3	3	2	2	2	0	0	
Julio Franco, R <small>OBP: 0.386, SLG: 0.543</small> 										4	0	1	0	1	1	2	
Robin Ventura, L <small>OBP: 0.396, SLG: 0.533</small> 										4	1	2	2	1	0	1	
Darin Jackson, R <small>OBP: 0.367, SLG: 0.526</small> 										5	1	1	3	0	1	5	
Lance Johnson, L <small>OBP: 0.314, SLG: 0.331</small> 										5	0	1	0	0	0	4	
Ron Karkovice, R <small>OBP: 0.425, SLG: 0.517</small> 										4	1	2	0	0	2	1	
Ozzie Guillen, L <small>OBP: 0.289, SLG: 0.318</small> 										4	1	1	0	0	0	1	
Inning Stats <small>R: 4, H: 4, E: 0, K: 2, S: 18</small>	<small>H: 4, LOB: 1, BB: 1, P: 30</small>	<small>R: 0, H: 0, E: 0, K: 1, S: 5</small>	<small>H: 0, LOB: 0, BB: 0, P: 7</small>	<small>R: 0, H: 0, E: 0, K: 0, S: 9</small>	<small>H: 0, LOB: 0, BB: 0, P: 13</small>	<small>R: 2, H: 3, E: 0, K: 0, S: 16</small>	<small>H: 3, LOB: 1, BB: 0, P: 24</small>	<small>R: 0, H: 0, E: 0, K: 1, S: 6</small>	<small>H: 0, LOB: 0, BB: 0, P: 10</small>	<small>R: 2, H: 4, E: 0, K: 0, S: 13</small>	<small>H: 1, LOB: 0, BB: 0, P: 23</small>	<small>R: 0, H: 1, E: 0, K: 0, S: 9</small>	<small>H: 2, LOB: 2, BB: 0, P: 17</small>	<small>1B: 10, 2B: 2, 3B: 1, HR: 1</small>	<small>SF: 0, SAC: 1, DP: 0, HBP: 0</small>	<small>WP: 0, PB: 0, SB: 0, CS: 2</small>	<small>PA: 43</small>
PITCHER <small>IP WLS BF H R ER SO BB IBB HBP BLK WP HR S P ERA WHIP</small>	<small>5.0 L 24 7 6 6 3 2 0 0 0 0 0 1 54 88 10.80 1.800</small>	<small>6.1 1.1 7 3 2 2 1 0 0 0 0 0 0 12 19 13.50 2.250</small>	<small>7.1 1.2 6 2 0 0 1 0 0 0 0 0 0 17 27 0.00 1.200</small>	<small>9.1 1.0 6 2 1 1 0 2 0 0 0 0 0 8 17 9.00 4.000</small>	PITCHER <small>IP WLS BF H R ER SO BB IBB HBP BLK WP HR S P ERA WHIP</small>	<small>5.0 L 24 7 6 6 3 2 0 0 0 0 0 1 54 88 10.80 1.800</small>	<small>6.1 1.1 7 3 2 2 1 0 0 0 0 0 0 12 19 13.50 2.250</small>	<small>7.1 1.2 6 2 0 0 1 0 0 0 0 0 0 17 27 0.00 1.200</small>	<small>9.1 1.0 6 2 1 1 0 2 0 0 0 0 0 8 17 9.00 4.000</small>	<small>5.0 L 24 7 6 6 3 2 0 0 0 0 0 1 54 88 10.80 1.800</small>	<small>6.1 1.1 7 3 2 2 1 0 0 0 0 0 0 12 19 13.50 2.250</small>	<small>7.1 1.2 6 2 0 0 1 0 0 0 0 0 0 17 27 0.00 1.200</small>	<small>9.1 1.0 6 2 1 1 0 2 0 0 0 0 0 8 17 9.00 4.000</small>	<small>5.0 L 24 7 6 6 3 2 0 0 0 0 0 1 54 88 10.80 1.800</small>			
Jeff Frye, R <small>OBP: 0.654, SLG: 0.850</small> 										4	1	3	2	1	0	1	
Gary Redus, R <small>OBP: 0.280, SLG: 0.292</small> David Hulse, L <small>OBP: 0.347, SLG: 0.368</small> 										2	0	1	0	0	0	1	
Jose Canseco, R <small>OBP: 0.429, SLG: 0.528</small> 										5	0	1	1	0	0	6	
Will Clark, L <small>OBP: 0.463, SLG: 0.576</small> 										4	0	2	2	0	0	1	
Juan Gonzalez, R <small>OBP: 0.316, SLG: 0.496</small> 										4	0	0	0	0	0	3	
Dean Palmer, R <small>OBP: 0.284, SLG: 0.405</small> 										4	1	1	0	0	0	1	
Ivan Rodriguez, R <small>OBP: 0.366, SLG: 0.448</small> 										3	1	1	1	1	0	1	
Chris James, R <small>OBP: 0.347, SLG: 0.373</small> 										2	2	0	0	2	1	1	
Manuel Lee, S <small>OBP: 0.352, SLG: 0.350</small> 										4	0	1	0	0	2	3	
Inning Stats <small>R: 0, H: 2, E: 0, K: 0, S: 6</small>	<small>H: 2, LOB: 0, BB: 0, P: 8</small>	<small>R: 1, H: 2, E: 0, K: 0, S: 8</small>	<small>H: 2, LOB: 0, BB: 0, P: 14</small>	<small>R: 0, H: 2, E: 0, K: 1, S: 14</small>	<small>H: 2, LOB: 1, BB: 0, P: 20</small>	<small>R: 0, H: 1, E: 0, K: 0, S: 7</small>	<small>H: 1, LOB: 1, BB: 0, P: 12</small>	<small>R: 3, H: 1, E: 0, K: 1, S: 13</small>	<small>H: 1, LOB: 1, BB: 2, P: 26</small>	<small>R: 0, H: 0, E: 0, K: 1, S: 10</small>	<small>H: 0, LOB: 0, BB: 0, P: 16</small>	<small>R: 0, H: 1, E: 0, K: 0, S: 10</small>	<small>H: 0, LOB: 0, BB: 0, P: 11</small>	<small>1B: 10, 2B: 0, 3B: 0, HR: 0</small>	<small>SF: 0, SAC: 0, DP: 4, HBP: 0</small>	<small>WP: 2, PB: 0, SB: 0, CS: 0</small>	<small>PA: 39</small>
PITCHER <small>IP WLS BF H R ER SO BB IBB HBP BLK WP HR S P ERA WHIP</small>	<small>7.0 W 30 9 4 1 3 2 0 0 0 0 0 0 6 11 0.00 0.000</small>	<small>8.1 1.0 3 0 0 0 0 0 0 0 0 0 0 6 11 0.00 0.000</small>	<small>9.1 1.0 6 1 2 2 0 2 0 0 0 0 1 0 19 32 18.00 3.000</small>	PITCHER <small>IP WLS BF H R ER SO BB IBB HBP BLK WP HR S P ERA WHIP</small>	<small>7.0 W 30 9 4 1 3 2 0 0 0 0 0 0 6 11 0.00 0.000</small>	<small>8.1 1.0 3 0 0 0 0 0 0 0 0 0 0 6 11 0.00 0.000</small>	<small>9.1 1.0 6 1 2 2 0 2 0 0 0 0 1 0 19 32 18.00 3.000</small>	<small>7.0 W 30 9 4 1 3 2 0 0 0 0 0 0 6 11 0.00 0.000</small>	<small>8.1 1.0 3 0 0 0 0 0 0 0 0 0 0 6 11 0.00 0.000</small>	<small>9.1 1.0 6 1 2 2 0 2 0 0 0 0 1 0 19 32 18.00 3.000</small>	<small>7.0 W 30 9 4 1 3 2 0 0 0 0 0 0 6 11 0.00 0.000</small>	<small>8.1 1.0 3 0 0 0 0 0 0 0 0 0 0 6 11 0.00 0.000</small>	<small>9.1 1.0 6 1 2 2 0 2 0 0 0 0 1 0 19 32 18.00 3.000</small>				

Chicago White Sox @ Texas Rangers
The Ballpark at Arlington, Arlington, TX
Sun May 15 1994, 4:33 AM EDT
Att: 46,419 - Cloudy - 85 F

AB	38
R	9
H	14
RBI	9
BB	4
SO	5
LOB	15



Chicago White Sox @ Texas Rangers
The Ballpark at Arlington, Arlington, TX
Sun May 15 1994, 4:33 AM EDT
Att: 46,419 - Cloudy - 85 F

AB	35
R	6
H	10
RBI	6
BB	4
SO	3
LOB	22



Batter	1	2	3	4	5	6	7	8	9	AB	R	H	RBI	BB	SO	LOB	TOP					
Bob Zupcic, R OBP: 0.286, SLG: 0.357 (1, 7)	1-2 2B		2-3 K		2-3 K			3-3 K		4	0	1	0	0	3	0	Chicago White Sox @ California Angels Anaheim Stadium, Anaheim, CA Wed May 18 1994, 10:05 PM EDT Att: 21,230 - Unknown - 68 F					
Joey Cora, S OBP: 0.354, SLG: 0.374 (1, 4)	4-2 BB		1-2 L7		1-3 K			2-1 BB 1B		3	0	1	0	1	1	0						
Frank Thomas, R OBP: 0.500, SLG: 0.723 (1, 3)	0-3 K		0-3 K			0-0 G5-3		4-1 BB		3	0	0	0	1	2	2						
Julio Franco, R OBP: 0.390, SLG: 0.580 (1, 10)	1-3 K			2-2 BB 1B		3-3 K		2-3 K		4	1	1	0	0	3	4						
Robin Ventura, L OBP: 0.399, SLG: 0.537 (1, 5)	1-0 P4			4-1 BB 1B FC4-6		1-0 G4-3			2-2 G3		3	1	0	0	1	0						
Darin Jackson, R OBP: 0.381, SLG: 0.528 (1, 9)		0-3 K		0-0 FC4-6 1B			0-3 K		1-1 S 1B		4	0	2	1	0	2						
Lance Johnson, L OBP: 0.302, SLG: 0.318 (1, 8)		0-0 CS 1B		2-0 FC4-6 F7-6-3		2-1 L6			1-0 P6		4	0	1	1	0	2						
Ron Karkovics, R OBP: 0.415, SLG: 0.500 (1, 2)		4-1 BB 1B		1-2 F7-6-3		1-1 G1-3			1-3 K		2	0	0	0	1	0						
Tim Raines, S OBP: 0.386, SLG: 0.466 (9, PH)		1-2 BB		1-2					1-2 K		1	0	0	0	0	1						
Craig Grebeck, R OBP: 0.431, SLG: 0.354 (1, 6)		1-3 K			0-0 L5			2-2 F8		3	0	0	0	0	1	1						
Inning Stats	R: 0 E: 0 K: 2 S: 15	H: 1 LOB: 2 BB: 1 P: 22	R: 0 E: 0 K: 2 S: 8	H: 1 LOB: 1 BB: 1 P: 13	R: 0 E: 0 K: 2 S: 10	H: 0 LOB: 0 BB: 0 P: 13	R: 2 E: 0 K: 0 S: 10	H: 2 LOB: 0 BB: 1 P: 20	R: 0 E: 0 K: 2 S: 8	H: 0 LOB: 0 BB: 0 P: 11	R: 0 E: 0 K: 1 S: 7	H: 0 LOB: 0 BB: 0 P: 10	R: 0 E: 0 K: 2 S: 13	H: 1 LOB: 2 BB: 1 P: 26	R: 0 E: 0 K: 1 S: 10	H: 1 LOB: 1 BB: 0 P: 15	1B: 5 2B: 2 3B: 0 HR: 0	SF: 0 SAC: 0 DP: 1 HBP: 0	WP: 0 PB: 0 SB: 1 CS: 1	PA: 35		
PITCHER	IP WLS BF H R ER SO BB IBB HBP BLK WP HR S P ERA WHIP	IP WLS BF H R ER SO BB IBB HBP BLK WP HR S P ERA WHIP	IP WLS BF H R ER SO BB IBB HBP BLK WP HR S P ERA WHIP	IP WLS BF H R ER SO BB IBB HBP BLK WP HR S P ERA WHIP	IP WLS BF H R ER SO BB IBB HBP BLK WP HR S P ERA WHIP	IP WLS BF H R ER SO BB IBB HBP BLK WP HR S P ERA WHIP	IP WLS BF H R ER SO BB IBB HBP BLK WP HR S P ERA WHIP	IP WLS BF H R ER SO BB IBB HBP BLK WP HR S P ERA WHIP	IP WLS BF H R ER SO BB IBB HBP BLK WP HR S P ERA WHIP	IP WLS BF H R ER SO BB IBB HBP BLK WP HR S P ERA WHIP	IP WLS BF H R ER SO BB IBB HBP BLK WP HR S P ERA WHIP	IP WLS BF H R ER SO BB IBB HBP BLK WP HR S P ERA WHIP	IP WLS BF H R ER SO BB IBB HBP BLK WP HR S P ERA WHIP	IP WLS BF H R ER SO BB IBB HBP BLK WP HR S P ERA WHIP	IP WLS BF H R ER SO BB IBB HBP BLK WP HR S P ERA WHIP	IP WLS BF H R ER SO BB IBB HBP BLK WP HR S P ERA WHIP	IP WLS BF H R ER SO BB IBB HBP BLK WP HR S P ERA WHIP	IP WLS BF H R ER SO BB IBB HBP BLK WP HR S P ERA WHIP	IP WLS BF H R ER SO BB IBB HBP BLK WP HR S P ERA WHIP	IP WLS BF H R ER SO BB IBB HBP BLK WP HR S P ERA WHIP	IP WLS BF H R ER SO BB IBB HBP BLK WP HR S P ERA WHIP	IP WLS BF H R ER SO BB IBB HBP BLK WP HR S P ERA WHIP

AB	31
R	2
H	6
RBI	2
BB	4
SO	13
LOB	13



Batter	1	2	3	4	5	6	7	8	9	AB	R	H	RBI	BB	SO	LOB	BOTTOM					
Harold Reynolds, S OBP: 0.341, SLG: 0.318 (1, 4)	1-1 L9		2-0 G3			1-1 SH1-3		0-1 WP 1B		3	0	1	0	0	0	1	Chicago White Sox @ California Angels Anaheim Stadium, Anaheim, CA Wed May 18 1994, 10:05 PM EDT Att: 21,230 - Unknown - 68 F					
Dwight Smith, L OBP: 0.316, SLG: 0.460 (1, 7)	1-1 G4-3			0-0 L9		2-2 HR		2-3 K		3	1	1	2	0	0	0						
Bo Jackson, R OBP: 0.341, SLG: 0.427 (8, PH)						2-H HR		0-1 K		1	0	0	0	0	1	2						
Spike Owen, S OBP: 0.381, SLG: 0.242 (9, 3)						2-3 K		1-2 1B		4	0	2	1	0	1	0						
Tim Salmon, R OBP: 0.399, SLG: 0.594 (1, 9)	3-1 G4-3			3-1 2B		2-3 K		0-1 K		4	0	2	1	0	1	0						
Chili Davis, S OBP: 0.458, SLG: 0.631 (1, 10)		1-1 F7		1-2 G5-3		3-1 G5-3		2-3 K		4	0	0	0	0	1	3						
Chad Curtis, R OBP: 0.277, SLG: 0.375 (1, 8)		3-1 L8		3-3 K			2-2 G4-3			3	0	0	0	0	1	1						
Jim Edmonds, L OBP: 0.433, SLG: 0.421 (1, 3)		0-1 F7			0-0 G4-3 1B		2-2 F7			3	0	1	0	0	0	0						
Damion Easley, R OBP: 0.305, SLG: 0.358 (1, 5)			1-1 L8		0-2 G4-3 1-2		2-2 G6-3			3	0	0	0	0	0	1						
Jorge Fabregas, L OBP: 0.323, SLG: 0.333 (1, 2)			0-0 G6-3		1-0 F7			0-2 F9		3	0	0	0	0	0	0						
Gary Disarcina, R OBP: 0.361, SLG: 0.433 (1, 6)			1-1 1B			3-2 SH1-3 HR 1B		2-2 1B 1B		3	2	3	0	0	0	0						
Inning Stats	R: 0 E: 0 K: 0 S: 6	H: 0 LOB: 0 BB: 0 P: 11	R: 0 E: 0 K: 0 S: 6	H: 0 LOB: 0 BB: 0 P: 10	R: 0 E: 0 K: 0 S: 6	H: 1 LOB: 1 BB: 0 P: 10	R: 0 E: 0 K: 1 S: 9	H: 1 LOB: 1 BB: 0 P: 16	R: 0 E: 0 K: 0 S: 5	H: 1 LOB: 0 BB: 0 P: 6	R: 2 E: 0 K: 1 S: 14	H: 2 LOB: 0 BB: 0 P: 25	R: 0 E: 0 K: 0 S: 10	H: 0 LOB: 0 BB: 0 P: 16	R: 1 E: 0 K: 2 S: 16	H: 3 LOB: 2 BB: 0 P: 22	1B: 6 2B: 1 3B: 0 HR: 1	SF: 0 SAC: 1 DP: 1 HBP: 0	WP: 1 PB: 0 SB: 0 CS: 0	PA: 31		
PITCHER	IP WLS BF H R ER SO BB IBB HBP BLK WP HR S P ERA WHIP	IP WLS BF H R ER SO BB IBB HBP BLK WP HR S P ERA WHIP	IP WLS BF H R ER SO BB IBB HBP BLK WP HR S P ERA WHIP	IP WLS BF H R ER SO BB IBB HBP BLK WP HR S P ERA WHIP	IP WLS BF H R ER SO BB IBB HBP BLK WP HR S P ERA WHIP	IP WLS BF H R ER SO BB IBB HBP BLK WP HR S P ERA WHIP	IP WLS BF H R ER SO BB IBB HBP BLK WP HR S P ERA WHIP	IP WLS BF H R ER SO BB IBB HBP BLK WP HR S P ERA WHIP	IP WLS BF H R ER SO BB IBB HBP BLK WP HR S P ERA WHIP	IP WLS BF H R ER SO BB IBB HBP BLK WP HR S P ERA WHIP	IP WLS BF H R ER SO BB IBB HBP BLK WP HR S P ERA WHIP	IP WLS BF H R ER SO BB IBB HBP BLK WP HR S P ERA WHIP	IP WLS BF H R ER SO BB IBB HBP BLK WP HR S P ERA WHIP	IP WLS BF H R ER SO BB IBB HBP BLK WP HR S P ERA WHIP	IP WLS BF H R ER SO BB IBB HBP BLK WP HR S P ERA WHIP	IP WLS BF H R ER SO BB IBB HBP BLK WP HR S P ERA WHIP	IP WLS BF H R ER SO BB IBB HBP BLK WP HR S P ERA WHIP	IP WLS BF H R ER SO BB IBB HBP BLK WP HR S P ERA WHIP	IP WLS BF H R ER SO BB IBB HBP BLK WP HR S P ERA WHIP	IP WLS BF H R ER SO BB IBB HBP BLK WP HR S P ERA WHIP	IP WLS BF H R ER SO BB IBB HBP BLK WP HR S P ERA WHIP	IP WLS BF H R ER SO BB IBB HBP BLK WP HR S P ERA WHIP

AB	30
R	3
H	8
RBI	3
BB	0
SO	4
LOB	8



Batter	1	2	3	4	5	6	7	8	9	AB	R	H	RBI	BB	SO	LOB	TOP							
Tim Raines, S OBP: 0.383, SLG: 0.456 Dann Howitt, L OBP: 0.200, SLG: 0.200 (7, 7) (8, 3)	0-0	4-2	0-0		1-0		0-0		2-3	3	0	0	0	1	0	1	Chicago White Sox @ Oakland Athletics Oakland-Alameda County Coliseum, Oakland, CA Fri May 20 1994, 7:05 PM PDT Att: 21,897 - Unknown							
Joey Cora, S OBP: 0.340, SLG: 0.357 (1, 4)	0-0	2-1		1-1	2-2		1-0		1-0	6	1	0	1	0	0	4								
Frank Thomas, R OBP: 0.308, SLG: 0.719 Warren Newson, L OBP: 0.300, SLG: 0.370 (1, 3) (8, 7)	0-0	2-1		4-2		4-2	4-0			2	3	1	1	3	0	0								
Julio Franco, R OBP: 0.390, SLG: 0.575 (1, 10)				1-3		1-2	3-2			3	2	1	2	0	1	1								
Robin Ventura, L OBP: 0.399, SLG: 0.533 (1, 5) (3, 6)				0-2		2-2	1-0			5	1	2	1	0	0	4								
Darin Jackson, R OBP: 0.396, SLG: 0.562 (1, 9)				0-0		1-1	0-0			5	2	4	5	0	0	0								
Lance Johnson, L OBP: 0.299, SLG: 0.333 (1, 8)				0-0		0-0	0-1			5	1	1	3	0	0	4								
Ron Karkovice, R OBP: 0.406, SLG: 0.485 (1, 2)	0-0		0-0		0-2	1-0	1-0			5	1	1	0	0	0	0								
Craig Grebeck, R OBP: 0.433, SLG: 0.380 Bob Zupcic, R OBP: 0.294, SLG: 0.353 (1, 6) (3, 5)	0-0		3-2		2-0	1-0			0-3	2	1	1	0	0	0	0								
Inning Stats	R: 0 E: 0 K: 0 S: 3	H: 0 LOB: 0 BB: 0 P: 3	R: 8 E: 1 K: 0 S: 22	H: 8 LOB: 2 BB: 1 P: 38	R: 0 E: 0 K: 0 S: 6	H: 0 LOB: 0 BB: 0 P: 9	R: 1 E: 1 K: 1 S: 15	H: 1 LOB: 2 BB: 1 P: 21	R: 0 E: 0 K: 0 S: 8	H: 1 LOB: 1 BB: 0 P: 13	R: 3 E: 0 K: 0 S: 17	H: 2 LOB: 1 BB: 1 P: 27	R: 1 E: 0 K: 0 S: 6	H: 1 LOB: 1 BB: 1 P: 15	R: 0 E: 0 K: 0 S: 4	H: 0 LOB: 0 BB: 0 P: 5		R: 0 E: 0 K: 2 S: 7	H: 0 LOB: 0 BB: 0 P: 10	1B: 10 2B: 1 3B: 0 HR: 2	SF: 1 SAC: 0 DP: 0 HBP: 1	WP: 2 PB: 0 CS: 0	PA: 47	
PITCHER	IP WLS BF H R ER SO BB IBB HBP BLK WP HR S P ERA WHIP	IP WLS BF H R ER SO BB IBB HBP BLK WP HR S P ERA WHIP	IP WLS BF H R ER SO BB IBB HBP BLK WP HR S P ERA WHIP	IP WLS BF H R ER SO BB IBB HBP BLK WP HR S P ERA WHIP	IP WLS BF H R ER SO BB IBB HBP BLK WP HR S P ERA WHIP	IP WLS BF H R ER SO BB IBB HBP BLK WP HR S P ERA WHIP	IP WLS BF H R ER SO BB IBB HBP BLK WP HR S P ERA WHIP	IP WLS BF H R ER SO BB IBB HBP BLK WP HR S P ERA WHIP	IP WLS BF H R ER SO BB IBB HBP BLK WP HR S P ERA WHIP	IP WLS BF H R ER SO BB IBB HBP BLK WP HR S P ERA WHIP	IP WLS BF H R ER SO BB IBB HBP BLK WP HR S P ERA WHIP	IP WLS BF H R ER SO BB IBB HBP BLK WP HR S P ERA WHIP	IP WLS BF H R ER SO BB IBB HBP BLK WP HR S P ERA WHIP	IP WLS BF H R ER SO BB IBB HBP BLK WP HR S P ERA WHIP	IP WLS BF H R ER SO BB IBB HBP BLK WP HR S P ERA WHIP	IP WLS BF H R ER SO BB IBB HBP BLK WP HR S P ERA WHIP	IP WLS BF H R ER SO BB IBB HBP BLK WP HR S P ERA WHIP	IP WLS BF H R ER SO BB IBB HBP BLK WP HR S P ERA WHIP	IP WLS BF H R ER SO BB IBB HBP BLK WP HR S P ERA WHIP	IP WLS BF H R ER SO BB IBB HBP BLK WP HR S P ERA WHIP	IP WLS BF H R ER SO BB IBB HBP BLK WP HR S P ERA WHIP	IP WLS BF H R ER SO BB IBB HBP BLK WP HR S P ERA WHIP	IP WLS BF H R ER SO BB IBB HBP BLK WP HR S P ERA WHIP	IP WLS BF H R ER SO BB IBB HBP BLK WP HR S P ERA WHIP

AB	41
R	13
H	13
RBI	13
BB	4
SO	3
LOB	15



Batter	1	2	3	4	5	6	7	8	9	AB	R	H	RBI	BB	SO	LOB	BOTTOM								
Stan Javier, S OBP: 0.374, SLG: 0.449 Ernie Young, R OBP: 0.100, SLG: 0.200 (1, 8) (8, 8)	0-3		1-3		2-3		1-3		1-1	3	0	0	0	0	3	2	Chicago White Sox @ Oakland Athletics Oakland-Alameda County Coliseum, Oakland, CA Fri May 20 1994, 7:05 PM PDT Att: 21,897 - Unknown								
Geronimo Berros, R OBP: 0.420, SLG: 0.570 (1, 10)	0-0			1-1	0-3		4-2		1-2	4	0	0	0	1	1	3									
Troy Neel, L OBP: 0.362, SLG: 0.496 (1, 3)	4-0			4-2		0-1	1-1		2-2	3	1	1	0	2	0	3									
Ruben Sierra, S OBP: 0.267, SLG: 0.470 Scott Hemond, R OBP: 0.291, SLG: 0.313 (1, 9) (9, 5)	0-0			2-0		1-3			1-1	4	2	2	2	0	1	1									
Brent Gates, S OBP: 0.375, SLG: 0.455 (1, 4)			0-1		0-0		4-2		2-2	4	0	1	1	1	0	1									
Mike Aldrete, L OBP: 0.351, SLG: 0.462 (1, 7)	1-2			2-3		2-1			0-0	4	0	0	0	0	1	2									
Terry Steinbach, R OBP: 0.310, SLG: 0.474 Eric Helfand, L OBP: 0.250, SLG: 0.250 (1, 2) (7, 2)	2-3				0-0		1-1		3-2	2	0	0	0	0	1	0									
Mike Bordick, R OBP: 0.338, SLG: 0.315 Fausto Cruz, R OBP: 0.273, SLG: 0.111 (1, 6) (8, 6)			2-2		3-1		2-2		4-2	3	0	0	0	0	0	0									
Scott Brosius, R OBP: 0.293, SLG: 0.365 (1, 5) (9, 9)			3-2		4-2		3-2		0-0	3	1	2	0	1	0	0									
Inning Stats	R: 0 E: 0 K: 1 S: 5	H: 0 LOB: 1 BB: 1 P: 9	R: 0 E: 0 K: 1 S: 8	H: 0 LOB: 0 BB: 0 P: 11	R: 0 E: 0 K: 1 S: 9	H: 0 LOB: 0 BB: 0 P: 15	R: 2 E: 0 K: 1 S: 11	H: 1 LOB: 1 BB: 1 P: 20	R: 0 E: 0 K: 2 S: 14	H: 0 LOB: 2 BB: 1 P: 23	R: 0 E: 0 K: 1 S: 9	H: 0 LOB: 1 BB: 1 P: 16	R: 0 E: 1 K: 1 S: 22	H: 1 LOB: 3 BB: 1 P: 34	R: 0 E: 0 K: 0 S: 8	H: 2 LOB: 0 BB: 0 P: 13		R: 3 E: 0 K: 0 S: 18	H: 3 LOB: 1 BB: 1 P: 29	1B: 4 2B: 2 3B: 0 HR: 1	SF: 0 SAC: 0 DP: 1 HBP: 0	WP: 1 PB: 0 CS: 0	PA: 41		
PITCHER	IP WLS BF H R ER SO BB IBB HBP BLK WP HR S P ERA WHIP	IP WLS BF H R ER SO BB IBB HBP BLK WP HR S P ERA WHIP	IP WLS BF H R ER SO BB IBB HBP BLK WP HR S P ERA WHIP	IP WLS BF H R ER SO BB IBB HBP BLK WP HR S P ERA WHIP	IP WLS BF H R ER SO BB IBB HBP BLK WP HR S P ERA WHIP	IP WLS BF H R ER SO BB IBB HBP BLK WP HR S P ERA WHIP	IP WLS BF H R ER SO BB IBB HBP BLK WP HR S P ERA WHIP	IP WLS BF H R ER SO BB IBB HBP BLK WP HR S P ERA WHIP	IP WLS BF H R ER SO BB IBB HBP BLK WP HR S P ERA WHIP	IP WLS BF H R ER SO BB IBB HBP BLK WP HR S P ERA WHIP	IP WLS BF H R ER SO BB IBB HBP BLK WP HR S P ERA WHIP	IP WLS BF H R ER SO BB IBB HBP BLK WP HR S P ERA WHIP	IP WLS BF H R ER SO BB IBB HBP BLK WP HR S P ERA WHIP	IP WLS BF H R ER SO BB IBB HBP BLK WP HR S P ERA WHIP	IP WLS BF H R ER SO BB IBB HBP BLK WP HR S P ERA WHIP	IP WLS BF H R ER SO BB IBB HBP BLK WP HR S P ERA WHIP	IP WLS BF H R ER SO BB IBB HBP BLK WP HR S P ERA WHIP	IP WLS BF H R ER SO BB IBB HBP BLK WP HR S P ERA WHIP	IP WLS BF H R ER SO BB IBB HBP BLK WP HR S P ERA WHIP	IP WLS BF H R ER SO BB IBB HBP BLK WP HR S P ERA WHIP	IP WLS BF H R ER SO BB IBB HBP BLK WP HR S P ERA WHIP	IP WLS BF H R ER SO BB IBB HBP BLK WP HR S P ERA WHIP	IP WLS BF H R ER SO BB IBB HBP BLK WP HR S P ERA WHIP	IP WLS BF H R ER SO BB IBB HBP BLK WP HR S P ERA WHIP	IP WLS BF H R ER SO BB IBB HBP BLK WP HR S P ERA WHIP

AB	35
R	6
H	7
RBI	6
BB	6
SO	8
LOB	15



Batter	1	2	3	4	5	6	7	8	9	AB	R	H	RBI	BB	SO	LOB	TOP								
Tim Raines, S OBP: 0.384, SLG: 0.451 (1, 7)	G3		BB 2B	FC4 SH		1B			K 1-2	4	1	1	1	1	1	3	Chicago White Sox @ Oakland Athletics Oakland-Alameda County Coliseum, Oakland, CA Sun May 22, 1994, 3:33 AM PDT Att: 29,176 - Sunny - 65 F								
Joey Cora, S OBP: 0.346, SLG: 0.360 (1, 4)	2B		BB 2B	SH		K			G5-4-3 BB	2	1	1	1	2	1	1									
Frank Thomas, R OBP: 0.508, SLG: 0.735 (1, 3)	F9		G4-3 1B 2B	L6					G5-4-3	5	1	1	2	0	1	5									
Julio Franco, R OBP: 0.382, SLG: 0.553 (1, 10)	P3		G4-3	L7					K	4	0	0	0	0	1	4									
Robin Ventura, L OBP: 0.396, SLG: 0.541 (1, 5)		L6			G4-3				G4-3	4	0	1	1	0	0	0									
Darin Jackson, R OBP: 0.386, SLG: 0.536 (1, 9)	FC6-2 1B		K		L8				K	4	0	1	0	0	2	1									
Lance Johnson, L OBP: 0.297, SLG: 0.335 (1, 8)	FC6-2 1H			BB FC4 2B	G6-3				L7	4	1	1	0	0	0	1									
Ron Karkovics, R OBP: 0.402, SLG: 0.472 (1, 2)	G6-3			FC4 SH BB		F8			K	3	1	0	0	1	1	1									
Norberto Martin, R OBP: 0.500, SLG: 0.333 (1, 6)			F9		P4				S 1B	3	0	1	0	1	0	0									
Inning Stats	R: 0 E: 0 K: 0 S: 9	H: 1 LOB: 1 BB: 0 P: 14	R: 0 E: 1 K: 0 S: 9	H: 1 LOB: 1 BB: 0 P: 14	R: 3 E: 0 K: 1 S: 13	H: 2 LOB: 1 BB: 2 P: 27	R: 2 E: 1 K: 0 S: 12	H: 1 LOB: 2 BB: 2 P: 24	R: 0 E: 0 K: 0 S: 6	H: 0 LOB: 0 BB: 0 P: 9	R: 0 E: 0 K: 1 S: 10	H: 1 LOB: 1 BB: 0 P: 15	R: 0 E: 0 K: 2 S: 8	H: 0 LOB: 0 BB: 0 P: 14	R: 0 E: 0 K: 2 S: 9	H: 0 LOB: 0 BB: 0 P: 11	R: 0 E: 0 K: 1 S: 16	H: 1 LOB: 1 BB: 1 P: 22	1B: 4 2B: 3 3B: 0 HR: 0	SF: 0 SAC: 1 DP: 1 HBP: 0	WP: 0 PB: 0 SB: 2 CS: 0	PA: 39			
PITCHER	IP	WLS	BF	H	R	ER	SO	BB	IBB	HBP	BLK	WP	HR	S	P	ERA	WHIP								
Carlos Reyes, R ERA: 5.68 (1, 1)	3.0	L	17	5	5	5	1	3	0	0	0	0	0	34	64	15.00	2.667								
Mark Acze, R ERA: (4, 1)	3.0		12	1	0	0	1	1	0	0	0	0	0	25	39	0.00	0.667								
Billy Taylor, R ERA: 0.04 (7, 1)	2.0		6	0	0	0	4	0	0	0	0	0	0	17	25	0.00	0.000								
Dennis Eckerlesley, R ERA: 6.75 (9, 1)	1.0		4	1	0	0	1	1	0	0	0	0	0	16	22	0.00	2.000								

Batter	1	2	3	4	5	6	7	8	9	AB	R	H	RBI	BB	SO	LOB	BOTTOM								
Mike Bordick, R OBP: 0.349, SLG: 0.315 (1, 4) (8, 6)	F9		F9			G6-4-3 1B			G5-3	4	0	1	0	0	0	0	Chicago White Sox @ Oakland Athletics Oakland-Alameda County Coliseum, Oakland, CA Sun May 22, 1994, 3:33 AM PDT Att: 29,176 - Sunny - 65 F								
Brent Gates, S OBP: 0.391, SLG: 0.466 (1, 3) (8, 4)	BB			2B		G6-4-3			F8	3	0	1	0	1	0	1									
Geronimo Berroa, R OBP: 0.410, SLG: 0.545 (1, 7)	F8			F7		1B BB			G1-3	3	1	0	0	1	0	2									
Troy Neel, L OBP: 0.356, SLG: 0.485 (1, 10)	K			L7		1B BB			F8	4	0	1	0	0	1	2									
Ruben Sierra, S OBP: 0.265, SLG: 0.455 (1, 9)		L7		G3		1B			S 1B BB	3	1	1	1	1	0	1									
Terry Steinbach, R OBP: 0.325, SLG: 0.489 (1, 2)	F8			G6-3		F7			1B	4	0	1	1	0	0	2									
Scott Brosius, R OBP: 0.310, SLG: 0.373 (1, 5)	P5			G6-3		F7			1B	3	0	1	0	1	1	1									
Fausto Cruz, R OBP: 0.222, SLG: 0.067 Mike Aldrete, L OBP: 0.346, SLG: 0.449 (7, PH) (8, 3)			L8		FC1-6 2B				K	2	0	0	0	0	0	1									
Ernie Young, R OBP: 0.063, SLG: 0.125 (1, 8)			B5		G5-3				K	2	0	0	0	0	1	2									
Inning Stats	R: 0 E: 0 K: 1 S: 14	H: 0 LOB: 1 BB: 1 P: 25	R: 0 E: 0 K: 0 S: 5	H: 0 LOB: 0 BB: 0 P: 10	R: 0 E: 0 K: 0 S: 6	H: 0 LOB: 0 BB: 0 P: 10	R: 0 E: 0 K: 0 S: 11	H: 1 LOB: 1 BB: 0 P: 19	R: 0 E: 0 K: 0 S: 6	H: 1 LOB: 1 BB: 0 P: 9	R: 1 E: 0 K: 0 S: 12	H: 3 LOB: 2 BB: 1 P: 21	R: 0 E: 0 K: 0 S: 6	H: 0 LOB: 1 BB: 1 P: 11	R: 0 E: 0 K: 0 S: 7	H: 0 LOB: 0 BB: 0 P: 10	R: 1 E: 0 K: 2 S: 14	H: 1 LOB: 1 BB: 1 P: 21	1B: 4 2B: 2 3B: 0 HR: 0	SF: 0 SAC: 0 DP: 2 HBP: 0	WP: 0 PB: 0 SB: 1 CS: 0	PA: 35			
PITCHER	IP	WLS	BF	H	R	ER	SO	BB	IBB	HBP	BLK	WP	HR	S	P	ERA	WHIP								
Jason Bere, R ERA: 3.36 (1, 1)	6.0	W	25	5	1	1	1	3	0	0	0	0	0	54	98	1.50	1.333								
Scott Sanderson, R ERA: 3.9 (7, 1)	2.0		5	0	0	0	0	0	0	0	0	0	0	13	17	0.00	0.000								
Roberto Hernandez, R ERA: 5.51 (9, 1)	1.0		5	1	1	1	2	1	0	0	0	0	0	14	21	9.00	2.000								

AB	33
R	5
H	7
RBI	5
BB	5
SO	7
LOB	16



AB	31
R	2
H	6
RBI	2
BB	4
SO	3
LOB	14



Batter	1	2	3	4	5	6	7	8	9	AB	R	H	RBI	BB	SO	LOB	TOP								
Chuck Knoblauch, R OBP: 0.401, SLG: 0.494	2-1 1B		1-2 1B		0-1 G5-3		1-2 2B			4	0	3	1	0	0	2	Minnesota Twins @ Chicago White Sox Comiskey Park, Chicago, IL Tue May 24 1994, 8:05 PM EDT Att: 26,678 - Unknown - 64 F								
Alex Cole, L OBP: 0.405, SLG: 0.434	0-3 K		0-2 F8		0-0 2B		3-2 F7			4	0	1	0	0	1	3									
Kirby Puckett, R OBP: 0.381, SLG: 0.537	3-2 1B			1-2 G5-3		1-1 P3		2-1 G4-3		4	0	1	0	0	0	1									
Shane Mack, R OBP: 0.417, SLG: 0.631	1-3 K			1-2 G6-3		1-0 G5-3		1-0 F9		4	0	0	0	0	1	2									
Dave Winfield, R OBP: 0.309, SLG: 0.432		1-2 P4		0-0 P2		1-1 G5-3		2-2 1B		4	0	1	0	0	0	1									
Steve Dunn, L OBP: 0.219, SLG: 0.323	1-3 K				1-3 K		2-2 2B	2-2 G4-3		4	1	1	0	0	2	1									
Scott Leius, R OBP: 0.321, SLG: 0.437		2-2 F9			1-1 1B		2-0 F9		1-2 P4	4	1	1	0	0	0	1									
Matt Walbeck, S OBP: 0.247, SLG: 0.290			1-1 B5-3		0-0 G5-3		2-2 P4		1-3 K	4	0	1	0	0	1	1									
Pat Meares, R OBP: 0.345, SLG: 0.337			2-2 G6-3		0-1 1B		3-1 2B		1-2 F7	3	1	2	2	0	0	0									
Chip Hale, L OBP: 0.349, SLG: 0.283					1-2 1B		2-H 2B			1	0	0	0	0	0	0									
Inning Stats	R: 0 E: 0 K: 2 S: 11	H: 2 LOB: 1 BB: 0 P: 17	R: 0 E: 0 K: 1 S: 10	H: 0 LOB: 0 BB: 0 P: 14	R: 0 E: 0 K: 0 S: 14	H: 1 LOB: 1 BB: 0 P: 18	R: 0 E: 0 K: 0 S: 9	H: 0 LOB: 0 BB: 0 P: 11	R: 1 E: 0 K: 1 S: 10	H: 3 LOB: 1 BB: 0 P: 12	R: 0 E: 0 K: 0 S: 6	H: 1 LOB: 1 BB: 0 P: 9	R: 2 E: 0 K: 0 S: 18	H: 3 LOB: 1 BB: 0 P: 31	R: 0 E: 0 K: 0 S: 9	H: 1 LOB: 1 BB: 0 P: 16	R: 0 E: 0 K: 1 S: 11	H: 0 LOB: 0 BB: 0 P: 14	1B: 7 2B: 4 3B: 0 HR: 0	SF: 0 SAC: 0 DP: 1 HBP: 0	WP: 0 PB: 0 SB: 0 CS: 0	PA: 36			
PITCHER	IP	WLS	BF	H	R	ER	SO	BB	IBB	HBP	BLK	WP	HR	S	P	ERA	WHIP								
Jack McDowell, R ERA: 6.67	(1, 1)	6.2	27	9	3	3	4	0	0	0	0	0	0	72	102	4.05	1.350								
Jose DeLeon, R ERA: 3.54	(7, 1)	0.0	1	1	0	0	0	0	0	0	0	0	0	3	4	∞	∞								
Dennis Cook, L ERA: 3.77	(7, 1)	0.1	W	1	0	0	0	0	0	0	0	0	0	3	6	0.00	0.000								
Kirk McCaskill, R ERA: 2.1	(8, 1)	1.0	S	4	1	0	0	0	0	0	0	0	0	9	16	0.00	1.000								
Roberto Hernandez, R ERA: 5.19	(9, 1)	1.0	S	3	0	0	0	1	0	0	0	0	0	11	14	0.00	0.000								

Batter	1	2	3	4	5	6	7	8	9	AB	R	H	RBI	BB	SO	LOB	BOTTOM								
Tim Raines, S OBP: 0.392, SLG: 0.448	4-2 HR	2-2 P5			4-1 G6-4-3		4-2 3B			1	2	0	0	3	0	1	Minnesota Twins @ Chicago White Sox Comiskey Park, Chicago, IL Tue May 24 1994, 8:05 PM EDT Att: 26,678 - Unknown - 64 F								
Joey Cora, S OBP: 0.344, SLG: 0.371	1-1 F7		2-3 K		2-1 G6-4-3		1-0 3B			4	0	1	2	0	1	2									
Frank Thomas, R OBP: 0.502, SLG: 0.742	0-0 1H		0-1 F9		1-2 F9		0-0 F8			4	1	1	2	0	0	1									
Julio Franco, R OBP: 0.379, SLG: 0.545	2-0 1B		1-0 G6-3		2-3 K		1-1 E5			4	0	1	0	0	1	0									
Robin Ventura, L OBP: 0.387, SLG: 0.528	3-2 F7			0-1 F7		3-0 P6		1-1 FC3-6		4	0	0	0	0	0	2									
Warren Newson, L OBP: 0.333, SLG: 0.500	1-0 F8			3-2 G3		0-1 HR		0-0 L7		3	1	2	1	0	0	1									
Darrin Jackson, R OBP: 0.383, SLG: 0.532				1-2 1B						1	0	0	0	0	0	1									
Lance Johnson, L OBP: 0.302, SLG: 0.339		0-2 CS		3-2 G3		2-1 G4-3		1-2 F7		4	1	2	0	0	0	2									
Michael LaValliere, L OBP: 0.474, SLG: 0.400		2-1 F7		0-2 F7		0-0 SH1-3		1-2 SH1-3		2	0	0	0	0	0	2									
Norberto Martin, R OBP: 0.429, SLG: 0.333			2-2 1B		2-3 K		0-1 G4-3			3	0	1	0	0	1	1									
Inning Stats	R: 2 E: 0 K: 0 S: 10	H: 2 LOB: 1 BB: 1 P: 21	R: 0 E: 0 K: 0 S: 13	H: 2 LOB: 0 BB: 0 P: 19	R: 0 E: 0 K: 1 S: 6	H: 0 LOB: 0 BB: 0 P: 9	R: 0 E: 0 K: 0 S: 13	H: 1 LOB: 1 BB: 0 P: 19	R: 0 E: 0 K: 1 S: 9	H: 0 LOB: 0 BB: 1 P: 17	R: 0 E: 0 K: 1 S: 8	H: 0 LOB: 0 BB: 0 P: 14	R: 3 E: 0 K: 0 S: 11	H: 3 LOB: 1 BB: 1 P: 18	R: 0 E: 2 K: 0 S: 8	H: 0 LOB: 1 BB: 0 P: 11	1B: 5 2B: 0 3B: 1 HR: 2	SF: 0 SAC: 1 DP: 1 HBP: 0	WP: 0 PB: 0 SB: 0 CS: 1	PA: 34					
PITCHER	IP	WLS	BF	H	R	ER	SO	BB	IBB	HBP	BLK	WP	HR	S	P	ERA	WHIP								
Pat Mahomes, R ERA: 4.64	(1, 1)	6.0	24	6	3	3	3	2	0	0	0	0	0	8	15	27.00	4.500								
Larry Casian, L ERA: 8.44	(7, 1)	0.2	L	5	2	2	0	1	0	0	0	0	0	8	15	27.00	4.500								
Carl Willis, R ERA: 6.57	(7, 1)	1.1	S	5	0	0	0	0	0	0	0	0	0	9	12	0.00	0.000								

AB	36
R	3
H	11
RBI	3
BB	0
SO	5
LOB	12



Batter	1	2	3	4	5	6	7	8	9	AB	R	H	RBI	BB	SO	LOB	TOP				
Chuck Knoblauch, R (1.4) OBP: 0.398, SLG: 0.488	2-2 1B SF8 1B		1-2 G3			0-1 G3-1		1-0 E5 G3-1		4	1	1	0	0	0	1					
Alex Cole, L (1.8) OBP: 0.395, SLG: 0.421	1-3 K		0-0 G6-3			2-1 F7		0-1 G3-1		4	0	0	0	0	1	3					
Kirby Puckett, R (1.9) OBP: 0.378, SLG: 0.531	1-0 SF8 1-3 1B			2-1 G5-3		0-0 G1-3		1-2 G5-3		4	0	1	0	0	0	2					
Shane Mack, R (1.7) OBP: 0.408, SLG: 0.612	1-0 SF8			0-3 K				1-0 G6-3		2	0	0	1	1	1	0					
Pedro Munoz, R (1.10) OBP: 0.359, SLG: 0.440	3-3 K2-3			1-3 K				0-0 FC5-4 1B		4	0	1	0	0	2	2					
Scott Leius, R (1.5)		1-2 G1-3			2-1 F9			4-0 K		3	0	0	0	1	1	1					
Dave McCarty, R (1.3) OBP: 0.299, SLG: 0.407		1-3 K			3-1 G6-3			0-0 FC5-4		4	0	0	0	0	1	3					
Matt Walbeck, S (1.2) OBP: 0.253, SLG: 0.291		0-0 G4-3			4-2 BB			1-0 G3-1 E 1B		3	0	1	0	1	1	2					
Pat Meares, R (1.6) OBP: 0.336, SLG: 0.327			1-1 G5-3		1-0 G4-3			0-0 F8		3	0	0	0	0	0	2					
Inning Stats	R: 1 E: 0 K: 2 S: 12	H: 2 LOB: 1 BB: 0 P: 20	R: 0 E: 0 K: 1 S: 7	H: 0 LOB: 0 BB: 0 P: 9	R: 0 E: 0 K: 0 S: 6	H: 0 LOB: 0 BB: 0 P: 8	R: 0 E: 0 K: 2 S: 8	H: 0 LOB: 0 BB: 0 P: 11	R: 0 E: 0 K: 0 S: 5	H: 0 LOB: 1 BB: 0 P: 7	R: 0 E: 0 K: 1 S: 7	H: 1 LOB: 1 BB: 0 P: 10	R: 0 E: 1 K: 0 S: 8	H: 1 LOB: 2 BB: 0 P: 11	R: 0 E: 0 K: 1 S: 11	H: 0 LOB: 2 BB: 2 P: 22	1B: 4 2B: 0 3B: 0 HR: 0	SF: 1 SAC: 0 DP: 0 HBP: 0	WP: 0 PB: 0 SB: 0 CS: 0	PA: 35	
PITCHER	IP	WLS	BF	H	R	ER	SO	BB	IBB	HBP	BLK	WP	HR	S	P	ERA	WHIP				
Alex Fernandez, R (1.1) ERA: 2.75	8.0	W	30	4	1	1	6	1	0	0	0	0	0	61	94	1.12	0.625				
Jeff Schwarz, R (9.1) ERA: 5.91	1.0		5	0	0	0	1	2	0	0	0	0	0	11	22	0.00	2.000				

Minnesota Twins @ Chicago White Sox
Comiskey Park, Chicago, IL
Wed May 25 1994, 8:05 PM EDT
Att: 28,836 - Unknown - 59 F

AB 31
R 1
H 4
RBI 1
BB 3
SO 7
LOB 16



Batter	1	2	3	4	5	6	7	8	9	AB	R	H	RBI	BB	SO	LOB	BOTTOM				
Norberto Martin, R (1.6) OBP: 0.417, SLG: 0.364	1-0 P5	0-1 FC5			0-0 G1-3	0-0 S 1B		0-2 BB 1B		5	2	2	1	0	0	2					
Joey Cora, S (1.4) OBP: 0.345, SLG: 0.364	2-2 F8		2-1 F8		4-1 HR BB	3-3 K		4-2 1B BB		3	2	0	0	2	1	1					
Frank Thomas, R (1.3) OBP: 0.510, SLG: 0.782	3-2 HR		2-0 G6-3		1-0 HR	3-2 FC6-4 1B		1-1 HBP 1B 1B		5	3	4	5	0	0	0					
Julio Franco, R (1.10) OBP: 0.379, SLG: 0.538	4-1 BB		2-3 K		0-0 F9	1-0 FC6-4		1-2 HBP 2B 1B		4	1	1	1	1	1	1					
Robin Ventura, L (1.5) OBP: 0.393, SLG: 0.533	3-2 F9			3-2 1B 2B	4-2 BB		1-1 F9 1B	3-1 F7		4	1	2	0	1	0	3					
Darin Jackson, R (1.9) OBP: 0.396, SLG: 0.538		0-1 FC5 1B		0-1 F8	0-1 F8		2-2 1B	3-1 2B HBP		4	1	3	1	0	0	1					
Lance Johnson, L (1.8) OBP: 0.299, SLG: 0.335	2-2 1B			1-1 E3		0-2 G5-3		1-0 F7		5	0	1	0	0	0	5					
Ron Karkovics, R (1.2) OBP: 0.401, SLG: 0.477	3-2 F7		SAFE 1-2 F8		0-0 3B 1B		0-3 K	2-1 2B		5	1	2	3	0	1	5					
Bob Zupcic, R (1.7) OBP: 0.273, SLG: 0.409	0-0 P3			0-1 F9		2-0 1B 3B		3-2 F9		5	1	1	1	0	0	6					
Inning Stats	R: 1 E: 0 K: 0 S: 11	H: 1 LOB: 1 BB: 1 P: 24	R: 0 E: 0 K: 0 S: 11	H: 2 LOB: 2 BB: 0 P: 16	R: 0 E: 0 K: 1 S: 6	H: 0 LOB: 0 BB: 0 P: 12	R: 1 E: 1 K: 0 S: 13	H: 2 LOB: 1 BB: 0 P: 18	R: 2 E: 0 K: 0 S: 9	H: 1 LOB: 1 BB: 2 P: 18	R: 3 E: 0 K: 1 S: 16	H: 4 LOB: 1 BB: 0 P: 25	R: 0 E: 0 K: 1 S: 12	H: 2 LOB: 2 BB: 0 P: 18	R: 5 E: 0 K: 0 S: 23	H: 4 LOB: 1 BB: 1 P: 41	1B: 11 2B: 2 3B: 1 HR: 2	SF: 0 SAC: 0 DP: 0 HBP: 1	WP: 0 PB: 0 SB: 1 CS: 0	PA: 45	
PITCHER	IP	WLS	BF	H	R	ER	SO	BB	IBB	HBP	BLK	WP	HR	S	P	ERA	WHIP				
22 Carlos Pulido, L (1.1) ERA: 4.93	5.0	L	24	6	4	4	1	3	0	0	0	0	0	28	43	13.50	3.000				
Dave Stevens, R (6.1) ERA: 9.0	2.0		12	6	3	3	2	0	0	0	0	0	0	23	41	45.00	5.000				
Brett Merriman, R (8.1) ERA: 7.0	1.0		9	4	5	5	0	1	0	1	0	0	0	23	41	45.00	5.000				

Minnesota Twins @ Chicago White Sox
Comiskey Park, Chicago, IL
Wed May 25 1994, 8:05 PM EDT
Att: 28,836 - Unknown - 59 F

AB 40
R 12
H 16
RBI 12
BB 4
SO 3
LOB 24



Batter	1	2	3	4	5	6	7	8	9	AB	R	H	RBI	BB	SO	LOB	TOP					
Brady Anderson, L (1, 7) OBP: 0.333, SLG: 0.374	2-0 P6		0-1 G4-3			1-0 FC6-4 1B		2-2 G4-3		4	0	1	0	0	0	1	Baltimore Orioles @ Chicago White Sox Comiskey Park, Chicago, IL Fri May 27 1994, 8:05 PM EDT Att: 34,351 - Unknown - 57 F livebaseballscores.com					
Mike Devereaux, R (1, 8) OBP: 0.271, SLG: 0.392	2-2 G5-3			2-2 G6-3		0-1 FC6-4 1-2		0-0 1B		4	0	1	0	0	0	1						
Rafael Palmeiro, L (1, 3) OBP: 0.417, SLG: 0.584	2-1 L8			0-0 G5-3 1B		0-0 F8		0-0 L4		4	0	1	0	0	0	2						
Cal Ripken Jr., R (1, 6) OBP: 0.324, SLG: 0.411		2-1 L9		1-1 G5-3		0-3 K			1-1 L8	4	0	0	0	0	1	2						
Leo Gomez, R (1, 5) OBP: 0.400, SLG: 0.595		2-3 K		1-0 G6-3			1-0 G4-3 1B		1-0 P4	4	0	1	0	0	1	1						
Chris Hoiles, R (1, 2) OBP: 0.341, SLG: 0.407		1-3 K			3-2 1B		1-2 P4		2-2 L3	4	0	1	0	0	1	1						
Chris Sabo, R (1, 10) OBP: 0.311, SLG: 0.438			2-2 2B		0-0 F7		2-0 G4-3			3	0	1	0	0	0	2						
Mark McLemore, S (1, 4) OBP: 0.352, SLG: 0.273			2-2 G1-3		2-1 L9		2-2 P4			3	0	0	0	0	0	3						
Jack Voigt, R (1, 9) OBP: 0.287, SLG: 0.326			0-3 K		3-3 K			1-3 K		3	0	0	0	0	3	2						
Inning Stats	R: 0 E: 0 K: 0 S: 6	H: 0 LOB: 0 BB: 0 P: 12	R: 0 E: 0 K: 2 S: 8	H: 0 LOB: 0 BB: 0 P: 13	R: 0 E: 0 K: 1 S: 12	H: 1 LOB: 1 BB: 0 P: 16	R: 0 E: 0 K: 0 S: 8	H: 1 LOB: 1 BB: 0 P: 12	R: 0 E: 0 K: 1 S: 9	H: 1 LOB: 1 BB: 0 P: 17	R: 0 E: 0 K: 0 S: 7	H: 1 LOB: 1 BB: 0 P: 8	R: 0 E: 0 K: 0 S: 8	H: 1 LOB: 1 BB: 0 P: 14	R: 0 E: 0 K: 1 S: 9	H: 1 LOB: 1 BB: 0 P: 12		R: 0 E: 0 K: 0 S: 6	H: 0 LOB: 0 BB: 0 P: 10	1B: 5 2B: 1 3B: 0 HR: 0	SF: 0 SAC: 0 DP: 0 HBP: 0	WP: 0 PB: 0 SB: 0 CS: 0
PITCHER Wilson Alvarez, L (1, 1) ERA: 2.39	IP: 9.0 WLS: W BF: 33 H: 6 R: 0 ER: 0 SO: 6 BB: 0 IBB: 0 HBP: 0 BLK: 0 WP: 0 HR: 0 S: 73 P: 114 ERA: 0.00 WHIP: 0.667															PITCHER						

Batter	1	2	3	4	5	6	7	8	9	AB	R	H	RBI	BB	SO	LOB	BOTTOM			
Tim Raines, S (1, 7) OBP: 0.383, SLG: 0.439	1-0 L9		0-2 P3		1-0 P5		0-0 SF7			3	0	0	1	0	0	2	Baltimore Orioles @ Chicago White Sox Comiskey Park, Chicago, IL Fri May 27 1994, 8:05 PM EDT Att: 34,351 - Unknown - 57 F livebaseballscores.com			
Joey Cora, S (1, 4) OBP: 0.337, SLG: 0.354	3-3 K		2-2 P6		3-2 P5		3-H G5-3			4	0	0	0	0	1	2				
Frank Thomas, R (1, 3) OBP: 0.514, SLG: 0.806	3-2 1B			3-1 2B		2-2 L9		0-0 HR		4	1	3	1	0	0	0				
Julio Franco, R (1, 10) OBP: 0.372, SLG: 0.526	0-3 K			2-3 K		1-1 F8		2-3 K		4	0	0	0	0	3	2				
Robin Ventura, L (1, 5) OBP: 0.391, SLG: 0.530		2-0 G4-3		2-2 P9		1-2 E6 2B		1-1 G3		1	0	0	0	0	0	0				
Bob Zupic, R (3, 5) OBP: 0.250, SLG: 0.375										2	1	0	0	0	0	1				
Warren Newson, L (6, PH) OBP: 0.324, SLG: 0.484										1	0	0	0	0	0	0				
Ozzie Guillen, L (9, 6) OBP: 0.279, SLG: 0.307										0	0	0	0	0	0	0				
Darin Jackson, R (1, 9) OBP: 0.396, SLG: 0.551		1-0 2B		0-0 G5-3		0-2 2B		0-1 G6-3		4	0	2	1	0	0	1				
Lance Johnson, L (1, 8) OBP: 0.294, SLG: 0.329		0-0 P4			3-2 P7		1-0 G4-3			3	0	0	0	0	0	2				
Ron Karkovics, R (1, 2) OBP: 0.400, SLG: 0.474		0-0 F7			0-0 1B			2-0 L4		3	0	1	0	0	0	1				
Norberto Martin, R (1, 6) OBP: 0.467, SLG: 0.571			0-1 F9		1-1 1B		0-1 SF7 3B			3	1	2	0	0	0	0				
Inning Stats	R: 0 E: 0 K: 2 S: 10	H: 1 LOB: 1 BB: 0 P: 17	R: 0 E: 0 K: 0 S: 4	H: 1 LOB: 1 BB: 0 P: 7	R: 0 E: 0 K: 0 S: 8	H: 0 LOB: 0 BB: 0 P: 10	R: 0 E: 0 K: 1 S: 9	H: 1 LOB: 1 BB: 0 P: 16	R: 0 E: 0 K: 0 S: 13	H: 2 LOB: 2 BB: 0 P: 21	R: 1 E: 1 K: 0 S: 13	H: 1 LOB: 1 BB: 0 P: 18	R: 1 E: 0 K: 0 S: 6	H: 1 LOB: 0 BB: 0 P: 9	R: 1 E: 0 K: 1 S: 8	H: 1 LOB: 0 BB: 0 P: 11	1B: 3 2B: 3 3B: 1 HR: 1	SF: 1 SAC: 0 DP: 0 HBP: 0	WP: 0 PB: 0 SB: 0 CS: 0	PA: 33
PITCHER 35 Mike Mussina, R (1, 1) ERA: 2.58	IP: 8.0 WLS: L BF: 33 H: 8 R: 3 ER: 2 SO: 4 BB: 0 IBB: 0 HBP: 0 BLK: 0 WP: 0 HR: 1 S: 71 P: 109 ERA: 2.25 WHIP: 1.000															PITCHER				

Batter	1	2	3	4	5	6	7	8	9	AB	R	H	RBI	BB	SO	LOB	TOP								
Brady Anderson, L (1, 7) OBP: 0.340, SLG: 0.374	G4-3 S BB		F9 2-3			1B BB	G6-4-3 1B		G3	3	1	1	0	2	0	4	Baltimore Orioles @ Chicago White Sox Comiskey Park, Chicago, IL Sat May 28 1994, 8:05 PM EDT Att: 43,589 - Sunny - 77 F								
Mike Devereaux, R (1, 8) OBP: 0.270, SLG: 0.389	K		G4-6-3 1-2f			1B BB	G6-4-3 1-2f			4	1	1	0	0	1	4									
Rafael Palmeiro, L (1, 3) OBP: 0.408, SLG: 0.571	G4-3			F9		L5			K	4	0	0	0	0	1	3									
Harold Baines, L (1, 10)	K			G4-3		1B BB			K	3	0	0	0	1	2	1									
Cal Ripken Jr., R (1, 6) OBP: 0.318, SLG: 0.402		P2		G6-3		P8			L1	4	0	0	0	0	0	3									
Leo Gomez, R (1, 5) OBP: 0.394, SLG: 0.580	K				P6	BB 1B			G5-3	4	0	1	2	0	1	0									
Chris Hoiles, R (1, 2) OBP: 0.345, SLG: 0.406	K				G5-3	BB 1B			BB 1B	3	0	1	0	1	1	0									
Mark McLemore, S (1, 4) OBP: 0.355, SLG: 0.282			F9 2B			K			K	3	0	1	0	1	2	4									
Jack Voigt, R (1, 9) OBP: 0.295, SLG: 0.326			G4-6-3 BB		F8				F8 1B	3	0	1	0	1	0	1									
Inning Stats	R: 0 E: 0 K: 2 S: 13	H: 0 LOB: 1 BB: 1 P: 20	R: 0 E: 0 K: 2 S: 12	H: 0 LOB: 0 BB: 0 P: 18	R: 0 E: 0 K: 0 S: 12	H: 1 LOB: 1 BB: 1 P: 18	R: 0 E: 0 K: 0 S: 5	H: 0 LOB: 0 BB: 0 P: 7	R: 0 E: 0 K: 0 S: 6	H: 0 LOB: 1 BB: 1 P: 11	R: 2 E: 0 K: 1 S: 16	H: 2 LOB: 3 BB: 3 P: 35	R: 0 E: 0 K: 0 S: 7	H: 1 LOB: 0 BB: 0 P: 8	R: 0 E: 0 K: 2 S: 8	H: 0 LOB: 0 BB: 0 P: 9	R: 0 E: 0 K: 1 S: 12	H: 2 LOB: 2 BB: 0 P: 16	1B: 5 2B: 1 3B: 0 HR: 0	SF: 0 SAC: 0 DP: 2 HBP: 0	WP: 0 PB: 0 SB: 1 CS: 0	PA: 37			
PITCHER	IP	WLS	BF	H	R	ER	SO	BB	IBB	HBP	BLK	WP	HR	S	P	ERA	WHIP								
Jason Bere, R (1, 1) ERA: 3.34	5.2	W	25	3	2	2	4	6	0	0	0	0	0	61	105	3.18	1.588								
Dennis Cook, L (6, 1) ERA: 3.31	2.0		6	1	0	0	3	0	0	0	0	0	0	17	20	0.00	0.500								
Kirk McCaskill, R (8, 1) ERA: 2.08	0.1		1	0	0	0	0	0	0	0	0	0	0	1	1	0.00	0.000								
Roberto Hernandez, R (9, 1) ERA: 4.91	1.0		5	2	0	0	1	0	0	0	0	0	0	12	16	0.00	2.000								

AB 31
R 2
H 6
RBI 2
BB 6
SO 8
LOB 20



Batter	1	2	3	4	5	6	7	8	9	AB	R	H	RBI	BB	SO	LOB	BOTTOM									
Tim Raines, S (1, 7) OBP: 0.389, SLG: 0.441	B1-3		BB 1B BB	F9 1-2			S 1B 1B	1B 1B		4	2	2	0	1	0	1	Baltimore Orioles @ Chicago White Sox Comiskey Park, Chicago, IL Sat May 28 1994, 8:05 PM EDT Att: 43,589 - Sunny - 77 F									
Joey Coxa, S (1, 4) OBP: 0.333, SLG: 0.349	G6-3		K		F9		K	1B		5	0	1	0	0	2	3										
Frank Thomas, R (1, 3) OBP: 0.516, SLG: 0.816	G4-3		1B BB			HR	1B 1B	IBB	K	3	2	1	1	2	1	2										
Julio Franco, R (1, 10) OBP: 0.379, SLG: 0.531		G6-4-3 1B	BB 1B		G4-3		1B 1B			4	0	3	3	0	0	0										
Warren Newson, L (1, 9) OBP: 0.316, SLG: 0.441		G6-4-3 1-2f	BB 1B				K			3	0	0	0	1	2	3										
Darrin Jackson, R (8, 9) OBP: 0.399, SLG: 0.551			BB				K			0	0	0	0	0	0	0										
Lance Johnson, L (1, 8) OBP: 0.286, SLG: 0.333	L4		G6-3			SH1-4 1B	1B 1B			4	0	2	1	0	0	3										
Olmedo Saenz, R (1, 5) OBP: 0.333, SLG: 0.333			BB 1B	K		SH1-4 1B	K			3	1	1	0	0	2	2										
Michael LaValliere, L (1, 2) OBP: 0.450, SLG: 0.375			K		G6-3		K			2	0	0	0	0	1	1										
Ron Karkovics, R (6, PH) OBP: 0.394, SLG: 0.466			K				K			2	0	0	0	0	2	1										
Ozzie Guillen, L (1, 6) OBP: 0.285, SLG: 0.319		BB 1B 2B				F7			F8	4	1	2	1	0	0	1										
Inning Stats	R: 0 E: 0 K: 0 S: 9	H: 0 LOB: 0 BB: 0 P: 14	R: 0 E: 0 K: 0 S: 7	H: 1 LOB: 0 BB: 0 P: 10	R: 3 E: 0 K: 2 S: 25	H: 3 LOB: 3 BB: 3 P: 50	R: 0 E: 0 K: 1 S: 11	H: 1 LOB: 1 BB: 0 P: 17	R: 1 E: 0 K: 1 S: 11	H: 1 LOB: 0 BB: 0 P: 20	R: 0 E: 0 K: 1 S: 11	H: 1 LOB: 1 BB: 0 P: 17	R: 2 E: 0 K: 3 S: 17	H: 3 LOB: 2 BB: 1 P: 28	R: 0 E: 0 K: 2 S: 17	H: 2 LOB: 2 BB: 0 P: 23	1B: 10 2B: 1 3B: 0 HR: 1	SF: 0 SAC: 1 DP: 1 HBP: 0	WP: 0 PB: 0 SB: 2 CS: 0	PA: 39						
PITCHER	IP	WLS	BF	H	R	ER	SO	BB	IBB	HBP	BLK	WP	HR	S	P	ERA	WHIP									
Ben McDonald, R (1, 1) ERA: 3.89	2.2	L	14	4	3	3	2	3	0	0	0	0	0	1	28	68	3.38	1.125								
Tom Bolton, L (3, 1) ERA: 1.13	2.2		11	3	1	1	2	0	0	0	0	0	0	20	29	13.50	1.500									
Mark Williamson, R (6, 1) ERA: 4.26	1.1		7	2	2	2	3	0	1	0	0	0	0	19	27	0.00	3.000									
Jim Poole, L (7, 1) ERA: 4.63	1.0		6	3	0	0	2	0	0	0	0	0	0	3	5	0.00	0.000									
Alan Mills, R (8, 1) ERA: 9.0	0.1		1	0	0	0	1	0	0	0	0	0	0	3	5	0.00	0.000									

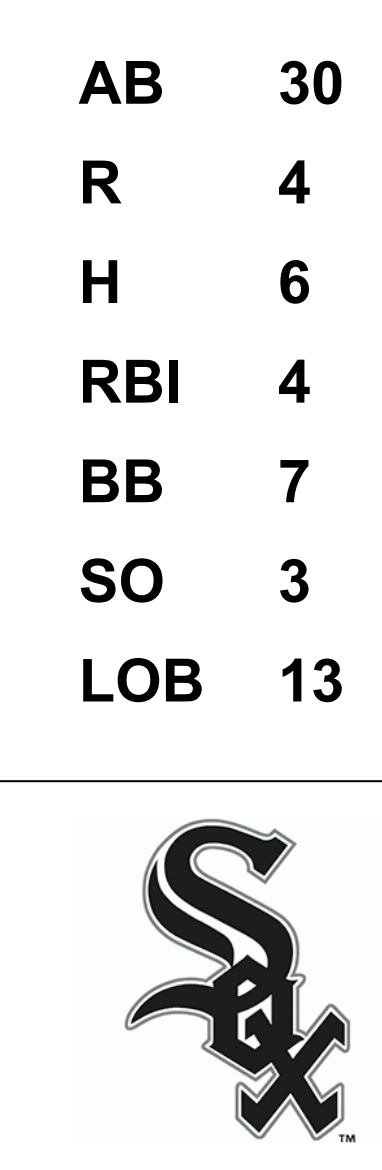
AB 34
R 6
H 12
RBI 6
BB 4
SO 10
LOB 17



Batter	1	2	3	4	5	6	7	8	9	AB	R	H	RBI	BB	SO	LOB	TOP								
Brady Anderson, L (1, 7) OBP: 0.335, SLG: 0.367										6	1	1	0	0	2	8	Baltimore Orioles @ Chicago White Sox Comiskey Park, Chicago, IL Sun May 29, 1994, 4:33 AM EDT Att: 37,454 - Sunny - 81 F								
Mike Devereaux, R (1, 8) OBP: 0.274, SLG: 0.389										5	1	2	1	0	0	2									
Rafael Palmeiro, L (1, 3) OBP: 0.418, SLG: 0.578										3	1	3	1	0	0	0									
Harold Baines, L (1, 10) OBP: 0.353, SLG: 0.488										5	0	0	0	0	0	6									
Cal Ripken Jr., R (1, 6) OBP: 0.325, SLG: 0.401										3	2	1	0	2	0	0									
Leo Gomez, R (1, 5) OBP: 0.394, SLG: 0.581										5	1	2	3	0	1	3									
Chris Hoiles, R (1, 2) OBP: 0.347, SLG: 0.412										5	1	2	1	0	1	3									
Tim Lulett, R (1, 4) OBP: 0.405, SLG: 0.394										3	1	2	2	2	1	1									
Mark McLemore, S (1, 9) OBP: 0.362, SLG: 0.283										3	0	1	0	2	0	2									
Inning Stats	R: 0 E: 0 K: 1 S: 9	H: 0 LOB: 1 BB: 0 P: 13	R: 0 E: 0 K: 0 S: 8	H: 0 LOB: 0 BB: 0 P: 10	R: 0 E: 0 K: 0 S: 8	H: 0 LOB: 1 BB: 2 P: 21	R: 0 E: 0 K: 1 S: 15	H: 1 LOB: 2 BB: 1 P: 21	R: 2 E: 1 K: 0 S: 11	H: 3 LOB: 1 BB: 0 P: 19	R: 1 E: 0 K: 1 S: 11	H: 2 LOB: 1 BB: 0 P: 15	R: 0 E: 0 K: 0 S: 10	H: 2 LOB: 1 BB: 0 P: 15	R: 2 E: 0 K: 0 S: 20	H: 3 LOB: 1 BB: 0 P: 31		R: 3 E: 0 K: 2 S: 14	H: 3 LOB: 3 BB: 3 P: 34	1B: 11 2B: 3 3B: 1 HR: 0	SF: 1 SAC: 0 DP: 1 HBP: 1	WP: 2 PB: 0 SB: 1 CS: 0	PA: 46		
PITCHER	IP	WLS	BF	H	R	ER	SO	BB	IBB	HBP	BLK	WP	HR	S	P	ERA	WHIP								
Jack McDowell, R (1, 1) ERA: 6.24	7.0	L	31	8	3	2	3	3	0	1	0	0	0	72	114	2.57	1.571								
Kirk McCaskill, R (8, 1) ERA: 2.73	0.1		4	3	2	2	0	0	0	0	0	0	0	15	21	54.00	9.000								
Paul Assenmacher, L (8, 1) ERA: 6.08	1.0		5	2	2	2	0	0	0	0	0	1	0	9	19	18.00	2.000								
Jeff Schwarz, R (9, 1) ERA: 6.35	0.2		6	1	1	1	2	3	0	0	0	1	0	10	25	13.50	6.000								

Batter	1	2	3	4	5	6	7	8	9	AB	R	H	RBI	BB	SO	LOB	BOTTOM								
Tim Raines, S (1, 7) OBP: 0.384, SLG: 0.455										4	1	1	3	0	0	1	Baltimore Orioles @ Chicago White Sox Comiskey Park, Chicago, IL Sun May 29, 1994, 4:33 AM EDT Att: 37,454 - Sunny - 81 F								
Norberto Martin, R (1, 4) OBP: 0.451, SLG: 0.471										3	0	0	0	1	0	0									
Michael LaValliere, L (9, PH) OBP: 0.439, SLG: 0.364										1	0	0	0	0	0	2									
Frank Thomas, R (1, 3) OBP: 0.521, SLG: 0.830										2	1	1	1	2	1	0									
Julio Franco, R (1, 10) OBP: 0.377, SLG: 0.522										3	0	0	0	1	1	3									
Darrin Jackson, R (1, 8) OBP: 0.389, SLG: 0.536										4	0	0	0	0	0	2									
Bob Zupcic, R (1, 9) OBP: 0.296, SLG: 0.423										2	0	1	0	1	0	1									
Lance Johnson, L (9, PH) OBP: 0.297, SLG: 0.331										1	0	0	0	0	0	0									
Olmedo Saenz, R (1, 5) OBP: 0.167, SLG: 0.167										3	0	0	0	0	0	2									
Warren Newson, L (9, PH) OBP: 0.333, SLG: 0.441										0	1	0	0	1	0	0									
Ron Karkovice, R (1, 2) OBP: 0.393, SLG: 0.462										3	0	1	0	0	1	1									
Joey Cora, S (9, PH) OBP: 0.337, SLG: 0.353										1	0	1	0	0	0	0									
Ozzie Guillen, L (1, 6) OBP: 0.291, SLG: 0.319										3	1	1	0	1	0	1									
Inning Stats	R: 0 E: 0 K: 1 S: 8	H: 0 LOB: 0 BB: 0 P: 13	R: 0 E: 0 K: 1 S: 12	H: 0 LOB: 1 BB: 1 P: 18	R: 0 E: 0 K: 0 S: 10	H: 1 LOB: 0 BB: 0 P: 14	R: 1 E: 0 K: 0 S: 11	H: 1 LOB: 1 BB: 1 P: 18	R: 0 E: 0 K: 1 S: 7	H: 0 LOB: 0 BB: 0 P: 11	R: 0 E: 0 K: 0 S: 12	H: 0 LOB: 1 BB: 1 P: 19	R: 0 E: 0 K: 0 S: 16	H: 1 LOB: 1 BB: 0 P: 25	R: 2 E: 0 K: 0 S: 14	H: 2 LOB: 1 BB: 2 P: 25	R: 0 E: 0 K: 0 S: 16	H: 1 LOB: 2 BB: 2 P: 29	1B: 3 2B: 1 3B: 0 HR: 2	SF: 1 SAC: 0 DP: 1 HBP: 0	WP: 0 PB: 0 SB: 0 CS: 1	PA: 39			
PITCHER	IP	WLS	BF	H	R	ER	SO	BB	IBB	HBP	BLK	WP	HR	S	P	ERA	WHIP								
Sid Fernandez, L (1, 1) ERA: 4.19	7.0	W	28	5	3	3	3	3	0	0	0	0	0	19	33	6.75	3.000								
Alan Mills, R (8, 1) ERA: 8.84	1.1		7	1	1	1	0	3	0	0	0	0	0	4	8	∞	∞								
Jim Poole, L (9, 1) ERA: 4.63	0.0		1	0	0	0	0	1	0	0	0	0	0	4	8	∞	∞								
Lee Smith, R (9, 1) ERA: 0.95	0.2	S	2	0	0	0	0	0	0	0	0	0	0	4	8	0.00	0.000								

AB 38
R 8
H 14
RBI 8
BB 6
SO 5
LOB 25



AB 30
R 4
H 6
RBI 4
BB 7
SO 3
LOB 13

Batter	1	2	3	4	5	6	7	8	9	AB	R	H	RBI	BB	SO	LOB	TOP										
Norberto Martin, R OBP: 0.417, SLG: 0.500 (1, 4)	G5-3		G6-3				FC6-4 1B		FC6-5	5	0	2	0	0	0	2											
Bob Zupcic, R OBP: 0.281, SLG: 0.367 (1, 7)	G6-3			F9 HR BB	FC6-4		K		F9	4	1	0	0	1	1	3											
Frank Thomas, R OBP: 0.516, SLG: 0.817 (1, 3)	G5-3			HR 1B	F9				G6-3	4	1	1	0	0	0	1											
Julio Franco, R OBP: 0.370, SLG: 0.511 (1, 10)		G5-3		F9			K		F8	4	0	0	0	0	1	2											
Darrin Jackson, R OBP: 0.386, SLG: 0.548 (1, 9)	F9			HR			F7		G5-3	4	1	1	3	0	0	0											
Olmedo Saenz, R OBP: 0.200, SLG: 0.400 (1, 5)	G6-3			G6-3			G6-3			4	1	1	0	0	0	0											
Lance Johnson, L OBP: 0.311, SLG: 0.368 (1, 8)			S 1B				SF7 3B			4	3	4	1	0	0	0											
Ron Karkovice, R OBP: 0.383, SLG: 0.451 (1, 2)	G5-3		G1-3				SF7		G5-3	3	0	0	1	0	0	3											
Ozzie Guillen, L OBP: 0.296, SLG: 0.331 (1, 6)							G4-3			4	0	2	2	0	0	0											
Inning Stats	R: 0 E: 0 K: 0 S: 4	H: 0 LOB: 0 BB: 0 P: 5	R: 0 E: 0 K: 0 S: 8	H: 0 LOB: 0 BB: 0 P: 11	R: 1 E: 0 K: 0 S: 9	H: 2 LOB: 0 BB: 0 P: 14	R: 3 E: 0 K: 0 S: 9	H: 3 LOB: 1 BB: 0 P: 19	R: 0 E: 0 K: 1 S: 6	H: 0 LOB: 1 BB: 0 P: 8	R: 1 E: 0 K: 1 S: 7	H: 2 LOB: 1 BB: 0 P: 12	R: 0 E: 0 K: 0 S: 6	H: 0 LOB: 0 BB: 0 P: 11	R: 2 E: 0 K: 0 S: 10	H: 3 LOB: 1 BB: 0 P: 15	1B: 5 2B: 2 3B: 3 HR: 1	SF: 1 SAC: 0 DP: 0 HBP: 0	WP: 0 PB: 0 SB: 2 CS: 1	PA: 38							
PITCHER	IP	WLS	BF	H	R	ER	SO	BB	IBB	HBP	BLK	WP	HR	S	P	ERA	WHIP										
Jim Abbott, L ERA: 2.99 (1, 1)	8.0	L	32	8	5	5	2	1	0	0	0	0	1	59	93	5.62	1.125										
Xavier Hernandez, R ERA: 5.5 (9, 1)	1.0		6	3	2	2	0	0	0	0	0	0	0	10	15	18.00	3.000										

Chicago White Sox @ New York Yankees
Yankee Stadium, Bronx, NY
Mon May 30 1994, 3:33 AM EDT
Att: 36,642 - Sunny - 80 F

AB 36
R 7
H 11
RBI 7
BB 1
SO 2
LOB 11



Batter	1	2	3	4	5	6	7	8	9	AB	R	H	RBI	BB	SO	LOB	BOTTOM										
Luis Polonia, L OBP: 0.375, SLG: 0.392 (1, 7)	F8		F7							4	0	1	0	0	0	1											
Wade Boggs, L OBP: 0.426, SLG: 0.490 (1, 5)				F9						4	0	3	0	0	0	0											
Don Mattingly, L OBP: 0.410, SLG: 0.409 (1, 3)	P7			F7			4-3			4	0	0	0	0	0	5											
Danny Tartabull, R OBP: 0.332, SLG: 0.452 (1, 10)	K			F8						4	1	1	0	0	1	1											
Paul O'Neill, L OBP: 0.549, SLG: 0.757 (1, 9)		G1-3			F7		F9		K	4	0	0	0	0	1	1											
Daryl Boston, L OBP: 0.238, SLG: 0.410 Bernie Williams, S (8, FH) OBP: 0.335, SLG: 0.389 (1, 8)		F8			G3-1					3	1	1	1	0	0	0											
Mike Stanley, R OBP: 0.317, SLG: 0.398 (1, 2)		F8			F8					4	0	0	0	0	0	1											
Mike Gallego, R OBP: 0.316, SLG: 0.320 (1, 6)					F8					3	0	1	0	0	0	0											
Pat Kelly, R OBP: 0.345, SLG: 0.369 (1, 4)				B3						3	0	0	0	0	0	1											
Inning Stats	R: 0 E: 0 K: 1 S: 12	H: 1 LOB: 1 BB: 0 P: 19	R: 0 E: 0 K: 0 S: 9	H: 0 LOB: 0 BB: 0 P: 9	R: 0 E: 0 K: 0 S: 8	H: 0 LOB: 0 BB: 0 P: 10	R: 0 E: 0 K: 0 S: 4	H: 0 LOB: 0 BB: 0 P: 8	R: 0 E: 0 K: 0 S: 10	H: 0 LOB: 0 BB: 0 P: 15	R: 0 E: 0 K: 0 S: 12	H: 2 LOB: 2 BB: 0 P: 20	R: 1 E: 0 K: 0 S: 8	H: 1 LOB: 0 BB: 0 P: 10	R: 0 E: 0 K: 0 S: 15	H: 2 LOB: 2 BB: 0 P: 23	R: 1 E: 0 K: 1 S: 10	H: 2 LOB: 0 BB: 0 P: 20	1B: 5 2B: 2 3B: 0 HR: 1	SF: 0 SAC: 0 DP: 1 HBP: 0	WP: 0 PB: 1 SB: 0 CS: 0	PA: 34					
PITCHER	IP	WLS	BF	H	R	ER	SO	BB	IBB	HBP	BLK	WP	HR	S	P	ERA	WHIP										
Scott Sanderson, R ERA: 3.43 (1, 1)	7.0	W	25	4	1	1	1	0	0	0	0	0	0	11	17	0.00	1.500										
Dane Johnson, R ERA: (8, 1)	0.2		3	1	0	0	0	0	0	0	0	0	0	9	16	13.50	3.000										
Paul Assenmacher, L ERA: 0.43 (8, 1)	0.2		4	2	1	1	1	0	0	0	0	0	0	5	10	0.00	1.500										
Roberto Hernandez, R ERA: 4.74 (9, 1)	0.2		2	1	0	0	0	0	0	0	0	0	0	5	10	0.00	1.500										

Chicago White Sox @ New York Yankees
Yankee Stadium, Bronx, NY
Mon May 30 1994, 3:33 AM EDT
Att: 36,642 - Sunny - 80 F

AB 34
R 2
H 8
RBI 2
BB 0
SO 2
LOB 10



Batter	1	2	3	4	5	6	7	8	9	AB	R	H	RBI	BB	SO	LOB	TOP																				
Tim Raines, S OBP: 0.379, SLG: 0.444 (1, 7)	G3-1			BB BB	G4-3		G4-3		FC5-4	4	0	0	0	1	0	4																					
Joey Cora, S OBP: 0.341, SLG: 0.353 (1, 4)	G3-6-3 BB			K		G4-3 G6-3		G6-3		3	0	1	0	1	1	1																					
Frank Thomas, R OBP: 0.515, SLG: 0.808 (1, 10)	G3-6-3 1-2f					G6-3		G6-3 BB		3	0	1	0	1	0	2																					
Julio Franco, R OBP: 0.372, SLG: 0.508 Bob Zupic, R OBP: 0.291, SLG: 0.367 (8, 3)				F9		G4-3		G6-4-3 BB		3	0	1	0	1	0	3																					
Robin Ventura, L OBP: 0.390, SLG: 0.524 Olmedo Saenz, R OBP: 0.182, SLG: 0.364 (7, 5)	G4-6-3 1-2f			G4-3				G6-4-3 BB		2	0	0	0	1	0	3																					
Darin Jackson, R OBP: 0.383, SLG: 0.541 (1, 9)						G5-3				4	0	1	0	0	1	2																					
Lance Johnson, L OBP: 0.310, SLG: 0.366 (1, 8)				G4-3				L5		4	0	1	0	0	0	1																					
Ron Karkovics, R OBP: 0.386, SLG: 0.472 (1, 2)				G3-6-1 BB		F9		K		3	1	1	1	1	1	3																					
Ozzie Guillen, L OBP: 0.290, SLG: 0.325 Norberto Martin, R OBP: 0.440, SLG: 0.522 (7, 6)	G3-6-1 1-2f					F7		G6-3 FC5-4 1B		3	0	0	0	0	0	3																					
Inning Stats	R: 0 H: 0 E: 0 K: 0 S: 6	H: 0 LOB: 0 BB: 1 P: 13	R: 0 H: 1 E: 0 K: 1 S: 9	LOB: 0 BB: 2 P: 10	R: 0 H: 0 E: 0 K: 0 S: 7	H: 0 LOB: 0 BB: 1 P: 13	R: 0 H: 0 E: 0 K: 1 S: 11	H: 0 LOB: 2 BB: 2 P: 24	R: 0 H: 2 E: 0 K: 0 S: 10	H: 1 LOB: 2 BB: 1 P: 17	R: 1 H: 1 E: 0 K: 0 S: 10	H: 1 LOB: 0 BB: 1 P: 16	R: 0 H: 1 E: 0 K: 0 S: 17	H: 1 LOB: 1 BB: 1 P: 25	R: 0 H: 1 E: 1 K: 1 S: 13	H: 1 LOB: 2 BB: 0 P: 19	1B: 6 2B: 0 3B: 0 HR: 1	SF: 0 SAC: 0 DP: 4 HBP: 0	WP: 0 PB: 0 CS: 0	PA: 37																	
PITCHER	IP	WLS	BF	H	R	ER	SO	BB	IBB	HBP	BLK	WP	HR	S	P	ERA	WHIP	PITCHER			IP	WLS	BF	H	R	ER	SO	BB	IBB	HBP	BLK	WP	HR	S	P	ERA	WHIP
Scott Kamieniecki, R ERA: 2.93 (1, 1)	7.0	W	28	5	1	1	2	5	0	0	0	0	1	62	115	1.29	1.429																				
Sterling Hitchcock, L ERA: 6.1 (8, 1)	2.0		9	2	0	0	1	1	0	0	0	0	0	30	44	0.00	1.500																				

Chicago White Sox @ New York Yankees
 Yankee Stadium, Bronx, NY
 Tue May 31 1994, 7:05 PM EDT
 Att: 18,246 - Unknown - 76 F

livebaseballscores.com

AB 31
R 1
H 7
RBI 1
BB 6
SO 3
LOB 24





Batter	1	2	3	4	5	6	7	8	9	AB	R	H	RBI	BB	SO	LOB	BOTTOM																				
Luis Polonia, L OBP: 0.372, SLG: 0.395 Gerald Williams, R OBP: 0.324, SLG: 0.559 (8, 9)	G6-3	1-H 2-H 2B		L8	E3			HR		4	0	1	2	0	0	1																					
Wade Boggs, L OBP: 0.428, SLG: 0.510 Pat Kelly, R OBP: 0.342, SLG: 0.366 (9, 4)	HR			2B 1B	K			F7		4	2	2	2	0	1	2																					
Don Mattingly, L OBP: 0.411, SLG: 0.411 Bob Melvin, R OBP: 0.286, SLG: 0.714 (9, 3)	1B		P6	2B 1B		G5-3		F7		4	1	2	0	0	0	0																					
Danny Tartabull, R OBP: 0.338, SLG: 0.459 (1, 10)	K		FC3-6 1B	2B		K		BB		4	0	2	2	1	2	1																					
Paul O'Neill, L OBP: 0.534, SLG: 0.731 Daryl Boston, L OBP: 0.238, SLG: 0.410 (9, 7)	G4-3		FC3-6 1-2f	F7		L9		L8		5	0	0	0	0	0	4																					
Jim Leyritz, R OBP: 0.381, SLG: 0.581 (1, 2)			G6-3	G5-3		1B BB G5-4-3 HBP		L7		3	1	0	0	0	0	1																					
Bernie Williams, S OBP: 0.350, SLG: 0.397 (1, 8)		2B BB		2B SF8 1B		G5-4-3 1B E BB		FC6-4 1B		2	3	2	0	2	0	0																					
Randy Velarde, R OBP: 0.344, SLG: 0.429 (9, 5)		K		1B 2B		G5-4-3 1B		FC6-4 1-2f		4	1	2	0	0	1	2																					
Mike Gallego, R OBP: 0.314, SLG: 0.316 (9, 6)		2B BB		SF8		G5-4-3		P5		2	1	0	1	1	0	3																					
Inning Stats	R: 1 H: 2 E: 0 K: 1 S: 11	H: 2 LOB: 1 BB: 0 P: 15	R: 2 H: 1 E: 0 K: 1 S: 23	H: 1 LOB: 1 BB: 2 P: 40	R: 0 H: 1 E: 0 K: 0 S: 6	H: 1 LOB: 1 BB: 0 P: 10	R: 4 H: 5 E: 0 K: 0 S: 19	H: 5 LOB: 1 BB: 0 P: 30	R: 2 H: 1 E: 1 K: 1 S: 8	H: 1 LOB: 1 BB: 1 P: 20	R: 0 H: 0 E: 0 K: 1 S: 6	H: 0 LOB: 0 BB: 0 P: 8	R: 0 H: 1 E: 0 K: 0 S: 17	H: 1 LOB: 1 BB: 0 P: 26	R: 1 H: 1 E: 0 K: 0 S: 5	H: 1 LOB: 1 BB: 1 P: 12	1B: 7 2B: 3 3B: 0 HR: 2	SF: 1 SAC: 0 DP: 1 HBP: 1	WP: 0 PB: 0 CS: 0	PA: 41																	
PITCHER	IP	WLS	BF	H	R	ER	SO	BB	IBB	HBP	BLK	WP	HR	S	P	ERA	WHIP	PITCHER			IP	WLS	BF	H	R	ER	SO	BB	IBB	HBP	BLK	WP	HR	S	P	ERA	WHIP
Alex Fernandez, R ERA: 3.35 (1, 1)	3.2	L	20	7	6	6	2	2	0	0	0	0	0	7	11	27.00	6.000																				
Dennis Cook, L ERA: 3.78 (4, 1)	0.1		3	2	1	1	0	0	0	0	0	0	0	7	11	27.00	6.000																				
Jose DeLeon, R ERA: 0.47 (5, 1)	3.0		13	2	2	1	2	1	0	1	0	0	0	31	54	3.00	1.000																				
Paul Assenmacher, L ERA: 6.6 (8, 1)	1.0		5	1	1	1	0	1	0	0	0	0	1	5	12	9.00	2.000																				


Chicago White Sox @ New York Yankees
 Yankee Stadium, Bronx, NY
 Tue May 31 1994, 7:05 PM EDT
 Att: 18,246 - Unknown - 76 F

livebaseballscores.com

AB 35
R 10
H 12
RBI 8
BB 4
SO 4
LOB 14



Batter	1	2	3	4	5	6	7	8	9	AB	R	H	RBI	BB	SO	LOB	TOP																	
Tim Raines, S OBP: 0.375, SLG: 0.436	G6-3		K		G1-3		F7		SF9 1B BB	5	1	1	0	0	1	0	Chicago White Sox @ New York Yankees Yankee Stadium, Bronx, NY Wed Jun 01 1994, 7:05 PM EDT Att: 26,131 - Unknown - 81 F AB 34 R 5 H 9 RBI 5 BB 7 SO 5 LOB 17 																	
Norberto Martin, R OBP: 0.448, SLG: 0.519					G1-3		G4-3		1B BB	4	1	2	0	0	0	0																		
Warren Newson, L OBP: 0.390, SLG: 0.441	F BB G3 1B		FC6-4 BB 1B						1B BB	0	1	0	0	1	0	0																		
Michael LaValliere, L OBP: 0.439, SLG: 0.364									1B BB	0	0	0	0	0	0	0																		
Frank Thomas, R OBP: 0.522, SLG: 0.809	G3 E 1B BB		FC6-4 BB		1B BB		1B		SF9	1	1	1	1	3	0	0																		
Julio Franco, R OBP: 0.373, SLG: 0.505	G3		FC6-4		1B		K		1B BB	5	0	2	2	0	1	4																		
Robin Ventura, L OBP: 0.390, SLG: 0.520			F9		F7				1B BB	5	0	2	2	0	0	4																		
Darin Jackson, R OBP: 0.378, SLG: 0.530	G1-3				K		FC1-6 1B		L7	5	0	1	0	0	1	3																		
Lance Johnson, L OBP: 0.309, SLG: 0.360					F8		FC1-6 FC5-4 1-2		G5-3	3	0	0	0	1	0	1																		
Ron Karkovics, R OBP: 0.385, SLG: 0.465							FC5-4 1-2		BB 1B SF9 BB	2	0	0	0	1	1	2																		
Joey Cora, S OBP: 0.344, SLG: 0.353										0	1	0	0	1	0	0																		
Ozzie Guillen, L OBP: 0.283, SLG: 0.316					F8		F8		L4	4	0	0	0	0	1	3																		
Inning Stats	R: 2 E: 1 K: 0 S: 17	H: 2 LOB: 1 BB: 1 P: 31	R: 0 E: 0 K: 2 S: 8	H: 0 LOB: 0 BB: 1 P: 14	R: 0 E: 0 K: 1 S: 9	H: 1 LOB: 2 BB: 1 P: 16	R: 0 E: 0 K: 1 S: 5	H: 0 LOB: 1 BB: 1 P: 10	R: 0 E: 0 K: 0 S: 8	H: 1 LOB: 2 BB: 1 P: 15	R: 0 E: 0 K: 1 S: 10	H: 1 LOB: 1 BB: 0 P: 15	R: 0 E: 0 K: 0 S: 7	H: 0 LOB: 0 BB: 0 P: 9	R: 3 E: 0 K: 0 S: 21	H: 3 LOB: 2 BB: 2 P: 35	1B: 9 2B: 0 3B: 0 HR: 0	SF: 1 SAC: 0 DP: 0 HBP: 0	WP: 0 PB: 0 CS: 1	PA: 42														
PITCHER	IP WLS BF H R ER SO BB IBB HBP BLK WP HR S P ERA WHIP	IP WLS BF H R ER SO BB IBB HBP BLK WP HR S P ERA WHIP																																
Jimmy Key, L ERA: 3.04	(1, 1)	6.0	27	5	2	2	4	5	0	0	0	0	0	0	52	97	3.00	1.667																
Bob Wickman, R ERA: 2.93	(7, 1)	2.2	L	13	3	3	3	1	2	0	0	0	0	0	35	55	10.12	1.875																
Steve Howe, L ERA: 3.0	(9, 1)	0.1		2	1	0	0	0	0	0	0	0	0	0	3	4	0.00	3.000																

Batter	1	2	3	4	5	6	7	8	9	AB	R	H	RBI	BB	SO	LOB	BOTTOM																	
Randy Velarde, R OBP: 0.346, SLG: 0.427	FC3-6 BB 1B	P3		F7		G5-3		1B 1B		5	1	2	1	0	0	2	Chicago White Sox @ New York Yankees Yankee Stadium, Bronx, NY Wed Jun 01 1994, 7:05 PM EDT Att: 26,131 - Unknown - 81 F AB 34 R 4 H 7 RBI 4 BB 8 SO 7 LOB 22 																	
Wade Boggs, L OBP: 0.433, SLG: 0.507				F8	F7			1B 1B		3	0	1	0	2	0	1																		
Don Mattingly, L OBP: 0.411, SLG: 0.408	FC3-6 1B 1-2 2-3				BB BB BB		F8 1B HR		F8	4	1	1	0	1	0	5																		
Danny Tartabull, R OBP: 0.341, SLG: 0.476					P3				K	4	1	2	3	0	1	1																		
Gerald Williams, R OBP: 0.324, SLG: 0.559										0	0	0	0	0	0	0																		
Luis Polonia, L OBP: 0.370, SLG: 0.392										1	0	0	0	0	1	0																		
Jim Leyritz, R OBP: 0.385, SLG: 0.570										2	0	0	0	2	0	2																		
Paul O'Neill, L OBP: 0.531, SLG: 0.726										1	0	0	0	0	1	0																		
Mike Stanley, R OBP: 0.315, SLG: 0.387										3	0	0	0	1	1	3																		
Daryl Boston, L OBP: 0.233, SLG: 0.400										1	0	0	0	0	1	0																		
Bernie Williams, S OBP: 0.348, SLG: 0.390										3	0	0	0	1	0	4																		
Mike Gallego, R OBP: 0.313, SLG: 0.314										4	0	1	0	0	1	2																		
Pat Kelly, R OBP: 0.340, SLG: 0.358										3	1	0	0	1	1	2																		
Inning Stats	R: 1 E: 0 K: 1 S: 14	H: 2 LOB: 2 BB: 1 P: 24	R: 0 E: 0 K: 1 S: 11	H: 0 LOB: 1 BB: 1 P: 17	R: 0 E: 0 K: 0 S: 13	H: 0 LOB: 3 BB: 3 P: 28	R: 0 E: 0 K: 1 S: 11	H: 1 LOB: 1 BB: 0 P: 15	R: 2 E: 0 K: 0 S: 10	H: 2 LOB: 1 BB: 1 P: 17	R: 0 E: 0 K: 0 S: 8	H: 0 LOB: 0 BB: 1 P: 15	R: 0 E: 0 K: 1 S: 7	H: 0 LOB: 0 BB: 0 P: 11	R: 1 E: 0 K: 0 S: 14	H: 2 LOB: 2 BB: 1 P: 24	R: 0 E: 0 K: 3 S: 9	H: 0 LOB: 0 BB: 0 P: 15	1B: 6 2B: 0 3B: 0 HR: 1	SF: 0 SAC: 0 DP: 0 HBP: 0	WP: 0 PB: 0 CS: 0	PA: 42												
PITCHER	IP WLS BF H R ER SO BB IBB HBP BLK WP HR S P ERA WHIP	IP WLS BF H R ER SO BB IBB HBP BLK WP HR S P ERA WHIP																																
Wilson Alvarez, L ERA: 2.95	(1, 1)	6.0	30	5	3	3	3	7	0	0	0	0	0	0	67	116	4.50	2.000																
Dane Johnson, R ERA: 3.86	(7, 1)	1.2		7	1	1	1	1	1	0	0	0	0	0	17	28	5.40	1.200																
Dennis Cook, L ERA: 3.71	(8, 1)	0.1	W	2	1	0	0	0	0	0	0	0	0	4	7	0.00	3.000																	
Roberto Hernandez, R ERA: 4.5	(9, 1)	1.0	S	3	0	0	0	3	0	0	0	0	0	9	15	0.00	0.000																	

Batter	1	2	3	4	5	6	7	8	9	AB	R	H	RBI	BB	SO	LOB	TOP					
Tim Raines, S OBP: 0.368, SLG: 0.426 (1, 7)	F9		P6		P4		G6-3			4	0	0	0	0	0	2						
Joey Coxa, S OBP: 0.337, SLG: 0.344 (1, 4)	K		G4-6-3			F8		F9		4	0	0	0	0	1	1						
Frank Thomas, R OBP: 0.521, SLG: 0.818 (1, 3)	F7			HR				G5-3		3	1	1	1	1	0	0						
Julio Franco, R OBP: 0.371, SLG: 0.505 (1, 10)		L9 1B 2B		L8		F9		L8		4	1	1	0	0	0	1						
Robin Ventura, L OBP: 0.388, SLG: 0.531 (1, 5)		L9		HR		G4-3			K	4	1	1	1	0	1	2						
Darin Jackson, R OBP: 0.375, SLG: 0.524 (1, 9)		FC5-4 1B		F8			G5-3		P4	4	0	1	1	0	0	0						
Lance Johnson, L OBP: 0.308, SLG: 0.358 (1, 8)		FC5-4 1-2		F7			1B		G1-3	4	1	1	0	0	0	1						
Ron Karkovice, R OBP: 0.377, SLG: 0.454 (1, 2)		K			K				K	3	0	0	0	0	3	2						
Ozzie Guillen, L OBP: 0.290, SLG: 0.323 (1, 6)			G4-6-3 1B		G4-3					3	0	2	1	0	0	0						
Inning Stats	R: 0 E: 0 K: 1 S: 8	H: 0 LOB: 0 BB: 0 P: 14	R: 1 E: 0 K: 1 S: 16	H: 2 LOB: 1 BB: 0 P: 21	R: 0 E: 0 K: 0 S: 7	H: 1 LOB: 0 BB: 0 P: 10	R: 2 E: 0 K: 0 S: 11	H: 2 LOB: 0 BB: 0 P: 17	R: 0 E: 0 K: 1 S: 6	H: 0 LOB: 1 BB: 1 P: 11	R: 0 E: 0 K: 0 S: 6	H: 0 LOB: 1 BB: 1 P: 14	R: 1 E: 0 K: 1 S: 8	H: 2 LOB: 1 BB: 0 P: 13	R: 0 E: 0 K: 0 S: 9	H: 0 LOB: 0 BB: 0 P: 13	R: 0 E: 0 K: 1 S: 7	H: 0 LOB: 0 BB: 0 P: 10	1B: 4 2B: 1 3B: 0 HR: 2	SF: 0 SAC: 0 DP: 1 HBP: 0	WP: 0 PB: 0 SB: 1 CS: 0	PA: 34
PITCHER Sid Fernandez, L ERA: 4.16 (1, 1)	IP: 9.0 WLS: L BF: 34 H: 7 R: 4 ER: 4 SO: 5 BB: 1 IBB: 0 HBP: 0 BLK: 0 WP: 0 HR: 2 S: 78 P: 123 ERA: 4.00 WHIP: 0.889															PITCHER						

Chicago White Sox @ Baltimore Orioles
Oriole Park at Camden Yards, Baltimore, MD

AB 33
R 4
H 7
RBI 4
BB 1
SO 5
LOB 9



WP: 0 PA: 34
PB: 0
SB: 1
CS: 0

Fri Jun 03 1994, 7:05 PM EDT
Att: 47,243 - Unknown - 81 F

livebaseballscorecards.com

Batter	1	2	3	4	5	6	7	8	9	AB	R	H	RBI	BB	SO	LOB	BOTTOM					
Brady Anderson, L OBP: 0.339, SLG: 0.375 (1, 7)	K		S 2B BB		HR		G6-4-3 BB			2	2	1	1	2	1	0						
Mike Devereaux, R OBP: 0.272, SLG: 0.363 (1, 8)	K		K		F9		G6-4-3 1-2			4	0	0	0	0	2	2						
Rafael Palmeiro, L OBP: 0.420, SLG: 0.580 (1, 3)	1B		2B BB		1B			1B		3	0	3	0	1	0	0						
Harold Baines, L OBP: 0.353, SLG: 0.496 (1, 10)	F9				P4			1B		4	0	2	1	0	0	2						
Lonnie Smith, R OBP: 0.298, SLG: 0.206 (8, PR)			2B				G4-3 1B			0	0	0	0	0	0	0						
Cal Ripken Jr., R OBP: 0.326, SLG: 0.406 (1, 6)		1B	F7		F9			P6		4	0	1	0	0	0	5						
Leo Gomez, R OBP: 0.408, SLG: 0.591 (1, 5)	K			BB		G6-3		G4-3 1-2		3	0	0	0	1	1	3						
Chris Hoiles, R OBP: 0.356, SLG: 0.398 (1, 2)	P4			F9		L3		F9		4	0	0	0	0	0	2						
Mark McLemore, S OBP: 0.351, SLG: 0.288 (1, 4)	L7			F8		G6-3		G6-3		4	0	0	0	0	0	2						
Jack Voigt, R OBP: 0.294, SLG: 0.321 (1, 9)			P9		P5		F9		F7	4	0	0	0	0	0	1						
Inning Stats	R: 0 E: 0 K: 2 S: 16	H: 1 LOB: 1 BB: 0 P: 22	R: 0 E: 0 K: 1 S: 10	H: 1 LOB: 1 BB: 0 P: 17	R: 1 E: 0 K: 1 S: 11	H: 1 LOB: 2 BB: 2 P: 23	R: 0 E: 0 K: 0 S: 4	H: 0 LOB: 1 BB: 1 P: 10	R: 1 E: 0 K: 0 S: 15	H: 2 LOB: 1 BB: 0 P: 23	R: 0 E: 0 K: 0 S: 12	H: 0 LOB: 0 BB: 0 P: 18	R: 0 E: 0 K: 0 S: 8	H: 0 LOB: 0 BB: 1 P: 14	R: 0 E: 0 K: 0 S: 9	H: 2 LOB: 2 BB: 0 P: 15	R: 0 E: 0 K: 0 S: 8	H: 0 LOB: 0 BB: 0 P: 14	1B: 5 2B: 1 3B: 0 HR: 1	SF: 0 SAC: 0 DP: 2 HBP: 0	WP: 0 PB: 0 SB: 1 CS: 0	PA: 36
PITCHER Jason Bere, R ERA: 3.26 (1, 1)	IP: 7.0 WLS: W BF: 29 H: 5 R: 2 ER: 2 SO: 4 BB: 4 IBB: 0 HBP: 0 BLK: 0 WP: 0 HR: 1 S: 76 P: 127 ERA: 2.57 WHIP: 1.286															PITCHER						
Dennis Cook, L ERA: 3.71 (8, 1)	0.0	2	2	0	0	0	0	0	0	5	7											
Kirk McCaskill, R ERA: 2.63 (8, 1)	1.0	2	0	0	0	0	0	0	0	4	8	0.00	0.000									
Roberto Hernandez, R ERA: 4.29 (9, 1)	1.0	S	3	0	0	0	0	0	0	8	14	0.00	0.000									

Chicago White Sox @ Baltimore Orioles
Oriole Park at Camden Yards, Baltimore, MD

AB 32
R 2
H 7
RBI 2
BB 4
SO 4
LOB 17



WP: 0 PA: 36
PB: 0
SB: 1
CS: 0

Fri Jun 03 1994, 7:05 PM EDT
Att: 47,243 - Unknown - 81 F

livebaseballscorecards.com

Batter	1	2	3	4	5	6	7	8	9	AB	R	H	RBI	BB	SO	LOB	TOP										
Norberto Martin, R OBP: 0.412, SLG: 0.563 (1, 4)	G5-3	G4-3			F8-6			G4-3	HR	5	1	1	4	0	0	1	Chicago White Sox @ Baltimore Orioles Oriole Park at Camden Yards, Baltimore, MD Sat Jun 04 1994, 7:05 PM EDT Att: 46,518 - Sunny - 81 F										
Bob Zupcic, R OBP: 0.297, SLG: 0.400 (1, 7)	2B	1B	K		P1			2B	G4-3	5	1	2	0	0	1	0											
Frank Thomas, R OBP: 0.531, SLG: 0.827 (1, 3)	1B	2B	1B		G6-4-3			IBB	BB	3	2	3	0	2	0	0											
Julio Franco, R OBP: 0.371, SLG: 0.500 (1, 10)	BB	1B	K		G6-4-3			K	2B	4	0	1	2	1	2	4											
Robin Ventura, L OBP: 0.388, SLG: 0.530 (1, 5)	BB	BB	G4-3		G3-1			G3	2B	4	0	1	1	1	0	3											
Darin Jackson, R OBP: 0.365, SLG: 0.509 (1, 9)	P4				G1-3			G6-3	P3	5	0	0	0	0	0	4											
Lance Johnson, L OBP: 0.307, SLG: 0.365 (1, 8)	F9				K			G4-3	HR	4	1	1	0	0	1	2											
Ron Karkovics, R OBP: 0.377, SLG: 0.447 (9, PH)		K			K				HR	2	0	0	0	1	2	0											
Tim Raines, S OBP: 0.371, SLG: 0.426 (9, 2)									IBB	0	1	0	0	1	0	0											
Michael LaValliere, L OBP: 0.439, SLG: 0.364 (9, 2)									HR	0	0	0	0	0	0	0											
Ozzie Guillen, L OBP: 0.295, SLG: 0.323 (1, 6)	G4-3				F8-6			G4-3	HR	3	1	1	0	1	0	1											
Inning Stats	R: 2 E: 0 K: 0 S: 14	H: 3 LOB: 2 BB: 1 P: 26	R: 0 E: 0 K: 1 S: 8	H: 0 LOB: 0 BB: 0 P: 13	R: 0 E: 0 K: 2 S: 11	H: 1 LOB: 1 BB: 0 P: 15	R: 0 E: 0 K: 2 S: 7	H: 0 LOB: 0 BB: 0 P: 10	R: 0 E: 0 K: 0 S: 10	H: 0 LOB: 1 BB: 1 P: 12	R: 0 E: 0 K: 0 S: 4	H: 0 LOB: 2 BB: 1 P: 22	R: 0 E: 0 K: 1 S: 13	H: 1 LOB: 2 BB: 1 P: 22	R: 5 E: 0 K: 0 S: 23	H: 4 LOB: 2 BB: 3 P: 38	1B: 5 2B: 4 3B: 1 HR: 1	SF: 0 SAC: 0 DP: 2 HBP: 0	WP: 0 PB: 0 SB: 0 CS: 0	PA: 42							
PITCHER	IP	WLS	BF	H	R	ER	SO	BB	IBB	HBP	BLK	WP	HR	S	P	ERA	WHIP										
Jamie Moyer, L ERA: 5.05 (1, 1)	7.1	L	30	6	2	2	5	3	1	0	0	0	0	67	112	2.46	1.227										
Alan Mills, R ERA: 8.02 (8, 1)	0.1		1	0	0	0	1	0	0	0	0	0	0	3	4	0.00	0.000										
Jim Poole, L ERA: 7.07 (8, 1)	1.0		10	4	5	5	0	2	1	0	0	0	1	22	35	45.00	6.000										
Mark Williamson, R ERA: 5.66 (9, 1)	0.1		1	0	0	0	0	0	0	0	0	0	0	2	4	0.00	0.000										

AB	35
R	7
H	10
RBI	7
BB	7
SO	6
LOB	15



Batter	1	2	3	4	5	6	7	8	9	AB	R	H	RBI	BB	SO	LOB	BOTTOM										
Brady Anderson, L OBP: 0.332, SLG: 0.366 (1, 7)	F7	K			G5-3			L6-3	F9	5	0	0	0	0	1	4	Chicago White Sox @ Baltimore Orioles Oriole Park at Camden Yards, Baltimore, MD Sat Jun 04 1994, 7:05 PM EDT Att: 46,518 - Sunny - 81 F										
Mike Devereaux, R OBP: 0.277, SLG: 0.359 (1, 8)	FC5	BB	K		G5-3			BB		2	0	0	0	2	1	0											
Cal Ripken Jr., R OBP: 0.320, SLG: 0.398 (1, 6)	K		G6-3		P4			G4-3		4	0	0	0	0	1	3											
Harold Baines, L OBP: 0.351, SLG: 0.490 (1, 10)	FC5		1B		P5			G6-3		4	0	1	0	0	0	1											
Leo Gomez, R OBP: 0.403, SLG: 0.575 (1, 5)		G6-3	G6-3		FC5-4			G4-3		3	0	0	0	1	0	1											
Chris Hoiles, R OBP: 0.354, SLG: 0.394 (1, 2)		BB	1B		F7			K		4	1	1	0	0	1	1											
Tim Hulett, R OBP: 0.339, SLG: 0.367 (1, 4)	F9		K		FC5-4			F9		4	0	0	0	0	1	2											
Mark McLemore, S OBP: 0.359, SLG: 0.294 (1, 9)	1B	BB	E2		F7			K		3	0	2	0	1	1	0											
Jack Voigt, R OBP: 0.301, SLG: 0.321 (1, 3)	1B	BB	K		F7			BB		3	0	1	1	1	1	2											
Inning Stats	R: 0 E: 0 K: 1 S: 9	H: 0 LOB: 1 BB: 1 P: 15	R: 1 E: 0 K: 1 S: 13	H: 2 LOB: 2 BB: 1 P: 25	R: 0 E: 0 K: 2 S: 14	H: 1 LOB: 1 BB: 0 P: 21	R: 0 E: 0 K: 0 S: 9	H: 0 LOB: 0 BB: 1 P: 16	R: 0 E: 0 K: 0 S: 11	H: 1 LOB: 2 BB: 1 P: 17	R: 0 E: 0 K: 1 S: 9	H: 0 LOB: 0 BB: 0 P: 16	R: 0 E: 0 K: 1 S: 7	H: 0 LOB: 1 BB: 1 P: 14	1B: 5 2B: 0 3B: 0 HR: 0	SF: 0 SAC: 0 DP: 0 HBP: 0		WP: 0 PB: 0 SB: 0 CS: 0	PA: 37								
PITCHER	IP	WLS	BF	H	R	ER	SO	BB	IBB	HBP	BLK	WP	HR	S	P	ERA	WHIP										
Jack McDowell, R ERA: 5.77 (1, 1)	7.0	W	30	5	1	1	5	4	0	0	0	0	0	71	118	1.29	1.286										
Paul Assenmacher, L ERA: 6.46 (8, 1)	0.1		1	0	0	0	0	0	0	0	0	0	0	4	6	0.00	0.000										
Kirk McCaskill, R ERA: 2.57 (8, 1)	0.2		2	0	0	0	1	0	0	0	0	0	0	5	10	0.00	0.000										
Dane Johnson, R ERA: 2.7 (9, 1)	1.0		4	0	0	0	1	1	0	0	0	0	0	7	14	0.00	1.000										

AB	32
R	1
H	5
RBI	1
BB	5
SO	7
LOB	14



Batter	1	2	3	4	5	6	7	8	9	AB	R	H	RBI	BB	SO	LOB	TOP								
Devon White, S OBP: 0.353, SLG: 0.514 (1, 8)	0-0 HR 1B	2-2 1B 1B		4-1 2B BB	2-1 F9		2-2 F7		0-2 F8	5	3	2	1	1	0	1									
Roberto Alomar, S OBP: 0.401, SLG: 0.516 (1, 4)	1-0 HR 1B	1-1 F8 1B		1-0 F7		2-1 SF8 2B	2-2 G4-3			5	2	3	3	0	0	2									
Paul Molitor, R OBP: 0.408, SLG: 0.527 (1, 10)	1-2 G1-4-3 1B	3-1 F8 1-2		2-2 P6		2-2 SF8 HBP		0-0 G6-3 2B		4	0	2	0	0	0	2									
Joe Carter, R OBP: 0.349, SLG: 0.587 (1, 9)	0-1 G1-4-3 1-2	1-1 F8		0-1 2B		0-1 SF8		0-1 F9		4	0	1	2	0	0	3									
John Olerud, L OBP: 0.397, SLG: 0.456 (1, 3)	4-2 BB			1-0 G4-3	4-0 IBB			4-0 G6-3 IBB		1	0	0	0	4	0	0									
Ed Sprague, R OBP: 0.310, SLG: 0.359 (1, 5)	2-0 P3			3-3 K	3-2 G2-3			3-2 G6-3 1-2 2-3		5	0	0	0	0	2	7									
Mike Huff, R OBP: 0.430, SLG: 0.492 (1, 7)		4-0 PB SF9 BB		0-1 1B 2B		1-2 HR		0-2 F9		4	3	2	1	1	0	4									
Pat Borders, R OBP: 0.304, SLG: 0.346 (1, 2)		1-0 PB 1B	1-2 FC5-4 1B		0-3 K		4-1 BB		1-0 F8	4	1	2	1	1	1	0									
Dick Schofield, R OBP: 0.311, SLG: 0.350 (1, 6)		2-1 SF9 1-2 2-H	1-2 FC5-4 1-2		0-3 K		1-2 P3		0-3 K	4	0	0	1	0	2	2									
Inning Stats	R: 2 E: 0 K: 0 S: 10	H: 3 LOB: 1 BB: 1 P: 18	R: 3 E: 0 K: 0 S: 12	H: 3 LOB: 1 BB: 1 P: 26	R: 1 E: 0 K: 1 S: 14	H: 2 LOB: 1 BB: 0 P: 20	R: 1 E: 0 K: 0 S: 10	H: 1 LOB: 2 BB: 2 P: 24	R: 1 E: 0 K: 1 S: 11	H: 1 LOB: 0 BB: 0 P: 14	R: 1 E: 0 K: 1 S: 14	H: 1 LOB: 1 BB: 1 P: 25	R: 0 E: 0 K: 0 S: 12	H: 0 LOB: 1 BB: 1 P: 21	R: 0 E: 0 K: 1 S: 9	H: 1 LOB: 2 BB: 1 P: 16	R: 0 E: 0 K: 1 S: 7	H: 0 LOB: 0 BB: 0 P: 8	1B: 6 2B: 4 3B: 0 HR: 2	SF: 2 SAC: 0 DP: 1 HBP: 1	WP: 0 PB: 1 SB: 1 CS: 0	PA: 46			
PITCHER	IP	WLS	BF	H	R	ER	SO	BB	IBB	HBP	BLK	WP	HR	S	P	ERA	WHIP								
Wilson Alvarez, L ERA: 3.12 (1, 1)	3.0	L	18	8	6	6	1	2	0	0	0	0	1	36	64	18.00	3.333								
Jose DeLeon, R ERA: 3.95 (4, 1)	4.0		20	3	3	3	3	2	2	1	0	0	1	47	84	6.75	1.250								
Kirk McCaskill, R ERA: 2.48 (8, 1)	1.0		5	1	0	0	0	0	1	0	0	0	0	9	16	0.00	1.000								
Paul Assenmacher, L ERA: 5.71 (9, 1)	1.0		3	0	0	0	1	0	0	0	0	0	0	7	8	0.00	0.000								

Toronto Blue Jays @ Chicago White Sox
Comiskey Park, Chicago, IL
Tue Jun 07 1994, 8:05 PM EDT
Att: 37,184 - Unknown - 55 F

AB	36
R	9
H	12
RBI	9
BB	7
SO	5
LOB	21



Batter	1	2	3	4	5	6	7	8	9	AB	R	H	RBI	BB	SO	LOB	BOTTOM								
Tim Raines, S OBP: 0.372, SLG: 0.421 (1, 7)	2-3 K	1-0 P4			2-2 G3	3-1 1B		2-2 L3		5	0	1	0	0	1	3									
Joey Cora, S OBP: 0.344, SLG: 0.363 (1, 4)	0-0 HR 2B	2-1 F7			3-2 BB 1B	3-2 F7		2-1 1B 2B		5	2	3	0	0	0	4									
Frank Thomas, R OBP: 0.524, SLG: 0.803 (1, 3)	3-0 G5-3			0-0 1B	3-2 P4		2-1 G6-4-3 1B		3-1 G5-3	5	0	2	0	0	0	3									
Julio Franco, R OBP: 0.374, SLG: 0.495 (1, 10)	2-2 E6 HR BB			2-1 F8	4-0 BB	1-2 BB	1-2 G6-4-3		1-2 BB 1B	4	1	1	0	1	0	3									
Robin Ventura, L OBP: 0.386, SLG: 0.513 (1, 5)	4-0 HR BB			0-3 K	0-2 G6-3		1-2 P6		3-2 F8	4	1	0	0	1	1	5									
Darin Jackson, R OBP: 0.372, SLG: 0.528 (1, 9)	0-0 HR			1-1 G4-3		2-1 F8		2-1 FC6-4 G3-1 1B	2-2 BB 1B	5	1	3	5	0	0	1									
Lance Johnson, L OBP: 0.303, SLG: 0.356 (1, 8)	0-0 G6-3			1-0 P6		3-1 F8		1-2 G3-1	4-1 BB 1B	4	0	0	0	1	0	1									
Ron Karkovics, R OBP: 0.380, SLG: 0.444 Warren Newson, L OBP: 0.349, SLG: 0.432 (9, PH)		1-3 K		3-2 F8		2-2 1B 1B		4-1 FC6-4 BB	2-0 F8	3	0	1	0	1	1	0									
Ozzie Guillen, L OBP: 0.299, SLG: 0.321 (1, 6)		0-1 1B		2-2 P7		0-0 1B		0-1 FC6-4		4	0	2	0	0	0	2									
Inning Stats	R: 4 E: 1 K: 1 S: 12	H: 2 LOB: 0 BB: 1 P: 23	R: 0 E: 0 K: 1 S: 8	H: 1 LOB: 0 BB: 0 P: 12	R: 0 E: 0 K: 1 S: 8	H: 1 LOB: 0 BB: 0 P: 11	R: 0 E: 0 K: 0 S: 7	H: 0 LOB: 0 BB: 0 P: 13	R: 0 E: 0 K: 0 S: 13	H: 3 LOB: 3 BB: 0 P: 26	R: 0 E: 0 K: 0 S: 9	H: 1 LOB: 0 BB: 0 P: 13	R: 0 E: 0 K: 0 S: 13	H: 1 LOB: 2 BB: 1 P: 22	R: 1 E: 0 K: 0 S: 16	H: 3 LOB: 3 BB: 1 P: 33	1B: 10 2B: 2 3B: 0 HR: 1	SF: 0 SAC: 0 DP: 1 HBP: 0	WP: 0 PB: 0 SB: 0 CS: 0	PA: 44					
PITCHER	IP	WLS	BF	H	R	ER	SO	BB	IBB	HBP	BLK	WP	HR	S	P	ERA	WHIP								
Pat Hentgen, R ERA: 3.84 (1, 1)	6.0	W	29	8	4	0	0	2	0	0	0	0	0	61	110	0.00	1.667								
Tony Castillo, L ERA: 2.12 (7, 1)	2.0		8	2	0	0	0	1	0	0	0	0	0	22	35	0.00	1.500								
Scott Brow, R ERA: 4.1 (9, 1)	0.2	S	5	3	1	1	0	0	0	0	0	0	0	14	25	13.50	4.500								
Darren Hall, R ERA: 2.89 (9, 1)	0.1	S	2	0	0	0	0	1	0	0	0	0	0	2	8	0.00	3.000								

Toronto Blue Jays @ Chicago White Sox
Comiskey Park, Chicago, IL
Tue Jun 07 1994, 8:05 PM EDT
Att: 37,184 - Unknown - 55 F

AB	40
R	5
H	13
RBI	5
BB	4
SO	3
LOB	25




Batter	1	2	3	4	5	6	7	8	9	AB	R	H	RBI	BB	SO	LOB	TOP										
Devon White, S (1, 8) OBP: 0.351, SLG: 0.507	4-1 G1-6-3 BB		3-2 G1		1-0 G5-3		1-3 K			3	0	0	0	1	1	1											
Roberto Alomar, S (1, 4) OBP: 0.403, SLG: 0.511	0-0 G1-6-3 1-2		4-1 FC6-4 BB		1-3 K		4-2 BB			2	0	0	0	2	1	1											
Paul Molitor, R (1, 10) OBP: 0.406, SLG: 0.522	3-2 1B		0-1 FC6-4 BB BB 1-2		2-0 P4		2-2 G4-3			4	0	1	0	0	0	3											
Joe Carter, R (1, 9) OBP: 0.348, SLG: 0.578	0-3 K		4-1 BB 1-2		2-1 F9		2-2 F7			3	0	0	0	1	1	1											
John Olerud, L (1, 3) OBP: 0.395, SLG: 0.449		1-2 G4-3	4-2 BB 1-2 2-3		2-0 P5		1-1 G6-3			3	0	0	0	1	0	0											
Carlos Delgado, L (1, 7) OBP: 0.352, SLG: 0.438		4-2 HR BB	3-3 K		4-0 BB		0-2 G6-3			1	1	0	0	2	1	3											
Mike Huff, R (8, PH) OBP: 0.425, SLG: 0.485										1	0	0	0	0	0	0											
Ed Sprague, R (1, 5) OBP: 0.309, SLG: 0.371		3-2 HR		3-2 G4-3		2-3 K		3-2 G5-3		4	1	1	2	0	1	1											
Pat Borders, R (1, 2) OBP: 0.302, SLG: 0.343		0-1 F9		0-0 G4-3		1-0 SH1-4 1B		2-2 G5-3		4	0	1	0	0	0	0											
Dick Schofield, R (1, 6) OBP: 0.305, SLG: 0.343		2-1 L4		2-1 G4-3		1-0 SH1-4		2-3 K		3	0	0	0	0	1	0											
Inning Stats	R: 0 E: 0 K: 1 S: 8	H: 1 LOB: 1 BB: 1 P: 15	R: 2 E: 0 K: 0 S: 13	H: 1 LOB: 0 BB: 1 P: 23	R: 0 E: 0 K: 1 S: 15	H: 0 LOB: 3 BB: 3 P: 33	R: 0 E: 0 K: 0 S: 6	H: 0 LOB: 0 BB: 0 P: 11	R: 0 E: 0 K: 1 S: 5	H: 0 LOB: 0 BB: 0 P: 9	R: 0 E: 0 K: 1 S: 11	H: 1 LOB: 2 BB: 1 P: 20	R: 0 E: 0 K: 0 S: 9	H: 0 LOB: 0 BB: 0 P: 12	R: 0 E: 0 K: 1 S: 10	H: 0 LOB: 0 BB: 0 P: 17	1B: 2 2B: 0 3B: 0 HR: 1	SF: 0 SAC: 1 DP: 1 HBP: 0	WP: 0 PB: 0 SB: 0 CS: 0	PA: 36							
PITCHER	IP	WLS	BF	H	R	ER	SO	BB	IBB	HBP	BLK	WP	HR	S	P	ERA	WHIP										
Jason Bere, R (1, 1) ERA: 3.2	7.0		30	3	2	2	5	7	0	0	0	0	1	64	127	2.57	1.429										
Dennis Cook, L (8, 1) ERA: 5.0	0.2		2	0	0	0	0	0	0	0	0	0	0	6	9	0.00	0.000										
Dane Johnson, R (8, 1) ERA: 3.38	1.1	W	4	0	0	0	1	0	0	0	0	0	0	13	20	0.00	0.000										

Toronto Blue Jays @ Chicago White Sox
Comiskey Park, Chicago, IL
Wed Jun 08 1994, 4:33 AM EDT
Att: 29,920 - Cloudy - 56 F

livebaseballscorecards.com

AB 28
R 2
H 3
RBI 2
BB 7
SO 6
LOB 10




Batter	1	2	3	4	5	6	7	8	9	AB	R	H	RBI	BB	SO	LOB	BOTTOM										
Norberto Martin, R (1, 4) OBP: 0.405, SLG: 0.543	1-3 K2-3		2-3 K			1-2 FC6-5 SH1-3 1B		0-0 SH1-4		3	0	1	1	0	2	0											
Bob Zupic, R (1, 7) OBP: 0.282, SLG: 0.378	3-1 G5-3			3-1 F8		1-0 SH1-3		3-3 K		2	0	0	0	0	0	0											
Warren Newson, L (8, PH) OBP: 0.341, SLG: 0.421						1-2 SH1-3				1	0	0	0	0	1	1											
Frank Thomas, R (1, 3) OBP: 0.516, SLG: 0.786	3-2 K			2-2 F9		1-0 FC6-5		1-0 G1-3		4	0	0	0	0	1	2											
Julio Franco, R (1, 10) OBP: 0.376, SLG: 0.495		1-1 G4-3 1B		0-0 G4-3		3-1 F8			0-0 1B 1B	4	0	2	0	0	0	1											
Joey Cora, S (9, PR) OBP: 0.344, SLG: 0.363										0	1	0	0	0	0	0											
Robin Ventura, L (1, 5) OBP: 0.388, SLG: 0.510		3-2 G4-3 1-2		3-2 G3		1-2 SH1-4 HBP		2-1 1B 1B		3	1	1	0	0	0	1											
Darin Jackson, R (1, 9) OBP: 0.372, SLG: 0.525		1-3 K		2-0 G6-3		0-0 SH1-4		0-1 1B 1B		3	0	1	1	0	1	1											
Lance Johnson, L (1, 8) OBP: 0.302, SLG: 0.354		0-1 G6-3		0-0 1B		1-2 K		1-2 K		4	0	1	0	0	2	4											
Ron Karkovics, R (1, 2) OBP: 0.375, SLG: 0.438			1-0 P3		2-1 F7		1-2 P5		0-0 1B	2	0	0	0	0	0	1											
Tim Raines, S (7, PH) OBP: 0.370, SLG: 0.419									1-2 1B	1	0	0	0	0	0	1											
Michael LaValliere, R (8, 2) OBP: 0.435, SLG: 0.368										1	0	1	1	0	0	0											
Ozzie Guillen, L (1, 6) OBP: 0.305, SLG: 0.345			1-2 G4-3		0-0 1B 3B		0-2 SH1-4			3	1	2	0	0	0	0											
Inning Stats	R: 0 E: 0 K: 2 S: 9	H: 0 LOB: 0 BB: 0 P: 16	R: 0 E: 0 K: 1 S: 11	H: 1 LOB: 0 BB: 0 P: 16	R: 0 E: 0 K: 1 S: 8	H: 0 LOB: 0 BB: 0 P: 12	R: 0 E: 0 K: 0 S: 7	H: 0 LOB: 0 BB: 0 P: 12	R: 0 E: 0 K: 0 S: 7	H: 1 LOB: 1 BB: 0 P: 14	R: 1 E: 0 K: 0 S: 8	H: 2 LOB: 1 BB: 0 P: 14	R: 0 E: 0 K: 1 S: 10	H: 0 LOB: 1 BB: 0 P: 13	R: 0 E: 0 K: 1 S: 9	H: 1 LOB: 0 BB: 0 P: 13	R: 2 E: 0 K: 1 S: 9	H: 4 LOB: 2 BB: 0 P: 11	1B: 7 2B: 1 3B: 1 HR: 0	SF: 0 SAC: 3 DP: 0 HBP: 1	WP: 0 PB: 0 SB: 0 CS: 0	PA: 35					
PITCHER	IP	WLS	BF	H	R	ER	SO	BB	IBB	HBP	BLK	WP	HR	S	P	ERA	WHIP										
Al Leiter, L (1, 1) ERA: 4.7	2.1		8	1	0	0	0	0	0	0	0	0	0	21	34	0.00	0.429										
Brad Cornett, R (3, 1) ERA: 1.8	5.0		20	4	1	1	2	0	0	1	0	0	0	43	67	1.80	0.800										
Tony Castillo, L (8, 1) ERA: 2.08	0.2		2	0	0	0	1	0	0	0	0	0	0	5	9	0.00	0.000										
Darren Hall, R (9, 1) ERA: 4.66	0.1	L	5	4	2	2	1	0	0	0	0	0	0	9	11	54.00	12.000										

Toronto Blue Jays @ Chicago White Sox
Comiskey Park, Chicago, IL
Wed Jun 08 1994, 4:33 AM EDT
Att: 29,920 - Cloudy - 56 F

livebaseballscorecards.com

AB 31
R 3
H 9
RBI 3
BB 0
SO 7
LOB 12



Batter	1	2	3	4	5	6	7	8	9	AB	R	H	RBI	BB	SO	LOB	TOP				
Tim Raines, S OBP: 0.371, SLG: 0.415	1-0 G5-4-3 1B	4-2 1B BB			0-2 G5-3		3-2 P7		3-2 G6-3	4	1	1	0	1	0	0					
Joey Cora, S OBP: 0.352, SLG: 0.368	1-2 G5-4-3 1B	0-2 1B			4-2 BB		2-2 G5-3			3	0	2	2	1	0	0					
Frank Thomas, R OBP: 0.508, SLG: 0.770	1-1 G5-4-3	1-2 F9			2-3 K		0-1 L8			4	0	0	0	0	1	4					
Julio Franco, R OBP: 0.374, SLG: 0.488	1-1 F9		3-2 F8		2-3 K			4-2 BB		3	0	0	0	1	1	1					
Robin Ventura, L OBP: 0.385, SLG: 0.503		4-1 G1-6-3 BB	2-2 F8		1-2 F8			2-0 F9		3	0	0	0	1	0	1					
Darin Jackson, R OBP: 0.365, SLG: 0.524		1-1 G1-6-3	1-3 K		1-0 1B			1-3 K		4	0	1	0	0	2	2					
Lance Johnson, L OBP: 0.306, SLG: 0.357		1-0 S 1B		0-0 L3		2-1 1B		0-3 K		4	1	2	0	0	1	1					
Ron Karkovics, R OBP: 0.378, SLG: 0.432		4-2 BB 1B BB		3-2 P6		4-0 BB		3-3 K		2	1	0	0	2	1	0					
Ozzie Guillen, L OBP: 0.304, SLG: 0.343		1-1 BB 1B		1-2 G6-3		1-2 F8		1-3 K		4	1	1	1	0	1	2					
Inning Stats	R: 1 E: 0 K: 0 S: 8	H: 2 LOB: 0 BB: 0 P: 12	R: 3 E: 0 K: 0 S: 14	H: 3 LOB: 2 BB: 3 P: 29	R: 0 E: 0 K: 1 S: 11	H: 0 LOB: 0 BB: 0 P: 17	R: 0 E: 0 K: 0 S: 9	H: 0 LOB: 0 BB: 1 P: 13	R: 0 E: 0 K: 2 S: 11	H: 2 LOB: 2 BB: 1 P: 20	R: 0 E: 0 K: 0 S: 9	H: 0 LOB: 0 BB: 0 P: 14	R: 0 E: 0 K: 2 S: 10	H: 0 LOB: 1 BB: 1 P: 17	R: 0 E: 0 K: 2 S: 12	H: 0 LOB: 0 BB: 0 P: 19	1B: 6 2B: 1 3B: 0 HR: 0	SF: 0 SAC: 0 DP: 2 HBP: 0	WP: 0 PB: 0 SB: 1 CS: 1	PA: 37	
PITCHER	IP	WLS	BF	H	R	ER	SO	BB	IBB	HBP	BLK	WP	HR	S	P	ERA	WHIP				
Pat Mahomes, R ERA: 5.08	(1, 1)	5.2	W	26	7	4	4	3	5	0	0	0	0	61	106	6.35	2.118				
Mark Guthrie, L ERA: 7.42	(6, 1)	3.1	S	11	0	0	0	4	1	0	0	0	0	34	54	0.00	0.300				

Chicago White Sox @ Minnesota Twins
Hubert H. Humphrey Metrodome, Minneapolis, MN
Thu Jun 09 1994, 8:05 PM EDT
Att: 21,629 - Dome

AB 31
R 4
H 7
RBI 3
BB 6
SO 7
LOB 11



Batter	1	2	3	4	5	6	7	8	9	AB	R	H	RBI	BB	SO	LOB	BOTTOM				
Chuck Knoblauch, R OBP: 0.389, SLG: 0.498	2-2 E 1B 2B	2-1 G5-3		1-1 G5-3		1-1 2H 1B				4	1	2	1	0	0	2					
Alex Cole, L OBP: 0.413, SLG: 0.457	0-0 E5 2B	1-0 S 1B			0-0 P3		1-2 F7			4	1	2	0	0	0	0					
Kirby Puckett, R OBP: 0.371, SLG: 0.535	0-0 G4-3 1H 3H 2B	3-2 G4-3			1-0 HR		2-2 HR			4	2	3	4	0	0	2					
Kent Hrbek, L OBP: 0.392, SLG: 0.382	3-2 G4-3		2-0 P3		2-1 F9		1-2 1B			4	0	1	0	0	0	1					
Dave Winfield, R OBP: 0.329, SLG: 0.411	1-2 FC5-2 CS		1-2 2B		0-2 G5-3		1-2 F8			4	0	1	0	0	0	2					
Shane Mack, R OBP: 0.397, SLG: 0.564	2-1 CS	3-2 HR 1B		0-2 K		0-0 G4-3 2B		2-3 K		4	2	2	0	0	2	2					
Scott Leius, R OBP: 0.339, SLG: 0.494		2-0 HR	1-2 G1-3			2-2 G4-3		2-2 G6-3 1B		4	1	2	2	0	0	2					
Matt Walbeck, S OBP: 0.267, SLG: 0.299		1-2 G5-3 1B		1-0 F7		0-0 1B 2B		1-3 K		4	1	2	1	0	1	1					
Jeff Reboulet, R OBP: 0.313, SLG: 0.329		0-1 1B G5-3		3-2 P4		3-3 K		0-1 G6-3		4	0	1	0	0	1	2					
Inning Stats	R: 2 E: 1 K: 0 S: 12	H: 3 LOB: 0 BB: 0 P: 20	R: 2 E: 0 K: 0 S: 17	H: 5 LOB: 2 BB: 0 P: 29	R: 0 E: 0 K: 1 S: 10	H: 1 LOB: 1 BB: 0 P: 14	R: 0 E: 0 K: 0 S: 7	H: 0 LOB: 0 BB: 0 P: 12	R: 1 E: 0 K: 0 S: 7	H: 1 LOB: 0 BB: 0 P: 10	R: 2 E: 0 K: 1 S: 10	H: 3 LOB: 1 BB: 0 P: 16	R: 1 E: 0 K: 1 S: 17	H: 2 LOB: 1 BB: 0 P: 24	R: 0 E: 0 K: 1 S: 8	H: 1 LOB: 0 BB: 0 P: 11	1B: 9 2B: 4 3B: 0 HR: 3	SF: 0 SAC: 0 DP: 2 HBP: 0	WP: 0 PB: 0 SB: 1 CS: 1	PA: 37	
PITCHER	IP	WLS	BF	H	R	ER	SO	BB	IBB	HBP	BLK	WP	HR	S	P	ERA	WHIP				
Scott Sanderson, R ERA: 4.43	(1, 1)	5.1	L	26	12	7	7	1	0	0	0	0	0	58	92	11.81	2.250				
Dane Johnson, R ERA: 3.0	(6, 1)	0.2		2	1	0	0	1	0	0	0	0	0	5	9	0.00	1.500				
Dennis Cook, L ERA: 5.21	(7, 1)	1.0		5	2	1	1	1	0	0	0	0	1	17	24	9.00	2.000				
Roberto Hernandez, R ERA: 4.09	(8, 1)	1.0		3	1	0	0	1	0	0	0	0	0	8	11	0.00	1.000				

Chicago White Sox @ Minnesota Twins
Hubert H. Humphrey Metrodome, Minneapolis, MN
Thu Jun 09 1994, 8:05 PM EDT
Att: 21,629 - Dome

AB 36
R 8
H 16
RBI 8
BB 0
SO 4
LOB 14



Batter	1	2	3	4	5	6	7	8	9	10	AB	R	H	RBI	BB	SO	LOB	TOP			
Tim Raines, S OBP: 0.367, SLG: 0.410	(1, 7) 2-3 K		(1, 7) 2-2 G4-3	(1, 7) 0-1 L4		(1, 7) 3-1 L1-3-4			(1, 7) 2-1 1B		5	1	1	0	0	1	2				
Joey Cora, S OBP: 0.348, SLG: 0.364	(1, 4) 0-0 G4-3		(1, 4) 3-2 G4-3		(1, 4) 0-0 G4-3		(1, 4) 2-2 F7		(1, 4) 0-1 1B		5	0	1	0	0	0	0				
Frank Thomas, R OBP: 0.513, SLG: 0.786	(1, 3) 0-1 BB WP 1B		(1, 3) 1-2 HR		(1, 3) 3-1 HBP 2B 1B		(1, 3) 2-3 K		(1, 3) 3-2 1B		5	2	4	2	0	1	0				
Julio Franco, R OBP: 0.375, SLG: 0.484	(1, 10) 1-3 K		(1, 10) 1-0 1B		(1, 10) 3-1 2B HBP		(1, 10) 3-2 G6-3		(1, 10) 1-3 K		4	1	1	0	0	2	3				
Robin Ventura, L OBP: 0.366, SLG: 0.503	(1, 5) 4-1 FC5-4 BB		(1, 5) 1-2 F7		(1, 5) 2-1 G6-3 1B 2B		(1, 5) 2-1 F8		(1, 5) 1-2 F7		4	1	1	2	1	0	1				
Darin Jackson, R OBP: 0.365, SLG: 0.516	(1, 9) 2-2 FC5-4		(1, 9) 2-2 G6-3		(1, 9) 3-1 G6-3		(1, 9) 0-1 G6-3		(1, 9) 0-0 CS 1B		5	0	1	0	0	0	4				
Lance Johnson, L OBP: 0.308, SLG: 0.362	(1, 8) 0-0 G4-3		(1, 8) 1-1 1B 2B		(1, 8) 0-0 PO 1B		(1, 8) 3-1 F7		(1, 8) 0-0 F8		5	1	2	1	0	0	1				
Michael LaValliere, L OBP: 0.420, SLG: 0.357	(1, 2) 1-1 G1-3		(1, 2) 0-0 1B		(1, 2) 0-0 PO		(1, 2) 2-3 K		(1, 2) 1-2 P5		4	0	1	1	0	1	0				
Ozzie Guillen, L OBP: 0.303, SLG: 0.341	(1, 6) 1-0 G4-3		(1, 6) 1-2 F8		(1, 6) 1-1 L1-3-4 1B		(1, 6) 1-1 F8		(1, 6) 2-2 F8		4	0	1	0	0	0	1				
Inning Stats	R: 0 E: 0 K: 2 S: 16	H: 1 LOB: 3 BB: 1 P: 25	R: 0 E: 0 K: 0 S: 4	H: 0 LOB: 0 BB: 0 P: 6	R: 1 E: 0 K: 0 S: 14	H: 2 LOB: 1 BB: 0 P: 22	R: 1 E: 0 K: 1 S: 10	H: 3 LOB: 0 BB: 0 P: 19	R: 0 E: 0 K: 1 S: 7	H: 1 LOB: 0 BB: 0 P: 13	R: 0 E: 0 K: 0 S: 6	H: 0 LOB: 0 BB: 0 P: 11	R: 1 E: 0 K: 1 S: 19	H: 3 LOB: 2 BB: 0 P: 28	R: 0 E: 0 K: 0 S: 5	H: 1 LOB: 0 BB: 0 P: 8	1B: 10 2B: 3 3B: 0 HR: 1	SF: 0 SAC: 0 DP: 1 HBP: 1	WP: 1 PB: 0 SB: 1 CS: 1	PA: 45	
PITCHER	IP WLS BF H R ER SO ERA WHIP	IP WLS BF H R ER SO ERA WHIP	IP WLS BF H R ER SO ERA WHIP	IP WLS BF H R ER SO ERA WHIP	IP WLS BF H R ER SO ERA WHIP	IP WLS BF H R ER SO ERA WHIP	IP WLS BF H R ER SO ERA WHIP	IP WLS BF H R ER SO ERA WHIP	IP WLS BF H R ER SO ERA WHIP	IP WLS BF H R ER SO ERA WHIP	IP WLS BF H R ER SO ERA WHIP	IP WLS BF H R ER SO ERA WHIP	IP WLS BF H R ER SO ERA WHIP	IP WLS BF H R ER SO ERA WHIP	IP WLS BF H R ER SO ERA WHIP	IP WLS BF H R ER SO ERA WHIP	IP WLS BF H R ER SO ERA WHIP	IP WLS BF H R ER SO ERA WHIP	IP WLS BF H R ER SO ERA WHIP	IP WLS BF H R ER SO ERA WHIP	
Scott Erickson, R ERA: 5.23	(1, 1) 7.0																				
Larry Casian, L ERA: 6.32	(8, 1) 1.2																				
Dave Stevens, R ERA: 8.78	(9, 1) 1.1																				

Chicago White Sox @ Minnesota Twins
Hubert H. Humphrey Metrodome, Minneapolis, MN
Fri Jun 10 1994, 8:05 PM EDT
Att: 27,401 - Dome

AB 41
R 6
H 13
RBI 6
BB 1
SO 5
LOB 12



Batter	1	2	3	4	5	6	7	8	9	10	AB	R	H	RBI	BB	SO	LOB	BOTTOM						
Chuck Knoblauch, R OBP: 0.389, SLG: 0.493	(1, 4) 4-1 G6-4-3 BB		(1, 4) 3-3 K			(1, 4) 0-1 G5-3			(1, 4) 2-1 FC4-6 SF7 1B		4	1	1	1	1	1	2							
Alex Cole, L OBP: 0.418, SLG: 0.471	(1, 8) 0-2 F8					(1, 8) 0-3 K			(1, 8) 4-2 FC4-6 BB		3	2	1	2	2	1	1							
Kirby Puckett, R OBP: 0.365, SLG: 0.526	(1, 9) 1-0 G6-4-3		(1, 9) 1-2 G6-3		(1, 9) 0-0 L3		(1, 9) 0-0 L3		(1, 9) 0-2 FC4-6 1B HR		4	1	0	1	0	0	3							
Kent Hrbek, L OBP: 0.368, SLG: 0.381	(1, 3) 1-1 F7		(1, 3) 3-0 G6-4-3 1B		(1, 3) 1-2 G3		(1, 3) 1-2 G3		(1, 3) 1-0 SF7		3	0	1	1	0	0	0							
Dave Winfield, R OBP: 0.327, SLG: 0.407	(1, 10) 2-3 K		(1, 10) 0-1 G6-4-3		(1, 10) 0-2 G5-3		(1, 10) 0-2 G5-3		(1, 10) 3-1 HR 1B		4	1	1	0	0	1	1							
Shane Mack, R OBP: 0.393, SLG: 0.579	(1, 7) 0-2 G1-3				(1, 7) 0-3 K		(1, 7) 0-0 B1-3		(1, 7) 1-0 HR		4	1	1	3	0	1	0							
Scott Leius, R OBP: 0.332, SLG: 0.482	(1, 5) 1-0 G6-3		(1, 5) 1-1 G4-3		(1, 5) 1-1 G4-3		(1, 5) 1-1 G5-3		(1, 5) 1-3 K		4	0	0	0	0	1	0							
Matt Walbeck, S OBP: 0.267, SLG: 0.304	(1, 2) 1-1 2B		(1, 2) 1-1 G4-3		(1, 2) 3-2 G4-3		(1, 2) 0-3 K		(1, 2) 0-3 K		4	0	1	0	0	1	0							
Pat Meares, R OBP: 0.321, SLG: 0.329	(1, 6) 2-2 P6				(1, 6) 1-3 K				(1, 6) 1-1 1B 2B		2	0	0	0	0	1	1							
Chip Hale, L OBP: 0.357, SLG: 0.358	(9, PH) 1-1 HR								(9, PH) 0-0 HR		1	1	1	0	0	0	0							
Jeff Reboulet, R OBP: 0.321, SLG: 0.338	(10, 6) 1-1 HR								(10, 6) 0-0 HR		1	1	1	0	0	0	0							
Inning Stats	R: 0 E: 0 K: 0 S: 5	H: 0 LOB: 0 BB: 1 P: 10	R: 0 E: 0 K: 1 S: 10	H: 0 LOB: 0 BB: 0 P: 13	R: 0 E: 0 K: 1 S: 9	H: 1 LOB: 1 BB: 0 P: 16	R: 1 E: 0 K: 0 S: 7	H: 1 LOB: 0 BB: 1 P: 15	R: 0 E: 0 K: 1 S: 8	H: 0 LOB: 0 BB: 0 P: 12	R: 0 E: 0 K: 2 S: 8	H: 0 LOB: 0 BB: 0 P: 9	R: 0 E: 0 K: 0 S: 7	H: 0 LOB: 0 BB: 0 P: 8	R: 0 E: 0 K: 1 S: 6	H: 0 LOB: 0 BB: 0 P: 7	R: 5 E: 0 K: 1 S: 15	H: 4 LOB: 0 BB: 1 P: 25	R: 2 E: 0 K: 0 S: 6	H: 2 LOB: 0 BB: 0 P: 8	1B: 4 2B: 2 3B: 0 HR: 2	SF: 1 SAC: 0 DP: 2 HBP: 0	WP: 0 PB: 0 SB: 3 CS: 0	PA: 38
PITCHER	IP WLS BF H R ER SO ERA WHIP	IP WLS BF H R ER SO ERA WHIP	IP WLS BF H R ER SO ERA WHIP	IP WLS BF H R ER SO ERA WHIP	IP WLS BF H R ER SO ERA WHIP	IP WLS BF H R ER SO ERA WHIP	IP WLS BF H R ER SO ERA WHIP	IP WLS BF H R ER SO ERA WHIP	IP WLS BF H R ER SO ERA WHIP	IP WLS BF H R ER SO ERA WHIP	IP WLS BF H R ER SO ERA WHIP	IP WLS BF H R ER SO ERA WHIP	IP WLS BF H R ER SO ERA WHIP	IP WLS BF H R ER SO ERA WHIP	IP WLS BF H R ER SO ERA WHIP	IP WLS BF H R ER SO ERA WHIP	IP WLS BF H R ER SO ERA WHIP	IP WLS BF H R ER SO ERA WHIP	IP WLS BF H R ER SO ERA WHIP	IP WLS BF H R ER SO ERA WHIP				
Jack McDowell, R ERA: 5.53	(1, 1) 8.0																							
Roberto Hernandez, R ERA: 5.09	(9, 1) 1.0																							
Kirk McCaskill, R ERA: 3.03	(10, 1) 0.2																							

Chicago White Sox @ Minnesota Twins
Hubert H. Humphrey Metrodome, Minneapolis, MN
Fri Jun 10 1994, 8:05 PM EDT
Att: 27,401 - Dome

AB 34
R 8
H 8
RBI 8
BB 3
SO 7
LOB 8



Batter	1	2	3	4	5	6	7	8	9	AB	R	H	RBI	BB	SO	LOB	TOP			
Tim Raines, S OBP: 0.370, SLG: 0.408 (1, 7)										3	0	1	0	1	1	0	Chicago White Sox @ Minnesota Twins Hubert H. Humphrey Metrodome, Minneapolis, MN Sat Jun 11 1994, 8:05 PM EDT Att: 31,721 - Dome			
Joey Cora, S OBP: 0.351, SLG: 0.372 (1, 4)										4	0	2	0	0	0	1				
Frank Thomas, R OBP: 0.509, SLG: 0.776 (1, 3)										4	0	1	0	0	1	3				
Julio Franco, R OBP: 0.376, SLG: 0.482 (1, 10)										3	0	1	0	1	0	2				
Robin Ventura, L OBP: 0.379, SLG: 0.493 (1, 5)										4	0	0	0	0	1	4				
Warren Newson, L OBP: 0.313, SLG: 0.381 (1, 9)										4	0	0	0	0	0	2				
Lance Johnson, L OBP: 0.307, SLG: 0.369 (1, 8)										4	0	1	0	0	1	2				
Ron Karkovice, R OBP: 0.371, SLG: 0.423 (1, 2)										3	0	0	0	0	0	1				
Ozzie Guillen, L OBP: 0.298, SLG: 0.335 (1, 6)										3	0	0	0	0	0	0				
Inning Stats	R: 0 E: 0 K: 1 S: 9	H: 1 LOB: 2 BB: 1 P: 15	R: 0 E: 0 K: 0 S: 4	H: 0 LOB: 0 BB: 0 P: 8	R: 0 E: 0 K: 0 S: 7	H: 0 LOB: 0 BB: 1 P: 12	R: 0 E: 0 K: 1 S: 9	H: 0 LOB: 0 BB: 0 P: 11	R: 0 E: 0 K: 1 S: 13	H: 2 LOB: 2 BB: 0 P: 19	R: 0 E: 0 K: 0 S: 9	H: 1 LOB: 1 BB: 0 P: 11	R: 0 E: 0 K: 0 S: 9	H: 0 LOB: 0 BB: 0 P: 15	R: 0 E: 0 K: 1 S: 13	H: 2 LOB: 2 BB: 0 P: 21	1B: 4 2B: 1 3B: 1 HR: 0	SF: 0 SAC: 0 DP: 1 HBP: 0	WP: 0 PB: 0 SB: 0 CS: 0	PA: 34
PITCHER Kevin Tapani, R ERA: 4.09 (1, 1)	IP: 9.0 WLS: W BF: 34 H: 6 R: 0 ER: 0 SO: 4 BB: 2 IBB: 0 HBP: 0 BLK: 0 WP: 0 HR: 0 S: 80 P: 120 ERA: 0.00 WHIP: 0.889															PITCHER IP: 9.0 WLS: W BF: 34 H: 6 R: 0 ER: 0 SO: 4 BB: 2 IBB: 0 HBP: 0 BLK: 0 WP: 0 HR: 0 S: 80 P: 120 ERA: 0.00 WHIP: 0.889				

AB 32
R 0
H 6
RBI 0
BB 2
SO 4
LOB 15



Batter	1	2	3	4	5	6	7	8	9	AB	R	H	RBI	BB	SO	LOB	BOTTOM	
Chuck Knoblauch, R OBP: 0.391, SLG: 0.498 (1, 4)										4	0	2	1	0	0	3	Chicago White Sox @ Minnesota Twins Hubert H. Humphrey Metrodome, Minneapolis, MN Sat Jun 11 1994, 8:05 PM EDT Att: 31,721 - Dome	
Alex Cole, L OBP: 0.415, SLG: 0.466 (1, 8)										4	0	1	2	0	1	2		
Kirby Puckett, R OBP: 0.363, SLG: 0.521 (1, 9)										4	0	1	0	0	2	1		
Kent Hrbek, L OBP: 0.383, SLG: 0.376 (1, 3)										4	1	1	0	0	0	1		
Dave Winfield, R OBP: 0.326, SLG: 0.409 (1, 10)										4	0	1	0	0	0	1		
Shane Mack, R OBP: 0.389, SLG: 0.565 (1, 7)										3	1	0	0	1	1	1		
Scott Leius, R OBP: 0.335, SLG: 0.480 (1, 5)										3	1	1	0	1	2	2		
Matt Walbeck, S OBP: 0.267, SLG: 0.299 (1, 2)										3	1	0	0	1	0	2		
Jeff Reboulet, R OBP: 0.345, SLG: 0.378 (1, 6)										3	2	3	3	0	0	0		
Inning Stats	R: 0 E: 0 K: 1 S: 10	H: 1 LOB: 0 BB: 0 P: 14	R: 0 E: 0 K: 0 S: 7	H: 0 LOB: 0 BB: 0 P: 9	R: 2 E: 0 K: 0 S: 15	H: 3 LOB: 1 BB: 0 P: 24	R: 4 E: 0 K: 2 S: 19	H: 3 LOB: 1 BB: 2 P: 35	R: 0 E: 0 K: 1 S: 18	H: 1 LOB: 1 BB: 0 P: 26	R: 0 E: 0 K: 0 S: 7	H: 1 LOB: 0 BB: 0 P: 11	R: 0 E: 0 K: 0 S: 14	H: 0 LOB: 1 BB: 1 P: 22	1B: 7 2B: 4 3B: 0 HR: 0	SF: 0 SAC: 0 DP: 2 HBP: 0	WP: 0 PB: 0 SB: 0 CS: 0	PA: 35
PITCHER Alex Fernandez, R ERA: 3.9 (1, 1)	IP: 6.0 WLS: L BF: 28 H: 9 R: 6 ER: 6 SO: 6 BB: 2 IBB: 0 HBP: 0 BLK: 0 WP: 0 HR: 0 S: 80 P: 124 ERA: 9.00 WHIP: 1.833															PITCHER IP: 6.0 WLS: L BF: 28 H: 9 R: 6 ER: 6 SO: 6 BB: 2 IBB: 0 HBP: 0 BLK: 0 WP: 0 HR: 0 S: 80 P: 124 ERA: 9.00 WHIP: 1.833		
PITCHER Paul Assenmacher, L ERA: 5.4 (7, 1)	IP: 1.0 WLS: 0 BF: 3 H: 1 R: 0 ER: 0 SO: 0 BB: 0 IBB: 0 HBP: 0 BLK: 0 WP: 0 HR: 7 S: 11 P: 11 ERA: 0.00 WHIP: 1.000															PITCHER IP: 1.0 WLS: 0 BF: 3 H: 1 R: 0 ER: 0 SO: 0 BB: 0 IBB: 0 HBP: 0 BLK: 0 WP: 0 HR: 7 S: 11 P: 11 ERA: 0.00 WHIP: 1.000		
PITCHER Jose DeLeon, R ERA: 3.81 (8, 1)	IP: 1.0 WLS: 0 BF: 4 H: 0 R: 0 ER: 0 SO: 0 BB: 1 IBB: 0 HBP: 0 BLK: 0 WP: 0 HR: 14 S: 22 P: 22 ERA: 0.00 WHIP: 1.000															PITCHER IP: 1.0 WLS: 0 BF: 4 H: 0 R: 0 ER: 0 SO: 0 BB: 1 IBB: 0 HBP: 0 BLK: 0 WP: 0 HR: 14 S: 22 P: 22 ERA: 0.00 WHIP: 1.000		

AB 32
R 6
H 10
RBI 6
BB 3
SO 6
LOB 13



Batter	1	2	3	4	5	6	7	8	9	AB R H RBI BB SO LOB	TOP									
Norberto Martin, R OBP: 0.415, SLG: 0.553 (1, 4)										3 0 1 0 1 0 1	Chicago White Sox @ Minnesota Twins Hubert H. Humphrey Metrodome, Minneapolis, MN Sun Jun 12 1994, 4:33 AM EDT Att: 30,002 - Dome - 70 F									
Robin Ventura, L OBP: 0.378, SLG: 0.490 (9, PH)										1 0 0 0 0 1 1										
Bob Zupcic, R OBP: 0.288, SLG: 0.359 (1, 7)										2 0 0 0 0 1 1										
Warren Newson, L OBP: 0.300, SLG: 0.364 (7, PH)										2 0 0 0 0 1 1										
Frank Thomas, R OBP: 0.506, SLG: 0.766 (1, 3)										4 0 1 0 0 1 2										
Julio Franco, R OBP: 0.375, SLG: 0.476 (1, 10)										3 0 0 0 1 1 2										
Darrin Jackson, R OBP: 0.364, SLG: 0.513 (1, 9)										1 0 0 0 0 0 3										
Tim Raines, S OBP: 0.369, SLG: 0.407 (2, 7)										3 1 1 0 0 0 0										
Olmedo Saenz, R OBP: 0.143, SLG: 0.286 (1, 5)										3 0 0 0 0 3 1										
Joey Cora, S OBP: 0.354, SLG: 0.376 (8, 4)										1 0 1 0 0 0 0										
Lance Johnson, L OBP: 0.314, SLG: 0.373 (1, 8)										3 1 2 1 1 0 1										
Ron Karkovice, R OBP: 0.374, SLG: 0.421 (1, 2)										3 0 1 0 1 1 2										
Ozzie Guillen, L OBP: 0.297, SLG: 0.333 (1, 6)										4 0 1 1 0 1 4										
Inning Stats	R: 0 E: 1 K: 0 S: 8	H: 0 LOB: 2 BB: 2 P: 21	R: 1 E: 0 K: 2 S: 15	H: 1 LOB: 1 BB: 1 P: 24	R: 0 E: 0 K: 1 S: 10	H: 1 LOB: 0 BB: 0 P: 12	R: 1 E: 1 K: 1 S: 10	H: 2 LOB: 1 BB: 0 P: 16	R: 0 E: 0 K: 1 S: 7	H: 1 LOB: 1 BB: 1 P: 14	R: 0 E: 0 K: 1 S: 8	H: 0 LOB: 0 BB: 0 P: 14	R: 0 E: 0 K: 1 S: 11	H: 1 LOB: 1 BB: 0 P: 16	R: 0 E: 0 K: 3 S: 10	H: 1 LOB: 1 BB: 0 P: 14	1B: 7 2B: 1 3B: 0 HR: 0	SF: 0 SAC: 1 DP: 2 HBP: 0	WP: 0 PB: 0 SB: 2 CS: 0	PA: 38
PITCHER	IP WLS BF H R ER SO BB IBB HBP BLK WP HR S P ERA WHIP											IP WLS BF H R ER SO BB IBB HBP BLK WP HR S P ERA WHIP								
22 Carlos Pulido, L ERA: 5.5	6.0 W 27 6 2 2 5 4 0 0 0 0 0 0 57 99 3.00 1.667																			
Carl Willis, R ERA: 5.97	1.2 6 1 0 0 2 0 0 0 0 0 0 0 18 28 0.00 0.600																			
Mark Guthrie, L ERA: 7.34	0.1 1 0 0 0 0 0 0 0 0 0 0 0 1 2 0.00 0.000																			
Rick Aguilera, R ERA: 5.23	1.0 4 1 0 0 3 0 0 0 0 0 0 0 10 14 0.00 1.000																			

Batter	1	2	3	4	5	6	7	8	9	AB R H RBI BB SO LOB	BOTTOM									
Chuck Knoblauch, R OBP: 0.385, SLG: 0.489 (1, 4)										4 0 0 0 0 1 0	Chicago White Sox @ Minnesota Twins Hubert H. Humphrey Metrodome, Minneapolis, MN Sun Jun 12 1994, 4:33 AM EDT Att: 30,002 - Dome - 70 F									
Jeff Reboulet, R OBP: 0.364, SLG: 0.397 (1, 5)										4 3 3 0 0 0 0										
Kirby Puckett, R OBP: 0.369, SLG: 0.541 (1, 9)										4 2 3 3 0 0 0										
Dave Winfield, R OBP: 0.324, SLG: 0.406 (1, 10)										4 0 1 1 0 1 0										
Shane Mack, R OBP: 0.385, SLG: 0.555 (1, 8)										4 0 1 1 0 2 1										
Dave McCarty, R OBP: 0.339, SLG: 0.410 (1, 3)										3 0 1 0 1 1 2										
Pedro Munoz, R OBP: 0.333, SLG: 0.459 (1, 7)										2 0 0 0 0 1 4										
Alex Cole, L OBP: 0.420, SLG: 0.474 (6, 8)										1 1 1 0 1 0 0										
Derek Parks, R OBP: 0.260, SLG: 0.333 (1, 2)										3 0 0 0 0 0 4										
Pat Meares, R OBP: 0.316, SLG: 0.324 (1, 6)										2 0 0 1 0 2 0										
Inning Stats	R: 2 E: 1 K: 1 S: 21	H: 2 LOB: 2 BB: 1 P: 33	R: 0 E: 0 K: 1 S: 8	H: 0 LOB: 0 BB: 0 P: 12	R: 2 E: 0 K: 1 S: 13	H: 4 LOB: 2 BB: 0 P: 22	R: 1 E: 0 K: 1 S: 10	H: 2 LOB: 1 BB: 0 P: 14	R: 0 E: 0 K: 1 S: 6	H: 0 LOB: 0 BB: 0 P: 7	R: 1 E: 0 K: 1 S: 9	H: 1 LOB: 0 BB: 0 P: 16	R: 0 E: 0 K: 1 S: 9	H: 0 LOB: 0 BB: 0 P: 13	R: 0 E: 0 K: 1 S: 8	H: 1 LOB: 1 BB: 1 P: 18	1B: 7 2B: 2 3B: 0 HR: 1	SF: 0 SAC: 2 DP: 1 HBP: 0	WP: 1 PB: 0 SB: 1 CS: 0	PA: 35
PITCHER	IP WLS BF H R ER SO BB IBB HBP BLK WP HR S P ERA WHIP											IP WLS BF H R ER SO BB IBB HBP BLK WP HR S P ERA WHIP								
Wilson Alvarez, L ERA: 3.51	4.0 L 21 8 5 5 4 1 0 0 0 0 0 0 24 36 3.00 0.333																			
Jose DelaCruz, R ERA: 3.73	3.0 10 1 1 1 3 0 0 0 0 0 0 0 8 18 0.00 1.000																			
Dane Johnson, R ERA: 2.57	1.0 4 1 0 0 1 0 1 0 0 0 0 0 8 18 0.00 1.000																			

AB 33
R 2
H 8
RBI 2
BB 4
SO 10
LOB 19



AB 31
R 6
H 10
RBI 6
BB 2
SO 8
LOB 11



Batter	1	2	3	4	5	6	7	8	9	AB	R	H	RBI	BB	SO	LOB	TOP					
Rickey Henderson, R OBP: 0.406, SLG: 0.367 (1, 10)	P2		S BB BB		4-1 BB		1-3 K			2	0	0	0	2	1	2						
Stan Javier, S OBP: 0.375, SLG: 0.438 (1, 7)	K		4-1 S 1-2 BB		2-0 F8-4 2-3		2-1 L7			3	0	0	0	1	1	2						
Brent Gates, S OBP: 0.391, SLG: 0.448 (1, 4)	K		4-1 1-2 2-3 BB		0-1 L7		1-3 K			3	0	0	0	1	2	0						
Ruben Sierra, S OBP: 0.282, SLG: 0.479 (1, 9)		0-0 F7	2-3 K		2-3 K		2-3 K		2-3 K	4	0	0	0	0	3	3						
Mike Aldrete, L OBP: 0.310, SLG: 0.388 (1, 3)		1-3 K		3-3 K		2-3 K			1-0 L8	4	0	0	0	0	3	0						
Terry Steinbach, R OBP: 0.321, SLG: 0.447 (1, 2)		0-0 1B		2-1 G6-3		1-1 F9 SH3 1B		1-0 L3	4	0	2	0	0	0	0	0						
Mike Bordick, R OBP: 0.336, SLG: 0.349 (1, 6)		2-3 K		1-0 G3		2-1 SH3		2-2 1B	3	0	1	0	0	1	1							
Craig Paquette, R OBP: 0.059, SLG: 0.118 (9, PH)			2-3 K		1-3 K		1-1 F9		1-0 G5-3	3	0	0	0	0	2	1						
Eric Fox, S OBP: 0.269, SLG: 0.333 (1, 8)			0-3 K		4-0 F8-4 S BB		4-0 BB			1	0	0	0	2	1	0						
Inning Stats	R: 0 E: 0 K: 2 S: 7	H: 0 LOB: 0 BB: 0 P: 12	R: 0 E: 0 K: 3 S: 8	H: 1 LOB: 1 BB: 0 P: 11	R: 0 E: 0 K: 3 S: 14	H: 0 LOB: 3 BB: 3 P: 30	R: 0 E: 0 K: 1 S: 7	H: 0 LOB: 0 BB: 0 P: 13	R: 0 E: 0 K: 1 S: 5	H: 0 LOB: 1 BB: 2 P: 16	R: 0 E: 0 K: 2 S: 10	H: 0 LOB: 0 BB: 0 P: 14	R: 0 E: 0 K: 1 S: 9	H: 1 LOB: 2 BB: 1 P: 18	R: 0 E: 0 K: 0 S: 8	H: 0 LOB: 0 BB: 0 P: 13	R: 0 E: 0 K: 0 S: 7	H: 1 LOB: 1 BB: 0 P: 12	1B: 3 2B: 1 3B: 0 HR: 0	SF: 0 SAC: 1 DP: 1 HBP: 0	WP: 0 PB: 0 CS: 0	PA: 35
PITCHER	IP	WLS	BF	H	R	ER	SO	BB	IBB	HBP	BLK	WP	HR	S	P	ERA	WHIP					
Jason Bere, R ERA: 2.89 (1, 1)	8.0	W	31	2	0	0	14	6	0	0	0	0	0	68	127	0.00	1.000					
Roberto Hernandez, R ERA: 4.88 (9, 1)	1.0	S	4	1	0	0	0	0	0	0	0	0	0	7	12	0.00	1.000					

Oakland Athletics @ Chicago White Sox
Comiskey Park, Chicago, IL
Mon Jun 13 1994, 8:05 PM EDT
Att: 30,819 - Unknown - 88 F

AB 28
R 0
H 3
RBI 0
BB 6
SO 14
LOB 10



Batter	1	2	3	4	5	6	7	8	9	AB	R	H	RBI	BB	SO	LOB	BOTTOM				
Tim Raines, S OBP: 0.367, SLG: 0.404 (1, 7)	F7		2-0 F8		3-2 1B		0-0 B2			4	0	1	1	0	0	1					
Joey Cora, S OBP: 0.357, SLG: 0.375 (1, 4)	S 1B		4-0 BB		3-H G1-3		1-0 FC5-4			3	0	1	0	1	0	2					
Frank Thomas, R OBP: 0.502, SLG: 0.755 (1, 3)	F9		0-0 G4-3		3-1 P4		4-0 IBB			3	0	0	0	1	0	2					
Julio Franco, R OBP: 0.373, SLG: 0.472 (1, 10)	K		0-2 G4-3		1-2 BB 1B		1-2 K			4	0	1	0	0	2	3					
Robin Ventura, L OBP: 0.376, SLG: 0.486 (1, 5)		0-1 G6-3		2-2 G6-3		0-0 BB 1B		2-2 F8		4	0	1	0	0	0	0					
Warren Newson, L OBP: 0.283, SLG: 0.340 (7, 9)		1-0 G6-3		2-1 G6-3		0-3 K		1-0 G5-3		3	0	0	0	0	1	2					
Lance Johnson, L OBP: 0.325, SLG: 0.390 (1, 8)		0-0 1B		0-0 1B 3B		4-1 BB		0-0 S 1B		3	1	3	0	1	0	0					
Ron Karkovics, R OBP: 0.366, SLG: 0.409 (1, 2)		2-1 F9		2-2 G5-3		1-3 K		1 SAFE 3-3 K		4	0	0	0	0	2	6					
Ozzie Guillen, L OBP: 0.297, SLG: 0.333 (1, 6)			2-1 G1-3		2-3 K2-3		0-1 FC5-4 1B			3	0	1	0	0	1	1					
Inning Stats	R: 0 E: 0 K: 1 S: 8	H: 1 LOB: 1 BB: 0 P: 11	R: 0 E: 0 K: 0 S: 6	H: 1 LOB: 0 BB: 0 P: 9	R: 0 E: 0 K: 0 S: 4	H: 0 LOB: 1 BB: 1 P: 12	R: 0 E: 0 K: 0 S: 9	H: 0 LOB: 0 BB: 0 P: 13	R: 1 E: 0 K: 1 S: 13	H: 2 LOB: 1 BB: 0 P: 20	R: 0 E: 0 K: 2 S: 13	H: 2 LOB: 3 BB: 1 P: 22	R: 0 E: 1 K: 1 S: 7	H: 1 LOB: 2 BB: 1 P: 13	R: 0 E: 0 K: 1 S: 10	H: 1 LOB: 1 BB: 0 P: 16	1B: 7 2B: 0 3B: 1 HR: 0	SF: 0 SAC: 0 DP: 0 HBP: 0	WP: 0 PB: 0 CS: 0	PA: 35	
PITCHER	IP	WLS	BF	H	R	ER	SO	BB	IBB	HBP	BLK	WP	HR	S	P	ERA	WHIP				
Bobby Witt, R ERA: 5.84 (1, 1)	8.0	L	35	8	1	1	6	2	1	0	0	0	0	70	116	1.12	1.250				

Oakland Athletics @ Chicago White Sox
Comiskey Park, Chicago, IL
Mon Jun 13 1994, 8:05 PM EDT
Att: 30,819 - Unknown - 88 F

AB 32
R 1
H 8
RBI 1
BB 3
SO 6
LOB 17



Batter	1	2	3	4	5	6	7	8	9	AB	R	H	RBI	BB	SO	LOB	TOP				
Rickey Henderson, R OBP: 0.416, SLG: 0.378 (1, 7)	1-1 F9 1B PB 1B		3-1 1B CS 1B	3-2 BLK 1B		2-2 F9		4-0 BB		4	2	3	1	1	0	0					
Stan Javier, S OBP: 0.375, SLG: 0.435 (1, 8)	1-1 PB 2B 1B		1-1 F7	4-2 2H 1B			2-2 F8	3-2 L1		4	1	1	0	1	0	4					
Brent Gates, S OBP: 0.385, SLG: 0.439 (1, 4)	0-1 P2		2-0 1B SF8 1B	2-2 F9			1-2 F7		3-3 K	5	1	1	0	0	1	4					
Ruben Sierra, S OBP: 0.284, SLG: 0.477 Eric Fox, S OBP: 0.269, SLG: 0.333 (9, 9)	0-0 F9		1-2 1B		1-1 G3		0-1 1B		1-2 F8	5	0	2	1	0	0	2					
Geronomo Berroa, R OBP: 0.390, SLG: 0.487 (1, 10)	3-2 1H 2B		1-2 3H 1B		2-1 FC4-6 1B		0-1 F9		2-2 F8	4	0	2	2	0	0	1					
Mike Aldrete, L OBP: 0.301, SLG: 0.375 (1, 3)	1-0 P5		1-0 F9		2-2 FC4-6 FC5-4 1-2			2-2 G4-3		4	0	0	0	0	0	3					
Terry Steinbach, R OBP: 0.315, SLG: 0.438 (1, 2)		0-0 P4		0-2 G5-3		1-0 FC5-4 1-2		1-2 G5-3		4	0	0	0	0	0	1					
Mike Bordick, R OBP: 0.335, SLG: 0.344 (1, 6)	1-0 F9		0-0 F9		1-3 K			4-1 1B BB		3	0	0	0	1	1	0					
Scott Hemond, R OBP: 0.271, SLG: 0.343 (1, 5)	3-2 G5-3		1-1 1B 2B		2-3 K			3-2 BB 1B		4	1	2	0	0	1	0					
Inning Stats	R: 2 E: 0 K: 0 S: 11	H: 3 LOB: 1 BB: 0 P: 17	R: 0 E: 0 K: 0 S: 5	H: 0 LOB: 0 BB: 0 P: 9	R: 2 E: 0 K: 0 S: 15	H: 3 LOB: 1 BB: 0 P: 23	R: 1 E: 0 K: 0 S: 16	H: 2 LOB: 2 BB: 1 P: 26	R: 0 E: 0 K: 2 S: 10	H: 0 LOB: 0 BB: 0 P: 15	R: 0 E: 0 K: 0 S: 12	H: 1 LOB: 1 BB: 0 P: 15	R: 0 E: 0 K: 0 S: 18	H: 1 LOB: 3 BB: 2 P: 35	R: 0 E: 0 K: 1 S: 10	H: 0 LOB: 0 BB: 0 P: 16	1B: 9 2B: 2 3B: 0 HR: 0	SF: 1 SAC: 0 DP: 0 HBP: 0	WP: 0 PB: 1 SB: 0 CS: 1	PA: 41	
PITCHER	IP WLS BF H R ER SO BB IBB HBP BLK WP HR S P ERA WHIP	IP WLS BF H R ER SO BB IBB HBP BLK WP HR S P ERA WHIP	IP WLS BF H R ER SO BB IBB HBP BLK WP HR S P ERA WHIP	IP WLS BF H R ER SO BB IBB HBP BLK WP HR S P ERA WHIP	IP WLS BF H R ER SO BB IBB HBP BLK WP HR S P ERA WHIP	IP WLS BF H R ER SO BB IBB HBP BLK WP HR S P ERA WHIP	IP WLS BF H R ER SO BB IBB HBP BLK WP HR S P ERA WHIP	IP WLS BF H R ER SO BB IBB HBP BLK WP HR S P ERA WHIP	IP WLS BF H R ER SO BB IBB HBP BLK WP HR S P ERA WHIP	IP WLS BF H R ER SO BB IBB HBP BLK WP HR S P ERA WHIP	IP WLS BF H R ER SO BB IBB HBP BLK WP HR S P ERA WHIP	IP WLS BF H R ER SO BB IBB HBP BLK WP HR S P ERA WHIP	IP WLS BF H R ER SO BB IBB HBP BLK WP HR S P ERA WHIP	IP WLS BF H R ER SO BB IBB HBP BLK WP HR S P ERA WHIP	IP WLS BF H R ER SO BB IBB HBP BLK WP HR S P ERA WHIP	IP WLS BF H R ER SO BB IBB HBP BLK WP HR S P ERA WHIP	IP WLS BF H R ER SO BB IBB HBP BLK WP HR S P ERA WHIP	IP WLS BF H R ER SO BB IBB HBP BLK WP HR S P ERA WHIP	IP WLS BF H R ER SO BB IBB HBP BLK WP HR S P ERA WHIP	IP WLS BF H R ER SO BB IBB HBP BLK WP HR S P ERA WHIP	IP WLS BF H R ER SO BB IBB HBP BLK WP HR S P ERA WHIP
Scott Sanderson, R ERA: 4.47	(1, 1)	3.2 L	20 8	5 5	2 2	0 0	0 0	0 0	0 0	0 0	0 0	0 0	0 0	0 0	0 0	0 0	0 0	4.91 2.455			
Jose DeLeon, R ERA: 3.39	(4, 1)	3.1	12 2	0 0	0 0	2 2	0 0	0 0	0 0	0 0	0 0	34 35	0.00 0.00	0.600 3.000							
Kirk McCaskill, R ERA: 2.93	(8, 1)	1.0	6 1	0 0	0 0	2 2	0 0	0 0	0 0	0 0	0 0	18 10	0.00 0.00	3.000 0.000							
Dennis Cook, L ERA: 4.95	(9, 1)	1.0	3 0	0 0	0 0	1 1	0 0	0 0	0 0	0 0	0 0	10 16	0.00 0.000								
Tim Raines, S OBP: 0.365, SLG: 0.398 (1, 7)	4-2 G4-6-3 BB		2-1 L6		0-0 G6-3		0-1 P6		3-0 0 0 0 1 0 2												
Joey Cora, S OBP: 0.350, SLG: 0.367 (1, 4)	1-1 F7		1-2 L6		1-0 G6-3		1-0 G6-3	3-3 K		4	0	0	0	0	1	1					
Warren Newson, L OBP: 0.281, SLG: 0.392 (1, 9)	2-1 G4-6-3 1-2		0-0 F8		2-3 K		2-1 K	2-1 HR		4	1	1	1	0	1	1					
Julio Franco, R OBP: 0.375, SLG: 0.472 (1, 10)		1-2 1B		0-1 G3		2-2 G6-3		2-2 BB DI 1B		4	0	2	0	0	0	0					
Robin Ventura, L OBP: 0.369, SLG: 0.476 (1, 5)		1-3 K		0-2 G6-3		0-1 G3	1-3 K		4	0	0	0	0	2	2						
Dann Howitt, L OBP: 0.333, SLG: 0.375 (1, 3)		0-3 K		0-3 K		1-2 K		1-2 WP G5-6-3 2B	4-2 BB BB	3	1	1	0	1	2	1					
Lance Johnson, L OBP: 0.324, SLG: 0.385 (1, 8)		0-1 L3		0-0 G3		1-0 G5-6-3	4-1 BB BB		3	0	0	1	1	0	1						
Michael LaValliere, L OBP: 0.415, SLG: 0.356 Frank Thomas, R OBP: 0.500, SLG: 0.751 (8, PH)			1-2 G6-3		3-2 F8		1-0 BB 1B	2-2 F9		3	0	1	0	0	0	0					
Ozzie Guillen, L OBP: 0.298, SLG: 0.330 (1, 6)			0-1 G5-3		0-2 G3-1		4-0 BB 1B		2	0	0	0	1	0	0						
Inning Stats	R: 0 E: 0 K: 0 S: 6	H: 0 LOB: 0 BB: 1 P: 13	R: 0 E: 0 K: 2 S: 12	H: 1 LOB: 1 BB: 0 P: 14	R: 0 E: 0 K: 0 S: 7	H: 0 LOB: 0 BB: 0 P: 10	R: 0 E: 0 K: 0 S: 6	H: 0 LOB: 0 BB: 0 P: 7	R: 0 E: 0 K: 1 S: 7	H: 0 LOB: 0 BB: 0 P: 7	R: 0 E: 0 K: 1 S: 9	H: 0 LOB: 0 BB: 0 P: 14	R: 1 E: 0 K: 0 S: 10	H: 2 LOB: 2 BB: 1 P: 17	R: 1 E: 0 K: 2 S: 19	H: 2 LOB: 2 BB: 2 P: 37	1B: 3 2B: 1 3B: 0 HR: 1	SF: 0 SAC: 0 DP: 1 HBP: 0	WP: 1 PB: 0 SB: 1 CS: 0	PA: 35	
PITCHER	IP WLS BF H R ER SO BB IBB HBP BLK WP HR S P ERA WHIP	IP WLS BF H R ER SO BB IBB HBP BLK WP HR S P ERA WHIP	IP WLS BF H R ER SO BB IBB HBP BLK WP HR S P ERA WHIP	IP WLS BF H R ER SO BB IBB HBP BLK WP HR S P ERA WHIP	IP WLS BF H R ER SO BB IBB HBP BLK WP HR S P ERA WHIP	IP WLS BF H R ER SO BB IBB HBP BLK WP HR S P ERA WHIP	IP WLS BF H R ER SO BB IBB HBP BLK WP HR S P ERA WHIP	IP WLS BF H R ER SO BB IBB HBP BLK WP HR S P ERA WHIP	IP WLS BF H R ER SO BB IBB HBP BLK WP HR S P ERA WHIP	IP WLS BF H R ER SO BB IBB HBP BLK WP HR S P ERA WHIP	IP WLS BF H R ER SO BB IBB HBP BLK WP HR S P ERA WHIP	IP WLS BF H R ER SO BB IBB HBP BLK WP HR S P ERA WHIP	IP WLS BF H R ER SO BB IBB HBP BLK WP HR S P ERA WHIP	IP WLS BF H R ER SO BB IBB HBP BLK WP HR S P ERA WHIP	IP WLS BF H R ER SO BB IBB HBP BLK WP HR S P ERA WHIP	IP WLS BF H R ER SO BB IBB HBP BLK WP HR S P ERA WHIP	IP WLS BF H R ER SO BB IBB HBP BLK WP HR S P ERA WHIP	IP WLS BF H R ER SO BB IBB HBP BLK WP HR S P ERA WHIP	IP WLS BF H R ER SO BB IBB HBP BLK WP HR S P ERA WHIP	IP WLS BF H R ER SO BB IBB HBP BLK WP HR S P ERA WHIP	IP WLS BF H R ER SO BB IBB HBP BLK WP HR S P ERA WHIP
Steve Ontiveros, R ERA: 3.8	(1, 1)	7.0 W	22 5	0 2	0 1	4 1	0 0	0 0	0 0	0 0	0 0	55 8	0.00 13.50	0.286 4.500							
John Briscoe, R ERA: 3.62	(8, 1)	0.2	5 2	1 1	1 1	0 0	0 0	0 0	0 0	0 0	0 0	1 1	0 0	8 15	0 0	0 0					
Dennis Eckersley, R ERA: 6.32	(8, 1)	1.1	8 2	1 1	1 1	2 2	0 0	0 0	0 0	0 0	0 0	1 21	6.75 3.000								

Oakland Athletics @ Chicago White Sox
Comiskey Park, Chicago, IL
Tue Jun 14 1994, 8:05 PM EDT
Att: 25,057 - Unknown - 91 F

AB	37
R	5
H	11
RBI	4
BB	3
SO	3
LOB	15



Oakland Athletics @ Chicago White Sox
Comiskey Park, Chicago, IL
Tue Jun 14 1994, 8:05 PM EDT
Att: 25,057 - Unknown - 91 F

AB	31
R	2
H	5
RBI	2
BB	4
SO	6
LOB	11



Batter	1	2	3	4	5	6	7	8	9	AB	R	H	RBI	BB	SO	LOB	TOP								
Rickey Henderson, R OBP: 0.428, SLG: 0.399 (1, 7)										5	3	4	0	0	0	0	Oakland Athletics @ Chicago White Sox Comiskey Park, Chicago, IL Wed Jun 15 1994, 8:05 PM EDT Att: 26,850 - Unknown - 93 F								
Stan Javier, S OBP: 0.375, SLG: 0.432 (1, 8)										4	1	1	0	1	0	3									
Brent Gates, S OBP: 0.380, SLG: 0.431 (1, 4)										5	1	1	1	0	1	5									
Ruben Sierra, S OBP: 0.290, SLG: 0.492 (1, 9)										5	1	3	5	0	1	2									
Geronomo Berroa, R OBP: 0.386, SLG: 0.478 (1, 10)										4	1	0	0	1	0	2									
Mike Aldrete, L OBP: 0.307, SLG: 0.387 Jeff Schaefer, R OBP: 0.125, SLG: 0.125 (8, 3)										4	0	2	0	0	0	0									
Mike Bordick, R OBP: 0.332, SLG: 0.341 (1, 6)										5	0	1	1	0	1	3									
Craig Paquette, R OBP: 0.095, SLG: 0.143 (1, 5)										4	0	1	0	0	2	2									
Scott Hemond, R OBP: 0.270, SLG: 0.340 (1, 2)										4	0	1	0	0	1	3									
Inning Stats	R: 1 E: 0 K: 0 S: 12	H: 2 LOB: 1 BB: 0 P: 17	R: 0 E: 0 K: 1 S: 10	H: 0 LOB: 0 BB: 0 P: 12	R: 0 E: 0 K: 1 S: 14	H: 2 LOB: 2 BB: 0 P: 18	R: 0 E: 0 K: 1 S: 8	H: 2 LOB: 2 BB: 0 P: 14	R: 1 E: 0 K: 0 S: 14	H: 3 LOB: 1 BB: 0 P: 20	R: 0 E: 0 K: 1 S: 12	H: 1 LOB: 1 BB: 0 P: 18	R: 0 E: 0 K: 1 S: 7	H: 0 LOB: 0 BB: 0 P: 8	R: 1 E: 0 K: 1 S: 13	H: 1 LOB: 1 BB: 1 P: 19	R: 4 E: 0 K: 0 S: 21	H: 4 LOB: 1 BB: 1 P: 31	1B: 12 2B: 2 3B: 0 HR: 1	SF: 0 SAC: 0 DP: 1 HBP: 0	WP: 0 PB: 0 SB: 1 CS: 0	PA: 43			
PITCHER	IP	WLS	BF	H	R	ER	SO	BB	IBB	HBP	BLK	WP	HR	S	P	ERA	WHIP								
Jack McDowell, R ERA: 5.34 Roberto Hernandez, R ERA: 6.12	(1, 1)	8.0	35	11	3	3	6	1	0	0	0	0	0	90	126	3.38	1.500								
(9, 1)	1.0	L	8	4	4	4	0	1	0	0	0	0	1	21	31	36.00	5.000								

Batter	1	2	3	4	5	6	7	8	9	AB	R	H	RBI	BB	SO	LOB	BOTTOM								
Tim Raines, S OBP: 0.370, SLG: 0.397 (1, 7)										3	1	1	0	2	0	1	Oakland Athletics @ Chicago White Sox Comiskey Park, Chicago, IL Wed Jun 15 1994, 8:05 PM EDT Att: 26,850 - Unknown - 93 F								
Joey Cora, S OBP: 0.351, SLG: 0.368 (1, 4)										5	0	2	0	0	0	4									
Frank Thomas, R OBP: 0.498, SLG: 0.742 (1, 10)										4	1	1	0	1	0	3									
Julio Franco, R OBP: 0.379, SLG: 0.470 (1, 3)										3	1	1	0	2	0	3									
Robin Ventura, L OBP: 0.372, SLG: 0.474 (1, 5)										1	0	0	1	2	0	1									
Darin Jackson, R OBP: 0.358, SLG: 0.503 (1, 9)										5	1	1	1	0	0	7									
Lance Johnson, L OBP: 0.325, SLG: 0.394 (1, 8)										5	1	2	2	0	0	3									
Michael LaValliere, L OBP: 0.411, SLG: 0.340 (1, 2)										2	0	0	1	1	0	2									
Ozzie Guillen, L OBP: 0.303, SLG: 0.332 (1, 6)										2	0	1	0	1	1	0									
Inning Stats	R: 1 E: 0 K: 0 S: 12	H: 2 LOB: 2 BB: 1 P: 21	R: 0 E: 0 K: 0 S: 6	H: 1 LOB: 2 BB: 2 P: 15	R: 1 E: 0 K: 0 S: 14	H: 1 LOB: 2 BB: 2 P: 26	R: 0 E: 0 K: 0 S: 4	H: 1 LOB: 0 BB: 0 P: 7	R: 0 E: 0 K: 0 S: 6	H: 1 LOB: 1 BB: 0 P: 12	R: 0 E: 0 K: 0 S: 10	H: 1 LOB: 3 BB: 2 P: 24	R: 3 E: 1 K: 1 S: 9	H: 2 LOB: 0 BB: 1 P: 16	R: 0 E: 0 K: 0 S: 5	H: 0 LOB: 0 BB: 0 P: 11	R: 0 E: 0 K: 0 S: 11	H: 0 LOB: 1 BB: 1 P: 16	1B: 8 2B: 1 3B: 1 HR: 0	SF: 1 SAC: 3 DP: 2 HBP: 0	WP: 1 PB: 0 SB: 0 CS: 0	PA: 43			
PITCHER	IP	WLS	BF	H	R	ER	SO	BB	IBB	HBP	BLK	WP	HR	S	P	ERA	WHIP								
Carlos Reyes, R ERA: 5.06 Dave Leiper, L ERA: 7.96 Bob Welch, R ERA: 7.96 Vince Horsman, L ERA: 3.38 Mark Acree, R ERA: 3.46	(1, 1)	2.1	15	4	2	2	0	5	0	0	0	0	0	8	12	0.00	0.600								
(3, 1)	1.2	5	1	0	0	0	0	0	0	0	0	0	0	8	12	0.00	0.600								
(5, 1)	2.1	14	4	3	3	0	2	1	0	1	1	1	0	20	45	11.57	2.571								
(7, 1)	0.2	2	0	0	0	0	1	0	0	0	0	0	0	5	7	0.00	0.000								
(8, 1)	1.0	W	3	0	0	0	0	0	0	0	0	0	0	5	11	0.00	0.000								
(9, 1)	1.0	S	4	0	0	0	0	1	0	0	0	0	0	11	16	0.00	1.000								

AB 41
R 7
H 15
RBI 7
BB 2
SO 6
LOB 20



AB 30
R 5
H 9
RBI 5
BB 9
SO 1
LOB 24

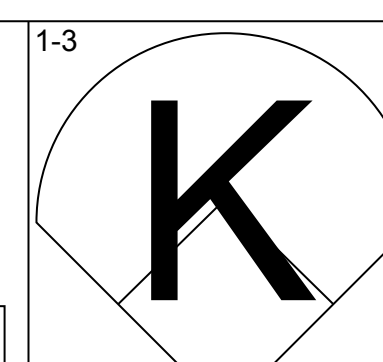
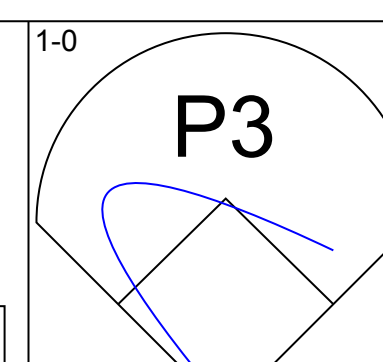
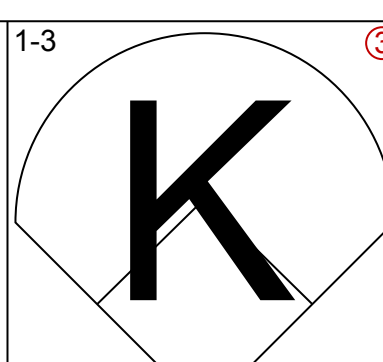
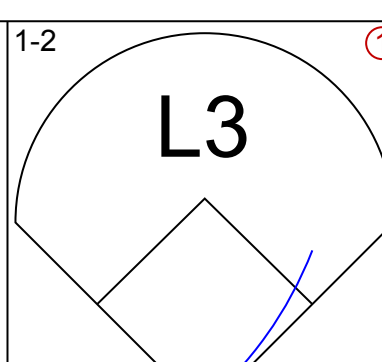
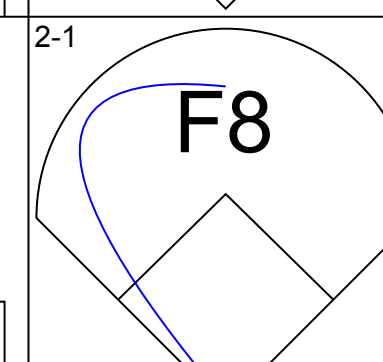
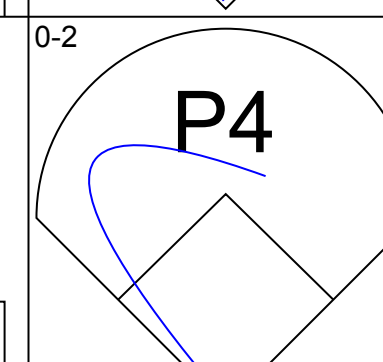
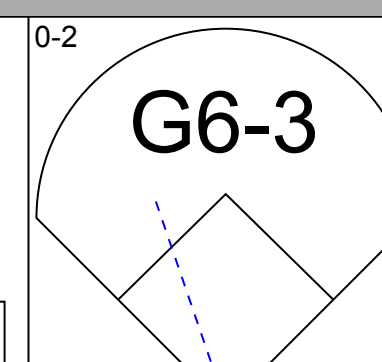
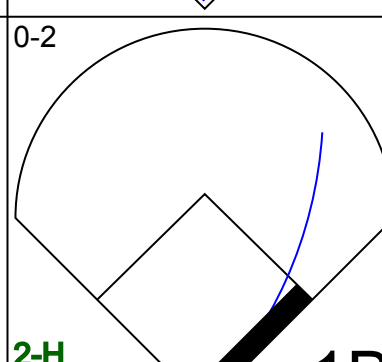
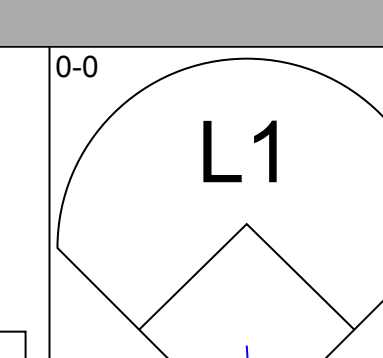
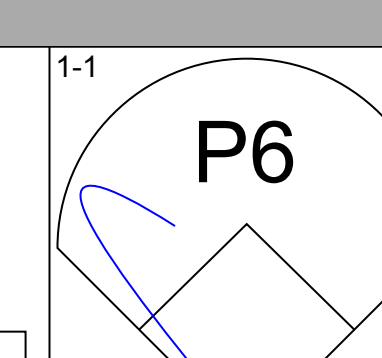
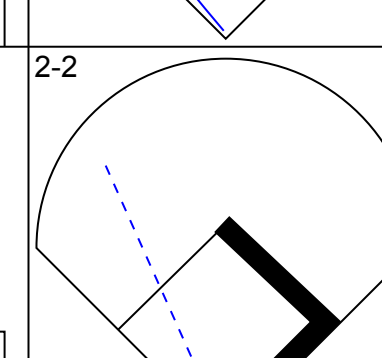
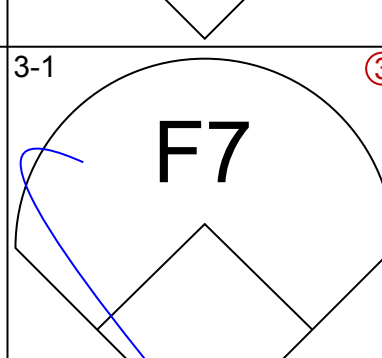
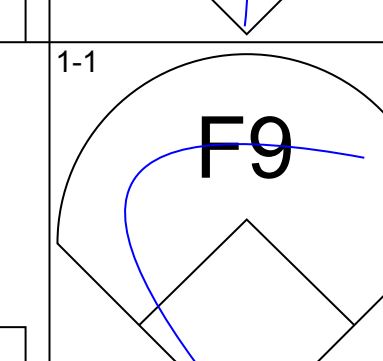
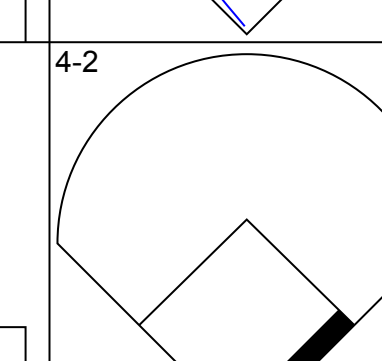
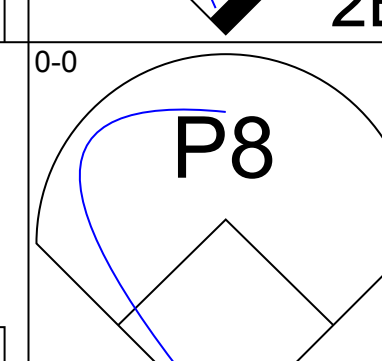
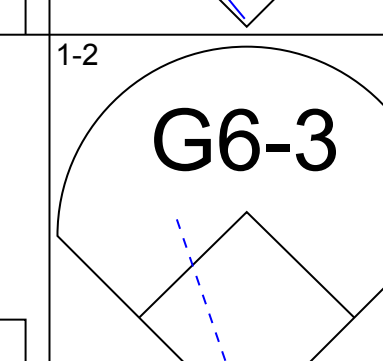
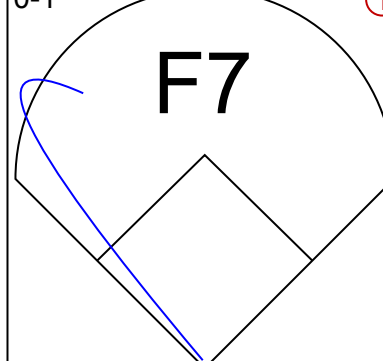
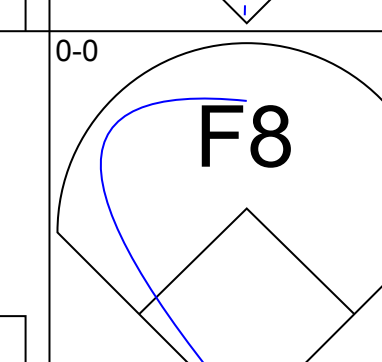
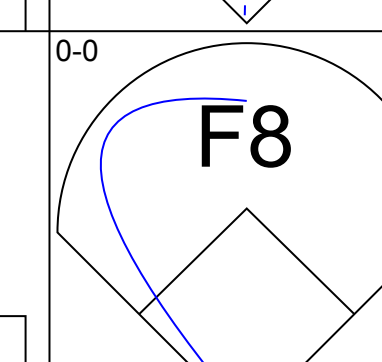
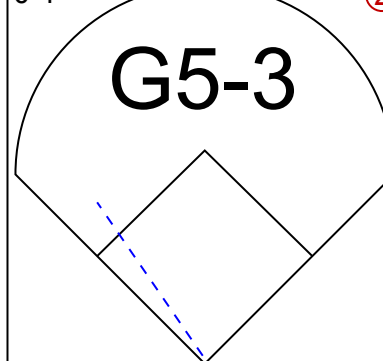
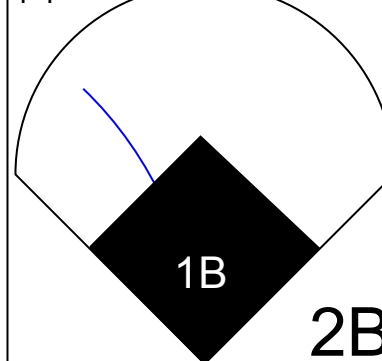


Batter	1	2	3	4	5	6	7	8	9	AB	R	H	RBI	BB	SO	LOB	TOP					
Spike Owen, S OBP: 0.435, SLG: 0.463 (1, 5)	G4-3		G6-3				FC6-4		BB	5	1	2	1	0	0	1	California Angels @ Chicago White Sox Comiskey Park, Chicago, IL Fri Jun 17 1994, 8:05 PM EDT Att: 33,210 - Unknown - 85 F					
Damion Easley, R OBP: 0.315, SLG: 0.352 (1, 4)	E						K		1B	5	0	2	0	0	2	5						
Tim Salmon, R OBP: 0.377, SLG: 0.519 (1, 9)	L6						K		1B	4	0	0	1	1	2	3						
Chili Davis, S OBP: 0.448, SLG: 0.570 (1, 10)	E								BB	3	0	2	2	2	1	0						
Bo Jackson, R OBP: 0.358, SLG: 0.504 Jorge Fabregas, L OBP: 0.323, SLG: 0.310 (1, 7) (9, 2)	E4								1B	5	0	0	0	0	2	7						
Chad Curtis, R OBP: 0.301, SLG: 0.383 (1, 8)	F8								BB	4	1	1	0	0	0	4						
J.T. Snow, L OBP: 0.259, SLG: 0.236 (1, 3)									2B	3	1	0	0	1	0	1						
Chris Turner, R OBP: 0.191, SLG: 0.159 Mark Daiesandro, R (7, PH) (9, 5)									BB	2	0	0	0	0	1	0						
Gary Disarcina, R OBP: 0.317, SLG: 0.383 Jim Edmonds, L OBP: 0.411, SLG: 0.460 (9, PH) (9, 7)									BB	3	0	1	0	0	1	0						
Inning Stats	R: 0 E: 1 K: 0 S: 9	H: 1 LOB: 3 BB: 1 P: 19	R: 0 E: 0 K: 2 S: 7	H: 0 LOB: 0 BB: 0 P: 11	R: 0 E: 0 K: 1 S: 10	H: 2 LOB: 2 BB: 0 P: 16	R: 0 E: 0 K: 0 S: 8	H: 0 LOB: 0 BB: 0 P: 14	R: 0 E: 0 K: 2 S: 9	H: 1 LOB: 1 BB: 0 P: 14	R: 0 E: 0 K: 1 S: 11	H: 0 LOB: 1 BB: 1 P: 17	R: 0 E: 0 K: 1 S: 8	H: 1 LOB: 0 BB: 0 P: 10	R: 0 E: 0 K: 2 S: 7	H: 0 LOB: 0 BB: 0 P: 12		R: 5 E: 0 K: 0 S: 13	H: 3 LOB: 1 BB: 4 P: 35	1B: 5 2B: 3 3B: 0 HR: 0	SF: 0 SAC: 0 DP: 1 HBP: 0	WP: 0 PB: 0 SB: 0 CS: 0
PITCHER	IP	WLS	BF	H	R	ER	SO	BB	IBB	HBP	BLK	WP	HR	S	P	ERA	WHIP					
Wilson Alvarez, L ERA: 3.5 Roberto Hernandez, R ERA: 6.58	(1, 1)	8.0	35	6	3	3	9	4	0	0	0	0	0	73	126	3.38	1.250					
PITCHER	IP	WLS	BF	H	R	ER	SO	BB	IBB	HBP	BLK	WP	HR	S	P	ERA	WHIP					
	(9, 1)	1.0	L	6	2	2	0	2	0	0	0	0	0	9	22	18.00	4.000					

Batter	1	2	3	4	5	6	7	8	9	AB	R	H	RBI	BB	SO	LOB	BOTTOM					
Norberto Martin, R OBP: 0.400, SLG: 0.524 (1, 4)	SH5-3		L8				F9			4	0	1	0	0	0	0	California Angels @ Chicago White Sox Comiskey Park, Chicago, IL Fri Jun 17 1994, 8:05 PM EDT Att: 33,210 - Unknown - 85 F					
Tim Raines, S OBP: 0.366, SLG: 0.392 (1, 7)	SH5-3-6		G4-3				P4			3	0	0	0	0	0	0						
Frank Thomas, R OBP: 0.500, SLG: 0.752 (1, 3)	1B		F7				F8			4	2	2	1	0	0	0						
Julio Franco, R OBP: 0.381, SLG: 0.467 (1, 10)	S						1B			4	1	3	1	0	0	0						
Robin Ventura, L OBP: 0.364, SLG: 0.462 (1, 5)	K						P3			4	0	1	0	0	1	2						
Bob Zupic, R OBP: 0.267, SLG: 0.357 Joey Cora, S OBP: 0.351, SLG: 0.365 (9, PH) (9, 9)										2	0	1	1	0	0	0						
Lance Johnson, L OBP: 0.319, SLG: 0.385 (1, 8)										4	0	0	0	0	1	4						
Ron Karkovics, R OBP: 0.366, SLG: 0.408 Warren Newson, L OBP: 0.263, SLG: 0.389 Darrin Jackson, R OBP: 0.356, SLG: 0.500 (9, PH) (9, PH)										3	0	1	0	0	1	2						
Ozzie Guillen, L OBP: 0.306, SLG: 0.335 (1, 6)										4	0	0	0	0	2							
Inning Stats	R: 1 E: 0 K: 1 S: 14	H: 3 LOB: 1 BB: 0 P: 23	R: 0 E: 0 K: 1 S: 12	H: 1 LOB: 0 BB: 0 P: 17	R: 0 E: 0 K: 0 S: 4	H: 0 LOB: 0 BB: 0 P: 8	R: 0 E: 0 K: 1 S: 14	H: 2 LOB: 2 BB: 0 P: 21	R: 0 E: 0 K: 0 S: 5	H: 0 LOB: 0 BB: 0 P: 5	R: 1 E: 0 K: 0 S: 11	H: 2 LOB: 1 BB: 0 P: 14	R: 0 E: 0 K: 0 S: 7	H: 0 LOB: 0 BB: 0 P: 12	R: 1 E: 0 K: 0 S: 6	H: 1 LOB: 0 BB: 0 P: 12		R: 0 E: 0 K: 1 S: 8	H: 0 LOB: 1 BB: 1 P: 13	1B: 7 2B: 2 3B: 0 HR: 1	SF: 1 SAC: 1 DP: 1 HBP: 0	WP: 0 PB: 0 SB: 1 CS: 0
PITCHER	IP	WLS	BF	H	R	ER	SO	BB	IBB	HBP	BLK	WP	HR	S	P	ERA	WHIP					
Brian Anderson, L ERA: 4.96 Mike Butcher, R ERA: 7.09 Bob Patterson, L ERA: 4.62	(1, 1)	0.1	2	0	0	0	0	1	0	0	0	0	0	3	7	0.00	3.000					
	(9, 1)	0.2	S	2	0	0	1	0	0	0	0	0	0	5	6	0.00	0.000					

Batter	1	2	3	4	5	6	7	8	9	AB	R	H	RBI	BB	SO	LOB	TOP				
Spike Owen, S OBP: 0.437, SLG: 0.473 (1, 5)	F8		SF8 1-3 2B		F9		1B			4	0	2	0	0	0	0	California Angels @ Chicago White Sox Comiskey Park, Chicago, IL Sat Jun 18, 1994, 8:05 PM EDT Att: 42,415 - Unknown - 92 F				
Damion Easley, R OBP: 0.399, SLG: 0.346 (1, 4)	K		SF8			K	G5-3			3	0	0	1	0	2						
Tim Salmon, R OBP: 0.376, SLG: 0.513 (1, 9)	G6-3					P4		K		3	0	0	0	1	1	0					
Chili Davis, S OBP: 0.445, SLG: 0.562 (1, 10)		F9	G6-3			HR BB		G4-3		3	1	0	0	1	0	2					
Jim Edmonds, L OBP: 0.409, SLG: 0.457 Rex Hudler, R (4, PH) OBP: 0.408, SLG: 0.704 (4, 7)	K			G4-3		HR		K		1	0	0	0	0	1	0					
Chad Curtis, R OBP: 0.300, SLG: 0.381 (1, 8)	F9			K		HR				3	1	1	2	0	1	0					
J.T. Snow, L OBP: 0.242, SLG: 0.220 (1, 3)			L4	K		P8		F8		4	0	0	0	0	1	1					
Chris Turner, R OBP: 0.194, SLG: 0.163 (1, 2)			S 1B		L6		K2-3		K	4	1	1	0	0	2	0					
Gary Disarcina, R OBP: 0.321, SLG: 0.387 (1, 6)			2B SF8 1B		F9		E1 1B			3	1	2	1	0	0	0					
Inning Stats	R: 0 H: 0 E: 0 K: 1 S: 9	H: 0 R: 0 ER: 0 LOB: 0 BB: 0 P: 13	R: 0 H: 0 E: 0 K: 1 S: 12	H: 0 R: 0 ER: 0 LOB: 2 BB: 1 P: 18	R: 2 H: 3 E: 0 K: 0 S: 18	H: 3 R: 0 ER: 0 LOB: 0 BB: 1 P: 31	R: 0 H: 0 E: 0 K: 2 S: 9	H: 0 R: 0 ER: 0 LOB: 0 BB: 0 P: 14	R: 0 H: 0 E: 0 K: 0 S: 7	H: 0 R: 0 ER: 0 LOB: 1 BB: 0 P: 12	R: 2 H: 2 E: 0 K: 1 S: 11	H: 2 R: 1 ER: 1 LOB: 1 BB: 1 P: 20	R: 0 H: 2 E: 1 K: 1 S: 9	H: 2 R: 0 ER: 0 LOB: 0 BB: 0 P: 13	R: 0 H: 0 E: 0 K: 2 S: 7	H: 0 R: 0 ER: 0 LOB: 0 BB: 0 P: 9		1B: 5 2B: 1 3B: 0 HR: 1	SF: 1 SAC: 0 DP: 0 HBP: 0	WP: 0 PB: 0 CS: 0	PA: 35
PITCHER	IP	WLS	BF	H	R	ER	SO	BB	IBB	HBP	BLK	WP	HR	S	P	ERA	WHIP				
Jason Bere, R ERA: 3.07 (1, 1)	7.0	L	29	7	4	4	6	2	0	0	0	0	1	75	121	5.14	1.286				
Jose DeLeon, R ERA: 3.19 (8, 1)	2.0		6	0	0	0	4	0	0	0	0	0	0	16	21	0.00	0.000				

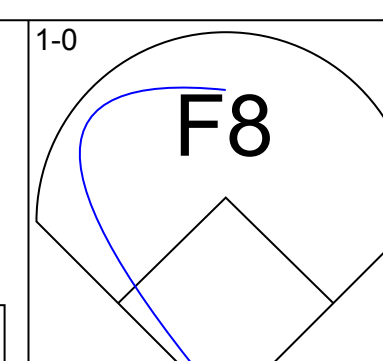
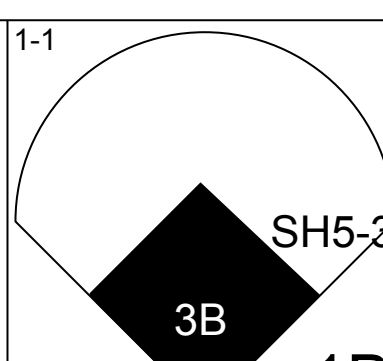
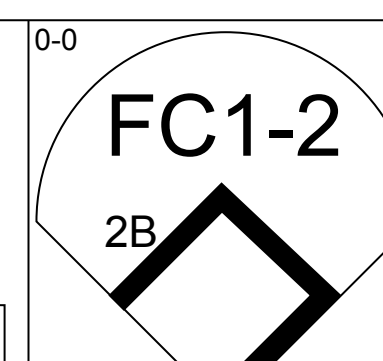
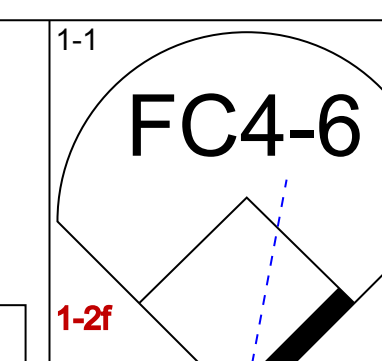
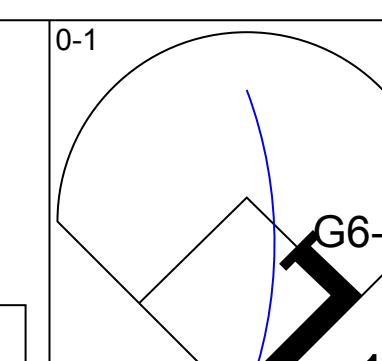
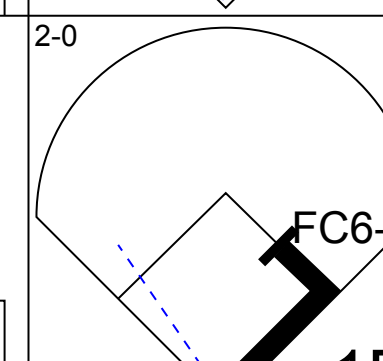
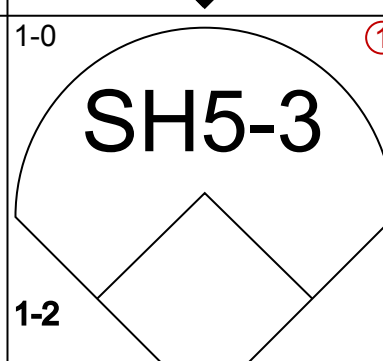
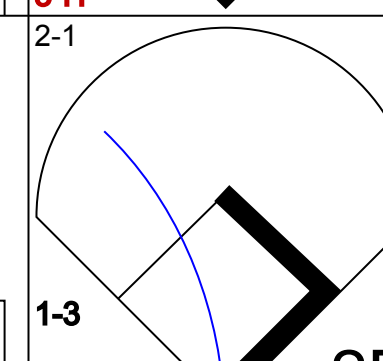
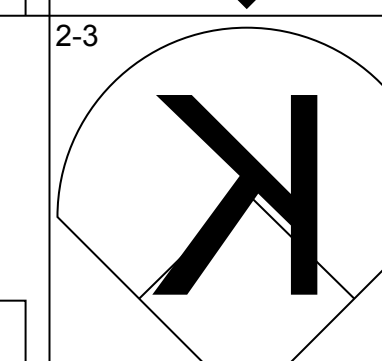
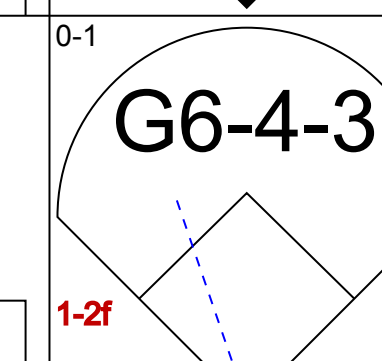
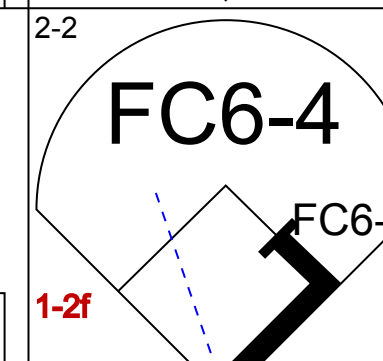
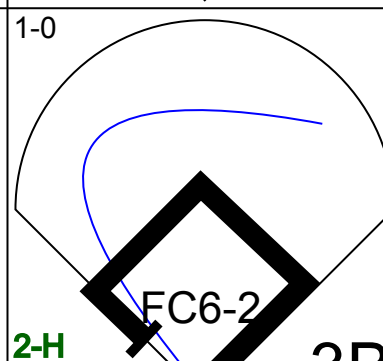
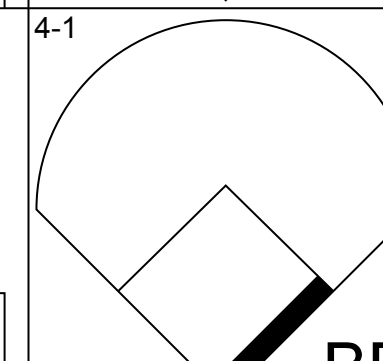

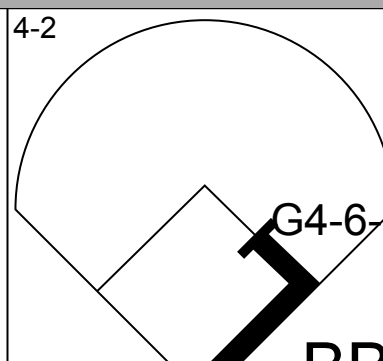

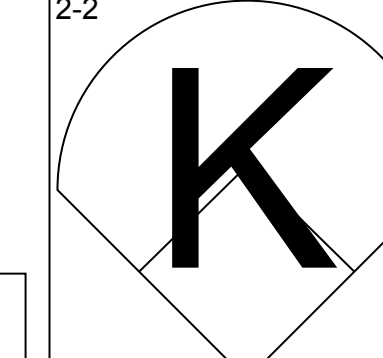
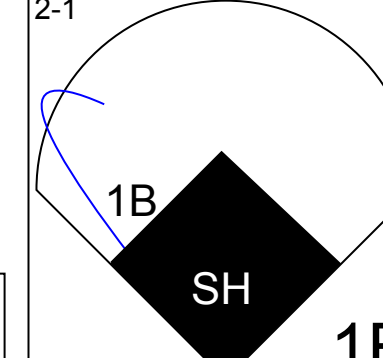
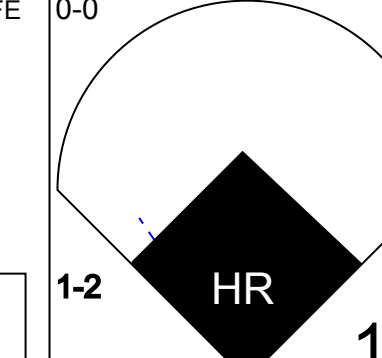
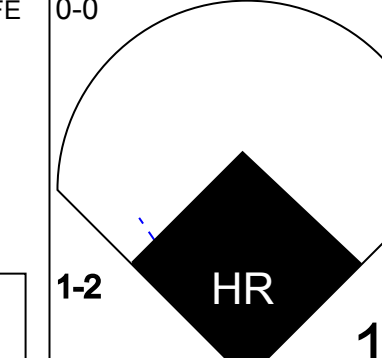
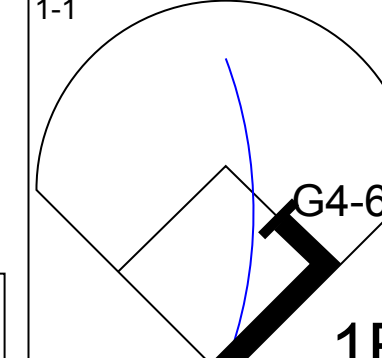

Batter	1	2	3	4	5	6	7	8	9	AB	R	H	RBI	BB	SO	LOB	BOTTOM					
Norberto Martin, R OBP: 0.388, SLG: 0.522 (1, 4)	G4-3 1B 2B		G5-3		G6-3		G6-3			4	1	1	0	0	0	0	California Angels @ Chicago White Sox Comiskey Park, Chicago, IL Sat Jun 18, 1994, 8:05 PM EDT Att: 42,415 - Unknown - 92 F					
Bob Zupcic, R OBP: 0.250, SLG: 0.333 Tim Raines, S (7, PH) OBP: 0.365, SLG: 0.390 (8, 7)	G4-3		G4-3		G5-3		F9			3	0	0	0	0	0	1						
Frank Thomas, R OBP: 0.507, SLG: 0.768 (1, 3)	FC5 1B BB		HR			BB FC4-6 1B		G5-4-3 BB		2	2	2	1	2	0	0						
Julio Franco, R OBP: 0.379, SLG: 0.464 (1, 10)	G4-3 1B		K			F7		G5-4-3		4	0	1	1	0	1	2						
Robin Ventura, L OBP: 0.362, SLG: 0.458 (1, 5)	K				F7	FC4-6 BB 1B		K2-3		4	0	1	0	0	2	2						
Darin Jackson, R OBP: 0.359, SLG: 0.498 (1, 9)	FC5		G4-3 S 1B		G4-3	FC4-6 BB		G6-3		3	0	1	0	1	0	2						
Lance Johnson, L OBP: 0.315, SLG: 0.379 (1, 8)		G4-3		G4-3		FC4-6		G6-3		4	0	0	1	0	0	3						
Ron Karkovics, R OBP: 0.360, SLG: 0.400 Warren Newson, L (9, PH) OBP: 0.279, SLG: 0.382 (1, 2)	L6			F8		G5-3		K		3	0	0	0	0	0	3						
Ozzie Guillen, L OBP: 0.302, SLG: 0.330 (1, 6)	G4-3				G3		P4			3	0	0	0	0	0	0						
Inning Stats	R: 1 H: 2 E: 0 K: 1 S: 17	H: 2 R: 3 ER: 0 LOB: 2 BB: 1 P: 27	R: 0 H: 0 E: 0 K: 0 S: 6	H: 0 R: 0 ER: 0 LOB: 0 BB: 0 P: 8	R: 1 H: 1 E: 0 K: 1 S: 7	H: 1 R: 0 ER: 0 LOB: 1 BB: 0 P: 12	R: 0 H: 1 E: 0 K: 0 S: 8	H: 1 R: 0 ER: 0 LOB: 0 BB: 0 P: 12	R: 0 H: 0 E: 0 K: 0 S: 7	H: 0 R: 0 ER: 0 LOB: 0 BB: 0 P: 11	R: 1 H: 2 E: 0 K: 0 S: 15	H: 2 R: 1 ER: 0 LOB: 2 BB: 1 P: 27	R: 0 H: 0 E: 0 K: 0 S: 8	H: 0 R: 0 ER: 0 LOB: 0 BB: 0 P: 10	R: 0 H: 0 E: 0 K: 1 S: 6	H: 0 R: 0 ER: 0 LOB: 0 BB: 1 P: 13		R: 0 H: 0 E: 0 K: 1 S: 8	H: 0 R: 0 ER: 0 LOB: 0 BB: 0 P: 13	1B: 4 2B: 1 3B: 0 HR: 1	SF: 0 SAC: 0 DP: 1 HBP: 0	WP: 0 PB: 0 CS: 0
PITCHER	IP	WLS	BF	H	R	ER	SO	BB	IBB	HBP	BLK	WP	HR	S	P	ERA	WHIP					
Mark Langston, L ERA: 5.64 (1, 1)	6.1	W	27	6	3	3	2	2	0	0	0	0	1	61	98	4.26	1.263					
Mark Leiter, R ERA: 4.07 (7, 1)	1.2		5	0	0	0	1	1	0	0	0	0	0	13	22	0.00	0.600					
Joe Grahe, R ERA: 5.23 (9, 1)	1.0	S	3	0	0	0	1	0	0	0	0	0	0	8	13	0.00	0.000					

Batter	1	2	3	4	5	6	7	8	9	AB	R	H	RBI	BB	SO	LOB	TOP					
Rex Hudler, R (1, 5) Mark Dalesandro, R (7, 5)										3	0	0	0	0	2	0						
Damion Easley, R (1, 4) Tim Salmon, R (1, 9)										4	0	1	1	0	0	0						
Chili Davis, S (1, 10) Bo Jackson, R (1, 7)										4	0	1	0	0	0	1						
Chad Curtis, R (1, 8) J.T. Snow, L (1, 3)										2	0	0	0	1	0	1						
Jorge Fabregas, L (1, 2) Chris Turner, R (4, 2)										1	0	0	0	0	0	0						
Gary Disarcina, R (1, 6)										3	1	1	0	0	0	0						
Inning Stats	R: 0 E: 0 K: 1 S: 7	H: 0 LOB: 0 BB: 0 P: 10	R: 0 E: 0 K: 0 S: 6	H: 0 LOB: 0 BB: 0 P: 8	R: 0 E: 0 K: 0 S: 10	H: 0 LOB: 0 BB: 0 P: 14	R: 0 E: 0 K: 0 S: 5	H: 0 LOB: 0 BB: 0 P: 6	R: 0 E: 0 K: 1 S: 13	H: 0 LOB: 1 BB: 1 P: 19	R: 0 E: 0 K: 0 S: 7	H: 0 LOB: 0 BB: 0 P: 8	R: 0 E: 0 K: 0 S: 8	H: 1 LOB: 1 BB: 0 P: 11	R: 0 E: 0 K: 0 S: 3	H: 0 LOB: 0 BB: 0 P: 5	R: 1 E: 0 K: 1 S: 15	H: 2 LOB: 1 BB: 0 P: 21	1B: 1 2B: 2 3B: 0 HR: 0	SF: 0 SAC: 0 DP: 0 HBP: 0	WP: 0 PB: 0 SB: 0 CS: 0	PA: 31
PITCHER Scott Sanderson, R (1, 1) ERA: 3.92	IP: 9.0 WLS: W BF: 31 H: 3 R: 1 ER: 1 SO: 4 BB: 1 IBB: 0 HBP: 0 BLK: 0 WP: 0 HR: 0 S: 74 P: 102 ERA: 1.00 WHIP: 0.444															PITCHER						

California Angels @ Chicago White Sox
Comiskey Park, Chicago, IL
Sun Jun 19 1994, 4:33 AM EDT
Att: 32,301 - Overcast - 74 F

AB 30
R 1
H 3
RBI 1
BB 1
SO 4
LOB 6



Batter	1	2	3	4	5	6	7	8	9	AB	R	H	RBI	BB	SO	LOB	BOTTOM			
Norberto Martin, R (1, 6) Tim Raines, S (1, 7)										5	1	2	0	0	0	2				
Frank Thomas, R (1, 3) Julio Franco, R (1, 10)										4	0	2	0	0	1	2				
Robyn Ventura, L (1, 5) Darin Jackson, R (1, 8)										2	0	1	1	2	0	1				
Bob Zupcic, R (1, 9) Ron Karkovics, R (1, 2) Michael LaValliere, L (8, 2)										4	2	3	0	0	1	1				
Joey Cora, S (1, 4) Inning Stats	R: 0 E: 0 K: 0 S: 7	H: 1 LOB: 1 BB: 0 P: 13	R: 1 E: 0 K: 2 S: 11	H: 2 LOB: 1 BB: 0 P: 19	R: 1 E: 0 K: 0 S: 8	H: 2 LOB: 1 BB: 0 P: 15	R: 2 E: 1 K: 1 S: 12	H: 3 LOB: 3 BB: 1 P: 24	R: 3 E: 0 K: 1 S: 21	H: 4 LOB: 1 BB: 0 P: 32	R: 0 E: 0 K: 0 S: 7	H: 0 LOB: 0 BB: 1 P: 15	R: 0 E: 0 K: 1 S: 8	H: 1 LOB: 0 BB: 0 P: 9	R: 0 E: 0 K: 0 S: 5	H: 2 LOB: 0 BB: 0 P: 5	1B: 11 2B: 2 3B: 1 HR: 1	SF: 1 SAC: 2 DP: 3 HBP: 0	WP: 1 PB: 0 SB: 0 CS: 0	PA: 38
PITCHER Chuck Finley, L (1, 1) John Dopson, R (5, 1) Craig Lefferts, L (7, 1) ERA: 3.62	IP: 4.1 WLS: L BF: 26 H: 11 R: 7 ER: 6 SO: 3 BB: 1 IBB: 0 HBP: 0 BLK: 0 WP: 0 HR: 1 S: 50 P: 89 ERA: 12.46 WHIP: 2.769															PITCHER				

California Angels @ Chicago White Sox
Comiskey Park, Chicago, IL
Sun Jun 19 1994, 4:33 AM EDT
Att: 32,301 - Overcast - 74 F

AB 33
R 7
H 15
RBI 6
BB 2
SO 5
LOB 19




Batter	1	2	3	4	5	6	7	8	9	AB	R	H	RBI	BB	SO	LOB	TOP								
Chris James, R OBP: 0.340, SLG: 0.410 (1, 9)	K		P4			K			K	4	0	0	0	0	3	1									
29 Rusty Greer, L OBP: 0.387, SLG: 0.450 (1, 8)	B1			G3-1		K			HBP	3	0	0	0	0	1	2									
Jose Canseco, R OBP: 0.419, SLG: 0.598 (1, 10)	K			F8		F7			K	4	0	0	0	0	2	3									
Will Clark, L OBP: 0.451, SLG: 0.574 (1, 3)	G4-3			G3-1			F7		K	4	0	0	0	0	1	2									
Juan Gonzalez, R OBP: 0.319, SLG: 0.447 (1, 7)		F8			P4		F8			3	0	0	0	0	0	0									
Dean Palmer, R OBP: 0.302, SLG: 0.451 (1, 5)	K					FC5-4 1B		G5-3		3	0	1	0	0	1	0									
Billy Ripken, R OBP: 0.338, SLG: 0.378 (1, 4)	F8					FC5-4 1-2 1B			G6-4-3 BB	2	0	0	0	1	0	1									
Manuel Lee, S OBP: 0.322, SLG: 0.345 (1, 6)			F9			K			G6-4-3 1-2	3	0	0	0	0	1	2									
Junior Ortiz, R OBP: 0.296, SLG: 0.294 (1, 2)			L9						F8	3	0	1	0	0	0	0									
Inning Stats	R: 0 E: 0 K: 2 S: 10	H: 0 LOB: 1 BB: 0 P: 12	R: 0 E: 0 K: 1 S: 7	H: 0 LOB: 0 BB: 0 P: 10	R: 0 E: 0 K: 0 S: 7	H: 0 LOB: 0 BB: 0 P: 11	R: 0 E: 0 K: 0 S: 7	H: 0 LOB: 0 BB: 0 P: 13	R: 0 E: 0 K: 1 S: 11	H: 1 LOB: 1 BB: 0 P: 13	R: 0 E: 0 K: 0 S: 12	H: 1 LOB: 1 BB: 0 P: 18	R: 0 E: 0 K: 0 S: 10	H: 0 LOB: 0 BB: 0 P: 12	R: 0 E: 0 K: 3 S: 8	H: 0 LOB: 0 BB: 1 P: 16	R: 0 E: 0 K: 3 S: 12	H: 0 LOB: 1 BB: 0 P: 19	1B: 2 2B: 0 3B: 0 HR: 0	SF: 0 SAC: 0 DP: 1 HBP: 1	WP: 1 PB: 0 SB: 0 CS: 0	PA: 31			
PITCHER	IP	WLS	BF	H	R	ER	SO	BB	IBB	HBP	BLK	WP	HR	S	P	ERA	WHIP								
Wilson Alvarez, L ERA: 3.22 (1, 1)	8.0	W	27	2	0	0	6	1	0	0	0	1	0	72	105	0.00	0.375								
Paul Assenmacher, L ERA: 4.71 (9, 1)	1.0		4	0	0	0	3	0	0	1	0	0	0	12	19	0.00	0.000								

Texas Rangers @ Chicago White Sox
Comiskey Park, Chicago, IL
Wed Jun 22 1994, 4:33 AM EDT
Att: 29,301 - Sunny - 79 F

livebaseballscores.com

AB 29
R 0
H 2
RBI 0
BB 1
SO 9
LOB 11




Batter	1	2	3	4	5	6	7	8	9	AB	R	H	RBI	BB	SO	LOB	BOTTOM								
Joey Cora, S OBP: 0.355, SLG: 0.368 (1, 4)	G3						G5-3			3	1	1	0	1	0	0									
Tim Raines, S OBP: 0.386, SLG: 0.402 (1, 7)			G3-1				F8			4	0	2	1	0	0	1									
Frank Thomas, R OBP: 0.510, SLG: 0.792 (1, 3)	L8									2	0	0	0	2	0	2									
Warren Newson, L OBP: 0.262, SLG: 0.356 Norberto Martin, R OBP: 0.375, SLG: 0.491 (7, PH)	G1-3						G1-3			3	0	0	0	0	1	2									
Robin Ventura, L OBP: 0.367, SLG: 0.450 (1, 5)		F9								3	1	0	0	1	2	0									
Darin Jackson, R OBP: 0.378, SLG: 0.516 (1, 9)	F8									4	1	3	1	0	0	0									
Lance Johnson, L OBP: 0.320, SLG: 0.381 (1, 8)	F8									3	0	1	0	1	0	1									
Ron Karkovice, R OBP: 0.348, SLG: 0.407 (1, 2)			K							2	0	0	1	0	1	2									
Ozzie Guillen, L OBP: 0.295, SLG: 0.330 (1, 6)			K							3	1	1	0	0	1	1									
Inning Stats	R: 0 E: 0 K: 0 S: 6	H: 1 LOB: 1 BB: 0 P: 10	R: 0 E: 0 K: 0 S: 7	H: 0 LOB: 0 BB: 0 P: 13	R: 0 E: 0 K: 2 S: 11	H: 1 LOB: 1 BB: 0 P: 17	R: 1 E: 0 K: 1 S: 12	H: 1 LOB: 2 BB: 3 P: 26	R: 2 E: 0 K: 0 S: 10	H: 2 LOB: 0 BB: 1 P: 14	R: 1 E: 0 K: 1 S: 12	H: 2 LOB: 1 BB: 0 P: 16	R: 0 E: 0 K: 0 S: 5	H: 0 LOB: 1 BB: 1 P: 11	R: 0 E: 0 K: 1 S: 9	H: 1 LOB: 0 BB: 0 P: 11	1B: 6 2B: 1 3B: 1 HR: 0	SF: 1 SAC: 0 DP: 2 HBP: 0	WP: 0 PB: 0 SB: 1 CS: 1	PA: 34					
PITCHER	IP	WLS	BF	H	R	ER	SO	BB	IBB	HBP	BLK	WP	HR	S	P	ERA	WHIP								
Hector Fajardo, R ERA: 5.29 (1, 1)	6.0	L	27	7	4	4	4	4	0	0	0	0	0	9	17	0.00	0.750								
Dan Smith, L ERA: 3.24 (7, 1)	1.1		5	0	0	0	1	1	0	0	0	0	0	5	5	0.00	1.500								
Tom Henke, R ERA: 5.0 (8, 1)	0.2		2	1	0	0	0	0	0	0	0	0	0	5	5	0.00	1.500								

Texas Rangers @ Chicago White Sox
Comiskey Park, Chicago, IL
Wed Jun 22 1994, 4:33 AM EDT
Att: 29,301 - Sunny - 79 F

livebaseballscores.com

AB 28
R 4
H 8
RBI 3
BB 5
SO 5
LOB 10



Batter	1	2	3	4	5	6	7	8	9	AB	R	H	RBI	BB	SO	LOB	TOP								
Joey Cora, S OBP: 0.360, SLG: 0.367 (1, 4)	4-1 BB 1B BB	1-1 FC4-6 1B		4-2 SAFE 1-2 BB		0-3 K		1-0 G4-3 2-3		3	1	1	0	2	1	3	Chicago White Sox @ Seattle Mariners The Kingdome, Seattle, WA Fri Jun 24 1994, 10:05 PM EDT Att: 29,031 - Dome								
Tim Raines, S OBP: 0.367, SLG: 0.399 (1, 7)	2-0 1B BB 1-2 1B	1-0 SAFE FC4-6 1-2		3-3 K		4-1 G6-4-3 1-2 2-3 BB		2-2 K		4	0	1	0	1	2	4									
Frank Thomas, R OBP: 0.509, SLG: 0.791 (1, 3)	2-3 K		1-0 HR		2-3 K		2-1 G6-4-3 1-2		1-0 SH3-4 SF7 1B	5	2	2	1	0	2	5									
Julio Franco, R OBP: 0.388, SLG: 0.476 (1, 10)	4-2 1B 1-2 2-3 3-H BB		1-3 K		2-0 P3		2-2 FC6-4 1B		1-1 SH3-4 1B 1-2 1B	4	1	2	0	1	1	0									
Robin Ventura, L OBP: 0.370, SLG: 0.463 (1, 5)	2-2 1-2 2-3 3-H 1B		1-0 P5		0-0 HR		1-2 F7		0-1 SH3-4	4	1	2	2	0	0	1									
Darin Jackson, R OBP: 0.383, SLG: 0.511 (1, 9)	1-1 F8		1-0 F8		0-1 1B		0-3 K		4-0 1B CS IBB	4	1	1	0	1	1	4									
Lance Johnson, L OBP: 0.316, SLG: 0.383 (1, 8)	0-0 P6		0-0 G4-3		0-1 F9		1-1 FC6-4 1-2		2-2 SF7	4	0	0	1	0	0	5									
Michael LaValliere, L OBP: 0.391, SLG: 0.350 (1, 2)		2-3 K		1-1 L8		1-1 BB 1B 1B		0-0 G4-3 2B	3-2 CS 1-3 2-H 1B	5	0	3	1	0	1	0									
Ozzie Guillen, L OBP: 0.300, SLG: 0.345 (1, 6)		1-1 F9		4-2 BB BB		1-0 BB 1-2 1B		1-2 G5-3	1-1 CS	3	0	1	0	1	0	1									
Inning Stats	R: 1 E: 0 K: 1 S: 15	H: 2 LOB: 3 BB: 2 P: 30	R: 0 E: 0 K: 1 S: 9	H: 1 LOB: 1 BB: 0 P: 14	R: 1 E: 0 K: 1 S: 7	H: 1 LOB: 0 BB: 0 P: 11	R: 0 E: 0 K: 1 S: 12	H: 0 LOB: 2 BB: 2 P: 24	R: 1 E: 0 K: 1 S: 9	H: 2 LOB: 1 BB: 0 P: 13	R: 0 E: 0 K: 1 S: 9	H: 2 LOB: 1 BB: 1 P: 17	R: 0 E: 0 K: 1 S: 13	H: 1 LOB: 1 BB: 0 P: 17	R: 0 E: 0 K: 1 S: 8	H: 1 LOB: 1 BB: 0 P: 2	R: 3 E: 0 K: 0 S: 12	H: 3 LOB: 0 BB: 1 P: 24	1B: 10 2B: 1 3B: 0 HR: 2	SF: 1 SAC: 1 DP: 1 HBP: 0	WP: 0 PB: 0 SB: 0 CS: 2	PA: 45			
PITCHER	IP	WLS	BF	H	R	ER	SO	BB	IBB	HBP	BLK	WP	HR	S	P	ERA	WHIP								
Roger Salkeld, R ERA: 6.8 (1, 1)	5.1	L	29	8	3	3	6	5	0	0	0	0	2	59	105	5.06	2.438								
Rich Gossage, R ERA: 4.02 (6, 1)	1.2		5	1	0	0	1	0	0	0	0	0	0	15	21	0.00	0.600								
Tim Davis, L ERA: 3.76 (8, 1)	2.0		10	4	3	3	1	0	1	0	0	0	0	20	36	13.50	2.000								

Batter	1	2	3	4	5	6	7	8	9	AB	R	H	RBI	BB	SO	LOB	BOTTOM								
Luis Sojo, R OBP: 0.293, SLG: 0.417 (1, 4)	0-1 P2-5	3-1 F8			0-3 K			0-1 B1-3		4	0	0	0	0	1	3	Chicago White Sox @ Seattle Mariners The Kingdome, Seattle, WA Fri Jun 24 1994, 10:05 PM EDT Att: 29,031 - Dome								
Edgar Martinez, R OBP: 0.410, SLG: 0.494 (1, 5)	0-0 2B		1-2 L6		0-1 F7		1-2 L7			4	0	1	0	0	0	1									
Ken Griffey Jr., L OBP: 0.412, SLG: 0.746 (1, 8)	1-3 K		3-2 CS 1B		1-1 G4-3			0-0 HR		4	1	2	1	0	1	1									
Jay Buhner, R OBP: 0.397, SLG: 0.560 (1, 9)	1-0 G1-3		1-2 SAFE SAFE G6-3 1-2		1-0 G1-3			0-1 G6-4-3 1B		4	0	1	0	0	0	2									
Reggie Jefferson, S OBP: 0.439, SLG: 0.642 (9, PH)		1-2 F8 BB 2B 1B		2-2 G4-6-3 1B		0-3 K		0-0 P5		3	1	2	0	0	1	0									
Mike Blowers, R OBP: 0.331, SLG: 0.354 (9, PH)										0	0	0	0	0	0	0									
Eric Anthony, L OBP: 0.294, SLG: 0.390 (9, PH)										1	0	0	0	0	0	1									
Marc Newfield, R (1, 7)		4-2 2B 1-2 BB		1-1 F9			1-2 G6-3		2-0 G6-4-3 1-2	3	0	0	0	1	0	2									
Tino Martinez, L OBP: 0.291, SLG: 0.406 (1, 3)		0-1 F8		0-1 G4-6-3 1-2			2-2 G4-3			3	0	0	0	0	0	3									
Felix Fermin, R OBP: 0.358, SLG: 0.417 (1, 6)		2-2 SAFE 1-3 3-H 2B		1-1 G4-3 2B			1-2 F8			3	0	2	1	0	0	0									
Dan Wilson, R OBP: 0.254, SLG: 0.309 (1, 2)		1-2 P3		1-0 G4-3				1-1 P6		3	0	0	0	0	0	3									
Inning Stats	R: 0 E: 0 K: 1 S: 7	H: 1 LOB: 1 BB: 0 P: 9	R: 1 E: 0 K: 0 S: 17	H: 2 LOB: 1 BB: 1 P: 28	R: 0 E: 0 K: 0 S: 10	H: 1 LOB: 0 BB: 0 P: 14	R: 0 E: 0 K: 0 S: 7	H: 1 LOB: 0 BB: 0 P: 10	R: 0 E: 0 K: 1 S: 8	H: 0 LOB: 0 BB: 0 P: 8	R: 0 E: 0 K: 0 S: 10	H: 0 LOB: 0 BB: 0 P: 14	R: 0 E: 0 K: 0 S: 7	H: 0 LOB: 0 BB: 0 P: 9	R: 1 E: 0 K: 0 S: 5	H: 2 LOB: 0 BB: 0 P: 7	1B: 4 2B: 3 3B: 0 HR: 1	SF: 0 SAC: 0 DP: 2 HBP: 0	WP: 0 PB: 0 SB: 0 CS: 1	PA: 33					
PITCHER	IP	WLS	BF	H	R	ER	SO	BB	IBB	HBP	BLK	WP	HR	S	P	ERA	WHIP								
Scott Sanderson, R ERA: 3.58 (1, 1)	8.0	W	29	6	1	1	3	1	0	0	0	0	0	72	102	1.12	0.875								
Paul Assenmacher, L ERA: 5.14 (9, 1)	0.0		2	2	1	1	0	0	0	0	0	0	1	3	3	-	-								
Dane Johnson, R ERA: 3.38 (9, 1)	1.0		2	0	0	0	0	0	0	0	0	0	0	2	4	0.00	0.000								


AB	36
R	6
H	13
RBI	5
BB	6
SO	8
LOB	23



Batter	1	2	3	4	5	6	7	8	9	AB	R	H	RBI	BB	SO	LOB	TOP					
Joey Cora, S (1,4) OBP: 0.358, SLG: 0.365	1-2 G6-3 1B		2-0 G4-3		1-1 G4-6-3			1-3 K		4	0	1	0	0	1	1						
Tim Raines, S (1,7) OBP: 0.365, SLG: 0.397	0-2 G6-3 1-2		0-1 F7			2-2 G5-4-3 1B			0-0 F8	4	0	1	0	0	0	1						
Frank Thomas, R (1,3) OBP: 0.503, SLG: 0.779	3-3 K			3-3 K		2-2 G5-4-3 1-2			2-3 K	4	0	0	0	0	3	1						
Julio Franco, R (1,10) OBP: 0.393, SLG: 0.474 Lance Johnson, L (9, PR) OBP: 0.316, SLG: 0.383		4-2 1B L1-3 BB		4-2 G4-3 BB		3-3 K		4-1 S BB BB		1	1	0	0	3	1	0						
Darrin Jackson, R (1,8) OBP: 0.385, SLG: 0.509	0-1 F9 L1-3 1B		0-1 G4-3			2-3 K		4-2 S BB		3	0	1	0	1	1	1						
Bob Zupcic, R (1,9) OBP: 0.226, SLG: 0.305	1-0 L1-3		1-2 G1-3			2-2 F9		2-3 K		4	0	0	1	0	1	4						
Norberto Martin, R (1,5) OBP: 0.338, SLG: 0.426 Robin Ventura, L (7,5) OBP: 0.370, SLG: 0.463	0-1 F9				0-0 G5-3					3	0	0	0	0	1	1						
Ron Karkovice, R (1,2) OBP: 0.350, SLG: 0.420	2-3 K				3-2 HR			2-3 K		3	1	1	1	0	2	1						
Ozzie Guillen, L (1,6) OBP: 0.301, SLG: 0.345			0-3 K		0-0 G4-6-3 1B			2-3 K		3	0	1	0	0	2	0						
Inning Stats	R: 0 E: 0 K: 1 S: 9	H: 1 LOB: 0 BB: 0 P: 13	R: 1 E: 0 K: 1 S: 10	H: 1 LOB: 1 BB: 1 P: 17	R: 0 E: 0 K: 1 S: 7	H: 0 LOB: 0 BB: 0 P: 9	R: 0 E: 0 K: 1 S: 11	H: 0 LOB: 1 BB: 1 P: 19	R: 1 E: 0 K: 0 S: 7	H: 2 LOB: 0 BB: 0 P: 11	R: 0 E: 0 K: 2 S: 12	H: 1 LOB: 0 BB: 0 P: 19	R: 0 E: 0 K: 1 S: 10	H: 0 LOB: 0 BB: 0 P: 16	R: 0 E: 0 K: 3 S: 10	H: 0 LOB: 0 BB: 0 P: 15	R: 0 E: 0 K: 2 S: 11	H: 0 LOB: 3 BB: 2 P: 22	1B: 4 2B: 0 3B: 0 HR: 1	SF: 0 SAC: 0 DP: 3 HBP: 0	WP: 0 PB: 0 SB: 2 CS: 0	PA: 33
PITCHER Randy Johnson, L (1,1) ERA: 3.19	IP: 9.0 WLS: L BF: 33	H: 5 R: 2 ER: 2 SO: 12	BB: 4 IBB: 0 HBP: 0 BLK: 0	WP: 0 HR: 1 S: 87 P: 141	ERA: 2.00 WHIP: 1.000	PITCHER IP: WLS: BF: H: R: ER: SO: BB: IBB: HBP: BLK: WP: HR: S: P: ERA: WHIP																

Chicago White Sox @ Seattle Mariners
The Kingdome, Seattle, WA
Sat Jun 25 1994, 10:05 PM EDT
Att: 44,257 - Dome


AB	29
R	2
H	5
RBI	2
BB	4
SO	12
LOB	10



Batter	1	2	3	4	5	6	7	8	9	AB	R	H	RBI	BB	SO	LOB	BOTTOM					
Brian Turang, R (1,4) OBP: 0.240, SLG: 0.286	2-2 CS 1B		2-2 P3			2-2 G6-3		3-2 G5-3		4	0	1	0	0	0	0						
Edgar Martinez, R (1,5) OBP: 0.402, SLG: 0.483	1 SAFE 1 SAFE 1 SAFE K			2-2 L4		0-0 G6-3			1-1 L7	4	0	0	0	0	1	1						
Ken Griffey Jr., L (1,8) OBP: 0.407, SLG: 0.735	1 SAFE 1 SAFE 1 SAFE K			0-0 F7				1-3 K		4	0	0	0	0	2	1						
Jay Buhner, R (1,9) OBP: 0.395, SLG: 0.553	1-2 CS			3-3 K			4-2 BB		3-1 F7	3	0	0	0	1	1	0						
Reggie Jefferson, S (1,3) OBP: 0.427, SLG: 0.622			0-3 K		1-0 G3-1		1-2 F8			3	0	0	0	0	1	1						
Marc Newfield, R (1,10) OBP: 0.375, SLG: 0.167		3-2 FC5-4 1B			4-1 BB		1-0 G6-3			2	0	1	0	1	0	1						
Keith Mitchell, R (1,7) OBP: 0.424, SLG: 0.583		1-2 FC5-4 1-2			2-2 P3			1-0 HR		3	1	1	1	0	0	2						
Felix Fermin, R (1,6) OBP: 0.354, SLG: 0.412			0-2 G4-3		0-0 L9			3-3 K		3	0	0	0	0	1	1						
Dan Wilson, R (1,2) OBP: 0.251, SLG: 0.306 Tino Martinez, L (8, PH) OBP: 0.289, SLG: 0.404 Bill Haselman, R (9,2) OBP: 0.234, SLG: 0.365			0-1 L7			1-0 G6-3		0-2 F7		2	0	0	0	0	0	0						
Inning Stats	R: 0 E: 0 K: 2 S: 14	H: 1 LOB: 0 BB: 0 P: 17	R: 0 E: 0 K: 1 S: 15	H: 1 LOB: 0 BB: 0 P: 22	R: 0 E: 0 K: 0 S: 9	H: 0 LOB: 0 BB: 0 P: 11	R: 0 E: 0 K: 1 S: 7	H: 0 LOB: 0 BB: 0 P: 12	R: 0 E: 0 K: 0 S: 6	H: 0 LOB: 1 BB: 1 P: 13	R: 0 E: 0 K: 0 S: 6	H: 0 LOB: 0 BB: 0 P: 9	R: 0 E: 0 K: 1 S: 10	H: 0 LOB: 1 BB: 1 P: 17	R: 1 E: 0 K: 1 S: 12	H: 1 LOB: 0 BB: 0 P: 19	R: 0 E: 0 K: 0 S: 6	H: 0 LOB: 0 BB: 0 P: 10	1B: 2 2B: 0 3B: 0 HR: 1	SF: 0 SAC: 0 DP: 0 HBP: 0	WP: 0 PB: 0 SB: 0 CS: 1	PA: 32
PITCHER Jack McDowell, R (1,1) ERA: 5.04	IP: 9.0 WLS: W BF: 31	H: 3 R: 1 ER: 1 SO: 6	BB: 2 IBB: 0 HBP: 0 BLK: 0	WP: 0 HR: 1 S: 85 P: 130	ERA: 1.00 WHIP: 0.556	PITCHER IP: WLS: BF: H: R: ER: SO: BB: IBB: HBP: BLK: WP: HR: S: P: ERA: WHIP																

Chicago White Sox @ Seattle Mariners
The Kingdome, Seattle, WA
Sat Jun 25 1994, 10:05 PM EDT
Att: 44,257 - Dome


AB	29
R	1
H	3
RBI	1
BB	2
SO	6
LOB	7



Batter	1	2	3	4	5	6	7	8	9	AB	R	H	RBI	BB	SO	LOB	TOP			
Joey Cora, S OBP: 0.360, SLG: 0.369 (1, 4)										3	1	1	0	1	0	2	Chicago White Sox @ Seattle Mariners The Kingdome, Seattle, WA Sun Jun 26 1994, 6:33 AM EDT Att: 25,682 - Dome			
Tim Raines, S OBP: 0.369, SLG: 0.409 (1, 7)										5	3	3	2	0	1					
Frank Thomas, R OBP: 0.505, SLG: 0.777 (1, 3)										3	1	1	1	2	1					
Julio Franco, R OBP: 0.393, SLG: 0.473 (1, 10)										5	0	2	1	0	1	5				
Robin Ventura, L OBP: 0.370, SLG: 0.460 (1, 5)										4	1	1	1	1	1	3				
Darin Jackson, R OBP: 0.381, SLG: 0.500 (1, 9)										4	0	0	0	1	1	2				
Lance Johnson, L OBP: 0.324, SLG: 0.386 (1, 8)										3	1	2	1	2	1	3				
Michael LaValliere, L OBP: 0.392, SLG: 0.359 (1, 2)										4	0	1	2	1	0	5				
Ozzie Guillen, L OBP: 0.300, SLG: 0.341 (1, 6)										3	1	0	0	1	1	3				
Inning Stats	R: 2 E: 0 K: 1 S: 18	H: 2 LOB: 3 BB: 3 P: 34	R: 0 E: 0 K: 2 S: 10	H: 0 LOB: 0 BB: 0 P: 13	R: 0 E: 0 K: 0 S: 4	H: 1 LOB: 0 BB: 0 P: 7	R: 0 E: 0 K: 0 S: 7	H: 0 LOB: 2 BB: 2 P: 19	R: 4 E: 0 K: 1 S: 15	H: 4 LOB: 1 BB: 1 P: 26	R: 0 E: 0 K: 0 S: 3	H: 0 LOB: 0 BB: 1 P: 9	R: 2 E: 0 K: 1 S: 11	H: 2 LOB: 1 BB: 1 P: 21	R: 0 E: 0 K: 2 S: 9	H: 1 LOB: 1 BB: 0 P: 14	1B: 7 2B: 4 3B: 1 HR: 0	SF: 0 SAC: 1 DP: 2 HBP: 0	WP: 0 PB: 0 SB: 2 CS: 0	PA: 44
PITCHER	IP WLS BF H R ER SO BB IBB HBP BLK WP HR S P ERA WHIP																			
Jim Converse, R ERA: 9.42	4.1	23	5	5	5	3	6	0	0	0	0	0	0	0	46	90	10.38	2.538		
Bill Riskey, R ERA: 3.9	2.0	10	3	1	1	1	1	0	0	0	0	0	0	23	37	4.50	2.000			
Tim Davis, L ERA: 3.95	1.0	L	4	0	1	1	0	0	0	0	0	0	0	3	12	9.00	2.000			
Bobby Ayala, R ERA: 2.0	1.2	7	3	1	1	3	0	0	0	0	0	0	0	18	29	5.40	1.800			

Batter	1	2	3	4	5	6	7	8	9	AB	R	H	RBI	BB	SO	LOB	BOTTOM					
Brian Turang, R OBP: 0.238, SLG: 0.270 (1, 4)										4	0	0	0	1	1	1	Chicago White Sox @ Seattle Mariners The Kingdome, Seattle, WA Sun Jun 26 1994, 6:33 AM EDT Att: 25,682 - Dome					
Edgar Martinez, R OBP: 0.397, SLG: 0.472 ERA: 3.9										4	0	0	0	1	0	1						
Rich Amaral, R OBP: 0.340, SLG: 0.399 (9, FR)										0	0	0	0	0	0	0						
Ken Griffey Jr., L OBP: 0.413, SLG: 0.738 (1, 8)										3	1	2	1	2	1	0						
Jay Buhner, R OBP: 0.391, SLG: 0.544 (1, 9)										4	1	0	0	0	1	5						
Marc Newfield, R OBP: 0.417, SLG: 0.300 (1, 10)										4	1	2	2	0	0	1						
Tino Martinez, L OBP: 0.290, SLG: 0.400 ERA: 5.06										2	1	0	0	1	0	1						
Mike Blowers, R OBP: 0.330, SLG: 0.352 (9, 3)										1	0	0	0	0	1	2						
Keith Mitchell, R OBP: 0.429, SLG: 0.640 (1, 7)										2	2	1	3	1	1	0						
Felix Fermin, R OBP: 0.356, SLG: 0.414 (1, 6)										4	1	2	0	0	0	0						
Dan Wilson, R OBP: 0.247, SLG: 0.301 ERA: 4.15										3	0	0	1	0	2	1						
Reggie Jefferson, S OBP: 0.423, SLG: 0.916 (9, PH)										1	0	0	0	0	1	1						
Inning Stats	R: 0 E: 0 K: 1 S: 8	H: 0 LOB: 0 BB: 0 P: 15	R: 0 E: 0 K: 0 S: 5	H: 0 LOB: 0 BB: 0 P: 8	R: 0 E: 0 K: 0 S: 13	H: 1 LOB: 1 BB: 1 P: 23	R: 3 E: 0 K: 0 S: 11	H: 1 LOB: 0 BB: 1 P: 21	R: 0 E: 0 K: 2 S: 6	H: 0 LOB: 0 BB: 0 P: 15	R: 0 E: 0 K: 0 S: 6	H: 1 LOB: 0 BB: 0 P: 7	R: 2 E: 0 K: 1 S: 11	H: 1 LOB: 0 BB: 1 P: 19	R: 0 E: 0 K: 1 S: 12	H: 2 LOB: 2 BB: 0 P: 21	R: 1 E: 0 K: 3 S: 20	H: 1 LOB: 3 BB: 3 P: 38	1B: 5 2B: 2 3B: 0 HR: 1	SF: 1 SAC: 0 DP: 1 HBP: 1	WP: 1 PB: 0 SB: 0 CS: 0	PA: 40
PITCHER	IP WLS BF H R ER SO BB IBB HBP BLK WP HR S P ERA WHIP																					
Alex Fernandez, R ERA: 4.14	7.0	28	4	6	6	4	3	0	0	0	0	0	0	0	65	108	7.71	1.000				
Kirk McCaskill, R ERA: 2.88	0.2	4	2	0	0	0	0	0	0	0	0	0	0	9	17	0.00	3.000					
Paul Assenmacher, L ERA: 5.06	0.1	1	0	0	0	0	0	0	0	0	0	0	0	3	4	0.00	0.000					
Dane Johnson, R ERA: 4.15	0.2	5	1	1	1	2	2	0	0	0	0	0	0	14	26	13.50	4.500					
Dennis Cook, L ERA: 5.14	0.0	1	0	0	0	0	1	0	0	0	0	0	0	2	6	"	"					

AB	34
R	8
H	11
RBI	8
BB	9
SO	7
LOB	25



AB	32
R	7
H	7
RBI	7
BB	6
SO	8
LOB	13



Batter	1	2	3	4	5	6	7	8	9	AB	R	H	RBI	BB	SO	LOB	TOP
Vince Coleman, S (1, 7) OBP: 0.282, SLG: 0.340	G4-3		K		F8			F9		4	0	0	0	0	1	0	Kansas City Royals @ Chicago White Sox Comiskey Park, Chicago, IL Tue Jun 28 1994, 8:05 PM EDT Att: 31,776 - Unknown - 81 F livebaseballscorecards.com
Greg Gagne, R (1, 6) OBP: 0.332, SLG: 0.417	G4-3		F9		P4			F8		4	0	0	0	0	0	0	
Brian McRae, S (1, 10) OBP: 0.375, SLG: 0.415	1B				F7			1B		4	1	2	0	0	0	0	
Dave Henderson, R (1, 8) OBP: 0.296, SLG: 0.412	1B				1B			CS		3	1	2	1	1	0	0	
Gary Gaetti, R (1, 5) OBP: 0.315, SLG: 0.462	K				1B			1B		4	2	2	0	0	2	2	
Felix Jose, S (1, 9) OBP: 0.353, SLG: 0.429		G6-3			SF7			1B		4	0	2	1	0	0	1	
Mike MacFarlane, R (1, 2) OBP: 0.354, SLG: 0.424	F9				2B			1B		2	0	0	2	0	0	0	
Hubie Brooks, R (1, 3) OBP: 0.224, SLG: 0.302	K				G6-3			L4		3	0	0	0	0	1	1	
David Howard, S (7, 5) OBP: 0.314, SLG: 0.238								PO		0	0	0	0	0	0	0	
Terry Shumpert, R (1, 4) OBP: 0.287, SLG: 0.541					B5-3			K		3	0	0	0	0	1	0	

Inning Stats	R: 1	H: 2	E: 0	K: 1	S: 14	WLS: L	BF: 30	H: 6	R: 3	ER: 2	SO: 5	BB: 1	IBB: 0	HBP: 0	BLK: 0	WP: 0	HR: 0	S: 73	P: 108	ERA: 2.25	WHIP: 0.875	
PITCHER	IP	WLS	BF	H	R	ER	SO	BB	IBB	HBP	BLK	WP	HR	S	P	ERA	WHIP					
Wilson Alvarez, L (1, 1) ERA: 3.15	8.0	L	30	6	3	2	5	1	0	0	0	0	0	0	0	0	0	0	73	108	2.25	0.875
Kirk McCaskill, R (9, 1) ERA: 3.06	1.0		4	2	1	1	0	0	0	0	0	0	0	0	0	0	0	6	8	9.00	2.000	


Batter	1	2	3	4	5	6	7	8	9	AB	R	H	RBI	BB	SO	LOB	BOTTOM
Joey Cora, S (1, 4) OBP: 0.365, SLG: 0.374	CS		G6-3		G3			1B		5	0	3	0	0	0	1	Kansas City Royals @ Chicago White Sox Comiskey Park, Chicago, IL Tue Jun 28 1994, 8:05 PM EDT Att: 31,776 - Unknown - 81 F livebaseballscorecards.com
Tim Raines, S (1, 7) OBP: 0.370, SLG: 0.407	K				G3			L7		4	0	1	1	1	1	3	
Frank Thomas, R (1, 3) OBP: 0.503, SLG: 0.773	P4				P4			G6-3		4	1	1	0	1	0	5	
Julio Franco, R (1, 10) OBP: 0.393, SLG: 0.471	G6-3				G3			G3-1		5	0	2	0	0	0	3	
Robin Ventura, L (1, 5) OBP: 0.369, SLG: 0.456	K				3B			G4-6-3		2	1	0	1	1	1	1	
Darin Jackson, R (1, 9) OBP: 0.375, SLG: 0.496	1B				L7			P4		4	0	1	0	0	0	2	
Lance Johnson, L (1, 8) OBP: 0.323, SLG: 0.391	FC6-4				3B			K		4	0	1	1	0	1	2	
Ron Karkovice, R (1, 2) OBP: 0.344, SLG: 0.413					F7			FC3-6		3	0	0	0	0	1	1	
Warren Newson, L (9, PH) OBP: 0.273, SLG: 0.367								1B		1	0	1	0	0	0	0	
Ozzie Guillen, L (1, 6) OBP: 0.303, SLG: 0.343	1B				G4-3			1B		4	1	2	0	0	0	1	

Inning Stats	R: 0	H: 1	E: 0	K: 1	S: 9	WLS: W	BF: 29	H: 8	R: 2	ER: 2	SO: 3	BB: 2	IBB: 0	HBP: 0	BLK: 0	WP: 1	HR: 0	S: 65	P: 95	ERA: 2.70	WHIP: 1.500
PITCHER	IP	WLS	BF	H	R	ER	SO	BB	IBB	HBP	BLK	WP	HR	S	P	ERA	WHIP				
David Cone, R (1, 1) ERA: 2.70	6.2	W	29	8	2	2	3	2	0	0	0	1	0	65	95	2.70	1.500				
Hipolito Pichardo, R (7, 1) ERA: 4.37	1.1		4	1	0	0	0	0	0	0	0	0	0	12	17	0.00	0.750				
Jeff Montgomery, R (9, 1) ERA: 6.26	1.0	S	7	3	1	1	1	1	0	0	0	0	0	17	27	9.00	4.000				

Batter	1	2	3	4	5	6	7	8	9	AB	R	H	RBI	BB	SO	LOB	TOP			
Vince Coleman, S (1, 10) OBP: 0.287, SLG: 0.344	3-2 S 1B	1-2 S 1B		0-1 F9 1B		1-2 S 1B			1-3 K 1B	5	0	3	1	0	1	1				
Dave Henderson, R (1, 7) OBP: 0.293, SLG: 0.401	4-0 BB	0-3 K 1B		3-2 P2 1B		2-3 K 1B			1-1 F8 1B	4	0	0	0	1	2	3				
Brian McRae, S (1, 8) OBP: 0.372, SLG: 0.411	1-3 K 1B		3-2 P6 1B	2-2 E5 1B		0-3 K 1B			1-0 G6-3 1B	5	0	1	0	0	2	3				
Mike Macfarlane, R (1, 2) OBP: 0.352, SLG: 0.420	1-3 K 1B		0-1 K 1B	0-3 K 1B			2-2 F8 1B			4	1	1	0	0	2	3				
Bob Hamelin, L (1, 3) OBP: 0.365, SLG: 0.551	3-1 F8 1B		0-1 HR 1B	1-2 HR 1B		3-2 F7 1B		0-0 G3 1B		4	1	1	0	0	0	2				
Gary Gaetti, R (1, 5) OBP: 0.317, SLG: 0.461		1-0 G6-4-3 1B	1-1 F8 1B	4-2 BB			0-3 K 1B			3	1	1	0	1	1	2				
Felix Jose, S (1, 9) OBP: 0.356, SLG: 0.444	1-0 G6-4-3 1B	1-3 G6-4-3 1B	1-1 HR	1-3 K 1B				3-3 K 1B		4	1	2	3	0	2	1				
Greg Gagne, R (1, 6) OBP: 0.327, SLG: 0.410		1-2 G6-4-3 1B	2-1 F8 1B	1-2 G1-3 1B				1-0 L5 1B		4	0	0	0	0	0	2				
Terry Shumpert, R (1, 4) OBP: 0.294, SLG: 0.531	4-2 S 1B		4-2 S 1B	4-2 S 1B		1-0 F7 1B		1-2 F8 1B		2	2	0	0	2	0	0				
Inning Stats	R: 0 E: 0 K: 2 S: 15	H: 1 LOB: 2 BB: 1 P: 26	R: 2 E: 0 K: 1 S: 15	H: 3 LOB: 1 BB: 23	R: 3 E: 0 K: 0 S: 16	H: 3 LOB: 0 BB: 22	R: 1 E: 1 K: 1 S: 16	H: 1 LOB: 1 BB: 1 P: 25	R: 0 E: 0 K: 1 S: 17	H: 0 LOB: 1 BB: 1 P: 26	R: 0 E: 0 K: 1 S: 15	H: 0 LOB: 0 BB: 0 P: 9	R: 0 E: 0 K: 1 S: 7	H: 0 LOB: 0 BB: 0 P: 12	R: 0 E: 0 K: 1 S: 7	H: 0 LOB: 0 BB: 10	1B: 8 2B: 0 3B: 0 HR: 1	SF: 0 SAC: 0 DP: 1 HBP: 0	WP: 0 PB: 0 CS: 0	PA: 39
PITCHER	IP WLS BF H R ER SO BB IBB HBP BLK WP HR S P ERA WHIP	IP WLS BF H R ER SO BB IBB HBP BLK WP HR S P ERA WHIP	IP WLS BF H R ER SO BB IBB HBP BLK WP HR S P ERA WHIP	IP WLS BF H R ER SO BB IBB HBP BLK WP HR S P ERA WHIP	IP WLS BF H R ER SO BB IBB HBP BLK WP HR S P ERA WHIP	IP WLS BF H R ER SO BB IBB HBP BLK WP HR S P ERA WHIP	IP WLS BF H R ER SO BB IBB HBP BLK WP HR S P ERA WHIP	IP WLS BF H R ER SO BB IBB HBP BLK WP HR S P ERA WHIP	IP WLS BF H R ER SO BB IBB HBP BLK WP HR S P ERA WHIP	IP WLS BF H R ER SO BB IBB HBP BLK WP HR S P ERA WHIP	IP WLS BF H R ER SO BB IBB HBP BLK WP HR S P ERA WHIP	IP WLS BF H R ER SO BB IBB HBP BLK WP HR S P ERA WHIP	IP WLS BF H R ER SO BB IBB HBP BLK WP HR S P ERA WHIP	IP WLS BF H R ER SO BB IBB HBP BLK WP HR S P ERA WHIP	IP WLS BF H R ER SO BB IBB HBP BLK WP HR S P ERA WHIP	IP WLS BF H R ER SO BB IBB HBP BLK WP HR S P ERA WHIP	IP WLS BF H R ER SO BB IBB HBP BLK WP HR S P ERA WHIP			
Jason Bere, R (1, 1) ERA: 3.47	3.0	17	7	5	5	3	2	0	0	0	0	0	0	1	46	71	15.00	3.000		
Jose DeLeon, R (4, 1) ERA: 3.12	3.0	13	2	1	0	4	2	0	0	0	0	0	0	0	48	69	0.00	1.333		
Dennis Cook, L (7, 1) ERA: 4.7	2.0	6	0	0	0	2	0	0	0	0	0	0	0	14	21	0.00	0.000			
Roberto Hernandez, R (9, 1) ERA: 7.07	1.0	W	3	0	0	1	0	0	0	0	0	0	0	7	10	0.00	0.000			

Kansas City Royals @ Chicago White Sox
Comiskey Park, Chicago, IL
Wed Jun 29 1994, 8:05 PM EDT
Att: 30,434 - Unknown - 73 F


AB 35
R 6
H 9
RBI 4
BB 4
SO 10
LOB 17



Batter	1	2	3	4	5	6	7	8	9	AB	R	H	RBI	BB	SO	LOB	BOTTOM			
Joey Cora, S (1, 4) OBP: 0.365, SLG: 0.374	2-1 G1-3 1B	2-2 G4-3 1B		3-2 1B		0-2 G6-3 1B			0-0 SH2-4 1B	3	0	1	0	0	0	1				
Norberto Martin, R (4, PR) (5, 4) OBP: 0.333, SLG: 0.419		2-3 3-H		0-1 L1 1B			1-1 F7 1B		3-1 1B	5	1	2	1	0	0	1				
Tim Raines, S (1, 7) OBP: 0.370, SLG: 0.414	0-0 B1-3 1B		1-0 2B 3B	0-1 L1 1B					2-H 1B	4	1	2	1	0	0	0				
Frank Thomas, R (1, 3) OBP: 0.503, SLG: 0.773	2-2 1B		2-2 G3 HR 2B	0-1 L9 1B		2-0 G5-3 1B				4	1	2	1	0	0	0				
Julio Franco, R (1, 10) OBP: 0.394, SLG: 0.482	1-0 G6-3 1B		1-2 G3 HR	0-1 HR 1B		2-2 1B				4	1	2	1	0	0	2				
Robin Ventura, L (1, 5) OBP: 0.370, SLG: 0.467		4-0 2B BB	3-0 HR	3-2 L5 1B		2-2 P6 1B				3	2	1	2	1	0	1				
Darin Jackson, R (1, 9) OBP: 0.385, SLG: 0.502		0-1 1B FC3-2 2B	4-2 G1-6-3 BB	2-2 FC6-4 1B				2-2 G6-3 1B		3	0	2	1	1	0	0				
Lance Johnson, L (1, 8) OBP: 0.322, SLG: 0.389		1-0 FC3-2 WP 1B	0-0 G1-6-3 1B	0-0 FC6-4 1B				1-1 G4-3 1B		4	1	1	0	0	0	2				
Michael LaValliere, L (1, 2) OBP: 0.382, SLG: 0.348		0-2 G1-3 1B		0-0 F8 1B		1-0 P4 1B				2	0	0	0	0	0	2				
Ron Karkovics, R (6, PH) (7, 2) OBP: 0.341, SLG: 0.408		1-2 1B						0-3 K 1B		2	0	0	0	0	1	0				
Ozzie Guillen, L (1, 6) OBP: 0.306, SLG: 0.343		0-1 FC3-2 WP 1B		1-1 G6-3 1B		2-2 G6-3 1B			4-0 SH2-4 1B	3	1	1	0	1	0	2				
Inning Stats	R: 0 E: 0 K: 0 S: 7	H: 1 LOB: 0 BB: 0 P: 12	R: 2 E: 0 K: 0 S: 13	H: 2 LOB: 1 BB: 1 P: 20	R: 3 E: 0 K: 0 S: 11	H: 3 LOB: 0 BB: 1 P: 22	R: 0 E: 0 K: 0 S: 8	H: 1 LOB: 1 BB: 0 P: 12	R: 1 E: 0 K: 0 S: 13	H: 2 LOB: 1 BB: 0 P: 18	R: 0 E: 0 K: 0 S: 13	H: 1 LOB: 0 BB: 0 P: 16	R: 0 E: 0 K: 1 S: 8	H: 0 LOB: 0 BB: 0 P: 11	R: 1 E: 0 K: 0 S: 3	H: 1 LOB: 1 BB: 1 P: 10	1B: 7 2B: 2 3B: 1 HR: 2	SF: 0 SAC: 1 DP: 2 HBP: 0	WP: 1 PB: 0 SB: 1 CS: 0	PA: 38
PITCHER	IP WLS BF H R ER SO BB IBB HBP BLK WP HR S P ERA WHIP	IP WLS BF H R ER SO BB IBB HBP BLK WP HR S P ERA WHIP	IP WLS BF H R ER SO BB IBB HBP BLK WP HR S P ERA WHIP	IP WLS BF H R ER SO BB IBB HBP BLK WP HR S P ERA WHIP	IP WLS BF H R ER SO BB IBB HBP BLK WP HR S P ERA WHIP	IP WLS BF H R ER SO BB IBB HBP BLK WP HR S P ERA WHIP	IP WLS BF H R ER SO BB IBB HBP BLK WP HR S P ERA WHIP	IP WLS BF H R ER SO BB IBB HBP BLK WP HR S P ERA WHIP	IP WLS BF H R ER SO BB IBB HBP BLK WP HR S P ERA WHIP	IP WLS BF H R ER SO BB IBB HBP BLK WP HR S P ERA WHIP	IP WLS BF H R ER SO BB IBB HBP BLK WP HR S P ERA WHIP	IP WLS BF H R ER SO BB IBB HBP BLK WP HR S P ERA WHIP	IP WLS BF H R ER SO BB IBB HBP BLK WP HR S P ERA WHIP	IP WLS BF H R ER SO BB IBB HBP BLK WP HR S P ERA WHIP	IP WLS BF H R ER SO BB IBB HBP BLK WP HR S P ERA WHIP	IP WLS BF H R ER SO BB IBB HBP BLK WP HR S P ERA WHIP	IP WLS BF H R ER SO BB IBB HBP BLK WP HR S P ERA WHIP			
Bob Milacki, R (1, 1) ERA: 4.85	2.1	15	5	5	0	2	0	0	0	0	0	0	0	1	17	24	3.86	0.857		
Mike Magnante, L (3, 1) ERA: 5.35	2.1	8	2	1	1	0	0	0	0	0	0	0	0	1	17	24	3.86	0.857		
Rusty Meacham, R (5, 1) ERA: 1.32	3.1	12	3	0	0	1	0	0	0	0	0	0	0	37	52	0.00	0.900			
Billy Brewer, L (9, 1) ERA: 2.76	0.1	L	3	1	1	0	1	0	0	0	0	0	0	3	10	27.00	6.000			


Kansas City Royals @ Chicago White Sox
Comiskey Park, Chicago, IL
Wed Jun 29 1994, 8:05 PM EDT
Att: 30,434 - Unknown - 73 F

AB 34
R 7
H 12
RBI 6
BB 3
SO 1
LOB 12



Batter	1	2	3	4	5	6	7	8	9	AB	R	H	RBI	BB	SO	LOB	TOP					
Jody Reed, R OBP: 0.377, SLG: 0.338 Bill Spiers, L OBP: 0.330, SLG: 0.308	P3		1B		S			K		2	0	1	0	1	0	0	Milwaukee Brewers @ Chicago White Sox Comiskey Park, Chicago, IL Fri Jul 01 1994, 8:05 PM EDT Att: 26,628 - Unknown - 81 F livebaseballscorecards.com					
Kevin Seitzer, R OBP: 0.344, SLG: 0.500	K		1B		L9			F8		4	0	2	0	0	1	1						
Turner Ward, S OBP: 0.344, SLG: 0.393 Alex Diaz, S OBP: 0.313, SLG: 0.412	F8		1B		L9			F8		4	0	0	0	0	0	5						
Greg Vaughn, R OBP: 0.364, SLG: 0.570 Matt Mieske, R OBP: 0.353, SLG: 0.465		P6	F9		F9			P4		4	0	0	0	0	0	4						
Dave Nilsson, L OBP: 0.337, SLG: 0.493		G5-3		G1-3	F8			G5-4-3		4	0	3	0	0	0	0						
John Jaha, R OBP: 0.346, SLG: 0.405	G5-3		G1-3		F9			G5-4-3		4	0	0	0	0	0	3						
Troy O'Leary, L OBP: 0.333, SLG: 0.588	G5-3		FC4-2		G4-3			G4-3		4	0	0	0	0	0	2						
Dave Valle, R OBP: 0.294, SLG: 0.341			FC5-4		G5-3					3	0	1	0	0	0	1						
Jose Valentin, S OBP: 0.308, SLG: 0.407			K		F7			K		3	0	0	0	0	2	1						
Inning Stats	R: 0 E: 0 K: 1 S: 11	H: 0 LOB: 0 BB: 0 P: 16	R: 0 E: 0 K: 0 S: 14	H: 1 LOB: 1 BB: 0 P: 23	R: 0 E: 0 K: 1 S: 16	H: 3 LOB: 3 BB: 0 P: 22	R: 0 E: 0 K: 0 S: 7	H: 1 LOB: 1 BB: 0 P: 10	R: 0 E: 0 K: 0 S: 9	H: 0 LOB: 0 BB: 1 P: 18	R: 0 E: 0 K: 0 S: 6	H: 0 LOB: 0 BB: 0 P: 7	R: 0 E: 0 K: 1 S: 9	H: 0 LOB: 0 BB: 0 P: 12	R: 0 E: 0 K: 0 S: 8	H: 1 LOB: 1 BB: 0 P: 12		R: 0 E: 0 K: 0 S: 8	H: 1 LOB: 0 BB: 0 P: 12	1B: 5 2B: 2 3B: 0 HR: 0	SF: 0 SAC: 0 DP: 1 HBP: 0	WP: 0 PB: 0 SB: 1 CS: 0
PITCHER Jack McDowell, R ERA: 4.64	IP: 9.0 WLS: W BF: 34 H: 7 R: 0 ER: 0 SO: 4 BB: 1 IBB: 0 HBP: 0 BLK: 0 WP: 0 HR: 0 S: 89 P: 132 ERA: 0.00 WHIP: 0.889																					

Batter	1	2	3	4	5	6	7	8	9	AB	R	H	RBI	BB	SO	LOB	BOTTOM			
Lance Johnson, L OBP: 0.323, SLG: 0.385	F9		K		BB			F7		5	1	2	1	0	1	0	Milwaukee Brewers @ Chicago White Sox Comiskey Park, Chicago, IL Fri Jul 01 1994, 8:05 PM EDT Att: 26,628 - Unknown - 81 F livebaseballscorecards.com			
Tim Raines, S OBP: 0.370, SLG: 0.412 Bob Zupcic, R OBP: 0.226, SLG: 0.305	PB		K		BB			P6		3	2	1	0	1	1	1				
Frank Thomas, R OBP: 0.509, SLG: 0.781	PB		1B		BB			HR		2	2	2	0	2	0	0				
Julio Franco, R OBP: 0.403, SLG: 0.503	G5-3		K		BB			HR		4	1	2	5	0	1	2				
Robin Ventura, L OBP: 0.371, SLG: 0.462	K		K		G3-6-3			G3-1		4	0	0	0	0	2	3				
Darin Jackson, R OBP: 0.383, SLG: 0.498 Dann Howitt, L OBP: 0.333, SLG: 0.375	G6-3		G5-3		1B			K		4	0	1	1	0	1	0				
Craig Grebeck, R OBP: 0.422, SLG: 0.370	G6-4-3		F9		G1-3			F7		4	0	1	0	0	0	1				
Michael LaValliere, L OBP: 0.388, SLG: 0.357	G6-4-3		3B		1B			G4-6-3		4	1	2	0	0	0	1				
Ozzie Guillen, L OBP: 0.301, SLG: 0.344	K		1B		3B			G4-6-3		4	1	1	1	0	1	2				
Inning Stats	R: 1 E: 0 K: 1 S: 12	H: 1 LOB: 1 BB: 1 P: 20	R: 0 E: 0 K: 1 S: 11	H: 1 LOB: 1 BB: 0 P: 20	R: 0 E: 0 K: 3 S: 15	H: 1 LOB: 0 BB: 0 P: 22	R: 0 E: 0 K: 1 S: 9	H: 0 LOB: 0 BB: 0 P: 13	R: 5 E: 0 K: 0 S: 11	H: 5 LOB: 1 BB: 2 P: 23	R: 0 E: 0 K: 0 S: 10	H: 1 LOB: 1 BB: 0 P: 13	R: 2 E: 0 K: 1 S: 14	H: 2 LOB: 0 BB: 0 P: 23	R: 0 E: 0 K: 0 S: 7	H: 1 LOB: 0 BB: 0 P: 12		1B: 9 2B: 1 3B: 1 HR: 1	SF: 0 SAC: 0 DP: 2 HBP: 0	WP: 0 PB: 1 SB: 1 CS: 0
PITCHER Bob Scanlan, R ERA: 5.04 Graeme Lloyd, L ERA: 4.59 Teddy Higuera, L ERA: 7.59	IP: 5.0 WLS: L BF: 25 H: 8 R: 6 ER: 5 SO: 6 BB: 3 IBB: 0 HBP: 0 BLK: 0 WP: 0 HR: 0 S: 0 P: 58 ERA: 9.00 WHIP: 2.200																			

Batter	1	2	3	4	5	6	7	8	9	AB	R	H	RBI	BB	SO	LOB	TOP			
Jody Reed, R OBP: 0.376, SLG: 0.337 (1, 4)	0-0 F7		1-1 1B			0-3 K			0-1 G3-1	4	0	1	0	0	1	0	Milwaukee Brewers @ Chicago White Sox Comiskey Park, Chicago, IL Sat Jul 02 1994, 8:05 PM EDT Att: 41,014 - Unknown livebaseballscorecards.com			
Kevin Seitzer, R OBP: 0.375, SLG: 0.494 (1, 5)	2-2 P4		3-1 L9			1-2 1B			2-2 L9	4	0	1	0	0	0	1				
Turner Ward, S OBP: 0.343, SLG: 0.394 (1, 8)	0-2 F7			0-1 G4-3		1-3 K			1-2 2B	4	0	1	0	0	1	1				
Greg Vaughn, R OBP: 0.362, SLG: 0.568 (1, 7)		3-2 G4-3 2B		0-0 G1			3-3 K		0-0 F9	4	0	1	0	0	1	1				
Dave Nilsson, L OBP: 0.333, SLG: 0.487 (1, 10)		0-0 L9		3-3 K			2-2 F8			3	0	0	0	0	1	1				
B.J. Surhoff, L OBP: 0.343, SLG: 0.496 (1, 2)		1-2 G4-3			0-3 K		2-0 F8			3	0	0	0	0	1	1				
John Jaha, R OBP: 0.342, SLG: 0.400 (1, 3)		2-3 F9			2-3 K			0-3 K		3	0	0	0	0	2	1				
Alex Diaz, S OBP: 0.307, SLG: 0.404 (1, 9)			1-1 F7		1-2 P6			0-0 B1-3		3	0	0	0	0	0	0				
Jose Valentin, S OBP: 0.305, SLG: 0.402 Bill Spiers, L OBP: 0.328, SLG: 0.306 (8, PH) (8, 6)			1-3 K			2-3 K		2-3 K		2	0	0	0	0	2	0				
										1	0	0	0	0	1	0				
Inning Stats	R: 0 E: 0 K: 0 S: 7	H: 0 LOB: 0 BB: 0 P: 9	R: 0 E: 0 K: 0 S: 8	H: 1 LOB: 1 BB: 0 P: 13	R: 0 E: 0 K: 1 S: 10	H: 1 LOB: 1 BB: 0 P: 16	R: 0 E: 0 K: 2 S: 9	H: 0 LOB: 0 BB: 0 P: 12	R: 0 E: 0 K: 3 S: 13	H: 1 LOB: 1 BB: 0 P: 17	R: 0 E: 0 K: 1 S: 7	H: 0 LOB: 0 BB: 0 P: 14	R: 0 E: 0 K: 2 S: 7	H: 0 LOB: 0 BB: 0 P: 9	R: 0 E: 0 K: 0 S: 11	H: 1 LOB: 1 BB: 0 P: 14	1B: 2 2B: 2 3B: 0 HR: 0	SF: 0 SAC: 0 DP: 0 HBP: 0	WP: 0 PB: 0 SB: 0 CS: 0	PA: 31
PITCHER Alex Fernandez, R ERA: 3.83 (1, 1)	IP: 9.0 WLS: W BF: 31 H: 4 R: 0 ER: 0 SO: 10 BB: 0 IBB: 0 HBP: 0 BLK: 0 WP: 0 HR: 0 S: 79 P: 114 ERA: 0.00 WHIP: 0.444															PITCHER				

Batter	1	2	3	4	5	6	7	8	9	AB	R	H	RBI	BB	SO	LOB	BOTTOM			
Lance Johnson, L OBP: 0.325, SLG: 0.390 (1, 8)	0-0 G3			3-1 G4-3 1B		2-3 K				4	0	2	0	0	1	0	Milwaukee Brewers @ Chicago White Sox Comiskey Park, Chicago, IL Sat Jul 02 1994, 8:05 PM EDT Att: 41,014 - Unknown livebaseballscorecards.com			
Tim Raines, S OBP: 0.369, SLG: 0.408 (1, 7)	4-1 S 1B BB	0-0 G4-3		1-0 G4-3		2-1 P5				3	1	0	0	1	0	2				
Frank Thomas, R OBP: 0.511, SLG: 0.782 (1, 3)	4-0 BB 1B FC6-4 BB		0-0 2B	1-0 F9		4-2 CS BB				2	2	1	0	2	0	1				
Julio Franco, R OBP: 0.404, SLG: 0.507 (1, 10)	1-1 FC6-4 BB 1B		2-2 HR 2B	1-0 F9		0-2 L9				4	1	2	2	0	0	2				
Robin Ventura, L OBP: 0.369, SLG: 0.457 (1, 5)	4-1 FC6-4 BB		0-1 F8		2-1 F7		2-0 F8			3	0	0	0	1	0	2				
Darin Jackson, R OBP: 0.381, SLG: 0.506 Dann Howitt, L OBP: 0.333, SLG: 0.375 (9, 9)	0-2 FC6-4		1-2 HR		0-0 G6-3		1-1 CS	0-1 P4		4	1	1	3	0	0	2				
Craig Grebeck, R OBP: 0.441, SLG: 0.397 (1, 4)	1-2 2-3 3-H P3		2-0 HR		2-2 1B			2-1 1B		4	0	3	0	0	0	2				
Michael LaValliere, L OBP: 0.369, SLG: 0.338 (1, 2)		2-1 G1-6-3		2-0 P4		1-1 G1-3		2-3 K		4	0	0	0	0	1	3				
Ozzie Guillen, L OBP: 0.296, SLG: 0.339 (1, 6)		0-1 F8		0-0 F8		1-1 L6		0-0 P6		4	0	0	0	0	0	2				
Inning Stats	R: 2 E: 0 K: 0 S: 9	H: 1 LOB: 2 BB: 3 P: 22	R: 0 E: 0 K: 0 S: 6	H: 1 LOB: 1 BB: 0 P: 8	R: 3 E: 0 K: 0 S: 12	H: 4 LOB: 1 BB: 0 P: 19	R: 0 E: 0 K: 0 S: 5	H: 1 LOB: 1 BB: 0 P: 11	R: 0 E: 0 K: 0 S: 10	H: 1 LOB: 1 BB: 0 P: 15	R: 0 E: 0 K: 1 S: 7	H: 0 LOB: 0 BB: 0 P: 12	R: 0 E: 0 K: 0 S: 7	H: 0 LOB: 0 BB: 1 P: 14	R: 0 E: 0 K: 1 S: 11	H: 1 LOB: 1 BB: 0 P: 15	1B: 5 2B: 3 3B: 0 HR: 1	SF: 0 SAC: 0 DP: 0 HBP: 0	WP: 0 PB: 0 SB: 1 CS: 1	PA: 37
PITCHER 21 Cal Eldred, R ERA: 4.08 (1, 1)	IP: 8.0 WLS: L BF: 36 H: 9 R: 5 ER: 5 SO: 2 BB: 4 IBB: 0 HBP: 0 BLK: 0 WP: 0 HR: 1 S: 67 P: 116 ERA: 5.62 WHIP: 1.625															PITCHER				

Batter	1	2	3	4	5	6	7	8	9	AB	R	H	RBI	BB	SO	LOB	TOP										
Jody Reed, R OBP: 0.393, SLG: 0.343 (1, 4)	G4-3 2B		1B BB		1B		P6		G6-3	4	0	2	0	1	0	1											
Kevin Seitzer, R OBP: 0.371, SLG: 0.500 (1, 5)	G4-3		FC5-4 1B		F7			K		4	0	1	1	0	1	2											
Turner Ward, S OBP: 0.334, SLG: 0.383 (1, 8) (9, 7)	K		P7			K		1B SF8 1B		4	1	1	0	0	2	3											
Greg Vaughn, R OBP: 0.368, SLG: 0.566 Alex Diaz, S OBP: 0.307, SLG: 0.404 (1, 7) (9, 8)	P4		FC5-4		G1 1B			1B 1B		4	0	2	0	0	0	3											
Dave Nilsson, L OBP: 0.333, SLG: 0.486 (1, 10)		G1-3		G3-1		G1		SF8		3	0	0	1	0	0	1											
B.J. Surhoff, L OBP: 0.340, SLG: 0.488 (1, 2)	K			G3-1		G3		FC6-4 1B		4	0	1	0	0	1	1											
John Jaha, R OBP: 0.338, SLG: 0.391 (1, 3)	G6-3			G1-3			P4	FC6-4		4	0	0	0	0	0	2											
Matt Mieske, R OBP: 0.357, SLG: 0.470 (1, 9)			E 1B		G1-3		WP CS 2B		K	4	1	2	0	0	1	0											
Jose Valentin, S OBP: 0.311, SLG: 0.391 (1, 6)			B1		G6-3			K		3	0	0	0	1	1	1											
Inning Stats	R: 0 E: 0 K: 1 S: 11	H: 1 LOB: 1 BB: 0 P: 14	R: 0 E: 0 K: 1 S: 8	H: 0 LOB: 0 BB: 0 P: 13	R: 1 E: 1 K: 0 S: 10	H: 2 LOB: 2 BB: 1 P: 21	R: 0 E: 0 K: 0 S: 6	H: 0 LOB: 0 BB: 0 P: 7	R: 0 E: 0 K: 0 S: 7	H: 1 LOB: 1 BB: 0 P: 10	R: 0 E: 0 K: 0 S: 7	H: 1 LOB: 1 BB: 0 P: 10	R: 0 E: 0 K: 0 S: 8	H: 1 LOB: 1 BB: 1 P: 14	R: 1 E: 0 K: 1 S: 16	H: 3 LOB: 2 BB: 0 P: 23	R: 0 E: 0 K: 2 S: 8	H: 0 LOB: 0 BB: 0 P: 11	1B: 7 2B: 2 3B: 0 HR: 0	SF: 1 SAC: 0 DP: 0 HBP: 0	WP: 1 PB: 0 CS: 1	PA: 37					
PITCHER	IP	WLS	BF	H	R	ER	SO	BB	IBB	HBP	BLK	WP	HR	S	P	ERA	WHIP										
Jason Bere, R ERA: 3.4 (1, 1)	7.1		31	8	2	2	4	2	0	0	0	1	0	66	103	2.46	1.364										
Paul Assenmacher, L ERA: 4.7 (8, 1)	0.1		2	1	0	0	0	0	0	0	0	0	0	5	6	0.00	3.000										
Roberto Hernandez, R ERA: 6.39 (8, 1)	1.1	W	4	0	0	0	2	0	0	0	0	0	0	10	14	0.00	0.000										

Milwaukee Brewers @ Chicago White Sox
Comiskey Park, Chicago, IL
Mon Jul 04 1994, 8:05 PM EDT
Att: 32,808 - Unknown - 85 F

AB	34
R	2
H	9
RBI	2
BB	2
SO	6
LOB	14



Batter	1	2	3	4	5	6	7	8	9	AB	R	H	RBI	BB	SO	LOB	BOTTOM										
Lance Johnson, L OBP: 0.327, SLG: 0.392 (1, 8)	L7		S 1B		CS 1B			F7		4	1	2	0	0	0	0											
Tim Raines, S OBP: 0.367, SLG: 0.400 (1, 7)	L7		K		CS		F8	F8		4	0	0	0	0	1	2											
Frank Thomas, R OBP: 0.514, SLG: 0.776 (1, 3)	F7		1B		L8			FC6 1B		4	0	2	2	0	0	0											
Julio Franco, R OBP: 0.403, SLG: 0.505 (1, 10)		G4-3	F8		1B			FC6		4	0	1	0	0	0	2											
Robin Ventura, L OBP: 0.363, SLG: 0.447 (1, 5)		FC4-6 1B		L6		P5			G3-1	4	0	1	0	0	0	1											
Darin Jackson, R OBP: 0.375, SLG: 0.494 (1, 9)		P5		G6-3			F9		G4-3	4	0	0	0	0	0	1											
Craig Grebeck, R OBP: 0.408, SLG: 0.379 Ron Karkovice, R OBP: 0.333, SLG: 0.412 (9, PR)		FC4-6		L9			P2			4	0	1	0	0	0	1											
Michael LaValliere, L OBP: 0.379, SLG: 0.342 Norberto Martin, R OBP: 0.307, SLG: 0.394 (9, PH)			FC6-4 BB		G4-3			FC5-4 1B		4	0	1	0	0	0	0											
Ozzie Guillen, L OBP: 0.293, SLG: 0.335 (1, 6)			FC6-4 1B		G6-3			FC5-4		3	1	0	0	0	0	2											
Inning Stats	R: 0 E: 0 K: 0 S: 6	H: 0 LOB: 0 BB: 0 P: 9	R: 0 E: 0 K: 0 S: 6	H: 1 LOB: 1 BB: 0 P: 9	R: 2 E: 0 K: 1 S: 16	H: 2 LOB: 1 BB: 1 P: 28	R: 0 E: 0 K: 0 S: 5	H: 0 LOB: 0 BB: 0 P: 8	R: 0 E: 0 K: 0 S: 12	H: 1 LOB: 1 BB: 0 P: 21	R: 0 E: 0 K: 0 S: 11	H: 1 LOB: 1 BB: 0 P: 15	R: 0 E: 0 K: 0 S: 7	H: 1 LOB: 1 BB: 0 P: 9	R: 1 E: 0 K: 0 S: 5	H: 2 LOB: 1 BB: 0 P: 8	1B: 7 2B: 2 3B: 0 HR: 0	SF: 0 SAC: 0 DP: 0 HBP: 0	WP: 0 PB: 0 CS: 1	PA: 36							
PITCHER	IP	WLS	BF	H	R	ER	SO	BB	IBB	HBP	BLK	WP	HR	S	P	ERA	WHIP										
Ricky Bones, R ERA: 3.0 (1, 1)	8.2	L	34	8	3	3	1	1	0	0	0	0	0	71	112	3.12	1.038										
Jesse Orosco, L ERA: 5.4 (9, 1)	0.0		1	1	0	0	0	0	0	0	0	0	0	2	4	∞	∞										

Milwaukee Brewers @ Chicago White Sox
Comiskey Park, Chicago, IL
Mon Jul 04 1994, 8:05 PM EDT
Att: 32,808 - Unknown - 85 F

AB	34
R	3
H	9
RBI	3
BB	1
SO	1
LOB	9



Batter	1	2	3	4	5	6	7	8	9	AB	R	H	RBI	BB	SO	LOB	TOP					
Lance Johnson, L (1, 8) OBP: 0.326, SLG: 0.390	G5-3		F9			FC3-6 G4-3 E				4	1	1	1	0	0	1	Chicago White Sox @ Detroit Tigers Tiger Stadium, Detroit, MI Tue Jul 05 1994, 7:05 PM EDT Sunny - 88 F					
Norberto Martin, R (1, 4) OBP: 0.291, SLG: 0.373	G4-3			G4-3		G4-3	P4			4	0	0	0	0	0	3						
Frank Thomas, R (1, 10) OBP: 0.508, SLG: 0.765	L8			L8		E9 1B		F8		4	0	0	0	0	0	0						
Julio Franco, R (1, 3) OBP: 0.402, SLG: 0.502		G1-3		G6-3		G6-4 1B		G4-3		4	0	1	0	0	0	0						
Darrin Jackson, R (1, 9) OBP: 0.373, SLG: 0.490		G5-3			FC5-4 1B	FC6-4 1B		G6-3		4	0	1	0	0	0	2						
Craig Grebeck, R (1, 5) OBP: 0.413, SLG: 0.386		1B			F9		F8		1B	4	0	2	0	0	0	1						
Bob Zupcic, R (1, 7) OBP: 0.200, SLG: 0.269		F9			FC5-4 1B		F9		F9	4	0	0	0	0	0	3						
Ron Karkovice, R (1, 2) OBP: 0.332, SLG: 0.409			K		K		1B 1B		P4	4	1	1	0	0	2	2						
Ozzie Guillen, L (1, 6) OBP: 0.296, SLG: 0.337			P6			FC3-6 1B	1B		G4-3	4	0	2	0	0	0	1						
Inning Stats	R: 0 E: 0 K: 0 S: 9	H: 0 LOB: 0 BB: 0 P: 9	R: 0 E: 0 K: 0 S: 8	H: 1 LOB: 1 BB: 0 P: 10	R: 0 E: 0 K: 1 S: 6	H: 0 LOB: 0 BB: 0 P: 8	R: 0 E: 0 K: 0 S: 8	H: 0 LOB: 0 BB: 0 P: 9	R: 0 E: 0 K: 1 S: 14	H: 1 LOB: 1 BB: 0 P: 20	R: 1 E: 1 K: 0 S: 18	H: 2 LOB: 2 BB: 0 P: 29	R: 1 E: 0 K: 1 S: 10	H: 3 LOB: 2 BB: 0 P: 11	R: 0 E: 0 K: 0 S: 9	H: 0 LOB: 0 BB: 0 P: 14	R: 0 E: 0 K: 0 S: 7	H: 1 LOB: 1 BB: 0 P: 10	1B: 8 2B: 0 3B: 0 HR: 0	SF: 0 SAC: 0 DP: 0 HBP: 0	WP: 0 PB: 0 SB: 1 CS: 0	PA: 36
PITCHER David Wells, L (1, 1) ERA: 4.76	IP: 9.0 WLS: W BF: 36 H: 8 R: 2 ER: 1 SO: 2 BB: 0 IBB: 0 HBP: 0 BLK: 0 WP: 0 HR: 0 S: 89 P: 120 ERA: 1.00 WHIP: 0.889															PITCHER						

Batter	1	2	3	4	5	6	7	8	9	AB	R	H	RBI	BB	SO	LOB	BOTTOM					
Tony Phillips, S (1, 7) OBP: 0.410, SLG: 0.465	HR			K			K			3	1	1	1	1	2	1	Chicago White Sox @ Detroit Tigers Tiger Stadium, Detroit, MI Tue Jul 05 1994, 7:05 PM EDT Sunny - 88 F					
Lou Whitaker, L (1, 4) OBP: 0.370, SLG: 0.502	1B HR	G5-4-3 BB					G1-3			4	2	2	1	0	0	1						
Travis Fryman, R (1, 5) OBP: 0.345, SLG: 0.485	1B		F9		P3		F7			4	1	1	0	0	0	0						
Cecil Fielder, R (1, 3) OBP: 0.324, SLG: 0.480	HR		F9		P4		F8			4	1	1	3	0	0	0						
Kirk Gibson, L (1, 10) OBP: 0.348, SLG: 0.526 Riccardo Ingram, R (8, PH) OBP: 0.333, SLG: 0.273	G4-3		2B		K			P5		3	0	1	0	0	1	0						
Mickey Tettleton, S (1, 2) OBP: 0.434, SLG: 0.522	F8		F9			K		K		4	0	0	0	0	2	1						
Junior Felix, S (1, 9) OBP: 0.371, SLG: 0.595	K			G4-3		F7				3	0	0	0	0	1	0						
Juan Samuel, R (1, 8) OBP: 0.379, SLG: 0.543		HR		F8		FC6-4 1B				3	1	2	1	0	0	0						
Chris Gomez, R (1, 6) OBP: 0.349, SLG: 0.424		G5-3			1B	FC6-4				3	0	1	0	0	0	1						
Inning Stats	R: 4 E: 0 K: 1 S: 19	H: 4 LOB: 0 BB: 0 P: 27	R: 1 E: 0 K: 0 S: 9	H: 1 LOB: 1 BB: 1 P: 17	R: 0 E: 0 K: 0 S: 12	H: 1 LOB: 1 BB: 0 P: 19	R: 0 E: 0 K: 1 S: 11	H: 1 LOB: 1 BB: 0 P: 18	R: 1 E: 0 K: 1 S: 9	H: 1 LOB: 0 BB: 0 P: 11	R: 0 E: 0 K: 1 S: 10	H: 1 LOB: 1 BB: 0 P: 15	R: 0 E: 0 K: 1 S: 8	H: 0 LOB: 0 BB: 0 P: 11	R: 0 E: 0 K: 1 S: 10	H: 0 LOB: 0 BB: 0 P: 16	R: 0 E: 0 K: 1 S: 10	H: 0 LOB: 0 BB: 0 P: 16	1B: 4 2B: 1 3B: 0 HR: 4	SF: 0 SAC: 0 DP: 1 HBP: 0	WP: 0 PB: 0 SB: 0 CS: 0	PA: 33
PITCHER Scott Sanderson, R (1, 1) ERA: 3.96 Kirk McCaskill, R (6, 1) ERA: 2.69 Dennis Cook, L (8, 1) ERA: 4.32	IP: 5.0 WLS: L BF: 23 H: 8 R: 6 ER: 6 SO: 3 BB: 1 IBB: 0 HBP: 0 BLK: 0 WP: 0 HR: 4 S: 60 P: 92 ERA: 10.80 WHIP: 1.800															PITCHER						

AB	36
R	2
H	8
RBI	1
BB	0
SO	2
LOB	13




AB	32
R	6
H	9
RBI	6
BB	1
SO	6
LOB	4



Batter	1	2	3	4	5	6	7	8	9	AB	R	H	RBI	BB	SO	LOB	TOP				
Lance Johnson, L (1, 8) OBP: 0.324, SLG: 0.390	1-1 F8		0-2 P5		0-0 1B 2B		1-2 E5 2B		1-1 F8	5	2	1	0	0	0	2					
Tim Raines, S (1, 7) OBP: 0.388, SLG: 0.404	3-2 L8		3-1 L8		1-0 HR 1B		3-2 G6-4-3 2B		1-1 G5-3	5	1	2	3	0	0	2					
Frank Thomas, R (1, 3) OBP: 0.508, SLG: 0.771	1-2 P3			1-0 L9			4-0 G6-4-3 IBB			3	1	1	2	1	0	0					
Julio Franco, R (1, 10) OBP: 0.400, SLG: 0.497		1-3 K		4-1 1B 1B BB			0-2 G6-4-3			3	1	0	0	1	1	2					
Robin Ventura, L (1, 5) OBP: 0.362, SLG: 0.444		0-0 F7		3-2 1B 1B			2-1 G3-1			4	0	1	0	0	0	1					
Warren Newson, L (1, 9) OBP: 0.274, SLG: 0.358		1-3 K		3-2 1B			1-0 F9			3	0	1	1	0	2	0					
Bob Zupcic, R (8, PH) OBP: 0.197, SLG: 0.265				1-2 3-H 1B						1	0	0	0	0	0	0					
Craig Grebeck, R (1, 4) OBP: 0.417, SLG: 0.392			1-1 1B		3-2 F7 1B		1-2 G4-6-3 1B		0-2 G4-3	4	0	2	0	0	0	2					
Michael LaValliere, L (1, 2) OBP: 0.374, SLG: 0.338			3-2 1B		0-0 F8		3-2 G4-6-3		2-3 K	4	0	1	0	0	1	3					
Ozzie Guillen, L (1, 6) OBP: 0.295, SLG: 0.336			1-3 K		0-2 2B 1B		1-2 P7		0-3 K	4	1	1	0	0	2	2					
Inning Stats	R: 0 H: 0 E: 0 K: 0 S: 9	H: 0 LOB: 0 BB: 0 P: 14	R: 0 H: 0 E: 0 K: 2 S: 11	H: 0 LOB: 0 BB: 0 P: 13	R: 0 H: 2 E: 0 K: 1 S: 20	H: 2 LOB: 2 BB: 0 P: 28	R: 1 H: 2 E: 0 K: 0 S: 14	H: 2 LOB: 2 BB: 1 P: 28	R: 4 H: 4 E: 0 K: 1 S: 12	H: 4 LOB: 0 BB: 0 P: 19	R: 0 H: 1 E: 0 K: 0 S: 13	H: 1 LOB: 0 BB: 0 P: 17	R: 1 H: 1 E: 1 K: 0 S: 12	H: 1 LOB: 1 BB: 1 P: 22	R: 0 H: 0 E: 0 K: 1 S: 7	H: 0 LOB: 0 BB: 0 P: 10	1B: 7 2B: 2 3B: 0 HR: 1	SF: 0 SAC: 0 DP: 2 HBP: 0	WP: 0 PB: 0 SB: 0 CS: 0	PA: 38	
PITCHER	IP WLS BF H R ER SO BB IBB HBP BLK WP HR S P ERA WHIP	IP WLS BF H R ER SO BB IBB HBP BLK WP HR S P ERA WHIP	IP WLS BF H R ER SO BB IBB HBP BLK WP HR S P ERA WHIP	IP WLS BF H R ER SO BB IBB HBP BLK WP HR S P ERA WHIP	IP WLS BF H R ER SO BB IBB HBP BLK WP HR S P ERA WHIP	IP WLS BF H R ER SO BB IBB HBP BLK WP HR S P ERA WHIP	IP WLS BF H R ER SO BB IBB HBP BLK WP HR S P ERA WHIP	IP WLS BF H R ER SO BB IBB HBP BLK WP HR S P ERA WHIP	IP WLS BF H R ER SO BB IBB HBP BLK WP HR S P ERA WHIP	IP WLS BF H R ER SO BB IBB HBP BLK WP HR S P ERA WHIP	IP WLS BF H R ER SO BB IBB HBP BLK WP HR S P ERA WHIP	IP WLS BF H R ER SO BB IBB HBP BLK WP HR S P ERA WHIP	IP WLS BF H R ER SO BB IBB HBP BLK WP HR S P ERA WHIP	IP WLS BF H R ER SO BB IBB HBP BLK WP HR S P ERA WHIP	IP WLS BF H R ER SO BB IBB HBP BLK WP HR S P ERA WHIP	IP WLS BF H R ER SO BB IBB HBP BLK WP HR S P ERA WHIP	IP WLS BF H R ER SO BB IBB HBP BLK WP HR S P ERA WHIP	IP WLS BF H R ER SO BB IBB HBP BLK WP HR S P ERA WHIP	IP WLS BF H R ER SO BB IBB HBP BLK WP HR S P ERA WHIP	IP WLS BF H R ER SO BB IBB HBP BLK WP HR S P ERA WHIP	IP WLS BF H R ER SO BB IBB HBP BLK WP HR S P ERA WHIP
Greg Gohr, R (1, 1) ERA: 4.05	4.0 L	20 7	4 4	4 3	1 0	0 0	0 0	0 0	0 0	60 90	9.00	2.000									
Joe Boever, R (5, 1) ERA: 4.06	2.2	11 3	2 2	1 1	0 1	0 0	0 0	0 0	0 0	29 47	3.38	1.125									
Greg Cadaret, L (7, 1) ERA: 5.59	2.1	7 0	0 0	0 2	0 0	0 0	0 0	0 0	0 0	16 23	0.00	0.000									

Chicago White Sox @ Detroit Tigers
Tiger Stadium, Detroit, MI
Tue Jul 05 1994, 7:05 PM EDT
Att: 20,149 - Unknown - 88 F

AB 36
R 6
H 10
RBI 6
BB 2
SO 6
LOB 14



Batter	1	2	3	4	5	6	7	8	9	AB	R	H	RBI	BB	SO	LOB	BOTTOM					
Tony Phillips, S (1, 7) OBP: 0.405, SLG: 0.457	2-3 K		1-2 G4-3		2-1 P5		0-3 K		0-3 K	5	0	0	0	0	3	2						
Alan Trammell, R (1, 6) OBP: 0.338, SLG: 0.461	3-2 E5 2B		0-3 K		1-2 G3		2-2 P3		1-1 L3	5	1	0	0	0	1	0						
Travis Fryman, R (1, 5) OBP: 0.344, SLG: 0.485	0-3 K		2-1 1B 2B		2-3 K		1-3 K			4	0	1	0	0	3	1						
Cecil Fielder, R (1, 10) OBP: 0.324, SLG: 0.481	2-2 2H 1B 2B		2-3 K		2-3 K		1-1 G1-3			4	1	1	1	0	2	1						
Kirk Gibson, L (1, 8) OBP: 0.358, SLG: 0.534	2-2 2H HBP 1B		0-0 1B		0-1 BB 1B		1-0 1B			4	1	4	1	0	0	0						
Mickey Tettleton, S (1, 3) OBP: 0.434, SLG: 0.518	2-2 1B HBP		2-1 F7		4-2 1B BB		1-2 1B BB		1-3 K	2	1	0	0	1	1	3						
Junior Felix, S (1, 9) OBP: 0.364, SLG: 0.583	2-3 K			1-3 K		0-3 K		3-3 K		4	0	0	0	0	4	5						
Chris Gomez, R (1, 4) OBP: 0.349, SLG: 0.420		0-3 K		0-0 L4		4-2 1B BB		1-0 F7		2	0	0	0	1	1	0						
Lou Whitaker, L (8, PH) OBP: 0.358, SLG: 0.500										1	0	0	0	0	0	1						
Chad Kreuter, S (1, 2) OBP: 0.356, SLG: 0.302		1-2 L8		2-2 F7		1-1 1B		2-1 G6-3		4	0	1	2	0	0	0						
Inning Stats	R: 2 H: 2 E: 1 K: 3 S: 21	H: 2 LOB: 2 BB: 0 P: 33	R: 0 H: 0 E: 0 K: 1 S: 10	H: 0 LOB: 0 BB: 0 P: 12	R: 0 H: 2 E: 0 K: 2 S: 11	H: 2 LOB: 0 BB: 0 P: 17	R: 0 H: 0 E: 0 K: 1 S: 8	H: 0 LOB: 0 BB: 0 P: 11	R: 0 H: 0 E: 0 K: 1 S: 9	H: 0 LOB: 0 BB: 0 P: 14	R: 2 H: 2 E: 0 K: 3 S: 17	H: 2 LOB: 2 BB: 2 P: 28	R: 0 H: 0 E: 0 K: 1 S: 8	H: 0 LOB: 0 BB: 0 P: 12	R: 0 H: 1 E: 0 K: 2 S: 11	H: 1 LOB: 1 BB: 0 P: 17	R: 0 H: 0 E: 0 K: 1 S: 7	H: 0 LOB: 0 BB: 0 P: 10	1B: 5 2B: 2 3B: 0 HR: 0	SF: 0 SAC: 0 DP: 0 HBP: 1	WP: 0 PB: 0 SB: 1 CS: 0	PA: 38
PITCHER	IP WLS BF H R ER SO BB IBB HBP BLK WP HR S P ERA WHIP	IP WLS BF H R ER SO BB IBB HBP BLK WP HR S P ERA WHIP	IP WLS BF H R ER SO BB IBB HBP BLK WP HR S P ERA WHIP	IP WLS BF H R ER SO BB IBB HBP BLK WP HR S P ERA WHIP	IP WLS BF H R ER SO BB IBB HBP BLK WP HR S P ERA WHIP	IP WLS BF H R ER SO BB IBB HBP BLK WP HR S P ERA WHIP	IP WLS BF H R ER SO BB IBB HBP BLK WP HR S P ERA WHIP	IP WLS BF H R ER SO BB IBB HBP BLK WP HR S P ERA WHIP	IP WLS BF H R ER SO BB IBB HBP BLK WP HR S P ERA WHIP	IP WLS BF H R ER SO BB IBB HBP BLK WP HR S P ERA WHIP	IP WLS BF H R ER SO BB IBB HBP BLK WP HR S P ERA WHIP	IP WLS BF H R ER SO BB IBB HBP BLK WP HR S P ERA WHIP	IP WLS BF H R ER SO BB IBB HBP BLK WP HR S P ERA WHIP	IP WLS BF H R ER SO BB IBB HBP BLK WP HR S P ERA WHIP	IP WLS BF H R ER SO BB IBB HBP BLK WP HR S P ERA WHIP	IP WLS BF H R ER SO BB IBB HBP BLK WP HR S P ERA WHIP	IP WLS BF H R ER SO BB IBB HBP BLK WP HR S P ERA WHIP	IP WLS BF H R ER SO BB IBB HBP BLK WP HR S P ERA WHIP	IP WLS BF H R ER SO BB IBB HBP BLK WP HR S P ERA WHIP	IP WLS BF H R ER SO BB IBB HBP BLK WP HR S P ERA WHIP	IP WLS BF H R ER SO BB IBB HBP BLK WP HR S P ERA WHIP	
Jack McDowell, R (1, 1) ERA: 4.56	6.0 W	28 4	0 2	0 1	0 0	0 0	0 0	0 0	0 0	76 115	3.00	1.333										
Jose DeLeon, R (7, 1) ERA: 3.13	1.0	3 0	0 0	0 1	0 0	0 0	0 0	0 0	0 0	8 12	0.00	0.000										
Paul Assenmacher, L (8, 1) ERA: 4.56	0.2	3 1	0 0	0 2	0 0	0 0	0 0	0 0	0 0	10 15	0.00	1.500										
Roberto Hernandez, R (8, 1) ERA: 6.12	1.1 S	4 0	0 0	0 1	0 0	0 0	0 0	0 0	0 0	8 12	0.00	0.000										

Chicago White Sox @ Detroit Tigers
Tiger Stadium, Detroit, MI
Tue Jul 05 1994, 7:05 PM EDT
Att: 20,149 - Unknown - 88 F


AB 35
R 4
H 7
RBI 4
BB 2
SO 15
LOB 13



Batter	1	2	3	4	5	6	7	8	9	AB	R	H	RBI	BB	SO	LOB	TOP					
Lance Johnson, L OBP: 0.323, SLG: 0.384	G4-3	FC3-6 1B		F9	F9		G6-3		K	6	1	0	1	0	1	4						
Tim Raines, S OBP: 0.369, SLG: 0.405	P5	1B		BB				F9		4	1	2	1	1	0	0						
Frank Thomas, R OBP: 0.516, SLG: 0.791		1B		BB						4	2	4	1	1	0	0						
Julio Franco, R OBP: 0.395, SLG: 0.486	G6-3	G4-3		BB						5	0	1	1	0	0	6						
Robin Ventura, L OBP: 0.361, SLG: 0.456		2B		HR				SF7		2	2	2	3	1	0	0						
Dann Howitt, L OBP: 0.400, SLG: 0.571		1B		G6-4-3						5	2	3	0	0	1	1						
Craig Grebeck, R OBP: 0.411, SLG: 0.388		FC3-6		E9						4	1	1	1	0	0	2						
Michael LaValliere, L OBP: 0.388, SLG: 0.349		2B		G4-3						3	0	2	1	1	0	1						
Ron Karkovics, R OBP: 0.330, SLG: 0.406		BB		G4-3						1	0	0	0	0	1	0						
Ozzie Guillen, L OBP: 0.289, SLG: 0.330		K		G5-3						5	0	0	0	0	1	5						
Inning Stats	R: 0 E: 0 K: 0 S: 8	H: 1 LOB: 1 BB: 0 P: 12	R: 4 E: 0 K: 1 S: 18	H: 5 LOB: 2 BB: 1 P: 26	R: 0 E: 1 K: 0 S: 10	H: 0 LOB: 1 BB: 1 P: 17	R: 0 E: 0 K: 0 S: 9	H: 0 LOB: 2 BB: 2 P: 19	R: 2 E: 0 K: 1 S: 12	H: 3 LOB: 1 BB: 0 P: 21	R: 2 E: 0 K: 1 S: 9	H: 2 LOB: 0 BB: 0 P: 15	R: 0 E: 0 K: 0 S: 9	H: 1 LOB: 1 BB: 0 P: 15	R: 1 E: 0 K: 0 S: 11	H: 3 LOB: 2 BB: 0 P: 15	R: 0 E: 0 K: 2 S: 11	H: 0 LOB: 0 BB: 0 P: 15	1B: 9 2B: 5 3B: 0 HR: 1	SF: 2 SAC: 1 DP: 1 HBP: 0	WP: 0 PB: 0 CS: 0	PA: 46
PITCHER	IP	WLS	BF	H	R	ER	SO	BB	IBB	HBP	BLK	WP	HR	S	P	ERA	WHIP					
Mike Moore, R ERA: 6.26	4.1	L	26	9	6	6	1	4	0	0	0	0	1	52	86	12.46	3.000					
Joe Boever, R ERA: 4.2	2.1		10	3	2	2	1	0	0	0	0	0	0	20	33	7.71	1.286					
Buddy Groom, L ERA: 4.71	1.1		7	3	1	1	0	0	0	0	0	0	0	14	21	6.75	2.250					
Greg Cadaret, L ERA: 5.4	1.0		3	0	0	0	2	0	0	0	0	0	0	11	15	0.00	0.000					

Chicago White Sox @ Detroit Tigers
Tiger Stadium, Detroit, MI
Thu Jul 07 1994, 3:33 AM EDT
Att: 22,110 - Cloudy - 85 F

AB 39
R 9
H 15
RBI 9
BB 4
SO 4
LOB 19



Batter	1	2	3	4	5	6	7	8	9	AB	R	H	RBI	BB	SO	LOB	BOTTOM					
Tony Phillips, S OBP: 0.402, SLG: 0.449	E		K				G4-3		K	4	2	1	1	1	2	1						
Chris Gomez, R OBP: 0.360, SLG: 0.434	K									5	0	4	3	0	1	1						
Travis Fryman, R OBP: 0.340, SLG: 0.487			FC6-4							5	0	1	1	0	2	4						
Cecil Fielder, R OBP: 0.319, SLG: 0.470										4	0	0	0	0	2	2						
Chad Kreuter, S OBP: 0.355, SLG: 0.310										0	0	0	0	0	0	0						
Alan Trammell, R OBP: 0.332, SLG: 0.453										4	0	0	0	0	1	1						
Junior Felix, S OBP: 0.369, SLG: 0.578										3	0	1	0	1	0	0						
Mickey Tettleton, S OBP: 0.430, SLG: 0.506										3	1	0	0	1	2	2						
John Flaherty, R OBP: 0.188, SLG: 0.194										0	0	0	0	0	0	0						
Juan Samuel, R OBP: 0.374, SLG: 0.529										4	1	1	0	0	0	1						
Riccardo Ingram, R OBP: 0.313, SLG: 0.267										4	1	1	0	0	2	2						
Inning Stats	R: 1 E: 0 K: 2 S: 13	H: 1 LOB: 1 BB: 1 P: 19	R: 0 E: 0 K: 1 S: 5	H: 0 LOB: 0 BB: 0 P: 6	R: 0 E: 0 K: 1 S: 6	H: 1 LOB: 1 BB: 0 P: 12	R: 0 E: 0 K: 1 S: 6	H: 0 LOB: 0 BB: 0 P: 11	R: 3 E: 0 K: 1 S: 12	H: 3 LOB: 1 BB: 1 P: 17	R: 0 E: 0 K: 1 S: 10	H: 1 LOB: 1 BB: 0 P: 14	R: 0 E: 0 K: 2 S: 15	H: 1 LOB: 1 BB: 0 P: 22	R: 0 E: 0 K: 1 S: 6	H: 0 LOB: 1 BB: 1 P: 14	R: 1 E: 0 K: 2 S: 17	H: 2 LOB: 1 BB: 0 P: 23	1B: 8 2B: 1 3B: 0 HR: 0	SF: 0 SAC: 0 DP: 0 HBP: 0	WP: 1 PB: 0 CS: 0	PA: 39
PITCHER	IP	WLS	BF	H	R	ER	SO	BB	IBB	HBP	BLK	WP	HR	S	P	ERA	WHIP					
Wilson Alvarez, L ERA: 3.63	5.2	W	25	6	4	3	7	2	0	0	0	0	0	53	78	4.76	1.412					
Jose DeLeon, R ERA: 3.1	3.1	S	14	3	1	1	5	1	0	0	0	1	0	39	60	2.70	1.200					

Chicago White Sox @ Detroit Tigers
Tiger Stadium, Detroit, MI
Thu Jul 07 1994, 3:33 AM EDT
Att: 22,110 - Cloudy - 85 F

AB 36
R 5
H 9
RBI 5
BB 3
SO 12
LOB 14



Batter	1	2	3	4	5	6	7	8	9	AB	R	H	RBI	BB	SO	LOB	TOP																					
Norberto Martin, R OBP: 0.310, SLG: 0.392 (1, 4)	4-2 BB G5-4-3	1-2 2B 1B		0-0 F8		0-0 SAFE 2B		1-2 G6-3		4	1	2	3	1	0	0																						
Tim Raines, S OBP: 0.369, SLG: 0.408 (1, 7)	3-1 F9	0-0 2B		0-1 F9		1-3 2-H 2B		1-0 2B 1B		5	1	2	2	0	0	3																						
Frank Thomas, R OBP: 0.512, SLG: 0.785 (1, 10)	0-0 G5-4-3	2-1 P4			1-1 G6-3	2-3 K		1-0 2B 1B		5	0	1	1	0	1	4																						
Julio Franco, R OBP: 0.400, SLG: 0.497 (1, 3)		4-2 1B BB	3-1 HR		2-1 F9		2-0 1B 1B	4-0 IBB		3	2	2	1	2	0	0																						
Robin Ventura, L OBP: 0.359, SLG: 0.451 (1, 5)		2-0 E9 BB 1B	3-3 K		0-1 P5		0-0 F8	1-2 G3-1		5	1	1	0	0	1	3																						
Darin Jackson, R OBP: 0.372, SLG: 0.483 (1, 8) (7, 9)		0-1 G3-1	4-0 G4-3 BB			2-2 F9	0-0 1B		2-0 F8	4	0	1	0	1	0	2																						
Bob Zupic, R OBP: 0.332, SLG: 0.314 Lance Johnson, L OBP: 0.321, SLG: 0.382 (7, PH) (7, 8)		4-0 BB BB	0-1 G4-3			2-2 HR	0-0 F8	0-0 G3-1		2	1	1	1	1	0	1																						
Ron Karkovics, R OBP: 0.332, SLG: 0.400 Michael Lavalliere, L OBP: 0.388, SLG: 0.349 (9, 2)		4-1 BB 1B BB	0-0 G5-3			4-2 1B 2B BB	0-3 K	3-3 K		3	2	0	0	2	2	3																						
Craig Grebeck, R OBP: 0.415, SLG: 0.386 (1, 6)		4-1 1B 2B BB			2-2 F9			0-0 G5-3		3	1	1	1	1	0	0																						
Inning Stats	R: 0 E: 0 K: 0 S: 6	H: 0 LOB: 0 BB: 1 P: 13	R: 5 E: 1 K: 0 S: 13	H: 3 LOB: 1 BB: 4 P: 34	R: 1 E: 0 K: 1 S: 8	H: 1 LOB: 1 BB: 1 P: 18	R: 0 E: 0 K: 0 S: 6	H: 0 LOB: 0 BB: 0 P: 8	R: 0 E: 0 K: 1 S: 19	H: 2 LOB: 2 BB: 1 P: 33	R: 0 E: 0 K: 1 S: 7	H: 2 LOB: 2 BB: 0 P: 9	R: 1 E: 0 K: 1 S: 9	H: 2 LOB: 2 BB: 1 P: 17	R: 0 E: 0 K: 1 S: 5	H: 0 LOB: 0 BB: 0 P: 10	1B: 6 2B: 3 HR: 2	SF: 0 SAC: 0 DP: 1 HBP: 0	WP: 0 PB: 0 CS: 0	PA: 44																		
PITCHER	IP	WLS	BF	H	R	ER	SO	BB	IBB	HBP	BLK	WP	HR	S	P	ERA	WHIP	PITCHER				IP	WLS	BF	H	R	ER	SO	BB	IBB	HBP	BLK	WP	HR	S	P	ERA	WHIP
Angel Miranda, L ERA: 7.43 (1, 1)	5.1	L	25	5	7	7	1	6	0	0	0	0	2	45	92	11.81	2.062																					
Jaime Navarro, R ERA: 6.89 (6, 1)	2.1		14	6	2	2	2	1	0	0	0	0	0	26	41	7.71	3.000																					
Graeme Lloyd, L ERA: 5.11 (8, 1)	1.1		5	0	0	0	1	0	1	0	0	0	0	8	18	0.00	0.000																					

Chicago White Sox @ Milwaukee Brewers
Milwaukee County Stadium, Milwaukee, WI
Fri Jul 08 1994, 8:05 PM EDT
Att: 27,421 - Unknown - 73 F

AB 36
R 9
H 11
RBI 9
BB 8
SO 4
LOB 18



Batter	1	2	3	4	5	6	7	8	9	AB	R	H	RBI	BB	SO	LOB	BOTTOM																					
Jody Reed, R OBP: 0.380, SLG: 0.340 (1, 4)	2-1 F7	0-2 L9		1-2 L8		4-0 1B BB		1-0 G6-3		4	1	0	0	1	0	3																						
Kevin Seitzer, R OBP: 0.367, SLG: 0.497 (1, 3)	2-0 F8		0-1 G4-3		2-1 1B 2B	1-2 2-H 3-H 1B		2-3 K		5	0	2	2	0	1	0																						
Turner Ward, S OBP: 0.329, SLG: 0.375 (1, 8)	4-2 BB		0-2 1B		2-3 K	1-1 1-2 2-H 1B		0-3 K		4	0	2	1	1	2	1																						
Greg Vaughn, R OBP: 0.364, SLG: 0.546 (1, 7)	0-3 K		1-3 K		2-2 1B	2-3 K		2-3 K		5	0	1	0	0	4	4																						
Dave Nilsson, L OBP: 0.325, SLG: 0.476 (1, 10)		4-2 1B 2B BB	3-2 G4-3		1-2 F8	0-2 F8		2-3 K		4	1	0	0	1	1	5																						
Matt Mieske, R OBP: 0.353, SLG: 0.474 (1, 9)		2-3 K		2-0 HR		0-3 K		3-2 F8		4	1	1	1	0	2	3																						
Bill Spiers, L OBP: 0.328, SLG: 0.310 (1, 5)		0-1 L6		1-1 FC4-6 1B		4-2 BB 1B BB		0-0 F8		3	1	1	0	1	0	1																						
Mike Matheny, R OBP: 0.206, SLG: 0.156 (1, 2)		2-1 2B 1B		3-2 FC4-6		2-3 K		1-2 G6-3		4	0	1	0	0	1	2																						
Jose Valentin, S OBP: 0.326, SLG: 0.408 (1, 6)		1-2 1B 2B		2-0 F9		4-0 1B BB		3-3 K		3	1	1	1	1	1	1																						
Inning Stats	R: 0 E: 0 K: 1 S: 8	H: 0 LOB: 1 BB: 1 P: 16	R: 1 E: 0 K: 1 S: 18	H: 2 LOB: 2 BB: 1 P: 27	R: 0 E: 0 K: 1 S: 13	H: 1 LOB: 1 BB: 0 P: 17	R: 1 E: 0 K: 0 S: 12	H: 2 LOB: 1 BB: 0 P: 21	R: 0 E: 0 K: 2 S: 14	H: 2 LOB: 2 BB: 0 P: 21	R: 3 E: 0 K: 2 S: 17	H: 2 LOB: 2 BB: 3 P: 35	R: 0 E: 0 K: 0 S: 9	H: 0 LOB: 0 BB: 0 P: 13	R: 0 E: 0 K: 2 S: 9	H: 0 LOB: 0 BB: 0 P: 15	R: 0 E: 0 K: 3 S: 11	H: 0 LOB: 0 BB: 0 P: 15	1B: 6 2B: 2 HR: 1	SF: 0 SAC: 0 DP: 0 HBP: 0	WP: 0 PB: 0 CS: 0	PA: 41																
PITCHER	IP	WLS	BF	H	R	ER	SO	BB	IBB	HBP	BLK	WP	HR	S	P	ERA	WHIP	PITCHER				IP	WLS	BF	H	R	ER	SO	BB	IBB	HBP	BLK	WP	HR	S	P	ERA	WHIP
Jason Bere, R ERA: 3.56 (1, 1)	5.1	W	27	7	4	4	6	4	0	0	0	0	1	71	118	6.75	2.062																					
Dane Johnson, R ERA: 5.25 (6, 1)	0.0		3	2	1	1	0	1	0	0	0	0	0	5	11	∞	∞																					
Kirk McCaskill, R ERA: 2.57 (6, 1)	3.2	S	11	0	0	0	6	0	0	0	0	0	0	35	51	0.00	0.000																					

Chicago White Sox @ Milwaukee Brewers
Milwaukee County Stadium, Milwaukee, WI
Fri Jul 08 1994, 8:05 PM EDT
Att: 27,421 - Unknown - 73 F

AB 36
R 5
H 9
RBI 5
BB 5
SO 12
LOB 20



Batter	1	2	3	4	5	6	7	8	9	AB	R	H	RBI	BB	SO	LOB	TOP								
Norberto Martin, R OBP: 0.322, SLG: 0.412 (1, 4)										6	2	3	0	0	1	2									
Tim Raines, S OBP: 0.375, SLG: 0.417 (1, 7)										4	4	3	2	0	0	1									
Frank Thomas, R OBP: 0.513, SLG: 0.798 (1, 3)										5	1	3	5	0	0	2									
Julio Franco, R OBP: 0.400, SLG: 0.492 (1, 10)										3	1	0	0	2	0	3									
Robin Ventura, L OBP: 0.356, SLG: 0.454 (1, 5)										5	0	1	2	0	0	5									
Darin Jackson, R OBP: 0.366, SLG: 0.474 (1, 9)										5	0	0	0	0	1	5									
Lance Johnson, L OBP: 0.319, SLG: 0.379 (1, 8)										5	0	1	0	0	1	2									
Michael LaValliere, L OBP: 0.400, SLG: 0.356 (1, 2)																									
Ron Karkovice, R OBP: 0.332, SLG: 0.415 (4, PR)																									
Ozzie Guillen, L OBP: 0.288, SLG: 0.327 (1, 6)										5	1	1	0	0	1	3									
Inning Stats	R: 1 E: 1 K: 0 S: 17	H: 2 LOB: 2 BB: 1 P: 29	R: 0 E: 0 K: 0 S: 7	H: 0 LOB: 0 BB: 1 P: 13	R: 2 E: 1 K: 0 S: 18	H: 3 LOB: 2 BB: 0 P: 30	R: 3 E: 0 K: 1 S: 18	H: 3 LOB: 1 BB: 0 P: 26	R: 0 E: 0 K: 1 S: 8	H: 0 LOB: 0 BB: 0 P: 11	R: 2 E: 0 K: 0 S: 14	H: 3 LOB: 2 BB: 1 P: 22	R: 1 E: 0 K: 2 S: 9	H: 1 LOB: 0 BB: 0 P: 14	R: 2 E: 1 K: 0 S: 15	H: 1 LOB: 1 BB: 0 P: 24	R: 0 E: 0 K: 1 S: 10	H: 1 LOB: 1 BB: 0 P: 14	1B: 7 2B: 4 3B: 1 HR: 2	SF: 0 SAC: 0 DP: 1 HBP: 1	WP: 1 PB: 0 SB: 0 CS: 0	PA: 46			
PITCHER	IP	WLS	BF	H	R	ER	SO	BB	IBB	HBP	BLK	WP	HR	S	P	ERA	WHIP								
Ricky Bones, R ERA: 3.34 (1, 1)	6.0	L	32	11	8	7	2	3	0	0	0	1	1	82	131	10.50	2.333								
Jesse Orosco, L ERA: 5.45 (7, 1)	1.1		6	1	2	1	2	0	0	1	0	0	1	12	20	6.75	0.750								
Doug Henry, R ERA: 4.23 (8, 1)	0.1		2	0	0	0	0	0	0	0	0	0	0	5	9	0.00	0.000								
Graeme Lloyd, L ERA: 4.93 (8, 1)	1.1		6	2	1	0	1	0	0	0	0	0	0	17	23	0.00	1.500								

Chicago White Sox @ Milwaukee Brewers
Milwaukee County Stadium, Milwaukee, WI
Sat Jul 09 1994, 8:05 PM EDT
Att: 48,508 - Unknown

AB	42
R	11
H	14
RBI	10
BB	3
SO	5
LOB	24



Batter	1	2	3	4	5	6	7	8	9	AB	R	H	RBI	BB	SO	LOB	BOTTOM								
Jody Reed, R OBP: 0.380, SLG: 0.341 (1, 4)										5	2	2	0	0	0	3									
Kevin Seitzer, R OBP: 0.368, SLG: 0.493 (1, 3)										4	1	1	0	1	0	2									
Turner Ward, S OBP: 0.333, SLG: 0.375 (1, 8)										3	2	1	0	1	1	2									
Greg Vaughn, R OBP: 0.368, SLG: 0.555 (1, 7)										5	0	3	3	0	1	3									
Dave Nilsson, L OBP: 0.323, SLG: 0.472 (1, 10)										3	0	0	1	1	1	2									
Matt Mieske, R OBP: 0.354, SLG: 0.472 (1, 9)										5	1	2	1	0	3	2									
Bill Spiers, L ERA: 4.21 (1, 5)																									
Jeff Cirillo, R OBP: 0.222, SLG: 0.167 (7, PH)																									
Mike Matheny, R OBP: 0.184, SLG: 0.139 (1, 2)																									
Alex Diaz, S OBP: 0.304, SLG: 0.398 (9, PH)																									
Jose Valentin, S OBP: 0.332, SLG: 0.420 (1, 6)										4	1	2	0	1	1	2									
Inning Stats	R: 1 E: 1 K: 1 S: 15	H: 2 LOB: 2 BB: 1 P: 24	R: 0 E: 0 K: 0 S: 10	H: 1 LOB: 0 BB: 0 P: 12	R: 0 E: 0 K: 1 S: 9	H: 0 LOB: 0 BB: 0 P: 13	R: 2 E: 0 K: 0 S: 11	H: 1 LOB: 1 BB: 1 P: 21	R: 0 E: 0 K: 1 S: 13	H: 1 LOB: 0 BB: 0 P: 18	R: 3 E: 0 K: 0 S: 17	H: 4 LOB: 2 BB: 1 P: 27	R: 0 E: 0 K: 2 S: 15	H: 1 LOB: 2 BB: 1 P: 24	R: 1 E: 0 K: 2 S: 12	H: 2 LOB: 1 BB: 0 P: 18	1B: 9 2B: 4 3B: 0 HR: 0	SF: 1 SAC: 0 DP: 0 HBP: 1	WP: 0 PB: 0 SB: 0 CS: 0	PA: 45					
PITCHER	IP	WLS	BF	H	R	ER	SO	BB	IBB	HBP	BLK	WP	HR	S	P	ERA	WHIP								
Scott Sanderson, R ERA: 4.21 (1, 1)	6.0	W	30	6	6	5	3	2	1	0	0	0	0	74	112	7.50	1.667								
Jose DeLeon, R ERA: 3.1 (7, 1)	0.0		1	1	0	0	0	0	0	0	0	0	0	1	1	-	-								
Paul Assenmacher, L ERA: 4.32 (7, 1)	1.1		7	2	0	0	0	1	0	0	0	0	0	18	28	0.00	2.250								
Roberto Hernandez, R ERA: 6.09 (8, 1)	1.2		7	2	1	1	4	0	0	0	0	0	0	18	28	5.40	1.200								

Chicago White Sox @ Milwaukee Brewers
Milwaukee County Stadium, Milwaukee, WI
Sat Jul 09 1994, 8:05 PM EDT
Att: 48,508 - Unknown

AB	39
R	7
H	13
RBI	6
BB	4
SO	7
LOB	22





Batter	1	2	3	4	5	6	7	8	9	AB	R	H	RBI	BB	SO	LOB	TOP										
Norberto Martin, R (1,4) OBP: 0.319, SLG: 0.404	G6-3		G6-3		SH1-4			G6-3		4	0	1	0	0	0	1	Chicago White Sox @ Milwaukee Brewers Milwaukee County Stadium, Milwaukee, WI Sun Jul 10 1994, 4:33 AM EDT Att: 37,073 - Sunny - 69 F										
Tim Raines, S (1,7) OBP: 0.373, SLG: 0.411	L7		BB BB		K		L9		G6-3	4	0	0	0	1	1	3											
Frank Thomas, R (1,3) OBP: 0.315, SLG: 0.795 Warren Newson, L (9,PH) OBP: 0.293, SLG: 0.358 Craig Grebeck, R (9,5) OBP: 0.415, SLG: 0.386	F9		BB				1B BB		WP 1B BB	1	1	0	0	3	0	0											
Julio Franco, R (1,10) OBP: 0.403, SLG: 0.492		1B SF8 1B					1B BB		WP 1B BB	4	2	2	0	1	1	2											
Robin Ventura, L (1,5) OBP: 0.360, SLG: 0.466		1B					1B		F7	5	2	3	2	0	0	5											
Darin Jackson, R (1,9) OBP: 0.366, SLG: 0.473		L4			G5-3		3B 1B		K	5	1	2	1	0	1	4											
Lance Johnson, L (1,8) OBP: 0.318, SLG: 0.385	SF8				G3		3B 1B		K	3	1	1	3	0	0	1											
Ron Karkovics, R (1,2) OBP: 0.326, SLG: 0.406	G4-3				K				G6-3	4	0	0	0	0	2	1											
Ozzie Guillen, L (1,6) OBP: 0.294, SLG: 0.333			F9						G6-3	4	0	3	0	0	0	0											
Inning Stats	R: 0 E: 0 K: 0 S: 7	H: 0 LOB: 0 BB: 0 P: 9	R: 1 E: 0 K: 0 S: 12	H: 2 LOB: 1 BB: 0 P: 17	R: 0 E: 0 K: 0 S: 11	H: 0 LOB: 3 BB: 3 P: 28	R: 0 E: 0 K: 1 S: 8	H: 0 LOB: 0 BB: 0 P: 13	R: 0 E: 0 K: 1 S: 6	H: 1 LOB: 0 BB: 0 P: 10	R: 4 E: 0 K: 2 S: 18	H: 5 LOB: 2 BB: 1 P: 31	R: 2 E: 0 K: 0 S: 14	H: 2 LOB: 0 BB: 1 P: 25	R: 0 E: 0 K: 0 S: 7	H: 1 LOB: 2 BB: 1 P: 22		R: 0 E: 0 K: 1 S: 12	H: 1 LOB: 2 BB: 1 P: 22	1B: 10 2B: 0 3B: 1 HR: 1	SF: 1 SAC: 1 DP: 2 HBP: 0	WP: 1 PB: 0 CS: 1	PA: 42				
PITCHER	IP	WLS	BF	H	R	ER	SO	BB	IBB	HBP	BLK	WP	HR	S	P	ERA	WHIP										
Bill Wegman, R (1,1) ERA: 4.2	5.2	L	28	8	5	5	4	4	0	0	0	0	0	60	103	7.94	2.118										
Graeme Lloyd, L (6,1) ERA: 4.89	0.1	1	0	0	0	0	0	0	0	0	0	0	0	2	5	0.00	0.000										
Doug Henry, R (7,1) ERA: 4.71	1.0	5	2	2	2	0	1	0	0	0	0	0	1	14	25	18.00	3.000										
Jose Mercedes, R (8,1) ERA: 1.84	1.0	3	1	0	0	0	0	0	0	0	0	0	0	7	9	0.00	1.000										
Mike Fetters, R (9,1) ERA: 2.23	1.0	5	1	0	0	1	1	0	0	0	0	1	0	12	22	0.00	2.000										

Batter	1	2	3	4	5	6	7	8	9	AB	R	H	RBI	BB	SO	LOB	BOTTOM										
Jody Reed, R (1,4) OBP: 0.379, SLG: 0.343	G4-3				1B 2B			F8		4	0	1	0	0	0	0	Chicago White Sox @ Milwaukee Brewers Milwaukee County Stadium, Milwaukee, WI Sun Jul 10 1994, 4:33 AM EDT Att: 37,073 - Sunny - 69 F										
Kevin Seitzer, R (1,3) OBP: 0.375, SLG: 0.498	L7 1B				1B			G6-3		4	1	3	0	0	0	0											
Turner Ward, S (1,8) OBP: 0.332, SLG: 0.373	L7				K			F7		4	0	1	0	0	1	3											
Greg Vaughn, R (1,7) OBP: 0.366, SLG: 0.554		K			L5			K		4	0	1	0	0	2	4											
Dave Nilsson, L (1,10) OBP: 0.325, SLG: 0.470	G4-3				F7			2B		3	0	1	1	1	0	2											
Jeff Cirillo, R (1,5) OBP: 0.194, SLG: 0.143	K				F8			G5-3		4	0	0	0	0	1	4											
Alex Diaz, S (1,9) OBP: 0.309, SLG: 0.400					1B			B1		4	0	2	0	0	0	0											
Mike Matheny, R (1,2) OBP: 0.175, SLG: 0.132 Rick Wrona, R (7,PH) (8,2)					L6-3			G5-3		2	0	0	0	0	0	2											
Jose Valentin, S (1,6) OBP: 0.330, SLG: 0.431					P7			K		4	1	1	1	0	2	1											
Inning Stats	R: 0 E: 0 K: 0 S: 9	H: 1 LOB: 0 BB: 0 P: 14	R: 0 E: 0 K: 2 S: 10	H: 0 LOB: 0 BB: 0 P: 13	R: 0 E: 0 K: 0 S: 6	H: 1 LOB: 0 BB: 0 P: 8	R: 0 E: 0 K: 1 S: 14	H: 2 LOB: 2 BB: 0 P: 17	R: 0 E: 0 K: 1 S: 13	H: 1 LOB: 1 BB: 0 P: 19	R: 1 E: 0 K: 0 S: 15	H: 3 LOB: 2 BB: 0 P: 24	R: 1 E: 0 K: 0 S: 9	H: 1 LOB: 0 BB: 0 P: 14	R: 0 E: 0 K: 0 S: 8	H: 1 LOB: 2 BB: 1 P: 12		R: 0 E: 0 K: 1 S: 8	H: 0 LOB: 0 BB: 0 P: 11	1B: 7 2B: 3 3B: 0 HR: 1	SF: 0 SAC: 0 DP: 1 HBP: 0	WP: 0 PB: 0 CS: 0	PA: 36				
PITCHER	IP	WLS	BF	H	R	ER	SO	BB	IBB	HBP	BLK	WP	HR	S	P	ERA	WHIP										
Jack McDowell, R (1,1) ERA: 4.42	8.0	W	33	10	2	2	5	1	0	0	0	0	0	84	121	2.25	1.375										
Roberto Hernandez, R (9,1) ERA: 5.91	1.0	3	0	0	0	1	0	0	0	0	0	0	0	8	11	0.00	0.000										

Batter	1	2	3	4	5	6	7	8	9	AB	R	H	RBI	BB	SO	LOB	TOP					
Kenny Lofton, L OBP: 0.441, SLG: 0.574	3-3 K	0-0 FC6-4 1B			2-3 K			1-2 P4		4	0	1	1	0	2	0	Cleveland Indians @ Chicago White Sox Comiskey Park, Chicago, IL Thu Jul 14 1994, 8:05 PM EDT Att: 36,444 - Unknown - 78 F					
Omar Vizquel, S OBP: 0.390, SLG: 0.371	1-3 K	0-0 FC6-4			2-2 G6-3			1-3 K		4	0	0	0	0	2	2						
Carlos Baerga, S OBP: 0.326, SLG: 0.488	0-1 HR			2-1 F8				0-0 1B		4	1	2	0	0	1	0						
Albert Belle, R OBP: 0.443, SLG: 0.696	1-0 HR			3-3 K				2-3 K		4	1	1	2	0	2	1						
Eddie Murray, S OBP: 0.316, SLG: 0.450	0-1 F9			2-2 L9				2-1 F7		4	0	0	0	0	1	0						
Jim Thome, L OBP: 0.343, SLG: 0.496				2-1 L8				4-2 BB		3	0	0	0	1	1	0						
Sandy Alomar Jr., R OBP: 0.324, SLG: 0.457				1-0 1B				0-0 G5-3		4	1	2	0	0	1	1						
Paul Sorrento, L OBP: 0.338, SLG: 0.390				0-1 F7				2-0 L7		4	0	0	0	0	1	3						
Wayne Kirby, L OBP: 0.324, SLG: 0.362				0-1 G4-3				1-3 K		3	0	1	0	0	1	1						
Inning Stats	R: 2 E: 0 K: 2 S: 11	H: 2 LOB: 0 BB: 0 P: 16	R: 1 E: 0 K: 1 S: 11	H: 3 LOB: 2 BB: 0 P: 17	R: 0 E: 0 K: 1 S: 8	H: 0 LOB: 0 BB: 0 P: 15	R: 0 E: 0 K: 0 S: 7	H: 1 LOB: 1 BB: 0 P: 10	R: 0 E: 0 K: 2 S: 16	H: 0 LOB: 0 BB: 0 P: 21	R: 0 E: 0 K: 1 S: 9	H: 0 LOB: 0 BB: 0 P: 17	R: 0 E: 0 K: 1 S: 5	H: 0 LOB: 0 BB: 0 P: 8	R: 0 E: 0 K: 2 S: 10	H: 1 LOB: 1 BB: 1 P: 14	R: 0 E: 0 K: 1 S: 9	H: 0 LOB: 1 BB: 1 P: 15	1B: 6 2B: 0 3B: 0 HR: 1	SF: 0 SAC: 0 DP: 0 HBP: 0	WP: 0 PB: 0 SB: 0 CS: 0	PA: 35
PITCHER Alex Fernandez, R ERA: 3.71	IP: 9.0 WLS: W BF: 35 H: 7 R: 3 ER: 3 SO: 12 BB: 1 IBB: 0 HBP: 0 BLK: 0 WP: 0 HR: 1 S: 86 P: 133 ERA: 3.00 WHIP: 0.889																					

Batter	1	2	3	4	5	6	7	8	9	AB	R	H	RBI	BB	SO	LOB	BOTTOM			
Norberto Martin, R OBP: 0.333, SLG: 0.409	0-3 K		0-0 G6-3		4-0 1B SF8 BB		0-0 1B WP SF9	0-0 1B S		4	3	2	0	1	1	0	Cleveland Indians @ Chicago White Sox Comiskey Park, Chicago, IL Thu Jul 14 1994, 8:05 PM EDT Att: 36,444 - Unknown - 78 F			
Tim Lincecum, S OBP: 0.379, SLG: 0.416	0-1 G6-3		4-2 BB		3-2 G1-3 S 1B		2-0 SF9 BB 1B	3-2 FC6-4 1B		4	1	3	2	1	0	0				
Frank Thomas, R OBP: 0.514, SLG: 0.791	0-1 1B		2-1 P6		2-1 SF8		4-1 1B BB	0-1 FC6-4		3	0	1	1	1	0	2				
Julio Franco, R OBP: 0.398, SLG: 0.488	3-2 G4-3		1-3 K		3-H G1-3		0-0 SF9			3	0	0	1	0	1	3				
Robin Ventura, L OBP: 0.364, SLG: 0.470					2-2 G4-6-3 1B		2-2 F8			4	0	3	1	0	0	1				
Darin Jackson, R OBP: 0.385, SLG: 0.470					0-1 G4-6-3		0-1 F7			4	0	1	0	0	1	3				
Lance Johnson, L OBP: 0.317, SLG: 0.383					2-1 FC6-4 1B		0-2 F9			4	0	1	0	0	0	2				
Ron Karkovics, R OBP: 0.325, SLG: 0.418					1-0 FC6-4		2-3 K			4	1	1	1	0	1	3				
Ozzie Guillen, L OBP: 0.294, SLG: 0.330					4-0 BB 1B		0-0 L8			3	1	0	0	1	0	2				
Inning Stats	R: 0 E: 0 K: 1 S: 10	H: 1 LOB: 1 BB: 0 P: 13	R: 0 E: 0 K: 0 S: 11	H: 2 LOB: 2 BB: 0 P: 15	R: 0 E: 0 K: 1 S: 9	H: 0 LOB: 1 BB: 1 P: 16	R: 0 E: 0 K: 0 S: 9	H: 2 LOB: 1 BB: 0 P: 14	R: 2 E: 0 K: 0 S: 11	H: 1 LOB: 2 BB: 2 P: 28	R: 0 E: 0 K: 1 S: 8	H: 0 LOB: 0 BB: 0 P: 10	R: 2 E: 0 K: 1 S: 11	H: 3 LOB: 1 BB: 1 P: 19	R: 2 E: 0 K: 0 S: 14	H: 3 LOB: 1 BB: 0 P: 21	1B: 11 2B: 0 3B: 0 HR: 1	SF: 2 SAC: 0 DP: 1 HBP: 0	WP: 1 PB: 0 SB: 2 CS: 0	PA: 39
PITCHER Charles Nagy, R ERA: 3.48	IP: 6.2 WLS: L BF: 31 H: 8 R: 4 ER: 4 SO: 3 BB: 4 IBB: 0 HBP: 0 BLK: 0 WP: 0 HR: 0 S: 63 P: 107 ERA: 5.40 WHIP: 1.800																			
Derek Lilliquist, L ERA: 8.1	0.0 1 0 0 0																			
Eric Plunk, R ERA: 2.96	1.1 7 3 2 2 1																			

Batter	1	2	3	4	5	6	7	8	9	AB R H RBI BB SO LOB	TOP												
Kenny Lofton, L OBP: 0.441, SLG: 0.570 (1, 8)	0-0 SH1-3 1B		4-0 1B		0-0 P5		0-0 L6		1-0 SAFE F7	4 2 1 0 1 0 1	Cleveland Indians @ Chicago White Sox Comiskey Park, Chicago, IL Fri Jul 15 1994, 8:05 PM EDT Att: 38,686 - Unknown AB 35 R 3 H 9 RBI 3 BB 3 SO 9 LOB 15 												
Omar Vizquel, S OBP: 0.338, SLG: 0.364 (1, 6)	1-1 SH1-3		4-2 1B		0-0 P5		0-2 G3		2-0 L9	3 0 0 0 1 0 1													
Carlos Baerga, S OBP: 0.332, SLG: 0.492 (1, 4)	1-1 FC5-4 1B		1-2 1B		1-2 1B		0-0 1B		0-2 G1-3	5 1 4 2 0 0 1													
Albert Belle, R OBP: 0.441, SLG: 0.691 (1, 7)	0-1 FC5-4 1B		1-3 K		1-2 2B		0-3 K			4 0 1 0 0 2 4													
Eddie Murray, S OBP: 0.315, SLG: 0.451 (1, 10)	0-1 G3-1		2-3 K		2-2 1B				1-3 K	4 0 1 1 0 2 3													
Jim Thome, L OBP: 0.338, SLG: 0.488 Alvaro Espinoza, R OBP: 0.302, SLG: 0.364 (8, 5)		2-1 P4		0-1 F7	3-2 G4-3				0-3 K	4 0 0 0 0 1 2 0 0 0 0 0 0 0													
Sandy Alomar Jr., R OBP: 0.327, SLG: 0.455 (1, 2)		0-0 L5		4-1 BB		1-1 P8			0-0 1B	3 0 1 0 1 0 0													
Paul Sorrento, L OBP: 0.333, SLG: 0.383 (1, 3)		1-1 G6-3		2-2 F8		1-3 K			2-3 K	4 0 0 0 0 2 2													
Wayne Kirby, L OBP: 0.322, SLG: 0.359 (1, 9)			0-3 K	1-3 K		0-1 F9			0-0 1B	4 0 1 0 0 2 1													
Inning Stats	R: 1 E: 0 K: 0 S: 9	H: 2 LOB: 1 BB: 0 P: 11	R: 0 E: 0 K: 0 S: 5	H: 0 LOB: 0 BB: 0 P: 8	R: 1 E: 0 K: 3 S: 23	H: 1 LOB: 2 BB: 2 P: 35	R: 0 E: 0 K: 1 S: 10	H: 0 LOB: 1 BB: 1 P: 17	R: 1 E: 0 K: 0 S: 15	H: 3 LOB: 2 BB: 0 P: 22		R: 0 E: 0 K: 1 S: 8	H: 0 LOB: 0 BB: 0 P: 10	R: 0 E: 0 K: 1 S: 9	H: 1 LOB: 1 BB: 0 P: 9	R: 0 E: 0 K: 3 S: 10	H: 1 LOB: 1 BB: 0 P: 13	R: 0 E: 0 K: 0 S: 7	H: 1 LOB: 1 BB: 0 P: 9	1B: 8 2B: 1 3B: 0 HR: 0	SF: 0 SAC: 1 DP: 0 HBP: 0	WP: 0 PB: 0 SB: 3 CS: 0	PA: 39
PITCHER	IP WLS BF H R ER SO BB IBB HBP BLK WP HR S P ERA WHIP											PITCHER	IP WLS BF H R ER SO BB IBB HBP BLK WP HR S P ERA WHIP										
Jack McDowell, R ERA: 4.34 Paul Assenmacher, L ERA: 4.26 (1, 1)	8.2 L 38 9 3 3 9 3 0 0 0 0 0 0 0 93 131 3.12 1.385											(9, 1)	0.1 1 0 0 0 0 0 0 0 0 0 0 0 3 3 0.00 0.000										

Batter	1	2	3	4	5	6	7	8	9	AB R H RBI BB SO LOB	BOTTOM												
Norberto Martin, R OBP: 0.320, SLG: 0.392 (1, 4)	1-1 B1-3		1-1 G6-3			3-1 G4-3		1-3 K		4 0 0 0 0 1 0	Cleveland Indians @ Chicago White Sox Comiskey Park, Chicago, IL Fri Jul 15 1994, 8:05 PM EDT Att: 38,686 - Unknown AB 32 R 2 H 6 RBI 2 BB 2 SO 5 LOB 9 												
Tim Lincecum, S OBP: 0.377, SLG: 0.411 (1, 7)	1-0 G6-3		3-2 G3-1			1-2 F7		4-2 BB		3 0 0 0 1 0 0													
Frank Thomas, R OBP: 0.509, SLG: 0.781 (1, 3)	3-2 F8			2-3 K		1-2 G6-3		1-1 F9		4 0 0 0 0 1 1													
Julio Franco, R OBP: 0.399, SLG: 0.488 (1, 10)		2-2 P4		1-1 G4-3			0-0 SH1-3 BB		0-2 FC6-4 1B	4 1 2 0 0 0 0													
Robin Ventura, L OBP: 0.366, SLG: 0.469 (1, 5)		3-3 K		0-0 1B		4-1 G4-3 SH1-3 BB		2-0 F8		3 0 1 0 1 1 1													
Darin Jackson, R OBP: 0.385, SLG: 0.469 (1, 9)		1-1 1B		1-0 B1-3		0-0 SH1-3		0-1 FC6-4 1B		3 0 1 0 0 0 2													
Lance Johnson, L OBP: 0.317, SLG: 0.381 (1, 8)		0-0 G4-3			1-1 F7		0-0 G4-3		2-1 1B	4 0 1 1 0 0 2													
Ron Karkovice, R OBP: 0.326, SLG: 0.429 Warren Newson, L OBP: 0.289, SLG: 0.353 Ron Tingley, R OBP: 0.246, SLG: 0.327 Joey Cora, S OBP: 0.363, SLG: 0.372 (7, PH)			3-2 G6-3 3B		1-1 L6		2-3 3H F8		1-0 G4-3	2 1 1 0 0 0 0 1 0 0 0 0 0 1 0 0 0 0 0 0 0 1 0 0 0 0 0 2													
Ozzie Guillen, L OBP: 0.291, SLG: 0.326 (1, 6)			1-0 G6-3		1-3 K			0-2 K		3 0 0 1 0 2 0													
Inning Stats	R: 0 E: 0 K: 0 S: 6	H: 0 LOB: 0 BB: 0 P: 11	R: 0 E: 0 K: 1 S: 9	H: 1 LOB: 0 BB: 0 P: 15	R: 0 E: 0 K: 0 S: 11	H: 1 LOB: 0 BB: 0 P: 19	R: 0 E: 0 K: 1 S: 7	H: 1 LOB: 1 BB: 0 P: 11	R: 0 E: 0 K: 1 S: 7	H: 0 LOB: 0 BB: 0 P: 10		R: 0 E: 0 K: 0 S: 9	H: 0 LOB: 0 BB: 0 P: 14	R: 1 E: 0 K: 0 S: 6	H: 1 LOB: 1 BB: 1 P: 11	R: 0 E: 0 K: 2 S: 10	H: 0 LOB: 1 BB: 1 P: 16	R: 0 E: 0 K: 0 S: 9	H: 2 LOB: 2 BB: 0 P: 14	1B: 5 2B: 0 3B: 1 HR: 0	SF: 0 SAC: 1 DP: 0 HBP: 0	WP: 0 PB: 0 SB: 0 CS: 0	PA: 35
PITCHER	IP WLS BF H R ER SO BB IBB HBP BLK WP HR S P ERA WHIP											PITCHER	IP WLS BF H R ER SO BB IBB HBP BLK WP HR S P ERA WHIP										
Mark Clark, R ERA: 3.61 Jeff Russell, R ERA: 4.55 (1, 1)	8.1 W 32 5 2 2 5 2 0 0 0 0 0 0 0 69 113 2.16 0.840											(9, 1)	0.2 S 3 1 0 0 0 0 0 0 0 0 5 8 0.00 1.500										

Batter	1	2	3	4	5	6	7	8	9	AB	R	H	RBI	BB	SO	LOB	TOP					
Kenny Lofton, L OBP: 0.439, SLG: 0.567 (1, 8)	L8		G3				G6-3			4	0	1	0	0	0	2	Cleveland Indians @ Chicago White Sox Comiskey Park, Chicago, IL Sat Jul 16 1994, 8:05 PM EDT Att: 42,710 - Unknown - 73 F					
Omar Vizquel, S OBP: 0.356, SLG: 0.362 (1, 6)	2B		G5-3					F8		4	1	1	0	0	0	2						
Carlos Baerga, S OBP: 0.337, SLG: 0.505 (1, 4)	1-H					HR		G5-4-3		4	1	3	2	0	0	0						
Albert Belle, R OBP: 0.437, SLG: 0.682 (1, 7)	K					P9		G5-4-3		4	0	0	0	0	2	3						
Eddie Murray, S OBP: 0.312, SLG: 0.445 (1, 3)	P3					P4				4	0	0	0	0	1	1						
Manny Ramirez, R OBP: 0.353, SLG: 0.505 Wayne Kirby, L OBP: 0.320, SLG: 0.357 (1, 9)			K							3	0	0	0	0	2	0						
Candy Maldonado, R OBP: 0.360, SLG: 0.521 (1, 10)			K							1	0	0	0	1	0							
Tony Peña, R OBP: 0.362, SLG: 0.453 (1, 2)			F9							4	0	0	0	0	2	0						
Alvaro Espinoza, R OBP: 0.303, SLG: 0.364 (1, 5)										3	0	1	0	0	2	1						
Inning Stats	R: 1 E: 0 K: 1 S: 11	H: 2 LOB: 1 BB: 0 P: 18	R: 0 E: 0 K: 2 S: 8	H: 0 LOB: 0 BB: 0 P: 10	R: 0 E: 0 K: 1 S: 8	H: 0 LOB: 0 BB: 0 P: 11	R: 1 E: 0 K: 1 S: 8	H: 1 LOB: 0 BB: 0 P: 14	R: 0 E: 0 K: 1 S: 12	H: 2 LOB: 2 BB: 0 P: 19	R: 0 E: 1 K: 1 S: 15	H: 1 LOB: 2 BB: 0 P: 19	R: 0 E: 0 K: 2 S: 6	H: 1 LOB: 0 BB: 0 P: 8	R: 0 E: 0 K: 2 S: 9	H: 0 LOB: 0 BB: 0 P: 10	1B: 5 2B: 2 3B: 0 HR: 1	SF: 0 SAC: 0 DP: 2 HBP: 0	WP: 0 PB: 0 CS: 1	PA: 34		
PITCHER	IP	WLS	BF	H	R	ER	SO	BB	IBB	HBP	BLK	WP	HR	S	P	ERA	WHIP					
Wilson Alvarez, L ERA: 3.54 Roberto Hernandez, R ERA: 5.75	(1, 1)	8.0	L	31	7	2	2	8	0	0	0	0	0	1	76	111	2.25	0.875				
PITCHER	IP	WLS	BF	H	R	ER	SO	BB	IBB	HBP	BLK	WP	HR	S	P	ERA	WHIP					
	(9, 1)	1.0		3	0	0	0	2	0	0	0	0	0	9	10	0.00	0.000					

AB	34
R	2
H	7
RBI	2
BB	0
SO	10
LOB	9



Batter	1	2	3	4	5	6	7	8	9	AB	R	H	RBI	BB	SO	LOB	BOTTOM					
Joey Cora, S OBP: 0.358, SLG: 0.366 (1, 4)	L4		L7					L1-3		4	0	0	0	0	1	1	Cleveland Indians @ Chicago White Sox Comiskey Park, Chicago, IL Sat Jul 16 1994, 8:05 PM EDT Att: 42,710 - Unknown - 73 F					
Tim Lincecum, S OBP: 0.376, SLG: 0.413 (1, 7)	F8		2B							4	0	1	0	0	0	0						
Frank Thomas, R OBP: 0.509, SLG: 0.776 (1, 3)	G6-3		G6-3							3	0	1	0	1	0	1						
Julio Franco, R OBP: 0.398, SLG: 0.484 (1, 10)										3	0	0	0	1	1	2						
Robin Ventura, L OBP: 0.362, SLG: 0.463 (1, 5)										4	0	0	0	0	0	2						
Darin Jackson, R OBP: 0.394, SLG: 0.467 (1, 9)										3	0	1	0	0	0	0						
Lance Johnson, L OBP: 0.314, SLG: 0.378 (1, 8)										3	0	0	0	0	0	2						
Ron Karkovics, R OBP: 0.324, SLG: 0.424 Warren Newton, L OBP: 0.299, SLG: 0.362 Ron Tingley, R OBP: 0.246, SLG: 0.327 (1, 2)										2	0	0	0	0	2	2						
Ozzie Guillen, L OBP: 0.288, SLG: 0.323 (1, 6)										3	0	0	0	0	0	1						
Inning Stats	R: 0 E: 0 K: 0 S: 5	H: 0 LOB: 0 BB: 0 P: 8	R: 0 E: 0 K: 1 S: 12	H: 1 LOB: 2 BB: 1 P: 22	R: 0 E: 0 K: 0 S: 8	H: 1 LOB: 1 BB: 0 P: 16	R: 0 E: 0 K: 1 S: 9	H: 0 LOB: 0 BB: 0 P: 12	R: 0 E: 0 K: 1 S: 5	H: 0 LOB: 0 BB: 0 P: 7	R: 0 E: 0 K: 1 S: 11	H: 1 LOB: 1 BB: 0 P: 15	R: 0 E: 0 K: 0 S: 6	H: 0 LOB: 0 BB: 0 P: 9	R: 0 E: 0 K: 0 S: 4	H: 1 LOB: 0 BB: 0 P: 8	R: 0 E: 0 K: 0 S: 7	H: 0 LOB: 1 BB: 1 P: 13	1B: 3 2B: 2 3B: 0 HR: 0	SF: 0 SAC: 0 DP: 1 HBP: 0	WP: 0 PB: 0 CS: 0	PA: 32
PITCHER	IP	WLS	BF	H	R	ER	SO	BB	IBB	HBP	BLK	WP	HR	S	P	ERA	WHIP					
Dennis Martinez, R ERA: 3.7	(1, 1)	9.0	W	32	4	0	0	4	2	0	0	0	0	67	110	0.00	0.667					
PITCHER	IP	WLS	BF	H	R	ER	SO	BB	IBB	HBP	BLK	WP	HR	S	P	ERA	WHIP					
	(9, 2)																					

AB	30
R	0
H	4
RBI	0
BB	2
SO	4
LOB	11



Batter	1	2	3	4	5	6	7	8	9	AB	R	H	RBI	BB	SO	LOB	TOP								
Kenny Lofton, L OBP: 0.433, SLG: 0.559 (1, 8)	F9		F7		F7		F8		G4-3	5	0	0	0	0	0	2	Cleveland Indians @ Chicago White Sox Comiskey Park, Chicago, IL Sun Jul 17 1994, 4:33 AM EDT Att: 41,986 - Cloudy - 76 F								
Omar Vizquel, S OBP: 0.346, SLG: 0.354 (1, 6)	G3		K			K	P5			4	0	0	0	0	2	0									
Carlos Baerga, S OBP: 0.338, SLG: 0.508 (1, 4)	G6-3		P4			1B	2B		1B	4	1	2	0	0	0	0									
Albert Belle, R OBP: 0.435, SLG: 0.677 (1, 7)		1B		K		F9			F8	4	0	1	0	0	1	2									
Eddie Murray, S OBP: 0.311, SLG: 0.443 (1, 10)	F8		G5-3			S	BB		P2	4	0	1	1	0	0	2									
Jim Thome, L OBP: 0.341, SLG: 0.486 (1, 5)	1B		L5			S	BB		P5	3	0	1	0	1	0	1									
Manny Ramirez, R OBP: 0.352, SLG: 0.500 (1, 9)										2	0	0	0	1	2	2									
Wayne Kirby, L OBP: 0.318, SLG: 0.354 (9, PH)	K					FC4	BB		P6	1	0	0	0	0	0	0									
Paul Sorrento, L OBP: 0.331, SLG: 0.380 (1, 3)									F9	2	0	0	0	0	2	2									
Candy Maldonado, R OBP: 0.356, SLG: 0.514 (6, PH)										1	0	0	0	0	0	3									
Alvaro Espinoza, R OBP: 0.301, SLG: 0.362 (6, 3)										1	0	0	0	0	0	0									
Sandy Alomar Jr., R OBP: 0.333, SLG: 0.471 (1, 2)										3	1	2	1	1	0	0									
Inning Stats	R: 0 E: 0 K: 0 S: 8	H: 0 LOB: 0 BB: 0 P: 12	R: 0 E: 0 K: 2 S: 10	H: 2 LOB: 2 BB: 0 P: 16	R: 1 E: 0 K: 1 S: 11	H: 1 LOB: 0 BB: 0 P: 18	R: 0 E: 0 K: 1 S: 8	H: 0 LOB: 0 BB: 0 P: 13	R: 0 E: 0 K: 2 S: 15	H: 0 LOB: 1 BB: 1 P: 24	R: 1 E: 0 K: 1 S: 16	H: 2 LOB: 3 BB: 2 P: 28	R: 0 E: 0 K: 0 S: 5	H: 0 LOB: 0 BB: 0 P: 9	R: 0 E: 0 K: 0 S: 9	H: 1 LOB: 1 BB: 0 P: 13	R: 0 E: 0 K: 1 S: 13	H: 1 LOB: 1 BB: 0 P: 19	1B: 5 2B: 1 3B: 0 HR: 1	SF: 0 SAC: 0 DP: 0 HBP: 0	WP: 0 PB: 0 SB: 3 CS: 0	PA: 37			
PITCHER	IP	WLS	BF	H	R	ER	SO	BB	IBB	HBP	BLK	WP	HR	S	P	ERA	WHIP								
Jason Bere, R ERA: 3.54 (1, 1)	5.2	W	25	5	2	2	7	3	0	0	0	0	1	65	108	3.18	1.412								
Dennis Cook, L ERA: 3.86 (6, 1)	2.1		8	1	0	0	0	0	0	0	0	0	0	17	25	0.00	0.429								
Roberto Hernandez, R ERA: 5.59 (9, 1)	1.0	S	4	1	0	0	0	0	0	0	0	0	0	13	19	0.00	1.000								

AB 34
R 2
H 7
RBI 2
BB 3
SO 7
LOB 14



Batter	1	2	3	4	5	6	7	8	9	AB	R	H	RBI	BB	SO	LOB	BOTTOM								
Joey Cora, S OBP: 0.360, SLG: 0.381 (1, 4)	G6-4-3		G6-3	K			HR			4	1	2	1	0	1	2	Cleveland Indians @ Chicago White Sox Comiskey Park, Chicago, IL Sun Jul 17 1994, 4:33 AM EDT Att: 41,986 - Cloudy - 76 F								
Tim Lincecum, S OBP: 0.372, SLG: 0.407 (1, 7)	L8		G6-3			P6	K			4	0	0	1	0	1	1									
Frank Thomas, R OBP: 0.511, SLG: 0.784 (1, 3)	G6-4-3					F9	1B			2	1	1	1	2	0	1									
Craig Grebeck, R OBP: 0.415, SLG: 0.386 (8, 5)	1-2			HR		S	BB			0	0	0	0	0	0	0									
Julio Franco, R OBP: 0.402, SLG: 0.485 (1, 10)		G6-3				S	1B			3	1	2	0	1	1	1									
Robin Ventura, L OBP: 0.360, SLG: 0.458 (8, 3)		K		L7		F9				3	0	0	0	1	1	4									
Warren Newson, L OBP: 0.300, SLG: 0.361 (1, 9)										3	1	1	0	0	0	3									
Darrin Jackson, R OBP: 0.363, SLG: 0.466 (7, 9)	G6-3			1B	SF9	1B				1	0	0	0	0	1	2									
Lance Johnson, L OBP: 0.313, SLG: 0.376 (1, 8)				F8		F7			G4-3	4	0	1	1	0	0	1									
Ron Karkovics, R OBP: 0.325, SLG: 0.425 (1, 2)										2	0	1	0	0	0	1									
Michael Lavalliere, L OBP: 0.402, SLG: 0.352 (6, 2)	G6-3						CS		K	1	0	0	0	1	1	0									
Ozzie Guillen, L OBP: 0.287, SLG: 0.323 (1, 6)										3	1	1	1	0	1	1									
Inning Stats	R: 0 E: 0 K: 0 S: 6	H: 1 LOB: 0 BB: 0 P: 9	R: 1 E: 0 K: 1 S: 11	H: 1 LOB: 1 BB: 1 P: 16	R: 2 E: 0 K: 0 S: 15	H: 3 LOB: 1 BB: 0 P: 24	R: 1 E: 0 K: 1 S: 11	H: 2 LOB: 1 BB: 0 P: 16	R: 0 E: 0 K: 0 S: 10	H: 0 LOB: 1 BB: 1 P: 21	R: 0 E: 0 K: 3 S: 16	H: 0 LOB: 2 BB: 2 P: 30	R: 0 E: 0 K: 1 S: 8	H: 0 LOB: 0 BB: 0 P: 12	R: 0 E: 0 K: 1 S: 8	H: 0 LOB: 0 BB: 0 P: 12	1B: 7 2B: 1 3B: 0 HR: 2	SF: 1 SAC: 0 DP: 2 HBP: 0	WP: 1 PB: 0 SB: 3 CS: 1	PA: 36					
PITCHER	IP	WLS	BF	H	R	ER	SO	BB	IBB	HBP	BLK	WP	HR	S	P	ERA	WHIP								
Jack Morris, R ERA: 4.97 (1, 1)	7.0	L	33	9	5	5	6	4	1	0	0	0	2	77	131	6.43	1.857								
Larry Casian, L ERA: 6.91 (8, 1)	1.0		3	0	0	0	1	0	0	0	0	0	0	8	12	0.00	0.000								

AB 30
R 5
H 9
RBI 5
BB 5
SO 7
LOB 17



Batter	1	2	3	4	5	6	7	8	9	10	11	12	13	AB R H RBI BB SO LOB	TOP														
Tony Phillips, S OBP: 0.456, SLG: 0.450 (1.7)														5 1 2 1 0 1 0	Detroit Tigers @ Chicago White Sox Comiskey Park, Chicago, IL Mon Jul 18 1994, 8:05 PM EDT Att. 41,860 - Unknown - 83 F livebaseballscorecards.com														
Lou Whitaker, L OBP: 0.356, SLG: 0.476 (1.4)														5 2 1 0 1 1 2															
Travis Fryman, R OBP: 0.342, SLG: 0.503 (1.5)														5 0 0 1 0 1 4															
Cecil Fielder, R OBP: 0.327, SLG: 0.510 (1.3)														5 3 2 4 1 1 0															
Kirk Gibson, L OBP: 0.356, SLG: 0.545 (1.10)														6 1 2 2 0 2 0															
Mickey Tettleton, S OBP: 0.421, SLG: 0.479 (1.2)														6 0 1 0 0 1 1															
Junior Felix, S OBP: 0.373, SLG: 0.566 (1.9)														6 1 1 0 0 2 3															
Alan Trammell, R OBP: 0.313, SLG: 0.423 (1.6)														6 0 1 0 0 1 4															
Juan Samuel, R OBP: 0.357, SLG: 0.532 (1.8)														6 1 1 1 0 0 2															
Inning Stats	R: 3 E: 0 K: 1 S: 15	H: 2 LOB: 0 BB: 1 P: 25	R: 2 E: 0 K: 0 S: 12	H: 3 LOB: 1 BB: 0 P: 18	R: 1 E: 0 K: 1 S: 10	H: 2 LOB: 1 BB: 0 P: 16	R: 0 E: 0 K: 0 S: 3	H: 0 LOB: 1 BB: 0 P: 5	R: 2 E: 1 K: 0 S: 12	H: 1 LOB: 1 BB: 0 P: 26	R: 1 E: 0 K: 0 S: 8	H: 1 LOB: 0 BB: 0 P: 11	R: 0 E: 0 K: 0 S: 6	H: 0 LOB: 0 BB: 0 P: 10		R: 0 E: 0 K: 1 S: 8	H: 0 LOB: 0 BB: 0 P: 15	R: 0 E: 0 K: 1 S: 11	H: 1 LOB: 1 BB: 0 P: 16	R: 0 E: 0 K: 2 S: 9	H: 0 LOB: 0 BB: 0 P: 12	R: 0 E: 0 K: 1 S: 9	H: 0 LOB: 0 BB: 0 P: 12	R: 0 E: 0 K: 0 S: 6	H: 0 LOB: 0 BB: 0 P: 10	1B: 4 2B: 3 3B: 1 HR: 3	SF: 1 SAC: 0 DP: 0 HBP: 1	W/P: 0 PB: 1 SB: 0 CS: 0	PA: 54
PITCHER	IP WLS BF H R ER SO BB IBB HBP BLK WP HR S P ERA WHIP																												
Scott Sanderson, R ERA: 4.88 (2.1)	1.1	21	5	5	1	1	0	0	0	0	1	22	35	33.75		4.500													
Jose Delson, R ERA: 3.5 (7.1)	4.2	10	4	4	1	1	0	0	0	0	2	38	66	7.71		1.071													
Paul Assenmacher, L ERA: 3.96 (8.1)	2.0	7	1	0	0	3	0	0	0	0	0	18	27	0.00	0.500														
Kirk McCaskill, R ERA: 2.3 (9.1)	5.0	W	16	1	0	0	5	0	0	0	0	43	65	0.00	0.200														

Batter	1	2	3	4	5	6	7	8	9	10	11	12	13	AB R H RBI BB SO LOB	BOTTOM													
Joey Cora, S OBP: 0.362, SLG: 0.377 (1.4)														5 2 1 0 2 0 1	Detroit Tigers @ Chicago White Sox Comiskey Park, Chicago, IL Mon Jul 18 1994, 8:05 PM EDT Att. 41,860 - Unknown - 83 F livebaseballscorecards.com													
Tim Lincecum, S OBP: 0.357, SLG: 0.401 (1.7)														5 1 0 0 0 0 3														
Frank Thomas, R OBP: 0.510, SLG: 0.784 (1.10)														5 1 1 4 2 0 0														
Julio Franco, R OBP: 0.402, SLG: 0.501 (1.3)														7 2 3 2 0 0 3														
Robin Ventura, L OBP: 0.363, SLG: 0.467 (1.5)														5 1 2 1 1 1 2														
Darrin Jackson, R OBP: 0.359, SLG: 0.463 (1.9)														6 1 1 0 0 0 3														
Lance Johnson, L OBP: 0.314, SLG: 0.377 (1.8)														5 1 1 0 1 0 2														
Michael LaValliere, L OBP: 0.417, SLG: 0.359 (12.7)														4 1 2 2 2 0 2														
Norberto Martin, R OBP: 0.320, SLG: 0.392 (13.2)														0 0 0 0 0 0 0														
Ozzie Guillen, L OBP: 0.282, SLG: 0.316 (1.6)														6 0 0 0 0 1 6														
Inning Stats	R: 0 E: 0 K: 0 S: 7	H: 0 LOB: 0 BB: 0 P: 9	R: 2 E: 0 K: 0 S: 9	H: 3 LOB: 1 BB: 0 P: 12	R: 0 E: 0 K: 0 S: 6	H: 0 LOB: 1 BB: 1 P: 12	R: 2 E: 0 K: 0 S: 10	H: 2 LOB: 0 BB: 0 P: 16	R: 4 E: 1 K: 0 S: 14	H: 3 LOB: 2 BB: 2 P: 25	R: 0 E: 0 K: 1 S: 8	H: 0 LOB: 0 BB: 0 P: 10	R: 0 E: 0 K: 0 S: 6	H: 0 LOB: 0 BB: 0 P: 12		R: 0 E: 0 K: 0 S: 8	H: 1 LOB: 1 BB: 1 P: 15	R: 0 E: 0 K: 0 S: 5	H: 0 LOB: 2 BB: 2 P: 16	R: 0 E: 0 K: 0 S: 15	H: 1 LOB: 1 BB: 0 P: 18	R: 1 E: 1 K: 0 S: 4	H: 0 LOB: 2 BB: 2 P: 14	1B: 5 2B: 2 3B: 0 HR: 4	SF: 0 SAC: 2 DP: 0 HBP: 0	W/P: 0 PB: 0 SB: 1 CS: 0	PA: 58	
PITCHER	IP WLS BF H R ER SO BB IBB HBP BLK WP HR S P ERA WHIP																											
Mike Gardiner, R ERA: 3.55 (6.1)	5.2	24	6	5	5	1	1	0	0	0	0	8	15	40.50		3.000												
Greg Cadaret, L ERA: 5.79 (7.1)	0.2	5	1	3	3	0	1	0	0	0	0	8	15	40.50	3.000													
Joe Boever, R ERA: 3.86 (8.1)	1.2	8	2	1	0	1	0	1	0	0	1	16	24	0.00	1.200													
Mike Henneman, R ERA: 5.35 (12.1)	3.0	13	1	0	0	0	1	2	0	0	0	19	43	0.00	0.667													
Storm Davis, R ERA: 3.48 (12.1)	1.2	L	8	1	1	0	0	1	1	0	0	19	32	0.00	1.200													

Batter	1	2	3	4	5	6	7	8	9	AB	R	H	RBI	BB	SO	LOB	TOP									
Tony Phillips, S OBP: 0.404, SLG: 0.447 (1, 7)										5	0	1	0	0	2	1	Detroit Tigers @ Chicago White Sox Comiskey Park, Chicago, IL Tue Jul 19 1994, 8:05 PM EDT Att: 31,367 - Unknown - 83 F									
Lou Whitaker, L OBP: 0.359, SLG: 0.471 (1, 4)										3	0	0	0	2	2	1										
Travis Fryman, R OBP: 0.338, SLG: 0.496 (1, 5)										5	1	0	0	0	3	3										
Cecil Fielder, R OBP: 0.331, SLG: 0.518 (1, 3)										2	1	1	1	2	0	2										
Kirk Gibson, L OBP: 0.358, SLG: 0.556 (1, 10)										4	1	2	2	0	2	1										
Mickey Tettleton, S OBP: 0.416, SLG: 0.472 (1, 9)										4	0	0	0	0	3	3										
Chad Kreuter, S OBP: 0.344, SLG: 0.297 (1, 2)										4	0	1	0	0	2	0										
Chris Gomez, R OBP: 0.353, SLG: 0.424 (1, 6)										4	1	2	1	0	1	0										
Juan Samuel, R OBP: 0.364, SLG: 0.561 (8, PH)										3	1	2	1	0	0	0										
Junior Felix, S OBP: 0.372, SLG: 0.563 (8, 8)										1	0	0	0	0	1	2										
Inning Stats	R: 1 H: 1 E: 0 K: 1 S: 12	H: 1 LOB: 2 BB: 2 P: 24	R: 0 H: 0 E: 0 K: 1 S: 7	H: 0 LOB: 0 BB: 0 P: 9	R: 0 H: 1 E: 0 K: 1 S: 8	LOB: 1 BB: 1 P: 19	R: 0 H: 0 E: 0 K: 3 S: 11	H: 0 LOB: 0 BB: 0 P: 17	R: 1 H: 1 E: 0 K: 2 S: 12	H: 1 LOB: 0 BB: 0 P: 17	R: 0 H: 0 E: 0 K: 3 S: 14	H: 0 LOB: 1 BB: 1 P: 23	R: 1 H: 2 E: 0 K: 0 S: 13	H: 2 LOB: 1 BB: 0 P: 19	R: 2 H: 4 E: 0 K: 2 S: 14	H: 4 LOB: 2 BB: 0 P: 24	R: 0 H: 0 E: 0 K: 3 S: 10	H: 0 LOB: 0 BB: 0 P: 15	1B: 4 2B: 1 3B: 0 HR: 4	SF: 0 SAC: 0 DP: 1 HBP: 0	WP: 0 PB: 0 CS: 0	PA: 39				
PITCHER	IP	WLS	BF	H	R	ER	SO	BB	IBB	HBP	BLK	WP	HR	S	P	ERA	WHIP									
Alex Fernandez, R ERA: 3.71	(1, 1)	7.0	W	29	5	3	3	11	4	0	0	0	0	2	77	128	3.86	1.286								
Dane Johnson, R ERA: 6.57	(8, 1)	0.1		3	2	2	2	0	0	0	0	0	0	2	5	11	54.00	6.000								
Paul Assenmacher, L ERA: 3.9	(8, 1)	0.1		3	2	0	0	1	0	0	0	0	0	6	10	0.00	6.000									
Roberto Hernandez, R ERA: 5.4	(8, 1)	1.1		4	0	0	0	4	0	0	0	0	0	13	18	0.00	0.000									

Batter	1	2	3	4	5	6	7	8	9	AB	R	H	RBI	BB	SO	LOB	BOTTOM								
Joey Cora, S OBP: 0.362, SLG: 0.382 (1, 4)										5	1	2	0	0	0	3	Detroit Tigers @ Chicago White Sox Comiskey Park, Chicago, IL Tue Jul 19 1994, 8:05 PM EDT Att: 31,367 - Unknown - 83 F								
Tim Lincecum, S OBP: 0.367, SLG: 0.410 (1, 7)										5	3	2	2	0	1	3									
Frank Thomas, R OBP: 0.511, SLG: 0.780 (1, 10)										3	2	1	0	2	1	1									
Julio Franco, R OBP: 0.407, SLG: 0.509 (1, 3)										5	1	4	3	0	0	0									
Robin Ventura, L OBP: 0.361, SLG: 0.463 (1, 5)										5	0	1	2	0	0	4									
Darin Jackson, R OBP: 0.357, SLG: 0.458 (1, 9)										5	0	1	0	0	0	5									
Lance Johnson, L OBP: 0.318, SLG: 0.384 (1, 8)										4	2	3	1	0	0	1									
Michael LaValliere, L OBP: 0.411, SLG: 0.354 (1, 2)										4	0	1	1	0	1	2									
Ozzie Guillen, L OBP: 0.284, SLG: 0.319 (1, 6)										4	1	2	1	0	0	1									
Inning Stats	R: 1 H: 2 E: 0 K: 0 S: 16	H: 5 LOB: 2 BB: 1 P: 25	R: 1 H: 2 E: 1 K: 0 S: 9	H: 2 LOB: 1 BB: 0 P: 14	R: 2 H: 3 E: 0 K: 0 S: 14	H: 3 LOB: 1 BB: 0 P: 20	R: 0 H: 1 E: 0 K: 0 S: 12	H: 1 LOB: 1 BB: 0 P: 18	R: 2 H: 2 E: 0 K: 1 S: 14	H: 2 LOB: 0 BB: 0 P: 20	R: 0 H: 1 E: 0 K: 0 S: 6	H: 1 LOB: 0 BB: 0 P: 7	1B: 13 2B: 3 3B: 0 HR: 1	SF: 0 SAC: 0 DP: 1 HBP: 0	WP: 0 PB: 0 CS: 0	PA: 42									
PITCHER	IP	WLS	BF	H	R	ER	SO	BB	IBB	HBP	BLK	WP	HR	S	P	ERA	WHIP								
Tim Lincecum, R ERA: 5.75	(1, 1)	3.0	L	22	11	8	8	1	2	0	0	0	0	43	71	24.00	4.333								
Greg Gohr, R ERA: 4.5	(4, 1)	5.0		20	6	2	2	2	0	0	0	0	1	52	71	3.60	1.200								

AB	35
R	5
H	9
RBI	5
BB	4
SO	16
LOB	13



AB	40
R	10
H	17
RBI	10
BB	2
SO	3
LOB	20




Batter	1	2	3	4	5	6	7	8	9	AB	R	H	RBI	BB	SO	LOB	TOP			
Tony Phillips, S OBP: 0.400, SLG: 0.442 (1, 7)	G6-3		K		G4-6-3			K		4	0	0	0	0	2	4	Detroit Tigers @ Chicago White Sox Comiskey Park, Chicago, IL Wed Jul 20 1994, 4:33 AM EDT Att: 38,095 - Sunny - 86 F			
Lou Whitaker, L OBP: 0.391, SLG: 0.471 (1, 4)	G4-3			F8 1B		G6-4-3 1B		FC6-4 FC5-4		4	0	2	0	0	0	1				
Travis Fryman, R OBP: 0.335, SLG: 0.491 (1, 5)	K			K	G6-4-3			FC5-4		4	0	0	0	0	2	3				
Cecil Fielder, R OBP: 0.330, SLG: 0.515 (1, 3)		K		F8 1-2		1B			L4	4	0	1	0	0	1	1				
Kirk Gibson, L OBP: 0.357, SLG: 0.555 (1, 10)				P4					K	4	0	1	0	0	1	2				
Mickey Tettleton, S OBP: 0.412, SLG: 0.465 (1, 2)		L8							K	4	0	0	0	0	2	1				
Junior Felix, S OBP: 0.371, SLG: 0.560 (1, 9)		G4-3								3	0	1	0	0	1	1				
Chris Gomez, R OBP: 0.352, SLG: 0.421 (1, 6)				P4			G1-3			2	0	0	0	1	0	0				
Juan Samuel, R OBP: 0.364, SLG: 0.556 (1, 8)		G5-3			E5			FC6-4 1B		3	0	1	0	0	0	2				
Inning Stats	R: 0 E: 0 K: 1 S: 9	H: 0 LOB: 0 BB: 0 P: 11	R: 0 E: 0 K: 1 S: 14	H: 1 LOB: 1 BB: 0 P: 19	R: 0 E: 0 K: 1 S: 9	H: 0 LOB: 0 BB: 0 P: 13	R: 0 E: 0 K: 1 S: 10	H: 1 LOB: 1 BB: 0 P: 13	R: 0 E: 1 K: 1 S: 9	H: 2 LOB: 1 BB: 0 P: 13	R: 0 E: 0 K: 1 S: 9	H: 0 LOB: 0 BB: 0 P: 15	R: 0 E: 0 K: 1 S: 9	H: 1 LOB: 1 BB: 0 P: 13	R: 0 E: 0 K: 2 S: 8	H: 0 LOB: 0 BB: 0 P: 10	1B: 5 2B: 1 3B: 0 HR: 0	SF: 0 SAC: 0 DP: 2 HBP: 0	WP: 0 PB: 1 CS: 0	PA: 33
PITCHER Jack McDowell, R ERA: 4.07 (1, 1)	IP: 9.0 WLS: W BF: 33 H: 6 R: 0 ER: 0 SO: 9 BB: 1 IBB: 0 HBP: 0 BLK: 0 WP: 0 HR: 0 S: 86 P: 125 ERA: 0.00 WHIP: 0.778																			

Batter	1	2	3	4	5	6	7	8	9	AB	R	H	RBI	BB	SO	LOB	BOTTOM			
Norberto Martin, R OBP: 0.308, SLG: 0.376 (1, 4)	K		G5-3		G4-3			G6-3		4	0	0	0	0	1	1	Detroit Tigers @ Chicago White Sox Comiskey Park, Chicago, IL Wed Jul 20 1994, 4:33 AM EDT Att: 38,095 - Sunny - 86 F			
Bob Zupcic, R OBP: 0.218, SLG: 0.311 (1, 7)	2B 1B		G6-3			K		K		4	1	1	0	0	2	0				
Frank Thomas, R OBP: 0.511, SLG: 0.780 (1, 10)	F7		K			2B		FC6-4 1B		4	0	2	0	0	1	1				
Julio Franco, R OBP: 0.405, SLG: 0.508 (1, 3)	1B 2B				G6-3		K	FC6-4		4	1	1	1	0	1	2				
Robin Ventura, L OBP: 0.360, SLG: 0.462 (1, 5)					K		G4-3			3	0	1	1	0	1	1				
Darin Jackson, R OBP: 0.357, SLG: 0.467 (1, 9)	F9				F9				HR	3	1	1	1	0	0	1				
Lance Johnson, L OBP: 0.316, SLG: 0.381 (1, 8)			F9		G3-1		G4-3			3	0	0	0	0	0	0				
Ron Tingley, R OBP: 0.233, SLG: 0.309 (1, 2)			K		G4-3		P3			3	0	0	0	0	1	0				
Craig Grebeck, R OBP: 0.412, SLG: 0.395 (1, 6)			F8				G6-3			3	0	1	0	0	0	0				
Inning Stats	R: 2 E: 0 K: 1 S: 10	H: 3 LOB: 1 BB: 0 P: 14	R: 0 E: 0 K: 1 S: 6	H: 0 LOB: 0 BB: 0 P: 8	R: 0 E: 0 K: 1 S: 10	H: 0 LOB: 0 BB: 0 P: 13	R: 0 E: 0 K: 1 S: 8	H: 0 LOB: 0 BB: 0 P: 12	R: 0 E: 0 K: 0 S: 9	H: 1 LOB: 1 BB: 0 P: 11	R: 0 E: 0 K: 2 S: 11	H: 1 LOB: 1 BB: 0 P: 19	R: 1 E: 0 K: 0 S: 9	H: 1 LOB: 0 BB: 0 P: 15	R: 0 E: 0 K: 1 S: 12	H: 1 LOB: 1 BB: 0 P: 18	1B: 3 2B: 3 3B: 0 HR: 1	SF: 0 SAC: 0 DP: 0 HBP: 0	WP: 0 PB: 0 CS: 0	PA: 31
PITCHER David Wells, L ERA: 4.48 (1, 1)	IP: 8.0 WLS: L BF: 31 H: 7 R: 3 ER: 3 SO: 7 BB: 0 IBB: 0 HBP: 0 BLK: 0 WP: 0 HR: 1 S: 75 P: 110 ERA: 3.38 WHIP: 0.875																			

Batter	1	2	3	4	5	6	7	8	9	AB	R	H	RBI	BB	SO	LOB	TOP			
Joey Cora, S (1, 4) OBP: 0.363, SLG: 0.386	1-1 G6-3		2-1 G1-4-3 HR 2B		0-0 F8		2-2 BLK 1B	1-1 L8		5	1	2	0	0	0	2				
Tim Raines, S (1, 7) OBP: 0.365, SLG: 0.407	0-0 F8		2-2 G1-4-3		1-0 L9		1-1 P4		2-2 G6-4-3 1B	5	0	1	0	0	0	2				
Frank Thomas, R (1, 3) OBP: 0.507, SLG: 0.780	0-3 K		0-0 HR		3-1 G4-3		3-2 G4-3		0-0 G6-4-3 1-2	5	1	1	2	0	1	2				
Julio Franco, R (1, 10) OBP: 0.405, SLG: 0.507		0-0 1B G4-3 1B	0-1 B1-3		1-0 G4-3			0-0 1B SH 1B	2-1 G6-3	5	2	2	0	0	0	0				
Robin Ventura, L (1, 5) OBP: 0.367, SLG: 0.466		0-0 G4-3 1B	4-1		1-2 FC6-4 1B			2-0 SH SF7 1B		3	2	3	0	1	0	0				
Warren Newson, L (1, 9) OBP: 0.301, SLG: 0.360		2-2 G4-3 G4-3	0-0 G4-3		2-2 FC6-4 1B			0-1 SH		3	0	1	0	0	0	2				
Darrin Jackson, R (8, 9) OBP: 0.357, SLG: 0.467		1-2 G4-3 1B	2-3 G4-3		1-2 1-2			1-3 2-H		0	0	0	0	0	0	0				
Lance Johnson, L (1, 8) OBP: 0.318, SLG: 0.380		2-1 G4-3		1-1 G4-3		2-2 1B		4-0 IBB		3	0	1	1	1	0	2				
Michael LaValliere, L (1, 2) OBP: 0.397, SLG: 0.343		2-2 G4-3		2-2 G3		0-0 F7		2-2 SF7		3	0	0	2	0	0	3				
Ozzie Guillen, L (1, 6) OBP: 0.281, SLG: 0.315		1-2 G6-3		0-3 K				3-H P8		4	0	0	0	0	1	3				
Inning Stats	R: 0 E: 0 K: 1 S: 6	H: 0 LOB: 0 BB: 0 P: 7	R: 2 E: 0 K: 0 S: 16	H: 3 LOB: 1 BB: 0 P: 23	R: 2 E: 0 K: 0 S: 10	H: 2 LOB: 1 BB: 1 P: 18	R: 0 E: 0 K: 1 S: 8	H: 0 LOB: 0 BB: 0 P: 11	R: 0 E: 0 K: 0 S: 4	H: 2 LOB: 2 BB: 0 P: 17	R: 0 E: 0 K: 0 S: 11	H: 1 LOB: 1 BB: 0 P: 19	R: 2 E: 1 K: 0 S: 10	H: 2 LOB: 2 BB: 1 P: 19	R: 0 E: 0 K: 0 S: 6	H: 1 LOB: 0 BB: 0 P: 10	1B: 9 2B: 1 3B: 0 HR: 1	SF: 1 SAC: 1 DP: 1 HBP: 0	WP: 0 PB: 0 SB: 0 CS: 0	PA: 40
PITCHER Dennis Martinez, R (1, 1) ERA: 3.77	IP: 9.0 WLS: L BF: 40	H: 11 R: 6 ER: 5 SO: 2	BB: 1 IBB: 1 HBP: 0 BLK: 1	WP: 0 HR: 1 S: 82 P: 132	ERA: 5.00 WHIP: 1.333															

Chicago White Sox @ Cleveland Indians
Jacobs Field, Cleveland, OH
Thu Jul 21 1994, 7:05 PM EDT
Att: 41,863 - Unknown - 74 F

AB	36
R	6
H	11
RBI	5
BB	2
SO	2
LOB	16



Batter	1	2	3	4	5	6	7	8	9	AB	R	H	RBI	BB	SO	LOB	BOTTOM										
Kenny Lofton, L (1, 8) OBP: 0.423, SLG: 0.540	3-1 FC4-5 2B		0-0 E6 2B HR	2-3 K			2-1 P8			4	1	1	0	0	1	2											
Omar Vizquel, S (1, 6) OBP: 0.326, SLG: 0.328	0-0 FC4-5 F7		0-1 F7		2-1 F7			1-2 L5		4	0	0	0	0	0	3											
Jim Thome, L (1, 5) OBP: 0.337, SLG: 0.496	1-0 F7		2-1 HR 2B		2-2 P6			1-1 P8		4	1	1	1	0	0	1											
Albert Belle, R (1, 7) OBP: 0.434, SLG: 0.696	1-3 K		0-0 HR		1-3 K			1-0 G6-3		4	1	1	3	0	2	1											
Eddie Murray, S (1, 3) OBP: 0.312, SLG: 0.448		0-1 F8	0-0 G3			0-0 F8			2-3 K	4	0	0	0	0	1	0											
Manny Ramirez, R (1, 9) OBP: 0.352, SLG: 0.496		1-2 G6-3		0-0 SH3-4 FC6-5 1B		0-0 P3			2-3 K	4	1	1	0	0	1	0											
Candy Maldonado, R (1, 10) ERA: 3.4		2-2 CS 1B		4-0 FC6-5 SH3-4 BB		1-1 L6			0-0 F7	2	0	1	0	1	0	0											
Paul Sorrento, L (9, PH) OBP: 0.344, SLG: 0.430										1	0	0	0	0	0	0											
Tony Peña, R (1, 2) OBP: 0.365, SLG: 0.455		3-1 CS	3-2 E 2B 1B		0-0 SH3-4				1-1 L9	2	1	1	0	0	0	0											
Alvaro Espinoza, R (1, 4) OBP: 0.283, SLG: 0.339			0-0 P3		0-2 FC6-5				3-3 K	3	0	0	1	0	1	2											
Inning Stats	R: 0 E: 1 K: 1 S: 7	H: 1 LOB: 1 BB: 0 P: 12	R: 0 E: 0 K: 0 S: 9	H: 1 LOB: 0 BB: 0 P: 15	R: 4 E: 1 K: 0 S: 12	H: 3 LOB: 0 BB: 0 P: 17	R: 1 E: 0 K: 1 S: 8	H: 1 LOB: 1 BB: 1 P: 14	R: 0 E: 0 K: 0 S: 9	H: 0 LOB: 0 BB: 0 P: 14	R: 0 E: 0 K: 0 S: 4	H: 0 LOB: 0 BB: 0 P: 5	R: 0 E: 0 K: 1 S: 9	H: 0 LOB: 0 BB: 0 P: 15	R: 0 E: 0 K: 0 S: 8	H: 0 LOB: 0 BB: 0 P: 11	R: 0 E: 0 K: 2 S: 8	H: 0 LOB: 0 BB: 0 P: 12	1B: 3 2B: 2 3B: 0 HR: 1	SF: 0 SAC: 1 DP: 0 HBP: 0	WP: 0 PB: 0 SB: 0 CS: 1	PA: 35					
PITCHER Wilson Alvarez, L (1, 1) ERA: 2.28	IP: 7.2 WLS: W BF: 30	H: 6 R: 5 ER: 1 SO: 4	BB: 1 IBB: 0 HBP: 0 BLK: 0	WP: 0 HR: 1 S: 65 P: 101	ERA: 1.17 WHIP: 0.913																						
Kirk McCaskill, R (8, 1) ERA: 2.28	0.1	1	0	0	0	0	0	0	0	1	2	0.00	0.000														
Paul Assenmacher, L (9, 1) ERA: 0.86	0.1	1	0	0	0	1	0	0	0	3	5	0.00	0.000														
Roberto Hernandez, R (9, 1) ERA: 5.31	0.2	S	2	0	0	0	1	0	0	5	7	0.00	0.000														

Chicago White Sox @ Cleveland Indians
Jacobs Field, Cleveland, OH
Thu Jul 21 1994, 7:05 PM EDT
Att: 41,863 - Unknown - 74 F

AB	32
R	5
H	6
RBI	5
BB	1
SO	6
LOB	9



Batter	1	2	3	4	5	6	7	8	9	AB	R	H	RBI	BB	SO	LOB	TOP			
Joey Cora, S <small>OBP: 0.358, SLG: 0.380</small>										4	1	0	1	0	0	4	Chicago White Sox @ Cleveland Indians Jacobs Field, Cleveland, OH Fri Jul 22 1994, 7:05 PM EDT Att: 41,844 - Unknown - 76 F			
Tim Lincecum, S <small>OBP: 0.366, SLG: 0.419</small>										5	2	2	4	0	0	2				
Frank Thomas, R <small>OBP: 0.508, SLG: 0.783</small>										5	1	3	1	0	1	2				
Julio Franco, R <small>OBP: 0.400, SLG: 0.500</small>										5	0	0	0	0	0	4				
Robin Ventura, L <small>OBP: 0.367, SLG: 0.465</small>										5	1	2	0	0	0	1				
Darin Jackson, R <small>OBP: 0.360, SLG: 0.469</small>										5	0	3	1	0	2	1				
Lance Johnson, L <small>OBP: 0.319, SLG: 0.381</small>									2	1	1	0	0	0	2					
Warren Newson, L <small>OBP: 0.306, SLG: 0.364</small>									2	0	1	0	0	1	1					
Michael LaValliere, L <small>OBP: 0.392, SLG: 0.340</small>									4	0	1	1	0	0	4					
Ozzie Guillen, L <small>OBP: 0.290, SLG: 0.324</small>									4	2	4	0	0	0	0					
Inning Stats	R: 0 H: 0 E: 1 K: 0 S: 7	H: 0 R: 0 ER: 0 LOB: 1 BB: 0 P: 10	H: 6 R: 5 ER: 0 LOB: 1 BB: 0 P: 22	H: 2 R: 0 ER: 0 LOB: 1 BB: 0 P: 14	H: 1 R: 0 ER: 0 LOB: 1 BB: 0 P: 13	H: 3 R: 1 ER: 0 LOB: 1 BB: 0 P: 18	H: 2 R: 0 ER: 0 LOB: 1 BB: 0 P: 19	H: 1 R: 0 ER: 0 LOB: 1 BB: 0 P: 15	H: 0 R: 0 ER: 0 LOB: 0 BB: 0 P: 8	1B: 13 2B: 5 3B: 0 HR: 1	SF: 0 SAC: 1 DP: 3 HBP: 0	WP: 2 PA: 42 CS: 0								
PITCHER	IP WLS BF H R ER SO BB IBB HBP BLK WP HR S P ERA WHIP	PITCHER										IP WLS BF H R ER SO BB IBB HBP BLK WP HR S P ERA WHIP								
Jack Morris, R <small>ERA: 5.2</small>	5.0	W	25	11	6	6	1	0	0	0	0	0	0	0	1	1	51	77	10.80	2.200
Jerry Dipoto, R <small>ERA: 4.53</small>	1.1		8	4	2	2	1	0	0	0	0	0	0	0	0	0	14	24	13.50	3.000
Larry Casian, L <small>ERA: 6.95</small>	1.1		5	2	0	0	0	0	0	0	0	0	0	0	1	0	12	20	0.00	1.500
Eric Plunk, R <small>ERA: 3.0</small>	0.1		1	0	0	0	0	0	0	0	0	0	0	0	0	0	3	4	0.00	0.000
Jeff Russell, R <small>ERA: 4.93</small>	1.0	S	3	0	0	0	1	0	0	0	0	0	0	0	0	0	6	8	0.00	0.000
Kenny Lofton, L <small>OBP: 0.427, SLG: 0.550</small>										4	3	3	2	1	0	0	Chicago White Sox @ Cleveland Indians Jacobs Field, Cleveland, OH Fri Jul 22 1994, 7:05 PM EDT Att: 41,844 - Unknown - 76 F			
Omar Vizquel, S <small>OBP: 0.329, SLG: 0.328</small>										3	0	1	1	1	0	0				
Jim Thome, L <small>OBP: 0.342, SLG: 0.534</small>										4	3	3	3	0	0	2				
Albert Belle, R <small>OBP: 0.435, SLG: 0.702</small>										4	1	2	1	0	1	0				
Eddie Murray, S <small>OBP: 0.311, SLG: 0.445</small>										4	0	1	0	0	1	1				
Paul Sorrento, L <small>OBP: 0.342, SLG: 0.438</small>										4	1	1	1	0	1	2				
Sandy Alomar Jr., R <small>OBP: 0.343, SLG: 0.473</small>										3	0	1	0	1	0	1				
Wayne Kirby, L <small>OBP: 0.317, SLG: 0.385</small>										3	1	0	0	1	2	2				
Alvaro Espinoza, R <small>OBP: 0.279, SLG: 0.333</small>										3	0	0	0	0	2	0				
Inning Stats	R: 4 H: 4 E: 0 K: 0 S: 27	H: 4 R: 4 ER: 0 LOB: 1 BB: 1 P: 45	H: 2 R: 3 ER: 0 LOB: 0 BB: 1 P: 20	H: 0 R: 0 ER: 0 LOB: 0 BB: 0 P: 11	H: 2 R: 1 ER: 0 LOB: 0 BB: 0 P: 26	H: 2 R: 1 ER: 0 LOB: 2 BB: 1 P: 23	H: 1 R: 0 ER: 0 LOB: 1 BB: 1 P: 17	H: 1 R: 0 ER: 0 LOB: 1 BB: 0 P: 14	H: 0 R: 0 ER: 0 LOB: 0 BB: 0 P: 14	1B: 6 2B: 0 3B: 0 HR: 6	SF: 0 SAC: 1 DP: 1 HBP: 0	WP: 0 PA: 39 CS: 2								
PITCHER	IP WLS BF H R ER SO BB IBB HBP BLK WP HR S P ERA WHIP	PITCHER										IP WLS BF H R ER SO BB IBB HBP BLK WP HR S P ERA WHIP								
Jason Bere, R <small>ERA: 3.82</small>	0.2		7	4	4	4	0	1	0	0	0	0	0	0	0	3	26	43	54.00	7.500
Scott Sanderson, R <small>ERA: 5.01</small>	3.1	L	15	6	5	5	0	1	0	0	0	0	0	0	3	46	65	13.50	2.100	
Dennis Cook, L <small>ERA: 5.92</small>	2.2		11	2	0	0	5	1	1	0	1	0	0	26	42	0.00	1.125			
Jose DeLeon, R <small>ERA: 3.48</small>	0.1		1	0	0	0	0	0	0	0	0	0	0	0	0	0	4	6	0.00	0.000
Paul Assenmacher, L <small>ERA: 3.72</small>	1.0		3	0	0	0	2	0	0	0	0	0	0	0	0	8	14	0.00	0.000	

Batter	1	2	3	4	5	6	7	8	9	AB	R	H	RBI	BB	SO	LOB	TOP								
Joey Cora, S OBP: 0.359, SLG: 0.380										5	0	2	1	0	0	1									
Tim Raines, S OBP: 0.383, SLG: 0.415										3	0	0	0	0	0	1									
Norberto Martin, R OBP: 0.312, SLG: 0.379										2	0	1	1	0	0	0									
Frank Thomas, R OBP: 0.511, SLG: 0.781										1	0	0	0	4	0	0									
Julio Franco, R OBP: 0.398, SLG: 0.496										5	0	1	0	0	1	5									
Robin Ventura, L OBP: 0.371, SLG: 0.469										4	0	3	0	0	0	1									
Darin Jackson, R OBP: 0.365, SLG: 0.478										3	0	2	0	1	0	0									
Warren Newson, L OBP: 0.292, SLG: 0.346										4	0	0	0	0	0	5									
Ron Tingley, R OBP: 0.226, SLG: 0.298										2	0	0	0	0	1	2									
Craig Grebeck, R OBP: 0.414, SLG: 0.391										1	1	0	0	1	1	0									
Ozzie Guillen, L OBP: 0.290, SLG: 0.324										3	0	1	0	0	0	2									
Bob Melvin, R OBP: 0.267, SLG: 0.467										1	1	0	0	0	0	2									
Inning Stats	R: 0 E: 0 K: 1 S: 10	H: 1 LOB: 1 BB: 1 P: 20	R: 0 E: 0 K: 1 S: 11	H: 1 LOB: 2 BB: 1 P: 21	R: 0 E: 0 K: 0 S: 12	H: 2 LOB: 2 BB: 1 P: 21	R: 0 E: 0 K: 0 S: 5	H: 0 LOB: 0 BB: 0 P: 7	R: 0 E: 0 K: 0 S: 4	H: 1 LOB: 0 BB: 0 P: 5	R: 0 E: 0 K: 0 S: 11	H: 2 LOB: 2 BB: 0 P: 19	R: 0 E: 0 K: 1 S: 6	H: 0 LOB: 0 BB: 0 P: 7	R: 0 E: 0 K: 0 S: 6	H: 0 LOB: 1 BB: 1 P: 10	R: 2 E: 0 K: 0 S: 22	H: 3 LOB: 3 BB: 2 P: 38	1B: 9 2B: 0 3B: 1 HR: 0	SF: 0 SAC: 0 DP: 2 HBP: 0	WP: 0 PB: 0 CS: 0	PA: 40			
PITCHER	IP	WLS	BF	H	R	ER	SO	BB	IBB	HBP	BLK	WP	HR	S	P	ERA	WHIP								
Jason Grimsley, R ERA: 4.8	(1, 1)	8.2	W	38	10	2	2	3	5	0	0	0	0	0	82	137	2.08	1.731							
Jose Mesa, R ERA: 3.86	(9, 1)	0.1		2	0	0	0	0	1	0	0	0	0	0	5	11	0.00	3.000							

Chicago White Sox @ Cleveland Indians
Jacobs Field, Cleveland, OH
Sat Jul 23 1994, 3:33 AM EDT
Att: 41,861 - Sunny - 84 F

livebaseballscores.com

AB 34
R 2
H 10
RBI 2
BB 6
SO 3
LOB 19

Batter	1	2	3	4	5	6	7	8	9	AB	R	H	RBI	BB	SO	LOB	BOTTOM								
Kenny Lofton, L OBP: 0.430, SLG: 0.555										4	2	3	0	0	0	0									
Ruben Amaro Jr, S OBP: 0.133, SLG: 0.143										1	0	0	0	0	0	2									
Omar Vizquel, S OBP: 0.330, SLG: 0.330										5	1	2	1	0	0	4									
Jim Thome, L OBP: 0.346, SLG: 0.534										2	1	1	1	2	0	1									
Albert Belle, R OBP: 0.439, SLG: 0.701										3	1	2	4	1	1	0									
Wayne Kirby, L OBP: 0.317, SLG: 0.385										0	0	0	0	0	0	0									
Eddie Murray, S OBP: 0.309, SLG: 0.442										5	0	1	1	0	0	7									
Manny Ramirez, R OBP: 0.353, SLG: 0.494										3	2	1	1	1	2	3									
Paul Sorrento, L OBP: 0.343, SLG: 0.449										5	1	2	2	0	0	4									
Sandy Alomar Jr., R OBP: 0.341, SLG: 0.472										5	1	1	1	0	0	2									
Alvaro Espinoza, R OBP: 0.283, SLG: 0.337										4	2	2	0	0	0	1									
Inning Stats	R: 1 E: 0 K: 1 S: 9	H: 1 LOB: 0 BB: 0 P: 15	R: 1 E: 0 K: 0 S: 14	H: 1 LOB: 1 BB: 1 P: 20	R: 0 E: 0 K: 0 S: 11	H: 1 LOB: 2 BB: 1 P: 17	R: 2 E: 0 K: 0 S: 14	H: 2 LOB: 0 BB: 0 P: 17	R: 3 E: 0 K: 0 S: 14	H: 4 LOB: 1 BB: 0 P: 26	R: 2 E: 0 K: 1 S: 13	H: 3 LOB: 3 BB: 1 P: 19	R: 2 E: 0 K: 0 S: 13	H: 3 LOB: 2 BB: 1 P: 24	R: 0 E: 0 K: 1 S: 9	H: 0 LOB: 0 BB: 0 P: 15	1B: 12 2B: 2 3B: 0 HR: 1	SF: 2 SAC: 0 DP: 0 HBP: 1	WP: 0 PB: 0 CS: 0	PA: 44					
PITCHER	IP	WLS	BF	H	R	ER	SO	BB	IBB	HBP	BLK	WP	HR	S	P	ERA	WHIP								
Scott Ruffcorn, R ERA: 15.75	(1, 1)	4.0	L	23	9	7	7	1	2	0	0	0	0	0	34	58	12.00	2.667							
Jose DeLeon, R ERA: 3.92	(5, 1)	3.0		18	6	4	4	1	2	0	1	0	0	0	9	15	0.00	0.000							
Roberto Hernandez, R ERA: 5.18	(8, 1)	1.0		3	0	0	0	1	0	0	0	0	0	0	9	15	0.00	0.000							

Chicago White Sox @ Cleveland Indians
Jacobs Field, Cleveland, OH
Sat Jul 23 1994, 3:33 AM EDT
Att: 41,861 - Sunny - 84 F

livebaseballscores.com

AB 37
R 11
H 15
RBI 11
BB 4
SO 3
LOB 24

Batter	1	2	3	4	5	6	7	8	9	AB	R	H	RBI	BB	SO	LOB	TOP								
Joey Cora, S OBP: 0.353, SLG: 0.373 (1, 4)	B3		L7		G4-3		G4-3		L9	5	0	0	0	0	0	4	Chicago White Sox @ Cleveland Indians Jacobs Field, Cleveland, OH Sun Jul 24 1994, 3:33 AM EDT Att: 41,894 - Cloudy - 79 F livebaseballscorecards.com								
Tim Raines, S OBP: 0.384, SLG: 0.416 (1, 7)	G4-3		BB 1B		F7			G6-3 BB 1B		4	1	2	1	0	0	0									
Frank Thomas, R OBP: 0.511, SLG: 0.776 (1, 10)	K		BB 1B		K2-3			G6-3 BB 1B		2	0	0	0	2	2	0									
Julio Franco, R OBP: 0.399, SLG: 0.504 (1, 3)		G5-3	BB 1B		HR			G6-3		4	1	2	3	0	0	2									
Robin Ventura, L OBP: 0.370, SLG: 0.465 (1, 5)	K		G4-3		G4-3			BB		3	0	0	0	1	1	2									
Darin Jackson, R OBP: 0.394, SLG: 0.475 (1, 8)	K			P9		BB 1B		G4-3		4	0	1	0	0	1	2									
Warren Newson, L OBP: 0.301, SLG: 0.353 (1, 9)			BB 1B	G4-3		G4-3			SH1-4 BB 1B	4	1	2	0	0	0	1									
Michael LaValliere, L OBP: 0.390, SLG: 0.340 (1, 2)			L7	L8			FC1-6 BB 1B		SH1-4	3	0	1	0	0	0	1									
Ozzie Guillen, L OBP: 0.290, SLG: 0.323 (1, 6)			BB 1B		G6-3		FC1-6 CS		F8	4	1	1	0	0	0	2									
Inning Stats	R: 0 E: 0 K: 1 S: 6	H: 0 LOB: 0 BB: 0 P: 9	R: 0 E: 0 K: 2 S: 9	H: 0 LOB: 0 BB: 0 P: 11	R: 3 E: 0 K: 0 S: 21	H: 4 LOB: 2 BB: 1 P: 33	R: 0 E: 0 K: 0 S: 5	H: 0 LOB: 0 BB: 0 P: 9	R: 0 E: 0 K: 1 S: 7	H: 0 LOB: 1 BB: 0 P: 8	R: 1 E: 0 K: 0 S: 10	H: 2 LOB: 1 BB: 0 P: 17	R: 0 E: 0 K: 0 S: 6	H: 1 LOB: 0 BB: 0 P: 8	R: 0 E: 0 K: 0 S: 8	H: 1 LOB: 2 BB: 0 P: 20	R: 0 E: 0 K: 0 S: 6	H: 1 LOB: 1 BB: 0 P: 8	1B: 8 2B: 0 3B: 0 HR: 1	SF: 0 SAC: 1 DP: 1 HBP: 0	WP: 0 PB: 0 SB: 0 CS: 1	PA: 37			
PITCHER	IP	WLS	BF	H	R	ER	SO	BB	IBB	HBP	BLK	WP	HR	S	P	ERA	WHIP								
Charles Nagy, R ERA: 3.53 (1, 1)	8.0	L	33	8	4	4	4	3	0	0	0	0	1	72	115	4.50	1.375								
Derek Lilliquist, L ERA: 6.23 (9, 1)	1.0		4	1	0	0	0	0	0	0	0	0	0	6	8	0.00	1.000								

Batter	1	2	3	4	5	6	7	8	9	AB	R	H	RBI	BB	SO	LOB	BOTTOM								
Kenny Lofton, L OBP: 0.428, SLG: 0.558 (1, 8)	L3		3B		SF7		F8			3	0	1	1	0	0	0	Chicago White Sox @ Cleveland Indians Jacobs Field, Cleveland, OH Sun Jul 24 1994, 3:33 AM EDT Att: 41,894 - Cloudy - 79 F livebaseballscorecards.com								
Omar Vizquel, S OBP: 0.325, SLG: 0.325 (1, 6)	G4-3		G6-3		BLK BB			G1-3		3	0	0	0	1	0	1									
Jim Thome, L OBP: 0.348, SLG: 0.537 (1, 5)	2B			BB 1B	P5			F9		4	0	2	0	0	0	1									
Albert Belle, R OBP: 0.435, SLG: 0.694 (1, 7)	G6-3			K		K		P6		4	0	0	0	0	2	2									
Eddie Murray, S OBP: 0.309, SLG: 0.440 (1, 10)		E5 CS		K				BB 1B		4	0	1	0	0	1	1									
Manny Ramirez, R OBP: 0.349, SLG: 0.487 (1, 9)		P8		G1-3		K			S BB	3	0	0	0	0	1	3									
Wayne Kirby, L OBP: 0.321, SLG: 0.385 (9, PH)										0	0	0	0	1	0	0									
Paul Sorrento, L OBP: 0.342, SLG: 0.446 (1, 3)		K			BB E 1B		G3-1		K	4	1	1	0	0	2	3									
Tony Peña, R OBP: 0.364, SLG: 0.451 (1, 2)			F8		E9 SF7 BB 1B			G1-3		3	1	1	0	0	0	0									
Ruben Amaro Jr., S OBP: 0.125, SLG: 0.133 (9, PH)									P5	1	0	0	0	0	0	1									
Alvaro Espinoza, R OBP: 0.279, SLG: 0.332 (1, 4)			F9		G4-3		F9			3	0	0	0	0	0	1									
Inning Stats	R: 0 E: 0 K: 0 S: 9	H: 1 LOB: 1 BB: 0 P: 15	R: 0 E: 1 K: 1 S: 12	H: 0 LOB: 1 BB: 0 P: 17	R: 0 E: 0 K: 0 S: 9	H: 1 LOB: 1 BB: 0 P: 10	R: 0 E: 0 K: 2 S: 14	H: 1 LOB: 1 BB: 0 P: 20	R: 2 E: 1 K: 0 S: 11	H: 2 LOB: 1 BB: 1 P: 18	R: 0 E: 0 K: 2 S: 14	H: 1 LOB: 1 BB: 0 P: 20	R: 0 E: 0 K: 0 S: 11	H: 0 LOB: 0 BB: 0 P: 15	R: 0 E: 0 K: 0 S: 6	H: 0 LOB: 0 BB: 0 P: 11	R: 0 E: 1 K: 1 S: 9	H: 0 LOB: 1 BB: 1 P: 16	1B: 4 2B: 2 3B: 1 HR: 0	SF: 1 SAC: 0 DP: 1 HBP: 0	WP: 0 PB: 0 SB: 0 CS: 1	PA: 35			
PITCHER	IP	WLS	BF	H	R	ER	SO	BB	IBB	HBP	BLK	WP	HR	S	P	ERA	WHIP								
Alex Fernandez, R ERA: 3.64 (1, 1)	8.0	W	31	6	2	2	5	1	0	0	0	0	0	86	126	2.25	0.875								
Paul Assenmacher, L ERA: 3.68 (9, 1)	0.1		1	0	0	0	0	0	0	0	0	0	0	1	1	0.00	0.000								
Roberto Hernandez, R ERA: 5.08 (9, 1)	0.2	S	3	0	0	0	1	1	0	0	0	0	0	8	15	0.00	1.500								

Batter	1	2	3	4	5	6	7	8	9	10	11	12	AB	R	H	RBI	BB	SO	LOB									
Joey Cora, S OBP: 0.346, SLG: 0.365 (1.4)	G3		G4-3		G4-6-3		L7		G4-3			G4-3	6	0	0	0	0	0	5									
Tim Raines, S OBP: 0.364, SLG: 0.421 (1.7)	F8			SF8		K		F7		P4		G4-3	6	1	2	1	0	1	0									
Frank Thomas, R OBP: 0.507, SLG: 0.768 (1.3)	G6-3			SF8		K		K		G4-3		G3	5	0	1	1	0	1	1									
Julio Franco, R OBP: 0.399, SLG: 0.503 (1.10)						K		K		G4-3			5	1	2	0	0	2	1									
Robin Ventura, L OBP: 0.370, SLG: 0.465 (1.5)						K							4	0	1	1	1	1	1									
Darin Jackson, R OBP: 0.367, SLG: 0.475 (1.8)													4	1	2	0	1	1	2									
Warren Newson, L OBP: 0.323, SLG: 0.360 Bob Zupcic, R OBP: 0.213, SLG: 0.303 (7. FR)													1	0	1	0	2	0	0									
Michael LaValliere, L OBP: 0.387, SLG: 0.336 Norberto Martin, R OBP: 0.309, SLG: 0.375 Bob Melvin, R OBP: 0.250, SLG: 0.438 (9. PR)													2	0	0	0	0	0	3									
Ozzie Guillen, L OBP: 0.294, SLG: 0.330 (1.6)													1	0	0	0	0	0	1									
Inning Stats	R: 0 E: 0 K: 1 S: 12	H: 0 LOB: 0 BB: 0 P: 16	R: 0 E: 0 K: 0 S: 5	H: 1 LOB: 0 BB: 0 P: 7	R: 0 E: 0 K: 0 S: 8	H: 0 LOB: 1 BB: 1 P: 16	R: 1 E: 0 K: 2 S: 12	H: 1 LOB: 0 BB: 0 P: 20	R: 1 E: 0 K: 0 S: 10	H: 3 LOB: 1 BB: 0 P: 12	R: 0 E: 0 K: 3 S: 14	H: 1 LOB: 2 BB: 1 P: 24	R: 0 E: 0 K: 0 S: 6	H: 1 LOB: 1 BB: 1 P: 16	R: 1 E: 0 K: 1 S: 13	H: 2 LOB: 2 BB: 1 P: 24	R: 0 E: 0 K: 0 S: 5	H: 0 LOB: 0 BB: 0 P: 6	R: 0 E: 0 K: 0 S: 6	H: 0 LOB: 0 BB: 0 P: 11	R: 0 E: 0 K: 0 S: 6	H: 1 LOB: 0 BB: 0 P: 10	R: 1 E: 0 K: 0 S: 8	H: 2 LOB: 1 BB: 0 P: 13	1B: 9 2B: 2 3B: 1 HR: 0	SF: 1 SAC: 2 DP: 3 HBP: 0	WP: 2 PB: 0 SB: 1 CS: 0	PA: 48
PITCHER	IP	WLS	BF	H	R	ER	SO	BB	IBB	HBP	BLK	WP	HR	S	P	ERA	WHIP											
Kevin Appier, R ERA: 4.01 Billy Brewer, L ERA: 2.19 Hipoquio Pichardo, R ERA: 4.88	(1.1)	8.0	34	9	3	3	6	2	2	0	0	0	0	0	7	10	0.00	0.000										
(10.1)	2.2	W	10	3	1	1	0	0	0	0	0	0	0	0	18	30	3.38	1.125										


TOP

Chicago White Sox @ Kansas City Royals
Kauffman Stadium, Kansas City, MO

Mon Jul 25 1994, 7:05 PM CDT
Att. 32,459 - Unknown - 86 F

livebaseballscorecards.com

AB 41
R 4
H 12
RBI 4
BB 4
SO 6
LOB 15



Batter	1	2	3	4	5	6	7	8	9	10	11	12	AB	R	H	RBI	BB	SO	LOB									
Brian McRae, S OBP: 0.397, SLG: 0.372 (1.8)	L8		SH3									B3	4	0	1	0	1	1	0									
Dave Henderson, R OBP: 0.307, SLG: 0.420 (1.7)	G6-3		K		F9		P4			G4-3		G4-3	6	1	1	0	0	1	3									
Wally Joyner, L OBP: 0.387, SLG: 0.475 (1.3)	K		F9							F7		G5-3	5	2	2	0	1	1	1									
Bob Hamelin, L OBP: 0.373, SLG: 0.581 (1.10)													4	2	3	4	2	1	0									
Mike Macfarlane, R OBP: 0.366, SLG: 0.460 (1.2)													4	1	2	0	1	0	4									
Felix Jose, S OBP: 0.358, SLG: 0.465 (1.9)													4	0	1	1	1	0	3									
Gary Gaetti, R OBP: 0.323, SLG: 0.452 (1.5)													5	0	1	0	0	1	4									
Greg Gagne, R OBP: 0.318, SLG: 0.392 (1.6)													5	0	3	1	0	0	2									
Jose Lind, R OBP: 0.280, SLG: 0.312 (1.4)													5	0	1	0	0	0	3									
Inning Stats	R: 0 E: 0 K: 1 S: 12	H: 0 LOB: 0 BB: 0 P: 19	R: 0 E: 0 K: 0 S: 12	H: 2 LOB: 2 BB: 1 P: 24	R: 0 E: 0 K: 1 S: 11	H: 1 LOB: 1 BB: 0 P: 15	R: 0 E: 0 K: 2 S: 11	H: 0 LOB: 1 BB: 1 P: 17	R: 0 E: 0 K: 0 S: 8	H: 1 LOB: 1 BB: 0 P: 12	R: 3 E: 0 K: 0 S: 12	H: 4 LOB: 0 BB: 1 P: 17	R: 0 E: 0 K: 1 S: 6	H: 0 LOB: 0 BB: 0 P: 13	R: 0 E: 0 K: 0 S: 6	H: 1 LOB: 0 BB: 0 P: 8	R: 0 E: 0 K: 0 S: 5	H: 2 LOB: 1 BB: 0 P: 6	R: 0 E: 0 K: 0 S: 4	H: 0 LOB: 2 BB: 3 P: 19	R: 0 E: 0 K: 0 S: 11	H: 1 LOB: 1 BB: 1 P: 17	R: 3 E: 0 K: 0 S: 6	H: 3 LOB: 0 BB: 0 P: 7	1B: 12 2B: 2 3B: 1 HR: 1	SF: 0 SAC: 1 DP: 3 HBP: 0	WP: 0 PB: 0 SB: 1 CS: 2	PA: 50
PITCHER	IP	WLS	BF	H	R	ER	SO	BB	IBB	HBP	BLK	WP	HR	S	P	ERA	WHIP											
Jack McDowell, R ERA: 4.01 Kirk McCaskill, R ERA: 2.19 Roberto Hernandez, R ERA: 5.71	(1.1)	9.0	36	11	3	3	5	2	2	0	0	0	0	0	85	131	3.00	1.444										
(10.1)	2.0	9	1	0	0	0	0	2	2	0	0	0	0	0	15	36	0.00	1.500										
(12.1)	0.1	L	4	3	3	3	0	0	0	0	0	0	0	1	5	7	81.00	9.000										


BOTTOM

Chicago White Sox @ Kansas City Royals
Kauffman Stadium, Kansas City, MO

Mon Jul 25 1994, 7:05 PM CDT
Att. 32,459 - Unknown - 86 F

livebaseballscorecards.com

AB 42
R 6
H 15
RBI 6
BB 6
SO 5
LOB 20



Batter	1	2	3	4	5	6	7	8	9	AB	R	H	RBI	BB	SO	LOB	TOP			
Joey Cora, S OBP: 0.344, SLG: 0.361 Bob Melvin, R OBP: 0.222, SLG: 0.389	1-2 G3		1-2 BB 2B 1B		1-1 P7	1-1 F8		2-1 G3		5	1	1	0	0	0	4				
Tim Raines, S OBP: 0.362, SLG: 0.413	3-2 F8		4-1 2B BB		0-0 L9 S 1B		1-1 L4		3-2 G4-3	4	0	1	0	1	0	0				
Frank Thomas, R OBP: 0.501, SLG: 0.753	3-2 G6-3		3-0 BB		3-2 L9		3-3 K		0-1 G6-3	5	0	1	2	0	1	1				
Julio Franco, R OBP: 0.396, SLG: 0.500		0-2 L9			1-1 HBP		0-3 K		1-2 G5-3	4	0	0	0	0	2	2				
Robin Ventura, L OBP: 0.367, SLG: 0.459	1-1 BLK 1B		4-2 BB		0-2 G4-3		0-0 P7			3	0	1	0	1	0	2				
Warren Newson, L OBP: 0.337, SLG: 0.359	4-1 L3 BB		2-1 G4-3			2-3 K		1-1 BB FC4-6 1B		3	1	1	0	1	1	3				
Lance Johnson, L OBP: 0.317, SLG: 0.378	0-0 L3				0-0 F7		1-0 G1-3		0-1 FC4-6 BB 1B	4	0	1	0	0	0	2				
Michael LaValliere, L OBP: 0.376, SLG: 0.316 Norberto Martin, R OBP: 0.298, SLG: 0.364			0-0 F7		0-2 G3		4-1 1B BB		4-2 FC4-6 BB 1B	2	0	0	0	2	0	0				
Ozzie Guillen, L OBP: 0.304, SLG: 0.337			1-1 BB 2B 1B		0-2 G1		0-1 1B		0-0 FC4-6	4	1	2	1	0	0	2				
Inning Stats	R: 0 E: 0 K: 0 S: 12	H: 0 LOB: 0 BB: 0 P: 19	R: 0 E: 0 K: 0 S: 8	H: 1 LOB: 1 BB: 1 P: 13	R: 2 E: 0 K: 1 S: 15	H: 3 LOB: 3 BB: 2 P: 31	R: 0 E: 0 K: 0 S: 9	H: 0 LOB: 0 BB: 0 P: 9	R: 0 E: 0 K: 1 S: 10	H: 1 LOB: 2 BB: 1 P: 18	R: 0 E: 0 K: 2 S: 8	H: 0 LOB: 0 BB: 0 P: 12	R: 1 E: 0 K: 0 S: 10	H: 2 LOB: 2 BB: 1 P: 17	R: 0 E: 0 K: 0 S: 10	H: 0 LOB: 0 BB: 0 P: 14	1B: 7 2B: 2 3B: 0 HR: 0	SF: 0 SAC: 0 DP: 1 HBP: 1	WP: 0 PB: 0 SB: 1 CS: 0	PA: 40
PITCHER	IP	WLS	BF	H	R	ER	SO	BB	IBB	HBP	BLK	WP	HR	S	P	ERA	WHIP			
David Cone, R ERA: 2.74	7.1	W	35	8	3	3	4	5	0	1	1	0	0	81	131	3.68	1.773			
Jeff Montgomery, R ERA: 4.43	1.2	S	5	0	0	0	0	0	0	0	0	0	0	13	19	0.00	0.000			

Chicago White Sox @ Kansas City Royals
Kauffman Stadium, Kansas City, MO
Thu Jul 28, 1994, 7:05 PM CDT
Att: 35,052 - Unknown - 77 F

AB	34
R	3
H	8
RBI	3
BB	5
SO	4
LOB	16



Batter	1	2	3	4	5	6	7	8	9	AB	R	H	RBI	BB	SO	LOB	BOTTOM			
Brian McRae, S OBP: 0.361, SLG: 0.376	1-0 F8	4-2 1B E BB		0-1 S 1B 1B		0-0 F7				3	2	1	0	1	0	0				
Dave Henderson, R OBP: 0.304, SLG: 0.404	4-1 BB	0-0 E2 1B		4-1 1B BB		0-1 F8				2	0	1	0	2	0	0				
Wally Joyner, L OBP: 0.392, SLG: 0.466	1-3 K	0-2 G4-3		1-1 1B		3-3 K				4	0	1	1	0	2	2				
Bob Hamelin, L OBP: 0.370, SLG: 0.571	2-3 K		2-2 F8		0-0 P6		0-3 K			4	0	0	0	0	2	3				
Mike Macfarlane, R OBP: 0.363, SLG: 0.452		1-2 F9		1-2 2B 1B		0-0 F8		3-3 K		4	0	1	0	0	1	2				
Felix Jose, S OBP: 0.357, SLG: 0.462		0-0 S 3B 1B		1-1 2B		0-0 F7		0-0 F9		4	1	2	0	0	0	0				
Greg Gagne, R OBP: 0.321, SLG: 0.401		2-2 1B 3B		4-1 G6-3 BB		0-0 2B		1-1 F8		3	1	2	1	1	0	0				
Jose Lind, R OBP: 0.293, SLG: 0.317		2-1 S 1B 1B		0-2 G6-3		2-1 F8		2-1 L8		4	1	1	1	0	0	4				
Terry Shumpert, R OBP: 0.294, SLG: 0.439 David Howard, S OBP: 0.308, SLG: 0.304		0-1 F7		0-2 G4-3		0-3 K		1-0 P6		3	0	0	0	0	1	2				
Inning Stats	R: 0 E: 0 K: 2 S: 9	H: 0 LOB: 1 BB: 1 P: 17	R: 4 E: 1 K: 0 S: 19	H: 4 LOB: 1 BB: 1 P: 27	R: 0 E: 0 K: 0 S: 14	H: 2 LOB: 2 BB: 1 P: 22	R: 1 E: 0 K: 0 S: 11	H: 2 LOB: 2 BB: 1 P: 16	R: 0 E: 0 K: 1 S: 7	H: 1 LOB: 1 BB: 0 P: 9	R: 0 E: 0 K: 1 S: 6	H: 0 LOB: 0 BB: 0 P: 9	R: 0 E: 0 K: 2 S: 9	H: 0 LOB: 0 BB: 0 P: 12	R: 0 E: 0 K: 0 S: 5	H: 0 LOB: 0 BB: 0 P: 9	1B: 6 2B: 2 3B: 1 HR: 0	SF: 0 SAC: 0 DP: 1 HBP: 0	WP: 0 PB: 0 SB: 3 CS: 0	PA: 36
PITCHER	IP	WLS	BF	H	R	ER	SO	BB	IBB	HBP	BLK	WP	HR	S	P	ERA	WHIP			
Scott Ruffcorn, R ERA: 12.79	2.1	L	16	6	4	2	2	3	0	0	0	0	0	39	63	7.71	3.857			
Scott Sanderson, R ERA: 4.91	3.2		14	3	1	1	2	1	0	0	0	0	0	27	37	2.46	1.091			
Paul Assenmacher, L ERA: 0.56	1.0		3	0	0	0	2	0	0	0	0	0	0	9	12	0.00	0.000			
Jose DeLeon, R ERA: 3.79	1.0		3	0	0	0	0	0	0	0	0	0	0	5	9	0.00	0.000			

Chicago White Sox @ Kansas City Royals
Kauffman Stadium, Kansas City, MO
Thu Jul 28, 1994, 7:05 PM CDT
Att: 35,052 - Unknown - 77 F

AB	32
R	5
H	9
RBI	3
BB	4
SO	6
LOB	13



Batter	1	2	3	4	5	6	7	8	9	AB	R	H	RBI	BB	SO	LOB	TOP										
Felix Fermin, R OBP: 0.333, SLG: 0.376 (1, 4)	G4-3		K		G5-3		1B		G5-3	5	0	1	0	0	1	1	Seattle Mariners @ Chicago White Sox Comiskey Park, Chicago, IL Fri Jul 29 1994, 8:05 PM EDT Att: 41,218 - Unknown - 78 F										
Edgar Martinez, R OBP: 0.406, SLG: 0.495 (1, 10)	G1-3		FC6-4 2B		G6-3		BB		L6	4	0	1	0	1	0	2											
Ken Griffey Jr., L OBP: 0.404, SLG: 0.679 (1, 8)	P4		FC6-4 IBB		P2		P2			3	0	0	0	2	0	2											
Jay Buhner, R OBP: 0.384, SLG: 0.519 (1, 9)		1B SF9 2B	FC6-4 2B		K				L8	5	1	2	0	0	1	4											
Tino Martinez, L OBP: 0.314, SLG: 0.475 (1, 3)	2B 1B		P5		G5-3				FC1-5 1B	4	1	2	0	0	0	2											
Mike Blowers, R OBP: 0.350, SLG: 0.442 (1, 5)	SF9								FC1-5 1B	2	0	0	1	1	1	2											
Eric Anthony, L OBP: 0.291, SLG: 0.390 (1, 7)										3	2	2	1	0	0	1											
Keith Mitchell, R OBP: 0.375, SLG: 0.524 (8, PH)	1B								F7	1	0	0	0	0	0	2											
Dan Wilson, R OBP: 0.254, SLG: 0.331 (1, 2)									F8	4	0	1	2	0	1	2											
Alex Rodriguez, R OBP: 0.290, SLG: 0.212 (1, 6)									G5-3 1B	3	0	0	0	0	2	0											
Reggie Jefferson, S OBP: 0.375, SLG: 0.524 (9, PH)										1	0	1	0	0	0	0											
Rich Amaral, R OBP: 0.339, SLG: 0.386 (9, PR)										0	0	0	0	0	0	0											
Inning Stats	R: 0 E: 0 K: 0 S: 4	H: 0 LOB: 0 BB: 0 P: 5	R: 3 E: 0 K: 1 S: 12	H: 4 LOB: 0 BB: 0 P: 19	R: 0 E: 0 K: 1 S: 8	H: 1 LOB: 2 BB: 1 P: 18	R: 1 E: 0 K: 1 S: 6	H: 1 LOB: 0 BB: 0 P: 9	R: 0 E: 0 K: 0 S: 4	H: 0 LOB: 0 BB: 0 P: 6	R: 0 E: 0 K: 1 S: 12	H: 0 LOB: 1 BB: 1 P: 25	R: 0 E: 0 K: 2 S: 9	H: 1 LOB: 2 BB: 1 P: 16	R: 0 E: 0 K: 0 S: 12	H: 2 LOB: 2 BB: 0 P: 19	R: 0 E: 0 K: 0 S: 8	H: 1 LOB: 2 BB: 1 P: 15	1B: 6 2B: 3 3B: 0 HR: 1	SF: 1 SAC: 0 DP: 0 HBP: 0	WP: 0 PB: 0 SB: 1 CS: 0	PA: 40					
PITCHER	IP	WLS	BF	H	R	ER	SO	BB	IBB	HBP	BLK	WP	HR	S	P	ERA	WHIP										
Alex Fernandez, R ERA: 3.69 (1, 1)	7.1	W	33	9	4	4	6	2	1	0	0	0	1	60	105	4.91	1.500										
Paul Assenmacher, L ERA: 3.48 (8, 1)	0.2		2	0	0	0	0	0	0	0	0	0	0	7	12	0.00	0.000										
Roberto Hernandez, R ERA: 5.57 (9, 1)	1.0	S	5	1	0	0	0	0	1	0	0	0	0	8	15	0.00	1.000										

AB	35
R	4
H	10
RBI	4
BB	4
SO	6
LOB	18



Batter	1	2	3	4	5	6	7	8	9	AB	R	H	RBI	BB	SO	LOB	BOTTOM										
Norberto Martin, R OBP: 0.319, SLG: 0.378 (1, 4)	K			SF9 BB		SH 1B				4	0	3	2	1	1	0	Seattle Mariners @ Chicago White Sox Comiskey Park, Chicago, IL Fri Jul 29 1994, 8:05 PM EDT Att: 41,218 - Unknown - 78 F										
Bob Zupic, R OBP: 0.230, SLG: 0.305 (1, 7)	1B			BB		SH 1B			F7	3	0	2	2	1	0	2											
Frank Thomas, R OBP: 0.500, SLG: 0.749 (1, 3)	1B			BB					G4-3	3	0	1	1	1	0	2											
Julio Franco, R OBP: 0.394, SLG: 0.495 (1, 10)	G4-6-3			F9 BB		F9			F7	4	0	0	0	1	0	7											
Robin Ventura, L OBP: 0.365, SLG: 0.456 (1, 5)		F7		G4-6-3 1B		F7			F8	5	0	1	0	0	0	3											
Darin Jackson, R OBP: 0.372, SLG: 0.479 (1, 9)		BB 1B		F9		G1-3			FC2-5 HBP 1B	4	1	2	0	0	0	2											
Lance Johnson, L OBP: 0.322, SLG: 0.381 (1, 8)	1B			G4-6-3					FC2-5 HBP 1B	3	2	2	0	0	0	2											
Bob Melvin, R OBP: 0.227, SLG: 0.364 (1, 2)		F9		BB SF9 SH5-3 1B		K			FC2-5 1B	4	1	1	0	0	1	5											
Craig Grebeck, R OBP: 0.412, SLG: 0.382 (1, 6)				SH5-3		G6-3			F8	2	1	0	0	1	0	2											
Inning Stats	R: 0 E: 0 K: 1 S: 11	H: 2 LOB: 1 BB: 0 P: 18	R: 3 E: 0 K: 0 S: 13	H: 4 LOB: 2 BB: 1 P: 21	R: 0 E: 0 K: 0 S: 8	H: 1 LOB: 1 BB: 1 P: 14	R: 1 E: 0 K: 0 S: 9	H: 1 LOB: 2 BB: 2 P: 20	R: 0 E: 0 K: 1 S: 9	H: 1 LOB: 3 BB: 1 P: 19	R: 1 E: 0 K: 0 S: 16	H: 2 LOB: 2 BB: 0 P: 25	R: 0 E: 0 K: 0 S: 12	H: 0 LOB: 0 BB: 0 P: 18	1B: 12 2B: 0 3B: 0 HR: 0	SF: 1 SAC: 2 DP: 2 HBP: 1		WP: 0 PB: 0 SB: 0 CS: 0	PA: 41								
PITCHER	IP	WLS	BF	H	R	ER	SO	BB	IBB	HBP	BLK	WP	HR	S	P	ERA	WHIP										
John Cummings, L ERA: 6.45 (1, 1)	3.1		20	8	4	4	1	4	0	0	0	0	0	21	34	0.00	0.857										
Jeff Nelson, R ERA: 2.55 (4, 1)	2.1		11	2	0	0	1	0	1	0	0	0	0	18	27	6.75	1.500										
Kevin King, L ERA: 6.75 (6, 1)	1.1	L	7	2	1	1	0	0	0	1	0	0	0	12	18	0.00	0.000										
Rich Gossage, R ERA: 4.83 (8, 1)	1.0		3	0	0	0	0	0	0	0	0	0	0	12	18	0.00	0.000										

AB	32
R	5
H	12
RBI	5
BB	5
SO	2
LOB	25



Batter	1	2	3	4	5	6	7	8	9	AB	R	H	RBI	BB	SO	LOB	TOP			
Luis Sojo, R OBP: 0.301, SLG: 0.409 (1, 4) (8, 6)	G5-3		G4-3		P6			K		4	0	0	0	0	1	2				
Edgar Martinez, R OBP: 0.404, SLG: 0.491 (1, 5)	P3		G4-3			G4-3		G5-3		4	0	1	1	0	0	1				
Ken Griffey Jr., L OBP: 0.400, SLG: 0.673 (1, 10)	G4-3		L6			K		E6		4	0	0	0	0	1	1				
Jay Buhner, R OBP: 0.380, SLG: 0.512 (1, 9)		G6-3			K			P4		4	0	0	0	0	2	1				
Tino Martinez, L OBP: 0.316, SLG: 0.477 (1, 3)	F7								P5	3	0	1	0	1	0	0				
Mike Blowers, R OBP: 0.348, SLG: 0.439 (1, 7)									F8	4	0	1	0	0	1	2				
Eric Anthony, L OBP: 0.286, SLG: 0.384 (1, 8)									G4-3	4	0	0	0	0	1	3				
Dan Wilson, R OBP: 0.255, SLG: 0.331 (1, 2)										3	1	1	0	0	0	1				
Alex Rodriguez, R OBP: 0.241, SLG: 0.204 (8, PH)										2	0	0	0	0	1	1				
Rich Amaral, R OBP: 0.342, SLG: 0.394 (8, 4)										1	1	1	0	0	0	0				
Inning Stats	R: 0 E: 0 K: 0 S: 5	H: 0 LOB: 0 BB: 0 P: 7	R: 0 E: 0 K: 1 S: 11	H: 1 LOB: 1 BB: 0 P: 16	R: 1 E: 0 K: 0 S: 11	H: 2 LOB: 1 BB: 0 P: 20	R: 0 E: 0 K: 2 S: 9	H: 1 LOB: 1 BB: 0 P: 14	R: 0 E: 0 K: 1 S: 8	H: 0 LOB: 0 BB: 0 P: 12	R: 0 E: 0 K: 0 S: 8	H: 0 LOB: 0 BB: 1 P: 15	R: 1 E: 1 K: 1 S: 13	H: 1 LOB: 1 BB: 0 P: 17	R: 0 E: 0 K: 0 S: 8	H: 0 LOB: 0 BB: 0 P: 10	1B: 3 2B: 2 3B: 0 HR: 0	SF: 0 SAC: 0 DP: 0 HBP: 0	WP: 0 PB: 0 SB: 1 CS: 0	PA: 34
PITCHER Jack McDowell, R ERA: 3.84 (1, 1)	IP: 9.0 WLS: W BF: 34 H: 5 R: 2 ER: 1 SO: 7 BB: 1 IBB: 0 HBP: 0 BLK: 0 WP: 0 HR: 0 S: 81 P: 123 ERA: 1.00 WHIP: 0.667															PITCHER				

Seattle Mariners @ Chicago White Sox
Comiskey Park, Chicago, IL
Sat Jul 30 1994, 8:05 PM EDT
Att: 42,300 - Unknown - 78 F

AB 33
R 2
H 5
RBI 1
BB 1
SO 7
LOB 12



Batter	1	2	3	4	5	6	7	8	9	AB	R	H	RBI	BB	SO	LOB	BOTTOM			
Norberto Martin, R OBP: 0.317, SLG: 0.383 (1, 4)	G1-3					G4-3				4	1	1	0	0	1	3				
Warren Newson, L OBP: 0.343, SLG: 0.366 (8, PH)										1	0	1	1	0	0	0				
Bob Melvin, R OBP: 0.227, SLG: 0.364 (9, 2)										0	0	0	0	0	0	0				
Tim Raines, S OBP: 0.382, SLG: 0.413 (1, 7)										5	1	2	0	0	1	2				
Frank Thomas, R OBP: 0.499, SLG: 0.753 (1, 3)										5	1	2	3	0	1	3				
Julio Franco, R OBP: 0.393, SLG: 0.495 (1, 10)										4	0	1	0	0	0	2				
Robin Ventura, L OBP: 0.369, SLG: 0.457 (1, 5)										3	0	2	0	1	0	0				
Darin Jackson, R OBP: 0.373, SLG: 0.477 (1, 9)										3	0	1	0	1	1	4				
Lance Johnson, L OBP: 0.321, SLG: 0.379 (1, 8)										4	0	1	0	0	1	7				
Michael LaValliere, L OBP: 0.380, SLG: 0.316 (8, PR)										3	0	1	0	1	0	1				
Joey Coors, S OBP: 0.344, SLG: 0.361 (9, 4)										0	1	0	0	0	0	0				
Ozzie Guillen, L OBP: 0.304, SLG: 0.336 (1, 6)										4	0	1	0	0	0	4				
Inning Stats	R: 2 E: 0 K: 0 S: 20	H: 2 LOB: 0 BB: 0 P: 28	R: 0 E: 0 K: 0 S: 7	H: 1 LOB: 0 BB: 0 P: 10	R: 1 E: 1 K: 0 S: 12	H: 3 LOB: 3 BB: 1 P: 21	R: 0 E: 0 K: 1 S: 6	H: 0 LOB: 0 BB: 0 P: 7	R: 0 E: 0 K: 1 S: 11	H: 0 LOB: 0 BB: 0 P: 16	R: 0 E: 0 K: 0 S: 8	H: 2 LOB: 3 BB: 1 P: 14	R: 0 E: 0 K: 2 S: 11	H: 2 LOB: 3 BB: 1 P: 21	R: 1 E: 0 K: 1 S: 18	H: 3 LOB: 2 BB: 0 P: 28	1B: 10 2B: 2 3B: 0 HR: 1	SF: 0 SAC: 0 DP: 1 HBP: 0	WP: 0 PB: 0 SB: 1 CS: 0	PA: 39
PITCHER Shawn Boskie, R ERA: 5.06 (1, 1)	IP: 1.0 WLS: L BF: 5 H: 2 R: 2 ER: 2 SO: 2 BB: 0 IBB: 0 HBP: 0 BLK: 0 WP: 0 HR: 1 S: 20 P: 28 ERA: 18.00 WHIP: 2.000															PITCHER				
Tim Davis, L ERA: 4.00 (2, 1)	4.2 22 6 1 1 2 1 1 0 0 0 0 42 66 1.93 1.500																			
Jeff Nelson, R ERA: 2.45 (6, 1)	1.1 7 2 0 0 2 0 1 0 0 0 0 13 23 0.00 1.500																			
Bobby Ayala, R ERA: 3.2 (8, 1)	1.0 5 3 1 1 1 0 0 0 0 0 0 18 28 9.00 3.000																			

Seattle Mariners @ Chicago White Sox
Comiskey Park, Chicago, IL
Sat Jul 30 1994, 8:05 PM EDT
Att: 42,300 - Unknown - 78 F

AB 36
R 4
H 13
RBI 4
BB 3
SO 5
LOB 26



Batter	1	2	3	4	5	6	7	8	9	AB	R	H	RBI	BB	SO	LOB	TOP				
Rich Amaral, R OBP: 0.340, SLG: 0.389 (1, 7)	G6-3		F9			F8 SH1-4 BB		G4-3		3	0	0	0	1	0	1					
Felix Fermin, R OBP: 0.333, SLG: 0.376 (1, 4)	G5-3 2B 1B		G6-3			SH1-4		G5-3		3	1	1	0	0	0	0					
Edgar Martinez, R OBP: 0.399, SLG: 0.484 (1, 10)	G5-3		P3			F8		G4-3		4	0	0	0	0	0	2					
Jay Buhner, R OBP: 0.381, SLG: 0.514 (1, 8)	2H 2B				F9			F8		3	0	1	1	1	0	0					
Mike Blowers, R OBP: 0.343, SLG: 0.432 (1, 5)	K				G4-3			F8		4	0	0	0	0	1	2					
Keith Mitchell, R OBP: 0.319, SLG: 0.360 (1, 9)			G4-3		G4-3			K		3	0	0	0	0	1	0					
Tino Martinez, L OBP: 0.317, SLG: 0.476 (1, 3)					K			F8		3	0	1	0	0	1	0					
Chris Howard, R OBP: 0.250, SLG: 0.154 (1, 2)			P4		G1-3					3	0	1	0	0	0	1					
Luis Sojo, R OBP: 0.296, SLG: 0.402 (1, 6)			F9		G4-3			P4		3	0	0	0	0	0	2					
Inning Stats	R: 1 E: 0 K: 1 S: 17	H: 2 LOB: 1 BB: 0 P: 25	R: 0 E: 0 K: 0 S: 11	H: 1 LOB: 1 BB: 0 P: 19	R: 0 E: 0 K: 0 S: 6	H: 0 LOB: 0 BB: 0 P: 10	R: 0 E: 0 K: 0 S: 7	H: 0 LOB: 0 BB: 0 P: 11	R: 0 E: 0 K: 0 S: 4	H: 0 LOB: 0 BB: 1 P: 11	R: 0 E: 0 K: 1 S: 9	H: 0 LOB: 0 BB: 0 P: 11	R: 0 E: 0 K: 0 S: 6	H: 1 LOB: 1 BB: 0 P: 7	R: 0 E: 0 K: 0 S: 7	H: 0 LOB: 1 BB: 1 P: 14	1B: 3 2B: 1 3B: 0 HR: 0	SF: 0 SAC: 1 DP: 0 HBP: 0	WP: 0 PB: 0 SB: 0 CS: 0	PA: 32	
PITCHER	IP	WLS	BF	H	R	ER	SO	BB	IBB	HBP	BLK	WP	HR	S	P	ERA	WHIP				
Wilson Alvarez, L ERA: 3.3	(1, 1)	8.0	W	28	4	1	1	3	1	0	0	0	0	68	106	1.12	0.625				
Kirk McCaskill, R ERA: 2.49	(9, 1)	1.0		4	0	0	0	0	1	0	0	0	0	7	14	0.00	1.000				

Seattle Mariners @ Chicago White Sox
Comiskey Park, Chicago, IL
Sun Jul 31 1994, 4:33 AM EDT
Att: 42,507 - Cloudy - 85 F

AB 29
R 1
H 4
RBI 1
BB 2
SO 3
LOB 8



Batter	1	2	3	4	5	6	7	8	9	AB	R	H	RBI	BB	SO	LOB	BOTTOM				
Joey Cora, S OBP: 0.345, SLG: 0.360 (1, 4)	1B SF9 BB		K			G3		F9		4	2	1	0	1	1	0					
Tim Raines, S OBP: 0.386, SLG: 0.415 (1, 7)	BB 1B		K2-3			WP BB 1B		SF9 BB 1B		3	2	2	0	1	1	0					
Frank Thomas, R OBP: 0.499, SLG: 0.751 (1, 10)	SF9		K			BB WP HR 1B		FC3-6 BB		2	1	1	1	1	1	0					
Julio Franco, R OBP: 0.394, SLG: 0.494 (1, 3)	FC4-6 BB					K		SF9		1	0	0	1	2	1	2					
Robin Ventura, L OBP: 0.367, SLG: 0.454 (1, 5)	P4					G4-6-3		FC3-6 1B		3	1	0	1	1	0	4					
Warren Newson, L OBP: 0.343, SLG: 0.358 (1, 9)	FC4-6					HR IBB		FC3-6 1B		2	1	0	1	1	1	2					
Bob Zupcic, R OBP: 0.239, SLG: 0.313 (7, 9)						K		HR BB		1	0	1	0	0	0	0					
Lance Johnson, L OBP: 0.320, SLG: 0.386 (1, 8)			G4-3			F8		G5-3		4	1	1	4	0	0	2					
Michael LaValliere, L OBP: 0.376, SLG: 0.314 (1, 2)			F7			K		F8		4	0	1	0	0	1	0					
Ozzie Guillen, L OBP: 0.303, SLG: 0.333 (1, 6)						G4-3		P2		3	0	0	0	1	0	1					
Inning Stats	R: 1 E: 0 K: 0 S: 13	H: 1 LOB: 2 BB: 2 P: 27	R: 0 E: 0 K: 0 S: 5	H: 0 LOB: 0 BB: 1 P: 11	R: 0 E: 0 K: 3 S: 9	H: 0 LOB: 0 BB: 0 P: 12	R: 0 E: 0 K: 1 S: 7	H: 0 LOB: 0 BB: 1 P: 15	R: 0 E: 0 K: 1 S: 9	H: 0 LOB: 0 BB: 0 P: 13	R: 5 E: 0 K: 1 S: 19	H: 3 LOB: 1 BB: 3 P: 33	R: 2 E: 1 K: 0 S: 11	H: 3 LOB: 2 BB: 1 P: 24	R: 0 E: 0 K: 0 S: 7	H: 0 LOB: 0 BB: 0 P: 8	1B: 6 2B: 0 3B: 0 HR: 1	SF: 2 SAC: 0 DP: 1 HBP: 0	WP: 1 PB: 0 SB: 0 CS: 1	PA: 38	
PITCHER	IP	WLS	BF	H	R	ER	SO	BB	IBB	HBP	BLK	WP	HR	S	P	ERA	WHIP				
Jim Converse, R ERA: 9.97	(1, 1)	5.2	L	26	4	6	6	6	6	1	0	0	0	59	108	9.53	1.765				
Kevin King, L ERA: 7.3	(6, 1)	0.1		4	2	2	2	0	1	0	0	0	0	8	18	54.00	9.000				
Rich Gossage, R ERA: 4.6	(7, 1)	2.0		7	1	0	0	0	0	0	0	0	0	13	17	0.00	0.500				

Seattle Mariners @ Chicago White Sox
Comiskey Park, Chicago, IL
Sun Jul 31 1994, 4:33 AM EDT
Att: 42,507 - Cloudy - 85 F

AB 27
R 8
H 7
RBI 8
BB 8
SO 6
LOB 11



Batter	1	2	3	4	5	6	7	8	9	AB	R	H	RBI	BB	SO	LOB	TOP					
Norberto Martin, R OBP: 0.308, SLG: 0.363 (1, 4) (8, 7)	G6-3	FC5-4			L8		L8			4	0	0	0	0	0	4						
Bob Zupic, R OBP: 0.227, SLG: 0.293 Joey Cora, S OBP: 0.347, SLG: 0.358 (8, PH) (8, 4)	K		G3-1		K		K		K	3	0	0	0	0	2	1						
Frank Thomas, R OBP: 0.496, SLG: 0.745 (1, 10)	FC6-4 BB		F9		F9		G6-3			3	0	0	0	1	0	0						
Julio Franco, R OBP: 0.396, SLG: 0.496 (1, 3)	FC6-4		K		K					3	0	0	0	1	2	1						
Robin Ventura, L OBP: 0.371, SLG: 0.464 (1, 5)		1B			L6				K	4	0	3	0	0	1	1						
Darin Jackson, R OBP: 0.368, SLG: 0.468 (1, 9)	F9		L6		F9				K	4	0	0	0	0	1	3						
Lance Johnson, L OBP: 0.323, SLG: 0.395 (1, 8)	K		G6-3				HR		F7	4	1	1	1	0	1	1						
Bob Melvin, R OBP: 0.207, SLG: 0.310 Warren Newson, L OBP: 0.351, SLG: 0.378 (9, PH)	1B		G6-3		G6-3		G5-3		2B	3	0	1	0	0	0	0						
Ozzie Guillen, L OBP: 0.305, SLG: 0.334 (1, 6)	FC5-4 1B				WP		G1-6-3		F8	4	0	2	0	0	0	1						
Inning Stats	R: 0 E: 0 K: 1 S: 17	H: 0 LOB: 1 BB: 1 P: 23	R: 0 E: 0 K: 1 S: 16	H: 3 LOB: 3 BB: 0 P: 24	R: 0 E: 0 K: 1 S: 6	H: 0 LOB: 0 BB: 0 P: 6	R: 0 E: 0 K: 0 S: 7	H: 1 LOB: 0 BB: 0 P: 12	R: 0 E: 0 K: 1 S: 12	H: 1 LOB: 1 BB: 0 P: 16	R: 0 E: 0 K: 1 S: 8	H: 1 LOB: 1 BB: 0 P: 14	R: 1 E: 0 K: 0 S: 7	H: 1 LOB: 0 BB: 0 P: 10	R: 0 E: 0 K: 2 S: 9	H: 0 LOB: 1 BB: 1 P: 18	R: 0 E: 0 K: 1 S: 10	H: 1 LOB: 1 BB: 0 P: 15	1B: 6 2B: 1 3B: 0 HR: 1	SF: 0 SAC: 0 DP: 0 HBP: 0	WP: 1 PB: 0 SB: 0 CS: 0	PA: 36
PITCHER	IP	WLS	BF	H	R	ER	SO	BB	IBB	HBP	BLK	WP	HR	S	P	ERA	WHIP					
Brian Bohanon, L ERA: 7.24 (1, 1)	6.1	W	26	7	1	1	5	1	0	0	0	1	1	70	101	1.42	1.263					
Darren Oliver, L ERA: 2.97 (7, 1)	1.2		6	0	0	0	2	1	0	0	0	0	0	12	22	0.00	0.600					
Tom Henke, R ERA: 3.28 (9, 1)	1.0	S	4	1	0	0	1	0	0	0	0	0	0	10	15	0.00	1.000					

Chicago White Sox @ Texas Rangers
The Ballpark at Arlington, Arlington, TX
Thu Aug 04 1994, 8:05 PM EDT
Att: 46,362 - Unknown - 91 F

AB 34
R 1
H 8
RBI 1
BB 2
SO 8
LOB 12



Batter	1	2	3	4	5	6	7	8	9	AB	R	H	RBI	BB	SO	LOB	BOTTOM				
Jeff Frye, R OBP: 0.416, SLG: 0.471 Doug Strange, S OBP: 0.275, SLG: 0.338 (8, 4)	G6-3		FC6-4 1B		P5		2B			4	0	2	1	0	0	0					
Ivan Rodriguez, R OBP: 0.386, SLG: 0.490 (1, 2)	K		FC6-4		G5-3		G5-3			4	1	1	0	0	1	2					
Jose Canseco, R OBP: 0.390, SLG: 0.570 (1, 10)	L6				F8		1B		K	4	0	1	0	0	1	0					
Will Clark, L OBP: 0.428, SLG: 0.511 (1, 3)		G6-4-3 BB			P5		P5		FC6-5 1B	3	0	1	0	1	0	2					
Juan Gonzalez, R OBP: 0.338, SLG: 0.465 (1, 7)	G6-4-3		29 1B		1B		1B		FC6-5 29 HR	4	1	2	1	0	0	2					
29 Rusty Greer, L OBP: 0.410, SLG: 0.496 (1, 8)	P6				1B		K		HR	4	1	2	2	0	1	2					
Dean Palmer, R OBP: 0.303, SLG: 0.481 (1, 5)			F8		F8		F8		K	4	0	0	0	0	1	4					
Chris James, R OBP: 0.383, SLG: 0.564 (1, 9)			1B		K		G6-3			3	1	1	0	0	1	0					
Manuel Lee, S OBP: 0.317, SLG: 0.354 (1, 6)			F8		G4-3		F8			3	0	0	0	0	0	1					
Inning Stats	R: 0 E: 0 K: 1 S: 9	H: 0 LOB: 0 BB: 0 P: 17	R: 0 E: 0 K: 0 S: 6	H: 0 LOB: 0 BB: 1 P: 10	R: 1 E: 0 K: 0 S: 10	H: 2 LOB: 1 BB: 0 P: 15	R: 0 E: 0 K: 0 S: 9	H: 2 LOB: 2 BB: 0 P: 14	R: 0 E: 0 K: 1 S: 8	H: 0 LOB: 0 BB: 0 P: 12	R: 1 E: 0 K: 0 S: 12	H: 3 LOB: 2 BB: 0 P: 16	R: 0 E: 0 K: 0 S: 7	H: 1 LOB: 1 BB: 0 P: 7	R: 2 E: 0 K: 2 S: 13	H: 2 LOB: 0 BB: 0 P: 19	1B: 7 2B: 2 3B: 0 HR: 1	SF: 0 SAC: 0 DP: 1 HBP: 0	WP: 0 PB: 0 SB: 1 CS: 0	PA: 34	
PITCHER	IP	WLS	BF	H	R	ER	SO	BB	IBB	HBP	BLK	WP	HR	S	P	ERA	WHIP				
Jack McDowell, R ERA: 3.87 (1, 1)	8.0	L	34	10	4	4	5	1	0	0	0	0	1	74	110	4.50	1.375				

Chicago White Sox @ Texas Rangers
The Ballpark at Arlington, Arlington, TX
Thu Aug 04 1994, 8:05 PM EDT
Att: 46,362 - Unknown - 91 F

AB 33
R 4
H 10
RBI 4
BB 1
SO 5
LOB 13



Batter	1	2	3	4	5	6	7	8	9	10	AB	R	H	RBI	BB	SO	LOB	TOP		
Norberto Martin, R OBP: 0.312, SLG: 0.366 Michael LaValliere, L OBP: 0.384, SLG: 0.328 (7, PH)	G4-3		SF9	P9	FC5		B5		G6-4-3 1B BB	HR 1B	3	0	0	1	0	0	4			
Tim Raines, S OBP: 0.370, SLG: 0.414 (1, 7)	G4-3		HR BB	G4-3		G6-3 2B BB	G3-4-1 2B		G6-4-3 1B	HR BB	4	3	2	1	3	0	1			
Frank Thomas, R OBP: 0.495, SLG: 0.745 (1, 3)	G4-3		HR			FC6-4 BB	FC5-4 2B	G3-4-1 IBB	G6-4-3 1B	K	5	1	2	2	2	1	4			
Julio Franco, R OBP: 0.399, SLG: 0.511 (1, 10)		K	1B BB	FC6-4 BB 1B		G6-3	G3-4-1		HR	HR	5	2	1	5	1	1	4			
Robin Ventura, L OBP: 0.373, SLG: 0.469 (1, 5)	K		1B	BB BB 1B		FC5-4 BB			HBP	K	5	1	2	0	2	2	2			
Darin Jackson, R OBP: 0.366, SLG: 0.465 (1, 9)	B3-1		L7			FC5-4 BB BB	G4-3		G4-3 1B 2B		5	1	1	0	1	0	7			
Lance Johnson, L OBP: 0.327, SLG: 0.398 (1, 8)			1B E 1B	SH1-3 1B 2B		P4	L4			G4-3	6	2	3	0	0	0	6			
Bob Melvin, R OBP: 0.235, SLG: 0.303 Joey Cora, S OBP: 0.349, SLG: 0.358 (7, PH)	E9 SF9 1B		SH1-3 1B	FC5 BB BB			1B 2B BB		F9	3B 1B	1	1	1	1	1	0	0			
Ozzie Guillen, L OBP: 0.311, SLG: 0.344 (1, 6)	SH2-3		SH2-3 1B				G3-4-1 1B		L1	1B 3B	4	2	3	3	1	0	0			
Inning Stats	R: 0 E: 0 K: 0 S: 8	H: 0 LOB: 0 BB: 1 P: 15	R: 0 E: 0 K: 2 S: 9	H: 0 LOB: 0 BB: 0 P: 11	R: 4 E: 1 K: 0 S: 12	H: 4 LOB: 2 BB: 2 P: 26	R: 1 E: 0 K: 0 S: 6	H: 1 LOB: 3 BB: 4 P: 28	R: 1 E: 0 K: 0 S: 12	H: 1 LOB: 2 BB: 2 P: 23	R: 2 E: 0 K: 0 S: 8	H: 2 LOB: 3 BB: 3 P: 24	R: 0 E: 0 K: 0 S: 13	H: 1 LOB: 0 BB: 0 P: 15	R: 0 E: 0 K: 0 S: 7	H: 1 LOB: 2 BB: 1 P: 36	1B: 10 2B: 4 3B: 1 HR: 2	SF: 1 SAC: 2 DP: 1 HBP: 1	WP: 0 PA: 59	
PITCHER	IP WLS BF H R ER SO	IP WLS BF H R ER SO	IP WLS BF H R ER SO	IP WLS BF H R ER SO	IP WLS BF H R ER SO	IP WLS BF H R ER SO	IP WLS BF H R ER SO	IP WLS BF H R ER SO	IP WLS BF H R ER SO	IP WLS BF H R ER SO	IP WLS BF H R ER SO	IP WLS BF H R ER SO	IP WLS BF H R ER SO	IP WLS BF H R ER SO	IP WLS BF H R ER SO	IP WLS BF H R ER SO	IP WLS BF H R ER SO	IP WLS BF H R ER SO	IP WLS BF H R ER SO	
Andrew Lorraine, L ERA: 10.61	4.1	0.2	2.0	1.0	1.2	4.1	0.1	0.1	0.1	0.1	0.1	0.1	0.1	0.1	0.1	0.1	0.1	0.1	0.1	0.1
Jeff Schwarz, R ERA: 9.5	0.2	6	13	3	5	0.2	0.1	0.1	0.1	0.1	0.1	0.1	0.1	0.1	0.1	0.1	0.1	0.1	0.1	0.1
Joe Grahe, R ERA: 6.33	2.0	6	13	3	5	0.2	0.1	0.1	0.1	0.1	0.1	0.1	0.1	0.1	0.1	0.1	0.1	0.1	0.1	0.1
Bob Patterson, L ERA: 4.46	1.0	5	11	2	6	0.2	0.1	0.1	0.1	0.1	0.1	0.1	0.1	0.1	0.1	0.1	0.1	0.1	0.1	0.1
Mark Leiter, R ERA: 4.69	1.2	11	11	5	6	0.2	0.1	0.1	0.1	0.1	0.1	0.1	0.1	0.1	0.1	0.1	0.1	0.1	0.1	0.1

Chicago White Sox @ California Angels
Anaheim Stadium, Anaheim, CA
Sat Aug 06 1994, 10:05 PM EDT
Att: 35,589 - Unknown - 78 F

AB 42
R 16
H 17
RBI 15
BB 13
SO 4
LOB 31



Batter	1	2	3	4	5	6	7	8	9	10	AB	R	H	RBI	BB	SO	LOB	BOTTOM			
Jim Edmonds, L OBP: 0.347, SLG: 0.386 (1, 7)	K		1B S 1B	K		G4-3		G4-3		K	6	1	1	0	0	3	2				
Spike Owen, S OBP: 0.417, SLG: 0.429 (1, 5)	BB 1B		1B 1H 1B		HR 1B	FC4-6 1B		K		G5-3	6	1	4	1	0	1	1				
Chad Curtis, R OBP: 0.319, SLG: 0.406 (1, 8)	K		F9		HR 1B	FC4-6		1B		L7	6	1	2	1	0	1	3				
Chili Davis, S OBP: 0.414, SLG: 0.569 (1, 10)	BB		K		K			F8			4	1	1	1	1	2	4				
Tim Salmon, R OBP: 0.375, SLG: 0.513 (1, 9)	K			HR	P3		HR	HR		K	5	2	2	2	0	2	4				
J.T. Snow, L OBP: 0.289, SLG: 0.364 (1, 3)		P4		HR	HR		K		F7		5	2	2	4	0	1	0				
Damon Easley, R OBP: 0.289, SLG: 0.328 Bo Jackson, R OBP: 0.336, SLG: 0.492 Harold Reynolds, S OBP: 0.317, SLG: 0.297 (9, PR)	K		K		K		P4		E5 1B		3	0	0	0	1	2	0				
Greg Myers, L OBP: 0.282, SLG: 0.298 (1, 2)	F8				BB		K		FC6 1B		5	0	2	1	0	2	1				
Gary Disarcina, R OBP: 0.289, SLG: 0.324 (1, 6)	F8		F8		F8		G6-3		G4-3 1B 1B		5	1	1	0	0	0	3				
Inning Stats	R: 0 E: 0 K: 3 S: 12	H: 1 LOB: 2 BB: 1 P: 18	R: 0 E: 0 K: 1 S: 7	H: 0 LOB: 0 BB: 0 P: 11	R: 1 E: 0 K: 1 S: 13	H: 2 LOB: 1 BB: 2 P: 20	R: 2 E: 0 K: 2 S: 12	H: 3 LOB: 1 BB: 0 P: 19	R: 3 E: 0 K: 2 S: 13	H: 3 LOB: 1 BB: 1 P: 28	R: 0 E: 0 K: 0 S: 11	H: 1 LOB: 1 BB: 0 P: 17	R: 2 E: 0 K: 2 S: 13	H: 2 LOB: 0 BB: 0 P: 21	R: 1 E: 1 K: 1 S: 17	H: 2 LOB: 2 BB: 0 P: 24	R: 0 E: 0 K: 1 S: 9	H: 0 LOB: 0 BB: 0 P: 13	1B: 10 2B: 0 3B: 0 HR: 5	SF: 0 SAC: 0 DP: 0 HBP: 0	WP: 0 PA: 48
PITCHER	IP WLS BF H R ER SO	IP WLS BF H R ER SO	IP WLS BF H R ER SO	IP WLS BF H R ER SO	IP WLS BF H R ER SO	IP WLS BF H R ER SO	IP WLS BF H R ER SO	IP WLS BF H R ER SO	IP WLS BF H R ER SO	IP WLS BF H R ER SO	IP WLS BF H R ER SO	IP WLS BF H R ER SO	IP WLS BF H R ER SO	IP WLS BF H R ER SO	IP WLS BF H R ER SO	IP WLS BF H R ER SO	IP WLS BF H R ER SO	IP WLS BF H R ER SO	IP WLS BF H R ER SO		
Jason Bere, R ERA: 3.9	4.2	1.0	0.1	0.1	0.1	4.2	0.1	0.1	0.1	0.1	4.2	0.1	0.1	0.1	0.1	0.1	0.1	0.1	0.1	0.1	
Atlee Hammaker, L ERA: 5.09	1.0	4	3	2	2	1.0	0.1	0.1	0.1	0.1	1.0	0.1	0.1	0.1	0.1	0.1	0.1	0.1	0.1	0.1	
Scott Sanderson, R ERA: 3.55	0.1	3	1.1	1	1	0.1	0.1	0.1	0.1	0.1	0.1	0.1	0.1	0.1	0.1	0.1	0.1	0.1	0.1	0.1	
Paul Assenmacher, L ERA: 3.55	1.1	5	11	1	1	1.1	0.1	0.1	0.1	0.1	1.1	0.1	0.1	0.1	0.1	0.1	0.1	0.1	0.1	0.1	
Roberto Hernandez, R ERA: 5.12	2.2	11	11	2	1	2.2	0.1	0.1	0.1	0.1	2.2	0.1	0.1	0.1	0.1	0.1	0.1	0.1	0.1	0.1	

Chicago White Sox @ California Angels
Anaheim Stadium, Anaheim, CA
Sat Aug 06 1994, 10:05 PM EDT
Att: 35,589 - Unknown - 78 F

AB 46
R 10
H 15
RBI 10
BB 2
SO 14
LOB 18



Batter	1	2	3	4	5	6	7	8	9	10	11	12	AB	R	H	RBI	BB	SO	LOB	TOP								
Joey Cora, S OBP: 0.354, SLG: 0.368 (1.4)	1-2 SF8 3B		4-0 1B BB		1-2 2B 1B		2-2 L9		1-2 F7			1-2 P4	6	2	3	1	1	0	3									
Tim Raines, S OBP: 0.367, SLG: 0.411 (1.7)	1-1 SF8		2-2 F8		1-2 2B 1B		1-3 K			1-0 F7		1-2 FC6-4 BB 1B	5	2	1	1	0	1	2									
Frank Thomas, R OBP: 0.496, SLG: 0.747 Craig Grebeck, R OBP: 0.391, SLG: 0.361 Warren Neuse, L OBP: 0.354, SLG: 0.374 Norberto Martin, R OBP: 0.317, SLG: 0.366 Jose DeLeon, R (12.1)	2-0 F9 3H		1-2 1B		2-2 1B 2B			1-0 F8		3-3 K		1-2 1B BB	3	0	2	2	0	0	0									
Julio Franco, R OBP: 0.400, SLG: 0.508 (12.3)	4-2 BB		2-3 K		0-0 L4-3 1B		1-3 K		3-2 P3		4-2 1B SF9 BB	4	1	1	0	2	2	2										
Robin Ventura, L OBP: 0.370, SLG: 0.464 (6.3)	1-1 G3-1			2-2 G3-1			1-2 L4-3 1B				3-2 G4-3	0-1 HBP 1B 1B	6	1	1	2	0	0	3									
Darin Jackson, R OBP: 0.366, SLG: 0.462 (1.9)		0-1 L7		4-1 BB		1-1 F9			1-1 HR 1B		1-0 E8	1-1 SF9	4	1	1	1	1	0	0									
Lance Johnson, L OBP: 0.325, SLG: 0.395 (1.8)		1-0 F9		0-1 L7		0-0 F9			0-0 F7		0-2 F8	0-0 1B HBP 1B	6	0	1	0	0	0	3									
Michael LaValiere, L OBP: 0.382, SLG: 0.346 (1.2)		1-2 G4-3		0-3 K		2-1 L8			3-2 HR		2-1 L8	2-2 1B HBP	5	1	1	2	0	1	2									
Ozzie Guillen, L OBP: 0.311, SLG: 0.349 (1.6)			1-2 L8		2-1 P6		1-3 K		0-1 F7			1-2 3B	6	1	2	1	0	1	0									
Inning Stats	R: 1 E: 0 K: 0 S: 10	H: 1 LOB: 1 BB: 1 P: 19	R: 0 E: 0 K: 0 S: 6	H: 0 LOB: 0 BB: 0 P: 8	R: 0 E: 0 K: 1 S: 13	H: 1 LOB: 2 BB: 1 P: 23	R: 0 E: 0 K: 0 S: 11	H: 0 LOB: 1 BB: 1 P: 17	R: 2 E: 0 K: 0 S: 17	H: 4 LOB: 1 BB: 0 P: 24	R: 0 E: 0 K: 2 S: 11	H: 0 LOB: 0 BB: 0 P: 15	R: 0 E: 0 K: 1 S: 7	H: 0 LOB: 0 BB: 0 P: 11	R: 0 E: 0 K: 0 S: 12	H: 0 LOB: 0 BB: 0 P: 19	R: 0 E: 1 K: 0 S: 10	H: 0 LOB: 1 BB: 0 P: 16	R: 5 E: 0 K: 0 S: 24	H: 5 LOB: 3 BB: 2 P: 40	1B: 9 2B: 2 3B: 2 HR: 1	SF: 2 SAC: 0 DP: 1 HBP: 1	WP: 0 PB: 0 SB: 0 CS: 0	PA: 55				
PITCHER	IP WLS BF H R ER SO BB IBB HBP BLK WP HR S P ERA WHIP	IP WLS BF H R ER SO BB IBB HBP BLK WP HR S P ERA WHIP	IP WLS BF H R ER SO BB IBB HBP BLK WP HR S P ERA WHIP	IP WLS BF H R ER SO BB IBB HBP BLK WP HR S P ERA WHIP	IP WLS BF H R ER SO BB IBB HBP BLK WP HR S P ERA WHIP	IP WLS BF H R ER SO BB IBB HBP BLK WP HR S P ERA WHIP	IP WLS BF H R ER SO BB IBB HBP BLK WP HR S P ERA WHIP	IP WLS BF H R ER SO BB IBB HBP BLK WP HR S P ERA WHIP	IP WLS BF H R ER SO BB IBB HBP BLK WP HR S P ERA WHIP	IP WLS BF H R ER SO BB IBB HBP BLK WP HR S P ERA WHIP	IP WLS BF H R ER SO BB IBB HBP BLK WP HR S P ERA WHIP	IP WLS BF H R ER SO BB IBB HBP BLK WP HR S P ERA WHIP	IP WLS BF H R ER SO BB IBB HBP BLK WP HR S P ERA WHIP	IP WLS BF H R ER SO BB IBB HBP BLK WP HR S P ERA WHIP	IP WLS BF H R ER SO BB IBB HBP BLK WP HR S P ERA WHIP	IP WLS BF H R ER SO BB IBB HBP BLK WP HR S P ERA WHIP	IP WLS BF H R ER SO BB IBB HBP BLK WP HR S P ERA WHIP	IP WLS BF H R ER SO BB IBB HBP BLK WP HR S P ERA WHIP	IP WLS BF H R ER SO BB IBB HBP BLK WP HR S P ERA WHIP	IP WLS BF H R ER SO BB IBB HBP BLK WP HR S P ERA WHIP	IP WLS BF H R ER SO BB IBB HBP BLK WP HR S P ERA WHIP	IP WLS BF H R ER SO BB IBB HBP BLK WP HR S P ERA WHIP	IP WLS BF H R ER SO BB IBB HBP BLK WP HR S P ERA WHIP	IP WLS BF H R ER SO BB IBB HBP BLK WP HR S P ERA WHIP	IP WLS BF H R ER SO BB IBB HBP BLK WP HR S P ERA WHIP	IP WLS BF H R ER SO BB IBB HBP BLK WP HR S P ERA WHIP	IP WLS BF H R ER SO BB IBB HBP BLK WP HR S P ERA WHIP	IP WLS BF H R ER SO BB IBB HBP BLK WP HR S P ERA WHIP

Chicago White Sox @ California Angels
Anaheim Stadium, Anaheim, CA
Sun Aug 07 1994, 6:33 AM EDT
Att. 21,921 - Cloudy - 87 F


AB 47
R 10
H 13
RBI 10
BB 5
SO 6
LOB 15



Batter	1	2	3	4	5	6	7	8	9	10	11	12	AB	R	H	RBI	BB	SO	LOB	BOTTOM								
Jim Edmonds, L OBP: 0.347, SLG: 0.385 (1.7)	1-2 F7	2-2 L8		0-2 CS 1B		1-3 K			3-2 SH1-3 1B		3-2 G6-3		6	0	2	0	0	1	3									
Spike Owen, S OBP: 0.416, SLG: 0.426 (1.5)	0-1 FC6-4 1B	1-1 G5-3		2-2 P4			2-2 G6-3		0-0 SH1-3		1-2 BB		4	0	1	0	1	0	3									
Chad Curtis, R OBP: 0.315, SLG: 0.400 (1.8)	3-1 FC6-4 HR		2-1 F8		0-0 G6-3		1-0 G1-3		1-3 K		1-1 G5-3		6	1	0	0	0	1	3									
Chili Davis, S OBP: 0.415, SLG: 0.575 (1.10)	0-0 HR		0-2 E6 HR		1-1 1B		1-0 F6		4-0 IBB			1-3 K	5	2	2	2	1	1	0									
Tim Salmon, R OBP: 0.382, SLG: 0.524 (1.9)	3-2 1B		0-0 HR		0-1 1B		4-2 SH1 BB		0-3 K			4-2 BB	4	1	3	2	2	1	2									
J.T. Snow, L OBP: 0.283, SLG: 0.355 (1.3)	1-0 P4		1-1 G3		0-0 B3		1-2 SH1			2-3 K		0-3 K	5	0	0	0	0	2	4									
Greg Myers, L OBP: 0.291, SLG: 0.333 Bo Jackson, R OBP: 0.339, SLG: 0.492 Chris Turner, R OBP: 0.292, SLG: 0.324 (9.2)		2-0 1B	1-0 HR		1-0 G3-1		4-0 IBB		3-2 F7			1-2 G4-3	3	1	2	1	0	0	2									
Harold Reynolds, S OBP: 0.310, SLG: 0.290 (1.4)		0-0 P6	0-3 K			3-3 K		1-1 P5		0-0 F7			5	0	0	0	0	2	3									
Gary Disarcina, R OBP: 0.290, SLG: 0.325 (1.6)		3-1 1B		0-1 F9		0-1 1B		1-1 L9			1-2 L9		5	0	2	0	0	0	2									
Inning Stats	R: 2 E: 0 K: 0 S: 14	H: 3 LOB: 1 BB: 0 P: 22	R: 0 E: 0 K: 0 S: 11	H: 2 LOB: 2 BB: 0 P: 18	R: 3 E: 1 K: 1 S: 12	H: 2 LOB: 0 BB: 0 P: 16	R: 0 E: 0 K: 0 S: 8	H: 1 LOB: 0 BB: 0 P: 10	R: 0 E: 0 K: 0 S: 7	H: 1 LOB: 0 BB: 0 P: 12	R: 0 E: 0 K: 0 S: 5	H: 0 LOB: 2 BB: 1 P: 17	R: 0 E: 0 K: 2 S: 11	H: 1 LOB: 2 BB: 1 P: 19	R: 0 E: 0 K: 1 S: 7	H: 0 LOB: 0 BB: 0 P: 12	R: 0 E: 0 K: 0 S: 17	H: 0 LOB: 1 BB: 1 P: 27	R: 0 E: 0 K: 2 S: 13	H: 0 LOB: 1 BB: 1 P: 19	1B: 9 2B: 0 3B: 0 HR: 3	SF: 0 SAC: 2 DP: 0 HBP: 0	WP: 0 PB: 0 SB: 0 CS: 1	PA: 52				
PITCHER	IP WLS BF H R ER SO BB IBB HBP BLK WP HR S P ERA WHIP	IP WLS BF H R ER SO BB IBB HBP BLK WP HR S P ERA WHIP	IP WLS BF H R ER SO BB IBB HBP BLK WP HR S P ERA WHIP	IP WLS BF H R ER SO BB IBB HBP BLK WP HR S P ERA WHIP	IP WLS BF H R ER SO BB IBB HBP BLK WP HR S P ERA WHIP	IP WLS BF H R ER SO BB IBB HBP BLK WP HR S P ERA WHIP	IP WLS BF H R ER SO BB IBB HBP BLK WP HR S P ERA WHIP	IP WLS BF H R ER SO BB IBB HBP BLK WP HR S P ERA WHIP	IP WLS BF H R ER SO BB IBB HBP BLK WP HR S P ERA WHIP	IP WLS BF H R ER SO BB IBB HBP BLK WP HR S P ERA WHIP	IP WLS BF H R ER SO BB IBB HBP BLK WP HR S P ERA WHIP	IP WLS BF H R ER SO BB IBB HBP BLK WP HR S P ERA WHIP	IP WLS BF H R ER SO BB IBB HBP BLK WP HR S P ERA WHIP	IP WLS BF H R ER SO BB IBB HBP BLK WP HR S P ERA WHIP	IP WLS BF H R ER SO BB IBB HBP BLK WP HR S P ERA WHIP	IP WLS BF H R ER SO BB IBB HBP BLK WP HR S P ERA WHIP	IP WLS BF H R ER SO BB IBB HBP BLK WP HR S P ERA WHIP	IP WLS BF H R ER SO BB IBB HBP BLK WP HR S P ERA WHIP	IP WLS BF H R ER SO BB IBB HBP BLK WP HR S P ERA WHIP	IP WLS BF H R ER SO BB IBB HBP BLK WP HR S P ERA WHIP	IP WLS BF H R ER SO BB IBB HBP BLK WP HR S P ERA WHIP	IP WLS BF H R ER SO BB IBB HBP BLK WP HR S P ERA WHIP	IP WLS BF H R ER SO BB IBB HBP BLK WP HR S P ERA WHIP	IP WLS BF H R ER SO BB IBB HBP BLK WP HR S P ERA WHIP	IP WLS BF H R ER SO BB IBB HBP BLK WP HR S P ERA WHIP	IP WLS BF H R ER SO BB IBB HBP BLK WP HR S P ERA WHIP	IP WLS BF H R ER SO BB IBB HBP BLK WP HR S P ERA WHIP	IP WLS BF H R ER SO BB IBB HBP BLK WP HR S P ERA WHIP

Chicago White Sox @ California Angels
Anaheim Stadium, Anaheim, CA
Sun Aug 07 1994, 6:33 AM EDT
Att. 21,921 - Cloudy - 87 F

AB 45
R 5
H 12
RBI 5
BB 5
SO 8
LOB 23



Batter	1	2	3	4	5	6	7	8	9	AB	R	H	RBI	BB	SO	LOB	TOP							
Joey Cora, S <small>OBP: 0.358, SLG: 0.368</small> 										2	0	1	0	2	0	0								
Tim Raines, S <small>OBP: 0.370, SLG: 0.415</small> 										4	0	2	1	1	0	4								
Frank Thomas, R <small>OBP: 0.491, SLG: 0.737</small> 										5	0	0	0	0	3	4								
Julio Franco, R <small>OBP: 0.402, SLG: 0.508</small> 										4	0	2	0	1	0	3								
Robin Ventura, L <small>OBP: 0.375, SLG: 0.464</small> 										2	0	1	0	3	1	1								
Warren Newson, L <small>OBP: 0.345, SLG: 0.363</small> Darrin Jackson, R <small>OBP: 0.366, SLG: 0.463</small> 										3	0	0	0	0	1	7								
Lance Johnson, L <small>OBP: 0.326, SLG: 0.401</small> 										4	1	2	0	0	0	3								
Michael LaValliere, L <small>OBP: 0.372, SLG: 0.338</small> 										3	0	0	1	0	0	2								
Ozzie Guillen, L <small>OBP: 0.313, SLG: 0.351</small> 										4	1	2	0	0	1	1								
Inning Stats	R: 0 E: 0 K: 0 S: 12	H: 0 LOB: 3 BB: 3 P: 27	R: 0 E: 0 K: 0 S: 15	H: 1 LOB: 2 BB: 1 P: 26	R: 0 E: 0 K: 1 S: 13	H: 2 LOB: 2 BB: 0 P: 20	R: 0 E: 0 K: 1 S: 10	H: 0 LOB: 0 BB: 0 P: 14	R: 0 E: 0 K: 1 S: 7	H: 1 LOB: 2 BB: 1 P: 19	R: 1 E: 0 K: 0 S: 12	H: 3 LOB: 1 BB: 0 P: 14	R: 0 E: 0 K: 2 S: 9	H: 0 LOB: 0 BB: 1 P: 17	R: 0 E: 0 K: 0 S: 6	H: 1 LOB: 0 BB: 0 P: 8	R: 1 E: 0 K: 2 S: 15	H: 3 LOB: 3 BB: 1 P: 25	1B: 9 2B: 2 3B: 1 HR: 0	SF: 1 SAC: 1 DP: 2 HBP: 0	WP: 2 PB: 1 CS: 0 LOB: 28	PA: 42		
PITCHER	IP WLS BF H R ER SO BB IBB HBP BLK WP HR S P ERA WHIP	5.1 28 7 1 1 3 4 1 0 0 1 0 67 118 1.69 2.062	1.0 3 0 0 0 1 1 0 0 0 0 0 8 14 0.00 1.000	2.0 L 7 3 1 1 1 0 0 0 0 1 0 14 22 4.50 1.500	0.2 4 1 0 0 2 1 0 0 0 0 0 10 16 0.00 3.000																			

Chicago White Sox @ Oakland Athletics
Oakland-Alameda County Coliseum, Oakland, CA
Mon Aug 08 1994, 7:05 PM PDT
Att: 20,237 - Unknown - 62 F

AB	33
R	2
H	11
RBI	2
BB	7
SO	7
LOB	28

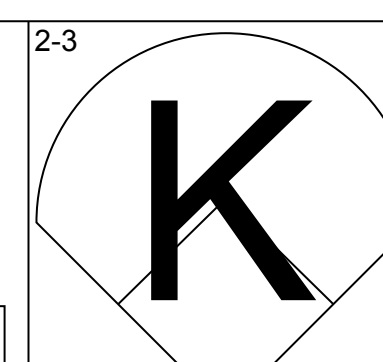
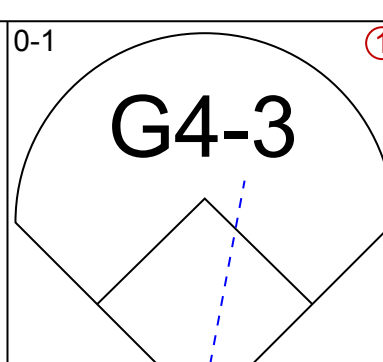
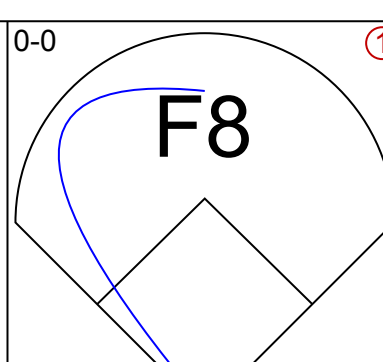
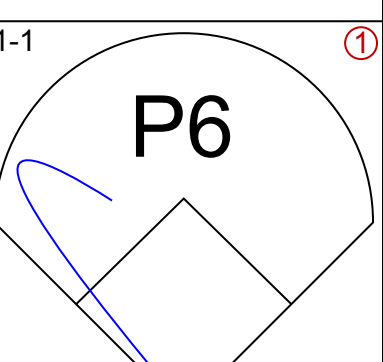
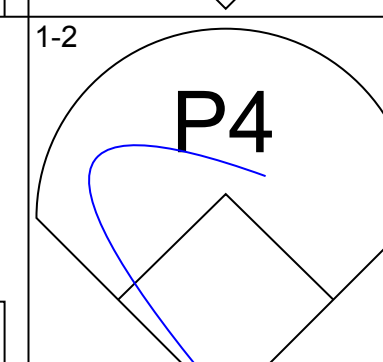
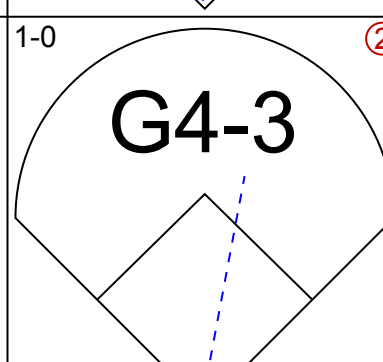
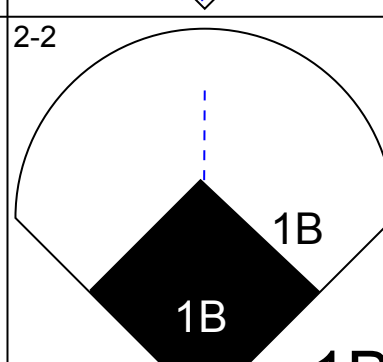
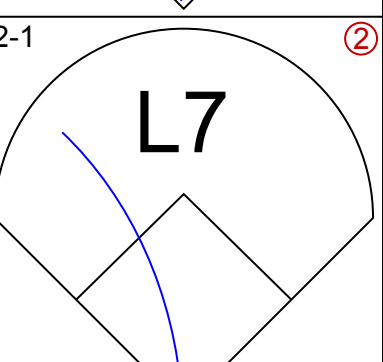
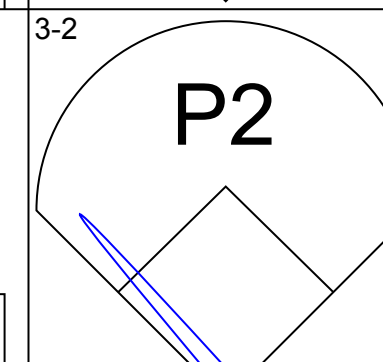
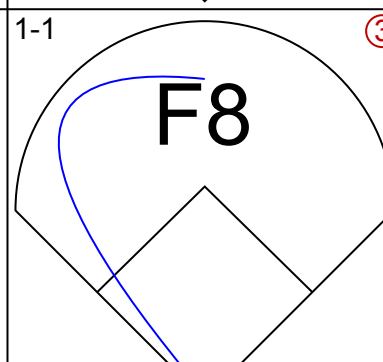
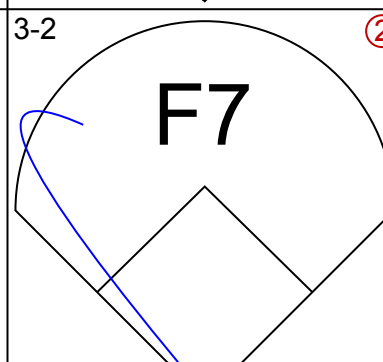
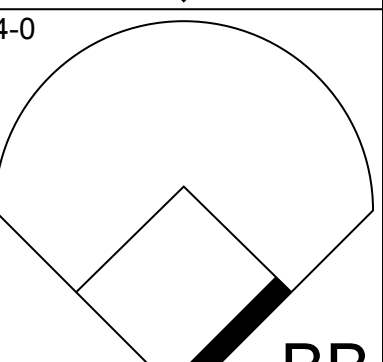
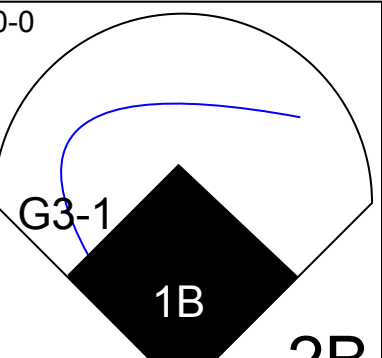
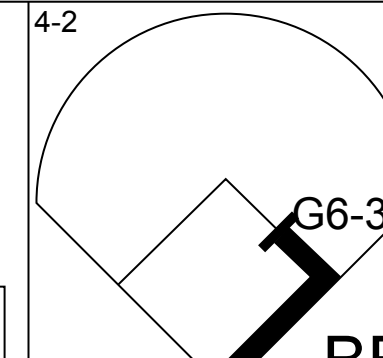
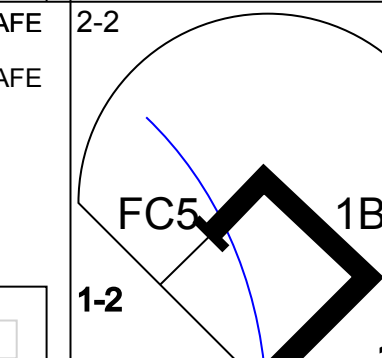
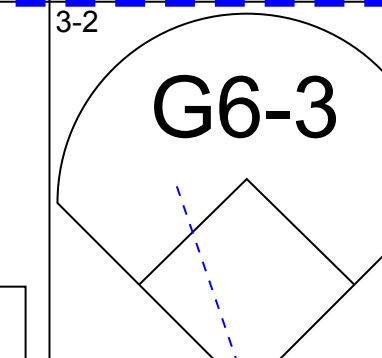
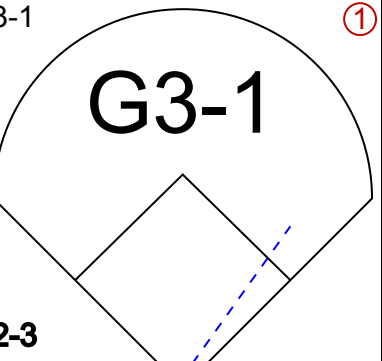
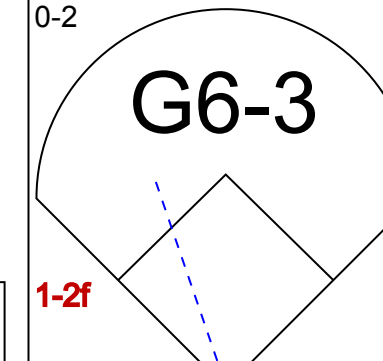
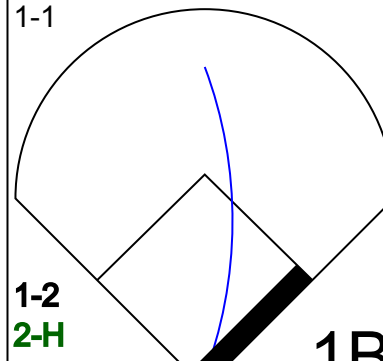
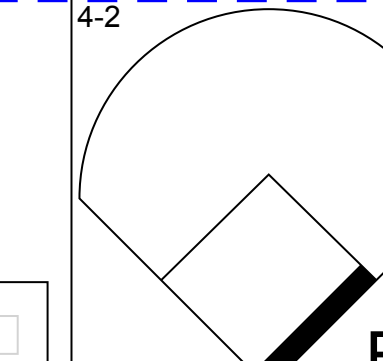
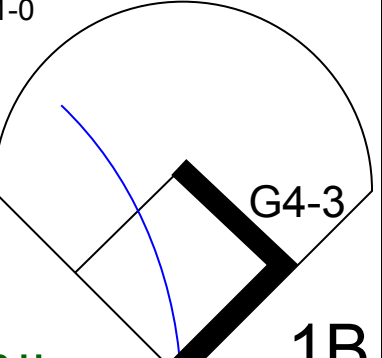
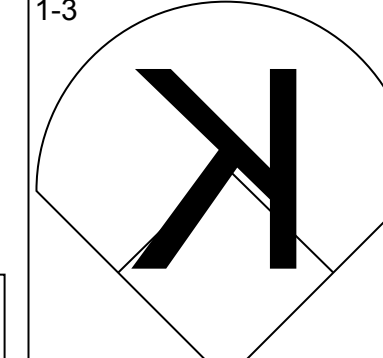
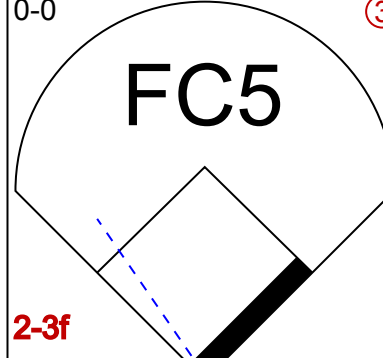
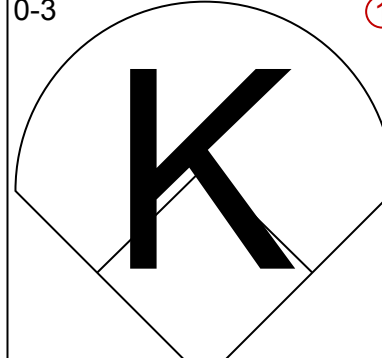
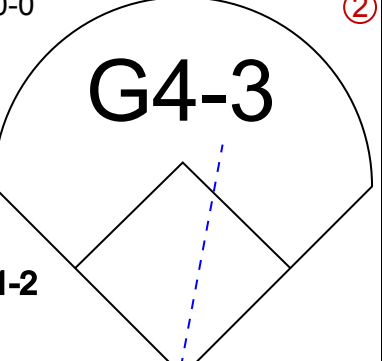
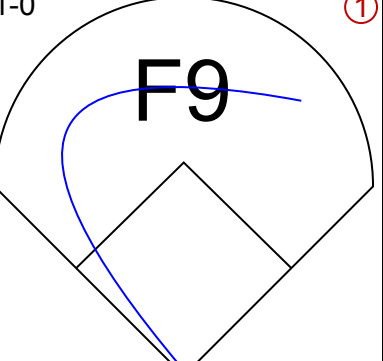
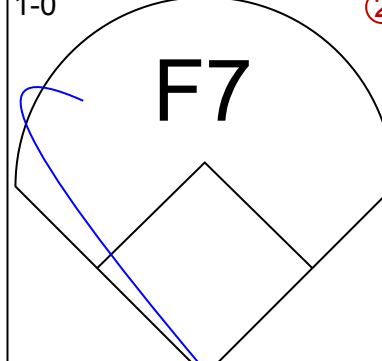
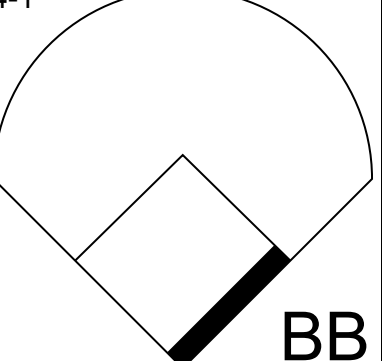
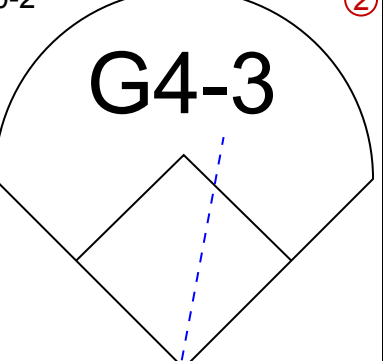
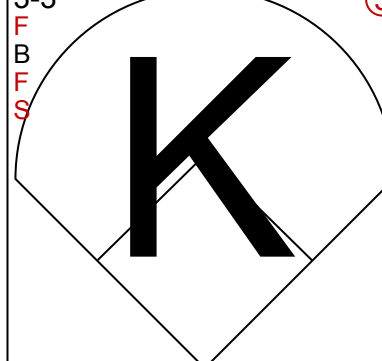
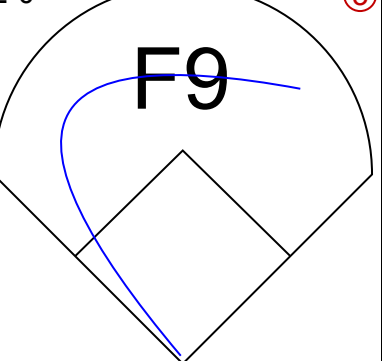
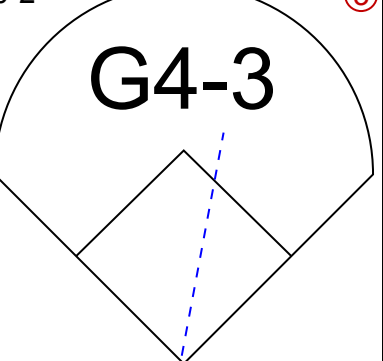
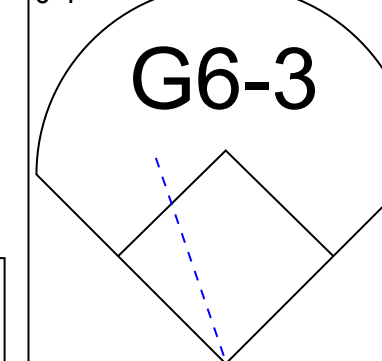


Batter	1	2	3	4	5	6	7	8	9	AB	R	H	RBI	BB	SO	LOB	BOTTOM						
Rickey Henderson, R <small>OBP: 0.409, SLG: 0.389</small> 										4	1	2	0	0	1	0							
Stan Javier, S <small>OBP: 0.351, SLG: 0.403</small> 										4	0	1	1	0	1	1							
Troy Neel, L <small>OBP: 0.362, SLG: 0.487</small> 										4	0	1	0	0	2	1							
Ruben Sierra, S <small>OBP: 0.299, SLG: 0.482</small> 										4	0	1	0	0	0	2							
Terry Steinbach, R <small>OBP: 0.326, SLG: 0.443</small> 										4	0	1	0	0	1	1							
Mike Aldrete, L <small>OBP: 0.315, SLG: 0.339</small> 										4	0	0	0	0	2	1							
Scott Brosius, R <small>OBP: 0.290, SLG: 0.420</small> 										3	0	1	0	0	1	1							
Mike Bordick, R <small>OBP: 0.324, SLG: 0.341</small> 										3	0	0	0	0	0	1							
Scott Hemond, R <small>OBP: 0.278, SLG: 0.326</small> 										3	0	0	0	0	2	0							
Inning Stats	R: 0 E: 0 K: 2 S: 7	H: 0 LOB: 0 BB: 0 P: 12	R: 0 E: 0 K: 0 S: 9	H: 1 LOB: 0 BB: 0 P: 13	R: 0 E: 0 K: 1 S: 8	H: 0 LOB: 0 BB: 0 P: 12	R: 0 E: 0 K: 0 S: 12	H: 0 LOB: 0 BB: 0 P: 17	R: 0 E: 0 K: 3 S: 9	H: 0 LOB: 0 BB: 0 P: 10	R: 1 E: 0 K: 0 S: 11	H: 3 LOB: 2 BB: 0 P: 18	R: 0 E: 0 K: 0 S: 16	H: 1 LOB: 1 BB: 0 P: 22	R: 0 E: 0 K: 3 S: 10	H: 1 LOB: 0 BB: 0 P: 16	R: 0 E: 0 K: 1 S: 8	H: 1 LOB: 0 BB: 0 P: 10	1B: 7 2B: 0 3B: 0 HR: 0	SF: 0 SAC: 0 DP: 0 HBP: 0	WP: 0 PB: 0 CS: 1 LOB: 8	PA: 33	
PITCHER	IP WLS BF H R ER SO BB IBB HBP BLK WP HR S P ERA WHIP	9.0 W 33 7 1 1 10 0 0 0 0 0 0 90 130 1.00 0.778																					

Chicago White Sox @ Oakland Athletics
Oakland-Alameda County Coliseum, Oakland, CA
Mon Aug 08 1994, 7:05 PM PDT
Att: 20,237 - Unknown - 62 F

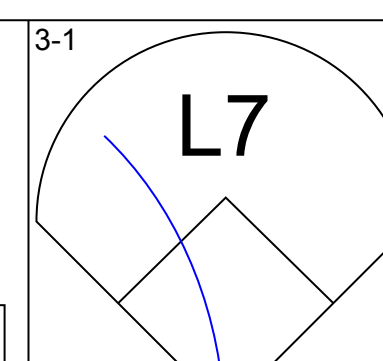
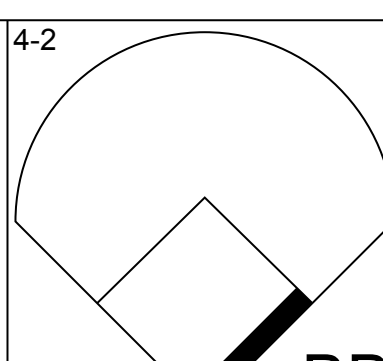
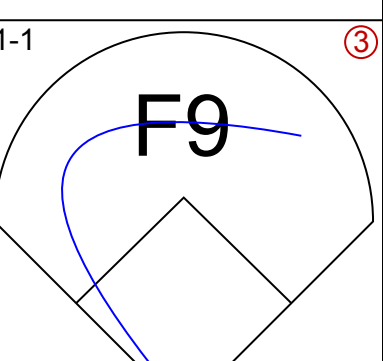
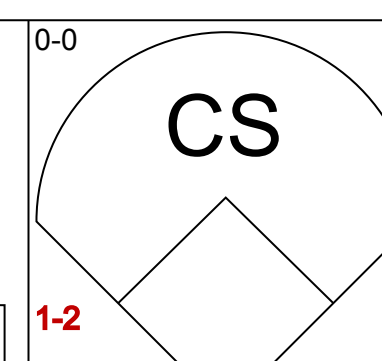
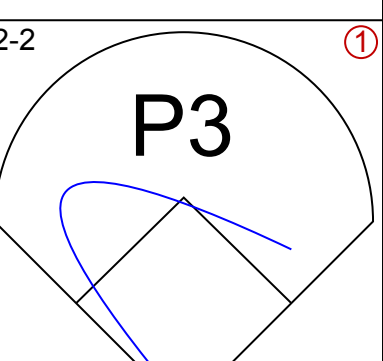
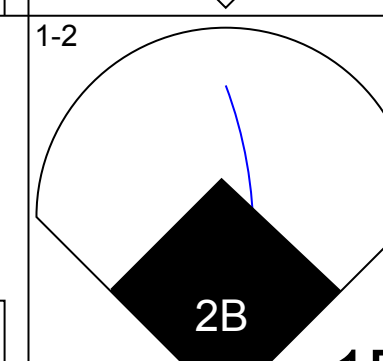
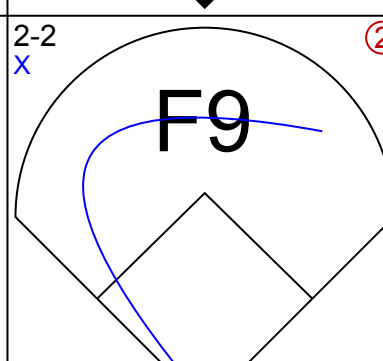
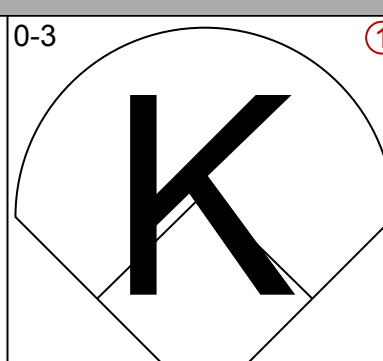
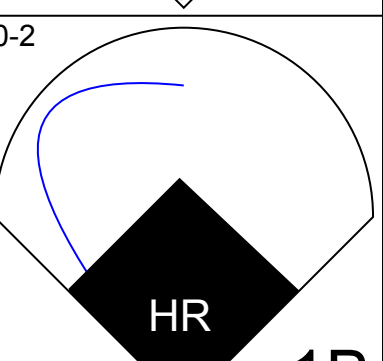
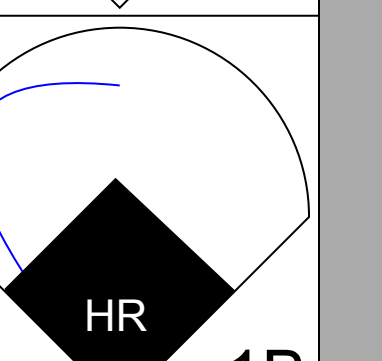
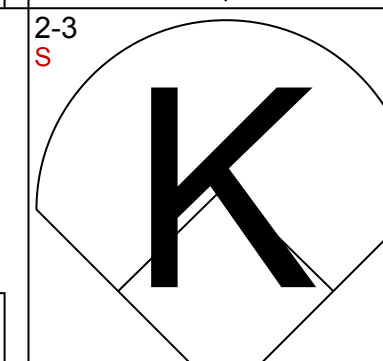
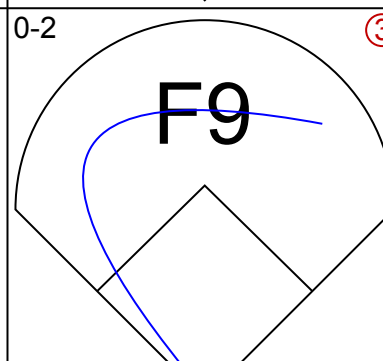
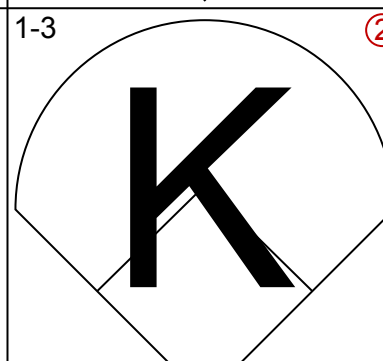
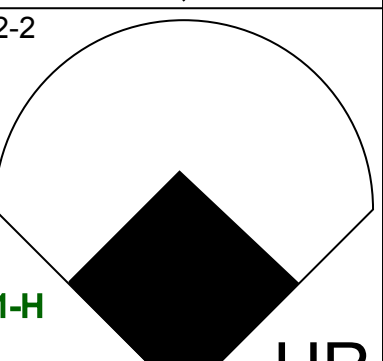
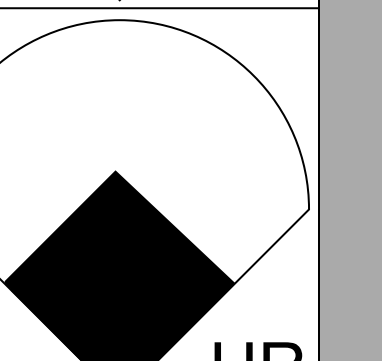
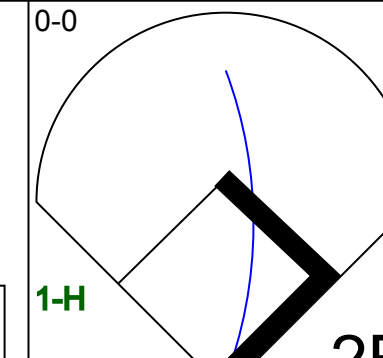
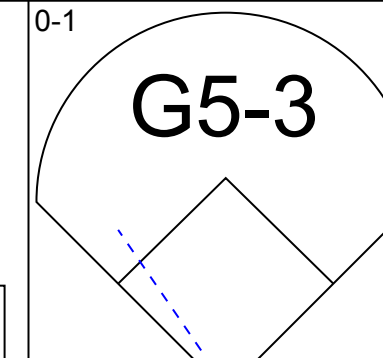
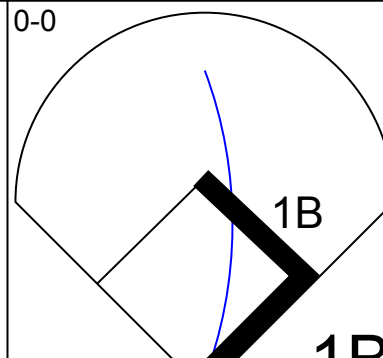
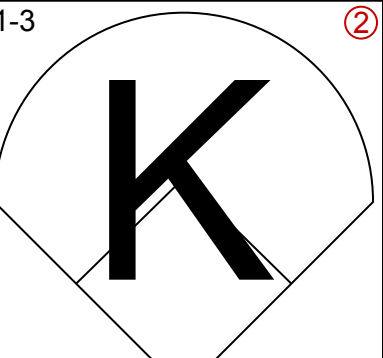
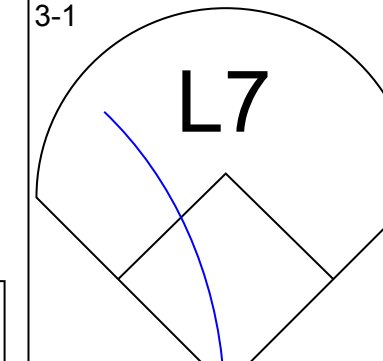
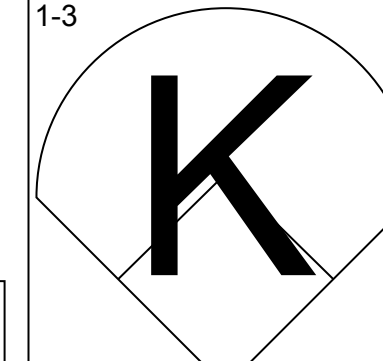
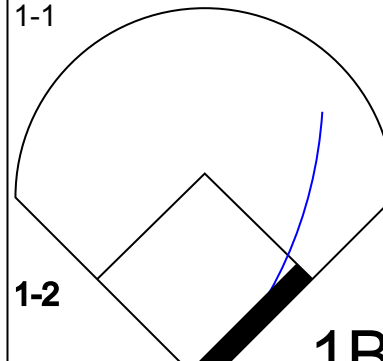
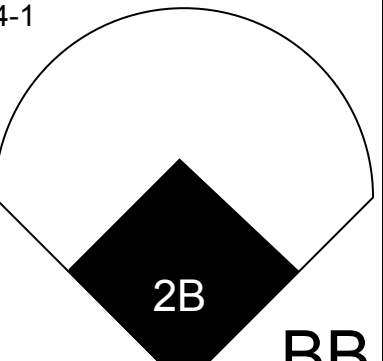
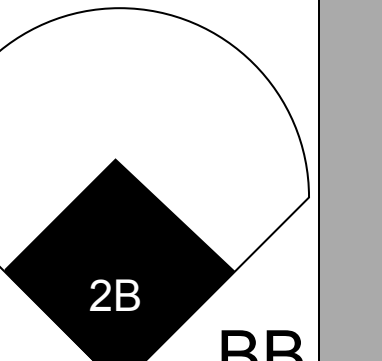
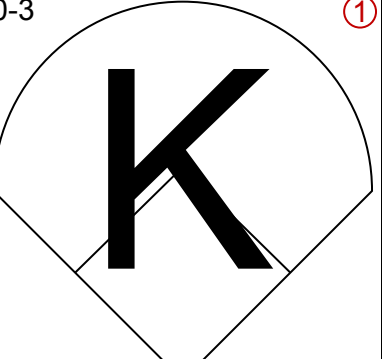
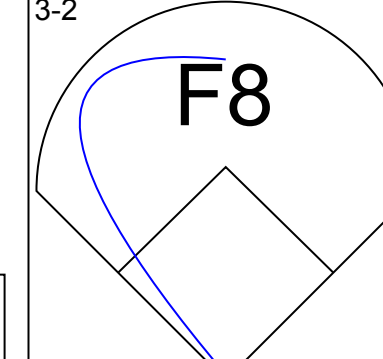
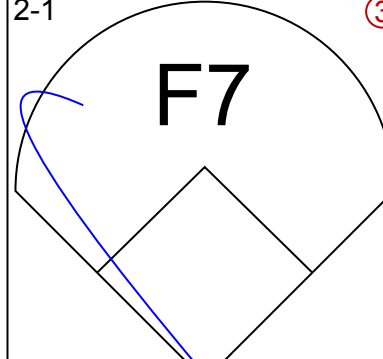
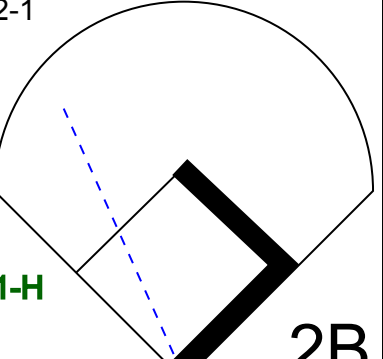
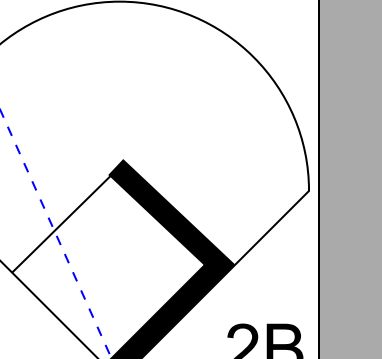
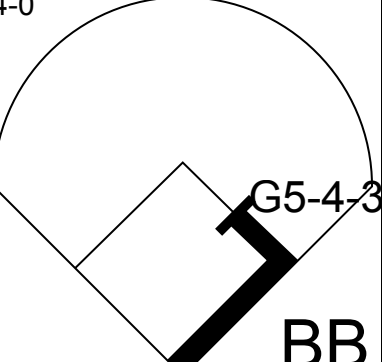
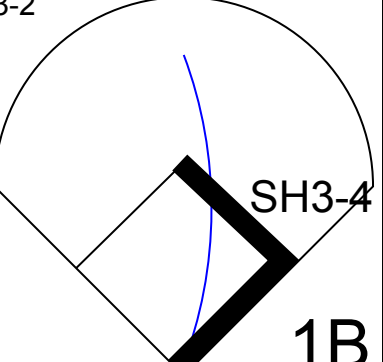
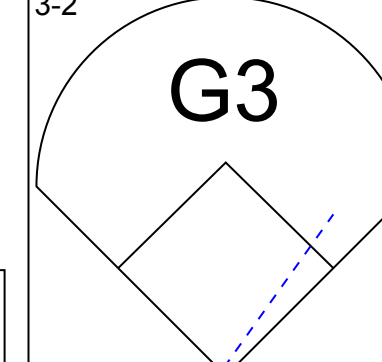
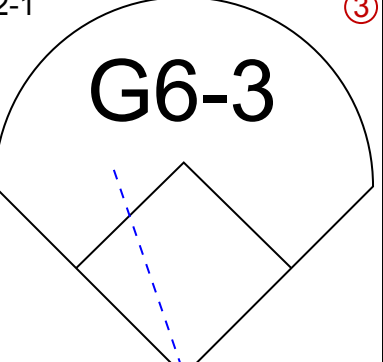
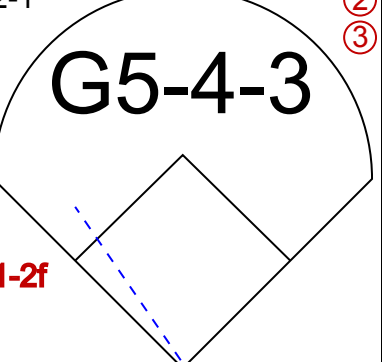
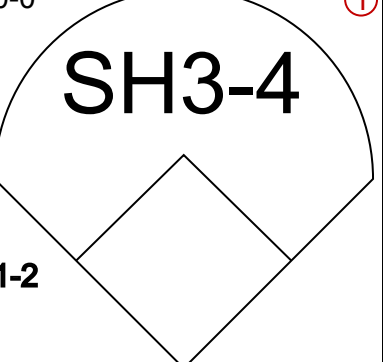
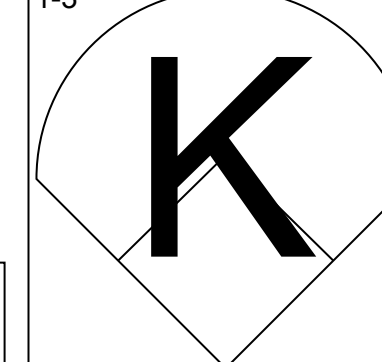
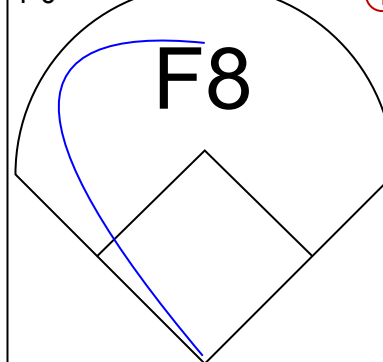
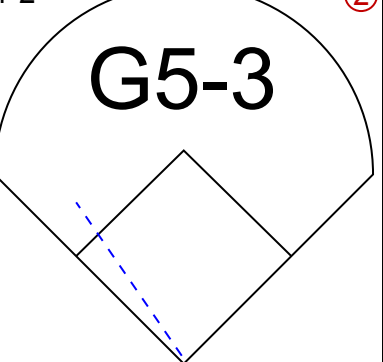
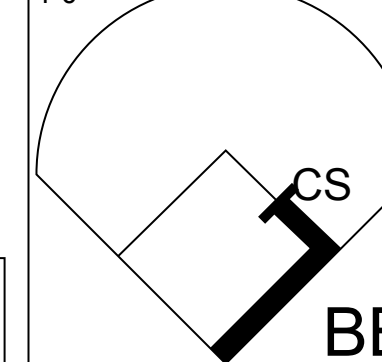

AB	33
R	1
H	7
RBI	1
BB	0
SO	10
LOB	8



Batter	1	2	3	4	5	6	7	8	9	AB	R	H	RBI	BB	SO	LOB	TOP																					
Joey Cora, S OBP: 0.354, SLG: 0.364 (1, 4)										4	0	0	0	0	1	0	Chicago White Sox @ Oakland Athletics Oakland-Alameda County Coliseum, Oakland, CA Tue Aug 09 1994, 7:05 PM PDT Att: 19,462 - Unknown - 66 F																					
Tim Raines, S OBP: 0.369, SLG: 0.413 (1, 7)										4	1	1	0	0	0	0																						
Frank Thomas, R OBP: 0.489, SLG: 0.732 (1, 10)										3	0	0	0	1	0	1																						
Julio Franco, R OBP: 0.405, SLG: 0.512 (1, 3)										3	1	2	0	1	0	1																						
Robin Ventura, L OBP: 0.376, SLG: 0.463 (1, 5)										3	0	1	1	1	0	2																						
Darin Jackson, R OBP: 0.365, SLG: 0.460 (1, 9)										4	0	1	1	0	2	3																						
Lance Johnson, L OBP: 0.323, SLG: 0.397 (1, 8)										4	0	0	0	0	0	2																						
Michael LaValliere, L OBP: 0.369, SLG: 0.331 (1, 2)										3	0	0	0	1	1	1																						
Ozzie Guillen, L OBP: 0.311, SLG: 0.348 (1, 6)										3	0	0	0	0	0	2																						
Inning Stats	R: 0 E: 0 K: 1 S: 10	H: 0 LOB: 0 BB: 0 P: 16	R: 1 E: 0 K: 0 S: 7	H: 2 LOB: 2 BB: 1 P: 17	R: 0 E: 0 K: 0 S: 5	H: 0 LOB: 0 BB: 0 P: 7	R: 0 E: 0 K: 1 S: 10	H: 0 LOB: 0 BB: 1 P: 15	R: 0 E: 0 K: 0 S: 7	H: 3 LOB: 2 BB: 0 P: 21	R: 0 E: 0 K: 0 S: 8	H: 0 LOB: 0 BB: 0 P: 9	R: 0 E: 0 K: 0 S: 7	H: 0 LOB: 1 BB: 1 P: 17	R: 0 E: 0 K: 2 S: 22	H: 0 LOB: 1 BB: 1 P: 30	1B: 4 2B: 1 3B: 0 HR: 0	SF: 0 SAC: 0 DP: 1 HBP: 0	WP: 0 PB: 0 SB: 0 CS: 0	PA: 35																		
PITCHER	IP	WLS	BF	H	R	ER	SO	BB	IBB	HBP	BLK	WP	HR	S	P	ERA	WHIP	PITCHER				IP	WLS	BF	H	R	ER	SO	BB	IBB	HBP	BLK	WP	HR	S	P	ERA	WHIP
Carlos Reyes, R ERA: 4.15 (1, 1)	7.2		30	5	2	2	2	3	0	0	0	0	0	64	104	2.35	1.043																					
John Briscoe, R ERA: 4.1 (8, 1)	0.1	W	1	0	0	0	0	0	0	0	0	0	0	3	6	0.00	0.000																					
Dennis Eckersley, R ERA: 4.26 (9, 1)	1.0	S	4	0	0	0	2	1	0	0	0	0	0	22	30	0.00	1.000																					

AB	31
R	2
H	5
RBI	2
BB	4
SO	4
LOB	12



Batter	1	2	3	4	5	6	7	8	9	AB	R	H	RBI	BB	SO	LOB	BOTTOM																					
Rickey Henderson, R OBP: 0.407, SLG: 0.366 (1, 7)										3	0	0	0	1	0	1	Chicago White Sox @ Oakland Athletics Oakland-Alameda County Coliseum, Oakland, CA Tue Aug 09 1994, 7:05 PM PDT Att: 19,462 - Unknown - 66 F																					
Stan Javier, S OBP: 0.353, SLG: 0.404 (1, 8)										4	2	2	0	0	1	1																						
Ruben Sierra, S OBP: 0.299, SLG: 0.487 (1, 9)										4	1	1	2	0	2	2																						
Terry Steinbach, R OBP: 0.327, SLG: 0.446 (1, 2)										4	0	2	1	0	1	0																						
Troy Neel, L OBP: 0.363, SLG: 0.485 (1, 10)										3	1	1	0	1	1	1																						
Scott Brosius, R OBP: 0.289, SLG: 0.421 (1, 5)										4	0	1	1	0	1	2																						
Mike Bordick, R OBP: 0.326, SLG: 0.341 (1, 6)										3	0	1	0	1	0	1																						
Jim Bowie, L (1, 3)										2	0	0	0	0	1	1																						
Scott Hemond, R OBP: 0.279, SLG: 0.323 (1, 4)										2	0	0	0	1	0	1																						
Inning Stats	R: 1 E: 0 K: 1 S: 12	H: 2 LOB: 1 BB: 0 P: 21	R: 0 E: 0 K: 1 S: 5	H: 0 LOB: 0 BB: 1 P: 11	R: 0 E: 0 K: 0 S: 11	H: 0 LOB: 1 BB: 1 P: 18	R: 0 E: 0 K: 1 S: 8	H: 0 LOB: 0 BB: 0 P: 12	R: 0 E: 0 K: 2 S: 11	H: 2 LOB: 2 BB: 0 P: 15	R: 0 E: 0 K: 1 S: 8	H: 0 LOB: 0 BB: 1 P: 16	R: 3 E: 0 K: 1 S: 19	H: 3 LOB: 1 BB: 1 P: 32	1B: 5 2B: 2 3B: 0 HR: 1	SF: 0 SAC: 1 DP: 1 HBP: 0	WP: 0 PB: 0 SB: 0 CS: 1	PA: 35																				
PITCHER	IP	WLS	BF	H	R	ER	SO	BB	IBB	HBP	BLK	WP	HR	S	P	ERA	WHIP	PITCHER				IP	WLS	BF	H	R	ER	SO	BB	IBB	HBP	BLK	WP	HR	S	P	ERA	WHIP
Wilson Alvarez, L ERA: 3.45 (1, 1)	7.2	L	32	7	4	4	7	4	0	0	0	0	0	4	8	0.00	3.000																					
Roberto Hernandez, R ERA: 5.09 (8, 1)	0.1		2	1	0	0	0	0	0	0	0	0	0	4	8	0.00	3.000																					


AB	29
R	4
H	8
RBI	4
BB	4
SO	7
LOB	10



Batter	1	2	3	4	5	6	7	8	9	AB	R	H	RBI	BB	SO	LOB	TOP
Joey Cora, S OBP: 0.353, SLG: 0.362 (1, 4)	G4-3		L9 1B		B1			G1-3		4	0	1	0	0	0	1	
Tim Raines, S OBP: 0.365, SLG: 0.409 (1, 7)	G6-3		L7		L9			F8		4	0	0	0	0	0	2	
Frank Thomas, R OBP: 0.487, SLG: 0.729 (1, 3)	1B 2B		L9		F7			P3		4	1	1	0	0	0	2	
Julio Franco, R OBP: 0.406, SLG: 0.510 (1, 10)	2H 1B			G4-3 S WP BB				G6-3		3	1	1	1	1	0	0	
Robin Ventura, L OBP: 0.373, SLG: 0.459 (1, 5)	G4-3			G4-3				G6-3		4	0	0	0	0	1	3	
Darin Jackson, R OBP: 0.362, SLG: 0.455 (1, 9)				G6-3				G6-3		4	0	0	0	0	1	2	
Lance Johnson, L OBP: 0.321, SLG: 0.393 (1, 8)				K				G4-3		4	0	0	0	0	1	1	
Michael LaValliere, L OBP: 0.368, SLG: 0.331 (1, 2)				F7				L7		3	0	1	0	0	0	1	
Ozzie Guillen, L OBP: 0.311, SLG: 0.348 (1, 6)	G5-3							L7		3	0	1	0	0	0	1	
Inning Stats	R: 1 E: 0 K: 0 S: 15	H: 2 LOB: 1 BB: 0 P: 25	R: 0 E: 0 K: 1 S: 9	H: 1 LOB: 1 BB: 0 P: 13	R: 0 E: 0 K: 1 S: 9	H: 1 LOB: 1 BB: 0 P: 14	R: 1 E: 0 K: 1 S: 15	H: 0 LOB: 1 BB: 1 P: 22	R: 0 E: 0 K: 0 S: 8	H: 0 LOB: 0 BB: 0 P: 13	R: 0 E: 0 K: 0 S: 8	H: 0 LOB: 0 BB: 0 P: 10	R: 0 E: 0 K: 1 S: 11	H: 0 LOB: 1 BB: 0 P: 16	1B: 4 2B: 1 3B: 0 HR: 0	SF: 0 SAC: 0 DP: 0 HBP: 0	WP: 1 PA: 34 SB: 0 CS: 0
PITCHER Steve Ontiveros, R ERA: 2.65 (1, 1)	IP: 9.0 WLS: L BF: 34 H: 5 R: 2 ER: 2 SO: 3 BB: 1 IBB: 0 HBP: 0 BLK: 0 WP: 1 HR: 0 S: 91 P: 135 ERA: 2.00 WHIP: 0.667																

Chicago White Sox @ Oakland Athletics
Oakland-Alameda County Coliseum, Oakland, CA
Wed Aug 10 1994, 3:33 AM PDT
Att: 30,040 - Sunny - 64 F

AB 33
R 2
H 5
RBI 1
BB 1
SO 3
LOB 13



Batter	1	2	3	4	5	6	7	8	9	AB	R	H	RBI	BB	SO	LOB	BOTTOM		
Rickey Henderson, R OBP: 0.412, SLG: 0.389 (1, 7)	F7		FC1-5 1B BB		S SH5-3 1B			G4-3 1B		3	1	2	0	2	0	0			
Stan Javier, S OBP: 0.350, SLG: 0.400 (1, 8)	P5		FC1-5 1B 2-3f		SH5-3			K		4	0	0	0	0	1	5			
Troy Neel, L OBP: 0.361, SLG: 0.480 (1, 10)	F8		1-3 2-H 1B		G6-3			G4-3		5	0	1	1	0	1	4			
Ruben Sierra, S OBP: 0.298, SLG: 0.483 (1, 9)			G3-1		P4			P4		3	0	0	0	1	0	3			
Terry Steinbach, R OBP: 0.327, SLG: 0.443 (1, 2)			K		G5-3			G4-3 BB		3	0	0	0	1	2	5			
Jim Bowie, L OBP: 0.182, SLG: 0.182 (1, 3)			1B 1B		1B			G4-3		4	0	2	0	0	0	1			
Scott Brosius, R OBP: 0.289, SLG: 0.419 (1, 5)			1B		K			P4		4	0	1	0	0	1	2			
Mike Bordick, R OBP: 0.323, SLG: 0.338 (1, 6)			F7		K			K		4	0	0	0	0	2	4			
Scott Hemond, R OBP: 0.284, SLG: 0.328 Mike Aldrete, L OBP: 0.313, SLG: 0.337 (8, PH)			FC1-5 S 1B		P3			G4-3 1B 1B		3	0	2	0	0	0	1			
Inning Stats	R: 0 E: 0 K: 0 S: 7	H: 0 LOB: 0 BB: 0 P: 10	R: 0 E: 0 K: 1 S: 14	H: 2 LOB: 2 BB: 0 P: 21	R: 1 E: 0 K: 0 S: 15	H: 2 LOB: 2 BB: 1 P: 23	R: 0 E: 0 K: 2 S: 12	H: 1 LOB: 1 BB: 0 P: 15	R: 0 E: 0 K: 1 S: 9	H: 0 LOB: 1 BB: 1 P: 18	R: 0 E: 0 K: 2 S: 16	H: 2 LOB: 3 BB: 1 P: 25	R: 0 E: 0 K: 0 S: 8	H: 0 LOB: 0 BB: 0 P: 14	R: 0 E: 0 K: 2 S: 17	H: 0 LOB: 1 BB: 1 P: 26	1B: 8 2B: 0 3B: 0 HR: 0	SF: 0 SAC: 1 DP: 0 HBP: 0	WP: 0 PA: 39 SB: 0 CS: 0
PITCHER Jason Bere, R ERA: 3.81 Jose DeLeon, R ERA: 3.36 Dennis Cook, L ERA: 3.55 Roberto Hernandez, R ERA: 4.91 (1, 1) (6, 1) (8, 1) (8, 1)	IP: 5.2 WLS: W BF: 25 H: 6 R: 1 ER: 1 SO: 3 BB: 2 IBB: 0 HBP: 0 BLK: 0 WP: 0 HR: 0 S: 65 P: 101 ERA: 1.59 WHIP: 1.412																		

Chicago White Sox @ Oakland Athletics
Oakland-Alameda County Coliseum, Oakland, CA
Wed Aug 10 1994, 3:33 AM PDT
Att: 30,040 - Sunny - 64 F

AB 34
R 1
H 8
RBI 1
BB 4
SO 8
LOB 25

