

Chicago White Sox - 1995

Batter	1	2	3	4	5	6	7	8	9	AB R H RBI BB SO LOB	TOP																		
Ray Durham, S OBP: 0.400, SLG: 0.250 (1, 4)	1-1 BB BB 1B SF9 1B		4-2 G4-3 BB		0-2 F8		1-3 K	2-3 K		4 1 1 0 1 2 2	<div style="text-align: center;"> <p>Chicago White Sox @ Milwaukee Brewers</p> <p>Milwaukee County Stadium, Milwaukee, WI</p> <p>Wed Apr 26 1995, 4:33 AM EDT Att. 31,426 - Overcast - 52 F</p> <hr/> <p>livebaseballscorecards.com</p> </div>																		
Tim Raines, S OBP: 0.400, SLG: 0.400 (1, 7)	1-2 BB BB G1-2-3 1B		2-0 F8		2-2 BB 1B		0-0 F8		1-0 F9	5 0 2 0 0 0 1																			
Frank Thomas, R OBP: 0.600, SLG: 0.333 (1, 3)	4-1 BB 1-2 2-3 BB BB		0-0 G4-3		4-2 SAFE 1-2 BB		0-0 1B		3-2 G5-3	3 0 1 0 2 0 1																			
Chris Sabo, R (1, 10)	1-2 SF9		3-2 G6-3		1-3 K		1-3 K		0-3 K	4 0 0 1 0 3 4																			
Robin Ventura, L OBP: 0.750, SLG: 1.000 (1, 5)	4-1 1-2 2-3 BB			2-1 G3-1 2B 2B		1-0 L7		4-2 DI 2B BB		2 2 1 0 2 0 2																			
Mike Devereaux, R (1, 9)	0-0 G1-2-3			0-2 F8		2-2 P2		1-0 F7		4 0 0 0 0 0 5																			
Lance Johnson, L (1, 8)		2-2 G4-3		0-0 G3-1		4-2 BB		2-1 P8		3 0 0 0 1 0 2																			
Ron Karkovics, R OBP: 0.333, SLG: 0.667 Warren Newson, L (8, PH) Norberto Martin, R (8, 6)		3-2 F9		2-1 2B		1-2 L6		4-2 2B BB		3 0 1 1 0 0 1 0 0 0 0 1 0 0 0 0 0 0 0 0 0																			
Ozzie Guillen, L OBP: 0.250, SLG: 0.500 Barry Lyons, R (8, 2)		1-0 G4-3		1-1 P6		0-1 G5-3		0-0 2B		4 0 1 1 0 0 2 0 0 0 0 0 0 0																			
Inning Stats	R: 1 E: 0 K: 0 S: 11	H: 2 LOB: 2 BB: 2 P: 22	R: 0 E: 0 K: 0 S: 7	H: 0 LOB: 0 BB: 0 P: 13	R: 0 E: 0 K: 0 S: 8	H: 0 LOB: 1 BB: 1 P: 17	R: 1 E: 0 K: 0 S: 10	H: 2 LOB: 1 BB: 0 P: 15	R: 0 E: 0 K: 1 S: 15	H: 1 LOB: 2 BB: 1 P: 23		R: 0 E: 0 K: 2 S: 8	H: 1 LOB: 1 BB: 0 P: 10	R: 1 E: 0 K: 1 S: 12	H: 1 LOB: 2 BB: 2 P: 25	R: 0 E: 0 K: 1 S: 7	H: 0 LOB: 0 BB: 0 P: 11	1B: 4 2B: 3 3B: 0 HR: 0	SF: 1 SAC: 0 DP: 1 HBP: 0	WP: 0 PB: 0 SB: 0 CS: 0	PA: 40								
PITCHER	IP WLS BF H R ER SO BB IBB HBP BLK WP HR S P ERA WHIP														PITCHER	IP WLS BF H R ER SO BB IBB HBP BLK WP HR S P ERA WHIP													
Ricky Bones, R ERA: 4.15 (1, 1)	4.1	21	5	2	2	0	4	0	0	0	0	0	46	83	4.15	2.077													
Angel Miranda, L ERA: (5, 1)	2.2	W 10	1	0	0	3	1	0	0	0	0	0	27	38	0.00	0.750													
Mark Kiefer, R ERA: 4.5 (8, 1)	2.0	9	1	1	1	2	2	0	0	0	0	0	19	36	4.50	1.500													

Chicago White Sox @ Milwaukee Brewers
 Milwaukee County Stadium, Milwaukee, WI

Wed Apr 26 1995, 4:33 AM EDT
 Att. 31,426 - Overcast - 52 F

AB	32
R	3
H	7
RBI	3
BB	7
SO	5
LOB	20



Batter	1	2	3	4	5	6	7	8	9	AB	R	H	RBI	BB	SO	LOB
Pat Listach, S OBP: 1.000, SLG: 1.000 Fernando Vina, L (5, PR) (6, 4)	1-1 BB HR 1B	1-0 SH E G5-4-3 1-H	1-0 1B		2-1 1B 1B		1-0 L9			3	2	3	3	0	0	0
Darryl Hamilton, L OBP: 0.400, SLG: 0.400 (1, 8)	1-3 K	3-1 E9 G5-4-3 2-3	2-2 G4-3		3-1 1B 1B		1-0 G6-4-3 1B			5	0	2	1	0	1	3
Kevin Seitzer, R OBP: 0.400, SLG: 0.250 (1, 5) (6, 3)	0-1 HR 1B	4-0 G5-4-3 BB		2-0 F9	2-3 K		1-1 G6-4-3			4	1	1	0	1	1	3
Greg Vaughn, R OBP: 0.200, SLG: 0.200 (1, 10)	0-0 L6	3-2 G5-4-3 1-2f 2-3 3-H		0-3 K		1-3 K		0-0 FC1-6 1B		5	0	1	0	0	2	4
Derrick May, L David Hulse, L Matt Mieske, R (1, 7) (7, 7) (9, 9)	4-1 HR BB	1-2 G6-3		1-3 K		2-2 K		1-2 FC1-6 1-2f		3	1	0	0	1	2	1
John Jaha, R OBP: 0.333, SLG: 1.333 Jeff Cirillo, R OBP: 0.500, SLG: 0.500 (1, 3) (6, 5)	0-2 HR		1-1 F7		2-1 F8		3-1 HR 1B		2-2 L8	3	1	1	4	0	0	0
Turner Ward, S OBP: 0.800, SLG: 2.000 (1, 9) (9, 7)	4-1 BB		4-2 E 1B BB		4-1 S 1B BB		1-1 HR		1-1 G6-3	2	3	1	2	3	0	1
Joe Oliver, R OBP: 0.500, SLG: 0.333 Mike Matheny, R (1, 2) (9, 2)	0-0 G6-3		2-0 F8		4-0 1B 1B BB		3-2 1B			3	1	1	0	1	0	2
Jose Valentin, S OBP: 0.500, SLG: 0.333 (1, 6)		4-1 SH SH BB	2-0 E6 1B 1B		1-3 K		3-2 F8			0	0	0	0	0	0	0

Inning Stats	R: 4	H: 3	E: 0	K: 1	S: 15	LOB: 1	BB: 2	P: 25	R: 2	H: 0	E: 2	K: 0	S: 10	LOB: 1	BB: 2	P: 26	R: 2	H: 2	E: 1	K: 0	S: 10	LOB: 1	BB: 2	P: 22	R: 0	H: 0	E: 0	K: 2	S: 9	LOB: 0	BB: 0	P: 12	R: 2	H: 2	E: 0	K: 2	S: 14	LOB: 2	BB: 2	P: 32	R: 2	H: 3	E: 0	K: 2	S: 16	LOB: 1	BB: 0	P: 29	R: 0	H: 1	E: 0	K: 0	S: 4	LOB: 0	BB: 0	P: 7	R: 0	H: 1	E: 0	K: 0	S: 10	LOB: 1	BB: 0	P: 14
--------------	------	------	------	------	-------	--------	-------	-------	------	------	------	------	-------	--------	-------	-------	------	------	------	------	-------	--------	-------	-------	------	------	------	------	------	--------	-------	-------	------	------	------	------	-------	--------	-------	-------	------	------	------	------	-------	--------	-------	-------	------	------	------	------	------	--------	-------	------	------	------	------	------	-------	--------	-------	-------

PITCHER	IP	WLS	BF	H	R	ER	SO	BB	IBB	HBP	BLK	WP	HR	S	P	ERA	WHIP
Alex Fernandez, R ERA: 13.5 (1, 1)	2.2	L	19	5	8	4	1	5	0	0	0	0	0	32	68	13.50	3.750
Atlee Hamaker, L ERA: (3, 1)	0.1		1	0	0	0	0	0	0	0	0	0	0	3	5	0.00	0.000
Scott Ruffcorn, R ERA: 10.8 (4, 1)	1.2		9	2	2	2	3	2	0	0	0	0	0	20	39	10.80	2.400
Isidro Marquez, R ERA: 13.5 (5, 1)	1.1		7	3	2	2	3	0	0	0	0	0	1	19	34	13.50	2.250
Tim Fortugno, L ERA: (7, 1)	1.0		3	1	0	0	0	0	0	0	0	0	0	4	7	0.00	1.000


BOTTOM

Chicago White Sox @ Milwaukee Brewers
Milwaukee County Stadium, Milwaukee, WI

Wed Apr 26 1995, 4:33 AM EDT
Att. 31,426 - Overcast - 52 F

AB	35
R	12
H	12
RBI	10
BB	7
SO	7
LOB	19

WP: 0 PA: 43
PB: 0
SB: 1
CS: 0



PITCHER	IP	WLS	BF	H	R	ER	SO	BB	IBB	HBP	BLK	WP	HR	S	P	ERA	WHIP
Scott Radinsky, L ERA: (8, 1)	1.0		4	1	0	0	0	0	0	0	0	0	0	10	14	0.00	1.000

Batter	1	2	3	4	5	6	7	8	9	AB R H RBI BB SO LOB	TOP											
Pat Listach, S OBP: 0.500, SLG: 0.429 (1, 4)	2-2 G6-3		0-1 G6-3		1-1 F7	4-2 1B BB	2-2 FC4-6			4 1 0 2 1 0 5												
Darryl Hamilton, L OBP: 0.400, SLG: 0.250 (1, 8)	2-3 K		3-2 F7		4-1 BB	4-2 1B BB	1-1 F8			3 1 0 1 2 1 3												
Kevin Seitzer, R OBP: 0.300, SLG: 0.222 (1, 5)	0-1 F9			3-1 F9	2-0 G4-6-3	1-2 1B 1B		2-1 G5-3		5 0 1 2 0 0 3												
Greg Vaughn, R OBP: 0.300, SLG: 0.222 (1, 10)		1-2 G5-3		4-2 CS 2B BB		L7		2-1 F8		4 0 1 1 1 0 0												
John Jaha, R OBP: 0.429, SLG: 1.143 B.J. Surhoff, L (7, 3)		2-1 G6-3		2-0 2B 2B		1B 2B		1-2 F9		4 2 2 0 0 0 2 1 0 0 0 0 0 0												
Joe Oliver, R OBP: 0.444, SLG: 0.500 (1, 2)		2-2 P4		3-2 2B		P6				5 1 2 1 0 0 1												
Turner Ward, S OBP: 0.700, SLG: 1.000 (1, 7)			3-1 SH1-4 E G6-3 1B	2-2 G5-3		4-0 1B IBB	0-0 FC4-6 1B		2-3 K	4 2 2 0 1 1 1	AB 36 R 9 H 11 RBI 9 BB 7 SO 2 LOB 19											
Matt Mieske, R OBP: 0.600, SLG: 0.500 (1, 9)			1-0 E5 G6-3 SH1-4		4-1 BB BB	3-0 1B BB	1-2 FC4-6 1B		2-2 F8	4 1 2 1 1 0 1												
Fernando Vina, L OBP: 0.500, SLG: 0.333 (1, 6)			0-1 SH1-4		4-1 BB	2-1 BB BB 1B	0-0 F7			2 1 1 1 1 0 3												
Inning Stats	R: 0 E: 0 K: 1 S: 9	H: 0 LOB: 0 BB: 0 P: 13	R: 0 E: 0 K: 0 S: 8	H: 0 LOB: 0 BB: 0 P: 13	R: 1 E: 1 K: 0 S: 10	H: 1 LOB: 1 BB: 0 P: 17	R: 1 E: 0 K: 0 S: 11	H: 2 LOB: 1 BB: 1 P: 25	R: 0 E: 0 K: 0 S: 6	H: 0 LOB: 2 BB: 3 P: 21	R: 6 E: 0 K: 0 S: 20	H: 5 LOB: 2 BB: 3 P: 47	R: 1 E: 0 K: 0 S: 13	H: 3 LOB: 2 BB: 0 P: 18	R: 0 E: 0 K: 0 S: 7	H: 0 LOB: 0 BB: 0 P: 12	R: 0 E: 0 K: 1 S: 7	H: 0 LOB: 0 BB: 0 P: 11	1B: 8 2B: 3 3B: 0 HR: 0	SF: 0 SAC: 1 DP: 1 HBP: 0	WP: 0 PB: 0 SB: 0 CS: 1	PA: 44
PITCHER	IP WLS BF H R ER SO BB IBB HBP BLK WP HR S P ERA WHIP																					
Jim Abbott, L ERA: 2.08 (1, 1)	4.1 L 20 3 2 1 1 4 0 0 0 0 0 0 43 86 2.08 1.615																					
Jose DeLeon, R ERA: 33.75 (5, 1)	1.1 8 3 5 5 0 1 1 0 0 0 0 0 11 31 33.75 3.000																					
Atlee Hammaker, L ERA: 27.0 (6, 1)	0.0 1 0 0 0 0 0 1 0 0 0 0 0 2 6 ∞ ∞																					
Isidro Marquez, R ERA: 10.8 (6, 1)	0.1 3 2 1 1 0 0 0 0 0 0 0 0 8 13 27.00 6.000																					
Kirk McCaskill, R ERA: 9.0 (7, 1)	1.0 6 3 1 1 0 0 0 0 0 0 0 0 13 18 9.00 3.000																					
PITCHER	IP WLS BF H R ER SO BB IBB HBP BLK WP HR S P ERA WHIP																					
Tim Fortugno, L ERA: (8, 1)	1.0 3 0 0 0 0 0 0 0 0 0 0 0 7 12 0.00 0.000																					
Roberto Hernandez, R ERA: (9, 1)	1.0 3 0 0 0 0 1 0 0 0 0 0 0 7 11 0.00 0.000																					

Milwaukee Brewers @ Chicago White Sox
Comiskey Park, Chicago, IL
Thu Apr 27 1995, 8:05 PM EDT
Att. 31,073 - Unknown - 45 F

AB	36
R	9
H	11
RBI	9
BB	7
SO	2
LOB	19



Batter	1	2	3	4	5	6	7	8	9	AB R H RBI BB SO LOB
Ray Durham, S OBP: 0.200, SLG: 0.111 (1, 4)	G5-3		E3 1B	F8			G4-3		G1-3	5 1 0 0 0 0 2
Tim Raines, S OBP: 0.600, SLG: 0.889 (1, 7)	K		1B HBP				HR		G6-3 DI 1B	4 1 3 1 0 1 0
Frank Thomas, R OBP: 0.600, SLG: 0.857 (1, 3)	BB		1B			F8	HR		G6-3	4 1 2 2 1 0 2
Chris Sabo, R (1, 10)	P5		F7			L8	P6		F8	5 0 0 0 0 0 5
Robin Ventura, L OBP: 0.500, SLG: 1.000 (1, 5)		G4-3	K			K		HR		4 1 1 1 0 2 3
Mike Devereaux, R (1, 9)		K	G4-3			G6-3		G1-3		4 0 0 0 0 1 2
Lance Johnson, L OBP: 0.250, SLG: 0.143 (1, 8)		S 1B		F7		G4-3		F8		4 0 1 0 0 0 0
Ron Karkovice, R OBP: 0.429, SLG: 0.400 (1, 2)		BB		F7		K		BB		2 0 0 0 2 1 0
Ozzie Guillen, L OBP: 0.375, SLG: 0.500 (1, 6)		P7		1B		G4-3 1B		F9		4 0 2 0 0 0 3

Inning Stats	R: 0	H: 0	E: 0	K: 1	S: 8	H: 0	LOB: 1	BB: 1	P: 17	R: 0	H: 1	E: 0	K: 1	S: 7	H: 1	LOB: 2	BB: 1	P: 12	R: 1	H: 1	E: 2	K: 1	S: 15	H: 1	LOB: 2	BB: 0	P: 24	R: 0	H: 1	E: 0	K: 0	S: 8	H: 1	LOB: 1	BB: 0	P: 11	R: 0	H: 0	E: 0	K: 1	S: 6	H: 0	LOB: 0	BB: 0	P: 11	R: 2	H: 3	E: 0	K: 0	S: 14	H: 3	LOB: 0	BB: 0	P: 21	R: 1	H: 1	E: 0	K: 0	S: 9	H: 1	LOB: 1	BB: 1	P: 16	R: 0	H: 1	E: 0	K: 0	S: 14	H: 1	LOB: 1	BB: 0	P: 21	1B: 6	SF: 0	2B: 0	SAC: 0	3B: 0	DP: 1	HR: 3	HBP: 1	WP: 0	PA: 40
--------------	------	------	------	------	------	------	--------	-------	-------	------	------	------	------	------	------	--------	-------	-------	------	------	------	------	-------	------	--------	-------	-------	------	------	------	------	------	------	--------	-------	-------	------	------	------	------	------	------	--------	-------	-------	------	------	------	------	-------	------	--------	-------	-------	------	------	------	------	------	------	--------	-------	-------	------	------	------	------	-------	------	--------	-------	-------	-------	-------	-------	--------	-------	-------	-------	--------	-------	--------

PITCHER	IP	WLS	BF	H	R	ER	SO	BB	IBB	HBP	BLK	WP	HR	S	P	ERA	WHIP
21 Cal Eldred, R ERA:	(1, 1)	5.0	23	4	1	0	4	2	0	0	0	0	0	47	78	0.00	1.200
Mike Ignasiak, R ERA: 9.0	(6, 1)	2.0	8	3	2	2	1	0	0	0	0	0	2	20	32	9.00	1.500
Al Reyes, R ERA: 9.0	(8, 1)	1.0	5	1	1	1	0	1	0	0	0	0	1	9	16	9.00	2.000
Graeme Lloyd, L ERA:	(9, 1)	1.0	4	1	0	0	0	0	0	0	0	0	0	14	21	0.00	1.000

BOTTOM

Milwaukee Brewers @ Chicago White Sox
Comiskey Park, Chicago, IL
Thu Apr 27 1995, 8:05 PM EDT
Att: 31,073 - Unknown - 45 F

livebaseballscorecards.com

AB	36
R	4
H	9
RBI	4
BB	3
SO	5
LOB	17



Batter	1	2	3	4	5	6	7	8	9	AB R H RBI BB SO LOB	TOP											
Ray Durham, S (1, 4) OBP: 0.267, SLG: 0.286	1-3 K			0-1 HR		3-2 G3 2B		1-3 K	0-3 K	5 2 2 0 0 3 1	Chicago White Sox @ Boston Red Sox Fenway Park, Boston, MA Fri Apr 28 1995, 7:05 PM EDT Att. 23,199 - Unknown - 55 F											
Norberto Martin, R (1, 7) OBP: 0.267, SLG: 0.286	2-3 K			2-3 K		0-1 G3		0-3 K		4 0 0 0 0 3 2												
Frank Thomas, R (1, 3) OBP: 0.643, SLG: 1.200	2-1 G6-3			2-1 HR		3-2 2B		4-2 2B BB		3 1 2 3 1 0 0												
Chris Sabo, R (1, 10) OBP: 0.071, SLG: 0.154		1-1 F7		2-3 K		2-0 G1-3		0-0 2B		4 0 1 0 0 1 1												
Robin Ventura, L (1, 5) OBP: 0.333, SLG: 0.600		0-1 G4-3		1-0 G6-3		0-0 B1-3		2-3 K		4 0 0 0 0 1 3												
Mike Devereaux, R (1, 9) OBP: 0.167, SLG: 0.091		3-2 G5-3			4-1 G4-3 BB		1-1 G6-3		1-2 PB 1B	3 1 1 0 1 0 0												
Lance Johnson, L (1, 8) OBP: 0.167, SLG: 0.091			1-2 L4		0-0 G4-3		0-0 L1		0-1 P5	4 0 0 0 0 0 2												
Ron Karkovics, R (1, 2) OBP: 0.333, SLG: 0.286 Barry Lyons, R (7, PH)		1-1 F7		2-2 G5-3		4-0 BB		1-3 K		2 0 0 0 0 0 1 0 0 0 0 1 0 0												
Warren Newson, L (9, PH)								1-2 K		1 0 0 0 0 1 1												
Craig Grebeck, R (1, 6) Dave Martinez, L (9, PH) OBP: 1.000, SLG: 1.000			2-3 K		1-0 L6-3		0-1 G5-3		0-1 2-H 1B	3 0 0 0 0 1 2 1 0 1 1 0 0 0												
Inning Stats	R: 0 E: 0 K: 2 S: 8	H: 0 LOB: 0 BB: 0 P: 13	R: 0 E: 0 K: 0 S: 8	H: 0 LOB: 0 BB: 0 P: 12	R: 0 E: 0 K: 1 S: 8	H: 0 LOB: 0 BB: 0 P: 12	R: 2 E: 0 K: 2 S: 11	H: 2 LOB: 0 BB: 0 P: 18	R: 0 E: 0 K: 0 S: 6	H: 0 LOB: 1 BB: 1 P: 13	R: 1 E: 0 K: 0 S: 11	H: 2 LOB: 1 BB: 0 P: 19	R: 0 E: 0 K: 0 S: 5	H: 0 LOB: 1 BB: 1 P: 10	R: 0 E: 0 K: 3 S: 12	H: 1 LOB: 2 BB: 1 P: 19	R: 1 E: 0 K: 2 S: 16	H: 2 LOB: 1 BB: 0 P: 18	1B: 3 2B: 3 3B: 0 HR: 1	SF: 0 SAC: 0 DP: 0 HBP: 0	WP: 0 PB: 1 SB: 0 CS: 0	PA: 37
PITCHER	IP WLS BF H R ER SO BB IBB HBP BLK WP HR S P ERA WHIP																					
Rheal Cormier, L (1, 1) ERA: 3.6	5.0 W 18 2 2 2 5 1 0 0 0 0 1 41 68 3.60 0.600																					
Keith Shepherd, R (6, 1) ERA: 13.5	0.2 4 2 1 1 0 0 0 0 0 0 0 10 18 13.50 3.000																					
Derek Lilliquist, L (6, 1) ERA:	1.1 5 0 0 0 0 1 0 0 0 0 0 6 11 0.00 0.750																					
Alejandro Pena, R (8, 1) ERA:	2.0 10 3 1 0 5 1 0 0 0 0 0 28 37 0.00 2.000																					

livebaseballscorecards.com

AB	34
R	4
H	7
RBI	4
BB	3
SO	10
LOB	13



Batter	1	2	3	4	5	6	7	8	9	AB	R	H	RBI	BB	SO	LOB
Luis Alicea, S OBP: 0.364, SLG: 0.222 (1, 4)	3-3 K	3-2 E3 BB 1B E	1-1 P5	2-2 P4		4-0 WP 1B SF8 BB	1-3 K			5	2	0	0	1	2	7
John Valentin, R OBP: 0.545, SLG: 0.625 (1, 6)	4-0 BB BB BB	2-1 E BB 1B 1-2 2-H 3-H	2-2 E5	1-2 P3		0-0 SF8 WP 1B 1-2		4-1 PB BB		4	0	2	2	2	0	3
Jose Canseco, R OBP: 0.455, SLG: 0.286 (1, 10)	4-0 BB BB BB	4-2 E BB 1-2 2-3	1-1 F7		2-0 P4	2-0 SF8 1-3 2-H		1-2 F8		3	0	0	1	2	0	2
Mo Vaughn, L OBP: 0.364, SLG: 0.333 (1, 3)	3-2 F8	2-3 K		0-3 K	4-1 G3-1 1B BB	2-0 P5		2-2 P5 1-2		5	1	0	0	1	2	7
Mark Whiten, S OBP: 0.455, SLG: 0.250 (1, 9)	4-0 BB BB BB	0-0 E4 FC4-6		4-1 BB BB 1B	0-0 G3-1 1B	1-0 F9		2-3 K		4	2	1	0	2	1	4
Mike Greenwell, L OBP: 0.600, SLG: 0.667 (1, 7)	0-3 K	1-1 FC4-6		4-0 BB BB 1B	2-1 G3-1		2-2 FC6-4 1B			4	1	1	0	1	1	8
Mike Macfarlane, R OBP: 0.500, SLG: 0.167 (1, 2)		2-2 G5-3	0-3 K	4-2 BB BB 1B	0-1 BB		1-3 K			4	0	1	2	1	2	1
Tim Lincecum, R OBP: 0.556, SLG: 0.571 (1, 5)		0-1 E 1B 2B	4-2 HR BB	1-1 BB 1B	4-2 BB BB		0-2 FC6-4 BB 1-2f			3	2	2	2	2	0	1
Lee Tinsley, S OBP: 0.400, SLG: 0.625 (1, 8)		3-2 E5 BB 1B S 2-3	1-1 HR	4-1 BB BB	1-1 G1-3		4-0 BB BB			3	2	1	2	2	0	3

Inning Stats	R: 0	H: 0	E: 0	K: 2	S: 9	LOB: 3	BB: 3	P: 27	R: 3	H: 2	E: 3	K: 1	S: 23	LOB: 3	BB: 1	P: 40	R: 2	H: 1	E: 1	K: 1	S: 16	LOB: 1	BB: 1	P: 25	R: 2	H: 1	E: 0	K: 1	S: 15	LOB: 3	BB: 4	P: 35	R: 2	H: 2	E: 0	K: 0	S: 11	LOB: 2	BB: 2	P: 24	R: 1	H: 1	E: 0	K: 0	S: 4	LOB: 1	BB: 1	P: 13	R: 0	H: 1	E: 0	K: 2	S: 12	LOB: 2	BB: 1	P: 20	R: 0	H: 0	E: 0	K: 1	S: 10	LOB: 1	BB: 1	P: 19
--------------	------	------	------	------	------	--------	-------	-------	------	------	------	------	-------	--------	-------	-------	------	------	------	------	-------	--------	-------	-------	------	------	------	------	-------	--------	-------	-------	------	------	------	------	-------	--------	-------	-------	------	------	------	------	------	--------	-------	-------	------	------	------	------	-------	--------	-------	-------	------	------	------	------	-------	--------	-------	-------

PITCHER	IP	WLS	BF	H	R	ER	SO	BB	IBB	HBP	BLK	WP	HR	S	P	ERA	WHIP
Jason Bere, R ERA: 6.0 (1, 1)	3.0	L	21	3	5	2	4	5	0	0	0	0	1	48	92	6.00	2.667
Scott Ruffcorn, R ERA: 16.2 (4, 1)	1.2		14	3	4	4	1	6	0	0	0	0	0	24	56	21.60	5.400
Tim Fortugno, L ERA: 2.7 (5, 1)	1.1		6	1	1	1	0	1	0	0	0	1	0	6	16	6.75	1.500
Jose DeLeon, R ERA: 19.29 (7, 1)	1.0		5	1	0	0	2	1	0	0	0	0	0	12	20	0.00	2.000
Scott Radinsky, L ERA: (8, 1)	1.0		4	0	0	0	1	1	0	0	0	0	0	10	19	0.00	1.000

BOTTOM	
AB	35
R	10
H	8
RBI	9
BB	14
SO	8
LOB	36

PITCHER	
WP: 1	PA: 50
PB: 1	
SB: 1	
CS: 0	

Chicago White Sox @ Boston Red Sox
Fenway Park, Boston, MA
Fri Apr 28 1995, 7:05 PM EDT
Att: 23,199 - Unknown - 55 F



Batter	1	2	3	4	5	6	7	8	9	AB R H RBI BB SO LOB	TOP											
Ray Durham, S (1, 4) OBP: 0.211, SLG: 0.222	1-3 K		0-3 K		1-3 K			2-3 K		4 0 0 0 0 4 3												
Tim Raines, S (1, 7) OBP: 0.429, SLG: 0.615	1-1 G3			1-1 F9		1-0 F8		2-1 G4-3		4 0 0 0 0 0 0												
Frank Thomas, R (1, 10) OBP: 0.556, SLG: 0.929	1-0 L8			1-2 G6-3		0-1 E7 1B		3-2 F8		4 0 1 0 0 0 0												
Chris Sabo, R (1, 3) OBP: 0.167, SLG: 0.294		2-3 K		1-1 2B		3-1 G6-3			2-2 L9-3 1B	4 0 2 0 0 1 1												
Robin Ventura, L (1, 5) OBP: 0.250, SLG: 0.429		2-1 G6-3		2-1 L7		1-1 F8			3-2 L9-3 1-1	4 0 0 0 0 0 3												
Dave Martinez, L (1, 9) OBP: 0.200, SLG: 0.200		3-3 K			2-3 K				1-3 K	4 0 0 0 0 3 0												
Lance Johnson, L (1, 8) OBP: 0.200, SLG: 0.143			1-2 G4-3		2-1 G5-3		0-0 1B			3 0 1 0 0 0 0												
Michael LaValliere, L (1, 2) Ron Karkovice, R (7, PH) OBP: 0.300, SLG: 0.250			3-3 K		4-2 BB BB		1-1 P2			1 0 0 0 0 1 1 0 1 0 0 0 0 0 0 1												
Craig Grebeck, R (1, 6) OBP: 0.333, SLG: 0.200			1-2 1B		4-0 BB		1-2 F8			2 0 1 0 1 0 1												
Inning Stats	R: 0 E: 0 K: 1 S: 8	H: 0 LOB: 0 BB: 0 P: 11	R: 0 E: 0 K: 2 S: 8	H: 0 LOB: 0 BB: 0 P: 15	R: 0 E: 0 K: 2 S: 14	H: 1 LOB: 1 BB: 0 P: 19	R: 0 E: 0 K: 0 S: 9	H: 1 LOB: 1 BB: 0 P: 14	R: 0 E: 0 K: 2 S: 14	H: 0 LOB: 2 BB: 2 P: 27	R: 0 E: 1 K: 0 S: 7	H: 1 LOB: 1 BB: 0 P: 12	R: 0 E: 0 K: 0 S: 9	H: 1 LOB: 1 BB: 0 P: 14	R: 0 E: 0 K: 1 S: 9	H: 0 LOB: 0 BB: 0 P: 16	R: 0 E: 0 K: 1 S: 10	H: 1 LOB: 0 BB: 0 P: 16	1B: 4 2B: 2 3B: 0 HR: 0	SF: 0 SAC: 0 DP: 1 HBP: 0	WP: 0 PB: 0 SB: 1 CS: 0	PA: 33
PITCHER	IP WLS BF H R ER SO BB IBB HBP BLK WP HR S P ERA WHIP																					
Erik Hanson, R (1, 1) ERA:	5.0 W 19 2 0 0 7 2 0 0 0 0 0 0 53 86 0.00 0.800																					
Mike Hartley, R (6, 1) ERA:	1.0 4 1 0 0 0 0 0 0 0 0 0 0 7 12 0.00 1.000																					
Derek Lilliquist, L (7, 1) ERA:	0.1 2 1 0 0 0 0 0 0 0 0 0 0 4 7 0.00 3.000																					
Jeff Pierce, R (7, 1) ERA:	1.2 5 0 0 0 1 0 0 0 0 0 0 0 14 23 0.00 0.000																					
Ken Ryan, R (9, 1) ERA:	1.0 3 1 0 0 0 1 0 0 0 0 0 0 10 16 0.00 1.000																					

Chicago White Sox @ Boston Red Sox
Fenway Park, Boston, MA
Sat Apr 29 1995, 3:33 AM EDT
Att. 27,631 - Cloudy - 52 F

AB	31
R	0
H	5
RBI	0
BB	2
SO	9
LOB	9



livebaseballscorecards.com

Batter	1	2	3	4	5	6	7	8	9
Luis Alicea, S OBP: 0.313, SLG: 0.214 (1, 4)	1-0 E3 2B PB	1-1 G6-3			0-2 G3 2-3	2-3 K 1-2		1-2 1B	
John Valentin, R OBP: 0.563, SLG: 0.667 (1, 6)	1-0 PB 1-3 G6-3 2B		4-0 G1-6-3 1B BB		0-1 CS BB 1B 3-H		1-1 G6-3	2-2 G1-3	
Jose Canseco, R OBP: 0.467, SLG: 0.300 (1, 10)	1-0 G6-3		1-0 G1-6-3 1B		4-2 BB		1-3 K		
Mo Vaughn, L OBP: 0.267, SLG: 0.231 (1, 3)	2-3 K		0-2 G1-6-3		0-3 K		2-3 K		
Mark Whiten, S OBP: 0.333, SLG: 0.167 (1, 9)	0-1 G5-3		2-3 K		0-1 F9		2-2 G6-3		
Mike Greenwell, L OBP: 0.643, SLG: 0.667 (1, 7)		0-0 FC6-4 1B		1-2 F9		0-0 SH3 BB FC3 1B		4-2 FC5 BB BB	
Bill Haselman, R (1, 2)		1-0 FC6-4 1B 1-2f 1B		2-1 P5		4-2 FC3 SH3 BB		4-1 E 1B BB	
Tim Lincecum, R OBP: 0.500, SLG: 0.500 (1, 5)		1-1 1B 1-2 1B		1-2 G1-3		0-0 SH3		2-2 FC5 1B	
Lee Tinsley, S OBP: 0.500, SLG: 0.750 (1, 8)		0-2 1B 1-3 2-H			2-1 G3 1B 2B		1-0 FC3 CS	2-1 1B 1B	

Inning Stats	R: 2	H: 1	E: 1	K: 1	S: 8	L: 0	BB: 0	P: 13	R: 1	H: 3	E: 0	K: 0	S: 10	L: 0	LOB: 1	BB: 0	P: 13	R: 0	H: 1	E: 0	K: 1	S: 7	L: 0	LOB: 1	BB: 1	P: 14	R: 0	H: 0	E: 0	K: 0	S: 13	L: 0	LOB: 0	BB: 0	P: 17	R: 1	H: 2	E: 0	K: 1	S: 14	L: 0	LOB: 2	BB: 1	P: 20	R: 1	H: 1	E: 0	K: 1	S: 10	L: 0	LOB: 1	BB: 1	P: 17	R: 0	H: 0	E: 0	K: 2	S: 8	L: 0	LOB: 0	BB: 0	P: 12	R: 3	H: 2	E: 1	K: 0	S: 19	L: 0	LOB: 1	BB: 2	P: 36
--------------	------	------	------	------	------	------	-------	-------	------	------	------	------	-------	------	--------	-------	-------	------	------	------	------	------	------	--------	-------	-------	------	------	------	------	-------	------	--------	-------	-------	------	------	------	------	-------	------	--------	-------	-------	------	------	------	------	-------	------	--------	-------	-------	------	------	------	------	------	------	--------	-------	-------	------	------	------	------	-------	------	--------	-------	-------

										PITCHER										PITCHER										PITCHER																							
										IP	WLS	BF	H	R	ER	SO	BB	IBB	HBP	BLK	WP	HR	S	P	ERA	WHIP											IP	WLS	BF	H	R	ER	SO	BB	IBB	HBP	BLK	WP	HR	S	P	ERA	WHIP
Wilson Alvarez, L ERA: 3.6 (1, 1)										5.0	L	23	7	4	2	3	2	0	0	0	0	0	52	77	3.60	1.800											5.0	L	8	1	1	1	3	1	0	0	0	0	0	18	29	4.50	1.000
Isidro Marquez, R ERA: 7.36 (6, 1)										2.0		8	1	1	1	3	1	0	0	0	0	0	18	29	4.50	1.000											1.0		7	2	3	3	0	2	0	0	0	0	0	19	36	27.00	4.000
Atlee Hammaker, L ERA: 27.0 (8, 1)										1.0		7	2	3	3	0	2	0	0	0	0	0	19	36	27.00	4.000																											


BOTTOM

Chicago White Sox @ Boston Red Sox
Fenway Park, Boston, MA

Sat Apr 29 1995, 3:33 AM EDT
Att: 27,631 - Cloudy - 52 F


AB	R	H	RBI	BB	SO	LOB
5	1	1	1	0	1	4
4	1	2	1	1	0	1
3	0	1	1	1	1	0
4	0	0	0	0	3	4
4	0	0	0	0	1	3
3	1	2	0	1	0	0
2	2	0	0	2	0	1
3	1	1	0	0	0	2
4	2	3	4	0	0	1

AB	32
R	8
H	10
RBI	7
BB	5
SO	6
LOB	16



1B:	8	SF:	0	WP:	0	PA:	38
2B:	2	SAC:	1	PB:	1		
3B:	0	DP:	1	SB:	0		
HR:	0	HBP:	0	CS:	2		

livebaseballscorecards.com

Batter	1	2	3	4	5	6	7	8	9	AB R H RBI BB SO LOB	TOP											
Ray Durham, S OBP: 0.240, SLG: 0.217 (1, 4)	4-1 G3 2B BB		0-0 G6-3 WP 1B	3-1 F6	0-0 L3		0-3 K	0-1 L8		5 2 1 1 1 1 6												
Tim Raines, S OBP: 0.450, SLG: 0.579 (1, 7)	0-0 G3		2-2 G1-6-3	0-1 1B	2-1 1B		2-2 G4-3		3-2 E G1-3 1B	6 1 3 3 0 0 2												
Frank Thomas, R OBP: 0.500, SLG: 0.800 (1, 3)	3-2 2B		1-0 G6-3	0-1 1B	1-2 L7			0-3 K	1-3 K	6 0 2 3 0 2 3												
Chris Sabo, R OBP: 0.208, SLG: 0.304 (1, 10)	1-2 G1-3		2-3 K	0-0 FC6-4 1B		2-0 F8		2-2 1B S HR 1B	0-0 G1-3	6 1 2 1 0 1 2												
Robin Ventura, L OBP: 0.318, SLG: 0.353 (1, 5)	2-1 F8					4-1 HR BB		4-2 1B HR BB	3-2 E6	3 3 0 0 3 0 4												
Mike Devereaux, R OBP: 0.278, SLG: 0.412 (1, 9)		2-0 FC4-6 1B				0-0 HR		0-3 K	2-0 G5-3	6 2 3 2 0 1 6												
Lance Johnson, L OBP: 0.300, SLG: 0.263 (1, 8)		1-0 FC4-6 CS		2-0 BB BB 1B	0-0 SH1-4 PB 1B	0-0 G4-3		0-0 HR 1B		5 3 3 1 0 0 1	AB 43 R 17 H 17 RBI 16 BB 6 SO 6 LOB 25											
Ron Karkovics, R OBP: 0.400, SLG: 0.545 (1, 2)		1-2 K		4-0 1B BB	2-2 SH1-4 HBP 1B	0-1 P4		0-1 HR		3 3 1 4 1 1 1												
Craig Grebeck, R OBP: 0.500, SLG: 0.500 (1, 6)			1-1 E9 1B	4-2 1B BB	1-1 SH1-4		0-2 L4	1-0 2B		3 2 2 1 1 0 0												
Inning Stats	R: 1 E: 0 K: 0 S: 12	H: 1 LOB: 1 BB: 1 P: 22	R: 0 E: 0 K: 1 S: 6	H: 1 LOB: 0 BB: 0 P: 10	R: 2 E: 1 K: 1 S: 14	H: 2 LOB: 0 BB: 3 P: 20	R: 6 E: 0 K: 0 S: 20	H: 5 LOB: 2 BB: 3 P: 43	R: 2 E: 0 K: 0 S: 18	H: 2 LOB: 1 BB: 0 P: 24	R: 2 E: 0 K: 1 S: 6	H: 1 LOB: 0 BB: 1 P: 12	R: 0 E: 0 K: 1 S: 9	H: 0 LOB: 0 BB: 0 P: 11	R: 4 E: 0 K: 2 S: 20	H: 4 LOB: 1 BB: 1 P: 27	R: 0 E: 1 K: 1 S: 12	H: 1 LOB: 2 BB: 0 P: 21	1B: 13 2B: 2 3B: 0 HR: 2	SF: 0 SAC: 1 DP: 0 HBP: 1	WP: 2 PB: 1 SB: 1 CS: 1	PA: 51
PITCHER	IP WLS BF H R ER SO BB IBB HBP BLK WP HR S P ERA WHIP																					
Frankie Rodriguez, R ERA: 13.5 (1, 1)	3.0 L 16 6 6 6 2 2 0 0 0 2 0 35 63 18.00 2.667																					
Keith Shepherd, R ERA: 36.0 (4, 1)	0.1 5 2 2 2 0 2 0 0 0 0 0 11 22 54.00 12.000																					
Mike Hartley, R ERA: 7.71 (4, 1)	3.2 17 4 5 5 1 1 0 1 0 0 1 39 57 12.27 1.364																					
Alejandro Pena, R ERA: 9.0 (8, 1)	1.0 8 4 4 4 2 1 0 0 0 0 1 20 27 36.00 5.000																					
Jeff Pierce, R ERA: (9, 1)	1.0 5 1 0 0 0 1 0 0 0 0 0 0 12 21 0.00 1.000																					

Chicago White Sox @ Boston Red Sox
Fenway Park, Boston, MA
Sun Apr 30 1995, 3:33 AM EDT
Att. 30,658 - Overcast - 46 F

livebaseballscorecards.com

Batter	1	2	3	4	5	6	7	8	9	AB	R	H	RBI	BB	SO	LOB
Luis Alicea, S Terry Shumpert, R (1, 4) (8, PH) (9, 4)	2-1 L8	0-1 L3		0-0 F8		2-1 L3		2-2 G5-3	1-3 K	4	0	0	0	0	0	3
John Valentin, R Steve Rodriguez, R (1, 6) (8, PH) (9, 6)	0-0 1B		2-1 HR	3-2 F8			2-2 G4-3 E 1B	0-1 E4		4	2	3	0	0	0	0
Mo Vaughn, L 18 Reggie Jefferson, S (1, 3) (8, PH) (9, 3)	2-2 P4		1-0 HR		2-0 HR		0-0 G4-3 1-2	1-1 G4-3		4	2	2	2	0	0	2
Jose Canseco, R Bill Haselman, R (1, 10) (9, PH)	1-0 P4		4-2 E S 2B BB		1-2 HR		2-2 E5 G4-3 1B		1-3 K	3	3	1	2	1	0	1
Mike Greenwell, L Wes Chamberlain, R (1, 7) (9, 9)		1-0 G4-3 1B	1-3 K		3-3 K		0-0 G4-3 2-3		4-2 G4-3 1B BB	4	1	1	0	0	2	2
Mike Macfarlane, R Rich Rowland, R (1, 2) (9, 2)		2-1 L6	0-0 PB 2B		2-1 L6		0-0 1B		2-3 K	4	0	2	2	0	0	1
Troy O'Leary, L (1, 9) (9, 7)		3-2 G4-3 1-2	1-2 G4-3 2-3		0-2 G4-3		1-0 G4-3		1-2 E PB 1B	5	1	1	0	0	0	3
Tim Lincecum, R (1, 5)		0-0 1B 2-H	1-1 F7			3-2 F8		0-0 E 1B	1-0 E6 PB	5	1	2	1	0	0	2
Lee Tinsley, S (1, 8)		2-2 1B		2-3 K		0-0 L3 1B		2-2 E1 1-H	4-0 K	4	0	2	0	1	1	0

Inning Stats	R: 0	H: 1	E: 0	K: 0	S: 8	LOB: 1	BB: 0	P: 13	R: 1	H: 3	E: 0	K: 0	S: 13	LOB: 2	BB: 0	P: 21	R: 3	H: 3	E: 0	K: 1	S: 17	LOB: 0	BB: 0	P: 14	R: 2	H: 2	E: 0	K: 1	S: 12	LOB: 0	BB: 0	P: 20	R: 0	H: 1	E: 0	K: 0	S: 6	LOB: 0	BB: 0	P: 11	R: 2	H: 2	E: 1	K: 0	S: 11	LOB: 1	BB: 0	P: 16	R: 1	H: 1	E: 2	K: 0	S: 11	LOB: 1	BB: 0	P: 16	R: 2	H: 1	E: 1	K: 3	S: 19	LOB: 2	BB: 2	P: 33	1B: 10	2B: 3	3B: 0	HR: 2	SF: 0	SAC: 0	DP: 1	HBP: 0	WP: 0	PA: 46
PITCHER	IP	WLS	BF	H	R	ER	SO	BB	IBB	HBP	BLK	WP	HR	S	P	ERA	WHIP																																																									
James Baldwin, R ERA: 9.82	(1, 1)	3.2		19	7	4	4	2	1	0	0	0	0	0	1	42	67	9.82	2.182																																																							
Jose DeLeon, R ERA: 13.5	(4, 1)	2.1	W	9	3	2	2	1	0	0	0	0	0	1	23	39	7.71	1.286																																																								
Kirk McCaskill, R ERA: 3.0	(7, 1)	2.0		11	3	3	0	0	0	0	0	0	0	0	22	32	0.00	1.500																																																								
Roberto Hernandez, R ERA:	(9, 1)	1.0		7	1	2	0	3	2	0	0	0	0	0	19	33	0.00	3.000																																																								

BOTTOM

Chicago White Sox @ Boston Red Sox
 Fenway Park, Boston, MA
 Sun Apr 30 1995, 3:33 AM EDT
 Att. 30,658 - Overcast - 46 F

livebaseballscorecards.com

AB	43
R	11
H	14
RBI	7
BB	3
SO	6
LOB	18




Batter	1	2	3	4	5	6	7	8	9	AB R H RBI BB SO LOB
Ray Durham, S (1, 4) OBP: 0.290, SLG: 0.250	1-2 FC5-4 1B	0-3 K		1-2 1B	4-0 BB		2-3 K		1-1 G4-3	5 0 2 0 1 2 1
Tim Raines, S (1, 7) OBP: 0.423, SLG: 0.520	0-0 FC5-4 BB BB 1-2f E	1-0 FC5-4 1B		1 SAFE F8	2-0 P6		2-1 1B		1-1 F7	6 1 2 1 0 0 5
Frank Thomas, R (1, 3) OBP: 0.483, SLG: 0.708	2-3 K	0-0 FC5-4 1-2f			4-0 2B BB	0-2 G6-3	0-0 1B			4 1 1 0 1 1 2
Chris Sabo, R (1, 10) OBP: 0.241, SLG: 0.333	4-1 E BB 1-2 BB		1-0 F9		1-1 2B	2-0 F8	0-3 K			4 2 1 0 1 1 2
Robin Ventura, L (1, 5) OBP: 0.370, SLG: 0.400	4-0 E 1-2 BB		0-0 F7		3-2 G6-3 1B 2B	4-1 1B BB		2-2 G4-3		3 2 1 2 2 0 0
Mike Devereaux, R (1, 9) OBP: 0.304, SLG: 0.409	0-1 E6 1-2 BB		3-2 1B		3-2 G6-3	2-0 1B		0-2 G5-3		5 1 2 0 0 0 3
Lance Johnson, L (1, 8) OBP: 0.320, SLG: 0.261	0-1 E6 1-H 2-H 3-H		0-1 G4-3		4-0 S 1B IBB	1-0 G3		0-0 1B		4 0 1 0 1 0 3
Ron Karkovics, R (1, 2) OBP: 0.300, SLG: 0.375	2-1 F8			3-2 L6	0-1 P3		2-0 F8		0-3 K	5 0 0 0 0 1 4
Craig Grebeck, R (1, 6) OBP: 0.467, SLG: 0.538		1-2 F7		1-0 P9	0-2 BB 1B		2-1 1B 2B		2-3 K	5 1 2 1 0 1 0

Inning Stats	R: 4 E: 2 K: 1 S: 14	H: 1 LOB: 1 BB: 2 P: 27	R: 0 E: 0 K: 1 S: 8	H: 1 LOB: 1 BB: 0 P: 10	R: 0 E: 0 K: 0 S: 7	H: 1 LOB: 1 BB: 0 P: 11	R: 0 E: 0 K: 0 S: 9	H: 1 LOB: 1 BB: 0 P: 14	R: 3 E: 0 K: 0 S: 15	H: 3 LOB: 3 BB: 3 P: 36	R: 0 E: 0 K: 0 S: 7	H: 1 LOB: 2 BB: 1 P: 16	R: 1 E: 0 K: 2 S: 12	H: 3 LOB: 2 BB: 0 P: 20	R: 0 E: 0 K: 1 S: 10	H: 1 LOB: 1 BB: 0 P: 12	R: 0 E: 0 K: 1 S: 7	H: 0 LOB: 0 BB: 0 P: 11	1B: 9 2B: 3 3B: 0 HR: 0	SF: 0 SAC: 0 DP: 0 HBP: 0	WP: 0 PB: 0 SB: 1 CS: 0	PA: 47
--------------	-------------------------------	----------------------------------	------------------------------	----------------------------------	------------------------------	----------------------------------	------------------------------	----------------------------------	-------------------------------	----------------------------------	------------------------------	----------------------------------	-------------------------------	----------------------------------	-------------------------------	----------------------------------	------------------------------	----------------------------------	----------------------------------	------------------------------------	----------------------------------	--------

PITCHER	IP	WLS	BF	H	R	ER	SO	BB	IBB	HBP	BLK	WP	HR	S	P	ERA	WHIP
Pat Hentgen, R (1, 1) ERA: 2.03	5.0		29	7	7	3	2	4	1	0	0	0	0	53	98	5.40	2.200
Woody Williams, R (6, 1) ERA: 6.75	2.0		11	4	1	1	2	1	0	0	0	0	0	19	36	4.50	2.500
Mike Timlin, R (8, 1) ERA:	2.0	W	7	1	0	0	2	0	0	0	0	0	0	17	23	0.00	0.500

TOP

Chicago White Sox @ Toronto Blue Jays
SkyDome, Toronto, ON
Tue May 02 1995, 7:05 PM EDT
Att. 34,194 - Dome

AB 41 R 8 H 12 RBI 4 BB 6 SO 6 LOB 20	
--	---

Batter	1	2	3	4	5	6	7	8	9	AB	R	H	RBI	BB	SO	LOB
Devon White, S OBP: 0.355, SLG: 0.517 (1, 8)	0-1 F8	1-3 K		2-2 G3		1-1 F9		2-1 1B 1-2 2-H 1B		5	1	1	1	0	1	2
Alex Gonzalez, R OBP: 0.233, SLG: 0.276 (1, 6)	2-1 L6		2-3 K		1-1 E4 FC6-4	2-3 K		3-2 F9		5	0	0	0	0	2	2
Paul Molitor, R OBP: 0.290, SLG: 0.286 (1, 10)	0-0 G6-3		0-0 E5 BB 1B		2-2 FC6-4 E 1B 1-2f	3-2 F9		0-1 1B 1-3 2-H 1B		5	1	1	1	0	0	1
Joe Carter, R OBP: 0.452, SLG: 0.586 (1, 7)		1-2 1B 1B	2-2 BB 1B		0-1 E 1B 1-2		3-2 P4	0-2 1B 1-2 3-H 1B		5	2	4	1	0	0	0
John Olerud, L OBP: 0.323, SLG: 0.286 (1, 3)		3-1 P4	0-3 K		1-0 FC6 1B 1-2 2-3 G6-3		1-1 G3-1	1-0 L8		5	1	0	0	0	1	7
Roberto Alomar, S OBP: 0.419, SLG: 0.444 (1, 4)		3-2 FC4-6 1B 1-3 1B	4-1 BB		1-0 G6-3 1B 1-3 2-H 3-H 1B		0-3 K		1-1 HR	4	2	3	3	1	1	0
Shawn Green, L OBP: 0.333, SLG: 0.263 (1, 9)		0-0 FC4-6 1B 1-2 3-H 1B	0-2 K		3-2 G6-3			3-2 BB 1B 1B		3	0	1	2	0	1	4
Mike Huff, R OBP: 0.444, SLG: 0.167 (8, PH)										1	1	1	0	0	0	0
Ed Sprague, R OBP: 0.308, SLG: 0.333 (1, 5)		1-1 FC4-6 1B 1-2f 2-3		0-1 P5		4-0 BB		1 SAFE 1 SAFE 3-2 F9		3	0	0	0	1	0	3
Randy Knorr, R OBP: 0.308, SLG: 0.385 (1, 2)		0-0		1-2 G4-3		3-2 G6-3		4-1 1B 1-2 BB		3	0	1	1	0	0	2
Lance Parrish, R OBP: 0.455, SLG: 0.444 (8, PH)		1-3 1B 3-H								0	1	0	0	1	0	0

Inning Stats	R: 0	H: 0	E: 0	K: 5	S: 5	H: 0	LOB: 0	BB: 0	P: 7	R: 2	H: 4	E: 0	K: 1	S: 15	R: 0	H: 1	E: 1	K: 3	S: 15	R: 0	H: 0	E: 0	K: 0	S: 9	R: 3	H: 2	E: 2	K: 0	S: 16	R: 0	H: 0	E: 0	K: 1	S: 8	R: 0	H: 0	E: 0	K: 1	S: 12	R: 3	H: 4	E: 0	K: 0	S: 19	R: 1	H: 1	E: 0	K: 0	S: 2	1B: 11	2B: 0	3B: 0	HR: 1	SF: 0	SAC: 0	DP: 0	HBP: 0	WP: 0	PB: 0	SB: 0	CS: 0	PA: 42
--------------	------	------	------	------	------	------	--------	-------	------	------	------	------	------	-------	------	------	------	------	-------	------	------	------	------	------	------	------	------	------	-------	------	------	------	------	------	------	------	------	------	-------	------	------	------	------	-------	------	------	------	------	------	--------	-------	-------	-------	-------	--------	-------	--------	-------	-------	-------	-------	--------

PITCHER	IP	WLS	BF	H	R	ER	SO	BB	IBB	HBP	BLK	WP	HR	S	P	ERA	WHIP
Alex Fernandez, R ERA: 7.04 (1, 1)	5.0		27	7	5	2	4	2	0	0	0	0	0	60	97	3.60	1.800
Jose DeLeon, R ERA: 10.5 (6, 1)	1.1		4	0	0	0	1	0	0	0	0	0	0	14	23	0.00	0.000
Tim Fortugno, L ERA: 2.25 (7, 1)	0.2		2	0	0	0	1	0	0	0	0	0	0	6	7	0.00	0.000
Kirk McCaskill, R ERA: 9.82 (8, 1)	0.2		7	4	3	3	0	1	0	0	0	0	0	18	33	40.50	7.500
Scott Radinsky, L ERA: (8, 1)	0.1		1	0	0	0	0	0	0	0	0	0	0	1	2	0.00	0.000

PITCHER	IP	WLS	BF	H	R	ER	SO	BB	IBB	HBP	BLK	WP	HR	S	P	ERA	WHIP
Isidro Marquez, R ERA: 9.82 (9, 1)	0.0		1	1	1	1	0	0	0	0	0	0	0	1	3	∞	∞

BOTTOM

Chicago White Sox @ Toronto Blue Jays
 SkyDome, Toronto, ON
 Tue May 02 1995, 7:05 PM EDT
 Att. 34,194 - Dome

livebaseballscorecards.com

AB	39
R	9
H	12
RBI	9
BB	3
SO	6
LOB	21



Batter	1	2	3	4	5	6	7	8	9	10	AB R H RBI BB SO LOB	TOP																
Ray Durham, S OBP: 0.270, SLG: 0.235 (1, 4)	1-3 K	1-1 FC3-6 1B	2-2 P3		0-0 F9			0-0 BB 1B	2-3 K		6 2 1 0 0 2 7																	
Tim Raines, S OBP: 0.448, SLG: 0.536 Dave Martinez, L OBP: 0.125, SLG: 0.125 (1, 7) (4, PR) (4, 7)	1-0 F7	3-1 FC5 1B		3-2 G5-3 1B	0-3 K			1 SAFE 3-3 K	0-1 G6-3		3 0 2 2 0 0 0 3 0 0 0 0 2 3																	
Frank Thomas, R OBP: 0.486, SLG: 0.630 (1, 3)	1-1 F8	4-0 1B		3-2 G5-3 1B		1-2 F7		4-0 BB 1B		4-2 SH3 BB	3 0 0 0 3 0 1																	
Chris Sabo, R OBP: 0.265, SLG: 0.344 (1, 10)				0-0 P5		1-0 F8		1-1 BB 1B		0-0 SH3	5 1 2 1 0 0 4																	
Robin Ventura, L OBP: 0.394, SLG: 0.500 (1, 5)		3-2 HR	1-2 G4-3	4-0 1B		3-2 F8		2-3 K		4-0 1B	4 1 1 2 2 1 2																	
Mike Devereaux, R OBP: 0.379, SLG: 0.423 (1, 9)		0-1 WP FC1 1B	4-0 2B BB	3-2 G5-3			2-1 1B 1B	4-1 1B BB		2-1 F9	4 1 2 0 2 0 4																	
Lance Johnson, L OBP: 0.323, SLG: 0.310 (1, 8)		1 SAFE 1 SAFE G1-3	1-1 2B	1-0 1B		1-1 F9 S 1B		1-0 F7	1-0 G1-6-3	1-3 K	6 0 2 0 0 1 7																	
Ron Karkovice, R OBP: 0.333, SLG: 0.368 Warren Newson, L OBP: 0.667, SLG: 0.500 Michael LaValliere, L (1, 2) (9, PH) (9, 2)		4-1 FC3-6 FC1 1B BB	2-3 K		2-0 F8		1 SAFE 0-0 G6-4-3 1B		2-0 WP SH5-3 BLK 1B		3 1 1 0 1 1 3 1 1 1 0 0 0 0 0 0 0 0 0 0 0																	
Ozzie Guillen, L OBP: 0.417, SLG: 0.455 (1, 6)		0-2 FC1 FC3-6 1B	4-0 1B		0-2 1B		1-1 G6-4-3		1 SAFE 0-0 SH5-3		3 0 1 1 1 0 3																	
Inning Stats	R: 0 E: 0 K: 1 S: 6	H: 0 LOB: 0 BB: 0 P: 9	R: 5 E: 0 K: 0 S: 22	H: 4 LOB: 2 BB: 2 P: 39	R: 0 E: 0 K: 1 S: 10	H: 1 LOB: 3 BB: 2 P: 24	R: 0 E: 0 K: 0 S: 15	H: 1 LOB: 2 BB: 1 P: 28	R: 0 E: 0 K: 1 S: 11	H: 2 LOB: 2 BB: 0 P: 14	R: 0 E: 0 K: 0 S: 8	H: 0 LOB: 0 BB: 0 P: 13	R: 0 E: 0 K: 0 S: 6	H: 2 LOB: 1 BB: 0 P: 10	R: 1 E: 0 K: 2 S: 11	H: 2 LOB: 3 BB: 2 P: 26	R: 1 E: 0 K: 1 S: 12	H: 1 LOB: 0 BB: 0 P: 16	R: 0 E: 0 K: 1 S: 8	H: 0 LOB: 2 BB: 2 P: 19	1B: 11 2B: 1 3B: 0 HR: 1	SF: 0 SAC: 2 DP: 1 HBP: 0	WP: 2 PB: 0 SB: 3 CS: 0	PA: 52				
PITCHER	IP WLS BF H R ER SO BB IBB HBP BLK WP HR S P ERA WHIP	IP WLS BF H R ER SO BB IBB HBP BLK WP HR S P ERA WHIP													IP WLS BF H R ER SO BB IBB HBP BLK WP HR S P ERA WHIP													
Juan Guzman, R ERA: 9.0 (1, 1)	4.1		7	5	5	2	2	3	0	0	0	1	106	10.38	2.077													
Tony Castillo, L ERA: 1.35 (5, 1)	2.2	10	3	0	0	1	0	0	0	0	0	22	31	0.00	1.125													
Brad Cornett, R ERA: 3.86 (8, 1)	0.1	2	1	1	1	1	0	0	0	0	0	4	7	27.00	3.000													
Mike Timlin, R ERA: 1.5 (8, 1)	1.2	9	2	1	1	2	2	0	0	1	1	0	19	35	5.40	2.400												
Paul Menhart, R ERA: 7.71 (10, 1)	1.0	W 5	0	0	0	1	1	1	0	0	0	0	8	19	0.00	1.000												

Chicago White Sox @ Toronto Blue Jays
SkyDome, Toronto, ON
Wed May 03 1995, 7:05 PM EDT
Att. 33,159 - Dome

AB	41
R	7
H	13
RBI	6
BB	9
SO	7
LOB	34



livebaseballscorecards.com

BOTTOM

Chicago White Sox @ Toronto Blue Jays

SkyDome, Toronto, ON

Wed May 03 1995, 7:05 PM EDT

Att. 33,159 - Dome

livebaseballscorecards.com

AB 35
R 8
H 9
RBI 8
BB 7
SO 7
LOB 19



WP: 0 PA: 47
FB: 0
SB: 2
CS: 0

AB R H RBI BB SO LOB

4 1 1 0 1 3 3
3 1 1 0 1 0 3
0 0 0 0 1 0 0
1 0 1 1 0 0 0

4 1 1 1 1 0 3

4 1 0 0 1 0 3

5 0 1 2 0 1 2

3 2 2 2 1 0 1

2 0 0 1 0 0 1
2 0 0 0 0 0 2

4 2 2 1 1 2 1

3 0 0 0 0 1 0

1B: 6 SF: 0
2B: 0 SAC: 3
3B: 0 DP: 1
HR: 3 HBP: 2

Main game log table with columns for Batter (1-10), Inning (1-9), and Bottom. Each cell contains a baseball diamond diagram with annotations like 'K', 'G6-3', 'BB', 'SH3', 'HR', 'F8', etc.

Inning Stats table with columns for Inning (1-9) and Bottom. Rows include R, H, E, K, S, and P for each side.

PITCHER table with columns: PITCHER, IP, WLS, BF, H, R, ER, SO, BB, IBB, HBP, BLK, WP, HR, S, P, ERA, WHIP. Lists pitchers like Jim Abbott, Scott Ruffcorn, Atlee Hammaker, Kirk McCaskill, and Roberto Hernandez.

PITCHER table with columns: PITCHER, IP, WLS, BF, H, R, ER, SO, BB, IBB, HBP, BLK, WP, HR, S, P, ERA, WHIP. Lists pitchers like Scott Ruffcorn, Atlee Hammaker, Kirk McCaskill, and Roberto Hernandez.

Batter	1	2	3	4	5	6	7	8	9	10	11	12	AB	R	H	RBI	BB	SO	LOB	TOP					
Michael Tucker, L (1, 7) OBP: 0.308, SLG: 0.217	0-1 B5-3		3-3 K		0-3 K		1 SAFE 2-2 L7		1 SAFE 1-2 1B		4-0 IBB		5	0	1	0	1	2	2						
Tom Goodwin, L (1, 8) Jon Nunnally, L (9, PH) Pat Borders, R (9, 2) OBP: 0.323, SLG: 0.231 OBP: 0.357, SLG: 0.538 OBP: 0.300, SLG: 0.700	1-2 B5-3		4-2 CS BB		1-0 G1-3		0-2 CS SH3 1B		2-2 P4		2-2 F8		3	0	1	0	1	0	1						
Wally Joyner, L (1, 3) OBP: 0.472, SLG: 0.500	1-0 1B 2B		4-2 1-2 BB		1-3 K		0-0 SH3		3-2 F8		3-2 FC1-6 1B		4	1	2	0	1	1	0						
Bob Hamelin, L (1, 10) Keith Miller, R (8, PH) OBP: 0.423, SLG: 0.381 OBP: 0.364, SLG: 0.222	0-1 1B		0-3 K		1-3 K		4-1 E BB		3-2 FC6-4 1B		0-2 FC1-6 1B		3	0	1	0	0	2	1						
Gary Gaetti, R (1, 5) OBP: 0.417, SLG: 0.606	0-2 1B		0-0 G5-3		2-1 FC5-4 1B		0-1 E5		0-1 FC6-4 WP		0-1 1B 2B 1B		6	1	3	1	0	0	2						
Felix Jose, S (1, 9) OBP: 0.217, SLG: 0.227	2-2 G1-3		0-3 K		0-1 FC5-4		1-2 F8		3-2 G3		0-1 2B 1B		6	0	1	1	0	1	6						
Greg Gagne, R (1, 6) OBP: 0.486, SLG: 0.621		4-2 BB	0-0 G6-3		1-2 1B		2-3 K		4-2 1B BB		1-2 G4-3 SH2-3 HBP		4	0	2	1	1	0	0						
Brent Mayne, L (1, 2) David Howard, S (9, PR) OBP: 0.348, SLG: 0.263		1-1 G6-3	3-2 1B		2-3 K		0-0 P9		3-1 L8		2-0 SH2-3		3	0	1	0	1	1	2						
Joe Randa, R (1, 4) Jose Lind, R (9, PH) OBP: 0.296, SLG: 0.346		2-2 F9	1-3 K		1 SAFE 0-0 P9		0-2 G4-3		0-0 G5-3		1-2 2B 1B		1	0	0	0	0	1	2						
Inning Stats	R: 1 E: 0 K: 0 S: 14	H: 3 LOB: 2 BB: 0 P: 18	R: 0 E: 0 K: 0 S: 8	H: 0 LOB: 0 BB: 1 P: 15	R: 0 E: 0 K: 2 S: 14	H: 0 LOB: 1 BB: 2 P: 24	R: 0 E: 0 K: 1 S: 5	H: 0 LOB: 0 BB: 0 P: 5	R: 0 E: 0 K: 2 S: 10	H: 1 LOB: 1 BB: 0 P: 18	R: 0 E: 0 K: 2 S: 10	H: 1 LOB: 2 BB: 1 P: 15	R: 0 E: 1 K: 0 S: 10	H: 1 LOB: 2 BB: 1 P: 15	R: 0 E: 0 K: 0 S: 14	H: 1 LOB: 1 BB: 0 P: 23	R: 0 E: 0 K: 0 S: 10	H: 0 LOB: 2 BB: 1 P: 19	R: 2 E: 0 K: 1 S: 16	H: 4 LOB: 2 BB: 0 P: 20	1B: 11 2B: 2 3B: 0 HR: 0	SF: 0 SAC: 2 DP: 1 HBP: 1	WP: 1 PB: 0 SB: 0 CS: 2	PA: 54	
PITCHER	IP	WLS	BF	H	R	ER	SO	BB	IBB	HBP	BLK	WP	HR	S	P	ERA	WHIP								
Jason Bere, R (1, 1) ERA: 2.7	7.0		28	6	1	1	8	3	0	0	0	0	0	78	111	1.29	1.286								
Scott Radinsky, L (8, 1) ERA:	0.2		3	1	0	0	0	1	0	0	0	0	0	5	9	0.00	3.000								
Jose DeLeon, R (8, 1) ERA: 8.59	1.1		7	1	0	0	0	1	0	0	0	0	0	18	32	0.00	1.500								
Atlee Hammaker, L (10, 1) ERA: 18.0	0.1		1	0	0	0	0	0	0	0	0	0	0	5	8	0.00	0.000								
Kirk McCaskill, R (10, 1) ERA: 7.04	2.2	L	15	5	2	2	1	0	1	1	0	1	0	35	54	6.75	1.875								

Kansas City Royals @ Chicago White Sox
Comiskey Park, Chicago, IL
Fri May 05 1995, 8:05 PM EDT
Att. 18,511 - Unknown - 55 F

AB	45
R	3
H	13
RBI	3
BB	6
SO	9
LOB	27



WP	1
PB	0
SB	0
CS	2

livebaseballscorecards.com

Batter	1	2	3	4	5	6	7	8	9	10	11	12	AB	R	H	RBI	BB	SO	LOB	BOTTOM										
Ray Durham, S OBP: 0.238, SLG: 0.205 (1, 4)	F7		K			P7		K		K			5	0	0	0	0	3	1	Kansas City Royals @ Chicago White Sox Comiskey Park, Chicago, IL Fri May 05 1995, 8:05 PM EDT Att: 18,511 - Unknown - 55 F										
Dave Martinez, L OBP: 0.167, SLG: 0.167 Norberto Martin, R (11, PH)				G6-3		K		F7			G4-3		4	0	1	0	0	1	0											
Tim Raines, S OBP: 0.433, SLG: 0.517 (11, PH) (12, 7)	PO												0	0	0	0	0	0	0											
Frank Thomas, R OBP: 0.425, SLG: 0.531 (1, 3)	K					L7					F9		5	0	0	0	0	1	1											
Chris Sabo, R OBP: 0.308, SLG: 0.361 (1, 10)	PO	G5-3										F8	4	1	2	0	0	0	0											
Robin Ventura, L OBP: 0.395, SLG: 0.500 (1, 5)																														
Mike Devereaux, R OBP: 0.343, SLG: 0.406 (1, 9)																														
Lance Johnson, L OBP: 0.306, SLG: 0.294 (1, 8)																														
Ron Karkovice, R OBP: 0.308, SLG: 0.333 Warren Newson, L OBP: 0.500, SLG: 0.333 Michael LaValliere, L (8, 2)																														
Ozzie Guillen, L OBP: 0.313, SLG: 0.333 (1, 6)																														
Inning Stats	R: 0 E: 0 K: 1 S: 11	H: 1 LOB: 0 BB: 0 P: 16	R: 0 E: 0 K: 0 S: 10	H: 0 LOB: 1 BB: 1 P: 19	R: 0 E: 0 K: 1 S: 8	H: 0 LOB: 0 BB: 0 P: 11	R: 0 E: 0 K: 0 S: 7	H: 0 LOB: 1 BB: 0 P: 10	R: 0 E: 0 K: 0 S: 9	H: 1 LOB: 1 BB: 0 P: 10	R: 0 E: 0 K: 1 S: 12	H: 0 LOB: 0 BB: 0 P: 18	R: 1 E: 0 K: 0 S: 8	H: 2 LOB: 1 BB: 0 P: 14	R: 0 E: 0 K: 1 S: 8	H: 0 LOB: 0 BB: 0 P: 11	R: 0 E: 0 K: 0 S: 9	H: 1 LOB: 1 BB: 0 P: 15	R: 0 E: 0 K: 2 S: 12		H: 1 LOB: 1 BB: 0 P: 16	R: 0 E: 0 K: 0 S: 7	H: 0 LOB: 0 BB: 0 P: 10	R: 0 E: 0 K: 0 S: 5	H: 0 LOB: 0 BB: 0 P: 8	1B: 4 2B: 2 3B: 0 HR: 0	SF: 0 SAC: 0 DP: 0 HBP: 1	WP: 0 PB: 0 SB: 0 CS: 0	PA: 44	
PITCHER	IP	WLS	BF	H	R	ER	SO	BB	IBB	HBP	BLK	WP	HR	S	P	ERA	WHIP													
Doug Linton, R ERA: 3.09 Hipolito Pichardo, R ERA: 3.38 Billy Brewer, L ERA: 3.0 Rusty Meacham, R ERA: 5.4 Jeff Montgomery, R ERA: 4.5	8.0		29	4	1	1	4	1	0	1	0	0	0	73	109	1.12	0.625													



Batter	1	2	3	4	5	6	7	8	9	AB R H RBI BB SO LOB	TOP		
Keith Miller, R (1, 7) OBP: 0.467, SLG: 0.615	0-2 BLK 1B		0-0 1-H HR		1-2 F8		0-0 2-H 1B			4 1 3 3 0 0 0	Kansas City Royals @ Chicago White Sox Comiskey Park, Chicago, IL Sat May 06 1995, 8:05 PM EDT Att. 24,770 - Unknown - 60 F		
Jose Lind, R (1, 4) OBP: 0.258, SLG: 0.300	2-3 K		0-0 L4		2-1 G6-3		0-2 SAFE G6-3			4 0 0 0 0 1 2			
Greg Gagne, R (1, 6) OBP: 0.436, SLG: 0.545	2-3 K		2-1 F9		1-2 F9		0-1 F9			4 0 0 0 0 1 1			
Gary Gaetti, R (1, 5) OBP: 0.375, SLG: 0.541	1-1 F8			1-0 G6-3		0-0 P2		1-2 G6-3		4 0 0 0 0 0 1			
Felix Jose, S (1, 9) OBP: 0.222, SLG: 0.200		0-0 F9		4-2 BB BB		3-2 K		0-3 K		3 0 0 0 0 1 2 0			
Russ McGinnis, R (1, 3) Brent Mayne, L (9, PH) OBP: 0.333, SLG: 0.250		2-1 G6-3		4-2 SAFE BB		3-2 E8 2B		2-2 F7		2 1 0 0 1 0 0 1 0 0 0 0 0 0			
Joe Vitiello, R (1, 10) Michael Tucker, L (9, PH) OBP: 0.296, SLG: 0.208		1-1 F9		0-3 K		0-0 L1		0-1 P6		3 0 0 0 0 0 1 3 1 0 0 0 0 0 0 0			
David Howard, S (1, 8) Wally Joyner, L (9, PH) OBP: 0.459, SLG: 0.484			0-0 F8	2-1 G6-3		0-2 P7		0-0 F8		3 0 0 0 0 0 0 3 1 0 0 0 0 0 0 0			
Pat Borders, R (1, 2) OBP: 0.385, SLG: 0.769			1-1 HR 1B		0-0 G6-3		2-0 1B 2B			3 2 2 1 0 0 0			
Inning Stats	R: 0 H: 1 E: 0 LOB: 1 K: 2 BB: 0 S: 12 P: 17	R: 0 H: 0 E: 0 LOB: 0 K: 0 BB: 0 S: 5 P: 8	R: 2 H: 2 E: 0 LOB: 0 K: 0 BB: 0 S: 7 P: 10	R: 0 H: 0 E: 0 LOB: 2 K: 1 BB: 2 S: 11 P: 22	R: 0 H: 0 E: 0 LOB: 0 K: 0 BB: 0 S: 6 P: 9	R: 0 H: 0 E: 0 LOB: 0 K: 1 BB: 0 S: 7 P: 11	R: 2 H: 2 E: 1 LOB: 1 K: 0 BB: 0 S: 13 P: 18	R: 0 H: 0 E: 0 LOB: 0 K: 1 BB: 0 S: 8 P: 9	R: 0 H: 0 E: 0 LOB: 0 K: 0 BB: 0 S: 6 P: 8	1B: 3 SF: 0 2B: 1 SAC: 0 3B: 0 DP: 0 HR: 1 HBP: 0		WP: 0 PA: 35 PB: 0 SB: 0 CS: 0	
PITCHER	IP WLS BF H R ER SO BB IBB HBP BLK WP HR S P ERA WHIP											PITCHER	IP WLS BF H R ER SO BB IBB HBP BLK WP HR S P ERA WHIP
Wilson Alvarez, L (1, 1) ERA: 3.0	7.0 W 29 5 4 2 4 2 0 0 0 1 0 1 61 95 2.57 1.000												
Isidro Marquez, R (8, 1) ERA: 7.71	1.0 3 0 0 0 1 0 0 0 0 0 0 0 8 9 0.00 0.000												
Roberto Hernandez, R (9, 1) ERA: 3.86	1.0 S 3 0 0 0 0 0 0 0 0 0 0 0 6 8 0.00 0.000												

livebaseballscorecards.com

AB	33
R	4
H	5
RBI	4
BB	2
SO	5
LOB	10



Batter	1	2	3	4	5	6	7	8	9	AB R H RBI BB SO LOB
Lance Johnson, L (1, 8) OBP: 0.341, SLG: 0.333	0-0 G3	0-0 2B 1B		1-0 1B 1-2		0-0 3B 1B		2-2 4-3		5 2 3 0 0 0 0
Tim Raines, S (1, 7) OBP: 0.457, SLG: 0.647	1-0 G6-3	3-2 WP 1-H 2-H 2B		1-1 P5		1-1 1-H 3B		2-0 2B		5 0 3 3 0 0 2
Frank Thomas, R (1, 3) OBP: 0.444, SLG: 0.528	3-2 1B	2-1 G6-3		2-0 1-3 2-H 1B		1-1 G6-3		4-0 IBB		4 0 2 1 1 0 2
Chris Sabo, R (1, 10) OBP: 0.273, SLG: 0.317	1-2 G4-3		1-1 F7	2-3 K		0-0 F8		1-1 P2		5 0 0 0 0 1 6
Robin Ventura, L (1, 5) OBP: 0.381, SLG: 0.452		0-1 F7	3-2 F8		4-0 FC1-5 S BB		1-0 P2			3 0 0 0 1 0 0
Mike Devereaux, R (1, 9) OBP: 0.343, SLG: 0.406		4-2 G4-3 HR BB	0-1 HR		3-3 K		2-1 F7			0 0 0 0 0 0 0
Warren Newson, L (2, PH) OBP: 0.500, SLG: 0.833 (3, 9)					1-2 K					3 2 1 1 1 1 1
Norberto Martin, R (1, 4) OBP: 0.125, SLG: 0.125		0-1 G4-3	1-2 G4-3		1-1 FC1-5		0-0 1B			4 0 1 0 0 0 2
Ron Karkovice, R (1, 2) OBP: 0.300, SLG: 0.440		1-0 HR		2-0 E5 1B 1B	2-3 K		1-3 K			4 2 1 2 0 2 2
Ozzie Guillen, L (1, 6) OBP: 0.300, SLG: 0.316		1-0 1B 2B 1B		0-1 F8		0-0 F8		1-1 F9		4 1 1 0 0 0 1

Inning Stats	R: 0 E: 0 K: 9 S: 9	H: 1 LOB: 1 BB: 0 P: 14	R: 4 E: 0 K: 16 S: 16	H: 4 LOB: 1 BB: 1 P: 27	R: 1 E: 0 K: 10 S: 10	H: 1 LOB: 0 BB: 0 P: 15	R: 1 E: 1 K: 1 S: 10	H: 2 LOB: 2 BB: 0 P: 18	R: 0 E: 0 K: 9 S: 9	H: 0 LOB: 1 BB: 1 P: 18	R: 1 E: 0 K: 7 S: 7	H: 2 LOB: 1 BB: 0 P: 9	R: 0 E: 0 K: 1 S: 7	H: 1 LOB: 1 BB: 0 P: 11	R: 0 E: 0 K: 8 S: 8	H: 1 LOB: 2 BB: 1 P: 18	1B: 7 2B: 2 3B: 1 HR: 2	SF: 0 SAC: 0 DP: 0 HBP: 0	WP: 1 PB: 0 SB: 1 CS: 0	PA: 40
--------------	------------------------------	----------------------------------	--------------------------------	----------------------------------	--------------------------------	----------------------------------	-------------------------------	----------------------------------	------------------------------	----------------------------------	------------------------------	---------------------------------	------------------------------	----------------------------------	------------------------------	----------------------------------	----------------------------------	------------------------------------	----------------------------------	--------


PITCHER	IP	WLS	BF	H	R	ER	SO	BB	IBB	HBP	BLK	WP	HR	S	P	ERA	WHIP
Mark Gubicza, R (1, 1) ERA: 5.27	3.2	L	21	8	6	5	0	1	0	0	0	1	2	42	69	12.27	2.455
Melvin Bunch, R (4, 1) ERA: 2.25	4.0		18	4	1	1	4	1	1	0	0	0	0	32	58	2.25	1.250
Dilson Torres, R (8, 1) ERA: 2.45	0.1		1	0	0	0	0	0	0	0	0	0	0	2	3	0.00	0.000

BOTTOM

Kansas City Royals @ Chicago White Sox
Comiskey Park, Chicago, IL

Sat May 06 1995, 8:05 PM EDT
Att: 24,770 - Unknown - 60 F

AB	37
R	7
H	12
RBI	7
BB	3
SO	4
LOB	16



Batter	1	2	3	4	5	6	7	8	9	AB R H RBI BB SO LOB	TOP											
Vince Coleman, S OBP: 0.600, SLG: 1.500 (1, 9)		0-0 G4-3		0-1 G4-6-3 1-2f	2-0 2B			0-0 HR		4 2 2 1 1 0 1												
Tom Goodwin, L OBP: 0.361, SLG: 0.267 (1, 8)	0-2 CS 1-H 1B	1-0 G3-6 1B		4-1 HBP BB BB	1-3 K			1-2 F7		4 1 2 1 1 1 2												
Wally Joyner, L OBP: 0.452, SLG: 0.486 (1, 3)	1 SAFE BB BB BB X	3-1 1B 2B		4-1 BB HBP BB		1-0 L4		1-0 F8		4 1 1 0 1 0 1												
Gary Gaetti, R OBP: 0.356, SLG: 0.488 (1, 5)	3-1 G5-3		1-1 F9	2-1 BB HBP		2-1 F9		2-3 K		4 0 0 0 0 1 1												
Bob Hamelin, L OBP: 0.419, SLG: 0.360 (1, 10)	2-1 1B 1B 2-H		2-2 G4-3	4-2 BB		1-2 F8		1-2 G3-1		4 1 1 2 1 0 0												
Greg Gagne, R OBP: 0.432, SLG: 0.526 (1, 6)	0-1 BB 2B 1B 2-H		2-2 1B 1B	2-0 P8			0-0 P3		1-0 G6-3	5 1 2 1 0 0 3												
Brent Mayne, L OBP: 0.357, SLG: 0.261 (1, 2)	4-1 BB 2B BB 1-2		1-1 1B		0-0 G4-3		0-0 G4-3			3 1 1 0 1 0 0												
Michael Tucker, L OBP: 0.290, SLG: 0.250 (1, 7)	1-0 1B CS 2B 1-H 2-H		2-2 G1-3		0-0 F8		1-2 F7			4 0 1 2 0 0 2												
Jose Lind, R OBP: 0.314, SLG: 0.333 (1, 4)	2-1 1B		1-1 G4-6-3 1B		4-1 2B BB			3-2 G6-3		3 0 2 0 1 0 0												
Inning Stats	R: 5 E: 0 K: 0 S: 22	H: 6 LOB: 1 BB: 2 P: 44	R: 0 E: 0 K: 0 S: 4	H: 1 LOB: 0 BB: 0 P: 5	R: 0 E: 0 K: 0 S: 14	H: 2 LOB: 2 BB: 0 P: 22	R: 1 E: 0 K: 0 S: 11	H: 1 LOB: 3 BB: 3 P: 27	R: 0 E: 0 K: 1 S: 7	H: 1 LOB: 2 BB: 1 P: 14	R: 0 E: 0 K: 0 S: 6	H: 0 LOB: 0 BB: 0 P: 10	R: 0 E: 0 K: 0 S: 5	H: 0 LOB: 0 BB: 0 P: 6	R: 1 E: 0 K: 0 S: 8	H: 1 LOB: 0 BB: 0 P: 13	R: 0 E: 0 K: 1 S: 7	H: 0 LOB: 0 BB: 0 P: 11	1B: 8 2B: 3 3B: 0 HR: 1	SF: 0 SAC: 0 DP: 2 HBP: 1	WP: 0 PB: 0 SB: 1 CS: 2	PA: 43
PITCHER	IP WLS BF H R ER SO BB IBB HBP BLK WP HR S P ERA WHIP																					
James Baldwin, R ERA: 18.69 (1, 1)	0.2 L 8 5 5 5 0 2 0 0 0 0 0 0 18 35 67.50 10.500																					
Scott Ruffcorn, R ERA: 7.88 (1, 1)	3.1 16 5 1 1 0 3 0 1 0 0 0 0 33 63 2.70 2.400																					
Tim Fortugno, L ERA: 2.25 (5, 1)	4.0 15 2 1 1 1 1 0 0 0 0 1 26 43 2.25 0.750																					
Isidro Marquez, R ERA: 6.35 (9, 1)	1.0 3 0 0 0 0 1 0 0 0 0 0 0 7 11 0.00 0.000																					

Kansas City Royals @ Chicago White Sox
Comiskey Park, Chicago, IL
 Sun May 07 1995, 4:33 AM EDT
 Att. 20,925 - Sunny - 57 F

AB	35
R	7
H	12
RBI	7
BB	6
SO	2
LOB	10



BOTTOM

Kansas City Royals @ Chicago White Sox
Comiskey Park, Chicago, IL
Sun May 07 1995, 4:33 AM EDT
Att. 20,925 - Sunny - 57 F

livebaseballscorecards.com

AB	36
R	5
H	13
RBI	5
BB	1
SO	4
LOB	15



WP:	0	PA:	39
PB:	0		
SB:	1		
CS:	0		

AB R H RBI BB SO LOB

5	0	1	0	0	2	2
4	1	1	1	0	1	1
4	1	2	1	1	1	1
4	0	1	0	0	0	3
4	1	1	0	0	0	2
2	1	2	0	0	0	0
2	0	1	1	0	0	0
3	0	0	1	0	0	3
2	0	1	0	0	0	0
1	0	1	1	0	0	0
1	1	1	0	0	0	0
4	0	1	0	0	0	3

Batter	1	2	3	4	5	6	7	8	9
Lance Johnson, L OBP: 0.326, SLG: 0.318 (1, 8)	2-0 G4-3		3-1 G3-1		0-1 1B		0-3 K		1-3 K
Tim Raines, S OBP: 0.425, SLG: 0.605 (1, 7)	2-1 2B		2-0 G3-1		2-3 K		1-0 G6-3		3-1 SF8
Frank Thomas, R OBP: 0.460, SLG: 0.550 (1, 10)	2-1 1-H		2-2 G6-3		4-2 1B		1-2 FC6-4		0-3 K
Chris Sabo, R OBP: 0.271, SLG: 0.311 (1, 5)	1-2 G6-3		2-2 G4-6-3		1-1 F7		1-2 FC6-4		1-2 SAFE
Robin Ventura, L OBP: 0.370, SLG: 0.429 (1, 3)	2-2 P6		0-1 G4-6-3		2-1 G3		0-0 P6		3-1 F8
Warren Newson, L OBP: 0.600, SLG: 0.875 Craig Grebeck, R OBP: 0.471, SLG: 0.533 (6, PH) (7, 4)		3-2 E1	1-1 1B		2-2 1B		3-1 F8		2-2 G4-3
Norberto Martin, R OBP: 0.083, SLG: 0.091 (1, 4) (7, 9)		2-2 SF8	0-1 G1-3		0-1 G3		2-2 G4-3		1-1 1B
Michael LaValliere, L OBP: 0.400, SLG: 0.250 Ron Karkovice, R OBP: 0.323, SLG: 0.462 (6, PH) (7, 2)		0-0 G1-6-3	1-1 G1-3		3-2 1B		1-1 1B		1-1 SF8
Dave Martinez, L OBP: 0.231, SLG: 0.231 (9, PH)		0-0 1B	0-0 G1-3		2-3 3-H		1-2 G6-3		1-0 1B
Ozzie Guillen, L OBP: 0.292, SLG: 0.304 (1, 6)		0-1 G1-6-3	0-0 G3		1-2 G6-3				1-3 1B

Inning Stats	R: 1	H: 2	E: 0	K: 0	S: 13	R: 1	H: 2	E: 1	K: 0	S: 9	R: 0	H: 0	E: 0	K: 0	S: 7	R: 0	H: 2	E: 0	K: 0	S: 9	R: 0	H: 1	E: 0	K: 1	S: 8	R: 2	H: 3	E: 0	K: 0	S: 18	R: 0	H: 1	E: 0	K: 1	S: 12	R: 0	H: 0	E: 0	K: 0	S: 6	R: 1	H: 2	E: 0	K: 2	S: 12	1B: 12	SF: 2	2B: 1	SAC: 0	3B: 0	DP: 2	HR: 0	HBP: 0	WP: 0	PA: 39
--------------	------	------	------	------	-------	------	------	------	------	------	------	------	------	------	------	------	------	------	------	------	------	------	------	------	------	------	------	------	------	-------	------	------	------	------	-------	------	------	------	------	------	------	------	------	------	-------	--------	-------	-------	--------	-------	-------	-------	--------	-------	--------

PITCHER	IP	WLS	BF	H	R	ER	SO	BB	IBB	HBP	BLK	WP	HR	S	P	ERA	WHIP
Tom Gordon, R ERA: 7.43 (1, 1)	5.1	W	23	8	4	3	1	1	0	0	0	0	0	52	86	5.06	1.688
Chris Haney, L ERA: (6, 1)	1.1		6	2	0	0	1	0	0	0	0	0	0	17	24	0.00	1.500
Hipolito Pichardo, R ERA: 2.7 (7, 1)	1.1		5	1	0	0	0	0	0	0	0	0	0	13	20	0.00	0.750
Jeff Montgomery, R ERA: 5.4 (9, 1)	1.0	S	5	2	1	1	2	0	0	0	0	0	0	12	18	9.00	2.000

Batter	1	2	3	4	5	6	7	8	9	AB R H RBI BB SO LOB	TOP
Chuck Knoblauch, R (1, 4) OBP: 0.333, SLG: 0.319 	2-1 		2-2 		3-2 		3-3 			4 0 2 0 0 1 0	
Alex Cole, L (1, 8) OBP: 0.386, SLG: 0.350 	0-0 		1-0 		1-3 		3-3 			4 0 1 1 0 2 1	
Kirby Puckett, R (1, 10) OBP: 0.345, SLG: 0.408 	0-0 		1-2 		2-3 		1-0 			4 0 0 0 0 1 3	
Marty Cordova, R (1, 7) OBP: 0.308, SLG: 0.458 		2-2 	1-2 			0-0 		0-0 		4 0 0 0 0 0 2	
Matt Merullo, L (1, 2) OBP: 0.400, SLG: 0.400 		2-2 		1-3 		0-3 		2-3 		4 1 1 0 0 3 0	
Pedro Munoz, R (1, 9) OBP: 0.217, SLG: 0.227 		0-2 		2-1 		1-0 		0-1 		4 0 2 1 0 0 0	
Scott Stahoviak, L (1, 5) OBP: 0.333, SLG: 0.333 		0-1 		0-0 		0-0 		2-2 		4 0 3 0 0 0 1	
Jerald Clark, R (1, 3) OBP: 0.391, SLG: 0.696 		3-1 		2-2 		1-3 		0-1 		4 0 2 0 0 0 2	
Jeff Reboulet, R (1, 6) OBP: 0.333, SLG: 0.522 Chip Hale, L (9, PH) 		0-2 		3-2 		0-2 		2-3 		3 1 1 0 0 0 2 1 0 0 0 0 1 2	
Inning Stats	R: 0 H: 1 E: 0 LOB: 0 K: 0 BB: 0 S: 4 P: 6	R: 1 H: 3 E: 0 LOB: 1 K: 0 BB: 0 S: 13 P: 20	R: 1 H: 3 E: 0 LOB: 1 K: 0 BB: 0 S: 14 P: 19	R: 0 H: 2 E: 0 LOB: 2 K: 1 BB: 0 S: 13 P: 21	R: 0 H: 0 E: 0 LOB: 0 K: 2 BB: 0 S: 11 P: 17	R: 0 H: 1 E: 0 LOB: 1 K: 1 BB: 0 S: 10 P: 11	R: 0 H: 0 E: 0 LOB: 0 K: 1 BB: 0 S: 8 P: 11	R: 0 H: 0 E: 0 LOB: 0 K: 1 BB: 0 S: 7 P: 11	R: 0 H: 2 E: 0 LOB: 2 K: 2 BB: 0 S: 24 P: 30	1B: 11 SF: 0 2B: 1 SAC: 0 3B: 0 DP: 2 HR: 0 HBP: 0	WP: 0 PA: 36 PB: 0 SB: 0 CS: 1
PITCHER Alex Fernandez, R (1, 1) ERA: 4.6 Roberto Hernandez, R (9, 1) ERA: 3.18	IP WLS BF H R ER SO BB IBB HBP BLK WP HR S P ERA WHIP 8.0 W 31 10 2 2 6 0 0 0 0 0 0 0 80 116 2.25 1.250 1.0 S 5 2 0 0 0 2 0 0 0 0 0 0 0 24 30 0.00 2.000	PITCHER IP WLS BF H R ER SO BB IBB HBP BLK WP HR S P ERA WHIP									

Minnesota Twins @ Chicago White Sox
 Comiskey Park, Chicago, IL
 Mon May 08 1995, 8:05 PM EDT
 Att. 16,485 - Unknown - 53 F

livebaseballscorecards.com

AB	36
R	2
H	12
RBI	2
BB	0
SO	8
LOB	13



Batter	1	2	3	4	5	6	7	8	9
Lance Johnson, L (1, 8) OBP: 0.320, SLG: 0.333	3-2 HR 2B		3-1 F9		1-0 L8			2-3 K	
Tim Raines, S (1, 7) OBP: 0.409, SLG: 0.643	1-3 K		2-0 F7		0-2 F7			1-1 HR	
Frank Thomas, R (1, 3) OBP: 0.463, SLG: 0.605	0-1 HR 2-H		2-1 G6-3			3-1 G5-3		4-0 BB BB	
Warren Newson, L (1, 10) OBP: 0.571, SLG: 1.000	1-0 HR			1-3 K		3-1 F8		4-2 BB BB	
Robin Ventura, L (1, 5) OBP: 0.400, SLG: 0.432	1-2 F7-1-3 1B			4-0 BB		3-2 G3		4-0 BB BB	
Dave Martinez, L (1, 9) OBP: 0.176, SLG: 0.176	1-1 F7-1-3			1-3 K			1-2 L9	2-2 P8	
Ray Durham, S (1, 4) OBP: 0.222, SLG: 0.190		2-2 F9		0-3 K			1-1 G4-3		
Ron Karkovice, R (1, 2) OBP: 0.294, SLG: 0.414		3-2 F7			0-0 P5		3-3 K		
Ozzie Guillen, L (1, 6) OBP: 0.296, SLG: 0.308		0-1 F7			2-2 1B			1-2 G1-3	

Inning Stats	R: 3 E: 0 K: 1 S: 14	H: 4 LOB: 0 BB: 0 P: 21	R: 0 E: 0 K: 10 S: 10	H: 0 LOB: 0 BB: 0 P: 15	R: 0 E: 0 K: 3 S: 5	H: 0 LOB: 1 BB: 1 P: 15	R: 0 E: 0 K: 0 S: 9	H: 1 LOB: 1 BB: 0 P: 12	R: 0 E: 0 K: 10 S: 10	H: 0 LOB: 0 BB: 0 P: 19	R: 0 E: 0 K: 1 S: 8	H: 0 LOB: 0 BB: 0 P: 13	R: 1 E: 0 K: 1 S: 13	H: 1 LOB: 3 BB: 3 P: 31
--------------	-------------------------------	----------------------------------	--------------------------------	----------------------------------	------------------------------	----------------------------------	------------------------------	----------------------------------	--------------------------------	----------------------------------	------------------------------	----------------------------------	-------------------------------	----------------------------------

PITCHER																	PITCHER																
IP	WLS	BF	H	R	ER	SO	BB	IBB	HBP	BLK	WP	HR	S	P	ERA	WHIP	IP	WLS	BF	H	R	ER	SO	BB	IBB	HBP	BLK	WP	HR	S	P	ERA	WHIP
Pat Mahomes, R (1, 1) ERA: 11.25	7.0	L	26	5	3	3	5	1	0	0	0	2	65	107	3.86	0.857																	
Rich Robertson, L (8, 1) ERA: 5.79	0.2		3	1	1	1	0	0	0	0	0	1	8	12	13.50	1.500																	
Mo Sanford, R (8, 1) ERA: 1.93	0.1		4	0	0	0	3	0	0	0	0	0	5	19	0.00	9.000																	

BOTTOM

AB R H RBI BB SO LOB

4 1 1 0 0 1 1

4 1 1 1 0 1 2

3 1 1 2 1 0 0

3 1 1 1 1 1 0

2 0 1 0 2 0 0


4 0 0 0 0 1 5

3 0 0 0 0 1 1

3 0 0 0 0 1 0

3 0 1 0 0 0 0

AB 29
R 4
H 6
RBI 4
BB 4
SO 6
LOB 9



WP: 0 PA: 33
PB: 0
SB: 0
CS: 0

Minnesota Twins @ Chicago White Sox
Comiskey Park, Chicago, IL
Mon May 08 1995, 8:05 PM EDT
Att: 16,485 - Unknown - 53 F

livebaseballscorecards.com

Batter	1	2	3	4	5	6	7	8	9	AB R H RBI BB SO LOB	TOP									
Chuck Knoblauch, R (1, 4) <small>OBP: 0.345, SLG: 0.320</small>	0-1 G5-3			0-1 FC5-4 1B		4-1 BB		0-0 F8		3 0 1 0 1 0 0										
Jeff Reboulet, R (1, 6) <small>OBP: 0.296, SLG: 0.462</small> Chip Hale, L (9, PH)	1-0 L7			2-1 FC5-4 FC6-4 1-2f		0-2 F8		4-1 G6-4-3 BB		3 0 0 0 0 0 3 0 0 0 0 1 0 0										
Kirby Puckett, R (1, 9) <small>OBP: 0.322, SLG: 0.377</small>	1-2 G5-3			1-0 FC6-4 1-2f		2-3 K		0-0 L6		4 0 0 0 0 1 4										
Marty Cordova, R (1, 8) <small>OBP: 0.286, SLG: 0.423</small> (8, 7)		0-0 G4-3		2-2 G6-3		1-0 F8		2-2 G6-4-3 1-2f		4 0 0 0 0 0 2										
Pedro Munoz, R (1, 10) <small>OBP: 0.231, SLG: 0.360</small>		2-3 K			1-0 F9		0-1 HR			3 1 1 1 0 1 0										
Jerald Clark, R (1, 7) <small>OBP: 0.346, SLG: 0.615</small> (8, 3)		2-2 G4-3			1-0 G6-3		3-2 L7			3 0 0 0 0 0 0										
Scott Leius, R (1, 5) <small>OBP: 0.348, SLG: 0.375</small>			0-0 G4-3		1-0 P5		2-1 G4-3			3 0 0 0 0 0 0										
Dave McCarty, R (1, 3) <small>OBP: 0.304, SLG: 0.263</small> Alex Cole, L (8, PH) <small>OBP: 0.378, SLG: 0.341</small> (8, 8)			2-1 P6			0-0 G5-3		1-0 F8		2 0 0 0 0 0 0 1 0 0 0 0 0 0										
Matt Walbeck, S (1, 2) <small>OBP: 0.222, SLG: 0.257</small>			3-2 K			4-1 BB BB		1-0 G3		2 0 0 0 1 1 0										
Inning Stats	R: 0 E: 0 K: 0 S: 6	H: 0 LOB: 0 BB: 0 P: 8	R: 0 E: 0 K: 1 S: 8	H: 0 LOB: 0 BB: 0 P: 12	R: 0 E: 0 K: 1 S: 7	H: 0 LOB: 0 BB: 0 P: 12	R: 0 E: 0 K: 0 S: 8	H: 1 LOB: 1 BB: 0 P: 13	R: 0 E: 0 K: 0 S: 3	H: 0 LOB: 0 BB: 0 P: 6	R: 1 E: 0 K: 0 S: 10	H: 1 LOB: 0 BB: 0 P: 16	R: 0 E: 0 K: 0 S: 3	H: 0 LOB: 0 BB: 0 P: 5	R: 0 E: 0 K: 0 S: 5	H: 0 LOB: 0 BB: 1 P: 11	1B: 1 2B: 0 3B: 0 HR: 1	SF: 0 SAC: 0 DP: 1 HBP: 0	WP: 0 PB: 0 SB: 0 CS: 0	PA: 31
PITCHER	IP WLS BF H R ER SO BB IBB HBP BLK WP HR S P ERA WHIP																			
Jim Abbott, L (1, 1) <small>ERA: 3.31</small>	7.0 W 25 2 1 1 3 2 0 0 0 0 0 1 51 86 1.29 0.571																			
Jose DeLeon, R (8, 1) <small>ERA: 7.56</small>	1.0 3 0 0 0 0 0 0 0 0 0 0 0 3 5 0.00 0.000																			
Kirk McCaskill, R (9, 1) <small>ERA: 6.23</small>	1.0 3 0 0 0 0 0 1 0 0 0 0 0 5 11 0.00 1.000																			

Minnesota Twins @ Chicago White Sox
 Comiskey Park, Chicago, IL
 Tue May 09 1995, 8:05 PM EDT
 Att. 17,147 - Unknown - 58 F

livebaseballscorecards.com

AB	28
R	1
H	2
RBI	1
BB	3
SO	3
LOB	9



Batter	1	2	3	4	5	6	7	8	9
Lance Johnson, L OBP: 0.309, SLG: 0.321 (1, 8)	0-0 G5-3		1-1 2B 1B			0-1 G4-6-3 1-2f		0-0 FC6-4 1-2f	
Tim Raines, S OBP: 0.438, SLG: 0.636 (1, 10)	4-0 WP S BB		4-2 1-2 2B BB	0-0 F9			0-0 1B		
Frank Thomas, R OBP: 0.448, SLG: 0.596 (1, 3)	2-3 K		0-0 BB 2B	0-1 F9			3-1 F7		
Warren Newson, L OBP: 0.529, SLG: 0.846 Chris Sabo, R OBP: 0.265, SLG: 0.304 Dave Martinez, L OBP: 0.176, SLG: 0.176 (1, 7) (7, PH) (8, 7)	2-1 L5		4-0 BB 1B BB	2-1 F8			2-0 P3		
Robin Ventura, L OBP: 0.370, SLG: 0.390 (1, 5)		2-2 F7	0-2 F7		1-0 L3		3-3 K		
Mike Devereaux, R OBP: 0.333, SLG: 0.371 (1, 9)		3-2 G6-3	0-0 F7		4-0 G6-3 BB		0-2 F9		
Ray Durham, S OBP: 0.245, SLG: 0.200 (1, 4)		0-0 E 1B	4-2 1-2 2-3 1B BB		0-1 G6-3 1-2f		0-1 P4		
Ron Karkovice, R OBP: 0.342, SLG: 0.469 (1, 2)		2-1 E5	4-2 1B BB			0-0 P4		1-0 1B 2B	
Ozzie Guillen, L OBP: 0.355, SLG: 0.367 (1, 6)		0-0 F7	0-0 1B			0-1 G4-6-3 1B		0-1 FC6-4 1B	

Inning Stats	R: 0	H: 0	E: 0	K: 1	S: 6	LOB: 1	BB: 1	P: 14	R: 0	H: 2	E: 1	K: 0	S: 10	LOB: 2	BB: 0	P: 17	R: 5	H: 3	E: 0	K: 0	S: 18	LOB: 2	BB: 4	P: 35	R: 0	H: 0	E: 0	K: 0	S: 5	LOB: 0	BB: 0	P: 7	R: 0	H: 0	E: 0	K: 0	S: 3	LOB: 0	BB: 1	P: 8	R: 0	H: 1	E: 0	K: 0	S: 5	LOB: 0	BB: 0	P: 5	R: 0	H: 1	E: 0	K: 1	S: 9	LOB: 1	BB: 0	P: 17	R: 1	H: 2	E: 0	K: 0	S: 9	LOB: 1	BB: 0	P: 10
--------------	------	------	------	------	------	--------	-------	-------	------	------	------	------	-------	--------	-------	-------	------	------	------	------	-------	--------	-------	-------	------	------	------	------	------	--------	-------	------	------	------	------	------	------	--------	-------	------	------	------	------	------	------	--------	-------	------	------	------	------	------	------	--------	-------	-------	------	------	------	------	------	--------	-------	-------

PITCHER		IP	WLS	BF	H	R	ER	SO	BB	IBB	HBP	BLK	WP	HR	S	P	ERA	WHIP
LaTroy Hawkins, R ERA: 13.5 (1, 1)	2.2	L	18	5	5	5	5	1	5	0	0	0	1	0	33	65	16.88	3.750
Kevin Campbell, R ERA: 1.04 (3, 1)	3.2		12	2	0	0	0	1	0	0	0	0	0	0	17	27	0.00	0.818
Rich Robertson, L ERA: 5.06 (7, 1)	0.2		2	0	0	0	1	0	0	0	0	0	0	0	6	11	0.00	0.000
Mo Sanford, R ERA: 3.18 (8, 1)	1.0		5	2	1	1	0	0	0	0	0	0	0	0	9	10	9.00	2.000


BOTTOM

Minnesota Twins @ Chicago White Sox
Comiskey Park, Chicago, IL

Tue May 09 1995, 8:05 PM EDT
Att: 17,147 - Unknown - 58 F

AB	R	H	RBI	BB	SO	LOB
5	1	1	0	0	0	4
2	1	1	0	2	0	0
4	1	1	2	0	1	2
2	1	0	0	1	0	1
1	0	0	0	0	0	1
0	0	0	0	0	0	0
4	0	0	0	0	1	3
3	0	0	0	1	0	2
3	1	1	0	1	0	1
3	1	2	1	1	0	0
4	0	3	3	0	0	2

AB	31
R	6
H	9
RBI	6
BB	6
SO	2
LOB	16



1B	2B	3B	HR	SF	SAC	DP	HBP	WP	HR	S	P	ERA	WHIP
7	2	0	0	0	2	0	0	1	0	0	0	0.00	0.818
1	0	0	0	0	0	0	0	0	0	0	0	0.00	0.000
0	0	0	0	0	0	0	0	0	0	0	0	9.00	2.000

Batter	1	2	3	4	5	6	7	8	9	AB R H RBI BB SO LOB	TOP
Chuck Knoblauch, R (1, 4) <small>OBP: 0.349, SLG: 0.315</small>	4-0 	0-0 G6-4-3 <small>1-2f 2-3</small>		0-0 			0-3 K		0-0 G4-3	4 1 1 1 1 1 2	
Alex Cole, L (1, 8) <small>OBP: 0.380, SLG: 0.333</small>	0-0 	4-0 		0-0 G4-3 <small>1-2 3-H</small>			0-0 F7		0-3 K	4 1 1 2 1 1 1	
Kirby Puckett, R (1, 9) <small>OBP: 0.313, SLG: 0.362</small>	0-0 	0-0 F7		0-0 P5			0-0 G6-3		0-0 F9	5 1 1 0 0 0 3	
Matt Merullo, L (1, 10) <small>OBP: 0.368, SLG: 0.364</small> Jerald Clark, R (8, PH) <small>OBP: 0.370, SLG: 0.741</small>	0-3 K		0-0 F9		0-0 G4-3			0-0 		3 0 0 0 0 1 2 1 1 1 1 0 0 0	
Pedro Munoz, R (1, 7) <small>OBP: 0.233, SLG: 0.345</small> Marty Cordova, R (8, 7) <small>OBP: 0.286, SLG: 0.423</small>	0-0 F9 <small>2-3</small>		0-3 K		0-3 K			0-0 		4 1 1 0 0 2 2 0 0 0 0 0 0 0	
Scott Stahoviak, L (1, 3) <small>OBP: 0.333, SLG: 0.417</small> Dave McCarty, R (8, PH) <small>OBP: 0.333, SLG: 0.300</small> (8, 3)	0-0 		0-0 G5-3		0-3 K		0-0 		0-0 	3 0 1 2 0 1 0 1 0 1 0 0 0 0	
Scott Leius, R (1, 5) <small>OBP: 0.340, SLG: 0.357</small>	0-0 G5-3			4-0 		0-0 F8		0-0 SF8 <small>1-3 2-H</small>		2 1 0 1 1 0 1	
Matt Walbeck, S (1, 2) <small>OBP: 0.250, SLG: 0.263</small>		0-0 		4-0 		0-3 K		0-0 G3		3 0 1 0 1 1 1	
Pat Meares, R (1, 6) <small>OBP: 0.333, SLG: 0.469</small>		0-0 		0-0 FC5-4 <small>1-2f 2-3</small> G4-3		0-0 G6-3		0-0 F9		4 1 1 0 0 0 3	
Inning Stats	R: 3 H: 3 E: 0 LOB: 1 K: 1 BB: 1 S: 8 P: 12	R: 0 H: 2 E: 0 LOB: 2 K: 0 BB: 1 S: 4 P: 8	R: 0 H: 0 E: 0 LOB: 0 K: 1 BB: 0 S: 5 P: 5	R: 2 H: 1 E: 0 LOB: 1 K: 0 BB: 2 S: 4 P: 12	R: 0 H: 0 E: 0 LOB: 0 K: 2 BB: 0 S: 7 P: 7	R: 0 H: 0 E: 0 LOB: 0 K: 1 BB: 0 S: 5 P: 5	R: 0 H: 0 E: 0 LOB: 0 K: 1 BB: 0 S: 5 P: 5	R: 2 H: 3 E: 0 LOB: 1 K: 0 BB: 0 S: 6 P: 6	R: 0 H: 0 E: 0 LOB: 0 K: 1 BB: 0 S: 5 P: 5	1B: 7 SF: 1 2B: 1 SAC: 0 3B: 0 DP: 1 HR: 1 HBP: 0	WP: 1 PA: 39 PB: 0 SB: 1 CS: 0
PITCHER Jason Bere, R (1, 1) <small>ERA: 4.24</small> Scott Radinsky, L (8, 1) <small>ERA: 6.0</small> Kirk McCaskill, R (8, 1) <small>ERA: 5.59</small> Roberto Hernandez, R (9, 1) <small>ERA: 2.7</small>	IP WLS BF H R ER SO BB IBB HBP BLK WP HR S P ERA WHIP 7.0 0 30 6 5 5 6 4 0 0 0 0 0 38 54 6.43 1.429 0.0 2 2 2 2 0 0 0 0 0 0 0 1 2 2 ∞ ∞ 1.0 W 4 1 0 0 0 0 0 0 0 0 1 0 4 4 0.00 1.000 1.0 S 3 0 0 0 0 1 0 0 0 0 0 0 0 5 5 0.00 0.000	PITCHER IP WLS BF H R ER SO BB IBB HBP BLK WP HR S P ERA WHIP									

Minnesota Twins @ Chicago White Sox
 Comiskey Park, Chicago, IL
 Wed May 10 1995, 8:05 PM EDT
 Att. 15,816 - Cloudy - 50 F

AB	34
R	7
H	9
RBI	7
BB	4
SO	7
LOB	15



WP: 1 PA: 39
 PB: 0
 SB: 1
 CS: 0

Batter	1	2	3	4	5	6	7	8	9
Lance Johnson, L (1, 8) OBP: 0.283, SLG: 0.293	0-0 G1-3	0-0 G6-3		0-0 F9		0-0 L6		0-0 F7	
Tim Raines, S (1, 10) OBP: 0.434, SLG: 0.604	0-0 BB SF8 1B	0-0 F2		0-0 L9		4-0 BB		0-0 F6	
Frank Thomas, R (1, 3) OBP: 0.468, SLG: 0.612	4-0 SF8 BB 1-2 1B BB		0-0 BB 1B	4-0 1B BB		0-0 P4			
Warren Newson, L (1, 7) OBP: 0.600, SLG: 0.857 Norberto Martin, R (7, PH) OBP: 0.077, SLG: 0.083 Dave Martinez, L (8, 7) OBP: 0.176, SLG: 0.176	4-0 BB 1-2 2-3 1B BB		4-0 BB 1B BB	0-0 1-2 2-H 1B		0-0 L8			
Robin Ventura, L (1, 5) OBP: 0.362, SLG: 0.372	0-0 SF8 2-3 3-H		4-0 1B BB 1-2 2-3	0-0 P6		0-3 K2-3			
Mike Devereaux, R (1, 9) OBP: 0.326, SLG: 0.342	4-0 1B BB 1-2		0-3 K		0-0 P6		0-3 K		
Ray Durham, S (1, 4) OBP: 0.283, SLG: 0.245	0-0 S 1-3 2-H 3-H 1B		0-0 G4-6-3 1B		0-0 G6-3			0-0 HR 1B	
Michael LaValliere, L (1, 2) OBP: 0.250, SLG: 0.143 Chris Sabo, R (8, PH) OBP: 0.280, SLG: 0.383 Ron Karkovics, R (9, 2) OBP: 0.342, SLG: 0.469	0-0 G1-3 1-2		0-0 G4-6-3 1-2f		0-0 G5-3			0-0 1-H HR	
Ozzie Guillen, L (1, 6) OBP: 0.343, SLG: 0.353		0-0 G3		0-0 BB 1B		0-0 G3		0-3 K	

AB	R	H	RBI	BB	SO	LOB
5	0	0	0	0	0	1
4	1	1	0	1	0	1
2	2	1	0	2	0	1
1	2	1	1	2	0	0
1	0	0	0	0	0	0
0	0	0	0	0	0	0
2	0	0	1	1	1	2
3	0	0	0	1	2	3
4	1	3	4	0	0	0
3	0	0	0	0	0	4
1	1	1	2	0	0	0
0	0	0	0	0	0	0
4	1	1	0	0	1	0


AB	R	H	RBI	BB	SO	LOB
30	8	8	8	7	4	12

Inning	1	2	3	4	5	6	7	8	9
R: 3	R: 0	R: 2	R: 1	R: 0	R: 0	R: 0	R: 0	R: 2	R: 0
H: 2	H: 0	H: 2	H: 0	H: 0	H: 0	H: 0	H: 0	H: 2	H: 0
LOB: 2	LOB: 0	LOB: 1	LOB: 2	LOB: 1	LOB: 0	LOB: 0	LOB: 0	LOB: 0	LOB: 0
K: 0	K: 0	K: 1	K: 0	K: 0	K: 2	K: 0	K: 1	K: 1	K: 0
S: 5	S: 3	S: 6	S: 5	S: 3	S: 7	S: 3	S: 7	S: 7	S: 7
H: 2	H: 0	H: 2	H: 0	H: 0	H: 0	H: 0	H: 0	H: 2	H: 0
BB: 3	BB: 0	BB: 2	BB: 1	BB: 0	BB: 0	BB: 1	BB: 0	BB: 0	BB: 0
P: 17	P: 3	P: 14	P: 9	P: 3	P: 7	P: 7	P: 7	P: 7	P: 7

PITCHER	IP	WLS	BF	H	R	ER	SO	BB	IBB	HBP	BLK	WP	HR	S	P	ERA	WHIP
Scott Erickson, R (1, 1) ERA: 7.97	4.0		23	6	6	6	1	6	0	0	0	0	0	19	43	13.50	3.000
Eddie Guardado, L (5, 1) ERA: 0.75	3.0		10	0	0	0	2	1	0	0	0	0	0	13	17	0.00	0.333
Mark Guthrie, L (8, 1) ERA: 2.89	1.0	L	5	2	2	2	1	0	0	0	0	0	1	7	7	18.00	2.000

Minnesota Twins @ Chicago White Sox
 Comiskey Park, Chicago, IL
 Wed May 10 1995, 8:05 PM EDT
 Att. 15,816 - Cloudy - 50 F

WP: 0 PA: 38
 PB: 0
 SB: 1
 CS: 0



WP	HR	S	P	ERA	WHIP
0	0	1	0	13.50	3.000

Batter	1	2	3	4	5	6	7	8	9	AB R H RBI BB SO LOB	TOP			
Norberto Martin, R (1, 9) OBP: 0.059, SLG: 0.063 Lance Johnson, L (9, PH) OBP: 0.279, SLG: 0.288	0-3 K	1-2 G3			0-2 F9		1-0 F8		1-0 G4-3	4 0 0 0 0 1 3 1 0 0 0 0 0 0				
Tim Raines, S (1, 7) OBP: 0.414, SLG: 0.566	1-3 K		2-1 G6-3		1-2 F8			0-3 K	1-1 K	5 0 1 0 0 2 0				
Frank Thomas, R (1, 3) OBP: 0.448, SLG: 0.566	4-1 BB		0-3 K			3-3 K		1-1 G5-3	1-3 K	4 0 0 0 1 3 1				
Chris Sabo, R (1, 10) OBP: 0.291, SLG: 0.373	2-2 P2		0-0 P6		3-2 P6		2-0 BB 1B	4-2 BB	4-2 BB	4 1 1 0 1 0 1				
Robin Ventura, L (1, 5) OBP: 0.365, SLG: 0.362		2-3 K		0-3 K	2-1 1B		4-2 BB 1B	2-3 K		4 1 1 0 1 3 2				
Mike Devereaux, R (1, 8) OBP: 0.340, SLG: 0.366		0-1 1B 2B		2-3 K	2-1 L9		4-2 1B BB			3 2 1 0 1 1 1				
Ray Durham, S (1, 4) OBP: 0.333, SLG: 0.302		0-0 2-H 1B		1-2 1B		3-2 1B	0-1 1B	1-2 2-H 3-H 1B		4 0 4 3 0 0 0				
Ron Karkovice, R (1, 2) OBP: 0.317, SLG: 0.429 Warren Newson, L (8, PH) OBP: 0.619, SLG: 0.867 Michael LaValliere, L (8, 2) OBP: 0.250, SLG: 0.143 Barry Lyons, R (8, 2)		2-3 K	1-3 SAFE K		1-3 SAFE K		1-3 K	0-1 1B		3 0 0 0 0 3 3 0				
Craig Grebeck, R (1, 6) OBP: 0.429, SLG: 0.444		4-0 BB			1-0 F7		2-3 K	2-0 F8		3 0 0 0 1 1 3				
Inning Stats	R: 0 H: 0 E: 0 LOB: 1 K: 2 BB: 1 S: 10 P: 17	R: 1 H: 2 E: 0 LOB: 2 K: 2 BB: 1 S: 12 P: 21	R: 0 H: 0 E: 0 LOB: 0 K: 1 BB: 0 S: 6 P: 8	R: 0 H: 1 E: 0 LOB: 1 K: 3 BB: 0 S: 14 P: 18	R: 0 H: 0 E: 0 LOB: 0 K: 0 BB: 0 S: 7 P: 9	R: 0 H: 1 E: 0 LOB: 1 K: 1 BB: 0 S: 12 P: 22	R: 0 H: 1 E: 0 LOB: 1 K: 2 BB: 0 S: 12 P: 19	R: 3 H: 3 E: 0 LOB: 2 K: 1 BB: 2 S: 17 P: 30	R: 0 H: 1 E: 0 LOB: 2 K: 2 BB: 1 S: 15 P: 24	1B: 8 SF: 0 2B: 1 SAC: 0 3B: 0 DP: 0 HR: 0 HBP: 0	WP: 0 PA: 41 PB: 0 SB: 2 CS: 0			
PITCHER	IP WLS BF H R ER SO BB IBB HBP BLK WP HR S P ERA WHIP												PITCHER	IP WLS BF H R ER SO BB IBB HBP BLK WP HR S P ERA WHIP
Randy Johnson, L (1, 1) ERA: 1.04	7.0 W 28 5 1 1 11 2 0 0 0 0 0 0 73 114 1.29 1.000													
Bobby Ayala, R (8, 1) ERA: 4.91	1.0 8 3 3 3 1 2 0 0 0 0 0 0 17 30 27.00 5.000													
Bill Risley, R (9, 1) ERA:	1.0 S 5 1 0 0 2 1 0 0 0 0 0 0 15 24 0.00 2.000													

Chicago White Sox @ Seattle Mariners
The Kingdome, Seattle, WA
Fri May 12 1995, 10:05 PM EDT
Att. 18,166 - Dome

livebaseballscorecards.com

AB 35
R 4
H 8
RBI 3
BB 5
SO 14
LOB 14



Batter	1	2	3	4	5	6	7	8	9	AB	R	H	RBI	BB	SO	LOB	BOTTOM
--------	---	---	---	---	---	---	---	---	---	----	---	---	-----	----	----	-----	--------

Rich Amaral, R (1, 7) <small>OBP: 0.444, SLG: 0.467</small> Alex Diaz, S (6, PH) <small>OBP: 0.250, SLG: 0.450</small> (7, 7)	2-1 1B		3-1 1B 2B		4-0 1B 2B BB	0-0 FC6-4 FC6-4 1-2f 2-3		2-0 G6-3		2	3	1	0	1	0	0	Chicago White Sox @ Seattle Mariners The Kingdome, Seattle, WA Fri May 12 1995, 10:05 PM EDT Att. 18,166 - Dome
Joey Cora, S (1, 4) <small>OBP: 0.375, SLG: 0.467</small>	0-2 G5-3 1-2		1-2 G4-3 2-3		2-2 P3	2-0 FC6-4 1-2f				4	0	0	0	0	0	5	
Ken Griffey Jr., L (1, 8) <small>OBP: 0.419, SLG: 0.480</small>	2-1 HR 1B 2-H		2-2 G1-3		1-2 F8		3-1 F8			4	1	1	1	0	0	2	
Jay Buhner, R (1, 9) <small>OBP: 0.232, SLG: 0.345</small>	0-0 F8		0-1 1B 3-H		0-0 1B 2B 1-2		2-0 1B			4	0	3	1	0	0	1	
Edgar Martinez, R (1, 10) <small>OBP: 0.464, SLG: 0.729</small>	3-2 HR 1-H		2-2 G5-3		2-1 2B 1-H 2-H		1-3 K			4	1	2	3	0	1	1	
Mike Blowers, R (1, 5) <small>OBP: 0.189, SLG: 0.147</small>	1-2 K			4-2 1B G1-3 BB		2-2 L5		1-0 G4-3		3	0	0	0	1	1	0	
Tino Martinez, L (1, 3) <small>OBP: 0.423, SLG: 0.523</small>		1-1 G6-3		1-2 G1-3 1-2		1-1 HR		0-2 1B 1B		4	1	2	1	0	0	1	
Dan Wilson, R (1, 2) <small>OBP: 0.452, SLG: 0.500</small>		0-0 G1-3		1-1 G5-4-3 1B		4-1 FC6-4 1B BB		0-2 F8		3	0	1	0	1	0	1	
Luis Sojo, R (1, 6) <small>OBP: 0.348, SLG: 0.455</small>		3-1 G4-3		1-2 G5-4-3 1-2f		1-2 FC6-4 1B		1-0 1B		4	0	2	0	0	0	2	

Inning Stats	R: 3	H: 2	E: 1	K: 1	S: 15	LOB: 0	BB: 0	P: 23	R: 0	H: 0	E: 0	K: 0	S: 5	LOB: 0	BB: 0	P: 9	R: 1	H: 2	E: 0	K: 0	S: 13	LOB: 1	BB: 0	P: 21	R: 0	H: 1	E: 0	K: 0	S: 12	LOB: 1	BB: 1	P: 19	R: 1	H: 2	E: 0	K: 0	S: 9	LOB: 2	BB: 1	P: 18	R: 1	H: 2	E: 0	K: 0	S: 12	LOB: 2	BB: 1	P: 22	R: 0	H: 1	E: 0	K: 1	S: 6	LOB: 0	BB: 0	P: 12	R: 0	H: 2	E: 0	K: 0	S: 10	LOB: 2	BB: 0	P: 14	1B: 8	2B: 2	3B: 0	HR: 2	SF: 0	SAC: 0	DP: 1	HBP: 0	WP: 0	PB: 0	SB: 0	CS: 0	PA: 37
--------------	------	------	------	------	-------	--------	-------	-------	------	------	------	------	------	--------	-------	------	------	------	------	------	-------	--------	-------	-------	------	------	------	------	-------	--------	-------	-------	------	------	------	------	------	--------	-------	-------	------	------	------	------	-------	--------	-------	-------	------	------	------	------	------	--------	-------	-------	------	------	------	------	-------	--------	-------	-------	-------	-------	-------	-------	-------	--------	-------	--------	-------	-------	-------	-------	--------

PITCHER	IP	WLS	BF	H	R	ER	SO	BB	IBB	HBP	BLK	WP	HR	S	P	ERA	WHIP
Wilson Alvarez, L (1, 1) <small>ERA: 3.18</small>	5.0	L	23	7	5	2	1	2	0	0	0	0	1	54	90	3.60	1.800
Isidro Marquez, R (6, 1) <small>ERA: 6.75</small>	1.0		6	2	1	1	0	1	0	0	0	0	1	12	22	9.00	3.000
James Baldwin, R (7, 1) <small>ERA: 14.29</small>	1.1		4	1	0	0	1	0	0	0	0	0	0	7	14	0.00	0.750
Scott Radinsky, L (8, 1) <small>ERA: 4.91</small>	0.2		4	2	0	0	0	0	0	0	0	0	0	9	12	0.00	3.000

AB	34
R	6
H	12
RBI	6
BB	3
SO	2
LOB	17



Batter	1	2	3	4	5	6	7	8	9	AB R H RBI BB SO LOB	TOP									
Lance Johnson, L (1, 8) OBP: 0.273, SLG: 0.281	3-2 G5-3 1B		1-2 G1-3		2-2 G6-3		2-2 G4-3		0-0 G4-3	5 0 1 1 0 0 1										
Tim Raines, S (1, 7) OBP: 0.387, SLG: 0.526	2-0 G5-3 1-2		0-0 G6-3		2-2 F8		2-3 3-H 2-1 F8			4 0 0 0 0 0 2										
Frank Thomas, R (1, 3) OBP: 0.451, SLG: 0.545	4-0 IBB			4-2 1B HR BB		2-3 K		3-2 F9		2 1 0 0 2 1 0										
Chris Sabo, R (1, 10) OBP: 0.288, SLG: 0.364	1-0 P5			2-1 HR 1B		3-2 G3		2-1 F7		4 1 1 0 0 0 2										
Robin Ventura, L (1, 5) OBP: 0.373, SLG: 0.431	3-3 K			0-0 HR 1-H 2-H		2-3 K		2-2 1B 1B		4 1 2 3 0 2 2										
Mike Devereaux, R (1, 9) OBP: 0.353, SLG: 0.400		2-1 G6-3		1-0 G4-3		2-1 1B 1B 2B		0-0 1B 1B		4 1 2 0 0 0 0										
Ray Durham, S (1, 4) OBP: 0.344, SLG: 0.333		0-1 G6-3		1-1 CS 2B		0-0 SH5-4 G4-3 1B 1B		0-0 P5		4 1 2 0 0 0 2										
Ron Karkovics, R (1, 2) OBP: 0.318, SLG: 0.421		0-0 L1-3-1		1-3 K		1-2 G4-3 SH5-4 1B				3 0 1 1 0 1 1										
Warren Newson, L (9, PH) OBP: 0.591, SLG: 0.813				2-3 SAFE		1-2 3-H 1-0 SH5-4 1B		1-1 G6-3		0 0 0 0 0 0 0										
Ozzie Guillen, L (1, 6) OBP: 0.316, SLG: 0.324			3-2 G4-3		3-2 G4-3			0-0 G4-3		3 0 0 0 0 0 0										
Inning Stats	R: 0 E: 0 K: 1 S: 8	H: 1 LOB: 2 BB: 1 P: 21	R: 0 E: 0 K: 0 S: 5	H: 0 LOB: 0 BB: 0 P: 7	R: 0 E: 0 K: 0 S: 10	H: 0 LOB: 0 BB: 0 P: 14	R: 3 E: 0 K: 1 S: 11	H: 3 LOB: 0 BB: 1 P: 20	R: 0 E: 0 K: 2 S: 13	H: 0 LOB: 0 BB: 0 P: 20	R: 2 E: 0 K: 0 S: 12	H: 3 LOB: 1 BB: 0 P: 20	R: 0 E: 0 K: 0 S: 11	H: 2 LOB: 2 BB: 0 P: 18	R: 0 E: 0 K: 0 S: 4	H: 0 LOB: 0 BB: 0 P: 5	1B: 6 2B: 2 3B: 0 HR: 1	SF: 0 SAC: 1 DP: 0 HBP: 0	WP: 0 PB: 0 SB: 0 CS: 1	PA: 37
PITCHER	IP WLS BF H R ER SO BB IBB HBP BLK WP HR S P ERA WHIP																			
Tim Davis, L (1, 1) ERA: 5.02	5.0 W 20 4 3 3 2 1 1 0 0 0 1 43 78 5.40 1.000																			
Jeff Nelson, R (6, 1) ERA: 3.0	1.0 6 3 2 2 2 0 0 0 0 0 0 19 29 18.00 3.000																			
Lee Guetterman, L (7, 1) ERA: 4.91	0.2 2 0 0 0 0 0 0 0 0 0 0 4 7 0.00 0.000																			
Bill Risley, R (7, 1) ERA:	1.1 6 2 0 0 0 0 0 0 0 0 0 13 22 0.00 1.500																			
Bobby Ayala, R (9, 1) ERA: 4.32	1.0 S 3 0 0 0 0 0 0 0 0 0 0 4 5 0.00 0.000																			

Chicago White Sox @ Seattle Mariners
The Kingdom, Seattle, WA
Sat May 13 1995, 10:05 PM EDT
Att. 40,653 - Dome

livebaseballscorecards.com

AB	33
R	5
H	9
RBI	5
BB	2
SO	4
LOB	10



Batter	1	2	3	4	5	6	7	8	9
Joey Cora, S (1, 4) <small>OBP: 0.377, SLG: 0.449</small>	F9	P6		1-1 WP 1B	F8			4-1 BLK BB	
Darren Bragg, L (1, 7) <small>OBP: 0.289, SLG: 0.179</small> Greg Pirk, R (8, PH) <small>OBP: 0.333, SLG: 0.200</small> Alex Diaz, S (9, 7) <small>OBP: 0.250, SLG: 0.450</small>	K		G4-3	K		K		1-3 K	
Ken Griffey Jr., L (1, 8) <small>OBP: 0.409, SLG: 0.519</small>	K		HR	P3		L6			
Jay Buhner, R (1, 9) <small>OBP: 0.250, SLG: 0.373</small>		SF8 2B	K	1B 1B		K			
Edgar Martinez, R (1, 10) <small>OBP: 0.467, SLG: 0.725</small>		E3 SF8 1B	BB 2B	FC5 1B BB		F7			
Tino Martinez, L (1, 3) <small>OBP: 0.446, SLG: 0.522</small>		1B BB	BB IBB	1-2 2-H 1B		G3			
Mike Blowers, R (1, 5) <small>OBP: 0.195, SLG: 0.139</small>		SF8	BB	FC5		P6			
Dan Wilson, R (1, 2) <small>OBP: 0.435, SLG: 0.476</small>		1B	G6-3		G4-3			P6	
Alex Rodriguez, R (1, 6) <small>OBP: 0.250, SLG: 0.313</small>	K			WP 1B 1B	K			G4-3	

Inning Stats	R: 0	H: 0	E: 0	K: 2	S: 10	R: 2	H: 2	E: 1	K: 1	S: 12	R: 1	H: 2	E: 0	K: 1	S: 12	R: 3	H: 4	E: 0	K: 1	S: 19	R: 0	H: 0	E: 0	K: 2	S: 8	R: 0	H: 0	E: 0	K: 0	S: 6	R: 0	H: 0	E: 0	K: 1	S: 7	

PITCHER	IP	WLS	BF	H	R	ER	SO	BB	IBB	HBP	BLK	WP	HR	S	P	ERA	WHIP
Alex Fernandez, R (1, 1) <small>ERA: 6.05</small>	3.2	L	23	7	6	5	5	3	1	0	0	1	1	49	86	12.27	2.727
Atlee Hammaker, L (4, 1) <small>ERA: 18.0</small>	0.0		1	1	0	0	0	0	0	0	0	0	0	2	2	∞	∞
Jose DeLeon, R (4, 1) <small>ERA: 5.11</small>	4.0		13	0	0	0	3	1	0	0	0	0	0	29	46	0.00	0.250
Tim Fortugno, L (8, 1) <small>ERA: 2.16</small>	0.1		1	0	0	0	1	0	0	0	1	0	0	3	4	0.00	0.000


BOTTOM

Chicago White Sox @ Seattle Mariners
 The Kingdom, Seattle, WA
 Sat May 13 1995, 10:05 PM EDT
 Att. 40,653 - Dome

AB	R	H	RBI	BB	SO	LOB
4	1	1	0	1	0	2
4	0	0	0	0	3	2
1	0	0	0	0	1	1
0	0	0	0	0	0	0
4	1	1	1	0	1	2
4	2	2	2	0	2	0
3	1	1	0	1	0	1
2	0	1	1	2	0	0
2	0	0	1	1	0	2
4	0	1	1	0	0	3
4	1	1	0	0	2	2

AB	32
R	6
H	8
RBI	6
BB	5
SO	9
LOB	15

WP: 1 PA: 38
 PB: 0
 SB: 0
 CS: 0



PITCHER	IP	WLS	BF	H	R	ER	SO	BB	IBB	HBP	BLK	WP	HR	S	P	ERA	WHIP
Alex Fernandez, R (1, 1) <small>ERA: 6.05</small>	3.2	L	23	7	6	5	5	3	1	0	0	1	1	49	86	12.27	2.727
Atlee Hammaker, L (4, 1) <small>ERA: 18.0</small>	0.0		1	1	0	0	0	0	0	0	0	0	0	2	2	∞	∞
Jose DeLeon, R (4, 1) <small>ERA: 5.11</small>	4.0		13	0	0	0	3	1	0	0	0	0	0	29	46	0.00	0.250
Tim Fortugno, L (8, 1) <small>ERA: 2.16</small>	0.1		1	0	0	0	1	0	0	0	1	0	0	3	4	0.00	0.000

Batter	1	2	3	4	5	6	7	8	9	AB R H RBI BB SO LOB	TOP		
Lance Johnson, L (1, 8) OBP: 0.264, SLG: 0.271	0-0 G6-3		0-0 G4-3		1-1 HR 1B	0-0 E6 PB 1B BLK	0-2 F7		2-3 K	6 2 1 0 0 1 3			
Tim Raines, S (1, 7) OBP: 0.382, SLG: 0.571	3-3 K		1-1 F7		2-0 HR 1-H	0-1 L1	0-0 G6-3		2-2 1B 2B 1-H 2-H	6 2 2 4 0 1 2			
Frank Thomas, R (1, 3) OBP: 0.494, SLG: 0.579	4-1 BB		4-2 BB BB		4-2 FC7-5 WP BB	4-0 PB 1B IBB		0-1 WP 2B	2-2 HBP 1B 2-H	2 2 2 1 4 0 0			
Warren Newson, L (1, 10) Chris Sabo, R (6, PH) OBP: 0.600, SLG: 0.765 OBP: 0.323, SLG: 0.393	2-3 K		4-2 BB		4-2 BB	4-0 1B 1-2 IBB 2-3		1-2 S 2-H 2B	1-0 G5-4-3 HBP 1-2	0 1 0 0 0 0 0 1 0 1 1 1 0 0			
Robin Ventura, L (1, 5) OBP: 0.370, SLG: 0.439		2-2 SH5-3 2B	3-3 K		1-3 K	0-0 1B 1-3 2-H 3-H		3-3 K 2-3	2-2 G5-4-3 1-2f	6 0 2 2 0 3 7			
Dave Martinez, L (1, 9) Mike Devereaux, R (5, PH) OBP: 0.222, SLG: 0.278 OBP: 0.333, SLG: 0.375		0-0 SH5-3		1-2 2B	1-1 FC7-5 BB BB		0-3 K	1-3 K		1 0 1 0 0 0 0 3 0 0 0 0 2 4			
Ray Durham, S (1, 4) OBP: 0.348, SLG: 0.328		0-3 K		0-0 B2	4-1 BB 1-2 BB 2-3		2-2 2B WP SF9 1B	3-2 F8		4 1 1 0 1 1 3			
Ron Karkovics, R (1, 2) OBP: 0.367, SLG: 0.463		4-1 BB		1-3 K	4-0 BB 1-2 BB 2-3 3-H		3-1 2B	2-1 1B 2B 1B		3 1 2 1 2 1 1			
Ozzie Guillen, L (1, 6) OBP: 0.302, SLG: 0.317		0-0 F8		2-1 F7	1-0 F9		0-1 SF9	1-2 2B 1B		4 1 1 1 0 0 6			
Inning Stats	R: 0 E: 0 K: 2 S: 8 H: 0 LOB: 1 BB: 1 P: 17	R: 0 E: 0 K: 1 S: 13 H: 1 LOB: 2 BB: 1 P: 19	R: 0 E: 0 K: 1 S: 11 H: 0 LOB: 2 BB: 2 P: 23	R: 0 E: 0 K: 1 S: 11 H: 1 LOB: 1 BB: 0 P: 15	R: 3 E: 0 K: 1 S: 14 H: 2 LOB: 3 BB: 4 P: 36	R: 2 E: 1 K: 1 S: 7 H: 1 LOB: 1 BB: 2 P: 15	R: 1 E: 0 K: 0 S: 11 H: 2 LOB: 1 BB: 0 P: 16	R: 1 E: 0 K: 2 S: 19 H: 2 LOB: 1 BB: 0 P: 27	R: 3 E: 0 K: 1 S: 18 H: 4 LOB: 1 BB: 0 P: 30	1B: 6 2B: 6 3B: 0 HR: 1 SF: 1 SAC: 1 DP: 1 HBP: 1	WP: 3 PB: 1 SB: 1 CS: 0 PA: 50		
PITCHER	IP WLS BF H R ER SO BB IBB HBP BLK WP HR S P ERA WHIP											PITCHER	IP WLS BF H R ER SO BB IBB HBP BLK WP HR S P ERA WHIP
Jim Converse, R (1, 1) ERA: 6.55	4.0 L 21 4 3 3 5 5 0 0 0 0 1 0 48 86 6.75 2.250												
Ron Villone, L (5, 1) ERA: 6.35	0.2 5 0 0 0 1 3 0 0 0 0 1 0 8 22 0.00 4.500												
John Cummings, L (5, 1) ERA: 11.81	1.1 9 3 3 2 1 0 2 0 1 1 0 0 13 27 13.50 2.250												
Kevin King, L (7, 1) ERA: 12.27	2.0 10 4 3 3 2 0 0 0 0 1 0 0 30 41 13.50 2.000												
Lee Guetterman, L (9, 1) ERA: 5.79	1.0 5 2 1 1 1 0 0 1 0 0 0 0 13 22 9.00 2.000												

Chicago White Sox @ Seattle Mariners
The Kingdome, Seattle, WA
Sun May 14 1995, 6:33 AM EDT
Att. 19,475 - Dome - 68 F

livebaseballscorecards.com

AB	36
R	10
H	13
RBI	10
BB	8
SO	9
LOB	26



Batter	1	2	3	4	5	6	7	8	9	AB	R	H	RBI	BB	SO	LOB
Rich Amaral, R (1, 7) OBP: 0.381, SLG: 0.389 Alex Diaz, S (8, PH) OBP: 0.286, SLG: 0.476 (9, 7)	3-2 G5-3		1-0 FC1-5 2B		0-3 K			0-1 FC6-4 1B		3	1	0	0	0	1	1
Luis Sojo, R (1, 4) OBP: 0.370, SLG: 0.500 (9, 6)	2-2 1B		1-1 1B 2B			0-2 L6		0-0 FC6-4 1-2f		4	0	2	1	0	0	1
Ken Griffey Jr., L (1, 8) OBP: 0.414, SLG: 0.569	0-1 F7		2-0 G6-4-3 1B			0-1 HR		1-1 P4		4	1	2	1	0	0	2
Jay Buhner, R (1, 9) OBP: 0.234, SLG: 0.349	1 SAFE K		0-0 G6-4-3 1-2f			3-2 F9		0-3 K		4	0	0	0	0	2	3
Edgar Martinez, R (1, 10) OBP: 0.453, SLG: 0.691		3-2 FC1-6 1B		1-1 G6-3		1-1 G4-3		1-1 F8		4	0	1	0	0	0	0
Mike Blowers, R (1, 5) OBP: 0.182, SLG: 0.128 Doug Strange, S (9, PH) OBP: 0.200, SLG: 0.267		2-1 L9		3-2 K			1-3 K		0-0 F8	3	0	0	0	0	2	1
Tino Martinez, L (1, 3) OBP: 0.424, SLG: 0.490		2-2 FC1-6 1-2f		3-3 K			0-0 G4-3			3	0	0	0	0	1	1
Chad Kreuter, S (1, 2) OBP: 0.250, SLG: 0.267		1-0 G3			0-0 B5-3		2-1 G5-3			3	0	0	0	0	0	1
Alex Rodriguez, R (1, 6) OBP: 0.278, SLG: 0.389 Joey Cora, S (8, PH) OBP: 0.370, SLG: 0.440 (9, 4)			1-0 FC1-5 2B		1-1 G4-3			0-3 K		2	0	1	0	0	0	0
										1	0	0	0	0	1	0

Inning Stats	R: 0	H: 1	E: 0	LOB: 1	K: 1	BB: 0	S: 11	R: 0	H: 1	E: 0	LOB: 1	K: 0	BB: 0	S: 9	R: 1	H: 3	E: 0	LOB: 1	K: 0	BB: 0	S: 6	R: 0	H: 0	E: 0	LOB: 0	K: 2	BB: 0	S: 8	R: 0	H: 0	E: 0	LOB: 0	K: 1	BB: 0	S: 6	R: 1	H: 1	E: 0	LOB: 0	K: 0	BB: 0	S: 10	R: 0	H: 0	E: 0	LOB: 0	K: 1	BB: 0	S: 6	R: 0	H: 1	E: 0	LOB: 1	K: 1	BB: 0	S: 8	R: 0	H: 0	E: 0	LOB: 0	K: 1	BB: 0	S: 6	R: 0	H: 0	E: 0	LOB: 0	K: 1	BB: 0	S: 9	R: 0	H: 1	E: 0	LOB: 1	K: 1	BB: 0	S: 8	R: 0	H: 0	E: 0	LOB: 0	K: 1	BB: 0	S: 6	R: 0	H: 0	E: 0	LOB: 0	K: 1	BB: 0	S: 7
--------------	------	------	------	--------	------	-------	-------	------	------	------	--------	------	-------	------	------	------	------	--------	------	-------	------	------	------	------	--------	------	-------	------	------	------	------	--------	------	-------	------	------	------	------	--------	------	-------	-------	------	------	------	--------	------	-------	------	------	------	------	--------	------	-------	------	------	------	------	--------	------	-------	------	------	------	------	--------	------	-------	------	------	------	------	--------	------	-------	------	------	------	------	--------	------	-------	------	------	------	------	--------	------	-------	------


PITCHER	IP	WLS	BF	H	R	ER	SO	BB	IBB	HBP	BLK	WP	HR	S	P	ERA	WHIP
Jim Abbott, L (1, 1) ERA: 3.09	7.0	W	26	6	2	2	5	0	0	0	0	0	1	56	90	2.57	0.857
Kirk McCaskill, R (8, 1) ERA: 5.06	1.0		4	1	0	0	1	0	0	0	0	0	0	8	9	0.00	1.000
Roberto Hernandez, R (9, 1) ERA: 2.35	1.0		3	0	0	0	1	0	0	0	0	0	0	6	7	0.00	0.000

BOTTOM

Chicago White Sox @ Seattle Mariners
The Kingdome, Seattle, WA

Sun May 14 1995, 6:33 AM EDT
Att. 19,475 - Dome - 68 F

AB	33
R	2
H	7
RBI	2
BB	0
SO	7
LOB	10



WP	PA	ERA	WHIP
0	33		

Batter	1	2	3	4	5	6	7	8	9	AB R H RBI BB SO LOB	TOP		
Rickey Henderson, R OBP: 0.406, SLG: 0.481 (1, 7)	4-2 1B SF7 BB	4-0 1-2 BB			3-2 P6	0-1 1B 2B				2 2 1 1 2 0 0			
Brent Gates, S OBP: 0.321, SLG: 0.238 (1, 4)	1-1 F8	0-0 FC5 2-3f			2-0 G1-3	1-0 E 1B				4 0 1 1 0 0 3			
Geronimo Berroa, R OBP: 0.444, SLG: 0.691 (1, 10)	1-2 SF7 1B			0-1 P4	3-2 HR 1B	2-1 E1				4 1 2 0 0 0 1			
Mark McGwire, R OBP: 0.476, SLG: 0.766 (1, 3)	0-1 SF7 1-2 3-H			2-2 1B	0-0 HR 1-H					2 1 2 3 0 0 0			
Ruben Sierra, S OBP: 0.316, SLG: 0.565 (1, 9)	4-2 FC6-4 BB			2-3 K	3-2 HR					2 1 1 1 1 1 1			
Terry Steinbach, R OBP: 0.270, SLG: 0.431 (1, 2)	0-1 FC6-4 1-2f			1-0 F8	0-0 F9					3 0 0 0 0 0 3			
Scott Brosius, R OBP: 0.456, SLG: 0.423 (1, 5)		0-0 B5-3		2-1 P2		1-1 2B G1-3 HBP				2 1 0 0 0 0 0			
Stan Javier, S OBP: 0.292, SLG: 0.323 (1, 8)		1-2 G5-3		2-1 F9		0-1 G1-3 2B 2B				3 1 1 0 0 0 0			
Mike Gallego, R OBP: 0.226, SLG: 0.158 (1, 6)		3-2 FC5 BB 1B		1-0 L4		0-0 G1-3				3 0 1 1 0 0 1			
Inning Stats	R: 1 E: 0 K: 0 S: 16 H: 1 LOB: 2 BB: 2 P: 26	R: 0 E: 0 K: 0 S: 11 H: 1 LOB: 2 BB: 1 P: 19	R: 0 E: 0 K: 1 S: 9 H: 1 LOB: 1 BB: 0 P: 14	R: 0 E: 0 K: 0 S: 5 H: 0 LOB: 0 BB: 0 P: 10	R: 3 E: 0 K: 0 S: 14 H: 3 LOB: 0 BB: 0 P: 25	R: 3 E: 1 K: 0 S: 9 H: 3 LOB: 2 BB: 0 P: 13				1B: 5 2B: 2 3B: 0 HR: 2 SF: 1 SAC: 0 DP: 0 HBP: 1	WP: 0 PB: 0 SB: 0 CS: 0 PA: 30		
PITCHER	IP WLS BF H R ER SO BB IBB HBP BLK WP HR S P ERA WHIP											PITCHER	IP WLS BF H R ER SO BB IBB HBP BLK WP HR S P ERA WHIP
Jason Bere, R ERA: 6.04 (1, 1)	5.1 L 28 8 7 7 1 3 0 1 0 0 0 2 61 101 11.81 2.062												
Tim Fortugno, L ERA: 2.16 (6, 1)	0.0 2 1 0 0 0 0 0 0 0 0 0 0 3 6 ∞ ∞												

Oakland Athletics @ Chicago White Sox
Comiskey Park, Chicago, IL
Tue May 16 1995, 8:05 PM EDT
Att. 16,331 - Unknown - 73 F

livebaseballscorecards.com

AB 25
R 7
H 9
RBI 7
BB 3
SO 1
LOB 9



Batter	1	2	3	4	5	6	7	8	9	AB R H RBI BB SO LOB
Lance Johnson, L OBP: 0.253, SLG: 0.260 (1, 8) C B X	1-1 L9 ①		0-1 FC6-5 1B 2-3		2-1 F8 ③					3 0 0 0 0 0 1
Tim Raines, S OBP: 0.386, SLG: 0.569 (1, 7) F B B X	2-1 L7 ②		2-2 SAFE 1-3 1B							2 0 1 0 0 0 0
Frank Thomas, R OBP: 0.494, SLG: 0.627 (1, 3) C F X	0-2 HR		3-3 SAFE K ③							2 1 1 1 0 1 2
Chris Sabo, R OBP: 0.313, SLG: 0.379 (1, 10) B C S B S B S	3-3 K ③			0-1 G5-3 ①						2 0 0 0 0 1 0
Robin Ventura, L OBP: 0.360, SLG: 0.424 (1, 5)		1-2 G4-3 ①		1-2 G4-1 ②						2 0 0 0 0 0 0
Dave Martinez, L OBP: 0.250, SLG: 0.300 (1, 9) C X		0-1 L8 ②		1-1 1B						2 0 1 0 0 0 0
Ray Durham, S OBP: 0.338, SLG: 0.317 (1, 4) C F X		0-2 G4-3 ③		0-2 SAFE G3-1 ③						2 0 0 0 0 0 1
Ron Karkovice, R OBP: 0.353, SLG: 0.442 (1, 2) C F S			0-3 K ①		1-2 F9 ①					2 0 0 0 0 1 0
Ozzie Guillen, L OBP: 0.289, SLG: 0.302 (1, 6) X			0-0 E3 FC6-5		1-1 G4-3 ②					2 0 0 0 0 0 0

Inning Stats	R: 1 E: 0 K: 1 S: 13	H: 1 LOB: 0 BB: 0 P: 19	R: 0 E: 0 K: 0 S: 10	H: 0 LOB: 0 BB: 0 P: 11	R: 0 E: 1 K: 2 S: 12	H: 1 LOB: 2 BB: 0 P: 17	R: 0 E: 0 K: 0 S: 10	H: 1 LOB: 1 BB: 0 P: 12	R: 0 E: 0 K: 0 S: 8	H: 0 LOB: 0 BB: 0 P: 12	1B: 2 2B: 0 3B: 0 HR: 1	SF: 0 SAC: 0 DP: 0 HBP: 0	WP: 0 PB: 0 SB: 0 CS: 0	PA: 19
---------------------	-------------------------------	----------------------------------	-------------------------------	----------------------------------	-------------------------------	----------------------------------	-------------------------------	----------------------------------	------------------------------	----------------------------------	----------------------------------	------------------------------------	----------------------------------	--------

PITCHER Steve Ontiveros, R ERA: 4.76 (1, 1)	IP 5.0	WLS W	BF 19	H 3	R 1	ER 1	SO 3	BB 0	IBB 0	HBP 0	BLK 0	WP 0	HR 1	S 53	P 71	ERA 1.80	WHIP 0.600	PITCHER	IP 5.0	WLS W	BF 19	H 3	R 1	ER 1	SO 3	BB 0	IBB 0	HBP 0	BLK 0	WP 0	HR 1	S 53	P 71	ERA 1.80	WHIP 0.600
---	-----------	----------	----------	--------	--------	---------	---------	---------	----------	----------	----------	---------	---------	---------	---------	-------------	---------------	----------------	-----------	----------	----------	--------	--------	---------	---------	---------	----------	----------	----------	---------	---------	---------	---------	-------------	---------------


BOTTOM

Oakland Athletics @ Chicago White Sox
Comiskey Park, Chicago, IL

Tue May 16 1995, 8:05 PM EDT
Att: 16,331 - Unknown - 73 F

livebaseballscorecards.com

AB	19
R	1
H	3
RBI	1
BB	0
SO	3
LOB	4



Batter	1	2	3	4	5	6	7	8	9	AB	R	H	RBI	BB	SO	LOB	TOP										
Rickey Henderson, R OBP: 0.420, SLG: 0.527 (1, 7)	3-2 K	2-3 K		4-2 BB		3-2 HR		4-2 BB		3	1	1	1	2	2	2											
Brent Gates, S OBP: 0.293, SLG: 0.213 (1, 4)	0-3 K	0-1 F9		1-1 G6-3		2-2 P6		3-2 G1-3		5	0	0	0	0	1	6											
Geronimo Berroa, R OBP: 0.442, SLG: 0.676 (1, 10)	1-0 HR 1B		1-2 L9	1-3 K		4-2 BB		2-1 SF4		3	1	1	1	1	1	2											
Mark McGwire, R OBP: 0.483, SLG: 0.791 (1, 3)	2-1 HR		2-3 K		4-1 BB	1-3 K		4-0 BB		3	1	1	2	2	2	1											
Ruben Sierra, S OBP: 0.333, SLG: 0.575 (1, 9)	4-2 BB		2-1 2B		1-0 1B		0-2 L4	0-3 K		4	0	2	0	1	1	2											
Terry Steinbach, R OBP: 0.279, SLG: 0.435 (1, 2)	3-2 P4		4-2 BB		2-3 K		1-1 2B		0-3 K	4	0	1	0	1	2	3											
Scott Brosius, R OBP: 0.425, SLG: 0.386 (1, 5)		0-1 F9	1-2 G5-3		1-2 F8		2-1 E5		0-3 K	5	0	0	0	0	1	5											
Stan Javier, S OBP: 0.286, SLG: 0.304 (1, 8)		4-1 BB		1-0 F8	2-1 FC6-5		3-2 F8-4		2-3 K	4	0	0	0	1	1	4											
Mike Gallego, R OBP: 0.250, SLG: 0.186 Craig Paquette, R OBP: 0.217, SLG: 0.318 (1, 6) (4, PR) (4, 6)		2-0 1B		3-2 BB		0-3 K		4-2 BB		2	0	2	0	0	0	0											
		1-2 1B		G6-3 1B				G1-3 BB		1	1	0	0	1	1	0											
Inning Stats	R: 2 E: 1 K: 2 S: 14	H: 2 LOB: 1 BB: 1 P: 27	R: 0 E: 0 K: 1 S: 9	H: 1 LOB: 2 BB: 1 P: 17	R: 0 E: 0 K: 1 S: 18	H: 1 LOB: 2 BB: 1 P: 28	R: 0 E: 0 K: 1 S: 11	H: 1 LOB: 2 BB: 1 P: 21	R: 1 E: 0 K: 2 S: 15	H: 1 LOB: 1 BB: 1 P: 25	R: 0 E: 1 K: 0 S: 10	H: 1 LOB: 1 BB: 0 P: 16	R: 1 E: 0 K: 1 S: 15	H: 0 LOB: 2 BB: 3 P: 32	R: 0 E: 0 K: 3 S: 9	H: 0 LOB: 0 BB: 0 P: 11	1B: 4 2B: 3 3B: 0 HR: 2	SF: 1 SAC: 0 DP: 1 HBP: 0	WP: 0 PB: 0 SB: 1 CS: 0	PA: 44							
PITCHER	IP	WLS	BF	H	R	ER	SO	BB	IBB	HBP	BLK	WP	HR	S	P	ERA	WHIP										
Wilson Alvarez, L ERA: 3.27 (1, 1)	5.0		26	6	2	2	6	5	0	0	0	0	1	66	117	3.60	2.200										
Jose DeLeon, R ERA: 5.02 (6, 1)	2.0	W	9	2	1	1	2	1	0	0	0	0	1	25	41	4.50	1.500										
Rob Dibble, R ERA: 13.5 (8, 1)	0.2		5	0	1	1	0	3	0	0	0	0	0	11	28	13.50	4.500										
Roberto Hernandez, R ERA: 2.0 (8, 1)	1.1	S	4	0	0	0	4	0	0	0	0	0	0	13	15	0.00	0.000										

Oakland Athletics @ Chicago White Sox
Comiskey Park, Chicago, IL
Wed May 17 1995, 8:05 PM EDT
Att. 17,530 - Unknown - 50 F

livebaseballscorecards.com

AB 34
R 4
H 8
RBI 4
BB 9
SO 12
LOB 25



Batter	1	2	3	4	5	6	7	8	9
Lance Johnson, L OBP: 0.278, SLG: 0.286 (1, 8)	1-2 G6-4-3 1B		2-1 S 1B		1 SAFE 0-0 L4-3 1-2		0-0 L6-3 1B		
Tim Raines, S OBP: 0.365, SLG: 0.536 (1, 7)	1-0 P6		1 SAFE 0-1 F9 1-2			2-2 G1-3	1 SAFE 3-1 L6-3 1-2		
Frank Thomas, R OBP: 0.482, SLG: 0.597 (1, 3)	1-0 G6-4-3 1-2f			0-0 P4		2-2 F7		4-0 FC5-4 BB	
Chris Sabo, R OBP: 0.309, SLG: 0.371 (1, 10)		0-1 1B SF9 1B		0-3 K		1-2 G6-3		1 SAFE 1-0 FC5-4 BB 1-2f	
Robin Ventura, L OBP: 0.392, SLG: 0.516 (1, 5)		0-0 CS 1B		3-2 HR			0-0 2B	4-0 BB	
Mike Devereaux, R OBP: 0.328, SLG: 0.373 (1, 9)		2-0 SF9		3-2 1B			1-0 G5-3	1-0 G5-3 2-3f	
Ray Durham, S OBP: 0.338, SLG: 0.308 (1, 4)		3-3 K 1-2		1-3 K			4-2 2B BB		
Michael LaValliere, L OBP: 0.364, SLG: 0.333 Norberto Martin, R OBP: 0.059, SLG: 0.063 Ron Karkovics, R OBP: 0.353, SLG: 0.442 (1, 2) (7, PR) (8, 2)			4-2 G1-6-3 BB		2-1 G5-3		1-2 2B 1B 2B 1-H 2-H		
Ozzie Guillen, L OBP: 0.313, SLG: 0.348 (1, 6)			2-1 G1-6-3 1-2f		2-2 L4-3 1B		1-2 1B 2B		

Inning Stats	R: 0 E: 0 K: 5 S: 5	H: 1 LOB: 0 BB: 0 P: 8	R: 1 E: 0 K: 1 S: 7	H: 2 LOB: 1 BB: 0 P: 12	R: 0 E: 0 K: 0 S: 9	H: 1 LOB: 1 BB: 1 P: 17	R: 1 E: 0 K: 2 S: 19	H: 2 LOB: 1 BB: 0 P: 26	R: 0 E: 0 K: 0 S: 6	H: 1 LOB: 0 BB: 0 P: 10	R: 0 E: 0 K: 0 S: 9	H: 0 LOB: 0 BB: 0 P: 14	R: 4 E: 0 K: 0 S: 14	H: 4 LOB: 1 BB: 1 P: 24	R: 0 E: 0 K: 0 S: 2	H: 0 LOB: 1 BB: 2 P: 12
--------------	------------------------------	---------------------------------	------------------------------	----------------------------------	------------------------------	----------------------------------	-------------------------------	----------------------------------	------------------------------	----------------------------------	------------------------------	----------------------------------	-------------------------------	----------------------------------	------------------------------	----------------------------------

PITCHER	IP	WLS	BF	H	R	ER	SO	BB	IBB	HBP	BLK	WP	HR	S	P	ERA	WHIP
Mike Harkey, R ERA: 3.68 (1, 1)	6.0		22	7	2	2	3	1	0	0	0	0	1	55	87	3.00	1.333
Dave Leiper, L ERA: 3.86 (7, 1)	0.0		1	1	1	1	0	0	0	0	0	0	0	1	1	∞	∞
Mark Acre, R ERA: 8.1 (7, 1)	0.1	L	3	1	1	1	0	1	0	0	0	0	0	7	13	27.00	6.000
Rick Honeycutt, L ERA: 1.29 (7, 1)	0.2		3	2	2	2	0	0	0	0	0	0	0	6	10	27.00	3.000
Jim Corsi, R ERA: (8, 1)	1.0		4	0	0	0	0	2	0	0	0	0	0	2	12	0.00	2.000

BOTTOM

Oakland Athletics @ Chicago White Sox
Comiskey Park, Chicago, IL
Wed May 17 1995, 8:05 PM EDT
Att: 17,530 - Unknown - 50 F

AB	R	H	RBI	BB	SO	LOB
4	0	3	2	0	0	1
4	0	0	0	0	0	4
3	0	0	0	1	0	1
4	1	1	0	0	1	1
3	2	3	1	1	0	0
3	0	1	1	0	0	3
2	1	0	0	1	2	2
2	0	1	2	1	0	0
0	1	0	0	0	0	0
0	0	0	0	0	0	0
3	1	2	0	0	0	1

AB	28
R	6
H	11
RBI	6
BB	4
SO	3
LOB	13

livebaseballscorecards.com

WP: 0 PA: 33
PB: 0
SB: 1
CS: 1



Batter	1	2	3	4	5	6	7	8	9	AB R H RBI BB SO LOB	TOP											
Rickey Henderson, R OBP: 0.425, SLG: 0.517 (1, 10)	1-3 K			0-0 G5-3		4-2 BB		3-2 1B		3 0 1 0 1 1 0												
Brent Gates, S OBP: 0.274, SLG: 0.196 (1, 4)	1-2 4-3		1-1 P4			1-3 K		1-3 SAFE K		4 0 0 0 0 2 3												
Geronimo Berroa, R OBP: 0.444, SLG: 0.703 (1, 7)	3-3 K		4-2 BB			2-1 P4			2-1 HR	3 1 1 1 1 1 2												
Mark McGwire, R OBP: 0.473, SLG: 0.803 (1, 3)		1-1 P3		1-3 K			3-1 HR		0-1 F9	4 1 1 1 0 1 1												
Ruben Sierra, S OBP: 0.318, SLG: 0.545 (1, 9)		0-0 P6			2-1 F8		0-0 F9		2-1 L9	4 0 0 0 0 0 0												
Terry Steinbach, R OBP: 0.278, SLG: 0.439 (1, 2)		0-3 K			3-3 K		0-0 F9		1-0 2B	4 0 1 0 0 2 0												
Andy Tomberlin, L OBP: 0.304, SLG: 0.409 (1, 8)			1-1 F8		2-3 K		3-2 P5		1-3 K	3 0 0 0 0 1 0												
Scott Brosius, R OBP: 0.419, SLG: 0.379 (8, 6)										1 0 0 0 0 1 1	AB 32 R 2 H 6 RBI 2 BB 2 SO 11 LOB 8											
Craig Paquette, R OBP: 0.200, SLG: 0.292 (1, 5)			1-3 K		2-3 K			0-0 G3-6 1B		2 0 0 0 0 2 0												
Stan Javier, S OBP: 0.295, SLG: 0.314 (8, 5)										1 0 1 0 0 0 0												
Fausto Cruz, R OBP: 0.500, SLG: 0.500 (1, 6)			2-2 F8		3-2 WP 1B			0-2 G3-6		2 0 1 0 0 0 0												
Mike Aldrete, L OBP: 0.368, SLG: 0.200 (8, 8)								1-2		1 0 0 0 0 0 1												
Inning Stats	R: 0 E: 0 K: 2 S: 10	H: 0 LOB: 0 BB: 0 P: 15	R: 0 E: 0 K: 1 S: 6	H: 0 LOB: 0 BB: 0 P: 7	R: 0 E: 0 K: 1 S: 11	H: 0 LOB: 0 BB: 0 P: 15	R: 0 E: 0 K: 1 S: 8	H: 0 LOB: 1 BB: 1 P: 14	R: 0 E: 0 K: 2 S: 16	H: 0 LOB: 0 BB: 0 P: 23	R: 0 E: 0 K: 2 S: 18	H: 1 LOB: 2 BB: 1 P: 30	R: 1 E: 0 K: 0 S: 8	H: 1 LOB: 0 BB: 0 P: 14	R: 0 E: 0 K: 1 S: 12	H: 2 LOB: 1 BB: 0 P: 16	R: 1 E: 0 K: 1 S: 10	H: 2 LOB: 1 BB: 0 P: 16	1B: 3 2B: 1 3B: 0 HR: 2	SF: 0 SAC: 0 DP: 1 HBP: 0	WP: 1 PB: 0 SB: 0 CS: 0	PA: 34
PITCHER	IP WLS BF H R ER SO BB IBB HBP BLK WP HR S P ERA WHIP																					
Alex Fernandez, R ERA: 4.61 (1, 1)	8.0 W 29 4 1 1 10 2 0 0 0 1 1 89 134 1.12 0.750																					
Roberto Hernandez, R ERA: 2.7 (9, 1)	1.0 S 5 2 1 1 1 0 0 0 0 0 0 1 10 16 9.00 2.000																					

Oakland Athletics @ Chicago White Sox
Comiskey Park, Chicago, IL
Thu May 18 1995, 8:05 PM EDT
Att. 15,819 - Unknown

livebaseballscorecards.com



Batter	1	2	3	4	5	6	7	8	9	AB R H RBI BB SO LOB	TOP																
Tony Phillips, S OBP: 0.433, SLG: 0.524 (1, 7)	4-1 FC5-6 BB		2-2 CS 1B		3-1 2B	3-1 1-H HR			4-0 G3 BB	3 2 3 2 2 0 0																	
Spike Owen, S OBP: 0.324, SLG: 0.412 (1, 6)	0-1 FC5-6 1B 1-2f		0-0 L9		2-1 G1-3	2-2 F9			0-0 G3 1-2	5 0 0 0 0 0 4																	
Tim Salmon, R OBP: 0.439, SLG: 0.486 (1, 9)	3-2 1-3 1B		1-0 1B 1-2		1-2 K			4-1 E CS BB	2-2 2-H 1B	4 0 3 1 1 1 1																	
Chili Davis, S OBP: 0.490, SLG: 0.642 (1, 10)	2-3 K		2-0 1B		4-0 IBB			2-3 K 1-3	4-0 IBB	3 0 1 0 2 2 3																	
J.T. Snow, L OBP: 0.337, SLG: 0.457 (1, 3)	0-0 F8				0-0 E 2B 1B	0-1 G4-3		2-3 K 3-H	3-1 G3	5 1 1 0 0 1 7																	
Jim Edmonds, L OBP: 0.282, SLG: 0.397 (1, 8)		2-1 HR			0-1 F7	4-2 2B BB		2-3 K		3 2 1 1 1 1 1																	
Greg Myers, L OBP: 0.302, SLG: 0.462 (1, 2)		2-2 F8			1-0 P6	1-1 G4-3 1-H FC6-2 2B		0-0 G4-3		4 0 1 1 0 0 1																	
Damon Easley, R OBP: 0.310, SLG: 0.333 (1, 4)		2-0 G5-3			1-1 1-H 2B	0-0 G4-3		2-2 G5-3		4 0 1 1 0 0 1																	
Eduardo Perez, R OBP: 0.343, SLG: 0.309 (1, 5)		0-0 G6-3			2-2 P5	3-2 FC6-2 HR 3-H			1-0 G5-3	4 1 0 0 0 0 2																	
Inning Stats	R: 0 E: 0 K: 1 S: 11	H: 1 LOB: 2 BB: 1 P: 20	R: 1 E: 0 K: 0 S: 7	H: 1 LOB: 0 BB: 0 P: 13	R: 0 E: 0 K: 0 S: 7	H: 3 LOB: 2 BB: 0 P: 11	R: 1 E: 1 K: 0 S: 10	H: 2 LOB: 1 BB: 0 P: 14	R: 0 E: 0 K: 1 S: 9	H: 1 LOB: 2 BB: 1 P: 19	R: 3 E: 0 K: 0 S: 14	H: 2 LOB: 0 BB: 1 P: 27	R: 0 E: 1 K: 2 S: 7	H: 0 LOB: 0 BB: 1 P: 15	R: 0 E: 0 K: 1 S: 10	H: 0 LOB: 0 BB: 0 P: 14	R: 1 E: 0 K: 0 S: 7	H: 1 LOB: 2 BB: 2 P: 21	1B: 6 2B: 3 3B: 0 HR: 2	SF: 0 SAC: 0 DP: 0 HBP: 0	WP: 0 PB: 0 SB: 0 CS: 2	PA: 41					
PITCHER	IP WLS BF H R ER SO BB IBB HBP BLK WP HR S P ERA WHIP																										
James Baldwin, R ERA: 8.44 (1, 1)	5.0		23	8	2	1	2	1	1	0	0	0	1	44	77	1.80	1.800										
Scott Radinsky, L ERA: 9.64 (6, 1)	1.0		6	2	3	3	0	1	0	0	0	0	1	14	27	27.00	3.000										
Tim Fortugno, L ERA: 1.74 (7, 1)	2.0		6	0	0	0	3	1	0	0	0	0	0	17	29	0.00	0.500										
Kirk McCaskill, R ERA: 5.4 (9, 1)	1.0	L	6	1	1	1	0	1	1	0	0	0	0	7	21	9.00	2.000										

California Angels @ Chicago White Sox
Comiskey Park, Chicago, IL
Fri May 19 1995, 8:05 PM EDT
Att. 20,001 - Unknown - 74 F

AB	35
R	6
H	11
RBI	6
BB	6
SO	5
LOB	20



BOTTOM

California Angels @ Chicago White Sox
Comiskey Park, Chicago, IL
Fri May 19 1995, 8:05 PM EDT
Att: 20,001 - Unknown - 74 F

livebaseballscorecards.com

AB 35
R 5
H 10
RBI 5
BB 4
SO 2
LOB 27



WP: 0 PA: 42
PB: 0
SB: 0
CS: 0

AB R H RBI BB SO LOB
3 1 1 0 1 0 0
1 0 0 0 0 0 2

4 1 1 0 1 0 4

4 0 0 0 1 0 5
0 0 0 0 0 0 0

4 1 2 1 0 0 1

4 0 2 0 1 0 2

5 1 2 2 0 1 4

3 1 0 0 0 0 5

3 0 0 0 0 1 2
0 0 0 0 0 0 0
0 0 0 0 0 0 0

3 0 1 0 0 0 2
1 0 1 2 0 0 0

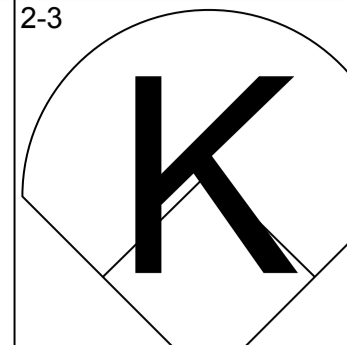
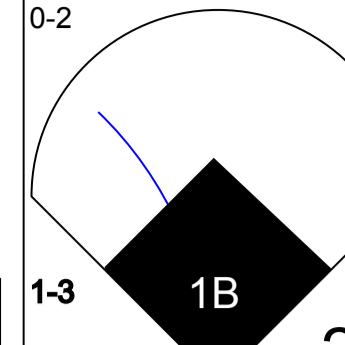
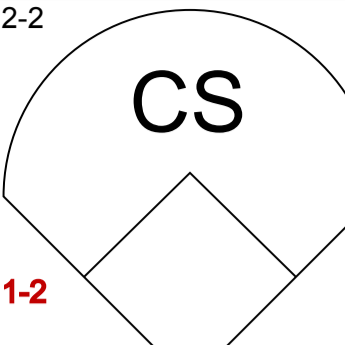
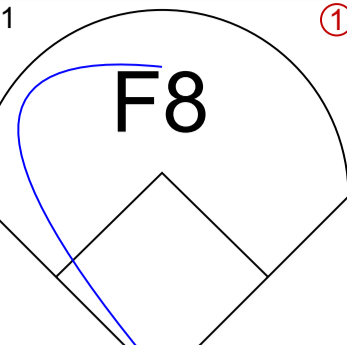
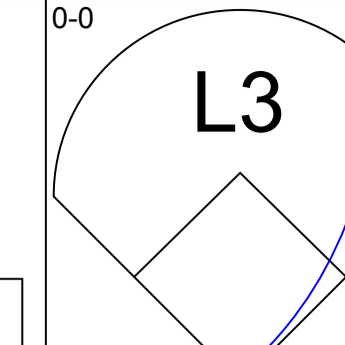
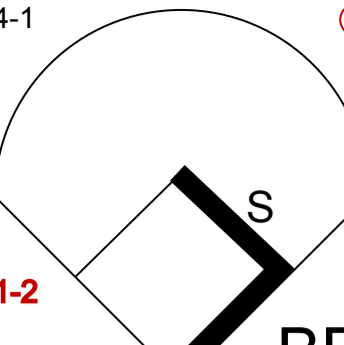
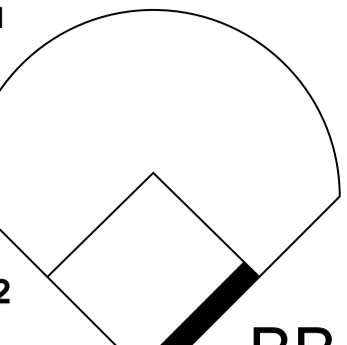
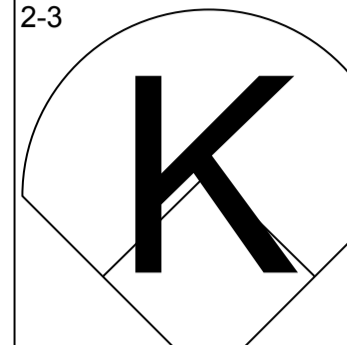
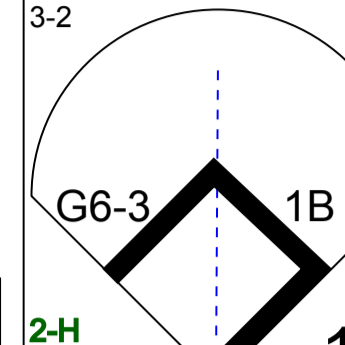
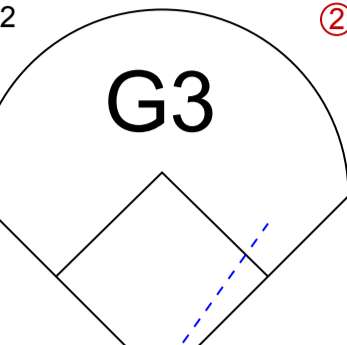
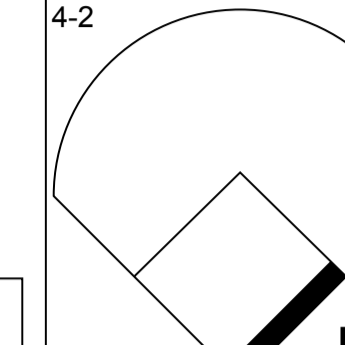
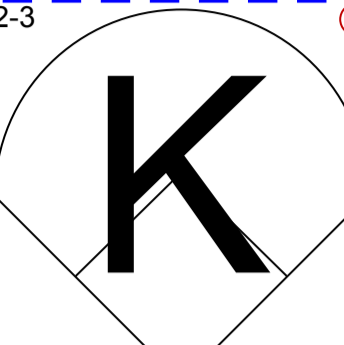
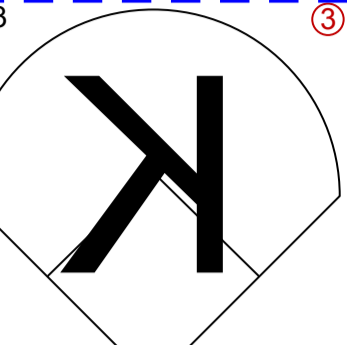
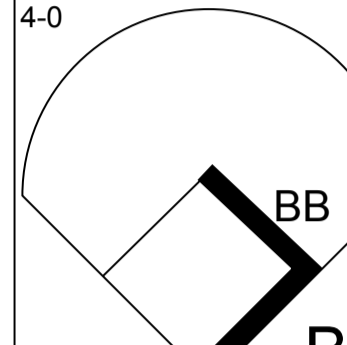
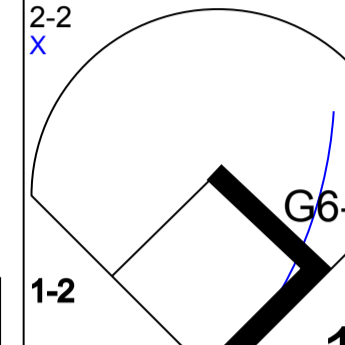
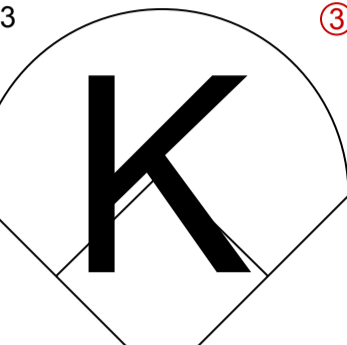
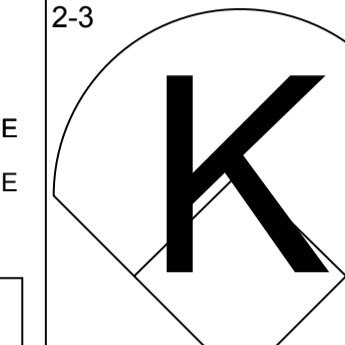
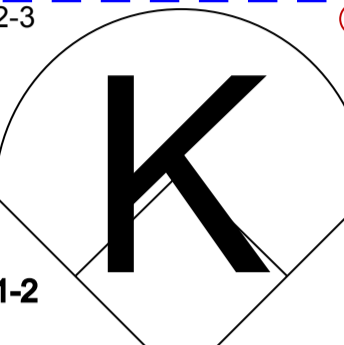
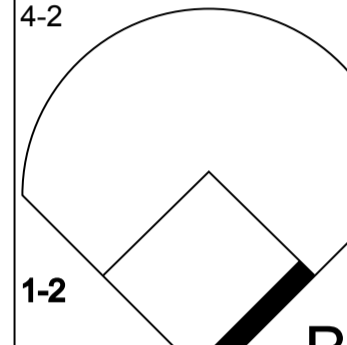
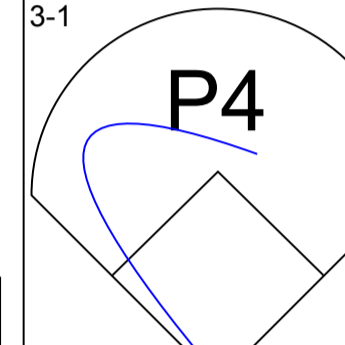
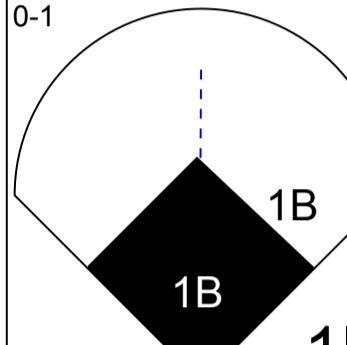
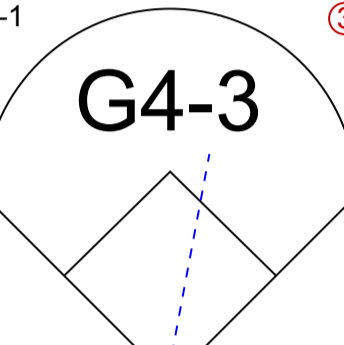
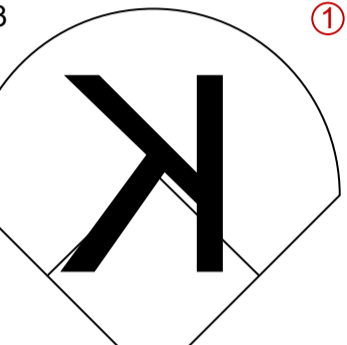
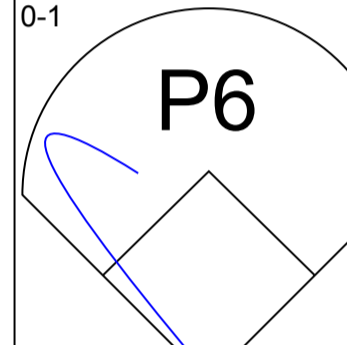
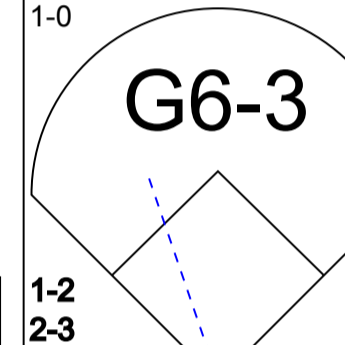
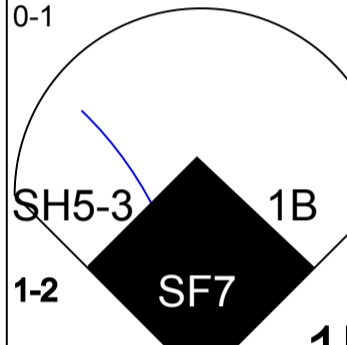
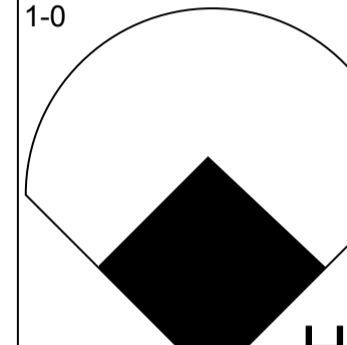
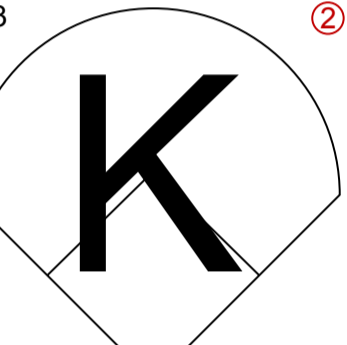
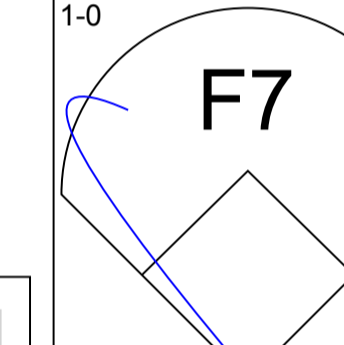
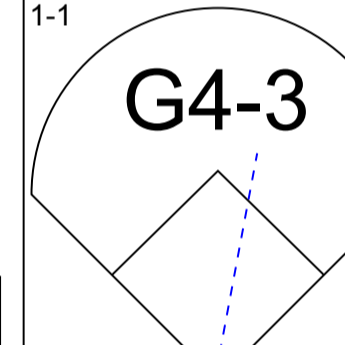
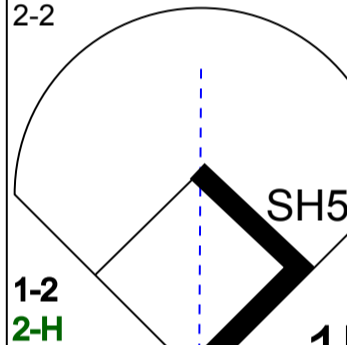
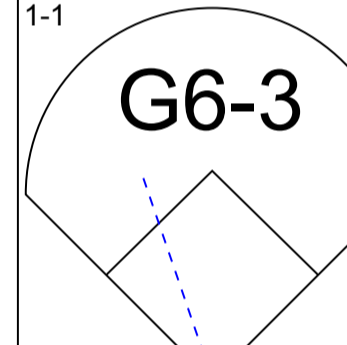
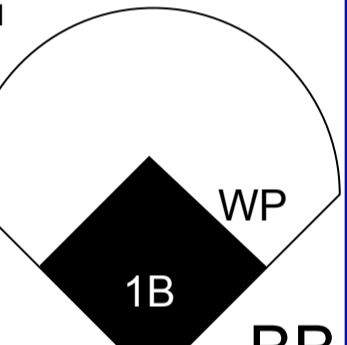
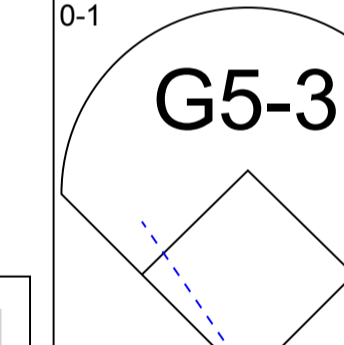
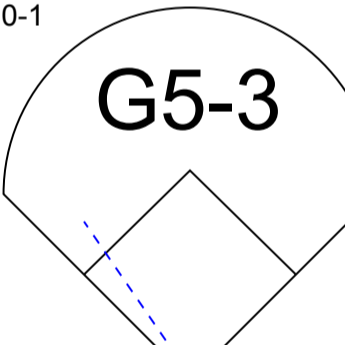
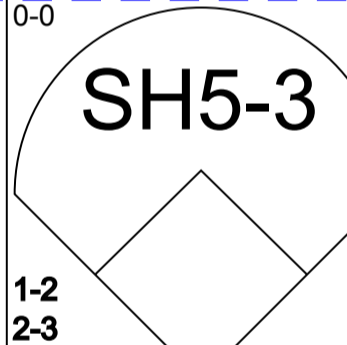
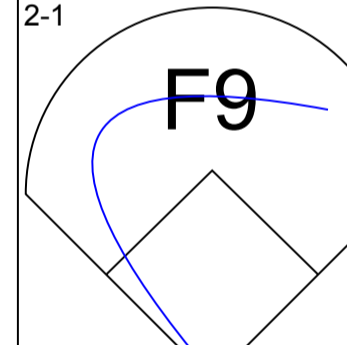
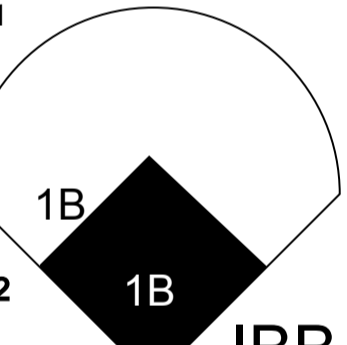
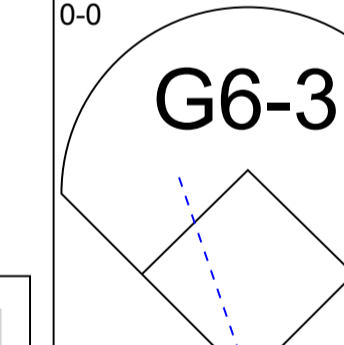
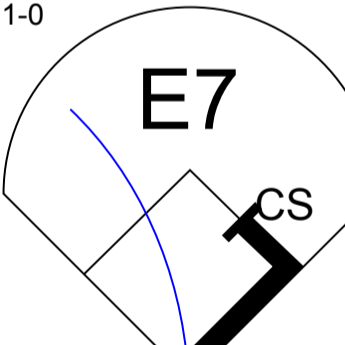
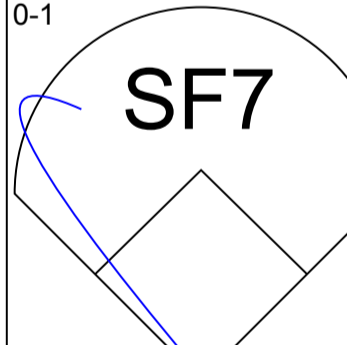
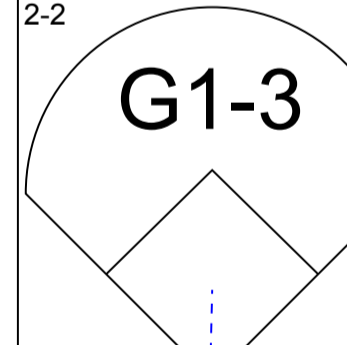
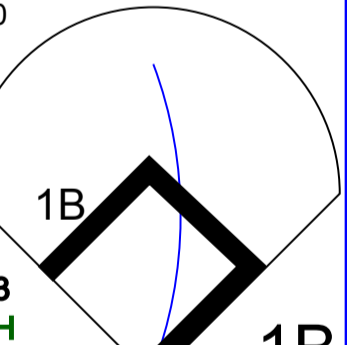
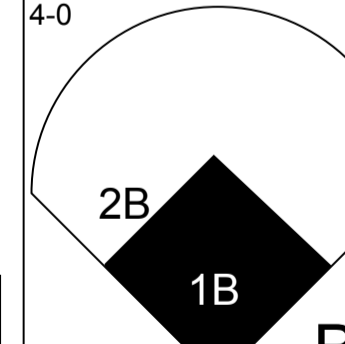
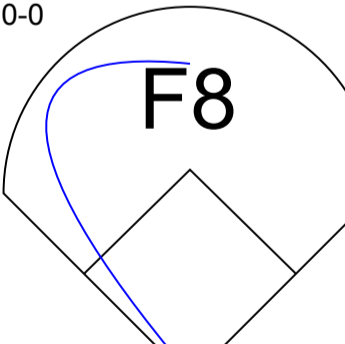
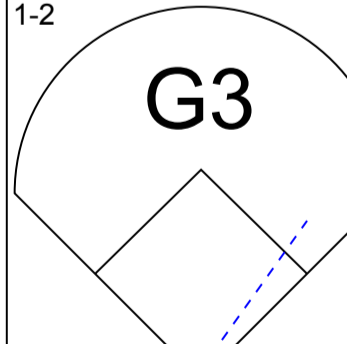
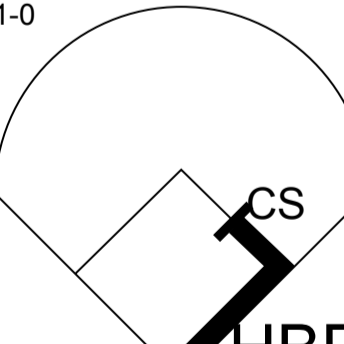
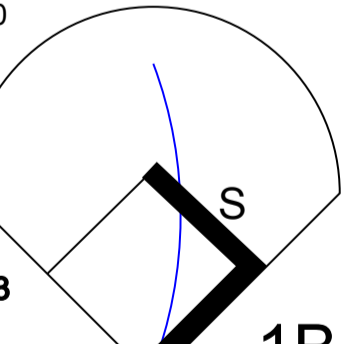
1B: 9 SF: 0
2B: 1 SAC: 2
3B: 0 DP: 1
HR: 0 HBP: 1

Batter	1	2	3	4	5	6	7	8	9	AB	R	H	RBI	BB	SO	LOB
Norberto Martin, R (1, 9) Lance Johnson, L (8, PH) OBP: 0.143, SLG: 0.105 OBP: 0.271, SLG: 0.268	G6-3		F8 BB		F8 1B	G4-3		FC1-5		3	1	1	0	1	0	0
Tim Raines, S (1, 7) OBP: 0.357, SLG: 0.494	BB		F8		BB FC3 1B		P9	L9		4	1	1	0	1	0	4
Frank Thomas, R (1, 3) Dave Martinez, L (9, PR) OBP: 0.462, SLG: 0.536 OBP: 0.250, SLG: 0.300	F8		G5-3		F8		F9		SH1-3 BB	4	0	0	0	1	0	5
Chris Sabo, R (1, 10) OBP: 0.299, SLG: 0.366	F7				1B 2B		G6-3		SH1-3	4	1	2	1	0	0	1
Robin Ventura, L (1, 5) OBP: 0.409, SLG: 0.529		G4-3			SH5-4 1B			FC2-5 1B	P9	4	0	2	0	1	0	2
Mike Devereaux, R (1, 8) OBP: 0.358, SLG: 0.450		P9			SH5-4 1B		FC3	HBP FC2-5 1B	K	5	1	2	2	0	1	4
Ray Durham, S (1, 4) OBP: 0.333, SLG: 0.310		F7			SH5-4		G1-2-3	FC2-5 HBP 1B		3	1	0	0	0	0	5
Ron Karkovice, R (1, 2) Warren Newson, L (8, PH) Michael LaValliere, L (9, 2) OBP: 0.333, SLG: 0.413 OBP: 0.615, SLG: 0.765 OBP: 0.333, SLG: 0.308			P4		K		F8	FC1-5 1B HBP		3	0	0	0	0	1	2
Craig Grebeck, R (1, 6) Ozzie Guillen, L (8, PH) OBP: 0.417, SLG: 0.429 OBP: 0.340, SLG: 0.373			BB 1B		G5-3		L9	FC1-5 1B		3	0	1	0	0	0	2

Inning	R	H	E	K	S	H	LOB	BB	P	R	H	E	K	S	H	LOB	BB	P
1	0	0	0	9	14	0	1	1	14	0	0	0	0	18	3	2	1	20
2	0	0	0	4	11	0	0	0	11	0	0	0	0	18	0	0	1	10
3	0	1	0	14	26	1	2	1	26	1	3	0	1	18	3	2	1	20
4	0	0	0	4	11	0	0	0	11	0	0	0	0	18	0	0	1	10
5	0	0	0	4	11	0	0	0	11	0	0	0	0	18	0	0	1	10
6	0	0	0	4	11	0	0	0	11	0	0	0	0	18	0	0	1	10
7	0	0	0	4	11	0	0	0	11	0	0	0	0	18	0	0	1	10
8	2	3	0	15	28	3	2	0	28	2	3	0	0	18	3	2	1	20
9	0	0	0	7	14	0	0	0	14	0	0	0	0	18	0	0	1	10

PITCHER	IP	WLS	BF	H	R	ER	SO	BB	IBB	HBP	BLK	WP	HR	S	P	ERA	WHIP
Mark Langston, L (1, 1) ERA: 3.69	6.0		28	7	3	3	1	3	0	0	0	0	0	62	108	4.50	1.667
Mike Butcher, R (7, 1) ERA: 3.6	1.1		6	2	2	2	0	0	0	0	0	0	0	11	25	13.50	1.500
Mitch Williams, L (8, 1) ERA: 3.86	0.0	W	1	0	0	0	0	0	0	1	0	0	0	1	2	∞	∞
Troy Percival, R (8, 1) ERA: 2.53	0.2		3	1	0	0	0	0	0	0	0	0	0	8	12	0.00	1.500
Lee Smith, R (9, 1) ERA:	1.0	S	4	0	0	0	1	1	0	0	0	0	0	7	14	0.00	1.000

PITCHER	IP	WLS	BF	H	R	ER	SO	BB	IBB	HBP	BLK	WP	HR	S	P	ERA	WHIP
Mark Langston, L (1, 1) ERA: 3.69	6.0		28	7	3	3	1	3	0	0	0	0	0	62	108	4.50	1.667
Mike Butcher, R (7, 1) ERA: 3.6	1.1		6	2	2	2	0	0	0	0	0	0	0	11	25	13.50	1.500
Mitch Williams, L (8, 1) ERA: 3.86	0.0	W	1	0	0	0	0	0	0	1	0	0	0	1	2	∞	∞
Troy Percival, R (8, 1) ERA: 2.53	0.2		3	1	0	0	0	0	0	0	0	0	0	8	12	0.00	1.500
Lee Smith, R (9, 1) ERA:	1.0	S	4	0	0	0	1	1	0	0	0	0	0	7	14	0.00	1.000

Batter	1	2	3	4	5	6	7	8	9	10	AB R H RBI BB SO LOB	TOP															
Tony Phillips, S OBP: 0.436, SLG: 0.523 (1, 7)											4 1 1 0 2 1 0	California Angels @ Chicago White Sox Comiskey Park, Chicago, IL Sat May 20 1995, 8:05 PM EDT Att. 28,470 - Unknown - 74 F															
Jim Edmonds, L OBP: 0.286, SLG: 0.386 (1, 8)											5 0 1 2 1 3 4																
Tim Salmon, R OBP: 0.437, SLG: 0.474 (1, 9)											4 0 1 0 1 3 2																
Chili Davis, S OBP: 0.485, SLG: 0.624 (1, 10)											4 1 1 0 1 1 3																
J.T. Snow, L OBP: 0.340, SLG: 0.488 (1, 3)											5 2 2 1 0 1 4																
Greg Myers, L Rex Hudler, R OBP: 0.313, SLG: 0.442 (10, PR) OBP: 0.235, SLG: 0.294 (10, 4)											4 0 1 1 1 0 2 0 1 0 0 0 0 0																
Damion Easley, R Spike Owen, S OBP: 0.300, SLG: 0.321 (10, PH) OBP: 0.342, SLG: 0.412 (10, 5)											3 0 0 0 0 0 0 0 1 0 0 1 0 0																
Eduardo Perez, R Carlos Martinez, R Andy Allanson, R OBP: 0.324, SLG: 0.293 (10, PH) OBP: 0.222, SLG: 0.125 (10, 2) OBP: 0.300, SLG: 0.538 (10, 2)											3 0 0 1 0 0 0 1 0 1 1 0 0 0 0 0 0 0 0 0 0																
Gary Disarcina, R OBP: 0.360, SLG: 0.548 (1, 6)											3 1 1 1 1 0 2																
Inning Stats	R: 0 E: 0 K: 2 S: 10	H: 0 LOB: 2 BB: 2 P: 22	R: 0 E: 0 K: 0 S: 4	H: 0 LOB: 0 BB: 0 P: 5	R: 2 E: 0 K: 0 S: 15	H: 3 LOB: 2 BB: 1 P: 29	R: 0 E: 1 K: 0 S: 6	H: 0 LOB: 0 BB: 0 P: 9	R: 0 E: 0 K: 1 S: 8	H: 0 LOB: 1 BB: 0 P: 12	R: 2 E: 0 K: 0 S: 13		H: 3 LOB: 1 BB: 0 P: 16	R: 0 E: 0 K: 1 S: 11	H: 0 LOB: 1 BB: 1 P: 17	R: 1 E: 0 K: 0 S: 8	H: 1 LOB: 0 BB: 0 P: 14	R: 0 E: 0 K: 2 S: 10	H: 0 LOB: 1 BB: 1 P: 18	R: 2 E: 0 K: 3 S: 14	H: 2 LOB: 3 BB: 3 P: 34	1B: 7 2B: 1 3B: 0 HR: 1	SF: 1 SAC: 1 DP: 0 HBP: 1	WP: 1 PB: 0 SB: 2 CS: 2	PA: 48		
PITCHER	IP WLS BF H R ER SO BB IBB HBP BLK WP HR S P ERA WHIP																										
Jim Abbott, L ERA: 3.81 (1, 1)	5.0																										
Jose DeLeon, R ERA: 4.58 (6, 1)	3.1	13	1	1	1	1	2	0	1	0	0	1	27	44	2.70	0.900											
Tim Fortugno, L ERA: 1.69 (9, 1)	0.1	1	0	0	0	1	0	0	0	0	0	0	4	6	0.00	0.000											
Rob Dibble, R ERA: 16.2 (9, 1)	1.0	L 8	2	2	2	3	2	1	0	0	1	0	15	34	18.00	4.000											
Scott Radinsky, L ERA: 9.0 (10, 1)	0.1	1	0	0	0	1	0	0	0	0	0	0	3	6	0.00	0.000											

AB	36
R	7
H	9
RBI	7
BB	8
SO	9
LOB	17



Batter	1	2	3	4	5	6	7	8	9	10	AB	R	H	RBI	BB	SO	LOB
Lance Johnson, L (1, 8) OBP: 0.267, SLG: 0.264	P5		FC4-6		SH5-3 FC1-6 1B		F8		G4-3		5	1	1	0	0	0	2
Dave Martinez, L (1, 7) OBP: 0.217, SLG: 0.261	P6		G4-3		SH5-3		K		F8		3	0	0	0	0	1	2
Norberto Martin, R (9, PH) OBP: 0.136, SLG: 0.100											1	0	0	0	0	0	0
Frank Thomas, R (1, 3) OBP: 0.469, SLG: 0.575	K			P4	FC1-6 HBP		K			1B G6-3 1B	4	1	2	1	0	1	0
Warren Newson, L (1, 10) OBP: 0.548, SLG: 0.773		F8		HR	FC1-6		K			F7	5	1	1	2	0	1	2
Robin Ventura, L (1, 5) OBP: 0.387, SLG: 0.493		K		F8	F9			F8		G6-3	5	0	0	0	0	1	2
Mike Devereaux, R (1, 9) OBP: 0.375, SLG: 0.462		K			3B 1B			G6-3			5	1	3	0	0	1	0
Ray Durham, S (1, 4) OBP: 0.349, SLG: 0.355			FC4-6 1B	E 3B		P5		S 1B		G6-3	5	1	3	1	0	0	3
Ron Karkovice, R (1, 2) OBP: 0.310, SLG: 0.380			F7	E9		P1		F7			4	0	0	0	0	0	3
Ozzie Guillen, L (1, 6) OBP: 0.333, SLG: 0.364			FC4-6 1B	F7		L4			G6-3		4	0	1	0	0	0	2

Inning Stats	R: 0	H: 0	E: 0	K: 1	S: 8	R: 0	H: 0	E: 0	K: 2	S: 8	R: 0	H: 2	E: 0	K: 0	S: 12	R: 3	H: 3	E: 1	K: 0	S: 12	R: 1	H: 1	E: 0	K: 0	S: 9	R: 0	H: 1	E: 0	K: 0	S: 9	R: 1	H: 1	E: 0	K: 2	S: 14	R: 0	H: 1	E: 0	K: 0	S: 10	R: 0	H: 0	E: 0	K: 0	S: 6	R: 0	H: 2	E: 0	K: 0	S: 8	1B: 8	SF: 0	2B: 0	3B: 1	HR: 2	WP: 0	PA: 43
	LOB: 0	BB: 0	P: 13	LOB: 0	BB: 0	P: 13	LOB: 2	BB: 0	P: 13	LOB: 1	BB: 0	LOB: 3	BB: 0	P: 17	LOB: 1	BB: 0	LOB: 1	BB: 0	P: 13	LOB: 1	BB: 0	LOB: 1	BB: 0	LOB: 0	BB: 0	P: 15	LOB: 0	BB: 0	LOB: 1	BB: 0	LOB: 0	BB: 0	LOB: 1	BB: 0	LOB: 1	BB: 0	LOB: 1	BB: 0	LOB: 0	BB: 0	LOB: 0	BB: 0	LOB: 2	BB: 0	LOB: 2	BB: 0	LOB: 0	BB: 0	LOB: 0	BB: 0	LOB: 2	SAC: 1	DP: 0	HBP: 1			


PITCHER	IP	WLS	BF	H	R	ER	SO	BB	IBB	HBP	BLK	WP	HR	S	P	ERA	WHIP
Scott Sanderson, R (1, 1) ERA: 4.18	7.0		31	8	5	4	5	0	0	1	0	0	2	72	103	5.14	1.143
Bob Patterson, L (8, 1) ERA: 2.53	2.0	W	7	1	0	0	0	0	0	0	0	0	0	16	23	0.00	0.500
Lee Smith, R (10, 1) ERA:	1.0	S	5	2	0	0	0	0	0	0	0	0	0	8	15	0.00	2.000

BOTTOM

California Angels @ Chicago White Sox
Comiskey Park, Chicago, IL

Sat May 20 1995, 8:05 PM EDT
Att. 28,470 - Unknown - 74 F

AB	41
R	5
H	11
RBI	4
BB	0
SO	5
LOB	16



Batter	1	2	3	4	5	6	7	8	9	AB R H RBI BB SO LOB	TOP		
Tony Phillips, S OBP: 0.448, SLG: 0.516 (1, 7)	4-1 FC6-4 BB		4-0 FC5-8 BB	2-2 F9		4-2 S 1B BB		0-0 BB 1B	2-1 F9	3 2 1 0 3 0 1			
Spike Owen, S OBP: 0.326, SLG: 0.368 (1, 5)	0-2 FC6-4 WP 1-2f		1-0 FC5-6 SF9 BB 1-2f 2-3	0-0 P8		0-2 SAFE P5		4-2 SAFE 1B SAFE 1B SAFE 1B BB		4 0 0 0 1 0 5			
Tim Salmon, R OBP: 0.444, SLG: 0.469 (1, 9)	2-3 K		4-1 1-2 BB		1-1 G5-3	4-2 1B BB		2-1 1-2 2-H 1B		3 0 1 1 2 1 1			
Chili Davis, S OBP: 0.481, SLG: 0.614 (1, 10)	1-2 L7		1-1 SF9		4-0 1B BB	0-1 1-3 2-H 1B		1-3 K		3 0 1 2 1 1 3			
J.T. Snow, L OBP: 0.323, SLG: 0.462 (1, 3)			2-2 F8		1-0 P5	3-2 F9		1-1 P4		5 0 0 0 0 1 7			
Jim Edmonds, L OBP: 0.302, SLG: 0.425 (1, 8)				2-1 HR 1B	1-2 1B		1-0 F7	4-0 HR BB		4 2 2 1 1 1 0			
Damion Easley, R OBP: 0.326, SLG: 0.376 (1, 4)			1-2 1B	4-2 G6-3 S 1B BB	2-2 G3-1		2-1 L1-3 1B	3-1 1-H HR		4 2 3 2 1 0 2			
Andy Allanson, R OBP: 0.257, SLG: 0.452 (1, 2)			0-1 F9	1-1 G6-3		1-0 F9	1-2 L1-3	2-1 G6-3		5 0 0 0 0 0 3			
Gary Disarcina, R OBP: 0.372, SLG: 0.584 (1, 6)			0-0 FC5-6 SF9 BB 1B	3-0 1B		3-2 HR		1-1 G6-3	3-2 G5-3	5 2 3 2 0 0 0			
Inning Stats	R: 0 E: 0 K: 1 S: 11 H: 0 LOB: 1 BB: 1 P: 18	R: 0 E: 0 K: 2 S: 13 H: 1 LOB: 1 BB: 0 P: 20	R: 1 E: 0 K: 0 S: 10 H: 1 LOB: 2 BB: 2 P: 22	R: 2 E: 0 K: 0 S: 13 H: 2 LOB: 1 BB: 1 P: 25	R: 0 E: 0 K: 0 S: 10 H: 1 LOB: 2 BB: 1 P: 19	R: 2 E: 0 K: 0 S: 17 H: 2 LOB: 2 BB: 2 P: 32	R: 0 E: 0 K: 0 S: 6 H: 1 LOB: 0 BB: 0 P: 10	R: 1 E: 0 K: 1 S: 14 H: 2 LOB: 2 BB: 1 P: 22	R: 2 E: 0 K: 0 S: 9 H: 1 LOB: 0 BB: 1 P: 23	1B: 8 2B: 1 3B: 0 HR: 3 SF: 1 SAC: 0 DP: 1 HBP: 0	WP: 1 PB: 0 SB: 2 CS: 0 PA: 46		
PITCHER	IP WLS BF H R ER SO BB IBB HBP BLK WP HR S P ERA WHIP											PITCHER	IP WLS BF H R ER SO BB IBB HBP BLK WP HR S P ERA WHIP
Jason Bere, R ERA: 6.43 (1, 1)	5.2 L 30 6 5 5 3 7 0 0 0 1 2 68 127 7.94 2.294												
Scott Radinsky, L ERA: 7.11 (6, 1)	1.1 5 2 0 0 0 0 0 0 0 0 0 12 19 0.00 1.500												
Kirk McCaskill, R ERA: 6.0 (8, 1)	0.1 4 2 1 1 0 1 0 0 0 0 0 8 14 27.00 9.000												
Tim Fortugno, L ERA: 2.92 (8, 1)	1.2 7 1 2 2 1 1 0 0 0 0 1 15 31 10.80 1.200												

California Angels @ Chicago White Sox
Comiskey Park, Chicago, IL
Sun May 21 1995, 4:33 AM EDT
Att. 26,344 - Sunny - 67 F

livebaseballscorecards.com

AB	36
R	8
H	11
RBI	8
BB	9
SO	4
LOB	22



BOTTOM

California Angels @ Chicago White Sox

Comiskey Park, Chicago, IL

Sun May 21 1995, 4:33 AM EDT

Att. 26,344 - Sunny - 67 F

livebaseballscores.com

AB	35
R	6
H	11
RBI	6
BB	5
SO	5
LOB	17



WP	1	PA	42
PB	0		
SB	1		
CS	0		

AB R H RBI BB SO LOB

5	0	1	0	0	0	1
4	2	1	1	1	1	1
4	1	2	0	1	1	0
4	1	0	0	1	2	4
5	1	4	2	0	0	1
2	0	0	0	1	1	1
0	0	0	1	1	0	0
1	0	0	0	0	0	2
3	0	2	1	0	0	1
2	0	0	0	0	0	1
0	0	0	1	0	0	0
1	0	0	0	0	0	2
4	1	1	0	0	0	3

Batter	1	2	3	4	5	6	7	8	9
Lance Johnson, L (1, 8) OBP: 0.263, SLG: 0.261	1-1 G4-6-3 1B		1-0 F8			2-2 G3-1		1-1 L8	0-1 F7
Tim Raines, S (1, 7) OBP: 0.360, SLG: 0.519	1-0 G4-6-3 1-2f			1-0 F7		3-3 K		3-2 HR	4-2 1B 1B BB
Frank Thomas, R (1, 10) OBP: 0.476, SLG: 0.571	2-3 K			1-1 S 1B		2-0 F8		4-1 1B BB BB	0-1 E 1B 1B 1B
Warren Newton, L (1, 9) OBP: 0.500, SLG: 0.654		1-0 G6-3		3-3 K 1-2			2-1 F9	4-2 BB 1B SF8 BB	1-3 K
Robin Ventura, L (1, 5) OBP: 0.408, SLG: 0.513 (9, 3)		1-0 FC6-4 1B		1-2 F7			2-2 1B BB SF7 1B	2-0 BB 1B	0-0 E2 1B
Dave Martinez, L (1, 3) OBP: 0.231, SLG: 0.240		1-2 FC6-4 1-2f			1-3 K2-3		4-2 1B BB	4-0 BB	3-1 F8
Mike Devereaux, R (8, PH) OBP: 0.384, SLG: 0.462									
Craig Grebeck, R (9, 5) OBP: 0.400, SLG: 0.409									
Ray Durham, S (1, 4) OBP: 0.356, SLG: 0.367		2-1 F7			1-0 1B		2-2 1B 1B	1-2 SF8	
Michael LaValliere, L (1, 2) OBP: 0.294, SLG: 0.267			1-1 F9		0-0 F8		1-0 SF7	1-0 F8	
Chris Sabo, R (7, PH) OBP: 0.295, SLG: 0.366									
Ron Karkovics, R (8, 2) OBP: 0.305, SLG: 0.373									
Ozzie Guillen, L (1, 6) OBP: 0.328, SLG: 0.356			2-1 G4-3		0-0 F8		0-1 F8		0-2 1B WP 1B 1B

Inning Stats	R: 0	H: 1	E: 0	LOB: 0	K: 1	S: 6	R: 0	H: 1	E: 0	LOB: 1	K: 0	S: 7	R: 0	H: 0	E: 0	LOB: 0	K: 0	S: 5	R: 0	H: 1	E: 0	LOB: 1	K: 1	S: 10	R: 0	H: 1	E: 0	LOB: 1	K: 1	S: 6	R: 0	H: 0	E: 0	LOB: 0	K: 1	S: 9	R: 1	H: 2	E: 0	LOB: 2	K: 0	S: 15	R: 3	H: 2	E: 0	LOB: 2	K: 0	S: 14	R: 2	H: 3	E: 1	LOB: 2	K: 1	S: 16	1B: 10	SF: 2	2B: 0	SAC: 0	3B: 0	DP: 1	HR: 1	HBP: 0	WP: 1	PA: 42
--------------	------	------	------	--------	------	------	------	------	------	--------	------	------	------	------	------	--------	------	------	------	------	------	--------	------	-------	------	------	------	--------	------	------	------	------	------	--------	------	------	------	------	------	--------	------	-------	------	------	------	--------	------	-------	------	------	------	--------	------	-------	--------	-------	-------	--------	-------	-------	-------	--------	-------	--------

PITCHER	IP	WLS	BF	H	R	ER	SO	BB	IBB	HBP	BLK	WP	HR	S	P	ERA	WHIP
Mike Bielecki, R (1, 1) ERA: 3.26	6.1		24	5	1	1	4	1	0	0	0	0	0	50	86	1.42	0.947
Bob Patterson, L (7, 1) ERA: 2.53	0.0		1	1	0	0	0	0	0	0	0	0	0	5	7	∞	∞
Troy Percival, R (7, 1) ERA: 4.63	1.0		7	2	3	3	0	2	0	0	0	0	1	13	28	27.00	4.000
Mitch Williams, L (8, 1) ERA: 3.6	0.1		2	0	0	0	0	1	0	0	0	0	0	3	8	0.00	3.000
Mike Butcher, R (8, 1) ERA: 5.06	0.2		4	1	2	2	0	1	0	0	0	1	0	9	14	27.00	3.000

PITCHER	IP	WLS	BF	H	R	ER	SO	BB	IBB	HBP	BLK	WP	HR	S	P	ERA	WHIP
Lee Smith, R (9, 1) ERA:	0.2		4	2	0	0	1	0	0	0	0	0	0	8	12	0.00	3.000

Batter	1	2	3	4	5	6	7	8	9	AB R H RBI BB SO LOB	TOP																									
Otis Nixon, S (1, 8) <small>OBP: 0.315, SLG: 0.276</small>	0-1 F8	2-1 F9		0-1 G4-3	3-2 G4-3		1-0 F7		4-2 1B BB	5 0 0 0 1 0 5																										
Jeff Frye, R (1, 4) <small>OBP: 0.387, SLG: 0.371</small>	2-1 P5	1-1 BB 1B		1-2 G5-3	2-2 G5-3			2-3 K2-3	0-2 K	6 0 1 1 0 2 3																										
Mickey Tettleton, S (1, 10) <small>OBP: 0.404, SLG: 0.467</small> Shawn Hare, L (9, PR) <small>OBP: 0.462, SLG: 0.400</small>	4-2 1B BB	4-0 1-2 BB		2-3 K		2-1 P6		1-1 G6-3 WP HBP	1-1 1-3 1B	3 1 1 0 2 1 0 0 0 0 0 0 0 0																										
Dean Palmer, R (1, 5) <small>OBP: 0.426, SLG: 0.557</small>	2-0 1-2 1B	2-2 K			4-0 HR BB	3-2 HR		2-1 G6-3	2-3 K	5 2 2 1 1 2 6																										
Ivan Rodriguez, R (1, 2) <small>OBP: 0.284, SLG: 0.395</small>	1-1 G6-3		0-2 F7 29 1B 1B		1-0 HR 1-H	1-3 K		4-2 BB BB BB		4 2 2 2 1 1 2																										
Mark McLemore, S (1, 7) <small>OBP: 0.481, SLG: 0.500</small>		1-1 S 29 1B 1B	1-2 P4		0-2 2B	2-3 K		4-2 BB BB		4 2 2 0 1 1 1																										
Jack Voigt, R (1, 3) <small>OBP: 0.500, SLG: 0.800</small>		4-1 FC1-5 29 1B BB	1-0 F7		3-1 G4-3 2B		1-1 P5	4-0 1-2 2-3 BB		3 0 1 1 2 0 1																										
29 Rusty Greer, L (1, 9) <small>OBP: 0.351, SLG: 0.398</small>		1-2 FC1-5 1B 1B	1-0 1B		1-1 P4		2-1 2B	3-1 P4		5 1 3 2 0 0 4																										
Benji Gil, R (1, 6) <small>OBP: 0.344, SLG: 0.471</small>		1-1 FC1-5 1B	2-2 P3		4-1 G4-3 BB		2-3 K		3-3 K	4 0 0 0 1 2 4																										
Inning Stats	R: 0 E: 0 K: 0 S: 9	H: 1 LOB: 2 BB: 1 P: 18	R: 2 E: 0 K: 0 S: 15	H: 3 LOB: 3 BB: 2 P: 31	R: 1 E: 0 K: 0 S: 15	H: 2 LOB: 1 BB: 0 P: 20	R: 0 E: 0 K: 1 S: 9	H: 0 LOB: 0 BB: 0 P: 12	R: 3 E: 0 K: 0 S: 15	H: 3 LOB: 2 BB: 2 P: 33	R: 1 E: 0 K: 2 S: 11	H: 1 LOB: 0 BB: 0 P: 19	R: 0 E: 0 K: 1 S: 9	H: 1 LOB: 1 BB: 0 P: 15	R: 1 E: 0 K: 1 S: 12	H: 0 LOB: 3 BB: 3 P: 32	R: 0 E: 0 K: 3 S: 16	H: 1 LOB: 2 BB: 1 P: 26	1B: 7 2B: 3 3B: 0 HR: 2	SF: 0 SAC: 0 DP: 0 HBP: 1	WP: 2 PB: 0 SB: 1 CS: 0	PA: 49														
PITCHER	IP WLS BF H R ER SO BB IBB HBP BLK WP HR S P ERA WHIP																																			
Wilson Alvarez, L (1, 1) <small>ERA: 4.85</small>	4.0		24	8	6	6	2	4	0	0	0	0	1	52	90	13.50	3.000																			
Jose DeLeon, R (5, 1) <small>ERA: 4.35</small>	3.0		13	3	1	1	3	1	0	0	0	0	1	31	58	3.00	1.333																			
Rob Dibble, R (8, 1) <small>ERA: 15.43</small>	0.2		6	0	1	1	1	3	0	1	0	2	0	10	27	13.50	4.500																			
Scott Radinsky, L (8, 1) <small>ERA: 6.75</small>	0.1	W	1	0	0	0	0	0	0	0	0	0	0	2	5	0.00	0.000																			
Roberto Hernandez, R (9, 1) <small>ERA: 2.45</small>	1.0	S	5	1	0	0	3	1	0	0	0	0	0	16	26	0.00	2.000																			

Texas Rangers @ Chicago White Sox
 Comiskey Park, Chicago, IL
 Wed May 24 1995, 4:33 AM EDT
 Overcast - 53 F

livebaseballscorecards.com

AB	39
R	8
H	12
RBI	7
BB	9
SO	9
LOB	26



Batter	1	2	3	4	5	6	7	8	9
Lance Johnson, L (1, 8) OBP: 0.280, SLG: 0.278	0-0 G4-3		0-0 L9	2-1 1B		2-1 1B		1-0 1B	
Tim Raines, S (1, 7) OBP: 0.362, SLG: 0.547	1-2 G4-3		2-0 HR	1-1 F7		3-2 F7		1-1 1B	
Frank Thomas, R (1, 3) OBP: 0.491, SLG: 0.570	2-2 F8		4-1 BB	1-2 1B			4-2 BB	4-0 1B	
John Kruk, L (1, 10)			4-1 BB	2-1 G3			0-2 G4-3	4-2 BB	
Robin Ventura, L (1, 5) OBP: 0.398, SLG: 0.500			2-1 1B	1-0 P5		3-3 K	1-3 K	3-2 SF7	
Mike Devereaux, R (1, 9) OBP: 0.397, SLG: 0.464			1-0 1B	4-1 BB		0-0 P4		1-1 K	
Ray Durham, S (1, 4) OBP: 0.352, SLG: 0.354			3-2 1B	0-0 FC4-6		3-2 F8		4-1 BB	
Michael LaValliere, L (1, 2) OBP: 0.263, SLG: 0.235			1-0 G5-3			2-1 F8		1-3 K	
Norberto Martin, R (6, PH) OBP: 0.130, SLG: 0.095			1-2 L4			0-1 1B		1-0 E4	
Ron Karkovics, R (7, 2) OBP: 0.300, SLG: 0.365									
Ozzie Guillen, L (1, 6) OBP: 0.323, SLG: 0.365									

Inning Stats	R: 0	H: 0	E: 0	K: 8	S: 11	R: 2	H: 2	E: 1	K: 0	S: 13	R: 1	H: 1	E: 0	K: 0	S: 7	R: 2	H: 3	E: 0	K: 0	S: 13	R: 0	H: 0	E: 0	K: 1	S: 8	R: 0	H: 0	E: 0	K: 1	S: 10	R: 5	H: 3	E: 1	K: 2	S: 20	R: 4	H: 2	E: 1	K: 0	S: 11
	0	0	0	8	11	2	2	1	0	13	1	1	0	0	7	2	3	0	0	13	0	0	0	1	8	0	0	0	0	10	5	3	1	20	4	2	1	0	0	11

PITCHER	IP	WLS	BF	H	R	ER	SO	BB	IBB	HBP	BLK	WP	HR	S	P	ERA	WHIP
Kevin Gross, R (1, 1) ERA: 9.72	5.0		25	6	5	4	1	4	0	0	0	1	1	49	93	7.20	2.000
Terry Burrows, L (6, 1) ERA: 5.79	2.1	L	12	3	4	4	3	2	0	0	0	0	0	29	49	15.43	2.143
Ed Vosberg, L (8, 1) ERA: 2.0	0.1		4	1	1	0	0	1	1	0	0	0	0	9	21	0.00	6.000
Roger McDowell, R (8, 1) ERA: 6.59	0.1		1	0	0	0	1	0	0	0	0	0	0	3	5	0.00	0.000

BOTTOM

Texas Rangers @ Chicago White Sox
Comiskey Park, Chicago, IL

Wed May 24 1995, 4:33 AM EDT
Overcast - 53 F

AB R H RBI BB SO LOB

5	2	3	2	0	0	0
5	2	2	2	0	0	2
2	0	1	1	3	0	0
2	1	0	1	3	0	2
4	1	1	1	0	2	2
4	1	2	1	1	1	2
3	1	0	1	1	0	4
2	0	0	0	0	0	1
1	0	0	0	0	1	0
1	0	0	0	0	1	2
4	2	1	0	0	0	2

AB 33
R 10
H 10
RBI 9
BB 8
SO 5
LOB 17



WP: 1 PA: 42
PB: 0
SB: 1
CS: 0

PITCHER	IP	WLS	BF	H	R	ER	SO	BB	IBB	HBP	BLK	WP	HR	S	P	ERA	WHIP
Kevin Gross, R (1, 1) ERA: 9.72	5.0		25	6	5	4	1	4	0	0	0	1	1	49	93	7.20	2.000
Terry Burrows, L (6, 1) ERA: 5.79	2.1	L	12	3	4	4	3	2	0	0	0	0	0	29	49	15.43	2.143
Ed Vosberg, L (8, 1) ERA: 2.0	0.1		4	1	1	0	0	1	1	0	0	0	0	9	21	0.00	6.000
Roger McDowell, R (8, 1) ERA: 6.59	0.1		1	0	0	0	1	0	0	0	0	0	0	3	5	0.00	0.000

Batter	1	2	3	4	5	6	7	8	9	AB R H RBI BB SO LOB
--------	---	---	---	---	---	---	---	---	---	----------------------

Otis Nixon, S <small>(1, 8)</small> <small>OBP: 0.308, SLG: 0.270</small>										6 1 1 0 0 2 4
Jeff Frye, R <small>(1, 4)</small> <small>OBP: 0.368, SLG: 0.351</small>										6 1 0 0 0 1 3
Mickey Tettleton, S <small>(1, 10)</small> <small>OBP: 0.412, SLG: 0.473</small>										3 2 1 0 2 1 0
Dean Palmer, R <small>(1, 5)</small> <small>OBP: 0.434, SLG: 0.554</small>										4 1 2 1 1 0 1
Ivan Rodriguez, R <small>(1, 2)</small> <small>OBP: 0.304, SLG: 0.404</small> Dave Valle, R <small>(6, PR)</small> <small>OBP: 0.292, SLG: 0.238</small>										3 2 2 2 1 0 2 1 1 0 0 0 0 1
Mark McLemore, S <small>(1, 7)</small> <small>OBP: 0.486, SLG: 0.500</small>										4 3 2 1 1 1 2
29 Rusty Greer, L <small>(1, 9)</small> <small>OBP: 0.374, SLG: 0.407</small>										3 1 2 2 2 0 0
Mike Pagliarulo, L <small>(1, 3)</small> <small>OBP: 0.267, SLG: 0.333</small>										3 0 1 3 1 0 1
Benji Gil, R <small>(1, 6)</small> <small>OBP: 0.337, SLG: 0.494</small>										4 1 1 4 0 3 2

Inning Stats	R: 1 E: 1 K: 2 S: 17	H: 1 LOB: 2 BB: 1 P: 26	R: 0 E: 0 K: 1 S: 8	H: 0 LOB: 0 BB: 0 P: 9	R: 7 E: 0 K: 1 S: 22	H: 4 LOB: 0 BB: 3 P: 40	R: 0 E: 0 K: 0 S: 5	H: 0 LOB: 0 BB: 0 P: 10	R: 2 E: 0 K: 2 S: 19	H: 2 LOB: 2 BB: 2 P: 32	R: 3 E: 0 K: 0 S: 21	H: 3 LOB: 2 BB: 2 P: 37	R: 0 E: 0 K: 1 S: 12	H: 1 LOB: 1 BB: 0 P: 19	R: 0 E: 0 K: 0 S: 5	H: 1 LOB: 0 BB: 0 P: 9	R: 0 E: 0 K: 1 S: 10	H: 0 LOB: 0 BB: 0 P: 12	1B: 10 2B: 1 3B: 0 HR: 1	SF: 2 SAC: 0 DP: 1 HBP: 0	WP: 3 PB: 0 SB: 1 CS: 0	PA: 47
--------------	-------------------------------	----------------------------------	------------------------------	---------------------------------	-------------------------------	----------------------------------	------------------------------	----------------------------------	-------------------------------	----------------------------------	-------------------------------	----------------------------------	-------------------------------	----------------------------------	------------------------------	---------------------------------	-------------------------------	----------------------------------	-----------------------------------	------------------------------------	----------------------------------	--------

PITCHER	IP	WLS	BF	H	R	ER	SO	BB	IBB	HBP	BLK	WP	HR	S	P	ERA	WHIP
Alex Fernandez, R <small>(1, 1)</small> <small>ERA: 6.3</small>	2.2	L	18	5	8	7	4	4	0	0	0	1	1	44	69	23.62	3.375
James Baldwin, R <small>(3, 1)</small> <small>ERA: 9.45</small>	2.2		14	4	4	4	2	2	0	0	0	1	0	35	62	13.50	2.250
Scott Radinsky, L <small>(6, 1)</small> <small>ERA: 7.36</small>	0.2		5	1	1	1	0	2	0	0	0	0	0	13	23	13.50	4.500
Kirk McCaskill, R <small>(7, 1)</small> <small>ERA: 5.14</small>	2.0		7	2	0	0	1	0	0	0	0	1	0	17	28	0.00	1.000
Tim Fortugno, L <small>(9, 1)</small> <small>ERA: 2.7</small>	1.0		3	0	0	0	1	0	0	0	0	0	0	10	12	0.00	0.000

Texas Rangers @ Chicago White Sox
 Comiskey Park, Chicago, IL
 Wed May 24 1995, 8:05 PM EDT
 Att. 19,368 - Overcast - 51 F

AB	37
R	13
H	12
RBI	13
BB	8
SO	8
LOB	16



WP: 3	PA: 47
PB: 0	
SB: 1	
CS: 0	

PITCHER	IP	WLS	BF	H	R	ER	SO	BB	IBB	HBP	BLK	WP	HR	S	P	ERA	WHIP
---------	----	-----	----	---	---	----	----	----	-----	-----	-----	----	----	---	---	-----	------

Batter	1	2	3	4	5	6	7	8	9	AB R H RBI BB SO LOB
Lance Johnson, L (1, 8) OBP: 0.292, SLG: 0.284	2-1 F7		0-0 G5-3	0-0 BB 1B	1-2 BB 1B		4-0 BB		2-0 G4-6-3	5 0 2 1 1 0 1
Dave Martinez, L (1, 9) OBP: 0.313, SLG: 0.345	1-3 K		2-2 HR 2B	1-2 BB	1-2 BB		2-3 K		1-1 1B 2B	4 2 2 0 2 2 1
Frank Thomas, R (1, 3) OBP: 0.491, SLG: 0.600	2-0 1B		0-0 HR	1-0 F8	2-2 L7			0-0 G5-3	3-2 1B	6 1 3 3 0 0 6
John Kruk, L (1, 10) OBP: 0.455, SLG: 0.250	2-2 F7		0-1 BB 1B	2-2 P5		2-1 G1-3		0-2 BB 1B FC2 1B	0-0 G3-1	6 0 2 0 0 0 5
Robin Ventura, L (1, 5) OBP: 0.402, SLG: 0.494		1-3 K	4-1 BB		0-1 WP 1B	3-2 P5		3-1 BB 1B		3 1 1 0 1 1 0
Norberto Martin, R (7, 4) OBP: 0.167, SLG: 0.136			1-2 BB		1-2 WP 1B			1-2 BB 1B		1 0 1 0 0 0 0
Warren Newson, L (1, 7) OBP: 0.512, SLG: 0.633		1-0 1B	1-1 F8		1-0 WP 1B	4-2 FC6-4 BB		1-3 K		4 1 2 0 1 1 4
Craig Grebeck, R (1, 4) OBP: 0.400, SLG: 0.360		2-3 K		4-2 2B 1B BB	2-3 K	0-0 FC6-4		4-1 BB		3 1 0 0 2 2 4
Ron Karkovice, R (1, 2) OBP: 0.292, SLG: 0.368		2-3 K		0-0 1B 2B	1-3 K			0-0 FC2		5 0 1 0 0 3 5
Ozzie Guillen, L (1, 6) OBP: 0.324, SLG: 0.364			0-0 G6-3	1-0 F7	0-0 BB 1B		1-0 G3-1		1-2 G4-6-3 HBP	3 0 1 1 0 0 2
Ray Durham, S (7, PH) OBP: 0.355, SLG: 0.349					3-H 1B					1 0 0 0 0 0 0

Inning Stats	R: 0 E: 0 K: 1 S: 9	H: 1 LOB: 1 BB: 0 P: 16	R: 0 E: 0 K: 3 S: 11	H: 1 LOB: 1 BB: 0 P: 17	R: 2 E: 0 K: 0 S: 11	H: 3 LOB: 2 BB: 1 P: 18	R: 1 E: 0 K: 0 S: 12	H: 2 LOB: 3 BB: 2 P: 24	R: 2 E: 0 K: 2 S: 15	H: 4 LOB: 3 BB: 1 P: 25	R: 0 E: 0 K: 0 S: 10	H: 0 LOB: 1 BB: 1 P: 19	R: 0 E: 0 K: 2 S: 8	H: 0 LOB: 1 BB: 1 P: 16	R: 0 E: 0 K: 1 S: 11	H: 2 LOB: 3 BB: 1 P: 19	R: 1 E: 0 K: 0 S: 10	H: 2 LOB: 1 BB: 0 P: 17	1B: 11 2B: 3 3B: 0 HR: 1	SF: 0 SAC: 0 DP: 1 HBP: 1	WP: 2 PB: 0 SB: 0 CS: 0	PA: 49
--------------	------------------------------	----------------------------------	-------------------------------	----------------------------------	-------------------------------	----------------------------------	-------------------------------	----------------------------------	-------------------------------	----------------------------------	-------------------------------	----------------------------------	------------------------------	----------------------------------	-------------------------------	----------------------------------	-------------------------------	----------------------------------	-----------------------------------	------------------------------------	----------------------------------	--------

PITCHER	IP	WLS	BF	H	R	ER	SO	BB	IBB	HBP	BLK	WP	HR	S	P	ERA	WHIP
Roger Pavlik, R (1, 1) ERA: 4.91	4.2		27	10	5	5	6	3	0	0	0	2	1	53	89	9.64	2.786
Darren Oliver, L (5, 1) ERA: 6.75	3.0	W	16	3	0	0	3	4	0	0	0	0	0	33	64	0.00	2.333
Roger McDowell, R (8, 1) ERA: 6.6	1.1		6	2	1	1	0	0	0	1	0	0	0	11	18	6.75	1.500

BOTTOM

Texas Rangers @ Chicago White Sox

Comiskey Park, Chicago, IL

Wed May 24 1995, 8:05 PM EDT

Att. 19,368 - Overcast - 51 F

livebaseballscores.com

AB	41
R	6
H	15
RBI	5
BB	7
SO	9
LOB	28



Batter	1	2	3	4	5	6	7	8	9	AB	R	H	RBI	BB	SO	LOB	TOP					
Lance Johnson, L (1, 8) OBP: 0.300, SLG: 0.292 Dave Martinez, L (6, 8) OBP: 0.313, SLG: 0.345 Norberto Martin, R (8, PH) OBP: 0.160, SLG: 0.130 Warren Newson, L (8, 9) OBP: 0.512, SLG: 0.633	0-0 G4-3 2B	0-0 FC6-4 1B		2-1 G2-3 1B		0-0 E 1B SF9 1B		2-3 K		4	2	2	0	0	0	3						
Tim Raines, S (1, 7) OBP: 0.364, SLG: 0.571	2-0 G4-3 1B	2-0 SAFE SAFE F7 1B		2-1 E3 1B		1-0 E7 1B		3-2 HR		5	1	2	1	0	0	2						
Frank Thomas, R (1, 3) OBP: 0.513, SLG: 0.609	4-0 2B IBB		3-1 G4-3 1B	1-1 BB 1B		4-0 IBB		4-2 HBP		2	1	2	0	2	0	0						
John Kruk, L (1, 10) OBP: 0.438, SLG: 0.364	1-2 G3 2B		2-1 G1-3 1B	4-0 BB		2-0 SF9		2-0 L8		3	0	1	3	1	0	2						
Robin Ventura, L (1, 5) OBP: 0.384, SLG: 0.467	1-0 G3 2B		0-0 G4-3 1B	1-0 F9 1B		1-3 K		1-1 G4-3		5	0	0	0	0	1	8						
Mike Devereaux, R (1, 9) OBP: 0.373, SLG: 0.432 (8, 8)	1-0 G5-3		2-2 F9		2-2 G6-3		2-3 K		2-2 E3 CS	5	0	0	0	0	1	2						
Ray Durham, S (1, 4) OBP: 0.367, SLG: 0.356		2-2 S 1B		3-3 K	1-0 P3		4-0 FC6 BB		3-1 G1-6-3 1B	4	1	2	0	1	1	0	AB 38					
Michael LaValliere, L (1, 2) OBP: 0.300, SLG: 0.278 Ron Karkovice, R (3, 2) OBP: 0.290, SLG: 0.361		2-0 FC6-4 1B		1-2 G2-3 1B	3-3 K		1-3 SAFE SAFE SAFE SAFE SAFE SAFE SAFE SAFE SAFE SAFE		0-1 G1-6-3	1	0	1	1	0	0	0	R 7					
Ozzie Guillen, L (1, 6) OBP: 0.319, SLG: 0.357		0-1 F9		0-0 G2-3 1B		2-1 L8		1-2 FC6	4	1	1	0	0	0	2		H 12					
																	RBI 5					
																	BB 4					
																	SO 6					
																	LOB 21					
Inning Stats	R: 2 E: 0 K: 0 S: 8	H: 2 LOB: 1 BB: 1 P: 17	R: 1 E: 0 K: 0 S: 8	H: 2 LOB: 1 BB: 0 P: 14	R: 0 E: 0 K: 0 S: 8	H: 1 LOB: 1 BB: 0 P: 15	R: 2 E: 1 K: 1 S: 18	H: 3 LOB: 3 BB: 1 P: 32	R: 0 E: 0 K: 1 S: 9	H: 0 LOB: 0 BB: 0 P: 15	R: 1 E: 1 K: 1 S: 8	H: 2 LOB: 2 BB: 1 P: 18	R: 0 E: 0 K: 2 S: 10	H: 0 LOB: 1 BB: 1 P: 18	R: 1 E: 0 K: 1 S: 11	H: 1 LOB: 1 BB: 0 P: 23	R: 0 E: 1 K: 0 S: 8	H: 1 LOB: 0 BB: 0 P: 12	1B: 10 2B: 1 3B: 0 HR: 1	SF: 1 SAC: 0 DP: 1 HBP: 1	WP: 0 PB: 0 SB: 2 CS: 1	PA: 44
PITCHER Sean Bergman, R (1, 1) ERA: 5.34 Buddy Groom, L (4, 1) ERA: 5.96 Brian Maxcy, R (8, 1) ERA:	IP	WLS	BF	H	R	ER	SO	BB	IBB	HBP	BLK	WP	HR	S	P	ERA	WHIP					
	3.2		21	8	5	3	1	0	1	0	0	0	0	41	72	7.36	2.182					
	3.2		17	3	2	2	5	2	1	0	0	0	1	34	68	4.91	1.364					
	1.2	W	6	1	0	0	0	0	0	1	0	0	0	13	24	0.00	0.600					

Chicago White Sox @ Detroit Tigers
Tiger Stadium, Detroit, MI
Fri May 26 1995, 7:05 PM EDT
Att. 15,551 - Unknown - 72 F

livebaseballscorecards.com



Batter	1	2	3	4	5	6	7	8	9	AB	R	H	RBI	BB	SO	LOB
Chad Curtis, R OBP: 0.354, SLG: 0.389 (1, 8)	2-1 G5-3		2-1 F8	3-2 F8		3-2 2-H 1B		3-2 L7		5	0	1	1	0	0	1
Scott Fletcher, R OBP: 0.298, SLG: 0.275 (1, 4)	2-1 G5-4-3 1B		0-1 1B 1-2 1B	2-1 P6		4-0 1-2 BB		2-2 P3		4	1	2	0	1	0	0
Alan Trammell, R OBP: 0.433, SLG: 0.354 (1, 6) Lou Whitaker, L OBP: 0.333, SLG: 0.375 (9, PH)	0-0 G5-4-3 1-2f		1-1 1B 1-2 2-3 1B		2-3 K	3-2 P3		0-3 K		4	1	1	0	0	1	3
Cecil Fielder, R OBP: 0.327, SLG: 0.500 (1, 10) Chris Gomez, R OBP: 0.278, SLG: 0.397 (9, PR)		3-2 1B	3-2 1B 1-3 2-H 3-H 1B		3-2 P3		2-3 K	4-2 HR BB		4	1	2	2	1	1	0
Travis Fryman, R OBP: 0.331, SLG: 0.320 (1, 5)		0-0 F9	0-1 1B 1-2 3-H 1B		3-2 G5-3		4-2 WP 1B BB	1-3 K		4	0	1	1	1	1	2
Juan Samuel, R OBP: 0.387, SLG: 0.556 (1, 3) Kirk Gibson, L OBP: 0.430, SLG: 0.667 (9, PH)		1-1 P2	2-1 1B 1-3 2-H 1B			3-2 HR	1-0 WP 1B	1-2 HR		4	1	3	2	0	0	1
Danny Bautista, R OBP: 0.327, SLG: 0.340 (1, 9) Franklin Stubbs, L OBP: 0.479, SLG: 0.432 (7, PH)		0-1 G5-3	4-0 1-2 BB			1-2 G5-3	0-1 F7			2	0	0	0	1	0	1
Todd Steverson, R OBP: 0.333, SLG: 0.235 (1, 7) Bobby Higginson, L OBP: 0.344, SLG: 0.452 (3, PH)			F9			4-2 1B BB	3-3 K			1	0	0	0	0	0	0
John Flaherty, R OBP: 0.379, SLG: 0.475 (1, 2)			4-1 1B 1B BB		1-1 G6-3	0-3 K		1-3 K		2	1	0	0	1	2	1

Inning Stats	R: 0	H: 1	E: 0	LOB: 0	K: 0	P: 9	R: 0	H: 1	E: 0	LOB: 1	K: 0	P: 12	R: 4	H: 5	E: 0	LOB: 3	K: 0	P: 21	R: 0	H: 0	E: 0	LOB: 0	K: 0	P: 14	R: 0	H: 0	E: 0	LOB: 0	K: 1	P: 19	R: 2	H: 2	E: 0	LOB: 2	K: 1	P: 39	R: 0	H: 1	E: 0	LOB: 2	K: 2	P: 22	R: 0	H: 0	E: 0	LOB: 0	K: 1	P: 16	R: 2	H: 1	E: 0	LOB: 1	K: 2	P: 17	1B: 9	SF: 0	2B: 0	SAC: 0	3B: 0	DP: 1	HR: 2	HBP: 0
--------------	------	------	------	--------	------	------	------	------	------	--------	------	-------	------	------	------	--------	------	-------	------	------	------	--------	------	-------	------	------	------	--------	------	-------	------	------	------	--------	------	-------	------	------	------	--------	------	-------	------	------	------	--------	------	-------	------	------	------	--------	------	-------	-------	-------	-------	--------	-------	-------	-------	--------

PITCHER	IP	WLS	BF	H	R	ER	SO	BB	IBB	HBP	BLK	WP	HR	S	P	ERA	WHIP
Jim Abbott, L ERA: 4.65 (1, 1)	2.2		15	7	4	4	0	1	0	0	0	0	0	30	52	13.50	3.000
Jose DeLeon, R ERA: 4.56 (3, 1)	3.0		14	2	2	2	2	3	0	0	0	0	1	41	75	6.00	1.667
Kirk McCaskill, R ERA: 4.91 (6, 1)	0.2		4	1	0	0	1	1	0	0	0	0	0	11	21	0.00	3.000
Tim Fortugno, L ERA: 2.4 (7, 1)	1.2		5	0	0	0	2	0	0	0	0	1	0	15	24	0.00	0.000
Roberto Hernandez, R ERA: 3.86 (9, 1)	0.2	L	4	1	2	2	2	1	0	0	0	0	1	11	17	27.00	3.000

BOTTOM

Chicago White Sox @ Detroit Tigers
Tiger Stadium, Detroit, MI
Fri May 26 1995, 7:05 PM EDT
Att: 15,551 - Unknown - 72 F

livebaseballscores.com

AB	36
R	8
H	11
RBI	8
BB	6
SO	7
LOB	16



WP: 1	PA: 42
PB: 0	
SB: 1	
CS: 0	

Batter	1	2	3	4	5	6	7	8	9	AB R H RBI BB SO LOB	TOP											
Dave Martinez, L (1, 8) OBP: 0.278, SLG: 0.303	3-2 G4-3		2-0 P4		2-3 K		2-0 G4-3		1-0 CS	4 0 0 0 0 1 0												
Tim Raines, S (1, 7) OBP: 0.350, SLG: 0.547	2-3 K		0-0 G4-3		0-0 G4-3		2-2 G1-3			4 0 0 0 0 1 0												
Frank Thomas, R (1, 3) OBP: 0.512, SLG: 0.596	4-2 BB			4-0 1B BB		1-1 G5-3		1-2 F9		2 0 0 0 2 0 0												
John Kruk, L (1, 10) OBP: 0.400, SLG: 0.333	1-3 K			2-3 K		2-3 K		1-1 1B		4 0 1 0 0 3 2												
Robin Ventura, L (1, 5) OBP: 0.388, SLG: 0.463			1-3 K	2-1 FC6-4 1B		4-2 1B BB BB		0-1 F8		3 0 1 0 1 1 1												
Warren Newson, L (1, 9) OBP: 0.511, SLG: 0.606			1-2 1B	0-3 K		4-2 1B BB BB		1-2 G1-3		3 0 1 0 1 1 3												
Mike Devereaux, R (8, 9) OBP: 0.373, SLG: 0.432										0 0 0 0 0 0 0												
Ray Durham, S (1, 4) OBP: 0.363, SLG: 0.352			0-1 F8	2-2 FC6-4 1-2f		3-2 1B				4 0 1 0 0 0 3												
Ron Karkovice, R (1, 2) OBP: 0.288, SLG: 0.400			0-0 G1-3		1-2 HR	3-2 G5-3				4 1 1 1 0 0 4												
Ozzie Guillen, L (1, 6) OBP: 0.316, SLG: 0.351			1-2 F8		0-1 G4-3		3-2 F9		1-1 CS 1B	4 0 1 0 0 0 0												
Inning Stats	R: 0 E: 0 K: 2 S: 14	H: 0 LOB: 1 BB: 1 P: 24	R: 0 E: 0 K: 1 S: 10	H: 1 LOB: 1 BB: 0 P: 12	R: 0 E: 0 K: 0 S: 6	H: 0 LOB: 0 BB: 0 P: 9	R: 0 E: 0 K: 2 S: 11	H: 1 LOB: 2 BB: 1 P: 21	R: 1 E: 0 K: 1 S: 10	H: 1 LOB: 0 BB: 0 P: 13	R: 0 E: 0 K: 1 S: 16	H: 1 LOB: 3 BB: 2 P: 33	R: 0 E: 0 K: 0 S: 8	H: 0 LOB: 0 BB: 0 P: 15	R: 0 E: 0 K: 0 S: 10	H: 1 LOB: 1 BB: 0 P: 13	R: 0 E: 0 K: 0 S: 7	H: 1 LOB: 0 BB: 0 P: 10	1B: 5 2B: 0 3B: 0 HR: 1	SF: 0 SAC: 0 DP: 0 HBP: 0	WP: 0 PB: 0 SB: 0 CS: 1	PA: 37
PITCHER	IP WLS BF H R ER SO BB IBB HBP BLK WP HR S P ERA WHIP																					
Felipe Lira, R (1, 1) ERA: 3.15	5.0 L 20 3 1 1 6 2 0 0 0 0 1 51 79 1.80 1.000																					
Brian Bohanon, L (6, 1) ERA: 5.02	0.2 5 1 0 0 1 2 0 0 0 0 0 0 13 27 0.00 4.500																					
Brian Maxcy, R (6, 1) ERA:	0.1 1 0 0 0 0 0 0 0 0 0 0 0 3 6 0.00 0.000																					
Joe Boever, R (7, 1) ERA: 4.09	3.0 10 2 0 0 0 0 0 0 0 0 0 0 25 38 0.00 0.667																					

Chicago White Sox @ Detroit Tigers
Tiger Stadium, Detroit, MI
Sat May 27 1995, 3:33 AM EDT
Att. 14,425 - Cloudy - 68 F

livebaseballscorecards.com

AB	32
R	1
H	6
RBI	1
BB	4
SO	7
LOB	13



Batter	1	2	3	4	5	6	7	8	9	AB R H RBI BB SO LOB
Chad Curtis, R OBP: 0.351, SLG: 0.378 (1, 8)	4-2 1B FC1-5-2 BB		2-2 G5-3		3-2 L8		0-2 G6-3			3 0 0 0 1 0 2
Lou Whitaker, L OBP: 0.370, SLG: 0.381 (1, 4)	2-1 1-3 1B		2-2 G6-3		4-0 IBB		4-0 IBB			2 0 1 0 2 0 0
Bobby Higginson, L OBP: 0.330, SLG: 0.432 (1, 9)	1-2 1-3 3-H FC1-5-2		1-2 G6-3		0-2 G1-3		0-0 P6			4 0 0 0 0 0 6
Cecil Fielder, R OBP: 0.325, SLG: 0.484 (1, 3)	4-0 BB			2-2 P2		3-3 K		0-0 G1-3		3 0 0 0 1 1 0
Kirk Gibson, L OBP: 0.410, SLG: 0.630 (1, 10)	2-3 K			0-1 F7		0-1 L7		1-1 F9		4 0 0 0 0 1 3
Travis Fryman, R OBP: 0.336, SLG: 0.321 (1, 5)	2-0 F8			4-1 BB		2-1 1B		1-2 F8		3 0 1 0 1 0 3
Franklin Stubbs, L OBP: 0.442, SLG: 0.390 (1, 7)			0-1 G1-3		2-2 F8		1-2 F8			4 0 0 0 0 1 2
Chris Gomez, R OBP: 0.293, SLG: 0.400 (1, 6)			1-3 K			3-2 PB 1B		4-2 G6-3 SH1-3 BB		2 0 1 0 1 1 0
Alan Trammell, R OBP: 0.426, SLG: 0.347 (9, PH)										1 0 0 0 0 0 0
Ron Tingley, R OBP: 0.344, SLG: 0.259 (1, 2)			0-1 G5-3			2-3 K		0-0 SH1-3		2 0 0 0 0 1 1
Juan Samuel, R OBP: 0.375, SLG: 0.536 (9, PH)					1-2 K			3-3 K		1 0 0 0 0 1 0

Inning Stats	R: 0	H: 1	E: 0	K: 13	S: 13	LOB: 3	BB: 2	P: 28	R: 0	H: 0	E: 0	K: 1	S: 7	LOB: 0	BB: 0	P: 8	R: 0	H: 0	E: 0	K: 10	S: 10	LOB: 0	BB: 0	P: 15	R: 0	H: 0	E: 0	K: 0	S: 11	LOB: 1	BB: 1	P: 19	R: 0	H: 1	E: 0	K: 14	S: 14	LOB: 2	BB: 1	P: 26	R: 0	H: 1	E: 0	K: 1	S: 10	LOB: 1	BB: 0	P: 16	R: 0	H: 0	E: 0	K: 0	S: 8	LOB: 2	BB: 2	P: 16	R: 0	H: 0	E: 0	K: 0	S: 6	LOB: 0	BB: 0	P: 8	R: 0	H: 0	E: 0	K: 2	S: 9	LOB: 0	BB: 0	P: 17	1B: 3	2B: 0	3B: 0	HR: 0	SF: 0	SAC: 1	DP: 0	HBP: 0	WP: 0	PB: 1	SB: 0	CS: 0	PA: 36
PITCHER	IP	WLS	BF	H	R	ER	SO	BB	IBB	HBP	BLK	WP	HR	S	P	ERA	WHIP																																																																				
Jason Bere, R ERA: 5.0 (1, 1)	8.0	W	33	3	0	0	4	4	2	0	0	0	0	79	136	0.00	0.875																																																																				
Roberto Hernandez, R ERA: 3.55 (9, 1)	1.0	S	3	0	0	0	2	0	0	0	0	0	0	9	17	0.00	0.000																																																																				

BOTTOM

Chicago White Sox @ Detroit Tigers
Tiger Stadium, Detroit, MI

Sat May 27 1995, 3:33 AM EDT
Att. 14,425 - Cloudy - 68 F

AB	29
R	0
H	3
RBI	0
BB	6
SO	6
LOB	17



Batter	1	2	3	4	5	6	7	8	9	AB R H RBI BB SO LOB	TOP				
Norberto Martin, R (1, 9) OBP: 0.143, SLG: 0.115 Warren Newson, L (5, PH) OBP: 0.521, SLG: 0.588 (5, 9)	2-1 G5-3		2-2 E1 2B BB	0-0 G3	4-1 BB 1-2 2-3		3-3 K		4-2 BB	3 1 0 0 0 0 0 1 0 0 0 2 1 0					
Tim Raines, S (1, 7) OBP: 0.358, SLG: 0.550	3-2 1B		4-0 2B 1-2 G3 BB	2-0 G4-3	0-1 G3-1			1-0 BB FC6-5 2B	0-0 P6	5 2 2 0 1 0 4					
Frank Thomas, R (1, 3) OBP: 0.512, SLG: 0.628	2-2 F9		1-1 G3 1-3 2-H SF8 2B	3-2 G4-3		2-1 HR		4-0 FC6-5 BB IBB	1-0 G4-3	5 2 2 2 1 0 2					
John Kruk, L (1, 10) OBP: 0.400, SLG: 0.368	1-3 K		0-0 G3 2-3 3-H		0-0 1B FC6-4 2B	1-3 HR		4-1 1-2 2-3 FC6-5 2B BB		4 2 1 1 1 2 2					
Robin Ventura, L (1, 5) OBP: 0.380, SLG: 0.455		2-3 K	2-2 SF8		2-0 FC6-4 1B	0-0 F8		2-2 P4		4 0 1 1 0 1 3					
Mike Devereaux, R (1, 8) OBP: 0.364, SLG: 0.430		0-0 1B SF9 2B	0-0 P3		0-0 FC6-4 2B 1-2 SF9 3-H	0-0 G4-3		2-2 FC6-5 2B 1-2 2-3F 3-H		5 3 1 2 0 0 3					
Ray Durham, S (1, 4) OBP: 0.383, SLG: 0.427		1-1 1B 2-3		2-2 HR	1-1 S 1-3 2B		0-0 G6-3	1-2 1-H 2-H 2B		5 1 4 3 0 0 0					
Ron Karkovics, R (1, 2) OBP: 0.285, SLG: 0.500		0-0 SF9		2-1 HR	0-0 SF9		1-1 HR	1-1 G5-3		3 2 2 4 0 0 1					
Craig Grebeck, R (1, 6) OBP: 0.412, SLG: 0.464 Ozzie Guillen, L (9, PH) OBP: 0.312, SLG: 0.347 (9, 6)	1-1 SAFE G1-3		0-0 HR	0-0 HR	4-1 BB BB		0-2 G4-3		3-2 G4-3	3 1 1 1 1 0 1 1 0 0 0 0 0 0					
Inning Stats	R: 0 H: 1 E: 0 LOB: 1 K: 1 BB: 0 S: 12 P: 20	R: 1 H: 2 E: 0 LOB: 1 K: 1 BB: 0 S: 9 P: 13	R: 3 H: 1 E: 1 LOB: 0 K: 0 BB: 1 S: 11 P: 20	R: 3 H: 3 E: 0 LOB: 0 K: 0 BB: 0 S: 11 P: 20	R: 2 H: 3 E: 0 LOB: 3 K: 0 BB: 2 S: 10 P: 21	R: 1 H: 1 E: 0 LOB: 0 K: 1 BB: 0 S: 8 P: 11	R: 1 H: 1 E: 0 LOB: 0 K: 1 BB: 0 S: 10 P: 14	R: 3 H: 2 E: 0 LOB: 1 K: 0 BB: 2 S: 13 P: 28	R: 0 H: 0 E: 0 LOB: 1 K: 0 BB: 1 S: 8 P: 16	1B: 3 SF: 3 2B: 6 SAC: 0 3B: 0 DP: 0 HR: 5 HBP: 0	WP: 0 PA: 48 PB: 0 SB: 1 CS: 0				
PITCHER	IP WLS BF H R ER SO BB IBB HBP BLK WP HR S P ERA WHIP											PITCHER	IP WLS BF H R ER SO BB IBB HBP BLK WP HR S P ERA WHIP		
David Wells, L (1, 1) ERA: 3.63	3.0		18 7 7 5 2 1 0 0 0 0 0 3 38 63 15.00 2.667												
John Doherty, R (4, 1) ERA: 7.5	3.2		18 5 4 4 1 2 0 0 0 0 0 2 30 50 9.82 1.909												
Buddy Groom, L (7, 1) ERA: 6.84	0.2	L	5 1 3 3 1 1 1 0 0 0 0 0 8 22 40.50 3.000												
Mike Henneman, R (8, 1) ERA: 0.84	1.2		7 1 0 0 0 1 0 0 0 0 0 0 16 28 0.00 1.200												

Chicago White Sox @ Detroit Tigers
Tiger Stadium, Detroit, MI
Sun May 28 1995, 3:33 AM EDT
Att. 10,813 - Overcast - 69 F

livebaseballscorecards.com

AB	39
R	14
H	14
RBI	14
BB	6
SO	4
LOB	16



Batter	1	2	3	4	5	6	7	8	9	AB	R	H	RBI	BB	SO	LOB
Chad Curtis, R OBP: 0.364, SLG: 0.448 (1, 8)	0-1 HR	2-1 HR	3-1 1B 2B		X 0-0 G3	2-0 HBP		X 0-0 F7		5	3	3	2	0	0	1
Lou Whitaker, L OBP: 0.423, SLG: 0.478 (1, 4)	4-0 1B HR BB	2-2 HR 1B	4-2 1B BB		X 0-0 G6-3 1B	1-1 F7		B 2-2 HR		4	3	3	2	2	0	3
Alan Trammell, R OBP: 0.418, SLG: 0.345 (1, 6)	2-2 1B HR	1-3 K	2-1 G6-4-3 1B		B 3-1 G6-3		B 2-2 G4-3	B 3-2 E6		6	1	2	1	0	1	2
Cecil Fielder, R OBP: 0.333, SLG: 0.540 (1, 3)	2-2 HR	3-2 HR	2-1 G6-4-3		C 2-3 K		B 1-1 L9	H 4-2 HBP		5	2	2	5	0	1	3
Scott Fletcher, R OBP: 0.298, SLG: 0.275 (8, PR)	1-H 2-H HR	1-H HR	1-2f		S B B B X		B 3-1 HR	B 1-0 BB 2B		0	0	0	0	0	0	0
Kirk Gibson, L OBP: 0.427, SLG: 0.722 (1, 10)	1-1 S 1B	1-1 F6			B 2-1 HR		B 3-1 HR	B 1-1 F8		6	2	4	2	0	0	2
Travis Fryman, R OBP: 0.344, SLG: 0.318 (1, 5)	1-1 P6	0-0 E6 BB			B 2-2 L7		B 4-0 CS BB	B 4-0 BB IBB		4	0	1	0	2	0	1
Bobby Higginson, L OBP: 0.337, SLG: 0.422 (1, 7)	1 SAFE S	4-1 S			B 1-3 K		B 3-3 K	B 4-1 BB		2	0	0	0	2	2	1
Juan Samuel, R OBP: 0.394, SLG: 0.536 (7, PH)	1 SAFE S	4-2 BB			B 1-3 K		B 3-3 K	B 1-2 2-3 BB		0	0	0	0	1	0	0
Todd Steverson, R OBP: 0.333, SLG: 0.235 (8, 7)	1-2 BB	1-2 BB			B 2-3 K		B 2-2 HBP BB 1B	B 0-3 K		1	0	0	0	0	1	1
Franklin Stubbs, L OBP: 0.434, SLG: 0.381 (9, PH)	1-2 2-3 K	1-3 K			B 2-3 K		B 2-2 HBP BB 1B	B 0-3 K		6	0	1	0	0	5	8
Danny Bautista, R OBP: 0.311, SLG: 0.321 (1, 9)	0-3 K	1-3 K			B 2-3 K		B 2-2 HBP BB 1B	B 0-3 K		5	1	1	0	1	1	3
John Flaherty, R OBP: 0.375, SLG: 0.470 (1, 2)	2-3 K		1-2 P2		B 1-1 G3 1B 2B		B 4-0 HBP BB	B 2-1 P4	B 1-2 P5							

Inning Stats	R: 4	H: 4	E: 0	K: 2	S: 19	LOB: 2	BB: 2	P: 35	R: 3	H: 3	E: 1	K: 2	S: 21	LOB: 2	BB: 1	P: 35	R: 1	H: 2	E: 0	K: 0	S: 11	LOB: 1	BB: 1	P: 23	R: 1	H: 1	E: 0	K: 2	S: 11	LOB: 0	BB: 0	P: 18	R: 1	H: 2	E: 0	K: 1	S: 9	LOB: 1	BB: 0	P: 15	R: 1	H: 2	E: 0	K: 1	S: 13	LOB: 3	BB: 2	P: 31	R: 0	H: 1	E: 0	K: 1	S: 10	LOB: 3	BB: 2	P: 22	R: 1	H: 1	E: 1	K: 0	S: 15	LOB: 2	BB: 0	P: 27	R: 0	H: 1	E: 0	K: 2	S: 12	LOB: 1	BB: 0	P: 16	1B: 7	2B: 4	3B: 0	HR: 7	SF: 0	SAC: 0	DP: 2	HBP: 2	WP: 0	PB: 0	SB: 5	CS: 1	PA: 54
--------------	------	------	------	------	-------	--------	-------	-------	------	------	------	------	-------	--------	-------	-------	------	------	------	------	-------	--------	-------	-------	------	------	------	------	-------	--------	-------	-------	------	------	------	------	------	--------	-------	-------	------	------	------	------	-------	--------	-------	-------	------	------	------	------	-------	--------	-------	-------	------	------	------	------	-------	--------	-------	-------	------	------	------	------	-------	--------	-------	-------	-------	-------	-------	-------	-------	--------	-------	--------	-------	-------	-------	-------	--------

PITCHER	IP	WLS	BF	H	R	ER	SO	BB	IBB	HBP	BLK	WP	HR	S	P	ERA	WHIP
James Baldwin, R ERA: 12.89 (1, 1)	1.1		13	7	7	7	3	2	0	0	0	0	4	32	56	47.25	6.750
Kirk McCaskill, R ERA: 5.6 (2, 1)	3.0		16	5	3	3	3	2	0	0	0	0	1	34	60	9.00	2.333
Rob Dibble, R ERA: 12.27 (5, 1)	1.1		8	2	1	1	2	2	0	1	0	0	1	16	38	6.75	3.000
Scott Radinsky, L ERA: 6.75 (6, 1)	2.0	W	10	2	1	1	1	1	1	0	0	0	1	18	35	4.50	1.500
Roberto Hernandez, R ERA: 3.21 (8, 1)	1.1	S	7	1	0	0	2	0	0	1	0	0	0	21	33	0.00	0.750

BOTTOM

Chicago White Sox @ Detroit Tigers
Tiger Stadium, Detroit, MI
Sun May 28 1995, 3:33 AM EDT
Att: 10,813 - Overcast - 69 F

livebaseballscorecards.com

AB	44
R	12
H	17
RBI	12
BB	8
SO	11
LOB	25



Batter	1	2	3	4	5	6	7	8	9	AB R H RBI BB SO LOB	TOP																
Lance Johnson, L OBP: 0.287, SLG: 0.279 (1, 8)	1-0 G3	1-1 F7		3-2 FC3-2 S WP		3-1 G1-3		0-2 L9		5 1 0 0 0 0 5																	
Tim Raines, S OBP: 0.360, SLG: 0.543 (1, 7)	1-1 BB 1B		2-2 HR 1B	3-2 G4-3			1-3 K		0-0 G4-3	5 2 2 0 0 1 0																	
Frank Thomas, R OBP: 0.515, SLG: 0.649 (1, 3)	4-1 1B 1-2 BB		1-0 HR		2-2 F4		4-1 1B BB		1-3 K	3 1 1 2 2 1 0																	
John Kruk, L OBP: 0.367, SLG: 0.333 (1, 10)	0-2 F9		1-1 G3		2-2 G3-1		1-0 1-2 1B		0-0 G1-3	5 0 1 0 0 0 2																	
Robin Ventura, L OBP: 0.384, SLG: 0.485 (1, 5)	2-1 1-2 2-H 1B		1-1 G3-1		3-2 HR		1-3 K			4 1 2 2 0 1 2																	
Mike Devereaux, R OBP: 0.348, SLG: 0.410 (1, 9)	2-3 K		0-0 P2		2-0 G4-3		1-3 K			4 0 0 0 0 2 4																	
Ray Durham, S OBP: 0.378, SLG: 0.420 (1, 4)		1-2 P4		1-1 G3 FC3-2 1B 1B		0-0 F9		3-2 G3		4 0 1 0 0 0 0																	
Ron Karkovice, R OBP: 0.305, SLG: 0.514 (1, 2)		0-0 G6-3		0-0 FC3-2 G3 PB 1B		1-0 G3 2B		2-3 K		4 1 2 0 0 1 0																	
Ozzie Guillen, L OBP: 0.321, SLG: 0.346 (1, 6)		0-1 1B		1-2 G3 1-2 2-3		0-0 G3		4-1 BB		3 0 1 0 1 0 3																	
Inning Stats	R: 1 E: 0 K: 1 S: 12	H: 2 LOB: 2 BB: 1 P: 22	R: 0 E: 0 K: 0 S: 9	H: 1 LOB: 1 BB: 0 P: 11	R: 2 E: 0 K: 0 S: 10	H: 2 LOB: 0 BB: 0 P: 15	R: 2 E: 0 K: 0 S: 12	H: 2 LOB: 0 BB: 0 P: 20	R: 1 E: 0 K: 0 S: 12	H: 1 LOB: 0 BB: 0 P: 21	R: 0 E: 0 K: 0 S: 5	H: 1 LOB: 1 BB: 0 P: 9	R: 0 E: 0 K: 3 S: 11	H: 1 LOB: 2 BB: 1 P: 19	R: 0 E: 0 K: 1 S: 12	H: 0 LOB: 1 BB: 1 P: 21	R: 0 E: 0 K: 1 S: 5	H: 0 LOB: 0 BB: 0 P: 6	1B: 7 2B: 1 3B: 0 HR: 2	SF: 0 SAC: 0 DP: 0 HBP: 0	WP: 1 PB: 1 SB: 2 CS: 0	PA: 40					
PITCHER	IP WLS BF H R ER SO BB IBB HBP BLK WP HR S P ERA WHIP																										
Dennis Martinez, R ERA: 3.14 (1, 1)	6.0		28	9	6	5	1	1	0	0	0	1	2	60	98	7.50	1.667										
Dennis Cook, L ERA: 8.1 (7, 1)	0.2		4	1	0	0	2	1	0	0	0	0	0	8	15	0.00	3.000										
Julian Tavarez, R ERA: 1.0 (7, 1)	1.1	W	5	0	0	0	2	1	0	0	0	0	0	15	25	0.00	0.750										
Jose Mesa, R ERA: 2.76 (9, 1)	1.0	S	3	0	0	0	1	0	0	0	0	0	0	5	6	0.00	0.000										

Chicago White Sox @ Cleveland Indians
 Jacobs Field, Cleveland, OH
 Mon May 29 1995, 3:33 AM EDT
 Att. 41,736 - Cloudy - 64 F

livebaseballscorecards.com

AB	37
R	6
H	10
RBI	4
BB	3
SO	6
LOB	16



BOTTOM

Chicago White Sox @ Cleveland Indians
Jacobs Field, Cleveland, OH
Mon May 29 1995, 3:33 AM EDT
Att. 41,736 - Cloudy - 64 F

livebaseballscorecards.com

AB 35
R 7
H 12
RBI 7
BB 3
SO 1
LOB 19



WP: 1 PA: 39
PB: 0
SB: 0
CS: 0

AB R H RBI BB SO LOB

4 0 1 0 0 0 3

5 1 1 0 0 0 5

5 2 2 1 0 0 5

4 0 1 0 0 0 2

3 1 0 1 1 0 1

3 1 1 1 1 0 0

4 1 1 3 0 1 2

3 0 2 0 1 0 0

0 1 0 0 0 0 0

0 0 0 0 0 0 0

4 0 3 1 0 0 1

1B: 7 SF: 0
2B: 4 SAC: 1
3B: 0 DP: 0
HR: 1 HBP: 0

Batter	1	2	3	4	5	6	7	8	9
Kenny Lofton, L (1, 8) OBP: 0.325, SLG: 0.402	2-1 1B		0-1 F8		1-0 FC6-4		3-2 L3	3-1 SH5-3	
Omar Vizquel, S (1, 6) OBP: 0.288, SLG: 0.336	0-1 P5		0-1 B1-3			3-2 F7	0-0 1B 2B	3-1 P5	
Carlos Baerga, S (1, 4) OBP: 0.374, SLG: 0.516	2-0 F9		0-1 G6-3			0-0 1B BB	1-1 2B G6-3 1B	1-2 F7	
Albert Belle, R (1, 7) OBP: 0.354, SLG: 0.522	2-1 L7			2-0 F8		1-1 P4	0-0 G6-3 1-3 2B		
Eddie Murray, S (1, 3)		1-0 P5		0-2 P4		4-1 1B BB HR	2-2 G6-3		
Manny Ramirez, R (1, 9)		0-1 G6-3		2-1 F8		2-1 1B HR	4-0 BB		
Dave Winfield, R (1, 10)		1-1 P6			1-1 F9	0-0 1B HR	3-3 K		
Jim Thome, L (1, 5) Wayne Kirby, L (8, PR) Alvaro Espinoza, R (9, 5)			4-0 B1-3 1B BB		3-2 G4-3	1-0 1B		2-2 WP 2B 2B	
Tony Peña, R (1, 2)			2-2 B1-3 1B		3-1 FC6-4 1B	0-1 G6-3		1-2 SH5-3 2B	

Inning Stats	R: 0	H: 1	E: 0	K: 0	S: 7	R: 0	H: 0	E: 0	K: 0	S: 5	R: 0	H: 1	E: 0	K: 0	S: 9	R: 0	H: 0	E: 0	K: 0	S: 6	R: 0	H: 1	E: 0	K: 0	S: 8	R: 4	H: 4	E: 0	K: 0	S: 13	R: 2	H: 3	E: 0	K: 1	S: 16	R: 1	H: 2	E: 0	K: 0	S: 14
	LOB: 1	BB: 0	BB: 13	LOB: 0	BB: 0	LOB: 2	BB: 1	LOB: 0	BB: 0	LOB: 1	BB: 0	LOB: 1	BB: 0	LOB: 1	BB: 0	LOB: 2	BB: 1	LOB: 2	BB: 0	LOB: 1	BB: 1	LOB: 2	BB: 0	LOB: 2	BB: 1	LOB: 1	BB: 1	LOB: 2	BB: 1	LOB: 2	BB: 0	LOB: 2	BB: 0	LOB: 2	BB: 0	LOB: 2	BB: 0	LOB: 2	BB: 0	LOB: 2

PITCHER	IP	WLS	BF	H	R	ER	SO	BB	IBB	HBP	BLK	WP	HR	S	P	ERA	WHIP
Wilson Alvarez, L (1, 1) ERA: 5.29	6.1		29	8	5	5	0	2	0	0	0	0	1	53	93	7.11	1.579
Jose DeLeon, R (7, 1) ERA: 5.18	0.2	L	7	4	2	2	1	1	0	0	0	1	0	17	30	27.00	7.500
Tim Fortugno, L (8, 1) ERA: 2.25	1.0		3	0	0	0	0	0	0	0	0	0	0	8	14	0.00	0.000

Batter	1	2	3	4	5	6	7	8	9	AB R H RBI BB SO LOB	TOP																
Lance Johnson, L (1, 8) OBP: 0.283, SLG: 0.270	0-1 G1-3		0-0 F9		1-0 G1-3		0-0 G4-3		4-2 L4-3 BB	4 0 0 0 1 0 1																	
Tim Raines, S (1, 7) OBP: 0.361, SLG: 0.545	1-0 1B 2B		1-0 1B		2-3 K		3-2 F8		0-2 P6	5 1 2 0 0 1 2																	
Frank Thomas, R (1, 3) OBP: 0.525, SLG: 0.643	4-0 1B BB		4-0 G6-3 BB		4-2 BB BB		4-0 BB IBB		0-2 L4-3	1 0 0 0 4 0 1																	
John Kruk, L (1, 10) OBP: 0.382, SLG: 0.308	0-0 L3		0-0 G6-3		4-2 BB		4-1 BB		1-2	2 0 0 0 2 0 4																	
Robin Ventura, L (1, 5) OBP: 0.380, SLG: 0.477	3-2 FC5-4 1B			0-2 G3		1-3 K		3-2 F9		4 0 1 1 0 1 5																	
Warren Newson, L (1, 9) OBP: 0.490, SLG: 0.541	1-0 FC5-4			2-0 F7		2-2 G1-3		1-0 SH2-4 2B		3 0 0 0 0 0 2																	
Norberto Martin, R (8, PH) OBP: 0.143, SLG: 0.115										0 0 0 0 0 0 0																	
Dave Martinez, L (8, PH) OBP: 0.297, SLG: 0.353										1 0 1 0 0 0 0																	
Ray Durham, S (1, 4) OBP: 0.386, SLG: 0.431		1-1 G4-3		4-2 S BB		3-2 S 2B		0-1 SH2-4		2 0 1 0 1 0 0																	
Michael LaValliere, L (1, 2) OBP: 0.304, SLG: 0.286		2-1 G6-4-3 1B		1-1 G3		1-3 K		4-0 G6-4-3 IBB		3 0 1 0 0 1 2																	
Mike Devereaux, R (8, PH) OBP: 0.355, SLG: 0.410				1-1 SAFE G3						0 0 0 0 1 0 0																	
Ron Karkovice, R (8, 2) OBP: 0.305, SLG: 0.514				1-2						0 0 0 0 0 0 0																	
Ozzie Guillen, L (1, 6) OBP: 0.318, SLG: 0.341		2-1 G6-4-3			0-0 BB G1-3 1B		2-2 F8		0-0 G6-4-3	4 0 1 0 0 0 4																	
Inning Stats	R: 1 E: 0 K: 0 S: 8	H: 2 LOB: 2 BB: 1 P: 17	R: 0 E: 0 K: 0 S: 6	H: 1 LOB: 0 BB: 0 P: 11	R: 0 E: 0 K: 0 S: 3	H: 1 LOB: 1 BB: 1 P: 8	R: 0 E: 0 K: 0 S: 9	H: 0 LOB: 1 BB: 1 P: 16	R: 0 E: 0 K: 2 S: 13	H: 1 LOB: 3 BB: 2 P: 25	R: 0 E: 0 K: 1 S: 14	H: 1 LOB: 1 BB: 0 P: 22	R: 0 E: 0 K: 0 S: 10	H: 0 LOB: 2 BB: 2 P: 24	R: 0 E: 0 K: 0 S: 4	H: 1 LOB: 1 BB: 1 P: 9	R: 0 E: 0 K: 0 S: 9	H: 0 LOB: 0 BB: 1 P: 13	1B: 4 2B: 4 3B: 0 HR: 0	SF: 0 SAC: 1 DP: 4 HBP: 0	WP: 0 PB: 0 SB: 2 CS: 0	PA: 39					
PITCHER	IP	WLS	BF	H	R	ER	SO	BB	IBB	HBP	BLK	WP	HR	S	P	ERA	WHIP										
Jason Grimsley, R (1, 1) ERA: 4.63	5.1		25	6	1	1	2	5	0	0	0	0	0	46	89	1.69	2.062										
Dennis Cook, L (6, 1) ERA: 6.94	1.2		7	0	0	0	1	1	1	0	0	0	0	17	34	0.00	0.600										
Eric Plunk, R (8, 1) ERA: 1.83	0.1		2	1	0	0	0	0	0	0	0	0	0	3	4	0.00	3.000										
Paul Assenmacher, L (8, 1) ERA:	0.2	W	3	0	0	0	0	1	1	0	0	0	0	3	11	0.00	1.500										
Jose Mesa, R (9, 1) ERA: 2.6	1.0	S	2	0	0	0	0	0	0	0	0	0	0	7	7	0.00	0.000										

Chicago White Sox @ Cleveland Indians

Jacobs Field, Cleveland, OH

Tue May 30 1995, 7:05 PM EDT
Att. 33,038 - Unknown - 64 F

AB	29
R	1
H	7
RBI	1
BB	9
SO	3
LOB	21



WP: 0	PA: 39
PB: 0	
SB: 2	
CS: 0	

ERA	WHIP

Batter	1	2	3	4	5	6	7	8	9
Kenny Lofton, L OBP: 0.325, SLG: 0.400 (1, 8)	0-1 G3 G4-3 1B		1-0 B1-3			2-1 F8		0-0 SH4-3	
Omar Vizquel, S OBP: 0.279, SLG: 0.325 (1, 6)	2-0 G4-3 1-2		0-1 P5			1-2 P5		0-1 F7	
Carlos Baerga, S OBP: 0.370, SLG: 0.504 (1, 4)	0-1 G3 2-3			1-1 L8		1-2 G1-3		4-0 IBB	
Albert Belle, R OBP: 0.351, SLG: 0.513 (1, 7)	0-1 G1-3			2-0 G4-3		2-3 K		0-0 E1 1B	
Eddie Murray, S OBP: 0.373, SLG: 0.496 (1, 10)		0-2 1B		3-1 P4		3-1 F7		2-2 G1-3	
Jim Thome, L OBP: 0.420, SLG: 0.619 (1, 5)		2-3 K			2-0 HR	4-2 BB BB			
Manny Ramirez, R OBP: 0.464, SLG: 0.791 (1, 9)		3-1 F9			2-1 P2	4-1 BB			
Paul Sorrento, L OBP: 0.333, SLG: 0.737 (1, 3)		2-1 P5			0-0 G4-3	1-2 F9			
Tony Peña, R OBP: 0.321, SLG: 0.370 (1, 2)			2-2 G1-3		3-1 L9			2-2 1B SH4-3 E 1B	
Wayne Kirby, L OBP: 0.345, SLG: 0.292 (8, PH)									
Scooter Tucker, R OBP: 0.214, SLG: 0.385 (9, 2)									

Inning Stats	R: 0	H: 1	E: 0	LOB: 1	K: 0	BB: 0	S: 7	P: 9
	R: 0	H: 1	E: 0	LOB: 1	K: 1	BB: 0	S: 11	P: 18
	R: 0	H: 0	E: 0	LOB: 0	K: 0	BB: 0	S: 6	P: 9
	R: 0	H: 0	E: 0	LOB: 0	K: 0	BB: 0	S: 5	P: 11
	R: 1	H: 1	E: 0	LOB: 0	K: 0	BB: 0	S: 6	P: 13
	R: 0	H: 0	E: 0	LOB: 0	K: 0	BB: 0	S: 11	P: 15
	R: 0	H: 0	E: 0	LOB: 2	K: 1	BB: 2	S: 11	P: 25
	R: 1	H: 2	E: 1	LOB: 2	K: 0	BB: 1	S: 10	P: 18

PITCHER	IP	WLS	BF	H	R	ER	SO	BB	IBB	HBP	BLK	WP	HR	S	P	ERA	WHIP
Alex Fernandez, R ERA: 5.21 (1, 1)	8.0	L	32	5	2	1	2	2	1	0	0	0	1	67	118	1.12	0.875

BOTTOM

Chicago White Sox @ Cleveland Indians
Jacobs Field, Cleveland, OH

Tue May 30 1995, 7:05 PM EDT
Att: 33,038 - Unknown - 64 F

AB	R	H	RBI	BB	SO	LOB
3	0	1	0	0	0	0
4	0	0	0	0	0	2
3	0	0	0	1	0	1
4	0	1	0	0	1	1
4	0	1	0	0	0	2
2	1	1	1	1	1	1
2	0	0	0	1	0	1
3	0	0	0	0	0	3
2	0	0	0	0	0	0
1	1	1	0	0	0	0
0	0	0	0	0	0	0

AB	28
R	2
H	5
RBI	1
BB	3
SO	2
LOB	11



WP	PA
0	32
PB	0
SB	0
CS	0

Batter	1	2	3	4	5	6	7	8	9	AB R H RBI BB SO LOB	TOP												
Lance Johnson, L OBP: 0.282, SLG: 0.269 (1, 8)	3-2 G4-3		1-2 G4-3			0-0 G6-3		2-0 1B		4 0 1 0 0 0 0													
Tim Raines, S OBP: 0.358, SLG: 0.535 Michael LaValliere, L OBP: 0.304, SLG: 0.286 (1, 7) (8, 2)	2-0 F8		3-2 G4-3			1-1 F7		0-0 1B		4 0 1 2 0 0 0 0 0 0 0 0 0 0													
Frank Thomas, R OBP: 0.524, SLG: 0.634 (1, 3)	4-1 BB		1-0 G5-3			0-2 E1 F7 1B		0-1 F9		3 1 1 0 1 0 1													
John Kruk, L OBP: 0.368, SLG: 0.300 (1, 10)	2-0 G3		1-0 PO 1B			2-1 F7 2-3		1-1 G1-3		4 0 1 0 0 0 3													
Robin Ventura, L OBP: 0.376, SLG: 0.468 (1, 5)		2-1 G4-3		0-1 PO 1-2	0-0 G4-3		1-3 K		2-1 FC5-4 1B	4 0 1 0 0 1 1													
Mike Devereaux, R OBP: 0.351, SLG: 0.402 (1, 9)		1-3 K			2-1 P4		2-2 1B		1-1 FC5-4 1-2f	4 0 1 1 0 1 1													
Ray Durham, S OBP: 0.373, SLG: 0.415 (1, 4)		1-0 G6-3			2-0 E4		1-0 G1-3		3-2 P2	4 0 0 0 0 0 2													
Ron Karkovics, R OBP: 0.298, SLG: 0.500 Warren Newson, L OBP: 0.472, SLG: 0.513 (1, 2) (8, PH) (8, 7)			0-3 K		1 SAFE 1 SAFE G6-3		1-2 E3 1B		0-3 K	2 0 0 0 0 1 1 2 1 0 0 0 1 1													
Ozzie Guillen, L OBP: 0.318, SLG: 0.341 (1, 6)			1-1 G1-3			0-0 G6-3		0-0 1B 1B		3 1 1 0 0 0 0													
Inning Stats	R: 0 E: 0 K: 0 S: 6	H: 0 LOB: 1 BB: 1 P: 17	R: 0 E: 0 K: 1 S: 6	H: 0 LOB: 0 BB: 0 P: 10	R: 0 E: 0 K: 1 S: 8	H: 0 LOB: 0 BB: 0 P: 10	R: 0 E: 0 K: 0 S: 6	H: 1 LOB: 0 BB: 0 P: 11	R: 0 E: 1 K: 0 S: 5	H: 0 LOB: 1 BB: 0 P: 11	R: 0 E: 0 K: 0 S: 4	H: 0 LOB: 0 BB: 0 P: 5	R: 1 E: 1 K: 1 S: 12	H: 2 LOB: 1 BB: 0 P: 18	R: 2 E: 1 K: 0 S: 10	H: 3 LOB: 1 BB: 0 P: 14	R: 0 E: 0 K: 1 S: 11	H: 1 LOB: 1 BB: 0 P: 17	1B: 7 2B: 0 3B: 0 HR: 0	SF: 0 SAC: 0 DP: 0 HBP: 0	WP: 0 PB: 0 SB: 0 CS: 0	PA: 36	
PITCHER	IP WLS BF H R ER SO BB IBB HBP BLK WP HR S P ERA WHIP																						
Orel Hershiser, R ERA: 3.74 Paul Assenmacher, L ERA: Jose Mesa, R ERA: 2.45	(1, 1) 7.2 W 30 6 3 1 3 1 0 0 0 0 0 0 55 93 1.17 0.913	(8, 1) 0.1 2 1 0 0 0 0 0 0 0 0 0 0 4 7 0.00 3.000	(9, 1) 1.0 S 3 0 0 0 1 0 0 0 0 0 0 0 9 13 0.00 0.000																				

Chicago White Sox @ Cleveland Indians
Jacobs Field, Cleveland, OH
Wed May 31 1995, 7:05 PM EDT
Att. 36,771 - Unknown - 68 F

livebaseballscorecards.com

AB	34
R	3
H	7
RBI	3
BB	1
SO	4
LOB	10



Batter	1	2	3	4	5	6	7	8	9
Kenny Lofton, L OBP: 0.323, SLG: 0.395 (1, 8) X	0-0 G1-3 ①		2-0 S E 1B		0-1 P5 ①		2-1 G3 ①		
Omar Vizquel, S OBP: 0.279, SLG: 0.317 (1, 6) B C C C C S	2-3 K ②		1-1 G6-3 ① 1-2		4-1 G5-3 1B BB		0-0 G6-3 ②		
Carlos Baerga, S OBP: 0.367, SLG: 0.496 (1, 4) B S X	1-1 G1-3 ③		1-0 E3 L9-6 2-H 3-H		1-0 1SAFE 1-2 1B		0-1 F9 ③		
Albert Belle, R OBP: 0.363, SLG: 0.549 (1, 7) F F F F F F X		2-2 L9 PB 2B	4-2 BB		0-0 G5-3 ② ③ 2-3f		3-2 HR		
Eddie Murray, S OBP: 0.362, SLG: 0.479 (1, 3) C B B B B X	2-2 G1-3 ①		0-0 L9-6 ② ③ 2-3		1-2 E5 FC6-4		0-0 G5-3 ①		
Manny Ramirez, R OBP: 0.465, SLG: 0.798 (1, 9) X	0-0 L9 ②			1-2 G4-3 2B		3-2 F8 ①	1-2 2B		
Dave Winfield, R OBP: 0.304, SLG: 0.350 (1, 10) C X	4-0 PB IBB			0-1 G5-3 ①		1-2 FC6-4 HR 1-2f	1-1 G6-3 ②		
Jim Thome, L OBP: 0.422, SLG: 0.640 (1, 5) C B B B C X	2-3 K ③			1-1 G4-3 ②		3-2 HR 1-H	4-0 IBB		
Tony Peña, R OBP: 0.318, SLG: 0.377 (1, 2) C B B B S X			1-2 1B E 2B		1-2 G5-3 ③		1-2 G4-3 ③	2-3 K ③	

Inning Stats	R: 0	H: 0	E: 0	K: 1	S: 8	R: 1	H: 1	E: 0	K: 1	S: 12	R: 2	H: 2	E: 1	K: 0	S: 12	R: 0	H: 1	E: 0	K: 0	S: 12	R: 0	H: 1	E: 0	K: 0	S: 5	R: 2	H: 1	E: 1	K: 0	S: 18	R: 0	H: 0	E: 0	K: 0	S: 5	R: 1	H: 2	E: 0	K: 1	S: 13	R: 1	H: 2	E: 0	K: 1	S: 24					
	LOB: 0	BB: 0	P: 11	LOB: 1	BB: 1	P: 22	LOB: 1	BB: 1	P: 21	LOB: 1	BB: 0	P: 15	LOB: 0	BB: 0	P: 26	LOB: 0	BB: 0	P: 7	LOB: 2	BB: 1	P: 24	LOB: 0	SAC: 0	DP: 2	HBP: 0	WP: 0	HR: 1	S: 72	P: 112	ERA: 1.29	WHIP: 1.143	LOB: 1	BB: 1	P: 10	LOB: 0	BB: 0	P: 26	LOB: 2	BB: 1	P: 24	LOB: 0	SAC: 0	DP: 2	HBP: 0	WP: 0	HR: 1	S: 24	P: 112	ERA: 9.00	WHIP: 2.000


PITCHER	IP	WLS	BF	H	R	ER	SO	BB	IBB	HBP	BLK	WP	HR	S	P	ERA	WHIP	IP	WLS	BF	H	R	ER	SO	BB	IBB	HBP	BLK	WP	HR	S	P	ERA	WHIP																				
Jim Abbott, L ERA: 4.03 (1, 1)	7.0	L	30	6	5	1	2	2	1	0	0	0	1	72	112	1.29	1.143																																					
Kirk McCaskill, R ERA: 5.79 (8, 1)	1.0		6	2	1	1	1	0	1	0	0	0	1	13	24	9.00	2.000																																					

BOTTOM


Chicago White Sox @ Cleveland Indians
Jacobs Field, Cleveland, OH

Wed May 31 1995, 7:05 PM EDT
Att: 36,771 - Unknown - 68 F

AB	32
R	6
H	8
RBI	4
BB	4
SO	3
LOB	17



1B	2B	3B	HR	SF	SAC	DP	HBP	WP	HR	S	P	ERA	WHIP
2	5	0	2	0	2	0	0	0	1	24	112	9.00	2.000

Batter	1	2	3	4	5	6	7	8	9	AB R H RBI BB SO LOB	TOP	
Ray Durham, S (1, 4) OBP: 0.366, SLG: 0.405	1-0 F7		2-1 1B		2-2 FC4-6			1-1 E4 2B	3-3 K	5 1 1 1 0 1 3		
Tim Raines, S (1, 7) OBP: 0.346, SLG: 0.517	3-2 F9		0-1 P3		3-2 L4			1-0 L8		4 0 0 0 0 0 3		
Frank Thomas, R (1, 3) OBP: 0.517, SLG: 0.615	4-2 FC6-4 BB			2-2 F9		3-2 G5-3		2-2 F7		3 0 0 0 1 0 1		
John Kruk, L (1, 10) OBP: 0.357, SLG: 0.324 Lance Johnson, L (8, PR) OBP: 0.282, SLG: 0.269	1-1 FC6-4			1-1 G1-4-3		0-0 G6-3		1-1 2B		4 0 1 1 0 0 1 0 0 0 0 0 0 0		
Robin Ventura, L (1, 5) OBP: 0.372, SLG: 0.487		1-0 F8		0-0 HR		2-1 F8		1-2 F7		4 1 1 1 0 0 1		
Mike Devereaux, R (1, 8) OBP: 0.347, SLG: 0.396 (7, 9)		2-1 F8		1-2 G4-3			0-3 K		0-0 2B 1B	4 0 1 0 0 1 0		
Norberto Martin, R (1, 9) OBP: 0.133, SLG: 0.107 Dave Martinez, L (7, PH) OBP: 0.308, SLG: 0.389 (7, 8)		0-1 G6-3			2-1 G6-3		2-0 1B 2B		3-2 K	2 0 0 0 0 0 0 2 1 1 0 0 1 1	AB 36 R 4 H 9 RBI 4 BB 1 SO 5 LOB 12	
Ron Karkovics, R (1, 2) OBP: 0.310, SLG: 0.506 Warren Newson, L (9, PH) OBP: 0.463, SLG: 0.500			2-0 F7		2-1 1B S FC4-6 1B		3-2 L4-3 1B		2-3 K	3 1 2 1 0 0 0 1 0 0 0 0 1 1		
Craig Grebeck, R (1, 6) OBP: 0.417, SLG: 0.467 Ozzie Guillen, L (7, PH) OBP: 0.322, SLG: 0.356 (7, 6)			1-3 K		3-2 FC4-6 1B		2-1 L4-3		0-0 2B	2 0 1 0 0 1 0 2 0 1 0 0 0 1		
Inning Stats	R: 0 H: 0 E: 0 LOB: 1 K: 0 BB: 1 S: 9 P: 18	R: 0 H: 0 E: 0 LOB: 0 K: 0 BB: 0 S: 5 P: 8	R: 0 H: 1 E: 0 LOB: 1 K: 1 BB: 0 S: 8 P: 13	R: 1 H: 1 E: 0 LOB: 0 K: 0 BB: 0 S: 9 P: 13	R: 1 H: 2 E: 0 LOB: 1 K: 0 BB: 0 S: 17 P: 29	R: 0 H: 0 E: 0 LOB: 0 K: 0 BB: 0 S: 10 P: 15	R: 1 H: 2 E: 0 LOB: 0 K: 1 BB: 0 S: 9 P: 16	R: 1 H: 1 E: 1 LOB: 1 K: 0 BB: 0 S: 11 P: 17	R: 0 H: 2 E: 0 LOB: 2 K: 3 BB: 0 S: 19 P: 27	1B: 5 SF: 0 2B: 4 SAC: 0 3B: 0 DP: 1 HR: 1 HBP: 0	WP: 0 PA: 37 PB: 0 SB: 1 CS: 0	
PITCHER	IP WLS BF H R ER SO BB IBB HBP BLK WP HR S P ERA WHIP											
Bud Black, L (1, 1) ERA: 6.32	5.0 W 20 4 2 2 1 1 0 0 0 0 0 1 48 81 3.60 1.000											
Julian Tavarez, R (6, 1) ERA: 1.31	2.2 11 3 2 1 1 0 0 0 0 0 0 0 27 44 3.38 1.125											
Jim Poole, L (8, 1) ERA: 2.45	0.2 3 1 0 0 1 0 0 0 0 0 0 0 10 14 0.00 1.500											
Eric Plunk, R (9, 1) ERA: 1.77	0.2 S 3 1 0 0 2 0 0 0 0 0 0 0 12 17 0.00 1.500											

Chicago White Sox @ Cleveland Indians
 Jacobs Field, Cleveland, OH
 Thu Jun 01 1995, 7:05 PM EDT
 Att. 33,260 - Unknown - 70 F

livebaseballscorecards.com

Batter	1	2	3	4	5	6	7	8	9
Kenny Lofton, L OBP: 0.326, SLG: 0.395 (1, 8)	1-0 L6	0-1 1B		0-0 CS 1B		2-3 K		0-0 P4	
Omar Vizquel, S OBP: 0.297, SLG: 0.331 (1, 6)	2-2 G5-3	2-1 1B		4-1 S BB		0-0 CS 1B		2-1 S 1B	
Carlos Baerga, S OBP: 0.375, SLG: 0.496 (1, 4)	3-2 1B	0-0 G6-3		4-0 BB		1-1 CS	1-2 HR 1B	1-2 G5-3	
Albert Belle, R OBP: 0.360, SLG: 0.563 (1, 7)	0-2 P4		0-0 HR	0-3 K			0-0 L8		
Eddie Murray, S OBP: 0.373, SLG: 0.508 (1, 10)		1-2 HR 1B	2-2 G4-3		4-2 BB		1-2 HR		
Jim Thome, L OBP: 0.417, SLG: 0.654 (1, 5)		0-2 K	1-0 HR		2-2 F7		1-0 F8		
Manny Ramirez, R OBP: 0.459, SLG: 0.778 (1, 9)		2-3 K	1-0 G4-3		2-3 K		4-1 BB		
Paul Sorrento, L OBP: 0.330, SLG: 0.750 (1, 3)		0-1 HR	2-3 K		2-2 G4-3		2-3 K		
Scooter Tucker, R OBP: 0.222, SLG: 0.313 (1, 2)		4-0 1B BB		1-3 K		1-1 P5		0-0 F9	

Inning Stats	R: 0	H: 1	E: 0	K: 0	S: 11	R: 3	H: 4	E: 0	K: 2	S: 17	R: 2	H: 2	E: 0	K: 1	S: 12	R: 0	H: 0	E: 0	K: 1	S: 12	R: 0	H: 1	E: 0	K: 1	S: 8	R: 2	H: 2	E: 0	K: 1	S: 12	R: 0	H: 1	E: 0	K: 0	S: 7
	LOB: 1	BB: 0	P: 17	LOB: 2	BB: 1	LOB: 0	BB: 0	LOB: 2	BB: 2	P: 18	LOB: 1	BB: 1	LOB: 0	BB: 0	P: 22	LOB: 0	BB: 0	LOB: 1	BB: 1	P: 22	LOB: 1	BB: 0	LOB: 1	BB: 0	P: 12	LOB: 1	BB: 1	LOB: 1	BB: 0	P: 10	LOB: 0	BB: 0	LOB: 1	BB: 0	P: 10

PITCHER	IP	WLS	BF	H	R	ER	SO	BB	IBB	HBP	BLK	WP	HR	S	P	ERA	WHIP
Jason Bere, R ERA: 5.36 (1, 1)	6.0	L	29	9	5	5	7	4	0	0	0	0	3	70	114	7.50	2.167
Tim Fortugno, L ERA: 3.0 (7, 1)	2.0		10	3	2	2	1	1	0	0	0	0	1	19	31	9.00	2.000

AB R H RBI BB SO LOB

5	0	2	0	0	1	0
4	0	3	1	1	0	0
4	1	2	0	1	0	3
4	1	1	1	0	1	4
3	2	2	2	1	0	0
4	1	1	1	0	1	2
3	0	0	0	1	2	2
4	1	1	2	0	2	2
3	1	0	0	1	1	0

AB	R	H	RBI	BB	SO	LOB
34	7	12	7	5	8	13



Chicago White Sox @ Cleveland Indians
 Jacobs Field, Cleveland, OH
 Thu Jun 01 1995, 7:05 PM EDT
 Att: 33,260 - Unknown - 70 F

livebaseballscorecards.com

AB	R	H	RBI	BB	SO	LOB
34	7	12	7	5	8	13

WP	PA
0	40

Batter	1	2	3	4	5	6	7	8	9	10	11	12	13	14	15	AB R H RBI BB SO LOB	TOP											
Chad Curtis, R OBP: 0.352, SLG: 0.441 (1, 8)	F9		G5-3		K		P4		P4		K			2B		7 0 2 0 0 2 2												
Lou Whitaker, L OBP: 0.425, SLG: 0.469 (1, 4)	F7		P5		1B		F9		G4-3			G6-3		IBB		6 0 1 0 1 0 3												
Travis Fryman, R OBP: 0.324, SLG: 0.295 (1, 5)	G5-3		G5-3		1B		K		K			CS		L3		7 0 2 0 0 2 3												
Cecil Fielder, R OBP: 0.336, SLG: 0.552 (1, 3)					G4-3		PO		PO		F7			F9		4 0 2 0 0 1 2												
Juan Samuel, R OBP: 0.351, SLG: 0.469 (8, PR) (8, 3)					K		G3-6		G3-6		1B			G6-3		3 0 0 0 0 0 1												
Kirk Gibson, L OBP: 0.440, SLG: 0.656 (1, 10)					FC5		FC4-6		G3-6		BB			CS		6 2 3 0 1 1 2												
Alan Trammell, R OBP: 0.430, SLG: 0.333 (1, 6)					B2		FC4-6		P3		BB			K		6 1 2 0 1 1 3												
Bobby Higginson, L OBP: 0.342, SLG: 0.423 (1, 7)					2B		1B		1B		IBB			E7		2 1 1 1 1 0 2												
Todd Steverson, R OBP: 0.304, SLG: 0.211 (9, PH) (9, 7)					BB		FC4-6		P3		K			K		1 0 0 0 0 0 0												
Franklin Stubbs, L OBP: 0.426, SLG: 0.388 (10, PH) (10, 7)					2B		FC4		1B		K			G6-3		2 0 0 0 1 2 2												
Danny Bautista, R OBP: 0.316, SLG: 0.352 (1, 9)					FC5		FC4		1B		K			F8		7 0 2 3 0 1 5												
John Flaherty, R OBP: 0.373, SLG: 0.494 (1, 2)					F9		F8		1B		F8			F9		4 0 1 0 0 0 2												
Scott Fletcher, R OBP: 0.298, SLG: 0.275 (9, PR) (9, 2)									1B					G6-3		0 0 0 0 0 0 0												
Ron Tingley, R OBP: 0.316, SLG: 0.219 (9, 2)									1B					G6-3		3 0 0 0 0 0 2												
Inning Stats	R: 0 E: 0 K: 0 S: 7	H: 0 LOB: 0 BB: 0 P: 11	R: 2 E: 0 K: 1 S: 12	H: 4 LOB: 1 BB: 0 P: 17	R: 0 E: 0 K: 1 S: 9	H: 1 LOB: 2 BB: 1 P: 16	R: 0 E: 0 K: 1 S: 13	H: 2 LOB: 2 BB: 0 P: 20	R: 1 E: 0 K: 0 S: 10	H: 2 LOB: 1 BB: 0 P: 20	R: 0 E: 0 K: 1 S: 11	H: 1 LOB: 0 BB: 0 P: 13	R: 0 E: 0 K: 2 S: 8	H: 1 LOB: 2 BB: 2 P: 20	R: 0 E: 0 K: 2 S: 9	H: 0 LOB: 2 BB: 2 P: 11	R: 0 E: 0 K: 0 S: 8	H: 1 LOB: 0 BB: 0 P: 14	R: 0 E: 0 K: 2 S: 9	H: 0 LOB: 0 BB: 0 P: 15	R: 0 E: 0 K: 0 S: 7	H: 1 LOB: 2 BB: 1 P: 15	R: 1 E: 1 K: 0 S: 13	H: 1 LOB: 2 BB: 1 P: 24	1B: 13 2B: 3 3B: 0 HR: 0	SF: 0 SAC: 0 DP: 1 HBP: 0	WP: 0 PB: 0 SB: 1 CS: 2	PA: 65
PITCHER	IP	WLS	BF	H	R	ER	SO	BB	IBB	HBP	BLK	WP	HR	S	P	ERA	WHIP											
Brian Keyser, R ERA: 4.5 (1, 1)	6.0		27	9	3	3	3	1	0	0	0	0	0	59	100	4.50	1.667											
Kirk McCaskill, R ERA: 5.49 (7, 1)	1.0		4	2	0	0	1	0	0	0	0	0	0	12	15	0.00	2.000											
Scott Radinsky, L ERA: 5.91 (8, 1)	1.1		5	2	0	0	0	0	0	0	0	0	0	9	17	0.00	1.500											
Rob Dibble, R ERA: 9.0 (9, 1)	1.1		6	0	0	0	1	1	1	0	0	0	0	8	22	0.00	0.750											
Jose DeLeon, R ERA: 4.34 (10, 1)	4.2		19	3	1	0	5	1	1	0	0	0	0	44	74	0.00	0.857											
PITCHER	IP	WLS	BF	H	R	ER	SO	BB	IBB	HBP	BLK	WP	HR	S	P	ERA	WHIP											
Roberto Hernandez, R ERA: 3.07 (15, 1)	0.2		2	0	0	0	0	0	0	0	0	0	0	6	9	0.00	0.000											

Detroit Tigers @ Chicago White Sox
 Comiskey Park, Chicago, IL
 Fri Jun 02 1995, 8:05 PM EDT
 Att: 19,090 - Unknown - 64 F

livebaseballscorecards.com

AB	58
R	4
H	16
RBI	4
BB	5
SO	10
LOB	29



Batter	1	2	3	4	5	6	7	8	9	10	11	12	13	14	15	AB	R	H	RBI	BB	SO	LOB	BOTTOM							
Tim Raines, S OBP: 0.358, SLG: 0.508 (1, 7)	3-1 G5-3	1-0 F8		4-0 IBB		4-1 IBB			3-1 1B SH3-4 F8-2 1B		0-0 L9		4-0 G4-6-3 IBB			4	0	1	0	3	0	1								
Lance Johnson, L OBP: 0.269, SLG: 0.256 (1, 8)	1-1 F7		0-0 G3-1	1-2 G1-3		1-0 G3-1			0-1 SH3-4		1-2 G6-3		3-1 G4-6-3			6	0	0	0	0	0	7								
Frank Thomas, R OBP: 0.506, SLG: 0.618 (1, 3)	1-2 HR		0-0 F9		2-2 P4			1-0 L9	4-0 1B IBB			2-2 P1		0-0 G4-3		6	1	1	1	1	0	0								
John Kruk, L OBP: 0.383, SLG: 0.342 (1, 10)	4-0 BB		2-3 K		0-0 G6-4-3 1B		1-3 K		1-2 1B			4-1 WP BB		1-0 F7		4	0	2	0	1	2	0								
Norberto Martin, R OBP: 0.133, SLG: 0.107 (9, PR)																0	0	0	0	0	0	0								
Dave Martinez, L OBP: 0.317, SLG: 0.378 (12, PH)																1	0	0	0	1	0	0								
Craig Grebeck, R OBP: 0.439, SLG: 0.455 (1, 5)	4-0 BB			0-0 2B 1B		1-1 G6-4-3		4-0 BB	3-1 F8-2			4-0 1-2 IBB		1-1 1B		3	1	1	0	2	0	4								
Robin Ventura, L OBP: 0.381, SLG: 0.491 (13, 5)	1-2 BB								3-H			1-2 IBB				1	0	1	0	1	0	0								
Mike Devereaux, R OBP: 0.324, SLG: 0.367 (1, 9)	1-0 P3		0-1 G5-3	1-2 G5-3		1-2 G6-3		0-0 P3			1-2 L6		0-0 F7		0-0 L8		7	0	0	0	0	7								
Ray Durham, S OBP: 0.369, SLG: 0.424 (1, 4)		1-2 G3-1 2B		1-0 P3		3-1 1B FC4-6 2B		3-2 F9		0-2 G5-3		2-2 F9			0-0 S 1B	7	2	3	0	0	0	3								
Ron Karkovics, R OBP: 0.319, SLG: 0.500 (1, 2)		2-2 L6		4-2 2B BB		0-1 FC4-6 1B		0-3 K		3-1 F7			2-3 K		3-2 2B 1B	3	0	1	0	1	1	1								
Warren Newson, L OBP: 0.455, SLG: 0.488 (10, PH)																1	0	0	0	0	0	0								
Michael LaValliere, L OBP: 0.320, SLG: 0.304 (11, 2)																2	1	1	1	0	1	0								
Ozzie Guillen, L OBP: 0.330, SLG: 0.394 (1, 6)		0-0 G3-1		1-0 2B		0-1 FC4-6		1-2 F7			1-2 G5-3		1-0 2B		2-1 2B	7	0	3	3	0	0	2								
Inning Stats	R: 1 E: 0 K: 0 S: 9	H: 1 LOB: 2 BB: 2 P: 23	R: 0 E: 0 K: 1 S: 10	H: 1 LOB: 1 BB: 0 P: 14	R: 0 E: 0 K: 1 S: 5	H: 0 LOB: 0 BB: 0 P: 7	R: 1 E: 0 K: 0 S: 10	H: 2 LOB: 3 BB: 2 P: 21	R: 0 E: 0 K: 1 S: 8	H: 1 LOB: 0 BB: 0 P: 11	R: 0 E: 0 K: 1 S: 5	H: 0 LOB: 1 BB: 1 P: 11	R: 0 E: 0 K: 1 S: 10	H: 0 LOB: 0 BB: 0 P: 14	R: 0 E: 0 K: 1 S: 9	H: 0 LOB: 2 BB: 2 P: 21	R: 0 E: 0 K: 1 S: 6	H: 1 LOB: 1 BB: 1 P: 16	R: 0 E: 0 K: 1 S: 5	H: 3 LOB: 1 BB: 0 P: 11	R: 2 E: 0 K: 0 S: 7	H: 1 LOB: 1 BB: 0 P: 11	1B: 8 2B: 6 3B: 0 HR: 1	SF: 0 SAC: 1 DP: 3 HBP: 0	WP: 1 PB: 0 SB: 2 CS: 0	PA: 63				
PITCHER	IP WLS BF H R ER SO BB IBB HBP BLK WP HR S P ERA WHIP	6.0 2.0 7 0 0 3 0 3 2 0 0 0 0 1 25 4.50 1.667	7.0 0.1 3 1 0 0 0 0 1 0 0 0 0 4 11 0.00 3.000	7.0 0.2 2 1 0 0 0 0 0 0 0 0 0 7 11 0.00 1.500	7.0 2.0 6 0 0 0 0 0 0 0 0 0 0 17 23 0.00 0.000	12.1 3.0 13 2 0 0 0 1 2 0 0 0 0 1 44 0.00 1.000	15.1 0.0 L 3 3 2 2 0 0 0 0 0 0 7 11 ∞ ∞																							

Detroit Tigers @ Chicago White Sox
 Comiskey Park, Chicago, IL
 Fri Jun 02 1995, 8:05 PM EDT
 Att. 19,090 - Unknown - 64 F

AB	52
R	5
H	14
RBI	5
BB	10
SO	4
LOB	25



Batter	1	2	3	4	5	6	7	8	9	AB R H RBI BB SO LOB	TOP	
Chad Curtis, R (1, 8) OBP: 0.359, SLG: 0.453	0-0 F9		3-2 SF9 3B		4-1 SH5-3 1B BB	4-0 IBB			1-1 F9	3 2 1 0 2 0 0		
Scott Fletcher, R (1, 4) OBP: 0.279, SLG: 0.259 Ron Tingley, R (9, 2) OBP: 0.316, SLG: 0.219	2-2 G6-3		0-0 SF9		0-0 SH5-3	3-2 F8			0-0 G3	3 0 0 1 0 0 2 0 0 0 0 0 0 0		
Travis Fryman, R (1, 5) OBP: 0.329, SLG: 0.295	4-2 1B BB		3-H 2-2 F9		1-1 HR 1B				1-0 F9	3 1 1 2 1 0 0		
Cecil Fielder, R (1, 10) OBP: 0.340, SLG: 0.575	0-2 1-3 1B		0-1 F9		0-0 1-H HR				3-1 G5-3	4 1 2 2 0 0 0		
Alan Trammell, R (1, 6) OBP: 0.422, SLG: 0.373	1-2 P4			1-2 HR	0-1 P6				1-0 G5-3	4 1 1 1 0 0 2		
Juan Samuel, R (1, 3) OBP: 0.350, SLG: 0.457 Franklin Stubbs, L (8, PH) OBP: 0.419, SLG: 0.380 (8, 3)		0-2 G6-4-3 1B		2-2 G2-3	1-2 L9				1-1 G3-1	3 0 1 0 0 0 0 1 0 0 0 0 0 0		
Danny Bautista, R (1, 9) OBP: 0.300, SLG: 0.333		1-0 G6-4-3 1-2f		1-1 G1-3		1-0 G6-3			2-3 K	4 0 0 0 0 1 1		
Todd Steverson, R (1, 7) OBP: 0.296, SLG: 0.217		2-0 FC6-4 1B		1-3 K		2-3 K			1-1 P5	4 0 1 0 0 2 0		
John Flaherty, R (1, 2) OBP: 0.384, SLG: 0.513 Lou Whitaker, L (9, PH) OBP: 0.419, SLG: 0.462 (9, 4)		2-1 FC6-4 1-2f		0-1 SH5-3 1B BB	3-1 2B				3-3 K	3 1 2 0 0 0 1 1 0 0 0 0 1 0		
Inning Stats	R: 0 H: 1 E: 0 LOB: 2 K: 0 BB: 1 S: 15 P: 22	R: 0 H: 2 E: 0 LOB: 1 K: 0 BB: 0 S: 9 P: 13	R: 1 H: 1 E: 0 LOB: 0 K: 0 BB: 0 S: 11 P: 16	R: 1 H: 1 E: 0 LOB: 0 K: 1 BB: 0 S: 11 P: 16	R: 4 H: 3 E: 0 LOB: 0 K: 0 BB: 1 S: 12 P: 18	R: 0 H: 1 E: 0 LOB: 2 K: 1 BB: 1 S: 10 P: 23	R: 0 H: 0 E: 0 LOB: 0 K: 0 BB: 0 S: 4 P: 9	R: 0 H: 0 E: 0 LOB: 0 K: 1 BB: 0 S: 7 P: 11	R: 0 H: 0 E: 0 LOB: 0 K: 1 BB: 0 S: 6 P: 10	1B: 5 SF: 1 2B: 1 SAC: 1 3B: 1 DP: 1 HR: 2 HBP: 0	WP: 0 PA: 38 PB: 0 SB: 0 CS: 0	
PITCHER Wilson Alvarez, L (1, 1) ERA: 5.87 Kirk McCaskill, R (7, 1) ERA: 4.76	IP WLS BF H R ER SO BB IBB HBP BLK WP HR S P ERA WHIP	6.0 29 9 6 6 2 2 1 0 0 0 2 68 108 9.00 1.833	3.0 9 0 0 0 2 0 0 0 0 0 0 17 30 0.00 0.000	PITCHER IP WLS BF H R ER SO BB IBB HBP BLK WP HR S P ERA WHIP								

Detroit Tigers @ Chicago White Sox
 Comiskey Park, Chicago, IL
 Sat Jun 03 1995, 8:05 PM EDT
 Att. 27,220 - Unknown - 73 F

livebaseballscorecards.com

AB 33
R 6
H 9
RBI 6
BB 3
SO 4
LOB 6



Batter	1	2	3	4	5	6	7	8	9	AB R H RBI BB SO LOB
Lance Johnson, L (1, 8) OBP: 0.287, SLG: 0.275	1-1 FC6-4 BB 1B	2-0 F9		1-0 1-2 1B		1-2 1B S 1B	1-2 IBB 1B		2-2 F9	6 1 4 1 0 0 1
Tim Raines, S (1, 10) OBP: 0.357, SLG: 0.496	4-1 FC6-4 BB 1-2		1-1 G5-4-3 1B	2-2 P2		2-0 F7 1-2	3-3 K		1-1 G4-3	5 0 1 0 1 1 5
Frank Thomas, R (1, 3) OBP: 0.519, SLG: 0.623	2-3 K		0-1 G5-4-3 1B		2-0 1B 2B 1B	1-1 1B 2-3 1B	4-0 1-2 IBB		4-1 IBB 1B HR BB	4 2 3 0 2 1 2
Warren Newson, L (1, 7) OBP: 0.448, SLG: 0.477 Mike Devereaux, R (6, PH) OBP: 0.333, SLG: 0.376 (7, 9)	1-0 FC6-4 BB 1-2 2-3		1-2 G5-4-3		1-1 2B 1-2 G4-3 1B	1-0 1-2 1B	0-0 P3		1-2 IBB HR 1B	3 1 1 0 0 0 4 3 1 2 1 0 0 3
Robin Ventura, L (1, 5) OBP: 0.393, SLG: 0.500	4-2 1-2 BB		1-0 G3		1-0 G4-3 SF8 2B	2-1 F8		2-2 SH5-4 1B	4-0 HR IBB	4 2 2 1 2 0 3
Dave Martinez, L (1, 9) OBP: 0.326, SLG: 0.500 (7, 7)	2-0 P5			1-1 G3-1 3B	0-0 G4-3	2-2 P6		0-0 SH5-4	1-2 HR	5 2 2 5 0 0 6
Ray Durham, S (1, 4) OBP: 0.370, SLG: 0.417		1-2 F8		1-2 G3-1	1-1 SF8		4-2 SH5-4 BB 1B BB	4-0 IBB		2 1 0 2 2 0 0
Michael LaValliere, L (1, 2) OBP: 0.333, SLG: 0.296		1-1 G4-3		2-0 F8	0-0 1B		1-2 1B SH5-4 BB	1-1 F8		4 0 1 0 1 0 2
Ozzie Guillen, L (1, 6) OBP: 0.337, SLG: 0.392		0-0 1B		4-1 1B BB	0-1 G4-3		0-0 SH5-4	0-0 G3		3 0 1 0 1 0 3

Inning Stats	R: 0 E: 0 K: 1 S: 10	H: 1 LOB: 3 BB: 2 P: 24	R: 0 E: 0 K: 0 S: 7	H: 1 LOB: 1 BB: 0 P: 11	R: 0 E: 0 K: 0 S: 8	H: 2 LOB: 1 BB: 0 P: 11	R: 1 E: 0 K: 0 S: 13	H: 2 LOB: 2 BB: 1 P: 24	R: 3 E: 0 K: 0 S: 10	H: 4 LOB: 1 BB: 0 P: 15	R: 1 E: 0 K: 0 S: 15	H: 3 LOB: 2 BB: 0 P: 24	R: 1 E: 0 K: 1 S: 12	H: 1 LOB: 3 BB: 3 P: 27	R: 0 E: 0 K: 0 S: 7	H: 1 LOB: 2 BB: 1 P: 14	R: 4 E: 0 K: 0 S: 13	H: 2 LOB: 0 BB: 2 P: 26	1B: 14 2B: 1 3B: 1 HR: 1	SF: 1 SAC: 2 DP: 1 HBP: 0	WP: 0 PB: 0 SB: 1 CS: 0	PA: 51
--------------	-------------------------------	----------------------------------	------------------------------	----------------------------------	------------------------------	----------------------------------	-------------------------------	----------------------------------	-------------------------------	----------------------------------	-------------------------------	----------------------------------	-------------------------------	----------------------------------	------------------------------	----------------------------------	-------------------------------	----------------------------------	-----------------------------------	------------------------------------	----------------------------------	--------

PITCHER	IP	WLS	BF	H	R	ER	SO	BB	IBB	HBP	BLK	WP	HR	S	P	ERA	WHIP
Mike Moore, R (1, 1) ERA: 4.83	5.1		30	12	5	5	1	3	0	0	0	0	0	54	95	8.44	2.812
Buddy Groom, L (6, 1) ERA: 6.67	1.0		7	2	1	1	0	2	0	0	0	0	0	17	30	9.00	4.000
Joe Boever, R (7, 1) ERA: 4.82	2.1	L	14	3	4	4	1	1	3	0	0	0	1	24	51	15.43	1.714

BOTTOM

Detroit Tigers @ Chicago White Sox
Comiskey Park, Chicago, IL
Sat Jun 03 1995, 8:05 PM EDT
Att: 27,220 - Unknown - 73 F

livebaseballscores.com

AB	39
R	10
H	17
RBI	10
BB	9
SO	2
LOB	29



Batter	1	2	3	4	5	6	7	8	9	AB R H RBI BB SO LOB	TOP																
Chad Curtis, R OBP: 0.355, SLG: 0.441 (1, 8) BB C B B F X	3-2 F9		0-2 G6-3		3-2 F9		2-1 G1-6-3		4-0 2B SF7 IBB	4 1 0 0 1 0 2																	
Lou Whitaker, L OBP: 0.430, SLG: 0.500 (1, 4) X	0-0 G4-3			0-1 1B FC6-4 1B		0-1 F9 L3-2-5 2B		0-2 G1-3	1-0 SF7 2B	5 1 3 2 0 0 0																	
Travis Fryman, R OBP: 0.318, SLG: 0.287 (1, 5) B B C B B	3-3 K			1-0 F7		2-0 F9		1-1 G6-3	0-0 SF7	4 0 0 1 0 1 2																	
Cecil Fielder, R OBP: 0.342, SLG: 0.565 (1, 3) B B B F X		2-2 G3		2-2 FC6-4 1B		3-2 L3-2-5		0-0 F9	4-0 IBB	4 0 1 0 1 0 1																	
Kirk Gibson, L OBP: 0.447, SLG: 0.646 (1, 10) C B B B B		4-2 G3 BB		0-0 FC6-4 BB		3-2 BB 1B			1B BB G1-3	3 2 1 1 2 0 4																	
Bobby Higginson, L OBP: 0.350, SLG: 0.419 (1, 7) C B B F X		3-2 G3		4-1 BB		4-2 1B G4-3 BB			0-2 1B 1B	1 1 0 0 2 0 1 1 1 1 0 0 0 0																	
Juan Samuel, R OBP: 0.366, SLG: 0.472 (9, PH) (9, 7) B B B F X		1-2 G3		1-2 BB		1-0 1B G4-3 1B			2-2 SH4-3 1B 2B 1B	3 0 1 1 0 0 3 1 0 1 1 0 0 0 0 1 0 0 0 0 0																	
Danny Bautista, R OBP: 0.301, SLG: 0.333 (1, 9) Franklin Stubbs, L OBP: 0.429, SLG: 0.392 (9, PH) Todd Steverson, R OBP: 0.296, SLG: 0.217 (9, PR) (9, 9) L B B F X		2-2 G6-3		0-0 G1-3		1-2 1B G4-3 1B			3-2 SH4-3 2B 1B	4 1 1 2 0 0 1																	
Chris Gomez, R OBP: 0.276, SLG: 0.364 (1, 6) B B F X			2-2 G6-3		1-0 G5-3		1-2 G4-3		1-2 SH4-3 2B 1B	4 1 1 2 0 0 1																	
John Flaherty, R OBP: 0.382, SLG: 0.506 (1, 2) Alan Trammell, R OBP: 0.422, SLG: 0.373 (9, PH) Ron Tingley, R OBP: 0.316, SLG: 0.219 (9, 2) C X			0-1 G4-3		0-1 F7		2-1 G1-6-3 1B		2-1 SH4-3	3 0 1 0 0 0 0 0 0 0 0 0 0 0 0 0 0 0 0 0 0																	
Inning Stats	R: 0 E: 0 K: 1 S: 7 H: 0 LOB: 0 BB: 0 P: 13	R: 0 E: 0 K: 0 S: 15 H: 0 LOB: 1 BB: 1 P: 26	R: 0 E: 0 K: 0 S: 8 H: 0 LOB: 0 BB: 0 P: 10	R: 1 E: 0 K: 0 S: 9 H: 2 LOB: 2 BB: 1 P: 16	R: 0 E: 0 K: 0 S: 6 H: 0 LOB: 0 BB: 0 P: 10	R: 0 E: 0 K: 0 S: 6 H: 1 LOB: 0 BB: 0 P: 11	R: 2 E: 0 K: 0 S: 15 H: 3 LOB: 1 BB: 1 P: 28	R: 0 E: 0 K: 0 S: 6 H: 0 LOB: 0 BB: 0 P: 7	R: 5 E: 0 K: 0 S: 16 H: 4 LOB: 3 BB: 3 P: 38	1B: 8 2B: 3 3B: 0 HR: 0 SF: 1 SAC: 1 DP: 2 HBP: 0	WP: 0 PB: 0 SB: 0 CS: 0 PA: 41																
PITCHER	IP WLS BF H R ER SO BB IBB HBP BLK WP HR S P ERA WHIP											PITCHER	IP WLS BF H R ER SO BB IBB HBP BLK WP HR S P ERA WHIP														
Alex Fernandez, R ERA: 4.89 (1, 1)	8.0		31	6	3	3	1	3	0	0	0	0	0	72	121	3.38	1.125										
Tim Fortugno, L ERA: 3.5 (9, 1)	0.0		1	0	1	1	0	1	0	0	0	0	0	2	6	∞	∞										
Roberto Hernandez, R ERA: 4.8 (9, 1)	0.1	L	4	3	1	1	0	0	0	0	0	0	0	11	18	27.00	9.000										
Scott Radinsky, L ERA: 6.35 (9, 1)	0.2		5	1	3	3	0	0	2	0	0	0	0	3	14	40.50	1.500										

Detroit Tigers @ Chicago White Sox
Comiskey Park, Chicago, IL

Sun Jun 04 1995, 4:33 AM EDT
Att. 21,673 - Sunny - 80 F

livebaseballscorecards.com

AB	33
R	8
H	10
RBI	8
BB	6
SO	1
LOB	14



Batter	1	2	3	4	5	6	7	8	9	AB R H RBI BB SO LOB	TOP											
Devon White, S (1, 8) <small>OBP: 0.357, SLG: 0.467</small> Mike Huff, R (6, 8) <small>OBP: 0.381, SLG: 0.313</small>	0-2 G4-3		1-0 G6-4-3 1B			0-1 P3		4-1 BB		3 0 1 1 0 0 1 0 0 0 0 1 0 0												
Alex Gonzalez, R (1, 6) <small>OBP: 0.326, SLG: 0.358</small> Shawn Green, L (8, PH) <small>OBP: 0.350, SLG: 0.559</small> Tomas Perez, S (8, 6) <small>OBP: 0.500, SLG: 0.750</small>	0-0 L6		3-2 G6-4-3 1-2f			3-2 G6-3		2-3 K		3 0 0 0 0 0 3 1 0 0 0 0 1 1 0 0 0 0 0 0 0												
Paul Molitor, R (1, 10) <small>OBP: 0.306, SLG: 0.273</small>	2-3 K			1-0 F8		2-1 G6-3			1-1 G5-4-3 1B	4 0 1 0 0 1 1												
Joe Carter, R (1, 7) <small>OBP: 0.376, SLG: 0.504</small>		0-0 F8		2-2 P2			2-2 HR		0-0 G5-4-3 1-2f	4 1 1 1 0 0 1												
John Olerud, L (1, 3) <small>OBP: 0.353, SLG: 0.378</small> Domingo Ceden0, S (9, PR) <small>OBP: 0.387, SLG: 0.483</small>		0-1 F8		0-0 G6-3			1-1 G1-3		4-0 1B BB	3 0 0 0 1 0 0 0 0 0 0 0 0 0												
Roberto Alomar, S (1, 4) <small>OBP: 0.370, SLG: 0.522</small>		2-1 F9			1-2 P6		1-0 L8		2-2 1B	4 0 1 0 0 0 0												
Candy Maldonado, R (1, 9) <small>OBP: 0.356, SLG: 0.378</small>			4-2 SH1-3 1B BB		1-0 G6-4-3 1B		0-0 F9		2-3 K	3 1 1 0 1 1 2												
Ed Sprague, R (1, 5) <small>OBP: 0.364, SLG: 0.508</small>			1-0 1B SH1-3 1B		1-1 G6-4-3 1-2f			2-1 P6		3 0 1 0 0 0 1												
Lance Parrish, R (1, 2) <small>OBP: 0.313, SLG: 0.475</small>			0-0 SH1-3 1-2 2-3			0-0 2B		1-1 L7		2 0 1 0 0 0 0												
Inning Stats	R: 0 E: 0 K: 1 S: 8	H: 0 LOB: 0 BB: 0 P: 10	R: 0 E: 0 K: 0 S: 5	H: 0 LOB: 0 BB: 0 P: 7	R: 1 E: 0 K: 0 S: 8	H: 2 LOB: 1 BB: 1 P: 17	R: 0 E: 0 K: 0 S: 5	H: 0 LOB: 0 BB: 0 P: 8	R: 0 E: 0 K: 0 S: 6	H: 1 LOB: 0 BB: 0 P: 9	R: 0 E: 0 K: 0 S: 8	H: 1 LOB: 1 BB: 0 P: 13	R: 1 E: 0 K: 0 S: 7	H: 1 LOB: 0 BB: 0 P: 11	R: 0 E: 0 K: 1 S: 8	H: 0 LOB: 1 BB: 1 P: 17	R: 0 E: 0 K: 1 S: 14	H: 2 LOB: 2 BB: 1 P: 23	1B: 5 2B: 1 3B: 0 HR: 1	SF: 0 SAC: 1 DP: 3 HBP: 0	WP: 0 PB: 0 SB: 0 CS: 0	PA: 34
PITCHER	IP WLS BF H R ER SO BB IBB HBP BLK WP HR S P ERA WHIP																					
Jim Abbott, L (1, 1) <small>ERA: 3.74</small> Kirk McCaskill, R (8, 1) <small>ERA: 4.7</small> Roberto Hernandez, R (9, 1) <small>ERA: 4.5</small>	7.2 W 28 5 2 2 1 2 0 0 0 0 1 52 87 2.35 0.913																					

Toronto Blue Jays @ Chicago White Sox
 Comiskey Park, Chicago, IL
 Mon Jun 05 1995, 8:05 PM EDT
 Att. 22,180 - Unknown - 78 F

AB	30
R	2
H	7
RBI	2
BB	3
SO	3
LOB	10



Batter	1	2	3	4	5	6	7	8	9	AB	R	H	RBI	BB	SO	LOB
Lance Johnson, L OBP: 0.310, SLG: 0.314 (1, 8) C B B X	2-1 S 1B		2-1 SAFE 2-1 1-2 1B		2-0 1-H 3-H 1B 3B	1-1 F8				4	1	3	2	0	0	1
Tim Raines, S OBP: 0.362, SLG: 0.489 (1, 7) C 1 SAFE B B B X	3-1 L7 1-2		2-3 K		3-1 3-H 1B 1B		3-2 G3-1 S 1B			4	0	2	1	0	1	3
Frank Thomas, R OBP: 0.503, SLG: 0.590 (1, 3) C X	0-1 G1-3		1-1 F9		1 SAFE 2-1 1B C X	P3	0-2 L8			4	0	0	0	0	0	5
Robin Ventura, L OBP: 0.390, SLG: 0.484 (1, 5) B X	1-0 F8			2-0 G4-3	1 SAFE C X	0-1 1-2 1B	1-1 G3-1			4	0	1	0	0	0	2
Mike Devereaux, R OBP: 0.311, SLG: 0.349 (1, 9) X		0-0 G6-3		1-0 G5-3	2 C B B S	2-3 K		1-0 G4-3		4	0	0	0	0	1	3
Warren Newson, L OBP: 0.444, SLG: 0.447 (1, 10) G T T B B B B B B B B		2-3 K		4-1 BB	3 B B B B B B B B B	3-3 K		2-2 G6-3		3	0	0	0	1	2	2
Ray Durham, S OBP: 0.350, SLG: 0.391 (1, 4) C X T B B B B B B B		3-2 F7		2-3 K	1 SAFE 1 SAFE 1 SAFE F L F B S		0-0 G4-3		2-1 B1-3	4	0	0	0	0	1	1
Ron Karkovice, R OBP: 0.306, SLG: 0.465 (1, 2) B F X			1-1 G6-3		F S B B B B B	4-2 1B 3B BB	0-1 B5-3		0-1 G5-3	3	1	0	0	1	0	0
Ozzie Guillen, L OBP: 0.356, SLG: 0.404 (1, 6) B C C B B B B			4-1 1B BB		B C C X	1-1 3B 1B	1-0 1B			2	1	2	0	1	0	0

Inning Stats	R: 0	H: 1	E: 0	K: 0	S: 7	R: 0	H: 0	E: 0	K: 1	S: 9	R: 0	H: 1	E: 0	K: 1	S: 10	R: 0	H: 0	E: 0	K: 1	S: 6	R: 3	H: 4	E: 0	K: 2	S: 17	R: 0	H: 1	E: 0	K: 0	S: 6	R: 0	H: 1	E: 0	K: 0	S: 10	R: 0	H: 0	E: 0	K: 0	S: 8											
	LOB: 1	BB: 0	LOB: 0	BB: 0		LOB: 2	BB: 1	LOB: 1	BB: 1		LOB: 2	BB: 1	LOB: 1	BB: 0		LOB: 2	BB: 1	LOB: 1	BB: 0		LOB: 1	BB: 1	LOB: 1	BB: 0		LOB: 1	BB: 0	LOB: 0	BB: 0		LOB: 0	BB: 0	LOB: 0	BB: 0	LOB: 0	BB: 0	LOB: 0	BB: 0	LOB: 0	BB: 0	LOB: 0										
PITCHER	IP	WLS	BF	H	R	ER	SO	BB	IBB	HBP	BLK	WP	HR	S	P	ERA	WHIP													IP	WLS	BF	H	R	ER	SO	BB	IBB	HBP	BLK	WP	HR	S	P	ERA	WHIP					
Juan Guzman, R ERA: 9.26 (1, 1)	4.0	L	20	5	3	3	3	3	0	0	0	0	0	39	79	6.75	2.000																																		
Woody Williams, R ERA: 3.47 (5, 1)	4.0		15	3	0	0	2	0	0	0	0	0	0	34	52	0.00	0.750																																		

BOTTOM

Toronto Blue Jays @ Chicago White Sox
Comiskey Park, Chicago, IL

Mon Jun 05 1995, 8:05 PM EDT
Att: 22,180 - Unknown - 78 F

livebaseballscorecards.com

AB	32
R	3
H	8
RBI	3
BB	3
SO	5
LOB	17



1B:	7	SF:	0	WP:	0	PA:	35
2B:	0	SAC:	0	PB:	0		
3B:	1	DP:	0	SB:	2		
HR:	0	HBP:	0	CS:	0		

Batter	1	2	3	4	5	6	7	8	9	AB R H RBI BB SO LOB	TOP											
Mike Huff, R (1, 8) OBP: 0.346, SLG: 0.250	2-1 F7	1-2 P3		4-1 2B BB		0-0 P3		3-2 F8		4 0 0 0 1 0 5												
Paul Molitor, R (1, 10) OBP: 0.309, SLG: 0.286	2-1 F8	0-0 BB 1B		3-1 1-H 2B		2-2 G4-3		1-3 K		5 0 2 2 0 1 3												
Roberto Alomar, S (1, 4) OBP: 0.384, SLG: 0.528	0-0 1B	4-0 1-2 BB		0-0 F7			0-0 G5-3 1B		2-1 1B	4 1 3 0 1 0 1												
Joe Carter, R (1, 7) OBP: 0.363, SLG: 0.485	0-0 P2	3-3 K			1-2 L3		1-2 G5-3		0-3 K	5 0 0 0 0 2 6												
John Olerud, L (1, 3) OBP: 0.354, SLG: 0.374		4-2 BB 1B BB	2-1 G3-1		0-0 F8		1-1 G4-3 1B		1-2 G1-3	4 1 1 1 1 0 1												
Shawn Green, L (1, 9) Candy Maldonado, R (7, PH) OBP: 0.344, SLG: 0.362		4-2 SH1-3 1B 1-2 BB	2-1 F8		4-0 WP 1B BB		3-1 G4-3		3-3 K	1 1 0 0 2 0 0 2 0 0 0 0 1 2												
Ed Sprague, R (1, 5) OBP: 0.374, SLG: 0.512		1-2 SH1-3 1B 1-2 2-H	H 1-0 HBP		1-1 WP 1B			1-2 F7		3 1 2 1 0 0 0	AB 34 R 4 H 9 RBI 4 BB 5 SO 6 LOB 22											
Randy Knorr, R (1, 2) Tomas Perez, S (8, PR) Lance Parrish, R (8, 2) OBP: 0.313, SLG: 0.475		1-0 SH1-3	1-0 F7		1-3 K			0-0 F8 E 1B		3 0 1 0 0 1 3 0 0 0 0 0 0 0 0 0 0 0 0 0 0												
Domingo Cedeno, S (1, 6) OBP: 0.371, SLG: 0.438		1-1 1B HBP		3-3 K		3-2 F9		3-1 FC4		3 0 0 0 0 1 1												
Inning Stats	R: 0 E: 0 K: 0 S: 6	H: 1 LOB: 1 BB: 0 P: 10	R: 3 E: 0 K: 1 S: 19	H: 2 LOB: 3 BB: 3 P: 38	R: 0 E: 0 K: 0 S: 5	H: 0 LOB: 1 BB: 0 P: 11	R: 0 E: 0 K: 1 S: 8	H: 1 LOB: 1 BB: 1 P: 18	R: 0 E: 0 K: 1 S: 10	H: 1 LOB: 2 BB: 1 P: 17	R: 0 E: 0 K: 0 S: 7	H: 0 LOB: 0 BB: 0 P: 12	R: 1 E: 0 K: 0 S: 8	H: 2 LOB: 0 BB: 0 P: 13	R: 0 E: 1 K: 1 S: 16	H: 1 LOB: 3 BB: 0 P: 24	R: 0 E: 0 K: 2 S: 13	H: 1 LOB: 1 BB: 0 P: 19	1B: 8 2B: 1 3B: 0 HR: 0	SF: 0 SAC: 1 DP: 1 HBP: 2	WP: 1 PB: 0 SB: 1 CS: 0	PA: 42
PITCHER	IP WLS BF H R ER SO BB IBB HBP BLK WP HR S P ERA WHIP																					
Jason Bere, R (1, 1) ERA: 5.36	5.0 W 26 5 3 3 3 5 0 2 0 1 0 48 94 5.40 2.000																					
Scott Radinsky, L (6, 1) ERA: 6.08	2.0 7 2 1 1 0 0 0 0 0 0 0 15 25 4.50 1.000																					
Jose DeLeon, R (8, 1) ERA: 4.15	1.1 7 2 0 0 2 0 0 0 0 0 0 22 32 0.00 1.500																					
Tim Fortugno, L (9, 1) ERA: 3.44	0.1 1 0 0 0 0 0 0 0 0 0 0 4 5 0.00 0.000																					
Roberto Hernandez, R (9, 1) ERA: 4.41	0.1 S 1 0 0 0 1 0 0 0 0 0 0 3 6 0.00 0.000																					

Toronto Blue Jays @ Chicago White Sox
Comiskey Park, Chicago, IL
Tue Jun 06 1995, 8:05 PM EDT
Att. 18,428 - Unknown - 74 F

livebaseballscorecards.com



Batter	1	2	3	4	5	6	7	8	9
Lance Johnson, L OBP: 0.313, SLG: 0.308 (1, 8)	4-0 BB 2B BB	3-2 G4-3			1-0 1B HBP	1-0 G5-3		0-0 G4-3	
Tim Raines, S OBP: 0.366, SLG: 0.496 (1, 10)	0-1 P6		1-0 G4-3 2B		2-1 1B 1-2 1B		2-2 G6-3		
Frank Thomas, R OBP: 0.497, SLG: 0.576 (1, 3)	4-1 2B BB		1-1 P6		0-0 P4		1-0 F9		
Robin Ventura, L OBP: 0.392, SLG: 0.492 (1, 5)	2-2 E 2B		1-0 G4-3		0-0 1B		0-0 P3		
Dave Martinez, L OBP: 0.333, SLG: 0.478 (1, 9)	2-3 K		1-0 F9		2-2 G6-3		0-2 S FC4-6 1B		
Warren Newson, L OBP: 0.448, SLG: 0.490 (1, 7)	1-1 E8 1B		1-3 K		0-0 1B 3B		2-3 K		
Ray Durham, S OBP: 0.347, SLG: 0.386 (1, 4)	2-0 G4-3		0-2 G6-3		0-0 P4		1-0 FC4-6 BB 1-2 1B		
Ron Karkovice, R OBP: 0.314, SLG: 0.461 (1, 2)		3-2 L5	1-3 K		1-0 G4-3 1B		4-1 FC4-6 BB 1-2 2-3		
Ozzie Guillen, L OBP: 0.343, SLG: 0.388 (1, 6)		1-0 G6-3			3-3 K		0-0 G4-3 1-2		

Inning Stats	R: 3	H: 2	E: 1	K: 1	S: 12	LOB: 1	BB: 2	P: 27
	R: 0	H: 0	E: 0	K: 0	S: 9	LOB: 0	BB: 0	P: 16
	R: 0	H: 1	E: 0	K: 0	S: 5	LOB: 1	BB: 0	P: 9
	R: 0	H: 0	E: 0	K: 2	S: 10	LOB: 0	BB: 0	P: 12
	R: 1	H: 2	E: 0	K: 1	S: 13	LOB: 2	BB: 0	P: 20
	R: 1	H: 2	E: 0	K: 0	S: 5	LOB: 1	BB: 0	P: 7
	R: 0	H: 0	E: 0	K: 0	S: 7	LOB: 0	BB: 0	P: 10
	R: 1	H: 2	E: 0	K: 1	S: 12	LOB: 2	BB: 1	P: 19

PITCHER	IP	WLS	BF	H	R	ER	SO	BB	IBB	HBP	BLK	WP	HR	S	P	ERA	WHIP
Pat Hentgen, R ERA: 5.53 (1, 1)	7.1	L	35	9	6	6	5	3	0	1	0	0	0	69	116	7.36	1.636
Tony Castillo, L ERA: 2.95 (8, 1)	0.2		2	0	0	0	0	0	0	0	0	0	0	4	4	0.00	0.000

AB R H RBI BB SO LOB

3	2	0	0	1	0	3
4	0	2	0	0	0	1
3	1	0	0	1	0	3
4	1	2	3	0	0	1
4	1	1	0	0	1	4
4	1	2	1	0	2	1
4	0	1	0	0	0	2
3	0	1	1	1	1	0
4	0	0	1	0	1	3

1B: 6	SF: 0	WP: 0	PA: 37
2B: 2	SAC: 0	PB: 0	
3B: 1	DP: 0	SB: 1	
HR: 0	HBP: 1	CS: 0	

ERA	WHIP

Toronto Blue Jays @ Chicago White Sox
 Comiskey Park, Chicago, IL
 Tue Jun 06 1995, 8:05 PM EDT
 Att: 18,428 - Unknown - 74 F

livebaseballscorecards.com

AB	33
R	6
H	9
RBI	6
BB	3
SO	5
LOB	18



Batter	1	2	3	4	5	6	7	8	9	AB	R	H	RBI	BB	SO	LOB	TOP										
Devon White, S OBP: 0.358, SLG: 0.484 (1, 8) FC6-4 1B	1-0 FC6-4 1B		2-2 F7		2-1 HR	1-2 F9		1-1 G3		5	1	2	2	0	0	3											
Paul Molitor, R OBP: 0.313, SLG: 0.285 (1, 10) K	2-3 K		3-3 SAFE K		1-0 3B 1B		2-2 P4		4-0 FC6-4 BB	4	1	1	0	1	2	2											
Roberto Alomar, S OBP: 0.384, SLG: 0.537 (1, 4) FC6-4 1B	0-1 FC6-4 1B		0-1 F8		2-0 BLK 3B		0-3 K		1-0 FC6-4 FC6 1-2f	5	1	2	1	0	1	2											
Joe Carter, R OBP: 0.358, SLG: 0.475 (1, 7) FC6-4	0-1 FC6-4 1-2f 2-3			2-2 P5	3-2 F8 3-H		2-1 BLK 1B		0-0 F8	5	0	1	0	0	0	3											
John Olerud, L OBP: 0.350, SLG: 0.368 (1, 3) G3	2-0 G3			0-1 G4-3 1B	0-0 P5		1 SAFE 0-1 F8 1-2		0-1 FC6 1-2f	5	0	1	0	0	0	4											
Shawn Green, L OBP: 0.355, SLG: 0.561 (1, 9)		3-2 G5-3		3-1 G4-3 1-2	1-0 3B			0-0 G4-3		4	0	1	0	0	0	1											
Ed Sprague, R OBP: 0.377, SLG: 0.508 (1, 5)		1-1 F7		4-1 BB	1-0 F8			1-2 WP 1B		3	0	1	0	1	0	1											
Lance Parrish, R OBP: 0.294, SLG: 0.444 (1, 2) G5-3		1-1 G5-3		1-3 K		0-0 F9		1-0 L9 1-2		4	0	0	0	0	1	3											
Domingo Cedeno, S OBP: 0.410, SLG: 0.457 (1, 6) 1B			1-2 1B		1-0 HR 1B	1-0 F8		4-2 BB		3	1	2	0	1	0	0											
Inning Stats	R: 0 E: 0 K: 1 S: 11	H: 2 LOB: 2 BB: 0 P: 15	R: 0 E: 0 K: 0 S: 7	H: 0 LOB: 0 BB: 0 P: 12	R: 0 E: 0 K: 1 S: 13	H: 1 LOB: 1 BB: 0 P: 19	R: 0 E: 0 K: 1 S: 11	H: 1 LOB: 2 BB: 1 P: 21	R: 4 E: 0 K: 0 S: 14	H: 5 LOB: 1 BB: 0 P: 25	R: 0 E: 0 K: 0 S: 5	H: 0 LOB: 0 BB: 0 P: 7	R: 0 E: 0 K: 1 S: 10	H: 1 LOB: 1 BB: 0 P: 14	R: 0 E: 0 K: 0 S: 9	H: 1 LOB: 2 BB: 1 P: 16	R: 0 E: 0 K: 0 S: 4	H: 0 LOB: 1 BB: 1 P: 9	1B: 8 2B: 0 3B: 2 HR: 1	SF: 0 SAC: 0 DP: 0 HBP: 0	WP: 1 PB: 0 SB: 0 CS: 0	PA: 41					
PITCHER	IP	WLS	BF	H	R	ER	SO	BB	IBB	HBP	BLK	WP	HR	S	P	ERA	WHIP										
Brian Keyser, R ERA: 5.91 (1, 1)	4.2	L	24	9	4	4	3	1	0	0	1	0	1	55	90	7.71	2.143										
Tim Fortugno, L ERA: 3.0 (5, 1)	2.2		9	1	0	0	1	0	0	0	1	0	0	17	24	0.00	0.375										
Rob Dibble, R ERA: 7.94 (8, 1)	0.2		5	1	0	0	0	2	0	0	0	1	0	8	19	0.00	4.500										
Scott Radinsky, L ERA: 5.65 (9, 1)	1.0		3	0	0	0	0	0	0	0	0	0	0	4	5	0.00	0.000										

Toronto Blue Jays @ Chicago White Sox
Comiskey Park, Chicago, IL
Wed Jun 07 1995, 8:05 PM EDT
Att. 19,749 - Unknown - 85 F

livebaseballscorecards.com

AB	38
R	4
H	11
RBI	3
BB	3
SO	4
LOB	19



Batter	1	2	3	4	5	6	7	8	9	AB	R	H	RBI	BB	SO	LOB
Lance Johnson, L OBP: 0.316, SLG: 0.306 (1, 8)	1-2 S BB 1B	1-0 FC4 1-2f		4-1 G5-3 HBP BB		1-0 F8		0-0 G4-3		4	1	1	0	1	0	2
Tim Raines, S OBP: 0.361, SLG: 0.483 (1, 10)	2-1 F7		3-2 E3 BB BB	1-0 HBP		0-0 F7		3-1 F8		4	0	0	0	0	0	2
Frank Thomas, R OBP: 0.500, SLG: 0.567 (1, 3)	4-1 1B 1-2 BB		4-0 BB 1-2 BB	1-1 G5-3 2-3f			4-2 HR BB		1-3 K	2	1	0	0	3	1	3
Mike Devereaux, R OBP: 0.306, SLG: 0.342 (1, 9)	3-2 WP 1B 1-3 2-H		0-0 P4		2-0 F8		1-3 K		1-2 G6-3	5	0	1	1	0	1	3
Robin Ventura, L OBP: 0.399, SLG: 0.526 Norberto Martin, R OBP: 0.152, SLG: 0.100 (1, 5) (9, PR)	2-3 K		0-0 F8		1-0 G5-3 2B		2-2 HR		0-0 1B 1B	5	1	3	2	0	1	4
Lyle Mouton, R Warren Newson, L OBP: 0.456, SLG: 0.500 (1, 7) (9, PH)	2-2 G6-3 1-2		4-2 BB 1-2 2-3		4-0 BB		1-2 G1-3		2-1 1B 1-3 1B	2	0	0	0	2	0	2
Ray Durham, S OBP: 0.342, SLG: 0.380 (1, 4)		2-2 F7	2-3 K		2-2 G5-3 2-3f		0-2 FC6-4 1B		2-1 G5-3	5	0	1	0	0	1	7
Ron Karkovice, R Dave Martinez, L Michael LaValliere, L OBP: 0.305, SLG: 0.446 OBP: 0.327, SLG: 0.468 OBP: 0.333, SLG: 0.296 (1, 2) (7, PH) (8, 2)		3-2 G5-3		3-3 K		1-0 P4	SAFE 2-2 FC6-4 1-2f			3	0	0	0	0	1	0
Craig Grebeck, R OBP: 0.449, SLG: 0.488 (1, 6)		0-0 FC4 1B		2-1 HBP 2B		1-0 1B		3-2 P4		4	0	3	0	0	0	0

Inning Stats	R: 1	H: 2	E: 0	K: 1	S: 16	LOB: 2	BB: 1	P: 30	R: 0	H: 1	E: 0	K: 0	S: 12	LOB: 1	BB: 0	P: 18	R: 0	H: 0	E: 1	K: 1	S: 14	LOB: 3	BB: 2	P: 27	R: 0	H: 1	E: 0	K: 1	S: 12	LOB: 2	BB: 1	P: 23	R: 0	H: 1	E: 0	K: 0	S: 6	LOB: 1	BB: 1	P: 15	R: 0	H: 1	E: 0	K: 0	S: 4	LOB: 1	BB: 0	P: 7	R: 2	H: 2	E: 0	K: 1	S: 23	LOB: 1	BB: 1	P: 33	R: 0	H: 0	E: 0	K: 0	S: 9	LOB: 0	BB: 0	P: 15	R: 0	H: 2	E: 0	K: 1	S: 11	LOB: 2	BB: 0	P: 17	1B: 7	2B: 2	3B: 0	HR: 1	SF: 0	SAC: 0	DP: 2	HBP: 1
--------------	------	------	------	------	-------	--------	-------	-------	------	------	------	------	-------	--------	-------	-------	------	------	------	------	-------	--------	-------	-------	------	------	------	------	-------	--------	-------	-------	------	------	------	------	------	--------	-------	-------	------	------	------	------	------	--------	-------	------	------	------	------	------	-------	--------	-------	-------	------	------	------	------	------	--------	-------	-------	------	------	------	------	-------	--------	-------	-------	-------	-------	-------	-------	-------	--------	-------	--------

PITCHER	IP	WLS	BF	H	R	ER	SO	BB	IBB	HBP	BLK	WP	HR	S	P	ERA	WHIP
Al Leiter, L ERA: 2.28 (1, 1)	5.0		25	5	1	1	3	5	0	0	0	1	0	60	113	1.80	2.000
Danny Cox, R ERA: 9.33 (6, 1)	1.2		9	3	2	2	1	1	0	0	0	0	1	24	35	10.80	2.400
Tony Castillo, L ERA: 2.78 (7, 1)	1.1		4	0	0	0	0	0	0	0	0	0	0	12	20	0.00	0.000
Mike Timlin, R ERA: 3.5 (9, 1)	1.0	S	5	2	0	0	1	0	0	0	0	0	0	11	17	0.00	2.000

BOTTOM

Toronto Blue Jays @ Chicago White Sox
Comiskey Park, Chicago, IL

Wed Jun 07 1995, 8:05 PM EDT
Att: 19,749 - Unknown - 85 F

AB	36
R	3
H	10
RBI	3
BB	6
SO	5
LOB	24

WP: 1 PA: 43
PB: 0
SB: 1
CS: 0



PITCHER	IP	WLS	BF	H	R	ER	SO	BB	IBB	HBP	BLK	WP	HR	S	P	ERA	WHIP
---------	----	-----	----	---	---	----	----	----	-----	-----	-----	----	----	---	---	-----	------

Batter	1	2	3	4	5	6	7	8	9	AB R H RBI BB SO LOB	TOP
Tim Raines, S (1, 10) OBP: 0.358, SLG: 0.476	0-0 		2-1 			1-0 		2-1 		4 0 1 0 0 0 0	
Lance Johnson, L (1, 8) OBP: 0.308, SLG: 0.298	1-3 		0-0 			1-0 		2-3 		4 0 0 0 0 2 1	
Frank Thomas, R (1, 3) OBP: 0.495, SLG: 0.557	0-0 					2-0 		0-0 		4 0 1 0 0 0 1	
Mike Devereaux, R (1, 9) OBP: 0.313, SLG: 0.368		2-2 				4-1 			2-3 	3 1 1 1 1 1 1	
Robin Ventura, L (1, 5) OBP: 0.401, SLG: 0.525		1-1 				2-3 		2-3 	1-1 	4 0 2 0 0 2 1	
Lyle Mouton, R (1, 7) OBP: 0.500, SLG: 0.200		2-3 				2-3 		4-0 	1-2 	3 0 1 0 1 2 2	
Norberto Martin, R (1, 4) OBP: 0.139, SLG: 0.091 Dave Martinez, L (9, PH) OBP: 0.321, SLG: 0.458		2-3 				1-1 		0-3 	3-1 	3 0 0 0 0 2 2 1 0 0 0 0 0 2	
Ron Karkovics, R (1, 2) OBP: 0.296, SLG: 0.432 Warren Newson, L (9, PH) OBP: 0.449, SLG: 0.491		1-3 				0-1 		1-3 	2-3 	3 0 0 0 0 2 2 1 0 0 0 0 1 2	
Ozzie Guillen, L (1, 6) OBP: 0.333, SLG: 0.377			0-0 			0-1 		1-1 		3 0 0 0 0 0 0	
Inning Stats	R: 0 H: 0 E: 0 LOB: 0 K: 1 BB: 0 S: 5 P: 6	R: 1 H: 2 E: 0 LOB: 1 K: 3 BB: 0 S: 14 P: 22	R: 0 H: 0 E: 0 LOB: 0 K: 0 BB: 0 S: 4 P: 6	R: 0 H: 0 E: 0 LOB: 1 K: 2 BB: 1 S: 11 P: 22	R: 0 H: 0 E: 0 LOB: 0 K: 0 BB: 0 S: 6 P: 7	R: 0 H: 1 E: 0 LOB: 1 K: 0 BB: 0 S: 4 P: 10	R: 0 H: 0 E: 0 LOB: 1 K: 3 BB: 1 S: 11 P: 18	R: 0 H: 1 E: 0 LOB: 1 K: 1 BB: 0 S: 8 P: 13	R: 0 H: 2 E: 0 LOB: 2 K: 2 BB: 0 S: 15 P: 24	1B: 5 SF: 0 2B: 0 SAC: 0 3B: 0 DP: 0 HR: 1 HBP: 0	WP: 0 PA: 35 PB: 0 SB: 1 CS: 0
PITCHER Darren Oliver, L (1, 1) ERA: 4.37 Roger McDowell, R (8, 1) ERA: 4.88 Jeff Russell, R (9, 1) ERA: 2.25	IP WLS BF H R ER SO BB IBB HBP BLK WP HR S P ERA WHIP 7.2 W 29 4 1 1 10 2 0 0 0 0 1 62 103 1.17 0.783 0.1 1 0 0 0 0 0 0 0 0 0 0 0 1 1 0.00 0.000 1.0 5 2 0 0 0 2 0 0 0 0 0 0 15 24 0.00 2.000	PITCHER IP WLS BF H R ER SO BB IBB HBP BLK WP HR S P ERA WHIP									

Chicago White Sox @ Texas Rangers
 The Ballpark at Arlington, Arlington, TX
 Fri Jun 09 1995, 8:05 PM EDT
 Att. 36,345 - Unknown

livebaseballscorecards.com

AB	33
R	1
H	6
RBI	1
BB	2
SO	12
LOB	14



Batter	1	2	3	4	5	6	7	8	9
Otis Nixon, S <small>OBP: 0.322, SLG: 0.301</small> (1, 8)	1-1 B2-3 	0-0 G4-3 		1-2 1B 			0-2 CS 1B 	1-0 G5-3 	
Mark McLemore, S <small>OBP: 0.424, SLG: 0.425</small> (1, 4)	2-2 HR 1B 	3-3 K 		2-0 1B 			1-3 K 1-2 		
Will Clark, L <small>OBP: 0.371, SLG: 0.432</small> (1, 3)	2-3 K 		2-1 P4 	2-2 L7 			4-0 BB 		
Juan Gonzalez, R <small>OBP: 0.280, SLG: 0.520</small> (1, 10)	2-1 HR 1-H 		2-1 G6-3 		2-2 G5-4-3 1B 		0-2 L8 		
Mickey Tettleton, S <small>OBP: 0.387, SLG: 0.465</small> (1, 9)	1-1 E 2B 		1-2 F8 		3-2 G5-4-3 1-2f 		3-3 K 		
29 Rusty Greer, L <small>OBP: 0.401, SLG: 0.504</small> (1, 7)	4-1 E BB 			1-1 3B 1B 		0-0 G3 		4-2 G6-3 2B BB 	
Luis Ortiz, R <small>OBP: 0.200, SLG: 0.700</small> Mike Pagliarulo, L <small>OBP: 0.302, SLG: 0.340</small> (8, PH) (9, 5)	0-0 E4 FC6-4 			1-2 SF8 3B 1-H 			1-3 K 	2-2 G6-3 	
Dave Valle, R <small>OBP: 0.302, SLG: 0.263</small> (1, 2)	0-2 FC6-4 1-2f 			3-3 K 			1-1 P4 	4-0 2B BB 	
Benji Gil, R <small>OBP: 0.322, SLG: 0.471</small> (1, 6)		2-3 K 		3-2 SF8 3-H 			0-2 P5 	2-2 1-3 2-H 2B 	

AB	R	H	RBI	BB	SO	LOB
5	0	2	0	0	0	2
4	1	2	0	0	2	1
3	0	0	0	1	1	3
4	1	2	2	0	0	1
4	1	1	0	0	1	1
2	2	1	0	2	0	0
3	1	1	1	0	1	1
1	0	0	0	0	0	1
3	0	0	0	1	1	3
3	0	1	2	0	1	0

Inning	R	H	E	K	S	R	H	E	K	S	R	H	E	K	S	R	H	E	K	S
1	3	3	1	17	29	0	0	0	7	12	0	0	0	7	12	0	0	0	13	18
2	0	0	0	7	12	0	0	0	7	12	0	0	0	7	12	0	0	0	13	18
3	0	0	0	7	12	0	0	0	7	12	0	0	0	7	12	0	0	0	13	18
4	2	4	0	22	35	0	0	0	22	35	0	0	0	22	35	0	0	0	13	18
5	0	1	0	13	18	0	0	0	13	18	0	0	0	13	18	0	0	0	13	18
6	0	0	0	9	11	0	0	0	9	11	0	0	0	9	11	0	0	0	9	11
7	0	1	0	9	14	0	0	0	9	14	0	0	0	9	14	0	0	0	9	14
8	1	1	0	14	30	0	0	0	14	30	0	0	0	14	30	0	0	0	14	30
9	0	0	0	14	30	0	0	0	14	30	0	0	0	14	30	0	0	0	14	30


BOTTOM

Chicago White Sox @ Texas Rangers
 The Ballpark at Arlington, Arlington, TX


Fri Jun 09 1995, 8:05 PM EDT
 Att. 36,345 - Unknown

livebaseballscorecards.com

AB	32
R	6
H	10
RBI	5
BB	4
SO	7
LOB	13



PITCHER	IP	WLS	BF	H	R	ER	SO	BB	IBB	HBP	BLK	WP	HR	S	P	ERA	WHIP
Wilson Alvarez, L <small>ERA: 6.02</small>	(1, 1)	5.0	24	8	5	4	4	1	0	0	0	0	1	66	106	7.20	1.800
Jose DeLeon, R <small>ERA: 4.02</small>	(6, 1)	1.0	3	0	0	0	1	0	0	0	0	0	0	9	11	0.00	0.000
Scott Radinsky, L <small>ERA: 5.28</small>	(7, 1)	1.0	4	1	0	0	1	1	0	0	0	0	0	9	14	0.00	2.000
Rob Dibble, R <small>ERA: 8.53</small>	(8, 1)	0.2	3	0	1	1	1	1	0	0	0	0	0	10	19	13.50	1.500
Kirk McCaskill, R <small>ERA: 4.63</small>	(8, 1)	0.1	3	1	0	0	0	1	0	0	0	0	0	4	11	0.00	6.000

Batter	1	2	3	4	5	6	7	8	9	AB R H RBI BB SO LOB	TOP																								
Lance Johnson, L (1, 8) OBP: 0.301, SLG: 0.290	3-1 F7		2-1 G4-3		0-0 FC4-6		0-2 G1-3			4 0 0 0 0 0 2																									
Craig Grebeck, R (1, 6) OBP: 0.453, SLG: 0.500	3-1 G6-3		0-0 G3-1			4-1 G1-6-3 1B BB		0-0 FC4-6 2B		3 1 1 0 1 0 0																									
Frank Thomas, R (1, 3) OBP: 0.489, SLG: 0.570	0-0 HR			0-0 G6-3		0-1 F8		3-2 K		4 1 1 1 0 1 2																									
Robin Ventura, L (1, 5) OBP: 0.398, SLG: 0.514	2-1 G5-3			1-3 K		1-1 G1-6-3		4-0 FC4-6 IBB		3 0 0 0 1 1 1																									
Mike Devereaux, R (1, 9) OBP: 0.326, SLG: 0.380		1-2 1B 1B		2-0 1B		1-2 1B		2-1 FC4-6		4 0 3 1 0 0 2																									
Lyle Mouton, R (1, 7) OBP: 0.455, SLG: 0.250		1-0 1B		0-1 L6		0-0 L9		1-2 G4-3		3 0 1 0 0 0 2																									
Tim Raines, S (8, PH) OBP: 0.356, SLG: 0.473		1-2 G1-4-3 1B								1 0 0 0 0 0 2																									
Dave Martinez, L (8, 7) OBP: 0.321, SLG: 0.458										0 0 0 0 0 0 0																									
Ray Durham, S (1, 4) OBP: 0.333, SLG: 0.369		3-3 K			2-3 K		2-3 K		0-1 G6-3	4 0 0 0 0 3 2	AB 34 R 2 H 8 RBI 2 BB 2 SO 6 LOB 16																								
Ron Karkovics, R (1, 2) OBP: 0.285, SLG: 0.434		1-0 G1-4-3 1-2f			1-3 K		2-2 G4-3 2B		0-0 G6-3	4 0 1 0 0 1 2																									
Norberto Martin, R (1, 10) OBP: 0.154, SLG: 0.111			1-1 G6-3		2-0 FC4-6 1B		0-0 G4-3		0-0 L8	3 0 1 0 0 0 1																									
Ozzie Guillen, L (9, PH) OBP: 0.330, SLG: 0.374										1 0 0 0 0 0 0																									
Inning Stats	R: 1 E: 0 K: 0 S: 7	H: 1 LOB: 0 BB: 0 P: 15	R: 0 E: 0 K: 1 S: 8	H: 2 LOB: 1 BB: 0 P: 14	R: 0 E: 0 K: 0 S: 5	H: 0 LOB: 0 BB: 0 P: 8	R: 0 E: 0 K: 1 S: 7	H: 1 LOB: 1 BB: 0 P: 10	R: 0 E: 0 K: 2 S: 8	H: 1 LOB: 1 BB: 0 P: 13	R: 1 E: 0 K: 0 S: 10	H: 1 LOB: 1 BB: 1 P: 16	R: 0 E: 0 K: 1 S: 12	H: 1 LOB: 1 BB: 0 P: 16	R: 0 E: 0 K: 1 S: 9	H: 1 LOB: 2 BB: 1 P: 19	R: 0 E: 0 K: 0 S: 4	H: 0 LOB: 0 BB: 0 P: 4	1B: 5 2B: 2 3B: 0 HR: 1	SF: 0 SAC: 0 DP: 1 HBP: 0	WP: 0 PB: 0 SB: 0 CS: 0	PA: 36													
PITCHER	IP WLS BF H R ER SO BB IBB HBP BLK WP HR S P ERA WHIP																																		
Kenny Rogers, L (1, 1) ERA: 1.6	7.0	29	8	2	2	5	1	0	0	0	0	1	58	93	2.57	1.286																			
Roger McDowell, R (8, 1) ERA: 4.5	2.0	W	7	0	0	0	1	0	1	0	0	0	12	22	0.00	0.000																			

Chicago White Sox @ Texas Rangers
The Ballpark at Arlington, Arlington, TX

Sun Jun 11 1995, 8:05 PM EDT
Att. 32,045 - Unknown - 75 F

livebaseballscorecards.com

Batter	1	2	3	4	5	6	7	8	9	AB R H RBI BB SO LOB	TOP									
Lance Johnson, L (1, 8) OBP: 0.293, SLG: 0.283	0-3 K		0-1 G6-3		2-0 G5-3			3-2 G3		4 0 0 0 0 1 1										
Tim Raines, S (1, 7) OBP: 0.353, SLG: 0.464	3-3 K		0-0 G1-3		0-1 G5-3			4-2 1B BB		3 0 0 0 1 1 1										
Frank Thomas, R (1, 3) OBP: 0.495, SLG: 0.572	3-0 1B			3-0 L9		4-2 G1-6-3 BB		2-0 1B		3 0 2 0 1 0 0										
Robin Ventura, L (1, 5) OBP: 0.394, SLG: 0.507	1-0 1B			2-0 G3		2-0 G1-6-3		0-2 K		4 0 1 0 0 1 3										
Dave Martinez, L (1, 9) Mike Devereaux, R (8, PH) OBP: 0.323, SLG: 0.377	0-3 K		1-2 1B		1-2 G3		1-2 G3	1-0 F7		3 0 1 0 0 1 2 1 0 0 0 0 0 2										
Warren Newson, L (1, 10) OBP: 0.452, SLG: 0.491		0-1 F8		1-0 1B		2-2 G1-3		0-1 L3 1B		4 0 2 0 0 0 0										
Ray Durham, S (1, 4) OBP: 0.325, SLG: 0.359		1-3 K		2-3 K		1-2 G3-1		0-1 L3		4 0 0 0 0 2 3										
Michael LaValiere, L (1, 2) OBP: 0.324, SLG: 0.290		1-0 P4			2-2 G1-3		2-2 1B	3-1 F9		4 0 1 0 0 0 0										
Ozzie Guillen, L (1, 6) OBP: 0.330, SLG: 0.367			0-2 G4-3		4-2 G5-3 BB		0-0 G4-3			2 0 0 0 1 0 1										
Inning Stats	R: 0 E: 0 K: 3 S: 12	H: 2 LOB: 2 BB: 0 P: 19	R: 0 E: 0 K: 1 S: 6	H: 0 LOB: 0 BB: 0 P: 8	R: 0 E: 0 K: 0 S: 6	H: 0 LOB: 0 BB: 0 P: 6	R: 0 E: 0 K: 1 S: 9	H: 2 LOB: 2 BB: 0 P: 18	R: 0 E: 0 K: 0 S: 12	H: 0 LOB: 1 BB: 1 P: 19	R: 0 E: 0 K: 0 S: 6	H: 1 LOB: 1 BB: 0 P: 16	R: 0 E: 0 K: 1 S: 12	H: 1 LOB: 2 BB: 1 P: 22	R: 0 E: 0 K: 0 S: 6	H: 1 LOB: 0 BB: 0 P: 9	1B: 7 2B: 1 3B: 0 HR: 0	SF: 0 SAC: 0 DP: 2 HBP: 0	WP: 0 PB: 0 SB: 0 CS: 0	PA: 35
PITCHER	IP WLS BF H R ER SO BB IBB HBP BLK WP HR S P ERA WHIP																			
Steve Ontiveros, R (1, 1) ERA: 2.9	7.0 W 27 5 0 0 5 2 0 0 0 0 0 0 62 99 0.00 1.000																			
Jim Corsi, R (8, 1) ERA: 0.41	0.1 3 1 0 0 0 1 0 0 0 0 0 0 8 17 0.00 6.000																			
Dave Leiper, L (8, 1) ERA: 2.2	0.1 1 0 0 0 1 0 0 0 0 0 0 0 3 3 0.00 0.000																			
Dennis Eckersley, R (8, 1) ERA: 4.15	1.1 S 4 1 0 0 0 0 0 0 0 0 0 0 7 11 0.00 0.750																			

Chicago White Sox @ Oakland Athletics
Oakland-Alameda County Coliseum, Oakland, CA

Mon Jun 12 1995, 7:05 PM PDT
Att. 11,859 - Unknown - 63 F

livebaseballscorecards.com

AB	32
R	0
H	7
RBI	0
BB	3
SO	6
LOB	13



Batter	1	2	3	4	5	6	7	8	9
Rickey Henderson, R (1, 7) OBP: 0.377, SLG: 0.402	3-2 G4-3		1-2 G5-3 1B		1-3 K			1-2 G6-3	
Geronimo Berroa, R (1, 10) OBP: 0.377, SLG: 0.513	0-1 L7		1-0 G5-3			0-3 K		0-2 G3-1	
Ruben Sierra, S (1, 9) OBP: 0.343, SLG: 0.564 Andy Tomberlin, L (7, 9) OBP: 0.302, SLG: 0.458	3-2 P4		2-0 L7			2-0 L9 2B		2-3 K	
Mark McGwire, R (1, 3) OBP: 0.435, SLG: 0.717					3-2 G5-3		4-0 IBB		
Terry Steinbach, R (1, 2) OBP: 0.327, SLG: 0.482					1-2 F9		1-2 L9		
Stan Javier, S (1, 8) OBP: 0.310, SLG: 0.299					0-0 S 1B		2-1 G3		
Scott Brosius, R (1, 5) OBP: 0.385, SLG: 0.426					1-2 L9		2-1 F8		
Brent Gates, S (1, 4) OBP: 0.294, SLG: 0.246					1-1 SH3 1B 2B		0-0 F7		
Mike Bordick, R (1, 6) OBP: 0.320, SLG: 0.323					0-0 SH3		2-3 K		

Inning Stats	R: 0	H: 0	E: 0	K: 0	S: 9	P: 15	R: 0	H: 1	E: 0	K: 3	S: 12	P: 17	R: 1	H: 2	E: 0	K: 0	S: 9	R: 0	H: 1	E: 0	K: 0	S: 12	P: 17	R: 0	H: 0	E: 0	K: 3	S: 10	P: 16	R: 0	H: 1	E: 0	K: 1	S: 9	P: 18	R: 0	H: 0	E: 0	K: 0	S: 7	P: 10	R: 0	H: 0	E: 0	K: 1	S: 11	P: 14				

PITCHER	IP	WLS	BF	H	R	ER	SO	BB	IBB	HBP	BLK	WP	HR	S	P	ERA	WHIP
Jason Bere, R (1, 1) ERA: 4.75	8.0	L	30	5	1	1	8	0	1	0	0	0	0	79	121	1.12	0.625

AB R H RBI BB SO LOB

4	0	1	1	0	1	0
4	0	0	0	0	1	1
3	0	1	0	0	0	1
1	0	0	0	0	1	0
2	0	0	0	1	1	0
3	0	1	0	0	0	2
3	0	1	0	0	1	3
3	0	0	0	0	1	2
3	1	1	0	0	1	0
2	0	0	0	0	1	0

AB	28
R	1
H	5
RBI	1
BB	1
SO	8
LOB	9



WP	PA
0	30

Chicago White Sox @ Oakland Athletics
Oakland-Alameda County Coliseum, Oakland, CA
Mon Jun 12 1995, 7:05 PM PDT
Att. 11,859 - Unknown - 63 F

livebaseballscorecards.com

Batter	1	2	3	4	5	6	7	8	9	10	AB R H RBI BB SO LOB	TOP															
Dave Martinez, L OBP: 0.328, SLG: 0.446 (1, 8) X (9, 7)	0-0 SH1-3 S 2B 1B	1 SAFE 2-2 P3		2-1 P7			2-2 CS 1B		0-3 K		5 1 2 0 0 1 2																
Tim Raines, S OBP: 0.351, SLG: 0.455 (1, 10) C B X	1-1 SH1-3 1-3	1 SAFE 4-2 SAFE BB			2-0 F8		3-3 K 1-2			1-0 P4	3 0 0 0 1 1 1																
Frank Thomas, R OBP: 0.492, SLG: 0.594 (1, 3) C X	1-1 1B 1B 3-H	3-3 K			2-1 G5-3			1-2 P3		0-0 HR	5 2 2 2 0 1 2																
Robin Ventura, L OBP: 0.406, SLG: 0.553 (1, 5) C C B X	1-2 1B 2-3 1B		2-0 L3		2-2 HR			0-1 HR		4-0 G3-1 BB	4 2 3 2 1 0 0																
Warren Newson, L OBP: 0.429, SLG: 0.459 Lance Johnson, L OBP: 0.292, SLG: 0.281 (1, 7) X (9, 8)	0-0 P7		0-0 G4-3		1-1 G4-3			0-3 K		0-1 G3-1 1-2	4 0 0 0 0 1 2 1 0 0 0 0 0 1																
Mike Devereaux, R OBP: 0.333, SLG: 0.397 (1, 9) B X	1-0 CS 1-3 3-H 1B		1-1 P2		1-1 F8			1-1 E3 3B		4-0 IBB	4 1 2 1 1 0 0																
Ray Durham, S OBP: 0.321, SLG: 0.349 (1, 4) 1 SAFE F F F 1 SAFE	2-2 CS 1-2	1-2 WP S FC4-6 HBP		3-2 F9		0-2 L9		1-0 G3-1		0-2 F8	4 1 0 0 0 0 2																
Ron Karkovice, R OBP: 0.293, SLG: 0.422 (1, 2) B 1 SAFE		4-2 FC4-6 BB		1-3 K		0-1 F9			3-1 P6		3 0 0 0 1 1 0																
Ozzie Guillen, L OBP: 0.328, SLG: 0.363 (1, 6) X		0-0 FC4-6 S 1-2f 3-H		2-2 E7 1B			1-2 G4-3		0-1 P6		4 0 1 1 0 0 1																
Inning Stats	R: 2 E: 0 K: 0 S: 13	H: 4 LOB: 1 BB: 0 P: 19	R: 1 E: 0 K: 1 S: 17	H: 0 LOB: 2 BB: 2 P: 31	R: 0 E: 0 K: 0 S: 4	H: 0 LOB: 0 BB: 0 P: 7	R: 0 E: 1 K: 1 S: 13	H: 1 LOB: 1 BB: 0 P: 21	R: 1 E: 0 K: 0 S: 9	H: 1 LOB: 0 BB: 0 P: 16	R: 0 E: 0 K: 0 S: 7	H: 0 LOB: 0 BB: 0 P: 8	R: 0 E: 0 K: 1 S: 15	H: 1 LOB: 0 BB: 0 P: 21	R: 2 E: 1 K: 1 S: 12	H: 2 LOB: 0 BB: 0 P: 15	R: 0 E: 0 K: 1 S: 7	H: 0 LOB: 0 BB: 0 P: 10	R: 1 E: 0 K: 0 S: 7	H: 1 LOB: 2 BB: 2 P: 16	1B: 5 2B: 1 3B: 1 HR: 3	SF: 0 SAC: 1 DP: 0 HBP: 1	WP: 1 PB: 0 SB: 3 CS: 2	PA: 44			
PITCHER	IP WLS BF H R ER SO BB IBB HBP BLK WP HR S P ERA WHIP																										
Mike Harkey, R ERA: 6.39 (1, 1)	6.1		7	4	4	2	2	0	0	0	0	1	20	29	5.68	1.421											
Mark Acre, R ERA: 5.31 (7, 1)	2.0		2	2	1	2	0	0	0	0	0	1	20	29	4.50	1.000											
Dave Leiper, L ERA: 2.5 (9, 1)	1.2	L	8	1	1	1	1	1	0	0	0	1	12	21	5.40	1.200											

Chicago White Sox @ Oakland Athletics
Oakland-Alameda County Coliseum, Oakland, CA

Tue Jun 13 1995, 3:33 AM PDT
Att. 12,466 - Sunny - 61 F

AB	37
R	7
H	10
RBI	6
BB	4
SO	5
LOB	11



Batter	1	2	3	4	5	6	7	8	9	10
Rickey Henderson, R OBP: 0.384, SLG: 0.420	(1, 7) 2-2 FC1-5 2B	(2, 3) 2-2 G4-6-3			(3) 2-0 L8		(3) 4-0 1B 1B 1B BB		(3) 0-1 HR 2B	
Stan Javier, S OBP: 0.313, SLG: 0.297	(1, 8) 1-1 FC1-5						(1) 4-2 F7 BB		(2) 0-2 K	
Ruben Sierra, S OBP: 0.344, SLG: 0.577	(1, 10) 1-0 F9						(1) 0-0 F7		1-1 HR	
Mark McGwire, R OBP: 0.434, SLG: 0.706	(1, 3) 3-3 K						(2) 3-2 F8		1-1 HR	
Andy Tomberlin, L OBP: 0.294, SLG: 0.438	(1, 9)						(3) 2-3 K		(3) 0-1 G4-3	
Scott Brosius, R OBP: 0.382, SLG: 0.421	(1, 5)						(2) 2-0 P2		(1) 1-3 K	
Geronimo Berroa, R (10, PH) OBP: 0.375, SLG: 0.509										
Brent Gates, S OBP: 0.309, SLG: 0.261	(1, 4)									
Mike Bordick, R OBP: 0.333, SLG: 0.337	(1, 6)						(1) 1-0 F7		(2) 2-0 1B BB	
Eric Helfand, L OBP: 0.250, SLG: 0.333	(1, 2)						(2) 0-0 F9		(1) 1-3 K	
Mike Aldrete, L (7, PH) OBP: 0.326, SLG: 0.368										
Terry Steinbach, R OBP: 0.323, SLG: 0.475	(8, 2)									

AB	R	H	RBI	BB	SO	LOB
4	2	2	0	1	0	3
4	0	1	0	1	1	2
5	1	2	3	0	0	2
5	0	2	1	0	1	2
5	1	1	0	0	2	5
4	0	1	0	0	1	0
1	0	0	0	0	1	0
4	1	3	0	1	1	0
5	1	3	1	0	0	1
2	0	0	0	0	1	3
0	0	0	1	0	0	0
2	0	0	0	0	1	2

AB	R	H	RBI	BB	SO	LOB
41	6	15	6	3	9	20

Inning Stats	R: 0	H: 1	E: 0	K: 1	S: 10	R: 1	H: 4	E: 0	K: 1	S: 12	R: 0	H: 0	E: 0	K: 0	S: 6	R: 0	H: 0	E: 0	K: 2	S: 8	R: 0	H: 0	E: 0	K: 0	S: 3	R: 0	H: 0	E: 0	K: 1	S: 9	R: 3	H: 5	E: 0	K: 1	S: 12	R: 0	H: 1	E: 0	K: 0	S: 12	R: 2	H: 3	E: 0	K: 2	S: 15	R: 0	H: 1	E: 0	K: 1	S: 7	1B: 12	SF: 1	2B: 3	3B: 0	HR: 1	WP: 0	PA: 45
PITCHER	IP	WLS	BF	H	R	ER	SO	BB	IBB	HBP	BLK	WP	HR	S	P	ERA	WHIP																																								
Alex Fernandez, R (1, 1) ERA: 4.96	6.2		28	7	4	4	6	2	0	0	0	0	0	55	92	5.40	1.350																																								
Kirk McCaskill, R (7, 1) ERA: 4.38	1.1		7	4	0	0	0	0	0	0	0	0	0	17	25	0.00	3.000																																								
Roberto Hernandez, R (9, 1) ERA: 4.91	2.0	W	10	4	2	2	3	1	0	0	0	0	1	22	32	9.00	2.500																																								

Chicago White Sox @ Oakland Athletics
Oakland-Alameda County Coliseum, Oakland, CA
Tue Jun 13 1995, 3:33 AM PDT
Att. 12,466 - Sunny - 61 F



Batter	1	2	3	4	5	6	7	8	9	AB R H RBI BB SO LOB	TOP																
Lance Johnson, L (1, 8) OBP: 0.283, SLG: 0.273	0-0 L7		1-1 L9		2-1 L9	3-2 F9			1-2 L6	5 0 0 0 0 0 1																	
Tim Raines, S (1, 10) OBP: 0.352, SLG: 0.453	2-2 1B 1B		3-2 WP 1B 1B		0-2 G4-3			2-3 K	1-1 L4	5 1 2 0 0 1 0																	
Frank Thomas, R (1, 3) OBP: 0.490, SLG: 0.608	1-2 F8		2-2 1-H 1B		2-1 HR			1-0 F9	1-2 P9	5 1 2 2 0 0 1																	
Robin Ventura, L (1, 5) OBP: 0.408, SLG: 0.571	0-0 1-2 1B		2-2 F8		1-1 HR			0-1 F8		4 1 2 1 0 0 1																	
Mike Devereaux, R (1, 9) OBP: 0.331, SLG: 0.392	2-1 F9			0-2 P6	0-1 1B			1-1 G1-3		4 0 1 0 0 0 2																	
Dave Martinez, L (1, 7) OBP: 0.323, SLG: 0.424		2-1 G6-3		4-0 E BB	3-2 G4-3			2-2 G4-3		3 0 0 0 1 0 1																	
Ray Durham, S (1, 4) OBP: 0.320, SLG: 0.346		1-2 L3		0-0 E4		2-2 G3		2-1 HR 1B		4 1 1 0 0 0 1																	
Ron Karkovice, R (1, 2) OBP: 0.286, SLG: 0.410		2-2 G6-3		2-3 K		1-1 F7		3-2 1-H HR		3 0 0 0 0 1 2																	
Warren Newson, L (8, PH) OBP: 0.429, SLG: 0.459										0 0 0 0 0 0 0																	
Lyle Mouton, R (8, PH) OBP: 0.500, SLG: 0.667										1 1 1 2 0 0 0																	
Michael LaValliere, L (8, 2) OBP: 0.324, SLG: 0.290										0 0 0 0 0 0 0																	
Ozzie Guillen, L (1, 6) OBP: 0.317, SLG: 0.350			0-3 K	0-1 G1-3		0-2 E5		0-2 G6-3		4 0 0 0 0 1 2																	
Inning Stats	R: 0 E: 0 K: 0 S: 13	H: 2 LOB: 2 BB: 0 P: 18	R: 0 E: 0 K: 0 S: 9	H: 0 LOB: 0 BB: 0 P: 14	R: 1 E: 0 K: 1 S: 14	H: 2 LOB: 1 BB: 0 P: 22	R: 0 E: 1 K: 1 S: 9	H: 0 LOB: 2 BB: 1 P: 15	R: 2 E: 0 K: 0 S: 15	H: 3 LOB: 1 BB: 0 P: 22	R: 0 E: 1 K: 0 S: 12	H: 0 LOB: 1 BB: 0 P: 18	R: 0 E: 0 K: 1 S: 11	H: 0 LOB: 0 BB: 0 P: 14	R: 2 E: 0 K: 0 S: 16	H: 2 LOB: 0 BB: 0 P: 24	R: 0 E: 0 K: 0 S: 10	H: 0 LOB: 0 BB: 0 P: 13	1B: 6 2B: 0 3B: 0 HR: 3	SF: 0 SAC: 0 DP: 0 HBP: 0	WP: 1 PB: 0 SB: 0 CS: 0	PA: 39					
PITCHER	IP WLS BF H R ER SO BB IBB HBP BLK WP HR S P ERA WHIP																										
Dave Stewart, R (1, 1) ERA: 6.66	7.0		31	7	3	3	3	1	0	0	0	1	2	83	123	3.86	1.143										
Carlos Reyes, R (8, 1) ERA: 4.26	0.2		3	1	1	1	0	0	0	0	0	0	0	9	14	13.50	1.500										
Rick Honeycutt, L (8, 1) ERA: 4.32	0.1	W	2	1	1	1	0	0	0	0	0	0	1	7	10	27.00	3.000										
Dennis Eckersley, R (9, 1) ERA: 3.93	1.0	S	3	0	0	0	0	0	0	0	0	0	0	10	13	0.00	0.000										

Chicago White Sox @ Oakland Athletics
Oakland-Alameda County Coliseum, Oakland, CA

Wed Jun 14 1995, 7:05 PM PDT
Att. 10,102 - Unknown - 65 F

livebaseballscorecards.com

AB	38
R	5
H	9
RBI	5
BB	1
SO	3
LOB	11



Batter	1	2	3	4	5	6	7	8	9
Rickey Henderson, R (1, 7) OBP: 0.387, SLG: 0.418	3-1 F9		0-0 SH5-3	4-2 BB		2-1 SAFE P4		3-2 FC6-4 1B	
Stan Javier, S (1, 8) OBP: 0.310, SLG: 0.294 Andy Tomberlin, L (8, PR) OBP: 0.294, SLG: 0.438 (9, 8)	3-2 1B		0-0 FC1-5-2 BB WP	0-1 G1-3			3-2 E4 FC1-6	0-1 FC6-4 BB HR	
Ruben Sierra, S (1, 9) OBP: 0.351, SLG: 0.571	1-1 P2		4-2 WP BB BB		4-2 CS BB		2-0 SAFE FC1-6 BLK BB 1B	4-2 HR BB	
Mark McGwire, R (1, 3) OBP: 0.444, SLG: 0.724	1-3 K		4-0 WP BB	1-2 2-3 3-H BB	4-2 SAFE BB	4-2 1-2 BB	4-2 1-2 BLK BB	2-1 HR	
Geronimo Berroa, R (1, 10) OBP: 0.365, SLG: 0.494		2-3 K	1-3 K	1-2 2-3 3-H BB	0-3 K	1-2 2-3 P4	0-1 F9		
Terry Steinbach, R (1, 2) OBP: 0.321, SLG: 0.469		1-2 K		1-2 G5-3	0-0 G1-3	0-0 2-H 3-H 1B			
Scott Brosius, R (1, 5) OBP: 0.372, SLG: 0.408		1-0 L9		0-0 L7		1-2 P3	0-3 K		
Mike Bordick, R (1, 6) OBP: 0.349, SLG: 0.340			3-2 SH5-3 FC1-5-2 BB 1B	4-1 1B BB		2-1 F9	3-1 1B FC6-4 HBP		
Brent Gates, S (1, 4) OBP: 0.320, SLG: 0.269			4-2 SAFE FC1-5-2 SH5-3 BB	0-2 SAFE BB 1B		2-1 1B	0-3 K		

Inning Stats	R: 0 E: 0 K: 1 S: 10	H: 1 LOB: 1 BB: 0 P: 18	R: 0 E: 0 K: 2 S: 9	H: 0 LOB: 0 BB: 0 P: 13	R: 2 E: 0 K: 1 S: 16	H: 1 LOB: 2 BB: 3 P: 31	R: 0 E: 0 K: 0 S: 15	H: 1 LOB: 3 BB: 2 P: 24	R: 0 E: 0 K: 1 S: 10	H: 0 LOB: 1 BB: 2 P: 18	R: 0 E: 0 K: 0 S: 11	H: 1 LOB: 1 BB: 0 P: 18	R: 2 E: 1 K: 1 S: 14	H: 1 LOB: 1 BB: 1 P: 24	R: 4 E: 0 K: 1 S: 15	H: 2 LOB: 1 BB: 1 P: 27
--------------	-------------------------------	----------------------------------	------------------------------	----------------------------------	-------------------------------	----------------------------------	-------------------------------	----------------------------------	-------------------------------	----------------------------------	-------------------------------	----------------------------------	-------------------------------	----------------------------------	-------------------------------	----------------------------------

PITCHER	IP	WLS	BF	H	R	ER	SO	BB	IBB	HBP	BLK	WP	HR	S	P	ERA	WHIP
Wilson Alvarez, L (1, 1) ERA: 5.77	5.0		24	3	2	2	5	7	0	0	0	1	0	60	104	3.60	2.000
Kirk McCaskill, R (6, 1) ERA: 4.15	1.1		7	1	2	0	0	1	0	0	0	0	0	17	33	0.00	1.500
Jose DeLeon, R (7, 1) ERA: 4.68	1.0	L	6	2	2	2	2	0	0	1	1	0	0	15	22	18.00	2.000
Roberto Hernandez, R (8, 1) ERA: 5.66	0.2		4	1	2	2	0	1	0	0	0	0	1	8	14	27.00	3.000

AB R H RBI BB SO LOB

3	0	1	0	1	0	1
5	1	1	1	0	0	6
0	1	0	0	0	0	0
2	2	0	0	3	0	2
2	2	1	4	3	1	1
5	0	0	0	0	3	6
4	0	1	2	0	1	1
4	0	0	0	0	1	1

AB	30
R	8
H	7
RBI	7
BB	9
SO	7
LOB	19



WP	HR	S	P	ERA	WHIP
1	0	1	1	1	1

Chicago White Sox @ Oakland Athletics
Oakland-Alameda County Coliseum, Oakland, CA
 Wed Jun 14 1995, 7:05 PM PDT
 Att: 10,102 - Unknown - 65 F

livebaseballscorecards.com

Batter	1	2	3	4	5	6	7	8	9	AB R H RBI BB SO LOB	TOP											
Lance Johnson, L (1, 8) OBP: 0.292, SLG: 0.284	1-3 K		0-0 WP 2B		0-1 G3-1		0-0 BB SF9 1B		4-0 DI BB	4 1 2 0 1 1 0												
Tim Raines, S (1, 10) OBP: 0.354, SLG: 0.448	0-1 G4-3		1-2 P8		4-1 BB BB		0-0 BB 1B		3-2 F8	4 0 1 0 1 0 3												
Frank Thomas, R (1, 3) OBP: 0.493, SLG: 0.600	4-1 FC4-6 BB		0-0 L7		4-0 BB		4-1 BB		2-0 P6	2 0 0 0 3 0 3												
Robin Ventura, L (1, 5) OBP: 0.402, SLG: 0.560	1-0 FC4-6 1-2f		4-2 BB		2-2 G1-3		3-2 SF9		2-3 K	3 0 0 1 1 1 5												
Dave Martinez, L (1, 9) OBP: 0.309, SLG: 0.403		1-2 G6-3	1-1 L6		3-1 P5		3-3 K			3 0 0 0 0 0 2												
Lyle Mouton, R (7, PH) OBP: 0.462, SLG: 0.600										1 0 0 0 0 1 2												
Warren Newson, L (1, 7) OBP: 0.450, SLG: 0.468		4-0 2B BB		4-0 CS BB		2-2 FC6-4 1B		2-2 G4-3		1 0 1 0 2 0 0												
Mike Devereaux, R (8, PH) OBP: 0.329, SLG: 0.389										1 0 0 0 0 0 0												
Ray Durham, S (1, 4) OBP: 0.312, SLG: 0.338		1-3 SAFE K		3-3 K		0-0 P3		2-3 K		4 0 0 0 0 3 3												
Michael LaValiere, L (1, 2) OBP: 0.316, SLG: 0.314		0-0 K		3-2 F8		0-2 FC6-4 1-2f		3-2 F9		4 0 1 0 0 0 1												
Ozzie Guillen, L (1, 6) OBP: 0.315, SLG: 0.347		1-2 G4-3		0-0 F7		0-2 G4-3		0-1 F8 BB 1B		4 0 1 0 0 0 2												
Inning Stats	R: 0 E: 0 K: 1 S: 7	H: 0 LOB: 1 BB: 1 P: 13	R: 0 E: 0 K: 1 S: 12	H: 1 LOB: 2 BB: 1 P: 19	R: 0 E: 0 K: 0 S: 9	H: 1 LOB: 2 BB: 1 P: 15	R: 0 E: 0 K: 1 S: 6	H: 0 LOB: 0 BB: 1 P: 16	R: 0 E: 0 K: 0 S: 10	H: 0 LOB: 2 BB: 2 P: 20	R: 0 E: 0 K: 0 S: 9	H: 1 LOB: 1 BB: 0 P: 14	R: 1 E: 0 K: 1 S: 16	H: 2 LOB: 2 BB: 1 P: 26	R: 0 E: 0 K: 1 S: 11	H: 0 LOB: 0 BB: 0 P: 18	R: 0 E: 0 K: 1 S: 9	H: 1 LOB: 2 BB: 1 P: 20	1B: 4 2B: 2 3B: 0 HR: 0	SF: 1 SAC: 0 DP: 0 HBP: 0	WP: 1 PB: 0 SB: 0 CS: 1	PA: 40
PITCHER	IP WLS BF H R ER SO BB IBB HBP BLK WP HR S P ERA WHIP																				PITCHER	IP WLS BF H R ER SO BB IBB HBP BLK WP HR S P ERA WHIP
Mike Bielecki, R (1, 1) ERA: 4.43	6.1 W 29 5 1 1 3 6 0 0 0 1 0 58 102 1.42 1.737																					
Mike James, R (7, 1) ERA: 4.02	0.0 1 0 0 0 0 0 1 0 0 0 0 0 1 5 ∞ ∞																					
Bob Patterson, L (7, 1) ERA: 2.49	0.2 2 0 0 0 0 1 0 0 0 0 0 0 10 16 0.00 0.000																					
Troy Percival, R (8, 1) ERA: 2.74	1.0 5 1 0 0 0 1 1 0 0 0 0 0 13 24 0.00 2.000																					
Lee Smith, R (9, 1) ERA:	1.0 S 3 0 0 0 1 0 0 0 0 0 0 7 14 0.00 0.000																					

Chicago White Sox @ California Angels
Anaheim Stadium, Anaheim, CA
Thu Jun 15 1995, 10:05 PM EDT
Att. 13,544 - Unknown

AB	31
R	1
H	6
RBI	1
BB	8
SO	6
LOB	21



Chicago White Sox @ California Angels
 Anaheim Stadium, Anaheim, CA
 Thu Jun 15 1995, 10:05 PM EDT
 Att. 13,544 - Unknown

livebaseballscorecards.com

AB	31
R	5
H	8
RBI	5
BB	4
SO	6
LOB	15



WP:	0	PA:	36
PB:	0	SB:	0
CS:	0		

PITCHER	IP	WLS	BF	H	R	ER	SO	BB	IBB	HBP	BLK	WP	HR	S	P	ERA	WHIP
Brian Keyser, R <small>ERA: 7.04</small>	(1, 1)	4.2	L	23	7	5	5	2	1	1	0	0	1	50	87	9.64	1.714
Tim Fortugno, L <small>ERA: 2.74</small>	(5, 1)	1.1		5	1	0	1	0	0	0	0	0	0	10	14	0.00	0.750
Rob Dibble, R <small>ERA: 6.48</small>	(7, 1)	2.0		8	0	0	3	2	0	0	0	0	0	18	38	0.00	1.000

Batter	1	2	3	4	5	6	7	8	9	AB	R	H	RBI	BB	SO	LOB												
Tony Phillips, S <small>OBP: 0.420, SLG: 0.472</small> (1, 5)										4	1	2	0	0	1	0												
Jim Edmonds, L <small>OBP: 0.333, SLG: 0.465</small> (1, 8)										3	1	1	0	1	1	1												
Tim Salmon, R <small>OBP: 0.421, SLG: 0.562</small> (1, 9)										4	0	0	0	0	2	3												
Chili Davis, S <small>OBP: 0.464, SLG: 0.533</small> (1, 10)										3	1	0	0	1	0	1												
J.T. Snow, L <small>OBP: 0.352, SLG: 0.467</small> (1, 3)										3	1	1	2	1	0	2												
16 Garret Anderson, L <small>OBP: 0.320, SLG: 0.435</small> (1, 7)										3	1	3	2	1	0	0												
Damion Easley, R <small>OBP: 0.308, SLG: 0.346</small> (1, 4)										3	0	0	0	0	0	3												
Jorge Fabregas, L <small>OBP: 0.264, SLG: 0.294</small> (1, 2)										4	0	1	1	0	0	2												
Gary Disarcina, R <small>OBP: 0.359, SLG: 0.494</small> (1, 6)										4	0	0	0	0	2	3												
Inning Stats	R: 0 H: 1 E: 0 K: 1 S: 12		H: 2 LOB: 1 BB: 0 P: 17		R: 3 H: 2 E: 0 K: 0 S: 11		H: 2 LOB: 1 BB: 2 P: 26		R: 0 H: 1 E: 0 K: 0 S: 7		H: 1 LOB: 1 BB: 0 P: 12		R: 1 H: 2 E: 0 K: 0 S: 10		H: 2 LOB: 1 BB: 0 P: 13		R: 0 H: 0 E: 0 K: 1 S: 8		H: 0 LOB: 0 BB: 0 P: 12		R: 0 H: 0 E: 0 K: 2 S: 9		H: 0 LOB: 2 BB: 2 P: 20		1B: 5 SF: 0 2B: 2 SAC: 1 3B: 0 DP: 0 HR: 1 HBP: 0		WP: 0 PA: 36 PB: 0 SB: 0 CS: 0	

1 **2** **3** **4** **5** **6** **7** **8** **9**

Tony Phillips, S (1, 5) **Jim Edmonds, L** (1, 8) **Tim Salmon, R** (1, 9) **Chili Davis, S** (1, 10) **J.T. Snow, L** (1, 3) **16 Garret Anderson, L** (1, 7) **Damion Easley, R** (1, 4) **Jorge Fabregas, L** (1, 2) **Gary Disarcina, R** (1, 6)

PITCHER	IP	WLS	BF	H	R	ER	SO	BB	IBB	HBP	BLK	WP	HR	S	P	ERA	WHIP
Brian Keyser, R <small>ERA: 7.04</small>	(1, 1)	4.2	L	23	7	5	5	2	1	1	0	0	1	50	87	9.64	1.714
Tim Fortugno, L <small>ERA: 2.74</small>	(5, 1)	1.1		5	1	0	1	0	0	0	0	0	0	10	14	0.00	0.750
Rob Dibble, R <small>ERA: 6.48</small>	(7, 1)	2.0		8	0	0	3	2	0	0	0	0	0	18	38	0.00	1.000

Batter	1	2	3	4	5	6	7	8	9	10	11	AB R H RBI BB SO LOB	TOP
Tim Raines, S (1, 10) <small>OBP: 0.351, SLG: 0.461</small>												4 1 1 1 0 0 1	
Craig Grebeck, R (1, 4) <small>OBP: 0.414, SLG: 0.449</small>												5 0 0 0 0 0 2	
Warren Newson, L (11, 7) <small>OBP: 0.450, SLG: 0.468</small>												0 0 0 0 0 0 0	
Frank Thomas, R (1, 3) <small>OBP: 0.488, SLG: 0.588</small>												3 1 0 0 1 2 1	
Ray Durham, S (9, 4) <small>OBP: 0.310, SLG: 0.335</small>												1 0 0 0 0 0 0	
Mike Devereaux, R (1, 8) <small>OBP: 0.331, SLG: 0.397</small>												5 1 2 0 0 0 0	
Robin Ventura, L (1, 5) <small>OBP: 0.407, SLG: 0.567</small>												5 0 3 2 0 0 0	
Lyle Mouton, R (1, 7) <small>OBP: 0.353, SLG: 0.429</small>												4 0 0 0 0 3 4	
Dave Martinez, L (9, 7) <small>OBP: 0.319, SLG: 0.403</small>												0 0 0 0 1 0 0	
Norberto Martin, R (1, 9) <small>OBP: 0.186, SLG: 0.128</small>												3 0 1 0 0 0 2	
Lance Johnson, L (8, 8) <small>OBP: 0.291, SLG: 0.282</small>												1 0 0 0 0 0 1	
Ron Karkovice, R (1, 2) <small>OBP: 0.274, SLG: 0.391</small>												5 0 0 0 0 2 7	
Ozzie Guillen, L (1, 6) <small>OBP: 0.318, SLG: 0.357</small>												5 0 2 0 0 1 1	
Inning Stats	R: 1 H: 1 E: 0 LOB: 0 K: 0 BB: 0 S: 9 P: 15	R: 0 H: 0 E: 0 LOB: 0 K: 1 BB: 0 S: 6 P: 10	R: 0 H: 1 E: 0 LOB: 1 K: 0 BB: 0 S: 7 P: 7	R: 1 H: 2 E: 0 LOB: 2 K: 0 BB: 1 S: 9 P: 17	R: 0 H: 1 E: 0 LOB: 1 K: 1 BB: 0 S: 7 P: 10	R: 0 H: 1 E: 0 LOB: 2 K: 2 BB: 0 S: 10 P: 17	R: 0 H: 0 E: 0 LOB: 0 K: 0 BB: 0 S: 8 P: 10	R: 1 H: 3 E: 0 LOB: 2 K: 2 BB: 0 S: 11 P: 17	R: 0 H: 0 E: 0 LOB: 0 K: 0 BB: 0 S: 12 P: 18	R: 0 H: 0 E: 0 LOB: 0 K: 0 BB: 0 S: 7 P: 11	R: 0 H: 0 E: 0 LOB: 1 K: 2 BB: 1 S: 14 P: 19	1B: 5 SF: 0 2B: 3 SAC: 1 3B: 0 DP: 0 HR: 1 HBP: 1	WP: 1 PA: 45 PB: 0 SB: 0 CS: 0
PITCHER Mark Langston, L (1, 1) <small>ERA: 4.66</small> Bob Patterson, L (10, 1) <small>ERA: 2.28</small>	IP WLS BF H R ER SO BB IBB HBP BLK WP HR S P ERA WHIP 9.0 0 38 9 3 3 6 1 0 1 1 1 1 79 121 3.00 1.111												

Chicago White Sox @ California Angels
 Anaheim Stadium, Anaheim, CA
 Sat Jun 17 1995, 10:05 PM EDT
 Att. 32,185 - Unknown

AB	41
R	3
H	9
RBI	3
BB	2
SO	8
LOB	19



Batter	1	2	3	4	5	6	7	8	9	10	11	AB R H RBI BB SO LOB
Rex Hudler, R OBP: 0.290, SLG: 0.450 (1, 7)	G4-3 BB		F7			FC4-8 1B		G5-3	L4			4 0 1 0 1 0 3
Damon Easley, R OBP: 0.298, SLG: 0.333 (1, 4)	G4-3 1-2f			G6-3		FC4-6 1-2f		G6-3		F9		5 0 0 0 0 0 2
Tim Salmon, R OBP: 0.416, SLG: 0.552 (1, 9)	G5-3			G5-3			G6-3		G4-6-3 1B	K		5 0 1 0 0 1 0
Chili Davis, S OBP: 0.462, SLG: 0.547 (1, 10)		K		G6-3			HR		G4-6-3 1-2f	1B		5 1 2 1 0 1 1
J.T. Snow, L OBP: 0.353, SLG: 0.462 (1, 3)		G5-3			K		1B		WP 16 HBP DI HBP	P5		4 1 1 0 0 1 1
Jim Edmonds, L OBP: 0.345, SLG: 0.472 (1, 8)		FC5-4 1B		F8		1B	1B		16 HBP BB BB	1B	1B	4 2 3 0 1 0 0
Spike Owen, S OBP: 0.299, SLG: 0.337 (1, 5)		FC5-4 1-2f		K		K			BB 16 HBP BB		B3	4 0 0 0 1 2 4
Chris Turner, R OBP: 0.311, SLG: 0.289 (9, PH) 16 Garret Anderson, L OBP: 0.346, SLG: 0.435 Jorge Fabregas, L OBP: 0.278, SLG: 0.308 (10, 2)			G6-3			F9	G5-3		BB HBP	1B	1B	3 0 0 0 0 0 2 0 0 0 0 0 0 0 0 0 0 1 0 0 0 1 0 1 0 0 0 0
Gary Disarcina, R OBP: 0.360, SLG: 0.488 (1, 6)			G5-3			G6-3		F8		BB	1B	4 0 1 2 1 0 0

Inning Stats	R: 0	H: 0	E: 0	K: 0	S: 5	R: 0	H: 1	E: 0	K: 1	S: 14	R: 0	H: 0	E: 0	K: 0	S: 5	R: 0	H: 0	E: 0	K: 2	S: 9	R: 0	H: 1	E: 0	K: 0	S: 6	R: 1	H: 3	E: 0	K: 1	S: 15	R: 0	H: 0	E: 0	K: 0	S: 9	R: 2	H: 1	E: 0	K: 0	S: 15	R: 0	H: 1	E: 0	K: 1	S: 16	R: 1	H: 3	E: 0	K: 0	S: 6
	LOB: 0	BB: 1				LOB: 1	BB: 0				LOB: 0	BB: 0				LOB: 0	BB: 0				LOB: 1	BB: 0				LOB: 2	BB: 0				LOB: 0	BB: 0				LOB: 3	BB: 3				LOB: 1	BB: 0				LOB: 2	BB: 0			

PITCHER	IP	WLS	BF	H	R	ER	SO	BB	IBB	HBP	BLK	WP	HR	S	P	ERA	WHIP
Jim Abbott, L ERA: 3.26 (1, 1)	8.0		30	6	2	2	4	1	0	0	0	0	1	69	99	2.25	0.875
Rob DiDale, R ERA: 8.0 (9, 1)	0.2		3	0	0	0	0	1	0	1	0	1	0	8	16	0.00	1.500
Scott Radlinsky, L ERA: 5.28 (9, 1)	0.0		1	0	0	0	0	1	0	0	0	0	0	0	4	∞	∞
Roberto Hernandez, R ERA: 5.4 (9, 1)	1.0		6	1	1	1	1	1	0	1	0	0	0	20	30	9.00	2.000
Tim Fortugno, L ERA: 3.04 (10, 1)	0.2	L	5	3	1	1	0	0	0	0	0	0	0	8	13	13.50	4.500

BOTTOM

Chicago White Sox @ California Angels
 Anaheim Stadium, Anaheim, CA
 Sat Jun 17 1995, 10:05 PM EDT
 Att. 32,185 - Unknown

livebaseballscorecards.com

AB	39
R	4
H	10
RBI	4
BB	4
SO	5
LOB	13



WP:	1	PA:	45
PB:	0		
SB:	0		
CS:	0		

Batter	1	2	3	4	5	6	7	8	9	AB R H RBI BB SO LOB	TOP											
Lance Johnson, L OBP: 0.293, SLG: 0.286 (1, 8) X	0-0 2B 1B 1B	0-0 P5		1-0 G4-3		1-1 G6-4-3 1B			2-1 G4-3	5 1 2 0 0 0 0												
Tim Raines, S OBP: 0.358, SLG: 0.494 (1, 10) X	0-0 1B 1-3 SF8 2B		2-3 K	3-2 2B		0-0 G6-4-3 1-2f			1-1 HR	5 2 3 1 0 1 1												
Frank Thomas, R OBP: 0.491, SLG: 0.611 (1, 3) S S S	0-3 K		3-0 HR	4-0 FC6-4 BB			0-1 F9		3-1 2B	4 1 2 1 1 1 2												
Mike Devereaux, R OBP: 0.333, SLG: 0.397 (1, 9) X	0-0 S 1B		3-3 K G3 S	0-1 FC6-4 1-2f			0-0 1B		1-1 G5-3	5 0 2 1 0 1 3												
Robin Ventura, L OBP: 0.397, SLG: 0.554 (1, 5) X	0-0 SF8 1-2 3-H		2-2 SAFE G3 1-3		1-3 K		2-3 K		0-2 F8	4 0 0 1 0 2 3												
Lyle Mouton, R OBP: 0.381, SLG: 0.375 (1, 7) B B B	4-0 BB		4-2 FC5 S BB		3-3 K		2-3 K			2 0 0 0 2 2 1												
Ray Durham, S OBP: 0.315, SLG: 0.335 (1, 4) S S S	0-3 K		4-2 BB		0-0 1B			3-2 P2		3 0 1 0 1 1 2												
Ron Karkovice, R OBP: 0.268, SLG: 0.381 Michael LaValiere, L OBP: 0.308, SLG: 0.306 (8, PH) (8, 2)		1-0 F8	2-1 FC5 2-3f		0-0 G5-3			3-3 K		3 0 0 0 0 0 4 1 0 0 0 0 1 0												
Norberto Martin, R OBP: 0.170, SLG: 0.116 (1, 6) B S X		1-1 G6-3		0-1 G6-3		0-0 G5-3		3-3 K		4 0 0 0 0 1 0												
Inning Stats	R: 2 E: 0 K: 2 S: 10	H: 3 LOB: 2 BB: 1 P: 14	R: 0 E: 0 K: 0 S: 4	H: 0 LOB: 0 BB: 0 P: 6	R: 1 E: 0 K: 2 S: 18	H: 1 LOB: 3 BB: 2 P: 38	R: 0 E: 0 K: 0 S: 8	H: 1 LOB: 2 BB: 1 P: 16	R: 0 E: 0 K: 2 S: 9	H: 1 LOB: 1 BB: 0 P: 13	R: 0 E: 0 K: 0 S: 4	H: 1 LOB: 0 BB: 0 P: 5	R: 0 E: 0 K: 2 S: 9	H: 1 LOB: 1 BB: 0 P: 13	R: 0 E: 0 K: 2 S: 12	H: 0 LOB: 0 BB: 0 P: 21	R: 1 E: 0 K: 0 S: 12	H: 2 LOB: 1 BB: 0 P: 19	1B: 5 2B: 3 3B: 0 HR: 2	SF: 1 SAC: 0 DP: 1 HBP: 0	WP: 0 PB: 1 SB: 3 CS: 0	PA: 41
PITCHER	IP WLS BF H R ER SO BB IBB HBP BLK WP HR S P ERA WHIP																					
Chuck Finley, L ERA: 2.85 (1, 1)	7.0 W 33 8 3 3 8 4 0 0 0 0 0 1 62 105 3.86 1.714																					
Troy Percival, R ERA: 2.63 (8, 1)	1.0 3 0 0 0 2 0 0 0 0 0 0 0 12 21 0.00 0.000																					
Mike James, R ERA: 4.32 (9, 1)	1.0 5 2 1 1 0 0 0 0 0 0 0 1 12 19 9.00 2.000																					

Chicago White Sox @ California Angels
Anaheim Stadium, Anaheim, CA

AB	36
R	4
H	10
RBI	4
BB	4
SO	10
LOB	16



Sun Jun 18 1995, 6:33 AM EDT
Att. 24,813 - Sunny - 80 F

livebaseballscorecards.com

Batter	1	2	3	4	5	6	7	8	9	AB	R	H	RBI	BB	SO	LOB
Tony Phillips, S OBP: 0.424, SLG: 0.472 (1, 5)	0-0 S HR 1B	2-2 2B 1B	3-3 K				4-2 FC5 1B BB			4	1	2	0	1	1	0
Jim Edmonds, L OBP: 0.351, SLG: 0.497 (1, 8)	0-3 K 1-2	2-1 SAFE SAFE 2B					1-0 1-2 2-H 1B			5	1	3	2	0	1	1
Tim Salmon, R OBP: 0.416, SLG: 0.542 (1, 9)	4-0 HR BB	3-2 P2					0-1 FC5 2-3f			3	2	0	0	2	0	4
Chili Davis, S OBP: 0.470, SLG: 0.574 (1, 10)	3-2 1-H 2-H HR	4-0 IBB					1-1 F9			4	1	3	3	1	0	0
J.T. Snow, L OBP: 0.354, SLG: 0.455 (1, 3)	4-0 16 BB 1B BB	1-3 K					1-0 P3			3	1	0	0	1	1	4
16 Garret Anderson, L OBP: 0.355, SLG: 0.407 (1, 7)	4-1 1B BB	1-0 P6					2-0 P3			4	0	1	1	1	1	4
Damion Easley, R OBP: 0.288, SLG: 0.321 (1, 4)	1-3 K						0-0 G4-3			5	0	0	0	0	1	6
Jorge Fabregas, L OBP: 0.310, SLG: 0.411 (1, 2)	1-2 FC6-4 1-2 2-H 1B						1-0 1B 2B			4	2	3	2	0	0	3
Gary Disarcina, R OBP: 0.353, SLG: 0.477 (1, 6)	1-0 FC6-4 1-2f						3-1 G5-3			4	0	0	0	0	0	3

Inning Stats	R: 4	H: 3	LOB: 2	K: 2	S: 17	P: 35	R: 0	H: 2	LOB: 3	K: 1	S: 14	P: 26	R: 1	H: 1	LOB: 0	K: 1	S: 11	R: 1	H: 2	LOB: 3	K: 0	S: 9	P: 19	R: 1	H: 1	LOB: 0	K: 0	S: 12	P: 19	R: 0	H: 0	LOB: 0	K: 0	S: 4	P: 8	R: 1	H: 2	LOB: 2	K: 0	S: 11	P: 20	R: 0	H: 1	LOB: 1	K: 1	S: 9	P: 14
--------------	------	------	--------	------	-------	-------	------	------	--------	------	-------	-------	------	------	--------	------	-------	------	------	--------	------	------	-------	------	------	--------	------	-------	-------	------	------	--------	------	------	------	------	------	--------	------	-------	-------	------	------	--------	------	------	-------

PITCHER	IP	WLS	BF	H	R	ER	SO	BB	IBB	HBP	BLK	WP	HR	S	P	ERA	WHIP
Jason Bere, R ERA: 5.28 (1, 1)	3.0	L	19	6	5	5	4	3	1	0	0	0	2	42	79	15.00	3.000
Jose DeLeon, R ERA: 4.86 (4, 1)	0.2		6	2	1	1	0	1	0	1	0	0	0	7	17	13.50	4.500
Tim Fortugno, L ERA: 3.12 (4, 1)	2.1		8	1	1	1	0	0	0	0	0	0	1	18	29	3.86	0.429
Kirk McCaskill, R ERA: 4.33 (7, 1)	1.0		6	2	1	1	0	1	0	0	0	0	0	11	20	9.00	3.000
Scott Radinsky, L ERA: 4.96 (8, 1)	1.0		4	1	0	0	1	0	0	0	0	0	0	9	14	0.00	1.000

BOTTOM


Chicago White Sox @ California Angels
Anaheim Stadium, Anaheim, CA
 Sun Jun 18 1995, 6:33 AM EDT
 Att. 24,813 - Sunny - 80 F

AB	36
R	8
H	12
RBI	8
BB	6
SO	5
LOB	25



1B: 6	SF: 0	WP: 0	PA: 43
2B: 3	SAC: 0	PB: 0	
3B: 0	DP: 0	SB: 1	
HR: 3	HBP: 1	CS: 0	

PITCHER	IP	WLS	BF	H	R	ER	SO	BB	IBB	HBP	BLK	WP	HR	S	P	ERA	WHIP
---------	----	-----	----	---	---	----	----	----	-----	-----	-----	----	----	---	---	-----	------

Batter	1	2	3	4	5	6	7	8	9	AB R H RBI BB SO LOB	TOP							
Alex Diaz, S (1, 8) OBP: 0.305, SLG: 0.336	3-3 K		4-2 BB		0-0 FC6 1B		1-3 K		0-0 F7	4 1 0 1 1 2 3								
Joey Cora, S (1, 4) OBP: 0.348, SLG: 0.367	2-2 F8		1-1 F9		1-1 1B HR 1B		0-0 F7		0-2 G6-3 1B	5 1 2 1 0 0 1								
Edgar Martinez, R (1, 10) OBP: 0.455, SLG: 0.626	0-1 G1-3				0-2 G6-3 HR 1B		4-1 BB		1-1 G6-3	4 1 1 1 1 0 2								
Tino Martinez, L (1, 3) OBP: 0.381, SLG: 0.571 Alex Rodriguez, R (9, PR) OBP: 0.290, SLG: 0.387		1-1 P6		2-1 1B	0-1 HR		0-1 F9		1-1 IBB	4 1 2 3 1 0 1 0 0 0 0 0 0 0								
Rich Amaral, R (1, 7) OBP: 0.365, SLG: 0.456		2-1 1B		1-2 L4	2-1 2B			3-3 K	0-0 F7	5 0 2 0 0 1 4								
Darren Bragg, L (1, 9) OBP: 0.331, SLG: 0.292		3-2 K		3-3 K	3-2 G6-3			1-1 G3		4 0 0 0 0 2 3								
Mike Blowers, R (1, 5) OBP: 0.270, SLG: 0.302		2-3 K			4-2 F9 1B FC6 BB	2-2 G4-3		2-0 G6-3		3 1 0 0 1 1 1	AB 37 R 6 H 10 RBI 6 BB 4 SO 6 LOB 17							
Dan Wilson, R (1, 2) OBP: 0.333, SLG: 0.324			1-0 F8		1-2 FC6 1B	0-2 F7			2-1 1B G6-3 1B	4 1 2 0 0 0 0								
Felix Fermin, R (1, 6) OBP: 0.224, SLG: 0.222 Doug Strange, S (9, PH) OBP: 0.333, SLG: 0.369			1-0 G6-3		1-1 F9	0-1 G5-3			1-2 G6-3 1B	3 0 0 0 0 0 2 1 0 1 0 0 0 0								
Inning Stats	R: 0 E: 0 K: 1 S: 9 H: 0 LOB: 0 BB: 0 P: 14	R: 0 E: 0 K: 2 S: 12 H: 1 LOB: 1 BB: 0 P: 20	R: 0 E: 0 K: 0 S: 8 H: 0 LOB: 1 BB: 1 P: 15	R: 0 E: 0 K: 1 S: 14 H: 1 LOB: 1 BB: 0 P: 20	R: 5 E: 0 K: 0 S: 24 H: 5 LOB: 1 BB: 1 P: 36	R: 0 E: 0 K: 0 S: 11 H: 0 LOB: 0 BB: 0 P: 13	R: 0 E: 0 K: 1 S: 7 H: 0 LOB: 1 BB: 1 P: 12	R: 0 E: 0 K: 1 S: 6 H: 0 LOB: 0 BB: 0 P: 12	R: 1 E: 0 K: 0 S: 13 H: 3 LOB: 3 BB: 1 P: 21	1B: 8 2B: 1 3B: 0 HR: 1 SF: 0 SAC: 0 DP: 0 HBP: 0	WP: 0 PB: 0 SB: 2 CS: 0 PA: 41							
PITCHER	IP WLS BF H R ER SO BB IBB HBP BLK WP HR S P ERA WHIP																	
Alex Fernandez, R (1, 1) ERA: 5.16	6.2		30	7	5	5	5	3	0	0	0	0	0	1	83	128	6.75	1.500
Tim Fortugno, L (7, 1) ERA: 3.08	0.1		1	0	0	0	0	0	0	0	0	0	0	2	2	0.00	0.000	
Kirk McCaskill, R (8, 1) ERA: 4.5	1.0	W	4	1	1	1	1	0	0	0	0	0	0	8	16	9.00	1.000	
Roberto Hernandez, R (9, 1) ERA: 5.14	1.0	S	6	2	0	0	0	0	1	0	0	0	0	11	17	0.00	2.000	

Seattle Mariners @ Chicago White Sox
Comiskey Park, Chicago, IL
Mon Jun 19 1995, 8:05 PM EDT
Att. 22,406 - Unknown - 85 F

livebaseballscorecards.com

Batter	1	2	3	4	5	6	7	8	9
Lance Johnson, L (1, 8) OBP: 0.296, SLG: 0.289	0-0 G6-4-3 1B 2B 1B	1-0 BB 1B		3-2 G3-1	0-2 F7		1-1 G4-3		
Tim Raines, S (1, 7) OBP: 0.369, SLG: 0.500	0-2 G6-4-3 1B 1-2 1B	0-1 3-H BB 1B		0-0 1B 1B	1-0 G6-3			4-1 HR BB	
Frank Thomas, R (1, 3) OBP: 0.498, SLG: 0.631	2-1 G6-4-3 1-2f 2-3	4-0 1-2 2-3 BB		0-0 1B 1B		4-0 CS BB		1-0 1-H HR	
Robin Ventura, L (1, 5) OBP: 0.397, SLG: 0.555	0-0 3-H 2B	0-1 G4-1		0-2 BB 1B 1-3 2-H 1B		3-3 K 1-2		3-3 K	
John Kruk, L (1, 10) OBP: 0.365, SLG: 0.326	1-3 K		2-1 L9	0-0 BB 1B 1-2 3-H 1B		1-3 K		2-3 K	
Dave Martinez, L (1, 9) Mike Devereaux, R (7, PH) OBP: 0.319, SLG: 0.391 OBP: 0.335, SLG: 0.420		0-2 G6-3	0-1 F8	4-2 1-2 2-3 BB			2-3 K	3-2 HR	
Ray Durham, S (1, 4) OBP: 0.311, SLG: 0.331		3-3 K	1-0 S 1B	1-0 F9			1-2 G4-3	2-3 K	
Michael LaValliere, L (1, 2) OBP: 0.326, SLG: 0.289		4-1 3B BB	2-1 G3-1		2-1 L7		4-2 1B BB		
Ozzie Guillen, L (1, 6) OBP: 0.331, SLG: 0.385		0-0 1-H 1B 3B		3-1 F8	0-0		0-0 1-2 1B		

Inning Stats	R: 1	H: 3	E: 0	K: 1	S: 10	LOB: 1	BB: 0	P: 13	R: 2	H: 3	E: 0	K: 1	S: 13	LOB: 3	BB: 2	P: 25	R: 0	H: 1	E: 0	K: 0	S: 7	LOB: 1	BB: 0	P: 12	R: 2	H: 4	E: 0	K: 0	S: 15	LOB: 3	BB: 1	P: 26	R: 0	H: 1	E: 0	K: 2	S: 7	LOB: 0	BB: 1	P: 15	R: 0	H: 1	E: 0	K: 1	S: 13	LOB: 2	BB: 1	P: 21	R: 3	H: 2	E: 0	K: 3	S: 16	LOB: 0	BB: 1	P: 31
--------------	------	------	------	------	-------	--------	-------	-------	------	------	------	------	-------	--------	-------	-------	------	------	------	------	------	--------	-------	-------	------	------	------	------	-------	--------	-------	-------	------	------	------	------	------	--------	-------	-------	------	------	------	------	-------	--------	-------	-------	------	------	------	------	-------	--------	-------	-------

PITCHER	IP	WLS	BF	H	R	ER	SO	BB	IBB	HBP	BLK	WP	HR	S	P	ERA	WHIP
Tim Belcher, R (1, 1) ERA: 3.2	4.0		25	11	5	5	2	3	0	0	0	0	0	45	76	11.25	3.500
Dave Fleming, L (5, 1) ERA: 7.41	3.0	L	13	2	1	1	3	3	0	0	0	0	0	28	51	3.00	1.667
Bill Risley, R (8, 1) ERA: 1.31	0.1		2	1	1	1	1	0	0	0	0	0	1	5	9	27.00	3.000
Ron Villone, L (8, 1) ERA: 5.51	0.2		3	1	1	1	2	0	0	0	0	0	1	10	17	13.50	1.500

BOTTOM

Seattle Mariners @ Chicago White Sox
Comiskey Park, Chicago, IL

Mon Jun 19 1995, 8:05 PM EDT
Att: 22,406 - Unknown - 85 F

AB	R	H	RBI	BB	SO	LOB
5	1	2	1	0	0	3
4	2	3	0	1	0	1
3	2	2	2	2	0	2
5	0	2	2	0	2	4
5	0	1	1	0	3	1
2	0	0	0	1	0	0
2	1	1	1	0	1	0
5	0	1	0	0	2	3
2	1	0	0	2	0	1
4	1	3	1	0	0	0

AB	37
R	8
H	15
RBI	8
BB	6
SO	8
LOB	15



WP	PA
0	43

WP	PA	ERA	WHIP
0	43		

Batter	1	2	3	4	5	6	7	8	9	AB R H RBI BB SO LOB	TOP												
Rich Amaral, R OBP: 0.356, SLG: 0.434 (1, 8) C L B F F B B S	2-3 K ①		3-2 P4 ①		4-2 SH1-3 BB		1-1 G3-1 ①	1-0 FC3 G6-3 S 1B		4 1 0 1 1 1 1													
Felix Fermin, R OBP: 0.213, SLG: 0.212 (1, 4) C X	0-1 G4-3 ②		1-0 L9 ②		0-0 SH1-3 ①		1-0 F7 ②	2-1 G6-3 ②		4 0 0 0 0 0 2													
Edgar Martinez, R OBP: 0.467, SLG: 0.631 (1, 10) C B B B B	4-2 HR BB		2-2 1B 2-H		4-0 G6-4-3 IBB		4-1 BB BB	2-0 FC1-4 1B		2 1 2 2 3 0 0													
Mike Blowers, R OBP: 0.275, SLG: 0.323 (1, 5) X	0-0 HR 1-H		1-3 K ③		3-2 G6-4-3 ③		4-2 BB 1-2	1-0 FC1-4 ③		4 1 1 2 1 1 4													
Marc Newfield, R OBP: 0.239, SLG: 0.338 Alex Diaz, S OBP: 0.303, SLG: 0.333 (1, 7) C X (7, 8)	0-1 G6-3 ③			0-1 3B 1B		3-3 K ①	1-1 F9 ③		0-0 G6-3 ①	4 1 1 0 0 1 2 1 0 0 0 0 0 0													
Alex Rodriguez, R OBP: 0.299, SLG: 0.424 (1, 6) B B X		2-0 P9 ①		2-2 L8 ①		0-0 HR		4-1 E S 1B BB	1-1 P3 ②	4 2 1 1 1 0 1													
Tino Martinez, L OBP: 0.382, SLG: 0.578 (1, 3) C X		0-1 P6 ②		3-2 K 1-H 3B		0-1 G3-1 ②		2-2 2B 1-H SF9 1B	3-2 P5 ③	5 1 2 2 0 0 0													
Dan Wilson, R OBP: 0.339, SLG: 0.333 (1, 2) C X T B C		0-2 F9 ③		1-0 G5-3 ②		4-1 BB		0-0 SF9 FC3 2B		3 1 1 0 1 0 1													
Gary Thurman, R OBP: 0.250, SLG: 0.333 (1, 9) C B X			1-1 S 1B 1B		1-0 G3-1 ③		0-0 P9 ③	1-0 SF9 ①		3 1 1 1 0 0 2													
Inning Stats	R: 2 E: 0 K: 1 S: 12	H: 1 LOB: 0 BB: 1 P: 18	R: 0 E: 0 K: 0 S: 7	H: 0 LOB: 0 BB: 0 P: 9	R: 1 E: 0 K: 1 S: 13	H: 2 LOB: 1 BB: 0 P: 21	R: 1 E: 0 K: 0 S: 12	H: 2 LOB: 1 BB: 0 P: 19	R: 0 E: 0 K: 0 S: 6	H: 0 LOB: 1 BB: 2 P: 17	R: 1 E: 0 K: 1 S: 8	H: 1 LOB: 1 BB: 1 P: 15	R: 0 E: 0 K: 0 S: 8	H: 0 LOB: 2 BB: 2 P: 19	R: 4 E: 0 K: 0 S: 11	H: 3 LOB: 1 BB: 1 P: 24	R: 0 E: 0 K: 0 S: 6	H: 0 LOB: 0 BB: 0 P: 10	1B: 5 2B: 1 3B: 1 HR: 2	SF: 1 SAC: 1 DP: 1 HBP: 0	WP: 0 PB: 0 SB: 3 CS: 0	PA: 43	
PITCHER Wilson Alvarez, L ERA: 6.18 Scott Radinsky, L ERA: 5.51 Rob Dibble, R ERA: 7.36	IP WLS BF H R ER SO BB IBB HBP BLK WP HR S P ERA WHIP	(1, 1) 7.0 L 34 7 7 7 3 6 1 0 0 0 2 70 128 9.00 1.857	(8, 1) 0.0 1 1 0 0 0 0 0 0 0 0 0 0 1 1 ∞ ∞	(8, 1) 2.0 8 1 2 2 0 0 0 0 0 0 0 0 12 23 9.00 0.500	PITCHER IP WLS BF H R ER SO BB IBB HBP BLK WP HR S P ERA WHIP																		

Seattle Mariners @ Chicago White Sox
Comiskey Park, Chicago, IL
Tue Jun 20 1995, 8:05 PM EDT
Att. 25,868 - Unknown - 86 F

livebaseballscorecards.com

AB	34
R	9
H	9
RBI	9
BB	7
SO	3
LOB	13



Batter	1	2	3	4	5	6	7	8	9	AB R H RBI BB SO LOB
Lance Johnson, L (1, 8) OBP: 0.294, SLG: 0.286	3-1 G4-3		2-3 K		0-1 E6		0-1 G4-3		3-1 1B	5 0 1 1 0 1 3
Tim Raines, S (1, 7) OBP: 0.365, SLG: 0.489	4-1 HR BB		2-3 K		1-3 K		1-2 L4-3		1-0 F8	4 1 0 1 1 2 5
Frank Thomas, R (1, 3) OBP: 0.496, SLG: 0.642	3-0 1-H HR		3-2 F9			2-1 L9			0-0 1B	5 1 2 3 0 1 1
Mike Devereaux, R (1, 9) OBP: 0.327, SLG: 0.408 John Kruk, L (9, PH) OBP: 0.358, SLG: 0.318	1-3 K			2-2 G5-3		1-3 K			0-3 K	4 0 0 0 0 3 0 1 0 0 0 0 1 2
Robin Ventura, L (1, 5) OBP: 0.394, SLG: 0.545	1-3 K			1-0 F7		4-2 BB BB			3-2 P5	3 0 0 0 1 1 0
Craig Grebeck, R (1, 6) OBP: 0.403, SLG: 0.423				2-1 L5		4-1 BB			2-1 L8	3 0 0 0 1 0 0
Ray Durham, S (1, 4) OBP: 0.310, SLG: 0.329				2-2 S 1B		1-1 P2			1-2 G6-3	4 0 1 0 0 0 2
Ron Karkovice, R (1, 2) OBP: 0.277, SLG: 0.388 Warren Newson, L (9, PH) OBP: 0.457, SLG: 0.468				2-3 K		0-1 E 1B			4-2 BB	3 1 2 0 0 1 1 0 0 0 0 1 0 0
Norberto Martin, R (1, 10) OBP: 0.180, SLG: 0.130 Dave Martinez, L (9, PH) OBP: 0.329, SLG: 0.400				1-3 K		1-3 K			2-1 F8 1B	3 0 1 0 0 2 2 1 1 1 0 0 0 0

Inning Stats	R: 2 E: 0 K: 2 S: 10	H: 1 LOB: 0 BB: 1 P: 22	R: 0 E: 0 K: 2 S: 12	H: 1 LOB: 1 BB: 0 P: 20	R: 0 E: 0 K: 2 S: 11	H: 0 LOB: 0 BB: 0 P: 18	R: 0 E: 0 K: 0 S: 7	H: 0 LOB: 0 BB: 0 P: 12	R: 0 E: 1 K: 2 S: 13	H: 1 LOB: 2 BB: 0 P: 16	R: 0 E: 0 K: 1 S: 9	H: 0 LOB: 2 BB: 2 P: 20	R: 1 E: 0 K: 1 S: 14	H: 2 LOB: 1 BB: 0 P: 15	R: 0 E: 0 K: 1 S: 8	H: 0 LOB: 0 BB: 0 P: 14	R: 2 E: 0 K: 1 S: 15	H: 3 LOB: 2 BB: 1 P: 26	1B: 7 2B: 0 3B: 0 HR: 1	SF: 0 SAC: 0 DP: 0 HBP: 0
--------------	-------------------------------	----------------------------------	-------------------------------	----------------------------------	-------------------------------	----------------------------------	------------------------------	----------------------------------	-------------------------------	----------------------------------	------------------------------	----------------------------------	-------------------------------	----------------------------------	------------------------------	----------------------------------	-------------------------------	----------------------------------	----------------------------------	------------------------------------


PITCHER	IP	WLS	BF	H	R	ER	SO	BB	IBB	HBP	BLK	WP	HR	S	P	ERA	WHIP
Randy Johnson, L (1, 1) ERA: 2.85	7.0		30	5	3	3	10	3	0	0	0	0	1	76	123	3.86	1.143
Jeff Nelson, R (8, 1) ERA: 1.19	1.0		3	0	0	0	1	0	0	0	0	0	0	8	14	0.00	0.000
Bobby Ayala, R (9, 1) ERA: 3.16	1.0		7	3	2	2	1	1	0	0	0	0	0	15	26	18.00	4.000

BOTTOM

Seattle Mariners @ Chicago White Sox
Comiskey Park, Chicago, IL

Tue Jun 20 1995, 8:05 PM EDT
Att: 25,868 - Unknown - 86 F

AB	36
R	4
H	8
RBI	5
BB	4
SO	12
LOB	16



WP	PA	ERA	WHIP
0	40		

Batter	1	2	3	4	5	6	7	8	9	10	AB R H RBI BB SO LOB
Alex Diaz, S OBP: 0.290, SLG: 0.319 (1, 8) B M S X	1-2 G4-3 ①			0-0 G4-3 ①		1-2 G4-3 ① B C S X	1-0 L8 ③			2-2 E6 L5-3 ① ② ③ C 1 SAFE X	5 0 0 0 0 0 1
Joey Cora, S OBP: 0.350, SLG: 0.368 (1, 4) C X	0-1 G4-3 ②			2-1 SF9 1B ① B R C X		1-1 1B 1B ① B C X		2-1 L9 ① B C X		0-1 L5-3 ② ③ C 1 SAFE X	5 2 2 0 0 0 1
Edgar Martinez, R OBP: 0.463, SLG: 0.622 (1, 10) C B C C B C X	2-3 K ③			3-2 SAFE SAFE 1B ① B R C X		1-1 F7 ② B C X		2-1 G5-3 ② B C X			4 0 1 0 0 1 1
Tino Martinez, L OBP: 0.379, SLG: 0.574 (1, 3) B B X		2-0 P5 ①		0-0 SF9 ② X		3-0 3B 1B ① B B B X		3-3 K ③ C B B C B F S			3 1 1 2 0 1 0
Doug Strange, S OBP: 0.342, SLG: 0.406 (1, 5) Gary Thurman, R OBP: 0.250, SLG: 0.333 (9, PR) (9, 9)	1-2 G3-1 ② B C X			1-2 F8 ③ B R C X		0-0 3B ① X			1-0 WP S 1B ① B X		4 0 2 1 0 0 1 0 0 0 0 0 0 0
Rich Amaral, R OBP: 0.340, SLG: 0.414 (1, 9) (9, 7)	1-3 K ③ C C C C			0-1 G4-3 ① C X		1-1 P3 ③ S B X			2-3 K ① B F F F 1 SAFE 1 SAFE 1 SAFE S		4 0 0 0 0 2 2
Marc Newfield, R OBP: 0.240, SLG: 0.375 (1, 7) Mike Blowers, R OBP: 0.275, SLG: 0.323 (9, 5)			0-2 L4 ① B X		0-0 IHR ② X		3-3 K ① B B B B S S		3-3 K ② B F C B F S		4 1 1 1 0 2 2 0 0 0 0 0 0 0
Dan Wilson, R OBP: 0.336, SLG: 0.331 (1, 2)			0-1 L9 ② X		1-2 P5 ② C C C X		1-1 1B ③ B C X		2-1 F9 ③ S B B X		4 0 1 0 0 0 2
Alex Rodriguez, R OBP: 0.282, SLG: 0.400 (1, 6)			2-3 K ③ C B B S		0-0 G6-3 ③ X		0-3 K ② C C C			1-0 G6-3 ① B X	4 0 0 0 0 2 1

Inning Stats	R: 0 E: 0 K: 1 S: 9	H: 0 LOB: 0 BB: 0 P: 12	R: 0 E: 0 K: 1 S: 7	H: 0 LOB: 0 BB: 0 P: 11	R: 0 E: 0 K: 1 S: 8	H: 0 LOB: 0 BB: 0 P: 10	R: 1 E: 0 K: 0 S: 11	H: 2 LOB: 1 BB: 0 P: 17	R: 1 E: 0 K: 0 S: 8	H: 1 LOB: 0 BB: 0 P: 9	R: 2 E: 0 K: 0 S: 11	H: 3 LOB: 1 BB: 0 P: 18	R: 0 E: 0 K: 2 S: 9	H: 1 LOB: 1 BB: 0 P: 14	R: 0 E: 0 K: 1 S: 8	H: 0 LOB: 0 BB: 0 P: 15	R: 0 E: 0 K: 2 S: 12	H: 1 LOB: 2 BB: 0 P: 19	R: 0 E: 1 K: 0 S: 8	H: 0 LOB: 0 BB: 0 P: 11	1B: 6 2B: 1 3B: 1 HR: 1	SF: 1 SAC: 0 DP: 1 HBP: 0	WP: 1 PB: 0 SB: 2 CS: 0	PA: 38	
PITCHER Brian Keyser, R ERA: 6.53 Jose DeLeon, R ERA: 4.75 Kirk McCaskill, R ERA: 4.2	IP	WLS	BF	H	R	ER	SO	BB	IBB	HBP	BLK	WP	HR	S	P	ERA	WHIP								
	5.1		20	4	3	3	3	0	0	0	0	0	0	24	42	5.06	0.750								
	2.2		12	4	1	1	3	0	0	0	0	0	0	24	42	3.38	1.500								
	2.0	W	6	0	0	0	2	0	0	0	0	1	0	19	28	0.00	0.000								

Seattle Mariners @ Chicago White Sox
Comiskey Park, Chicago, IL
Wed Jun 21 1995, 8:05 PM EDT
Att. 21,228 - Unknown - 74 F

AB	37
R	4
H	8
RBI	4
BB	0
SO	8
LOB	11



Batter	1	2	3	4	5	6	7	8	9	10	AB	R	H	RBI	BB	SO	LOB
Lance Johnson, L OBP: 0.305, SLG: 0.291 (1, 8)	G4-3 G3 1B	4-1 BB		K	4-0 BB		1-0 1B		F8		4	0	2	0	2	1	1
Tim Raines, S OBP: 0.364, SLG: 0.481 (1, 7)	1-0 G3	0-0 G3		BB	1-0 G1-3		3-1 F7			0-0 1B WP SF7 1B	5	1	1	0	1	0	9
Frank Thomas, R OBP: 0.491, SLG: 0.629 (1, 3)	4-0 G4-3 BB			F9			F9		G5-3	2-2 BB	5	0	1	0	1	0	2
Robin Ventura, L OBP: 0.392, SLG: 0.536 (1, 5)	3-1 G4-3			G4-3			4-1 G5-3 3B		4-2 1B	4-2 BB	3	1	0	0	1	1	2
Craig Grebeck, R OBP: 0.413, SLG: 0.423 (7, 5)											0	0	0	0	1	0	0
Norberto Martin, R OBP: 0.196, SLG: 0.130 (8, PR)	1-2 2-3									1-2 BB	0	0	0	0	1	0	0
John Kruk, L OBP: 0.356, SLG: 0.327 (1, 10)	2-2 G3-1			G3			3-2 G5-3		2-2 E6 1B	0-1 SF7	5	0	2	1	0	0	3
Warren Newson, L OBP: 0.464, SLG: 0.500 (1, 9)							4-0		2-3 K		2	0	1	1	1	0	0
Mike Devereaux, R OBP: 0.331, SLG: 0.412 (6, PH)		1-2 L7					BB		1-0		1	0	1	0	0	0	0
Dave Martinez, L OBP: 0.324, SLG: 0.394 (8, PH)							BB		2-H 3B		1	0	0	0	0	1	2
Ray Durham, S OBP: 0.323, SLG: 0.331 (1, 4)		H					0-1 BB		4-2 FC1-6 BB	1-0 G3	2	1	1	0	2	0	2
Ron Karkovice, R OBP: 0.281, SLG: 0.383 (1, 2)		SAFE					1-2 1B		1-0 FC1-6 1B		4	0	1	0	1	1	2
Ozzie Guillen, L OBP: 0.333, SLG: 0.381 (1, 6)							1-2 2-3 1B		2-2 F7		4	0	1	2	1	0	3

Inning Stats	R: 0	H: 1	R: 0	H: 0	R: 0	H: 0	R: 2	H: 3	R: 2	H: 1	R: 0	H: 1	R: 0	H: 1	R: 0	H: 0	R: 1	H: 2	1B: 10	SF: 1	WP: 3	PA: 50
	E: 0	LOB: 2	E: 0	LOB: 3	E: 0	LOB: 0	E: 0	LOB: 2	E: 0	LOB: 3	E: 0	LOB: 2	E: 0	LOB: 2	E: 0	LOB: 0	E: 0	LOB: 2	2B: 0	SAC: 0	FB: 0	
	K: 0	BB: 1	K: 0	BB: 2	K: 0	BB: 0	K: 1	BB: 2	K: 0	BB: 4	K: 1	BB: 1	K: 1	BB: 1	K: 1	BB: 0	K: 0	BB: 1	3B: 1	DP: 0	SB: 0	
	S: 8	P: 20	S: 7	P: 17	S: 6	P: 11	S: 10	P: 20	S: 8	P: 30	S: 10	P: 21	S: 13	P: 25	S: 10	P: 16	S: 9	P: 15	HR: 0	HBP: 1	CS: 0	


PITCHER	IP	WLS	BF	H	R	ER	SO	BB	IBB	HBP	BLK	WP	HR	S	P	ERA	WHIP
Chris Bosio, R ERA: 4.42 (1, 1)	5.0		29	5	4	4	1	9	0	1	0	2	0	39	98	7.20	2.800
Ron Villone, L ERA: 5.0 (6, 1)	1.2		8	3	0	0	1	1	0	0	0	0	0	16	31	0.00	2.400
Bob Wells, R ERA: 8.31 (7, 1)	0.2		4	1	0	0	0	1	0	0	0	0	0	11	23	0.00	3.000
Bill Risley, R ERA: 1.59 (8, 1)	2.0	L	9	2	1	1	2	1	0	0	0	1	0	23	38	4.50	1.500

BOTTOM

Seattle Mariners @ Chicago White Sox
Comiskey Park, Chicago, IL

Wed Jun 21 1995, 8:05 PM EDT
Att. 21,228 - Unknown - 74 F

AB	36
R	3
H	11
RBI	4
BB	12
SO	4
LOB	26



Batter	1	2	3	4	5	6	7	8	9	AB R H RBI BB SO LOB	TOP												
Rich Amaral, R OBP: 0.343, SLG: 0.424 (1, 8) F B B X	2-2 E7 1B 2B		3-2 CS 1B		2-1 FC6-4 1-2f		1-2 P3		1-3 K	5 1 2 0 0 1 4													
Gary Thurman, R OBP: 0.625, SLG: 0.714 (1, 9) X	0-0 S 1B FC1-2-5-1		0-0 CS 1B 1-2			2-0 E G3 1B		2-2 G6-3 1B		4 0 4 1 0 0 0													
Edgar Martinez, R OBP: 0.459, SLG: 0.614 (1, 10) 1 SAFE F C X	0-2 3-H FC1-2-5-1 FC6-4 1B 1-2		2-2 G5-3 1B 1-2			0-0 G3 1-3		2-1 G6-3 1-2		4 1 1 0 0 0 3													
Mike Blowers, R OBP: 0.267, SLG: 0.313 (1, 5) C B X	1-1 FC1-2-5-1 FC6-4 1-3 2-H			2-1 G6-3		1-0 G4-3		0-0 L7		4 0 0 0 0 0 4													
Marc Newfield, R OBP: 0.228, SLG: 0.355 Alex Diaz, S OBP: 0.290, SLG: 0.319 (1, 7) (8, 8) C B X	1-1 FC6-4 1-2f 3-H		0-2 L6		3-2 P9		0-0 F8			4 0 0 1 0 0 3 0 0 0 0 0 0 0													
Alex Rodriguez, R OBP: 0.267, SLG: 0.378 (1, 6) B S S S	1-3 K		1-3 K				0-3 K		2-3 K	4 0 0 0 0 4 1													
Tino Martinez, L OBP: 0.377, SLG: 0.564 (1, 3)		0-3 K			1-2 G3		1-3 K		4-1 E BB	3 0 0 0 1 2 0													
Dan Wilson, R OBP: 0.333, SLG: 0.352 (1, 2)		1-0 G6-3			0-1 G3-1		0-0 HR		0-0 E6 1-2	4 1 1 1 0 0 1													
Felix Fermin, R OBP: 0.226, SLG: 0.225 (1, 4)		0-2 G4-3			1-0 FC6-4 1B		0-0 1B		0-0 L8	4 0 2 0 0 0 2													
Inning Stats	R: 2 E: 1 K: 1 S: 14	H: 3 LOB: 1 BB: 0 P: 19	R: 0 E: 0 K: 1 S: 7	H: 0 LOB: 0 BB: 0 P: 8	R: 0 E: 0 K: 1 S: 10	H: 2 LOB: 0 BB: 0 P: 15	R: 0 E: 0 K: 1 S: 8	H: 0 LOB: 0 BB: 0 P: 11	R: 0 E: 0 K: 0 S: 8	H: 1 LOB: 1 BB: 0 P: 12	R: 0 E: 1 K: 0 S: 8	H: 1 LOB: 1 BB: 0 P: 14	R: 1 E: 0 K: 2 S: 11	H: 2 LOB: 1 BB: 0 P: 13	R: 0 E: 0 K: 0 S: 7	H: 1 LOB: 1 BB: 0 P: 11	R: 0 E: 1 K: 2 S: 9	H: 0 LOB: 2 BB: 1 P: 16	1B: 8 2B: 1 3B: 0 HR: 1	SF: 0 SAC: 0 DP: 0 HBP: 0	WP: 0 PB: 0 SB: 1 CS: 2	PA: 37	
PITCHER Jim Abbott, L ERA: 3.23 (1, 1)	IP 9.0	WLS L	BF 37	H 10	R 3	ER 3	SO 7	BB 1	IBB 0	HBP 0	BLK 0	WP 0	HR 1	S 82	P 119	ERA 3.00	WHIP 1.222						PITCHER IP WLS BF H R ER SO BB IBB HBP BLK WP HR S P ERA WHIP

Seattle Mariners @ Chicago White Sox
Comiskey Park, Chicago, IL
Thu Jun 22 1995, 4:33 AM EDT
Att. 20,836 - Sunny - 84 F

livebaseballscorecards.com

AB 36
R 3
H 10
RBI 3
BB 1
SO 7
LOB 18



Batter	1	2	3	4	5	6	7	8	9
Lance Johnson, L OBP: 0.314, SLG: 0.293 (1, 8)	4-1 BB		0-0 FC1-6 BB 1-3 1B		4-2 BB G3 BB		1-0 L9		
Warren Newson, L OBP: 0.460, SLG: 0.485 (8, PH) Norberto Martin, R OBP: 0.196, SLG: 0.130 (8, PH) Dave Martinez, L OBP: 0.320, SLG: 0.388 (9, 3)	1-3 K		4-1 1 SAFE 1 SAFE 1 SAFE BB		1-1 G3			2-2 G6-3	
Frank Thomas, R OBP: 0.487, SLG: 0.618 Tim Raines, S OBP: 0.364, SLG: 0.481 (9, 7)	3-1 P6		0-1 P4		3-2 L9			4-2 FC4-6 BB	
Robin Ventura, L OBP: 0.384, SLG: 0.525 (1, 5)	3-2 L7		0-0 FC1-6 BB 1-2-3 3-H		3-3 K			3-1 FC4-6 1-2f	
John Kruk, L OBP: 0.365, SLG: 0.346 (1, 10)		1-1 1B G4-6-3 2B	4-0 BB 1-2 BB		2-2 G4-3			2-3 K	
Mike Devereaux, R OBP: 0.329, SLG: 0.408 (1, 9)		1-1 G4-6-3 2-3 1B	2-0 L8		1-1 G1-3			0-1 F9	
Craig Grebeck, R OBP: 0.394, SLG: 0.400 Ray Durham, S OBP: 0.326, SLG: 0.341 (9, PH)		0-1 G4-6-3 1-2f 3-H		0-2 G5-3		3-1 P3		0-1 G1-3 2B	
Michael LaValliere, L OBP: 0.298, SLG: 0.262 (1, 2)		2-0 G1-3		0-1 L7			2-1 P6	3-1 G1-3 2-3	
Ozzie Guillen, L OBP: 0.331, SLG: 0.372 (1, 6)			4-1 1B FC1-6 BB		0-3 K		1-1 L8	1-2 F9	

Inning Stats	R: 0	H: 0	E: 0	K: 10	S: 10	R: 1	H: 2	E: 0	K: 0	S: 7	R: 1	H: 1	E: 0	K: 0	S: 7	R: 0	H: 0	E: 0	K: 1	S: 9	R: 0	H: 0	E: 0	K: 10	S: 10	R: 0	H: 0	E: 0	K: 0	S: 7	R: 0	H: 0	E: 1	K: 1	S: 10	R: 0	H: 1	E: 0	K: 0	S: 12	R: 0	H: 1	E: 0	K: 0	S: 12	1B: 2	2B: 2	3B: 0	HR: 0	SF: 0	SAC: 0	DP: 1	HBP: 0	WP: 0	PB: 0	SB: 1	CS: 0	PA: 36
--------------	------	------	------	-------	-------	------	------	------	------	------	------	------	------	------	------	------	------	------	------	------	------	------	------	-------	-------	------	------	------	------	------	------	------	------	------	-------	------	------	------	------	-------	------	------	------	------	-------	-------	-------	-------	-------	-------	--------	-------	--------	-------	-------	-------	-------	--------

PITCHER	IP	WLS	BF	H	R	ER	SO	BB	IBB	HBP	BLK	WP	HR	S	P	ERA	WHIP
Salomon Torres, R ERA: 5.29 (1, 1)	6.0	W	25	3	2	2	3	5	0	0	0	0	0	50	96	3.00	1.333
Dave Fleming, L ERA: 7.22 (7, 1)	1.0		3	0	0	0	0	0	0	0	0	0	0	5	9	0.00	0.000
Jeff Nelson, R ERA: 1.17 (8, 1)	0.1		2	0	0	0	0	1	0	0	0	0	0	5	11	0.00	3.000
Bobby Ayala, R ERA: 2.96 (8, 1)	1.2	S	6	1	0	0	1	0	0	0	0	0	0	17	26	0.00	0.600

BOTTOM

Seattle Mariners @ Chicago White Sox
Comiskey Park, Chicago, IL

Thu Jun 22 1995, 4:33 AM EDT
Att. 20,836 - Sunny - 84 F

AB	30
R	2
H	4
RBI	1
BB	6
SO	4
LOB	20



PITCHER	IP	WLS	BF	H	R	ER	SO	BB	IBB	HBP	BLK	WP	HR	S	P	ERA	WHIP
---------	----	-----	----	---	---	----	----	----	-----	-----	-----	----	----	---	---	-----	------

Batter	1	2	3	4	5	6	7	8	9	AB R H RBI BB SO LOB	TOP											
Kenny Lofton, L (1, 8) OBP: 0.366, SLG: 0.486	0-3 K		2-2 L3			4-1 2B	0-1 HR		0-0 G6-3	4 2 1 3 1 1 1												
Omar Vizquel, S (1, 6) OBP: 0.316, SLG: 0.333 Alvaro Espinoza, R (7, 6) OBP: 0.308, SLG: 0.304	3-2 L6			2-2 P2 HBP SF7 1B		1-2 F7	1-2 G6-3		1-1 G4-3	4 1 1 0 0 0 1 1 0 0 0 0 0 0												
Carlos Baerga, S (1, 4) OBP: 0.381, SLG: 0.516	0-2 1B			1-1 P2 1-2 HBP		1-1 BB	1-0 G1-3		0-1 P5	4 0 2 1 0 0 0												
Albert Belle, R (1, 7) OBP: 0.378, SLG: 0.610	3-2 F9			2-2 P2		2-1 F7	0-0			4 0 1 0 0 0 4												
Eddie Murray, S (1, 10) OBP: 0.356, SLG: 0.480		2-2 G5-3		0-1 SF7		4-1 BB	0-0 F7			2 0 0 1 1 0 1												
Jim Thome, L (1, 5) OBP: 0.439, SLG: 0.661		0-0 G1-3		0-0 P5		4-1 BB		4-1		2 0 0 0 2 0 1												
Manny Ramirez, R (1, 9) OBP: 0.436, SLG: 0.661		0-0 P6			0-0 G5-3	0-1 F9		3-2 FC5-4		4 0 0 0 0 0 4												
Paul Sorrento, L (1, 3) OBP: 0.350, SLG: 0.632			2-1 L3 1B		2-3 K		1-1 HR 1B	2-0 F9		4 1 2 0 0 1 1												
Tony Peña, R (1, 2) OBP: 0.277, SLG: 0.315 Scotter Tucker, R (7, 2) OBP: 0.267, SLG: 0.208			1-3 K		1-1 L7		1-2 HR 1B	0-2 G6-3		3 1 1 0 0 1 1 1 0 0 0 0 0 1												
Inning Stats	R: 0 E: 0 K: 1 S: 13	H: 1 LOB: 1 BB: 0 P: 19	R: 0 E: 0 K: 0 S: 6	H: 0 LOB: 0 BB: 0 P: 8	R: 0 E: 0 K: 1 S: 10	H: 1 LOB: 0 BB: 0 P: 15	R: 1 E: 0 K: 0 S: 10	H: 1 LOB: 1 BB: 0 P: 15	R: 0 E: 0 K: 1 S: 6	H: 0 LOB: 0 BB: 0 P: 9	R: 1 E: 0 K: 0 S: 12	H: 1 LOB: 3 BB: 3 P: 28	R: 3 E: 0 K: 0 S: 14	H: 4 LOB: 1 BB: 0 P: 18	R: 0 E: 0 K: 0 S: 11	H: 0 LOB: 1 BB: 1 P: 20	R: 0 E: 0 K: 0 S: 5	H: 0 LOB: 0 BB: 0 P: 6	1B: 6 2B: 2 3B: 0 HR: 1	SF: 1 SAC: 0 DP: 1 HBP: 1	WP: 0 PB: 0 SB: 1 CS: 0	PA: 39
PITCHER	IP WLS BF H R ER SO BB IBB HBP BLK WP HR S P ERA WHIP												PITCHER	IP WLS BF H R ER SO BB IBB HBP BLK WP HR S P ERA WHIP								
Jason Bere, R (1, 1) ERA: 5.48	6.0 W 28 7 5 5 3 3 0 1 0 0 1 65 104 7.50 1.667																					
Tim Fortugno, L (7, 1) ERA: 2.86	2.0 8 1 0 0 0 1 0 0 0 0 0 0 17 28 0.00 1.000																					
Scott Radinsky, L (9, 1) ERA: 5.29	0.2 2 0 0 0 0 0 0 0 0 0 0 0 3 4 0.00 0.000																					
Roberto Hernandez, R (9, 1) ERA: 5.06	0.1 1 0 0 0 0 0 0 0 0 0 0 0 0 2 2 0.00 0.000																					

Cleveland Indians @ Chicago White Sox
Comiskey Park, Chicago, IL
Fri Jun 23 1995, 8:05 PM EDT
Att. 31,962 - Sunny - 82 F

livebaseballscorecards.com

AB	33
R	5
H	8
RBI	5
BB	4
SO	3
LOB	15



BOTTOM

Cleveland Indians @ Chicago White Sox
 Comiskey Park, Chicago, IL

Fri Jun 23 1995, 8:05 PM EDT
 Att: 31,962 - Sunny - 82 F

livebaseballscorecards.com

AB	39
R	12
H	20
RBI	11
BB	3
SO	3
LOB	15



WP: 0	PA: 44
PB: 0	
SB: 1	
CS: 2	

AB	R	H	RBI	BB	SO	LOB
5	2	2	1	0	0	1
5	1	2	1	0	0	2
0	0	0	0	0	0	0
4	2	2	3	1	0	1
4	0	1	0	1	1	3
3	0	3	1	1	0	0
1	1	0	0	0	0	1
5	2	2	1	0	1	4
5	2	3	0	0	0	2
3	0	2	2	0	1	1
4	2	3	2	0	0	0
1B: 15	SF: 0					
2B: 3	SAC: 1					
3B: 1	DP: 0					
HR: 1	HBP: 0					

Batter	1	2	3	4	5	6	7	8	9
Lance Johnson, L OBP: 0.316, SLG: 0.306 (1, 8) C B B B X	3-1 G4-3 ①		1-1 G3 ② 1-2		1-1 HR 1B F 1 SAFE 1 B X	0-2 1B 3B F X	0-0 F8 ②		
Tim Raines, S OBP: 0.365, SLG: 0.479 (1, 7) B X	1-0 F8 ②		0-0 G4-3 ③		0-0 F7 ② C X	0-1 1B 1B S B B B C X X	3-1 1B ③		
Frank Thomas, R OBP: 0.490, SLG: 0.633 (1, 3) F C X	0-2 1B ③			1-0 G6-3 ① B X	1-0 HR 1B 1-H 2-H	4-2 1B BB F B F S B X	2-2 F8 ③		
Robin Ventura, L OBP: 0.385, SLG: 0.519 (1, 5) B M C X	1-2 L6 ③			2-3 K ② C T T B X	0-0 1B BB B X	1-0 P5 ②		4-1 BB ①	
John Kruk, L OBP: 0.403, SLG: 0.400 (1, 10) B C B B B X		3-1 G3 2B		3-1 CS 1B S B B B B X	4-1 BB 1B C B B F F X	3-2 1B 1B 2B 1B 1-3 2-H		1-2 F9 ①	
Mike Devereaux, R OBP: 0.331, SLG: 0.408 (1, 9) C C C X		1-2 F9 ①		3-1 CS ③	SH5-4 1B 1B C B B F X	3-2 1B 2B 1B 1-2 3-H		2-3 K ②	
Ray Durham, S OBP: 0.333, SLG: 0.354 (1, 4) B C C X		1-2 G3 ② 2-3			0-0 SH5-4 1B 1B X	0-0 E 2B 1B C T T B X		2-2 L3 ③	
Ron Karkovice, R OBP: 0.290, SLG: 0.398 (1, 2) C B B B B C X		3-3 K ③			0-0 SH5-4 ① X	E5 1B 1B C T T B X			
Ozzie Guillen, L OBP: 0.342, SLG: 0.383 (1, 6) C B X			1-1 CS 1B		0-0 HR 1B 2-H 3-H X	0-1 3B 1B 1-2 X	0-1 G1-3 ①		

Inning Stats	R: 0	H: 1	E: 0	LOB: 1	K: 0	BB: 0	S: 9	P: 14									
Charles Nagy, R ERA: 4.15 (1, 1)	4.2	WLS L	22	H 10	R 5	ER 5	SO 2	BB 0	IBB 0	HBP 0	BLK 0	WP 0	HR 1	S 43	P 70	ERA 9.64	WHIP 2.143
Jim Poole, L ERA: 3.91 (5, 1)	0.2		7	5	4	4	0	1	0	0	0	0	0	12	17	54.00	9.000
Gregg Olson, R ERA: 21.6 (6, 1)	0.2		6	4	3	3	0	1	0	0	0	0	0	14	27	40.50	7.500
Jason Grimsley, R ERA: 6.83 (7, 1)	1.0		4	1	0	0	0	0	0	0	0	0	0	8	13	0.00	1.000
Eric Plunk, R ERA: 2.28 (8, 1)	1.0		4	0	0	0	1	1	0	0	0	0	0	13	22	0.00	1.000

PITCHER	IP	WLS	BF	H	R	ER	SO	BB	IBB	HBP	BLK	WP	HR	S	P	ERA	WHIP
Charles Nagy, R	4.2	L	22	10	5	5	2	0	0	0	0	0	1	43	70	9.64	2.143
Jim Poole, L	0.2		7	5	4	4	0	1	0	0	0	0	0	12	17	54.00	9.000
Gregg Olson, R	0.2		6	4	3	3	0	1	0	0	0	0	0	14	27	40.50	7.500
Jason Grimsley, R	1.0		4	1	0	0	0	0	0	0	0	0	0	8	13	0.00	1.000
Eric Plunk, R	1.0		4	0	0	0	1	1	0	0	0	0	0	13	22	0.00	1.000

Batter	1	2	3	4	5	6	7	8	9	AB R H RBI BB SO LOB	TOP											
Kenny Lofton, L OBP: 0.364, SLG: 0.495 (1, 8) X	0-0 HR		1-3 K		1-0 G5-3		0-1 F9			4 1 1 1 0 1 0												
Omar Vizquel, S OBP: 0.311, SLG: 0.327 (1, 6) B C X	1-1 F8		0-1 G3		2-2 L8			0-1 G4-3		4 0 0 0 0 0 0												
Carlos Baerga, S OBP: 0.383, SLG: 0.530 (1, 4) B F B X	2-2 L4			2-0 P6	3-1 HR			2-0 1B		4 1 2 1 0 0 0												
Albert Belle, R OBP: 0.371, SLG: 0.598 (1, 7) B X	1-0 F8			2-0 F9	1-1 F9			0-1 F8		4 0 0 0 0 0 1												
Eddie Murray, S OBP: 0.354, SLG: 0.475 (1, 10) F B C B		2-3 K		1-1 1B BB BB 1B		2-3 K		1-1 F9		4 1 1 0 0 2 1												
Jim Thome, L OBP: 0.441, SLG: 0.653 (1, 5) B B B B C		4-1 BB		4-2 BB 1B BB 1-2 BB		2-3 K		0-0 L8		2 0 0 0 2 1 0												
Manny Ramirez, R OBP: 0.432, SLG: 0.651 (1, 9) C T C B		1-3 K		1-1 BB 1B 1-2 2-3		1-1 F8		2-3 K		4 0 1 0 0 2 1												
Paul Sorrento, L OBP: 0.347, SLG: 0.617 (1, 3) C T T B		1-3 K		4-2 BB 1-2 2-3 3-H BB			1-3 K		1-3 K	3 0 0 1 1 3 1												
Scouter Tucker, R OBP: 0.242, SLG: 0.185 (1, 2) B S X			1-1 F7	2-3 K			1-3 K			3 0 0 0 0 2 3												
Inning Stats	R: 1 E: 0 K: 0 S: 8	H: 1 LOB: 0 BB: 0 P: 12	R: 0 E: 0 K: 3 S: 11	H: 0 LOB: 1 BB: 1 P: 19	R: 0 E: 0 K: 1 S: 8	H: 0 LOB: 0 BB: 0 P: 10	R: 1 E: 0 K: 1 S: 15	H: 2 LOB: 3 BB: 2 P: 31	R: 1 E: 0 K: 0 S: 8	H: 1 LOB: 0 BB: 0 P: 15	R: 0 E: 0 K: 2 S: 11	H: 0 LOB: 0 BB: 0 P: 16	R: 0 E: 0 K: 2 S: 9	H: 0 LOB: 0 BB: 0 P: 11	R: 0 E: 0 K: 0 S: 7	H: 1 LOB: 1 BB: 0 P: 10	R: 0 E: 0 K: 2 S: 7	H: 0 LOB: 0 BB: 0 P: 10	1B: 3 2B: 0 3B: 0 HR: 2	SF: 0 SAC: 0 DP: 0 HBP: 0	WP: 0 PB: 0 SB: 0 CS: 0	PA: 35
PITCHER Alex Fernandez, R ERA: 4.87 (1, 1)	IP: 9.0 WLS: W BF: 35 H: 5 R: 3 ER: 3 SO: 11 BB: 3 IBB: 0 HBP: 0 BLK: 0 WP: 0 HR: 2 S: 84 P: 134 ERA: 3.00 WHIP: 0.889											PITCHER IP: WLS: BF: H: R: ER: SO: BB: IBB: HBP: BLK: WP: HR: S: P: ERA: WHIP:										

Cleveland Indians @ Chicago White Sox
Comiskey Park, Chicago, IL
Sat Jun 24 1995, 8:05 PM EDT
Att: 35,028 - Unknown

livebaseballscorecards.com

AB	32
R	3
H	5
RBI	3
BB	3
SO	11
LOB	7



Batter	1	2	3	4	5	6	7	8	9	AB R H RBI BB SO LOB	TOP																	
Kenny Lofton, L (1, 8) OBP: 0.361, SLG: 0.486	1-2 G1-3		1-2 F7		0-0 L8		4-0 CS BB		0-0 F8	4 0 0 0 1 0 1																		
Omar Vizquel, S (1, 6) OBP: 0.318, SLG: 0.336	0-0 G5-3			1-1 2B 1B	1-1 2B		3-0 CS 1-2	4-1 G5-4-3 1B BB		3 1 2 0 1 0 0																		
Carlos Baerga, S (1, 4) OBP: 0.389, SLG: 0.536	1-2 G6-3			1-1 1B 2B 1-H	4-0 IBB			1-1 G5-4-3 1B 1-2		3 1 2 1 1 0 0																		
Albert Belle, R (1, 7) OBP: 0.369, SLG: 0.589		0-0 P4		4-2 F9 1B BB	1-3 K			1-0 G5-4-3 1-2f 2-3		3 0 0 0 1 1 4																		
Eddie Murray, S (1, 10) OBP: 0.352, SLG: 0.468		2-3 K		0-1 F7		2-1 G4-3		4-2 FC5-4 BB		3 0 0 0 1 1 2																		
Manny Ramirez, R (1, 9) OBP: 0.433, SLG: 0.648		2-1 1B		1-0 1B 1-2 2-H		3-0 P4		1-0 FC5-4 1-2f		4 0 2 1 0 0 2																		
Herbert Perry, R (1, 3) OBP: 0.357, SLG: 0.786		1-0 F9		0-0 F9 2-3		0-0 F8			2-2 P3	3 0 0 0 0 0 3																		
Wayne Kirby, L (9, PH) OBP: 0.306, SLG: 0.341										1 0 0 0 0 0 0	AB 32 R 2 H 7 RBI 2 BB 5 SO 3 LOB 14																	
Jim Thome, L (1, 5) OBP: 0.432, SLG: 0.637			2-3 K	1-0 P6			2-2 L7		1-2 F8	4 0 0 0 0 1 2																		
Tony Peña, R (1, 2) OBP: 0.276, SLG: 0.313			1-2 P5		2-2 P6				2-2 1B	4 0 1 0 0 0 0																		
Alvaro Espinoza, R (9, PR) OBP: 0.308, SLG: 0.304										0 0 0 0 0 0 0																		
Inning Stats	R: 0 E: 0 K: 0 S: 9	H: 0 LOB: 0 BB: 0 P: 11	R: 0 E: 0 K: 1 S: 8	H: 1 LOB: 1 BB: 0 P: 13	R: 0 E: 0 K: 1 S: 9	H: 0 LOB: 0 BB: 0 P: 13	R: 2 E: 0 K: 0 S: 12	H: 3 LOB: 2 BB: 1 P: 20	R: 0 E: 0 K: 1 S: 10	H: 1 LOB: 2 BB: 1 P: 18	R: 0 E: 0 K: 0 S: 4	H: 0 LOB: 0 BB: 0 P: 9	R: 0 E: 0 K: 0 S: 5	H: 0 LOB: 0 BB: 1 P: 15	R: 0 E: 0 K: 0 S: 7	H: 1 LOB: 2 BB: 2 P: 18	R: 0 E: 0 K: 0 S: 11	H: 1 LOB: 1 BB: 0 P: 16	1B: 5 2B: 2 3B: 0 HR: 0	SF: 0 SAC: 0 DP: 1 HBP: 0	WP: 0 PB: 0 SB: 0 CS: 1	PA: 38						
PITCHER	IP WLS BF H R ER SO BB IBB HBP BLK WP HR S P ERA WHIP																											
Wilson Alvarez, L (1, 1) ERA: 5.78	7.0		30	6	2	2	3	3	1	0	0	0	0	0	60	107	2.57	1.286										
Kirk McCaskill, R (8, 1) ERA: 4.11	0.2		1	0	0	0	0	0	0	0	0	0	0	1	2	0.00	0.000											
Tim Fortugno, L (8, 1) ERA: 2.86	0.0		1	0	0	0	0	1	0	0	0	0	0	2	6	∞	∞											
Jose DeLeon, R (8, 1) ERA: 4.71	0.1	W	1	0	0	0	0	0	0	0	0	0	0	1	2	0.00	0.000											
Scott Radinsky, L (9, 1) ERA: 5.0	1.0	S	4	1	0	0	0	0	0	0	0	0	0	11	16	0.00	1.000											

Cleveland Indians @ Chicago White Sox
Comiskey Park, Chicago, IL
Sun Jun 25 1995, 4:33 AM EDT
Att. 27,514 - Sunny - 84 F

livebaseballscorecards.com



Batter	1	2	3	4	5	6	7	8	9
Lance Johnson, L OBP: 0.307, SLG: 0.296 (1, 8)	3-1 B1-3		2-2 G4-3		2-0 G5-3			4-2 1B BB	
Dave Martinez, L OBP: 0.321, SLG: 0.429 Tim Raines, S OBP: 0.359, SLG: 0.474 (8, PH) (9, 7)	1-2 HR		1-2 G4-3			1-2 P6		2-2 F8	
Frank Thomas, R OBP: 0.488, SLG: 0.623 (1, 3)	0-0 F9		4-2 BB			0-2 2B		4-0 1B IBB	
Robin Ventura, L OBP: 0.382, SLG: 0.513 (1, 5)	2-2 G4-3		2-2 G3			1-0 F7		0-1 1B	
John Kruk, L OBP: 0.400, SLG: 0.413 (1, 10)		2-2 SH1-3 BB G6-3 1B		0-2 F7		2-1 G3		1-3 K	
Warren Newson, L OBP: 0.456, SLG: 0.471 (1, 9)		4-1 SH1-3 BB		0-0 L7			0-0 G4-3		
Ray Durham, S OBP: 0.338, SLG: 0.355 (1, 4)		0-0 SH1-3		1-3 K			1-3 K		
Michael LaValliere, L OBP: 0.264, SLG: 0.234 (1, 2)		2-2 G6-3			0-1 F9		3-3 K		
Ozzie Guillen, L OBP: 0.333, SLG: 0.378 (1, 6)		0-0 L8			2-2 G3			2-1 F8	

Inning Stats	R: 1	H: 1	E: 0	LOB: 0	K: 0	S: 12	R: 1	H: 1	E: 0	LOB: 1	K: 0	S: 10	R: 0	H: 0	E: 0	LOB: 1	K: 0	S: 11	R: 0	H: 0	E: 0	LOB: 0	K: 1	S: 8	R: 0	H: 0	E: 0	LOB: 0	K: 0	S: 6	R: 0	H: 1	E: 0	LOB: 1	K: 0	S: 9	R: 0	H: 0	E: 0	LOB: 0	K: 2	S: 9	R: 1	H: 1	E: 0	LOB: 2	K: 1	S: 12		
	18	0	18	1	1	18	18	1	1	1	18	18	18	1	1	18	18	1	1	18	18	1	1	18	18	18	1	1	18	18	1	1	18	18	1	1	18	18	1	1	18	18	1	1	18	18	1	1	18	18

PITCHER	IP	WLS	BF	H	R	ER	SO	BB	IBB	HBP	BLK	WP	HR	S	P	ERA	WHIP
Dennis Martinez, R ERA: 2.67 Paul Assenmacher, L ERA: 0.93	7.0		26	3	2	2	3	2	0	0	0	0	1	65	101	2.57	0.714
	1.0	L	6	1	1	1	1	1	1	0	0	0	0	12	25	9.00	2.000

BOTTOM

Cleveland Indians @ Chicago White Sox
Comiskey Park, Chicago, IL


Sun Jun 25 1995, 4:33 AM EDT
Att. 27,514 - Sunny - 84 F

AB	R	H	RBI	BB	SO	LOB
3	1	0	0	1	0	0
3	1	1	1	0	0	0
1	0	0	0	0	0	1
2	0	1	0	2	0	0
4	0	1	1	0	0	2
4	1	1	0	0	1	3
2	0	0	0	1	0	0
2	0	0	0	0	2	0
3	0	0	1	0	1	1
3	0	0	0	0	0	1

AB	27
R	3
H	4
RBI	3
BB	4
SO	4
LOB	8

livebaseballscorecards.com

WP: 0 PA: 32
PB: 0
SB: 1
CS: 0



Batter	1	2	3	4	5	6	7	8	9	AB R H RBI BB SO LOB	TOP	
Lance Johnson, L (1, 8) OBP: 0.300, SLG: 0.288	2-2 G3-1		1-2 P6		2-0 G4-3		0-0 F9		0-0 F8	5 0 0 0 0 0 1		
Tim Raines, S (1, 7) OBP: 0.369, SLG: 0.488	2-1 2B		2-1 FC6-4 1B		1-2 HR 1B		2-2 HR 1B		3-3 K	5 2 4 1 0 1 0		
Frank Thomas, R (1, 3) OBP: 0.488, SLG: 0.652	2-3 K		2-2 FC6-4 1-2f		1-0 HR 1-H		3-2 SAFE HR 1-H			4 2 2 4 0 1 2		
Robin Ventura, L (1, 5) OBP: 0.376, SLG: 0.503	2-2 L7				0-1 F7		0-0 F9		0-0 F7	4 0 0 0 0 0 1		
John Kruk, L (1, 10) OBP: 0.380, SLG: 0.388					0-0 G3-1		0-2 L7		1-3 K	4 0 0 0 0 1 0		
Mike Devereaux, R (1, 9) OBP: 0.343, SLG: 0.430					3-2 G3-1 2B		1-2 G6-3		0-3 K	4 0 2 0 0 1 0		
Ray Durham, S (1, 4) OBP: 0.337, SLG: 0.358					1-1 G4-3		0-1 1B 2B		0-0 G3-1	4 1 1 0 0 0 2		
Michael LaValliere, L (1, 2) OBP: 0.263, SLG: 0.235					3-1 G6-3		1-2 F9		2-2 G6-3	4 0 1 1 0 0 1		
Ron Karkovice, R (8, 2) OBP: 0.295, SLG: 0.398							2-H 1B			0 0 0 0 0 0 0		
Ozzie Guillen, L (1, 6) OBP: 0.331, SLG: 0.382					1-0 G6-3		1-0 G4-3 1B 2B		1-1 L4	4 1 1 0 0 0 1		
										1B: 4 SF: 0 2B: 5 SAC: 0 3B: 0 DP: 0 HR: 2 HBP: 0	WP: 0 PA: 38 PB: 0 SB: 0 CS: 0	
Inning Stats	R: 0 H: 1 E: 0 LOB: 1 K: 1 BB: 0 S: 14 P: 22	R: 0 H: 1 E: 0 LOB: 1 K: 0 BB: 0 S: 7 P: 13	R: 0 H: 1 E: 0 LOB: 1 K: 0 BB: 0 S: 10 P: 16	R: 0 H: 1 E: 0 LOB: 1 K: 0 BB: 0 S: 8 P: 12	R: 3 H: 3 E: 0 LOB: 0 K: 0 BB: 0 S: 12 P: 18	R: 1 H: 2 E: 0 LOB: 1 K: 0 BB: 0 S: 11 P: 14	R: 2 H: 2 E: 0 LOB: 0 K: 1 BB: 0 S: 13 P: 19	R: 0 H: 0 E: 0 LOB: 0 K: 1 BB: 0 S: 7 P: 9	R: 0 H: 0 E: 0 LOB: 0 K: 1 BB: 0 S: 10 P: 16			
PITCHER	IP WLS BF H R ER SO BB IBB HBP BLK WP HR S P ERA WHIP											
Brad Radke, R (1, 1) ERA: 5.91	5.2 L 26 9 4 4 1 0 0 0 0 0 0 1 60 92 6.35 1.588											
Eddie Guardado, L (6, 1) ERA: 6.59	1.1 6 2 2 2 1 0 0 0 0 0 0 1 15 22 13.50 1.500											
Mike Trombley, R (8, 1) ERA: 6.17	1.0 3 0 0 0 1 0 0 0 0 0 0 0 7 9 0.00 0.000											
Mark Guthrie, L (9, 1) ERA: 5.27	1.0 3 0 0 0 1 0 0 0 0 0 0 0 10 16 0.00 0.000											

Chicago White Sox @ Minnesota Twins
 Hubert H. Humphrey Metrodome, Minneapolis, MN
 Mon Jun 26 1995, 8:05 PM EDT
 Att. 16,956 - Dome

livebaseballscorecards.com
AB 38
R 6
H 11
RBI 6
BB 0
SO 4
LOB 8



Batter	1	2	3	4	5	6	7	8	9	AB	R	H	RBI	BB	SO	LOB
Chuck Knoblauch, R <small>(1, 4) OBP: 0.409, SLG: 0.397</small>	2-1 	0-1 			3-2 		4-2 	1-3 		4	1	0	0	1	1	2
Rich Becker, L <small>(1, 8) OBP: 0.286, SLG: 0.270</small>	3-1 		0-1 		4-1 		2-1 	0-2 		4	2	3	0	1	0	0
Kirby Puckett, R <small>(1, 9) OBP: 0.360, SLG: 0.476</small>	4-0 		2-1 		3-1 		0-1 	0-3 		4	1	2	3	1	1	1
Pedro Munoz, R <small>(1, 10) OBP: 0.314, SLG: 0.493</small> Dan Masteller, L <small>(9, PH)</small>	0-0 		3-1 		3-3 		3-3 		4-2 	4	0	0	0	0	2	5
Marty Cordova, R <small>(1, 7) OBP: 0.349, SLG: 0.510</small>	0-1 		2-2 		1-1 		2-3 		1-1 	5	0	1	1	0	1	5
Scott Stahoviak, L <small>(1, 3) OBP: 0.351, SLG: 0.390</small>		3-2 	1 SAFE 	0-0 		2-2 	0-1 		3-3 	5	1	4	0	0	1	1
Scott Leius, R <small>(1, 5) OBP: 0.316, SLG: 0.352</small> Matt Merullo, L <small>(9, PH) OBP: 0.340, SLG: 0.363</small>		1-1 		0-2 		1-1 	4-1 		0-1 	3	0	0	0	1	0	3
Matt Walbeck, S <small>(1, 2) OBP: 0.280, SLG: 0.297</small>		3-1 		0-0 		1-0 	1-1 			4	0	2	1	0	0	2
Pat Meares, R <small>(1, 6) OBP: 0.299, SLG: 0.487</small>		4-0 		2-1 		0-0 	1-3 			3	0	0	0	1	1	5

Inning Stats	R: 0	H: 1	E: 0	LOB: 2	K: 0	P: 16	R: 0	H: 1	E: 0	LOB: 2	K: 0	P: 21	R: 1	H: 2	E: 0	LOB: 0	K: 0	P: 18	R: 0	H: 1	E: 0	LOB: 1	K: 0	P: 9	R: 0	H: 1	E: 0	LOB: 2	K: 1	P: 27	R: 0	H: 2	E: 0	LOB: 1	K: 0	P: 12	R: 4	H: 4	E: 0	LOB: 2	K: 3	P: 40	R: 0	H: 0	E: 0	LOB: 0	K: 2	P: 13	R: 0	H: 0	E: 0	LOB: 1	K: 1	P: 19	1B: 10	SF: 0	2B: 1	SAC: 0	3B: 0	DP: 1	HR: 1	HBP: 0	WP: 0	PA: 44
--------------	------	------	------	--------	------	-------	------	------	------	--------	------	-------	------	------	------	--------	------	-------	------	------	------	--------	------	------	------	------	------	--------	------	-------	------	------	------	--------	------	-------	------	------	------	--------	------	-------	------	------	------	--------	------	-------	------	------	------	--------	------	-------	--------	-------	-------	--------	-------	-------	-------	--------	-------	--------

PITCHER	IP	WLS	BF	H	R	ER	SO	BB	IBB	HBP	BLK	WP	HR	S	P	ERA	WHIP
Brian Keyser, R <small>(1, 1) ERA: 5.54</small>	5.1	W	26	8	1	1	1	3	0	0	0	0	0	55	102	1.69	2.062
Kirk McCaskill, R <small>(6, 1) ERA: 5.06</small>	1.1		8	3	4	4	2	2	0	0	0	0	1	17	32	27.00	3.750
Tim Fortugno, L <small>(7, 1) ERA: 2.76</small>	1.0		4	1	0	0	2	0	0	0	0	0	0	15	18	0.00	1.000
Rob Dibble, R <small>(8, 1) ERA: 7.15</small>	0.1		1	0	0	0	1	0	0	0	0	0	0	4	4	0.00	0.000
Roberto Hernandez, R <small>(9, 1) ERA: 4.84</small>	1.0	S	4	0	0	0	1	1	0	0	0	0	0	11	19	0.00	1.000

BOTTOM

Chicago White Sox @ Minnesota Twins
 Hubert H. Humphrey Metrodome, Minneapolis, MN
 Mon Jun 26 1995, 8:05 PM EDT
 Att. 16,956 - Dome

livebaseballscorecards.com

AB	37
R	5
H	12
RBI	5
BB	6
SO	7
LOB	25



Batter	1	2	3	4	5	6	7	8	9	AB R H RBI BB SO LOB	TOP									
Lance Johnson, L OBP: 0.298, SLG: 0.291 (1, 8)	1-0 G4-3		1-0 F8		0-0 SF8 2B		2-1 E6 1B SH5-3 1B	0-1 F7		5 2 1 0 0 0 0										
Dave Martinez, L OBP: 0.329, SLG: 0.473 (1, 7) (7, 9)	3-1 HR		2-1 G3-1		0-0 E4		1-1 SH5-3 1-2	0-0 FC6-4 1B		4 1 2 2 0 0 1										
Frank Thomas, R OBP: 0.490, SLG: 0.661 Craig Grebeck, R OBP: 0.417, SLG: 0.450 (1, 3) (6, 5)	1-0 1B S 1B		2-2 WP 2B		0-0 SF8		4-1 1B 1B 3B BB	1-2 FC6-4 1-2f		2 0 2 1 0 0 0 1 1 0 0 1 0 1										
Robin Ventura, L OBP: 0.372, SLG: 0.495 (1, 5) (6, 3)	3-3 K 1-2		2-2 F7 2-3		2-2 G3-1 1-2		3-2 1B 1-2 2-3 3B 1B		1-3 K	5 1 1 0 0 2 3										
John Kruk, L OBP: 0.393, SLG: 0.394 Norberto Martin, R OBP: 0.192, SLG: 0.128 (1, 10) (9, PR)	2-2 FC6-4 2-3 1B			1-0 G4-3		1-1 G3-1	1-1 1-2 2-3 3-H 3B 1B		4-2 BB	4 1 2 1 1 0 0 0 0 0 0 0 0 0										
Warren Newson, L OBP: 0.452, SLG: 0.457 Tim Raines, S OBP: 0.366, SLG: 0.483 (1, 9) (7, PH) (7, 7)	2-2 FC6-4 1-2f			1-3 K		4-1 S BB	3-3 K		1-1 F9	2 0 0 0 1 1 2 2 0 0 0 0 1 4										
Ray Durham, S OBP: 0.338, SLG: 0.370 (1, 4)		0-0 CS 1B		2-2 P6		0-2 L7	2-0 1-H 2-H 3-H 3B		1-2 P3	5 0 2 3 0 0 2										
Ron Karkovice, R OBP: 0.308, SLG: 0.429 (1, 2)		1-3 SAFE K			0-0 FC6-4 1B	4-2 SAFE BB		0-1 HR		3 1 2 1 1 1 1										
Ozzie Guillen, L OBP: 0.323, SLG: 0.372 (1, 6)		3-2 F7			0-1 FC6-4 2B E 1-2f	1-1 G5-3		0-2 G4-3		4 1 0 0 0 0 4										
Inning Stats	R: 1 E: 0 K: 1 S: 14	H: 3 LOB: 2 BB: 0 P: 26	R: 0 E: 0 K: 1 S: 8	H: 1 LOB: 0 BB: 0 P: 12	R: 0 E: 0 K: 1 S: 10	H: 0 LOB: 0 BB: 0 P: 11	R: 2 E: 1 K: 0 S: 10	H: 2 LOB: 1 BB: 0 P: 12	R: 0 E: 0 K: 0 S: 13	H: 0 LOB: 2 BB: 2 P: 23	R: 4 E: 1 K: 1 S: 17	H: 3 LOB: 1 BB: 1 P: 33	R: 1 E: 0 K: 0 S: 11	H: 2 LOB: 1 BB: 0 P: 12	R: 0 E: 0 K: 1 S: 10	H: 0 LOB: 1 BB: 1 P: 17	1B: 7 2B: 2 3B: 1 HR: 2	SF: 1 SAC: 1 DP: 0 HBP: 0	WP: 1 PB: 0 SB: 3 CS: 1	PA: 43
PITCHER	IP WLS BF H R ER SO BB IBB HBP BLK WP HR S P ERA WHIP																			
Greg Harris, R ERA: 3.6 (1, 1)	5.0 L 22 7 3 2 3 0 0 0 0 1 1 49 78 3.60 1.400																			
Rich Robertson, L ERA: 5.18 (6, 1)	1.1 9 1 3 1 0 3 0 0 0 0 0 23 43 6.75 3.000																			
Mark Guthrie, L ERA: 5.46 (7, 1)	0.2 3 2 1 0 1 0 0 0 0 0 0 7 13 0.00 3.000																			
Dave Stevens, R ERA: 5.87 (8, 1)	1.0 5 2 1 1 0 0 0 0 0 0 1 11 12 9.00 2.000																			
Eddie Guardado, L ERA: 6.44 (9, 1)	1.0 4 0 0 0 1 1 0 0 0 0 0 10 17 0.00 1.000																			

Chicago White Sox @ Minnesota Twins
 Hubert H. Humphrey Metrodome, Minneapolis, MN
 Tue Jun 27 1995, 8:05 PM EDT
 Att. 15,397 - Dome

livebaseballscorecards.com

AB	37
R	8
H	12
RBI	8
BB	4
SO	5
LOB	18



Batter	1	2	3	4	5	6	7	8	9	AB	R	H	RBI	BB	SO	LOB
Chuck Knoblauch, R (1, 4) <small>OBP: 0.413, SLG: 0.414</small>	3-2 G5-3		2-2 1 SAFE 1 SAFE 1 SAFE CS S 1B <small>1-H</small>		2-1 F9		1-2 HR	4-2 E G5-3 1B BB <small>1-2 2-3</small>		4	2	2	2	1	0	1
Jeff Reboulet, R (1, 3) <small>OBP: 0.330, SLG: 0.402</small>	2-2 G5-3		4-0 1 SAFE CS BB <small>1-3</small>		0-0 1B <small>1-3</small>		1-2 HBP 1B 1B	1-2 P6		4	0	2	0	1	0	3
Kirby Puckett, R (1, 9) <small>OBP: 0.361, SLG: 0.474</small>	1-1 F9		3-2 1 SAFE FC6-4 1B <small>1-2</small>		0-0 G4-3		0-0 F7	0-1 E3 G5-3 1B <small>1-3 2-H 3-H</small>		5	0	2	2	0	0	3
Pedro Munoz, R (1, 10) <small>OBP: 0.325, SLG: 0.503</small> Dan Masteller, L (8, PH)		4-2 FC4-6 BB	1-0 FC6-4 <small>1-2f</small>		1-1 G3 1B 2B		1-2 HBP 1B	4-2 G5-3 BB		3	1	2	0	1	0	1
Marty Cordova, R (1, 7) <small>OBP: 0.345, SLG: 0.500</small>		1-3 K		2-2 L9		0-2 G3 <small>2-3</small>	3-2 HBP	0-0 G5-3 <small>1-2 2-3 3-H</small>		4	0	0	1	0	1	4
Scott Leius, R (1, 5) <small>OBP: 0.320, SLG: 0.351</small> Scott Stahoviak, L (8, PH) (9, 3)		0-0 FC4-6 FC5 E <small>1-2f</small>		1-1 G4-6-3 1B		4-1 FC5 1B BB	1-1 F9	1-0 F8		3	0	1	0	1	0	4
Matt Walbeck, S (1, 2) <small>OBP: 0.277, SLG: 0.294</small>		1-0 E6 <small>1-2</small>		0-0 G4-6-3 <small>1-2f</small>		0-0 1B <small>1-2 3-H</small>	1-0 F9			5	0	1	1	0	1	5
Rich Becker, L (1, 8) <small>OBP: 0.282, SLG: 0.258</small>		2-2 FC5 <small>2-3f</small>		2-2 G6-3		0-3 K		4-2 BB 1B BB		4	1	0	0	1	2	4
Pat Meares, R (1, 6) <small>OBP: 0.311, SLG: 0.494</small> Matt Merullo, L (9, PH) <small>OBP: 0.337, SLG: 0.359</small>			1-1 S 1B 1B		0-0 1B <small>2-3f</small>	1-2 FC5		2-1 BB 1B 1B <small>1-2</small>		4	2	3	0	0	0	2

Inning Stats	R: 0	H: 0	E: 0	K: 0	S: 12	R: 0	H: 0	E: 1	K: 1	S: 10	R: 1	H: 3	E: 0	K: 0	S: 10	R: 0	H: 1	E: 0	K: 0	S: 7	R: 0	H: 2	E: 0	K: 0	S: 9	R: 1	H: 3	E: 0	K: 0	S: 16	R: 3	H: 2	E: 1	K: 0	S: 20	R: 0	H: 0	E: 0	K: 3	S: 9	R: 0	H: 0	E: 0	K: 3	S: 11	1B: 11	SF: 0	2B: 1	3B: 0	HR: 1	WP: 0	PB: 0	SB: 2	CS: 2	PA: 45
--------------	------	------	------	------	-------	------	------	------	------	-------	------	------	------	------	-------	------	------	------	------	------	------	------	------	------	------	------	------	------	------	-------	------	------	------	------	-------	------	------	------	------	------	------	------	------	------	-------	--------	-------	-------	-------	-------	-------	-------	-------	-------	--------

PITCHER	IP	WLS	BF	H	R	ER	SO	BB	IBB	HBP	BLK	WP	HR	S	P	ERA	WHIP
Jim Abbott, L (1, 1) <small>ERA: 3.33</small>	6.0	W	29	10	3	3	2	3	0	0	0	0	1	67	107	4.50	2.167
Kirk McCaskill, R (7, 1) <small>ERA: 4.96</small>	0.2		4	1	0	0	0	0	0	1	0	0	0	9	14	0.00	1.500
Scott Radinsky, L (7, 1) <small>ERA: 5.89</small>	0.1		3	1	2	2	0	1	0	0	0	0	0	8	15	54.00	6.000
Roberto Hernandez, R (8, 1) <small>ERA: 4.81</small>	2.0		9	1	1	1	3	2	0	0	0	0	0	22	34	4.50	1.500


BOTTOM

Chicago White Sox @ Minnesota Twins
 Hubert H. Humphrey Metrodome, Minneapolis, MN

Tue Jun 27 1995, 8:05 PM EDT
 Att. 15,397 - Dome

AB	38
R	6
H	13
RBI	6
BB	6
SO	5
LOB	29

livebaseballscorecards.com



Batter	1	2	3	4	5	6	7	8	9	AB R H RBI BB SO LOB	TOP
Lance Johnson, L OBP: 0.293, SLG: 0.286 (1, 8) BB X	2-0 G6-3 ①		1-1 G3 ③			0-0 F8 ① FC	0-2 G3-1 ③			4 0 0 0 0 0 2	
Tim Raines, S OBP: 0.360, SLG: 0.473 (1, 7) (9, 9) BB BB F X	3-2 G4-3 ②			0-0 G3 ①		0-1 L7 ②		2-1 G3 ①		4 0 0 0 0 0 0	
Robin Ventura, L OBP: 0.374, SLG: 0.525 (1, 5) BB C X	1-1 F7 ③			1-1 HR ③		3-2 HR ③		1-3 K ②		4 2 2 2 0 1 0	
John Kruk, L OBP: 0.398, SLG: 0.400 (1, 10) BB BB BB X		3-1 G5-3 ①		0-0 FC5-4 1B ③		3-3 K ③		3-2 1B ③		4 0 2 0 0 1 0	
Warren Newson, L OBP: 0.448, SLG: 0.452 Frank Thomas, R OBP: 0.488, SLG: 0.658 (8, PH) (8, 3)		2-3 K ②		2-1 FC5-4 FC4-6 1-2f ②			1-0 G5-3 2B 1B ①	2-3 K ③		3 1 1 0 0 1 1 1 0 0 0 0 1 1	
Dave Martinez, L OBP: 0.314, SLG: 0.449 (1, 3) (8, 9) (9, 7) BB X	1-0 G4-3 ③			1-0 FC4-6 1-2f ③			1-0 G5-3 1-2 ①		2-2 G1-3 ①	4 0 0 0 0 0 2	
Craig Grebeck, R OBP: 0.413, SLG: 0.460 Ray Durham, S OBP: 0.341, SLG: 0.370 (1, 4) (9, PH) (9, 4)			0-0 G6-3 ①		2-2 G5-3 ①		0-1 K 2B 2B ② 2-H		1-1 K HBP ②	3 1 1 1 0 0 0 0 0 0 0 0 0 0	AB 34 R 4 H 8 RBI 4 BB 1 SO 5 LOB 9
Ron Karkovics, R OBP: 0.306, SLG: 0.419 (1, 2) BB F BB BB			4-1 FC5-4 BB ②		2-0 F9 ②		0-1 F8 ②		1-3 K 1-2 ②	3 0 0 0 1 1 2	
Ozzie Guillen, L OBP: 0.327, SLG: 0.375 (1, 6) BB BB X			2-1 FC5-4 1-2f ②		0-0 G4-3 ③		0-2 K 1B ③ 2-H		0-0 K 1B ③ 2-H	4 0 2 1 0 0 1	
Inning Stats	R: 0 E: 0 K: 0 S: 6 H: 0 LOB: 0 BB: 0 P: 12	R: 0 E: 0 K: 1 S: 6 H: 0 LOB: 0 BB: 0 P: 12	R: 0 E: 0 K: 0 S: 6 H: 0 LOB: 1 BB: 1 P: 13	R: 1 E: 0 K: 0 S: 7 H: 2 LOB: 1 BB: 0 P: 11	R: 0 E: 0 K: 5 S: 5 H: 0 LOB: 0 BB: 0 P: 9	R: 1 E: 0 K: 1 S: 12 H: 1 LOB: 0 BB: 0 P: 18	R: 2 E: 0 K: 0 S: 12 H: 3 LOB: 1 BB: 0 P: 14	R: 0 E: 0 K: 2 S: 12 H: 1 LOB: 1 BB: 0 P: 20	R: 0 E: 0 K: 1 S: 8 H: 1 LOB: 2 BB: 0 P: 12	1B: 5 2B: 1 3B: 0 HR: 2 SF: 0 SAC: 0 DP: 0 HBP: 1	WP: 0 PB: 0 SB: 1 CS: 0 PA: 36
PITCHER Kevin Tapani, R ERA: 4.56 Mark Guthrie, L ERA: 5.28 Rick Aguilera, R ERA: 1.96	IP WLS BF H R ER SO BB IBB HBP BLK WP HR S P ERA WHIP	IP WLS BF H R ER SO BB IBB HBP BLK WP HR S P ERA WHIP	IP WLS BF H R ER SO BB IBB HBP BLK WP HR S P ERA WHIP	IP WLS BF H R ER SO BB IBB HBP BLK WP HR S P ERA WHIP	IP WLS BF H R ER SO BB IBB HBP BLK WP HR S P ERA WHIP	IP WLS BF H R ER SO BB IBB HBP BLK WP HR S P ERA WHIP	IP WLS BF H R ER SO BB IBB HBP BLK WP HR S P ERA WHIP	IP WLS BF H R ER SO BB IBB HBP BLK WP HR S P ERA WHIP	IP WLS BF H R ER SO BB IBB HBP BLK WP HR S P ERA WHIP	IP WLS BF H R ER SO BB IBB HBP BLK WP HR S P ERA WHIP	IP WLS BF H R ER SO BB IBB HBP BLK WP HR S P ERA WHIP

Chicago White Sox @ Minnesota Twins
 Hubert H. Humphrey Metrodome, Minneapolis, MN
 Wed Jun 28 1995, 4:33 AM EDT
 Att. 15,982 - Dome

livebaseballscorecards.com



Batter	1	2	3	4	5	6	7	8	9	AB R H RBI BB SO LOB
Chuck Knoblauch, R (1, 4) <small>OBP: 0.408, SLG: 0.409</small>	0-1 1B		1-3 1B		1-0 1B			2-3 1B	1-3 1B	5 1 1 0 0 3 3
Rich Becker, L (1, 8) <small>OBP: 0.296, SLG: 0.260</small>	4-1 1B		0-0 1B			4-2 1B		3-2 1B	1-0 1B	3 0 1 0 2 0 2
Scott Stahoviak, L (1, 5) <small>OBP: 0.346, SLG: 0.385</small>	1-2 1B		2-2 1B			2-3 1B		1-2 1B		4 0 1 2 0 2 2
Kirby Puckett, R (1, 9) <small>OBP: 0.355, SLG: 0.466</small>	3-3 1B			0-3 1B		0-3 1B		2-3 1B		4 0 0 0 0 4 4
Matt Merullo, L (1, 10) <small>OBP: 0.343, SLG: 0.358</small>	4-2 1B			2-2 1B		0-0 1B		1-2 1B		3 0 1 0 1 0 3
Marty Cordova, R (1, 7) <small>OBP: 0.339, SLG: 0.490</small>	0-0 1B			0-3 1B			0-3 1B		1-3 1B	4 0 0 0 0 3 3
Dan Masteller, L (1, 3) 		0-1 1B		0-0 1B			0-3 1B		4-0 1B	3 1 0 0 1 1 1
Matt Walbeck, S (1, 2) <small>OBP: 0.277, SLG: 0.293</small>			2-3 1B		1-0 1B		3-2 1B		2-1 1B	4 0 1 0 0 2 0
Jeff Reboulet, R (9, PR) <small>OBP: 0.330, SLG: 0.402</small>			1-2 1B		0-2 1B			0-2 1B	1-3 1B	0 0 0 0 0 0 0
Pat Meares, R (1, 6) <small>OBP: 0.311, SLG: 0.490</small>			1-2 1B					0-2 1B	2-2 1B	3 1 1 0 0 0 0
Chip Hale, L (9, PH) <small>OBP: 0.357, SLG: 0.480</small>			1-2 1B					1-2 1B	3-H 1B	1 0 1 1 0 0 0

Inning Stats	R: 1	H: 1	E: 0	K: 1	S: 12	H: 1	LOB: 2	BB: 2	P: 24	R: 0	H: 0	E: 0	K: 1	S: 9	H: 0	LOB: 0	BB: 0	P: 12	R: 0	H: 0	E: 0	K: 2	S: 10	H: 1	LOB: 1	BB: 0	P: 14	R: 0	H: 0	E: 0	K: 0	S: 6	H: 0	LOB: 0	BB: 0	P: 8	R: 0	H: 0	E: 0	K: 3	S: 11	H: 0	LOB: 0	BB: 0	P: 14	R: 1	H: 3	E: 0	K: 2	S: 20	H: 2	LOB: 2	BB: 0	P: 29	R: 1	H: 2	E: 0	K: 2	S: 14	H: 2	LOB: 2	BB: 1	P: 25	1B: 7	2B: 0	3B: 0	HR: 0	SF: 1	SAC: 0	DP: 0	HBP: 0
--------------	------	------	------	------	-------	------	--------	-------	-------	------	------	------	------	------	------	--------	-------	-------	------	------	------	------	-------	------	--------	-------	-------	------	------	------	------	------	------	--------	-------	------	------	------	------	------	-------	------	--------	-------	-------	------	------	------	------	-------	------	--------	-------	-------	------	------	------	------	-------	------	--------	-------	-------	-------	-------	-------	-------	-------	--------	-------	--------

PITCHER	IP	WLS	BF	H	R	ER	SO	BB	IBB	HBP	BLK	WP	HR	S	P	ERA	WHIP
Jason Bere, R (1, 1) <small>ERA: 5.1</small>	8.1	W	35	6	3	2	14	4	0	0	0	0	0	96	143	2.16	1.200
Rob Dibble, R (9, 1) <small>ERA: 6.75</small>	0.2	S	3	1	0	0	1	0	0	0	0	0	0	8	12	0.00	1.500

BOTTOM

Chicago White Sox @ Minnesota Twins
 Hubert H. Humphrey Metrodome, Minneapolis, MN

livebaseballscores.com

AB	34
R	3
H	7
RBI	3
BB	4
SO	15
LOB	18



WP	PA	ERA	WHIP
0	38		

Wed Jun 28 1995, 4:33 AM EDT
 Att. 15,982 - Dome

Batter	1	2	3	4	5	6	7	8	9	AB R H RBI BB SO LOB	TOP											
Tim Raines, S OBP: 0.368, SLG: 0.486 (1, 7)	1-0 G4-3 2B	3-1 F8	4-1 1B BB		1-0 1B	0-1 G3		0-0 2B 2B		5 2 3 1 1 0 1												
Craig Grebeck, R OBP: 0.420, SLG: 0.471 (1, 6)	0-0 G4-3	2-0 G5-3	0-0 1B		1-1 G4-3		4-2 BB	2-0 2B		5 0 2 4 1 0 2												
Frank Thomas, R OBP: 0.485, SLG: 0.653 (1, 3)	1-0 1B 2B		1B F7			1-0 G6-3	0-0 P3	3-1 F7		6 1 2 1 0 0 4												
Mike Devereaux, R OBP: 0.337, SLG: 0.423 (1, 8)	2-2 G5-3		2-0 G6-4-3	0-0 G5-3		0-1 1B 2B	0-0 F9	2-1 F7		3 0 0 0 0 0 2												
Lance Johnson, L OBP: 0.294, SLG: 0.291 (3, 9)			1-2f							3 1 1 0 0 0 1												
Robin Ventura, L OBP: 0.385, SLG: 0.548 (1, 5)	3-1 BB 2B 1B		2-1 1B BB 1B 1B	0-0 G4-6-3 1B		1-2 1B HR 1B	2-0 F9	1-0 HR		6 4 5 3 0 0 1												
John Kruk, L OBP: 0.415, SLG: 0.405 (1, 10)	4-1 2B 1-2 BB		4-1 1B BB	0-1 G4-6-3		1-1 HR 1B		0-0 FC4-6 1B	1-2 F7	4 2 2 0 2 0 1												
Ray Durham, S OBP: 0.345, SLG: 0.394 (1, 4)	1-0 1-3 2-H 2B		1-2 1B 1B		0-0 B5-3	0-1 HR		1-1 FC4-6 1B 2B	1-2 G4-3	6 3 3 4 0 0 1	AB 47 R 17 H 22 RBI 16 BB 4 SO 3 LOB 18											
Ron Karkovics, R OBP: 0.316, SLG: 0.436 (1, 2)	0-2 G6-3		0-0 1B 1B		0-1 PB 3B			0-3 K		4 2 2 2 0 1 3												
Norberto Martin, R OBP: 0.204, SLG: 0.143 Dave Martinez, L OBP: 0.315, SLG: 0.444 (1, 9)		2-3 K2-3	0-0 1B BB 1B		0-3 K	1-2 F9		1-1 2B 1B		2 1 1 1 0 1 0 3 1 1 0 0 1 2												
Inning Stats	R: 3 E: 0 K: 0 S: 13	H: 4 LOB: 2 BB: 1 P: 25	R: 0 E: 0 K: 1 S: 6	H: 0 LOB: 0 BB: 0 P: 13	R: 5 E: 0 K: 0 S: 14	H: 6 LOB: 2 BB: 2 P: 29	R: 0 E: 0 K: 0 S: 4	H: 1 LOB: 0 BB: 0 P: 4	R: 1 E: 0 K: 1 S: 9	H: 2 LOB: 1 BB: 0 P: 11	R: 4 E: 0 K: 0 S: 15	H: 4 LOB: 1 BB: 0 P: 23	R: 0 E: 0 K: 0 S: 5	H: 0 LOB: 1 BB: 1 P: 11	R: 3 E: 0 K: 1 S: 12	H: 4 LOB: 1 BB: 0 P: 19	R: 1 E: 0 K: 0 S: 10	H: 1 LOB: 0 BB: 0 P: 15	1B: 13 2B: 6 3B: 1 HR: 2	SF: 0 SAC: 0 DP: 2 HBP: 1	WP: 0 PB: 1 SB: 0 CS: 0	PA: 52
PITCHER	IP WLS BF H R ER SO BB IBB HBP BLK WP HR S P ERA WHIP																					
Brian Givens, L ERA: 12.0 (1, 1)	4.2 L 28 13 9 9 2 3 0 0 0 0 0 0 44 79 17.36 3.429																					
Bill Wegman, R ERA: 6.47 (5, 1)	0.2 7 4 4 4 0 0 0 0 1 0 0 0 1 12 20 54.00 6.000																					
Mike Ignasiak, R ERA: 4.05 (6, 1)	1.2 6 0 0 0 0 1 0 0 0 0 0 0 10 17 0.00 0.600																					
Ron Rightnowar, R ERA: 8.56 (8, 1)	1.0 7 4 3 3 1 0 0 0 0 0 0 0 12 19 27.00 4.000																					
Al Reyes, R ERA: 3.42 (9, 1)	1.0 4 1 1 1 0 0 0 0 0 0 0 0 1 10 15 9.00 1.000																					

Chicago White Sox @ Milwaukee Brewers
 Milwaukee County Stadium, Milwaukee, WI
 Thu Jun 29 1995, 8:05 PM EDT
 Att. 12,759 - Unknown - 76 F

livebaseballscorecards.com



Batter	1	2	3	4	5	6	7	8	9	AB	R	H	RBI	BB	SO	LOB
Fernando Vina, L (1, 4) OBP: 0.362, SLG: 0.416	1-2 G4-3 3B 2B	3-2 PO 1B		0-1 B2		3-2 F7		1-3 K	4-1 DI BB	5	1	2	1	1	1	5
Darryl Hamilton, L (1, 8) OBP: 0.348, SLG: 0.367 Turner Ward, S (6, 8) OBP: 0.347, SLG: 0.389	0-2 G4-3 2-3	2-2 SAFE SAFE SAFE SAFE PO 1-2	2-2 F7		0-2 G6-3		2-3 K	2-2 HR	3-3 K	3	0	0	0	0	0	1
Kevin Seitzer, R (1, 3) OBP: 0.420, SLG: 0.487 Mike Matheny, R (8, 2) OBP: 0.240, SLG: 0.333	1-0 G4-3 3B		4-2 HR BB		0-1 G4-3		1-0 F8	3-2 F9		3	2	1	1	1	0	0
Dave Nilsson, L (1, 9) OBP: 0.400, SLG: 0.647 Pat Listach, S (9, 8) OBP: 0.274, SLG: 0.248 Matt Mieske, R (9, PH) OBP: 0.378, SLG: 0.435	0-0 G4-3		1-1 HR		4-2 BB		0-1 1B		4-1 BB 2B BB	3	1	2	3	1	0	0
Greg Vaughn, R (1, 10) OBP: 0.281, SLG: 0.338	0-1 G5-3		1-1 P4		3-3 K		3-3 K		4-0 2B BB	4	1	0	0	1	2	2
B.J. Surhoff, L (1, 7) OBP: 0.395, SLG: 0.430		0-1 G6-3 3B 2B	0-1 L7		0-3 K			2-0 1B 3B	4-0 2B BB	4	3	2	0	1	1	0
Joe Oliver, R (1, 2) OBP: 0.335, SLG: 0.467 David Hulse, L (8, 8) OBP: 0.326, SLG: 0.391		0-2 G6-3 2-3 1B		2-0 1B		1-1 F5		1-0 G6-3 HR 1B	0-1 G4-3 2B	3	0	1	0	0	0	1
Jeff Cirillo, R (1, 5) OBP: 0.380, SLG: 0.500		1-2 G5-3		0-3 K 1B		1-0 1B		4-1 HR BB	2-1 G4-3	4	1	1	0	1	1	3
Jose Valentin, S (1, 6) OBP: 0.273, SLG: 0.420		0-0 1B 3B		2-3 K 1B		1-2 1B		1-0 G6-3	0-3 K	5	1	2	1	0	2	4

Inning Stats	R: 2	H: 2	E: 0	K: 0	S: 10	LOB: 0	BB: 0	P: 12	R: 2	H: 3	E: 0	K: 0	S: 17	LOB: 0	BB: 0	P: 22	R: 2	H: 1	E: 0	K: 0	S: 11	LOB: 0	BB: 1	P: 19	R: 0	H: 1	E: 0	K: 2	S: 11	LOB: 1	BB: 0	P: 15	R: 0	H: 0	E: 0	K: 1	S: 17	LOB: 1	BB: 1	P: 24	R: 0	H: 2	E: 0	K: 1	S: 15	LOB: 2	BB: 0	P: 21	R: 0	H: 1	E: 0	K: 2	S: 10	LOB: 1	BB: 0	P: 16	R: 4	H: 3	E: 0	K: 1	S: 16	LOB: 0	BB: 1	P: 30	R: 3	H: 1	E: 0	K: 2	S: 12	LOB: 2	BB: 4	P: 33	1B: 6	2B: 3	3B: 3	HR: 2	SF: 0	SAC: 0	DP: 0	HBP: 0	WP: 0	PB: 0	SB: 0	CS: 0	PA: 48
--------------	------	------	------	------	-------	--------	-------	-------	------	------	------	------	-------	--------	-------	-------	------	------	------	------	-------	--------	-------	-------	------	------	------	------	-------	--------	-------	-------	------	------	------	------	-------	--------	-------	-------	------	------	------	------	-------	--------	-------	-------	------	------	------	------	-------	--------	-------	-------	------	------	------	------	-------	--------	-------	-------	------	------	------	------	-------	--------	-------	-------	-------	-------	-------	-------	-------	--------	-------	--------	-------	-------	-------	-------	--------

PITCHER	IP	WLS	BF	H	R	ER	SO	BB	IBB	HBP	BLK	WP	HR	S	P	ERA	WHIP
Alex Fernandez, R (1, 1) ERA: 5.14	7.0	W	32	10	6	6	6	2	0	0	0	0	1	91	129	7.71	1.714
Jose DeLeon, R (8, 1) ERA: 5.54	1.0		7	3	4	4	1	1	0	0	0	0	1	16	30	36.00	4.000
Rob Dibble, R (9, 1) ERA: 6.75	0.0		0	0	0	0	0	0	0	0	0	0	0	0	0	∞	∞
Tim Fortugno, L (9, 1) ERA: 3.88	0.0		4	1	3	3	0	3	0	0	0	0	0	3	15	∞	∞
Roberto Hernandez, R (9, 1) ERA: 4.62	1.0		4	0	0	0	2	1	0	0	0	0	0	9	18	0.00	1.000

BOTTOM

Chicago White Sox @ Milwaukee Brewers
Milwaukee County Stadium, Milwaukee, WI
 Thu Jun 29 1995, 8:05 PM EDT
 Att: 12,759 - Unknown - 76 F

livebaseballscorecards.com

AB	40
R	13
H	14
RBI	13
BB	7
SO	9
LOB	18



Batter	1	2	3	4	5	6	7	8	9	AB R H RBI BB SO LOB	TOP											
Lance Johnson, L (1, 8) OBP: 0.293, SLG: 0.290	0-0 G3-1		1-1 BB 1B		1-0 G3			1-0 F8		4 0 1 0 0 0 0												
Warren Newson, L (1, 7) OBP: 0.444, SLG: 0.440 Norberto Martin, R (8, PH) OBP: 0.218, SLG: 0.160	3-3 K		4-0 SAFE SAFE BB			1-2 G6-3		1-0 G1-3 1B		2 0 0 0 1 1 0 1 0 1 0 0 0 0												
Frank Thomas, R (1, 3) OBP: 0.481, SLG: 0.643	3-2 P6		2-3 K			4-1 G3 WP BB		1-2 G1-3		3 0 0 0 1 1 3												
Robin Ventura, L (1, 5) OBP: 0.383, SLG: 0.540		2-2 L5		2-0 G4-3		4-0 G3 BB		1-1 G4-3		3 0 0 0 1 0 1												
John Kruk, L (1, 10) OBP: 0.408, SLG: 0.390		4-2 G1-3 BB		1-1 G1-3		1-0 G3		1-2 L7		3 0 0 0 1 0 2												
Mike Devereaux, R (1, 9) OBP: 0.337, SLG: 0.427 Tim Raines, S (9, PH) OBP: 0.366, SLG: 0.484		1-0 G1-3		3-2 2B		3-1 F8		1-1 L9		3 0 1 0 0 0 3 1 0 0 0 0 0 0												
Ray Durham, S (1, 4) OBP: 0.344, SLG: 0.396		1-0 G4-3		3-3 K			1-1 G6-3		0-2 2B	4 0 1 0 0 1 2	AB 30 R 0 H 4 RBI 0 BB 5 SO 5 LOB 13											
Ron Karkovics, R (1, 2) OBP: 0.316, SLG: 0.430 Dave Martinez, L (9, PH) OBP: 0.311, SLG: 0.439			2-3 K		4-2 G6-3 BB		3-2 F7		1-3 K	2 0 0 0 1 1 0 1 0 0 0 0 1 1												
Ozzie Guillen, L (1, 6) OBP: 0.322, SLG: 0.368			2-2 G6-3		2-1 G6-3		0-0 G4-3			3 0 0 0 0 0 1												
Inning Stats	R: 0 E: 0 K: 1 S: 7	H: 0 LOB: 0 BB: 0 P: 13	R: 0 E: 0 K: 0 S: 7	H: 0 LOB: 1 BB: 1 P: 15	R: 0 E: 0 K: 2 S: 11	H: 1 LOB: 2 BB: 1 P: 22	R: 0 E: 0 K: 1 S: 9	H: 1 LOB: 1 BB: 0 P: 18	R: 0 E: 0 K: 0 S: 6	H: 0 LOB: 0 BB: 1 P: 13	R: 0 E: 0 K: 0 S: 7	H: 0 LOB: 2 BB: 2 P: 20	R: 0 E: 0 K: 0 S: 6	H: 0 LOB: 0 BB: 0 P: 10	R: 0 E: 0 K: 0 S: 7	H: 1 LOB: 1 BB: 0 P: 11	R: 0 E: 0 K: 1 S: 13	H: 1 LOB: 1 BB: 0 P: 16	1B: 2 2B: 2 3B: 0 HR: 0	SF: 0 SAC: 0 DP: 1 HBP: 0	WP: 1 PB: 0 SB: 0 CS: 0	PA: 35
PITCHER	IP WLS BF H R ER SO BB IBB HBP BLK WP HR S P ERA WHIP																					
Mark Gubicza, R (1, 1) ERA: 3.38	7.0 W 27 2 0 0 4 5 0 0 0 1 0 53 111 0.00 1.000																					
Billy Brewer, L (8, 1) ERA: 4.5	0.1 2 1 0 0 0 0 0 0 0 0 0 2 4 0.00 3.000																					
Hipolito Pichardo, R (8, 1) ERA: 4.11	1.2 S 6 1 0 0 1 0 0 0 0 0 0 18 23 0.00 0.600																					

Chicago White Sox @ Kansas City Royals
Kauffman Stadium, Kansas City, MO
Fri Jun 30 1995, 7:05 PM CDT
Att. 17,721 - Unknown - 73 F

livebaseballscorecards.com



Batter	1	2	3	4	5	6	7	8	9
Vince Coleman, S (1, 7) Jon Nunnally, L (7, 7) OBP: 0.349, SLG: 0.417 OBP: 0.370, SLG: 0.581	1-3 K	3-2 P4		0-1 L7		1-3 K			
Wally Joyner, L (1, 3) OBP: 0.405, SLG: 0.436	3-2 1B		2-2 G6-3	0-1 1B		2-2 CS	2-1 F9		
Phil Hiatt, R (1, 9) OBP: 0.327, SLG: 0.362	3-3 K		2-3 K	1-2 CS	2-0 F8		0-2 FC4-6 1B		
Gary Gaetti, R (1, 5) OBP: 0.330, SLG: 0.538	0-0 P4		0-1 1B		2-2 1B		0-1 F8		
Chris James, R (1, 10) OBP: 0.250, SLG: 0.250		1-3 K	1-0 1B		3-2 P5		1-1 FC4-6		
Pat Borders, R (1, 2) OBP: 0.271, SLG: 0.446		0-0 1B	4-1 1B		1-1 1B		0-1 L8		
Joe Randa, R (1, 4) Edgar Caceres, S (8, PH) OBP: 0.208, SLG: 0.222 OBP: 0.396, SLG: 0.510		0-0 1B	1-1 G5-3		0-1 L4		3-2 F9		
David Howard, S (1, 6) OBP: 0.170, SLG: 0.178		3-2 P3		2-3 K		0-3 K	1-2 G6-3		
Tom Goodwin, L (1, 8) OBP: 0.366, SLG: 0.339		2-2 1B		4-1 CS 1B		1-0 CS 1B			

AB	R	H	RBI	BB	SO	LOB
4	0	0	0	0	2	4
0	0	0	0	0	0	0
4	0	2	0	0	0	0
4	0	1	0	0	2	1
4	0	2	0	0	0	2
4	0	1	0	0	1	2
3	1	2	0	1	0	0
3	0	1	0	0	0	5
1	0	0	0	0	0	0
4	0	0	0	0	2	2
2	0	2	1	1	0	0

BOTTOM

Chicago White Sox @ Kansas City Royals
Kauffman Stadium, Kansas City, MO

livebaseballscorecards.com

AB	33
R	1
H	11
RBI	1
BB	2
SO	7
LOB	16



1B: 11	SF: 0
2B: 0	SAC: 0
3B: 0	DP: 0
HR: 0	HBP: 0

WP: 0	PA: 37
PB: 0	
SB: 0	
CS: 2	

Inning	R	H	E	K	S	P	IP	WLS	BF	H	R	ER	SO	BB	IBB	HBP	BLK	WP	HR	S	P	ERA	WHIP
1	0	1	0	2	14		7.0		32	11	1	1	7	2	0	0	0	0	0	86	132	1.29	1.857
2	1	3	0	1	17		1.0	3	0	0	0	0	0	0	0	0	0	0	8	12	0.00	0.000	

PITCHER	IP	WLS	BF	H	R	ER	SO	BB	IBB	HBP	BLK	WP	HR	S	P	ERA	WHIP
Wilson Alvarez, L (1, 1) ERA: 5.32	7.0		32	11	1	1	7	2	0	0	0	0	0	86	132	1.29	1.857
Kirk McCaskill, R (8, 1) ERA: 4.81	1.0		3	0	0	0	0	0	0	0	0	0	8	12	0.00	0.000	

Fri Jun 30 1995, 7:05 PM CDT
Att: 17,721 - Unknown - 73 F

Batter	1	2	3	4	5	6	7	8	9	AB R H RBI BB SO LOB	TOP											
Lance Johnson, L (1, 8) OBP: 0.302, SLG: 0.310	2-1 E9 S 1B	2-1 SAFE FC3-6 1B	4-0 2B BB	1-1 F8 2-3		2-0 F9			1-0 HR	5 3 3 1 1 0 2												
Tim Raines, S (1, 7) OBP: 0.365, SLG: 0.484	0-1 G5-3	0-0 FC3-6 1-2f 2-H	0-0 BB 1-3 2-H 3-H		0-0 HR 1B		2-1 F9	1-1 E3 G6-4-3	6 1 2 2 0 0 2													
Frank Thomas, R (1, 3) OBP: 0.487, SLG: 0.658 Warren Newson, L (7, 9) OBP: 0.440, SLG: 0.434	3-2 1B 2B 2-H	4-2 1B BB	4-0 BB IBB		1-1 HR		2-0 P4	1-2 G6-4-3 1-2f	3 2 2 3 2 0 0 1 0 0 0 0 0 1													
Robin Ventura, L (1, 5) OBP: 0.382, SLG: 0.532	0-0 2B 1B 1-3	2-3 K	4-2 BB		0-1 G6-3		1-2 K	1-0 G6-3	5 0 1 1 1 2 2													
John Kruk, L (1, 10) OBP: 0.417, SLG: 0.407 Norberto Martin, R (8, PR) OBP: 0.218, SLG: 0.160	2-2 1B 2B 1-3 3-H				0-1 G5-3		1-2 1B 1B		4 0 2 1 1 0 3 0 0 0 0 0 0 0													
Dave Martinez, L (1, 9) OBP: 0.305, SLG: 0.425	2-2 G1-3		3-1 FC1-5 E 1B	2-2 G4-3	0-2 G4-3		0-1 F8		5 1 1 0 0 0 3													
Ray Durham, S (1, 4) OBP: 0.345, SLG: 0.393	0-1 G5-3		0-0 FC1-5 E 2B 1-2 2-3f	1-0 S 2B 1B		4-0 G6-3 BB	1-0 L9		4 2 1 0 1 0 5													
Chris Tremie, R (1, 2) OBP: 0.200, SLG: 0.200		0-0 G5-3	2-2 K	3-2 P3 1-2		1-0 F9	1-2 1B		5 0 1 0 0 1 4													
Ozzie Guillen, L (1, 6) OBP: 0.324, SLG: 0.371		4-0 1B E BB	0-0 E5 BB 2B 1-3 2-H	1-1 WP 2B		0-0 G6-3	1-2 L6		4 2 1 1 1 0 4													
Inning Stats	R: 2 E: 1 K: 0 S: 17	H: 4 LOB: 2 BB: 0 P: 26	R: 1 E: 1 K: 1 S: 10	H: 1 LOB: 2 BB: 2 P: 22	R: 4 E: 1 K: 1 S: 16	H: 2 LOB: 3 BB: 4 P: 38	R: 1 E: 0 K: 0 S: 14	H: 2 LOB: 1 BB: 0 P: 22	R: 2 E: 0 K: 0 S: 10	H: 2 LOB: 0 BB: 0 P: 11	R: 0 E: 0 K: 0 S: 3	H: 0 LOB: 1 BB: 1 P: 10	R: 0 E: 0 K: 1 S: 6	H: 0 LOB: 0 BB: 0 P: 11	R: 0 E: 0 K: 0 S: 13	H: 2 LOB: 2 BB: 0 P: 17	R: 1 E: 1 K: 0 S: 7	H: 1 LOB: 0 BB: 0 P: 11	1B: 9 2B: 3 3B: 0 HR: 2	SF: 0 SAC: 0 DP: 1 HBP: 0	WP: 1 PB: 0 SB: 2 CS: 0	PA: 49
PITCHER	IP WLS BF H R ER SO BB IBB HBP BLK WP HR S P ERA WHIP																					
Tom Gordon, R (1, 1) ERA: 4.13	2.2 L 19 6 7 2 2 4 0 0 0 0 0 0 35 69 6.75 3.750																					
Dennis Rasmussen, L (3, 1) ERA: 9.0	4.1 21 5 3 3 1 2 1 0 0 1 1 41 71 6.23 1.615																					
Rusty Meacham, R (8, 1) ERA: 4.03	1.0 5 2 0 0 0 0 0 0 0 0 0 13 17 0.00 2.000																					
Jeff Montgomery, R (9, 1) ERA: 3.71	1.0 4 1 1 1 0 0 0 0 0 0 1 7 11 9.00 1.000																					

Chicago White Sox @ Kansas City Royals
Kauffman Stadium, Kansas City, MO
Sat Jul 01 1995, 7:05 PM CDT
Att. 22,655 - Unknown - 72 F

AB	42
R	11
H	14
RBI	9
BB	7
SO	3
LOB	26



WP: 1	PA: 49
PB: 0	
SB: 2	
CS: 0	

ERA	WHIP

Batter	1	2	3	4	5	6	7	8	9	AB	R	H	RBI	BB	SO	LOB	BOTTOM			
Vince Coleman, S OBP: 0.351, SLG: 0.418 Phil Hiatt, R OBP: 0.316, SLG: 0.347	1-1 P6 1B		2-2 G4-6-3 1-2f			0-1 G1-3		0-0 F8		2	0	1	0	0	0	2				
Tom Goodwin, L OBP: 0.365, SLG: 0.339 Joe Randa, R OBP: 0.224, SLG: 0.222	0-1 B2			1-0 G4-3			0-0 G6-4-3 1B		4-2 2B BB	3	1	1	0	0	0	1				
Keith Lockhart, L OBP: 0.477, SLG: 0.607	1-1 P6 1-2			0-1 G6-3 1B			0-0 G6-4-3 2B 1B		0-0 2B 1B	4	2	3	0	0	0	1				
Wally Joyner, L OBP: 0.402, SLG: 0.432 Edgar Caceres, S OBP: 0.382, SLG: 0.490		3-1 F8		0-0 G6-3 1-2f			0-1 E6 G6-4-3		0-1 F8	2	0	0	0	0	0	1				
Gary Gaetti, R OBP: 0.332, SLG: 0.538 Jeff Grotewold, L OBP: 0.419, SLG: 0.400		1-1 F7		1-1 G4-6-3 1B			2-2 G6-4-3 1-2f 2-3 3-H		1-1 SF9 2B	2	0	1	0	0	0	0				
Bob Hamelin, L OBP: 0.293, SLG: 0.267		1-1 F8		0-0 G4-6-3 1-2f			2-2 2B		3-2 E4	4	0	1	1	0	0	2				
Jon Nunnally, L OBP: 0.370, SLG: 0.575 Chris James, R OBP: 0.200, SLG: 0.250			1-1 FC4-6 1B		3-3 K		0-0 G3		2-0 SF9	3	0	1	0	0	1	1				
David Howard, S OBP: 0.176, SLG: 0.184			1-2 FC4-6 1B 1-2f			2-1 G4-3		0-0 G6-4-3 1B		1-3 K	4	0	1	0	0	1	2			
Brent Mayne, L OBP: 0.255, SLG: 0.279			3-1 G4-6-3 1B 1-2			0-3 K		1-1 G6-4-3 1-2f			3	0	1	0	0	1				
Inning Stats	R: 0 E: 0 K: 0 S: 6	H: 1 LOB: 0 BB: 0 P: 8	R: 0 E: 0 K: 0 S: 6	H: 0 LOB: 0 BB: 0 P: 11	R: 0 E: 0 K: 0 S: 11	H: 2 LOB: 1 BB: 0 P: 18	R: 0 E: 0 K: 0 S: 4	H: 1 LOB: 0 BB: 0 P: 5	R: 0 E: 0 K: 1 S: 7	H: 0 LOB: 0 BB: 0 P: 9	R: 2 E: 1 K: 0 S: 12	H: 3 LOB: 1 BB: 0 P: 16	R: 0 E: 0 K: 0 S: 4	H: 1 LOB: 0 BB: 0 P: 5	R: 3 E: 1 K: 1 S: 16	H: 2 LOB: 1 BB: 1 P: 27	1B: 9 2B: 2 3B: 0 HR: 0	SF: 1 SAC: 0 DP: 5 HBP: 0	WP: 0 PB: 0 SB: 0 CS: 0	PA: 35
PITCHER Brian Keyser, R ERA: 5.24 Tim Fortugno, L ERA: 3.6	IP WLS W	BF H R	ER SO	BB IBB HBP BLK	WP HR S P	ERA WHIP	PITCHER IP WLS BF H R ER SO BB IBB HBP BLK WP HR S P ERA WHIP													

Chicago White Sox @ Kansas City Royals
Kauffman Stadium, Kansas City, MO
Sat Jul 01 1995, 7:05 PM CDT
Att: 22,655 - Unknown - 72 F

livebaseballscorecards.com

AB	33
R	5
H	11
RBI	4
BB	1
SO	3
LOB	17



Batter	1	2	3	4	5	6	7	8	9	10	AB R H RBI BB SO LOB	TOP												
Lance Johnson, L (1, 8) OBP: 0.300, SLG: 0.312	1-0 1B SF8 2B		0-3 K	0-0 F7			1-0 G6-3		0-0 G4-3		5 1 1 0 0 1 0	Chicago White Sox @ Kansas City Royals Kauffman Stadium, Kansas City, MO Sun Jul 02 1995, 3:33 AM CDT Att: 27,051 - Sunny - 76 F livebaseballscorecards.com												
Tim Raines, S (1, 7) OBP: 0.370, SLG: 0.491	2-2 F8 SF8 1B		2-1 1B 1B			1-1 G5-3	3-2 P8		1-0 G3 WP 2B	5 1 3 0 0 0 0														
Frank Thomas, R (1, 3) OBP: 0.486, SLG: 0.670	2-1 SF8		1-2 1B			3-0 HR		0-1 L6	0-0 G3	4 1 2 2 0 0 1														
Mike Devereaux, R (1, 9) OBP: 0.335, SLG: 0.423	0-0 F8		2-2 P5			2-2 G3-6 1B	3-2 P6		1-2 G4-3	4 0 1 0 0 0 3														
Warren Newson, L (10, PH) OBP: 0.440, SLG: 0.434	2-3 3-H								2-3 G4-3	0 0 0 0 0 0 0														
Norberto Martin, R (10, PH) OBP: 0.214, SLG: 0.157	2-3								3-H	1 0 0 0 0 0 0														
Dave Martinez, L (10, 9) OBP: 0.305, SLG: 0.425									2-0	0 0 0 0 0 0 0														
Robin Ventura, L (1, 5) OBP: 0.378, SLG: 0.538	1-1 G6-3		1-0 F9			2-0 G3-6	3-1 HR		3-H G4-3	5 1 1 1 0 0 4														
John Kruk, L (1, 10) OBP: 0.430, SLG: 0.422		0-0 FC6-4 1B		2-0 E4 HR		0-0 FC6-4 1B	0-0 FC4 1B			4 1 3 0 0 0 0														
Ray Durham, S (1, 4) OBP: 0.343, SLG: 0.405		1-1 FC6-4 BB 1-2f		1-0 HR		1-2 FC6-4 G5-4-3 1-2f	0-0 FC4 1-2f			4 1 1 2 0 0 3														
Ron Karkovice, R (1, 2) OBP: 0.314, SLG: 0.420		4-2 G4-6-3 BB		0-0 G5-3		2-1 G5-4-3		3-1 F8		3 0 0 0 1 0 1														
Craig Grebeck, R (1, 6) OBP: 0.400, SLG: 0.444		1-2 G4-6-3		1-2 G6-3			3-1 L7		1-2 G6-3	4 0 0 0 0 0 2														
Inning Stats	R: 1 E: 0 K: 0 S: 9	H: 2 LOB: 1 BB: 0 P: 15	R: 0 E: 0 K: 0 S: 9	H: 1 LOB: 1 BB: 1 P: 15	R: 0 E: 0 K: 1 S: 13	H: 2 LOB: 2 BB: 0 P: 19	R: 2 E: 1 K: 0 S: 7	H: 1 LOB: 0 BB: 0 P: 11	R: 1 E: 0 K: 0 S: 7	H: 2 LOB: 0 BB: 0 P: 15	R: 0 E: 0 K: 0 S: 6	H: 1 LOB: 0 BB: 0 P: 9	R: 0 E: 0 K: 0 S: 7	H: 0 LOB: 0 BB: 0 P: 14	R: 1 E: 0 K: 0 S: 10	H: 2 LOB: 1 BB: 0 P: 16	R: 0 E: 0 K: 0 S: 6	H: 0 LOB: 0 BB: 0 P: 10	R: 1 E: 0 K: 0 S: 6	H: 1 LOB: 0 BB: 0 P: 10	1B: 7 2B: 2 3B: 0 HR: 3	SF: 1 SAC: 0 DP: 3 HBP: 0	WP: 1 PB: 0 SB: 0 CS: 0	PA: 41
PITCHER	IP WLS BF H R ER SO BB IBB HBP BLK WP HR S P ERA WHIP														IP WLS BF H R ER SO BB IBB HBP BLK WP HR S P ERA WHIP									
Chris Haney, L (1, 1) ERA: 2.65	7.0	29	9	4	3	1	1	0	0	0	0	0	0	0	0	1	58	26	3.86	1.429				
Dilson Torres, R (8, 1) ERA: 4.63	2.0	8	2	1	1	0	0	0	0	0	0	0	0	0	1	16	26	4.50	1.000					
Hipolito Pichardo, R (10, 1) ERA: 4.35	0.1	L 2	1	1	1	0	0	0	0	0	0	0	0	0	2	3	27.00	3.000						
Billy Brewer, L (10, 1) ERA: 4.35	0.2	2	0	0	0	0	0	0	0	0	0	1	0	4	7	0.00	0.000							



Batter	1	2	3	4	5	6	7	8	9	10	AB	R	H	RBI	BB	SO	LOB
Vince Coleman, S OBP: 0.345, SLG: 0.406 (1, 7)	4-1 1B BB BB	0-1 F8			1-0 P3		0-1 B1	3-1 P4		1-2 F7	5	0	0	0	1	0	3
Wally Joyner, L OBP: 0.410, SLG: 0.438 (1, 3)	1-1 1B 1-2 1B		0-1 E 1B		4-0 1-2 BB		0-0 1B 1B		0-1 F8		4	1	3	0	1	0	0
Phil Hiatt, R OBP: 0.339, SLG: 0.389 (1, 9)	0-0 1-2 2-3 1B		1-2 L5		0-0 P7		1-0 1-2 1B 1B		1-0 1B 2B		5	2	3	0	0	0	3
Gary Gaetti, R OBP: 0.329, SLG: 0.530 (1, 5)	3-3 K		1-0 L6		0-0 G5-3		0-0 1-3 2-H 1B 1B		1-3 K		5	0	1	1	0	2	7
Pat Borders, R OBP: 0.270, SLG: 0.437 (1, 2)	0-0 P3		0-1 F7			0-1 B2-3		0-0 1-2 1B		2-1 WP HR 1B	4	0	1	1	0	0	4
Keith Lockhart, L OBP: 0.485, SLG: 0.614 (9, PH) (10, 4)											1	1	1	1	0	0	0
Chris James, R OBP: 0.222, SLG: 0.250 (1, 10)	0-0 G4-3			2-2 F7		0-1 FC6-4 1B		0-0 L9		3-2 HR	4	0	1	0	0	0	5
Bob Hamelin, L OBP: 0.298, SLG: 0.302 (9, PH)											1	1	1	2	0	0	0
Joe Randa, R OBP: 0.241, SLG: 0.208 (1, 4)		4-0 CS BB		4-2 G6-3 BB		1-0 L9		1-1 G5-3		2-2 G5-3	3	0	0	0	2	0	1
Brent Mayne, L OBP: 0.255, SLG: 0.279 (10, 2)											0	0	0	0	0	0	0
David Howard, S OBP: 0.182, SLG: 0.173 (1, 6)		4-2 FC4 BB		0-0 G6-3		2-1 FC6-4		0-0 F8		0-1 G1-5-3	3	0	0	0	1	0	2
Edgar Caceres, S OBP: 0.375, SLG: 0.481 (10, PH)											1	0	0	0	0	0	0
Tom Goodwin, L OBP: 0.366, SLG: 0.337 (1, 8)		2-2 FC4		3-2 BB 1B			1-3 K2-3		4-1 BB		0-0 G1-3	4	0	1	0	1	1

Inning Stats	R: 0	H: 2	E: 0	K: 1	S: 11	H: 3	LOB: 1	BB: 1	P: 19	R: 0	H: 0	E: 0	K: 0	S: 9	H: 1	LOB: 1	BB: 2	P: 19	R: 0	H: 1	E: 1	K: 0	S: 8	H: 1	LOB: 1	BB: 0	P: 10	R: 0	H: 0	E: 0	K: 0	S: 8	R: 0	H: 1	E: 0	K: 0	S: 6	R: 0	H: 1	E: 0	K: 0	S: 7	R: 2	H: 4	E: 0	K: 1	S: 10	H: 2	LOB: 2	BB: 0	P: 12	R: 0	H: 0	E: 0	K: 0	S: 6	R: 3	H: 3	E: 0	K: 1	S: 15	H: 0	LOB: 1	BB: 1	P: 14	R: 0	H: 0	E: 0	K: 0	S: 8	R: 0	H: 0	E: 0	K: 0	S: 9	1B: 10	SF: 0	2B: 1	3B: 0	HR: 1	WP: 1	PA: 46
--------------	------	------	------	------	-------	------	--------	-------	-------	------	------	------	------	------	------	--------	-------	-------	------	------	------	------	------	------	--------	-------	-------	------	------	------	------	------	------	------	------	------	------	------	------	------	------	------	------	------	------	------	-------	------	--------	-------	-------	------	------	------	------	------	------	------	------	------	-------	------	--------	-------	-------	------	------	------	------	------	------	------	------	------	------	--------	-------	-------	-------	-------	-------	--------

PITCHER	IP	WLS	BF	H	R	ER	SO	BB	IBB	HBP	BLK	WP	HR	S	P	ERA	WHIP
Jim Abbott, L ERA: 3.28 (1, 1)	6.2		32	9	2	2	2	5	0	0	0	0	0	58	97	2.70	2.100
Scott Radinsky, L ERA: 5.85 (7, 1)	1.2		7	1	1	1	0	1	0	0	0	0	0	10	19	5.40	1.200
Kirk McCaskill, R ERA: 5.03 (9, 1)	0.1		2	1	0	0	1	0	0	0	0	0	0	6	9	0.00	3.000
Tim Fortugno, L ERA: 3.73 (9, 1)	1.1	W	5	1	2	2	0	0	0	0	0	1	1	14	20	13.50	0.750

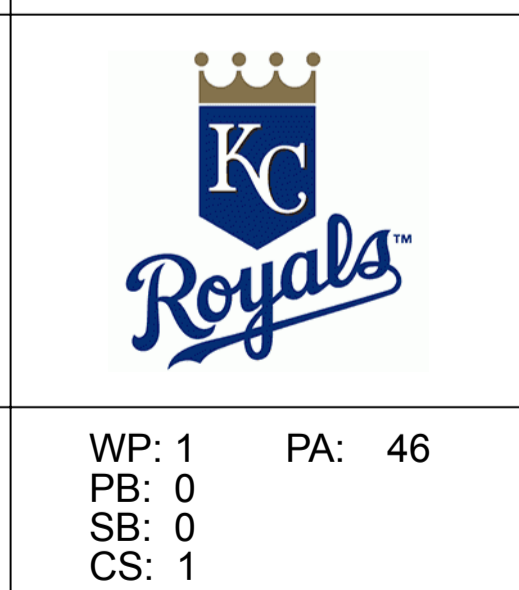
BOTTOM

Chicago White Sox @ Kansas City Royals
Kauffman Stadium, Kansas City, MO

Sun Jul 02 1995, 3:33 AM CDT
Att: 27,051 - Sunny - 76 F

livebaseballscorecards.com

AB	40
R	5
H	12
RBI	5
BB	6
SO	3
LOB	26



Batter	1	2	3	4	5	6	7	8	9	AB R H RBI BB SO LOB	TOP																	
Luis Polonia, L (1, 7) OBP: 0.324, SLG: 0.343	1-2 L7		0-1 1B		1-2 F8	2-3 K		2-1 F9		5 0 1 0 0 1 4																		
Wade Boggs, L (1, 5) OBP: 0.400, SLG: 0.383	4-2 BB		2-0 F7		4-1 BB		2-2 F7	1-1 F9		3 0 0 0 2 0 3																		
Paul O'Neill, L (1, 9) OBP: 0.415, SLG: 0.585	3-1 L8			1-1 BB 1B	1-3 K		0-0 G3		0-0 L9 2B	5 2 2 0 0 1 2																		
Danny Tartabull, R (1, 10) OBP: 0.347, SLG: 0.399	2-3 K			4-2 1B 1-2 G6-3 BB	0-0 F7		1-1 HR		4-2 2B BB	3 3 1 1 2 1 2																		
Don Mattingly, L (1, 3) OBP: 0.344, SLG: 0.388			1-3 K		0-0 1B		2-0 G3-1	1-0 1B 3B	1-0 L9	5 1 2 1 0 1 2																		
Tony Fernandez, S (1, 6) OBP: 0.323, SLG: 0.321			0-0 B6		4-0 1B G6-3 BB		2-0 F8	1-0 CS 1B	1-1 2B	4 1 2 3 1 0 0																		
Mike Stanley, R (1, 2) OBP: 0.362, SLG: 0.458			2-3 K		0-1 G6-3		4-0 1B BB	1-1 CS	0-0 G6-3	4 1 0 1 1 2 2																		
Bernie Williams, S (1, 8) OBP: 0.338, SLG: 0.447			0-1 F8		0-0 1B		3-2 1B 1B	4-1 S BB	0-3 K	4 0 2 1 1 1 1																		
Randy Velarde, R (1, 4) OBP: 0.328, SLG: 0.373			2-1 P8		1-3 K		1-2 1B	4-0 BB		3 0 1 1 1 1 1																		
Inning Stats	R: 0 E: 0 K: 1 S: 12	H: 0 LOB: 1 BB: 1 P: 22	R: 0 E: 0 K: 2 S: 7	H: 0 LOB: 0 BB: 0 P: 10	R: 0 E: 0 K: 0 S: 7	H: 1 LOB: 1 BB: 0 P: 11	R: 3 E: 0 K: 1 S: 11	H: 3 LOB: 1 BB: 2 P: 21	R: 0 E: 0 K: 1 S: 8	H: 0 LOB: 1 BB: 1 P: 14	R: 1 E: 0 K: 1 S: 16	H: 2 LOB: 2 BB: 1 P: 30	R: 2 E: 0 K: 0 S: 12	H: 3 LOB: 0 BB: 0 P: 18	R: 0 E: 0 K: 0 S: 6	H: 0 LOB: 2 BB: 2 P: 17	R: 2 E: 0 K: 2 S: 13	H: 2 LOB: 1 BB: 1 P: 22	1B: 7 2B: 2 3B: 1 HR: 1	SF: 0 SAC: 0 DP: 0 HBP: 0	WP: 0 PB: 0 SB: 3 CS: 1	PA: 45						
PITCHER	IP WLS BF H R ER SO BB IBB HBP BLK WP HR S P ERA WHIP																											
Jason Bere, R (1, 1) ERA: 5.19	5.2		27	6	4	4	5	5	0	0	0	0	0	0	54	99	6.35	1.941										
Scott Radinsky, L (6, 1) ERA: 6.43	1.0	L	6	3	2	2	1	0	0	0	0	0	1	18	25	18.00	3.000											
Rob Dibble, R (7, 1) ERA: 6.39	0.2		3	0	0	0	0	2	0	0	0	0	0	3	12	0.00	3.000											
Jose DeLeon, R (8, 1) ERA: 5.87	1.0		5	1	2	2	0	1	0	0	0	0	0	9	17	18.00	2.000											
Roberto Hernandez, R (9, 1) ERA: 4.5	0.2		3	1	0	0	2	0	0	0	0	0	0	8	12	0.00	1.500											

New York Yankees @ Chicago White Sox
 Comiskey Park, Chicago, IL
 Mon Jul 03 1995, 8:05 PM EDT
 Att. 36,346 - Unknown - 81 F

AB	36
R	8
H	11
RBI	8
BB	8
SO	8
LOB	17



WP: 0	PA: 45
-------	--------

Batter	1	2	3	4	5	6	7	8	9	AB	R	H	RBI	BB	SO	LOB
--------	---	---	---	---	---	---	---	---	---	----	---	---	-----	----	----	-----

Lance Johnson, L <small>(1, 8)</small> <small>OBP: 0.303, SLG: 0.324</small>	0-2 HR 3B		1-0 G3		1 SAFE 0-0 1B		1-1 L6			4	1	2	0	0	0	0	
Tim Raines, S <small>(1, 7)</small> <small>OBP: 0.364, SLG: 0.482</small>	2-1 G1-3		1-1 G3		1-2 G1-3			0-0 P5		4	0	0	0	0	0	3	
Frank Thomas, R <small>(1, 3)</small> <small>OBP: 0.482, SLG: 0.660</small>	4-1 HR BB		0-0 G5-3			1-1 F8		1-2 F8		3	1	0	0	1	0	0	
Robin Ventura, L <small>(1, 5)</small> <small>OBP: 0.376, SLG: 0.531</small>	2-3 K			2-2 F7		4-2 2B BB		3-2 F7		3	1	0	0	1	1	2	
John Kruk, L <small>(1, 10)</small> <small>OBP: 0.441, SLG: 0.462</small>	1-1 HR			1-2 G4-3 1B		1-3 K BB		4-2 BB		3	1	2	3	1	1	1	
Mike Devereaux, R <small>(1, 9)</small> <small>OBP: 0.333, SLG: 0.425</small>	0-3 K			3-2 G4-3 1-2f		0-0 2B		0-3 K		4	0	1	1	0	2	2	
Ray Durham, S <small>(1, 4)</small> <small>OBP: 0.338, SLG: 0.397</small>		0-2 G3			0-2 P5		0-3 K		0-1 F9		4	0	0	0	0	1	2
Ron Karkovice, R <small>(1, 2)</small> <small>OBP: 0.309, SLG: 0.411</small> Warren Newson, L <small>(9, PH)</small> <small>OBP: 0.436, SLG: 0.429</small>		2-3 K			2-2 G4-3		1-3 K		0-0 L8		3	0	0	0	0	2	0
Ozzie Guillen, L <small>(1, 6)</small> <small>OBP: 0.324, SLG: 0.371</small>		1-0 G3			0-0 1B		1-1 L7			3	0	1	0	0	0	0	

Inning Stats R: 3 H: 2 E: 0 LOB: 0 K: 2 BB: 1 S: 15 P: 24	R: 0 H: 0 E: 0 LOB: 0 K: 1 BB: 0 S: 8 P: 11	R: 0 H: 0 E: 0 LOB: 0 K: 0 BB: 0 S: 4 P: 6	R: 0 H: 1 E: 0 LOB: 0 K: 0 BB: 0 S: 10 P: 16	R: 0 H: 2 E: 0 LOB: 2 K: 0 BB: 0 S: 12 P: 15	R: 1 H: 1 E: 0 LOB: 1 K: 2 BB: 1 S: 11 P: 17	R: 0 H: 0 E: 0 LOB: 0 K: 1 BB: 0 S: 7 P: 10	R: 0 H: 0 E: 0 LOB: 0 K: 0 BB: 0 S: 10 P: 14	R: 0 H: 0 E: 0 LOB: 1 K: 1 BB: 1 S: 8 P: 12	1B: 3 SF: 0 2B: 1 SAC: 0 3B: 1 DP: 1 HR: 1 HBP: 0
PITCHER Jack McDowell, R <small>(1, 1)</small> <small>ERA: 4.76</small>	IP: 9.0 WLS: W BF: 35 H: 6 R: 4 ER: 4 SO: 7 BB: 3 IBB: 0 HBP: 0 BLK: 0 WP: 0 HR: 1 S: 85 P: 125 ERA: 4.00 WHIP: 1.000	PITCHER IP: WLS: BF: H: R: ER: SO: BB: IBB: HBP: BLK: WP: HR: S: P: ERA: WHIP:	ERA: WHIP:						

BOTTOM

New York Yankees @ Chicago White Sox
 Comiskey Park, Chicago, IL
 Mon Jul 03 1995, 8:05 PM EDT
 Att: 36,346 - Unknown - 81 F

AB	32
R	4
H	6
RBI	4
BB	3
SO	7
LOB	11



WP: 0 PA: 35 PB: 0 SB: 0 CS: 0

New York Yankees @ Chicago White Sox

Comiskey Park, Chicago, IL

Tue Jul 04 1995, 4:33 AM EDT
 Att. 21,855 - Overcast - 75 F

AB	32
R	4
H	8
RBI	4
BB	2
SO	5
LOB	10



AB	R	H	RBI	BB	SO	LOB
3	0	1	1	0	0	1
3	0	1	0	1	0	1
4	1	1	1	0	0	3
4	0	0	0	0	3	1
4	0	1	0	0	0	0
4	1	0	0	0	2	1
3	1	0	0	1	0	1
4	1	2	1	0	0	1
3	0	2	1	0	0	1

1B	2B	3B	SF	SAC	DP	HBP
3	2	2	2	0	0	0
2	2	2	0	0	0	0
1	2	1	0	0	0	1
1	2	1	0	0	0	1

WP: 0	PA: 37
PB: 0	
SB: 0	
CS: 1	

Batter	1	2	3	4	5	6	7	8	9
Luis Polonia, L OBP: 0.323, SLG: 0.343 (1, 7) X	0-0 L7		3-2 FC6-4		0-2 SF8		1-2 CS		
Wade Boggs, L OBP: 0.402, SLG: 0.383 (1, 5) C C X	1-2 1B		1-1 FC6-4		4-2 BB		2-1 CS	0-1 L8	
Paul O'Neill, L OBP: 0.411, SLG: 0.595 (1, 9) C X	0-1 P6			0-0 HR	1-0 F7			2-2 L8	
Danny Tartabull, R OBP: 0.340, SLG: 0.390 (1, 10) X	0-0 L3			3-3 K		2-3 K		2-3 K	
Don Mattingly, L OBP: 0.342, SLG: 0.391 (1, 3) B C X		2-1 P6		1-1 G6-3		0-0 F7			2-1 FC1-5
Tony Fernandez, S OBP: 0.316, SLG: 0.314 (1, 6) B C C X		1-2 G5-3		3-3 K		2-2 K			0-1 FC1-5
Mike Stanley, R OBP: 0.360, SLG: 0.450 (1, 2) B X		1-1 G6-3			4-1 2B		1-1 G6-3		2-1 E5
Bernie Williams, S OBP: 0.341, SLG: 0.466 (1, 8) C B X			1-1 G6-3		0-0 F7		3-2 SF9		1-1
Randy Velarde, R OBP: 0.331, SLG: 0.384 (1, 4) C B X			3-2 FC6-4		0-2		3-2 SF9		3-H

Inning Stats	R	H	E	K	S	P	R	H	E	K	S	P	R	H	E	K	S	P	R	H	E	K	S	P	R	H	E	K	S	P	R	H	E	K	S	P					
	0	1	0	0	7	8	0	0	0	0	7	11	1	1	0	2	19	12	0	0	0	8	12	1	2	0	0	0	8	12	0	0	0	8	12	1	2	0	0	10	15

PITCHER	IP	WLS	BF	H	R	ER	SO	BB	IBB	HBP	BLK	WP	HR	S	P	ERA	WHIP
Alex Fernandez, R ERA: 5.04 (1, 1)	8.2	L	35	8	4	4	5	2	0	0	0	0	1	90	141	4.15	1.154
Jose DeLeon, R ERA: 5.82 (9, 1)	0.1		1	0	0	0	0	0	0	0	0	0	0	2	2	0.00	0.000

Batter	1	2	3	4	5	6	7	8	9	AB R H RBI BB SO LOB	TOP
Bernie Williams, S (1, 8) OBP: 0.338, SLG: 0.460	3-1 G6-3		1-0 G6-4-3		1-1 FC6-4 1B		1-2 L7		0-0 F8	5 0 1 0 0 0 1	
Tony Fernandez, S (1, 6) OBP: 0.313, SLG: 0.310	2-3 K		3-2 1B 1B		0-0 FC6-4 BB 1B SF8		0-1 P5		0-0 G3-1	5 2 1 1 0 1 1	
Paul O'Neill, L (1, 9) OBP: 0.418, SLG: 0.596	3-3 K		1-1 1B 1B		1-0 SF8 BB 1B		4-0 BB			3 0 2 0 1 1 0	
Danny Tartabull, R (1, 10) OBP: 0.348, SLG: 0.411		2-2 HR	2-1 1B 2-H		4-2 BB		2-3 K			3 1 2 2 1 1 1	
Mike Stanley, R (1, 2) OBP: 0.353, SLG: 0.443	1-2 G1-3		3-3 K		0-1 SF8			2-3 K		3 0 0 1 0 2 2	
Don Mattingly, L (1, 3) OBP: 0.335, SLG: 0.382	2-1 F7			1-1 F7	3-2 G1-6-3			2-0 F8		4 0 0 0 0 0 2	
Gerald Williams, R (1, 7) OBP: 0.363, SLG: 0.629	4-2 BB			1-0 F9		0-0 G6-3		2-0 HR		3 1 1 1 1 0 0	
Russ Davis, R (1, 5) OBP: 0.385, SLG: 0.559	1-2 K			2-3 K		0-0 P4		2-0 G5-3		4 0 0 0 0 2 1	
Randy Velarde, R (1, 4) OBP: 0.335, SLG: 0.380			4-0 G6-4-3 BB		4-1 1B FC6-4 BB		2-0 G6-3		2-2 G4-3	2 1 0 0 2 0 0	
Inning Stats	R: 0 E: 0 K: 2 S: 8 H: 0 LOB: 0 BB: 0 P: 16	R: 1 E: 0 K: 1 S: 15 H: 1 LOB: 1 BB: 1 P: 25	R: 1 E: 0 K: 1 S: 11 H: 3 LOB: 2 BB: 1 P: 25	R: 0 E: 0 K: 1 S: 7 H: 0 LOB: 0 BB: 0 P: 11	R: 2 E: 0 K: 0 S: 14 H: 2 LOB: 2 BB: 2 P: 27	R: 0 E: 0 K: 0 S: 3 H: 0 LOB: 0 BB: 0 P: 5	R: 0 E: 0 K: 1 S: 8 H: 0 LOB: 1 BB: 1 P: 15	R: 1 E: 0 K: 1 S: 8 H: 1 LOB: 0 BB: 0 P: 16	R: 0 E: 0 K: 0 S: 7 H: 0 LOB: 0 BB: 0 P: 9	1B: 5 2B: 0 3B: 0 HR: 2 SF: 1 SAC: 0 DP: 1 HBP: 0	WP: 0 PB: 0 SB: 0 CS: 0 PA: 38
PITCHER	IP WLS BF H R ER SO BB IBB HBP BLK WP HR S P ERA WHIP										
Wilson Alvarez, L (1, 1) ERA: 5.45	5.0 W 24 6 4 4 5 4 0 0 0 0 1 55 104 7.20 2.000										
Kirk McCaskill, R (6, 1) ERA: 4.74	4.0 S 14 1 1 1 2 1 0 0 0 0 1 26 45 2.25 0.500										

New York Yankees @ Chicago White Sox
 Comiskey Park, Chicago, IL
 Wed Jul 05 1995, 8:05 PM EDT
 Att. 42,961 - Unknown - 72 F

AB	32
R	5
H	7
RBI	5
BB	5
SO	7
LOB	8



BOTTOM

New York Yankees @ Chicago White Sox
 Comiskey Park, Chicago, IL
 Wed Jul 05 1995, 8:05 PM EDT
 Att: 42,961 - Unknown - 72 F

livebaseballscorecards.com

AB	37
R	11
H	14
RBI	11
BB	8
SO	3
LOB	23



WP: 1	PA: 46
PB: 0	
SB: 2	
CS: 0	

AB	R	H	RBI	BB	SO	LOB
5	2	3	2	1	0	0
3	1	1	0	2	0	3
2	2	0	0	2	0	1
4	2	3	4	1	0	3
4	1	2	4	1	0	4
5	0	2	0	0	1	2
5	1	1	0	0	1	6
4	1	0	0	1	0	4
5	1	2	1	0	1	0
1B: 9	SF: 0					
2B: 1	SAC: 0					
3B: 2	DP: 1					
HR: 2	HBP: 1					

IP	WLS	BF	H	R	ER	SO	BB	IBB	HBP	BLK	WP	HR	S	P	ERA	WHIP
3.1	L	21	6	8	8	1	4	1	0	0	0	1	51	92	21.60	3.000
1.2		11	3	1	1	1	2	0	1	0	1	1	19	37	5.40	3.000
3.0		14	5	2	2	1	1	0	0	0	0	0	28	44	6.00	2.000

IP	WLS	BF	H	R	ER	SO	BB	IBB	HBP	BLK	WP	HR	S	P	ERA	WHIP
3.1		14	5	2	2	1	1	0	0	0	0	0	28	44	6.00	2.000

IP	WLS	BF	H	R	ER	SO	BB	IBB	HBP	BLK	WP	HR	S	P	ERA	WHIP
3.1		14	5	2	2	1	1	0	0	0	0	0	28	44	6.00	2.000

IP	WLS	BF	H	R	ER	SO	BB	IBB	HBP	BLK	WP	HR	S	P	ERA	WHIP
3.1		14	5	2	2	1	1	0	0	0	0	0	28	44	6.00	2.000

IP	WLS	BF	H	R	ER	SO	BB	IBB	HBP	BLK	WP	HR	S	P	ERA	WHIP
3.1		14	5	2	2	1	1	0	0	0	0	0	28	44	6.00	2.000

IP	WLS	BF	H	R	ER	SO	BB	IBB	HBP	BLK	WP	HR	S	P	ERA	WHIP
3.1		14	5	2	2	1	1	0	0	0	0	0	28	44	6.00	2.000

IP	WLS	BF	H	R	ER	SO	BB	IBB	HBP	BLK	WP	HR	S	P	ERA	WHIP
3.1		14	5	2	2	1	1	0	0	0	0	0	28	44	6.00	2.000

IP	WLS	BF	H	R	ER	SO	BB	IBB	HBP	BLK	WP	HR	S	P	ERA	WHIP
3.1		14	5	2	2	1	1	0	0	0	0	0	28	44	6.00	2.000

IP	WLS	BF	H	R	ER	SO	BB	IBB	HBP	BLK	WP	HR	S	P	ERA	WHIP
3.1		14	5	2	2	1	1	0	0	0	0	0	28	44	6.00	2.000

IP	WLS	BF	H	R	ER	SO	BB	IBB	HBP	BLK	WP	HR	S	P	ERA	WHIP
3.1		14	5	2	2	1	1	0	0	0	0	0	28	44	6.00	2.000

IP	WLS	BF	H	R	ER	SO	BB	IBB	HBP	BLK	WP	HR	S	P	ERA	WHIP
3.1		14	5	2	2	1	1	0	0	0	0	0	28	44	6.00	2.000

Batter	1	2	3	4	5	6	7	8	9
--------	---	---	---	---	---	---	---	---	---

Lance Johnson, L OBP: 0.307, SLG: 0.332 (1, 8)	4-0 BB S BB BB	1-0 G6-3		0-0 HR 3B	1-0 FC3-2 1B	0-1 G1-6-3 1B		0-0 G3-1	
---	-------------------------	-------------	--	-----------------	--------------------	---------------------	--	-------------	--

Tim Raines, S OBP: 0.369, SLG: 0.481 (1, 7)	4-2 BB BB 1-2 HR BB	3-2 1B		0-2 G6-3	4-2 FC3-2 HBP 1-3 BB	2-2 G1-6-3			
--	------------------------------	-----------	--	-------------	----------------------------	---------------	--	--	--

Frank Thomas, R OBP: 0.488, SLG: 0.660 (1, 3)	4-2 BB 1-2 HR 2-3 BB	0-0 G4-3		4-0 HR IBB	3-2 FC3-2 1-2 HBP		1-1 P4		
--	-------------------------------	-------------	--	------------------	-------------------------	--	-----------	--	--

Robin Ventura, L OBP: 0.379, SLG: 0.538 (1, 5)	4-0 HR BB		2-2 1B 1B	0-0 HR	1-1 FC3-2 FC3-6		2-0 1B 1B		
---	-----------------	--	-----------------	-----------	-----------------------	--	-----------------	--	--

John Kruk, L OBP: 0.458, SLG: 0.495 (1, 10)	3-2 HR		3-1 1B 1B	4-2 1B BB	0-0 FC3-6		3-1 L8		
--	-----------	--	-----------------	-----------------	--------------	--	-----------	--	--

Mike Devereaux, R OBP: 0.335, SLG: 0.424 (1, 9)	1-3 K		3-2 P7	0-1 FC6-4 1B		1-1 G6-3		1-1 1B	
--	----------	--	-----------	--------------------	--	-------------	--	-----------	--


Ray Durham, S OBP: 0.329, SLG: 0.390 (1, 4)	0-1 G6-3		0-0 P6	3-3 K		0-0 1B 2B		1-1 G1-3	
--	-------------	--	-----------	----------	--	-----------------	--	-------------	--

Ron Karkovics, R OBP: 0.300, SLG: 0.392 (1, 2)	1-2 F9		0-1 G5-3	2-0 FC6-4		4-2 1B 1B BB		0-0 F7	
---	-----------	--	-------------	--------------	--	-----------------------	--	-----------	--

Ozzie Guillen, L OBP: 0.326, SLG: 0.379 (1, 6)		3-2 F7		1-0 3B 3B	0-0 G6-3		0-0 1B 1B		1-3 K
---	--	-----------	--	-----------------	-------------	--	-----------------	--	----------

Inning Stats	R: 5 E: 0 K: 1 S: 22	H: 1 LOB: 0 BB: 4 P: 43	R: 0 E: 0 K: 0 S: 8	H: 1 LOB: 1 BB: 0 P: 15	R: 0 E: 0 K: 0 S: 16	H: 2 LOB: 2 BB: 0 P: 24	R: 4 E: 0 K: 1 S: 15	H: 4 LOB: 2 BB: 2 P: 29	R: 0 E: 0 K: 0 S: 9	H: 1 LOB: 3 BB: 1 P: 18	R: 2 E: 0 K: 0 S: 12	H: 3 LOB: 1 BB: 1 P: 19	R: 0 E: 0 K: 0 S: 9	H: 2 LOB: 2 BB: 0 P: 17	R: 0 E: 0 K: 1 S: 7	H: 0 LOB: 0 BB: 0 P: 8
--------------	-------------------------------	----------------------------------	------------------------------	----------------------------------	-------------------------------	----------------------------------	-------------------------------	----------------------------------	------------------------------	----------------------------------	-------------------------------	----------------------------------	------------------------------	----------------------------------	------------------------------	---------------------------------

PITCHER	IP	WLS	BF	H	R	ER	SO	BB	IBB	HBP	BLK	WP	HR	S	P	ERA	WHIP
Brian Boehringer, R ERA: 14.14 (1, 1)	3.1	L	21	6	8	8	1	4	1	0	0	0	1	51	92	21.60	3.000
Bob MacDonald, L ERA: 6.86 (4, 1)	1.2		11	3	1	1	1	2	0	1	0	1	1	19	37	5.40	3.000
Josias Manzanillo, R ERA: 4.86 (6, 1)	3.0		14	5	2	2	1	1	0	0	0	0	0	28	44	6.00	2.000

Batter	1	2	3	4	5	6	7	8	9	AB R H RBI BB SO LOB	TOP																	
Brady Anderson, L (1, 7) OBP: 0.354, SLG: 0.457	2-0 G3		3-1 L8		0-1 G4-3		0-3 K		2-3 K	5 0 0 0 0 2 2																		
Manny Alexander, R (1, 4) OBP: 0.340, SLG: 0.377	1-0 1B HBP		0-1 P3		2-1 L9			2-1 G4-3 1B		3 1 1 0 0 0 1																		
Rafael Palmeiro, L (1, 3) OBP: 0.367, SLG: 0.544	1-0 L9			3-2 G3-1		2-0 G4-3		0-1 G4-3		4 0 0 0 0 0 2																		
Cal Ripken Jr., R (1, 6) OBP: 0.331, SLG: 0.447	3-2 1B			3-2 G1-3		1-0 F8		4-0 1B IBB		3 0 1 0 1 0 0																		
Harold Baines, L (1, 10) OBP: 0.423, SLG: 0.538 Kevin Bass, S (8, PH) OBP: 0.361, SLG: 0.432	1-3 K			0-1 1B		1-1 2B 1B		2-1 1B 1-3 2-H		3 0 2 0 0 1 2 1 0 1 1 0 0 0																		
Jeffrey Hammonds, R (1, 9) OBP: 0.279, SLG: 0.404		2-1 F8		2-2 P8		1-2 2B		1-2 F8		4 0 1 0 0 0 2																		
Jeff Huson, L (1, 5) OBP: 0.333, SLG: 0.467 Leo Gomez, R (9, 5) OBP: 0.283, SLG: 0.241		0-2 F8			1-2 2B SF7 1B		2-3 K		1-1 P2	4 1 1 0 0 1 2 0 0 0 0 0 0 0	AB 34 R 2 H 10 RBI 2 BB 1 SO 4 LOB 13																	
Chris Hoiles, R (1, 2) OBP: 0.316, SLG: 0.364		2-1 G5-3			1-0 G4-3 2B		0-1 G1-3 1B		0-1 1B	4 0 3 0 0 0 0																		
Curtis Goodwin, L (1, 8) OBP: 0.397, SLG: 0.403			0-0 G6-3		0-0 SF7		0-1 G1-3		2-0 F9	3 0 0 1 0 0 2																		
Inning Stats	R: 0 E: 0 K: 1 S: 10	H: 1 LOB: 2 BB: 0 P: 18	R: 0 E: 0 K: 0 S: 7	H: 0 LOB: 0 BB: 0 P: 11	R: 0 E: 0 K: 0 S: 5	H: 0 LOB: 0 BB: 0 P: 8	R: 0 E: 0 K: 0 S: 12	H: 1 LOB: 1 BB: 0 P: 20	R: 1 E: 0 K: 1 S: 10	H: 2 LOB: 1 BB: 0 P: 13	R: 0 E: 0 K: 1 S: 7	H: 1 LOB: 0 BB: 0 P: 7	R: 1 E: 0 K: 0 S: 9	H: 2 LOB: 1 BB: 1 P: 18	R: 0 E: 0 K: 1 S: 8	H: 1 LOB: 1 BB: 0 P: 13	1B: 8 2B: 2 3B: 0 HR: 0	SF: 1 SAC: 0 DP: 0 HBP: 1	WP: 0 PB: 0 SB: 0 CS: 0	PA: 37								
PITCHER	IP WLS BF H R ER SO BB IBB HBP BLK WP HR S P ERA WHIP																											
Brian Keyser, R (1, 1) ERA: 4.73	5.2		24	6	1	1	1	0	0	1	0	0	0	50	82	1.59	1.059											
Tim Fortugno, L (6, 1) ERA: 3.82	1.2	L	7	2	1	1	2	0	1	0	0	0	0	14	22	5.40	1.200											
Jose DeLeon, R (8, 1) ERA: 5.58	1.2		6	2	0	0	1	0	0	0	0	0	0	13	21	0.00	1.200											

Baltimore Orioles @ Chicago White Sox
Comiskey Park, Chicago, IL
Thu Jul 06 1995, 8:05 PM EDT
Att. 19,868 - Unknown - 75 F

livebaseballscorecards.com

Batter	1	2	3	4	5	6	7	8	9	AB R H RBI BB SO LOB	TOP											
Brady Anderson, L (1, 7) OBP: 0.355, SLG: 0.454	0-0 G4-3		0-0 G4-3 1B		4-0 BB		0-0 G1-3		0-0 G3	4 0 1 0 1 0 1												
Manny Alexander, R (1, 4) OBP: 0.331, SLG: 0.366	0-3 K		0-0 G4-3		0-0 F7			0-0 F9		4 0 0 1 0 1 3												
Rafael Palmeiro, L (1, 3) OBP: 0.361, SLG: 0.535	0-0 F7		0-0 G3				0-0 F8	0-0 F8		4 0 0 0 0 0 1												
Cal Ripken Jr., R (1, 6) OBP: 0.333, SLG: 0.447		0-0 BB 1B		0-0 G6-4-3 1B		0-0 F7		0-0 L9		4 0 2 0 0 0 0												
Kevin Bass, S (1, 10) OBP: 0.359, SLG: 0.428		0-0 F9		0-0 G6-4-3 1-2f		0-0 F9			0-0 BB HR 1B	4 1 1 0 0 0 2												
Jeffrey Hammonds, R (1, 9) OBP: 0.285, SLG: 0.399		4-0 G4-6-3 BB		0-0 G5-3			0-0 E6 S 1B		4-0 BB HR BB	2 2 0 0 2 0 0												
Chris Hoiles, R (1, 2) OBP: 0.315, SLG: 0.380		0-0 G4-6-3 1-2f			0-0 G5-3		0-0 F9		0-0 HR	4 1 1 3 0 0 3												
Leo Gomez, R (1, 5) OBP: 0.294, SLG: 0.256			0-0 1B SH2-3 G4-3 1B		0-0 G6-3		0-0 FC4-6 1B		0-0 G4-3	3 1 2 1 0 0 0 1 0 0 0 0 0 0												
Jeff Huson, L (7, PR) OBP: 0.313, SLG: 0.438																						
Curtis Goodwin, L (1, 8) OBP: 0.396, SLG: 0.402			0-0 SH2-3		0-0 S 1B		0-0 FC4-6 1-2f		0-0 G4-3	3 0 1 0 0 0 1												
Inning Stats	R: 0 E: 0 K: 1 S: 5	H: 0 LOB: 0 BB: 0 P: 5	R: 0 E: 0 K: 0 S: 3	H: 1 LOB: 1 BB: 1 P: 7	R: 1 E: 0 K: 0 S: 5	H: 2 LOB: 1 BB: 0 P: 5	R: 0 E: 0 K: 0 S: 3	H: 1 LOB: 0 BB: 0 P: 3	R: 0 E: 0 K: 0 S: 3	H: 0 LOB: 0 BB: 0 P: 3	R: 1 E: 1 K: 0 S: 5	H: 1 LOB: 2 BB: 0 P: 5	R: 0 E: 0 K: 0 S: 3	H: 0 LOB: 0 BB: 0 P: 3	R: 3 E: 0 K: 0 S: 5	H: 2 LOB: 0 BB: 1 P: 9	1B: 7 2B: 0 3B: 0 HR: 1	SF: 0 SAC: 1 DP: 2 HBP: 0	WP: 0 PB: 0 SB: 3 CS: 0	PA: 37		
PITCHER Jim Abbott, L (1, 1) ERA: 3.35	IP 9.0	WLS L	BF 37	H 8	R 5	ER 4	SO 1	BB 3	IBB 0	HBP 0	BLK 0	WP 0	HR 1	S 36	P 48	ERA 4.00	WHIP 1.222					
<p align="center">Baltimore Orioles @ Chicago White Sox Comiskey Park, Chicago, IL Fri Jul 07 1995, 8:05 PM EDT Att. 23,387 - Unknown - 70 F</p>																						

livebaseballscorecards.com

AB	33
R	5
H	8
RBI	5
BB	3
SO	1
LOB	11



Batter	1	2	3	4	5	6	7	8	9	AB R H RBI BB SO LOB	BOTTOM
Lance Johnson, L (1, 8) OBP: 0.308, SLG: 0.336	0-0 G6-3		0-0 2B		0-0 F9		0-0 F7		0-0 1B	5 0 2 0 0 0 2	Baltimore Orioles @ Chicago White Sox Comiskey Park, Chicago, IL Fri Jul 07 1995, 8:05 PM EDT Att: 23,387 - Unknown - 70 F
Tim Raines, S (1, 7) OBP: 0.364, SLG: 0.469	0-3 K		0-0 F9		0-0 L3		0-0 P4		0-0 G4-3	5 0 0 0 0 1 4	
Frank Thomas, R (1, 3) OBP: 0.492, SLG: 0.659	0-0 1B				0-0 F8	4-0 1B 2B BB		4-0 SH1-4 BB		2 1 1 0 2 0 0	
Robin Ventura, L (1, 5) OBP: 0.380, SLG: 0.538	0-3 K				0-0 1B	0-0 1-2 2B 1B		0-0 SH1-4		3 1 2 0 0 1 1	
John Kruk, L (1, 10) OBP: 0.438, SLG: 0.467		0-0 G6-3			0-0 F8	0-3 K		0-0 L8		4 0 0 0 0 1 4	
Mike Devereaux, R (1, 9) OBP: 0.338, SLG: 0.426		0-0 CS 1B			0-3 K	0-0 1-H 2-H 2B		4-0 IBB		3 0 2 2 1 1 1	
Ray Durham, S (1, 4) OBP: 0.324, SLG: 0.387		0-3 K			0-0 F9 2B	0-3 K		0-0 P4		4 0 1 0 0 2 4	
Ron Karkovice, R (1, 2) OBP: 0.295, SLG: 0.384			0-0 F8		0-3 K	0-0 F7		0-0 F8		3 0 0 0 0 1 2	
Dave Martinez, L (9, PH) OBP: 0.297, SLG: 0.402										1 0 0 0 0 0 0	
Craig Grebeck, R (1, 6) OBP: 0.396, SLG: 0.429			0-0 G5-3		4-0 BB			0-0 G5-3		2 0 0 0 1 0 0	
Warren Newson, L (9, PH) OBP: 0.415, SLG: 0.402										1 0 0 0 0 0 0	

Inning Stats	R: 0 E: 0 K: 2 S: 8	H: 1 LOB: 1 BB: 0 P: 8	R: 0 E: 0 K: 1 S: 5	H: 1 LOB: 1 BB: 0 P: 5	R: 0 E: 0 K: 0 S: 4	H: 1 LOB: 1 BB: 0 P: 4	R: 0 E: 0 K: 1 S: 6	H: 1 LOB: 1 BB: 0 P: 6	R: 0 E: 0 K: 1 S: 6	H: 1 LOB: 2 BB: 1 P: 10	R: 2 E: 0 K: 2 S: 9	H: 2 LOB: 1 BB: 1 P: 13	R: 0 E: 0 K: 0 S: 3	H: 0 LOB: 0 BB: 0 P: 3	R: 0 E: 0 K: 0 S: 3	H: 0 LOB: 2 BB: 2 P: 11	R: 0 E: 0 K: 0 S: 4	H: 1 LOB: 1 BB: 0 P: 4	1B: 5 2B: 4 3B: 0 HR: 0	SF: 0 SAC: 1 DP: 1 HBP: 0	WP: 0 PB: 0 SB: 0 CS: 1	PA: 38
--------------	------------------------------	---------------------------------	------------------------------	---------------------------------	------------------------------	---------------------------------	------------------------------	---------------------------------	------------------------------	----------------------------------	------------------------------	----------------------------------	------------------------------	---------------------------------	------------------------------	----------------------------------	------------------------------	---------------------------------	----------------------------------	------------------------------------	----------------------------------	--------

PITCHER	IP	WLS	BF	H	R	ER	SO	BB	IBB	HBP	BLK	WP	HR	S	P	ERA	WHIP
Rick Krivda, L (1, 1) ERA: 3.18	5.2		25	7	2	2	7	2	0	0	0	0	0	37	45	3.18	1.588
Armando Benitez, R (6, 1) ERA: 5.08	1.1		5	0	0	0	0	1	0	0	0	0	0	4	8	0.00	0.750
Mark Lee, L (8, 1) ERA: 3.21	0.2		2	0	0	0	0	0	0	0	0	0	0	2	2	0.00	0.000
Terry Clark, R (8, 1) ERA: 1.69	0.1	W	2	0	0	0	0	0	1	0	0	0	0	1	5	0.00	0.000
Doug Jones, R (9, 1) ERA: 3.41	1.0	S	4	1	0	0	0	0	0	0	0	0	0	4	4	0.00	1.000

AB	33
R	2
H	8
RBI	2
BB	4
SO	7
LOB	18



livebaseballscorecards.com

Batter	1	2	3	4	5	6	7	8	9	AB	R	H	RBI	BB	SO	LOB
Lance Johnson, L (1, 8) OBP: 0.307, SLG: 0.335	0-0 CS 1B		1-2 L3		1-0 F9		1-1 G4-3			4	0	1	0	0	0	3
Tim Raines, S (1, 7) OBP: 0.362, SLG: 0.465	3-2 SAFE P7 1-2		0-0 G3 2-3		0-0 F8			1-1 1B		4	0	1	0	0	0	4
Frank Thomas, R (1, 3) OBP: 0.488, SLG: 0.665	1-3 K		3-1 G5-3			1-1 HR		0-1 F9		4	1	1	1	0	1	2
Robin Ventura, L (1, 5) OBP: 0.375, SLG: 0.529		1-3 K		0-0 F8		1-2 G3-1		2-2 F7		4	0	0	0	0	1	1
John Kruk, L (1, 10) OBP: 0.432, SLG: 0.459		1-1 P6		2-2 F7		0-0 1B		0-3 K		4	0	1	0	0	1	1
Mike Devereaux, R (1, 9) OBP: 0.337, SLG: 0.423		0-1 BB 1B		3-2 G4-3		0-2 K		2-2 F9		4	0	1	0	0	1	1
Craig Grebeck, R (1, 4) OBP: 0.400, SLG: 0.425		4-2 SAFE BB		0-1 1B 1B		2-3 K		1-1 F7		3	0	1	0	1	1	1
Chris Tremie, R (1, 2) OBP: 0.222, SLG: 0.222		0-0 F7		2-2 1B		0-0 G1-3		0-2 HR		2	0	1	0	0	0	2
Warren Newson, L (7, PH) OBP: 0.411, SLG: 0.398										1	0	0	0	0	0	0
Ron Karkovics, R (8, 2) OBP: 0.299, SLG: 0.408										1	1	1	1	0	0	0
Ozzie Guillen, L (1, 6) OBP: 0.320, SLG: 0.375			0-1 G3 2B		1-1 F7		0-0 G4-1		0-0 G6-3	4	0	1	0	0	0	2


Inning Stats	R: 0	H: 1	E: 0	LOB: 0	K: 1	P: 11	R: 0	H: 1	E: 0	LOB: 2	K: 1	P: 19	R: 0	H: 1	E: 0	LOB: 1	K: 0	P: 12	R: 0	H: 0	E: 0	LOB: 0	K: 0	P: 13	R: 0	H: 2	E: 0	LOB: 2	K: 0	P: 13	R: 1	H: 2	E: 0	LOB: 1	K: 2	P: 16	R: 0	H: 0	E: 0	LOB: 0	K: 0	P: 5	R: 0	H: 1	E: 0	LOB: 1	K: 1	P: 13	R: 1	H: 1	E: 0	LOB: 0	K: 0	P: 12	1B: 6	SF: 0	2B: 1	SAC: 0	3B: 0	DP: 0	HR: 2	HBP: 0	WP: 0	PA: 36
PITCHER	IP	WLS	BF	H	R	ER	SO	BB	IBB	HBP	BLK	WP	HR	S	P	ERA	WHIP																																															
35 Mike Mussina, R (1, 1) ERA: 4.41	7.2	W	31	8	1	1	4	1	0	0	0	0	0	68	99	1.17	1.174																																															
Jesse Orosco, L (8, 1) ERA: 2.75	0.1		1	0	0	0	1	0	0	0	0	0	0	3	3	0.00	0.000																																															
Doug Jones, R (9, 1) ERA: 3.6	1.0		4	1	1	1	0	0	0	0	0	0	1	9	12	9.00	1.000																																															

BOTTOM

Baltimore Orioles @ Chicago White Sox
 Comiskey Park, Chicago, IL
 Sat Jul 08 1995, 8:05 PM EDT
 Att: 30,593 - Unknown - 73 F

livebaseballscorecards.com

AB	35
R	2
H	9
RBI	2
BB	1
SO	5
LOB	17



Batter	1	2	3	4	5	6	7	8	9	AB R H RBI BB SO LOB	TOP	
Brady Anderson, L (1, 7) <small>OBP: 0.360, SLG: 0.453</small> Kevin Bass, S (8, 7) <small>OBP: 0.359, SLG: 0.428</small>	 <small>3-1</small> 1B 2B	 <small>0-1</small> F9		 <small>3-2</small> <small>1-3</small> G6-4-3 1B		 <small>4-0</small> <small>1-2</small> 1B G6-3 BB		 <small>0-3</small> K		4 2 2 0 1 1 0 0 0 0 0 0 0 0	Baltimore Orioles @ Chicago White Sox Comiskey Park, Chicago, IL Sun Jul 09 1995, 4:33 AM EDT Att. 26,176 - Cloudy - 78 F	
Bret Barberie, S (1, 4) <small>OBP: 0.365, SLG: 0.363</small>	 <small>0-1</small> 1B HR 1B		 <small>1-0</small> BB 1B G3 1B	 <small>0-0</small> G6-4-3	 <small>1-1</small> <small>1-3</small> <small>2-H</small> 1B G6-3		 <small>4-1</small> BB		4 2 3 2 1 0 1			
Rafael Palmeiro, L (1, 3) <small>OBP: 0.354, SLG: 0.519</small> Leo Gomez, R (8, PH) <small>OBP: 0.291, SLG: 0.253</small>	 <small>1-2</small> F7		 <small>1-3</small> K	 <small>1-0</small> L3		 <small>0-1</small> G6-3		 <small>2-2</small> F7		4 0 0 0 0 1 3 1 0 0 0 0 0 1		
Cal Ripken Jr., R (1, 6) <small>OBP: 0.337, SLG: 0.443</small> Manny Alexander, R (7, 6) <small>OBP: 0.331, SLG: 0.361</small>	 <small>0-0</small> <small>1-2</small> HR 1B		 <small>0-0</small> G3 BB 1B		 <small>1-0</small> G5-3	 <small>4-1</small> BB		 <small>1-2</small> G6-3		3 2 2 0 1 0 0 1 0 0 0 0 0 0		
Harold Baines, L (1, 10) <small>OBP: 0.422, SLG: 0.542</small>	 <small>1-2</small> <small>1-H</small> <small>2-H</small> HR		 <small>4-2</small> <small>1-2</small> <small>2-3</small> 1B BB G3		 <small>1-0</small> F7	 <small>0-1</small> G1-3		 <small>1-2</small> G6-3		4 2 1 3 1 0 1		
Chris Hoiles, R (1, 2) <small>OBP: 0.322, SLG: 0.405</small> Gregg Zaun, S (7, PH) <small>OBP: 0.269, SLG: 0.375</small>	 <small>0-1</small> G5-3		 <small>0-0</small> G3		 <small>2-1</small> HR		 <small>0-0</small> F9		 <small>4-2</small> 1B BB			3 1 1 2 0 0 2 1 0 0 0 1 0 0
Jeff Huson, L (1, 5) <small>OBP: 0.423, SLG: 0.435</small>	 <small>3-2</small> F8		 <small>4-0</small> 1B IBB		 <small>0-1</small> 1B		 <small>1-3</small> K		 <small>1-2</small> FC4-6 1B			4 0 2 0 1 1 0
Jeffrey Hammonds, R (1, 9) <small>OBP: 0.274, SLG: 0.380</small>		 <small>1-2</small> P5	 <small>2-0</small> <small>1-3</small> <small>2-H</small> <small>3-H</small> 1B		 <small>2-1</small> G6-3		 <small>0-0</small> F7		 <small>0-0</small> FC4-6			5 0 1 2 0 0 3
Curtis Goodwin, L (1, 8) <small>OBP: 0.408, SLG: 0.415</small>	 <small>0-1</small> G1-3			 <small>1-2</small> 1B G6-4-3 1B		 <small>0-1</small> 1B BB		 <small>0-0</small> F9		4 2 2 0 0 0 0		
Inning Stats	R: 4 H: 4 E: 0 LOB: 0 K: 0 BB: 0 S: 24 P: 32	R: 0 H: 0 E: 0 LOB: 0 K: 0 BB: 0 S: 7 P: 8	R: 3 H: 3 E: 0 LOB: 2 K: 1 BB: 2 S: 9 P: 21	R: 1 H: 2 E: 0 LOB: 0 K: 0 BB: 0 S: 10 P: 15	R: 1 H: 2 E: 0 LOB: 1 K: 0 BB: 0 S: 8 P: 14	R: 2 H: 2 E: 0 LOB: 1 K: 0 BB: 2 S: 9 P: 18	R: 0 H: 0 E: 0 LOB: 0 K: 1 BB: 0 S: 5 P: 6	R: 0 H: 0 E: 0 LOB: 1 K: 1 BB: 1 S: 9 P: 15	R: 0 H: 1 E: 0 LOB: 2 K: 0 BB: 1 S: 16 P: 23	1B: 11 SF: 0 2B: 1 SAC: 0 3B: 0 DP: 2 HR: 2 HBP: 0	WP: 0 PA: 44 PB: 0 SB: 0 CS: 0	
PITCHER Alex Fernandez, R (1, 1) <small>ERA: 5.69</small> Scott Radinsky, L (4, 1) <small>ERA: 6.35</small> Kirk McCaskill, R (5, 1) <small>ERA: 5.03</small> Jose DeLeon, R (7, 1) <small>ERA: 5.44</small> Tim Fortugno, L (8, 1) <small>ERA: 3.6</small>	IP WLS BF H R ER SO BB IBB HBP BLK WP HR S P ERA WHIP 3.0 L 19 9 8 8 1 1 1 0 0 0 0 1 48 73 24.00 3.333	PITCHER Roberto Hernandez, R (9, 1) <small>ERA: 4.23</small>	IP WLS BF H R ER SO BB IBB HBP BLK WP HR S P ERA WHIP 1.0 5 1 0 0 0 1 0 0 0 0 0 0 8 13 5.40 1.200									

AB	38
R	11
H	14
RBI	9
BB	6
SO	3
LOB	11



livebaseballscorecards.com

BOTTOM

Baltimore Orioles @ Chicago White Sox
Comiskey Park, Chicago, IL
Sun Jul 09 1995, 4:33 AM EDT
Att. 26,176 - Cloudy - 78 F

livebaseballscorecards.com

AB 34
R 2
H 10
RBI 2
BB 4
SO 5
LOB 20



WP: 0 PA: 38
PB: 0
SB: 1
CS: 0

AB R H RBI BB SO LOB

4 0 1 0 1 0 1

4 0 1 1 1 0 2

4 1 1 0 0 2 3

3 0 1 0 0 0 1

1 0 1 0 0 0 0

4 0 2 0 0 0 2

0 0 0 0 0 0 0

3 0 2 1 1 0 1

3 0 2 1 1 0 1

4 0 0 0 0 2 5

3 1 0 0 1 1 4

2 0 0 0 0 0 1

2 0 1 0 0 0 0

1B: 8 SF: 0
2B: 2 SAC: 0
3B: 0 DP: 3
HR: 0 HBP: 0

Batter	1	2	3	4	5	6	7	8	9
Lance Johnson, L (1, 8) OBP: 0.309, SLG: 0.333	2-1 G5-4-3 BB 1B		0-0 G4-3		1-0 G4-3		4-1 BB		0-1 G3
Tim Raines, S (1, 7) OBP: 0.363, SLG: 0.462	4-0 G5-4-3 BB 1-2 BB		0-0 P6		2-2 3-H 1B		0-0 P4		1-1 G4-3
Frank Thomas, R (1, 3) OBP: 0.485, SLG: 0.658 Mike Devereaux, R (9, 9) OBP: 0.337, SLG: 0.423	1-2 G5-4-3 1-2f 2-3			1-1 G5-4-3 1B 1B	1-3 K			1-3 K	
Robin Ventura, L (1, 5) OBP: 0.375, SLG: 0.527 Craig Grebeck, R (8, PH) OBP: 0.406, SLG: 0.444 (9, 5)	2-0 F7			2-1 G5-4-3 1-2 1B		2-1 G3-1		2-2 1B 2B	
John Kruk, L (1, 10) OBP: 0.434, SLG: 0.461 Warren Newson, L (8, PR) OBP: 0.411, SLG: 0.398		1-1 G1-3		2-1 G5-4-3 1-2f 2-3		3-1 G4-6-3 1B		0-2 BB 1B	
Dave Martinez, L (1, 9) OBP: 0.314, SLG: 0.411 (9, 3)		2-1 S 1B		2-1 3-H 1B		3-1 G4-6-3 1-2f		4-0 1-2 BB	
Ray Durham, S (1, 4) OBP: 0.319, SLG: 0.380		2-3 K 1-2		1-2 G3			1-3 K	0-2 P6	
Ron Karkovice, R (1, 2) OBP: 0.298, SLG: 0.400		2-0 G6-3			4-2 G4-3 G5-3 1B BB		1-1 F9	2-3 K	
Ozzie Guillen, L (1, 6) OBP: 0.316, SLG: 0.371 Norberto Martin, R (7, PH) OBP: 0.237, SLG: 0.204 (8, 6)			0-2 L5		0-0 G5-3 1-2		1-0 2B		1-2 G6-3

Inning Stats	R: 0	H: 1	E: 0	LOB: 1	K: 0	BB: 1	S: 6	P: 15
	R: 0	H: 1	E: 0	LOB: 1	K: 1	BB: 0	S: 9	P: 16
	R: 0	H: 0	E: 0	LOB: 0	K: 0	BB: 0	S: 5	P: 5
	R: 1	H: 3	E: 0	LOB: 1	K: 0	BB: 0	S: 11	P: 19
	R: 1	H: 1	E: 0	LOB: 1	K: 1	BB: 1	S: 10	P: 18
	R: 0	H: 1	E: 0	LOB: 0	K: 0	BB: 0	S: 6	P: 14
	R: 0	H: 1	E: 0	LOB: 2	K: 1	BB: 1	S: 9	P: 16
	R: 0	H: 2	E: 0	LOB: 3	K: 2	BB: 1	S: 17	P: 26
	R: 0	H: 0	E: 0	LOB: 0	K: 0	BB: 0	S: 8	P: 10

PITCHER	IP	WLS	BF	H	R	ER	SO	BB	IBB	HBP	BLK	WP	HR	S	P	ERA	WHIP
Scott Erickson, R (1, 1) ERA: 5.77	6.0		24	7	2	2	2	2	2	0	0	0	0	47	87	3.00	1.500
Mark Lee, L (7, 1) ERA: 2.87	1.2		10	3	0	0	2	2	0	0	0	0	0	22	36	0.00	3.000
Armando Benitez, R (8, 1) ERA: 5.02	0.1		1	0	0	0	1	0	0	0	0	0	0	4	6	0.00	0.000
Joe Borowski, R (9, 1) ERA:	1.0		3	0	0	0	0	0	0	0	0	0	0	8	10	0.00	0.000

Batter	1	2	3	4	5	6	7	8	9	AB R H RBI BB SO LOB	TOP											
Jeff Cirillo, R (1, 5) OBP: 0.370, SLG: 0.468	2-3 K		2-1 G4-3		1-0 BB 1B		2-2 G5-3		2-3 K	5 1 1 0 0 2 1												
Darryl Hamilton, L (1, 8) OBP: 0.340, SLG: 0.379	3-2 G3		0-1 3-H 2B		4-1 BB 1B BB		2-3 K			3 0 1 1 1 1 0												
Kevin Seitzer, R (1, 3) OBP: 0.396, SLG: 0.445	0-1 G4-3		2-0 P6		1-1 BB 1B			2-2 G4-3		4 0 1 1 0 0 1												
David Hulse, L (8, 7) OBP: 0.313, SLG: 0.364					1-2 2-H 1B					0 0 0 0 0 0 0												
Joe Oliver, R (1, 2) OBP: 0.350, SLG: 0.491		1-0 1B	0-3 K		4-2 1B BB			1-2 E WP 1B		3 0 2 0 1 1 1												
Mike Matheny, R (8, 2) OBP: 0.240, SLG: 0.333					1-2 2-3 BB					0 0 0 0 0 0 0												
Greg Vaughn, R (1, 10) OBP: 0.290, SLG: 0.339		1-0 G5-3		2-2 CS 1B	1-2 F8			3-3 K		4 0 1 0 0 1 4												
B.J. Surhoff, L (1, 7) OBP: 0.421, SLG: 0.550		0-2 1B 1B		1-2 F8		0-1 G3-1		0-0 E3		4 0 1 0 0 0 2												
Matt Mieske, R (1, 9) OBP: 0.374, SLG: 0.464		2-1 1B		1-2 G1-3		2-0 F8		2-3 F9		3 0 1 0 0 0 1												
Dave Nilsson, L (8, PH) OBP: 0.300, SLG: 0.364		1-2 1B		1-2 G1-3						1 0 0 0 0 0 2												
Pat Listach, S (1, 4) OBP: 0.262, SLG: 0.230		0-1 G1-3			3-3 K	0-0 G6-3			2-2 P4	4 0 0 0 0 1 2												
Jose Valentin, S (1, 6) OBP: 0.299, SLG: 0.428			4-1 G4-3 S 2B BB		1-3 K		2-3 K		0-0 G5-3	3 1 0 0 1 2 0												
Inning Stats	R: 0 E: 0 K: 1 S: 10	H: 0 LOB: 0 BB: 0 P: 15	R: 0 E: 0 K: 0 S: 9	H: 3 LOB: 2 BB: 0 P: 13	R: 1 E: 0 K: 1 S: 10	H: 1 LOB: 1 BB: 1 P: 18	R: 0 E: 0 K: 0 S: 11	H: 1 LOB: 0 BB: 0 P: 15	R: 1 E: 0 K: 2 S: 19	H: 2 LOB: 3 BB: 2 P: 34	R: 0 E: 0 K: 0 S: 4	H: 0 LOB: 0 BB: 0 P: 6	R: 0 E: 0 K: 2 S: 9	H: 0 LOB: 0 BB: 0 P: 15	R: 0 E: 1 K: 1 S: 13	H: 1 LOB: 2 BB: 0 P: 21	R: 0 E: 0 K: 1 S: 8	H: 0 LOB: 0 BB: 0 P: 12	1B: 7 2B: 1 3B: 0 HR: 0	SF: 0 SAC: 0 DP: 0 HBP: 0	WP: 1 PB: 0 SB: 1 CS: 1	PA: 37
PITCHER	IP WLS BF H R ER SO BB IBB HBP BLK WP HR S P ERA WHIP																				PITCHER	IP WLS BF H R ER SO BB IBB HBP BLK WP HR S P ERA WHIP
Wilson Alvarez, L (1, 1) ERA: 5.2	7.0 W 29 7 2 2 6 3 0 0 0 0 0 72 116 2.57 1.429																					
Kirk McCaskill, R (8, 1) ERA: 4.95	0.2 4 1 0 0 1 0 0 0 0 1 0 10 16 0.00 1.500																					
Tim Fortugno, L (8, 1) ERA: 3.47	1.1 4 0 0 0 1 0 0 0 0 0 0 11 17 0.00 0.000																					

Milwaukee Brewers @ Chicago White Sox
 Comiskey Park, Chicago, IL
 Wed Jul 12 1995, 8:05 PM EDT
 Att. 21,014 - Unknown - 93 F

AB	34
R	2
H	8
RBI	2
BB	3
SO	8
LOB	14



Batter	1	2	3	4	5	6	7	8	9	AB	R	H	RBI	BB	SO	LOB
Lance Johnson, L OBP: 0.310, SLG: 0.346 (1, 8)	1-1 HR		1-0 L9	0-0 F9		2-1 G5-3		0-2 1B		5	1	2	1	0	0	1
Tim Raines, S OBP: 0.356, SLG: 0.452 (1, 7)	2-0 G6-3		1-0 F8	1-2 G4-3		0-0 G1-3		2-2 P6		5	0	0	0	0	0	2
Frank Thomas, R OBP: 0.481, SLG: 0.647 (1, 3)	1-0 L9		1-2 F8		4-1 1B 3B BB		0-1 L8	0-2 G4-3		4	1	0	0	1	0	1
Robin Ventura, L OBP: 0.380, SLG: 0.528 (1, 5)	1-2 PB 1B			4-2 1B G1-3 BB	0-1 F7		2-0 BB 1B			3	2	2	0	1	0	1
John Kruk, L OBP: 0.436, SLG: 0.453 (1, 10)	4-1 FC4-6 BB			0-1 G1-3	1-0 F8		4-0 1B BB			2	0	0	0	2	0	2
Mike Devereaux, R OBP: 0.341, SLG: 0.426 Dave Martinez, L OBP: 0.321, SLG: 0.417 (1, 9) (7, 9)	1-2 FC4-6			0-1 1B HR 1B	0-0 3B 1B		2-2 1B			3	2	2	0	0	0	2
Ray Durham, S OBP: 0.322, SLG: 0.391 (1, 4)		2-1 F7		0-1 HR 1B	0-1 1B 3B		2-0 G6-3			4	1	2	3	0	0	2
Ron Karkovice, R OBP: 0.297, SLG: 0.415 (1, 2)		2-3 K		2-1 HR	2-2 G6-3		0-0 F9			4	1	1	3	0	1	3
Ozzie Guillen, L OBP: 0.315, SLG: 0.368 (1, 6)		0-2 L7		1-0 WP 1B		0-0 G6-3		1-0 P6		4	0	1	0	0	0	0

Inning Stats	R: 1	H: 2	E: 0	K: 0	S: 11	LOB: 2	BB: 1	P: 21	R: 0	H: 0	E: 0	K: 1	S: 8	LOB: 0	BB: 0	P: 12	R: 0	H: 0	E: 0	K: 0	S: 5	LOB: 0	BB: 0	P: 8	R: 4	H: 4	E: 0	K: 0	S: 16	LOB: 1	BB: 1	P: 24	R: 2	H: 2	E: 0	K: 0	S: 10	LOB: 0	BB: 0	P: 6	R: 1	H: 2	E: 0	K: 0	S: 11	LOB: 2	BB: 1	P: 21	R: 0	H: 1	E: 0	K: 0	S: 11	LOB: 1	BB: 0	P: 14
1B: 8	SF: 0	2B: 0	SAC: 0	3B: 1	DP: 0	HR: 2	HBP: 0	WP: 1	PA: 39																																															


BOTTOM

Milwaukee Brewers @ Chicago White Sox
Comiskey Park, Chicago, IL

Wed Jul 12 1995, 8:05 PM EDT
Att: 21,014 - Unknown - 93 F

livebaseballscorecards.com

AB	35
R	8
H	11
RBI	8
BB	4
SO	1
LOB	14



PITCHER	IP	WLS	BF	H	R	ER	SO	BB	IBB	HBP	BLK	WP	HR	S	P	ERA	WHIP
Steve Sparks, R ERA: 3.97 (1, 1)	6.1	L	31	9	8	8	1	3	0	0	0	1	2	57	93	11.37	1.895
Mike Thomas, L ERA: (7, 1)	1.1		7	2	0	0	0	1	0	0	0	0	0	16	27	0.00	2.250
Ron Rightnowar, R ERA: 6.63 (8, 1)	0.1		1	0	0	0	0	0	0	0	0	0	0	3	3	0.00	0.000

Batter	1	2	3	4	5	6	7	8	9	10	AB R H RBI BB SO LOB	TOP													
Lance Johnson, L (1, 8) OBP: 0.315, SLG: 0.348	2-1 BB S 1B	4-1 G6-4-3 BB		0-0 G5-4-3			1-0 P6		1-2 1 SAFE 1 SAFE 1 SAFE 1 SAFE 2 SAFE X	1-3 FC6-4 1B	4 1 2 0 1 0 1														
Tim Raines, S (1, 7) OBP: 0.353, SLG: 0.445	1 SAFE 4-1 1B BB 1-2 WP BB	0-1 SAFE G6-4-3		0-1 G6-3			2-2 F8		1-0 FC6-4	1-2f 3-H 2-3	4 1 0 1 1 0 3														
Frank Thomas, R (1, 3) OBP: 0.479, SLG: 0.653	4-2 WP 1B SF9 1-2 2-3	1-0 HR		0-1 L4			3-2 E5		3-2 K		4 2 1 2 1 1 1														
Mike Devereaux, R (1, 9) OBP: 0.347, SLG: 0.428	1-0 WP E 1-2 2-3 3-H	0-0 S 1B		1-3 K			3-2 G6-3			4-1 FC4-5 S BB	4 1 2 1 1 1 1														
Robin Ventura, L (1, 5) OBP: 0.373, SLG: 0.520	2-2 SF9 1-H 2-H 3-H	3-2 F9		1-2 G4-3			3-3 K			1-1 FC4-5 BB	4 0 0 1 0 1 2														
John Kruk, L (1, 10) OBP: 0.434, SLG: 0.446	3-2 G4-3		1-0 G4-3			0-0 SH1-3 1B		1-0 G4-3		4-1 FC6-4 BB	4 0 1 0 1 0 0 0 0 0 0 0 0 0														
Dave Martinez, L (10, PR) OBP: 0.321, SLG: 0.417										1-2 BB															
Ray Durham, S (1, 4) OBP: 0.321, SLG: 0.393	0-1 2B		2-2 P3			0-0 SH1-3		0-0 P3		1-2 P5	4 0 1 0 0 0 2														
Ron Karkovics, R (1, 2) OBP: 0.290, SLG: 0.405	2-2 L5		3-2 G5-3			1-0 G1-3		1-2 F7		1-1 FC6-4	4 0 0 0 0 0 2 1 0 0 0 0 0 2 0 0 0 0 0 0 0														
Warren Newton, L (10, PH) OBP: 0.407, SLG: 0.393										1-2f															
Michael LaValliere, L (10, 2) OBP: 0.263, SLG: 0.235																									
Craig Grebeck, R (1, 6) OBP: 0.420, SLG: 0.446		3-1 G6-4-3 BB HR HBP		4-0 G5-4-3 BB		1-0 G6-3		1-1 1B S FC6-4 1B			2 1 1 0 1 0 1 0 1 0 0 0 0 0 0 0 0 0 0 0 0														
Norberto Martin, R (9, PR) OBP: 0.237, SLG: 0.204																									
Ozzie Guillen, L (9, 6) OBP: 0.315, SLG: 0.368																									
Inning Stats	R: 4 E: 1 K: 0 S: 20	H: 3 LOB: 1 BB: 2 P: 38	R: 2 E: 0 K: 0 S: 9	H: 2 LOB: 1 BB: 1 P: 20	R: 0 E: 0 K: 0 S: 8	H: 0 LOB: 0 BB: 0 P: 14	R: 0 E: 0 K: 0 S: 3	H: 0 LOB: 0 BB: 1 P: 7	R: 0 E: 0 K: 1 S: 8	H: 0 LOB: 0 BB: 0 P: 10	R: 0 E: 1 K: 0 S: 10	H: 0 LOB: 1 BB: 0 P: 19	R: 0 E: 0 K: 1 S: 5	H: 0 LOB: 0 BB: 0 P: 9	R: 1 E: 0 K: 1 S: 17	H: 2 LOB: 1 BB: 0 P: 23	R: 0 E: 0 K: 0 S: 9	H: 0 LOB: 2 BB: 2 P: 20	1B: 6 2B: 1 3B: 0 HR: 1	SF: 1 SAC: 1 DP: 2 HBP: 1	WP: 1 PB: 0 SB: 4 CS: 0	PA: 44			
PITCHER	IP WLS BF H R ER SO BB IBB HBP BLK WP HR S P ERA WHIP																								
Sid Roberson, L (1, 1) ERA: 5.37	1.2																								
Bill Wegman, R (2, 1) ERA: 5.98	3.2	13	2	0	0	1	1	0	0	0	0	0	0	0	0	0	0	0	0	0	0	0	0	0	0
Ron Rightnowar, R (6, 1) ERA: 6.1	1.2	6	0	0	0	0	0	0	0	0	0	0	0	0	0	0	0	0	0	0	0	0	0	0	0
Graeme Lloyd, L (8, 1) ERA: 4.76	1.1	6	2	1	1	1	0	0	0	0	0	0	0	0	0	0	0	0	0	0	0	0	0	0	0
Al Reyes, R (9, 1) ERA: 2.78	1.2	W	7	0	0	0	1	2	0	0	0	0	0	0	0	0	0	0	0	0	0	0	0	0	0

Chicago White Sox @ Milwaukee Brewers
Milwaukee County Stadium, Milwaukee, WI
Thu Jul 13 1995, 8:05 PM EDT
Att. 22,432 - Unknown - 104 F

AB	35
R	7
H	8
RBI	5
BB	6
SO	3
LOB	15



BOTTOM

Chicago White Sox @ Milwaukee Brewers
Milwaukee County Stadium, Milwaukee, WI

Thu Jul 13 1995, 8:05 PM EDT
Att. 22,432 - Unknown - 104 F

livebaseballscorecards.com



AB R H RBI BB SO LOB

4	2	2	1	2	0	1
5	2	3	1	1	0	2
3	0	1	0	1	0	1
2	0	0	1	0	0	2
0	1	0	0	0	0	0
2	0	0	1	0	1	2
5	1	3	1	0	0	2
4	1	1	1	1	0	4
2	0	1	1	1	0	0
1	0	0	0	0	0	2
2	1	0	1	1	1	2
1	0	0	0	0	1	0
4	0	0	0	1	1	3

AB	35
R	8
H	11
RBI	8
BB	8
SO	4
LOB	21

WP:	0	PA:	47
PB:	0		
SB:	0		
CS:	2		

Batter	1	2	3	4	5	6	7	8	9	10
Jeff Cirillo, R OBP: 0.382, SLG: 0.469 (1, 5)	4-2 BB FC6-5 1B BB	0-0 2-H 1B			0-0 G5-3			1-0 F8		0-1 1 SAFE 2B 1B
Darryl Hamilton, L OBP: 0.348, SLG: 0.389 (1, 8)	1-1 FC6-5 BB 1-2 1B	1-1 F7			0-1 FC6-4 1B		0-0 FC1-6 1B FC6-4 1-2f		4-1 SH1 2B BB	2-1 1-H 2B
Kevin Seitzer, R OBP: 0.397, SLG: 0.444 (1, 3)	4-0 FC6-5 BB 1-2 2-3		2-1 G6-3		0-1 FC6-4 1-2f		2-2 FC6-4 1B		0-0 SH1 1-2	
Joe Oliver, R OBP: 0.360, SLG: 0.487 (6, PR)	1-0 FC6-5 FC4 1-2 2-3f 3-H		0-1 G6-3			1-1 1B 2B HBP	0-0 FC6-4 1B		3-3 K	
Mike Matheny, R OBP: 0.240, SLG: 0.333 (7, 2)										
Dave Nilsson, L OBP: 0.298, SLG: 0.348 (8, 7)										
Greg Vaughn, R OBP: 0.296, SLG: 0.349 (1, 10)	0-2 P6		0-0 F8			2-1 2B SF9 1B	1-0 1B		1-1 2B	
B.J. Surhoff, L OBP: 0.420, SLG: 0.549 (8, 2)	0-1 FC4 1-2f				1-0 F9	3-1 SF9 SF7 2B 1-3 2-H	3-0 P5		4-0 FC4-6 IBB	
Matt Mieske, R OBP: 0.378, SLG: 0.473 (9, PH)		2-0 F7		0-0 CS 2B		2-2 SF9		4-2 G6-3 BLK BB	0-0 FC4-6	
Fernando Vina, L OBP: 0.331, SLG: 0.376 (10, 4)									1-2f	
Pat Listach, S OBP: 0.262, SLG: 0.227 (10, 7)		4-2 G6-3 1B BB		2-2 G4-3		2-2 SF7		1-3 K		2-3 K
David Hulse, L OBP: 0.311, SLG: 0.361 (10, 7)										
Jose Valentin, S OBP: 0.297, SLG: 0.420 (1, 6)	1-2 G6-3				1-1 F7	1-3 K		3-2 G6-3		4-0 CS BB

Inning Stats	R: 1	H: 1	E: 0	K: 0	S: 11	R: 2	H: 1	E: 0	K: 0	S: 9	R: 0	H: 0	E: 0	K: 0	S: 5	R: 0	H: 1	E: 0	K: 0	S: 5	R: 0	H: 0	E: 0	K: 0	S: 7	R: 3	H: 2	E: 0	K: 1	S: 16	R: 1	H: 2	E: 0	K: 0	S: 9	R: 0	H: 0	E: 0	K: 1	S: 12	R: 1	H: 1	E: 0	K: 1	S: 9	R: 0	H: 2	E: 0	K: 1	S: 7
	1	2	0	0	21	1	1	0	0	17	0	0	0	0	7	0	0	0	0	8	0	0	0	0	0	0	2	1	0	0	19	0	0	0	0	21	1	1	0	0	21	1	1	0	0	15				

PITCHER	IP	WLS	BF	H	R	ER	SO	BB	IBB	HBP	BLK	WP	HR	S	P	ERA	WHIP
Jim Abbott, L ERA: 3.36 (1, 1)	5.0		21	4	2	2	0	3	0	0	0	0	0	37	61	3.60	1.400
Jose DeLeon, R ERA: 5.88 (6, 1)	0.0		2	1	2	2	0	0	0	1	0	0	0	3	6	∞	∞
Scott Radinsky, L ERA: 6.75 (6, 1)	1.1		6	1	2	2	1	1	0	0	0	0	0	16	28	13.50	1.500
Kirk McCaskill, R ERA: 4.87 (7, 1)	0.2		5	2	0	0	0	1	0	0	0	0	0	9	19	0.00	4.500
Tim Fortugno, L ERA: 3.62 (8, 1)	1.0		4	0	1	1	1	1	0	0	1	0	0	10	19	9.00	1.000

PITCHER	IP	WLS	BF	H	R	ER	SO	BB	IBB	HBP	BLK	WP	HR	S	P	ERA	WHIP
Roberto Hernandez, R ERA: 4.3 (9, 1)	1.2		9	3	1	1	2	1	1	0	0	0	0	15	31	5.40	2.400

Batter	1	2	3	4	5	6	7	8	9	AB R H RBI BB SO LOB	TOP		
Lance Johnson, L (1, 8) OBP: 0.313, SLG: 0.343	0-1 F8	0-1 FC6-4			0-0 L8	4-1 1B 1B BB		3-2 P6		4 0 0 0 1 0 2			
Tim Raines, S (1, 7) OBP: 0.354, SLG: 0.442	4-2 E S SF9 BB		1-1 G3-1		3-2 G3	1-1 1B 1B		2-1 L7		4 1 1 1 1 0 0			
Frank Thomas, R (1, 3) OBP: 0.475, SLG: 0.646	2-2 SF9		1-1 L4			E6 1B		2-0 G6-3		4 1 1 1 0 0 0			
Robin Ventura, L (1, 5) OBP: 0.377, SLG: 0.523 Norberto Martin, R (9, PR) OBP: 0.237, SLG: 0.204	4-1 BB		0-1 F7			E 1B 1B		1-0 2B		4 1 2 0 1 0 3 0 0 0 0 0 0 0			
John Kruk, L (1, 10) OBP: 0.427, SLG: 0.437	0-2 G3			0-1 1B 1B		3-3 K		1-0 G4-3		5 0 1 0 0 1 4			
Dave Martinez, L (1, 9) OBP: 0.327, SLG: 0.420		2-2 G4-3		2-0 1B 1B		0-0 E7 1B		2-2 E5 G5-3		4 1 2 1 0 0 0			
Craig Grebeck, R (1, 4) OBP: 0.423, SLG: 0.448		0-0 1B 1B		2-3 K		0-1 2B 1B		2-0 G5-3		4 1 2 2 0 1 3			
Michael LaValiere, L (1, 2) OBP: 0.267, SLG: 0.259 Ron Karkovice, R (8, PH) OBP: 0.289, SLG: 0.402 (8, 2)		2-3 K		0-1 G4-3		3-2 2B 2B		3-2 F9		3 1 1 1 0 1 3 1 0 0 0 0 0 0			
Ozzie Guillen, L (1, 6) OBP: 0.319, SLG: 0.376		1-2 FC6-4 1B			0-0 F9	0-0 1B 2B		0-3 K		4 1 2 1 0 1 0			
Inning Stats	R: 1 H: 0 E: 0 LOB: 1 K: 0 BB: 2 S: 17 P: 27	R: 0 H: 2 E: 0 LOB: 2 K: 1 BB: 0 S: 12 P: 17	R: 0 H: 0 E: 0 LOB: 0 K: 0 BB: 0 S: 6 P: 8	R: 0 H: 2 E: 0 LOB: 1 K: 1 BB: 0 S: 9 P: 13	R: 0 H: 0 E: 0 LOB: 0 K: 0 BB: 0 S: 8 P: 11	R: 6 H: 7 E: 2 LOB: 2 K: 1 BB: 1 S: 21 P: 37	R: 0 H: 0 E: 1 LOB: 0 K: 0 BB: 0 S: 5 P: 10	R: 0 H: 0 E: 0 LOB: 0 K: 1 BB: 0 S: 11 P: 17	R: 0 H: 1 E: 0 LOB: 1 K: 0 BB: 0 S: 5 P: 10	1B: 9 SF: 1 2B: 3 SAC: 0 3B: 0 DP: 2 HR: 0 HBP: 0	WP: 0 PA: 41 PB: 0 SB: 1 CS: 0		
PITCHER	IP WLS BF H R ER SO BB IBB HBP BLK WP HR S P ERA WHIP											PITCHER	IP WLS BF H R ER SO BB IBB HBP BLK WP HR S P ERA WHIP
Ricky Bones, R (1, 1) ERA: 3.94	5.1 W 26 8 6 4 3 2 0 0 0 0 0 0 65 96 6.75 1.875												
Mike Ignasiak, R (6, 1) ERA: 4.55	1.2 8 3 1 1 0 1 0 0 0 0 0 0 13 27 5.40 2.400												
Graeme Lloyd, L (8, 1) ERA: 4.6	1.0 3 0 0 0 0 1 0 0 0 0 0 0 11 17 0.00 0.000												
Mike Fetters, R (9, 1) ERA: 1.62	1.0 S 4 1 0 0 0 0 0 0 0 0 0 0 5 10 0.00 1.000												

Chicago White Sox @ Milwaukee Brewers
 Milwaukee County Stadium, Milwaukee, WI
 Fri Jul 14 1995, 8:05 PM EDT
 Att. 17,176 - Unknown - 99 F

AB	37
R	7
H	12
RBI	7
BB	3
SO	4
LOB	15



livebaseballscorecards.com

Batter	1	2	3	4	5	6	7	8	9	AB R H RBI BB SO LOB	TOP
Tim Raines, S (1, 7) OBP: 0.358, SLG: 0.439 C B F X	2-2 			4-2 	1 SAFE 4-1 		4-1 	1-1 		2 1 0 0 3 0 1	Chicago White Sox @ Milwaukee Brewers Milwaukee County Stadium, Milwaukee, WI Sat Jul 15 1995, 8:05 PM EDT Att. 27,140 - Unknown - 79 F AB 34 R 5 H 11 RBI 5 BB 8 SO 5 LOB 20
Lance Johnson, L (1, 8) OBP: 0.318, SLG: 0.351 X	0-0 			0-0 	1-2 		2-1 	0-1 	5 1 3 1 0 0 1		
Ray Durham, S (1, 4) OBP: 0.322, SLG: 0.393 C B X	1-1 			1-1 	1-0 		0-1 	3-2 	5 0 2 1 0 0 2		
Frank Thomas, R (1, 3) OBP: 0.477, SLG: 0.654 B B C B X			4-1 	0-0 	0-3 		4-0 	3-3 	3 1 1 1 2 2 4		
Mike Devereaux, R (1, 9) OBP: 0.348, SLG: 0.424 C B X			1-1 	4-0 	3-1 		2-2 	1-1 	4 0 1 1 1 0 6		
Robin Ventura, L (1, 5) OBP: 0.374, SLG: 0.517 B F X	1-1 			3-2 		2-3 	1-0 	1-0 	5 0 1 0 0 1 1		
Norberto Martin, R (1, 10) OBP: 0.242, SLG: 0.211 Warren Newson, L (8, PH) OBP: 0.404, SLG: 0.388 B X			1-0 	1-0 		0-0 		2-3 	3 0 1 0 0 0 2		
Ron Karkovics, R (1, 2) OBP: 0.298, SLG: 0.425 B S C B X						1-2 	4-0 	1-2 	3 1 2 1 1 1 0		
Ozzie Guillen, L (1, 6) OBP: 0.317, SLG: 0.371 B X			1-0 		0-0 	0-0 		4-1 	3 1 0 0 1 0 3		
Inning Stats	R: 0 H: 0 E: 0 LOB: 0 K: 0 BB: 0 S: 6 P: 9	R: 0 H: 0 E: 0 LOB: 0 K: 0 BB: 1 S: 5 P: 11	R: 0 H: 0 E: 0 LOB: 0 K: 1 BB: 0 S: 5 P: 10	R: 2 H: 4 E: 0 LOB: 2 K: 0 BB: 2 S: 12 P: 25	R: 1 H: 3 E: 0 LOB: 3 K: 1 BB: 1 S: 15 P: 25	R: 0 H: 1 E: 0 LOB: 1 K: 1 BB: 1 S: 5 P: 11	R: 0 H: 0 E: 0 LOB: 2 K: 0 BB: 2 S: 8 P: 20	R: 1 H: 1 E: 0 LOB: 1 K: 1 BB: 1 S: 11 P: 20	R: 1 H: 2 E: 0 LOB: 1 K: 1 BB: 0 S: 11 P: 19	1B: 8 SF: 0 2B: 1 SAC: 0 3B: 0 DP: 2 HR: 2 HBP: 0	
PITCHER Scott Karl, L (1, 1) ERA: 2.97 Bill Wegman, R (7, 1) ERA: 5.98	IP WLS BF H R ER SO BB IBB HBP BLK WP HR S P ERA WHIP 6.0 27 8 3 3 3 5 0 0 0 0 1 48 91 4.50 2.167 3.0 W 15 3 2 2 2 2 1 0 0 0 1 30 59 6.00 1.667	PITCHER IP WLS BF H R ER SO BB IBB HBP BLK WP HR S P ERA WHIP									

Batter	1	2	3	4	5	6	7	8	9
Fernando Vina, L (1, 4) OBP: 0.331, SLG: 0.383	2-1 G5-4-3 1B		0-1 G4-3		0-1 SH5-3		3-2 1-H 1B 3B	4-0 BB BB	
Darryl Hamilton, L (1, 8) OBP: 0.356, SLG: 0.395	1-0 P6			1-1 L4-3 1B	1-1 G4-3 2B		3-1 3-H 1B	4-2 BB BB	
Kevin Seitzer, R (1, 5) Jeff Cirillo, R (8, 5) OBP: 0.386, SLG: 0.469	0-2 G5-4-3 1-2f			1-0 L4-3 1-2	2-2 G4-3		3-1 3-1 G4-6-3 1-2f	4-0 BB BB	
Dave Nilsson, L (1, 9) Matt Mieske, R (8, PR) (9, 9) OBP: 0.375, SLG: 0.469			0-1 G4-3	2-2 1B 1B	1-2 L7			4-0 BB BB	
Greg Vaughn, R (1, 10) OBP: 0.302, SLG: 0.386		3-0 F8		0-0 1B 1B		2-3 K		0-2 1-H HR	
B.J. Surhoff, L (1, 3) OBP: 0.418, SLG: 0.547			0-0 G3	1-2 1B 1B		1-1 P6		0-1 S BB 2B	
Pat Listach, S (1, 6) OBP: 0.267, SLG: 0.229			3-3 K	0-0 1-2 2-H 1B		3-2 G4-3		4-1 BB S BB BB	
David Hulse, L (1, 7) OBP: 0.309, SLG: 0.362			1-1 G6-3		3-2 SH5-3 1B 1B		1-1 G4-3	3-3 K 1-2 2-3	
Mike Matheny, R (1, 2) OBP: 0.333, SLG: 0.387			1-2 1B		0-0 SH5-3 2B 1B		1-0 3B 1B	2-3 K	

Inning Stats	R: 0	H: 1	E: 0	K: 0	S: 6	P: 9	R: 0	H: 0	E: 0	K: 0	S: 4	R: 0	H: 1	E: 0	K: 1	S: 12	R: 1	H: 5	E: 0	K: 0	S: 14	R: 2	H: 3	E: 0	K: 0	S: 18	R: 0	H: 0	E: 0	K: 1	S: 10	R: 2	H: 3	E: 0	K: 0	S: 11	R: 4	H: 3	E: 0	K: 2	S: 17	1B: 12	2B: 3	3B: 1	HR: 1	SF: 0	SAC: 1	DP: 3	HBP: 0
--------------	------	------	------	------	------	------	------	------	------	------	------	------	------	------	------	-------	------	------	------	------	-------	------	------	------	------	-------	------	------	------	------	-------	------	------	------	------	-------	------	------	------	------	-------	--------	-------	-------	-------	-------	--------	-------	--------

PITCHER	IP	WLS	BF	H	R	ER	SO	BB	IBB	HBP	BLK	WP	HR	S	P	ERA	WHIP
Alex Fernandez, R (1, 1) ERA: 5.61	6.0		25	10	3	3	2	0	0	0	0	0	0	64	93	4.50	1.667
Tim Fortugno, L (7, 1) ERA: 4.7	1.0	L	8	6	6	6	0	0	0	0	0	0	1	18	30	54.00	6.000
Rob Dibble, R (8, 1) ERA: 6.28	1.0		7	0	0	0	2	4	0	0	0	0	0	10	31	0.00	4.000


BOTTOM

Chicago White Sox @ Milwaukee Brewers
Milwaukee County Stadium, Milwaukee, WI

Sat Jul 15 1995, 8:05 PM EDT
Att: 27,140 - Unknown - 79 F

AB	35
R	9
H	16
RBI	9
BB	4
SO	4
LOB	15

WP: 0 PA: 40
PB: 0
SB: 2
CS: 0



Batter	1	2	3	4	5	6	7	8	9	AB R H RBI BB SO LOB	TOP
Lance Johnson, L OBP: 0.324, SLG: 0.354 (1, 8) BB C B B B	4-1 G4-3 WP 2B BB		1-1 L5-3 1B		2-2 F7			2-0 1B		3 1 2 0 1 0 0	Chicago White Sox @ Milwaukee Brewers Milwaukee County Stadium, Milwaukee, WI Sun Jul 16 1995, 4:33 AM EDT Att. 26,000 - Sunny - 84 F
Tim Raines, S OBP: 0.354, SLG: 0.432 (1, 7) C C B X	1-2 G4-3 1-3		1-2 L5-3 1-2			2-2 G4-3		2-0 L8		4 0 0 0 0 0 3	
Frank Thomas, R OBP: 0.477, SLG: 0.654 (1, 10) B F S X	1-2 2B		3-3 K			2-0 L9		4-2 BB BB		3 0 1 1 1 1 0	
Mike Devereaux, R OBP: 0.342, SLG: 0.416 (1, 9) C X	0-1 L8			1-0 G6-3		0-0 L1		2-2 F7		4 0 0 0 0 0 2	
Robin Ventura, L OBP: 0.376, SLG: 0.513 (1, 5) B C B B	4-1 BB		2-3 K			2-2 G4-3		4-1 G6-4-3 1-2 BB		2 0 0 0 2 1 0	
John Kruk, L OBP: 0.422, SLG: 0.426 (1, 3) B B X	2-0 P6		4-2 FC5-4 BB			0-0 G4-3		2-2 G6-4-3 1-2f		3 0 0 0 1 0 4	
Ray Durham, S OBP: 0.319, SLG: 0.388 (1, 4) C T X		0-2 G5-3		1-0 FC5-4 1-2f			1-2 F7			3 0 0 0 0 0 1	
Ron Karkovics, R OBP: 0.294, SLG: 0.418 (1, 2) B B X		2-0 F9			0-1 G4-3			1-3 K		3 0 0 0 0 1 0	
Craig Grebeck, R OBP: 0.411, SLG: 0.433 (1, 6) B F C X		2-2 G6-3			1-3 K2-3			0-1 G5-3		3 0 0 0 0 1 0	
Inning Stats	R: 1 H: 1 E: 0 LOB: 2 K: 0 BB: 2 S: 11 P: 23	R: 0 H: 0 E: 0 LOB: 0 K: 0 BB: 0 S: 7 P: 11	R: 0 H: 1 E: 0 LOB: 0 K: 1 BB: 1 S: 11 P: 16	R: 0 H: 0 E: 0 LOB: 1 K: 1 BB: 1 S: 8 P: 16	R: 0 H: 0 E: 0 LOB: 0 K: 1 BB: 0 S: 9 P: 12	R: 0 H: 0 E: 0 LOB: 0 K: 0 BB: 0 S: 5 P: 9	R: 0 H: 0 E: 0 LOB: 0 K: 0 BB: 0 S: 7 P: 10	R: 0 H: 1 E: 0 LOB: 1 K: 1 BB: 0 S: 7 P: 12	R: 0 H: 0 E: 0 LOB: 1 K: 0 BB: 2 S: 9 P: 21	1B: 2 SF: 0 2B: 2 SAC: 0 3B: 0 DP: 2 HR: 0 HBP: 0	WP: 1 PA: 33 PB: 0 SB: 0 CS: 0
PITCHER Brian Givens, L ERA: 5.61 Mike Ignasiak, R ERA: 4.4	IP WLS BF H R ER SO BB IBB HBP BLK WP HR S P ERA WHIP (1, 1) 8.0 W 29 3 1 1 4 3 0 0 0 1 0 65 109 1.12 0.750 (9, 1) 1.0 4 0 0 0 0 2 0 0 0 0 0 9 21 0.00 2.000	PITCHER IP WLS BF H R ER SO BB IBB HBP BLK WP HR S P ERA WHIP									

AB	28
R	1
H	3
RBI	1
BB	5
SO	4
LOB	10



Batter	1	2	3	4	5	6	7	8	9	AB	R	H	RBI	BB	SO	LOB
Fernando Vina, L (1, 4) OBP: 0.329, SLG: 0.375	0-2 F7		3-1 B1-3	4-1 BB			0-0 G6-3			3	0	0	0	1	0	1
Darryl Hamilton, L (1, 8) OBP: 0.350, SLG: 0.388	3-2 E3 1B		0-1 G5-3	2-1 G3			1-0 G4-3			4	1	0	0	0	0	2
Kevin Seitzer, R (1, 5) OBP: 0.398, SLG: 0.438 Jeff Cirillo, R (8, PR) OBP: 0.386, SLG: 0.469	2-0 FC4-6 1B		1-0 F8				3-2 G4-3		2-0 HR 1B	4	0	2	1	0	0	0
Dave Nilsson, L (1, 9) OBP: 0.328, SLG: 0.386 Matt Mieske, R (9, 9) OBP: 0.375, SLG: 0.469	2-0 FC4-6		0-0 G5-3 1B				0-3 K		2-1 F7	4	1	1	0	0	1	2
Greg Vaughn, R (1, 10) OBP: 0.286, SLG: 0.379	0-0 P6		2-0 G5-3				1-2 F8		2-0 L5	4	0	0	0	0	0	3
B.J. Surhoff, L (1, 3) OBP: 0.425, SLG: 0.571		0-1 FC6-4 1B		0-2 G5-3 1B			0-3 K		1-0 HR	4	2	3	3	0	1	0
David Hulse, L (1, 7) OBP: 0.313, SLG: 0.365		3-2 FC6-4 G5-3		3-1 G5-3 1B			0-0 CS 1B		2-3 K	4	1	2	0	0	1	2
Mike Matheny, R (1, 2) OBP: 0.306, SLG: 0.353		2-1 G5-3		1-2 G5-3			1-0 F7			3	0	0	0	0	0	4
Jose Valentin, S (1, 6) OBP: 0.297, SLG: 0.415		1-0 G4-3		1-0 1B			0-0 G6-3 1B			3	0	2	2	0	0	1

Inning Stats	R: 1	H: 1	E: 1	K: 0	S: 10	LOB: 1	BB: 0	P: 17	R: 0	H: 1	E: 0	K: 0	S: 8	LOB: 1	BB: 0	P: 14	R: 0	H: 0	E: 0	K: 0	S: 5	LOB: 0	BB: 0	P: 9	R: 3	H: 4	E: 0	K: 0	S: 16	LOB: 2	BB: 1	P: 29	R: 0	H: 0	E: 0	K: 1	S: 11	LOB: 0	BB: 0	P: 15	R: 0	H: 1	E: 0	K: 1	S: 6	LOB: 0	BB: 0	P: 7	R: 0	H: 1	E: 0	K: 0	S: 3	LOB: 0	BB: 0	P: 4	R: 2	H: 2	E: 1	K: 1	S: 8	LOB: 1	BB: 0	P: 17
--------------	------	------	------	------	-------	--------	-------	-------	------	------	------	------	------	--------	-------	-------	------	------	------	------	------	--------	-------	------	------	------	------	------	-------	--------	-------	-------	------	------	------	------	-------	--------	-------	-------	------	------	------	------	------	--------	-------	------	------	------	------	------	------	--------	-------	------	------	------	------	------	------	--------	-------	-------

PITCHER	IP	WLS	BF	H	R	ER	SO	BB	IBB	HBP	BLK	WP	HR	S	P	ERA	WHIP
Brian Keyser, R (1, 1) ERA: 4.72	7.2	L	32	9	6	5	2	1	0	0	0	0	0	63	105	5.87	1.304
Scott Radinsky, L (8, 1) ERA: 7.03	0.1		2	1	0	0	1	0	0	0	0	0	1	4	7	0.00	3.000


BOTTOM

Chicago White Sox @ Milwaukee Brewers
Milwaukee County Stadium, Milwaukee, WI

Sun Jul 16 1995, 4:33 AM EDT
 Att. 26,000 - Sunny - 84 F

livebaseballscorecards.com

AB	33
R	6
H	10
RBI	6
BB	1
SO	3
LOB	15



WP	PA	ERA	WHIP
0	34		

Batter	1	2	3	4	5	6	7	8	9	AB R H RBI BB SO LOB	TOP
Ray Durham, S OBP: 0.321, SLG: 0.398 (1, 4)	1-2 CS 1B	1 SAFE 0-0 CS	3-2 FC4-6 3B	1-1 G4-3			2-2 F8			4 1 2 0 0 0 2	Chicago White Sox @ New York Yankees Yankee Stadium, Bronx, NY Mon Jul 17 1995, 7:05 PM EDT Att: 22,707 - Unknown livebaseballscorecards.com
Lance Johnson, L OBP: 0.323, SLG: 0.353 (1, 8)	1-2 F7		0-2 G1-3			1-0 L8	0-1 1B			4 0 1 0 0 0 2	
Frank Thomas, R OBP: 0.477, SLG: 0.649 (1, 3)	4-2 BB 1B BB		4-0 FC4-6 IBB			1-2 G5-3	2-0 F9			2 0 0 0 2 0 1	
Mike Devereaux, R OBP: 0.341, SLG: 0.413 (1, 9)	1-2 BB 1B		1-0 FC4-6			1-0 G6-3	3-3 K			4 0 1 1 0 1 2	
John Kruk, L OBP: 0.427, SLG: 0.427 (1, 10)	4-1 BB 2-3		1-3 K			2-2 G6-4-3 1B				2 0 1 0 1 1 1	
Craig Grebeck, R OBP: 0.400, SLG: 0.419 (1, 5)	2-2 G5-3		3-2 F9			0-0 G6-4-3 1B				3 0 0 0 0 0 4	
Norberto Martin, R OBP: 0.246, SLG: 0.217 Dave Martinez, L OBP: 0.327, SLG: 0.420 (1, 7) (6, 7)		0-1 G5-3	1-1 G6-3			0-0 1B 1B				3 0 1 0 0 0 0 0 0 0 0 0 0 0	
Ron Karkovics, R OBP: 0.305, SLG: 0.424 (1, 2)		0-0 CS 1B	4-0 1B BB			0-0 1B 1B				2 0 2 0 1 0 0	
Ozzie Guillen, L OBP: 0.318, SLG: 0.370 (1, 6)		0-3 K	2-2 1B			0-1 L5				3 0 1 0 0 1 3	
Inning Stats	R: 0 H: 2 E: 0 LOB: 3 K: 0 BB: 2 S: 15 P: 28	R: 0 H: 1 E: 0 LOB: 0 K: 1 BB: 0 S: 6 P: 6	R: 1 H: 1 E: 0 LOB: 1 K: 1 BB: 1 S: 16 P: 25	R: 0 H: 1 E: 0 LOB: 2 K: 0 BB: 1 S: 13 P: 24	R: 0 H: 0 E: 0 LOB: 0 K: 0 BB: 0 S: 5 P: 8	R: 0 H: 3 E: 0 LOB: 2 K: 0 BB: 0 S: 8 P: 10	R: 0 H: 1 E: 0 LOB: 1 K: 1 BB: 0 S: 10 P: 17			1B: 8 SF: 0 2B: 0 SAC: 0 3B: 1 DP: 1 HR: 0 HBP: 0	
PITCHER Andy Pettitte, L ERA: 4.06 (1, 1)	IP WLS BF H R ER SO BB IBB HBP BLK WP HR S P ERA WHIP										

Batter	1	2	3	4	5	6	7	8	9
Bernie Williams, S OBP: 0.347, SLG: 0.462 (1, 8) C X	0-1 F9 ①		1-3 K ③ F B 1 SAFE C 1 SAFE F S		1 SAFE 4-1 F B B B B 1-2 FC6-4 BB				
Tony Fernandez, S OBP: 0.305, SLG: 0.307 (1, 6) C F X	0-2 G4-3 ②			0-0 L7 ① X	0-0 FC6-4 ③ 1-2f				
Jim Leyritz, R OBP: 0.382, SLG: 0.426 (1, 10) C T F B B X	2-2 G4-3 ③			1-2 F9 ②		1-1 G4-3 ① F B X			
Mike Stanley, R OBP: 0.355, SLG: 0.458 (1, 2)		1-3 K ① B C T B		3-1 HR ③ B B B B X		1-0 L8 ② B X			
Gerald Williams, R OBP: 0.354, SLG: 0.553 (1, 9)		2-1 F8 ② F B B F X		2-2 L7 ③ B C T B B X		1-3 K ③ B C T B B X			
Don Mattingly, L OBP: 0.347, SLG: 0.393 (1, 3)		2-3 K ③ C B T B B X			4-2 FC5-4 BB BB		0-1 2B ① F X		
Randy Velarde, R OBP: 0.335, SLG: 0.366 (1, 7)			0-0 F9 ① X		4-1 FC5-4 BB 1-2 BB		4-2 BB ① C B B B B B X		
Russ Davis, R OBP: 0.396, SLG: 0.543 (1, 5)			1-3 K ② S B S S		1-2 FC5-4 BB 1-2f 2-3				
Pat Kelly, R OBP: 0.367, SLG: 0.398 (1, 4)			4-0 BB ② B B B B		0-3 K ② F C F				

Inning Stats	R: 0	H: 0	E: 0	K: 0	S: 10	LOB: 0	BB: 0	P: 12	R: 0	H: 0	E: 0	K: 2	S: 9	LOB: 0	BB: 0	P: 14	R: 0	H: 0	E: 0	K: 2	S: 8	LOB: 1	BB: 1	P: 14	R: 1	H: 1	E: 0	K: 0	S: 10	LOB: 0	BB: 0	P: 16	R: 0	H: 0	E: 0	K: 1	S: 11	LOB: 3	BB: 3	P: 24	R: 0	H: 0	E: 0	K: 1	S: 6	LOB: 0	BB: 0	P: 9	R: 0	H: 1	E: 0	K: 0	S: 4	LOB: 2	BB: 1	P: 8
	1B: 0	2B: 1	3B: 0	HR: 1	SF: 0	SAC: 0	DP: 0	HBP: 0	WP: 0	PA: 25	1B: 0	2B: 1	3B: 0	HR: 1	SF: 0	SAC: 0	DP: 0	HBP: 0	WP: 0	PA: 25	1B: 0	2B: 1	3B: 0	HR: 1	SF: 0	SAC: 0	DP: 0	HBP: 0	WP: 0	PA: 25	1B: 0	2B: 1	3B: 0	HR: 1	SF: 0	SAC: 0	DP: 0	HBP: 0	WP: 0	PA: 25	1B: 0	2B: 1	3B: 0	HR: 1	SF: 0	SAC: 0	DP: 0	HBP: 0	WP: 0	PA: 25						

PITCHER	IP	WLS	BF	H	R	ER	SO	BB	IBB	HBP	BLK	WP	HR	S	P	ERA	WHIP	PITCHER	IP	WLS	BF	H	R	ER	SO	BB	IBB	HBP	BLK	WP	HR	S	P	ERA	WHIP																
Wilson Alvarez, L ERA: 4.95 (1, 1)	6.0		25	2	1	1	6	5	0	0	0	0	1	58	97	1.50	1.167																																		

BOTTOM

Chicago White Sox @ New York Yankees
Yankee Stadium, Bronx, NY
Mon Jul 17 1995, 7:05 PM EDT
Att. 22,707 - Unknown

AB	20
R	1
H	2
RBI	1
BB	5
SO	6
LOB	8



1B: 0	SF: 0	WP: 0	PA: 25
2B: 1	SAC: 0	PB: 0	
3B: 0	DP: 0	SB: 0	
HR: 1	HBP: 0	CS: 0	

Batter	1	2	3	4	5	6	7	8	9	AB R H RBI BB SO LOB
Bernie Williams, S OBP: 0.345, SLG: 0.457 (1, 8) C B X	1-1 G5-3 X	0-0 F9 2-3		0-0 G5-3 X		0-0 FC6-4 1-2f			1-0 1B	5 0 1 0 0 0 2
Wade Boggs, L OBP: 0.404, SLG: 0.384 (1, 5) X	0-0 2B 1B	3-1 FC6-4 1B		1-2 G4-3 X			0-0 G3-1 X		0-1 P6 X	5 1 2 1 0 0 1
Paul O'Neill, L OBP: 0.407, SLG: 0.583 (1, 9) C X	0-1 1B 1-H SF7 2B	1-2 FC6-4 1-2f			3-2 F8 X		0-0 G3-1 X			4 1 1 1 0 0 1
Mike Stanley, R OBP: 0.358, SLG: 0.464 (1, 2) B C F X	2-2 1B 2-3 1B		1-3 K X		0-1 1B 2B		2-3 K X			4 1 2 0 0 2 0
Gerald Williams, R OBP: 0.359, SLG: 0.557 (1, 7) F X	0-1 SF7 3-H		2-1 1B FC6-2 1B		1-0 L3 2-H 1B		2-3 K X			3 0 2 2 0 1 0
Don Mattingly, L OBP: 0.354, SLG: 0.399 (1, 3) C X	1-1 1-2 1B		1-1 FC6-2 1-3 1B		0-0 L3 1-1		0-0 G4-6-3 1B			4 0 3 0 0 0 1
Tony Fernandez, S OBP: 0.300, SLG: 0.301 (1, 6) B X	1-0 L6		0-0 FC6-2 2-3 3-H			0-0 F9		0-1 G4-6-3 1-2f		4 0 0 0 0 0 5
Russ Davis, R OBP: 0.404, SLG: 0.560 (1, 10) X		0-0 F9 1B 2B	0-0 G5-3			1-1 FC6-4 1B			3-3 K	4 1 2 0 0 1 2
Pat Kelly, R OBP: 0.355, SLG: 0.383 (1, 4) C X		0-1 G5-3		0-1 F9		1-1 P4			0-0 G6-3	4 0 0 0 0 0 2

Inning Stats	R: 2 E: 0 K: 0 S: 13	H: 4 LOB: 2 BB: 0 P: 18	R: 1 E: 0 K: 0 S: 9	H: 2 LOB: 1 BB: 0 P: 13	R: 0 E: 0 K: 1 S: 9	H: 2 LOB: 2 BB: 0 P: 13	R: 0 E: 0 K: 0 S: 6	H: 0 LOB: 0 BB: 0 P: 7	R: 1 E: 0 K: 0 S: 8	H: 2 LOB: 0 BB: 0 P: 12	R: 0 E: 0 K: 0 S: 6	H: 1 LOB: 1 BB: 0 P: 8	R: 0 E: 0 K: 1 S: 5	H: 0 LOB: 0 BB: 0 P: 7	R: 0 E: 0 K: 1 S: 6	H: 1 LOB: 0 BB: 0 P: 8	R: 0 E: 0 K: 1 S: 8	H: 1 LOB: 1 BB: 0 P: 12	1B: 10 2B: 4 3B: 0 HR: 0	SF: 1 SAC: 0 DP: 2 HBP: 0	WP: 0 PB: 0 SB: 0 CS: 0	PA: 38
PITCHER Jim Abbott, L ERA: 3.42 (1, 1)	IP 9.0 WLS W BF 38 H 13 R 4 ER 4 SO 4 BB 0 IBB 0 HBP 0 BLK 0 WP 0 HR 0 S 70 P 98 ERA 4.00 WHIP 1.444																					

Chicago White Sox @ New York Yankees
Yankee Stadium, Bronx, NY
Tue Jul 18 1995, 3:33 AM EDT
Sunny - 88 F

AB	37
R	4
H	13
RBI	4
BB	0
SO	4
LOB	14



Chicago White Sox @ New York Yankees
 Yankee Stadium, Bronx, NY

Tue Jul 18 1995, 7:05 PM EDT
 Att. 21,188 - Unknown - 82 F



Batter	1	2	3	4	5	6	7	8	9	AB R H RBI BB SO LOB
Lance Johnson, L (1, 8) OBP: 0.329, SLG: 0.359	0-0 F8	0-0 CS 1B	1-3 K		1-1 1B		0-0 F7		1-1 G4-3	6 0 2 0 0 1 3
Tim Raines, S (1, 7) OBP: 0.359, SLG: 0.446	1-0 HR	1-1 F8		4-1 BB	1-3 K		1-2 F7		0-0 F7	5 1 1 1 1 1 3
Frank Thomas, R (1, 3) OBP: 0.485, SLG: 0.667	2-1 HR	1-0 CS	2-1 E 1B HR 1B	0-1 F9		0-1 WP 1B		0-0 2B	1-1 F9	6 3 4 1 0 0 1
Robin Ventura, L (1, 5) OBP: 0.370, SLG: 0.505	1-0 G4-3		1-3 K	0-1 F8		1-3 K		1-2 1B 2B		5 0 1 1 0 2 3
John Kruk, L (1, 10) OBP: 0.432, SLG: 0.430	2-0 1B 1B		0-2 E1 1B HR 1B	0-3 K		4-2 BB		0-3 K		4 2 2 0 1 2 2
Dave Martinez, L (1, 9) OBP: 0.333, SLG: 0.445	2-2 1B		1-0 HR		2-2 1B WP 1B		2-3 K	0-0 FC3-2-5 1B		5 4 4 3 0 1 2
Norberto Martin, R (1, 4) OBP: 0.271, SLG: 0.277	3-1 1B		0-0 3B		0-1 WP 1B G6-3		1-0 G3-1	1-0 FC3-2-5 1B		5 1 3 2 0 0 4
Michael LaValiere, L (1, 2) OBP: 0.277, SLG: 0.259	2-2 F9		4-1 BB		3-1 G6-3		0-0 F8	2-2 1B		4 0 1 2 1 0 1
Ozzie Guillen, L (1, 6) OBP: 0.313, SLG: 0.364		1-2 F8	1-3 K		0-1 F7		0-0 1B	2-3 K		5 0 1 0 0 2 4

Inning Stats	R: 4	H: 5	R: 0	H: 1	R: 3	H: 4	R: 0	H: 0	R: 2	H: 3	R: 0	H: 1	R: 2	H: 4	R: 0	H: 0	R: 0	H: 0	R: 0	H: 0	1B: 13	SF: 0	WP: 3	PA: 49
E: 0	LOB: 1	E: 0	LOB: 0	E: 1	LOB: 2	E: 0	LOB: 1	E: 0	LOB: 2	E: 0	LOB: 1	E: 0	LOB: 2	E: 0	LOB: 2	E: 0	LOB: 0	E: 0	LOB: 0	E: 0	LOB: 0	2B: 2	SAC: 0	PB: 0
K: 0	BB: 0	K: 0	BB: 0	K: 3	BB: 1	K: 1	BB: 1	K: 0	BB: 1	K: 1	BB: 0	K: 0	BB: 0	K: 2	BB: 1	K: 0	BB: 0	K: 0	BB: 0	K: 0	BB: 0	3B: 1	DP: 0	SB: 1
S: 22	P: 35	S: 7	P: 10	S: 22	P: 32	S: 8	P: 12	S: 16	P: 23	S: 18	P: 26	S: 6	P: 7	S: 15	P: 21	S: 5	P: 7	S: 5	P: 7	S: 5	P: 7	HR: 3	HBP: 0	CS: 1

PITCHER	IP	WLS	BF	H	R	ER	SO	BB	IBB	HBP	BLK	WP	HR	S	P	ERA	WHIP
Jack McDowell, R (1, 1) ERA: 4.87	4.2	L	28	13	9	9	4	2	0	0	0	1	3	72	108	17.36	3.214
Joe Ausanio, R (5, 1) ERA: 6.66	2.1		10	2	0	0	3	1	0	0	0	1	0	27	37	0.00	1.286
Steve Howe, L (8, 1) ERA: 4.78	1.0		7	4	2	2	2	0	0	0	0	0	0	15	21	18.00	4.000
John Wetteland, R (9, 1) ERA: 2.32	1.0		3	0	0	0	0	0	0	0	0	0	0	5	7	0.00	0.000

AB	R	H	RBI	BB	SO	LOB
45	11	19	10	3	9	23

PITCHER	IP	WLS	BF	H	R	ER	SO	BB	IBB	HBP	BLK	WP	HR	S	P	ERA	WHIP
---------	----	-----	----	---	---	----	----	----	-----	-----	-----	----	----	---	---	-----	------

Batter	1	2	3	4	5	6	7	8	9	AB	R	H	RBI	BB	SO	LOB
Bernie Williams, S OBP: 0.346, SLG: 0.456 (1, 8) C X	0-1 1B HR 1B	1-1 G1-4-3		1-0 1B		3-2 G4-3		2-3 K		5	1	2	0	0	1	3
Jim Leyritz, R OBP: 0.383, SLG: 0.425 (1, 2) B B F C B X	3-2 1-2 HR 1B	1-3 K		0-0 1-2 FC4-6 1B			2-2 G4-3		1-1 G4-3	5	1	2	0	0	1	1
Paul O'Neill, L OBP: 0.404, SLG: 0.590 Dion James, L OBP: 0.377, SLG: 0.400 (1, 9) (9, 7) B B B C X	3-2 1-H 2-H HR		3-2 G4-3	2-1 FC4-6			3-1 G4-3		1-1 FC6-4 1B	4	1	1	3	0	0	2
Mike Stanley, R OBP: 0.359, SLG: 0.460 (1, 10) B X	1-0 P5		2-2 FC3-6 1B		1-2 G6-3		4-2 WP BB		0-2 FC6-4	4	0	1	0	1	0	1
Gerald Williams, R OBP: 0.370, SLG: 0.549 (1, 7) (9, 9) B B F B	4-1 L3 BB		0-0 FC3-6 1B		3-2 F7		4-0 WP BB		0-0 L6	3	0	1	0	2	0	1
Don Mattingly, L OBP: 0.348, SLG: 0.392 Pat Kelly, R OBP: 0.355, SLG: 0.383 (1, 3) (9, 4) C X	0-1 L3		0-0 FC3-6 FC6-4		0-1 P5		1-1 P4			4	0	0	0	0	0	5
Russ Davis, R OBP: 0.410, SLG: 0.556 (1, 5) (9, 3) F X		0-1 FC5-4 1B	1-1 FC6-4		0-1 F7			3-1 WP 1B		4	0	2	0	0	0	2
Tony Fernandez, S OBP: 0.296, SLG: 0.295 (1, 6) X		0-0 FC5-4 2B		0-0 G6-3		1-1 G6-3		2-2 P4		4	1	0	0	0	0	2
Randy Velarde, R OBP: 0.338, SLG: 0.371 (1, 4) (9, 5) 1 SAFE C B F B X		2-2 1-H 2B		1-0 G6-3		4-1 BB		0-0 G6-3		3	0	1	1	1	0	1

Inning Stats	R: 3	H: 3	E: 0	K: 14	S: 14	LOB: 0	BB: 1	P: 25	R: 1	H: 2	E: 0	K: 11	S: 11	LOB: 1	BB: 0	P: 15	R: 0	H: 2	E: 0	K: 10	S: 10	LOB: 2	BB: 0	P: 16	R: 0	H: 0	E: 0	K: 8	S: 8	LOB: 0	BB: 0	P: 12	R: 0	H: 0	E: 0	K: 8	S: 8	LOB: 1	BB: 1	P: 16	R: 0	H: 0	E: 0	K: 10	S: 10	LOB: 2	BB: 2	P: 24	R: 0	H: 1	E: 0	K: 11	S: 11	LOB: 1	BB: 0	P: 18	R: 0	H: 1	E: 0	K: 8	S: 8	LOB: 1	BB: 0	P: 10
--------------	------	------	------	-------	-------	--------	-------	-------	------	------	------	-------	-------	--------	-------	-------	------	------	------	-------	-------	--------	-------	-------	------	------	------	------	------	--------	-------	-------	------	------	------	------	------	--------	-------	-------	------	------	------	-------	-------	--------	-------	-------	------	------	------	-------	-------	--------	-------	-------	------	------	------	------	------	--------	-------	-------

PITCHER	IP	WLS	BF	H	R	ER	SO	BB	IBB	HBP	BLK	WP	HR	S	P	ERA	WHIP
Dave Righetti, L ERA: 5.4 (1, 1)	6.2	W	31	9	4	4	1	3	0	0	0	0	1	65	111	5.40	1.800
Kirk McCaskill, R ERA: 4.71 (7, 1)	1.1		6	1	0	0	1	1	0	0	0	2	0	13	25	0.00	1.500
Matt Karchner, R ERA: (9, 1)	1.0		4	1	0	0	0	0	0	0	0	0	0	8	10	0.00	1.000


BOTTOM

Chicago White Sox @ New York Yankees
Yankee Stadium, Bronx, NY

Tue Jul 18 1995, 7:05 PM EDT
Att: 21,188 - Unknown - 82 F

livebaseballscorecards.com

AB	37
R	4
H	11
RBI	4
BB	4
SO	2
LOB	18



WP	PA	ERA	WHIP
2	41		
0			
0			

Batter	1	2	3	4	5	6	7	8	9	AB R H RBI BB SO LOB	TOP											
Willie McGee, S OBP: 0.421, SLG: 0.514 (1, 7)	0-0 CS 1B	2-2 1-3 2-H 1B		0-0 1-2 1B			0-2 1B		3-3 1-2 K	5 0 4 1 0 1 1												
John Valentin, R OBP: 0.377, SLG: 0.518 (1, 6)	4-2 1B BB		0-0 BB 1B	2-0 F8			1-1 P3		2-1 HR	4 1 2 2 1 0 3												
Mo Vaughn, L OBP: 0.392, SLG: 0.592 (1, 3)	1-2 1B		3-1 F7				3-2 1B		0-3 K	5 0 2 0 0 1 1												
Jose Canseco, R OBP: 0.371, SLG: 0.450 (1, 10)	2-0 P4		4-0 G5-4-3 BB				3-2 P7		2-2 P6	3 0 0 0 1 0 3												
Mark Whiten, S OBP: 0.241, SLG: 0.250 (1, 9)		0-0 F9 BB 1B	1-1 G5-4-3				1-1 P3		2-2 G4-3	4 1 1 0 0 0 2												
Tim Lincecum, R OBP: 0.424, SLG: 0.474 (1, 5)		2-0 L8		1-0 G5-3			3-2 P4		3-2 P3	4 0 0 0 0 0 1												
Mike Macfarlane, R OBP: 0.339, SLG: 0.411 (1, 2)		4-2 1B BB		3-2 HR			1-2 G5-3		0-3 K	3 2 1 1 1 1 0												
Lee Tinsley, S OBP: 0.342, SLG: 0.396 (1, 8)		1-1 F9		0-0 G6-3			0-1 F8		0-2 G3-1	4 0 0 0 0 0 2												
Luis Alicea, S OBP: 0.362, SLG: 0.339 (1, 4)		0-1 1B		2-2 1B			2-2 F8		3-1 HR 1B	4 1 3 1 0 0 0												
Inning Stats	R: 0 E: 0 K: 0 S: 11	H: 2 LOB: 1 BB: 1 P: 18	R: 2 E: 0 K: 0 S: 11	H: 3 LOB: 2 BB: 1 P: 20	R: 0 E: 0 K: 0 S: 5	H: 1 LOB: 1 BB: 1 P: 13	R: 1 E: 0 K: 0 S: 10	H: 3 LOB: 2 BB: 0 P: 18	R: 0 E: 0 K: 0 S: 10	H: 0 LOB: 0 BB: 0 P: 15	R: 0 E: 0 K: 0 S: 11	H: 0 LOB: 0 BB: 0 P: 15	R: 0 E: 0 K: 1 S: 10	H: 2 LOB: 2 BB: 0 P: 22	R: 0 E: 0 K: 1 S: 10	H: 0 LOB: 0 BB: 0 P: 15	R: 2 E: 0 K: 2 S: 13	H: 2 LOB: 0 BB: 0 P: 21	1B: 11 2B: 0 3B: 0 HR: 2	SF: 0 SAC: 0 DP: 1 HBP: 0	WP: 0 PB: 0 SB: 1 CS: 1	PA: 39
PITCHER	IP WLS BF H R ER SO BB IBB HBP BLK WP HR S P ERA WHIP																				IP WLS BF H R ER SO BB IBB HBP BLK WP HR S P ERA WHIP	
Mike Sirota, L ERA: 4.05 (1, 1)	6.2 L 30 11 3 3 0 3 0 0 0 0 1 69 116 4.05 2.100																					
Jose DeLeon, R ERA: 5.24 (7, 1)	1.1 4 0 0 0 1 0 0 0 0 0 0 0 13 20 0.00 0.000																					
Roberto Hernandez, R ERA: 4.75 (9, 1)	1.0 5 2 2 2 2 0 0 0 0 0 0 1 13 21 18.00 2.000																					

Boston Red Sox @ Chicago White Sox
 Comiskey Park, Chicago, IL
 Wed Jul 19 1995, 8:05 PM EDT
 Att. 22,391 - Unknown - 87 F

livebaseballscorecards.com

AB 36
R 5
H 13
RBI 5
BB 3
SO 3
LOB 13



Batter	1	2	3	4	5	6	7	8	9	AB	R	H	RBI	BB	SO	LOB
Lance Johnson, L OBP: 0.327, SLG: 0.357 (1, 8)	2-2 P6		2-1 G4-3			0-2 L4		3-1 BB BB 1-2 1B	0-0 SF8	4	0	1	1	0	0	0
Tim Raines, S OBP: 0.363, SLG: 0.448 (1, 7)	2-2 1B		3-2 1B			0-2 1B		1-2 F9	1-0 F7	5	0	3	0	0	0	3
Frank Thomas, R OBP: 0.483, SLG: 0.659 Dave Martinez, L OBP: 0.333, SLG: 0.445 (1, 3) (8, PR) (9, 3)	0-2 P2		2-2 G1-3			2-2 F8		4-1 BB 1-2 2-3 BB		3	0	0	0	1	0	3
Robin Ventura, L OBP: 0.369, SLG: 0.500 (1, 5)	1-1 G4-3				0-0 G4-3		0-3 SAFE K	4-2 BB		3	0	0	1	1	1	2
John Kruk, L OBP: 0.422, SLG: 0.417 (1, 10)					2-3 K		1-2 K	1-3 K		4	0	0	0	0	4	3
Mike Devereaux, R OBP: 0.345, SLG: 0.437 (1, 9)					0-0 G5-3		1-0 F9		1-1 HR	4	1	1	1	0	0	0
Ray Durham, S OBP: 0.329, SLG: 0.407 (1, 4)						2-1 L4		0-3 K		4	1	2	0	0	1	0
Ron Karkovice, R OBP: 0.307, SLG: 0.418 (1, 2)						1-1 F7			1-2 P3	3	1	0	0	0	0	3
Ozzie Guillen, L OBP: 0.312, SLG: 0.362 (1, 6)						0-0 P6		2-1 F8	0-0 1B	4	0	1	0	0	1	1

Inning Stats	R: 0	H: 1	E: 0	LOB: 1	K: 0	BB: 0	S: 14	R: 0	H: 1	E: 1	LOB: 1	K: 1	BB: 0	S: 11	R: 0	H: 1	E: 0	LOB: 1	K: 1	BB: 0	S: 11	R: 0	H: 0	E: 0	LOB: 0	K: 1	BB: 0	S: 5	R: 0	H: 0	E: 0	LOB: 0	K: 0	BB: 0	S: 5	R: 0	H: 1	E: 0	LOB: 1	K: 1	BB: 0	S: 17	R: 0	H: 0	E: 0	LOB: 0	K: 2	BB: 0	S: 7	R: 1	H: 1	E: 0	LOB: 3	K: 1	BB: 2	S: 14	R: 2	H: 3	E: 0	LOB: 1	K: 0	BB: 0	S: 10	1B: 7	SF: 1	2B: 0	SAC: 0	3B: 0	DP: 1	HR: 1	HBP: 1
--------------	------	------	------	--------	------	-------	-------	------	------	------	--------	------	-------	-------	------	------	------	--------	------	-------	-------	------	------	------	--------	------	-------	------	------	------	------	--------	------	-------	------	------	------	------	--------	------	-------	-------	------	------	------	--------	------	-------	------	------	------	------	--------	------	-------	-------	------	------	------	--------	------	-------	-------	-------	-------	-------	--------	-------	-------	-------	--------

PITCHER	IP	WLS	BF	H	R	ER	SO	BB	IBB	HBP	BLK	WP	HR	S	P	ERA	WHIP
49 Tim Wakefield, R ERA: 1.66 (1, 1)	7.1		28	5	1	1	6	0	0	1	0	0	0	74	106	1.23	0.682
Rheal Cormier, L ERA: 3.41 (8, 1)	0.1		1	0	0	0	0	0	0	0	0	0	0	4	5	0.00	0.000
Stan Belinda, R ERA: 3.19 (8, 1)	0.0		1	0	0	0	0	1	0	0	0	0	0	1	5	∞	∞
Rick Aguilera, R ERA: 2.76 (8, 1)	1.1	S	8	3	2	2	1	1	0	0	0	0	1	15	24	13.50	3.000

BOTTOM

Boston Red Sox @ Chicago White Sox
Comiskey Park, Chicago, IL

Wed Jul 19 1995, 8:05 PM EDT
Att: 22,391 - Unknown - 87 F

AB	34
R	3
H	8
RBI	3
BB	2
SO	7
LOB	15

WP: 0 PA: 38
PB: 0
SB: 0
CS: 0



PITCHER	IP	WLS	BF	H	R	ER	SO	BB	IBB	HBP	BLK	WP	HR	S	P	ERA	WHIP
---------	----	-----	----	---	---	----	----	----	-----	-----	-----	----	----	---	---	-----	------

Batter	1	2	3	4	5	6	7	8	9	AB R H RBI BB SO LOB	TOP																
Willie McGee, S OBP: 0.381, SLG: 0.463 (1, 8) (9, 7)	1-2 G3			0-0 L3		0-1 L7		1-1 G6-3		4 0 0 0 0 0 1																	
John Valentin, R OBP: 0.375, SLG: 0.518 (1, 6)	2-3 K			3-1 1B 2B		2-1 G6-3		2-3 K		4 1 1 0 0 2 1																	
Mo Vaughn, L OBP: 0.391, SLG: 0.598 (1, 3)	3-3 K			1-3 K			2-2 HR		1-2 F8	4 1 1 1 0 2 1																	
Jose Canseco, R OBP: 0.374, SLG: 0.472 (1, 10)			1-2 P6	1-0 1B		0-0 L9			2-2 HR	4 1 2 2 0 0 0																	
Troy O'Leary, L OBP: 0.380, SLG: 0.538 (7, 7)			2-2 G3	1-3 K		2-2 L9			4-2 G6-4-3 BB	3 0 0 0 0 1 1																	
Lee Tinsley, S OBP: 0.344, SLG: 0.396 (9, PH) (9, 8)										0 0 0 0 1 0 0																	
Tim Lincecum, R OBP: 0.425, SLG: 0.472 (1, 5)			1-3 K		4-2 G6-3 BB		2-2 WP 1B		1-0 G6-4-3	3 0 1 0 1 1 1																	
Matt Stairs, L OBP: 0.345, SLG: 0.451 Mark Whiten, S OBP: 0.241, SLG: 0.250 (7, 9)			1-1 G4-3		0-0 G6-3		1-3 K			3 0 0 0 0 1 2																	
Bill Haselman, R OBP: 0.360, SLG: 0.375 (1, 2)			3-1 G6-3		2-2 G6-3					0 0 0 0 0 0 0																	
Luis Alicea, S OBP: 0.359, SLG: 0.336 (1, 4)			2-3 K			2-3 K		1-1 G6-3 SH1-3 1B		3 0 1 0 0 0 0																	
								0-0 SH1-3		2 0 0 0 0 2 0																	
Inning Stats	R: 0 E: 0 K: 2 S: 10	H: 0 LOB: 0 BB: 0 P: 16	R: 0 E: 0 K: 1 S: 11	H: 0 LOB: 0 BB: 0 P: 15	R: 0 E: 0 K: 1 S: 8	H: 0 LOB: 0 BB: 0 P: 14	R: 1 E: 0 K: 2 S: 11	H: 2 LOB: 1 BB: 0 P: 17	R: 0 E: 0 K: 0 S: 7	H: 0 LOB: 0 BB: 1 P: 13	R: 0 E: 0 K: 1 S: 7	H: 0 LOB: 0 BB: 0 P: 11	R: 1 E: 0 K: 1 S: 16	H: 2 LOB: 1 BB: 0 P: 23	R: 0 E: 0 K: 1 S: 9	H: 1 LOB: 1 BB: 0 P: 13	R: 1 E: 0 K: 0 S: 11	H: 1 LOB: 0 BB: 1 P: 19	1B: 3 2B: 1 3B: 0 HR: 2	SF: 0 SAC: 1 DP: 2 HBP: 0	WP: 1 PB: 0 SB: 0 CS: 0	PA: 33					
PITCHER	IP WLS BF H R ER SO BB IBB HBP BLK WP HR S P ERA WHIP																										
Alex Fernandez, R ERA: 5.36 (1, 1)	6.0		20	2	1	1	7	1	0	0	0	0	0	54	86	1.50	0.500										
Kirk McCaskill, R ERA: 4.7 (7, 1)	2.0	L	9	3	1	1	2	0	0	0	0	1	1	25	36	4.50	1.500										
Tim Fortugno, L ERA: 4.89 (9, 1)	0.1		3	1	1	1	0	1	0	0	0	0	1	10	17	27.00	6.000										
Matt Karchner, R ERA: (9, 1)	0.2		1	0	0	0	0	0	0	0	0	0	0	1	2	0.00	0.000										

Boston Red Sox @ Chicago White Sox
 Comiskey Park, Chicago, IL
 Thu Jul 20 1995, 8:05 PM EDT
 Att. 21,235 - Unknown - 76 F

AB	30
R	3
H	6
RBI	3
BB	2
SO	9
LOB	7



Batter	1	2	3	4	5	6	7	8	9	AB R H RBI BB SO LOB
Lance Johnson, L (1, 8) OBP: 0.325, SLG: 0.355	0-0 G4-3	0-1 F7			2-3 K		2-1 G5-3		1-2 FC3-6 1B	5 0 1 0 0 1 2
Tim Raines, S (1, 7) OBP: 0.364, SLG: 0.444	4-2 2B BB		4-1 1B BB		2-2 G4-1		0-0 G1-3		0-1 FC3-6 1-2f	3 0 0 0 2 0 1
Frank Thomas, R (1, 3) OBP: 0.482, SLG: 0.664	1-3 K		2-1 L5		3-2 HR		3-1 G5-3		4-1 BB	4 1 1 1 1 1 2
Robin Ventura, L (1, 5) OBP: 0.366, SLG: 0.498	3-2 2B		2-3 K		1-3 K			0-1 G6-3	2-2 L9	5 0 1 0 0 2 3
John Kruk, L (1, 10) OBP: 0.429, SLG: 0.427 Ray Durham, S (8, PR) OBP: 0.329, SLG: 0.407	3-1 L7		1-0 1B		1-1 G4-3 E 1B			2-2 FC5 1B		4 0 3 0 0 0 2 0 0 0 0 0 0 0
Dave Martinez, L (1, 9) Lyle Mouton, R (8, PH) OBP: 0.409, SLG: 0.412		3-1 L8 1B	2-2 F9		1-1 E4 G4-3			1-0 FC5 1B		3 0 1 0 0 0 3 1 0 1 0 0 0 0
Norberto Martin, R (1, 4) OBP: 0.284, SLG: 0.290		0-2 1B			2-2 G6-4-3 1B		0-0 G4-3		0-0 FC5	4 0 2 0 0 0 4
Michael LaValliere, L (1, 2) OBP: 0.261, SLG: 0.242		1-3 K			1-2 G6-4-3 1-2f		2-0 G4-3		1-2 G4-3	4 0 0 0 0 1 7
Ozzie Guillen, L (1, 6) OBP: 0.307, SLG: 0.355		1-1 L8			1-3 K		1-1 G6-3		1-0 P5	4 0 0 0 0 1 4

Inning Stats	R: 0 E: 0 K: 1 S: 12	H: 1 LOB: 2 BB: 1 P: 23	R: 0 E: 0 K: 1 S: 12	H: 2 LOB: 2 BB: 0 P: 17	R: 0 E: 0 K: 1 S: 10	H: 1 LOB: 0 BB: 1 P: 21	R: 0 E: 0 K: 1 S: 10	H: 1 LOB: 0 BB: 0 P: 14	R: 1 E: 0 K: 2 S: 17	H: 1 LOB: 0 BB: 0 P: 25	R: 0 E: 1 K: 0 S: 8	H: 1 LOB: 2 BB: 0 P: 13	R: 0 E: 0 K: 0 S: 5	H: 0 LOB: 0 BB: 0 P: 10	R: 0 E: 0 K: 0 S: 11	H: 2 LOB: 2 BB: 0 P: 15	R: 0 E: 0 K: 0 S: 12	H: 1 LOB: 2 BB: 1 P: 20	1B: 8 2B: 1 3B: 0 HR: 1	SF: 0 SAC: 0 DP: 1 HBP: 0
--------------	-------------------------------	----------------------------------	-------------------------------	----------------------------------	-------------------------------	----------------------------------	-------------------------------	----------------------------------	-------------------------------	----------------------------------	------------------------------	----------------------------------	------------------------------	----------------------------------	-------------------------------	----------------------------------	-------------------------------	----------------------------------	----------------------------------	------------------------------------

PITCHER	IP	WLS	BF	H	R	ER	SO	BB	IBB	HBP	BLK	WP	HR	S	P	ERA	WHIP
Erik Hanson, R (1, 1) ERA: 3.53	6.0		27	7	1	1	6	2	0	0	0	0	1	69	113	1.50	1.500
Rheal Cormier, L (7, 1) ERA: 3.34	1.1		6	2	0	0	0	0	0	0	0	0	0	11	19	0.00	1.500
Mike Maddux, R (8, 1) ERA: 3.83	0.2		2	0	0	0	0	0	0	0	0	0	0	5	6	0.00	0.000
Rick Aguilera, R (9, 1) ERA: 2.67	1.0	S	5	1	0	0	0	1	0	0	0	0	0	12	20	0.00	2.000

BOTTOM

Boston Red Sox @ Chicago White Sox
Comiskey Park, Chicago, IL

Thu Jul 20 1995, 8:05 PM EDT
Att: 21,235 - Unknown - 76 F

AB	37
R	1
H	10
RBI	1
BB	3
SO	6
LOB	28



WP	HR	S	P	ERA	WHIP
0	0	0	0	0	0

Batter	1	2	3	4	5	6	7	8	9	AB R H RBI BB SO LOB	TOP											
Fernando Vina, L (1, 4) OBP: 0.339, SLG: 0.364	1-1 B1-3		0-2 L7		0-0 G3			4-1 1B SF9 BB		3 1 0 0 1 0 1	Milwaukee Brewers @ Chicago White Sox Comiskey Park, Chicago, IL Fri Jul 21 1995, 8:05 PM EDT Att. 22,236 - Unknown livebaseballscorecards.com											
Darryl Hamilton, L (1, 8) OBP: 0.354, SLG: 0.389	1-1 G4-3		1-0 G3			1-2 G6-4-3 1B		0-1 F7		4 0 1 0 0 0 3												
Kevin Seitzer, R (1, 5) OBP: 0.396, SLG: 0.430 Jeff Cirillo, R (8, PR) OBP: 0.401, SLG: 0.482	2-1 2B 1B			2-1 F9		1-1 G6-4-3 1-2f		2-2 SF9 1B 1-3 2-H 3-H		4 0 2 2 0 0 1 0 0 0 0 0 0 0												
Dave Nilsson, L (1, 9) OBP: 0.329, SLG: 0.427	2-0 1-H 2B			0-2 G1-3		0-1 F7		4-0 IBB		3 0 1 0 1 0 0												
Greg Vaughn, R (1, 10) OBP: 0.315, SLG: 0.410		1-2 HR		0-2 G6-3			1-1 F8	0-1 SF9 2-3 3-H		3 1 1 2 0 0 0												
B.J. Surhoff, L (1, 3) OBP: 0.414, SLG: 0.560		1-1 L8			1-0 G3		1-0 F7	0-3 K		4 0 0 0 0 1 3												
David Hulse, L (1, 7) OBP: 0.313, SLG: 0.355		2-0 G4-3			0-0 G5-3		1-2 G1-3		1-1 L7	4 0 0 0 0 0 0												
Mike Matheny, R (1, 2) OBP: 0.352, SLG: 0.400 Pat Listach, S (8, PR) OBP: 0.275, SLG: 0.233 Matt Mieske, R (8, 9) OBP: 0.365, SLG: 0.439		2-2 G1-3			2-2 2B 2B			4-1 WP 1B BB	2-3 K	2 1 1 0 1 0 0 0 1 0 0 0 0 0 1 0 0 0 0 1 0												
Jose Valentin, S (1, 6) OBP: 0.294, SLG: 0.406			2-1 L6		0-0 2B			4-0 PB 1B BB	0-1 L4	3 1 1 1 1 0 0												
Inning Stats	R: 0 E: 0 K: 0 S: 7	H: 2 LOB: 2 BB: 0 P: 13	R: 1 E: 0 K: 0 S: 10	H: 1 LOB: 0 BB: 0 P: 16	R: 0 E: 0 K: 0 S: 6	H: 0 LOB: 0 BB: 0 P: 9	R: 0 E: 0 K: 0 S: 8	H: 0 LOB: 0 BB: 0 P: 10	R: 1 E: 0 K: 0 S: 7	H: 2 LOB: 1 BB: 0 P: 10		R: 0 E: 0 K: 0 S: 7	H: 1 LOB: 0 BB: 0 P: 9	R: 0 E: 0 K: 0 S: 6	H: 0 LOB: 0 BB: 0 P: 9	R: 3 E: 0 K: 1 S: 13	H: 1 LOB: 3 BB: 4 P: 31	R: 0 E: 0 K: 1 S: 7	H: 0 LOB: 0 BB: 0 P: 10	1B: 3 2B: 3 3B: 0 HR: 1	SF: 1 SAC: 0 DP: 1 HBP: 0	WP: 2 PB: 1 SB: 0 CS: 0
PITCHER	IP WLS BF H R ER SO BB IBB HBP BLK WP HR S P ERA WHIP																					
Brian Keyser, R (1, 1) ERA: 4.61	7.0 L 26 6 3 3 0 1 0 0 0 0 1 52 81 3.86 1.000																					
Tim Fortugno, L (8, 1) ERA: 5.35	0.0 1 0 0 0 0 1 0 0 0 1 0 0 4 ∞ ∞																					
Matt Karchner, R (8, 1) ERA:	2.0 9 1 2 2 2 1 1 0 0 0 0 19 32 9.00 1.000																					



Batter	1	2	3	4	5	6	7	8	9	AB R H RBI BB SO LOB
Ray Durham, S OBP: 0.333, SLG: 0.406 (1, 4)	G6-3		G1-6-3 BB	G1-6-3 1B		BB			K	3 0 1 1 2 1 0
Lance Johnson, L OBP: 0.323, SLG: 0.350 (1, 8)	G6-3		G1-6-3 1-2f	BB		G4-3			P6	4 0 0 0 1 0 2
Frank Thomas, R OBP: 0.480, SLG: 0.657 (1, 3)	S BB		BB BB	L9					G6-3	3 0 0 0 2 1 3
Mike Devereaux, R OBP: 0.343, SLG: 0.431 (1, 9)	G1-4-3 1-2		BB			G4-3			K	3 0 0 0 1 1 1
John Kruk, L OBP: 0.420, SLG: 0.415 (1, 10)			K	K		G6-3			G3-1	4 0 0 0 0 2 2
Lyle Mouton, R OBP: 0.400, SLG: 0.400 (1, 7)						G6-3				3 0 1 0 0 0 0
Dave Martinez, L OBP: 0.339, SLG: 0.442 (8, PH) (9, 7)			1B			F8			BB	0 0 0 0 1 0 0
Craig Grebeck, R OBP: 0.398, SLG: 0.420 (1, 5)			F9			FC5-4 1B			K	4 2 2 0 0 1 2
Ron Karkovice, R OBP: 0.316, SLG: 0.425 (1, 2)			1-0			FC5-4 1B			P6	4 0 3 1 0 0 1
Ozzie Guillen, L OBP: 0.301, SLG: 0.349 (1, 6)	G1-3		G1-3	FC5-4 1B		G6-3			G5-3	4 0 0 0 0 0 6

Inning Stats	R: 0 E: 0 K: 0 S: 11	H: 0 LOB: 1 BB: 1 P: 21	R: 0 E: 0 K: 1 S: 8	H: 2 LOB: 2 BB: 0 P: 10	R: 0 E: 0 K: 1 S: 10	H: 0 LOB: 2 BB: 3 P: 24	R: 1 E: 0 K: 0 S: 11	H: 3 LOB: 3 BB: 1 P: 21	R: 0 E: 0 K: 0 S: 3	H: 0 LOB: 0 BB: 0 P: 8	R: 1 E: 0 K: 0 S: 10	H: 2 LOB: 1 BB: 1 P: 17	R: 0 E: 0 K: 2 S: 9	H: 0 LOB: 0 BB: 0 P: 13	R: 0 E: 0 K: 1 S: 9	H: 0 LOB: 1 BB: 1 P: 13	R: 0 E: 0 K: 1 S: 9	H: 0 LOB: 0 BB: 0 P: 11	1B: 6 2B: 1 3B: 0 HR: 0	SF: 0 SAC: 0 DP: 1 HBP: 0	WP: 0 PB: 0 SB: 2 CS: 1	PA: 39
--------------	-------------------------------	----------------------------------	------------------------------	----------------------------------	-------------------------------	----------------------------------	-------------------------------	----------------------------------	------------------------------	---------------------------------	-------------------------------	----------------------------------	------------------------------	----------------------------------	------------------------------	----------------------------------	------------------------------	----------------------------------	----------------------------------	------------------------------------	----------------------------------	--------

PITCHER	IP	WLS	BF	H	R	ER	SO	BB	IBB	HBP	BLK	WP	HR	S	P	ERA	WHIP
Brian Givens, L ERA: 5.12 (1, 1)	6.0		29	7	2	2	2	6	0	0	0	0	0	53	101	3.00	2.167
Bill Wegman, R ERA: 5.83 (7, 1)	1.2	W	6	0	0	0	3	1	0	0	0	0	0	17	25	0.00	0.600
Graeme Lloyd, L ERA: 4.31 (8, 1)	0.1		1	0	0	0	0	0	0	0	0	0	0	1	1	0.00	0.000
Mike Fetters, R ERA: 1.45 (9, 1)	1.0	S	3	0	0	0	1	0	0	0	0	0	0	9	11	0.00	0.000

BOTTOM

Milwaukee Brewers @ Chicago White Sox
Comiskey Park, Chicago, IL
Fri Jul 21 1995, 8:05 PM EDT
Att. 22,236 - Unknown

livebaseballscorecards.com

AB	32
R	2
H	7
RBI	2
BB	7
SO	6
LOB	17



Batter	1	2	3	4	5	6	7	8	9	AB R H RBI BB SO LOB	TOP		
Pat Listach, S (1, 4) OBP: 0.275, SLG: 0.233	2-1 L8		0-2 CS 1B			0-1 B3		1-1 FC4-6 FC6-4 1-2f		4 0 1 0 0 0 1	<p>Milwaukee Brewers @ Chicago White Sox</p> <p>Comiskey Park, Chicago, IL</p> <p>Sat Jul 22 1995, 8:05 PM EDT</p> <p>Att. 30,329 - Unknown - 81 F</p>		
Darryl Hamilton, L (1, 8) OBP: 0.352, SLG: 0.385	1-1 B2		1-1 CS 1-2	4-0 G4-3 BB		2-1 L8		1-3 K		3 0 0 0 1 1 1			
Kevin Seitzer, R (1, 3) OBP: 0.397, SLG: 0.433	1-0 2B			0-3 K			4-2 HR BB	0-0 FC6-4 1-2f		3 1 1 0 0 1 2			
Greg Vaughn, R (1, 10) OBP: 0.311, SLG: 0.404	1-0 F8			1-1 G4-3 1-2f			1-0 P2		3-2 F8	4 0 0 0 0 0 3			
Matt Mieske, R (1, 9) OBP: 0.364, SLG: 0.460			1-1 P2		2-3 K		2-1 HR 1-H		4-2 BB	3 1 1 2 0 1 0 0 0 0 0 1 0 0			
Fernando Vina, L (9, PH) OBP: 0.342, SLG: 0.364													
Jeff Cirillo, R (1, 5) OBP: 0.404, SLG: 0.503			3-1 P4		0-0 2B		1-1 3B		0-0 P6	4 0 2 0 0 0 1			
Turner Ward, S (1, 7) OBP: 0.340, SLG: 0.398			3-1 P3		2-0 F7		2-3 K		3-2 F8	3 0 0 0 0 0 1 1 0 0 0 0 0 1			
Dave Nilsson, L (9, PH) OBP: 0.326, SLG: 0.421													
Mike Matheny, R (1, 2) OBP: 0.333, SLG: 0.377					0-0 F9		1-2 G4-3		0-1 P3	3 0 0 0 0 0 2			
Jose Valentin, S (1, 6) OBP: 0.295, SLG: 0.403			2-2 G4-3				2-3 K		4-2 FC4-6 BB	2 0 0 0 1 1 0			
Inning Stats	R: 0 H: 1 E: 0 LOB: 1 K: 0 BB: 0 S: 6 P: 11	R: 0 H: 0 E: 0 LOB: 0 K: 0 BB: 0 S: 6 P: 13	R: 0 H: 1 E: 0 LOB: 0 K: 0 BB: 0 S: 8 P: 11	R: 0 H: 0 E: 0 LOB: 0 K: 1 BB: 1 S: 5 P: 10	R: 0 H: 1 E: 0 LOB: 1 K: 1 BB: 0 S: 8 P: 13	R: 0 H: 0 E: 0 LOB: 0 K: 1 BB: 0 S: 8 P: 12	R: 2 H: 2 E: 0 LOB: 1 K: 1 BB: 1 S: 12 P: 22	R: 0 H: 0 E: 0 LOB: 1 K: 1 BB: 1 S: 17 P: 23	R: 0 H: 0 E: 0 LOB: 1 K: 0 BB: 1 S: 11 P: 21	1B: 1 SF: 0 2B: 2 SAC: 0 3B: 1 DP: 1 HR: 1 HBP: 0	WP: 0 PA: 35 PB: 0 SB: 0 CS: 1		
PITCHER	IP WLS BF H R ER SO BB IBB HBP BLK WP HR S P ERA WHIP											PITCHER	IP WLS BF H R ER SO BB IBB HBP BLK WP HR S P ERA WHIP
Wilson Alvarez, L (1, 1) ERA: 4.74	7.2 W 29 5 2 2 5 3 0 0 0 0 1 69 114 2.35 1.043												
Roberto Hernandez, R (8, 1) ERA: 4.55	1.1 S 5 0 0 0 0 1 0 0 0 0 0 0 12 22 0.00 0.750												

AB	30
R	2
H	5
RBI	2
BB	4
SO	5
LOB	13



livebaseballscorecards.com

Batter	1	2	3	4	5	6	7	8	9
Lance Johnson, L (1, 8) OBP: 0.326, SLG: 0.352	3-2 G6-3		1-2 G3		1 SAFE 0-0 2B G3 1-3 1B		1 SAFE 3-2 1 SAFE 1 B 1 B 1 B 1 C 1 F SAFE BB 1-2 1B		
Tim Raines, S (1, 7) OBP: 0.368, SLG: 0.448	1-2 G3-1		4-0 BB		3-0 G3 1-3 2B 3-H 2B		4-1 G5-4-3 1-2 2-3 BB		
John Kruk, L (1, 10) OBP: 0.416, SLG: 0.409	4-2 PB BB BB		2-0 F8		1-2 G3 2-3 3-H		0-0 SF8 3-H 1-0 G5-4-3 1-2f		
Frank Thomas, R (1, 3) OBP: 0.483, SLG: 0.661	4-0 PB 1-2 BB			0-1 G3-6 1B		0-0 2B 3-H			
Robin Ventura, L (1, 5) OBP: 0.362, SLG: 0.491	2-2 P6 1-2 2-3			2-0 G3-6 1-2f		2-2 G6-3		2-0 F8	
Mike Devereaux, R (1, 9) OBP: 0.341, SLG: 0.425		1-0 F8		4-1 FC4-6 BB		1-1 G4-3		1-1 G4-3	
Ray Durham, S (1, 4) OBP: 0.329, SLG: 0.400		2-2 G4-3		1-1 FC4-6 1-2f		0-1 G1-3		1-1 G6-3	
Ron Karkovics, R (1, 2) OBP: 0.311, SLG: 0.418		1-1 F7			0-1 F8		3-2 L9		
Ozzie Guillen, L (1, 6) OBP: 0.306, SLG: 0.353			1-0 G4-3		1-2 1B 2B 1B		1-1 S 1B SF8 1B		

Inning Stats	R: 0 E: 0 K: 0 S: 12	H: 0 LOB: 2 BB: 2 P: 26	R: 0 E: 0 K: 0 S: 7	H: 0 LOB: 0 BB: 0 P: 11	R: 0 E: 0 K: 0 S: 5	H: 0 LOB: 1 BB: 1 P: 13	R: 0 E: 0 K: 0 S: 6	H: 1 LOB: 1 BB: 1 P: 13	R: 3 E: 0 K: 0 S: 15	H: 4 LOB: 1 BB: 0 P: 22	R: 0 E: 0 K: 0 S: 8	H: 0 LOB: 0 BB: 0 P: 12	R: 1 E: 0 K: 0 S: 8	H: 2 LOB: 1 BB: 1 P: 17	R: 0 E: 0 K: 0 S: 5	H: 0 LOB: 0 BB: 0 P: 9
1B: 5 2B: 2 3B: 0 HR: 0	SF: 1 SAC: 0 DP: 2 HBP: 0	WP: 0 PB: 1 SB: 1 CS: 0	PA: 34													

PITCHER	IP	WLS	BF	H	R	ER	SO	BB	IBB	HBP	BLK	WP	HR	S	P	ERA	WHIP
Steve Sparks, R (1, 1) ERA: 4.01	6.0	L	27	6	4	4	0	4	0	0	0	0	0	55	100	6.00	1.667
Graeme Lloyd, L (7, 1) ERA: 4.26	0.1		3	1	0	0	0	1	0	0	0	0	0	5	12	0.00	6.000
Ron Rightnowar, R (7, 1) ERA: 5.18	1.2		4	0	0	0	0	0	0	0	0	0	0	6	11	0.00	0.000

BOTTOM

Milwaukee Brewers @ Chicago White Sox
Comiskey Park, Chicago, IL
Sat Jul 22 1995, 8:05 PM EDT
Att: 30,329 - Unknown - 81 F

livebaseballscores.com

AB	28
R	4
H	7
RBI	4
BB	5
SO	0
LOB	9



Batter	1	2	3	4	5	6	7	8	9	AB R H RBI BB SO LOB	
Pat Listach, S (1, 4) OBP: 0.282, SLG: 0.244	1-0 1B 2B	1-3 K			3-2 1B 1B		1-3 K		4-1 1B BB	4 2 2 0 1 2 2	
Darryl Hamilton, L (1, 8) OBP: 0.357, SLG: 0.389	1-2 FC5-4 1B 2-3 1B		2-0 P6		0-2 1B 1-2 1B		1-2 F7		2-1 1B DI 1-3 2-H 1B	5 1 3 1 0 0 0	
Kevin Seitzer, R (1, 3) OBP: 0.404, SLG: 0.438	1-0 FC5-4 1B 1-2 3-H 2-0 2-3		1-1 1B		1-0 P3 1B			4-1 FC6-4 BB	1-0 BB 1B 1-H 3-H 2-2 1B	4 1 3 3 1 0 2	
Greg Vaughn, R (1, 10) OBP: 0.307, SLG: 0.397	2-0 FC5-4 G6-3 1-2f 2-3		0-0 L5		0-0 F8			1-0 FC6-4 1B 1-2f	1-0 P4	5 0 0 0 0 0 7	
B.J. Surhoff, L (1, 7) OBP: 0.418, SLG: 0.570 (8, 9)	0-1 G6-3 1-2f		1-0 L4			1-1 G4-3 3B		1-1 1B 1-2 1B	4-2 1B BB 1-2 BB	4 1 2 0 1 0 3	
Jeff Cirillo, R (1, 5)				1-0 G6-3		0-0 G4-3		1-3 K 2-1 1B	2-1 1B	4 0 1 2 1 1 2	
Matt Mieske, R (1, 9) OBP: 0.357, SLG: 0.450 David Hulse, L (8, PH) OBP: 0.310, SLG: 0.351 (8, 7)				2-2 G6-3		2-2 G5-3		0-1 F7	1-3 K	3 0 0 0 0 0 1 2 0 0 0 0 1 4	
Mike Matheny, R (1, 2) OBP: 0.333, SLG: 0.375 Turner Ward, S (9, PH) OBP: 0.338, SLG: 0.395				1-3 K		0-0 G6-3			1-1 F8	3 0 1 0 0 1 0 1 0 0 0 0 0 0	
Jose Valentin, S (1, 6) OBP: 0.295, SLG: 0.399				0-0 SH1-3		0-0 P6		3-2 F9	4-2 BB 1B BB	2 1 0 0 1 0 0	
Inning Stats	R: 1 H: 3 E: 0 LOB: 1 K: 0 BB: 0 S: 8 P: 13	R: 0 H: 1 E: 0 LOB: 2 K: 1 BB: 1 S: 12 P: 19	R: 0 H: 1 E: 0 LOB: 1 K: 0 BB: 0 S: 5 P: 9	R: 0 H: 0 E: 0 LOB: 0 K: 1 BB: 0 S: 8 P: 12	R: 0 H: 2 E: 0 LOB: 2 K: 0 BB: 0 S: 13 P: 17	R: 1 H: 1 E: 0 LOB: 0 K: 0 BB: 0 S: 7 P: 10	R: 0 H: 0 E: 0 LOB: 0 K: 1 BB: 0 S: 12 P: 17	R: 0 H: 1 E: 0 LOB: 2 K: 1 BB: 1 S: 9 P: 16	R: 4 H: 3 E: 0 LOB: 2 K: 1 BB: 3 S: 22 P: 43	1B: 10 SF: 0 2B: 1 SAC: 1 3B: 1 DP: 1 HR: 0 HBP: 0	
PITCHER	IP WLS BF H R ER SO BB IBB HBP BLK WP HR S P ERA WHIP										
Jim Abbott, L (1, 1) ERA: 3.36	7.0 W 29 8 2 2 3 1 0 0 0 0 0 65 97 2.57 1.286										
Kirk McCaskill, R (8, 1) ERA: 5.36	1.1 10 3 4 4 1 3 0 0 0 0 0 19 38 27.00 4.500										
Roberto Hernandez, R (9, 1) ERA: 4.45	0.2 4 1 0 0 0 1 1 0 0 0 0 0 12 21 0.00 3.000										
	WP: 0 PA: 43										
	PB: 0										
	SB: 0										
	CS: 0										

Milwaukee Brewers @ Chicago White Sox
Comiskey Park, Chicago, IL
Sun Jul 23 1995, 4:33 AM EDT
Att. 24,996 - Sunny - 84 F

AB	37
R	6
H	12
RBI	6
BB	5
SO	5
LOB	21



BOTTOM

Milwaukee Brewers @ Chicago White Sox
Comiskey Park, Chicago, IL
Sun Jul 23 1995, 4:33 AM EDT
Att. 24,996 - Sunny - 84 F

livebaseballscorecards.com

AB 32
R 11
H 12
RBI 10
BB 8
SO 0
LOB 19



WP: 0 PA: 44
PB: 0
SB: 1
CS: 1

AB R H RBI BB SO LOB

3 2 1 0 1 0 1

4 0 1 0 1 0 3

3 2 2 2 2 0 0
0 0 0 0 0 0 0

4 2 2 2 1 0 6

2 1 1 3 1 0 1
2 1 0 0 0 0 1

3 0 1 0 2 0 1

4 1 2 2 0 0 1

5 1 1 0 0 0 5

2 1 1 1 0 0 0
1B: 8 SF: 1
2B: 3 SAC: 1
3B: 0 DP: 2
HR: 1 HBP: 2

Batter	1	2	3	4	5	6	7	8	9
Ray Durham, S OBP: 0.333, SLG: 0.403 (1, 4)	2-2 F9		3-2 CS HBP		0-0 G5-3	4-2 1B 2B BB		1-2 1B 2B	
Tim Raines, S OBP: 0.369, SLG: 0.445 (1, 7)	0-0 F7		0-0 P3		4-2 G5-3 BB	3-2 2B 1B		0-0 G6-3	
Frank Thomas, R OBP: 0.488, SLG: 0.668 Dave Martinez, L OBP: 0.339, SLG: 0.442 (1, 3) (9, 3)	3-2 F8			1-0 1B HR 2B	4-1 BB	0-0 2B		4-0 FC3 1B E IBB	
Mike Devereaux, R OBP: 0.347, SLG: 0.427 (1, 8) (7, 9)				0-1 HR 1B	0-0 G5-3	2-2 F7		3-2 E SF7 1B	
Lyle Mouton, R OBP: 0.429, SLG: 0.545 Lance Johnson, L OBP: 0.324, SLG: 0.350 (1, 9) (6, PR) (7, 8)		0-0 G5-4-3		0-0 HR		4-0 F8 1B S BB	1-1 L7	1-0 FC3	
Robin Ventura, L OBP: 0.365, SLG: 0.490 (1, 5)		4-0 1B BB		2-1 F7		3-2 F8	2-1 FC4-6 1B	4-0 IBB	
Norberto Martin, R OBP: 0.291, SLG: 0.301 (1, 10)		1-2 FC5-4 1B		0-0 G5-3		1-1 1B SH1-3 1B	0-2 FC4-6	0-0 SF7	
Ron Karkovice, R OBP: 0.309, SLG: 0.413 (1, 2)		2-0 FC5-4		1-2 P5		1-2 1B SH1-3 2B 1B	1-0 G4-3	0-0 F9	
Craig Grebeck, R OBP: 0.405, SLG: 0.422 (1, 6)			1-1 L8		3-2 BB G5-3 1B	0-1 SH1-3		1-0 2B 1B HBP	

Inning Stats	R: 0	H: 0	E: 0	K: 0	S: 7	H: 0	LOB: 0	BB: 0	P: 12	R: 0	H: 1	E: 0	K: 0	S: 6	R: 0	H: 0	E: 0	K: 0	S: 5	R: 3	H: 3	E: 0	K: 0	S: 10	R: 0	H: 1	E: 0	K: 0	S: 9	R: 4	H: 4	E: 0	K: 0	S: 28	R: 0	H: 1	E: 0	K: 0	S: 8	R: 4	H: 2	E: 1	K: 0	S: 12
--------------	------	------	------	------	------	------	--------	-------	-------	------	------	------	------	------	------	------	------	------	------	------	------	------	------	-------	------	------	------	------	------	------	------	------	------	-------	------	------	------	------	------	------	------	------	------	-------

PITCHER	IP	WLS	BF	H	R	ER	SO	BB	IBB	HBP	BLK	WP	HR	S	P	ERA	WHIP
Sid Roberson, L ERA: 4.85 (1, 1)	4.1	L	20	5	3	3	0	3	0	0	0	0	0	10	22	18.00	3.000
Jeff Bronkey, R ERA: 18.0 (5, 1)	1.0		5	1	2	2	0	2	0	0	0	0	0	10	22	18.00	3.000
Mike Ignasiak, R ERA: 4.55 (6, 1)	0.2		6	3	2	2	0	1	0	0	0	0	0	20	29	27.00	6.000
Jamie McAndrew, R ERA: 2.7 (7, 1)	1.0		5	1	1	1	0	0	0	1	0	0	0	8	13	9.00	1.000
Scott Karl, L ERA: 3.11 (8, 1)	0.1		6	2	2	1	0	0	2	0	0	0	0	10	23	27.00	6.000

PITCHER	IP	WLS	BF	H	R	ER	SO	BB	IBB	HBP	BLK	WP	HR	S	P	ERA	WHIP
Ron Rightnowar, R ERA: 5.04 (8, 1)	0.2		2	0	0	0	0	0	0	0	0	0	0	2	2	0.00	0.000

Batter	1	2	3	4	5	6	7	8	9	AB R H RBI BB SO LOB	TOP																	
Lance Johnson, L (1, 8) OBP: 0.326, SLG: 0.350	2-3 K	3-1 E9 1B 1-H 2-H			0-0 G4-3			0-0 SH5-3	4-0 1B 1B IBB	3 1 1 1 1 1 0																		
Dave Martinez, L (1, 7) OBP: 0.339, SLG: 0.448 Lyle Mouton, R (8, PH) OBP: 0.467, SLG: 0.583	3-1 G6-3 2B	2-3 K			1-2 P6			3-2 1B SF9 1B 2-H	0-2 1B 1B 1-3 2-H 3-H	3 0 1 0 0 1 1 2 1 2 3 0 0 0																		
John Kruk, L (1, 10) OBP: 0.409, SLG: 0.401 Tim Raines, S (8, PH) OBP: 0.370, SLG: 0.445	0-0 G6-3				3-2 P4			2-2 1B 1B 1-3	0-0 P7	3 0 0 0 0 0 1 2 0 1 0 0 0 2																		
Frank Thomas, R (1, 3) OBP: 0.487, SLG: 0.664	4-0 BB				1-2 F9			0-0 SF9	1-1 1B 1-2 3-H	3 0 1 2 1 0 0																		
Robin Ventura, L (1, 5) OBP: 0.360, SLG: 0.481	0-2 G3-1				2-3 K			2-2 F8	2-3 K	5 0 0 0 0 3 5																		
Mike Devereaux, R (1, 9) OBP: 0.353, SLG: 0.427					4-0 G4-6-3 BB			1-2 G6-3	1-2 1B FC4-3 1B	2 1 1 0 2 0 0																		
Norberto Martin, R (1, 4) OBP: 0.289, SLG: 0.299					0-1 G4-6-3 1-2f			3-3 K	1-0 HBP E 1B 1-3	4 1 1 0 0 1 2																		
Ron Karkovics, R (1, 2) OBP: 0.312, SLG: 0.411					3-3 K			3-2 F7	4-2 E 1B HBP 1-2	3 2 1 0 0 1 0																		
Ozzie Guillen, L (1, 6) OBP: 0.305, SLG: 0.351					0-0 F7			0-0 SH5-3 1B 1B	0-0 FC4-3 1B 1-3 2-H 3-H	4 2 1 0 0 1 4																		
Inning Stats	R: 0 E: 0 K: 1 S: 12	H: 1 LOB: 2 BB: 1 P: 21	R: 2 E: 1 K: 2 S: 20	H: 2 LOB: 1 BB: 1 P: 34	R: 0 E: 0 K: 1 S: 9	H: 0 LOB: 0 BB: 0 P: 15	R: 0 E: 0 K: 1 S: 5	H: 0 LOB: 0 BB: 1 P: 12	R: 0 E: 0 K: 0 S: 5	H: 0 LOB: 0 BB: 0 P: 6	R: 0 E: 0 K: 1 S: 8	H: 0 LOB: 0 BB: 0 P: 11	R: 0 E: 0 K: 1 S: 11	H: 0 LOB: 0 BB: 0 P: 18	R: 2 E: 0 K: 0 S: 13	H: 3 LOB: 1 BB: 0 P: 20	R: 4 E: 1 K: 1 S: 19	H: 4 LOB: 2 BB: 1 P: 32	1B: 9 2B: 1 3B: 0 HR: 0	SF: 1 SAC: 1 DP: 1 HBP: 1	WP: 0 PB: 0 SB: 0 CS: 0	PA: 41						
PITCHER	IP WLS BF H R ER SO BB IBB HBP BLK WP HR S P ERA WHIP																											
Erik Hanson, R (1, 1) ERA: 3.42	6.0		23	3	2	1	6	3	0	0	0	0	0	0	59	99	1.50	1.000										
Joe Hudson, R (7, 1) ERA: 5.28	1.0		3	0	0	0	1	0	0	0	0	0	0	0	11	18	0.00	0.000										
Rheal Cormier, L (8, 1) ERA: 3.29	0.1	L	4	3	2	2	0	0	0	0	0	0	0	8	13	54.00	9.000											
Stan Belinda, R (8, 1) ERA: 3.6	0.2		5	2	3	3	0	0	0	1	0	0	0	14	22	40.50	3.000											
Mike Maddux, R (9, 1) ERA: 3.65	1.0		6	2	1	1	1	0	1	0	0	0	0	10	17	9.00	2.000											

Chicago White Sox @ Boston Red Sox
 Fenway Park, Boston, MA
 Tue Jul 25 1995, 7:05 PM EDT
 Att. 33,069 - Unknown - 77 F

livebaseballscorecards.com

AB	34
R	8
H	10
RBI	6
BB	4
SO	8
LOB	15



Batter	1	2	3	4	5	6	7	8	9	AB R H RBI BB SO LOB	TOP											
Tim Raines, S (1, 10) OBP: 0.368, SLG: 0.443	1-1 L5-3 1B			2-3 K		1-0 L7		2-2 G4-3		4 0 1 0 0 1 0												
Lance Johnson, L (1, 8) OBP: 0.325, SLG: 0.349	0-0 L5-3			1-1 G4-3		3-1 F7		2-1 1B		4 0 1 0 0 0 1												
Frank Thomas, R (1, 3) OBP: 0.487, SLG: 0.665	2-1 G6-3			1-0 2B 2B		1-1 1B		2-3 K		4 1 2 0 0 1 1												
Lyle Mouton, R (1, 7) OBP: 0.455, SLG: 0.593 Dave Martinez, L (9, PH) OBP: 0.336, SLG: 0.444		2-1 E6 G1-4-3		3-2 2B 2B		1-3 K		2-2 P6		3 0 1 1 0 1 1 1 0 0 0 0 0 0												
Mike Devereaux, R (1, 9) OBP: 0.347, SLG: 0.420		1-2 G1-4-3		3-1 G6-3		1-1 F7		1-2 L6		4 0 0 0 0 0 2												
Ray Durham, S (1, 4) OBP: 0.339, SLG: 0.422		2-1 F8		0-1 F9 PB 1B		1-2 HR		2-1 2B 2B		4 2 3 1 0 0 0												
Craig Grebeck, R (1, 5) OBP: 0.395, SLG: 0.410 Robin Ventura, L (9, PH) OBP: 0.362, SLG: 0.486			0-1 G5-3		3-2 F9		2-1 G6-3		3-2 2B 2B	3 0 0 0 0 0 1 1 0 1 1 0 0 0	AB 35											
Michael LaValiere, L (1, 2) OBP: 0.254, SLG: 0.234 Ron Karkovice, R (7, PH) OBP: 0.309, SLG: 0.407			2-1 G3		1-3 G1-3		2-0 G4-3		0-1 L8	2 0 0 0 0 0 1 2 0 0 0 0 0 1	R 3											
Ozzie Guillen, L (1, 6) OBP: 0.301, SLG: 0.346			2-2 G1-3		0-1 L7		1-1 L8			3 0 0 0 0 0 1	H 9											
Inning Stats	R: 0 E: 0 K: 0 S: 5	H: 1 LOB: 0 BB: 0 P: 8	R: 0 E: 1 K: 0 S: 7	H: 0 LOB: 0 BB: 0 P: 12	R: 0 E: 0 K: 0 S: 8	H: 0 LOB: 0 BB: 0 P: 12	R: 1 E: 0 K: 1 S: 12	H: 2 LOB: 1 BB: 0 P: 22	R: 0 E: 0 K: 0 S: 10	H: 1 LOB: 1 BB: 0 P: 13	R: 0 E: 0 K: 1 S: 8	H: 1 LOB: 1 BB: 0 P: 14	R: 1 E: 0 K: 0 S: 8	H: 1 LOB: 0 BB: 0 P: 14	R: 0 E: 0 K: 1 S: 13	H: 1 LOB: 1 BB: 0 P: 20	R: 1 E: 0 K: 0 S: 14	H: 2 LOB: 1 BB: 0 P: 22	1B: 4 2B: 5 3B: 0 HR: 1	SF: 0 SAC: 0 DP: 2 HBP: 0	WP: 0 PB: 1 SB: 0 CS: 0	PA: 35
PITCHER	IP WLS BF H R ER SO BB IBB HBP BLK WP HR S P ERA WHIP																					
Zane Smith, L (1, 1) ERA: 5.51	6.2 W 25 6 2 2 2 0 0 0 0 0 0 1 57 92 2.70 0.900																					
Joe Hudson, R (7, 1) ERA: 4.86	1.1 5 1 0 0 1 0 0 0 0 0 0 0 14 23 0.00 0.750																					
Rick Aguilera, R (9, 1) ERA: 2.76	1.0 S 5 2 1 1 0 0 0 0 0 0 0 0 14 22 9.00 2.000																					

Chicago White Sox @ Boston Red Sox
Fenway Park, Boston, MA
 Wed Jul 26 1995, 7:05 PM EDT
 Att. 33,457 - Unknown - 85 F

AB	35
R	3
H	9
RBI	3
BB	0
SO	3
LOB	9



Batter	1	2	3	4	5	6	7	8	9	AB R H RBI BB SO LOB
Willie McGee, S OBP: 0.333, SLG: 0.436 (1, 8) (9, 9)	2-3 		4-2 	0-0 E4 		1-0 	1-2 G4-3 			4 2 1 0 1 1 3
Troy O'Leary, L OBP: 0.383, SLG: 0.555 (1, 9) (8, PH) Lee Tinsley, S OBP: 0.353, SLG: 0.407 (9, 8)	0-3 		1 SAFE 1 SAFE 2-2 1 SAFE 1 SAFE 1 SAFE 1 SAFE 1-H 	0-0 P2 		0-1 		2-2 		4 1 2 1 0 1 3 1 1 1 0 0 0 0
Mo Vaughn, L OBP: 0.396, SLG: 0.595 (1, 3)	0-0 		0-0 P6 		2-1 F7 	4-0 		1 SAFE 4-0 		3 1 1 0 2 0 1
Dave Hollins, S OBP: 0.393, SLG: 0.407 (1, 10)	1-3 		1-2 G6-3 		4-0 	1-0 		3-3 		4 0 1 1 1 2 4
Mike Greenwell, L OBP: 0.367, SLG: 0.464 (1, 7)		0-1 G4-3 	1-0 L8 		0-0 FC6-4 	2-2 E7 		0-1 		5 0 2 3 0 0 2
Tim Naehring, R OBP: 0.423, SLG: 0.467 (1, 5)		3-3 		1-2 E BB 	2-1 	1-2 FC4 		2-2 G2-3 		5 0 2 0 0 1 4
Mike Macfarlane, R OBP: 0.336, SLG: 0.404 (1, 2)		1-2 		2-3 	1-0 G4-3 		2-2 F8 	2-3 		5 0 1 0 0 2 5
Luis Alicea, S OBP: 0.357, SLG: 0.336 (1, 4)		0-1 		1 SAFE 4-2 F B 1 SAFE 1 SAFE 		2-1 G3 	1-0 			3 0 2 0 1 0 0
Juan Bell, R OBP: 0.294, SLG: 0.467 (1, 6)		1-2 G3 		1-3 		0-0 F8 	1-0 P5 			4 0 0 0 0 1 5

Inning Stats		R: 0	H: 1	E: 0	LOB: 1	K: 3	BB: 0	S: 11	R: 0	H: 2	E: 0	LOB: 2	K: 1	BB: 0	S: 13	R: 1	H: 1	E: 0	LOB: 1	K: 0	BB: 1	S: 14	R: 0	H: 1	E: 1	LOB: 3	K: 2	BB: 1	S: 16	R: 0	H: 1	E: 0	LOB: 2	K: 0	BB: 1	S: 6	R: 3	H: 4	E: 1	LOB: 2	K: 0	BB: 1	S: 16	R: 0	H: 1	E: 0	LOB: 1	K: 0	BB: 0	S: 10	R: 1	H: 2	E: 0	LOB: 2	K: 2	BB: 1	S: 15	1B: 9	SF: 0	2B: 4	SAC: 0	3B: 0	DP: 0	HR: 0	HBP: 0
Alex Fernandez, R ERA: 5.35 (1, 1)	IP	WLS	BF	H	R	ER	SO	BB	IBB	HBP	BLK	WP	HR	S	P	ERA	WHIP																																																
Tim Fortugno, L ERA: 5.59 (8, 1)	0.0		2	1	1	1	0	1	0	0	0	0	0	3	9	∞	∞																																																
Jose DeLeon, R ERA: 5.13 (8, 1)	1.0		4	1	0	0	2	0	0	0	0	1	0	12	19	0.00	1.000																																																
PITCHER		IP	WLS	BF	H	R	ER	SO	BB	IBB	HBP	BLK	WP	HR	S	P	ERA	WHIP																																															

BOTTOM

Chicago White Sox @ Boston Red Sox
Fenway Park, Boston, MA
Wed Jul 26 1995, 7:05 PM EDT
Att: 33,457 - Unknown - 85 F

AB	38
R	5
H	13
RBI	5
BB	5
SO	8
LOB	27

WP: 1	PA: 43
PB: 0	
SB: 0	
CS: 0	

livebaseballscorecards.com

Batter	1	2	3	4	5	6	7	8	9	AB R H RBI BB SO LOB	TOP																	
Lance Johnson, L (1, 8) OBP: 0.326, SLG: 0.352	0-0 G4-3		1-2 F7		0-0 F8		3-1 G5-3 1B		1-2 1B 2B	5 1 2 1 0 0 0																		
Tim Raines, S (1, 7) Mike Devereaux, R (9, 9) OBP: 0.369, SLG: 0.442 OBP: 0.347, SLG: 0.420	1-2 G3		3-2 L7		2-0 1B		3-2 G5-3 1-2		2-2 1B 2-H	5 0 2 1 0 0 1 0 0 0 0 0 0 0																		
John Kruk, L (1, 10) OBP: 0.398, SLG: 0.389	2-3 K		0-0 G3-1		3-2 G4-3		0-1 G5-3		2-2 L7 1-2	5 0 0 0 0 1 3																		
Frank Thomas, R (1, 3) OBP: 0.487, SLG: 0.677		3-2 2B 2B		2-1 HR		0-0 P3		2-3 K		4 2 2 1 0 1 0																		
Robin Ventura, L (1, 5) OBP: 0.360, SLG: 0.487		3-2 SH5-3 2-H 2B		1-0 F8		1-3 K		2-0 G4-3		4 0 1 1 0 1 0																		
Dave Martinez, L (1, 9) OBP: 0.344, SLG: 0.458		0-0 SH5-3 2-3		2-2 1B 2B		2-2 1B		1-2 P6		3 0 2 0 0 0 0																		
Ray Durham, S (1, 4) OBP: 0.338, SLG: 0.420		1-3 K		0-2 1B 2-H		0-2 G1-3			1-2 G6-3	4 0 1 0 0 1 2																		
Ron Karkovice, R (1, 2) Norberto Martin, R (9, PR) Michael LaValliere, L (9, 2) OBP: 0.317, SLG: 0.426 OBP: 0.289, SLG: 0.299 OBP: 0.254, SLG: 0.234		4-1 BB		1-3 K		2-2 HR			1-0 2B 1B	3 1 2 1 1 1 1 0 1 0 0 0 0 0 0 0 0 0 0 0 0																		
Ozzie Guillen, L (1, 6) OBP: 0.296, SLG: 0.341	1-2 G4-3				1-2 L8		2-2 G6-3		3-1 F7	4 0 0 0 0 0 3																		
Inning Stats	R: 0 E: 0 K: 1 S: 7	H: 0 LOB: 0 BB: 0 P: 10	R: 1 E: 0 K: 1 S: 16	H: 2 LOB: 2 BB: 1 P: 28	R: 0 E: 0 K: 0 S: 7	H: 0 LOB: 0 BB: 0 P: 11	R: 1 E: 0 K: 1 S: 13	H: 3 LOB: 1 BB: 0 P: 19	R: 0 E: 0 K: 0 S: 10	H: 1 LOB: 1 BB: 0 P: 16	R: 0 E: 0 K: 1 S: 11	H: 1 LOB: 1 BB: 0 P: 14	R: 1 E: 0 K: 0 S: 14	H: 2 LOB: 1 BB: 0 P: 24	R: 0 E: 0 K: 1 S: 8	H: 0 LOB: 0 BB: 0 P: 13	R: 2 E: 0 K: 0 S: 16	H: 3 LOB: 2 BB: 0 P: 26	1B: 6 2B: 4 3B: 0 HR: 2	SF: 0 SAC: 1 DP: 0 HBP: 0	WP: 0 PB: 0 SB: 2 CS: 0	PA: 39						
PITCHER	IP WLS BF H R ER SO BB IBB HBP BLK WP HR S P ERA WHIP																											
Jeff Suppan, R (1, 1) ERA: 8.4	6.0		26	8	3	3	4	1	0	0	0	0	0	2	67	103	4.50	1.500										
Vaughn Eshelman, L (7, 1) ERA: 6.28	1.0		4	1	0	0	0	0	0	0	0	0	0	11	19	0.00	1.000											
Stan Belinda, R (8, 1) ERA: 3.52	1.0		3	0	0	0	1	0	0	0	0	0	0	8	13	0.00	0.000											
Rick Aguilera, R (9, 1) ERA: 3.21	1.0	L	6	3	2	2	0	0	0	0	0	0	0	16	26	18.00	3.000											

Chicago White Sox @ Boston Red Sox
Fenway Park, Boston, MA
Thu Jul 27 1995, 3:33 AM EDT
Att. 34,474 - Sunny - 92 F

livebaseballscorecards.com

AB	37
R	5
H	12
RBI	5
BB	1
SO	5
LOB	10



Batter	1	2	3	4	5	6	7	8	9	AB R H RBI BB SO LOB
Lee Tinsley, S (1, 8) OBP: 0.355, SLG: 0.413 Troy O'Leary, L (9, PH) OBP: 0.382, SLG: 0.553	1-3 K		1-0 G4-6-3		0-1 SF9 S 1B		1-2 2B		0-3 K	4 0 2 1 0 1 2 1 0 0 0 0 1 0
Willie McGee, S (1, 9) OBP: 0.339, SLG: 0.458	1-2 G6-3			1-0 G1-4-3 1B	3-1 SF9		3-2 L8		2-2 2B	4 0 2 1 0 0 1
Mo Vaughn, L (1, 3) OBP: 0.391, SLG: 0.586	3-3 K			2-2 F8	3-3 K			0-0 G4-3	2-3 K	5 0 0 0 0 3 3
Jose Canseco, R (1, 10) OBP: 0.360, SLG: 0.459		1-1 G6-3		2-1 G1-4-3		2-2 P4		2-1 G6-3		4 0 0 0 0 0 1
Mike Greenwell, L (1, 7) OBP: 0.372, SLG: 0.471		0-0 G3			4-0 1B 1B BB	2-1 G4-3 2B		0-1 BB 1B		3 1 2 0 1 0 0
Tim Lincecum, R (1, 5) OBP: 0.424, SLG: 0.467		3-2 P3			2-2 BB 1B SF8 1B	2-2 G4-3		0-0 BB	1-2 1B	4 1 2 0 0 0 1
Bill Haselman, R (1, 2) OBP: 0.381, SLG: 0.403			2-1 1B FC3-2 2B		2-0 SF8 BB 1B	2-2 K		4-0 BB	1-2 2-3 BB	3 1 2 0 1 1 1
Luis Alicea, S (1, 4) OBP: 0.359, SLG: 0.336			0-0 FC3-2		4-2 1B SF8 SF9 BB		0-3 K	0-0 G3		3 1 1 1 1 1 3
Juan Bell, R (1, 6) OBP: 0.250, SLG: 0.412 Matt Stairs, L (9, PH) OBP: 0.333, SLG: 0.434			2-2 1 SAFE FC3-2		0-2 SF8		1-0 L9		0-1 G5-3	2 0 0 1 0 0 2 1 0 0 0 0 0 0

Inning Stats	R: 0 E: 0 K: 2 S: 9	H: 0 LOB: 0 BB: 0 P: 14	R: 0 E: 0 K: 0 S: 6	H: 0 LOB: 0 BB: 0 P: 10	R: 0 E: 0 K: 0 S: 10	H: 2 LOB: 1 BB: 0 P: 15	R: 0 E: 0 K: 0 S: 6	H: 1 LOB: 0 BB: 0 P: 11	R: 4 E: 0 K: 1 S: 24	H: 3 LOB: 1 BB: 2 P: 42	R: 0 E: 0 K: 1 S: 13	H: 1 LOB: 1 BB: 0 P: 21	R: 0 E: 0 K: 1 S: 10	H: 1 LOB: 1 BB: 0 P: 15	R: 0 E: 0 K: 0 S: 7	H: 2 LOB: 3 BB: 1 P: 13	R: 0 E: 0 K: 2 S: 12	H: 1 LOB: 1 BB: 0 P: 16	1B: 7 2B: 4 3B: 0 HR: 0	SF: 2 SAC: 0 DP: 2 HBP: 0
--------------	------------------------------	----------------------------------	------------------------------	----------------------------------	-------------------------------	----------------------------------	------------------------------	----------------------------------	-------------------------------	----------------------------------	-------------------------------	----------------------------------	-------------------------------	----------------------------------	------------------------------	----------------------------------	-------------------------------	----------------------------------	----------------------------------	------------------------------------


PITCHER	IP	WLS	BF	H	R	ER	SO	BB	IBB	HBP	BLK	WP	HR	S	P	ERA	WHIP
Dave Righetti, L (1, 1) ERA: 6.0	5.1		23	7	4	4	3	2	0	0	0	0	0	60	101	6.75	1.688
Brian Keyser, R (6, 1) ERA: 4.47	1.2		6	1	0	0	2	0	0	0	0	0	0	18	27	0.00	0.600
Matt Karchner, R (8, 1) ERA:	1.0	W	6	2	0	0	0	1	0	0	0	0	0	7	13	0.00	3.000
Roberto Hernandez, R (9, 1) ERA: 4.11	1.0	S	4	1	0	0	2	0	0	0	0	0	0	12	16	0.00	1.000

BOTTOM

Chicago White Sox @ Boston Red Sox
Fenway Park, Boston, MA

Thu Jul 27 1995, 3:33 AM EDT
Att. 34,474 - Sunny - 92 F

AB	34
R	4
H	11
RBI	4
BB	3
SO	7
LOB	14



WP	HR	S	P	ERA	WHIP
0	0	0	0	0.00	0.600
0	0	0	0	0.00	3.000
0	0	0	0	0.00	1.000

Batter	1	2	3	4	5	6	7	8	9	AB R H RBI BB SO LOB	TOP											
Lance Johnson, L (1, 8) OBP: 0.332, SLG: 0.371	2-1 G4-6-3 1B		0-2 G4-3			2-2 HR	1-2 2B		1-1 1B	5 1 4 2 0 0 0												
Tim Raines, S (1, 7) OBP: 0.363, SLG: 0.435	1-2 G4-6-3 1-2f		0-3 K			1-1 G5-3	0-0 F7		0-3 K 1-2	5 0 0 0 0 2 3												
Dave Martinez, L (1, 3) OBP: 0.358, SLG: 0.467 Norberto Martin, R (8, PH) OBP: 0.286, SLG: 0.295	4-2 BB BB				1-2 G5-3 1B	2-1 BB 1B		1-2 G4-3		2 0 2 0 1 0 0 1 0 0 0 0 0 0												
Frank Thomas, R (1, 10) OBP: 0.490, SLG: 0.686	4-2 BB 1-2				0-0 G5-3 1-2	4-2 FC6-4 BB		0-2 HR		2 1 1 1 2 0 1												
Robin Ventura, L (1, 5) OBP: 0.359, SLG: 0.483	2-3 K				1-3 K	1-3 K		0-1 1B		4 0 1 0 0 3 5												
Mike Devereaux, R (1, 9) OBP: 0.342, SLG: 0.413			1-2 F8		1-3 K	0-2 FC6-4 1-2f		1-0 F7		4 0 0 0 0 1 4												
Ray Durham, S (1, 4) OBP: 0.333, SLG: 0.414			0-0 F7			1-0 G3		0-1 G6-3		4 0 0 0 0 0 1												
Michael LaValiere, L (1, 2) OBP: 0.243, SLG: 0.224 John Kruk, L (9, PH) OBP: 0.396, SLG: 0.386			1-3 K			1-3 K			3-3 K	3 0 0 0 0 2 0 1 0 0 0 0 1 0												
Ozzie Guillen, L (1, 6) OBP: 0.296, SLG: 0.343			1-2 F7			0-1 F7			1-2 G5-3	4 1 1 0 0 0 0												
Inning Stats	R: 0 E: 0 K: 1 S: 17	H: 1 LOB: 2 BB: 2 P: 30	R: 0 E: 0 K: 1 S: 7	H: 0 LOB: 0 BB: 0 P: 9	R: 0 E: 0 K: 1 S: 9	H: 0 LOB: 0 BB: 0 P: 10	R: 0 E: 0 K: 2 S: 11	H: 1 LOB: 1 BB: 0 P: 14	R: 0 E: 0 K: 1 S: 9	H: 0 LOB: 0 BB: 0 P: 11	R: 1 E: 0 K: 1 S: 18	H: 2 LOB: 2 BB: 1 P: 28	R: 1 E: 1 K: 0 S: 10	H: 2 LOB: 1 BB: 0 P: 15	R: 1 E: 0 K: 0 S: 14	H: 2 LOB: 1 BB: 0 P: 16	R: 0 E: 1 K: 2 S: 11	H: 1 LOB: 1 BB: 0 P: 16	1B: 5 2B: 2 3B: 0 HR: 2	SF: 0 SAC: 0 DP: 1 HBP: 0	WP: 0 PB: 0 SB: 0 CS: 0	PA: 38
PITCHER	IP WLS BF H R ER SO BB IBB HBP BLK WP HR S P ERA WHIP																					
35 Mike Mussina, R (1, 1) ERA: 4.45	7.0 W 29 6 2 2 7 3 0 0 0 0 0 1 81 117 2.57 1.286																					
Mark Lee, L (8, 1) ERA: 4.12	0.1 3 2 1 1 0 0 0 0 0 0 0 1 11 12 27.00 6.000																					
Terry Clark, R (8, 1) ERA: 2.31	0.2 2 0 0 0 0 0 0 0 0 0 0 0 3 4 0.00 0.000																					
Doug Jones, R (9, 1) ERA: 3.72	1.0 S 4 1 0 0 2 0 0 0 0 0 0 0 0 11 16 0.00 1.000																					

Chicago White Sox @ Baltimore Orioles
 Oriole Park at Camden Yards, Baltimore, MD
 Fri Jul 28 1995, 7:05 PM EDT
 Att: 47,353 - Unknown

livebaseballscorecards.com

AB	35
R	3
H	9
RBI	3
BB	3
SO	9
LOB	14



Batter	1	2	3	4	5	6	7	8	9
Brady Anderson, L <small>(1, 8) OBP: 0.369, SLG: 0.457</small> <small>(8, 7)</small>	 <small>1-3</small>		 <small>3-2</small> <small>CS</small> <small>1B</small>		 <small>1-0</small>		 <small>4-0</small> <small>1-2</small> <small>BB</small>		
Bret Barberie, S <small>(1, 4) OBP: 0.341, SLG: 0.349</small> Manny Alexander, R <small>(9, 4) OBP: 0.328, SLG: 0.349</small>	 <small>2-0</small> <small>HBP</small>		 <small>0-0</small>		 <small>1-0</small>		 <small>0-0</small>		
Rafael Palmeiro, L <small>(1, 3) OBP: 0.366, SLG: 0.561</small>	 <small>1-2</small> <small>1-H</small>		 <small>2-2</small> <small>1-2</small>			 <small>0-0</small>		 <small>1-3</small>	
Cal Ripken Jr., R <small>(1, 6) OBP: 0.331, SLG: 0.424</small>	 <small>1-3</small>			 <small>2-2</small>		 <small>1-3</small>		 <small>0-0</small>	
Kevin Bass, S <small>(1, 9) OBP: 0.329, SLG: 0.370</small>	 <small>0-0</small>			 <small>1-0</small>		 <small>1-2</small>		 <small>1-1</small>	
Leo Gomez, R <small>(1, 5) OBP: 0.338, SLG: 0.385</small>		 <small>1-2</small>		 <small>0-1</small> <small>1B</small>			 <small>0-1</small>		
Jeff Manto, R <small>(1, 10) OBP: 0.299, SLG: 0.509</small>		 <small>0-2</small>		 <small>1-3</small>			 <small>4-2</small> <small>1B</small> <small>BB</small>		
Gregg Zaun, S <small>(1, 2) OBP: 0.391, SLG: 0.500</small>		 <small>4-2</small> <small>BB</small>			 <small>0-1</small>		 <small>3-2</small> <small>1-H</small> <small>BB</small> <small>1B</small>		
Mark Smith, R <small>(1, 7) OBP: 0.500, SLG: 0.429</small> Curtis Goodwin, L <small>(8, 8) OBP: 0.351, SLG: 0.369</small>		 <small>0-1</small>			 <small>2-0</small>		 <small>1-3</small>		

AB	R	H	RBI	BB	SO	LOB
3	0	1	0	1	1	0
3	1	0	0	0	0	3
0	0	0	0	0	0	0
4	1	1	2	0	1	1
4	0	0	0	0	2	0
4	0	0	0	0	0	0
3	0	1	0	0	0	0
2	1	0	0	1	1	1
2	1	2	1	1	0	0
3	0	0	0	0	1	2
0	0	0	0	0	0	0

AB	R	H	RBI	BB	SO	LOB
28	4	5	3	3	6	7

Inning	1	2	3	4	5	6	7	8	9
R	2	0	0	0	1	0	1	0	0
H	1	0	1	1	1	0	0	0	0
E	0	0	0	0	0	0	0	0	0
K	2	0	0	1	0	1	0	1	0
S	14	10	8	10	10	7	11	6	8
LOB	0	1	0	1	0	0	2	0	0
BB	0	1	0	0	0	0	2	0	0
P	19	15	13	14	9	9	23	8	8

PITCHER	IP	WLS	BF	H	R	ER	SO	BB	IBB	HBP	BLK	WP	HR	S	P	ERA	WHIP
Wilson Alvarez, L <small>ERA: 4.68</small>	(1, 1)	7.0	29	5	4	3	5	3	0	1	0	0	2	65	102	3.86	1.143
Kirk McCaskill, R <small>ERA: 5.24</small>	(8, 1)	1.0	3	0	0	0	1	0	0	0	0	0	0	6	8	0.00	0.000

Chicago White Sox @ Baltimore Orioles
Oriole Park at Camden Yards, Baltimore, MD

Fri Jul 28 1995, 7:05 PM EDT
Att. 47,353 - Unknown

livebaseballscorecards.com

Chicago White Sox @ Baltimore Orioles

Oriole Park at Camden Yards, Baltimore, MD

livebaseballscorecards.com

AB	40
R	7
H	12
RBI	6
BB	6
SO	5
LOB	31



WP	1	PA	47
PB	0	SAC	1
SB	0	DP	0
CS	0		

Sat Jul 29 1995, 7:05 PM EDT
Att: 47,313 - Unknown

Batter	1	2	3	4	5	6	7	8	9	AB R H RBI BB SO LOB			
Lance Johnson, L (1, 8) OBP: 0.330, SLG: 0.370	G4-3		2B	G4-3		F7	K		F7	6 1 1 0 0 1 7			
Norberto Martin, R (1, 5) OBP: 0.292, SLG: 0.313 Dave Martinez, L (7, 7) OBP: 0.356, SLG: 0.463	BLK 1B		2B		G5-3	E5	P2		F8	5 0 2 1 0 0 4 1 0 0 0 0 0 0			
Frank Thomas, R (1, 10) OBP: 0.491, SLG: 0.682	F8		IBB		F7				FC5-8 BB	2 0 0 0 3 0 1			
Lyle Mouton, R (1, 7) OBP: 0.405, SLG: 0.516 Ozzie Guillen, L (7, 6) OBP: 0.294, SLG: 0.342	P6		P4		G6-3	F8			FC5-6 HR	4 0 0 0 0 0 6 1 1 0 0 0 0 1			
Mike Devereaux, R (1, 9) OBP: 0.347, SLG: 0.439			F8	F7		HR	SH 1B BB		HR	4 3 2 3 1 0 2			
Robin Ventura, L (1, 3) OBP: 0.365, SLG: 0.489		P5		FC5 1B		BB 1B	BB SH 1B			5 1 4 0 0 0 0			
Ray Durham, S (1, 4) OBP: 0.332, SLG: 0.412				F7		K	SH BB		K	4 0 1 0 0 2 3			
Ron Karkovice, R (1, 2) OBP: 0.323, SLG: 0.425			F9	FC5 1B		1B WP BB			F8	3 1 1 1 2 0 2			
Craig Grebeck, R (1, 6) OBP: 0.388, SLG: 0.400			K	FC5		E WP 1B			F8	5 0 1 1 0 2 5			
Inning Stats	R: 0 H: 1 E: 0 LOB: 1 K: 0 BB: 0 S: 11 P: 12	R: 0 H: 1 E: 0 LOB: 1 K: 0 BB: 0 S: 7 P: 12	R: 1 H: 2 E: 0 LOB: 2 K: 1 BB: 1 S: 10 P: 21	R: 0 H: 2 E: 0 LOB: 2 K: 0 BB: 0 S: 10 P: 17	R: 0 H: 0 E: 0 LOB: 0 K: 0 BB: 0 S: 7 P: 10	R: 3 H: 3 E: 1 LOB: 3 K: 1 BB: 2 S: 23 P: 39	R: 1 H: 1 E: 1 LOB: 3 K: 2 BB: 2 S: 19 P: 33	R: 2 H: 2 E: 0 LOB: 1 K: 1 BB: 1 S: 14 P: 23	R: 0 H: 0 E: 0 LOB: 0 K: 0 BB: 0 S: 7 P: 7	1B: 8 SF: 0 2B: 2 SAC: 1 3B: 0 DP: 0 HR: 2 HBP: 0	WP: 1 PA: 47 PB: 0 SB: 0 CS: 0		
PITCHER	IP WLS BF H R ER SO BB IBB HBP BLK WP HR S P ERA WHIP												
Rick Krivda, L (1, 1) ERA: 4.09	5.1		8 3 3 2 0 1 0 1 0 1 0 1 55 88 5.06 1.500										
Mike Oquist, R (6, 1) ERA: 4.14	0.2	L	8 2 2 1 0 3 0 0 0 0 1 0 17 33 13.50 7.500										
Arthur Rhodes, L (7, 1) ERA: 6.08	3.0		14 2 2 2 3 2 0 0 0 0 0 1 36 53 6.00 1.333										

Batter	1	2	3	4	5	6	7	8	9	AB R H RBI BB SO LOB
Brady Anderson, L (1, 8) OBP: 0.370, SLG: 0.455	2-1 FC6-4 1B		0-2 F8		1-3 K		3-1 1B HBP		1-3 K	4 0 1 0 0 2 2
Manny Alexander, R (1, 4) OBP: 0.328, SLG: 0.365 Bret Barberie, S (7, PH) OBP: 0.337, SLG: 0.345	1-0 FC6-4 1B		2-2 HR		2-2 F8		2-3 K		0-3 K	3 1 1 1 0 0 1 2 0 0 0 0 2 4
Rafael Palmeiro, L (1, 3) OBP: 0.369, SLG: 0.571	0-1 FC6-4 1B		1-0 F9		0-0 HR		0-1 1B		0-0 P6	5 1 3 2 0 0 2
Bobby Bonilla, S (1, 9) OBP: 0.380, SLG: 0.592	0-3 K		3-1 G6-3		2-1 G5-3		2-0 G4-3			4 0 0 0 0 1 4
Cal Ripken Jr., R (1, 6) OBP: 0.331, SLG: 0.422	1-2 FC6-4 1B			0-0 BB 1B		1-3 K		2-1 G5-3		4 0 1 0 0 1 2
Kevin Bass, S (1, 7) OBP: 0.323, SLG: 0.363		1-0 G5-3		0-1 F9		0-2 G1-3		2-3 K		4 0 0 0 0 1 1
Leo Gomez, R (1, 5) OBP: 0.336, SLG: 0.376		1-3 K		4-2 BB		3-3 K		0-0 G5-3		3 0 0 0 1 2 0
Gregg Zaun, S (1, 2) OBP: 0.370, SLG: 0.469		3-1 F9		2-3 K			0-0 F9		0-2 E3 1B	4 0 0 0 0 1 2
Jeff Manto, R (1, 10) OBP: 0.302, SLG: 0.527 Harold Baines, L (7, PH) OBP: 0.417, SLG: 0.550 Jeff Huson, L (9, PR) OBP: 0.441, SLG: 0.414			1-1 HR		2-3 K		2-1 HBP 1B		2-1 1B	2 1 1 1 0 1 2 2 1 2 0 0 0 0 0 0 0 0 0 0 0

Inning Stats	R: 0	H: 2	E: 0	LOB: 2	K: 1	P: 15	R: 0	H: 0	E: 0	LOB: 0	K: 1	P: 15	R: 2	H: 2	E: 0	LOB: 0	K: 1	P: 19	R: 0	H: 1	E: 0	LOB: 2	K: 2	P: 20	R: 1	H: 1	E: 0	LOB: 0	K: 1	P: 15	R: 0	H: 0	E: 0	LOB: 0	K: 1	P: 19	R: 0	H: 0	E: 0	LOB: 0	K: 1	P: 10	R: 0	H: 0	E: 1	LOB: 2	K: 2	P: 15	1B: 6	SF: 0	2B: 0	SAC: 0	3B: 0	DP: 0	HR: 3	HBP: 1	WP: 0	PA: 39
--------------	------	------	------	--------	------	-------	------	------	------	--------	------	-------	------	------	------	--------	------	-------	------	------	------	--------	------	-------	------	------	------	--------	------	-------	------	------	------	--------	------	-------	------	------	------	--------	------	-------	------	------	------	--------	------	-------	-------	-------	-------	--------	-------	-------	-------	--------	-------	--------

PITCHER	IP	WLS	BF	H	R	ER	SO	BB	IBB	HBP	BLK	WP	HR	S	P	ERA	WHIP
Mike Bertotti, L (1, 1) ERA: 5.4	5.0		22	6	3	3	5	1	0	0	0	0	0	52	81	5.40	1.400
Brian Keyser, R (6, 1) ERA: 4.37	1.1		4	0	0	0	2	0	0	0	0	0	0	12	16	0.00	0.000
Atlee Hammaker, L (7, 1) ERA: 22.5	0.0		2	1	0	0	0	0	0	1	0	0	0	3	8	∞	∞
Matt Karchner, R (7, 1) ERA:	0.1		2	1	1	1	1	0	0	0	0	0	0	5	7	27.00	3.000
Kirk McCaskill, R (7, 1) ERA: 5.1	1.1		4	0	0	0	1	0	0	0	0	0	0	7	13	0.00	0.000


BOTTOM

Chicago White Sox @ Baltimore Orioles
 Oriole Park at Camden Yards, Baltimore, MD

Sat Jul 29 1995, 7:05 PM EDT
 Att. 47,313 - Unknown

livebaseballscorecards.com

AB	37
R	4
H	9
RBI	4
BB	1
SO	11
LOB	20



Batter	1	2	3	4	5	6	7	8	9	AB R H RBI BB SO LOB	TOP
Lance Johnson, L (1, 8) OBP: 0.331, SLG: 0.371	0-0 S 1B 1B	0-0 B1-3			2-1 G6-3 G1-3 1-2 1B		0-3 K		0-1 F9	5 1 2 0 0 1 1	
Tim Raines, S (1, 7) OBP: 0.358, SLG: 0.428	0-3 K		2-2 G4-3		1-1 G1-3		0-1 F7		1-3 K	5 0 0 0 0 2 3	
John Kruk, L (1, 10) OBP: 0.399, SLG: 0.390 Frank Thomas, R (3, PH) OBP: 0.487, SLG: 0.675	0-0 G3 1B 1-2 1B		1-1 P4		0-1 G6-3		1-0 L4			1 0 1 0 0 0 0 3 0 0 1 0 0 1	
Robin Ventura, L (1, 5) OBP: 0.368, SLG: 0.494 Norberto Martin, R (7, 5) OBP: 0.289, SLG: 0.310	2-2 G3 1B 1-2 2-H		1-1 2B		3-3 K			2-1 G4-3		3 0 2 1 0 1 1 1 0 0 0 0 0 0	
Dave Martinez, L (1, 3) OBP: 0.360, SLG: 0.465	1-0 G3 1-2 2-3		2-2 G1-3-1		1-1 FC6-4 1B			2-0 1B 1B		4 0 2 0 0 0 3	
Mike Devereaux, R (1, 9) OBP: 0.342, SLG: 0.432	0-3 K			1-2 P3	2-2 FC6-4 2B 1-2 SF7			0-2 F8		4 1 0 0 0 1 4	
Ray Durham, S (1, 4) OBP: 0.338, SLG: 0.423		0-1 G6-3 2B		1-3 K	1-2 SF7 1-3 2B			0-0 1B		4 0 3 0 0 1 0	
Ron Karkovics, R (1, 2) OBP: 0.318, SLG: 0.419		3-2 G5-3		2-3 K	0-1 SF7			3-3 K		3 0 0 1 0 2 3	
Ozzie Guillen, L (1, 6) OBP: 0.294, SLG: 0.340		0-0 G6-3			1-2 G1-3 1B G6-3 1B		0-1 L5		1-1 P8	4 1 1 0 0 0 2	
Inning Stats	R: 1 H: 3 E: 0 LOB: 2 K: 2 BB: 0 S: 12 P: 15	R: 0 H: 1 E: 0 LOB: 1 K: 0 BB: 0 S: 9 P: 12	R: 0 H: 1 E: 0 LOB: 1 K: 0 BB: 0 S: 11 P: 17	R: 0 H: 0 E: 0 LOB: 0 K: 2 BB: 0 S: 13 P: 17	R: 1 H: 2 E: 0 LOB: 1 K: 1 BB: 0 S: 14 P: 21	R: 1 H: 2 E: 0 LOB: 1 K: 0 BB: 0 S: 12 P: 16	R: 0 H: 0 E: 0 LOB: 0 K: 1 BB: 0 S: 6 P: 7	R: 0 H: 2 E: 0 LOB: 2 K: 1 BB: 0 S: 10 P: 17	R: 0 H: 0 E: 0 LOB: 0 K: 1 BB: 0 S: 7 P: 9	1B: 8 SF: 1 2B: 3 SAC: 0 3B: 0 DP: 0 HR: 0 HBP: 0	WP: 0 PA: 38 PB: 0 SB: 1 CS: 0
PITCHER Scott Erickson, R (1, 1) ERA: 5.22	IP WLS BF H R ER SO BB IBB HBP BLK WP HR S P ERA WHIP										
	9.0 W 38 11 3 3 8 0 0 0 0 0 0 0 94 131 3.00 1.222										

Chicago White Sox @ Baltimore Orioles
 Oriole Park at Camden Yards, Baltimore, MD

Sun Jul 30 1995, 3:33 AM EDT
 Att. 47,290 - Sunny - 95 F

livebaseballscorecards.com

AB 37
 R 3
 H 11
 RBI 3
 BB 0
 SO 8
 LOB 18



Batter	1	2	3	4	5	6	7	8	9	AB	R	H	RBI	BB	SO	LOB	BOTTOM															
Brady Anderson, L OBP: 0.375, SLG: 0.458 (1, 7)										4	2	3	0	1	0	0																
Bret Barberie, S OBP: 0.345, SLG: 0.353 (1, 4)										2	1	1	2	2	0	0																
Rafael Palmeiro, L OBP: 0.370, SLG: 0.567 (1, 3)										4	1	1	0	1	2	5																
Bobby Bonilla, S OBP: 0.381, SLG: 0.586 (1, 9)										3	1	0	0	2	1	5																
Cal Ripken Jr., R OBP: 0.331, SLG: 0.424 (1, 6)										5	0	2	4	0	1	2																
Harold Baines, L OBP: 0.410, SLG: 0.540 (1, 10)										4	0	0	0	0	0	3																
Leo Gomez, R OBP: 0.336, SLG: 0.370 (1, 5)										2	0	0	0	1	0	1																
Jeff Huson, L OBP: 0.429, SLG: 0.400 (6, 5)										1	0	0	0	0	0	0																
Gregg Zaun, S OBP: 0.390, SLG: 0.470 (1, 2)										2	3	1	0	2	1	0																
Curtis Goodwin, L OBP: 0.348, SLG: 0.366 (1, 8)										4	0	1	0	0	0	3																
Inning Stats	R: 3 E: 0 K: 0 S: 11	H: 2 LOB: 1 BB: 2 P: 23	R: 3 E: 0 K: 1 S: 24	H: 3 LOB: 2 BB: 2 P: 43	R: 1 E: 0 K: 0 S: 13	H: 1 LOB: 3 BB: 3 P: 28	R: 0 E: 0 K: 1 S: 6	H: 0 LOB: 0 BB: 2 P: 9	R: 0 E: 0 K: 2 S: 13	H: 1 LOB: 2 BB: 1 P: 23	R: 0 E: 0 K: 0 S: 9	H: 0 LOB: 0 BB: 0 P: 14	R: 1 E: 1 K: 0 S: 10	H: 1 LOB: 0 BB: 1 P: 16	R: 0 E: 1 K: 1 S: 11	H: 1 LOB: 1 BB: 0 P: 17	1B: 7 2B: 2 3B: 0 HR: 0	SF: 1 SAC: 0 DP: 1 HBP: 0	WP: 0 PB: 0 SB: 3 CS: 0	PA: 41												
PITCHER	IP WLS L	BF H R ER SO	H R ER SO	BB IBB HBP BLK	WP HR S P	ERA WHIP	PITCHER														IP WLS L	BF H R ER SO	BB IBB HBP BLK	WP HR S P	ERA WHIP							
Jason Bere, R ERA: 5.93 (1, 1)	2.1	19	6	7	7	1	6	0	0	0	0	0	0	0	0	0	27.00	5.143														
Jose DeLeon, R ERA: 4.67 (3, 1)	4.2	18	2	1	0	3	3	0	0	0	0	0	0	0	0	0	0.00	1.071														
Atlee Hammaker, L ERA: 15.0 (8, 1)	1.0	4	1	0	0	1	0	0	0	0	0	0	0	0	0	0	0.00	1.000														

Chicago White Sox @ Baltimore Orioles
 Oriole Park at Camden Yards, Baltimore, MD

Sun Jul 30 1995, 3:33 AM EDT
 Att: 47,290 - Sunny - 95 F

livebaseballscorecards.com

AB 31
 R 8
 H 9
 RBI 6
 BB 9
 SO 5
 LOB 19



Batter	1	2	3	4	5	6	7	8	9	AB R H RBI BB SO LOB	TOP											
Vince Coleman, S OBP: 0.355, SLG: 0.423 (1, 7)	2-2 1B 1B		1-0 1B 3B		2-2 F7		0-1 B1-3 1-2f			4 1 2 0 0 0 1												
Tom Goodwin, L OBP: 0.339, SLG: 0.311 (1, 8)	1-0 1-2 1B G6-4-3		0-2 G4-3			3-2 F7	0-0 G4-3			4 0 1 0 0 0 1												
Wally Joyner, L OBP: 0.393, SLG: 0.423 (1, 3)	1-3 1B		0-0 1B			0-3 1B		2-2 1B		4 0 2 1 0 2 2												
Gary Gaetti, R OBP: 0.328, SLG: 0.515 (1, 5)	3-2 G6-4-3 1-2f		3-H 1-3 1B K			4-2 BB BB		0-0 F9		3 0 0 0 1 1 4												
Jon Nunnally, L OBP: 0.369, SLG: 0.577 (1, 9)		2-2 CS 2B			0-0 F9			1-2 BB	1-2 F7	3 1 1 0 1 0 1												
Greg Gagne, R OBP: 0.327, SLG: 0.389 (1, 6)		1-0 E4 CS 2-3			1-3 K		1-2 G4-3		3-3 K	4 0 0 0 0 2 4												
Keith Lockhart, L OBP: 0.356, SLG: 0.446 (1, 10)		3-1 P5			1-0 L3			0-1 3B 1B	2-2 G4-3	4 1 1 0 0 0 2												
David Howard, S OBP: 0.276, SLG: 0.323 (1, 4)		1 SAFE P6			0-0 G3			2-2 1B 3B	1-3 K	4 1 1 1 0 1 2												
Brent Mayne, L OBP: 0.267, SLG: 0.302 (1, 2)		2-2 CS 1-2 3-H	1-1 L6		1-1 F8		3-2 B1-3 1B		1-2 L6	4 0 1 1 0 0 0												
Inning Stats	R: 0 E: 0 K: 1 S: 13	H: 2 LOB: 1 BB: 0 P: 20	R: 1 E: 1 K: 0 S: 14	H: 1 LOB: 0 BB: 0 P: 21	R: 1 E: 0 K: 1 S: 11	H: 2 LOB: 1 BB: 0 P: 14	R: 0 E: 0 K: 1 S: 6	H: 0 LOB: 0 BB: 0 P: 8	R: 0 E: 0 K: 1 S: 6	H: 0 LOB: 0 BB: 0 P: 9	R: 0 E: 0 K: 1 S: 12	H: 0 LOB: 2 BB: 2 P: 24	R: 2 E: 0 K: 0 S: 14	H: 3 LOB: 0 BB: 0 P: 19	R: 0 E: 0 K: 1 S: 14	H: 1 LOB: 1 BB: 0 P: 20	R: 0 E: 0 K: 1 S: 16	H: 0 LOB: 0 BB: 0 P: 20	1B: 6 2B: 2 3B: 2 HR: 0	SF: 0 SAC: 0 DP: 2 HBP: 0	WP: 0 PB: 0 SB: 0 CS: 2	PA: 37
PITCHER	IP WLS BF H R ER SO BB IBB HBP BLK WP HR S P ERA WHIP																					
Alex Fernandez, R ERA: 5.3 (1, 1)	6.0 W 27 8 4 3 4 2 0 0 0 0 0 0 73 112 4.50 1.667																					
Matt Karchner, R ERA: (7, 1)	2.0 6 1 0 0 1 0 0 0 0 0 0 0 17 23 0.00 0.500																					
Roberto Hernandez, R ERA: 3.89 (9, 1)	1.0 S 3 0 0 0 1 0 0 0 0 0 0 0 16 20 0.00 0.000																					

Kansas City Royals @ Chicago White Sox
Comiskey Park, Chicago, IL
Mon Jul 31 1995, 8:05 PM EDT
Att. 26,191 - Unknown - 88 F

AB	34
R	4
H	9
RBI	3
BB	2
SO	6
LOB	17



Batter	1	2	3	4	5	6	7	8	9
Lance Johnson, L (1, 8) OBP: 0.332, SLG: 0.380	0-0 G3		0-0 FC4-6		0-0 1B	2-2 HR		0-0 FC4-6	
Tim Raines, S (1, 10) OBP: 0.353, SLG: 0.421	1-2 P3		1-2 G4-3		2-2 P3	2-2 P5		0-1 G1-3	
Frank Thomas, R (1, 3) OBP: 0.485, SLG: 0.669	2-3 K			0-0 1B	2-1 F9		1-1 L6		
Lyle Mouton, R (1, 7) OBP: 0.415, SLG: 0.543		2-1 G1-3		3-2 F9		0-2 1B	2-2 2B		
Dave Martinez, L (7, PR) OBP: 0.360, SLG: 0.465									
Mike Devereaux, R (1, 9) OBP: 0.341, SLG: 0.429		2-2 G6-3		0-1 F7		0-0 1B	1-2 F9		
Chris Snopek, R (1, 5) OBP: 0.750, SLG: 0.667		0-0 BLK 1B		0-2 P4		0-0 HR 1B	4-1 BB		
Ray Durham, S (1, 4) OBP: 0.333, SLG: 0.418		2-2 F9		1-2 F9		0-0 F9	0-1 G1-3		
Ron Karkovice, R (1, 2) OBP: 0.321, SLG: 0.432			1-1 P3		4-2 1B BB	2-2 HR		2-0 F8	
Craig Grebeck, R (1, 6) OBP: 0.394, SLG: 0.407			3-2 FC4-6 1B		0-0 1B	0-0 G4-3		0-0 FC4-6 1B	
Ozzie Guillen, L (8, PH) OBP: 0.296, SLG: 0.343									

Inning Stats	R: 0	H: 0	E: 0	K: 1	S: 8	LOB: 0	BB: 0	P: 11
	R: 0	H: 1	E: 0	K: 0	S: 10	LOB: 1	BB: 0	P: 16
	R: 0	H: 1	E: 0	K: 0	S: 11	LOB: 1	BB: 0	P: 16
	R: 0	H: 1	E: 0	K: 0	S: 13	LOB: 1	BB: 0	P: 16
	R: 1	H: 2	E: 0	K: 0	S: 13	LOB: 2	BB: 1	P: 22
	R: 5	H: 5	E: 0	K: 0	S: 16	LOB: 0	BB: 0	P: 22
	R: 0	H: 1	E: 0	K: 0	S: 11	LOB: 3	BB: 1	P: 19
	R: 0	H: 1	E: 1	K: 0	S: 5	LOB: 1	BB: 0	P: 7

PITCHER	IP	WLS	BF	H	R	ER	SO	BB	IBB	HBP	BLK	WP	HR	S	P	ERA	WHIP
Jason Jacome, L (1, 1) ERA: 9.0	6.0	L	29	10	6	6	1	1	0	0	1	0	2	71	103	9.00	1.833
Gregg Olson, R (7, 1) ERA: 5.4	2.0		9	2	0	0	0	1	0	0	0	0	0	16	26	0.00	1.500

AB R H RBI BB SO LOB

5	1	2	2	0	0	2
5	0	0	0	0	0	4
4	0	1	0	0	1	2
4	1	2	0	0	0	1
0	0	0	0	0	0	0
4	1	1	0	0	0	2
3	1	2	1	1	0	1
4	0	0	0	0	0	6
3	2	1	3	1	0	0
3	0	2	0	0	0	0
1	0	1	0	0	0	0

1B: 9	SF: 0	WP: 0	PA: 38
2B: 1	SAC: 0	PB: 0	
3B: 0	DP: 0	SB: 2	
HR: 2	HBP: 0	CS: 0	

ERA WHIP

Kansas City Royals @ Chicago White Sox
Comiskey Park, Chicago, IL
Mon Jul 31 1995, 8:05 PM EDT
Att: 26,191 - Unknown - 88 F

livebaseballscorecards.com

AB	36
R	6
H	12
RBI	6
BB	2
SO	1
LOB	18



Batter	1	2	3	4	5	6	7	8	9	AB R H RBI BB SO LOB	TOP									
Vince Coleman, S (1, 7) OBP: 0.357, SLG: 0.424	0-1 P3		1-2 1B		2-1 G5-4-3			2-2 1B		4 0 2 0 0 0 1	Kansas City Royals @ Chicago White Sox Comiskey Park, Chicago, IL Tue Aug 01 1995, 8:05 PM EDT Att. 18,951 - Unknown - 75 F									
Greg Gagne, R (1, 6) OBP: 0.322, SLG: 0.383	1-2 P9		2-2 P8			2-1 F9		1-0 G5-3		4 0 0 0 0 0 3										
Wally Joyner, L (1, 3) OBP: 0.389, SLG: 0.418	1-0 F7		0-0 P5			1-2 G4-3		2-0 P6		4 0 0 0 0 0 2										
Gary Gaetti, R (1, 5) OBP: 0.330, SLG: 0.523		4-1 HR	0-0 F9			0-0 G5-3			2-1 HR	3 2 1 1 1 0 1										
Joe Vitiello, R (1, 10) OBP: 0.179, SLG: 0.231 Keith Lockhart, L (9, PH) OBP: 0.353, SLG: 0.443		2-2 HR		3-2 G4-3			1-2 F9		3-3 K	3 1 1 2 0 0 0 1 0 0 0 0 1 0										
Pat Borders, R (1, 2) OBP: 0.285, SLG: 0.432 Edgar Caceres, S (9, PH) OBP: 0.333, SLG: 0.435		1-3 K		2-3 K			0-0 1B		0-2 G1-3	3 0 1 0 0 2 0 1 0 0 0 0 0 0										
Phil Hiatt, R (1, 9) OBP: 0.248, SLG: 0.320 Jon Nunnally, L (9, PH) OBP: 0.372, SLG: 0.579		0-3 K		1-0 F9			3-3 K		2-0 1B	3 0 0 0 0 2 1 1 0 1 0 0 0 0										
David Howard, S (1, 4) OBP: 0.275, SLG: 0.321		1-1 1B			2-1 G1-3		1-0 G4-3		2-3 K	4 0 1 0 0 1 2										
Tom Goodwin, L (1, 8) OBP: 0.342, SLG: 0.313		0-0 B2-3			2-2 1B			4-0 1B		2 0 1 0 1 0 1										
Inning Stats	R: 0 E: 0 K: 0 S: 6	H: 0 LOB: 0 BB: 0 P: 8	R: 2 E: 0 K: 2 S: 16	H: 2 LOB: 1 BB: 1 P: 24	R: 0 E: 0 K: 0 S: 12	H: 1 LOB: 1 BB: 0 P: 15	R: 0 E: 0 K: 1 S: 8	H: 0 LOB: 0 BB: 0 P: 14	R: 0 E: 0 K: 0 S: 8	H: 1 LOB: 0 BB: 0 P: 14		R: 0 E: 0 K: 1 S: 9	H: 1 LOB: 1 BB: 0 P: 14	R: 0 E: 0 K: 0 S: 6	H: 1 LOB: 1 BB: 1 P: 15	R: 1 E: 0 K: 2 S: 13	H: 2 LOB: 1 BB: 0 P: 22	1B: 6 2B: 0 3B: 0 HR: 2	SF: 0 SAC: 0 DP: 2 HBP: 0	WP: 0 PB: 0 SB: 0 CS: 0
PITCHER	IP WLS BF H R ER SO BB IBB HBP BLK WP HR S P ERA WHIP																			
Dave Righetti, L (1, 1) ERA: 4.74	7.0 W 28 6 2 2 4 2 0 0 0 0 1 69 108 2.57 1.143																			
Kirk McCaskill, R (8, 1) ERA: 5.03	0.2 1 0 0 0 0 0 0 0 0 0 0 1 2 0.00 0.000																			
Atlee Hammaker, L (8, 1) ERA: 13.5	0.1 1 0 0 0 0 0 0 0 0 0 0 1 3 0.00 0.000																			
Roberto Hernandez, R (9, 1) ERA: 4.03	1.0 S 5 2 1 1 2 0 0 0 0 0 1 13 22 9.00 2.000																			

livebaseballscores.com

AB	33
R	3
H	8
RBI	3
BB	2
SO	6
LOB	11



Batter	1	2	3	4	5	6	7	8	9	AB	R	H	RBI	BB	SO	LOB
Lance Johnson, L OBP: 0.331, SLG: 0.378 (1, 8)										4	0	1	1	0	0	1
Ozzie Guillen, L OBP: 0.292, SLG: 0.337 (1, 6)										4	0	0	0	0	0	1
Tim Raines, S OBP: 0.358, SLG: 0.423 (1, 7)										3	1	2	0	0	0	0
Frank Thomas, R OBP: 0.485, SLG: 0.664 (1, 10)										2	0	0	0	2	0	2
Dave Martinez, L OBP: 0.373, SLG: 0.477 (1, 3)										3	0	3	1	0	0	0
Mike Devereaux, R OBP: 0.336, SLG: 0.422 (1, 9)										4	1	0	0	0	0	6
Ray Durham, S OBP: 0.332, SLG: 0.415 (1, 4)										4	1	1	0	0	0	2
Ron Karkovice, R OBP: 0.316, SLG: 0.424 (1, 2)										4	0	0	0	0	2	2
Craig Grebeck, R OBP: 0.397, SLG: 0.410 (1, 5)										4	1	2	1	0	0	0

Inning Stats		R: 0	H: 1	E: 0	LOB: 1	K: 0	BB: 0	S: 6	R: 2	H: 3	E: 1	LOB: 1	K: 1	BB: 0	S: 11	R: 1	H: 2	E: 0	LOB: 1	K: 0	BB: 0	S: 11	R: 1	H: 2	E: 1	LOB: 1	K: 0	BB: 0	S: 10	R: 0	H: 0	E: 0	LOB: 2	K: 0	BB: 1	S: 5	R: 0	H: 0	E: 0	LOB: 0	K: 0	BB: 0	S: 5	R: 0	H: 1	E: 0	LOB: 2	K: 0	BB: 1	S: 8	R: 0	H: 0	E: 0	LOB: 0	K: 1	BB: 0	S: 8	R: 0	H: 0	E: 0	LOB: 0	K: 1	BB: 0	S: 8	R: 0	H: 0	E: 0	LOB: 0	K: 1	BB: 0	S: 8
PITCHER		IP	WLS	BF	H	R	ER	SO	BB	IBB	HBP	BLK	WP	HR	S	P	ERA	WHIP																																																					
Mark Gubicza, R ERA: 3.64		(1, 1)	7.0	L	33	9	4	2	1	2	0	0	0	0	56	102	2.57	1.571																																																					
Rusty Meacham, R ERA: 3.71		(8, 1)	1.0		3	0	0	0	1	0	0	0	0	0	8	10	0.00	0.000																																																					
PITCHER		IP	WLS	BF	H	R	ER	SO	BB	IBB	HBP	BLK	WP	HR	S	P	ERA	WHIP																																																					

BOTTOM

Kansas City Royals @ Chicago White Sox
Comiskey Park, Chicago, IL
Tue Aug 01 1995, 8:05 PM EDT
Att: 18,951 - Unknown - 75 F

livebaseballscorecards.com

AB	32
R	4
H	9
RBI	3
BB	2
SO	2
LOB	14



WP: 0	PA: 36
PB: 0	
SB: 0	
CS: 0	

Batter	1	2	3	4	5	6	7	8	9	AB R H RBI BB SO LOB	TOP																
Vince Coleman, S OBP: 0.354, SLG: 0.418 (1, 7)	2-2 L8		2-2 G5-3				4-2 BB BB		1-2 K	4 0 0 0 1 1 2																	
Wally Joyner, L OBP: 0.392, SLG: 0.417 (1, 3)	1-0 G6-3			1-0 G6-3		4-2 BB	4-0 SAFE BB	1-2 BB	2-2 1B	3 0 1 0 2 0 0																	
Greg Gagne, R OBP: 0.323, SLG: 0.380 (1, 6)	0-0 P4			4-2 BB	3-2 CS	2-1 WP 1B	1-3 K		0-2 P4	4 0 1 0 1 1 4																	
Gary Gaetti, R OBP: 0.328, SLG: 0.518 (1, 5)		1-0 F8		0-3 K		0-0 F7		2-0 FC4-6 1B	1-2 F8	5 0 1 0 0 1 4																	
Pat Borders, R OBP: 0.286, SLG: 0.425 (1, 2)		1-2 G6-3		0-0 G6-3		4-2 BB		3-2 F8		2 0 0 0 1 0 1																	
Keith Lockhart, L OBP: 0.351, SLG: 0.439 (8, PH)										1 0 0 0 0 0 1																	
Joe Vitiello, R OBP: 0.219, SLG: 0.267 (1, 10)		1-0 1B				0-0 3B 1B	1-3 K	2-1 FC4-6 1B		4 1 2 0 0 1 3																	
Phil Hiatt, R OBP: 0.248, SLG: 0.320 (8, PR)								1-2 1B		0 0 0 0 0 0 0																	
Jon Nunnally, L OBP: 0.367, SLG: 0.570 (1, 9)		2-3 K				1-3 K	3-3 K	1-0 1B		3 0 0 0 0 3 4																	
Chris James, R OBP: 0.377, SLG: 0.531 (8, PH)								1-2 1B		1 0 1 0 0 0 0																	
Brent Mayne, L OBP: 0.267, SLG: 0.302 (8, 2)										0 0 0 0 0 0 0																	
David Howard, S OBP: 0.275, SLG: 0.333 (1, 4)			2-2 G5-3			0-0 2B 3B		2-2 F8	2-2 P6	4 1 1 1 0 0 2																	
Tom Goodwin, L OBP: 0.344, SLG: 0.318 (1, 8)			0-1 G5-3			2-1 G6-3 CS 2B		3-2 G3-1	1-2 1B	4 0 2 1 0 0 0																	
Inning Stats	R: 0 E: 0 K: 0 S: 8 H: 0 LOB: 0 BB: 0 P: 11	R: 0 E: 0 K: 1 S: 11 H: 1 LOB: 1 BB: 0 P: 16	R: 0 E: 0 K: 0 S: 11 H: 0 LOB: 0 BB: 0 P: 15	R: 0 E: 0 K: 1 S: 10 H: 0 LOB: 1 BB: 1 P: 15	R: 2 E: 0 K: 1 S: 15 H: 3 LOB: 1 BB: 1 P: 28	R: 0 E: 0 K: 2 S: 12 H: 1 LOB: 2 BB: 1 P: 22	R: 0 E: 0 K: 1 S: 9 H: 0 LOB: 2 BB: 2 P: 21	R: 0 E: 0 K: 0 S: 11 H: 2 LOB: 2 BB: 0 P: 21	R: 0 E: 0 K: 1 S: 16 H: 2 LOB: 2 BB: 0 P: 21	1B: 7 2B: 1 3B: 1 HR: 0 SF: 0 SAC: 0 DP: 0 HBP: 0	WP: 1 PB: 0 SB: 0 CS: 1 PA: 41																
PITCHER	IP WLS BF H R ER SO BB IBB HBP BLK WP HR S P ERA WHIP											PITCHER	IP WLS BF H R ER SO BB IBB HBP BLK WP HR S P ERA WHIP														
Wilson Alvarez, L ERA: 4.5 (1, 1)	4.0		14	1	0	0	2	1	0	0	0	0	0	40	57	0.00	0.500										
Brian Keyser, R ERA: 4.45 (5, 1)	3.0	W	16	4	2	2	4	4	0	0	0	1	0	36	71	6.00	2.667										
Matt Karchner, R ERA: (8, 1)	0.2		3	1	0	0	0	0	0	0	0	0	0	7	14	0.00	1.500										
Atlee Hammaker, L ERA: 12.27 (8, 1)	0.1		2	1	0	0	0	0	0	0	0	0	0	4	7	0.00	3.000										
Roberto Hernandez, R ERA: 3.92 (9, 1)	1.0	S	5	2	0	0	1	0	0	0	0	0	0	16	21	0.00	2.000										

Kansas City Royals @ Chicago White Sox
Comiskey Park, Chicago, IL

Wed Aug 02 1995, 8:05 PM EDT
Att. 19,136 - Unknown - 77 F

AB	35
R	2
H	9
RBI	2
BB	5
SO	7
LOB	21



Batter	1	2	3	4	5	6	7	8	9	AB	R	H	RBI	BB	SO	LOB
Lance Johnson, L OBP: 0.326, SLG: 0.373 (1, 8)	1-0 P6	0-1 L9		1-2 G6-4-3		0-0 F7		1-2 F8		5	0	0	0	0	0	6
Ozzie Guillen, L OBP: 0.298, SLG: 0.344 (1, 6)	2-1 BB BB 1B		0-2 P2		4-0 HR BB		0-3 K	0-0 1-H 3B 2B		4	2	2	1	1	1	0
Tim Raines, S OBP: 0.361, SLG: 0.433 (1, 7)	4-0 BB 1-2 BB		1-1 G3-1		3-1 P6		1-2 BB 2B	1-2 2-H 3B		4	0	2	1	1	0	1
Frank Thomas, R OBP: 0.481, SLG: 0.667 (1, 10)	3-1 F8		3-2 L9		2-1 1-H HR		1-1 F7	0-0 F7		5	1	1	2	0	0	4
Dave Martinez, L OBP: 0.384, SLG: 0.485 (1, 3)	4-2 1-2 2-3 BB			0-0 BB 2B		2-2 P6		4-0 BB IBB		2	1	1	0	2	0	0
Mike Devereaux, R OBP: 0.338, SLG: 0.419 (1, 9)	1-0 F8			4-2 BB BB		0-1 G5-3		4-1 1-2 2-3 BB		2	0	0	0	2	0	3
Chris Snopek, R OBP: 0.500, SLG: 0.333 (1, 5)			3-2 P3		4-2 BB 1-2 2-3 BB		1-2 P2	1-3 K		3	0	0	0	1	1	3
Ron Karkovice, R OBP: 0.319, SLG: 0.423 (1, 2)			4-1 G4-3 BB		2-3 K		0-2 P4	0-0 2B 1B		3	1	1	0	1	1	3
Craig Grebeck, R OBP: 0.403, SLG: 0.407 Ray Durham, S OBP: 0.331, SLG: 0.414 (8, PH) (9, 4)			1-1 G4-3		4-2 G6-4-3 BB		4-2 BB	0-0 P1		1	0	0	1	2	0	1
										1	0	0	0	0	0	1

Inning Stats																	1B	2B	3B	HR	SF	SAC	DP	HBP	WP	HR	S	P	ERA	WHIP	
R: 0	H: 1	R: 0	H: 0	R: 0	H: 0	R: 1	H: 1	R: 2	H: 1	R: 0	H: 0	R: 0	H: 1	R: 2	H: 3	1B: 2	SF: 0	WP: 0	HR: 0	S: 8	P: 16	BB: 6	IBB: 0	HBP: 0	BLK: 0	WP: 0	HR: 0	S: 39	P: 80	ERA: 2.70	WHIP: 2.400
E: 0	LOB: 3	E: 0	LOB: 1	E: 0	LOB: 0	E: 0	LOB: 2	E: 0	LOB: 0	E: 0	LOB: 1	E: 0	LOB: 3	E: 0	LOB: 1	2B: 3	SAC: 0	PB: 0	PA: 40	S: 9	P: 24	BB: 1	IBB: 0	HBP: 0	BLK: 0	PB: 0	PA: 40	S: 13	P: 13	ERA: 9.00	WHIP: 1.000
K: 0	BB: 2	K: 0	BB: 1	K: 0	BB: 0	K: 1	BB: 3	K: 2	BB: 2	K: 2	BB: 2	K: 0	BB: 2	K: 2	BB: 2	3B: 1	DP: 1	SB: 0		S: 8	P: 16	BB: 1	IBB: 0	HBP: 0	BLK: 0	SB: 0		S: 28	P: 48	ERA: 3.38	WHIP: 1.500
S: 9	P: 24	S: 8	P: 16	S: 8	P: 12	S: 17	P: 32	S: 9	P: 20	S: 9	P: 14	S: 12	P: 23	S: 10	P: 12	HR: 1	HBP: 0	CS: 0		S: 8	P: 16	BB: 1	IBB: 0	HBP: 0	BLK: 0	CS: 0		S: 10	P: 12	ERA: 18.00	WHIP: 3.000

BOTTOM

Kansas City Royals @ Chicago White Sox
Comiskey Park, Chicago, IL

Wed Aug 02 1995, 8:05 PM EDT
Att: 19,136 - Unknown - 77 F

AB	30
R	5
H	7
RBI	5
BB	10
SO	3
LOB	22

PITCHER	IP	WLS	BF	H	R	ER	SO	BB	IBB	HBP	BLK	WP	HR	S	P	ERA	WHIP
Tom Gordon, R ERA: 3.98 (1, 1)	3.1		18	2	1	1	1	6	0	0	0	0	0	39	80	2.70	2.400
Mike Magnante, L ERA: 2.74 (4, 1)	1.0		3	0	1	1	0	1	0	0	0	0	0	5	13	9.00	1.000
Hipolito Pichardo, R ERA: 3.78 (5, 1)	2.2	L	13	2	1	1	2	2	1	0	0	0	1	28	48	3.38	1.500
Rusty Meacham, R ERA: 4.11 (8, 1)	1.0		6	3	2	2	0	0	0	0	0	0	0	10	12	18.00	3.000

Batter	1	2	3	4	5	6	7	8	9	AB R H RBI BB SO LOB	TOP											
Vince Coleman, S OBP: 0.357, SLG: 0.415 (1, 7)	2-1 P2	1-2 F8		4-2 HBP WP BB		0-0 P7		4-0 HR BB	2-1 1B	4 1 1 1 2 0 0												
Greg Gagne, R OBP: 0.327, SLG: 0.382 (1, 6)	4-2 2B BB		0-0 1B SF9 2B	2-3 K		4-2 FC5-4 BB		0-0 F8	0-0 L9	4 2 1 0 2 1 6												
Gary Gaetti, R OBP: 0.335, SLG: 0.534 (1, 5)	3-2 2B 2B		2-1 HBP 2B 1B	4-2 HBP BB		2-1 FC5-4 1-2f		0-1 HR		4 3 3 4 1 0 1												
Chris James, R OBP: 0.379, SLG: 0.510 (1, 10)	4-2 2B BB		1-1 SF9	1-1 BB		3-3 K		2-1 G6-3		2 1 0 1 1 1 1												
Joe Vitiello, R OBP: 0.270, SLG: 0.303 (1, 3)	0-0 2B		1-0 2B HBP	0-2 P3			1-1 F8		1-1 HBP 1B 1B HBP	3 1 1 2 0 0 3												
Pat Borders, R OBP: 0.283, SLG: 0.417 (1, 2)	0-1 F7		1-3 K		0-2 SH1-3 1B		2-3 K		3-2 F8	5 0 1 0 0 2 4												
Phil Hiatt, R OBP: 0.252, SLG: 0.333 (1, 9)	0-1 G6-3		1-0 2B		0-0 SH1-3		2-3 K		1-2 1B HBP 1B	2 0 1 1 0 0 1 2 0 1 0 0 1 0												
Jon Nunnally, L OBP: 0.368, SLG: 0.569 (7, PH) (7, 9)			1-3 2-H		1-2				1-1 F8	5 1 1 0 0 1 5												
David Howard, S OBP: 0.272, SLG: 0.336 (1, 4)			3-3 K	3-2 P6		2-1 P6		0-0 HR 2B	1-1 F8													
Tom Goodwin, L OBP: 0.342, SLG: 0.314 (1, 8)			0-2 L9		2-0 F8	1-3 K		2-2 G6-3	1-2 1B HBP	4 0 0 0 0 1 2												
Inning Stats	R: 3 E: 0 K: 0 S: 17	H: 2 LOB: 1 BB: 2 P: 30	R: 0 E: 0 K: 1 S: 11	H: 0 LOB: 0 BB: 0 P: 15	R: 2 E: 0 K: 1 S: 14	H: 3 LOB: 2 BB: 0 P: 23	R: 0 E: 0 K: 1 S: 14	H: 0 LOB: 3 BB: 2 P: 27	R: 0 E: 0 K: 1 S: 11	H: 1 LOB: 1 BB: 0 P: 14	R: 0 E: 0 K: 1 S: 9	H: 0 LOB: 1 BB: 1 P: 18	R: 0 E: 0 K: 2 S: 8	H: 0 LOB: 0 BB: 0 P: 13	R: 3 E: 0 K: 0 S: 9	H: 2 LOB: 0 BB: 1 P: 17	R: 1 E: 0 K: 0 S: 15	H: 2 LOB: 3 BB: 0 P: 24	1B: 4 2B: 5 3B: 0 HR: 1	SF: 1 SAC: 1 DP: 0 HBP: 4	WP: 1 PB: 0 SB: 0 CS: 0	PA: 47
PITCHER	IP WLS BF H R ER SO BB IBB HBP BLK WP HR S P ERA WHIP																					
Mike Bertotti, L ERA: 8.0 (1, 1)	4.0 L 23 5 5 5 3 4 0 2 0 1 0 56 95 11.25 2.250																					
Jose DeLeon, R ERA: 4.95 (5, 1)	4.1 20 4 4 4 4 2 0 1 0 0 1 45 75 8.31 1.385																					
Kirk McCaskill, R ERA: 4.96 (9, 1)	0.2 4 1 0 0 0 0 0 0 1 0 0 0 7 11 0.00 1.500																					

Kansas City Royals @ Chicago White Sox
Comiskey Park, Chicago, IL
 Thu Aug 03 1995, 4:33 AM EDT
 Att. 22,548 - Overcast - 76 F

livebaseballscorecards.com

AB	35
R	9
H	10
RBI	9
BB	6
SO	7
LOB	23



Batter	1	2	3	4	5	6	7	8	9	AB	R	H	RBI	BB	SO	LOB
Lance Johnson, L (1, 8) OBP: 0.327, SLG: 0.372	0-2 G6-3	0-0 G4-3														
Ozzie Guillen, L (1, 6) OBP: 0.292, SLG: 0.337	3-2 F8															
Tim Raines, S (1, 7) OBP: 0.362, SLG: 0.437	2-2 2B															
Frank Thomas, R (1, 10) OBP: 0.477, SLG: 0.658	2-1 F8															
Dave Martinez, L (1, 3)																
Lyle Mouton, R (1, 9) OBP: 0.400, SLG: 0.513																
Ray Durham, S (1, 4) OBP: 0.330, SLG: 0.415																
Chris Snopce, R (1, 5) OBP: 0.417, SLG: 0.222																
Michael LaValliere, L (1, 2) OBP: 0.244, SLG: 0.214																

Inning Stats	R: 0	H: 1	E: 0	K: 0	S: 12	H: 1	LOB: 1	BB: 0	P: 19	R: 0	H: 1	E: 0	K: 2	S: 14	H: 1	LOB: 3	BB: 2	P: 27	R: 0	H: 0	E: 0	K: 0	S: 7	H: 0	LOB: 0	BB: 0	P: 11	R: 0	H: 0	E: 1	K: 0	S: 8	H: 0	LOB: 1	BB: 0	P: 10	R: 0	H: 1	E: 0	K: 1	S: 8	H: 2	LOB: 2	BB: 0	P: 13	R: 0	H: 0	E: 0	K: 1	S: 5	H: 0	LOB: 0	BB: 0	P: 7	R: 0	H: 2	E: 0	K: 1	S: 8	H: 2	LOB: 2	BB: 0	P: 14	R: 0	H: 0	E: 0	K: 0	S: 7	H: 0	LOB: 1	BB: 1	P: 14	1B: 5	SF: 0	2B: 2	SAC: 0	3B: 0	DP: 0	HR: 0	HBP: 0
--------------	------	------	------	------	-------	------	--------	-------	-------	------	------	------	------	-------	------	--------	-------	-------	------	------	------	------	------	------	--------	-------	-------	------	------	------	------	------	------	--------	-------	-------	------	------	------	------	------	------	--------	-------	-------	------	------	------	------	------	------	--------	-------	------	------	------	------	------	------	------	--------	-------	-------	------	------	------	------	------	------	--------	-------	-------	-------	-------	-------	--------	-------	-------	-------	--------

PITCHER	IP	WLS	BF	H	R	ER	SO	BB	IBB	HBP	BLK	WP	HR	S	P	ERA	WHIP
Melvin Bunch, R (1, 1) ERA: 5.67	6.0	W	26	5	0	0	4	2	0	0	0	1	0	59	93	0.00	1.167
Billy Brewer, L (7, 1) ERA: 4.7	2.0		8	2	0	0	2	0	0	0	0	0	0	13	21	0.00	1.000
Jeff Montgomery, R (9, 1) ERA: 2.84	1.0		4	0	0	0	0	1	0	0	0	0	0	7	14	0.00	1.000

BOTTOM

Kansas City Royals @ Chicago White Sox
 Comiskey Park, Chicago, IL
 Thu Aug 03 1995, 4:33 AM EDT
 Att. 22,548 - Overcast - 76 F

livebaseballscorecards.com

AB	35
R	0
H	7
RBI	0
BB	3
SO	6
LOB	17



WP: 1	PA: 38
PB: 0	
SB: 0	
CS: 0	

Batter	1	2	3	4	5	6	7	8	9	AB R H RBI BB SO LOB	TOP		
Lance Johnson, L OBP: 0.326, SLG: 0.369 (1, 8)	F9 1-2		S E G4-3 1B		P6 2-1	G1-3 1-2		K 1-2		5 1 1 0 0 1 3			
Ozzie Guillen, L OBP: 0.290, SLG: 0.335 (1, 6)	L8-3 0-1 1B		G4-3 0-0 1-2		G3-1 0-1		F8 1-1		P6 0-0	5 0 1 0 0 0 1			
Tim Raines, S OBP: 0.365, SLG: 0.448 Norberto Martin, R OBP: 0.293, SLG: 0.326 (7, PH) (7, 7)	L8-3 1-2		S 3-1 1B		HR 1-1		2B 0-0		F8 3-1	3 1 2 1 0 0 1 2 0 1 0 0 0 0			
Frank Thomas, R OBP: 0.473, SLG: 0.651 (1, 3)		L5 0-2	K 2-3		1B 0-0		K 1-3		G4-3 0-1	5 0 1 0 0 2 2			
Robin Ventura, L OBP: 0.367, SLG: 0.489 (1, 10)		E 1B BB 4-0	K 2-3		K 1-3		P5 2-1			3 0 0 0 1 2 3			
Mike Devereaux, R OBP: 0.340, SLG: 0.432 (1, 9)		E8 1-3 1B		G1-3 1-2		HR 1-1		K 0-3		4 1 2 1 0 1 0			
Ray Durham, S OBP: 0.332, SLG: 0.419 (1, 4)		K 1-3		2B 0-0		B1-3 1B 1-1		F7 0-0		4 0 2 0 0 1 2			
Chris Snopce, R OBP: 0.438, SLG: 0.250 (1, 5)		BB 4-1		K 2-3		B1-3 1B 0-0		1B 1B 1-2		3 0 1 0 1 1 2			
Ron Karkovice, R OBP: 0.317, SLG: 0.419 (1, 2)		P6 2-1		K 0-3		L7 1-1		1B 1-2		4 0 1 0 0 1 5			
Inning Stats	R: 0 H: 1 E: 0 LOB: 0 K: 0 BB: 0 S: 9 P: 11	R: 0 H: 1 E: 1 LOB: 3 K: 1 BB: 2 S: 13 P: 25	R: 1 H: 2 E: 0 LOB: 1 K: 2 BB: 0 S: 12 P: 20	R: 0 H: 1 E: 0 LOB: 1 K: 2 BB: 0 S: 11 P: 14	R: 1 H: 2 E: 0 LOB: 1 K: 1 BB: 0 S: 10 P: 14	R: 1 H: 2 E: 0 LOB: 1 K: 0 BB: 0 S: 10 P: 14	R: 0 H: 1 E: 0 LOB: 1 K: 1 BB: 0 S: 8 P: 12	R: 0 H: 2 E: 0 LOB: 2 K: 2 BB: 0 S: 11 P: 14	R: 0 H: 0 E: 0 LOB: 0 K: 0 BB: 0 S: 5 P: 8	1B: 8 SF: 0 2B: 3 SAC: 0 3B: 0 DP: 1 HR: 2 HBP: 0	WP: 0 PA: 40 PB: 0 SB: 2 CS: 0		
PITCHER	IP WLS BF H R ER SO BB IBB HBP BLK WP HR S P ERA WHIP											PITCHER	IP WLS BF H R ER SO BB IBB HBP BLK WP HR S P ERA WHIP
Charles Nagy, R ERA: 4.08 (1, 1)	7.0 W 32 10 3 3 7 2 0 0 0 0 0 2 73 110 3.86 1.714												
Paul Assenmacher, L ERA: 1.4 (8, 1)	1.0 5 2 0 0 2 0 0 0 0 0 0 0 11 14 0.00 2.000												
Jim Poole, L ERA: 4.45 (9, 1)	1.0 3 0 0 0 0 0 0 0 0 0 0 0 5 8 0.00 0.000												

Chicago White Sox @ Cleveland Indians
 Jacobs Field, Cleveland, OH
 Fri Aug 04 1995, 7:05 PM EDT
 Att. 41,895 - Overcast - 79 F

AB	38
R	3
H	12
RBI	2
BB	2
SO	9
LOB	19



BOTTOM

Chicago White Sox @ Cleveland Indians
Jacobs Field, Cleveland, OH

livebaseballscorecards.com

AB	40
R	13
H	16
RBI	11
BB	7
SO	2
LOB	25



WP	2	PA	48
PB	1		
SB	1		
CS	0		

Fri Aug 04 1995, 7:05 PM EDT
Att: 41,895 - Overcast - 79 F

AB R H RBI BB SO LOB

5 1 2 0 1 0 1

6 1 2 0 0 1 4

4 2 2 0 0 0 2

2 0 0 0 0 0 4

4 2 1 0 0 0 4

4 3 3 2 1 0 0

3 1 2 3 2 0 0

4 1 2 5 0 1 3

1 0 0 0 0 0 0

2 2 1 1 3 0 2

5 0 1 0 0 0 5

1B: 11 SF: 0

2B: 3 SAC: 0

3B: 0 DP: 0

HR: 2 HBP: 1

Batter	1	2	3	4	5	6	7	8	9
Kenny Lofton, L OBP: 0.361, SLG: 0.491 (1, 8)	1-1 G4-3 X	0-0 F7 X	1-0 G4-3 X		2-0 E 2B	2-1 1B		4-1 FC5 BB	
Omar Vizquel, S OBP: 0.323, SLG: 0.350 (1, 6)	3-1 L6 X	3-1 PB S 1B	1-1 P4 X		1-1 E3 1B	2-3 K X		0-1 P6 X	
Carlos Baerga, S OBP: 0.368, SLG: 0.495 Alvaro Espinoza, R OBP: 0.260, SLG: 0.277 (1, 4) (6, 4)	2-2 WP 2B 1B	1-2 F4 X		1-0 1B 2B 1B	0-1 F9 X	0-0 P4 X		1-0 FC5 X	
Albert Belle, R OBP: 0.379, SLG: 0.584 (1, 7)	3-0 2B 1B HBP		2-2 BB BB HR 1B	2-1 F8 X	3-1 P5 X	0-1 G6-3 X			
Eddie Murray, S OBP: 0.367, SLG: 0.510 (1, 10)	3-2 1B 2B		4-0 BB HR BB	3-1 2B 1B	0-0 BB 1B		0-0 F7 X		
Jim Thome, L OBP: 0.453, SLG: 0.622 (1, 5)	1-2 WP 1B		4-0 HR BB	0-0 2B	4-0 1B BB		1-1 F8 X		
Manny Ramirez, R OBP: 0.418, SLG: 0.631 Wayne Kirby, L OBP: 0.236, SLG: 0.282 (1, 9) (5, PR) (6, 9)	3-3 K 1-2		1-2 HR	2-1 F9 X	1-2 1B		1-0 G1-3 X		
Paul Sorrento, L OBP: 0.359, SLG: 0.546 (1, 3)		4-0 1B PB BB	2-0 HR	4-1 BB	3-2 G4-3 X		4-0 FC5 BB BB		
Sandy Alomar Jr., R OBP: 0.386, SLG: 0.590 (1, 2)		2-2 F8 X	3-1 G6-3 X	3-2 F7 X		0-1 1B 1B		1-0 F8 X	

Inning Stats	R: 3 E: 0 K: 1 S: 19	H: 3 LOB: 1 BB: 0 P: 35	R: 1 E: 0 K: 10 S: 10	H: 1 LOB: 1 BB: 1 P: 19	R: 5 E: 0 K: 14 S: 14	H: 3 LOB: 0 BB: 2 P: 32	R: 1 E: 0 K: 0 S: 12	H: 3 LOB: 3 BB: 1 P: 27	R: 3 E: 1 K: 14 S: 14	H: 4 LOB: 2 BB: 1 P: 28	R: 0 E: 0 K: 1 S: 11	H: 2 LOB: 2 BB: 0 P: 15	R: 0 E: 0 K: 0 S: 4	H: 0 LOB: 0 BB: 0 P: 6	R: 0 E: 0 K: 0 S: 5	H: 0 LOB: 2 BB: 2 P: 15
--------------	-------------------------------	----------------------------------	--------------------------------	----------------------------------	--------------------------------	----------------------------------	-------------------------------	----------------------------------	--------------------------------	----------------------------------	-------------------------------	----------------------------------	------------------------------	---------------------------------	------------------------------	----------------------------------

PITCHER	IP	WLS	BF	H	R	ER	SO	BB	IBB	HBP	BLK	WP	HR	S	P	ERA	WHIP
Jason Bere, R ERA: 6.44 (1, 1)	2.0	L	16	6	8	7	1	3	0	1	0	2	1	37	73	31.50	4.500
Rodney Bolton, R ERA: 9.0 (3, 1)	5.0		27	10	5	5	1	2	0	0	0	0	1	47	89	9.00	2.400
Dave Martinez, L ERA: (8, 1)	1.0		5	0	0	0	0	2	0	0	0	0	0	5	15	0.00	2.000

Batter	1	2	3	4	5	6	7	8	9	AB R H RBI BB SO LOB	TOP		
Lance Johnson, L (1, 8) OBP: 0.329, SLG: 0.380	2-1 G4-3		0-0 BB 1B		0-1 L9		1-0 HR		0-1 G5-4-3 1B	5 1 3 2 0 0 0			
Dave Martinez, L (1, 3) OBP: 0.387, SLG: 0.479	2-1 G6-3		4-2 1-2 BB G4-6-3			1-2 1B SF8 1B	2-2 F7		1-1 G5-4-3 1-2f	4 1 1 0 1 0 1			
Tim Raines, S (1, 7) OBP: 0.364, SLG: 0.446	2-0 F9		2-0 G4-6-3 1-2f			0-0 2B 1B G4-3	1-3 K			4 1 1 0 0 1 2			
Frank Thomas, R (1, 10) OBP: 0.474, SLG: 0.663		3-2 G1-4-3 1B 2B		2-0 HR		0-0 SF8 3-H		3-0 L9		3 2 2 2 0 0 0			
Robin Ventura, L (1, 5) OBP: 0.363, SLG: 0.483		1-1 G1-4-3 2-3		2-1 F7		3-1 G4-3 1-2		3-1 F7		4 0 0 0 0 0 2			
Mike Devereaux, R (1, 9) OBP: 0.346, SLG: 0.444		2-3 K		1-2 G6-4-3 1B		0-0 2B 2-H		1-1 E 2B		4 1 3 1 0 1 1			
Norberto Martin, R (1, 4) OBP: 0.292, SLG: 0.322		0-1 1B 3-H		0-0 G6-4-3 1-2f		1-1 G4-3		1-0 E5 2-H		4 0 1 1 0 0 2			
Barry Lyons, R (1, 2) OBP: 0.364, SLG: 0.444		0-2 G6-3			3-2 G5-3		0-0 G5-3		1-2 K	4 0 0 0 0 1 2			
Ozzie Guillen, L (1, 6) OBP: 0.286, SLG: 0.330			2-3 K		0-0 G4-3		0-0 E6 HR		0-0 F8	4 1 0 0 0 1 0			
Inning Stats	R: 0 E: 0 K: 0 S: 5 H: 0 LOB: 0 BB: 0 P: 11	R: 1 E: 0 K: 1 S: 17 H: 2 LOB: 1 BB: 0 P: 23	R: 0 E: 0 K: 1 S: 8 H: 1 LOB: 1 BB: 1 P: 16	R: 1 E: 0 K: 0 S: 7 H: 2 LOB: 0 BB: 0 P: 12	R: 0 E: 0 K: 0 S: 6 H: 0 LOB: 0 BB: 0 P: 9	R: 2 E: 0 K: 0 S: 10 H: 3 LOB: 1 BB: 0 P: 15	R: 2 E: 1 K: 1 S: 14 H: 1 LOB: 0 BB: 0 P: 18	R: 1 E: 1 K: 1 S: 9 H: 1 LOB: 1 BB: 0 P: 18	R: 0 E: 0 K: 0 S: 5 H: 1 LOB: 0 BB: 0 P: 6	1B: 6 2B: 3 3B: 0 HR: 2 SF: 1 SAC: 0 DP: 3 HBP: 0	WP: 0 PB: 0 SB: 0 CS: 0 PA: 38		
PITCHER	IP WLS BF H R ER SO BB IBB HBP BLK WP HR S P ERA WHIP											PITCHER	IP WLS BF H R ER SO BB IBB HBP BLK WP HR S P ERA WHIP
Orel Hershiser, R (1, 1) ERA: 4.29	6.0 W 25 8 4 4 2 1 0 0 0 0 1 53 86 6.00 1.500												
Julian Tavarez, R (7, 1) ERA: 1.9	2.0 10 2 3 1 2 0 0 0 0 0 1 23 36 4.50 1.000												
Jose Mesa, R (9, 1) ERA: 1.31	1.0 3 1 0 0 0 0 0 0 0 0 0 5 6 0.00 1.000												

Chicago White Sox @ Cleveland Indians
Jacobs Field, Cleveland, OH

Sat Aug 05 1995, 7:05 PM EDT
Att. 41,657 - Unknown - 77 F

AB	36
R	7
H	11
RBI	6
BB	1
SO	4
LOB	10



BOTTOM

Chicago White Sox @ Cleveland Indians
Jacobs Field, Cleveland, OH
Sat Aug 05 1995, 7:05 PM EDT
Att: 41,657 - Unknown - 77 F

livebaseballscorecards.com

AB 41
R 11
H 21
RBI 11
BB 5
SO 4
LOB 19



WP: 0 PA: 47
PB: 0
SB: 4
CS: 1

AB R H RBI BB SO LOB

5 2 3 2 0 1 0

5 1 2 0 1 0 3

5 1 2 2 0 1 3

4 2 4 3 1 0 0

5 1 2 1 0 0 2

4 1 3 0 1 1 2

3 1 2 1 2 0 1

0 0 0 0 0 0 0

5 1 1 1 0 1 8

3 1 1 0 0 0 0

2 0 1 1 0 0 0

1B: 13 SF: 0
2B: 2 SAC: 0
3B: 0 DP: 2
HR: 6 HBP: 1

Batter	1	2	3	4	5	6	7	8	9
Kenny Lofton, L OBP: 0.367, SLG: 0.504 (1, 8)	1-3 K	0-2 L4		0-0 S 2B 1B	1-2 1-H HR		1-1 CS HBP	0-2 1-2 1B	
Omar Vizquel, S OBP: 0.326, SLG: 0.351 (1, 6)	2-2 HR 1B	2-0 1B		2-2 F8	0-1 G3		4-1 1-2 BB	2-2 P4	
Carlos Baerga, S OBP: 0.368, SLG: 0.504 (1, 4)	0-0 F7	0-3 K		3-2 FC6-5 1-H 2B		2-2 HR	0-1 G3		
Albert Belle, R OBP: 0.387, SLG: 0.606 (1, 7)	2-2 1-H HR		3-1 1B	4-0 FC6-5 IBB		2-0 BB 1B		2-0 HR	
Eddie Murray, S OBP: 0.368, SLG: 0.520 (1, 10)	1-0 HR		1-1 F8	2-0 FC6-5 1-2 2-3f		0-0 BB 1B	1-2 F7	2-2 F7	
Jim Thome, L OBP: 0.458, SLG: 0.623 (1, 5)	4-1 1B BB		0-1 BB 1B		0-0 G1-4-3 1B	1-3 K	1-2 S 2B 1B		
Manny Ramirez, R OBP: 0.423, SLG: 0.635 Wayne Kirby, L OBP: 0.236, SLG: 0.282 (1, 9) (9, 9)	3-2 1B		4-2 BB 1B		0-1 G1-4-3	4-2 G4-6-3 BB	2-2 1-H 1B 2B		
Paul Sorrento, L OBP: 0.356, SLG: 0.552 (1, 3)	0-0 F8		3-1 P5		1-0 HR	1-2 G4-6-3	2-3 K		
Sandy Alomar Jr., R OBP: 0.384, SLG: 0.580 Tony Peña, R OBP: 0.276, SLG: 0.346 (1, 2) (7, 2)		1-0 P6		0-1 F7	0-2 HR 1B		3-2 G6-3	0-0 1B	

Inning Stats	R: 3	H: 4	E: 0	K: 1	S: 19	LOB: 2	BB: 1	P: 32
	R: 0	H: 1	E: 0	K: 1	S: 8	LOB: 1	BB: 0	P: 11
	R: 0	H: 2	E: 0	K: 0	S: 14	LOB: 2	BB: 1	P: 25
	R: 1	H: 2	E: 0	K: 0	S: 12	LOB: 2	BB: 1	P: 22
	R: 3	H: 4	E: 0	K: 0	S: 12	LOB: 0	BB: 0	P: 14
	R: 1	H: 3	E: 0	K: 1	S: 23	LOB: 2	BB: 1	P: 33
	R: 0	H: 0	E: 0	K: 0	S: 8	LOB: 1	BB: 1	P: 15
	R: 3	H: 5	E: 0	K: 1	S: 23	LOB: 2	BB: 0	P: 34

PITCHER	IP	WLS	BF	H	R	ER	SO	BB	IBB	HBP	BLK	WP	HR	S	P	ERA	WHIP
Alex Fernandez, R ERA: 5.62 (1, 1)	5.0	L	29	13	7	7	2	2	2	0	0	0	4	65	104	12.60	3.000
Atlee Hammaker, L ERA: 11.57 (6, 1)	1.0		6	3	1	1	1	1	0	0	0	0	1	23	33	9.00	4.000
Kirk McCaskill, R ERA: 5.33 (7, 1)	1.2		11	5	3	3	1	1	0	1	0	0	1	27	43	16.20	3.600
Matt Karchner, R ERA: (8, 1)	0.1		1	0	0	0	0	0	0	0	0	0	0	4	6	0.00	0.000

Batter	1	2	3	4	5	6	7	8	9	AB R H RBI BB SO LOB	TOP											
Lance Johnson, L (1, 8) OBP: 0.328, SLG: 0.379	1-2 L7			3-2 1B FC5-2-6-5	0-0 G4-3			0-2 P6		4 0 1 0 0 0 0												
Dave Martinez, L (1, 3) OBP: 0.384, SLG: 0.472	1-0 G6-3			1-0 1B FC5-2-6-5		1-2 P2		1-1 G3		4 1 1 0 0 0 0												
Tim Raines, S (1, 7) OBP: 0.362, SLG: 0.442	1-0 P7			1-2 1B FC5-2-6-5		2-1 G3-1			4-0 FC3-6 1B BB	3 2 0 0 1 0 2												
Frank Thomas, R (1, 10) OBP: 0.474, SLG: 0.660		1-2 G1-3		3-2 1B G2-3		1-3 K			4-2 FC3-6 1B BB	3 0 1 1 1 1 0												
Robin Ventura, L (1, 5) OBP: 0.364, SLG: 0.481		4-1 CS BB		3-2 G2-3		1-1 FC1-6 1B			2-2 FC3-6 1B S	3 1 1 0 1 0 4												
Mike Devereaux, R (1, 9) OBP: 0.345, SLG: 0.441		3-2 F9		3-1 1B		1-3 K			0-3 K	4 0 1 1 0 2 4												
Ray Durham, S (1, 4) OBP: 0.334, SLG: 0.420		1-1 CS	0-1 G4-3 1B	2-3 K		1-0 FC1-6			2-2 1B 1B	4 1 2 2 0 1 3												
Ron Karkovics, R (1, 2) OBP: 0.316, SLG: 0.416			0-3 K		2-2 F7				0-1 1B	4 0 1 1 0 1 2												
Ozzie Guillen, L (1, 6) OBP: 0.282, SLG: 0.325			1-0 G4-3		1-2 G4-3			2-1 P8	1-3 K	4 0 0 0 0 1 2												
Inning Stats	R: 0 E: 0 K: 0 S: 5	H: 0 LOB: 0 BB: 0 P: 8	R: 0 E: 0 K: 0 S: 8	H: 0 LOB: 0 BB: 1 P: 17	R: 0 E: 0 K: 1 S: 6	H: 1 LOB: 0 BB: 0 P: 7	R: 2 E: 0 K: 1 S: 19	H: 4 LOB: 2 BB: 0 P: 35	R: 0 E: 0 K: 0 S: 7	H: 0 LOB: 0 BB: 0 P: 10	R: 0 E: 0 K: 1 S: 11	H: 0 LOB: 0 BB: 0 P: 15	R: 0 E: 0 K: 1 S: 9	H: 1 LOB: 1 BB: 0 P: 13	R: 0 E: 0 K: 0 S: 7	H: 0 LOB: 0 BB: 0 P: 10	R: 3 E: 0 K: 2 S: 18	H: 2 LOB: 1 BB: 2 P: 31	1B: 8 2B: 0 3B: 0 HR: 0	SF: 0 SAC: 0 DP: 0 HBP: 0	WP: 0 PB: 0 SB: 1 CS: 1	PA: 37
PITCHER	IP WLS BF H R ER SO BB IBB HBP BLK WP HR S P ERA WHIP																				PITCHER	IP WLS BF H R ER SO BB IBB HBP BLK WP HR S P ERA WHIP
Dennis Martinez, R (1, 1) ERA: 2.82	8.0 L 31 6 4 4 4 3 0 0 0 0 0 74 125 4.50 1.125																					
Paul Assenmacher, L (9, 1) ERA: 1.37	0.1 1 0 0 0 0 0 0 0 0 0 0 0 3 5 0.00 0.000																					
Eric Plunk, R (9, 1) ERA: 2.19	0.2 4 2 1 1 2 0 0 0 0 0 0 0 13 16 13.50 3.000																					

Chicago White Sox @ Cleveland Indians
 Jacobs Field, Cleveland, OH
 Sun Aug 06 1995, 3:33 AM EDT
 Att. 41,975 - Sunny - 83 F

livebaseballscorecards.com

AB	33
R	5
H	8
RBI	5
BB	3
SO	6
LOB	17



Batter	1	2	3	4	5	6	7	8	9	AB	R	H	RBI	BB	SO	LOB	BOTTOM
--------	---	---	---	---	---	---	---	---	---	----	---	---	-----	----	----	-----	--------

Kenny Lofton, L OBP: 0.366, SLG: 0.500 (1, 8) C B X	1-1 G3 ①		3-2 F X S 1B		B SAFE 2 SAFE 2-3 ③		C X 0-1 G1-3 ③			4	0	1	0	0	1	1												
Omar Vizquel, S OBP: 0.325, SLG: 0.348 (1, 6) C F B S	1-3 K ②		B SAFE 1 SAFE 1 SAFE 2-1 F X G5-3 ③ 1-2		B SAFE 1 SAFE 1 SAFE 3-2 X SAFE 1-2	B SAFE 1 SAFE 1 SAFE 4-1 BB 1B BB		B SAFE 1 SAFE 1 SAFE 2-1 F X F8 ①		3	0	0	0	1	1	1												
Carlos Baerga, S OBP: 0.369, SLG: 0.504 (1, 4) B SAFE 1 SAFE 1 SAFE 3-2 F X S 1B	3-2 S 1B				B SAFE 1 SAFE 1 SAFE 1-2 F X G6-3 ①		B SAFE 1 SAFE 1 SAFE 3-2 X SAFE 1-2 BB 1B		B SAFE 1 SAFE 1 SAFE 2-2 F X L8 ②		4	0	2	0	0	0												
Albert Belle, R OBP: 0.383, SLG: 0.599 (1, 7) B SAFE 1 SAFE 1 SAFE 3-3 F X K ③ 1-2	3-3 K ③				B SAFE 1 SAFE 1 SAFE 3-0 F X G5-3 ②		B SAFE 1 SAFE 1 SAFE 1-3 F X K ①		B SAFE 1 SAFE 1 SAFE 1-3 F X K ③		4	0	0	0	0	3	3											
Eddie Murray, S OBP: 0.366, SLG: 0.516 (1, 3) C B X		1-2 G3 ①			B SAFE 1 SAFE 1 SAFE 1-2 F X G6-3 ③		B SAFE 1 SAFE 1 SAFE 2-3 F X K ②											4	0	1	0	0	1	2				
Manny Ramirez, R OBP: 0.424, SLG: 0.632 (1, 9) C B X		2-2 CS 1B					B SAFE 1 SAFE 1 SAFE 1-3 F X K ①		B SAFE 1 SAFE 1 SAFE 4-0 F X BB 1-2 2-3									B SAFE 1 SAFE 1 SAFE 3-3 F X K ①		3	0	1	0	1	2	1		
Dave Winfield, R OBP: 0.297, SLG: 0.315 (1, 10) B SAFE 1 SAFE 1 SAFE 2-1 F X L8 ② ③ 1-2		2-1 L8 ② ③					B SAFE 1 SAFE 1 SAFE 1-1 F X F9 ②		B SAFE 1 SAFE 1 SAFE 3-3 F X K ③									B SAFE 1 SAFE 1 SAFE 1-0 F X P5 ②		2	0	0	0	0	0	1		
Paul Sorrento, L OBP: 0.353, SLG: 0.547 (6, PH) C B X																					2	0	0	0	0	1		
Alvaro Espinoza, R OBP: 0.269, SLG: 0.286 (1, 5) C B X Jim Thome, L OBP: 0.458, SLG: 0.621 (7, PH) (8, 5)																						2	1	1	0	0	1	0
Tony Peña, R OBP: 0.277, SLG: 0.351 (1, 2) C B X Wayne Kirby, L OBP: 0.235, SLG: 0.280 (9, PH)																						1	0	0	0	1	4	
																						2	0	0	0	1	0	
																						1	0	0	0	1	0	
																						3	0	1	1	0	0	
																						1	0	0	0	1	2	
Inning Stats	R: 0 E: 0 K: 2 S: 12	H: 1 LOB: 1 BB: 0 P: 20	R: 0 E: 0 K: 0 S: 8	H: 1 LOB: 0 BB: 0 P: 13	R: 0 E: 0 K: 1 S: 16	H: 1 LOB: 1 BB: 0 P: 23	R: 0 E: 0 K: 0 S: 7	H: 0 LOB: 0 BB: 0 P: 12	R: 1 E: 0 K: 2 S: 16	H: 2 LOB: 1 BB: 0 P: 25	R: 0 E: 0 K: 3 S: 13	H: 1 LOB: 3 BB: 2 P: 30	R: 0 E: 0 K: 1 S: 8	H: 0 LOB: 0 BB: 0 P: 14	R: 0 E: 0 K: 1 S: 8	H: 0 LOB: 0 BB: 0 P: 13	R: 0 E: 0 K: 2 S: 13	H: 1 LOB: 2 BB: 1 P: 24	R: 0 E: 0 K: 1 S: 8	H: 0 LOB: 0 BB: 0 P: 13	1B: 6 2B: 1 3B: 0 HR: 0	SF: 0 SAC: 0 DP: 0 HBP: 0	WP: 0 PB: 0 SB: 2 CS: 1	PA: 36				
PITCHER	IP WLS BF H R ER SO	W W	BF H R ER SO	BB IBB HBP BLK	WP HR S P	ERA WHIP	PITCHER	IP WLS BF H R ER SO	BB IBB HBP BLK	WP HR S P	ERA WHIP																	
Dave Righetti, L ERA: 4.13 (1, 1)	5.0	W	21	6	1	1	5	1	0	0	0	1.80	1.400															
Brian Keyser, R ERA: 4.31 (6, 1)	2.0		7	0	0	0	4	1	0	0	0	0.00	0.500															
Matt Karchner, R ERA: (8, 1)	1.1		5	1	0	0	2	0	0	0	0	0.00	0.750															
Roberto Hernandez, R ERA: 3.86 (9, 1)	0.2		3	0	0	0	1	1	0	0	0	0.00	1.500															

Chicago White Sox @ Cleveland Indians
Jacobs Field, Cleveland, OH
Sun Aug 06 1995, 3:33 AM EDT
Att: 41,975 - Sunny - 83 F

livebaseballscores.com

AB	33
R	1
H	7
RBI	1
BB	3
SO	12
LOB	15



Batter	1	2	3	4	5	6	7	8	9	AB R H RBI BB SO LOB	TOP
Lance Johnson, L (1, 8) OBP: 0.327, SLG: 0.375	1-0 P4	4-2 BB			2-1 F8		2-1 F8		1-3 K	4 0 0 0 1 1 0	
Dave Martinez, L (1, 3) Norberto Martin, R (9, PH) OBP: 0.380, SLG: 0.466 OBP: 0.289, SLG: 0.319	1-0 BB 1B E	3-2 P5			2-1 G3		2-2 E4 WP		1-3 K	4 2 1 0 0 0 1 1 0 0 0 0 1 0	
Tim Raines, S (1, 7) OBP: 0.363, SLG: 0.444	2-2 BB 1B E				2-2 G3		2-0 WP 2B		1-1 F7	5 1 2 0 0 0 0	
Frank Thomas, R (1, 10) OBP: 0.474, SLG: 0.656	3-0 F9				1-0 F8		4-0 FC6-4 1B BB			2 0 0 0 2 0 2	
Robin Ventura, L (1, 5) OBP: 0.368, SLG: 0.481	4-1 BB 1B E				0-1 G4-3		0-0 FC6-4 1B			2 1 1 0 2 0 0	
Mike Devereaux, R (1, 9) OBP: 0.343, SLG: 0.442	1-2 FC5				1-1 2B		1-2 P3			4 0 1 0 0 0 5	
Ray Durham, S (1, 4) OBP: 0.330, SLG: 0.415	1-0 G3				1-0 F7		0-1 FC6-4		1-3 K	4 0 0 0 0 1 4	
Ron Karkovice, R (1, 2) Lyle Mouton, R (8, PH) Barry Lyons, R (8, 2) OBP: 0.313, SLG: 0.411 OBP: 0.391, SLG: 0.500		0-2 F9			2-2 P6		1-0 P3		2-2 F8	3 0 0 0 0 0 3 1 0 0 0 0 0 0 0 0 0 0 0 0 0	
Ozzie Guillen, L (1, 6) OBP: 0.282, SLG: 0.324		1-2 CS 1B			3-3 K		1-0 G4-3		1-2 G3	4 0 1 0 0 1 1	
Inning Stats	R: 3 H: 2 E: 1 LOB: 1 K: 0 BB: 1 S: 13 P: 26	R: 0 H: 1 E: 0 LOB: 1 K: 0 BB: 1 S: 14 P: 22	R: 0 H: 0 E: 0 LOB: 0 K: 0 BB: 0 S: 5 P: 8	R: 0 H: 1 E: 0 LOB: 1 K: 1 BB: 0 S: 10 P: 17	R: 0 H: 0 E: 0 LOB: 0 K: 0 BB: 0 S: 7 P: 13	R: 0 H: 1 E: 0 LOB: 2 K: 0 BB: 1 S: 8 P: 14	R: 1 H: 1 E: 1 LOB: 3 K: 0 BB: 2 S: 13 P: 30	R: 0 H: 0 E: 0 LOB: 0 K: 1 BB: 0 S: 8 P: 11	1B: 4 SF: 0 2B: 2 SAC: 0 3B: 0 DP: 0 HR: 0 HBP: 0	WP: 1 PA: 39 PB: 0 SB: 0 CS: 1	
PITCHER	IP WLS BF H R ER SO BB IBB HBP BLK WP HR S P ERA WHIP										
Tim Belcher, R (1, 1) ERA: 4.46	6.2 W 31 6 4 0 1 3 1 0 0 0 0 0 67 121 0.00 1.350										
Norm Charlton, L (7, 1) ERA: 5.3	2.1 S 8 0 0 0 3 1 0 0 0 1 0 20 33 0.00 0.429										

Chicago White Sox @ Seattle Mariners
The Kingdom, Seattle, WA
Mon Aug 07 1995, 10:05 PM EDT
Att. 18,852 - Dome

livebaseballscorecards.com

AB 34
R 4
H 6
RBI 0
BB 5
SO 4
LOB 16



Batter	1	2	3	4	5	6	7	8	9	AB R H RBI BB SO LOB	TOP																									
Lance Johnson, L OBP: 0.332, SLG: 0.392 (1, 8) X	0-0 HR	2-0 BB S 1B		0-0 G6-3 2B	1-1 1B 2B		1-1 F7		0-0 F8	6 3 4 2 0 0 0																										
Dave Martinez, L OBP: 0.379, SLG: 0.458 (1, 7) S F F B B B B X	3-2 F7	4-2 BB BB		2-2 G6-3 2B	2-2 1B 1B		2-1 L8		1-2 G4-3	5 1 1 1 1 0 1																										
Tim Raines, S OBP: 0.365, SLG: 0.447 (1, 10) C F C	0-3 K	4-2 BB BB		0-0 WP 1B 2B	0-1 1B 1B		2-3 K		3-2 G1-3	5 1 2 1 1 2 0																										
Frank Thomas, R OBP: 0.476, SLG: 0.653 (1, 3) B F C C B B	4-2 1B BB BB	3-2 P3		4-2 WP 1B BB	3-2 P3			2-1 E4 G4-3 2B 1B		3 2 1 0 2 0 5																										
Robin Ventura, L OBP: 0.371, SLG: 0.480 (1, 5) B B C C B B	4-1 1B BB	2-2 G4-3		4-0 1B IBB	2-0 1B			0-1 G4-3		3 0 1 1 2 0 4																										
Mike Devereaux, R OBP: 0.351, SLG: 0.452 (1, 9) B B C X	2-1 1B 2-3			2-2 CS 1B	1-1 1B		1-1 F8		0-2 1B 2B	5 0 4 3 0 0 2																										
Ray Durham, S OBP: 0.329, SLG: 0.412 (1, 4) B C F F S	2-3 K			1-1 SAFE P5	2-3 SAFE K		2-1 F7		1-2 1B	5 0 1 0 0 2 6																										
Barry Lyons, R OBP: 0.300, SLG: 0.556 (1, 2) X B C F		1-2 HR		2-0 F9	0-0 G6-3 2B 1B		0-3 K		1-3 SAFE K	5 2 2 1 0 2 3																										
Ozzie Guillen, L OBP: 0.277, SLG: 0.318 (1, 6) X B B B F F C		3-2 G6-3		0-0 G6-3	2-2 G6-3		0-1 F7		3-1 F8	5 0 0 0 0 0 3																										
Inning Stats	R: 1 E: 0 K: 2 S: 17	H: 2 LOB: 3 BB: 2 P: 32	R: 1 E: 0 K: 0 S: 21	H: 2 LOB: 3 BB: 2 P: 40	R: 0 E: 0 K: 0 S: 6	H: 1 LOB: 0 BB: 0 P: 11	R: 3 E: 0 K: 1 S: 16	H: 3 LOB: 2 BB: 2 P: 31	R: 3 E: 0 K: 0 S: 19	H: 5 LOB: 2 BB: 0 P: 30	R: 0 E: 0 K: 1 S: 7	H: 0 LOB: 0 BB: 0 P: 9	R: 0 E: 0 K: 1 S: 7	H: 0 LOB: 0 BB: 0 P: 12	R: 1 E: 1 K: 1 S: 16	H: 3 LOB: 2 BB: 0 P: 22	R: 0 E: 0 K: 0 S: 7	H: 0 LOB: 0 BB: 0 P: 11	1B: 10 2B: 4 3B: 0 HR: 2	SF: 0 SAC: 0 DP: 0 HBP: 0	WP: 1 PB: 0 SB: 1 CS: 1	PA: 48														
PITCHER	IP WLS BF H R ER SO BB IBB HBP BLK WP HR S P ERA WHIP																																			
Andy Benes, R ERA: 4.35 (1, 1)	3.2		23	7	5	5	2	5	1	0	0	1	2	52	101	12.27	3.273																			
Salomon Torres, R ERA: 5.8 (4, 1)	0.2		6	4	3	3	1	0	0	0	0	0	0	18	28	40.50	6.000																			
Bill Risley, R ERA: 2.7 (5, 1)	2.2		10	2	0	0	2	0	0	0	0	0	0	23	36	0.00	0.750																			
Jeff Nelson, R ERA: 2.06 (8, 1)	0.2		5	3	1	1	1	0	0	0	0	0	0	14	17	13.50	4.500																			
Bobby Ayala, R ERA: 4.14 (8, 1)	1.1	W	4	0	0	0	0	0	0	0	0	0	0	9	16	0.00	0.000																			

Chicago White Sox @ Seattle Mariners
The Kingdome, Seattle, WA
Tue Aug 08 1995, 10:05 PM EDT
Att. 16,875 - Dome - 68 F

livebaseballscorecards.com

AB	42
R	9
H	16
RBI	9
BB	6
SO	6
LOB	24



Batter	1	2	3	4	5	6	7	8	9	AB	R	H	RBI	BB	SO	LOB
Rich Amaral, R OBP: 0.358, SLG: 0.388 (1, 8) (6, 7)	1-0 FC5-4 1B		4-0 1B BB	0-0 BB BB HR 1B	1-1 S 1B		1 SAFE 1-0 G1-3 1-2			4	1	3	2	1	0	1
Luis Sojo, R OBP: 0.313, SLG: 0.405 (1, 7) (6, 6)	1-1 FC5-4 1B		3-1 BB 1B	4-0 BB HR BB	2-1 L8 1-2			4-2 BB		3	1	1	0	2	0	2
Edgar Martinez, R OBP: 0.485, SLG: 0.615 (1, 10)	2-3 K		3-1 L5	4-1 HR BB		1-2 P4		2-3 K		4	1	0	1	1	2	4
Jay Buhner, R OBP: 0.347, SLG: 0.540 (1, 9)	1-1 1-2 1B		0-3 K	2-0 HR		1-1 F9		1-3 K		5	1	2	4	0	2	3
Mike Blowers, R OBP: 0.331, SLG: 0.484 (1, 5)	3-0 F9		4-0 BB	2-3 K		1-1 HR		1-3 K		4	1	1	1	1	2	3
Tino Martinez, L OBP: 0.377, SLG: 0.601 (1, 3)		2-2 BLK 2B	3-3 K		0-3 K	0-2 P3		1-3 K		5	0	1	0	0	3	3
Alex Rodriguez, R OBP: 0.285, SLG: 0.408 Alex Diaz, S OBP: 0.289, SLG: 0.333 (5, PH) (6, 8)		2-3 K		2-3 K	0-1 G5-3 1B 1B		0-0 SH1 1B 1B		4-1 S 1B BB	2	0	0	0	0	2	1
Dan Wilson, R OBP: 0.337, SLG: 0.381 Doug Strange, S OBP: 0.336, SLG: 0.363 (1, 2) (9, PH)		0-1 P3		1-2 F9	0-0 G5-3 1B 1B		0-0 SH1		4-2 1B BB	3	1	1	0	0	0	1
Felix Fermin, R OBP: 0.228, SLG: 0.232 Joey Cora, S OBP: 0.348, SLG: 0.340 (7, PH) (8, 4)		1-2 G6-3		0-0 BB 1B 1B	0-1 G5-3		1-1 CS 1B		1-0 1-2 1B	3	1	1	0	0	0	3

Inning Stats	R: 0	H: 2	E: 0	K: 10	S: 10	LOB: 2	BB: 0	P: 18	R: 0	H: 1	E: 0	K: 1	S: 11	LOB: 1	BB: 0	P: 16	R: 0	H: 1	E: 0	K: 2	S: 11	LOB: 3	BB: 2	P: 28	R: 5	H: 3	E: 0	K: 2	S: 14	LOB: 0	BB: 2	P: 29	R: 2	H: 3	E: 0	K: 1	S: 13	LOB: 1	BB: 0	P: 15	R: 1	H: 1	E: 0	K: 10	S: 10	LOB: 0	BB: 0	P: 13	R: 1	H: 2	E: 0	K: 0	S: 5	LOB: 0	BB: 0	P: 7	R: 0	H: 0	E: 0	K: 3	S: 11	LOB: 1	BB: 1	P: 19	R: 1	H: 1	E: 0	K: 1	S: 7	LOB: 2	BB: 2	P: 17	1B: 11	SF: 0	2B: 1	SAC: 1	3B: 0	DP: 0	HR: 2	HBP: 0	WP: 0	PA: 45
--------------	------	------	------	-------	-------	--------	-------	-------	------	------	------	------	-------	--------	-------	-------	------	------	------	------	-------	--------	-------	-------	------	------	------	------	-------	--------	-------	-------	------	------	------	------	-------	--------	-------	-------	------	------	------	-------	-------	--------	-------	-------	------	------	------	------	------	--------	-------	------	------	------	------	------	-------	--------	-------	-------	------	------	------	------	------	--------	-------	-------	--------	-------	-------	--------	-------	-------	-------	--------	-------	--------

PITCHER	IP	WLS	BF	H	R	ER	SO	BB	IBB	HBP	BLK	WP	HR	S	P	ERA	WHIP
Mike Bertotti, L ERA: 9.24 (1, 1)	3.2		22	7	5	5	5	4	0	0	1	0	1	43	86	12.27	3.000
Jose DeLeon, R ERA: 5.16 (4, 1)	2.1		11	4	3	3	2	0	0	0	0	0	1	26	33	11.57	1.714
Kirk McCaskill, R ERA: 5.3 (7, 1)	2.0		8	2	1	1	3	1	0	0	0	0	0	16	26	4.50	1.500
Roberto Hernandez, R ERA: 4.05 (9, 1)	0.1	L	4	1	1	1	1	2	0	0	0	0	0	7	17	27.00	9.000

BOTTOM

Chicago White Sox @ Seattle Mariners
The Kingdome, Seattle, WA
Tue Aug 08 1995, 10:05 PM EDT
Att: 16,875 - Dome - 68 F

livebaseballscorecards.com

AB	37
R	10
H	14
RBI	10
BB	7
SO	11
LOB	21



Batter	1	2	3	4	5	6	7	8	9	AB R H RBI BB SO LOB
Joey Cora, S OBP: 0.352, SLG: 0.343 (1, 4)	F7		G4-6-3 1B BB	HBP 1B	1B		L8			4 2 2 1 1 0 0
Warren Newson, L OBP: 0.418, SLG: 0.405 (1, 7)	1B		1B	BB			G3			4 0 2 1 1 1 1
Edgar Martinez, R OBP: 0.488, SLG: 0.618 (1, 10)	G4-3 1B		G4-6-3 BB	HBP		G3 2B		F7		3 0 2 1 1 0 0
Tino Martinez, L OBP: 0.378, SLG: 0.597 (1, 3)	G4-3		G4-6-3	HR 1B		G3		BB 2B BB		4 2 1 2 1 0 5
Jay Buhner, R OBP: 0.353, SLG: 0.551 (1, 9)		WP BB	G6-3	HR		BB BB		BB 2B BB		2 2 1 2 3 0 1
Mike Blowers, R OBP: 0.332, SLG: 0.491 (1, 5)		G6-3		HR		K		K		4 1 1 1 1 2 5
Dan Wilson, R OBP: 0.338, SLG: 0.383 (1, 2)		F8		G3-1		BB		BB		4 0 1 2 1 0 2
Luis Sojo, R OBP: 0.312, SLG: 0.399 (1, 6)		G3-1		1B BB		F8		K		3 1 0 0 1 1 4
Alex Rodriguez, R OBP: 0.283, SLG: 0.405 (7, 6)				1B HBP 1B		K		K		1 0 0 0 0 1 1
Alex Diaz, S OBP: 0.292, SLG: 0.333 (1, 8)			BB 1B BB	1B HBP 1B			G5-3			3 2 1 0 1 1 0

Inning Stats	R: 0 E: 0 K: 0 S: 7	H: 2 LOB: 1 BB: 0 P: 10	R: 0 E: 0 K: 0 S: 9	H: 0 LOB: 1 BB: 1 P: 19	R: 2 E: 0 K: 0 S: 9	H: 1 LOB: 1 BB: 3 P: 26	R: 7 E: 0 K: 0 S: 19	H: 5 LOB: 1 BB: 3 P: 42	R: 0 E: 0 K: 2 S: 8	H: 1 LOB: 3 BB: 2 P: 29	R: 0 E: 0 K: 0 S: 7	H: 0 LOB: 0 BB: 0 P: 11	R: 2 E: 0 K: 2 S: 13	H: 1 LOB: 1 BB: 2 P: 25	1B: 7 2B: 2 3B: 0 HR: 2	SF: 0 SAC: 0 DP: 2 HBP: 1	WP: 1 PB: 0 SB: 0 CS: 0	PA: 44
--------------	------------------------------	----------------------------------	------------------------------	----------------------------------	------------------------------	----------------------------------	-------------------------------	----------------------------------	------------------------------	----------------------------------	------------------------------	----------------------------------	-------------------------------	----------------------------------	----------------------------------	------------------------------------	----------------------------------	--------


PITCHER	IP	WLS	BF	H	R	ER	SO	BB	IBB	HBP	BLK	WP	HR	S	P	ERA	WHIP
Rodney Bolton, R ERA: 9.0 (1, 1)	2.0		12	3	2	2	0	4	0	0	0	1	0	21	47	9.00	3.500
Brian Keyser, R ERA: 5.18 (3, 1)	1.2	L	12	5	7	7	0	3	0	1	0	0	2	22	49	37.80	4.800
Kirk McCaskill, R ERA: 5.17 (4, 1)	1.1		5	1	0	0	2	0	0	0	0	0	0	9	14	0.00	0.750
Matt Karchner, R ERA: (6, 1)	1.0		6	1	0	0	2	2	0	0	0	0	0	16	29	0.00	3.000
Atlee Hammaker, L ERA: 12.79 (7, 1)	1.1		6	0	2	2	0	2	0	0	0	0	0	11	24	13.50	1.500

BOTTOM

Chicago White Sox @ Seattle Mariners
The Kingdom, Seattle, WA
Wed Aug 09 1995, 10:05 PM EDT
Att. 16,401 - Dome

livebaseballscorecards.com

AB	32
R	10
H	11
RBI	10
BB	11
SO	6
LOB	19



Batter	1	2	3	4	5	6	7	8	9	AB R H RBI BB SO LOB	TOP											
Mike Bordick, R (1, 6) <small>OBP: 0.309, SLG: 0.315</small> Stan Javier, S (9, PH) <small>OBP: 0.309, SLG: 0.346</small>	0-1 F7		0-1 P5		0-0 1B		0-0 F9		1-1 FC6-4	4 0 1 0 0 0 0 1 0 0 1 0 0 2												
Brent Gates, S (1, 4) <small>OBP: 0.291, SLG: 0.320</small>	2-1 3B			2-3 K	1-2 G3			0-0 F8	1-0 SF8	4 0 1 1 0 1 3												
Jason Giambi, L (1, 3) <small>OBP: 0.374, SLG: 0.342</small>	2-3 K			1-3 K		0-0 F7		4-0 BB	1-0 G4-3	4 0 0 0 1 2 2												
Geronimo Berroa, R (1, 10) <small>OBP: 0.351, SLG: 0.444</small>	0-1 F9			3-2 1B		0-0 G6-3		0-1 F7		4 0 1 0 0 0 2												
Mike Aldrete, L (1, 9) <small>OBP: 0.359, SLG: 0.402</small>				2-2 L4		2-3 K		1-0 G4-3		4 0 0 0 0 1 2												
Terry Steinbach, R (1, 2) <small>OBP: 0.306, SLG: 0.440</small> George Williams, S (6, 2) <small>OBP: 0.417, SLG: 0.645</small>					0-0 1B BB 1B		4-2 HR BB	1-1 HR	2 0 1 0 0 0 0 1 2 1 1 1 0 0													
Scott Brosius, R (1, 8) <small>OBP: 0.348, SLG: 0.451</small>					0-3 K		1-0 HR	1-1 FC6-4 1B	4 2 2 2 0 1 1													
Mike Gallego, R (1, 5) <small>OBP: 0.265, SLG: 0.194</small>					4-0 1B 1-2 BB		3-2 G5-3	0-1 FC6-4 1B 1-2 SF8 1B	3 1 1 0 1 0 0													
Craig Paquette, R (1, 7) <small>OBP: 0.256, SLG: 0.465</small>					0-0 G4-3		1-0 F8	1-1 FC6-4 1B	4 0 1 0 0 0 2													
Inning Stats	R: 0 E: 0 K: 1 S: 9	H: 1 LOB: 1 BB: 0 P: 13	R: 0 E: 0 K: 0 S: 8	H: 0 LOB: 0 BB: 0 P: 12	R: 0 E: 0 K: 0 S: 6	H: 0 LOB: 0 BB: 0 P: 7	R: 0 E: 0 K: 2 S: 12	H: 1 LOB: 1 BB: 0 P: 20	R: 0 E: 0 K: 1 S: 9	H: 2 LOB: 3 BB: 1 P: 14	R: 0 E: 0 K: 1 S: 5	H: 0 LOB: 0 BB: 0 P: 7	R: 2 E: 0 K: 0 S: 8	H: 1 LOB: 0 BB: 1 P: 17	R: 0 E: 0 K: 0 S: 4	H: 0 LOB: 1 BB: 1 P: 9	R: 3 E: 0 K: 0 S: 12	H: 4 LOB: 1 BB: 0 P: 18	1B: 6 2B: 0 3B: 1 HR: 2	SF: 1 SAC: 0 DP: 0 HBP: 0	WP: 0 PB: 0 SB: 0 CS: 0	PA: 39
PITCHER	IP WLS BF H R ER SO BB IBB HBP BLK WP HR S P ERA WHIP																					
Alex Fernandez, R (1, 1) <small>ERA: 5.44</small> Larry Thomas, L (8, 1) <small>ERA:</small> Kirk McCaskill, R (9, 1) <small>ERA: 5.56</small>	7.0 W 28 5 2 2 5 2 0 0 0 0 0 1 57 90 2.57 1.000																					
	1.0 4 0 0 0 0 1 0 0 0 0 0 0 4 9 0.00 1.000																					
	1.0 7 4 3 3 0 0 0 0 0 0 0 1 12 18 27.00 4.000																					

Oakland Athletics @ Chicago White Sox
 Comiskey Park, Chicago, IL
 Fri Aug 11 1995, 8:05 PM EDT
 Att. 22,732 - Unknown - 90 F

AB	35
R	5
H	9
RBI	5
BB	3
SO	5
LOB	14



Batter	1	2	3	4	5	6	7	8	9	AB	R	H	RBI	BB	SO	LOB
Lance Johnson, L OBP: 0.326, SLG: 0.384 (1, 8)	3-1 B4	0-0 G1-3		0-0 F9	1-0 FC4-6 1B		2-1 FC5 1B	2-2 G4-3		6	1	0	0	0	0	8
Dave Martinez, L OBP: 0.385, SLG: 0.456 (1, 7) (6, 3)	1-1 1B 2B 1B		1-1 BB SF7 HBP	0-0 F8	2-2 1B		4-2 L6-4 1B BB			3	2	2	1	1	0	1
Tim Raines, S OBP: 0.370, SLG: 0.457 (1, 10)	1-1 2B 1B		4-1 BB BB		HR		3-1 1B			4	2	3	3	1	0	2
Frank Thomas, R OBP: 0.481, SLG: 0.674 Lyle Mouton, R OBP: 0.365, SLG: 0.543 (1, 3) (6, 7)	2-2 G4-3 1B 2B		4-2 BB		4-1 1B BB	3-2 HR	0-0 L6-4			1	2	1	2	2	0	0
Robin Ventura, L OBP: 0.376, SLG: 0.480 Chris Snopce, R OBP: 0.471, SLG: 0.250 (1, 5) (7, 5)	1-2 G4-3		1-0 SF7		0-0 FC4-6 1B 1B	1-2 G6-3		4-1 1B BB		3	1	1	1	0	0	1
Mike Devereaux, R OBP: 0.356, SLG: 0.467 (1, 9)	0-0 CS 1B		1-3 K		0-0 FC4-6 1B	2-3 K		2-3 K		5	0	2	2	0	3	3
Ray Durham, S OBP: 0.326, SLG: 0.407 (1, 4)	SAFE 3-2 CS	3-1 F7	1-2 P6		3-1 FC4-6 1B HBP	0-1 F7		0-1 1B 1B		5	1	1	0	0	0	4
Craig Grebeck, R OBP: 0.399, SLG: 0.397 (1, 6)		0-0 F9		2-0 SH1-3 1B	2-0 FC4-6 1B HBP		0-0 FC5 1B	0-3 K		4	1	2	0	0	1	2
Ron Karkovice, R OBP: 0.322, SLG: 0.413 (1, 2)		4-0 BB		0-1 SH1-3	3-2 FC4-6 1B		3-1 BB FC5 1B	0-0 1B		3	1	3	3	1	0	0

Inning Stats	R: 3	H: 4	R: 0	H: 0	R: 1	H: 0	R: 0	H: 1	R: 5	H: 5	R: 1	H: 1	R: 2	H: 3	R: 1	H: 2	
E: 0	LOB: 0	E: 0	LOB: 1	E: 0	LOB: 2	E: 0	LOB: 1	E: 0	LOB: 0	E: 0	LOB: 0	E: 0	LOB: 1	E: 0	LOB: 2	E: 0	LOB: 2
K: 0	BB: 0	K: 0	BB: 1	K: 1	BB: 2	K: 0	BB: 0	K: 0	BB: 0	K: 0	BB: 0	K: 1	BB: 1	K: 2	BB: 1	K: 2	BB: 1
S: 18	P: 28	S: 4	P: 11	S: 11	P: 23	S: 5	P: 7	S: 14	P: 32	S: 14	P: 20	S: 10	P: 22	S: 13	P: 21	S: 13	P: 21

PITCHER	IP	WLS	BF	H	R	ER	SO	BB	IBB	HBP	BLK	WP	HR	S	P	ERA	WHIP
Todd Stottlemire, R ERA: 4.32 (1, 1)	4.0	L	24	8	8	8	1	4	0	1	0	0	1	42	79	18.00	3.000
Jim Corsi, R ERA: 2.17 (5, 1)	2.0		10	3	2	2	1	0	0	1	0	0	1	24	42	9.00	1.500
John Briscoe, R ERA: 17.05 (7, 1)	2.0		12	5	3	3	2	2	0	0	0	0	0	23	43	13.50	3.500

BOTTOM

Oakland Athletics @ Chicago White Sox
 Comiskey Park, Chicago, IL
 Fri Aug 11 1995, 8:05 PM EDT
 Att: 22,732 - Unknown - 90 F

AB	36
R	13
H	16
RBI	13
BB	6
SO	4
LOB	23

WP: 0 PA: 47
 PB: 0
 SB: 0
 CS: 1



1B	2B	3B	HR	SF	SAC	DP	HBP
13	2	0	2	1	1	1	2

1B	2B	3B	HR	SF	SAC	DP	HBP
13	2	0	2	1	1	1	2

Batter	1	2	3	4	5	6	7	8	9	AB	R	H	RBI	BB	SO	LOB	TOP										
Mike Bordick, R (1, 6) OBP: 0.308, SLG: 0.313	1-1 G4-6-3 1B		3-2 G4-3 1-2	2-0 F9-3 1-2		0-2 F7		0-1 G3-1		5	0	1	0	0	0	3											
Brent Gates, S (1, 4) OBP: 0.295, SLG: 0.322	1-2 G4-6-3 1-2f		3-1 2B 1B		3-3 K		4-0 2B BB	1-2 1B 1B		4	3	2	0	1	1	1											
Geronimo Berroa, R (1, 9) OBP: 0.356, SLG: 0.453	2-2 2B		3-1 1B 2B		0-0 G5-3		4-0 2B BB	1-1 1B 1B		4	2	3	1	1	0	0											
Terry Steinbach, R (1, 2) OBP: 0.317, SLG: 0.453	4-0 BB		3-2 1B 1B		1-0 2B		2-2 2B 2B	0-2 1B 1B		4	2	4	4	1	0	0											
Scott Brosius, R (1, 3) (7, 5) OBP: 0.352, SLG: 0.456	1-1 G6-3		1-1 1B 1B		4-2 BB		0-0 1B SF7 2B	2-3 K		4	1	2	1	1	1	4											
George Williams, S (1, 10) OBP: 0.415, SLG: 0.611		0-0 F8	3-2 1B 2-H		2-1 P6		0-0 1B	0-3 K		5	0	2	1	0	1	4											
Craig Paquette, R (1, 5) OBP: 0.257, SLG: 0.459		2-3 K	1-3 K			4-2 BB	1-2 SF7		3-1 G3	2	0	0	0	1	2	2											
Mike Aldrete, L (7, PH) (7, 3) OBP: 0.353, SLG: 0.398										1	0	0	1	0	0	0											
Stan Javier, S (1, 7) OBP: 0.304, SLG: 0.340		0-3 K		1-1 G4-3		1-1 F9	3-1 F7		2-2 F7	5	0	0	0	0	1	2											
Jose Herrera, L (1, 8) OBP: 0.400, SLG: 0.400			2-2 CS 1B	2-0 F9-3 1B		2-1 F9	0-1 G6-3		2-2 L8	5	0	2	0	0	0	2											
Inning Stats	R: 0 E: 0 K: 0 S: 10	H: 2 LOB: 2 BB: 1 P: 19	R: 0 E: 0 K: 2 S: 7	H: 0 LOB: 0 BB: 0 P: 9	R: 3 E: 0 K: 1 S: 23	H: 6 LOB: 2 BB: 0 P: 42	R: 0 E: 0 K: 0 S: 4	H: 1 LOB: 0 BB: 0 P: 9	R: 0 E: 0 K: 1 S: 11	H: 1 LOB: 2 BB: 1 P: 21	R: 0 E: 0 K: 0 S: 12	H: 0 LOB: 1 BB: 1 P: 19	R: 4 E: 0 K: 0 S: 13	H: 3 LOB: 1 BB: 2 P: 27	R: 1 E: 0 K: 2 S: 18	H: 3 LOB: 2 BB: 0 P: 22	R: 0 E: 0 K: 0 S: 8	H: 0 LOB: 0 BB: 0 P: 15	1B: 11 2B: 6 3B: 0 HR: 0	SF: 1 SAC: 0 DP: 2 HBP: 0	WP: 0 PB: 0 SB: 1 CS: 1	PA: 45					
PITCHER	IP	WLS	BF	H	R	ER	SO	BB	IBB	HBP	BLK	WP	HR	S	P	ERA	WHIP										
Dave Righetti, L (1, 1) ERA: 4.34	5.0	L	24	10	3	3	4	2	0	0	0	0	0	55	100	5.40	2.400										
Jose DeLeon, R (6, 1) ERA: 5.37	1.0		6	0	2	2	0	3	0	0	0	0	0	12	27	18.00	3.000										
Matt Karchner, R (7, 1) ERA: 2.08	2.0		12	6	3	3	2	0	0	0	0	0	0	31	41	13.50	3.000										
Larry Thomas, L (9, 1) ERA:	1.0		3	0	0	0	0	0	0	0	0	0	0	8	15	0.00	0.000										

Oakland Athletics @ Chicago White Sox
Comiskey Park, Chicago, IL
Sat Aug 12 1995, 8:05 PM EDT
Att. 30,150 - Unknown - 95 F

livebaseballscorecards.com

AB 39
R 8
H 16
RBI 8
BB 5
SO 6
LOB 18



Batter	1	2	3	4	5	6	7	8	9	AB R H RBI BB SO LOB
Lance Johnson, L (1, 8) OBP: 0.327, SLG: 0.384	0-1 S BB 1B		4-1 1B BB		2-2 P5			1-1 G4-3		3 1 1 0 1 0 0
Dave Martinez, L (1, 9) OBP: 0.388, SLG: 0.454	4-1 1B BB 1-2		3-2 G5-3 1B		2-2 G3			1-3 K		3 0 1 0 1 1 0
Tim Raines, S (1, 7) OBP: 0.368, SLG: 0.455	1-3 K		0-0 G5-3		3-2 G6-3			0-1 1B		4 0 1 0 0 1 4
Frank Thomas, R (1, 10) OBP: 0.476, SLG: 0.666	2-1 L8		2-3 K		0-2 F8			2-1 P6		4 0 0 0 0 1 5
Robin Ventura, L (1, 3) OBP: 0.374, SLG: 0.478	1-1 1-2 2-H 1B		2-3 K		1-2 P5			3-2 L3		4 0 1 1 0 1 2
Chris Snopce, R (1, 5) OBP: 0.381, SLG: 0.188	2-1 F7		2-3 K		1-3 K			0-3 K		4 0 0 0 0 3 2
Ray Durham, S (1, 4) OBP: 0.325, SLG: 0.408		1-1 F9		2-1 1B 2B			0-2 L8	0-1 G6-3		4 1 1 0 0 0 0
Barry Lyons, R (1, 2) OBP: 0.308, SLG: 0.500		1-3 K		2-0 G4-6-3 1B 2-H			3-3 K			3 0 1 1 0 2 0
Ozzie Guillen, L (1, 6) OBP: 0.274, SLG: 0.314		2-1 L5		0-0 G4-6-3 1-2f			1-1 G6-3			3 0 0 0 0 0 1

Inning Stats	R: 1 E: 0 K: 1 S: 12	H: 2 LOB: 2 BB: 1 P: 22	R: 0 E: 0 K: 1 S: 7	H: 0 LOB: 0 BB: 0 P: 11	R: 0 E: 0 K: 2 S: 14	H: 1 LOB: 2 BB: 1 P: 25	R: 1 E: 0 K: 1 S: 8	H: 2 LOB: 0 BB: 0 P: 14	R: 0 E: 0 K: 0 S: 12	H: 0 LOB: 0 BB: 0 P: 19	R: 0 E: 0 K: 1 S: 10	H: 0 LOB: 0 BB: 0 P: 12	R: 0 E: 0 K: 1 S: 9	H: 0 LOB: 0 BB: 0 P: 13	R: 0 E: 0 K: 1 S: 9	H: 1 LOB: 1 BB: 0 P: 13	R: 0 E: 0 K: 1 S: 9	H: 0 LOB: 0 BB: 0 P: 12	1B: 5 2B: 1 3B: 0 HR: 0	SF: 0 SAC: 0 DP: 1 HBP: 0	WP: 0 PB: 0 SB: 1 CS: 0	PA: 34
--------------	-------------------------------	----------------------------------	------------------------------	----------------------------------	-------------------------------	----------------------------------	------------------------------	----------------------------------	-------------------------------	----------------------------------	-------------------------------	----------------------------------	------------------------------	----------------------------------	------------------------------	----------------------------------	------------------------------	----------------------------------	----------------------------------	------------------------------------	----------------------------------	--------

PITCHER	IP	WLS	BF	H	R	ER	SO	BB	IBB	HBP	BLK	WP	HR	S	P	ERA	WHIP
Todd Van Poppel, R (1, 1) ERA: 3.87	7.0	W	27	5	2	2	7	2	0	0	0	0	0	72	116	2.57	1.000
Rick Honeycutt, L (8, 1) ERA: 2.35	1.0		4	1	0	0	1	0	0	0	0	0	0	9	13	0.00	1.000
Dennis Eckersley, R (9, 1) ERA: 4.3	1.0		3	0	0	0	1	0	0	0	0	0	0	9	12	0.00	0.000

BOTTOM

Oakland Athletics @ Chicago White Sox
 Comiskey Park, Chicago, IL
 Sat Aug 12 1995, 8:05 PM EDT
 Att: 30,150 - Unknown - 95 F

AB	32
R	2
H	6
RBI	2
BB	2
SO	9
LOB	14



PITCHER	IP	WLS	BF	H	R	ER	SO	BB	IBB	HBP	BLK	WP	HR	S	P	ERA	WHIP
---------	----	-----	----	---	---	----	----	----	-----	-----	-----	----	----	---	---	-----	------

Batter	1	2	3	4	5	6	7	8	9	AB R H RBI BB SO LOB	TOP		
Mike Bordick, R (1, 6) OBP: 0.309, SLG: 0.313	1-1 G6-3		3-2 2-H 1B		4-1 BB	0-0 F8		1-2 G6-3		4 0 1 1 1 0 3			
Mike Gallego, R (1, 5) OBP: 0.250, SLG: 0.182 Mike Aldrete, L (8, PH) OBP: 0.358, SLG: 0.404 (8, 3)	2-3 K		3-3 K		1-0 P5	1-1 G1-3		2-2 1B		4 0 0 0 0 2 5 1 0 1 0 0 0 0			
Stan Javier, S (1, 8) OBP: 0.309, SLG: 0.347 (7, 7)	2-0 G5-3				1-0 FC1-6 1B	0-0 2B	0-0 1B SF8 1B	1-3 K		5 2 3 0 0 1 1			
Geronimo Berroa, R (1, 10) OBP: 0.359, SLG: 0.458		2-0 P4			1-2 BB FC1-6 1B	2-1 2B	0-0 SF8 1B SF9 1B		0-2 G1-3	5 2 3 1 0 0 0			
Scott Brosius, R (1, 9) OBP: 0.356, SLG: 0.460		1-1 F9			0-1 FC1-6 BB	0-1 1B 2B	0-0 SF9 1B		3-2 WP 1B HBP	4 2 2 1 0 0 2			
George Williams, S (1, 2) OBP: 0.413, SLG: 0.579		1-1 G5-3			4-2 G4-6-3 BB	4-2 1B 1B BB	2-2 SF8		3-1 P6	2 0 0 1 2 0 1			
Brent Gates, S (1, 4) OBP: 0.296, SLG: 0.324			1-2 F9 1B 1B		3-2 G4-6-3	1-3 K	2-1 SF9		2-2 1B	4 1 2 2 0 1 5			
Craig Paquette, R (1, 7) OBP: 0.258, SLG: 0.457 Jose Herrera, L (7, PH) OBP: 0.286, SLG: 0.286 (7, 8)			1-2 F9		1-0 G4-3	3-1 1B 1B	3-3 K		1-1 G5-3	3 0 1 1 0 0 1 2 0 0 0 0 1 2			
Jason Giambi, L (1, 3) OBP: 0.371, SLG: 0.339 (8, 5)			1-3 K		2-3 K	2-1 1B			1-2 F7	4 0 1 0 0 2 1			
Inning Stats	R: 0 E: 0 K: 1 S: 6 H: 0 LOB: 0 BB: 0 P: 11	R: 0 E: 0 K: 0 S: 5 H: 0 LOB: 0 BB: 0 P: 9	R: 1 E: 0 K: 2 S: 18 H: 2 LOB: 1 BB: 0 P: 27	R: 0 E: 0 K: 0 S: 12 H: 2 LOB: 2 BB: 1 P: 20	R: 0 E: 0 K: 1 S: 6 H: 0 LOB: 1 BB: 1 P: 14	R: 3 E: 0 K: 1 S: 17 H: 5 LOB: 3 BB: 1 P: 30	R: 2 E: 0 K: 1 S: 11 H: 3 LOB: 1 BB: 0 P: 18	R: 0 E: 0 K: 1 S: 14 H: 1 LOB: 1 BB: 0 P: 19	R: 1 E: 0 K: 0 S: 13 H: 1 LOB: 1 BB: 0 P: 22	1B: 11 2B: 3 3B: 0 HR: 0 SF: 2 SAC: 0 DP: 1 HBP: 1	WP: 1 PB: 0 SB: 0 CS: 0 PA: 44		
PITCHER	IP WLS BF H R ER SO BB IBB HBP BLK WP HR S P ERA WHIP											PITCHER	IP WLS BF H R ER SO BB IBB HBP BLK WP HR S P ERA WHIP
Wilson Alvarez, L (1, 1) ERA: 4.53	5.0		4 1 1 4 2 0 0 0			Roberto Hernandez, R (9, 1) ERA: 4.1	1.0		1 1 1 0 0 0 1 0			9.00 1.000	
Brian Keyser, R (6, 1) ERA: 5.57	0.1		6 4 3 3 1 1 0 0										
Larry Thomas, L (6, 1) ERA:	0.0		1 1 0 0 0 0 0 0										
Jose DeLeon, R (6, 1) ERA: 5.52	1.2	W	8 3 2 2 1 0 0 0										
Kirk McCaskill, R (8, 1) ERA: 5.46	1.0		4 1 0 0 1 0 0 0										

Oakland Athletics @ Chicago White Sox
Comiskey Park, Chicago, IL
Sun Aug 13 1995, 4:33 AM EDT
Att. 22,116 - Sunny - 95 F

livebaseballscorecards.com

AB	38
R	7
H	14
RBI	7
BB	3
SO	7
LOB	21



Batter	1	2	3	4	5	6	7	8	9	AB	R	H	RBI	BB	SO	LOB		
Lance Johnson, L (1, 8) OBP: 0.328, SLG: 0.382	0-0 G6-3 1B	0-0 FC3-2		0-0 F7	0-1 F8		4-1 HR BB			4	2	1	0	1	0	8		
Dave Martinez, L (1, 7) OBP: 0.383, SLG: 0.446	3-2 L4 1-3	3-2 G4-3		1-0 F9		2-1 BB BB 1B	1-3 K 1-2			5	1	1	0	0	1	8		
Tim Raines, S (1, 10) OBP: 0.374, SLG: 0.465	4-1 G6-3 BB		1-0 F7	1-0 E9 1B 1B		4-2 BB BB FC4-6 BB	3-1 HR 2-H			3	2	2	3	2	0	0		
Frank Thomas, R (1, 3) OBP: 0.475, SLG: 0.661	3-2 G6-3 1-2 3-H		2-3 K	2-2 1B 1B		4-0 FC4-6 BB BB	1-3 K 3			4	0	1	2	1	2	1		
Robin Ventura, L (1, 5) OBP: 0.375, SLG: 0.475	0-1 F7		4-0 FC6-4 BB	2-0 F9		2-3 K		2-2 CS 1B 1B		4	0	1	0	1	1	6		
Mike Devereaux, R (1, 9) OBP: 0.359, SLG: 0.468		2-1 1B FC3-2 1B	2-2 FC6-4		2-1 G6-3	4-0 FC4-6 BB		2-1 CS 1B 1B		4	0	2	1	1	0	1		
Norberto Martin, R (1, 4) OBP: 0.299, SLG: 0.347		2-2 FC3-2 BB 1B 1B		2-2 1B 1B 1B	0-2 G6-3	0-1 FC4-6		1-1 F8 1-2 2-3		5	1	2	1	0	0	4		
Ron Karkovics, R (1, 2) OBP: 0.327, SLG: 0.415		2-3 K		3-2 1B 1B E 1B	0-0 1B	2-3 K		4-0 BB		4	1	2	0	1	2	4		
Ozzie Guillen, L (1, 6) OBP: 0.279, SLG: 0.317		4-0 FC3-2 BB		2-1 E 1B 1B	0-0 1B		0-2 G4-3	0-0 G3		4	1	2	0	1	0	2		
Inning Stats	R: 1 E: 1 K: 0 S: 10	H: 1 LOB: 1 BB: 1 P: 20	R: 0 E: 0 K: 1 S: 17	H: 2 LOB: 3 BB: 1 P: 30	R: 0 E: 0 K: 1 S: 7	H: 0 LOB: 1 BB: 1 P: 16	R: 3 E: 1 K: 0 S: 17	H: 5 LOB: 2 BB: 0 P: 30	R: 0 E: 0 K: 0 S: 9	H: 2 LOB: 2 BB: 0 P: 11	R: 2 E: 0 K: 2 S: 13	H: 1 LOB: 0 BB: 1 P: 21	R: 0 E: 0 K: 0 S: 9	H: 2 LOB: 2 BB: 1 P: 18	1B: 13 2B: 0 3B: 0 HR: 1	SF: 0 SAC: 0 DP: 0 HBP: 0	WP: 0 PB: 0 SB: 1 CS: 2	PA: 45

BOTTOM

Oakland Athletics @ Chicago White Sox
 Comiskey Park, Chicago, IL
 Sun Aug 13 1995, 4:33 AM EDT
 Att. 22,116 - Sunny - 95 F

livebaseballscorecards.com

AB 37
R 8
H 14
RBI 7
BB 8
SO 6
LOB 34



PITCHER	IP	WLS	BF	H	R	ER	SO	BB	IBB	HBP	BLK	WP	HR	S	P	ERA	WHIP
Ariel Prieto, R (1, 1) ERA: 4.96	4.2		26	9	4	3	2	3	0	0	0	0	0	57	104	5.79	2.571
Mike Mohler, L (5, 1) ERA: 7.36	0.2		6	2	2	2	1	2	0	0	0	0	0	11	23	27.00	6.000
Carlos Reyes, R (6, 1) ERA: 4.7	2.2	L	13	3	2	2	3	3	0	0	0	0	1	26	50	6.75	2.250

Batter	1	2	3	4	5	6	7	8	9	10	AB R H RBI BB SO LOB	TOP												
Tony Phillips, S OBP: 0.400, SLG: 0.485 (1, 5)	4-1 1B HBP SF7 BB	3-3 K		2-3 K			0-0 HR	0-3 K		0-0 G6-3 2B	5 2 2 1 1 3 3													
Jim Edmonds, L OBP: 0.371, SLG: 0.578 (1, 8)	1-0 BB 1B 16 WP HBP	0-0 HR		2-1 G4-3			3-2 G3-1	2-3 K		4-0 G6-3 IBB	4 2 1 2 1 1 2													
Tim Salmon, R OBP: 0.440, SLG: 0.617 (1, 9)	2-2 16 WP 16 SF8 BB 1B	2-3 K			0-3 K		0-0 F8		1-1 1B 1B	0-1 G6-3	6 2 2 0 0 2 2													
Chili Davis, S OBP: 0.455, SLG: 0.555 (1, 10)	1-0 SF7	0-1 HR			1-2 G3		3-2 1B		2-3 K	1-2 G4-3	5 1 2 2 0 1 3													
J.T. Snow, L OBP: 0.376, SLG: 0.482 (1, 3)	4-2 16 SF8 16 WP BB	2-2 F7			2-1 G1-3		2-3 K		3-2 1B		4 0 1 1 1 1 1													
16 Garret Anderson, L OBP: 0.393, SLG: 0.606 (1, 7)	1-0 SF8		3-2 L7		0-1 G3-1			2-2 1B 2B	0-0 F8		4 1 1 1 0 0 1													
Rex Hudler, R OBP: 0.299, SLG: 0.426 (1, 4)	2-2 L6		0-1 G6-3		1-1 2B		2-3 K	1-3 K			5 0 1 0 0 2 3													
Jorge Fabregas, L OBP: 0.296, SLG: 0.322 Dave Gallagher, R OBP: 0.377, SLG: 0.411 Greg Myers, L OBP: 0.315, SLG: 0.409 (1, 2) (8, PR) (8, 2)		1-1 3B 2B	2-2 G5-3		2-0 G1-6-3		0-1 1B		2-1 1B HR		4 1 2 1 0 0 1 0 0 0 0 0 0 0 1 1 1 1 0 0 0													
Damion Easley, R OBP: 0.300, SLG: 0.309 Spike Owen, S OBP: 0.307, SLG: 0.344 (1, 6) (8, PH) (8, 6)		3-1 HR 3B		2-1 G1-3		1-1 G1-3		1-1 1B	1-1 F9		3 1 1 1 0 0 1 2 0 1 0 0 0 0													
Inning Stats	R: 3 E: 0 K: 0 S: 12	H: 1 LOB: 1 BB: 2 P: 27	R: 4 E: 0 K: 2 S: 16	H: 4 LOB: 0 BB: 0 P: 27	R: 0 E: 0 K: 0 S: 8	H: 0 LOB: 0 BB: 0 P: 13	R: 0 E: 0 K: 1 S: 7	H: 0 LOB: 0 BB: 0 P: 13	R: 0 E: 0 K: 0 S: 7	H: 1 LOB: 1 BB: 0 P: 11	R: 1 E: 0 K: 1 S: 13	H: 2 LOB: 1 BB: 0 P: 21	R: 1 E: 0 K: 3 S: 18	H: 3 LOB: 2 BB: 0 P: 25	R: 1 E: 0 K: 2 S: 14	H: 2 LOB: 1 BB: 0 P: 21	R: 1 E: 0 K: 0 S: 10	H: 2 LOB: 2 BB: 1 P: 18	1B: 6 2B: 4 3B: 1 HR: 4	SF: 2 SAC: 0 DP: 0 HBP: 1	WP: 1 PB: 0 SB: 0 CS: 0	PA: 49		
PITCHER	IP WLS BF H R ER SO BB IBB HBP BLK WP HR S P ERA WHIP	IP WLS BF H R ER SO BB IBB HBP BLK WP HR S P ERA WHIP	IP WLS BF H R ER SO BB IBB HBP BLK WP HR S P ERA WHIP	IP WLS BF H R ER SO BB IBB HBP BLK WP HR S P ERA WHIP	IP WLS BF H R ER SO BB IBB HBP BLK WP HR S P ERA WHIP	IP WLS BF H R ER SO BB IBB HBP BLK WP HR S P ERA WHIP	IP WLS BF H R ER SO BB IBB HBP BLK WP HR S P ERA WHIP	IP WLS BF H R ER SO BB IBB HBP BLK WP HR S P ERA WHIP	IP WLS BF H R ER SO BB IBB HBP BLK WP HR S P ERA WHIP	IP WLS BF H R ER SO BB IBB HBP BLK WP HR S P ERA WHIP	IP WLS BF H R ER SO BB IBB HBP BLK WP HR S P ERA WHIP	IP WLS BF H R ER SO BB IBB HBP BLK WP HR S P ERA WHIP	IP WLS BF H R ER SO BB IBB HBP BLK WP HR S P ERA WHIP	IP WLS BF H R ER SO BB IBB HBP BLK WP HR S P ERA WHIP	IP WLS BF H R ER SO BB IBB HBP BLK WP HR S P ERA WHIP	IP WLS BF H R ER SO BB IBB HBP BLK WP HR S P ERA WHIP	IP WLS BF H R ER SO BB IBB HBP BLK WP HR S P ERA WHIP	IP WLS BF H R ER SO BB IBB HBP BLK WP HR S P ERA WHIP	IP WLS BF H R ER SO BB IBB HBP BLK WP HR S P ERA WHIP	IP WLS BF H R ER SO BB IBB HBP BLK WP HR S P ERA WHIP	IP WLS BF H R ER SO BB IBB HBP BLK WP HR S P ERA WHIP	IP WLS BF H R ER SO BB IBB HBP BLK WP HR S P ERA WHIP	IP WLS BF H R ER SO BB IBB HBP BLK WP HR S P ERA WHIP	IP WLS BF H R ER SO BB IBB HBP BLK WP HR S P ERA WHIP
Mike Bertotti, L ERA: 12.56 (1, 1)	1.2	13	5	7	7	2	49	37.80	4.200															
Brian Keyser, R ERA: 5.3 (2, 1)	5.0	18	3	1	1	2	69	1.80	0.600															
Jose DeLeon, R ERA: 5.49 (7, 1)	0.1	1	0	0	0	1	5	0.00	0.000															
Matt Karchner, R ERA: 2.7 (8, 1)	0.1	4	3	1	1	1	15	27.00	9.000															
Roberto Hernandez, R ERA: 4.15 (8, 1)	1.2	7	2	1	1	4	31	5.40	1.200															

California Angels @ Chicago White Sox
Comiskey Park, Chicago, IL
Mon Aug 14 1995, 8:05 PM EDT
Att: 22,871 - Unknown - 93 F

livebaseballscorecards.com

AB 43
R 11
H 15
RBI 10
BB 3
SO 10
LOB 17



California Angels @ Chicago White Sox

Comiskey Park, Chicago, IL
 Mon Aug 14 1995, 8:05 PM EDT
 Att. 22,871 - Unknown - 93 F

livebaseballscorecards.com

AB	40
R	10
H	15
RBI	10
BB	4
SO	8
LOB	14



WP	0	PA	46
PB	0		
SB	0		
CS	0		

AB	6	R	1	H	2	RBI	0	BB	0	SO	0	LOB	0
----	---	---	---	---	---	-----	---	----	---	----	---	-----	---

5	1	1	1	1	0	0	1
---	---	---	---	---	---	---	---

4	1	2	0	1	0	2
---	---	---	---	---	---	---

3	3	0	0	2	1	2
---	---	---	---	---	---	---

5	2	2	4	0	1	2
---	---	---	---	---	---	---

3	0	2	1	0	1	0
0	0	0	0	0	0	0
2	1	2	1	0	0	0

3	1	2	0	1	0	1
1	0	0	0	0	1	1

2	0	0	2	0	2	2
1	0	1	0	0	0	0

4	0	1	1	0	2	2
1	0	0	0	0	0	1

1B	10	SF	1
2B	5	SAC	1
3B	0	DP	2
HR	1	HBP	0

Batter	1	2	3	4	5	6	7	8	9	10
Lance Johnson, L OBP: 0.328, SLG: 0.382 (1, 8)	G4-3		G1-3		2B 1B	F8		G6-4-3 1B		F7
Tim Raines, S OBP: 0.372, SLG: 0.464 (1, 10)	G4-3		G1-3		P3 1-H 2B	G3		F8		
Frank Thomas, R OBP: 0.477, SLG: 0.659 (1, 3)	1B			F9 1B BB	P3		FC4 1B	G6-4-3		
Lyle Mouton, R OBP: 0.386, SLG: 0.510 (1, 7)	K			1B 1B SF9 BB	HR		FC4 2B		G5-3	
Mike Devereaux, R OBP: 0.360, SLG: 0.480 (1, 9)		L8		F9	HR		2B		K	
Ray Durham, S OBP: 0.328, SLG: 0.414 (1, 4)			F9	SF9 1B			1B SH1-3 2B		1B	
Dave Martinez, L OBP: 0.383, SLG: 0.446 (7, PH)				1B						
Norberto Martin, R OBP: 0.312, SLG: 0.369 (7, PH)				FC5-4 1B			SH1-3 1B			
Chris Snopce, R OBP: 0.440, SLG: 0.263 (1, 5)			F9	1B			SH1-3			
Robin Ventura, L OBP: 0.374, SLG: 0.474 (9, PH)				SF9						
Barry Lyons, R OBP: 0.357, SLG: 0.538 (8, 2)										
Ron Karkovice, R OBP: 0.324, SLG: 0.411 (1, 2)										
Craig Grebeck, R OBP: 0.395, SLG: 0.392 (1, 6)			K2-3							L3
Ozzie Guillen, L OBP: 0.279, SLG: 0.316 (9, 6)				FC5-4						

Inning Stats	R: 0	H: 1	E: 0	K: 1	S: 8	P: 14	R: 0	H: 1	E: 0	K: 1	S: 7	P: 12	R: 0	H: 0	E: 0	K: 1	S: 7	P: 11	R: 2	H: 2	E: 0	K: 0	S: 14	P: 29	R: 4	H: 3	E: 0	K: 2	S: 19	P: 28	R: 0	H: 0	E: 0	K: 1	S: 5	P: 8	R: 4	H: 5	E: 0	K: 0	S: 29	P: 39	R: 0	H: 1	E: 0	K: 0	S: 9	P: 14	R: 0	H: 1	E: 0	K: 2	S: 10	P: 14	R: 0	H: 1	E: 0	K: 0	S: 7	P: 10	1B: 10	SF: 1	2B: 5	SAC: 1	3B: 0	DP: 2	HR: 1	HBP: 0	WP: 0	PA: 46
--------------	------	------	------	------	------	-------	------	------	------	------	------	-------	------	------	------	------	------	-------	------	------	------	------	-------	-------	------	------	------	------	-------	-------	------	------	------	------	------	------	------	------	------	------	-------	-------	------	------	------	------	------	-------	------	------	------	------	-------	-------	------	------	------	------	------	-------	--------	-------	-------	--------	-------	-------	-------	--------	-------	--------

PITCHER	IP	WLS	BF	H	R	ER	SO	BB	IBB	HBP	BLK	WP	HR	S	P	ERA	WHIP
Chuck Finley, L ERA: 3.74 (1, 1)	5.0		26	7	6	6	5	4	0	0	0	0	1	55	94	10.80	2.200
John Habyan, R ERA: 3.11 (6, 1)	1.1		6	2	2	2	1	0	0	0	0	0	0	16	24	13.50	1.500
Bob Patterson, L ERA: 2.15 (7, 1)	0.0		2	2	0	0	0	0	0	0	0	0	0	13	15	∞	∞
Mike James, R ERA: 2.9 (7, 1)	2.2	W	9	3	2	2	2	0	0	0	0	0	0	24	36	6.75	1.125
Lee Smith, R ERA: 4.08 (10, 1)	1.0	S	3	1	0	0	0	0	0	0	0	0	0	7	10	0.00	1.000

Batter	1	2	3	4	5	6	7	8	9	AB R H RBI BB SO LOB
Tony Phillips, S OBP: 0.400, SLG: 0.483 (1, 5) F B B B B	4-2 S BB		1-2 BB 1B	2-1 F7		1-1 F8		1-2 G3		4 1 1 0 1 0 1
Jim Edmonds, L OBP: 0.374, SLG: 0.576 (1, 8) X	0-0 F8		4-0 1B BB	4-0 2B IBB		1-1 G6-3		0-2 1B		3 1 1 0 2 0 1
Tim Salmon, R OBP: 0.439, SLG: 0.618 (1, 9) 1 SAFE 1 SAFE 1 SAFE SAFE SAFE SAFE SAFE SAFE SAFE SAFE SAFE	1-3 K		2-2 SF7	0-1 2B		1-1 BB 1B		3-2 L4		4 1 2 3 0 1 2
Chili Davis, S OBP: 0.452, SLG: 0.547 (1, 10) B C B X	2-1 G4-3		2-1 F7	0-1 F8		4-1 1B BB		2-3 K		4 0 0 0 1 1 4
J.T. Snow, L OBP: 0.379, SLG: 0.483 (1, 3) B B C X		2-2 F8	2-2 1B		1-1 1B 1B		1-0 1B	2-2 G4-3		5 1 3 2 0 0 0
16 Garret Anderson, L OBP: 0.389, SLG: 0.596 (1, 7) C C C X		0-2 G3-1	0-0 F7		2-0 1B 1B		0-0 F8	0-1 F8		5 0 1 0 0 0 4
Damion Easley, R OBP: 0.303, SLG: 0.312 (1, 6) B C C X		1-2 1B		1-2 E 1B		0-1 F9		0-0 P3		4 1 2 0 0 0 4
Greg Myers, L OBP: 0.313, SLG: 0.406 (1, 2) B SAFE	1-3 K		0-0 E6 2B		3-1 1B		2-1 P5			4 1 1 1 0 1 3
Jose Lind, R OBP: 0.279, SLG: 0.282 (1, 4) B C X			1-1 1B SF7 2B		0-1 G5-3		1-3 K	1-3 K		4 1 1 0 0 2 1

TOP	
AB 37	
R 7	
H 12	
RBI 6	
BB 4	
SO 5	
LOB 20	
WP: 0 PA: 42	
PB: 0	
SB: 1	
CS: 0	

Inning Stats	R	H	E	K	S	R	H	E	K	S	R	H	E	K	S	R	H	E	K	S	R	H	E	K	S	R	H	E	K	S	R	H	E	K	S	R	H	E	K	S	R	H	E	K	S	R	H	E	K	S	R	H	E	K	S	R	H	E	K	S
R: 0 E: 0 K: 1 S: 11	0	0	0	1	17	R: 0 E: 0 K: 1 S: 13	0	1	0	17	R: 2 E: 0 K: 0 S: 14	3	3	0	26	R: 3 E: 1 K: 0 S: 12	2	2	1	19	R: 1 E: 0 K: 1 S: 7	3	3	0	13	R: 0 E: 0 K: 1 S: 7	0	0	0	10	R: 1 E: 0 K: 0 S: 8	1	2	0	16	R: 0 E: 0 K: 1 S: 15	0	1	0	20	R: 0 E: 0 K: 1 S: 9	0	0	0	13	1B: 10 2B: 2 3B: 0 HR: 0	SF: 1 SAC: 0 DP: 0 HBP: 0	WP: 0 PB: 0 SB: 1 CS: 0	PA: 42											

PITCHER	IP	WLS	BF	H	R	ER	SO	BB	IBB	HBP	BLK	WP	HR	S	P	ERA	WHIP
Rodney Bolton, R ERA: 6.92 (1, 1)	6.0	L	29	9	6	3	3	2	1	0	0	0	0	64	102	4.50	1.833
Scott Radinsky, L ERA: 6.84 (7, 1)	2.0		10	3	1	1	1	1	0	0	0	0	0	23	36	4.50	2.000
41 Bill Simas, R ERA: (9, 1)	1.0		3	0	0	0	1	0	0	0	0	0	0	9	13	0.00	0.000

California Angels @ Chicago White Sox
Comiskey Park, Chicago, IL
Tue Aug 15 1995, 8:05 PM EDT
Att. 21,544 - Unknown - 81 F



Batter	1	2	3	4	5	6	7	8	9	AB R H RBI BB SO LOB
Ray Durham, S OBP: 0.323, SLG: 0.408 (1, 4)	3-3 K		0-0 G5-3		3-2 F7		2-0 P5		3-2 P3	5 0 0 0 0 1 1
Tim Raines, S OBP: 0.373, SLG: 0.463 (1, 7)	4-2 HR BB		3-1 G1-3		1-1 1B		1-0 G4-3			3 1 1 0 1 0 0
Frank Thomas, R OBP: 0.479, SLG: 0.673 (1, 10)	3-2 HR		1-2 1B		1-2 SF8 1B		1-0 FC1-5 2B			3 1 3 3 0 0 0
Lyle Mouton, R OBP: 0.393, SLG: 0.500 (1, 9)	4-2 G1-6-3 BB		1-2 1B		0-3 K		0-0 FC1-5 PB WP 2-3			3 0 1 0 1 1 2
Mike Devereaux, R OBP: 0.356, SLG: 0.474 (1, 8)	2-1 G1-6-3 1-2f		0-0 G5-3			2-2 F8		0-1 P3		4 0 0 0 0 0 4
Robin Ventura, L OBP: 0.375, SLG: 0.472 (1, 3)		1-3 K		0-0 G3-6-3 1B		1-1 L5		4-1 1B BB		3 0 1 0 1 1 0
Norberto Martin, R OBP: 0.310, SLG: 0.364 (1, 5)		1-2 P4		2-1 G3-6-3 1-2f 1B		1-1 1B		1-2 G3		4 0 1 0 0 0 3
Barry Lyons, R OBP: 0.353, SLG: 0.563 (1, 2)		0-0 2B		0-3 K		2-3 K			2-2 G4-3	3 0 1 0 0 2 1 1 0 0 0 0 0 0
Dave Martinez, L OBP: 0.381, SLG: 0.444 (9, PH)										
Ozzie Guillen, L OBP: 0.278, SLG: 0.315 (1, 6)		1-1 G1-6-3			2-2 1B SF8 1B		0-0 F7		1-2 G3-1	4 1 1 0 0 0 1

Inning Stats	R: 2 E: 0 K: 1 S: 12	H: 1 LOB: 0 BB: 2 P: 28	R: 0 E: 0 K: 1 S: 9	H: 1 LOB: 1 BB: 0 P: 12	R: 0 E: 0 K: 0 S: 10	H: 2 LOB: 2 BB: 0 P: 15	R: 0 E: 0 K: 1 S: 6	H: 1 LOB: 0 BB: 0 P: 8	R: 1 E: 0 K: 1 S: 15	H: 2 LOB: 1 BB: 0 P: 22	R: 0 E: 0 K: 1 S: 11	H: 1 LOB: 1 BB: 0 P: 17	R: 0 E: 0 K: 0 S: 3	H: 0 LOB: 0 BB: 0 P: 6	R: 0 E: 0 K: 0 S: 8	H: 1 LOB: 2 BB: 1 P: 14	R: 0 E: 0 K: 0 S: 12	H: 0 LOB: 0 BB: 0 P: 18	1B: 6 2B: 2 3B: 0 HR: 1	SF: 1 SAC: 0 DP: 2 HBP: 0
--------------	-------------------------------	----------------------------------	------------------------------	----------------------------------	-------------------------------	----------------------------------	------------------------------	---------------------------------	-------------------------------	----------------------------------	-------------------------------	----------------------------------	------------------------------	---------------------------------	------------------------------	----------------------------------	-------------------------------	----------------------------------	----------------------------------	------------------------------------

PITCHER	IP	WLS	BF	H	R	ER	SO	BB	IBB	HBP	BLK	WP	HR	S	P	ERA	WHIP
Mark Langston, L ERA: 4.03 (1, 1)	7.2	W	33	9	3	3	5	3	0	0	0	1	1	71	118	3.52	1.565
Troy Percival, R ERA: 1.68 (8, 1)	1.1	S	4	0	0	0	0	0	0	0	0	0	0	15	22	0.00	0.000

BOTTOM

California Angels @ Chicago White Sox
Comiskey Park, Chicago, IL
Tue Aug 15 1995, 8:05 PM EDT
Att: 21,544 - Unknown - 81 F

livebaseballscorecards.com

AB	33
R	3
H	9
RBI	3
BB	3
SO	5
LOB	12



WP: 1	PA: 37
PB: 1	
SB: 0	
CS: 0	

Batter	1	2	3	4	5	6	7	8	9	AB R H RBI BB SO LOB	TOP
Tony Phillips, S (1, 5) OBP: 0.400, SLG: 0.480 Rene Gonzales, R (6, 5) OBP: 0.167, SLG: 0.667	1-0 E4 BB		1-3 K		4-2 BB		3-1 HR			2 0 0 0 1 1 0 1 1 1 2 0 0 0	
Jim Edmonds, L (1, 8) OBP: 0.373, SLG: 0.575 Dave Gallagher, R (5, 8) OBP: 0.375, SLG: 0.409	0-2 K		1-2 1B		0-0 L4		2-1 F8			3 0 1 0 0 1 4 1 0 0 0 0 0 0	
Tim Salmon, R (1, 9) OBP: 0.435, SLG: 0.612	1-3 K		2-1 F9		1-2 L8			0-1 L8		4 0 0 0 0 1 5	
Chili Davis, S (1, 10) OBP: 0.452, SLG: 0.544	4-2 BB			0-2 G6-3		1-0 F8		4-1 BB		2 0 0 0 2 0 0	
J.T. Snow, L (1, 3) OBP: 0.376, SLG: 0.478 Rex Hudler, R (8, 3) OBP: 0.299, SLG: 0.426	3-3 K			0-0 L9		1-1 G1		1-1 L7		4 0 0 0 0 1 3 0 0 0 0 0 0 0	
16 Garret Anderson, L (1, 7) OBP: 0.383, SLG: 0.586				1-3 K		1-1 G4-3		0-3 K		4 0 0 0 0 2 1	
Damion Easley, R (1, 6) OBP: 0.299, SLG: 0.307						2-0 G6-3		1-0 F8		4 0 0 0 0 0 0	
Greg Myers, L (1, 2) OBP: 0.317, SLG: 0.408						2-1 BB 1B 1B		0-0 P3		4 0 2 0 0 0 0	
Jose Lind, R (1, 4) OBP: 0.286, SLG: 0.283						0-0 BB 1-2 1B		4-1 HR BB		3 1 1 0 1 0 1	
Inning Stats	R: 0 H: 0 E: 1 LOB: 2 K: 3 BB: 1 S: 15 P: 24	R: 0 H: 0 E: 0 LOB: 0 K: 0 BB: 0 S: 7 P: 11	R: 0 H: 1 E: 0 LOB: 1 K: 1 BB: 0 S: 13 P: 20	R: 0 H: 0 E: 0 LOB: 0 K: 1 BB: 0 S: 8 P: 9	R: 0 H: 2 E: 0 LOB: 3 K: 0 BB: 1 S: 10 P: 19	R: 0 H: 0 E: 0 LOB: 0 K: 0 BB: 0 S: 5 P: 8	R: 2 H: 1 E: 0 LOB: 0 K: 0 BB: 1 S: 7 P: 17	R: 0 H: 0 E: 0 LOB: 1 K: 1 BB: 1 S: 8 P: 13	R: 0 H: 1 E: 0 LOB: 0 K: 0 BB: 0 S: 5 P: 6	1B: 4 SF: 0 2B: 0 SAC: 0 3B: 0 DP: 1 HR: 1 HBP: 0	WP: 0 PA: 36 PB: 0 SB: 0 CS: 0
PITCHER	IP WLS BF H R ER SO BB IBB HBP BLK WP HR S P ERA WHIP										
Alex Fernandez, R (1, 1) ERA: 5.23	5.0 W 21 3 0 0 5 2 0 0 0 0 0 0 53 83 0.00 1.000										
Larry Thomas, L (6, 1) ERA: 4.5	2.0 8 1 2 2 0 1 0 0 0 0 0 1 12 25 9.00 1.000										
Kirk McCaskill, R (8, 1) ERA: 5.34	2.0 7 1 0 0 1 1 0 0 0 0 0 0 13 19 0.00 1.000										

California Angels @ Chicago White Sox
Comiskey Park, Chicago, IL
Wed Aug 16 1995, 4:33 AM EDT
Att. 19,956 - Overcast - 88 F

livebaseballscorecards.com

AB	32
R	2
H	5
RBI	2
BB	4
SO	6
LOB	14



BOTTOM

California Angels @ Chicago White Sox
 Comiskey Park, Chicago, IL
 Wed Aug 16 1995, 4:33 AM EDT
 Att. 19,956 - Overcast - 88 F

livebaseballscorecards.com

AB	36
R	9
H	14
RBI	9
BB	2
SO	6
LOB	17



WP:	1	PA:	41
PB:	0	SB:	1
CS:	1		

AB	R	H	RBI	BB	SO	LOB
5	3	3	0	0	0	3

5	1	1	1	0	1	2
---	---	---	---	---	---	---

4	2	3	2	1	0	0
---	---	---	---	---	---	---

5	1	1	0	0	3	4
---	---	---	---	---	---	---

3	0	1	1	0	1	2
---	---	---	---	---	---	---

4	2	3	3	0	0	2
---	---	---	---	---	---	---

3	0	2	2	0	0	0
---	---	---	---	---	---	---

1	0	0	0	0	0	1
---	---	---	---	---	---	---

3	0	0	0	0	0	2
---	---	---	---	---	---	---

3	0	0	0	1	1	1
---	---	---	---	---	---	---

1B:	7	SF:	1
2B:	3	SAC:	0
3B:	3	DP:	0
HR:	1	HBP:	1

Batter	1	2	3	4	5	6	7	8	9
Ray Durham, S OBP: 0.327, SLG: 0.416 (1, 4)	1-2 E S 1B	0-1 P9		1 SAFE 0-0 CS	0-1 3B			0-1 2B 1B	
Lance Johnson, L OBP: 0.327, SLG: 0.384 (1, 8)	2-3 K 1-3		0-0 F7		0-1 SF9 3B	0-0 P5		1-2 F9 1B	
Frank Thomas, R OBP: 0.483, SLG: 0.677 (1, 10)	1-2 2B HR 1B		3-2 1B 1B		3-H 4-0 1B 3B IBB	3-2 F8		0-0 1-H 2B	
Lyle Mouton, R OBP: 0.379, SLG: 0.491 (1, 7)	0-0 HR 2B		2-3 K		2-3 K	2-3 K		1-0 L9	
Mike Devereaux, R OBP: 0.354, SLG: 0.472 (1, 9)	1-3 K		0-2 1B		3-1 SF9		1-0 F9		
Robin Ventura, L OBP: 0.379, SLG: 0.484 (1, 3) (6, 5)	1-0 HR		3-2 F7		2-2 3B 1B		0-1 WP 1B		
Norberto Martin, R OBP: 0.319, SLG: 0.400 Dave Martinez, L OBP: 0.379, SLG: 0.441 (1, 5) (6, 3)	1-2 G6-3			0-1 G6-3 FC5-2 2B	2-0 1-H 3-H 3B		1-1 F7		
Ron Karkovice, R OBP: 0.323, SLG: 0.406 (1, 2)		3-1 P3		1-1 G6-3	1-2 BB HBP		3-2 P2		
Ozzie Guillen, L OBP: 0.278, SLG: 0.312 (1, 6)		0-3 K		0-0 FC5-2 CS	4-0 BB		1-2 L8		

Inning Stats	R: 4	H: 4	E: 0	LOB: 0	K: 2	P: 26	R: 0	H: 0	E: 0	LOB: 0	K: 1	P: 10	R: 0	H: 2	E: 0	LOB: 2	K: 1	P: 22	R: 0	H: 1	E: 0	LOB: 0	K: 0	P: 6	R: 4	H: 4	E: 0	LOB: 3	K: 1	P: 39	R: 0	H: 0	E: 0	LOB: 0	K: 1	P: 13	R: 0	H: 1	E: 0	LOB: 1	K: 0	P: 14	R: 1	H: 2	E: 0	LOB: 1	K: 0	P: 14
--------------	------	------	------	--------	------	-------	------	------	------	--------	------	-------	------	------	------	--------	------	-------	------	------	------	--------	------	------	------	------	------	--------	------	-------	------	------	------	--------	------	-------	------	------	------	--------	------	-------	------	------	------	--------	------	-------

PITCHER	IP	WLS	BF	H	R	ER	SO	BB	IBB	HBP	BLK	WP	HR	S	P	ERA	WHIP
Brian Anderson, L ERA: 4.96 (1, 1)	4.0	L	20	9	6	6	4	0	0	0	0	0	1	50	71	13.50	2.250
Mike Butcher, R ERA: 4.57 (5, 1)	3.0		15	3	2	2	2	1	1	1	0	1	0	30	59	6.00	1.333
Bob Patterson, L ERA: 2.33 (8, 1)	1.0		5	2	1	1	0	0	0	0	0	0	0	11	14	9.00	2.000

Batter	1	2	3	4	5	6	7	8	9	10	AB R H RBI BB SO LOB	TOP											
Otis Nixon, S <small>(1, 8) OBP: 0.348, SLG: 0.336</small>	2-1 SH5-3 G6-3 2B				0-0 CS 1B			1-1 B5-3			4 1 2 0 0 0 1	Texas Rangers @ Chicago White Sox Comiskey Park, Chicago, IL Thu Aug 17 1995, 8:05 PM EDT Att. 22,385 - Unknown - 82 F											
Lou Frazier, S <small>(1, 7) OBP: 0.300, SLG: 0.244</small>	1-0 SH5-3 2-3		3-3 K		0-3 K 1-2			1-0 G5-3		3 0 0 0 0 2 1													
Ivan Rodriguez, R <small>(1, 2) OBP: 0.348, SLG: 0.472</small>	0-0 G6-3 3-H		1-2 G6-3		1-0 G6-4-3 1B			1-2 G3		4 0 1 1 0 0 0													
Juan Gonzalez, R <small>(1, 10) OBP: 0.278, SLG: 0.561</small>	2-1 BB 1B		1-0 F8		0-0 G6-4-3 1-2f			0-0 P6		4 0 1 0 0 0 1													
Mickey Tettleton, S <small>(1, 3) OBP: 0.383, SLG: 0.464</small>	4-2 BB 1-2			2-2 F7		3-2 G6-3		2-0 L7		3 0 0 0 1 0 0													
29 Rusty Greer, L <small>(1, 9) OBP: 0.347, SLG: 0.385</small>	0-0 G3			1-1 FC1-6 1B		1-0 F7		2-0 F9		4 0 1 0 0 0 2													
Craig Worthington, R <small>(1, 5) OBP: 0.375, SLG: 0.619</small>		4-0 FC1-6 BB		0-0 FC1-6 1-2f		2-1 G6-3		1-0 HR		3 1 1 1 1 0 1													
Jeff Frye, R <small>(1, 4) OBP: 0.338, SLG: 0.378</small>		2-2 FC1-6 1-2f		1-0 G5-3		3-2 F8		2-2 G6-3		4 0 0 0 0 0 2													
Benji Gil, R <small>(1, 6) OBP: 0.269, SLG: 0.346</small>		1-0 P4			2-0 G6-3		3-1 P2		1-2 G6-3		4 0 0 0 0 0 1												
Inning Stats	R: 1 E: 0 K: 0 S: 9	H: 2 LOB: 2 BB: 1 P: 18	R: 0 E: 0 K: 0 S: 6	H: 0 LOB: 1 BB: 1 P: 14	R: 0 E: 0 K: 1 S: 7	H: 0 LOB: 0 BB: 0 P: 12	R: 0 E: 0 K: 1 S: 5	H: 1 LOB: 0 BB: 0 P: 7	R: 0 E: 0 K: 0 S: 6	H: 0 LOB: 0 BB: 0 P: 12	R: 0 E: 0 K: 0 S: 5		H: 0 LOB: 0 BB: 0 P: 10	R: 0 E: 0 K: 0 S: 5	H: 0 LOB: 0 BB: 0 P: 10	R: 0 E: 0 K: 0 S: 5	H: 0 LOB: 0 BB: 0 P: 8	R: 1 E: 0 K: 0 S: 8	H: 1 LOB: 0 BB: 0 P: 14	1B: 4 2B: 1 3B: 0 HR: 1	SF: 0 SAC: 1 DP: 1 HBP: 0	WP: 0 PB: 0 SB: 0 CS: 1	PA: 36
PITCHER Dave Righetti, L <small>(1, 1) ERA: 3.55</small> Matt Karchner, R <small>(10, 1) ERA: 3.14</small>	IP 9.0 1.0	WLS 32 L	BF 32 4	H 5 1	R 1 1	ER 1 1	SO 2 0	BB 2 0	IBB 0 0	HBP 0 0	BLK 0 0	WP 0 0	HR 0 1	S 57 8	P 103 14	ERA 1.00 9.00	WHIP 0.778 1.000						

livebaseballscorecards.com

AB	33
R	2
H	6
RBI	2
BB	2
SO	2
LOB	9



Batter	1	2	3	4	5	6	7	8	9	10
Lance Johnson, L OBP: 0.324, SLG: 0.381 (1, 8)	1-3 K		0-0 G4-3			0-0 G4-3		1-1 G6-3		
Dave Martinez, L OBP: 0.376, SLG: 0.448 (1, 3)	2-1 F8			1-2 F7			2-0 3B		1-2 G6-3	
Tim Raines, S OBP: 0.372, SLG: 0.461 (1, 7)	3-2 F7			3-1 G3			1-3 K		2-0 1B	
Frank Thomas, R OBP: 0.483, SLG: 0.673 (1, 10)		1-3 K		0-0 F8			4-0 IBB		4-1 BB	
Robin Ventura, L OBP: 0.377, SLG: 0.490 (1, 5)		3-2 HR			2-3 K		2-3 K		1-1 L9	
Mike Devereaux, R OBP: 0.350, SLG: 0.466 (1, 9)		1-0 F8			0-3 K		0-1 L5		2-0 G6-3	
Ray Durham, S OBP: 0.326, SLG: 0.414 (1, 4)		0-1 F8			1-0 L3			0-0 G6-3 SH2-4 1B		1-2 P3
Ron Karkovice, R OBP: 0.320, SLG: 0.402 (1, 2)			0-1 F7			1-0 F9		0-0 SH2-4		0-3 K
Norberto Martin, R OBP: 0.316, SLG: 0.396 (10, PH)								1-2		
Ozzie Guillen, L OBP: 0.274, SLG: 0.307 (1, 6)			1-0 F9			3-1 L7		0-0 G6-3		1-1 G4-3

AB	R	H	RBI	BB	SO	LOB
4	0	0	0	0	1	1
4	0	1	0	0	0	0
4	0	1	0	0	1	1
2	0	0	0	2	1	0
4	1	1	1	0	2	4
4	0	0	0	0	1	4
4	0	1	0	0	0	0
2	0	0	0	0	0	0
1	0	0	0	0	1	0
4	0	0	0	0	0	1

AB	33
R	1
H	4
RBI	1
BB	2
SO	7
LOB	11

Inning	1	2	3	4	5	6	7	8	9	10
R:	0	1	0	0	0	0	0	0	0	0
H:	0	1	0	0	0	0	1	1	1	0
E:	0	0	0	0	0	0	0	0	0	0
K:	1	0	0	0	2	0	2	0	0	1
S:	8	9	4	6	7	4	11	5	8	8

PITCHER	IP	WLS	BF	H	R	ER	SO	BB	IBB	HBP	BLK	WP	HR	S	P	ERA	WHIP
Roger Pavlik, R ERA: 5.05 (1, 1)	8.1		31	4	1	1	6	1	1	0	0	0	1	59	99	1.08	0.600
Ed Vosberg, L ERA: 2.93 (9, 1)	0.1		1	0	0	0	0	0	0	0	0	0	0	2	3	0.00	0.000
Roger McDowell, R ERA: 3.75 (9, 1)	1.1	W	4	0	0	0	1	0	0	0	0	0	0	9	13	0.00	0.000

WP	PA
0	36

Texas Rangers @ Chicago White Sox
Comiskey Park, Chicago, IL
Thu Aug 17 1995, 8:05 PM EDT
Att. 22,385 - Unknown - 82 F

livebaseballscorecards.com



Batter	1	2	3	4	5	6	7	8	9	AB R H RBI BB SO LOB	TOP											
Otis Nixon, S OBP: 0.347, SLG: 0.336 (1, 8)	2-2 L4		0-0 1B 1B		0-3 K		1-1 F7			4 0 1 0 0 1 1												
Lou Frazier, S OBP: 0.306, SLG: 0.252 (1, 7)	2-3 K		2-0 1 SAFE 1 SAFE 1B G4-6-3			1-0 29 BB 1B		2-1 L7		4 1 2 0 0 1 0												
Ivan Rodriguez, R OBP: 0.344, SLG: 0.466 (1, 2)	2-3 K		1-1 G4-6-3 1-2f			1-0 L7		1-2 L9		4 0 0 0 0 1 3												
Juan Gonzalez, R OBP: 0.272, SLG: 0.549 (1, 10)		1-3 K		0-1 P2		1-1 P3		1-2 F7		4 0 0 0 0 1 1												
Mickey Tettleton, S OBP: 0.384, SLG: 0.463 (1, 3)		1-1 L4		1-1 P6		4-2 29 BB 1B		1-1 G6-4-3 1B		3 0 1 0 1 0 0												
29 Rusty Greer, L OBP: 0.349, SLG: 0.386 (1, 9)		2-1 BB 1B		1-0 G3-1		0-1 1-2 2-H 1B		1-3 K		4 0 2 1 0 1 1												
Craig Worthington, R OBP: 0.393, SLG: 0.625 (1, 5)		4-0 1-2 BB		0-1 L9 2B		2-0 G5-3		0-0 G6-4-3 1-2f		3 0 1 0 1 0 3												
Jeff Frye, R OBP: 0.335, SLG: 0.374 (1, 4)		3-2 L9		1-2 P3		2-1 L8				3 0 0 0 0 0 3												
Esteban Beltre, R OBP: 0.253, SLG: 0.342 (1, 6)			1-2 G5-3		1-0 P3		3-3 K			3 0 0 0 0 1 1												
Inning Stats	R: 0 E: 0 K: 2 S: 11	H: 0 LOB: 0 BB: 0 P: 17	R: 0 E: 0 K: 1 S: 15	H: 1 LOB: 2 BB: 1 P: 26	R: 0 E: 0 K: 0 S: 8	H: 2 LOB: 1 BB: 0 P: 12	R: 0 E: 0 K: 0 S: 5	H: 0 LOB: 0 BB: 0 P: 7	R: 0 E: 0 K: 1 S: 9	H: 1 LOB: 1 BB: 0 P: 11	R: 1 E: 0 K: 0 S: 9	H: 2 LOB: 2 BB: 1 P: 18	R: 0 E: 0 K: 1 S: 9	H: 0 LOB: 0 BB: 0 P: 15	R: 0 E: 0 K: 0 S: 8	H: 0 LOB: 0 BB: 0 P: 12	R: 0 E: 0 K: 1 S: 8	H: 1 LOB: 0 BB: 0 P: 10	1B: 6 2B: 1 3B: 0 HR: 0	SF: 0 SAC: 0 DP: 2 HBP: 0	WP: 0 PB: 0 SB: 0 CS: 0	PA: 34
PITCHER	IP WLS BF H R ER SO BB IBB HBP BLK WP HR S P ERA WHIP																					
Wilson Alvarez, L ERA: 4.39 (1, 1)	5.2 W 24 6 1 1 4 2 0 0 0 0 0 0 56 88 1.59 1.412																					
Jose DeLeon, R ERA: 5.29 (6, 1)	2.1 7 0 0 0 1 0 0 0 0 0 0 0 18 30 0.00 0.000																					
Roberto Hernandez, R ERA: 4.06 (9, 1)	1.0 S 3 1 0 0 1 0 0 0 0 0 0 0 8 10 0.00 1.000																					

Texas Rangers @ Chicago White Sox
Comiskey Park, Chicago, IL
Fri Aug 18 1995, 8:05 PM EDT
Att: 22,037 - Unknown

livebaseballscorecards.com

AB	32
R	1
H	7
RBI	1
BB	2
SO	6
LOB	13



Batter	1	2	3	4	5	6	7	8	9
Lance Johnson, L OBP: 0.327, SLG: 0.383 (1, 8)	1-0 F7	0-1 FC6-4 1B		1-2 G4-3 1B		0-0 F9		0-0 1B	
Dave Martinez, L OBP: 0.367, SLG: 0.436 (1, 3)	1-1 F9	1-0 FC6-4 1-2f		2-2 G4-3 1-3		1-1 G3		1 SAFE 3-3 K	
Tim Raines, S OBP: 0.375, SLG: 0.464 (1, 7)	1-0 1B		0-2 1B SF8	0-0 BB 1B		1-1 F7			
Frank Thomas, R OBP: 0.485, SLG: 0.673 (1, 10)	1-0 BB 1-3 1B		1-2 BB 1-3 1B	4-2 BB 1-2 BB		1-1 G6-3			
Robin Ventura, L OBP: 0.379, SLG: 0.487 (1, 5)	4-1 FC6 BB 1-2		4-0 BB 1-2 BB	3-2 G3		2-1 G5-3			
Mike Devereaux, R OBP: 0.346, SLG: 0.462 (1, 9)	1-2 FC6 1-2f		0-0 SF8 3-H		2-1 G1-3		2-3 K		
Ray Durham, S OBP: 0.328, SLG: 0.416 (1, 4)		1-1 SH2-3 1B 2B	0-0 P5		4-2 BB		1-0 F9		
Ron Karkovice, R OBP: 0.320, SLG: 0.399 (1, 2)		0-0 SH2-3 2-3	2-3 K		1 SAFE 1 SAFE 1 SAFE L8		4-0 1B BB		
Ozzie Guillen, L OBP: 0.271, SLG: 0.303 (1, 6)		1-3 K		1-0 F9	0-0 P6		0-0 L8		

Inning Stats	R: 0	H: 2	E: 0	K: 0	S: 9	LOB: 3	BB: 1	P: 18
	R: 1	H: 2	E: 0	K: 1	S: 9	LOB: 1	BB: 0	P: 12
	R: 1	H: 2	E: 0	K: 1	S: 11	LOB: 2	BB: 1	P: 18
	R: 1	H: 2	E: 0	K: 0	S: 15	LOB: 2	BB: 1	P: 26
	R: 0	H: 0	E: 0	K: 0	S: 6	LOB: 1	BB: 1	P: 13
	R: 0	H: 0	E: 0	K: 0	S: 5	LOB: 0	BB: 0	P: 7
	R: 0	H: 0	E: 0	K: 1	S: 7	LOB: 0	BB: 0	P: 12
	R: 0	H: 1	E: 0	K: 1	S: 6	LOB: 2	BB: 1	P: 14

PITCHER	IP	WLS	BF	H	R	ER	SO	BB	IBB	HBP	BLK	WP	HR	S	P	ERA	WHIP
Bobby Witt, R ERA: 3.84 (1, 1)	7.2	L	37	9	3	3	3	5	0	0	0	0	0	65	114	3.52	1.826
Dennis Cook, L ERA: 4.73 (8, 1)	0.1		1	0	0	0	1	0	0	0	0	0	0	3	6	0.00	0.000

AB R H RBI BB SO LOB

5 1 3 1 0 0 0

5 0 0 0 0 1 4

4 1 3 1 0 0 0

3 0 2 0 1 0 0

2 0 0 0 2 0 2

3 0 0 1 0 1 3

3 1 1 0 1 0 2

2 0 0 0 1 1 3

4 0 0 0 0 1 3

AB 31

R 3

H 9

RBI 3

BB 5

SO 4

LOB 17

WP: 0 PA: 38

PB: 0

SB: 1

CS: 0

WP: 0

PA: 38

ERA

WHIP

Texas Rangers @ Chicago White Sox

Comiskey Park, Chicago, IL

Fri Aug 18 1995, 8:05 PM EDT

Att. 22,037 - Unknown



livebaseballscorecards.com

Batter	1	2	3	4	5	6	7	8	9	AB R H RBI BB SO LOB	TOP		
Otis Nixon, S (1, 8) <small>OBP: 0.345, SLG: 0.333</small>	0-0 		2-0 		4-2 	2-3 		3-3 		4 1 0 0 1 2 2			
Jeff Frye, R (1, 4) <small>OBP: 0.336, SLG: 0.374</small>	2-1 		1-2 		1-0 		3-1 	1-3 		5 1 2 1 0 1 1			
Will Clark, L (1, 3) <small>OBP: 0.394, SLG: 0.506</small>	4-0 			0-0 	0-0 		1-1 	0-0 		4 2 1 3 1 0 2			
Juan Gonzalez, R (1, 10) <small>OBP: 0.275, SLG: 0.566</small>	2-3 			1-0 	2-1 		3-1 		0-3 	5 2 2 2 0 2 1			
Mickey Tettleton, S (1, 9) <small>OBP: 0.389, SLG: 0.466</small> Lou Frazier, S (7, PR) <small>OBP: 0.303, SLG: 0.250</small>			3-2 	1-0 	4-1 		4-2 		0-0 	2 0 1 0 2 0 0 1 1 0 0 0 0 0			
Ivan Rodriguez, R (1, 2) <small>OBP: 0.345, SLG: 0.465</small>			1-1 		G6-3 		1-3 		3-2 	5 0 2 1 0 1 2			
29 Rusty Greer, L (1, 7) <small>OBP: 0.352, SLG: 0.391</small>			4-1 		1B 		1-0 		2-2 	4 1 2 0 1 0 3			
Craig Worthington, R (1, 5) <small>OBP: 0.344, SLG: 0.536</small>			2-1 		0-3 	1-3 	1-1 			4 0 0 0 0 2 5			
Benji Gil, R (1, 6) <small>OBP: 0.275, SLG: 0.357</small>			1-3 		0-0 	0-0 		0-0 		4 1 3 1 0 1 0			
Inning Stats	R: 0 H: 0 E: 0 LOB: 1 K: 1 BB: 1 S: 6 P: 14	R: 0 H: 1 E: 0 LOB: 1 K: 0 BB: 1 S: 8 P: 18	R: 0 H: 0 E: 0 LOB: 0 K: 1 BB: 0 S: 7 P: 11	R: 0 H: 0 E: 0 LOB: 0 K: 0 BB: 0 S: 3 P: 5	R: 6 H: 6 E: 0 LOB: 2 K: 1 BB: 2 S: 23 P: 41	R: 0 H: 1 E: 0 LOB: 1 K: 2 BB: 0 S: 7 P: 10	R: 3 H: 3 E: 1 LOB: 2 K: 1 BB: 1 S: 17 P: 31	R: 0 H: 1 E: 0 LOB: 1 K: 2 BB: 0 S: 9 P: 13	R: 0 H: 1 E: 0 LOB: 1 K: 1 BB: 0 S: 12 P: 17	1B: 7 SF: 0 2B: 4 SAC: 0 3B: 1 DP: 2 HR: 2 HBP: 0	WP: 0 PA: 43 PB: 0 SB: 0 CS: 0		
PITCHER Rodney Bolton, R (1, 1) <small>ERA: 8.15</small> Scott Radinsky, L (5, 1) <small>ERA: 6.75</small> 41 Bill Simas, R (6, 1) <small>ERA: 6.0</small> Matt Karchner, R (8, 1) <small>ERA: 2.81</small> Larry Thomas, L (9, 1) <small>ERA: 4.15</small>	IP WLS BF H R ER SO BB IBB HBP BLK WP HR S P ERA WHIP												PITCHER IP WLS BF H R ER SO BB IBB HBP BLK WP HR S P ERA WHIP

Texas Rangers @ Chicago White Sox
 Comiskey Park, Chicago, IL
 Sat Aug 19 1995, 8:05 PM EDT
 Att. 27,614 - Unknown - 79 F

AB	38
R	9
H	13
RBI	8
BB	5
SO	9
LOB	16



Batter	1	2	3	4	5	6	7	8	9	AB	R	H	RBI	BB	SO	LOB
Lance Johnson, L OBP: 0.325, SLG: 0.381 (1, 8)	2-2 G4-3	1-0 G3 1-3 2-H 1B		X 0-0 L9			L F B B X 2-2 F8		B B B X 3-2 G5-3	5	0	1	1	0	0	0
Dave Martinez, L OBP: 0.360, SLG: 0.426 (1, 3)	1-3 K	1-2 G3			F B B X 1-2 F7			C B X 1-1 G4-3		4	0	0	0	0	1	2
Tim Raines, S OBP: 0.374, SLG: 0.460 (1, 7)	4-0 BB	1-3 K			C B T C X 1-3 K			X 0-0 F9		3	0	0	0	1	2	2
Frank Thomas, R OBP: 0.483, SLG: 0.668 (1, 10)	1-3 K		C B B S B 4-2 BB		C X 0-1 G6-3			X 0-0 G5-3		3	0	0	0	1	1	1
Robin Ventura, L OBP: 0.377, SLG: 0.485 (1, 5)		3-3 K	B X 1-0 L3		B B T S 2-3 K			C X 0-1 HR 1B		4	1	1	0	0	2	1
Mike Devereaux, R OBP: 0.346, SLG: 0.461 Lyle Mouton, R OBP: 0.373, SLG: 0.483 (1, 9) (9, 9)		2-1 E 1B	F B F X 1-2 P3		G W C 0-3 K			S T F C X 0-3 K		3 1	1 1	0 0	0 0	1 1	1 1	
Ray Durham, S OBP: 0.327, SLG: 0.415 (1, 4)		3-2 E4 1B	C X 0-1 L8		X 0-0 P5			C B X 1-2 HR 1B		4	2	1	0	0	0	2
Barry Lyons, R OBP: 0.429, SLG: 0.737 (1, 2)		1-2 1B		B T C B B 4-2 BB			X 0-0 F9		B B B X 1-2 HR	3	2	2	4	1	0	0
Ozzie Guillen, L OBP: 0.271, SLG: 0.304 Craig Grebeck, R OBP: 0.392, SLG: 0.389 (1, 6) (8, 6)		1-2 1B		F L L B X 0-2 G4-6-3			F B X 1-1 F7		X 0-0 G1-3	3	0	1	1	0	0	1
		1-2 1B		1-2 1B						1	0	0	0	0	0	0

Inning Stats	R: 0	H: 0	E: 0	K: 2	S: 12	LOB: 1	BB: 1	P: 20	R: 3	H: 4	E: 1	K: 2	S: 22	LOB: 2	BB: 0	P: 35	R: 0	H: 0	E: 0	K: 0	S: 8	LOB: 0	BB: 1	P: 14	R: 0	H: 0	E: 0	K: 1	S: 9	LOB: 0	BB: 0	P: 11	R: 0	H: 0	E: 0	K: 2	S: 7	LOB: 0	BB: 0	P: 9	R: 0	H: 0	E: 0	K: 0	S: 7	LOB: 0	BB: 0	P: 10	R: 0	H: 0	E: 0	K: 0	S: 4	LOB: 0	BB: 0	P: 5	R: 3	H: 3	E: 0	K: 1	S: 17	LOB: 0	BB: 0	P: 22	1B: 6	SF: 0	2B: 0	SAC: 0	3B: 0	DP: 1	HR: 1	HBP: 0	WP: 0	PA: 37
PITCHER	IP	WLS	BF	H	R	ER	SO	BB	IBB	HBP	BLK	WP	HR	S	P	ERA	WHIP																																																									
Kevin Gross, R ERA: 5.91 Jeff Russell, R ERA: 3.09	(1, 1)	8.1	34	6	5	4	8	3	0	0	0	0	0	87	127	4.32	1.080																																																									
	(9, 1)	0.2	3	1	1	1	0	0	0	0	0	0	0	8	12	13.50	1.500																																																									

BOTTOM

Texas Rangers @ Chicago White Sox
Comiskey Park, Chicago, IL
Sat Aug 19 1995, 8:05 PM EDT
Att: 27,614 - Unknown - 79 F

livebaseballscores.com

AB	34
R	6
H	7
RBI	6
BB	3
SO	8
LOB	11



Batter	1	2	3	4	5	6	7	8	9	AB R H RBI BB SO LOB	TOP	
Otis Nixon, S (1, 8) OBP: 0.346, SLG: 0.334											4 1 1 2 1 0 2	
Lou Frazier, S (1, 7) OBP: 0.300, SLG: 0.248											5 1 1 0 0 1 2	
Will Clark, L (1, 3) OBP: 0.394, SLG: 0.505											5 1 2 1 0 0 0	
Juan Gonzalez, R (1, 10) OBP: 0.278, SLG: 0.569											4 0 2 1 0 1 2	
29 Rusty Greer, L (1, 9) OBP: 0.353, SLG: 0.389											4 1 1 0 1 0 3	
Mark McLemore, S (1, 4) OBP: 0.366, SLG: 0.370											3 1 2 1 1 0 0	
Craig Worthington, R (1, 5) OBP: 0.333, SLG: 0.484											3 0 0 0 1 0 6	
Dave Valle, R (1, 2) OBP: 0.316, SLG: 0.290											4 1 2 1 0 0 0	
Benji Gil, R (1, 6) OBP: 0.275, SLG: 0.354											3 0 0 0 1 1 2	
Inning Stats	R: 6 H: 5 E: 0 LOB: 2 K: 0 BB: 3 S: 23 P: 45	R: 0 H: 0 E: 1 LOB: 0 K: 0 BB: 0 S: 7 P: 9	R: 0 H: 1 E: 0 LOB: 2 K: 0 BB: 1 S: 10 P: 20	R: 0 H: 1 E: 0 LOB: 1 K: 0 BB: 0 S: 7 P: 14	R: 0 H: 1 E: 0 LOB: 0 K: 0 BB: 0 S: 5 P: 5	R: 0 H: 0 E: 0 LOB: 0 K: 1 BB: 0 S: 9 P: 13	R: 0 H: 2 E: 0 LOB: 2 K: 0 BB: 1 S: 7 P: 15	R: 0 H: 0 E: 0 LOB: 0 K: 1 BB: 0 S: 5 P: 10	R: 0 H: 1 E: 0 LOB: 1 K: 1 BB: 0 S: 8 P: 10	1B: 9 SF: 1 2B: 4 SAC: 0 3B: 0 DP: 3 HR: 0 HBP: 0	WP: 0 PA: 41 PB: 0 SB: 2 CS: 0	
PITCHER Jason Bere, R (1, 1) ERA: 6.93 Brian Keyser, R (1, 1) ERA: 4.9 Kirk McCaskill, R (7, 1) ERA: 5.11	IP WLS BF H R ER SO BB IBB HBP BLK WP HR S P ERA WHIP 0.2 L 9 4 6 6 0 3 0 0 0 0 0 0 19 38 81.00 10.500											PITCHER IP WLS BF H R ER SO BB IBB HBP BLK WP HR S P ERA WHIP 5.2 24 6 0 0 1 2 0 0 0 0 0 0 48 80 0.00 1.412 2.2 8 1 0 0 2 0 0 0 0 0 0 0 14 23 0.00 0.375

Texas Rangers @ Chicago White Sox
 Comiskey Park, Chicago, IL
 Sun Aug 20 1995, 4:33 AM EDT
 Att. 28,151 - Sunny - 81 F

livebaseballscorecards.com

AB	35
R	6
H	11
RBI	6
BB	5
SO	3
LOB	17



BOTTOM

Texas Rangers @ Chicago White Sox
Comiskey Park, Chicago, IL

Sun Aug 20 1995, 4:33 AM EDT
Att: 28,151 - Sunny - 81 F

livebaseballscorecards.com

AB	34
R	4
H	8
RBI	4
BB	1
SO	6
LOB	9



WP:	0	PA:	35
PB:	0		
SB:	0		
CS:	0		

AB R H RBI BB SO LOB

4 0 0 0 0 1 1

4 0 2 0 0 1 0

4 1 1 0 0 0 2

3 0 1 0 0 0 2

1 0 0 0 0 0 1

3 1 2 1 0 0 1

1 0 0 0 0 1 0

4 1 1 1 0 2 2

4 1 1 2 0 0 0

3 0 0 0 0 1 0

1 0 0 0 0 0 0

2 0 0 0 1 0 0

1B:	3	SF:	0
2B:	3	SAC:	0
3B:	0	DP:	1
HR:	2	HBP:	0

Batter	1	2	3	4	5	6	7	8	9
Lance Johnson, L OBP: 0.323, SLG: 0.378 (1, 8)	0-1 P5		0-0 FC6-4			0-0 G3		1-3 K	
Norberto Martin, R OBP: 0.322, SLG: 0.409 (1, 5)	1-2 G4-3			0-3 K2-3		1-1 G4-3 2B		0-2 1B	
Frank Thomas, R OBP: 0.481, SLG: 0.663 (1, 3)	2-0 F9			2-1 G5-3 2B 1B		2-2 G4-3		2-0 L8	
Lyle Mouton, R OBP: 0.371, SLG: 0.475 Tim Raines, S OBP: 0.373, SLG: 0.459 (8, PH) (9, 7)		0-0 G5-4-3 1B		2-1 G5-3		2-0 G5-3		0-0 L8	
Mike Devereaux, R OBP: 0.349, SLG: 0.469 Dave Martinez, L OBP: 0.358, SLG: 0.424 (1, 9) (9, PH)		2-1 G5-4-3		0-0 2B		2-1 HR 2B		2-3 K	
Ray Durham, S OBP: 0.326, SLG: 0.421 (1, 4)		2-3 K		0-0 G1-3		2-3 K		1-2 HR	
Barry Lyons, R OBP: 0.400, SLG: 0.783 (1, 10)			0-0 G5-3		1-0 G6-3		0-1 HR	1-1 P4	
Craig Grebeck, R OBP: 0.385, SLG: 0.381 Ozzie Guillen, L OBP: 0.270, SLG: 0.303 (1, 6) (9, PH)			2-2 L8		1-3 K		2-0 G4-3	1-1 P6	
Ron Karkovice, R OBP: 0.321, SLG: 0.396 (1, 2)			4-0 FC6-4 BB		0-0 F8		2-1 G6-3		

Inning Stats	R: 0	H: 0	E: 0	K: 0	S: 7	H: 1	LOB: 0	BB: 0	P: 10	R: 0	H: 1	E: 0	K: 1	S: 6	H: 0	LOB: 1	BB: 0	P: 10	R: 0	H: 0	E: 0	K: 0	S: 5	R: 1	H: 2	E: 0	K: 1	S: 9	H: 0	LOB: 1	BB: 0	P: 13	R: 0	H: 0	E: 0	K: 1	S: 5	R: 0	H: 1	E: 0	K: 0	S: 7	H: 1	LOB: 1	BB: 0	P: 12	R: 2	H: 2	E: 0	K: 1	S: 11	H: 2	LOB: 0	BB: 0	P: 19	R: 0	H: 1	E: 0	K: 1	S: 8	H: 1	LOB: 1	BB: 0	P: 11	R: 1	H: 1	E: 0	K: 1	S: 11	H: 1	LOB: 0	BB: 0	P: 16	1B: 3	SF: 0	2B: 3	SAC: 0	3B: 0	DP: 1	HR: 2	HBP: 0	WP: 0	PA: 35
--------------	------	------	------	------	------	------	--------	-------	-------	------	------	------	------	------	------	--------	-------	-------	------	------	------	------	------	------	------	------	------	------	------	--------	-------	-------	------	------	------	------	------	------	------	------	------	------	------	--------	-------	-------	------	------	------	------	-------	------	--------	-------	-------	------	------	------	------	------	------	--------	-------	-------	------	------	------	------	-------	------	--------	-------	-------	-------	-------	-------	--------	-------	-------	-------	--------	-------	--------

PITCHER	IP	WLS	BF	H	R	ER	SO	BB	IBB	HBP	BLK	WP	HR	S	P	ERA	WHIP
Kenny Rogers, L ERA: 3.44 (1, 1)	7.1	W	29	7	3	3	5	1	0	0	0	0	1	56	89	3.68	1.091
Roger McDowell, R ERA: 3.8 (8, 1)	1.2	S	6	1	1	1	1	0	0	0	0	0	1	13	20	5.40	0.600

Batter	1	2	3	4	5	6	7	8	9	AB R H RBI BB SO LOB	TOP			
Lance Johnson, L OBP: 0.326, SLG: 0.384 (1, 8)	4-1 G1-6-3 BB	4-0 1-2 BB			2-1 F7		X 0-0 G3-1		X 0-0 HR	3 1 1 1 2 0 1				
Dave Martinez, L OBP: 0.359, SLG: 0.426 (1, 3)	0-1 G1-6-3 1-2f	0-1 G3			4-0 1B BB		X 2-2 1B 2B	X 0-0 B1-3	4 2 1 1 1 0 3					
Tim Raines, S OBP: 0.378, SLG: 0.461 (1, 7)	4-0 2B BB		B X 1-0 G1-4-3		2-2 1H 1B		X 0-0 1B 1B	B B B B B 4-1 HR BB	3 2 2 2 2 0 0					
Frank Thomas, R OBP: 0.480, SLG: 0.661 (1, 10)	1-0 1-3 2B		F F B C C 2-3 K		1-0 L8		B X 4-0 1B IBB	S S S S 0-3 K BB	4 0 1 0 1 2 2					
Robin Ventura, L OBP: 0.380, SLG: 0.493 (1, 5)	4-0 IBB		B C C C X 2-2 L4		3-2 K	C S S 0-3 K	S B B B X 3-2 FC6-4 1B	B B C X 2-1 HR	4 1 2 3 1 1 0					
Mike Devereaux, R OBP: 0.347, SLG: 0.465 (1, 9)	1-3 K		X 0-0 L5		1-0 G6-3	B X 1-0 G6-3	S B B B X 0-0 FC6-4 1B	B S B B C X 3-2 HR	5 0 1 0 0 1 5					
Ray Durham, S OBP: 0.322, SLG: 0.415 (1, 4)		B C C C S 1-3 K	S T T C C C 2-3 K		0-0 P5	X 0-0 P5	B X 2-2 F8	S C C S 0-3 K2-3	5 0 0 0 0 3 1					
Ron Karkovics, R OBP: 0.323, SLG: 0.399 (1, 2)		B B B B B C 4-2 FC1-6 BB	B B B B B X 3-1 F8		3-1 F8	F F B X 1-2 1B 2B	B X 1-0 G1-4-3		3 0 1 0 1 0 0					
Ozzie Guillen, L OBP: 0.270, SLG: 0.302 (1, 6)		C S T B B B X 1-2 FC1-6 BB	B X 1-0 P6		1-0 P6	X 0-0 G3-1 2B 1B	F X 0-1 G4-3		4 1 1 0 0 0 1					
Inning Stats	R: 0 E: 0 K: 1 S: 8 H: 1 LOB: 3 BB: 3 P: 22	R: 0 E: 0 K: 1 S: 11 H: 0 LOB: 2 BB: 2 P: 21	R: 0 E: 0 K: 1 S: 7 H: 0 LOB: 0 BB: 0 P: 12	R: 0 E: 0 K: 1 S: 7 H: 0 LOB: 0 BB: 0 P: 12	R: 1 E: 0 K: 0 S: 9 H: 1 LOB: 1 BB: 1 P: 19	R: 0 E: 0 K: 1 S: 5 H: 0 LOB: 0 BB: 0 P: 6	R: 3 E: 0 K: 0 S: 13 H: 5 LOB: 2 BB: 1 P: 23	R: 0 E: 0 K: 0 S: 7 H: 0 LOB: 0 BB: 0 P: 10	R: 3 E: 0 K: 2 S: 18 H: 3 LOB: 1 BB: 1 P: 27	1B: 5 2B: 3 3B: 0 HR: 2 SF: 0 SAC: 0 DP: 1 HBP: 0	WP: 0 PB: 0 SB: 1 CS: 0 PA: 43			
PITCHER	IP WLS BF H R ER SO BB IBB HBP BLK WP HR S P ERA WHIP												PITCHER	IP WLS BF H R ER SO BB IBB HBP BLK WP HR S P ERA WHIP
Mike Moore, R ERA: 7.19 (1, 1)	6.2 L 30 6 4 4 5 5 1 0 0 0 0 56 104 5.40 1.650													
Kevin Wickander, L ERA: 1.76 (7, 1)	0.0 2 1 0 0 0 0 0 1 0 0 0 0 3 10 ∞ ∞													
Mike Christopher, R ERA: 4.46 (7, 1)	2.1 11 3 3 3 2 1 0 0 0 0 2 26 38 11.57 1.714													

Chicago White Sox @ Detroit Tigers
Tiger Stadium, Detroit, MI
Mon Aug 21 1995, 7:05 PM EDT
Att. 16,890 - Unknown - 93 F

livebaseballscorecards.com

AB	35
R	7
H	10
RBI	7
BB	8
SO	7
LOB	13



Batter	1	2	3	4	5	6	7	8	9	AB	R	H	RBI	BB	SO	LOB
Chad Curtis, R OBP: 0.360, SLG: 0.457 (1, 8)	1-2 G1-3		2-2 G5-3			2-3 K	4-0 1B BB			3	0	0	0	1	1	0
Bobby Higginson, L OBP: 0.350, SLG: 0.443 (1, 9)	2-1 F7		1-1 L9			4-0 HR BB	2-0 1B			3	1	1	0	1	0	0
Travis Fryman, R OBP: 0.358, SLG: 0.413 (1, 5)	2-1 F7			0-1 F8		0-0 P6	2-2 F8			4	0	0	0	0	0	3
Cecil Fielder, R OBP: 0.353, SLG: 0.486 (1, 3)		4-0 BB BB		2-0 G6-3		2-1 HR		1-3 K		3	1	1	2	1	1	0
Lou Whitaker, L OBP: 0.370, SLG: 0.502 (1, 10)		2-3 K		3-1 G4-3		1-2 1B 1B		0-2 CS 1B		3	1	1	0	0	1	1
Juan Samuel, R OBP: 0.385, SLG: 0.542 (8, PH)										1	0	1	0	0	0	0
Alan Trammell, R OBP: 0.371, SLG: 0.378 (1, 6)		2-2 F7		1-2 P5		1-1 1B 1B		1-2 F9		4	0	1	0	0	0	2
Chris Gomez, R OBP: 0.309, SLG: 0.380 (1, 4)		4-1 BB		2-1 G5-3		2-1 1B			2-1 L8	3	0	1	1	1	0	0
Milt Cuyler, S OBP: 0.291, SLG: 0.333 (1, 7)		0-3 K		0-0 1B			1-0 G1-6-3 1B		2-2 G3-1	4	0	2	0	0	1	2
John Flaherty, R OBP: 0.304, SLG: 0.448 (1, 2)			0-0 P3		3-1 P4		1-2 G1-6-3		1-1 P4	4	0	0	0	0	0	2

Inning Stats	R: 0	H: 0	E: 0	K: 0	S: 7	R: 0	H: 0	E: 0	K: 2	S: 13	R: 0	H: 0	E: 0	K: 0	S: 6	R: 0	H: 0	E: 0	K: 0	S: 5	R: 0	H: 1	E: 0	K: 0	S: 8	R: 3	H: 4	E: 0	K: 1	S: 16	R: 0	H: 2	E: 0	K: 0	S: 8	R: 0	H: 1	E: 0	K: 1	S: 9	R: 0	H: 0	E: 0	K: 0	S: 8	R: 0	H: 0	E: 0	K: 0	S: 8	1B: 7	2B: 0	3B: 0	HR: 1	SF: 0	SAC: 0	DP: 1	HBP: 0	WP: 0	PB: 0	SB: 0	CS: 1	PA: 36
--------------	------	------	------	------	------	------	------	------	------	-------	------	------	------	------	------	------	------	------	------	------	------	------	------	------	------	------	------	------	------	-------	------	------	------	------	------	------	------	------	------	------	------	------	------	------	------	------	------	------	------	------	-------	-------	-------	-------	-------	--------	-------	--------	-------	-------	-------	-------	--------

PITCHER	IP	WLS	BF	H	R	ER	SO	BB	IBB	HBP	BLK	WP	HR	S	P	ERA	WHIP
Alex Fernandez, R ERA: 5.17 (1, 1)	6.2	W	28	6	3	3	3	4	0	0	0	0	1	59	108	4.05	1.500
Scott Radinsky, L ERA: 6.75 (7, 1)	0.0		1	1	0	0	0	0	0	0	0	0	0	1	3	∞	∞
Matt Karchner, R ERA: 2.7 (7, 1)	0.2		2	0	0	0	1	0	0	0	0	0	0	6	9	0.00	0.000
Larry Thomas, L ERA: 4.15 (8, 1)	0.0		1	1	0	0	0	0	0	0	0	0	0	3	3	∞	∞
Kirk McCaskill, R ERA: 4.97 (8, 1)	1.2	S	4	0	0	0	0	0	0	0	0	0	0	11	17	0.00	0.000

BOTTOM

Chicago White Sox @ Detroit Tigers
Tiger Stadium, Detroit, MI
Mon Aug 21 1995, 7:05 PM EDT
Att: 16,890 - Unknown - 93 F

livebaseballscorecards.com

AB	32
R	3
H	8
RBI	3
BB	4
SO	4
LOB	10



Batter	1	2	3	4	5	6	7	8	9	AB R H RBI BB SO LOB	TOP											
Lance Johnson, L (1, 8) OBP: 0.330, SLG: 0.389	1-2 HR 1B	1-3 K		1-0 SF7		3-1 2B 1B	1-1 FC4 1B		1-0 E 1B	5 3 4 1 0 1 0												
Dave Martinez, L (1, 3) OBP: 0.358, SLG: 0.443	2-2 HR 1B	2-1 G4-3		0-1 G6-3		1-1 PB 1B 2B	2-1 FC4 BB		0-0 G3 1B	6 2 2 3 0 0 3												
Tim Raines, S (1, 7) OBP: 0.382, SLG: 0.463	0-1 G4-6-3 1B			2-2 BB 1B		4-1 1B HR BB	1-3 K		3-1 E7 1B 1B	5 2 3 2 1 1 1												
Frank Thomas, R (1, 10) OBP: 0.483, SLG: 0.660 Lyle Mouton, R (9, PR) OBP: 0.371, SLG: 0.475	2-1 G4-6-3 1B			3-2 F9		3-2 1B SF8 1B	2-2 HR 1B		4-1 FC5-4 BB	5 2 3 2 1 0 2 0 0 0 0 0 0 0												
Robin Ventura, L (1, 5) OBP: 0.384, SLG: 0.511	0-0 HR			2-1 F9		1-2 1B	1-0 HR		0-2 FC5-4	5 2 3 4 1 0 3												
Mike Devereaux, R (1, 9) OBP: 0.349, SLG: 0.464	0-0 1B			4-2 BB		1-2 1B	0-0 G1-3		2-3 K	5 0 2 0 1 2 2												
Norberto Martin, R (1, 4) OBP: 0.315, SLG: 0.425	0-0 G4-3			1-2 G1-3		1-1 SF8	0-0 HR		1-1 G5-3	5 1 1 2 0 0 5												
Ron Karkovics, R (1, 2) OBP: 0.328, SLG: 0.419						1-0 SH4-3 SF7 2B	3-3 K		0-0 G6-3	5 2 3 1 0 1 2												
Ozzie Guillen, L (1, 6) OBP: 0.270, SLG: 0.301						0-0 SH4-3	1-1 G3-1		0-0 G3 E 1B 1B	4 1 1 0 0 0 1												
Inning Stats	R: 3 E: 0 K: 0 S: 14	H: 5 LOB: 1 BB: 0 P: 19	R: 1 E: 0 K: 1 S: 12	H: 1 LOB: 0 BB: 0 P: 15	R: 0 E: 0 K: 0 S: 17	H: 1 LOB: 2 BB: 1 P: 29	R: 1 E: 0 K: 0 S: 5	H: 1 LOB: 0 BB: 0 P: 7	R: 1 E: 0 K: 1 S: 21	H: 3 LOB: 2 BB: 0 P: 32	R: 6 E: 0 K: 0 S: 19	H: 6 LOB: 1 BB: 1 P: 35	R: 0 E: 0 K: 1 S: 11	H: 1 LOB: 2 BB: 1 P: 19	R: 0 E: 0 K: 1 S: 7	H: 0 LOB: 0 BB: 0 P: 10	R: 3 E: 1 K: 1 S: 16	H: 4 LOB: 2 BB: 1 P: 26	1B: 15 2B: 2 3B: 0 HR: 5	SF: 2 SAC: 1 DP: 1 HBP: 0	WP: 0 PB: 1 SB: 1 CS: 0	PA: 52
PITCHER	IP WLS BF H R ER SO BB IBB HBP BLK WP HR S P ERA WHIP																					
Jose Lima, R (1, 1) ERA: 7.14	4.1 L 24 11 6 6 1 1 0 0 0 0 0 3 61 90 12.46 2.769																					
Joe Boever, R (5, 1) ERA: 6.25	1.0 8 4 5 5 1 1 0 0 0 0 0 1 22 38 45.00 5.000																					
Brian Maxcy, R (6, 1) ERA: 5.91	2.2 12 3 1 1 2 1 0 0 0 0 0 1 23 38 3.38 1.500																					
Kevin Wickander, L (9, 1) ERA: 2.76	1.0 8 4 3 2 1 1 0 0 0 0 0 0 16 26 18.00 5.000																					

Chicago White Sox @ Detroit Tigers
Tiger Stadium, Detroit, MI
Tue Aug 22 1995, 7:05 PM EDT
Att. 16,107 - Unknown - 85 F

livebaseballscorecards.com

AB 45
R 15
H 22
RBI 15
BB 4
SO 5
LOB 19



Batter	1	2	3	4	5	6	7	8	9	AB	R	H	RBI	BB	SO	LOB
Chad Curtis, R OBP: 0.360, SLG: 0.462 (1, 8)	1-2 L4	1-0 1B		3-2 HR	2-3 K		1-3 K		2-2 F9	6	1	2	1	0	2	3
Chris Gomez, R OBP: 0.316, SLG: 0.399 (1, 4) (9, 6)	3-2 E 1B	0-0 1B		2-2 2B		2-1 HR		0-2 G6-3		5	2	4	2	0	0	0
Travis Fryman, R OBP: 0.358, SLG: 0.410 (1, 5)	2-3 K	3-1 F9		1-0 F9		1-1 HBP		4-2 BB G4-3 BB		3	1	0	0	1	1	4
Cecil Fielder, R OBP: 0.356, SLG: 0.495 (1, 10) Derrick White, R OBP: 0.267, SLG: 0.300 (8, PR)	3-1 1B			3-3 K		0-2 F7		4-2 G4-3 BB		4	1	2	2	1	1	2
Juan Samuel, R OBP: 0.386, SLG: 0.535 (1, 3)	1-1 1B			2-1 F9		2-1 F8		4-2 G4-3 BB		4	0	1	0	1	0	2
Alan Trammell, R OBP: 0.369, SLG: 0.375 (1, 6) Lou Whitaker, L OBP: 0.368, SLG: 0.500 (8, PH) (9, 4)	2-0 F7			2-1 FC5-4 1B		2-3 K		1-2 G4-3		4	0	1	0	0	1	3
Milt Cuyler, S OBP: 0.283, SLG: 0.321 (1, 7)				0-0 FC5-4		3-2 FC4-6 1B		1-2 2-3 3-H G4-3		4	0	1	0	0	1	3
Bobby Higginson, L OBP: 0.345, SLG: 0.436 (1, 9)				1-2 K		0-1 FC4-6 1B		2-3 K		5	0	1	0	0	2	4
Ron Tingley, R OBP: 0.327, SLG: 0.435 (1, 2)				0-3 K		1-2 K		1-0 G3-1		5	0	0	0	0	2	2
				1-1 HR		1-0 1B		4-0 K		3	2	2	1	2	1	0

BOTTOM

Chicago White Sox @ Detroit Tigers
Tiger Stadium, Detroit, MI
Tue Aug 22 1995, 7:05 PM EDT
Att: 16,107 - Unknown - 85 F

AB	40
R	7
H	13
RBI	7
BB	5
SO	10
LOB	22



Inning Stats																																																			
R: 1		H: 3		R: 1		H: 2		R: 1		H: 2		R: 2		H: 3		R: 0		H: 2		R: 1		H: 1		R: 0		H: 0		R: 1		H: 0		R: 0		H: 0		R: 1		H: 0		R: 0		H: 0		R: 1		H: 0		R: 0		H: 0	
E: 1		LOB: 2		E: 0		LOB: 2		E: 0		LOB: 1		E: 0		LOB: 1		E: 0		LOB: 2		E: 0		LOB: 1		E: 0		LOB: 3		E: 0		LOB: 0		E: 0		LOB: 0		E: 0		LOB: 0		E: 0		LOB: 0		E: 0		LOB: 0					
K: 1		BB: 0		K: 1		BB: 1		K: 1		BB: 0		K: 1		BB: 0		K: 2		BB: 0		K: 1		BB: 1		K: 1		BB: 3		K: 2		BB: 0		K: 2		BB: 0		K: 1		BB: 0		K: 1		BB: 0		K: 1		BB: 0					
S: 17		P: 29		S: 14		P: 26		S: 8		P: 11		S: 14		P: 26		S: 12		P: 20		S: 10		P: 16		S: 6		P: 12		S: 17		P: 32		S: 13		P: 18		S: 13		P: 18		S: 13		P: 18									
PITCHER	IP	WLS	BF	H	R	ER	SO	BB	IBB	HBP	BLK	WP	HR	S	P	ERA	WHIP																																		
Dave Righetti, L ERA: 4.39 (1, 1)	3.0		20	10	5	5	3	1	0	0	0	0	3	47	80	15.00	3.667																																		
Jose DeLeon, R ERA: 5.19 (4, 1)	3.0	W	13	3	1	1	3	0	0	1	0	0	1	28	48	3.00	1.000																																		
Larry Thomas, L ERA: 3.6 (7, 1)	0.2		3	0	0	0	0	1	0	0	0	0	0	3	8	0.00	1.500																																		
41 Bill Simas, R ERA: 7.36 (7, 1)	0.2		5	0	1	1	1	3	0	0	0	0	0	14	27	13.50	4.500																																		
Roberto Hernandez, R ERA: 3.91 (8, 1)	1.2		5	0	0	0	3	0	0	0	0	0	0	19	27	0.00	0.000																																		
PITCHER	IP	WLS	BF	H	R	ER	SO	BB	IBB	HBP	BLK	WP	HR	S	P	ERA	WHIP	1B	2B	3B	HR	SF	SAC	DP	HBP	WP	HR	S	P	ERA	WHIP	PA																			
																		8	1	0	4	0	0	0	1	0	0	0	0	0	0	46																			

Batter	1	2	3	4	5	6	7	8	9	AB R H RBI BB SO LOB	TOP	
Lance Johnson, L OBP: 0.333, SLG: 0.394 (1, 8) X	0-0 BB 1B		0-1 WP HR BB 1B		3-2 L3			1-2 1B SF9 2B		4 2 3 0 0 0 0		
Dave Martinez, L OBP: 0.356, SLG: 0.442 (1, 3) B X SAFE	1-0 F9		0-0 SF7		1-2 G6-3			0-0 SF9 BB 1B		3 0 1 1 0 0 1		
Tim Raines, S OBP: 0.383, SLG: 0.460 (1, 7) 1 SAFE 1 SAFE	4-2 G5-4-3 BB		2-3 K		2-2 G4-3			4-2 L9-3 BB		2 0 0 0 2 1 1		
Frank Thomas, R OBP: 0.481, SLG: 0.657 (1, 10) X	0-0 G5-4-3		4-0 WP HR BB		2-0 L9			0-2 SF9		2 1 0 1 1 0 2		
Robin Ventura, L OBP: 0.383, SLG: 0.516 (1, 5) B B B C		3-3 K	3-2 HR		2-2 G5-3			0-1 L9-3		4 1 1 3 0 1 2		
Mike Devereaux, R OBP: 0.351, SLG: 0.464 (1, 9) B X		1-0 G1-3 1B	2-2 G5-3		0-1 4-3			2-0 CS 1B		4 0 2 0 0 0 0		
Norberto Martin, R OBP: 0.305, SLG: 0.411 (1, 4) F B X		1-1 G1-3		0-2 G1-3			1-3 K	2-3 SAFE K		4 0 0 0 0 2 2		
Ron Karkovics, R OBP: 0.327, SLG: 0.414 (1, 2) C B B S		1-3 K		3-1 P6			4-2 G4-6-3 BB	2-3 SAFE K		3 0 0 0 1 2 1		
Ozzie Guillen, L OBP: 0.271, SLG: 0.302 (1, 6) B X			1-0 1B SF7 1B		0-0 F7		0-0 G4-6-3			3 1 1 0 0 0 1		
Inning Stats	R: 0 H: 1 E: 0 LOB: 1 K: 0 BB: 1 S: 5 P: 10	R: 0 H: 1 E: 0 LOB: 1 K: 2 BB: 0 S: 9 P: 15	R: 4 H: 3 E: 0 LOB: 0 K: 1 BB: 1 S: 14 P: 26	R: 0 H: 0 E: 0 LOB: 0 K: 0 BB: 0 S: 6 P: 9	R: 0 H: 0 E: 0 LOB: 0 K: 0 BB: 0 S: 9 P: 15	R: 0 H: 0 E: 0 LOB: 0 K: 0 BB: 0 S: 6 P: 10	R: 0 H: 0 E: 0 LOB: 0 K: 1 BB: 1 S: 9 P: 14	R: 1 H: 2 E: 0 LOB: 1 K: 0 BB: 1 S: 13 P: 18	R: 0 H: 1 E: 0 LOB: 0 K: 2 BB: 0 S: 7 P: 13	1B: 6 SF: 2 2B: 2 SAC: 0 3B: 0 DP: 3 HR: 1 HBP: 0	WP: 1 PA: 35 PB: 0 SB: 0 CS: 1	
PITCHER Sean Bergman, R ERA: 5.03 Felipe Lira, R ERA: 4.07	IP WLS BF H R ER SO BB IBB HBP BLK WP HR S P ERA WHIP											
	(1, 1) 7.0 0 29 7 5 5 4 3 0 0 0 1 1 64 106 6.43 1.429											
	(8, 1) 2.0 W 6 1 0 0 2 1 0 0 0 0 0 0 14 24 0.00 1.000											

Chicago White Sox @ Detroit Tigers
Tiger Stadium, Detroit, MI
Wed Aug 23 1995, 7:05 PM EDT
Att. 15,506 - Unknown - 85 F

livebaseballscorecards.com

AB 29
R 5
H 8
RBI 5
BB 4
SO 6
LOB 10




Batter	1	2	3	4	5	6	7	8	9	AB	R	H	RBI	BB	SO	LOB	BOTTOM			
Chad Curtis, R OBP: 0.359, SLG: 0.460 (1, 8)	1-0 E5 L8 G6-3 1B		2-2 F8		3-1 F8 2-3			1-1 G6-3		4	1	1	0	0	0	2	Chicago White Sox @ Detroit Tigers Tiger Stadium, Detroit, MI Wed Aug 23 1995, 7:05 PM EDT Att: 15,506 - Unknown - 85 F			
Chris Gomez, R OBP: 0.316, SLG: 0.397 (1, 4)	2-0 L8 2-3		3-3 K		0-0 FC6-4 1-2f 3-H			3-1 E9 1B		4	0	1	1	0	1	2				
Travis Fryman, R OBP: 0.355, SLG: 0.407 (1, 5)	0-2 G6-3 3-H			2-3 K	2-2 L7			0-0 P4		4	0	0	1	0	1	2				
Cecil Fielder, R OBP: 0.357, SLG: 0.501 Derrick White, R OBP: 0.267, SLG: 0.300 (1, 10) (8, PR)	3-2 F8		1-1 HR		1-3 K			4-0 IBB		3	1	1	1	1	1	0				
Juan Samuel, R OBP: 0.388, SLG: 0.552 (1, 3)		1-2 G1-4-3		0-0 HR		2-2 G5-4-3 1B		1-3 K2-3		4	1	2	1	0	1	2				
Alan Trammell, R OBP: 0.367, SLG: 0.372 (1, 6)		2-1 P4		1-2 F8		2-0 G5-4-3 1-2f		2-1 SH HR 1B		4	1	1	0	0	0	1				
Milt Cuyler, S OBP: 0.286, SLG: 0.322 (1, 7)		1-2 1B		3-3 K		0-0 P4		1-0 SH HR		3	1	1	0	0	1	0				
Bobby Higginson, L OBP: 0.344, SLG: 0.432 (1, 9)		1-3 K		1-1 F8 E FC6-4 HBP		3-2 G4-3		1-1 P6		3	1	0	0	0	1	3				
Ron Tingley, R OBP: 0.318, SLG: 0.421 Lou Whitaker, L OBP: 0.371, SLG: 0.516 (1, 2) (9, PH)			2-3 K		0-2 E4 FC6-4 1-2		0-3 K		3-2 HR 1-H 3-H		3	0	0	0	0	2			1	
Inning Stats	R: 1 E: 1 K: 0 S: 8	H: 1 LOB: 0 BB: 0 P: 14	R: 0 E: 0 K: 1 S: 11	H: 1 LOB: 1 BB: 0 P: 16	R: 0 E: 0 K: 2 S: 9	H: 0 LOB: 0 BB: 0 P: 16	R: 2 E: 0 K: 2 S: 13	H: 2 LOB: 0 BB: 0 P: 20	R: 1 E: 1 K: 0 S: 12	H: 0 LOB: 1 BB: 0 P: 18	R: 0 E: 0 K: 1 S: 8	H: 1 LOB: 0 BB: 0 P: 13	R: 0 E: 0 K: 1 S: 9	H: 1 LOB: 2 BB: 1 P: 18	R: 3 E: 1 K: 0 S: 8	H: 2 LOB: 0 BB: 0 P: 15	1B: 5 2B: 0 3B: 0 HR: 3	SF: 0 SAC: 1 DP: 1 HBP: 1	WP: 0 PB: 0 SB: 0 CS: 0	PA: 36
PITCHER	IP WLS BF H R ER SO	IP WLS BF H R ER SO	IP WLS BF H R ER SO	IP WLS BF H R ER SO	IP WLS BF H R ER SO	IP WLS BF H R ER SO	IP WLS BF H R ER SO	IP WLS BF H R ER SO	IP WLS BF H R ER SO	IP WLS BF H R ER SO	IP WLS BF H R ER SO	IP WLS BF H R ER SO	IP WLS BF H R ER SO	IP WLS BF H R ER SO	IP WLS BF H R ER SO	IP WLS BF H R ER SO	WP HR S P	ERA WHIP		
Wilson Alvarez, L ERA: 4.29 (1, 1)	7.0		5	4	2	7	0	0	0	0	0	0	0	0	0	0	0	0	2.57	0.714
Matt Karchner, R ERA: 2.55 (8, 1)	1.0	5	1	0	0	1	0	1	0	0	0	0	0	0	9	18	0	0	0.00	1.000
Roberto Hernandez, R ERA: 4.27 (9, 1)	0.1	L 4	2	3	2	0	0	0	0	0	1	8	15	54.00	6.000					

livebaseballscorecards.com

AB 33
R 7
H 8
RBI 7
BB 1
SO 8
LOB 13



Batter	1	2	3	4	5	6	7	8	9	AB R H RBI BB SO LOB	TOP											
Lance Johnson, L OBP: 0.334, SLG: 0.401 (1, 8) C X	0-1 1B G6-3 1B		1-2 F9		0-1 F7	0-0 HR		0-0 P4		5 2 2 2 0 0 4												
Dave Martinez, L OBP: 0.362, SLG: 0.455 (1, 3) SAFE (1, 9) SAFE F X	1-2 F8 1-3 1B		1-2 G1-3			SH3-4 2B		1-3 K		5 1 3 0 0 1 2												
Tim Raines, S OBP: 0.382, SLG: 0.459 Craig Grebeck, R OBP: 0.377, SLG: 0.372 (1, 7) C X (1, 5) C X	1-1 G6-3			0-0 G3		SH3-4 2B			0-1 L6	1 0 0 1 0 0 1 3 0 0 0 0 1 1												
Frank Thomas, R OBP: 0.480, SLG: 0.651 (1, 10) B C X	2-2 F8 2-3			4-1 G3-6-3 BB		4-1 BB HR BB		1-1 G6-3	0-0 G4-3	3 1 0 0 2 0 1												
Robin Ventura, L OBP: 0.378, SLG: 0.509 (1, 5) B C X (1, 3) C X	2-1 F7			3-0 G3-6-3 1-2f		1-0 FC4 1-2 HR		1-2 G3-1	1-3 K	5 1 0 1 0 1 3												
Lyle Mouton, R OBP: 0.378, SLG: 0.484 (1, 9) (1, 7) C B B F B C B B F B C B B F B		3-3 K			0-0 FC1-5 2B	4-2 HR BB		2-3 K		3 1 1 0 1 2 0												
Ray Durham, S OBP: 0.324, SLG: 0.423 (1, 4) B X		1-0 G5-3			1-1 FC1-5 1B	1-0 HR		4-1 BB BB		3 1 1 4 1 0 1	AB 35 R 8 H 9 RBI 8 BB 5 SO 7 LOB 16											
Ron Karkovics, R OBP: 0.326, SLG: 0.409 (1, 2) C B B F B C B B F B		3-3 K			1-0 F9	0-3 K		4-2 BB BB		3 0 0 0 1 2 1												
Ozzie Guillen, L OBP: 0.273, SLG: 0.307 (1, 6) F B X			1-1 G6-3		1-0 1B	0-0 HR 2B		1-2 P8		4 1 2 0 0 0 2												
Inning Stats	R: 1 E: 0 K: 0 S: 13	H: 2 LOB: 1 BB: 0 P: 19	R: 0 E: 0 K: 2 S: 11	H: 0 LOB: 0 BB: 0 P: 18	R: 0 E: 0 K: 0 S: 8	H: 0 LOB: 0 BB: 0 P: 11	R: 0 E: 0 K: 0 S: 3	H: 0 LOB: 0 BB: 1 P: 10	R: 0 E: 0 K: 0 S: 7	H: 2 LOB: 2 BB: 0 P: 10	R: 7 E: 1 K: 2 S: 20	H: 5 LOB: 1 BB: 2 P: 34	R: 0 E: 0 K: 1 S: 8	H: 0 LOB: 0 BB: 0 P: 12	R: 0 E: 0 K: 1 S: 12	H: 0 LOB: 2 BB: 2 P: 22	R: 0 E: 0 K: 1 S: 6	H: 0 LOB: 0 BB: 0 P: 7	1B: 3 2B: 4 3B: 0 HR: 2	SF: 0 SAC: 1 DP: 1 HBP: 0	WP: 0 PB: 0 SB: 0 CS: 0	PA: 41
PITCHER	IP WLS BF H R ER SO BB IBB HBP BLK WP HR S P ERA WHIP																					
Pat Hentgen, R ERA: 5.83 (1, 1)	6.0 L 30 9 8 5 4 3 0 0 0 0 0 2 62 102 7.50 2.000																					
Ken Robinson, R ERA: 4.15 (7, 1)	2.0 8 0 0 0 2 2 0 0 0 0 0 0 20 34 0.00 1.000																					
Mike Timlin, R ERA: 3.16 (9, 1)	1.0 3 0 0 0 1 0 0 0 0 0 0 0 6 7 0.00 0.000																					

Chicago White Sox @ Toronto Blue Jays
SkyDome, Toronto, ON
Fri Aug 25 1995, 7:05 PM EDT
Att. 38,684 - Unknown

livebaseballscorecards.com

Batter	1	2	3	4	5	6	7	8	9	AB	R	H	RBI	BB	SO	LOB
Devon White, S OBP: 0.341, SLG: 0.448 (1, 8)	1-0 G4-3		0-3 K		4-1 BB	2-3 K		3-2 1-H 2-H 3-H HR		4	1	1	4	1	2	2
Paul Molitor, R OBP: 0.331, SLG: 0.386 (1, 10)	1-2 1B		1-2 P6		0-1 G1-3		4-2 FC6-4 BB	3-1 G6-3		4	0	1	0	1	0	2
Roberto Alomar, S OBP: 0.377, SLG: 0.481 (1, 4)	3-2 1B			0-0 G6-4-3 1B		1-2 BB 2B 1B	2-2 FC6-4 G5-4-3		3-1 G6-3	5	1	3	0	0	0	1
Joe Carter, R OBP: 0.309, SLG: 0.433 (1, 7)	0-3 K			3-1 G6-4-3 1-2f		1-3 K	2-2 G5-4-3 1-2f		1-0 P2	5	0	0	0	0	2	5
John Olerud, L OBP: 0.385, SLG: 0.392 (1, 3)	2-3 K			2-2 1B		4-1 2B BB		3-2 G6-3	4-1 BB	3	1	1	0	2	1	2
Alex Gonzalez, R OBP: 0.320, SLG: 0.388 (9, PR)						1-2 2B BB				0	0	0	0	0	0	0
Ed Sprague, R OBP: 0.347, SLG: 0.466 (1, 5)		0-0 P3		3-2 P5		4-2 2B BB		0-0 P5	3-3 K	4	1	0	0	1	1	2
Shawn Green, L OBP: 0.318, SLG: 0.471 (1, 9)		3-2 P5			1-0 G3	2-3 K		2-1 1B HR 1B		2	0	0	0	0	0	0
Candy Maldonado, R OBP: 0.373, SLG: 0.490 (6, PH)										2	1	1	0	0	1	3
Sandy Martinez, L OBP: 0.281, SLG: 0.351 (1, 2)		2-3 K			0-0 L8 2B	0-0 1B 2B		3-1 HR 1B		2	0	1	0	0	1	0
Randy Knorr, R OBP: 0.307, SLG: 0.426 (6, PH)						1-H 2-H 3-H		1-2 HR 1B		2	1	2	3	0	0	0
Tomas Perez, S OBP: 0.297, SLG: 0.429 (1, 6)			3-2 G4-3		3-2 L8	0-2 1B		0-0 HR 1B		4	1	2	0	0	0	1

Inning Stats	R: 0	H: 2	E: 0	LOB: 2	K: 2	BB: 0	S: 17	R: 0	H: 0	E: 0	LOB: 0	K: 1	BB: 0	S: 8	R: 0	H: 0	E: 0	LOB: 0	K: 1	BB: 0	S: 10	R: 0	H: 2	E: 0	LOB: 1	K: 0	BB: 0	S: 11	R: 0	H: 1	E: 0	LOB: 2	K: 0	BB: 1	S: 9	R: 3	H: 3	E: 0	LOB: 2	K: 3	BB: 2	S: 21	R: 0	H: 0	E: 0	LOB: 0	K: 0	BB: 1	S: 8	R: 4	H: 4	E: 0	LOB: 0	K: 0	BB: 0	S: 16	R: 0	H: 0	E: 0	LOB: 1	K: 1	BB: 1	S: 7	1B: 9	2B: 2	3B: 0	HR: 1	SF: 0	SAC: 0	DP: 2	HBP: 0	WP: 0	PA: 42
--------------	------	------	------	--------	------	-------	-------	------	------	------	--------	------	-------	------	------	------	------	--------	------	-------	-------	------	------	------	--------	------	-------	-------	------	------	------	--------	------	-------	------	------	------	------	--------	------	-------	-------	------	------	------	--------	------	-------	------	------	------	------	--------	------	-------	-------	------	------	------	--------	------	-------	------	-------	-------	-------	-------	-------	--------	-------	--------	-------	--------

PITCHER	IP	WLS	BF	H	R	ER	SO	BB	IBB	HBP	BLK	WP	HR	S	P	ERA	WHIP
Jason Bere, R ERA: 6.83 (1, 1)	5.1	W	24	6	3	3	5	3	0	0	0	0	0	66	108	5.06	1.688
Scott Radinsky, L ERA: 6.67 (6, 1)	0.1		1	0	0	0	1	0	0	0	0	0	0	3	5	0.00	0.000
Brian Keyser, R ERA: 4.81 (6, 1)	1.1		6	2	0	0	1	1	0	0	0	0	0	15	25	0.00	2.250
Kirk McCaskill, R ERA: 5.48 (8, 1)	0.2		6	4	4	4	0	0	0	0	0	0	1	14	25	54.00	6.000
Roberto Hernandez, R ERA: 4.15 (8, 1)	1.1	S	5	0	0	0	1	1	0	0	0	0	0	9	23	0.00	0.750

BOTTOM

Chicago White Sox @ Toronto Blue Jays
 SkyDome, Toronto, ON
 Fri Aug 25 1995, 7:05 PM EDT
 Att. 38,684 - Unknown

livebaseballscorecards.com

AB	37
R	7
H	12
RBI	7
BB	5
SO	8
LOB	18



Batter	1	2	3	4	5	6	7	8	9	AB R H RBI BB SO LOB	TOP															
Lance Johnson, L (1, 8) OBP: 0.335, SLG: 0.401	1-1 G3 1B		0-1 G6-3		2-0 G3		2-0 2B 1B		1-0 P6	5 1 2 0 0 0 0	<p>Chicago White Sox @ Toronto Blue Jays</p> <p>SkyDome, Toronto, ON</p> <p>Sat Aug 26 1995, 3:33 AM EDT</p> <p>Att. 45,624 - Sunny - 75 F</p> <p>livebaseballscorecards.com</p>															
Tim Raines, S (1, 7) OBP: 0.380, SLG: 0.454	1-0 G3 1-2		4-2 FC1-6 BB		0-0 G4-3		1-0 L7		2-1 G5-3	4 0 0 0 1 0 2																
Dave Martinez, L (1, 3) OBP: 0.371, SLG: 0.466	4-2 G4-6-3 BB		2-2 FC1-6 PB HBP 1-2f		1-2 1B		0-0 1B 2B		2-0 1B	4 0 3 1 1 0 1																
Frank Thomas, R (1, 10) OBP: 0.477, SLG: 0.645	1-2 G4-6-3 1-2f		2-0 PB HBP		1-1 F8		2-1 P4		1-1 L9	4 0 0 0 0 0 5																
Robin Ventura, L (1, 5) OBP: 0.377, SLG: 0.505		2-1 G6-3	4-0 1-2 2-3 IBB		2-0 F8		3-1 F9			3 0 0 0 1 0 0																
Lyle Mouton, R (1, 9) OBP: 0.385, SLG: 0.478		2-2 FC4-6 HBP	1-1 F8		1-0 G4-3 1B		0-2 G6-3			3 1 1 0 0 0 3																
Ray Durham, S (1, 4) OBP: 0.323, SLG: 0.421		0-0 FC4-6 BB 1-2f		0-1 P5		0-1 G4-3 1-2		0-0 1B 1B		4 0 1 0 0 0 2																
Michael LaValliere, L (1, 2) OBP: 0.268, SLG: 0.233		4-1 SAFE BB	4-1 G4-3 1-2 BB		0-1 G4-3		1-0 1B 2-H		2-1 1B	3 0 2 1 1 0 0																
Ozzie Guillen, L (1, 6) OBP: 0.270, SLG: 0.303		0-0 L7		0-2 F8		1-0 F8		1-1 F9		4 0 0 0 0 0 4																
Inning Stats	R: 0 E: 0 K: 0 S: 9	H: 1 LOB: 1 BB: 1 P: 16	R: 0 E: 0 K: 0 S: 8	H: 0 LOB: 2 BB: 1 P: 16	R: 0 E: 0 K: 0 S: 10	H: 0 LOB: 3 BB: 2 P: 23	R: 0 E: 0 K: 0 S: 7	H: 0 LOB: 0 BB: 0 P: 7	R: 0 E: 0 K: 0 S: 7	H: 1 LOB: 1 BB: 0 P: 11		R: 1 E: 0 K: 0 S: 5	H: 2 LOB: 1 BB: 0 P: 9	R: 1 E: 0 K: 0 S: 6	H: 2 LOB: 1 BB: 0 P: 12	R: 0 E: 0 K: 0 S: 11	H: 2 LOB: 2 BB: 0 P: 17	R: 0 E: 0 K: 0 S: 6	H: 1 LOB: 1 BB: 0 P: 12	1B: 8 2B: 1 3B: 0 HR: 0	SF: 0 SAC: 0 DP: 1 HBP: 2	WP: 0 PB: 1 SB: 0 CS: 0	PA: 40			
PITCHER	IP WLS BF H R ER SO BB IBB HBP BLK WP HR S P ERA WHIP																									
Edwin Hurtado, R (1, 1) ERA: 5.11	8.0	36	8	2	2	0	3	1	2	0	0	0	63	111	2.25	1.375										
Jimmy Rogers, R (9, 1) ERA: 5.93	1.0	W	4	1	0	0	0	0	0	0	0	0	6	12	0.00	1.000										

AB	34
R	2
H	9
RBI	2
BB	4
SO	0
LOB	17



Batter	1	2	3	4	5	6	7	8	9	AB R H RBI BB SO LOB
Devon White, S (1, 8) OBP: 0.339, SLG: 0.443	1-3 K	2-3 K			3-3 K		3-2 F9		4-2 1B BB	4 0 0 0 1 3 4
Paul Molitor, R (1, 10) OBP: 0.338, SLG: 0.399	2-1 G4-3 2B		0-2 1B		2-2 3B			4-2 G6-3 WP BB	0-0 1B	4 0 4 1 1 0 0
Roberto Alomar, S (1, 4) OBP: 0.374, SLG: 0.476	1-2 G4-3		1-1 F7		1-1 G3-1			3-2 P5		4 0 0 0 0 0 4
Joe Carter, R (1, 7) OBP: 0.306, SLG: 0.429	2-0 P6		2-0 F8			0-3 K		3-2 G6-3		4 0 0 0 0 1 3
John Olerud, L (1, 3) OBP: 0.384, SLG: 0.393		1-0 1B 1B 2B	1-2 G4-1			2-2 G3-1		2-2 F8		4 1 1 0 0 0 2
Ed Sprague, R (1, 5) OBP: 0.344, SLG: 0.461		1-3 K		1-3 K		1-3 K		0-0 F8		4 0 0 0 0 3 1
Shawn Green, L (1, 9) OBP: 0.320, SLG: 0.482		0-1 1B 1B		1-3 K		0-3 K		0-0 HR		4 1 2 1 0 2 0
Sandy Martinez, L (1, 2) OBP: 0.287, SLG: 0.356		2-0 1B		0-2 F8		1-3 K		1-2 E1 1B		4 0 2 1 0 1 0
Alex Gonzalez, R (9, PR) OBP: 0.320, SLG: 0.388		2-3 3-H 1B								0 1 0 0 0 0 0
Tomas Perez, S (1, 6) OBP: 0.317, SLG: 0.421		1-3 K			4-2 CS BB		1-2 1B			3 0 1 0 1 2 3

BOTTOM

Chicago White Sox @ Toronto Blue Jays
SkyDome, Toronto, ON
 Sat Aug 26 1995, 3:33 AM EDT
 Att: 45,624 - Sunny - 75 F

livebaseballscorecards.com

AB	35
R	3
H	10
RBI	3
BB	3
SO	12
LOB	17



Inning Stats	R: 0	H: 1	E: 0	K: 1	S: 11	R: 1	H: 3	E: 0	K: 3	S: 17	R: 0	H: 1	E: 0	K: 0	S: 9	R: 0	H: 0	E: 0	K: 2	S: 9	R: 0	H: 1	E: 0	K: 1	S: 12	R: 0	H: 0	E: 0	K: 2	S: 12	R: 0	H: 1	E: 0	K: 2	S: 12	R: 0	H: 0	E: 0	K: 0	S: 16	R: 2	H: 3	E: 1	K: 1	S: 13	1B: 6	2B: 3	3B: 1	HR: 1	SF: 0	SAC: 0	DP: 1	HBP: 0	WP: 1	PB: 0	SB: 0	CS: 1	PA: 38
--------------	------	------	------	------	-------	------	------	------	------	-------	------	------	------	------	------	------	------	------	------	------	------	------	------	------	-------	------	------	------	------	-------	------	------	------	------	-------	------	------	------	------	-------	------	------	------	------	-------	-------	-------	-------	-------	-------	--------	-------	--------	-------	-------	-------	-------	--------

PITCHER	IP	WLS	BF	H	R	ER	SO	BB	IBB	HBP	BLK	WP	HR	S	P	ERA	WHIP
Alex Fernandez, R (1, 1) ERA: 4.98	7.0		28	7	1	1	11	1	0	0	0	0	0	82	119	1.29	1.143
Matt Karchner, R (8, 1) ERA: 2.45	0.2		3	0	0	0	0	1	0	0	0	1	0	13	23	0.00	1.500
Scott Radinsky, L (8, 1) ERA: 6.59	0.1		1	0	0	0	0	0	0	0	0	0	0	3	5	0.00	0.000
Roberto Hernandez, R (9, 1) ERA: 4.47	0.2	L	6	3	2	2	1	1	0	0	0	0	1	13	18	27.00	6.000

Batter	1	2	3	4	5	6	7	8	9	AB R H RBI BB SO LOB	TOP		
Tim Raines, S (1, 10) OBP: 0.384, SLG: 0.455 B C X 1-1 FC5-4 1B			B B C F B B F 1 SAFE 1 SAFE B 4-2 BB		B B B C C C X 3-1 P4			B B B F B B B 4-2 SH3-4 BB		2 0 1 0 2 0 1			
Mike Cameron, R (1, 8) (8, 9) B C X 1 SAFE 2-2 FC5-4 1-2f			B C F S 1-3 K			B C X 1-1 F9		X 0-0 SH3-4 1-2		3 0 0 0 0 1 3			
Frank Thomas, R (1, 3) OBP: 0.475, SLG: 0.648 B F X 1 SAFE 1 SAFE 2-1 F9			X 0-0 F7			B B B X 3-0 HR		C F B C B 2-3 K		4 1 1 1 0 1 4			
Lyle Mouton, R (1, 9) OBP: 0.370, SLG: 0.457 Lance Johnson, L (8, PH) OBP: 0.334, SLG: 0.400 C F S 0-3 K				F C F B B 2-3 K		X 0-0 P4		C F B C B 0-3 K		3 0 0 0 0 2 1 1 0 0 0 0 1 1			
Ray Durham, S (1, 4) OBP: 0.320, SLG: 0.416 B B X 2-0 L8				B B B F B B X 2-2 F8		B C F B X 2-2 L9		C F C X 0-2 F9		4 0 0 0 0 0 0			
Robin Ventura, L (1, 5) OBP: 0.376, SLG: 0.501 C F C B B B B 3-3 K				C X 0-1 F8			B B B F B B 4-1 BB		C B B X 1-1 P1		3 0 0 0 1 1 0		
Craig Grebeck, R (1, 6) OBP: 0.368, SLG: 0.362 C X 0-1 L9					B B B F B B X 3-2 P6		P F S 1 SAFE 1 SAFE X 1-2 F8		B S X 1-1 G4-3		4 0 0 0 0 0 1		
Ron Karkovics, R (1, 2) OBP: 0.326, SLG: 0.406 F X 0-1 F8					B B B C B B B 4-2 BB			C F B C B 0-3 K		2 0 0 0 1 1 1			
Dave Martinez, L (1, 7) OBP: 0.371, SLG: 0.464 B X 1-0 BB 1B					C C C F 0-3 K			B B B F B B 1-3 K		3 0 1 0 0 2 2			
Inning Stats	R: 0 H: 1 E: 0 LOB: 1 K: 1 BB: 0 S: 10 P: 15	R: 0 H: 0 E: 0 LOB: 0 K: 1 BB: 0 S: 7 P: 12	R: 0 H: 1 E: 0 LOB: 2 K: 1 BB: 1 S: 10 P: 16	R: 0 H: 0 E: 0 LOB: 0 K: 1 BB: 0 S: 8 P: 12	R: 0 H: 0 E: 0 LOB: 1 K: 1 BB: 1 S: 10 P: 20	R: 1 H: 1 E: 0 LOB: 0 K: 0 BB: 0 S: 7 P: 13	R: 0 H: 0 E: 0 LOB: 1 K: 2 BB: 1 S: 14 P: 19	R: 0 H: 0 E: 0 LOB: 1 K: 2 BB: 1 S: 11 P: 17	R: 0 H: 0 E: 0 LOB: 0 K: 0 BB: 0 S: 8 P: 10	1B: 2 SF: 0 2B: 0 SAC: 1 3B: 0 DP: 0 HR: 1 HBP: 0	WP: 0 PA: 34 PB: 0 SB: 0 CS: 0		
PITCHER	IP WLS BF H R ER SO BB IBB HBP BLK WP HR S P ERA WHIP											PITCHER	IP WLS BF H R ER SO BB IBB HBP BLK WP HR S P ERA WHIP
Al Leiter, L (1, 1) ERA: 3.56	7.1 W 29 3 1 1 7 4 0 0 0 0 0 1 69 114 1.23 0.955												
Mike Timlin, R (8, 1) ERA: 3.12	0.1 1 0 0 0 1 0 0 0 0 0 0 0 3 5 0.00 0.000												
Tony Castillo, L (8, 1) ERA: 2.6	1.1 S 4 0 0 0 1 0 0 0 0 0 0 0 13 15 0.00 0.000												

Chicago White Sox @ Toronto Blue Jays
 SkyDome, Toronto, ON
 Sun Aug 27 1995, 3:33 AM EDT
 Att. 40,179 - Sunny - 76 F

AB	29
R	1
H	3
RBI	1
BB	4
SO	9
LOB	14



livebaseballscorecards.com

Batter	1	2	3	4	5	6	7	8	9	AB	R	H	RBI	BB	SO	LOB
Devon White, S OBP: 0.336, SLG: 0.439 (1, 8)	P8		P4		G4-3		G5-3			4	0	0	0	0	0	0
Alex Gonzalez, R OBP: 0.326, SLG: 0.391 (1, 6)	1B BB		2B E 1B		F8		1B 1B			3	1	2	0	1	0	0
Paul Molitor, R OBP: 0.344, SLG: 0.415 (1, 10)	1-2 1B		E7 1-H 2B		HR		1-3 1B			4	1	4	1	0	0	0
Joe Carter, R OBP: 0.304, SLG: 0.425 (1, 3)	F7		K		F8		K			4	0	0	0	0	2	4
Ed Sprague, R OBP: 0.343, SLG: 0.459 (1, 5)	L7		G6-3		1B 1B		K			4	0	1	0	0	1	3
Candy Maldonado, R OBP: 0.370, SLG: 0.484 (1, 7)			K		K		HBP 1B			4	0	1	0	0	3	0
Mike Huff, R OBP: 0.350, SLG: 0.314 (1, 9)			P3		K		FC4-6 HBP			2	0	0	0	0	1	0
Shawn Green, L OBP: 0.321, SLG: 0.480 (6, PH) (7, 9)										1	0	0	0	0	0	0
Randy Knorr, R OBP: 0.308, SLG: 0.423 (1, 2)			L8 1B		L8		K			3	0	1	0	0	1	3
Domingo Cedeno, S OBP: 0.310, SLG: 0.425 (1, 4)			G5-3		K		FC4-6 1-2f			3	0	0	0	0	1	4

Inning Stats	R: 0	H: 1	E: 0	LOB: 2	K: 0	S: 11	R: 0	H: 1	E: 0	LOB: 1	K: 1	S: 12	R: 1	H: 2	E: 1	LOB: 1	K: 1	S: 11	R: 0	H: 0	E: 0	LOB: 0	K: 2	S: 12	R: 0	H: 0	E: 0	LOB: 0	K: 1	S: 10	R: 1	H: 3	E: 0	LOB: 3	K: 1	S: 14	R: 0	H: 2	E: 0	LOB: 1	K: 1	S: 8	R: 0	H: 0	E: 0	LOB: 0	K: 2	S: 11	1B: 7	2B: 1	3B: 0	HR: 1	SF: 0	SAC: 0	DP: 0	HBP: 1	WP: 0	PA: 34
--------------	------	------	------	--------	------	-------	------	------	------	--------	------	-------	------	------	------	--------	------	-------	------	------	------	--------	------	-------	------	------	------	--------	------	-------	------	------	------	--------	------	-------	------	------	------	--------	------	------	------	------	------	--------	------	-------	-------	-------	-------	-------	-------	--------	-------	--------	-------	--------


PITCHER	IP	WLS	BF	H	R	ER	SO	BB	IBB	HBP	BLK	WP	HR	S	P	ERA	WHIP
Dave Righetti, L ERA: 4.08 (1, 1)	5.1	L	24	7	2	1	5	1	0	0	0	0	1	65	108	1.69	1.500
41 Bill Simas, R ERA: 4.26 (6, 1)	2.2		10	2	0	0	4	0	0	1	0	0	0	24	39	0.00	0.750

BOTTOM

Chicago White Sox @ Toronto Blue Jays
SkyDome, Toronto, ON
 Sun Aug 27 1995, 3:33 AM EDT
 Att: 40,179 - Sunny - 76 F

livebaseballscorecards.com

AB	32
R	2
H	9
RBI	1
BB	1
SO	9
LOB	14



Batter	1	2	3	4	5	6	7	8	9	AB R H RBI BB SO LOB	TOP											
Darryl Hamilton, L (1, 8) OBP: 0.368, SLG: 0.411	0-1 G4-3		1-2 F7		1-0 B2	2-3 K			1-0 1B	5 0 1 0 0 1 3												
Kevin Seitzer, R (1, 5) David Hulse, L (9, PR) OBP: 0.410, SLG: 0.432 OBP: 0.314, SLG: 0.376	3-2 G6-3		2-1 F9		0-0 G3-1		2-3 K		0-1 1B	5 0 1 0 0 1 2 0 0 0 0 0 0 0												
B.J. Surhoff, L (1, 7) OBP: 0.414, SLG: 0.555	2-2 F9			3-1 BB 2B 1B	0-1 2B 1B		0-1 1B		0-3 K	5 2 3 0 0 1 2												
John Jaha, R (1, 3) OBP: 0.391, SLG: 0.591		2-2 E4 FC6-4		1-2 F9 1B	2-2 2B		0-0 L8		3-2 P3	5 0 1 1 0 0 4												
Dave Nilsson, L (1, 10) OBP: 0.364, SLG: 0.503		2-2 K		4-0 2B BB	3-3 K		1-2 P5			3 1 0 0 1 2 3												
Jeff Cirillo, R (1, 4) OBP: 0.391, SLG: 0.508		2-2 L7		1-2 2B 1-H 2-H		3-2 E6 2B G4-3		2-2 B1-3 1B		4 2 2 2 0 0 1												
Matt Mieske, R (1, 9) OBP: 0.336, SLG: 0.441		1-1 FC6-4		2-2 2B		0-0 G4-3 2B		1-1 B1-3		4 0 2 1 0 0 2												
Joe Oliver, R (1, 2) Mike Matheny, R (3, PR) OBP: 0.333, SLG: 0.457 OBP: 0.320, SLG: 0.342			4-0 G5-3 BB	1-0 P3		2-1 G4-3		2-2 G6-3		0 0 0 0 1 0 0 3 0 0 1 0 0 2												
Pat Listach, S (1, 6) Greg Vaughn, R (9, PH) OBP: 0.286, SLG: 0.248 OBP: 0.316, SLG: 0.409			0-2 G5-3	1-2 L3		2-3 G1-3			0-3 K	3 0 0 0 0 0 3 1 0 0 0 0 1 0												
Inning Stats	R: 0 E: 0 K: 0 S: 12	H: 0 LOB: 0 BB: 0 P: 17	R: 0 E: 1 K: 1 S: 12	H: 0 LOB: 1 BB: 0 P: 19	R: 0 E: 0 K: 0 S: 9	H: 0 LOB: 2 BB: 1 P: 16	R: 3 E: 0 K: 0 S: 17	H: 3 LOB: 1 BB: 1 P: 30	R: 1 E: 0 K: 1 S: 10	H: 2 LOB: 1 BB: 0 P: 16	R: 1 E: 1 K: 1 S: 11	H: 1 LOB: 1 BB: 0 P: 20	R: 0 E: 0 K: 1 S: 10	H: 1 LOB: 1 BB: 0 P: 13	R: 0 E: 0 K: 0 S: 9	H: 1 LOB: 0 BB: 0 P: 14	R: 0 E: 0 K: 2 S: 12	H: 2 LOB: 2 BB: 0 P: 16	1B: 6 2B: 5 3B: 0 HR: 0	SF: 0 SAC: 0 DP: 1 HBP: 0	WP: 0 PB: 0 SB: 0 CS: 0	PA: 40
PITCHER	IP WLS BF H R ER SO BB IBB HBP BLK WP HR S P ERA WHIP																					
Wilson Alvarez, L (1, 1) ERA: 4.4	5.0 W 23 5 4 4 2 2 0 0 0 0 0 0 60 98 7.20 1.400																					
Kirk McCaskill, R (6, 1) ERA: 5.4	1.0 5 1 1 0 1 0 0 0 0 0 0 0 11 20 0.00 1.000																					
Matt Karchner, R (7, 1) ERA: 2.21	2.0 7 2 0 0 1 0 0 0 0 0 0 0 19 27 0.00 1.000																					
Roberto Hernandez, R (9, 1) ERA: 4.38	1.0 S 5 2 0 0 2 0 0 0 0 0 0 0 12 16 0.00 2.000																					

Milwaukee Brewers @ Chicago White Sox
Comiskey Park, Chicago, IL
Mon Aug 28 1995, 8:05 PM EDT
Att. 18,193 - Unknown - 82 F

livebaseballscorecards.com

AB	38
R	5
H	10
RBI	5
BB	2
SO	6
LOB	22



Batter	1	2	3	4	5	6	7	8	9
Lance Johnson, L OBP: 0.335, SLG: 0.403 (1, 8)				G4-3 		G3 			
Dave Martinez, L OBP: 0.369, SLG: 0.460 (1, 3)	2-1 	1-2 		G3-1 		4-3 			
Tim Raines, S OBP: 0.385, SLG: 0.454 (1, 7)	4-2 	0-0 		F8 			2-2 		
Frank Thomas, R OBP: 0.476, SLG: 0.646 (1, 10)	0-0 	2-2 			4-2 		2-1 		
Robin Ventura, L OBP: 0.379, SLG: 0.503 (1, 5)	4-0 		1-2 		1-3 		3-2 		
Lyle Mouton, R OBP: 0.365, SLG: 0.446 Mike Cameron, R (8, 9)	2-3 		3-2 		0-3 		1-3 		
Ray Durham, S OBP: 0.320, SLG: 0.416 (1, 4)	1-2 		0-2 		0-2 		2-1 		
Ron Karkovice, R OBP: 0.322, SLG: 0.402 (1, 2)	1-0 		1-1 			2-2 		2-2 	
Ozzie Guillen, L OBP: 0.273, SLG: 0.306 (1, 6)	0-0 		1-2 			1-2 		2-1 	

Inning Stats	1	2	3	4	5	6	7	8	9				
R: 5 E: 0 K: 1 S: 18	H: 6 LOB: 2 BB: 2 P: 35	R: 0 E: 0 K: 0 S: 7	H: 1 LOB: 0 BB: 0 P: 10	R: 1 E: 0 K: 0 S: 14	H: 2 LOB: 1 BB: 0 P: 20	R: 0 E: 0 K: 0 S: 4	H: 0 LOB: 0 BB: 0 P: 7	R: 0 E: 0 K: 2 S: 16	H: 0 LOB: 1 BB: 1 P: 21	R: 0 E: 0 K: 1 S: 12	H: 1 LOB: 1 BB: 0 P: 18	R: 0 E: 0 K: 1 S: 12	H: 0 LOB: 0 BB: 0 P: 13

PITCHER	IP	WLS	BF	H	R	ER	SO	BB	IBB	HBP	BLK	WP	HR	S	P	ERA	WHIP
Jamie McAndrew, R ERA: 4.71 (1, 1)	0.0	L	1	1	1	1	0	0	0	0	0	0	0	2	4	∞	∞
Angel Miranda, L ERA: 5.61 (1, 1)	6.0		28	9	5	5	3	3	0	0	0	0	0	69	107	7.50	2.000
Joe Slusarski, R ERA: (7, 1)	2.0		7	1	0	0	1	0	0	0	0	0	0	19	33	0.00	0.500

BOTTOM

Milwaukee Brewers @ Chicago White Sox
Comiskey Park, Chicago, IL

Mon Aug 28 1995, 8:05 PM EDT
Att: 18,193 - Unknown - 82 F

AB	R	H	RBI	BB	SO	LOB
4	1	2	0	0	0	1
4	1	1	0	0	0	1
3	1	1	0	1	0	0
3	1	1	2	1	0	1
3	2	2	0	1	1	1
4	0	1	0	0	3	5
0	0	0	0	0	0	0
3	0	1	2	0	0	1
3	0	0	1	0	0	1
4	0	2	1	0	0	1

AB	31
R	6
H	11
RBI	6
BB	3
SO	4
LOB	12

livebaseballscores.com

WP	PA
0	36

Batter	1	2	3	4	5	6	7	8	9	AB R H RBI BB SO LOB	TOP											
Chad Curtis, R (1, 8) OBP: 0.353, SLG: 0.457	4-2 G6-3 S BB		1-2 1B 2B	3-1 1-2 2-H 3-H 1B		1-2 F9		2-3 K		4 1 2 2 1 1 1												
Milt Cuyler, S (1, 7) OBP: 0.259, SLG: 0.303	2-2 F8		0-3 K	0-1 G3-1			1-2 L3	1-1 G3		5 0 0 0 0 1 5												
Travis Fryman, R (1, 5) OBP: 0.358, SLG: 0.417	2-1 G6-3		0-0 2-H 1B		0-2 2B 2B		0-0 1B 2B		1-2 E5 G3-6-3 1B	5 2 3 1 0 0 1												
Cecil Fielder, R (1, 10) Juan Samuel, R (9, PR) OBP: 0.358, SLG: 0.495 OBP: 0.379, SLG: 0.533	0-3 K		2-3 K		1-0 F8		2-0 F8		2-1 G3-6-3 1B	5 0 1 0 0 2 4 0 0 0 0 0 0 0												
Lou Whitaker, L (1, 4) OBP: 0.382, SLG: 0.518		3-3 K		2-2 1B 1B 1B 1B	2-3 K2-3		0-0 HR 1B		0-0 G3-6-3	5 2 2 1 0 2 3												
Franklin Stubbs, L (1, 3) OBP: 0.370, SLG: 0.426		2-1 2B		2-0 1B 1B 1-2 1B 1B	1-1 2B		0-0 HR		2-3 K	5 2 4 3 0 1 2												
Chris Gomez, R (1, 6) OBP: 0.315, SLG: 0.390		2-3 K		0-0 1B 1B 1-2 2-3	1-1 G6-3		1-0 L5			4 0 1 0 0 1 2												
Derrick White, R (1, 9) OBP: 0.231, SLG: 0.282		2-0 G6-3		2-3 K		2-1 L9		2-1 SH1-4 2B		4 0 1 0 0 1 4												
John Flaherty, R (1, 2) OBP: 0.300, SLG: 0.441			2-0 G5-3	1-3 K		1-2 G1-3		1-0 SH1-4		3 0 0 0 0 1 3												
Inning Stats	R: 0 E: 0 K: 1 S: 11	H: 0 LOB: 1 BB: 1 P: 19	R: 0 E: 0 K: 2 S: 9	H: 1 LOB: 1 BB: 0 P: 18	R: 1 E: 0 K: 2 S: 11	H: 2 LOB: 1 BB: 0 P: 16	R: 2 E: 0 K: 2 S: 18	H: 4 LOB: 2 BB: 0 P: 28	R: 1 E: 0 K: 1 S: 13	H: 2 LOB: 1 BB: 0 P: 18	R: 0 E: 0 K: 0 S: 8	H: 0 LOB: 0 BB: 0 P: 12	R: 3 E: 0 K: 0 S: 8	H: 3 LOB: 0 BB: 0 P: 12	R: 0 E: 0 K: 1 S: 9	H: 1 LOB: 1 BB: 0 P: 15	R: 0 E: 1 K: 1 S: 10	H: 1 LOB: 2 BB: 0 P: 15	1B: 7 2B: 6 3B: 0 HR: 1	SF: 0 SAC: 1 DP: 1 HBP: 0	WP: 0 PB: 0 SB: 1 CS: 0	PA: 42
PITCHER	IP WLS BF H R ER SO BB IBB HBP BLK WP HR S P ERA WHIP																					
Brian Keyser, R (1, 1) ERA: 5.0	4.1 L 22 8 4 4 7 1 0 0 0 0 0 0 53 86 8.31 2.077																					
Scott Radinsky, L (5, 1) ERA: 6.21	1.2 6 1 0 0 1 0 0 0 0 0 0 0 17 25 0.00 0.600																					
Jeff Shaw, R (7, 1) ERA: 4.9	2.0 10 4 3 3 1 0 0 0 0 0 0 1 17 27 13.50 2.000																					
41 Bill Simas, R (9, 1) ERA: 4.26	0.0 2 1 0 0 0 0 0 0 0 0 0 0 6 9 ∞ ∞																					
Larry Thomas, L (9, 1) ERA: 3.0	1.0 2 0 0 0 1 0 0 0 0 0 0 0 4 6 0.00 0.000																					

Detroit Tigers @ Chicago White Sox
 Comiskey Park, Chicago, IL
 Tue Aug 29 1995, 8:05 PM EDT
 Att. 18,890 - Unknown - 80 F

livebaseballscorecards.com

AB	40
R	7
H	14
RBI	7
BB	1
SO	10
LOB	25



Batter	1	2	3	4	5	6	7	8	9	AB	R	H	RBI	BB	SO	LOB
Lance Johnson, L OBP: 0.336, SLG: 0.403 (1, 8)	0-0 1B		1-1 F7			0-0 G4-3 1B	1-3 K		1-3 K	5	1	2	0	0	2	2
Dave Martinez, L OBP: 0.364, SLG: 0.454 Norberto Martin, R OBP: 0.316, SLG: 0.437 (8, PH) (9, 5)	2-2 L8		1-2 G4-3			3-3 SAFE K		0-0 FC6-4 1B	1-1 3B	3	0	0	0	0	1	2
Tim Raines, S OBP: 0.380, SLG: 0.448 (1, 7)	1-1 L9				0-1 G4-3	1-1 G4-3		1-2 F8	1-0 G3	5	0	0	1	0	0	3
Frank Thomas, R OBP: 0.474, SLG: 0.641 (1, 10)	4-1 IBB				3-1 F8	1-0 F8		1-0 FC6-4 WP 1B		3	0	0	0	1	0	1
Robin Ventura, L OBP: 0.383, SLG: 0.512 (9, 3)	0-0 G3-1				4-2 BB			0-0 WP 1B		3	1	2	1	1	0	2
Lyle Mouton, R OBP: 0.371, SLG: 0.462 (1, 9)		0-1 G6-3 1B			1-0 G6-3			1-2 F8		4	1	2	0	0	0	3
Ray Durham, S OBP: 0.319, SLG: 0.417 (1, 4)		1-0 G6-3			0-0 P4			0-0 G3		4	1	1	0	0	0	2
Michael LaValliere, L OBP: 0.267, SLG: 0.247 (1, 2)		1-3 K			3-1 P8			0-2 G3		4	1	1	2	0	1	0
Ozzie Guillen, L OBP: 0.272, SLG: 0.305 (1, 6)			3-2 G4-3		2-2 G4-3			1-2 1B		4	0	1	0	0	0	1

Inning Stats	R: 0	H: 1	E: 0	LOB: 2	K: 0	BB: 1	S: 10	R: 0	H: 1	E: 0	LOB: 0	K: 1	BB: 0	S: 6	R: 0	H: 0	E: 0	LOB: 0	K: 0	BB: 0	S: 9	R: 0	H: 0	E: 0	LOB: 1	K: 0	BB: 1	S: 7	R: 0	H: 0	E: 0	LOB: 0	K: 0	BB: 0	S: 6	R: 1	H: 1	E: 1	LOB: 0	K: 1	BB: 0	S: 10	R: 2	H: 3	E: 0	LOB: 1	K: 1	BB: 0	S: 14	R: 0	H: 2	E: 0	LOB: 2	K: 0	BB: 0	S: 10	R: 2	H: 3	E: 0	LOB: 1	K: 1	BB: 0	S: 14	1B: 6	SF: 0	2B: 3	SAC: 0	3B: 1	DP: 1	HR: 1	HBP: 0	WP: 1	PA: 39
--------------	------	------	------	--------	------	-------	-------	------	------	------	--------	------	-------	------	------	------	------	--------	------	-------	------	------	------	------	--------	------	-------	------	------	------	------	--------	------	-------	------	------	------	------	--------	------	-------	-------	------	------	------	--------	------	-------	-------	------	------	------	--------	------	-------	-------	------	------	------	--------	------	-------	-------	-------	-------	-------	--------	-------	-------	-------	--------	-------	--------

PITCHER	IP	WLS	BF	H	R	ER	SO	BB	IBB	HBP	BLK	WP	HR	S	P	ERA	WHIP
Sean Bergman, R ERA: 4.89	(1, 1)	6.2	W	26	5	3	2	1	1	0	0	0	1	56	91	2.70	0.900
Brian Bohanon, L ERA: 6.47	(7, 1)	0.1		2	1	0	1	0	0	0	0	0	0	6	8	0.00	3.000
Mike Christopher, R ERA: 4.38	(8, 1)	1.2		10	5	2	1	0	0	0	0	1	0	23	30	10.80	3.000
Felipe Lira, R ERA: 4.12	(9, 1)	0.1	S	1	0	0	0	0	0	0	0	0	0	1	2	0.00	0.000

BOTTOM

Detroit Tigers @ Chicago White Sox
Comiskey Park, Chicago, IL
Tue Aug 29 1995, 8:05 PM EDT
Att: 18,890 - Unknown - 80 F

livebaseballscores.com

AB	37
R	5
H	11
RBI	5
BB	2
SO	4
LOB	16



Batter	1	2	3	4	5	6	7	8	9	AB R H RBI BB SO LOB
Chad Curtis, R OBP: 0.354, SLG: 0.463 (1, 8)	3-2 P4		0-1 G4-3		0-0 HR	3-2 1B		1-2 G6-3		5 1 2 1 0 0 0
Milt Cuyler, S OBP: 0.279, SLG: 0.329 (1, 7)	4-2 1B HR BB		4-1 S BB		0-0 1B 3B	3-2 F7		3-3 K		3 2 1 0 2 1 2
Travis Fryman, R OBP: 0.356, SLG: 0.415 (1, 5)	1-0 HR 1B		2-1 G6-3		1-1 P3	1-1 F8		1-3 K		5 1 1 0 0 1 4
Cecil Fielder, R OBP: 0.359, SLG: 0.492 (1, 10)	0-3 K		0-3 K		2-1 1B 1B		0-3 K		4-0 BB	4 0 1 1 1 3 3
Lou Whitaker, L OBP: 0.386, SLG: 0.532 (1, 4)	2-2 HR			0-0 F9	0-2 FC4-6 1B		1-1 1B SF9 1B		2-1 F7	5 2 3 3 0 0 1
Franklin Stubbs, L OBP: 0.371, SLG: 0.419 (1, 3)	2-1 F8			4-0 BB	0-3 K		2-2 1B		2-3 K	4 0 1 0 1 2 3
Alan Trammell, R OBP: 0.361, SLG: 0.368 (1, 6)				0-0 F8	1-2 FC4-6		1-0 SF9			3 0 0 1 0 0 3
Derrick White, R OBP: 0.209, SLG: 0.256 (1, 9)				1-2 G6-3		3-1 G4-3		1-0 L1		4 0 0 0 0 0 2
John Flaherty, R OBP: 0.302, SLG: 0.450 (1, 2)				0-0 F8	2-0 HR	4-2 1B BB		0-1 G5-3		3 1 1 1 1 0 0

Inning Stats	R: 3 E: 0 K: 1 S: 20	H: 2 LOB: 0 BB: 1 P: 32	R: 0 E: 0 K: 0 S: 5	H: 0 LOB: 0 BB: 0 P: 6	R: 0 E: 0 K: 1 S: 10	H: 0 LOB: 1 BB: 1 P: 16	R: 0 E: 0 K: 0 S: 6	H: 0 LOB: 1 BB: 1 P: 11	R: 3 E: 0 K: 1 S: 17	H: 5 LOB: 2 BB: 0 P: 23	R: 0 E: 0 K: 0 S: 12	H: 1 LOB: 2 BB: 1 P: 26	R: 1 E: 0 K: 1 S: 11	H: 2 LOB: 1 BB: 0 P: 16	R: 0 E: 0 K: 1 S: 9	H: 0 LOB: 0 BB: 0 P: 13	R: 0 E: 0 K: 2 S: 8	H: 0 LOB: 1 BB: 1 P: 17	1B: 6 2B: 0 3B: 1 HR: 3	SF: 1 SAC: 0 DP: 0 HBP: 0	WP: 0 PB: 0 SB: 1 CS: 0	PA: 42
--------------	-------------------------------	----------------------------------	------------------------------	---------------------------------	-------------------------------	----------------------------------	------------------------------	----------------------------------	-------------------------------	----------------------------------	-------------------------------	----------------------------------	-------------------------------	----------------------------------	------------------------------	----------------------------------	------------------------------	----------------------------------	----------------------------------	------------------------------------	----------------------------------	--------

PITCHER	IP	WLS	BF	H	R	ER	SO	BB	IBB	HBP	BLK	WP	HR	S	P	ERA	WHIP
Jason Bere, R ERA: 7.05 (1, 1)	4.1		22	6	6	6	2	3	0	0	0	0	3	48	77	12.46	2.077
Larry Thomas, L ERA: 2.84 (5, 1)	0.1		2	1	0	0	1	0	0	0	0	0	0	6	6	0.00	3.000
41 Bill Simas, R ERA: 3.38 (5, 1)	1.2		7	1	0	0	1	1	0	0	0	0	0	19	34	0.00	1.200
Scott Radinsky, L ERA: 6.52 (7, 1)	0.0		2	2	0	0	0	0	0	0	0	0	0	6	9	∞	∞
Matt Karchner, R ERA: 2.05 (7, 1)	1.2	W	5	0	1	1	1	0	0	0	0	0	0	11	17	5.40	0.000

TOP

Detroit Tigers @ Chicago White Sox
Comiskey Park, Chicago, IL

Wed Aug 30 1995, 8:05 PM EDT
Att. 17,074 - Unknown - 90 F

AB	36
R	7
H	10
RBI	7
BB	5
SO	7
LOB	18

livebaseballscorecards.com

Batter	1	2	3	4	5	6	7	8	9
Lance Johnson, L OBP: 0.335, SLG: 0.401 (1, 8)	3-2 G4-3	1-2 G4-3		0-1 1B		0-0 P3	1-2 P6		
Tim Raines, S OBP: 0.381, SLG: 0.452 (1, 10)	3-1 G4-3	1-1 2B		0-1 L5		3-2 G3-1		0-1 G3	
Frank Thomas, R OBP: 0.477, SLG: 0.642 (1, 3)	2-0 G4-3	4-0 IBB		0-1 1B			0-2 SH1-4	0-0 SH5-3	
Lyle Mouton, R OBP: 0.376, SLG: 0.463 Dave Martinez, L OBP: 0.364, SLG: 0.454 (1, 7) (8, 7)	0-0 G6-3	2-3 K		0-1 1B			3-2 SH1-4	0-0 SH5-3	
Norberto Martin, R OBP: 0.314, SLG: 0.454 Ozzie Guillen, L OBP: 0.272, SLG: 0.305 (1, 6) (9, 6)		0-1 HR	1-3 K	1-1 L4			0-1 SH1-4	0-2 E6	
Ray Durham, S OBP: 0.322, SLG: 0.416 (1, 4)		2-1 F9	0-0 L3		1-3 K		4-0 HR	4-1 BB	
Craig Grebeck, R OBP: 0.367, SLG: 0.368 Robin Ventura, L OBP: 0.381, SLG: 0.510 (1, 5) (7, PH) (8, 5)		2-2 2B	1-2 L3		3-2 G6-3		1-2 SF8	0-0 G4-3	
Ron Karkovics, R OBP: 0.327, SLG: 0.422 (1, 2)		1-2 2B		1-1 SH1-3	2-0 L7		1-1 HR		
Mike Cameron, R OBP: 0.333, SLG: 0.500 (1, 9)		0-1 2B		0-1 SH1-3		3-2 G6-3	0-0 1B		


Inning Stats	R: 0	H: 1	E: 0	K: 0	S: 8	LOB: 1	BB: 0	P: 16	R: 4	H: 5	E: 0	K: 1	S: 20	LOB: 2	BB: 1	P: 33	R: 0	H: 1	E: 0	K: 1	S: 8	LOB: 0	BB: 0	P: 9	R: 2	H: 4	E: 1	K: 0	S: 14	LOB: 2	BB: 0	P: 16	R: 0	H: 0	E: 0	K: 1	S: 8	LOB: 0	BB: 0	P: 14	R: 0	H: 0	E: 0	K: 0	S: 7	LOB: 0	BB: 0	P: 13	R: 4	H: 4	E: 0	K: 0	S: 18	LOB: 1	BB: 1	P: 28	R: 0	H: 1	E: 1	K: 0	S: 9	LOB: 3	BB: 1	P: 13
1B: 9	SF: 1	2B: 6	SAC: 3	3B: 0	DP: 1	HR: 2	HBP: 0	WP: 0	PA: 43	1B: 9	SF: 1	2B: 6	SAC: 3	3B: 0	DP: 1	HR: 2	HBP: 0	WP: 0	PA: 43	1B: 9	SF: 1	2B: 6	SAC: 3	3B: 0	DP: 1	HR: 2	HBP: 0	WP: 0	PA: 43																																			

PITCHER	IP	WLS	BF	H	R	ER	SO	BB	IBB	HBP	BLK	WP	HR	S	P	ERA	WHIP
C.J. Nitkowski, L ERA: 7.17 (1, 1)	1.2		11	6	4	4	0	0	0	0	0	0	0	25	40	21.60	3.600
John Doherty, R ERA: 5.32 (2, 1)	3.1		15	5	2	1	3	0	1	0	0	0	0	33	48	2.70	1.500
Brian Maxcy, R ERA: 6.1 (6, 1)	1.1	L	7	2	3	3	0	0	1	0	0	0	0	16	29	20.25	1.500
Mike Myers, L ERA: (7, 1)	0.1		1	0	0	0	0	0	0	0	0	0	0	3	4	0.00	0.000
Felipe Lira, R ERA: 4.19 (7, 1)	0.1		3	2	1	1	0	0	0	0	0	0	0	6	8	27.00	6.000

DETROIT TIGERS @ CHICAGO WHITE SOX
 Comiskey Park, Chicago, IL
 Wed Aug 30 1995, 8:05 PM EDT
 Att: 17,074 - Unknown - 90 F

AB	R	H	RBI	BB	SO	LOB
5	1	1	1	0	0	2
5	0	2	1	0	0	1
4	1	3	0	1	0	1
4	1	2	1	0	1	3
0	0	0	0	0	0	0
4	1	1	1	0	1	3
0	0	0	0	0	0	0
3	1	1	0	2	1	0
3	1	1	0	0	0	1
1	0	0	1	0	0	3
4	3	3	4	0	0	0
3	1	2	1	0	0	0

AB 36
R 10
H 16
RBI 10
BB 3
SO 3
LOB 14



Batter	1	2	3	4	5	6	7	8	9	AB R H RBI BB SO LOB	TOP	
Chad Curtis, R (1, 8) OBP: 0.351, SLG: 0.459	0-0 G3		2-1 F9			0-0 G6-3			1-1 G4-3	4 0 0 0 0 0 0		
Scott Fletcher, R (1, 4) OBP: 0.323, SLG: 0.311	0-0 L7		1-1 G5-3			1-0 L8			0-0 F9	4 0 0 0 0 0 0		
Travis Fryman, R (1, 5) OBP: 0.357, SLG: 0.415	0-0 FC6-4 1B				1-1 G6-3	0-1 F8			2-2 1B	4 0 2 0 0 0 0		
Cecil Fielder, R (1, 10) OBP: 0.357, SLG: 0.490 Bobby Higginson, L (7, PH) OBP: 0.339, SLG: 0.420	0-0 FC6-4 1-2f				2-3 K	0-1 G6-4-3 1B			1-2 L5	2 0 0 0 0 1 1 2 0 1 0 0 0 1		
Franklin Stubbs, L (1, 3) OBP: 0.370, SLG: 0.426		1-1 2B			2-2 K	2-1 P5				3 0 1 0 0 1 1		
Chris Gomez, R (1, 6) OBP: 0.315, SLG: 0.390		2-1 L4			1-2 1B	1-0 G6-4-3 1-2f				3 0 1 0 0 0 2		
Milt Cuyler, S (1, 7) OBP: 0.270, SLG: 0.317		3-3 K			2-2 P5			1-1 G4-3		3 0 0 0 0 1 2		
Derrick White, R (1, 9) OBP: 0.196, SLG: 0.239		1-3 K			0-0 L8			1-1 F9		3 0 0 0 0 1 2		
Ron Tingley, R (1, 2) OBP: 0.304, SLG: 0.400			2-3 K		0-0 F9			0-1 F7		3 0 0 0 0 1 1		
Inning Stats	R: 0 H: 1 E: 0 LOB: 1 K: 0 BB: 0 S: 4 P: 4	R: 0 H: 1 E: 0 LOB: 1 K: 2 BB: 0 S: 13 P: 20	R: 0 H: 0 E: 0 LOB: 0 K: 1 BB: 0 S: 10 P: 15	R: 0 H: 0 E: 0 LOB: 0 K: 2 BB: 0 S: 8 P: 13	R: 0 H: 1 E: 0 LOB: 1 K: 0 BB: 0 S: 10 P: 13	R: 0 H: 0 E: 0 LOB: 0 K: 0 BB: 0 S: 4 P: 5	R: 0 H: 1 E: 0 LOB: 0 K: 0 BB: 0 S: 5 P: 8	R: 0 H: 0 E: 0 LOB: 0 K: 0 BB: 0 S: 6 P: 8	R: 0 H: 1 E: 0 LOB: 1 K: 0 BB: 0 S: 9 P: 13	1B: 4 SF: 0 2B: 1 SAC: 0 3B: 0 DP: 1 HR: 0 HBP: 0	WP: 0 PA: 31 PB: 0 SB: 0 CS: 0	
PITCHER Alex Fernandez, R (1, 1) ERA: 4.69	IP WLS BF H R ER SO BB IBB HBP BLK WP HR S P ERA WHIP	9.0 W 31 5 0 0 5 0 0 0 0 0 0 0 69 99 0.00 0.556										

Detroit Tigers @ Chicago White Sox
 Comiskey Park, Chicago, IL
 Thu Aug 31 1995, 4:33 AM EDT
 Att. 15,883 - Sunny - 84 F

livebaseballscorecards.com

AB	31
R	0
H	5
RBI	0
BB	0
SO	5
LOB	10



Batter	1	2	3	4	5	6	7	8	9
Lance Johnson, L OBP: 0.335, SLG: 0.405 (1, 8)	3-1 G4-3	1-1 1B 2-H 3B	1-1 G6-3			0-0 F7		0-0 1B	
Tim Raines, S OBP: 0.380, SLG: 0.449 Mike Cameron, R OBP: 0.286, SLG: 0.429 (1, 7) (7, 9)	0-0 B3	4-2 1B 1B BB		1-3 K		2-0 G5-3		3-3 K	
Dave Martinez, L OBP: 0.362, SLG: 0.450 (1, 3)	1-1 L7	1-0 1B 1-2 E 3-H 1B		0-0 P2		2-1 G4-3			
Frank Thomas, R OBP: 0.477, SLG: 0.640 (1, 10)		F9 1B 1B		1-0 FC3-6 HBP		1-2 G5-3			
Robin Ventura, L OBP: 0.380, SLG: 0.506 (1, 5)		G3 1B BB E3 1B		0-1 FC3-6 1-2f		0-0 L7			
Lyle Mouton, R OBP: 0.402, SLG: 0.500 (1, 9) (7, 7)		G3 1B 1B		3-2 G1-3 SF8 2B		0-2 FC6-4 1B			
Ray Durham, S OBP: 0.319, SLG: 0.412 (1, 4)		G3 G6-3		1-0 G1-3		2-2 FC6-4 1-2f			
Michael LaValliere, L OBP: 0.278, SLG: 0.253 (1, 2)		4-2 1B 1B BB	0-1 G5-4-3 1B		3-2 SF8		1-2 G6-3		
Ozzie Guillen, L OBP: 0.272, SLG: 0.304 (1, 6)		3-2 1B 3B 1B 1-H 2-H 3-H	0-1 G5-4-3 1-2f		0-0 G1-3		0-0 L8		

Inning Stats	R: 0	H: 0	E: 0	K: 0	S: 5	R: 8	H: 6	E: 1	K: 0	S: 29	R: 0	H: 1	E: 0	K: 0	S: 6	R: 0	H: 0	E: 0	K: 1	S: 6	R: 1	H: 1	E: 0	K: 0	S: 9	R: 0	H: 0	E: 0	K: 0	S: 4	R: 0	H: 1	E: 0	K: 0	S: 15	R: 0	H: 1	E: 0	K: 1	S: 10
	LOB: 0	BB: 0	BB: 0	BB: 0	BB: 9	LOB: 2	BB: 3	LOB: 0	BB: 0	BB: 56	LOB: 1	BB: 0	LOB: 0	BB: 0	BB: 7	LOB: 0	BB: 1	LOB: 0	BB: 0	BB: 8	LOB: 1	BB: 0	LOB: 0	BB: 0	BB: 16	LOB: 1	BB: 0	LOB: 0	BB: 0	BB: 18	LOB: 1	BB: 0	LOB: 1	BB: 0	BB: 14					

AB R H RBI BB SO LOB		BOTTOM									
5 1 2 1 0 0 0											
3 1 0 0 1 1 0											
1 0 0 0 0 1 1											
4 1 1 1 0 0 0											
3 1 1 1 0 0 0											
3 1 0 0 1 0 2											
4 2 4 1 0 0 0											
4 0 0 0 0 0 6											
2 1 1 1 1 0 0											
4 1 1 3 0 0 1											
1B: 8 SF: 1		WP: 0 PA: 38									
E: 0 LOB: 0		PB: 0									
K: 0 BB: 0		SB: 0									
S: 5 P: 9		CS: 0									
S: 29 P: 56											
S: 6 P: 8											
S: 9 P: 16											
S: 4 P: 8											
S: 10 P: 14											
PITCHER		PITCHER									
Mike Moore, R ERA: 7.53 (1, 1)	IP 1.2 WLS L BF 13 H 5 R 8 ER 6 SO 0 BB 3 IBB 0 HBP 0 BLK 0 WP 0 HR 0 S 26 P 52 ERA 32.40 WHIP 4.800										
Brian Bohanon, L ERA: 6.1 (2, 1)	6.1 25 5 1 1 2 0 0 1 0 0 0 0 58 84 1.42 0.789										

Detroit Tigers @ Chicago White Sox
 Comiskey Park, Chicago, IL
 Thu Aug 31 1995, 4:33 AM EDT
 Att. 15,883 - Sunny - 84 F

livebaseballscorecards.com

AB	33
R	9
H	10
RBI	8
BB	3
SO	2
LOB	10



Batter	1	2	3	4	5	6	7	8	9	AB R H RBI BB SO LOB	TOP																								
Mike Huff, R (1, 8) OBP: 0.331, SLG: 0.310	3-2 G5-3	1-2 F8		0-3 K		0-0 P3		2-1 SF9		4 0 0 1 0 1 1																									
Paul Molitor, R (1, 10) OBP: 0.347, SLG: 0.418	4-1 G1-3 BB	0-0 2-H 1B		1-1 F9			1-3 K	1-0 FC5		4 0 1 1 1 1 2																									
Roberto Alomar, S (1, 4) OBP: 0.365, SLG: 0.461	4-1 G1-3 BB	3-2 L7			0-1 E S 1B		0-2 P6		1-2 G5-3	4 0 1 0 1 0 1																									
Joe Carter, R (1, 7) OBP: 0.307, SLG: 0.424	1-2 G1-3		2-2 G6-3		1-0 P6		1-2 1B		2-1 L6	5 0 1 0 0 0 3																									
John Olerud, L (1, 3) OBP: 0.391, SLG: 0.394	4-1 BB		2-0 G4-1 BB 1B		1 SAFE 4-1 1-3 BB		1-2 F8		0-0 F7	3 0 1 0 2 0 1																									
Ed Sprague, R (1, 5) OBP: 0.338, SLG: 0.443	1-1 F7		4-0 G4-1 BB		1-0 L5			2-1 E6 SF9		3 1 0 0 1 0 5																									
Shawn Green, L (1, 9) OBP: 0.325, SLG: 0.495			3-3 K		1-0 G4-3			1-2 FC5 HBP 1B		4 0 1 0 0 1 4																									
Alex Gonzalez, R (1, 6) OBP: 0.330, SLG: 0.395		2-2 2B		1-3 K		4-2 G6-4-3 BB		1-2 HBP		2 1 1 0 1 1 2																									
Domingo Cedeno, S (8, PH) OBP: 0.317, SLG: 0.419								1-2 HBP		0 0 0 0 0 0 0																									
Randy Knorr, R (1, 2) OBP: 0.304, SLG: 0.419		0-0 2-H 1B 2B		0-3 K		1-1 G6-4-3		3-2 K		3 1 1 1 0 1 1																									
Sandy Martinez, L (8, PH) OBP: 0.281, SLG: 0.345										1 0 0 0 0 1 3																									
Inning Stats	R: 0 H: 0 E: 0 LOB: 3 K: 0 BB: 3 S: 14 P: 31	R: 2 H: 3 E: 0 LOB: 1 K: 1 BB: 0 S: 17 P: 26	R: 0 H: 1 E: 0 LOB: 2 K: 1 BB: 1 S: 10 P: 22	R: 0 H: 0 E: 0 LOB: 0 K: 2 BB: 0 S: 8 P: 9	R: 0 H: 1 E: 0 LOB: 2 K: 0 BB: 1 S: 6 P: 13	R: 0 H: 0 E: 0 LOB: 0 K: 0 BB: 1 S: 5 P: 10	R: 0 H: 1 E: 0 LOB: 1 K: 1 BB: 0 S: 15 P: 18	R: 1 H: 1 E: 1 LOB: 2 K: 1 BB: 0 S: 15 P: 25	R: 0 H: 0 E: 0 LOB: 0 K: 0 BB: 0 S: 6 P: 9	1B: 5 SF: 1 2B: 2 SAC: 0 3B: 0 DP: 1 HR: 0 HBP: 1	WP: 0 PA: 41 PB: 0 SB: 1 CS: 0																								
PITCHER	IP WLS BF H R ER SO BB IBB HBP BLK WP HR S P ERA WHIP											PITCHER	IP WLS BF H R ER SO BB IBB HBP BLK WP HR S P ERA WHIP																						
Dave Righetti, L (1, 1) ERA: 4.28	2.0		12	3	2	2	1	3	0	0	0	0	0	31	57	9.00	3.000	Roberto Hernandez, R (9, 1) ERA: 4.21	1.0	S	3	0	0	0	0	0	0	0	0	6	9	0.00	0.000		
Brian Keyser, R (3, 1) ERA: 4.76	4.0	W	16	2	0	0	3	3	0	0	0	0	0	29	54	0.00	1.250																		
41 Bill Simas, R (7, 1) ERA: 3.12	0.2		3	1	0	0	1	0	0	0	0	0	0	12	14	0.00	1.500																		
Scott Radinsky, L (7, 1) ERA: 6.44	0.1		1	0	0	0	0	0	0	0	0	0	0	3	4	0.00	0.000																		
Matt Karchner, R (8, 1) ERA: 1.96	1.0		6	1	1	0	1	0	0	1	0	0	0	15	25	0.00	1.000																		

Toronto Blue Jays @ Chicago White Sox
Comiskey Park, Chicago, IL
Fri Sep 01 1995, 8:05 PM EDT
Att. 18,444 - Unknown - 73 F

AB	33
R	3
H	7
RBI	3
BB	6
SO	6
LOB	23



WP: 0	PA: 41
PB: 0	
SB: 1	
CS: 0	

Batter	1	2	3	4	5	6	7	8	9	AB	R	H	RBI	BB	SO	LOB
Lance Johnson, L (1, 8) OBP: 0.335, SLG: 0.406	2-2 G3		0-1 F7	1-0 1B 2B		1-2 G3				4	1	1	1	0	0	1
Tim Raines, S (1, 10) OBP: 0.381, SLG: 0.448	1-0 P6		4-2 2B 1B BB	0-0 2B 1B			1-1 F8			3	1	1	1	1	0	0
Frank Thomas, R (1, 3) OBP: 0.475, SLG: 0.638	3-2 L4		1-2 1B G3-1 2B	1-2 F9			0-0 G5-3			4	1	1	1	0	0	1
Lyle Mouton, R (1, 7) OBP: 0.406, SLG: 0.500 Dave Martinez, L (7, PR) OBP: 0.362, SLG: 0.450 (8, 7)		0-0 P3	1-1 G3-1 1B	3-3 K			1-1 1B			4	0	2	1	0	1	1
Norberto Martin, R (1, 6) OBP: 0.305, SLG: 0.440 Ozzie Guillen, L (9, 6) OBP: 0.272, SLG: 0.304		1-2 G6-3	0-0 G3-1		1-0 L7		1-1 G4-3			4	0	0	1	0	0	2
Craig Grebeck, R (1, 5) OBP: 0.371, SLG: 0.374		1-0 2B	4-0 BB		1-3 K			0-2 F9		3	0	1	0	1	1	0
Ray Durham, S (1, 4) OBP: 0.319, SLG: 0.409		4-0 BB	0-1 L5		0-1 P4			2-3 K		3	0	0	0	1	1	2
Mike Cameron, R (1, 9) OBP: 0.364, SLG: 0.500		1-1 G6-3		0-0 SH3-4 2B 2B		2-3 K		4-1 BB		3	1	1	0	1	1	2
Ron Karkovice, R (1, 2) OBP: 0.327, SLG: 0.424			2-1 2B 2B	2-0 SH3-4		2-0 F7		2-3 K		3	1	1	0	0	1	1
Inning Stats	R: 0 E: 0 K: 0 S: 8	H: 0 LOB: 0 BB: 0 P: 14	R: 0 E: 0 K: 0 S: 7	H: 1 LOB: 2 BB: 1 P: 14	R: 3 E: 0 K: 0 S: 14	H: 3 LOB: 2 BB: 2 P: 26	R: 2 E: 0 K: 1 S: 11	H: 3 LOB: 1 BB: 0 P: 18	R: 0 E: 0 K: 1 S: 6	H: 0 LOB: 0 BB: 0 P: 8	R: 0 E: 0 K: 0 S: 7	H: 1 LOB: 1 BB: 0 P: 10	R: 0 E: 0 K: 2 S: 12	H: 0 LOB: 1 BB: 1 P: 20	1B: 3 2B: 5 3B: 0 HR: 0	SF: 0 SAC: 1 DP: 0 HBP: 0

BOTTOM

Toronto Blue Jays @ Chicago White Sox
Comiskey Park, Chicago, IL
Fri Sep 01 1995, 8:05 PM EDT
Att: 18,444 - Unknown - 73 F

livebaseballscorecards.com

AB	31
R	5
H	8
RBI	5
BB	4
SO	5
LOB	10



PITCHER	IP	WLS	BF	H	R	ER	SO	BB	IBB	HBP	BLK	WP	HR	S	P	ERA	WHIP
Al Leiter, L (1, 1) ERA: 3.68	8.0	L	36	8	5	5	5	4	0	0	0	0	0	72	122	5.62	1.500

WP: 0	PA: 36
PB: 0	SB: 0
CS: 0	

Batter	1	2	3	4	5	6	7	8	9	AB R H RBI BB SO LOB	TOP									
Shannon Stewart, R (1, 8) OBP: 0.600, SLG: 0.333	3-2 G6-3		4-2 3B BB		2-1 FC6-4 1B		1-1 L4		4-2 F B 1-2 G1-6-3 BB	3 1 1 0 2 0 1										
Paul Molitor, R (1, 10) OBP: 0.348, SLG: 0.422	4-0 1B 1B BB		1-2 1B 3B		1-1 L9		2-0 F9		0-0 G1-6-3 1-2f	4 1 1 1 1 0 4										
Roberto Alomar, S (1, 4) OBP: 0.366, SLG: 0.462	1-2 1B 1-2 1B		1-1 1B 1B		0-2 FC6-4 1-2f 1B		0-3 K			4 1 2 1 0 1 2										
Joe Carter, R (1, 7) OBP: 0.310, SLG: 0.434	0-2 G4-6-3 1-2 2-3 1B		2-2 K		1-0 1-2 1B		0-0 HR			4 1 3 1 0 1 1										
John Olerud, L (1, 3) OBP: 0.390, SLG: 0.393	3-1 G4-6-3 1-2f		2-2 1B		2-0 G5-3		1-0 G4-3			4 0 1 1 0 0 5										
Ed Sprague, R (1, 5) OBP: 0.335, SLG: 0.438		2-3 K	3-3 K			2-3 K		2-3 K		4 0 0 0 0 4 1										
Robert Perez, R (1, 9)		0-0 G6-3		0-0 B5-3		0-2 K		2-2 G6-3		4 0 0 0 0 1 0										
Alex Gonzalez, R (1, 6) OBP: 0.330, SLG: 0.394		1-3 K		0-1 F8		1-2 P3		1-1 BB 1B		4 0 1 0 0 1 0										
Randy Knorr, R (1, 2) OBP: 0.302, SLG: 0.413			0-1 P8	2-0 F8		2-0 1B		1-3 K		4 0 1 0 0 1 1										
Inning Stats	R: 0 E: 0 K: 0 S: 18	H: 2 LOB: 2 BB: 1 P: 29	R: 0 E: 0 K: 2 S: 10	H: 0 LOB: 0 BB: 0 P: 13	R: 3 E: 0 K: 2 S: 22	H: 3 LOB: 1 BB: 1 P: 35	R: 0 E: 0 K: 0 S: 4	H: 0 LOB: 0 BB: 0 P: 6	R: 0 E: 0 K: 2 S: 10	H: 2 LOB: 2 BB: 0 P: 16	R: 0 E: 0 K: 1 S: 7	H: 1 LOB: 1 BB: 0 P: 12	R: 1 E: 0 K: 1 S: 10	H: 1 LOB: 0 BB: 0 P: 15	R: 0 E: 0 K: 1 S: 13	H: 1 LOB: 1 BB: 1 P: 19	1B: 8 2B: 0 3B: 1 HR: 1	SF: 0 SAC: 0 DP: 2 HBP: 0	WP: 0 PB: 0 SB: 1 CS: 0	PA: 38
PITCHER	IP WLS BF H R ER SO BB IBB HBP BLK WP HR S P ERA WHIP																			
Wilson Alvarez, L (1, 1) ERA: 4.37	7.0 W 30 8 3 3 7 2 0 0 0 0 0 0 81 124 3.86 1.429																			
Jeff Shaw, R (8, 1) ERA: 4.88	2.0 8 2 1 1 2 1 0 0 0 0 0 1 23 34 4.50 1.500																			

Toronto Blue Jays @ Chicago White Sox
Comiskey Park, Chicago, IL
Sat Sep 02 1995, 8:05 PM EDT
Att. 24,369 - Unknown - 81 F

livebaseballscorecards.com

AB	35
R	4
H	10
RBI	4
BB	3
SO	9
LOB	15



Batter	1	2	3	4	5	6	7	8	9	AB	R	H	RBI	BB	SO	LOB
Lance Johnson, L OBP: 0.338, SLG: 0.416 (1, 8)	1-2 G3-1		1-0 P2		2-1 PB BB 1B		0-1 L3	1-2 F8		5	0	1	0	0	0	0
Tim Raines, S OBP: 0.385, SLG: 0.448 (1, 7)	1-3 K		2-1 P5		1 SAFE 1 SAFE 1 SAFE 1 SAFE 1 B 1 B 1 B		4-1 E S 2B BB			2	1	0	0	2	1	0
Dave Martinez, L OBP: 0.369, SLG: 0.456 (1, 3)	0-1 1B			3-3 K	2-2 P3		1 SAFE 2-1 1-H 2B			4	1	2	1	0	1	2
Frank Thomas, R OBP: 0.474, SLG: 0.631 (1, 10)	2-1 F7			1-1 P4	0-1 G4-3		4-0 1B 1B BB			3	0	0	0	1	0	3
Robin Ventura, L OBP: 0.379, SLG: 0.510 (1, 5)		3-2 G3		2-2 HR		1-0 L9	1-0 1B 1-2 2-H 1B			4	1	2	2	0	0	0
Lyle Mouton, R OBP: 0.407, SLG: 0.521 Mike Cameron, R OBP: 0.385, SLG: 0.500 (1, 9) (7, 9)		2-0 F9		0-2 HR		0-3 K	0-1 G4-6-3 1B 1-2 2-3			3	1	1	1	0	1	0
Norberto Martin, R OBP: 0.310, SLG: 0.442 (1, 4)		0-0 G5-3		1-2 S 1B		2-2 2B 1B	1-2 G4-6-3 1B 1-2f			4	1	2	0	0	0	3
Ron Karkovice, R OBP: 0.325, SLG: 0.421 (1, 2)			2-2 L8	1 SAFE 3-2 K		1-0 2B		3-3 K		4	0	1	1	0	2	1
Ozzie Guillen, L OBP: 0.272, SLG: 0.312 (1, 6)			1-0 HR		1-1 G4-3	1-0 G6-3		0-0 P6		4	1	1	1	0	0	1

Inning Stats	R: 0	H: 1	E: 0	K: 1	S: 10	LOB: 1	BB: 0	P: 14	R: 0	H: 0	E: 0	K: 0	S: 5	LOB: 0	BB: 0	P: 10	R: 1	H: 1	E: 0	K: 0	S: 7	LOB: 0	BB: 0	P: 13	R: 2	H: 3	E: 0	K: 2	S: 19	LOB: 1	BB: 0	P: 29	R: 0	H: 1	E: 0	K: 0	S: 11	LOB: 2	BB: 1	P: 20	R: 1	H: 2	E: 0	K: 1	S: 9	LOB: 1	BB: 0	P: 14	R: 2	H: 3	E: 0	K: 0	S: 11	LOB: 2	BB: 2	P: 23	R: 0	H: 0	E: 0	K: 1	S: 9	LOB: 0	BB: 0	P: 13	R: 0	H: 0	E: 0	K: 1	S: 9	LOB: 0	BB: 0	P: 13
1B: 6	SF: 0	2B: 2	SAC: 0	3B: 0	DP: 1	HR: 3	HBP: 0	WP: 0	PA: 37																																																															


PITCHER	IP	WLS	BF	H	R	ER	SO	BB	IBB	HBP	BLK	WP	HR	S	P	ERA	WHIP
Juan Guzman, R ERA: 6.84 (1, 1)	6.1	L	31	9	6	6	4	3	0	0	0	0	3	66	115	8.53	1.895
Tony Castillo, L ERA: 2.8 (7, 1)	0.2		3	2	0	0	0	0	0	0	0	0	0	6	8	0.00	3.000
Ken Robinson, R ERA: 3.81 (8, 1)	1.0		3	0	0	0	1	0	0	0	0	0	0	9	13	0.00	0.000

BOTTOM


Toronto Blue Jays @ Chicago White Sox
Comiskey Park, Chicago, IL

Sun Sep 03 1995, 8:05 PM EDT
Att: 23,428 - Unknown - 78 F

AB	34
R	6
H	11
RBI	6
BB	3
SO	5
LOB	10



PITCHER	IP	WLS	BF	H	R	ER	SO	BB	IBB	HBP	BLK	WP	HR	S	P	ERA	WHIP
Juan Guzman, R ERA: 6.84 (1, 1)	6.1	L	31	9	6	6	4	3	0	0	0	0	3	66	115	8.53	1.895
Tony Castillo, L ERA: 2.8 (7, 1)	0.2		3	2	0	0	0	0	0	0	0	0	0	6	8	0.00	3.000
Ken Robinson, R ERA: 3.81 (8, 1)	1.0		3	0	0	0	1	0	0	0	0	0	0	9	13	0.00	0.000

Batter	1	2	3	4	5	6	7	8	9	10	11	AB R H RBI BB SO LOB	TOP																						
Tim Raines, S OBP: 0.386, SLG: 0.446 (1, 7)	3-3 K		1-0 F7		4-2 BB		0-0 G1-3		3-1 P4			4 0 0 0 1 1 3	Chicago White Sox @ Texas Rangers The Ballpark at Arlington, Arlington, TX Tue Sep 05 1995, 8:05 PM EDT Att: 18,001 - Unknown - 98 F livebaseballscorecards.com AB 41 R 2 H 11 RBI 2 BB 3 SO 6 LOB 17 																						
Ray Durham, S OBP: 0.315, SLG: 0.407 (1, 4)	1-2 L7		0-3 K		3-2 G5-3			2-3 K		0-2 G3		5 0 0 0 0 2 1																							
Lyle Mouton, R OBP: 0.444, SLG: 0.573 Dave Martinez, L OBP: 0.371, SLG: 0.453 (10, PH) (10, 9)	2-1 1B		1-2 G6-3			2-0 1B		2-2 WP SF7 2B		3-2 FC4-6 1B		4 1 3 0 0 0 0 1 0 1 0 0 0 0																							
Barry Lyons, R OBP: 0.364, SLG: 0.667 (1, 10)	0-2 G5-3			0-0 FC2-5 1B		0-0 L5		2-0 SF7		1-2 FC4-6		4 0 1 1 0 0 3																							
Robin Ventura, L OBP: 0.381, SLG: 0.524 (1, 3)		2-1 G4-3		3-2 FC2-5 1B		0-3 K		0-0 L7		2-1 F8		5 0 1 0 0 1 2																							
Norberto Martin, R OBP: 0.304, SLG: 0.433 Ozzie Guillen, L OBP: 0.269, SLG: 0.314 (1, 6) (8, 6)		2-2 P3		0-0 FC2-5 G6-4-3		1-1 P4			0-2 G6-3		0-0 G4-3	3 0 0 0 0 0 3 2 0 0 0 0 0 0																							
Chris Snopek, R OBP: 0.467, SLG: 0.304 (1, 5)		4-2 BB BB		1-0 G6-4-3			0-0 1B		0-0 FC3-6 1B		1-2 G6-3	4 0 2 0 1 0 2																							
Ron Karkovice, R OBP: 0.325, SLG: 0.418 Frank Thomas, R OBP: 0.473, SLG: 0.627 Doug Brady, S Michael LaValliere, L OBP: 0.292, SLG: 0.318 (1, 2) (9, PH) (9, PR) (9, 2)	4-1 1B BB				2-3 K		2-1 P6		1-2 FC3-6 1B		2-2 HR	2 0 0 0 1 1 0 1 0 0 0 0 0 1 0 0 0 0 0 0 0 1 1 1 1 0 0 0																							
Mike Cameron, R OBP: 0.294, SLG: 0.375 Lance Johnson, L OBP: 0.340, SLG: 0.422 (1, 8) (7, PH) (7, 8)	2-2 F8				2-3 K		0-0 1B		1-0 1B		3-2 G3	2 0 0 0 0 1 2 3 0 2 0 0 0 0																							
Inning Stats	R: 0 E: 0 K: 1 S: 12	H: 1 LOB: 1 BB: 0 P: 18	R: 0 E: 0 K: 0 S: 12	H: 0 LOB: 2 BB: 2 P: 26	R: 0 E: 0 K: 1 S: 8	H: 0 LOB: 0 BB: 0 P: 10	R: 0 E: 0 K: 0 S: 6	H: 2 LOB: 1 BB: 0 P: 10	R: 0 E: 0 K: 1 S: 7	H: 1 LOB: 1 BB: 0 P: 10	R: 0 E: 0 K: 0 S: 5	H: 2 LOB: 1 BB: 0 P: 7		R: 1 E: 0 K: 1 S: 9	H: 1 LOB: 0 BB: 0 P: 15	R: 0 E: 0 K: 0 S: 11	H: 2 LOB: 2 BB: 0 P: 16	R: 0 E: 0 K: 0 S: 11	H: 1 LOB: 1 BB: 0 P: 17	R: 1 E: 0 K: 0 S: 10	H: 1 LOB: 0 BB: 0 P: 16	1B: 9 2B: 1 3B: 0 HR: 1	SF: 1 SAC: 0 DP: 1 HBP: 0	WP: 1 PB: 0 SB: 0 CS: 0	PA: 45										
PITCHER	IP WLS BF H R ER SO BB IBB HBP BLK WP HR S P ERA WHIP																				IP WLS BF H R ER SO BB IBB HBP BLK WP HR S P ERA WHIP														
Kenny Rogers, L ERA: 3.52 (1, 1)	8.1	34	8	1	1	6	3	0	0	0	1	0	78	126	1.08	1.320																			
Jeff Russell, R ERA: 2.86 (9, 1)	1.1	6	2	0	0	0	0	0	0	0	0	0	16	25	0.00	1.500																			
Ed Vosberg, L ERA: 3.0 (10, 1)	1.1	L 5	1	1	1	0	0	0	0	0	0	1	12	20	6.75	0.750																			

Batter	1	2	3	4	5	6	7	8	9	10	11	AB R H RBI BB SO LOB	BOTTOM	
Otis Nixon, S (1, 8) OBP: 0.346, SLG: 0.327	1-1 		3-3 			0-0 			2-3 		2-1 	5 0 1 0 0 2 1	Chicago White Sox @ Texas Rangers The Ballpark at Arlington, Arlington, TX Tue Sep 05 1995, 8:05 PM EDT Att. 18,001 - Unknown - 98 F	
Mark McLemore, S (1, 4) OBP: 0.353, SLG: 0.353	2-2 			2-2 		0-0 			3-2 		1-0 	5 0 1 0 0 0 2		
Will Clark, L (1, 3) Lou Frazier, S (7, PH) OBP: 0.385, SLG: 0.489 OBP: 0.301, SLG: 0.245	0-1 			2-3 			4-2 		0-0 			2 0 0 0 0 1 0 1 0 0 0 1 0 1		
Juan Gonzalez, R (1, 10) OBP: 0.297, SLG: 0.600		1-2 		2-0 		1-0 			4-0 			3 1 1 1 1 0 1		
Mickey Tettleton, S (1, 9) Craig Worthington, R (8, 5) Jeff Frye, R (9, PH) Luis Ortiz, R (10, 5) OBP: 0.367, SLG: 0.478 OBP: 0.299, SLG: 0.452 OBP: 0.328, SLG: 0.364 OBP: 0.273, SLG: 0.352		3-1 		3-3 		3-2 			2-2 			3 0 1 0 0 1 0 0 0 0 0 0 0 0 1 0 0 0 0 0 2 0 0 0 0 0 0 0		
Ivan Rodriguez, R (1, 2) OBP: 0.344, SLG: 0.471		1-1 		1-3 		2-2 			0-1 			4 0 1 0 0 1 1		
29 Rusty Greer, L (1, 7) OBP: 0.349, SLG: 0.406		2-1 		0-2 			1-1 		1-0 			4 0 0 0 0 0 1		
Mike Pagliarulo, L (1, 5) OBP: 0.260, SLG: 0.318			3-2 			1-2 			3-1 		2-1 	4 0 1 0 0 0 1		
Benji Gil, R (1, 6) Sam Horn, L (8, PH) Esteban Beltre, R (9, 6) OBP: 0.267, SLG: 0.356 OBP: 0.500, SLG: 0.333 OBP: 0.250, SLG: 0.329			0-0 			1-3 			2-3 		2-2 	2 0 0 0 0 1 1 1 0 0 0 0 1 0 1 0 0 0 0 0 0		
Inning Stats	R: 0 H: 0 E: 0 LOB: 0 K: 0 BB: 0 S: 8 P: 11	R: 1 H: 1 E: 0 LOB: 0 K: 0 BB: 0 S: 9 P: 16	R: 0 H: 0 E: 0 LOB: 0 K: 1 BB: 0 S: 7 P: 13	R: 0 H: 0 E: 0 LOB: 0 K: 1 BB: 0 S: 8 P: 14	R: 0 H: 0 E: 0 LOB: 0 K: 2 BB: 0 S: 9 P: 13	R: 0 H: 1 E: 0 LOB: 1 K: 1 BB: 0 S: 8 P: 10	R: 0 H: 1 E: 0 LOB: 1 K: 0 BB: 1 S: 14 P: 24	R: 0 H: 0 E: 0 LOB: 0 K: 1 BB: 0 S: 8 P: 14	R: 0 H: 1 E: 0 LOB: 2 K: 1 BB: 1 S: 14 P: 25	R: 0 H: 1 E: 0 LOB: 0 K: 0 BB: 0 S: 6 P: 8	R: 0 H: 1 E: 0 LOB: 0 K: 0 BB: 0 S: 6 P: 11	1B: 4 SF: 0 2B: 1 SAC: 0 3B: 0 DP: 2 HR: 1 HBP: 0		WP: 0 PA: 38 PB: 0 SB: 0 CS: 1
PITCHER Alex Fernandez, R (1, 1) ERA: 4.48 Matt Karchner, R (10, 1) ERA: 1.78	IP WLS BF H R ER SO BB IBB HBP BLK WP HR S P ERA WHIP 9.0 32 4 1 1 7 1 1 0 0 0 0 1 85 140 1.00 0.556 2.0 6 2 0 0 0 0 0 0 0 0 0 0 12 19 0.00 1.000	PITCHER IP WLS BF H R ER SO BB IBB HBP BLK WP HR S P ERA WHIP												

livebaseballscorecards.com

AB	36
R	1
H	6
RBI	1
BB	2
SO	7
LOB	11



Batter	1	2	3	4	5	6	7	8	9	AB R H RBI BB SO LOB	TOP											
Lance Johnson, L OBP: 0.340, SLG: 0.428 (1, 8)	1-0 L3		1-0 1B		0-0 G6-3	0-0 HR		1-0 G2-3		5 1 2 3 0 0 1												
Tim Raines, S OBP: 0.382, SLG: 0.441 (1, 7)	2-3 K		1-1 G3		3-3 K	0-0 L7			2-1 E1 HBP	5 1 0 0 0 2 2												
Dave Martinez, L OBP: 0.373, SLG: 0.454 (1, 3)	2-2 G4-3			1-2 P6	1-1 1B		2-2 BB G5-2-3 1B		0-0 SH1-4	4 0 2 0 0 0 0												
Frank Thomas, R OBP: 0.476, SLG: 0.635 (1, 10)		0-1 G4-6-3 1B		1-1 HR	1-0 G1-3		2-0 G5-2-3 BB 1B		4-0 HBP BB IBB	4 1 3 1 1 0 2												
Robin Ventura, L OBP: 0.383, SLG: 0.522 (1, 5)		0-3 K		4-2 BB BB		1-2 G3-1	4-2 G5-2-3 BB		4-2 HBP BB	2 0 0 0 3 1 1												
Lyle Mouton, R OBP: 0.438, SLG: 0.570 Mike Cameron, R OBP: 0.278, SLG: 0.353 (1, 9) (7, 9)		2-1 G4-6-3		0-0 F8		0-1 1B 2B	1-0 G5-2-3		2-3 K	4 1 1 0 0 0 5 1 0 0 0 0 1 3												
Ray Durham, S OBP: 0.321, SLG: 0.409 (1, 4)			0-0 F8 1B F9 1B	4-0 1-2 BB		0-0 1B 1B	0-1 G4-3		1-0 HBP	3 2 2 2 1 0 2												
Ron Karkovics, R OBP: 0.323, SLG: 0.414 (1, 2)			2-0 F9	2-0 F9		0-1 1B 1B		0-2 G1-3	1-0 F8	5 0 1 0 0 0 6												
Ozzie Guillen, L OBP: 0.272, SLG: 0.319 (1, 6)			1-1 F8		1-0 1B 2B	0-1 HR 1B		0-0 G5-3		4 1 2 1 0 0 1												
Inning Stats	R: 0 E: 0 K: 1 S: 7	H: 0 LOB: 0 BB: 0 P: 12	R: 0 E: 0 K: 1 S: 7	H: 1 LOB: 0 BB: 0 P: 9	R: 1 E: 0 K: 0 S: 7	H: 2 LOB: 1 BB: 0 P: 12	R: 1 E: 0 K: 0 S: 9	H: 1 LOB: 2 BB: 2 P: 21	R: 0 E: 0 K: 1 S: 8	H: 2 LOB: 2 BB: 0 P: 14	R: 4 E: 0 K: 0 S: 12	H: 5 LOB: 0 BB: 0 P: 13	R: 0 E: 0 K: 0 S: 10	H: 2 LOB: 2 BB: 1 P: 19	R: 0 E: 0 K: 0 S: 5	H: 0 LOB: 0 BB: 0 P: 6	R: 1 E: 1 K: 1 S: 9	H: 0 LOB: 3 BB: 2 P: 23	1B: 9 2B: 2 3B: 0 HR: 2	SF: 0 SAC: 1 DP: 2 HBP: 1	WP: 0 PB: 0 SB: 0 CS: 0	PA: 44
PITCHER	IP WLS BF H R ER SO BB IBB HBP BLK WP HR S P ERA WHIP																				PITCHER	IP WLS BF H R ER SO BB IBB HBP BLK WP HR S P ERA WHIP
Bob Tewksbury, R ERA: 4.41 (1, 1)	6.0 L 30 12 6 6 3 2 0 0 0 0 2 54 87 9.00 2.333																					
Roger McDowell, R ERA: 4.48 (7, 1)	2.1 10 1 1 0 0 1 1 0 0 0 0 0 14 28 0.00 0.857																					
Dennis Cook, L ERA: 4.47 (9, 1)	0.0 1 0 0 0 0 1 0 0 0 0 0 0 2 6 ∞ ∞																					
Matt Whiteside, R ERA: 4.57 (9, 1)	0.2 3 0 0 0 0 1 0 0 1 0 0 0 4 8 0.00 0.000																					

Chicago White Sox @ Texas Rangers
The Ballpark at Arlington, Arlington, TX
Wed Sep 06 1995, 8:05 PM EDT
Att. 22,415 - Unknown - 90 F

AB	37
R	7
H	13
RBI	7
BB	5
SO	4
LOB	23



Batter	1	2	3	4	5	6	7	8	9	AB	R	H	RBI	BB	SO	LOB
Otis Nixon, S OBP: 0.347, SLG: 0.326 (1, 8)	B1-3 1-0		FC6-4 1B 1-2 2-3	F9 0-0		F7 1-2		BB 4-2 1-2 2-3		4	0	1	0	1	0	3
Lou Frazier, S OBP: 0.294, SLG: 0.238 29 Rusty Greer, L OBP: 0.349, SLG: 0.405 (8, PH) (9, 7)	G5-3 1-1		FC6-4 1-2f 2-3 3-H		K 1-3		K 2-3	P6 2-2		4	0	0	1	0	2	2
Will Clark, L OBP: 0.385, SLG: 0.485 (1, 3)	F9 1-1		F8 1-1 1 SAFE		1B HR BB 4-1		G3 1-1		BB 4-0	3	1	0	0	2	0	2
Juan Gonzalez, R OBP: 0.302, SLG: 0.600 (1, 10)					BB SF8 1B 0-1	HR 1B 1-2			K 1-3	5	2	3	0	0	2	1
Ivan Rodriguez, R OBP: 0.342, SLG: 0.468 (1, 2)		E4 G6-4-3		WP BB 1B 1-1		L9 0-1			K 0-3	5	0	1	0	0	1	4
Candy Maldonado, R OBP: 0.375, SLG: 0.509 Sam Horn, L OBP: 0.400, SLG: 0.250 (9, PH)		G6-4-3 1-2f		WP BB 1-2 2-3		HR 1-H 2-H		K 1-3	K 2-3	3	1	1	3	1	1	1
Jeff Frye, R OBP: 0.330, SLG: 0.367 (1, 4)				FC4-6 1B 3-H	SF8 2-1	G5-3 3-1		BB 1B 1B 2-2		3	0	2	1	0	0	0
Craig Worthington, R OBP: 0.286, SLG: 0.431 Mickey Tettleton, S OBP: 0.386, SLG: 0.476 Mike Pagliarulo, L OBP: 0.260, SLG: 0.318 (9, 5)				FC4-6 1B 1-2f FC6-4	L5 2-1			F8 2-0		3	1	0	0	0	1	3
Esteban Beltre, R OBP: 0.273, SLG: 0.333 (1, 6)				FC6-4 1B 1-2		G6-3 2-2		BB 1B 1-2		2	0	1	0	2	0	0

Inning Stats	R: 0	H: 0	E: 0	K: 5	S: 5	R: 0	H: 0	E: 1	K: 5	S: 5	R: 1	H: 2	E: 0	K: 0	S: 11	R: 3	H: 2	E: 0	K: 1	S: 11	R: 0	H: 0	E: 0	K: 1	S: 9	R: 0	H: 1	E: 0	K: 1	S: 9	R: 0	H: 2	E: 0	K: 18	S: 18	R: 0	H: 0	E: 0	K: 3	S: 9	R: 0	H: 0	E: 0	K: 3	S: 9	1B: 8	2B: 0	3B: 0	HR: 1	SF: 1	SAC: 0	DP: 1	HBP: 0	WP: 1	PB: 0	SB: 0	CS: 0	PA: 42
--------------	------	------	------	------	------	------	------	------	------	------	------	------	------	------	-------	------	------	------	------	-------	------	------	------	------	------	------	------	------	------	------	------	------	------	-------	-------	------	------	------	------	------	------	------	------	------	------	-------	-------	-------	-------	-------	--------	-------	--------	-------	-------	-------	-------	--------


PITCHER	IP	WLS	BF	H	R	ER	SO	BB	IBB	HBP	BLK	WP	HR	S	P	ERA	WHIP
Mike Sirotko, L ERA: 5.73 (1, 1)	4.1		22	5	4	4	2	4	0	0	0	1	0	37	69	8.31	2.077
Brian Keyser, R ERA: 4.76 (5, 1)	2.0	W	7	1	1	1	2	0	0	0	0	0	1	18	27	4.50	0.500
Andrew Lorraine, L ERA: (7, 1)	0.1		1	0	0	0	0	0	0	0	0	0	0	2	3	0.00	0.000
41 Bill Simas, R ERA: 2.53 (7, 1)	0.2		4	2	0	0	1	0	0	0	0	0	0	11	16	0.00	3.000
Scott Radinsky, L ERA: 5.85 (8, 1)	0.1		2	1	0	0	0	0	0	0	0	0	0	4	6	0.00	3.000

BOTTOM

Chicago White Sox @ Texas Rangers
The Ballpark at Arlington, Arlington, TX

Wed Sep 06 1995, 8:05 PM EDT
Att: 22,415 - Unknown - 90 F

AB	35
R	5
H	9
RBI	5
BB	6
SO	8
LOB	21



PITCHER	IP	WLS	BF	H	R	ER	SO	BB	IBB	HBP	BLK	WP	HR	S	P	ERA	WHIP
Matt Karchner, R ERA: 1.75 (8, 1)	0.1		2	0	0	0	0	1	0	0	0	0	0	7	13	0.00	3.000
Roberto Hernandez, R ERA: 4.22 (9, 1)	1.0	S	4	0	0	0	3	1	0	0	0	0	0	9	16	0.00	1.000

Batter	1	2	3	4	5	6	7	8	9	AB R H RBI BB SO LOB	TOP	
Lance Johnson, L (1, 8) OBP: 0.338, SLG: 0.425	1-0 F7			1-0 L7		0-0 F8			2-2 G4-3	4 0 0 0 0 0 0		
Tim Raines, S (1, 7) OBP: 0.381, SLG: 0.439	0-0 G3-1			0-0 B1-3			2-1 G5-3 1B		2-3 K	4 0 1 0 0 1 0		
Dave Martinez, L (1, 3) OBP: 0.375, SLG: 0.452	2-0 P5			2-2 F8			2-0 G5-3 1B		4-0 BB BB	3 0 1 0 1 0 0		
Frank Thomas, R (1, 10) OBP: 0.476, SLG: 0.632 Doug Brady, S (9, PR)			0-1 L7		4-2 G6-4-3 1B BB		2-1 G5-3		4-1 BB BB	2 0 0 0 2 0 2 0 0 0 0 0 0 0		
Robin Ventura, L (1, 5) OBP: 0.384, SLG: 0.520			1-2 G1-3		2-2 G6-4-3 1B		4-0 FC4 IBB		1-1 G6-3	3 0 1 0 1 0 2		
Lyle Mouton, R (1, 9) OBP: 0.427, SLG: 0.555			1-1 G6-3		1-0 G6-4-3		2-0 FC4			3 0 0 0 0 0 4		
Ray Durham, S (1, 4) OBP: 0.318, SLG: 0.406			2-3 K		2-1 G1-3			0-0 F9		3 0 0 0 0 1 1		
Michael LaValiere, L (1, 2) OBP: 0.286, SLG: 0.310 Norberto Martin, R (8, PH) OBP: 0.302, SLG: 0.430 Chris Tremie, R (8, 2) OBP: 0.222, SLG: 0.222			3-3 K			1-3 K		1-3 K		2 0 0 0 0 2 0 1 0 0 0 0 1 0 0 0 0 0 0 0 0		
Ozzie Guillen, L (1, 6) OBP: 0.270, SLG: 0.317			0-1 G4-3			0-1 G5-3		1-2 L7		3 0 0 0 0 0 0		
Inning Stats	R: 0 H: 0 E: 0 LOB: 0 K: 0 BB: 0 S: 3 P: 6	R: 0 H: 0 E: 0 LOB: 0 K: 0 BB: 0 S: 7 P: 9	R: 0 H: 0 E: 0 LOB: 0 K: 2 BB: 0 S: 10 P: 15	R: 0 H: 0 E: 0 LOB: 0 K: 0 BB: 0 S: 5 P: 8	R: 0 H: 1 E: 0 LOB: 1 K: 0 BB: 1 S: 10 P: 19	R: 0 H: 0 E: 0 LOB: 0 K: 1 BB: 0 S: 7 P: 8	R: 0 H: 2 E: 0 LOB: 2 K: 0 BB: 1 S: 6 P: 18	R: 0 H: 0 E: 0 LOB: 0 K: 1 BB: 0 S: 8 P: 10	R: 0 H: 0 E: 0 LOB: 2 K: 1 BB: 2 S: 10 P: 23	1B: 3 SF: 0 2B: 0 SAC: 0 3B: 0 DP: 2 HR: 0 HBP: 0	WP: 0 PA: 32 PB: 0 SB: 0 CS: 0	
PITCHER Roger Pavlik, R (1, 1) ERA: 4.72	IP WLS BF H R ER SO BB IBB HBP BLK WP HR S P ERA WHIP	9.0 W 32 3 0 0 5 3 1 0 0 0 0 0 66 116 0.00 0.667										

Chicago White Sox @ Texas Rangers
The Ballpark at Arlington, Arlington, TX

Thu Sep 07 1995, 8:05 PM EDT
Att: 9,046 - Unknown - 84 F

livebaseballscorecards.com

AB	28
R	0
H	3
RBI	0
BB	4
SO	5
LOB	9



Chicago White Sox @ Oakland Athletics
Oakland-Alameda County Coliseum, Oakland, CA

Fri Sep 08 1995, 7:05 PM PDT
Att. 12,027 - Unknown - 63 F

AB	37
R	7
H	11
RBI	7
BB	5
SO	4
LOB	21



Batter	1	2	3	4	5	6	7	8	9	AB	R	H	RBI	BB	SO	LOB
Lance Johnson, L (1, 8) OBP: 0.338, SLG: 0.424	1-0 1B 1B	2-1 F7		0-0 G4-3			0-0 G4-3	0-0 1B		5	1	2	0	0	0	0
Tim Raines, S (1, 7) OBP: 0.381, SLG: 0.440	1-0 F7	2-0 1B 2B			1-1 G3		4-1 BB 2B BB	2-1 E5		4	1	1	0	1	0	2
Dave Martinez, L (1, 3) OBP: 0.379, SLG: 0.453	2-1 BB 1B FC4-6	2-1 1B			1-0 G5-3		4-2 SAFE SAFE SAFE 1-2 2B BB	2-0 L9		4	2	2	0	1	0	2
Frank Thomas, R (1, 10) OBP: 0.474, SLG: 0.627	2-2 FC4-6 BB 1B		0-1 G3		2-3 K		1-0 L4	1-0 L5		5	1	1	1	0	1	4
Robin Ventura, L (1, 5) OBP: 0.388, SLG: 0.519	4-1 FC4-6 BB		1-1 1B HBP			0-0 F9	4-0 2B BB		4-0 FC4-6 BB	1	1	0	0	3	0	0
Lyle Mouton, R (1, 9) OBP: 0.430, SLG: 0.561	0-2 FC4-6 1B		0-0 G6-3 1B			2-1 F8	1-1 WP 2B		1-3 K	4	0	2	4	0	0	2
Mike Cameron, R (7, PR) OBP: 0.263, SLG: 0.333	1-2f 2-3 3-H		1-2 1B				1-1 1B			1	0	0	0	0	1	1
Ray Durham, S (1, 4) OBP: 0.319, SLG: 0.413	2-2 1B		1-2 G6-3			3-2 HR	2-3 K		1-2 FC4-6 CS	5	1	2	2	0	1	4
Ron Karkovics, R (1, 2) OBP: 0.322, SLG: 0.412	2-2 P6			0-3 K		1-1 1B	2-1 L6		3-1 CS	4	0	1	0	0	1	5
Ozzie Guillen, L (1, 6) OBP: 0.267, SLG: 0.313		1-0 G5-3		0-2 P4		0-0 F8		1-2 L9		4	0	0	0	0	0	1

Inning Stats	R: 3	H: 4	R: 0	H: 2	R: 0	H: 1	R: 0	H: 0	R: 1	H: 2	R: 3	H: 1	R: 0	H: 1	R: 0	H: 0	1B: 8	SF: 0	WP: 1	PA: 44
	E: 0	LOB: 2	E: 0	LOB: 2	E: 0	LOB: 1	E: 0	LOB: 0	E: 0	LOB: 1	E: 0	LOB: 3	E: 1	LOB: 2	E: 0	LOB: 0	2B: 2	SAC: 0	PB: 0	
	K: 0	BB: 1	K: 0	BB: 0	K: 0	BB: 0	K: 1	BB: 0	K: 0	BB: 0	K: 1	BB: 3	K: 0	BB: 0	K: 1	BB: 1	3B: 0	DP: 1	SB: 0	
	S: 17	P: 31	S: 6	P: 13	S: 7	P: 9	S: 8	P: 8	S: 10	P: 16	S: 12	P: 30	S: 8	P: 14	S: 8	P: 17	HR: 1	HBP: 1	CS: 1	

PITCHER	IP	WLS	BF	H	R	ER	SO	BB	IBB	HBP	BLK	WP	HR	S	P	ERA	WHIP
Todd Van Poppel, R (1, 1) ERA: 4.57	6.2	L	33	10	7	7	2	4	0	1	0	0	1	62	109	9.45	2.100
Mark Acre, R (7, 1) ERA: 5.55	0.1		2	0	0	0	1	0	0	0	0	1	0	5	9	0.00	0.000
Steve Wojciechowski, L (8, 1) ERA: 5.48	1.0		6	1	0	0	0	1	0	0	0	0	0	8	18	0.00	2.000
John Briscoe, R (9, 1) ERA: 9.18	1.0		2	0	0	0	1	0	0	0	0	0	0	8	13	0.00	0.000

WP: 1	PA: 44
PB: 0	
SB: 0	
CS: 1	

Batter	1	2	3	4	5	6	7	8	9	AB R H RBI BB SO LOB
Rickey Henderson, R (1, 7) OBP: 0.408, SLG: 0.451	2-2 P6		2-1 G6-3		1-3 K			1-0 FC9-6 1B	4-2 BB	4 1 1 0 1 1 1
Scott Brosius, R (1, 5) OBP: 0.338, SLG: 0.466 George Williams, S (8, PH) OBP: 0.402, SLG: 0.557 Mike Gallego, R (8, PR) OBP: 0.298, SLG: 0.232	4-2 HBP BB		1-1 L6		1-0 FC5-4			0-0 FC9-6 1B	4-0 BB	2 0 0 0 1 0 1 1 0 1 0 0 0 0 0 0 0 0 1 0 0
Brent Gates, S (1, 4) OBP: 0.311, SLG: 0.345	2-3 K		3-2 G3		1-1 P5			2-1 FC9-6 1B	2-3 K	5 0 0 0 0 2 7
Mark McGwire, R (1, 3) OBP: 0.437, SLG: 0.645	3-2 HBP			0-1 F9		3-3 K		0-0 BB 1B		3 0 1 1 0 1 0
Geronimo Berroa, R (1, 9) OBP: 0.358, SLG: 0.466	1-0 P3			0-1 G5-3		0-0 L9		4-1 G6-3 BB		3 0 0 0 1 0 2
Danny Tartabull, R (1, 10) OBP: 0.320, SLG: 0.364		1-2 2B		1-1 G4-3		0-3 K		2-1 G6-3		4 0 1 0 0 1 3
Stan Javier, S (1, 8) OBP: 0.345, SLG: 0.382		1-1 F8		4-2 HR BB			1-1 G3-1		4-1 BB DI BB	2 1 0 0 2 0 1
Mike Bordick, R (1, 6) OBP: 0.318, SLG: 0.353		0-0 F8		0-0 HR			3-1 G6-3		3-2 G5-3	4 1 1 2 0 0 2
Eric Helfand, L (1, 2) OBP: 0.286, SLG: 0.228 Jose Herrera, L (9, PH) OBP: 0.311, SLG: 0.333		3-3 K		4-2 FC5-4 BB			0-1 F8		3-3 K	2 0 0 0 1 1 1 1 0 0 0 0 1 1

Inning Stats	R: 0 E: 0 K: 1 S: 12	H: 0 LOB: 2 BB: 1 P: 24	R: 0 E: 0 K: 1 S: 10	H: 1 LOB: 1 BB: 0 P: 15	R: 0 E: 0 K: 0 S: 9	H: 0 LOB: 0 BB: 0 P: 15	R: 0 E: 0 K: 0 S: 6	H: 0 LOB: 0 BB: 0 P: 7	R: 2 E: 0 K: 1 S: 14	H: 1 LOB: 1 BB: 2 P: 25	R: 0 E: 0 K: 2 S: 7	H: 0 LOB: 0 BB: 0 P: 10	R: 0 E: 0 K: 0 S: 6	H: 0 LOB: 0 BB: 0 P: 10	R: 1 E: 0 K: 0 S: 8	H: 3 LOB: 3 BB: 1 P: 17	R: 0 E: 0 K: 2 S: 17	H: 0 LOB: 3 BB: 3 P: 37	1B: 3 2B: 1 3B: 0 HR: 1	SF: 0 SAC: 0 DP: 1 HBP: 1
--------------	-------------------------------	----------------------------------	-------------------------------	----------------------------------	------------------------------	----------------------------------	------------------------------	---------------------------------	-------------------------------	----------------------------------	------------------------------	----------------------------------	------------------------------	----------------------------------	------------------------------	----------------------------------	-------------------------------	----------------------------------	----------------------------------	------------------------------------


PITCHER	IP	WLS	BF	H	R	ER	SO	BB	IBB	HBP	BLK	WP	HR	S	P	ERA	WHIP
Luis Andujar, R (1, 1) ERA: 3.6	5.0	W	21	2	2	2	3	3	0	0	0	0	1	51	86	3.60	1.000
Jeff Shaw, R (6, 1) ERA: 4.85	2.1		9	2	1	1	2	0	0	0	0	0	0	17	27	3.86	0.857
Matt Karchner, R (8, 1) ERA: 1.67	1.1		7	1	0	0	1	3	0	0	0	0	0	18	38	0.00	3.000
Roberto Hernandez, R (9, 1) ERA: 4.19	0.1	S	2	0	0	0	1	1	0	0	0	0	0	3	9	0.00	3.000

BOTTOM

Chicago White Sox @ Oakland Athletics
Oakland-Alameda County Coliseum, Oakland, CA

livebaseballscorecards.com

AB	31
R	3
H	5
RBI	3
BB	7
SO	7
LOB	19



Fri Sep 08 1995, 7:05 PM PDT
Att: 12,027 - Unknown - 63 F

Batter	1	2	3	4	5	6	7	8	9
Rickey Henderson, R (1, 7) OBP: 0.411, SLG: 0.456 Jose Herrera, L (9, 8) OBP: 0.311, SLG: 0.333	0-2 HR 1B	1-1 S 1B 2B		0-2 G5-3	3-2 1-2 1B			2-2 P4	
Geronimo Berroa, R (1, 9) OBP: 0.359, SLG: 0.471	3-1 HR 1-H	3-0 BB 1B 2-H		3-1 F7	1-3 K			3-2 G6-3	
Brent Gates, S (1, 4) OBP: 0.310, SLG: 0.344	0-1 G3	1-2 BB 1B 1-2		3-2 L7		0-1 G4-3		0-3 K	
Mark McGwire, R (1, 3) OBP: 0.440, SLG: 0.647 Scott Brosius, R (9, 3) OBP: 0.338, SLG: 0.466	1-0 P3	4-2 BB 1-2 2-3			1-1 HR 2B	4-2 G5-4-3 BB			
George Williams, S (1, 10) OBP: 0.384, SLG: 0.527	2-2 G3-1	0-1 G4-3			1-1 F9	0-0 G5-4-3 1-2f			
Terry Steinbach, R (1, 2) OBP: 0.307, SLG: 0.448		0-0 F9	1-3 K		1-0 HR 2-H		0-0 G6-3		
Stan Javier, S (1, 8) OBP: 0.349, SLG: 0.394		4-2 S 1B 2B BB	2-1 F7		2-1 1B 3B		0-1 3B		
Mike Bordick, R (1, 6) OBP: 0.323, SLG: 0.358		1-2 S 2B 1B	2-1 1B		2-1 FC1-6 1B 3-H		1-2 G5-3		
Craig Paquette, R (1, 5) OBP: 0.272, SLG: 0.440		1-2 L7	0-3 K		1-2 FC1-6 1B 1-2f		0-3 K		

Inning Stats	R: 2 E: 0 K: 0 S: 11	H: 2 LOB: 0 BB: 0 P: 17	R: 3 E: 0 K: 0 S: 24	H: 4 LOB: 3 BB: 2 P: 39	R: 0 E: 0 K: 2 S: 10	H: 1 LOB: 1 BB: 0 P: 15	R: 0 E: 0 K: 0 S: 8	H: 0 LOB: 0 BB: 0 P: 14	R: 3 E: 0 K: 1 S: 20	H: 5 LOB: 2 BB: 0 P: 32	R: 0 E: 0 K: 0 S: 5	H: 0 LOB: 0 BB: 1 P: 9	R: 0 E: 0 K: 1 S: 9	H: 1 LOB: 1 BB: 0 P: 10	R: 0 E: 0 K: 1 S: 13	H: 0 LOB: 0 BB: 0 P: 18
--------------	-------------------------------	----------------------------------	-------------------------------	----------------------------------	-------------------------------	----------------------------------	------------------------------	----------------------------------	-------------------------------	----------------------------------	------------------------------	---------------------------------	------------------------------	----------------------------------	-------------------------------	----------------------------------

PITCHER	IP	WLS	BF	H	R	ER	SO	BB	IBB	HBP	BLK	WP	HR	S	P	ERA	WHIP
Jason Bere, R (1, 1) ERA: 7.13	1.2	L	12	6	5	5	0	1	0	0	0	0	1	30	47	27.00	4.200
Brian Keyser, R (2, 1) ERA: 4.9	3.0		16	6	3	3	2	1	0	0	0	0	1	39	65	9.00	2.333
Rodney Bolton, R (5, 1) ERA: 7.2	1.1		4	0	0	0	1	1	0	0	0	0	0	9	14	0.00	0.750
Larry Thomas, L (7, 1) ERA: 2.25	1.0		4	1	0	0	1	0	0	0	0	0	0	9	10	0.00	1.000
Andrew Lorraine, L (8, 1) ERA:	1.0		3	0	0	0	1	0	0	0	0	0	0	13	18	0.00	0.000

BOTTOM

AB	R	H	RBI	BB	SO	LOB
5	2	3	2	0	0	0
0	0	0	0	0	0	0
5	1	2	3	0	1	2
5	0	1	0	0	1	0
2	1	1	0	2	0	0
0	0	0	0	0	0	0
4	0	0	0	0	0	5
4	1	1	2	0	1	0
3	2	2	0	1	0	0
4	1	3	1	0	0	1
4	0	0	0	0	2	5

AB 36
R 8
H 13
RBI 8
BB 3
SO 5
LOB 13

WP: 0 PA: 39
PB: 0
SB: 3
CS: 0

OAKLAND ATHLETICS

Chicago White Sox @ Oakland Athletics
Oakland-Alameda County Coliseum, Oakland, CA

Sat Sep 09 1995, 3:33 AM PDT
Att. 25,450 - Sunny - 65 F

livebaseballscorecards.com

Batter	1	2	3	4	5	6	7	8	9	AB R H RBI BB SO LOB	TOP											
Lance Johnson, L (1, 8) OBP: 0.340, SLG: 0.425	0-0 2B 1B	0-0 1-2 2-3 1B	0-0 CS 1-2	0-0 F7			0-0 L9		0-0 G6-3	5 1 2 0 0 0 0												
Tim Raines, S (1, 7) OBP: 0.380, SLG: 0.438	0-3 K	0-3 K		4-0 K2 BB			0-0 G3			3 0 0 0 1 2 4												
Dave Martinez, L (1, 3) OBP: 0.386, SLG: 0.458	0-0 1-H 2B	0-0 F5		0-3 K2 1-2f			4-0 BB			3 0 1 1 1 1 4												
Frank Thomas, R (1, 10) OBP: 0.471, SLG: 0.620	0-3 K		0-0 1B BB 1B			0-0 F8		0-3 K		4 1 1 0 0 2 2												
Robin Ventura, L (1, 5) OBP: 0.387, SLG: 0.513	0-3 K		4-0 1B 1B BB			0-3 K		4-0 G6-4-3 BB		2 1 0 0 2 2 1												
Lyle Mouton, R (1, 9) OBP: 0.407, SLG: 0.529		0-0 G4-3	0-3 K			0-0 F9		0-3 K		4 0 0 0 0 2 3												
Mike Cameron, R (8, 9) OBP: 0.250, SLG: 0.316										0 0 0 0 0 0 0												
Ray Durham, S (1, 4) OBP: 0.321, SLG: 0.412		4-0 1B 1B BB	0-0 1B FC4-6 1B			0-0 G1-3		0-0 G6-4-3		3 2 1 0 1 0 1												
Michael LaValiere, L (1, 2) OBP: 0.294, SLG: 0.319		0-0 1B 1B 1B	0-0 FC4-6 1B			0-0 L8		0-0 F8		4 0 2 2 0 0 0												
Ozzie Guillen, L (1, 6) OBP: 0.264, SLG: 0.310		0-0 1B 1B	0-0 FC4-6 CS			0-0 G5-3		0-0 F7		4 0 1 2 0 0 1												
Inning Stats	R: 1 E: 0 K: 3 S: 11	H: 2 LOB: 1 BB: 0 P: 11	R: 1 E: 0 K: 1 S: 8	H: 3 LOB: 3 BB: 1 P: 12	R: 3 E: 0 K: 1 S: 7	H: 3 LOB: 0 BB: 1 P: 11	R: 0 E: 0 K: 1 S: 4	H: 0 LOB: 1 BB: 1 P: 8	R: 0 E: 0 K: 0 S: 5	H: 0 LOB: 0 BB: 0 P: 5	R: 0 E: 0 K: 0 S: 3	H: 0 LOB: 0 BB: 0 P: 3	R: 0 E: 0 K: 1 S: 5	H: 0 LOB: 1 BB: 1 P: 9	R: 0 E: 0 K: 1 S: 4	H: 0 LOB: 0 BB: 1 P: 8	R: 0 E: 0 K: 0 S: 3	H: 0 LOB: 0 BB: 0 P: 3	1B: 7 2B: 2 3B: 0 HR: 0	SF: 0 SAC: 0 DP: 2 HBP: 0	WP: 0 PB: 0 SB: 0 CS: 1	PA: 38
PITCHER	IP WLS BF H R ER SO BB IBB HBP BLK WP HR S P ERA WHIP																				PITCHER	IP WLS BF H R ER SO BB IBB HBP BLK WP HR S P ERA WHIP
Todd Stottlemyre, R (1, 1) ERA: 4.44	7.0 L 31 8 5 5 8 4 0 0 0 0 0 43 59 6.43 1.714																					
Jim Corsi, R (8, 1) ERA: 1.86	1.0 3 0 0 0 0 1 1 0 0 0 0 0 4 8 0.00 1.000																					
Rick Honeycutt, L (9, 1) ERA: 1.74	1.0 3 0 0 0 0 0 0 0 0 0 0 0 3 3 0.00 0.000																					

Chicago White Sox @ Oakland Athletics
Oakland-Alameda County Coliseum, Oakland, CA

Sun Sep 10 1995, 3:33 AM PDT
Att. 17,675 - Cloudy - 68 F

AB	32
R	5
H	8
RBI	5
BB	5
SO	9
LOB	16



Batter	1	2	3	4	5	6	7	8	9	AB	R	H	RBI	BB	SO	LOB
Rickey Henderson, R OBP: 0.409, SLG: 0.454 (1, 7)	0-3 K ①		0-0 G5-4-3 1-2f ②		0-0 G6-3 ③			0-0 G6-3 1B ①		4	0	1	0	0	1	1
Geronimo Berroa, R OBP: 0.358, SLG: 0.469 (1, 9)	0-0 G6-3 ②			0-0 BB 1B G6-3 1B		0-0 G4-3 ①		0-0 G6-3 1-2f ②		4	1	1	0	0	0	1
Brent Gates, S OBP: 0.314, SLG: 0.352 (1, 4)	0-0 G3 ③			0-0 G6-3 BB 1-2 1B		0-0 1B 2B		0-0 2B		4	1	3	0	0	0	0
Mark McGwire, R OBP: 0.438, SLG: 0.640 (1, 3)		0-0 F9 ①		4-0 BB 1-2 2-3 G6-3 BB		0-3 K ②		0-3 K ③		3	0	0	0	1	2	2
Danny Tartabull, R OBP: 0.323, SLG: 0.371 (1, 10)		0-0 2B		0-0 F9 ①		0-0 2-H 1B		0-3 K ①		4	0	2	1	0	1	3
Terry Steinbach, R OBP: 0.306, SLG: 0.446 (1, 2)		0-3 K ②		0-0 G6-3 ②		0-3 K ③		0-0 1B 1B		4	1	1	1	0	2	4
Stan Javier, S OBP: 0.348, SLG: 0.393 (1, 8)		0-0 F7 ③		0-0 L1 ③		0-0 G4-3 ①		0-0 1B DI 1-3 1B		4	0	1	0	0	0	3
Mike Bordick, R OBP: 0.322, SLG: 0.357 (1, 6)		0-0 L8 ①		0-0 K ①		0-3 K ①		0-0 G5-3 ②		4	0	1	1	0	1	0
Mike Gallego, R OBP: 0.296, SLG: 0.232 (1, 5)		0-0 G5-4-3 1B		0-0 P6 ②		0-3 K ③		0-0 P4-3 1-2f ②		4	0	1	0	0	1	2

Inning Stats	R: 0	H: 0	E: 0	K: 1	S: 5	R: 0	H: 1	E: 0	K: 1	S: 6	R: 0	H: 1	E: 0	K: 0	S: 3	R: 1	H: 2	E: 0	K: 0	S: 5	R: 0	H: 0	E: 0	K: 1	S: 5	R: 1	H: 2	E: 0	K: 2	S: 9	R: 0	H: 0	E: 0	K: 1	S: 5	R: 0	H: 2	E: 0	K: 1	S: 6	R: 1	H: 3	E: 0	K: 1	S: 7	1B: 8	SF: 0	3B: 0	HR: 0
	LOB: 0	BB: 0	P: 5	LOB: 1	BB: 0	P: 6	LOB: 0	BB: 0	P: 3	LOB: 2	BB: 1	LOB: 0	BB: 0	P: 5	LOB: 0	BB: 0	LOB: 1	BB: 0	P: 9	LOB: 0	BB: 0	LOB: 0	BB: 0	P: 5	LOB: 0	BB: 0	LOB: 1	BB: 0	P: 6	LOB: 1	BB: 0	P: 7	2B: 4	SAC: 0	DP: 3	HBP: 0	WP: 0	PA: 36	PB: 0	SB: 0	CS: 0								

PITCHER	IP	WLS	BF	H	R	ER	SO	BB	IBB	HBP	BLK	WP	HR	S	P	ERA	WHIP
Alex Fernandez, R ERA: 4.4 (1, 1)	7.0	W	27	6	2	2	6	1	0	0	0	0	0	38	42	2.57	1.000
41 Bill Simas, R ERA: 2.31 (8, 1)	1.0		4	2	0	0	1	0	0	0	0	0	0	6	6	0.00	2.000
Roberto Hernandez, R ERA: 4.28 (9, 1)	1.0	S	5	3	1	1	1	0	0	0	0	0	0	7	7	9.00	3.000

BOTTOM

Chicago White Sox @ Oakland Athletics
Oakland-Alameda County Coliseum, Oakland, CA

Sun Sep 10 1995, 3:33 AM PDT
Att: 17,675 - Cloudy - 68 F

AB	35
R	3
H	11
RBI	3
BB	1
SO	8
LOB	16



Batter	1	2	3	4	5	6	7	8	9	AB R H RBI BB SO LOB	TOP
Lance Johnson, L (1, 8) OBP: 0.341, SLG: 0.423	4-0 G4-3 BB	0-0 FC6 1-2f			4-0 S BB			0-0 G3-1		2 0 0 0 2 0 2	
Tim Raines, S (1, 7) OBP: 0.377, SLG: 0.435	0-0 F8		0-0 F7		0-0 G4-3 1-2			0-0 P5		4 0 0 0 0 0 2	
Dave Martinez, L (1, 3) OBP: 0.387, SLG: 0.459	0-0 G4-3 1-2		0-0 F8			0-0 1B		0-0 FC6-4 1B		4 0 2 0 0 0 1	
Frank Thomas, R (1, 10) OBP: 0.469, SLG: 0.616	4-0 BB		0-0 F3			0-0 F8		0-0 FC6-4 1-2f		3 0 0 0 1 0 2	
Robin Ventura, L (1, 5) OBP: 0.386, SLG: 0.518	0-3 K			0-0 F7		0-0 F8			0-0 HR	4 1 1 1 0 1 3	
Lyle Mouton, R (1, 9) OBP: 0.403, SLG: 0.520		0-0 1B 1B		0-0 F9		0-0 F9			0-0 G6-3	4 0 1 0 0 0 1	
Ray Durham, S (1, 4) OBP: 0.318, SLG: 0.408		0-3 K		0-0 B1-3			0-0 G2-3		0-0 F9	4 0 0 0 0 1 1	
Ron Karkovice, R (1, 2) OBP: 0.321, SLG: 0.408		0-0 FC6 1B			0-0 F8		0-0 F7		0-0 G6-3	3 0 1 0 0 0 0	
Norberto Martin, R (9, PH) OBP: 0.300, SLG: 0.427		0-0 K								1 0 0 0 0 0 0	
Ozzie Guillen, L (1, 6) OBP: 0.262, SLG: 0.307		0-3 K			0-0 F9		0-0 F5			3 0 0 0 0 1 2	
Inning Stats	R: 0 E: 0 K: 1 S: 5 H: 0 LOB: 2 BB: 2 P: 13	R: 0 E: 0 K: 2 S: 9 H: 2 LOB: 2 BB: 0 P: 9	R: 0 E: 0 K: 0 S: 3 H: 0 LOB: 0 BB: 0 P: 3	R: 0 E: 0 K: 0 S: 3 H: 0 LOB: 0 BB: 0 P: 3	R: 0 E: 0 K: 0 S: 3 H: 0 LOB: 1 BB: 1 P: 7	R: 0 E: 0 K: 0 S: 4 H: 1 LOB: 1 BB: 0 P: 4	R: 0 E: 0 K: 0 S: 3 H: 0 LOB: 0 BB: 0 P: 3	R: 0 E: 0 K: 0 S: 4 H: 1 LOB: 1 BB: 0 P: 4	R: 1 E: 0 K: 0 S: 4 H: 1 LOB: 0 BB: 0 P: 4	1B: 4 2B: 0 3B: 0 HR: 1 SF: 0 SAC: 0 DP: 0 HBP: 0	WP: 0 PB: 0 SB: 1 CS: 0 PA: 35
PITCHER Shawn Boskie, R (1, 1) ERA: 4.8	IP WLS BF H R ER SO BB IBB HBP BLK WP HR S P ERA WHIP										
	9.0 W 35 5 1 1 3 3 0 0 0 0 1 38 50 1.00 0.889										
PITCHER	IP WLS BF H R ER SO BB IBB HBP BLK WP HR S P ERA WHIP										

Chicago White Sox @ California Angels
Anaheim Stadium, Anaheim, CA

Mon Sep 11 1995, 10:05 PM EDT
Att. 17,934 - Unknown - 82 F

AB	32
R	1
H	5
RBI	1
BB	3
SO	3
LOB	14



WP: 0	PA: 35
PB: 0	
SB: 1	
CS: 0	

Batter	1	2	3	4	5	6	7	8	9
Tony Phillips, S OBP: 0.400, SLG: 0.477 Rene Gonzales, R OBP: 0.308, SLG: 0.538	0-0 1B SF8 1B	0-0 F9 1B		4-0 WP BB		4-0 G6-3 BB		0-0 G6-3 1B	
Damion Easley, R OBP: 0.290, SLG: 0.304 Rex Hudler, R OBP: 0.279, SLG: 0.379	0-0 F9 2B 1B	0-3 K		0-3 K		0-0 G6-3		0-0 G6-3	
Jim Edmonds, L OBP: 0.360, SLG: 0.553	0-0 2B 1B	0-0 1-H 2B		0-0 F7		0-0 F7		0-0 F9	
Chili Davis, S OBP: 0.431, SLG: 0.508	0-0 SF8		0-0 FC5-4 BB 1B		0-0 G4-3		0-0 F9		
Tim Salmon, R OBP: 0.436, SLG: 0.618	0-0 F9 2-3		4-0 FC5-4 BB 1B		0-0 1B		0-0 L9		
J.T. Snow, L OBP: 0.360, SLG: 0.466	0-0 16 1B 2B		0-0 FC5-4		0-0 P4		0-0 1B		
16 Garret Anderson, L OBP: 0.355, SLG: 0.516	0-0 FC4-6 1B		0-0 G4-3		0-0 G6-3		0-0 F7		
Andy Allanson, R OBP: 0.284, SLG: 0.388	0-0 FC4-6		0-0 G4-3		0-0 G6-3		0-0 P4		
Dick Schofield, R OBP: 0.333, SLG: 0.200		4-0 2B BB		0-3 K		4-0 G6-3 BB		0-0 G6-3 1B	

Inning Stats	R: 4	H: 5	E: 0	K: 0	S: 8	LOB: 1	BB: 0	P: 8	R: 0	H: 1	E: 0	K: 1	S: 5	LOB: 2	BB: 1	P: 9	R: 0	H: 1	E: 0	K: 0	S: 3	LOB: 2	BB: 1	P: 7	R: 0	H: 0	E: 0	K: 2	S: 8	LOB: 1	BB: 0	P: 4	R: 0	H: 0	E: 0	K: 0	S: 3	LOB: 2	BB: 2	P: 11	R: 0	H: 1	E: 0	K: 0	S: 4	LOB: 1	BB: 0	P: 4	R: 0	H: 2	E: 0	K: 0	S: 5	LOB: 2	BB: 0	P: 5
--------------	------	------	------	------	------	--------	-------	------	------	------	------	------	------	--------	-------	------	------	------	------	------	------	--------	-------	------	------	------	------	------	------	--------	-------	------	------	------	------	------	------	--------	-------	-------	------	------	------	------	------	--------	-------	------	------	------	------	------	------	--------	-------	------

PITCHER	IP	WLS	BF	H	R	ER	SO	BB	IBB	HBP	BLK	WP	HR	S	P	ERA	WHIP
Mike Sirotko, L ERA: 6.06	(1, 1)	5.1	28	8	4	4	3	5	0	0	0	1	0	29	49	6.75	2.438
Jeff Shaw, R ERA: 4.83	(6, 1)	0.1	1	0	0	0	0	0	0	0	0	0	0	1	1	0.00	0.000
Scott Radinsky, L ERA: 5.45	(6, 1)	2.1	10	3	0	0	0	0	0	0	0	0	0	10	10	0.00	1.286

AB R H RBI BB SO LOB

3	1	2	0	2	0	1
0	0	0	0	0	0	0
3	1	1	0	0	2	2
2	0	0	0	0	0	4
5	1	2	0	0	0	6
3	0	1	1	0	0	0
3	0	1	0	1	0	2
4	1	2	2	0	0	3
4	0	1	1	0	0	3
4	0	0	0	0	0	1
2	0	1	0	2	1	0

AB	33
R	4
H	11
RBI	4
BB	5
SO	3
LOB	22
WP: 1	PA: 39
PB: 0	
SB: 0	
CS: 0	



Chicago White Sox @ California Angels
Anaheim Stadium, Anaheim, CA
Mon Sep 11 1995, 10:05 PM EDT
Att: 17,934 - Unknown - 82 F

livebaseballscorecards.com

Batter	1	2	3	4	5	6	7	8	9	AB R H RBI BB SO LOB	TOP									
Lance Johnson, L (1, 8) OBP: 0.339, SLG: 0.420	0-0 G4-3	1-2 G1-3			0-0 G6-3		1-0 L8			4 0 0 0 0 0 3										
Norberto Martin, R (1, 10) OBP: 0.292, SLG: 0.415	1-2 G6-3		1-3 K		2-3 K2-3		3-2 G4-3			4 0 0 0 0 2 1										
Frank Thomas, R (1, 3) OBP: 0.468, SLG: 0.612	4-1 BB		2-0 FC5-4		2-1 G5-3			3-3 K		3 0 0 0 1 1 1										
Lyle Mouton, R (1, 7) OBP: 0.401, SLG: 0.516 Dave Martinez, L (6, PR) OBP: 0.386, SLG: 0.457	1-3 K		1-3 K		0-1 FC1-5		1-0 F9			3 0 1 0 0 2 2 1 0 0 0 0 0 0										
Barry Lyons, R (1, 2) OBP: 0.395, SLG: 0.676		2-0 1B	0-1 1B		4-2 FC1-5		1-3 K			3 1 2 0 1 1 0										
Chris Snopce, R (1, 5) OBP: 0.441, SLG: 0.296 Tim Raines, S (9, PH) OBP: 0.376, SLG: 0.434		1-0 BB	0-0 F9		0-0 FC1-5		0-2 G4-3			3 0 1 1 0 0 4 1 0 0 0 0 0 0										
Ray Durham, S (1, 4) OBP: 0.318, SLG: 0.407		2-2 F9		1-1 G5-3		2-2 1B	3-2 L9			4 0 1 0 0 0 1										
Mike Cameron, R (1, 9) OBP: 0.261, SLG: 0.318 Robin Ventura, L (9, PH) OBP: 0.387, SLG: 0.519		2-3 K		0-2 P3		2-2 PO	1-0 SH1-3			3 0 1 0 0 1 1 1 0 1 0 0 0 0										
Craig Grebeck, R (1, 6) OBP: 0.370, SLG: 0.369		4-1 BB		3-3 K		1-1 SH1-3	1-0 F7			2 0 0 0 1 1 1										
Inning Stats	R: 0 E: 0 K: 1 S: 8	H: 0 LOB: 1 BB: 1 P: 14	R: 1 E: 0 K: 1 S: 14	H: 2 LOB: 2 BB: 1 P: 26	R: 0 E: 0 K: 2 S: 11	H: 1 LOB: 2 BB: 0 P: 15	R: 0 E: 0 K: 1 S: 9	H: 0 LOB: 0 BB: 0 P: 13	R: 0 E: 0 K: 0 S: 12	H: 2 LOB: 2 BB: 1 P: 20	R: 0 E: 0 K: 0 S: 8	H: 1 LOB: 1 BB: 0 P: 14	R: 0 E: 0 K: 2 S: 8	H: 0 LOB: 0 BB: 0 P: 13	R: 0 E: 0 K: 0 S: 9	H: 1 LOB: 1 BB: 0 P: 13	1B: 6 2B: 1 3B: 0 HR: 0	SF: 0 SAC: 1 DP: 0 HBP: 0	WP: 1 PB: 0 SB: 0 CS: 0	PA: 37
PITCHER	IP WLS BF H R ER SO BB IBB HBP BLK WP HR S P ERA WHIP																			
Mark Langston, L (1, 1) ERA: 4.28	7.0 W 29 6 1 1 6 3 0 0 0 1 0 68 112 1.29 1.286																			
Troy Percival, R (8, 1) ERA: 1.38	1.0 3 0 0 0 2 0 0 0 0 0 0 8 13 0.00 0.000																			
Lee Smith, R (9, 1) ERA: 3.65	1.0 S 4 1 0 0 0 0 0 0 0 0 0 9 13 0.00 1.000																			

Chicago White Sox @ California Angels
Anaheim Stadium, Anaheim, CA

Tue Sep 12 1995, 10:05 PM EDT
Att. 23,284 - Unknown - 85 F

AB 32
R 1
H 7
RBI 1
BB 3
SO 8
LOB 14



livebaseballscorecards.com

Batter	1	2	3	4	5	6	7	8	9
Tony Phillips, S OBP: 0.402, SLG: 0.476 Rene Gonzales, R OBP: 0.308, SLG: 0.538	1-3 			4-2 		4-2 		4-2 	
Rex Hudler, R OBP: 0.273, SLG: 0.371	1-3 K2-3 			2-0 F9 		0-3 		1-1 G6-3 	
Jim Edmonds, L OBP: 0.361, SLG: 0.551	3-3 K 			0-3 K 		4-2 		4-2 	
Chili Davis, S OBP: 0.432, SLG: 0.508 Orlando Palmeiro, L OBP: 0.389, SLG: 0.353		1-2 		1-2 CS 	1-0 G5-3 	0-0 P6 		0-2 	
Tim Salmon, R OBP: 0.435, SLG: 0.614		0-1 G6-4-3 			3-3 K 		4-0 	1-3 K 	
J.T. Snow, L OBP: 0.360, SLG: 0.465		1-1 G6-3 			1-0 G1-3 		1-2 		
16 Garret Anderson, L OBP: 0.355, SLG: 0.523			2-1 G4-3 			1-0 		1-0 G6-3 	
Greg Myers, L OBP: 0.315, SLG: 0.413			0-1 G4-3 			1-1 		1-2 	
Dick Schofield, R OBP: 0.308, SLG: 0.182			0-1 G4-3 			0-0 SH1-3 		1-2 P4 	


Inning Stats	R: 0	H: 0	E: 0	K: 3	S: 13	R: 0	H: 1	E: 0	K: 0	S: 7	R: 0	H: 0	E: 0	K: 0	S: 6	R: 0	H: 0	E: 0	K: 1	S: 10	R: 0	H: 0	E: 0	K: 1	S: 7	R: 1	H: 2	E: 0	K: 1	S: 15	R: 1	H: 2	E: 0	K: 0	S: 10	R: 1	H: 1	E: 0	K: 1	S: 18	
	0	0	0	3	13	0	1	0	0	7	0	0	0	0	6	0	0	0	1	10	0	0	0	0	0	7	1	2	0	1	15	1	2	0	0	10	1	1	0	1	18

PITCHER	IP	WLS	BF	H	R	ER	SO	BB	IBB	HBP	BLK	WP	HR	S	P	ERA	WHIP
Wilson Alvarez, L ERA: 4.27	(1, 1)	7.2	L	31	6	3	3	6	6	0	0	0	1	80	128	3.52	1.565
Matt Karchner, R ERA: 1.65	(8, 1)	0.1		1	0	0	1	0	0	0	0	0	0	6	7	0.00	0.000

BOTTOM

AB	R	H	RBI	BB	SO	LOB
1	0	0	0	3	1	0
0	0	0	0	0	0	0
4	0	0	0	0	2	4
2	1	0	0	2	2	1
4	0	2	1	0	0	3
0	0	0	0	0	0	0
3	0	0	0	1	2	2
3	1	1	0	0	0	0
3	1	1	1	0	0	2
3	0	2	1	0	0	0
2	0	0	0	0	0	1

AB 25
R 3
H 6
RBI 3
BB 6
SO 7
LOB 13



Chicago White Sox @ California Angels
Anaheim Stadium, Anaheim, CA
Tue Sep 12 1995, 10:05 PM EDT
Att: 23,284 - Unknown - 85 F

WP: 0 PA: 33
PB: 1
SB: 0
CS: 1

Batter	1	2	3	4	5	6	7	8	9	AB R H RBI BB SO LOB	TOP
Tim Raines, S (1, 7) OBP: 0.376, SLG: 0.433	1-1 		2-1 		2-3 		0-1 	2-0 		5 0 2 1 0 1 0	
Robin Ventura, L (1, 5) OBP: 0.385, SLG: 0.515	1-3 		1-0 		3-2 					5 1 1 0 0 1 3	
Frank Thomas, R (1, 3) OBP: 0.469, SLG: 0.625	2-3 		0-0 			3-2 				5 2 3 3 0 1 1	
Lyle Mouton, R (1, 9) Dave Martinez, L (8, PR) OBP: 0.404, SLG: 0.530 OBP: 0.385, SLG: 0.455		0-0 		0-2 		1-1 				4 0 2 0 0 0 1 1 1 0 0 0 0 0	
Barry Lyons, R (1, 10) Doug Brady, S (9, PR)		2-1 		0-1 		2-3 				4 0 1 0 0 0 1 0 0 0 0 0 0 0	
Ray Durham, S (1, 4) OBP: 0.318, SLG: 0.406		4-1 		1-0 		0-0 				4 0 1 0 1 1 4	
Chris Snopce, R (1, 6) Ozzie Guillen, L (8, PH) OBP: 0.459, SLG: 0.310 OBP: 0.264, SLG: 0.308		2-0 		4-2 		1-3 				2 0 1 0 1 1 2 2 1 1 1 0 0 2	
Ron Karkovice, R (1, 2) OBP: 0.320, SLG: 0.404		2-3 		3-2 		2-3 				3 1 0 0 1 2 5	
Mike Cameron, R (1, 8) Lance Johnson, L (8, PH) OBP: 0.231, SLG: 0.280 OBP: 0.340, SLG: 0.421		0-0 		0-2 		2-3 				3 0 0 0 0 1 0 1 0 1 1 0 0 0	
Inning Stats	R: 0 H: 0 E: 0 LOB: 0 K: 2 BB: 0 S: 11 P: 15	R: 0 H: 1 E: 0 LOB: 2 K: 1 BB: 1 S: 9 P: 18	R: 0 H: 1 E: 0 LOB: 1 K: 0 BB: 0 S: 5 P: 8	R: 0 H: 1 E: 1 LOB: 2 K: 0 BB: 1 S: 14 P: 22	R: 0 H: 0 E: 0 LOB: 0 K: 1 BB: 0 S: 10 P: 15	R: 0 H: 2 E: 0 LOB: 2 K: 2 BB: 0 S: 12 P: 19	R: 0 H: 0 E: 0 LOB: 0 K: 2 BB: 0 S: 8 P: 12	R: 5 H: 6 E: 0 LOB: 2 K: 1 BB: 1 S: 28 P: 41	R: 1 H: 2 E: 0 LOB: 2 K: 0 BB: 0 S: 14 P: 17	1B: 9 SF: 0 2B: 2 SAC: 1 3B: 0 DP: 1 HR: 2 HBP: 0	WP: 0 PA: 43 PB: 0 SB: 0 CS: 0
PITCHER Chuck Finley, L (1, 1) ERA: 4.27 Troy Percival, R (8, 1) ERA: 1.91 Mike James, R (8, 1) ERA: 2.77 Bob Patterson, L (8, 1) ERA: 2.77 Mike Bielecki, R (9, 1) ERA: 5.76	IP WLS BF H R ER SO BB IBB HBP BLK WP HR S P ERA WHIP 7.0 0 28 5 0 0 8 2 0 0 0 0 0 69 109 0.00 1.000 0.2 L 6 4 5 5 1 0 0 0 0 0 0 1 14 18 67.50 6.000 0.0 1 0 0 0 0 0 1 0 0 0 0 0 4 8 ∞ ∞ 0.1 3 2 0 0 0 0 0 0 0 0 0 0 10 15 0.00 6.000 0.2 4 2 1 1 0 0 0 0 0 0 0 1 13 16 13.50 3.000	PITCHER Mark Holzemer, L (9, 1) ERA: 4.91	IP WLS BF H R ER SO BB IBB HBP BLK WP HR S P ERA WHIP 0.1 0 1 0 0 0 0 0 0 0 0 0 0 0 1 1 0.00 0.000								

Chicago White Sox @ California Angels
 Anaheim Stadium, Anaheim, CA
 Wed Sep 13 1995, 10:05 PM EDT
 Att. 21,314 - Unknown - 79 F

livebaseballscorecards.com

AB	39
R	6
H	13
RBI	6
BB	3
SO	9
LOB	20



Batter	1	2	3	4	5	6	7	8	9	AB	R	H	RBI	BB	SO	LOB
Tony Phillips, S OBP: 0.401, SLG: 0.481 (1, 5)	1-2 G5-3		3-3 K		0-0 HR			1-0 F9		4	1	1	1	0	1	0
Mike Aldrete, L OBP: 0.352, SLG: 0.407 (1, 10) Dave Gallagher, R OBP: 0.376, SLG: 0.407 (8, PH)	1-1 1B		1-0 G6-3		1-3 K			4-1 BB		3	0	1	0	0	1	0
Jim Edmonds, L OBP: 0.362, SLG: 0.553 (1, 8)	1-0 1B			2-2 F9			2-1 F9	0-0 G4-3		4	0	2	0	0	0	1
Tim Salmon, R OBP: 0.433, SLG: 0.610 (1, 9)	4-1 BB			0-0 F9			0-0 G6-3		2-0 F9	3	0	0	0	1	0	1
J.T. Snow, L OBP: 0.357, SLG: 0.461 (1, 3)	3-2 G3			1-2 P6			0-1 F7		3-2 G6-3	4	0	0	0	0	0	3
16 Garret Anderson, L OBP: 0.354, SLG: 0.519 (1, 7)		1-0 F8		4-0 IBB			2-1 F7		0-3 K	3	0	0	0	1	1	0
Rex Hudler, R OBP: 0.269, SLG: 0.365 (1, 4)		1-1 G4-3		1-0 L5			1-2 G5-3			3	0	0	0	0	0	2
Greg Myers, L OBP: 0.312, SLG: 0.407 (1, 2)		2-1 F7				0-0 F9		0-2 G1-3		3	0	0	0	0	0	0
Dick Schofield, R OBP: 0.286, SLG: 0.167 (1, 6) Spike Owen, S OBP: 0.302, SLG: 0.330 (8, PH) (9, 6)			2-2 F8		2-2 G6-3			1-1 F9		2	0	0	0	0	0	0
										1	0	0	0	0	0	0

Chicago White Sox @ California Angels
Anaheim Stadium, Anaheim, CA

Wed Sep 13 1995, 10:05 PM EDT
Att: 21,314 - Unknown - 79 F

AB	30
R	1
H	4
RBI	1
BB	3
SO	3
LOB	7



Inning Stats		R: 0	H: 2	E: 0	LOB: 2	K: 0	BB: 1	S: 10	R: 0	H: 0	E: 0	LOB: 0	K: 0	BB: 0	S: 5	R: 0	H: 0	E: 0	LOB: 0	K: 1	BB: 0	S: 8	R: 0	H: 1	E: 0	LOB: 2	K: 0	BB: 1	S: 10	R: 1	H: 1	E: 0	LOB: 0	K: 1	BB: 0	S: 8	R: 0	H: 0	E: 0	LOB: 0	K: 0	BB: 0	S: 5	R: 0	H: 0	E: 0	LOB: 0	K: 0	BB: 0	S: 8	R: 0	H: 0	E: 0	LOB: 1	K: 0	BB: 1	S: 5	R: 0	H: 0	E: 0	LOB: 0	K: 1	BB: 0	S: 7	1B: 2	SF: 0	2B: 1	SAC: 0	3B: 0	DP: 0	HR: 1	HBP: 0	WP: 0	PA: 33
PITCHER	IP	WLS	BF	H	R	ER	SO	BB	IBB	HBP	BLK	WP	HR	S	P	ERA	WHIP																																																									
Luis Andujar, R ERA: 2.25 (1, 1)	7.0	W	26	4	1	1	2	1	1	0	0	0	0	54	90	1.29	0.714																																																									
Larry Thomas, L ERA: 1.8 (8, 1)	2.0		7	0	0	0	1	1	0	0	0	0	0	12	23	0.00	0.500																																																									

WP: 0	PA: 33
PB: 0	ERA
SB: 0	WHIP
CS: 0	

Batter	1	2	3	4	5	6	7	8	9	AB R H RBI BB SO LOB	TOP											
Vince Coleman, S OBP: 0.346, SLG: 0.393 (1, 7)	4-1 PB S 1B BB		2-2 S E 1B		0-0 BB 1B		0-1 3-H 2-1 2B		0-1 3B	4 2 4 1 1 0 0												
Joey Cora, S OBP: 0.366, SLG: 0.387 (1, 4)	3-1 SAFE F9 BB 1-H 1B		2-0 SH5-3 1-H		4-1 BB 1-2		2-1 L8		3-1 S 1B	3 0 2 1 1 0 1												
Ken Griffey Jr., L OBP: 0.383, SLG: 0.446 (1, 8)	4-1 BB 1-2 BB		4-0 BB		2-3 K		0-1 F8		3-3 K 1-2	3 0 0 0 2 2 4												
Edgar Martinez, R OBP: 0.484, SLG: 0.640 (1, 10)	2-1 F9 2-3		0-1 F7		0-0 F9		0-1 F8 2B		4-0 FC4 IBB	4 0 1 0 1 0 3												
Tino Martinez, L OBP: 0.371, SLG: 0.561 (1, 3)	0-3 K		0-1 SAFE P5		2-3 K		0-0 F8 2-3		1-1 FC4 1-2f	5 0 0 0 0 2 7												
Jay Buhner, R OBP: 0.351, SLG: 0.566 (1, 9)	1-3 K		0-0 P4		1-2 E6 FC4-6		1-1 G5-3			4 0 0 0 0 1 3												
Mike Blowers, R OBP: 0.337, SLG: 0.482 (1, 5)		1-0 P2		1-1 G4-3		0-0 FC4-6 1-2f		4-1 BB		3 0 0 0 1 0 1												
Luis Sojo, R OBP: 0.328, SLG: 0.417 (1, 6)		0-0 F8		1-2 G4-3		0-0 G4-3 2B		3-1 G1-3		4 1 1 0 0 0 2												
Dan Wilson, R OBP: 0.329, SLG: 0.394 (1, 2)		1-3 K		2-3 K		0-2 G4-3			0-0 F9	4 0 0 0 0 2 1												
Inning Stats	R: 1 E: 0 K: 2 S: 14	H: 1 LOB: 2 BB: 2 P: 28	R: 0 E: 0 K: 1 S: 5	H: 0 LOB: 0 BB: 0 P: 7	R: 1 E: 1 K: 0 S: 11	H: 1 LOB: 1 BB: 1 P: 19	R: 0 E: 0 K: 0 S: 6	H: 0 LOB: 0 BB: 0 P: 8	R: 0 E: 0 K: 2 S: 9	H: 1 LOB: 1 BB: 1 P: 16	R: 0 E: 1 K: 1 S: 9	H: 0 LOB: 1 BB: 0 P: 12	R: 1 E: 0 K: 0 S: 10	H: 2 LOB: 1 BB: 0 P: 12	R: 0 E: 0 K: 0 S: 8	H: 1 LOB: 2 BB: 1 P: 16	R: 0 E: 0 K: 1 S: 10	H: 2 LOB: 3 BB: 1 P: 21	1B: 4 2B: 3 3B: 1 HR: 0	SF: 0 SAC: 1 DP: 0 HBP: 0	WP: 0 PB: 1 SB: 3 CS: 0	PA: 41
PITCHER	IP WLS BF H R ER SO BB IBB HBP BLK WP HR S P ERA WHIP																					
Jason Bere, R ERA: 6.98 (1, 1)	6.1 L 28 5 3 3 6 4 0 0 0 0 0 0 60 96 4.26 1.421																					
Scott Radinsky, L ERA: 5.35 (7, 1)	0.2 2 0 0 0 0 0 0 0 0 0 0 0 4 6 0.00 0.000																					
Matt Karchner, R ERA: 1.59 (8, 1)	1.0 5 1 0 0 0 1 0 0 0 0 0 0 8 16 0.00 2.000																					
Roberto Hernandez, R ERA: 4.2 (9, 1)	1.0 6 2 0 0 1 0 1 0 0 0 0 0 10 21 0.00 2.000																					

Seattle Mariners @ Chicago White Sox
Comiskey Park, Chicago, IL
Fri Sep 15 1995, 8:05 PM EDT
Att. 19,100 - Unknown - 71 F

livebaseballscorecards.com

AB 34
R 3
H 8
RBI 2
BB 6
SO 7
LOB 22



Batter	1	2	3	4	5	6	7	8	9	AB	R	H	RBI	BB	SO	LOB
Lance Johnson, L OBP: 0.337, SLG: 0.418 (1, 8)	0-1 F7		0-0 F8		1-0 F9		1-0 G4-3			4	0	0	0	0	0	1
Tim Raines, S OBP: 0.379, SLG: 0.440 (1, 7)	3-2 G6-3 1B		1-0 L7		1-1 1B 3B		2-2 CS 1B			4	1	3	0	0	0	1
Dave Martinez, L OBP: 0.386, SLG: 0.464 (1, 3)	0-1 G6-3			0-0 G5-3	2-0 1B		2-2 CS	0-0 3B		4	0	2	1	0	0	1
Frank Thomas, R OBP: 0.466, SLG: 0.620 (1, 10)	2-3 K			1-0 P6	2-0 F7			2-3 K		4	0	0	0	0	2	3
Robin Ventura, L OBP: 0.384, SLG: 0.512 (1, 5)		2-3 K		4-0 BB 1B BB		1-2 F7		1-3 K		3	1	0	0	1	2	1
Lyle Mouton, R OBP: 0.400, SLG: 0.519 (1, 9)		1-3 K		4-0 1B 1-2 BB		0-1 F9		1-3 K		3	0	0	0	1	2	1
Ray Durham, S OBP: 0.320, SLG: 0.406 (1, 4)		1-0 F8		3-1 1-3 2-H 1B		2-2 1B			1-0 F8	4	0	2	1	0	0	0
Ron Karkovice, R OBP: 0.317, SLG: 0.400 Norberto Martin, R OBP: 0.290, SLG: 0.412 (1, 2) (9, PH)			2-3 K	2-0 P5		0-0 F7			3-2 K	3	0	0	0	0	1	3
Ozzie Guillen, L OBP: 0.264, SLG: 0.309 Barry Lyons, R OBP: 0.372, SLG: 0.615 (1, 6) (9, PH)			1-0 1B		0-0 P5		1-1 L7		3-1 G6-3	1	0	0	0	0	0	0

Inning Stats	R: 0	H: 1	E: 0	K: 1	S: 14	H: 1	LOB: 1	BB: 0	P: 19	R: 0	H: 0	E: 0	K: 2	S: 9	H: 0	LOB: 0	BB: 0	P: 13	R: 0	H: 1	E: 0	K: 1	S: 6	H: 1	LOB: 1	BB: 0	P: 10	R: 1	H: 1	E: 0	K: 0	S: 5	H: 2	LOB: 1	BB: 0	P: 12	R: 0	H: 1	E: 0	K: 0	S: 9	H: 1	LOB: 0	BB: 0	P: 15	R: 0	H: 1	E: 0	K: 3	S: 11	H: 1	LOB: 1	BB: 0	P: 15	R: 0	H: 0	E: 0	K: 1	S: 7	H: 0	LOB: 0	BB: 0	P: 14	1B: 6	2B: 0	3B: 2	HR: 0	SF: 0	SAC: 0	DP: 0	HBP: 0	WP: 0	PB: 0	SB: 0	CS: 1	PA: 37
--------------	------	------	------	------	-------	------	--------	-------	-------	------	------	------	------	------	------	--------	-------	-------	------	------	------	------	------	------	--------	-------	-------	------	------	------	------	------	------	--------	-------	-------	------	------	------	------	------	------	--------	-------	-------	------	------	------	------	-------	------	--------	-------	-------	------	------	------	------	------	------	--------	-------	-------	-------	-------	-------	-------	-------	--------	-------	--------	-------	-------	-------	-------	--------

PITCHER	IP	WLS	BF	H	R	ER	SO	BB	IBB	HBP	BLK	WP	HR	S	P	ERA	WHIP
Andy Benes, R ERA: 4.66 (1, 1)	7.0		30	8	2	2	4	2	0	0	0	0	0	59	101	2.57	1.429
Jeff Nelson, R ERA: 2.17 (8, 1)	0.1		1	0	0	0	1	0	0	0	0	0	0	3	5	0.00	0.000
Lee Guetterman, L ERA: 5.94 (8, 1)	0.1		1	0	0	0	1	0	0	0	0	0	0	4	5	0.00	0.000
Bill Risley, R ERA: 3.34 (8, 1)	0.1		1	0	0	0	1	0	0	0	0	0	0	4	5	0.00	0.000
Norm Charlton, L ERA: 3.6 (9, 1)	1.0	S	3	0	0	0	1	0	0	0	0	0	0	7	14	0.00	0.000

BOTTOM

Seattle Mariners @ Chicago White Sox
Comiskey Park, Chicago, IL

Fri Sep 15 1995, 8:05 PM EDT
Att: 19,100 - Unknown - 71 F

livebaseballscorecards.com

AB	34
R	2
H	8
RBI	2
BB	2
SO	8
LOB	11



Batter	1	2	3	4	5	6	7	8	9	AB R H RBI BB SO LOB	TOP																
Vince Coleman, S OBP: 0.349, SLG: 0.398 (1, 7) C X	0-1 F7		0-1 FC1-5-6-1 E FC4-2		0-0 1-3 1B		2-2 2-H 2B		3-2 CS 1B	5 1 3 1 0 0 1																	
Joey Cora, S OBP: 0.364, SLG: 0.386 (1, 4) Felix Fermin, R OBP: 0.239, SLG: 0.236 (7, 4) C X	1-1 1B		3-1 FC4-2 1-H		2-3 K		0-0 F8		4-0 E5 1-H BB	4 0 1 0 0 1 4 0 0 0 0 1 0 0																	
Ken Griffey Jr., L OBP: 0.375, SLG: 0.435 (1, 8) C B	1-3 K		2-3 K		1-1 F9		0-0 P5		1-3 K 1-2	5 0 0 0 0 3 3																	
Edgar Martinez, R OBP: 0.482, SLG: 0.634 (1, 10) C X	0-1 F8			2-1 P3		0-3 K		3-1 F7	4-0 IBB	4 0 0 0 1 1 1																	
Tino Martinez, L OBP: 0.369, SLG: 0.560 (1, 3) C B B T		2-3 K		1-3 K		0-2 G1-3		3-2 FC5 2B	0-3 K	5 0 1 0 0 3 2																	
Jay Buhner, R OBP: 0.354, SLG: 0.576 (1, 9) B T C		1-2 HR		1-1 G1-3		0-1 2B		4-0 IBB		3 2 2 1 1 0 0																	
Mike Blowers, R OBP: 0.334, SLG: 0.477 (1, 5) B C B C		2-3 K			3-3 K		1-3 K	1-2 FC5		4 0 0 0 0 3 3																	
Luis Sojo, R OBP: 0.327, SLG: 0.418 (1, 6) X		0-0 G4-3			1-1 F9		1-1 2B		0-0 G5-3	4 1 1 1 0 0 0																	
Dan Wilson, R OBP: 0.333, SLG: 0.410 (1, 2) B F B S X			2-2 FC1-5-6-1 2B		2-2 1B		1-3 K		2-2 HR	4 1 3 1 0 1 1																	
Inning Stats	R: 0 E: 0 K: 1 S: 11	H: 1 LOB: 1 BB: 0 P: 13	R: 1 E: 0 K: 2 S: 10	H: 1 LOB: 0 BB: 0 P: 15	R: 0 E: 1 K: 1 S: 10	H: 1 LOB: 1 BB: 0 P: 17	R: 0 E: 0 K: 1 S: 7	H: 0 LOB: 0 BB: 0 P: 11	R: 0 E: 0 K: 2 S: 18	H: 2 LOB: 2 BB: 0 P: 25	R: 0 E: 0 K: 1 S: 9	H: 0 LOB: 0 BB: 0 P: 10	R: 2 E: 0 K: 2 S: 16	H: 3 LOB: 1 BB: 0 P: 21	R: 0 E: 0 K: 0 S: 9	H: 1 LOB: 2 BB: 1 P: 20	R: 2 E: 1 K: 2 S: 14	H: 2 LOB: 2 BB: 2 P: 28	1B: 4 2B: 5 3B: 0 HR: 2	SF: 0 SAC: 0 DP: 0 HBP: 0	WP: 1 PB: 0 SB: 1 CS: 1	PA: 41					
PITCHER	IP WLS BF H R ER SO BB IBB HBP BLK WP HR S P ERA WHIP																										
Alex Fernandez, R ERA: 4.35 (1, 1)	8.0		34	9	3	3	10	0	1	0	0	0	1	90	132	3.38	1.125										
Matt Karchner, R ERA: 1.88 (9, 1)	0.1	L	4	2	2	1	0	1	0	0	0	0	1	7	16	27.00	9.000										
Larry Thomas, L ERA: 1.69 (9, 1)	0.2		3	0	0	0	2	0	1	0	0	1	0	7	12	0.00	0.000										

Seattle Mariners @ Chicago White Sox
Comiskey Park, Chicago, IL
Sat Sep 16 1995, 8:05 PM EDT
Att. 26,073 - Unknown - 83 F

livebaseballscorecards.com

AB	38
R	5
H	11
RBI	4
BB	3
SO	12
LOB	15



Batter	1	2	3	4	5	6	7	8	9	AB R H RBI BB SO LOB	TOP																	
Vince Coleman, S (1, 7) OBP: 0.345, SLG: 0.393	1-1 L9		2-1 F8		1-0 G6-3		2-1 F9		1-3 K	5 0 0 0 0 1 4																		
Luis Sojo, R (1, 6) OBP: 0.326, SLG: 0.416	1-2 G3-1 1B		1-1 G1-3		1-0 F8		0-1 G1-3			4 0 1 0 0 0 2																		
Ken Griffey Jr., L (1, 8) OBP: 0.374, SLG: 0.436	1-1 G3-1		3-3 K			1-2 FC6-5 2B	2-2 G4-3			4 0 1 0 0 1 2																		
Edgar Martinez, R (1, 10) OBP: 0.480, SLG: 0.631	3-3 K			1-1 G4-3 1B		1-0 FC6-5 BB 1B 2-3		1-3 K		4 0 1 0 0 2 2																		
Jay Buhner, R (1, 9) OBP: 0.353, SLG: 0.573		2-3 K		1-3 K		1-1 BB 1B		2-3 K		4 0 1 0 0 3 1																		
Mike Blowers, R (1, 5) OBP: 0.333, SLG: 0.475		3-2 BB 1B		3-2 G4-3 1-2f		3-3 K		3-2 G4-3		4 0 1 0 0 1 3																		
Tino Martinez, L (1, 3) OBP: 0.372, SLG: 0.560		0-1 P6			2-2 SH1-3 2B 1B	4-1 BB		3-2 S 1B	3 1 2 0 1 0 1		AB 33																	
Rich Amaral, R (9, PR) OBP: 0.342, SLG: 0.386						1-2 2-3 BB			0 0 0 0 0 0 0		R 1																	
Felix Fermin, R (1, 4) OBP: 0.241, SLG: 0.234		4-2 BB			0-0 SH1-3	3-2 G4-3		2-1 F9	1 0 0 0 1 0 3		H 8																	
Joey Cora, S (9, PH) OBP: 0.364, SLG: 0.385		1-2 BB			1-2 BB				1 0 0 0 0 0 1		RBI 1																	
Dan Wilson, R (1, 2) OBP: 0.336, SLG: 0.413		0-1 F8			1-0 G4-3 2-H 2B		4-1 G1-3 BB				SO 9																	
Doug Strange, S (9, PH) OBP: 0.321, SLG: 0.373								1-3 K2-3	2 0 1 1 1 0 2		LOB 22																	
									1 0 0 0 0 1 1																			
Inning Stats	R: 0 E: 0 K: 1 S: 11	H: 1 LOB: 1 BB: 0 P: 17	R: 0 E: 0 K: 1 S: 12	H: 1 LOB: 2 BB: 1 P: 21	R: 0 E: 0 K: 1 S: 7	H: 0 LOB: 0 BB: 0 P: 13	R: 0 E: 0 K: 1 S: 10	H: 1 LOB: 0 BB: 0 P: 15	R: 1 E: 0 K: 0 S: 7	H: 2 LOB: 1 BB: 0 P: 12	R: 0 E: 0 K: 1 S: 13	H: 2 LOB: 3 BB: 1 P: 26	R: 0 E: 0 K: 0 S: 8	H: 0 LOB: 1 BB: 1 P: 16	R: 0 E: 0 K: 2 S: 9	H: 0 LOB: 0 BB: 0 P: 15	R: 0 E: 0 K: 2 S: 13	H: 1 LOB: 2 BB: 0 P: 20	1B: 6 2B: 2 3B: 0 HR: 0	SF: 0 SAC: 1 DP: 1 HBP: 0	WP: 0 PB: 0 SB: 1 CS: 0	PA: 37						
PITCHER	IP WLS BF H R ER SO BB IBB HBP BLK WP HR S P ERA WHIP																											
Mike Sirota, L (1, 1) ERA: 5.06	5.0		21	6	1	1	4	1	0	0	0	0	0	0	50	82	1.80	1.400										
Jeff Shaw, R (6, 1) ERA: 4.78	0.2		3	1	0	0	1	0	0	0	0	0	0	6	11	0.00	1.500											
Larry Thomas, L (6, 1) ERA: 1.69	0.0		1	0	0	0	0	1	0	0	0	0	0	1	5	∞	∞											
Kirk McCaskill, R (6, 1) ERA: 5.11	2.1	W	8	0	0	0	2	1	0	0	0	0	0	20	37	0.00	0.429											
Roberto Hernandez, R (9, 1) ERA: 4.13	1.0	S	4	1	0	0	2	0	0	0	0	0	0	13	20	0.00	1.000											

Seattle Mariners @ Chicago White Sox
Comiskey Park, Chicago, IL
Sun Sep 17 1995, 4:33 AM EDT
Att. 21,913 - Cloudy - 68 F

livebaseballscorecards.com



Batter	1	2	3	4	5	6	7	8	9
Lance Johnson, L OBP: 0.336, SLG: 0.417 (1, 8)	0-0 G3-1 SF7 2B		0-1 CS 1B		1-1 G5-3		0-0 G4-3		
Norberto Martin, R OBP: 0.289, SLG: 0.408 (1, 4)	1-2 G3-1 2-3		3-2 CS 1-2	0-0 BB 1B		1-2 G4-3		3-3 K	
Dave Martinez, L OBP: 0.383, SLG: 0.455 (1, 3)	3-1 SF7 3-H			1-3 K		3-2 G5-3		1-1 G5-3	
Frank Thomas, R OBP: 0.463, SLG: 0.613 (1, 10)	0-2 G6-3			4-2 G4-6-3 1-2 BB		4-2 FC3-6 BB		2-0 G6-3	
Robin Ventura, L OBP: 0.383, SLG: 0.508 (1, 5)		2-3 K		0-0 G4-6-3 1-2f		1-0 FC3-6 1-2f			
Lyle Mouton, R OBP: 0.399, SLG: 0.536 (1, 7)		0-1 G3			0-3 K		1-0 HR		
Mike Cameron, R OBP: 0.241, SLG: 0.259 (1, 9)		0-3 K			4-1 1B BB		3-1 G4-3		
Chris Tremie, R OBP: 0.167, SLG: 0.167 Michael LaValliere, L OBP: 0.295, SLG: 0.319 (1, 2) (9, 2)			2-1 G4-3		0-0 F8		2-1 F9		
Ozzie Guillen, L OBP: 0.265, SLG: 0.309 (1, 6)			2-2 L8		0-0 1B		1-2 E6		

Inning Stats	R: 1	H: 1	E: 0	K: 10	S: 10	LOB: 0	BB: 14	P: 14
	R: 0	H: 0	E: 0	K: 2	S: 8	LOB: 0	BB: 10	P: 10
	R: 0	H: 1	E: 0	K: 10	S: 10	LOB: 0	BB: 17	P: 17
	R: 0	H: 1	E: 0	K: 1	S: 7	LOB: 1	BB: 12	P: 12
	R: 0	H: 1	E: 0	K: 1	S: 8	LOB: 2	BB: 13	P: 13
	R: 0	H: 0	E: 0	K: 0	S: 16	LOB: 1	BB: 25	P: 25
	R: 1	H: 1	E: 1	K: 0	S: 9	LOB: 1	BB: 16	P: 16
	R: 0	H: 0	E: 0	K: 1	S: 7	LOB: 0	BB: 13	P: 13

PITCHER	IP	WLS	BF	H	R	ER	SO	BB	IBB	HBP	BLK	WP	HR	S	P	ERA	WHIP
Bob Wolcott, R ERA: 4.55 (1, 1)	6.2	L	26	5	2	2	4	3	0	0	0	0	1	64	102	2.70	1.200
Lee Guetterman, L ERA: 5.82 (7, 1)	0.1		2	0	0	0	0	0	0	0	0	0	0	4	5	0.00	0.000
Jeff Nelson, R ERA: 2.13 (8, 1)	1.0		3	0	0	0	1	0	0	0	0	0	0	7	13	0.00	0.000

BOTTOM

Seattle Mariners @ Chicago White Sox
Comiskey Park, Chicago, IL

Sun Sep 17 1995, 4:33 AM EDT
Att. 21,913 - Cloudy - 68 F

AB	R	H	RBI	BB	SO	LOB
4	1	2	0	0	0	3
4	0	1	0	0	1	1
3	0	0	1	0	1	1
2	0	0	0	2	0	0
3	0	0	0	0	1	3
3	1	1	1	0	1	0
2	0	0	0	1	1	0
3	0	0	0	0	0	1
0	0	0	0	0	0	0
3	0	1	0	0	0	0

AB	27
R	2
H	5
RBI	2
BB	3
SO	5
LOB	9

livebaseballscorecards.com



WP	PA
0	32

Batter	1	2	3	4	5	6	7	8	9	AB	R	H	RBI	BB	SO	LOB	TOP								
Kenny Lofton, L (1, 8) <small>OBP: 0.356, SLG: 0.460</small> Wayne Kirby, L (7, 8) <small>OBP: 0.251, SLG: 0.294</small>	1-3 K	3-2 L9			4-2 2B BB	2-0 G6-3		3-1 G4-3		3 1 0 0 1 1 2 1 0 0 0 0 0 0															
Omar Vizquel, S (1, 6) <small>OBP: 0.331, SLG: 0.356</small>	4-1 G4-6-3 BB		2-1 L7		3-2 HR 2B 1-H 2-H		0-1 F9		2-1 F7	4 1 1 2 1 0 0															
Carlos Baerga, S (1, 4) <small>OBP: 0.355, SLG: 0.458</small>	1-2 G4-6-3 1-2f		1-1 G4-3		0-0 L7		0-1 L7		0-2 BB 1B	5 0 1 0 0 0 2															
Albert Belle, R (1, 7) <small>OBP: 0.399, SLG: 0.659</small> Jeromy Burnitz, L (7, 7) <small>OBP: 1.000, SLG: 1.500</small>		0-0 HR	3-1 F9		1-0 HR 2-H		2-2 G5-3		0-0 BB 1B	4 2 2 3 0 0 0 1 0 1 0 0 0 0															
Manny Ramirez, R (1, 9) <small>OBP: 0.405, SLG: 0.573</small> Brian Giles, L (9, PR) <small>OBP: 0.250, SLG: 0.250</small> (9, 9)		4-1 3B BB		2-2 F8	2-1 G5-3			1-3 K	4-0 BB 1-2 2-3	3 1 0 0 2 1 0 0 0 0 0 0 0 0															
Dave Winfield, R (1, 10) <small>OBP: 0.285, SLG: 0.287</small>		2-2 P4		2-1 P3		1-2 G4-3		3-2 G1-3	1-0 P6	5 0 0 0 0 0 4															
Jim Thome, L (1, 5) <small>OBP: 0.442, SLG: 0.568</small> Billy Ripken, R (7, 5) <small>OBP: 0.500, SLG: 0.500</small>		1-1 BLK 3B		3-3 K		2-2 1B 3B		0-0 HR 1B	2-3 K	3 2 2 1 0 1 0 2 1 1 0 0 1 3															
Herbert Perry, R (1, 3) <small>OBP: 0.382, SLG: 0.497</small>		1-2 L9		1-2 F6	1-2 F9		0-0 HR 1B			4 1 1 0 0 0 1															
Tony Peña, R (1, 2) <small>OBP: 0.303, SLG: 0.381</small>		1-2 1B		1-2 BB 2B	2-1 1B		1-0 HR			4 2 4 4 0 0 0															
Inning Stats	R: 0 E: 0 K: 1 S: 9	H: 0 LOB: 0 BB: 1 P: 15	R: 3 E: 0 K: 0 S: 18	H: 3 LOB: 1 BB: 1 P: 30	R: 0 E: 0 K: 0 S: 6	H: 0 LOB: 0 BB: 0 P: 12	R: 0 E: 0 K: 1 S: 10	H: 0 LOB: 0 BB: 0 P: 17	R: 4 E: 0 K: 0 S: 17	H: 3 LOB: 0 BB: 1 P: 29	R: 1 E: 0 K: 0 S: 10	H: 2 LOB: 1 BB: 0 P: 18	R: 0 E: 0 K: 0 S: 7	H: 0 LOB: 0 BB: 0 P: 9	R: 3 E: 0 K: 1 S: 13	H: 3 LOB: 0 BB: 0 P: 21	R: 0 E: 0 K: 1 S: 11	H: 2 LOB: 3 BB: 1 P: 20	1B: 7 2B: 1 3B: 2 HR: 3	SF: 0 SAC: 0 DP: 1 HBP: 0	WP: 0 PB: 0 SB: 0 CS: 0	PA: 43			
PITCHER	IP	WLS	BF	H	R	ER	SO	BB	IBB	HBP	BLK	WP	HR	S	P	ERA	WHIP								
Wilson Alvarez, L (1, 1) <small>ERA: 4.39</small>	2.0	L	10	3	3	3	1	2	0	0	1	0	1	27	45	13.50	2.500								
Andrew Lorraine, L (3, 1) <small>ERA: 6.75</small>	2.2		11	2	3	3	1	1	0	0	0	0	0	30	52	10.12	1.125								
Brian Keyser, R (5, 1) <small>ERA: 4.97</small>	2.1		10	3	2	2	0	0	0	0	0	0	1	20	33	7.71	1.286								
Rodney Bolton, R (8, 1) <small>ERA: 8.14</small>	1.0		6	3	3	3	1	0	0	0	0	0	1	13	21	27.00	3.000								
Dave Righetti, L (9, 1) <small>ERA: 4.2</small>	1.0		6	2	0	0	1	1	0	0	0	0	0	11	20	0.00	3.000								

Cleveland Indians @ Chicago White Sox

Comiskey Park, Chicago, IL

Mon Sep 18 1995, 8:05 PM EDT
 Att. 20,439 - Unknown - 62 F

livebaseballscorecards.com

AB	39
R	11
H	13
RBI	10
BB	4
SO	4
LOB	12



Batter	1	2	3	4	5	6	7	8	9	AB R H RBI BB SO LOB	TOP		
Kenny Lofton, L (1, 8) OBP: 0.357, SLG: 0.459	1-1 FC3-6 1B		0-2 L6		1-0 P6		2-2 P7	0-0 1B		5 1 2 1 0 0 1			
Omar Vizquel, S (1, 6) OBP: 0.332, SLG: 0.355	0-1 P6		0-0 G2		0-0 B2-3		4-2 FC4-6 BB	1-0 FC6 1B		4 0 1 1 1 0 1			
Carlos Baerga, S (1, 4) OBP: 0.355, SLG: 0.456	4-1 FC3-6 1B BB		2-1 1B		2-0 G4-3		1-1 FC4-6 1-2f	1-1 FC6 1-2f		4 1 1 0 1 0 4			
Albert Belle, R (1, 7) Jeromy Burnitz, L (9, 7) OBP: 0.402, SLG: 0.678 OBP: 1.000, SLG: 1.500	4-0 FC3-6 1-2 2-3 IBB		0-0 L4			0-0 HR		0-0 HR	1-2 HR	4 3 3 3 1 0 1 0 0 0 0 0 0 0			
Eddie Murray, S (1, 10) OBP: 0.375, SLG: 0.495	2-2 FC3-6 1B 1-2f 2-3 3-H			2-1 BB 1B		1-3 K		0-0 F9	0-0 G4-3	5 0 1 1 0 1 2			
Jim Thome, L (1, 5) OBP: 0.444, SLG: 0.568	3-2 CS 1-3 3-H 1B			1-1 F9		1-2 G6-4-3 1B		1-1 1B 2B 1B	3-2 G6-3	5 1 3 1 0 0 1			
Manny Ramirez, R (1, 9) Wayne Kirby, L (8, 9) OBP: 0.404, SLG: 0.570 OBP: 0.250, SLG: 0.292	1-0 CS 1-2	0-2 F7		2-0 L8		0-0 G6-4-3 1-2f		1-0 2B 1-2 FC6-2 1B	0-3 K	4 0 1 0 0 0 2 1 0 0 0 0 1 0			
Herbert Perry, R (1, 3) OBP: 0.385, SLG: 0.500			1-2 P3		4-2 1-2 BB		1-2 F8	1-2 FC6-2 1B 2B		3 1 1 1 1 0 0			
Sandy Alomar Jr., R (1, 2) OBP: 0.309, SLG: 0.445			0-0 G6-3		0-3 K		0-1 E6	0-0 FC6-2 1B 1B		4 1 0 0 0 1 4			
Inning Stats	R: 2 H: 2 E: 0 LOB: 1 K: 0 BB: 2 S: 13 P: 28	R: 0 H: 0 E: 0 LOB: 0 K: 0 BB: 0 S: 7 P: 8	R: 0 H: 1 E: 0 LOB: 1 K: 0 BB: 0 S: 7 P: 9	R: 0 H: 1 E: 0 LOB: 2 K: 1 BB: 1 S: 13 P: 22	R: 0 H: 0 E: 0 LOB: 0 K: 0 BB: 0 S: 3 P: 6	R: 1 H: 2 E: 0 LOB: 0 K: 1 BB: 0 S: 9 P: 11	R: 0 H: 0 E: 1 LOB: 2 K: 0 BB: 1 S: 12 P: 20	R: 4 H: 6 E: 0 LOB: 2 K: 0 BB: 0 S: 15 P: 20	R: 1 H: 1 E: 0 LOB: 0 K: 1 BB: 0 S: 11 P: 15	1B: 9 SF: 0 2B: 1 SAC: 0 3B: 0 DP: 1 HR: 3 HBP: 0	WP: 0 PA: 44 PB: 0 SB: 4 CS: 1		
PITCHER	IP WLS BF H R ER SO BB IBB HBP BLK WP HR S P ERA WHIP											PITCHER	IP WLS BF H R ER SO BB IBB HBP BLK WP HR S P ERA WHIP
Luis Andujar, R (1, 1) ERA: 2.64	7.0 L 30 6 3 3 2 3 1 0 0 0 0 1 64 104 3.86 1.286												
Scott Radinsky, L (8, 1) ERA: 5.8	0.1 3 2 2 2 0 0 0 0 0 0 0 1 4 5 54.00 6.000												
Jeff Shaw, R (8, 1) ERA: 5.01	0.1 3 2 0 0 0 0 0 0 0 0 0 0 7 9 0.00 6.000												
Larry Thomas, L (8, 1) ERA: 1.64	0.1 3 2 2 2 0 0 0 0 0 0 0 0 4 6 54.00 6.000												
Rodney Bolton, R (9, 1) ERA: 8.18	1.0 4 1 1 1 1 0 0 0 0 0 0 1 11 15 9.00 1.000												

Cleveland Indians @ Chicago White Sox
Comiskey Park, Chicago, IL
Tue Sep 19 1995, 8:05 PM EDT
Att. 18,468 - Unknown - 65 F

livebaseballscorecards.com

AB 39
R 8
H 13
RBI 8
BB 4
SO 3
LOB 16



Batter	1	2	3	4	5	6	7	8	9	AB	R	H	RBI	BB	SO	LOB
Lance Johnson, L OBP: 0.335, SLG: 0.415 (1, 8)	0-0 P5		0-2 G3		0-2 G6-3 1B		1-3 K			4	0	1	0	0	1	0
Dave Martinez, L OBP: 0.377, SLG: 0.451 Norberto Martin, R OBP: 0.282, SLG: 0.397 (8, PH) (9, 6)	0-0 G4-3		1-0 2B		2-1 G6-3 1-2			0-0 G5-3		3	0	1	0	0	0	1
Frank Thomas, R OBP: 0.462, SLG: 0.616 (1, 10)	2-1 2B		1-3 K		2-1 F9			2-1 HR		4	1	2	1	0	1	2
Robin Ventura, L OBP: 0.381, SLG: 0.502 (1, 5) (9, 3)	4-2 BB			1-1 1B 1B		0-1 G4-3		1-3 K		3	0	1	0	1	1	0
Lyle Mouton, R OBP: 0.398, SLG: 0.534 (1, 7)	1-3 K			0-3 SAFE K		0-1 G5-3		0-2 G6-3		4	0	0	0	0	2	3
Chris Snopce, R OBP: 0.432, SLG: 0.306 (1, 6) (9, 5)		1-1 G5-3		0-0 1-2 1B		3-3 K			3-2 F9	4	0	1	0	0	1	0
Ray Durham, S OBP: 0.315, SLG: 0.399 (1, 4)		0-1 L8		2-2 F7			0-1 G1-3		1-3 K	4	0	0	0	0	1	2
Barry Lyons, R OBP: 0.354, SLG: 0.636 (1, 2)		3-1 F9		1-0 F9			2-1 HR		0-0 F7	4	1	1	1	0	0	2
Mike Cameron, R OBP: 0.212, SLG: 0.226 (1, 9)			0-2 G5-3		2-3 K		0-3 K			3	0	0	0	0	2	0

Inning Stats	R: 0	H: 1	E: 0	K: 1	S: 10	R: 0	H: 0	E: 0	K: 0	S: 6	R: 0	H: 1	E: 0	K: 1	S: 10	R: 0	H: 2	E: 0	K: 1	S: 11	R: 0	H: 1	E: 0	K: 1	S: 11	R: 0	H: 0	E: 0	K: 1	S: 7	R: 1	H: 1	E: 0	K: 2	S: 10	R: 1	H: 1	E: 0	K: 1	S: 10	R: 0	H: 0	E: 0	K: 1	S: 8	1B: 3	2B: 2	3B: 0	HR: 2	SF: 0	SAC: 0	DP: 0	HBP: 0	WP: 0	PB: 0	SB: 0	CS: 0	PA: 35
--------------	------	------	------	------	-------	------	------	------	------	------	------	------	------	------	-------	------	------	------	------	-------	------	------	------	------	-------	------	------	------	------	------	------	------	------	------	-------	------	------	------	------	-------	------	------	------	------	------	-------	-------	-------	-------	-------	--------	-------	--------	-------	-------	-------	-------	--------

PITCHER	IP	WLS	BF	H	R	ER	SO	BB	IBB	HBP	BLK	WP	HR	S	P	ERA	WHIP
Charles Nagy, R ERA: 4.22 (1, 1)	7.0	W	28	6	1	1	7	1	0	0	0	0	1	65	94	1.29	1.000
Paul Assenmacher, L ERA: 2.57 (8, 1)	1.0		4	1	1	1	1	0	0	0	0	0	1	10	13	9.00	1.000
Paul Shuey, R ERA: 3.18 (9, 1)	1.0		3	0	0	0	1	0	0	0	0	0	0	8	12	0.00	0.000

BOTTOM

Cleveland Indians @ Chicago White Sox
Comiskey Park, Chicago, IL

Tue Sep 19 1995, 8:05 PM EDT
Att: 18,468 - Unknown - 65 F

livebaseballscorecards.com

AB	34
R	2
H	7
RBI	2
BB	1
SO	9
LOB	10



Batter	1	2	3	4	5	6	7	8	9	AB R H RBI BB SO LOB	TOP
Kenny Lofton, L (1, 8) OBP: 0.359, SLG: 0.460 Ruben Amaro Jr, S (6, PH) OBP: 0.250, SLG: 0.259 (6, 9)	4-2 	2-1 G4-3 		3-1 		1-3 			0-0 	2 1 1 0 1 0 2 2 0 1 0 0 1 1	
Wayne Kirby, L (1, 9) OBP: 0.254, SLG: 0.291 (6, 8)	1-1 P5 		1-2 		4-1 		1-2 F8 		1-1 FC1-5 	4 0 1 0 1 0 3	
Jim Thome, L (1, 5) OBP: 0.440, SLG: 0.563	1-2 SF7 		3-1 F9 		3-3 		2-3 K 		0-3 K 	4 0 0 1 0 3 4	
Albert Belle, R (1, 7) OBP: 0.401, SLG: 0.672	1-1 F8 		0-2 F7 		1-0 F7 		4-1 		2-2 G6-3 	4 0 0 0 1 0 4	
Eddie Murray, S (1, 10) OBP: 0.372, SLG: 0.490			2-3 K 		2-3 K 		0-0 G6-3 		2-2 FC6-4 	4 0 0 0 0 2 3	
Herbert Perry, R (1, 3) OBP: 0.382, SLG: 0.490			4-1 		2-2 K 		0-2 P3 		0-1 F8 	3 1 0 0 1 1 0	
Jesse Levis, L (1, 2) OBP: 0.300, SLG: 0.353			3-2 		0-1 		1-2 G4-3 		2-2 F8 	4 0 2 1 0 0 0	
Billy Ripken, R (1, 4) OBP: 0.500, SLG: 0.750			1-1 		1-3 		2-1 		1-1 G5-3 	4 1 2 1 0 1 1	
Alvaro Espinoza, R (1, 6) OBP: 0.268, SLG: 0.311			2-2 F9 		2-1 		0-1 E7 		1-0 	4 0 3 0 0 0 2	
Inning Stats	R: 1 H: 0 E: 0 LOB: 0 K: 0 BB: 1 S: 12 P: 18	R: 1 H: 2 E: 0 LOB: 2 K: 1 BB: 1 S: 14 P: 28	R: 0 H: 1 E: 0 LOB: 1 K: 1 BB: 0 S: 14 P: 19	R: 0 H: 3 E: 0 LOB: 2 K: 2 BB: 0 S: 12 P: 20	R: 0 H: 0 E: 0 LOB: 1 K: 1 BB: 1 S: 6 P: 14	R: 1 H: 2 E: 1 LOB: 1 K: 1 BB: 0 S: 13 P: 17	R: 0 H: 0 E: 0 LOB: 1 K: 1 BB: 1 S: 11 P: 20	R: 0 H: 0 E: 0 LOB: 0 K: 0 BB: 0 S: 9 P: 12	R: 0 H: 2 E: 0 LOB: 2 K: 1 BB: 0 S: 11 P: 15	1B: 8 SF: 1 2B: 1 SAC: 0 3B: 0 DP: 0 HR: 1 HBP: 0	WP: 1 PA: 40 PB: 0 SB: 3 CS: 0
PITCHER Jason Bere, R (1, 1) ERA: 6.82 Larry Thomas, L (6, 1) ERA: 1.5 41 Bill Simas, R (7, 1) ERA: 2.31 Scott Radinsky, L (7, 1) ERA: 5.75 Matt Karchner, R (8, 1) ERA: 1.82	IP WLS BF H R ER SO BB IBB HBP BLK WP HR S P ERA WHIP 5.2 W 27 8 3 2 5 3 0 0 0 1 1 68 112 3.18 1.941	PITCHER Roberto Hernandez, R (9, 1) ERA: 4.06	IP WLS BF H R ER SO BB IBB HBP BLK WP HR S P ERA WHIP 1.0 S 5 2 0 0 0 1 0 0 0 0 0 10 14 0.00 0.000								

Cleveland Indians @ Chicago White Sox
 Comiskey Park, Chicago, IL
 Wed Sep 20 1995, 8:05 PM EDT
 Att. 17,171 - Unknown - 57 F

AB	35
R	3
H	10
RBI	3
BB	4
SO	8
LOB	20



livebaseballscorecards.com

Batter	1	2	3	4	5	6	7	8	9
Lance Johnson, L OBP: 0.334, SLG: 0.415 (1, 8)	0-0 1B 2B	1-0 G1-3		2-1 P4		0-0 P6		0-0 G3	
Tim Raines, S OBP: 0.375, SLG: 0.434 Mike Cameron, R OBP: 0.212, SLG: 0.226 (1, 7) (8, 9)	1-2 G5-4-3 1B 2-H		1-1 F8		0-0 G3		1-0 P4		
Dave Martinez, L OBP: 0.379, SLG: 0.449 (1, 9) (8, 7)	3-2 G5-4-3 1B		2-2 F7		1-0 G1-3		4-2 BB 1B BB		
Frank Thomas, R OBP: 0.464, SLG: 0.618 (1, 10)	1-1 G5-4-3 1-2 2-3		2-1 1B		0-0 BB 1B		3-2 BB 1B		
Robin Ventura, L OBP: 0.382, SLG: 0.500 (1, 3)	3-1 G3-1		0-0 F7		4-1 E 1B BB		4-0 1-2 2-3 BB		
Chris Snopce, R OBP: 0.458, SLG: 0.425 (1, 5)		1-1 SH5-3 BB G4-3 1B		1-0 HR		0-0 E8 1-3 2-H 1B		1-3 K	
Ray Durham, S OBP: 0.314, SLG: 0.396 (1, 4)		4-0 G4-3 SH5-3 1-2 BB		1-0 G3		1-2 L3		2-2 F7	
Ron Karkovics, R OBP: 0.315, SLG: 0.399 (1, 2)		1-1 SH5-3 1-2 2-3		1-0 2B		1-1 G5-3		0-0 G5-3	
Ozzie Guillen, L OBP: 0.264, SLG: 0.309 (1, 6)		2-0 G4-3 2-3 3-H		1-2 L5		0-1 G3-1		1-0 F7	

Inning Stats	R: 1	H: 3	E: 0	K: 13	LOB: 1	BB: 21	P: 21	R: 1	H: 1	E: 0	K: 0	S: 6	LOB: 1	BB: 1	P: 15	R: 0	H: 1	E: 0	K: 0	S: 8	LOB: 1	BB: 0	P: 13	R: 1	H: 2	E: 0	K: 0	S: 8	LOB: 1	BB: 1	P: 14	R: 0	H: 0	E: 0	K: 1	S: 5	LOB: 0	BB: 0	P: 6	R: 0	H: 1	E: 0	K: 1	S: 12	LOB: 3	BB: 2	P: 27	R: 0	H: 0	E: 0	K: 0	S: 3	LOB: 0	BB: 0	P: 4
	1B: 7	2B: 2	3B: 0	HR: 1	SF: 0	SAC: 1	DP: 1	HBP: 0	WP: 0	PA: 37	1B: 7	2B: 2	3B: 0	HR: 1	SF: 0	SAC: 1	DP: 1	HBP: 0	WP: 0	PA: 37	1B: 7	2B: 2	3B: 0	HR: 1	SF: 0	SAC: 1	DP: 1	HBP: 0	WP: 0	PA: 37	1B: 7	2B: 2	3B: 0	HR: 1	SF: 0	SAC: 1	DP: 1	HBP: 0	WP: 0	PA: 37	1B: 7	2B: 2	3B: 0	HR: 1	SF: 0	SAC: 1	DP: 1	HBP: 0	WP: 0	PA: 37					

PITCHER	IP	WLS	BF	H	R	ER	SO	BB	IBB	HBP	BLK	WP	HR	S	P	ERA	WHIP
Joe Roa, R ERA: 6.0 (1, 1)	6.0	L	28	9	4	4	0	2	0	0	0	0	1	48	83	6.00	1.833
Alan Embree, L ERA: 3.18 (7, 1)	0.1		4	1	0	0	0	2	0	0	0	0	0	6	18	0.00	9.000
Julian Tavarez, R ERA: 2.33 (7, 1)	1.2		5	0	0	0	1	0	0	0	0	0	0	9	13	0.00	0.000

BOTTOM

Cleveland Indians @ Chicago White Sox
Comiskey Park, Chicago, IL
Wed Sep 20 1995, 8:05 PM EDT
Att: 17,171 - Unknown - 57 F

livebaseballscorecards.com

AB	32
R	4
H	10
RBI	4
BB	4
SO	1
LOB	16



Batter	1	2	3	4	5	6	7	8	9	AB R H RBI BB SO LOB	TOP											
Fernando Vina, L (1, 4) OBP: 0.314, SLG: 0.352	2-2 F8		1-3 K			1-2 B2-3		2-3 K		4 0 0 0 0 2 0												
Kevin Seitzer, R (1, 10) OBP: 0.398, SLG: 0.423	1-0 1B		1-2 1B			2-2 G4-3			0-0 L4	4 0 2 0 0 0 0												
B.J. Surhoff, L (1, 7) OBP: 0.384, SLG: 0.505	2-2 E		1-2 F7			0-2 2B			1-3 K	4 1 2 0 0 1 1												
John Jaha, R (1, 3) OBP: 0.373, SLG: 0.567	1-0 E8				0-2 G3				0-0 1B	4 0 1 0 0 0 1												
Dave Nilsson, L (1, 9) OBP: 0.337, SLG: 0.463	1-1 G4-3				2-1 F8				1-1 G4-3	4 0 0 0 0 0 2												
Joe Oliver, R (1, 2) OBP: 0.331, SLG: 0.442					0-0 G3-1					3 0 0 0 0 1 0												
Jeff Cirillo, R (1, 5) OBP: 0.374, SLG: 0.455										3 0 0 0 0 0 0												
Duane Singleton, L (1, 8) OBP: 0.083, SLG: 0.063										3 0 0 0 0 2 0												
Mark Loretta, R (1, 6) OBP: 0.160, SLG: 0.217										3 0 0 0 0 1 0												
Inning Stats	R: 1 E: 1 K: 0 S: 12	H: 2 LOB: 1 BB: 0 P: 19	R: 0 E: 0 K: 1 S: 11	H: 0 LOB: 0 BB: 0 P: 14	R: 0 E: 0 K: 2 S: 13	H: 1 LOB: 1 BB: 0 P: 17	R: 0 E: 0 K: 0 S: 6	H: 0 LOB: 0 BB: 0 P: 8	R: 0 E: 0 K: 1 S: 12	H: 0 LOB: 0 BB: 0 P: 16	R: 0 E: 0 K: 1 S: 6	H: 1 LOB: 1 BB: 0 P: 18	R: 0 E: 0 K: 1 S: 6	H: 0 LOB: 0 BB: 0 P: 9	R: 0 E: 0 K: 1 S: 6	H: 0 LOB: 0 BB: 0 P: 10	R: 0 E: 0 K: 1 S: 10	H: 1 LOB: 1 BB: 0 P: 12	1B: 4 2B: 1 3B: 0 HR: 0	SF: 0 SAC: 0 DP: 0 HBP: 0	WP: 0 PB: 0 SB: 0 CS: 0	PA: 32
PITCHER Alex Fernandez, R (1, 1) ERA: 4.14	IP: 9.0 WLS: W BF: 32 H: 5 R: 1 ER: 0 SO: 7 BB: 0 IBB: 0 HBP: 0 BLK: 0 WP: 0 HR: 0 S: 88 P: 123 ERA: 0.00 WHIP: 0.556											PITCHER	IP: 9.0 WLS: W BF: 32 H: 5 R: 1 ER: 0 SO: 7 BB: 0 IBB: 0 HBP: 0 BLK: 0 WP: 0 HR: 0 S: 88 P: 123 ERA: 0.00 WHIP: 0.556									

Milwaukee Brewers @ Chicago White Sox
 Comiskey Park, Chicago, IL
 Thu Sep 21 1995, 8:05 PM EDT
 Att. 15,325 - Unknown - 45 F

AB	32
R	1
H	5
RBI	0
BB	0
SO	7
LOB	4



Batter	1	2	3	4	5	6	7	8	9	AB	R	H	RBI	BB	SO	LOB
Lance Johnson, L (1, 8) OBP: 0.333, SLG: 0.414	0-0 G4-3		2-1 F7		2-0 G3	2-1 1B				4	0	1	1	0	0	1
Tim Raines, S (1, 7) OBP: 0.376, SLG: 0.435	0-1 E1 G4-3 E FC5-2		3-2 1B S 1-3 1B		2-1 3B 1B	0-1 G4-3				4	1	2	0	0	0	2
Dave Martinez, L (1, 3) OBP: 0.380, SLG: 0.457	0-1 E1 G4-3 1-2		3-1 G5-4-3 1-3 3-H 1B		0-2 SF8 3B 1-H			1-3 K		4	1	2	2	0	1	1
Frank Thomas, R (1, 10) OBP: 0.461, SLG: 0.614	2-2 G4-3 1-2 2-3		1-1 G5-4-3 1-2f		0-1 SF8 3-H			2-2 L7		3	0	0	1	0	0	4
Robin Ventura, L (1, 5) OBP: 0.381, SLG: 0.497	0-0 FC5-2 3-H			2-0 L3	0-0 G1-3			4-1 S BB		3	0	0	0	1	0	2
Lyle Mouton, R (1, 9) OBP: 0.394, SLG: 0.527		0-0 G6-3		2-3 K		0-1 FC3-6 1B 1B		3-2 G5-3		4	1	1	0	0	1	1
Mike Cameron, R (8, 9) OBP: 0.212, SLG: 0.226										0	0	0	0	0	0	0
Ray Durham, S (1, 4) OBP: 0.314, SLG: 0.395		1-2 F9		0-0 S 2B 1B		2-2 L8		1-1 L3		4	1	1	0	0	0	1
Michael LaValiere, L (1, 2) OBP: 0.303, SLG: 0.337		1-2 G6-3		3-2 1-H 2B		0-0 FC3-6 1-2 1B		1-1 G4-3		4	0	2	1	0	0	0
Ozzie Guillen, L (1, 6) OBP: 0.264, SLG: 0.309			0-0 1B S 1B 1B	1-0 L7		0-2 FC3-6 1B PB 1-2f 2-3		1-0 G5-3		4	1	1	0	0	0	3

Inning Stats	R: 0	H: 0	E: 2	LOB: 2	K: 0	BB: 0	S: 10	P: 12	R: 0	H: 0	E: 0	LOB: 0	K: 0	BB: 0	S: 8	P: 10	R: 1	H: 3	E: 0	LOB: 1	K: 0	BB: 0	S: 13	P: 22	R: 1	H: 2	E: 0	LOB: 1	K: 1	BB: 0	S: 9	P: 17	R: 2	H: 2	E: 0	LOB: 0	K: 0	BB: 0	S: 9	P: 13	R: 1	H: 3	E: 0	LOB: 2	K: 0	BB: 0	S: 13	P: 17	R: 0	H: 0	E: 0	LOB: 1	K: 1	BB: 1	S: 12	P: 22	R: 0	H: 0	E: 0	LOB: 0	K: 0	BB: 0	S: 5	P: 8	R: 0	H: 0	E: 0	LOB: 0	K: 0	BB: 0	S: 5	P: 8
--------------	------	------	------	--------	------	-------	-------	-------	------	------	------	--------	------	-------	------	-------	------	------	------	--------	------	-------	-------	-------	------	------	------	--------	------	-------	------	-------	------	------	------	--------	------	-------	------	-------	------	------	------	--------	------	-------	-------	-------	------	------	------	--------	------	-------	-------	-------	------	------	------	--------	------	-------	------	------	------	------	------	--------	------	-------	------	------


PITCHER	IP	WLS	BF	H	R	ER	SO	BB	IBB	HBP	BLK	WP	HR	S	P	ERA	WHIP
Bob Scanlan, R (1, 1) ERA: 5.73	7.0	L	33	10	5	5	2	1	0	0	0	0	0	74	113	6.43	1.571
Sid Roberson, L (8, 1) ERA: 6.0	1.0		3	0	0	0	0	0	0	0	0	0	0	5	8	0.00	0.000

BOTTOM

Milwaukee Brewers @ Chicago White Sox
Comiskey Park, Chicago, IL

Thu Sep 21 1995, 8:05 PM EDT
Att: 15,325 - Unknown - 45 F

AB	34
R	5
H	10
RBI	5
BB	1
SO	2
LOB	15



WP	HR	S	P	ERA	WHIP
0	0	8	8	0.00	0.000

Batter	1	2	3	4	5	6	7	8	9	10	AB R H RBI BB SO LOB
Chuck Knoblauch, R (1, 4) <small>OBP: 0.419, SLG: 0.493</small>	1-0 		0-1 G4-3		0-0 		2-1 G5-3			0-0 L4	5 1 2 0 0 0 1
Denny Hocking, S (1, 6) <small>OBP: 0.333, SLG: 0.500</small> Chip Hale, L (10, PH) <small>OBP: 0.339, SLG: 0.367</small>	3-2 		2-1 F8		3-2 L7		0-1 F8			0-3 K	4 1 1 1 0 0 2 1 0 0 0 0 1 0
Kirby Puckett, R (1, 9) <small>OBP: 0.380, SLG: 0.521</small>	4-1 		1-2 F8			4-1 		3-2 G6-3			2 0 0 0 2 0 0
Pedro Munoz, R (1, 10) <small>OBP: 0.343, SLG: 0.500</small>	1-3 K			0-3 K		1-1 		3-2 F9			4 0 1 0 0 2 2
Marty Cordova, R (1, 7) <small>OBP: 0.356, SLG: 0.475</small>	0-1 SF8			1-0 L8		4-1 		1-2 			2 0 1 1 1 0 0
Scott Leius, R (1, 5) <small>OBP: 0.337, SLG: 0.353</small>	0-1 FC6-4			1-0 		3-3 K		1-0 PO	1-2 G1-3		4 1 1 0 0 1 4
Ron Coomer, R (1, 3) <small>OBP: 0.345, SLG: 0.474</small> Dan Masteller, L (6, PH) <small>OBP: 0.261, SLG: 0.335</small> (7, 3)		0-2 G5-3		1-0 		0-1 G6-3			3-3 K		2 1 1 2 0 0 0 2 0 0 0 0 1 3
Matt Walbeck, S (1, 2) <small>OBP: 0.291, SLG: 0.306</small>		2-1 P3		0-0 L4			0-0 		1-3 		4 0 1 0 0 1 0
Rich Becker, L (1, 8) <small>OBP: 0.304, SLG: 0.299</small>		1-1 G6-3			1-1 G6-3		2-3 K		1-3 K		4 0 0 0 0 2 1

Inning Stats	R: 2	H: 2	E: 0	K: 1	S: 12	R: 0	H: 0	E: 0	K: 0	S: 8	R: 0	H: 0	E: 0	K: 0	S: 7	R: 2	H: 2	E: 0	K: 1	S: 7	R: 0	H: 1	E: 0	K: 1	S: 11	R: 0	H: 1	E: 1	K: 1	S: 8	R: 0	H: 1	E: 0	K: 0	S: 13	R: 0	H: 0	E: 0	K: 2	S: 12	R: 0	H: 0	E: 0	K: 2	S: 8	R: 0	H: 0	E: 0	K: 2	S: 9	1B: 5	SF: 1	2B: 1	SAC: 0	3B: 1	DP: 1	HR: 1	HBP: 0	WP: 0	PA: 39
--------------	------	------	------	------	-------	------	------	------	------	------	------	------	------	------	------	------	------	------	------	------	------	------	------	------	-------	------	------	------	------	------	------	------	------	------	-------	------	------	------	------	-------	------	------	------	------	------	------	------	------	------	------	-------	-------	-------	--------	-------	-------	-------	--------	-------	--------

PITCHER	IP	WLS	BF	H	R	ER	SO	BB	IBB	HBP	BLK	WP	HR	S	P	ERA	WHIP
Mike Sirota, L (1, 1) <small>ERA: 5.47</small>	5.0		22	6	4	4	2	2	0	0	0	0	1	44	71	7.20	1.600
Kirk McCaskill, R (6, 1) <small>ERA: 4.85</small>	4.0	W	13	2	0	0	4	1	0	0	0	0	0	41	65	0.00	0.750
Roberto Hernandez, R (10, 1) <small>ERA: 3.99</small>	1.0	S	3	0	0	0	2	0	0	0	0	0	0	8	9	0.00	0.000

Chicago White Sox @ Minnesota Twins
 Hubert H. Humphrey Metrodome, Minneapolis, MN

Fri Sep 22 1995, 8:05 PM EDT
 Att. 10,443 - Dome

livebaseballscorecards.com

AB	34
R	4
H	8
RBI	4
BB	3
SO	8
LOB	13

Batter	1	2	3	4	5	6	7	8	9	AB	R	H	RBI	BB	SO	LOB
Chuck Knoblauch, R (1, 4) OBP: 0.419, SLG: 0.494 Brian Raabe, R (8, 4) OBP: 0.200, SLG: 0.111	1-2 G4-3 		2-2 2-H 2B 			0-1 F9 		0-2 G4-3 		3	0	1	1	0	0	0
Pat Meares, R (1, 6) OBP: 0.311, SLG: 0.431 (6, 8)	3-3 		0-0 F7 			1-0 F9 		0-2 G4-3 		4	0	0	1	0	1	2
Kirby Puckett, R (1, 10) OBP: 0.378, SLG: 0.518 Alex Cole, L (8, PH) OBP: 0.417, SLG: 0.487	0-1 G5-3 			1-1 P3 		3-3 K 		0-2 P2 		3	0	0	0	0	1	0
Pedro Munoz, R (1, 9) OBP: 0.342, SLG: 0.496		4-0 G6-4-3 BB 		1-0 P4 		1-1 F9 		0-1 G4-3 		3	0	0	0	1	0	0
Marty Cordova, R (1, 7) OBP: 0.355, SLG: 0.478 Matt Lawton, L (8, 7) OBP: 0.343, SLG: 0.241		0-0 G6-4-3 1-2f 		2-2 3B 		0-1 G5-3 		3-3 K 		3	0	1	0	0	0	1
Ron Coomer, R (1, 3) OBP: 0.341, SLG: 0.475		1-3 K 		2-2 G5-3 		1-0 P4 		1-2 2B 2B 		4	1	1	0	0	1	1
Matt Walbeck, S (1, 2) OBP: 0.296, SLG: 0.313			2-2 F9 		0-1 G6-4-3 1B 		0-2 E BB G4-3 1B 	2-0 2-H 2B 		4	1	3	1	0	0	0
Jeff Reboulet, R (1, 5) OBP: 0.386, SLG: 0.415 (6, 6)			3-2 2B 2B 		0-1 L7 		4-2 G4-3 E G4-3 BB 	4-0 BB 		2	2	1	0	2	0	1
Rich Becker, L (1, 8) OBP: 0.303, SLG: 0.298 Scott Leius, R (5, PH) OBP: 0.335, SLG: 0.350 (6, 5)			2-3 K 		1-2 G6-4-3 1-2f 		1-2 G4-3 E5 G4-3 	3-2 L6 		1	0	0	0	0	1	1
Inning Stats	R: 0 E: 0 K: 1 S: 8 H: 0 LOB: 0 BB: 0 P: 12	R: 0 E: 0 K: 1 S: 4 H: 0 LOB: 0 BB: 1 P: 9	R: 1 E: 0 K: 1 S: 17 H: 2 LOB: 1 BB: 0 P: 26	R: 0 E: 0 K: 0 S: 14 H: 1 LOB: 1 BB: 0 P: 20	R: 0 E: 0 K: 0 S: 8 H: 1 LOB: 0 BB: 0 P: 9	R: 0 E: 0 K: 1 S: 6 H: 0 LOB: 0 BB: 0 P: 10	R: 0 E: 0 K: 0 S: 5 H: 0 LOB: 0 BB: 0 P: 7	R: 2 E: 1 K: 0 S: 18 H: 1 LOB: 1 BB: 1 P: 23	R: 1 E: 0 K: 1 S: 12 H: 2 LOB: 2 BB: 1 P: 25	1B: 2 2B: 4 3B: 1 HR: 0 SF: 0 SAC: 0 DP: 2 HBP: 0	WP: 0 PB: 0 SB: 0 CS: 0	PA: 36				
PITCHER Wilson Alvarez, L (1, 1) ERA: 4.31	IP: 9.0 WLS: W BF: 36 H: 7 R: 4 ER: 3 SO: 5 BB: 3 IBB: 0 HBP: 0 BLK: 0 WP: 0 HR: 0 S: 92 P: 141 ERA: 3.00 WHIP: 1.111	PITCHER IP: 9.0 WLS: W BF: 36 H: 7 R: 4 ER: 3 SO: 5 BB: 3 IBB: 0 HBP: 0 BLK: 0 WP: 0 HR: 0 S: 92 P: 141 ERA: 3.00 WHIP: 1.111	PITCHER IP: 9.0 WLS: W BF: 36 H: 7 R: 4 ER: 3 SO: 5 BB: 3 IBB: 0 HBP: 0 BLK: 0 WP: 0 HR: 0 S: 92 P: 141 ERA: 3.00 WHIP: 1.111	PITCHER IP: 9.0 WLS: W BF: 36 H: 7 R: 4 ER: 3 SO: 5 BB: 3 IBB: 0 HBP: 0 BLK: 0 WP: 0 HR: 0 S: 92 P: 141 ERA: 3.00 WHIP: 1.111	PITCHER IP: 9.0 WLS: W BF: 36 H: 7 R: 4 ER: 3 SO: 5 BB: 3 IBB: 0 HBP: 0 BLK: 0 WP: 0 HR: 0 S: 92 P: 141 ERA: 3.00 WHIP: 1.111	PITCHER IP: 9.0 WLS: W BF: 36 H: 7 R: 4 ER: 3 SO: 5 BB: 3 IBB: 0 HBP: 0 BLK: 0 WP: 0 HR: 0 S: 92 P: 141 ERA: 3.00 WHIP: 1.111	PITCHER IP: 9.0 WLS: W BF: 36 H: 7 R: 4 ER: 3 SO: 5 BB: 3 IBB: 0 HBP: 0 BLK: 0 WP: 0 HR: 0 S: 92 P: 141 ERA: 3.00 WHIP: 1.111	PITCHER IP: 9.0 WLS: W BF: 36 H: 7 R: 4 ER: 3 SO: 5 BB: 3 IBB: 0 HBP: 0 BLK: 0 WP: 0 HR: 0 S: 92 P: 141 ERA: 3.00 WHIP: 1.111	PITCHER IP: 9.0 WLS: W BF: 36 H: 7 R: 4 ER: 3 SO: 5 BB: 3 IBB: 0 HBP: 0 BLK: 0 WP: 0 HR: 0 S: 92 P: 141 ERA: 3.00 WHIP: 1.111	PITCHER IP: 9.0 WLS: W BF: 36 H: 7 R: 4 ER: 3 SO: 5 BB: 3 IBB: 0 HBP: 0 BLK: 0 WP: 0 HR: 0 S: 92 P: 141 ERA: 3.00 WHIP: 1.111	PITCHER IP: 9.0 WLS: W BF: 36 H: 7 R: 4 ER: 3 SO: 5 BB: 3 IBB: 0 HBP: 0 BLK: 0 WP: 0 HR: 0 S: 92 P: 141 ERA: 3.00 WHIP: 1.111	PITCHER IP: 9.0 WLS: W BF: 36 H: 7 R: 4 ER: 3 SO: 5 BB: 3 IBB: 0 HBP: 0 BLK: 0 WP: 0 HR: 0 S: 92 P: 141 ERA: 3.00 WHIP: 1.111	PITCHER IP: 9.0 WLS: W BF: 36 H: 7 R: 4 ER: 3 SO: 5 BB: 3 IBB: 0 HBP: 0 BLK: 0 WP: 0 HR: 0 S: 92 P: 141 ERA: 3.00 WHIP: 1.111			

BOTTOM

Chicago White Sox @ Minnesota Twins
 Hubert H. Humphrey Metrodome, Minneapolis, MN

AB	33
R	4
H	7
RBI	4
BB	3
SO	5
LOB	14



Sat Sep 23 1995, 8:05 PM EDT
 Att. 21,007 - Dome - 68 F

livebaseballscorecards.com

Batter	1	2	3	4	5	6	7	8	9	AB R H RBI BB SO LOB
Chuck Knoblauch, R (1, 4) <small>OBP: 0.419, SLG: 0.491</small>	3-2 		0-1 		2-1 		4-2 		4-1 	3 2 0 0 2 0 0
Denny Hocking, S (1, 6) <small>OBP: 0.357, SLG: 0.417</small>	0-1 		1-2 		1-1 		2-2 		4-1 	4 0 1 0 1 0 1
Kirby Puckett, R (1, 10) <small>OBP: 0.380, SLG: 0.520</small>	3-1 		1-0 		0-0 		2-2 		4-0 	4 1 2 1 1 0 1
Marty Cordova, R (1, 7) <small>OBP: 0.356, SLG: 0.482</small>	0-0 		4-2 		2-1 			3-3 	0-3 	4 1 1 2 1 2 4
Matt Merullo, L (1, 2) <small>OBP: 0.329, SLG: 0.369</small>	1-0 		0-0 		2-0 			0-0 	0-0 	5 0 2 1 0 0 3
Ron Coomer, R (1, 3) <small>OBP: 0.337, SLG: 0.464</small> Dan Masteller, L (8, PR) <small>OBP: 0.281, SLG: 0.335</small> (9, 3)	1-2 			3-1 		0-0 		0-2 		4 0 1 0 0 0 1 0 0 0 0 0 0 0
Matt Lawton, L (1, 9) <small>OBP: 0.385, SLG: 0.313</small>		2-2 		1-1 		4-1 		0-0 		3 0 2 0 1 0 0
Brian Raabe, R (1, 5) <small>OBP: 0.214, SLG: 0.154</small>		3-1 		2-0 		1-2 		0-1 		4 0 1 0 0 0 3
Rich Becker, L (1, 8) <small>OBP: 0.300, SLG: 0.295</small>		0-0 		1-0 		3-3 		0-0 		4 0 0 0 0 1 2

Inning Stats	R: 2	H: 3	E: 0	K: 0	S: 13	LOB: 1	BB: 0	P: 21	R: 0	H: 0	E: 0	K: 0	S: 6	LOB: 0	BB: 0	P: 11	R: 0	H: 1	E: 0	K: 0	S: 9	LOB: 2	BB: 1	P: 15	R: 0	H: 1	E: 0	K: 0	S: 6	LOB: 1	BB: 0	P: 13	R: 1	H: 1	E: 1	K: 0	S: 8	LOB: 1	BB: 0	P: 15	R: 0	H: 1	E: 0	K: 1	S: 9	LOB: 1	BB: 1	P: 17	R: 0	H: 0	E: 0	K: 0	S: 10	LOB: 0	BB: 1	P: 17	R: 0	H: 2	E: 0	K: 1	S: 10	LOB: 2	BB: 0	P: 13	R: 1	H: 1	E: 0	K: 1	S: 7	LOB: 3	BB: 3	P: 19	1B: 6	SF: 0	2B: 3	SAC: 0	3B: 0	DP: 1	HR: 1	HBP: 0
--------------	------	------	------	------	-------	--------	-------	-------	------	------	------	------	------	--------	-------	-------	------	------	------	------	------	--------	-------	-------	------	------	------	------	------	--------	-------	-------	------	------	------	------	------	--------	-------	-------	------	------	------	------	------	--------	-------	-------	------	------	------	------	-------	--------	-------	-------	------	------	------	------	-------	--------	-------	-------	------	------	------	------	------	--------	-------	-------	-------	-------	-------	--------	-------	-------	-------	--------

PITCHER	IP	WLS	BF	H	R	ER	SO	BB	IBB	HBP	BLK	WP	HR	S	P	ERA	WHIP
Luis Andujar, R (1, 1) <small>ERA: 2.67</small>	8.0		35	9	3	2	2	3	0	0	0	0	1	71	122	2.25	1.500
41 Bill Simas, R (9, 1) <small>ERA: 3.0</small>	0.1	L	4	0	1	1	0	1	2	0	0	1	0	3	15	27.00	3.000
Matt Karchner, R (9, 1) <small>ERA: 1.8</small>	0.1		2	1	0	0	1	0	0	0	0	0	0	4	4	0.00	3.000

BOTTOM

Chicago White Sox @ Minnesota Twins
 Hubert H. Humphrey Metrodome, Minneapolis, MN

Sun Sep 24 1995, 4:33 AM EDT
 Att. 10,719 - Dome - 65 F

livebaseballscorecards.com

AB	35
R	4
H	10
RBI	4
BB	6
SO	3
LOB	15

WP	PA
1	41
PB: 0	
SB: 1	
CS: 1	

Batter	1	2	3	4	5	6	7	8	9	AB R H RBI BB SO LOB	TOP
Lance Johnson, L (1, 8) OBP: 0.342, SLG: 0.433	0-2 1B SF9 1B		0-0 F7			1-0 FC6-4 1B		1-2 G6-3		4 1 2 0 0 0 0	Chicago White Sox @ Minnesota Twins Hubert H. Humphrey Metrodome, Minneapolis, MN Mon Sep 25 1995, 8:05 PM EDT Att. 8,603 - Dome - 68 F livebaseballscorecards.com
Ray Durham, S (1, 4) OBP: 0.310, SLG: 0.387	4-0 CS 1B 1-2 BB		2-3 K			0-0 FC6-4 1-2f		0-3 K		3 0 0 0 1 2 1	
Frank Thomas, R (1, 10) OBP: 0.459, SLG: 0.617	0-0 CS 1B 1-2 2-3			0-1 FC5-4 1B		2-2 L4		3-2 G5-3		4 0 2 0 0 0 1	
Lyle Mouton, R (1, 7) OBP: 0.383, SLG: 0.503	3-2 SF9 3-H			0-0 FC5-4 G5-3 1-2f		1-2 G5-3		1-2 G4-3		3 0 0 1 0 0 2	
Chris Snopce, R (1, 5) OBP: 0.410, SLG: 0.415	3-3 K 1-2 2-3			2-1 G5-3 1-2		3-1 G4-3		1-0 F8		4 0 0 0 0 1 3	
Barry Lyons, R (1, 3) OBP: 0.327, SLG: 0.560		0-0 G4-3		1-1 G5-3		4-1 BB				2 0 0 0 1 0 1	
Craig Grebeck, R (1, 6) OBP: 0.360, SLG: 0.357		1-3 K		0-0 G6-3		2-3 K				3 0 0 0 0 2 1	
Mike Cameron, R (1, 9) OBP: 0.189, SLG: 0.200		1-1 G3		0-3 K		3-1 G4-3				3 0 0 0 0 1 1	
Chris Tremie, R (1, 2) OBP: 0.211, SLG: 0.167			2-1 G6-3		1-1 P6		0-0 G4-3			3 0 0 0 0 0 0	
Inning Stats	R: 1 H: 2 E: 0 LOB: 2 K: 1 BB: 1 S: 11 P: 21	R: 0 H: 0 E: 0 LOB: 0 K: 1 BB: 0 S: 6 P: 8	R: 0 H: 0 E: 0 LOB: 0 K: 1 BB: 0 S: 6 P: 10	R: 0 H: 1 E: 0 LOB: 1 K: 0 BB: 0 S: 7 P: 10	R: 0 H: 0 E: 0 LOB: 0 K: 1 BB: 0 S: 6 P: 7	R: 0 H: 1 E: 0 LOB: 1 K: 0 BB: 0 S: 9 P: 13	R: 0 H: 0 E: 0 LOB: 1 K: 1 BB: 1 S: 8 P: 20	R: 0 H: 0 E: 0 LOB: 0 K: 1 BB: 0 S: 7 P: 8	R: 0 H: 0 E: 0 LOB: 0 K: 0 BB: 0 S: 7 P: 12	1B: 4 SF: 1 2B: 1 SAC: 0 3B: 0 DP: 1 HR: 0 HBP: 0	WP: 0 PA: 32 PB: 0 SB: 1 CS: 2
PITCHER Rich Robertson, L (1, 1) ERA: 4.43	IP WLS BF H R ER SO BB IBB HBP BLK WP HR S P ERA WHIP										



Batter	1	2	3	4	5	6	7	8	9	AB	R	H	RBI	BB	SO	LOB
Chuck Knoblauch, R (1, 4) <small>OBP: 0.419, SLG: 0.489</small>	4-1 		0-2 F7		4-2 		3-2 G5-3			2	2	0	0	2	0	0
Matt Lawton, L (1, 9) <small>OBP: 0.395, SLG: 0.343</small>	4-1 		2-2 L5		1-1 		1-3 K			3	1	1	1	1	1	0
Kirby Puckett, R (1, 10) <small>OBP: 0.379, SLG: 0.517</small>	4-1 		1-1 F9		2-3 K		1-1 F8			3	0	0	0	1	1	1
Marty Cordova, R (1, 7) <small>OBP: 0.353, SLG: 0.478</small>	0-0 P3			1-1 F8		0-3 K		0-3 K		4	0	0	0	0	2	3
Dan Masteller, L (1, 3) <small>OBP: 0.290, SLG: 0.341</small>	0-1 			1-2 F8		3-1 		1-2 		3	1	2	2	0	0	0
Pat Meares, R (1, 6) <small>OBP: 0.313, SLG: 0.440</small>	1-0 G6-3			1-0 		0-0 		2-3 K		4	2	2	1	0	1	3
Matt Walbeck, S (1, 2) <small>OBP: 0.298, SLG: 0.318</small>		1-0 		1-1 F8		0-1 		2-0 P4		4	0	2	2	0	0	1
Jeff Reboulet, R (1, 5) <small>OBP: 0.381, SLG: 0.409</small>		2-1 F9			2-2 G4-3		2-2 P6			3	0	0	0	0	0	2
Rich Becker, L (1, 8) <small>OBP: 0.298, SLG: 0.293</small>		1-1 G3-6-3			2-1 G1-3		3-2 G5-3			3	0	0	0	0	0	2

Inning Stats	R: 2	H: 1	E: 0	K: 0	S: 7	LOB: 1	BB: 3	P: 20	R: 0	H: 1	E: 0	K: 0	S: 5	LOB: 0	BB: 0	P: 9	R: 0	H: 0	E: 0	K: 0	S: 11	LOB: 0	BB: 0	P: 14	R: 1	H: 1	E: 0	K: 0	S: 8	LOB: 0	BB: 0	P: 12	R: 1	H: 1	E: 0	K: 1	S: 13	LOB: 1	BB: 1	P: 24	R: 2	H: 2	E: 0	K: 1	S: 13	LOB: 1	BB: 0	P: 21	R: 0	H: 0	E: 0	K: 1	S: 9	LOB: 0	BB: 0	P: 14	R: 0	H: 1	E: 0	K: 2	S: 14	LOB: 1	BB: 0	P: 19
--------------	------	------	------	------	------	--------	-------	-------	------	------	------	------	------	--------	-------	------	------	------	------	------	-------	--------	-------	-------	------	------	------	------	------	--------	-------	-------	------	------	------	------	-------	--------	-------	-------	------	------	------	------	-------	--------	-------	-------	------	------	------	------	------	--------	-------	-------	------	------	------	------	-------	--------	-------	-------

PITCHER	IP	WLS	BF	H	R	ER	SO	BB	IBB	HBP	BLK	WP	HR	S	P	ERA	WHIP
Jason Bere, R (1, 1) <small>ERA: 6.93</small>	5.2	L	26	6	6	6	2	4	0	1	0	0	1	54	94	9.53	1.765
Scott Radinsky, L (6, 1) <small>ERA: 5.59</small>	1.0		3	0	0	0	1	0	0	0	0	0	0	10	17	0.00	0.000
Jeff Shaw, R (7, 1) <small>ERA: 4.99</small>	0.1		1	0	0	0	0	0	0	0	0	0	0	2	3	0.00	0.000
Andrew Lorraine, L (8, 1) <small>ERA: 5.4</small>	1.0		4	1	0	0	2	0	0	0	0	0	0	14	19	0.00	1.000

BOTTOM

Chicago White Sox @ Minnesota Twins
 Hubert H. Humphrey Metrodome, Minneapolis, MN

Mon Sep 25 1995, 8:05 PM EDT
 Att. 8,603 - Dome - 68 F

livebaseballscorecards.com

AB	29
R	6
H	7
RBI	6
BB	4
SO	5
LOB	12

WP	PA	ERA	WHIP
0	34		

Batter	1	2	3	4	5	6	7	8	9	AB R H RBI BB SO LOB	TOP									
Lance Johnson, L OBP: 0.341, SLG: 0.431 (1, 8)										5 1 1 0 0 0 2	Chicago White Sox @ Kansas City Royals Kauffman Stadium, Kansas City, MO Tue Sep 26 1995, 7:05 PM CDT Att. 12,620 - Unknown - 66 F livebaseballscorecards.com									
Tim Raines, S OBP: 0.373, SLG: 0.424 (1, 7)									2 1 0 0 3 1 1											
Dave Martinez, L OBP: 0.378, SLG: 0.449 (1, 3)									4 1 1 1 0 0 2											
Frank Thomas, R OBP: 0.456, SLG: 0.613 (1, 10)									3 0 0 1 0 2 2											
Robin Ventura, L OBP: 0.389, SLG: 0.511 (1, 5)									4 1 2 1 0 0 1											
Lyle Mouton, R OBP: 0.374, SLG: 0.491 (1, 9)									4 0 0 0 0 1 3											
Mike Cameron, R OBP: 0.189, SLG: 0.200 (8, 9)									0 0 0 0 0 0 0											
Doug Brady, S OBP: 0.214, SLG: 0.286 (1, 4)									4 1 1 2 0 0 1											
Ron Karkovics, R OBP: 0.311, SLG: 0.396 (1, 2)									4 1 1 1 0 1 1											
Ozzie Guillen, L OBP: 0.266, SLG: 0.312 (1, 6)									4 1 2 1 0 0 0											
Inning Stats	R: 6 E: 1 K: 1 S: 23	H: 5 LOB: 1 BB: 1 P: 36	R: 0 E: 0 K: 2 S: 8	H: 0 LOB: 0 BB: 0 P: 14	R: 0 E: 0 K: 0 S: 6	H: 1 LOB: 1 BB: 0 P: 8	R: 1 E: 0 K: 1 S: 14	H: 2 LOB: 1 BB: 0 P: 20	R: 0 E: 0 K: 1 S: 7	H: 0 LOB: 0 BB: 0 P: 12	R: 0 E: 0 K: 0 S: 12	H: 0 LOB: 1 BB: 1 P: 23	R: 0 E: 0 K: 0 S: 6	H: 0 LOB: 0 BB: 0 P: 9	R: 0 E: 0 K: 0 S: 5	H: 0 LOB: 1 BB: 1 P: 12	1B: 5 2B: 3 3B: 0 HR: 0	SF: 1 SAC: 1 DP: 0 HBP: 0	WP: 0 PB: 0 SB: 2 CS: 0	PA: 39
PITCHER	IP WLS BF H R ER SO BB IBB HBP BLK WP HR S P ERA WHIP																			
Tom Gordon, R ERA: 3.97 (1, 1)	6.2 L 31 8 7 3 5 2 0 0 0 0 0 0 73 113 4.05 1.500																			
Billy Brewer, L ERA: 5.2 (7, 1)	2.1 8 0 0 0 0 1 0 0 0 0 0 0 14 27 0.00 0.429																			



Batter	1	2	3	4	5	6	7	8	9	AB R H RBI BB SO LOB
Tom Goodwin, L (1, 7) OBP: 0.342, SLG: 0.349	0-3 K		0-0 L8			2-3 K		0-0 L4		4 0 0 0 0 2 3
Johnny Damon, L (1, 8) OBP: 0.337, SLG: 0.453	2-2 P2			1-2 G4-3		2-3 K		1-0 F9		4 0 0 0 0 1 1
Keith Lockhart, L (1, 4) OBP: 0.361, SLG: 0.481	2-2 G4-3			1-0 G4-3 1B		2-3 K		0-0 FC5-4 2B		4 0 2 0 0 1 1
Juan Samuel, R (1, 3) OBP: 0.363, SLG: 0.510		2-1 G4-3 1B		2-1 G4-3		0-2 L1		4-0 FC5-4 BB		3 0 1 0 1 0 1
Gary Gaetti, R (1, 5) OBP: 0.334, SLG: 0.527		0-0 G4-3		2-2 F8		1-1 F8		0-1 FC5-4		4 0 0 0 0 0 4
Joe Vitiello, R (1, 10) OBP: 0.346, SLG: 0.496		1-2 F9		2-2 G5-3		0-3 K		3-2 G6-3		4 0 0 0 0 1 2
Jon Nunnally, L (1, 9) OBP: 0.358, SLG: 0.472			4-0 FC4-6 BB		1-1 L6		0-2 L3 1B			2 0 1 0 1 0 0
Greg Gagne, R (1, 6) OBP: 0.318, SLG: 0.379			1-2 FC4-6		0-0 F9		0-0 L3			3 0 0 0 0 0 2
Brent Mayne, L (1, 2) OBP: 0.308, SLG: 0.314			1-3 K		1-2 1B		0-2 2B			3 0 2 0 0 1 1

Inning Stats	R: 0 E: 0 K: 1 S: 13	H: 0 LOB: 0 BB: 0 P: 17	R: 0 E: 0 K: 0 S: 7	H: 1 LOB: 0 BB: 0 P: 10	R: 0 E: 0 K: 1 S: 7	H: 0 LOB: 1 BB: 1 P: 13	R: 0 E: 0 K: 0 S: 12	H: 1 LOB: 1 BB: 0 P: 18	R: 0 E: 0 K: 0 S: 9	H: 0 LOB: 0 BB: 0 P: 12	R: 0 E: 0 K: 3 S: 13	H: 1 LOB: 1 BB: 0 P: 20	R: 0 E: 0 K: 1 S: 8	H: 0 LOB: 0 BB: 0 P: 9	R: 0 E: 0 K: 0 S: 9	H: 2 LOB: 1 BB: 0 P: 9	R: 0 E: 0 K: 0 S: 8	H: 1 LOB: 2 BB: 1 P: 16	1B: 4 2B: 3 3B: 0 HR: 0	SF: 0 SAC: 0 DP: 2 HBP: 0
--------------	-------------------------------	----------------------------------	------------------------------	----------------------------------	------------------------------	----------------------------------	-------------------------------	----------------------------------	------------------------------	----------------------------------	-------------------------------	----------------------------------	------------------------------	---------------------------------	------------------------------	---------------------------------	------------------------------	----------------------------------	----------------------------------	------------------------------------


PITCHER	IP	WLS	BF	H	R	ER	SO	BB	IBB	HBP	BLK	WP	HR	S	P	ERA	WHIP
Alex Fernandez, R (1, 1) ERA: 3.95	9.0	W	33	6	0	0	6	2	0	0	0	0	0	86	124	0.00	0.889

BOTTOM

Chicago White Sox @ Kansas City Royals
Kauffman Stadium, Kansas City, MO

Tue Sep 26 1995, 7:05 PM CDT
Att: 12,620 - Unknown - 66 F

AB	31
R	0
H	6
RBI	0
BB	2
SO	6
LOB	15



WP	PA	ERA	WHIP
0	33		

Chicago White Sox @ Kansas City Royals
 Kauffman Stadium, Kansas City, MO

Wed Sep 27 1995, 7:05 PM CDT
 Att. 13,626 - Unknown - 68 F



Batter	1	2	3	4	5	6	7	8	9	AB R H RBI BB SO LOB
Lance Johnson, L (1, 8) OBP: 0.341, SLG: 0.430	0-0 CS SH1-3 1B	1-1 G4-3		0-3 K		4-2 FC5-4 BB		3-2 FC4-6 G4-6-3 1-2f		4 0 1 0 1 1 2
Norberto Martin, R (1, 4) OBP: 0.281, SLG: 0.400	1-1 SH1-3 1-2	0-0 2B		0-0 G5-3 1-2		0-0 FC5-4 1-2f		0-0 G4-6-3 1-2f		4 0 1 0 0 0 3
Frank Thomas, R (1, 10) OBP: 0.456, SLG: 0.610 Doug Brady, S (9, PH) OBP: 0.200, SLG: 0.267	4-0 IBB	2-1 G5-3		4-0 IBB		2-1 L9			1-3 K	2 0 0 0 2 0 2 1 0 0 0 0 1 0
Lyle Mouton, R (1, 7) OBP: 0.365, SLG: 0.477	0-2 L7		1-2 F8	1-2 L9			1-1 G6-3		1-2 L8	5 0 0 0 0 0 4
Chris Snopce, R (1, 6) OBP: 0.424, SLG: 0.456	3-0 CS 2-3	0-0 E3 1B HR	1-1 G3-1 1B 2B		4-1 G6-3 G3 BB		2-1 WP G5-3 2B		1-0 G5-3	4 3 2 0 1 0 0
Robin Ventura, L (1, 5) OBP: 0.390, SLG: 0.509		3-2 HR 1B	0-1 G3-1 2-3		2-0 G3 1-2		4-0 G5-3 WP IBB			3 1 1 0 1 0 2
Barry Lyons, R (1, 3) OBP: 0.339, SLG: 0.611		1-2 HR 1-H 3-H	3-2 FC6-4 1B		0-0 G6-3 2-3		1-1 G5-3 1-3 2-H			4 1 2 5 0 0 2
Chris Tremie, R (1, 2) OBP: 0.174, SLG: 0.136		2-2 P6	0-0 FC6-4 1-2f		1-1 F8		0-0 G1-3			4 0 0 0 0 0 3
Mike Cameron, R (1, 9) OBP: 0.244, SLG: 0.316		0-2 HR		1-1 G5-3 1B		0-0 G6-3		4-2 FC4-6 BB		3 1 2 1 1 0 0

Inning Stats	R: 0 E: 0 K: 0 S: 6	H: 1 LOB: 1 BB: 1 P: 14	R: 4 E: 1 K: 0 S: 21	H: 4 LOB: 1 BB: 0 P: 30	R: 1 E: 0 K: 0 S: 13	H: 2 LOB: 1 BB: 0 P: 18	R: 0 E: 0 K: 1 S: 9	H: 1 LOB: 2 BB: 1 P: 15	R: 0 E: 0 K: 0 S: 5	H: 0 LOB: 1 BB: 1 P: 12	R: 0 E: 0 K: 0 S: 7	H: 0 LOB: 1 BB: 1 P: 13	R: 1 E: 0 K: 0 S: 7	H: 1 LOB: 1 BB: 1 P: 15	R: 0 E: 0 K: 0 S: 6	H: 0 LOB: 0 BB: 1 P: 13	R: 0 E: 0 K: 1 S: 7	H: 0 LOB: 0 BB: 0 P: 10	1B: 4 2B: 3 3B: 0 HR: 2	SF: 0 SAC: 1 DP: 1 HBP: 0	WP: 1 PB: 0 SB: 0 CS: 1	PA: 42
--------------	------------------------------	----------------------------------	-------------------------------	----------------------------------	-------------------------------	----------------------------------	------------------------------	----------------------------------	------------------------------	----------------------------------	------------------------------	----------------------------------	------------------------------	----------------------------------	------------------------------	----------------------------------	------------------------------	----------------------------------	----------------------------------	------------------------------------	----------------------------------	--------

PITCHER	IP	WLS	BF	H	R	ER	SO	BB	IBB	HBP	BLK	WP	HR	S	P	ERA	WHIP
Jason Jacome, L (1, 1) ERA: 6.4	2.2	L	15	6	5	4	0	0	1	0	0	0	2	34	53	13.50	2.250
Dilson Torres, R (3, 1) ERA: 6.09	2.1		11	2	0	0	1	1	1	0	0	0	0	20	36	0.00	1.286
Jim Converse, R (6, 1) ERA: 6.85	2.0		9	1	1	1	0	1	1	0	0	1	0	14	28	4.50	1.000
Rusty Meacham, R (8, 1) ERA: 4.89	2.0		6	0	0	0	1	1	0	0	0	0	0	13	23	0.00	0.500

PITCHER	IP	WLS	BF	H	R	ER	SO	BB	IBB	HBP	BLK	WP	HR	S	P	ERA	WHIP
---------	----	-----	----	---	---	----	----	----	-----	-----	-----	----	----	---	---	-----	------

AB	R	H	RBI	BB	SO	LOB
34	6	9	6	6	2	18

Batter	1	2	3	4	5	6	7	8	9	AB	R	H	RBI	BB	SO	LOB
David Howard, S (1, 6) OBP: 0.315, SLG: 0.335	1-2 FC2-6 1B		1-1 L6			4-0 BB		1-0 2B		3	0	2	0	1	0	1
Edgar Caceres, S (1, 4) OBP: 0.286, SLG: 0.350	0-0 FC2-6 1-2f		2-3 K			1-3 K		0-2 F9		4	0	0	0	0	2	4
Juan Samuel, R (1, 7) OBP: 0.357, SLG: 0.500	0-3 K				0-2 L8				3-2 G6-3	4	0	0	0	0	2	2
Gary Gaetti, R (1, 10) OBP: 0.332, SLG: 0.523	1-2 P3				3-1 G6-3			1-1 G6-3		4	0	0	0	0	0	1
Joe Vitiello, R (1, 3) OBP: 0.344, SLG: 0.487					2-0 F9			3-1 FC6-4 1B		4	0	1	0	0	0	0
Joe Randa, R (1, 5) OBP: 0.250, SLG: 0.241					0-0 L9			0-2 F9		3	0	0	0	0	0	1
Les Norman, R (1, 9) OBP: 0.326, SLG: 0.275					0-0 F9			1-2 FC6-4		3	0	0	0	0	0	1
Johnny Damon, L (8, 9) OBP: 0.337, SLG: 0.453								1-2f		0	0	0	0	0	0	0
Henry Mercedes, R (1, 2) OBP: 0.365, SLG: 0.310								2-2 G6-3		1	0	0	0	1	1	0
29 Mike Sweeney, R (8, PH) (9, 2)										1	0	0	0	0	0	0
Tom Goodwin, L (1, 8) OBP: 0.341, SLG: 0.348								3-3 K		2	0	0	0	0	2	1
Brent Cookson, R (8, PH) OBP: 0.200, SLG: 0.182								1-3 K		1	0	0	0	0	1	0

Inning Stats	R: 0	H: 1	E: 0	K: 1	S: 12	R: 0	H: 0	E: 0	K: 0	S: 7	R: 0	H: 0	E: 0	K: 2	S: 10	R: 0	H: 0	E: 0	K: 0	S: 6	R: 0	H: 0	E: 0	K: 1	S: 6	R: 0	H: 0	E: 0	K: 3	S: 9	R: 0	H: 1	E: 0	K: 0	S: 10	R: 0	H: 1	E: 0	K: 1	S: 15	R: 0	H: 0	E: 0	K: 0	S: 10	R: 0	H: 0	E: 0	K: 0	S: 10	R: 0	H: 0	E: 0	K: 0	S: 17	R: 0	H: 0	E: 0	K: 0	S: 17	R: 0	H: 1	E: 0	K: 1	S: 21	R: 0	H: 0	E: 0	K: 0	S: 17
IP	8.0	WLS	W	BF	29	H	3	R	0	ER	0	SO	8	BB	2	IBB	0	HBP	0	BLK	0	WP	0	HR	0	S	75	P	115	ERA	0.00	WHIP	0.625	IP	1.0	WLS	W	BF	3	H	0	R	0	ER	0	SO	0	BB	0	IBB	0	HBP	0	BLK	0	WP	0	HR	0	S	10	P	17	ERA	0.00	WHIP	0.000			

BOTTOM

Chicago White Sox @ Kansas City Royals
Kauffman Stadium, Kansas City, MO

Wed Sep 27 1995, 7:05 PM CDT
Att: 13,626 - Unknown - 68 F

livebaseballscorecards.com

AB	30
R	0
H	3
RBI	0
BB	2
SO	8
LOB	11



WP: 0	PA: 32
PB: 0	SB: 0
CS: 0	

Batter	1	2	3	4	5	6	7	8	9	AB R H RBI BB SO LOB	TOP
Lance Johnson, L (1, 8) OBP: 0.339, SLG: 0.427	0-2 G4-3			0-0 G3-1		0-0 G4-3		1-1 G3		4 0 0 0 0 0 1	
Tim Raines, S (1, 7) OBP: 0.374, SLG: 0.424	0-0 G6-3			4-2 1B BB		2-0 1B		0-0 G4-3		3 0 1 0 1 0 0	
Dave Martinez, L (1, 9) OBP: 0.373, SLG: 0.443	3-2 G3			1-2 P5		2-0 L9		0-0 B5-3		4 0 0 0 0 0 2	
Frank Thomas, R (1, 10) OBP: 0.455, SLG: 0.607		3-2 F8		1-1 1B		2-2 F8		3-2 G3		4 0 1 0 0 0 0	
Robin Ventura, L (1, 5) OBP: 0.388, SLG: 0.506		0-1 F9		3-2 G3		3-2 G3-1				3 0 0 0 0 0 2	
Barry Lyons, R (1, 3) OBP: 0.339, SLG: 0.596		0-0 G6-3			1-0 G4-3 1B		3-1 F7			3 0 1 0 0 0 0	
Doug Brady, S (1, 4) OBP: 0.167, SLG: 0.222			1-3 K		0-0 G4-3 1-2f		2-2 G4-3			3 0 0 0 0 1 1	
Ron Karkovics, R (1, 2) OBP: 0.309, SLG: 0.392			1-3 K		0-2 G5-3		1-3 K			3 0 0 0 0 2 0	
Ozzie Guillen, L (1, 6) OBP: 0.266, SLG: 0.312			1-0 G3-1			0-1 G3		0-0 1B		3 0 1 0 0 0 0	
Inning Stats	R: 0 E: 0 K: 0 S: 8 H: 0 LOB: 0 BB: 0 P: 11	R: 0 E: 0 K: 0 S: 6 H: 0 LOB: 0 BB: 0 P: 9	R: 0 E: 0 K: 2 S: 9 H: 0 LOB: 0 BB: 0 P: 12	R: 0 E: 0 K: 0 S: 12 H: 1 LOB: 2 BB: 1 P: 21	R: 0 E: 0 K: 0 S: 5 H: 1 LOB: 0 BB: 0 P: 6	R: 0 E: 0 K: 0 S: 5 H: 1 LOB: 1 BB: 0 P: 9	R: 0 E: 0 K: 0 S: 9 H: 0 LOB: 0 BB: 0 P: 17	R: 0 E: 0 K: 1 S: 11 H: 1 LOB: 1 BB: 0 P: 15	R: 0 E: 0 K: 0 S: 6 H: 0 LOB: 0 BB: 0 P: 9	1B: 4 2B: 0 3B: 0 HR: 0 SF: 0 SAC: 0 DP: 1 HBP: 0	WP: 0 PB: 0 SB: 0 CS: 0 PA: 31
PITCHER Mark Gubicza, R (1, 1) ERA: 3.75	IP WLS BF H R ER SO BB IBB HBP BLK WP HR S P ERA WHIP										
	9.0 W 31 4 0 0 3 1 0 0 0 0 0 0 71 109 0.00 0.556										

Chicago White Sox @ Kansas City Royals
Kauffman Stadium, Kansas City, MO
Thu Sep 28 1995, 7:05 PM CDT
Att. 13,916 - Unknown - 74 F

AB	30
R	0
H	4
RBI	0
BB	1
SO	3
LOB	6



Batter	1	2	3	4	5	6	7	8	9
Johnny Damon, L OBP: 0.340, SLG: 0.466 (1, 9)	0-3 K		0-2 S 2-H 1B		0-0 SAFE 1B 3B		0-2 F9		
Tom Goodwin, L OBP: 0.340, SLG: 0.347 (1, 8)	3-2 G5-3		3-2 F9 SAFE SAFE 1-2		1-1 S 1B 3-H			0-0 G1-3	
Juan Samuel, R OBP: 0.355, SLG: 0.495 Jon Nunnally, L OBP: 0.358, SLG: 0.472 (1, 7) (9, 7)	0-0 G6-3			1-0 S 1B	2-2 P5 1-3			1-0 G5-3	
Gary Gaetti, R OBP: 0.329, SLG: 0.519 (1, 3)		2-1 G5-3		2-1 F8	2-1 G6-3			0-1 P5	
Joe Vitiello, R OBP: 0.336, SLG: 0.475 (1, 10)		2-1 G4-3		1-2 L9		1-2 G5-3			
Greg Gagne, R OBP: 0.316, SLG: 0.376 (1, 6)		0-3 K		1-3 K		1-3 K			
Joe Randa, R OBP: 0.254, SLG: 0.246 (1, 5)			2-2 P4		3-1 S SH3-4 1B 1B		0-3 K		
Henry Mercedes, R OBP: 0.370, SLG: 0.302 (1, 2)			4-2 G5-3 1B BB		1-0 SH3-4 1-2		0-0 P6		
David Howard, S OBP: 0.315, SLG: 0.335 (1, 4)			0-2 G5-3 1-2		0-0 S 2-H 3B 1B		0-2 P4		

Inning Stats	R: 0	H: 0	E: 0	LOB: 0	K: 1	S: 7	P: 10	R: 0	H: 0	E: 0	LOB: 0	K: 1	S: 7	P: 11	R: 1	H: 1	E: 0	LOB: 1	K: 0	S: 18	R: 0	H: 1	E: 0	LOB: 1	K: 1	S: 12	R: 3	H: 4	E: 0	LOB: 1	K: 0	S: 13	R: 0	H: 0	E: 0	LOB: 0	K: 2	S: 10	R: 0	H: 0	E: 0	LOB: 0	K: 0	S: 10	R: 0	H: 0	E: 0	LOB: 0	K: 0	S: 4
	0	0	0	0	1	7	10	0	0	0	0	1	7	11	1	1	0	1	0	18	0	1	0	1	0	1	12	3	4	0	1	0	13	0	0	0	0	2	10	0	0	0	0	10	0	0	0	0	4	

PITCHER	IP	WLS	BF	H	R	ER	SO	BB	IBB	HBP	BLK	WP	HR	S	P	ERA	WHIP
Wilson Alvarez, L ERA: 4.32 (1, 1)	8.0	L	31	6	4	4	5	1	0	0	0	0	0	81	114	4.50	0.875

BOTTOM

AB	R	H	RBI	BB	SO	LOB
4	1	2	2	0	1	0
4	0	1	1	0	0	1
4	0	1	0	0	0	1
0	0	0	0	0	0	0
4	0	0	0	0	0	2
3	0	0	0	0	0	1
3	0	0	0	0	3	1
3	1	1	0	0	1	0
1	1	0	0	1	0	0
3	1	1	1	0	0	1

AB	29
R	4
H	6
RBI	4
BB	1
SO	5
LOB	7



WP	PA
0	31

Chicago White Sox @ Kansas City Royals
Kauffman Stadium, Kansas City, MO

Thu Sep 28 1995, 7:05 PM CDT
Att: 13,916 - Unknown - 74 F

livebaseballscorecards.com

Batter	1	2	3	4	5	6	7	8	9	AB R H RBI BB SO LOB	TOP
Chuck Knoblauch, R (1, 4) OBP: 0.422, SLG: 0.490	4-2 		1-2 	2-2 			0-2 			3 1 1 1 1 0 3	
Matt Lawton, L (1, 8) OBP: 0.400, SLG: 0.471	2-2 		2-2 		0-1 	1-2 				4 1 1 1 0 0 1	
Marty Cordova, R (1, 7) OBP: 0.353, SLG: 0.483	0-0 		2-2 		3-2 		2-3 			4 0 1 1 0 1 0	
Matt Merullo, L (1, 10) OBP: 0.335, SLG: 0.379		0-2 	0-0 		0-0 		0-1 			4 0 0 0 0 0 1	
Ron Coomer, R (1, 5) OBP: 0.330, SLG: 0.447		0-1 		0-0 		0-0 		2-2 		4 0 1 0 0 0 0	
Dan Masteller, L (1, 3) OBP: 0.296, SLG: 0.330		0-0 		3-2 		2-0 		2-2 		4 0 0 0 0 0 1	
Matt Walbeck, S (1, 2) OBP: 0.306, SLG: 0.320			3-1 	4-2 		4-1 		0-0 		2 0 1 0 2 0 0	
Denny Hocking, S (1, 6) OBP: 0.292, SLG: 0.409			1-0 	2-2 		0-0 		1-2 		4 0 0 0 0 0 4	
Rich Becker, L (1, 9) OBP: 0.300, SLG: 0.295			0-1 	1-0 		2-3 		2-0 		3 1 1 0 0 1 1	
Inning Stats	R: 0 H: 0 E: 0 LOB: 0 K: 0 BB: 1 S: 8 P: 14	R: 0 H: 0 E: 0 LOB: 0 K: 0 BB: 0 S: 6 P: 6	R: 3 H: 4 E: 0 LOB: 1 K: 0 BB: 0 S: 16 P: 25	R: 0 H: 1 E: 0 LOB: 3 K: 0 BB: 1 S: 16 P: 28	R: 0 H: 0 E: 0 LOB: 0 K: 0 BB: 0 S: 6 P: 9	R: 0 H: 0 E: 0 LOB: 1 K: 0 BB: 1 S: 4 P: 10	R: 0 H: 0 E: 0 LOB: 0 K: 1 BB: 0 S: 10 P: 13	R: 0 H: 0 E: 0 LOB: 0 K: 1 BB: 0 S: 8 P: 12	R: 0 H: 1 E: 0 LOB: 1 K: 0 BB: 0 S: 8 P: 13	1B: 3 SF: 0 2B: 3 SAC: 0 3B: 0 DP: 0 HR: 0 HBP: 1	WP: 0 PA: 36 PB: 0 SB: 2 CS: 1
PITCHER	Luis Andujar, R (1, 1) ERA: 3.26	Andrew Lorraine, L (4, 1) ERA: 3.38	Jeff Shaw, R (7, 1) ERA: 4.97	Scott Radinsky, L (7, 1) ERA: 5.54	Matt Karchner, R (8, 1) ERA: 1.69	PITCHER	IP WLS BF H R ER SO BB IBB HBP BLK WP HR S P ERA WHIP	IP WLS BF H R ER SO BB IBB HBP BLK WP HR S P ERA WHIP	IP WLS BF H R ER SO BB IBB HBP BLK WP HR S P ERA WHIP	IP WLS BF H R ER SO BB IBB HBP BLK WP HR S P ERA WHIP	IP WLS BF H R ER SO BB IBB HBP BLK WP HR S P ERA WHIP

Minnesota Twins @ Chicago White Sox
 Comiskey Park, Chicago, IL
 Fri Sep 29 1995, 8:05 PM EDT
 Att. 18,714 - Unknown - 78 F

livebaseballscorecards.com

AB	32
R	3
H	6
RBI	3
BB	3
SO	2
LOB	11



Batter	1	2	3	4	5	6	7	8	9	AB R H RBI BB SO LOB	TOP																
Chuck Knoblauch, R (1, 4) OBP: 0.425, SLG: 0.489	4-2 G6-3 1B PB BB	4-2 SF8 HBP BB	4-1 BB BB		4-0 IBB			0-1 F7		1 1 0 0 4 0 0																	
Matt Lawton, L (1, 8) OBP: 0.400, SLG: 0.455	2-2 G6-3 1B	1-0 HBP BB	0-1 G4-3		1-3 K			1-0 P6		4 0 1 1 0 1 4																	
Pat Meares, R (1, 6) OBP: 0.311, SLG: 0.431	2-2 G6-3	1-1 SF8		0-0 G6-3		1-1 1B CS HBP		1-3 K		3 0 0 1 0 1 2																	
Dan Masteller, L (1, 3) OBP: 0.300, SLG: 0.343 Jeff Reboulet, R (9, PH) OBP: 0.379, SLG: 0.406	2-2 HR 2B	2-1 G3		1-1 1B 2B		1-1 P5		2-2 FC6-4 1B		4 1 2 0 0 0 3 1 0 1 0 0 0 0																	
Marty Cordova, R (1, 7) OBP: 0.355, SLG: 0.490	0-0 HR		0-0 PB HR 1B	0-2 L4-3 1B		3-1 F8		0-2 FC6-4		5 2 3 2 0 0 2																	
Matt Walbeck, S (1, 2) OBP: 0.305, SLG: 0.319	1-3 K		1-2 K	3-2 L4-3		0-0 1B		3-3 K		5 0 1 0 0 3 4																	
Ron Coomer, R (1, 5) OBP: 0.333, SLG: 0.469		4-0 BB HBP BB BB	1-0 HR		2-2 G6-3	3-2 CS	0-0 F8	1-2 P6		4 2 1 2 1 0 1																	
Alex Cole, L (1, 10) OBP: 0.409, SLG: 0.468 Scott Leius, R (7, PH) OBP: 0.335, SLG: 0.349		3-2 F9	0-0 G4-3		4-2 G3-1 BB		1-3 K			2 0 0 0 1 0 1 1 0 0 0 0 1 0																	
Rich Becker, L (1, 9) OBP: 0.301, SLG: 0.296		4-0 HBP BB SF8 BB	1-0 WP 1B		2-2 G3-1		2-3 K			3 1 1 0 1 1 1																	
Inning Stats	R: 3 E: 0 K: 1 S: 17	H: 3 LOB: 0 BB: 1 P: 28	R: 2 E: 0 K: 0 S: 11	H: 0 LOB: 2 BB: 3 P: 30	R: 2 E: 0 K: 1 S: 10	H: 3 LOB: 2 BB: 1 P: 17	R: 0 E: 0 K: 0 S: 12	H: 2 LOB: 1 BB: 0 P: 16	R: 0 E: 0 K: 1 S: 11	H: 0 LOB: 2 BB: 2 P: 24	R: 0 E: 0 K: 0 S: 8	H: 1 LOB: 1 BB: 0 P: 16	R: 0 E: 0 K: 2 S: 8	H: 0 LOB: 0 BB: 0 P: 11	R: 0 E: 0 K: 1 S: 6	H: 0 LOB: 0 BB: 0 P: 8	R: 0 E: 0 K: 1 S: 13	H: 1 LOB: 1 BB: 0 P: 19	1B: 6 2B: 3 3B: 0 HR: 2	SF: 1 SAC: 0 DP: 2 HBP: 2	WP: 1 PB: 2 SB: 1 CS: 1	PA: 44					
PITCHER	IP	WLS	BF	H	R	ER	SO	BB	IBB	HBP	BLK	WP	HR	S	P	ERA	WHIP										
Jason Bere, R (1, 1) ERA: 7.19	1.1	L	10	3	5	5	1	4	0	0	0	0	1	24	50	33.75	5.250										
Kirk McCaskill, R (2, 1) ERA: 4.89	3.0		16	5	2	2	1	2	0	1	0	1	1	31	52	6.00	2.333										
Scott Radinsky, L (5, 1) ERA: 5.45	0.2		3	0	0	0	1	0	1	0	0	0	0	6	13	0.00	0.000										
Jeff Shaw, R (6, 1) ERA: 4.88	1.1		5	1	0	0	0	0	0	1	0	0	0	9	17	0.00	0.750										
Larry Thomas, L (7, 1) ERA: 1.32	1.2		5	0	0	0	3	0	0	0	0	0	0	13	18	0.00	0.000										
PITCHER	IP	WLS	BF	H	R	ER	SO	BB	IBB	HBP	BLK	WP	HR	S	P	ERA	WHIP										
41 Bill Simas, R (9, 1) ERA: 2.57	1.0		4	1	0	0	1	0	0	0	0	0	0	13	19	0.00	1.000										

Minnesota Twins @ Chicago White Sox
Comiskey Park, Chicago, IL
Sat Sep 30 1995, 8:05 PM EDT
Att. 24,293 - Unknown - 83 F

AB	33
R	7
H	10
RBI	6
BB	7
SO	7
LOB	18



1B	6	SF	1
2B	3	SAC	0
3B	0	DP	2
HR	2	HBP	2


Batter	1	2	3	4	5	6	7	8	9	AB	R	H	RBI	BB	SO	LOB
Lance Johnson, L OBP: 0.340, SLG: 0.425 (1, 8)	0-1 E6 G6-4-3	0-0 BB BLK SF7 1B	1-0 G4-3		0-1 FC6-4			4-1 BB BB		4	1	1	1	1	0	2
Tim Raines, S OBP: 0.373, SLG: 0.424 (1, 7)	1-2 G6-4-3	4-1 BB BB	3-2 G3-1			3-2 G4-3		0-0 P3		4	0	0	0	1	0	3
Dave Martinez, L OBP: 0.371, SLG: 0.436 Lyle Mouton, R OBP: 0.376, SLG: 0.483 Mike Cameron, R OBP: 0.244, SLG: 0.316 (1, 9) (8, PH) (8, PR) (9, 9)	1-1 BB 1B	4-1 BB BB		0-0 G1-3		3-3 K		4-2 BB BB		3	1	1	0	1	1	0
Frank Thomas, R OBP: 0.455, SLG: 0.603 (1, 10)	4-2 BB 1B	1-0 SF7		3-0 G5-3		4-2 BB		3-1 L9		2	0	0	1	2	0	2
Robin Ventura, L OBP: 0.385, SLG: 0.501 (1, 3)	1-2 BB 1B	2-0 F9		1-1 1B		1-3 K			2-2 G4-3	5	0	2	1	0	1	3
Chris Snopce, R OBP: 0.417, SLG: 0.444 (1, 5)	1-0 P3		2-1 2B G4-3 1B		0-1 F7		0-0 G5-3		3-2 F8	5	1	1	0	0	0	3
Ray Durham, S OBP: 0.309, SLG: 0.387 (1, 4)		2-2 E3 1B 1B	2-2 G4-3 2B 2B		2-2 G3		0-1 B4-3		2-3 K	5	2	1	0	0	1	0
Barry Lyons, R OBP: 0.318, SLG: 0.557 Ron Karkovics, R OBP: 0.308, SLG: 0.391 (1, 2) (6, 2)		0-1 P2	0-0 G4-3		2-2 P5		1-0 L7			3	0	0	1	0	0	2
Ozzie Guillen, L OBP: 0.270, SLG: 0.318 (1, 6)		0-2 BB 1B	1-0 G4-3 2B		0-1 FC6-4 1B			0-2 G1-3		1	0	3	1	0	0	0

Inning Stats	R: 1	H: 2	E: 1	LOB: 2	K: 0	S: 14	R: 3	H: 2	E: 1	LOB: 2	K: 0	S: 15	R: 2	H: 3	E: 0	LOB: 1	K: 0	S: 11	R: 0	H: 1	E: 0	LOB: 1	K: 0	S: 6	R: 0	H: 1	E: 0	LOB: 1	K: 0	S: 11	R: 0	H: 0	E: 0	LOB: 0	K: 0	S: 4	R: 0	H: 0	E: 0	LOB: 2	K: 0	S: 10	R: 0	H: 0	E: 0	LOB: 0	K: 1	S: 12	R: 0	H: 0	E: 0	LOB: 0	K: 0	S: 5	R: 0	H: 0	E: 0	LOB: 0	K: 1	S: 12	R: 0	H: 0	E: 0	LOB: 0	K: 1	S: 19	1B: 7	SF: 1	2B: 2	SAC: 0	3B: 0	DP: 1	HR: 0	HBP: 0	WP: 0	PA: 43
--------------	------	------	------	--------	------	-------	------	------	------	--------	------	-------	------	------	------	--------	------	-------	------	------	------	--------	------	------	------	------	------	--------	------	-------	------	------	------	--------	------	------	------	------	------	--------	------	-------	------	------	------	--------	------	-------	------	------	------	--------	------	------	------	------	------	--------	------	-------	------	------	------	--------	------	-------	-------	-------	-------	--------	-------	-------	-------	--------	-------	--------

PITCHER	IP	WLS	BF	H	R	ER	SO	BB	IBB	HBP	BLK	WP	HR	S	P	ERA	WHIP
LaTroy Hawkins, R ERA: 8.67 (1, 1)	2.1		17	6	6	4	0	3	0	0	1	0	0	35	60	15.43	3.857
Oscar Munoz, R ERA: 5.6 (3, 1)	4.2	W	18	3	0	0	2	1	0	0	0	0	0	38	63	0.00	0.857
Scott Watkins, L ERA: 5.4 (8, 1)	0.2		4	0	0	0	0	2	0	0	0	0	0	8	16	0.00	3.000
Dave Stevens, R ERA: 4.96 (8, 1)	1.1	S	4	0	0	0	1	0	0	0	0	0	0	14	24	0.00	0.000

MINNESOTA TWINS @ CHICAGO WHITE SOX
Comiskey Park, Chicago, IL
 Sat Sep 30 1995, 8:05 PM EDT
 Att: 24,293 - Unknown - 83 F

AB	36
R	6
H	9
RBI	5
BB	6
SO	3
LOB	15



Batter	1	2	3	4	5	6	7	8	9	10	11	AB R H RBI BB SO LOB	TOP
Chuck Knoblauch, R (1, 4) <small>OBP: 0.424, SLG: 0.487</small>	2-2 G6-3			4-0 BB		2-2 K			2-2 SF9	2-2 F8		4 1 1 0 1 1 4	
Matt Lawton, L (1, 8) <small>OBP: 0.414, SLG: 0.467</small>	3-2 F9			2-2 G6-4-3		1-0 1B		1-3 1B	0-0 G3-6-1		1-3 K	5 0 3 0 0 1 0	
Marty Cordova, R (1, 7) <small>OBP: 0.352, SLG: 0.486</small>	0-0 G5-3			1-3 K		2-3 1B		0-1 F7	1-0 SF9		0-0 G1-3	4 0 0 1 0 1 4	
Pedro Munoz, R (1, 10) <small>OBP: 0.338, SLG: 0.489</small> Chip Hale, L (9, PH) <small>OBP: 0.333, SLG: 0.359</small>			1-1 P3	0-2 G6-4-3		1-3 K		1-0 G3-6-1			0-3 K	3 0 0 0 0 1 2 2 0 0 0 0 1 1	
Ron Coomer, R (1, 5) <small>OBP: 0.324, SLG: 0.455</small> Dan Masteller, L (10, PH) <small>OBP: 0.303, SLG: 0.343</small> (10, 3)			0-1 F8		0-0 F7	0-3 K		0-3 E6	4-2 FC3 FC3-2 BB			3 0 0 0 0 1 0 0 0 0 0 1 0 0	
Matt Walbeck, S (1, 2) <small>OBP: 0.302, SLG: 0.316</small>			0-0 F7		3-1 F7	0-1 E6		2-2 FC3 FC3-2 BB	2-2 FC3 FC3-2 BB			4 0 0 0 0 0 1	
Jeff Reboulet, R (1, 3) <small>OBP: 0.373, SLG: 0.398</small> (10, 5)			0-1 G4-3		2-0 L6	1-0 CS	0-1 B5-3	2-3 K	2-3 K			4 0 0 0 0 1 2	
Rich Becker, L (1, 9) <small>OBP: 0.303, SLG: 0.296</small>			2-1 G6-3		2-2 1B	1-1 SH1-3	1-1 G1-3	4-1 FC3-2 BB	4-1 FC3-2 BB			3 0 1 0 1 0 0	
Denny Hocking, S (1, 6) <small>OBP: 0.259, SLG: 0.360</small>			0-3 K		1-1 SH1-3	0-0 G3	0-2 FC3-2	0-2 FC3-2	1-2 FC3-2			3 0 0 0 0 1 3	
Inning Stats	R: 0 H: 0 E: 0 LOB: 0 K: 0 BB: 0 S: 7 P: 12	R: 0 H: 0 E: 0 LOB: 0 K: 0 BB: 0 S: 5 P: 6	R: 0 H: 0 E: 0 LOB: 0 K: 1 BB: 0 S: 7 P: 9	R: 0 H: 1 E: 0 LOB: 1 K: 1 BB: 1 S: 9 P: 16	R: 0 H: 0 E: 0 LOB: 0 K: 0 BB: 0 S: 4 P: 9	R: 0 H: 2 E: 0 LOB: 2 K: 1 BB: 0 S: 12 P: 17	R: 0 H: 0 E: 1 LOB: 0 K: 2 BB: 0 S: 8 P: 10	R: 0 H: 0 E: 0 LOB: 0 K: 0 BB: 0 S: 5 P: 6	R: 1 H: 2 E: 0 LOB: 0 K: 0 BB: 0 S: 6 P: 10	R: 0 H: 0 E: 1 LOB: 3 K: 1 BB: 2 S: 18 P: 31	R: 0 H: 0 E: 0 LOB: 0 K: 2 BB: 0 S: 8 P: 9	1B: 5 SF: 1 2B: 0 SAC: 1 3B: 0 DP: 2 HR: 0 HBP: 0	WP: 0 PA: 41 PB: 0 SB: 0 CS: 1
PITCHER Alex Fernandez, R (1, 1) <small>ERA: 3.8</small> Roberto Hernandez, R (11, 1) <small>ERA: 0.92</small>	IP WLS BF H R ER SO BB IBB HBP BLK WP HR S P ERA WHIP												

Minnesota Twins @ Chicago White Sox
Comiskey Park, Chicago, IL
 Sun Oct 01 1995, 4:33 AM EDT
 Att: 20,457 - Sunny - 73 F

livebaseballscorecards.com

AB	35
R	1
H	5
RBI	1
BB	3
SO	8
LOB	17



Batter	1	2	3	4	5	6	7	8	9	10	11	AB	R	H	RBI	BB	SO	LOB	BOTTOM						
Lance Johnson, L (1, 8) OBP: 0.341, SLG: 0.425	0-0 E1 1B		0-0 E S 1B		0-0 F7			1-3 K		2-3 K		5	0	2	0	0	2	3							
Tim Raines, S (1, 7) OBP: 0.374, SLG: 0.422	0-0 E1 1B		4-0 E BB			1-3 K		3-2 G6-3		1-0 G5-3		4	0	1	0	1	1	2							
Frank Thomas, R (1, 10) OBP: 0.454, SLG: 0.606 Dave Martinez, L (11, PR) OBP: 0.371, SLG: 0.436	0-1 P3		1-0 E6 G5-4-3			0-2 F8			0-0 HR		4-2 FC1-5 SH BB	4	1	1	1	1	0	4							
Lyle Mouton, R (1, 9) OBP: 0.373, SLG: 0.475 Mike Cameron, R (10, 9) OBP: 0.244, SLG: 0.316	4-2 G6-4-3 BB		2-0 G5-4-3			0-2 K			1-2 L3		0-0 SH FC1-5 1B	3	0	0	0	1	1	3							
Chris Snopce, R (1, 6) OBP: 0.403, SLG: 0.426	0-0 G6-4-3			2-3 K			0-1 FC5-4 1B		2-0 G4-3		0-0 FC1-5 1B	5	0	1	0	0	1	5							
Robin Ventura, L (1, 5) OBP: 0.384, SLG: 0.498		2-3 K		1-2 G6-3			1-0 P4		1-1 F9		1-1 1B	5	0	1	1	0	1	1							
Ray Durham, S (1, 4) OBP: 0.309, SLG: 0.384		0-1 G6-3		0-2 G6-3			0-2 FC5-4		4-1 SH3-4 1B BB			3	0	0	0	1	0	1							
Barry Lyons, R (1, 3) OBP: 0.304, SLG: 0.531 Doug Brady, S (10, PH) OBP: 0.261, SLG: 0.238 Craig Grebeck, R (11, 6) OBP: 0.360, SLG: 0.357		0-3 K			1-3 K		1-0 G5-3		0-1 SH3-4 1B			3	0	0	0	0	2	1							
Ron Karkovice, R (1, 2) OBP: 0.306, SLG: 0.387			1-2 G6-3		2-2 P3			2-1 E4 CS		0-1 SH3-4		3	0	0	0	0	0	0							
Inning Stats	R: 0 E: 1 K: 0 S: 7	H: 2 LOB: 2 BB: 1 P: 11	R: 0 E: 0 K: 2 S: 8	H: 0 LOB: 0 BB: 0 P: 10	R: 0 E: 1 K: 0 S: 7	H: 1 LOB: 2 BB: 1 P: 14	R: 0 E: 0 K: 1 S: 9	H: 0 LOB: 0 BB: 0 P: 12	R: 0 E: 0 K: 1 S: 7	H: 0 LOB: 0 BB: 0 P: 10	R: 0 E: 0 K: 0 S: 9	H: 0 LOB: 1 BB: 0 P: 9	R: 0 E: 1 K: 1 S: 11	H: 0 LOB: 0 BB: 0 P: 17	R: 1 E: 0 K: 0 S: 7	H: 1 LOB: 0 BB: 0 P: 11	R: 0 E: 0 K: 1 S: 9	H: 1 LOB: 2 BB: 1 P: 16	R: 1 E: 0 K: 0 S: 9	H: 1 LOB: 2 BB: 1 P: 14	1B: 6 2B: 0 3B: 0 HR: 1	SF: 0 SAC: 2 DP: 2 HBP: 0	WP: 0 PB: 0 SB: 1 CS: 1	PA: 42	
PITCHER	IP	WLS	BF	H	R	ER	SO	BB	IBB	HBP	BLK	WP	HR	S	P	ERA	WHIP								
Rich Robertson, L (1, 1) ERA: 3.83	9.0		33	5	1	1	7	2	0	0	0	0	1	72	104	1.00	0.778								
Eddie Guardado, L (10, 1) ERA: 5.12	1.0		5	1	0	0	1	1	0	0	0	0	0	9	16	0.00	2.000								
Dave Stevens, R (11, 1) ERA: 5.07	0.1	L	4	1	1	1	0	1	0	0	0	0	0	9	14	27.00	6.000								

Minnesota Twins @ Chicago White Sox
Comiskey Park, Chicago, IL
Sun Oct 01 1995, 4:33 AM EDT
Att: 20,457 - Sunny - 73 F

livebaseballscores.com

AB	36
R	2
H	7
RBI	2
BB	4
SO	8
LOB	20

