

Chicago White Sox - 1996

Batter	1	2	3	4	5	6	7	8	9	AB	R	H	RBI	BB	SO	LOB	TOP				
Tony Phillips, S (1, 7)	G6-3		K		L8			E3		4	0	0	0	0	1	1	Chicago White Sox @ Seattle Mariners The Kingdome, Seattle, WA Tue Apr 02 1996, 10:05 PM EST Att: 38,570 - Dome - 68 F				
Dave Martinez, L (1, 8)	L7		F7			G6-3		SH5-3		3	0	0	0	0	0	0					
Frank Thomas, R (1, 3) OBP: 0.444, SLG: 0.875	G5-3			L4-6		G6-4-3		FC1-5		3	0	1	0	1	0	1					
Danny Tartabull, R (1, 9)		K			BB	G6-4-3		FC5-4		3	0	0	0	1	1	2					
Robin Ventura, L (1, 5) Darren Lewis, R (9, PR)	F7			L4-6			G2-3		SH1-3	4	0	1	0	0	0	2					
Harold Baines, L (1, 10) Norberto Martin, R (9, PH)	G4-3			G3			G4-3		SH1-3	0	0	0	0	0	0	0					
Ron Karkovics, R (1, 2) Lyle Mouton, R (9, PH)			HR		P4		E5		K2-3	3	1	1	0	0	0	0					
Ray Durham, S (1, 4) OBP: 0.667, SLG: 1.167			HR							2	1	2	2	2	0	0					
Ozzie Guillen, L (1, 6) Chris Snopce, R (9, PH)	F7		F7		P4		F7		G1-3	3	0	0	0	0	0	3					
										1	0	0	0	0	0	2					
Inning Stats	R: 0 E: 0 K: 0 S: 6	H: 0 LOB: 0 BB: 0 P: 11	R: 0 E: 0 K: 1 S: 9	H: 0 LOB: 0 BB: 0 P: 17	R: 2 E: 0 K: 1 S: 15	H: 2 LOB: 0 BB: 0 P: 23	R: 0 E: 0 K: 0 S: 9	H: 1 LOB: 1 BB: 1 P: 16	R: 0 E: 0 K: 0 S: 7	H: 1 LOB: 1 BB: 0 P: 12	R: 0 E: 0 K: 0 S: 5	H: 0 LOB: 0 BB: 1 P: 11	R: 0 E: 1 K: 0 S: 10	H: 0 LOB: 1 BB: 0 P: 13	R: 0 E: 0 K: 1 S: 10	H: 1 LOB: 2 BB: 1 P: 18	1B: 3 2B: 2 3B: 0 HR: 1	SF: 0 SAC: 2 DP: 2 HBP: 0	WP: 0 PB: 0 SB: 0 CS: 0	PA: 36	
PITCHER	IP	WLS	BF	H	R	ER	SO	BB	IBB	HBP	BLK	WP	HR	S	P	ERA	WHIP				
Sterling Hitchcock, L (1, 1) ERA: 2.57	7.0	W	27	4	2	2	2	3	0	0	0	0	1	60	106	2.57	1.000				
Bobby Ayala, R (8, 1) ERA:	0.1		2	0	0	0	0	0	0	0	0	0	0	4	5	0.00	0.000				
Michael Jackson, R (8, 1) ERA:	0.2		2	0	0	0	0	0	0	0	0	0	0	6	8	0.00	0.000				
Norm Charlton, L (9, 1) ERA:	1.0	S	5	1	0	0	1	1	0	0	0	0	0	10	18	0.00	2.000				

Batter	1	2	3	4	5	6	7	8	9	AB	R	H	RBI	BB	SO	LOB	BOTTOM				
Rich Amaral, R (1, 7) (9, 3)	G5-3		2B		F9		K			3	1	0	0	1	1	3	Chicago White Sox @ Seattle Mariners The Kingdome, Seattle, WA Tue Apr 02 1996, 10:05 PM EST Att: 38,570 - Dome - 68 F				
Luis Sojo, R (1, 4) OBP: 0.600, SLG: 0.750	F8		F9		F8			G4-6-3		4	0	2	3	0	0	1					
Ken Griffey Jr., L (1, 8)	K		F9			L9		G4-6-3		4	0	0	0	0	1	2					
Edgar Martinez, R (1, 3) Darren Bragg, L (9, 7) OBP: 0.500, SLG: 1.333	G5-3		K			P3		G6-3		4	0	0	0	0	1	1					
Jay Buhner, R (1, 9) OBP: 0.333, SLG: 0.143	G4-3				K		K			3	0	0	0	0	2	0					
Ricky Jordan, R (1, 10) OBP: 0.333, SLG: 0.333	G4-3				K		SH3			3	0	1	0	0	1	0					
Russ Davis, R (1, 5) OBP: 0.375, SLG: 0.429			K		G4-3		SH3			2	0	0	0	0	1	0					
Dan Wilson, R (1, 2) OBP: 0.250, SLG: 0.143			BB		E6		K			3	1	1	0	0	1	1					
Alex Rodriguez, R (1, 6) OBP: 0.333, SLG: 0.143			BB		FC6-4					1	1	0	0	2	0	1					
			BB		FC6-4																
Inning Stats	R: 0 E: 0 K: 1 S: 5	H: 0 LOB: 0 BB: 0 P: 8	R: 0 E: 0 K: 0 S: 8	H: 0 LOB: 0 BB: 0 P: 14	R: 3 E: 0 K: 2 S: 17	H: 2 LOB: 1 BB: 2 P: 33	R: 0 E: 0 K: 2 S: 9	H: 0 LOB: 0 BB: 0 P: 12	R: 0 E: 1 K: 0 S: 7	H: 0 LOB: 1 BB: 0 P: 8	R: 0 E: 0 K: 1 S: 11	H: 0 LOB: 0 BB: 0 P: 16	R: 0 E: 0 K: 2 S: 16	H: 1 LOB: 2 BB: 1 P: 25	R: 0 E: 0 K: 0 S: 8	H: 1 LOB: 0 BB: 0 P: 14	1B: 3 2B: 1 3B: 0 HR: 0	SF: 0 SAC: 1 DP: 1 HBP: 0	WP: 0 PB: 0 SB: 0 CS: 0	PA: 31	
PITCHER	IP	WLS	BF	H	R	ER	SO	BB	IBB	HBP	BLK	WP	HR	S	P	ERA	WHIP				
Wilson Alvarez, L (1, 1) ERA: 3.86	7.0	L	28	3	3	3	8	3	0	0	0	0	0	73	116	3.86	0.857				
Kirk McCaskill, R (8, 1) ERA:	0.0		1	1	0	0	0	0	0	0	0	0	0	3	3	∞	∞				
Larry Thomas, L (8, 1) ERA:	0.2		1	0	0	0	0	0	0	0	0	0	0	3	6	0.00	0.000				
41 Bill Simas, R (8, 1) ERA:	0.1		1	0	0	0	0	0	0	0	0	0	0	2	5	0.00	0.000				

Batter	1	2	3	4	5	6	7	8	9	AB	R	H	RBI	BB	SO	LOB	TOP					
Tony Phillips, S OBP: 0.357, SLG: 0.583	1-2 HR		1-3 K		1-1 E9 3B 2B		1-1 G1-4-3 1B		2-1 G1-3	5	2	3	1	0	1	2	Chicago White Sox @ Seattle Mariners The Kingdome, Seattle, WA Wed Apr 03 1996, 6:33 AM EST Att: 22,783 - Dome - 68 F					
Darren Lewis, R OBP: 0.250, SLG: 0.429	0-0 B1-3		4-1 BB		3-2 1B 3B		0-0 B3			3	1	1	1	1	0	2						
Frank Thomas, R OBP: 0.385, SLG: 0.667	2-2 F9		0-0 F9		1-1 G3-6-1 1B		3-2 G1-4-3			4	0	1	1	0	0	3						
Robin Ventura, L OBP: 0.077, SLG: 0.077	0-2 G1-3		1-2 F7		3-0 G3-6-1				1-0 G3-1	4	0	0	0	0	0	2						
Danny Tartabull, R Dave Martinez, L		2-1 G4-3		2-2 G1-3		4-1 G4-3 WP BB		1-3 K		3	0	0	0	1	1	0						
Harold Baines, L OBP: 0.143, SLG: 0.286		1-1 2B		3-2 P6		1 SAFE 2-2 G4-3		3-1 G4-3		4	1	1	0	0	0	1						
Chad Kreuter, S Norberto Martin, R Ron Karkovics, R		4-1 2B BB		2-1 1B		2-1 G4-3		4-2 G3-1 SH3 BB		2	0	1	0	2	0	1						
Ray Durham, S OBP: 0.500, SLG: 0.778		1-3 K		2-1 F8		3-3 K		1-0 SH3		3	0	0	0	0	2	4						
Ozzie Guillen, L OBP: 0.364, SLG: 0.400		0-0 1-H 2-H 2B			0-3 K		0-1 1B		1-1 G3-1	4	0	2	1	0	1	2						
Inning Stats	R: 1 E: 0 K: 0 S: 10	H: 1 LOB: 0 BB: 0 P: 13	R: 1 E: 0 K: 1 S: 9	H: 2 LOB: 2 BB: 1 P: 17	R: 0 E: 0 K: 1 S: 9	H: 0 LOB: 1 BB: 1 P: 14	R: 0 E: 0 K: 0 S: 11	H: 1 LOB: 1 BB: 0 P: 20	R: 2 E: 1 K: 1 S: 14	H: 3 LOB: 0 BB: 0 P: 19	R: 0 E: 0 K: 1 S: 10	H: 0 LOB: 1 BB: 1 P: 21	R: 0 E: 0 K: 0 S: 8	H: 2 LOB: 0 BB: 0 P: 12	R: 0 E: 0 K: 1 S: 6	H: 0 LOB: 0 BB: 0 P: 11		R: 0 E: 0 K: 0 S: 7	H: 0 LOB: 2 BB: 1 P: 15	1B: 4 2B: 3 3B: 1 HR: 1	SF: 0 SAC: 1 DP: 2 HBP: 0	WP: 1 PB: 0 SB: 0 CS: 0
PITCHER	IP WLS BF H R ER SO BB IBB HBP BLK WP HR S P ERA WHIP																					
Bob Wolcott, R ERA: 8.31	(1, 1) 4.1 L 21 7 4 4 3 2 0 0 0 0 0 1 52 82 8.31 2.077																					
Paul Menhart, R ERA:	(5, 1) 4.2 16 2 0 0 2 2 0 0 0 1 0 32 60 0.00 0.857																					

Batter	1	2	3	4	5	6	7	8	9	AB	R	H	RBI	BB	SO	LOB	BOTTOM					
Darren Bragg, L OBP: 0.333, SLG: 0.571	1-2 G1-3		4-1 BB		3-3 K		2-1 G4-3		3-3 K	4	0	0	0	1	2	2	Chicago White Sox @ Seattle Mariners The Kingdome, Seattle, WA Wed Apr 03 1996, 6:33 AM EST Att: 22,783 - Dome - 68 F					
Joey Cora, S OBP: 0.400, SLG: 0.667	1-2 HR		0-1 F7		2-3 K		0-0 G4-3		1-2 F8	5	1	1	1	0	1	2						
Ken Griffey Jr., L OBP: 0.214, SLG: 0.083	0-1 G4-3		2-3 K		0-0 2B 1B		0-0 F9			4	0	1	1	0	1	1						
Edgar Martinez, R OBP: 0.429, SLG: 0.455	2-2 HBP 1B		3-3 K		0-1 2B		4-2 BB			3	0	2	0	1	1	1						
Jay Buhner, R OBP: 0.462, SLG: 0.125	3-1 HBP				4-2 G3 HBP		0-0 G4-3			1	0	0	0	1	0	1						
Paul Sorrento, L OBP: 0.250, SLG: 0.143	2-2 G3		0-0 G3		3-2 F9				3-3 K	4	0	0	0	0	1	6						
Russ Davis, R OBP: 0.250, SLG: 0.273		1-3 K		3-3 K		0-1 G6-3		1-3 K		4	0	0	0	0	3	1						
Dan Wilson, R OBP: 0.250, SLG: 0.273		0-1 F8		0-1 P4		3-2 2B		0-2 F8		4	0	1	0	0	0	1						
Alex Rodriguez, R Alex Diaz, S		3-1 G6-3		2-1 E 1B 2B		3-2 L7		1-3 K		3	1	1	0	0	0	1						
Inning Stats	R: 1 E: 0 K: 0 S: 17	H: 2 LOB: 2 BB: 0 P: 26	R: 0 E: 0 K: 1 S: 7	H: 0 LOB: 0 BB: 0 P: 11	R: 0 E: 0 K: 2 S: 9	H: 0 LOB: 1 BB: 1 P: 18	R: 0 E: 0 K: 1 S: 9	H: 0 LOB: 1 BB: 0 P: 16	R: 1 E: 1 K: 2 S: 14	H: 3 LOB: 3 BB: 1 P: 28	R: 0 E: 0 K: 0 S: 11	H: 1 LOB: 1 BB: 0 P: 19	R: 0 E: 0 K: 0 S: 6	H: 0 LOB: 1 BB: 1 P: 10	R: 0 E: 0 K: 2 S: 10	H: 0 LOB: 0 BB: 0 P: 14		R: 0 E: 0 K: 2 S: 10	H: 0 LOB: 0 BB: 0 P: 15	1B: 2 2B: 3 3B: 0 HR: 1	SF: 0 SAC: 0 DP: 0 HBP: 2	WP: 0 PB: 0 SB: 0 CS: 0
PITCHER	IP WLS BF H R ER SO BB IBB HBP BLK WP HR S P ERA WHIP																					
Kevin Tapani, R ERA: 3.0	(1, 1) 3.0 13 2 1 1 1 3 1 0 1 0 0 0 11 20 9.00 1.000																					
Kirk McCaskill, R ERA: 5.4	(4, 1) 1.0 5 1 1 1 1 0 0 1 0 0 0 0 11 20 9.00 1.000																					
Joe Magrane, L ERA: 3.0	(5, 1) 2.2 W 12 3 0 0 2 0 1 0 0 0 0 0 25 45 0.00 1.125																					
Matt Karchner, R ERA:	(7, 1) 1.1 5 0 0 0 2 1 0 0 0 0 0 0 14 22 0.00 0.750																					
Roberto Hernandez, R ERA:	(9, 1) 1.0 S 3 0 0 0 2 0 0 0 0 0 0 0 10 15 0.00 0.000																					

AB	32
R	4
H	9
RBI	4
BB	4
SO	5
LOB	17



Batter	1	2	3	4	5	6	7	8	9	10	11	AB	R	H	RBI	BB	SO	LOB	TOP							
Tony Phillips, S OBP: 0.300, SLG: 0.412 (1, 7)	F7		G3	1B BB		K		P6		G1-3		5	0	0	0	1	1	2								
Darren Lewis, R OBP: 0.333, SLG: 0.455 (9, PH) Dave Martinez, L (9, 8)	G5-3		FC6-4 1B	1B		G1-3		K			BB BB	4	0	2	1	0	0	0								
Frank Thomas, R OBP: 0.388, SLG: 0.529 (1, 3)	1B		FC6-4			L7		G6-3		L3		5	0	1	0	1	0	1								
Harold Baines, L OBP: 0.333, SLG: 0.222 Norberto Martin, R (9, PR) Chris Snopek, R (11, PH)	G4-3			HR BB		F8		BB		S HBP		2	1	0	0	2	0	1								
Danny Tartabull, R OBP: 0.388, SLG: 0.462 (1, 9)			K			K		K		BB		5	2	2	2	1	2	3								
Robin Ventura, L OBP: 0.185, SLG: 0.263 (1, 5)	G5-3		L3			K		K		K		6	1	1	2	0	2	5								
Ron Karkovics, R OBP: 0.250, SLG: 0.250 Chad Kreuter, S OBP: 0.600, SLG: 0.333 (10, PH) (10, 2)	F8		BB 1B	1B		1B		P5		K		4	1	2	0	0	0	0								
Ray Durham, S OBP: 0.412, SLG: 0.786 (1, 4)			HR	K		P3		B1-3		G4-3		5	1	1	1	0	1	2								
Ozzie Guillen, L OBP: 0.438, SLG: 0.533 (1, 6)	P4		P4	BB 1B		F8		BB		1B		5	0	3	0	0	0	0								
Inning Stats	R: 0 E: 0 K: 0 S: 4	H: 1 LOB: 1 BB: 0 P: 4	R: 0 E: 0 K: 1 S: 5	H: 0 LOB: 0 BB: 0 P: 5	R: 1 E: 0 K: 0 S: 5	H: 2 LOB: 1 BB: 0 P: 5	R: 3 E: 0 K: 1 S: 8	H: 4 LOB: 2 BB: 2 P: 16	R: 2 E: 0 K: 0 S: 6	H: 3 LOB: 1 BB: 0 P: 6	R: 0 E: 0 K: 1 S: 5	H: 0 LOB: 0 BB: 0 P: 5	R: 0 E: 0 K: 2 S: 7	H: 0 LOB: 1 BB: 1 P: 11	R: 0 E: 0 K: 0 S: 4	H: 1 LOB: 1 BB: 0 P: 4	R: 0 E: 0 K: 2 S: 7	H: 0 LOB: 2 BB: 1 P: 12	R: 0 E: 0 K: 1 S: 6	H: 1 LOB: 1 BB: 0 P: 6	R: 0 E: 0 K: 0 S: 3	H: 0 LOB: 2 BB: 2 P: 11	1B: 7 2B: 2 3B: 0 HR: 3	SF: 0 SAC: 0 DP: 0 HBP: 1	WP: 0 PB: 0 SB: 1 CS: 0	PA: 51
PITCHER	IP WLS BF H R ER SO BB IBB HBP BLK WP HR S P ERA WHIP	Shawn Boskie, R ERA: 11.57 (1, 1)	Dennis Springer, R ERA: (5, 1)	Mark Holzemer, L ERA: 13.5 (7, 1)	Mark Eichhorn, R ERA: 5.4 (8, 1)	Troy Percival, R ERA: (9, 1)	PITCHER	IP WLS BF H R ER SO BB IBB HBP BLK WP HR S P ERA WHIP	Mike James, R ERA: (10, 1)																	

Chicago White Sox @ California Angels
Anaheim Stadium, Anaheim, CA
Fri Apr 05 1996, 10:05 PM EST
Att: 22,812 - Unknown - 65 F

livebaseballscorecards.com

AB 44
R 6
H 12
RBI 6
BB 6
SO 8
LOB 16




Batter	1	2	3	4	5	6	7	8	9	10	11	AB	R	H	RBI	BB	SO	LOB	BOTTOM							
Randy Velarde, R OBP: 0.438, SLG: 0.308 (1, 4)	K	BB BB		HR 1B		G4-3		G4-3			BB BB BB	4	1	1	0	2	1	0								
Jim Edmonds, L OBP: 0.313, SLG: 0.813 (1, 8)	K			HR		2B		L9		F7		6	1	2	3	0	2	4								
Tim Salmon, R OBP: 0.438, SLG: 0.733 (1, 9)	BB BB BB	BB BB		HR		F8		K				5	2	3	1	1	1	1								
Chili Davis, S OBP: 0.313, SLG: 0.667 (1, 10)	BB BB BB	G2		P6		F2		G4-3		G4-3		5	0	0	0	1	0	4								
J.T. Snow, L OBP: 0.375, SLG: 0.231 (1, 3)	G3			G3		BB BB BB		BB BB BB		G4-3		5	0	2	0	1	0	2								
16 Garnet Anderson, L OBP: 0.333, SLG: 0.286 (1, 7)				F7		F8		BB BB		G4-3		5	1	2	0	1	0	1								
George Arias, R OBP: 0.571, SLG: 0.500 Jack Howell, L OBP: 0.600, SLG: 1.250 (7, PH) (8, 5)		SH3		F8		G1-6-3 BB		BB BB		K		1	0	0	0	1	0	0								
Jorge Fabregas, L OBP: 0.417, SLG: 0.364 Dick Schofield, R (10, PR) (11, 6)		BB BB		BB BB		1B BB		P6		S 1B		4	2	2	1	1	0	4								
Gary Disarcina, R OBP: 0.194, SLG: 0.231 Mike Aldrete, L (10, PH) Don Slaught, R (11, 2)		BB BB		BB BB		G1-3		F7		G5-3		4	0	1	1	0	0	4								
Inning Stats	R: 0 E: 0 K: 2 S: 8	H: 1 LOB: 2 BB: 1 P: 12	R: 2 E: 0 K: 1 S: 8	H: 3 LOB: 3 BB: 2 P: 16	R: 0 E: 0 K: 0 S: 3	H: 1 LOB: 0 BB: 0 P: 3	R: 4 E: 0 K: 0 S: 6	H: 3 LOB: 0 BB: 1 P: 10	R: 0 E: 0 K: 0 S: 2	H: 0 LOB: 0 BB: 1 P: 6	R: 0 E: 0 K: 1 S: 5	H: 1 LOB: 1 BB: 0 P: 4	R: 0 E: 0 K: 0 S: 5	H: 2 LOB: 3 BB: 1 P: 9	R: 0 E: 0 K: 1 S: 5	H: 0 LOB: 0 BB: 0 P: 5	R: 0 E: 0 K: 0 S: 3	H: 0 LOB: 0 BB: 0 P: 3	R: 0 E: 0 K: 1 S: 6	H: 1 LOB: 2 BB: 1 P: 10	R: 1 E: 0 K: 0 S: 3	H: 2 LOB: 3 BB: 2 P: 11	1B: 8 2B: 4 3B: 0 HR: 2	SF: 0 SAC: 1 DP: 1 HBP: 0	WP: 0 PB: 1 SB: 1 CS: 1	PA: 52
PITCHER	IP WLS BF H R ER SO BB IBB HBP BLK WP HR S P ERA WHIP	Jason Bere, R ERA: 16.2 (4, 1)	Brian Keyser, R ERA: (7, 1)	Larry Thomas, L ERA: (7, 1)	41 Bill Simas, R ERA: (7, 1)	Matt Karchner, R ERA: (9, 1)	PITCHER	IP WLS BF H R ER SO BB IBB HBP BLK WP HR S P ERA WHIP	Roberto Hernandez, R ERA: (10, 1)	Kirk McCaskill, R ERA: 9.0 (11, 1)																

Chicago White Sox @ California Angels
Anaheim Stadium, Anaheim, CA
Fri Apr 05 1996, 10:05 PM EST
Att: 22,812 - Unknown - 65 F

livebaseballscorecards.com

AB 42
R 7
H 14
RBI 7
BB 9
SO 5
LOB 21



Batter	1	2	3	4	5	6	7	8	9	AB R H RBI BB SO LOB	TOP											
Tony Phillips, S (1, 7) OBP: 0.360, SLG: 0.429	G6-3		G6-3			SH5-4 1B	HR BB		BB 1B	4 2 2 1 1 0 0	Chicago White Sox @ California Angels Anaheim Stadium, Anaheim, CA Sat Apr 06 1996, 10:05 PM EST Att: 26,447 - Unknown - 75 F											
Ray Durham, S (1, 4) OBP: 0.429, SLG: 0.706	F8 1B			S BB		SH5-4	L8		P6	3 1 1 0 1 0 2												
Frank Thomas, R (1, 3) OBP: 0.375, SLG: 0.619	F8			K		1B 2B IBB	HR		K	4 2 1 2 1 2 3												
Lyle Mouton, R (1, 9) Dave Martinez, L (7, 9) OBP: 0.296, SLG: 0.167	L8 2H 1B			L8		K	3-1		BB 1B	4 0 1 1 0 1 4 1 0 1 0 0 0 0												
Danny Tartabull, R (1, 10) OBP: 0.391, SLG: 0.412		K		G5-3		2B 1B			K	4 1 1 2 1 2 1												
Chris Snopce, R (1, 5) OBP: 0.286, SLG: 0.429	G6-3				G5-3	2B		FC6-4 1B	K	5 0 2 2 0 1 3												
Ron Karkovics, R (1, 2) OBP: 0.313, SLG: 0.313	P4				B3-4 1B	1B			K	4 0 2 0 0 1 1												
Darren Lewis, R (1, 8) OBP: 0.250, SLG: 0.333			K		B3-4	L7		FC6-4		4 0 0 0 0 1 4												
Ozzie Guillen, L (1, 6) OBP: 0.450, SLG: 0.579			F7			SH5-4 1B	6-3		1B 2B	4 2 2 0 0 0 0												
Inning Stats	R: 1 E: 0 K: 0 S: 12	H: 2 LOB: 1 BB: 0 P: 21	R: 0 E: 0 K: 1 S: 5	H: 0 LOB: 0 BB: 0 P: 6	R: 0 E: 0 K: 1 S: 11	H: 0 LOB: 0 BB: 0 P: 15	R: 0 E: 0 K: 1 S: 12	H: 0 LOB: 1 BB: 1 P: 19	R: 0 E: 0 K: 0 S: 3	H: 1 LOB: 0 BB: 0 P: 4		R: 4 E: 0 K: 1 S: 17	H: 5 LOB: 2 BB: 1 P: 30	R: 2 E: 0 K: 0 S: 10	H: 1 LOB: 0 BB: 1 P: 18	R: 0 E: 0 K: 2 S: 9	H: 1 LOB: 1 BB: 0 P: 14	R: 1 E: 0 K: 2 S: 13	H: 3 LOB: 3 BB: 1 P: 21	1B: 10 2B: 3 3B: 0 HR: 1	SF: 0 SAC: 1 DP: 1 HBP: 0	WP: 0 PB: 0 SB: 1 CS: 0
PITCHER	IP WLS BF H R ER SO BB IBB HBP BLK WP HR S P ERA WHIP											PITCHER	IP WLS BF H R ER SO BB IBB HBP BLK WP HR S P ERA WHIP									
Jim Abbott, L (1, 1) ERA: 7.94	5.2 L 25 8 5 5 4 1 1 0 0 0 0 59 93 7.94 1.588																					
Ken Edenfield, R (6, 1) ERA: 10.38	2.1 10 2 2 2 2 1 0 0 0 0 1 20 34 7.71 1.286																					
Mark Eichhorn, R (9, 1) ERA: 6.23	1.0 7 3 1 1 2 1 0 0 0 0 0 13 21 9.00 4.000																					

Batter	1	2	3	4	5	6	7	8	9	AB R H RBI BB SO LOB	BOTTOM									
Randy Velarde, R (1, 4) OBP: 0.450, SLG: 0.353	1B		G6-3		PO	K			HR 1B	4 1 2 0 0 1 0	Chicago White Sox @ California Angels Anaheim Stadium, Anaheim, CA Sat Apr 06 1996, 10:05 PM EST Att: 26,447 - Unknown - 75 F									
Jim Edmonds, L (1, 8) OBP: 0.350, SLG: 0.900	G6-3 1B		K			F7		HR		4 1 2 2 0 1 0										
Tim Salmon, R (1, 9) OBP: 0.400, SLG: 0.789	K		G6-3			K		HR		4 1 1 1 0 2 2										
Chili Davis, S (1, 10) OBP: 0.250, SLG: 0.526	G6-3			P5		K		K		4 0 0 0 0 2 2										
J.T. Snow, L (1, 3) OBP: 0.350, SLG: 0.235		1B SF7 1B		K		K		G1-3		4 1 1 0 0 2 0										
16 Garret Anderson, L (1, 7) OBP: 0.276, SLG: 0.235 Rex Hudler, R (9, PH)		K		K		3-1		5-3		3 0 0 0 0 2 1 1 0 0 0 0 0 0										
George Arias, R (1, 5) OBP: 0.556, SLG: 0.550 Jack Howell, L (8, PH) (9, 5)					G6-3			P6		2 0 1 0 0 0 0 1 0 0 0 0 0 0										
Jorge Fabregas, L (1, 2) OBP: 0.333, SLG: 0.308		SF7			K			G3-1		2 0 0 1 0 1 0										
Gary Disarcina, R (1, 6) OBP: 0.188, SLG: 0.200		L9			PO BB			G4-3		2 0 0 0 1 0 1										
Inning Stats	R: 0 E: 0 K: 1 S: 9	H: 2 LOB: 1 BB: 0 P: 15	R: 1 E: 0 K: 1 S: 9	H: 2 LOB: 1 BB: 0 P: 14	R: 0 E: 0 K: 2 S: 7	H: 0 LOB: 0 BB: 0 P: 11	R: 0 E: 0 K: 1 S: 10	H: 0 LOB: 0 BB: 1 P: 16	R: 0 E: 0 K: 2 S: 8	H: 0 LOB: 0 BB: 0 P: 9		R: 0 E: 0 K: 0 S: 5	H: 0 LOB: 0 BB: 0 P: 8	R: 0 E: 0 K: 1 S: 16	H: 0 LOB: 0 BB: 0 P: 26	R: 3 E: 0 K: 1 S: 16	H: 3 LOB: 3 BB: 0 P: 26	1B: 5 2B: 0 3B: 0 HR: 2	SF: 1 SAC: 0 DP: 1 HBP: 0	WP: 0 PB: 0 SB: 0 CS: 0
PITCHER	IP WLS BF H R ER SO BB IBB HBP BLK WP HR S P ERA WHIP											PITCHER	IP WLS BF H R ER SO BB IBB HBP BLK WP HR S P ERA WHIP							
Alex Fernandez, R (1, 1) ERA: 3.38	8.0 W 30 7 4 4 10 1 0 0 0 0 0 78 117 4.50 1.000																			
Joe Magrane, L (9, 1) ERA: 2.25	1.0 3 0 0 0 1 0 0 0 0 0 0 7 10 0.00 0.000																			

Batter	1	2	3	4	5	6	7	8	9	AB	R	H	RBI	BB	SO	LOB	TOP										
Darryl Hamilton, L (1, 8) OBP: 0.333, SLG: 0.345	G1-3																3 0 0 0 1 0 2										
Ivan Rodriguez, R (1, 2) OBP: 0.414, SLG: 0.385				G4-3													4 0 1 0 0 1 3										
Will Clark, L (1, 3) OBP: 0.452, SLG: 0.391																	3 0 0 0 1 0 1										
Juan Gonzalez, R (1, 9) OBP: 0.500, SLG: 0.684																	4 0 1 0 0 0 2										
Mickey Tettleton, S (1, 10)																	4 0 0 0 0 0 2										
Dean Palmer, R (1, 5) OBP: 0.182, SLG: 0.100																	3 1 0 0 0 1 2										
29 Rusty Greer, L (1, 7) OBP: 0.467, SLG: 0.440																	4 2 2 0 0 2 0										
Mark McLemore, S (1, 4) OBP: 0.536, SLG: 0.400																	4 0 1 2 0 1 1										
Kevin Elster, R (1, 6) OBP: 0.217, SLG: 0.381																	4 0 1 1 0 1 1										
Inning Stats	R: 0 E: 0 K: 0 S: 12	H: 1 LOB: 1 BB: 0 P: 18	R: 0 E: 0 K: 1 S: 9	H: 0 LOB: 0 BB: 0 P: 16	R: 0 E: 0 K: 0 S: 8	H: 0 LOB: 1 BB: 1 P: 14	R: 0 E: 0 K: 0 S: 8	H: 0 LOB: 0 BB: 0 P: 14	R: 2 E: 0 K: 0 S: 15	H: 2 LOB: 1 BB: 0 P: 23	R: 0 E: 0 K: 1 S: 10	H: 1 LOB: 1 BB: 0 P: 14	R: 1 E: 0 K: 1 S: 12	H: 2 LOB: 1 BB: 0 P: 21	R: 0 E: 0 K: 0 S: 10	H: 0 LOB: 1 BB: 1 P: 17	R: 0 E: 0 K: 3 S: 10	H: 0 LOB: 0 BB: 0 P: 13	1B: 4 2B: 2 3B: 0 HR: 0	SF: 0 SAC: 0 DP: 0 HBP: 1	WP: 0 PB: 0 SB: 0 CS: 0	PA: 36					
PITCHER	IP	WLS	BF	H	R	ER	SO	BB	IBB	HBP	BLK	WP	HR	S	P	ERA	WHIP										
Kirk McCaskill, R (1, 1) ERA: 6.0	4.0		17	3	2	2	1	1	0	1	0	0	0	42	69	4.50	1.000										
41 Bill Simas, R (5, 1) ERA: 3.38	2.0		7	1	0	0	1	0	0	0	0	0	0	20	30	0.00	0.500										
Larry Thomas, L (7, 1) ERA: 3.38	0.2	L	4	2	1	1	0	0	0	0	0	0	0	9	15	13.50	3.000										
Matt Karchner, R (7, 1) ERA: 3.38	1.1		5	0	0	0	1	1	0	0	0	0	0	13	23	0.00	0.750										
Roberto Hernandez, R (9, 1) ERA: 3.38	1.0		3	0	0	0	3	0	0	0	0	0	0	10	13	0.00	0.000										

Texas Rangers @ Chicago White Sox
Comiskey Park, Chicago, IL
Tue Apr 09 1996, 4:33 AM EDT
Att: 34,750 - Overcast - 40 F

AB 33
R 3
H 6
RBI 3
BB 2
SO 6
LOB 14



Batter	1	2	3	4	5	6	7	8	9	AB	R	H	RBI	BB	SO	LOB	BOTTOM										
Tony Phillips, S (1, 7) OBP: 0.400, SLG: 0.467	G4-3																4 1 2 0 1 0 0										
Darren Lewis, R (1, 8) OBP: 0.281, SLG: 0.286																	4 1 1 0 0 1 1										
Dave Martinez, L (9, FH) OBP: 0.222, SLG: 0.125																	1 0 0 0 0 0 1										
Frank Thomas, R (1, 3) OBP: 0.441, SLG: 0.724																	4 0 2 2 1 0 1										
Harold Baines, L (1, 10) OBP: 0.350, SLG: 0.471																	4 0 1 0 0 0 4										
Danny Tartabull, R (1, 9) OBP: 0.290, SLG: 0.280																	4 0 0 0 0 0 4										
Robin Ventura, L (1, 5) OBP: 0.214, SLG: 0.333																	3 0 2 0 1 0 0										
Ron Karkovics, R (1, 2) OBP: 0.263, SLG: 0.263																	3 0 0 0 0 1 3										
Ray Durham, S (1, 4) OBP: 0.414, SLG: 0.625																	3 0 1 0 1 1 3										
Ozzie Guillen, L (1, 6) OBP: 0.375, SLG: 0.478																	4 0 0 0 0 0 4										
Inning Stats	R: 0 E: 0 K: 0 S: 5	H: 0 LOB: 1 BB: 1 P: 14	R: 0 E: 0 K: 0 S: 5	H: 1 LOB: 2 BB: 1 P: 12	R: 0 E: 0 K: 1 S: 7	H: 0 LOB: 0 BB: 0 P: 13	R: 0 E: 0 K: 1 S: 10	H: 2 LOB: 2 BB: 0 P: 15	R: 2 E: 0 K: 0 S: 12	H: 3 LOB: 1 BB: 0 P: 22	R: 0 E: 0 K: 0 S: 16	H: 0 LOB: 1 BB: 1 P: 25	R: 0 E: 0 K: 0 S: 12	H: 1 LOB: 2 BB: 1 P: 22	R: 0 E: 0 K: 1 S: 9	H: 1 LOB: 1 BB: 0 P: 11	R: 0 E: 0 K: 0 S: 7	H: 1 LOB: 0 BB: 0 P: 9	1B: 6 2B: 3 3B: 0 HR: 0	SF: 0 SAC: 1 DP: 1 HBP: 0	WP: 0 PB: 0 SB: 0 CS: 0	PA: 39					
PITCHER	IP	WLS	BF	H	R	ER	SO	BB	IBB	HBP	BLK	WP	HR	S	P	ERA	WHIP										
Kevin Gross, R (1, 1) ERA: 2.08	6.0		27	6	2	2	2	3	0	0	0	0	0	55	101	3.00	1.500										
Gil Heredia, R (7, 1) ERA: 2.08	2.0		9	2	0	0	1	1	0	0	0	0	0	21	33	0.00	1.500										
Mike Henneman, R (9, 1) ERA: 2.08	1.0	S	3	1	0	0	0	0	0	0	0	0	0	7	9	0.00	1.000										

Texas Rangers @ Chicago White Sox
Comiskey Park, Chicago, IL
Tue Apr 09 1996, 4:33 AM EDT
Att: 34,750 - Overcast - 40 F

AB 34
R 2
H 9
RBI 2
BB 4
SO 3
LOB 21



Batter	1	2	3	4	5	6	7	8	9	10	11	AB	R	H	RBI	BB	SO	LOB	TOP								
Darryl Hamilton, L OBP: 0.333, SLG: 0.324 (1, 8)	3-2 HR 1B	4-2 G3 BB		2-3 K		1 SAFE 1 SAFE 1-2 K			2-3 K		0-1 B1-3	5	1	1	0	1	3	2									
Ivan Rodriguez, R OBP: 0.382, SLG: 0.452 (1, 2)	1 SAFE 1-0 HR	0-0 G3		2-3 K			0-0 G4-3		1-2 G6-3			5	1	1	2	0	1	2									
Will Clark, L OBP: 0.472, SLG: 0.593 (1, 3)	3-2 29 1B	4-2 BB			0-0 G4-3		2-2 F8			2-0 HR		4	2	2	1	1	0	0									
Juan Gonzalez, R OBP: 0.483, SLG: 0.625 (1, 9)	1-3 K	1-0 F8		1-2 1B			0-1 G1-3			3-0 HR	29 FC6-4 1B	5	0	2	0	0	1	3									
Mickey Tettleton, S OBP: 0.389, SLG: 0.464 (1, 10)	0-3 K2-3		0-1 F9		1-3 K			3-2 HR	0-3 K			5	1	1	1	0	3	3									
Dean Palmer, R OBP: 0.185, SLG: 0.083 (1, 5)	4-2 29 1B BB		1-2 F9		1-0 F9			2-3 K		1 SAFE 3-2 P6		4	0	0	0	1	1	2									
29 Rusty Greer, L OBP: 0.429, SLG: 0.400 (1, 7)	2-2 1B		2-3 K			1-2 G4-3		1-0 G3-1		0-2 FC6-4	1-2	5	0	1	1	0	1	1									
Mark McLemore, S OBP: 0.485, SLG: 0.360 (1, 4)	0-3 K		0-2 G3-1			1-1 S 1B		0-1 F7			1-1 F8	5	0	1	0	0	1	2									
Kevin Elster, R OBP: 0.231, SLG: 0.375 (9, PH)		2-0 P3		3-2 1B							2-1 F9	3	0	1	0	0	0	1									
Warren Newson, L OBP: 0.625, SLG: 1.000 (9, 6)												1	0	0	0	0	1	0									
Kurt Stillwell, S OBP: 0.625, SLG: 1.000 (9, 6)												1	0	0	0	0	0	0									
Inning Stats	R: 3 E: 0 K: 3 S: 29	H: 4 LOB: 2 BB: 1 P: 43	R: 0 E: 0 K: 0 S: 7	H: 0 LOB: 2 BB: 2 P: 18	R: 0 E: 0 K: 1 S: 9	H: 0 LOB: 0 BB: 0 P: 12	R: 0 E: 0 K: 2 S: 14	H: 1 LOB: 1 BB: 0 P: 21	R: 0 E: 0 K: 1 S: 8	H: 1 LOB: 1 BB: 0 P: 11	R: 0 E: 0 K: 0 S: 6	H: 0 LOB: 0 BB: 0 P: 8	R: 1 E: 0 K: 1 S: 11	H: 1 LOB: 0 BB: 0 P: 17	R: 0 E: 0 K: 2 S: 10	H: 0 LOB: 0 BB: 0 P: 15	R: 1 E: 0 K: 1 S: 12	H: 2 LOB: 1 BB: 0 P: 20	R: 0 E: 0 K: 0 S: 6	H: 0 LOB: 0 BB: 0 P: 9	1B: 6 2B: 0 3B: 1 HR: 3	SF: 0 SAC: 0 DP: 0 HBP: 0	WP: 0 PB: 0 SB: 1 CS: 0	PA: 46			
PITCHER	IP 5.0	WLS 24	BF 4	H 6	R 3	ER 3	SO 7	BB 3	IBB 0	HBP 0	BLK 0	WP 0	HR 0	S 9	P 105	ERA 9.72	WHIP 1.800										
Jason Bere, R ERA: 9.72 (1, 1)	1.0	4	1	0	0	1	0	0	0	0	0	0	0	9	14	0.00	1.000										
Joe Magrane, L ERA: 1.8 (6, 1)	1.0	3	0	0	0	0	0	0	0	0	0	0	0	6	8	0.00	0.000										
41 Bill Simas, R ERA: (7, 1)	2.0	9	3	2	2	3	0	0	0	0	0	0	2	23	39	9.00	1.500										
Matt Karchner, R ERA: 2.25 (8, 1)	2.0	W	6	0	0	0	1	0	0	0	0	0	0	16	22	0.00	0.000										
Larry Thomas, L ERA: 1.93 (10, 1)																											

Texas Rangers @ Chicago White Sox
Comiskey Park, Chicago, IL
Thu Apr 11 1996, 4:33 AM EDT
Att: 16,685 - Sunny - 76 F

livebaseballscorecards.com
AB 43
R 5
H 10
RBI 5
BB 3
SO 12
LOB 16



Batter	1	2	3	4	5	6	7	8	9	10	11	AB	R	H	RBI	BB	SO	LOB	BOTTOM								
Tony Phillips, S OBP: 0.366, SLG: 0.500 (1, 7)	1-1 G5-3		1-1 F7		2-0 HR	3-3 K			1-0 G6-3	1-2 G4-3		6	1	1	2	0	1	2									
Dave Martinez, L OBP: 0.267, SLG: 0.154 (1, 8) (8, 9) (11, 8)	4-0 G6-3 BB		0-0 F7		2-1 S 1B PB 1B	2-3 K			1-3 K		2-2 F8	5	1	1	0	1	2	0									
Frank Thomas, R OBP: 0.450, SLG: 0.676 (1, 3)	0-2 G6-3		0-0 G4-3		3-2 PB 1B			0-2 G6-3	1-1 1B		4-0 1B HR BB	5	2	2	0	1	0	1									
Harold Baines, L OBP: 0.346, SLG: 0.409 (1, 10)	2-3 K		0-0 F8		4-1 BB 1B IBB	2-3 K		2-3 K	1-0 F7		0-0 HR 1B	5	1	1	0	1	2	2									
Danny Tartabull, R OBP: 0.257, SLG: 0.241 (8, 8)		2-0 F9		2-1 G5-3	2-3 K			1-0 G5-3		1-2 SH1-4 1B SF8 1B	1-0 HR	4	0	0	0	0	1	2									
Darren Lewis, R OBP: 0.281, SLG: 0.286 (10, PH)												0	0	0	0	0	0	0									
Jose Munoz, S OBP: 1.000, SLG: 1.000 (10, PH)												1	1	1	0	0	0	0									
Lyle Mouton, R OBP: 0.273, SLG: 0.545 (11, 9)												1	1	1	3	0	0	0									
Robin Ventura, L OBP: 0.303, SLG: 0.406 (1, 5)		2-0 FC1-6 BB 1B		2-1 1B	1-0 1B			0-0 F7		1-1 1B		5	0	4	1	0	0	0									
Ron Karkovice, R OBP: 0.304, SLG: 0.238 (1, 2)		4-0 FC1-6 BB		2-2 G3	4-1 1B BB			2-1 F8		0-0 SH1-4		2	0	0	0	2	0	1									
Ray Durham, S OBP: 0.412, SLG: 0.607 (1, 4)		2-1 FC1-6		2-1 F8				1-0 2B		4-0 IBB		4	0	1	0	1	0	5									
Ozzie Guillen, L OBP: 0.345, SLG: 0.481 (1, 6)		0-1 F7		1-1 HR 2B		2-1 F8		0-1 G5-3		3-1 SF8		4	1	1	1	0	0	3									
Inning Stats	R: 0 E: 0 K: 1 S: 8	H: 0 LOB: 1 BB: 1 P: 15	R: 0 E: 0 K: 0 S: 6	H: 1 LOB: 2 BB: 1 P: 16	R: 0 E: 0 K: 0 S: 4	H: 0 LOB: 0 BB: 0 P: 5	R: 0 E: 0 K: 0 S: 10	H: 1 LOB: 1 BB: 0 P: 16	R: 4 E: 0 K: 1 S: 16	H: 5 LOB: 3 BB: 2 P: 36	R: 0 E: 0 K: 2 S: 8	H: 0 LOB: 0 BB: 0 P: 15	R: 0 E: 0 K: 1 S: 9	H: 0 LOB: 0 BB: 0 P: 12	R: 0 E: 0 K: 0 S: 6	H: 1 LOB: 1 BB: 0 P: 9	R: 0 E: 0 K: 1 S: 8	H: 1 LOB: 1 BB: 0 P: 12	R: 1 E: 0 K: 0 S: 15	H: 2 LOB: 2 BB: 1 P: 25	R: 3 E: 0 K: 0 S: 5	H: 2 LOB: 0 BB: 1 P: 12	1B: 9 2B: 2 3B: 0 HR: 2	SF: 1 SAC: 1 DP: 0 HBP: 0	WP: 0 PB: 1 SB: 1 CS: 0	PA: 50	
PITCHER	IP 4.2	WLS 23	BF 6	H 6	R 4	ER 4	SO 2	BB 2	IBB 1	HBP 0	BLK 0	WP 0	HR 1	S 41	P 79	ERA 7.71	WHIP 1.714										
Bobby Witt, R ERA: 5.06 (5, 1)	1.1	6	1	0	0	2	1	0	0	0	0	0	0	11	24	0.00	1.500										
Dennis Cook, L ERA: (7, 1)	1.2	6	1	0	0	1	0	0	0	0	0	0	0	13	19	0.00	0.600										
Mark Brandenburg, R ERA: (8, 1)	1.1	5	1	0	0	1	0	0	0	0	0	0	0	10	14	0.00	0.750										
Ed Vosberg, L ERA: (10, 1)	1.1	L	10	4	4	4	0	1	1	0	0	0	1	20	37	27.00	3.750										

Texas Rangers @ Chicago White Sox
Comiskey Park, Chicago, IL
Thu Apr 11 1996, 4:33 AM EDT
Att: 16,685 - Sunny - 76 F

livebaseballscorecards.com
AB 42
R 8
H 13
RBI 7
BB 6
SO 6
LOB 16




Batter	1	2	3	4	5	6	7	8	9	AB	R	H	RBI	BB	SO	LOB	TOP										
Ernie Young, R OBP: 0.310, SLG: 0.346 (1, 8)										4	0	0	0	1	2	8	Oakland Athletics @ Chicago White Sox Comiskey Park, Chicago, IL Fri Apr 12 1996, 4:33 AM EDT Att: 13,623 - Overcast - 45 F										
Brent Gates, S OBP: 0.333, SLG: 0.341 (1, 4)										4	1	1	0	1	0	1											
Jason Giambi, L OBP: 0.386, SLG: 0.351 (1, 3)										5	0	1	0	0	2	4											
Geronomo Berroa, R OBP: 0.231, SLG: 0.553 (1, 10)										5	2	2	2	0	0	1											
Phil Plantier, L OBP: 0.387, SLG: 0.583 Allen Battle, R OBP: 0.393, SLG: 0.391 (7, PR) (7, 7)										4	1	2	1	0	1	1											
Pedro Munoz, R OBP: 0.450, SLG: 0.417 (1, 9)										5	2	4	0	0	0	0											
Terry Steinbach, R OBP: 0.364, SLG: 0.533 (1, 2)										4	0	2	1	1	1	1											
Scott Brosius, R OBP: 0.405, SLG: 0.600 (1, 5)										4	0	2	3	1	1	1											
Mike Bordick, R OBP: 0.367, SLG: 0.304 (1, 6)										4	0	1	0	0	2	5											
Inning Stats	R: 0 E: 0 K: 1 S: 6	H: 0 LOB: 0 BB: 0 P: 9	R: 1 E: 0 K: 1 S: 10	H: 1 LOB: 0 BB: 0 P: 15	R: 0 E: 0 K: 0 S: 8	H: 1 LOB: 0 BB: 0 P: 10	R: 1 E: 0 K: 3 S: 17	H: 3 LOB: 3 BB: 1 P: 27	R: 2 E: 0 K: 1 S: 21	H: 4 LOB: 2 BB: 1 P: 31	R: 3 E: 0 K: 2 S: 15	H: 5 LOB: 3 BB: 1 P: 31	R: 0 E: 0 K: 0 S: 8	H: 0 LOB: 0 BB: 0 P: 10	R: 0 E: 0 K: 1 S: 7	H: 1 LOB: 1 BB: 0 P: 11		1B: 12 2B: 2 3B: 0 HR: 2	SF: 0 SAC: 0 DP: 2 HBP: 0	WP: 1 PB: 0 SB: 0 CS: 0	PA: 44						
PITCHER	IP	WLS	BF	H	R	ER	SO	BB	IBB	HBP	BLK	WP	HR	S	P	ERA	WHIP										
Alex Fernandez, R ERA: 5.03 Brian Keyser, R ERA: 1.42	(1, 1) (7, 1)	6.1 2.2	L 13	31 4	11 1	6 1	6 3	6 0	2 1	1 0	0 0	1 0	2 0	75 25	118 41	8.53 3.38	2.053 1.500										

AB	40
R	7
H	15
RBI	7
BB	4
SO	9
LOB	22




Batter	1	2	3	4	5	6	7	8	9	AB	R	H	RBI	BB	SO	LOB	BOTTOM										
Tony Phillips, S OBP: 0.391, SLG: 0.564 (1, 7)										3	2	1	1	2	0	0	Oakland Athletics @ Chicago White Sox Comiskey Park, Chicago, IL Fri Apr 12 1996, 4:33 AM EDT Att: 13,623 - Overcast - 45 F										
Dave Martinez, L OBP: 0.283, SLG: 0.176 Lyle Mouton, R OBP: 0.333, SLG: 0.545 (8, PH)										4	0	1	0	0	0	3											
Frank Thomas, R OBP: 0.467, SLG: 0.649 (1, 3)										3	0	1	0	2	1	0											
Harold Baines, L OBP: 0.387, SLG: 0.423 (1, 10)										4	0	2	1	1	1	2											
Danny Tartabull, R OBP: 0.231, SLG: 0.212 (1, 9)										4	0	0	0	0	1	5											
Robin Ventura, L OBP: 0.270, SLG: 0.361 (1, 5)										4	0	0	0	0	0	3											
Ron Karkovics, R OBP: 0.333, SLG: 0.292 (1, 2)										3	0	1	0	1	0	2											
Ray Durham, S OBP: 0.395, SLG: 0.548 (1, 4)										3	0	0	0	1	0	3											
Ozzie Guillen, L OBP: 0.303, SLG: 0.419 (1, 6)										4	0	0	0	0	0	2											
Inning Stats	R: 0 E: 0 K: 0 S: 5	H: 0 LOB: 0 BB: 0 P: 9	R: 0 E: 0 K: 0 S: 7	H: 1 LOB: 1 BB: 1 P: 16	R: 1 E: 0 K: 0 S: 6	H: 1 LOB: 2 BB: 2 P: 20	R: 0 E: 0 K: 0 S: 7	H: 0 LOB: 1 BB: 1 P: 15	R: 0 E: 0 K: 0 S: 9	H: 1 LOB: 0 BB: 0 P: 16	R: 0 E: 0 K: 0 S: 8	H: 0 LOB: 0 BB: 0 P: 12	R: 0 E: 0 K: 0 S: 8	H: 1 LOB: 2 BB: 1 P: 16	R: 0 E: 0 K: 1 S: 10	H: 1 LOB: 2 BB: 1 P: 19		R: 1 E: 0 K: 1 S: 14	H: 1 LOB: 2 BB: 2 P: 27	1B: 4 2B: 1 3B: 0 HR: 1	SF: 0 SAC: 0 DP: 0 HBP: 0	WP: 0 PB: 0 SB: 0 CS: 0	PA: 40				
PITCHER	IP	WLS	BF	H	R	ER	SO	BB	IBB	HBP	BLK	WP	HR	S	P	ERA	WHIP										
Carlos Reyes, R ERA: 6.19 John Briscoe, R ERA Buddy Groom, L ERA: 7.2	(1, 1) (7, 1) (9, 1)	6.0 2.0 1.0	W 10 6	24 2 1	3 0 1	1 0 1	1 0 1	3 2 1	0 0 0	0 0 0	0 0 0	0 0 1	0 18 14	0 35 27	1.50 0.00 9.00	1.000 2.000 3.000											

AB	32
R	2
H	6
RBI	2
BB	8
SO	3
LOB	20




Batter	1	2	3	4	5	6	7	8	9	AB	R	H	RBI	BB	SO	LOB	TOP								
Allen Battle, R OBP: 0.410, SLG: 0.375 (1, 8)										4	3	1	1	1	0	3	Oakland Athletics @ Chicago White Sox Comiskey Park, Chicago, IL Sun Apr 14 1996, 4:33 AM EDT Att: 15,236 - Overcast - 38 F								
Brent Gates, S OBP: 0.394, SLG: 0.367 (1, 4)										2	0	1	2	2	0	0									
Rafael Bourrigal, R (8, 4)										0	0	0	0	0	0	0									
Jason Giambi, L OBP: 0.364, SLG: 0.333 (1, 3)										5	0	2	3	0	0	2									
Geronomo Berroa, R OBP: 0.180, SLG: 0.429 (1, 10)										5	0	0	0	0	2	5									
Phil Plantier, L OBP: 0.310, SLG: 0.412 (1, 7)										5	0	0	0	0	0	0									
Pedro Munoz, R OBP: 0.451, SLG: 0.478 (1, 9)										5	1	2	0	0	2	0									
George Williams, S OBP: 0.462, SLG: 0.890 (1, 2)										4	3	1	0	1	0	1									
Scott Brosius, R OBP: 0.479, SLG: 0.611 (1, 5)										3	2	2	0	2	0	1									
Mike Bordick, R OBP: 0.400, SLG: 0.344 (1, 6)										5	1	4	3	0	1	2									
Inning Stats	R: 0 E: 0 K: 0 S: 10	H: 1 LOB: 1 BB: 0 P: 13	R: 0 E: 0 K: 1 S: 12	H: 2 LOB: 2 BB: 0 P: 19	R: 0 E: 0 K: 1 S: 5	H: 0 LOB: 0 BB: 0 P: 9	R: 0 E: 0 K: 1 S: 8	H: 0 LOB: 0 BB: 0 P: 11	R: 2 E: 0 K: 0 S: 14	H: 2 LOB: 1 BB: 1 P: 26	R: 0 E: 0 K: 1 S: 5	H: 0 LOB: 0 BB: 0 P: 8	R: 2 E: 0 K: 1 S: 15	H: 3 LOB: 2 BB: 1 P: 25	R: 5 E: 0 K: 0 S: 19	H: 3 LOB: 4 BB: 4 P: 44	R: 1 E: 1 K: 1 S: 11	H: 2 LOB: 2 BB: 0 P: 15	1B: 11 2B: 2 3B: 0 HR: 0	SF: 0 SAC: 1 DP: 1 HBP: 0	WP: 1 PB: 0 CS: 0	PA: 45			
PITCHER	IP	WLS	BF	H	R	ER	SO	BB	IBB	HBP	BLK	WP	HR	S	P	ERA	WHIP								
Kevin Tapani, R ERA: 4.66 (1, 1)	6.2		28	7	4	4	3	1	0	0	0	1	0	62	98	5.40	1.200								
Larry Thomas, L ERA: 1.93 (7, 1)	0.0		2	1	0	0	0	1	0	0	0	0	0	3	7	∞	∞								
41 Bill Simas, R ERA: 7.71 (7, 1)	0.2	L	7	2	5	5	1	3	0	0	0	0	0	13	30	67.50	7.500								
Joe Magrane, L ERA: 3.86 (8, 1)	1.2		8	3	1	0	1	1	0	0	0	0	0	21	35	0.00	2.400								

AB	38
R	10
H	13
RBI	9
BB	6
SO	5
LOB	14



Batter	1	2	3	4	5	6	7	8	9	AB	R	H	RBI	BB	SO	LOB	BOTTOM								
Tony Phillips, S OBP: 0.379, SLG: 0.500 (1, 7)										4	0	1	1	1	0	0	Oakland Athletics @ Chicago White Sox Comiskey Park, Chicago, IL Sun Apr 14 1996, 4:33 AM EDT Att: 15,236 - Overcast - 38 F								
Ray Durham, S OBP: 0.341, SLG: 0.459 (1, 4)										6	0	0	0	0	2	6									
Frank Thomas, R OBP: 0.518, SLG: 0.659 (1, 3)										2	1	1	0	3	0	0									
Harold Baines, L OBP: 0.405, SLG: 0.486 (1, 10)										4	1	1	0	1	1	3									
Robin Ventura, L OBP: 0.313, SLG: 0.409 (1, 5)										4	2	2	2	1	0	4									
Danny Tartabull, R OBP: 0.273, SLG: 0.263 (1, 9)									5	0	3	1	0	1	1										
Chad Kreuter, S ERA: 11.88 (1, 2)									2	0	1	1	1	0	0										
Ron Karkovice, R OBP: 0.324, SLG: 0.300 (8, 2)									1	1	0	0	0	0	1										
Darren Lewis, R OBP: 0.394, SLG: 0.346 (1, 8)									1	0	1	0	3	0	0										
Ozzie Guillen, L OBP: 0.286, SLG: 0.368 (1, 6)									4	0	1	0	1	0	6										
Inning Stats	R: 0 E: 0 K: 0 S: 4	H: 0 LOB: 0 BB: 0 P: 6	R: 1 E: 0 K: 0 S: 10	H: 2 LOB: 2 BB: 1 P: 18	R: 0 E: 0 K: 1 S: 9	H: 1 LOB: 1 BB: 0 P: 15	R: 1 E: 0 K: 1 S: 10	H: 2 LOB: 3 BB: 2 P: 26	R: 2 E: 0 K: 0 S: 16	H: 3 LOB: 2 BB: 2 P: 34	R: 0 E: 0 K: 0 S: 5	H: 0 LOB: 2 BB: 2 P: 15	R: 0 E: 0 K: 1 S: 10	H: 1 LOB: 2 BB: 1 P: 19	R: 0 E: 0 K: 1 S: 13	H: 1 LOB: 2 BB: 1 P: 21	R: 1 E: 0 K: 0 S: 9	H: 1 LOB: 2 BB: 2 P: 25	1B: 9 2B: 1 3B: 0 HR: 1	SF: 2 SAC: 1 DP: 0 HBP: 0	WP: 1 PB: 1 CS: 2	PA: 47			
PITCHER	IP	WLS	BF	H	R	ER	SO	BB	IBB	HBP	BLK	WP	HR	S	P	ERA	WHIP								
Todd Van Poppel, R ERA: 11.88 (1, 1)	5.0		27	8	4	4	2	4	1	0	0	0	0	49	99	7.20	2.400								
Steve Montgomery, R ERA: 10.29 (6, 1)	1.2		8	0	0	0	1	3	0	0	0	0	0	13	30	0.00	1.800								
Buddy Groom, L ERA: 7.11 (7, 1)	1.1	W	7	3	1	1	1	1	0	0	0	0	0	18	30	6.75	3.000								
John Briscoe, R ERA: (9, 1)	1.0		5	0	0	0	0	2	0	0	0	1	0	6	20	0.00	2.000								

AB	33
R	5
H	11
RBI	5
BB	11
SO	4
LOB	21

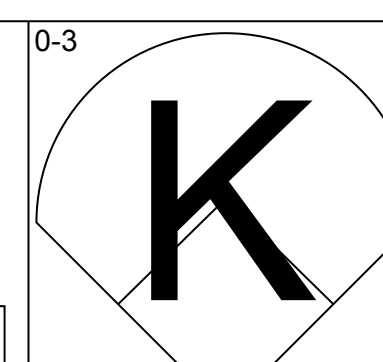
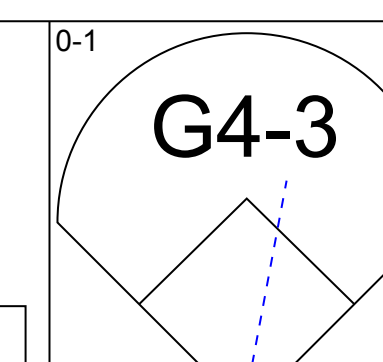
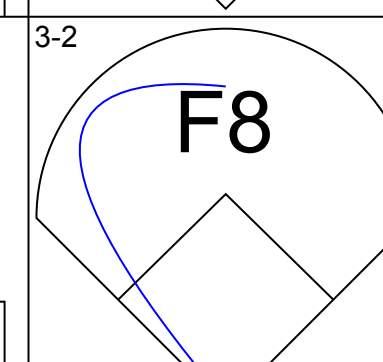
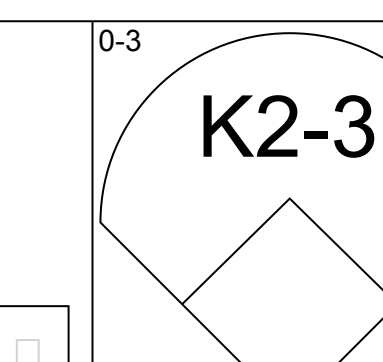
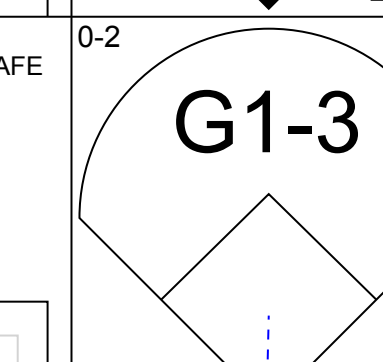
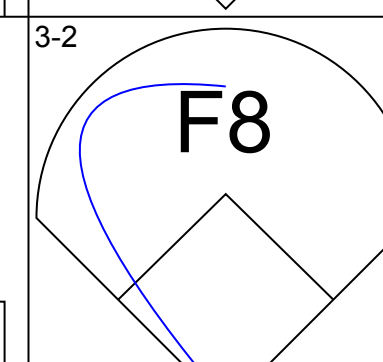
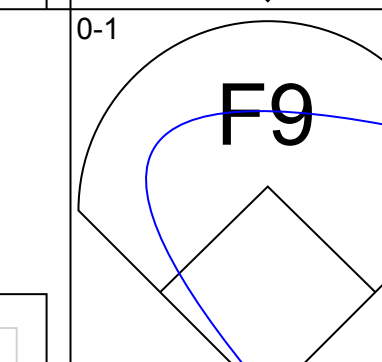
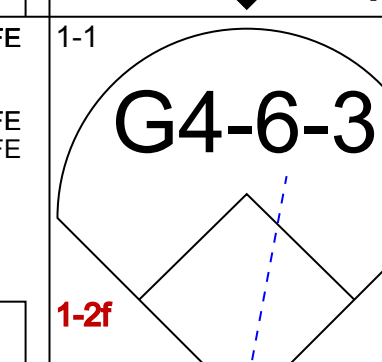
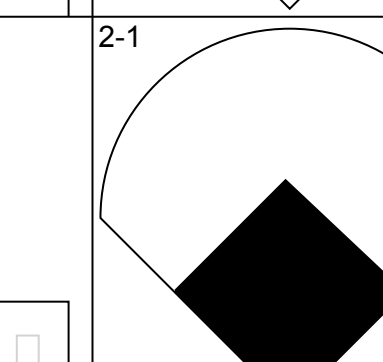
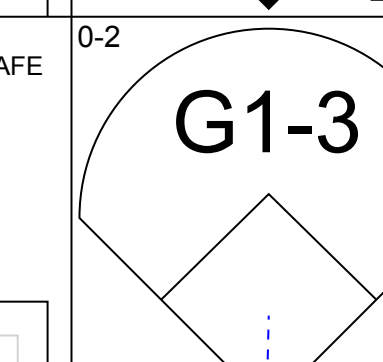
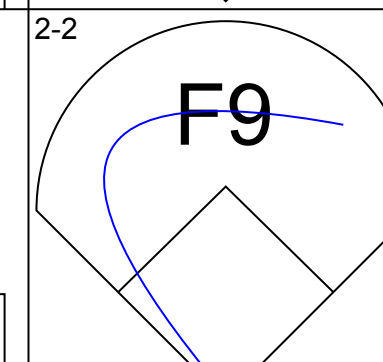
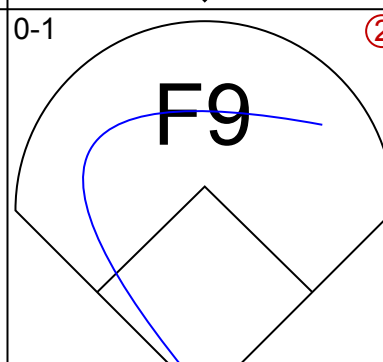
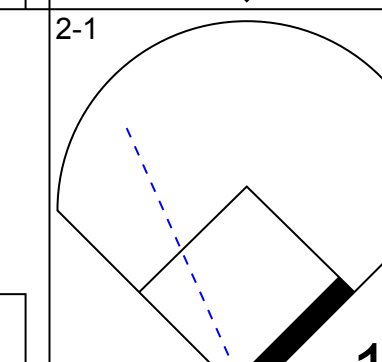
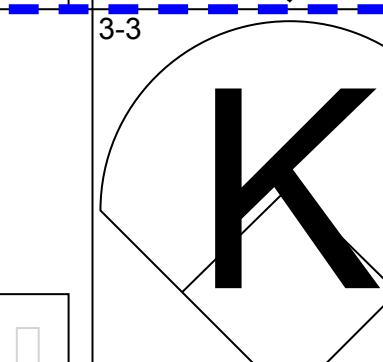
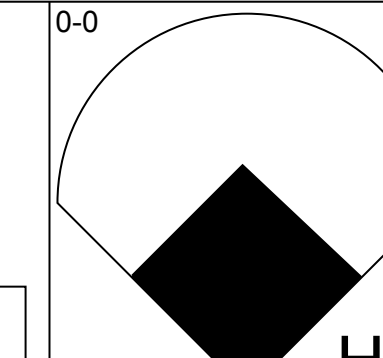
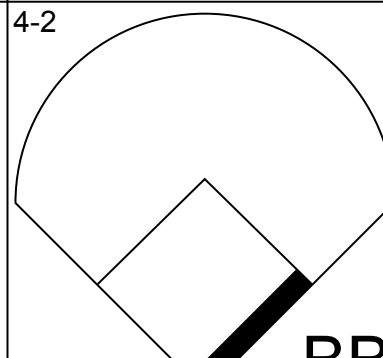
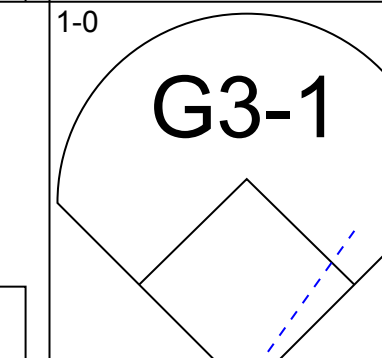
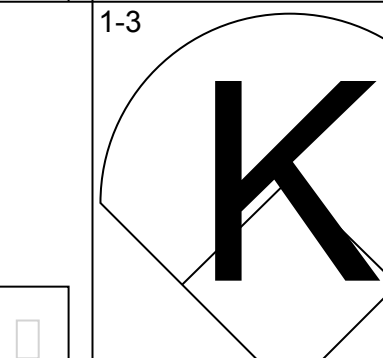
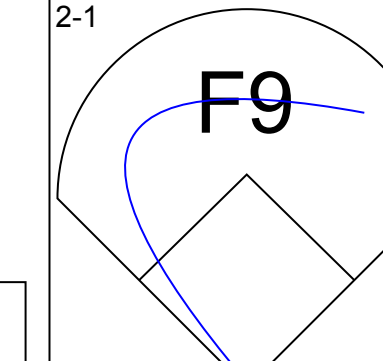
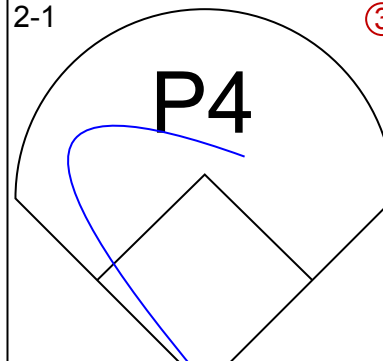
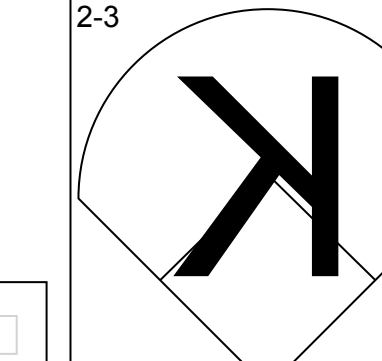
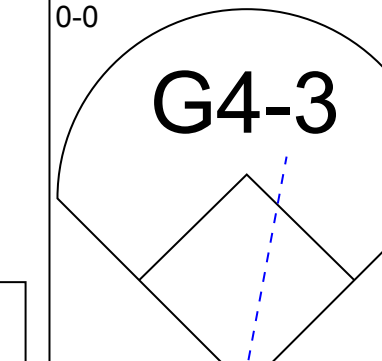
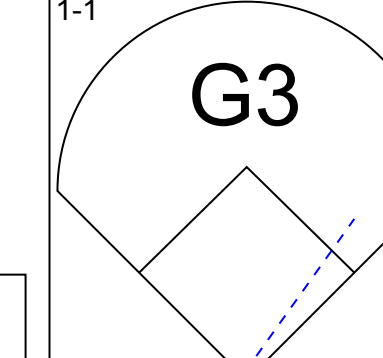
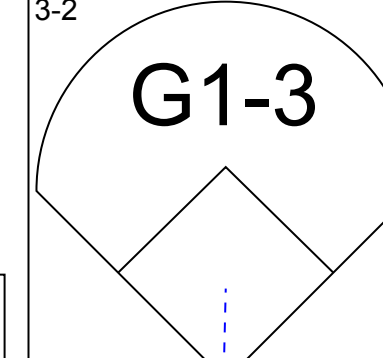
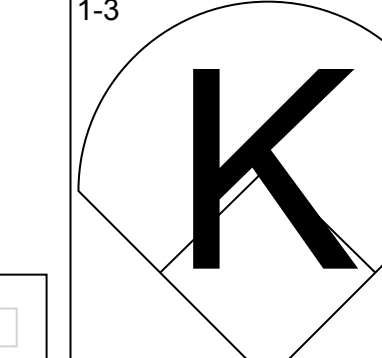
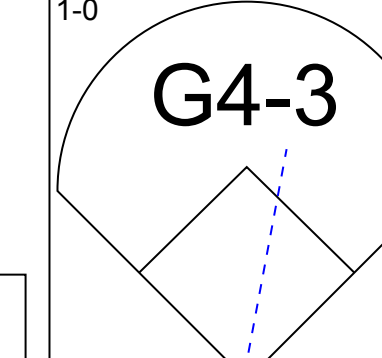
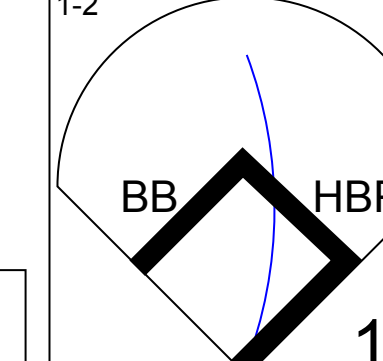
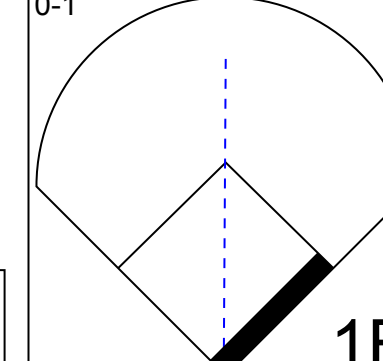
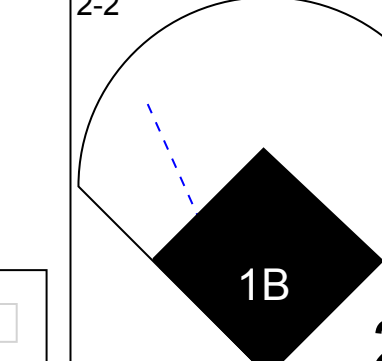
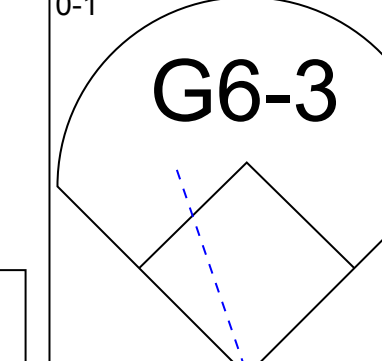
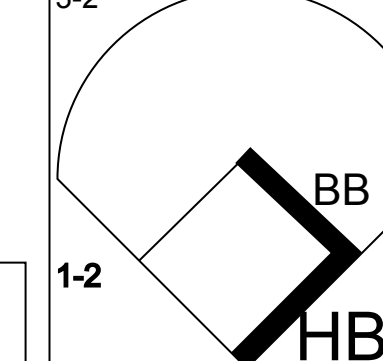
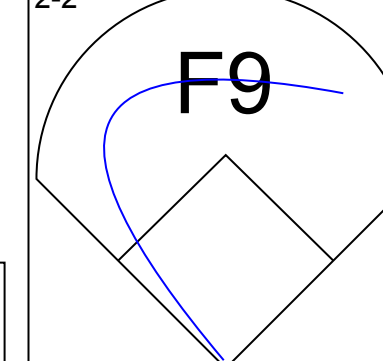
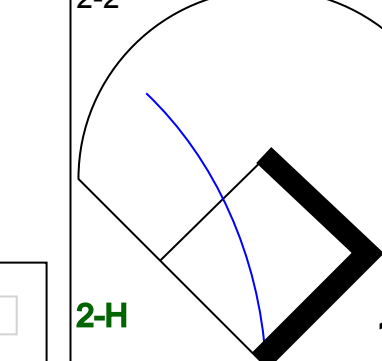
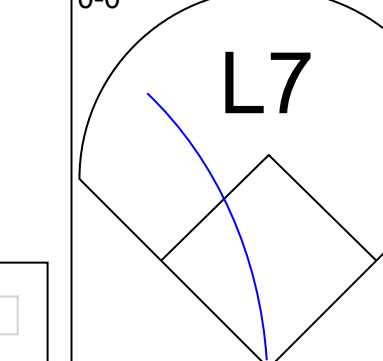
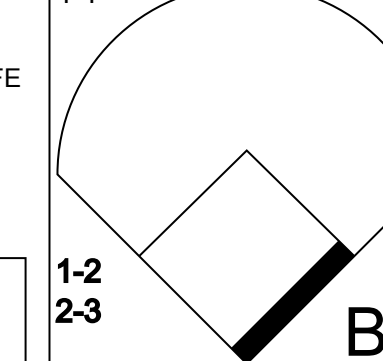
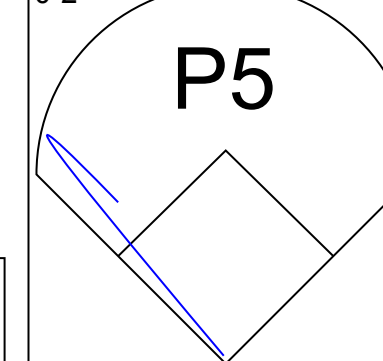
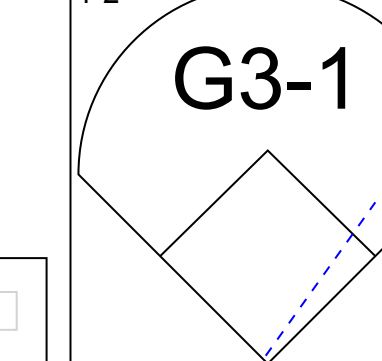
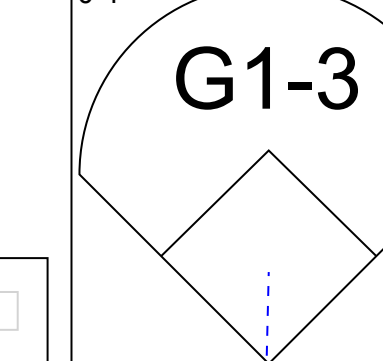


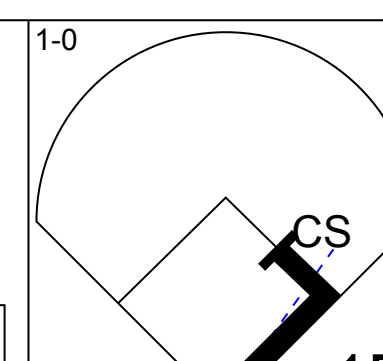
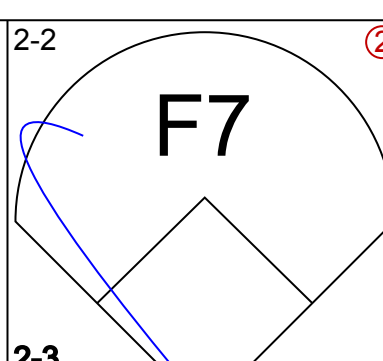
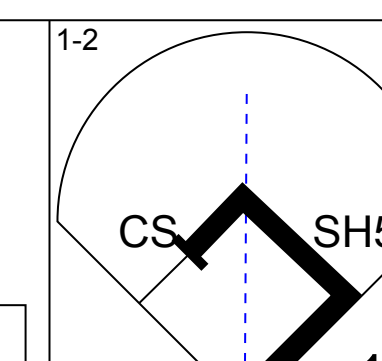
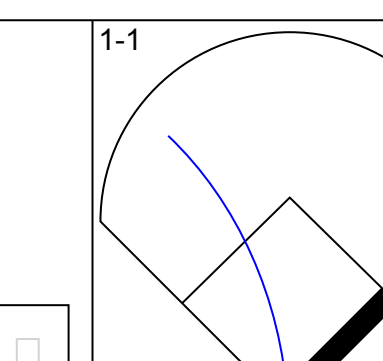
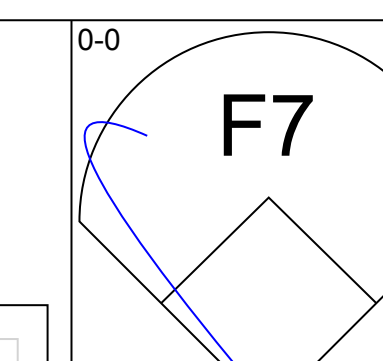
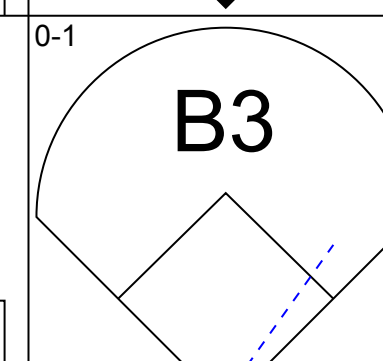
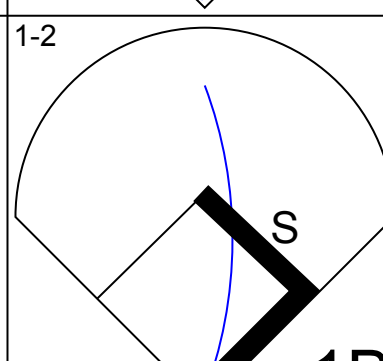
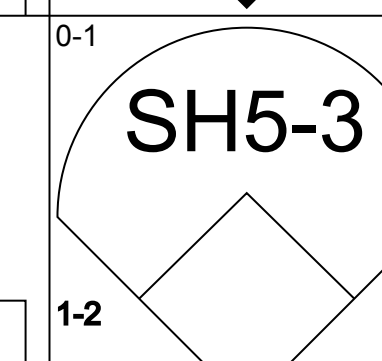
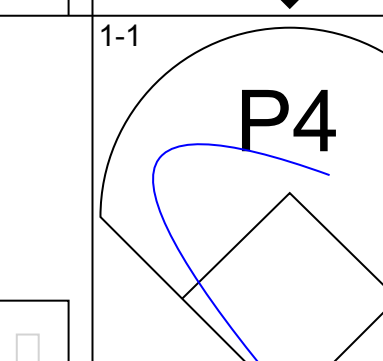
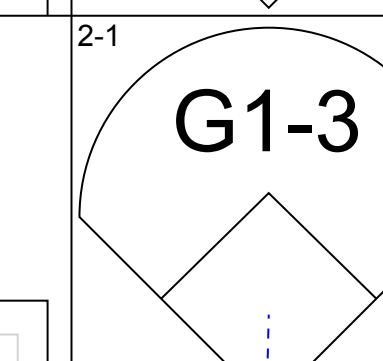
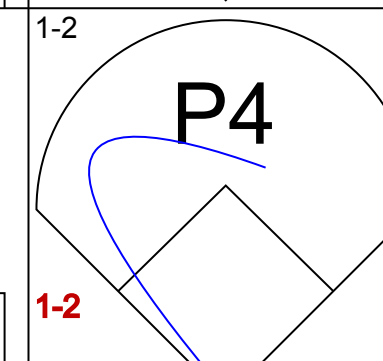
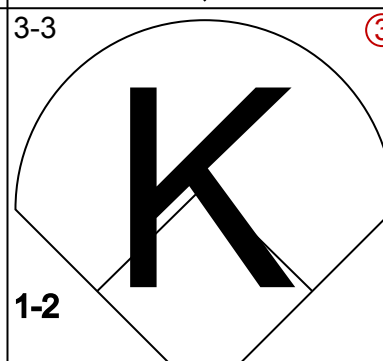
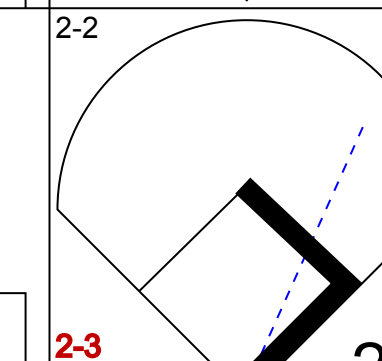
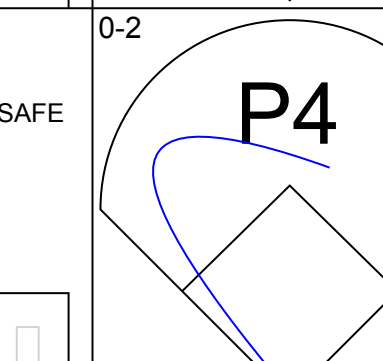
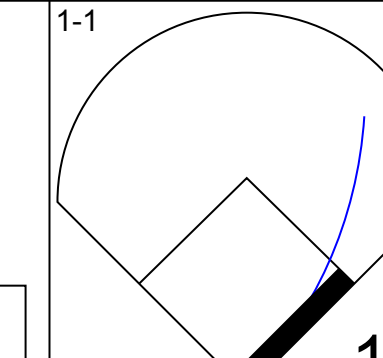
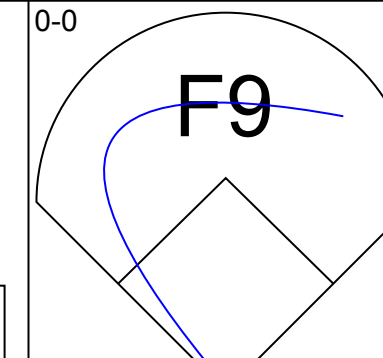
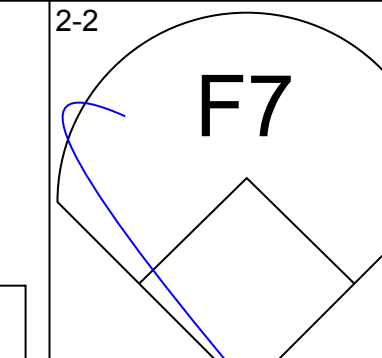
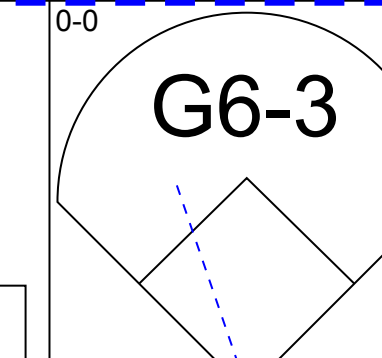
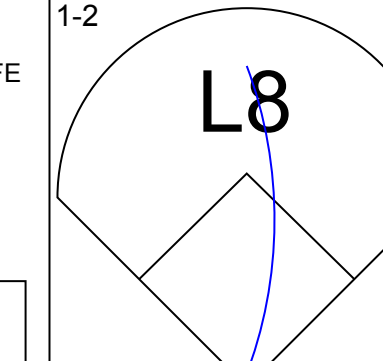
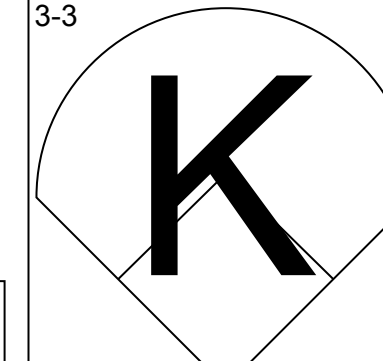
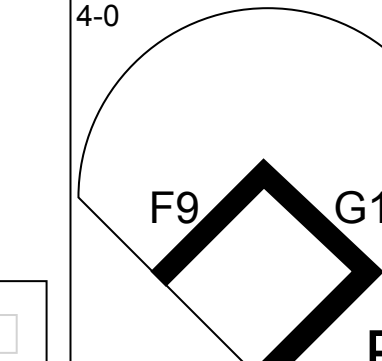
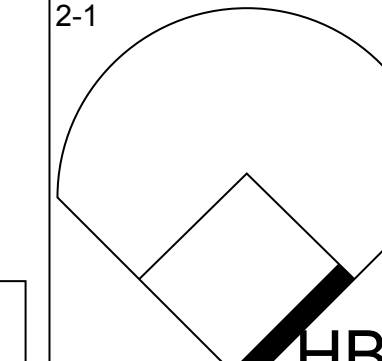
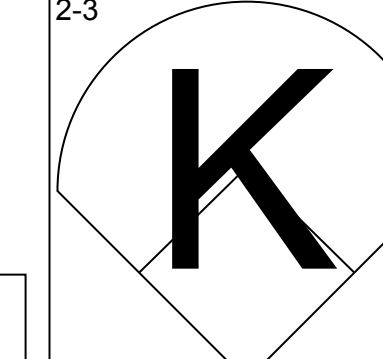
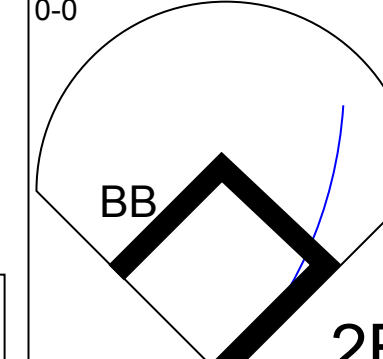
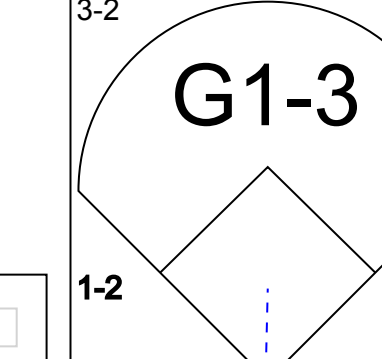
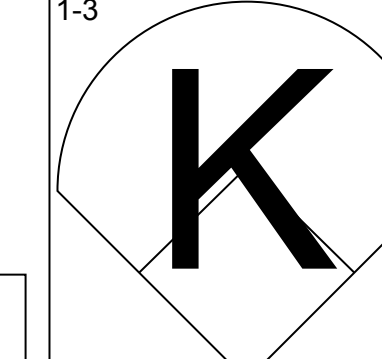
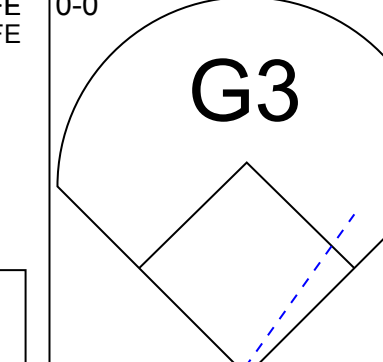
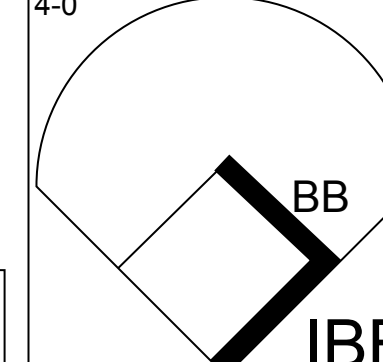
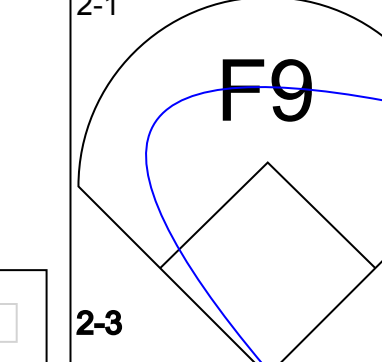
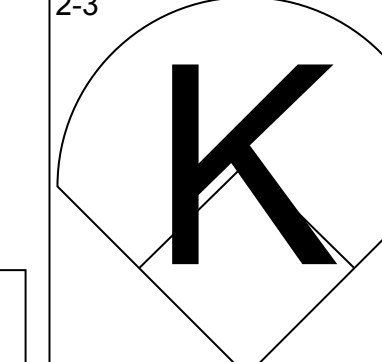
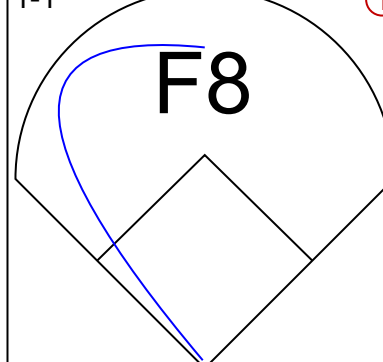
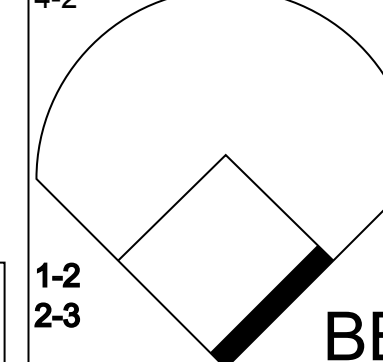
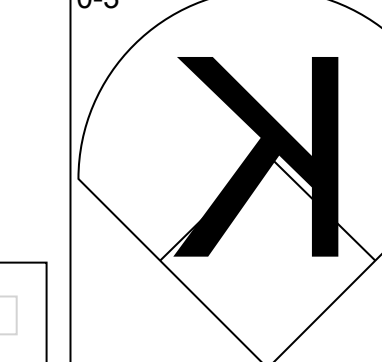
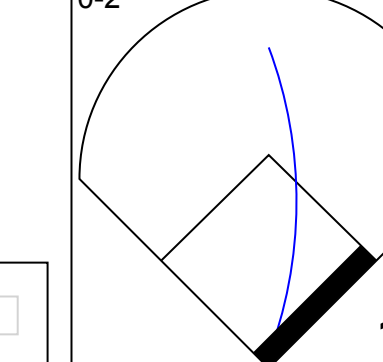
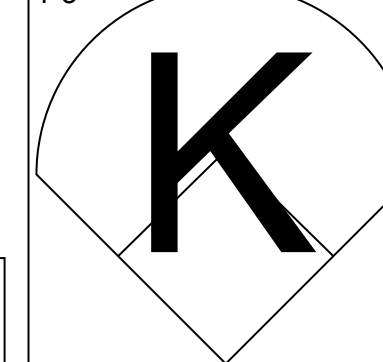

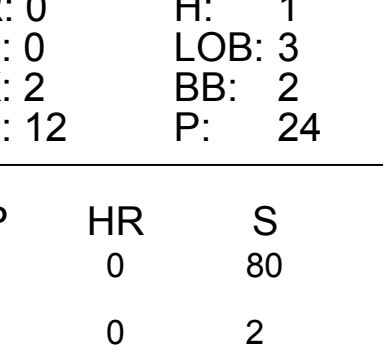
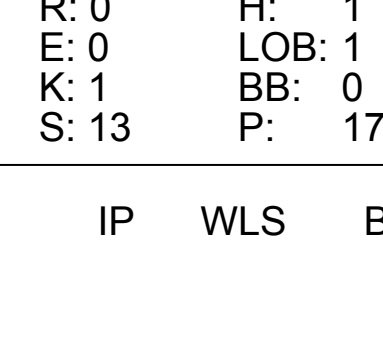
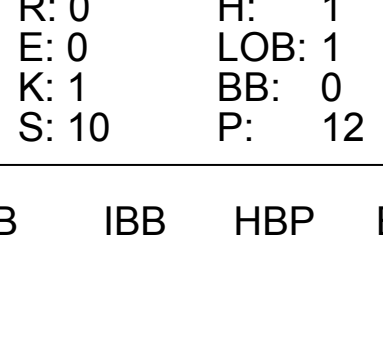
Batter	1	2	3	4	5	6	7	8	9	AB	R	H	RBI	BB	SO	LOB	TOP					
Tony Phillips, S OBP: 0.365, SLG: 0.491 (1, 7)										5	1	1	0	0	2	3	Chicago White Sox @ Kansas City Royals Kauffman Stadium, Kansas City, MO Mon Apr 15 1996, 7:05 PM CDT Att: 12,653 - Unknown - 53 F livebaseballscorecards.com					
Robin Ventura, L OBP: 0.321, SLG: 0.408 (1, 5)										5	1	2	1	0	0	0						
Frank Thomas, R OBP: 0.525, SLG: 0.755 (1, 3)										5	2	3	2	0	1	0						
Lyle Mouton, R OBP: 0.316, SLG: 0.412 Harold Baines, L OBP: 0.419, SLG: 0.500 Jose Munoz, S OBP: 0.429, SLG: 0.333 (1, 10)										4	0	1	0	0	0	3						
Danny Tartabull, R OBP: 0.313, SLG: 0.275 Dave Martinez, L OBP: 0.261, SLG: 0.190 (1, 9)										2	2	1	0	2	1	1						
Chris Snopce, R OBP: 0.286, SLG: 0.538 Ozzie Guillen, L OBP: 0.302, SLG: 0.410 (1, 6)										4	2	1	2	0	1	5						
Ron Karkovics, R OBP: 0.308, SLG: 0.265 (1, 2)										4	1	0	1	1	1	2						
Ray Durham, S OBP: 0.347, SLG: 0.524 (1, 4)										5	1	2	3	0	0	2						
Darren Lewis, R OBP: 0.405, SLG: 0.345 (1, 8)										3	0	1	1	1	1	0						
Inning Stats	R: 5 E: 0 K: 0 S: 20	H: 4 LOB: 2 BB: 3 P: 40	R: 5 E: 0 K: 1 S: 20	H: 6 LOB: 1 BB: 0 P: 33	R: 0 E: 0 K: 1 S: 6	H: 1 LOB: 1 BB: 0 P: 9	R: 0 E: 0 K: 1 S: 10	H: 0 LOB: 0 BB: 0 P: 14	R: 0 E: 0 K: 1 S: 7	H: 1 LOB: 1 BB: 1 P: 15	R: 0 E: 0 K: 2 S: 9	H: 0 LOB: 0 BB: 0 P: 13	R: 0 E: 0 K: 1 S: 7	H: 0 LOB: 0 BB: 0 P: 11	R: 1 E: 0 K: 0 S: 9	H: 2 LOB: 2 BB: 0 P: 14		1B: 6 2B: 5 3B: 1 HR: 2	SF: 0 SAC: 0 DP: 1 HBP: 0	WP: 0 PB: 0 SB: 0 CS: 0	PA: 44	
PITCHER	IP WLS BF H R ER SO BB IBB HBP BLK WP HR S P ERA WHIP																					
Jason Jacome, L ERA: 9.35 Julio Valera, R ERA: 1.13 Hipolito Pichardo, R ERA: 4.28 Mike Magnante, L ERA: 3.18 (1, 1)	1.1 15 8 9 9 0 3 0 0 0 0 0 2 31 59 60.75 8.250																					
Bip Roberts, S OBP: 0.348, SLG: 0.429 (1, 4)										4	2	2	3	1	0	1	Chicago White Sox @ Kansas City Royals Kauffman Stadium, Kansas City, MO Mon Apr 15 1996, 7:05 PM CDT Att: 12,653 - Unknown - 53 F livebaseballscorecards.com					
Tom Goodwin, L OBP: 0.255, SLG: 0.186 (1, 7)										5	0	0	1	0	1	4						
Johnny Damon, L OBP: 0.326, SLG: 0.381 (1, 8)										5	0	0	1	0	1	0						
Keith Lockhart, L OBP: 0.400, SLG: 0.387 (1, 5)										5	1	1	0	0	0	1						
Bob Hamelin, L OBP: 0.349, SLG: 0.250 Joe Randa, R OBP: 0.300, SLG: 0.308 (1, 3)										3	0	0	0	1	2	1						
Jose Offerman, S OBP: 0.185, SLG: 0.154 (9, PH)										1	0	0	0	0	1	0						
Mike Macfarlane, R OBP: 0.298, SLG: 0.400 (1, 2)										4	1	1	1	0	0	1						
Michael Tucker, L OBP: 0.289, SLG: 0.343 (1, 9)										4	2	2	1	0	0	0						
Joe Vitiello, R OBP: 0.457, SLG: 0.375 (1, 10)										3	2	2	0	1	1	2						
David Howard, S OBP: 0.400, SLG: 0.464 (1, 6)										4	1	3	2	0	0	1						
Inning Stats	R: 0 E: 0 K: 0 S: 9	H: 0 LOB: 0 BB: 0 P: 13	R: 6 E: 0 K: 0 S: 15	H: 5 LOB: 0 BB: 1 P: 23	R: 0 E: 0 K: 1 S: 7	H: 0 LOB: 0 BB: 0 P: 10	R: 1 E: 0 K: 0 S: 10	H: 2 LOB: 1 BB: 0 P: 15	R: 0 E: 0 K: 1 S: 9	H: 0 LOB: 0 BB: 0 P: 15	R: 0 E: 0 K: 0 S: 12	H: 1 LOB: 1 BB: 0 P: 18	R: 1 E: 1 K: 0 S: 13	H: 1 LOB: 0 BB: 0 P: 19	R: 2 E: 0 K: 2 S: 18	H: 2 LOB: 2 BB: 2 P: 33	R: 0 E: 0 K: 2 S: 7	H: 0 LOB: 0 BB: 0 P: 9	1B: 7 2B: 2 3B: 2 HR: 0	SF: 0 SAC: 0 DP: 0 HBP: 0	WP: 0 PB: 0 SB: 0 CS: 1	PA: 41
PITCHER	IP WLS BF H R ER SO BB IBB HBP BLK WP HR S P ERA WHIP																					
Kirk McCaskill, R ERA: 8.45 Larry Thomas, L ERA: 4.5 Matt Karchner, R ERA: 1.8 Roberto Hernandez, R ERA: 1.8 (1, 1)	5.2 26 6 1 2 2 0 1 0 0 0 0 0 0 18 28 13.50 1.500																					
David Howard, S OBP: 0.400, SLG: 0.464 (1, 6)	1.0 W 6 2 1 0 2 0 1 0 0 0 0 0 0 16 27 0.00 2.000																					
Roberto Hernandez, R ERA: 1.8 (9, 1)	1.0 S 3 0 0 0 2 0 0 0 0 0 0 0 0 7 9 0.00 0.000																					

Batter	1	2	3	4	5	6	7	8	9	AB	R	H	RBI	BB	SO	LOB	TOP					
Tony Phillips, S OBP: 0.368, SLG: 0.474			G6-3				F8	G4-3		4	0	1	0	1	0	1	Chicago White Sox @ Kansas City Royals Kauffman Stadium, Kansas City, MO Tue Apr 16 1996, 7:05 PM CDT Att: 12,399 - Unknown - 65 F					
Jose Munoz, S OBP: 0.500, SLG: 0.333	F7		WP		L6		BB	BB		3	1	1	0	2	0	3						
Frank Thomas, R OBP: 0.500, SLG: 0.759	L4		P3				HR	F9	L7	5	1	1	1	0	0	5						
Harold Baines, L OBP: 0.417, SLG: 0.475	G4-3		F9				HR	BB	G4-3	4	2	1	0	1	0	2						
Robin Ventura, L OBP: 0.345, SLG: 0.415			BB		G3		BB	BB	E5	4	0	2	0	1	0	0						
Ray Durham, S OBP: 0.347, SLG: 0.524			1B				BB	BB	FC5-4	0	0	0	0	0	0	0						
Danny Tartabull, R OBP: 0.302, SLG: 0.267	K				F8		G6-4-3	BB	FC5-4	5	0	1	2	0	1	4						
Ron Karkovics, R OBP: 0.302, SLG: 0.342			F8					BB		4	1	1	2	0	0	3						
Chad Kreuter, S OBP: 0.429, SLG: 0.500					F8		HR	G1-3	K	1	0	0	0	0	1	1						
Darren Lewis, R OBP: 0.450, SLG: 0.419										2	0	2	0	1	0	0						
Dave Martinez, L OBP: 0.292, SLG: 0.190					L6			G4-3	SH1-3	0	0	0	0	1	0	0						
Ozzie Guillen, L OBP: 0.283, SLG: 0.381	L3							SH1-3		3	0	0	0	0	0	4						
Inning Stats	R: 0 E: 0 K: 0 S: 14	H: 1 LOB: 1 BB: 0 P: 20	R: 0 E: 0 K: 1 S: 13	H: 1 LOB: 2 BB: 1 P: 21	R: 0 E: 0 K: 0 S: 9	H: 1 LOB: 1 BB: 0 P: 16	R: 0 E: 0 K: 0 S: 9	H: 0 LOB: 0 BB: 0 P: 13	R: 0 E: 0 K: 0 S: 7	H: 1 LOB: 1 BB: 1 P: 13	R: 3 E: 0 K: 0 S: 12	H: 4 LOB: 1 BB: 1 P: 23	R: 2 E: 0 K: 0 S: 9	H: 2 LOB: 2 BB: 2 P: 24	R: 0 E: 0 K: 0 S: 8	H: 0 LOB: 2 BB: 2 P: 18	R: 0 E: 1 K: 1 S: 9	H: 0 LOB: 1 BB: 0 P: 9	1B: 7 2B: 2 3B: 0 HR: 2	SF: 0 SAC: 1 DP: 2 HBP: 0	WP: 1 PB: 0 SB: 0 CS: 0	PA: 43
PITCHER	IP WLS BF H R ER SO BB IBB HBP BLK WP HR S P ERA WHIP																					
Tim Belcher, R ERA: 3.93	(1, 1) 5.2 W 25 7 3 3 1 3 0 0 0 0 1 2 59 97 4.76 1.765																					
Terry Clark, R ERA: 7.71	(6, 1) 1.0 5 1 1 1 0 1 0 0 0 0 0 0 7 17 9.00 2.000																					
Jeff Granger, L ERA: 27.0	(7, 1) 0.0 2 1 0 0 0 1 0 0 0 0 0 0 3 9 ∞ ∞																					
Mike Magnante, L ERA: 3.0	(7, 1) 0.1 2 1 1 1 0 0 0 0 0 0 0 0 4 7 27.00 3.000																					
Jeff Montgomery, R ERA:	(8, 1) 2.0 S 9 0 0 0 1 2 0 0 0 0 0 0 17 27 0.00 1.000																					

Batter	1	2	3	4	5	6	7	8	9	AB	R	H	RBI	BB	SO	LOB	BOTTOM					
Bip Roberts, S OBP: 0.314, SLG: 0.383	G6-3		FC5					F8		5	0	0	0	0	0	1	Chicago White Sox @ Kansas City Royals Kauffman Stadium, Kansas City, MO Tue Apr 16 1996, 7:05 PM CDT Att: 12,399 - Unknown - 65 F					
Tom Goodwin, L OBP: 0.308, SLG: 0.250	B5				1B		S	G1-3	1B	5	2	4	0	0	0	0						
Johnny Damon, L OBP: 0.314, SLG: 0.362	K				1B		S	G1-3	G5-3	5	1	1	0	0	1	3						
Keith Lockhart, L OBP: 0.385, SLG: 0.364					SF7			G1-3		2	1	0	1	1	0	0						
Bob Hamelin, L OBP: 0.383, SLG: 0.265								BB	2B	2	2	1	0	2	1	0						
Joe Randa, R OBP: 0.300, SLG: 0.308					WP			BB	BB	0	0	0	0	0	0	0						
Joe Vitiello, R OBP: 0.436, SLG: 0.333					1B			2B	BB	3	0	0	1	1	0	3						
Les Norman, R OBP: 0.300, SLG: 0.308					F9			2B	BB	0	0	0	0	0	0	0						
Michael Tucker, L OBP: 0.333, SLG: 0.395								2B	BB	3	0	2	3	1	1	0						
Sal Fasano, R OBP: 0.222, SLG: 0.188								FC6-4	BB	3	0	0	0	1	1	4						
David Howard, S OBP: 0.382, SLG: 0.419								FC6-4		3	0	0	0	1	0	2						
Inning Stats	R: 0 E: 0 K: 1 S: 10	H: 0 LOB: 0 BB: 0 P: 15	R: 0 E: 0 K: 1 S: 8	H: 0 LOB: 0 BB: 0 P: 13	R: 0 E: 1 K: 2 S: 12	H: 0 LOB: 1 BB: 1 P: 20	R: 3 E: 0 K: 0 S: 14	H: 3 LOB: 2 BB: 2 P: 29	R: 3 E: 0 K: 0 S: 20	H: 2 LOB: 2 BB: 3 P: 36	R: 0 E: 0 K: 0 S: 7	H: 1 LOB: 0 BB: 0 P: 11	R: 0 E: 0 K: 0 S: 12	H: 1 LOB: 2 BB: 1 P: 22	R: 0 E: 0 K: 0 S: 7	H: 1 LOB: 1 BB: 0 P: 8	R: 0 E: 0 K: 0 S: 9	H: 0 LOB: 1 BB: 0 P: 9	1B: 7 2B: 1 3B: 0 HR: 0	SF: 1 SAC: 0 DP: 0 HBP: 0	WP: 1 PB: 0 SB: 2 CS: 0	PA: 39
PITCHER	IP WLS BF H R ER SO BB IBB HBP BLK WP HR S P ERA WHIP																					
Jason Bere, R ERA: 10.13	(1, 1) 5.0 L 26 5 6 6 4 5 1 0 0 0 0 0 26 41 0.00 1.333																					
Brian Keyser, R ERA: 0.96	(6, 1) 3.0 13 3 0 0 0 1 0 0 0 0 0 0 26 41 0.00 1.333																					



Batter	1	2	3	4	5	6	7	8	9	AB	R	H	RBI	BB	SO	LOB	TOP					
Tony Phillips, S OBP: 0.370, SLG: 0.459 (1, 7)										4	0	1	0	1	2	3	Chicago White Sox @ Kansas City Royals Kauffman Stadium, Kansas City, MO Wed Apr 17 1996, 7:05 PM CDT Att: 13,350 - Unknown - 77 F livebaseballscorecards.com					
Dave Martinez, L OBP: 0.276, SLG: 0.308 (8, 9)										5	1	1	1	0	0	2						
Frank Thomas, R OBP: 0.486, SLG: 0.724 (1, 3)										4	0	1	0	0	1	0						
Harold Baines, L OBP: 0.423, SLG: 0.535 (1, 10)										3	1	1	1	1	1	1						
Robin Ventura, L OBP: 0.323, SLG: 0.386 (1, 5)										4	0	0	0	0	1	1						
Danny Tartabull, R OBP: 0.281, SLG: 0.245 (1, 9)										4	0	0	0	0	1	0						
Darren Lewis, R OBP: 0.450, SLG: 0.419 (8, 8)										0	0	0	0	0	0	0						
Ron Karkovics, R OBP: 0.340, SLG: 0.405 (1, 2)										4	1	3	0	0	0	0						
Ray Durham, S OBP: 0.356, SLG: 0.511 (1, 4)										3	0	1	1	0	0	1						
Ozzie Guillen, L OBP: 0.280, SLG: 0.356 (1, 6)										3	0	0	0	1	0	2						
Inning Stats	R: 0 E: 0 K: 1 S: 9	H: 0 LOB: 0 BB: 0 P: 14	R: 1 E: 0 K: 0 S: 14	H: 2 LOB: 3 BB: 1 P: 25	R: 0 E: 0 K: 0 S: 11	H: 0 LOB: 1 BB: 1 P: 17	R: 0 E: 0 K: 0 S: 12	H: 1 LOB: 1 BB: 0 P: 17	R: 0 E: 0 K: 0 S: 8	H: 2 LOB: 1 BB: 0 P: 14	R: 1 E: 0 K: 2 S: 20	H: 2 LOB: 1 BB: 0 P: 28	R: 1 E: 0 K: 3 S: 11	H: 1 LOB: 0 BB: 0 P: 17	R: 0 E: 0 K: 0 S: 4	H: 0 LOB: 0 BB: 0 P: 5	R: 0 E: 0 K: 0 S: 9	H: 0 LOB: 0 BB: 1 P: 13	1B: 5 2B: 1 3B: 0 HR: 2	SF: 0 SAC: 0 DP: 1 HBP: 1	WP: 0 PB: 0 SB: 0 CS: 0	PA: 38
PITCHER	IP	WLS	BF	H	R	ER	SO	BB	IBB	HBP	BLK	WP	HR	S	P	ERA	WHIP					
Kevin Appier, R ERA: 3.68 (1, 1)	6.1	L	29	8	3	3	4	2	0	1	0	0	2	79	122	4.26	1.579					
Hipolito Pichardo, R ERA: 3.0 (7, 1)	2.2		9	0	0	0	2	1	0	0	0	0	0	19	28	0.00	0.375					

Batter	1	2	3	4	5	6	7	8	9	AB	R	H	RBI	BB	SO	LOB	BOTTOM					
Bip Roberts, S OBP: 0.339, SLG: 0.404 (1, 4)										5	0	3	0	0	0	2	Chicago White Sox @ Kansas City Royals Kauffman Stadium, Kansas City, MO Wed Apr 17 1996, 7:05 PM CDT Att: 13,350 - Unknown - 77 F livebaseballscorecards.com					
Tom Goodwin, L OBP: 0.304, SLG: 0.250 (1, 7)										4	0	1	1	0	0	3						
Johnny Damon, L OBP: 0.309, SLG: 0.373 (1, 8)										4	0	1	0	0	1	3						
Keith Lockhart, L OBP: 0.381, SLG: 0.361 (8, PH)										3	0	1	0	0	0	1						
Joe Randa, R OBP: 0.290, SLG: 0.296 (9, 5)										1	0	0	0	0	0	0						
Bob Hamelin, L OBP: 0.392, SLG: 0.250 (8, PR)										2	0	0	0	1	1	1						
Les Norman, R (9, 9)										0	0	0	0	0	0	0						
Joe Vitiello, R OBP: 0.419, SLG: 0.355 (1, 10)										4	0	1	0	0	2	3						
Michael Tucker, L OBP: 0.326, SLG: 0.366 (1, 9)										3	0	0	0	1	1	3						
Sal Fasano, R OBP: 0.238, SLG: 0.167 (9, PH)										2	0	0	0	1	1	1						
Jose Offerman, S ERA: 7.2 OBP: 0.214, SLG: 0.185 (9, PH)										1	0	1	0	0	0	0						
David Howard, S OBP: 0.368, SLG: 0.429 (1, 6)										4	1	1	0	0	3	4						
Inning Stats	R: 0 E: 0 K: 0 S: 6	H: 1 LOB: 0 BB: 0 P: 8	R: 0 E: 0 K: 1 S: 9	H: 1 LOB: 1 BB: 0 P: 13	R: 1 E: 0 K: 1 S: 15	H: 2 LOB: 0 BB: 0 P: 22	R: 0 E: 0 K: 2 S: 12	H: 1 LOB: 2 BB: 2 P: 24	R: 0 E: 0 K: 0 S: 14	H: 2 LOB: 1 BB: 0 P: 19	R: 0 E: 0 K: 1 S: 11	H: 0 LOB: 1 BB: 1 P: 20	R: 0 E: 0 K: 1 S: 13	H: 1 LOB: 0 BB: 0 P: 17	R: 0 E: 0 K: 2 S: 8	H: 0 LOB: 0 BB: 0 P: 13	R: 0 E: 0 K: 1 S: 10	H: 1 LOB: 1 BB: 0 P: 12	1B: 6 2B: 3 3B: 0 HR: 0	SF: 0 SAC: 1 DP: 0 HBP: 1	WP: 0 PB: 0 SB: 1 CS: 2	PA: 38
PITCHER	IP	WLS	BF	H	R	ER	SO	BB	IBB	HBP	BLK	WP	HR	S	P	ERA	WHIP					
Alex Fernandez, R ERA: 4.05 (1, 1)	7.0	W	30	8	1	1	6	2	1	1	0	0	0	80	123	1.29	1.429					
Joe Magrane, L ERA: 3.68 (8, 1)	0.1		2	0	0	0	0	0	0	1	0	0	0	2	4	0.00	0.000					
41 Bill Simas, R ERA: 7.2 (8, 1)	0.2		2	0	0	0	2	0	0	0	0	0	0	6	9	0.00	0.000					
Roberto Hernandez, R ERA: (9, 1)	1.0	S	4	1	0	0	1	0	0	0	0	0	0	10	12	0.00	1.000					

Batter	1	2	3	4	5	6	7	8	9	AB	R	H	RBI	BB	SO	LOB	TOP										
Tony Phillips, S OBP: 0.351, SLG: 0.431			B2-3		G4-3		G3			4	0	0	0	0	1	1											
Ray Durham, S OBP: 0.386, SLG: 0.563	SF8			FC4-6 1B HBP		K		HR 1B		3	2	2	0	0	1	0											
Frank Thomas, R OBP: 0.486, SLG: 0.770	SF8			FC4-6 1B		G6-3		HR		3	1	2	3	0	0	0											
Harold Baines, L OBP: 0.411, SLG: 0.511	K			FC4-6 BB		1B 2B 1B		G3		4	1	1	0	0	1	2											
Robin Ventura, L OBP: 0.333, SLG: 0.383		G4-3		G5-4-3 BB		2B 1B		K		3	0	1	0	1	1	0											
Danny Tartabull, R OBP: 0.279, SLG: 0.264	F8			G5-4-3		1-3 2H		F8		4	0	1	1	0	0	3											
Dave Martinez, L OBP: 0.276, SLG: 0.308										0	0	0	0	0	0	0											
Ron Karkovics, R OBP: 0.314, SLG: 0.370	K					F7				4	0	0	0	0	2	2											
Darren Lewis, R OBP: 0.432, SLG: 0.382			G6-3		S BB		P6		G5-3	3	0	0	0	1	0	0											
Ozzie Guillen, L OBP: 0.259, SLG: 0.327	L7				K		G4-3		G3-1	4	0	0	0	0	1	1											
Inning Stats	R: 1 E: 0 K: 2 S: 10	H: 1 LOB: 0 BB: 0 P: 14	R: 0 E: 0 K: 1 S: 9	H: 0 LOB: 0 BB: 0 P: 13	R: 0 E: 0 K: 0 S: 5	H: 0 LOB: 0 BB: 0 P: 9	R: 0 E: 0 K: 0 S: 6	H: 1 LOB: 2 BB: 1 P: 15	R: 0 E: 0 K: 1 S: 10	H: 0 LOB: 1 BB: 0 P: 20	R: 1 E: 0 K: 1 S: 13	H: 3 LOB: 2 BB: 0 P: 19	R: 0 E: 0 K: 0 S: 8	H: 0 LOB: 0 BB: 0 P: 14	R: 2 E: 0 K: 1 S: 13	H: 2 LOB: 0 BB: 0 P: 21	R: 0 E: 0 K: 0 S: 9	H: 0 LOB: 0 BB: 0 P: 16	1B: 4 2B: 1 3B: 1 HR: 1	SF: 1 SAC: 0 DP: 1 HBP: 1	WP: 0 PB: 0 SB: 1 CS: 0	PA: 36					
PITCHER	IP	WLS	BF	H	R	ER	SO	BB	IBB	HBP	BLK	WP	HR	S	P	ERA	WHIP										
Ariel Prieto, R ERA: 4.95	7.0		28	5	2	2	6	2	0	1	0	0	0	61	104	2.57	1.000										
John Briscoe, R ERA: 4.75	0.0	L	2	2	2	2	0	0	0	0	0	0	1	5	8	∞	∞										
Mike Mohler, L ERA:	2.0		6	0	0	0	1	0	0	0	0	0	0	17	29	0.00	0.000										

Chicago White Sox @ Oakland Athletics
Oakland-Alameda County Coliseum, Oakland, CA

AB 32
R 4
H 7
RBI 4
BB 2
SO 7
LOB 9



WP: 0 PA: 36
PB: 0
SB: 1
CS: 0

Batter	1	2	3	4	5	6	7	8	9	AB	R	H	RBI	BB	SO	LOB	BOTTOM										
Ernie Young, R OBP: 0.348, SLG: 0.324	K		E6		1B		K		K	5	0	1	0	0	3	0											
Allen Battie, R OBP: 0.389, SLG: 0.435	F8		G3-6-3		1B		S 2B		S BB	4	0	2	0	1	0	1											
Brent Gates, S OBP: 0.288, SLG: 0.273	K		G4-3		G2-3		K		K	5	0	0	0	0	3	4											
Geronimo Berroa, R OBP: 0.206, SLG: 0.426	K			G3-1		HR 1B	F7			4	1	1	0	0	1	1											
Matt Stairs, L OBP: 0.306, SLG: 0.500										0	0	0	0	0	0	0											
Pedro Munoz, R OBP: 0.391, SLG: 0.441	K			K		F9		F8		4	0	0	0	0	2	1											
Terry Steinbach, R OBP: 0.400, SLG: 0.511	BB			BB		K		K		2	0	0	0	2	2	1											
Scott Brosius, R OBP: 0.500, SLG: 0.653	BB			G1-3		HR		BB		2	1	1	2	2	0	1											
Torey Lovullo, S OBP: 0.286, SLG: 0.308	G3-1				K		K		F7	4	0	1	0	0	1	3											
Mike Bordick, R OBP: 0.393, SLG: 0.400			HR		G5-3		K		G6-3	4	1	1	1	0	1	1											
Inning Stats	R: 0 E: 0 K: 2 S: 9	H: 0 LOB: 0 BB: 0 P: 15	R: 0 E: 0 K: 2 S: 11	H: 0 LOB: 2 BB: 2 P: 25	R: 1 E: 1 K: 0 S: 11	H: 1 LOB: 0 BB: 0 P: 14	R: 0 E: 0 K: 1 S: 11	H: 0 LOB: 1 BB: 1 P: 19	R: 0 E: 0 K: 1 S: 16	H: 2 LOB: 2 BB: 0 P: 25	R: 2 E: 0 K: 2 S: 14	H: 3 LOB: 1 BB: 0 P: 24	R: 0 E: 0 K: 1 S: 11	H: 1 LOB: 1 BB: 0 P: 18	R: 0 E: 0 K: 1 S: 9	H: 0 LOB: 1 BB: 1 P: 17	R: 0 E: 0 K: 2 S: 12	H: 0 LOB: 1 BB: 1 P: 18	1B: 3 2B: 2 3B: 0 HR: 2	SF: 0 SAC: 0 DP: 1 HBP: 0	WP: 0 PB: 0 SB: 2 CS: 0	PA: 39					
PITCHER	IP	WLS	BF	H	R	ER	SO	BB	IBB	HBP	BLK	WP	HR	S	P	ERA	WHIP										
Wilson Alvarez, L ERA: 4.24	5.1		23	4	2	2	6	3	0	0	0	0	1	62	106	3.38	1.312										
Kirk McCaskill, R ERA: 8.53	1.0		6	3	1	1	3	0	0	0	0	0	1	16	25	9.00	3.000										
Larry Thomas, L ERA: 4.26	0.1		1	0	0	0	1	0	0	0	0	0	0	3	4	0.00	0.000										
Matt Karchner, R ERA: 1.59	1.1	W	5	0	0	0	1	1	0	0	0	0	0	11	22	0.00	0.750										
Roberto Hernandez, R ERA:	1.0	S	4	0	0	0	2	1	0	0	0	0	0	12	18	0.00	1.000										

Chicago White Sox @ Oakland Athletics
Oakland-Alameda County Coliseum, Oakland, CA

AB 34
R 3
H 7
RBI 3
BB 5
SO 13
LOB 13



WP: 0 PA: 39
PB: 0
SB: 2
CS: 0

Batter	1	2	3	4	5	6	7	8	9	AB	R	H	RBI	BB	SO	LOB	TOP										
Tony Phillips, S OBP: 0.354, SLG: 0.471	P5		K			F7	HR	G6-4-3 1B		5	1	2	4	0	1	0	Chicago White Sox @ Oakland Athletics Oakland-Alameda County Coliseum, Oakland, CA Sat Apr 20 1996, 3:33 AM PDT Att: 16,480 - Overcast - 65 F										
Ray Durham, S OBP: 0.397, SLG: 0.566	K			K		1B	BB	G6-4-3		5	1	2	0	0	2	2											
Frank Thomas, R OBP: 0.481, SLG: 0.734	K			BB	BB	G5-3	BB	P3		3	1	0	0	2	1	1											
Harold Baines, L OBP: 0.407, SLG: 0.500		F8		L8		1B		G4-3 WP		3	0	1	1	0	0	1											
Lyle Mouton, R OBP: 0.381, SLG: 0.412						2H	BB	BB		0	0	0	0	2	0	0											
Robin Ventura, L OBP: 0.338, SLG: 0.365		BB		BB		F8	K	G4-3		3	1	0	0	2	1	5											
Dave Martinez, L OBP: 0.294, SLG: 0.419				CS		1B	BB	F7		5	1	2	2	0	1	5											
Chad Kreuter, S OBP: 0.389, SLG: 0.429	F8			CS		G4-3	HR	G4-3		4	1	1	1	0	0	1											
Darren Lewis, R OBP: 0.438, SLG: 0.361			F9			G4-3	HR	FC6 1B		2	2	0	0	2	0	0											
Ozzie Guillen, L OBP: 0.241, SLG: 0.302			P6			F9	K	FC6 1B		4	0	0	0	0	1	3											
Inning Stats	R: 0 H: 0 E: 0 K: 2 S: 7	H: 0 LOB: 0 BB: 0 P: 9	R: 0 H: 0 E: 0 K: 1 S: 10	H: 0 LOB: 1 BB: 1 P: 20	R: 0 H: 0 E: 0 K: 1 S: 7	H: 0 LOB: 0 BB: 0 P: 8	R: 2 H: 1 E: 0 K: 1 S: 13	H: 1 LOB: 0 BB: 2 P: 29	R: 0 H: 0 E: 0 K: 0 S: 8	H: 0 LOB: 0 BB: 0 P: 10	R: 1 H: 2 E: 0 K: 0 S: 12	H: 2 LOB: 1 BB: 0 P: 19	R: 4 H: 4 E: 0 K: 2 S: 24	H: 4 LOB: 3 BB: 3 P: 46	R: 1 H: 1 E: 0 K: 0 S: 7	H: 1 LOB: 1 BB: 1 P: 12	R: 0 H: 0 E: 0 K: 0 S: 7	H: 0 LOB: 1 BB: 1 P: 16	1B: 4 2B: 2 3B: 1 HR: 1	SF: 0 SAC: 0 DP: 1 HBP: 0	WP: 1 PB: 0 CS: 1	PA: 43					
PITCHER	IP	WLS	BF	H	R	ER	SO	BB	IBB	HBP	BLK	WP	HR	S	P	ERA	WHIP										
Todd Van Poppel, R ERA: 9.95	(1, 1)	6.0	L	25	5	5	5	3	0	0	0	0	0	64	105	7.50	1.333										
Don Wengert, R ERA: 5.73	(7, 1)	0.0		1	0	0	0	1	0	0	0	0	0	3	7	∞	∞										
Buddy Groom, L ERA: 6.48	(7, 1)	1.0		7	2	2	2	1	1	0	0	0	1	14	29	18.00	3.000										
Steve Wojciechowski, L ERA: 10.13	(8, 1)	1.0		5	1	1	1	1	0	0	0	0	0	7	12	9.00	2.000										
Aaron Small, R ERA: 2.51	(9, 1)	1.0		4	0	0	0	1	0	0	0	1	0	7	16	0.00	1.000										

Batter	1	2	3	4	5	6	7	8	9	AB	R	H	RBI	BB	SO	LOB	BOTTOM										
Ernie Young, R OBP: 0.340, SLG: 0.317	K	L8			F8		SH5-3		G5-4-3 1B	4	0	1	0	0	1	2	Chicago White Sox @ Oakland Athletics Oakland-Alameda County Coliseum, Oakland, CA Sat Apr 20 1996, 3:33 AM PDT Att: 16,480 - Overcast - 65 F										
Brent Gates, S OBP: 0.295, SLG: 0.271	G5-3 1B		P6		1B		L7		G5-4-3	4	1	1	0	1	0	3											
Jason Giambi, L OBP: 0.400, SLG: 0.367	G5-3		K		1B			1B	WP G1-3 BB	3	1	1	0	1	1	1											
Geronimo Berroa, R OBP: 0.239, SLG: 0.492	1B		HR		P5			G1-3 1B		4	1	3	2	0	0	2											
Pedro Munoz, R OBP: 0.368, SLG: 0.413	K		F9		F7			G1-3		4	0	0	1	0	1	2											
Terry Steinbach, R OBP: 0.390, SLG: 0.479		1B		G6-3		F9		G1-3		3	0	0	0	1	0	1											
Phil Planter, L OBP: 0.276, SLG: 0.318	K		K		L4			G4-3		4	0	0	0	0	2	2											
Scott Brosius, R OBP: 0.471, SLG: 0.604		P3		K		K		P5		4	0	0	0	0	2	1											
Mike Bordick, R OBP: 0.417, SLG: 0.429		1B		G6-3		SH5-3 1B		1B		4	0	3	0	0	0	0											
Inning Stats	R: 1 H: 2 E: 0 K: 2 S: 15	H: 2 LOB: 1 BB: 0 P: 22	R: 0 H: 1 E: 0 K: 1 S: 12	H: 1 LOB: 2 BB: 1 P: 19	R: 1 H: 1 E: 0 K: 1 S: 11	H: 1 LOB: 0 BB: 0 P: 16	R: 0 H: 0 E: 0 K: 2 S: 10	H: 0 LOB: 0 BB: 0 P: 16	R: 0 H: 1 E: 0 K: 0 S: 7	H: 1 LOB: 2 BB: 1 P: 15	R: 0 H: 0 E: 0 K: 0 S: 6	H: 0 LOB: 0 BB: 0 P: 9	R: 0 H: 1 E: 0 K: 1 S: 8	H: 1 LOB: 1 BB: 0 P: 13	R: 1 H: 1 E: 0 K: 0 S: 14	H: 1 LOB: 1 BB: 1 P: 23	R: 0 H: 2 E: 0 K: 0 S: 4	H: 2 LOB: 1 BB: 0 P: 8	1B: 8 2B: 0 3B: 0 HR: 1	SF: 0 SAC: 1 DP: 1 HBP: 0	WP: 1 PB: 0 CS: 0	PA: 38					
PITCHER	IP	WLS	BF	H	R	ER	SO	BB	IBB	HBP	BLK	WP	HR	S	P	ERA	WHIP										
Kevin Tapani, R ERA: 3.78	(1, 1)	7.0	W	29	6	2	2	7	0	0	0	0	0	69	110	2.57	1.143										
Joe Magrane, L ERA: 3.86	(8, 1)	2.0		9	3	1	1	0	1	0	0	0	1	18	31	4.50	2.000										

Batter	1	2	3	4	5	6	7	8	9	AB	R	H	RBI	BB	SO	LOB	TOP										
Tony Phillips, S OBP: 0.368, SLG: 0.473 (1, 7)	G6-3		HR				FC6 WP 1B		K	4	1	2	1	1	1	1	Chicago White Sox @ Oakland Athletics Oakland-Alameda County Coliseum, Oakland, CA Sun Apr 21 1996, 3:33 AM PDT Att: 16,125 - Cloudy - 59 F										
Robin Ventura, L OBP: 0.316, SLG: 0.338 (1, 5)	F9		P4				FC6 1B		K	5	0	0	0	0	1	4											
Frank Thomas, R OBP: 0.494, SLG: 0.779 (1, 3)	FC5-4 1B		HR				G4-6-3 1B			4	1	3	2	0	0	0											
Lyle Mouton, R OBP: 0.333, SLG: 0.350 (1, 10) Harold Baines, L OBP: 0.400, SLG: 0.490 (7, PH)	FC5-4 1-2		K				G4-6-3 1-2			3	0	0	0	0	1	1											
Danny Tartabull, R OBP: 0.277, SLG: 0.263 (1, 9)	FC6-4 1B		G6-3						K	4	0	1	0	0	2	0											
Chris Snopce, R OBP: 0.294, SLG: 0.688 (1, 6) Ozzie Guillen, L OBP: 0.237, SLG: 0.296 (8, 6)	P3		HR				P3		F7	3	1	1	1	0	0	1											
Ron Karkovics, R OBP: 0.309, SLG: 0.420 (1, 2)	FC6-4 2B		L7				HR		K	4	1	1	1	0	1	1											
Ray Durham, S OBP: 0.394, SLG: 0.571 (1, 4)	F8 1-3		F8				K		B4-3 BB	3	0	1	0	1	1	0											
Darren Lewis, R OBP: 0.423, SLG: 0.333 (1, 8)	G4-3		WP S 1B BB				L4		B4-3 1-2	3	1	0	0	1	0	3											
Inning Stats	R: 0 E: 0 K: 0 S: 8	H: 1 LOB: 1 BB: 0 P: 9	R: 0 E: 0 K: 0 S: 10	H: 2 LOB: 2 BB: 0 P: 14	R: 2 E: 0 K: 1 S: 15	H: 1 LOB: 0 BB: 1 P: 30	R: 2 E: 0 K: 0 S: 11	H: 2 LOB: 1 BB: 0 P: 20	R: 0 E: 0 K: 1 S: 6	H: 0 LOB: 0 BB: 0 P: 9	R: 1 E: 0 K: 1 S: 10	H: 1 LOB: 0 BB: 0 P: 12	R: 0 E: 0 K: 0 S: 8	H: 2 LOB: 1 BB: 0 P: 19	R: 0 E: 0 K: 2 S: 9	H: 0 LOB: 0 BB: 0 P: 13		R: 0 E: 0 K: 2 S: 10	H: 0 LOB: 1 BB: 1 P: 20	1B: 5 2B: 1 3B: 0 HR: 3	SF: 0 SAC: 0 DP: 1 HBP: 0	WP: 2 PB: 0 SB: 2 CS: 0	PA: 38				
PITCHER	IP	WLS	BF	H	R	ER	SO	BB	IBB	HBP	BLK	WP	HR	S	P	ERA	WHIP										
Doug Johns, L ERA: 4.26 (1, 1)	6.0		27	7	5	5	3	2	0	0	0	1	3	60	94	7.50	1.500										
Jim Corsi, R ERA: 3.72 (7, 1)	2.2	W	10	2	0	0	3	1	0	0	0	1	0	24	47	0.00	1.125										
Mike Mohler, L ERA: (9, 1)	0.1	S	1	0	0	0	1	0	0	0	0	0	0	3	5	0.00	0.000										


Batter	1	2	3	4	5	6	7	8	9	AB	R	H	RBI	BB	SO	LOB	BOTTOM										
Ernie Young, R OBP: 0.327, SLG: 0.326 (1, 8)	K						G6-3		F7	5	1	1	0	0	2	1	Chicago White Sox @ Oakland Athletics Oakland-Alameda County Coliseum, Oakland, CA Sun Apr 21 1996, 3:33 AM PDT Att: 16,125 - Cloudy - 59 F										
Allen Battie, R OBP: 0.379, SLG: 0.408 (1, 7)	S 1B BB		K				SH1-3		G5-3	3	1	0	0	1	2	1											
Jason Giambi, L OBP: 0.419, SLG: 0.403 (1, 3)	1B 2B BB		CS BB				SF9		2B	2	2	2	1	1	0	0											
Geronimo Berroa, R OBP: 0.282, SLG: 0.544 (1, 10)	2B 1B		CS BB				2B		2B	3	2	3	2	1	0	0											
Terry Steinbach, R OBP: 0.397, SLG: 0.490 (1, 2)	G4-3 1-1 2H		K				G5-3		2B IBB	3	0	1	2	1	1	3											
Matt Stairs, L OBP: 0.250, SLG: 0.400 (1, 9) Pedro Munoz, R OBP: 0.377, SLG: 0.438 (7, PH)	G4-3 2-3		K				P9		2B	3	0	0	0	0	1	2											
Scott Brosius, R OBP: 0.458, SLG: 0.571 (1, 5)	P2		F7				K		IBB	3	0	0	0	1	1	1											
Brent Gates, S OBP: 0.305, SLG: 0.274 (1, 4)			G1-5-3 1B				BB		K	3	0	1	0	1	1	3											
Mike Bordick, R OBP: 0.391, SLG: 0.396 (1, 6)	F7		G5-3				K		K	4	0	0	0	0	2	2											
Inning Stats	R: 3 E: 0 K: 1 S: 19	H: 2 LOB: 1 BB: 2 P: 32	R: 0 E: 0 K: 2 S: 9	H: 1 LOB: 0 BB: 0 P: 16	R: 0 E: 0 K: 2 S: 12	H: 1 LOB: 1 BB: 1 P: 23	R: 0 E: 0 K: 0 S: 7	H: 0 LOB: 0 BB: 0 P: 12	R: 1 E: 0 K: 0 S: 11	H: 2 LOB: 1 BB: 0 P: 17	R: 0 E: 0 K: 2 S: 11	H: 0 LOB: 1 BB: 1 P: 19	R: 2 E: 0 K: 2 S: 15	H: 3 LOB: 3 BB: 2 P: 33	R: 0 E: 0 K: 1 S: 5	H: 0 LOB: 0 BB: 0 P: 8		R: 0 E: 0 K: 1 S: 5	H: 0 LOB: 0 BB: 0 P: 8	1B: 3 2B: 7 3B: 0 HR: 0	SF: 1 SAC: 1 DP: 1 HBP: 0	WP: 0 PB: 0 SB: 0 CS: 2	PA: 38				
PITCHER	IP	WLS	BF	H	R	ER	SO	BB	IBB	HBP	BLK	WP	HR	S	P	ERA	WHIP										
Jason Bere, R ERA: 11.85 (1, 1)	4.1		16	3	1	1	4	1	0	0	0	0	0	37	65	2.08	0.923										
Brian Keyser, R ERA: 1.32 (5, 1)	2.0	L	11	3	2	2	3	1	1	0	0	0	0	28	48	9.00	2.000										
41 Bill Simas, R ERA: 7.5 (7, 1)	1.1		6	1	0	0	2	0	1	0	0	0	0	9	20	0.00	0.750										



Batter	1	2	3	4	5	6	7	8	9	AB	R	H	RBI	BB	SO	LOB	TOP									
Tony Phillips, S OBP: 0.376, SLG: 0.468 (1, 7)	4-0 2B SF8 BB	2-2 G3		0-2 1B		2-1 FC4-6 1B	2-3 K		3-1 G3-1	5	1	2	1	1	1	1										
Dave Martinez, L OBP: 0.300, SLG: 0.432 (8, 9)	2-2 SF8 2B	1-3 K		2-0 1B		1-2 FC4-6 HR	3-2 F6		3-H 1-1 L4-3	6	2	2	0	0	1	2										
Frank Thomas, R OBP: 0.477, SLG: 0.746 (1, 3)	1-0 SF8	1-2 L6		3-2 G5-3		3-2 HR		2-2 F9		3	1	0	1	1	0	2										
Harold Baines, L OBP: 0.415, SLG: 0.571 (1, 10)	0-0 G4-3 2B		1-0 G3-1		1-1 BB	2-0 HR		1-0 F7		5	2	3	4	0	0	0										
Robin Ventura, L OBP: 0.321, SLG: 0.425 (1, 5)	3-H G4-3		2-2 F7		1-0 L9	1-2 HR		2-0 HR		5	2	2	2	0	0	2										
Danny Tartabull, R OBP: 0.314, SLG: 0.387 Darren Lewis, R OBP: 0.423, SLG: 0.333 (8, 8)	0-0 3B		0-2 1B		0-3 K	2-2 2B		3-2 HR		5	2	4	2	0	1	1										
Ron Karkovics, R OBP: 0.317, SLG: 0.396 (1, 2)	3-H 3B		3-3 K		4-0 BB	2-1 F7		0-1 F8		3	1	0	0	2	1	2										
Ray Durham, S OBP: 0.380, SLG: 0.574 (1, 4)	1-1 3B		2-3 K		1-3 K		1-2 K		0-0 F8	5	0	1	2	0	3	2										
Ozzie Guillen, L OBP: 0.250, SLG: 0.373 (1, 6)	1-0 G6-3		0-1 L5		0-2 F6		0-0 3B		0-0 G3-1	5	1	2	0	0	0	1										
Inning Stats	R: 5 E: 0 K: 0 S: 11	H: 4 LOB: 1 BB: 2 P: 25	R: 0 E: 0 K: 1 S: 9	H: 0 LOB: 0 BB: 0 P: 13	R: 0 E: 0 K: 1 S: 11	H: 1 LOB: 1 BB: 0 P: 17	R: 0 E: 0 K: 1 S: 12	H: 2 LOB: 2 BB: 0 P: 19	R: 0 E: 0 K: 2 S: 9	H: 1 LOB: 1 BB: 1 P: 16	R: 4 E: 0 K: 0 S: 20	H: 4 LOB: 1 BB: 1 P: 33	R: 0 E: 0 K: 2 S: 13	H: 1 LOB: 1 BB: 0 P: 19	R: 2 E: 0 K: 0 S: 12	H: 2 LOB: 0 BB: 0 P: 20	R: 1 E: 0 K: 0 S: 6	H: 1 LOB: 0 BB: 0 P: 10	1B: 5 2B: 4 3B: 3 HR: 4	SF: 1 SAC: 0 DP: 0 HBP: 0	WP: 0 PB: 0 SB: 0 CS: 0	PA: 47				
PITCHER	IP	WLS	BF	H	R	ER	SO	BB	IBB	HBP	BLK	WP	HR	S	P	ERA	WHIP									
Bobby Witt, R ERA: 6.85 Rick Helling, R ERA: 9.53	(1, 1)	5.2	L	32	11	9	9	5	4	0	0	0	0	2	67	114	14.29	2.647								
	(6, 1)	3.1		15	5	3	3	2	0	0	0	0	0	2	36	58	8.10	1.500								

Chicago White Sox @ Texas Rangers
The Ballpark at Arlington, Arlington, TX
Mon Apr 22 1996, 8:05 PM EDT
Att: 22,348 - Unknown - 60 F


AB 42
R 12
H 16
RBI 12
BB 4
SO 7
LOB 13



Batter	1	2	3	4	5	6	7	8	9	AB	R	H	RBI	BB	SO	LOB	BOTTOM										
Darryl Hamilton, L OBP: 0.379, SLG: 0.329 Dave Valle, R OBP: 0.417, SLG: 0.222 (9, 2)			1-2 G6-3		4-2 1B	1-2 BB		2-1 F7		4	1	1	0	1	1	0											
Ivan Rodriguez, R OBP: 0.452, SLG: 0.603 Craig Worthington, R OBP: 0.333, SLG: 0.357 (9, 3)	0-1 2B		2-2 1B		1-1 E9 1B	4-0 BB		0-1 F8		4	1	3	1	1	0	0											
Will Clark, L OBP: 0.456, SLG: 0.581 Damon Buford, R OBP: 0.389, SLG: 0.333 (9, 8)	3-1 F8		1-0 L6		2-0 1B	2-3 K		2-2 WP 1B		4	0	1	2	0	1	5											
Juan Gonzalez, R OBP: 0.441, SLG: 0.635 Warren Newson, L OBP: 0.402, SLG: 0.556 (9, 9)	4-0 BB		0-2 F9		0-1 1B		1-1 1B		2-3 K	3	1	2	0	1	0	1											
Mickey Tettleton, S OBP: 0.444, SLG: 0.483 (1, 10)	3-1 F7		0-3 K		1-3 K		0-0 F7		4-1 BB	4	0	0	0	1	2	5											
Dean Palmer, R OBP: 0.383, SLG: 0.717 (1, 5)		1-3 K		2-2 F9		1-1 1B	2-1 1B		1-2 F8	5	1	2	0	0	1	2											
29 Rusty Greer, L OBP: 0.387, SLG: 0.477 (1, 7)		3-3 K		0-1 F7		0-3 K	1-2 SF9		2-2 F7	4	0	0	1	0	2	3											
Mark McLemore, S OBP: 0.403, SLG: 0.351 (1, 4)		3-1 2B		1-3 K		0-0 K	3-H L8			4	0	2	0	0	1	1											
Kevin Elster, R OBP: 0.270, SLG: 0.439 Kurt Stillwell, S OBP: 0.231, SLG: 0.250 (8, PH)		1-3 K		2-3 K		3-3 K		3-2 G3		3	0	0	0	0	3	3											
Inning Stats	R: 0 E: 0 K: 1 S: 11	H: 1 LOB: 2 BB: 1 P: 23	R: 0 E: 0 K: 3 S: 12	H: 1 LOB: 1 BB: 0 P: 20	R: 0 E: 0 K: 1 S: 8	H: 0 LOB: 0 BB: 0 P: 10	R: 2 E: 0 K: 3 S: 18	H: 3 LOB: 3 BB: 1 P: 29	R: 1 E: 0 K: 0 S: 10	H: 3 LOB: 1 BB: 1 P: 15	R: 0 E: 0 K: 0 S: 7	H: 0 LOB: 0 BB: 0 P: 12	R: 0 E: 0 K: 1 S: 13	H: 1 LOB: 2 BB: 1 P: 24	1B: 10 2B: 2 3B: 0 HR: 0	SF: 1 SAC: 0 DP: 0 HBP: 0	WP: 1 PB: 0 SB: 0 CS: 0	PA: 43									
PITCHER	IP	WLS	BF	H	R	ER	SO	BB	IBB	HBP	BLK	WP	HR	S	P	ERA	WHIP										
Alex Fernandez, R ERA: 3.9 Matt Karchner, R ERA: 1.84	(1, 1)	5.2	W	29	3	1	1	2	3	0	0	0	0	1	0	34	57	2.70	1.200								
	(6, 1)	3.1	S	14	3	1	1	2	1	0	0	0	0	1	0	34	57	2.70	1.200								


Chicago White Sox @ Texas Rangers
The Ballpark at Arlington, Arlington, TX
Mon Apr 22 1996, 8:05 PM EDT
Att: 22,348 - Unknown - 60 F

AB 38
R 4
H 12
RBI 4
BB 4
SO 12
LOB 21



Batter	1	2	3	4	5	6	7	8	9	AB	R	H	RBI	BB	SO	LOB	TOP			
Tony Phillips, S OBP: 0.388, SLG: 0.488 (1, 7)										5	2	3	2	0	0	0	Chicago White Sox @ Texas Rangers The Ballpark at Arlington, Arlington, TX Tue Apr 23 1996, 4:33 AM EDT Att: 29,123 - Sunny - 80 F			
Dave Martinez, L OBP: 0.295, SLG: 0.400 (1, 8)										3	0	0	0	1	0	2				
Lyle Mouton, R OBP: 0.360, SLG: 0.429 (8, PH)										1	0	1	0	0	0	0				
Darren Lewis, R OBP: 0.423, SLG: 0.333 (8, 8)										0	0	0	0	0	0	0				
Frank Thomas, R OBP: 0.484, SLG: 0.747 (1, 3)										4	0	2	1	1	1	3				
Harold Baines, L OBP: 0.429, SLG: 0.610 (1, 10)										3	1	1	2	2	0	3				
Robin Ventura, L OBP: 0.314, SLG: 0.403 (1, 5)										4	0	0	0	1	2	6				
Danny Tartabull, R OBP: 0.307, SLG: 0.364 (1, 9)										4	0	0	0	1	2	4				
Chad Kreuter, S OBP: 0.348, SLG: 0.368 (1, 2)										5	1	1	0	0	0	1				
Ron Karkovice, R OBP: 0.317, SLG: 0.396 (9, 2)										0	0	0	0	0	0	0				
Jose Munoz, S OBP: 0.500, SLG: 0.385 (1, 4)										4	1	2	0	0	0	1				
Ray Durham, S OBP: 0.380, SLG: 0.574 (9, 4)										0	0	0	0	0	0	0				
Ozzie Guillen, L OBP: 0.250, SLG: 0.381 (1, 6)										4	1	1	1	0	0	1				
Inning Stats	R: 2 H: 2 E: 0 K: 2 S: 16	H: 2 LOB: 1 BB: 1 P: 25	R: 0 H: 0 E: 0 K: 0 S: 7	H: 0 LOB: 0 BB: 0 P: 8	R: 0 H: 1 E: 0 K: 1 S: 11	H: 1 LOB: 3 BB: 2 P: 25	R: 4 H: 5 E: 0 K: 1 S: 15	H: 5 LOB: 1 BB: 0 P: 22	R: 0 H: 1 E: 0 K: 0 S: 13	H: 1 LOB: 2 BB: 1 P: 18	R: 0 H: 0 E: 0 K: 0 S: 10	H: 0 LOB: 0 BB: 1 P: 9	R: 0 H: 1 E: 0 K: 0 S: 7	H: 1 LOB: 2 BB: 1 P: 18	R: 0 H: 0 E: 0 K: 1 S: 10	H: 0 LOB: 0 BB: 1 P: 15	1B: 6 2B: 4 3B: 0 HR: 1	SF: 0 SAC: 0 DP: 1 HBP: 0	WP: 1 PB: 0 SB: 0 CS: 0	PA: 43
PITCHER	IP WLS BF H R ER SO BB IBB HBP BLK WP HR S P ERA WHIP	IP WLS BF H R ER SO BB IBB HBP BLK WP HR S P ERA WHIP	IP WLS BF H R ER SO BB IBB HBP BLK WP HR S P ERA WHIP	IP WLS BF H R ER SO BB IBB HBP BLK WP HR S P ERA WHIP	IP WLS BF H R ER SO BB IBB HBP BLK WP HR S P ERA WHIP	IP WLS BF H R ER SO BB IBB HBP BLK WP HR S P ERA WHIP	IP WLS BF H R ER SO BB IBB HBP BLK WP HR S P ERA WHIP	IP WLS BF H R ER SO BB IBB HBP BLK WP HR S P ERA WHIP	IP WLS BF H R ER SO BB IBB HBP BLK WP HR S P ERA WHIP	IP WLS BF H R ER SO BB IBB HBP BLK WP HR S P ERA WHIP	IP WLS BF H R ER SO BB IBB HBP BLK WP HR S P ERA WHIP	IP WLS BF H R ER SO BB IBB HBP BLK WP HR S P ERA WHIP	IP WLS BF H R ER SO BB IBB HBP BLK WP HR S P ERA WHIP	IP WLS BF H R ER SO BB IBB HBP BLK WP HR S P ERA WHIP	IP WLS BF H R ER SO BB IBB HBP BLK WP HR S P ERA WHIP	IP WLS BF H R ER SO BB IBB HBP BLK WP HR S P ERA WHIP	IP WLS BF H R ER SO BB IBB HBP BLK WP HR S P ERA WHIP	IP WLS BF H R ER SO BB IBB HBP BLK WP HR S P ERA WHIP	IP WLS BF H R ER SO BB IBB HBP BLK WP HR S P ERA WHIP	IP WLS BF H R ER SO BB IBB HBP BLK WP HR S P ERA WHIP
Ken Hill, R ERA: 4.11 (1, 1)	5.2 L	30 10	6 6	6 4	2 2	1 1	0 0	0 0	0 0	1 1	69 25	109 51	9.53 0.00	2.118						
Ed Vosberg, L ERA: (6, 1)	3.1 13	1 0	0 0	1 1	2 2	1 1	0 0	0 0	0 0	0 0	25 25	51	0.00	0.900						

AB	37
R	6
H	11
RBI	6
BB	6
SO	5
LOB	21



Batter	1	2	3	4	5	6	7	8	9	AB	R	H	RBI	BB	SO	LOB	BOTTOM					
Darryl Hamilton, L OBP: 0.370, SLG: 0.321 (1, 8)										5	1	1	0	0	2	2	Chicago White Sox @ Texas Rangers The Ballpark at Arlington, Arlington, TX Tue Apr 23 1996, 4:33 AM EDT Att: 29,123 - Sunny - 80 F					
Ivan Rodriguez, R OBP: 0.430, SLG: 0.597 (1, 2)										4	1	1	2	1	0	2						
Damon Buford, R OBP: 0.389, SLG: 0.333 (9, FR)										0	0	0	0	0	0	0						
Will Clark, L OBP: 0.452, SLG: 0.554 (1, 3)										3	0	0	0	2	1	1						
Juan Gonzalez, R OBP: 0.422, SLG: 0.596 (1, 9)											5	0	1	1	0	2		3				
Mickey Tettleton, S OBP: 0.453, SLG: 0.475 (1, 10)											3	0	1	0	2	1		2				
Dean Palmer, R OBP: 0.391, SLG: 0.702 (1, 5)											4	1	2	0	0	1		4				
29 Rusty Greer, L OBP: 0.380, SLG: 0.464 (1, 7)											4	1	1	0	0	2		4				
Mark McLemore, S OBP: 0.395, SLG: 0.344 (1, 4)											4	0	1	1	0	0		3				
Kevin Elster, R OBP: 0.273, SLG: 0.433 (1, 6)											3	1	1	1	0	0		1				
Warren Newson, L OBP: 0.429, SLG: 0.500 (8, PH)											1	0	0	0	0	0	0					
Kurt Stillwell, S OBP: 0.231, SLG: 0.250 (9, 6)											0	0	0	0	0	0	0					
Inning Stats	R: 0 H: 0 E: 0 K: 1 S: 7	H: 1 LOB: 2 BB: 1 P: 14	R: 0 H: 1 E: 0 K: 0 S: 12	H: 1 LOB: 1 BB: 1 P: 26	R: 0 H: 0 E: 0 K: 1 S: 5	H: 0 LOB: 0 BB: 0 P: 7	R: 0 H: 0 E: 0 K: 2 S: 10	H: 0 LOB: 0 BB: 0 P: 14	R: 5 H: 5 E: 1 K: 2 S: 24	H: 5 LOB: 2 BB: 1 P: 37	R: 0 H: 2 E: 0 K: 1 S: 13	H: 2 LOB: 2 BB: 0 P: 19	R: 0 H: 1 E: 0 K: 2 S: 9	H: 1 LOB: 2 BB: 1 P: 17	R: 0 H: 0 E: 0 K: 0 S: 4	H: 0 LOB: 0 BB: 0 P: 7	R: 0 H: 0 E: 0 K: 0 S: 9	H: 0 LOB: 2 BB: 2 P: 18	1B: 8 2B: 1 3B: 0 HR: 0	SF: 0 SAC: 0 DP: 1 HBP: 0	WP: 1 PB: 0 SB: 0 CS: 0	PA: 41
PITCHER	IP WLS BF H R ER SO BB IBB HBP BLK WP HR S P ERA WHIP	IP WLS BF H R ER SO BB IBB HBP BLK WP HR S P ERA WHIP	IP WLS BF H R ER SO BB IBB HBP BLK WP HR S P ERA WHIP	IP WLS BF H R ER SO BB IBB HBP BLK WP HR S P ERA WHIP	IP WLS BF H R ER SO BB IBB HBP BLK WP HR S P ERA WHIP	IP WLS BF H R ER SO BB IBB HBP BLK WP HR S P ERA WHIP	IP WLS BF H R ER SO BB IBB HBP BLK WP HR S P ERA WHIP	IP WLS BF H R ER SO BB IBB HBP BLK WP HR S P ERA WHIP	IP WLS BF H R ER SO BB IBB HBP BLK WP HR S P ERA WHIP	IP WLS BF H R ER SO BB IBB HBP BLK WP HR S P ERA WHIP	IP WLS BF H R ER SO BB IBB HBP BLK WP HR S P ERA WHIP	IP WLS BF H R ER SO BB IBB HBP BLK WP HR S P ERA WHIP	IP WLS BF H R ER SO BB IBB HBP BLK WP HR S P ERA WHIP	IP WLS BF H R ER SO BB IBB HBP BLK WP HR S P ERA WHIP	IP WLS BF H R ER SO BB IBB HBP BLK WP HR S P ERA WHIP	IP WLS BF H R ER SO BB IBB HBP BLK WP HR S P ERA WHIP	IP WLS BF H R ER SO BB IBB HBP BLK WP HR S P ERA WHIP	IP WLS BF H R ER SO BB IBB HBP BLK WP HR S P ERA WHIP	IP WLS BF H R ER SO BB IBB HBP BLK WP HR S P ERA WHIP	IP WLS BF H R ER SO BB IBB HBP BLK WP HR S P ERA WHIP		
James Baldwin, R ERA: 5.4 (1, 1)	5.0 W	24 6	5 3	6 6	2 1	0 0	0 0	0 0	0 0	14 24	24 24	0.00 0.00	3.000									
Joe Magrane, L ERA: 3.48 (6, 1)	1.0 6	2 0	0 0	1 1	1 1	0 0	0 0	0 0	0 0	14 12	19 18	0.00 0.00	0.500									
Kirk McCaskill, R ERA: 7.36 (7, 1)	2.0 7	1 0	0 0	2 2	0 0	0 0	0 0	0 0	0 0	9 9	18	0.00	2.000									
Roberto Hernandez, R ERA: (9, 1)	1.0 S	4 0	0 0	0 0	2 2	0 0	0 0	0 0	0 0	9 9	18	0.00	2.000									

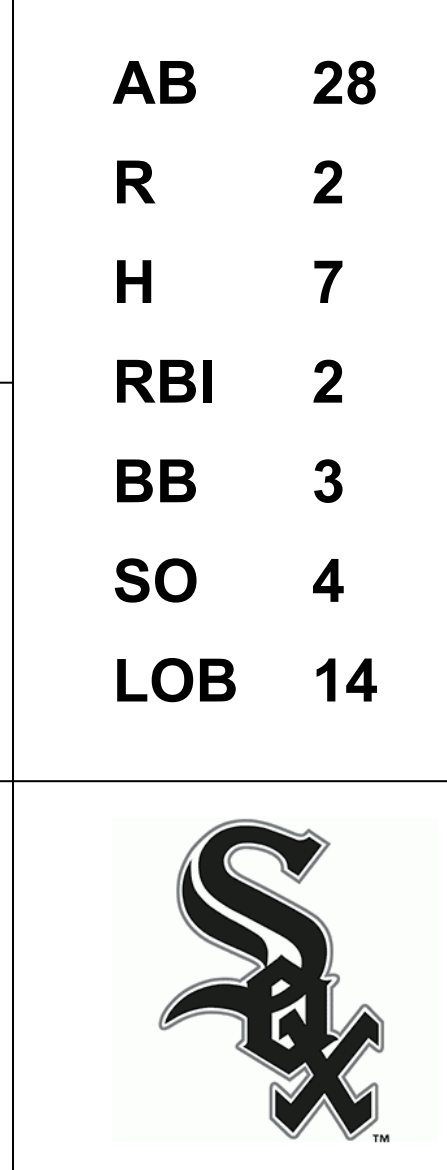


Batter	1	2	3	4	5	6	7	8	9	AB	R	H	RBI	BB	SO	LOB	TOP																				
Rich Amaral, R OBP: 0.319, SLG: 0.237 (1, 7)	F7			G4-3		G3 BB		K		3	0	0	0	1	1	1	Seattle Mariners @ Chicago White Sox Comiskey Park, Chicago, IL Wed Apr 24 1996, 8:05 PM EDT Att: 15,882 - Cloudy - 50 F																				
Luis Sojo, R OBP: 0.263, SLG: 0.306 (1, 4)	G4-3			F9		G3		G5-3		4	0	0	0	0	2																						
Ken Griffey Jr., L OBP: 0.326, SLG: 0.579 (1, 8)	P6			G3		L4			K	4	0	0	0	0	1																						
Edgar Martinez, R OBP: 0.479, SLG: 0.711 (1, 10)		K			G6-3 BB 1B	K			G4-3	4	1	1	0	0	2																						
Jay Buhner, R OBP: 0.413, SLG: 0.466 Alex Diaz, S OBP: 0.273, SLG: 0.366 (9, PR)		K			G6-3 BB 1B		F8			3	0	1	0	1	1																						
Ricky Jordan, R OBP: 0.286, SLG: 0.368 Paul Sorrento, L OBP: 0.382, SLG: 0.556 (9, PH)					G6-3		F8			3	0	0	0	0	2																						
Dan Wilson, R OBP: 0.343, SLG: 0.540 (1, 2)					F9		G5-3			3	0	0	0	0	1																						
Russ Davis, R OBP: 0.389, SLG: 0.516 (1, 5)				G4-3		1B IBB		K		2	0	0	0	1	1																						
Andy Sheets, R OBP: 0.400, SLG: 0.250 (1, 6)				G6-3						2	0	1	1	1	0																						
Inning Stats	R: 0 E: 0 K: 0 S: 3	H: 0 LOB: 0 BB: 0 P: 3	R: 0 E: 0 K: 2 S: 7	H: 0 LOB: 0 BB: 0 P: 7	R: 0 E: 0 K: 1 S: 5	H: 0 LOB: 0 BB: 0 P: 5	R: 0 E: 0 K: 0 S: 3	H: 0 LOB: 0 BB: 0 P: 3	R: 1 E: 0 K: 0 S: 4	H: 2 LOB: 2 BB: 2 P: 12	R: 0 E: 0 K: 0 S: 5	H: 0 LOB: 1 BB: 1 P: 9	R: 0 E: 0 K: 2 S: 7	H: 0 LOB: 1 BB: 1 P: 11	R: 0 E: 0 K: 2 S: 8	H: 1 LOB: 1 BB: 0 P: 8	1B: 3 2B: 0 3B: 0 HR: 0	SF: 0 SAC: 0 DP: 0 HBP: 0	WP: 0 PB: 0 SB: 0 CS: 0	PA: 33																	
PITCHER	IP	WLS	BF	H	R	ER	SO	BB	IBB	HBP	BLK	WP	HR	S	P	ERA	WHIP	PITCHER		IP	WLS	BF	H	R	ER	SO	BB	IBB	HBP	BLK	WP	HR	S	P	ERA	WHIP	
Wilson Alvarez, L ERA: 3.45 (1, 1)	8.0	W	29	2	1	1	6	3	1	0	0	0	0	37	53	1.12	0.625			8.0	W	29	2	1	1	6	3	1	0	0	0	0	0	37	53	1.12	0.625
Roberto Hernandez, R ERA: (9, 1)	1.0	S	4	1	0	0	2	0	0	0	0	0	0	8	8	0.00	1.000			1.0	S	4	1	0	0	2	0	0	0	0	0	0	8	8	0.00	1.000	

AB	29
R	1
H	3
RBI	1
BB	4
SO	8
LOB	10



Batter	1	2	3	4	5	6	7	8	9	AB	R	H	RBI	BB	SO	LOB	BOTTOM																			
Tony Phillips, S OBP: 0.392, SLG: 0.483 (1, 7)	G1-4-3 HBP 1B		L3		CS	FC2-6 BB		K		3	0	1	0	1	1	1	Seattle Mariners @ Chicago White Sox Comiskey Park, Chicago, IL Wed Apr 24 1996, 8:05 PM EDT Att: 15,882 - Cloudy - 50 F																			
Ray Durham, S OBP: 0.387, SLG: 0.563 (1, 4)	G1-4-3 HBP		G6-4-3 1B			FC2-6		G6-3		3	0	1	1	0	0	1																				
Frank Thomas, R OBP: 0.474, SLG: 0.722 (1, 3)	G1-4-3		G6-4-3			F7		1B		4	0	1	0	0	0	4																				
Harold Baines, L OBP: 0.419, SLG: 0.587 (1, 10)	K			G1-3		G3		1B		4	0	1	0	0	1	2																				
Robin Ventura, L OBP: 0.300, SLG: 0.383 (1, 5)		F7		P6			K	L8		4	0	0	0	0	1	2																				
Danny Tartabull, R OBP: 0.321, SLG: 0.382 Dave Martinez, L OBP: 0.295, SLG: 0.400 (9, 9)					K		F8 1B			2	1	1	0	1	1	0																				
Ron Karkovics, R OBP: 0.302, SLG: 0.375 (1, 2)						G6-3		F8		3	0	0	0	0	0	2																				
Darren Lewis, R OBP: 0.418, SLG: 0.333 (1, 8)						G6-3				3	0	1	1	0	0	1																				
Ozzie Guillen, L OBP: 0.268, SLG: 0.400 (1, 6)								G6-3		2	1	1	0	1	0	1																				
Inning Stats	R: 0 E: 0 K: 1 S: 5	H: 1 LOB: 1 BB: 0 P: 6	R: 0 E: 0 K: 0 S: 3	H: 0 LOB: 1 BB: 1 P: 7	R: 1 E: 0 K: 0 S: 4	H: 2 LOB: 0 BB: 0 P: 4	R: 0 E: 0 K: 1 S: 5	H: 0 LOB: 0 BB: 0 P: 5	R: 0 E: 0 K: 0 S: 3	H: 0 LOB: 1 BB: 1 P: 7	R: 1 E: 0 K: 1 S: 7	H: 2 LOB: 1 BB: 0 P: 7	R: 0 E: 0 K: 1 S: 7	H: 2 LOB: 2 BB: 0 P: 7	R: 0 E: 0 K: 1 S: 7	H: 2 LOB: 2 BB: 0 P: 7	1B: 5 2B: 2 3B: 0 HR: 0	SF: 0 SAC: 0 DP: 2 HBP: 1	WP: 0 PB: 0 SB: 0 CS: 1	PA: 33																
PITCHER	IP	WLS	BF	H	R	ER	SO	BB	IBB	HBP	BLK	WP	HR	S	P	ERA	WHIP	PITCHER		IP	WLS	BF	H	R	ER	SO	BB	IBB	HBP	BLK	WP	HR	S	P	ERA	WHIP
Chris Bosio, R ERA: 4.15 (1, 1)	7.0	L	27	5	2	2	3	3	0	1	0	0	0	29	42	2.57	1.143			7.0	L	27	5	2	2	3	3	0	1	0	0	0	29	42	2.57	1.143
Tim Davis, L ERA: 5.4 (8, 1)	0.2		2	0	0	0	1	0	0	0	0	0	0	4	4	0.00	0.000			0.2		2	0	0	0	1	0	0	0	0	0	4	4	0.00	0.000	
Michael Jackson, R ERA: 2.45 (8, 1)	0.0		2	2	0	0	0	0	0	0	0	0	0	2	2	∞	∞			0.0		2	2	0	0	0	0	0	0	0	0	2	2	∞	∞	
Norm Charlton, L ERA: 3.88 (8, 1)	0.1		1	0	0	0	0	0	0	0	0	0	0	1	1	0.00	0.000			0.1		1	0	0	0	0	0	0	0	0	1	1	0.00	0.000		



Batter	1	2	3	4	5	6	7	8	9	AB	R	H	RBI	BB	SO	LOB	TOP																					
Joey Cora, S OBP: 0.278, SLG: 0.419 (1,4)	G5-3		F7		P6			L5		4	0	0	0	0	0	0																						
Luis Sojo, R OBP: 0.262, SLG: 0.300 (1,6)	2B 1B		G6-3			G4-3		L9		4	1	1	0	0	0	0																						
Ken Griffey Jr., L OBP: 0.333, SLG: 0.600 (1,8)	P4		G3							4	0	2	0	0	0	1																						
Edgar Martinez, R OBP: 0.490, SLG: 0.734 (1,10)	1H 1B 2B				1B SF7 2B			L8		3	2	2	1	1	0	1																						
Jay Buhner, R OBP: 0.417, SLG: 0.468 (1,9)	2H 1B				G4-6-3 1B			K		4	0	2	1	0	2	3																						
Paul Sorrento, L OBP: 0.361, SLG: 0.526 (1,3)	P5				SF7			L8		3	0	0	1	0	0	2																						
Russ Davis, R OBP: 0.373, SLG: 0.492 (1,5)			G6-3		G4-6-3			P4		3	0	0	0	0	0	1																						
Dan Wilson, R OBP: 0.329, SLG: 0.515 (1,2)			F8					F9		3	0	0	0	0	1	0																						
Alex Diaz, S OBP: 0.255, SLG: 0.341 (1,7)			G6-3					F7		3	0	0	0	0	0	0																						
Inning Stats	R: 2 E: 0 K: 0 S: 6	H: 3 LOB: 1 BB: 0 P: 6	R: 0 E: 0 K: 0 S: 3	H: 0 LOB: 0 BB: 0 P: 3	R: 0 E: 0 K: 0 S: 3	H: 0 LOB: 0 BB: 0 P: 3	R: 1 E: 0 K: 0 S: 4	H: 2 LOB: 0 BB: 0 P: 4	R: 0 E: 0 K: 1 S: 5	H: 0 LOB: 2 BB: 1 P: 9	R: 0 E: 0 K: 0 S: 3	H: 0 LOB: 0 BB: 0 P: 3	R: 0 E: 0 K: 0 S: 3	H: 0 LOB: 0 BB: 0 P: 3	R: 0 E: 0 K: 1 S: 6	H: 1 LOB: 1 BB: 0 P: 6	1B: 4 2B: 3 3B: 1 HR: 0	SF: 1 SAC: 0 DP: 2 HBP: 0	WP: 0 PB: 0 SB: 0 CS: 1	PA: 33																		
PITCHER	IP	WLS	BF	H	R	ER	SO	BB	IBB	HBP	BLK	WP	HR	S	P	ERA	WHIP	PITCHER				IP	WLS	BF	H	R	ER	SO	BB	IBB	HBP	BLK	WP	HR	S	P	ERA	WHIP
Kevin Tapani, R ERA: 3.85 (1,1)	8.0	W	29	6	3	3	2	0	1	0	0	0	0	32	36	3.38	0.750																					
Roberto Hernandez, R ERA: (9,1)	1.0	S	4	1	0	0	1	0	0	0	0	0	0	6	6	0.00	1.000																					

Seattle Mariners @ Chicago White Sox
Comiskey Park, Chicago, IL
Thu Apr 25 1996, 8:05 PM EDT
Att: 14,679 - Unknown - 61 F

AB 31
R 3
H 7
RBI 3
BB 1
SO 3
LOB 8



Batter	1	2	3	4	5	6	7	8	9	AB	R	H	RBI	BB	SO	LOB	BOTTOM																					
Tony Phillips, S OBP: 0.396, SLG: 0.495 (1,7)	G3		SH2-4 1B					K		4	0	2	1	0	1	0																						
Ray Durham, S OBP: 0.385, SLG: 0.552 (1,4)	F8		SH2-4 1B					1B		3	0	1	0	0	0	1																						
Frank Thomas, R OBP: 0.465, SLG: 0.699 (1,3)	K		G4-3					1B		4	0	1	1	0	1	2																						
Harold Baines, L OBP: 0.429, SLG: 0.606 (1,10)								1B		3	1	2	0	0	0	1																						
Lyle Mouton, R OBP: 0.346, SLG: 0.409 (7, PH)			F7					K		1	0	0	0	0	1	2																						
Robin Ventura, L OBP: 0.298, SLG: 0.388 (1,5)								2B		4	1	1	1	0	0	3																						
Danny Tartabull, R OBP: 0.305, SLG: 0.361 (1,9)								2B		4	0	0	0	0	1	2																						
Dave Martinez, L OBP: 0.295, SLG: 0.400 (9,9)								K		0	0	0	0	0	0	0																						
Ron Karkovics, R OBP: 0.299, SLG: 0.367 (1,2)								F8		4	0	1	0	0	0	2																						
Darren Lewis, R OBP: 0.441, SLG: 0.364 (1,8)								1B		2	1	1	1	2	0	1																						
Ozzie Guillen, L OBP: 0.267, SLG: 0.391 (1,6)								1B BB		4	1	1	0	0	0	2																						
Inning Stats	R: 0 E: 0 K: 1 S: 5	H: 0 LOB: 0 BB: 0 P: 5	R: 0 E: 0 K: 0 S: 4	H: 1 LOB: 1 BB: 0 P: 4	R: 2 E: 0 K: 0 S: 5	H: 2 LOB: 1 BB: 1 P: 9	R: 0 E: 0 K: 0 S: 4	H: 1 LOB: 1 BB: 0 P: 4	R: 0 E: 0 K: 2 S: 9	H: 3 LOB: 2 BB: 0 P: 9	R: 0 E: 1 K: 1 S: 5	H: 0 LOB: 1 BB: 1 P: 9	R: 0 E: 0 K: 1 S: 5	H: 0 LOB: 1 BB: 1 P: 9	1B: 6 2B: 4 3B: 0 HR: 0	SF: 0 SAC: 1 DP: 0 HBP: 0	WP: 0 PB: 0 SB: 0 CS: 0	PA: 36																				
PITCHER	IP	WLS	BF	H	R	ER	SO	BB	IBB	HBP	BLK	WP	HR	S	P	ERA	WHIP	PITCHER				IP	WLS	BF	H	R	ER	SO	BB	IBB	HBP	BLK	WP	HR	S	P	ERA	WHIP
Bob Wolcott, R ERA: 6.33 (1,1)	5.1	L	24	7	4	4	1	0	0	0	0	0	0	8	8	0.00	3.000																					
Bob Wells, R ERA: 1.75 (6,1)	1.0		6	3	0	0	1	0	0	0	0	0	0	8	8	0.00	3.000																					
Tim Davis, L ERA: 4.76 (7,1)	0.2		2	0	0	0	1	0	0	0	0	0	0	4	4	0.00	0.000																					
Michael Jackson, R ERA: 2.16 (8,1)	1.0		4	0	0	0	1	1	0	0	0	0	0	5	9	0.00	1.000																					

Seattle Mariners @ Chicago White Sox
Comiskey Park, Chicago, IL
Thu Apr 25 1996, 8:05 PM EDT
Att: 14,679 - Unknown - 61 F

AB 33
R 4
H 10
RBI 4
BB 2
SO 4
LOB 16



Batter	1	2	3	4	5	6	7	8	9	AB	R	H	RBI	BB	SO	LOB	TOP										
Rex Hudler, R OBP: 0.346, SLG: 0.667 (1, 4)										5	1	2	0	0	0	1											
Jim Edmonds, L OBP: 0.386, SLG: 0.628 (1, 8)										5	0	0	0	0	1	2											
Tim Salmon, R OBP: 0.360, SLG: 0.432 (1, 9)										3	0	2	0	1	0	0											
Chili Davis, S OBP: 0.410, SLG: 0.609 (1, 10)										3	0	3	1	1	0	0											
J.T. Snow, L OBP: 0.341, SLG: 0.282 (1, 3)										3	0	1	0	1	1	2											
16 Garrett Anderson, L OBP: 0.297, SLG: 0.360 (1, 7)										4	0	0	0	0	1	6											
George Arias, R OBP: 0.288, SLG: 0.288 (8, PH)										2	0	0	0	1	1	3											
Jack Howell, L OBP: 0.261, SLG: 0.364 (8, 5)										4	0	1	0	0	2	1											
Jorge Fabregas, L OBP: 0.364, SLG: 0.340 (1, 2)										4	0	1	0	0	2	1											
Gary Disarcina, R OBP: 0.224, SLG: 0.219 (1, 6)										4	0	0	0	0	0	2											
Inning Stats	R: 1 E: 0 K: 2 S: 20	H: 2 LOB: 3 BB: 2 P: 35	R: 0 E: 0 K: 1 S: 8	H: 0 LOB: 0 BB: 0 P: 12	R: 0 E: 0 K: 1 S: 8	H: 2 LOB: 1 BB: 0 P: 9	R: 0 E: 0 K: 0 S: 9	H: 1 LOB: 1 BB: 0 P: 12	R: 0 E: 0 K: 0 S: 12	H: 0 LOB: 0 BB: 0 P: 19	R: 0 E: 0 K: 0 S: 7	H: 1 LOB: 1 BB: 1 P: 9	R: 0 E: 0 K: 1 S: 11	H: 0 LOB: 1 BB: 1 P: 16	R: 0 E: 0 K: 0 S: 11	H: 2 LOB: 3 BB: 1 P: 19	R: 0 E: 0 K: 1 S: 7	H: 1 LOB: 1 BB: 0 P: 9	1B: 8 2B: 1 3B: 0 HR: 0	SF: 0 SAC: 0 DP: 1 HBP: 0	WP: 0 PB: 0 SB: 0 CS: 0	PA: 38					
PITCHER	IP	WLS	BF	H	R	ER	SO	BB	IBB	HBP	BLK	WP	HR	S	P	ERA	WHIP										
James Baldwin, R ERA: 3.6 (1, 1)	5.0	W	21	5	1	1	4	2	0	0	0	0	0	57	87	1.80	1.400										
Larry Thomas, L ERA: 3.12 (6, 1)	1.0		3	1	0	0	0	0	0	0	0	0	0	7	9	0.00	1.000										
41 Bill Simas, R ERA: 6.92 (7, 1)	1.0		4	0	0	0	1	1	0	0	0	0	0	11	16	0.00	1.000										
Brian Keyser, R ERA: 1.23 (8, 1)	1.0		6	2	0	0	0	1	0	0	0	0	0	11	19	0.00	3.000										
Matt Karchner, R ERA: 1.72 (9, 1)	1.0		4	1	0	0	1	0	0	0	0	0	0	7	9	0.00	1.000										

California Angels @ Chicago White Sox
Comiskey Park, Chicago, IL
Sun Apr 28 1996, 4:33 AM EDT
Att: 15,574 - Overcast - 49 F

AB 34
R 1
H 9
RBI 1
BB 4
SO 6
LOB 20



Batter	1	2	3	4	5	6	7	8	9	AB	R	H	RBI	BB	SO	LOB	BOTTOM										
Tony Phillips, S OBP: 0.383, SLG: 0.464 (1, 7)										4	1	0	1	0	1	1											
Robin Ventura, L OBP: 0.280, SLG: 0.363 (1, 5)										5	0	0	0	0	2	3											
Frank Thomas, R OBP: 0.464, SLG: 0.703 (1, 3)										4	2	2	3	1	0	0											
Chris Snopce, R OBP: 0.320, SLG: 0.696 (1, 6)										4	1	1	0	1	1	2											
Lyle Mouton, R OBP: 0.382, SLG: 0.393 (1, 9)										3	2	1	0	1	0	1											
Dave Martinez, L OBP: 0.289, SLG: 0.390 (8, 9)										0	0	0	0	0	0	0											
Danny Tartabull, R OBP: 0.326, SLG: 0.385 (1, 10)										3	1	2	1	1	0	0											
Ray Durham, S OBP: 0.384, SLG: 0.573 (1, 4)										4	2	3	3	0	0	2											
Chad Kreuter, S OBP: 0.407, SLG: 0.409 (1, 2)										3	1	2	1	1	0	0											
Darren Lewis, R OBP: 0.394, SLG: 0.314 (1, 8)										4	0	0	0	0	1	6											
Inning Stats	R: 0 E: 0 K: 0 S: 9	H: 0 LOB: 0 BB: 0 P: 18	R: 4 E: 1 K: 1 S: 17	H: 4 LOB: 1 BB: 1 P: 34	R: 2 E: 0 K: 0 S: 15	H: 1 LOB: 2 BB: 4 P: 35	R: 0 E: 0 K: 2 S: 9	H: 1 LOB: 1 BB: 0 P: 13	R: 1 E: 0 K: 0 S: 14	H: 1 LOB: 0 BB: 0 P: 20	R: 0 E: 0 K: 0 S: 5	H: 0 LOB: 0 BB: 0 P: 10	R: 0 E: 0 K: 0 S: 12	H: 2 LOB: 2 BB: 0 P: 20	R: 3 E: 1 K: 2 S: 17	H: 2 LOB: 0 BB: 0 P: 25	R: 0 E: 0 K: 2 S: 17	H: 1 LOB: 0 BB: 0 P: 25	1B: 8 2B: 1 3B: 0 HR: 2	SF: 1 SAC: 0 DP: 1 HBP: 0	WP: 2 PB: 0 SB: 0 CS: 0	PA: 40					
PITCHER	IP	WLS	BF	H	R	ER	SO	BB	IBB	HBP	BLK	WP	HR	S	P	ERA	WHIP										
Chuck Finley, L ERA: 7.44 (1, 1)	2.1	L	15	4	6	6	1	4	0	0	0	0	1	33	49	3.38	1.500										
Shawn Boskie, R ERA: 5.76 (3, 1)	2.2		11	3	1	1	2	1	0	0	0	0	0	30	51	3.38	1.125										
Mark Holzemer, L ERA: 6.0 (6, 1)	2.2		12	3	2	1	1	0	0	0	0	0	0	4	4	0.00	3.000										
Mark Eichhorn, R ERA: 3.95 (8, 1)	0.1		2	1	1	0	1	0	0	0	0	0	1	4	4	0.00	3.000										

California Angels @ Chicago White Sox
Comiskey Park, Chicago, IL
Sun Apr 28 1996, 4:33 AM EDT
Att: 15,574 - Overcast - 49 F

AB 34
R 10
H 11
RBI 9
BB 5
SO 5
LOB 15



Batter	1	2	3	4	5	6	7	8	9	AB	R	H	RBI	BB	SO	LOB	TOP		
Randy Velarde, R (1, 4) OBP: 0.364, SLG: 0.356	G4-3		K		F8		3B		K	5	0	1	2	0	2	2	California Angels @ Chicago White Sox Comiskey Park, Chicago, IL Mon Apr 29 1996, 8:05 PM EDT Att: 12,549 - Unknown - 42 F		
Don Slaught, R (1, 2) OBP: 0.441, SLG: 0.700 Mike Aldrete, L (9, PH) OBP: 0.350, SLG: 0.875	K			F9		F9			K	3	0	0	0	1	1	0			
Tim Wallach, R (1, 5) OBP: 0.333, SLG: 0.577	2B			1B		E9			G3	4	0	2	0	0	0	2			
Chili Davis, S (1, 10)	G4-3			K		K			G5-3	4	0	0	0	0	2	3			
Tim Salmon, R (1, 9) OBP: 0.356, SLG: 0.424	G4-3			F8		K			1B	4	0	1	0	0	1	2			
Rex Hudler, R (1, 8) Jim Edmonds, L (8, PH) OBP: 0.384, SLG: 0.621	1B				1B				K	3	1	3	0	0	0	0			
16 Garret Anderson, L (1, 7) OBP: 0.305, SLG: 0.367	K				1B				K	4	2	2	0	0	2	2			
J.T. Snow, L (1, 3) OBP: 0.347, SLG: 0.293				G6-3		1B			1B	4	0	2	0	0	0	2			
Gary Disarcina, R (1, 6) OBP: 0.213, SLG: 0.208	F9			F9		G4-3			F9	4	0	0	1	0	1	4			
Inning Stats	R: 0 E: 0 K: 1 S: 12	H: 1 LOB: 1 BB: 0 P: 19	R: 0 E: 0 K: 1 S: 7	H: 1 LOB: 0 BB: 0 P: 10	R: 0 E: 0 K: 1 S: 7	H: 0 LOB: 0 BB: 0 P: 11	R: 0 E: 0 K: 1 S: 6	H: 1 LOB: 1 BB: 0 P: 9	R: 2 E: 1 K: 2 S: 10	H: 3 LOB: 2 BB: 1 P: 29	R: 0 E: 0 K: 2 S: 10	H: 1 LOB: 1 BB: 0 P: 13	R: 0 E: 0 K: 3 S: 14	H: 1 LOB: 1 BB: 0 P: 19	1B: 9 2B: 1 3B: 1 HR: 0	SF: 0 SAC: 0 DP: 0 HBP: 0		WP: 0 PB: 0 SB: 0 CS: 1	PA: 38
PITCHER	IP	WLS	BF	H	R	ER	SO	BB	IBB	HBP	BLK	WP	HR	S	P	ERA	WHIP		
Wilson Alvarez, L (1, 1) ERA: 3.52	7.0	W	30	9	3	3	6	1	0	0	0	0	0	75	121	3.86	1.429		
Matt Karchner, R (8, 1) ERA: 1.69	0.1		2	1	0	0	0	0	0	0	0	0	0	3	3	0.00	3.000		
Larry Thomas, L (8, 1) ERA: 2.89	0.2		2	0	0	0	2	0	0	0	0	0	0	7	10	0.00	0.000		
Roberto Hernandez, R (9, 1) ERA:	1.0	S	4	1	0	0	3	0	0	0	0	0	0	14	19	0.00	1.000		

Batter	1	2	3	4	5	6	7	8	9	AB	R	H	RBI	BB	SO	LOB	BOTTOM			
Tony Phillips, S (1, 7) OBP: 0.400, SLG: 0.465	HBP BB	BB			F7 G4-3 PB 1B	BB 1B			G1-3	2	1	1	0	3	0	0	California Angels @ Chicago White Sox Comiskey Park, Chicago, IL Mon Apr 29 1996, 8:05 PM EDT Att: 12,549 - Unknown - 42 F			
Ray Durham, S (1, 4) OBP: 0.385, SLG: 0.557	HBP	G3			G4-3	BB 1B		L9	4	0	1	1	0	0	3					
Frank Thomas, R (1, 3) OBP: 0.474, SLG: 0.699	K			G3-6-3 1B	PB 2B IBB	BB			2	1	1	0	2	1	2					
Harold Baines, L (1, 10) OBP: 0.407, SLG: 0.571	L7			G3-6-3 1-2	F7	K			4	0	0	0	0	1	8					
Robin Ventura, L (1, 5) OBP: 0.298, SLG: 0.383	G4-3			CS 1B	2-3				3	0	2	1	1	0	2					
Danny Tartabull, R (1, 9) OBP: 0.312, SLG: 0.366 Dave Martinez, L (8, 9) OBP: 0.289, SLG: 0.390	K	K		CS 1-2	P4	K		K	4	0	0	0	0	3	2					
Ron Karkovics, R (1, 2) OBP: 0.297, SLG: 0.348	FC6-4 BB			K		L8		K	3	0	0	0	1	2	1					
Darren Lewis, R (1, 8) OBP: 0.400, SLG: 0.327	FC6-4 S 1-2 1B			K		FC6-5 S 1B		F8	4	1	2	0	0	0	2					
Ozzie Guillen, L (1, 6) OBP: 0.268, SLG: 0.373	PB 1B			G1-3		FC6-5 S 1-3 1B		G6-3	4	1	1	1	0	0	2					
Inning Stats	R: 0 E: 0 K: 1 S: 11	H: 0 LOB: 2 BB: 1 P: 23	R: 1 E: 0 K: 1 S: 14	H: 1 LOB: 2 BB: 2 P: 28	R: 0 E: 0 K: 0 S: 6	H: 2 LOB: 0 BB: 0 P: 9	R: 0 E: 0 K: 1 S: 6	H: 1 LOB: 1 BB: 0 P: 8	R: 2 E: 0 K: 1 S: 13	H: 2 LOB: 3 BB: 1 P: 22	R: 1 E: 0 K: 0 S: 14	H: 2 LOB: 1 BB: 2 P: 25	R: 0 E: 0 K: 2 S: 12	H: 0 LOB: 1 BB: 1 P: 20	R: 0 E: 0 K: 0 S: 6	H: 0 LOB: 0 BB: 0 P: 8		1B: 7 2B: 1 3B: 0 HR: 0	SF: 0 SAC: 0 DP: 1 HBP: 1	WP: 0 PB: 2 SB: 3 CS: 1
PITCHER	IP	WLS	BF	H	R	ER	SO	BB	IBB	HBP	BLK	WP	HR	S	P	ERA	WHIP			
Jason Grimsley, R (1, 1) ERA: 2.77	5.2	L	30	8	4	3	4	5	1	0	0	0	0	61	11	4.76	2.294			
Mark Holzemer, L (6, 1) ERA: 5.69	0.1		2	0	0	0	1	1	0	0	0	0	0	5	10	0.00	3.000			
Mike James, R (7, 1) ERA: 2.25	2.0		6	0	0	0	2	0	0	0	0	0	0	16	22	0.00	0.000			

Batter	1	2	3	4	5	6	7	8	9	AB	R	H	RBI	BB	SO	LOB	TOP							
Tony Phillips, S OBP: 0.387, SLG: 0.447 (1, 7)	F7		G1-3		K			K		4	0	0	0	0	2	0								
Dave Martinez, L OBP: 0.286, SLG: 0.364 (1, 8)	HR	BB	F8			F7		K		3	1	0	0	1	1	0								
Frank Thomas, R OBP: 0.483, SLG: 0.726 (1, 3)	1-H	HR	2B	BB		F9		1B	BB	2	2	1	2	2	0	0								
Harold Baines, L OBP: 0.400, SLG: 0.568 (1, 10)	K		1-H	2B		G4-3		K		4	0	1	1	0	2	1								
Robin Ventura, L OBP: 0.306, SLG: 0.381 (1, 5)										3	0	1	0	1	0	0								
Darren Lewis, R OBP: 0.400, SLG: 0.327 (9, PR)	BB							FC6-4	1B	0	0	0	0	0	0	0								
Danny Tartabull, R OBP: 0.299, SLG: 0.349 (1, 9)	G4-3							1-2	1B	4	0	0	0	0	1	3								
Ron Karkovics, R OBP: 0.299, SLG: 0.348 (1, 2)										3	0	1	0	0	0	0								
Ray Durham, S OBP: 0.372, SLG: 0.537 (1, 4)										3	0	0	0	0	0	1								
Ozzie Guillen, L OBP: 0.262, SLG: 0.364 (1, 6)										2	0	0	0	0	0	0								
Lyle Mouton, R OBP: 0.371, SLG: 0.379 (8, PH)										1	0	0	0	0	1	0								
Jose Munoz, S OBP: 0.500, SLG: 0.385 (8, 6)										0	0	0	0	0	0	0								
Inning Stats	R: 2 H: 1 E: 0 K: 1 S: 16	H: 1 LOB: 1 BB: 2 P: 28	R: 0 H: 1 E: 0 K: 0 S: 6	H: 1 LOB: 0 BB: 0 P: 8	R: 1 H: 1 E: 0 K: 0 S: 6	H: 1 LOB: 1 BB: 1 P: 15	R: 0 H: 0 E: 0 K: 1 S: 11	H: 0 LOB: 0 BB: 0 P: 16	R: 0 H: 0 E: 0 K: 1 S: 6	H: 0 LOB: 0 BB: 0 P: 10	R: 0 H: 0 E: 0 K: 0 S: 4	H: 0 LOB: 0 BB: 0 P: 6	R: 0 H: 0 E: 0 K: 0 S: 5	H: 0 LOB: 0 BB: 0 P: 8	R: 0 H: 0 E: 0 K: 2 S: 11	H: 0 LOB: 0 BB: 0 P: 18	R: 0 H: 1 E: 0 K: 2 S: 13	H: 2 LOB: 2 BB: 1 P: 22	1B: 2 2B: 1 3B: 0 HR: 1	SF: 0 SAC: 0 DP: 1 HBP: 0	WP: 0 PB: 0 SB: 0 CS: 0	PA: 33		
PITCHER	IP	WLS	BF	H	R	ER	SO	BB	IBB	HBP	BLK	WP	HR	S	P	ERA	WHIP							
Dennis Martinez, R ERA: 4.78 (1, 1)	7.0	W	25	3	3	3	3	3	0	0	0	0	1	54	91	3.86	0.857							
Jim Poole, L ERA: 2.79 (8, 1)	1.0		3	0	0	0	2	0	0	0	0	0	0	11	18	0.00	0.000							
Jose Mesa, R ERA: 1.38 (9, 1)	1.0	S	5	1	0	0	2	1	0	0	0	0	0	13	22	0.00	2.000							

Chicago White Sox @ Cleveland Indians
 Jacobs Field, Cleveland, OH
 Tue Apr 30 1996, 7:05 PM EDT
 Att: 40,268 - Unknown - 47 F

AB	29
R	3
H	4
RBI	3
BB	4
SO	7
LOB	5



Batter	1	2	3	4	5	6	7	8	9	AB	R	H	RBI	BB	SO	LOB	BOTTOM							
Kenny Lofton, L OBP: 0.375, SLG: 0.400 (1, 8)	CS	1B		1B		1B		B3		4	0	3	0	1	0	0								
Julio Franco, R OBP: 0.407, SLG: 0.458 (1, 3)	1B	BB	2B	1B		F8		F9		4	1	2	1	1	0	1								
Carlos Baerga, S OBP: 0.327, SLG: 0.420 (1, 4)	F7		1B	2B		L8		G4-6-3		5	1	1	0	0	0	4								
Albert Belle, R OBP: 0.421, SLG: 0.703 (1, 7)	1B		K			G5-3		1B	2B	4	1	2	0	0	1	2								
Eddie Murray, S OBP: 0.294, SLG: 0.244 (1, 10)	L8		K			G4-3		K		4	0	0	0	0	2	5								
Manny Ramirez, R OBP: 0.385, SLG: 0.568 (1, 9)			K			F9		L7		3	0	0	0	1	1	1								
Wayne Kirby, L OBP: 0.286, SLG: 0.286 (9, 9)			1B	BB						0	0	0	0	0	0	0								
Jim Thome, L OBP: 0.484, SLG: 0.582 (1, 5)		1B	BB	1B				HR	1B	2	1	2	3	2	0	0								
Sandy Alomar Jr., R OBP: 0.347, SLG: 0.456 (1, 2)	F9	G5-3				G5-3		1B	1B	4	0	1	1	0	0	3								
Omar Vizquel, S OBP: 0.352, SLG: 0.488 (1, 6)	1B	BB				K		1B	2B	3	1	1	0	1	1	2								
Inning Stats	R: 0 H: 2 E: 0 K: 0 S: 17	H: 1 LOB: 2 BB: 1 P: 32	R: 0 H: 1 E: 0 K: 1 S: 13	H: 1 LOB: 2 BB: 2 P: 26	R: 2 H: 3 E: 0 K: 2 S: 15	H: 3 LOB: 1 BB: 1 P: 29	R: 0 H: 1 E: 0 K: 1 S: 8	H: 1 LOB: 0 BB: 0 P: 13	R: 0 H: 0 E: 0 K: 0 S: 4	H: 0 LOB: 0 BB: 0 P: 6	R: 2 H: 3 E: 0 K: 0 S: 10	H: 3 LOB: 1 BB: 1 P: 18	R: 1 H: 2 E: 0 K: 1 S: 12	H: 2 LOB: 2 BB: 1 P: 24	R: 0 H: 0 E: 0 K: 0 S: 5	H: 0 LOB: 0 BB: 0 P: 8	R: 0 H: 1 E: 0 K: 2 S: 13	H: 2 LOB: 2 BB: 1 P: 22	1B: 8 2B: 3 3B: 0 HR: 1	SF: 0 SAC: 0 DP: 1 HBP: 0	WP: 0 PB: 0 SB: 0 CS: 1	PA: 39		
PITCHER	IP	WLS	BF	H	R	ER	SO	BB	IBB	HBP	BLK	WP	HR	S	P	ERA	WHIP							
Kevin Tapani, R ERA: 4.2 (1, 1)	5.1	L	27	9	4	4	4	4	0	0	0	0	0	20	40	6.75	2.438							
Brian Keyser, R ERA: 1.96 (6, 1)	2.2		12	3	1	1	1	1	1	0	0	0	0	20	40	3.38	1.500							

Chicago White Sox @ Cleveland Indians
 Jacobs Field, Cleveland, OH
 Tue Apr 30 1996, 7:05 PM EDT
 Att: 40,268 - Unknown - 47 F


AB	33
R	5
H	12
RBI	5
BB	6
SO	5
LOB	18



Batter	1	2	3	4	5	6	7	8	9	AB	R	H	RBI	BB	SO	LOB	TOP																	
Tony Phillips, S OBP: 0.395, SLG: 0.453 (1, 7)										3	1	1	0	2	1	0	Chicago White Sox @ Cleveland Indians Jacobs Field, Cleveland, OH Wed May 01 1996, 7:05 PM EDT Att: 40,447 - Unknown - 53 F																	
Dave Martinez, L OBP: 0.315, SLG: 0.438 (1, 8)										4	2	2	1	1	0	1																		
Frank Thomas, R OBP: 0.472, SLG: 0.710 (1, 3)										5	0	1	3	0	2	2																		
Harold Baines, L OBP: 0.386, SLG: 0.545 Lyle Mouton, R OBP: 0.361, SLG: 0.367 (8, PH)										3	0	0	0	0	0	1																		
Robin Ventura, L OBP: 0.304, SLG: 0.376 (1, 5)										4	0	1	0	0	1	1																		
Danny Tartabull, R OBP: 0.327, SLG: 0.382 (1, 9)										3	1	3	0	1	0	0																		
Ron Karkovics, R Chad Kreuter, S OBP: 0.429, SLG: 0.409 (8, PH)										3	0	0	0	0	1	4																		
Jose Munoz, S OBP: 0.500, SLG: 0.412 (1, 4)										4	0	2	1	0	0	4																		
Ozzie Guillen, L OBP: 0.261, SLG: 0.358 (1, 6)										4	1	1	0	0	0	1																		
Inning Stats	R: 1 E: 0 K: 1 S: 6	H: 1 LOB: 0 BB: 0 P: 6	R: 1 E: 0 K: 1 S: 7	H: 2 LOB: 1 BB: 0 P: 7	R: 0 E: 0 K: 1 S: 5	H: 0 LOB: 0 BB: 0 P: 5	R: 0 E: 0 K: 0 S: 4	H: 1 LOB: 1 BB: 0 P: 4	R: 0 E: 0 K: 0 S: 2	H: 1 LOB: 0 BB: 1 P: 6	R: 0 E: 0 K: 1 S: 5	H: 2 LOB: 1 BB: 0 P: 5	R: 0 E: 0 K: 0 S: 4	H: 2 LOB: 1 BB: 0 P: 4	R: 3 E: 0 K: 2 S: 10	H: 3 LOB: 3 BB: 3 P: 22		R: 0 E: 0 K: 0 S: 3	H: 0 LOB: 1 BB: 1 P: 7	1B: 7 2B: 3 3B: 0 HR: 1	SF: 0 SAC: 0 DP: 2 HBP: 0	WP: 0 PB: 0 SB: 0 CS: 1	PA: 40											
PITCHER	IP WLS BF H R ER SO BB IBB HBP BLK WP HR S P ERA WHIP																																	
Jack McDowell, R ERA: 2.76 Julian Tavarez, R ERA: 2.4 Paul Assenmacher, L ERA: 2.84 Eric Plunk, R ERA: 3.46	(1, 1) (8, 1) (8, 1) (8, 1)	7.0 0.0 0.2 1.1	W 1 2 S	29 1 2 7	10 1 0 0	5 0 0 0	5 0 0 0	4 0 2 0	2 0 0 3	0 0 0 0	0 0 0 0	0 0 0 0	0 0 0 0	0 0 6 4	35 1 6 16	43 1 6 16	6.43 ∞ 0.00 0.00	1.714 ∞ 0.000 2.250																

Batter	1	2	3	4	5	6	7	8	9	AB	R	H	RBI	BB	SO	LOB	BOTTOM																	
Kenny Lofton, L OBP: 0.393, SLG: 0.433 (1, 8)										4	1	3	1	1	0	0	Chicago White Sox @ Cleveland Indians Jacobs Field, Cleveland, OH Wed May 01 1996, 7:05 PM EDT Att: 40,447 - Unknown - 53 F																	
Julio Franco, R OBP: 0.415, SLG: 0.465 (1, 3)										3	0	1	2	2	1	2																		
Carlos Baerga, S OBP: 0.313, SLG: 0.404 (1, 4)										4	1	0	1	0	0	5																		
Albert Belle, R OBP: 0.423, SLG: 0.737 (1, 7)										4	1	2	2	0	1	4																		
Eddie Murray, S OBP: 0.302, SLG: 0.247 (1, 10)										3	1	1	0	1	2	0																		
Manny Ramirez, R OBP: 0.351, SLG: 0.553 (1, 9)										4	1	1	0	0	0	2																		
Jim Thome, L OBP: 0.463, SLG: 0.549 (1, 5)										4	0	0	0	0	0	3																		
Sandy Alomar Jr., R OBP: 0.355, SLG: 0.472 (1, 2)										4	2	2	2	0	1	0																		
Omar Vizquel, S OBP: 0.358, SLG: 0.523 (1, 6)										4	2	2	1	0	0	1																		
Inning Stats	R: 0 E: 1 K: 0 S: 4	H: 1 LOB: 1 BB: 0 P: 4	R: 0 E: 0 K: 1 S: 5	H: 0 LOB: 0 BB: 0 P: 5	R: 0 E: 0 K: 0 S: 3	H: 0 LOB: 0 BB: 0 P: 3	R: 2 E: 0 K: 1 S: 6	H: 1 LOB: 0 BB: 1 P: 10	R: 2 E: 0 K: 1 S: 7	H: 2 LOB: 2 BB: 2 P: 15	R: 4 E: 0 K: 0 S: 8	H: 5 LOB: 1 BB: 0 P: 8	R: 0 E: 0 K: 0 S: 3	H: 1 LOB: 1 BB: 1 P: 7	R: 1 E: 0 K: 2 S: 9	H: 2 LOB: 1 BB: 0 P: 9		1B: 6 2B: 4 3B: 1 HR: 2	SF: 1 SAC: 0 DP: 2 HBP: 0	WP: 0 PB: 0 SB: 2 CS: 0	PA: 39													
PITCHER	IP WLS BF H R ER SO BB IBB HBP BLK WP HR S P ERA WHIP																																	
Joe Magrane, L ERA: 3.86 Kirk McCaskill, R ERA: 9.0 41 Bill Simas, R ERA: 7.07	(1, 1) (4, 1) (8, 1)	3.2 3.1 1.0	L	14 20 5	8 6 2	6 6 1	1 1 2	2 2 1	2 2 1	1 3 0	0 0 0	0 0 0	0 0 0	0 0 0	1 19 9	21 31 9	9.00 16.20 9.00	2.000 3.300 2.000																

AB	34
R	5
H	11
RBI	5
BB	5
SO	6
LOB	15



AB	34
R	9
H	12
RBI	9
BB	4
SO	5
LOB	17



Batter	1	2	3	4	5	6	7	8	9	AB	R	H	RBI	BB	SO	LOB	TOP			
Tony Phillips, S OBP: 0.383, SLG: 0.440 (1, 7)										3	0	0	1	0	2	0				
Ray Durham, S OBP: 0.378, SLG: 0.535 (1, 4)										4	0	2	0	0	1	1				
Frank Thomas, R OBP: 0.465, SLG: 0.692 (1, 3)										4	0	1	0	0	0	2				
Harold Baines, L OBP: 0.380, SLG: 0.525 (1, 10)										3	0	0	0	1	0	1				
Robin Ventura, L OBP: 0.293, SLG: 0.362 (1, 5)										4	0	0	0	0	1	2				
Danny Tartabull, R OBP: 0.317, SLG: 0.370 (1, 9)										3	0	0	0	0	1	1				
Ron Karkovics, R OBP: 0.280, SLG: 0.324 Chad Kreuter, S OBP: 0.414, SLG: 0.391 (7, PH) (7, 2)										2	0	0	0	0	2	0				
Darren Lewis, R OBP: 0.397, SLG: 0.328 (1, 8)										3	1	1	0	0	0	0				
Ozzie Guillen, L OBP: 0.264, SLG: 0.357 (1, 6)										3	0	1	0	0	0	0				
Inning Stats	R: 0 E: 0 K: 1 S: 5	H: 1 LOB: 0 BB: 0 P: 5	R: 0 E: 0 K: 1 S: 5	H: 0 LOB: 0 BB: 0 P: 5	R: 1 E: 1 K: 2 S: 9	H: 2 LOB: 1 BB: 0 P: 9	R: 0 E: 0 K: 1 S: 5	H: 0 LOB: 0 BB: 0 P: 5	R: 0 E: 0 K: 1 S: 4	H: 1 LOB: 1 BB: 0 P: 4	R: 0 E: 0 K: 1 S: 5	H: 0 LOB: 1 BB: 1 P: 9	R: 0 E: 0 K: 1 S: 5	H: 0 LOB: 0 BB: 0 P: 5	R: 0 E: 0 K: 0 S: 4	H: 1 LOB: 1 BB: 0 P: 4	1B: 5 2B: 0 3B: 0 HR: 0	SF: 1 SAC: 0 DP: 1 HBP: 0	WP: 1 PB: 0 SB: 1 CS: 0	PA: 32
PITCHER David Cone, R ERA: 2.03 (1, 1)	IP: 9.0 WLS: W BF: 32 H: 5 R: 1 ER: 0 SO: 8 BB: 1 IBB: 0 HBP: 0 BLK: 0 WP: 1 HR: 0 S: 47 P: 51 ERA: 0.00 WHIP: 0.667																			

Chicago White Sox @ New York Yankees
Yankee Stadium, Bronx, NY
Thu May 02 1996, 7:05 PM EDT
Att: 19,773 - Unknown - 68 F

AB 30
R 1
H 5
RBI 1
BB 1
SO 8
LOB 8



Batter	1	2	3	4	5	6	7	8	9	AB	R	H	RBI	BB	SO	LOB	BOTTOM			
2 Derek Jeter, R OBP: 0.384, SLG: 0.317 (1, 6)										4	0	0	0	0	2	0				
Wade Boggs, L OBP: 0.353, SLG: 0.344 (1, 5)										4	0	1	0	0	1	0				
Paul O'Neill, L OBP: 0.465, SLG: 0.573 (1, 9)										4	1	1	1	0	0	1				
Tino Martinez, L OBP: 0.322, SLG: 0.410 (1, 3)										3	0	1	0	0	0	0				
Bernie Williams, S OBP: 0.377, SLG: 0.490 (1, 8)										3	0	0	0	0	0	1				
Ruben Sierra, S OBP: 0.358, SLG: 0.521 (1, 10)										3	3	3	2	0	0	0				
Jim Leyritz, R OBP: 0.407, SLG: 0.642 (1, 2)										3	1	1	2	0	0	0				
Gerald Williams, R OBP: 0.407, SLG: 0.700 (1, 7)										3	0	0	0	0	0	0				
Andy Fox, L OBP: 0.313, SLG: 0.214 (1, 4)										3	0	0	0	0	2	0				
Inning Stats	R: 0 E: 0 K: 2 S: 7	H: 0 LOB: 0 BB: 0 P: 7	R: 1 E: 0 K: 0 S: 4	H: 1 LOB: 0 BB: 0 P: 4	R: 0 E: 0 K: 1 S: 5	H: 0 LOB: 0 BB: 0 P: 5	R: 0 E: 0 K: 0 S: 3	H: 0 LOB: 0 BB: 0 P: 3	R: 2 E: 0 K: 1 S: 7	H: 2 LOB: 0 BB: 0 P: 7	R: 1 E: 0 K: 0 S: 5	H: 2 LOB: 1 BB: 0 P: 5	R: 1 E: 0 K: 0 S: 4	H: 1 LOB: 0 BB: 0 P: 4	R: 0 E: 0 K: 1 S: 5	H: 1 LOB: 0 BB: 0 P: 5	1B: 3 2B: 0 3B: 0 HR: 4	SF: 0 SAC: 0 DP: 1 HBP: 0	WP: 0 PB: 0 SB: 0 CS: 0	PA: 30
PITCHER Alex Fernandez, R ERA: 3.78 Larry Thomas, L ERA: 2.7 (8, 1)	IP: 7.1 WLS: L BF: 29 H: 7 R: 5 ER: 5 SO: 5 BB: 0 IBB: 0 HBP: 0 BLK: 0 WP: 0 HR: 4 S: 39 P: 39 ERA: 6.14 WHIP: 0.955																			

Chicago White Sox @ New York Yankees
Yankee Stadium, Bronx, NY
Thu May 02 1996, 7:05 PM EDT
Att: 19,773 - Unknown - 68 F

AB 30
R 5
H 7
RBI 5
BB 0
SO 5
LOB 2



Batter	1	2	3	4	5	6	7	8	9	AB	R	H	RBI	BB	SO	LOB	TOP				
Tony Phillips, S OBP: 0.387, SLG: 0.438	K		S BB 1B		BB	BB	K			3	0	1	0	1	2	0	Chicago White Sox @ New York Yankees Yankee Stadium, Bronx, NY Fri May 03 1996, 7:05 PM EDT Att: 15,599 - Unknown - 56 F				
Ray Durham, S OBP: 0.373, SLG: 0.517	F7		L4-6 S BB			P4		E3 G3		3	0	0	0	1	0	1					
Frank Thomas, R OBP: 0.458, SLG: 0.673	BB		K			F4		L7		3	0	0	0	1	1	4					
Harold Baines, L OBP: 0.375, SLG: 0.506	G3		L4-6 2-3			L9-4 BB		G3		3	0	0	0	1	0	4					
Robin Ventura, L OBP: 0.300, SLG: 0.355		L7			BB	F9		BB		2	0	0	0	2	0	1					
Dave Martinez, L OBP: 0.310, SLG: 0.423		F7			F7			F8		4	0	1	0	0	0	3					
Chad Kreuter, S OBP: 0.394, SLG: 0.346		2B BB			K	L9-4 2-3		F8		3	0	0	0	1	1	3					
Darren Lewis, R OBP: 0.395, SLG: 0.344					K		G1-3		P3	3	0	1	0	0	1	1					
Jose Munoz, S OBP: 0.476, SLG: 0.389		1-3 2B								1	0	0	0	0	0	0					
Ozzie Guillen, L OBP: 0.253, SLG: 0.341		G3-1				F9		F7		4	0	0	0	0	0	2					
Inning Stats	R: 0 E: 0 K: 1 S: 5	H: 0 LOB: 1 BB: 1 P: 9	R: 0 E: 0 K: 0 S: 4	H: 1 LOB: 2 BB: 1 P: 8	R: 0 E: 0 K: 1 S: 5	H: 1 LOB: 1 BB: 1 P: 9	R: 0 E: 0 K: 2 S: 7	H: 0 LOB: 1 BB: 1 P: 11	R: 0 E: 0 K: 0 S: 3	H: 1 LOB: 1 BB: 1 P: 7	R: 0 E: 0 K: 1 S: 5	H: 0 LOB: 0 BB: 0 P: 5	R: 0 E: 1 K: 0 S: 4	H: 0 LOB: 2 BB: 1 P: 8	R: 0 E: 0 K: 0 S: 3	H: 0 LOB: 0 BB: 0 P: 3	1B: 2 2B: 3 3B: 0 HR: 0	SF: 0 SAC: 0 DP: 2 HBP: 0	WP: 0 PB: 0 SB: 2 CS: 0	PA: 36	
PITCHER	IP	WLS	BF	H	R	ER	SO	BB	IBB	HBP	BLK	WP	HR	S	P	ERA	WHIP				
Dwight Gooden, R ERA: 6.39	6.0		25	3	0	0	4	6	0	0	0	0	0	27	51	0.00	1.500				
42 Mariano Rivera, R ERA: 1.14	2.0	W	8	0	0	0	1	1	0	0	0	0	0	9	13	0.00	0.500				
John Wetteland, R ERA: 3.46	1.0	S	3	0	0	0	0	0	0	0	0	0	0	3	3	0.00	0.000				

Batter	1	2	3	4	5	6	7	8	9	AB	R	H	RBI	BB	SO	LOB	BOTTOM				
Tim Raines, S OBP: 0.357, SLG: 0.314	F8		F8 2-3				G3			4	0	0	0	0	0	2	Chicago White Sox @ New York Yankees Yankee Stadium, Bronx, NY Fri May 03 1996, 7:05 PM EDT Att: 15,599 - Unknown - 56 F				
Gerald Williams, R OBP: 0.407, SLG: 0.700						G4-3				0	0	0	0	0	0	0					
Wade Boggs, L OBP: 0.368, SLG: 0.354	G3 1B		BB			G4-3		G4-3 E 1B		3	1	2	0	1	0	0					
Paul O'Neill, L OBP: 0.466, SLG: 0.566	G3 1B		F7-1-5 3-H			FC6-4 BB		G4-3		3	0	1	0	1	0	3					
Tino Martinez, L OBP: 0.328, SLG: 0.408	G3				F8 BB 1B	K		1B E BB		3	0	1	0	1	1	3					
Bernie Williams, S OBP: 0.381, SLG: 0.485	K				F8 BB	FC6-4 1-2		E7 1B 1B		3	1	1	1	1	1	3					
Ruben Sierra, S OBP: 0.354, SLG: 0.505			F8		K	K		1B IBB		3	0	0	0	1	2	3					
Joe Girardi, R OBP: 0.294, SLG: 0.325			K		F8		FC5-4 1B	S 1B		4	0	2	1	0	1	2					
Andy Fox, L OBP: 0.278, SLG: 0.188			K		G4-3		FC5-4 2 S	F9		4	0	0	0	0	1	5					
2 Derek Jeter, R OBP: 0.382, SLG: 0.329			F8 F7-1-5 2B				F9			3	0	1	0	0	0	1					
Inning Stats	R: 0 E: 0 K: 1 S: 7	H: 2 LOB: 2 BB: 0 P: 7	R: 0 E: 0 K: 2 S: 7	H: 0 LOB: 0 BB: 0 P: 7	R: 0 E: 0 K: 0 S: 3	H: 1 LOB: 1 BB: 1 P: 7	R: 0 E: 0 K: 1 S: 6	H: 1 LOB: 2 BB: 1 P: 10	R: 0 E: 0 K: 0 S: 3	H: 0 LOB: 0 BB: 0 P: 3	R: 0 E: 0 K: 2 S: 7	H: 0 LOB: 1 BB: 1 P: 11	R: 0 E: 0 K: 0 S: 4	H: 1 LOB: 1 BB: 0 P: 4	R: 2 E: 1 K: 0 S: 5	H: 3 LOB: 2 BB: 2 P: 13	1B: 7 2B: 2 3B: 0 HR: 0	SF: 0 SAC: 0 DP: 1 HBP: 0	WP: 0 PB: 0 SB: 2 CS: 0	PA: 35	
PITCHER	IP	WLS	BF	H	R	ER	SO	BB	IBB	HBP	BLK	WP	HR	S	P	ERA	WHIP				
James Baldwin, R ERA: 2.12	7.0		28	5	0	0	6	3	0	0	0	0	0	37	49	0.00	1.143				
Larry Thomas, L ERA: 3.48	0.1	L	3	1	2	2	0	1	0	0	0	0	0	2	6	54.00	6.000				
Matt Karchner, R ERA: 2.16	0.2		4	2	0	0	0	0	1	0	0	0	0	3	7	0.00	3.000				

Batter	1	2	3	4	5	6	7	8	9	AB	R	H	RBI	BB	SO	LOB	TOP					
Tony Phillips, S OBP: 0.394, SLG: 0.440 (1, 7)										4	3	2	0	1	2	0	Chicago White Sox @ New York Yankees Yankee Stadium, Bronx, NY Sat May 04 1996, 3:33 AM EDT Att: 20,661 - Overcast - 53 F					
Ray Durham, S OBP: 0.353, SLG: 0.511 (1, 4)										3	3	1	0	2	0	0						
Frank Thomas, R OBP: 0.463, SLG: 0.664 (1, 3)										3	2	1	1	2	0	2						
Danny Tartabull, R OBP: 0.327, SLG: 0.379 Harold Baines, L OBP: 0.376, SLG: 0.541 (8, PH)										3	0	2	2	0	0	1						
Chris Snopce, R OBP: 0.321, SLG: 0.692 Robin Ventura, L OBP: 0.303, SLG: 0.352 (8, PH)										3	1	1	0	0	0	2						
Lyle Mouton, R OBP: 0.333, SLG: 0.333 Dave Martinez, L OBP: 0.333, SLG: 0.444 (8, PH)										3	0	0	0	0	1	4						
Ron Karkovics, R OBP: 0.287, SLG: 0.333 (1, 2)										4	0	1	1	1	2	4						
Darren Lewis, R OBP: 0.375, SLG: 0.323 (1, 8)										4	0	0	1	0	1	3						
Ozzie Guillen, L OBP: 0.242, SLG: 0.326 (1, 6)										4	0	0	0	0	1	3						
Inning Stats	R: 0 E: 0 K: 1 S: 9	H: 0 LOB: 0 BB: 0 P: 14	R: 0 E: 0 K: 0 S: 13	H: 1 LOB: 0 BB: 0 P: 21	R: 0 E: 0 K: 0 S: 9	H: 0 LOB: 0 BB: 1 P: 15	R: 0 E: 0 K: 1 S: 11	H: 0 LOB: 1 BB: 1 P: 20	R: 1 E: 0 K: 1 S: 14	H: 2 LOB: 1 BB: 0 P: 24	R: 2 E: 1 K: 0 S: 14	H: 2 LOB: 1 BB: 1 P: 27	R: 0 E: 0 K: 1 S: 7	H: 0 LOB: 0 BB: 0 P: 8	R: 4 E: 1 K: 1 S: 18	H: 3 LOB: 2 BB: 2 P: 31		R: 4 E: 0 K: 3 S: 19	H: 3 LOB: 1 BB: 2 P: 34	1B: 8 2B: 2 3B: 0 HR: 1	SF: 0 SAC: 1 DP: 2 HBP: 0	WP: 0 PB: 0 SB: 0 CS: 1
PITCHER	IP WLS BF H R ER SO BB IBB HBP BLK WP HR S P ERA WHIP																					
Jimmy Key, L ERA: 6.53 (1, 1)	5.0 20 4 3 3 3 3 0 0 0 0 0 0 62 107 5.40 1.400																					
Bob Wickman, R ERA: 4.59 (6, 1)	2.0 7 1 0 0 1 0 0 0 0 0 0 0 15 22 0.00 0.500																					
Jeff Nelson, R ERA: 7.15 (8, 1)	0.0 L 3 2 3 3 0 1 0 0 0 0 0 0 9 16 ∞ ∞																					
Steve Howe, L ERA: 7.27 (8, 1)	0.0 1 0 0 0 0 0 0 0 0 0 0 0 1 2 ∞ ∞																					
Jim Mecir, R ERA: 7.2 (8, 1)	2.0 13 4 5 5 4 2 1 0 0 0 1 27 47 22.50 3.000																					

Batter	1	2	3	4	5	6	7	8	9	AB	R	H	RBI	BB	SO	LOB	BOTTOM			
2 Derek Jeter, R OBP: 0.393, SLG: 0.337 (1, 6)										4	0	1	1	1	0	4	Chicago White Sox @ New York Yankees Yankee Stadium, Bronx, NY Sat May 04 1996, 3:33 AM EDT Att: 20,661 - Overcast - 53 F			
Jim Leyritz, R OBP: 0.381, SLG: 0.596 Wade Boggs, L OBP: 0.364, SLG: 0.351 (8, 5)										4	0	0	0	0	1	3				
Paul O'Neill, L OBP: 0.463, SLG: 0.553 (1, 9)										4	0	1	0	1	1	1				
Ruben Sierra, S OBP: 0.356, SLG: 0.519 (1, 10)										5	1	2	0	0	0	3				
Tino Martinez, L OBP: 0.339, SLG: 0.406 (1, 3)										3	1	1	0	2	1	2				
Bernie Williams, S OBP: 0.382, SLG: 0.505 (1, 8)										4	2	1	1	1	0	4				
Mariano Duncan, R OBP: 0.394, SLG: 0.518 Andy Fox, L OBP: 0.297, SLG: 0.212 (7, PR)										3	0	1	2	1	1	2				
Gerald Williams, R OBP: 0.390, SLG: 0.655 (1, 7)										5	1	1	1	0	1	5				
Joe Girardi, R OBP: 0.300, SLG: 0.321 (1, 2)										4	0	1	0	1	1	3				
Inning Stats	R: 0 E: 0 K: 0 S: 9	H: 0 LOB: 0 BB: 1 P: 17	R: 0 E: 0 K: 1 S: 9	H: 1 LOB: 1 BB: 1 P: 16	R: 0 E: 0 K: 1 S: 13	H: 2 LOB: 0 BB: 0 P: 19	R: 0 E: 0 K: 1 S: 15	H: 0 LOB: 3 BB: 3 P: 30	R: 2 E: 1 K: 0 S: 10	H: 2 LOB: 1 BB: 0 P: 16	R: 2 E: 0 K: 1 S: 12	H: 2 LOB: 1 BB: 1 P: 17	R: 0 E: 1 K: 0 S: 9	H: 0 LOB: 0 BB: 0 P: 11	R: 1 E: 0 K: 1 S: 13	H: 3 LOB: 2 BB: 0 P: 20		1B: 5 2B: 4 3B: 0 HR: 1	SF: 0 SAC: 0 DP: 1 HBP: 0	WP: 0 PB: 0 SB: 0 CS: 0
PITCHER	IP WLS BF H R ER SO BB IBB HBP BLK WP HR S P ERA WHIP																			
Wilson Alvarez, L ERA: 3.63 (1, 1)	6.1 32 6 4 3 5 7 0 0 0 0 0 0 68 120 4.26 2.053																			
Matt Karchner, R ERA: 2.0 (7, 1)	1.1 W 6 1 0 0 0 0 0 0 0 0 0 0 13 15 0.00 0.750																			
Larry Thomas, L ERA: 0.38 (8, 1)	0.1 1 0 0 0 0 0 0 0 0 0 0 0 3 4 0.00 0.000																			
Roberto Hernandez, R ERA: 0.54 (9, 1)	1.0 6 3 1 1 1 1 0 0 0 0 0 0 13 20 9.00 3.000																			


Batter	1	2	3	4	5	6	7	8	9	AB	R	H	RBI	BB	SO	LOB	TOP										
Brady Anderson, L OBP: 0.415, SLG: 0.760 (1, 10)										5	0	0	0	0	3	4	Baltimore Orioles @ Chicago White Sox Comiskey Park, Chicago, IL Tue May 07 1996, 8:05 PM EDT Att: 16,130 - Unknown - 51 F AB 34 R 2 H 6 RBI 0 BB 3 SO 7 LOB 14 										
Roberto Alomar, S OBP: 0.415, SLG: 0.540 (1, 4)									4	0	0	0	0	0	0												
Bobby Bonilla, S OBP: 0.288, SLG: 0.287 (1, 9)									3	0	1	0	1	0	0												
Rafael Palmeiro, L OBP: 0.387, SLG: 0.439 (1, 3)									4	1	2	0	0	1	1												
B.J. Surhoff, L OBP: 0.373, SLG: 0.629 (1, 5)									4	1	2	0	0	1	2												
Cal Ripken Jr., R OBP: 0.310, SLG: 0.359 (1, 6)									4	0	0	0	0	0	4												
Mike Devereaux, R OBP: 0.320, SLG: 0.368 (1, 8)										3	0	1	0	1	1	0											
Chris Hoiles, R OBP: 0.320, SLG: 0.470 (1, 2)										4	0	0	0	0	1	2											
Jeffrey Hammonds, R OBP: 0.314, SLG: 0.423 (1, 7)										3	0	0	0	1	0	1											
Inning Stats	R: 0 E: 0 K: 1 S: 7	H: 0 LOB: 0 BB: 0 P: 12	R: 1 E: 1 K: 0 S: 11	H: 1 LOB: 3 BB: 2 P: 25	R: 1 E: 1 K: 0 S: 10	H: 2 LOB: 1 BB: 0 P: 15	R: 0 E: 0 K: 1 S: 7	H: 0 LOB: 0 BB: 0 P: 10	R: 0 E: 0 K: 1 S: 11	H: 1 LOB: 1 BB: 0 P: 14	R: 0 E: 0 K: 1 S: 7	H: 0 LOB: 0 BB: 0 P: 11	R: 0 E: 0 K: 2 S: 8	H: 0 LOB: 0 BB: 0 P: 12	R: 0 E: 0 K: 0 S: 8	H: 1 LOB: 2 BB: 1 P: 15	R: 0 E: 0 K: 0 S: 7	H: 1 LOB: 1 BB: 0 P: 10	1B: 6 2B: 0 3B: 0 HR: 0	SF: 0 SAC: 0 DP: 0 HBP: 0	WP: 0 PB: 0 CS: 0	PA: 37					
PITCHER	IP	WLS	BF	H	R	ER	SO	BB	IBB	HBP	BLK	WP	HR	S	P	ERA	WHIP										
Alex Fernandez, R ERA: 3.23 (1, 1)	8.0	W	33	5	2	0	7	3	0	0	0	0	0	69	114	0.00	1.000										
Roberto Hernandez, R ERA: 0.51 (9, 1)	1.0	S	4	1	0	0	0	0	0	0	0	0	0	7	10	0.00	1.000										

Batter	1	2	3	4	5	6	7	8	9	AB	R	H	RBI	BB	SO	LOB	BOTTOM										
Tony Phillips, S OBP: 0.393, SLG: 0.426 (1, 7)									4	0	0	0	0	0	1		Baltimore Orioles @ Chicago White Sox Comiskey Park, Chicago, IL Tue May 07 1996, 8:05 PM EDT Att: 16,130 - Unknown - 51 F AB 29 R 3 H 7 RBI 3 BB 0 SO 2 LOB 9 										
Ray Durham, S OBP: 0.368, SLG: 0.490 (1, 4)									3	0	1	1	0	0	0												
Frank Thomas, R OBP: 0.458, SLG: 0.650 (1, 3)									4	0	1	0	0	2	1												
Chris Snopce, R OBP: 0.343, SLG: 0.656 (1, 5)									4	1	1	0	0	0	2												
Danny Tartabull, R OBP: 0.333, SLG: 0.406 (1, 9)									3	1	2	2	0	0	0												
Dave Martinez, L OBP: 0.328, SLG: 0.436 (8, 9)									0	0	0	0	0	0	0												
Harold Baines, L OBP: 0.369, SLG: 0.522 (1, 10)									3	0	1	0	0	0	1												
Ron Karkovics, R OBP: 0.286, SLG: 0.321 (1, 2)										2	0	0	0	0	0	1											
Darren Lewis, R OBP: 0.353, SLG: 0.300 (1, 8)										3	0	0	0	0	0	2											
Ozzie Guillen, L OBP: 0.245, SLG: 0.326 (1, 6)										3	1	1	0	0	0	1											
Inning Stats	R: 0 E: 0 K: 1 S: 9	H: 1 LOB: 1 BB: 0 P: 13	R: 0 E: 0 K: 0 S: 6	H: 1 LOB: 0 BB: 0 P: 10	R: 1 E: 0 K: 1 S: 12	H: 1 LOB: 0 BB: 0 P: 18	R: 0 E: 0 K: 0 S: 6	H: 0 LOB: 0 BB: 0 P: 10	R: 0 E: 0 K: 0 S: 5	H: 0 LOB: 0 BB: 0 P: 6	R: 0 E: 0 K: 0 S: 15	H: 0 LOB: 0 BB: 0 P: 21	R: 2 E: 0 K: 0 S: 8	H: 3 LOB: 1 BB: 0 P: 11	R: 0 E: 0 K: 0 S: 9	H: 1 LOB: 1 BB: 0 P: 12	R: 0 E: 0 K: 0 S: 7	H: 1 LOB: 1 BB: 0 P: 10	1B: 5 2B: 1 3B: 0 HR: 1	SF: 1 SAC: 1 DP: 0 HBP: 0	WP: 1 PB: 0 CS: 0	PA: 31					
PITCHER	IP	WLS	BF	H	R	ER	SO	BB	IBB	HBP	BLK	WP	HR	S	P	ERA	WHIP										
David Wells, L ERA: 4.24 (1, 1)	8.0	L	31	7	3	3	2	0	0	0	0	1	1	70	101	3.38	0.875										

Batter	1	2	3	4	5	6	7	8	9	AB	R	H	RBI	BB	SO	LOB	TOP										
Tony Tarasco, L (1, 10) OBP: 0.257, SLG: 0.286	3-1 P6		3-3 K			2-0 F9		1-1 F9		4	0	0	0	0	1	1											
Roberto Alomar, S (1, 4) OBP: 0.418, SLG: 0.538	3-1 F7			1-2 S 1B		1-1 1B SF9 1B		3-2 F8		4	1	2	0	0	0	0											
Bobby Bonilla, S (1, 9) OBP: 0.270, SLG: 0.288	3-0 P5			1-3 SAFE K		2-0 SF9 S 1B			2-1 F9	3	0	1	0	0	1	1											
Manny Alexander, R (6, PR) OBP: 0.111, SLG: 0.111				1-2 K		1-3 1B				1	0	0	0	0	0	0											
Rafael Palmeiro, L (1, 3) OBP: 0.377, SLG: 0.427		0-1 G4-3		2-1 F8		2-2 SF9			2-2 G4-3	3	0	0	1	0	0	1											
B.J. Surhoff, L (1, 5) OBP: 0.369, SLG: 0.617		2-1 G4-3		1-2 F8		3-H F8			2-1 1B	4	0	1	0	0	0	2											
Cal Ripken Jr., R (1, 6) OBP: 0.301, SLG: 0.347		0-0 P2			1-0 G5-3		2-1 G4-3		1-1 G3-1	4	0	0	0	0	0	1											
Mike Devereaux, R (1, 8) OBP: 0.308, SLG: 0.352			1-0 F8		1-0 G4-3		0-1 G1-3			3	0	0	0	0	0	0											
Chris Hoiles, R (1, 2) OBP: 0.320, SLG: 0.477			0-2 2B		1-2 P3		1-1 F7			3	0	1	0	0	0	0											
Jeffrey Hammonds, R (1, 7) OBP: 0.315, SLG: 0.450			0-1 P6			3-2 HR		1-1 G5-3		3	1	1	1	0	0	1											
Inning Stats	R: 0 E: 0 K: 0 S: 5	H: 0 LOB: 0 BB: 0 P: 14	R: 0 E: 0 K: 0 S: 5	H: 0 LOB: 0 BB: 0 P: 7	R: 0 E: 0 K: 1 S: 9	H: 1 LOB: 1 BB: 0 P: 13	R: 0 E: 0 K: 1 S: 11	H: 1 LOB: 1 BB: 0 P: 16	R: 0 E: 0 K: 0 S: 6	H: 0 LOB: 0 BB: 0 P: 9	R: 2 E: 0 K: 0 S: 11	H: 3 LOB: 1 BB: 0 P: 21	R: 0 E: 0 K: 0 S: 6	H: 0 LOB: 0 BB: 0 P: 9	R: 0 E: 0 K: 0 S: 7	H: 0 LOB: 0 BB: 0 P: 12	R: 0 E: 0 K: 0 S: 10	H: 1 LOB: 1 BB: 0 P: 17	1B: 4 2B: 1 3B: 0 HR: 1	SF: 1 SAC: 0 DP: 0 HBP: 0	WP: 0 PB: 0 SB: 2 CS: 0	PA: 33					
PITCHER	IP	WLS	BF	H	R	ER	SO	BB	IBB	HBP	BLK	WP	HR	S	P	ERA	WHIP										
James Baldwin, R (1, 1) ERA: 2.35	6.0	W	23	5	2	2	2	0	0	0	0	0	1	47	80	3.00	0.833										
Matt Karchner, R (7, 1) ERA: 1.89	1.0		3	0	0	0	0	0	0	0	0	0	0	6	9	0.00	0.000										
41 Bill Simas, R (8, 1) ERA: 6.19	1.0		3	0	0	0	0	0	0	0	0	0	0	7	12	0.00	0.000										
Larry Thomas, L (9, 1) ERA: 3.09	1.0		4	1	0	0	0	0	0	0	0	0	0	10	17	0.00	1.000										

Baltimore Orioles @ Chicago White Sox
Comiskey Park, Chicago, IL
Wed May 08 1996, 8:05 PM EDT
Att: 14,974 - Unknown - 58 F

AB 32
R 2
H 6
RBI 2
BB 0
SO 2
LOB 7



Batter	1	2	3	4	5	6	7	8	9	AB	R	H	RBI	BB	SO	LOB	BOTTOM											
Tony Phillips, S (1, 7) OBP: 0.394, SLG: 0.421	1-0 G5-3		4-2 1B BB		0-0 1B S 1B	0-2 L3		1-0 F9		4	1	1	1	1	0	0												
Dave Martinez, L (1, 8) OBP: 0.348, SLG: 0.431	0-0 G3-1		1-1 SAFE L3 1B		1-0 G3	4-2 FC4-6 BB		4-1 FC5-4 BB		3	0	1	0	2	0	2												
Frank Thomas, R (1, 3) OBP: 0.453, SLG: 0.633	3-2 F9		2-2 SAFE L3		4-0 HR IBB	0-0 FC4-6		0-1 FC5-4		3	1	0	0	1	0	3												
Darren Lewis, R (2, 6) OBP: 0.349, SLG: 0.296			1-1 1B			1-2 HR IBB		1-2 1B		1	0	0	0	0	0	1												
Harold Baines, L (1, 10) OBP: 0.377, SLG: 0.538		0-0 G4-3		0-2 F8 SF9 2B	0-0 HR 1B		1-0 P3	1-2 G4-3		3	2	2	2	0	0	0												
Lyle Mouton, R (7, PH) OBP: 0.326, SLG: 0.324				1-2 F8 SF9 2B	1-2 HR 1B		1-0 P3	1-2 G4-3		2	0	0	0	0	0	1												
Robin Ventura, L (1, 5) OBP: 0.308, SLG: 0.374		4-1 E G4-3 BB		0-0 F8	1-1 HR		1-0 2B 1B			3	2	2	3	1	0	1												
Danny Tartabull, R (1, 9) OBP: 0.331, SLG: 0.413		0-0 E4 G4-3		2-2 SF9	3-2 F9		0-0 2B 2B			3	1	1	1	0	0	1												
Chad Kreuter, S (1, 2) OBP: 0.368, SLG: 0.355		3-2 G4-3		2-2 SF9	3-3 K		3-2 2B 2B			4	1	1	2	0	1	1												
Ray Durham, S (1, 4) OBP: 0.381, SLG: 0.529		1-2 3-H G3-1		0-0 G1-3	2-2 K		0-1 2B 1B			4	2	3	2	0	0	1												
Ozzie Guillen, L (1, 6) OBP: 0.245, SLG: 0.323			0-0 G4-3		1-0 1B 1B		1-1 F8	0-0 F7		4	1	1	0	0	0	1												
Inning Stats	R: 0 E: 0 K: 0 S: 5	H: 0 LOB: 0 BB: 0 P: 9	R: 1 E: 1 K: 0 S: 9	H: 0 LOB: 1 BB: 1 P: 16	R: 0 E: 0 K: 0 S: 9	H: 1 LOB: 1 BB: 1 P: 16	R: 1 E: 0 K: 0 S: 9	H: 1 LOB: 0 BB: 0 P: 11	R: 6 E: 0 K: 1 S: 15	H: 5 LOB: 0 BB: 1 P: 30	R: 1 E: 0 K: 0 S: 10	H: 1 LOB: 1 BB: 1 P: 17	R: 2 E: 0 K: 0 S: 10	H: 4 LOB: 1 BB: 0 P: 15	R: 0 E: 0 K: 0 S: 7	H: 0 LOB: 1 BB: 1 P: 13	1B: 7 2B: 4 3B: 0 HR: 2	SF: 1 SAC: 0 DP: 1 HBP: 0	WP: 0 PB: 0 SB: 2 CS: 0	PA: 40								
PITCHER	IP	WLS	BF	H	R	ER	SO	BB	IBB	HBP	BLK	WP	HR	S	P	ERA	WHIP											
Scott Erickson, R (1, 1) ERA: 4.06	4.1	L	22	6	7	6	0	2	1	0	0	0	0	1	8	15	12.46	1.846										
Arthur Rhodes, L (5, 1) ERA: 5.49	0.2		3	1	1	1	1	0	0	0	0	0	0	1	8	15	13.50	1.500										
Rick Krivda, L (6, 1) ERA: 13.5	2.0		11	5	3	3	0	1	0	0	0	0	0	1	20	32	13.50	3.000										
Keith Shepherd, R (8, 1) ERA: 5.4	1.0		4	0	0	0	0	1	0	0	0	0	0	7	13	0.00	1.000											

Baltimore Orioles @ Chicago White Sox
Comiskey Park, Chicago, IL
Wed May 08 1996, 8:05 PM EDT
Att: 14,974 - Unknown - 58 F

AB 34
R 11
H 12
RBI 11
BB 5
SO 1
LOB 12



Batter	1	2	3	4	5	6	7	8	9	AB	R	H	RBI	BB	SO	LOB	TOP										
Jeffrey Hammonds, R OBP: 0.327, SLG: 0.447 (1, 9)										3	1	1	0	2	0	1											
Manny Alexander, R OBP: 0.187, SLG: 0.091 Tony Tarasco, L OBP: 0.276, SLG: 0.319 (5, 7)										2	1	0	0	1	0	5											
Roberto Alomar, S OBP: 0.417, SLG: 0.533 (1, 10)										5	1	2	1	0	1	2											
Rafael Palmeiro, L OBP: 0.384, SLG: 0.420 (1, 3)										2	1	0	0	3	0	1											
Cal Ripken Jr., R OBP: 0.304, SLG: 0.349 (1, 6)										5	1	2	2	0	0	2											
B.J. Surhoff, L OBP: 0.370, SLG: 0.605 (1, 5)										4	0	1	0	1	1	1											
Mike Devereaux, R OBP: 0.301, SLG: 0.368 (1, 8)										5	1	1	0	0	1	6											
Chris Hoiles, R OBP: 0.327, SLG: 0.471 (1, 2)										1	0	0	1	2	0	0											
Billy Ripken, R OBP: 0.222, SLG: 0.375 (1, 4)										3	0	1	2	0	0	1											
Inning Stats	R: 5 E: 0 K: 1 S: 32	H: 4 LOB: 3 BB: 4 P: 50	R: 0 E: 0 K: 0 S: 8	H: 0 LOB: 0 BB: 1 P: 15	R: 1 E: 0 K: 0 S: 12	H: 2 LOB: 2 BB: 1 P: 22	R: 0 E: 0 K: 1 S: 10	H: 1 LOB: 1 BB: 0 P: 16	R: 0 E: 0 K: 0 S: 10	H: 0 LOB: 0 BB: 0 P: 14	R: 0 E: 0 K: 0 S: 6	H: 1 LOB: 0 BB: 0 P: 10	R: 0 E: 0 K: 0 S: 4	H: 0 LOB: 0 BB: 0 P: 6	R: 0 E: 0 K: 0 S: 4	H: 0 LOB: 1 BB: 1 P: 12	R: 0 E: 0 K: 1 S: 13	H: 2 LOB: 3 BB: 2 P: 27	1B: 7 2B: 2 3B: 1 HR: 0	SF: 2 SAC: 0 DP: 1 HBP: 0	WP: 0 PB: 1 CS: 0	PA: 43					
PITCHER	IP	WLS	BF	H	R	ER	SO	BB	IBB	HBP	BLK	WP	HR	S	P	ERA	WHIP										
Wilson Alvarez, L ERA: 4.57 (1, 1)	0.2	L	9	4	5	5	1	3	0	0	0	0	0	30	44	67.50	10.500										
Brian Keyser, R ERA: 1.99 (1, 1)	4.1		18	3	1	1	1	2	1	0	0	0	0	42	73	2.08	1.154										
41 Bill Simas, R ERA: 5.5 (6, 1)	2.0		6	1	0	0	0	0	0	0	0	0	0	10	16	0.00	0.500										
Kirk McCaskill, R ERA: 8.1 (8, 1)	2.0		10	2	0	0	1	2	1	0	0	0	0	17	39	0.00	2.000										

Baltimore Orioles @ Chicago White Sox
Comiskey Park, Chicago, IL
Thu May 09 1996, 8:05 PM EDT
Att: 14,507 - Unknown - 56 F

AB 32
R 6
H 10
RBI 6
BB 9
SO 3
LOB 19



Batter	1	2	3	4	5	6	7	8	9	AB	R	H	RBI	BB	SO	LOB	BOTTOM										
Tony Phillips, S OBP: 0.390, SLG: 0.415 (1, 7)										4	0	1	0	0	2	2											
Dave Martinez, L OBP: 0.329, SLG: 0.403 (1, 8)										4	0	0	1	0	0	2											
Frank Thomas, R OBP: 0.454, SLG: 0.637 (1, 3)										4	1	2	0	0	0	1											
Harold Baines, L OBP: 0.373, SLG: 0.526 (1, 10)										4	1	1	0	0	1	1											
Danny Tartabull, R OBP: 0.328, SLG: 0.402 (1, 9)										3	0	0	0	1	2	2											
Robin Ventura, L OBP: 0.313, SLG: 0.373 (1, 5)										3	1	1	0	1	0	1											
Ron Karkovics, R OBP: 0.239, SLG: 0.313 Chad Kreuter, S OBP: 0.359, SLG: 0.344 (9, PH)										2	0	0	1	1	0	2											
Ray Durham, S OBP: 0.385, SLG: 0.528 (1, 4)										4	1	2	2	0	2	0											
Ozzie Guillen, L OBP: 0.239, SLG: 0.314 Chris Snopce, R OBP: 0.333, SLG: 0.636 (9, PH)										3	0	0	0	0	2	3											
Inning Stats	R: 0 E: 0 K: 0 S: 10	H: 1 LOB: 0 BB: 0 P: 16	R: 0 E: 0 K: 1 S: 7	H: 0 LOB: 1 BB: 1 P: 13	R: 0 E: 0 K: 3 S: 13	H: 0 LOB: 0 BB: 0 P: 20	R: 3 E: 0 K: 2 S: 14	H: 3 LOB: 2 BB: 2 P: 28	R: 0 E: 0 K: 0 S: 11	H: 1 LOB: 1 BB: 0 P: 17	R: 0 E: 0 K: 1 S: 7	H: 1 LOB: 0 BB: 0 P: 10	R: 1 E: 1 K: 1 S: 13	H: 1 LOB: 1 BB: 0 P: 19	R: 0 E: 0 K: 0 S: 7	H: 0 LOB: 0 BB: 0 P: 12	R: 0 E: 0 K: 1 S: 10	H: 0 LOB: 0 BB: 0 P: 15	1B: 6 2B: 2 3B: 0 HR: 0	SF: 0 SAC: 0 DP: 2 HBP: 0	WP: 0 PB: 0 CS: 0	PA: 36					
PITCHER	IP	WLS	BF	H	R	ER	SO	BB	IBB	HBP	BLK	WP	HR	S	P	ERA	WHIP										
35 Mike Mussina, R ERA: 3.99 (1, 1)	5.0	W	22	5	3	3	6	3	0	0	0	0	0	55	94	5.40	1.600										
Roger McDowell, R ERA: 1.4 (6, 1)	3.0		11	2	1	0	2	0	0	0	0	0	0	27	41	0.00	0.667										
Randy Myers, L ERA: 1.42 (9, 1)	1.0	S	3	0	0	0	1	0	0	0	0	0	0	10	15	0.00	0.000										

Baltimore Orioles @ Chicago White Sox
Comiskey Park, Chicago, IL
Thu May 09 1996, 8:05 PM EDT
Att: 14,507 - Unknown - 56 F

AB 33
R 4
H 7
RBI 4
BB 3
SO 9
LOB 14



Batter	1	2	3	4	5	6	7	8	9	AB	R	H	RBI	BB	SO	LOB	TOP										
Tim Raines, S OBP: 0.354, SLG: 0.375 (1, 7)	G4-3		G6-3		K			F7		4	0	0	0	0	1	0	New York Yankees @ Chicago White Sox Comiskey Park, Chicago, IL Fri May 10 1996, 8:05 PM EDT Att: 15,784 - Unknown - 42 F livebaseballscorecards.com										
Wade Boggs, L OBP: 0.398, SLG: 0.418 Robert Eenhoorn, R OBP: 0.154, SLG: 0.100 Joe Girardi, R OBP: 0.318, SLG: 0.340 (1, 5) (5, 4) (8, PH) (8, 2)	F7		G3-1			F3		G4-3		2	0	0	0	0	0	0											
Paul O'Neill, L OBP: 0.490, SLG: 0.579 (1, 9)	2B		BB			2B		BB		1	1	1	0	3	0	0											
Ruben Sierra, S OBP: 0.363, SLG: 0.500 (1, 10)	K		K			PB 1-H G4-3		F7		4	1	1	1	0	2	3											
Tino Martinez, L OBP: 0.331, SLG: 0.369 (1, 3)		P5		K		G4-3		E6 FC6-4		4	0	0	1	0	1	0											
Bernie Williams, S OBP: 0.373, SLG: 0.496 (1, 8)	F7 BB		G4-3			G4-3		F7		3	0	0	0	1	0	1											
Jim Leyritz, R OBP: 0.370, SLG: 0.538 (1, 2) (8, 5)			G5-3					FC6-4 1B		3	0	0	0	1	0	1											
Andy Fox, L OBP: 0.255, SLG: 0.174 (1, 4) (5, 5) (8, 4)	F7				F7					3	0	0	0	0	0	2											
Gerald Williams, R OBP: 0.446, SLG: 0.724 (8, PH)	2-3							1-2 1B		1	0	1	0	0	0	0											
2 Derek Jeter, R OBP: 0.389, SLG: 0.360 (1, 6)	G1-3				F8			G4-3		4	0	0	0	0	0	4											
Inning Stats	R: 0 E: 0 K: 1 S: 6	H: 1 LOB: 1 BB: 0 P: 6	R: 0 E: 0 K: 0 S: 3	H: 0 LOB: 2 BB: 2 P: 11	R: 0 E: 0 K: 1 S: 5	H: 0 LOB: 1 BB: 1 P: 9	R: 0 E: 0 K: 1 S: 5	H: 0 LOB: 0 BB: 0 P: 5	R: 2 E: 0 K: 0 S: 4	H: 1 LOB: 0 BB: 1 P: 8	R: 0 E: 0 K: 0 S: 3	H: 0 LOB: 0 BB: 0 P: 3	R: 0 E: 0 K: 0 S: 3	H: 0 LOB: 1 BB: 1 P: 7	R: 0 E: 1 K: 0 S: 5	H: 1 LOB: 2 BB: 0 P: 5	1B: 1 2B: 2 3B: 0 HR: 0	SF: 0 SAC: 0 DP: 0 HBP: 0	WP: 0 PB: 1 CS: 0	PA: 36							
PITCHER	IP	WLS	BF	H	R	ER	SO	BB	IBB	HBP	BLK	WP	HR	S	P	ERA	WHIP										
Kevin Tapani, R ERA: 3.95 Matt Karchner, R ERA: 1.8 Roberto Hernandez, R ERA: 0.48 (1, 1) (8, 1) (9, 1)	7.0	W	27	2	2	1	4	4	0	0	0	0	0	31	47	1.29	0.857										

Batter	1	2	3	4	5	6	7	8	9	AB	R	H	RBI	BB	SO	LOB	BOTTOM										
Tony Phillips, S OBP: 0.380, SLG: 0.406 (1, 7)	G5-3	SF9		F9		K				3	0	0	1	0	1	2	New York Yankees @ Chicago White Sox Comiskey Park, Chicago, IL Fri May 10 1996, 8:05 PM EDT Att: 15,784 - Unknown - 42 F livebaseballscorecards.com										
Ray Durham, S OBP: 0.389, SLG: 0.523 (1, 4)	PB BB BB	G5-3		1B 1-3 3-H 1B		G4-3				3	1	1	1	1	0	1											
Frank Thomas, R OBP: 0.462, SLG: 0.635 (1, 3)	BB 1-2 FC6-4 BB	G5-3		1-3 3-H 1B		WP BB				2	1	1	1	2	0	1											
Chris Snopce, R OBP: 0.333, SLG: 0.600 Robin Ventura, L OBP: 0.311, SLG: 0.370 (1, 5) (7, PH) (8, 5)	FC6-4 BB		P6	F3		K				2	0	0	0	1	0	2											
Danny Tartabull, R OBP: 0.325, SLG: 0.391 (1, 10)	1-2 2-3 3-H BB		F9		F9		G1-3			3	0	0	1	1	0	1											
Lyle Mouton, R OBP: 0.304, SLG: 0.300 Dave Martinez, L OBP: 0.324, SLG: 0.397 (1, 9) (8, 9)	FC6-4		K2-3		G1-3			G3-1		3	0	0	1	0	1	2											
Ron Karkovics, R OBP: 0.276, SLG: 0.299 (1, 2)	FC6-4			E5 F9 1B		K		F8		4	1	0	0	0	1	2											
Darren Lewis, R OBP: 0.344, SLG: 0.307 (1, 8)		1B SF9 2B		F7		G6-3		K		4	1	1	0	0	1	1											
Ozzie Guillen, L OBP: 0.250, SLG: 0.324 (1, 6)		G5-3		1B 1-2 1B		G6-3				3	1	2	0	0	0	0											
Inning Stats	R: 2 E: 0 K: 0 S: 3	H: 0 LOB: 2 BB: 4 P: 19	R: 1 E: 0 K: 0 S: 5	H: 2 LOB: 1 BB: 0 P: 5	R: 0 E: 0 K: 1 S: 5	H: 0 LOB: 0 BB: 0 P: 5	R: 2 E: 1 K: 0 S: 7	H: 3 LOB: 2 BB: 0 P: 7	R: 0 E: 0 K: 1 S: 5	H: 0 LOB: 0 BB: 0 P: 5	R: 0 E: 0 K: 1 S: 5	H: 0 LOB: 1 BB: 1 P: 9	R: 0 E: 0 K: 1 S: 5	H: 0 LOB: 0 BB: 0 P: 5	R: 0 E: 0 K: 1 S: 5	H: 0 LOB: 0 BB: 0 P: 5		1B: 4 2B: 1 3B: 0 HR: 0	SF: 1 SAC: 0 DP: 0 HBP: 0	WP: 1 PB: 1 CS: 0	PA: 35						
PITCHER	IP	WLS	BF	H	R	ER	SO	BB	IBB	HBP	BLK	WP	HR	S	P	ERA	WHIP										
Andy Pettitte, L ERA: 4.41 Jim Mecir, R ERA: 4.15 Paul Gibson, L ERA: (1, 1) (5, 1) (8, 1)	4.0	L	22	0	0	0	3	4	0	0	0	1	0	20	36	6.75	2.250										

Batter	1	2	3	4	5	6	7	8	9	AB	R	H	RBI	BB	SO	LOB	TOP																
Tim Raines, S (1, 7) OBP: 0.386, SLG: 0.390										3	2	1	2	0	0		New York Yankees @ Chicago White Sox Comiskey Park, Chicago, IL Sat May 11 1996, 8:05 PM EDT Att: 25,722 - Unknown - 47 F livebaseballscorecards.com																
Joe Girardi, R (1, 2) OBP: 0.322, SLG: 0.343										5	0	2	0	0	1	5																	
Paul O'Neill, L (1, 9) OBP: 0.481, SLG: 0.563										5	0	1	1	0	0	4																	
Ruben Sierra, S (1, 10) OBP: 0.351, SLG: 0.485										4	0	0	1	0	0	2																	
Jim Leyritz, R (1, 5) OBP: 0.372, SLG: 0.515										3	1	0	0	1	0	3																	
Gerald Williams, R (1, 8) OBP: 0.443, SLG: 0.746										5	2	2	1	0	1	3																	
2 Derek Jeter, R (1, 6) OBP: 0.385, SLG: 0.357										4	0	1	0	0	0	2																	
Tim McIntosh, R (1, 3) Tino Martinez, L (7, PH) OBP: 0.333, SLG: 0.366										2	0	0	0	0	0	1																	
Robert Eenhoorn, R (1, 4) Andy Fox, L (7, PH) OBP: 0.264, SLG: 0.170										1	0	0	0	1	0	1																	
Inning Stats	R: 1 E: 0 K: 0 S: 6	H: 3 LOB: 2 BB: 0 P: 6	R: 0 E: 0 K: 3 S: 3	H: 0 LOB: 0 BB: 0 P: 3	R: 1 E: 0 K: 0 S: 4	H: 1 LOB: 1 BB: 1 P: 8	R: 0 E: 0 K: 0 S: 4	H: 1 LOB: 0 BB: 0 P: 4	R: 0 E: 0 K: 1 S: 6	H: 1 LOB: 2 BB: 1 P: 10	R: 2 E: 1 K: 0 S: 5	H: 1 LOB: 2 BB: 2 P: 14	R: 0 E: 0 K: 1 S: 5	H: 0 LOB: 1 BB: 1 P: 9	1B: 7 2B: 0 3B: 0 HR: 1	SF: 1 SAC: 0 DP: 0 HBP: 1		WP: 0 PB: 0 CS: 0	PA: 42														
PITCHER	IP WLS BF H R ER SO BB IBB HBP BLK WP HR S P ERA WHIP																																
Joe Magrane, L (1, 1) ERA: 5.23	6.0	25	6	3	3	0	1	0	0	0	0	0	1	24	28	4.50	1.167																
41 Bill Simas, R (7, 1) ERA: 5.3	0.2	4	1	0	0	1	1	0	0	0	0	0	0	5	9	0.00	3.000																
Larry Thomas, L (7, 1) ERA: 3.0	0.1	1	0	0	0	0	0	0	0	0	0	0	0	1	1	0.00	0.000																
Matt Karchner, R (8, 1) ERA: 1.71	1.0	8	1	2	0	0	2	0	1	0	0	0	0	5	14	0.00	3.000																
Kirk McCaskill, R (9, 1) ERA: 7.71	1.0	W 4	0	0	0	1	1	0	0	0	0	0	0	5	9	0.00	1.000																

Batter	1	2	3	4	5	6	7	8	9	AB	R	H	RBI	BB	SO	LOB	BOTTOM																
Tony Phillips, S (1, 7) OBP: 0.393, SLG: 0.423										4	1	3	2	1	0	2	New York Yankees @ Chicago White Sox Comiskey Park, Chicago, IL Sat May 11 1996, 8:05 PM EDT Att: 25,722 - Unknown - 47 F livebaseballscorecards.com																
Robin Ventura, L (1, 5) OBP: 0.307, SLG: 0.358										4	0	0	0	1	1	4																	
Frank Thomas, R (1, 3) OBP: 0.460, SLG: 0.620										3	1	0	0	2	2	2																	
Danny Tartabull, R (1, 9) OBP: 0.323, SLG: 0.381										3	0	0	0	1	1	4																	
Dave Martinez, L (8, 9) OBP: 0.333, SLG: 0.406										1	1	1	0	0	0	0																	
Lyle Mouton, R (1, 10) Harold Baines, L (7, PH) OBP: 0.306, SLG: 0.326										3	0	1	1	0	0	3																	
Chris Snopce, R (1, 6) Ozzie Guillen, L (7, PH) OBP: 0.310, SLG: 0.553										3	0	0	0	0	1	2																	
Ron Karkovics, R (1, 2) OBP: 0.275, SLG: 0.308										4	2	1	0	0	0	0																	
Ray Durham, S (1, 4) OBP: 0.388, SLG: 0.518										3	0	1	0	0	0	0																	
Darren Lewis, R (1, 8) OBP: 0.351, SLG: 0.308										3	1	1	0	1	1	2																	
Inning Stats	R: 0 E: 0 K: 0 S: 3	H: 0 LOB: 2 BB: 2 P: 11	R: 0 E: 1 K: 1 S: 6	H: 0 LOB: 1 BB: 0 P: 6	R: 2 E: 0 K: 1 S: 7	H: 2 LOB: 1 BB: 1 P: 11	R: 1 E: 0 K: 0 S: 5	H: 3 LOB: 1 BB: 0 P: 5	R: 0 E: 0 K: 0 S: 3	H: 0 LOB: 1 BB: 1 P: 7	R: 1 E: 0 K: 2 S: 8	H: 1 LOB: 1 BB: 0 P: 8	R: 0 E: 0 K: 2 S: 9	H: 1 LOB: 2 BB: 1 P: 13	R: 2 E: 0 K: 0 S: 2	H: 2 LOB: 0 BB: 0 P: 2	1B: 6 2B: 3 3B: 0 HR: 1	SF: 0 SAC: 1 DP: 1 HBP: 0	WP: 1 PB: 1 CS: 0	PA: 41													
PITCHER	IP WLS BF H R ER SO BB IBB HBP BLK WP HR S P ERA WHIP																																
Kenny Rogers, L (1, 1) ERA: 4.88	6.0	29	6	4	4	2	5	0	0	0	0	0	0	13	13	0.00	0.600																
Jeff Nelson, R (7, 1) ERA: 4.79	1.2	7	1	1	0	3	0	0	0	0	0	0	0	13	13	0.00	0.600																
John Wetteland, R (8, 1) ERA: 4.4	0.1	L 5	3	2	2	1	1	0	0	0	0	0	1	6	10	54.00	12.000																

Batter	1	2	3	4	5	6	7	8	9	AB	R	H	RBI	BB	SO	LOB	TOP																					
Tim Raines, S OBP: 0.368, SLG: 0.369 (1, 7)	K		P6	L6			F2		G3-1	6	1	1	1	0	1	3	New York Yankees @ Chicago White Sox Comiskey Park, Chicago, IL Sun May 12, 1996, 4:33 AM EDT Att: 17,405 - Cloudy - 53 F																					
Wade Boggs, L OBP: 0.393, SLG: 0.409 (1, 5)	F7		F7		F8	2B 1B	FC6-4 BB		F8	5	1	1	0	1	0	0																						
Paul O'Neill, L OBP: 0.484, SLG: 0.569 (1, 9)	F8				HR	2B	L6			4	2	2	1	1	0	3																						
Tino Martinez, L OBP: 0.342, SLG: 0.400 (1, 3)		1B 2B	F9		HR	2B	FC6-4			4	2	2	2	1	0	4																						
Ruben Sierra, S OBP: 0.353, SLG: 0.478 (1, 10)	K			1B SF7 BB	G1-3	K		SH1-3 1B		4	1	1	0	1	2	4																						
Joe Girardi, R OBP: 0.336, SLG: 0.367 (1, 2)	F9			2B SF7 1B	FC6-4 1B		2B	SH1-3		4	1	3	3	0	0	1																						
Gerald Williams, R OBP: 0.427, SLG: 0.712 (1, 8)				SF7 BB	FC6-4 1B	G5-3	G5-3			3	0	0	1	1	0	3																						
Andy Fox, L OBP: 0.293, SLG: 0.216 (1, 4)						E3 2 G6-3 1B	BB 2 1B BB	F7		4	1	2	0	1	0	1																						
2 Derek Jeter, R OBP: 0.379, SLG: 0.353 (1, 6)					SF7	G6-3		F7		4	0	1	1	0	0	4																						
Inning Stats	R: 0 E: 0 K: 1 S: 5	H: 0 LOB: 0 BB: 0 P: 5	R: 0 E: 0 K: 1 S: 7	H: 2 LOB: 3 BB: 1 P: 11	R: 0 E: 0 K: 0 S: 3	H: 0 LOB: 1 BB: 1 P: 7	R: 2 E: 0 K: 0 S: 5	H: 2 LOB: 1 BB: 1 P: 9	R: 2 E: 0 K: 0 S: 6	H: 3 LOB: 1 BB: 0 P: 6	R: 5 E: 1 K: 1 S: 10	H: 4 LOB: 1 BB: 1 P: 14	R: 0 E: 0 K: 0 S: 4	H: 1 LOB: 3 BB: 2 P: 12	R: 0 E: 0 K: 0 S: 4	H: 1 LOB: 1 BB: 0 P: 4	R: 0 E: 0 K: 0 S: 3	H: 0 LOB: 0 BB: 0 P: 3	1B: 8 2B: 4 3B: 0 HR: 1	SF: 2 SAC: 1 DP: 0 HBP: 0	WP: 0 PB: 0 CS: 0	PA: 47																
PITCHER	IP	WLS	BF	H	R	ER	SO	BB	IBB	HBP	BLK	WP	HR	S	P	ERA	WHIP	PITCHER				IP	WLS	BF	H	R	ER	SO	BB	IBB	HBP	BLK	WP	HR	S	P	ERA	WHIP
Alex Fernandez, R ERA: 3.69 (1, 1)	5.1		29	9	7	6	2	3	0	0	0	0	1	30	42	10.12	2.250					1.0		4	1	0	0	0	0	0	0	0	0	0	0	0.00	1.000	
Larry Thomas, L ERA: 4.5 (6, 1)	0.0	L	2	1	0	0	0	1	0	0	0	0	0	1	5	∞	∞					1.0		4	1	0	0	0	0	0	0	0	0	0	0	0.00	1.000	
41 Bill Simas, R ERA: 4.87 (6, 1)	1.2		9	2	2	1	1	2	0	0	0	0	0	9	17	5.40	2.400					1.0		4	1	0	0	0	0	0	0	0	0	0	0	0.00	1.000	
Brian Keyser, R ERA: 1.52 (8, 1)	2.0		7	1	0	0	0	0	0	0	0	0	0	7	7	0.00	0.500					1.0		4	0	1	1	0	0	0	0	0	0	0	0	0.00	1.000	

AB	38
R	9
H	13
RBI	9
BB	6
SO	3
LOB	23



Batter	1	2	3	4	5	6	7	8	9	AB	R	H	RBI	BB	SO	LOB	BOTTOM																					
Tony Phillips, S OBP: 0.399, SLG: 0.426 (1, 7)	G1-3						K			4	1	2	0	1	1	1	New York Yankees @ Chicago White Sox Comiskey Park, Chicago, IL Sun May 12, 1996, 4:33 AM EDT Att: 17,405 - Cloudy - 53 F																					
Darren Lewis, R OBP: 0.354, SLG: 0.296 (1, 8)	G6-3					FC1-6 1B	F9			3	1	0	0	2	0	2																						
Frank Thomas, R OBP: 0.458, SLG: 0.634 (1, 3)						FC4		G3		5	2	2	3	0	1	3																						
Harold Baines, L OBP: 0.385, SLG: 0.549 (1, 10)								F2		3	1	0	0	2	1	2																						
Robin Ventura, L OBP: 0.317, SLG: 0.357 (1, 5)								P6		3	1	1	2	2	0	0																						
Dave Martinez, L OBP: 0.351, SLG: 0.449 (1, 9)	G3									5	1	3	2	0	0	3																						
Ron Karkovics, R ERA: 8.15 Jose Munoz, S OBP: 0.435, SLG: 0.350 (9, PH)										4	0	1	1	0	3	2																						
Ray Durham, S OBP: 0.381, SLG: 0.500 (1, 4)										1	0	0	0	0	1	1																						
Ozzie Guillen, L OBP: 0.246, SLG: 0.315 (1, 6)										4	1	0	0	1	2	3																						
Inning Stats	R: 1 E: 0 K: 0 S: 4	H: 1 LOB: 2 BB: 2 P: 12	R: 7 E: 0 K: 1 S: 9	H: 4 LOB: 4 BB: 4 P: 25	R: 0 E: 0 K: 2 S: 8	H: 1 LOB: 2 BB: 1 P: 12	R: 0 E: 0 K: 2 S: 7	H: 0 LOB: 1 BB: 1 P: 11	R: 0 E: 0 K: 0 S: 4	H: 1 LOB: 1 BB: 0 P: 4	R: 0 E: 0 K: 1 S: 6	H: 1 LOB: 1 BB: 0 P: 6	R: 0 E: 0 K: 1 S: 6	H: 1 LOB: 0 BB: 0 P: 6	R: 0 E: 0 K: 0 S: 3	R: 0 E: 0 K: 2 S: 8	H: 1 LOB: 1 BB: 0 P: 8	1B: 8 2B: 0 3B: 1 HR: 1	SF: 0 SAC: 0 DP: 0 HBP: 0	WP: 1 PB: 0 CS: 0	PA: 45																	
PITCHER	IP	WLS	BF	H	R	ER	SO	BB	IBB	HBP	BLK	WP	HR	S	P	ERA	WHIP	PITCHER				IP	WLS	BF	H	R	ER	SO	BB	IBB	HBP	BLK	WP	HR	S	P	ERA	WHIP
Scott Kamieniecki, R ERA: 8.15 Paul Gibson, L ERA: 18.0 (2, 1)	1.2		13	2	6	6	1	5	1	0	0	0	0	2	2	∞	∞					1.0		4	1	0	0	0	0	0	0	0	0	0	0.00	1.000		
Jim Mecir, R ERA: 3.27 (2, 1)	2.1		11	2	1	1	4	2	0	0	0	1	0	17	25	3.86	1.714					1.0		4	1	0	0	0	0	0	0	0	0	0	0.00	1.000		
Bob Wickman, R ERA: 4.13 (5, 1)	1.2	W	7	2	0	0	0	0	0	0	0	0	0	7	7	0.00	1.200					1.0		4	1	0	0	0	0	0	0	0	0	0	0.00	1.000		
42 Mariano Rivera, R ERA: 0.96 (6, 1)	2.1		8	1	0	0	2	0	0	0	0	0	0	12	12	0.00	0.429					1.0		4	1	0	0	0	0	0	0	0	0	0	0.00	1.000		



Batter	1	2	3	4	5	6	7	8	9	AB	R	H	RBI	BB	SO	LOB	TOP					
Tony Phillips, S OBP: 0.401, SLG: 0.420 (1, 7)	4-1 1B BB		1-0 F8				4-1 G1-3 1B BB			2	0	0	0	2	0	0	Chicago White Sox @ Milwaukee Brewers Milwaukee County Stadium, Milwaukee, WI Mon May 13 1996, 8:05 PM EDT Att. 9,544 - Unknown - 51 F					
Dave Martinez, L OBP: 0.358, SLG: 0.452 (1, 8)	0-0 G6-3 1B		1-1 L8				2-1 FC5 G1-3 1B			4	0	2	1	0	0	0						
Frank Thomas, R OBP: 0.453, SLG: 0.645 (1, 3)	2-0 L6		1-0 F9				1-0 G1-3			4	1	1	1	0	0	4						
Harold Baines, L OBP: 0.380, SLG: 0.538 (1, 10)	1-1 G6-3						2-1 G4-3			4	0	1	0	0	0	4						
Robin Ventura, L OBP: 0.322, SLG: 0.377 (1, 5)							1-1 F7			4	0	2	0	0	0	1						
Danny Tartabull, R OBP: 0.328, SLG: 0.374 (1, 9)							4-0 FC1-3 BB			2	0	0	0	2	1	2						
Chad Kreuter, S OBP: 0.326, SLG: 0.306 (1, 2)							3-1 G5-3			4	0	0	0	0	1	4						
Ray Durham, S OBP: 0.384, SLG: 0.496 (1, 4)							0-1 F8			3	0	1	0	1	0	3						
Ozzie Guillen, L OBP: 0.246, SLG: 0.313 (1, 6)							3-2 G6-3			4	1	1	0	0	0	3						
Inning Stats	R: 0 E: 0 K: 0 S: 5	H: 1 LOB: 1 BB: 1 P: 12	R: 0 E: 0 K: 0 S: 8	H: 1 LOB: 2 BB: 1 P: 16	R: 0 E: 0 K: 0 S: 4	H: 0 LOB: 0 BB: 0 P: 7	R: 0 E: 0 K: 0 S: 6	H: 0 LOB: 1 BB: 1 P: 16	R: 1 E: 0 K: 0 S: 10	H: 3 LOB: 2 BB: 1 P: 20	R: 0 E: 0 K: 1 S: 9	H: 1 LOB: 1 BB: 0 P: 12	R: 0 E: 0 K: 0 S: 5	H: 0 LOB: 0 BB: 0 P: 11	R: 1 E: 0 K: 0 S: 7	H: 2 LOB: 0 BB: 0 P: 10		R: 0 E: 0 K: 1 S: 6	H: 0 LOB: 0 BB: 1 P: 12	1B: 5 2B: 2 3B: 0 HR: 1	SF: 0 SAC: 0 DP: 3 HBP: 0	WP: 0 PB: 0 CS: 0
PITCHER	IP	WLS	BF	H	R	ER	SO	BB	IBB	HBP	BLK	WP	HR	S	P	ERA	WHIP					
Steve Sparks, R ERA: 7.78 (1, 1)	7.0	W	30	7	2	2	1	4	0	0	0	0	1	49	97	2.57	1.571					
Graeme Lloyd, L ERA: 2.95 (8, 1)	0.1		2	1	0	0	0	0	0	0	0	0	0	4	6	0.00	3.000					
Marshall Boze, R ERA: 1.93 (8, 1)	1.2	S	4	0	0	0	1	1	0	0	0	0	0	7	13	0.00	0.600					

Batter	1	2	3	4	5	6	7	8	9	AB	R	H	RBI	BB	SO	LOB	BOTTOM				
Chuck Carr, S OBP: 0.360, SLG: 0.478 (1, 8)	2-2 G3-1						0-1 CS			4	0	1	0	0	0	1	Chicago White Sox @ Milwaukee Brewers Milwaukee County Stadium, Milwaukee, WI Mon May 13 1996, 8:05 PM EDT Att. 9,544 - Unknown - 51 F				
Kevin Seitzer, R OBP: 0.434, SLG: 0.475 (1, 5)	1-0 G5-3						1-0 F8			3	1	1	0	1	0	0					
Jeff Cirillo, R OBP: 0.344, SLG: 0.441 (7, PR) (8, 5)							S 1B			0	0	0	0	0	0	0					
Jose Valentin, S OBP: 0.370, SLG: 0.520 (1, 6)	2-3 K						0-0 F9			3	0	0	0	1	2	3					
Greg Vaughn, R OBP: 0.378, SLG: 0.516 (1, 7)							2-1 CS			3	2	1	0	1	2	1					
Turner Ward, S OBP: 0.345, SLG: 0.391 (9, 9)							2-1 CS			0	0	0	0	0	0	0					
John Jaha, R OBP: 0.370, SLG: 0.392 (1, 3)							3-2 F7			4	1	3	2	0	0	1					
Dave Nilsson, L OBP: 0.556, SLG: 0.867 (1, 10)							3-2 F7			4	1	1	2	0	0	3					
Matt Mieske, R OBP: 0.369, SLG: 0.553 (1, 9)							3-2 F7			4	1	2	1	0	0	1					
David Hulse, L OBP: 0.200, SLG: 0.182 (9, 7)							3-2 F7			0	0	0	0	0	0	0					
Fernando Vina, L OBP: 0.382, SLG: 0.473 (1, 4)							4-2 CS			3	0	1	1	1	0	1					
Mike Matheny, R OBP: 0.269, SLG: 0.354 (1, 2)							3-2 CS			3	0	1	0	0	1	1					
Inning Stats	R: 0 E: 0 K: 1 S: 7	H: 0 LOB: 0 BB: 0 P: 12	R: 3 E: 0 K: 0 S: 17	H: 5 LOB: 1 BB: 0 P: 29	R: 1 E: 0 K: 1 S: 10	H: 2 LOB: 1 BB: 0 P: 14	R: 0 E: 0 K: 1 S: 11	H: 0 LOB: 0 BB: 1 P: 19	R: 0 E: 0 K: 1 S: 9	H: 1 LOB: 1 BB: 0 P: 16	R: 0 E: 0 K: 1 S: 14	H: 1 LOB: 2 BB: 1 P: 23	R: 2 E: 0 K: 0 S: 14	H: 2 LOB: 0 BB: 1 P: 21	R: 0 E: 0 K: 0 S: 14	H: 2 LOB: 0 BB: 1 P: 21	1B: 6 2B: 3 3B: 1 HR: 1	SF: 0 SAC: 0 DP: 0 HBP: 0	WP: 1 PB: 0 SB: 2 CS: 2	PA: 38	
PITCHER	IP	WLS	BF	H	R	ER	SO	BB	IBB	HBP	BLK	WP	HR	S	P	ERA	WHIP				
James Baldwin, R ERA: 3.18 (1, 1)	5.1	L	23	8	4	4	4	2	0	0	0	0	0	55	95	6.75	1.875				
Larry Thomas, L ERA: 4.39 (6, 1)	0.1		1	0	0	0	0	0	0	0	0	0	0	2	5	0.00	0.000				
Kirk McCaskill, R ERA: 7.71 (6, 1)	2.1		11	3	2	2	1	2	0	0	0	1	0	30	47	7.71	2.143				

AB	31
R	2
H	8
RBI	2
BB	5
SO	2
LOB	21

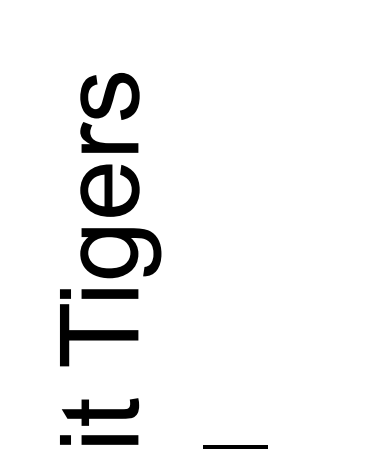
AB	31
R	6
H	11
RBI	6
BB	4
SO	5
LOB	12

Batter	1	2	3	4	5	6	7	8	9	AB	R	H	RBI	BB	SO	LOB	TOP								
Dave Martinez, L OBP: 0.385, SLG: 0.476	1-3 K		0-1 1B SF8		3-2 G4-3			1-1 FC5-2 WP 1B		4	1	2	0	0	1	0	Chicago White Sox @ Milwaukee Brewers Milwaukee County Stadium, Milwaukee, WI Thu May 16 1996, 4:33 AM EDT Att: 13,849 - Overcast - 49 F								
Ray Durham, S OBP: 0.390, SLG: 0.500	1-1 G6-3		1-1 S 1B		2-2 G3			4-2 FC5-2 BB		3	0	1	0	1	0	0									
Frank Thomas, R OBP: 0.450, SLG: 0.658	3-1 FC1-6 1B		0-0 SF8		1-0 L8			2-2 FC5-2		3	0	1	1	0	0	3									
Harold Baines, L OBP: 0.377, SLG: 0.518 Danny Tartabull, R OBP: 0.346, SLG: 0.387	1-2 FC1-6		4-0 3-H BB		2-1 G4-3			1-2 2-3 3-H K		2	0	0	0	1	0	1									
Robin Ventura, L OBP: 0.321, SLG: 0.396		2-2 G4-3	3-3 K		1-2 G3			3-1 F9		4	0	0	0	0	1	5									
Lyle Mouton, R OBP: 0.296, SLG: 0.375 Tony Phillips, S OBP: 0.410, SLG: 0.422		2-0 HR		0-0 L9			0-0 G5-3		4-2 F8 BB	3	1	1	1	0	0	0									
Chad Kreuter, S OBP: 0.298, SLG: 0.275		1-0 P6		0-1 G4-1			2-2 F9		1-1 F8	4	0	0	0	0	0	1									
Darren Lewis, R OBP: 0.343, SLG: 0.286 Jose Munoz, S OBP: 0.423, SLG: 0.318 Chris Snopce, R OBP: 0.302, SLG: 0.538		2-2 L8		1-0 F7			1-3 K		4-0 CS BB	3	0	0	0	0	1	0									
Ozzie Guillen, L OBP: 0.269, SLG: 0.333			0-1 G3		1-2 F8			1-1 FC5-2 1B	2-1 CS	3	0	1	0	0	0	0									
Inning Stats	R: 0 E: 0 K: 1 S: 10	H: 1 LOB: 1 BB: 0 P: 16	R: 1 E: 0 K: 0 S: 9	H: 1 LOB: 0 BB: 0 P: 16	R: 1 E: 0 K: 1 S: 10	H: 2 LOB: 2 BB: 1 P: 18	R: 0 E: 0 K: 0 S: 4	H: 0 LOB: 0 BB: 0 P: 5	R: 0 E: 0 K: 0 S: 11	H: 0 LOB: 0 BB: 0 P: 17	R: 0 E: 0 K: 1 S: 6	H: 0 LOB: 0 BB: 0 P: 10	R: 0 E: 0 K: 1 S: 7	H: 0 LOB: 0 BB: 0 P: 10	R: 0 E: 0 K: 1 S: 14	H: 2 LOB: 3 BB: 1 P: 26		R: 0 E: 0 K: 0 S: 7	H: 0 LOB: 1 BB: 2 P: 18	1B: 5 2B: 0 3B: 0 HR: 1	SF: 1 SAC: 0 DP: 0 HBP: 0	WP: 1 PB: 0 CS: 1	PA: 36		
PITCHER	IP	WLS	BF	H	R	ER	SO	BB	IBB	HBP	BLK	WP	HR	S	P	ERA	WHIP								
Ben McDonald, R ERA: 3.91	(1, 1)	7.1	30	6	2	2	3	2	0	0	0	1	1	66	109	2.46	1.091								
Graeme Lloyd, L ERA: 2.94	(8, 1)	0.2	W	2	0	0	1	0	0	0	0	0	0	5	9	0.00	0.000								
Mike Fetters, R ERA: 2.63	(9, 1)	1.0	S	3	0	0	0	2	0	0	0	0	0	7	18	0.00	2.000								

Batter	1	2	3	4	5	6	7	8	9	AB	R	H	RBI	BB	SO	LOB	BOTTOM								
Chuck Carr, S OBP: 0.345, SLG: 0.444	1-1 G4-3		2-1 CS 1B		2-0 G6-3 1B			0-3 K		4	0	2	0	0	1	0	Chicago White Sox @ Milwaukee Brewers Milwaukee County Stadium, Milwaukee, WI Thu May 16 1996, 4:33 AM EDT Att: 13,849 - Overcast - 49 F								
Kevin Seitzer, R OBP: 0.441, SLG: 0.484	1-1 1B		1-0 2B 1-2 1B		1-1 G6-3		1-3 K		4	0	2	1	0	1	1										
Jose Valentin, S OBP: 0.368, SLG: 0.507	0-2 F9		2-3 3-H K		1-0 P5			3-3 K		4	0	0	0	0	2	2									
Greg Vaughn, R OBP: 0.387, SLG: 0.531 Jeff Cirillo, R OBP: 0.346, SLG: 0.443	0-0 1B		0-0 2B		1-3 K			3-3 K		4	0	2	0	0	2	0									
John Jaha, R OBP: 0.370, SLG: 0.432	1-2 1B		1-3 2B		3-3 K			2-1 HR		4	1	1	1	0	2	4									
Dave Nilsson, L OBP: 0.522, SLG: 0.750 Turner Ward, S OBP: 0.350, SLG: 0.396		2-3 K		0-0 G4-3			1-1 E 1B	0-0 G4-3		4	0	1	0	0	1	0									
Matt Mieske, R OBP: 0.379, SLG: 0.529		2-2 G5-3		2-2 G6-3			0-0 E7 1B		3	0	1	0	0	0	0	0									
Fernando Vina, L OBP: 0.371, SLG: 0.457		2-2 L8		0-0 F8			1-1 F7		3	0	0	0	0	0	2										
Mike Matheny, R OBP: 0.283, SLG: 0.394			0-0 1B 2B		1-1 1B G6-3 2B			2-2 G6-3		3	2	2	0	0	0	0									
Inning Stats	R: 0 E: 0 K: 0 S: 9	H: 2 LOB: 2 BB: 0 P: 11	R: 0 E: 0 K: 1 S: 9	H: 0 LOB: 0 BB: 0 P: 15	R: 1 E: 0 K: 2 S: 11	H: 4 LOB: 2 BB: 0 P: 18	R: 0 E: 0 K: 0 S: 5	H: 0 LOB: 0 BB: 0 P: 7	R: 1 E: 0 K: 0 S: 6	H: 2 LOB: 0 BB: 0 P: 11	R: 0 E: 1 K: 2 S: 11	H: 2 LOB: 2 BB: 0 P: 17	R: 0 E: 0 K: 2 S: 9	H: 0 LOB: 0 BB: 0 P: 12	R: 1 E: 0 K: 2 S: 12	H: 1 LOB: 0 BB: 0 P: 20		1B: 7 2B: 3 3B: 0 HR: 1	SF: 0 SAC: 0 DP: 1 HBP: 0	WP: 0 PB: 0 CS: 1	PA: 33				
PITCHER	IP	WLS	BF	H	R	ER	SO	BB	IBB	HBP	BLK	WP	HR	S	P	ERA	WHIP								
Kevin Tapani, R ERA: 3.88	(1, 1)	7.2	L	32	11	3	3	9	0	0	0	0	0	1	110	3.52	1.435								
Larry Thomas, L ERA: 4.26	(8, 1)	0.1	1	0	0	0	0	0	0	0	0	0	0	1	1	0.00	0.000								

Batter	1	2	3	4	5	6	7	8	9	AB	R	H	RBI	BB	SO	LOB	TOP																					
Tony Phillips, S (1, 7) OBP: 0.407, SLG: 0.424 Chris Snopce, R (7, 6) OBP: 0.318, SLG: 0.550	G3-1	SF7 1B		K	K	G4-3		FC4-6 1B		5	0	1	0	0	2	1	Chicago White Sox @ Detroit Tigers Tiger Stadium, Detroit, MI Sat May 18 1996, 3:33 AM EDT Att: 21,673 - Cloudy - 86 F																					
Darren Lewis, R (1, 8) OBP: 0.355, SLG: 0.330	HBP	SF7 1B		HR	HR		G1-3	FC4-6		5	2	3	4	0	0	2																						
Frank Thomas, R (1, 3) OBP: 0.450, SLG: 0.658 Chad Kreuter, S (8, PH) (8, 3)	HR	SF7		G6-3	HR		1B	F9		2	2	1	2	2	0	0																						
Harold Baines, L (1, 10) OBP: 0.400, SLG: 0.597 Jose Munoz, S (9, PH) OBP: 0.407, SLG: 0.304	2B 1B	K		2B 1B	HR		1B	G6-3		5	3	4	3	0	1	2																						
Robin Ventura, L (1, 5) OBP: 0.341, SLG: 0.415	1B 2B			1B HR	K		F8	1B		5	2	3	0	1	1	2																						
Dave Martinez, L (1, 9) OBP: 0.394, SLG: 0.517	1B			1B HR	2B		FC6	K		5	1	2	2	1	1	4																						
Ron Karkovics, R (1, 2) OBP: 0.301, SLG: 0.312		1B BB		HR	1B		G6-3	K		6	2	2	1	0	2	3																						
Ray Durham, S (1, 4) OBP: 0.410, SLG: 0.534	1B BB	F8		HR			G4-6-3 1B	FC4-6 2B		4	3	3	4	1	0	1																						
Ozzie Guillen, L (1, 6) OBP: 0.273, SLG: 0.341 Lyle Mouton, R (7, 7) OBP: 0.304, SLG: 0.367	F8			HR	2B		G4-6-3	FC4-6 1B HBP		4	1	1	0	0	0	3																						
Inning Stats	R: 3 E: 0 K: 0 S: 10	H: 4 LOB: 1 BB: 0 P: 16	R: 2 E: 0 K: 1 S: 15	H: 3 LOB: 2 BB: 1 P: 24	R: 0 E: 0 K: 1 S: 11	H: 0 LOB: 1 BB: 1 P: 19	R: 7 E: 0 K: 1 S: 24	H: 6 LOB: 0 BB: 1 P: 43	R: 3 E: 0 K: 2 S: 16	H: 3 LOB: 0 BB: 1 P: 28	R: 0 E: 0 K: 0 S: 13	H: 1 LOB: 0 BB: 0 P: 18	R: 0 E: 0 K: 0 S: 12	H: 1 LOB: 2 BB: 1 P: 25	R: 1 E: 0 K: 1 S: 14	H: 2 LOB: 2 BB: 0 P: 21	R: 0 E: 0 K: 1 S: 8	H: 1 LOB: 1 BB: 0 P: 11	1B: 12 2B: 5 3B: 0 HR: 4	SF: 1 SAC: 0 DP: 1 HBP: 2	WP: 0 PB: 0 SB: 0 CS: 1	PA: 52																
PITCHER	IP	WLS	BF	H	R	ER	SO	BB	IBB	HBP	BLK	WP	HR	S	P	ERA	WHIP	PITCHER				IP	WLS	BF	H	R	ER	SO	BB	IBB	HBP	BLK	WP	HR	S	P	ERA	WHIP
John Farrell, R (1, 1) ERA: 33.75	1.1	L	10	6	5	5	0	1	0	1	0	0	1	16	26	33.75	5.250																					
Greg Keagle, R (2, 1) ERA: 8.23	2.2		17	7	7	7	3	1	1	0	0	0	2	44	76	23.62	3.000																					
Randy Veres, R (5, 1) ERA: 8.36	2.0		10	4	3	3	2	1	0	0	0	0	1	29	46	13.50	2.500																					
Richie Lewis, R (7, 1) ERA: 3.2	1.0		5	1	0	0	0	1	0	0	0	0	0	12	25	0.00	2.000																					
Mike Myers, L (8, 1) ERA: 5.87	2.0		10	3	1	1	2	0	0	1	0	0	0	22	32	4.50	1.500																					

Batter	1	2	3	4	5	6	7	8	9	AB	R	H	RBI	BB	SO	LOB	BOTTOM																					
Chad Curtis, R (1, 7) OBP: 0.352, SLG: 0.345 Kimera Batee, R (8, 8) OBP: 0.190, SLG: 0.190	BB	FC1-5-2 CS			F8					2	0	0	0	2	0	2	Chicago White Sox @ Detroit Tigers Tiger Stadium, Detroit, MI Sat May 18 1996, 3:33 AM EDT Att: 21,673 - Cloudy - 86 F																					
Mark Lewis, R (1, 4) OBP: 0.354, SLG: 0.518	F7	L4			K			F9		4	0	0	0	0	1	4																						
Travis Fryman, R (1, 5) OBP: 0.339, SLG: 0.509 Eddie Williams, R (8, 5) OBP: 0.312, SLG: 0.388	K			HR	F8			L8		3	1	1	1	0	1	1																						
Cecil Fielder, R (1, 3) OBP: 0.311, SLG: 0.456 Mark Parent, R (8, 3) OBP: 0.234, SLG: 0.467	P3			F8			1B	K		3	0	1	0	0	0	1																						
Melvin Nieves, S (1, 9) OBP: 0.333, SLG: 0.496 Danny Bautista, R (8, 9) OBP: 0.352, SLG: 0.387	2B 1B			K			G5-4-3 1B	K		3	1	2	0	0	1	0																						
Curtis Pride, L (1, 10) OBP: 0.343, SLG: 0.433	2B 2B			CS			P5			3	1	2	0	1	0	2																						
Chris Gomez, R (1, 6) OBP: 0.361, SLG: 0.306	1B 2B	CS		G4-6-3 1B			G5-4-3	F8		4	1	2	2	0	0	3																						
John Flaherty, R (1, 2) OBP: 0.280, SLG: 0.396	2B 1B			G4-6-3			K			4	0	1	1	0	1	2																						
Duane Singleton, L (1, 8) OBP: 0.238, SLG: 0.250	FC1-5-2 2B			K			G3-1	K		4	0	1	0	0	2	1																						
Inning Stats	R: 0 E: 0 K: 1 S: 8	H: 0 LOB: 1 BB: 1 P: 17	R: 3 E: 0 K: 0 S: 16	H: 5 LOB: 1 BB: 0 P: 30	R: 1 E: 0 K: 0 S: 16	H: 2 LOB: 0 BB: 0 P: 24	R: 0 E: 0 K: 1 S: 5	H: 1 LOB: 0 BB: 0 P: 8	R: 0 E: 0 K: 0 S: 8	H: 2 LOB: 1 BB: 0 P: 13	R: 0 E: 0 K: 1 S: 7	H: 0 LOB: 1 BB: 1 P: 14	R: 0 E: 0 K: 2 S: 9	H: 0 LOB: 0 BB: 0 P: 12	R: 0 E: 0 K: 1 S: 8	H: 0 LOB: 1 BB: 1 P: 12	1B: 6 2B: 3 3B: 0 HR: 1	SF: 0 SAC: 0 DP: 2 HBP: 0	WP: 0 PB: 0 SB: 0 CS: 2	PA: 37																		
PITCHER	IP	WLS	BF	H	R	ER	SO	BB	IBB	HBP	BLK	WP	HR	S	P	ERA	WHIP	PITCHER				IP	WLS	BF	H	R	ER	SO	BB	IBB	HBP	BLK	WP	HR	S	P	ERA	WHIP
James Baldwin, R (1, 1) ERA: 3.99	1.0		8	4	3	3	1	1	0	0	0	0	1	13	29	0.00	5.000																					
Kirk McCaskill, R (2, 1) ERA: 6.67	5.0	W	17	6	1	1	3	0	0	0	0	0	1	48	75	1.80	1.200																					
41 Bill Simas, R (7, 1) ERA: 4.24	3.0	S	11	0	0	0	4	2	0	0	0	0	0	24	38	0.00	0.667																					



Batter	1	2	3	4	5	6	7	8	9	AB	R	H	RBI	BB	SO	LOB	TOP					
Tony Phillips, S OBP: 0.410, SLG: 0.439	K2-3		1B BB	G4-3		SF9 3B		F8	HR 1B	6	3	3	2	0	1	0						
Dave Martinez, L OBP: 0.402, SLG: 0.522	S 1B		BB HR 1B	G1-3		G5-3		G6-3	HR	3	1	2	0	0	0	0						
Darren Lewis, R OBP: 0.354, SLG: 0.362			HR 1B							3	1	1	4	0	0	1						
Frank Thomas, R OBP: 0.447, SLG: 0.647			HR BB 1B	L7		SF9		G5-3	G4-3	4	1	1	1	1	0	0						
Harold Baines, L OBP: 0.407, SLG: 0.602	L4		HR BB			G4-3 1B			G4-3	4	1	2	1	1	0	2						
Robin Ventura, L OBP: 0.343, SLG: 0.434	L9		HR			G4-3				5	2	2	4	0	1	4						
Jose Munoz, S OBP: 0.407, SLG: 0.304			HR						BB BB 1B	0	0	0	0	0	0	0						
Danny Tartabull, R OBP: 0.338, SLG: 0.367		E8	G5-3			G5-4-3 1B		L9	1B BB	4	1	1	0	1	0	0						
Ron Karkovics, R OBP: 0.297, SLG: 0.301		G6-3	G6-3			G5-4-3		F8	1B 1B BB	4	1	0	0	1	0	3						
Ray Durham, S OBP: 0.416, SLG: 0.543		K	1B			1B 2B			K	5	1	3	0	0	2	4						
Ozzie Guillen, L OBP: 0.278, SLG: 0.343	G4-3	G4-3	G4-3			2B 1B		F8	HR 1B	5	2	2	2	0	0	3						
Inning Stats	R: 0 E: 0 K: 1 S: 10	H: 1 LOB: 2 BB: 1 P: 17	R: 0 E: 1 K: 1 S: 11	H: 0 LOB: 1 BB: 0 P: 16	R: 5 E: 0 K: 0 S: 16	H: 5 LOB: 1 BB: 1 P: 31	R: 0 E: 0 K: 0 S: 6	H: 0 LOB: 0 BB: 0 P: 9	R: 0 E: 0 K: 0 S: 8	H: 2 LOB: 1 BB: 0 P: 9	R: 3 E: 0 K: 1 S: 15	H: 4 LOB: 1 BB: 0 P: 26	R: 0 E: 0 K: 0 S: 10	H: 1 LOB: 1 BB: 0 P: 18	R: 0 E: 0 K: 0 S: 6	H: 0 LOB: 0 BB: 0 P: 12	R: 6 E: 0 K: 1 S: 27	H: 4 LOB: 2 BB: 2 P: 49	1B: 12 2B: 2 3B: 1 HR: 2	SF: 1 SAC: 0 DP: 1 HBP: 0	WP: 0 PB: 0 SB: 1 CS: 0	PA: 48
PITCHER	IP WLS BF H R ER SO BB IBB HBP BLK WP HR S P ERA WHIP																					
Greg Gohr, R ERA: 6.98	(1, 1) 4.0 L 22 7 5 5 2 2 0 0 0 0 0 1 44 75 11.25 2.250																					
Jose Lima, R ERA: 7.82	(5, 1) 4.0 17 6 3 3 1 0 0 0 0 0 0 38 63 6.75 1.500																					
Gregg Olson, R ERA: 8.1	(9, 1) 0.2 8 4 6 6 1 2 0 0 0 0 0 1 25 46 81.00 9.000																					
Mike Myers, L ERA: 5.79	(9, 1) 0.1 1 0 0 0 0 0 0 0 0 0 0 0 2 3 0.00 0.000																					

Chicago White Sox @ Detroit Tigers
Tiger Stadium, Detroit, MI
Sun May 19 1996, 7:05 PM EDT
Att. 9,709 - Unknown - 87 F

livebaseballscores.com

AB 43
R 14
H 17
RBI 14
BB 4
SO 4
LOB 17



Batter	1	2	3	4	5	6	7	8	9	AB	R	H	RBI	BB	SO	LOB	BOTTOM					
Chad Curtis, R OBP: 0.353, SLG: 0.339	1B BB G5-4-3		BB			F8		P4	FC6-4	3	1	0	0	2	0	2						
Alan Trammell, R OBP: 0.327, SLG: 0.324	1 SAFE 2-2 1 SAFE 1 SAFE 1 SAFE 1 SAFE 1 SAFE 1 SAFE 1 SAFE 1 SAFE		P6			BB 2B 1B		L8 WP 1B		4	1	3	0	0	0	1						
Travis Fryman, R OBP: 0.337, SLG: 0.500			G5-4-3			P5		F8		3	1	0	0	1	0	2						
Cecil Fielder, R OBP: 0.316, SLG: 0.460	P4					K		1B 2B		3	0	1	1	1	1	0						
Melvin Nieves, S OBP: 0.336, SLG: 0.492			K			BB		L8		1	0	0	0	1	1	0						
Danny Bautista, R OBP: 0.342, SLG: 0.375								P2		2	0	0	0	0	0	4						
Eddie Williams, R OBP: 0.307, SLG: 0.382			K					L8		2	0	0	0	0	2	1						
Curtis Pride, L OBP: 0.351, SLG: 0.438			K					K		2	0	1	1	0	1	2						
Mark Lewis, R OBP: 0.352, SLG: 0.512			L4			G6-3		G5-4-3	FC6-4 1B	4	0	1	0	0	0	2						
John Flaherty, R OBP: 0.270, SLG: 0.383			G6-3			G5-3		F8	F7	4	0	0	0	0	0	1						
Kimera Batee, R OBP: 0.208, SLG: 0.208			B3					K		3	0	1	0	0	1	0						
Duane Singleton, L OBP: 0.227, SLG: 0.238									F7	1	0	0	0	0	0	1						
Inning Stats	R: 1 E: 0 K: 0 S: 11	H: 1 LOB: 0 BB: 1 P: 20	R: 0 E: 0 K: 2 S: 13	H: 0 LOB: 0 BB: 0 P: 22	R: 0 E: 0 K: 0 S: 5	H: 0 LOB: 1 BB: 1 P: 10	R: 0 E: 0 K: 2 S: 9	H: 0 LOB: 1 BB: 1 P: 17	R: 0 E: 0 K: 0 S: 8	H: 1 LOB: 1 BB: 0 P: 10	R: 2 E: 0 K: 0 S: 9	H: 3 LOB: 1 BB: 1 P: 20	R: 0 E: 0 K: 1 S: 7	H: 0 LOB: 0 BB: 0 P: 12	R: 0 E: 0 K: 1 S: 10	H: 1 LOB: 2 BB: 1 P: 19	R: 0 E: 0 K: 0 S: 8	H: 1 LOB: 1 BB: 0 P: 13	1B: 6 2B: 1 3B: 1 HR: 0	SF: 0 SAC: 0 DP: 2 HBP: 0	WP: 1 PB: 0 SB: 0 CS: 0	PA: 37
PITCHER	IP WLS BF H R ER SO BB IBB HBP BLK WP HR S P ERA WHIP																					
Wilson Alvarez, L ERA: 5.01	(1, 1) 5.1 W 23 4 3 3 4 4 0 0 0 0 0 0 9 16 5.06 1.500																					
Matt Karchner, R ERA: 1.82	(6, 1) 1.2 5 1 0 0 1 0 0 0 0 0 0 9 16 0.00 0.600																					
Brian Keyser, R ERA: 2.12	(8, 1) 2.0 9 2 0 0 1 1 0 0 0 0 1 0 18 32 0.00 1.500																					

Chicago White Sox @ Detroit Tigers
Tiger Stadium, Detroit, MI
Sun May 19 1996, 7:05 PM EDT
Att. 9,709 - Unknown - 87 F

livebaseballscores.com

AB 32
R 3
H 7
RBI 2
BB 5
SO 6
LOB 16



Batter	1	2	3	4	5	6	7	8	9	AB	R	H	RBI	BB	SO	LOB	TOP				
Felipe Crespo, S OBP: 0.368, SLG: 0.077 (1, 4)	G4-3	F9			K					3	0	0	0	1	1	1	Toronto Blue Jays @ Chicago White Sox Comiskey Park, Chicago, IL Tue May 21 1996, 8:05 PM EDT Att: 17,483 - Unknown - 77 F livebaseballscores.com				
Domingo Cadeno, S OBP: 0.338, SLG: 0.376 (1, 6)	F7		F7		G4-3			F7		4	0	0	0	0	2						
Carlos Delgado, L OBP: 0.368, SLG: 0.494 (1, 10)	1B		K			G3-1		G5-4-3		3	0	1	0	1	1						
Joe Carter, R OBP: 0.365, SLG: 0.579 (1, 7)	1B					P3		G5-4-3		2	0	0	0	2	0						
Ed Sprague, R OBP: 0.395, SLG: 0.583 (1, 5)	1B		G5-3			1B		K		4	0	2	0	0	1						
John Olerud, L OBP: 0.374, SLG: 0.445 (1, 3)		G4-3			G5-3		G3			3	1	0	0	1	0						
Shawn Green, L OBP: 0.297, SLG: 0.348 (1, 9)	G4-3				P6		SH5-3		G3	4	0	1	0	0	0						
Jacob Brumfield, R OBP: 0.280, SLG: 0.414 (1, 8)	G6-3				G5-3		SH5-3		P4	3	0	0	0	0	0						
Sandy Martinez, L OBP: 0.262, SLG: 0.316 (1, 2)							F8		K	3	0	1	1	0	1						
Inning Stats	R: 0 E: 0 K: 0 S: 15	H: 2 LOB: 2 BB: 1 P: 22	R: 1 E: 0 K: 0 S: 11	H: 1 LOB: 1 BB: 1 P: 18	R: 0 E: 0 K: 1 S: 9	H: 0 LOB: 1 BB: 1 P: 18	R: 0 E: 0 K: 0 S: 8	H: 0 LOB: 0 BB: 0 P: 11	R: 0 E: 0 K: 1 S: 9	H: 1 LOB: 1 BB: 0 P: 12	R: 0 E: 0 K: 1 S: 12	H: 1 LOB: 2 BB: 1 P: 18	R: 0 E: 0 K: 0 S: 9	H: 0 LOB: 0 BB: 1 P: 18	R: 0 E: 0 K: 0 S: 7	H: 0 LOB: 0 BB: 0 P: 12	1B: 3 2B: 2 3B: 0 HR: 0	SF: 0 SAC: 1 DP: 1 HBP: 0	WP: 0 PB: 0 SB: 0 CS: 0	PA: 35	
PITCHER	IP	WLS	BF	H	R	ER	SO	BB	IBB	HBP	BLK	WP	HR	S	P	ERA	WHIP				
Kevin Tapani, R ERA: 3.97 (1, 1)	7.0	W	29	5	1	1	3	4	0	0	0	0	0	73	112	1.29	1.286				
Matt Karchner, R ERA: 1.75 (8, 1)	1.0		3	0	0	0	1	1	0	0	0	0	0	9	18	0.00	1.000				
Roberto Hernandez, R ERA: 0.41 (9, 1)	1.0	S	3	0	0	0	0	0	0	0	0	0	0	7	12	0.00	0.000				

Batter	1	2	3	4	5	6	7	8	9	AB	R	H	RBI	BB	SO	LOB	BOTTOM				
Tony Phillips, S OBP: 0.412, SLG: 0.434 (1, 7)	WP		B5-3	G1-3			FC1-4			2	1	0	0	2	0	2	Toronto Blue Jays @ Chicago White Sox Comiskey Park, Chicago, IL Tue May 21 1996, 8:05 PM EDT Att: 17,483 - Unknown - 77 F livebaseballscores.com				
Darren Lewis, R OBP: 0.350, SLG: 0.367 (1, 8)	P9				G6-3		FC1-4			4	0	1	1	0	0	2					
Frank Thomas, R OBP: 0.443, SLG: 0.644 (1, 3)	G5-3		P2		G5-3		FC5-4			4	0	1	1	0	0	2					
Harold Baines, L OBP: 0.409, SLG: 0.592 (1, 10)	G5-3				K				P6	2	0	0	0	2	1	0					
Robin Ventura, L OBP: 0.335, SLG: 0.423 (1, 5)	G5-3		P4			P6			P9	4	0	0	0	0	0	4					
Danny Tartabull, R OBP: 0.335, SLG: 0.359 (1, 9)	G6-3				P6		K			3	0	0	0	1	1	2					
Chad Kreuter, S OBP: 0.258, SLG: 0.250 (1, 2)			K							3	0	0	0	1	3	1					
Ron Karkovics, R OBP: 0.297, SLG: 0.301 (9, 2)										0	0	0	0	0	0	0					
Ray Durham, S OBP: 0.415, SLG: 0.536 (1, 4)					L7		SH3-4			2	1	0	0	1	1	1					
Ozzie Guillen, L OBP: 0.281, SLG: 0.341 (1, 6)							SH3-4			1	0	0	0	1	0	0					
Inning Stats	R: 1 E: 0 K: 0 S: 14	H: 1 LOB: 2 BB: 2 P: 25	R: 0 E: 0 K: 2 S: 9	H: 0 LOB: 0 BB: 0 P: 15	R: 0 E: 0 K: 0 S: 7	H: 1 LOB: 2 BB: 1 P: 15	R: 0 E: 0 K: 0 S: 12	H: 0 LOB: 2 BB: 2 P: 24	R: 0 E: 0 K: 1 S: 7	H: 0 LOB: 0 BB: 0 P: 12	R: 0 E: 0 K: 2 S: 8	H: 0 LOB: 0 BB: 0 P: 11	R: 1 E: 0 K: 0 S: 6	H: 0 LOB: 1 BB: 2 P: 17	R: 0 E: 0 K: 1 S: 6	H: 0 LOB: 1 BB: 1 P: 12	1B: 0 2B: 2 3B: 0 HR: 0	SF: 0 SAC: 1 DP: 0 HBP: 0	WP: 2 PB: 0 SB: 1 CS: 0	PA: 34	
PITCHER	IP	WLS	BF	H	R	ER	SO	BB	IBB	HBP	BLK	WP	HR	S	P	ERA	WHIP				
Jeff Ware, R ERA: 9.98 (1, 1)	6.1	L	27	2	2	2	5	6	0	0	0	0	0	58	108	2.84	1.263				
Tony Castillo, L ERA: 4.05 (7, 1)	1.2		7	0	0	0	1	2	0	0	0	0	0	11	23	0.00	1.200				

Batter	1	2	3	4	5	6	7	8	9	10	11	AB	R	H	RBI	BB	SO	LOB	TOP		
Felipe Crespo, S OBP: 0.360, SLG: 0.167 Domingo Cadena, S OBP: 0.338, SLG: 0.376	1-3 K		4-1 BB		1-1 L6		2-2 G3-1		1-2 P6	1-2 P6	2-2 2B	5	0	1	0	1	1	1			
Juan Samuel, R OBP: 0.267, SLG: 0.466	3-2 F9		2-1 L9		0-0 L9		2-3 K		1-3 K	1-3 K	0-1 G3-1	6	0	0	0	0	2	4			
Carlos Delgado, L OBP: 0.389, SLG: 0.488	2-1 G3-1		2-3 K		2-1 1B				2-2 P5	1-0 FC5	1B HBP	4	0	1	0	0	1	1			
Joe Carter, R OBP: 0.366, SLG: 0.574		0-2 F8		1-1 BB	0-1 P4				0-1 P3	0-2 1B	1-2 1B	5	0	2	0	0	0	1			
Ed Sprague, R OBP: 0.385, SLG: 0.572		3-2 P3		2-2 BB	1-0 L8				4-2 BB	1-2 FC5	2-3 1B	3	0	0	0	1	0	2			
John Olerud, L OBP: 0.371, SLG: 0.440 Jacob Brumfield, R OBP: 0.287, SLG: 0.420	0-2 BB		1-1 F8		2-2 G3-1				2-3 K	1-1 G4-3	SH1-3 1B	4	0	1	0	0	1	3			
Charlie O'Brien, R OBP: 0.392, SLG: 0.554	4-1 BB		1-1 F8		1-3 K				0-3 K	0-0 SH1-3	1-2 1B	3	0	0	0	1	2	2			
Shawn Green, L OBP: 0.303, SLG: 0.348 Robert Perez, R OBP: 0.351, SLG: 0.412	1-3 K		4-2 BB		2-1 G3-1				1-2 L8	1-1 G4-3	2-2 G4-3	3	0	1	0	1	1	2			
Alex Gonzalez, R OBP: 0.293, SLG: 0.421			2-3 K		2-3 K				2-1 SH1-3	1-3 K	2-2 2B	4	0	1	1	0	3	3			
Inning Stats	R: 0 E: 0 K: 1 S: 9	H: 0 LOB: 0 BB: 0 P: 15	R: 0 E: 0 K: 1 S: 13	H: 1 LOB: 2 BB: 1 P: 21	R: 0 E: 0 K: 2 S: 10	H: 0 LOB: 1 BB: 1 P: 20	R: 0 E: 0 K: 1 S: 18	H: 1 LOB: 3 BB: 0 P: 29	R: 0 E: 0 K: 0 S: 7	H: 1 LOB: 1 BB: 0 P: 18	R: 0 E: 0 K: 1 S: 13	H: 0 LOB: 0 BB: 0 P: 21	R: 0 E: 0 K: 1 S: 13	H: 1 LOB: 2 BB: 0 P: 17	R: 1 E: 0 K: 0 S: 13	H: 3 LOB: 2 BB: 0 P: 19	1B: 7 2B: 1 3B: 0 HR: 0	SF: 0 SAC: 2 DP: 0 HBP: 2	WP: 0 PB: 0 SB: 0 CS: 0	PA: 47	
PITCHER	IP 7.0	WLS 29	BF 4	H 4	R 0	ER 0	SO 7	BB 3	IBB 0	HBP 0	BLK 0	WP 0	HR 0	S 76	P 126	ERA 0.00	WHIP 1.000				
Alex Fernandez, R ERA: 3.42 41 Bill Simas, R ERA: 4.13 Larry Thomas, L ERA: 4.15 Matt Karchner, R ERA: 1.63 Joe Magrane, L ERA: 5.57	(1, 1)	0.2	3	0	0	0	0	1	0	0	0	0	0	10	16	0.00	1.500				
PITCHER	IP 7.0	WLS 4	BF 2	H 2	R 0	ER 0	SO 10	BB 0	IBB 0	HBP 0	BLK 0	WP 0	HR 0	S 76	P 126	ERA 0.00	WHIP 3.000				
Kirk McCaskill, R ERA: 6.52	(11, 1)	0.2	2	1	1	1	0	0	0	0	0	0	0	3	4	27.00	3.000				

Toronto Blue Jays @ Chicago White Sox
Comiskey Park, Chicago, IL
Wed May 22 1996, 4:33 AM EDT
Att: 17,862 - Sunny - 78 F

livebaseballscores.com
AB 39
R 1
H 8
RBI 1
BB 4
SO 11
LOB 20



Batter	1	2	3	4	5	6	7	8	9	10	11	AB	R	H	RBI	BB	SO	LOB	BOTTOM							
Tony Phillips, S OBP: 0.411, SLG: 0.426	3-3 K		1-1 PO		0-2 G3-1		4-0 SH3-4		4-1 BB		2-3 K	3	0	0	0	2	2	0								
Darren Lewis, R OBP: 0.368, SLG: 0.370 Dave Martinez, L OBP: 0.398, SLG: 0.516	0-0 G5-3		1-2 1B		1-2 1B		0-1 SH3-4		4-1 BB		1-0 F8	2	0	1	0	1	0	0								
Frank Thomas, R OBP: 0.437, SLG: 0.628	3-1 F9		1-3 K		1-2 G1-3		1-2 G1-3		1-2 L5		4-0 1B	4	1	0	0	1	1	5								
Harold Baines, L OBP: 0.403, SLG: 0.578		1-2 G3		1-0 1B		2-0 F9			2-1 G4-3		2-0 F7	5	0	1	0	0	0	2								
Robin Ventura, L OBP: 0.332, SLG: 0.416		2-2 P5		3-2 L9					1-2 L4		0-0 3B	5	1	1	0	0	0	2								
Lyle Mouton, R OBP: 0.328, SLG: 0.426		3-3 K							2-2 L4		1-2 3B	5	0	3	2	0	1	0								
Ron Karkovice, R OBP: 0.303, SLG: 0.308			1-0 G3-6-3		2-1 G3				2-0 P7		2-1 1B	4	0	2	0	0	1	2								
Jose Munoz, S OBP: 0.379, SLG: 0.280 Ray Durham, S OBP: 0.410, SLG: 0.528	1-0 G3-6-3		1-0 G3		2-1 G3				0-0 G6-4-3		2-2 L4	2	0	0	0	0	0	2								
Ozzie Guillen, L OBP: 0.290, SLG: 0.338			1-0 E4		0-0 G6-3				3-2 L4		0-0 G1-3	4	0	1	0	0	0	1								
Inning Stats	R: 0 E: 0 K: 1 S: 8	H: 0 LOB: 0 BB: 0 P: 14	R: 0 E: 0 K: 1 S: 11	H: 0 LOB: 0 BB: 0 P: 17	R: 0 E: 1 K: 0 S: 4	H: 1 LOB: 0 BB: 8 P: 8	R: 0 E: 0 K: 1 S: 14	H: 2 LOB: 2 BB: 0 P: 20	R: 0 E: 0 K: 0 S: 7	H: 1 LOB: 1 BB: 0 P: 12	R: 0 E: 0 K: 0 S: 6	H: 1 LOB: 2 BB: 2 P: 13	R: 0 E: 0 K: 0 S: 5	H: 1 LOB: 0 BB: 0 P: 10	R: 0 E: 0 K: 1 S: 14	H: 1 LOB: 2 BB: 1 P: 27	R: 0 E: 0 K: 1 S: 11	H: 1 LOB: 1 BB: 0 P: 18	R: 0 E: 0 K: 2 S: 8	H: 0 LOB: 0 BB: 0 P: 12	R: 2 E: 0 K: 0 S: 5	H: 2 LOB: 1 BB: 1 P: 14	1B: 8 2B: 1 3B: 1 HR: 0	SF: 0 SAC: 1 DP: 3 HBP: 0	WP: 1 PB: 0 SB: 0 CS: 0	PA: 43
PITCHER	IP 7.0	WLS 3	BF 5	H 1	R 0	ER 0	SO 3	BB 1	IBB 0	HBP 0	BLK 0	WP 0	HR 0	S 55	P 94	ERA 0.00	WHIP 0.857									
Juan Guzman, R ERA: 2.88 Brian Bohanon, L ERA: 5.85 Tim Crabtree, R ERA: 0.75 Mike Timlin, R ERA: 4.2	(1, 1)	0.1	3	1	0	0	0	1	0	0	0	0	0	9	18	0.00	6.000									
PITCHER	IP 7.0	WLS 9	BF 1	H 2	R 2	ER 2	SO 0	BB 4	IBB 0	HBP 0	BLK 0	WP 0	HR 0	S 76	P 126	ERA 27.00	WHIP 4.500									
Mike Timlin, R ERA: 4.2	(11, 1)	0.2	5	2	2	2	0	1	0	0	0	0	0	5	14	27.00	4.500									

Toronto Blue Jays @ Chicago White Sox
Comiskey Park, Chicago, IL
Wed May 22 1996, 4:33 AM EDT
Att: 17,862 - Sunny - 78 F

livebaseballscores.com
AB 37
R 2
H 9
RBI 2
BB 4
SO 6
LOB 14



Batter	1	2	3	4	5	6	7	8	9	AB	R	H	RBI	BB	SO	LOB	TOP										
Chuck Carr, S (1, 8) <small>OBP: 0.319, SLG: 0.398</small>										5	0	0	1	0	1	4	Milwaukee Brewers @ Chicago White Sox Comiskey Park, Chicago, IL Fri May 24 1996, 8:05 PM EDT Att: 18,346 - Overcast - 53 F										
Pat Listach, S (1, 6) <small>OBP: 0.309, SLG: 0.315</small> Jose Valentin, S (7, PH) <small>OBP: 0.360, SLG: 0.521</small>										2	0	0	0	1	0	0											
Kevin Seitzer, R (1, 3) <small>OBP: 0.438, SLG: 0.484</small>										4	1	1	0	0	0	0											
Greg Vaughn, R (1, 7) <small>OBP: 0.389, SLG: 0.503</small>										3	0	0	0	1	1	0											
John Jaha, R (1, 10) <small>OBP: 0.370, SLG: 0.429</small>										4	0	0	0	0	2	2											
Matt Mieske, R (1, 9) <small>OBP: 0.359, SLG: 0.492</small> Dave Nilsson, L (8, PH) <small>OBP: 0.444, SLG: 0.837</small> Turner Ward, S (8, 9) <small>OBP: 0.353, SLG: 0.370</small>										3	1	1	0	0	0	0											
Jeff Cirillo, R (1, 5) <small>OBP: 0.367, SLG: 0.455</small>										3	1	1	0	1	1	1											
Fernando Vina, L (1, 4) <small>OBP: 0.407, SLG: 0.500</small>										4	0	3	1	0	0	1											
Mike Matheny, R (1, 2) <small>OBP: 0.290, SLG: 0.409</small> David Hulse, L (9, PR) <small>OBP: 0.196, SLG: 0.178</small>										3	0	1	0	0	0	2											
Inning Stats	R: 1 E: 1 K: 0 S: 13	H: 1 LOB: 1 BB: 1 P: 23	R: 0 E: 0 K: 1 S: 16	H: 2 LOB: 2 BB: 0 P: 24	R: 0 E: 0 K: 1 S: 7	H: 0 LOB: 0 BB: 0 P: 10	R: 1 E: 0 K: 0 S: 14	H: 2 LOB: 1 BB: 0 P: 25	R: 0 E: 0 K: 0 S: 5	H: 0 LOB: 0 BB: 0 P: 7	R: 0 E: 0 K: 1 S: 8	H: 0 LOB: 0 BB: 0 P: 11	R: 1 E: 0 K: 1 S: 11	H: 2 LOB: 1 BB: 0 P: 16	R: 0 E: 0 K: 1 S: 14	H: 0 LOB: 1 BB: 1 P: 21		R: 0 E: 0 K: 1 S: 8	H: 0 LOB: 1 BB: 1 P: 14	1B: 4 2B: 3 3B: 0 HR: 0	SF: 0 SAC: 1 DP: 0 HBP: 0	WP: 1 PB: 0 CS: 1	PA: 37				
PITCHER	IP	WLS	BF	H	R	ER	SO	BB	IBB	HBP	BLK	WP	HR	S	P	ERA	WHIP										
Joe Magrane, L (1, 1) <small>ERA: 4.87</small>	6.0		24	5	2	1	3	1	0	0	0	1	0	63	100	1.50	1.000										
Brian Kayser, R (7, 1) <small>ERA: 2.35</small>	1.0		5	2	1	1	1	0	0	0	0	0	0	11	16	9.00	2.000										
41 Bill Simas, R (8, 1) <small>ERA: 4.01</small>	0.2		3	0	0	0	1	1	0	0	0	0	0	13	19	0.00	1.500										
Larry Thomas, L (8, 1) <small>ERA: 4.05</small>	0.1	W	1	0	0	0	0	0	0	0	0	0	0	1	2	0.00	0.000										
Roberto Hernandez, R (9, 1) <small>ERA: 0.38</small>	1.0	S	4	0	0	0	1	1	0	0	0	0	0	8	14	0.00	1.000										

Batter	1	2	3	4	5	6	7	8	9	AB	R	H	RBI	BB	SO	LOB	BOTTOM										
Tony Phillips, S (1, 7) <small>OBP: 0.418, SLG: 0.430</small>										3	2	0	1	1	1	1	Milwaukee Brewers @ Chicago White Sox Comiskey Park, Chicago, IL Fri May 24 1996, 8:05 PM EDT Att: 18,346 - Overcast - 53 F										
Darren Lewis, R (1, 8) <small>OBP: 0.366, SLG: 0.379</small>										3	0	2	1	0	0	1											
Frank Thomas, R (1, 3) <small>OBP: 0.438, SLG: 0.623</small>										3	0	1	0	1	1	3											
Robin Ventura, L (1, 5) <small>OBP: 0.330, SLG: 0.409</small>										3	0	0	1	1	0	4											
Harold Baines, L (1, 10) <small>OBP: 0.399, SLG: 0.568</small>										4	0	1	1	0	0	3											
Danny Tartabull, R (1, 9) <small>OBP: 0.327, SLG: 0.348</small>										4	0	0	0	0	1	2											
Ron Karkovics, R (1, 2) <small>OBP: 0.309, SLG: 0.339</small>										4	1	2	1	0	0	0											
Ray Durham, S (1, 4) <small>OBP: 0.400, SLG: 0.514</small>										4	0	0	0	0	0	0											
Ozzie Guillen, L (1, 6) <small>OBP: 0.288, SLG: 0.345</small>										3	1	2	0	0	0	0											
Inning Stats	R: 1 E: 0 K: 2 S: 14	H: 2 LOB: 2 BB: 1 P: 26	R: 2 E: 0 K: 0 S: 18	H: 3 LOB: 3 BB: 2 P: 37	R: 0 E: 0 K: 0 S: 5	H: 0 LOB: 0 BB: 0 P: 9	R: 0 E: 0 K: 1 S: 8	H: 1 LOB: 0 BB: 0 P: 12	R: 0 E: 0 K: 0 S: 4	H: 0 LOB: 0 BB: 0 P: 5	R: 0 E: 0 K: 0 S: 7	H: 1 LOB: 0 BB: 0 P: 9	R: 0 E: 0 K: 0 S: 7	H: 2 LOB: 1 BB: 0 P: 7	R: 1 E: 0 K: 0 S: 7	H: 1 LOB: 0 BB: 0 P: 9		1B: 9 2B: 0 3B: 0 HR: 1	SF: 0 SAC: 1 DP: 1 HBP: 0	WP: 0 PB: 0 CS: 0	PA: 35						
PITCHER	IP	WLS	BF	H	R	ER	SO	BB	IBB	HBP	BLK	WP	HR	S	P	ERA	WHIP										
Steve Sparks, R (1, 1) <small>ERA: 6.59</small>	8.0	L	35	10	4	4	3	3	0	0	0	0	1	70	114	4.50	1.625										




Batter	1	2	3	4	5	6	7	8	9	AB	R	H	RBI	BB	SO	LOB	TOP								
Chuck Carr, S OBP: 0.313, SLG: 0.380 (1, 8)	F7	G1-3		E4		FC1-6			WP HR BB	4	1	0	0	1	0	5									
Kevin Seitzer, R OBP: 0.437, SLG: 0.479 (1, 3)			G6-3			F7			K	4	1	1	0	1	1	2									
Jose Valentin, S OBP: 0.361, SLG: 0.515 (1, 6)	K		FC6-5			K			WP HR 1B	4	1	1	0	1	2	2									
Greg Vaughn, R OBP: 0.385, SLG: 0.512 (1, 7)	K		FC6-5			P4			HR	5	1	1	3	0	1	3									
Dave Nilsson, L OBP: 0.458, SLG: 0.815 (1, 10)		G4-3							HR 1B	5	1	3	0	0	1	1									
Matt Mieske, R OBP: 0.373, SLG: 0.553 (1, 9)		HR				FC6-4			HR	4	2	3	4	1	0	1									
Jeff Cirillo, R OBP: 0.467 (1, 5)		G3				F9			G4-6-3	3	0	2	0	2	0	2									
Pat Listach, S OBP: 0.309, SLG: 0.315 (9, PR)									CS 1B BB	0	0	0	0	0	0	0									
Fernando Vina, L OBP: 0.400, SLG: 0.488 (1, 4)		G3				P4			1B	5	0	1	0	0	0	4									
Mike Matheny, R OBP: 0.289, SLG: 0.400 (1, 2)									1B	3	0	0	0	1	2	2									
Jesse Lewis, L OBP: 0.357, SLG: 0.250 (8, 2)									F8	0	0	0	0	0	0	0									
John Jaha, R OBP: 0.368, SLG: 0.426 (9, PH)										1	0	0	0	0	0	2									
Inning Stats	R: 0 E: 0 K: 2 S: 14	H: 1 LOB: 1 BB: 0 P: 22	R: 1 E: 0 K: 0 S: 12	H: 2 LOB: 2 BB: 1 P: 24	R: 0 E: 0 K: 1 S: 7	H: 0 LOB: 1 BB: 1 P: 14	R: 0 E: 1 K: 1 S: 10	H: 0 LOB: 2 BB: 2 P: 20	R: 1 E: 0 K: 1 S: 9	H: 2 LOB: 2 BB: 1 P: 18	R: 0 E: 1 K: 0 S: 6	H: 0 LOB: 1 BB: 0 P: 10	R: 0 E: 0 K: 0 S: 7	H: 1 LOB: 1 BB: 0 P: 10	R: 0 E: 0 K: 1 S: 7	H: 1 LOB: 0 BB: 0 P: 10	R: 5 E: 0 K: 1 S: 21	H: 5 LOB: 1 BB: 2 P: 41	1B: 7 2B: 2 3B: 0 HR: 3	SF: 0 SAC: 0 DP: 1 HBP: 0	WP: 1 PB: 0 SB: 1 CS: 1	PA: 45			
PITCHER	IP	WLS	BF	H	R	ER	SO	BB	IBB	HBP	BLK	WP	HR	S	P	ERA	WHIP								
Wilson Alvarez, L ERA: 4.82 (1, 1)	6.0	W	29	5	2	2	5	5	0	0	0	0	1	58	108	3.00	1.667								
Matt Karchner, R ERA: 3.0 (7, 1)	2.1		13	6	5	5	2	1	0	0	0	1	2	26	44	19.29	3.000								
Roberto Hernandez, R ERA: 0.38 (9, 1)	0.2	S	3	1	0	0	0	1	0	0	0	0	0	9	17	0.00	3.000								

Milwaukee Brewers @ Chicago White Sox
Comiskey Park, Chicago, IL
Sat May 25, 1996, 8:05 PM EDT
Att: 20,585 - Unknown - 57 F

livebaseballscorecards.com

AB 38
R 7
H 12
RBI 7
BB 7
SO 7
LOB 24



Batter	1	2	3	4	5	6	7	8	9	AB	R	H	RBI	BB	SO	LOB	BOTTOM								
Tony Phillips, S OBP: 0.413, SLG: 0.424 (1, 7)	F7		K			F8			G3-1	5	1	1	0	0	1	0									
Darren Lewis, R OBP: 0.376, SLG: 0.381 (1, 8)	G5-3		HR						SH1-4 BB 1B	2	2	1	0	2	0	0									
Frank Thomas, R OBP: 0.442, SLG: 0.637 (1, 3)			F7			P5			BB 1B IBB	4	3	2	1	1	0	2									
Robin Ventura, L OBP: 0.342, SLG: 0.431 (1, 5)						G3			BB 1B	3	2	2	2	2	0	1									
Harold Baines, L OBP: 0.405, SLG: 0.587 (1, 10)	F7								1B BB	4	1	2	4	1	0	1									
Danny Tartabull, R OBP: 0.323, SLG: 0.343 (1, 9)		G6-3				F8			G4-3	5	0	1	2	0	0	2									
Ron Karkovics, R OBP: 0.307, SLG: 0.331 (1, 2)		F7				K			2B BB	3	0	0	0	1	2	2									
Ray Durham, S OBP: 0.402, SLG: 0.520 (1, 4)						F8			F9	4	0	2	0	0	0	2									
Ozzie Guillen, L OBP: 0.280, SLG: 0.336 (1, 6)		F8				K			G4-3	4	0	0	0	0	1	3									
Inning Stats	R: 1 E: 0 K: 0 S: 15	H: 1 LOB: 1 BB: 1 P: 27	R: 0 E: 0 K: 0 S: 7	H: 1 LOB: 0 BB: 0 P: 11	R: 3 E: 0 K: 1 S: 12	H: 2 LOB: 0 BB: 1 P: 23	R: 0 E: 0 K: 2 S: 8	H: 0 LOB: 0 BB: 0 P: 13	R: 0 E: 0 K: 0 S: 7	H: 1 LOB: 1 BB: 0 P: 14	R: 0 E: 0 K: 0 S: 11	H: 1 LOB: 2 BB: 1 P: 21	R: 3 E: 0 K: 1 S: 16	H: 3 LOB: 2 BB: 2 P: 32	R: 2 E: 0 K: 0 S: 12	H: 2 LOB: 2 BB: 2 P: 24	1B: 7 2B: 1 3B: 0 HR: 3	SF: 0 SAC: 1 DP: 0 HBP: 0	WP: 0 PB: 0 SB: 0 CS: 0	PA: 42					
PITCHER	IP	WLS	BF	H	R	ER	SO	BB	IBB	HBP	BLK	WP	HR	S	P	ERA	WHIP								
Ricky Bones, R ERA: 6.06 (1, 1)	6.0	L	28	7	5	5	3	3	0	0	0	0	0	21	43	21.60	3.000								
Marshall Boze, R ERA: 4.3 (7, 1)	1.2		11	3	4	4	1	2	1	0	0	0	0	5	9	0.00	6.000								
Kevin Wickander, L ERA: 3.94 (8, 1)	0.1		3	1	0	0	0	1	0	0	0	0	0	5	9	0.00	6.000								

Milwaukee Brewers @ Chicago White Sox
Comiskey Park, Chicago, IL
Sat May 25, 1996, 8:05 PM EDT
Att: 20,585 - Unknown - 57 F

livebaseballscorecards.com

AB 34
R 9
H 11
RBI 9
BB 7
SO 4
LOB 13




Batter	1	2	3	4	5	6	7	8	9	AB	R	H	RBI	BB	SO	LOB	TOP					
Fernando Vina, L OBP: 0.396, SLG: 0.481	2-1 2B	1-3 K		0-3 K			2-2 F7			4	1	1	0	0	2	4	Milwaukee Brewers @ Chicago White Sox Comiskey Park, Chicago, IL Sun May 26 1996, 4:33 AM EDT Att: 21,151 - Cloudy - 54 F					
Kevin Seitzer, R OBP: 0.433, SLG: 0.479	1-0 SH1-3 1-H 2B	2-1 G5-3			0-0 G5-3		1-0 G5-3			4	0	1	1	0	0	3						
Jose Valentin, S OBP: 0.356, SLG: 0.506	0-1 SH1-3		0-0 F7		1-3 K			3-2 F9		3	0	0	0	0	1	0						
Greg Vaughn, R OBP: 0.377, SLG: 0.500	3-2 F7		3-3 K		2-3 K			1-0 F8		4	0	0	0	0	2	1						
Dave Nilsson, L OBP: 0.460, SLG: 0.793	1-0 G4-3		1-1 1B			3-2 FC6-4 1B		0-0 F8		4	0	2	0	0	0	1						
Matt Mieske, R OBP: 0.364, SLG: 0.537		1-3 K	0-3 K			3-2 F8		0-0 P6		4	0	0	0	0	2	2						
Jeff Cirillo, R OBP: 0.384, SLG: 0.464		4-2 1B BB		1-1 B2		1-1 FC6-4 1-2		1-2 1B		3	0	1	0	1	0	1						
David Hulse, L OBP: 0.200, SLG: 0.167		4-0 1B BB		0-1 F7		1-1 G4-3		0-2 P5		3	0	0	0	1	0	2						
Mike Matheny, R OBP: 0.295, SLG: 0.403		1-0 1-2 2-3 1B		1-1 1B			1-0 F9		1-2 G1-3	4	0	2	0	0	0	1						
Inning Stats	R: 1 E: 0 K: 0 S: 9	H: 2 LOB: 1 BB: 0 P: 16	R: 0 E: 0 K: 2 S: 15	H: 1 LOB: 3 BB: 2 P: 28	R: 0 E: 0 K: 2 S: 10	H: 1 LOB: 1 BB: 0 P: 14	R: 0 E: 0 K: 1 S: 9	H: 1 LOB: 1 BB: 0 P: 11	R: 0 E: 0 K: 2 S: 7	H: 0 LOB: 0 BB: 0 P: 10	R: 0 E: 0 K: 0 S: 10	H: 1 LOB: 1 BB: 0 P: 18	R: 0 E: 0 K: 0 S: 6	H: 0 LOB: 0 BB: 0 P: 10	R: 0 E: 0 K: 0 S: 5	H: 0 LOB: 0 BB: 0 P: 9	R: 0 E: 0 K: 0 S: 12	H: 1 LOB: 1 BB: 0 P: 14	1B: 6 2B: 1 3B: 0 HR: 0	SF: 0 SAC: 1 DP: 0 HBP: 0	WP: 0 PB: 0 SB: 0 CS: 0	PA: 36
PITCHER Kevin Tapani, R ERA: 3.22	IP: 9.0 WLS: W BF: 36 H: 7 R: 1 ER: 1 SO: 7 BB: 2 IBB: 0 HBP: 0 BLK: 0 WP: 0 HR: 0 S: 83 P: 130 ERA: 1.00 WHIP: 1.000															PITCHER	IP: 9.0 WLS: W BF: 36 H: 7 R: 1 ER: 1 SO: 7 BB: 2 IBB: 0 HBP: 0 BLK: 0 WP: 0 HR: 0 S: 83 P: 130 ERA: 1.00 WHIP: 1.000					

Batter	1	2	3	4	5	6	7	8	9	AB	R	H	RBI	BB	SO	LOB	BOTTOM			
Tony Phillips, S OBP: 0.415, SLG: 0.432	1-0 G4-3 G6-3 2B		0-0 1B SF8 1B			1-2 G4-3		2-0 F9		6	3	3	0	0	1	1	Milwaukee Brewers @ Chicago White Sox Comiskey Park, Chicago, IL Sun May 26 1996, 4:33 AM EDT Att: 21,151 - Cloudy - 54 F			
Darren Lewis, R OBP: 0.386, SLG: 0.391	0-2 G4-3		1-1 1B S 1B		2-1 1B 2B 1B		3-1 G5-3		2-2 HR 1B	5	2	3	1	0	0	1				
Frank Thomas, R OBP: 0.445, SLG: 0.651	0-0 G6-3		2-1 G3		1-2 2B 1B		4-2 1B BB		2-2 HR 1B	4	2	2	3	1	0	2				
Harold Baines, L OBP: 0.411, SLG: 0.610	4-0 BB		0-0 SF8		1-3 K		3-1 1B		3-2 HR	3	1	2	2	1	1	2				
Robin Ventura, L OBP: 0.348, SLG: 0.459	2-3 K		1-0 FC6-4 1B		1-2 BB 2B		1-3 K		3-1 HR	5	2	3	3	0	2	3				
Chris Snopce, R OBP: 0.318, SLG: 0.550			2-3 FC6-4 1B		1-H 3-H BB 2B				HR	0	0	0	0	0	0	0				
Lyle Mouton, R OBP: 0.348, SLG: 0.448		1-2 2B	1-0 FC6-4		4-2 BB BB		1-2 P4		2-1 HR 1B	4	1	2	0	1	0	2				
Chad Kreuter, S OBP: 0.298, SLG: 0.313		2-3 K		1-3 K		4-1 BB		0-0 F9		4	1	1	2	1	2	1				
Ray Durham, S OBP: 0.397, SLG: 0.506		1-3 K		1-2 G1-3		4-1 BB		1-0 F8		4	0	0	1	1	1	1				
Ozzie Guillen, L OBP: 0.278, SLG: 0.331		1-3 K		2-1 G3-1		1-2 2-3 3-H BB		2-2 F7		5	0	1	0	0	1	4				
Inning Stats	R: 1 E: 0 K: 1 S: 8	H: 1 LOB: 1 BB: 1 P: 15	R: 0 E: 0 K: 3 S: 14	H: 1 LOB: 1 BB: 0 P: 19	R: 1 E: 0 K: 0 S: 8	H: 3 LOB: 2 BB: 0 P: 13	R: 0 E: 0 K: 1 S: 10	H: 0 LOB: 0 BB: 0 P: 14	R: 3 E: 0 K: 1 S: 25	H: 3 LOB: 3 BB: 3 P: 45	R: 0 E: 0 K: 1 S: 11	H: 1 LOB: 2 BB: 1 P: 24	R: 0 E: 0 K: 0 S: 5	H: 0 LOB: 0 BB: 0 P: 7	R: 7 E: 0 K: 1 S: 25	H: 8 LOB: 1 BB: 0 P: 44	1B: 10 2B: 3 3B: 0 HR: 4	SF: 1 SAC: 0 DP: 0 HBP: 0	WP: 0 PB: 0 SB: 1 CS: 0	PA: 46
PITCHER Ben McDonald, R ERA: 4.24	IP: 5.2 WLS: L BF: 30 H: 8 R: 5 ER: 5 SO: 6 BB: 5 IBB: 0 HBP: 0 BLK: 0 WP: 0 HR: 0 S: 71 P: 121 ERA: 7.94 WHIP: 2.294															PITCHER	IP: 5.2 WLS: L BF: 30 H: 8 R: 5 ER: 5 SO: 6 BB: 5 IBB: 0 HBP: 0 BLK: 0 WP: 0 HR: 0 S: 71 P: 121 ERA: 7.94 WHIP: 2.294			
Mike Potts, L ERA: 8.22	IP: 6.1 WLS: L BF: 12 H: 7 R: 6 ER: 6 SO: 1 BB: 0 IBB: 0 HBP: 0 BLK: 1 WP: 0 HR: 3 S: 26 P: 45 ERA: 32.40 WHIP: 4.200															PITCHER	IP: 6.1 WLS: L BF: 12 H: 7 R: 6 ER: 6 SO: 1 BB: 0 IBB: 0 HBP: 0 BLK: 1 WP: 0 HR: 3 S: 26 P: 45 ERA: 32.40 WHIP: 4.200			
Ramon Garcia, R ERA: 4.5	IP: 8.1 WLS: L BF: 4 H: 2 R: 1 ER: 1 SO: 1 BB: 0 IBB: 0 HBP: 0 BLK: 0 WP: 0 HR: 1 S: 9 P: 15 ERA: 13.50 WHIP: 3.000															PITCHER	IP: 8.1 WLS: L BF: 4 H: 2 R: 1 ER: 1 SO: 1 BB: 0 IBB: 0 HBP: 0 BLK: 0 WP: 0 HR: 1 S: 9 P: 15 ERA: 13.50 WHIP: 3.000			

Batter	1	2	3	4	5	6	7	8	9	AB	R	H	RBI	BB	SO	LOB	TOP										
Tony Phillips, S (1, 7) OBP: 0.419, SLG: 0.429 Lyle Mouton, R (6, 7) OBP: 0.353, SLG: 0.450	1-2 CS HBP		4-1 BB		1-1 G6-3		1-1 G6-3		0-0 1B	1	0	0	0	1	0	0											
Darren Lewis, R (1, 8) OBP: 0.390, SLG: 0.416 Dave Martinez, L (9, PH) OBP: 0.404, SLG: 0.521 Chris Snopce, R (9, PR) OBP: 0.318, SLG: 0.550	2-1 HR		2-0 G6-4-3			4-1 1B BB	2-0 G6-3		3-2 1B	3	2	1	1	1	0	1											
Frank Thomas, R (1, 3) OBP: 0.444, SLG: 0.650	3-3 HR			0-0 2B		2-0 F9 1B 2B 1B		2-2 F8	3-3 K	5	1	2	0	0	2	2											
Harold Baines, L (1, 10) OBP: 0.407, SLG: 0.600	0-0 G6-3			1-0 F7		1-0 2B 1B		1-2 F8		4	0	1	1	0	0	1											
Robin Ventura, L (1, 5)		4-2 BB		4-2 BB		0-2 F9		2-2 1B		2	0	1	0	2	0	2											
Danny Tartabull, R (1, 9) OBP: 0.321, SLG: 0.347		2-3 K		0-1 P4		0-1 2B		1-0 G5-3		4	0	1	1	0	1	4											
Ron Karkovics, R (1, 2) OBP: 0.301, SLG: 0.323 Chad Kreuter, S (9, PH) OBP: 0.293, SLG: 0.306		2-2 F7		3-3 K		1-3 L5			0-1 F7	3	0	0	0	0	1	5											
Ray Durham, S (1, 4) OBP: 0.388, SLG: 0.494		1-2 P3			1-2 G4-3	1-0 F9			2-2 F9	4	0	0	0	0	0	3											
Ozzie Guillen, L (1, 6) OBP: 0.277, SLG: 0.329			0-1 L6		1-1 F7		0-1 G4-3		0-1 1B	4	1	1	0	0	0	0											
Inning Stats	R: 1 E: 0 K: 1 S: 8	H: 1 LOB: 0 BB: 0 P: 14	R: 0 E: 0 K: 1 S: 12	H: 0 LOB: 1 BB: 1 P: 21	R: 0 E: 0 K: 0 S: 4	H: 0 LOB: 0 BB: 1 P: 10	R: 0 E: 0 K: 1 S: 9	H: 1 LOB: 2 BB: 1 P: 17	R: 0 E: 0 K: 0 S: 10	H: 0 LOB: 0 BB: 0 P: 13	R: 2 E: 0 K: 0 S: 13	H: 3 LOB: 2 BB: 1 P: 23	R: 0 E: 0 K: 0 S: 5	H: 0 LOB: 1 BB: 0 P: 8	R: 0 E: 0 K: 0 S: 11	H: 1 LOB: 1 BB: 0 P: 17	R: 1 E: 0 K: 1 S: 19	H: 3 LOB: 2 BB: 0 P: 27	1B: 6 2B: 2 3B: 0 HR: 1	SF: 0 SAC: 0 DP: 1 HBP: 1	WP: 0 PB: 0 SB: 0 CS: 1	PA: 39					
PITCHER	IP	WLS	BF	H	R	ER	SO	BB	IBB	HBP	BLK	WP	HR	S	P	ERA	WHIP										
Marty Janzen, R (1, 1) ERA: 1.84	7.0	W	29	5	3	3	3	4	0	1	0	0	1	61	106	3.86	1.286										
Tim Crabtree, R (8, 1) ERA: 1.09	1.0		4	1	0	0	0	0	0	0	0	0	0	11	17	0.00	1.000										
Mike Timlin, R (9, 1) ERA: 4.41	1.0	S	6	3	1	1	1	0	0	0	0	0	0	19	27	9.00	3.000										

Chicago White Sox @ Toronto Blue Jays
SkyDome, Toronto, ON
Mon May 27 1996, 7:05 PM EDT
Att: 30,013 - Sunny - 64 F

AB 34
R 4
H 9
RBI 4
BB 4
SO 4
LOB 18



Batter	1	2	3	4	5	6	7	8	9	AB	R	H	RBI	BB	SO	LOB	BOTTOM										
Otis Nixon, S (1, 8) OBP: 0.386, SLG: 0.337	1-0 1B		4-1 BB 1B BB	2-0 F8		2-3 K				3	1	1	0	1	1	0											
Domingo Cadenas, S (1, 4) OBP: 0.331, SLG: 0.379	1-3 K		4-2 HBP 1B HR BB	0-0 3B		0-0 B5				3	1	1	0	1	1	1											
Carlos Delgado, L (1, 10) OBP: 0.380, SLG: 0.497	2-0 G6-4-3 1B		2-2 HBP 1B	0-1 F7		4-0 BB				3	1	2	1	1	0	1											
Joe Carter, R (1, 7) OBP: 0.353, SLG: 0.552	1-2 G6-4-3		2-1 HR HBP	2-3 K	2-3 K	1-1 F9				3	1	0	0	0	1	3											
Ed Sprague, R (1, 5) OBP: 0.371, SLG: 0.543		2-2 P5	2-3 K	1-0 G5-3		1-1 L5				4	0	0	0	0	1	4											
John Olerud, L (1, 3) OBP: 0.383, SLG: 0.484		4-2 BB	2-0 HR	1-2 2B		3-2 FC6-4 1B				3	1	3	4	1	0	0											
Shawn Green, L (1, 9) OBP: 0.295, SLG: 0.336		3-1 F8	1-1 HR 1B	2-3 K		0-0 B2				4	0	1	0	0	1	3											
Sandy Martinez, L (1, 2) OBP: 0.242, SLG: 0.272		3-1 G4-3	2-2 G4-3		0-0 F8	1-1 F7				4	0	0	0	0	0	3											
Alex Gonzalez, R (1, 6) OBP: 0.284, SLG: 0.402			1-2 F8	1-2 G3		0-0 F8		3-1 FC6-4		4	0	0	0	0	0	1											
Inning Stats	R: 0 E: 0 K: 1 S: 9	H: 2 LOB: 1 BB: 0 P: 14	R: 0 E: 0 K: 0 S: 11	H: 0 LOB: 1 BB: 1 P: 23	R: 5 E: 0 K: 1 S: 22	H: 3 LOB: 1 BB: 2 P: 43	R: 0 E: 0 K: 0 S: 7	H: 1 LOB: 0 BB: 0 P: 10	R: 0 E: 0 K: 2 S: 11	H: 1 LOB: 1 BB: 0 P: 17	R: 0 E: 0 K: 1 S: 6	H: 0 LOB: 0 BB: 0 P: 8	R: 0 E: 0 K: 0 S: 5	H: 0 LOB: 1 BB: 1 P: 11	R: 0 E: 0 K: 0 S: 8	H: 1 LOB: 1 BB: 0 P: 15	R: 0 E: 0 K: 0 S: 11	H: 1 LOB: 1 BB: 0 P: 15	1B: 5 2B: 1 3B: 1 HR: 1	SF: 0 SAC: 0 DP: 1 HBP: 1	WP: 0 PB: 0 SB: 0 CS: 0	PA: 36					
PITCHER	IP	WLS	BF	H	R	ER	SO	BB	IBB	HBP	BLK	WP	HR	S	P	ERA	WHIP										
Alex Fernandez, R (1, 1) ERA: 3.68	7.0	L	32	7	5	5	5	4	0	1	0	0	0	6	10	0.00	1.571										
Larry Thomas, L (8, 1) ERA: 3.95	0.2		3	1	0	0	0	0	0	0	0	0	0	6	10	0.00	1.500										
41 Bill Simas, R (8, 1) ERA: 3.96	0.1		1	0	0	0	0	0	0	0	0	0	0	2	5	0.00	0.000										

Chicago White Sox @ Toronto Blue Jays
SkyDome, Toronto, ON
Mon May 27 1996, 7:05 PM EDT
Att: 30,013 - Sunny - 64 F

AB 31
R 5
H 8
RBI 5
BB 4
SO 5
LOB 16



Batter	1	2	3	4	5	6	7	8	9	AB	R	H	RBI	BB	SO	LOB	TOP					
Tony Phillips, S OBP: 0.428, SLG: 0.449 (1, 7)										3	3	2	1	2	1	0						
Darren Lewis, R OBP: 0.401, SLG: 0.414 (1, 8)										3	1	1	0	3	1	2						
Frank Thomas, R OBP: 0.443, SLG: 0.641 (1, 3)										4	0	1	1	1	0	6						
Chris Snopce, R OBP: 0.298, SLG: 0.524 Robin Ventura, L OBP: 0.363, SLG: 0.500 (7, 5)										2	0	0	1	0	0	1						
Danny Tartabull, R OBP: 0.324, SLG: 0.351 (1, 9)										4	0	1	0	1	1	0						
Lyle Mouton, R OBP: 0.342, SLG: 0.422 (1, 10)										4	0	0	0	1	2	3						
Chad Kreuter, S OBP: 0.302, SLG: 0.288 (1, 2)										3	0	0	0	2	1	3						
Ray Durham, S OBP: 0.378, SLG: 0.479 (1, 4)										5	0	0	0	0	1	2						
Ozzie Guillen, L OBP: 0.287, SLG: 0.356 (1, 6)										5	2	3	1	0	0	1						
Inning Stats	R: 1 E: 0 K: 1 S: 11	H: 1 LOB: 2 BB: 2 P: 25	R: 0 E: 0 K: 2 S: 7	H: 0 LOB: 0 BB: 0 P: 11	R: 2 E: 0 K: 0 S: 13	H: 2 LOB: 2 BB: 3 P: 31	R: 1 E: 0 K: 1 S: 11	H: 2 LOB: 1 BB: 0 P: 17	R: 0 E: 0 K: 0 S: 9	H: 0 LOB: 0 BB: 0 P: 15	R: 0 E: 0 K: 0 S: 6	H: 0 LOB: 3 BB: 2 P: 15	R: 1 E: 0 K: 2 S: 13	H: 1 LOB: 1 BB: 1 P: 19	R: 3 E: 1 K: 0 S: 8	H: 3 LOB: 1 BB: 1 P: 20	R: 0 E: 0 K: 1 S: 9	H: 1 LOB: 2 BB: 1 P: 18	1B: 5 2B: 1 3B: 0 HR: 4	SF: 1 SAC: 0 DP: 2 HBP: 1	WP: 0 PB: 0 SB: 0 CS: 0	PA: 47
PITCHER	IP	WLS	BF	H	R	ER	SO	BB	IBB	HBP	BLK	WP	HR	S	P	ERA	WHIP					
Frank Viola, L ERA: 7.71 Jeff Ware, R ERA: 8.44 Tony Castillo, L ERA: 4.5	(1, 1)	5.2	L	28	5	4	4	4	5	1	1	0	0	2	55	108	6.35	1.765				
(6, 1)	2.0		11	3	3	3	2	3	0	0	0	0	1	19	39	13.50	3.000					
(8, 1)	1.1		8	2	1	1	1	1	0	0	0	0	1	13	24	6.75	2.250					

Chicago White Sox @ Toronto Blue Jays
SkyDome, Toronto, ON
Tue May 28 1996, 7:05 PM EDT
Att: 30,104 - Unknown - 66 F

AB 35
R 8
H 10
RBI 7
BB 10
SO 7
LOB 18



Batter	1	2	3	4	5	6	7	8	9	AB	R	H	RBI	BB	SO	LOB	BOTTOM					
Otis Nixon, S OBP: 0.382, SLG: 0.333 (1, 8)										5	1	1	0	0	0	2						
Domingo Cadeno, S OBP: 0.346, SLG: 0.389 (1, 4)										4	2	3	1	1	1	0						
Carlos Delgado, L OBP: 0.381, SLG: 0.500 (1, 10)										5	0	2	1	0	1	3						
Joe Carter, R OBP: 0.358, SLG: 0.553 (1, 7)										3	0	1	1	1	0	2						
Ed Sprague, R OBP: 0.363, SLG: 0.529 (1, 5)										5	0	0	0	0	3	6						
John Olerud, L OBP: 0.389, SLG: 0.488 (1, 3)										5	1	3	0	0	0	2						
Shawn Green, L OBP: 0.298, SLG: 0.351 Jacob Brumfield, R OBP: 0.300, SLG: 0.456 (7, 9)										2	1	1	1	0	1	1						
Sandy Martinez, L OBP: 0.243, SLG: 0.271 (1, 2)										4	0	1	1	0	1	1						
Alex Gonzalez, R OBP: 0.278, SLG: 0.393 (1, 6)										4	0	0	0	0	3	3						
Inning Stats	R: 0 E: 0 K: 2 S: 13	H: 1 LOB: 1 BB: 0 P: 22	R: 0 E: 0 K: 3 S: 13	H: 1 LOB: 0 BB: 0 P: 22	R: 0 E: 0 K: 0 S: 10	H: 1 LOB: 1 BB: 0 P: 13	R: 2 E: 0 K: 1 S: 8	H: 2 LOB: 0 BB: 0 P: 11	R: 0 E: 0 K: 2 S: 15	H: 1 LOB: 2 BB: 0 P: 22	R: 0 E: 0 K: 1 S: 13	H: 2 LOB: 1 BB: 0 P: 19	R: 1 E: 0 K: 0 S: 12	H: 2 LOB: 1 BB: 0 P: 16	R: 0 E: 0 K: 1 S: 7	H: 0 LOB: 0 BB: 0 P: 12	R: 2 E: 1 K: 1 S: 12	H: 3 LOB: 1 BB: 0 P: 17	1B: 9 2B: 2 3B: 1 HR: 0	SF: 0 SAC: 0 DP: 0 HBP: 1	WP: 0 PB: 0 SB: 1 CS: 0	PA: 42
PITCHER	IP	WLS	BF	H	R	ER	SO	BB	IBB	HBP	BLK	WP	HR	S	P	ERA	WHIP					
James Baldwin, R ERA: 3.93 Larry Thomas, L ERA: 3.95 41 Bill Simas, R ERA: 4.1 Matt Karchner, R ERA: 2.84 Brian Keyser, R ERA: 2.93	(1, 1)	5.0	W	23	5	2	2	8	2	0	1	1	1	1	2	3.60	1.400					
(6, 1)	0.0		1	1	0	0	0	0	0	0	0	0	0	1	2	∞	∞					
(6, 1)	1.1		7	3	1	1	1	0	0	0	0	0	0	18	24	6.75	2.250					
(7, 1)	1.2		5	0	0	0	1	0	0	0	0	0	0	13	21	0.00	0.000					
(9, 1)	0.0		3	3	2	2	0	0	0	0	0	0	0	6	7	∞	∞					
PITCHER	IP	WLS	BF	H	R	ER	SO	BB	IBB	HBP	BLK	WP	HR	S	P	ERA	WHIP					
Roberto Hernandez, R ERA: 0.36 (9, 1)	1.0	S	3	0	0	0	1	0	0	0	0	0	0	6	10	0.00	0.000					

Chicago White Sox @ Toronto Blue Jays
SkyDome, Toronto, ON
Tue May 28 1996, 7:05 PM EDT
Att: 30,104 - Unknown - 66 F

AB 39
R 5
H 12
RBI 5
BB 2
SO 11
LOB 21



Batter	1	2	3	4	5	6	7	8	9	AB	R	H	RBI	BB	SO	LOB	TOP										
Tony Phillips, S OBP: 0.420, SLG: 0.438 (1, 4)										5	0	0	0	0	4	2	Chicago White Sox @ Toronto Blue Jays SkyDome, Toronto, ON Wed May 29 1996, 7:05 PM EDT Att: 31,074 - Dome - 72 F livebaseballscorecards.com										
Dave Martinez, L OBP: 0.404, SLG: 0.525 (1, 7)										5	1	2	2	0	0	0											
Frank Thomas, R OBP: 0.443, SLG: 0.640 (1, 3)										5	0	2	1	0	1	0											
Robin Ventura, L OBP: 0.361, SLG: 0.492 (1, 5)										3	0	0	0	1	2	2											
Harold Baines, L OBP: 0.409, SLG: 0.595 (1, 10)										3	1	1	0	1	0	4											
Danny Tartabull, R OBP: 0.328, SLG: 0.375 (1, 9)										4	1	2	2	0	0	2											
Ron Karkovics, R OBP: 0.299, SLG: 0.315 (1, 2)										3	1	0	0	1	0	2											
Darren Lewis, R OBP: 0.404, SLG: 0.417 (1, 8)										4	1	2	0	0	0	0											
Chris Snopce, R OBP: 0.275, SLG: 0.478 (1, 6)										4	0	0	0	0	0	4											
Inning Stats	R: 0 E: 1 K: 1 S: 12	H: 0 LOB: 1 BB: 0 P: 21	R: 4 E: 0 K: 1 S: 25	H: 4 LOB: 3 BB: 3 P: 44	R: 0 E: 0 K: 0 S: 6	H: 2 LOB: 1 BB: 0 P: 12	R: 0 E: 0 K: 1 S: 8	H: 0 LOB: 0 BB: 0 P: 14	R: 0 E: 0 K: 0 S: 7	H: 0 LOB: 0 BB: 0 P: 12	R: 1 E: 0 K: 1 S: 12	H: 2 LOB: 1 BB: 0 P: 19	R: 0 E: 0 K: 0 S: 7	H: 0 LOB: 0 BB: 0 P: 11	R: 0 E: 0 K: 2 S: 9	H: 0 LOB: 0 BB: 0 P: 14	1B: 6 2B: 2 3B: 0 HR: 1	SF: 0 SAC: 0 DP: 1 HBP: 0	WP: 0 PB: 0 CS: 0	PA: 39							
PITCHER	IP	WLS	BF	H	R	ER	SO	BB	IBB	HBP	BLK	WP	HR	S	P	ERA	WHIP										
Erik Hanson, R ERA: 5.76 (1, 1)	6.0	W	28	7	4	4	4	3	0	0	0	0	1	67	115	6.00	1.667										
Tony Castillo, L ERA: 4.5 (7, 1)	2.0		8	2	1	1	1	0	0	0	0	0	0	19	30	4.50	1.000										
Mike Timlin, R ERA: 4.15 (9, 1)	1.0	S	3	0	0	0	2	0	0	0	0	0	0	9	14	0.00	0.000										

Batter	1	2	3	4	5	6	7	8	9	AB	R	H	RBI	BB	SO	LOB	BOTTOM										
Otis Nixon, S OBP: 0.379, SLG: 0.328 (1, 8)										3	0	0	0	1	0	3	Chicago White Sox @ Toronto Blue Jays SkyDome, Toronto, ON Wed May 29 1996, 7:05 PM EDT Att: 31,074 - Dome - 72 F livebaseballscorecards.com										
Alex Gonzalez, R OBP: 0.383, SLG: 0.407 (1, 6)										4	0	2	0	0	0	1											
Juan Samuel, R OBP: 0.265, SLG: 0.477 (1, 10)										4	1	1	1	0	2	2											
Joe Carter, R OBP: 0.356, SLG: 0.548 (1, 3) (4, 7)										4	1	1	0	0	1	1											
Ed Sprague, R OBP: 0.365, SLG: 0.533 Domingo Cedenos, S OBP: 0.346, SLG: 0.389 (8, PR) (9, 4)										4	2	2	0	0	0	1											
Jacob Brumfield, R OBP: 0.313, SLG: 0.505 John Olerud, L OBP: 0.390, SLG: 0.485 (1, 9) (4, 3)										2	2	2	3	0	0	0											
Charlie O'Brien, R OBP: 0.368, SLG: 0.511 (1, 2)										4	0	0	0	0	0	4											
Robert Perez, R OBP: 0.356, SLG: 0.405 (1, 7) (4, 9)										3	0	2	1	0	0	0											
Shawn Green, L OBP: 0.296, SLG: 0.349 (8, PH) (9, 9)										1	0	0	0	0	1	2											
Tomas Perez, S OBP: 0.250, SLG: 0.250 (1, 4) (9, 5)										4	0	1	0	0	1	3											
Inning Stats	R: 0 E: 0 K: 0 S: 6	H: 0 LOB: 0 BB: 1 P: 13	R: 2 E: 0 K: 1 S: 18	H: 4 LOB: 2 BB: 0 P: 23	R: 4 E: 1 K: 1 S: 17	H: 4 LOB: 1 BB: 0 P: 23	R: 0 E: 0 K: 1 S: 7	H: 1 LOB: 1 BB: 0 P: 13	R: 0 E: 0 K: 0 S: 6	H: 0 LOB: 0 BB: 0 P: 11	R: 0 E: 1 K: 0 S: 7	H: 0 LOB: 0 BB: 0 P: 7	R: 0 E: 0 K: 1 S: 8	H: 1 LOB: 2 BB: 1 P: 19	R: 0 E: 0 K: 1 S: 8	H: 1 LOB: 1 BB: 1 P: 19	1B: 5 2B: 4 3B: 0 HR: 2	SF: 0 SAC: 0 DP: 2 HBP: 0	WP: 1 PB: 0 CS: 0	PA: 36							
PITCHER	IP	WLS	BF	H	R	ER	SO	BB	IBB	HBP	BLK	WP	HR	S	P	ERA	WHIP										
Joe Magrane, L ERA: 4.91 (1, 1)	6.0	L	29	10	6	4	3	1	0	0	0	0	2	62	91	6.00	1.833										
41 Bill Simas, R ERA: 3.95 (7, 1)	1.0		3	1	0	0	1	0	0	0	0	0	0	10	14	0.00	1.000										
Larry Thomas, L ERA: 3.86 (8, 1)	0.0		1	0	0	0	0	1	0	0	0	0	0	0	4	∞	∞										
Matt Karchner, R ERA: 2.76 (8, 1)	1.0		3	0	0	0	1	0	0	0	0	0	0	5	10	0.00	0.000										

Batter	1	2	3	4	5	6	7	8	9	AB	R	H	RBI	BB	SO	LOB	TOP							
Chad Curtis, R OBP: 0.338, SLG: 0.345 (1, 7)	3-2 SH5-3 2B		0-2 G6-3			1-1 G4-3		0-2 F9		4	0	1	0	0	0	1	<p>Detroit Tigers @ Chicago White Sox</p> <p>Comiskey Park, Chicago, IL</p> <p>Thu May 30 1996, 8:05 PM EDT</p> <p>Att: 17,339 - Unknown - 63 F</p>							
Alan Trammell, R OBP: 0.314, SLG: 0.303 (1, 6) (7, 4)	0-0 SH5-3 2-3		2-2 G6-3			1-1 F8		3-2 F9		3	0	0	0	0	0	1								
Cecil Fielder, R OBP: 0.332, SLG: 0.503 (1, 3)	4-2 BB			2-1 G5-3					2-1 HR	3	2	2	2	1	0	0								
Travis Fryman, R OBP: 0.338, SLG: 0.500 (1, 5)	3-3 K			1-2 F9					2-3 K	4	0	0	0	0	3	2								
Melvin Nieves, S OBP: 0.347, SLG: 0.513 (1, 9)	1-3 K			1-2 G4-3					0-3 K	4	0	0	0	0	2	2								
Eddie Williams, R OBP: 0.302, SLG: 0.366 (1, 10)		3-3 K			2-0 F9				2-1 1B	4	0	1	0	0	1	0								
Mark Lewis, R OBP: 0.330, SLG: 0.485 Chris Gomez, R OBP: 0.323, SLG: 0.250 (1, 4) (7, 6)	0-1 P4				2-3 K				0-2 G4-3	3	0	0	0	0	1	0								
John Flaherty, R OBP: 0.278, SLG: 0.376 (1, 2)	2-0 F9				3-2 1B				2-2 FC3-6 1B	3	0	2	0	0	0	0								
Kimera Batee, R OBP: 0.206, SLG: 0.182 Duane Singleton, L OBP: 0.191, SLG: 0.178 (1, 8) (8, PH) (8, 8)			1-0 F8		3-3 K				2-1 FC3-6 1-2	2	0	0	0	0	1	1								
										1	0	0	0	0	0	1								
Inning Stats	R: 0 E: 0 K: 2 S: 13	H: 1 LOB: 2 BB: 1 P: 24	R: 0 E: 0 K: 1 S: 7	H: 0 LOB: 0 BB: 0 P: 12	R: 0 E: 0 K: 0 S: 7	H: 0 LOB: 0 BB: 0 P: 10	R: 0 E: 0 K: 0 S: 8	H: 0 LOB: 0 BB: 0 P: 12	R: 0 E: 0 K: 1 S: 13	H: 1 LOB: 1 BB: 0 P: 23	R: 1 E: 0 K: 1 S: 13	H: 1 LOB: 0 BB: 0 P: 19	R: 0 E: 0 K: 0 S: 10	H: 0 LOB: 0 BB: 0 P: 17	R: 0 E: 0 K: 0 S: 11	H: 1 LOB: 1 BB: 0 P: 18	R: 1 E: 0 K: 2 S: 15	H: 2 LOB: 1 BB: 0 P: 21	1B: 3 2B: 1 3B: 0 HR: 2	SF: 0 SAC: 1 DP: 0 HBP: 0	WP: 0 PB: 0 CS: 0	PA: 34		
PITCHER	IP WLS BF H R ER SO BB IBB HBP BLK WP HR S P ERA WHIP	7.0 W 25 3 1 1 6 1 0 0 0 0 1 71 117 1.29 0.571	2.0 9 3 1 1 2 0 0 0 0 0 1 26 39 4.50 1.500											IP WLS BF H R ER SO BB IBB HBP BLK WP HR S P ERA WHIP										

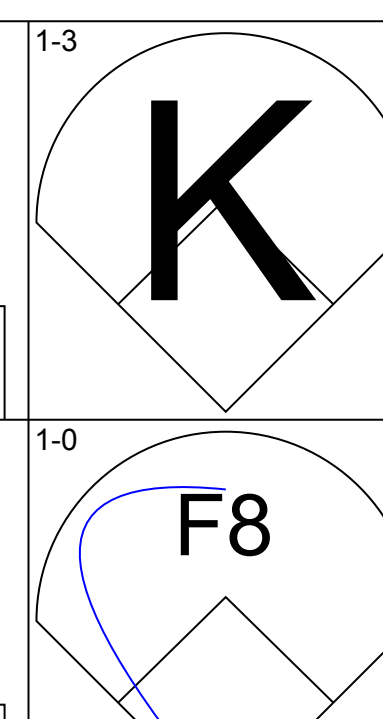
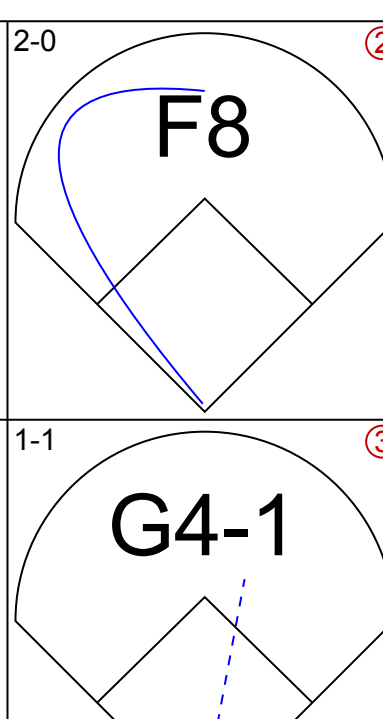
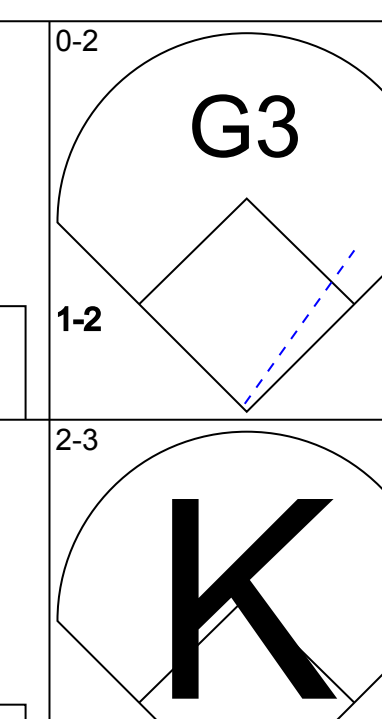
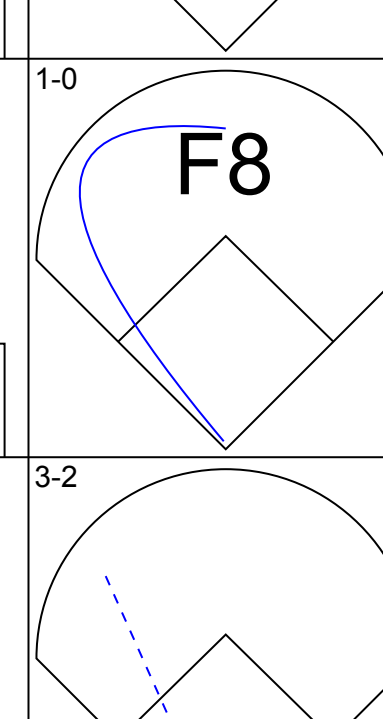
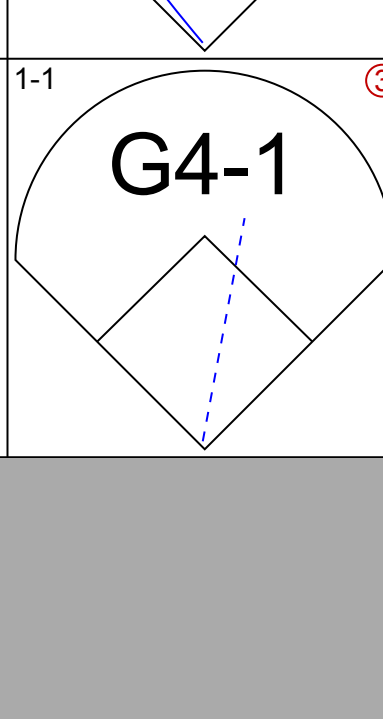
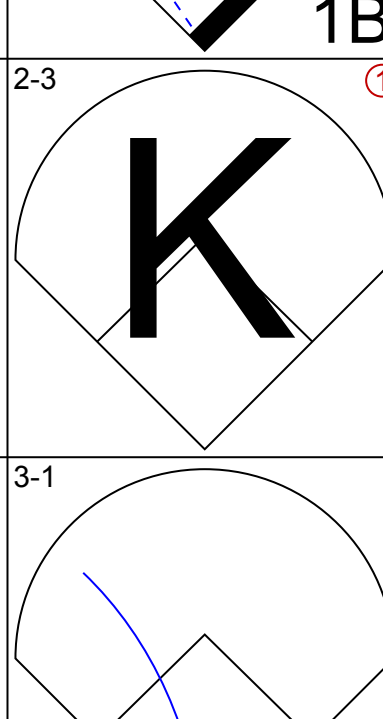
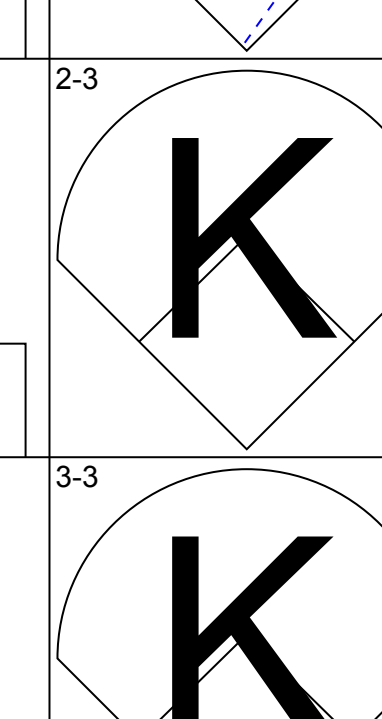
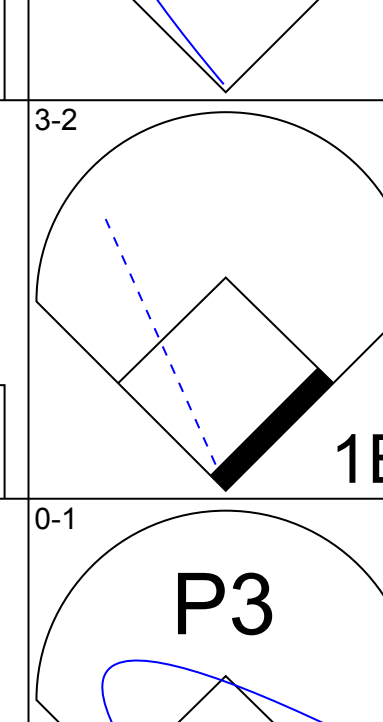
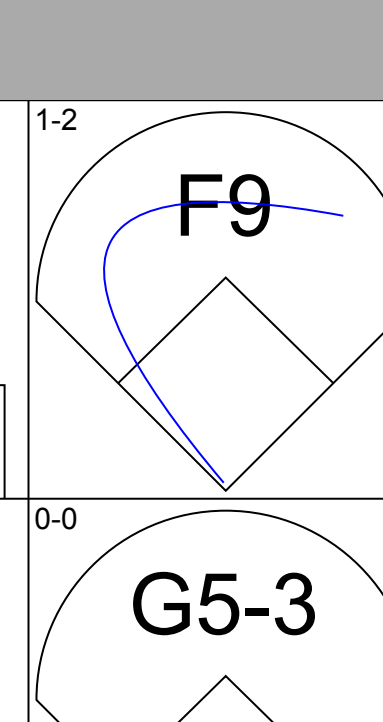
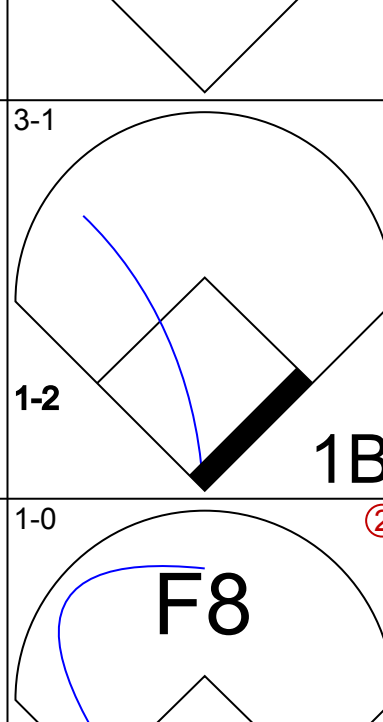
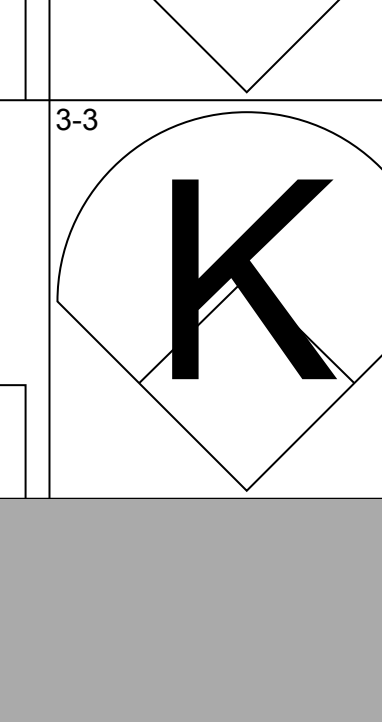
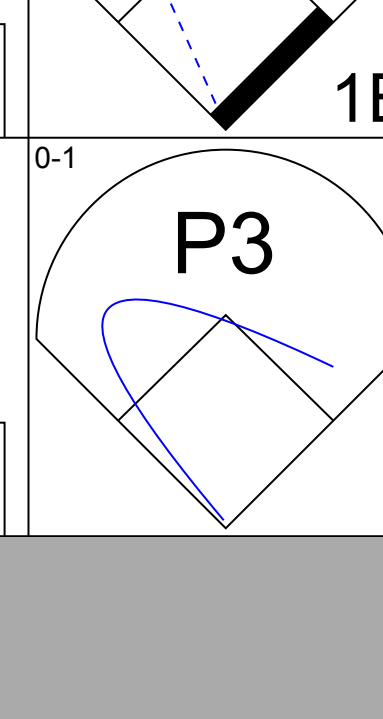
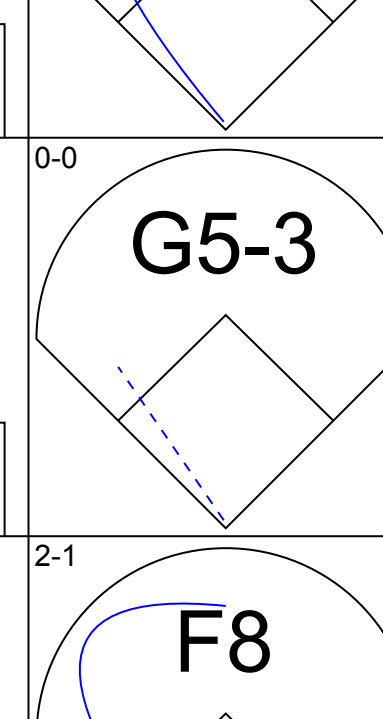
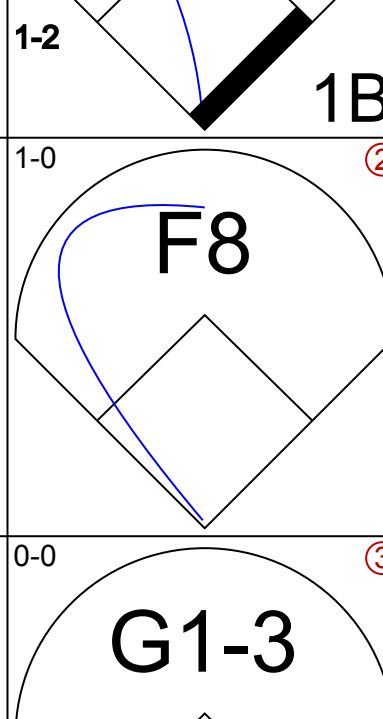
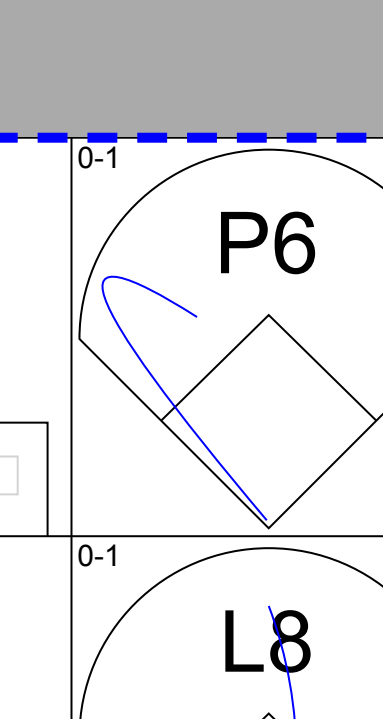
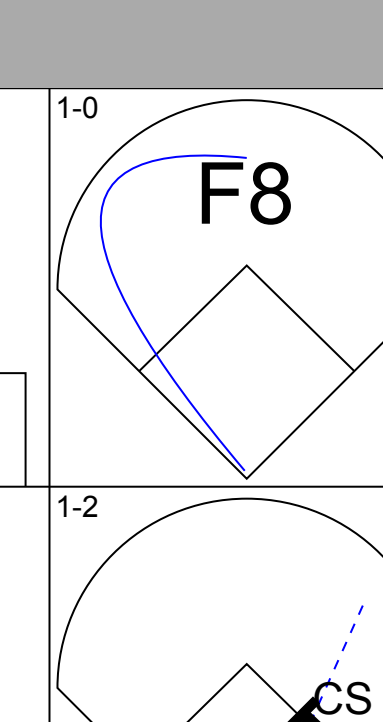
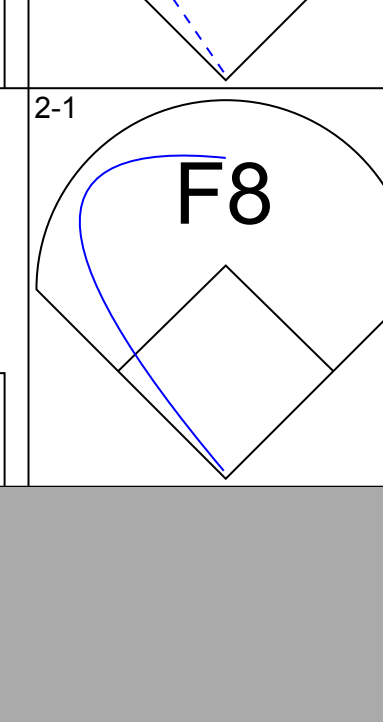
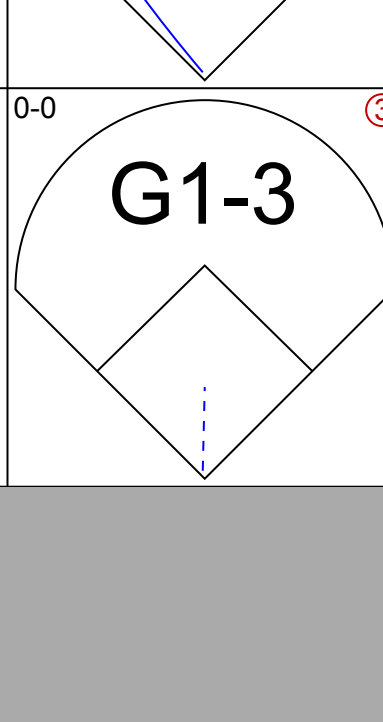
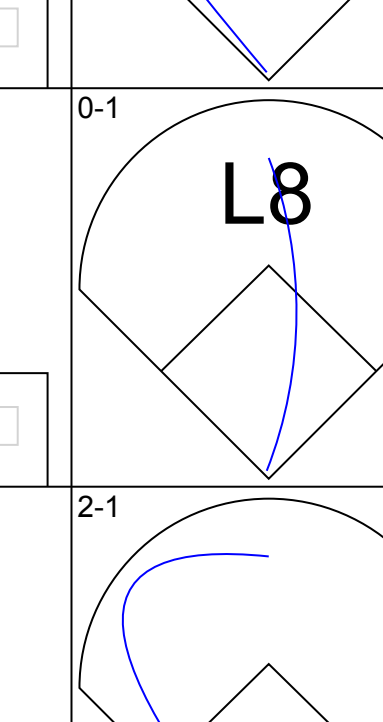
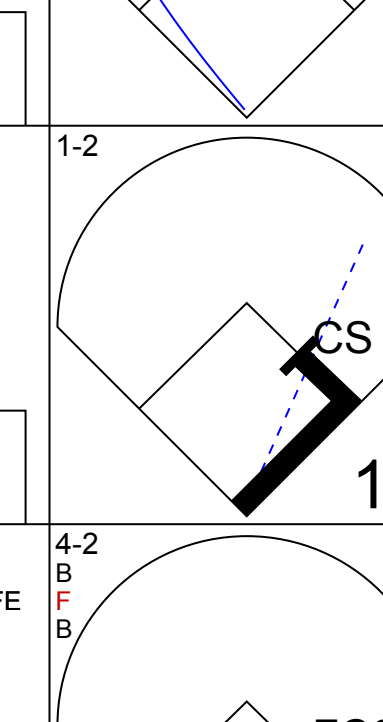
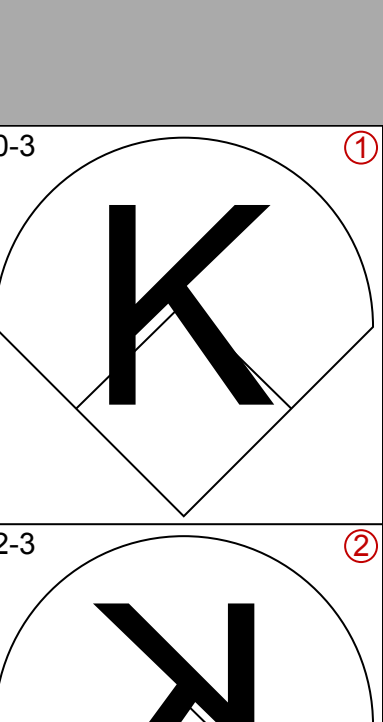
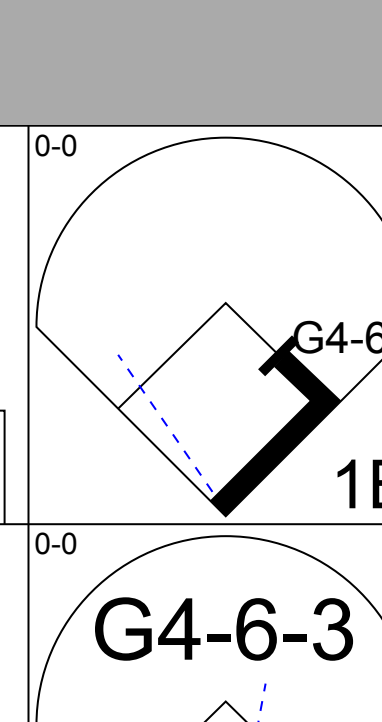
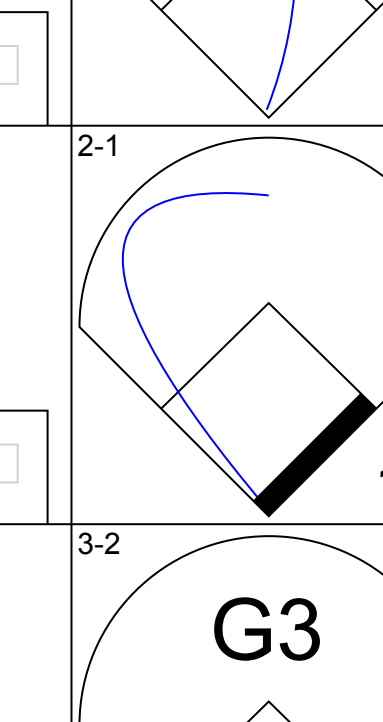
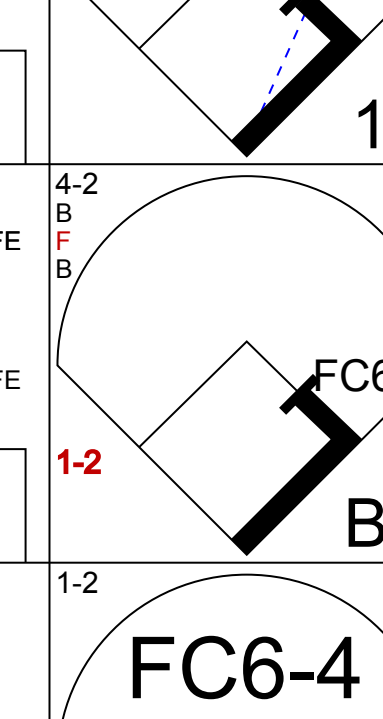
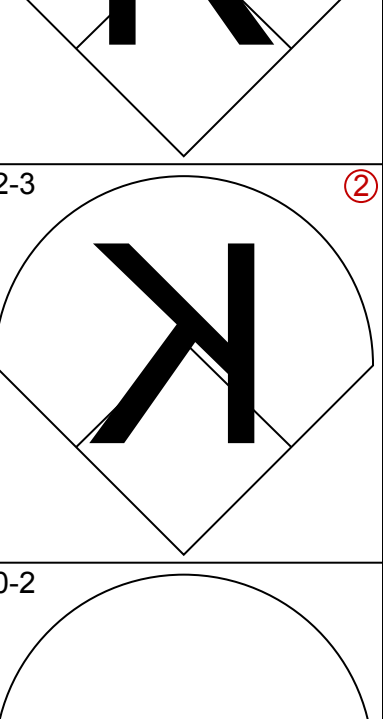
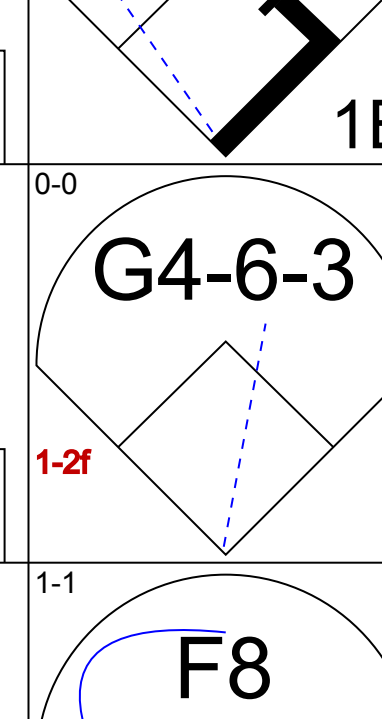
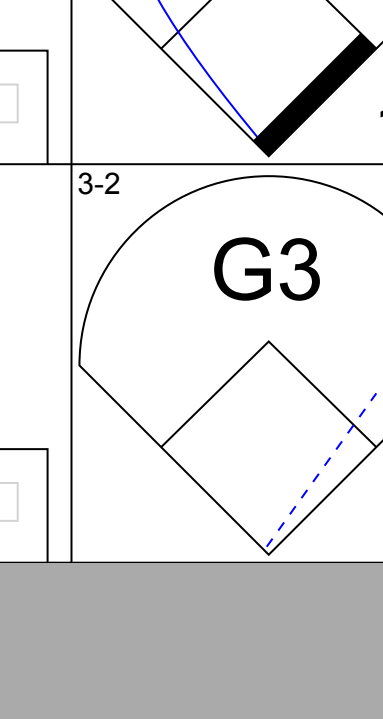
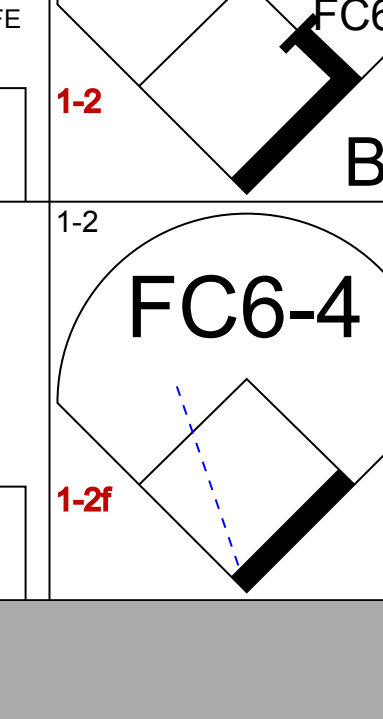
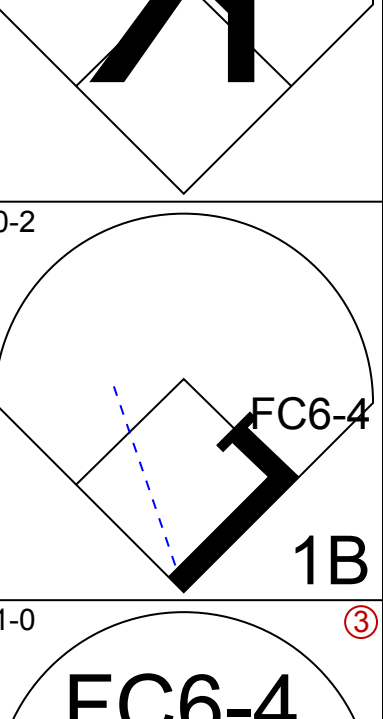
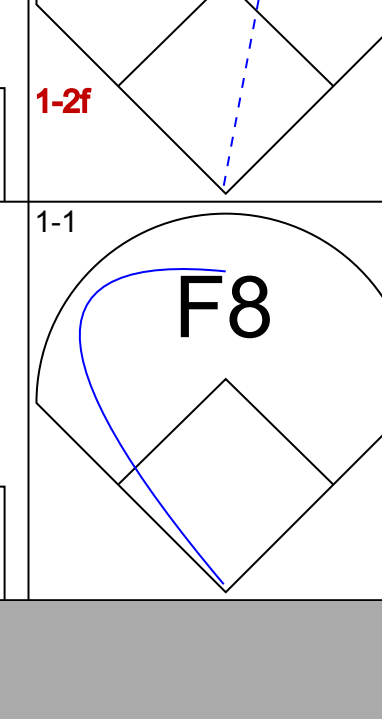
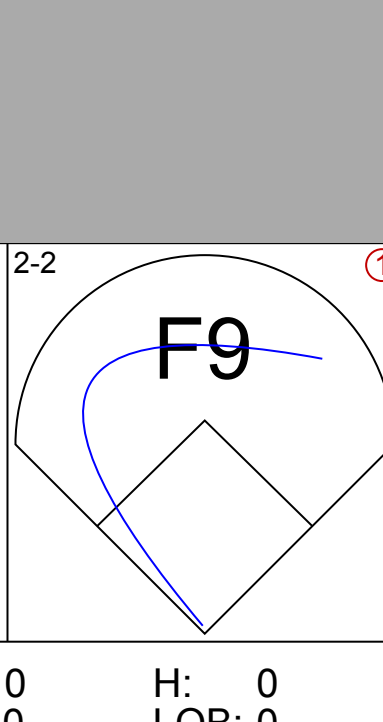
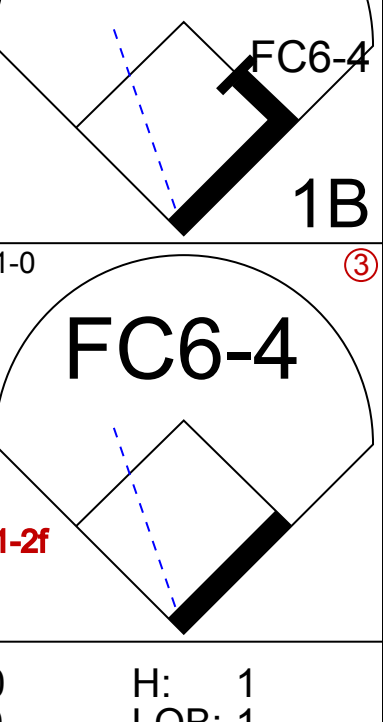
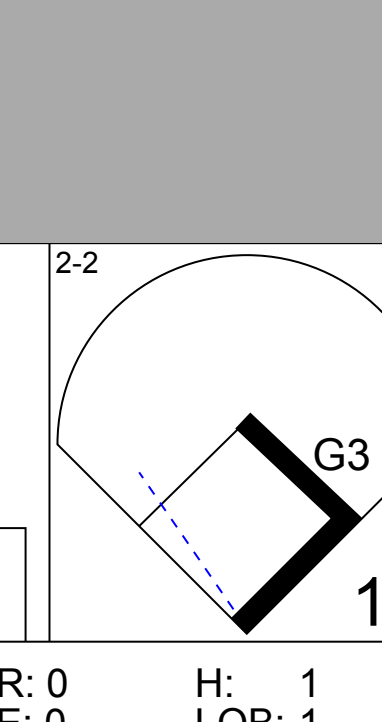
AB	32
R	2
H	6
RBI	2
BB	1
SO	8
LOB	9

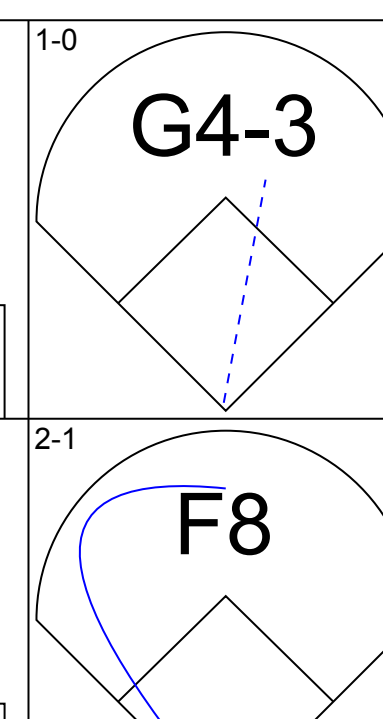
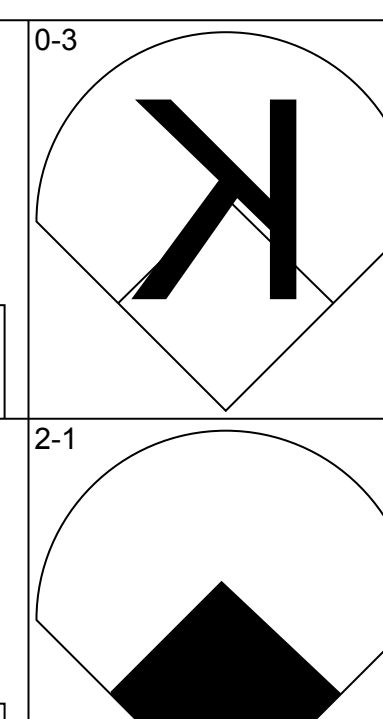
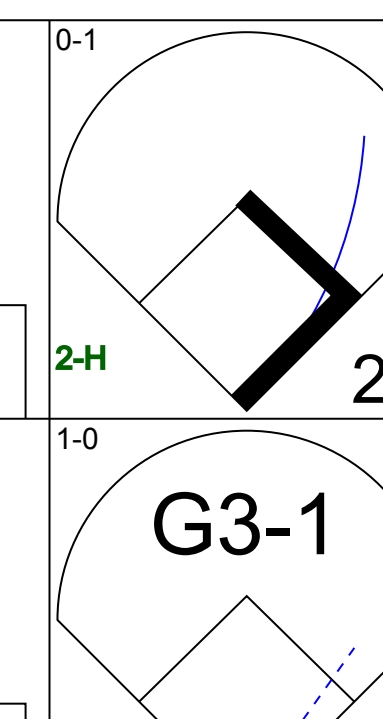
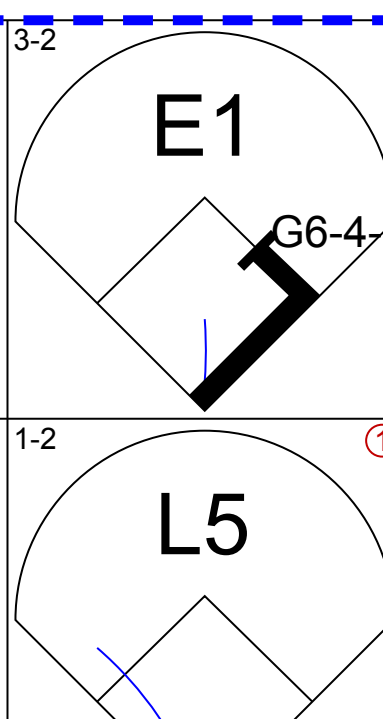
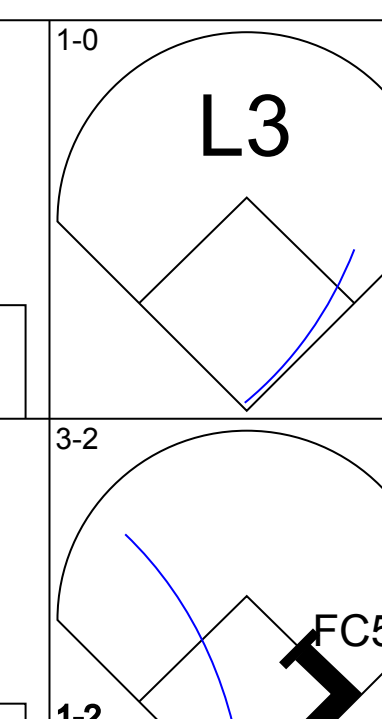
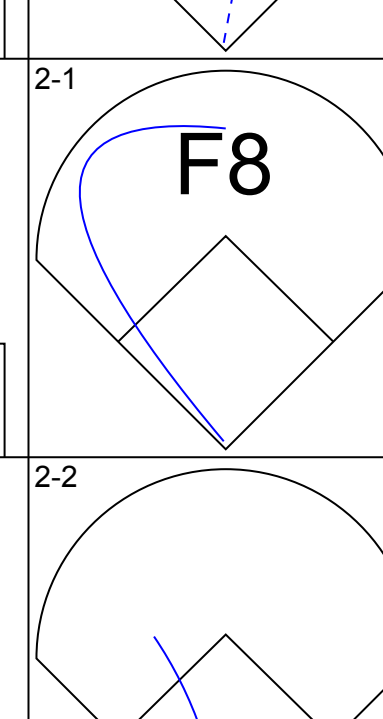
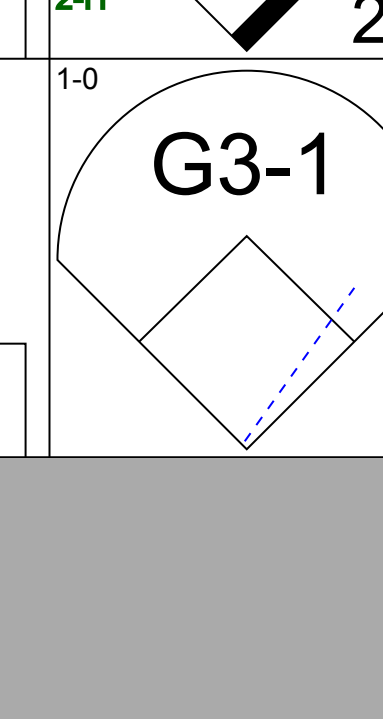
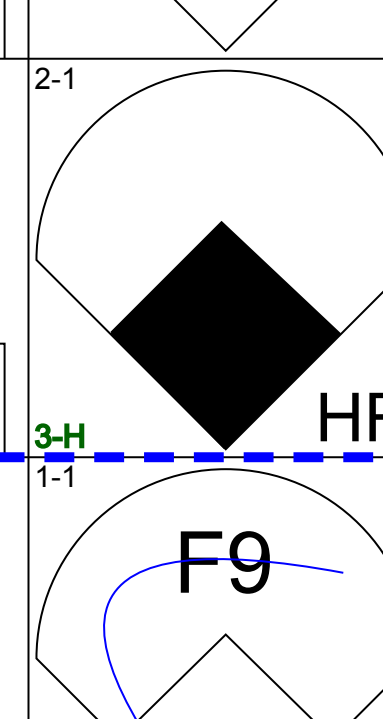
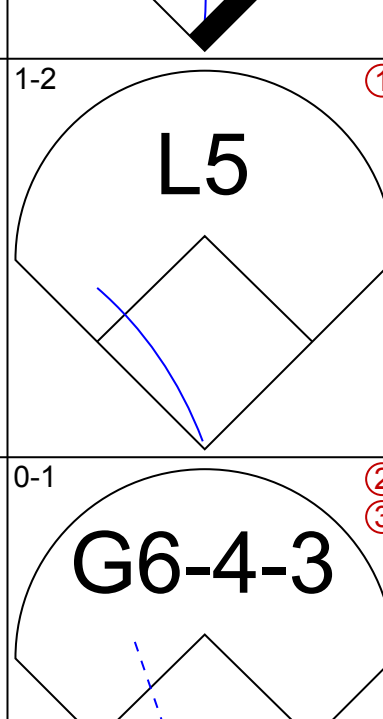
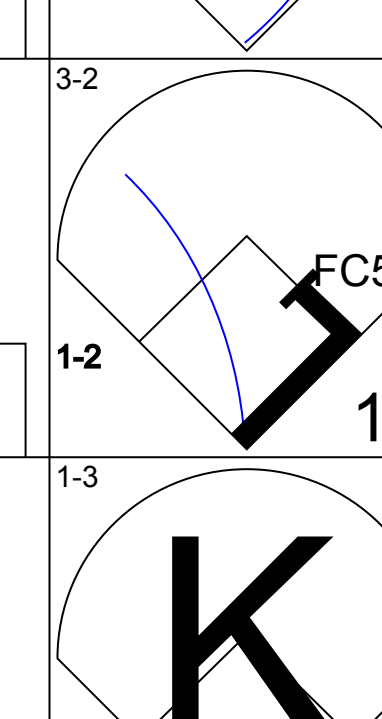

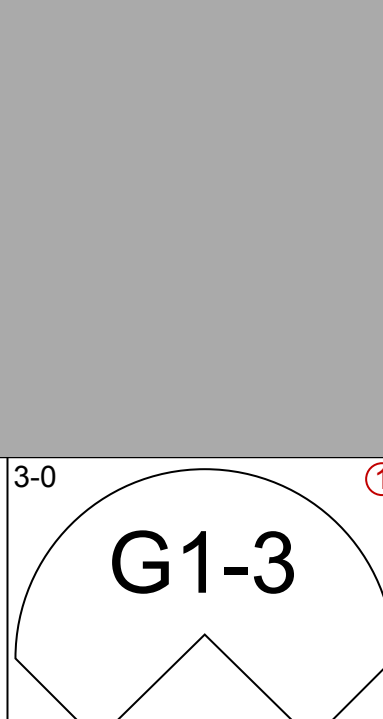
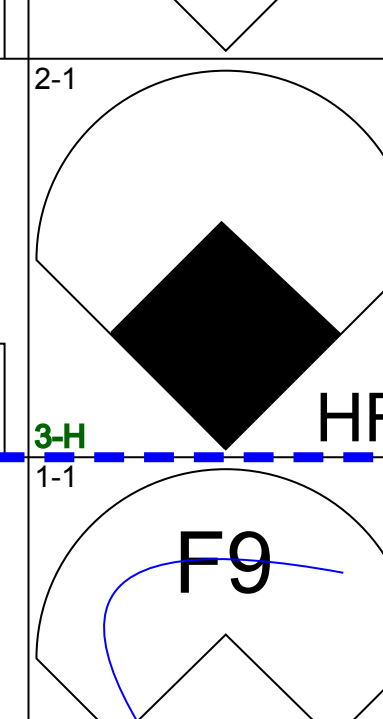
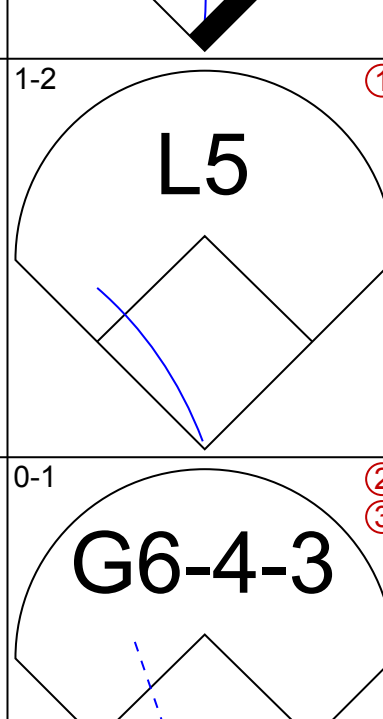
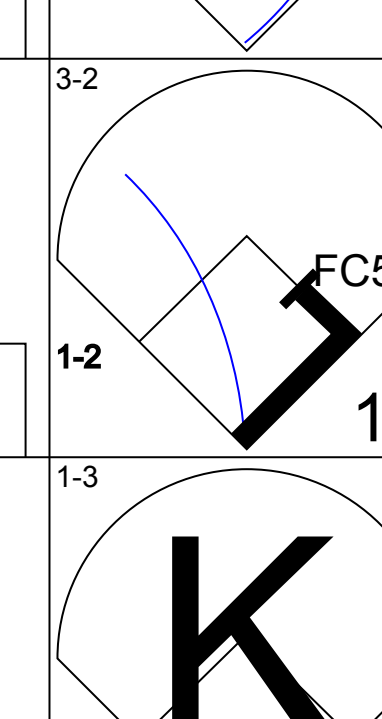

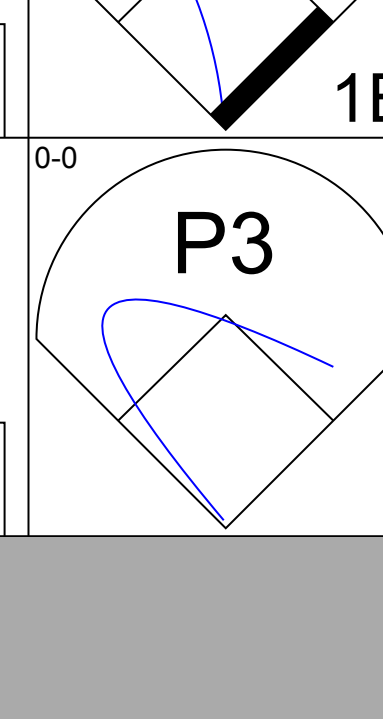
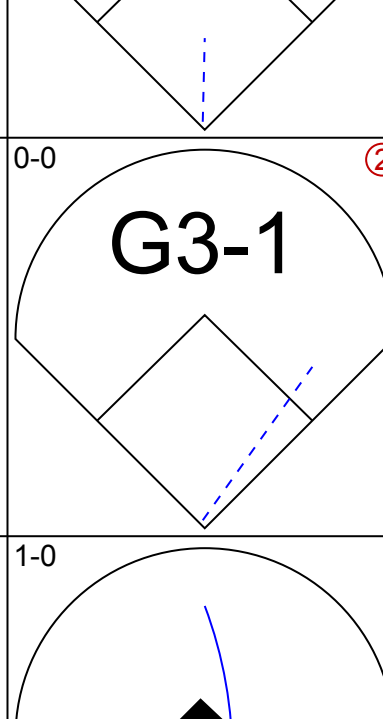
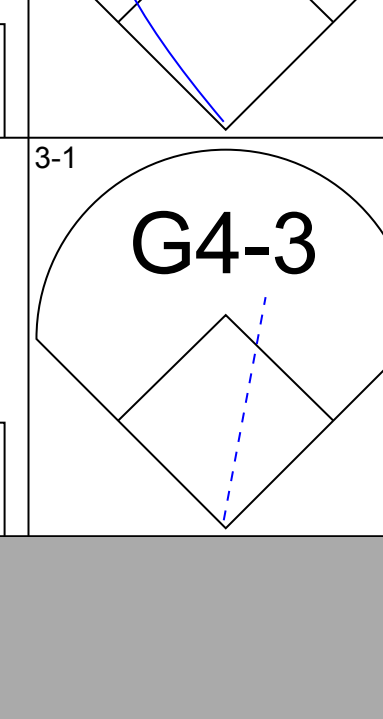
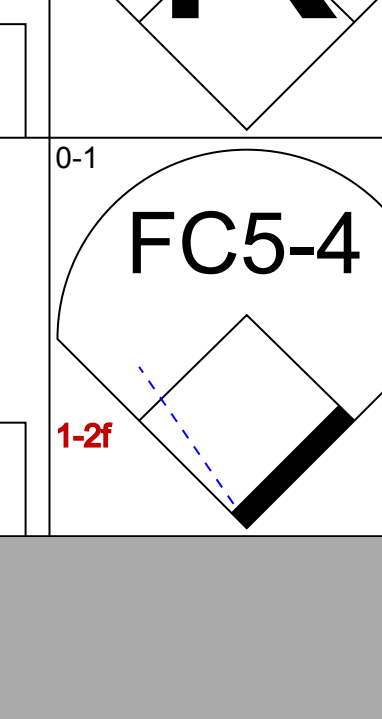
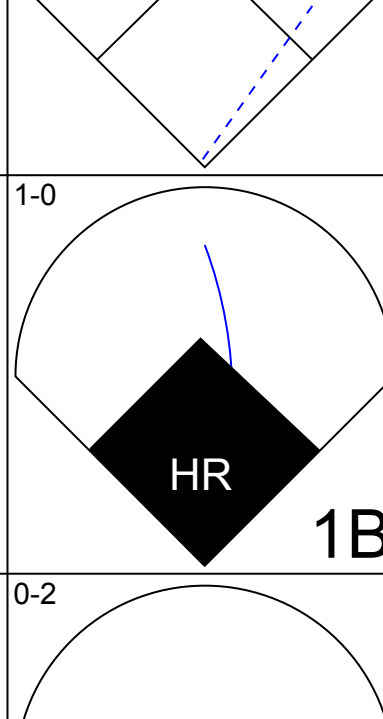

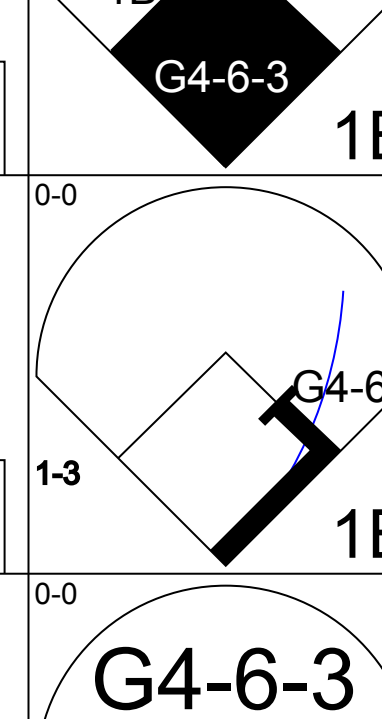

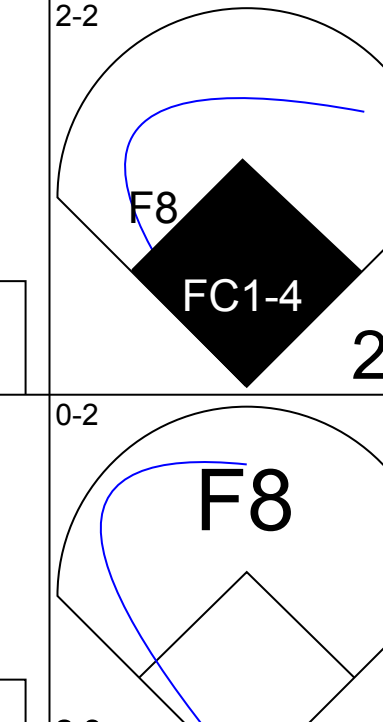

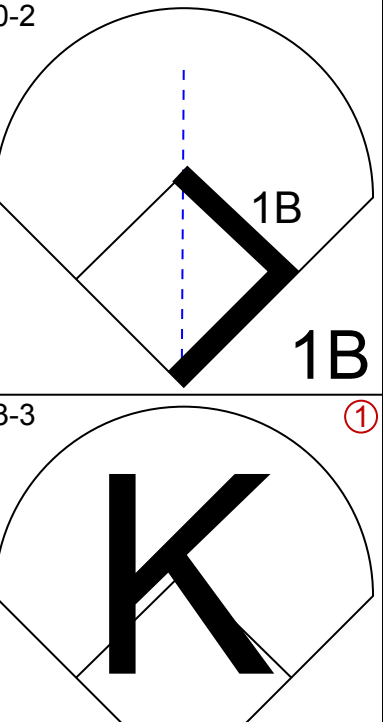
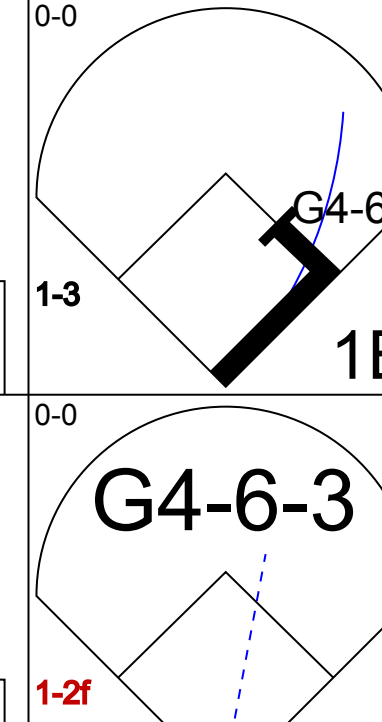
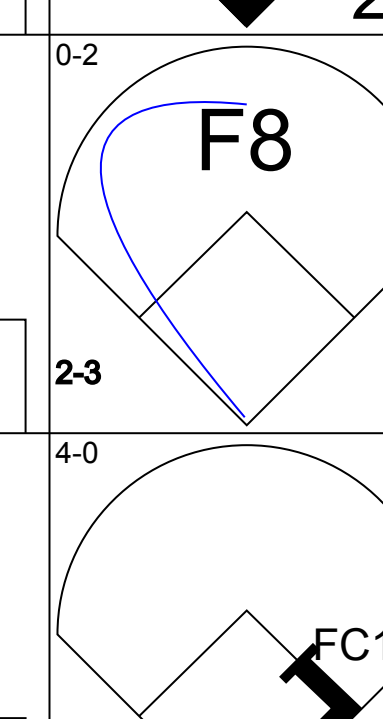

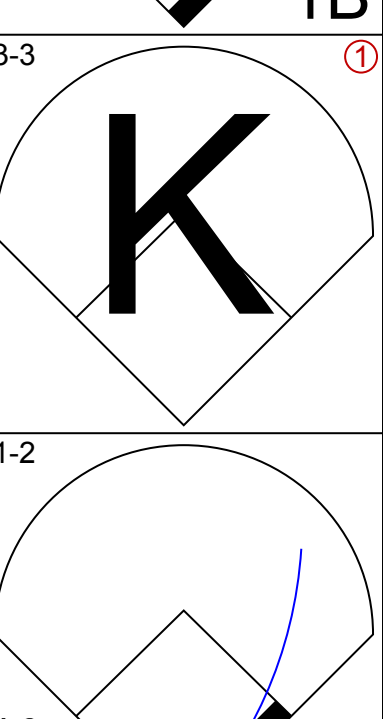
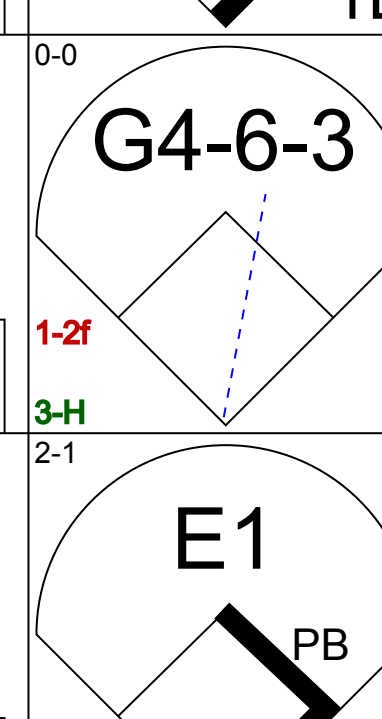
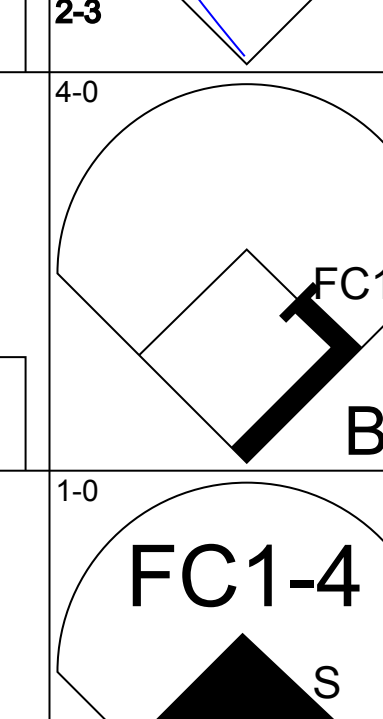
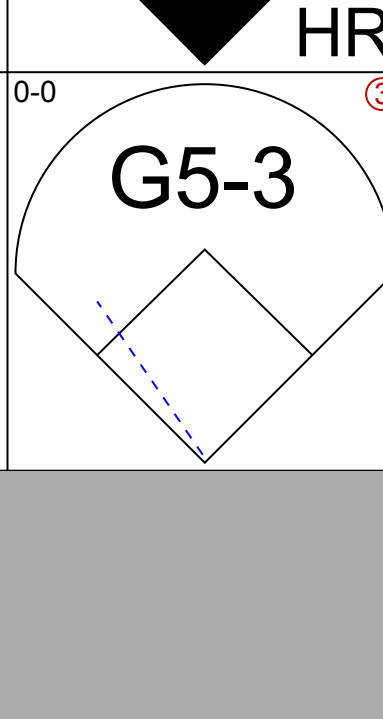
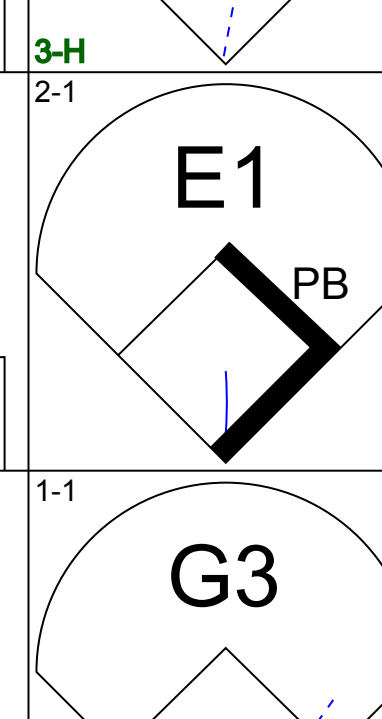

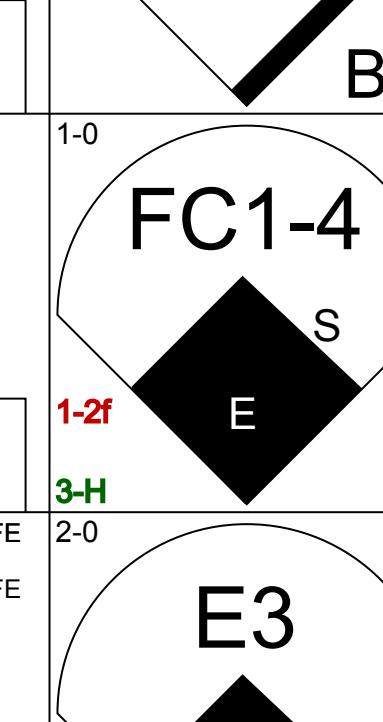
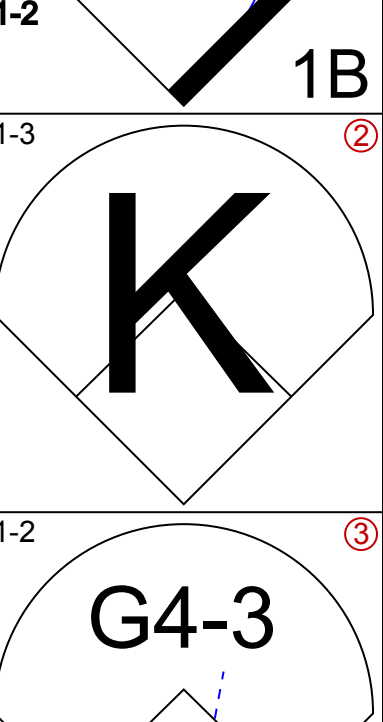
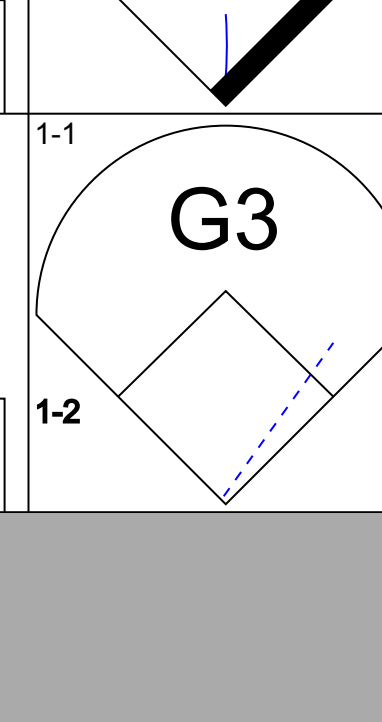
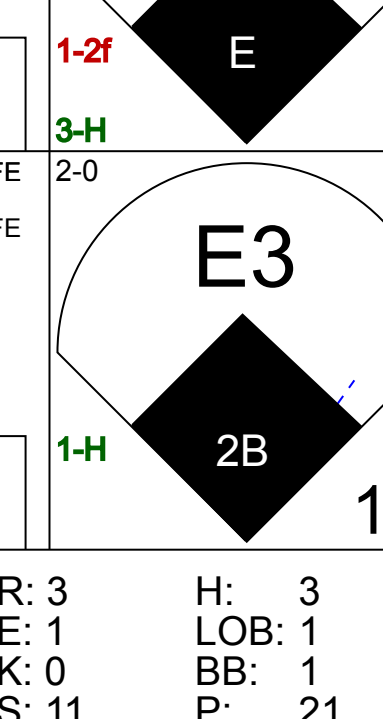
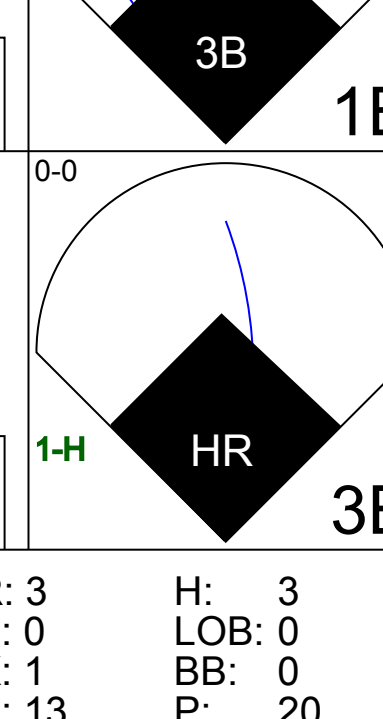
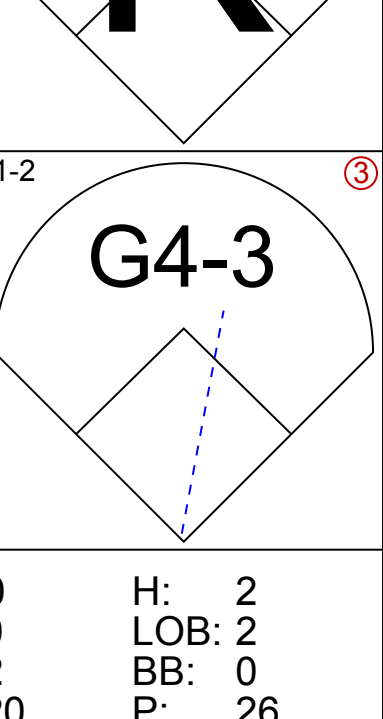


Batter	1	2	3	4	5	6	7	8	9	AB	R	H	RBI	BB	SO	LOB	BOTTOM							
Tony Phillips, S OBP: 0.426, SLG: 0.438 Lyle Mouton, R OBP: 0.338, SLG: 0.415 (1, 7) (7, PH) (8, 7)	4-2 FC4-6 BB		1-1 G4-3		4-2 FC1 2B	0-0 FC1 1B	1-3 K			2	2	1	1	2	0	0	<p>Detroit Tigers @ Chicago White Sox</p> <p>Comiskey Park, Chicago, IL</p> <p>Thu May 30 1996, 8:05 PM EDT</p> <p>Att: 17,339 - Unknown - 63 F</p>							
Darren Lewis, R OBP: 0.397, SLG: 0.408 (1, 8)	0-1 FC4-6 2B		1-2 G6-4-3 1B		0-0 FC1 2B	0-1 E1 1B		3-1 L8	5	2	1	0	0	0	3									
Frank Thomas, R OBP: 0.446, SLG: 0.642 (1, 3)	1-1 L9		0-1 G6-4-3		2-0 SF8 2B	0-0 1B BB		4-0 G1-6-3 BB	4	0	2	2	1	0	2									
Harold Baines, L OBP: 0.414, SLG: 0.596 (1, 10)	1-0 1-H 2B			3-2 F8	4-0 IBB	4-1 1B BB		1-0 G1-6-3	3	0	1	0	2	0	1									
Robin Ventura, L OBP: 0.363, SLG: 0.495 (1, 5)		0-1 F8		3-2 1B FC5-4 1B	3-0 SF8	2-1 1B BB		1-2 1B	3	1	2	2	0	0	0									
Danny Tartabull, R OBP: 0.331, SLG: 0.374 (1, 9)	4-1 FC3-6 BB			0-1 FC5-4 1B	0-1 G6-3	3-1 P6			3	0	1	0	1	0	5									
Ron Karkovics, R OBP: 0.298, SLG: 0.313 (1, 2)	2-0 FC3-6 WP			0-2 FC5-4 FC4-6					4	1	1	1	0	0	5									
Ray Durham, S OBP: 0.380, SLG: 0.473 (1, 4)	4-2 BB			0-2 FC4-6					2	1	0	0	2	1	1									
Ozzie Guillen, L OBP: 0.286, SLG: 0.365 (1, 6)	3-2 G4-3				0-0 F8	2-1 1B 3B		0-0 G6-3	4	1	1	2	0	0	2									
Inning Stats	R: 0 E: 0 K: 0 S: 7	H: 1 LOB: 2 BB: 1 P: 13	R: 0 E: 0 K: 0 S: 10	H: 0 LOB: 2 BB: 2 P: 23	R: 0 E: 0 K: 0 S: 7	H: 1 LOB: 0 BB: 0 P: 9	R: 1 E: 0 K: 0 S: 16	H: 2 LOB: 1 BB: 0 P: 22	R: 2 E: 0 K: 0 S: 8	H: 1 LOB: 2 BB: 2 P: 24	R: 5 E: 1 K: 0 S: 17	H: 5 LOB: 2 BB: 2 P: 36	R: 0 E: 0 K: 2 S: 8	H: 0 LOB: 0 BB: 0 P: 10	R: 0 E: 0 K: 0 S: 3	H: 0 LOB: 0 BB: 1 P: 11	1B: 7 2B: 2 3B: 1 HR: 0	SF: 1 SAC: 0 DP: 3 HBP: 0	WP: 1 PB: 0 CS: 0	PA: 40				
PITCHER	IP WLS BF H R ER SO BB IBB HBP BLK WP HR S P ERA WHIP	5.0 L 24 5 3 5 4 0 1 0 0 0 0 9 17 ∞ ∞	3.0 11 2 0 0 2 2 0 0 0 0 0 19 40 0.00 1.333											IP WLS BF H R ER SO BB IBB HBP BLK WP HR S P ERA WHIP										

AB	31
R	8
H	10
RBI	8
BB	8
SO	2
LOB	19



Batter	1	2	3	4	5	6	7	8	9	AB	R	H	RBI	BB	SO	LOB	TOP					
Chad Curtis, R OBP: 0.336, SLG: 0.343 (1, 7)										4	0	1	0	0	1	1	Detroit Tigers @ Chicago White Sox Comiskey Park, Chicago, IL Fri May 31 1996, 8:05 PM EDT Att: 16,983 - Unknown - 68 F					
Duane Singleton, L OBP: 0.176, SLG: 0.163 (1, 8)										4	0	0	0	0	2	2						
Cecil Fielder, R OBP: 0.335, SLG: 0.503 (1, 3)										4	0	2	0	0	1	1						
Travis Fryman, R OBP: 0.332, SLG: 0.490 (1, 5)										4	0	0	0	0	0	3						
Melvin Nieves, S OBP: 0.339, SLG: 0.500 (1, 9)										4	0	0	0	0	0	2						
Curtis Pride, L OBP: 0.353, SLG: 0.500 (1, 10)										4	0	3	0	0	1	0						
Raul Casanova, S OBP: 0.167, SLG: 0.227 (1, 2)										3	0	0	0	1	1	2						
Alan Trammell, R OBP: 0.314, SLG: 0.304 (1, 4)										3	0	1	0	0	0	1						
Chris Gomez, R OBP: 0.323, SLG: 0.253 (1, 6)										3	0	1	0	0	0	1						
Inning Stats	R: 0 E: 0 K: 1 S: 9	H: 1 LOB: 1 BB: 0 P: 14	R: 0 E: 0 K: 0 S: 15	H: 1 LOB: 1 BB: 1 P: 22	R: 0 E: 0 K: 0 S: 6	H: 0 LOB: 0 BB: 0 P: 11	R: 0 E: 0 K: 0 S: 7	H: 0 LOB: 0 BB: 0 P: 10	R: 0 E: 0 K: 2 S: 10	H: 1 LOB: 1 BB: 0 P: 13	R: 0 E: 0 K: 1 S: 9	H: 2 LOB: 2 BB: 0 P: 15	R: 0 E: 0 K: 0 S: 4	H: 1 LOB: 0 BB: 0 P: 5	R: 0 E: 0 K: 2 S: 18	H: 1 LOB: 1 BB: 0 P: 25	R: 0 E: 0 K: 0 S: 9	H: 1 LOB: 1 BB: 0 P: 14	1B: 8 2B: 0 3B: 0 HR: 0	SF: 0 SAC: 0 DP: 1 HBP: 0	WP: 0 PB: 0 SB: 0 CS: 1	PA: 34
PITCHER	IP	WLS	BF	H	R	ER	SO	BB	IBB	HBP	BLK	WP	HR	S	P	ERA	WHIP					
Kevin Tapani, R ERA: 2.88 (1, 1)	8.0	W	30	7	0	0	6	1	0	0	0	0	0	78	115	0.00	1.000					
Brian Keyser, R ERA: 2.64 (9, 1)	1.0		4	1	0	0	0	0	0	0	0	0	0	9	14	0.00	1.000					

Batter	1	2	3	4	5	6	7	8	9	AB	R	H	RBI	BB	SO	LOB	BOTTOM					
Tony Phillips, S OBP: 0.424, SLG: 0.442 (1, 4)										3	0	1	1	0	1	1	Detroit Tigers @ Chicago White Sox Comiskey Park, Chicago, IL Fri May 31 1996, 8:05 PM EDT Att: 16,983 - Unknown - 68 F					
Jose Munoz, S OBP: 0.355, SLG: 0.259 (6, FH) (7, 4)										2	0	0	0	0	0	1						
Dave Martinez, L OBP: 0.404, SLG: 0.548 (1, 7)										5	1	2	2	0	0	2						
Frank Thomas, R OBP: 0.443, SLG: 0.635 (6, FH) (9, 3)										4	0	1	0	0	0	1						
Chad Kreuter, S OBP: 0.297, SLG: 0.283 (9, 3)										1	0	0	0	0	1	2						
Harold Baines, L OBP: 0.411, SLG: 0.588 (1, 10)										4	0	1	0	0	0	1						
Lyle Mouton, R OBP: 0.333, SLG: 0.409 (7, PR)										1	1	0	0	0	0	2						
Robin Ventura, L OBP: 0.375, SLG: 0.511 (1, 5)										4	2	4	0	0	0	0						
Danny Tartabull, R OBP: 0.330, SLG: 0.390 (1, 9)										4	1	1	2	0	1	3						
Ron Karkovics, R OBP: 0.303, SLG: 0.314 (1, 2)										3	0	1	0	1	0	1						
Darren Lewis, R OBP: 0.394, SLG: 0.403 (1, 8)										4	2	1	1	0	1	4						
Ozzie Guillen, L OBP: 0.296, SLG: 0.386 (1, 6)										4	2	3	1	0	0	2						
Inning Stats	R: 0 E: 0 K: 0 S: 7	H: 1 LOB: 1 BB: 0 P: 12	R: 3 E: 1 K: 0 S: 11	H: 3 LOB: 1 BB: 1 P: 21	R: 2 E: 0 K: 0 S: 7	H: 2 LOB: 0 BB: 0 P: 11	R: 3 E: 0 K: 1 S: 13	H: 3 LOB: 0 BB: 0 P: 20	R: 0 E: 0 K: 2 S: 20	H: 2 LOB: 2 BB: 0 P: 26	R: 0 E: 1 K: 0 S: 9	H: 0 LOB: 0 BB: 0 P: 13	R: 1 E: 1 K: 0 S: 7	H: 2 LOB: 2 BB: 0 P: 10	R: 0 E: 0 K: 1 S: 11	H: 2 LOB: 2 BB: 0 P: 16	R: 0 E: 0 K: 0 S: 9	H: 1 LOB: 1 BB: 0 P: 14	1B: 10 2B: 2 3B: 1 HR: 2	SF: 0 SAC: 0 DP: 2 HBP: 0	WP: 0 PB: 1 SB: 1 CS: 0	PA: 40
PITCHER	IP	WLS	BF	H	R	ER	SO	BB	IBB	HBP	BLK	WP	HR	S	P	ERA	WHIP					
Felipe Lira, R ERA: 6.4 (1, 1)	3.1	L	20	9	8	7	1	0	0	0	0	0	0	24	34	0.00	1.200					
Richie Lewis, R ERA: 3.66 (4, 1)	1.2		7	2	0	0	2	0	0	0	0	0	0	16	23	4.50	1.000					
Bob Scanlan, R ERA: 13.5 (6, 1)	2.0		8	2	1	1	0	0	0	0	0	0	0	11	16	0.00	2.000					
Gregg Olson, R ERA: 5.52 (8, 1)	1.0		5	2	0	0	1	0	0	0	0	0	0	11	16	0.00	2.000					

Batter	1	2	3	4	5	6	7	8	9	AB	R	H	RBI	BB	SO	LOB	TOP										
Chad Curtis, R OBP: 0.331, SLG: 0.337 (1, 8)	2-1 G6-3	1-1 F7						2-1 G5-3		4	0	0	0	0	0	2	Detroit Tigers @ Chicago White Sox Comiskey Park, Chicago, IL Sun Jun 02 1996, 4:33 AM EDT Sunny - 69 F										
Curtis Pride, L OBP: 0.361, SLG: 0.484 (1, 7)	4-2 FC5-4 BB		4-0 1B G5-4-3 BB				0-0 F7	2-3 K		2	1	0	0	2	1	0											
Travis Fryman, R OBP: 0.330, SLG: 0.486 (1, 5)	0-2 FC5-4 BB		0-0 G5-4-3 1B				2-3 K	0-0 F8		4	0	1	0	0	1	1											
Cecil Fielder, R OBP: 0.338, SLG: 0.498 Kimera Barteo, R OBP: 0.206, SLG: 0.182 (9, PR)	4-2 1-2 BB		1-2 G5-4-3 1-2 3-H				0-0 G6-3		4-2 DI 1B BB	2	0	0	0	2	0	1											
Melvin Nieves, S OBP: 0.337, SLG: 0.491 (1, 9)	1-1 F7		0-1 F8				0-3 K	1-2 F9 1B BB		3	0	0	0	1	1	2											
Raul Casanova, S OBP: 0.143, SLG: 0.192 (1, 2)		1-1 G6-3					0-1 F8		2-2 F7	4	0	0	0	0	0	2											
Eddie Williams, R OBP: 0.307, SLG: 0.370 Duane Singleton, L OBP: 0.176, SLG: 0.163 (9, PR)	0-0 F9		2-1 1B				2-0 G5-3		2-1 1-2 2-H 1B	4	0	2	1	0	0	0											
Mark Lewis, R OBP: 0.329, SLG: 0.481 (1, 4)	2-1 BB 1B		0-0 F9				1-0 G6-3		1-2 F9	4	0	1	0	0	0	3											
Alan Trammell, R OBP: 0.312, SLG: 0.296 (1, 6)	4-0 1-2 BB		0-0 P4				1-1 F7		0-1 G1-3	3	0	0	0	1	0	3											
Inning Stats	R: 0 E: 0 K: 0 S: 13	H: 0 LOB: 2 BB: 2 P: 24	R: 0 E: 0 K: 0 S: 7	H: 1 LOB: 2 BB: 1 P: 15	R: 1 E: 0 K: 0 S: 6	H: 1 LOB: 0 BB: 1 P: 11	R: 0 E: 0 K: 0 S: 6	H: 1 LOB: 1 BB: 0 P: 8	R: 0 E: 0 K: 1 S: 5	H: 0 LOB: 0 BB: 0 P: 10	R: 0 E: 0 K: 0 S: 4	H: 0 LOB: 0 BB: 0 P: 8	R: 0 E: 0 K: 1 S: 6	H: 0 LOB: 0 BB: 0 P: 10	R: 1 E: 0 K: 0 S: 16	H: 1 LOB: 2 BB: 2 P: 29	1B: 4 2B: 0 3B: 0 HR: 0	SF: 0 SAC: 0 DP: 1 HBP: 0	WP: 0 PB: 0 SB: 0 CS: 0	PA: 36							
PITCHER	IP	WLS	BF	H	R	ER	SO	BB	IBB	HBP	BLK	WP	HR	S	P	ERA	WHIP										
James Baldwin, R ERA: 3.4 Roberto Hernandez, R ERA: 0.7	(1, 1)	8.0	W	30	3	1	1	3	4	0	0	0	0	54	92	1.12	0.875										

Batter	1	2	3	4	5	6	7	8	9	AB	R	H	RBI	BB	SO	LOB	BOTTOM										
Tony Phillips, S OBP: 0.426, SLG: 0.437 (1, 7)	4-2 FC3-6 BB		2-3 K					1-0 G4-3		2	0	0	1	2	1	0	Detroit Tigers @ Chicago White Sox Comiskey Park, Chicago, IL Sun Jun 02 1996, 4:33 AM EDT Sunny - 69 F										
Darren Lewis, R OBP: 0.390, SLG: 0.398 (1, 8)	0-0 FC3-6 1-2		2-0 G1-3				2-2 1-2 2-3 3-H 1B	2-2 F9		4	0	1	1	0	0	1											
Frank Thomas, R OBP: 0.435, SLG: 0.622 (1, 3)	1-3 K						2-0 F7	0-1 L3		4	0	0	0	0	1	4											
Lyle Mouton, R OBP: 0.329, SLG: 0.443 (1, 10)	0-0 G5-3 1-2						2-0 G3-1	1-2 FC6-4 1-2		4	1	1	1	0	0	4											
Danny Tartabull, R OBP: 0.328, SLG: 0.387 Dave Martinez, L OBP: 0.404, SLG: 0.548 (8, PR)		3-3 K					2-3 K		2-0 F7	4	0	1	0	0	2	0											
Chris Snopce, R OBP: 0.296, SLG: 0.490 Robin Ventura, L OBP: 0.378, SLG: 0.511 (8, PH)	1-2 FC6-4 1B						0-2 G5-3	2-0 1B		3	0	2	0	0	0	0											
Ron Karkovics, R OBP: 0.308, SLG: 0.326 (1, 2)	0-1 FC6-4 1-2						0-0 E BB 2B	0-0 P5		4	1	2	0	0	0	2											
Ray Durham, S OBP: 0.383, SLG: 0.470 (1, 4)	2-2 F9						4-1 BB E 1B BB	0-0 P3		3	1	1	1	1	0	2											
Ozzie Guillen, L OBP: 0.290, SLG: 0.377 (1, 6)			1-1 F7				1-1 E7 1B BB		0-3 K	4	0	0	0	0	1	5											
Inning Stats	R: 0 E: 0 K: 1 S: 7	H: 0 LOB: 1 BB: 1 P: 12	R: 0 E: 0 K: 1 S: 11	H: 1 LOB: 0 BB: 0 P: 17	R: 0 E: 0 K: 1 S: 7	H: 0 LOB: 0 BB: 0 P: 12	R: 0 E: 0 K: 1 S: 5	H: 0 LOB: 0 BB: 0 P: 11	R: 2 E: 1 K: 0 S: 15	H: 2 LOB: 3 BB: 2 P: 27	R: 0 E: 0 K: 0 S: 4	H: 1 LOB: 1 BB: 0 P: 8	R: 0 E: 0 K: 1 S: 8	H: 0 LOB: 0 BB: 0 P: 11	R: 2 E: 0 K: 0 S: 15	H: 4 LOB: 3 BB: 1 P: 26	1B: 6 2B: 1 3B: 0 HR: 1	SF: 0 SAC: 0 DP: 0 HBP: 0	WP: 0 PB: 0 SB: 1 CS: 1	PA: 36							
PITCHER	IP	WLS	BF	H	R	ER	SO	BB	IBB	HBP	BLK	WP	HR	S	P	ERA	WHIP										
Justin Thompson, L ERA: 2.03 Gregg Olson, R ERA: 6.0 Mike Myers, L ERA: 5.46	(1, 1)	7.1	L	32	6	4	3	5	3	0	0	0	0	7	14	0.00	9.000										

Batter	1	2	3	4	5	6	7	8	9	AB	R	H	RBI	BB	SO	LOB	TOP										
Chad Curtis, R OBP: 0.333, SLG: 0.337 Kimera Barteo, R OBP: 0.200, SLG: 0.176	G1-6-3 1B	G5-3			G6-4-3 BB	K		K		3	0	1	0	1	1	4	Detroit Tigers @ Chicago White Sox Comiskey Park, Chicago, IL Sun Jun 02 1996, 4:38 AM EDT Att: 26,125 - Sunny - 70 F										
Duane Singleton, L OBP: 0.182, SLG: 0.154 Mark Parent, R OBP: 0.250, SLG: 0.520 Curtis Pride, L OBP: 0.361, SLG: 0.484	G1-6-3	G4-3			G6-4-3 BB		K	K		3	0	0	0	1	1	2											
Travis Fryman, R OBP: 0.336, SLG: 0.486	BB 1B		L4		G6-4-3		DI 1B	FC5-4 BB		4	0	2	0	1	0	2											
Cecil Fielder, R OBP: 0.335, SLG: 0.488	1-2 BB		P3		G5-3		K	P4		4	0	0	0	1	1	3											
Melvin Nieves, S OBP: 0.339, SLG: 0.491	G3					2B 1B HBP	G3	FC5-4 PB HR		4	2	1	0	0	0	4											
Eddie Williams, R OBP: 0.310, SLG: 0.393		1B BB 1B	G6-3			P4		P4 HR		5	2	2	2	0	0	2											
Mark Lewis, R OBP: 0.344, SLG: 0.498		1B BB 1B BB			G5-4-3 1B	1B 2B	WP 2B			3	1	3	0	2	0	0											
John Flaherty, R OBP: 0.283, SLG: 0.372		G5-3 1B			G5-4-3	G5-3		G5-3		4	0	1	0	1	0	4											
Chris Gomez, R OBP: 0.340, SLG: 0.267		G5-3 1B			G6-3					3	0	2	2	1	0	0											
Inning Stats	R: 0 E: 0 K: 0 S: 4	H: 2 LOB: 2 BB: 1 P: 8	R: 2 E: 0 K: 0 S: 5	H: 3 LOB: 1 BB: 1 P: 9	R: 0 E: 0 K: 0 S: 4	H: 1 LOB: 1 BB: 0 P: 4	R: 0 E: 0 K: 0 S: 3	H: 1 LOB: 0 BB: 2 P: 10	R: 1 E: 0 K: 1 S: 7	H: 2 LOB: 2 BB: 0 P: 8	R: 0 E: 0 K: 2 S: 8	H: 1 LOB: 3 BB: 2 P: 16	R: 2 E: 0 K: 0 S: 4	H: 1 LOB: 1 BB: 2 P: 12	1B: 8 2B: 3 3B: 0 HR: 1	SF: 0 SAC: 0 DP: 4 HBP: 1		WP: 1 PB: 1 CS: 0	PA: 44								
PITCHER	IP	WLS	BF	H	R	ER	SO	BB	IBB	HBP	BLK	WP	HR	S	P	ERA	WHIP										
Kirk McCaskill, R ERA: 6.0	5.0	W	22	7	2	2	0	4	0	0	0	0	0	18	34	3.60	2.200										
41 Bill Simas, R ERA: 3.99	2.0		10	3	1	1	3	0	0	1	0	0	0	15	16	4.50	1.500										
Larry Thomas, L ERA: 3.6	1.0		6	1	0	0	2	2	0	0	0	1	0	8	16	0.00	3.000										
Matt Karchner, R ERA: 3.21	1.0		6	1	2	2	0	2	0	0	0	0	1	4	12	18.00	3.000										

Batter	1	2	3	4	5	6	7	8	9	AB	R	H	RBI	BB	SO	LOB	BOTTOM										
Tony Phillips, S OBP: 0.431, SLG: 0.437 Lyle Mouton, R OBP: 0.338, SLG: 0.451	HR BB	G4-3 BB			SF9			3B 1B		0	1	0	1	3	0	0	Detroit Tigers @ Chicago White Sox Comiskey Park, Chicago, IL Sun Jun 02 1996, 4:38 AM EDT Att: 26,125 - Sunny - 70 F										
Dave Martinez, L OBP: 0.412, SLG: 0.565	HR BB	G4-3					1B	1B 3B		4	2	2	3	1	1	3											
Frank Thomas, R OBP: 0.439, SLG: 0.634	HR	G3-6-1 IBB			F8		F9	G5-4-3 1B		4	1	2	4	1	0	2											
Harold Baines, L OBP: 0.413, SLG: 0.580 Chris Snopce, R OBP: 0.291, SLG: 0.480	L3 BB	G3-6-1					1B 2B BB	G4-3 K		2	1	0	0	2	0	3											
Robin Ventura, L OBP: 0.383, SLG: 0.508	L3						2B E 1B	HR BB		3	2	1	0	2	0	2											
Danny Tartabull, R OBP: 0.330, SLG: 0.411 Darren Lewis, R OBP: 0.390, SLG: 0.398					L7		HR	G1-3		5	1	2	2	0	1	3											
Chad Kreuter, S OBP: 0.290, SLG: 0.293	F7						E 2B	K		5	1	1	1	0	3	2											
Ray Durham, S OBP: 0.388, SLG: 0.465		BB 1B G4-3 BB					E SF9 BB			2	2	0	0	3	1	1											
Ozzie Guillen, L OBP: 0.294, SLG: 0.380		G4-3 BB 1B			F7		F7 E9 1B 1B	P5		4	1	2	2	0	0	1											
Inning Stats	R: 3 E: 0 K: 0 S: 4	H: 2 LOB: 1 BB: 3 P: 16	R: 1 E: 0 K: 0 S: 3	H: 1 LOB: 2 BB: 3 P: 15	R: 0 E: 0 K: 3 S: 9	H: 0 LOB: 1 BB: 1 P: 13	R: 0 E: 0 K: 1 S: 5	H: 0 LOB: 1 BB: 1 P: 9	R: 5 E: 1 K: 0 S: 7	H: 4 LOB: 1 BB: 2 P: 15	R: 2 E: 0 K: 1 S: 6	H: 1 LOB: 2 BB: 2 P: 14	R: 2 E: 0 K: 1 S: 7	H: 3 LOB: 0 BB: 0 P: 7	R: 0 E: 0 K: 1 S: 5	H: 0 LOB: 0 BB: 0 P: 5		1B: 6 2B: 3 3B: 1 HR: 2	SF: 1 SAC: 0 DP: 3 HBP: 0	WP: 0 PB: 0 CS: 0	PA: 44						
PITCHER	IP	WLS	BF	H	R	ER	SO	BB	IBB	HBP	BLK	WP	HR	S	P	ERA	WHIP										
Greg Keagle, R ERA: 8.31	1.0	L	10	3	4	4	0	5	0	0	0	0	0	16	28	0.00	0.667										
Richie Lewis, R ERA: 3.34	3.0		11	0	0	0	4	2	1	0	0	0	0	16	28	0.00	0.667										
Bob Scanlan, R ERA: 22.09	0.1		6	3	5	4	0	2	0	0	0	0	0	4	12	108.00	15.000										
Mike Walker, R ERA: 5.87	1.2		12	5	4	4	1	2	0	0	0	0	1	12	20	21.60	4.200										
Mike Myers, L ERA: 5.1	2.0		5	0	0	0	2	0	0	0	0	0	0	9	9	0.00	0.000										

AB	35
R	5
H	12
RBI	4
BB	8
SO	5
LOB	27



AB	31
R	13
H	11
RBI	13
BB	12
SO	7
LOB	18



Batter	1	2	3	4	5	6	7	8	9	AB	R	H	RBI	BB	SO	LOB	TOP										
Tony Phillips, S OBP: 0.436, SLG: 0.446 (1, 7)	G4-3		BB G6-3 1B	G3 BB		BB 1B 2B	1-H 1B		L8	5	1	3	1	1	0	0											
Dave Martinez, L OBP: 0.408, SLG: 0.545 (1, 8) (8, 9)	BB BB BB		SAFE G6-3 1-2	G3 1-2 2-3		1B BB BB	1-2 2-3		L6	4	1	0	0	2	1	4											
Frank Thomas, R OBP: 0.452, SLG: 0.636 (1, 3)	BB 1-2 BB		BB BB	IBB		1B BB BB	1-2 2-3 3-H		1B	1	1	1	1	5	0	0											
Harold Baines, L OBP: 0.405, SLG: 0.563 (1, 10)	BB 1-2 2-3 BB		K	F7		L4	3-0		G6-3	5	0	0	0	1	2	11											
Robin Ventura, L OBP: 0.383, SLG: 0.503 (1, 5)	P5		BB 1-2 2-3 BB			F8	1-2 2-3 1B		G3-1	4	0	1	1	1	0	5											
Danny Tartabull, R OBP: 0.322, SLG: 0.399 Darren Lewis, R OBP: 0.390, SLG: 0.398 (1, 9) (8, 8)	K		K			F9	0-1 P4		G6-3	5	0	0	0	0	2	9											
Ron Karkovics, R OBP: 0.311, SLG: 0.336 Chad Kreuter, S OBP: 0.306, SLG: 0.328 (4, PR) (4, 2)		K		2B		2B	1-3 2-H 3-H		P5	2	0	1	0	0	1	0											
Ray Durham, S OBP: 0.383, SLG: 0.457 (1, 4)	F9		F8	P4		F9	1-2		1B	5	0	1	0	0	0	4											
Ozzie Guillen, L OBP: 0.302, SLG: 0.391 (1, 6)	G6-3		G3 2-H 2B			2B BB 1B	1-2 WP 1B 1B		G4-3	5	2	3	1	0	0	1											
Inning Stats	R: 0 E: 0 K: 1 S: 18	H: 0 LOB: 3 BB: 3 P: 38	R: 0 E: 0 K: 1 S: 7	H: 0 LOB: 0 BB: 0 P: 11	R: 0 E: 0 K: 2 S: 24	H: 1 LOB: 3 BB: 2 P: 42	R: 1 E: 0 K: 0 S: 10	H: 2 LOB: 3 BB: 2 P: 23	R: 0 E: 0 K: 0 S: 4	H: 1 LOB: 1 BB: 0 P: 10	R: 4 E: 0 K: 0 S: 18	H: 4 LOB: 2 BB: 2 P: 37	R: 1 E: 0 K: 2 S: 17	H: 2 LOB: 2 BB: 1 P: 29	R: 0 E: 0 K: 0 S: 6	H: 1 LOB: 1 BB: 0 P: 10	R: 0 E: 0 K: 0 S: 9	H: 1 LOB: 1 BB: 0 P: 15	1B: 8 2B: 4 3B: 0 HR: 0	SF: 0 SAC: 0 DP: 0 HBP: 0	WP: 1 PB: 0 SB: 1 CS: 0	PA: 49					
PITCHER	IP	WLS	BF	H	R	ER	SO	BB	IBB	HBP	BLK	WP	HR	S	P	ERA	WHIP										
Tom Gordon, R ERA: 5.75 (1, 1)	5.0		28	6	3	3	4	6	1	0	0	0	0	66	128	5.40	2.400										
Eric Gunderson, L ERA: 3.39 (6, 1)	0.0	L	1	0	0	0	0	1	0	0	0	0	0	2	6	∞	∞										
Rich Garcés, R ERA: 5.32 (6, 1)	0.0		1	0	0	0	0	1	0	0	0	0	0	1	5	∞	∞										
Mike Stanton, L ERA: 4.45 (6, 1)	2.0		11	4	3	3	2	0	1	0	0	1	0	29	51	13.50	2.000										
Brent Knackert, R ERA: 9.0 (8, 1)	2.0		8	2	0	0	0	0	0	0	0	0	0	15	25	0.00	1.000										

Chicago White Sox @ Boston Red Sox
Fenway Park, Boston, MA
Tue Jun 04 1996, 7:05 PM EDT
Att: 23,715 - Unknown - 72 F

AB 39
R 6
H 12
RBI 6
BB 10
SO 6
LOB 34



Batter	1	2	3	4	5	6	7	8	9	AB	R	H	RBI	BB	SO	LOB	BOTTOM										
Dwayne Hosey, S OBP: 0.284, SLG: 0.328 (1, 7) (9, 8)	F9		K		K		G5-3		F8	5	0	0	0	0	2	0											
John Valentin, R OBP: 0.372, SLG: 0.428 (1, 6)	G6-3		HR 2B		1B BB		G5-3		G6-3	4	1	1	0	1	0	0											
Mo Vaughn, L OBP: 0.448, SLG: 0.694 (1, 3)	G4-3		HR BB		1B		G6-3		K	4	1	1	0	1	1	0											
Jose Canseco, R OBP: 0.390, SLG: 0.626 (1, 10)		1B 1B 1B	HR		P6		1B 2B			4	2	3	3	0	0	2											
Tim Lincecum, R OBP: 0.421, SLG: 0.508 (1, 5)		1B 1B	L6		F3		P6			4	0	1	0	0	0	3											
Mike Stanley, R OBP: 0.392, SLG: 0.452 Bill Haselman, R OBP: 0.321, SLG: 0.430 (1, 2) (4, 2)		K	F8		G5-3		G5-3		1B 1B	2	0	0	0	0	1	2											
Jose Malave, R ERA: 4.38 18 Reggie Jefferson, S OBP: 0.386, SLG: 0.627 (1, 9) (8, PH) (9, 7)		K			G5-3		P8		BB 1B	3	0	0	0	0	1	2											
Esteban Beltre, R OBP: 0.303, SLG: 0.295 Troy O'Leary, L OBP: 0.335, SLG: 0.452 (1, 4) (8, PH) (9, 9)		1B	G6-3		G6-3		K		BB 1B	3	0	1	0	0	1	0											
Mitt Cuyler, S OBP: 0.293, SLG: 0.307 32 Alex Delgado, R OBP: 0.200, SLG: 0.200 Bill Selby, L OBP: 0.346, SLG: 0.437 (1, 8) (8, PH) (9, 4)		K			G5-3		G6-3		K	3	0	0	0	0	1	3											
Inning Stats	R: 0 E: 0 K: 0 S: 8	H: 3 LOB: 3 BB: 0 P: 11	R: 3 E: 0 K: 1 S: 18	H: 2 LOB: 0 BB: 1 P: 33	R: 0 E: 0 K: 0 S: 8	H: 0 LOB: 0 BB: 0 P: 12	R: 0 E: 0 K: 1 S: 10	H: 1 LOB: 2 BB: 1 P: 18	R: 0 E: 0 K: 1 S: 8	H: 0 LOB: 0 BB: 0 P: 12	R: 0 E: 0 K: 0 S: 6	H: 0 LOB: 0 BB: 0 P: 9	R: 1 E: 0 K: 1 S: 18	H: 3 LOB: 3 BB: 1 P: 33	R: 0 E: 0 K: 1 S: 6	H: 0 LOB: 0 BB: 0 P: 7	1B: 6 2B: 2 3B: 0 HR: 1	SF: 0 SAC: 0 DP: 0 HBP: 0	WP: 0 PB: 0 SB: 0 CS: 0	PA: 39							
PITCHER	IP	WLS	BF	H	R	ER	SO	BB	IBB	HBP	BLK	WP	HR	S	P	ERA	WHIP										
Wilson Alvarez, L ERA: 4.38 (1, 1)	7.1	W	30	6	3	3	6	2	0	0	0	0	0	10	18	27.00	9.000										
Matt Karchner, R ERA: 3.44 (8, 1)	0.1		4	3	1	1	0	0	0	0	0	0	0	2	6	∞	∞										
Larry Thomas, L ERA: 3.6 (8, 1)	0.0		1	0	0	0	0	1	0	0	0	0	0	4	7	∞	∞										
41 Bill Simas, R ERA: 3.94 Roberto Hernandez, R ERA: 0.68 (8, 1) (9, 1)	0.1		1	0	0	0	1	0	0	0	0	0	0	4	7	0.00	0.000										
Roberto Hernandez, R ERA: 0.68 (9, 1)	1.0	S	3	0	0	0	1	0	0	0	0	0	0	6	7	0.00	0.000										

Chicago White Sox @ Boston Red Sox
Fenway Park, Boston, MA
Tue Jun 04 1996, 7:05 PM EDT
Att: 23,715 - Unknown - 72 F

AB 36
R 4
H 9
RBI 4
BB 3
SO 8
LOB 15



Batter	1	2	3	4	5	6	7	8	9	AB	R	H	RBI	BB	SO	LOB	TOP																									
Tony Phillips, S OBP: 0.444, SLG: 0.465 (1, 7)										5	2	3	2	0	1	1	Chicago White Sox @ Baltimore Orioles Oriole Park at Camden Yards, Baltimore, MD Fri Jun 07 1996, 7:05 PM EDT Att: 47,209 - Unknown - 87 F																									
Darren Lewis, R OBP: 0.391, SLG: 0.386 (1, 8)										4	1	1	0	1	1	0																										
Frank Thomas, R OBP: 0.451, SLG: 0.635 (1, 3)										4	1	2	1	1	0	2																										
Robin Ventura, L OBP: 0.379, SLG: 0.517 (1, 5)										4	1	2	3	1	0	1																										
Harold Baines, L OBP: 0.398, SLG: 0.542 (1, 10)										4	0	1	0	1	0	2																										
Norberto Martin, R OBP: 0.667, SLG: 0.667 (9, PR)										0	0	0	0	0	0	0																										
Dave Martinez, L OBP: 0.405, SLG: 0.534 (1, 9)										5	1	2	0	0	0	3																										
Ron Karkovics, R OBP: 0.309, SLG: 0.354 (1, 2)										4	1	1	2	0	0	1																										
Ray Durham, S OBP: 0.374, SLG: 0.447 (1, 4)										4	0	0	0	0	1	1																										
Ozzie Guillen, L OBP: 0.305, SLG: 0.390 (1, 6)										4	1	2	0	0	0	0																										
Inning Stats	R: 1 E: 0 K: 1 S: 5	H: 1 LOB: 0 BB: 1 P: 9	R: 2 E: 0 K: 1 S: 8	H: 3 LOB: 1 BB: 0 P: 8	R: 0 E: 0 K: 0 S: 3	H: 0 LOB: 2 BB: 2 P: 11	R: 3 E: 0 K: 0 S: 7	H: 4 LOB: 2 BB: 1 P: 11	R: 0 E: 0 K: 1 S: 5	H: 0 LOB: 0 BB: 0 P: 5	R: 0 E: 0 K: 0 S: 3	H: 0 LOB: 1 BB: 0 P: 6	R: 2 E: 0 K: 0 S: 6	H: 3 LOB: 1 BB: 0 P: 6	R: 0 E: 0 K: 0 S: 4	H: 2 LOB: 1 BB: 0 P: 4	R: 0 E: 0 K: 0 S: 3	H: 1 LOB: 1 BB: 0 P: 3	1B: 9 2B: 3 3B: 0 HR: 3	SF: 0 SAC: 0 DP: 3 HBP: 0	WP: 0 PB: 0 SB: 2 CS: 0	PA: 42																				
PITCHER	IP	WLS	BF	H	R	ER	SO	BB	IBB	HBP	BLK	WP	HR	S	P	ERA	WHIP	PITCHER								IP	WLS	BF	H	R	ER	SO	BB	IBB	HBP	BLK	WP	HR	S	P	ERA	WHIP
Scott Erickson, R ERA: 5.32 (1, 1)	6.0	L	31	10	8	8	3	4	0	0	0	0	3	33	49	12.00	2.333																									
Jesse Orosco, L ERA: 7.54 (7, 1)	2.0		8	3	0	0	0	0	0	0	0	0	0	8	8	0.00	1.500																									
Arthur Rhodes, L ERA: 5.28 (9, 1)	1.0		3	1	0	0	0	0	0	0	0	0	0	3	3	0.00	1.000																									

AB	38
R	8
H	14
RBI	8
BB	4
SO	3
LOB	11



Batter	1	2	3	4	5	6	7	8	9	AB	R	H	RBI	BB	SO	LOB	BOTTOM																									
Brady Anderson, L OBP: 0.418, SLG: 0.693 (1, 8)										4	0	1	0	0	0	1	Chicago White Sox @ Baltimore Orioles Oriole Park at Camden Yards, Baltimore, MD Fri Jun 07 1996, 7:05 PM EDT Att: 47,209 - Unknown - 87 F																									
Luis Polonia, L OBP: 0.288, SLG: 0.333 (1, 10)										4	0	1	0	0	1	2																										
Roberto Alomar, S OBP: 0.475, SLG: 0.628 (1, 4)										4	2	2	1	0	1	1																										
Rafael Palmeiro, L OBP: 0.424, SLG: 0.548 (1, 3)										4	0	2	1	0	0	0																										
Bobby Bonilla, S OBP: 0.330, SLG: 0.362 (1, 9)										4	0	2	0	0	0	1																										
Cal Ripken Jr., R OBP: 0.340, SLG: 0.458 (1, 6)										4	0	1	0	0	1	2																										
B.J. Surhoff, L OBP: 0.375, SLG: 0.588 (1, 5)										4	0	2	0	0	1	1																										
Chris Hoiles, R OBP: 0.341, SLG: 0.444 (1, 2)										4	0	0	0	0	1	3																										
Jeffrey Hammonds, R OBP: 0.328, SLG: 0.401 (1, 7)										3	0	0	0	1	2	2																										
Inning Stats	R: 1 E: 0 K: 0 S: 4	H: 1 LOB: 0 BB: 0 P: 4	R: 0 E: 0 K: 1 S: 6	H: 1 LOB: 1 BB: 0 P: 6	R: 0 E: 0 K: 1 S: 5	H: 1 LOB: 0 BB: 1 P: 9	R: 0 E: 0 K: 0 S: 3	H: 1 LOB: 0 BB: 0 P: 3	R: 0 E: 0 K: 0 S: 5	H: 2 LOB: 2 BB: 0 P: 5	R: 0 E: 0 K: 1 S: 6	H: 2 LOB: 1 BB: 0 P: 6	R: 0 E: 0 K: 1 S: 5	H: 0 LOB: 0 BB: 0 P: 5	R: 1 E: 0 K: 1 S: 7	H: 2 LOB: 1 BB: 0 P: 7		R: 0 E: 0 K: 2 S: 8	H: 1 LOB: 1 BB: 0 P: 8	1B: 8 2B: 2 3B: 0 HR: 1	SF: 0 SAC: 0 DP: 2 HBP: 0	WP: 0 PB: 0 SB: 0 CS: 0	PA: 36																			
PITCHER	IP	WLS	BF	H	R	ER	SO	BB	IBB	HBP	BLK	WP	HR	S	P	ERA	WHIP	PITCHER								IP	WLS	BF	H	R	ER	SO	BB	IBB	HBP	BLK	WP	HR	S	P	ERA	WHIP
Alex Fernandez, R ERA: 3.51 (1, 1)	9.0	W	36	11	2	2	7	1	0	0	0	0	1	49	53	2.00	1.333																									

AB	35
R	2
H	11
RBI	2
BB	1
SO	7
LOB	13




Batter	1	2	3	4	5	6	7	8	9	AB	R	H	RBI	BB	SO	LOB	TOP										
Tony Phillips, S OBP: 0.438, SLG: 0.459 (1, 7)	F9		1B BB FC1-2	L4		K			K	5	0	1	0	0	2	3	Chicago White Sox @ Baltimore Orioles Oriole Park at Camden Yards, Baltimore, MD Sat Jun 08 1996, 3:33 AM EDT Att: 47,634 - Sunny - 93 F										
Ray Durham, S OBP: 0.371, SLG: 0.440 Norberto Martin, R OBP: 0.667, SLG: 0.667 (1, 4) (9, 4)	K		F7		G5-4-3 1B		P2		K	5	0	1	0	0	2	1											
Frank Thomas, R OBP: 0.455, SLG: 0.635 (1, 3)	2B 3B		FC1-2 1B BB		G5-4-3 1-2		WP 1B			3	1	2	0	1	0	1											
Lyle Mouton, R OBP: 0.379, SLG: 0.500 (1, 10)	3B		FC1-2 1B		1B		K			4	1	3	0	0	1	1											
Danny Tartabull, R OBP: 0.316, SLG: 0.395 Dave Martinez, L OBP: 0.405, SLG: 0.534 (1, 9) (8, 9)	3B		FC1-2 1B		G6-3		K			4	0	1	2	0	1	5											
Chris Snopce, R OBP: 0.282, SLG: 0.429 Robin Ventura, L OBP: 0.377, SLG: 0.514 (1, 5) (8, 5)	P2		P2		G5-3		F7			3	0	0	0	0	0	4											
Chad Kreuter, S OBP: 0.302, SLG: 0.351 Ron Karkovice, R OBP: 0.309, SLG: 0.354 (1, 2) (8, 2)		L6		L7		1B 1B		K		4	0	1	0	0	1	0											
Darren Lewis, R OBP: 0.388, SLG: 0.383 (1, 8)		L8		F9		1B		L9		4	0	1	0	0	0	1											
Ozzie Guillen, L OBP: 0.304, SLG: 0.387 (1, 6)		F8		P6		1B		G6-3		4	0	1	0	0	0	1											
Inning Stats	R: 2 E: 0 K: 1 S: 13	H: 3 LOB: 1 BB: 0 P: 23	R: 0 E: 0 K: 0 S: 9	H: 0 LOB: 0 BB: 0 P: 12	R: 0 E: 0 K: 0 S: 11	H: 2 LOB: 3 BB: 1 P: 23	R: 0 E: 0 K: 0 S: 6	H: 1 LOB: 1 BB: 0 P: 8	R: 0 E: 0 K: 0 S: 11	H: 2 LOB: 1 BB: 0 P: 13	R: 0 E: 0 K: 1 S: 13	H: 1 LOB: 1 BB: 0 P: 20	R: 0 E: 0 K: 1 S: 8	H: 0 LOB: 0 BB: 0 P: 12	R: 0 E: 0 K: 2 S: 9	H: 0 LOB: 0 BB: 0 P: 10		1B: 9 2B: 1 3B: 1 HR: 0	SF: 0 SAC: 0 DP: 1 HBP: 0	WP: 1 PB: 0 SB: 0 CS: 0	PA: 38						
PITCHER	IP	WLS	BF	H	R	ER	SO	BB	IBB	HBP	BLK	WP	HR	S	P	ERA	WHIP										
Kent Mercker, L ERA: 6.23 (1, 1)	6.0	L	28	10	2	2	2	1	0	0	0	0	0	61	96	3.00	1.833										
Alan Mills, R ERA: 4.22 (7, 1)	2.0		7	1	0	0	3	0	0	0	0	1	0	21	32	0.00	0.500										
Randy Myers, L ERA: 2.61 (9, 1)	1.0		3	0	0	0	2	0	0	0	0	0	0	9	10	0.00	0.000										

Batter	1	2	3	4	5	6	7	8	9	AB	R	H	RBI	BB	SO	LOB	BOTTOM										
Brady Anderson, L OBP: 0.422, SLG: 0.694 (1, 8)	P2		G3 1B 2B		1-2 BB		P4		G6-3 1B	4	1	2	0	1	0	0	Chicago White Sox @ Baltimore Orioles Oriole Park at Camden Yards, Baltimore, MD Sat Jun 08 1996, 3:33 AM EDT Att: 47,634 - Sunny - 93 F										
Luis Polonia, L OBP: 0.275, SLG: 0.318 Mike Devereaux, R OBP: 0.312, SLG: 0.301 (1, 10) (7, FH)	G1-4-3		G3		L7		1B		G6-3	3	0	0	0	0	0	3											
Roberto Alomar, S OBP: 0.475, SLG: 0.626 (1, 4)	S 1B		2-3 1B		G1-3		F9			4	0	2	1	0	0	3											
Rafael Palmeiro, L OBP: 0.421, SLG: 0.547 (1, 3)	P6		3-H 2-3 K		1-0 BB 2B		P6			4	0	1	0	0	1	3											
Bobby Bonilla, S OBP: 0.335, SLG: 0.367 (1, 9)		G3 1B		G1-3		CI BB		1B		3	0	2	0	0	0	0											
Cal Ripken Jr., R OBP: 0.339, SLG: 0.452 (1, 6)	P5		F7		1-2 2-3 BB		P4			3	0	0	0	1	0	2											
B.J. Surhoff, L OBP: 0.367, SLG: 0.574 (1, 5)	G3		K		K		K			4	0	0	0	0	2	5											
Gregg Zaun, S OBP: 0.293, SLG: 0.314 (1, 2)	K		F8		P6		G4-3			4	0	0	0	0	1	5											
Jeffrey Hammonds, R OBP: 0.325, SLG: 0.398 (1, 7)			F7		BB 1B		P6		K	4	0	1	0	0	1	3											
Inning Stats	R: 0 E: 0 K: 0 S: 16	H: 1 LOB: 1 BB: 0 P: 22	R: 0 E: 0 K: 1 S: 10	H: 1 LOB: 1 BB: 0 P: 15	R: 1 E: 0 K: 1 S: 17	H: 2 LOB: 1 BB: 0 P: 24	R: 0 E: 0 K: 1 S: 9	H: 0 LOB: 0 BB: 0 P: 15	R: 0 E: 0 K: 1 S: 12	H: 1 LOB: 2 BB: 1 P: 18	R: 0 E: 0 K: 1 S: 11	H: 1 LOB: 3 BB: 1 P: 20	R: 0 E: 0 K: 0 S: 10	H: 1 LOB: 1 BB: 0 P: 14	R: 0 E: 0 K: 0 S: 10	H: 1 LOB: 1 BB: 0 P: 16		R: 0 E: 0 K: 1 S: 6	H: 1 LOB: 0 BB: 0 P: 8	1B: 7 2B: 2 3B: 0 HR: 0	SF: 0 SAC: 0 DP: 1 HBP: 0	WP: 0 PB: 0 SB: 1 CS: 0	PA: 38				
PITCHER	IP	WLS	BF	H	R	ER	SO	BB	IBB	HBP	BLK	WP	HR	S	P	ERA	WHIP										
James Baldwin, R ERA: 3.23 (1, 1)	5.0	W	22	6	1	1	3	1	0	0	0	0	0	65	96	1.80	1.400										
Matt Karchner, R ERA: 3.44 (6, 1)	1.0		5	0	0	0	1	1	0	0	0	0	0	10	18	0.00	1.000										
Larry Thomas, L ERA: 3.98 (7, 1)	1.0		4	1	0	0	0	0	0	0	0	0	0	14	0.00	1.000											
41 Bill Simas, R ERA: 3.98 (8, 1)	1.0		4	1	0	0	0	0	0	0	0	0	0	10	16	0.00	1.000										
Roberto Hernandez, R ERA: 0.64 (9, 1)	1.0	S	3	1	0	0	1	0	0	0	0	0	0	6	8	0.00	1.000										


livebaseballscores.com

AB 37
R 2
H 11
RBI 2
BB 1
SO 7
LOB 17



livebaseballscores.com

AB 35
R 1
H 9
RBI 1
BB 2
SO 5
LOB 25



Batter	1	2	3	4	5	6	7	8	9	AB	R	H	RBI	BB	SO	LOB	TOP											
Jeff Frye, R OBP: 0.500, SLG: 0.313 (1, 4)	L9 WP 2B		2-2 SAFE 1-3 SAFE 1B		0-2 1B			4-1 BB		3	1	3	0	1	0	0	Boston Red Sox @ Chicago White Sox Comiskey Park, Chicago, IL Mon Jun 10 1996, 8:05 PM EDT Att: 21,799 - Unknown - 59 F											
John Valentin, R OBP: 0.375, SLG: 0.441 (1, 6)	F8		2-3 K		1-1 F9			2-1 F7		4	0	0	0	0	1	5												
Mo Vaughn, L OBP: 0.457, SLG: 0.692 (1, 3)	L9		0-2 SF7			1-1 G6-3		0-1 F7		3	0	0	1	0	0	2												
Jose Canseco, R OBP: 0.392, SLG: 0.639 (1, 10)		4-2 BB	3-H 2-3 K			1-3 K		3-3 K		3	0	0	0	1	3	2												
Tim Lincecum, R OBP: 0.425, SLG: 0.561 (1, 5)	F8			1-0 L7		2-2 G5-3		2-2 G5-4-3 1B		4	0	1	0	0	0	1												
18 Reggie Jefferson, S OBP: 0.376, SLG: 0.646 Jose Malave, R OBP: 0.288, SLG: 0.396 (9, PH)		0-3 K		1-1 G4-3			1-3 K	2-1 F8		3	0	0	0	0	2	0												
Mike Stanley, R OBP: 0.396, SLG: 0.456 (1, 2)		1-3 K		2-2 G6-3			0-1 G4-3 2B	0-0 G5-4-3 1-2		4	0	1	0	0	1	1												
Troy O'Leary, L OBP: 0.325, SLG: 0.427 (1, 9)		1-3 K			0-0 F7		3-2 G4-3			3	0	0	0	0	1	1												
Lee Tinsley, S OBP: 0.203, SLG: 0.145 (1, 8)			2-0 1B SF7 1B		1-1 L7		0-3 K			3	1	1	0	0	1	1												
Inning Stats	R: 1 E: 0 K: 0 S: 11	H: 1 LOB: 1 BB: 1 P: 20	R: 0 E: 0 K: 3 S: 10	H: 0 LOB: 0 BB: 0 P: 12	R: 1 E: 0 K: 2 S: 13	H: 2 LOB: 1 BB: 0 P: 21	R: 0 E: 0 K: 0 S: 6	H: 0 LOB: 0 BB: 0 P: 10	R: 0 E: 0 K: 1 S: 8	H: 1 LOB: 1 BB: 0 P: 10	R: 0 E: 0 K: 2 S: 13	H: 1 LOB: 1 BB: 0 P: 17	R: 0 E: 0 K: 1 S: 9	H: 0 LOB: 1 BB: 1 P: 18	R: 0 E: 0 K: 0 S: 6	H: 1 LOB: 0 BB: 0 P: 10		1B: 4 2B: 2 3B: 0 HR: 0	SF: 1 SAC: 0 DP: 1 HBP: 0	WP: 2 PB: 2 SB: 0 CS: 0	PA: 34							
PITCHER	IP	WLS	BF	H	R	ER	SO	BB	IBB	HBP	BLK	WP	HR	S	P	ERA	WHIP											
Kevin Tapani, R ERA: 3.02 Larry Thomas, L ERA: 3.18	(1, 1)	8.0	W	31	5	2	2	9	2	0	0	0	0	0	78	120	2.25	0.875										

Batter	1	2	3	4	5	6	7	8	9	AB	R	H	RBI	BB	SO	LOB	BOTTOM										
Tony Phillips, S OBP: 0.440, SLG: 0.468 (1, 7)	L9 FC3-6 1B		2-2 SAFE G6-3		2-1 BB 1B		3-2 S 1B		1-2 P4		5	2	3	0	0	0	1										
Dave Martinez, L OBP: 0.408, SLG: 0.523 (1, 8) (9, 9)	F9 FC3-6 1B		1-1 S 1B		1-0 F9		1-1 G4-3		1-1 L7		5	0	2	1	0	0	2										
Frank Thomas, R OBP: 0.459, SLG: 0.641 (1, 3)	L9		2-2 F8		4-2 SAFE BB 1B			0-1 F8		1-1 1B 1B		4	1	1	0	1	3										
Robin Ventura, L OBP: 0.378, SLG: 0.518 (1, 5)	FC3-6 1B		0-2 G3-1		1-1 BB 1B			3-2 2B		2-2 1B 1B		5	1	3	2	0	1										
Harold Baines, L OBP: 0.407, SLG: 0.548 (1, 10)	BB 1B		0-0 PB 2B 1B		4-1 FC6-4 BB			2-1 L7		2-0 F8		4	1	2	1	1	0	3									
Danny Tartabull, R OBP: 0.324, SLG: 0.415 Darren Lewis, R OBP: 0.388, SLG: 0.383 (1, 9) (8, FR) (9, 8)		4-2 BB	0-1 F8		1-0 P2			1-2 F4		0-2 1-2 2-H 1B		4	0	1	1	1	0	5									
Ron Karkovics, R OBP: 0.309, SLG: 0.369 (1, 2)	F8		0-1 PB 2B 1B		2-2 FC6-4			1-2 1B		0-1 HR		5	2	2	1	0	0	7									
Ray Durham, S OBP: 0.368, SLG: 0.442 (1, 4)		0-2 G1-3		2-2 H 2-H 2B		0-0 P6		0-1 P3				4	0	1	2	0	0										
Ozzie Guillen, L OBP: 0.301, SLG: 0.385 (1, 6)		0-2 G6-3 1B		0-0 F6		1-0 G4-3		3-2 G4-3				4	1	1	0	0	0	1									
Inning Stats	R: 2 E: 1 K: 0 S: 20	H: 3 LOB: 2 BB: 1 P: 31	R: 1 E: 0 K: 0 S: 16	H: 2 LOB: 1 BB: 0 P: 21	R: 2 E: 0 K: 0 S: 12	H: 3 LOB: 1 BB: 0 P: 14	R: 1 E: 0 K: 0 S: 12	H: 2 LOB: 3 BB: 2 P: 27	R: 0 E: 0 K: 0 S: 7	H: 1 LOB: 1 BB: 0 P: 12	R: 0 E: 0 K: 0 S: 11	H: 1 LOB: 1 BB: 0 P: 17	R: 1 E: 0 K: 0 S: 10	H: 1 LOB: 0 BB: 0 P: 14	R: 1 E: 0 K: 0 S: 15	H: 3 LOB: 2 BB: 0 P: 22	1B: 13 2B: 2 3B: 0 HR: 1	SF: 0 SAC: 0 DP: 0 HBP: 0	WP: 0 PB: 1 SB: 2 CS: 0	PA: 43							
PITCHER	IP	WLS	BF	H	R	ER	SO	BB	IBB	HBP	BLK	WP	HR	S	P	ERA	WHIP										
49 Tim Wakefield, R ERA: 5.8	(1, 1)	8.0	L	43	16	8	6	0	3	0	0	0	1	103	158	6.75	2.375										

AB	31
R	2
H	6
RBI	1
BB	2
SO	9
LOB	14



AB	40
R	8
H	16
RBI	8
BB	3
SO	0
LOB	23



Batter	1	2	3	4	5	6	7	8	9	AB	R	H	RBI	BB	SO	LOB	TOP								
Jeff Frye, R OBP: 0.493, SLG: 0.300 (1,4)	F8		L9				2B 1B	P6		4	1	1	1	1	0	1									
John Valentin, R OBP: 0.382, SLG: 0.448 (1,6)	F8		G4-6-3 BB				1B 2B			3	1	2	1	2	0	0									
Mo Vaughn, L OBP: 0.452, SLG: 0.680 (1,3)	G4-3		G4-6-3 1-2		F7		HR 1B	G4-3		4	1	0	0	1	0	6									
Jose Canseco, R OBP: 0.387, SLG: 0.627 (1,10)		L4		G5-3		G5-3	HR 1B	G4-3		5	1	1	2	0	0	0									
Tim Lincecum, R OBP: 0.425, SLG: 0.575 (1,5)		1B		K		F9	K	HR		5	1	2	1	0	2	2									
Mike Stanley, R OBP: 0.392, SLG: 0.466 (1,2) 32 Alex Delgado, R OBP: 0.167, SLG: 0.167 (9,2)		L7		F8		F9	HR	G6-3		5	1	1	3	0	0	1									
Troy O'Leary, L OBP: 0.331, SLG: 0.425 (1,7)		G6-3				FC6-4 1B		G4-3		3	1	1	0	1	0	1									
Jose Malave, R OBP: 0.267, SLG: 0.439 (1,9)				HR		FC6-4 BB 1-2	K			4	1	1	1	0	1	3									
Lee Tinsley, S OBP: 0.222, SLG: 0.169 (1,8)				S 1B		L8		G4-3		4	1	2	0	0	0	1									
Inning Stats	R: 0 E: 0 K: 0 S: 6	H: 0 LOB: 0 BB: 0 P: 13	R: 0 E: 0 K: 0 S: 11	H: 1 LOB: 1 BB: 0 P: 17	R: 1 E: 0 K: 0 S: 11	H: 2 LOB: 1 BB: 1 P: 19	R: 0 E: 0 K: 1 S: 8	H: 0 LOB: 0 BB: 0 P: 13	R: 0 E: 0 K: 0 S: 10	H: 1 LOB: 3 BB: 2 P: 19	R: 0 E: 0 K: 0 S: 5	H: 0 LOB: 0 BB: 0 P: 6	R: 7 E: 0 K: 2 S: 21	H: 5 LOB: 1 BB: 2 P: 43	R: 0 E: 0 K: 0 S: 11	H: 1 LOB: 1 BB: 0 P: 17	R: 1 E: 0 K: 0 S: 5	H: 1 LOB: 0 BB: 0 P: 14	1B: 7 2B: 1 3B: 0 HR: 3	SF: 0 SAC: 0 DP: 1 HBP: 1	WP: 0 PB: 0 SB: 1 CS: 0	PA: 43			
PITCHER	IP	WLS	BF	H	R	ER	SO	BB	IBB	HBP	BLK	WP	HR	S	P	ERA	WHIP								
Joe Magrane, L ERA: 5.6 (1,1)	6.1	L	27	5	3	3	1	3	0	1	0	0	1	54	93	4.26	1.263								
Kirk McCaskill, R ERA: 6.29 (7,1)	0.0		3	2	0	0	0	0	1	0	0	0	0	5	14	∞	∞								
41 Bill Simas, R ERA: 4.45 (7,1)	0.2		5	2	5	5	2	1	0	0	0	0	1	13	23	67.50	4.500								
Brian Keyser, R ERA: 3.13 (8,1)	2.0		8	2	1	1	0	0	0	0	0	0	1	16	31	4.50	1.000								

Boston Red Sox @ Chicago White Sox
Comiskey Park, Chicago, IL
Tue Jun 11 1996, 8:05 PM EDT
Att: 20,792 - Unknown - 65 F

AB 37
R 9
H 11
RBI 9
BB 5
SO 3
LOB 15



Batter	1	2	3	4	5	6	7	8	9	AB	R	H	RBI	BB	SO	LOB	BOTTOM								
Tony Phillips, S OBP: 0.437, SLG: 0.462 (1,7)	FC4-6 BB		G6-3			L8	G1-3			3	0	0	0	1	0	1									
Ray Durham, S OBP: 0.395, SLG: 0.438 (1,4)	K				1B	G3		G4-3		4	0	1	0	0	1	1									
Frank Thomas, R OBP: 0.456, SLG: 0.634 (1,3)	P4				L5		1B	L5		4	0	1	0	0	0	2									
Lyle Mouton, R OBP: 0.385, SLG: 0.500 (1,10)	FC4-6 1-2				G4-6-3 1B	K				4	0	2	0	0	1	2									
Danny Tartabull, R OBP: 0.327, SLG: 0.413 (1,9)			G4-6-3 BB		G4-6-3 1-2		E 1B	K		3	1	1	0	1	1	3									
Chris Snopce, R OBP: 0.246, SLG: 0.400 (1,5)			G4-6-3 1-2		F8		E4 1B SF8	K		4	1	0	0	0	1	2									
Ron Karkovics, R OBP: 0.313, SLG: 0.379 (1,2)			G6-3				G1-3 1B	G6-3		4	0	2	1	0	0	0									
Darren Lewis, R OBP: 0.385, SLG: 0.377 (1,8)					G3		P3	SF8		2	0	0	1	1	0	1									
Ozzie Guillen, L OBP: 0.295, SLG: 0.377 (1,6)			G6-3				G4-3	G1-3		4	0	0	0	0	0	3									
Inning Stats	R: 0 E: 0 K: 1 S: 12	H: 0 LOB: 1 BB: 1 P: 19	R: 0 E: 0 K: 0 S: 4	H: 0 LOB: 0 BB: 1 P: 10	R: 0 E: 0 K: 0 S: 5	H: 0 LOB: 0 BB: 0 P: 7	R: 0 E: 0 K: 0 S: 5	H: 2 LOB: 1 BB: 0 P: 7	R: 0 E: 0 K: 0 S: 9	H: 1 LOB: 1 BB: 0 P: 15	R: 0 E: 0 K: 1 S: 8	H: 1 LOB: 1 BB: 0 P: 12	R: 2 E: 1 K: 0 S: 10	H: 2 LOB: 1 BB: 0 P: 16	R: 0 E: 0 K: 1 S: 10	H: 1 LOB: 1 BB: 0 P: 14	R: 0 E: 0 K: 1 S: 7	H: 0 LOB: 1 BB: 1 P: 13	1B: 6 2B: 1 3B: 0 HR: 0	SF: 1 SAC: 0 DP: 2 HBP: 0	WP: 0 PB: 0 SB: 0 CS: 0	PA: 36			
PITCHER	IP	WLS	BF	H	R	ER	SO	BB	IBB	HBP	BLK	WP	HR	S	P	ERA	WHIP								
Vaughn Eshelman, L ERA: 7.33 (1,1)	7.0	W	28	6	2	1	2	2	0	0	0	0	0	53	86	1.29	1.143								
Mike Stanton, L ERA: 3.59 (8,1)	1.0		4	1	0	0	1	0	0	0	0	0	0	10	14	0.00	1.000								
Joe Hudson, R ERA: 5.79 (9,1)	1.0		4	0	0	0	1	1	0	0	0	0	0	7	13	0.00	1.000								

Boston Red Sox @ Chicago White Sox
Comiskey Park, Chicago, IL
Tue Jun 11 1996, 8:05 PM EDT
Att: 20,792 - Unknown - 65 F

AB 32
R 2
H 7
RBI 2
BB 3
SO 4
LOB 15



Batter	1	2	3	4	5	6	7	8	9	AB	R	H	RBI	BB	SO	LOB	TOP			
Norberto Martin, R (1, 10) OBP: 0.328, SLG: 0.571	G4-3	K			G3		L3		G1-3	5	1	1	0	0	1	0	Chicago White Sox @ Seattle Mariners The Kingdome, Seattle, WA Fri Jun 14 1996, 10:05 PM EDT Att: 30,163 - Dome - 68 F			
Ray Durham, S (1, 4) OBP: 0.366, SLG: 0.438	F7		P3		G3				G1-3	4	0	0	0	1	0	1				
Frank Thomas, R (1, 3) OBP: 0.461, SLG: 0.639	2B	1B			HR					3	2	2	1	1	0	1				
Lyle Mouton, R (1, 7) OBP: 0.392, SLG: 0.506	BB	2B			F8					4	0	2	2	0	0	1				
Danny Tartabull, R (1, 9) OBP: 0.325, SLG: 0.405 Dave Martinez, L (8, 9) OBP: 0.400, SLG: 0.511	BB	BB			K				K	3	0	0	0	1	2	2				
Robin Ventura, L (1, 5) OBP: 0.386, SLG: 0.513	BB				G4-3				L9	2	0	1	0	2	0	0				
Ron Karkovics, R (1, 2) OBP: 0.306, SLG: 0.387	L7				K				HR	4	1	1	1	0	1	5				
Darren Lewis, R (1, 8) OBP: 0.375, SLG: 0.366		L8			G4-3				F9	4	0	0	0	0	0	2				
Ozzie Guillen, L (1, 6) OBP: 0.297, SLG: 0.380	G4-3				L7				F9	4	0	0	0	0	0	2				
Inning Stats	R: 1 E: 0 K: 0 S: 16	H: 2 LOB: 3 BB: 2 P: 34	R: 0 E: 0 K: 1 S: 6	H: 0 LOB: 0 BB: 0 P: 8	R: 1 E: 0 K: 1 S: 9	H: 1 LOB: 1 BB: 1 P: 13	R: 0 E: 0 K: 1 S: 8	H: 0 LOB: 1 BB: 1 P: 17	R: 1 E: 0 K: 0 S: 6	H: 2 LOB: 1 BB: 0 P: 14	R: 0 E: 0 K: 0 S: 6	H: 0 LOB: 1 BB: 1 P: 13	R: 1 E: 0 K: 1 S: 10	H: 1 LOB: 0 BB: 0 P: 16	R: 0 E: 0 K: 0 S: 7	H: 0 LOB: 0 BB: 0 P: 8		1B: 3 2B: 2 3B: 0 HR: 2	SF: 0 SAC: 0 DP: 1 HBP: 0	WP: 0 PB: 0 SB: 0 CS: 0
PITCHER	IP WLS BF H R ER SO BB IBB HBP BLK WP HR S P ERA WHIP																			
Sterling Hitchcock, L (1, 1) ERA: 4.7	8.0 L 35 7 4 4 4 4 1 0 0 0 2 69 127 4.50 1.375																			
Rafael Carmona, R (9, 1) ERA: 4.41	1.0 3 0 0 0 0 0 0 0 0 0 0 7 8 0.00 0.000																			

Batter	1	2	3	4	5	6	7	8	9	AB	R	H	RBI	BB	SO	LOB	BOTTOM					
Rich Amaral, R (1, 7) OBP: 0.319, SLG: 0.289	G4-3				K		F8			4	0	1	0	0	1	2	Chicago White Sox @ Seattle Mariners The Kingdome, Seattle, WA Fri Jun 14 1996, 10:05 PM EDT Att: 30,163 - Dome - 68 F					
Alex Rodriguez, R (1, 6) OBP: 0.392, SLG: 0.640	G6-3				G4-6-3		K			3	0	0	0	1	1	2						
Ken Griffey Jr., L (1, 8) OBP: 0.389, SLG: 0.636	K				L8		K			4	0	0	0	0	2	2						
Edgar Martinez, R (1, 10) OBP: 0.460, SLG: 0.702		2B			S		G4-3		G6-3	3	1	1	0	1	0	0						
Brian Hunter, R (1, 3) OBP: 0.439, SLG: 0.500	G1-3	2B			K				K	4	0	2	0	0	2	1						
Dan Wilson, R (1, 2) OBP: 0.356, SLG: 0.532	G5-3				K		F7		L5	4	0	0	1	0	1	3						
Luis Sojo, R (1, 4) ERA: 4.85 Joey Cora, S (9, PH) OBP: 0.295, SLG: 0.377	G1-3				F8		G1-6-3		F7	3	0	0	0	0	0	3						
Andy Sheets, R (1, 5) OBP: 0.267, SLG: 0.333 Darren Bragg, L (9, PH) OBP: 0.361, SLG: 0.445		BB					G6-3		G3-1	1	0	0	0	0	0	0						
Manny Martinez, R (1, 9)					K					2	0	0	0	1	2	3						
Inning Stats	R: 0 E: 0 K: 1 S: 6	H: 0 LOB: 0 BB: 0 P: 11	R: 1 E: 0 K: 1 S: 17	H: 1 LOB: 2 BB: 2 P: 27	R: 0 E: 0 K: 0 S: 6	H: 1 LOB: 0 BB: 0 P: 10	R: 0 E: 0 K: 2 S: 9	H: 1 LOB: 1 BB: 0 P: 11	R: 0 E: 0 K: 3 S: 12	H: 1 LOB: 2 BB: 1 P: 22	R: 0 E: 0 K: 0 S: 14	H: 1 LOB: 1 BB: 0 P: 22	R: 0 E: 0 K: 1 S: 10	H: 0 LOB: 1 BB: 1 P: 17	R: 0 E: 0 K: 1 S: 7	H: 0 LOB: 0 BB: 0 P: 11		R: 0 E: 0 K: 0 S: 6	H: 0 LOB: 0 BB: 0 P: 9	1B: 3 2B: 2 3B: 0 HR: 0	SF: 0 SAC: 0 DP: 1 HBP: 0	WP: 1 PB: 0 SB: 1 CS: 0
PITCHER	IP WLS BF H R ER SO BB IBB HBP BLK WP HR S P ERA WHIP																					
Wilson Alvarez, L (1, 1) ERA: 4.36	7.1 W 30 5 1 1 8 4 0 0 0 0 0 75 122 1.23 1.227																					
41 Bill Simas, R (8, 1) ERA: 4.36	0.2 2 0 0 0 1 0 0 0 0 0 0 6 9 0.00 0.000																					
Roberto Hernandez, R (9, 1) ERA: 0.56	1.0 S 3 0 0 0 0 0 0 0 0 0 0 6 9 0.00 0.000																					

Batter	1	2	3	4	5	6	7	8	9	10	11	12	AB	R	H	RBI	BB	SO	LOB	TOP					
Tony Phillips, S OBP: 0.435, SLG: 0.455 Lyle Mouton, R OBP: 0.388, SLG: 0.500			G4-3				 2B						5	1	2	0	0	2	0						
Dave Martinez, L OBP: 0.411, SLG: 0.537			L7				 1B		 BB				5	3	3	1	1	0	1						
Frank Thomas, R OBP: 0.465, SLG: 0.654					 1B		 1B		 BB				5	2	3	3	1	1	2						
Robin Ventura, L OBP: 0.385, SLG: 0.504				 BB	 1B				 BB				4	0	0	0	2	2	4						
Harold Baines, L OBP: 0.401, SLG: 0.533 Norberto Martin, R OBP: 0.429, SLG: 0.571			 1B	 1B						 IBB			4	0	1	1	1	0	3						
Danny Tartabull, R OBP: 0.329, SLG: 0.401 Darren Lewis, R OBP: 0.376, SLG: 0.368			 BB	 BB		 BB					 P3		2	0	0	0	2	1	1						
Ron Karkovice, R OBP: 0.296, SLG: 0.378 Chad Kreuter, S OBP: 0.300, SLG: 0.346													5	0	0	0	0	1	6						
Ray Durham, S OBP: 0.365, SLG: 0.435						 1-2F	 P6-3			 1B			6	0	2	0	0	1	1						
Ozzie Guillen, L OBP: 0.292, SLG: 0.373							 1-1F			 1-2			4	0	0	0	0	0	3						
Inning Stats	R: 0 E: 0 K: 2 S: 20	H: 1 LOB: 2 BB: 1 P: 32	R: 0 E: 0 K: 0 S: 11	H: 1 LOB: 1 BB: 0 P: 15	R: 1 E: 0 K: 0 S: 16	H: 2 LOB: 3 BB: 2 P: 29	R: 0 E: 0 K: 1 S: 6	H: 0 LOB: 0 BB: 0 P: 9	R: 0 E: 0 K: 0 S: 6	H: 2 LOB: 0 BB: 0 P: 10	R: 0 E: 0 K: 1 S: 14	H: 3 LOB: 1 BB: 0 P: 21	R: 0 E: 1 K: 1 S: 9	H: 0 LOB: 0 BB: 0 P: 14	R: 2 E: 0 K: 1 S: 18	H: 2 LOB: 2 BB: 2 P: 32	R: 0 E: 0 K: 1 S: 6	H: 0 LOB: 1 BB: 0 P: 17	R: 0 E: 0 K: 1 S: 7	H: 0 LOB: 0 BB: 0 P: 11	1B: 9 2B: 2 3B: 0 HR: 2	SF: 1 SAC: 1 DP: 2 HBP: 0	WP: 0 PB: 0 CS: 0	PA: 54	
PITCHER	IP WLS BF H R ER SO BB IBB HBP BLK WP HR S P ERA WHIP	IP WLS BF H R ER SO BB IBB HBP BLK WP HR S P ERA WHIP	IP WLS BF H R ER SO BB IBB HBP BLK WP HR S P ERA WHIP	IP WLS BF H R ER SO BB IBB HBP BLK WP HR S P ERA WHIP	IP WLS BF H R ER SO BB IBB HBP BLK WP HR S P ERA WHIP	IP WLS BF H R ER SO BB IBB HBP BLK WP HR S P ERA WHIP	IP WLS BF H R ER SO BB IBB HBP BLK WP HR S P ERA WHIP	IP WLS BF H R ER SO BB IBB HBP BLK WP HR S P ERA WHIP	IP WLS BF H R ER SO BB IBB HBP BLK WP HR S P ERA WHIP	IP WLS BF H R ER SO BB IBB HBP BLK WP HR S P ERA WHIP	IP WLS BF H R ER SO BB IBB HBP BLK WP HR S P ERA WHIP	IP WLS BF H R ER SO BB IBB HBP BLK WP HR S P ERA WHIP	IP WLS BF H R ER SO BB IBB HBP BLK WP HR S P ERA WHIP	IP WLS BF H R ER SO BB IBB HBP BLK WP HR S P ERA WHIP	IP WLS BF H R ER SO BB IBB HBP BLK WP HR S P ERA WHIP	IP WLS BF H R ER SO BB IBB HBP BLK WP HR S P ERA WHIP	IP WLS BF H R ER SO BB IBB HBP BLK WP HR S P ERA WHIP	IP WLS BF H R ER SO BB IBB HBP BLK WP HR S P ERA WHIP	IP WLS BF H R ER SO BB IBB HBP BLK WP HR S P ERA WHIP	IP WLS BF H R ER SO BB IBB HBP BLK WP HR S P ERA WHIP	IP WLS BF H R ER SO BB IBB HBP BLK WP HR S P ERA WHIP	IP WLS BF H R ER SO BB IBB HBP BLK WP HR S P ERA WHIP	IP WLS BF H R ER SO BB IBB HBP BLK WP HR S P ERA WHIP	IP WLS BF H R ER SO BB IBB HBP BLK WP HR S P ERA WHIP	IP WLS BF H R ER SO BB IBB HBP BLK WP HR S P ERA WHIP
Matt Wagner, R ERA: 6.58	0.2	2	0	0	0	0	0	0	0	0	0	0	0	0	5	8	0.00	0.000							
Lee Guetterman, L ERA: 6.35	0.2	2	0	0	2	0	0	0	0	0	0	0	0	0	8	12	0.00	0.000							
Michael Jackson, R ERA: 5.28	1.2	9	2	2	2	1	2	0	0	0	0	0	0	0	24	41	10.80	2.400							
Norm Charlton, L ERA: 3.08	3.0	W	10	1	0	0	3	0	1	0	0	0	0	0	20	38	0.00	0.333							
Rafael Carmona, R ERA: 4.04																									

Chicago White Sox @ Seattle Mariners
The Kingdom, Seattle, WA

Sat Jun 15 1996, 10:05 PM EDT
Att. 47,042 - Dome - 68 F

AB 44
R 6
H 12
RBI 6
BB 7
SO 9
LOB 22



Batter	1	2	3	4	5	6	7	8	9	10	11	12	AB	R	H	RBI	BB	SO	LOB	BOTTOM								
Joey Cora, S OBP: 0.296, SLG: 0.380	 E 1B		 2B							 1-2F			6	1	2	0	0	1	3									
Alex Rodriguez, R OBP: 0.394, SLG: 0.640	 FC4-6						 1B		 2B				6	2	3	0	0	1	2									
Ken Griffey Jr., L OBP: 0.388, SLG: 0.640	 S 1-2F 2-3						 1B		 1B				6	2	2	3	0	1	4									
Edgar Martinez, R OBP: 0.464, SLG: 0.700	 1B				 E 1B								5	1	3	1	1	1	1									
Paul Sorrento, L OBP: 0.390, SLG: 0.557 Manny Martinez, R OBP: 0.376, SLG: 0.431					 2B							 HR 1B	6	0	2	0	0	2	6									
Dan Wilson, R OBP: 0.358, SLG: 0.531			 1B		 SH1-3								6	0	2	2	0	1	5									
Luis Soto, R OBP: 0.280, SLG: 0.388 Andy Sheets, L OBP: 0.280, SLG: 0.333 Brian Hunter, R OBP: 0.442, SLG: 0.575			 1-1				 BB						2	0	0	0	1	0	1									
Darren Bragg, L OBP: 0.376, SLG: 0.431					 IBB								4	0	0	0	1	0	1									
Rich Amaral, R OBP: 0.314, SLG: 0.284									 1B				5	0	1	0	0	1	4									
Inning Stats	R: 1 E: 1 K: 1 S: 12	H: 2 LOB: 2 BB: 0 P: 18	R: 0 E: 0 K: 0 S: 6	H: 0 LOB: 0 BB: 0 P: 14	R: 0 E: 0 K: 1 S: 8	H: 1 LOB: 2 BB: 1 P: 14	R: 0 E: 0 K: 0 S: 8	H: 1 LOB: 0 BB: 0 P: 13	R: 0 E: 0 K: 2 S: 14	H: 1 LOB: 1 BB: 1 P: 17	R: 1 E: 1 K: 0 S: 12	H: 2 LOB: 2 BB: 1 P: 21	R: 2 E: 0 K: 1 S: 10	H: 3 LOB: 1 BB: 0 P: 18	R: 0 E: 0 K: 1 S: 7	H: 0 LOB: 0 BB: 0 P: 14	R: 2 E: 0 K: 1 S: 15	H: 3 LOB: 1 BB: 0 P: 20	R: 0 E: 0 K: 0 S: 9	H: 1 LOB: 0 BB: 0 P: 14	R: 0 E: 0 K: 1 S: 7	H: 0 LOB: 0 BB: 0 P: 12	R: 2 E: 0 K: 0 S: 6	H: 2 LOB: 1 BB: 0 P: 11	1B: 10 2B: 5 3B: 0 HR: 2	SF: 0 SAC: 1 DP: 3 HBP: 0	WP: 1 PB: 0 CS: 0	PA: 52
PITCHER	IP WLS BF H R ER SO BB IBB HBP BLK WP HR S P ERA WHIP	IP WLS BF H R ER SO BB IBB HBP BLK WP HR S P ERA WHIP	IP WLS BF H R ER SO BB IBB HBP BLK WP HR S P ERA WHIP	IP WLS BF H R ER SO BB IBB HBP BLK WP HR S P ERA WHIP	IP WLS BF H R ER SO BB IBB HBP BLK WP HR S P ERA WHIP	IP WLS BF H R ER SO BB IBB HBP BLK WP HR S P ERA WHIP	IP WLS BF H R ER SO BB IBB HBP BLK WP HR S P ERA WHIP	IP WLS BF H R ER SO BB IBB HBP BLK WP HR S P ERA WHIP	IP WLS BF H R ER SO BB IBB HBP BLK WP HR S P ERA WHIP	IP WLS BF H R ER SO BB IBB HBP BLK WP HR S P ERA WHIP	IP WLS BF H R ER SO BB IBB HBP BLK WP HR S P ERA WHIP	IP WLS BF H R ER SO BB IBB HBP BLK WP HR S P ERA WHIP	IP WLS BF H R ER SO BB IBB HBP BLK WP HR S P ERA WHIP	IP WLS BF H R ER SO BB IBB HBP BLK WP HR S P ERA WHIP	IP WLS BF H R ER SO BB IBB HBP BLK WP HR S P ERA WHIP	IP WLS BF H R ER SO BB IBB HBP BLK WP HR S P ERA WHIP	IP WLS BF H R ER SO BB IBB HBP BLK WP HR S P ERA WHIP	IP WLS BF H R ER SO BB IBB HBP BLK WP HR S P ERA WHIP	IP WLS BF H R ER SO BB IBB HBP BLK WP HR S P ERA WHIP	IP WLS BF H R ER SO BB IBB HBP BLK WP HR S P ERA WHIP	IP WLS BF H R ER SO BB IBB HBP BLK WP HR S P ERA WHIP	IP WLS BF H R ER SO BB IBB HBP BLK WP HR S P ERA WHIP	IP WLS BF H R ER SO BB IBB HBP BLK WP HR S P ERA WHIP	IP WLS BF H R ER SO BB IBB HBP BLK WP HR S P ERA WHIP	IP WLS BF H R ER SO BB IBB HBP BLK WP HR S P ERA WHIP			
Kevin Tapani, R ERA: 3.1	0.1	1	0	0	0	0	0	0	0	0	0	0	0	0	2	4	0.00	0.000										
Larry Thomas, L ERA: 3.12	1.1	5	0	0	2	1	0	0	0	0	0	0	0	0	10	17	0.00	0.750										
Matt Karner, R ERA: 3.24	1.0	6	3	2	2	1	0	0	0	0	0	0	0	0	15	20	18.00	3.000										
Roberto Hernandez, R ERA: 1.08	1.1	4	1	0	0	0	0	0	0	0	0	0	0	0	11	16	0.00	0.750										
41 Bill Simas, R ERA: 4.19																												
Mike Sirotko, L ERA: 6.64	0.1	1	0	0	0	0	0	0	0	0	0	0	0	0	1	4	0.00	0.000										
Kirk McCaskill, R ERA: 6.64	0.2	L	4	2	2	2	1	0	0	0	0	0	0	1	10	17	27.00	3.000										

Chicago White Sox @ Seattle Mariners
The Kingdom, Seattle, WA

Sat Jun 15 1996, 10:05 PM EDT
Att. 47,042 - Dome - 68 F

AB 48
R 8
H 16
RBI 8
BB 3
SO 8
LOB 28



Batter	1	2	3	4	5	6	7	8	9	AB	R	H	RBI	BB	SO	LOB	TOP										
Tony Phillips, S (1, 7) OBP: 0.430, SLG: 0.451	3-2 WP 1B		4-1 BB BB		4-1 1B BB		4-2 G1-6-3 BB		1-3 K	2	1	1	0	3	1	0											
Darren Lewis, R (1, 8) OBP: 0.392, SLG: 0.349	1 SAFE 2-3 K		4-0 BB		2-2 1-2 1B		1-1 G1-6-3 1-2			3	0	1	0	1	1	2											
Frank Thomas, R (1, 3) OBP: 0.467, SLG: 0.646	1-0 2-H 1B		2-3 K		1-3 K		4-1 BB			3	0	1	1	1	2	4											
Robin Ventura, L (1, 5) OBP: 0.378, SLG: 0.525	2-2 F7		3-3 K		2-3 K		2-2 G1-3			4	0	0	0	0	2	6											
Harold Baines, L (1, 10) OBP: 0.398, SLG: 0.522 Danny Tartabull, R (8, PH) OBP: 0.317, SLG: 0.399	0-0 G3		1-0 L8		0-0 G3		1-2 F7			3	0	0	0	0	0	1											
Dave Martinez, L (1, 9) OBP: 0.409, SLG: 0.523 Lyle Mouton, R (8, 9) OBP: 0.392, SLG: 0.495		2-2 F7		1-0 F8		1-1 2B 1B		0-0 L9		4	1	1	0	0	0	0											
Ron Karkovics, R (1, 2) OBP: 0.295, SLG: 0.374		0-1 B5-3		0-1 1B		1-2 1-H 2B		0-3 K		4	0	2	1	0	1	0											
Norberto Martin, R (1, 4) OBP: 0.348, SLG: 0.435		1-0 P4		3-3 K		1-3 K2-3		0-3 K		4	0	0	0	0	3	2											
Ozzie Guillen, L (1, 6) OBP: 0.286, SLG: 0.375			2-2 G6-3		1-2 G3		0-3 K		0-0 G6-3	4	0	0	0	0	1	1											
Inning Stats	R: 1 E: 0 K: 1 S: 11	H: 2 LOB: 1 BB: 0 P: 19	R: 0 E: 0 K: 0 S: 6	H: 0 LOB: 0 BB: 0 P: 9	R: 0 E: 0 K: 2 S: 12	H: 0 LOB: 2 BB: 2 P: 27	R: 0 E: 0 K: 1 S: 7	H: 1 LOB: 1 BB: 0 P: 12	R: 0 E: 0 K: 2 S: 13	H: 1 LOB: 1 BB: 0 P: 23	R: 1 E: 0 K: 2 S: 13	H: 2 LOB: 1 BB: 0 P: 16	R: 0 E: 0 K: 1 S: 7	H: 0 LOB: 0 BB: 0 P: 8	R: 0 E: 0 K: 2 S: 8	H: 0 LOB: 0 BB: 0 P: 9	R: 0 E: 0 K: 2 S: 8	H: 0 LOB: 0 BB: 0 P: 9	1B: 5 2B: 1 3B: 0 HR: 0	SF: 0 SAC: 0 DP: 1 HBP: 0	WP: 1 PB: 0 SB: 0 CS: 0	PA: 37					
PITCHER	IP	WLS	BF	H	R	ER	SO	BB	IBB	HBP	BLK	WP	HR	S	P	ERA	WHIP										
Jason Grimsley, R (1, 1) ERA: 4.58	6.2		30	6	2	2	8	5	0	0	0	1	0	67	120	2.70	1.650										
Chuck McElroy, L (7, 1) ERA: 4.59	1.1	W	4	0	0	0	1	0	0	0	0	0	0	10	13	0.00	0.000										
Shad Williams, R (9, 1) ERA: 9.0	1.0		3	0	0	0	2	0	0	0	0	0	0	8	9	0.00	0.000										

Chicago White Sox @ California Angels
Anaheim Stadium, Anaheim, CA
Wed Jun 19 1996, 6:33 AM EDT
Att: 22,960 - Sunny - 85 F

AB 32
R 2
H 6
RBI 2
BB 5
SO 11
LOB 16



Batter	1	2	3	4	5	6	7	8	9	AB	R	H	RBI	BB	SO	LOB	BOTTOM										
Darin Erstad, L (1, 8) OBP: 0.433, SLG: 0.480	2-0 G3-1		2-2 CS 1B		1-1 G4-3		4-0 2B IBB	2-0 HR 2B		4	2	2	0	1	0	1											
Rex Hudler, R (1, 7) OBP: 0.346, SLG: 0.607 Orlando Palmeiro, L (8, 7) OBP: 0.316, SLG: 0.242	2-2 S 1B		1-3 K		1-0 2B		1-0 BB 2B	1-1 P5		4	1	3	3	0	1	1											
Tim Wallach, R (1, 5) OBP: 0.333, SLG: 0.454	1-2 P4			4-2 BB BB	3-0 F9		4-1 BB 3B BB	0-0 E6 HR		3	2	0	1	2	0	3											
Tim Salmon, R (1, 9) OBP: 0.371, SLG: 0.536	3-3 K			4-2 BB	1-2 BB		4-1 BB BB	3-1 HR		3	2	1	3	2	2	1											
Chili Davis, S (1, 10) OBP: 0.391, SLG: 0.553		3-2 HR		4-0 G6-4-3 BB	1-2 2-3 BB		2-2 G1-3	4-1 3B BB	0-0 2B 1B	3	3	2	2	2	0	0											
J.T. Snow, L (1, 3) OBP: 0.361, SLG: 0.406		3-2 G5-3		0-3 K		2-3 K	0-1 3B	1-3 K		5	0	1	3	0	3	4											
Pat Borders, R (1, 2) OBP: 0.320, SLG: 0.365		0-1 L6		0-0 G6-4-3			1-2 2-3 3-H 3-H	2-1 2B		5	0	1	1	0	1	4											
Damon Easley, R (1, 4) OBP: 0.286, SLG: 0.378		0-1 P4			0-0 L7		1-0 BB G6-3	2-3 K		4	1	0	0	1	1	2											
Gary Disarcina, R (1, 6) OBP: 0.259, SLG: 0.288			3-2 G4-3		1-0 E4 2B		1 SAFE 1-0 2B 1B	0-0 2B E 2B		4	3	2	0	0	0	0											
Inning Stats	R: 0 E: 0 K: 1 S: 10	H: 1 LOB: 1 BB: 0 P: 18	R: 1 E: 0 K: 0 S: 13	H: 1 LOB: 0 BB: 0 P: 19	R: 0 E: 0 K: 1 S: 13	H: 1 LOB: 0 BB: 0 P: 19	R: 0 E: 0 K: 1 S: 10	H: 0 LOB: 3 BB: 0 P: 22	R: 1 E: 1 K: 0 S: 6	H: 1 LOB: 1 BB: 0 P: 12	R: 0 E: 0 K: 2 S: 13	H: 0 LOB: 0 BB: 0 P: 20	R: 7 E: 0 K: 1 S: 14	H: 3 LOB: 1 BB: 5 P: 43	R: 5 E: 1 K: 2 S: 19	H: 5 LOB: 1 BB: 0 P: 30	R: 5 E: 1 K: 2 S: 19	H: 5 LOB: 1 BB: 0 P: 30	1B: 4 2B: 5 3B: 1 HR: 2	SF: 0 SAC: 0 DP: 1 HBP: 0	WP: 1 PB: 0 SB: 2 CS: 1	PA: 44					
PITCHER	IP	WLS	BF	H	R	ER	SO	BB	IBB	HBP	BLK	WP	HR	S	P	ERA	WHIP										
Wilson Alvarez, L (1, 1) ERA: 4.44	6.1	L	26	4	3	2	5	4	0	0	0	1	0	67	118	2.84	1.263										
Matt Karchner, R (7, 1) ERA: 4.15	0.0		4	2	2	2	0	1	1	0	0	1	0	3	13	∞	∞										
Mike Siroka, L (7, 1) ERA: 19.29	1.2		14	6	9	7	3	2	0	0	0	0	1	28	52	37.80	4.800										

Chicago White Sox @ California Angels
Anaheim Stadium, Anaheim, CA
Wed Jun 19 1996, 6:33 AM EDT
Att: 22,960 - Sunny - 85 F

AB 36
R 14
H 12
RBI 13
BB 8
SO 8
LOB 18



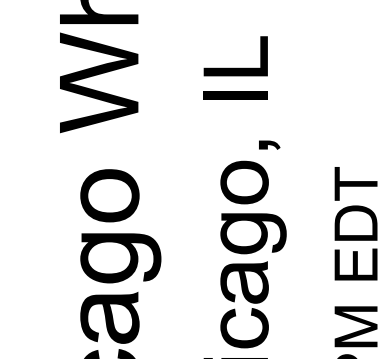
Batter	1	2	3	4	5	6	7	8	9	AB	R	H	RBI	BB	SO	LOB	TOP								
Joey Cora, S (1,4) OBP: 0.310, SLG: 0.399	F7	FC5-4 1B		F8		E	2B			5	0	3	2	0	0	0	Seattle Mariners @ Chicago White Sox Comiskey Park, Chicago, IL Thu Jun 20 1996, 8:05 PM EDT Att: 23,017 - Unknown - 82 F								
Alex Rodriguez, R (1,6) OBP: 0.351, SLG: 0.605	K	FC5-4 1B		G4-3		E6	1B			5	0	1	1	0	2	2									
Edgar Martinez, R (1,10) OBP: 0.466, SLG: 0.689	FC5-4 BB	1B			1B WP 2B BB	F7			K	2	1	0	0	3	1	2									
Jay Buhner, R (1,9) OBP: 0.392, SLG: 0.629	FC5-4	1B			2B	G5-4-3			G3-1	5	0	2	0	0	0	3									
Paul Sorrento, L (1,3)										4	2	3	2	1	0	3									
Dan Wilson, R (1,2) OBP: 0.351, SLG: 0.511						G6-3			L6	5	0	2	0	0	0	3									
Darren Bragg, L (1,7) OBP: 0.380, SLG: 0.429		FC6-4 1B		G4-6-3					L7-6 SH2-3 BB	3	2	1	1	2	0	2									
Andy Sheets, R (1,5) OBP: 0.342, SLG: 0.412		1B		G1-3		K			SH2-3	4	2	2	1	0	1	3									
Rich Amaral, R (1,8) OBP: 0.320, SLG: 0.295		1B				G6-3			L7-6	5	1	1	1	0	0	5									
Inning Stats	R: 0 E: 0 K: 1 S: 10	H: 0 LOB: 1 BB: 1 P: 20	R: 4 E: 0 K: 0 S: 20	H: 6 LOB: 3 BB: 1 P: 39	R: 0 E: 0 K: 0 S: 9	H: 1 LOB: 0 BB: 0 P: 12	R: 0 E: 0 K: 0 S: 4	H: 0 LOB: 0 BB: 0 P: 4	R: 1 E: 1 K: 1 S: 12	H: 2 LOB: 3 BB: 2 P: 28	R: 0 E: 0 K: 0 S: 6	H: 2 LOB: 1 BB: 0 P: 8	R: 3 E: 0 K: 1 S: 17	H: 4 LOB: 1 BB: 0 P: 25	R: 0 E: 0 K: 1 S: 10	H: 0 LOB: 1 BB: 1 P: 14	R: 0 E: 0 K: 0 S: 5	H: 0 LOB: 0 BB: 1 P: 12	1B: 9 2B: 5 3B: 1 HR: 1	SF: 0 SAC: 1 DP: 3 HBP: 0	WP: 1 PB: 0 SB: 1 CS: 0	PA: 45			
PITCHER	IP	WLS	BF	H	R	ER	SO	BB	IBB	HBP	BLK	WP	HR	S	P	ERA	WHIP								
Kevin Tapani, R (1,1) ERA: 3.61	6.2	L	37	15	8	8	2	2	2	0	0	1	1	75	133	10.80	2.550								
Kirk McCaskill, R (7,1) ERA: 6.18	2.1		8	0	0	0	2	2	0	0	0	0	0	18	29	0.00	0.857								

Batter	1	2	3	4	5	6	7	8	9	AB	R	H	RBI	BB	SO	LOB	BOTTOM								
Tony Phillips, S (1,7) OBP: 0.429, SLG: 0.448	F9		G5-3		F8 1B CS		1B		G4-3	4	2	1	0	1	0	0	Seattle Mariners @ Chicago White Sox Comiskey Park, Chicago, IL Thu Jun 20 1996, 8:05 PM EDT Att: 23,017 - Unknown - 82 F								
Norberto Martin, R (1,6) OBP: 0.428, SLG: 0.500	1B		L9		CS		S		G6-4-3	5	1	4	0	0	0	0									
Frank Thomas, R (1,3) OBP: 0.463, SLG: 0.642	K		2B		1B		1B		G6-4-3	5	0	1	0	0	2	6									
Lyle Mouton, R (1,10) OBP: 0.410, SLG: 0.500	S				FC5-4		HR		G3-1	1	0	1	0	2	0	0									
Harold Baines, L (7,PH) OBP: 0.399, SLG: 0.522	1B		BB		BB		1B			2	1	1	2	0	0	0									
Danny Tartabull, R (1,9) OBP: 0.316, SLG: 0.410	K		F9		FC5-4		HR			4	1	1	2	0	1	5									
Robin Ventura, L (1,5) OBP: 0.380, SLG: 0.522	F8		G4-3		G4-3		G6-4-3			3	0	1	0	1	0	0									
Ron Karkovics, R (1,2) ERA: 4.68										3	0	2	0	0	0	1									
Chad Kreuter, S (7,PH) OBP: 0.303, SLG: 0.356			1B		FC5-4		G6-4-3			1	0	0	0	0	0	1									
Ray Durham, S (1,4) OBP: 0.371, SLG: 0.430	F9		1B		FC5-4		L6		F8	4	0	0	0	0	0	3									
Darren Lewis, R (1,8) OBP: 0.357, SLG: 0.343	F9		F9		F9		G1-3			3	0	0	0	0	0	3									
Dave Martinez, L (8,PH) OBP: 0.406, SLG: 0.520									K	1	0	0	0	0	1	0									
Inning Stats	R: 0 E: 0 K: 2 S: 14	H: 2 LOB: 2 BB: 0 P: 22	R: 0 E: 0 K: 0 S: 13	H: 1 LOB: 0 BB: 0 P: 18	R: 0 E: 0 K: 0 S: 8	H: 1 LOB: 2 BB: 1 P: 19	R: 0 E: 0 K: 0 S: 6	H: 1 LOB: 1 BB: 0 P: 8	R: 1 E: 0 K: 0 S: 8	H: 2 LOB: 1 BB: 1 P: 14	R: 0 E: 0 K: 0 S: 7	H: 1 LOB: 1 BB: 0 P: 13	R: 4 E: 0 K: 1 S: 14	H: 3 LOB: 0 BB: 2 P: 29	R: 0 E: 0 K: 1 S: 5	H: 0 LOB: 0 BB: 0 P: 6	R: 0 E: 0 K: 0 S: 6	H: 1 LOB: 0 BB: 0 P: 12	1B: 10 2B: 1 3B: 0 HR: 1	SF: 0 SAC: 0 DP: 2 HBP: 0	WP: 0 PB: 0 SB: 0 CS: 2	PA: 40			
PITCHER	IP	WLS	BF	H	R	ER	SO	BB	IBB	HBP	BLK	WP	HR	S	P	ERA	WHIP								
Sterling Hitchcock, L (1,1) ERA: 4.68	6.0	W	29	3	3	3	2	3	0	0	0	0	1	61	104	4.50	2.000								
Michael Jackson, R (7,1) ERA: 5.23	2.0		8	2	2	2	2	1	0	0	0	0	1	14	25	9.00	1.500								
Norm Charlton, L (9,1) ERA: 2.97	1.0	S	3	1	0	0	0	0	0	0	0	0	0	6	12	0.00	1.000								

AB 38
R 8
H 15
RBI 8
BB 6
SO 4
LOB 23



AB 36
R 5
H 12
RBI 4
BB 4
SO 4
LOB 19



Batter	1	2	3	4	5	6	7	8	9	AB	R	H	RBI	BB	SO	LOB	TOP									
Rich Amaral, R OBP: 0.326, SLG: 0.302 Darren Bragg, L OBP: 0.384, SLG: 0.429	1-0 CS G1-3 1B			0-1 B1-3	1-2 HR 1B		2-2 G3-1	4-0 BB 2B BB		4	1	2	0	0	0	0	Seattle Mariners @ Chicago White Sox Comiskey Park, Chicago, IL Fri Jun 21 1996, 8:05 PM EDT Att: 23,253 - Unknown - 86 F									
Alex Rodriguez, R OBP: 0.245, SLG: 0.614	2-2 SAFE G1-3			4-0 HR BB	0-0 HR		3-2 F8	4-2 2B BB		3	2	1	4	2	0	1										
Edgar Martinez, R OBP: 0.465, SLG: 0.699	3-0 G5-3			2-2 HR 1-H	1-1 G5-3		0-2 G5-3	0-2 2B		5	1	2	4	0	0	1										
Jay Buhner, R OBP: 0.388, SLG: 0.618		1-1 F9		3-2 G5-3	2-1 F8			BB		4	1	0	0	1	1	2										
Brian Hunter, R OBP: 0.450, SLG: 0.582	1-0 G6-3			0-0 HR			0-0 FC5 G4-3 1B	1-0 FC4-6 SH5-3 2B 1B	3-1 E6 L8 SF9 1B	5	3	4	1	0	0	0										
Dan Wilson, R OBP: 0.350, SLG: 0.507	3-2 G5-3			2-0 1B			1-1 F7	0-1 SH5-3	1-0 L8	4	0	1	0	0	0	2										
Luis Sojo, R OBP: 0.245, SLG: 0.257 Joey Cora, S OBP: 0.311, SLG: 0.399			1-1 P6	1-1 G3			1-1 G4-3	4-0 FC4-6 IBB	0-0 SF9	3	0	0	0	0	0	2										
Andy Sheets, R OBP: 0.366, SLG: 0.400 Doug Strange, S OBP: 0.254, SLG: 0.306			1-0 G6-3		4-1 1B HR BB		4-1 BB	1-0 FC4-6 2B BB	0-0 G4-3	1	1	0	0	2	0	0										
Manny Martinez, R OBP: 0.333, SLG: 0.286			1-1 F9		0-0 P2		0-2 FC5	0-0 BB 2B		4	1	1	1	0	0	3										
Inning Stats	R: 0 E: 0 K: 0 S: 7	H: 1 LOB: 0 BB: 0 P: 13	R: 0 E: 0 K: 0 S: 6	H: 0 LOB: 0 BB: 0 P: 11	R: 0 E: 0 K: 0 S: 5	H: 0 LOB: 0 BB: 0 P: 8	R: 3 E: 0 K: 0 S: 14	H: 3 LOB: 1 BB: 1 P: 26	R: 3 E: 0 K: 0 S: 12	H: 2 LOB: 2 BB: 1 P: 20	R: 0 E: 0 K: 0 S: 9	H: 1 LOB: 2 BB: 1 P: 15	R: 0 E: 0 K: 0 S: 10	H: 0 LOB: 0 BB: 0 P: 15	R: 5 E: 0 K: 1 S: 16	H: 3 LOB: 2 BB: 4 P: 36		R: 1 E: 1 K: 0 S: 5	H: 1 LOB: 0 BB: 0 P: 9	1B: 6 2B: 2 3B: 0 HR: 3	SF: 1 SAC: 1 DP: 0 HBP: 0	WP: 0 PB: 0 SB: 0 CS: 1	PA: 44			
PITCHER	IP	WLS	BF	H	R	ER	SO	BB	IBB	HBP	BLK	WP	HR	S	P	ERA	WHIP									
Joe Magrane, L ERA: 6.88	(1, 1)	5.0	L	22	6	6	6	0	2	0	0	0	0	3	44	78	10.80	1.600								
Brian Keyser, R ERA: 3.68	(6, 1)	3.0		18	4	5	5	1	4	1	0	0	0	0	35	66	15.00	2.667								
Mike Siroka, L ERA: 13.5	(9, 1)	1.0		4	1	1	0	0	0	0	0	0	0	0	5	9	0.00	1.000								

Batter	1	2	3	4	5	6	7	8	9	AB	R	H	RBI	BB	SO	LOB	BOTTOM									
Dave Martinez, L OBP: 0.396, SLG: 0.506	0-0 L7		3-3 K		2-2 P4		1-0 F8			4	0	0	0	0	1	2	Seattle Mariners @ Chicago White Sox Comiskey Park, Chicago, IL Fri Jun 21 1996, 8:05 PM EDT Att: 23,253 - Unknown - 86 F									
Ray Durham, S OBP: 0.376, SLG: 0.431	1-0 1B		4-2 F7 1B BB		4-2 BB		1-2 G4-3			2	1	1	0	2	0	0										
Frank Thomas, R OBP: 0.460, SLG: 0.636	0-0 1B		2-2 SAFE F7		1-1 F8			3-2 F7		4	0	1	0	0	0	2										
Harold Baines, L OBP: 0.401, SLG: 0.519 Chad Kreuter, S OBP: 0.303, SLG: 0.356	2-2 P5		1-1 F9 1B		2-3 K			4-0 BB		3	0	1	1	1	1	2										
Robin Ventura, L OBP: 0.378, SLG: 0.518	2-2 F9		3-1 SAFE F9		1-1 2B SF9 1B			2-1 F7		4	1	1	0	0	0	4										
Danny Tartabull, R OBP: 0.319, SLG: 0.416		1-0 1B G5-3 1B		0-0 G6-3		0-1 SF9 2B		0-0 P2		4	0	2	0	0	0	1										
Lyle Mouton, R OBP: 0.394, SLG: 0.484		0-1 G5-3		2-3 K		1-1 SF9		2-3 K		3	0	0	1	0	2	1										
Ron Karkovics, R OBP: 0.295, SLG: 0.370		0-0 L4		0-0 F9		2-1 P2		0-3 K		4	0	0	0	0	1	2										
Ozzie Guillen, L OBP: 0.287, SLG: 0.374 Norberto Martin, R OBP: 0.414, SLG: 0.483		1-0 1B		0-1 G3-1			2-2 L5		1-2 G6-3	3	0	1	0	0	0	0										
Inning Stats	R: 0 E: 0 K: 0 S: 9	H: 2 LOB: 2 BB: 0 P: 14	R: 0 E: 0 K: 1 S: 9	H: 2 LOB: 2 BB: 0 P: 14	R: 1 E: 0 K: 0 S: 10	H: 1 LOB: 0 BB: 1 P: 20	R: 0 E: 0 K: 1 S: 5	H: 0 LOB: 0 BB: 0 P: 7	R: 0 E: 0 K: 0 S: 9	H: 0 LOB: 1 BB: 1 P: 16	R: 1 E: 0 K: 1 S: 11	H: 2 LOB: 1 BB: 0 P: 17	R: 0 E: 0 K: 0 S: 7	H: 0 LOB: 0 BB: 0 P: 11	R: 0 E: 0 K: 0 S: 9	H: 0 LOB: 1 BB: 1 P: 18		R: 0 E: 0 K: 2 S: 10	H: 0 LOB: 0 BB: 0 P: 13	1B: 6 2B: 1 3B: 0 HR: 0	SF: 1 SAC: 0 DP: 0 HBP: 0	WP: 0 PB: 0 SB: 0 CS: 0	PA: 36			
PITCHER	IP	WLS	BF	H	R	ER	SO	BB	IBB	HBP	BLK	WP	HR	S	P	ERA	WHIP									
Matt Wagner, R ERA: 5.4	(1, 1)	8.0	W	33	7	2	2	3	3	0	0	0	0	0	69	117	2.25	1.250								
Bobby Ayala, R ERA: 11.91	(9, 1)	1.0		3	0	0	0	2	0	0	0	0	0	10	13	0.00	0.000									

Batter	1	2	3	4	5	6	7	8	9	AB	R	H	RBI	BB	SO	LOB	TOP											
Joey Cora, S OBP: 0.312, SLG: 0.397 (1, 4)	P6		1B	1B		E3		F7	F8	6	1	2	1	0	0	3	Seattle Mariners @ Chicago White Sox Comiskey Park, Chicago, IL Sat Jun 22 1996, 4:33 AM EDT Att: 27,036 - Cloudy - 72 F											
Alex Rodriguez, R OBP: 0.390, SLG: 0.611 (1, 6)	BB		1B	1B		G6-4-3		BB		3	0	1	0	2	0	4												
Edgar Martinez, R OBP: 0.461, SLG: 0.688 (1, 10)	G5-3		K			K		K		4	1	0	0	1	3	5												
Jay Buhner, R OBP: 0.396, SLG: 0.619 (1, 9)	BB		1B			F9		BB		3	1	2	1	2	0	1												
Paul Sorrento, L OBP: 0.400, SLG: 0.578 (1, 3)	G4-3		K			1B		SH5-3		4	0	1	0	0	2	6												
Dan Wilson, R OBP: 0.351, SLG: 0.504 (1, 2)						1B				5	0	2	1	0	1	0												
Darren Bragg, L OBP: 0.383, SLG: 0.422 (7, PH)						1B				2	0	0	0	1	2	2												
Luis Sojo, R OBP: 0.245, SLG: 0.257 (7, PH)						K				0	0	0	0	0	0	0												
Doug Strange, S OBP: 0.250, SLG: 0.302 (7, PH)						K				1	0	0	0	0	1	2												
Manny Martinez, R OBP: 0.400, SLG: 0.286 (7, 7)	BB									0	0	0	0	1	0	0												
Andy Sheets, R OBP: 0.370, SLG: 0.425 (1, 5)	P4					F7		E7	F7	5	1	2	1	0	0	4												
Rich Amaral, R OBP: 0.343, SLG: 0.305 (1, 8)						1B		G1-3		2	0	1	0	3	0	2												
Inning Stats	R: 0 E: 0 K: 0 S: 10	H: 0 LOB: 2 BB: 2 P: 23	R: 0 E: 0 K: 1 S: 7	H: 0 LOB: 0 BB: 1 P: 12	R: 1 E: 0 K: 2 S: 19	H: 4 LOB: 2 BB: 0 P: 28	R: 1 E: 0 K: 1 S: 15	H: 2 LOB: 2 BB: 1 P: 29	R: 1 E: 0 K: 1 S: 20	H: 2 LOB: 2 BB: 1 P: 31	R: 0 E: 1 K: 1 S: 9	H: 0 LOB: 1 BB: 1 P: 17	R: 1 E: 1 K: 1 S: 10	H: 3 LOB: 2 BB: 0 P: 16	R: 0 E: 0 K: 2 S: 14	H: 0 LOB: 2 BB: 2 P: 23	R: 0 E: 0 K: 0 S: 10	H: 0 LOB: 2 BB: 2 P: 20	1B: 10 2B: 1 3B: 0 HR: 0	SF: 0 SAC: 1 DP: 1 HBP: 0	WP: 0 PB: 0 SB: 1 CS: 2	PA: 46						
PITCHER	IP	WLS	BF	H	R	ER	SO	BB	IBB	HBP	BLK	WP	HR	S	P	ERA	WHIP	PITCHER										
Alex Fernandez, R ERA: 3.78 (1, 1)	5.0	L	26	8	3	3	5	5	0	0	0	0	0	71	123	5.40	2.600											
Al Levine, R ERA: 9.0 (6, 1)	1.0		5	1	1	1	1	1	0	0	0	0	0	11	20	9.00	2.000											
Larry Thomas, L ERA: 2.89 (7, 1)	0.1		2	1	0	0	0	0	0	0	0	0	0	2	4	0.00	3.000											
41 Bill Simas, R ERA: 4.03 (7, 1)	1.2		8	1	0	0	3	2	0	0	0	0	0	20	32	0.00	1.800											
Roberto Hernandez, R ERA: 1.24 (9, 1)	1.0		5	0	0	0	0	2	0	0	0	0	0	10	20	0.00	2.000											
Inning Stats	R: 0 E: 0 K: 0 S: 6	H: 0 LOB: 0 BB: 0 P: 9	R: 0 E: 0 K: 1 S: 10	H: 0 LOB: 1 BB: 1 P: 18	R: 0 E: 0 K: 2 S: 16	H: 0 LOB: 2 BB: 2 P: 28	R: 1 E: 0 K: 0 S: 10	H: 1 LOB: 0 BB: 0 P: 14	R: 1 E: 0 K: 0 S: 12	H: 2 LOB: 2 BB: 1 P: 23	R: 0 E: 0 K: 0 S: 13	H: 2 LOB: 2 BB: 0 P: 19	R: 0 E: 0 K: 0 S: 10	H: 1 LOB: 1 BB: 1 P: 19	R: 0 E: 0 K: 2 S: 10	H: 0 LOB: 0 BB: 0 P: 16	R: 0 E: 0 K: 3 S: 10	H: 0 LOB: 0 BB: 0 P: 15	1B: 4 2B: 1 3B: 0 HR: 1	SF: 0 SAC: 0 DP: 1 HBP: 0	WP: 0 PB: 0 SB: 0 CS: 0	PA: 37						
PITCHER	IP	WLS	BF	H	R	ER	SO	BB	IBB	HBP	BLK	WP	HR	S	P	ERA	WHIP	PITCHER										
Bob Wells, R ERA: 3.27 (1, 1)	5.2	W	26	5	2	2	3	4	0	0	0	0	0	1	65	108	3.18	1.588										
Lee Guetterman, L ERA: 4.15 (6, 1)	0.1		3	1	0	0	0	1	0	0	0	0	0	7	15	0.00	6.000											
Bobby Ayala, R ERA: 10.66 (7, 1)	1.1		3	0	0	0	1	0	0	0	0	0	0	9	12	0.00	0.000											
Michael Jackson, R ERA: 5.13 (8, 1)	0.2		2	0	0	0	1	0	0	0	0	0	0	6	11	0.00	0.000											
Norm Charlton, L ERA: 2.89 (9, 1)	1.0	S	3	0	0	0	3	0	0	0	0	0	0	10	15	0.00	0.000											
Batter	1	2	3	4	5	6	7	8	9	AB	R	H	RBI	BB	SO	LOB	BOTTOM											
Tony Phillips, S OBP: 0.432, SLG: 0.449 (1, 7)	F8		BB			BB			K	4	0	2	1	1	1	0	Seattle Mariners @ Chicago White Sox Comiskey Park, Chicago, IL Sat Jun 22 1996, 4:33 AM EDT Att: 27,036 - Cloudy - 72 F											
Dave Martinez, L OBP: 0.399, SLG: 0.500 (1, 8)	P4		BB			1B				2	0	0	0	2	0	1												
Frank Thomas, R OBP: 0.458, SLG: 0.629 (1, 3)	F9		BB			BB		L6		3	0	0	0	1	0	4												
Harold Baines, L OBP: 0.402, SLG: 0.530 (1, 10)			BB			HR		G4-6-3		3	1	1	1	1	0	4												
Robin Ventura, L OBP: 0.373, SLG: 0.510 (1, 5)	F8		G3			L4		K		4	0	0	0	0	1	1												
Danny Tartabull, R OBP: 0.318, SLG: 0.413 (1, 9)	F7		F8			1B		K		4	0	1	0	0	1	1												
Ron Karkovics, R OBP: 0.283, SLG: 0.365 (6, PH)			P4			P6		G4-3		3	0	0	0	0	1	2												
Chad Kreuter, S OBP: 0.300, SLG: 0.352 (9, 2)			K							1	0	0	0	0	0	0												
Ray Durham, S OBP: 0.378, SLG: 0.436 (1, 4)			K			G6-3		K		4	1	2	0	0	2	0												
Ozzie Guillen, L OBP: 0.283, SLG: 0.370 (9, PH)			K			G6-3		K		3	0	0	0	0	1	3												
Norberto Martin, R OBP: 0.400, SLG: 0.467 (9, PH)						FC6-4		K		1	0	0	0	0	1	0												
Inning Stats	R: 0 E: 0 K: 0 S: 6	H: 0 LOB: 0 BB: 0 P: 9	R: 0 E: 0 K: 1 S: 10	H: 0 LOB: 1 BB: 1 P: 18	R: 0 E: 0 K: 2 S: 16	H: 0 LOB: 2 BB: 2 P: 28	R: 1 E: 0 K: 0 S: 10	H: 1 LOB: 0 BB: 0 P: 14	R: 1 E: 0 K: 0 S: 12	H: 2 LOB: 2 BB: 1 P: 23	R: 0 E: 0 K: 0 S: 13	H: 2 LOB: 2 BB: 0 P: 19	R: 0 E: 0 K: 0 S: 10	H: 1 LOB: 1 BB: 1 P: 19	R: 0 E: 0 K: 2 S: 10	H: 0 LOB: 0 BB: 0 P: 16	R: 0 E: 0 K: 3 S: 10	H: 0 LOB: 0 BB: 0 P: 15	1B: 4 2B: 1 3B: 0 HR: 1	SF: 0 SAC: 0 DP: 1 HBP: 0	WP: 0 PB: 0 SB: 0 CS: 0	PA: 37						
PITCHER	IP	WLS	BF	H	R	ER	SO	BB	IBB	HBP	BLK	WP	HR	S	P	ERA	WHIP	PITCHER										
Lee Guetterman, L ERA: 4.15 (6, 1)	0.1		3	1	0	0	0	1	0	0	0	0	0	7	15	0.00	6.000											
Bobby Ayala, R ERA: 10.66 (7, 1)	1.1		3	0	0	0	1	0	0	0	0	0	0	9	12	0.00	0.000											
Michael Jackson, R ERA: 5.13 (8, 1)	0.2		2	0	0	0	1	0	0	0	0	0	0	6	11	0.00	0.000											
Norm Charlton, L ERA: 2.89 (9, 1)	1.0	S	3	0	0	0	3	0	0	0	0	0	0	10	15	0.00	0.000											

Batter	1	2	3	4	5	6	7	8	9	AB	R	H	RBI	BB	SO	LOB	TOP					
Darin Erstad, L (1, 8) OBP: 0.407, SLG: 0.478										3	0	1	0	1	0	2	California Angels @ Chicago White Sox Comiskey Park, Chicago, IL Mon Jun 24 1996, 4:33 AM EDT Sunny - 75 F					
Rex Hudler, R (1, 4) OBP: 0.348, SLG: 0.590										4	0	3	1	0	0	1						
16 Garret Anderson, L (1, 7) OBP: 0.313, SLG: 0.433										3	0	0	0	0	1	4						
Tim Salmon, R (1, 9) OBP: 0.379, SLG: 0.528										4	0	1	0	0	0	3						
Chili Davis, S (1, 10) OBP: 0.381, SLG: 0.522										4	0	0	0	0	3	3						
Tim Lincecum, R (1, 5) OBP: 0.321, SLG: 0.457										4	0	0	0	0	1	0						
J.T. Snow, L (1, 3) OBP: 0.350, SLG: 0.387										4	0	0	0	0	1	0						
Pat Borders, R (1, 2) OBP: 0.317, SLG: 0.383										3	1	1	0	0	0	0						
Otando Palmeiro, L (9, PH) OBP: 0.341, SLG: 0.257										1	0	1	0	0	0	0						
Gary Disarcina, R (1, 6) OBP: 0.274, SLG: 0.318										4	1	3	1	0	0	1						
Inning Stats	R: 0 E: 0 K: 1 S: 6	H: 2 LOB: 2 BB: 0 P: 6	R: 0 E: 0 K: 3 S: 9	H: 0 LOB: 0 BB: 0 P: 9	R: 0 E: 0 K: 0 S: 5	H: 1 LOB: 0 BB: 0 P: 6	R: 0 E: 0 K: 0 S: 9	H: 1 LOB: 1 BB: 0 P: 15	R: 2 E: 0 K: 0 S: 21	H: 3 LOB: 2 BB: 1 P: 36	R: 0 E: 0 K: 1 S: 8	H: 0 LOB: 0 BB: 0 P: 11	R: 0 E: 0 K: 0 S: 9	H: 1 LOB: 1 BB: 0 P: 17	R: 0 E: 1 K: 1 S: 12	H: 1 LOB: 2 BB: 0 P: 21	R: 0 E: 0 K: 0 S: 11	H: 1 LOB: 1 BB: 0 P: 14	1B: 9 2B: 2 3B: 0 HR: 0	SF: 0 SAC: 1 DP: 2 HBP: 0	WP: 0 PB: 0 SB: 1 CS: 1	PA: 36
PITCHER	IP WLS BF H R ER SO BB IBB HBP BLK WP HR S P ERA WHIP																					
Wilson Alvarez, L (1, 1) ERA: 4.28	8.0 W 32 9 2 2 6 1 0 0 0 0 0 0 79 121 2.25 1.250																					
Roberto Hernandez, R (9, 1) ERA: 1.17	1.0 S 4 1 0 0 0 0 0 0 0 0 0 0 0 11 14 0.00 1.000																					

Batter	1	2	3	4	5	6	7	8	9	AB	R	H	RBI	BB	SO	LOB	BOTTOM			
Tony Phillips, S (1, 7) OBP: 0.435, SLG: 0.452										4	1	2	0	0	0	0	California Angels @ Chicago White Sox Comiskey Park, Chicago, IL Mon Jun 24 1996, 4:33 AM EDT Sunny - 75 F			
Darren Lewis, R (1, 8) OBP: 0.356, SLG: 0.339										4	0	1	2	0	0	1				
Frank Thomas, R (1, 3) OBP: 0.452, SLG: 0.625										3	0	0	0	1	0	1				
Robin Ventura, L (1, 5) OBP: 0.372, SLG: 0.504										4	0	1	0	0	0	3				
Dave Martinez, L (1, 9) OBP: 0.409, SLG: 0.509										2	1	0	0	1	0	1				
Harold Baines, L (1, 10) OBP: 0.394, SLG: 0.516										3	0	1	0	0	0	0				
Norberto Martin, R (8, FR) OBP: 0.400, SLG: 0.487										0	1	0	0	0	0	0				
Ron Karkovics, R (1, 2) OBP: 0.288, SLG: 0.361										2	0	0	0	0	1	0				
Ray Durham, S (1, 4) OBP: 0.376, SLG: 0.434										3	0	0	0	0	1	3				
Ozzie Guillen, L (1, 6) OBP: 0.277, SLG: 0.363										2	0	0	0	0	1	0				
Lyle Mouton, R (8, PH) OBP: 0.394, SLG: 0.484										0	0	0	0	0	0	0				
Chad Kreuter, S (8, PH) OBP: 0.321, SLG: 0.398										1	1	1	2	0	0	0				
Roberto Hernandez, R (9, 1) ERA: 4.19										0	0	0	0	0	0	0				
Inning Stats	R: 0 E: 0 K: 0 S: 3	H: 0 LOB: 0 BB: 0 P: 3	R: 0 E: 0 K: 0 S: 8	H: 0 LOB: 0 BB: 0 P: 16	R: 0 E: 0 K: 2 S: 8	H: 0 LOB: 0 BB: 0 P: 12	R: 0 E: 0 K: 0 S: 8	H: 0 LOB: 0 BB: 0 P: 14	R: 0 E: 0 K: 0 S: 5	H: 1 LOB: 0 BB: 0 P: 9	R: 0 E: 0 K: 1 S: 6	H: 0 LOB: 0 BB: 0 P: 11	R: 0 E: 0 K: 0 S: 9	H: 1 LOB: 1 BB: 0 P: 17	R: 4 E: 1 K: 0 S: 20	H: 4 LOB: 2 BB: 2 P: 41	1B: 5 2B: 1 3B: 0 HR: 0	SF: 0 SAC: 1 DP: 1 HBP: 0	WP: 0 PB: 0 SB: 0 CS: 0	PA: 31
PITCHER	IP WLS BF H R ER SO BB IBB HBP BLK WP HR S P ERA WHIP																			
Jason Grimsley, R (1, 1) ERA: 4.38	7.1 1 0 0 0 0 0 0 0 0 0 0 0 5 8 0.00 0.000																			
Chuck McElroy, L (8, 1) ERA: 4.39	0.1 L 4 3 1 1 0 0 0 1 0 0 0 0 0 8 19 ∞ ∞																			
Mike James, R (8, 1) ERA: 2.32	0.1 1 0 0 0 0 0 0 0 0 0 0 0 0 1 2 0.00 0.000																			

Batter	1	2	3	4	5	6	7	8	9	AB	R	H	RBI	BB	SO	LOB	TOP								
Darin Erstad, L (1, 8) OBP: 0.390, SLG: 0.451	1-2 G4-6-3 1B			2-1 G3	3-2 G3		1-2 L9		3-2 F7	5	0	1	0	0	0	2									
Don Slaught, R (1, 2) OBP: 0.388, SLG: 0.506	0-1 G4-6-3 1-2			2-0 G6-3		1-1 16 1B HR	1-2 L8			4	1	1	0	0	0	2									
16 Garret Anderson, L (1, 7) OBP: 0.313, SLG: 0.431	3-2 G3			1-3 K		1-1 1B HR		1-1 G1-3		4	1	1	0	0	1	0									
Tim Salmon, R (1, 9) OBP: 0.387, SLG: 0.541		4-1 CS BB			4-1 BB HR	2-1 1B HR		4-1 1B BB		1	2	1	3	3	0	0									
Chili Davis, S (1, 10) OBP: 0.393, SLG: 0.521	3-0 F8			1-2 P4	3-0 G5-4-3 1B		2-1 1B	2-1 1B		4	0	2	0	0	0	2									
Tim Lincecum, R (1, 5) OBP: 0.320, SLG: 0.448	3-3 K			4-2 BB HR	2-1 G5-4-3 1-2		2-3 K			3	1	0	0	1	2	4									
J.T. Snow, L (1, 3) OBP: 0.349, SLG: 0.396			2-0 F9		2-2 HR	1-3 K		1-1 P4		4	1	1	3	0	1	2									
Randy Velarde, R (1, 4) OBP: 0.377, SLG: 0.412		3-2 F8			1-0 1B		1-1 P4		2-0 F9	4	0	1	0	0	0	0									
Gary Disarcina, R (1, 6) OBP: 0.273, SLG: 0.316			2-1 L8		1 SAFE P3		1-0 E5 1B		1-2 G6-3	4	0	1	0	0	0	1									
Inning Stats	R: 0 E: 0 K: 0 S: 8	H: 1 LOB: 0 BB: 0 P: 12	R: 0 E: 0 K: 1 S: 5	H: 0 LOB: 0 BB: 1 P: 15	R: 0 E: 0 K: 0 S: 6	H: 0 LOB: 0 BB: 0 P: 13	R: 0 E: 0 K: 1 S: 6	H: 0 LOB: 0 BB: 0 P: 11	R: 3 E: 0 K: 0 S: 21	H: 2 LOB: 1 BB: 2 P: 36	R: 3 E: 0 K: 1 S: 12	H: 4 LOB: 0 BB: 0 P: 22	R: 0 E: 1 K: 0 S: 9	H: 1 LOB: 1 BB: 0 P: 13	R: 0 E: 0 K: 1 S: 10	H: 1 LOB: 2 BB: 1 P: 20	R: 0 E: 0 K: 0 S: 9	H: 0 LOB: 0 BB: 0 P: 15	1B: 7 2B: 1 3B: 0 HR: 2	SF: 0 SAC: 0 DP: 3 HBP: 0	WP: 0 PB: 0 SB: 0 CS: 1	PA: 37			
PITCHER	IP	WLS	BF	H	R	ER	SO	BB	IBB	HBP	BLK	WP	HR	S	P	ERA	WHIP								
Mike Sirota, L (1, 1) ERA: 8.64	5.0	L	19	3	3	3	2	3	0	0	0	0	1	46	87	5.40	1.200								
Brian Keyser, R (6, 1) ERA: 4.17	1.1		8	5	3	3	1	0	0	0	0	0	1	15	27	20.25	3.750								
Al Levine, R (7, 1) ERA: 3.86	1.1		6	1	0	0	1	1	0	0	0	0	0	14	25	0.00	1.500								
Larry Thomas, L (8, 1) ERA: 3.15	1.1		4	0	0	0	0	0	0	0	0	0	0	11	18	0.00	0.000								

California Angels @ Chicago White Sox
Comiskey Park, Chicago, IL
Mon Jun 24 1996, 8:05 PM EDT
Att: 24,469 - Unknown - 63 F

AB 33
R 6
H 9
RBI 6
BB 4
SO 4
LOB 13



Batter	1	2	3	4	5	6	7	8	9	AB	R	H	RBI	BB	SO	LOB	BOTTOM								
Tony Phillips, S (1, 7) OBP: 0.432, SLG: 0.445	4-0 CS BB	0-0 F7		1-1 G3		1-3 K			2-3 K	4	0	0	0	1	2	5									
Dave Martinez, L (1, 8) OBP: 0.411, SLG: 0.506	4-2 2B BB	2-2 1B		3-2 L9		0-0 B1-3				3	1	1	1	1	0	0									
Frank Thomas, R (1, 3) OBP: 0.449, SLG: 0.620	3-2 L9	1-2 L8		3-1 G3-6-3 1B		0-2 G4-3				4	0	1	0	0	0	3									
Harold Baines, L (1, 10) OBP: 0.392, SLG: 0.515	3-2 1H 2B		1-0 F7	3-2 G3-6-3 1-2		1-0 F8				4	0	1	1	0	0	1									
Robin Ventura, L (1, 5) OBP: 0.374, SLG: 0.502	4-2 BB		1-2 G4-3		0-0 2B G3-1 1B		2-1 L6			3	1	1	0	1	0	0									
Danny Tartabull, R (1, 9) OBP: 0.318, SLG: 0.417	3-2 G5-3		0-0 G6-3		2-2 G3-1 1B		0-3 K			3	0	1	0	0	0	2									
Lyle Mouton, R (6, PR) OBP: 0.391, SLG: 0.479					1-3 1B 2B		CS			1	1	0	0	0	1	0									
Darren Lewis, R (8, PR) OBP: 0.356, SLG: 0.339					1-3 2B		CS			0	0	0	0	0	0	0									
Chad Kreuter, S (1, 2) OBP: 0.318, SLG: 0.385		3-2 F9		4-2 FC4 BB		0-2 G3-1		3-3 K		3	0	0	1	1	1	2									
Norberto Martin, R (1, 4) OBP: 0.382, SLG: 0.441		1-0 1B 1B		0-2 FC4 G4-3		1-3 K			0-3 K	4	1	1	0	0	2	3									
Ozzie Guillen, L (1, 6) OBP: 0.280, SLG: 0.365		0-0 1B		1 SAFE G4-3		0-1 1B			0-0 L4	4	0	2	1	0	0	1									
Inning Stats	R: 1 E: 0 K: 0 S: 16	H: 1 LOB: 2 BB: 3 P: 36	R: 1 E: 0 K: 0 S: 12	H: 3 LOB: 0 BB: 0 P: 19	R: 0 E: 0 K: 0 S: 5	H: 0 LOB: 0 BB: 0 P: 7	R: 0 E: 0 K: 0 S: 10	H: 0 LOB: 1 BB: 1 P: 17	R: 0 E: 0 K: 2 S: 18	H: 1 LOB: 0 BB: 0 P: 19	R: 2 E: 0 K: 2 S: 18	H: 3 LOB: 1 BB: 0 P: 22	R: 0 E: 0 K: 0 S: 5	H: 0 LOB: 0 BB: 0 P: 6	R: 0 E: 0 K: 2 S: 11	H: 0 LOB: 1 BB: 0 P: 16	R: 0 E: 0 K: 2 S: 7	H: 0 LOB: 0 BB: 0 P: 9	1B: 6 2B: 2 3B: 0 HR: 0	SF: 0 SAC: 0 DP: 1 HBP: 0	WP: 1 PB: 0 SB: 1 CS: 2	PA: 37			
PITCHER	IP	WLS	BF	H	R	ER	SO	BB	IBB	HBP	BLK	WP	HR	S	P	ERA	WHIP								
Ryan Hancock, R (1, 1) ERA: 1.84	5.0	W	22	5	2	2	0	4	0	0	0	0	0	13	16	3.60	1.800								
Rich Monteleone, R (6, 1) ERA: 6.0	0.2		5	3	2	2	1	0	0	0	0	0	0	13	16	27.00	4.500								
Chuck McElroy, L (6, 1) ERA: 4.1	1.2		6	0	0	0	2	0	0	0	0	1	0	15	19	0.00	0.000								
Troy Percival, R (8, 1) ERA: 1.53	1.2	S	4	0	0	0	3	0	0	0	0	0	0	13	18	0.00	0.000								

California Angels @ Chicago White Sox
Comiskey Park, Chicago, IL
Mon Jun 24 1996, 8:05 PM EDT
Att: 24,469 - Unknown - 63 F


AB 33
R 4
H 8
RBI 4
BB 4
SO 6
LOB 17



Batter	1	2	3	4	5	6	7	8	9	AB	R	H	RBI	BB	SO	LOB	TOP					
Darin Erstad, L (1,8) OBP: 0.397, SLG: 0.444										3	0	1	0	1	0	1	California Angels @ Chicago White Sox Comiskey Park, Chicago, IL Tue Jun 25 1996, 8:05 PM EDT Att: 23,270 - Unknown - 68 F					
Don Slaught, R (1,2) OBP: 0.379, SLG: 0.494										4	0	0	0	0	1	2						
16 Garret Anderson, L (1,7) OBP: 0.309, SLG: 0.425										4	0	0	0	0	1	0						
Tim Salmon, R (1,9) OBP: 0.382, SLG: 0.533										4	0	0	0	0	2	0						
Chili Davis, S (1,10) OBP: 0.391, SLG: 0.521										4	1	1	0	0	1	0						
J.T. Snow, L (1,3) OBP: 0.348, SLG: 0.396										3	0	1	0	0	1	0						
Tim Wallach, R (1,5) OBP: 0.314, SLG: 0.439										3	0	0	1	0	0	1						
Randy Velarde, R (1,4) OBP: 0.377, SLG: 0.423										3	1	1	1	0	0	1						
Gary Disarcina, R (1,6) OBP: 0.274, SLG: 0.317										3	0	1	0	0	0	1						
Inning Stats	R: 0 E: 0 K: 0 S: 7	H: 1 LOB: 0 BB: 0 P: 10	R: 0 E: 0 K: 2 S: 8	H: 0 LOB: 0 BB: 0 P: 11	R: 0 E: 0 K: 0 S: 10	H: 1 LOB: 1 BB: 0 P: 15	R: 0 E: 0 K: 0 S: 9	H: 0 LOB: 0 BB: 0 P: 12	R: 1 E: 0 K: 0 S: 12	H: 2 LOB: 1 BB: 0 P: 17	R: 0 E: 0 K: 2 S: 10	H: 0 LOB: 0 BB: 0 P: 14	R: 0 E: 0 K: 1 S: 6	H: 0 LOB: 0 BB: 0 P: 8	R: 1 E: 0 K: 0 S: 10	H: 1 LOB: 1 BB: 1 P: 21	R: 0 E: 0 K: 1 S: 6	H: 0 LOB: 0 BB: 0 P: 9	1B: 3 2B: 1 3B: 0 HR: 1	SF: 0 SAC: 0 DP: 1 HBP: 0	WP: 0 PB: 0 SB: 0 CS: 0	PA: 32
PITCHER	IP WLS BF H R ER SO BB IBB HBP BLK WP HR S P ERA WHIP																					
Kevin Tapani, R (1,1) ERA: 3.51	8.0 W 29 5 2 2 5 1 0 0 0 0 0 1 72 108 2.25 0.750																					
Roberto Hernandez, R (9,1) ERA: 1.14	1.0 S 3 0 0 0 1 0 0 0 0 0 0 0 6 9 0.00 0.000																					

Batter	1	2	3	4	5	6	7	8	9	AB	R	H	RBI	BB	SO	LOB	BOTTOM			
Tony Phillips, S (1,7) OBP: 0.435, SLG: 0.446										2	1	1	0	2	1	0	California Angels @ Chicago White Sox Comiskey Park, Chicago, IL Tue Jun 25 1996, 8:05 PM EDT Att: 23,270 - Unknown - 68 F			
Darren Lewis, R (1,8) OBP: 0.354, SLG: 0.333										3	1	0	0	1	0	3				
Frank Thomas, R (1,3) OBP: 0.453, SLG: 0.622										4	1	3	1	0	0	1				
Lyle Mouton, R (1,9) OBP: 0.386, SLG: 0.475										3	0	1	1	0	0	1				
Dave Martinez, L (7, PR) OBP: 0.411, SLG: 0.506										0	0	0	0	0	0	0				
Norberto Martin, R (1,10) OBP: 0.368, SLG: 0.447										4	0	1	0	0	0	4				
Robin Ventura, L (1,5) OBP: 0.372, SLG: 0.498										4	0	1	0	0	0	1				
Ron Karkovics, R (1,2) OBP: 0.292, SLG: 0.360										3	0	1	1	1	0	1				
Ray Durham, S (1,4) OBP: 0.374, SLG: 0.431										4	0	1	0	0	0	3				
Ozzie Guillen, L (1,6) OBP: 0.277, SLG: 0.360										3	0	0	0	0	0	2				
Inning Stats	R: 0 E: 0 K: 0 S: 6	H: 1 LOB: 0 BB: 0 P: 8	R: 0 E: 0 K: 0 S: 11	H: 1 LOB: 0 BB: 0 P: 16	R: 0 E: 0 K: 0 S: 6	H: 1 LOB: 1 BB: 1 P: 11	R: 1 E: 0 K: 0 S: 10	H: 3 LOB: 2 BB: 0 P: 11	R: 2 E: 0 K: 0 S: 11	H: 1 LOB: 1 BB: 2 P: 24	R: 0 E: 0 K: 0 S: 6	H: 0 LOB: 1 BB: 1 P: 11	R: 0 E: 0 K: 1 S: 16	H: 2 LOB: 0 BB: 0 P: 21	R: 0 E: 0 K: 0 S: 3	H: 0 LOB: 0 BB: 0 P: 6	1B: 8 2B: 1 3B: 0 HR: 0	SF: 1 SAC: 0 DP: 1 HBP: 0	WP: 0 PB: 0 SB: 0 CS: 0	PA: 35
PITCHER	IP WLS BF H R ER SO BB IBB HBP BLK WP HR S P ERA WHIP																			
Mark Langston, L (1,1) ERA: 4.41	8.0 L 35 9 3 3 1 4 0 0 0 0 0 0 69 108 3.38 1.625																			

AB	31
R	2
H	5
RBI	2
BB	1
SO	6
LOB	6



AB	30
R	3
H	9
RBI	3
BB	4
SO	1
LOB	16



AB	30
R	3
H	9
RBI	3
BB	4
SO	1
LOB	16

Batter	1	2	3	4	5	6	7	8	9	AB	R	H	RBI	BB	SO	LOB	TOP								
Kenny Lofton, L OBP: 0.387, SLG: 0.432	2-2 1B	0-0 BB		1-1 P4		1-3 K		3-1 1B	0-0 SF8	5	2	3	1	0	1	1	Cleveland Indians @ Chicago White Sox Comiskey Park, Chicago, IL Thu Jun 27 1996, 8:05 PM EDT Att: 27,782 - Unknown - 85 F								
Omar Vizquel, S OBP: 0.355, SLG: 0.407	1-3 K	2-0 P5		1-0 G5-3		4-1 BB		3-2 F8	3-2 F7	3	0	0	0	0	1	3									
Alvaro Espinoza, R OBP: 0.266, SLG: 0.345										2	0	0	0	1	0	2									
Julio Franco, R OBP: 0.429, SLG: 0.490	1-2 BB	4-1 FC5-4			0-3 K	1-3 K		3-3 K		4	1	1	0	1	3	3									
Sandy Alomar Jr., R OBP: 0.342, SLG: 0.416	1-2 SF8	1-2 2-3 BB						1-2 K		0	0	0	0	0	0	0									
Albert Belle, R OBP: 0.408, SLG: 0.640	3-1 SF8	0-1 FC5-4			1-1 P3		0-3 K	2-1 1B		3	0	1	1	0	0	3									
Jeromy Burnitz, L OBP: 0.441, SLG: 0.574	1-2 2H 1B	1-2 BB						2H 1B		2	0	1	1	0	1	0									
Jim Thome, L OBP: 0.459, SLG: 0.614	4-2 BB			3-3 K				2-0 1B		4	1	2	0	1	2	0									
Eddie Murray, S OBP: 0.322, SLG: 0.398	1-1 SF8			1-1 G3-1				0-3 K		4	1	1	1	0	2	2									
Carlos Baerga, S OBP: 0.299, SLG: 0.412	2-3 3H F9			0-2 G5-3				1-2 HR		3	1	1	1	0	0	2									
Scott Leius, R OBP: 0.121, SLG: 0.250								1-0 HR		2	2	2	3	0	0	0									
Manny Ramirez, R OBP: 0.381, SLG: 0.584		1-0 F7			1-1 HR			4-2 G6-3		4	2	3	2	1	0	0									
Tony Peña, R OBP: 0.384, SLG: 0.365		4-2 BB		3-3 K				2-2 G6-4-3		4	0	1	0	1	1	3									
Inning Stats	R: 2 E: 0 K: 1 S: 17	H: 3 LOB: 2 BB: 1 P: 30	R: 0 E: 0 K: 0 S: 8	H: 1 LOB: 2 BB: 2 P: 19	R: 0 E: 0 K: 1 S: 8	H: 0 LOB: 0 BB: 0 P: 12	R: 1 E: 0 K: 1 S: 10	H: 1 LOB: 0 BB: 0 P: 16	R: 0 E: 0 K: 2 S: 8	H: 0 LOB: 0 BB: 0 P: 9	R: 2 E: 0 K: 3 S: 14	H: 3 LOB: 2 BB: 1 P: 25	R: 3 E: 0 K: 1 S: 12	H: 4 LOB: 0 BB: 0 P: 20	R: 1 E: 0 K: 2 S: 17	H: 3 LOB: 2 BB: 0 P: 30	R: 1 E: 0 K: 0 S: 12	H: 1 LOB: 1 BB: 1 P: 23	1B: 11 2B: 1 3B: 0 HR: 4	SF: 2 SAC: 0 DP: 1 HBP: 0	WP: 0 PB: 0 SB: 1 CS: 1	PA: 47			
PITCHER	IP	WLS	BF	H	R	ER	SO	BB	IBB	HBP	BLK	WP	HR	S	P	ERA	WHIP								
Alex Fernandez, R ERA: 3.97	6.0	W	30	8	5	5	8	4	0	0	0	0	3	65	111	7.50	2.000								
Al Levine, R ERA: 13.5	0.1		5	4	3	3	1	0	0	0	0	0	1	11	19	81.00	12.000								
Kirk McCaskill, R ERA: 6.02	1.2		7	3	1	1	2	0	0	0	0	0	0	18	31	5.40	1.800								
Matt Karchner, R ERA: 4.26	1.0		5	1	1	1	0	1	0	0	0	0	0	12	23	9.00	2.000								

Batter	1	2	3	4	5	6	7	8	9	AB	R	H	RBI	BB	SO	LOB	BOTTOM								
Tony Phillips, S OBP: 0.438, SLG: 0.450	0-0 1B	4-0 2B	2-2 F8		1-2 2B		3-2 G4-3			4	3	2	1	1	0	0	Cleveland Indians @ Chicago White Sox Comiskey Park, Chicago, IL Thu Jun 27 1996, 8:05 PM EDT Att: 27,782 - Unknown - 85 F								
Darren Lewis, R OBP: 0.384, SLG: 0.356	1-2 1B	2-2 E	2-2 G4-3		3-1 E		1-1 G6-4-3			5	3	4	3	0	0	0									
Frank Thomas, R OBP: 0.452, SLG: 0.618	3-0 FC6-4	2-1 E5	3-1 L5		0-0 E8		1-0 G6-4-3			5	1	2	3	0	0	2									
Danny Tartabull, R OBP: 0.320, SLG: 0.416	2-2 FC6-4	1-0 BB			1-3 K			1-2 F9		5	2	2	2	0	1	2									
Lyle Mouton, R OBP: 0.390, SLG: 0.500	1-1 HR	4-0 1B			0-3 K			2-0 F9		3	2	1	2	1	1	1									
Dave Martinez, L OBP: 0.409, SLG: 0.503		1-2 2B			1-2 P3			1-0 F9		1	0	0	0	0	0	1									
Robin Ventura, L OBP: 0.373, SLG: 0.507	0-0 F8	3-2 2B			0-2 G4-3			0-0 F8		5	1	2	3	0	0	1									
Ron Karkovics, R OBP: 0.290, SLG: 0.361	2-0 P4				1-0 G1-3			2-3 K		5	0	1	1	0	1	1									
Ray Durham, S OBP: 0.376, SLG: 0.430					1-0 1B			2-0 G5-3		3	1	1	0	1	0	0									
Ozzie Guillen, L OBP: 0.280, SLG: 0.366					0-1 SAFE			0-0 G1-3		4	2	2	0	0	0	3									
Inning Stats	R: 4 E: 0 K: 0 S: 13	H: 4 LOB: 0 BB: 0 P: 22	R: 6 E: 1 K: 0 S: 19	H: 5 LOB: 2 BB: 3 P: 43	R: 0 E: 0 K: 2 S: 10	H: 0 LOB: 0 BB: 0 P: 17	R: 0 E: 0 K: 2 S: 10	H: 0 LOB: 0 BB: 0 P: 11	R: 4 E: 1 K: 0 S: 17	H: 5 LOB: 1 BB: 0 P: 27	R: 1 E: 0 K: 0 S: 6	H: 1 LOB: 0 BB: 0 P: 10	R: 0 E: 0 K: 1 S: 9	H: 1 LOB: 1 BB: 0 P: 14	R: 0 E: 0 K: 1 S: 9	H: 1 LOB: 1 BB: 0 P: 14	1B: 10 2B: 5 3B: 0 HR: 2	SF: 0 SAC: 0 DP: 2 HBP: 0	WP: 0 PB: 0 SB: 0 CS: 0	PA: 43					
PITCHER	IP	WLS	BF	H	R	ER	SO	BB	IBB	HBP	BLK	WP	HR	S	P	ERA	WHIP								
Greg Swindell, L ERA: 7.79	1.1	L	11	8	7	7	0	1	0	0	0	0	0	22	41	47.25	5.250								
Chad Ogea, R ERA: 7.75	3.2		21	8	7	6	2	2	0	0	0	0	0	47	79	14.73	2.727								
Jim Poole, L ERA: 3.13	2.0		7	2	1	1	0	0	0	0	0	0	1	12	21	4.50	1.000								
Jose Mesa, R ERA: 4.5	1.0		4	1	0	0	1	0	0	0	0	0	0	9	14	0.00	1.000								



Batter	1	2	3	4	5	6	7	8	9	AB	R	H	RBI	BB	SO	LOB	TOP										
Kenny Lofton, L OBP: 0.382, SLG: 0.428 (1, 8)	G1-3		L7						G4-3	5	0	2	0	0	0	0	Cleveland Indians @ Chicago White Sox Comiskey Park, Chicago, IL Sun Jun 30 1996, 8:05 PM EDT Att: 30,351 - Unknown - 83 F										
Omar Vizquel, S OBP: 0.397, SLG: 0.407 (1, 6)	F7			L6	P6		SF8		G4-3	4	0	0	1	0	0	2											
Carlos Baerga, S OBP: 0.299, SLG: 0.408 (1, 4)				L9	P4		L8			4	0	1	0	0	0	3											
Albert Belle, R OBP: 0.410, SLG: 0.626 (1, 7)	G1-3				K				F7	4	0	1	0	0	1	3											
Jim Thome, L OBP: 0.457, SLG: 0.602 (1, 5)				F8			K		WP 1B BB	3	0	0	0	1	1	1											
Eddie Murray, S OBP: 0.324, SLG: 0.402 (1, 10)	G4-3				2B		L8		L9	4	1	1	0	0	0	1											
Manny Ramirez, R OBP: 0.378, SLG: 0.573 (1, 9)				P4	HR		G5-3		WP 1B	4	1	2	1	0	0	0											
Sandy Alomar Jr., R OBP: 0.340, SLG: 0.425 (1, 2)			G5-3		HR				G4-3	4	2	2	2	0	0	2											
Scott Leius, R OBP: 0.167, SLG: 0.275 Alvaro Espinoza, R OBP: 0.284, SLG: 0.350 (9, 3)			K		1B		SH1-4		G6-3	3	0	1	0	0	1	0	C										
Inning Stats	R: 0 E: 0 K: 0 S: 13	H: 1 LOB: 1 BB: 0 P: 19	R: 0 E: 0 K: 0 S: 6	H: 0 LOB: 0 BB: 0 P: 11	R: 0 E: 0 K: 1 S: 6	H: 0 LOB: 0 BB: 0 P: 11	R: 0 E: 0 K: 0 S: 14	H: 1 LOB: 1 BB: 0 P: 22	R: 3 E: 0 K: 1 S: 22	H: 5 LOB: 2 BB: 0 P: 29	R: 0 E: 0 K: 1 S: 6	H: 0 LOB: 0 BB: 0 P: 9	R: 1 E: 0 K: 0 S: 7	H: 2 LOB: 1 BB: 0 P: 10	R: 0 E: 0 K: 0 S: 10	H: 1 LOB: 2 BB: 0 P: 19		R: 0 E: 0 K: 0 S: 6	H: 0 LOB: 0 BB: 0 P: 9	1B: 5 2B: 4 HR: 1	SF: 1 SAC: 1 DP: 0 HBP: 0	WP: 1 PB: 0 SB: 1 CS: 0	PA: 38				
PITCHER	IP	WLS	BF	H	R	ER	SO	BB	IBB	HBP	BLK	WP	HR	S	P	ERA	WHIP										
Kevin Tapani, R ERA: 3.57 Al Levine, R ERA: 9.82 (1, 1) (9, 1)	8.0	L	35	10	4	4	3	1	0	0	0	1	1	84	130	4.50	1.375										

Batter	1	2	3	4	5	6	7	8	9	AB	R	H	RBI	BB	SO	LOB	BOTTOM										
Tony Phillips, S OBP: 0.428, SLG: 0.435 (1, 7)	G4-3		G4-6-3		K				F7	4	0	0	0	0	1	1	Cleveland Indians @ Chicago White Sox Comiskey Park, Chicago, IL Sun Jun 30 1996, 8:05 PM EDT Att: 30,351 - Unknown - 83 F										
Dave Martinez, L OBP: 0.397, SLG: 0.480 (1, 8)	G4-3		G1-3				G1-3 1B		F8	4	0	1	0	0	0	0											
Frank Thomas, R OBP: 0.455, SLG: 0.620 (1, 3)	G4-3				1B		K			4	1	2	0	0	1	1											
Harold Baines, L OBP: 0.380, SLG: 0.494 (1, 10)					L9		G1-3		F7	4	0	1	0	0	0	3											
Robin Ventura, L OBP: 0.371, SLG: 0.502 (1, 5)			FC4-6				F8		F8	4	0	1	0	0	0	3											
Lyle Mouton, R OBP: 0.380, SLG: 0.486 Ray Durham, S OBP: 0.380, SLG: 0.432 (9, PH)							K			3	0	0	0	0	1	3											
Norberto Martin, R OBP: 0.357, SLG: 0.429 (1, 4)							F9			0	0	0	0	1	0	0											
Ron Karkovics, R OBP: 0.291, SLG: 0.357 Chad Kreuter, S OBP: 0.315, SLG: 0.386 (9, PH)							F7			2	1	0	0	1	0	0		Sox									
Ozzie Guillen, L OBP: 0.287, SLG: 0.382 (1, 6)							G3		G3	3	0	1	0	0	0	0											
Inning Stats	R: 0 E: 0 K: 0 S: 6	H: 0 LOB: 0 BB: 0 P: 9	R: 0 E: 0 K: 0 S: 7	H: 1 LOB: 1 BB: 0 P: 10	R: 1 E: 1 K: 0 S: 9	H: 1 LOB: 0 BB: 1 P: 14	R: 0 E: 0 K: 1 S: 9	H: 2 LOB: 2 BB: 0 P: 14	R: 0 E: 0 K: 1 S: 11	H: 0 LOB: 0 BB: 0 P: 16	R: 0 E: 0 K: 1 S: 8	H: 1 LOB: 1 BB: 0 P: 10	R: 0 E: 0 K: 0 S: 7	H: 0 LOB: 0 BB: 0 P: 7	R: 0 E: 0 K: 0 S: 5	H: 0 LOB: 0 BB: 0 P: 9	R: 1 E: 0 K: 0 S: 8	H: 2 LOB: 2 BB: 1 P: 15	1B: 7 2B: 0 HR: 0	SF: 0 SAC: 0 DP: 1 HBP: 0	WP: 0 PB: 0 SB: 0 CS: 0	PA: 35					
PITCHER	IP	WLS	BF	H	R	ER	SO	BB	IBB	HBP	BLK	WP	HR	S	P	ERA	WHIP										
Orel Hershiser, R ERA: 4.42 Jose Mesa, R ERA: 4.63 (1, 1) (9, 1)	8.0	W	29	5	1	0	3	1	0	0	0	0	0	8	15	9.00	3.000										

Batter	1	2	3	4	5	6	7	8	9	AB	R	H	RBI	BB	SO	LOB	TOP					
Chuck Knoblauch R (1,4) OBP: 0.440, SLG: 0.526	1-2 L5-3 1B		0-1 G5-3			0-1 G3-6-3 1B		3-3 K	1-2 F9	5	0	2	0	0	1	2						
Matt Lawton L (1,9) OBP: 0.331, SLG: 0.311	0-0 L5-3		0-0 G6-3			1-2 G3-6-3 1-2f		4-2 1B BB		3	0	0	0	1	0	2						
Paul Molitor R (1,10) OBP: 0.375, SLG: 0.438	1-2 1B 2B			0-0 B2		4-2 HR BB		0-0 1B		3	2	2	0	1	0	0						
Marty Cordova R (1,7) OBP: 0.390, SLG: 0.484	3-2 2H 1B			4-0 CS BB		2-1 1H HR		2-2 F8		3	1	2	3	1	0	2						
Scott Stahoviak L (1,3) OBP: 0.401, SLG: 0.505	1-0 F9			3-3 K 1-2		1-1 G5-3			0-0 G4-3	4	0	0	0	0	1	2						
Dave Hollins S (1,5)		2-2 G3			1-2 SH1-3 1B			2-2 F9		3	1	1	0	1	0	0						
Rich Becker L (1,8) OBP: 0.331, SLG: 0.381		3-2 F7			1-3 K			4-2 G1-6-3 BB		3	0	1	0	1	1	1						
Jeff Reboulet R (1,6) OBP: 0.310, SLG: 0.244		3-2 G5-3			1-1 SH1-3			1-2 G1-6-3		2	0	0	0	0	0	1						
Chip Hale L (9, PH) OBP: 0.431, SLG: 0.511					1-2 G6-3			1-2f		1	0	0	1	0	0	1						
Matt Walbeck S (1,2) OBP: 0.231, SLG: 0.222		2-2 F7			1-0 G6-3			3-2 G5-3		3	0	0	0	1	0	1						
Inning Stats	R: 1 E: 0 K: 0 S: 14	H: 3 LOB: 1 BB: 0 P: 20	R: 0 E: 0 K: 0 S: 10	H: 0 LOB: 0 BB: 0 P: 18	R: 0 E: 0 K: 1 S: 6	H: 0 LOB: 0 BB: 0 P: 8	R: 0 E: 0 K: 1 S: 4	H: 0 LOB: 1 BB: 1 P: 11	R: 0 E: 0 K: 1 S: 10	H: 1 LOB: 1 BB: 0 P: 14	R: 2 E: 0 K: 0 S: 14	H: 2 LOB: 0 BB: 1 P: 22	R: 0 E: 0 K: 0 S: 13	H: 0 LOB: 0 BB: 1 P: 20	R: 0 E: 0 K: 1 S: 17	H: 1 LOB: 2 BB: 2 P: 29	R: 1 E: 0 K: 0 S: 12	H: 1 LOB: 2 BB: 2 P: 23	1B: 6 2B: 3 3B: 0 HR: 1	SF: 0 SAC: 1 DP: 4 HBP: 0	WP: 0 PB: 0 SB: 0 CS: 1	PA: 37
PITCHER	IP WLS BF H R ER SO BB IBB HBP BLK WP HR S P ERA WHIP																					
Alex Fernandez R (1,1) ERA: 3.94	7.2 W 29 6 3 3 3 4 0 0 0 0 0 1 84 136 3.52 1.304																					
41 Bill Simas R (8,1) ERA: 3.8	0.2 5 2 1 1 0 1 0 0 0 0 0 0 7 13 13.50 4.500																					
Roberto Hernandez R (9,1) ERA: 1.29	0.2 S 3 0 0 0 0 1 0 0 0 0 0 0 9 16 0.00 1.500																					

Minnesota Twins @ Chicago White Sox
Comiskey Park, Chicago, IL
Tue Jul 02 1996, 8:05 PM EDT
Att: 18,357 - Unknown - 69 F

AB 30
R 4
H 8
RBI 4
BB 6
SO 3
LOB 12

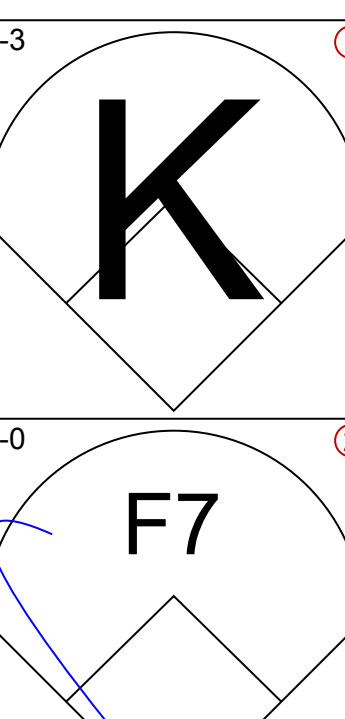
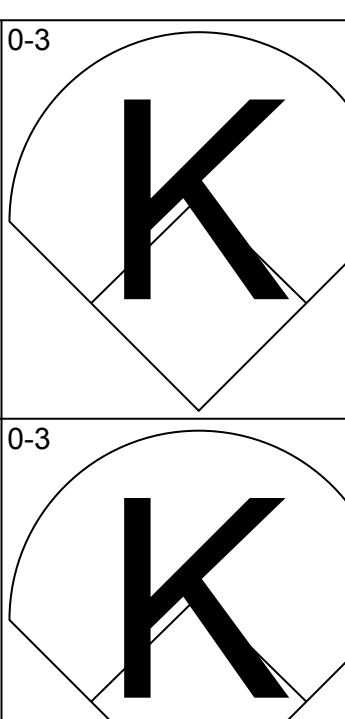
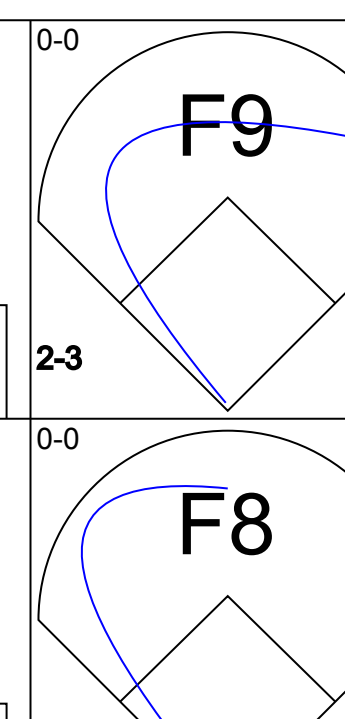
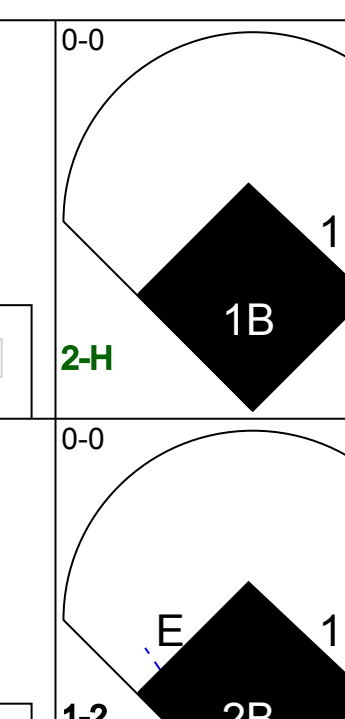
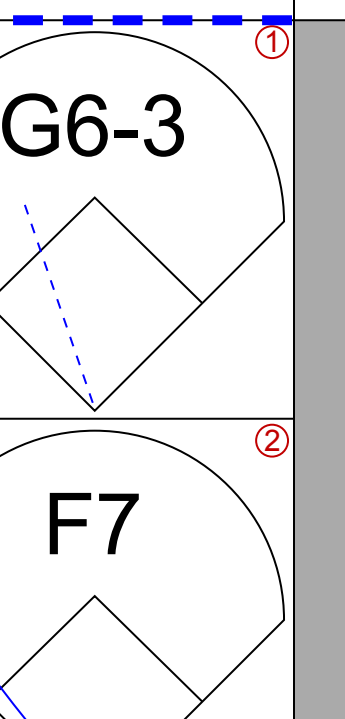
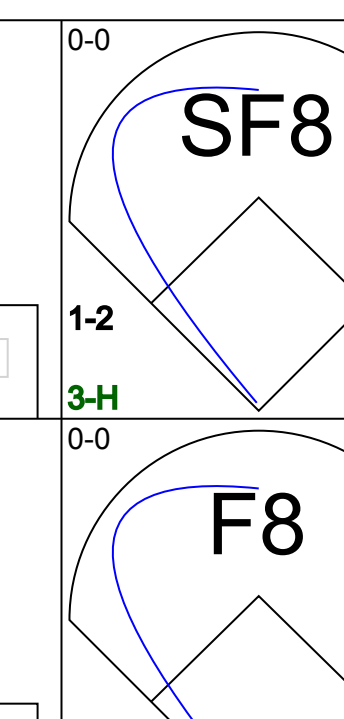
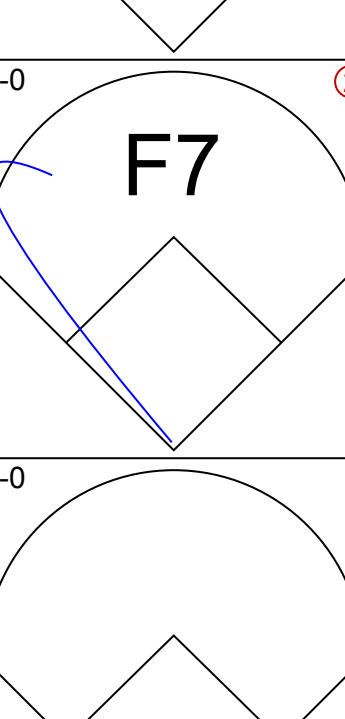
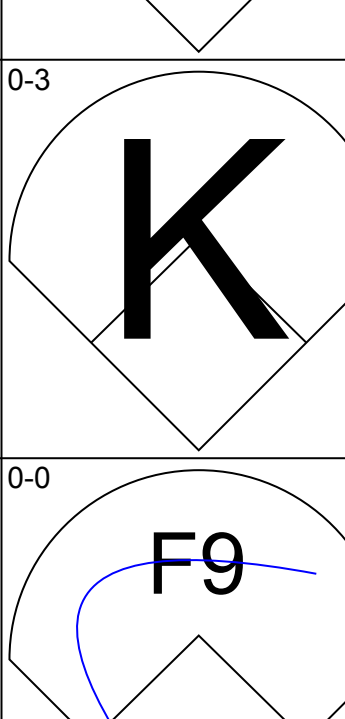
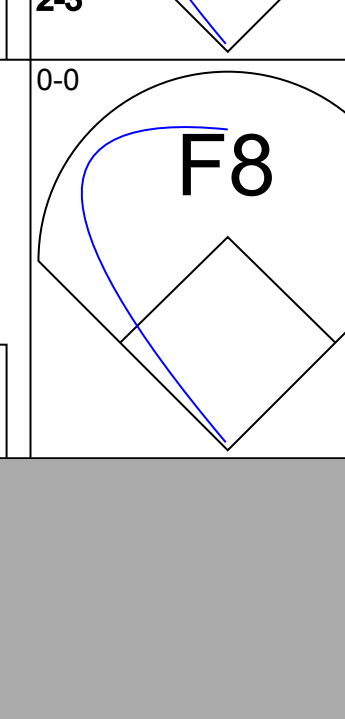
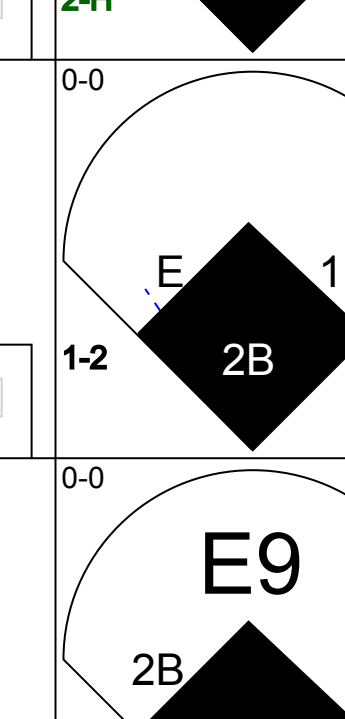
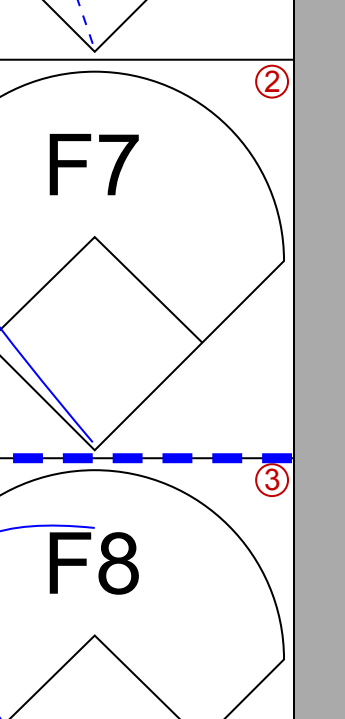
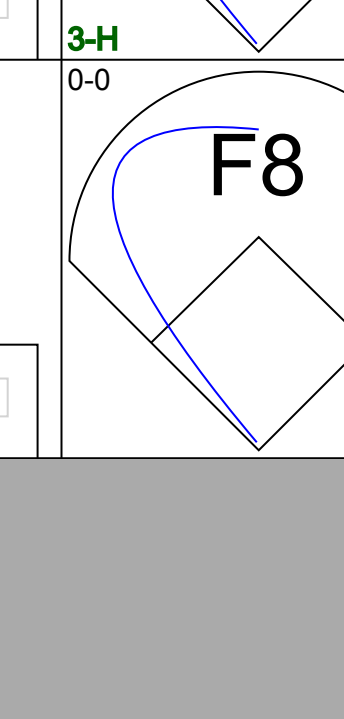
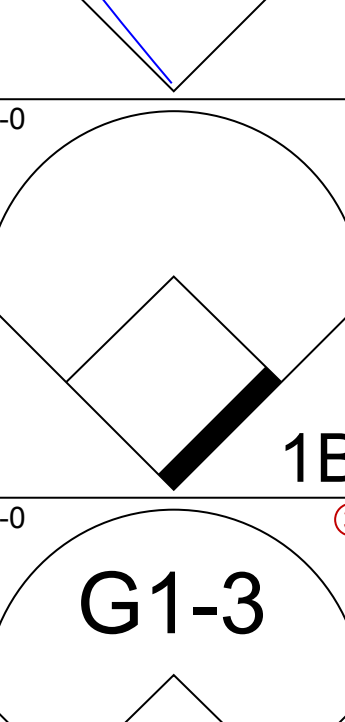
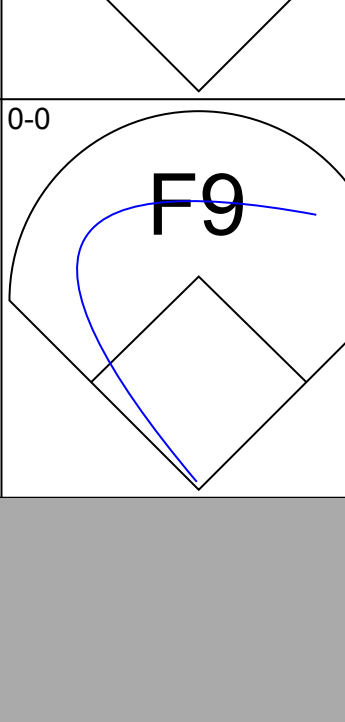
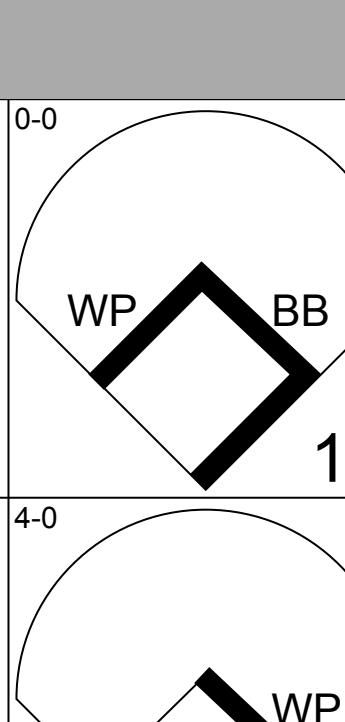
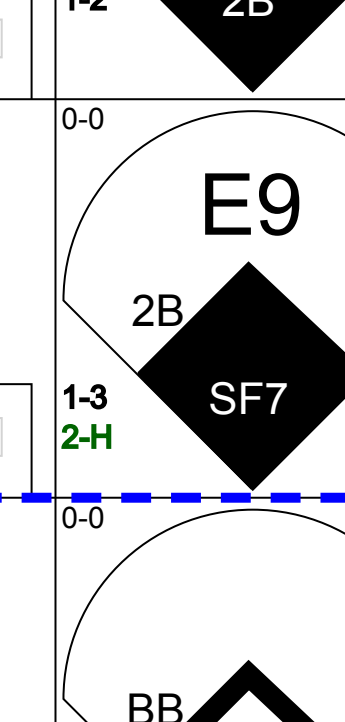
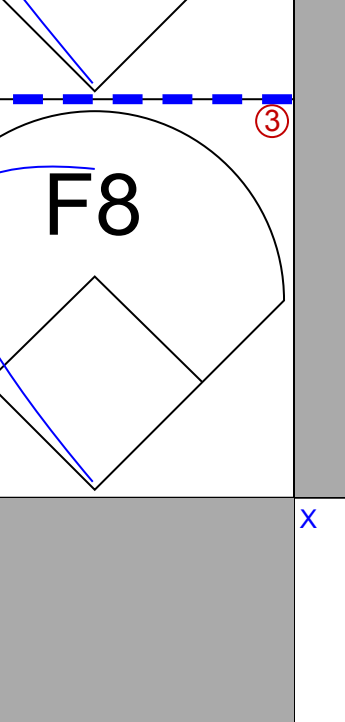
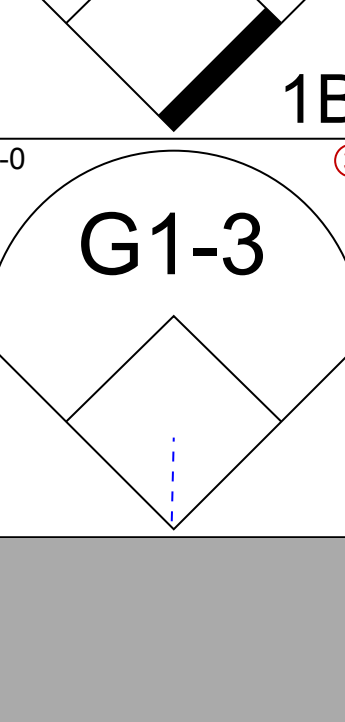
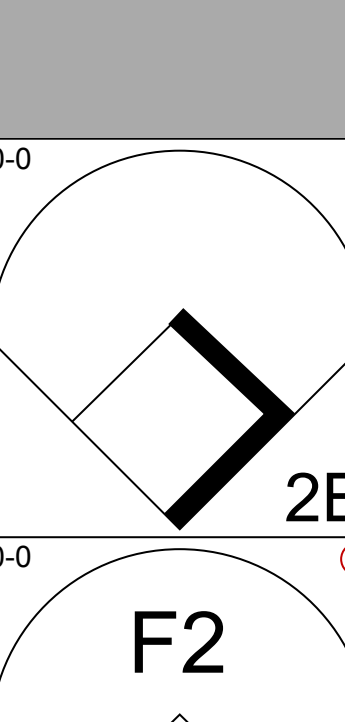
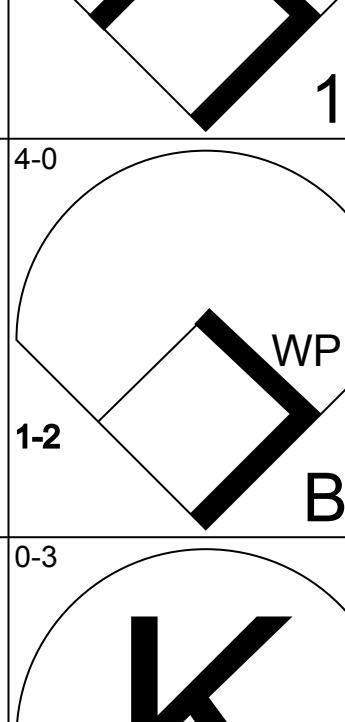
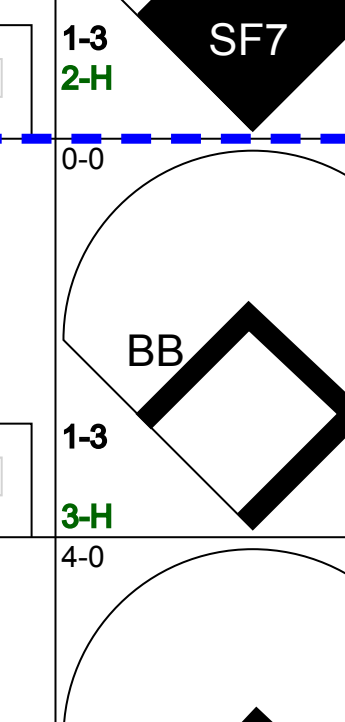
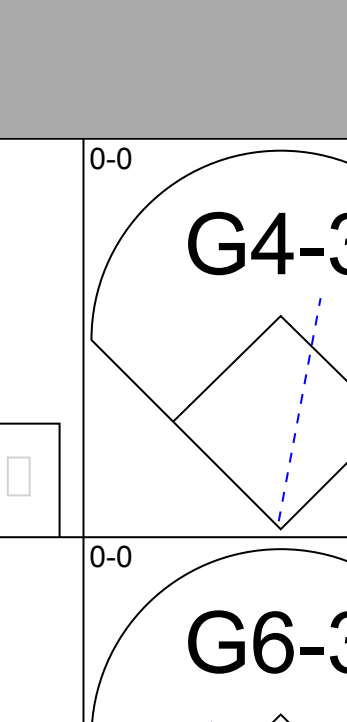
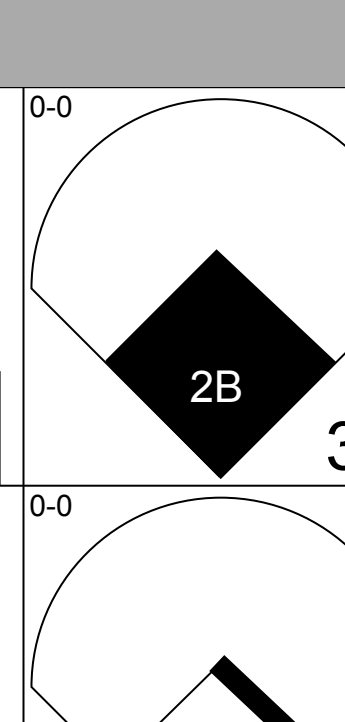
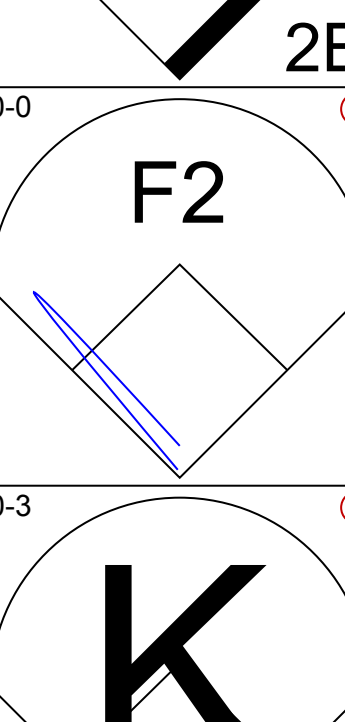
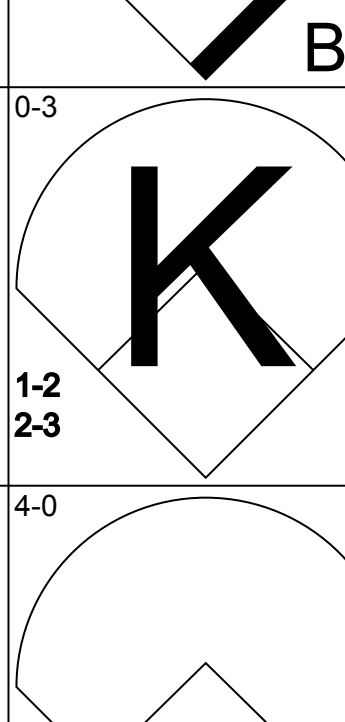
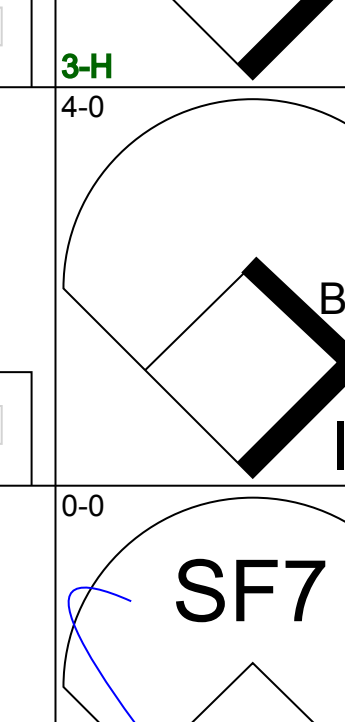
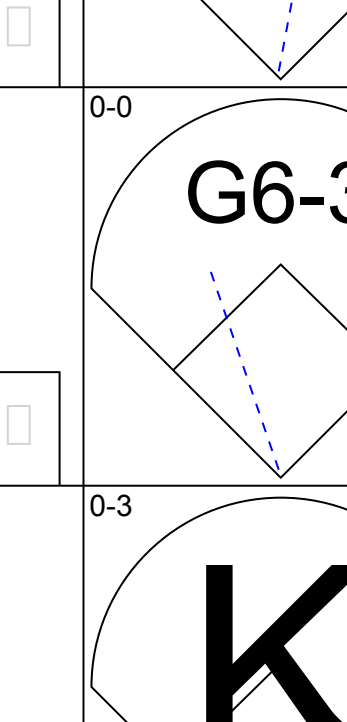
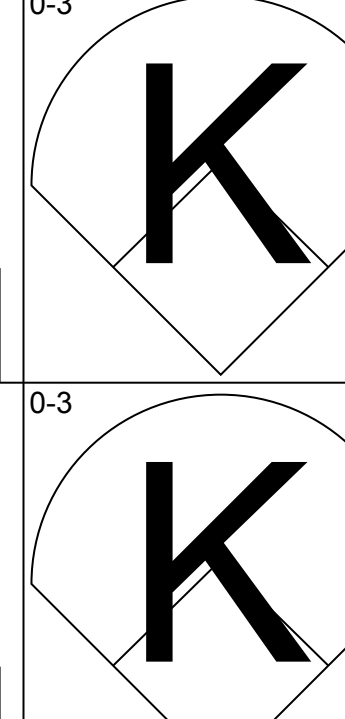
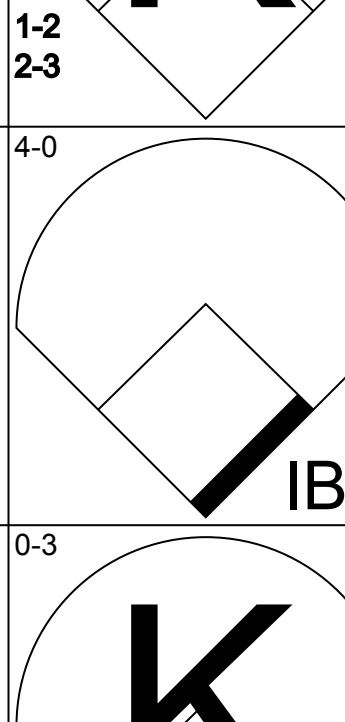
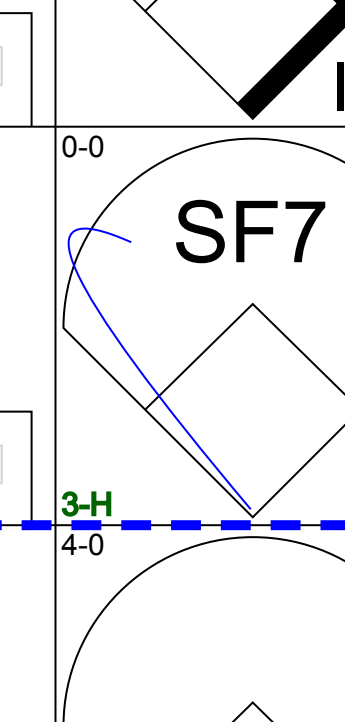
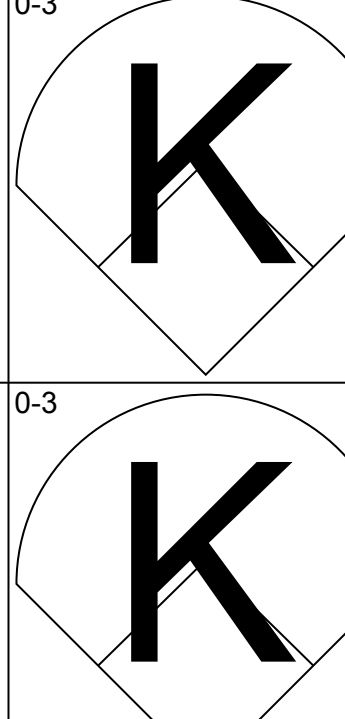
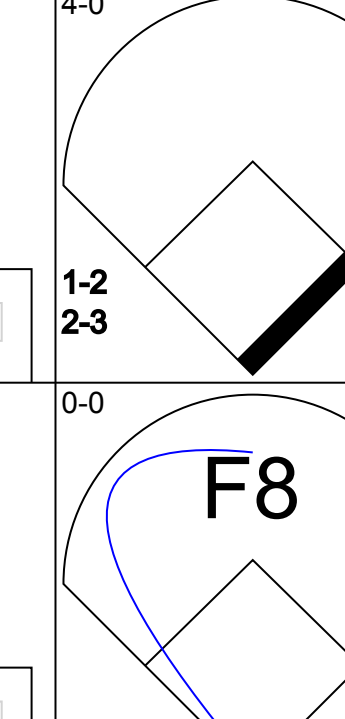

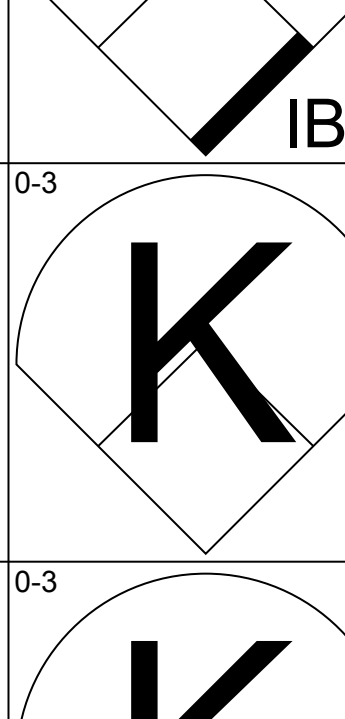
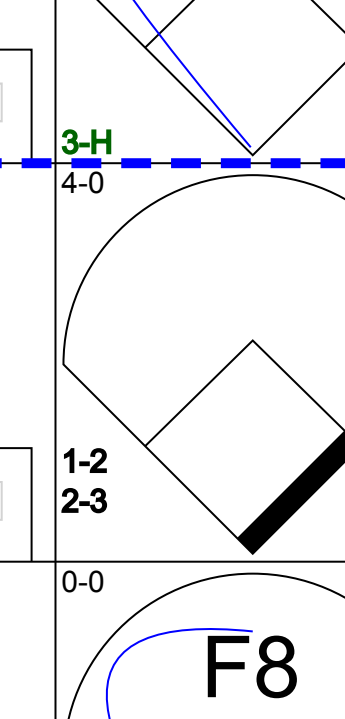
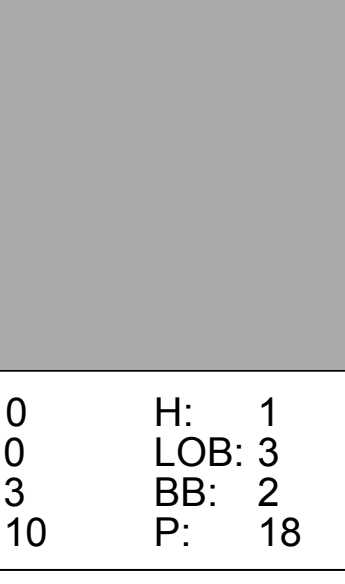
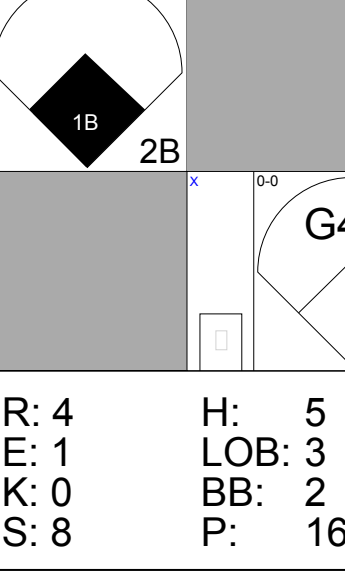
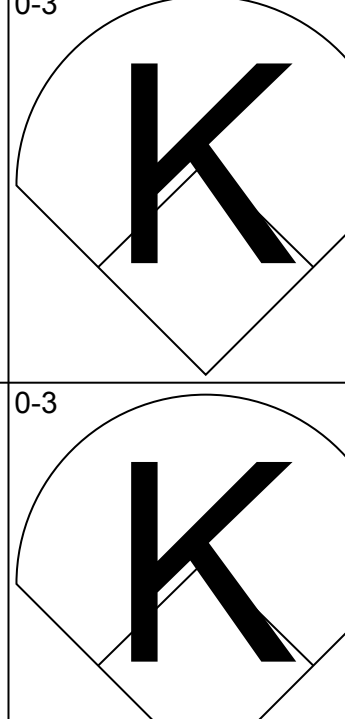
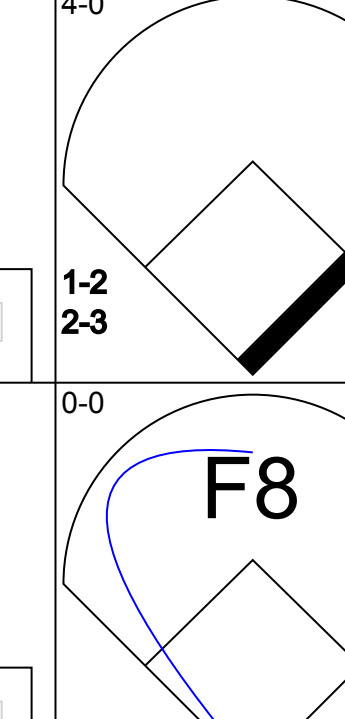
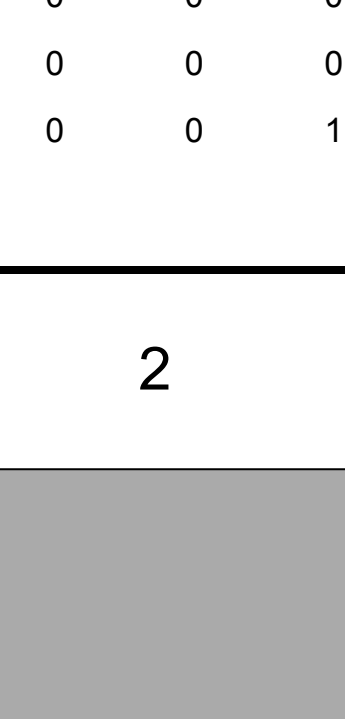
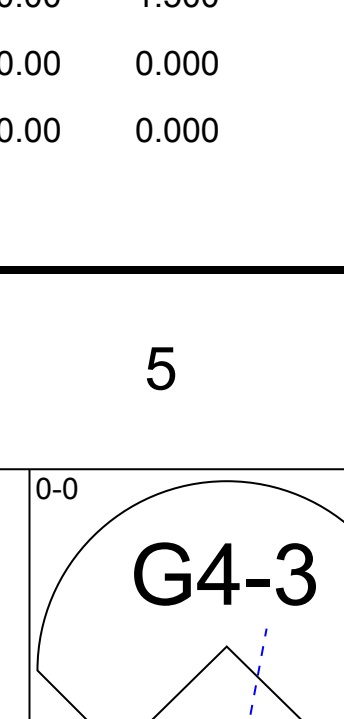
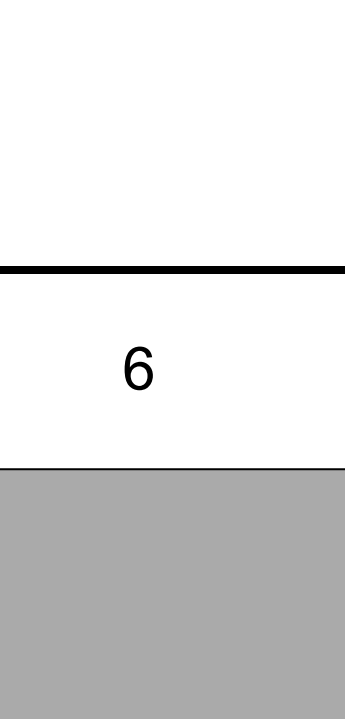
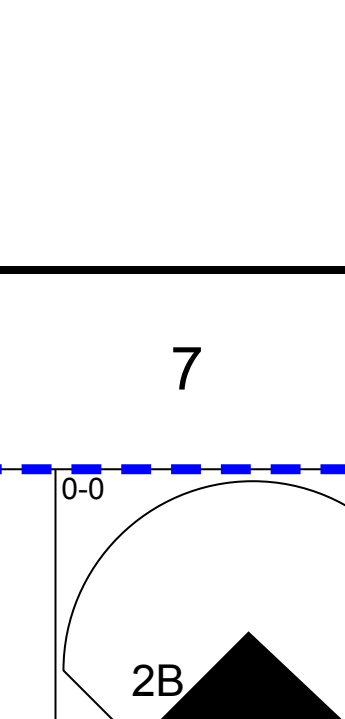
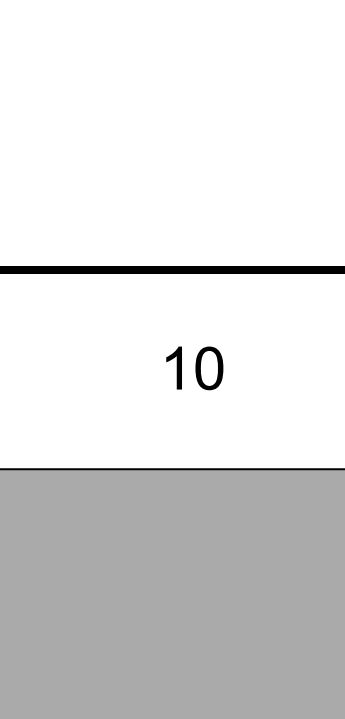


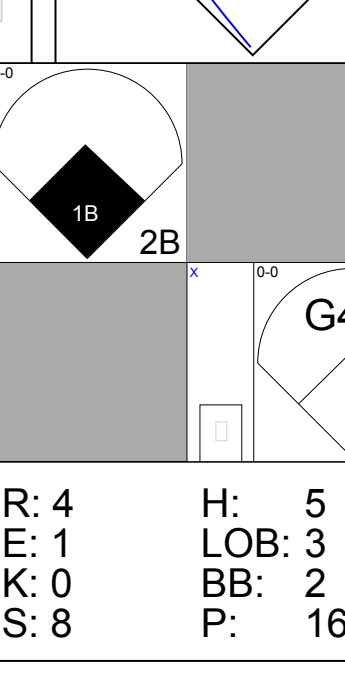

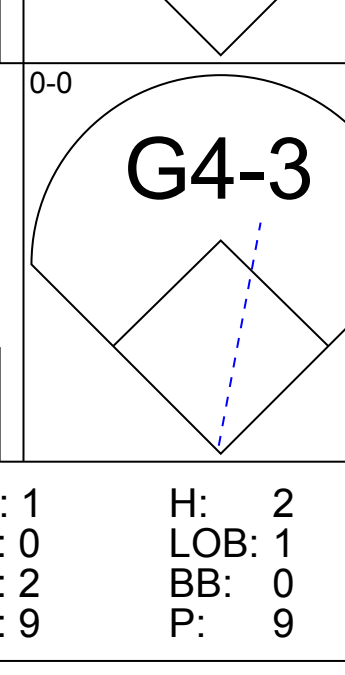
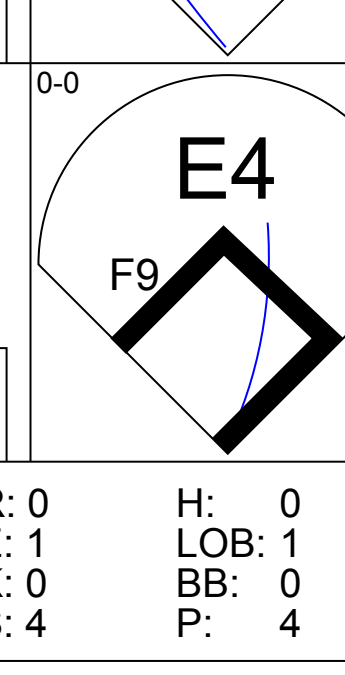
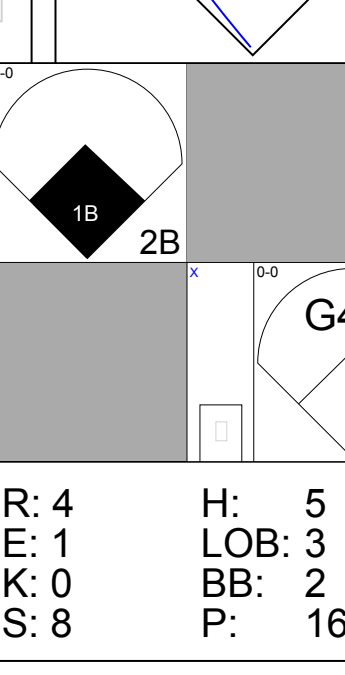
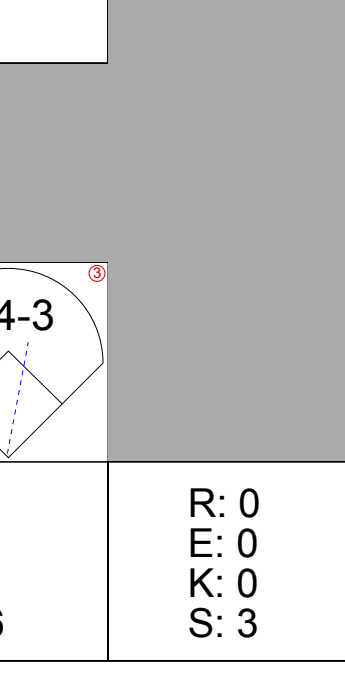
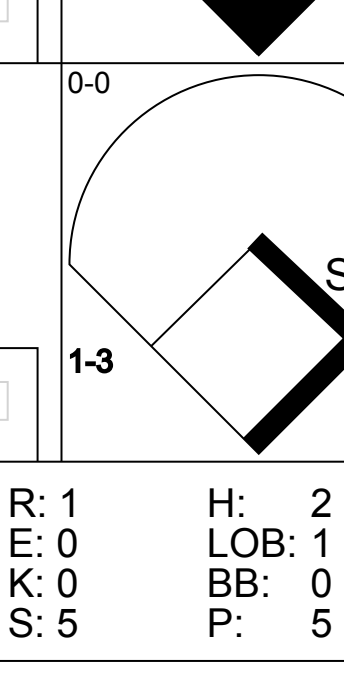


Batter	1	2	3	4	5	6	7	8	9	AB	R	H	RBI	BB	SO	LOB	BOTTOM			
Tony Phillips S (1,7) OBP: 0.430, SLG: 0.439	0-1 F8	1-1 L7			0-0 1B G6-4-3 2B		0-1 G4-3 1B	0-0 BB 1B		5	2	3	0	0	0	0				
Norberto Martin R (1,6) OBP: 0.404, SLG: 0.489	0-1 BB HR 1B		0-0 1B		1-0 G6-4-3 1B		1-1 G4-3	4-1 BB 1B		4	1	3	0	0	0	1				
Dave Martinez L (8,9) OBP: 0.400, SLG: 0.484			1B 2B		2-3 1B		1-2 G4-3	1-2 BB		0	0	0	0	1	0	0				
Frank Thomas R (1,3) OBP: 0.454, SLG: 0.621	4-2 HR BB		1-2 1B		3-2 G6-4-3 1-2f 3H 1-3 K		0-0 F8	1-0 F8		4	1	1	0	1	0	5				
Lyle Mouton R (1,10) OBP: 0.371, SLG: 0.472	3-3 K		2-3 1B		2-3 K		1-2 1B			3	0	0	0	0	3	4				
Harold Baines L (7, PH) OBP: 0.379, SLG: 0.502			K		K		2H 1B			1	0	1	1	0	0	0				
Danny Tartabull R (1,9) OBP: 0.332, SLG: 0.438	2-2 HR		1-3 K		4-1 G3 BB 1B BB		3-2 1B			3	2	2	3	1	1	2				
Ozzie Guillen L (8,6) OBP: 0.284, SLG: 0.378	1H 2H HR		K		4-2 BB BB G3 1B BB		1-2 1B			0	0	0	0	0	0	0				
Robin Ventura L (1,5) OBP: 0.374, SLG: 0.514	1-0 2B		0-3 K		4-2 BB BB G3 1B BB		1-2 G3			3	1	1	0	1	1	4				
Ron Karkovics R (1,2) OBP: 0.285, SLG: 0.363	2-2 P9			1-3 K		0-3 K		0-0 G6-3		4	0	0	0	0	2	3				
Ray Durham S (1,4) OBP: 0.370, SLG: 0.419		1-2 G4-3			2-2 F7		2-1 G3		2-1 G1-3	4	0	0	0	0	2					
Darren Lewis R (1,8) OBP: 0.354, SLG: 0.343		2-1 F8			1-1 B4-3		2-1 1B		4-2 1B BB	3	0	1	2	1	0	0				
Inning Stats	R: 3 E: 0 K: 1 S: 17	H: 3 LOB: 1 BB: 1 P: 29	R: 0 E: 0 K: 0 S: 7	H: 0 LOB: 0 BB: 0 P: 11	R: 0 E: 0 K: 3 S: 14	H: 2 LOB: 2 BB: 0 P: 18	R: 0 E: 0 K: 1 S: 10	H: 0 LOB: 0 BB: 0 P: 14	R: 1 E: 0 K: 1 S: 9	H: 2 LOB: 0 BB: 0 P: 14	R: 2 E: 0 K: 0 S: 11	H: 1 LOB: 1 BB: 2 P: 23	R: 1 E: 0 K: 0 S: 18	H: 3 LOB: 2 BB: 0 P: 24	R: 0 E: 0 K: 0 S: 8	H: 1 LOB: 3 BB: 2 P: 19	1B: 8 2B: 3 3B: 0 HR: 1	SF: 0 SAC: 0 DP: 1 HBP: 0	WP: 0 PB: 0 SB: 0 CS: 0	PA: 39
PITCHER	IP WLS BF H R ER SO BB IBB HBP BLK WP HR S P ERA WHIP																			
Scott Aldred L (1,1) ERA: 7.56	5.0 L 24 7 6 6 6 3 0 0 0 0 0 0 0 7 11 10.80 2.000																			
Mike Trombley R (6,1) ERA: 1.5	1.0 3 1 0 0 1 0 0 0 0 0 0 0 7 11 0.00 1.000																			
Scott Klitingbeck R (7,1) ERA: 4.5	2.0 12 4 1 1 0 2 0 0 0 0 0 0 26 43 4.50 3.000																			

Minnesota Twins @ Chicago White Sox
Comiskey Park, Chicago, IL
Tue Jul 02 1996, 8:05 PM EDT
Att: 18,357 - Unknown - 69 F

AB 34
R 7
H 12
RBI 6
BB 5
SO 7
LOB 21




Batter	1	2	3	4	5	6	7	8	9	10	AB	R	H	RBI	BB	SO	LOB									
Tony Phillips, S OBP: 0.425, SLG: 0.433 (1, 7)											5	1	1	2	0	2	1									
Dave Martinez, L OBP: 0.395, SLG: 0.472 (7, 9)											6	1	1	0	0	1	2									
Frank Thomas, R OBP: 0.457, SLG: 0.622 (1, 3)											5	1	3	1	0	0	0									
Harold Baines, L OBP: 0.385, SLG: 0.512 (1, 10)											4	0	2	1	1	0	1									
Danny Tartabull, R OBP: 0.333, SLG: 0.453 (7, PR)											3	1	1	0	1	1	3									
Darren Lewis, R OBP: 0.350, SLG: 0.338 (7, 8)											1	0	0	0	0	0	0									
Robin Ventura, L OBP: 0.373, SLG: 0.512 (1, 5)											3	0	1	2	1	2	1									
Chad Kreuter, S OBP: 0.308, SLG: 0.371 (1, 2)											4	0	0	0	1	2	5									
Ron Karkovice, R OBP: 0.282, SLG: 0.358 (10, 2)											4	0	0	0	0	0	0									
Ray Durham, S OBP: 0.366, SLG: 0.412 (1, 4)											5	1	1	0	0	2	7									
Ozzie Guillen, L OBP: 0.288, SLG: 0.380 (1, 6)											5	1	2	0	0	0	4									
Inning Stats	R: 0 E: 0 K: 1 S: 6	H: 1 LOB: 1 BB: 0 P: 6	R: 1 E: 0 K: 2 S: 9	H: 2 LOB: 1 BB: 0 P: 9	R: 0 E: 0 K: 2 S: 7	H: 0 LOB: 0 BB: 0 P: 7	R: 0 E: 0 K: 1 S: 6	H: 1 LOB: 1 BB: 0 P: 7	R: 0 E: 1 K: 0 S: 4	H: 0 LOB: 1 BB: 0 P: 4	R: 0 E: 0 K: 3 S: 10	H: 1 LOB: 3 BB: 2 P: 18	R: 4 E: 1 K: 0 S: 8	H: 5 LOB: 3 BB: 2 P: 16	R: 0 E: 0 K: 0 S: 3	H: 0 LOB: 0 BB: 0 P: 3	R: 0 E: 0 K: 1 S: 5	H: 0 LOB: 0 BB: 0 P: 5	R: 1 E: 0 K: 0 S: 5	H: 2 LOB: 1 BB: 0 P: 5	1B: 7 2B: 4 3B: 1 HR: 0	SF: 2 SAC: 0 DP: 0 HBP: 0	WP: 1 PB: 0 SB: 0 CS: 0	PA: 47		
PITCHER	IP WLS BF H R ER SO BB IBB HBP BLK WP HR S P ERA WHIP	IP WLS BF H R ER SO BB IBB HBP BLK WP HR S P ERA WHIP	IP WLS BF H R ER SO BB IBB HBP BLK WP HR S P ERA WHIP	IP WLS BF H R ER SO BB IBB HBP BLK WP HR S P ERA WHIP	IP WLS BF H R ER SO BB IBB HBP BLK WP HR S P ERA WHIP	IP WLS BF H R ER SO BB IBB HBP BLK WP HR S P ERA WHIP	IP WLS BF H R ER SO BB IBB HBP BLK WP HR S P ERA WHIP	IP WLS BF H R ER SO BB IBB HBP BLK WP HR S P ERA WHIP	IP WLS BF H R ER SO BB IBB HBP BLK WP HR S P ERA WHIP	IP WLS BF H R ER SO BB IBB HBP BLK WP HR S P ERA WHIP	IP WLS BF H R ER SO BB IBB HBP BLK WP HR S P ERA WHIP	IP WLS BF H R ER SO BB IBB HBP BLK WP HR S P ERA WHIP	IP WLS BF H R ER SO BB IBB HBP BLK WP HR S P ERA WHIP	IP WLS BF H R ER SO BB IBB HBP BLK WP HR S P ERA WHIP	IP WLS BF H R ER SO BB IBB HBP BLK WP HR S P ERA WHIP	IP WLS BF H R ER SO BB IBB HBP BLK WP HR S P ERA WHIP	IP WLS BF H R ER SO BB IBB HBP BLK WP HR S P ERA WHIP	IP WLS BF H R ER SO BB IBB HBP BLK WP HR S P ERA WHIP	IP WLS BF H R ER SO BB IBB HBP BLK WP HR S P ERA WHIP	IP WLS BF H R ER SO BB IBB HBP BLK WP HR S P ERA WHIP	IP WLS BF H R ER SO BB IBB HBP BLK WP HR S P ERA WHIP	IP WLS BF H R ER SO BB IBB HBP BLK WP HR S P ERA WHIP	IP WLS BF H R ER SO BB IBB HBP BLK WP HR S P ERA WHIP	IP WLS BF H R ER SO BB IBB HBP BLK WP HR S P ERA WHIP	IP WLS BF H R ER SO BB IBB HBP BLK WP HR S P ERA WHIP	IP WLS BF H R ER SO BB IBB HBP BLK WP HR S P ERA WHIP

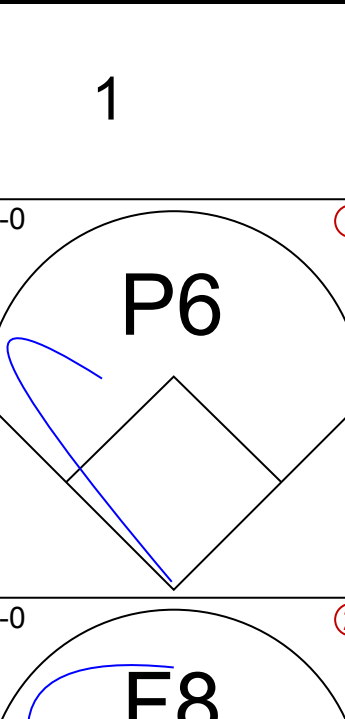
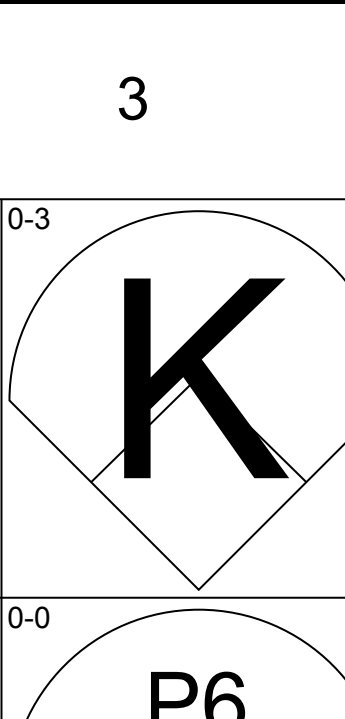
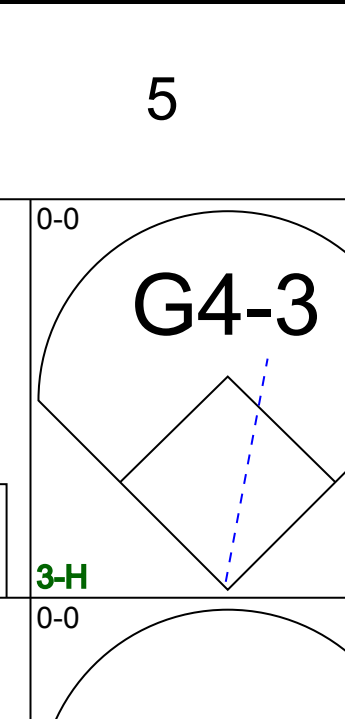
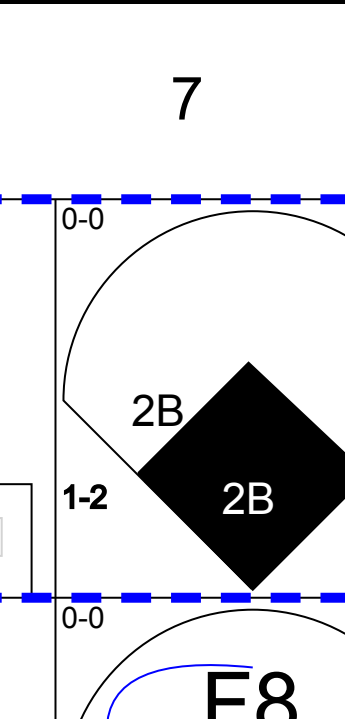
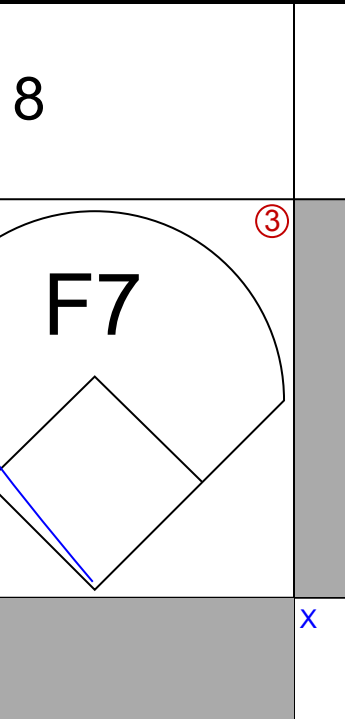
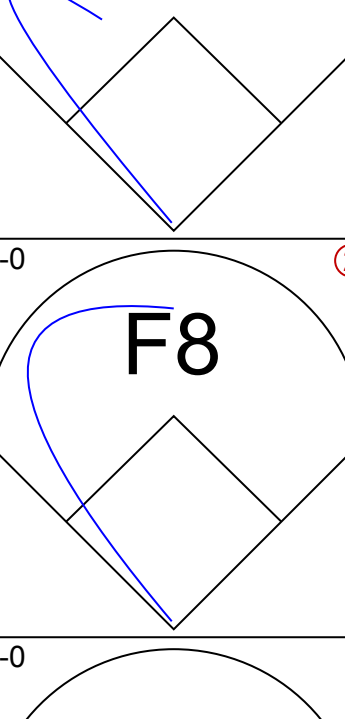
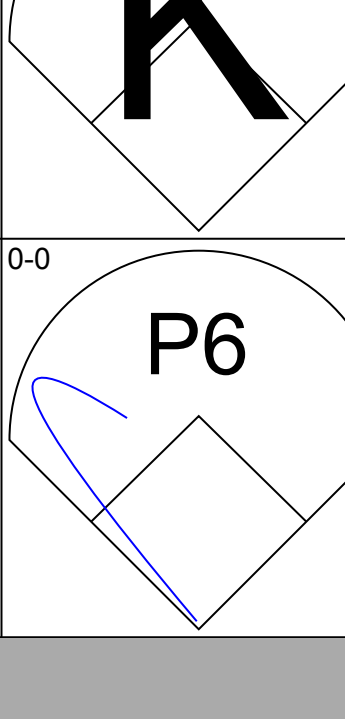
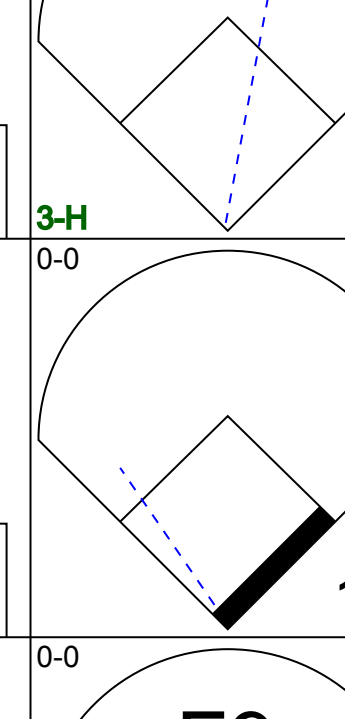
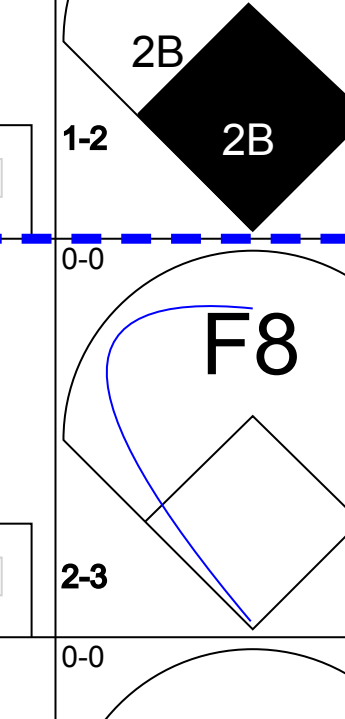
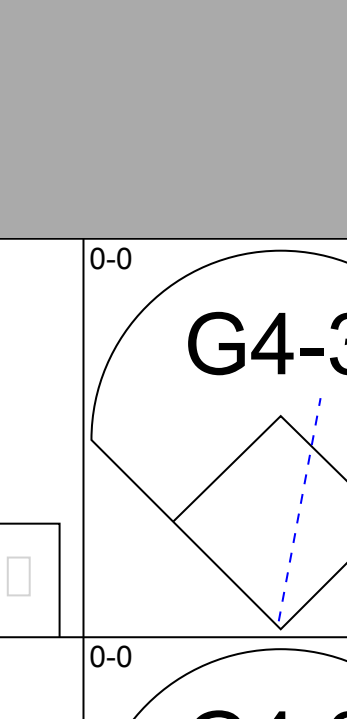
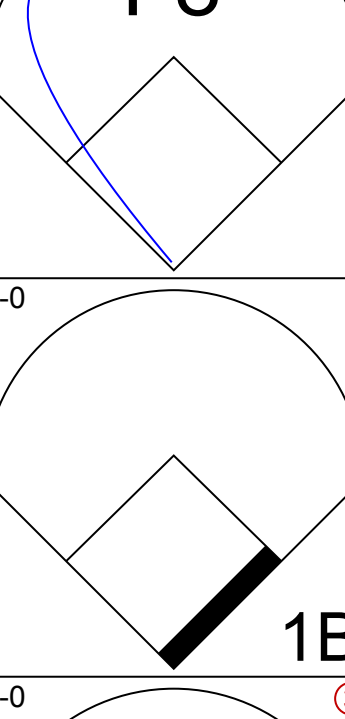
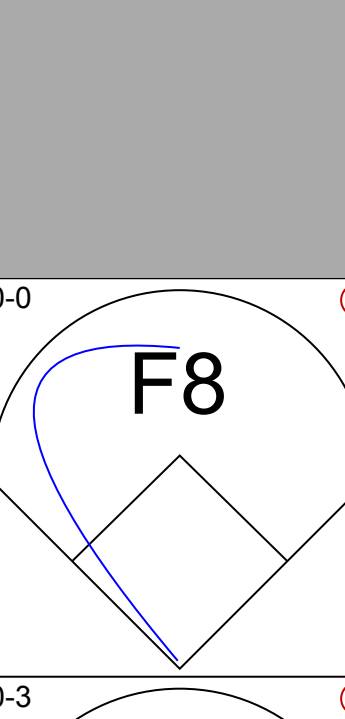
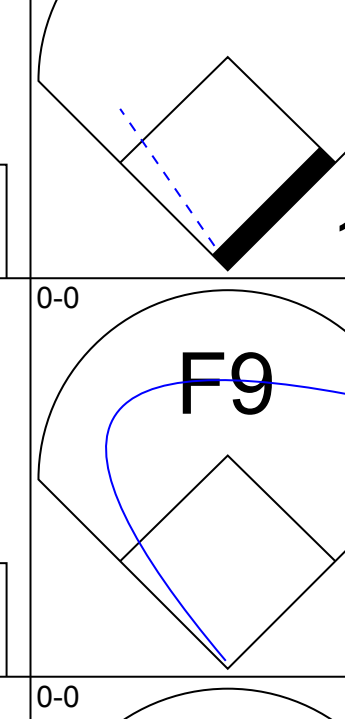
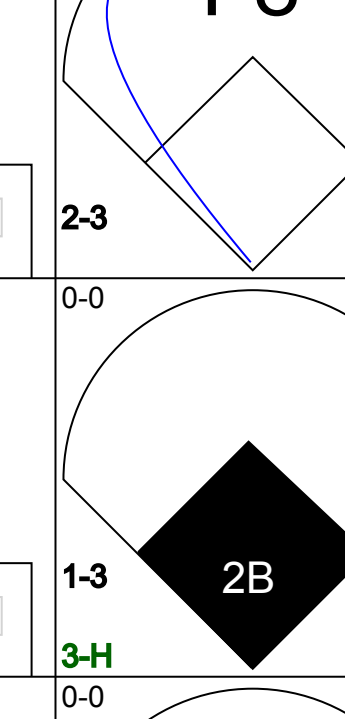
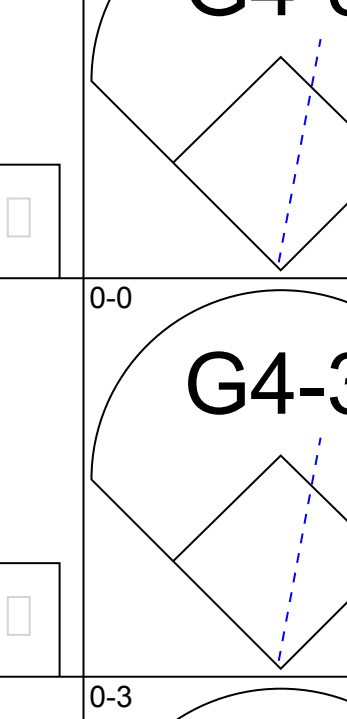
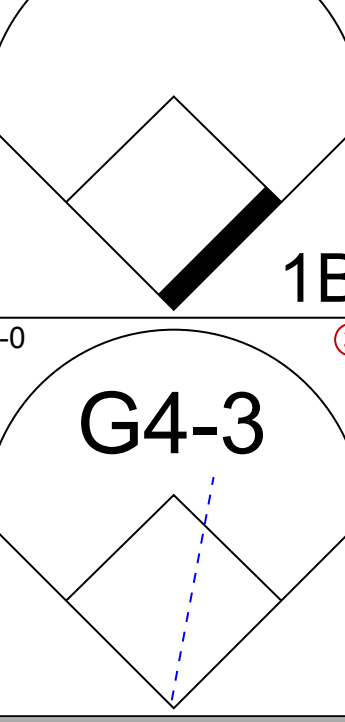
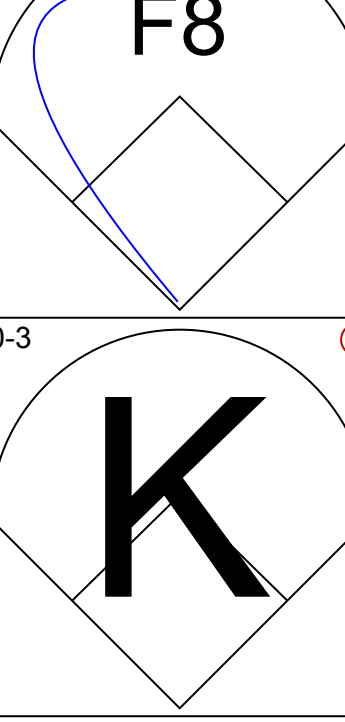
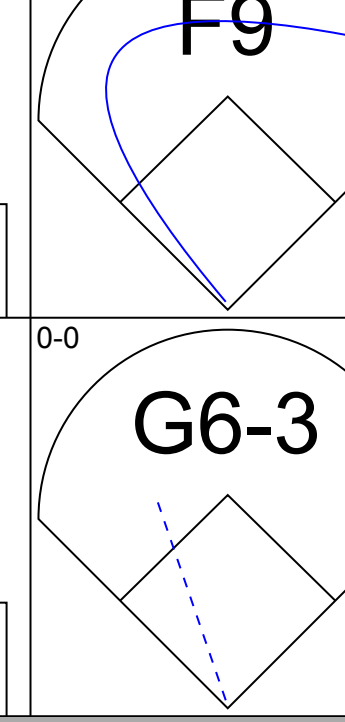
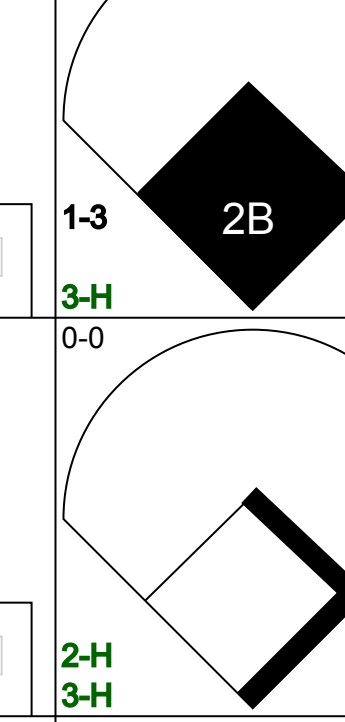
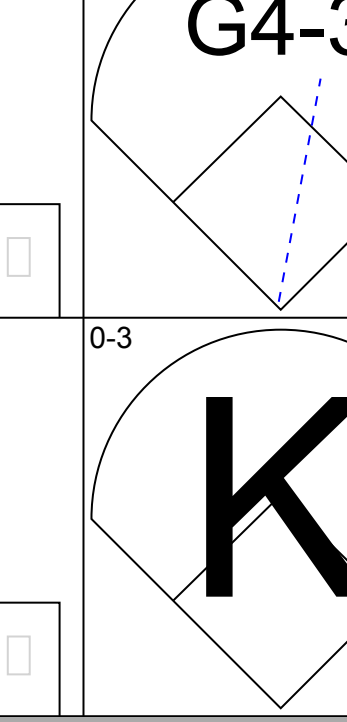
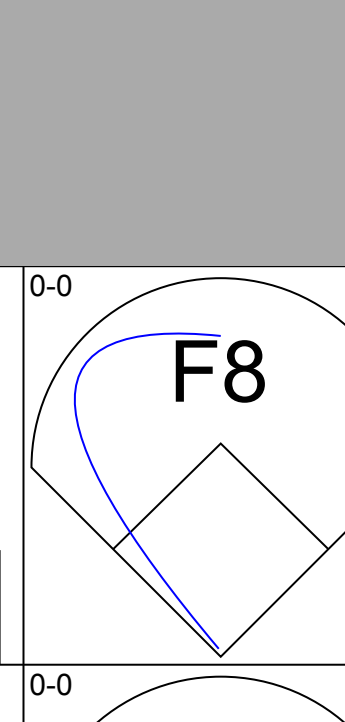
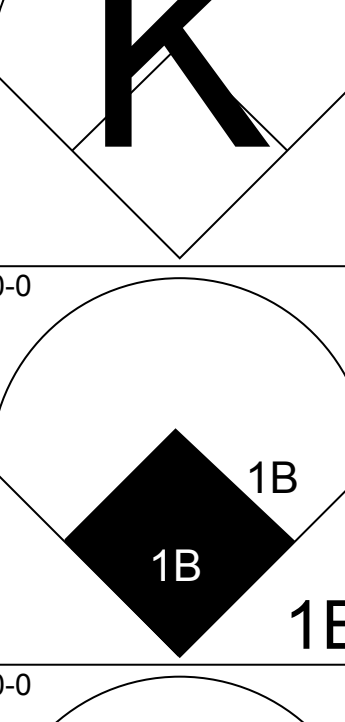
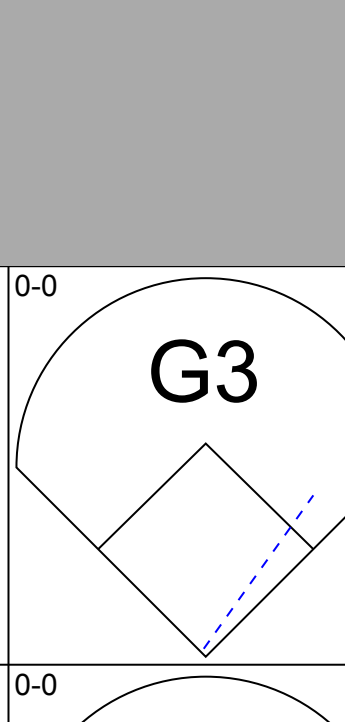
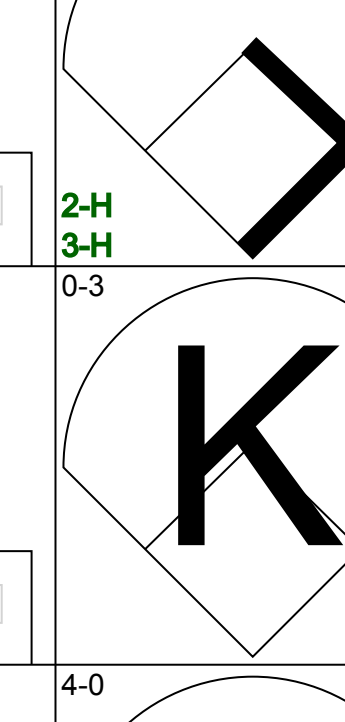
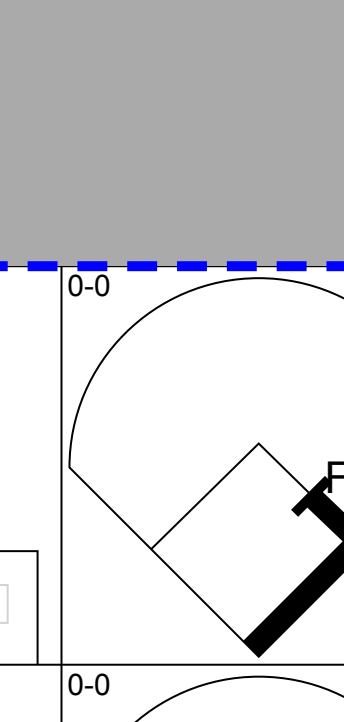
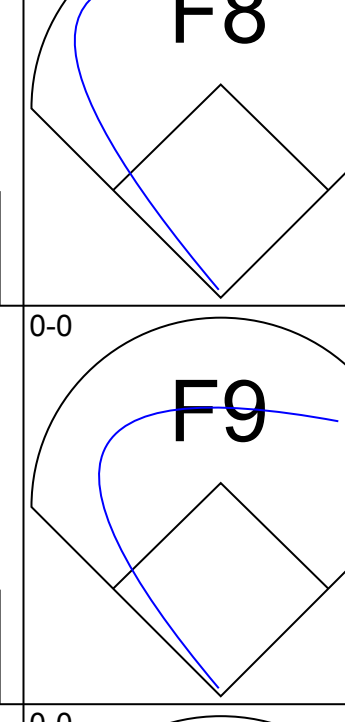
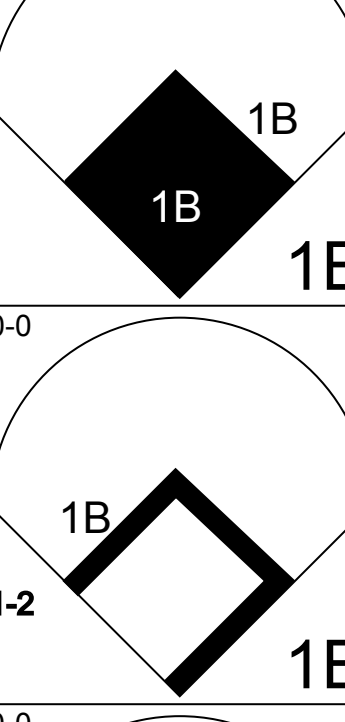
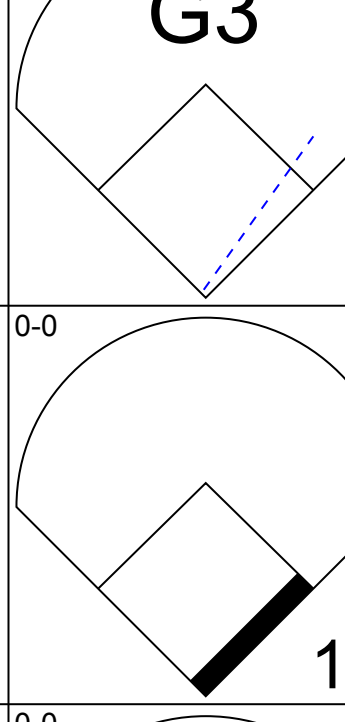
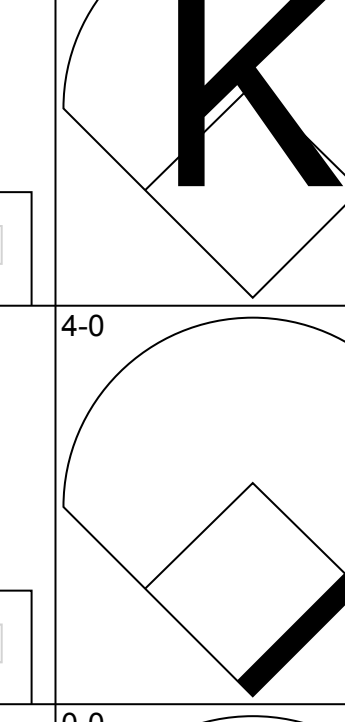
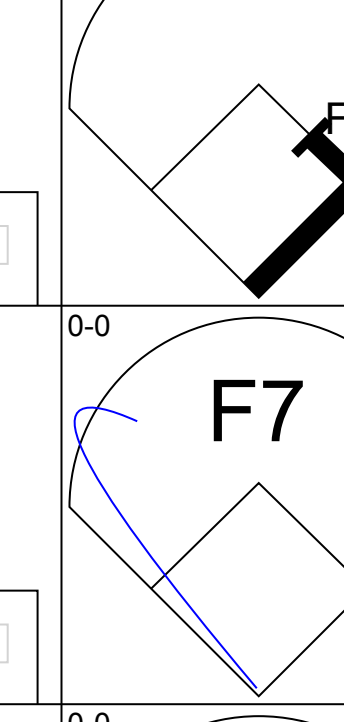
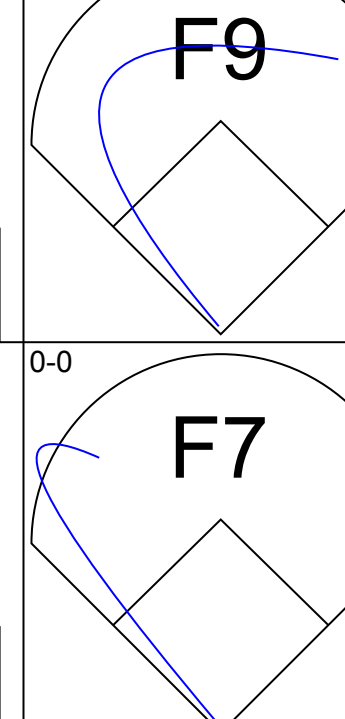
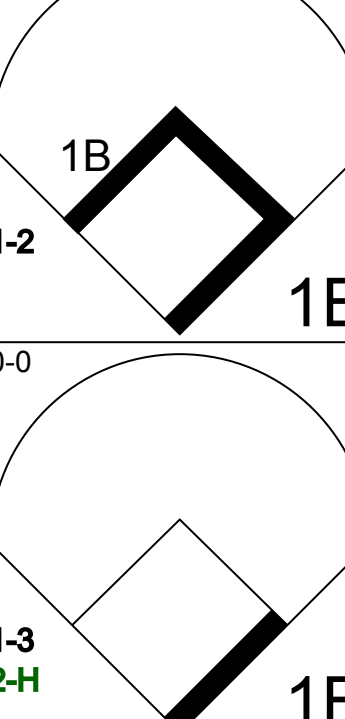
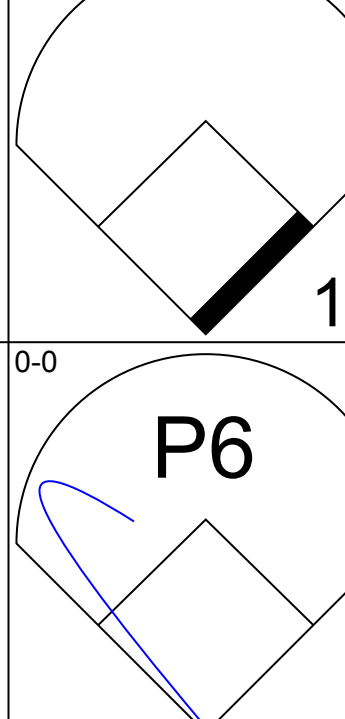
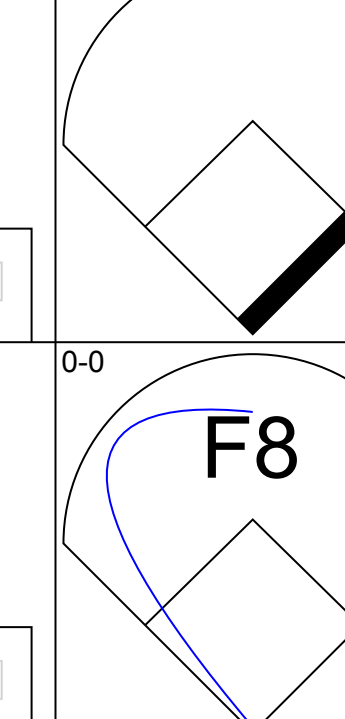
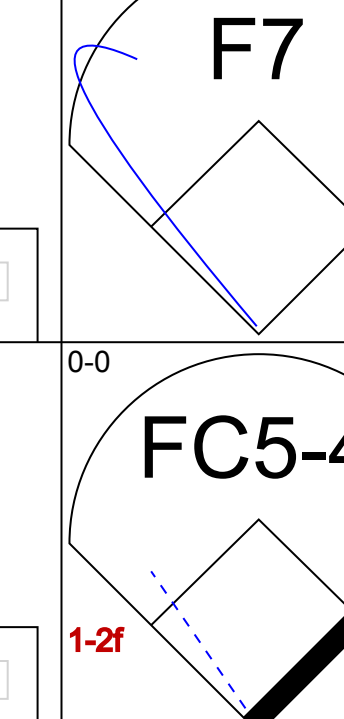
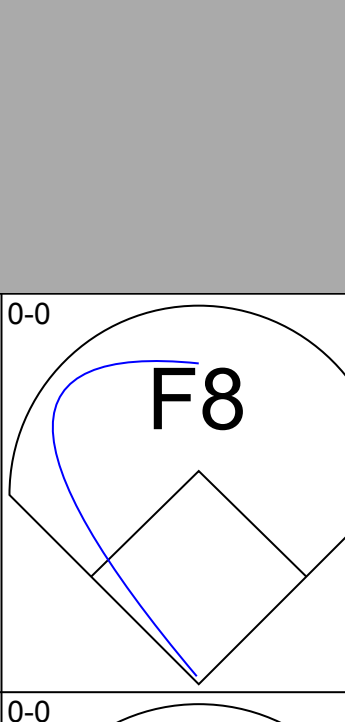
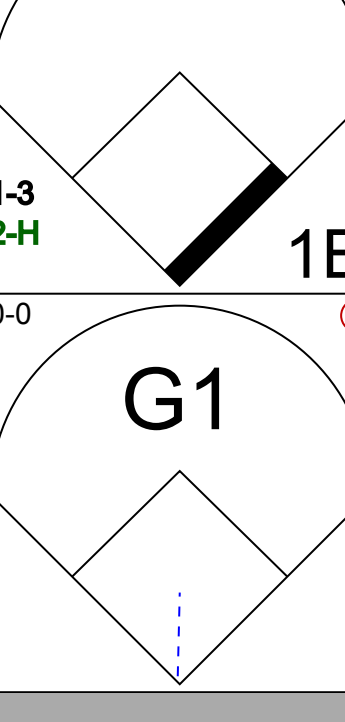
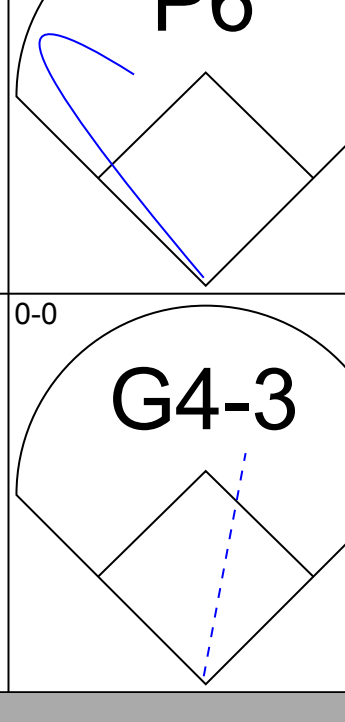
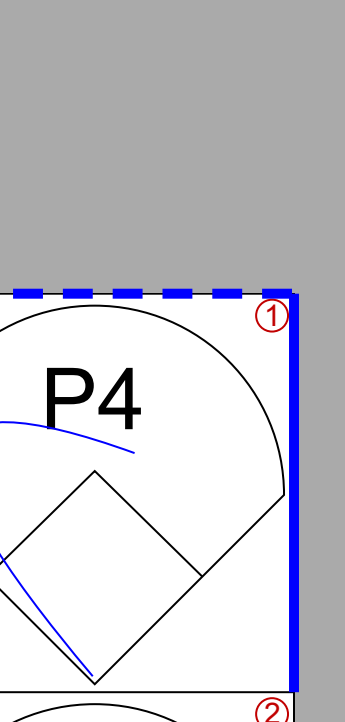
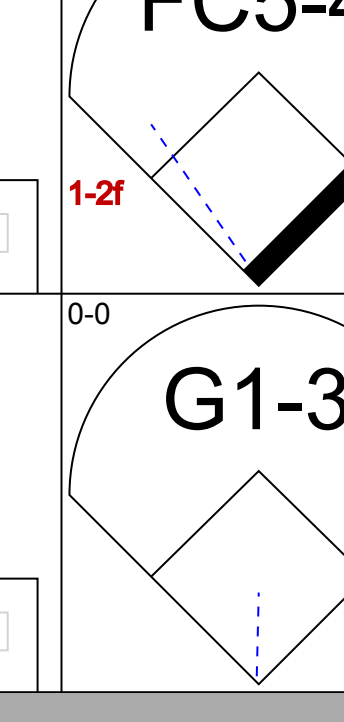
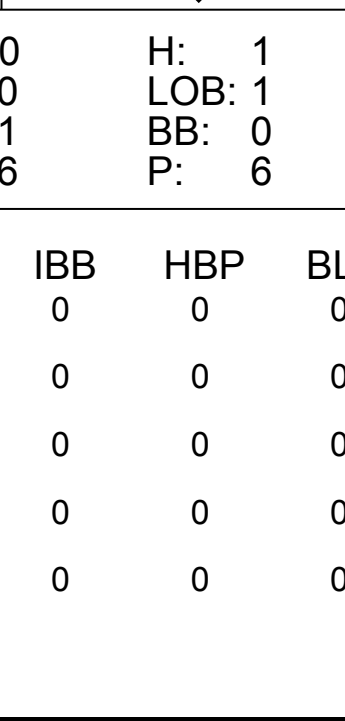
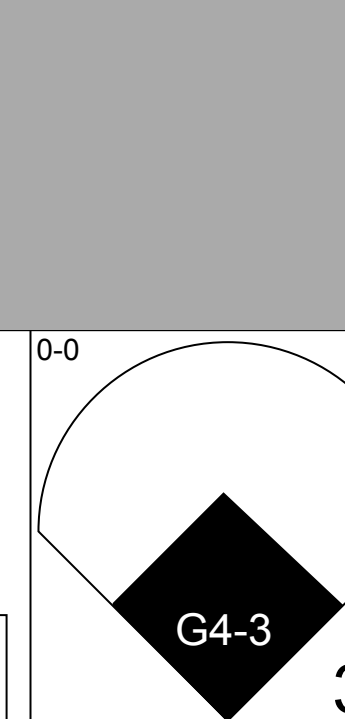
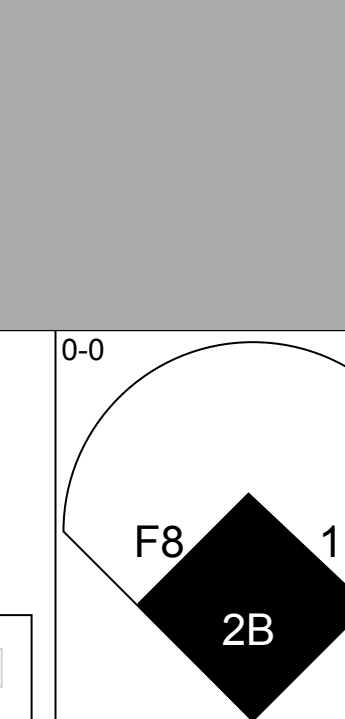
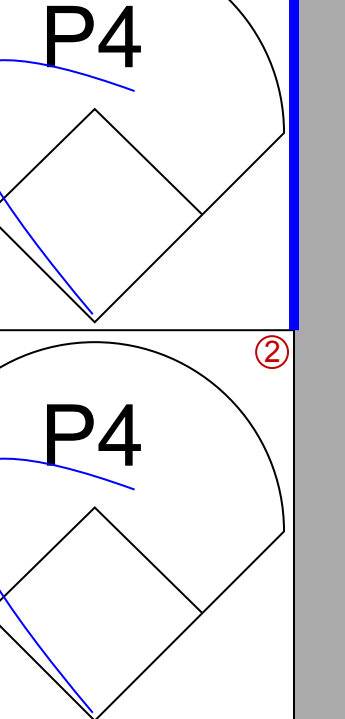
TOP

Chicago White Sox @ Cleveland Indians
Jacobs Field, Cleveland, OH

Thu Jul 04 1996, 3:33 AM EDT
Alt. 42,355 - Sunny - 68 F

AB	41
R	6
H	12
RBI	6
BB	4
SO	10
LOB	24




Batter	1	2	3	4	5	6	7	8	9	10	AB	R	H	RBI	BB	SO	LOB									
Kenny Lofton, L OBP: 0.382, SLG: 0.437 (1, 8)											5	1	1	1	0	1	1									
Omar Vizquel, S OBP: 0.352, SLG: 0.397 (1, 6)											5	0	1	0	0	0	3									
Carlos Baerga, S OBP: 0.298, SLG: 0.402 (1, 4)											5	1	2	1	0	0	1									
Albert Belle, R OBP: 0.402, SLG: 0.626 (1, 7)											5	0	1	2	0	2	2									
Jim Thome, L OBP: 0.453, SLG: 0.586 (1, 5)											5	1	2	0	0	1	1									
Eddie Murray, S OBP: 0.329, SLG: 0.402 (1, 10)											4	0	2	0	1	0	1									
Manny Ramirez, R OBP: 0.376, SLG: 0.560 (1, 9)											5	0	1	1	0	0	4									
Tony Peña, R OBP: 0.356, SLG: 0.333 (1, 2)											3	0	0	0	0	0	3									
Jeromy Burnitz, L OBP: 0.444, SLG: 0.551 (8, PH)											1	0	0	0	0	0	0									
Sandy Alomar Jr., R OBP: 0.336, SLG: 0.421 (8, 2)											1	0	0	0	0	0	1									
Alvaro Espinoza, R OBP: 0.295, SLG: 0.380 (1, 3)											4	2	3	0	0	0	0									
Inning Stats	R: 0 E: 0 K: 4 S: 4	H: 1 LOB: 1 BB: 0 P: 4	R: 0 E: 0 K: 0 S: 3	H: 0 LOB: 0 BB: 0 P: 3	R: 0 E: 0 K: 1 S: 6	H: 1 LOB: 1 BB: 0 P: 6	R: 1 E: 0 K: 1 S: 8	H: 3 LOB: 2 BB: 0 P: 8	R: 1 E: 0 K: 0 S: 5	H: 2 LOB: 1 BB: 0 P: 5	R: 0 E: 0 K: 0 S: 4	H: 1 LOB: 1 BB: 0 P: 4	R: 3 E: 0 K: 1 S: 9	H: 4 LOB: 2 BB: 1 P: 13	R: 0 E: 0 K: 0 S: 3	H: 0 LOB: 0 BB: 0 P: 3	R: 0 E: 0 K: 1 S: 5	H: 0 LOB: 0 BB: 0 P: 5	R: 0 E: 0 K: 0 S: 4	H: 1 LOB: 1 BB: 0 P: 4	1B: 10 2B: 2 3B: 1 HR: 0	SF: 0 SAC: 0 DP: 0 HBP: 0	WP: 0 PB: 0 SB: 0 CS: 0	PA: 44		
PITCHER	IP WLS BF H R ER SO BB IBB HBP BLK WP HR S P ERA WHIP	IP WLS BF H R ER SO BB IBB HBP BLK WP HR S P ERA WHIP	IP WLS BF H R ER SO BB IBB HBP BLK WP HR S P ERA WHIP	IP WLS BF H R ER SO BB IBB HBP BLK WP HR S P ERA WHIP	IP WLS BF H R ER SO BB IBB HBP BLK WP HR S P ERA WHIP	IP WLS BF H R ER SO BB IBB HBP BLK WP HR S P ERA WHIP	IP WLS BF H R ER SO BB IBB HBP BLK WP HR S P ERA WHIP	IP WLS BF H R ER SO BB IBB HBP BLK WP HR S P ERA WHIP	IP WLS BF H R ER SO BB IBB HBP BLK WP HR S P ERA WHIP	IP WLS BF H R ER SO BB IBB HBP BLK WP HR S P ERA WHIP	IP WLS BF H R ER SO BB IBB HBP BLK WP HR S P ERA WHIP	IP WLS BF H R ER SO BB IBB HBP BLK WP HR S P ERA WHIP	IP WLS BF H R ER SO BB IBB HBP BLK WP HR S P ERA WHIP	IP WLS BF H R ER SO BB IBB HBP BLK WP HR S P ERA WHIP	IP WLS BF H R ER SO BB IBB HBP BLK WP HR S P ERA WHIP	IP WLS BF H R ER SO BB IBB HBP BLK WP HR S P ERA WHIP	IP WLS BF H R ER SO BB IBB HBP BLK WP HR S P ERA WHIP	IP WLS BF H R ER SO BB IBB HBP BLK WP HR S P ERA WHIP	IP WLS BF H R ER SO BB IBB HBP BLK WP HR S P ERA WHIP	IP WLS BF H R ER SO BB IBB HBP BLK WP HR S P ERA WHIP	IP WLS BF H R ER SO BB IBB HBP BLK WP HR S P ERA WHIP	IP WLS BF H R ER SO BB IBB HBP BLK WP HR S P ERA WHIP	IP WLS BF H R ER SO BB IBB HBP BLK WP HR S P ERA WHIP	IP WLS BF H R ER SO BB IBB HBP BLK WP HR S P ERA WHIP	IP WLS BF H R ER SO BB IBB HBP BLK WP HR S P ERA WHIP	IP WLS BF H R ER SO BB IBB HBP BLK WP HR S P ERA WHIP

BOTTOM

Chicago White Sox @ Cleveland Indians
Jacobs Field, Cleveland, OH

Thu Jul 04 1996, 3:33 AM EDT
Alt. 42,355 - Sunny - 68 F

AB	43
R	5
H	13
RBI	5
BB	1
SO	4
LOB	17



Batter	1	2	3	4	5	6	7	8	9	AB	R	H	RBI	BB	SO	LOB	TOP					
Tony Phillips, S OBP: 0.425, SLG: 0.430 (1, 7)										4	0	1	0	1	1	2	Chicago White Sox @ Cleveland Indians Jacobs Field, Cleveland, OH Fri Jul 05 1996, 7:05 PM EDT Att: 42,536 - Unknown - 74 F livebaseballscorecards.com					
Dave Martinez, L OBP: 0.386, SLG: 0.460 (1, 8) (8, 9)										5	1	0	0	0	0	4						
Frank Thomas, R OBP: 0.461, SLG: 0.627 (1, 3)										4	2	3	1	1	0	0						
Harold Baines, L OBP: 0.389, SLG: 0.518 (1, 10)										5	0	3	0	0	0	3						
Danny Tartabull, R OBP: 0.336, SLG: 0.454 Darren Lewis, R OBP: 0.352, SLG: 0.338 (1, 9) (8, 8)										4	0	2	0	0	1	4						
Robin Ventura, L OBP: 0.376, SLG: 0.513 (1, 5)										3	1	1	2	1	0	1						
Ron Karkovics, R OBP: 0.280, SLG: 0.354 (1, 2)										5	0	1	3	0	2	5						
Ray Durham, S OBP: 0.363, SLG: 0.409 (1, 4)										5	0	1	0	0	0	3						
Ozzie Guillen, L OBP: 0.289, SLG: 0.385 (1, 6)										4	2	2	0	0	0	1						
Inning Stats	R: 0 E: 0 K: 0 S: 3	H: 0 LOB: 0 BB: 0 P: 3	R: 0 E: 0 K: 0 S: 3	H: 1 LOB: 0 BB: 0 P: 3	R: 0 E: 0 K: 1 S: 6	H: 1 LOB: 0 BB: 0 P: 6	R: 0 E: 0 K: 1 S: 7	H: 2 LOB: 3 BB: 0 P: 8	R: 0 E: 0 K: 0 S: 4	H: 2 LOB: 1 BB: 0 P: 4	R: 1 E: 0 K: 0 S: 5	H: 3 LOB: 2 BB: 1 P: 9	R: 1 E: 1 K: 1 S: 8	H: 2 LOB: 2 BB: 0 P: 8	R: 0 E: 0 K: 1 S: 5	H: 0 LOB: 0 BB: 0 P: 5		R: 5 E: 1 K: 0 S: 6	H: 3 LOB: 1 BB: 3 P: 18	1B: 10 2B: 5 3B: 0 HR: 0	SF: 0 SAC: 0 DP: 3 HBP: 1	WP: 0 PB: 0 CS: 0
PITCHER	IP WLS BF H R ER SO BB IBB HBP BLK WP HR S P ERA WHIP																					
Orel Hershiser, R ERA: 4.23 (1, 1)	6.2 L 31 11 2 1 3 0 0 1 1 0 0 0 35 40 1.35 1.650																					
Eric Plunk, R ERA: 2.47 (7, 1)	1.1 4 0 0 0 1 0 0 0 0 0 0 0 6 6 0.00 0.000																					
Jim Poole, L ERA: 3.04 (9, 1)	1.0 9 3 5 0 0 1 2 0 0 0 0 0 6 18 0.00 4.000																					

Batter	1	2	3	4	5	6	7	8	9	AB	R	H	RBI	BB	SO	LOB	BOTTOM					
Kenny Lofton, L OBP: 0.381, SLG: 0.438 (1, 8)										4	0	1	0	0	1	1	Chicago White Sox @ Cleveland Indians Jacobs Field, Cleveland, OH Fri Jul 05 1996, 7:05 PM EDT Att: 42,536 - Unknown - 74 F livebaseballscorecards.com					
Omar Vizquel, S OBP: 0.348, SLG: 0.391 (1, 6)										4	0	0	0	0	0	2						
Julio Franco, R OBP: 0.419, SLG: 0.482 (1, 3)										4	0	0	0	0	1	0						
Albert Belle, R OBP: 0.400, SLG: 0.621 (1, 7)										4	0	1	0	0	1	0						
Manny Ramirez, R OBP: 0.381, SLG: 0.563 (1, 9)										2	0	1	0	2	1	0						
Eddie Murray, S OBP: 0.328, SLG: 0.400 (1, 10)										4	0	1	0	0	0	3						
Carlos Baerga, S OBP: 0.295, SLG: 0.398 (1, 4)										4	0	0	0	0	0	5						
Jim Thome, L OBP: 0.455, SLG: 0.591 (1, 5)										3	0	2	0	0	1	0						
Sandy Alomar Jr., R OBP: 0.332, SLG: 0.415 (1, 2)										3	0	0	0	0	0	2						
Inning Stats	R: 0 E: 0 K: 1 S: 5	H: 0 LOB: 0 BB: 0 P: 5	R: 0 E: 0 K: 0 S: 3	H: 0 LOB: 1 BB: 1 P: 7	R: 0 E: 0 K: 0 S: 4	H: 2 LOB: 0 BB: 0 P: 4	R: 0 E: 0 K: 0 S: 5	H: 2 LOB: 2 BB: 0 P: 5	R: 0 E: 0 K: 0 S: 4	H: 1 LOB: 1 BB: 0 P: 4	R: 0 E: 0 K: 2 S: 7	H: 0 LOB: 0 BB: 0 P: 7	R: 0 E: 0 K: 1 S: 5	H: 0 LOB: 0 BB: 0 P: 5	R: 0 E: 0 K: 0 S: 3	H: 0 LOB: 0 BB: 0 P: 3		R: 0 E: 0 K: 1 S: 6	H: 1 LOB: 2 BB: 1 P: 10	1B: 3 2B: 3 3B: 0 HR: 0	SF: 0 SAC: 0 DP: 1 HBP: 0	WP: 0 PB: 0 CS: 0
PITCHER	IP WLS BF H R ER SO BB IBB HBP BLK WP HR S P ERA WHIP																					
Wilson Alvarez, L ERA: 3.89 (1, 1)	8.0 W 29 5 1 0 0 4 1 0 0 0 0 0 36 40 0.00 0.750																					
Roberto Hernandez, R ERA: 1.23 (9, 1)	1.0 5 1 0 0 0 1 1 0 0 0 0 0 6 10 0.00 2.000																					

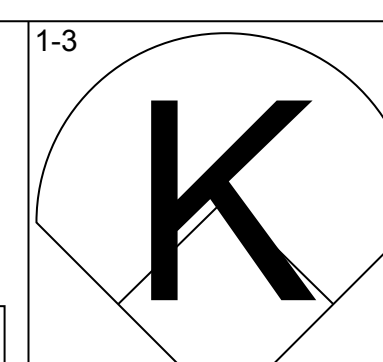
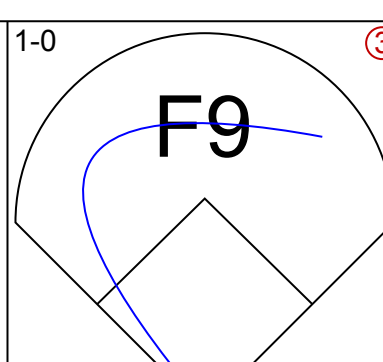
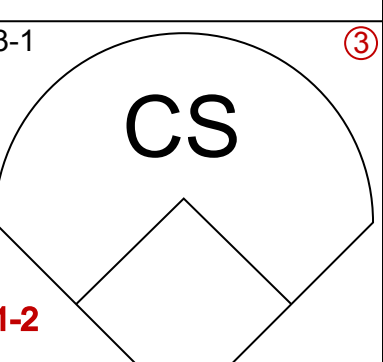
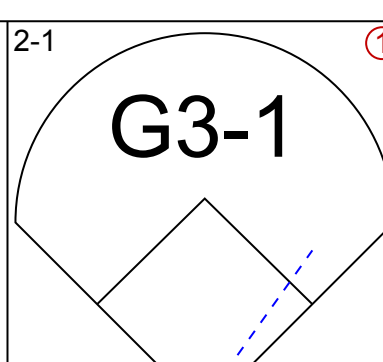
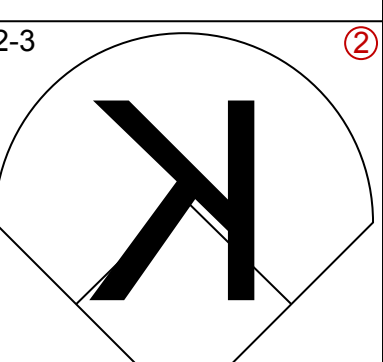
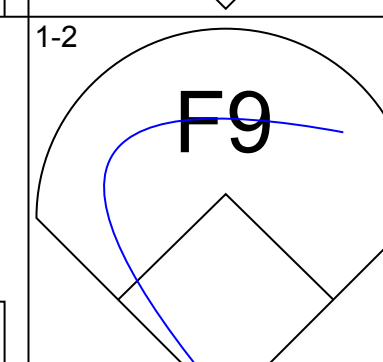
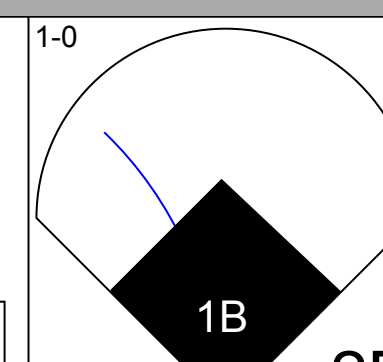
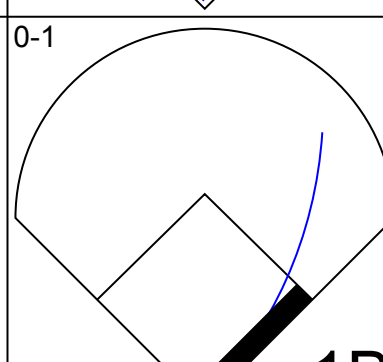
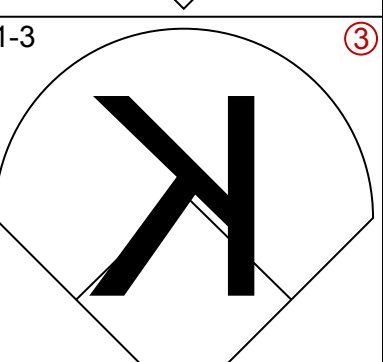
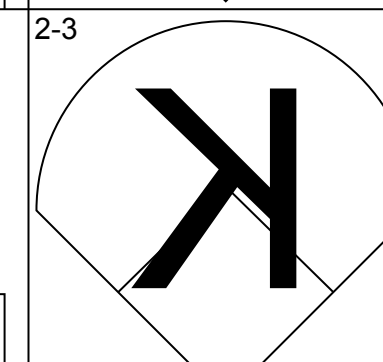
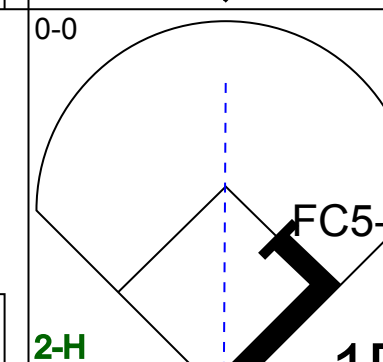
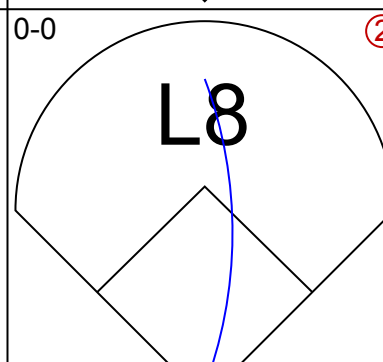
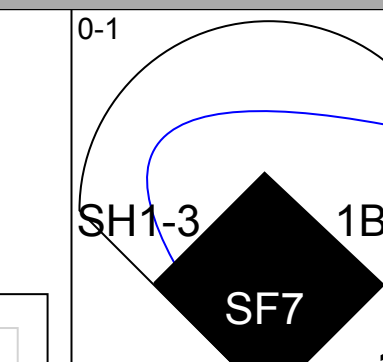
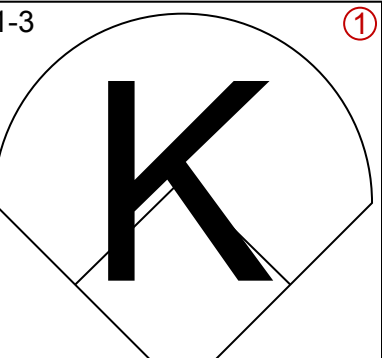
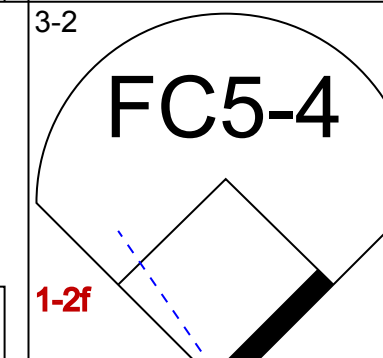
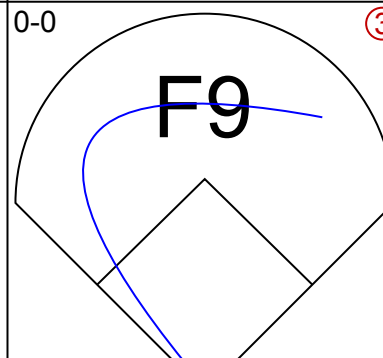
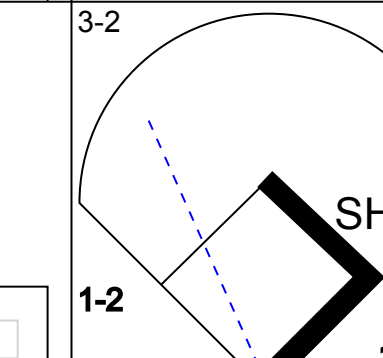
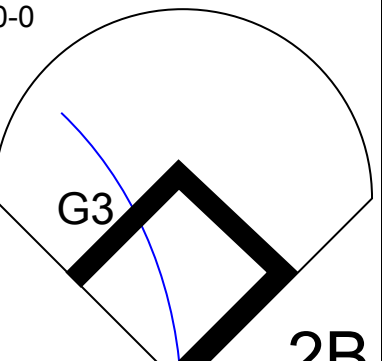
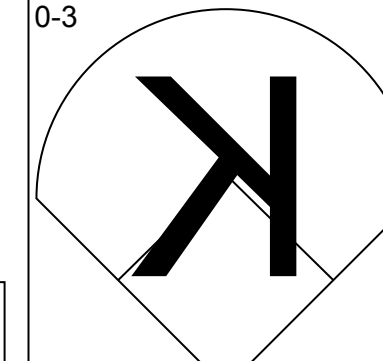

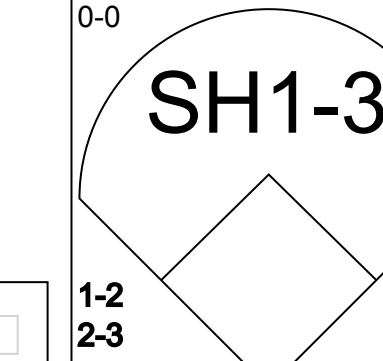
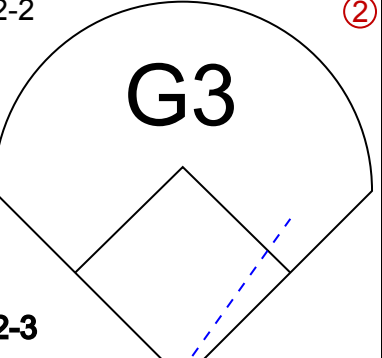
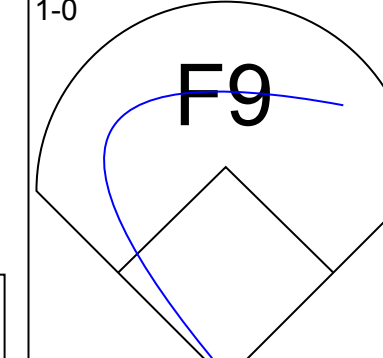

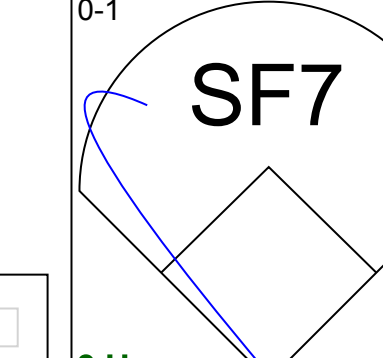
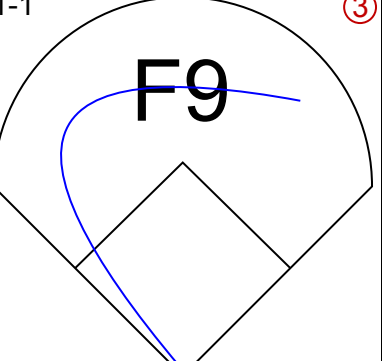
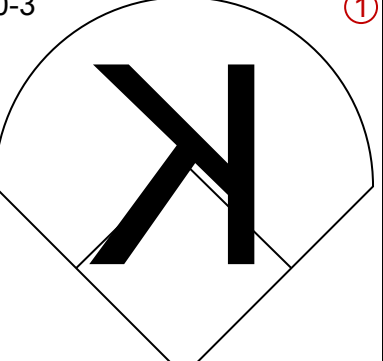
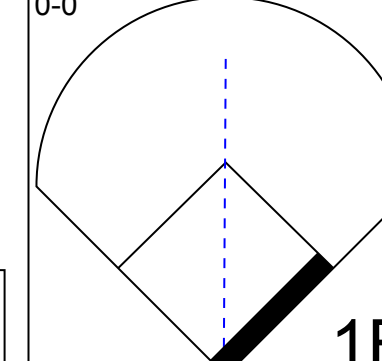
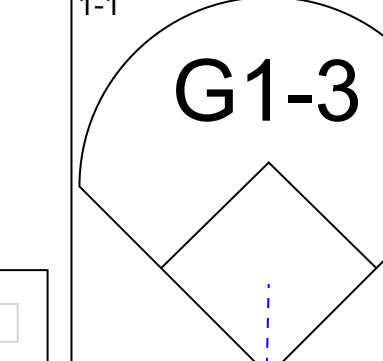
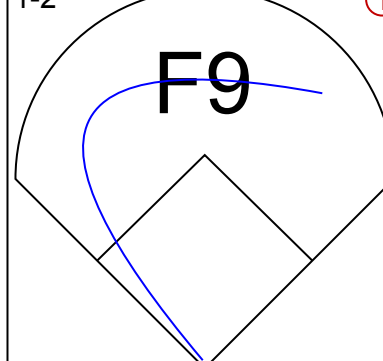
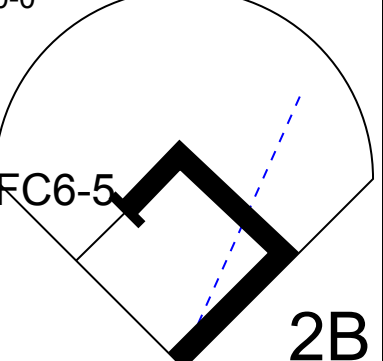
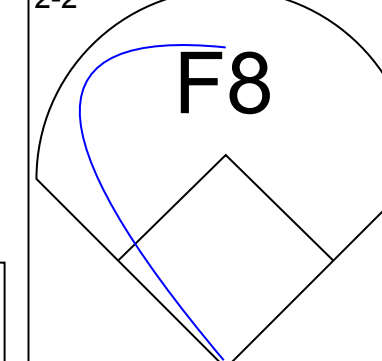
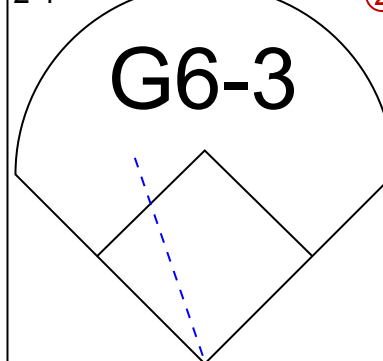
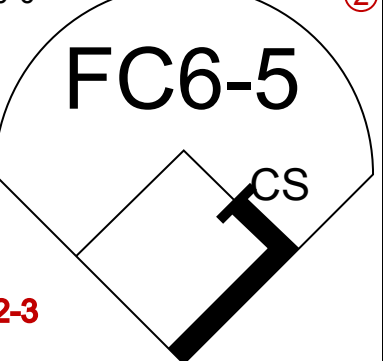
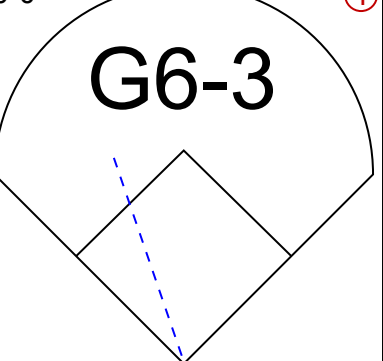
Batter	1	2	3	4	5	6	7	8	9	AB	R	H	RBI	BB	SO	LOB	TOP			
Tony Phillips, S (1, 7) OBP: 0.421, SLG: 0.425	G6-3			G6-3		K		F8		4	0	0	0	0	1	1	Chicago White Sox @ Cleveland Indians Jacobs Field, Cleveland, OH Sat Jul 06 1996, 3:33 AM EDT Att: 42,454 - Sunny - 79 F			
Dave Martinez, L (1, 8) OBP: 0.384, SLG: 0.455	K			G4-3			HR	F7		4	1	1	0	0	1	1				
Frank Thomas, R (1, 3) OBP: 0.457, SLG: 0.619	G6-3			L6			F9		F9	4	0	0	0	0	0	1				
Harold Baines, L (1, 10)		G4-6-3 1B			G3-6-1 1B BB		HR		HR	3	2	3	3	1	0	0				
Danny Tartabull, R (1, 9) OBP: 0.338, SLG: 0.453										3	0	1	0	1	1	1				
Darren Lewis, R (9, 8) OBP: 0.352, SLG: 0.338	K				G3-6-1 1B				P3	0	0	0	0	0	0	0				
Robin Ventura, L (1, 5) OBP: 0.375, SLG: 0.510					G3-6-1			P5		4	0	1	0	0	0	4				
Ron Karkovics, R (1, 2) OBP: 0.275, SLG: 0.348					1-2 2-3				1B	4	0	1	0	0	0	4				
Ray Durham, S (1, 4) OBP: 0.360, SLG: 0.404					L8				L7	4	0	0	0	0	2	3				
Ozzie Guillen, L (1, 6) OBP: 0.289, SLG: 0.385					K					3	0	0	0	0	0	0				
Inning Stats	R: 0 E: 0 K: 1 S: 10	H: 0 LOB: 0 BB: 0 P: 12	R: 0 E: 0 K: 1 S: 8	H: 1 LOB: 0 BB: 0 P: 13	R: 0 E: 0 K: 0 S: 7	H: 0 LOB: 0 BB: 0 P: 11	R: 0 E: 0 K: 0 S: 6	H: 0 LOB: 1 BB: 1 P: 10	R: 0 E: 0 K: 1 S: 11	H: 0 LOB: 1 BB: 1 P: 16	R: 2 E: 0 K: 1 S: 14	H: 2 LOB: 1 BB: 1 P: 23	R: 0 E: 0 K: 0 S: 6	H: 1 LOB: 1 BB: 0 P: 12	R: 1 E: 0 K: 0 S: 9	H: 2 LOB: 1 BB: 0 P: 18	1B: 5 2B: 0 3B: 0 HR: 2	SF: 0 SAC: 0 DP: 2 HBP: 0	WP: 0 PB: 1 SB: 0 CS: 0	PA: 34
PITCHER	IP	WLS	BF	H	R	ER	SO	BB	IBB	HBP	BLK	WP	HR	S	P	ERA	WHIP			
Charles Nagy, R (1, 1) ERA: 3.53	8.0		29	5	2	2	5	2	0	0	0	0	1	70	112	2.25	0.875			
Paul Shuey, R (9, 1) ERA: 4.43	1.0	L	5	2	1	1	0	0	0	0	0	0	1	9	18	9.00	2.000			

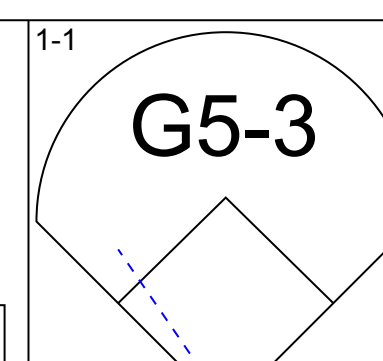
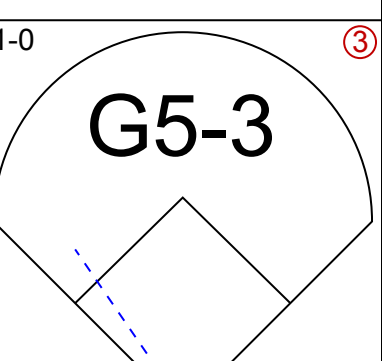
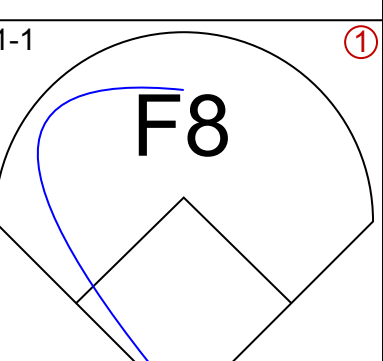
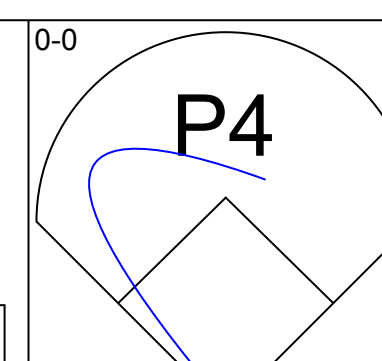

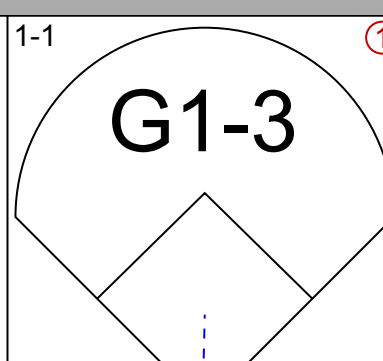
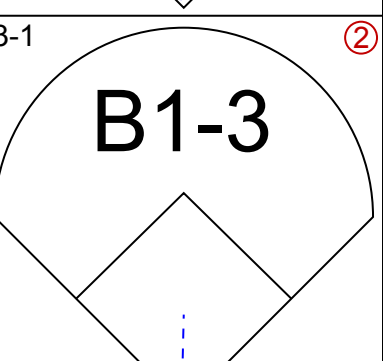
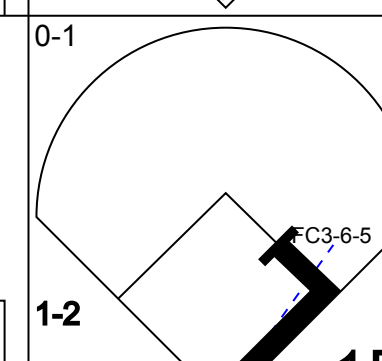
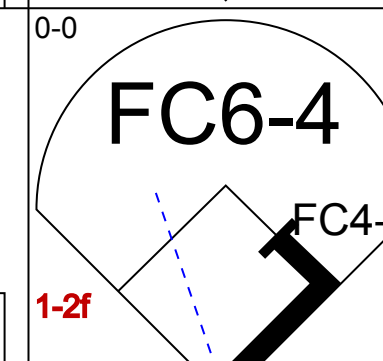
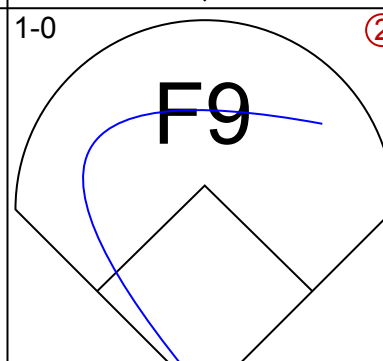
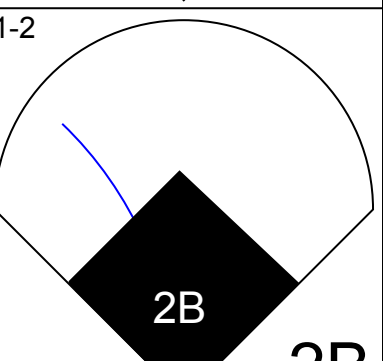
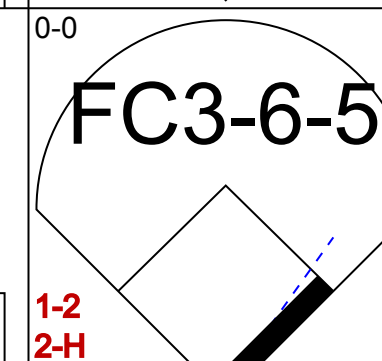
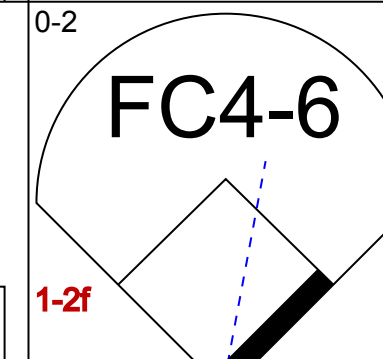
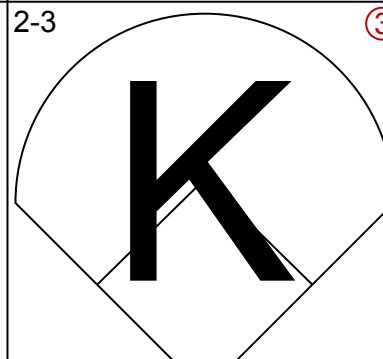
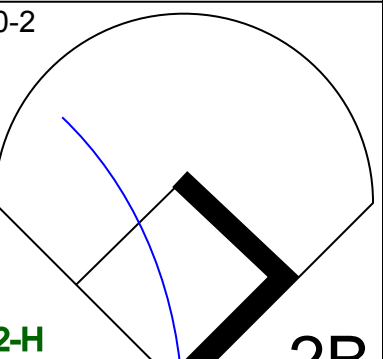
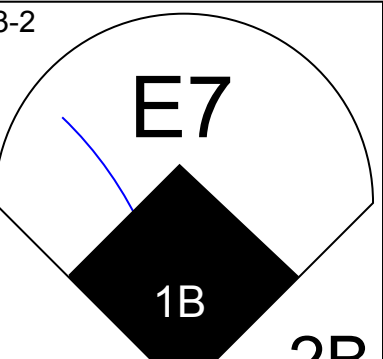
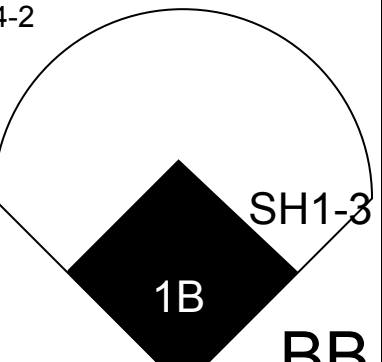
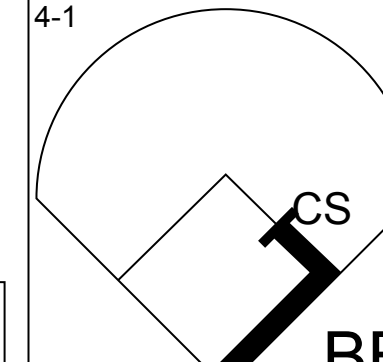
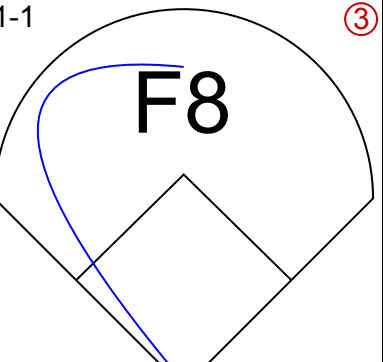
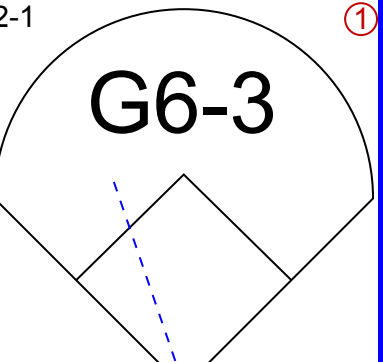
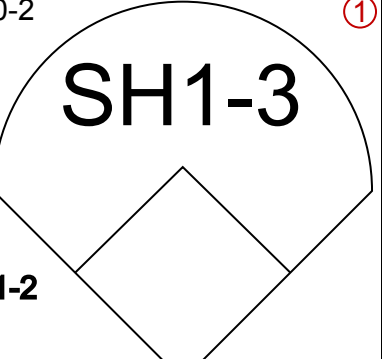
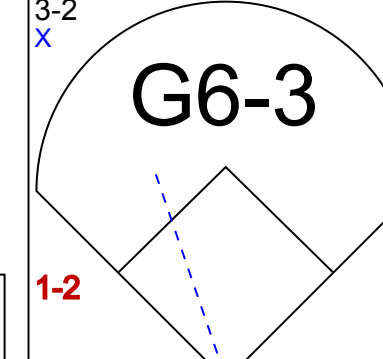
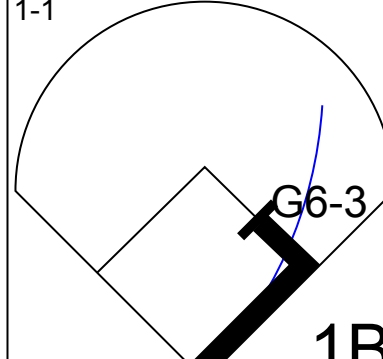
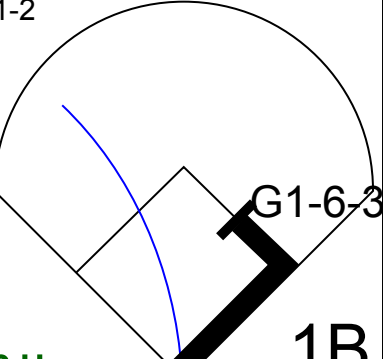
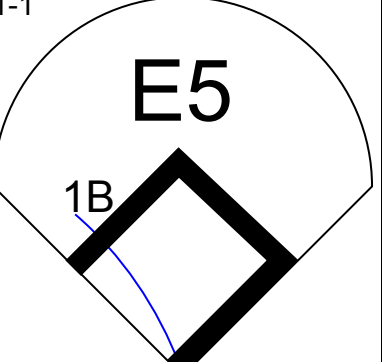
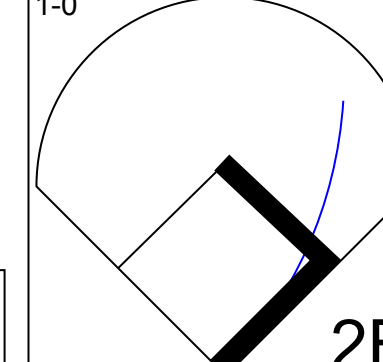
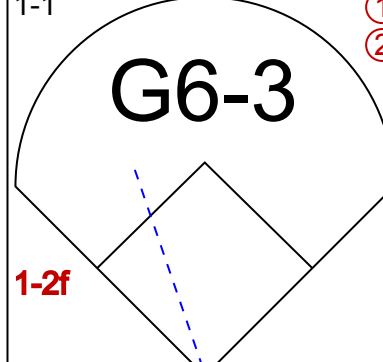
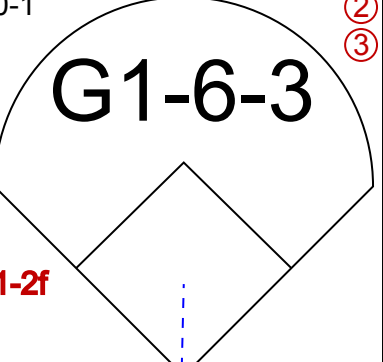
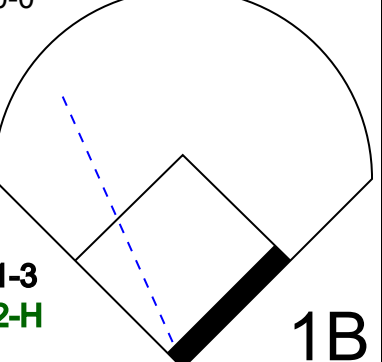
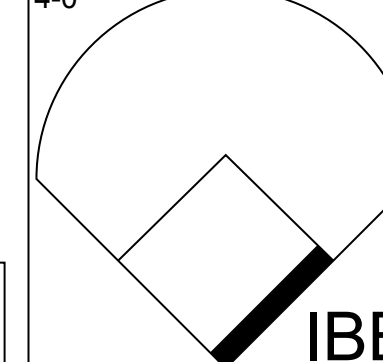
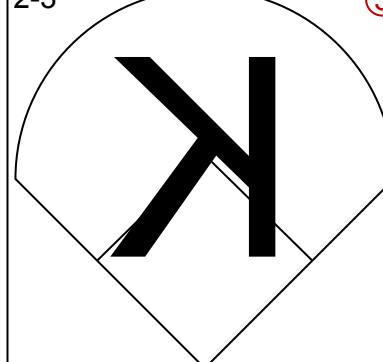
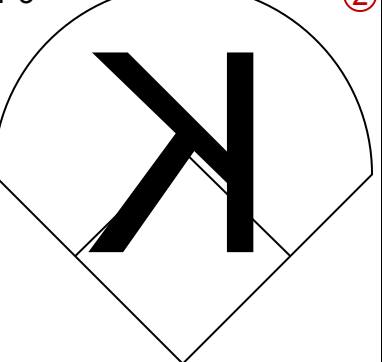
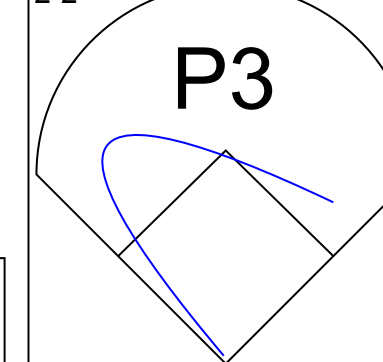
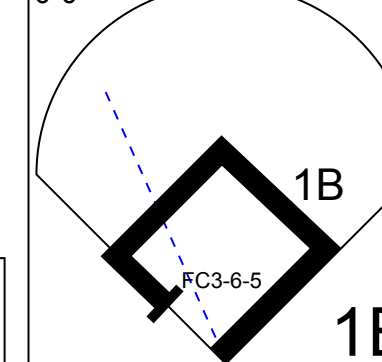
Batter	1	2	3	4	5	6	7	8	9	AB	R	H	RBI	BB	SO	LOB	BOTTOM			
Kenny Lofton, L (1, 8) OBP: 0.377, SLG: 0.433	K		B2-3		F9		G5-3			4	0	0	0	0	1	2	Chicago White Sox @ Cleveland Indians Jacobs Field, Cleveland, OH Sat Jul 06 1996, 3:33 AM EDT Att: 42,454 - Sunny - 79 F			
Carlos Baerga, S (1, 4) OBP: 0.292, SLG: 0.393	F7			G3-1		F8		L7		4	0	0	0	0	0	0				
Jim Thome, L (1, 5) OBP: 0.458, SLG: 0.604	FC6-4 1B			HR		BB		K		3	1	2	1	1	1	0				
Albert Belle, R (1, 7) OBP: 0.396, SLG: 0.613	FC6-4			F9		K		K		4	0	0	0	0	2	2				
Julio Franco, R (1, 3) OBP: 0.422, SLG: 0.484		G4-6-3 BB			1B					3	0	2	0	1	0	1				
Alvaro Espinoza, R (9, PR) OBP: 0.295, SLG: 0.380						L8			1B	0	0	0	0	0	0	0				
Eddie Murray, S (1, 10) OBP: 0.324, SLG: 0.395	G4-6-3			P5			L4		K	4	0	0	0	0	1	3				
Manny Ramirez, R (1, 9) OBP: 0.379, SLG: 0.563				L8		F7		F7		4	1	1	0	0	0	1				
Tony Peña, R (1, 2) OBP: 0.347, SLG: 0.325			G6-3		G6-3		L4			2	0	0	0	0	0	0				
Jerome Burnitz, L (7, PH) OBP: 0.438, SLG: 0.540										1	0	0	0	0	0	1				
Sandy Alomar Jr., R (8, 2) OBP: 0.331, SLG: 0.414										1	0	0	0	0	1	1				
Omar Vizquel, S (1, 6) OBP: 0.351, SLG: 0.401				K						3	0	2	1	0	1	0				
Inning Stats	R: 0 E: 0 K: 1 S: 12	H: 1 LOB: 1 BB: 0 P: 17	R: 0 E: 0 K: 0 S: 6	H: 0 LOB: 0 BB: 1 P: 13	R: 0 E: 0 K: 1 S: 7	H: 0 LOB: 0 BB: 0 P: 11	R: 1 E: 0 K: 0 S: 8	H: 2 LOB: 1 BB: 0 P: 15	R: 0 E: 0 K: 1 S: 10	H: 1 LOB: 1 BB: 0 P: 13	R: 1 E: 0 K: 0 S: 11	H: 2 LOB: 1 BB: 0 P: 16	R: 0 E: 0 K: 2 S: 8	H: 0 LOB: 0 BB: 0 P: 14	R: 0 E: 0 K: 2 S: 10	H: 1 LOB: 1 BB: 0 P: 10	1B: 3 2B: 3 3B: 0 HR: 1	SF: 0 SAC: 0 DP: 1 HBP: 0	WP: 0 PB: 0 SB: 0 CS: 0	PA: 35
PITCHER	IP	WLS	BF	H	R	ER	SO	BB	IBB	HBP	BLK	WP	HR	S	P	ERA	WHIP			
Kevin Tapani, R (1, 1) ERA: 3.33	6.2		27	6	2	2	3	2	0	0	0	0	0	8	100	2.70	1.200			
Larry Thomas, L (7, 1) ERA: 3.32	1.0		3	0	0	0	1	0	0	0	0	0	0	8	12	0.00	0.000			
Matt Karchner, R (8, 1) ERA: 4.59	0.1	W	1	0	0	0	1	0	0	0	0	0	0	3	5	0.00	0.000			
Roberto Hernandez, R (9, 1) ERA: 1.2	1.0	S	4	1	0	0	2	0	0	0	0	0	0	10	10	0.00	1.000			



Batter	1	2	3	4	5	6	7	8	9	AB	R	H	RBI	BB	SO	LOB	TOP										
Tony Phillips, S OBP: 0.417, SLG: 0.420 (1, 7)	G4-3		L3			L7		G6-3		4	0	0	0	0	0	0	Chicago White Sox @ Cleveland Indians Jacobs Field, Cleveland, OH Sun Jul 07 1996, 3:33 AM EDT Att: 42,343 - Sunny - 83 F										
Dave Martinez, L OBP: 0.377, SLG: 0.447 (1, 8)	K		F9			F9		K		4	0	0	0	0	2	0											
Frank Thomas, R OBP: 0.455, SLG: 0.614 Lyle Mouton, R OBP: 0.371, SLG: 0.472 (8, 7)	1B			F8		K		K		4	0	1	0	0	2	0											
Harold Baines, L OBP: 0.398, SLG: 0.545 (1, 10)	K			FC6-4 1B					G3		4	0	2	0	0	1		1									
Danny Tartabull, R OBP: 0.333, SLG: 0.446 (1, 9)		G5-3		FC6-4 1-2		G5-3			F8		4	0	0	0	0	1											
Robin Ventura, L OBP: 0.376, SLG: 0.519 (1, 5)		HR		K		2B			K		4	1	2	1	0	2		1									
Ron Karkovics, R OBP: 0.276, SLG: 0.352 (1, 2)		L4								3	0	1	0	0	1	0											
Ray Durham, S OBP: 0.360, SLG: 0.401 (1, 4)		P4								2	0	0	0	1	1	0											
Ozzie Guillen, L OBP: 0.286, SLG: 0.381 (1, 6)			F8							3	0	0	0	0	1	3											
Inning Stats	R: 0 E: 0 K: 2 S: 11	H: 1 LOB: 1 BB: 0 P: 14	R: 1 E: 0 K: 0 S: 9	H: 1 LOB: 0 BB: 0 P: 17	R: 0 E: 0 K: 0 S: 6	H: 0 LOB: 0 BB: 0 P: 10	R: 0 E: 0 K: 1 S: 11	H: 1 LOB: 1 BB: 0 P: 15	R: 0 E: 0 K: 1 S: 8	H: 0 LOB: 0 BB: 0 P: 13	R: 0 E: 0 K: 1 S: 5	H: 2 LOB: 3 BB: 1 P: 23	R: 0 E: 0 K: 1 S: 9	H: 0 LOB: 0 BB: 0 P: 12	R: 0 E: 0 K: 1 S: 7	H: 1 LOB: 0 BB: 0 P: 11		1B: 4 2B: 1 3B: 0 HR: 1	SF: 0 SAC: 0 DP: 0 HBP: 0	WP: 0 PB: 0 CS: 0	PA: 33						
PITCHER	IP	WLS	BF	H	R	ER	SO	BB	IBB	HBP	BLK	WP	HR	S	P	ERA	WHIP										
Chad Ogea, R ERA: 5.98 (1, 1)	6.2	W	26	5	1	1	6	1	0	0	0	0	1	58	95	1.35	0.900										
Paul Assenmacher, L ERA: 2.1 (7, 1)	2.1	S	7	1	0	0	4	0	0	0	0	0	0	19	28	0.00	0.429										

Batter	1	2	3	4	5	6	7	8	9	AB	R	H	RBI	BB	SO	LOB	BOTTOM										
Kenny Lofton, L OBP: 0.375, SLG: 0.430 (1, 8)	G4-3		1B	K			K	G4-3		5	1	1	0	0	2	1	Chicago White Sox @ Cleveland Indians Jacobs Field, Cleveland, OH Sun Jul 07 1996, 3:33 AM EDT Att: 42,343 - Sunny - 83 F										
Omar Vizquel, S OBP: 0.355, SLG: 0.408 (1, 6)	BB		S		G1-6-3 2B		G4-3 1B			4	4	4	0	0	0	0											
Jim Thome, L OBP: 0.459, SLG: 0.601 (1, 5)	1B		G3		F8		G4-3			3	0	1	2	1	0	2											
Albert Belle, R OBP: 0.394, SLG: 0.607 (1, 7)	L7		G3		G1-6-3		1B			3	1	0	0	1	0	4											
Manny Ramirez, R OBP: 0.384, SLG: 0.568 (1, 9)	1B		G6-3		2B		E			4	0	3	3	0	0	1											
Eddie Murray, S OBP: 0.323, SLG: 0.393 (1, 10)	G4-3		K		G1-3		E8			4	0	1	1	0	1	4											
Carlos Baerga, S OBP: 0.291, SLG: 0.392 (1, 4)		G6-3		G4-6-3 1B		L6		G1-3		4	0	1	0	0	0	2											
Sandy Alomar Jr., R OBP: 0.326, SLG: 0.407 (1, 2)		L5		G4-6-3		P2		G6-3		4	0	0	0	0	0	1											
Alvaro Espinoza, R OBP: 0.293, SLG: 0.387 (1, 3)		B1		WP		F8		F9		4	0	1	0	0	0	0											
Inning Stats	R: 1 E: 0 K: 0 S: 19	H: 2 LOB: 2 BB: 1 P: 26	R: 0 E: 0 K: 0 S: 7	H: 0 LOB: 0 BB: 0 P: 8	R: 2 E: 0 K: 1 S: 23	H: 3 LOB: 1 BB: 0 P: 32	R: 0 E: 0 K: 1 S: 8	H: 2 LOB: 1 BB: 0 P: 8	R: 1 E: 0 K: 0 S: 7	H: 2 LOB: 1 BB: 0 P: 10	R: 0 E: 0 K: 0 S: 4	H: 0 LOB: 0 BB: 0 P: 6	R: 2 E: 1 K: 1 S: 16	H: 3 LOB: 2 BB: 1 P: 28	R: 0 E: 0 K: 0 S: 6	H: 0 LOB: 0 BB: 0 P: 12		1B: 10 2B: 2 3B: 0 HR: 0	SF: 0 SAC: 0 DP: 1 HBP: 0	WP: 1 PB: 0 CS: 0	PA: 37						
PITCHER	IP	WLS	BF	H	R	ER	SO	BB	IBB	HBP	BLK	WP	HR	S	P	ERA	WHIP										
Alex Fernandez, R ERA: 4.1 (1, 1)	6.1	L	29	10	5	5	3	1	0	0	0	0	0	1	3	0.00	1.737										
Mike Strocka, L ERA: 8.74 (7, 1)	0.1		1	0	0	0	0	0	0	0	0	0	0	1	3	0.00	0.000										
41 Bill Simas, R ERA: 4.09 (7, 1)	0.1		4	2	1	1	0	1	0	0	0	0	0	8	16	27.00	9.000										
Jeff Darwin, R ERA: (8, 1)	1.0		3	0	0	0	0	0	0	0	0	0	0	6	12	0.00	0.000										

Batter	1	2	3	4	5	6	7	8	9	AB	R	H	RBI	BB	SO	LOB	TOP			
Tony Phillips, S OBP: 0.413, SLG: 0.415 (1, 7)										4	0	0	0	0	2	0	Chicago White Sox @ Kansas City Royals Kauffman Stadium, Kansas City, MO Thu Jul 11 1996, 7:05 PM CDT Att: 22,928 - Unknown - 78 F			
Ray Durham, S OBP: 0.361, SLG: 0.406 (1, 4)										4	1	2	0	0	1	0				
Lyle Mouton, R OBP: 0.375, SLG: 0.473 (1, 10)										4	1	2	1	0	1	1				
Danny Tartabull, R OBP: 0.332, SLG: 0.443 (1, 9)										4	0	1	0	0	1	2				
Chris Snopce, R OBP: 0.250, SLG: 0.413 (1, 5)										3	0	1	0	0	1	1				
Robin Ventura, L OBP: 0.372, SLG: 0.514 (1, 3)										3	0	0	1	0	0	2				
Ron Karkovics, R OBP: 0.277, SLG: 0.352 Norberto Martin, R OBP: 0.400, SLG: 0.480 (0, PH)										3	0	1	0	0	1	1				
Darren Lewis, R OBP: 0.352, SLG: 0.343 (1, 8)										3	0	1	0	0	0	1				
Ozzie Guillen, L OBP: 0.283, SLG: 0.377 (1, 6)										3	0	0	0	0	0	1				
Inning Stats	R: 0 E: 0 K: 2 S: 14	H: 0 LOB: 0 BB: 0 P: 18	R: 0 E: 0 K: 1 S: 10	H: 1 LOB: 1 BB: 0 P: 14	R: 0 E: 0 K: 0 S: 6	H: 0 LOB: 0 BB: 0 P: 10	R: 1 E: 0 K: 1 S: 9	H: 2 LOB: 1 BB: 0 P: 14	R: 0 E: 0 K: 0 S: 6	H: 1 LOB: 1 BB: 0 P: 10	R: 0 E: 0 K: 0 S: 6	H: 1 LOB: 1 BB: 0 P: 13	R: 0 E: 0 K: 2 S: 8	H: 0 LOB: 0 BB: 0 P: 11	R: 1 E: 0 K: 0 S: 10	H: 2 LOB: 1 BB: 0 P: 14		1B: 5 2B: 3 3B: 0 HR: 0	SF: 1 SAC: 1 DP: 0 HBP: 0	WP: 0 PB: 0 SB: 0 CS: 1
PITCHER Chris Haney, L ERA: 4.32 (1, 1)	IP: 9.0 WLS: W BF: 34 H: 8 R: 2 ER: 2 SO: 7 BB: 0 IBB: 0 HBP: 0 BLK: 0 WP: 0 HR: 0 S: 80 P: 112 ERA: 2.00 WHIP: 0.889															PITCHER				

Batter	1	2	3	4	5	6	7	8	9	AB	R	H	RBI	BB	SO	LOB	BOTTOM			
Jose Offerman, S OBP: 0.381, SLG: 0.378 (1, 3)										4	0	0	0	0	0	3	Chicago White Sox @ Kansas City Royals Kauffman Stadium, Kansas City, MO Thu Jul 11 1996, 7:05 PM CDT Att: 22,928 - Unknown - 78 F			
Tom Goodwin, L OBP: 0.340, SLG: 0.340 (1, 8)										4	0	2	0	0	0	0				
Keith Lockhart, L OBP: 0.364, SLG: 0.457 (1, 4)										4	1	1	0	0	0	3				
Kevin Young, R OBP: 0.347, SLG: 0.630 (1, 10)										4	1	2	1	0	1	1				
Craig Paquette, R OBP: 0.278, SLG: 0.426 Sal Fasano, R OBP: 0.288, SLG: 0.350 (9, 2)										2	1	0	0	2	0	2				
Johnny Damon, L OBP: 0.326, SLG: 0.404 (1, 9)										3	0	2	1	0	0	1				
Joe Randa, R OBP: 0.361, SLG: 0.416 (1, 5)										4	0	1	0	0	0	3				
Mike Macfarlane, R OBP: 0.329, SLG: 0.529 Rod Myers, L OBP: 0.111, SLG: 0.111 (9, 7)										2	0	1	1	1	1	0				
David Howard, S OBP: 0.302, SLG: 0.320 (1, 6)										3	0	1	0	0	1	4				
Inning Stats	R: 0 E: 0 K: 0 S: 8	H: 1 LOB: 1 BB: 0 P: 11	R: 1 E: 1 K: 1 S: 13	H: 1 LOB: 2 BB: 1 P: 20	R: 0 E: 0 K: 1 S: 6	H: 0 LOB: 0 BB: 0 P: 10	R: 0 E: 0 K: 0 S: 12	H: 1 LOB: 2 BB: 2 P: 26	R: 1 E: 0 K: 0 S: 13	H: 2 LOB: 1 BB: 0 P: 19	R: 0 E: 0 K: 1 S: 7	H: 1 LOB: 0 BB: 0 P: 11	R: 0 E: 0 K: 0 S: 5	H: 2 LOB: 1 BB: 0 P: 5	R: 1 E: 1 K: 0 S: 10	H: 2 LOB: 0 BB: 0 P: 16		1B: 6 2B: 5 3B: 0 HR: 0	SF: 0 SAC: 1 DP: 3 HBP: 0	WP: 0 PB: 0 SB: 0 CS: 1
PITCHER Wilson Alvarez, L ERA: 3.69 Matt Karchner, R ERA: 4.53 (8, 1)	IP: 7.1 WLS: L BF: 33 H: 10 R: 3 ER: 3 SO: 3 BB: 2 IBB: 1 HBP: 0 BLK: 0 WP: 0 HR: 0 S: 72 P: 116 ERA: 3.68 WHIP: 1.636															PITCHER				

AB	32
R	2
H	8
RBI	2
BB	0
SO	7
LOB	10

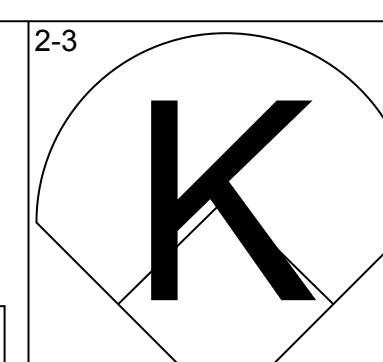
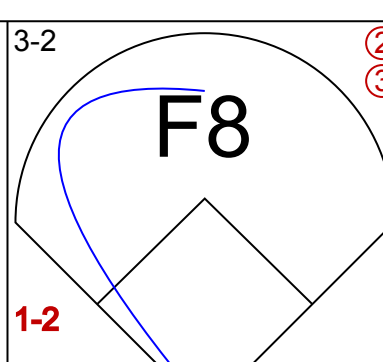
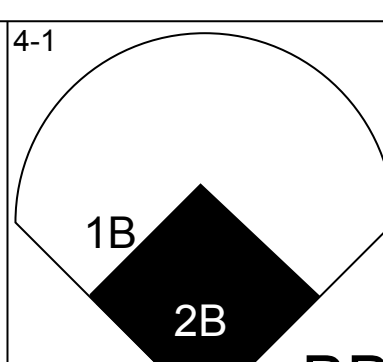
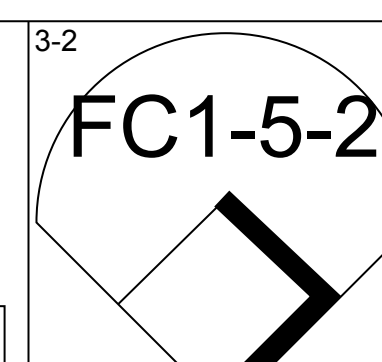
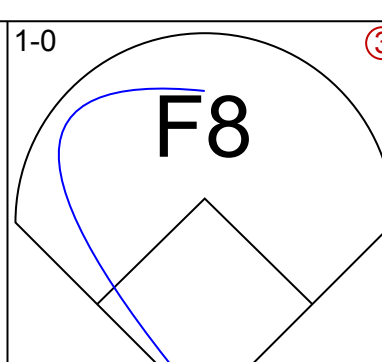
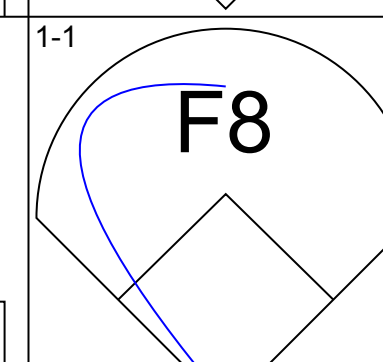
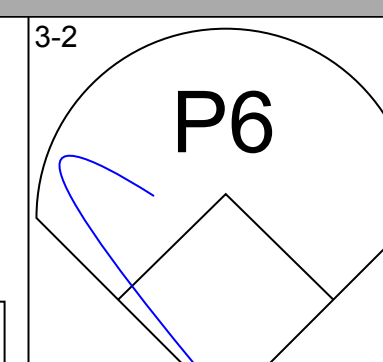
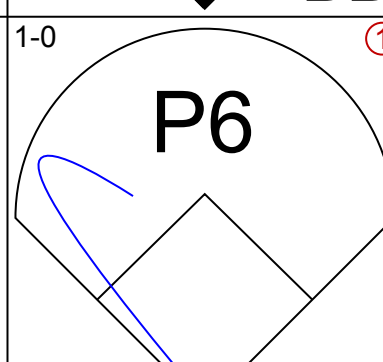
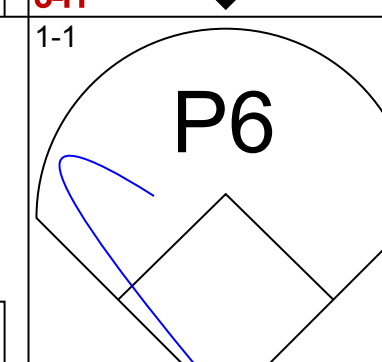
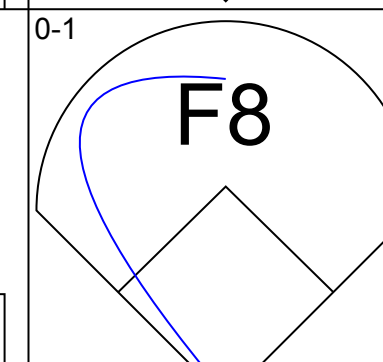
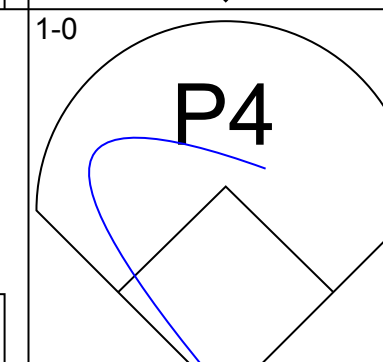
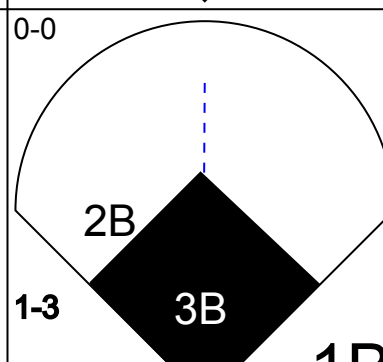
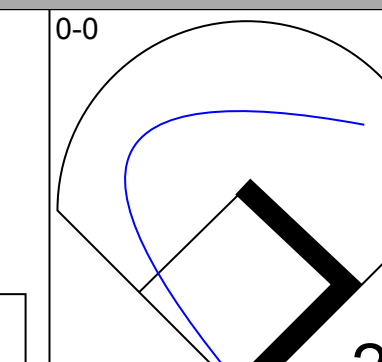
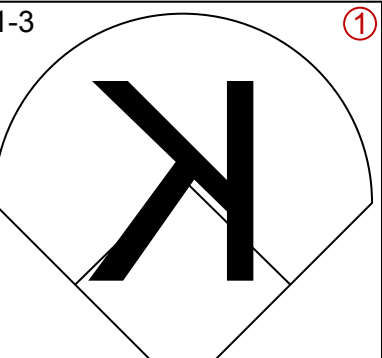
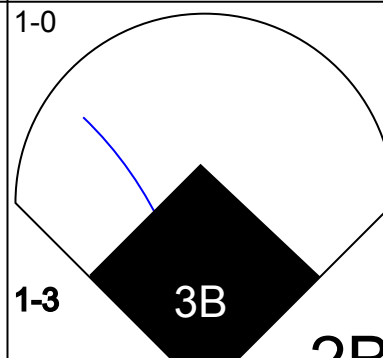
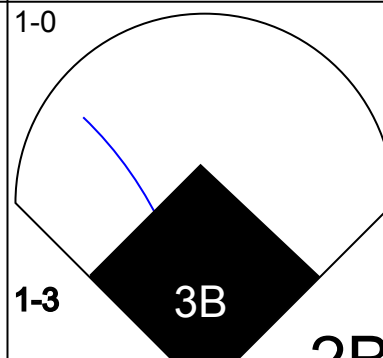
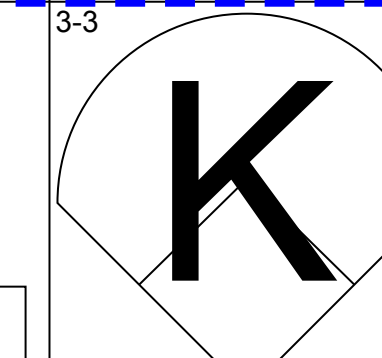
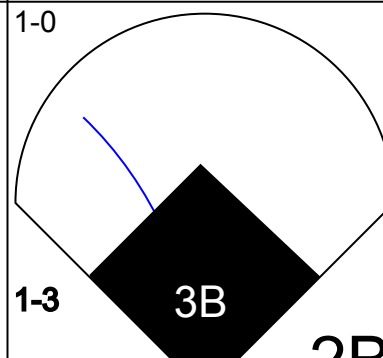
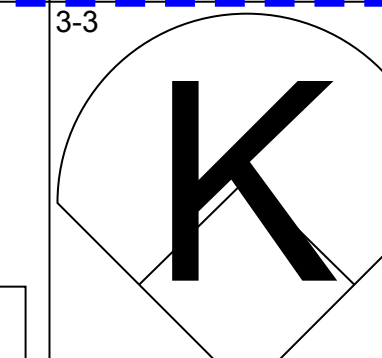
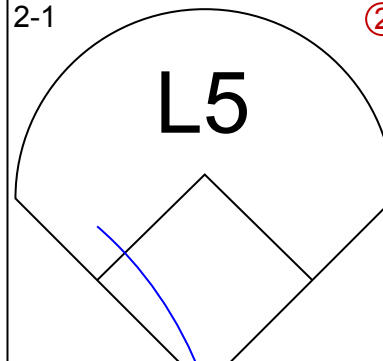
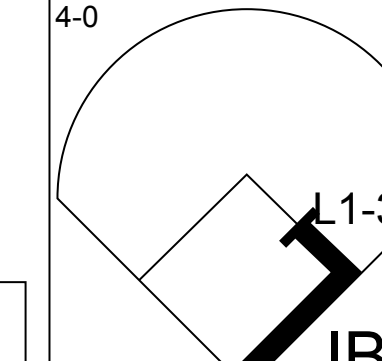
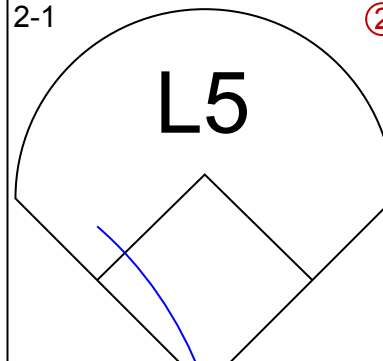
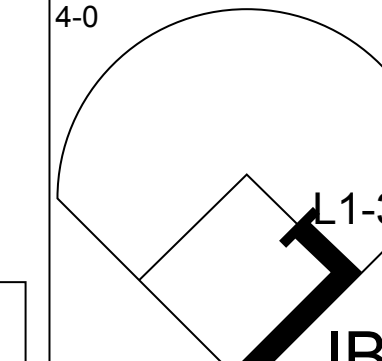
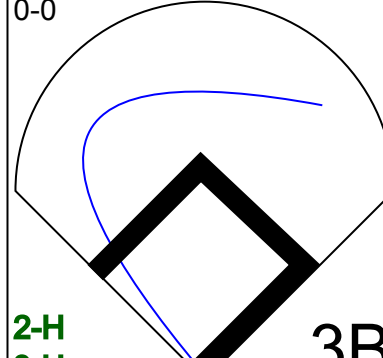
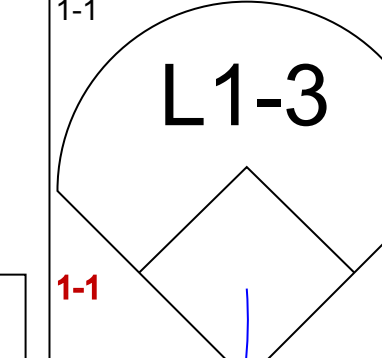
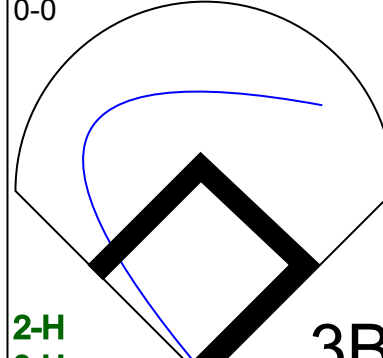
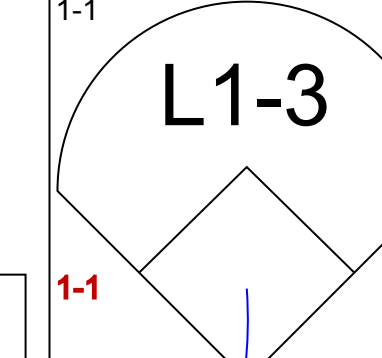
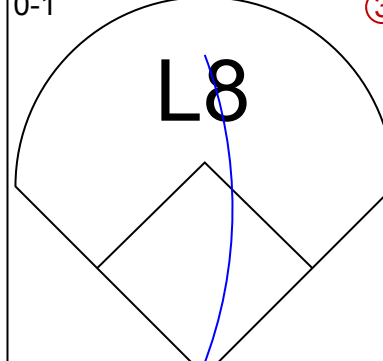
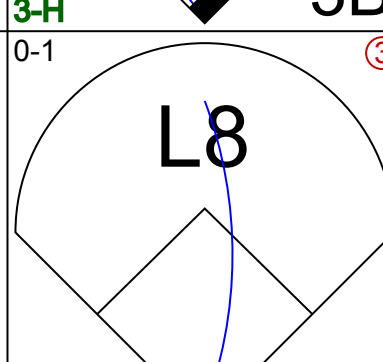

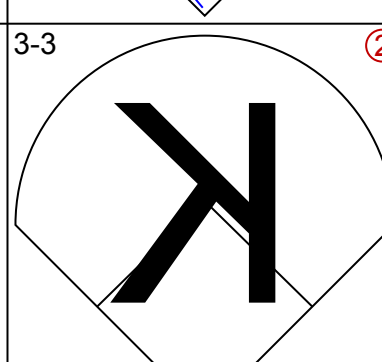
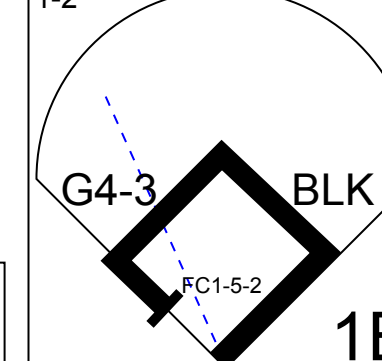
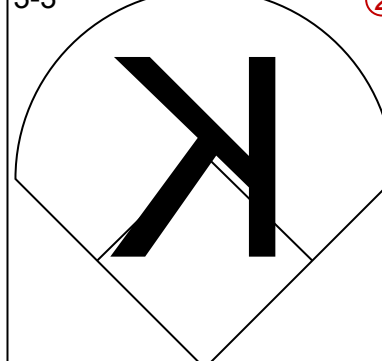
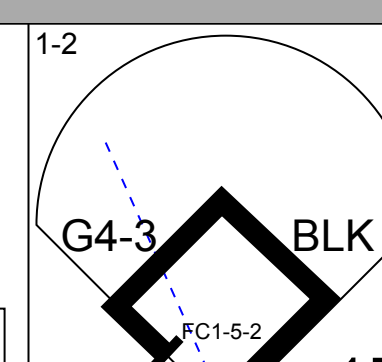
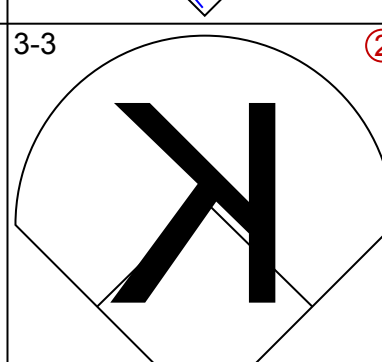
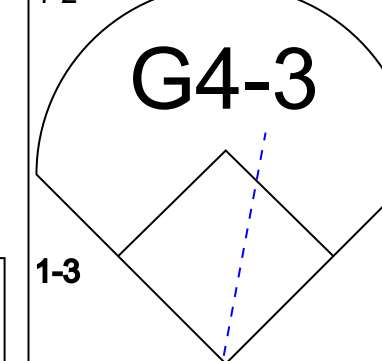
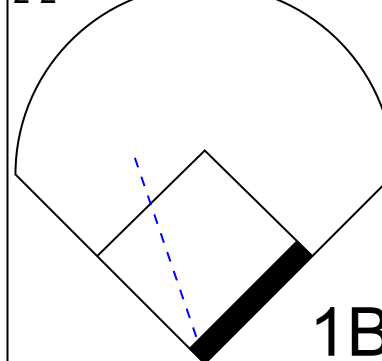


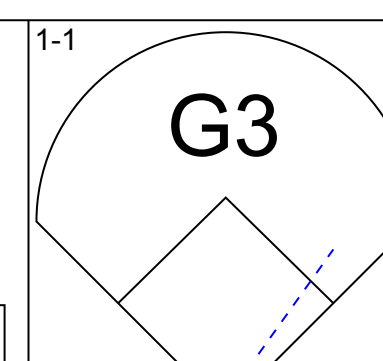
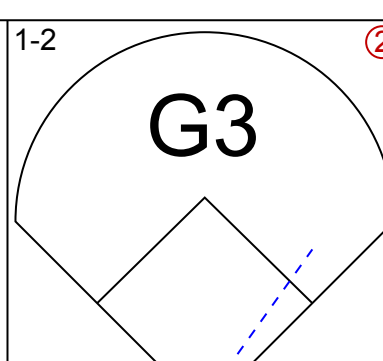
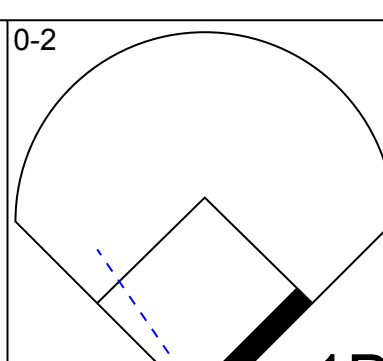
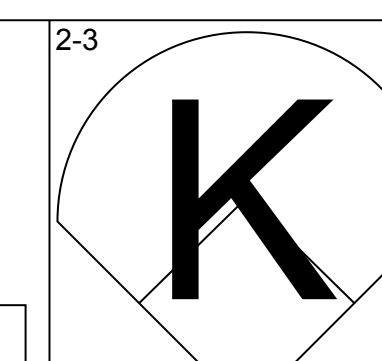
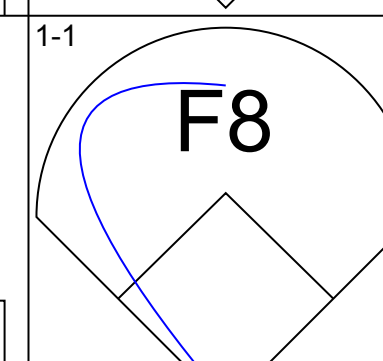
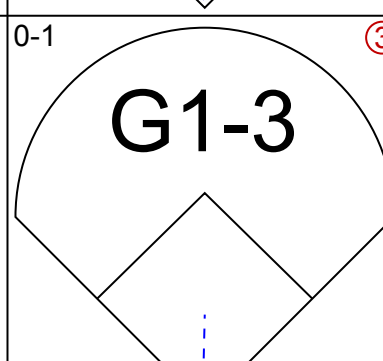
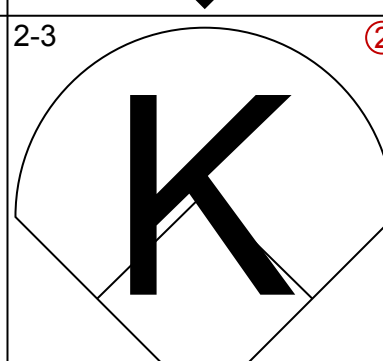
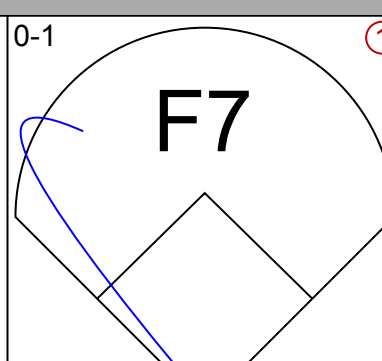
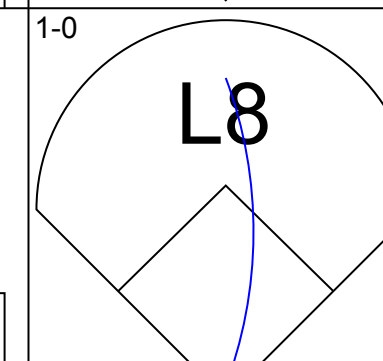
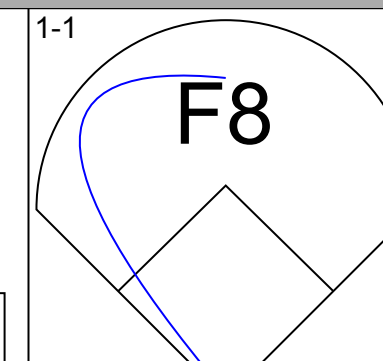
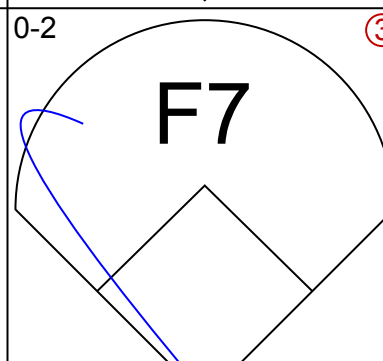

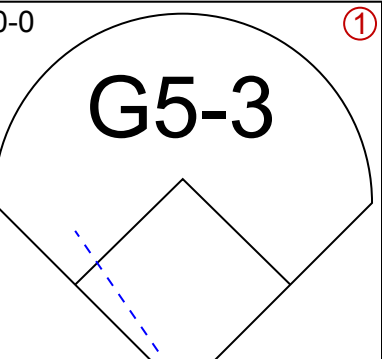
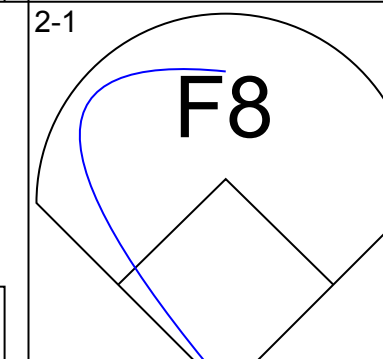


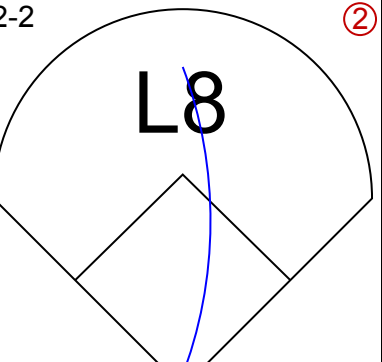
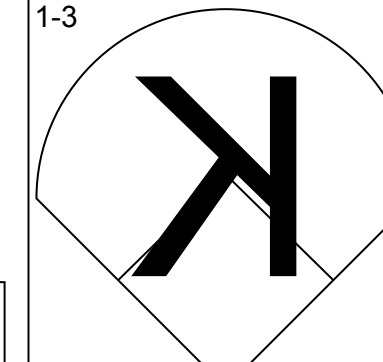

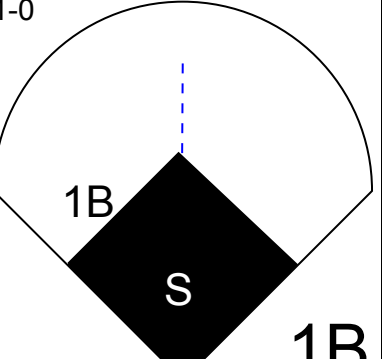
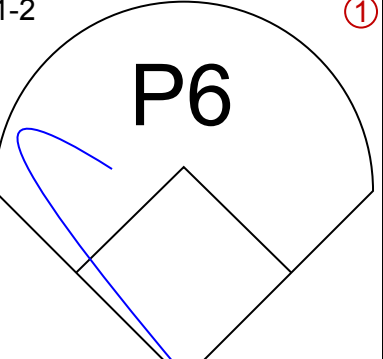
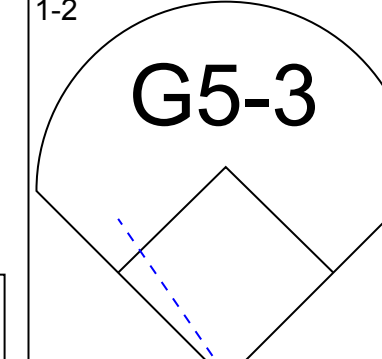
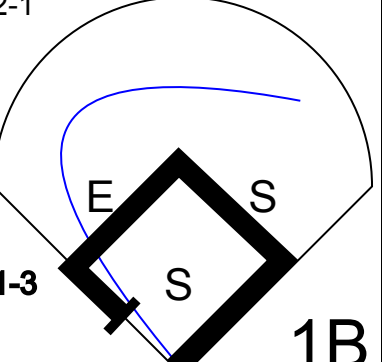
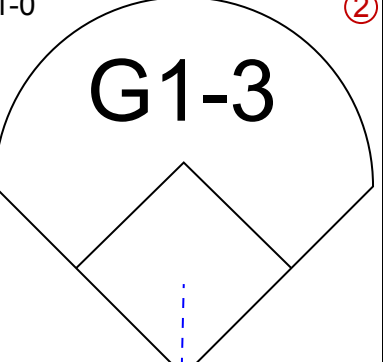
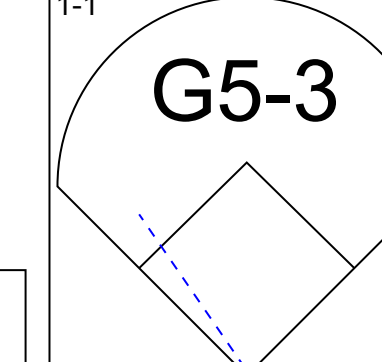
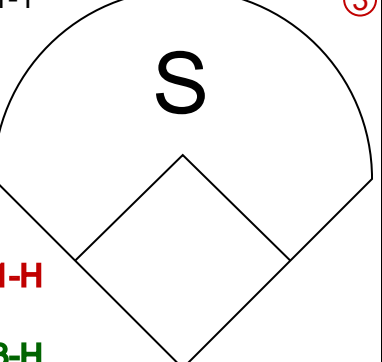
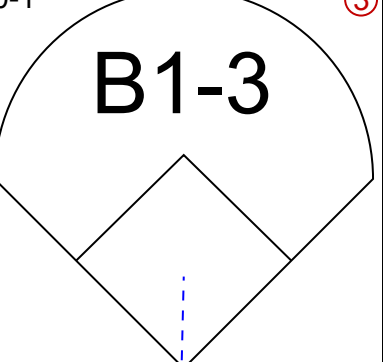
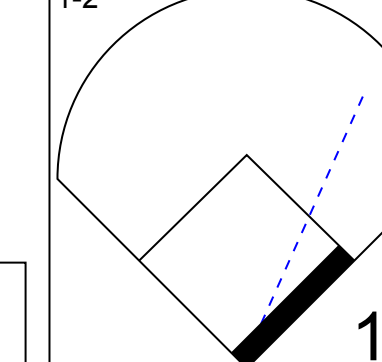
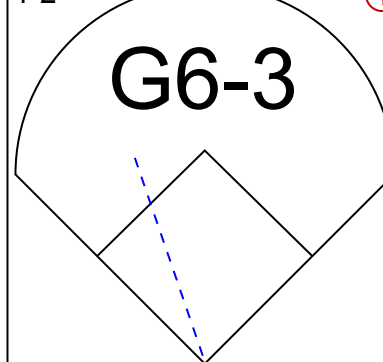
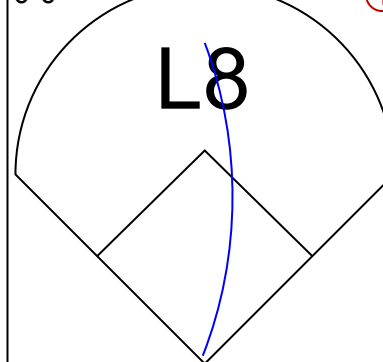
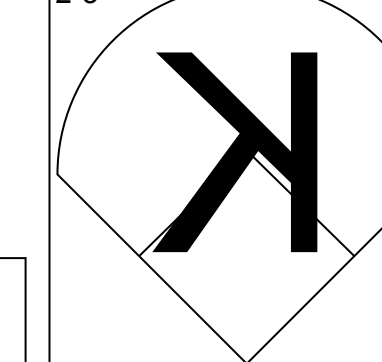
AB	30
R	3
H	10
RBI	3
BB	3
SO	3
LOB	17



Batter	1	2	3	4	5	6	7	8	9	AB	R	H	RBI	BB	SO	LOB	TOP										
Tony Phillips, S OBP: 0.420, SLG: 0.418 (1, 7)										2	2	1	3	0	0		Chicago White Sox @ Kansas City Royals Kauffman Stadium, Kansas City, MO Fri Jul 12, 1996, 7:05 PM CDT Att: 18,458 - Unknown - 86 F										
Darren Lewis, R OBP: 0.355, SLG: 0.350 (1, 8)										4	2	2	1	0	0	3											
Robin Ventura, L OBP: 0.373, SLG: 0.511 (1, 5)										4	0	1	1	1	0	3											
Harold Baines, L OBP: 0.392, SLG: 0.535 (1, 10)										5	0	0	1	0	0	5											
Danny Tartabull, R OBP: 0.333, SLG: 0.451 (1, 9)										4	1	1	1	1	0	1											
Dave Martinez, L OBP: 0.378, SLG: 0.445 (1, 3)										5	0	2	0	0	0	4											
Ron Karkovics, R OBP: 0.272, SLG: 0.346 (1, 2)										4	0	0	0	0	1	2											
Ray Durham, S OBP: 0.360, SLG: 0.404 (1, 4)										4	1	1	0	0	0	2											
Ozzie Guillen, L OBP: 0.286, SLG: 0.379 (1, 6)										4	1	2	0	0	0	0											
Inning Stats	R: 0 E: 0 K: 0 S: 9	H: 1 LOB: 1 BB: 0 P: 12	R: 0 E: 0 K: 1 S: 6	H: 1 LOB: 1 BB: 0 P: 9	R: 2 E: 0 K: 0 S: 17	H: 2 LOB: 2 BB: 2 P: 30	R: 0 E: 0 K: 0 S: 8	H: 0 LOB: 0 BB: 0 P: 11	R: 0 E: 0 K: 0 S: 9	H: 0 LOB: 1 BB: 1 P: 16	R: 1 E: 0 K: 0 S: 10	H: 2 LOB: 0 BB: 0 P: 12	R: 2 E: 1 K: 0 S: 14	H: 2 LOB: 2 BB: 2 P: 27	R: 2 E: 0 K: 0 S: 14	H: 3 LOB: 1 BB: 0 P: 24		R: 0 E: 0 K: 0 S: 5	H: 0 LOB: 0 BB: 0 P: 9	1B: 9 2B: 1 3B: 0 HR: 1	SF: 0 SAC: 1 DP: 1 HBP: 0	WP: 1 PB: 0 CS: 2	PA: 42				
PITCHER	IP	WLS	BF	H	R	ER	SO	BB	IBB	HBP	BLK	WP	HR	S	P	ERA	WHIP										
Tim Lincecum, R ERA: 4.24 (1, 1)	7.0	L	33	8	5	4	1	4	1	0	0	0	1	73	117	5.14	1.714										
Jason Jacome, L ERA: 4.78 (8, 1)	0.1		4	3	2	2	0	0	0	0	0	0	0	11	18	54.00	9.000										
Hipolito Pichardo, R ERA: 5.99 (8, 1)	1.2		5	0	0	0	0	0	0	0	0	1	0	8	15	0.00	0.000										

Batter	1	2	3	4	5	6	7	8	9	AB	R	H	RBI	BB	SO	LOB	BOTTOM										
Jose Offerman, S OBP: 0.385, SLG: 0.387 (1, 3)										4	1	2	2	1	2	0	Chicago White Sox @ Kansas City Royals Kauffman Stadium, Kansas City, MO Fri Jul 12, 1996, 7:05 PM CDT Att: 18,458 - Unknown - 86 F										
Tom Goodwin, L OBP: 0.338, SLG: 0.340 (1, 7)										5	1	1	2	0	0	3											
Keith Lockhart, L OBP: 0.360, SLG: 0.452 (1, 4)										3	0	0	0	0	0	3											
Kevin Young, R OBP: 0.333, SLG: 0.604 (7, PH) (8, 5)										2	0	0	0	0	1	2											
Craig Paquette, R OBP: 0.276, SLG: 0.420 (1, 10)										5	0	1	2	0	0	3											
Michael Tucker, L OBP: 0.317, SLG: 0.405 (1, 9)										4	0	0	0	1	2	4											
Johnny Damon, L OBP: 0.330, SLG: 0.405 (1, 8)										4	1	2	0	1	0	1											
Joe Randa, R OBP: 0.359, SLG: 0.412 (8, 4)										4	0	1	0	0	2	3											
Mike Macfarlane, R OBP: 0.332, SLG: 0.526 (1, 2)										3	2	1	0	1	0	2											
David Howard, S OBP: 0.305, SLG: 0.320 (1, 6)										3	1	1	0	0	0	2											
Inning Stats	R: 0 E: 0 K: 1 S: 7	H: 0 LOB: 0 BB: 0 P: 11	R: 0 E: 0 K: 2 S: 8	H: 0 LOB: 1 BB: 1 P: 15	R: 1 E: 1 K: 1 S: 22	H: 2 LOB: 3 BB: 1 P: 34	R: 0 E: 0 K: 0 S: 6	H: 1 LOB: 1 BB: 0 P: 11	R: 0 E: 0 K: 1 S: 11	H: 1 LOB: 1 BB: 0 P: 16	R: 3 E: 0 K: 1 S: 14	H: 3 LOB: 1 BB: 1 P: 26	R: 2 E: 0 K: 0 S: 18	H: 2 LOB: 1 BB: 0 P: 31	R: 0 E: 0 K: 0 S: 9	H: 0 LOB: 1 BB: 1 P: 15	1B: 7 2B: 1 3B: 1 HR: 0	SF: 0 SAC: 0 DP: 0 HBP: 1	WP: 1 PB: 0 CS: 0	PA: 42							
PITCHER	IP	WLS	BF	H	R	ER	SO	BB	IBB	HBP	BLK	WP	HR	S	P	ERA	WHIP										
Kevin Tapani, R ERA: 3.58 (1, 1)	6.1	W	28	5	3	3	6	3	0	0	0	0	0	69	109	4.26	1.263										
Larry Thomas, L ERA: 3.74 (7, 1)	0.0		1	1	0	0	0	0	0	0	0	0	0	3	6	-	-										
Matt Karchner, R ERA: 4.47 (7, 1)	0.2		3	1	1	1	1	0	0	0	0	0	0	6	11	13.50	1.500										
41 Bill Simas, R ERA: 4.43 (8, 1)	0.2		4	1	2	2	0	0	0	1	0	0	0	12	23	27.00	1.500										
Roberto Hernandez, R ERA: 1.17 (8, 1)	1.1	S	6	1	0	0	0	1	0	0	0	0	0	15	23	0.00	1.500										

Batter	1	2	3	4	5	6	7	8	9	AB	R	H	RBI	BB	SO	LOB	TOP					
Tony Phillips, S OBP: 0.417, SLG: 0.413 (1, 7)										4	1	0	0	1	1	3	Chicago White Sox @ Kansas City Royals Kauffman Stadium, Kansas City, MO Sat Jul 13 1996, 7:05 PM CDT Att: 25,363 - Unknown - 83 F livebaseballscorecards.com					
Ray Durham, S OBP: 0.356, SLG: 0.359 (1, 4)										4	0	0	0	0	0	2						
Norberto Martin, R OBP: 0.396, SLG: 0.472 (1, 6) Ozzie Guillen, L OBP: 0.288, SLG: 0.384 (6, 6)										3	1	1	0	0	0	0						
Danny Tartabull, R OBP: 0.332, SLG: 0.452 (1, 9)										4	1	1	1	0	2	1						
Lyle Mouton, R OBP: 0.366, SLG: 0.461 (1, 10) Harold Baines, L OBP: 0.394, SLG: 0.535 (8, PH)										3	0	0	0	0	0	2						
Chris Snopce, R OBP: 0.282, SLG: 0.462 (1, 5) Robin Ventura, L OBP: 0.372, SLG: 0.509 (8, 5)										2	0	2	2	0	0	0						
Ron Karkovics, R OBP: 0.269, SLG: 0.342 (1, 2)										3	0	0	0	0	0	2						
Dave Martinez, L OBP: 0.380, SLG: 0.447 (1, 3)										4	0	2	0	0	1	2						
Darren Lewis, R OBP: 0.353, SLG: 0.349 (1, 8)										4	0	1	0	0	0	4						
Inning Stats	R: 0 E: 0 K: 1 S: 7	H: 0 LOB: 0 BB: 0 P: 10	R: 0 E: 0 K: 1 S: 14	H: 1 LOB: 1 BB: 0 P: 19	R: 0 E: 0 K: 0 S: 5	H: 1 LOB: 0 BB: 0 P: 11	R: 0 E: 0 K: 0 S: 8	H: 0 LOB: 0 BB: 0 P: 12	R: 0 E: 1 K: 0 S: 8	H: 0 LOB: 2 BB: 0 P: 11	R: 3 E: 0 K: 0 S: 9	H: 3 LOB: 1 BB: 1 P: 17	R: 0 E: 0 K: 0 S: 12	H: 1 LOB: 1 BB: 0 P: 18	R: 0 E: 0 K: 1 S: 7	H: 1 LOB: 1 BB: 1 P: 15		R: 0 E: 0 K: 1 S: 9	H: 1 LOB: 1 BB: 0 P: 15	1B: 5 2B: 3 3B: 1 HR: 0	SF: 0 SAC: 1 DP: 1 HBP: 1	WP: 0 PB: 0 CS: 1
PITCHER	IP	WLS	BF	H	R	ER	SO	BB	IBB	HBP	BLK	WP	HR	S	P	ERA	WHIP					
50 José Rosado, L ERA: 3.46 (1, 1)	7.0	L	30	7	3	3	2	1	0	1	1	0	0	64	99	3.86	1.143					
Julio Valera, R ERA: 5.5 (8, 1)	0.1		2	0	0	0	1	0	1	0	0	0	0	4	11	0.00	0.000					
Jason Jacome, L ERA: 4.58 (8, 1)	1.2		5	1	0	0	1	0	0	0	0	0	0	11	18	0.00	0.600					

Batter	1	2	3	4	5	6	7	8	9	AB	R	H	RBI	BB	SO	LOB	BOTTOM					
Jose Offerman, S OBP: 0.380, SLG: 0.381 (1, 3)										4	0	0	0	0	1	1	Chicago White Sox @ Kansas City Royals Kauffman Stadium, Kansas City, MO Sat Jul 13 1996, 7:05 PM CDT Att: 25,363 - Unknown - 83 F livebaseballscorecards.com					
Tom Goodwin, L OBP: 0.334, SLG: 0.336 (1, 8)										4	0	0	0	0	1							
Keith Lockhart, L OBP: 0.355, SLG: 0.445 (1, 4)										4	0	0	0	0	0	0						
Joe Vitiello, R OBP: 0.343, SLG: 0.407 (1, 10)										3	0	0	0	0	2	0						
Johnny Damon, L OBP: 0.327, SLG: 0.401 (1, 9)										3	0	0	0	0	0	0						
Craig Paquette, R OBP: 0.277, SLG: 0.419 (1, 5)										3	1	1	0	0	0	0						
Michael Tucker, L OBP: 0.321, SLG: 0.408 (1, 7)										3	0	2	0	0	0	0						
Sal Fasano, R OBP: 0.283, SLG: 0.343 (1, 2)										4	0	0	0	0	1	2						
David Howard, S OBP: 0.305, SLG: 0.320 (1, 6)										3	0	1	0	0	1	1						
Inning Stats	R: 0 E: 0 K: 0 S: 5	H: 2 LOB: 1 BB: 0 P: 8	R: 1 E: 1 K: 0 S: 8	H: 2 LOB: 1 BB: 0 P: 14	R: 0 E: 0 K: 0 S: 8	H: 0 LOB: 0 BB: 0 P: 10	R: 0 E: 0 K: 1 S: 8	H: 0 LOB: 0 BB: 0 P: 12	R: 0 E: 0 K: 0 S: 6	H: 0 LOB: 0 BB: 0 P: 8	R: 0 E: 0 K: 1 S: 10	H: 1 LOB: 1 BB: 0 P: 12	R: 0 E: 0 K: 1 S: 7	H: 0 LOB: 0 BB: 0 P: 9	R: 0 E: 0 K: 2 S: 11	H: 1 LOB: 1 BB: 0 P: 17		R: 0 E: 0 K: 0 S: 6	H: 0 LOB: 0 BB: 0 P: 8	1B: 4 2B: 0 3B: 0 HR: 0	SF: 0 SAC: 0 DP: 0 HBP: 0	WP: 0 PB: 0 CS: 0
PITCHER	IP	WLS	BF	H	R	ER	SO	BB	IBB	HBP	BLK	WP	HR	S	P	ERA	WHIP					
Alex Fernandez, R ERA: 3.89 (1, 1)	9.0	W	31	4	1	1	5	0	0	0	0	0	0	69	98	1.00	0.444					

Batter	1	2	3	4	5	6	7	8	9	AB R H RBI BB SO LOB	TOP									
Tony Phillips, S OBP: 0.413, SLG: 0.409										4 0 0 0 0 2 0	Chicago White Sox @ Kansas City Royals Kauffman Stadium, Kansas City, MO Sun Jul 14 1996, 3:33 AM CDT Att: 17,024 - Cloudy - 76 F									
Darren Lewis, R OBP: 0.351, SLG: 0.347										4 0 1 0 0 1 0										
Robin Ventura, L OBP: 0.370, SLG: 0.505										3 1 0 0 1 0 1										
Harold Baines, L OBP: 0.401, SLG: 0.546 Ray Durham, S OBP: 0.356, SLG: 0.399										4 0 4 0 0 0 0 0 1 0 0 0 0 0										
Danny Tartabull, R OBP: 0.331, SLG: 0.462										3 1 1 3 0 0 2										
Dave Martinez, L OBP: 0.382, SLG: 0.450										3 0 1 0 1 0 2										
Chad Kreuter, S OBP: 0.315, SLG: 0.370										3 0 1 0 0 1 2										
Norberto Martin, R OBP: 0.366, SLG: 0.439										4 0 0 0 0 0 5										
Ozzie Guillen, L OBP: 0.286, SLG: 0.380									3 0 0 0 0 0 1											
Inning Stats	R: 0 E: 0 K: 1 S: 5	H: 1 LOB: 0 BB: 0 P: 8	R: 0 E: 0 K: 1 S: 9	H: 1 LOB: 1 BB: 0 P: 14	R: 0 E: 0 K: 0 S: 6	H: 0 LOB: 0 BB: 0 P: 9	R: 1 E: 0 K: 0 S: 8	H: 1 LOB: 1 BB: 1 P: 13	R: 0 E: 0 K: 0 S: 6	H: 1 LOB: 0 BB: 0 P: 8	R: 0 E: 0 K: 0 S: 9	H: 2 LOB: 2 BB: 0 P: 21	R: 0 E: 0 K: 1 S: 7	H: 0 LOB: 0 BB: 0 P: 11	R: 2 E: 0 K: 0 S: 11	H: 2 LOB: 1 BB: 1 P: 17	1B: 5 2B: 2 3B: 0 HR: 1	SF: 1 SAC: 0 DP: 2 HBP: 1	WP: 0 PB: 0 CS: 0	PA: 36
PITCHER	IP WLS BF H R ER SO BB IBB HBP BLK WP HR S P ERA WHIP																			
Doug Linton, R ERA: 4.42	(1, 1) 7.0 L 26 6 1 1 3 1 0 0 1 0 0 0 0 1 57 88 1.29 1.000																			
Jeff Montgomery, R ERA: 4.4	(8, 1) 2.0 9 2 2 2 1 1 0 0 0 0 1 18 28 9.00 1.500																			

Batter	1	2	3	4	5	6	7	8	9	AB R H RBI BB SO LOB	BOTTOM											
Jose Offerman, S OBP: 0.375, SLG: 0.376										4 0 0 1 0 0 0	Chicago White Sox @ Kansas City Royals Kauffman Stadium, Kansas City, MO Sun Jul 14 1996, 3:33 AM CDT Att: 17,024 - Cloudy - 76 F											
Tom Goodwin, L OBP: 0.333, SLG: 0.335										4 0 1 0 0 0 0												
Keith Lockhart, L OBP: 0.351, SLG: 0.440										3 0 0 0 0 0 1												
Craig Paquette, R OBP: 0.273, SLG: 0.412										3 0 0 0 0 2 0												
Michael Tucker, L OBP: 0.322, SLG: 0.407										3 0 1 0 0 0 0												
Johnny Damon, L OBP: 0.324, SLG: 0.397										3 0 0 0 0 0 1												
Joe Randa, R OBP: 0.358, SLG: 0.411										3 1 1 0 0 0 0												
Mike Macfarlane, R OBP: 0.332, SLG: 0.520										2 1 0 0 0 0 0												
David Howard, S OBP: 0.302, SLG: 0.317										3 0 0 1 0 0 1												
Inning Stats	R: 0 E: 0 K: 0 S: 6	H: 0 LOB: 0 BB: 0 P: 9	R: 0 E: 0 K: 1 S: 6	H: 1 LOB: 0 BB: 0 P: 13	R: 0 E: 0 K: 0 S: 5	H: 0 LOB: 0 BB: 0 P: 8	R: 0 E: 0 K: 0 S: 8	H: 1 LOB: 0 BB: 0 P: 11	R: 0 E: 0 K: 0 S: 6	H: 0 LOB: 0 BB: 0 P: 8	R: 0 E: 0 K: 0 S: 7	H: 0 LOB: 0 BB: 0 P: 9	R: 0 E: 0 K: 1 S: 4	H: 0 LOB: 0 BB: 0 P: 6	R: 0 E: 0 K: 1 S: 7	H: 0 LOB: 0 BB: 0 P: 10	R: 2 E: 0 K: 0 S: 11	H: 1 LOB: 0 BB: 0 P: 17	1B: 3 2B: 0 3B: 0 HR: 0	SF: 0 SAC: 0 DP: 0 HBP: 1	WP: 1 PB: 0 CS: 2	PA: 30
PITCHER	IP WLS BF H R ER SO BB IBB HBP BLK WP HR S P ERA WHIP																					
James Baldwin, R ERA: 3.6	(1, 1) 8.0 W 26 3 2 2 2 0 0 0 0 0 0 1 0 50 76 2.25 0.375																					
Roberto Hernandez, R ERA: 1.14	(9, 1) 1.0 S 3 0 0 0 0 0 0 0 0 0 0 1 0 10 15 0.00 0.000																					

Batter	1	2	3	4	5	6	7	8	9	AB	R	H	RBI	BB	SO	LOB	TOP																					
Tony Phillips, S OBP: 0.412, SLG: 0.407 (1, 7)	G6-3		G3		FC6-4			HR		4	1	1	0	0	0	2	Chicago White Sox @ Minnesota Twins Hubert H. Humphrey Metrodome, Minneapolis, MN Mon Jul 15 1996, 8:05 PM EDT Att: 13,636 - Dome																					
Ray Durham, S OBP: 0.392, SLG: 0.395 (1, 4)	P2		SF9		K			F7		3	0	0	1	0	1	3																						
Chris Snopek, R OBP: 0.280, SLG: 0.493 (1, 5)	G5-3		F9				P6	HR		4	1	1	3	0	0	0																						
Danny Tartabull, R OBP: 0.330, SLG: 0.469 (1, 9)		F7		E5		G6-3		HR		4	1	1	1	0	0	0																						
Harold Baines, L OBP: 0.399, SLG: 0.542 (1, 10)	G4-3			G6-4-3		F7		G3-1		4	0	1	0	0	0	0																						
Robin Ventura, L OBP: 0.369, SLG: 0.500 (1, 3)		BB		F9			G3	P4		3	0	0	0	1	0	2																						
Ron Karkovics, R OBP: 0.269, SLG: 0.337 (1, 2)		BB		G6-4-3			F9		F7	3	0	0	0	1	0	2																						
Darren Lewis, R OBP: 0.350, SLG: 0.345 (1, 8)	P3					L7		G6-3		4	0	1	0	0	0	2																						
Ozzie Guillen, L OBP: 0.287, SLG: 0.381 Norberto Martin, R OBP: 0.373, SLG: 0.441 (7, 6)			G3	WP		F7		HR	G4-3	2	1	1	0	0	0	1																						
			SF9					HR		2	1	1	0	0	0	0																						
Inning Stats	R: 0 E: 0 K: 0 S: 3	H: 0 LOB: 0 BB: 0 P: 3	R: 0 E: 0 K: 0 S: 3	H: 0 LOB: 2 BB: 2 P: 11	R: 1 E: 0 K: 0 S: 4	H: 1 LOB: 0 BB: 0 P: 4	R: 0 E: 1 K: 0 S: 4	H: 1 LOB: 1 BB: 0 P: 4	R: 0 E: 0 K: 0 S: 3	H: 0 LOB: 0 BB: 0 P: 3	R: 0 E: 0 K: 0 S: 3	H: 0 LOB: 0 BB: 0 P: 3	R: 4 E: 0 K: 0 S: 7	H: 4 LOB: 0 BB: 0 P: 7	R: 0 E: 0 K: 0 S: 3	H: 0 LOB: 0 BB: 0 P: 3	1B: 5 2B: 0 3B: 0 HR: 2	SF: 1 SAC: 0 DP: 1 HBP: 0	WP: 1 PB: 0 SB: 0 CS: 0	PA: 36																		
PITCHER	IP	WLS	BF	H	R	ER	SO	BB	IBB	HBP	BLK	WP	HR	S	P	ERA	WHIP	PITCHER				IP	WLS	BF	H	R	ER	SO	BB	IBB	HBP	BLK	WP	HR	S	P	ERA	WHIP
Scott Aldred, L ERA: 7.49 (1, 1)	7.1	W	31	7	5	5	1	2	0	0	0	1	2	31	39	6.14	1.227																					
Mike Milchin, L ERA: 6.35 (8, 1)	1.2		5	0	0	0	0	0	0	0	0	0	0	5	5	0.00	0.000																					

AB	33
R	5
H	7
RBI	5
BB	2
SO	1
LOB	12



Batter	1	2	3	4	5	6	7	8	9	AB	R	H	RBI	BB	SO	LOB	BOTTOM																					
Chuck Knoblauch, R OBP: 0.458, SLG: 0.572 Jeff Reboulet, R OBP: 0.316, SLG: 0.272 (7, 4)	G6-3		G6-3					G6-3		2	4	2	0	3	0	0	Chicago White Sox @ Minnesota Twins Hubert H. Humphrey Metrodome, Minneapolis, MN Mon Jul 15 1996, 8:05 PM EDT Att: 13,636 - Dome																					
Rich Becker, L OBP: 0.347, SLG: 0.459 (1, 8)	G6-3		G6-3					E5		5	2	2	4	0	1	3																						
Paul Molitor, R OBP: 0.376, SLG: 0.443 (1, 10)	G4-3		G3					G6-3		5	1	2	3	0	0	3																						
Marty Cordova, R OBP: 0.383, SLG: 0.474 (1, 7)	G4-3		L5							4	1	1	0	1	1	2																						
Scott Stahoviak, L OBP: 0.398, SLG: 0.493 (1, 3)	G6-3				F7			G6-3		4	2	2	1	1	0	0																						
Dave Hollins, S OBP: 0.385, SLG: 0.373 (1, 5)	G6-3		F7					F8		4	2	2	2	1	0	2																						
Roberto Kelly, R OBP: 0.368, SLG: 0.420 (1, 9)	E9		F9					F9		5	0	1	1	0	1	3																						
Matt Walbeck, S OBP: 0.270, SLG: 0.305 (1, 2)	F8				F8			K		5	1	1	0	0	1	4																						
Pat Meares, R OBP: 0.295, SLG: 0.402 Denny Hocking, S OBP: 0.229, SLG: 0.261 (7, 6)					F7			F7		4	3	3	1	0	0	0																						
										1	0	0	0	0	0	0																						
Inning Stats	R: 4 E: 1 K: 0 S: 7	H: 3 LOB: 1 BB: 1 P: 11	R: 3 E: 0 K: 0 S: 6	H: 3 LOB: 2 BB: 2 P: 14	R: 3 E: 0 K: 0 S: 5	H: 3 LOB: 0 BB: 1 P: 9	R: 0 E: 0 K: 1 S: 5	H: 0 LOB: 1 BB: 1 P: 9	R: 0 E: 1 K: 1 S: 11	H: 1 LOB: 1 BB: 0 P: 6	R: 0 E: 0 K: 1 S: 3	H: 0 LOB: 0 BB: 0 P: 3	R: 0 E: 0 K: 1 S: 5	H: 0 LOB: 0 BB: 0 P: 5	R: 0 E: 0 K: 1 S: 5	H: 0 LOB: 0 BB: 0 P: 5	1B: 11 2B: 3 3B: 1 HR: 1	SF: 0 SAC: 0 DP: 2 HBP: 0	WP: 1 PB: 0 SB: 0 CS: 0	PA: 46																		
PITCHER	IP	WLS	BF	H	R	ER	SO	BB	IBB	HBP	BLK	WP	HR	S	P	ERA	WHIP	PITCHER				IP	WLS	BF	H	R	ER	SO	BB	IBB	HBP	BLK	WP	HR	S	P	ERA	WHIP
Kirk McCaskill, R ERA: 6.75 (1, 1)	1.1	L	13	6	7	6	0	2	0	0	0	1	0	7	15	16.20	3.000																					
Brian Keyser, R ERA: 5.04 (2, 1)	1.2		9	3	3	3	0	2	0	0	0	0	0	7	15	16.20	3.000																					
Mike Sirota, L ERA: 8.22 (4, 1)	4.0		21	7	6	3	3	2	0	0	0	0	0	25	33	6.75	2.250																					
Jeff Darwin, R ERA: (8, 1)	1.0		3	0	0	0	1	0	0	0	0	0	0	5	5	0.00	0.000																					

AB	40
R	16
H	16
RBI	12
BB	6
SO	4
LOB	17



Batter	1	2	3	4	5	6	7	8	9	AB	R	H	RBI	BB	SO	LOB	TOP								
Tony Phillips, S OBP: 0.414, SLG: 0.409 (1, 7)	0-0 SH4-3 2B	1-0 G4-3			1-2 G3-1		4-0 L3 IBB		4-2 HR BB	3	1	1	0	2	0	1									
Darren Lewis, R OBP: 0.352, SLG: 0.345 (1, 8)	0-0 SH4-3 2-3		1-1 G6-3			4-0 HR BB	1-1 L3		0-1 HR 1B	3	2	1	0	1	0	2									
Robin Ventura, L OBP: 0.370, SLG: 0.517 (1, 5)	2-2 L6		1-0 F7			1-1 F8		3-2 HR	0-1 HR	5	2	2	4	0	0	2									
Harold Baines, L OBP: 0.396, SLG: 0.546 (1, 10)	3-1 P3		2-3 K			0-0 HR		1-3 K	2-3 K	5	1	1	2	0	3	1									
Danny Tartabull, R OBP: 0.325, SLG: 0.461 Lyle Mouton, R OBP: 0.366, SLG: 0.461 (9, 9)			3-1 L3		2-3 K		1-2 G5-3	0-0 P3	1-1 G6-3	5	0	0	0	0	1	0									
Dave Martinez, L OBP: 0.380, SLG: 0.459 (1, 3)			3-2 HR		0-0 F8		3-3 K	2-2 K		4	1	1	1	0	2	0									
Ron Karkovics, R OBP: 0.272, SLG: 0.337 (1, 2)			0-1 2B 1B		1-3 K				4-1 HR BB	3	2	1	0	1	1	0									
Ray Durham, S OBP: 0.353, SLG: 0.409 (1, 4)			1-3 K			1-0 L7		0-1 1B 2B	3-2 HR	4	2	2	2	0	1	1									
Ozzie Guillen, L OBP: 0.290, SLG: 0.386 (1, 6)			0-0 1-H 2B			0-1 F8		0-1 2-H 1B	2-3 K	4	0	2	2	0	1	0									
Inning Stats	R: 0 E: 0 K: 0 S: 7	H: 1 LOB: 1 BB: 0 P: 12	R: 2 E: 0 K: 1 S: 13	H: 3 LOB: 1 BB: 0 P: 21	R: 0 E: 0 K: 1 S: 6	H: 0 LOB: 0 BB: 0 P: 10	R: 0 E: 0 K: 2 S: 7	H: 0 LOB: 0 BB: 0 P: 10	R: 0 E: 0 K: 0 S: 6	H: 0 LOB: 0 BB: 0 P: 8	R: 2 E: 0 K: 1 S: 9	H: 1 LOB: 1 BB: 1 P: 18	R: 1 E: 0 K: 0 S: 8	H: 2 LOB: 1 BB: 1 P: 14	R: 1 E: 0 K: 2 S: 12	H: 1 LOB: 0 BB: 0 P: 18	R: 5 E: 0 K: 2 S: 24	H: 3 LOB: 0 BB: 2 P: 40	1B: 3 2B: 4 3B: 0 HR: 5	SF: 0 SAC: 1 DP: 1 HBP: 0	WP: 0 PB: 0 SB: 0 CS: 0	PA: 41			
PITCHER	IP	WLS	BF	H	R	ER	SO	BB	IBB	HBP	BLK	WP	HR	S	P	ERA	WHIP								
Brad Radke, R ERA: 4.94 (1, 1)	7.0	L	29	7	5	5	5	1	1	0	0	0	2	56	93	6.43	1.143								
Eddie Guardado, L ERA: 4.51 (8, 1)	1.0		4	1	1	1	2	0	0	0	0	0	1	12	18	9.00	1.000								
Dave Stevens, R ERA: 5.22 Mike Milchin, L ERA: 7.13 (9, 1)	0.1		4	1	3	3	1	2	0	0	0	0	1	15	28	81.00	9.000								
	0.2		4	2	2	2	1	0	0	0	0	0	1	9	12	27.00	3.000								

Chicago White Sox @ Minnesota Twins
Hubert H. Humphrey Metrodome, Minneapolis, MN
Tue Jul 16 1996, 8:05 PM EDT
Att: 18,502 - Dome

AB 36
R 11
H 11
RBI 11
BB 4
SO 9
LOB 7



Batter	1	2	3	4	5	6	7	8	9	AB	R	H	RBI	BB	SO	LOB	BOTTOM								
Chuck Knoblauch, R OBP: 0.458, SLG: 0.574 (1, 4)	1-2 1B FC5-4 2B		3-2 1B				0-1 G3-1			4	1	2	0	0	1	0									
Jeff Reboulet, R OBP: 0.317, SLG: 0.268 Rich Becker, L OBP: 0.349, SLG: 0.461 (8, PH) (9, 8)	4-2 FC5-4 S BB		1-2 P3		3-3 K			3-1 FC6-4 1B		2	1	0	0	1	1	1									
Paul Molitor, R OBP: 0.375, SLG: 0.441 (1, 10)	2-1 FC5-4 1-2 2-3 1B		1-0 F9		2-1 F8			1-2 FC6-4 1-2 1B		4	0	1	0	0	0	2									
Marty Cordova, R OBP: 0.382, SLG: 0.471 (1, 7)	2-2 K		2-2 1B		2-3 K			0-0 P3		4	0	1	0	0	2	4									
Ron Coomer, R OBP: 0.344, SLG: 0.500 Denny Hocking, S OBP: 0.227, SLG: 0.258 (8, PH) (9, 3)	1-2 FC5-4 S		2-3 K		3-3 K			1-3 K		3	0	0	1	0	2	4									
Dave Hollins, S OBP: 0.386, SLG: 0.378 (1, 5)	3-3 K				2-3 K			0-0 2B		4	0	2	0	0	2	1									
Roberto Kelly, R OBP: 0.365, SLG: 0.416 (9, 9)			2-3 K		0-0 1B			0-0 L8		4	0	1	0	0	2	2									
Matt Walbeck, S OBP: 0.254, SLG: 0.286 (1, 2)			1-3 K		0-3 K			0-1 G1-3		4	0	0	0	0	2	2									
Pat Meares, R OBP: 0.292, SLG: 0.398 Chip Hale, L OBP: 0.431, SLG: 0.519 (9, PH) (9, 9)			1-2 G3-1		2-0 F8			2-3 K		3	0	0	0	0	1	1									
Inning Stats	R: 2 E: 0 K: 2 S: 21	H: 2 LOB: 1 BB: 1 P: 34	R: 0 E: 0 K: 2 S: 10	H: 0 LOB: 0 BB: 0 P: 14	R: 0 E: 0 K: 1 S: 13	H: 2 LOB: 2 BB: 0 P: 22	R: 0 E: 0 K: 2 S: 8	H: 1 LOB: 1 BB: 0 P: 12	R: 0 E: 0 K: 0 S: 9	H: 0 LOB: 0 BB: 0 P: 16	R: 0 E: 0 K: 2 S: 10	H: 1 LOB: 1 BB: 0 P: 15	R: 0 E: 0 K: 1 S: 7	H: 0 LOB: 0 BB: 0 P: 9	R: 0 E: 0 K: 1 S: 9	H: 1 LOB: 1 BB: 0 P: 14	R: 0 E: 0 K: 1 S: 9	H: 1 LOB: 1 BB: 0 P: 13	1B: 6 2B: 2 3B: 0 HR: 0	SF: 0 SAC: 0 DP: 0 HBP: 0	WP: 0 PB: 0 SB: 2 CS: 0	PA: 36			
PITCHER	IP	WLS	BF	H	R	ER	SO	BB	IBB	HBP	BLK	WP	HR	S	P	ERA	WHIP								
Wilson Alvarez, L ERA: 3.63 (1, 1)	7.0	W	28	6	2	2	12	1	0	0	0	0	0	78	122	2.57	1.000								
Matt Karchner, R ERA: 4.3 (8, 1)	2.0		8	2	0	0	2	0	0	0	0	0	0	18	27	0.00	1.000								

Chicago White Sox @ Minnesota Twins
Hubert H. Humphrey Metrodome, Minneapolis, MN
Tue Jul 16 1996, 8:05 PM EDT
Att: 18,502 - Dome

AB 35
R 2
H 8
RBI 1
BB 1
SO 14
LOB 19



Batter	1	2	3	4	5	6	7	8	9	AB	R	H	RBI	BB	SO	LOB	TOP						
Tony Phillips, S OBP: 0.414, SLG: 0.406 (1, 7)										3	1	0	0	2	2	3							
Ray Durham, S OBP: 0.357, SLG: 0.410 (1, 4)										4	0	2	0	1	0	1							
Norberto Martin, R OBP: 0.365, SLG: 0.419 (9, PH)										3	1	0	0	1	0	6							
Ozzie Guillen, L OBP: 0.289, SLG: 0.385 (9, 6)										1	0	0	0	0	0	0							
Danny Tartabull, R OBP: 0.329, SLG: 0.460 (1, 10)										3	0	1	1	2	1	0							
Lyle Mouton, R OBP: 0.356, SLG: 0.445 (1, 9)										4	0	0	1	0	1	5							
Robin Ventura, L OBP: 0.388, SLG: 0.512 (1, 5)										3	0	0	0	1	0	3							
Chad Kreuter, S OBP: 0.305, SLG: 0.357 (1, 2)										4	0	0	0	0	0	4							
Dave Martinez, L OBP: 0.382, SLG: 0.458 (1, 3)										3	1	1	0	0	1	0							
Darren Lewis, R OBP: 0.351, SLG: 0.341 (1, 8)										3	0	0	0	1	0	3							
Inning Stats	R: 2 E: 1 K: 0 S: 18	H: 1 LOB: 2 BB: 2 P: 35	R: 0 E: 0 K: 2 S: 15	H: 1 LOB: 2 BB: 1 P: 25	R: 0 E: 0 K: 1 S: 7	H: 0 LOB: 1 BB: 1 P: 16	R: 1 E: 0 K: 0 S: 9	H: 1 LOB: 3 BB: 3 P: 26	R: 0 E: 0 K: 1 S: 13	H: 0 LOB: 2 BB: 1 P: 21	R: 0 E: 0 K: 1 S: 7	H: 1 LOB: 0 BB: 0 P: 9	R: 0 E: 0 K: 0 S: 9	H: 0 LOB: 0 BB: 0 P: 10	R: 0 E: 0 K: 0 S: 10	H: 0 LOB: 0 BB: 0 P: 15	R: 0 E: 0 K: 0 S: 7	H: 0 LOB: 0 BB: 0 P: 11	1B: 4 2B: 0 3B: 0 HR: 0	SF: 0 2B: 0 3B: 0 HBP: 1	WP: 0 PB: 0 SB: 1 CS: 0	PA: 40	
PITCHER	IP	WLS	BF	H	R	ER	SO	BB	IBB	HBP	BLK	WP	HR	S	P	ERA	WHIP					ERA	WHIP
Rich Robertson, L ERA: 4.6 (1, 1)	4.1		26	3	3	2	3	8	0	1	0	0	0	56	116	4.15	2.538						
Mike Trombley, R ERA: 3.03 (5, 1)	4.2	W	14	1	0	0	2	0	0	0	0	0	0	39	52	0.00	0.214						

Chicago White Sox @ Minnesota Twins
Hubert H. Humphrey Metrodome, Minneapolis, MN

AB 31
R 3
H 4
RBI 2
BB 8
SO 5
LOB 25



Wed Jul 17 1996, 4:33 AM EDT
Att: 20,755 - Dome

Batter	1	2	3	4	5	6	7	8	9	AB	R	H	RBI	BB	SO	LOB	BOTTOM						
Chuck Knoblauch, R OBP: 0.458, SLG: 0.575 (1, 4)										3	0	1	2	1	1	1							
Rich Becker, L OBP: 0.345, SLG: 0.458 (1, 8)										4	0	1	0	0	1	2							
Paul Molitor, R OBP: 0.374, SLG: 0.439 (1, 10)										4	0	1	0	0	0	1							
Scott Stahoviak, L OBP: 0.395, SLG: 0.493 (1, 3)										4	1	1	0	0	1	2							
Marty Cordova, R OBP: 0.380, SLG: 0.468 (1, 7)										4	0	1	0	0	2	2							
Dave Hollins, S OBP: 0.371, SLG: 0.384 (1, 5)										3	2	2	1	1	1	2							
Matt Walbeck, S OBP: 0.243, SLG: 0.273 (1, 2)										3	0	0	0	0	1	4							
Pat Meares, R OBP: 0.289, SLG: 0.394 (1, 6)										3	0	0	0	0	1	2							
Chip Hale, L OBP: 0.441, SLG: 0.519 (9, PH)										0	0	0	0	1	0	0							
Jeff Reboulet, R OBP: 0.317, SLG: 0.268 (9, FR)										0	0	0	0	0	0	0							
Denny Hocking, S OBP: 0.248, SLG: 0.280 (1, 9)										4	1	3	1	0	1	0							
Inning Stats	R: 0 E: 0 K: 0 S: 6	H: 2 LOB: 0 BB: 0 P: 8	R: 1 E: 0 K: 1 S: 12	H: 2 LOB: 0 BB: 0 P: 18	R: 0 E: 0 K: 1 S: 12	H: 0 LOB: 0 BB: 1 P: 20	R: 0 E: 0 K: 2 S: 14	H: 2 LOB: 2 BB: 0 P: 20	R: 0 E: 0 K: 1 S: 5	H: 1 LOB: 1 BB: 0 P: 10	R: 0 E: 0 K: 0 S: 9	H: 1 LOB: 0 BB: 0 P: 11	R: 2 E: 0 K: 3 S: 17	H: 2 LOB: 1 BB: 1 P: 25	R: 0 E: 0 K: 1 S: 10	H: 0 LOB: 0 BB: 0 P: 14	R: 1 E: 0 K: 0 S: 6	H: 2 LOB: 2 BB: 1 P: 13	1B: 7 2B: 4 3B: 0 HR: 0	SF: 0 2B: 4 3B: 0 HBP: 0	WP: 1 PB: 0 SB: 0 CS: 2	PA: 36	
PITCHER	IP	WLS	BF	H	R	ER	SO	BB	IBB	HBP	BLK	WP	HR	S	P	ERA	WHIP					ERA	WHIP
Kevin Tapani, R ERA: 3.55 (1, 1)	8.0		32	8	3	3	9	2	0	0	0	0	0	85	126	3.38	1.250						
41 Bill Simas, R ERA: 4.6 (9, 1)	0.1	L	4	2	1	1	0	0	1	0	0	0	0	6	13	27.00	6.000						

Chicago White Sox @ Minnesota Twins
Hubert H. Humphrey Metrodome, Minneapolis, MN

AB 32
R 4
H 10
RBI 4
BB 3
SO 9
LOB 16



Wed Jul 17 1996, 4:33 AM EDT
Att: 20,755 - Dome

Batter	1	2	3	4	5	6	7	8	9	AB	R	H	RBI	BB	SO	LOB	TOP								
Jose Offerman, S OBP: 0.366, SLG: 0.372	F7		G4-6-3		F7		F8		FC6-4	5	0	0	0	0	0	5	Kansas City Royals @ Chicago White Sox Comiskey Park, Chicago, IL Thu Jul 18, 1996, 8:05 PM EDT Att: 17,657 - Unknown - 88 F livebaseballscorecards.com								
Tom Goodwin, L OBP: 0.334, SLG: 0.342	K			L8		F	G1-3		G4-3	5	1	1	0	0	1	2									
Keith Lockhart, L OBP: 0.346, SLG: 0.444	G4-3			HR		F8			F8	5	2	2	1	0	0	2									
Mike Macfarlane, R OBP: 0.336, SLG: 0.537		G5-3		HR		S	1B		1B	2	3	1	2	2	0	0									
Michael Tucker, L OBP: 0.327, SLG: 0.416	K			HR		1B	IBB		E	2	0	0	0	0	2	0									
Bob Hamelin, L OBP: 0.405, SLG: 0.411	K					P3			E	2	1	1	0	0	0	2									
Craig Paquette, R OBP: 0.276, SLG: 0.417	K			G6-3		1B			E7	4	0	2	4	0	1	0									
Johnny Damon, L OBP: 0.332, SLG: 0.407				FC1-6		SH1-3			G6-3	4	0	2	0	0	0	2									
Joe Randa, R OBP: 0.348, SLG: 0.407				FC1-6		SH1-3			G3-1	3	0	0	0	0	0	2									
29 Mike Sweeney, R OBP: 0.750, SLG: 0.667				G4-6-3		K			FC6-4	3	0	2	0	1	1	1									
Inning Stats	R: 0 H: 0 E: 0 K: 1 S: 10	H: 0 LOB: 0 BB: 0 P: 16	R: 0 H: 0 E: 0 K: 2 S: 11	H: 0 LOB: 0 BB: 0 P: 13	R: 0 H: 2 E: 0 K: 0 S: 5	H: 2 LOB: 1 BB: 0 P: 8	R: 2 H: 2 E: 0 K: 1 S: 12	H: 2 LOB: 0 BB: 0 P: 18	R: 0 H: 1 E: 0 K: 1 S: 7	H: 1 LOB: 1 BB: 0 P: 11	R: 2 H: 2 E: 1 K: 0 S: 8	H: 2 LOB: 1 BB: 1 P: 16	R: 0 H: 0 E: 0 K: 0 S: 7	H: 0 LOB: 1 BB: 1 P: 13	R: 3 H: 3 E: 1 K: 0 S: 12	H: 3 LOB: 1 BB: 0 P: 21	R: 0 H: 1 E: 0 K: 0 S: 10	H: 1 LOB: 1 BB: 0 P: 15	1B: 7 2B: 2 3B: 0 HR: 2	SF: 0 SAC: 1 DP: 1 HBP: 0	WP: 0 PB: 0 SB: 1 CS: 0	PA: 39			
PITCHER	IP	WLS	BF	H	R	ER	SO	BB	IBB	HBP	BLK	WP	HR	S	P	ERA	WHIP								
Alex Fernandez, R ERA: 4.08	(1, 1)	7.0	L	32	9	7	6	5	2	1	0	0	0	2	108	7.71	1.571								
Jeff Darwin, R ERA: 3.57	(8, 1)	1.0		3	1	0	0	0	0	0	0	0	0	5	8	0.00	1.000								
Larry Thomas, L ERA: 3.57	(9, 1)	1.0		4	1	0	0	0	0	0	0	0	0	10	15	0.00	1.000								

Batter	1	2	3	4	5	6	7	8	9	AB	R	H	RBI	BB	SO	LOB	BOTTOM								
Tony Phillips, S OBP: 0.410, SLG: 0.401	F7		G6-3		G4-3				G4-1	4	0	0	0	0	0	0	Kansas City Royals @ Chicago White Sox Comiskey Park, Chicago, IL Thu Jul 18, 1996, 8:05 PM EDT Att: 17,657 - Unknown - 88 F livebaseballscorecards.com								
Darren Lewis, R OBP: 0.345, SLG: 0.335	L3		K				K		K	4	0	0	0	0	3	0									
Robin Ventura, L OBP: 0.370, SLG: 0.513					F7		2B		K	3	0	1	0	1	1	0									
Harold Baines, L OBP: 0.394, SLG: 0.542	K				E9		K		G4-3	4	0	1	0	0	2	2									
Danny Tartabull, R OBP: 0.325, SLG: 0.453		G4-3			K		K		K	4	0	0	0	0	3	2									
Dave Martinez, L OBP: 0.381, SLG: 0.454					P6				F8	2	0	0	0	1	0	1									
Ron Karkovics, R OBP: 0.273, SLG: 0.341					L9		SH1-3		K	3	1	1	0	0	1	1									
Ray Durham, S OBP: 0.355, SLG: 0.408					G4-3		SH1-3		F8	2	0	0	0	0	0	1									
Ozzie Guillen, L OBP: 0.286, SLG: 0.382			K						G5-3	2	0	0	1	0	1	0									
Inning Stats	R: 0 H: 0 E: 0 K: 1 S: 11	H: 0 LOB: 1 BB: 1 P: 21	R: 0 H: 0 E: 0 K: 0 S: 13	H: 0 LOB: 1 BB: 1 P: 21	R: 0 H: 0 E: 0 K: 2 S: 8	H: 0 LOB: 0 BB: 0 P: 13	R: 0 H: 1 E: 1 K: 1 S: 12	H: 1 LOB: 1 BB: 0 P: 17	R: 1 H: 1 E: 0 K: 0 S: 6	H: 1 LOB: 0 BB: 0 P: 10	R: 0 H: 1 E: 0 K: 3 S: 12	H: 1 LOB: 1 BB: 0 P: 21	R: 0 H: 0 E: 0 K: 1 S: 11	H: 0 LOB: 0 BB: 0 P: 14	R: 0 H: 0 E: 0 K: 1 S: 7	H: 0 LOB: 0 BB: 0 P: 11	R: 0 H: 0 E: 0 K: 2 S: 9	H: 0 LOB: 0 BB: 0 P: 16	1B: 1 2B: 2 3B: 0 HR: 0	SF: 1 SAC: 1 DP: 0 HBP: 0	WP: 0 PB: 0 SB: 1 CS: 0	PA: 32			
PITCHER	IP	WLS	BF	H	R	ER	SO	BB	IBB	HBP	BLK	WP	HR	S	P	ERA	WHIP								
Kevin Appier, R ERA: 3.53	(1, 1)	6.0	W	23	3	1	1	7	2	0	0	0	0	62	103	1.50	0.833								
Hipolito Pichardo, R ERA: 5.36	(7, 1)	3.0	S	9	0	0	0	4	0	0	0	0	0	27	41	0.00	0.000								

Batter	1	2	3	4	5	6	7	8	9	AB	R	H	RBI	BB	SO	LOB	TOP					
Jose Herrera, L (1,9) OBP: 0.315, SLG: 0.387										5	0	1	0	0	1	3	Oakland Athletics @ Chicago White Sox Comiskey Park, Chicago, IL Mon Jul 22 1996, 8:05 PM EDT Att: 23,572 - Unknown - 75 F					
Rafael Bourquiel, R (1,4) OBP: 0.333, SLG: 0.379										4	0	1	0	1	0	2						
Jason Giambi, L (1,7) OBP: 0.373, SLG: 0.544 Damon Mashore, R (9, PR) OBP: 0.405, SLG: 0.456										4	0	0	0	1	0	2						
Mark McGwire, R (1,3) OBP: 0.483, SLG: 0.785										5	1	3	0	0	1	0						
Gerónimo Berroa, R (1,10) OBP: 0.343, SLG: 0.544										4	1	1	1	1	1	1						
Scott Brosius, R (1,5) OBP: 0.476, SLG: 0.694										4	1	1	0	1	0	2						
Terry Steinbach, R (1,2) OBP: 0.358, SLG: 0.567										4	2	3	4	0	1	2						
Ernie Young, R (1,8) OBP: 0.325, SLG: 0.435 Matt Stairs, L (8, PH) OBP: 0.367, SLG: 0.609										1	0	0	0	2	1	2						
Mike Bordick, R (1,6) OBP: 0.312, SLG: 0.303										4	0	1	0	0	1	3						
Inning Stats	R: 0 E: 0 K: 0 S: 9	H: 1 LOB: 0 BB: 0 P: 12	R: 0 E: 0 K: 2 S: 17	H: 2 LOB: 2 BB: 0 P: 23	R: 0 E: 0 K: 1 S: 12	H: 0 LOB: 1 BB: 1 P: 17	R: 0 E: 0 K: 1 S: 5	H: 0 LOB: 0 BB: 0 P: 6	R: 1 E: 0 K: 0 S: 8	H: 2 LOB: 1 BB: 0 P: 15	R: 0 E: 0 K: 1 S: 8	H: 0 LOB: 0 BB: 0 P: 12	R: 1 E: 0 K: 0 S: 8	H: 1 LOB: 1 BB: 1 P: 13	R: 3 E: 0 K: 1 S: 14	H: 4 LOB: 2 BB: 2 P: 25		R: 1 E: 0 K: 1 S: 17	H: 2 LOB: 2 BB: 1 P: 25	1B: 10 2B: 0 3B: 0 HR: 2	SF: 0 SAC: 0 DP: 3 HBP: 0	WP: 0 PB: 0 CS: 0
PITCHER	IP WLS BF H R ER SO BB IBB HBP BLK WP HR S P ERA WHIP																					
Kevin Tapani, R (1,1) ERA: 3.61	7.2	32	8	4	4	4	4	4	0	0	0	0	0	2	71	106	4.70	1.565				
Matt Karchner, R (8,1) ERA: 4.39	1.1	L	10	4	2	2	2	2	0	0	0	0	0	0	27	42	13.50	4.500				

Batter	1	2	3	4	5	6	7	8	9	AB	R	H	RBI	BB	SO	LOB	BOTTOM					
Tony Phillips, S (1,7) OBP: 0.413, SLG: 0.413										5	1	1	1	0	1	3	Oakland Athletics @ Chicago White Sox Comiskey Park, Chicago, IL Mon Jul 22 1996, 8:05 PM EDT Att: 23,572 - Unknown - 75 F					
Dave Martinez, L (1,8) OBP: 0.375, SLG: 0.438										4	1	0	0	1	0	2						
Robin Ventura, L (1,3) OBP: 0.377, SLG: 0.521										3	1	1	0	1	0	1						
Harold Baines, L (1,10) OBP: 0.394, SLG: 0.528 Norberto Martin, R (8, PH) OBP: 0.394, SLG: 0.415										3	0	1	1	0	0	1						
Danny Tartabull, R (1,9) OBP: 0.322, SLG: 0.452										4	1	1	2	0	1	2						
Chris Snopek, R (1,5) OBP: 0.302, SLG: 0.570										3	1	0	0	1	2	1						
Ray Durham, S (1,4) OBP: 0.356, SLG: 0.418										4	0	3	0	0	0	0						
Ron Karkovics, R (1,2) OBP: 0.268, SLG: 0.332										3	0	0	0	0	2	3						
Ozzie Guillen, L (1,6) OBP: 0.284, SLG: 0.375										2	0	1	1	1	0	0						
Inning Stats	R: 1 E: 0 K: 0 S: 11	H: 1 LOB: 1 BB: 1 P: 21	R: 1 E: 0 K: 1 S: 10	H: 1 LOB: 1 BB: 1 P: 19	R: 0 E: 0 K: 1 S: 6	H: 0 LOB: 0 BB: 0 P: 10	R: 0 E: 0 K: 1 S: 8	H: 1 LOB: 0 BB: 0 P: 12	R: 0 E: 0 K: 1 S: 12	H: 1 LOB: 1 BB: 0 P: 18	R: 2 E: 0 K: 1 S: 11	H: 1 LOB: 0 BB: 1 P: 18	R: 1 E: 0 K: 1 S: 13	H: 1 LOB: 0 BB: 0 P: 18	R: 0 E: 0 K: 1 S: 8	H: 1 LOB: 1 BB: 0 P: 9		R: 0 E: 0 K: 1 S: 11	H: 1 LOB: 2 BB: 1 P: 17	1B: 6 2B: 0 3B: 0 HR: 2	SF: 1 SAC: 2 DP: 0 HBP: 0	WP: 0 PB: 0 CS: 0
PITCHER	IP WLS BF H R ER SO BB IBB HBP BLK WP HR S P ERA WHIP																					
John Wasdin, R (1,1) ERA: 5.15	7.0	29	6	5	5	5	5	3	0	0	0	0	0	2	71	116	6.43	1.286				
Buddy Groom, L (8,1) ERA: 3.02	0.0	1	1	0	0	0	0	0	0	0	0	0	0	1	1	∞	∞					
Billy Taylor, R (8,1) ERA: 3.98	2.0	W	8	1	0	0	1	1	0	0	0	0	0	18	25	0.00	1.000					




Batter	1	2	3	4	5	6	7	8	9	AB	R	H	RBI	BB	SO	LOB	TOP					
Jose Herrera, L OBP: 0.312, SLG: 0.380 (1, 8)	B1-3		F7		FC6-4	BB		F8		4	0	0	0	1	0	1						
Rafael Bourquard, R OBP: 0.355, SLG: 0.368 (1, 4)	G5-3		G6-3			E3		G5-3		5	1	0	0	0	0	2						
Jason Giambi, L OBP: 0.376, SLG: 0.553 Torey Lovullo, S OBP: 0.323, SLG: 0.378 (1, 7)	G4-3			K			BB			5	2	3	1	0	1	0						
Mark McGwire, R OBP: 0.482, SLG: 0.788 Damon Mashore, R OBP: 0.405, SLG: 0.456 (1, 3)		K					BB			4	1	1	1	1	1	2						
Gerónimo Berroa, R OBP: 0.348, SLG: 0.557 Tony Batista, R OBP: 0.333, SLG: 0.447 (1, 10)							BB			4	2	3	2	0	0	2						
Scott Brosius, R OBP: 0.472, SLG: 0.679 (1, 5)	F7						BB			4	1	0	0	1	0	4						
Terry Steinbach, R OBP: 0.359, SLG: 0.575 (1, 2)	F8									4	1	2	4	0	0	3						
Matt Stairs, L OBP: 0.385, SLG: 0.604 Ernie Young, R OBP: 0.324, SLG: 0.433 (1, 9)										2	0	1	0	1	0	1						
Mike Bordick, R OBP: 0.309, SLG: 0.299 (1, 6)										4	0	0	0	0	0	3						
Inning Stats	R: 0 E: 0 K: 0 S: 3	H: 0 LOB: 0 BB: 0 P: 3	R: 0 E: 0 K: 1 S: 6	H: 1 LOB: 1 BB: 0 P: 6	R: 0 E: 0 K: 0 S: 2	H: 0 LOB: 0 BB: 1 P: 6	R: 2 E: 0 K: 1 S: 7	H: 2 LOB: 0 BB: 0 P: 7	R: 0 E: 0 K: 0 S: 4	H: 1 LOB: 1 BB: 0 P: 4	R: 5 E: 1 K: 0 S: 8	H: 4 LOB: 2 BB: 2 P: 16	R: 0 E: 0 K: 0 S: 4	H: 1 LOB: 2 BB: 1 P: 8	R: 0 E: 0 K: 0 S: 3	H: 0 LOB: 0 BB: 0 P: 3	R: 1 E: 0 K: 0 S: 4	H: 1 LOB: 1 BB: 0 P: 5	1B: 5 2B: 1 3B: 0 HR: 4	SF: 0 SAC: 0 DP: 0 HBP: 1	WP: 0 PB: 0 SB: 0 CS: 1	PA: 42
PITCHER	IP	WLS	BF	H	R	ER	SO	BB	IBB	HBP	BLK	WP	HR	S	P	ERA	WHIP					
Alex Fernandez, R ERA: 4.27 (1, 1)	6.0	L	29	8	7	6	2	3	0	0	0	0	3	30	42	9.00	1.833					
Jeff Darwin, R ERA: 1.29 (7, 1)	3.0		13	2	1	1	0	1	0	1	0	0	1	11	16	3.00	1.000					

Oakland Athletics @ Chicago White Sox
Comiskey Park, Chicago, IL
Tue Jul 23, 1996, 8:05 PM EDT
Att: 18,527 - Unknown - 79 F

livebaseballscores.com

AB 37
R 8
H 10
RBI 8
BB 4
SO 2
LOB 18




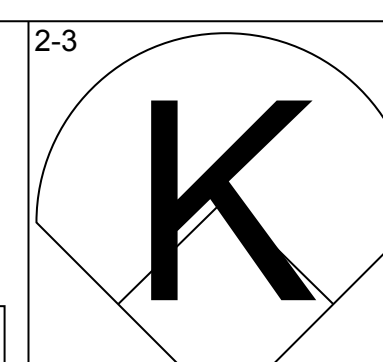
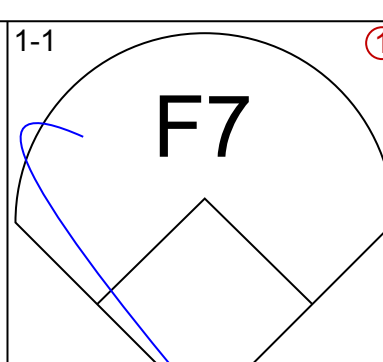
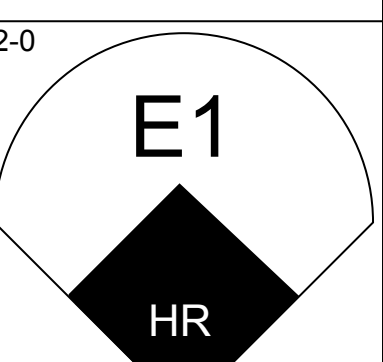
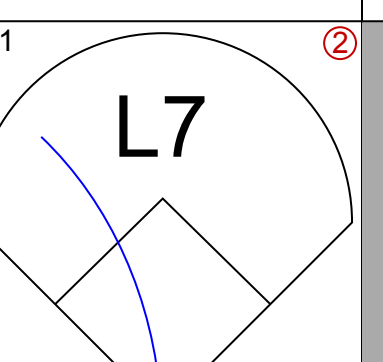
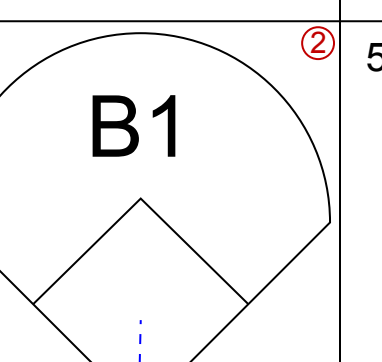
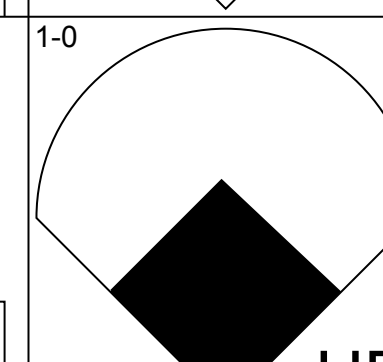
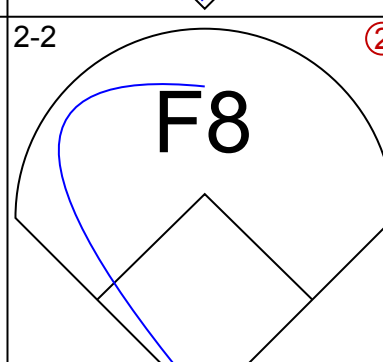
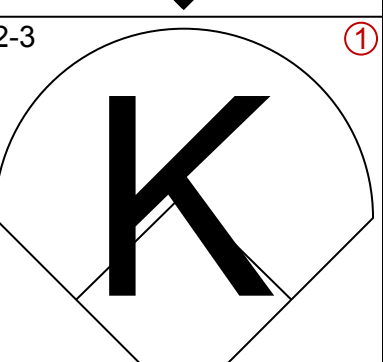
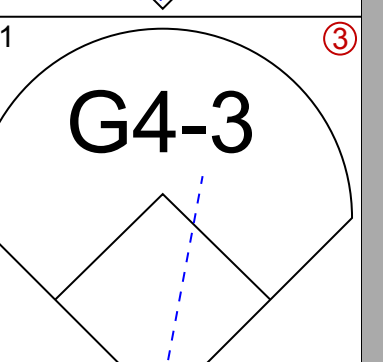
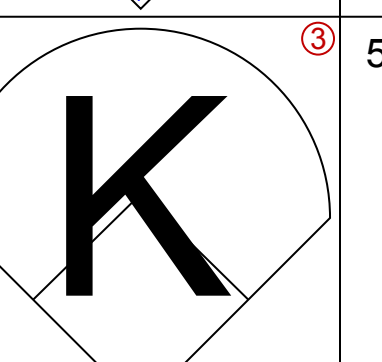
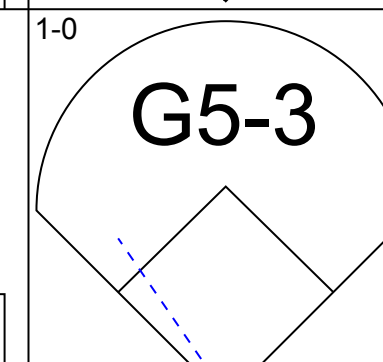
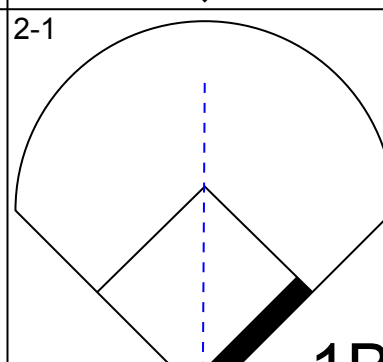
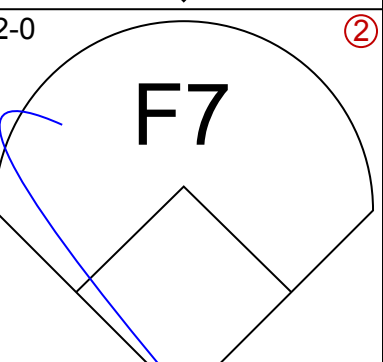
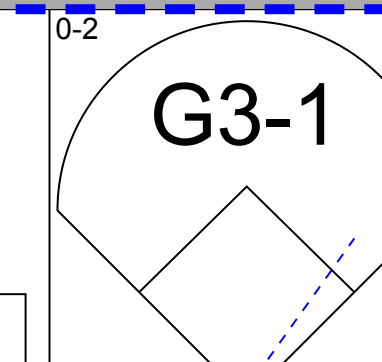
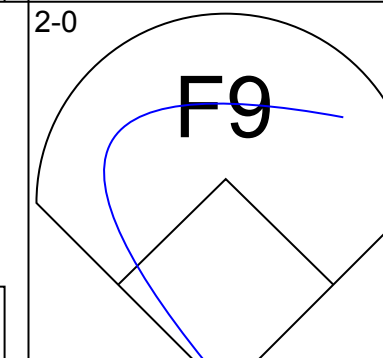
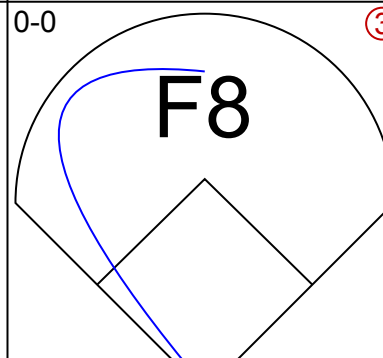
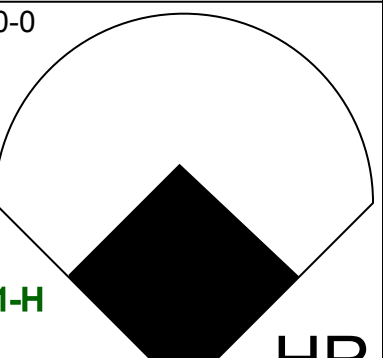
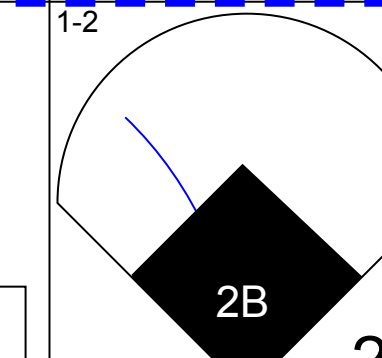
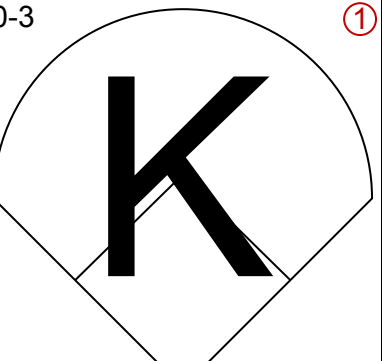
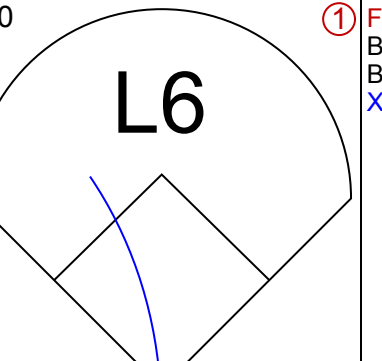

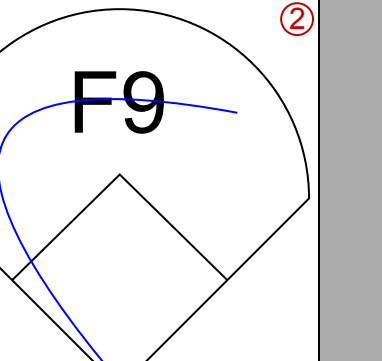
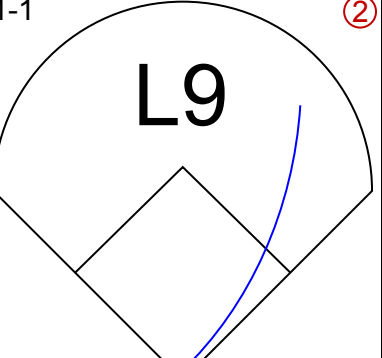
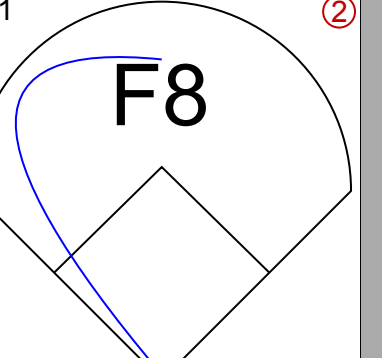
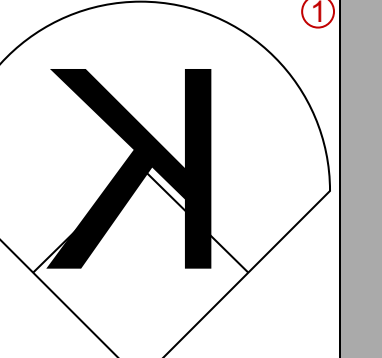
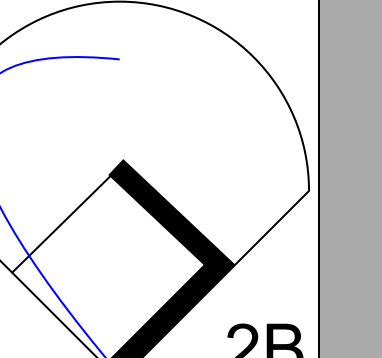
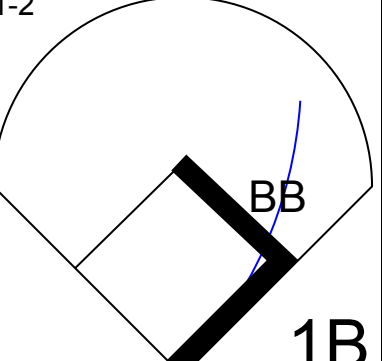
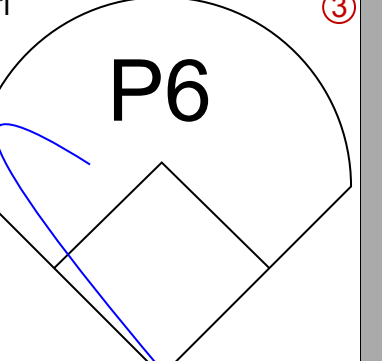
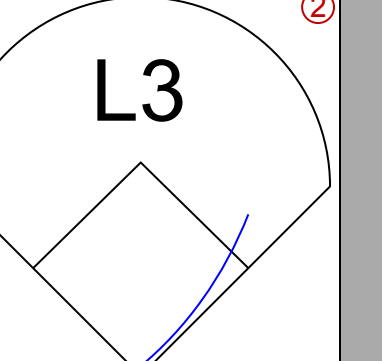
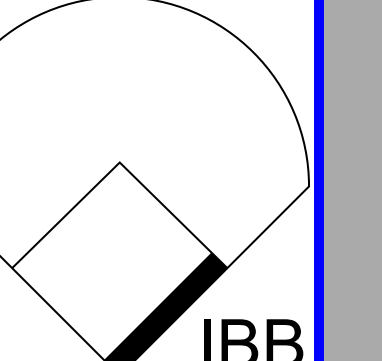
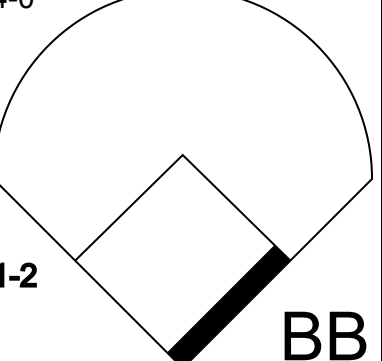
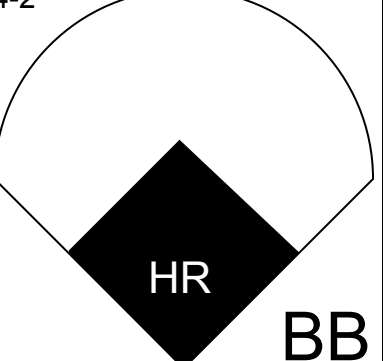
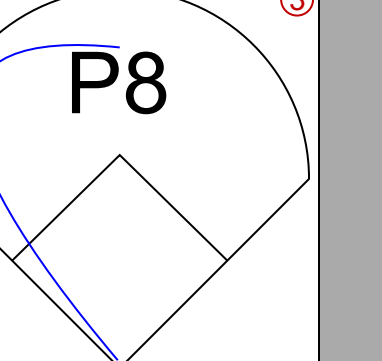
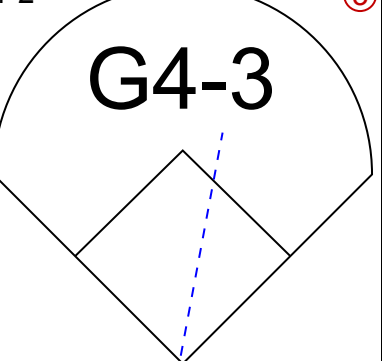
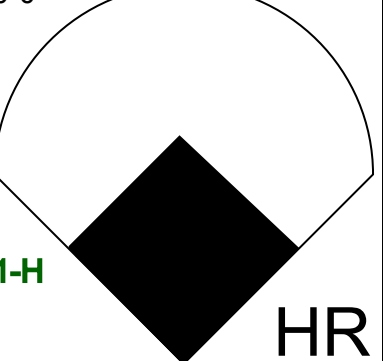
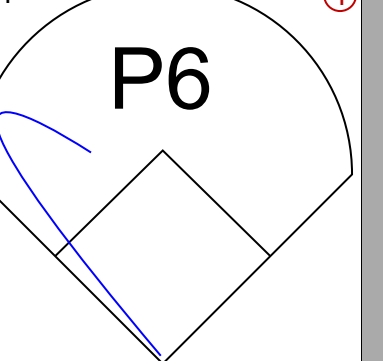
Batter	1	2	3	4	5	6	7	8	9	AB	R	H	RBI	BB	SO	LOB	BOTTOM					
Tony Phillips, S OBP: 0.411, SLG: 0.412 (1, 7)	G5-3		G3		G6-3		F7			4	0	1	0	0	0	0						
Darren Lewis, R OBP: 0.336, SLG: 0.316 (1, 8)	K		G6-3		F9		G5-3			4	0	0	0	0	1	1						
Robin Ventura, L OBP: 0.375, SLG: 0.527 (1, 5)	G5-3		F8							4	1	1	1	0	1	1						
Harold Baines, L OBP: 0.392, SLG: 0.523 (1, 10)	F8				F7		G3-1			3	0	0	0	1	0	1						
Danny Tartabull, R OBP: 0.324, SLG: 0.452 (1, 9)			G6-3							4	1	2	0	0	0	1						
Dave Martinez, L OBP: 0.370, SLG: 0.432 Chris Snopce, R OBP: 0.299, SLG: 0.563 (1, 3)	G4-3				G5-3		F7			3	0	0	0	0	0	2						
Ray Durham, S OBP: 0.357, SLG: 0.419 (1, 4)										4	1	2	1	0	1	1						
Ron Karkovics, R OBP: 0.272, SLG: 0.347 Norberto Martin, R OBP: 0.358, SLG: 0.409 (1, 2)										3	1	2	2	0	0	1						
Ozzie Guillen, L OBP: 0.281, SLG: 0.371 (1, 6)	G5-3									4	0	0	0	0	0	1						
Inning Stats	R: 0 E: 0 K: 1 S: 6	H: 1 LOB: 1 BB: 0 P: 6	R: 1 E: 0 K: 0 S: 5	H: 2 LOB: 1 BB: 0 P: 5	R: 0 E: 0 K: 0 S: 3	H: 0 LOB: 0 BB: 0 P: 3	R: 1 E: 0 K: 0 S: 5	H: 2 LOB: 1 BB: 0 P: 5	R: 0 E: 0 K: 0 S: 3	H: 0 LOB: 0 BB: 0 P: 3	R: 1 E: 0 K: 0 S: 5	H: 2 LOB: 1 BB: 0 P: 5	R: 1 E: 0 K: 0 S: 4	H: 1 LOB: 0 BB: 0 P: 4	R: 0 E: 0 K: 1 S: 5	H: 0 LOB: 1 BB: 1 P: 9	R: 0 E: 0 K: 1 S: 5	H: 0 LOB: 0 BB: 0 P: 5	1B: 6 2B: 0 3B: 0 HR: 2	SF: 0 SAC: 0 DP: 0 HBP: 0	WP: 1 PB: 0 SB: 1 CS: 0	PA: 36
PITCHER	IP	WLS	BF	H	R	ER	SO	BB	IBB	HBP	BLK	WP	HR	S	P	ERA	WHIP					
Don Wengert, R ERA: 5.12 (1, 1)	7.0	W	29	8	4	4	1	0	0	0	0	0	2	31	31	5.14	1.143					
Mike Mohler, L ERA: 2.43 (8, 1)	0.2		3	0	0	0	1	1	0	0	0	1	0	4	8	0.00	1.500					
Jim Corsi, R ERA: 3.28 (8, 1)	1.1	S	4	0	0	0	1	0	0	0	0	0	0	6	6	0.00	0.000					

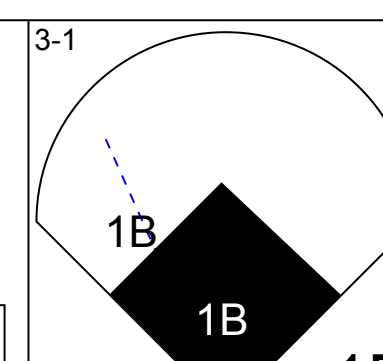
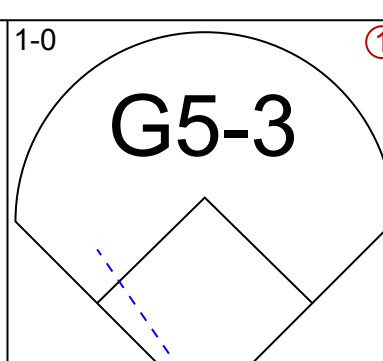
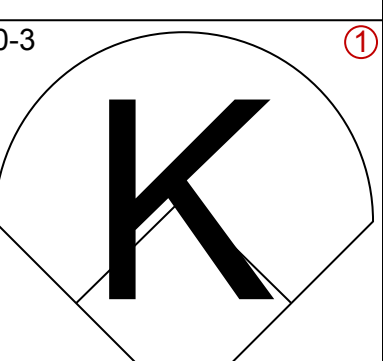
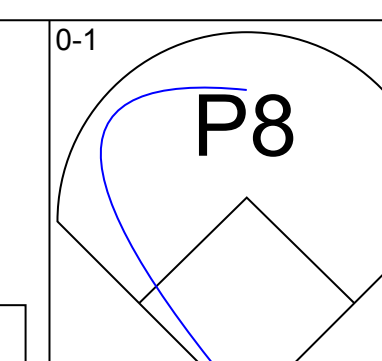
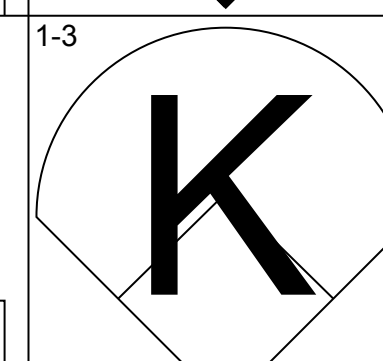
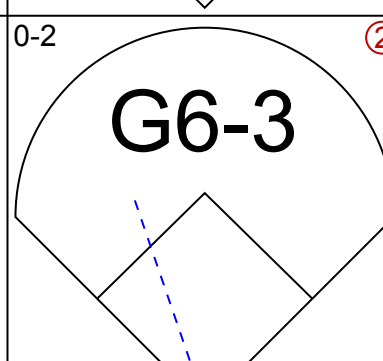
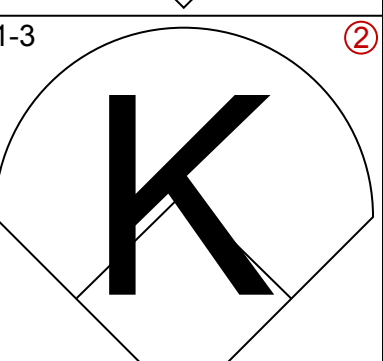
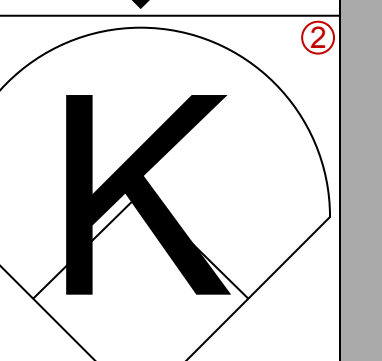
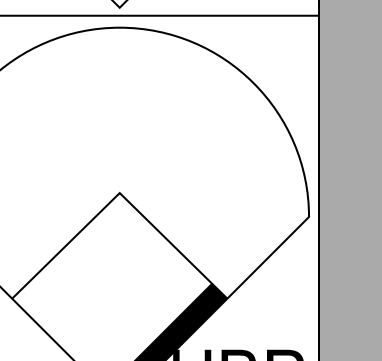
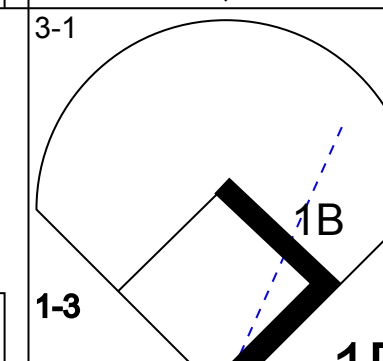
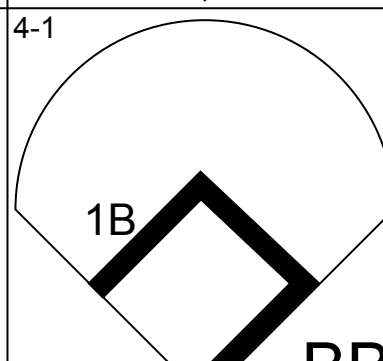
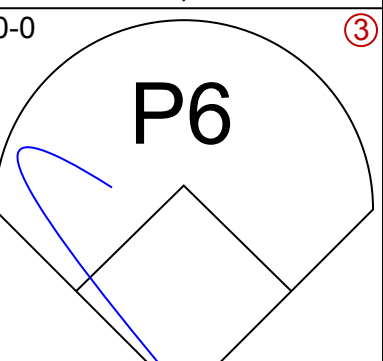

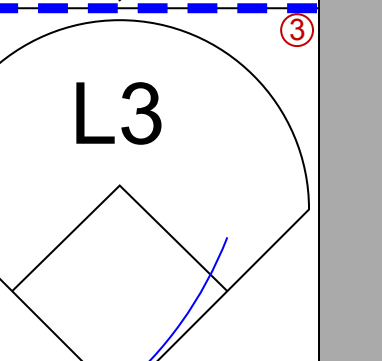
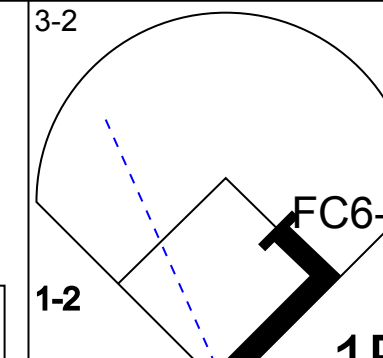
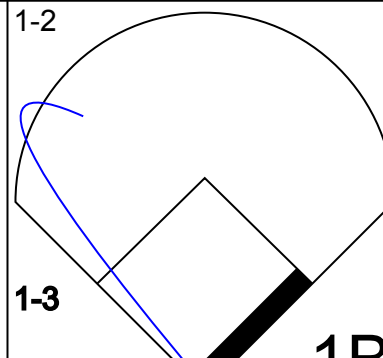
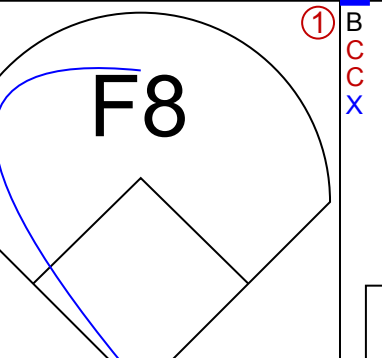

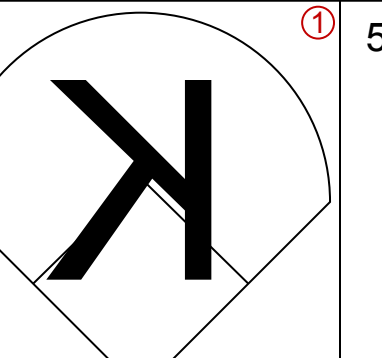
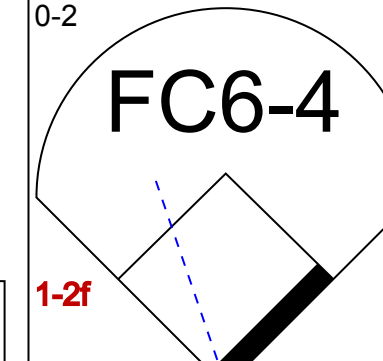
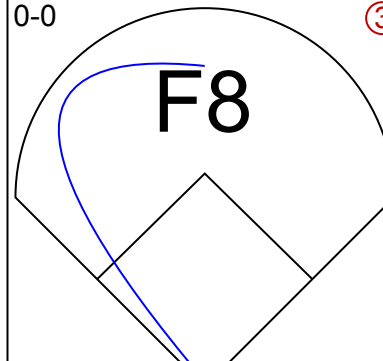
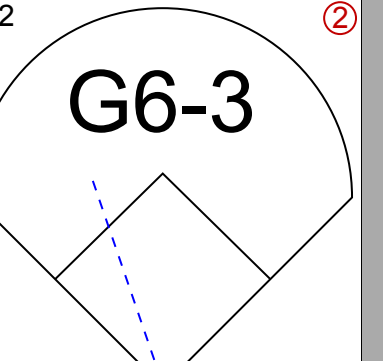
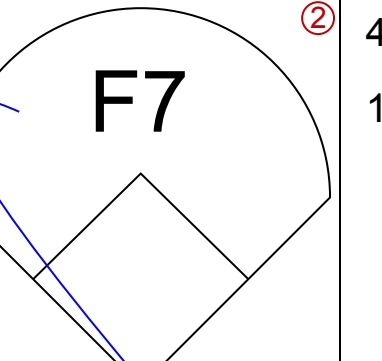
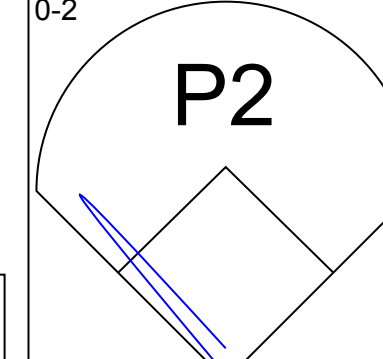
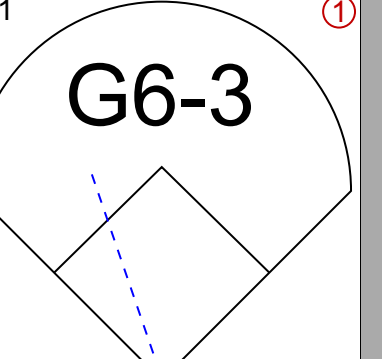
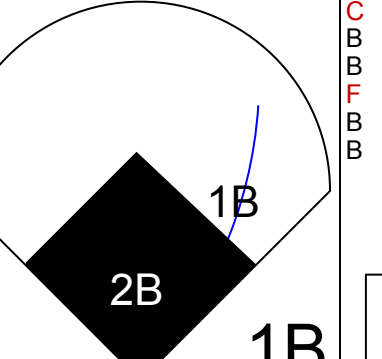
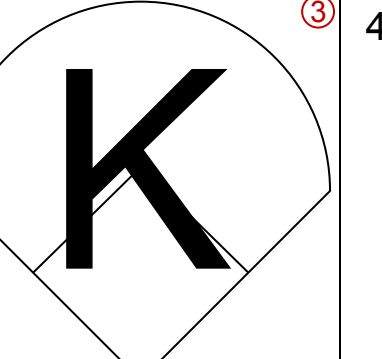
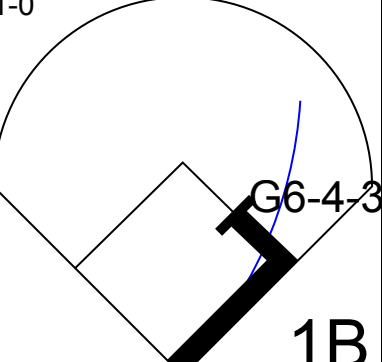
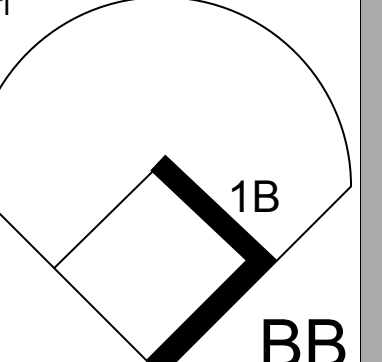
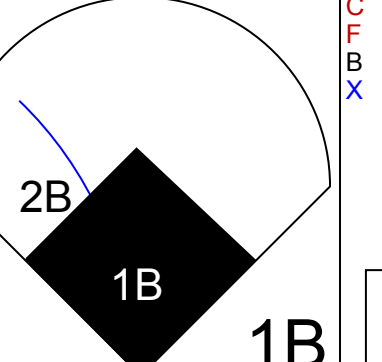

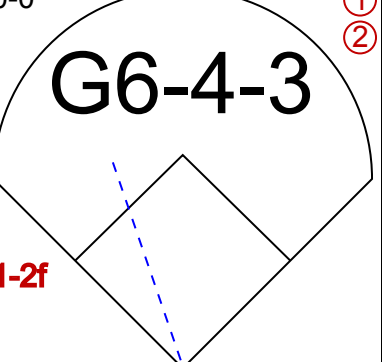
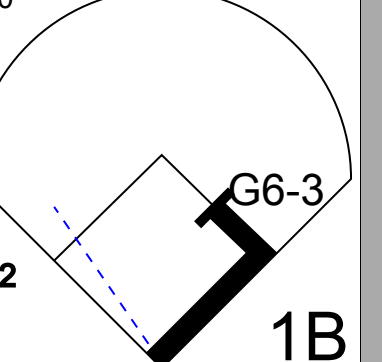
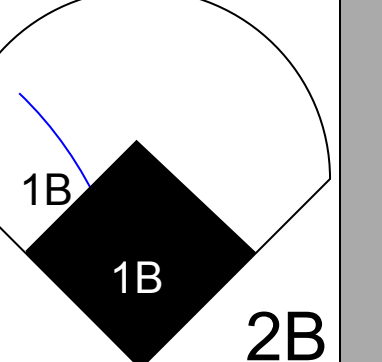
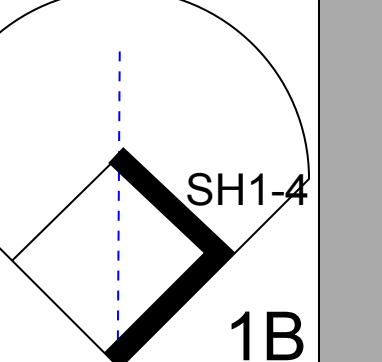
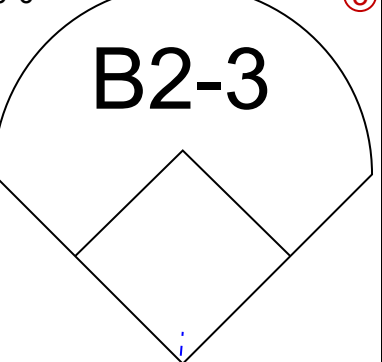
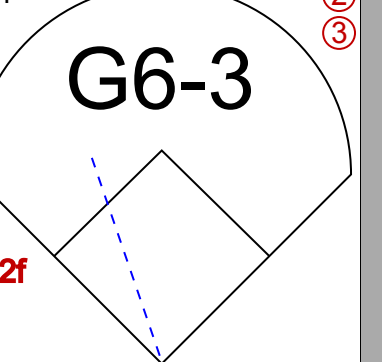
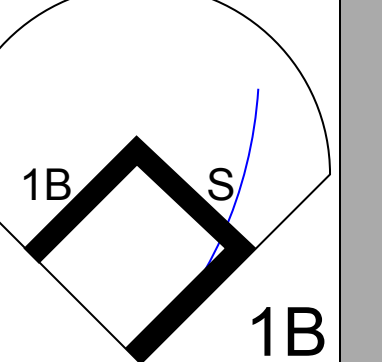
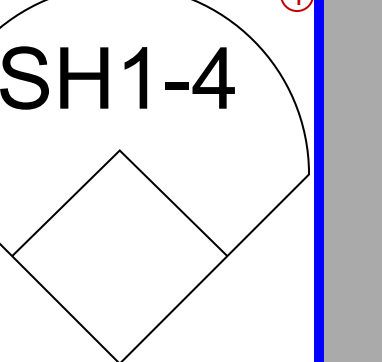
Oakland Athletics @ Chicago White Sox
Comiskey Park, Chicago, IL
Tue Jul 23, 1996, 8:05 PM EDT
Att: 18,527 - Unknown - 79 F

livebaseballscores.com

AB 35
R 4
H 8
RBI 4
BB 1
SO 3
LOB 10



Batter	1	2	3	4	5	6	7	8	9	AB	R	H	RBI	BB	SO	LOB	TOP								
Jose Herrera, L OBP: 0.306, SLG: 0.372 (1, 8)										5	1	0	0	0	1	0	Oakland Athletics @ Chicago White Sox Comiskey Park, Chicago, IL Wed Jul 24 1996, 4:33 AM EDT Att: 23,350 - Sunny - 80 F								
Tony Batista, R OBP: 0.321, SLG: 0.481 (1, 4)										5	1	1	1	0	2	1									
Jason Giambi, L OBP: 0.375, SLG: 0.549 (1, 7)										4	0	1	0	0	0	1									
Mark McGwire, R OBP: 0.482, SLG: 0.799 Damon Mashore, R OBP: 0.405, SLG: 0.499 (8, PR)										4	1	2	2	0	0	1									
Terry Steinbach, R OBP: 0.355, SLG: 0.568 (1, 10)										4	0	0	0	0	1	1									
Scott Brosius, R OBP: 0.468, SLG: 0.675 (1, 5)										4	0	1	1	0	1	0									
Matt Stairs, L OBP: 0.393, SLG: 0.588 Ernie Young, R OBP: 0.324, SLG: 0.433 (8, PR)										3	0	1	0	1	0	0									
George Williams, S OBP: 0.343, SLG: 0.288 (1, 2)										2	1	0	0	2	0	2									
Mike Bordick, R OBP: 0.308, SLG: 0.308 (1, 6)										4	1	1	2	0	0	2									
Inning Stats	R: 1 E: 0 K: 1 S: 6	H: 1 LOB: 0 BB: 0 P: 12	R: 0 E: 0 K: 1 S: 11	H: 1 LOB: 2 BB: 1 P: 18	R: 0 E: 0 K: 0 S: 8	H: 1 LOB: 1 BB: 0 P: 13	R: 0 E: 0 K: 0 S: 5	H: 0 LOB: 0 BB: 0 P: 6	R: 4 E: 1 K: 1 S: 13	H: 2 LOB: 0 BB: 1 P: 25	R: 0 E: 0 K: 1 S: 6	H: 0 LOB: 0 BB: 0 P: 8	R: 0 E: 0 K: 0 S: 6	H: 0 LOB: 0 BB: 0 P: 12	R: 1 E: 0 K: 0 S: 13	H: 2 LOB: 2 BB: 1 P: 22		R: 0 E: 0 K: 1 S: 8	H: 0 LOB: 0 BB: 0 P: 10	1B: 2 2B: 2 3B: 0 HR: 3	SF: 0 SAC: 0 DP: 0 HBP: 0	WP: 0 PB: 0 SB: 0 CS: 0	PA: 38		
PITCHER	IP	WLS	BF	H	R	ER	SO	BB	IBB	HBP	BLK	WP	HR	S	P	ERA	WHIP								
James Baldwin, R ERA: 3.77 Larry Thomas, L ERA: 3.33 41 Bill Simas, R ERA: 4.38	(1, 1)	7.0	29	5	5	3	4	2	0	0	0	0	3	55	94	3.86	1.000								


Batter	1	2	3	4	5	6	7	8	9	AB	R	H	RBI	BB	SO	LOB	BOTTOM								
Norberto Martin, R OBP: 0.366, SLG: 0.414 Ozzie Guillen, L OBP: 0.280, SLG: 0.370 (1, 6)										4	1	2	1	0	1	0	Oakland Athletics @ Chicago White Sox Comiskey Park, Chicago, IL Wed Jul 24 1996, 4:33 AM EDT Att: 23,350 - Sunny - 80 F								
Ray Durham, S OBP: 0.355, SLG: 0.414 (1, 4)										4	0	0	0	0	3	3									
Harold Baines, L OBP: 0.392, SLG: 0.520 (1, 10)										4	0	1	0	1	0	4									
Danny Tartabull, R OBP: 0.325, SLG: 0.452 (1, 9)										5	0	2	1	0	1	0									
Lyle Mouton, R OBP: 0.345, SLG: 0.437 Dave Martinez, L OBP: 0.369, SLG: 0.430 (1, 7)										4	1	1	0	0	0	4									
Chris Snopce, R OBP: 0.304, SLG: 0.548 (1, 5)										4	1	1	0	1	1	2									
Robin Ventura, L OBP: 0.379, SLG: 0.528 (1, 3)										3	1	2	1	1	0	1									
Robert Machado, R OBP: 0.667, SLG: 1.000 Tony Phillips, S OBP: 0.412, SLG: 0.413 (8, PH)										3	1	2	1	0	0	1									
Darren Lewis, R OBP: 0.336, SLG: 0.316 Ron Karkovice, R OBP: 0.272, SLG: 0.347 (1, 8)										3	0	1	1	0	0	2									
Inning Stats	R: 1 E: 0 K: 1 S: 17	H: 3 LOB: 0 BB: 0 P: 27	R: 0 E: 0 K: 0 S: 3	H: 1 LOB: 0 BB: 0 P: 4	R: 0 E: 0 K: 0 S: 9	H: 1 LOB: 1 BB: 1 P: 15	R: 0 E: 0 K: 0 S: 6	H: 1 LOB: 1 BB: 1 P: 11	R: 4 E: 0 K: 1 S: 25	H: 6 LOB: 2 BB: 0 P: 35	R: 0 E: 0 K: 0 S: 12	H: 0 LOB: 1 BB: 1 P: 21	R: 0 E: 0 K: 0 S: 11	H: 1 LOB: 2 BB: 0 P: 18	R: 0 E: 0 K: 2 S: 9	H: 0 LOB: 0 BB: 0 P: 11		1B: 11 2B: 2 3B: 0 HR: 0	SF: 0 SAC: 1 DP: 2 HBP: 1	WP: 0 PB: 0 SB: 2 CS: 0	PA: 42				
PITCHER	IP	WLS	BF	H	R	ER	SO	BB	IBB	HBP	BLK	WP	HR	S	P	ERA	WHIP								
Doug Johns, L ERA: 6.1 Buddy Groom, L ERA: 2.99 Jim Corsi, R ERA: 3.18 Billy Taylor, R ERA: 3.86	(1, 1)	5.1	26	10	5	5	3	2	0	0	0	0	0	14	19	0.00	3.000								


AB	35
R	6
H	7
RBI	6
BB	3
SO	5
LOB	8



AB	37
R	5
H	13
RBI	5
BB	3
SO	6
LOB	18



Batter	1	2	3	4	5	6	7	8	9	AB	R	H	RBI	BB	SO	LOB	TOP										
Darryl Hamilton, L OBP: 0.351, SLG: 0.373 Warren Newson, L OBP: 0.351, SLG: 0.456	K		G5-3 1B		K			K		2	0	1	0	0	1	0	<p>Texas Rangers @ Chicago White Sox Comiskey Park, Chicago, IL Fri Jul 26 1996, 8:05 PM EDT Att: 21,398 - Unknown - 75 F</p> <p>livebaseballscores.com</p> <p>AB 34 R 2 H 5 RBI 2 BB 0 SO 11 LOB 11</p> 										
Ivan Rodriguez, R OBP: 0.355, SLG: 0.507	F8		G5-3		K			F9		4	0	0	0	0	1	3											
29 Rusty Greer, L OBP: 0.389, SLG: 0.511	E5		P6					F7		4	0	0	0	0	0	3											
Juan Gonzalez, R OBP: 0.395, SLG: 0.682	K		K						G6-3	4	0	0	0	0	2	3											
Dean Palmer, R OBP: 0.361, SLG: 0.544		G5-3		G3-1				K		4	1	1	1	0	1	0											
Mark McLemore, S OBP: 0.394, SLG: 0.402		L8		F9					F7	4	0	0	0	0	1	0											
Lee Stevens, L OBP: 0.379, SLG: 0.577		K		E6				G4-3		4	0	0	0	0	1	0											
Damon Buford, R OBP: 0.333, SLG: 0.448			2B	K				F9		3	1	1	0	0	1	1											
Kevin Elster, R OBP: 0.337, SLG: 0.486			1B 2B		K				1B	3	0	2	1	0	1	0											
Inning Stats	R: 0 E: 1 K: 2 S: 10	H: 0 LOB: 1 BB: 0 P: 15	R: 0 E: 0 K: 1 S: 7	H: 0 LOB: 0 BB: 0 P: 11	R: 1 E: 0 K: 1 S: 13	H: 3 LOB: 2 BB: 0 P: 22	R: 0 E: 1 K: 1 S: 11	H: 0 LOB: 1 BB: 0 P: 16	R: 0 E: 0 K: 3 S: 9	H: 0 LOB: 0 BB: 0 P: 15	R: 0 E: 0 K: 1 S: 8	H: 0 LOB: 0 BB: 0 P: 14	R: 0 E: 0 K: 1 S: 12	H: 1 LOB: 1 BB: 0 P: 21	R: 1 E: 0 K: 0 S: 11	H: 1 LOB: 0 BB: 0 P: 15		1B: 2 2B: 2 3B: 0 HR: 1	SF: 0 SAC: 0 DP: 0 HBP: 0	WP: 0 PB: 0 SB: 0 CS: 0	PA: 34						
PITCHER	IP	WLS	BF	H	R	ER	SO	BB	IBB	HBP	BLK	WP	HR	S	P	ERA	WHIP										
Wilson Alvarez, L ERA: 3.51	(1, 1)	8.0	W	30	4	1	1	11	0	0	0	0	0	76	123	1.12	0.500										
41 Bill Simas, R ERA: 4.47	(9, 1)	1.0		4	1	1	1	0	0	0	0	0	1	11	15	9.00	1.000										


Batter	1	2	3	4	5	6	7	8	9	AB	R	H	RBI	BB	SO	LOB	BOTTOM										
Tony Phillips, S OBP: 0.414, SLG: 0.424	SF9 3B		CS BB		G4-3 1B	G4-3				2	2	1	0	2	0	1	<p>Texas Rangers @ Chicago White Sox Comiskey Park, Chicago, IL Fri Jul 26 1996, 8:05 PM EDT Att: 21,398 - Unknown - 75 F</p> <p>livebaseballscores.com</p> <p>AB 28 R 6 H 8 RBI 5 BB 5 SO 3 LOB 11</p> 										
Norberto Martin, R OBP: 0.355, SLG: 0.405 Ozzie Guillen, L OBP: 0.287, SLG: 0.376	SF9		K		G4-3			F9		2	0	0	2	0	1	2											
Chris Snopce, R OBP: 0.299, SLG: 0.528	F8				K			F7		4	0	1	1	0	1	0											
Danny Tartabull, R OBP: 0.327, SLG: 0.447	G4-3				2B	1B		G6-3		3	0	1	0	1	0	0											
Lyle Mouton, R OBP: 0.349, SLG: 0.434		G4-3			K			FC6-4 1B		3	0	1	0	1	1	1											
Ray Durham, S OBP: 0.356, SLG: 0.413		E S BB				2B		FC6-4 3B		3	1	1	0	1	0	3											
Dave Martinez, L OBP: 0.370, SLG: 0.437		G5-3			G4-3			F8		4	1	1	1	0	0	3											
Ron Karkovics, R OBP: 0.269, SLG: 0.346		G5-3						SH5-3 3B		3	1	1	1	0	0	1											
Darren Lewis, R OBP: 0.332, SLG: 0.310					P4			G4-3		3	1	1	0	0	0	0											
Inning Stats	R: 1 E: 0 K: 0 S: 10	H: 1 LOB: 0 BB: 0 P: 15	R: 0 E: 0 K: 0 S: 9	H: 0 LOB: 1 BB: 1 P: 16	R: 0 E: 0 K: 1 S: 11	H: 0 LOB: 1 BB: 1 P: 18	R: 0 E: 0 K: 2 S: 12	H: 2 LOB: 2 BB: 0 P: 20	R: 3 E: 0 K: 0 S: 13	H: 2 LOB: 0 BB: 1 P: 20	R: 2 E: 0 K: 0 S: 12	H: 3 LOB: 1 BB: 0 P: 22	R: 0 E: 0 K: 0 S: 11	H: 0 LOB: 2 BB: 2 P: 21	R: 0 E: 0 K: 0 S: 5	H: 0 LOB: 0 BB: 0 P: 7		1B: 4 2B: 3 3B: 2 HR: 0	SF: 1 SAC: 2 DP: 1 HBP: 0	WP: 0 PB: 0 SB: 3 CS: 1	PA: 36						
PITCHER	IP	WLS	BF	H	R	ER	SO	BB	IBB	HBP	BLK	WP	HR	S	P	ERA	WHIP										
Darren Oliver, L ERA: 4.54	(1, 1)	5.1	L	25	7	6	6	3	3	0	0	0	0	59	96	10.12	1.875										
Mark Brandenburg, R ERA: 3.21	(6, 1)	1.1		7	1	0	0	0	2	0	0	0	0	18	34	0.00	2.250										
Danny Patterson, R ERA:	(7, 1)	1.1		4	0	0	0	0	0	0	0	0	0	6	9	0.00	0.000										

Batter	1	2	3	4	5	6	7	8	9	AB	R	H	RBI	BB	SO	LOB	TOP				
Darryl Hamilton, L (1, 8) OBP: 0.352, SLG: 0.380	0-1 G4-6-3 1B		0-1 P6			0-1 B5-3		0-2 P6		4	0	1	0	0	0	1					
Ivan Rodriguez, R (1, 2) OBP: 0.353, SLG: 0.502	1-1 G4-6-3 1-2			2-2 G3		3-1 G3-1		1-0 G1-3		4	0	0	0	0	0	2					
29 Rusty Greer, L (1, 7) OBP: 0.385, SLG: 0.505	1-3 K			2-0 G6-3 2B		3-2 G4-3			1-3 K	4	1	1	0	0	2	0					
Juan Gonzalez, R (1, 9) OBP: 0.390, SLG: 0.668		0-2 1B		0-0 E3 G6-3			0-1 P6		2-0 F9	4	0	1	0	0	0	1					
Mickey Tettleton, S (1, 10) OBP: 0.374, SLG: 0.463	1-1 F7			1-2 G6-3			2-3 K		1-2 P5	4	0	0	1	0	1	2					
Dean Palmer, R (1, 5) OBP: 0.384, SLG: 0.542	1-2 F9			3-H G4-3			1-1 1B			3	0	1	0	0	0	2					
Lee Stevens, L (1, 3) OBP: 0.351, SLG: 0.559	2-1 L7				0-1 F8			0-0 G6-3		3	0	0	0	0	0	2					
Mark McLemore, S (1, 4) OBP: 0.395, SLG: 0.399			1-3 K		1-2 CS 1B			3-1 F7		3	0	1	0	0	1	0					
Rene Gonzales, R (1, 6) OBP: 0.309, SLG: 0.384			0-0 G6-3		1 SAFE K			4-2 BB		2	0	0	0	0	1	1					
Kurt Stillwell, S (8, PH) OBP: 0.355, SLG: 0.327					1-2 K					0	0	0	0	1	0	0					
Inning Stats	R: 0 E: 0 K: 1 S: 7	H: 1 LOB: 0 BB: 0 P: 9	R: 0 E: 0 K: 0 S: 11	H: 1 LOB: 1 BB: 0 P: 15	R: 0 E: 0 K: 1 S: 6	H: 0 LOB: 0 BB: 0 P: 7	R: 1 E: 0 K: 0 S: 11	H: 1 LOB: 1 BB: 0 P: 16	R: 0 E: 0 K: 1 S: 10	H: 0 LOB: 0 BB: 0 P: 16	R: 0 E: 0 K: 1 S: 8	H: 1 LOB: 1 BB: 0 P: 11	R: 0 E: 0 K: 0 S: 10	H: 0 LOB: 1 BB: 1 P: 18	R: 0 E: 0 K: 1 S: 7	H: 0 LOB: 0 BB: 0 P: 11	1B: 4 2B: 1 3B: 0 HR: 0	SF: 0 SAC: 0 DP: 1 HBP: 0	WP: 0 PB: 0 SB: 0 CS: 1	PA: 32	
PITCHER	IP WLS BF H R ER SO BB IBB HBP BLK WP HR S P ERA WHIP	IP WLS BF H R ER SO BB IBB HBP BLK WP HR S P ERA WHIP	IP WLS BF H R ER SO BB IBB HBP BLK WP HR S P ERA WHIP	IP WLS BF H R ER SO BB IBB HBP BLK WP HR S P ERA WHIP	IP WLS BF H R ER SO BB IBB HBP BLK WP HR S P ERA WHIP	IP WLS BF H R ER SO BB IBB HBP BLK WP HR S P ERA WHIP	IP WLS BF H R ER SO BB IBB HBP BLK WP HR S P ERA WHIP	IP WLS BF H R ER SO BB IBB HBP BLK WP HR S P ERA WHIP	IP WLS BF H R ER SO BB IBB HBP BLK WP HR S P ERA WHIP	IP WLS BF H R ER SO BB IBB HBP BLK WP HR S P ERA WHIP	IP WLS BF H R ER SO BB IBB HBP BLK WP HR S P ERA WHIP	IP WLS BF H R ER SO BB IBB HBP BLK WP HR S P ERA WHIP	IP WLS BF H R ER SO BB IBB HBP BLK WP HR S P ERA WHIP	IP WLS BF H R ER SO BB IBB HBP BLK WP HR S P ERA WHIP	IP WLS BF H R ER SO BB IBB HBP BLK WP HR S P ERA WHIP	IP WLS BF H R ER SO BB IBB HBP BLK WP HR S P ERA WHIP	IP WLS BF H R ER SO BB IBB HBP BLK WP HR S P ERA WHIP	IP WLS BF H R ER SO BB IBB HBP BLK WP HR S P ERA WHIP	IP WLS BF H R ER SO BB IBB HBP BLK WP HR S P ERA WHIP	IP WLS BF H R ER SO BB IBB HBP BLK WP HR S P ERA WHIP	IP WLS BF H R ER SO BB IBB HBP BLK WP HR S P ERA WHIP

Texas Rangers @ Chicago White Sox
Comiskey Park, Chicago, IL
Sun Jul 28 1996, 4:33 AM EDT
Att: 20,902 - Overcast - 69 F

livebaseballscorecards.com

AB 31
R 1
H 5
RBI 1
BB 1
SO 5
LOB 11




Batter	1	2	3	4	5	6	7	8	9	AB	R	H	RBI	BB	SO	LOB	BOTTOM				
Tony Phillips, S (1, 7) OBP: 0.417, SLG: 0.430	0-0 G3		4-2 SH3-4 BB		4-2 FC5-4 BB		2-1 HR			2	1	1	1	2	0	0					
Darren Lewis, R (1, 8) OBP: 0.325, SLG: 0.302	2-1 G4-3		0-0 SH3-4		1-1 FC5-4 G4-6-3		2-2 G5-3			3	0	0	0	0	0	1					
Robin Ventura, L (1, 5) OBP: 0.384, SLG: 0.534	2-0 1B		4-0 G4-6-3 IBB		0-2 G4-6-3			1-1 L8 2B		3	1	2	0	1	0	1					
Harold Baines, L (1, 10) OBP: 0.385, SLG: 0.508	2-3 K		0-0 G4-6-3		2-1 F9			2-0 L8		4	0	0	0	0	1	5					
Dave Martinez, L (1, 3) OBP: 0.370, SLG: 0.437		1-0 F9		1-0 CS 1B		2-2 HBP		0-0 1B 2B		3	1	2	1	0	0	0					
Danny Tartabull, R (1, 9) OBP: 0.328, SLG: 0.444		1-2 G5-3		4-2 2B BB		1-3 K		0-0 FC6-4 1B		3	1	1	1	1	1	1					
Ray Durham, S (1, 4) OBP: 0.354, SLG: 0.408		0-3 K		2-2 L8		2-1 F7		0-0 FC6-4		4	0	0	0	0	1	3					
Ron Karkovice, R (1, 2) OBP: 0.272, SLG: 0.362			0-0 HR		2-2 2B			0-0 F7		4	1	2	2	0	0	1					
Ozzie Guillen, L (1, 6) OBP: 0.283, SLG: 0.370			1-1 SH3-4 BB 1B		1-2 L9		3-3 K			3	0	1	0	0	1	1					
Inning Stats	R: 0 E: 0 K: 1 S: 7	H: 1 LOB: 1 BB: 0 P: 13	R: 0 E: 0 K: 1 S: 8	H: 0 LOB: 0 BB: 0 P: 10	R: 1 E: 0 K: 0 S: 7	H: 2 LOB: 2 BB: 2 P: 16	R: 1 E: 0 K: 0 S: 15	H: 2 LOB: 1 BB: 1 P: 25	R: 0 E: 0 K: 1 S: 9	H: 0 LOB: 1 BB: 0 P: 16	R: 1 E: 0 K: 1 S: 19	H: 1 LOB: 0 BB: 0 P: 29	R: 2 E: 0 K: 0 S: 7	H: 3 LOB: 1 BB: 0 P: 10	R: 0 E: 0 K: 1 S: 7	H: 0 LOB: 0 BB: 0 P: 11	1B: 4 2B: 3 3B: 0 HR: 2	SF: 0 SAC: 1 DP: 2 HBP: 1	WP: 0 PB: 0 SB: 0 CS: 1	PA: 35	
PITCHER	IP WLS BF H R ER SO BB IBB HBP BLK WP HR S P ERA WHIP	IP WLS BF H R ER SO BB IBB HBP BLK WP HR S P ERA WHIP	IP WLS BF H R ER SO BB IBB HBP BLK WP HR S P ERA WHIP	IP WLS BF H R ER SO BB IBB HBP BLK WP HR S P ERA WHIP	IP WLS BF H R ER SO BB IBB HBP BLK WP HR S P ERA WHIP	IP WLS BF H R ER SO BB IBB HBP BLK WP HR S P ERA WHIP	IP WLS BF H R ER SO BB IBB HBP BLK WP HR S P ERA WHIP	IP WLS BF H R ER SO BB IBB HBP BLK WP HR S P ERA WHIP	IP WLS BF H R ER SO BB IBB HBP BLK WP HR S P ERA WHIP	IP WLS BF H R ER SO BB IBB HBP BLK WP HR S P ERA WHIP	IP WLS BF H R ER SO BB IBB HBP BLK WP HR S P ERA WHIP	IP WLS BF H R ER SO BB IBB HBP BLK WP HR S P ERA WHIP	IP WLS BF H R ER SO BB IBB HBP BLK WP HR S P ERA WHIP	IP WLS BF H R ER SO BB IBB HBP BLK WP HR S P ERA WHIP	IP WLS BF H R ER SO BB IBB HBP BLK WP HR S P ERA WHIP	IP WLS BF H R ER SO BB IBB HBP BLK WP HR S P ERA WHIP	IP WLS BF H R ER SO BB IBB HBP BLK WP HR S P ERA WHIP	IP WLS BF H R ER SO BB IBB HBP BLK WP HR S P ERA WHIP	IP WLS BF H R ER SO BB IBB HBP BLK WP HR S P ERA WHIP	IP WLS BF H R ER SO BB IBB HBP BLK WP HR S P ERA WHIP	IP WLS BF H R ER SO BB IBB HBP BLK WP HR S P ERA WHIP

Texas Rangers @ Chicago White Sox
Comiskey Park, Chicago, IL
Sun Jul 28 1996, 4:33 AM EDT
Att: 20,902 - Overcast - 69 F

livebaseballscorecards.com

AB 29
R 5
H 9
RBI 5
BB 4
SO 4
LOB 13



Batter	1	2	3	4	5	6	7	8	9	AB	R	H	RBI	BB	SO	LOB	TOP					
Tony Phillips, S OBP: 0.417, SLG: 0.428 (1, 7)	G4-3		1B		K		1B		K	4	0	1	0	1	2	0	Chicago White Sox @ Oakland Athletics Oakland-Alameda County Coliseum, Oakland, CA Tue Jul 30 1996, 7:05 PM PDT Att: 14,210 - Unknown - 65 F					
Ray Durham, S OBP: 0.355, SLG: 0.408 (1, 4)	K		1B		G4-3		1B		L5	5	0	2	1	0	1	0						
Robin Ventura, L OBP: 0.381, SLG: 0.528 (1, 5)	F7		1B		G1-3		L8			4	0	0	0	0	0	4						
Harold Baines, L OBP: 0.386, SLG: 0.516 (1, 10)		G4-3			HR				G3-1	3	1	1	1	1	0	0						
Danny Tartabull, R OBP: 0.330, SLG: 0.445 (1, 9)		FC5-4 1B			F8		P8		1B	4	0	2	0	0	0	1						
Dave Martinez, L OBP: 0.372, SLG: 0.445 (1, 3)		F7					G5-3		1B	4	0	2	0	0	0	2						
Pat Borders, R OBP: 0.299, SLG: 0.369 (1, 2)		FC5-4 1-2			G5-3				K	4	1	1	0	0	1	4						
Darren Lewis, R OBP: 0.322, SLG: 0.299 (1, 8)					G4-3		G6-3		SH1-3 1B	3	0	0	0	0	0	3						
Ozzie Guillen, L OBP: 0.280, SLG: 0.366 (1, 6)					P6		G1-4-3		L8	4	0	0	0	0	0	1						
Inning Stats	R: 0 E: 0 K: 1 S: 6	H: 0 LOB: 0 BB: 0 P: 8	R: 0 E: 0 K: 0 S: 7	H: 1 LOB: 1 BB: 0 P: 13	R: 0 E: 0 K: 0 S: 11	H: 2 LOB: 2 BB: 0 P: 18	R: 1 E: 0 K: 0 S: 8	H: 2 LOB: 1 BB: 0 P: 12	R: 0 E: 0 K: 1 S: 6	H: 0 LOB: 0 BB: 1 P: 9	R: 0 E: 0 K: 0 S: 11	H: 0 LOB: 1 BB: 1 P: 16	R: 1 E: 0 K: 0 S: 12	H: 2 LOB: 2 BB: 1 P: 23	R: 0 E: 0 K: 1 S: 13	H: 2 LOB: 2 BB: 0 P: 17	R: 0 E: 0 K: 1 S: 9	H: 0 LOB: 0 BB: 0 P: 10	1B: 7 2B: 0 3B: 1 HR: 1	SF: 0 SAC: 1 DP: 0 HBP: 0	WP: 0 PB: 0 SB: 1 CS: 0	PA: 38
PITCHER	IP	WLS	BF	H	R	ER	SO	BB	IBB	HBP	BLK	WP	HR	S	P	ERA	WHIP					
Dave Telgheder, R ERA: 3.28 (1, 1)	6.2	L	29	7	2	2	2	1	1	0	0	0	1	60	98	2.70	1.200					
Doug Johns, L ERA: 8.09 (7, 1)	0.2		4	2	0	0	0	0	0	0	0	0	0	5	9	0.00	3.000					
Jay Witasick, R ERA: 3.6 (8, 1)	0.2		2	0	0	0	1	0	0	0	0	0	0	9	9	0.00	0.000					
Buddy Groom, L ERA: 2.89 (9, 1)	1.0		3	0	0	0	1	0	0	0	0	0	0	9	10	0.00	0.000					

Batter	1	2	3	4	5	6	7	8	9	AB	R	H	RBI	BB	SO	LOB	BOTTOM					
Damon Mashore, R OBP: 0.367, SLG: 0.395 (1, 9)	K					F8			DI 1B	3	1	1	0	1	1	0	Chicago White Sox @ Oakland Athletics Oakland-Alameda County Coliseum, Oakland, CA Tue Jul 30 1996, 7:05 PM PDT Att: 14,210 - Unknown - 65 F					
Rafael Bourquiel, R OBP: 0.316, SLG: 0.352 (1, 4)	G1-3				FC2-6 1B	K			P3	4	0	0	0	0	1	2						
Jason Giambi, L OBP: 0.374, SLG: 0.550 (1, 3)	P7								1B	3	0	1	0	1	0	0						
Tony Batista, R OBP: 0.298, SLG: 0.446 (9, PR)					1B				BB	0	0	0	0	0	0	0						
Geronimo Berroa, R OBP: 0.347, SLG: 0.558 (1, 10)		F9			P9				1B	4	0	1	1	0	0	2						
Scott Brosius, R OBP: 0.453, SLG: 0.641 (1, 5)		P3			L7				1B	4	0	0	0	0	0	4						
Terry Steinbach, R OBP: 0.354, SLG: 0.555 (1, 2)		K							F7	3	0	0	0	0	2	0						
Matt Stairs, L OBP: 0.377, SLG: 0.565 (1, 7)					K				P2	3	0	0	0	0	1	0						
Ernie Young, R OBP: 0.317, SLG: 0.429 (1, 8)					K				K	3	0	0	0	0	2	0						
Mike Bordick, R OBP: 0.304, SLG: 0.301 (1, 6)					P5				L3	3	0	0	0	0	0	0						
Inning Stats	R: 0 E: 0 K: 1 S: 6	H: 0 LOB: 0 BB: 0 P: 11	R: 0 E: 0 K: 1 S: 7	H: 0 LOB: 0 BB: 0 P: 15	R: 0 E: 0 K: 2 S: 8	H: 0 LOB: 0 BB: 0 P: 11	R: 0 E: 0 K: 0 S: 8	H: 1 LOB: 2 BB: 1 P: 17	R: 0 E: 0 K: 1 S: 8	H: 0 LOB: 0 BB: 0 P: 13	R: 0 E: 0 K: 1 S: 8	H: 0 LOB: 0 BB: 0 P: 9	R: 0 E: 0 K: 0 S: 4	H: 0 LOB: 0 BB: 0 P: 6	R: 0 E: 0 K: 1 S: 5	H: 0 LOB: 0 BB: 0 P: 7	R: 1 E: 0 K: 0 S: 14	H: 2 LOB: 2 BB: 1 P: 21	1B: 3 2B: 0 3B: 0 HR: 0	SF: 0 SAC: 0 DP: 0 HBP: 0	WP: 0 PB: 0 SB: 0 CS: 0	PA: 32
PITCHER	IP	WLS	BF	H	R	ER	SO	BB	IBB	HBP	BLK	WP	HR	S	P	ERA	WHIP					
James Baldwin, R ERA: 3.48 (1, 1)	8.0	W	26	1	0	0	7	1	0	0	0	0	0	54	89	0.00	0.250					
Roberto Hernandez, R ERA: 1.29 (9, 1)	1.0	S	6	2	1	1	0	1	0	0	0	0	0	14	21	9.00	3.000					

AB 35
R 2
H 9
RBI 2
BB 2
SO 4
LOB 15



AB 30
R 1
H 3
RBI 1
BB 2
SO 7
LOB 8



Batter	1	2	3	4	5	6	7	8	9	AB	R	H	RBI	BB	SO	LOB	TOP										
Tony Phillips, S OBP: 0.412, SLG: 0.423 (1, 7)	F8		K		G4-3		K		K	5	0	0	0	0	3	2	Chicago White Sox @ Oakland Athletics Oakland-Alameda County Coliseum, Oakland, CA Wed Jul 31 1996, 3:33 AM PDT Att: 13,127 - Sunny - 73 F										
Dave Martinez, L OBP: 0.377, SLG: 0.448 (1, 8) (8, 9)	1B		1B		1B		G4-3			3	1	2	1	1	0	0											
Frank Thomas, R OBP: 0.455, SLG: 0.613 (1, 3)	1B		F8		1B				F9	4	0	2	1	0	0	1											
Harold Baines, L OBP: 0.382, SLG: 0.509 (1, 10)	F7				E7		F8		G2-3	4	1	0	0	0	0	3											
Robin Ventura, L OBP: 0.380, SLG: 0.531 (1, 5)	P9				F8		P3			4	0	1	0	0	0	4											
Lyle Mouton, R OBP: 0.351, SLG: 0.453 Darren Lewis, R OBP: 0.322, SLG: 0.299 (8, 8)	1B				G4-3				L8	4	0	1	0	0	1	2											
Ray Durham, S OBP: 0.354, SLG: 0.415 (1, 4)	K				G4-3		G4-3		K	4	1	1	2	0	2	1											
Ron Karkovics, R OBP: 0.270, SLG: 0.358 Norberto Martin, R OBP: 0.354, SLG: 0.413 (9, PH)	L6-3				G6-3		K		G4-3	3	0	0	0	0	1	1											
Ozzie Guillen, L OBP: 0.279, SLG: 0.363 (1, 6)					P7				G4-3	3	1	0	0	1	0	1											
Inning Stats	R: 0 E: 0 K: 0 S: 10	H: 1 LOB: 2 BB: 1 P: 22	R: 0 E: 0 K: 1 S: 9	H: 1 LOB: 0 BB: 0 P: 12	R: 0 E: 0 K: 1 S: 8	H: 1 LOB: 1 BB: 0 P: 9	R: 2 E: 1 K: 0 S: 9	H: 1 LOB: 0 BB: 0 P: 14	R: 2 E: 0 K: 0 S: 11	H: 2 LOB: 1 BB: 1 P: 20	R: 0 E: 0 K: 1 S: 9	H: 0 LOB: 0 BB: 0 P: 10	R: 0 E: 0 K: 1 S: 6	H: 0 LOB: 0 BB: 0 P: 9	R: 0 E: 0 K: 1 S: 12	H: 1 LOB: 1 BB: 0 P: 18		R: 0 E: 0 K: 1 S: 12	H: 1 LOB: 1 BB: 0 P: 16	1B: 6 2B: 1 3B: 1 HR: 1	SF: 0 SAC: 0 DP: 1 HBP: 0	WP: 1 PB: 0 CS: 0	PA: 37				
PITCHER	IP	WLS	BF	H	R	ER	SO	BB	IBB	HBP	BLK	WP	HR	S	P	ERA	WHIP										
Willie Adams, R ERA: 4.19 (1, 1)	6.0		26	6	4	2	3	2	0	0	0	1	1	56	87	3.00	1.333										
Mike Mohler, L ERA: 2.35 (7, 1)	1.2	W	6	1	0	0	1	0	0	0	0	0	0	15	23	0.00	0.600										
Jay Witasick, R ERA: 3.38 (8, 1)	0.1	S	4	1	0	0	2	0	0	0	0	0	0	3	4	0.00	0.000										
Billy Taylor, R ERA: 3.68 (9, 1)	1.0		4	1	0	0	2	0	0	0	0	0	0	12	16	0.00	1.000										

Batter	1	2	3	4	5	6	7	8	9	AB	R	H	RBI	BB	SO	LOB	BOTTOM										
Damon Mashore, R OBP: 0.373, SLG: 0.435 (1, 7)	K		K		CS		1B			4	1	2	1	0	2	1	Chicago White Sox @ Oakland Athletics Oakland-Alameda County Coliseum, Oakland, CA Wed Jul 31 1996, 3:33 AM PDT Att: 13,127 - Sunny - 73 F										
Rafael Bourquard, R OBP: 0.316, SLG: 0.347 (1, 4)	G5-3		FC4-6				K			3	0	0	0	1	1	2											
Scott Brosius, R OBP: 0.450, SLG: 0.648 (1, 5)	K				L9		G5-4-3		HR	4	1	1	1	0	1	1											
Geronimo Berroa, R OBP: 0.346, SLG: 0.558 Jose Herrera, L OBP: 0.298, SLG: 0.357 (9, 9)	P9				G6-3		2B		F9	4	1	1	0	0	0	0											
Terry Steinbach, R OBP: 0.360, SLG: 0.566 (1, 2)	1B				HR		2B		1B	2	2	2	1	2	0	0											
Tony Batista, R OBP: 0.311, SLG: 0.458 (1, 10)	P9				K		2B		1B	3	0	1	1	1	1	1											
Jason Giambi, L OBP: 0.373, SLG: 0.547 (1, 3)	K				K		F9		E9	4	0	1	0	0	2	3											
Ernie Young, R OBP: 0.316, SLG: 0.425 (1, 8)			K				CS		K	3	0	0	0	0	3	1											
Mike Bordick, R OBP: 0.304, SLG: 0.300 (1, 6)			FC4-6		F9				P5	2	0	0	0	1	0	1											
Inning Stats	R: 0 E: 0 K: 2 S: 9	H: 0 LOB: 0 BB: 0 P: 13	R: 0 E: 0 K: 1 S: 10	H: 1 LOB: 0 BB: 0 P: 16	R: 0 E: 0 K: 2 S: 12	H: 0 LOB: 1 BB: 1 P: 19	R: 1 E: 0 K: 1 S: 8	H: 1 LOB: 0 BB: 0 P: 13	R: 0 E: 0 K: 0 S: 10	H: 0 LOB: 0 BB: 0 P: 15	R: 2 E: 0 K: 0 S: 10	H: 3 LOB: 2 BB: 2 P: 21	R: 0 E: 0 K: 2 S: 11	H: 1 LOB: 1 BB: 0 P: 18	R: 2 E: 1 K: 1 S: 12	H: 2 LOB: 1 BB: 2 P: 25		1B: 3 2B: 2 3B: 0 HR: 3	SF: 0 SAC: 0 DP: 1 HBP: 1	WP: 0 PB: 0 CS: 1	PA: 36						
PITCHER	IP	WLS	BF	H	R	ER	SO	BB	IBB	HBP	BLK	WP	HR	S	P	ERA	WHIP										
Wilson Alvarez, L ERA: 3.52 (1, 1)	7.0		29	6	3	3	9	3	0	1	0	0	2	70	115	3.86	1.286										
Matt Karchner, R ERA: 4.92 (8, 1)	0.1	L	4	1	2	1	0	2	0	0	0	0	1	7	16	27.00	9.000										
Larry Thomas, L ERA: 3.24 (8, 1)	0.1		1	1	0	0	0	0	0	0	0	0	0	2	3	0.00	3.000										
41 Bill Simas, R ERA: 4.7 (8, 1)	0.1		1	0	0	0	1	0	0	0	0	0	0	3	6	0.00	0.000										

AB	35
R	4
H	8
RBI	4
BB	2
SO	7
LOB	15



AB	29
R	5
H	8
RBI	4
BB	5
SO	10
LOB	10



Batter	1	2	3	4	5	6	7	8	9	AB	R	H	RBI	BB	SO	LOB	TOP										
Tony Phillips, S OBP: 0.414, SLG: 0.421 (1, 7)	0-3 K	4-2 S BB		4-1 2B BB		2-3 K			4-2 BB HR BB	2	2	0	0	3	2	0											
Dave Martinez, L OBP: 0.381, SLG: 0.456 (1, 8) (9, 3)	0-1 2B	1-2 G4-3		0-0 S 1-H G6-3 2B		3-1 G3			4-0 HR BB	4	3	2	1	1	0	1											
Frank Thomas, R OBP: 0.457, SLG: 0.621 Darren Lewis, R OBP: 0.322, SLG: 0.299 (1, 3) (9, 8)	4-0 2B BB		1-0 BB 1B FC4-6	2-1 G6-3		0-0 F9			2-2 HR	4	3	2	4	1	0	0											
Harold Baines, L OBP: 0.379, SLG: 0.508 (1, 10)	3-2 BB 2H 2B		0-0 P7	0-1 F9			1-2 P7		0-1 L7	5	0	1	1	0	0	1											
Robin Ventura, L OBP: 0.380, SLG: 0.528 (1, 5)	4-0 L6 BB IBB		1-2 FC4-6 BB 1B		1-2 G3		2-3 K		1-1 G4-3	4	0	1	0	1	1	0											
Danny Tartabull, R OBP: 0.333, SLG: 0.447 (1, 9)	4-1 BB		4-1 FC4-6 BB		1-2 1B 2B		2-2 G6-3		0-0 G6-3	3	0	1	1	2	0	0											
Ray Durham, S OBP: 0.353, SLG: 0.413 (1, 4)	0-0 L6		2-2 FC4-6		1-1 S 1B			2-3 K		4	0	1	1	0	1	5											
Pat Borders, R OBP: 0.290, SLG: 0.358 (1, 2)			2-1 F8		1-3 K			0-1 G5-3		4	0	0	0	0	2	4											
Ozzie Guillen, L OBP: 0.276, SLG: 0.359 (1, 6)			0-0 L7		0-0 F7		1-2 G4-3		0-0 G1-3	4	0	0	0	0	0	2											
Inning Stats	R: 2 E: 0 K: 1 S: 10	H: 2 LOB: 2 BB: 3 P: 25	R: 0 E: 0 K: 0 S: 8	H: 0 LOB: 1 BB: 1 P: 15	R: 1 E: 0 K: 1 S: 13	H: 2 LOB: 2 BB: 1 P: 21	R: 2 E: 0 K: 0 S: 7	H: 1 LOB: 0 BB: 1 P: 13	R: 0 E: 0 K: 1 S: 14	H: 2 LOB: 2 BB: 0 P: 19	R: 0 E: 0 K: 1 S: 9	H: 0 LOB: 0 BB: 0 P: 14	R: 0 E: 0 K: 1 S: 7	H: 0 LOB: 0 BB: 0 P: 9	R: 3 E: 0 K: 0 S: 11	H: 1 LOB: 0 BB: 2 P: 22	1B: 3 2B: 5 3B: 0 HR: 1	SF: 0 SAC: 0 DP: 1 HBP: 0	WP: 0 PB: 0 CS: 0	PA: 42							
PITCHER	IP	WLS	BF	H	R	ER	SO	BB	IBB	HBP	BLK	WP	HR	S	P	ERA	WHIP										
John Wasdin, R ERA: 5.79 (1, 1)	4.0	L	22	5	5	5	2	5	1	0	0	0	0	38	74	11.25	2.500										
Carlos Reyes, R ERA: 5.36 (5, 1)	3.0		11	2	0	0	3	0	0	0	0	0	0	29	44	0.00	0.667										
Jim Corsi, R ERA: 3.06 (8, 1)	1.0		3	0	0	0	1	0	0	0	0	0	0	7	9	0.00	0.000										
Buddy Groom, L ERA: 3.32 (9, 1)	1.0		6	1	3	3	0	2	0	0	0	0	1	11	22	27.00	3.000										

Chicago White Sox @ Oakland Athletics
Oakland-Alameda County Coliseum, Oakland, CA

AB 34
R 8
H 8
RBI 8
BB 8
SO 6
LOB 13



Thu Aug 01 1996, 3:33 AM PDT
Att: 10,514 - Overcast - 62 F

Batter	1	2	3	4	5	6	7	8	9	AB	R	H	RBI	BB	SO	LOB	BOTTOM										
Damon Mashore, R OBP: 0.383, SLG: 0.456 (1, 9)	0-0 E2 1B		2-1 P3			1-2 L8 1B		2-0 2B 2B	1-3 K	5	1	3	0	0	1	0											
Matt Stairs, L OBP: 0.365, SLG: 0.537 (1, 7)	1-3 K		0-1 G4-3			2-2 BB 1B		0-0 F9	1-2 P6	5	0	1	0	0	1	2											
Jason Giambi, L OBP: 0.374, SLG: 0.549 (1, 3)	2-2 P5			3-2 G4-6-3 1B		2-2 L8		3-1 1B 2H WP 2B		4	1	2	1	0	0	3											
Geronimo Berroa, R OBP: 0.345, SLG: 0.553 (1, 10)	0-1 G4-3		0-1 F8			4-2 BB		0-0 G5-3		3	0	0	0	1	0	3											
Scott Brosius, R OBP: 0.447, SLG: 0.641 (1, 5)		1-2 L9		1-2 G4-6-3		2-0 P9		1-1 WP 1B		4	0	1	0	0	0	4											
Terry Steinbach, R OBP: 0.382, SLG: 0.573 Tony Batista, R OBP: 0.311, SLG: 0.458 George Williams, S OBP: 0.336, SLG: 0.290 (1, 2) (8, FR) (9, 2)		3-1 G6-3			2-1 HR	1-0 G5-3		4-2 BB BB		3	1	1	1	1	0	3											
Ernie Young, R OBP: 0.318, SLG: 0.424 (1, 8)		2-2 1B			0-0 B1		1-3 K	4-2 BB		3	0	1	0	1	1	0											
Mike Bordick, R OBP: 0.301, SLG: 0.296 (1, 6)		0-0 F8			3-2 L7		1-0 G6-3	3-2 L9		4	0	0	0	0	0	4											
Rafael Bourquard, R OBP: 0.309, SLG: 0.340 (1, 4)			0-2 G1-3		0-1 P3		0-2 L9		1-2 P9	4	0	0	0	0	0	0											
Inning Stats	R: 0 E: 1 K: 1 S: 10	H: 1 LOB: 1 BB: 0 P: 13	R: 0 E: 0 K: 0 S: 9	H: 1 LOB: 0 BB: 0 P: 15	R: 0 E: 0 K: 0 S: 7	H: 0 LOB: 0 BB: 0 P: 9	R: 0 E: 0 K: 0 S: 13	H: 1 LOB: 0 BB: 0 P: 17	R: 1 E: 0 K: 0 S: 8	H: 1 LOB: 0 BB: 0 P: 13	R: 0 E: 0 K: 0 S: 17	H: 2 LOB: 3 BB: 1 P: 29	R: 0 E: 0 K: 1 S: 7	H: 0 LOB: 0 BB: 0 P: 9	R: 2 E: 0 K: 0 S: 19	H: 3 LOB: 3 BB: 2 P: 36	R: 0 E: 0 K: 1 S: 12	H: 0 LOB: 0 BB: 0 P: 15	1B: 6 2B: 2 3B: 0 HR: 1	SF: 0 SAC: 0 DP: 1 HBP: 0	WP: 2 PB: 0 CS: 0	PA: 38					
PITCHER	IP	WLS	BF	H	R	ER	SO	BB	IBB	HBP	BLK	WP	HR	S	P	ERA	WHIP										
Kevin Tapani, R ERA: 3.58 (1, 1)	7.2	W	34	9	3	3	2	3	0	0	0	0	0	84	132	3.52	1.565										
Roberto Hernandez, R ERA: 1.26 (8, 1)	1.1	S	4	0	0	0	1	0	0	0	0	0	0	18	24	0.00	0.000										

Chicago White Sox @ Oakland Athletics
Oakland-Alameda County Coliseum, Oakland, CA

AB 35
R 3
H 9
RBI 2
BB 3
SO 3
LOB 19



Thu Aug 01 1996, 3:33 AM PDT
Att: 10,514 - Overcast - 62 F

Batter	1	2	3	4	5	6	7	8	9	AB	R	H	RBI	BB	SO	LOB	TOP
Dave Martinez, L (1, 9) OBP: 0.377, SLG: 0.450										6	1	1	0	0	2	2	
Ray Durham, S (1, 4) OBP: 0.353, SLG: 0.414										4	3	1	0	1	0	1	
Frank Thomas, R (1, 3) OBP: 0.461, SLG: 0.621										3	2	2	1	2	1	1	
Chris Snopce, R (8, PR) OBP: 0.299, SLG: 0.528										0	0	0	0	0	0	0	
Harold Baines, L (1, 10) OBP: 0.385, SLG: 0.515										5	2	4	4	0	0	1	
Robin Ventura, L (1, 5) OBP: 0.382, SLG: 0.531										5	0	3	2	0	0	3	
Lyle Mouton, R (1, 7) OBP: 0.352, SLG: 0.447										4	0	1	2	1	1	3	
Darren Lewis, R (1, 8) OBP: 0.320, SLG: 0.295										4	0	0	0	0	0	5	
Ron Karkovics, R (1, 2) OBP: 0.265, SLG: 0.352										5	0	0	0	0	2	2	
Ozzie Guillen, L (1, 6) OBP: 0.278, SLG: 0.359										5	1	2	0	0	0	2	
Inning Stats	R: 4 H: 4 E: 0 K: 1 S: 17	H: 4 R: 2 ER: 1 LOB: 2 BB: 1 P: 28	R: 0 H: 0 E: 0 K: 1 S: 8	H: 0 R: 0 ER: 0 LOB: 0 BB: 0 P: 9	R: 0 H: 0 E: 0 K: 1 S: 6	H: 0 R: 0 ER: 0 LOB: 2 BB: 2 P: 8	R: 0 H: 1 E: 0 K: 0 S: 12	H: 1 R: 0 ER: 0 LOB: 0 BB: 0 P: 9	R: 0 H: 2 E: 0 K: 0 S: 10	H: 1 R: 0 ER: 0 LOB: 1 BB: 0 P: 15	1B: 11 2B: 3 3B: 0 HR: 0	SF: 0 SAC: 0 DP: 1 HBP: 1	WP: 0 PB: 0 SB: 0 CS: 0	PA: 46			
PITCHER	IP WLS BF H R ER SO BB IBB HBP BLK WP HR S P ERA WHIP																
Roger Pavlik, R (1, 1) ERA: 4.68	4.0 L 22 7 5 5 4 2 0 1 0 0 0 0 50 77 11.25 2.250																
Danny Patterson, R (5, 1) ERA:	2.0 12 4 4 0 0 1 1 0 0 0 0 0 26 43 0.00 2.500																
Dennis Cook, L (7, 1) ERA: 3.61	2.0 8 2 0 0 0 0 0 0 0 0 0 0 15 27 0.00 1.000																
Mike Henneman, R (9, 1) ERA: 6.82	1.0 4 1 0 0 2 0 0 0 0 0 0 0 0 12 15 0.00 1.000																

Chicago White Sox @ Texas Rangers
The Ballpark at Arlington, Arlington, TX
Fri Aug 02, 1996, 8:05 PM EDT
Att: 36,299 - Unknown - 93 F

AB 41
R 9
H 14
RBI 9
BB 4
SO 6
LOB 20



Batter	1	2	3	4	5	6	7	8	9	AB	R	H	RBI	BB	SO	LOB	BOTTOM
Darryl Hamilton, L (1, 8) OBP: 0.356, SLG: 0.380										3	0	1	0	0	1	0	
Damon Buford, R (8, 8) OBP: 0.326, SLG: 0.437										1	0	0	0	0	0	0	
Mark McLemore, S (1, 4) OBP: 0.333, SLG: 0.396										2	0	1	0	0	1	0	
Kurt Stillwell, S (6, 4) OBP: 0.344, SLG: 0.316										2	0	0	0	0	0	1	
29 Rusty Greer, L (1, 7) OBP: 0.386, SLG: 0.506										4	0	0	0	0	1	2	
Juan Gonzalez, R (1, 9) OBP: 0.402, SLG: 0.707										2	0	0	0	1	0	1	
Rene Gonzales, R (8, 6) OBP: 0.322, SLG: 0.377										1	0	0	0	0	0	0	
Dean Palmer, R (1, 5) OBP: 0.360, SLG: 0.539										4	0	0	0	0	0	2	
Mickey Tettleton, S (1, 10) OBP: 0.369, SLG: 0.448										3	0	1	0	0	1	0	
Lee Stevens, L (1, 3) OBP: 0.321, SLG: 0.469										2	0	0	0	0	2	0	
Kevin Elster, R (1, 6) OBP: 0.333, SLG: 0.475										2	0	0	0	0	0	2	
Warren Newson, L (7, PH) OBP: 0.350, SLG: 0.454										1	0	0	0	0	0	0	
Dave Valle, R (1, 2) OBP: 0.348, SLG: 0.397										3	0	0	0	0	2	2	
Inning Stats	R: 0 H: 1 E: 0 K: 1 S: 10	H: 0 R: 0 ER: 0 LOB: 0 BB: 0 P: 12	R: 0 H: 0 E: 0 K: 0 S: 6	H: 0 R: 0 ER: 0 LOB: 0 BB: 0 P: 9	R: 0 H: 0 E: 0 K: 2 S: 12	H: 0 R: 0 ER: 0 LOB: 2 BB: 0 P: 20	R: 0 H: 1 E: 1 K: 0 S: 11	H: 0 R: 0 ER: 0 LOB: 0 BB: 0 P: 8	R: 0 H: 0 E: 0 K: 1 S: 6	H: 0 R: 0 ER: 0 LOB: 0 BB: 0 P: 10	1B: 3 2B: 0 3B: 0 HR: 0	SF: 0 SAC: 0 DP: 0 HBP: 1	WP: 0 PB: 0 SB: 0 CS: 0	PA: 32			
PITCHER	IP WLS BF H R ER SO BB IBB HBP BLK WP HR S P ERA WHIP																
Alex Fernandez, R (1, 1) ERA: 3.84	9.0 W 32 3 0 0 8 1 0 1 0 0 0 0 78 121 0.00 0.444																

Chicago White Sox @ Texas Rangers
The Ballpark at Arlington, Arlington, TX
Fri Aug 02, 1996, 8:05 PM EDT
Att: 36,299 - Unknown - 93 F

AB 30
R 0
H 3
RBI 0
BB 1
SO 8
LOB 10




Batter	1	2	3	4	5	6	7	8	9	10	AB	R	H	RBI	BB	SO	LOB	
Tony Phillips, S OBP: 0.417, SLG: 0.420 (1, 7)	G3-1	L7			G4-3		L8			E6	4	1	1	0	1	0	0	
Ray Durham, S OBP: 0.361, SLG: 0.426 (1, 4)	G1-3				HBP		L8			F9	4	0	0	0	0	1	2	
Frank Thomas, R OBP: 0.464, SLG: 0.608 Chris Snopce, R OBP: 0.305, SLG: 0.526 Lyle Mouton, R OBP: 0.369, SLG: 0.443 (10, PH) (10, 9)	2B				BB					BB	2	1	1	0	2	1	0	
Harold Baines, L OBP: 0.389, SLG: 0.527 (1, 10)	2B				1B					BB	5	1	2	2	0	1	3	
Robin Ventura, L OBP: 0.376, SLG: 0.526 (8, 3) (10, 5)	K				K					WP	4	1	0	0	1	2	2	
Dave Martinez, L OBP: 0.375, SLG: 0.449 (1, 9) (10, 3)					K					WP	4	1	0	0	1	2	3	
Darren Lewis, R OBP: 0.325, SLG: 0.309 (1, 8)	F9				G6-3					K	5	1	3	2	0	0	1	
Ron Karkovics, R OBP: 0.275, SLG: 0.375 (1, 2)	HR				2B					2B	5	1	3	3	0	0	2	
Ozzie Guillen, L OBP: 0.279, SLG: 0.360 (1, 6)	P4				G1-3					G1-3	5	0	0	0	0	1	3	
Inning Stats	R: 1 E: 0 K: 1 S: 12	H: 1 LOB: 1 BB: 1 P: 20	R: 2 E: 0 K: 0 S: 8	H: 1 LOB: 0 BB: 1 P: 15	R: 0 E: 0 K: 3 S: 11	H: 1 LOB: 1 BB: 0 P: 16	R: 0 E: 0 K: 1 S: 10	H: 1 LOB: 1 BB: 1 P: 18	R: 0 E: 0 K: 1 S: 9	H: 0 LOB: 0 BB: 1 P: 13	R: 0 E: 0 K: 1 S: 5	H: 0 LOB: 0 BB: 0 P: 7	R: 0 E: 0 K: 0 S: 8	H: 1 LOB: 1 BB: 0 P: 13	R: 5 E: 1 K: 1 S: 24	H: 4 LOB: 1 BB: 2 P: 43	1B: 5 2B: 3 3B: 1 HR: 1	SF: 0 SAC: 0 DP: 1 HBP: 1
PITCHER	IP	WLS	BF	H	R	ER	SO	BB	IBB	HBP	BLK	WP	HR	S	P	ERA	WHIP	
Dwight Gooden, R ERA: 3.93	7.0		29	5	3	3	6	4	0	0	0	0	0	5	7	3.86	1.286	
42 Mariano Rivera, R ERA: 2.19	1.0		3	0	0	0	1	0	0	0	0	0	0	8	13	0.00	1.000	
John Wetteland, R ERA: 3.27	1.0		4	1	0	0	0	0	0	0	0	0	0	11	19	54.00	6.000	
Jeff Nelson, R ERA: 4.47	0.1	L	3	1	2	2	0	1	0	0	0	0	0	6	13	0.00	6.000	
Dale Polley, L ERA: 7.71	0.1		3	1	0	0	1	1	0	0	0	0	0	6	13	0.00	6.000	

TOP

Chicago White Sox @ New York Yankees
Yankee Stadium, Bronx, NY
Wed Aug 07 1996, 7:05 PM EDT
Att: 31,098 - Unknown - 78 F

livebaseballscores.com

AB	38
R	8
H	10
RBI	7
BB	6
SO	8
LOB	16




Batter	1	2	3	4	5	6	7	8	9	10	AB	R	H	RBI	BB	SO	LOB	
2 Derek Jeter, R OBP: 0.367, SLG: 0.419 (1, 6)	L9				L4		SF9			E4	4	1	0	1	0	0	3	
Wade Boggs, L OBP: 0.389, SLG: 0.401 (1, 5)	L5				K		G5-3			WP	5	1	2	1	0	1	3	
Paul O'Neill, L OBP: 0.419, SLG: 0.462 (1, 9)	F8				F7		G4-3			K	5	0	0	0	0	1	2	
Cecil Fielder, R OBP: 0.354, SLG: 0.477 (1, 10)					K		G3-1			WP	4	0	0	1	1	1	0	
Tino Martinez, L OBP: 0.352, SLG: 0.446 (1, 3)	P7				L8		L7			K	5	0	0	0	0	1	2	
Bernie Williams, S OBP: 0.383, SLG: 0.526 (1, 8)	HR				L8		E4			F8	5	1	1	1	0	0	2	
Darryl Strawberry, L OBP: 0.363, SLG: 0.500 (1, 7)	L9				G3-1		1B			G5-3	2	1	1	0	2	0	0	
Mariano Duncan, R OBP: 0.348, SLG: 0.474 (1, 4)					1B		1B			G5-3	4	0	2	0	0	0	3	
Joe Girardi, R OBP: 0.365, SLG: 0.385 (1, 2)	L7				G3-1		1B			G6-3	4	0	1	0	0	0	4	
Inning Stats	R: 0 E: 0 K: 0 S: 9	H: 0 LOB: 0 BB: 0 P: 12	R: 1 E: 0 K: 0 S: 8	H: 1 LOB: 0 BB: 0 P: 12	R: 0 E: 0 K: 1 S: 6	H: 1 LOB: 1 BB: 0 P: 8	R: 0 E: 0 K: 0 S: 12	H: 0 LOB: 2 BB: 0 P: 17	R: 1 E: 0 K: 0 S: 6	H: 1 LOB: 2 BB: 1 P: 9	R: 0 E: 0 K: 0 S: 5	H: 0 LOB: 0 BB: 0 P: 8	R: 0 E: 0 K: 0 S: 11	H: 0 LOB: 1 BB: 1 P: 17	R: 1 E: 1 K: 2 S: 14	H: 1 LOB: 2 BB: 1 P: 23	1B: 4 2B: 2 3B: 0 HR: 1	SF: 1 SAC: 0 DP: 0 HBP: 0
PITCHER	IP	WLS	BF	H	R	ER	SO	BB	IBB	HBP	BLK	WP	HR	S	P	ERA	WHIP	
Alex Fernandez, R ERA: 3.77	8.0		32	6	3	2	2	1	0	0	0	0	0	65	99	2.25	0.875	
Roberto Hernandez, R ERA: 1.19	2.0	W	10	1	1	0	2	2	0	0	0	1	0	25	40	0.00	1.500	

BOTTOM

Chicago White Sox @ New York Yankees
Yankee Stadium, Bronx, NY
Wed Aug 07 1996, 7:05 PM EDT
Att: 31,098 - Unknown - 78 F

livebaseballscores.com

AB	38
R	4
H	7
RBI	4
BB	3
SO	4
LOB	19



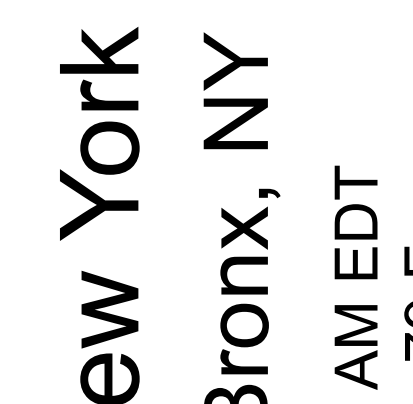
Batter	1	2	3	4	5	6	7	8	9	AB	R	H	RBI	BB	SO	LOB	TOP					
Tony Phillips, S OBP: 0.417, SLG: 0.418 (1, 7)										4	0	1	0	1	3	1	Chicago White Sox @ New York Yankees Yankee Stadium, Bronx, NY Thu Aug 08 1996, 3:33 AM EDT Att: 35,898 - Sunny - 79 F					
Norberto Martin, R OBP: 0.391, SLG: 0.448 Ray Durham, S OBP: 0.360, SLG: 0.425 (1, 4)										3	0	1	0	1	0	1						
Frank Thomas, R OBP: 0.462, SLG: 0.603 (1, 3)										3	0	0	0	1	1	2						
Harold Baines, L OBP: 0.385, SLG: 0.521 (1, 10)										4	0	0	0	0	1	4						
Robin Ventura, L OBP: 0.374, SLG: 0.523 (1, 5)										4	1	1	0	0	1	0						
Dave Martinez, L OBP: 0.377, SLG: 0.453 (1, 9)										4	1	2	0	0	0	0						
Darren Lewis, R OBP: 0.330, SLG: 0.326 (1, 8)										3	2	2	3	1	0	0						
Ron Karkovice, R OBP: 0.271, SLG: 0.370 (1, 2)										4	0	0	0	0	3	3						
Ozzie Guillen, L OBP: 0.278, SLG: 0.359 (1, 6)										4	0	1	1	0	0	0						
Inning Stats	R: 0 E: 0 K: 1 S: 7	H: 0 LOB: 0 BB: 0 P: 10	R: 0 E: 0 K: 1 S: 12	H: 1 LOB: 2 BB: 1 P: 24	R: 0 E: 0 K: 1 S: 11	H: 0 LOB: 2 BB: 2 P: 24	R: 3 E: 0 K: 0 S: 13	H: 4 LOB: 1 BB: 0 P: 21	R: 0 E: 0 K: 1 S: 6	H: 0 LOB: 0 BB: 0 P: 10	R: 0 E: 0 K: 1 S: 7	H: 0 LOB: 0 BB: 0 P: 9	R: 0 E: 0 K: 1 S: 9	H: 1 LOB: 2 BB: 1 P: 15	R: 1 E: 0 K: 2 S: 12	H: 1 LOB: 0 BB: 0 P: 17		R: 0 E: 0 K: 1 S: 7	H: 1 LOB: 0 BB: 0 P: 9	1B: 5 2B: 3 3B: 0 HR: 1	SF: 0 SAC: 0 DP: 1 HBP: 0	WP: 0 PB: 0 SB: 3 CS: 0
PITCHER	IP	WLS	BF	H	R	ER	SO	BB	IBB	HBP	BLK	WP	HR	S	P	ERA	WHIP					
David Weathers, R ERA: 5.05 (1, 1)	3.2		19	5	3	3	3	3	0	0	0	0	0	42	77	7.36	2.182					
Bob Wickman, R ERA: 4.39 (4, 1)	2.2	W	10	1	0	0	2	1	0	0	0	0	0	19	30	0.00	0.750					
Jeff Nelson, R ERA: 4.44 (7, 1)	0.1		1	0	0	0	1	0	0	0	0	0	0	3	4	0.00	0.000					
Dale Polley, L ERA: 7.84 42 Mariano Rivera, R ERA: 2.16 (8, 1)	1.0	S	4	1	0	0	2	0	0	0	0	0	0	10	13	9.00	1.000					

Batter	1	2	3	4	5	6	7	8	9	AB	R	H	RBI	BB	SO	LOB	BOTTOM					
2 Derek Jeter, R OBP: 0.367, SLG: 0.417 (1, 6)										4	1	1	0	1	2	0	Chicago White Sox @ New York Yankees Yankee Stadium, Bronx, NY Thu Aug 08 1996, 3:33 AM EDT Att: 35,898 - Sunny - 79 F					
Wade Boggs, L OBP: 0.391, SLG: 0.403 (1, 5)										3	2	1	0	2	0	1						
Paul O'Neill, L OBP: 0.419, SLG: 0.459 (1, 9)										4	0	1	0	1	0	3						
Cecil Fielder, R OBP: 0.355, SLG: 0.480 (1, 10)										4	1	2	2	0	2	2						
Tino Martinez, L OBP: 0.358, SLG: 0.452 (1, 3)										3	1	3	2	2	0	0						
Bernie Williams, S OBP: 0.383, SLG: 0.523 (1, 8)										4	1	1	0	1	1	7						
Daryl Strawberry, L OBP: 0.371, SLG: 0.573 Gerald Williams, R OBP: 0.332, SLG: 0.453 (1, 7)										3	2	2	4	0	0	2						
Joe Girardi, R OBP: 0.363, SLG: 0.382 (1, 2)										3	0	0	0	1	0	1						
Andy Fox, L OBP: 0.277, SLG: 0.258 (1, 4)										4	0	0	0	0	0	1						
Inning Stats	R: 2 E: 0 K: 0 S: 10	H: 3 LOB: 2 BB: 1 P: 22	R: 0 E: 0 K: 0 S: 9	H: 0 LOB: 0 BB: 0 P: 12	R: 4 E: 0 K: 0 S: 16	H: 3 LOB: 1 BB: 3 P: 35	R: 0 E: 0 K: 3 S: 15	H: 1 LOB: 3 BB: 2 P: 28	R: 1 E: 0 K: 1 S: 10	H: 1 LOB: 0 BB: 0 P: 13	R: 0 E: 0 K: 1 S: 7	H: 0 LOB: 0 BB: 0 P: 12	R: 0 E: 0 K: 0 S: 7	H: 1 LOB: 1 BB: 0 P: 12	R: 1 E: 0 K: 0 S: 15	H: 2 LOB: 3 BB: 2 P: 26		R: 0 E: 0 K: 0 S: 15	H: 0 LOB: 0 BB: 0 P: 9	1B: 6 2B: 3 3B: 0 HR: 2	SF: 1 SAC: 0 DP: 1 HBP: 0	WP: 1 PB: 0 SB: 0 CS: 0
PITCHER	IP	WLS	BF	H	R	ER	SO	BB	IBB	HBP	BLK	WP	HR	S	P	ERA	WHIP					
Luis Andujar, R ERA: 6.97 (1, 1)	3.0	L	18	6	6	6	0	4	0	0	0	0	0	35	69	18.00	3.333					
Mike Bertotti, L ERA: 3.86 (4, 1)	4.2		21	4	2	2	5	3	0	0	0	1	1	49	80	3.86	1.500					
41 Bill Simas, R ERA: 4.75 (8, 1)	0.1		3	1	0	0	0	1	0	0	0	0	0	5	11	0.00	6.000					

AB	34
R	4
H	8
RBI	4
BB	4
SO	9
LOB	12



AB	33
R	8
H	11
RBI	8
BB	8
SO	5
LOB	18



Batter	1	2	3	4	5	6	7	8	9	10	AB	R	H	RBI	BB	SO	LOB	TOP			
Roberto Alomar, S OBP: 0.422, SLG: 0.542	G4-3		K		K		P6			F7	5	0	0	0	0	2	0				
Brady Anderson, L OBP: 0.396, SLG: 0.653	BB S 1B		HR		HR					K	3	2	3	2	0	0	0				
Mike Devereaux, R OBP: 0.309, SLG: 0.337										K	2	0	0	0	0	1	0				
Rafael Palmeiro, L OBP: 0.385, SLG: 0.539	F7		G6-3		F7		L9			K	5	0	0	0	0	1	1				
Bobby Bonilla, S OBP: 0.355, SLG: 0.472	FC5 BB BB		K		K		K			K	3	0	0	0	1	3	0				
B.J. Surhoff, L OBP: 0.345, SLG: 0.517	BB				K		BB			K2-3	2	0	0	0	2	2	0				
Cal Ripken Jr., R OBP: 0.351, SLG: 0.470	FC5				F9		G6-3			1B	4	0	1	0	0	0	4				
Eddie Murray, S OBP: 0.330, SLG: 0.418					G5-3					L8	4	0	0	0	0	0	1				
Chris Hoiles, R OBP: 0.345, SLG: 0.469							K			HR	4	1	2	1	0	1	0				
Jeffrey Hammonds, R OBP: 0.320, SLG: 0.412							K			F8	4	0	0	0	0	2	2				
Inning Stats	R: 0 E: 0 K: 0 S: 15	H: 1 LOB: 3 BB: 2 P: 27	R: 0 E: 0 K: 0 S: 8	H: 0 LOB: 0 BB: 0 P: 11	R: 1 E: 0 K: 2 S: 11	H: 1 LOB: 0 BB: 0 P: 21	R: 0 E: 0 K: 1 S: 12	H: 0 LOB: 0 BB: 0 P: 15	R: 0 E: 0 K: 3 S: 10	H: 0 LOB: 1 BB: 1 P: 20	R: 1 E: 0 K: 0 S: 10	H: 1 LOB: 0 BB: 0 P: 14	R: 0 E: 0 K: 1 S: 6	H: 0 LOB: 0 BB: 0 P: 11	R: 0 E: 0 K: 2 S: 15	H: 2 LOB: 2 BB: 0 P: 21	R: 0 E: 0 K: 2 S: 7	H: 0 LOB: 0 BB: 0 P: 12	1B: 3 2B: 0 3B: 0 HR: 3	SF: 0 SAC: 0 DP: 0 HBP: 0	WP: 0 PA: 39
PITCHER	IP WLS BF H R ER SO BB IBB HBP BLK WP HR S P ERA WHIP																				
James Baldwin, R ERA: 3.85	(1, 1) 8.0	31	4	3	3	8	3	0	0	0	0	0	3	84	130	3.38	0.875				
Larry Thomas, L ERA: 3.67	(9, 1) 0.1	1	0	0	0	1	0	0	0	0	0	0	0	4	4	0.00	0.000				
41 Bill Simas, R ERA: 4.61	(9, 1) 1.2	7	2	0	0	3	0	0	0	0	0	0	0	18	29	0.00	1.200				

Baltimore Orioles @ Chicago White Sox
Comiskey Park, Chicago, IL
Fri Aug 09 1996, 8:05 PM EDT
Att: 23,995 - Unknown - 75 F

livebaseballscorecards.com

AB 36
R 3
H 6
RBI 3
BB 3
SO 12
LOB 8



Batter	1	2	3	4	5	6	7	8	9	10	AB	R	H	RBI	BB	SO	LOB	BOTTOM			
Ray Durham, S OBP: 0.360, SLG: 0.427	F9	F7			S SF8 1B		G4-3 1B 2B			P3	5	2	2	0	0	0	1				
Dave Martinez, L OBP: 0.377, SLG: 0.459	WP 3B		G3-1		K		G4-3			BB 1B	5	1	2	0	0	1	2				
Frank Thomas, R OBP: 0.468, SLG: 0.604	WP IBB		1B		1B		1B			1B IBB	1	0	1	0	4	0	0				
Lyle Mouton, R OBP: 0.372, SLG: 0.447	F9		1B		SF8		1B			F7	3	0	2	2	0	0	2				
Tony Phillips, S OBP: 0.416, SLG: 0.417			1B		2H		1B			3H	1	0	0	0	0	0	2				
Robin Ventura, L OBP: 0.375, SLG: 0.526	FC6-4 BB		P2		P5		P6				4	1	1	1	1	0	5				
Harold Baines, L OBP: 0.384, SLG: 0.517	FC6-4		P6				L4-6 BB			K	3	0	0	0	1	1	4				
Pat Borders, R OBP: 0.287, SLG: 0.345			FC4-6 1B		L9-3 BB		L8			P8	3	0	1	0	1	0	1				
Darren Lewis, R OBP: 0.326, SLG: 0.322			FC4-6 G3-1		L9-3		L4-6			G4-3	4	0	0	0	0	0	3				
Ozzie Guillen, L OBP: 0.276, SLG: 0.355			G3-1		F7		G3			F8	4	0	0	0	0	0	1				
Inning Stats	R: 1 E: 0 K: 0 S: 11	H: 1 LOB: 1 BB: 0 P: 13	R: 0 E: 0 K: 0 S: 9	H: 1 LOB: 1 BB: 0 P: 13	R: 0 E: 0 K: 0 S: 8	H: 2 LOB: 2 BB: 0 P: 12	R: 0 E: 0 K: 0 S: 5	H: 0 LOB: 0 BB: 1 P: 10	R: 1 E: 0 K: 1 S: 8	H: 1 LOB: 1 BB: 1 P: 18	R: 0 E: 0 K: 0 S: 7	H: 0 LOB: 2 BB: 1 P: 13	R: 0 E: 0 K: 1 S: 9	H: 0 LOB: 0 BB: 0 P: 11	R: 0 E: 0 K: 0 S: 14	H: 1 LOB: 2 BB: 1 P: 23	R: 1 E: 0 K: 0 S: 1	H: 1 LOB: 0 BB: 0 P: 2	1B: 6 2B: 3 3B: 1 HR: 1	SF: 1 SAC: 0 DP: 2 HBP: 0	WP: 1 PA: 41
PITCHER	IP WLS BF H R ER SO BB IBB HBP BLK WP HR S P ERA WHIP																				
David Wells, L ERA: 4.55	(1, 1) 7.0	32	7	3	3	1	3	3	0	0	1	0	56	102	3.86	1.429					
Jesse Orosco, L ERA: 4.08	(8, 1) 1.2	6	1	0	0	1	0	0	0	0	0	0	19	25	0.00	0.600					
Alan Mills, R ERA: 3.82	(9, 1) 0.1	2	0	0	0	0	1	0	0	0	0	0	4	9	0.00	3.000					
Randy Myers, L ERA: 3.86	(10, 1) 0.0	L	1	1	1	0	0	0	0	0	0	1	1	2	∞	∞					

Baltimore Orioles @ Chicago White Sox
Comiskey Park, Chicago, IL
Fri Aug 09 1996, 8:05 PM EDT
Att: 23,995 - Unknown - 75 F

livebaseballscorecards.com

AB 33
R 4
H 9
RBI 3
BB 7
SO 2
LOB 21



Batter	1	2	3	4	5	6	7	8	9	AB	R	H	RBI	BB	SO	LOB	TOP										
Roberto Alomar, S (1, 4) OBP: 0.425, SLG: 0.552										5	2	3	3	1	0	3	Baltimore Orioles @ Chicago White Sox Comiskey Park, Chicago, IL Sat Aug 10 1996, 8:05 PM EDT Att: 26,772 - Unknown - 75 F										
Jeffrey Hammonds, R (1, 7) OBP: 0.377, SLG: 0.499										6	1	1	0	0	2	5											
Cal Ripken Jr., R (1, 6) OBP: 0.351, SLG: 0.471										5	2	2	2	0	0	1											
Rafael Palmeiro, L (1, 3) OBP: 0.385, SLG: 0.540										5	1	2	2	0	0	1											
Bobby Bonilla, S (1, 9) OBP: 0.353, SLG: 0.467										4	1	0	0	1	1	1											
B.J. Surhoff, L (1, 5) OBP: 0.353, SLG: 0.511										4	0	0	0	0	0	1											
Billy Ripken, R (8, 5) OBP: 0.262, SLG: 0.331										0	1	0	1	1	0	0											
Eddie Murray, S (1, 10) OBP: 0.336, SLG: 0.428										4	2	3	4	1	0	0											
Chris Hoiles, R (1, 2) OBP: 0.349, SLG: 0.469										4	1	2	0	1	1	2											
Mike Devereaux, R (1, 8) OBP: 0.311, SLG: 0.346										4	2	1	1	1	1	5											
Inning Stats	R: 0 E: 0 K: 0 S: 4	H: 1 LOB: 1 BB: 0 P: 4	R: 0 E: 0 K: 0 S: 3	H: 0 LOB: 0 BB: 0 P: 3	R: 0 E: 0 K: 1 S: 6	H: 1 LOB: 1 BB: 0 P: 6	R: 0 E: 0 K: 0 S: 3	H: 0 LOB: 0 BB: 0 P: 3	R: 3 E: 0 K: 1 S: 8	H: 3 LOB: 0 BB: 0 P: 8	R: 0 E: 0 K: 0 S: 5	H: 0 LOB: 0 BB: 0 P: 5	R: 0 E: 0 K: 0 S: 4	H: 1 LOB: 2 BB: 1 P: 8	R: 2 E: 0 K: 1 S: 8	H: 3 LOB: 2 BB: 1 P: 12	R: 8 E: 0 K: 1 S: 10	H: 5 LOB: 1 BB: 4 P: 26	1B: 7 2B: 4 3B: 0 HR: 3	SF: 0 SAC: 0 DP: 0 HBP: 0	WP: 1 PB: 0 SB: 0 CS: 0	PA: 47					
PITCHER	IP	WLS	BF	H	R	ER	SO	BB	IBB	HBP	BLK	WP	HR	S	P	ERA	WHIP										
Wilson Alvarez, L (1, 1) ERA: 3.77	7.0	L	31	9	5	5	3	1	0	0	0	0	1	36	40	6.43	1.429										
Larry Thomas, L (8, 1) ERA: 3.59	0.2		3	0	0	0	0	1	0	0	0	0	0	2	6	0.00	1.500										
Matt Karchner, R (8, 1) ERA: 5.76	0.2		8	3	6	6	2	3	0	0	0	1	0	9	21	81.00	9.000										
Jeff Darwin, R (9, 1) ERA: 2.45	0.2		5	2	2	2	0	1	0	0	0	0	2	4	8	27.00	4.500										

Batter	1	2	3	4	5	6	7	8	9	AB	R	H	RBI	BB	SO	LOB	BOTTOM										
Dave Martinez, L (1, 9) OBP: 0.375, SLG: 0.456										4	0	1	0	0	0	1	Baltimore Orioles @ Chicago White Sox Comiskey Park, Chicago, IL Sat Aug 10 1996, 8:05 PM EDT Att: 26,772 - Unknown - 75 F										
Ray Durham, S (1, 4) OBP: 0.359, SLG: 0.425										4	1	1	0	0	0	1											
Frank Thomas, R (1, 3) OBP: 0.470, SLG: 0.613										3	1	2	3	1	0	0											
Robin Ventura, L (1, 5) OBP: 0.372, SLG: 0.523										4	0	0	0	0	1	2											
Lyle Mouton, R (1, 7) OBP: 0.369, SLG: 0.442										4	1	1	0	0	1	0											
Harold Baines, L (1, 10) OBP: 0.382, SLG: 0.514										4	0	1	0	0	0	1											
Darren Lewis, R (1, 8) OBP: 0.322, SLG: 0.318										3	0	0	1	0	0	1											
Ron Karkovice, R (1, 2) OBP: 0.269, SLG: 0.367										3	0	0	0	0	3	0											
Ozzie Guillen, L (1, 6) OBP: 0.276, SLG: 0.355										3	1	1	0	0	0	0											
Inning Stats	R: 0 E: 0 K: 1 S: 5	H: 0 LOB: 1 BB: 1 P: 9	R: 1 E: 0 K: 1 S: 6	H: 1 LOB: 0 BB: 0 P: 6	R: 1 E: 0 K: 0 S: 5	H: 2 LOB: 1 BB: 0 P: 5	R: 0 E: 0 K: 0 S: 3	H: 0 LOB: 0 BB: 0 P: 3	R: 0 E: 0 K: 1 S: 5	H: 1 LOB: 0 BB: 0 P: 5	R: 2 E: 0 K: 1 S: 7	H: 2 LOB: 0 BB: 0 P: 7	R: 0 E: 0 K: 1 S: 5	H: 0 LOB: 0 BB: 0 P: 5	R: 0 E: 0 K: 0 S: 3	H: 0 LOB: 0 BB: 0 P: 3		R: 0 E: 0 K: 0 S: 4	H: 1 LOB: 1 BB: 0 P: 4	1B: 6 2B: 0 3B: 0 HR: 1	SF: 1 SAC: 0 DP: 0 HBP: 0	WP: 0 PB: 0 SB: 0 CS: 1	PA: 35				
PITCHER	IP	WLS	BF	H	R	ER	SO	BB	IBB	HBP	BLK	WP	HR	S	P	ERA	WHIP										
35 Mike Mussina, R (1, 1) ERA: 4.97	7.2	W	29	6	4	4	5	1	0	0	0	0	1	38	42	4.70	0.913										
Roger McDowell, R (8, 1) ERA: 4.13	1.1	S	5	1	0	0	0	0	0	0	0	0	0	5	5	0.00	0.750										



Batter	1	2	3	4	5	6	7	8	9	AB	R	H	RBI	BB	SO	LOB	TOP										
Roberto Alomar, S OBP: 0.425, SLG: 0.548 (1, 4)	4-1 1B BB	4-0 G1-6-3 BB		3-2 G4-3			0-1 G4-3		2-2 F7	3	1	0	0	2	0	1											
B.J. Surhoff, L OBP: 0.351, SLG: 0.515 (1, 5)	0-3 K	1-1 G1-6-3 1-2f			3-2 HR		0-0 L3		2-2 P5	5	1	1	1	0	1	4											
Cal Ripken Jr., R OBP: 0.352, SLG: 0.478 (1, 6)	SAFE 1B E 1B		2-2 P4		2-0 G6-3		0-0 HR			4	2	2	1	0	0	0											
Rafael Palmeiro, L OBP: 0.386, SLG: 0.544 (1, 3)	2-2 E9 1B 1-H 2-H		3-2 1B 3B		0-3 K		3-2 P6			4	1	2	1	0	1	0											
Bobby Bonilla, S OBP: 0.352, SLG: 0.465 (1, 9)	2-3 K		0-0 1B		2-1 G4-3			1-0 F8		4	0	1	1	0	1	1											
Eddie Murray, S OBP: 0.337, SLG: 0.428 (1, 10)	4-0 IBB		3-H 1-0 P5		0-0 1B			2-3 K		3	0	1	0	1	1	1											
Mike Devereaux, R OBP: 0.307, SLG: 0.341 (1, 8)	0-1 F8		1-1 G6-3		1-1 L5			3-3 K		4	0	0	0	0	1	4											
Jeffrey Hammonds, R OBP: 0.312, SLG: 0.403 (1, 7)		0-0 E6 WP		1-0 F7		1-2 F8		1-0 P6		4	0	0	0	0	0	1											
Cesar Devezar, R (1, 2)		2-2 G5-3		2-2 G6-3		0-0 F8		0-0 1B		3	0	0	0	0	0	2											
Brady Anderson, L OBP: 0.397, SLG: 0.654 (9, PH)										1	0	1	0	0	0	0											
Manny Alexander, R OBP: 0.152, SLG: 0.111 (9, PR)										0	0	0	0	0	0	0											
Inning Stats	R: 2 E: 1 K: 2 S: 14	H: 2 LOB: 2 BB: 2 P: 29	R: 0 E: 1 K: 0 S: 8	H: 0 LOB: 1 BB: 1 P: 15	R: 1 E: 0 K: 0 S: 10	H: 2 LOB: 1 BB: 0 P: 17	R: 0 E: 0 K: 0 S: 7	H: 0 LOB: 0 BB: 0 P: 13	R: 1 E: 0 K: 1 S: 9	H: 1 LOB: 0 BB: 0 P: 16	R: 0 E: 0 K: 0 S: 7	H: 1 LOB: 1 BB: 0 P: 9	R: 1 E: 0 K: 0 S: 7	H: 1 LOB: 0 BB: 0 P: 10	R: 0 E: 0 K: 2 S: 8	H: 0 LOB: 0 BB: 0 P: 14	R: 0 E: 0 K: 0 S: 10	H: 1 LOB: 1 BB: 0 P: 15	1B: 5 2B: 0 3B: 1 HR: 2	SF: 0 SAC: 0 DP: 1 HBP: 0	WP: 1 PB: 0 SB: 0 CS: 0	PA: 38					
PITCHER	IP	WLS	BF	H	R	ER	SO	BB	IBB	HBP	BLK	WP	HR	S	P	ERA	WHIP										
Kevin Tapani, R ERA: 3.97 (1, 1)	8.0	W	34	7	5	4	5	2	1	0	0	1	2	70	123	4.50	1.125										
Roberto Hernandez, R ERA: 1.17 (9, 1)	1.0	S	4	1	0	0	0	0	0	0	0	0	0	10	15	0.00	1.000										

Baltimore Orioles @ Chicago White Sox
Comiskey Park, Chicago, IL
Sun Aug 11 1996, 4:33 AM EDT
Att: 27,088 - Cloudy - 74 F

AB	35
R	5
H	8
RBI	4
BB	3
SO	5
LOB	14

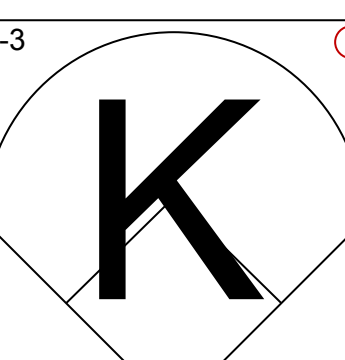
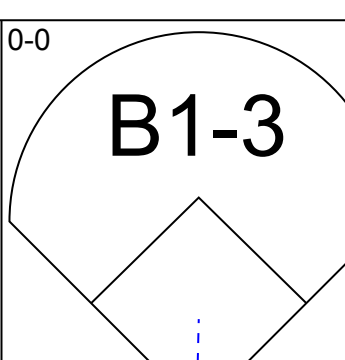
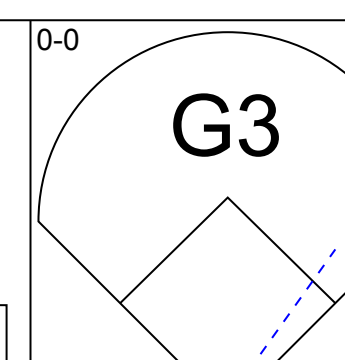
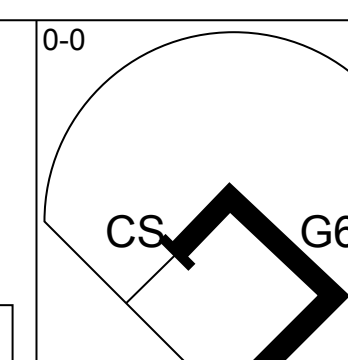
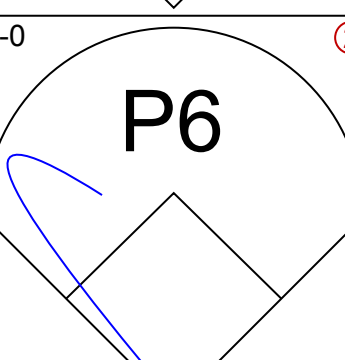
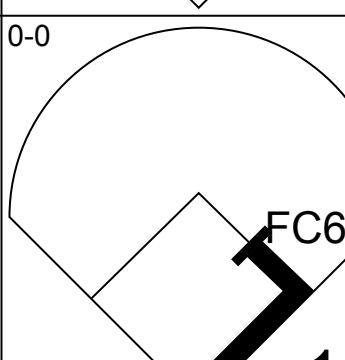
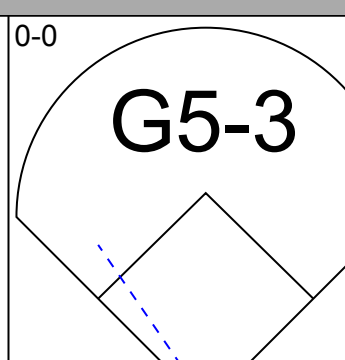
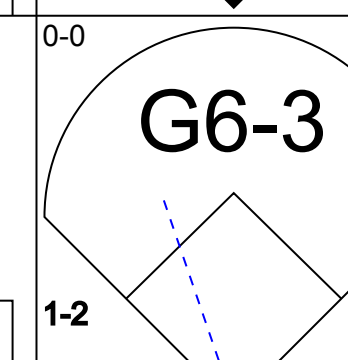
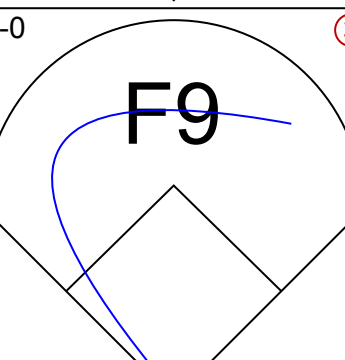
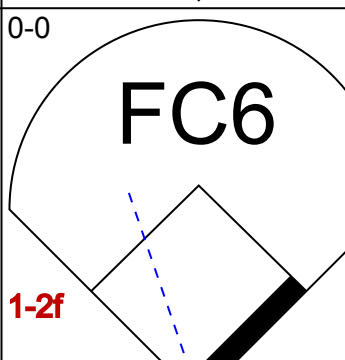
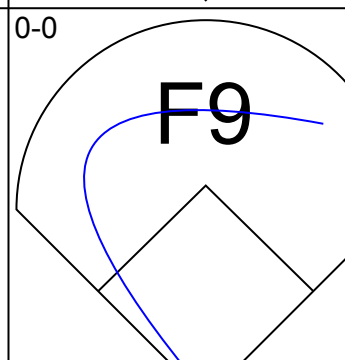
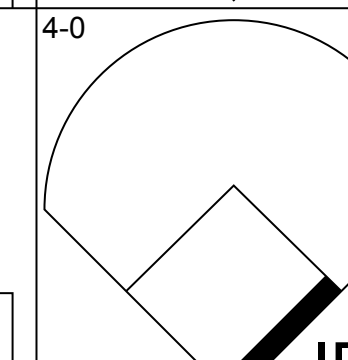
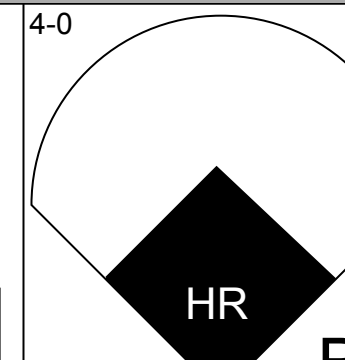
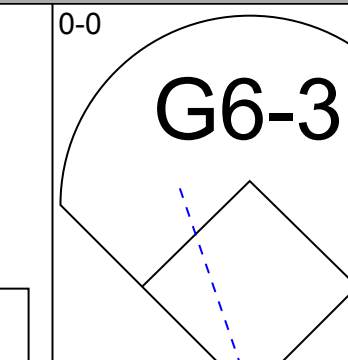
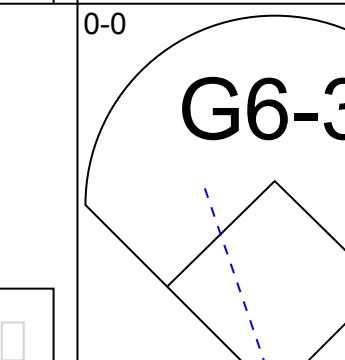
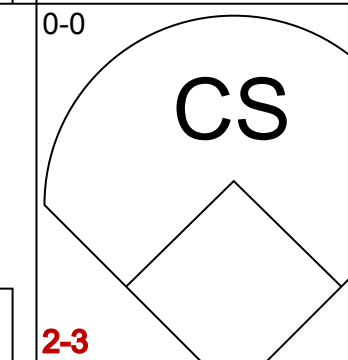
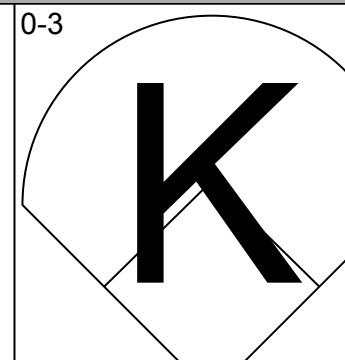
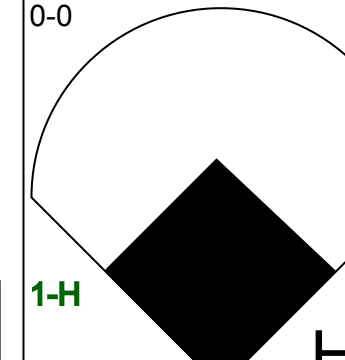
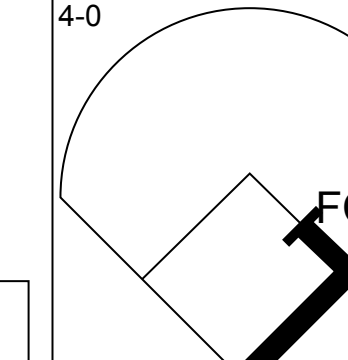
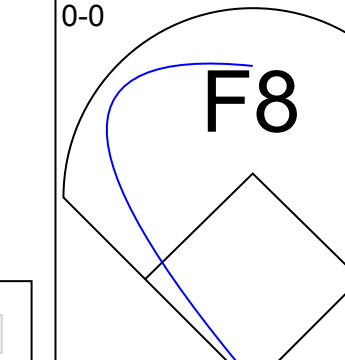
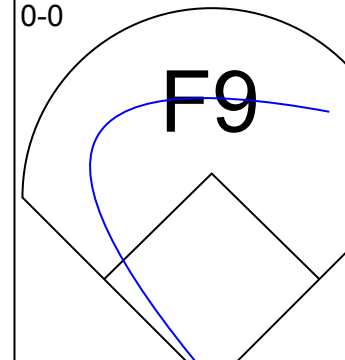
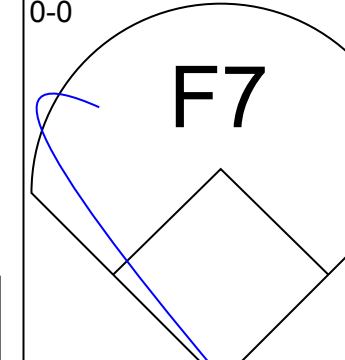
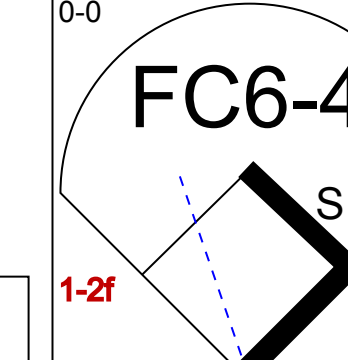
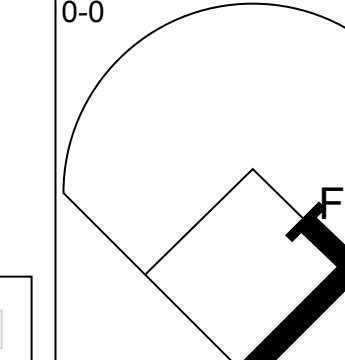
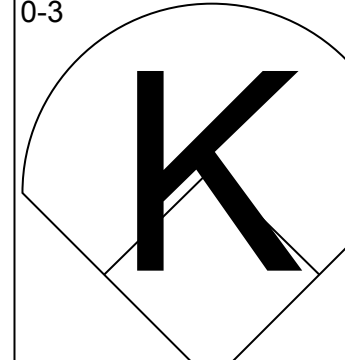
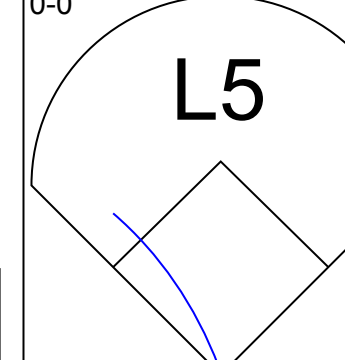
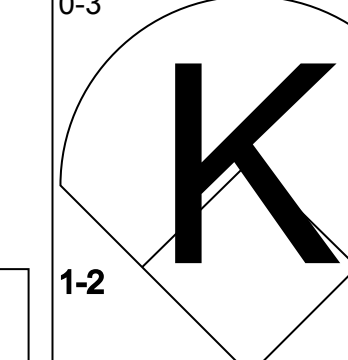
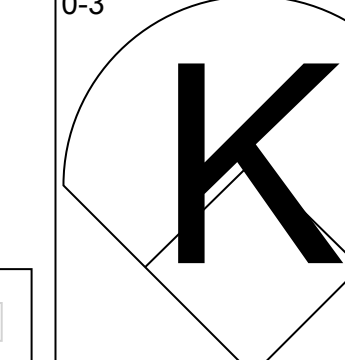
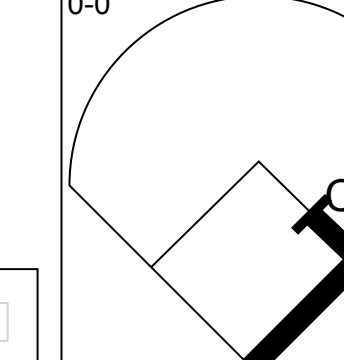
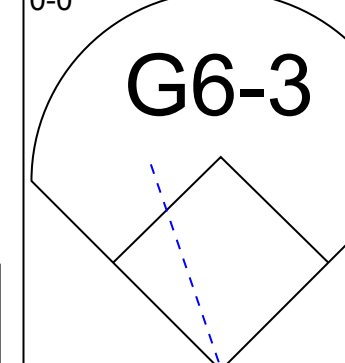
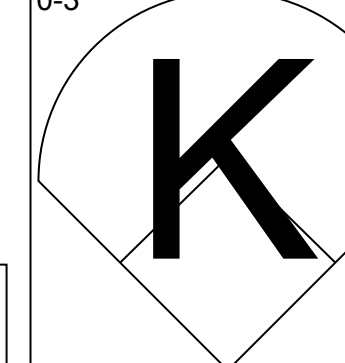
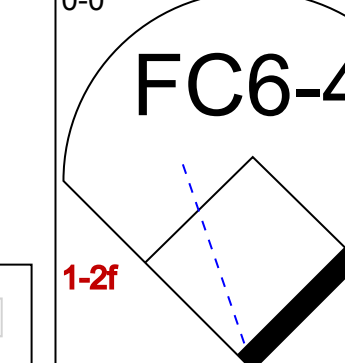
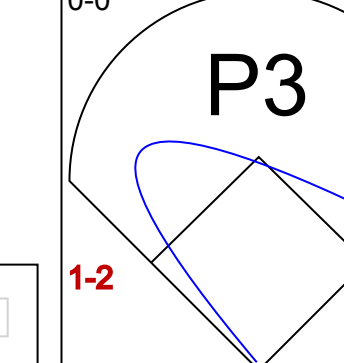
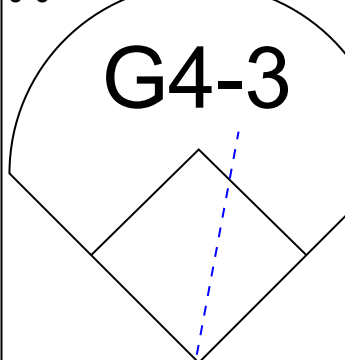
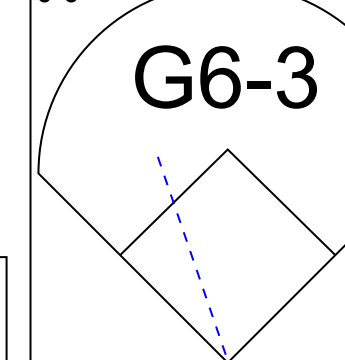
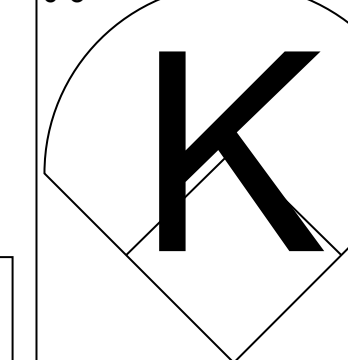
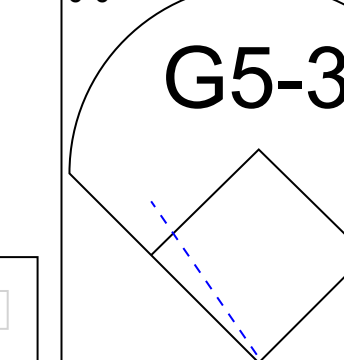


Batter	1	2	3	4	5	6	7	8	9	AB	R	H	RBI	BB	SO	LOB	BOTTOM										
Ray Durham, S OBP: 0.363, SLG: 0.430 (1, 4)	0-0 CS 1B	1-1 G5-3 1B		1-1 PB S 1B	1-2 G4-3		0-2 SF9 2-3 3-H	0-0 1B		5	0	4	1	0	0	1											
Dave Martinez, L OBP: 0.386, SLG: 0.466 (1, 9) (8, 8)	3-2 BB 1B 2B	2-2 1B G5-3 1B		4-2 1B BB		4-2 S G4-3 BB	1-1 1B 2B	1 SAFE 3-2 SAFE SAFE 1B HBP 1B		4	2	4	3	2	0	0											
Frank Thomas, R OBP: 0.471, SLG: 0.609 (1, 3)	SAFE 1B BB 1B	SAFE G5-3		SAFE L4-5		SAFE G4-3	SAFE 1B IBB	SAFE G5-4-3 HBP		4	2	1	0	1	0	5											
Robin Ventura, L OBP: 0.374, SLG: 0.524 (1, 5) (7, PR)	SAFE K	SAFE FC4 1B		SAFE S 1B		SAFE L6	SAFE BB 1B	SAFE G5-4-3		5	0	3	0	0	1	3											
Chris Snopek, R OBP: 0.302, SLG: 0.520 (8, 5)										1	0	0	0	0	0	3											
Harold Baines, L OBP: 0.387, SLG: 0.514 (1, 10)	SAFE 2B BB	SAFE FC4		SAFE 1B		SAFE BB	SAFE 1B			2	0	1	2	3	0	2											
Lyle Mouton, R OBP: 0.370, SLG: 0.444 (1, 7) (8, 9)	SAFE 2B		SAFE G6-3		SAFE F8		SAFE K	SAFE BB		4	0	1	2	1	1	5											
Darren Lewis, R OBP: 0.323, SLG: 0.316 (1, 8) (7, PH)	SAFE BB		SAFE G1-3		SAFE G3		SAFE SH6-4 BB F8			2	0	0	0	1	0	0											
Tony Phillips, S OBP: 0.416, SLG: 0.416 (8, 7)										1	1	0	0	1	0	3											
Ron Karkovice, R OBP: 0.277, SLG: 0.377 (1, 2)	SAFE G6-3		SAFE 1B		SAFE 2B		SAFE SF9 2B 1B	SAFE 1B SH5-4 1B		5	2	4	0	0	0	3											
Ozzie Guillen, L OBP: 0.277, SLG: 0.355 (1, 6)		SAFE 1B 1B	SAFE P9		SAFE G6-3		SAFE SH5-4	SAFE SH5-4		3	1	1	0	0	0	2											
Inning Stats	R: 2 E: 0 K: 1 S: 15	H: 4 LOB: 3 BB: 2 P: 30	R: 1 E: 0 K: 0 S: 14	H: 4 LOB: 2 BB: 0 P: 24	R: 0 E: 0 K: 0 S: 6	H: 1 LOB: 1 BB: 0 P: 11	R: 0 E: 0 K: 0 S: 13	H: 2 LOB: 3 BB: 2 P: 28	R: 0 E: 0 K: 1 S: 14	H: 0 LOB: 2 BB: 2 P: 28	R: 4 E: 0 K: 0 S: 15	H: 4 LOB: 3 BB: 3 P: 29	R: 1 E: 0 K: 0 S: 13	H: 3 LOB: 2 BB: 0 P: 19	1B: 16 2B: 4 3B: 0 HR: 0	SF: 1 SAC: 2 DP: 3 HBP: 1	WP: 0 PB: 1 SB: 3 CS: 1	PA: 49									
PITCHER	IP	WLS	BF	H	R	ER	SO	BB	IBB	HBP	BLK	WP	HR	S	P	ERA	WHIP										
Scott Erickson, R ERA: 5.16 (1, 1)	5.0		28	12	3	3	1	4	0	0	0	0	0	3	7	5.40	3.200										
Mike Milchin, L ERA: 8.31 (6, 1)	0.0	1	0	0	0	0	0	1	0	0	0	0	0	3	7	∞	∞										
Archie Corbin, R ERA: 2.0 (6, 1)	0.1	1	0	0	0	0	0	0	0	0	0	0	0	3	4	0.00	0.000										
Rick Krivda, L ERA: 5.1 (6, 1)	0.1	2	0	0	0	0	0	1	0	0	0	0	0	5	11	0.00	3.000										
Alan Mills, R ERA: 4.78 (6, 1)	1.0	L	7	2	4	4	1	1	1	0	0	0	0	11	23	36.00	3.000										
PITCHER	IP	WLS	BF	H	R	ER	SO	BB	IBB	HBP	BLK	WP	HR	S	P	ERA	WHIP										
Jesse Orosco, L ERA: 4.08 (7, 1)	0.0		2	2	0	0	0	0	0	0	0	0	0	4	5	∞	∞										
Roger McDowell, R ERA: 4.19 (7, 1)	1.1	8	3	1	1	0	0	1	0	1	0	0	0	16	26	6.75	3.000										

Baltimore Orioles @ Chicago White Sox
Comiskey Park, Chicago, IL
Sun Aug 11 1996, 4:33 AM EDT
Att: 27,088 - Cloudy - 74 F

AB	36
R	8
H	19
RBI	8
BB	9
SO	2
LOB	27




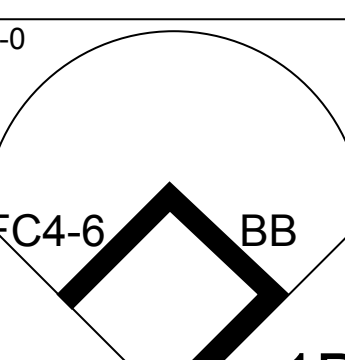
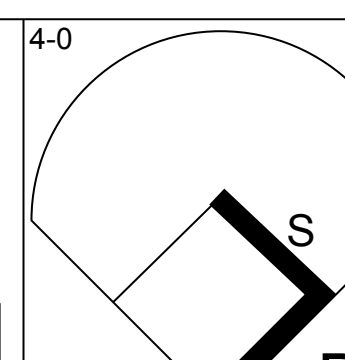
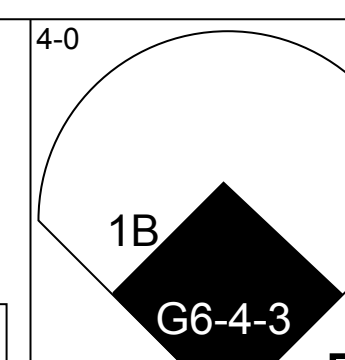
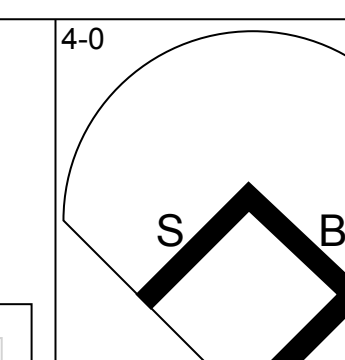
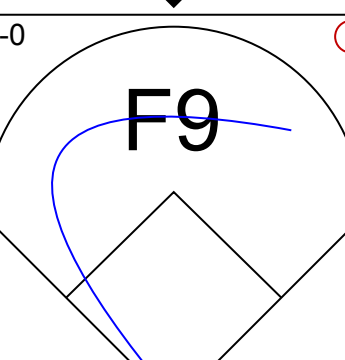
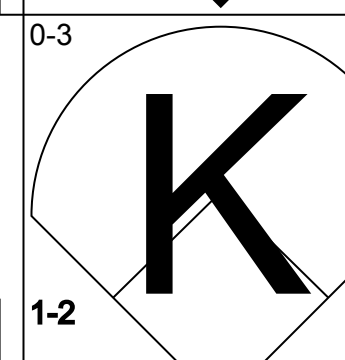
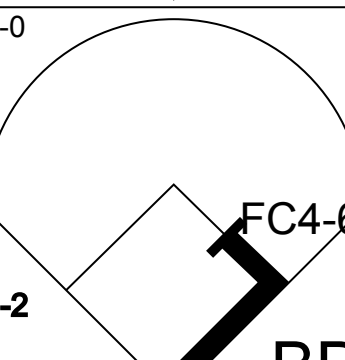
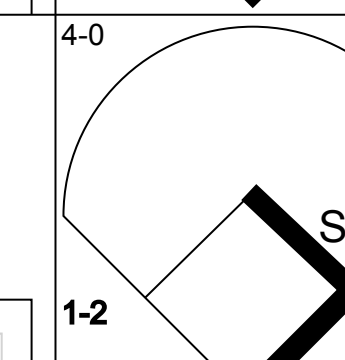
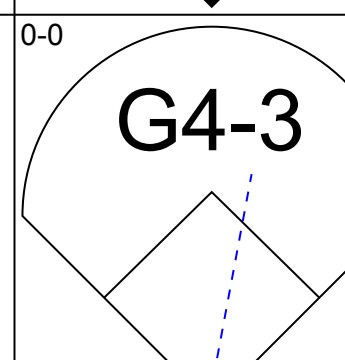
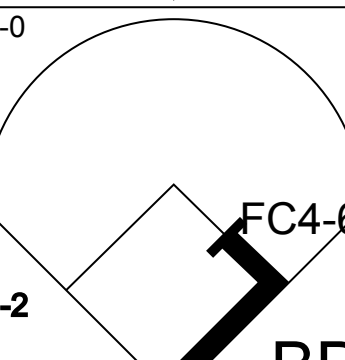
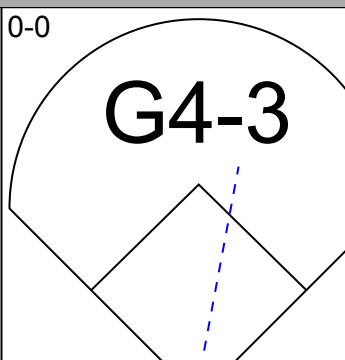
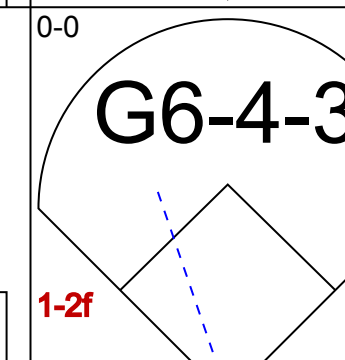
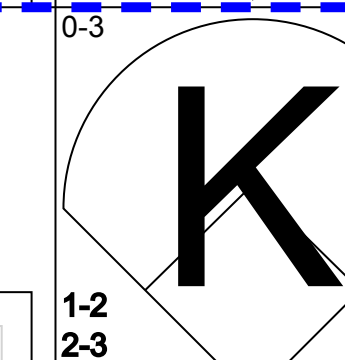
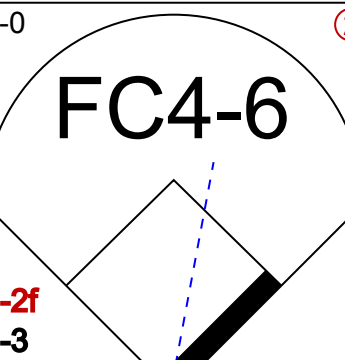
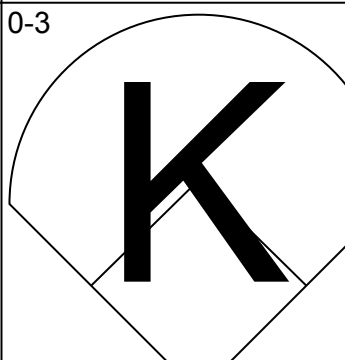
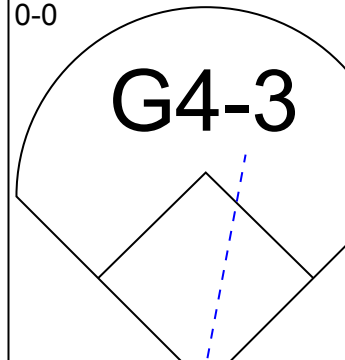
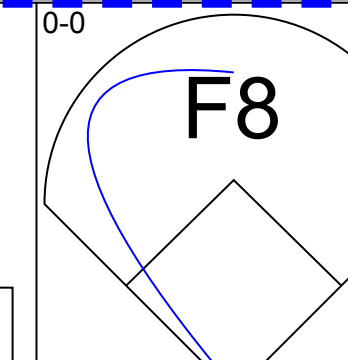
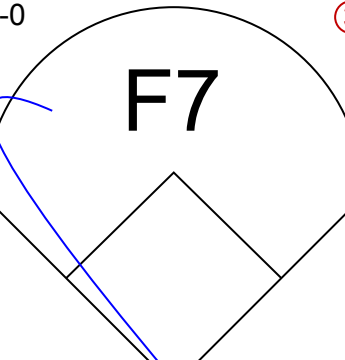
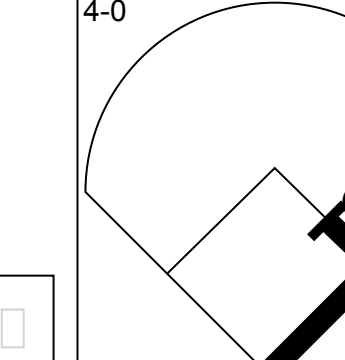
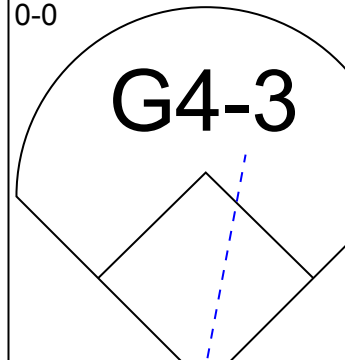
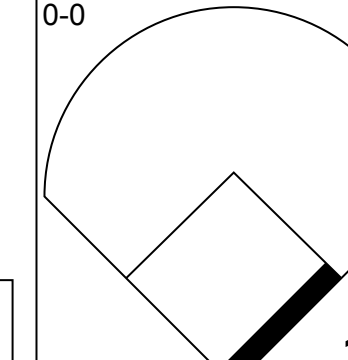
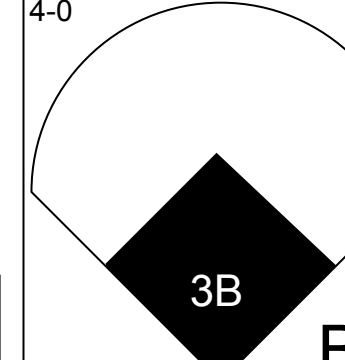
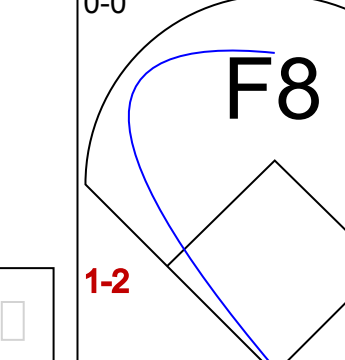
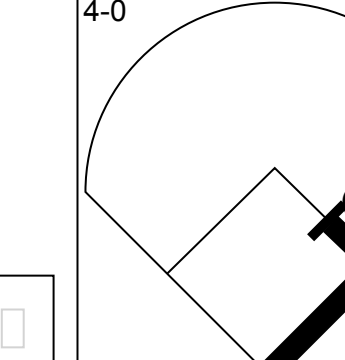
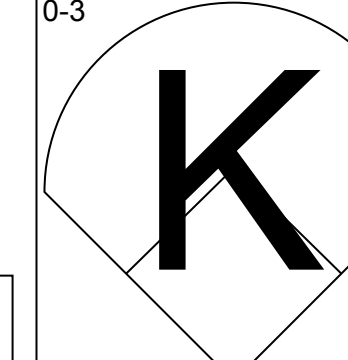
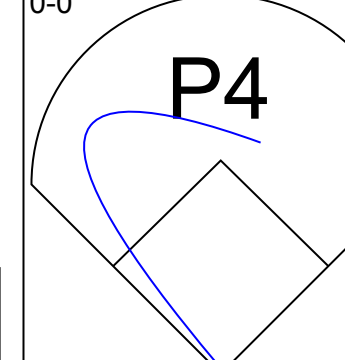
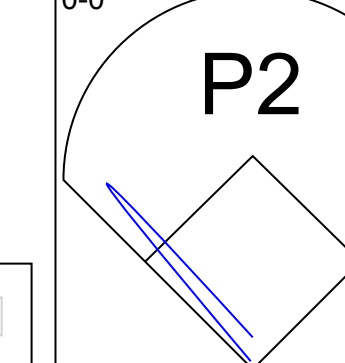
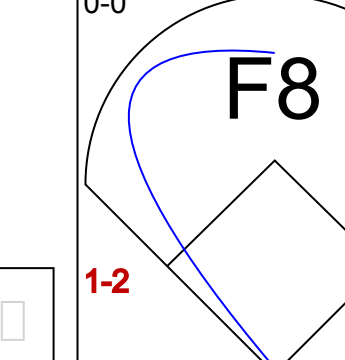
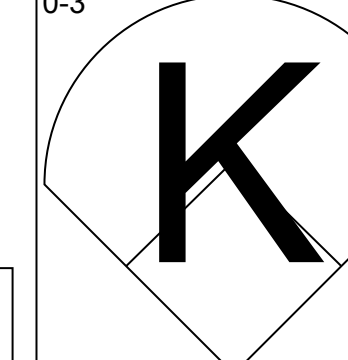
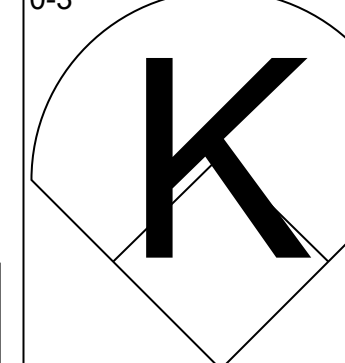
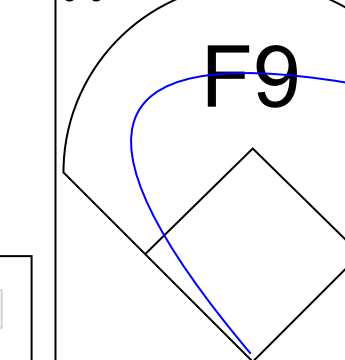
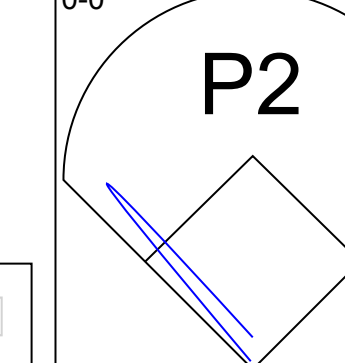
Batter	1	2	3	4	5	6	7	8	9	10	AB	R	H	RBI	BB	SO	LOB	
2 Derek Jeter, R OBP: 0.367, SLG: 0.415 (1, 6)											4	0	1	0	0	1	0	
Wade Boggs, L OBP: 0.395, SLG: 0.402 (1, 5)											4	0	1	0	0	0	1	
Paul O'Neill, L OBP: 0.419, SLG: 0.455 (1, 9)											3	0	0	0	1	0	1	
Cecil Fielder, R OBP: 0.358, SLG: 0.491 (1, 10)											3	1	0	0	1	1	0	
Tino Martinez, L OBP: 0.364, SLG: 0.472 (1, 3)											3	1	1	2	1	0	0	
Bernie Williams, S OBP: 0.377, SLG: 0.515 (1, 8)											4	0	1	0	0	1	1	
Darryl Strawberry, L OBP: 0.364, SLG: 0.539 (1, 7)											4	0	1	0	0	2	2	
Mariano Duncan, R OBP: 0.341, SLG: 0.473 (1, 4)											4	0	0	0	0	1	2	
Joe Girardi, R OBP: 0.358, SLG: 0.373 (1, 2)											4	0	0	0	0	1	0	
Inning Stats	R: 0 E: 0 K: 1 S: 5	H: 0 LOB: 0 BB: 0 P: 5	R: 2 E: 0 K: 2 S: 4	H: 1 LOB: 0 BB: 1 P: 8	R: 0 E: 0 K: 1 S: 5	H: 1 LOB: 1 BB: 1 P: 9	R: 0 E: 0 K: 1 S: 3	H: 0 LOB: 0 BB: 0 P: 3	R: 0 E: 0 K: 1 S: 6	H: 1 LOB: 1 BB: 0 P: 6	R: 0 E: 0 K: 1 S: 7	H: 0 LOB: 0 BB: 0 P: 7	R: 0 E: 0 K: 2 S: 3	H: 1 LOB: 0 BB: 0 P: 3	1B: 4 2B: 0 3B: 0 HR: 1	SF: 0 SAC: 0 DP: 0 HBP: 0	WP: 0 PA: 37	
PITCHER	IP WLS BF H R ER SO BB IBB HBP BLK WP HR S P ERA WHIP	IP WLS BF H R ER SO BB IBB HBP BLK WP HR S P ERA WHIP																
Alex Fernandez, R ERA: 3.68 (1, 1)	9.0	33	4	2	2	7	2	1	0	0	0	0	0	1	44	56	2.00	0.667
Roberto Hernandez, R ERA: 1.15 (10, 1)	1.0	3	1	0	0	0	0	0	0	0	0	0	0	3	3	0.00	1.000	

TOP

New York Yankees @ Chicago White Sox
Comiskey Park, Chicago, IL
Mon Aug 12 1996, 8:05 PM EDT
Att: 32,492 - Unknown - 78 F

AB 33
R 2
H 5
RBI 2
BB 3
SO 7
LOB 7




Batter	1	2	3	4	5	6	7	8	9	10	AB	R	H	RBI	BB	SO	LOB						
Tony Phillips, S OBP: 0.422, SLG: 0.417 (1, 7)											1	1	1	0	4	0	0						
Ray Durham, S OBP: 0.364, SLG: 0.428 (1, 4)											4	0	1	0	1	1	4						
Frank Thomas, R OBP: 0.468, SLG: 0.603 (1, 3)											4	0	0	0	1	1	3						
Harold Baines, L OBP: 0.385, SLG: 0.518 (1, 10)											5	1	1	1	0	1	2						
Robin Ventura, L OBP: 0.373, SLG: 0.521 (1, 5)											4	0	1	0	0	1	2						
Dave Martinez, L OBP: 0.387, SLG: 0.483 (1, 9)											2	1	0	0	2	1	1						
Darren Lewis, R OBP: 0.322, SLG: 0.315 (1, 8)											4	0	1	0	0	1	3						
Ron Karkovics, R OBP: 0.274, SLG: 0.372 (1, 2)											4	0	0	0	0	2	2						
Ozzie Guillen, L OBP: 0.276, SLG: 0.359 (1, 6)											4	0	1	1	0	0	1						
Inning Stats	R: 0 E: 0 K: 0 S: 4	H: 1 LOB: 2 BB: 1 P: 8	R: 1 E: 0 K: 2 S: 8	H: 1 LOB: 2 BB: 2 P: 16	R: 0 E: 0 K: 2 S: 7	H: 0 LOB: 0 BB: 0 P: 7	R: 0 E: 0 K: 0 S: 4	H: 1 LOB: 1 BB: 0 P: 4	R: 1 E: 0 K: 0 S: 3	H: 1 LOB: 0 BB: 1 P: 7	R: 0 E: 0 K: 0 S: 2	H: 0 LOB: 0 BB: 0 P: 6	R: 0 E: 0 K: 1 S: 5	H: 0 LOB: 2 BB: 2 P: 13	R: 0 E: 0 K: 2 S: 8	H: 1 LOB: 1 BB: 0 P: 8	R: 0 E: 0 K: 1 S: 5	H: 0 LOB: 1 BB: 1 P: 9	R: 1 E: 0 K: 0 S: 2	H: 1 LOB: 0 BB: 0 P: 2	1B: 4 2B: 0 3B: 1 HR: 1	SF: 0 SAC: 0 DP: 1 HBP: 0	WP: 0 PA: 40
PITCHER	IP WLS BF H R ER SO BB IBB HBP BLK WP HR S P ERA WHIP	IP WLS BF H R ER SO BB IBB HBP BLK WP HR S P ERA WHIP																					
Dwight Gooden, R ERA: 3.88 (1, 1)	6.2	29	4	2	2	4	7	0	0	0	0	0	0	30	58	2.70	1.650						
Jeff Nelson, R ERA: 4.33 (7, 1)	0.1	0	0	0	0	1	0	0	0	0	0	0	0	3	3	0.00	0.000						
42 Mariano Rivera, R ERA: 2.1 (8, 1)	2.0	8	1	0	0	3	1	0	0	0	0	0	0	13	17	0.00	1.000						
John Wetteland, R ERA: 3.42 (10, 1)	0.1	L	2	1	1	1	0	0	0	0	0	0	1	2	2	27.00	3.000						

BOTTOM

New York Yankees @ Chicago White Sox
Comiskey Park, Chicago, IL
Mon Aug 12 1996, 8:05 PM EDT
Att: 32,492 - Unknown - 78 F

AB 32
R 3
H 6
RBI 2
BB 8
SO 8
LOB 18



Batter	1	2	3	4	5	6	7	8	9	AB	R	H	RBI	BB	SO	LOB	TOP										
2 Derek Jeter, R OBP: 0.371, SLG: 0.421 (1,6)	G4-3		2B		HR		1B		FC1-6	4	1	3	0	1	0	0	New York Yankees @ Chicago White Sox Comiskey Park, Chicago, IL Tue Aug 13 1996, 8:05 PM EDT Att: 26,455 - Unknown - 81 F AB 35 R 4 H 9 RBI 4 BB 4 SO 8 LOB 13										
Joe Girardi, R OBP: 0.359, SLG: 0.371 (1,2)	F8		IBB		F7		1B		FC1-6	4	0	1	0	1	0	3											
Paul O'Neill, L OBP: 0.419, SLG: 0.461 (1,9)	G4-3		F7		HR		1B		FC4-6	5	1	2	3	0	0	3											
Cecil Fielder, R OBP: 0.355, SLG: 0.486 (1,10)		K		K	P4		G6-3			4	0	0	0	0	2	3											
Bernie Williams, S OBP: 0.376, SLG: 0.520 (1,8)		HR		K			G6-3			4	1	1	1	0	2	0											
Tino Martinez, L OBP: 0.397, SLG: 0.472 (1,3)	F5			BB			BB		1B	2	0	1	0	2	0	0											
Darryl Strawberry, L OBP: 0.352, SLG: 0.519 (1,7)	F7			F7		G3-6			F8	4	0	0	0	0	0	3											
Mariano Duncan, R OBP: 0.337, SLG: 0.467 (1,5)			K		G6-3		G5-3		F7	4	0	0	0	0	1	1											
Pat Kelly, R OBP: 0.429, SLG: 0.333 (1,4)			K				K		K	3	1	1	0	0	2	0											
Wade Boggs, L OBP: 0.394, SLG: 0.401 (9, PH)			K		HR		1B		K	1	0	0	0	0	1	0											
Inning Stats	R: 0 E: 0 K: 0 S: 3	H: 0 LOB: 0 BB: 0 P: 3	R: 1 E: 0 K: 1 S: 6	H: 1 LOB: 0 BB: 0 P: 6	R: 0 E: 0 K: 2 S: 8	H: 1 LOB: 2 BB: 1 P: 12	R: 0 E: 0 K: 2 S: 7	H: 0 LOB: 1 BB: 1 P: 11	R: 3 E: 0 K: 0 S: 6	H: 3 LOB: 0 BB: 0 P: 6	R: 0 E: 0 K: 1 S: 4	H: 0 LOB: 0 BB: 1 P: 8	R: 0 E: 0 K: 1 S: 7	H: 2 LOB: 3 BB: 1 P: 11	R: 0 E: 0 K: 0 S: 4	H: 1 LOB: 1 BB: 0 P: 4	R: 0 E: 0 K: 1 S: 6	H: 1 LOB: 1 BB: 0 P: 6	1B: 6 2B: 1 3B: 0 HR: 2	SF: 0 SAC: 0 DP: 1 HBP: 0	WP: 0 PB: 0 CS: 0	PA: 39					
PITCHER	IP	WLS	BF	H	R	ER	SO	BB	IBB	HBP	BLK	WP	HR	S	P	ERA	WHIP										
Mike Bertoli, L ERA: 5.4 (1,1)	5.1	W	24	5	4	4	6	2	1	0	0	0	2	33	45	6.75	1.312										
41 Bill Simas, R ERA: 4.45 (6,1)	2.0		8	2	0	0	1	1	0	0	0	0	0	9	13	0.00	1.500										
Larry Thomas, L ERA: 3.49 (8,1)	0.2		3	1	0	0	0	0	0	0	0	0	0	3	3	0.00	1.500										
Roberto Hernandez, R ERA: 1.13 (9,1)	1.0		4	1	0	0	1	0	0	0	0	0	0	6	6	0.00	1.000										

Batter	1	2	3	4	5	6	7	8	9	AB	R	H	RBI	BB	SO	LOB	BOTTOM										
Tony Phillips, S OBP: 0.422, SLG: 0.416 (1,7)	B1-3		BB		FC4		G1-3		K	4	2	1	1	1	1	0	New York Yankees @ Chicago White Sox Comiskey Park, Chicago, IL Tue Aug 13 1996, 8:05 PM EDT Att: 26,455 - Unknown - 81 F AB 35 R 8 H 11 RBI 8 BB 4 SO 5 LOB 12										
Ray Durham, S OBP: 0.394, SLG: 0.428 (1,4)	G5-4-3		K		K		G4-3		FC6-4	5	0	2	0	0	2	2											
Frank Thomas, R OBP: 0.469, SLG: 0.601 (1,3)	G5-4-3		BB		HR		HR		FC6-4	3	2	1	0	2	0	2											
Harold Baines, L OBP: 0.386, SLG: 0.526 (1,10)	G4-3		1B		FC4		HR		HR	4	2	2	3	0	0	2											
Robin Ventura, L OBP: 0.372, SLG: 0.525 (1,5)	K		F9		HR		G3		G3	4	1	1	4	0	1	2											
Dave Martinez, L OBP: 0.389, SLG: 0.462 (1,8)	1B				G4-3		F8		1B	3	0	1	0	1	0	0											
Lyle Mouton, R OBP: 0.372, SLG: 0.445 (1,9)	1B				G6-3		G6-3		BB	4	0	2	0	0	0	0											
Darren Lewis, R OBP: 0.322, SLG: 0.315 (8,8)	1B				G6-3		G6-3		1B	0	0	0	0	0	0	0											
Ron Karkovice, R OBP: 0.270, SLG: 0.368 (1,2)	F9				F8		K		G4-3	4	0	0	0	0	1	4											
Ozzie Guillen, L OBP: 0.276, SLG: 0.363 (1,6)	G4-3				F8		1B		L3	4	1	1	0	0	0	0											
Inning Stats	R: 0 E: 0 K: 0 S: 3	H: 1 LOB: 0 BB: 0 P: 3	R: 0 E: 0 K: 1 S: 7	H: 2 LOB: 2 BB: 0 P: 7	R: 1 E: 0 K: 1 S: 6	H: 1 LOB: 2 BB: 2 P: 14	R: 0 E: 0 K: 0 S: 3	H: 0 LOB: 0 BB: 0 P: 3	R: 5 E: 1 K: 1 S: 9	H: 3 LOB: 0 BB: 1 P: 13	R: 0 E: 0 K: 1 S: 5	H: 0 LOB: 0 BB: 0 P: 5	R: 2 E: 0 K: 0 S: 6	H: 3 LOB: 2 BB: 1 P: 10	R: 0 E: 0 K: 1 S: 6	H: 1 LOB: 1 BB: 0 P: 6	1B: 8 2B: 0 3B: 1 HR: 2	SF: 0 SAC: 0 DP: 1 HBP: 0	WP: 0 PB: 0 CS: 0	PA: 39							
PITCHER	IP	WLS	BF	H	R	ER	SO	BB	IBB	HBP	BLK	WP	HR	S	P	ERA	WHIP										
David Weathers, R ERA: 5.33 (1,1)	4.1	L	23	7	6	5	3	3	0	0	0	0	1	26	38	10.38	2.308										
Bob Wickman, R ERA: 4.6 (5,1)	2.0		7	1	1	1	1	0	0	0	0	0	0	9	9	4.50	0.500										
Dale Polley, L ERA: 7.82 (7,1)	0.1		3	1	1	1	0	1	0	0	0	0	1	2	6	27.00	6.000										
Jim Mecir, R ERA: 4.66 (7,1)	1.1		6	2	0	0	1	0	0	0	0	0	0	8	8	0.00	1.500										

Batter	1	2	3	4	5	6	7	8	9	AB	R	H	RBI	BB	SO	LOB	TOP											
2 Derek Jeter, R OBP: 0.372, SLG: 0.429										4	1	2	1	0	1	0												
Wade Boggs, L OBP: 0.393, SLG: 0.400										4	0	1	0	0	0	1												
Paul O'Neill, L OBP: 0.415, SLG: 0.457										4	0	0	0	0	0	1												
Cecil Fielder, R OBP: 0.354, SLG: 0.484 Andy Fox, L (8, PR) OBP: 0.273, SLG: 0.253										4	0	1	0	0	0	1												
Tino Martinez, L OBP: 0.369, SLG: 0.479										4	1	2	1	0	0	1												
Bernie Williams, S OBP: 0.375, SLG: 0.520										4	1	1	0	0	0	1												
Daryl Strawberry, L OBP: 0.367, SLG: 0.537 Gerald Williams, R (7, 7)										2	0	2	1	1	0	0												
Jim Leyritz, R OBP: 0.339, SLG: 0.351										4	0	0	0	0	2	3												
Pat Kelly, R OBP: 0.300, SLG: 0.222										3	0	0	0	0	0	1												
Inning Stats	R: 0 H: 1 E: 0 K: 1 S: 7	WLS: 1 BF: 0 LOB: 13	R: 0 H: 1 E: 0 K: 0 S: 9	WLS: 1 BF: 0 LOB: 14	R: 0 H: 1 E: 0 K: 0 S: 9	WLS: 1 BF: 0 LOB: 14	R: 0 H: 1 E: 0 K: 0 S: 10	WLS: 1 BF: 0 LOB: 18	R: 0 H: 0 E: 0 K: 1 S: 5	WLS: 0 BF: 0 LOB: 10	R: 2 H: 3 E: 0 K: 1 S: 20	WLS: 3 BF: 0 LOB: 32	R: 1 H: 2 E: 0 K: 0 S: 12	WLS: 2 BF: 0 LOB: 20	R: 0 H: 0 E: 0 K: 0 S: 8	WLS: 0 BF: 0 LOB: 14	1B: 5 2B: 2 3B: 0 HR: 2	SF: 0 SAC: 0 DP: 1 HBP: 0	WP: 0 PB: 0 CS: 1	PA: 35								
PITCHER	IP	WLS	BF	H	R	ER	SO	BB	IBB	HBP	BLK	WP	HR	S	P	ERA	WHIP											
James Baldwin, R ERA: 3.83	(1, 1)	7.2	L	31	9	3	3	3	1	0	0	0	0	2	80	134	3.52	1.304										
Larry Thomas, L ERA: 3.45	(8, 1)	0.1		1	0	0	0	0	0	0	0	0	0	2	4	0.00	0.000											
Jeff Darwin, R ERA: 2.25	(9, 1)	1.0		3	0	0	0	0	0	0	0	0	0	8	14	0.00	0.000											

New York Yankees @ Chicago White Sox
Comiskey Park, Chicago, IL
Wed Aug 14 1996, 4:33 AM EDT
Att: 23,350 - Cloudy - 82 F

AB	34
R	3
H	9
RBI	3
BB	1
SO	3
LOB	9

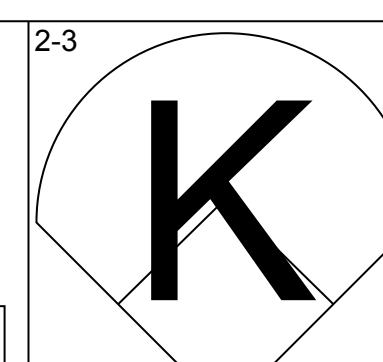
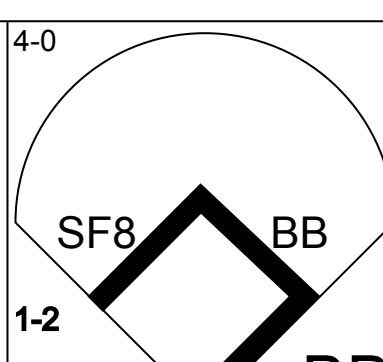
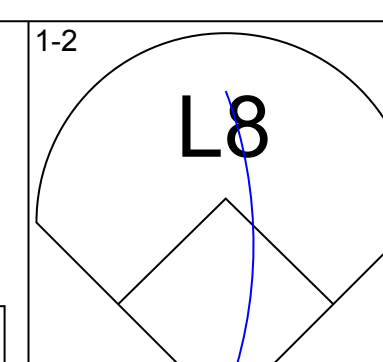
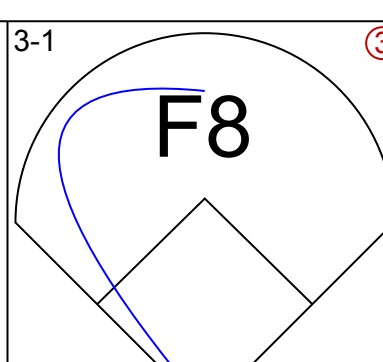
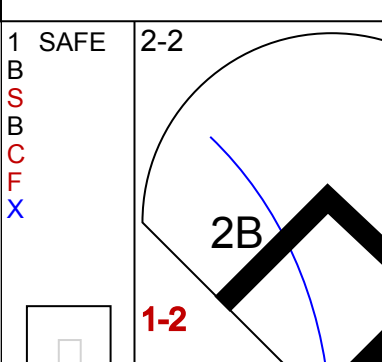
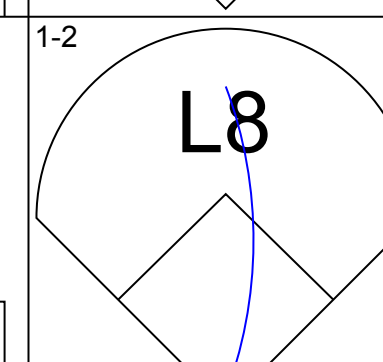
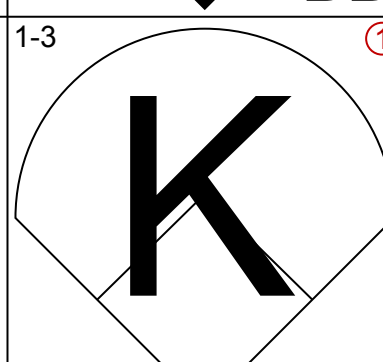
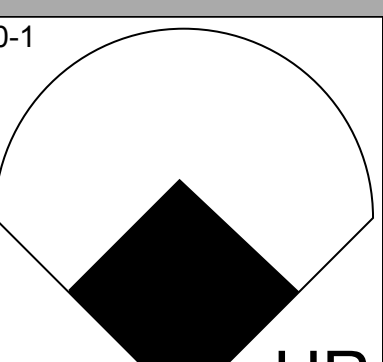
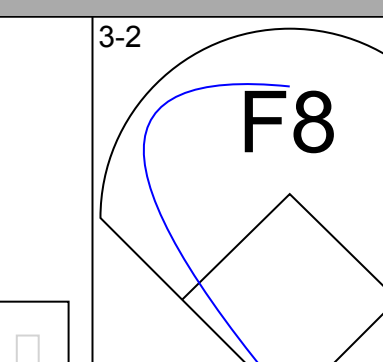
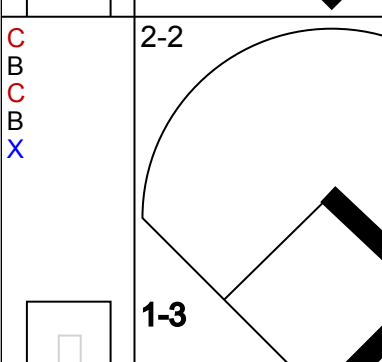
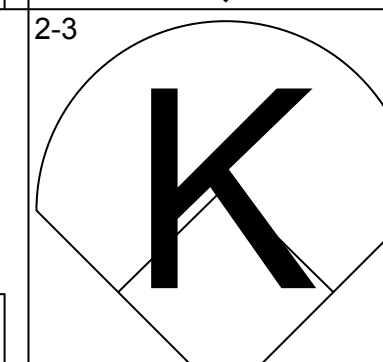
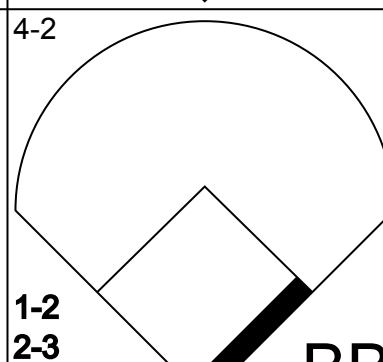
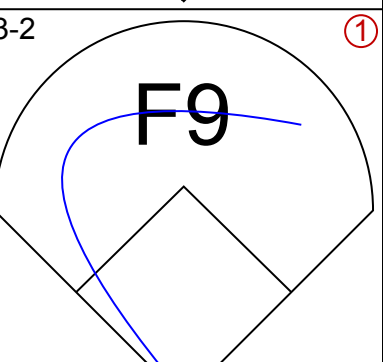
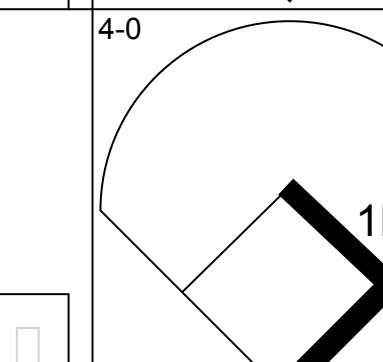
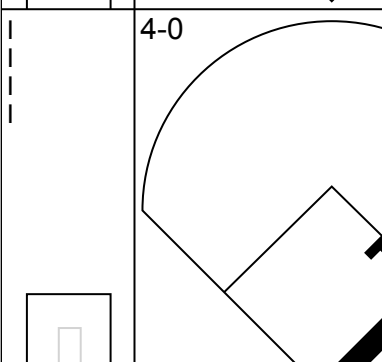
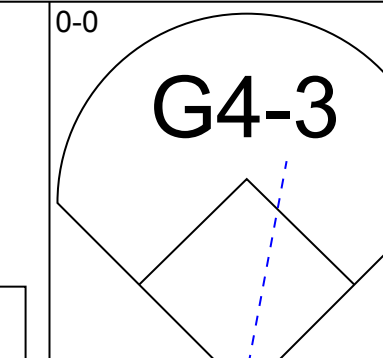
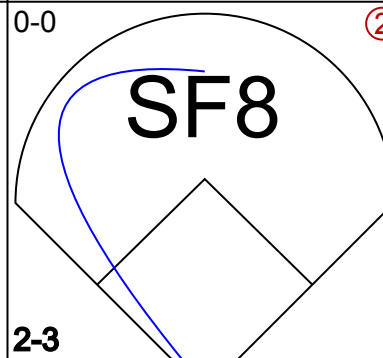
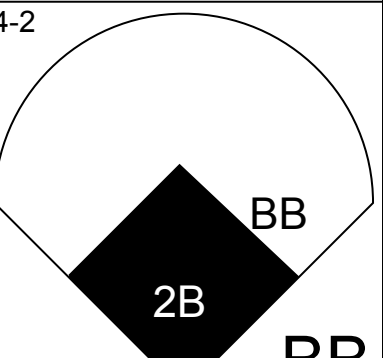
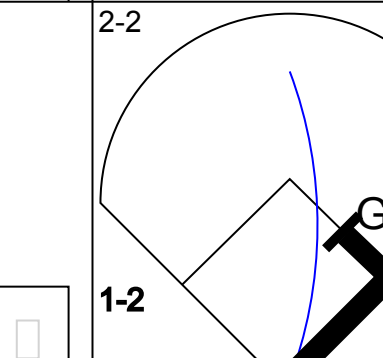
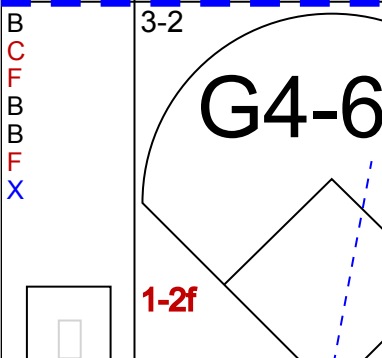
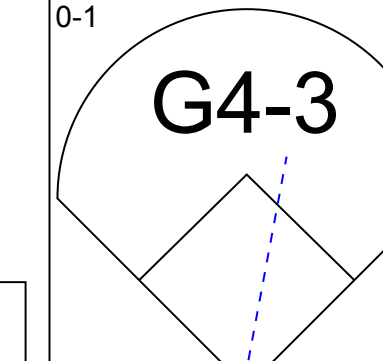
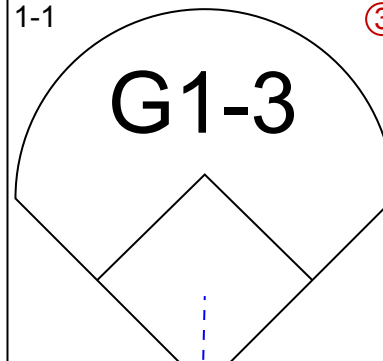
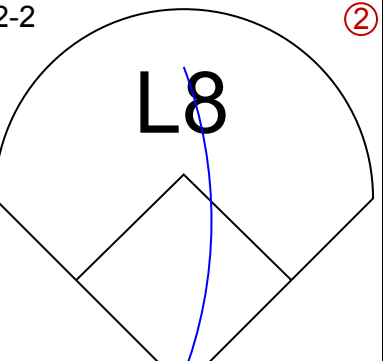
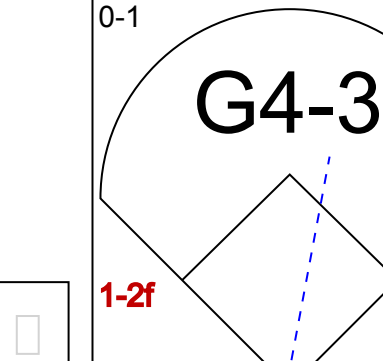
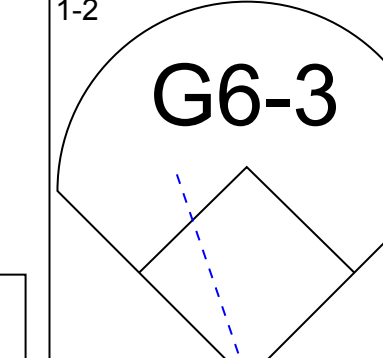
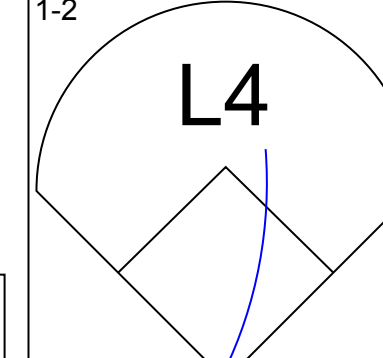

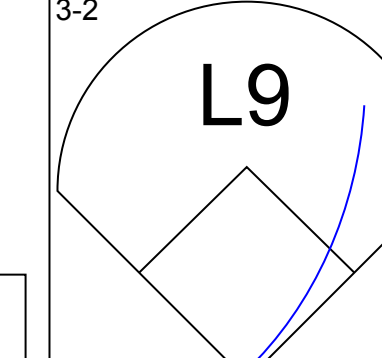
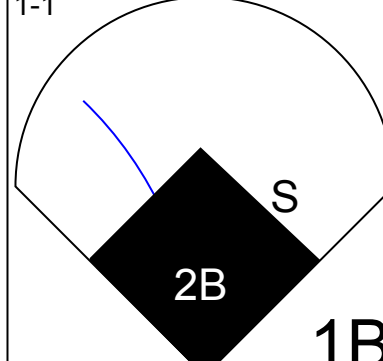
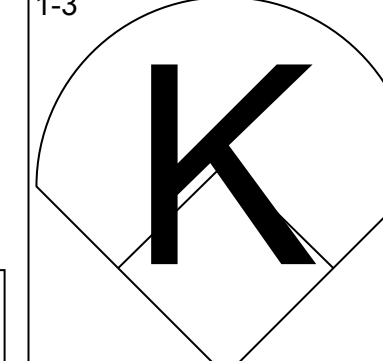

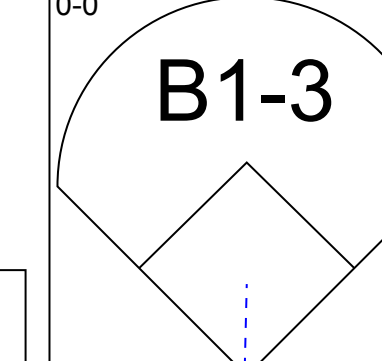
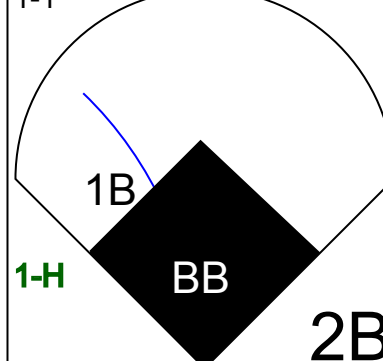
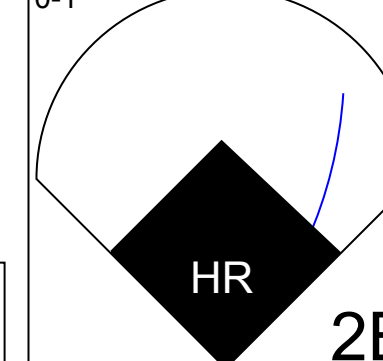
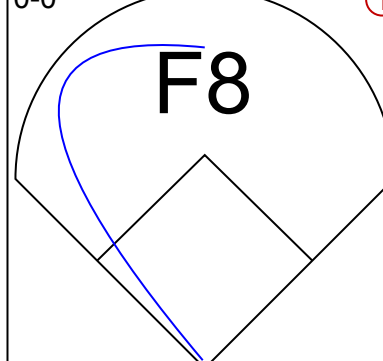
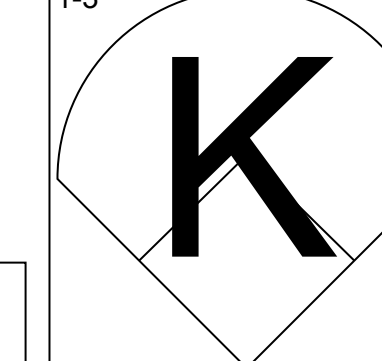
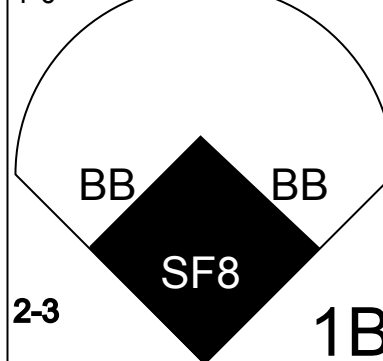
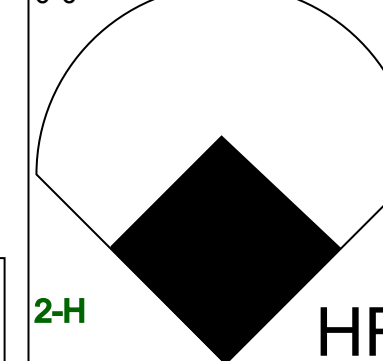
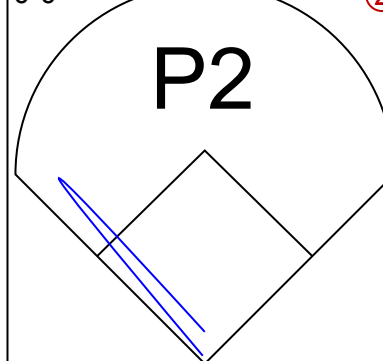
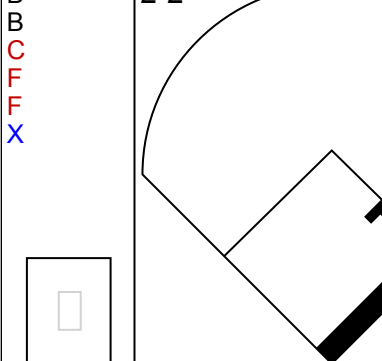


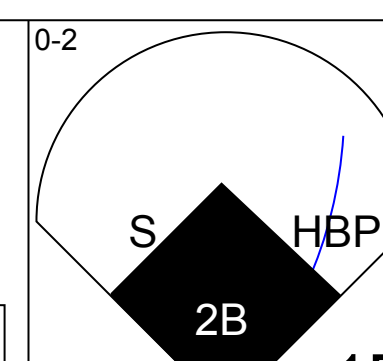
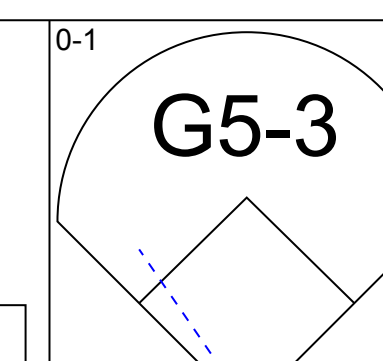
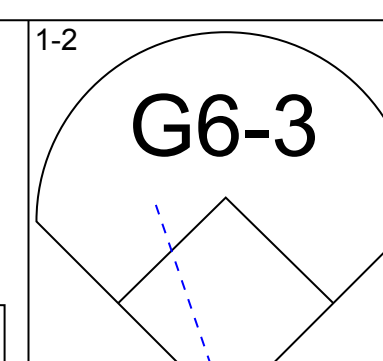
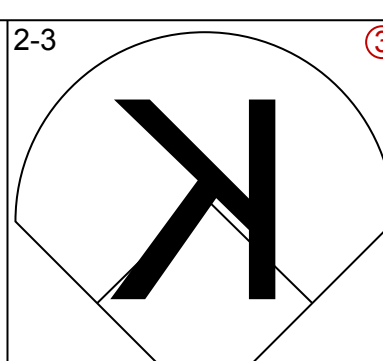
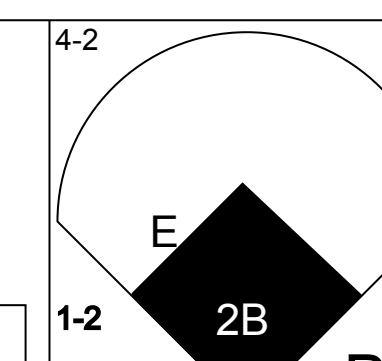
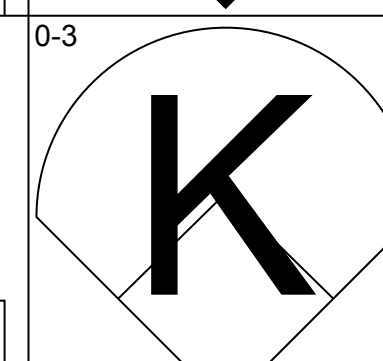
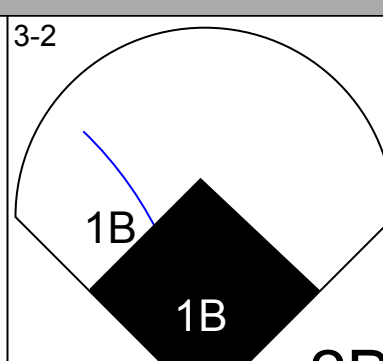
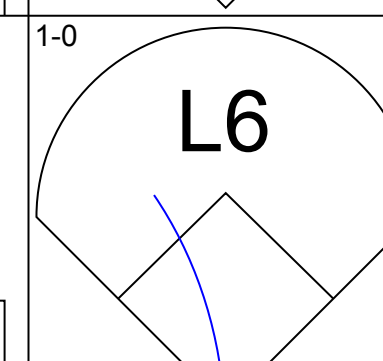
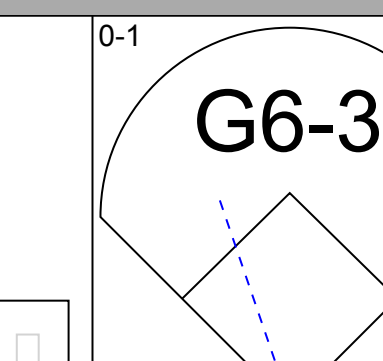
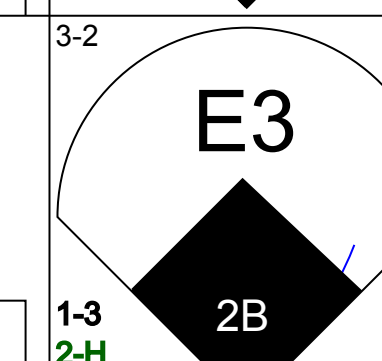
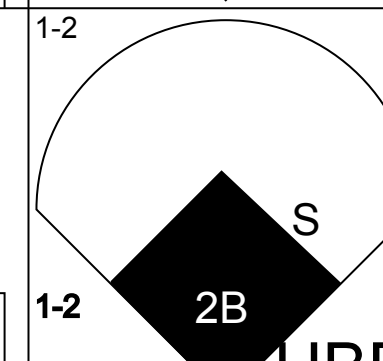
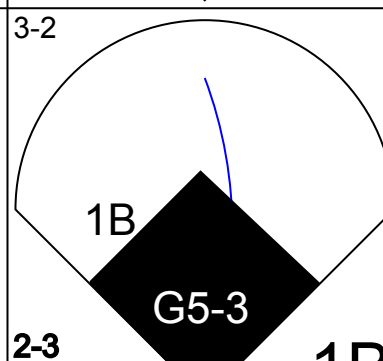
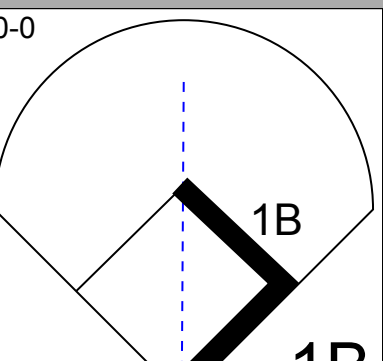
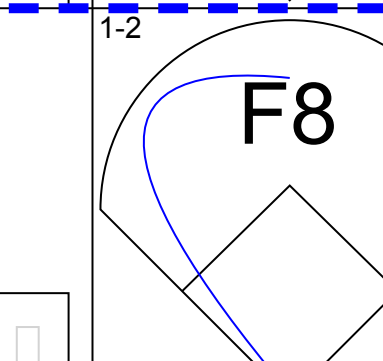
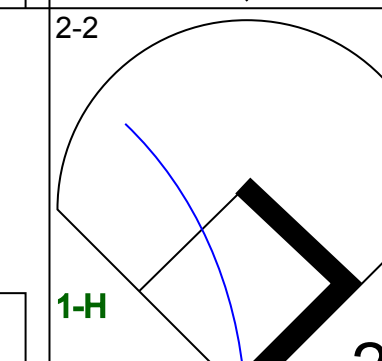
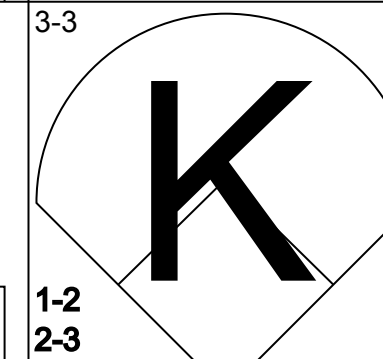
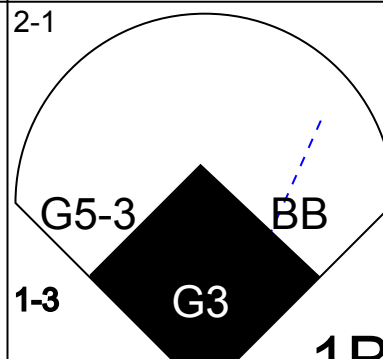
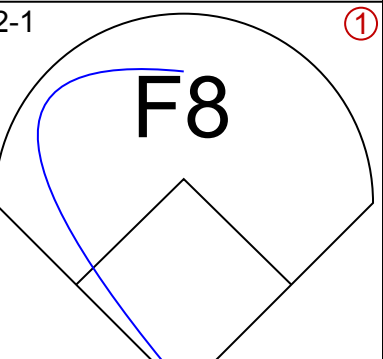
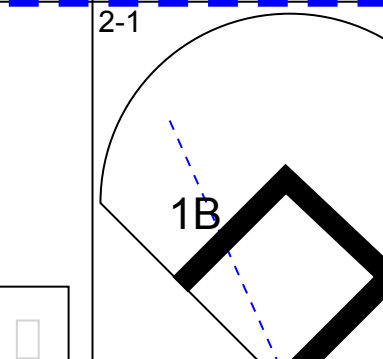
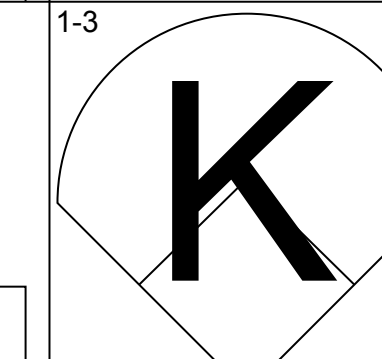
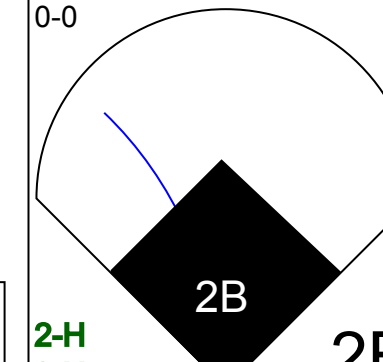
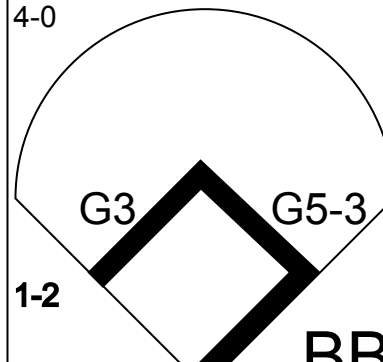
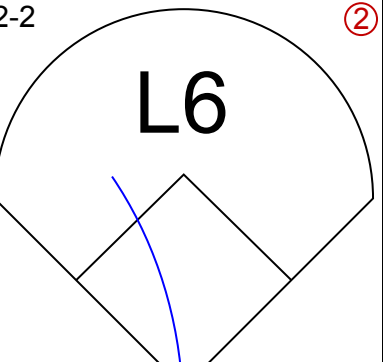
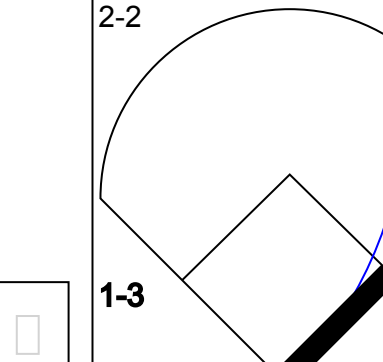
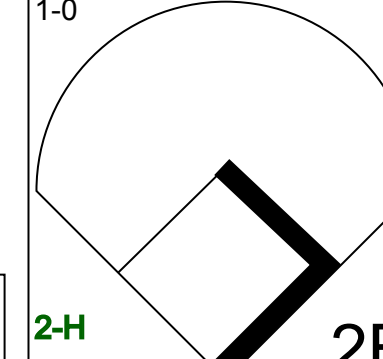
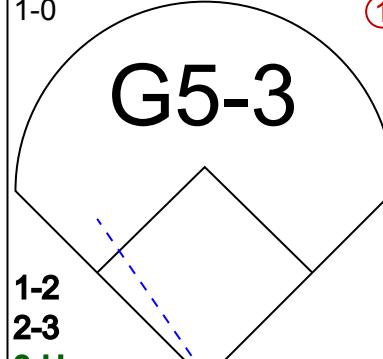
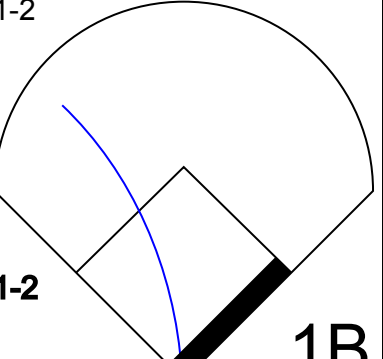
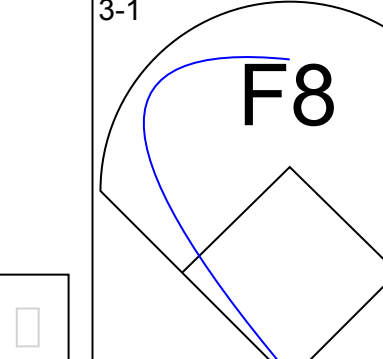
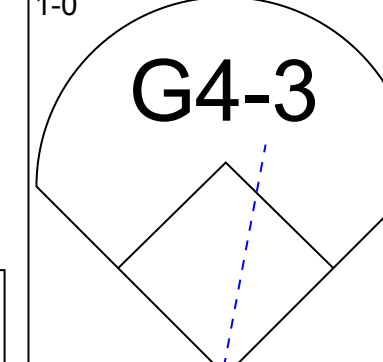
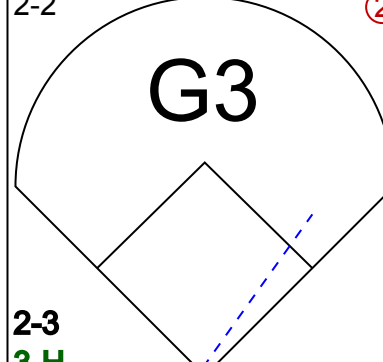
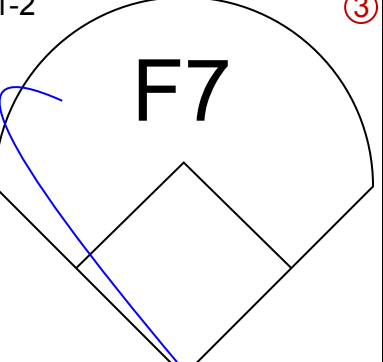
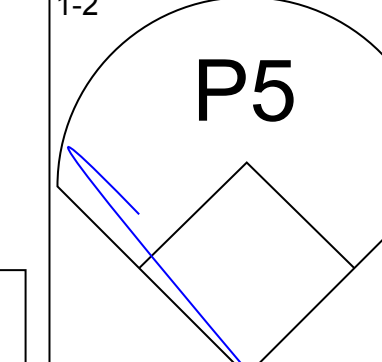
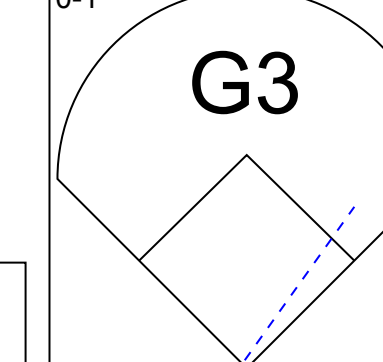
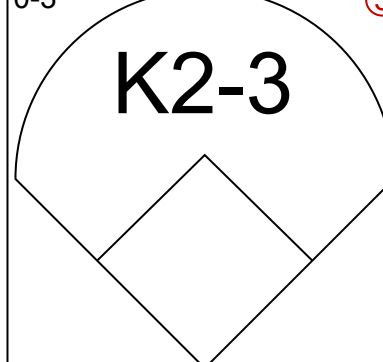
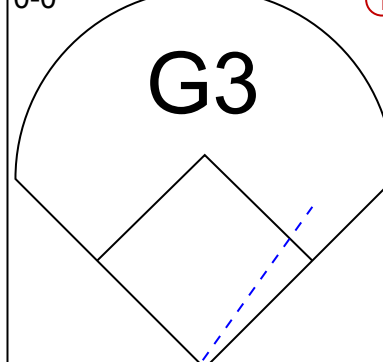
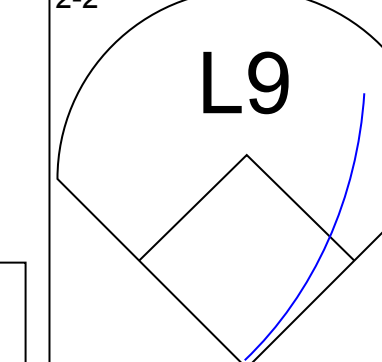
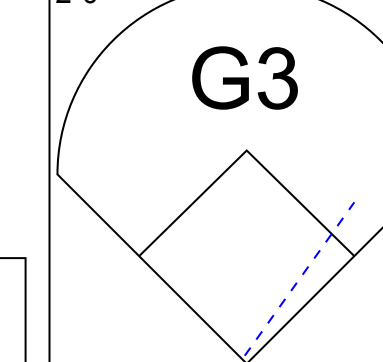
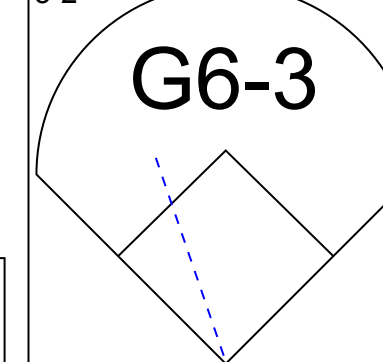
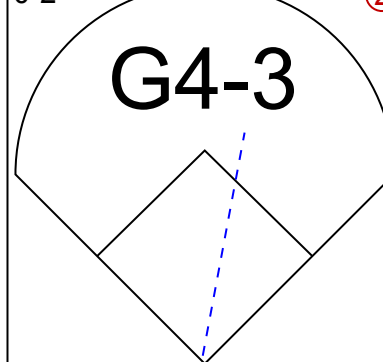
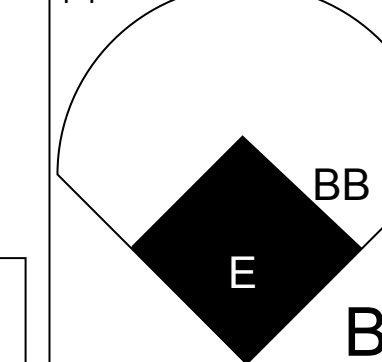
Batter	1	2	3	4	5	6	7	8	9	AB	R	H	RBI	BB	SO	LOB	BOTTOM											
Tony Phillips, S OBP: 0.420, SLG: 0.414										4	0	1	0	0	0	2												
Ray Durham, S OBP: 0.361, SLG: 0.424										4	0	0	0	0	2	1												
Frank Thomas, R OBP: 0.472, SLG: 0.613										4	1	3	1	0	0	0												
Lyle Mouton, R OBP: 0.372, SLG: 0.443 Dave Martinez, L (9, PH) OBP: 0.398, SLG: 0.461										3	0	1	0	0	1	3												
Danny Tartabull, R OBP: 0.326, SLG: 0.434 Harold Baines, L (9, PH) OBP: 0.385, SLG: 0.524										3	0	0	0	0	2	3												
Chris Snopce, R OBP: 0.303, SLG: 0.515 Robin Ventura, L (9, PH) OBP: 0.373, SLG: 0.527										3	0	1	0	0	0	1												
Norberto Martin, R OBP: 0.369, SLG: 0.444 Ozzie Guillen, L (9, PH) OBP: 0.275, SLG: 0.362										3	0	1	0	0	1	0												
Pat Borders, R OBP: 0.281, SLG: 0.338										3	0	0	0	0	1	2												
Darren Lewis, R OBP: 0.319, SLG: 0.312										3	0	0	0	0	2	2												
Inning Stats	R: 0 H: 2 E: 0 K: 2 S: 18	WLS: 2 BF: 0 LOB: 26	R: 0 H: 0 E: 0 K: 1 S: 14	WLS: 0 BF: 0 LOB: 20	R: 0 H: 0 E: 0 K: 2 S: 8	WLS: 0 BF: 0 LOB: 12	R: 0 H: 1 E: 0 K: 0 S: 4	WLS: 1 BF: 0 LOB: 6	R: 0 H: 2 E: 0 K: 2 S: 15	WLS: 2 BF: 0 LOB: 25	R: 1 H: 2 E: 0 K: 0 S: 7	WLS: 0 BF: 0 LOB: 11	R: 0 H: 0 E: 0 K: 0 S: 8	WLS: 0 BF: 0 LOB: 13	R: 0 H: 1 E: 0 K: 2 S: 8	WLS: 1 BF: 0 LOB: 12	1B: 6 2B: 1 3B: 0 HR: 1	SF: 0 SAC: 0 DP: 1 HBP: 0	WP: 1 PB: 0 CS: 0	PA: 34								
PITCHER	IP	WLS	BF	H	R	ER	SO	BB	IBB	HBP	BLK	WP	HR	S	P	ERA	WHIP											
Andy Pettitte, L ERA: 4.3	(1, 1)	7.0	W	27	7	1	1	9	0	0	0	0	0	16	25	0.00	0.500											
42 Mariano Rivera, R ERA: 2.05	(8, 1)	2.0	S	7	1	0	0	2	0	0	0	0	0	0	0	0	0.00	0.500										

New York Yankees @ Chicago White Sox
Comiskey Park, Chicago, IL
Wed Aug 14 1996, 4:33 AM EDT
Att: 23,350 - Cloudy - 82 F

AB	34
R	1
H	8
RBI	1
BB	0
SO	11
LOB	15



Batter	1	2	3	4	5	6	7	8	9	AB	R	H	RBI	BB	SO	LOB	TOP					
Tony Phillips, S OBP: 0.420, SLG: 0.413 (1, 7)										4	0	1	0	1	1	0	Chicago White Sox @ Milwaukee Brewers Milwaukee County Stadium, Milwaukee, WI Fri Aug 16 1996, 8:05 PM EDT Unknown - 73 F					
Dave Martinez, L OBP: 0.388, SLG: 0.472 (1, 8) (8, 9)										5	1	2	1	0	1	3						
Frank Thomas, R OBP: 0.473, SLG: 0.609 (1, 3)										2	0	0	1	3	1	0						
Robin Ventura, L OBP: 0.374, SLG: 0.525 (1, 5)										3	1	1	1	1	0	3						
Harold Baines, L OBP: 0.382, SLG: 0.519 (1, 10)										4	0	0	0	0	0	5						
Lyle Mouton, R OBP: 0.399, SLG: 0.436 Darren Lewis, R OBP: 0.319, SLG: 0.312 (1, 9) (8, 8)										3	0	0	0	1	0	0						
Ray Durham, S OBP: 0.362, SLG: 0.427 (1, 4)										4	1	2	1	0	1	0						
Ron Karkovics, R OBP: 0.273, SLG: 0.375 (1, 2)										4	2	2	1	0	1	0						
Ozzie Guillen, L OBP: 0.280, SLG: 0.373 (1, 6)										4	2	3	2	0	0	0						
Inning Stats	R: 0 E: 0 K: 2 S: 14	H: 0 LOB: 0 BB: 0 P: 19	R: 0 E: 0 K: 0 S: 6	H: 0 LOB: 0 BB: 0 P: 7	R: 3 E: 0 K: 1 S: 14	H: 3 LOB: 2 BB: 2 P: 27	R: 2 E: 0 K: 1 S: 12	H: 2 LOB: 2 BB: 0 P: 15	R: 2 E: 0 K: 0 S: 16	H: 2 LOB: 2 BB: 2 P: 31	R: 0 E: 0 K: 0 S: 4	H: 0 LOB: 0 BB: 0 P: 7	R: 0 E: 0 K: 0 S: 8	H: 1 LOB: 1 BB: 1 P: 17	R: 0 E: 0 K: 1 S: 9	H: 0 LOB: 0 BB: 0 P: 13	R: 0 E: 0 K: 0 S: 15	H: 3 LOB: 2 BB: 1 P: 28	1B: 5 2B: 4 3B: 0 HR: 2	SF: 1 SAC: 0 DP: 2 HBP: 0	WP: 0 PB: 0 SB: 1 CS: 0	PA: 40
PITCHER	IP	WLS	BF	H	R	ER	SO	BB	IBB	HBP	BLK	WP	HR	S	P	ERA	WHIP					
21 Cal Eldred, R ERA: 6.05 (1, 1)	5.0		25	7	7	7	4	4	0	0	0	0	0	2	62	99	12.60	2.200				
Angel Miranda, L ERA: 4.59 (6, 1)	3.0	W	10	1	0	0	1	1	0	0	0	0	0	21	37	0.00	0.667					
Mike Fetters, R ERA: 2.72 (9, 1)	0.1		4	3	0	0	0	0	1	0	0	0	0	11	21	0.00	9.000					
Ron Villone, L ERA: 3.71 (9, 1)	0.2	S	1	0	0	0	0	0	0	0	0	0	0	4	7	0.00	0.000					

Batter	1	2	3	4	5	6	7	8	9	AB	R	H	RBI	BB	SO	LOB	BOTTOM				
Pat Listach, S OBP: 0.321, SLG: 0.316 (1, 6) (9, 8)										4	2	1	0	1	1	0	Chicago White Sox @ Milwaukee Brewers Milwaukee County Stadium, Milwaukee, WI Fri Aug 16 1996, 8:05 PM EDT Unknown - 73 F				
Jeff Cirillo, R OBP: 0.393, SLG: 0.504 (1, 5)										5	2	1	0	0	1	2					
Dave Nilsson, L OBP: 0.429, SLG: 0.577 (1, 9) (9, 2)										4	2	3	2	0	0	0					
John Jaha, R OBP: 0.382, SLG: 0.522 (1, 3)										5	1	2	1	0	2	5					
Kevin Seitzer, R OBP: 0.416, SLG: 0.468 (1, 10)										3	1	2	2	1	0	1					
Matt Mieske, R OBP: 0.322, SLG: 0.470 (1, 8) (9, 9)										4	0	2	2	0	0	4					
Marc Newfield, R OBP: 0.313, SLG: 0.395 Jose Valentin, S OBP: 0.329, SLG: 0.481 (1, 7) (6, PH) (9, 6)										3	0	0	1	0	0	4					
Kelly Stinnett, R (1, 2) Fernando Vina, L OBP: 0.348, SLG: 0.392 (6, PH) (7, 4)										2	0	0	0	0	1	1					
Mark Loretta, R OBP: 0.352, SLG: 0.336 Jesse Levis, L OBP: 0.344, SLG: 0.266 (7, 2) David Hulse, L OBP: 0.278, SLG: 0.252 (8, PR) (9, 7)										1	0	0	0	1	0	0					
Inning Stats	R: 3 E: 0 K: 2 S: 17	H: 3 LOB: 1 BB: 0 P: 23	R: 0 E: 0 K: 0 S: 5	H: 0 LOB: 0 BB: 0 P: 7	R: 3 E: 0 K: 1 S: 15	H: 3 LOB: 1 BB: 1 P: 30	R: 0 E: 0 K: 0 S: 7	H: 0 LOB: 0 BB: 0 P: 12	R: 0 E: 0 K: 1 S: 7	H: 2 LOB: 2 BB: 0 P: 24	R: 0 E: 0 K: 1 S: 7	H: 0 LOB: 0 BB: 0 P: 9	R: 0 E: 0 K: 0 S: 12	H: 2 LOB: 2 BB: 0 P: 20	R: 3 E: 1 K: 1 S: 22	H: 1 LOB: 2 BB: 2 P: 39	1B: 7 2B: 4 3B: 0 HR: 0	SF: 0 SAC: 0 DP: 0 HBP: 1	WP: 0 PB: 0 SB: 2 CS: 0	PA: 40	
PITCHER	IP	WLS	BF	H	R	ER	SO	BB	IBB	HBP	BLK	WP	HR	S	P	ERA	WHIP				
Wilson Alvarez, L ERA: 3.98 (1, 1)	5.0		25	8	6	6	3	1	0	1	0	0	0	9	11	0.00	1.800				
Jeff Darwin, R ERA: 2.03 (6, 1)	1.1		4	0	0	0	1	0	0	0	0	0	0	3	4	0.00	0.000				
Mike Bertotti, L ERA: 5.23 (7, 1)	0.1		1	0	0	0	0	0	0	0	0	0	0	7	14	0.00	6.000				
41 Bill Simas, R ERA: 4.42 Al Levine, R ERA: 6.75 (8, 1)	1.0	L	7	1	3	0	1	2	0	0	0	0	0	22	39	0.00	3.000				

Batter	1	2	3	4	5	6	7	8	9	AB	R	H	RBI	BB	SO	LOB	TOP								
Tony Phillips, S OBP: 0.419, SLG: 0.410 (1, 7)										3	0	0	0	0	2	0	Chicago White Sox @ Milwaukee Brewers Milwaukee County Stadium, Milwaukee, WI Fri Aug 16 1996, 8:05 PM EDT Att: 25,529 - Unknown - 66 F								
Ray Durham, S OBP: 0.391, SLG: 0.425 (1, 4)										4	0	1	1	0	0	1									
Robin Ventura, L OBP: 0.373, SLG: 0.525 (8, 3)										4	0	1	0	0	0	2									
Harold Baines, L OBP: 0.381, SLG: 0.516 (1, 10)										4	1	1	0	0	1	2									
Danny Tartabull, R OBP: 0.325, SLG: 0.432 (9, PR)										4	0	1	0	0	1	1									
Lyle Mouton, R OBP: 0.369, SLG: 0.436 (9, PR)										0	0	0	0	0	0	0									
Dave Martinez, L OBP: 0.389, SLG: 0.479 (8, 8)										4	0	2	1	0	1	1									
Pat Borders, R OBP: 0.427, SLG: 0.338 (9, PH)										3	0	1	0	0	1	1									
Frank Thomas, R OBP: 0.472, SLG: 0.608 (9, PH)										1	0	0	0	0	0	2									
Darren Lewis, R OBP: 0.317, SLG: 0.310 (8, PH)										2	0	0	0	0	0	1									
Norberto Martin, R OBP: 0.392, SLG: 0.457 (8, 5)										2	1	1	0	0	1	3									
Ozzie Guillen, L OBP: 0.277, SLG: 0.369 (1, 6)										4	0	0	0	0	0	3									
Inning Stats	R: 0 E: 0 K: 1 S: 9	H: 1 LOB: 1 BB: 0 P: 11	R: 0 E: 0 K: 1 S: 10	H: 1 LOB: 1 BB: 0 P: 16	R: 0 E: 0 K: 1 S: 9	H: 0 LOB: 0 BB: 0 P: 13	R: 0 E: 0 K: 1 S: 12	H: 1 LOB: 1 BB: 0 P: 23	R: 0 E: 0 K: 0 S: 6	H: 0 LOB: 0 BB: 0 P: 10	R: 0 E: 0 K: 0 S: 6	H: 0 LOB: 0 BB: 0 P: 13	R: 0 E: 0 K: 2 S: 10	H: 1 LOB: 1 BB: 0 P: 13	R: 1 E: 0 K: 0 S: 10	H: 1 LOB: 1 BB: 0 P: 12	R: 1 E: 0 K: 1 S: 13	H: 3 LOB: 2 BB: 0 P: 19	1B: 5 2B: 2 3B: 1 HR: 0	SF: 0 SAC: 0 DP: 0 HBP: 1	WP: 1 PB: 0 SB: 1 CS: 0	PA: 36			
PITCHER	IP	WLS	BF	H	R	ER	SO	BB	IBB	HBP	BLK	WP	HR	S	P	ERA	WHIP								
Tim Van Egmond, R ERA: 4.38 (1, 1)	7.0	W	26	5	1	1	6	0	0	0	0	0	0	63	100	1.29	0.714								
Ron Villone, L ERA: 3.59 (8, 1)	1.0		4	0	0	0	0	0	0	1	0	0	0	9	11	0.00	0.000								
Mike Fetters, R ERA: 2.86 (9, 1)	1.0	S	6	3	1	1	1	0	0	0	0	1	0	13	19	9.00	3.000								

Batter	1	2	3	4	5	6	7	8	9	AB	R	H	RBI	BB	SO	LOB	BOTTOM								
Fernando Vina, L OBP: 0.347, SLG: 0.391 (1, 4)										4	1	1	0	0	0	0	Chicago White Sox @ Milwaukee Brewers Milwaukee County Stadium, Milwaukee, WI Fri Aug 16 1996, 8:05 PM EDT Att: 25,529 - Unknown - 66 F								
Jeff Cirillo, R OBP: 0.391, SLG: 0.501 (1, 5)										4	0	1	0	0	0	1									
Dave Nilsson, L OBP: 0.427, SLG: 0.573 (9, 8)										4	0	1	0	0	2	1									
David Hulse, L OBP: 0.278, SLG: 0.252 (9, 8)										3	0	0	0	1	1	2									
John Jaha, R OBP: 0.381, SLG: 0.518 (1, 10)										3	0	0	0	1	1	2									
Kevin Seitzer, R OBP: 0.413, SLG: 0.463 (1, 3)										4	0	0	0	0	0	3									
Jose Valentin, S OBP: 0.331, SLG: 0.488 (1, 6)										2	2	1	1	1	0	0									
Matt Mieske, R OBP: 0.322, SLG: 0.472 (9, 9)										3	0	1	1	0	0	0									
Marc Newfield, R OBP: 0.310, SLG: 0.390 (1, 7)										3	0	0	0	0	2	1									
Jesse Levis, L OBP: 0.337, SLG: 0.261 (1, 2)										3	0	0	0	0	0	1									
Inning Stats	R: 0 E: 0 K: 0 S: 9	H: 1 LOB: 1 BB: 0 P: 14	R: 0 E: 0 K: 0 S: 12	H: 0 LOB: 0 BB: 0 P: 18	R: 0 E: 0 K: 0 S: 9	H: 0 LOB: 0 BB: 0 P: 11	R: 0 E: 1 K: 0 S: 8	H: 0 LOB: 1 BB: 0 P: 18	R: 1 E: 0 K: 1 S: 12	H: 1 LOB: 0 BB: 0 P: 18	R: 1 E: 0 K: 2 S: 11	H: 1 LOB: 0 BB: 0 P: 15	R: 1 E: 0 K: 1 S: 12	H: 1 LOB: 1 BB: 1 P: 23	R: 0 E: 0 K: 1 S: 13	H: 1 LOB: 2 BB: 1 P: 21		1B: 3 2B: 1 3B: 0 HR: 1	SF: 0 SAC: 0 DP: 0 HBP: 0	WP: 1 PB: 0 SB: 2 CS: 0	PA: 32				
PITCHER	IP	WLS	BF	H	R	ER	SO	BB	IBB	HBP	BLK	WP	HR	S	P	ERA		WHIP							
Kevin Tapani, R ERA: 3.98 (1, 1)	7.0	L	27	4	3	3	4	1	0	0	0	0	0	73	117	3.86	0.714								
Roberto Hernandez, R ERA: 1.11 (8, 1)	1.0		5	1	0	0	1	1	0	0	0	0	0	13	21	0.00	2.000								

Batter	1	2	3	4	5	6	7	8	9	AB	R	H	RBI	BB	SO	LOB	TOP					
Tony Phillips, S OBP: 0.417, SLG: 0.410 (1, 7)	F8		G4-3	G3			E	F7		5	1	1	0	0	0	0						
Dave Martinez, L OBP: 0.389, SLG: 0.477 (1, 8) (7, 9)	P6		F8		F8		E1		2B	5	1	2	0	0	0	0						
Frank Thomas, R OBP: 0.471, SLG: 0.607 (1, 3)	G1-3			1B		F9	K		1B	4	2	1	0	0	1	1						
Harold Baines, L OBP: 0.381, SLG: 0.514 (1, 10)			1B			K	G6-3		F9	5	1	2	0	0	1	3						
Robin Ventura, L OBP: 0.377, SLG: 0.533 (1, 5)		G4-3								3	1	2	2	1	0	1						
Lyle Mouton, R OBP: 0.377, SLG: 0.436 (1, 9)										2	0	1	0	2	0	0						
Darren Lewis, R OBP: 0.319, SLG: 0.313 (7, 8)										1	0	1	2	0	0	0						
Ray Durham, S OBP: 0.362, SLG: 0.424 (1, 4)										4	0	1	0	1	1	6						
Ron Karkovice, R OBP: 0.272, SLG: 0.377 (1, 2)										4	0	1	1	0	2	3						
Ozzie Guillen, L OBP: 0.274, SLG: 0.365 (1, 6)										5	0	0	0	0	0	6						
Inning Stats	R: 0 E: 0 K: 0 S: 7	H: 0 LOB: 0 BB: 0 P: 11	R: 1 E: 0 K: 0 S: 12	H: 3 LOB: 2 BB: 0 P: 16	R: 1 E: 0 K: 0 S: 17	H: 2 LOB: 3 BB: 1 P: 36	R: 0 E: 0 K: 0 S: 5	H: 0 LOB: 0 BB: 0 P: 10	R: 0 E: 0 K: 1 S: 6	H: 0 LOB: 0 BB: 0 P: 12	R: 1 E: 0 K: 0 S: 7	H: 2 LOB: 1 BB: 0 P: 8	R: 1 E: 1 K: 2 S: 15	H: 2 LOB: 3 BB: 1 P: 31	R: 0 E: 0 K: 1 S: 8	H: 0 LOB: 0 BB: 0 P: 12	R: 2 E: 0 K: 1 S: 13	H: 3 LOB: 3 BB: 2 P: 25	1B: 8 2B: 3 HR: 1	SF: 1 SAC: 0 DP: 0 HBP: 2	WP: 0 PB: 0 SB: 1 CS: 0	PA: 45
PITCHER	IP	WLS	BF	H	R	ER	SO	BB	IBB	HBP	BLK	WP	HR	S	P	ERA	WHIP					
Ben McDonald, R ERA: 4.2 (1, 1)	6.0	L	29	9	4	4	1	1	0	1	0	0	1	59	102	6.00	1.667					
Ron Villone, L ERA: 3.49 (7, 1)	0.2		3	0	0	0	1	0	0	1	0	0	0	5	10	0.00	0.000					
Doug Jones, R ERA: 5.23 (7, 1)	2.1		13	3	2	2	3	1	2	0	0	0	0	26	49	7.71	1.714					

Chicago White Sox @ Milwaukee Brewers
Milwaukee County Stadium, Milwaukee, WI

AB 38
R 6
H 12
RBI 5
BB 4
SO 5
LOB 20




Sat Aug 17 1996, 8:05 PM EDT
Att: 31,551 - Unknown - 74 F

Batter	1	2	3	4	5	6	7	8	9	AB	R	H	RBI	BB	SO	LOB	BOTTOM					
Fernando Vina, L OBP: 0.346, SLG: 0.389 (1, 4)	F7		B5-3				F8		FC4-6	4	0	1	0	0	0	0						
John Jaha, R OBP: 0.381, SLG: 0.517 (9, FH)										1	0	0	0	0	0	3						
Jeff Cirillo, R OBP: 0.390, SLG: 0.501 (1, 5)	F3									4	0	1	0	0	1	1						
Dave Nilsson, L OBP: 0.425, SLG: 0.569 (1, 10)										4	0	1	0	0	0	1						
Kevin Seitzer, R OBP: 0.410, SLG: 0.459 (1, 3)										4	0	0	0	0	0	1						
Jose Valentin, S OBP: 0.331, SLG: 0.486 (1, 6)										4	0	1	0	0	1	0						
Matt Mieske, R OBP: 0.321, SLG: 0.480 (1, 9)										4	1	1	1	0	2	1						
David Hulse, L OBP: 0.286, SLG: 0.261 (1, 8)										4	0	2	0	0	1	0						
Marc Newfield, R OBP: 0.313, SLG: 0.404 (1, 7)										4	1	2	1	0	0	1						
Jesse Levis, L OBP: 0.335, SLG: 0.260 (1, 2)										4	0	1	0	0	0	0						
Inning Stats	R: 0 E: 0 K: 0 S: 10	H: 1 LOB: 1 BB: 0 P: 18	R: 0 E: 0 K: 1 S: 7	H: 1 LOB: 1 BB: 0 P: 10	R: 0 E: 0 K: 0 S: 12	H: 1 LOB: 1 BB: 0 P: 16	R: 1 E: 0 K: 1 S: 7	H: 1 LOB: 0 BB: 0 P: 12	R: 0 E: 0 K: 1 S: 10	H: 1 LOB: 1 BB: 0 P: 12	R: 0 E: 0 K: 1 S: 8	H: 1 LOB: 0 BB: 0 P: 9	R: 1 E: 0 K: 0 S: 8	H: 1 LOB: 0 BB: 0 P: 10	R: 0 E: 0 K: 0 S: 6	H: 0 LOB: 0 BB: 0 P: 10	R: 0 E: 0 K: 1 S: 18	H: 3 LOB: 3 BB: 0 P: 24	1B: 7 2B: 1 HR: 2	SF: 0 SAC: 0 DP: 0 HBP: 0	WP: 0 PB: 0 SB: 0 CS: 0	PA: 37
PITCHER	IP	WLS	BF	H	R	ER	SO	BB	IBB	HBP	BLK	WP	HR	S	P	ERA	WHIP					
Alex Fernandez, R ERA: 3.81 (1, 1)	8.2	W	36	10	2	2	5	0	0	0	0	0	0	85	119	2.08	1.154					
Roberto Hernandez, R ERA: 1.11 (9, 1)	0.1	S	1	0	0	0	0	0	0	0	0	0	0	1	2	0.00	0.000					

Chicago White Sox @ Milwaukee Brewers
Milwaukee County Stadium, Milwaukee, WI

AB 37
R 2
H 10
RBI 2
BB 0
SO 5
LOB 8



Sat Aug 17 1996, 8:05 PM EDT
Att: 31,551 - Unknown - 74 F

Batter	1	2	3	4	5	6	7	8	9	AB	R	H	RBI	BB	SO	LOB	TOP					
Tony Phillips, S OBP: 0.422, SLG: 0.416 (1, 7)	G5-4-3 BB		4-2 BB				0-1 HR 1B	2-1 WP 2B	2-1 1-2 2-H 1B								3 2 3 1 2 0 0					
Ray Durham, S OBP: 0.360, SLG: 0.421 (1, 4)	G5-4-3 1-2		0-1 SF8				4-2 HR BB	2-1 F7	3-3 K								3 1 0 1 1 1 3					
Frank Thomas, R OBP: 0.473, SLG: 0.612 (1, 3)	4-2 BB		3-H F8				2-2 3-1 1-H 2-H HR	4-2 2B									3 1 1 1 3 2 0 2					
Danny Tartabull, R OBP: 0.326, SLG: 0.435 (1, 9)	1-3 K						1-3 K	0-0 1-3 2B									5 0 2 0 0 3 1					
Robin Ventura, L OBP: 0.375, SLG: 0.531 (1, 5)		0-0 L8					3-2 2B	1-2 G3-1	0-0 G6-3								5 0 1 0 0 1 3					
Pat Borders, R OBP: 0.280, SLG: 0.353 (1, 2)		2-1 G5-3					2-2 G5-3	1-0 HR									5 1 1 1 0 2 2					
Harold Baines, L OBP: 0.380, SLG: 0.510 (8, PR)		1-0 G6-3					0-1 G1	1-2 G6-3									3 0 0 0 1 0 1					
Greg Norton, S (8, PR)																	0 1 0 0 0 0 0					
Norberto Martin, R OBP: 0.386, SLG: 0.442 (1, 6)			4-2 BB SF8 BB				0-0 L9	0-0 F9									3 1 0 0 1 1 1					
Darren Lewis, R OBP: 0.319, SLG: 0.313 (1, 8)			2-0 CS BB				2-3 K										3 0 1 0 0 1 0					
Dave Martinez, L OBP: 0.389, SLG: 0.477 (8, PH)																	0 0 0 0 0 0 0					
Lyle Mouton, R OBP: 0.380, SLG: 0.436 (8, 7)			1-2 1B														0 0 0 0 1 0 0					
Ozzie Guillen, L OBP: 0.274, SLG: 0.365 (8, 7)																	0 0 0 0 0 0 0					
Inning Stats	R: 0 E: 0 K: 1 S: 10	H: 0 LOB: 1 BB: 2 P: 20	R: 0 E: 0 K: 0 S: 4	H: 0 LOB: 0 BB: 0 P: 7	R: 1 E: 0 K: 0 S: 11	H: 1 LOB: 1 BB: 2 P: 24	R: 0 E: 0 K: 1 S: 16	H: 1 LOB: 0 BB: 0 P: 22	R: 3 E: 0 K: 2 S: 21	H: 2 LOB: 0 BB: 1 P: 31	R: 1 E: 0 K: 0 S: 9	H: 1 LOB: 2 BB: 1 P: 12	R: 1 E: 0 K: 0 S: 11	H: 2 LOB: 2 BB: 1 P: 19	R: 1 E: 0 K: 3 S: 13	H: 1 LOB: 2 BB: 2 P: 29	R: 0 E: 0 K: 2 S: 9	H: 1 LOB: 1 BB: 0 P: 11	1B: 4 2B: 3 3B: 0 HR: 2	SF: 1 SAC: 0 DP: 1 HBP: 0	WP: 2 PB: 0 SB: 1 CS: 1	PA: 42
PITCHER	IP WLS BF H R ER SO BB IBB HBP BLK WP HR S P ERA WHIP																					
Scott Karl, L ERA: 5.15 (1, 1)	5.2 25 5 5 5 4 5 0 0 0 0 2 70 115 7.94 1.765																					
Bryce Florie, R ERA: 3.7 (6, 1)	2.0 10 2 2 2 2 2 0 0 0 1 0 19 34 9.00 2.000																					
Angel Miranda, L ERA: 4.57 (8, 1)	0.1 W 3 1 0 0 1 1 0 0 0 0 0 6 15 0.00 6.000																					
Mike Fetters, R ERA: 2.8 (9, 1)	1.0 S 4 1 0 0 2 0 0 0 0 0 0 9 11 0.00 1.000																					

Chicago White Sox @ Milwaukee Brewers
Milwaukee County Stadium, Milwaukee, WI
Sun Aug 18, 1996, 4:33 AM EDT
Att: 33,094 - Sunny - 78 F

AB 33
R 7
H 9
RBI 6
BB 8
SO 9
LOB 13



Batter	1	2	3	4	5	6	7	8	9	AB	R	H	RBI	BB	SO	LOB	BOTTOM					
Fernando Vina, L OBP: 0.347, SLG: 0.387 (1, 4)	G4-3	4-1 FC5-4 BB	3-2 F8				2-1 HBP	0-0 SH1-4									2 0 0 0 1 0 2					
Jeff Cirillo, R OBP: 0.390, SLG: 0.500 (1, 5)	F9	1-2 FC5-4 1-2					1-1 CS 1B	3-1 G6-4-3 1B									5 0 2 1 0 0 3					
Dave Nilsson, L OBP: 0.424, SLG: 0.568 (1, 9)	1-1 FC1-5 2B		1-2 G4-3				1-3 K	4-1 S BB	0-1 G6-4-3								4 1 1 0 1 1 3					
Kelly Stinnett, R (9, 2)																	0 0 0 0 0 0 0					
John Jaha, R OBP: 0.382, SLG: 0.516 (1, 10)	3-2 FC1-5 2-3		4-0 BB HR BB				2-3 K	3-2 1B									3 1 1 1 1 1 2					
Kevin Seitzer, R OBP: 0.412, SLG: 0.459 (1, 3)		2-2 2B SF7 1B	4-1 HR BB				1-2 CS	4-0 1B BB SF8 BB	1-2 G4-3								2 3 1 0 2 0 1					
Jose Valentin, S OBP: 0.334, SLG: 0.497 (1, 6)		1-0 SF7 1B	1-0 HR				4-1 SF8 1B										3 2 2 3 1 1 0					
Matt Mieske, R OBP: 0.320, SLG: 0.478 (9, 9)		2-2 SF7 2B	1-3 1B				1-2 BB										3 0 1 1 0 0 0					
Marc Newfield, R OBP: 0.315, SLG: 0.407 (1, 7)		2-2 3-H BB 1B	0-0 F8				0-0 G1-6-3 1B										3 0 2 2 0 0 0					
Jesse Levis, L OBP: 0.339, SLG: 0.268 (1, 2)		3-H 1B					2-3 3-H 2-1 G1-6-3										3 0 1 0 1 0 3					
David Hulse, L OBP: 0.286, SLG: 0.261 (8, PR)			0-0 F7				1-2 BB										0 1 0 0 0 0 0					
Inning Stats	R: 0 E: 0 K: 0 S: 12	H: 1 LOB: 1 BB: 0 P: 20	R: 2 E: 0 K: 0 S: 15	H: 3 LOB: 2 BB: 1 P: 25	R: 3 E: 0 K: 0 S: 14	H: 2 LOB: 3 BB: 3 P: 32	R: 0 E: 0 K: 2 S: 10	H: 1 LOB: 0 BB: 0 P: 15	R: 1 E: 0 K: 0 S: 5	H: 1 LOB: 1 BB: 2 P: 15	R: 1 E: 0 K: 0 S: 10	H: 1 LOB: 1 BB: 1 P: 21	R: 0 E: 0 K: 1 S: 5	H: 0 LOB: 0 BB: 0 P: 7	R: 1 E: 0 K: 0 S: 7	H: 2 LOB: 1 BB: 0 P: 11	R: 0 E: 0 K: 0 S: 9	H: 1 LOB: 1 BB: 0 P: 11	1B: 7 2B: 3 3B: 0 HR: 1	SF: 2 SAC: 1 DP: 3 HBP: 1	WP: 0 PB: 0 SB: 1 CS: 1	PA: 40
PITCHER	IP WLS BF H R ER SO BB IBB HBP BLK WP HR S P ERA WHIP																					
Luis Andujar, R ERA: 8.22 (1, 1)	2.1 15 3 1 1 2 3 0 0 0 0 0 21 42 5.40 3.600																					
Mike Bertotti, L ERA: 5.35 (3, 1)	1.2 10 3 1 1 2 3 0 0 0 0 0 21 42 5.40 3.600																					
Al Levine, R ERA: 6.43 (5, 1)	0.1 1 0 0 0 0 0 0 0 0 0 0 1 1 0.00 0.000																					
Rich Sauveur, L ERA: 6.75 (5, 1)	1.1 4 0 1 1 0 1 0 1 0 0 0 6 15 6.75 0.750																					
Jeff Darvin, R ERA: 2.3 (6, 1)	2.1 L 9 3 1 1 1 0 0 0 0 0 0 18 28 3.86 1.286																					

Chicago White Sox @ Milwaukee Brewers
Milwaukee County Stadium, Milwaukee, WI
Sun Aug 18, 1996, 4:33 AM EDT
Att: 33,094 - Sunny - 78 F

AB 28
R 8
H 11
RBI 8
BB 7
SO 3
LOB 14



Batter	1	2	3	4	5	6	7	8	9	AB	R	H	RBI	BB	SO	LOB	TOP				
Tony Phillips, S OBP: 0.420, SLG: 0.412 (1, 7)	F8			K					F7	4	1	0	0	1	2	0	Chicago White Sox @ Detroit Tigers Tiger Stadium, Detroit, MI Mon Aug 19 1996, 7:05 PM EDT Att: 14,690 - Unknown - 81 F				
Dave Martinez, L OBP: 0.388, SLG: 0.473 Darren Lewis, R OBP: 0.321, SLG: 0.313 (1, 8) (7, 8)	F8			F8		BB	BB		F8	3	1	0	0	1	0	0					
Frank Thomas, R OBP: 0.470, SLG: 0.609 (1, 3)	P2			F9		BB	BB		F9	4	1	1	1	0	0	0					
Harold Baines, L OBP: 0.380, SLG: 0.508 (1, 10)		K				1B	BB		P4	4	1	1	0	1	2	2					
Robin Ventura, L OBP: 0.375, SLG: 0.532 (1, 5)	F8			F9		BB	BB		L8	5	2	2	2	0	0	1					
Danny Tartabull, R OBP: 0.327, SLG: 0.441 (1, 9)	G5-3			F8		BB	BB		P2	4	1	1	4	1	0	1					
Ray Durham, S OBP: 0.364, SLG: 0.427 (1, 4)			K			FC6-4	BB			5	1	4	2	0	1	0					
Ron Karkovics, R OBP: 0.272, SLG: 0.375 Greg Norton, S OBP: 1.000, SLG: 1.000 Pat Borders, R OBP: 0.280, SLG: 0.353 (1, 2) (9, PH) (9, 2)	G6-3			FC6-4					E9	2	0	0	0	1	0	2					
Ozzie Guillen, L OBP: 0.275, SLG: 0.373 (1, 6)	G4-3									2	1	2	0	0	0	0					
Inning Stats	R: 0 E: 0 K: 0 S: 6	H: 0 LOB: 0 BB: 0 P: 12	R: 0 E: 0 K: 1 S: 7	H: 0 LOB: 0 BB: 0 P: 12	R: 0 E: 0 K: 1 S: 12	H: 0 LOB: 0 BB: 0 P: 19	R: 0 E: 0 K: 1 S: 5	H: 0 LOB: 0 BB: 0 P: 9	R: 0 E: 0 K: 0 S: 10	H: 2 LOB: 2 BB: 0 P: 14	R: 5 E: 0 K: 0 S: 22	H: 3 LOB: 2 BB: 5 P: 44	R: 0 E: 0 K: 1 S: 6	H: 0 LOB: 0 BB: 0 P: 10	R: 0 E: 0 K: 0 S: 4	H: 0 LOB: 0 BB: 0 P: 5		R: 7 E: 1 K: 1 S: 31	H: 8 LOB: 2 BB: 0 P: 49	1B: 9 2B: 2 3B: 0 HR: 2	SF: 1 SAC: 0 DP: 1 HBP: 1
PITCHER	IP	WLS	BF	H	R	ER	SO	BB	IBB	HBP	BLK	WP	HR	S	P	ERA	WHIP				
Omar Olivares, R ERA: 4.6 (1, 1)	5.1		24	4	5	5	3	4	0	0	0	0	0	55	99	8.44	1.500				
Joey Eischen, L ERA: 3.53 (6, 1)	1.2		6	1	0	0	1	0	1	0	0	0	0	13	21	0.00	0.600				
Mike Myers, L ERA: 5.26 (8, 1)	0.2		2	0	0	0	0	0	0	0	0	0	0	3	4	0.00	0.000				
Jose Lima, R ERA: 5.86 (8, 1)	0.2	L	7	4	5	5	0	0	0	1	0	0	1	14	22	67.50	6.000				
John Cummings, L ERA: 3.5 (9, 1)	0.1		2	1	0	0	1	0	0	0	0	0	0	5	8	0.00	3.000				

AB	38
R	12
H	13
RBI	12
BB	5
SO	5
LOB	11



Batter	1	2	3	4	5	6	7	8	9	AB	R	H	RBI	BB	SO	LOB	BOTTOM				
Bobby Higginson, L OBP: 0.396, SLG: 0.564 (1, 7) (7, 8)	G6-3		G4-3		F8	F8			K	4	1	1	0	0	0	1	Chicago White Sox @ Detroit Tigers Tiger Stadium, Detroit, MI Mon Aug 19 1996, 7:05 PM EDT Att: 14,690 - Unknown - 81 F				
Phil Nevin, R OBP: 0.353, SLG: 0.267 (9, PH)	1B								K	1	0	0	0	0	1	1					
Mark Lewis, R OBP: 0.343, SLG: 0.424 (1, 4)	G6-3				G4-3				F9	4	0	1	0	1	1	1					
Travis Fryman, R OBP: 0.316, SLG: 0.434 (1, 5)	G6-3		G5-3		P3				K	5	0	1	0	0	1	4					
Ruben Sierra, S OBP: 0.327, SLG: 0.398 (1, 9)	G4-3			HR		G5-3			K	4	2	2	0	0	1	1					
Tony Clark, S OBP: 0.306, SLG: 0.474 (1, 3)		F7		K		WP			G4-3	3	1	0	0	1	1	2					
Melvin Nieves, S OBP: 0.336, SLG: 0.508 (1, 10)		K		K		K			G6-4-3	4	0	1	0	0	3	3					
Andujar Cedeno, R OBP: 0.255, SLG: 0.349 (1, 6)		K				G5-3			G6-4-3	4	1	1	2	0	1	3					
Brad Ausmus, R OBP: 0.291, SLG: 0.303 (1, 2)						HR			F7	3	1	2	0	1	0	0					
Kimera Batee, R OBP: 0.317, SLG: 0.276 Curtis Pride, L OBP: 0.362, SLG: 0.505 (1, 8) (6, PH) (7, 7)	SH1-3									1	0	0	0	0	1	1					
Damon Easley, R OBP: 0.295, SLG: 0.353 (9, PH)									DI	0	0	0	0	1	0	0					
Inning Stats	R: 1 E: 0 K: 0 S: 8	H: 2 LOB: 0 BB: 0 P: 13	R: 0 E: 0 K: 2 S: 8	H: 0 LOB: 0 BB: 0 P: 13	R: 0 E: 0 K: 3 S: 10	H: 1 LOB: 1 BB: 1 P: 21	R: 2 E: 0 K: 3 S: 16	H: 3 LOB: 1 BB: 0 P: 25	R: 0 E: 0 K: 0 S: 5	H: 0 LOB: 0 BB: 0 P: 9	R: 4 E: 0 K: 1 S: 10	H: 2 LOB: 0 BB: 2 P: 23	R: 0 E: 0 K: 2 S: 12	H: 1 LOB: 1 BB: 0 P: 18	R: 0 E: 0 K: 0 S: 6	H: 1 LOB: 0 BB: 0 P: 9	R: 0 E: 0 K: 2 S: 9	H: 0 LOB: 1 BB: 1 P: 18	1B: 6 2B: 1 3B: 1 HR: 2	SF: 0 SAC: 1 DP: 2 HBP: 0	WP: 1 PA: 39 FB: 0 SB: 1 CS: 0
PITCHER	IP	WLS	BF	H	R	ER	SO	BB	IBB	HBP	BLK	WP	HR	S	P	ERA	WHIP				
James Baldwin, R ERA: 4.14 (1, 1)	6.0		28	8	7	7	6	2	1	0	0	0	0	18	27	0.00	1.000				
41 Bill Simas, R ERA: 4.27 (7, 1)	2.0	W	7	2	0	0	2	0	0	0	0	0	0	4	4	∞	∞				
Rich Sauvour, L ERA: 0.75 (9, 1)	0.0		1	0	0	0	0	1	0	0	0	0	0	0	0	∞	∞				
Roberto Hernandez, R ERA: 1.09 (9, 1)	1.0		3	0	0	0	2	0	0	0	0	0	0	9	14	0.00	0.000				

AB	34
R	7
H	10
RBI	5
BB	4
SO	10
LOB	17



Batter	1	2	3	4	5	6	7	8	9	AB	R	H	RBI	BB	SO	LOB	TOP								
Tony Phillips, S OBP: 0.419, SLG: 0.416 (1, 7)	L7	HR		F7		G4-3		HR	K	5	2	1	3	1	1	1									
Ray Durham, S OBP: 0.366, SLG: 0.432 (1, 4)	F9 WP 2B	E7 1B 2B		P4				F8	K	5	2	2	0	1	1	2									
Frank Thomas, R OBP: 0.471, SLG: 0.616 (1, 3)	F9	P1-6-3 1B			2B 1B	K		HR		5	2	3	3	0	1	2									
Harold Baines, L OBP: 0.382, SLG: 0.510 (1, 10)	BB	P1-6-3			BB SF8 2B	G6-3		HR	BB 1B	4	1	2	0	1	0	2									
Robin Ventura, L OBP: 0.378, SLG: 0.538 Greg Norton, S OBP: 0.667, SLG: 0.667 (7, 6)				HR		BB		F8	K	2	1	1	1	2	0	0									
Danny Tartabull, R OBP: 0.330, SLG: 0.448 (1, 9)	K			G6-3		BB		HR	BB	3	1	1	2	2	1	2									
Darren Lewis, R OBP: 0.322, SLG: 0.312 (1, 8)		G6-3 HR BB		G6-3		P3		HR	BB	4	1	1	0	1	1	5									
Ron Karkovice, R OBP: 0.271, SLG: 0.371 (1, 2)		G6-3		G5-3		SF8		K	HBP	3	0	0	1	0	1	2									
Ozzie Guillen, L OBP: 0.275, SLG: 0.370 Norberto Martin, R OBP: 0.382, SLG: 0.438 (7, 5)		HR BB				F8		F7	F9	3	1	0	0	1	0	3									
Inning Stats	R: 1 E: 0 K: 1 S: 15	H: 1 LOB: 2 BB: 2 P: 28	R: 4 E: 1 K: 0 S: 12	H: 3 LOB: 0 BB: 2 P: 29	R: 1 E: 0 K: 0 S: 7	H: 1 LOB: 0 BB: 0 P: 11	R: 0 E: 0 K: 0 S: 5	H: 0 LOB: 0 BB: 0 P: 8	R: 2 E: 0 K: 1 S: 12	H: 2 LOB: 2 BB: 2 P: 29	R: 0 E: 0 K: 1 S: 7	H: 0 LOB: 1 BB: 1 P: 17	R: 1 E: 0 K: 1 S: 10	H: 2 LOB: 1 BB: 0 P: 15	R: 2 E: 0 K: 2 S: 14	H: 2 LOB: 2 BB: 2 P: 27	R: 0 E: 0 K: 2 S: 11	H: 0 LOB: 1 BB: 0 P: 16	1B: 4 2B: 3 3B: 0 HR: 4	SF: 1 SAC: 0 DP: 1 HBP: 1	WP: 1 PB: 0 SB: 2 CS: 0	PA: 47			
PITCHER	IP	WLS	BF	H	R	ER	SO	BB	IBB	HBP	BLK	WP	HR	S	P	ERA	WHIP								
Todd Van Poppel, R ERA: 8.38 (1, 1)	4.0		23	7	8	8	1	5	0	0	0	1	2	44	89	18.00	3.000								
Richie Lewis, R ERA: 3.95 (5, 1)	3.0	W	13	2	1	1	2	2	0	0	0	0	1	24	48	3.00	1.333								
John Cummings, L ERA: 4.05 (8, 1)	2.0		11	2	2	2	4	2	0	1	0	0	1	25	43	9.00	2.000								

Chicago White Sox @ Detroit Tigers
Tiger Stadium, Detroit, MI
Tue Aug 20 1996, 7:05 PM EDT
Att: 12,119 - Unknown - 73 F

AB 36
R 11
H 11
RBI 10
BB 9
SO 7
LOB 21



Batter	1	2	3	4	5	6	7	8	9	AB	R	H	RBI	BB	SO	LOB	BOTTOM								
Bobby Higginson, L OBP: 0.398, SLG: 0.571 (1, 7)	2B 1B	G4-3		HR	BB	G3		K		5	2	2	2	1	1	3									
Mark Lewis, R OBP: 0.346, SLG: 0.431 (1, 4)	1B G4-3 2B	G5-3		E 1B	K		2B			5	2	3	1	0	1	1									
Travis Fryman, R OBP: 0.317, SLG: 0.432 (1, 5)	HR 1B			E4 1B		1B BB		K		4	2	1	0	1	2	1									
Ruben Sierra, S OBP: 0.326, SLG: 0.396 (1, 10)	G4-3			G4-3		1B E 1B		G1-3		5	1	1	1	0	0	3									
Tony Clark, S OBP: 0.309, SLG: 0.472 Eddie Williams, R OBP: 0.281, SLG: 0.325 (7, 3)	HR BB			K		G4-3		E8 HR 1B	G5-3	3	2	1	1	1	1	0									
Melvin Nieves, S OBP: 0.343, SLG: 0.530 (1, 9)	HR			G4-3		1B WP BB		HR	HBP	3	3	2	5	1	0	0									
Phil Nevin, R OBP: 0.384, SLG: 0.263 (1, 2)	K			G4-3		WP 2B 1B		BB	K	4	1	1	0	1	2	1									
Andujar Cedeno, R OBP: 0.257, SLG: 0.358 (1, 6)	P3			HR		2B BB		P2	P6	4	2	1	1	1	0	2									
Kimera Batee, R OBP: 0.326, SLG: 0.295 (1, 8)		K		HR 1B		HR CS 2B		F7	S	5	1	3	2	0	1	1									
Inning Stats	R: 5 E: 0 K: 1 S: 11	H: 4 LOB: 1 BB: 1 P: 26	R: 0 E: 0 K: 1 S: 9	H: 0 LOB: 0 BB: 0 P: 15	R: 0 E: 0 K: 2 S: 8	H: 0 LOB: 0 BB: 0 P: 10	R: 4 E: 1 K: 0 S: 16	H: 4 LOB: 1 BB: 0 P: 24	R: 3 E: 0 K: 1 S: 18	H: 2 LOB: 1 BB: 3 P: 35	R: 4 E: 1 K: 0 S: 16	H: 3 LOB: 1 BB: 2 P: 29	R: 0 E: 0 K: 1 S: 9	H: 1 LOB: 1 BB: 0 P: 16	R: 0 E: 0 K: 2 S: 8	H: 1 LOB: 2 BB: 0 P: 13	1B: 8 2B: 3 3B: 0 HR: 4	SF: 0 SAC: 0 DP: 0 HBP: 1	WP: 3 PB: 0 SB: 1 CS: 1	PA: 46					
PITCHER	IP	WLS	BF	H	R	ER	SO	BB	IBB	HBP	BLK	WP	HR	S	P	ERA	WHIP								
Kevin Tapani, R ERA: 4.27 (5, 1)	0.1		5	2	3	3	0	2	0	0	0	1	0	13	25	81.00	12.000								
Scott Ruffcorn, R ERA: 81.0 (5, 1)	1.2		10	3	4	4	1	3	0	0	0	0	1	21	39	21.60	3.600								
Rich Sauvcur, L ERA: 15.0 Al Levine, R ERA: 5.0 (7, 1)	2.0		9	2	0	0	3	0	0	1	0	0	0	17	29	0.00	1.000								

Chicago White Sox @ Detroit Tigers
Tiger Stadium, Detroit, MI
Tue Aug 20 1996, 7:05 PM EDT
Att: 12,119 - Unknown - 73 F


AB 39
R 16
H 15
RBI 13
BB 6
SO 8
LOB 13



Batter	1	2	3	4	5	6	7	8	9	AB	R	H	RBI	BB	SO	LOB	TOP				
Otis Nixon, S OBP: 0.364, SLG: 0.305	0-3 K		0-0 FC6-4			0-0 1B SF7				3	1	1	0	0	1	1					
Shawn Green, L OBP: 0.330, SLG: 0.463	0-0 G4-3		0-1 G3			3-2 FC4-6				3	0	1	0	0	0	1					
Jacob Brumfield, R OBP: 0.319, SLG: 0.485	1-0 F8			2-1 P6		0-0 SF7				2	0	0	1	0	0	0					
John Olerud, L OBP: 0.390, SLG: 0.506		0-0 F9		1-2 P5		3-H FC4-6				3	0	0	0	0	0	1					
Ed Sprague, R OBP: 0.342, SLG: 0.512		4-1 BB		0-0 P5			2-2 1B			2	0	1	0	1	0	0					
Carlos Delgado, L OBP: 0.370, SLG: 0.504		2-1 F8		0-0 F7						2	0	0	0	0	0	1					
Charlie O'Brien, R OBP: 0.343, SLG: 0.472		3-2 G5-3		1-3 K						2	0	0	0	0	1	1					
Tilson Brito, R OBP: 0.359, SLG: 0.346			1-1 G5-3		0-0 L1					2	0	0	0	0	0	0					
Tomas Perez, S OBP: 0.308, SLG: 0.332			0-1 FC6-4			2-2 G1-3				2	0	1	0	0	0	0					
Inning Stats	R: 0 E: 0 K: 1 S: 5	H: 0 LOB: 0 BB: 0 P: 6	R: 0 E: 0 K: 0 S: 7	H: 0 LOB: 1 BB: 1 P: 16	R: 0 E: 0 K: 0 S: 7	H: 1 LOB: 0 BB: 0 P: 8	R: 0 E: 0 K: 0 S: 6	H: 0 LOB: 0 BB: 0 P: 9	R: 0 E: 0 K: 1 S: 6	H: 0 LOB: 0 BB: 0 P: 7	R: 1 E: 0 K: 0 S: 11	H: 2 LOB: 1 BB: 0 P: 16	R: 0 E: 0 K: 0 S: 5	H: 1 LOB: 1 BB: 0 P: 7				1B: 4 2B: 0 3B: 0 HR: 0	SF: 1 SAC: 0 DP: 0 HBP: 0	WP: 0 PB: 0 SB: 0 CS: 0	PA: 23
PITCHER Alex Fernandez, R ERA: 3.55	IP: 6.0 WLS: L BF: 23	H: 4 R: 1 ER: 1 SO: 2	BB: 1 IBB: 0 HBP: 0 BLK: 0	WP: 0 HR: 0 S: 47 P: 69	ERA: 1.50 WHIP: 0.833				PITCHER	IP: 0 WLS: 0 BF: 0	H: 0 R: 0 ER: 0 SO: 0	BB: 0 IBB: 0 HBP: 0 BLK: 0	WP: 0 HR: 0 S: 0 P: 0	ERA: 0 WHIP: 0							

Toronto Blue Jays @ Chicago White Sox
Comiskey Park, Chicago, IL
Thu Aug 22 1996, 8:05 PM EDT
Att: 22,394 - Unknown - 86 F


AB 21
R 1
H 4
RBI 1
BB 1
SO 2
LOB 5



Batter	1	2	3	4	5	6	7	8	9	AB	R	H	RBI	BB	SO	LOB	BOTTOM		
Tony Phillips, S OBP: 0.418, SLG: 0.416	4-2 F8 BB		2-3 K		1-1 CS	2-1 G4-3				2	0	0	0	1	1	0			
Ray Durham, S OBP: 0.397, SLG: 0.430	4-2 F8 BB		0-2 P6			3-2 K				2	0	0	0	1	1	0			
Frank Thomas, R OBP: 0.467, SLG: 0.608	0-0 L4			3-2 G4-3		0-0 F8				3	0	0	0	0	0	2			
Harold Baines, L OBP: 0.379, SLG: 0.505	2-1 F8		1-1 2B		1-1 2B					2	0	1	0	0	0	2			
Robin Ventura, L OBP: 0.376, SLG: 0.534	3-1 G1-3			1-1 F7						2	0	0	0	0	0	3			
Danny Tartabull, R OBP: 0.335, SLG: 0.460		4-1 G4-6-3		3-1 2B						1	0	1	0	1	0	0			
Darren Lewis, R OBP: 0.318, SLG: 0.307		2-1 G4-6-3		1-1 B5-3						2	0	0	0	0	0	1			
Ron Karkovice, R OBP: 0.270, SLG: 0.369		0-1 G6-3		0-3 K						2	0	0	0	0	1	0			
Ozzie Guillen, L OBP: 0.277, SLG: 0.370			0-3 K		1-2 CS					2	0	1	0	0	1	0			
Inning Stats	R: 0 E: 0 K: 0 S: 9	H: 0 LOB: 2 BB: 2 P: 22	R: 0 E: 0 K: 0 S: 5	H: 0 LOB: 0 BB: 1 P: 11	R: 0 E: 0 K: 2 S: 10	H: 0 LOB: 0 BB: 0 P: 12	R: 0 E: 0 K: 0 S: 10	H: 2 LOB: 0 BB: 0 P: 18	R: 0 E: 0 K: 1 S: 9	H: 1 LOB: 0 BB: 0 P: 12	R: 0 E: 0 K: 1 S: 6	H: 0 LOB: 0 BB: 0 P: 11				1B: 2 2B: 1 3B: 0 HR: 0	SF: 0 SAC: 0 DP: 1 HBP: 0	WP: 0 PB: 0 SB: 0 CS: 1	PA: 22
PITCHER Erik Hanson, R ERA: 6.08	IP: 6.0 WLS: W BF: 21	H: 3 R: 0 ER: 0 SO: 4	BB: 3 IBB: 0 HBP: 0 BLK: 0	WP: 0 HR: 0 S: 49 P: 86	ERA: 0.00 WHIP: 1.000				PITCHER	IP: 0 WLS: 0 BF: 0	H: 0 R: 0 ER: 0 SO: 0	BB: 0 IBB: 0 HBP: 0 BLK: 0	WP: 0 HR: 0 S: 0 P: 0	ERA: 0 WHIP: 0					

Toronto Blue Jays @ Chicago White Sox
Comiskey Park, Chicago, IL
Thu Aug 22 1996, 8:05 PM EDT
Att: 22,394 - Unknown - 86 F

AB 18
R 0
H 3
RBI 0
BB 3
SO 4
LOB 8



Batter	1	2	3	4	5	6	7	8	9	AB	R	H	RBI	BB	SO	LOB	TOP										
Otis Nixon, S OBP: 0.367, SLG: 0.308 (1, 8)										5	1	3	0	0	0	4	Toronto Blue Jays @ Chicago White Sox Comiskey Park, Chicago, IL Fri Aug 23, 1996, 8:05 PM EDT Att: 19,132 - Unknown - 75 F livebaseballscorecards.com										
Shawn Green, L OBP: 0.333, SLG: 0.464 (1, 9)										4	1	2	0	1	0	3											
Joe Carter, R OBP: 0.369, SLG: 0.494 Jacob Brumfield, R OBP: 0.319, SLG: 0.485 (1, 7)										5	0	1	1	0	1	2											
John Olerud, L OBP: 0.393, SLG: 0.506 (1, 3)										4	1	2	1	1	0	1											
Ed Sprague, R OBP: 0.341, SLG: 0.515 (1, 5)										5	1	1	2	0	0	4											
Carlos Delgado, L OBP: 0.365, SLG: 0.500 (1, 10)										3	0	0	0	1	2	1											
Charlie O'Brien, R OBP: 0.343, SLG: 0.468 (1, 2)										2	0	0	0	0	0	0											
Alex Gonzalez, R OBP: 0.307, SLG: 0.401 (1, 6)										2	0	0	0	2	1	2											
Tomas Perez, S OBP: 0.307, SLG: 0.330 (1, 4)										4	0	1	0	0	0	4											
Inning Stats	R: 1 E: 0 K: 0 S: 11	H: 2 LOB: 1 BB: 0 P: 19	R: 0 E: 0 K: 1 S: 13	H: 0 LOB: 2 BB: 1 P: 21	R: 3 E: 0 K: 2 S: 14	H: 3 LOB: 0 BB: 0 P: 22	R: 0 E: 0 K: 0 S: 14	H: 1 LOB: 2 BB: 0 P: 27	R: 0 E: 0 K: 0 S: 6	H: 1 LOB: 1 BB: 0 P: 9	R: 0 E: 0 K: 0 S: 4	H: 0 LOB: 0 BB: 0 P: 7	R: 0 E: 0 K: 1 S: 7	H: 0 LOB: 1 BB: 1 P: 11	R: 0 E: 0 K: 0 S: 11	H: 2 LOB: 2 BB: 1 P: 20	1B: 9 2B: 0 3B: 0 HR: 1	SF: 0 SAC: 1 DP: 0 HBP: 1	WP: 1 PB: 1 SB: 3 CS: 2	PA: 41							
PITCHER	IP	WLS	BF	H	R	ER	SO	BB	IBB	HBP	BLK	WP	HR	S	P	ERA	WHIP										
Scott Ruffcorn, R ERA: 11.81 (1, 1)	5.0	L	25	7	4	4	3	3	0	0	0	1	1	58	98	7.20	2.000										
Jeff Darwin, R ERA: 1.53 (6, 1)	3.0		12	1	0	0	1	1	0	1	0	0	0	20	32	0.00	0.667										
Tony Castillo, L ERA: 4.17 (9, 1)	1.0		5	2	0	0	0	1	0	0	0	0	0	11	20	0.00	3.000										

Batter	1	2	3	4	5	6	7	8	9	AB	R	H	RBI	BB	SO	LOB	BOTTOM										
Tony Phillips, S OBP: 0.415, SLG: 0.413 (1, 7)										4	0	0	0	0	1	1	Toronto Blue Jays @ Chicago White Sox Comiskey Park, Chicago, IL Fri Aug 23, 1996, 8:05 PM EDT Att: 19,132 - Unknown - 75 F livebaseballscorecards.com										
Dave Martinez, L OBP: 0.385, SLG: 0.469 (1, 8)										4	1	1	0	0	0	1											
Frank Thomas, R OBP: 0.465, SLG: 0.604 (1, 3)										4	0	1	0	0	0	0											
Harold Baines, L OBP: 0.378, SLG: 0.502 Norberto Martin, R OBP: 0.392, SLG: 0.438 (9, PR)										4	0	1	0	0	0	0											
Robin Ventura, L OBP: 0.373, SLG: 0.530 (1, 5)										3	0	0	1	0	0	1											
Danny Tartabull, R OBP: 0.332, SLG: 0.455 (1, 9)										4	0	0	0	0	2	3											
Ray Durham, S OBP: 0.366, SLG: 0.431 (1, 4)										4	0	1	0	0	1	1											
Pat Borders, R OBP: 0.280, SLG: 0.371 (1, 2)										3	1	1	1	0	0	1											
Ozzie Guillen, L OBP: 0.277, SLG: 0.370 (1, 6)										3	0	1	0	0	2	1											
Inning Stats	R: 1 E: 0 K: 0 S: 13	H: 3 LOB: 2 BB: 0 P: 20	R: 1 E: 0 K: 1 S: 12	H: 2 LOB: 1 BB: 0 P: 20	R: 0 E: 0 K: 0 S: 7	H: 0 LOB: 0 BB: 0 P: 11	R: 0 E: 0 K: 1 S: 6	H: 0 LOB: 0 BB: 0 P: 8	R: 0 E: 0 K: 0 S: 6	H: 0 LOB: 0 BB: 0 P: 7	R: 0 E: 0 K: 0 S: 6	H: 0 LOB: 0 BB: 0 P: 11	R: 0 E: 0 K: 1 S: 5	H: 0 LOB: 0 BB: 0 P: 8	R: 0 E: 1 K: 1 S: 6	H: 0 LOB: 1 BB: 0 P: 11	1B: 4 2B: 1 3B: 0 HR: 1	SF: 1 SAC: 0 DP: 0 HBP: 0	WP: 0 PB: 0 SB: 0 CS: 0	PA: 34							
PITCHER	IP	WLS	BF	H	R	ER	SO	BB	IBB	HBP	BLK	WP	HR	S	P	ERA	WHIP										
Pat Hentgen, R ERA: 3.43 (1, 1)	9.0	W	34	6	2	2	6	0	0	0	0	0	1	70	106	2.00	0.667										


Batter	1	2	3	4	5	6	7	8	9	AB	R	H	RBI	BB	SO	LOB	TOP								
Fernando Vina, L OBP: 0.349, SLG: 0.390 (1, 4)	L6		G5-4-3 1B			G6-3		2B 1B		4	1	2	0	0	0	0	Milwaukee Brewers @ Chicago White Sox Comiskey Park, Chicago, IL Mon Aug 26 1996, 8:05 PM EDT Att: 19,637 - Unknown - 79 F								
Mark Loretta, R OBP: 0.336, SLG: 0.320 (1, 6)	F9		G5-4-3 1-2			G5-3		B2		4	0	0	0	0	0	2									
Jeff Cirillo, R OBP: 0.398, SLG: 0.502 (1, 5)	G6-3			L4-3 1B		1B BB		2B 1-H		3	1	2	1	1	0	0									
John Jaha, R OBP: 0.388, SLG: 0.530 (1, 3)		2B 1B		K		1B BB		2B		3	1	2	1	1	1	1									
Kevin Seitzer, R OBP: 0.408, SLG: 0.459 (1, 10)	K		L4-3 1-1			1B BB		K		4	0	1	0	0	2	3									
Marc Newfield, R OBP: 0.322, SLG: 0.420 (1, 7)	L9 1-H					G6-3		G6-3		4	0	2	1	0	0	4									
Matt Mieske, R OBP: 0.319, SLG: 0.470 (1, 9)	L9					2B		G6-3		4	0	0	0	0	2	2									
Gerald Williams, R OBP: 0.306, SLG: 0.414 (9, PH)	F7					F7		G4-3		3	0	0	0	0	0	2									
Dave Nilsson, L OBP: 0.423, SLG: 0.573 (9, PH)	F7					F7		G4-3		1	0	0	0	0	0	0									
David Hulse, L OBP: 0.272, SLG: 0.248 (9, 8)						F7		F7		0	0	0	0	0	0	0									
Kelly Stinnett, R (1, 2)			K			K		F9		4	0	0	0	0	2	1									
Jesse Levis, L OBP: 0.333, SLG: 0.257 (9, 2)			K			K		F9		0	0	0	0	0	0	0									
Inning Stats	R: 0 E: 0 K: 0 S: 7	H: 0 LOB: 0 BB: 0 P: 11	R: 1 E: 0 K: 1 S: 15	H: 2 LOB: 1 BB: 0 P: 18	R: 0 E: 0 K: 1 S: 7	H: 1 LOB: 0 BB: 0 P: 11	R: 0 E: 0 K: 1 S: 9	H: 1 LOB: 0 BB: 0 P: 12	R: 0 E: 0 K: 2 S: 14	H: 1 LOB: 1 BB: 0 P: 18	R: 0 E: 0 K: 0 S: 18	H: 1 LOB: 3 BB: 2 P: 31	R: 0 E: 0 K: 0 S: 8	H: 0 LOB: 0 BB: 0 P: 14	R: 2 E: 0 K: 1 S: 13	H: 3 LOB: 1 BB: 0 P: 22	R: 0 E: 0 K: 1 S: 15	H: 0 LOB: 0 BB: 0 P: 19	1B: 5 2B: 5 HR: 0	SF: 0 SAC: 0 DP: 2 HBP: 0	WP: 0 PB: 0 CS: 0	PA: 36			
PITCHER	IP	WLS	BF	H	R	ER	SO	BB	IBB	HBP	BLK	WP	HR	S	P	ERA	WHIP								
Wilson Alvarez, L ERA: 3.96 (1, 1)	7.1	L	31	9	3	3	5	2	0	0	0	0	0	87	131	3.68	1.500								
Jeff Darwin, R ERA: 1.83 (8, 1)	1.0		3	0	0	0	2	0	0	0	0	0	0	9	13	0.00	0.000								
Mike Bertotti, L ERA: 5.51 (9, 1)	0.2		2	0	0	0	0	0	0	0	0	0	0	10	12	0.00	0.000								


Batter	1	2	3	4	5	6	7	8	9	AB	R	H	RBI	BB	SO	LOB	BOTTOM								
Tony Phillips, S OBP: 0.420, SLG: 0.417 (1, 7)	G6-4-3 1B		1-2 BB			FC1-6-5 2-3		BB 1B WP		4	1	3	0	1	0	1	Milwaukee Brewers @ Chicago White Sox Comiskey Park, Chicago, IL Mon Aug 26 1996, 8:05 PM EDT Att: 19,637 - Unknown - 79 F								
Dave Martinez, L OBP: 0.386, SLG: 0.469 (1, 8) (9, 3)	K		3-1 P5			L8		WP BB SF7 1B		4	1	1	0	1	1	4									
Frank Thomas, R OBP: 0.465, SLG: 0.603 (1, 3)	G6-4-3		1-3 K			P3		WP BB		3	0	0	0	1	1	3									
Darren Lewis, R OBP: 0.317, SLG: 0.307 (9, PR) (9, 8)								L4		0	0	0	0	0	0	0									
Lyle Mouton, R OBP: 0.380, SLG: 0.441 (9, PH)										1	0	0	0	0	0	2									
Robin Ventura, L OBP: 0.373, SLG: 0.525 (1, 5)	F9					G6-3		BB		3	0	1	0	1	0	0									
Harold Baines, L OBP: 0.381, SLG: 0.505 (1, 10)	F9					F9		SF7		3	0	2	1	0	0	1									
Danny Tartabull, R OBP: 0.331, SLG: 0.456 (1, 9)	F9					FC3-6 1-2		K		4	0	0	0	0	2	5									
Ray Durham, S OBP: 0.361, SLG: 0.422 (1, 4)	G4-3					F7		G5-3		4	0	0	0	0	1	4									
Ron Karkovice, R OBP: 0.272, SLG: 0.371 (9, PH)						K		G6-3		3	0	1	0	0	1	0									
Domingo Cedeno, S OBP: 0.317, SLG: 0.347 (9, PH)						K		G6-3		1	0	0	0	0	1	0									
Ozzie Guillen, L OBP: 0.276, SLG: 0.369 (1, 6)	FC3-6 1-2					FC1-6-5 2B		G3		4	0	1	0	0	0	1									
Inning Stats	R: 0 E: 0 K: 1 S: 9	H: 1 LOB: 0 BB: 0 P: 13	R: 0 E: 0 K: 0 S: 11	H: 1 LOB: 1 BB: 0 P: 17	R: 0 E: 0 K: 1 S: 11	H: 1 LOB: 2 BB: 1 P: 21	R: 0 E: 0 K: 0 S: 8	H: 1 LOB: 1 BB: 0 P: 12	R: 0 E: 0 K: 1 S: 9	H: 1 LOB: 1 BB: 0 P: 15	R: 0 E: 0 K: 1 S: 6	H: 1 LOB: 1 BB: 0 P: 8	R: 0 E: 0 K: 0 S: 3	H: 0 LOB: 0 BB: 0 P: 5	R: 2 E: 0 K: 2 S: 15	H: 2 LOB: 2 BB: 2 P: 24	R: 0 E: 0 K: 1 S: 13	H: 1 LOB: 2 BB: 1 P: 20	1B: 7 2B: 2 HR: 0	SF: 1 SAC: 0 DP: 1 HBP: 0	WP: 1 PB: 0 CS: 0	PA: 39			
PITCHER	IP	WLS	BF	H	R	ER	SO	BB	IBB	HBP	BLK	WP	HR	S	P	ERA	WHIP								
21 Cal Eldred, R ERA: 5.14 (1, 1)	5.1	W	21	5	0	0	0	0	0	0	0	0	0	2	2	0.00	3.000								
Angel Miranda, L ERA: 4.96 (6, 1)	0.1		2	1	0	0	0	0	0	0	0	0	0	2	2	0.00	3.000								
Bob Wickman, R ERA: 4.74 (6, 1)	1.1		7	2	2	2	1	1	0	0	0	0	0	10	17	13.50	2.250								
Ron Villone, L ERA: 3.68 (8, 1)	0.1		2	0	0	0	0	1	0	0	0	1	0	4	8	0.00	3.000								
Doug Jones, R ERA: 4.62 (8, 1)	1.2	S	7	1	0	0	3	1	0	0	0	0	0	20	28	0.00	1.200								


AB	34
R	3
H	9
RBI	3
BB	2
SO	7
LOB	15

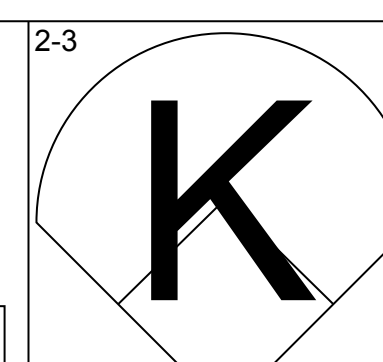
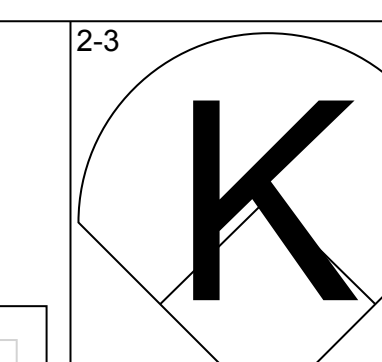
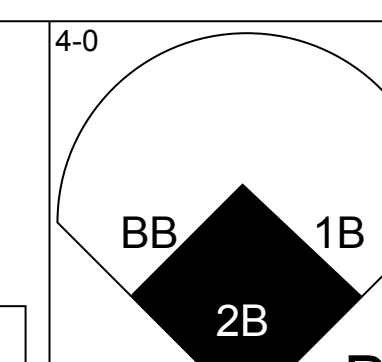
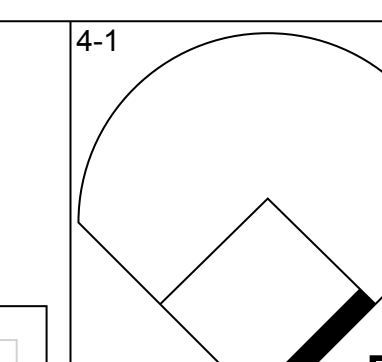
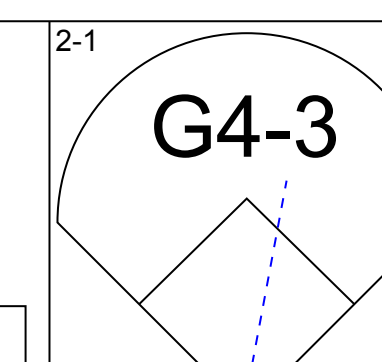
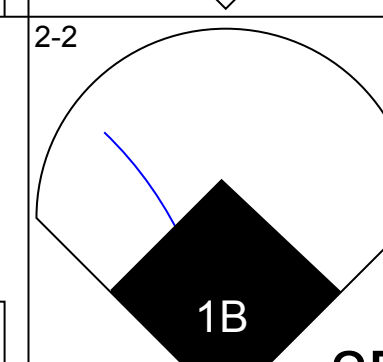
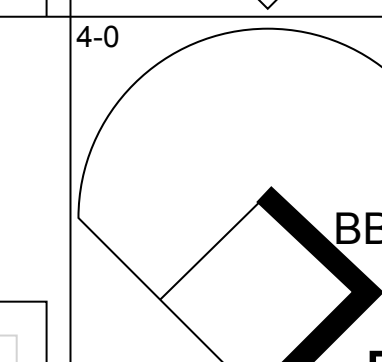
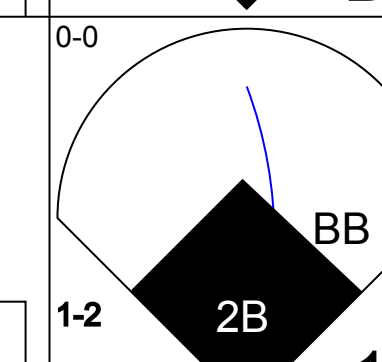
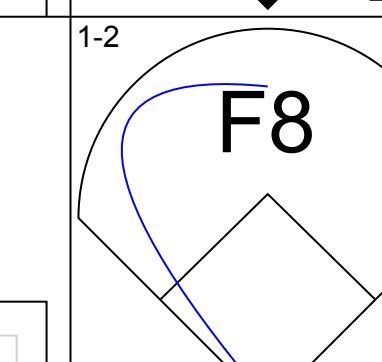
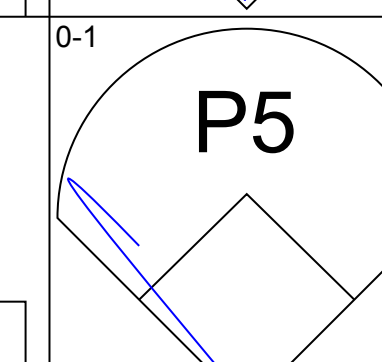
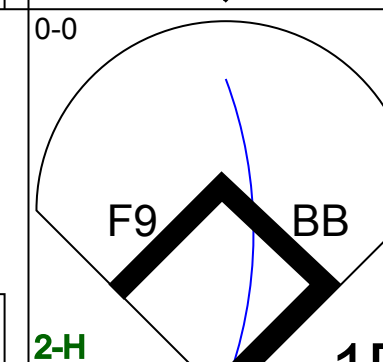
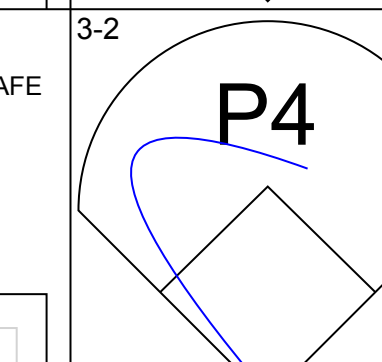
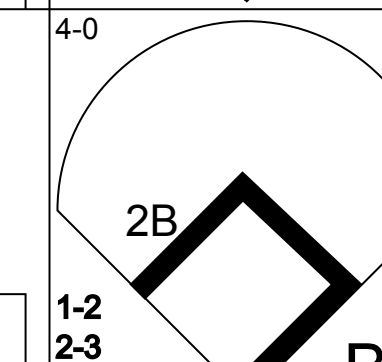

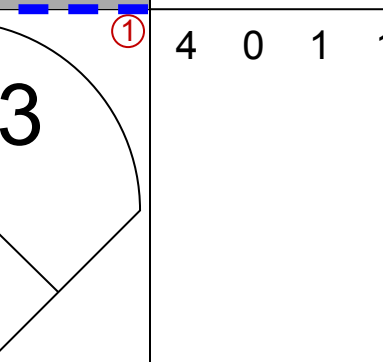
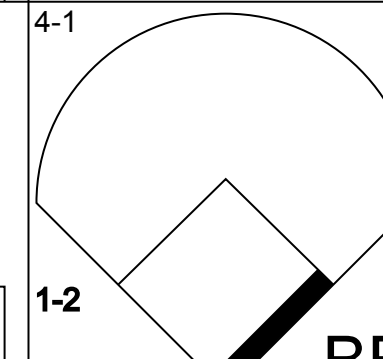
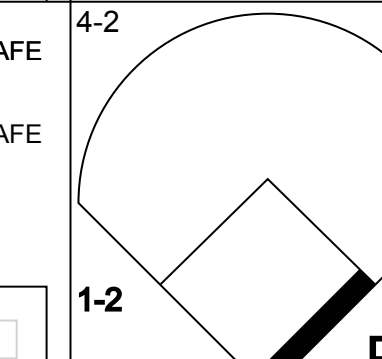
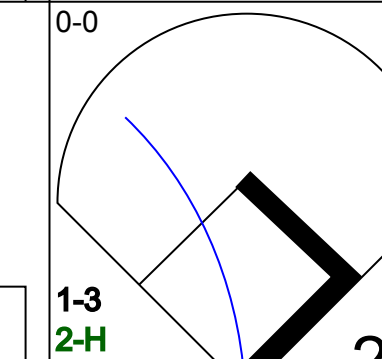

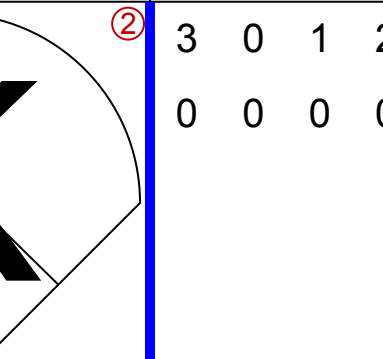
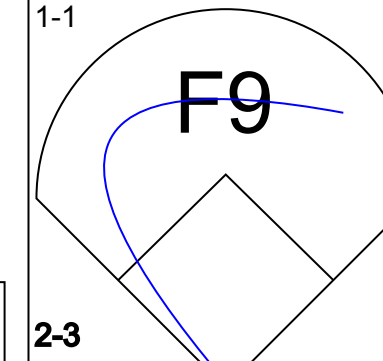
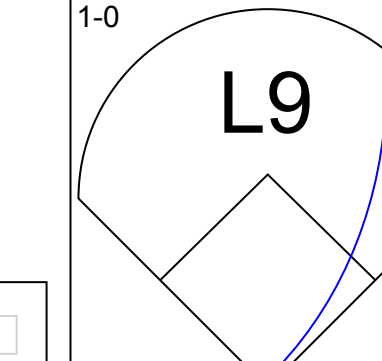
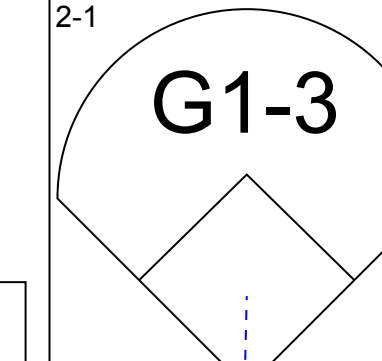

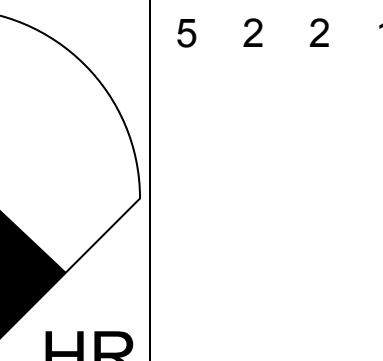
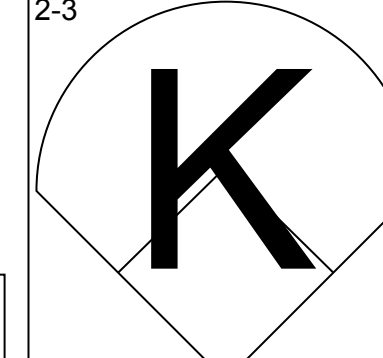
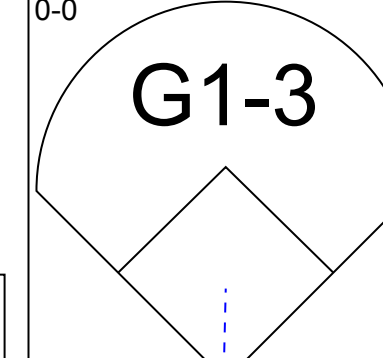
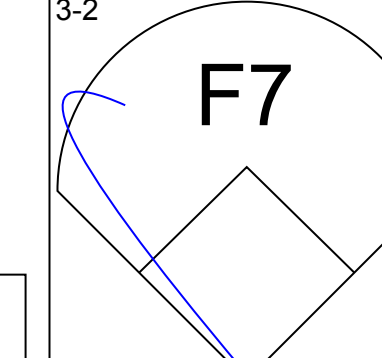

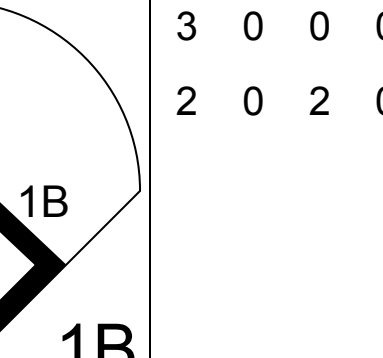
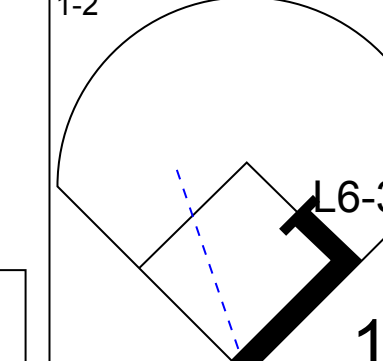
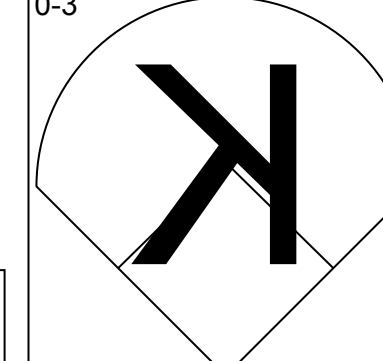
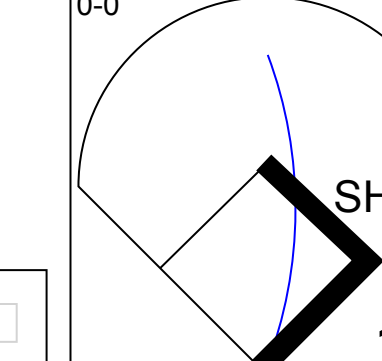

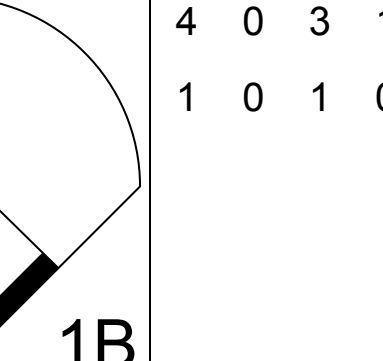
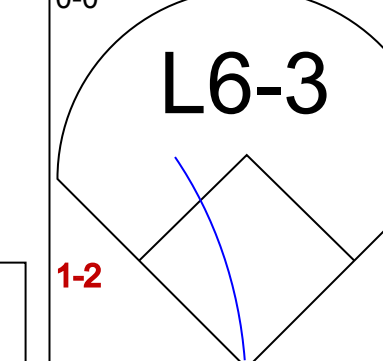
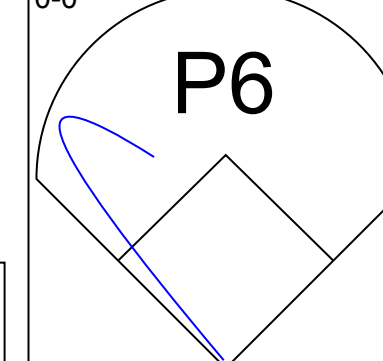
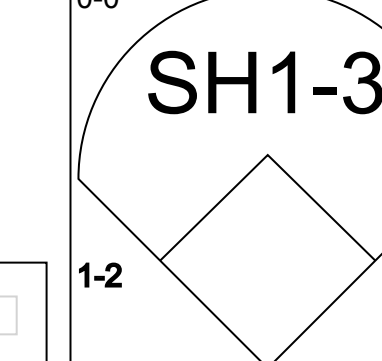

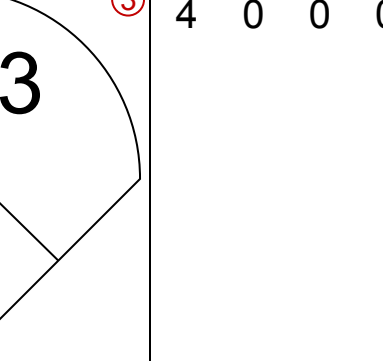
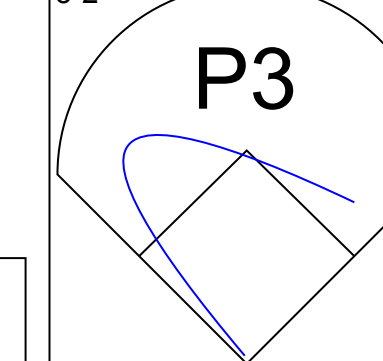
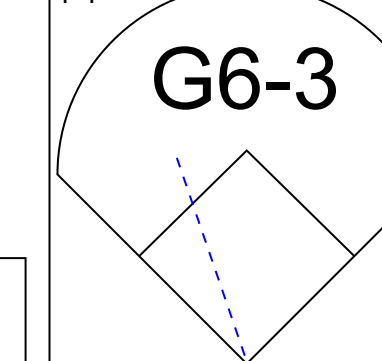
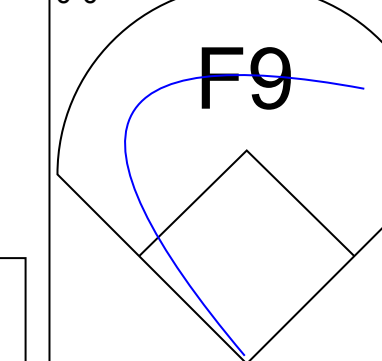



AB	34
R	2
H	9
RBI	1
BB	4
SO	7
LOB	21



Batter	1	2	3	4	5	6	7	8	9	AB	R	H	RBI	BB	SO	LOB	TOP										
Fernando Vina, L OBP: 0.345, SLG: 0.384 (1, 4)	G6-3		FC4-6			G4-3		F7		4	0	0	0	0	0	1	Milwaukee Brewers @ Chicago White Sox Comiskey Park, Chicago, IL Wed Aug 28 1996, 4:33 AM EDT Att: 17,269 - Sunny - 75 F										
Mark Loretta, R OBP: 0.326, SLG: 0.310 Kelly Stinnett, R (8, 2)	F7		F9			F7		G4-3		4	0	0	0	0	0	1											
Dave Nilsson, L OBP: 0.428, SLG: 0.577 (1, 9)	F8									4	0	3	0	0	0	0											
John Jaha, R OBP: 0.384, SLG: 0.522 (1, 3)										4	0	1	0	0	1	3											
Kevin Seitzer, R OBP: 0.405, SLG: 0.455 (1, 10)										4	0	1	0	0	1	3											
Jose Valentin, S OBP: 0.335, SLG: 0.505 (1, 6)										4	0	0	0	0	1	4											
Marc Newfield, R OBP: 0.325, SLG: 0.434 (1, 7)										3	0	0	0	0	1	2											
Gerald Williams, R OBP: 0.299, SLG: 0.404 (1, 8)										3	0	0	0	0	2	1											
Jesse Lewis, L OBP: 0.343, SLG: 0.277 Jeff Cirillo, R OBP: 0.394, SLG: 0.497 (8, PH) (8, 5)										2	0	1	0	0	0	0											
Inning Stats	R: 0 E: 0 K: 0 S: 9	H: 0 LOB: 0 BB: 0 P: 12	R: 0 E: 0 K: 0 S: 8	H: 1 LOB: 1 BB: 0 P: 11	R: 0 E: 0 K: 1 S: 12	H: 1 LOB: 1 BB: 0 P: 17	R: 0 E: 0 K: 0 S: 9	H: 0 LOB: 0 BB: 0 P: 14	R: 0 E: 0 K: 2 S: 7	H: 0 LOB: 0 BB: 0 P: 9	R: 0 E: 0 K: 1 S: 12	H: 1 LOB: 1 BB: 0 P: 19	R: 0 E: 0 K: 1 S: 8	H: 0 LOB: 0 BB: 0 P: 13	R: 0 E: 0 K: 0 S: 10	H: 0 LOB: 0 BB: 0 P: 15		R: 0 E: 0 K: 2 S: 8	H: 1 LOB: 1 BB: 0 P: 10	1B: 6 2B: 0 3B: 0 HR: 0	SF: 0 SAC: 0 DP: 0 HBP: 0	WP: 0 PB: 0 SB: 0 CS: 0	PA: 33				
PITCHER	IP	WLS	BF	H	R	ER	SO	BB	IBB	HBP	BLK	WP	HR	S	P	ERA	WHIP										
James Baldwin, R ERA: 4.15 Tony Castillo, L ERA: 4.23 Roberto Hernandez, R ERA: 1.03	(1, 1)	7.0	W	26	5	0	4	0	0	0	0	0	0	65	95	0.00	0.714										

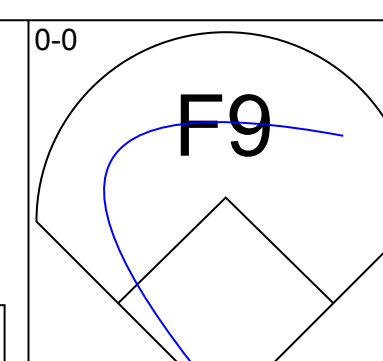
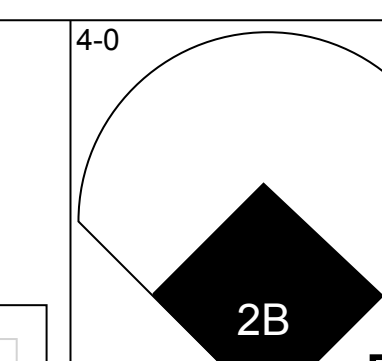
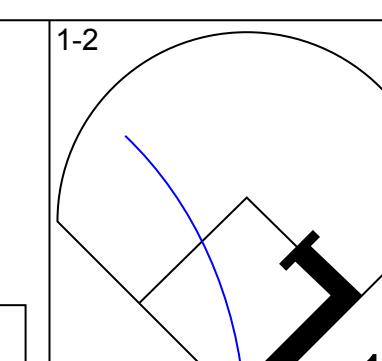

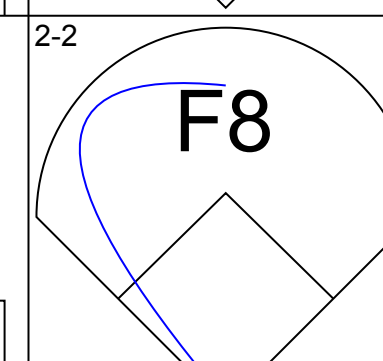
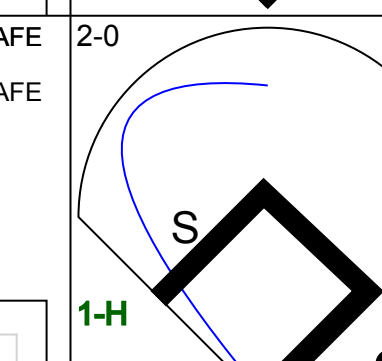
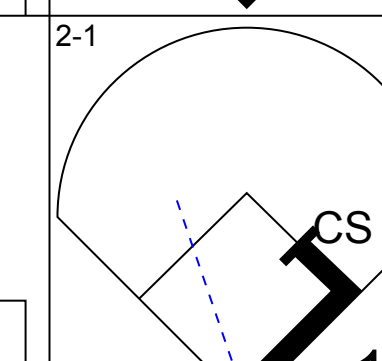

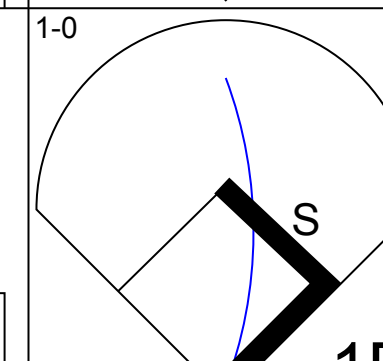
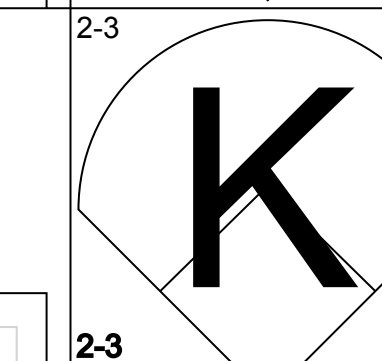
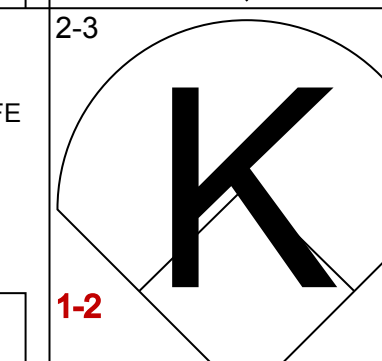
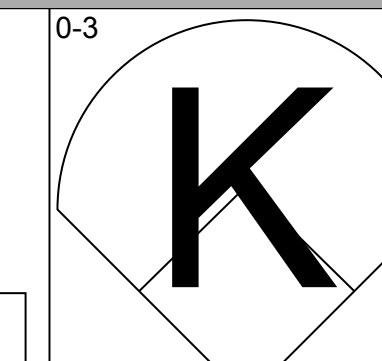
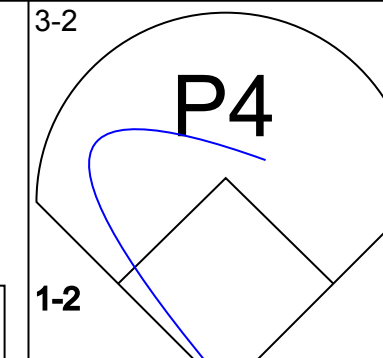
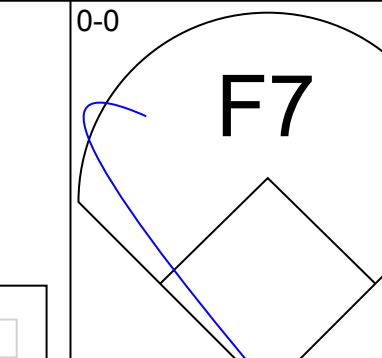

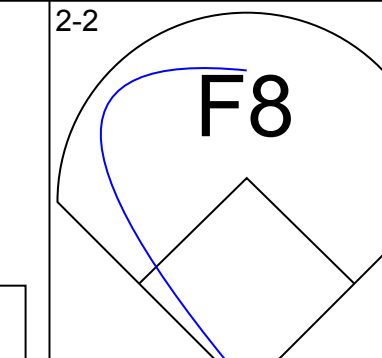
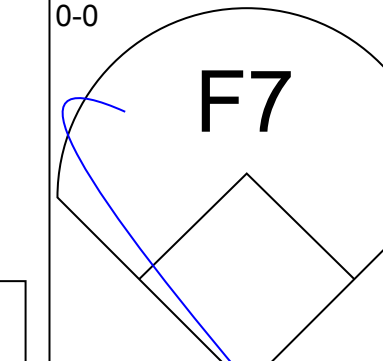
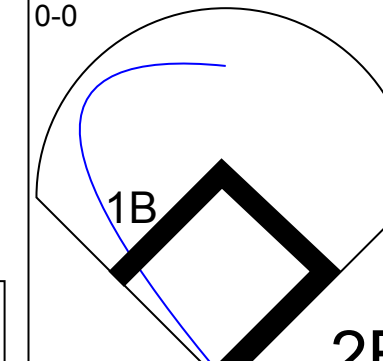
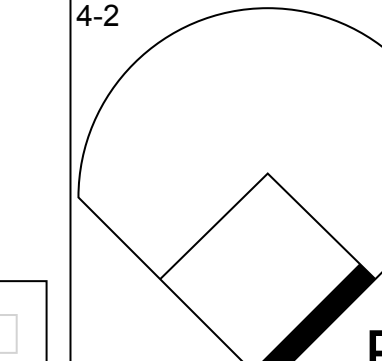
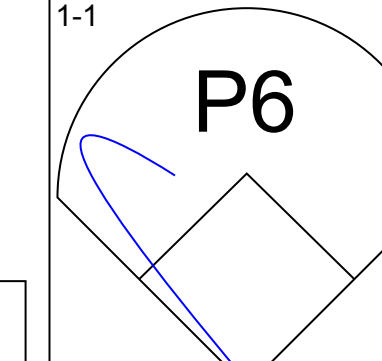
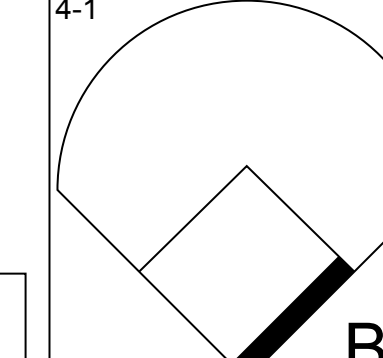
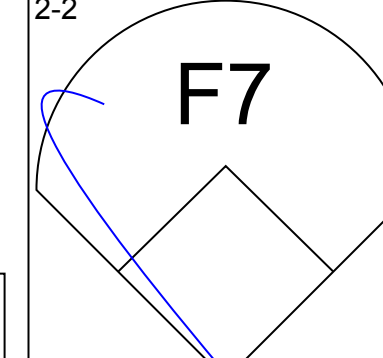
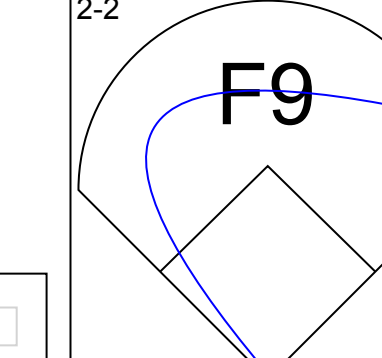

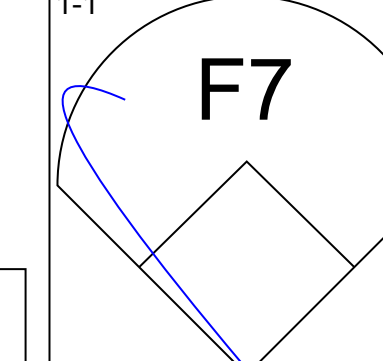
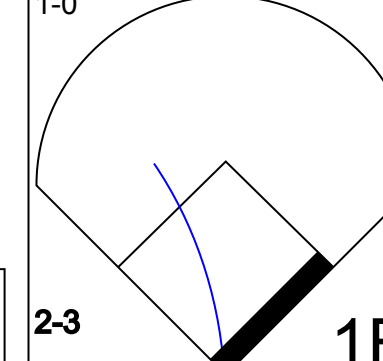
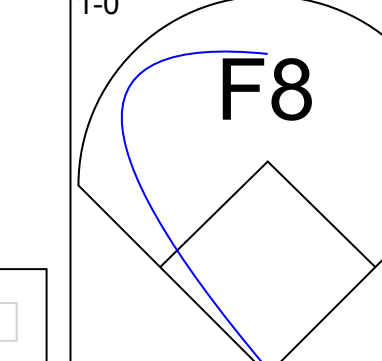

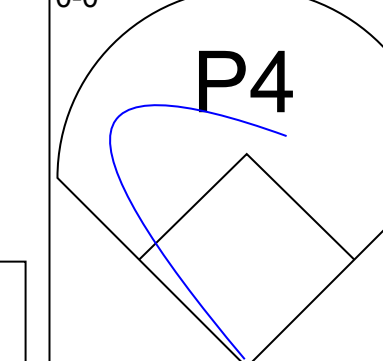
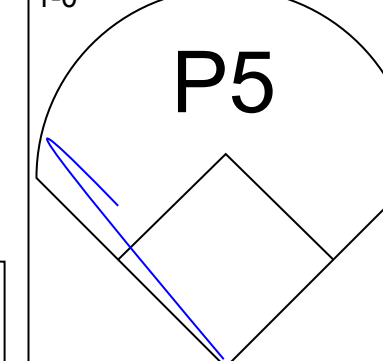

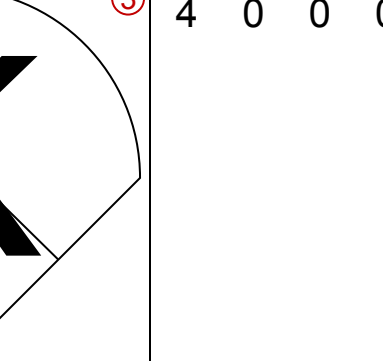
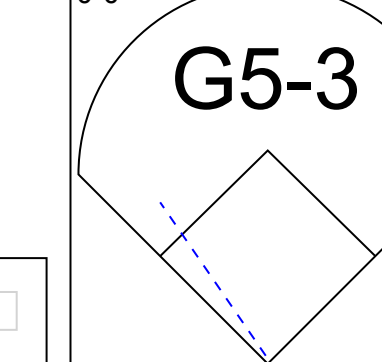
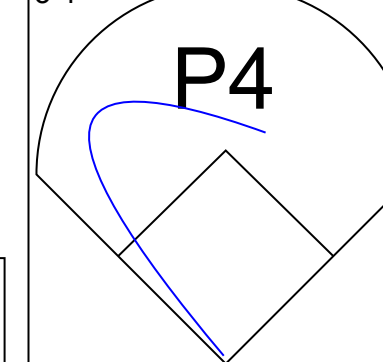

Batter	1	2	3	4	5	6	7	8	9	AB	R	H	RBI	BB	SO	LOB	BOTTOM										
Tony Phillips, S OBP: 0.414, SLG: 0.410 (1, 7)	F8									4	0	0	0	0	1	2	Milwaukee Brewers @ Chicago White Sox Comiskey Park, Chicago, IL Wed Aug 28 1996, 4:33 AM EDT Att: 17,269 - Sunny - 75 F										
Dave Martinez, L OBP: 0.378, SLG: 0.458 (8, 9)	F8									4	0	0	0	0	0	1											
Frank Thomas, R OBP: 0.464, SLG: 0.598 (1, 3)										3	0	0	0	1	0	0											
Harold Baines, L OBP: 0.385, SLG: 0.504 (1, 10)										3	0	1	0	1	0	0											
Robin Ventura, L OBP: 0.371, SLG: 0.523 (1, 5)										4	0	1	0	0	0	3											
Lyle Mouton, R OBP: 0.380, SLG: 0.439 Darren Lewis, R OBP: 0.319, SLG: 0.309 (8, 8)										3	1	1	0	0	1	1											
Ray Durham, S OBP: 0.361, SLG: 0.425 (1, 4)										4	1	1	1	0	1	2											
Pat Borders, R OBP: 0.279, SLG: 0.365 (1, 2)										3	0	0	0	0	2	1											
Ozzie Guillen, L OBP: 0.277, SLG: 0.371 (1, 6)										3	0	2	1	0	0	0											
Inning Stats	R: 0 E: 0 K: 0 S: 10	H: 1 LOB: 2 BB: 1 P: 17	R: 2 E: 0 K: 1 S: 14	H: 3 LOB: 1 BB: 0 P: 23	R: 0 E: 0 K: 1 S: 10	H: 1 LOB: 1 BB: 0 P: 16	R: 0 E: 0 K: 0 S: 8	H: 0 LOB: 0 BB: 0 P: 12	R: 0 E: 0 K: 1 S: 11	H: 0 LOB: 0 BB: 0 P: 16	R: 0 E: 0 K: 1 S: 8	H: 0 LOB: 0 BB: 0 P: 11	R: 0 E: 1 K: 1 S: 10	H: 1 LOB: 2 BB: 0 P: 15	R: 0 E: 0 K: 1 S: 10	H: 1 LOB: 0 BB: 0 P: 15		1B: 5 2B: 1 3B: 1 HR: 0	SF: 0 SAC: 0 DP: 0 HBP: 0	WP: 0 PB: 0 SB: 0 CS: 0	PA: 34						
PITCHER	IP	WLS	BF	H	R	ER	SO	BB	IBB	HBP	BLK	WP	HR	S	P	ERA	WHIP										
Ben McDonald, R ERA: 4.16	(1, 1)	8.0	L	34	7	2	5	2	0	0	0	0	0	78	126	2.25	1.125										

Batter	1	2	3	4	5	6	7	8	9	AB	R	H	RBI	BB	SO	LOB	TOP					
Tony Phillips, S OBP: 0.413, SLG: 0.409 (1, 7)										3	1	0	0	2	2	0						
Ray Durham, S OBP: 0.392, SLG: 0.426 (1, 4)										4	2	2	0	1	0	2						
Frank Thomas, R OBP: 0.464, SLG: 0.601 (1, 3)										4	0	1	1	1	0	1						
Danny Tartabull, R OBP: 0.339, SLG: 0.459 Dave Martinez, L OBP: 0.391, SLG: 0.457 (9, 9)										3	0	1	2	2	1	0						
Robin Ventura, L OBP: 0.375, SLG: 0.529 (1, 5)										5	2	2	1	0	0	6						
Lyle Mouton, R OBP: 0.374, SLG: 0.432 Harold Baines, L OBP: 0.390, SLG: 0.514 (7, PH)										3	0	0	0	0	1	4						
Norberto Martin, R OBP: 0.400, SLG: 0.462 Ozzie Guillen, L OBP: 0.280, SLG: 0.375 (7, 6)										4	0	3	1	0	1	0						
Pat Borders, R OBP: 0.276, SLG: 0.354 (1, 2)										4	0	0	0	0	0	5						
Darren Lewis, R OBP: 0.316, SLG: 0.306 (1, 8)										4	0	0	0	0	1	1						
Inning Stats	R: 1 E: 0 K: 2 S: 13	H: 2 LOB: 2 BB: 1 P: 24	R: 0 E: 0 K: 0 S: 9	H: 1 LOB: 0 BB: 0 P: 13	R: 0 E: 0 K: 1 S: 10	H: 0 LOB: 0 BB: 2 P: 24	R: 0 E: 0 K: 1 S: 5	H: 0 LOB: 0 BB: 0 P: 5	R: 2 E: 0 K: 0 S: 9	H: 2 LOB: 2 BB: 2 P: 23	R: 0 E: 0 K: 1 S: 10	H: 1 LOB: 2 BB: 1 P: 17	R: 1 E: 0 K: 0 S: 14	H: 3 LOB: 2 BB: 0 P: 19	R: 0 E: 0 K: 0 S: 5	H: 0 LOB: 0 BB: 0 P: 7	R: 1 E: 0 K: 1 S: 14	H: 3 LOB: 2 BB: 0 P: 22	1B: 8 2B: 4 3B: 0 HR: 1	SF: 0 SAC: 1 DP: 1 HBP: 0	WP: 0 PB: 0 SB: 0 CS: 0	PA: 44
PITCHER	IP	WLS	BF	H	R	ER	SO	BB	IBB	HBP	BLK	WP	HR	S	P	ERA	WHIP					
Huck Flener, L ERA: 4.76 (1, 1)	5.0	L	24	5	3	3	4	5	0	0	0	0	0	46	89	5.40	2.000					
Bill Ristley, R ERA: 4.54 (6, 1)	3.0		14	4	1	1	1	1	0	0	0	0	0	29	43	3.00	1.667					
Paul Spoljaric, L ERA: 3.23 (9, 1)	1.0		6	3	1	1	1	0	0	0	0	0	1	14	22	9.00	3.000					

Chicago White Sox @ Toronto Blue Jays
SkyDome, Toronto, ON
Sat Aug 31 1996, 3:33 AM EDT
Att: 32,141 - Sunny - 79 F

AB 37
R 5
H 12
RBI 5
BB 6
SO 6
LOB 19



Batter	1	2	3	4	5	6	7	8	9	AB	R	H	RBI	BB	SO	LOB	BOTTOM					
Otis Nixon, S OBP: 0.365, SLG: 0.309 (1, 8)										3	1	2	0	1	0	0						
Jacob Brunfield, R OBP: 0.331, SLG: 0.506 (1, 9)										4	0	2	1	0	0	1						
Juan Samuel, R OBP: 0.324, SLG: 0.494 (1, 3)										4	0	1	0	0	3	2						
Joe Carter, R OBP: 0.310, SLG: 0.487 (1, 10)										4	0	0	0	0	0	2						
Ed Sprague, R OBP: 0.341, SLG: 0.505 (1, 5)										3	0	1	0	1	0	0						
Charlie O'Brien, R OBP: 0.334, SLG: 0.440 (1, 2)										3	0	0	0	1	1	2						
Robert Perez, R OBP: 0.394, SLG: 0.457 Shawn Green, L OBP: 0.343, SLG: 0.472 (9, PH)										3	0	1	0	0	0	2						
Alex Gonzalez, R OBP: 0.308, SLG: 0.405 (1, 6)										4	0	0	0	0	2	3						
Tilson Brito, R OBP: 0.351, SLG: 0.355 (1, 4)										3	0	0	0	0	0	2						
Inning Stats	R: 0 E: 0 K: 0 S: 8	H: 1 LOB: 1 BB: 0 P: 14	R: 0 E: 0 K: 0 S: 5	H: 0 LOB: 1 BB: 1 P: 10	R: 1 E: 0 K: 1 S: 7	H: 1 LOB: 1 BB: 1 P: 14	R: 0 E: 0 K: 0 S: 8	H: 2 LOB: 2 BB: 0 P: 15	R: 0 E: 0 K: 1 S: 9	H: 2 LOB: 0 BB: 0 P: 14	R: 0 E: 0 K: 0 S: 8	H: 0 LOB: 1 BB: 1 P: 15	R: 0 E: 0 K: 1 S: 12	H: 1 LOB: 1 BB: 0 P: 16	R: 0 E: 0 K: 1 S: 11	H: 0 LOB: 0 BB: 0 P: 14	R: 0 E: 0 K: 3 S: 10	H: 0 LOB: 0 BB: 0 P: 12	1B: 5 2B: 2 3B: 0 HR: 0	SF: 0 SAC: 0 DP: 0 HBP: 0	WP: 0 PB: 0 SB: 0 CS: 1	PA: 35
PITCHER	IP	WLS	BF	H	R	ER	SO	BB	IBB	HBP	BLK	WP	HR	S	P	ERA	WHIP					
Wilson Alvarez, L ERA: 3.84 (1, 1)	8.0	W	32	7	1	1	4	3	0	0	0	0	0	68	112	1.12	1.250					
Roberto Hernandez, R ERA: 1.01 (9, 1)	1.0		3	0	0	0	3	0	0	0	0	0	0	10	12	0.00	0.000					

Chicago White Sox @ Toronto Blue Jays
SkyDome, Toronto, ON
Sat Aug 31 1996, 3:33 AM EDT
Att: 32,141 - Sunny - 79 F

AB 32
R 1
H 7
RBI 1
BB 3
SO 7
LOB 14




Batter	1	2	3	4	5	6	7	8	9	10	11	AB	R	H	RBI	BB	SO	LOB	TOP	
Tony Phillips, S OBP: 0.411, SLG: 0.405 (1, 7)	F7			G4-3		K			K			4	1	0	0	1	2	0		
Dave Martinez, L OBP: 0.363, SLG: 0.458 (11, 3)	K			G4-6-3 1B			P6					4	1	2	0	1	1	0		
Frank Thomas, R OBP: 0.464, SLG: 0.597 Darren Lewis, R OBP: 0.316, SLG: 0.306 (11, 8)	G5-3			G4-6-3					F9			3	1	0	0	0	0	2		
Harold Baines, L OBP: 0.388, SLG: 0.509 Norberto Martin, R OBP: 0.400, SLG: 0.462 (11, PR)		P6				F9-5 WP BB			L4			4	0	0	0	1	0	4		
Robin Ventura, L OBP: 0.372, SLG: 0.524 (1, 5)	G4-3					F9-5			F7			5	0	0	0	0	1	4		
Danny Tartabull, R OBP: 0.337, SLG: 0.464 Mike Cameron, R OBP: 0.250, SLG: 0.250 (11, 9)	P4								F8			4	1	1	2	0	0	0		
Ray Durham, S OBP: 0.384, SLG: 0.425 (1, 4)			G3			G5-3						3	0	1	0	2	0	0		
Pat Borders, R OBP: 0.280, SLG: 0.352 (1, 2)			G4-3						F8			4	0	1	0	1	0	3		
Ozzie Guillen, L OBP: 0.277, SLG: 0.372 (1, 6)			F8			L6-3 1B			F2			4	0	0	0	0	0	4		
Inning Stats	R: 0 E: 0 K: 1 S: 5	H: 0 LOB: 0 BB: 0 P: 5	R: 0 E: 0 K: 0 S: 3	H: 0 LOB: 0 BB: 0 P: 3	R: 0 E: 0 K: 0 S: 3	H: 0 LOB: 0 BB: 0 P: 3	R: 0 E: 0 K: 0 S: 3	H: 1 LOB: 0 BB: 0 P: 3	R: 1 E: 0 K: 0 S: 3	H: 1 LOB: 0 BB: 1 P: 7	R: 0 E: 0 K: 1 S: 5	H: 1 LOB: 0 BB: 0 P: 5	R: 0 E: 0 K: 0 S: 3	H: 0 LOB: 2 BB: 2 P: 11	R: 3 E: 1 K: 1 S: 6	H: 0 LOB: 2 BB: 3 P: 19	1B: 4 2B: 2 3B: 0 HR: 1	SF: 1 SAC: 0 DP: 3 HBP: 2	WP: 3 SB: 0 CS: 0	PA: 44
PITCHER	IP 9.0	WLS 31	BF 5	H 1	R 1	ER 1	SO 3	BB 1	IBB 0	HBP 0	BLK 0	WP 0	HR 0	S 35	P 40	ERA 1.00	WHIP 0.667			
Juan Guzman, R ERA: 2.93 Paul Spoljaric, L ERA: 3.41 Mike Timlin, R ERA: 3.94	(1, 1)	(10, 1)	(11, 1)																	

Chicago White Sox @ Toronto Blue Jays
SkyDome, Toronto, ON
Sun Sep 01 1996, 3:33 AM EDT
Att. 30,156 - Sunny - 78 F

livebaseballscorecards.com

AB 35
R 4
H 5
RBI 2
BB 6
SO 4
LOB 17



Batter	1	2	3	4	5	6	7	8	9	10	11	AB	R	H	RBI	BB	SO	LOB	BOTTOM			
Otis Nixon, S OBP: 0.369, SLG: 0.312 (1, 8)	F7			G3-1 S 1B		S G3 1B						3	2	2	0	2	0	0				
Shawn Green, L OBP: 0.341, SLG: 0.468 (1, 9)	F8			G3-1		G3			L1			5	0	1	1	0	0	3				
Joe Carter, R OBP: 0.309, SLG: 0.484 (1, 7)	K					G5-3			G2-3			5	0	1	1	0	1	2				
John Olerud, L OBP: 0.393, SLG: 0.511 (1, 3)		P6				G6-3			G4-3			5	0	1	0	0	1	2				
Ed Sprague, R OBP: 0.340, SLG: 0.503 (1, 5)						F3			K			4	0	1	0	0	1	2				
Carlos Delgado, L OBP: 0.365, SLG: 0.505 (1, 10)						G1-6-3 1B			G6-3			4	0	0	0	0	1	3				
Tilson Brito, R OBP: 0.333, SLG: 0.333 (1, 4)						F5			K			4	0	0	0	0	1	0				
Tomas Perez, S OBP: 0.302, SLG: 0.328 (1, 6)						G5-3			K			4	0	0	0	0	1	0				
Julio Mosquera, R OBP: 0.107, SLG: 0.182 Sandy Martinez, L OBP: 0.281, SLG: 0.317 (11, PH)						F9			L4			3	0	0	0	0	0	0				
Inning Stats	R: 0 E: 0 K: 1 S: 5	H: 0 LOB: 0 BB: 0 P: 5	R: 0 E: 0 K: 0 S: 3	H: 1 LOB: 0 BB: 0 P: 3	R: 0 E: 0 K: 0 S: 3	H: 0 LOB: 0 BB: 0 P: 3	R: 1 E: 0 K: 0 S: 6	H: 3 LOB: 2 BB: 0 P: 6	R: 0 E: 0 K: 0 S: 4	H: 1 LOB: 1 BB: 0 P: 4	R: 0 E: 0 K: 3 S: 9	H: 0 LOB: 0 BB: 0 P: 9	R: 0 E: 0 K: 1 S: 5	H: 0 LOB: 0 BB: 0 P: 9	R: 0 E: 0 K: 0 S: 3	H: 0 LOB: 0 BB: 0 P: 3	R: 1 E: 0 K: 2 S: 8	H: 1 LOB: 1 BB: 1 P: 12	1B: 6 2B: 0 3B: 0 HR: 0	SF: 0 SAC: 0 DP: 1 HBP: 0	WP: 0 PB: 0 SB: 2 CS: 0	PA: 40
PITCHER	IP 9.0	WLS 8	BF 32	H 5	R 1	ER 1	SO 5	BB 1	IBB 0	HBP 0	BLK 0	WP 0	HR 0	S 41	P 45	ERA 1.00	WHIP 0.667					
Alex Fernandez, R ERA: 3.47 Roberto Hernandez, R ERA: 1.11	(1, 1)	(10, 1)																				

Chicago White Sox @ Toronto Blue Jays
SkyDome, Toronto, ON
Sun Sep 01 1996, 3:33 AM EDT
Att. 30,156 - Sunny - 78 F

livebaseballscorecards.com


AB 38
R 2
H 6
RBI 2
BB 2
SO 7
LOB 12



Batter	1	2	3	4	5	6	7	8	9	AB	R	H	RBI	BB	SO	LOB	TOP								
Curtis Pride, L (1, 10) OBP: 0.353, SLG: 0.498	1-0 HR		0-2 G3			0-3 K	0-0 SF8 1B			4	2	2	1	0	1	0									
Mark Lewis, R (1, 4) OBP: 0.340, SLG: 0.414	2-2 G6-3		2-0 G1-6-3			1-2 1B G3-1 1B	1 SAFE 1 SAFE SAFE SAFE SF8			3	1	1	1	0	0	0									
Travis Fryman, R (1, 6) OBP: 0.328, SLG: 0.455	1-1 L8			2-1 CS 1B		2-2 G3-1 1B	0-3 K			4	1	2	0	0	1	0									
Bobby Higginson, L (1, 7) OBP: 0.395, SLG: 0.565	0-3 K			0-1 L8		0-0 G3-1		3-2 G3		4	0	0	1	0	1	2									
Tony Clark, S (1, 3)		1-3 K		0-3 K		1-2 1B BB		0-1 G4-3		3	1	0	0	1	2	1									
Melvin Nieves, S (1, 9) OBP: 0.336, SLG: 0.510	3-2 HBP		1-2 CS	2-1 L3	1-1 1B	1-3 2-H 3-H 1B		3-2 G3		3	1	1	1	0	0	0									
Phil Nevin, R (1, 5) OBP: 0.343, SLG: 0.429	0-3 K			2-3 K		0-0 1B		1-1 G5-3		4	0	1	2	0	2	1	AB 33								
Raul Casanova, S (1, 2) OBP: 0.175, SLG: 0.295	1-1 G6-3			0-0 1B		0-0 G3-1		1-1 G4-3		4	0	1	0	0	0	2	R 6								
Kimera Barteo, R (1, 8) OBP: 0.345, SLG: 0.340			0-0 P6		1-1 L7		3-2 L6		1-3 K	4	0	0	0	0	1	1	H 8								
Inning Stats	R: 1 E: 0 K: 1 S: 9	H: 1 LOB: 0 BB: 0 P: 13	R: 0 E: 0 K: 2 S: 10	H: 0 LOB: 1 BB: 0 P: 15	R: 0 E: 0 K: 0 S: 5	H: 0 LOB: 0 BB: 0 P: 7	R: 0 E: 0 K: 1 S: 9	H: 1 LOB: 0 BB: 0 P: 12	R: 0 E: 0 K: 1 S: 9	H: 1 LOB: 1 BB: 0 P: 14	R: 4 E: 0 K: 1 S: 16	H: 4 LOB: 1 BB: 1 P: 24	R: 1 E: 1 K: 1 S: 10	H: 1 LOB: 0 BB: 0 P: 15	R: 0 E: 0 K: 0 S: 8	H: 0 LOB: 0 BB: 0 P: 14	R: 0 E: 0 K: 1 S: 7	H: 0 LOB: 0 BB: 0 P: 10	1B: 7 2B: 0 3B: 0 HR: 1	SF: 1 SAC: 0 DP: 0 HBP: 1	WP: 0 PB: 0 SB: 0 CS: 1	PA: 37			
PITCHER	IP	WLS	BF	H	R	ER	SO	BB	IBB	HBP	BLK	WP	HR	S	P	ERA	WHIP								
Kevin Tapani, R (1, 1) ERA: 4.41	6.0		26	7	5	5	6	1	0	1	0	0	1	58	85	7.50	1.333								
41 Bill Simas, R (7, 1) ERA: 4.54	0.1	W	2	1	1	0	0	0	0	0	0	0	0	4	7	0.00	3.000								
Tony Castillo, L (7, 1) ERA: 4.06	2.2		8	0	0	0	2	0	0	0	0	0	0	21	32	0.00	0.000								

Detroit Tigers @ Chicago White Sox
Comiskey Park, Chicago, IL
Wed Sep 04 1996, 8:05 PM EDT
Att: 15,120 - Unknown - 80 F


AB 33
R 6
H 8
RBI 6
BB 1
SO 8
LOB 7



Batter	1	2	3	4	5	6	7	8	9	AB	R	H	RBI	BB	SO	LOB	BOTTOM								
Tony Phillips, S (1, 7) OBP: 0.413, SLG: 0.410	0-1 P8		2-0 E 2B			0-0 K	1-1 FC4-6		1-1 1B HR	5	3	3	3	0	0	1									
Dave Martinez, L (1, 8) OBP: 0.387, SLG: 0.459	3-1 P6		0-1 E4		4-1 1B BB		2-1 BB 1B	3-2 1B HR	1-2 HR 1B	4	3	2	0	1	0	0									
Frank Thomas, R (1, 3) OBP: 0.465, SLG: 0.601	2-1 G6-3		1-2 F8		3-3 K		4-1 1B BB FC3-2	3-1 1B HR	1-2 HR 1B	4	1	1	3	1	1	2									
Robin Ventura, L (1, 5) OBP: 0.374, SLG: 0.528		0-0 P1-3		0-3 K	0-1 1B		4-0 FC3-2 1B SF8 BB	0-0 L8	1-2 2-3 1B	4	1	1	0	1	1	0									
Harold Baines, L (1, 10) OBP: 0.390, SLG: 0.505		0-0 G5-3		4-2 G6-4-3 BB	0-0 1B		0-0 FC3-2 1B	1-3 K	1-2 2-3 3-H 1B	4	0	2	2	1	1	0									
Danny Tartabull, R (1, 9) OBP: 0.337, SLG: 0.467		0-3 K		1-1 G6-4-3		0-3 K		1-2 FC3-2		4	0	0	0	0	2	6									
Darren Lewis, R (7, PR) OBP: 0.315, SLG: 0.305				1-2 G6-4-3						0	0	0	0	0	0	0									
Domingo Cedenio, S (1, 4) OBP: 0.319, SLG: 0.358			0-0 P3-1 2B		0-2 1B		1-2 G3-1		0-0 SF8	3	2	2	1	0	0	0									
Ray Durham, S (8, 4) OBP: 0.358, SLG: 0.417										0	0	0	0	0	0	0	AB 35								
Don Slaught, R (1, 2) OBP: 0.367, SLG: 0.455			1-1 P3-1		0-1 SH1-3 HR		1-0 FC4-6 1B	3-H P8		2	1	1	1	0	0	1	R 11								
Pat Borders, R (6, 2) OBP: 0.296, SLG: 0.365			2-3 P3-1		2-H SH1-3 HR					2	0	1	0	0	0	2	H 13								
Ozzie Guillen, L (1, 6) OBP: 0.281, SLG: 0.374			0-2 P4		0-1 SH1-3		0-1 L6		1-0 G4-3	3	0	0	0	0	2		RBI 10								
Inning Stats	R: 0 E: 0 K: 0 S: 6	H: 0 LOB: 0 BB: 0 P: 11	R: 0 E: 0 K: 1 S: 5	H: 0 LOB: 0 BB: 0 P: 5	R: 2 E: 1 K: 0 S: 13	H: 2 LOB: 1 BB: 0 P: 17	R: 0 E: 0 K: 1 S: 8	H: 0 LOB: 0 BB: 1 P: 13	R: 4 E: 0 K: 2 S: 19	H: 5 LOB: 2 BB: 1 P: 26	R: 0 E: 0 K: 0 S: 9	H: 1 LOB: 1 BB: 0 P: 12	R: 2 E: 0 K: 0 S: 10	H: 2 LOB: 2 BB: 2 P: 22	R: 3 E: 0 K: 1 S: 12	H: 3 LOB: 0 BB: 0 P: 21	1B: 8 2B: 3 3B: 0 HR: 2	SF: 1 SAC: 1 DP: 1 HBP: 0	WP: 0 PB: 0 SB: 0 CS: 0	PA: 41					
PITCHER	IP	WLS	BF	H	R	ER	SO	BB	IBB	HBP	BLK	WP	HR	S	P	ERA	WHIP								
Todd Van Poppel, R (1, 1) ERA: 7.36	4.2		21	5	6	5	3	2	0	0	0	0	0	18	31	13.50	4.500								
Trevor Miller, L (5, 1) ERA: 13.5	1.1	L	10	4	2	2	1	2	0	0	0	0	0	1	1	∞	∞								
Joey Eischen, L (7, 1) ERA: 4.27	0.0		1	1	0	0	0	0	0	0	0	0	0	1	1	∞	∞								
Richie Lewis, R (7, 1) ERA: 4.22	1.0		3	0	0	0	0	0	0	0	0	0	0	6	8	0.00	0.000								
Mike Myers, L (8, 1) ERA: 5.22	0.1		3	2	2	2	0	0	0	0	0	0	0	6	11	54.00	6.000								
PITCHER	IP	WLS	BF	H	R	ER	SO	BB	IBB	HBP	BLK	WP	HR	S	P	ERA	WHIP								
Jose Lima, R (8, 1) ERA: 5.1	0.2		3	1	1	1	1	0	0	0	0	0	0	1	10	13.50	1.500								

Detroit Tigers @ Chicago White Sox
Comiskey Park, Chicago, IL
Wed Sep 04 1996, 8:05 PM EDT
Att: 15,120 - Unknown - 80 F

AB 35
R 11
H 13
RBI 10
BB 4
SO 5
LOB 14



Batter	1	2	3	4	5	6	7	8	9	AB	R	H	RBI	BB	SO	LOB	TOP					
Darren Bragg, L OBP: 0.363, SLG: 0.411 (1, 8)	L4	SF9		G5-4-3 BB		P6		P5		3	0	0	1	1	0	1						
Jeff Frye, R OBP: 0.380, SLG: 0.387 (1, 4)	K			G5-4-3 1-2f		G3			L1-3	5	0	1	1	0	1	2						
John Valentin, R OBP: 0.378, SLG: 0.432 (1, 6)	F9	G6-3			1B	L7			L9	5	1	1	0	0	0	1						
Mo Vaughn, L OBP: 0.418, SLG: 0.577 (1, 3)		2B WP		F8		FC1-6 1B			E 1B	5	3	4	0	0	0	0						
Wil Cordero, R OBP: 0.323, SLG: 0.401 Nomar Garciaparra, R OBP: 0.353, SLG: 0.563 (9, PR)	WP 2B			L6		K		G1-6-3	E5 BB 1B	5	1	1	0	0	1	4						
Tim Lincecum, R OBP: 0.370, SLG: 0.453 (1, 5)	K			L5		FC1-6 1B				4	0	1	1	1	1	1						
Rudy Pemberton, R OBP: 0.500, SLG: 0.727 (1, 9)	2B 1B BB				1B 2B	FC1-6 1B		F8		4	2	2	2	1	0	2						
Mike Greenwell, L OBP: 0.335, SLG: 0.446 Lee Tinsley, S OBP: 0.277, SLG: 0.292 (8, 8)	1B SF9 2B			K				F7	L8	4	1	2	2	0	1	1						
Bill Haselman, R OBP: 0.301, SLG: 0.366 (1, 2)	2B 1B				1B	F9		E6 1B		4	1	3	2	0	0	2						
Inning Stats	R: 0 E: 0 K: 1 S: 5	H: 0 LOB: 0 BB: 0 P: 5	R: 5 E: 0 K: 1 S: 10	H: 5 LOB: 1 BB: 1 P: 14	R: 0 E: 0 K: 0 S: 3	H: 0 LOB: 0 BB: 0 P: 3	R: 1 E: 0 K: 1 S: 9	H: 2 LOB: 1 BB: 1 P: 19	R: 2 E: 0 K: 1 S: 13	H: 4 LOB: 2 BB: 0 P: 20	R: 0 E: 0 K: 0 S: 7	H: 0 LOB: 0 BB: 0 P: 12	R: 0 E: 0 K: 0 S: 8	H: 1 LOB: 0 BB: 0 P: 11	R: 0 E: 1 K: 0 S: 11	H: 1 LOB: 1 BB: 0 P: 16	R: 2 E: 1 K: 0 S: 21	H: 2 LOB: 2 BB: 1 P: 34	1B: 11 2B: 4 3B: 0 HR: 0	SF: 1 SAC: 0 DP: 2 HBP: 0	WP: 1 PB: 0 SB: 0 CS: 0	PA: 44
PITCHER	IP	WLS	BF	H	R	ER	SO	BB	IBB	HBP	BLK	WP	HR	S	P	ERA	WHIP					
Wilson Alvarez, L ERA: 4.04 Brian Keyser, R ERA: 5.09 Al Levine, R ERA: 5.54 Mike Bertotti, L ERA: 5.03	1.2	L	11	5	5	5	2	1	0	0	0	1	0	14	18	27.00	3.600					
	2.1	9	2	1	1	1	1	0	0	0	0	0	0	13	23	3.86	1.286					
	3.0	13	5	2	2	1	1	0	0	0	0	0	0	28	43	6.00	1.667					
	2.0	11	3	2	0	0	0	1	0	0	0	0	0	32	50	0.00	2.000					

Boston Red Sox @ Chicago White Sox
Comiskey Park, Chicago, IL
Fri Sep 06 1996, 8:05 PM EDT
Att: 18,417 - Unknown - 77 F

AB 40
R 10
H 15
RBI 9
BB 3
SO 4
LOB 16



Batter	1	2	3	4	5	6	7	8	9	AB	R	H	RBI	BB	SO	LOB	BOTTOM					
Tony Phillips, S OBP: 0.414, SLG: 0.411 (1, 7)	P4			1B S		G6-3		FC6-4 1B		4	0	2	0	1	0	0						
Dave Martinez, L OBP: 0.387, SLG: 0.456 (1, 8)	G4-3			G1-3				F7		4	0	1	0	1	0	4						
Frank Thomas, R OBP: 0.463, SLG: 0.597 (1, 3)	G1-3			1B				FC6-4 1B		5	1	1	0	0	0	4						
Robin Ventura, L OBP: 0.374, SLG: 0.527 (1, 5)		G3		BB 1B		G3-1		K		5	1	2	0	0	1	0						
Harold Baines, L OBP: 0.393, SLG: 0.505 Mike Robertson, L (9, PH)	FC5-4 BB			1B BB SF9 1B		K		G4-3		2	1	1	0	2	1	2						
Danny Tartabull, R OBP: 0.338, SLG: 0.467 Mike Cameron, R OBP: 0.200, SLG: 0.200 (9, PH)	FC5-4 1-2f			SF9 1B BB		SF8		K		2	0	1	1	1	0	1						
Ray Durham, S OBP: 0.359, SLG: 0.417 (1, 4)	G1-3			1B S		FC6-4 BB		K		3	0	1	1	1	1	3						
Pat Borders, R OBP: 0.290, SLG: 0.358 Ron Karkovics, R OBP: 0.272, SLG: 0.371 (9, 2)				G5-3		FC6-4		F7		4	0	0	0	0	1	7						
Domingo Cedeño, S OBP: 0.315, SLG: 0.354 (1, 6)	G4-3			G4-3		SF9		G4-3		3	0	0	1	0	1	0						
Inning Stats	R: 0 E: 0 K: 0 S: 3	H: 0 LOB: 0 BB: 0 P: 3	R: 0 E: 0 K: 0 S: 3	H: 0 LOB: 1 BB: 1 P: 7	R: 0 E: 0 K: 0 S: 5	H: 2 LOB: 2 BB: 0 P: 5	R: 2 E: 0 K: 1 S: 12	H: 3 LOB: 3 BB: 2 P: 23	R: 1 E: 0 K: 0 S: 13	H: 2 LOB: 2 BB: 1 P: 20	R: 0 E: 0 K: 0 S: 10	H: 0 LOB: 1 BB: 1 P: 17	R: 0 E: 0 K: 1 S: 8	H: 1 LOB: 2 BB: 1 P: 12	R: 0 E: 0 K: 1 S: 9	H: 1 LOB: 1 BB: 0 P: 15	R: 0 E: 0 K: 2 S: 9	H: 0 LOB: 0 BB: 0 P: 14	1B: 9 2B: 0 3B: 0 HR: 0	SF: 2 SAC: 0 DP: 0 HBP: 0	WP: 0 PB: 0 SB: 0 CS: 0	PA: 42
PITCHER	IP	WLS	BF	H	R	ER	SO	BB	IBB	HBP	BLK	WP	HR	S	P	ERA	WHIP					
49 Tim Wakefield, R ERA: 5.45 Mark Brandenburg, R ERA: 3.44	7.0	W	35	8	3	3	3	6	0	0	0	0	0	54	87	3.86	2.000					
	2.0	7	1	0	0	0	3	0	0	0	0	0	0	18	29	0.00	0.500					

Boston Red Sox @ Chicago White Sox
Comiskey Park, Chicago, IL
Fri Sep 06 1996, 8:05 PM EDT
Att: 18,417 - Unknown - 77 F

AB 34
R 3
H 9
RBI 3
BB 6
SO 6
LOB 21



Batter	1	2	3	4	5	6	7	8	9	AB	R	H	RBI	BB	SO	LOB	TOP								
Darren Bragg, L (1, 8) OBP: 0.364, SLG: 0.409	1-3 K		4-2 FC5 BB		0-1 G4-3			2-2 G5-3	2-2 1B	4	0	1	1	1	1	0	Boston Red Sox @ Chicago White Sox Comiskey Park, Chicago, IL Sat Sep 07 1996, 8:05 PM EDT Att: 28,219 - Unknown - 79 F								
Jeff Fyfe, R (1, 4) OBP: 0.377, SLG: 0.384	1-2 F9		1-2 FC5			2-1 G4-3		1-0 1B	2-1 L9	5	0	1	0	0	0	4									
John Valentin, R (1, 6) OBP: 0.379, SLG: 0.435	1-1 2B		0-0 G1-3			2-1 F8		1-1 1B		4	0	2	0	0	0	2									
Mo Vaughn, L (1, 3) OBP: 0.417, SLG: 0.574	0-1 G3			1-0 G5-3		4-2 BB		2-2 F7		3	0	0	0	1	0	3									
18 Reggie Jefferson, S (1, 10) OBP: 0.384, SLG: 0.617		1-0 G1-6-3 1B		2-1 HR		1-3 K			1-0 L9	4	1	2	1	0	1	1									
Tim Lincecum, R (1, 5) OBP: 0.386, SLG: 0.448		3-2 F7		3-3 K			0-0 G6-3		1-3 K 1B	4	1	0	0	0	2	1									
Mike Greenwell, L (1, 7) OBP: 0.333, SLG: 0.442		0-0 G1-6-3		0-0 G6-3			1-1 F8		0-0 1B 1B	4	1	1	0	0	0	1									
Troy O'Leary, L (1, 9) OBP: 0.326, SLG: 0.439			0-0 FC5 2B		0-1 F8		3-2 G4-3		1-3 K	4	0	1	0	0	1	2									
Bill Haselman, R (1, 2) OBP: 0.296, SLG: 0.360			2-3 K		0-0 G5-3			3-3 K	0-1 1B	3	0	0	0	0	2	1									
Wil Cordero, R (9, PH) OBP: 0.327, SLG: 0.404									1-2 3-H 1B	1	0	1	1	0	0	0									
Lee Tinsley, S (9, PR) OBP: 0.277, SLG: 0.292										0	0	0	0	0	0	0									
Inning Stats	R: 0 E: 0 K: 1 S: 10	H: 1 LOB: 1 BB: 0 P: 13	R: 0 E: 0 K: 0 S: 5	H: 1 LOB: 0 BB: 0 P: 9	R: 0 E: 0 K: 1 S: 12	H: 1 LOB: 2 BB: 1 P: 19	R: 1 E: 0 K: 1 S: 7	H: 1 LOB: 0 BB: 0 P: 13	R: 0 E: 0 K: 0 S: 5	H: 0 LOB: 1 BB: 1 P: 5	R: 0 E: 0 K: 1 S: 9	H: 0 LOB: 0 BB: 1 P: 18	R: 0 E: 0 K: 0 S: 7	H: 0 LOB: 0 BB: 0 P: 11	R: 0 E: 0 K: 1 S: 17	H: 2 LOB: 2 BB: 0 P: 26	R: 2 E: 0 K: 2 S: 15	H: 3 LOB: 2 BB: 0 P: 22	1B: 6 2B: 2 3B: 0 HR: 1	SF: 0 SAC: 0 DP: 1 HBP: 0	WP: 1 PB: 0 SB: 0 CS: 0	PA: 38			
PITCHER	IP WLS BF H R ER SO BB IBB HBP BLK WP HR S P ERA WHIP	7.2 W 29 5 1 1 5 2 0 0 0 0 1 66 105 1.17 0.913	1.1 S 9 4 2 2 2 0 0 0 0 1 0 21 31 13.50 3.000																						

AB 36
R 3
H 9
RBI 3
BB 2
SO 7
LOB 15



Batter	1	2	3	4	5	6	7	8	9	AB	R	H	RBI	BB	SO	LOB	BOTTOM							
Tony Phillips, S (1, 7) OBP: 0.413, SLG: 0.410	1-3 K		0-0 F8		0-1 BB 1B					4	0	1	0	0	2	0	Boston Red Sox @ Chicago White Sox Comiskey Park, Chicago, IL Sat Sep 07 1996, 8:05 PM EDT Att: 28,219 - Unknown - 79 F							
Dave Martinez, L (1, 8) OBP: 0.388, SLG: 0.461	3-1 F8		1-2 F7		4-1 BB G4-6-3 BB			0-0 SF8 3B		3	1	1	0	1	0	0								
Frank Thomas, R (1, 3) OBP: 0.463, SLG: 0.595	2-1 FC6-4 1B		1-0 G3		3-2 G4-6-3			4-1 SF8 BB		3	0	1	0	1	0	2								
Harold Baines, L (1, 10) OBP: 0.393, SLG: 0.503	1-0 FC6-4			3-2 G5-4-3 BB 1B		4-2 FC6-4 BB		2-3 K		3	1	1	0	1	1	3								
Robin Ventura, L (1, 5) OBP: 0.375, SLG: 0.527		0-1 HR 1B		4-1 G5-4-3 BB		2-0 F9		1-2 SF8		2	1	1	1	1	0	1								
Danny Tartabull, R (1, 9) OBP: 0.338, SLG: 0.473		2-1 HR		0-1 G5-4-3		2-3 K		0-3 K		3	1	1	2	0	1	3								
Darren Lewis, R (8, 8) OBP: 0.314, SLG: 0.304				1-2 1-H HR						1	0	0	0	0	1	1								
Ray Durham, S (1, 4) OBP: 0.359, SLG: 0.416		1-2 K		1-1 S 1B		1-0 FC6-4				3	0	1	1	0	1	1								
Ron Karkovice, R (1, 2) OBP: 0.270, SLG: 0.368		0-3 K		3-H 2-1 F8			1-3 K			3	0	0	0	0	2	1								
Norberto Martin, R (1, 6) OBP: 0.386, SLG: 0.444		1-0 G3			0-0 G4-3			1-2 G3		3	0	0	0	0	0	0								
Ozzie Guillen, L (8, 6) OBP: 0.281, SLG: 0.374										0	0	0	0	0	0	0								
Inning Stats	R: 0 E: 0 K: 1 S: 8	H: 1 LOB: 1 BB: 0 P: 15	R: 2 E: 0 K: 2 S: 11	H: 2 LOB: 0 BB: 0 P: 15	R: 0 E: 0 K: 0 S: 5	H: 0 LOB: 0 BB: 0 P: 7	R: 1 E: 0 K: 0 S: 12	H: 2 LOB: 1 BB: 1 P: 22	R: 0 E: 0 K: 0 S: 10	H: 1 LOB: 1 BB: 1 P: 17	R: 0 E: 0 K: 1 S: 8	H: 0 LOB: 1 BB: 1 P: 17	R: 0 E: 0 K: 2 S: 9	H: 0 LOB: 0 BB: 0 P: 13	R: 1 E: 0 K: 2 S: 11	H: 1 LOB: 1 BB: 1 P: 18	1B: 5 2B: 0 3B: 1 HR: 1	SF: 1 SAC: 0 DP: 2 HBP: 0	WP: 0 PB: 0 SB: 1 CS: 0	PA: 33				
PITCHER	IP WLS BF H R ER SO BB IBB HBP BLK WP HR S P ERA WHIP	8.0 L 33 7 4 4 8 4 0 0 0 0 1 74 124 4.50 1.375																						

AB 28
R 4
H 7
RBI 4
BB 4
SO 8
LOB 12



Batter	1	2	3	4	5	6	7	8	9	AB	R	H	RBI	BB	SO	LOB	TOP						
Darren Bragg, L (1, 8) OBP: 0.365, SLG: 0.408	F7		F7					2B BB		3	1	1	0	1	0	1	Boston Red Sox @ Chicago White Sox Comiskey Park, Chicago, IL Sun Sep 08 1996, 4:33 AM EDT Att: 19,983 - Overcast - 82 F						
Jeff Fyfe, R (1, 4) OBP: 0.381, SLG: 0.395	G4-6-3 1B		1B FC3-2 2B		L4-6 1B			1B SF8 2B		4	1	3	2	0	0	1							
John Valentin, R (1, 6) OBP: 0.380, SLG: 0.436	G4-6-3 1-2		FC3-2 2-3 1B		F9			2-3 1B		4	0	2	0	0	0	1							
Mo Vaughn, L (1, 10) OBP: 0.415, SLG: 0.571		K	FC3-2 1-3 3-H		F7			SF8		3	0	0	1	0	1	2							
18 Reggie Jefferson, S (1, 3) OBP: 0.386, SLG: 0.617								3-H F9		2	0	1	0	1	0	0							
Mike Stanley, R (8, PH) OBP: 0.353, SLG: 0.506								1-1 SAFE F9		1	0	0	0	0	0	1							
Jeff Manto, R (8, 3) OBP: 0.325, SLG: 0.398										0	0	0	0	0	0	0							
Tim Lincecum, R (1, 5) OBP: 0.383, SLG: 0.444	F7		1B		L4			G4-3		4	0	0	0	0	1	5							
Mike Greenwell, L (1, 7) OBP: 0.332, SLG: 0.439	FC6 1-2				G5-4-3 1B					4	0	1	0	0	0	1							
Troy O'Leary, L (1, 9) OBP: 0.325, SLG: 0.438			1B S		K			F8		4	1	1	0	0	1	1							
Bill Haselman, R (1, 2) OBP: 0.296, SLG: 0.360			1B		G5-4-3			F9		3	1	1	1	0	0	1							
Wil Cordero, R (9, PH) OBP: 0.325, SLG: 0.402			1B 2B		1-2			P6		1	0	0	0	0	0	0							
Inning Stats	R: 0 E: 0 K: 0 S: 5	H: 1 LOB: 0 BB: 0 P: 6	R: 0 E: 0 K: 1 S: 13	H: 1 LOB: 1 BB: 0 P: 16	R: 2 E: 0 K: 1 S: 18	H: 4 LOB: 3 BB: 1 P: 34	R: 0 E: 0 K: 1 S: 6	H: 1 LOB: 0 BB: 0 P: 9	R: 0 E: 0 K: 0 S: 7	H: 0 LOB: 0 BB: 0 P: 10	R: 0 E: 0 K: 0 S: 4	H: 0 LOB: 0 BB: 0 P: 8	R: 0 E: 0 K: 0 S: 15	H: 0 LOB: 1 BB: 1 P: 26	R: 0 E: 0 K: 0 S: 10	H: 0 LOB: 0 BB: 0 P: 14	1B: 8 2B: 3 3B: 0 HR: 0	SF: 1 SAC: 0 DP: 3 HBP: 0	WP: 0 PB: 0 SB: 1 CS: 0	PA: 36			
PITCHER	IP WLS BF H R ER SO	IP WLS BF H R ER SO	IP WLS BF H R ER SO	IP WLS BF H R ER SO	IP WLS BF H R ER SO	IP WLS BF H R ER SO	IP WLS BF H R ER SO	IP WLS BF H R ER SO	IP WLS BF H R ER SO	IP WLS BF H R ER SO	IP WLS BF H R ER SO	IP WLS BF H R ER SO	IP WLS BF H R ER SO	IP WLS BF H R ER SO	IP WLS BF H R ER SO	IP WLS BF H R ER SO	BB IBB HBP BLK	WP HR S P	ERA WHIP	ERA WHIP			
James Baldwin, R (1, 1) ERA: 4.27	7.0	W	29	9	4	4	3	1	1	0	0	0	0	0	0	0	0	0	0	62	100	5.14	1.429
Tony Castillo, L (8, 1) ERA: 4.01	1.0	S	4	1	0	0	0	0	0	0	0	0	0	0	0	0	0	0	0	10	15	0.00	1.000
Roberto Hernandez, R (9, 1) ERA: 1.63	1.0	S	3	0	0	0	0	0	0	0	0	0	0	0	0	0	0	0	0	10	14	0.00	0.000

Batter	1	2	3	4	5	6	7	8	9	AB	R	H	RBI	BB	SO	LOB	BOTTOM						
Tony Phillips, S (1, 7) OBP: 0.415, SLG: 0.411	FC6-4 1B		1B BB		CS 1B			F7		4	1	2	1	1	1	1	Boston Red Sox @ Chicago White Sox Comiskey Park, Chicago, IL Sun Sep 08 1996, 4:33 AM EDT Att: 19,983 - Overcast - 82 F						
Dave Martinez, L (1, 8) OBP: 0.387, SLG: 0.459	FC6-4 1-2		1B		CS			F7		4	1	1	0	0	0	1							
Frank Thomas, R (1, 3) OBP: 0.462, SLG: 0.592	F9		1B		G4-3			G4-3		4	0	1	1	0	0	1							
Robin Ventura, L (1, 5) OBP: 0.375, SLG: 0.533	L9		1B		HR			P6		4	1	2	2	0	0	1							
Harold Baines, L (1, 10) OBP: 0.396, SLG: 0.503										2	0	1	0	2	0	2							
Mike Cameron, R (8, PR) OBP: 0.200, SLG: 0.200								1B SF8 1B		0	1	0	0	0	0	0							
Danny Tartabull, R (1, 9) OBP: 0.336, SLG: 0.470										3	0	0	0	0	3	4							
Darren Lewis, R (8, 8) OBP: 0.316, SLG: 0.306								1B SF8 E 1B		1	1	1	0	0	0	0							
Ray Durham, S (1, 4) OBP: 0.358, SLG: 0.418										3	1	1	1	0	1	1							
Pat Borders, R (1, 2) OBP: 0.287, SLG: 0.354										2	0	0	0	0	0	1							
Mike Robertson, L (8, PH) OBP: 0.270, SLG: 0.368										1	0	0	0	0	0	2							
Norberto Martin, R (1, 6) OBP: 0.385, SLG: 0.450										3	1	1	1	0	0	0							
Ozzie Guillen, L (7, 6) OBP: 0.281, SLG: 0.373										1	0	0	0	0	0	1							
Inning Stats	R: 0 E: 0 K: 0 S: 9	H: 1 LOB: 1 BB: 0 P: 11	R: 0 E: 0 K: 2 S: 13	H: 0 LOB: 1 BB: 1 P: 22	R: 2 E: 0 K: 1 S: 19	H: 3 LOB: 2 BB: 1 P: 32	R: 1 E: 0 K: 0 S: 10	H: 2 LOB: 0 BB: 0 P: 17	R: 1 E: 0 K: 1 S: 11	H: 1 LOB: 1 BB: 1 P: 20	R: 1 E: 0 K: 0 S: 6	H: 1 LOB: 0 BB: 0 P: 11	R: 0 E: 0 K: 0 S: 6	H: 0 LOB: 0 BB: 0 P: 11	R: 2 E: 1 K: 1 S: 10	H: 2 LOB: 1 BB: 0 P: 14	1B: 7 2B: 2 3B: 0 HR: 1	SF: 1 SAC: 1 DP: 0 HBP: 0	WP: 0 PB: 0 SB: 0 CS: 1	PA: 38			
PITCHER	IP WLS BF H R ER SO	IP WLS BF H R ER SO	IP WLS BF H R ER SO	IP WLS BF H R ER SO	IP WLS BF H R ER SO	IP WLS BF H R ER SO	IP WLS BF H R ER SO	IP WLS BF H R ER SO	IP WLS BF H R ER SO	IP WLS BF H R ER SO	IP WLS BF H R ER SO	IP WLS BF H R ER SO	IP WLS BF H R ER SO	IP WLS BF H R ER SO	IP WLS BF H R ER SO	IP WLS BF H R ER SO	BB IBB HBP BLK	WP HR S P	ERA WHIP	ERA WHIP			
Aaron Sele, R (1, 1) ERA: 6.41	5.0	L	24	7	4	4	4	3	0	0	0	0	0	0	0	0	0	0	6	11	9.00	1.000	
Pat Mahomes, R (8, 1) ERA: 6.89	1.0		4	1	1	1	0	0	0	0	0	0	0	0	0	0	0	0	0	7	12	9.00	1.000
Vaughn Eshelman, L (7, 1) ERA: 9.2	1.0		4	1	1	1	0	0	0	0	0	0	0	0	0	0	0	0	0	9	13	0.00	1.000
Mark Brandenburg, R (8, 1) ERA: 3.39	1.0		5	1	1	0	1	0	0	0	0	0	0	0	0	0	0	0	0	9	13	0.00	1.000

Batter	1	2	3	4	5	6	7	8	9	AB	R	H	RBI	BB	SO	LOB	TOP			
Tony Phillips, S OBP: 0.417, SLG: 0.412	1-2 2B SF9 1B		2-1 L3			1-0 1B		4-0 BB		3	1	2	0	1	0	0	Chicago White Sox @ Baltimore Orioles Oriole Park at Camden Yards, Baltimore, MD Tue Sep 10 1996, 7:05 PM EDT Att: 43,320 - Unknown - 87 F livebaseballscorecards.com			
Dave Martinez, L OBP: 0.385, SLG: 0.459	0-1 SF9 2B		1-1 P7			0-0 P8		3-2 P4		4	0	1	0	0	0	2				
Frank Thomas, R OBP: 0.460, SLG: 0.588	4-0 IBB		2-2 G6-3			1-3 K		0-0 L8		3	0	0	0	1	1	2				
Danny Tartabull, R OBP: 0.338, SLG: 0.470	2-3 K		3-1 G4-6-3 1B			0-2 1B		2-3 K		4	0	2	0	0	2	4				
Robin Ventura, L OBP: 0.373, SLG: 0.530	3-1 SF9		1-1 G4-6-3			0-2 P4		0-2 G4-3		3	0	0	1	0	0	3				
Ray Durham, S OBP: 0.356, SLG: 0.414	2-1 F8		2-0 L8			1-1 P3		1-0 F9		4	0	0	0	0	0	2				
Harold Baines, L OBP: 0.396, SLG: 0.502		2-1 F7			0-0 G4-6-3 1B			2-2 1B		3	0	1	0	0	0	0				
Don Slaught, R OBP: 0.370, SLG: 0.457		0-0 G2-3			2-3 K			1-1 G4-3		1	0	1	0	0	0	0				
Mike Robertson, L OBP: 0.351, SLG: 0.446								1-1 G4-3		1	0	0	0	0	0	1				
Ozzie Guillen, L OBP: 0.279, SLG: 0.370		1-0 L7			0-0 G4-6-3			2-2 G3		3	0	0	0	0	0	2				
Inning Stats	R: 1 E: 0 K: 1 S: 20	H: 2 LOB: 2 BB: 1 P: 32	R: 0 E: 0 K: 0 S: 4	H: 0 LOB: 0 BB: 0 P: 7	R: 0 E: 0 K: 0 S: 7	H: 0 LOB: 0 BB: 0 P: 12	R: 0 E: 0 K: 0 S: 5	H: 1 LOB: 0 BB: 0 P: 11	R: 0 E: 0 K: 1 S: 13	H: 2 LOB: 2 BB: 0 P: 15	R: 0 E: 0 K: 0 S: 11	H: 1 LOB: 1 BB: 0 P: 15	R: 0 E: 0 K: 1 S: 8	H: 0 LOB: 1 BB: 1 P: 17	R: 0 E: 0 K: 0 S: 9	H: 1 LOB: 1 BB: 0 P: 13	1B: 7 2B: 1 3B: 0 HR: 0	SF: 1 SAC: 0 DP: 2 HBP: 0	WP: 0 PB: 0 SB: 0 CS: 0	PA: 35
PITCHER	IP WLS BF H R ER SO BB IBB HBP BLK WP HR S P ERA WHIP	IP WLS BF H R ER SO BB IBB HBP BLK WP HR S P ERA WHIP																		
David Wells, L ERA: 4.57	(1, 1) 7.1 W 29 7 1 1 3 1 1 0 0 0 0 69 110 1.23 1.091	(8, 1) 0.2 2 0 0 0 1 0 0 0 0 0 0 4 6 0.00 0.000	(9, 1) 1.0 4 1 0 0 0 0 0 0 0 0 0 9 13 0.00 1.000																	

Batter	1	2	3	4	5	6	7	8	9	AB	R	H	RBI	BB	SO	LOB	BOTTOM			
Brady Anderson, L OBP: 0.392, SLG: 0.638	4-2 E 1B G6-3 BB		1-1 G3-1			2-3 K		1-3 K		3	1	0	0	1	2	0	Chicago White Sox @ Baltimore Orioles Oriole Park at Camden Yards, Baltimore, MD Tue Sep 10 1996, 7:05 PM EDT Att: 43,320 - Unknown - 87 F livebaseballscorecards.com			
Roberto Alomar, S OBP: 0.414, SLG: 0.534	1-1 E2 G6-3 1B		2-3 K2-3			3-2 1B 2B		4-2 BB		3	1	2	0	1	1	0				
Todd Zeile, R OBP: 0.361, SLG: 0.460	2-2 G6-3		4-1 1B BB			1-1 1B HR		2-1 L7		3	1	1	2	1	0	2				
Rafael Palmeiro, L OBP: 0.387, SLG: 0.557	2-2 F7		1-2 1B			0-0 HR		2-0 1B WP		4	2	3	2	0	0	1				
Bobby Bonilla, S OBP: 0.365, SLG: 0.506	4-2 BB		2-1 L7			1-3 K		4-1 1B IBB		2	0	0	0	2	1	2				
Mike Devereaux, R OBP: 0.308, SLG: 0.354								1-2 1B		0	0	0	0	0	0	0				
Cal Ripken Jr., R OBP: 0.342, SLG: 0.445	3-2 L9					3-2 F9		1-0 F7		4	0	0	0	0	0	4				
Eddie Murray, S OBP: 0.332, SLG: 0.427		3-2 F8				2-1 F8		2-3 K		4	0	0	0	0	1	2				
B.J. Surhoff, L OBP: 0.349, SLG: 0.489		1-1 G5-4-3 1B				1-0 G4-3		1-0 F8		4	0	2	1	0	0	0				
Brent Bowers, L OBP: 0.316, SLG: 0.368								1-3 1B		0	0	0	0	0	0	0				
Chris Hoiles, R OBP: 0.352, SLG: 0.495		2-0 G5-4-3				2-2 P6		0-0 F9		3	0	0	0	0	0	1				
Inning Stats	R: 1 E: 1 K: 0 S: 17	H: 1 LOB: 2 BB: 2 P: 33	R: 0 E: 0 K: 0 S: 6	H: 1 LOB: 0 BB: 0 P: 12	R: 0 E: 0 K: 1 S: 11	H: 1 LOB: 2 BB: 1 P: 21	R: 0 E: 0 K: 0 S: 6	H: 0 LOB: 0 BB: 0 P: 12	R: 3 E: 0 K: 2 S: 15	H: 3 LOB: 0 BB: 0 P: 24	R: 0 E: 0 K: 1 S: 5	H: 0 LOB: 1 BB: 1 P: 9	R: 0 E: 0 K: 1 S: 9	H: 0 LOB: 1 BB: 1 P: 16	R: 1 E: 0 K: 0 S: 9	H: 2 LOB: 2 BB: 1 P: 22	1B: 6 2B: 1 3B: 0 HR: 1	SF: 0 SAC: 0 DP: 1 HBP: 0	WP: 1 PB: 0 SB: 0 CS: 0	PA: 35
PITCHER	IP WLS BF H R ER SO BB IBB HBP BLK WP HR S P ERA WHIP	IP WLS BF H R ER SO BB IBB HBP BLK WP HR S P ERA WHIP																		
Kevin Tapani, R ERA: 4.39	(1, 1) 7.0 L 30 6 4 3 5 4 0 0 0 0 1 0 2 8 3.86 1.429	(8, 1) 0.0 2 1 1 1 0 0 1 0 0 0 0 2 5 0.00 0.000	(8, 1) 0.1 1 0 0 0 0 0 0 0 0 0 0 2 5 0.00 0.000	(8, 1) 0.2 2 1 0 0 0 0 0 0 0 0 0 5 9 0.00 1.500																

AB 32
R 1
H 8
RBI 1
BB 2
SO 4
LOB 17



AB 30
R 5
H 8
RBI 5
BB 5
SO 5
LOB 12



Batter	1	2	3	4	5	6	7	8	9	AB R H RBI BB SO LOB	TOP													
Tony Phillips, S (1, 7) OBP: 0.415, SLG: 0.409	2-3 K	3-3 K		0-3 K			1-0 G3		2-0 P4	5 0 0 0 0 3 1	Chicago White Sox @ Baltimore Orioles Oriole Park at Camden Yards, Baltimore, MD Thu Sep 12 1996, 7:05 PM EDT Att: 47,342 - Unknown - 79 F livebaseballscores.com													
Norberto Martin, R (1, 4) OBP: 0.391, SLG: 0.446	3-2 E3	1-1 L6		2-0 1B			0-1 G4-3		2-0 1B	5 1 2 1 0 0 0														
Frank Thomas, R (1, 3) OBP: 0.457, SLG: 0.588	2-3 K		2-1 F8	3-2 G6-3			3-2 1B		4-1 1B	4 1 1 0 1 1 2														
Robin Ventura, L (1, 5) OBP: 0.372, SLG: 0.528	0-1 G6-3		1-1 L6		1-2 G4-3		2-1 G4-3		0-1 1B	5 1 1 1 0 0 2														
Danny Tartabull, R (1, 9) OBP: 0.342, SLG: 0.478 Darren Lewis, R (8, PR) OBP: 0.316, SLG: 0.310		2-2 1B			0-3 K			2-0 1B	3-2 E	4 2 3 1 0 1 0 1 2 1 1 0 0 0														
Harold Baines, L (1, 10) OBP: 0.398, SLG: 0.506 Ray Durham, S (8, PR) OBP: 0.352, SLG: 0.409		0-0 1B	2-0 2B		3-3 K			1-1 1B	1-3 K	4 1 3 0 0 1 0 1 0 0 0 0 1 2														
Dave Martinez, L (1, 8) OBP: 0.387, SLG: 0.459		1-2 HR	1-1 G5-3			2-1 G4-3		2-2 SF7	1-1 E1	4 1 2 4 0 0 1														
Pat Borders, R (1, 2)		0-0 HR		1-1 SH1-3		0-1 G5-3		0-0 CS	4-0 1B	4 2 3 3 1 0 0														
Ozzie Guillen, L (1, 6)		0-1 P4		0-0 SH1-3		0-0 L7		2-2 G3	1-2 G5-3	4 0 0 0 0 0 4														
Inning Stats	R: 0 E: 1 K: 2 S: 14	H: 0 LOB: 1 BB: 0 P: 21	R: 4 E: 0 K: 1 S: 18	H: 4 LOB: 0 BB: 25 P: 20	R: 1 E: 0 K: 0 S: 9	H: 2 LOB: 1 BB: 0 P: 15	R: 1 E: 0 K: 1 S: 11	H: 2 LOB: 1 BB: 0 P: 17	R: 0 E: 0 K: 2 S: 9	H: 0 LOB: 0 BB: 0 P: 13		R: 0 E: 0 K: 0 S: 5	H: 1 LOB: 1 BB: 0 P: 7	R: 0 E: 0 K: 0 S: 12	H: 3 LOB: 2 BB: 0 P: 19	R: 4 E: 1 K: 1 S: 19	H: 4 LOB: 2 BB: 2 P: 37	1B: 12 2B: 2 3B: 0 HR: 2	SF: 1 SAC: 1 DP: 0 HBP: 0	WP: 0 PB: 0 SB: 1 CS: 2	PA: 45			
PITCHER	IP WLS BF H R ER SO BB IBB HBP BLK WP HR S P ERA WHIP											IP WLS BF H R ER SO BB IBB HBP BLK WP HR S P ERA WHIP												
35 Mike Mussina, R (1, 1) ERA: 4.77	3.2 L	20 8	6 6	4 6	4 4	0 0	0 0	0 0	0 0	0 0	0 0	2 28	48 71	14.73 2.182										
Archie Corbin, R (4, 1) ERA: 2.08	3.1 12	2 1	1 1	2 2	0 0	0 0	0 0	0 0	0 0	0 0	0 0	28 45	16 16	0.00 2.000										
Mike Milchin, L (8, 1) ERA: 7.22	1.0 9	4 4	0 4	0 1	0 1	0 2	0 0	0 0	0 0	0 0	0 0	19 37	37 36.00	6.000 6.000										
Jimmy Haynes, R (9, 1) ERA: 8.29	1.0 9	4 4	4 4	1 1	1 1	2 2	0 0	0 0	0 0	0 0	0 0	19 37	37 36.00	6.000 6.000										

Batter	1	2	3	4	5	6	7	8	9	AB R H RBI BB SO LOB	BOTTOM												
Brady Anderson, L (1, 8) OBP: 0.391, SLG: 0.634	4-2 HR		1-1 P6		3-2 P4			0-0 G4-3		3 1 0 0 1 0 1	Chicago White Sox @ Baltimore Orioles Oriole Park at Camden Yards, Baltimore, MD Thu Sep 12 1996, 7:05 PM EDT Att: 47,342 - Unknown - 79 F livebaseballscores.com												
Roberto Alomar, S (1, 4) OBP: 0.414, SLG: 0.536	0-2 BB		2-2 L7		2-3 K			2-2 L8		4 1 1 2 0 1 1													
Todd Zeile, R (1, 5) OBP: 0.359, SLG: 0.458	2-1 E9		2-1 P4			0-2 WP		0-1 F8		4 1 1 0 0 0 0													
Rafael Palmeiro, L (1, 3) OBP: 0.384, SLG: 0.552	0-3 K			1-3 K			3-3 K		0-1 P8	4 0 0 0 0 3 2													
Bobby Bonilla, S (1, 9) OBP: 0.363, SLG: 0.506	3-3 K			2-3 K			0-1 SF8		0-0 P6	3 0 0 1 0 2 1													
Cal Ripken Jr., R (1, 6) OBP: 0.339, SLG: 0.439	1-3 K			0-0 1B			0-0 G1-3		1-3 K	4 0 1 0 0 2 1													
Eddie Murray, S (1, 10) OBP: 0.330, SLG: 0.425		0-2 P5		1-0 G4-3			2-1 G3-1			3 0 0 0 0 0 1													
B.J. Surhoff, L (1, 7) OBP: 0.348, SLG: 0.485		1-1 P6			4-2 BB			2-0 F8		2 0 0 0 1 0 0													
Chris Hoiles, R (1, 2) OBP: 0.349, SLG: 0.488		2-3 K		2-3 K			0-0 F8			3 0 0 0 0 2 1													
Inning Stats	R: 2 E: 3 K: 3 S: 19	H: 1 LOB: 1 BB: 1 P: 29	R: 0 E: 1 K: 1 S: 9	H: 0 LOB: 0 BB: 0 P: 12	R: 0 E: 0 K: 0 S: 7	H: 0 LOB: 0 BB: 0 P: 12	R: 0 E: 0 K: 2 S: 11	H: 1 LOB: 1 BB: 0 P: 15	R: 0 E: 0 K: 2 S: 13	H: 0 LOB: 1 BB: 1 P: 24		R: 1 E: 0 K: 1 S: 9	H: 1 LOB: 0 BB: 0 P: 12	R: 0 E: 0 K: 0 S: 4	H: 0 LOB: 0 BB: 0 P: 8	R: 0 E: 0 K: 0 S: 6	H: 0 LOB: 0 BB: 0 P: 8	R: 0 E: 1 K: 1 S: 6	H: 0 LOB: 0 BB: 0 P: 7	1B: 1 2B: 1 3B: 0 HR: 1	SF: 1 SAC: 0 DP: 0 HBP: 0	WP: 1 PB: 0 SB: 0 CS: 0	PA: 33
PITCHER	IP WLS BF H R ER SO BB IBB HBP BLK WP HR S P ERA WHIP											IP WLS BF H R ER SO BB IBB HBP BLK WP HR S P ERA WHIP											
Alex Fernandez, R (1, 1) ERA: 3.38	9.0 W	33 3	3 3	3 3	10 10	2 2	0 0	0 0	0 0	1 1	1 84	127 84	3.00 0.556										

Batter	1	2	3	4	5	6	7	8	9	AB	R	H	RBI	BB	SO	LOB	TOP										
Tony Phillips, S OBP: 0.415, SLG: 0.411 (1, 7)	K2-3		G3		G6-3				K	4	1	1	1	1	2	1	Chicago White Sox @ Boston Red Sox Fenway Park, Boston, MA Fri Sep 13 1996, 7:05 PM EDT Att: 28,907 - Unknown - 60 F										
Dave Martinez, L OBP: 0.389, SLG: 0.458 (1, 8)	2B		K		G6-3					3	1	1	0	2	2	1											
Frank Thomas, R OBP: 0.455, SLG: 0.590 (1, 3)	F8				HR				K	5	1	1	1	0	2	4											
Harold Baines, L OBP: 0.398, SLG: 0.508 (1, 10)	2B				BB				F8	4	1	2	1	0	0	0											
Robin Ventura, L OBP: 0.373, SLG: 0.527 (1, 5)	F7				FC4-6					3	0	1	0	1	0	1											
Danny Tartabull, R OBP: 0.345, SLG: 0.478 (1, 9)		F8			FC4-6					2	0	1	0	2	0	0											
Norberto Martin, R OBP: 0.362, SLG: 0.435 Greg Norton, S OBP: 0.300, SLG: 0.222 (8, PH)	L3				FC4-6					3	0	0	1	0	0	3											
Pat Borders, R OBP: 0.294, SLG: 0.369 Don Slaught, R OBP: 0.373, SLG: 0.460 (9, PH)	G4-3				G6-3					1	0	1	0	0	0	0											
Ray Durham, S OBP: 0.351, SLG: 0.408 (1, 4)					G3					4	1	1	0	0	0	1											
Inning Stats	R: 1 E: 0 K: 1 S: 14	H: 2 LOB: 1 BB: 0 P: 21	R: 0 E: 0 K: 0 S: 7	H: 0 LOB: 0 BB: 0 P: 10	R: 0 E: 0 K: 1 S: 9	H: 0 LOB: 0 BB: 0 P: 12	R: 2 E: 0 K: 0 S: 9	H: 2 LOB: 1 BB: 2 P: 18	R: 2 E: 0 K: 1 S: 10	H: 2 LOB: 0 BB: 1 P: 20	R: 0 E: 0 K: 1 S: 14	H: 1 LOB: 1 BB: 0 P: 19	R: 0 E: 0 K: 1 S: 6	H: 0 LOB: 1 BB: 1 P: 15	R: 0 E: 0 K: 2 S: 9	H: 1 LOB: 2 BB: 1 P: 17		R: 0 E: 0 K: 2 S: 13	H: 1 LOB: 2 BB: 1 P: 25	1B: 6 2B: 2 3B: 1 HR: 1	SF: 0 SAC: 0 DP: 3 HBP: 0	WP: 1 PB: 0 SB: 0 CS: 1	PA: 39				
PITCHER	IP	WLS	BF	H	R	ER	SO	BB	IBB	HBP	BLK	WP	HR	S	P	ERA	WHIP										
Roger Clemens, R ERA: 3.82 (1, 1)	7.0	W	29	7	5	5	4	4	0	0	0	0	1	69	115	6.43	1.571										
Mark Brandenburg, R ERA: 3.29 (8, 1)	0.2		4	1	0	0	1	1	0	0	0	0	0	6	11	0.00	3.000										
Heathcliff Slocumb, R ERA: 3.34 (8, 1)	1.1	S	6	1	0	0	3	1	0	0	0	1	0	16	31	0.00	1.500										

Batter	1	2	3	4	5	6	7	8	9	AB	R	H	RBI	BB	SO	LOB	BOTTOM										
Darren Bragg, L OBP: 0.368, SLG: 0.413 (1, 8)	1B		CS		K					5	2	3	0	0	2	2	Chicago White Sox @ Boston Red Sox Fenway Park, Boston, MA Fri Sep 13 1996, 7:05 PM EDT Att: 28,907 - Unknown - 60 F										
Jeff Eves, R OBP: 0.386, SLG: 0.401 (1, 4)	WP		18 2B		G6-3					4	1	3	0	1	0	0											
18 Reggie Jefferson, S OBP: 0.363, SLG: 0.656 Wil Cordero, R OBP: 0.325, SLG: 0.402 Arquimedes Fioza, R OBP: 0.196, SLG: 0.286 (8, PR)	K		G6-3		2B					4	2	2	1	0	2	5											
Mo Vaughn, L OBP: 0.419, SLG: 0.577 (1, 3)			G6-3		E					3	1	1	2	1	1	1											
John Valentin, R OBP: 0.374, SLG: 0.429 (1, 5)	P2		1B		E6					5	1	1	0	0	0	5											
Mike Greenwell, L OBP: 0.328, SLG: 0.445 Lee Tinsley, S OBP: 0.277, SLG: 0.292 (8, FR)	K		3B		F9					4	1	1	0	1	1	4											
Nomar Garciaparra, R OBP: 0.333, SLG: 0.586 (1, 6)			F9		1B					5	1	2	2	0	0	3											
Troy O'Leary, L OBP: 0.327, SLG: 0.436 (1, 9)			CS		SH1-3					2	0	1	1	1	0	0											
Bill Haselman, R OBP: 0.302, SLG: 0.376 (1, 2)	F9		G1-6-3		BB					3	0	0	0	1	0	2											
Inning Stats	R: 0 E: 0 K: 2 S: 12	H: 2 LOB: 3 BB: 1 P: 26	R: 0 E: 0 K: 0 S: 8	H: 0 LOB: 1 BB: 1 P: 14	R: 6 E: 0 K: 0 S: 24	H: 7 LOB: 0 BB: 0 P: 38	R: 2 E: 1 K: 1 S: 18	H: 2 LOB: 1 BB: 0 P: 27	R: 0 E: 0 K: 2 S: 11	H: 1 LOB: 3 BB: 2 P: 24	R: 0 E: 0 K: 1 S: 7	H: 0 LOB: 0 BB: 0 P: 12	R: 0 E: 0 K: 0 S: 6	H: 0 LOB: 0 BB: 0 P: 8	R: 1 E: 0 K: 0 S: 11	H: 2 LOB: 3 BB: 2 P: 21		1B: 11 2B: 2 3B: 1 HR: 0	SF: 1 SAC: 1 DP: 1 HBP: 0	WP: 4 PB: 0 SB: 0 CS: 1	PA: 44						
PITCHER	IP	WLS	BF	H	R	ER	SO	BB	IBB	HBP	BLK	WP	HR	S	P	ERA	WHIP										
James Baldwin, R ERA: 4.56 (1, 1)	2.1	L	16	8	6	6	2	1	1	0	0	0	0	25	37	0.00	2.400										
Brian Keyser, R ERA: 4.94 (3, 1)	1.2		9	4	2	0	1	0	0	0	0	0	0	12	25	0.00	1.500										
Larry Thomas, L ERA: 3.23 (5, 1)	1.1		6	0	0	0	3	2	0	0	0	0	0	13	20	5.40	1.200										
Al Levine, R ERA: 5.52 (6, 1)	1.2		7	2	1	1	0	0	0	0	0	0	0	8	17	0.00	1.000										
Mike Bertotti, L ERA: 5.23 (8, 1)	1.0		5	0	0	0	0	1	1	0	0	2	0	8	17	0.00	1.000										

AB 33
R 5
H 9
RBI 4
BB 6
SO 8
LOB 16



AB 35
R 9
H 14
RBI 6
BB 6
SO 6
LOB 22



Batter	1	2	3	4	5	6	7	8	9	AB	R	H	RBI	BB	SO	LOB	TOP											
Tony Phillips, S OBP: 0.413, SLG: 0.407 (1, 7)	4-1 E FC5-2 1B BB	1-3 K		1-1 F7	1-2 G3-1		2-2 G6-3		1-3 K	5	0	0	0	1	2	1												
Dave Martinez, L OBP: 0.395, SLG: 0.463 (1, 8) (8, 9)	1-2 E 1B 1B	0-2 G3-1		2-1 1B		1-2 BB 1B		2-2 2B HR 1B	4-1 L6 BB	5	2	4	0	1	0	0												
Frank Thomas, R OBP: 0.454, SLG: 0.589 (1, 3)	1-2 FC5-2 BB 1B SF9 1-2 2-H	1-2 1B		2-0 F8		3-1 F8		0-1 HR 2B	1-1 L6	6	2	2	0	0	0	5												
Harold Baines, L OBP: 0.400, SLG: 0.508 (1, 10)	2-1 BB 2B 1B 1-2 2-H	3-2 G6-3		1-1 2B 1B		4-1 BB 1-2		0-3 K		4	2	2	1	1	1	3												
Robin Ventura, L OBP: 0.376, SLG: 0.530 (1, 5)	4-2 BB 2B BB 1-2 2-3		0-0 FC1-6 1B	1-1 1B 2B		2-3 K		4-0 HR IBB		3	3	2	1	2	1	2												
Danny Tartabull, R OBP: 0.345, SLG: 0.485 (1, 9) Darren Lewis, R OBP: 0.316, SLG: 0.310 (8, 8)	1-1 SF9		1-3 K	1-1 HR 1B		2-1 F8		0-0 HR		4	2	2	6	0	1	3												
Ray Durham, S OBP: 0.352, SLG: 0.407 (1, 4)	3-H 4-2 1-2 2-3 2B BB		3-1 FC1-6 S 1-2	0-3 K		0-0 F7 1B		3-3 K		4	1	1	0	1	2	2												
Don Slaught, R OBP: 0.373, SLG: 0.460 (1, 2)	2-0 1-H 2-H 3-H 2B		3-2 G6-3	2-2 F8		2-3 K		4-2 BB		4	0	1	3	1	1	3												
Greg Norton, S OBP: 0.286, SLG: 0.462 Ozzie Guillen, L OBP: 0.276, SLG: 0.367 (7, 6)	1-2 G4-3		1-1 F8	1-1 HR		1-1 F7		3-3 K		4	1	1	2	0	0	2												
Inning Stats	R: 5 E: 1 K: 0 S: 21	H: 3 LOB: 1 BB: 3 P: 41	R: 0 E: 0 K: 1 S: 13	H: 1 LOB: 1 BB: 0 P: 18	R: 0 E: 0 K: 1 S: 10	H: 1 LOB: 1 BB: 0 P: 17	R: 0 E: 0 K: 0 S: 7	H: 1 LOB: 1 BB: 0 P: 13	R: 4 E: 0 K: 1 S: 18	H: 4 LOB: 0 BB: 0 P: 26	R: 0 E: 0 K: 1 S: 11	H: 1 LOB: 2 BB: 1 P: 23	R: 0 E: 0 K: 1 S: 10	H: 1 LOB: 1 BB: 0 P: 15	R: 4 E: 0 K: 3 S: 19	H: 3 LOB: 1 BB: 2 P: 35	R: 0 E: 0 K: 1 S: 6	H: 0 LOB: 0 BB: 1 P: 12	1B: 10 2B: 4 3B: 0 HR: 2	SF: 1 SAC: 0 DP: 1 HBP: 0	WP: 0 PB: 0 SB: 1 CS: 0	PA: 48						
PITCHER	IP	WLS	BF	H	R	ER	SO	BB	IBB	HBP	BLK	WP	HR	S	P	ERA	WHIP											
Tom Gordon, R ERA: 5.88	(1, 1)	4.0	L	22	7	6	6	2	3	0	0	0	0	0	53	92	13.50	2.500										
Eric Gunderson, L ERA: 7.79	(5, 1)	0.0		1	1	0	0	0	0	0	0	0	0	2	3	∞	∞											
Mike Maddux, R ERA: 4.75	(5, 1)	1.1		8	3	3	3	1	1	0	0	0	0	1	20	34	20.25	3.000										
Vaughn Eshelman, L ERA: 6.62	(6, 1)	0.2		2	0	0	0	1	0	0	0	0	0	5	9	0.00	0.000											
Kerry Lacy, R ERA: 1.93	(7, 1)	1.0		4	1	0	0	1	0	0	0	0	0	10	15	0.00	1.000											

Chicago White Sox @ Boston Red Sox
Fenway Park, Boston, MA
Sat Sep 14 1996, 3:33 AM EDT
Att: 31,841 - Cloudy - 60 F

livebaseballscorecards.com

AB 40
R 13
H 15
RBI 13
BB 7
SO 9
LOB 22



Batter	1	2	3	4	5	6	7	8	9	AB	R	H	RBI	BB	SO	LOB	BOTTOM										
Darren Bragg, L OBP: 0.370, SLG: 0.412 (1, 8)	0-2 G4-3		4-1 1B 1B BB	3-3 K			0-0 FC3-6 1B 1B		1-1 G4-3	4	2	1	0	1	1	1											
Jeff Eves, R OBP: 0.389, SLG: 0.404 (1, 4)	0-2 18 S 1B		1-2 18 1B 18 S 1B	1-1 F9			1-0 18 FC3-6 1B		2-1 F9	5	2	3	0	0	0	1											
18 Reggie Jefferson, S OBP: 0.363, SLG: 0.695 (1, 10)	1-3 K		1-1 FC3-6 1B 1-3 3-H 3-2 1B	1-1 G3-1			1-2 FC3-6 1B 1-2 2-3 3-H 3-2 1B		3-2 1B	5	0	2	2	0	1	3											
Mo Vaughn, L OBP: 0.420, SLG: 0.577 (1, 3)	1-0 1B		1-2 FC3-6 1B 1-2 3-H 1B	2-3 K			1-2 1B 1-0 1B		1-0 F7	5	0	3	3	0	1	1											
Mike Greenwell, L OBP: 0.323, SLG: 0.438 (1, 7)	3-2 G4-3		3-2 FC3-6 1-2 2-3 1B	0-0 G6-3			1-0 L9			4	0	0	0	0	0	5											
John Valentin, R OBP: 0.371, SLG: 0.425 (1, 5)		1-0 G6-3	1-1 P4	2-3 K			1-0 P4			4	0	0	0	0	1	4											
Troy O'Leary, L OBP: 0.324, SLG: 0.432 (1, 9)		1-2 F9	2-0 F8	0-2 K			0-1 G5-3			4	0	0	0	0	1	2											
Nomar Garciaparra, R OBP: 0.294, SLG: 0.515 (1, 6)		2-1 E6	1-1 F8	0-1 F8			0-0 F9			4	0	0	0	0	0	0											
Bill Haselman, R OBP: 0.306, SLG: 0.380 Walt McKeel, R ERA: 4.37 (9, 2)		3-2 G5-3	3-1 F8 2B	4-2 1B 18 FC3-6 BB			0-3 K			3	1	1	0	1	1	1											
Inning Stats	R: 1 E: 0 K: 1 S: 13	H: 2 LOB: 1 BB: 0 P: 18	R: 0 E: 1 K: 0 S: 10	H: 0 LOB: 1 BB: 0 P: 17	R: 2 E: 0 K: 0 S: 17	H: 3 LOB: 2 BB: 1 P: 30	R: 0 E: 0 K: 1 S: 11	H: 1 LOB: 1 BB: 0 P: 19	R: 0 E: 0 K: 2 S: 8	H: 0 LOB: 0 BB: 0 P: 10	R: 2 E: 0 K: 0 S: 12	H: 3 LOB: 2 BB: 1 P: 23	R: 0 E: 0 K: 1 S: 6	H: 0 LOB: 0 BB: 0 P: 6	R: 0 E: 0 K: 1 S: 9	H: 1 LOB: 1 BB: 0 P: 16	1B: 9 2B: 1 3B: 0 HR: 0	SF: 0 SAC: 0 DP: 0 HBP: 0	WP: 0 PB: 0 SB: 2 CS: 0	PA: 40							
PITCHER	IP	WLS	BF	H	R	ER	SO	BB	IBB	HBP	BLK	WP	HR	S	P	ERA	WHIP										
Marvin Freeman, R ERA: 6.15	(1, 1)	2.0		4	3	3	1	1	0	0	0	0	0	31	49	13.50	2.500										
Tony Castillo, L ERA: 3.94	(3, 1)	3.0	W	11	2	0	0	2	0	0	0	0	0	26	44	0.00	0.667										
Jeff Darwin, R ERA: 3.13	(6, 1)	1.0		6	2	2	2	2	1	0	0	0	0	12	19	18.00	3.000										
Mike Bertotti, L ERA: 5.06	(7, 1)	0.2		3	1	0	0	0	0	0	0	0	0	7	12	0.00	1.500										
41 Bill Simas, R ERA: 4.37 (7, 1)	2.1	S	8	1	0	0	1	0	0	0	0	0	0	16	24	0.00	0.429										

Chicago White Sox @ Boston Red Sox
Fenway Park, Boston, MA
Sat Sep 14 1996, 3:33 AM EDT
Att: 31,841 - Cloudy - 60 F

livebaseballscorecards.com

AB 38
R 5
H 10
RBI 5
BB 2
SO 6
LOB 18



Batter	1	2	3	4	5	6	7	8	9	AB	R	H	RBI	BB	SO	LOB	TOP				
Tony Phillips, S OBP: 0.411, SLG: 0.407 (1, 7)	P4	K			G5-3		F8 E 2B	F8		5	1	1	0	0	1	3	Chicago White Sox @ Boston Red Sox Fenway Park, Boston, MA Sun Sep 15 1996, 3:33 AM EDT Att: 32,452 - Sunny - 74 F				
Dave Martinez, L OBP: 0.393, SLG: 0.458 (1, 8) (7, 9)	F8		F9		K		F7	BB		4	0	0	0	1	1	1					
Frank Thomas, R OBP: 0.457, SLG: 0.609 (1, 3)	HR		HR		HR		F8 E IBB	K		4	4	3	3	1	1	2					
Robin Ventura, L OBP: 0.376, SLG: 0.533 (1, 5)	BB		P3		HR		F8		K	4	1	1	1	1	1	2					
Danny Tartabull, R OBP: 0.347, SLG: 0.491 (7, PR) (7, 8)	K		HR		G6-3		2B BB	CS 1B		3	1	1	1	1	1	1					
Harold Baines, L OBP: 0.399, SLG: 0.506 (1, 10)		F7	F8			G4-3	2B	G4-3		5	0	1	1	0	0	1					
Ray Durham, S OBP: 0.349, SLG: 0.404 (1, 4)	E5 FC6-5			K		K	G3			4	0	0	0	0	2	2					
Pat Borders, R OBP: 0.294, SLG: 0.367 (1, 2)	FC6-5 BB 2-3			K		1B		G5-3		4	0	1	0	0	1	1					
Greg Norton, S OBP: 0.333, SLG: 0.400 (1, 6)	BB			G3		P2		BB BB		2	0	0	0	2	0	1					
Inning Stats	R: 1 E: 0 K: 1 S: 11	H: 1 LOB: 1 BB: 1 P: 20	R: 0 E: 1 K: 1 S: 11	H: 0 LOB: 2 BB: 1 P: 18	R: 2 E: 0 K: 0 S: 9	H: 2 LOB: 0 BB: 0 P: 16	R: 0 E: 0 K: 2 S: 9	H: 0 LOB: 0 BB: 0 P: 12	R: 2 E: 0 K: 1 S: 15	H: 2 LOB: 1 BB: 0 P: 20	R: 3 E: 1 K: 0 S: 11	H: 2 LOB: 2 BB: 2 P: 25	R: 0 E: 0 K: 1 S: 11	H: 0 LOB: 2 BB: 2 P: 23	R: 0 E: 0 K: 1 S: 8	H: 1 LOB: 0 BB: 0 P: 12	1B: 2 2B: 2 3B: 0 HR: 5	SF: 0 SAC: 0 DP: 0 HBP: 0	WP: 0 PB: 0 SB: 0 CS: 1	PA: 42	
PITCHER	IP	WLS	BF	H	R	ER	SO	BB	IBB	HBP	BLK	WP	HR	S	P	ERA	WHIP				
49 Tim Wakefield, R ERA: 5.27	6.0	27	6	5	5	6	2	0	0	0	0	0	5	67	104	7.50	1.333				
Vaughn Eshelman, L ERA: 6.78	0.2	4	1	2	2	0	0	1	0	0	0	0	0	9	18	27.00	1.500				
Kerry Lacy, R ERA: 2.79	0.1	3	1	1	1	0	1	0	0	0	0	0	0	2	7	27.00	6.000				
Pat Mahomes, R ERA: 6.93	0.2	3	0	0	0	0	1	0	0	0	0	0	0	5	11	0.00	1.500				
Heathcliff Stocumb, R ERA: 3.28	1.1	W 5	1	0	0	2	1	0	0	0	0	0	0	14	24	0.00	1.500				

Batter	1	2	3	4	5	6	7	8	9	AB	R	H	RBI	BB	SO	LOB	BOTTOM					
Darren Bragg, L OBP: 0.370, SLG: 0.413 (1, 8)	HR 2B	BB			F9	G3		K		4	1	1	0	1	1	1	Chicago White Sox @ Boston Red Sox Fenway Park, Boston, MA Sun Sep 15 1996, 3:33 AM EDT Att: 32,452 - Sunny - 74 F					
Jeff Eves, R OBP: 0.384, SLG: 0.398 (1, 4)	G5-3	F8			F4	G6-3		G4-3		5	0	0	0	0	4							
18 Reggie Jefferson, S OBP: 0.364, SLG: 0.601 (1, 10)	HR BB		K		HR 1B		K		K	4	2	1	0	1	3	0						
Mo Vaughn, L OBP: 0.421, SLG: 0.588 (1, 3)	HR		G4-3		HR		HR 1B		F7	5	3	3	5	0	0	0						
Mike Greenwell, L OBP: 0.325, SLG: 0.435 (7, PR) (9, PR)	F6		F9		BB BB BB		L7		1B 1B	4	0	1	0	1	0	1						
John Valentin, R OBP: 0.375, SLG: 0.439 (1, 5)	L8			HR	FC5 BB		HR		1B 1B	4	2	3	3	1	0	0						
Troy O'Leary, L OBP: 0.325, SLG: 0.430 (1, 9)		G4-3		K	BB		G4-3		1B	4	0	1	1	1	1	0						
Nomar Garciaparra, R OBP: 0.263, SLG: 0.459 (1, 6)		L7		L9	FC5			G4-3		4	0	0	0	0	3							
Bill Haselman, R OBP: 0.310, SLG: 0.379 (1, 2)	BB 1B			G5-3		G4-3		BB PB		3	0	1	0	1	0	0						
Inning Stats	R: 3 E: 0 K: 0 S: 14	H: 2 LOB: 1 BB: 1 P: 23	R: 0 E: 0 K: 0 S: 10	H: 1 LOB: 2 BB: 1 P: 17	R: 0 E: 0 K: 1 S: 6	H: 0 LOB: 0 BB: 0 P: 9	R: 1 E: 0 K: 1 S: 9	H: 1 LOB: 0 BB: 0 P: 14	R: 2 E: 0 K: 0 S: 16	H: 2 LOB: 3 BB: 3 P: 35	R: 0 E: 0 K: 0 S: 5	H: 0 LOB: 0 BB: 0 P: 7	R: 2 E: 0 K: 1 S: 10	H: 2 LOB: 0 BB: 0 P: 16	R: 0 E: 0 K: 1 S: 10	H: 0 LOB: 1 BB: 1 P: 20	R: 1 E: 0 K: 1 S: 11	H: 3 LOB: 2 BB: 0 P: 23	1B: 6 2B: 1 3B: 0 HR: 4	SF: 0 SAC: 0 DP: 0 HBP: 0	WP: 0 PB: 1 SB: 0 CS: 0	PA: 43
PITCHER	IP	WLS	BF	H	R	ER	SO	BB	IBB	HBP	BLK	WP	HR	S	P	ERA	WHIP					
Kevin Tapani, R ERA: 4.55	4.2	25	6	6	6	2	5	0	0	0	0	0	0	12	18	5.40	0.600					
Jeff Darwin, R ERA: 3.29	1.2	6	1	1	1	1	0	0	0	0	0	0	0	1	1	0.00	0.000					
Mike Bertotti, L ERA: 4.98	0.1	1	0	0	0	0	0	0	0	0	0	0	0	1	1	0.00	0.000					
41 Bill Simas, R ERA: 4.48	0.1	2	1	1	1	0	0	0	0	0	0	0	1	4	6	27.00	3.000					
Al Levine, R ERA: 5.4	0.1	2	0	0	0	0	1	0	0	0	0	0	0	4	10	0.00	3.000					
PITCHER	IP	WLS	BF	H	R	ER	SO	BB	IBB	HBP	BLK	WP	HR	S	P	ERA	WHIP					
Roberto Hernandez, R ERA: 1.79	1.1	L 7	3	1	1	1	2	0	0	0	0	0	0	17	33	6.75	2.250					

Batter	1	2	3	4	5	6	7	8	9	AB	R	H	RBI	BB	SO	LOB	TOP										
Kenny Lofton, L OBP: 0.371, SLG: 0.448 (1, 8)	1-1 G4-3		1-3 K		1-3 K	0-0 S 1B			3-2 F8	5	1	1	0	0	2	1	Cleveland Indians @ Chicago White Sox Comiskey Park, Chicago, IL Mon Sep 16 1996, 8:05 PM EDT Att: 25,392 - Unknown - 62 F livebaseballscorecards.com										
Kevin Seitzer, R OBP: 0.417, SLG: 0.457 (1, 10)	4-1 F G3 BB		1-2 1B 1B		2-2 BB 1B	0-1 1B 1B			4-0 FC4-6 BB	3	1	3	2	2	0	0											
Jim Thome, L OBP: 0.451, SLG: 0.624 (1, 5)	1-0 G3		1-2 1B		4-2 1B BB	3-3 K			2-2 FC4-6 1B	4	0	1	0	1	1	3											
Albert Belle, R OBP: 0.406, SLG: 0.621 (1, 7)	0-2 F7		3-1 1B		4-1 1B				0-0 1B	4	0	2	1	1	0	1											
Julio Franco, R OBP: 0.411, SLG: 0.485 (1, 3)		2-2 G6-3	0-1 P3		1-2 G5-4-3 1B				1-3 K	5	0	1	1	0	2	5											
Manny Ramirez, R OBP: 0.398, SLG: 0.581 (1, 9)		4-2 G4-3 S BB		1-0 G1-6-3 1B	1-2 G5-4-3 1B					3	0	1	0	1	0	3											
Sandy Alomar Jr., R OBP: 0.292, SLG: 0.388 (1, 2)		1-2 G4-3		1-3 K		2-0 F7			0-1 G6-3	4	0	0	0	0	1	2											
Omar Vizquel, S OBP: 0.372, SLG: 0.431 (1, 6)		1-1 G3-1		0-1 G1-6-3		4-2 S 1B BB			0-1 F9	3	1	0	0	1	0	2											
Jose Vizcaino, S OBP: 0.342, SLG: 0.364 (1, 4)			0-2 G1-3		4-2 BB 1B BB	0-2 F9			0-3 K	3	1	0	0	1	1	1											
Inning Stats	R: 0 E: 1 K: 0 S: 7	H: 0 LOB: 1 BB: 1 P: 13	R: 0 E: 0 K: 0 S: 12	H: 0 LOB: 1 BB: 1 P: 20	R: 0 E: 0 K: 1 S: 19	H: 3 LOB: 3 BB: 0 P: 25	R: 0 E: 0 K: 1 S: 6	H: 1 LOB: 0 BB: 0 P: 8	R: 2 E: 0 K: 1 S: 18	H: 2 LOB: 2 BB: 3 P: 35	R: 2 E: 0 K: 1 S: 18	H: 2 LOB: 1 BB: 1 P: 27	R: 0 E: 0 K: 1 S: 7	H: 0 LOB: 0 BB: 0 P: 8	R: 0 E: 0 K: 1 S: 10	H: 1 LOB: 2 BB: 1 P: 20	1B: 9 2B: 0 3B: 0 HR: 0	SF: 0 SAC: 0 DP: 2 HBP: 0	WP: 0 PB: 0 SB: 3 CS: 0	PA: 41							
PITCHER	IP	WLS	BF	H	R	ER	SO	BB	IBB	HBP	BLK	WP	HR	S	P	ERA	WHIP										
Wilson Alvarez, L ERA: 4.12 (1, 1)	6.0	L	30	8	4	4	4	6	0	0	0	0	0	80	128	6.00	2.333										
Tony Castillo, L ERA: 3.73 (7, 1)	2.2		9	0	0	0	2	1	0	0	0	0	0	20	30	0.00	0.375										
Roberto Hernandez, R ERA: 1.78 (9, 1)	0.1		2	1	0	0	1	0	0	0	0	0	0	4	5	0.00	3.000										

Batter	1	2	3	4	5	6	7	8	9	AB	R	H	RBI	BB	SO	LOB	BOTTOM										
Tony Phillips, S OBP: 0.410, SLG: 0.406 (1, 7)	1-1 2B 1B		1-1 G5-3			3-2 F7			2-1 G4-3	4	1	1	0	0	0	0	Cleveland Indians @ Chicago White Sox Comiskey Park, Chicago, IL Mon Sep 16 1996, 8:05 PM EDT Att: 25,392 - Unknown - 62 F livebaseballscorecards.com										
Dave Martinez, L OBP: 0.390, SLG: 0.454 (1, 8)	1 SAFE F7		3-3 K		0-1 G6-3			2-1 F8	4	0	0	0	0	1	1												
Frank Thomas, R OBP: 0.459, SLG: 0.618 (1, 3)	2-2 1-H 2B		1-1 HR		2-2 P3			0-1 1B	4	1	3	2	0	0	0												
Harold Baines, L OBP: 0.397, SLG: 0.511 (1, 10)	1-3 K		0-0 HR		1-3 K			3-2 F7	4	1	1	1	0	2	2												
Danny Tartabull, R OBP: 0.344, SLG: 0.486 (1, 9)	1-1 P2		1-1 G4-3		1-2 G4-3				0-1 G3	4	0	0	0	0	1												
Robin Ventura, L OBP: 0.374, SLG: 0.529 (1, 5)		0-0 F7		1-0 F8		0-1 F9			3-2 G6-3	4	0	0	0	0	0												
Ray Durham, S OBP: 0.350, SLG: 0.495 (1, 4)		1-1 S 1B		0-1 F8				0-1 F7	4	0	2	0	0	0	0												
Don Slaught, R OBP: 0.377, SLG: 0.463 (7, PR)		1-1 P3		0-0 1B				0-0 S1-3 1B	3	0	2	0	0	0	1												
Pat Borders, R OBP: 0.292, SLG: 0.365 (8, 2)		1-1 P3		1-1 1B					0-0 G5-3	0	0	0	0	0	0												
Norberto Martin, R OBP: 0.373, SLG: 0.425 (1, 6)		2-3 K		1-0 L9		3-2 G1-3				3	0	0	0	0	1	3											
Inning Stats	R: 1 E: 0 K: 1 S: 15	H: 2 LOB: 1 BB: 0 P: 21	R: 0 E: 0 K: 1 S: 8	H: 1 LOB: 0 BB: 0 P: 12	R: 2 E: 0 K: 1 S: 10	H: 2 LOB: 0 BB: 0 P: 16	R: 0 E: 0 K: 0 S: 5	H: 1 LOB: 1 BB: 0 P: 7	R: 0 E: 0 K: 0 S: 11	H: 0 LOB: 0 BB: 0 P: 16	R: 0 E: 0 K: 1 S: 8	H: 0 LOB: 0 BB: 0 P: 10	R: 0 E: 0 K: 0 S: 7	H: 1 LOB: 1 BB: 0 P: 10	R: 0 E: 0 K: 0 S: 9	H: 1 LOB: 1 BB: 0 P: 16	R: 0 E: 0 K: 0 S: 11	H: 1 LOB: 1 BB: 0 P: 16	1B: 6 2B: 1 3B: 0 HR: 2	SF: 0 SAC: 0 DP: 0 HBP: 0	WP: 0 PB: 0 SB: 1 CS: 0	PA: 35					
PITCHER	IP	WLS	BF	H	R	ER	SO	BB	IBB	HBP	BLK	WP	HR	S	P	ERA	WHIP										
Jack McDowell, R ERA: 5.0 (1, 1)	9.0	W	35	9	3	3	4	0	0	0	0	0	0	84	124	3.00	1.000										

Batter	1	2	3	4	5	6	7	8	9	AB	R	H	RBI	BB	SO	LOB	TOP			
Kenny Lofton, L OBP: 0.370, SLG: 0.446 (1, 8)										5	1	1	0	0	0	2	Cleveland Indians @ Chicago White Sox Comiskey Park, Chicago, IL Tue Sep 17 1996, 8:05 PM EDT Att: 18,763 - Unknown - 62 F			
Kevin Seitzer, R OBP: 0.417, SLG: 0.461 (1, 3)										4	1	1	4	1	0	0				
Jim Thome, L OBP: 0.449, SLG: 0.619 (1, 5)										5	1	1	0	0	0	2				
Albert Belle, R OBP: 0.407, SLG: 0.621 (1, 7)										5	2	3	0	0	1	0				
Julio Franco, R OBP: 0.413, SLG: 0.485 (1, 10)										4	2	2	1	1	1	1				
Manny Ramirez, R OBP: 0.401, SLG: 0.585 (1, 9)										5	0	4	3	0	0	1				
Jeff Kent, R OBP: 0.317, SLG: 0.423 (1, 4)										4	0	0	0	0	2	3				
Sandy Alomar Jr., R OBP: 0.295, SLG: 0.391 (1, 2)										5	1	3	0	0	0	1				
Omar Vizquel, S OBP: 0.373, SLG: 0.429 (1, 6)										2	1	0	0	2	0	4				
Inning Stats	R: 3 E: 0 K: 1 S: 9	H: 4 LOB: 1 BB: 0 P: 9	R: 5 E: 0 K: 1 S: 10	H: 6 LOB: 1 BB: 1 P: 14	R: 0 E: 0 K: 0 S: 4	H: 1 LOB: 2 BB: 1 P: 8	R: 0 E: 0 K: 1 S: 5	H: 1 LOB: 0 BB: 0 P: 5	R: 0 E: 0 K: 0 S: 3	H: 0 LOB: 1 BB: 1 P: 7	R: 0 E: 0 K: 0 S: 4	H: 2 LOB: 2 BB: 0 P: 5	R: 0 E: 0 K: 0 S: 3	H: 0 LOB: 0 BB: 0 P: 3	R: 1 E: 0 K: 0 S: 4	H: 1 LOB: 1 BB: 1 P: 8	1B: 13 2B: 2 3B: 0 HR: 1	SF: 0 SAC: 0 DP: 2 HBP: 1	WP: 0 PB: 0 CS: 0	PA: 44
PITCHER	IP WLS BF H R ER SO BB IBB HBP BLK WP HR S P ERA WHIP																			
Alex Fernandez, R ERA: 3.59 (1, 1)	6.1 L 34 13 8 8 4 3 0 1 0 0 0 0 2 2 11.37 2.526																			
Jeff Darwin, R ERA: 3.2 (7, 1)	0.2 2 1 0 0 0 0 0 0 0 0 0 0 2 2 0.00 1.500																			
Mike Sirota, L ERA: 8.41 (8, 1)	1.0 3 0 0 0 0 0 0 0 0 0 0 0 3 3 0.00 0.000																			
Scott Ruffcorn, R ERA: 11.37 (9, 1)	1.0 5 1 1 1 0 1 0 0 0 0 0 0 4 8 9.00 2.000																			

AB	39
R	9
H	15
RBI	8
BB	4
SO	4
LOB	14




Batter	1	2	3	4	5	6	7	8	9	AB	R	H	RBI	BB	SO	LOB	BOTTOM			
Tony Phillips, S OBP: 0.408, SLG: 0.406 (1, 7)										5	1	1	0	0	0	1	Cleveland Indians @ Chicago White Sox Comiskey Park, Chicago, IL Tue Sep 17 1996, 8:05 PM EDT Att: 18,763 - Unknown - 62 F			
Ray Durham, S OBP: 0.351, SLG: 0.409 (1, 4)										4	1	2	1	0	0	0				
Frank Thomas, R OBP: 0.302, SLG: 0.622 (1, 3)										3	1	1	2	0	0	1				
Mike Robertson, L (9, 3)										0	0	0	0	0	0	0				
Danny Tartabull, R OBP: 0.341, SLG: 0.482 (1, 9)										4	0	0	0	0	2	1				
Lyle Mouton, R OBP: 0.373, SLG: 0.443 (1, 10)										4	0	0	0	0	2	0				
Robin Ventura, L OBP: 0.371, SLG: 0.525 (1, 5)										4	0	0	0	0	0	0				
Pat Borders, R OBP: 0.302, SLG: 0.371 (1, 2)										2	0	2	0	1	0	0				
Dave Martinez, L OBP: 0.391, SLG: 0.457 (9, PH)										1	1	1	0	0	0	0				
Norberto Martin, R OBP: 0.372, SLG: 0.423 (1, 6)										3	0	1	0	0	0	2				
Domingo Cedeno, S OBP: 0.313, SLG: 0.332 (9, PH)										1	0	0	0	0	0	1				
Darren Lewis, R OBP: 0.315, SLG: 0.309 (1, 8)										3	0	0	0	0	0	2				
Harold Baines, L OBP: 0.399, SLG: 0.512 (9, PH)										1	0	1	1	0	0	0				
Inning Stats	R: 1 E: 0 K: 1 S: 6	H: 1 LOB: 0 BB: 0 P: 6	R: 0 E: 0 K: 1 S: 6	H: 1 LOB: 0 BB: 0 P: 6	R: 2 E: 0 K: 0 S: 5	H: 2 LOB: 0 BB: 0 P: 5	R: 0 E: 0 K: 0 S: 5	H: 2 LOB: 2 BB: 0 P: 5	R: 0 E: 0 K: 0 S: 4	H: 1 LOB: 1 BB: 0 P: 4	R: 0 E: 0 K: 0 S: 3	H: 0 LOB: 1 BB: 1 P: 7	R: 0 E: 0 K: 2 S: 7	H: 0 LOB: 0 BB: 0 P: 7	R: 1 E: 0 K: 0 S: 5	H: 2 LOB: 1 BB: 0 P: 5	1B: 5 2B: 2 3B: 1 HR: 1	SF: 1 SAC: 0 DP: 0 HBP: 0	WP: 0 PB: 0 CS: 0	PA: 37
PITCHER	IP WLS BF H R ER SO BB IBB HBP BLK WP HR S P ERA WHIP																			
Brian Anderson, L ERA: 4.94 (1, 1)	6.0 W 26 7 3 3 2 1 0 0 0 0 0 0 15 4.50 1.333																			
Eric Plunk, R ERA: 2.41 (7, 1)	3.0 S 11 2 1 1 2 0 0 0 0 0 0 0 15 3.00 0.667																			


AB	35
R	4
H	9
RBI	4
BB	1
SO	4
LOB	8



Batter	1	2	3	4	5	6	7	8	9	AB	R	H	RBI	BB	SO	LOB	TOP										
Casey Candaele, S (1,4) OBP: 0.282, SLG: 0.368										5	1	1	0	0	0	1	Cleveland Indians @ Chicago White Sox Comiskey Park, Chicago, IL Wed Sep 18 1996, 8:05 PM EDT Att: 20,289 - Unknown - 64 F										
Gerónimo Peña, S (1,5) OBP: 0.400, SLG: 1.000										3	1	1	2	1	1	0											
Brian Giles, L (1,9) OBP: 0.402, SLG: 0.591										4	1	1	0	0	1	1											
Manny Ramírez, R (1,10) OBP: 0.400, SLG: 0.582										3	0	0	0	1	1	0											
Nigel Wilson, L (1,7) OBP: 0.333, SLG: 0.625										4	0	1	1	0	2	0											
Jeff Kent, R (1,3) OBP: 0.321, SLG: 0.424										3	1	2	0	1	0	0											
Ryan Thompson, R (1,8) OBP: 0.167, SLG: 0.167										4	0	0	0	0	3	5											
Tony Peña, R (1,2) OBP: 0.251, SLG: 0.228										4	0	0	0	0	1	4											
Damian Jackson, R (1,6) OBP: 0.400, SLG: 0.800										4	0	1	1	0	2	0											
Inning Stats	R: 2 E: 0 K: 1 S: 7	H: 2 LOB: 0 BB: 0 P: 7	R: 0 E: 0 K: 1 S: 5	H: 0 LOB: 0 BB: 0 P: 5	R: 0 E: 0 K: 2 S: 7	H: 0 LOB: 1 BB: 1 P: 11	R: 0 E: 0 K: 1 S: 6	H: 1 LOB: 1 BB: 0 P: 6	R: 0 E: 0 K: 2 S: 7	H: 0 LOB: 0 BB: 0 P: 7	R: 1 E: 0 K: 2 S: 9	H: 2 LOB: 3 BB: 2 P: 17	R: 0 E: 0 K: 0 S: 3	H: 0 LOB: 0 BB: 0 P: 3	R: 0 E: 0 K: 1 S: 5	H: 0 LOB: 0 BB: 0 P: 5	R: 1 E: 0 K: 1 S: 7	H: 2 LOB: 1 BB: 0 P: 7	1B: 4 2B: 2 3B: 0 HR: 1	SF: 0 SAC: 0 DP: 0 HBP: 0	WP: 4 PB: 0 CS: 0	PA: 37					
PITCHER	IP	WLS	BF	H	R	ER	SO	BB	IBB	HBP	BLK	WP	HR	S	P	ERA	WHIP										
James Baldwin, R (1,1) ERA: 4.53	7.0	L	29	5	3	3	9	3	0	0	0	3	1	44	56	3.86	1.143										
41 Bill Simas, R (8,1) ERA: 4.45	2.0		8	2	1	1	2	0	0	0	0	0	0	12	12	4.50	1.000										

Batter	1	2	3	4	5	6	7	8	9	AB	R	H	RBI	BB	SO	LOB	BOTTOM										
Tony Phillips, S (1,7) OBP: 0.409, SLG: 0.407										4	1	2	0	0	0	0	Cleveland Indians @ Chicago White Sox Comiskey Park, Chicago, IL Wed Sep 18 1996, 8:05 PM EDT Att: 20,289 - Unknown - 64 F										
Dave Martínez, L (1,8) OBP: 0.392, SLG: 0.457										3	0	1	0	1	1	0											
Frank Thomas, R (1,3) OBP: 0.456, SLG: 0.618										3	0	0	0	1	0	2											
Harold Baines, L (1,10) OBP: 0.397, SLG: 0.508										3	0	0	0	1	0	2											
Norberto Martín, R (9, PR) OBP: 0.371, SLG: 0.423										0	1	0	0	0	0	0											
Robin Ventura, L (1,5) OBP: 0.372, SLG: 0.527										4	1	2	0	0	1	1											
Danny Tartabull, R (1,9) OBP: 0.342, SLG: 0.484										4	0	2	1	0	1	2											
Ray Durham, S (1,4) OBP: 0.350, SLG: 0.407										3	0	0	0	1	1	3											
Don Slaught, R (1,2) OBP: 0.377, SLG: 0.462										3	0	1	0	0	0	4											
Domingo Cedeño, S (9, PH) OBP: 0.315, SLG: 0.354										1	0	1	1	0	0	0											
Ozzie Guillen, L (1,6) OBP: 0.275, SLG: 0.365										2	0	0	0	0	1	1											
Lyle Mouton, R (7, PH) OBP: 0.371, SLG: 0.441										1	0	0	0	0	0	1											
Greg Norton, S (8,6) OBP: 0.316, SLG: 0.375										1	0	0	0	0	1	1											
Inning Stats	R: 1 E: 0 K: 0 S: 4	H: 2 LOB: 1 BB: 1 P: 8	R: 0 E: 0 K: 2 S: 8	H: 1 LOB: 0 BB: 0 P: 8	R: 0 E: 0 K: 0 S: 3	H: 2 LOB: 2 BB: 1 P: 8	R: 0 E: 0 K: 0 S: 4	H: 2 LOB: 2 BB: 1 P: 8	R: 0 E: 0 K: 2 S: 7	H: 0 LOB: 0 BB: 0 P: 7	R: 0 E: 0 K: 2 S: 3	H: 1 LOB: 0 BB: 0 P: 3	R: 0 E: 0 K: 1 S: 5	H: 0 LOB: 0 BB: 0 P: 5	R: 2 E: 0 K: 1 S: 7	H: 2 LOB: 1 BB: 1 P: 11	1B: 7 2B: 3 3B: 0 HR: 0	SF: 0 SAC: 0 DP: 4 HBP: 0	WP: 0 PB: 2 CS: 0	PA: 36							
PITCHER	IP	WLS	BF	H	R	ER	SO	BB	IBB	HBP	BLK	WP	HR	S	P	ERA	WHIP										
Albie Lopez, R (1,1) ERA: 6.11	5.0	W	21	6	1	0	2	3	0	0	0	0	0	14	14	0.00	0.375										
Kent Mercker, L (6,1) ERA: 6.85	2.2		8	1	0	0	3	0	0	0	0	0	0	1	1	0.00	0.000										
Julian Tavarez, R (8,1) ERA: 5.45	0.1	S	1	0	0	0	0	0	0	0	0	0	0	1	1	0.00	0.000										
Jose Mesa, R (9,1) ERA: 3.88	1.0	S	6	2	2	2	1	1	0	0	0	0	0	7	11	18.00	3.000										

Batter	1	2	3	4	5	6	7	8	9	AB	R	H	RBI	BB	SO	LOB	TOP										
Chuck Knoblauch, R OBP: 0.448, SLG: 0.517 (1, 4)	0-1 SAFE 2B	1-1 SAFE 1B			0-1 G5-3		1-2 P4			4	1	2	1	0	0	0	Minnesota Twins @ Chicago White Sox Comiskey Park, Chicago, IL Thu Sep 19 1996, 8:05 PM EDT Att: 14,253 - Unknown - 63 F AB 34 R 3 H 9 RBI 3 BB 2 SO 2 LOB 11 										
Rich Becker, L OBP: 0.370, SLG: 0.433 (1, 8)	1-3 SAFE K	0-1 G3			1-2 E4 1B		0-3 K			4	0	1	0	0	2	3											
Paul Molitor, R OBP: 0.393, SLG: 0.466 (1, 10)	1-1 SAFE 1H 2B			2-0 F9	4-0 G5-4 BB		0-1 G6-3			3	0	1	1	1	0	0											
Marty Cordova, R OBP: 0.365, SLG: 0.473 (1, 7)	0-1 G6-3			4-1 FC5-4 BB	0-0 G5-4-3			0-0 G6-3		3	0	0	0	1	0	3											
Roberto Kelly, R OBP: 0.374, SLG: 0.455 (1, 9)	1-0 G6-3			0-1 FC5-4 BB		3-2 F8		1-2 F9		4	0	0	0	0	0	2											
Ron Coomer, R OBP: 0.331, SLG: 0.495 Scott Stahoviak, L OBP: 0.387, SLG: 0.484 (6, PH) (6, 3)		1-2 G1-3		2-2 G6-3		0-1 HR		2-2 1B		2	0	0	0	0	0	1											
Matt Walbeck, S OBP: 0.262, SLG: 0.315 (1, 2)		2-2 G6-3		1-2 F8		0-0 1B		0-0 F8		4	0	1	0	0	0	0											
Pat Meares, R OBP: 0.298, SLG: 0.392 (1, 6)		1-0 1B 1B		1-1 G6-3		1 SAFE 3-2 P4		2-1 G6-3		4	1	1	0	0	0	1											
Todd Walker, L OBP: 0.279, SLG: 0.333 (1, 5)		1-0 1B 1B		0-0 F8		2-1 G3-1		0-0 L8		4	0	1	0	0	0	1											
Inning Stats	R: 1 E: 0 K: 1 S: 10	H: 2 LOB: 1 BB: 0 P: 13	R: 1 E: 0 K: 0 S: 12	H: 3 LOB: 2 BB: 0 P: 18	R: 0 E: 0 K: 0 S: 7	H: 0 LOB: 1 BB: 1 P: 15	R: 0 E: 0 K: 0 S: 6	H: 0 LOB: 0 BB: 0 P: 8	R: 0 E: 1 K: 0 S: 7	H: 1 LOB: 1 BB: 1 P: 12	R: 0 E: 0 K: 1 S: 8	H: 0 LOB: 0 BB: 0 P: 9	R: 0 E: 0 K: 0 S: 8	H: 1 LOB: 1 BB: 0 P: 11	R: 0 E: 0 K: 0 S: 4	H: 0 LOB: 0 BB: 0 P: 6		1B: 7 2B: 1 3B: 0 HR: 1	SF: 0 SAC: 0 DP: 1 HBP: 0	WP: 0 PB: 0 CS: 0	PA: 36						
PITCHER	IP	WLS	BF	H	R	ER	SO	BB	IBB	HBP	BLK	WP	HR	S	P	ERA	WHIP										
Mike Siroka, L ERA: 7.46 (1, 1)	5.0	W	22	6	2	2	1	2	0	0	0	0	0	42	66	3.60	1.600										
Brian Keyser, R ERA: 5.03 (6, 1)	0.2		4	2	1	1	0	0	0	0	0	0	1	12	18	13.50	3.000										
Tony Castillo, L ERA: 3.59 (6, 1)	3.1	S	10	1	0	0	1	0	0	0	0	0	0	22	30	0.00	0.300										

Batter	1	2	3	4	5	6	7	8	9	AB	R	H	RBI	BB	SO	LOB	BOTTOM										
Tony Phillips, S OBP: 0.408, SLG: 0.407 (1, 7)	1-1 G4-3 HR 2B	1-2 F9		1-0 G3-4		2-1 F8		1-1 G3-1		5	1	1	0	0	0	1	Minnesota Twins @ Chicago White Sox Comiskey Park, Chicago, IL Thu Sep 19 1996, 8:05 PM EDT Att: 14,253 - Unknown - 63 F AB 34 R 8 H 9 RBI 8 BB 4 SO 5 LOB 18 										
Dave Martinez, L OBP: 0.392, SLG: 0.462 (8, 9)	0-1 G4-3	4-1 1B BB		2-1 G1-3		0-0 HR		1-1 G4-3		4	1	1	1	1	0	2											
Frank Thomas, R OBP: 0.459, SLG: 0.625 (1, 3)	2-0 HR	0-0 1B			0-0 G3-1 1B	4-1 BB		0-0 G6-3		4	2	3	2	1	0	0											
Harold Baines, L OBP: 0.396, SLG: 0.505 (1, 10)	4-0 WP 1B BB	2-1 F8			1-2 E6 G3-1 1B	0-3 K				3	2	0	0	1	1	4											
Robin Ventura, L OBP: 0.372, SLG: 0.524 (1, 5)	4-1 1B BB			0-1 F7		0-1 G3-1		0-0 E3 3B		3	1	0	0	1	0	2											
Danny Tartabull, R OBP: 0.344, SLG: 0.489 Darren Lewis, R OBP: 0.315, SLG: 0.309 (7, PR) (8, 8)	2-1 1B			3-3 K		1-3 K		1-0 SF7 3B		4	0	2	2	0	2	2											
Ray Durham, S OBP: 0.350, SLG: 0.406 (1, 4)	0-3 K			1-1 G4-3		2-2 1B		2-0 SF7		3	0	1	3	0	1	2											
Don Slaught, R OBP: 0.370, SLG: 0.453 (1, 2)	0-3 K				0-1 G3-1	3-1 F9		3-2 F9		4	0	0	0	0	1	4											
Ozzie Guillen, L OBP: 0.275, SLG: 0.368 (1, 6)		3-2 G4-3			0-0 3B	0-0 F8		0-0 F7		4	0	1	0	0	0	1											
Inning Stats	R: 3 E: 0 K: 2 S: 14	H: 3 LOB: 2 BB: 2 P: 27	R: 0 E: 0 K: 0 S: 14	H: 1 LOB: 2 BB: 1 P: 24	R: 0 E: 0 K: 1 S: 10	H: 0 LOB: 0 BB: 0 P: 14	R: 0 E: 0 K: 0 S: 6	H: 1 LOB: 1 BB: 0 P: 9	R: 2 E: 1 K: 1 S: 16	H: 2 LOB: 1 BB: 0 P: 23	R: 1 E: 0 K: 1 S: 8	H: 1 LOB: 1 BB: 1 P: 14	R: 2 E: 1 K: 0 S: 7	H: 1 LOB: 1 BB: 0 P: 13	R: 0 E: 0 K: 0 S: 5	H: 0 LOB: 0 BB: 0 P: 7		1B: 4 2B: 1 3B: 2 HR: 2	SF: 1 SAC: 0 DP: 0 HBP: 0	WP: 1 PB: 0 CS: 0	PA: 39						
PITCHER	IP	WLS	BF	H	R	ER	SO	BB	IBB	HBP	BLK	WP	HR	S	P	ERA	WHIP										
Frankie Rodriguez, R ERA: 4.9 (1, 1)	5.0	L	26	7	5	3	4	3	0	0	0	0	1	60	97	5.40	2.000										
Jose Pizarro, R ERA: 5.99 (8, 1)	2.0		10	2	3	2	1	1	0	0	0	0	1	15	27	9.00	1.500										
Greg Hansell, R ERA: 5.77 (8, 1)	1.0		3	0	0	0	0	0	0	0	0	0	0	5	7	0.00	0.000										

Batter	1	2	3	4	5	6	7	8	9	AB	R	H	RBI	BB	SO	LOB	TOP				
Chuck Knoblauch R (1, 4) OBP: 0.448, SLG: 0.516	P6			L5		G1-6-3 1B		HR 1B		4	1	2	0	0	0	0	Minnesota Twins @ Chicago White Sox Comiskey Park, Chicago, IL Fri Sep 20 1996, 8:05 PM EDT Att: 15,673 - Unknown - 63 F				
Rich Becker L (1, 8) OBP: 0.371, SLG: 0.440	K			2B 1B		G1-6-3 1-2		HR 1-H		4	2	2	2	0	1	1					
Paul Molitor R (1, 10) OBP: 0.392, SLG: 0.467	K			G4-3 1-H		G4-3		K		4	0	1	1	0	2	0					
Todd Walker L (1, 5) OBP: 0.292, SLG: 0.343				G4-3				G4-3		4	0	2	0	0	0	1					
Marty Cordova R (1, 7) OBP: 0.366, SLG: 0.475	G5-4-3 1-2			G3				G1-3 DI 1B		4	0	2	0	0	0	2					
Scott Stahovik L (1, 3) OBP: 0.383, SLG: 0.479	K							K		4	0	0	0	0	2	3					
Greg Myers L (1, 2) OBP: 0.327, SLG: 0.438				G5-4-3 1B				G1-3 1-3		4	0	1	0	0	0	3					
Pat Meares R (1, 6) OBP: 0.298, SLG: 0.392				G5-4-3 1-2				K		3	0	1	0	0	0	3					
Chip Hale L (9, PH) OBP: 0.366, SLG: 0.390								K		1	0	0	0	0	1	1					
Matt Lawton L (1, 9) OBP: 0.344, SLG: 0.367				K				P5		3	0	0	0	0	1	1					
Inning Stats	R: 0 E: 0 K: 2 S: 10	H: 0 LOB: 0 BB: 0 P: 13	R: 0 E: 0 K: 1 S: 8	H: 1 LOB: 0 BB: 0 P: 12	R: 0 E: 0 K: 1 S: 7	H: 1 LOB: 0 BB: 0 P: 11	R: 1 E: 0 K: 0 S: 8	H: 2 LOB: 1 BB: 0 P: 12	R: 0 E: 0 K: 0 S: 6	H: 1 LOB: 0 BB: 0 P: 8	R: 0 E: 0 K: 0 S: 11	H: 2 LOB: 2 BB: 0 P: 17	R: 2 E: 0 K: 1 S: 10	H: 2 LOB: 0 BB: 0 P: 16	R: 0 E: 0 K: 2 S: 12	H: 1 LOB: 1 BB: 0 P: 14	1B: 8 2B: 2 3B: 0 HR: 1	SF: 0 SAC: 0 DP: 3 HBP: 0	WP: 0 PB: 0 SB: 0 CS: 0	PA: 35	
PITCHER	IP	WLS	BF	H	R	ER	SO	BB	IBB	HBP	BLK	WP	HR	S	P	ERA	WHIP				
Kevin Tapani R (1, 1) ERA: 4.52	7.1	W	29	10	3	3	4	0	0	0	0	0	1	65	96	3.68	1.364				
Jeff Darwin R (8, 1) ERA: 3.12	0.2		2	0	0	0	1	0	0	0	0	0	0	6	9	0.00	0.000				
Roberto Hernandez R (9, 1) ERA: 1.76	1.0		4	1	0	0	2	0	0	0	0	0	0	12	14	0.00	1.000				

Batter	1	2	3	4	5	6	7	8	9	AB	R	H	RBI	BB	SO	LOB	BOTTOM				
Tony Phillips S (1, 7) OBP: 0.408, SLG: 0.407	FC5 WP 1B			G5-3 1-2 2-3				G4-3		4	1	2	0	0	0	1	Minnesota Twins @ Chicago White Sox Comiskey Park, Chicago, IL Fri Sep 20 1996, 8:05 PM EDT Att: 15,673 - Unknown - 63 F				
Ray Durham S (1, 4) OBP: 0.349, SLG: 0.404	P3			HR BB				G6-3		3	1	0	1	1	0	1					
Frank Thomas R (1, 3) OBP: 0.459, SLG: 0.630	F8			HR BB				F9		3	1	1	4	1	0	1					
Danny Tartabull R (1, 9) OBP: 0.344, SLG: 0.487				G1-3				L3		2	0	0	0	1	0	1					
Dave Martinez L (8, 9) OBP: 0.393, SLG: 0.470								L3		1	1	1	1	0	0	0					
Lyle Mouton R (1, 10) OBP: 0.365, SLG: 0.432	FC5 2-3			G5-3				L3		4	0	0	0	0	0	3					
Robin Ventura L (1, 5) OBP: 0.372, SLG: 0.526				L9				P6		4	1	2	0	0	0	0					
Don Slaught R (1, 2) OBP: 0.368, SLG: 0.450				G6-4-3 1B				G5-3 2B		4	1	1	0	0	0	2					
Darren Lewis R (1, 8) OBP: 0.319, SLG: 0.311				BB HR 1B				SH1-4 BB		1	1	1	1	1	0	0					
Ozzie Guillen L (1, 6) OBP: 0.273, SLG: 0.366				F7				F9		3	0	0	0	0	0	3					
Inning Stats	R: 0 E: 0 K: 0 S: 7	H: 1 LOB: 2 BB: 1 P: 14	R: 5 E: 0 K: 0 S: 10	H: 4 LOB: 0 BB: 1 P: 18	R: 0 E: 0 K: 0 S: 6	H: 1 LOB: 0 BB: 0 P: 12	R: 0 E: 0 K: 0 S: 10	H: 0 LOB: 0 BB: 1 P: 15	R: 0 E: 0 K: 0 S: 8	H: 0 LOB: 1 BB: 0 P: 17	R: 1 E: 0 K: 0 S: 8	H: 1 LOB: 0 BB: 0 P: 12	R: 0 E: 0 K: 0 S: 9	H: 0 LOB: 0 BB: 0 P: 13	R: 1 E: 0 K: 0 S: 10	H: 1 LOB: 0 BB: 0 P: 15	1B: 5 2B: 1 3B: 0 HR: 2	SF: 0 SAC: 1 DP: 1 HBP: 0	WP: 1 PB: 0 SB: 0 CS: 1	PA: 34	
PITCHER	IP	WLS	BF	H	R	ER	SO	BB	IBB	HBP	BLK	WP	HR	S	P	ERA	WHIP				
Rich Robertson L (1, 1) ERA: 5.03	6.0	L	27	7	6	6	0	4	0	0	0	0	1	49	88	9.00	1.833				
Dave Stevens R (7, 1) ERA: 4.73	2.0		7	1	1	1	0	0	0	0	0	0	1	19	28	4.50	0.500				

AB	35
R	3
H	11
RBI	3
BB	0
SO	7
LOB	15



Batter	1	2	3	4	5	6	7	8	9	AB	R	H	RBI	BB	SO	LOB	TOP		
Chuck Knoblauch, R OBP: 0.448, SLG: 0.515 (1, 4)										5	1	2	0	0	0	2	Minnesota Twins @ Chicago White Sox Comiskey Park, Chicago, IL Sat Sep 21 1996, 4:33 AM EDT Att: 18,866 - Overcast - 65 F		
Jeff Reboulet, R OBP: 0.300, SLG: 0.264 (1, 5)										4	0	2	1	0	0	2			
Paul Molitor, R OBP: 0.392, SLG: 0.464 (1, 10)										3	0	0	0	2	1	3			
Marty Cordova, R OBP: 0.367, SLG: 0.473 (1, 7)										4	0	1	1	1	0	2			
Roberto Kelly, R OBP: 0.371, SLG: 0.450 (1, 9)										5	0	1	0	0	2	3			
Ron Coomer, R OBP: 0.336, SLG: 0.509 (1, 3)										4	1	2	1	1	0	2			
Matt Walbeck, S OBP: 0.266, SLG: 0.315 (1, 2)										3	1	1	0	1	0	3			
Pat Meares, R OBP: 0.298, SLG: 0.391 (1, 6)										4	1	1	0	0	0	4			
Rich Becker, L OBP: 0.370, SLG: 0.438 (1, 8)										4	0	1	1	0	1	0			
Inning Stats	R: 1 E: 0 K: 1 S: 7	H: 2 LOB: 2 BB: 1 P: 11	R: 2 E: 0 K: 1 S: 8	H: 3 LOB: 1 BB: 0 P: 8	R: 0 E: 0 K: 0 S: 4	H: 1 LOB: 2 BB: 1 P: 8	R: 0 E: 0 K: 1 S: 6	H: 1 LOB: 1 BB: 0 P: 6	R: 1 E: 0 K: 0 S: 3	H: 1 LOB: 2 BB: 1 P: 11	R: 0 E: 0 K: 1 S: 6	H: 1 LOB: 1 BB: 0 P: 6	R: 0 E: 0 K: 0 S: 4	H: 1 LOB: 1 BB: 0 P: 4	R: 0 E: 0 K: 0 S: 3	H: 0 LOB: 0 BB: 0 P: 3	1B: 9 2B: 1 3B: 0 HR: 1	SF: 0 SAC: 1 DP: 1 HBP: 0	WP: 0 PA: 42 SB: 0 CS: 0
PITCHER	IP WLS BF H R ER SO BB IBB HBP BLK WP HR S P ERA WHIP																		
Wilson Alvarez, L ERA: 4.18 (1, 1)	5.2 L 30 9 4 4 3 4 1 0 0 0 0 1 31 51 6.35 2.294																		
Al Levine, R ERA: 4.96 (6, 1)	1.1 5 1 0 0 1 0 0 0 0 0 0 0 7 7 0.00 0.750																		
Tony Castillo, L ERA: 3.56 (8, 1)	1.0 4 1 0 0 0 0 0 0 0 0 0 0 4 4 0.00 1.000																		
Roberto Hernandez, R ERA: 1.73 (9, 1)	1.0 3 0 0 0 0 0 0 0 0 0 0 0 3 3 0.00 0.000																		

Batter	1	2	3	4	5	6	7	8	9	AB	R	H	RBI	BB	SO	LOB	BOTTOM		
Tony Phillips, S OBP: 0.407, SLG: 0.405 (1, 7)										4	0	0	0	1	0	2	Minnesota Twins @ Chicago White Sox Comiskey Park, Chicago, IL Sat Sep 21 1996, 4:33 AM EDT Att: 18,866 - Overcast - 65 F		
Dave Martinez, L OBP: 0.391, SLG: 0.466 (1, 8)										4	0	0	0	1	0	2			
Frank Thomas, R OBP: 0.458, SLG: 0.633 (1, 3)										4	1	1	1	0	1	2			
Harold Baines, L OBP: 0.399, SLG: 0.506 (1, 10)										3	1	2	0	1	0	0			
Norberto Martin, R OBP: 0.372, SLG: 0.423 (8, PR)										0	0	0	0	0	0	0			
Robin Ventura, L OBP: 0.370, SLG: 0.522 (1, 5)										4	0	0	0	0	1	3			
Danny Tartabull, R OBP: 0.345, SLG: 0.493 (1, 9)										4	1	2	2	0	0	3			
Ray Durham, S OBP: 0.347, SLG: 0.401 (1, 4)										4	0	0	0	0	0	4			
Pat Borders, R OBP: 0.305, SLG: 0.373 (1, 2)										4	0	2	0	0	0	0			
Ozzie Guillen, L OBP: 0.273, SLG: 0.365 (1, 6)										4	0	1	0	0	0	3			
Inning Stats	R: 1 E: 0 K: 0 S: 4	H: 1 LOB: 0 BB: 0 P: 4	R: 0 E: 0 K: 0 S: 5	H: 2 LOB: 2 BB: 0 P: 5	R: 0 E: 0 K: 0 S: 3	H: 0 LOB: 0 BB: 0 P: 3	R: 0 E: 0 K: 1 S: 6	H: 1 LOB: 1 BB: 0 P: 6	R: 0 E: 0 K: 0 S: 4	H: 1 LOB: 2 BB: 1 P: 8	R: 0 E: 0 K: 1 S: 6	H: 1 LOB: 2 BB: 1 P: 10	R: 0 E: 0 K: 0 S: 4	H: 1 LOB: 1 BB: 0 P: 4	R: 0 E: 0 K: 0 S: 3	H: 0 LOB: 1 BB: 1 P: 7	1B: 6 2B: 0 3B: 0 HR: 2	SF: 0 SAC: 0 DP: 0 HBP: 0	WP: 0 PA: 38 SB: 0 CS: 0
PITCHER	IP WLS BF H R ER SO BB IBB HBP BLK WP HR S P ERA WHIP																		
Brad Radke, R ERA: 4.48 (1, 1)	6.1 W 27 7 3 3 1 1 0 0 0 0 0 2 28 32 4.26 1.263																		
Eddie Guardado, L ERA: 5.49 (7, 1)	0.1 2 0 0 0 0 1 0 0 0 0 0 0 1 5 0.00 3.000																		
Mike Trombley, R ERA: 2.98 (7, 1)	2.1 S 9 1 0 0 1 1 0 0 0 0 0 0 10 14 0.00 0.857																		

Batter	1	2	3	4	5	6	7	8	9	AB	R	H	RBI	BB	SO	LOB	TOP				
Chuck Knoblauch , R (1, 4) OBP: 0.447, SLG: 0.519	P2		G1-4-3			HR			G4-3	4	1	1	1	0	0	2	Minnesota Twins @ Chicago White Sox Comiskey Park, Chicago, IL Sun Sep 22 1996, 4:33 AM EDT Att: 20,111 - Sunny - 68 F				
Rich Becker , L (1, 8) OBP: 0.388, SLG: 0.435	K			G4-3					K	3	0	0	0	0	2	0					
Brent Brede , L (9, FH) OBP: 0.417, SLG: 0.583										1	0	0	0	0	1	0					
Paul Molitor , R (1, 10) OBP: 0.391, SLG: 0.465	P4			G4-3			G5-3		L5	4	0	1	0	0	0	0					
Todd Walker , L (1, 5) OBP: 0.276, SLG: 0.324		F8			K					4	0	0	0	0	2	1					
Marty Cordova , R (1, 7) OBP: 0.368, SLG: 0.475		K				F7-4 HBP				2	0	1	0	0	1	0					
Greg Myers , L (1, 2) OBP: 0.325, SLG: 0.434			F7			F7-4 HBP			L7	3	0	0	0	0	0	2					
Scott Stahoviak , L (1, 3) OBP: 0.383, SLG: 0.481					L7				F7	3	0	1	0	0	0	0					
Pat Meares , R (1, 6) OBP: 0.298, SLG: 0.391									F8	2	0	1	0	0	0	0					
Chip Hale , L (8, FH) OBP: 0.362, SLG: 0.386										1	0	0	0	0	0	0					
Jeff Reboulet , R (8, 6) OBP: 0.300, SLG: 0.264										0	0	0	0	0	0	0					
Matt Lawton , L (1, 9) OBP: 0.340, SLG: 0.363									K	3	0	0	0	0	1	2					
Inning Stats	R: 0 E: 0 K: 1 S: 11	H: 0 LOB: 0 BB: 0 P: 17	R: 0 E: 0 K: 1 S: 8	H: 0 LOB: 0 BB: 0 P: 12	R: 0 E: 0 K: 0 S: 9	H: 2 LOB: 1 BB: 0 P: 16	R: 0 E: 0 K: 1 S: 8	H: 0 LOB: 0 BB: 0 P: 12	R: 0 E: 0 K: 0 S: 7	H: 0 LOB: 0 BB: 0 P: 12	R: 1 E: 0 K: 1 S: 14	H: 1 LOB: 0 BB: 0 P: 21	R: 0 E: 0 K: 1 S: 9	H: 1 LOB: 1 BB: 0 P: 11	R: 0 E: 0 K: 1 S: 7	H: 0 LOB: 0 BB: 0 P: 10	R: 0 E: 0 K: 1 S: 9	H: 1 LOB: 1 BB: 0 P: 11	1B: 1 2B: 4 3B: 0 HR: 1	SF: 0 SAC: 0 DP: 2 HBP: 1	WP: 0 PA: 31 CS: 0
PITCHER Alex Fernandez , R (1, 1) ERA: 3.49	IP: 9.0 WLS: W BF: 31 H: 5 R: 1 ER: 1 SO: 7 BB: 0 IBB: 0 HBP: 1 BLK: 0 WP: 0 HR: 1 S: 82 P: 122 ERA: 1.00 WHIP: 0.556															PITCHER					

Batter	1	2	3	4	5	6	7	8	9	AB	R	H	RBI	BB	SO	LOB	BOTTOM				
Tony Phillips , S (1, 7) OBP: 0.407, SLG: 0.405	G4-3			1B		G1-3				4	0	2	1	0	0	1	Minnesota Twins @ Chicago White Sox Comiskey Park, Chicago, IL Sun Sep 22 1996, 4:33 AM EDT Att: 20,111 - Sunny - 68 F				
Norberto Martin , R (1, 4) OBP: 0.368, SLG: 0.418				1B						4	1	1	1	0	1	2					
Darren Lewis , R (8, 8) OBP: 0.319, SLG: 0.311	K			P3		HR			G4-3	0	0	0	0	0	0	0					
Frank Thomas , R (1, 3) OBP: 0.456, SLG: 0.630						1B			G3	4	0	1	0	0	1	2					
Danny Tartabull , R (1, 9) OBP: 0.345, SLG: 0.491										2	1	0	0	1	1	2					
Ray Durham , S (8, 4) OBP: 0.346, SLG: 0.401										0	0	0	0	1	0	0					
Robin Ventura , L (1, 5) OBP: 0.369, SLG: 0.525										4	1	1	3	0	0	3					
Don Slaught , R (1, 2) OBP: 0.367, SLG: 0.444										3	0	0	0	1	0	1					
Harold Baines , L (1, 10) OBP: 0.397, SLG: 0.503										3	0	0	0	0	0	1					
Mike Cameron , R (1, 8) OBP: 0.125, SLG: 0.125										3	0	0	0	0	1	0					
Ozzie Guillen , L (1, 6) OBP: 0.275, SLG: 0.369										3	2	2	0	0	0	0					
Inning Stats	R: 0 E: 0 K: 1 S: 6	H: 0 LOB: 0 BB: 0 P: 9	R: 0 E: 0 K: 0 S: 6	H: 0 LOB: 0 BB: 0 P: 12	R: 0 E: 0 K: 1 S: 5	H: 0 LOB: 0 BB: 0 P: 8	R: 0 E: 0 K: 1 S: 13	H: 2 LOB: 2 BB: 0 P: 20	R: 0 E: 0 K: 0 S: 7	H: 0 LOB: 0 BB: 0 P: 10	R: 4 E: 0 K: 1 S: 18	H: 3 LOB: 1 BB: 2 P: 35	R: 1 E: 0 K: 0 S: 12	H: 2 LOB: 1 BB: 0 P: 18	R: 0 E: 0 K: 0 S: 4	H: 0 LOB: 0 BB: 1 P: 9	R: 0 E: 0 K: 0 S: 4	H: 0 LOB: 0 BB: 1 P: 9	1B: 5 2B: 1 3B: 0 HR: 1	SF: 0 SAC: 0 DP: 1 HBP: 0	WP: 0 PA: 33 CS: 0
PITCHER Scott Aldred , L (1, 1) ERA: 6.26	IP: 6.0 WLS: L BF: 25 H: 5 R: 4 ER: 4 SO: 4 BB: 2 IBB: 0 HBP: 0 BLK: 0 WP: 0 HR: 1 S: 55 P: 94 ERA: 6.00 WHIP: 1.167															PITCHER					
Dave Stevens , R (7, 1) ERA: 4.73	IP: 2.0 WLS: L BF: 8 H: 2 R: 1 ER: 1 SO: 0 BB: 1 IBB: 0 HBP: 0 BLK: 0 WP: 0 HR: 0 S: 16 P: 27 ERA: 4.50 WHIP: 1.500															PITCHER					

AB	30
R	1
H	5
RBI	1
BB	0
SO	7
LOB	7



Batter	1	2	3	4	5	6	7	8	9	AB	R	H	RBI	BB	SO	LOB	TOP											
Jose Offerman, S OBP: 0.378, SLG: 0.413 (1, 6) (8, 4)	G6-3		1B SF8 E	FC5 G1-3 1B		K		S 2B 1B		5	2	3	1	0	1	1	Kansas City Royals @ Chicago White Sox Comiskey Park, Chicago, IL Wed Sep 25 1996, 8:05 PM EDT Att: 15,911 - Unknown - 62 F livebaseballscorecards.com											
Joe Randa, R OBP: 0.345, SLG: 0.417 (1, 5)	K		E4 SF8 1B E	G1-3				2B BB		4	2	1	0	1	1	2												
Rod Myers, L OBP: 0.351, SLG: 0.440 (1, 8)			FC4-6 1-2 2-3 1B	K		F7		2B		4	0	2	2	1	1	3												
Bip Roberts, S OBP: 0.335, SLG: 0.362 (1, 7)	G3-1		SF8	FC5				IBB		3	0	0	1	1	0	2												
Craig Paquette, R OBP: 0.301, SLG: 0.463 (1, 3)		G6-3	E5 FC4-6 1-2 3H		G5-4-3 1B		HR	K		5	1	2	1	0	1	3												
Johnny Damon, L OBP: 0.313, SLG: 0.366 (1, 9)			FC4-6 S 1-2 2-3		P5		F9		F8	5	1	1	0	0	0	3												
Mike Macfarlane, R OBP: 0.336, SLG: 0.500 (1, 2)		HR		IBB	G5-4-3		P3		K	4	1	1	2	1	1	1												
29 Mike Sweeney, R OBP: 0.343, SLG: 0.385 (1, 10)			F7	K				F8	F7	5	0	1	0	0	1	3												
Keith Lockhart, L OBP: 0.321, SLG: 0.415 David Howard, S OBP: 0.290, SLG: 0.308 (1, 4) (8, 6)			F8			K		G5-3		4	1	1	0	0	1	1												
Inning Stats	R: 0 E: 0 K: 1 S: 5	H: 0 LOB: 1 BB: 1 P: 9	R: 2 E: 0 K: 0 S: 5	H: 2 LOB: 0 BB: 0 P: 5	R: 2 E: 2 K: 1 S: 9	H: 2 LOB: 3 BB: 1 P: 13	R: 1 E: 0 K: 1 S: 7	H: 2 LOB: 1 BB: 0 P: 7	R: 0 E: 0 K: 2 S: 9	H: 2 LOB: 0 BB: 0 P: 9	R: 1 E: 0 K: 0 S: 4	H: 1 LOB: 0 BB: 0 P: 4	R: 2 E: 0 K: 1 S: 7	H: 2 LOB: 2 BB: 2 P: 15	R: 0 E: 0 K: 1 S: 5	H: 0 LOB: 0 BB: 0 P: 5		1B: 8 2B: 2 3B: 0 HR: 2	SF: 1 SAC: 0 DP: 1 HBP: 0	WP: 0 PB: 0 SB: 2 CS: 0	PA: 44							
PITCHER	IP	WLS	BF	H	R	ER	SO	BB	IBB	HBP	BLK	WP	HR	S	P	ERA	WHIP											
Kevin Tapani, R ERA: 4.59 Mike Sirotko, L ERA: 7.35 Al Levine, R ERA: 4.86 Mike Bertotti, L ERA: 5.16 Jeff Darwin, R ERA: 3.1	(1, 1)	2.1	L	14	4	4	3	1	1	0	0	0	0	1	15	19	11.57	2.143										
PITCHER	IP	WLS	BF	H	R	ER	SO	BB	IBB	HBP	BLK	WP	HR	S	P	ERA	WHIP											
41 Bill Simas, R ERA: 4.67 Stacy Jones, R ERA:	(8, 1)	1.0		7	2	2	2	1	1	0	0	0	0	0	1	15	18.00	3.000										
41 Bill Simas, R ERA: 4.67 Stacy Jones, R ERA:	(9, 1)	1.0		3	0	0	0	1	0	0	0	0	0	5	5	0.00	0.000											

Batter	1	2	3	4	5	6	7	8	9	AB	R	H	RBI	BB	SO	LOB	BOTTOM											
Tony Phillips, S OBP: 0.405, SLG: 0.402 (1, 7)	K2-3				F8			G5-3		3	0	0	0	1	1	0	Kansas City Royals @ Chicago White Sox Comiskey Park, Chicago, IL Wed Sep 25 1996, 8:05 PM EDT Att: 15,911 - Unknown - 62 F livebaseballscorecards.com											
Dave Martinez, L OBP: 0.391, SLG: 0.466 (1, 8)		FC6-4 BB			F9			G4-3		4	1	1	0	0	0	2												
Frank Thomas, R OBP: 0.457, SLG: 0.627 (1, 3)								FC3-6 1B		3	0	2	0	1	0	1												
Robin Ventura, L OBP: 0.369, SLG: 0.525 (1, 5)			G3-6-3		F8			FC3-6 G1		4	0	1	1	0	0	3												
Harold Baines, L OBP: 0.399, SLG: 0.504 Norberto Martin, R OBP: 0.366, SLG: 0.415 (1, 10) (8, PH)								G1		2	0	1	0	1	1	1												
Danny Tartabull, R OBP: 0.340, SLG: 0.483 (1, 9)			F9					K		4	0	0	0	0	3	3												
Ray Durham, S OBP: 0.350, SLG: 0.403 (1, 4)								F8		4	1	3	0	0	0	1												
Don Slaught, R OBP: 0.363, SLG: 0.439 Domingo Cedeno, S OBP: 0.313, SLG: 0.351 (1, 2) (9, PH)					L6-3			G6-4-3 1B		3	0	1	0	0	0	2												
Ozzie Guillen, L OBP: 0.272, SLG: 0.364 (1, 6)								G4-3		3	0	0	1	0	1	0												
Inning Stats	R: 1 E: 0 K: 2 S: 9	H: 2 LOB: 1 BB: 0 P: 9	R: 1 E: 0 K: 1 S: 7	H: 2 LOB: 2 BB: 1 P: 11	R: 0 E: 0 K: 0 S: 4	H: 2 LOB: 1 BB: 0 P: 4	R: 0 E: 0 K: 0 S: 3	H: 1 LOB: 0 BB: 0 P: 3	R: 0 E: 0 K: 1 S: 5	H: 0 LOB: 1 BB: 1 P: 9	R: 0 E: 0 K: 1 S: 5	H: 0 LOB: 0 BB: 0 P: 5	R: 0 E: 0 K: 1 S: 6	H: 1 LOB: 1 BB: 0 P: 6	R: 0 E: 0 K: 0 S: 3	H: 1 LOB: 0 BB: 0 P: 3		1B: 8 2B: 2 3B: 0 HR: 0	SF: 0 SAC: 1 DP: 3 HBP: 0	WP: 2 PB: 0 SB: 0 CS: 0	PA: 36							
PITCHER	IP	WLS	BF	H	R	ER	SO	BB	IBB	HBP	BLK	WP	HR	S	P	ERA	WHIP											
Kevin Appier, R ERA: 3.62 Jeff Granger, L ERA: 6.61 Hipolito Pichardo, R ERA: 5.48	(1, 1)	6.0	W	26	7	2	2	4	3	0	0	0	0	0	31	43	3.00	1.667										
PITCHER	IP	WLS	BF	H	R	ER	SO	BB	IBB	HBP	BLK	WP	HR	S	P	ERA	WHIP											
Hipolito Pichardo, R ERA: 5.48	(8, 1)	1.2		5	1	0	0	1	0	0	0	0	0	7	7	0.00	0.600											

Batter	1	2	3	4	5	6	7	8	9	AB	R	H	RBI	BB	SO	LOB	TOP								
Tony Phillips, S OBP: 0.404, SLG: 0.399 (1, 7)	F8		G1-4-3		F7		G4-3		E 1B 2-3 BB	4	0	0	0	1	0	1	Chicago White Sox @ Minnesota Twins Hubert H. Humphrey Metrodome, Minneapolis, MN Fri Sep 27 1996, 8:05 PM EDT Att: 13,058 - Dome - G5 F								
Dave Martinez, L OBP: 0.391, SLG: 0.466 (8, 9)	K		1B		F8		L3		E7 1-3 1B 3-H 4-0	5	0	2	1	0	1	1									
Frank Thomas, R OBP: 0.458, SLG: 0.625 (1, 3)	1B BB		K		1B		P3		IBB	3	0	1	0	2	1	1									
Rubin Ventura, L OBP: 0.370, SLG: 0.523 (1, 5)	1-2 1B				G3				F8	4	0	1	0	1	0	3									
Harold Baines, L OBP: 0.399, SLG: 0.502 (8, PH)	P5				4-1 HR BB				F8	2	1	0	0	0	1	1									
Lyle Mouton, R OBP: 0.363, SLG: 0.430 (8, PH)					K				K	1	0	0	0	0	1	0									
Danny Tartabull, R OBP: 0.341, SLG: 0.489 (8, 8)					P4				K	4	1	2	1	0	1	1									
Ray Durham, S OBP: 0.349, SLG: 0.407 (1, 4)	1B				HR				K	0	0	0	0	0	0	0									
Don Slaught, R OBP: 0.358, SLG: 0.432 (1, 2)	K				L3				K	4	1	1	2	0	2	1									
Ozzie Guillen, L OBP: 0.274, SLG: 0.367 (1, 6)	G5-4-3 1-2				HR				P3	4	0	0	0	0	0	1									
Inning Stats	R: 0 E: 0 K: 1 S: 11	H: 1 LOB: 2 BB: 1 P: 18	R: 0 E: 0 K: 1 S: 8	H: 1 LOB: 0 BB: 0 P: 11	R: 0 E: 0 K: 1 S: 13	H: 1 LOB: 1 BB: 0 P: 18	R: 2 E: 0 K: 0 S: 11	H: 1 LOB: 0 BB: 1 P: 22	R: 0 E: 0 K: 1 S: 9	H: 2 LOB: 3 BB: 1 P: 17	R: 1 E: 0 K: 0 S: 6	H: 1 LOB: 0 BB: 0 P: 7	R: 0 E: 0 K: 2 S: 6	H: 0 LOB: 0 BB: 0 P: 10	R: 0 E: 0 K: 2 S: 7	H: 0 LOB: 0 BB: 0 P: 10	R: 1 E: 1 K: 1 S: 15	H: 2 LOB: 2 BB: 2 P: 31	1B: 6 2B: 1 3B: 0 HR: 2	SF: 0 SAC: 0 DP: 1 HBP: 0	WP: 1 PB: 0 SB: 0 CS: 0	PA: 40			
PITCHER	IP	WLS	BF	H	R	ER	SO	BB	IBB	HBP	BLK	WP	HR	S	P	ERA	WHIP								
Brad Radke, R ERA: 4.46 (1, 1)	7.0	L	30	7	3	3	4	3	0	0	0	0	2	64	103	3.86	1.429								
Eddie Guardado, L ERA: 5.32 (8, 1)	1.0		3	0	0	0	2	0	0	0	0	0	0	7	10	0.00	0.000								
Mike Trombley, R ERA: 3.03 (9, 1)	1.0		7	2	1	1	1	1	1	0	0	1	0	15	31	9.00	3.000								

Batter	1	2	3	4	5	6	7	8	9	AB	R	H	RBI	BB	SO	LOB	BOTTOM								
Chuck Knoblauch, R OBP: 0.447, SLG: 0.516 (1, 4)	F9		E S 2B 1B		F8		1-2 1B		D BB	4	1	2	0	1	0	0	Chicago White Sox @ Minnesota Twins Hubert H. Humphrey Metrodome, Minneapolis, MN Fri Sep 27 1996, 8:05 PM EDT Att: 13,058 - Dome - G5 F								
Rich Becker, L OBP: 0.371, SLG: 0.437 (1, 8)	F8		F7 1-H 2B				K		BB	4	0	2	1	1	1	2									
Paul Molitor, R OBP: 0.386, SLG: 0.457 (1, 10)	1B		F7		G6-3				F8	5	0	1	0	0	1	4									
Marty Cordova, R OBP: 0.371, SLG: 0.480 (1, 7)	1B		G5-3						BB	2	1	1	0	2	0	1									
Greg Myers, L OBP: 0.318, SLG: 0.424 (1, 2)	BB				G6-3				G1-3	4	0	0	0	0	0	5									
Roberto Kelly, R OBP: 0.373, SLG: 0.450 (1, 9)	F7				K				G1-3	4	0	2	1	0	1	2									
Scott Stahoviak, L OBP: 0.378, SLG: 0.471 (1, 3)			G6-4-3 1B						S 1B	4	0	2	1	0	1	2									
Jeff Reboulet, R OBP: 0.296, SLG: 0.261 (9, PH)	F9		G4-3						K	4	0	1	0	0	1	2									
Pat Meares, R OBP: 0.301, SLG: 0.395 (1, 5)	G6-4-3 1-2				G1-6-3 1B				G4-3	3	0	1	0	0	0	2									
Matt Lawton, L OBP: 0.339, SLG: 0.361 (7, PH)					K				F7	1	0	0	0	0	1	1									
Denny Hocking, S OBP: 0.243, SLG: 0.268 (9, PH)					G1-6-3 1-2					1	0	0	0	0	0	0									
Todd Walker, L OBP: 0.273, SLG: 0.329 (9, PH)										1	0	0	0	0	0	0									
Inning Stats	R: 0 E: 0 K: 0 S: 9	H: 1 LOB: 2 BB: 1 P: 16	R: 0 E: 0 K: 0 S: 8	H: 1 LOB: 0 BB: 0 P: 12	R: 1 E: 0 K: 1 S: 12	H: 2 LOB: 1 BB: 0 P: 18	R: 0 E: 0 K: 1 S: 9	H: 0 LOB: 0 BB: 0 P: 14	R: 0 E: 0 K: 0 S: 7	H: 1 LOB: 0 BB: 0 P: 11	R: 0 E: 0 K: 0 S: 13	H: 2 LOB: 2 BB: 0 P: 20	R: 0 E: 0 K: 2 S: 16	H: 2 LOB: 2 BB: 0 P: 24	R: 1 E: 0 K: 2 S: 17	H: 1 LOB: 1 BB: 1 P: 27	R: 0 E: 0 K: 0 S: 11	H: 0 LOB: 2 BB: 2 P: 20	1B: 9 2B: 1 3B: 0 HR: 0	SF: 0 SAC: 0 DP: 2 HBP: 0	WP: 0 PB: 0 SB: 2 CS: 0	PA: 39			
PITCHER	IP	WLS	BF	H	R	ER	SO	BB	IBB	HBP	BLK	WP	HR	S	P	ERA	WHIP								
Alex Fernandez, R ERA: 3.45 (1, 1)	8.0	W	34	10	2	2	6	2	0	0	0	0	0	91	142	2.25	1.500								
Roberto Hernandez, R ERA: 1.71 (9, 1)	1.0	S	5	0	0	0	0	2	0	0	0	0	0	11	20	0.00	2.000								



AB 35
R 4
H 9
RBI 4
BB 5
SO 7
LOB 14

AB 35
R 2
H 10
RBI 2
BB 4
SO 6
LOB 20

WP: 0
PB: 0
SB: 2
CS: 0

Batter	1	2	3	4	5	6	7	8	9	AB	R	H	RBI	BB	SO	LOB	TOP										
Norberto Martin, R (1,4) OBP: 0.377, SLG: 0.424 Ozzie Guillen, L (7,6) OBP: 0.273, SLG: 0.367										4	3	3	0	0	1	1											
Chris Sropek, R (1,5) OBP: 0.304, SLG: 0.510 Robin Ventura, L (7,PH) OBP: 0.368, SLG: 0.521										3	0	1	0	0	0	2											
Frank Thomas, R (1,3) OBP: 0.459, SLG: 0.626										4	0	2	2	1	0	1											
Danny Tartabull, R (1,9) OBP: 0.340, SLG: 0.487 Darren Lewis, R (7,8) OBP: 0.319, SLG: 0.311										4	0	1	1	0	1	4											
Lyle Mouton, R (1,7) OBP: 0.363, SLG: 0.429 Dave Martinez, L (8,PH) OBP: 0.392, SLG: 0.469										3	0	1	1	0	0	0											
Pat Borders, R (1,10) OBP: 0.306, SLG: 0.377										3	1	1	0	0	1	2											
Robert Machado, R (1,2) OBP: 0.467, SLG: 0.833 Harold Baines, L (8,PH) OBP: 0.398, SLG: 0.501 Don Slaught, R (8,2) OBP: 0.358, SLG: 0.432										3	0	2	1	0	0	0											
Mike Cameron, R (1,8) OBP: 0.167, SLG: 0.091										3	0	0	0	1	0	2											
Greg Norton, S (1,6) OBP: 0.318, SLG: 0.368 Ray Durham, S (7,FR) OBP: 0.349, SLG: 0.406										3	0	1	0	0	1	1											
Inning Stats	R: 1 E: 0 K: 0 S: 6	H: 3 LOB: 2 BB: 0 P: 6	R: 0 E: 0 K: 1 S: 6	H: 1 LOB: 1 BB: 0 P: 6	R: 0 E: 0 K: 0 S: 3	H: 1 LOB: 0 BB: 0 P: 3	R: 1 E: 0 K: 0 S: 4	H: 2 LOB: 0 BB: 0 P: 4	R: 1 E: 0 K: 1 S: 6	H: 2 LOB: 2 BB: 1 P: 10	R: 0 E: 0 K: 1 S: 5	H: 0 LOB: 0 BB: 0 P: 5	R: 2 E: 0 K: 1 S: 8	H: 3 LOB: 2 BB: 0 P: 8	R: 1 E: 0 K: 1 S: 6	H: 1 LOB: 1 BB: 0 P: 10	R: 0 E: 0 K: 0 S: 3	H: 0 LOB: 0 BB: 0 P: 3	1B: 10 2B: 3 3B: 0 HR: 0	SF: 0 SAC: 1 DP: 2 HBP: 0	WP: 0 PB: 0 SB: 0 CS: 1	PA: 40					
PITCHER	IP	WLS	BF	H	R	ER	SO	BB	IBB	HBP	BLK	WP	HR	S	P	ERA	WHIP										
Travis Miller, L (1,1) ERA: 9.23	5.0	22	9	3	3	2	2	1	0	0	0	0	0	25	29	5.40	2.000										
Scott Klinglebeck, R (6,1) ERA: 7.85	1.2	8	3	2	2	1	0	0	0	0	0	0	0	10	10	10.80	1.800										
Dave Stevens, R (7,1) ERA: 4.78	0.1	3	1	1	1	1	1	0	0	0	0	0	0	5	5	27.00	3.000										
Eddie Guardado, L (8,1) ERA: 5.2	1.2	5	0	0	0	0	1	1	0	0	0	0	0	6	10	0.00	0.600										
Mike Trombley, R (9,1) ERA: 3.01	0.1	W	1	0	0	0	0	0	0	0	0	0	0	1	1	0.00	0.000										

Chicago White Sox @ Minnesota Twins
Hubert H. Humphrey Metrodome, Minneapolis, MN
Sat Sep 28 1996, 8:05 PM EDT
Att: 34,008 - Dome

AB 36
R 6
H 13
RBI 5
BB 2
SO 5
LOB 17



Batter	1	2	3	4	5	6	7	8	9	AB	R	H	RBI	BB	SO	LOB	BOTTOM										
Chuck Knoblauch, R (1,4) OBP: 0.448, SLG: 0.516										4	1	2	0	1	1	0											
Jeff Reboulet, R (1,5) OBP: 0.296, SLG: 0.264										5	0	2	0	0	0	2											
Paul Molitor, R (1,10) OBP: 0.389, SLG: 0.464										5	2	4	2	0	0	1											
Marty Cordova, R (1,7) OBP: 0.370, SLG: 0.480										5	2	1	0	0	0	5											
Roberto Kelly, R (1,9) OBP: 0.376, SLG: 0.448 Matt Lawton, L (7,PH) OBP: 0.340, SLG: 0.367										1	1	0	0	1	0	0											
Ron Coomer, R (1,3) OBP: 0.343, SLG: 0.515 Denny Hocking, S (8,FR) OBP: 0.243, SLG: 0.268										5	0	3	2	0	1	2											
Matt Walbeck, S (1,2) OBP: 0.256, SLG: 0.302										5	0	0	0	0	0	5											
Rich Becker, L (1,8) OBP: 0.373, SLG: 0.437										3	0	1	0	1	0	2											
Pat Meares, R (1,6) OBP: 0.300, SLG: 0.393										5	0	1	1	0	0	4											
Inning Stats	R: 0 E: 0 K: 0 S: 4	H: 2 LOB: 1 BB: 0 P: 4	R: 0 E: 0 K: 0 S: 4	H: 1 LOB: 0 BB: 0 P: 4	R: 0 E: 0 K: 1 S: 6	H: 1 LOB: 2 BB: 0 P: 7	R: 4 E: 0 K: 0 S: 6	H: 2 LOB: 1 BB: 2 P: 14	R: 0 E: 0 K: 0 S: 3	H: 0 LOB: 0 BB: 0 P: 3	R: 2 E: 0 K: 0 S: 6	H: 3 LOB: 2 BB: 1 P: 10	R: 0 E: 0 K: 1 S: 7	H: 2 LOB: 2 BB: 0 P: 7	R: 1 E: 1 K: 0 S: 3	H: 2 LOB: 3 BB: 0 P: 4	1B: 10 2B: 4 3B: 0 HR: 1	SF: 0 SAC: 0 DP: 0 HBP: 2	WP: 0 PB: 0 SB: 2 CS: 1	PA: 45							
PITCHER	IP	WLS	BF	H	R	ER	SO	BB	IBB	HBP	BLK	WP	HR	S	P	ERA	WHIP										
Wilson Alvarez, L (1,1) ERA: 4.22	4.1	24	8	4	3	1	0	2	0	0	0	0	0	7	7	10.80	1.200										
Al Levine, R (5,1) ERA: 5.4	1.2	7	2	2	2	0	0	0	0	0	0	0	0	7	7	10.80	1.200										
Jeff Darwin, R (7,1) ERA: 2.93	1.2	9	3	0	0	0	1	0	1	0	0	0	0	10	14	0.00	1.800										
Tony Castillo, L (8,1) ERA: 3.6	0.1	L	5	2	1	1	0	0	0	1	0	0	0	4	5	27.00	6.000										

Chicago White Sox @ Minnesota Twins
Hubert H. Humphrey Metrodome, Minneapolis, MN
Sat Sep 28 1996, 8:05 PM EDT
Att: 34,008 - Dome

AB 40
R 7
H 15
RBI 7
BB 3
SO 2
LOB 23



