

Chicago White Sox - 1997

TOP

Chicago White Sox @ Toronto Blue Jays
SkyDome, Toronto, ON
Tue Apr 01 1997, 3:33 AM EST
Att. 40,299 - Dome

AB 41
R 6
H 12
RBI 5
BB 3
SO 4
LOB 21



AB R H RBI BB SO LOB

4	1	3	0	1	0	2
5	0	0	0	0	1	6
4	2	2	0	1	0	2
5	1	2	3	0	0	3
4	0	2	1	0	1	0
1	0	0	0	0	0	0
5	0	0	0	0	1	3
3	1	0	0	1	1	1
3	0	1	0	0	0	1
1	1	1	1	0	0	0
1	0	1	0	0	0	0
5	0	0	0	0	0	3

Batter	1	2	3	4	5	6	7	8	9	10
Tony Phillips, S OBP: 0.800, SLG: 1.000 (1, 9)	1-1 1B 2B 1B		4-2 G5-3 BB		0-2 FC6-4 1B		0-1 P5		0-2 2B	
Dave Martinez, L (1, 8)	3-2 F8		1-2 K		1-0 F8		0-0 F7		2-1 F7	
Frank Thomas, R OBP: 0.600, SLG: 0.500 (1, 3)	0-0 2B 1B		2-1 G5-3		1-0 FC6-4 1-2f			3-1 HR 1B	4-2 BB	
Albert Belle, R OBP: 0.400, SLG: 1.200 (1, 7)	0-1 1B 2B		1-2 F8			0-0 F8		1-0 HR	0-1 P6	
Harold Baines, L OBP: 0.500, SLG: 0.500 Lyle Mouton, R (10, PH)	0-0 CS 1B		2-1 1B			2-0 F7		1-3 K		0-1 F7
Chris Snopce, R (1, 5)	0-0 P6		0-0 P3 1B			0-2 F9		1-3 K		2-2 F7
Ray Durham, S (1, 4)	3-2 CS 1-2	1-3 K		1-0 L9			1-2 1B HBP	2-1 G3		4-1 1B BB
Ron Karkovice, R OBP: 0.333, SLG: 0.333 Norberto Martin, R OBP: 1.000, SLG: 4.000 Tony Peña, R OBP: 1.000, SLG: 1.000 (9, PH)		0-0 P4		1-2 P6			0-0 1B		0-0 HR	1-2 E6 1B
Ozzie Guillen, L (1, 6)		2-1 G4-3			1-0 G6-3		0-1 F7		0-1 G3-1	0-0 G5-3

Inning Stats	R: 2	H: 4	E: 0	K: 0	S: 12	P: 19	R: 0	H: 0	E: 0	K: 1	S: 6	R: 0	H: 0	E: 0	K: 1	S: 13	R: 0	H: 1	E: 0	K: 0	S: 7	R: 0	H: 1	E: 0	K: 0	S: 6	R: 0	H: 0	E: 0	K: 0	S: 5	R: 0	H: 1	E: 0	K: 0	S: 8	R: 2	H: 2	E: 0	K: 2	S: 11	R: 1	H: 2	E: 0	K: 0	S: 12	R: 1	H: 1	E: 1	K: 0	S: 12	1B: 8	2B: 2	3B: 0	HR: 2	SF: 0	SAC: 0	DP: 0	HBP: 1	WP: 0	PB: 0	SB: 0	CS: 1	PA: 46
--------------	------	------	------	------	-------	-------	------	------	------	------	------	------	------	------	------	-------	------	------	------	------	------	------	------	------	------	------	------	------	------	------	------	------	------	------	------	------	------	------	------	------	-------	------	------	------	------	-------	------	------	------	------	-------	-------	-------	-------	-------	-------	--------	-------	--------	-------	-------	-------	-------	--------

PITCHER	IP	WLS	BF	H	R	ER	SO	BB	IBB	HBP	BLK	WP	HR	S	P	ERA	WHIP
Pat Hentgen, R ERA: 4.5	8.0		34	9	4	4	4	1	0	1	0	0	1	68	104	4.50	1.250
Mike Timlin, R ERA: 9.0	1.0		6	2	1	1	0	1	0	0	0	0	1	12	18	9.00	3.000
Dan Plesac, L ERA:	1.0	L	5	1	1	0	0	1	0	0	0	0	0	12	19	0.00	2.000

WP: 0 PA: 46

BOTTOM

Chicago White Sox @ Toronto Blue Jays
SkyDome, Toronto, ON
Tue Apr 01 1997, 3:33 AM EST
Att: 40,299 - Dome

livebaseballscorecards.com

AB 36
R 5
H 7
RBI 5
BB 7
SO 12
LOB 19



WP: 3 PA: 44
PB: 1
SB: 1
CS: 0

AB R H RBI BB SO LOB

3 1 1 0 2 1 1

5 0 0 1 0 1 4

3 1 1 1 2 2 1

5 0 0 0 0 0 3

5 0 0 0 0 2 3

4 1 3 2 1 0 0

5 0 0 0 0 4 5


3 1 1 1 0 0 2

1B: 5 SF: 0
2B: 1 SAC: 1
3B: 0 DP: 1
HR: 2 HBP: 0

Batter	1	2	3	4	5	6	7	8	9	10
Otis Nixon, S <small>OBP: 0.600, SLG: 0.333</small> (1, 8)	4-2 BB		2-2 1B	0-3 K		4-2 BB		3-2 G5-3		
Carlos Garcia, R <small>OBP: 0.600, SLG: 0.333</small> (1, 4)	1-1 L9-3		2-3 K	0-0 F7		0-0 FC4-6		2-0 F8		
Orlando Merced, S <small>OBP: 0.600, SLG: 0.333</small> (1, 9)	4-2 BB		1-0 1B		4-2 1B BB	3-3 K		1-3 K		
Joe Carter, R (1, 3)	1-2 P2		0-1 E5 1B		0-1 F8		0-1 F7		1-0 G1-3	
Ed Sprague, R (1, 5)		1-0 F9	1-0 F8		3-3 K		1-0 F8		3-3 K	
Carlos Delgado, L <small>OBP: 0.800, SLG: 1.500</small> (1, 10)		1-0 HR	1-1 1B		1-1 1B		4-1 WP BB		0-2 P2	
Benito Santiago, R (1, 2)		2-3 K	0-3 K		3-3 K		2-3 K		3-2 G6-3	
Shawn Green, L <small>OBP: 0.600, SLG: 0.333</small> (1, 7)	4-2 BB		2-3 K		2-1 G4-3 PB FC4-6 1B		4-2 SH1-3 BB		2-3 K	
Alex Gonzalez, R <small>OBP: 0.333, SLG: 1.333</small> (1, 6)	3-2 G6-3		2-0 HR		2-0 G4-3		1-1 SH1-3			

Inning Stats	R: 0	H: 0	E: 0	K: 0	S: 12	R: 1	H: 1	E: 0	K: 1	S: 11	R: 2	H: 3	E: 1	K: 2	S: 15	R: 1	H: 1	E: 0	K: 2	S: 9	R: 0	H: 1	E: 0	K: 2	S: 12	R: 1	H: 1	E: 0	K: 1	S: 9	R: 0	H: 0	E: 0	K: 1	S: 8	R: 0	H: 0	E: 0	K: 0	S: 11	R: 0	H: 0	E: 0	K: 2	S: 11	R: 0	H: 0	E: 0	K: 1	S: 11	1B: 5	SF: 0	2B: 1	SAC: 1	3B: 0	DP: 1	HR: 2	HBP: 0
IP WLS BF H R ER SO BB IBB HBP BLK WP HR S P ERA WHIP	6.0	30	7	5	3	8	5	0	0	0	1	2	68	122	4.50	2.000	2.0	8	0	0	1	0	19	36	0.00	1.000	1.0	3	0	0	0	0	0	11	16	0.00	0.000	1.0	3	0	0	0	1	0	0	0	0	11	16	0.00	0.000							

PITCHER	IP	WLS	BF	H	R	ER	SO	BB	IBB	HBP	BLK	WP	HR	S	P	ERA	WHIP
Jaime Navarro, R <small>ERA: 4.5</small> (1, 1)	6.0		30	7	5	3	8	5	0	0	0	1	2	68	122	4.50	2.000
Al Levine, R <small>ERA:</small> (7, 1)	2.0		8	0	0	0	1	2	0	0	0	1	0	19	36	0.00	1.000
Tony Castillo, L <small>ERA:</small> (9, 1)	1.0	W	3	0	0	0	2	0	0	0	0	0	0	11	16	0.00	0.000
Roberto Hernandez, R <small>ERA:</small> (10, 1)	1.0	S	3	0	0	0	1	0	0	0	0	0	0	11	16	0.00	0.000

Batter	1	2	3	4	5	6	7	8	9	AB R H RBI BB SO LOB	TOP											
Tony Phillips, S (1, 9) OBP: 0.667, SLG: 0.750	1-3 K		2-2 G1-3			0-1 G5-4-3 E 1B		3-2 FC5 1B 1B		4 0 2 0 0 1 0	<p>Chicago White Sox @ Toronto Blue Jays</p> <p>SkyDome, Toronto, ON</p> <p>Wed Apr 02 1997, 7:05 PM EST</p> <p>Att. 31,310 - Dome</p> <p>livebaseballscorecards.com</p>											
Dave Martinez, L (1, 8) OBP: 0.111, SLG: 0.111	2-2 G3		0-0 P2			1-2 FC1 G5-4-3		2-2 FC5 1B		4 0 1 0 0 0 1												
Frank Thomas, R (1, 3) OBP: 0.333, SLG: 0.250	1-1 G3				3-1 G6-3	0-1 G5-4-3 1-2f 2-3		2-1 FC5 G5-4-3		4 0 0 0 0 0 4												
Albert Belle, R (1, 7) OBP: 0.444, SLG: 1.000		0-0 1B SF9 1B			0-0 G4-3 2B	3-3 K		2-0 G5-4-3 1-2f		4 1 2 0 0 1 4												
Harold Baines, L (1, 10) OBP: 0.375, SLG: 0.375		2-1 FC6-4 1B			0-0 G4-3		1-3 K		2-2 G4-3	4 0 1 0 0 1 1												
Chris Snopce, R (1, 5)		0-0 SF9			3-3 K		4-1 BB		2-3 K	2 0 0 1 1 2 1												
Ray Durham, S (1, 4)		3-H 3-3 K				1-0 P5		1-1 P5		0-3 K		4 0 0 0 0 2 2										
Ron Karkovics, R (1, 2) OBP: 0.200, SLG: 0.200		0-1 FC6-4				0-0 G6-3		0-3 K		2 0 0 0 0 0 1												
Lyle Mouton, R (7, PH)										1 0 0 0 0 1 1												
Tony Peña, R (7, 2) OBP: 1.000, SLG: 1.000										0 0 0 0 0 0 0												
Ozzie Guillen, L (1, 6)			0-3 K			1-2 F8		0-0 P6		3 0 0 0 0 1 0												
Inning Stats	R: 0 E: 0 K: 1 S: 8	H: 0 LOB: 0 BB: 0 P: 12	R: 1 E: 0 K: 1 S: 10	H: 2 LOB: 1 BB: 0 P: 15	R: 0 E: 0 K: 1 S: 7	H: 0 LOB: 0 BB: 0 P: 9	R: 0 E: 0 K: 1 S: 7	H: 1 LOB: 1 BB: 0 P: 13	R: 0 E: 0 K: 0 S: 5	H: 0 LOB: 0 BB: 0 P: 7	R: 0 E: 1 K: 1 S: 11	H: 1 LOB: 1 BB: 0 P: 15	R: 0 E: 0 K: 2 S: 11	H: 0 LOB: 1 BB: 1 P: 17	R: 0 E: 0 K: 0 S: 11	H: 2 LOB: 2 BB: 0 P: 20	R: 0 E: 0 K: 2 S: 10	H: 0 LOB: 0 BB: 0 P: 14	1B: 5 2B: 1 3B: 0 HR: 0	SF: 1 SAC: 0 DP: 2 HBP: 0	WP: 0 PB: 0 SB: 0 CS: 0	PA: 34
PITCHER Roger Clemens, R (1, 1) ERA: 1.0	IP: 9.0 WLS: W BF: 34 H: 6 R: 1 ER: 1 SO: 9 BB: 1 IBB: 0 HBP: 0 BLK: 0 WP: 0 HR: 0 S: 80 P: 122 ERA: 1.00 WHIP: 0.778											PITCHER	IP: WLS: BF: H: R: ER: SO: BB: IBB: HBP: BLK: WP: HR: S: P: ERA: WHIP:									

Batter	1	2	3	4	5	6	7	8	9	AB	R	H	RBI	BB	SO	LOB
Otis Nixon, S OBP: 0.333, SLG: 0.143 (1, 8)	1-3 K		2-2 F9		1-0 P2		0-0 FC1-5 2B			4	1	0	0	0	1	4
Carlos Garcia, R (1, 4)	1-3 K		2-3 K		0-2 F7		1-0 E1 2B			4	1	0	0	0	2	4
Orlando Merced, S OBP: 0.444, SLG: 0.429 (1, 9)	0-3 K		3-2 F9		0-1 G3		1-0 WP 2B			4	0	1	3	0	1	2
Joe Carter, R OBP: 0.111, SLG: 0.111 (1, 3)		0-1 2B		1-2 F7		3-3 K	1-3 K			4	1	1	0	0	2	1
Ed Sprague, R OBP: 0.111, SLG: 0.222 (1, 5)		1-1 2B		1-3 K		2-2 F8	1-2 F8			4	0	1	1	0	1	1
Juan Samuel, R OBP: 0.667, SLG: 0.500 (1, 10) Carlos Delgado, L (8, PH) OBP: 0.667, SLG: 1.200		1-2 K		4-2 S HR BB		1-0 1B		0-3 K		2	1	1	0	1	1	1
Benito Santiago, R OBP: 0.111, SLG: 0.444 (1, 2)		0-1 F8		1-2 1-H HR		2-3 K		3-1 F7		4	1	1	2	0	1	2
Robert Perez, R OBP: 0.333, SLG: 0.333 (1, 7) Shawn Green, L (8, PH) OBP: 0.667, SLG: 0.333 (9, 7)		1-0 G6-3		0-1 F7			1-2 FC1-5 1B	4-1 BB		3	0	1	0	0	0	1
Alex Gonzalez, R OBP: 0.571, SLG: 1.167 (1, 6)			2-1 F9 2B		2-1 S HBP		0-2 E FC1-5 2B	1-2 F7		3	1	2	0	0	0	1

Inning Stats	R: 0	H: 0	E: 0	K: 3	S: 13	H: 0	LOB: 0	BB: 0	P: 15	R: 1	H: 2	E: 0	K: 1	S: 10	R: 0	H: 1	E: 0	K: 1	S: 13	R: 2	H: 1	E: 0	K: 1	S: 18	R: 0	H: 0	E: 0	K: 0	S: 7	R: 0	H: 1	E: 0	K: 2	S: 13	R: 3	H: 3	E: 1	K: 1	S: 17	R: 0	H: 0	E: 0	K: 1	S: 10	R: 0	H: 0	E: 0	K: 1	S: 10	1B: 4	2B: 3	3B: 0	HR: 1	SF: 0	SAC: 0	DP: 0	HBP: 1	WP: 1	PB: 0	SB: 2	CS: 0
--------------	------	------	------	------	-------	------	--------	-------	-------	------	------	------	------	-------	------	------	------	------	-------	------	------	------	------	-------	------	------	------	------	------	------	------	------	------	-------	------	------	------	------	-------	------	------	------	------	-------	------	------	------	------	-------	-------	-------	-------	-------	-------	--------	-------	--------	-------	-------	-------	-------

PITCHER	IP	WLS	BF	H	R	ER	SO	BB	IBB	HBP	BLK	WP	HR	S	P	ERA	WHIP
Wilson Alvarez, L ERA: 7.11 (1, 1)	6.1	L	29	7	6	5	8	1	0	1	0	0	1	82	116	7.11	1.263
Mike Bertotti, L ERA: (7, 1)	0.0		1	1	0	0	0	0	0	0	0	0	0	1	2	∞	∞
41 Bill Simas, R ERA: (7, 1)	0.2		2	0	0	0	1	0	0	0	0	1	0	8	10	0.00	0.000
Carlos Castillo, R ERA: (8, 1)	1.0		4	0	0	0	1	1	0	0	0	0	0	10	18	0.00	1.000

BOTTOM

Chicago White Sox @ Toronto Blue Jays
 SkyDome, Toronto, ON
 Wed Apr 02 1997, 7:05 PM EST
 Att. 31,310 - Dome

livebaseballscorecards.com

AB	33
R	6
H	8
RBI	6
BB	2
SO	10
LOB	17



WP: 1	PA: 36
PB: 0	
SB: 2	
CS: 0	

Batter	1	2	3	4	5	6	7	8	9	10	AB R H RBI BB SO LOB	TOP													
Brian Hunter, R OBP: 0.118, SLG: 0.063 (1, 8)	3-2 L4		1-3 K		1-0 P3			0-0 E 1B SF9 1B	1-1 G4-3		5 1 1 0 0 1 0														
Damon Easley, R OBP: 0.375, SLG: 0.357 (1, 4) (9, 6)	1-2 F4		0-3 K2-3			1-0 G1-3		1-1 SF9 FC5 1B	4-2 S BB		4 1 1 1 1 1 0														
Travis Fryman, R OBP: 0.421, SLG: 0.563 (1, 5)	2-1 2B			2-2 G1-4-3 3B		0-3 K		1-2 SF9	3-3 K		4 1 2 1 0 2 1														
Tony Clark, S OBP: 0.500, SLG: 0.688 (1, 3)	4-1 BB			0-1 G1-4-3		0-0 F8		2-3 3-H 4-2 E 2B BB			3 1 0 1 2 1 0														
Bobby Higginson, L OBP: 0.412, SLG: 0.688 (1, 7)	0-3 K			1-2 F7			2-3 K	0-2 FC5 2B			5 2 1 1 0 2 3														
Melvin Nieves, S OBP: 0.294, SLG: 0.588 (1, 9)		3-1 G6-3		1-0 G4-1			0-2 G1-3	0-2 1-H 2-H 2B			5 0 2 3 0 0 0														
Curtis Pride, L OBP: 0.500, SLG: 0.714 Bubba Trammell, R OBP: 0.300, SLG: 0.222 (10, PH)		3-3 K			0-2 E SF8 1B		1-1 3B	0-1 F7			4 1 2 0 0 1 1 1 0 0 0 0 0 1														
Matt Walbeck, S OBP: 0.222, SLG: 0.571 (1, 2)		0-0 G6-3			1-0 SF8		1-1 L7	1-0 F7			3 0 0 1 1 0 2														
Deivi Cruz, R OBP: 0.455, SLG: 0.455 Vince Coleman, S (9, PH) Jody Reed, R OBP: 0.429, SLG: 0.429 (9, 4)			1-3 K		0-0 G5-3			1-2 1B 1B	2-1 F7	0-1 G4-3	3 1 1 0 0 1 0 1 0 0 0 0 0 0 1 0 0 0 0 0 2														
Inning Stats	R: 0 E: 0 K: 1 S: 13	H: 1 LOB: 2 BB: 1 P: 23	R: 0 E: 0 K: 1 S: 7	H: 0 LOB: 0 BB: 0 P: 13	R: 0 E: 0 K: 3 S: 9	H: 0 LOB: 0 BB: 0 P: 11	R: 1 E: 0 K: 0 S: 10	H: 1 LOB: 0 BB: 0 P: 14	R: 1 E: 1 K: 0 S: 6	H: 1 LOB: 0 BB: 0 P: 8	R: 0 E: 0 K: 1 S: 5	H: 0 LOB: 0 BB: 0 P: 6	R: 0 E: 0 K: 1 S: 11	H: 1 LOB: 1 BB: 0 P: 15	R: 5 E: 2 K: 0 S: 24	H: 4 LOB: 1 BB: 1 P: 32	R: 0 E: 0 K: 1 S: 12	H: 0 LOB: 1 BB: 1 P: 22	R: 1 E: 0 K: 1 S: 13	H: 2 LOB: 2 BB: 1 P: 24	1B: 4 2B: 4 3B: 2 HR: 0	SF: 2 SAC: 0 DP: 0 HBP: 0	WP: 0 PB: 0 SB: 1 CS: 0	PA: 45	
PITCHER	IP WLS BF H R ER SO BB IBB HBP BLK WP HR S P ERA WHIP												IP WLS BF H R ER SO BB IBB HBP BLK WP HR S P ERA WHIP												
James Baldwin, R ERA: 3.68 (1, 1)	7.1																								
Tony Castillo, L ERA: 5.4 (8, 1)	0.2	5	1	2	0	0	1	0	0	0	0	0	0	0	14	19	0.00	3.000							
Al Levine, R ERA: 2.7 (9, 1)	1.1	L	6	1	1	1	2	1	0	0	0	0	0	0	18	34	6.75	1.500							
Mike Bertotti, L ERA: (10, 1)	0.0		1	1	0	0	0	0	0	0	0	0	0	3	4	∞	∞								
41 Bill Simas, R ERA: (10, 1)	0.2		3	0	0	0	0	1	0	0	0	0	0	4	8	0.00	1.500								

Detroit Tigers @ Chicago White Sox
Comiskey Park, Chicago, IL
Fri Apr 04 1997, 4:33 AM EST
Att: 38,560 - Cloudy - 72 F

livebaseballscorecards.com

AB 39
R 8
H 10
RBI 8
BB 4
SO 9
LOB 10



BOTTOM

Detroit Tigers @ Chicago White Sox
Comiskey Park, Chicago, IL

Fri Apr 04 1997, 4:33 AM EST
Att. 38,560 - Cloudy - 72 F

livebaseballscorecards.com

AB	36
R	7
H	10
RBI	7
BB	10
SO	6
LOB	23



WP:	0	PA:	46
PB:	0		
SB:	1		
CS:	0		

AB R H RBI BB SO LOB

3	1	1	1	3	0	3
5	0	1	1	0	0	5
4	1	0	0	1	1	2
5	0	1	0	0	2	1
5	0	1	0	0	2	2
3	1	1	0	1	1	1
0	0	0	0	1	0	0
4	1	2	2	1	0	2
3	1	2	1	1	0	1
0	1	0	0	0	0	0
1	0	0	0	0	0	2
3	1	1	2	2	0	4

Batter	1	2	3	4	5	6	7	8	9	10
Tony Phillips, S OBP: 0.667, SLG: 0.727 (1, 9)	4-2 BB		4-1 FC5-4 BB		0-1 G3-6-1		4-2 BB	2-0 1B 2B		1 SAFE 3-2 F8
Dave Martinez, L OBP: 0.143, SLG: 0.143 (1, 8)	1-0 F9		2-2 FC5-4 G6-4-3		1-0 G1-3		1-0 G1-3	2-0 2-H 1B		
Frank Thomas, R OBP: 0.286, SLG: 0.167 (1, 3)	1-0 F4		1-2 G6-4-3			3-3 K		4-1 G3-6-1 1B BB	0-0 G4-3	
Albert Belle, R OBP: 0.357, SLG: 0.714 (1, 7)	1-3 K			1-3 K		1-2 F9		0-2 G3-6-1 1B	2-0 P6	
Harold Baines, L OBP: 0.308, SLG: 0.308 (1, 10)		2-0 G1-3 1B		3-3 K		0-0 G4-3		0-0 G3-6-1 1-2 2-3	1-3 K	
Chris Snopce, R OBP: 0.231, SLG: 0.100 (1, 5)		0-3 K		2-2 1B			0-0 P4	4-0 DI 2B BB		4-2 FC6-4 BB BB
Norberto Martin, R OBP: 1.000, SLG: 4.000 (10, PH)										
Ray Durham, S OBP: 0.357, SLG: 0.455 (1, 4)		3-1 G1-3		2-0 F8			2-2 3B	2-2 1B 2B		3-1 FC6-4 BB
Ron Karkovice, R OBP: 0.444, SLG: 0.750 (1, 2)		4-2 FC4-6 BB			0-0 HR		2-1 G5-6-3	1-2 2B 1B		0-1 B3
Darren Lewis, R (8, PR)										
Tony Peña, R OBP: 0.500, SLG: 0.500 (9, 2)										
Ozzie Guillen, L OBP: 0.231, SLG: 0.182 (1, 6)		1-2 FC4-6			4-1 G3-6-1 BB		4-0 S BB	1-0 1-H 2B 3-H 2B		0-1 FC6-4 1-2 2-3

Inning Stats	R: 0	H: 0	E: 0	K: 1	S: 8	H: 0	LOB: 1	BB: 1	P: 15	R: 0	H: 0	E: 0	K: 0	S: 8	R: 0	H: 1	E: 0	K: 2	S: 11	R: 1	H: 1	E: 0	K: 0	S: 5	R: 0	H: 0	E: 0	K: 1	S: 7	R: 0	H: 1	E: 0	K: 0	S: 10	R: 6	H: 6	E: 0	K: 0	S: 15	R: 0	H: 0	E: 0	K: 1	S: 5	R: 0	H: 0	E: 0	K: 0	S: 12	1B: 5	SF: 0	2B: 3	SAC: 0	3B: 1	DP: 3	HR: 1	HBP: 0	WP: 0	PA: 46
--------------	------	------	------	------	------	------	--------	-------	-------	------	------	------	------	------	------	------	------	------	-------	------	------	------	------	------	------	------	------	------	------	------	------	------	------	-------	------	------	------	------	-------	------	------	------	------	------	------	------	------	------	-------	-------	-------	-------	--------	-------	-------	-------	--------	-------	--------

PITCHER	IP	WLS	BF	H	R	ER	SO	BB	IBB	HBP	BLK	WP	HR	S	P	ERA	WHIP
Brian Moehler, R ERA: 1.35 (1, 1)	6.2		26	4	1	1	5	4	0	0	0	0	1	61	106	1.35	1.200
Mike Myers, L ERA: (7, 1)	0.1		3	0	0	0	0	2	0	0	0	0	0	3	12	0.00	6.000
Felipe Lira, R ERA: 15.43 (8, 1)	0.2		6	3	4	4	0	2	0	0	0	0	0	12	23	54.00	7.500
Dan Miceli, R ERA: 54.0 (8, 1)	0.0		2	2	1	1	0	0	0	0	0	0	0	2	5	∞	∞
Todd Jones, R ERA: 4.5 (8, 1)	1.1	W	6	1	1	1	1	2	0	0	0	0	0	10	22	6.75	2.250

PITCHER	IP	WLS	BF	H	R	ER	SO	BB	IBB	HBP	BLK	WP	HR	S	P	ERA	WHIP
A.J. Sager, R ERA: (10, 1)	1.0		3	0	0	0	0	0	0	0	0	0	0	8	11	0.00	0.000

Batter	1	2	3	4	5	6	7	8	9	AB R H RBI BB SO LOB	TOP											
Brian Hunter, R OBP: 0.304, SLG: 0.238 (1, 8)	1-2 G3 S 1B	2-1 G5-3		1-2 HR 1B		3-1 S 1B	2-2 E1 E 1B		4-1 E S BB	5 3 4 3 1 0 0												
Damon Easley, R OBP: 0.364, SLG: 0.474 (1, 4)	1-2 G3		2-2 K	1-1 HR		0-1 F8	0-1 E5 CS 1B		4-2 BB	5 1 1 3 1 1 3												
Travis Fryman, R OBP: 0.400, SLG: 0.500 (1, 5)	1-2 HR 1B		2-1 G1-3 1B	1-1 F8		1-3 K	SAFE SAFE SAFE 1-3 K		0-2 F9	6 1 2 1 0 2 5												
Tony Clark, S OBP: 0.542, SLG: 0.955 (1, 3)	3-2 HR 1B		2-1 G1-3		1-1 HR		0-1 FC6-4 1B	2-1 HR	1-3 K	6 3 4 2 0 1 3												
Bobby Higginson, L OBP: 0.364, SLG: 0.714 (1, 7)	2-0 HR		0-0 G4-3		1-0 F8		0-0 FC6-4 FC4 1-2f	2-2 G4-3		5 1 1 3 0 0 2												
Melvin Nieves, S OBP: 0.364, SLG: 0.636 (1, 9)	1-2 G3-1			3-2 F8 BB 1B	2-2 G5-4-3 1B		0-2 FC4 BB 1-1f	3-2 2B		5 2 3 0 0 0 1												
Bubba Trammell, R OBP: 0.400, SLG: 0.250 (1, 10)	1-0 PO 1B			4-2 HR BB	1-2 G5-4-3 1-2f		4-0 1B 2B BB	0-3 K		3 2 1 0 2 1 2												
Brian Johnson, R OBP: 0.308, SLG: 0.385 (1, 2)	1 SAFE PO	0-0 P3		3-1 F8		1-2 G4-3	1-1 2B E 1B	1-0 G1-3		5 1 1 1 0 0 3												
Deivi Cruz, R OBP: 0.438, SLG: 0.563 (1, 6)			1-0 F8		1-3 K		0-0 F8 2B	0-1 E 2B	0-1 G6-3	5 1 2 1 0 1 2												
Inning Stats	R: 4 E: 0 K: 0 S: 20	H: 5 LOB: 0 BB: 0 P: 29	R: 0 E: 0 K: 0 S: 5	H: 0 LOB: 0 BB: 0 P: 9	R: 0 E: 0 K: 1 S: 8	H: 1 LOB: 1 BB: 0 P: 14	R: 4 E: 0 K: 1 S: 19	H: 3 LOB: 0 BB: 1 P: 33	R: 1 E: 0 K: 0 S: 11	H: 2 LOB: 0 BB: 0 P: 16	R: 0 E: 0 K: 1 S: 12	H: 2 LOB: 2 BB: 0 P: 17	R: 5 E: 2 K: 1 S: 19	H: 4 LOB: 1 BB: 1 P: 27	R: 1 E: 0 K: 1 S: 14	H: 2 LOB: 1 BB: 0 P: 22	R: 0 E: 0 K: 1 S: 14	H: 0 LOB: 2 BB: 2 P: 21	1B: 12 2B: 3 3B: 0 HR: 4	SF: 0 SAC: 0 DP: 1 HBP: 0	WP: 0 PB: 0 SB: 3 CS: 2	PA: 50

Detroit Tigers @ Chicago White Sox
Comiskey Park, Chicago, IL

Sat Apr 05 1997, 4:33 AM EST
Att. 21,956 - Overcast - 61 F

AB	45
R	15
H	19
RBI	14
BB	4
SO	6
LOB	21



PITCHER	IP	WLS	BF	H	R	ER	SO	BB	IBB	HBP	BLK	WP	HR	S	P	ERA	WHIP										
																		IP	WLS	BF	H	R	ER	SO	BB	IBB	HBP
Doug Drabek, R ERA: 20.25 (1, 1)	4.0		22	10	9	9	2	1	0	0	0	0	3	54	88	20.25	2.750										
Mike Bertotti, L ERA: (5, 1)	0.1		2	1	0	0	0	0	0	0	0	0	0	6	9	0.00	3.000										
Danny Darwin, R ERA: (5, 1)	1.2		6	2	0	0	1	0	0	0	0	0	0	15	21	0.00	1.200										
Tony Castillo, L ERA: 18.0 (7, 1)	1.1	L	12	6	6	5	1	1	0	0	0	0	1	29	44	33.75	5.250										
41 Bill Simas, R ERA: (8, 1)	1.2		7	0	0	0	2	2	0	0	0	0	0	18	26	0.00	1.200										

Batter	1	2	3	4	5	6	7	8	9	AB R H RBI BB SO LOB
Tony Phillips, S OBP: 0.619, SLG: 0.600 (1, 9)	0-1 G4-3 SAFE	4-2 1-2 BB		4-2 HBP BB	0-1 P3		2-2 FC4-6 1-2 1B		1-3 K	4 1 1 0 2 1 0
Dave Martinez, L OBP: 0.250, SLG: 0.250 (1, 8)	2-2 G6-3 1B	2-3 K		0-1 BB HBP 2B 1B	3-2 F9		0-0 FC4-6 2B		2-1 1B	6 2 3 0 0 1 4
Frank Thomas, R OBP: 0.300, SLG: 0.278 (1, 3)	3-2 G6-3 1-2	3-3 K		1-1 F4		3-2 BB WP 1B	2-0 F8 1-H 3-H 2B		3-2 G6-3	6 0 2 2 0 1 6
Albert Belle, R OBP: 0.316, SLG: 0.556 (1, 7)	3-3 K		0-1 G4-3	2-0 BB 2B HBP		3-2 P3 1-2	1-1 F8 2-3			4 1 0 0 0 1 3
Harold Baines, L OBP: 0.389, SLG: 0.267 (1, 10)		4-0 1B HR BB	2-3 K	4-0 2B BB		4-1 BB BB	2-2 F7			2 2 0 1 3 1 1
Chris Snopek, R OBP: 0.389, SLG: 0.357 (1, 5)		0-1 HR 1B	3-3 K	3-2 1-H 2-H 3-H 3B 2B		4-1 FC5-4 BB	3-1 G6-4-3 1B			4 2 3 3 1 1 0
Ray Durham, S OBP: 0.368, SLG: 0.533 (1, 4)		2-3 K		HR BB		3-3 K	1-0 G6-4-3 1-2f 1B			4 1 1 1 1 2 6
Ron Karkovics, R OBP: 0.385, SLG: 0.833 (1, 2) Chad Kreuter, S (8, PH) (9, 2)		3-2 HR		K		0-0 FC5-4 1-2f	1-0 L7			4 1 1 3 0 2 5 1 0 0 0 0 0 0
Ozzie Guillen, L OBP: 0.278, SLG: 0.400 (1, 6)		0-0 E3 BB		1-0 HR	0-2 G4-3		4-1 FC4-6 1B 2B BB		0-1 G1-3	4 2 1 2 1 0 0

Inning Stats	R: 0	H: 1	E: 0	K: 1	S: 13	R: 3	H: 2	E: 1	K: 3	S: 18	R: 0	H: 0	E: 0	K: 2	S: 9	R: 7	H: 4	E: 0	K: 2	S: 21	R: 0	H: 0	E: 0	K: 0	S: 9	R: 0	H: 1	E: 0	K: 1	S: 16	R: 2	H: 2	E: 0	K: 0	S: 11	R: 0	H: 1	E: 0	K: 0	S: 4	R: 0	H: 1	E: 0	K: 1	S: 11	1B: 7	2B: 2	3B: 1	SF: 0	SAC: 0	DP: 1	HBP: 1	WP: 1	PA: 48
--------------	------	------	------	------	-------	------	------	------	------	-------	------	------	------	------	------	------	------	------	------	-------	------	------	------	------	------	------	------	------	------	-------	------	------	------	------	-------	------	------	------	------	------	------	------	------	------	-------	-------	-------	-------	-------	--------	-------	--------	-------	--------

PITCHER	IP	WLS	BF	H	R	ER	SO	BB	IBB	HBP	BLK	WP	HR	S	P	ERA	WHIP
Omar Olivares, R ERA: 16.2 (1, 1)	3.1		19	4	6	6	7	4	0	0	0	0	2	47	88	16.20	2.400
Fernando Hernandez, R ERA: 40.5 (4, 1)	0.1		6	3	4	4	0	1	0	1	0	0	0	10	22	108.00	12.000
Willie Blair, R ERA: 15.75 (4, 1)	2.1	W	10	1	0	0	2	2	0	0	0	1	0	29	52	0.00	1.286
A.J. Sager, R ERA: 2.84 (7, 1)	2.0		9	3	2	2	0	1	0	0	0	0	0	15	31	9.00	2.000
Todd Jones, R ERA: 3.0 (9, 1)	1.0	S	4	1	0	0	1	0	0	0	0	0	0	11	17	0.00	1.000

BOTTOM

Detroit Tigers @ Chicago White Sox
Comiskey Park, Chicago, IL
Sat Apr 05 1997, 4:33 AM EST
Att. 21,956 - Overcast - 61 F

livebaseballscorecards.com

AB	39
R	12
H	12
RBI	12
BB	8
SO	10
LOB	25



Batter	1	2	3	4	5	6	7	8	9	AB R H RBI BB SO LOB	TOP											
Brian Hunter, R (1, 8) OBP: 0.321, SLG: 0.240	1-2 G4-3		3-2 G6-3				3-2 WP S 1B		4-2 DI SF9 BB	4 1 1 0 1 1 0												
Damion Easley, R (1, 4) OBP: 0.370, SLG: 0.478	2-2 S 1B		1-2 BB 1B			1-3 K	3-3 SAFE K		3-2 SF9 1-H	4 0 2 1 0 2 1												
Travis Fryman, R (1, 5) OBP: 0.367, SLG: 0.444	1-3 SAFE K		3-1 SAFE P2			2-1 E6 1B		2-2 G5-3	2-2 DI 1B	5 0 1 0 0 1 2												
Tony Clark, S (1, 3) OBP: 0.483, SLG: 0.808	3-3 K		4-1 BB			1-3 K		1-3 K	1-3 K	4 0 0 0 1 4 3												
Bobby Higginson, L (1, 7) OBP: 0.385, SLG: 0.667		3-3 K	2-1 F8			0-1 1-3 1B		4-1 HR BB		3 1 1 0 1 1 2												
Melvin Nieves, S (1, 10) OBP: 0.346, SLG: 0.692		3-3 K BB		1-3 K		2-3 K		3-2 1-H HR		4 1 1 2 0 3 2												
Bubba Trammell, R (1, 9) OBP: 0.421, SLG: 0.313		0-3 K		2-1 G4-6-3 1B		3-2 G4-3		2-2 1B		4 0 2 0 0 1 3												
Matt Walbeck, S (1, 2) OBP: 0.231, SLG: 0.400		1-1 SAFE BB	4-1 BB		2-2 G4-6-3		2-0 F7	2-3 K		3 0 0 0 1 1 2												
Deivi Cruz, R (1, 6) OBP: 0.368, SLG: 0.474		1-1 G4-3			1-2 G6-3		0-0 F8		2-2 G4-3	3 0 0 0 0 0 2												
Curtis Pride, L (9, PH) OBP: 0.444, SLG: 0.625										1 0 0 0 0 0 0												
Inning Stats	R: 0 E: 0 K: 2 S: 12	H: 1 LOB: 1 BB: 0 P: 19	R: 0 E: 0 K: 3 S: 12	H: 0 LOB: 2 BB: 1 P: 23	R: 0 E: 0 K: 0 S: 11	H: 1 LOB: 2 BB: 1 P: 24	R: 0 E: 0 K: 1 S: 10	H: 1 LOB: 0 BB: 0 P: 15	R: 0 E: 1 K: 2 S: 15	H: 0 LOB: 0 BB: 0 P: 14	R: 0 E: 1 K: 2 S: 15	H: 1 LOB: 2 BB: 0 P: 23	R: 0 E: 0 K: 1 S: 9	H: 1 LOB: 1 BB: 0 P: 17	R: 2 E: 0 K: 2 S: 17	H: 2 LOB: 1 BB: 1 P: 31	R: 1 E: 0 K: 1 S: 14	H: 1 LOB: 1 BB: 1 P: 26	1B: 7 2B: 0 3B: 0 HR: 1	SF: 1 SAC: 0 DP: 1 HBP: 0	WP: 1 PB: 1 SB: 2 CS: 0	PA: 40
PITCHER	IP WLS BF H R ER SO BB IBB HBP BLK WP HR S P ERA WHIP																					
Jaime Navarro, R (1, 1) ERA: 2.08	7.0 W 29 5 0 0 11 2 0 0 0 1 0 80 135 0.00 1.000																					
Al Levine, R (8, 1) ERA: 6.23	1.0 6 2 2 2 2 1 0 0 0 0 1 17 31 18.00 3.000																					
Roberto Hernandez, R (9, 1) ERA: 4.5	1.0 S 5 1 1 1 1 1 0 0 0 0 0 0 14 26 9.00 2.000																					

Detroit Tigers @ Chicago White Sox
 Comiskey Park, Chicago, IL
 Sun Apr 06 1997, 4:33 AM EDT
 Att. 19,259 - Overcast - 60 F

livebaseballscorecards.com

AB	35
R	3
H	8
RBI	3
BB	4
SO	14
LOB	17



Batter	1	2	3	4	5	6	7	8	9
Tony Phillips, S OBP: 0.654, SLG: 0.778 (1, 9) C S B B X	2-2 HR	4-2 BB		2-2 FC4-6 1B	1-3 K			4-2 BB	
Dave Martinez, L OBP: 0.200, SLG: 0.200 (1, 8) X	0-0 B5-3	1-0 F9		0-1 FC4-6 CS 1-2f		1-0 F9		0-0 F7	
Frank Thomas, R OBP: 0.375, SLG: 0.300 (1, 3) B B C B	4-1 1B BB	4-1 FC6-4 BB		0-2 1B 1-2		1-2 G5-3			
Albert Belle, R OBP: 0.348, SLG: 0.545 (1, 7) B F X	1-1 1B 1-2	1-0 FC6-4 1-2f		0-1 1B 1-2		1-0 G6-3			
Harold Baines, L OBP: 0.409, SLG: 0.278 (1, 10) F B B F X	2-2 1B 1-2 2-H		4-0 FC4-6 1B SF9 BB	3-1 P2			2-3 K		
Chris Snopce, R OBP: 0.409, SLG: 0.556 (1, 5) X	0-0 F8		1-0 FC4-6 1B 1-2		0-1 HR		0-1 P4		
Ray Durham, S OBP: 0.348, SLG: 0.474 (1, 4) B X	1-0 1B 1-2 2-H		1-1 FC4-6 SF9 S 1-2f 2-3		3-1 G3		2-3 K		
Tony Peña, R OBP: 0.333, SLG: 0.250 (1, 2) C B B B X		4-2 WP SH4-3 BB		1-2 SF9 1-3 3-H	3-2 P2		3-3 K		
Ozzie Guillen, L OBP: 0.286, SLG: 0.389 (1, 6) L X		0-1 SH4-3 1-2		0-0 P6 1B	0-1 1B		0-1 G3		

Inning Stats	R: 3	H: 4	E: 0	LOB: 1	K: 0	S: 12	P: 22	R: 0	H: 0	E: 0	LOB: 3	K: 0	S: 11	P: 25	R: 1	H: 1	E: 0	LOB: 1	K: 0	S: 7	P: 14	R: 0	H: 3	E: 0	LOB: 2	K: 0	S: 12	P: 17	R: 1	H: 2	E: 0	LOB: 1	K: 1	S: 14	P: 21	R: 0	H: 0	E: 0	LOB: 0	K: 2	S: 10	P: 14	R: 0	H: 0	E: 0	LOB: 0	K: 1	S: 12	P: 19
--------------	------	------	------	--------	------	-------	-------	------	------	------	--------	------	-------	-------	------	------	------	--------	------	------	-------	------	------	------	--------	------	-------	-------	------	------	------	--------	------	-------	-------	------	------	------	--------	------	-------	-------	------	------	------	--------	------	-------	-------

PITCHER	IP	WLS	BF	H	R	ER	SO	BB	IBB	HBP	BLK	WP	HR	S	P	ERA	WHIP
Doug Brocail, R ERA: 7.2 (1, 1)	6.0	L	31	10	5	5	1	5	0	0	0	1	2	62	108	7.50	2.500
Dan Miceli, R ERA: 21.6 (7, 1)	2.0		7	0	0	0	3	1	0	0	0	0	0	22	33	0.00	0.500

AB R H RBI BB SO LOB

3	1	2	1	2	1	1
5	0	0	0	0	0	4
2	1	1	0	2	0	0
4	1	2	0	0	0	3
3	1	1	1	1	1	2
4	1	2	1	0	0	2
4	0	1	1	0	1	2
2	0	0	1	1	1	0
3	0	1	0	0	0	1

WP	HR	S	P	ERA	WHIP
1	0	19	38		

1B	2B	3B	HR	SF	SAC	DP	HBP
8	0	0	2	1	0	0	0

Detroit Tigers @ Chicago White Sox
Comiskey Park, Chicago, IL
Sun Apr 06 1997, 4:33 AM EDT
Att: 19,259 - Overcast - 60 F

livebaseballscorecards.com

AB	30
R	5
H	10
RBI	5
BB	6
SO	4
LOB	15



Batter	1	2	3	4	5	6	7	8	9	AB R H RBI BB SO LOB	TOP
Otis Nixon, S (1, 8) OBP: 0.423, SLG: 0.318 B 1 C S B B B	4-2 G4-3 S 1B BB		1-1 SF8 BB 1-2 1B 1B		0-0 1B 1B		0-1 FC4-6 1B		0-2 FC6 1-2f	4 2 3 0 1 0 1	
Carlos Garcia, R (1, 4) OBP: 0.167, SLG: 0.091 1 SAFE 1 SAFE B 1 F S 1 S	2-3 K 1-2		4-1 1B BB 1-2 2B BB 2-3		1-0 P3		1-1 FC4-6 1-2f			3 1 0 0 1 1 3	
Orlando Merced, S (1, 9) OBP: 0.240, SLG: 0.227 C X	0-1 G4-3 2-3		0-0 SF8		1-3 K		2-3 K			3 0 0 1 0 2 3	
Joe Carter, R (1, 3) OBP: 0.400, SLG: 0.455 B X	1-0 1B 3-H		1-1 2B 1B 1-2 3-H		1-2 1B 1-3		1-1 P6			4 1 3 2 0 0 0	
Ed Sprague, R (1, 5) OBP: 0.240, SLG: 0.375 C B F C	1-3 K		1-1 2B 1-H 2-H		3-3 K		1-0 L7			4 0 1 2 0 2 3	
Juan Samuel, R (1, 10) OBP: 0.500, SLG: 0.333 Carlos Delgado, L (8, PH) OBP: 0.353, SLG: 0.500 C S B B B F S			0-3 K				2-3 K			3 0 1 0 0 2 0 1 0 0 0 0 1 0	
Benito Santiago, R (1, 2) OBP: 0.143, SLG: 0.333 B C X		2-1 G6-3		0-1 F8		1-3 K		0-0 FC5-4 1B		4 0 1 0 0 1 1	
Robert Perez, R (1, 7) OBP: 0.125, SLG: 0.125 Shawn Green, L (9, PH) OBP: 0.412, SLG: 0.462 B S B B B C		1-3 K		2-3 K		1-0 F7		3-3 K		3 0 0 0 0 2 1 1 0 0 0 0 1 1	
Alex Gonzalez, R (1, 6) OBP: 0.409, SLG: 0.650 C X			0-1 BB 1B SF8 1B		0-3 K		3-1 CS 1-2	3-3 K	2-2 FC5-4 FC6 1-2f	4 1 1 0 0 2 1	
Inning Stats	R: 1 H: 1 E: 0 LOB: 1 K: 2 BB: 1 S: 13 P: 21	R: 0 H: 0 E: 0 LOB: 0 K: 2 BB: 0 S: 9 P: 14	R: 4 H: 4 E: 0 LOB: 0 K: 1 BB: 1 S: 14 P: 20	R: 0 H: 0 E: 0 LOB: 0 K: 2 BB: 0 S: 8 P: 10	R: 0 H: 2 E: 0 LOB: 2 K: 2 BB: 0 S: 13 P: 19	R: 0 H: 1 E: 0 LOB: 0 K: 1 BB: 0 S: 9 P: 17	R: 0 H: 1 E: 0 LOB: 1 K: 2 BB: 0 S: 10 P: 16	R: 0 H: 0 E: 0 LOB: 0 K: 1 BB: 0 S: 6 P: 10	R: 0 H: 1 E: 0 LOB: 1 K: 1 BB: 0 S: 10 P: 15	1B: 9 SF: 1 2B: 1 SAC: 0 3B: 0 DP: 0 HR: 0 HBP: 0	WP: 0 PA: 38 PB: 0 SB: 1 CS: 1
PITCHER Wilson Alvarez, L (1, 1) ERA: 6.75 41 Bill Simas, R (8, 1) ERA: Carlos Castillo, R (9, 1) ERA:	IP WLS BF H R ER SO BB IBB HBP BLK WP HR S P ERA WHIP 7.0 L 30 9 5 5 12 2 0 0 0 0 0 0 76 117 6.43 1.571 1.0 3 0 0 0 1 0 0 0 0 0 0 0 6 10 0.00 0.000 1.0 4 1 0 0 1 0 0 0 0 0 0 0 10 15 0.00 1.000	PITCHER IP WLS BF H R ER SO BB IBB HBP BLK WP HR S P ERA WHIP									

Toronto Blue Jays @ Chicago White Sox
 Comiskey Park, Chicago, IL
 Wed Apr 09 1997, 4:33 AM EDT
 Att: 746 - Sunny - 34 F

AB	34
R	5
H	10
RBI	5
BB	2
SO	14
LOB	14



Batter	1	2	3	4	5	6	7	8	9	AB	R	H	RBI	BB	SO	LOB
Tony Phillips, S OBP: 0.600, SLG: 0.667 (1, 9)	2-3 BB		4-2 BB			2-3 BB		2-3 BB		3	0	0	0	1	3	0
Dave Martinez, L OBP: 0.207, SLG: 0.207 (1, 8)	1-2 BB 1B		3-2 BB			2-3 BB		2-1 BB		4	0	1	0	0	1	1
Frank Thomas, R OBP: 0.393, SLG: 0.304 (1, 3)	4-1 BB G4-6-3		1-0 BB			1-2 BB		1-2 BB 1B		3	0	1	0	1	0	1
Albert Belle, R OBP: 0.296, SLG: 0.462 (1, 7)	0-0 1-2f		3-2 BB			1-1 BB		1-2 BB 1-2f		4	0	0	0	0	0	3
Harold Baines, L OBP: 0.385, SLG: 0.238 (1, 10)		0-0 BB	3-2 BB			4-2 BB		3-2 BB		3	0	0	0	1	0	0
Chris Snopce, R OBP: 0.360, SLG: 0.476 (1, 5)		1-1 BB	2-3 BB			1-3 BB		3-0 BB		3	0	0	0	0	2	1
Ray Durham, S OBP: 0.385, SLG: 0.476 (1, 4)		0-1 BB 1B	2-2 BB			4-2 BB 1-2		2-0 BB		2	0	1	0	1	1	0
Ron Karkovice, R OBP: 0.313, SLG: 0.667 (1, 2)		1-3 BB 1-2	2-3 BB			1-2 BB		1-2 BB		3	0	0	0	0	2	3
Ozzie Guillen, L OBP: 0.250, SLG: 0.333 (1, 6)		1-1 BB	0-1 BB			0-2 BB				3	0	0	0	0	0	0

Inning Stats	R: 0	H: 1	E: 0	K: 1	S: 9	LOB: 1	BB: 1	P: 16	R: 0	H: 1	E: 0	K: 1	S: 8	LOB: 1	BB: 0	P: 10	R: 0	H: 0	E: 0	K: 0	S: 8	LOB: 0	BB: 1	P: 17	R: 0	H: 0	E: 0	K: 1	S: 12	R: 0	H: 0	E: 0	K: 2	S: 10	LOB: 0	BB: 0	P: 14	R: 0	H: 0	E: 0	K: 2	S: 9	LOB: 0	BB: 0	P: 14	R: 0	H: 0	E: 0	K: 1	S: 14	LOB: 2	BB: 2	P: 25	R: 0	H: 0	E: 0	K: 1	S: 9	LOB: 0	BB: 0	P: 13	R: 0	H: 1	E: 0	K: 0	S: 10	LOB: 0	BB: 0	P: 15	1B: 3	SF: 0	2B: 0	SAC: 0	3B: 0	DP: 2	HR: 0	HBP: 0	WP: 0	PA: 32
PITCHER	IP	WLS	BF	H	R	ER	SO	BB	IBB	HBP	BLK	WP	HR	S	P	ERA	WHIP																																																														
Roger Clemens, R ERA: 0.61 (1, 1)	5.2	W	20	2	0	0	7	2	0	0	0	0	0	53	87	0.00	0.706																																																														
Luis Andujar, R ERA: (6, 1)	1.1		6	0	0	0	1	2	0	0	0	0	0	17	29	0.00	1.500																																																														
Dan Plesac, L ERA: 2.45 (8, 1)	1.0		3	0	0	0	1	0	0	0	0	0	0	9	13	0.00	0.000																																																														
Tim Crabtree, R ERA: (9, 1)	1.0		3	1	0	0	0	0	0	0	0	0	0	10	15	0.00	1.000																																																														

BOTTOM

Toronto Blue Jays @ Chicago White Sox
Comiskey Park, Chicago, IL
Wed Apr 09 1997, 4:33 AM EDT
Att. 746 - Sunny - 34 F

AB	28
R	0
H	3
RBI	0
BB	4
SO	9
LOB	9

livebaseballscores.com

Batter	1	2	3	4	5	6	7	8	9	AB R H RBI BB SO LOB	TOP											
Otis Nixon, S OBP: 0.387, SLG: 0.269 (1, 8)	1-1 F7	0-3 K			2-1 B2			1-2 G4-3	4-1 L3 BB	4 0 0 1 1 1 2												
Carlos Garcia, R OBP: 0.138, SLG: 0.074 (1, 4)	0-2 F9		0-0 G1-3		3-1 F9			0-2 K	0-0 L3	5 0 0 0 0 1 3												
Orlando Merced, S OBP: 0.241, SLG: 0.269 (1, 9)	1-0 G4-3		2-2 F7		0-0 G1-4-3			3-2 2B		4 0 1 0 0 0 0												
Joe Carter, R OBP: 0.345, SLG: 0.385 (1, 3)		0-1 P5	1-2 G6-3			1-1 F9		1-1 F7		4 0 0 0 0 0 1												
Ed Sprague, R OBP: 0.276, SLG: 0.407 (1, 5)		4-2 BB 1B BB BB		0-0 F8		2-1 F8		1-0 2B 2B		3 2 1 0 1 0 0												
Carlos Delgado, L OBP: 0.400, SLG: 0.500 (1, 10)		3-2 BB BB WP 1B		4-2 1B BB		1-2 F6		2-2 P5		2 1 1 0 1 0 0												
Juan Samuel, R OBP: 0.444, SLG: 0.286 (9, PH)		1-2 WP 1B		0-0 1B				1-0 E5 2B BB		1 0 0 0 0 0 1												
Benito Santiago, R OBP: 0.200, SLG: 0.333 (1, 2)		4-0 WP BB 1-2 2-3 BB		0-0 1B		0-1 G6-3		0-1 E5		3 1 1 0 1 0 1	AB 32											
Shawn Green, L OBP: 0.400, SLG: 0.400 (1, 7)		4-2 WP BB		3-2 1B		0-0 P6		0-1 BB 2B		2 0 0 1 1 0 2	R 4											
Robert Perez, R OBP: 0.222, SLG: 0.333 (9, PH)		1-2 2-3 3-H BB		1-2 1B				1-3 2-H BB 2B		1 0 1 1 0 0 0	H 5											
Alex Gonzalez, R OBP: 0.385, SLG: 0.565 (1, 6)		2-3 K		1-3 K		0-0 F8		4-0 BB IBB		3 0 0 0 1 2 4	RBI 3											
		1-2 2-3 3-H									SO 4											
											LOB 14											
Inning Stats	R: 0 E: 0 K: 0 S: 7	H: 0 LOB: 0 BB: 0 P: 9	R: 2 E: 0 K: 2 S: 18	H: 1 LOB: 2 BB: 3 P: 35	R: 0 E: 0 K: 0 S: 11	H: 0 LOB: 0 BB: 0 P: 14	R: 0 E: 0 K: 1 S: 10	H: 1 LOB: 2 BB: 1 P: 18	R: 0 E: 0 K: 0 S: 5	H: 0 LOB: 0 BB: 0 P: 10	R: 0 E: 0 K: 0 S: 7	H: 0 LOB: 0 BB: 0 P: 11	R: 0 E: 0 K: 0 S: 4	H: 0 LOB: 0 BB: 0 P: 4	R: 0 E: 0 K: 1 S: 12	H: 1 LOB: 1 BB: 0 P: 17	R: 2 E: 1 K: 0 S: 10	H: 2 LOB: 2 BB: 2 P: 22	1B: 2 2B: 4 3B: 0 HR: 0	SF: 0 SAC: 0 DP: 1 HBP: 0	WP: 1 PB: 0 SB: 0 CS: 0	PA: 38
PITCHER	IP WLS BF H R ER SO BB IBB HBP BLK WP HR S P ERA WHIP																					
James Baldwin, R ERA: 2.93 (1, 1)	8.0 L 31 3 2 2 4 4 0 0 0 1 0 74 118 2.25 0.875																					
Tony Castillo, L ERA: 15.75 (9, 1)	1.0 7 2 2 1 0 1 1 0 0 0 0 10 22 9.00 3.000																					

Toronto Blue Jays @ Chicago White Sox
Comiskey Park, Chicago, IL
Thu Apr 10 1997, 4:33 AM EDT
Att. 14,180 - Cloudy - 39 F

livebaseballscorecards.com



Batter	1	2	3	4	5	6	7	8	9	AB R H RBI BB SO LOB
Tony Phillips, S OBP: 0.559, SLG: 0.600 (1, 9)	0-1 BB 1B		2-1 F7		0-1 G6-3 1-2f			1-2 F8		4 0 1 0 0 0 2
Norberto Martin, R OBP: 0.333, SLG: 0.800 (1, 4)	2-1 F9		1-2 K			0-1 G4-3		0-1 G5-3		4 0 0 0 0 1 1
Frank Thomas, R OBP: 0.375, SLG: 0.269 (1, 3)	4-1 G6-4-3 BB			1-0 E6 S		2-2 P2		3-2 F9		3 0 0 0 1 0 0
Albert Belle, R OBP: 0.258, SLG: 0.400 (1, 7)	0-1 G6-4-3 1-2f			1-2 L8		1-1 P3			0-3 K	4 0 0 0 0 1 3
Harold Baines, L OBP: 0.333, SLG: 0.200 (1, 10)		0-0 P5		2-3 K 1-2		1-2 P6		0-1 G6-3		4 0 0 0 0 1 1
Chris Snopce, R OBP: 0.379, SLG: 0.520 (1, 5)		1-0 P5		2-2 G4-3		3-2 2B		0-1 BB 1B		4 0 2 0 0 0 1
Darren Lewis, R Ray Durham, S OBP: 0.407, SLG: 0.476 (1, 8) (9, PH)		4-2 S BB		2-3 K		0-2 G1-3		4-2 BB		2 0 0 0 1 1 1 0 0 0 0 1 0 0
Ron Karkovics, R Dave Martinez, L Tony Peña, R Chad Kreuter, S OBP: 0.333, SLG: 0.625 (1, 2) (7, PH) (8, 2) (9, PH)		2-2 P3		4-2 1B BB		4-2 BB		1-1 F7		1 0 0 0 1 0 1 0 0 0 0 1 0 0 0 0 0 0 0 0 0 1 0 0 0 0 0 2
Ozzie Guillen, L OBP: 0.259, SLG: 0.333 (1, 6)			2-2 F9		0-0 G6-3 1B		0-0 P5			3 0 1 0 0 0 2

Inning Stats	R: 0 E: 0 K: 7	H: 1 LOB: 1 BB: 1 P: 13	R: 0 E: 0 K: 11	H: 0 LOB: 1 BB: 1 P: 18	R: 0 E: 0 K: 11	H: 0 LOB: 0 BB: 0 P: 16	R: 0 E: 1 K: 10	H: 0 LOB: 1 BB: 0 P: 16	R: 0 E: 0 K: 9	H: 1 LOB: 1 BB: 1 P: 15	R: 0 E: 0 K: 7	H: 0 LOB: 0 BB: 0 P: 10	R: 0 E: 0 K: 14	H: 1 LOB: 2 BB: 1 P: 22	R: 0 E: 0 K: 10	H: 0 LOB: 0 BB: 0 P: 14	R: 0 E: 0 K: 12	H: 1 LOB: 2 BB: 1 P: 17	1B: 3 2B: 1 3B: 0 HR: 0	SF: 0 SAC: 0 DP: 2 HBP: 0	WP: 0 PB: 0 SB: 2 CS: 0	PA: 35
--------------	----------------------	----------------------------------	-----------------------	----------------------------------	-----------------------	----------------------------------	-----------------------	----------------------------------	----------------------	----------------------------------	----------------------	----------------------------------	-----------------------	----------------------------------	-----------------------	----------------------------------	-----------------------	----------------------------------	----------------------------------	------------------------------------	----------------------------------	--------


PITCHER	IP	WLS	BF	H	R	ER	SO	BB	IBB	HBP	BLK	WP	HR	S	P	ERA	WHIP
Juan Guzman, R ERA: 0.64 (1, 1)	7.0	W	27	3	0	0	3	4	0	0	0	0	0	69	110	0.00	1.000
Dan Plesac, L ERA: 2.08 (8, 1)	0.2		2	0	0	0	0	0	0	0	0	0	0	6	7	0.00	0.000
Tim Crabtree, R ERA: (8, 1)	0.1		1	0	0	0	0	0	0	0	0	0	0	4	7	0.00	0.000
Mike Timlin, R ERA: 3.0 (9, 1)	1.0		5	1	0	0	1	1	0	0	0	0	0	12	17	0.00	2.000

BOTTOM

Toronto Blue Jays @ Chicago White Sox
Comiskey Park, Chicago, IL

Thu Apr 10 1997, 4:33 AM EDT
Atf: 14,180 - Cloudy - 39 F

AB	30
R	0
H	4
RBI	0
BB	5
SO	4
LOB	14



PITCHER	IP	WLS	BF	H	R	ER	SO	BB	IBB	HBP	BLK	WP	HR	S	P	ERA	WHIP
---------	----	-----	----	---	---	----	----	----	-----	-----	-----	----	----	---	---	-----	------

Batter	1	2	3	4	5	6	7	8	9	AB R H RBI BB SO LOB	TOP											
Tony Phillips, S OBP: 0.579, SLG: 0.577 (1, 9) B S B S B B	4-2 1B G5-3 BB		4-2 1B BB		4-0 G6-4-3 BB		3-3 K			1 1 0 0 3 1 0												
Ray Durham, S OBP: 0.419, SLG: 0.480 (1, 4) B 1 SAFE C B S B X	3-2 P5		3-2 G4-6-3 1B		0-2 G6-4-3 1-2f			1-2 E7 SF7 1B		4 1 2 0 0 0 2												
Frank Thomas, R OBP: 0.361, SLG: 0.267 (1, 3) 1 SAFE C B B X	2-1 G5-3 1B		0-2 G4-6-3 1-2f		1-0 F4			2-0 F9		4 0 1 0 0 0 3												
Albert Belle, R OBP: 0.286, SLG: 0.406 (1, 7) C X	0-1 G5-3 1-2 3-H			4-0 1B FC6-4 BB		1-0 1B		3-1 SF7		2 1 1 2 1 0 1												
Harold Baines, L OBP: 0.333, SLG: 0.214 (1, 10) F C B F B B X	3-2 G5-3		2-2 FC6-4 1B		1-1 F7			0-2 1B		3 0 1 0 0 0 2												
Lyle Mouton, R OBP: 0.333, SLG: 0.333 (8, PH) B B B X			1-3 FC6-4 1B		1-1 SAFE F7			0-2 1B		1 0 1 0 0 0 0												
Darren Lewis, R (8, PR) B B B X			1-3 FC6-4 1B		1-1 SAFE F7			0-2 1B		0 0 0 0 0 0 0												
Chris Snopek, R OBP: 0.333, SLG: 0.448 (1, 5) C B T B B X		2-2 G6-3		1-2 FC6-4 FC5-4 1-2f 3-H		0-2 P4		0-0 G5-3		4 0 0 1 0 0 3												
Dave Martinez, L OBP: 0.235, SLG: 0.273 (1, 8) C X		0-1 G4-3		1-1 FC5-4 1-2f			3-2 SF9 3B		3-1 F7	4 1 1 0 0 0 1												
Ron Karkovics, R OBP: 0.286, SLG: 0.556 (1, 2) B B B X		2-1 G3-1		2-1 G5-3			0-0 SF9		0-0 G4-3	2 0 0 1 0 0 1												
Norberto Martin, R OBP: 0.286, SLG: 0.667 (9, PH) B B B X										1 0 0 0 0 0 0												
Ozzie Guillen, L OBP: 0.226, SLG: 0.286 (1, 6) B X				1-0 G6-3		1-1 P4		2-2 G5-3		0-0 P5	4 0 0 0 0 0 0											
Inning Stats	R: 1 E: 0 K: 0 S: 15	H: 1 LOB: 1 BB: 1 P: 27	R: 0 E: 0 K: 0 S: 7	H: 0 LOB: 0 BB: 0 P: 11	R: 0 E: 0 K: 0 S: 9	H: 1 LOB: 1 BB: 1 P: 17	R: 1 E: 0 K: 0 S: 11	H: 1 LOB: 1 BB: 1 P: 21	R: 0 E: 0 K: 0 S: 5	H: 0 LOB: 0 BB: 1 P: 10	R: 0 E: 0 K: 0 S: 8	H: 1 LOB: 1 BB: 0 P: 11	R: 1 E: 0 K: 1 S: 11	H: 1 LOB: 0 BB: 0 P: 19	R: 1 E: 1 K: 0 S: 10	H: 2 LOB: 1 BB: 0 P: 16	R: 0 E: 0 K: 0 S: 4	H: 0 LOB: 0 BB: 0 P: 7	1B: 6 2B: 0 3B: 1 HR: 0	SF: 2 SAC: 0 DP: 2 HBP: 0	WP: 0 PB: 0 SB: 0 CS: 0	PA: 36
PITCHER	IP WLS BF H R ER SO BB IBB HBP BLK WP HR S P ERA WHIP																					
Omar Olivares, R ERA: 7.71 (1, 1)	6.0 W 24 4 2 2 0 4 0 0 0 0 0 0 55 97 3.00 1.333																					
A.J. Sager, R ERA: 2.89 (7, 1)	1.2 7 2 2 1 1 0 0 0 0 0 0 0 17 31 5.40 1.200																					
Mike Myers, L ERA: (8, 1)	0.0 1 1 0 0 0 0 0 0 0 0 0 0 3 3 ∞ ∞																					
Todd Jones, R ERA: 1.42 (8, 1)	1.1 S 4 0 0 0 0 0 0 0 0 0 0 0 5 8 0.00 0.000																					

Chicago White Sox @ Detroit Tigers
Tiger Stadium, Detroit, MI
Fri Apr 11 1997, 3:33 AM EDT
Att: 7,598 - Cloudy - 41 F

livebaseballscorecards.com

AB	30
R	4
H	7
RBI	4
BB	4
SO	1
LOB	13



Batter	1	2	3	4	5	6	7	8	9	AB R H RBI BB SO LOB
Brian Hunter, R OBP: 0.283, SLG: 0.214 (1, 8)	0-1 G5-3		0-1 L6	0-0 P3		0-2 G6-3				4 0 0 0 0 0 3
Damion Easley, R OBP: 0.415, SLG: 0.484 (1, 4)	2-1 2B		2-1 BLK G6-3 2B	1-3 K		4-1 S BB				3 1 2 0 1 1 2
Travis Fryman, R OBP: 0.426, SLG: 0.500 (1, 5)	1-1 P4		0-0 G6-3 2-H		4-2 S 1B BB	1-0 G6-3				3 0 0 1 1 0 2
Tony Clark, S OBP: 0.348, SLG: 0.524 (1, 3)	3-2 G3-1		1-1 G1-3		1-0 F7		2-3 K			4 0 0 0 0 1 2
Bobby Higginson, L OBP: 0.465, SLG: 0.667 (1, 7)		4-2 WP 1B BB		4-2 BB SF7 BB	3-2 SAFE 1B		2-2 F7			2 2 1 0 2 0 0
Curtis Pride, L OBP: 0.450, SLG: 0.471 (1, 10)		2-2 SAFE CS 1B		4-1 SAFE 1B BB	4-2 SAFE BB		2-2 K			2 1 1 1 2 1 0
Bubba Trammell, R OBP: 0.500, SLG: 0.481 (1, 9)		3-3 K		4-0 1B BB	0-2 G5-3		1-1 G3			3 0 0 0 1 1 3
Matt Walbeck, S OBP: 0.238, SLG: 0.353 (1, 2)		3-2 SAFE 2-3 1B		3-2 SF7		0-0 G6-3 S 1B		1-1 G3-1		3 1 2 1 0 0 0
Deivi Cruz, R OBP: 0.324, SLG: 0.394 (1, 6)		0-3 K		1-1 1-2 2-H 1B		2-1 SAFE SAFE G6-3		0-0 P2		4 0 1 1 0 1 2

Inning Stats	R: 0	H: 1	E: 0	LOB: 1	K: 0	BB: 0	S: 9	R: 1	H: 2	E: 0	LOB: 1	K: 2	BB: 1	S: 15	R: 1	H: 1	E: 0	LOB: 0	K: 0	BB: 0	S: 7	R: 2	H: 1	E: 0	LOB: 2	K: 1	BB: 3	S: 12	R: 0	H: 1	E: 0	LOB: 2	K: 0	BB: 2	S: 15	R: 1	H: 1	E: 0	LOB: 1	K: 0	BB: 1	S: 9	R: 0	H: 0	E: 0	LOB: 0	K: 2	BB: 0	S: 13	R: 0	H: 0	E: 0	LOB: 0	K: 0	BB: 0	S: 5	R: 0	H: 0	E: 0	LOB: 0	K: 0	BB: 0	S: 7
1B: 5	SF: 1	3B: 0	SAC: 0	HR: 0	DP: 0	HBP: 0	WP: 1	PA: 36	1B: 5	SF: 1	3B: 0	SAC: 0	HR: 0	DP: 0	HBP: 0	WP: 1	PA: 36	1B: 5	SF: 1	3B: 0	SAC: 0	HR: 0	DP: 0	HBP: 0	WP: 1	PA: 36	1B: 5	SF: 1	3B: 0	SAC: 0	HR: 0	DP: 0	HBP: 0	WP: 1	PA: 36	1B: 5	SF: 1	3B: 0	SAC: 0	HR: 0	DP: 0	HBP: 0	WP: 1	PA: 36	1B: 5	SF: 1	3B: 0	SAC: 0	HR: 0	DP: 0	HBP: 0	WP: 1	PA: 36										

PITCHER	IP	WLS	BF	H	R	ER	SO	BB	IBB	HBP	BLK	WP	HR	S	P	ERA	WHIP
Doug Drabek, R ERA: 15.95 (1, 1)	3.1	L	18	5	4	4	2	4	0	0	1	1	0	39	76	10.80	2.700
Carlos Castillo, R ERA: 1.93 (4, 1)	2.2		12	2	1	1	1	3	0	0	0	0	0	28	47	3.38	1.875
Tony Castillo, L ERA: 12.6 (7, 1)	1.0		3	0	0	0	2	0	0	0	0	0	0	13	19	0.00	0.000
Al Levine, R ERA: 5.06 (8, 1)	1.0		3	0	0	0	0	0	0	0	0	0	0	5	7	0.00	0.000

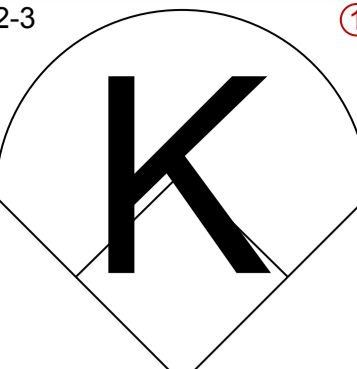
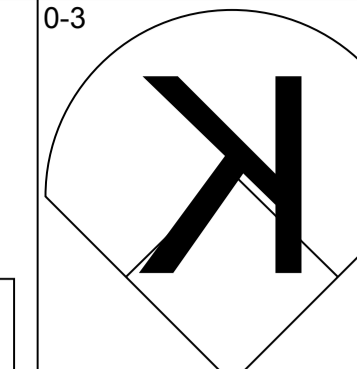
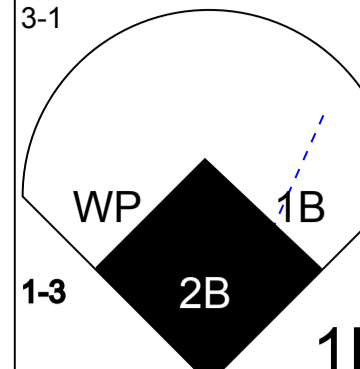
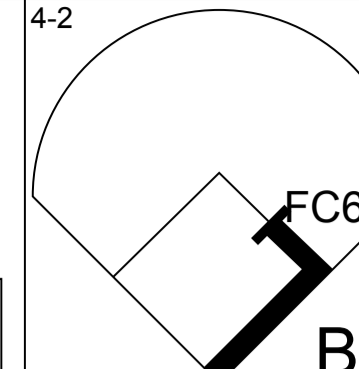
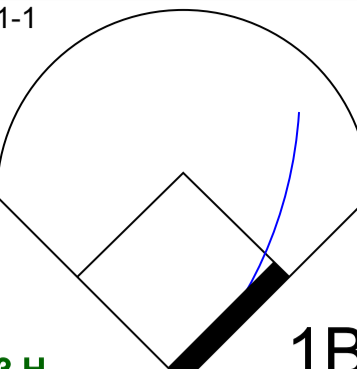
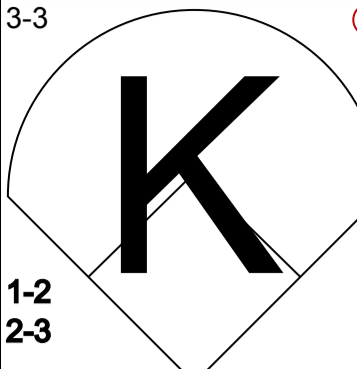
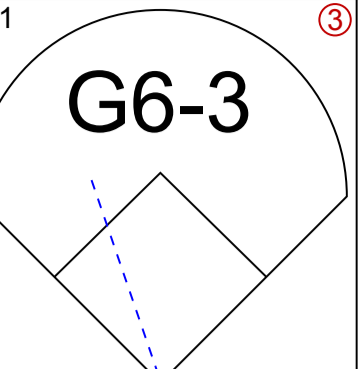
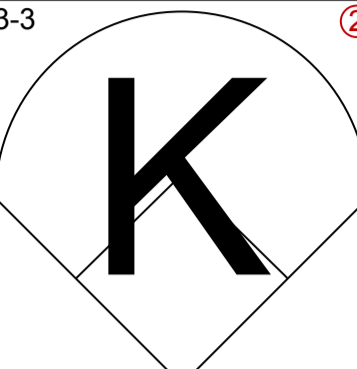
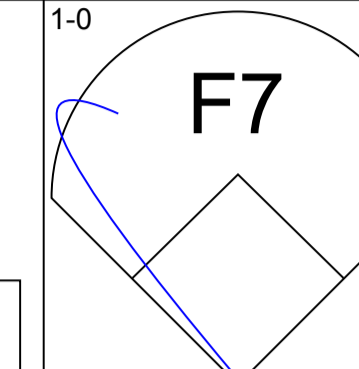
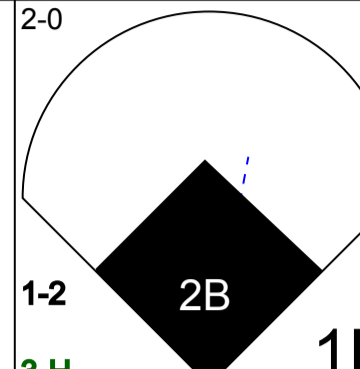
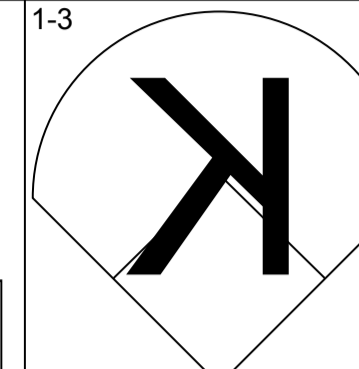
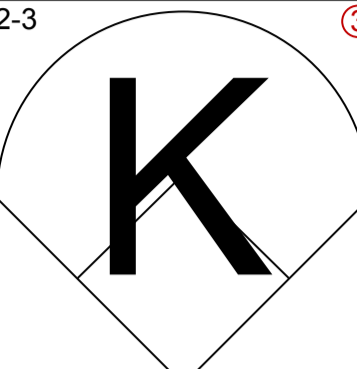
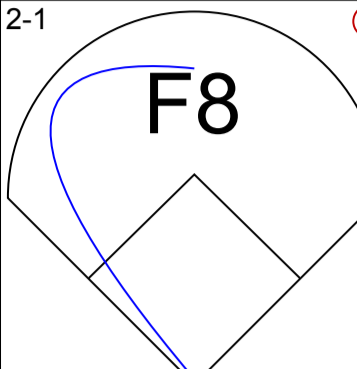
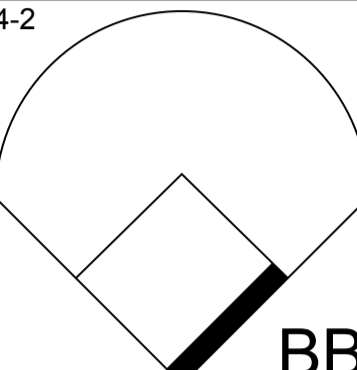
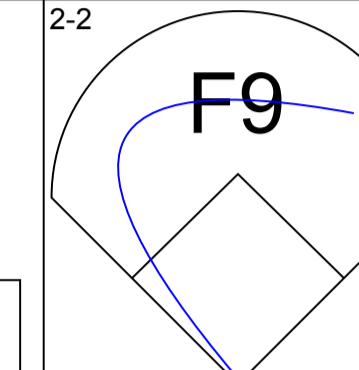
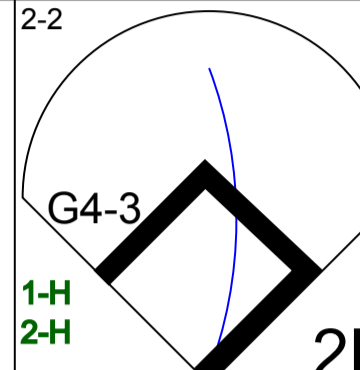
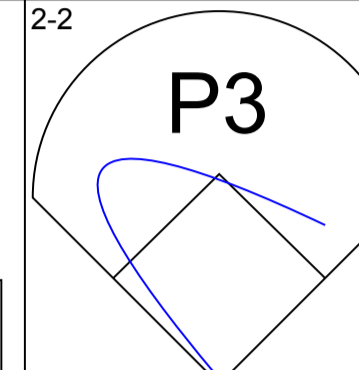
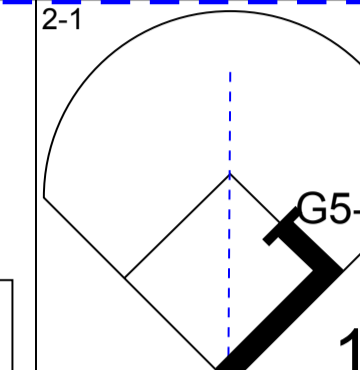
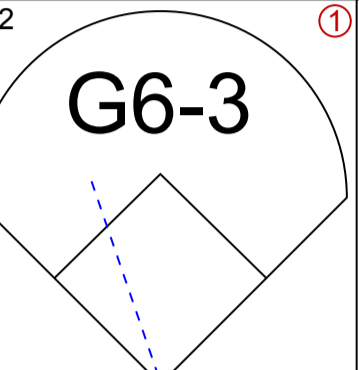
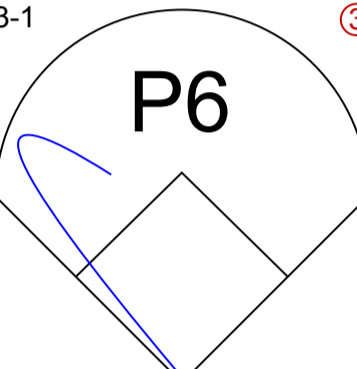
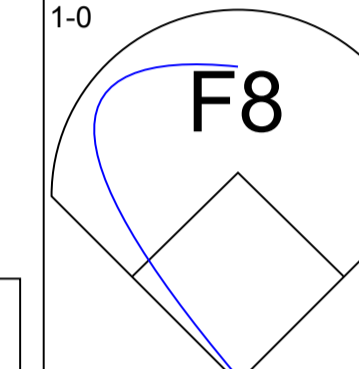
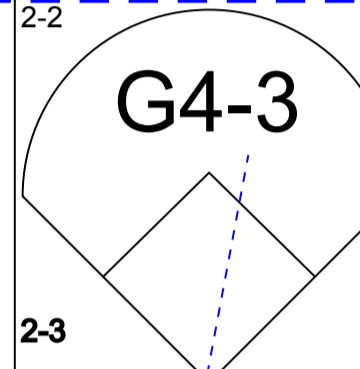
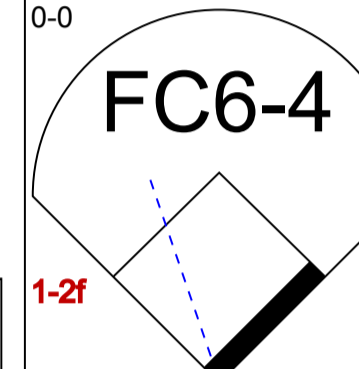
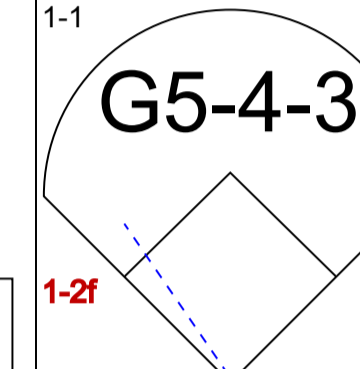
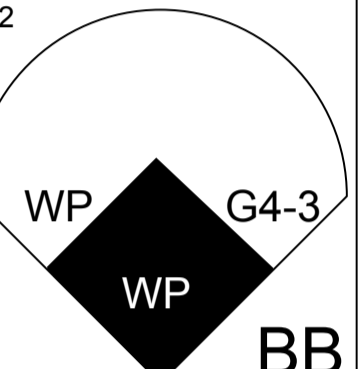
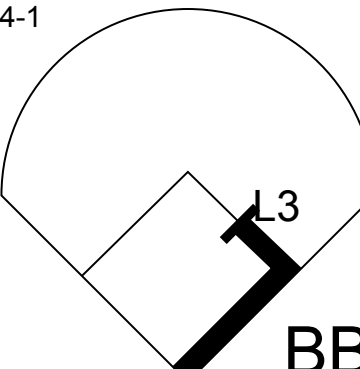
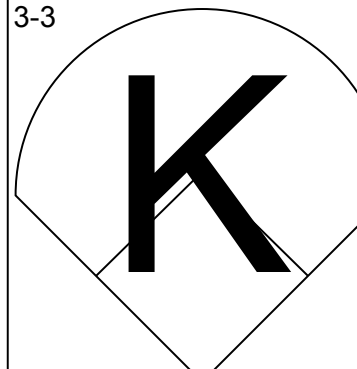
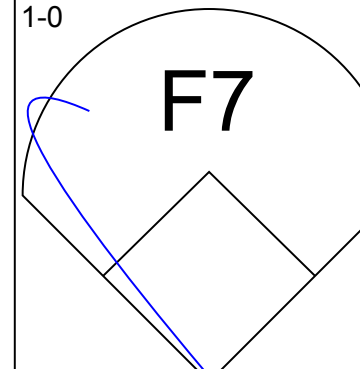
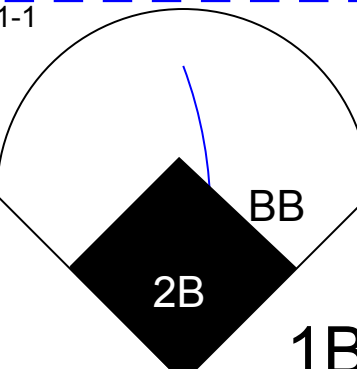
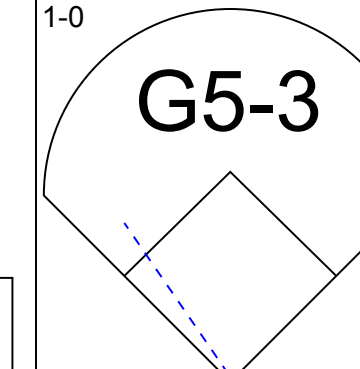
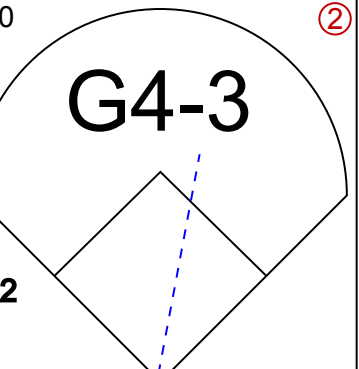
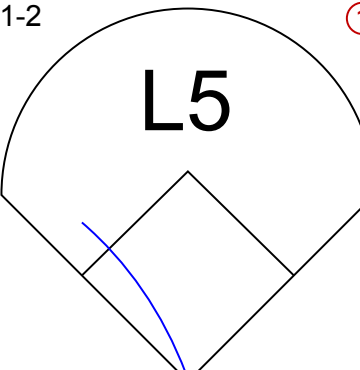
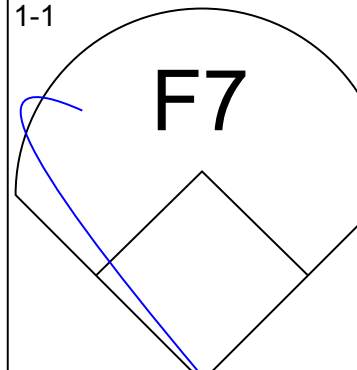
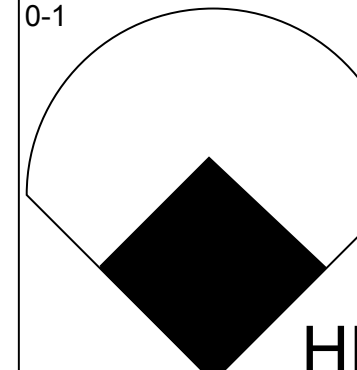
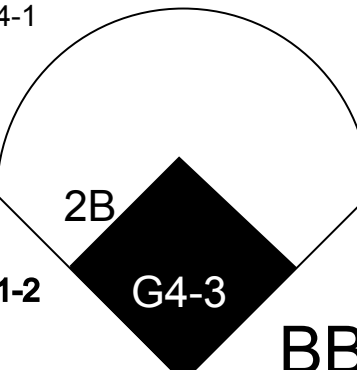
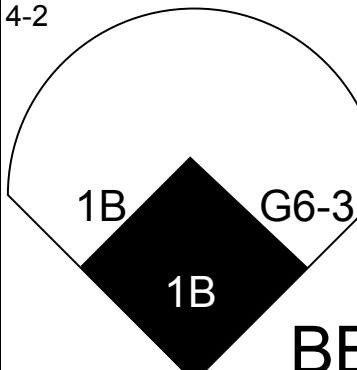
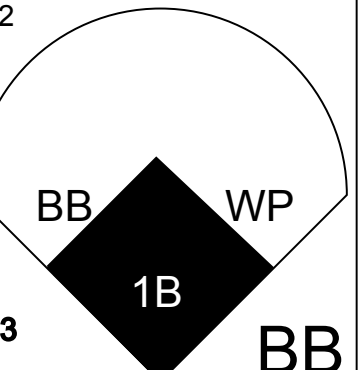
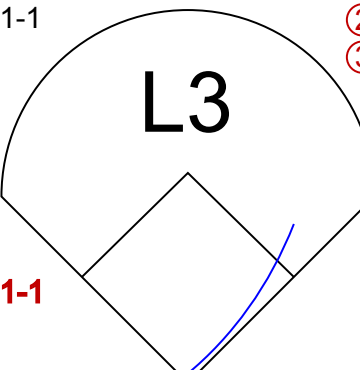
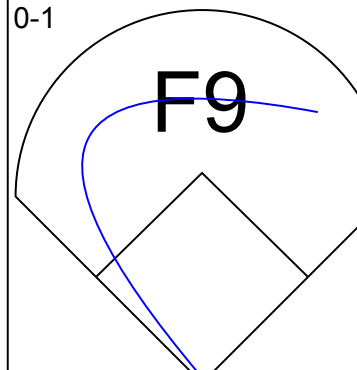
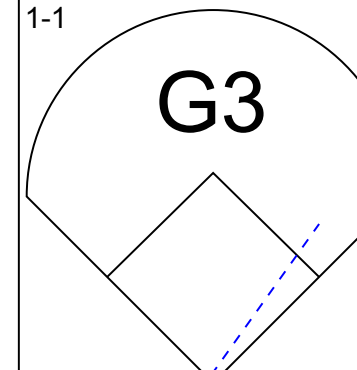
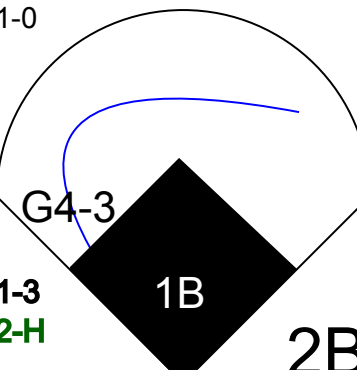
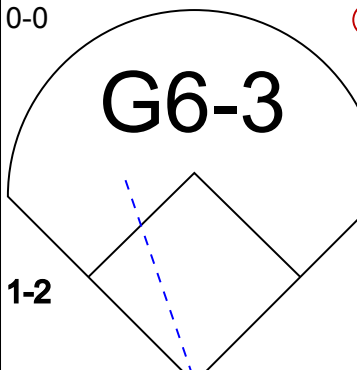
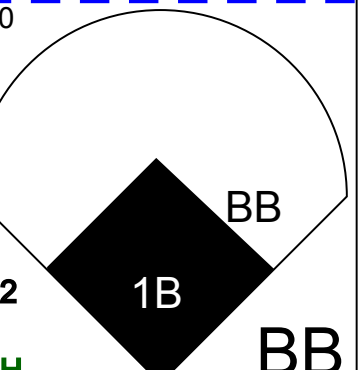
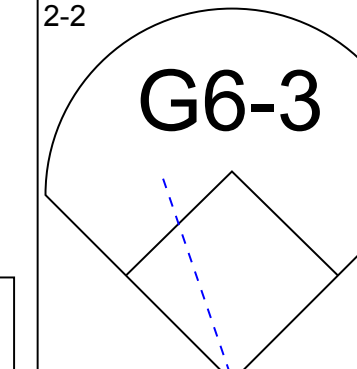
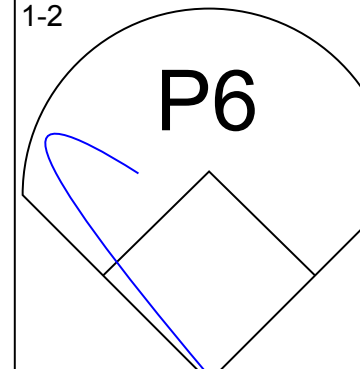
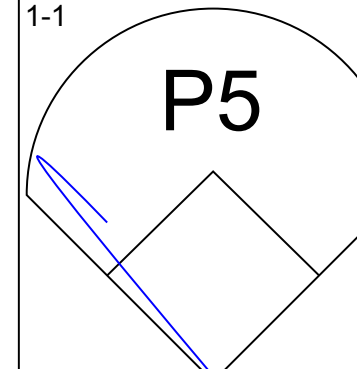
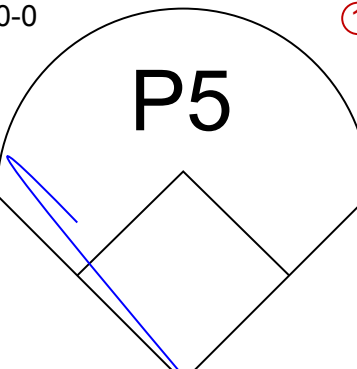
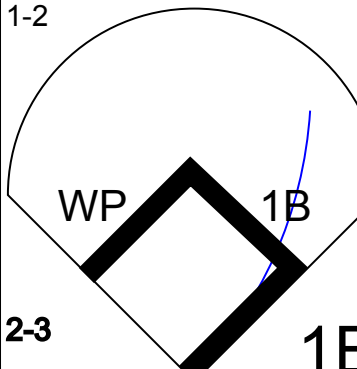
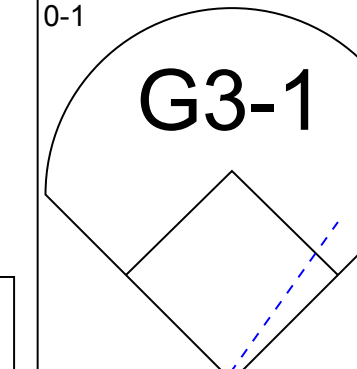
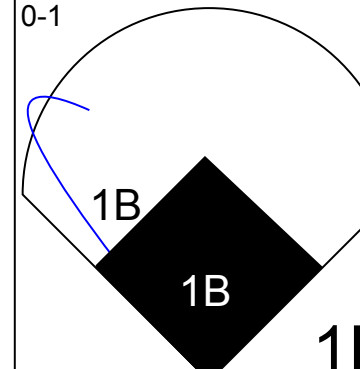
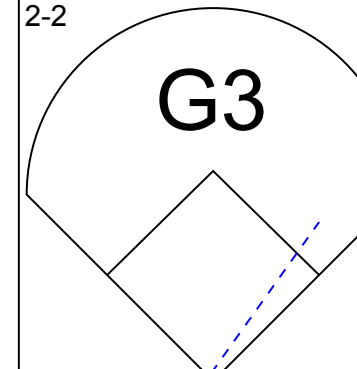
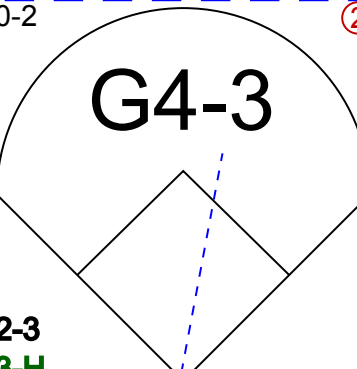
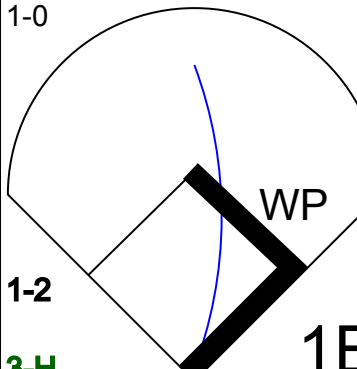
BOTTOM

Chicago White Sox @ Detroit Tigers
Tiger Stadium, Detroit, MI
Fri Apr 11 1997, 3:33 AM EDT
Att. 7,598 - Cloudy - 41 F

livebaseballscorecards.com

AB	28
R	5
H	7
RBI	4
BB	7
SO	5
LOB	14



Batter	1	2	3	4	5	6	7	8	9	10	11	12	AB	R	H	RBI	BB	SO	LOB
Tony Phillips, S OBP: 0.556, SLG: 0.531 (1, 9)													6	1	2	1	1	3	4
Ray Durham, S OBP: 0.378, SLG: 0.419 (1, 4)													6	1	1	1	0	3	4
Frank Thomas, R OBP: 0.381, SLG: 0.314 (1, 3)													5	0	2	2	1	0	1
Albert Belle, R OBP: 0.268, SLG: 0.351 (1, 7)													5	1	0	0	1	0	4
Harold Baines, L OBP: 0.351, SLG: 0.226 Darren Lewis, R (9, PR) (1, 10)													3	0	1	0	1	1	1
Chris Snipek, R OBP: 0.385, SLG: 0.531 (1, 5)													3	4	1	1	3	0	1
Dave Martinez, L OBP: 0.250, SLG: 0.289 (1, 8)													5	2	1	1	1	0	2
Tony Peña, R OBP: 0.222, SLG: 0.143 Chad Kreuter, S OBP: 0.400, SLG: 0.250 (1, 2) (9, PH) (9, 2)													3	0	0	0	0	0	0
Ozzie Guillen, L OBP: 0.235, SLG: 0.290 Lyle Mouton, R OBP: 0.250, SLG: 0.250 Norberto Martin, R OBP: 0.444, SLG: 0.750 (1, 6) (9, PH) (9, 6)													3	1	1	0	0	0	0


Inning Stats	R: 0	H: 0	E: 0	K: 2	S: 13	LOB: 1	BB: 1	P: 25	R: 0	H: 0	E: 0	K: 0	S: 6	LOB: 0	BB: 1	P: 12	R: 0	H: 0	E: 0	K: 1	S: 9	LOB: 0	BB: 0	P: 11	R: 0	H: 0	E: 0	K: 0	S: 5	LOB: 0	BB: 0	P: 9	R: 0	H: 4	E: 0	K: 0	S: 16	LOB: 1	BB: 0	P: 27	R: 1	H: 1	E: 0	K: 0	S: 9	LOB: 0	BB: 0	P: 13	R: 0	H: 0	E: 0	K: 1	S: 12	LOB: 1	BB: 1	P: 19	R: 3	H: 3	E: 0	K: 1	S: 14	LOB: 1	BB: 1	P: 23	R: 0	H: 1	E: 0	K: 0	S: 5	LOB: 0	BB: 0	P: 9	R: 1	H: 2	E: 0	K: 1	S: 17	LOB: 2	BB: 1	P: 28	R: 3	H: 1	E: 0	K: 0	S: 24	LOB: 2	BB: 4	P: 48	1B: 9	SF: 0	2B: 3	SAC: 0	3B: 0	DP: 2	HR: 1	HBP: 0	WP: 4	PA: 55
--------------	------	------	------	------	-------	--------	-------	-------	------	------	------	------	------	--------	-------	-------	------	------	------	------	------	--------	-------	-------	------	------	------	------	------	--------	-------	------	------	------	------	------	-------	--------	-------	-------	------	------	------	------	------	--------	-------	-------	------	------	------	------	-------	--------	-------	-------	------	------	------	------	-------	--------	-------	-------	------	------	------	------	------	--------	-------	------	------	------	------	------	-------	--------	-------	-------	------	------	------	------	-------	--------	-------	-------	-------	-------	-------	--------	-------	-------	-------	--------	-------	--------

AB	R	H	RBI	BB	SO	LOB
46	11	12	10	9	7	23

PITCHER	IP	WLS	BF	H	R	ER	SO	BB	IBB	HBP	BLK	WP	HR	S	P	ERA	WHIP
Doug Brocail, R ERA: 6.46 (1, 1)	5.1		21	4	3	3	4	2	0	0	0	1	0	52	88	5.06	1.125
Jose Bautista, R ERA: 2.84 (6, 1)	2.2		10	1	1	1	1	0	0	0	0	0	1	25	39	3.38	0.750
Todd Jones, R ERA: 5.4 (9, 1)	0.1		4	2	3	3	0	1	0	0	0	0	0	5	11	81.00	9.000
Mike Myers, L ERA: (9, 1)	0.2		3	1	0	0	1	0	0	0	0	0	0	9	12	0.00	1.500
Felipe Lira, R ERA: 9.95 (10, 1)	2.2	L	13	3	3	3	1	3	0	0	0	2	0	37	64	10.12	2.250

Chicago White Sox @ Detroit Tigers
Tiger Stadium, Detroit, MI
Sun Apr 13 1997, 3:33 AM EDT
Sunny - 37 F

livebaseballscorecards.com



Batter	1	2	3	4	5	6	7	8	9	10	11	12	AB	R	H	RBI	BB	SO	LOB
Brian Hunter, R OBP: 0.269, SLG: 0.208 (1, 8)	1-2 F8 1B	0-0 F8		1-2 FC6-4 1-2f 3-H		0-0 G6-3			2-3 K		0-2 G4-3		6	0	1	1	0	1	2
Vince Coleman, S OBP: 0.154, SLG: 0.083 (1, 7)	3-1 B1		2-3 K2-3	3-3 K		0-1 E9			0-0 G6-3		1-2 HR 1B		6	0	1	0	0	2	2
Travis Fryman, R OBP: 0.434, SLG: 0.556 (1, 5)	3-2 F8		1-1 F8		3-1 WP 1B	0-2 P3			4-2 BB		1 SAFE 3-2 HR		5	2	2	1	1	0	2
Tony Clark, S OBP: 0.327, SLG: 0.468 (1, 3)	1-2 G4-3		1-1 G3		4-2 1B WP FC4-6 BB	0-0 F7			3-2 F7		1-2 P4		5	1	0	0	1	0	2
Bobby Higginson, L OBP: 0.349, SLG: 0.610 (1, 9)		1-0 F7		1-1 WP 1B HBP	1-3 K	3-3 K			3-2 SH1-3 1B		0-2 F7		5	1	1	0	0	2	2
Damon Easley, R OBP: 0.391, SLG: 0.444 (1, 4)		0-1 F8		1-2 L4	0-0 FC4-6 1B	1-2 P4			1 SAFE 0-0 SH1-3		2-2 F9		5	0	1	1	0	0	1
Curtis Pride, L OBP: 0.458, SLG: 0.524 Melvin Nieves, S OBP: 0.379, SLG: 0.667 (10, PH)		0-1 2B		3-2 1B	0-0 FC4-6 1B	2-3 K			4-0 IBB		1-3 K		4	2	2	2	0	1	1
Matt Walbeck, S OBP: 0.269, SLG: 0.333 (1, 2)		4-1 2B BB		3-1 E FC6-4 1B	0-1 F9	1-0 L7			1-0 P4				4	2	1	1	1	0	3
Deivi Cruz, R OBP: 0.308, SLG: 0.395 (1, 6)		0-0 2B		1-1 E5 FC6-4		1-1 P2			1-1 G4-3		0-0 P4		5	0	1	2	0	0	3

Inning Stats	R: 0	H: 1	E: 0	K: 0	S: 11	R: 2	H: 2	E: 0	K: 1	S: 8	R: 0	H: 0	E: 0	K: 1	S: 7	R: 3	H: 2	E: 1	K: 1	S: 17	R: 2	H: 2	E: 0	K: 1	S: 13	R: 0	H: 0	E: 1	K: 0	S: 10	R: 0	H: 0	E: 0	K: 1	S: 7	R: 0	H: 1	E: 0	K: 0	S: 6	R: 1	H: 2	E: 0	K: 1	S: 12	R: 0	H: 0	E: 0	K: 1	S: 11	1B: 7	2B: 2	3B: 0	HR: 1	SF: 0	SAC: 1	DP: 0	HBP: 1	WP: 2	PA: 52
--------------	------	------	------	------	-------	------	------	------	------	------	------	------	------	------	------	------	------	------	------	-------	------	------	------	------	-------	------	------	------	------	-------	------	------	------	------	------	------	------	------	------	------	------	------	------	------	-------	------	------	------	------	-------	-------	-------	-------	-------	-------	--------	-------	--------	-------	--------

PITCHER	IP	WLS	BF	H	R	ER	SO	BB	IBB	HBP	BLK	WP	HR	S	P	ERA	WHIP
Jaime Navarro, R ERA: 3.86 (1, 1)	8.0		36	7	7	6	5	2	0	1	0	2	0	83	130	6.75	1.125
41 Bill Simas, R ERA: (9, 1)	1.0		4	0	0	0	1	1	0	0	0	0	0	10	19	0.00	1.000
Tony Castillo, L ERA: 10.5 (10, 1)	1.0		5	1	0	0	0	0	1	0	0	0	0	6	14	0.00	1.000
Roberto Hernandez, R ERA: 4.5 (11, 1)	2.0	W	7	2	1	1	1	0	0	0	0	0	1	23	31	4.50	1.000

Chicago White Sox @ Detroit Tigers
 Tiger Stadium, Detroit, MI

Sun Apr 13 1997, 3:33 AM EDT
 Sunny - 37 F

AB	46
R	8
H	10
RBI	8
BB	4
SO	7
LOB	18



Batter	1	2	3	4	5	6	7	8	9	AB R H RBI BB SO LOB	TOP						
Tony Phillips, S (1, 9) OBP: 0.540, SLG: 0.500	2-3 K		3-2 G5-4-3 1B		4-1 1B S 1B BB		2-1 F9		3-3 K	4 1 1 0 1 2 0							
Ray Durham, S (1, 4) OBP: 0.390, SLG: 0.457	3-2 S 2B		0-0 G5-4-3 1-2f		1-2 1B 1-3 1B		3-1 F8			4 0 2 0 0 0 1							
Frank Thomas, R (1, 3) OBP: 0.413, SLG: 0.324	4-1 SAFE BB		4-1 BB		1-0 1-3 1B		1-2 G6-3			2 0 1 1 2 0 0							
Albert Belle, R (1, 10) OBP: 0.244, SLG: 0.317	3-2 P6 2-3		0-1 G3		0-1 P4			3-3 K		4 0 0 0 0 1 5							
Chris Snopce, R (1, 5) OBP: 0.372, SLG: 0.500	2-2 L6			0-2 G5-3		0-1 BB 1B 1B		0-3 K		4 0 1 0 0 1 2							
Lyle Mouton, R (1, 7) OBP: 0.143, SLG: 0.143		1-2 F8		1-0 F9		0-2 F9		3-2 F7		3 0 0 0 0 0 1							
Dave Martinez, L (8, PH) OBP: 0.244, SLG: 0.282										1 0 0 0 0 0 0							
Norberto Martin, R (1, 6) OBP: 0.462, SLG: 0.750		0-2 G6-3		0-1 G4-3		0-2 BB 1-2 1B			1-1 SH5-3 SH3-4 2B	4 1 2 0 0 0 0	AB 31 R 2 H 8 RBI 2 BB 4 SO 4 LOB 13						
Ron Karkovice, R (1, 2) OBP: 0.333, SLG: 0.600		1-0 2B			1-0 G5-3	4-2 G6-4-3 BB			0-0 SH5-3 2-3	2 0 1 0 1 0 0							
Darren Lewis, R (1, 8) OBP: 0.333, SLG: 0.600		1-1 G4-3			0-0 B4-3	0-0 G6-4-3 1-2f			1-1 SH3-4 3-H	3 0 0 1 0 0 4							
Inning Stats	R: 0 H: 1 E: 0 LOB: 2 K: 1 BB: 1 S: 14 P: 28	R: 0 H: 1 E: 0 LOB: 1 K: 0 BB: 0 S: 9 P: 12	R: 0 H: 1 E: 0 LOB: 1 K: 0 BB: 1 S: 9 P: 16	R: 0 H: 0 E: 0 LOB: 0 K: 0 BB: 0 S: 7 P: 8	R: 1 H: 2 E: 0 LOB: 2 K: 0 BB: 1 S: 9 P: 16	R: 0 H: 2 E: 0 LOB: 2 K: 0 BB: 1 S: 11 P: 15	R: 0 H: 0 E: 0 LOB: 0 K: 2 BB: 0 S: 7 P: 13	R: 0 H: 0 E: 0 LOB: 0 K: 2 BB: 0 S: 14 P: 20	R: 1 H: 1 E: 0 LOB: 0 K: 1 BB: 0 S: 8 P: 13	1B: 5 SF: 0 2B: 3 SAC: 2 3B: 0 DP: 2 HR: 0 HBP: 0	WP: 0 PA: 37 PB: 0 SB: 2 CS: 0						
PITCHER	IP WLS BF H R ER SO BB IBB HBP BLK WP HR S P ERA WHIP																
Justin Thompson, L (1, 1) ERA: 4.12	7.0	30	7	1	1	1	4	0	0	0	0	0	0	66	108	1.29	1.571
A.J. Sager, R (8, 1) ERA: 3.18	2.0	W	7	1	1	1	3	0	0	0	0	0	0	22	33	4.50	0.500

Chicago White Sox @ Detroit Tigers
Tiger Stadium, Detroit, MI
Sun Apr 13 1997, 7:05 PM EDT
Att. 10,818 - Unknown - 43 F

livebaseballscorecards.com



Batter 1 2 3 4 5 6 7 8 9 AB R H RBI BB SO LOB **BOTTOM**

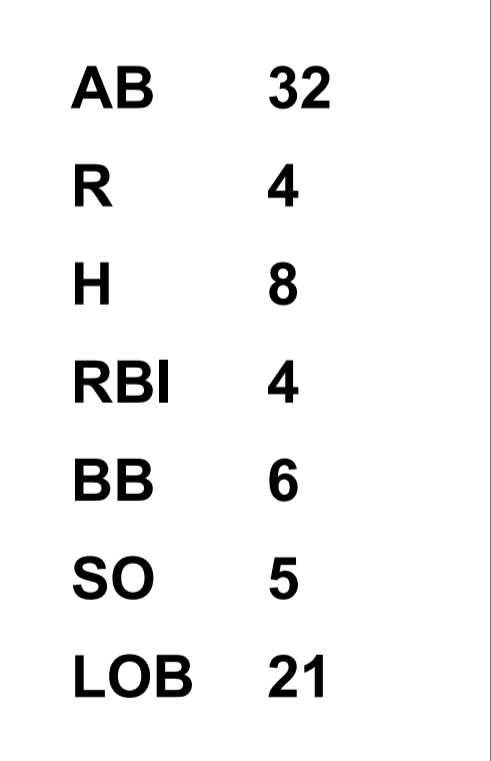
Brian Hunter, R <small>(1, 8)</small> <small>OBP: 0.281, SLG: 0.212</small>	0-1 SH1-3 2B 1B		3-3 ②		0-0 F9 ②		3-2 P6 ②	1 SAFE 4-0 1-2 HR BB	4 2 1 0 1 1 0
Jody Reed, R <small>(1, 4)</small> <small>OBP: 0.412, SLG: 0.333</small>	1-1 SH1-3 1-2		4-1 BB BB BB		1-1 G5-3 ③		2-1 1B	0-0 B2 ①	3 0 1 0 1 0 2
Travis Fryman, R <small>(1, 5)</small> <small>OBP: 0.448, SLG: 0.612</small>	2-2 F8 ②		4-1 1 SAFE 1 SAFE BB BB 1-2 BB BB		2-0 1B 1B		3-3 K ③	2-0 HR 1-H 2-H	4 1 2 3 1 1 2
Tony Clark, S <small>(1, 3)</small> <small>OBP: 0.375, SLG: 0.520</small>	3-1 2B 2-H		4-2 BB 1-2 BB 2-3 BB		1-2 BB 1-3 1B		0-1 BB G3-4-3 1B		3 0 3 1 1 0 0
Bobby Higginson, L <small>(1, 7)</small> <small>(9, 9)</small> <small>OBP: 0.434, SLG: 0.568</small>	0-3 K ③		0-0 P4 ③		2-3 K ①		4-2 BB G3-4-3 BB 1-2 BB		3 0 0 0 1 2 6
Bubba Trammell, R <small>(1, 9)</small> <small>OBP: 0.459, SLG: 0.433</small>		0-0 G3 ①		0-0 F8 ①		3-1 P5 ②	0-0 B1 ①		3 0 0 0 0 0 2
Vince Coleman, S <small>(8, PH)</small> <small>(9, 7)</small> <small>OBP: 0.143, SLG: 0.077</small>		1-2 G1-3 ②		2-1 L9 ②		4-0 BB 1-2 BB	1-0 G3-4-3 ② 1-2 2-3		3 0 0 0 1 0 2
Curtis Pride, L <small>(1, 10)</small> <small>OBP: 0.429, SLG: 0.458</small>		3-2 G5-3 ③		0-0 F7 ③		1-3 K ③	0-0 P4 ③		4 0 0 0 0 1 5
Brian Johnson, R <small>(1, 2)</small> <small>OBP: 0.200, SLG: 0.360</small>									
Deivi Cruz, R <small>(1, 6)</small> <small>OBP: 0.286, SLG: 0.366</small>			0-1 G5-3 ①		1-2 G5-3 ①		3-1 P3 ①	1-1 HR BB 1B	3 0 0 0 0 0 0
Damion Easley, R <small>(9, PH)</small> <small>OBP: 0.404, SLG: 0.459</small>									1 1 1 0 0 0 0

Inning Stats	R: 1	H: 2	E: 0	K: 13	H: 0	LOB: 1	BB: 0	P: 19	R: 0	H: 0	E: 0	K: 0	S: 7	R: 0	H: 0	E: 0	K: 1	S: 12	R: 0	H: 0	E: 0	K: 0	S: 4	R: 0	H: 0	E: 0	K: 0	S: 7	R: 0	H: 2	E: 0	K: 2	S: 12	R: 0	H: 1	E: 0	K: 1	S: 11	R: 0	H: 1	E: 0	K: 0	S: 7	R: 3	H: 2	E: 0	K: 0	S: 4	1B: 6	2B: 1	3B: 0	HR: 1	SF: 0	SAC: 1	DP: 0	HBP: 0	WP: 0	PB: 0	SB: 0	CS: 0	PA: 39
---------------------	------	------	------	-------	------	--------	-------	-------	------	------	------	------	------	------	------	------	------	-------	------	------	------	------	------	------	------	------	------	------	------	------	------	------	-------	------	------	------	------	-------	------	------	------	------	------	------	------	------	------	------	-------	-------	-------	-------	-------	--------	-------	--------	-------	-------	-------	-------	--------

PITCHER	IP	WLS	BF	H	R	ER	SO	BB	IBB	HBP	BLK	WP	HR	S	P	ERA	WHIP
Danny Darwin, R <small>(1, 1)</small> <small>ERA: 1.17</small>	6.0		26	4	1	1	4	4	0	0	0	0	0	55	97	1.50	1.333
Al Levine, R <small>(7, 1)</small> <small>ERA: 3.68</small>	2.0		9	2	0	0	1	1	0	0	0	0	0	18	34	0.00	1.500
Roberto Hernandez, R <small>(9, 1)</small> <small>ERA: 10.38</small>	0.1	L	4	2	3	3	0	1	0	0	0	0	1	4	11	81.00	9.000

Chicago White Sox @ Detroit Tigers
 Tiger Stadium, Detroit, MI
 Sun Apr 13 1997, 7:05 PM EDT
 Att: 10,818 - Unknown - 43 F

AB 32
 R 4
 H 8
 RBI 4
 BB 6
 SO 5
 LOB 21



WP: 0 PA: 39
 PB: 0
 SB: 0
 CS: 0

Batter	1	2	3	4	5	6	7	8	9	AB R H RBI BB SO LOB	TOP
Tony Phillips, S (1, 9) OBP: 0.537, SLG: 0.513	3-1 F8		2-2 WP 1B 2B		4-1 BB			1-2 G4-3		3 1 1 0 1 0 0	
Ray Durham, S (1, 4) OBP: 0.378, SLG: 0.436	2-2 G4-3		3-2 2-H 1B		2-0 SAFE G3			2-3 K		4 0 1 1 0 1 1	
Frank Thomas, R (1, 3) OBP: 0.420, SLG: 0.325	2-0 G4-3		1-0 F8		4-2 G4-6-3 BB			2-1 FC4 1B		3 0 1 0 1 0 1	
Albert Belle, R (1, 7) OBP: 0.224, SLG: 0.289		0-2 G6-3		0-3 K		1-3 K		1-0 FC4 1-2f		4 0 0 0 0 2 2	
Harold Baines, L (1, 10) OBP: 0.366, SLG: 0.212 Darren Lewis, R (9, PR)		2-3 K		4-2 FC6-4 BB		1-1 G4-6-3 1-2f		4-2 BB		2 0 0 0 2 1 1 0 0 0 0 0 0 0	
Chris Snopek, R (1, 5) OBP: 0.362, SLG: 0.462		4-1 FC4-6 BB		0-1 FC6-4 S 1-2f		0-2 F9		0-0 F8		3 0 0 0 1 0 2	
Dave Martinez, L (1, 8) OBP: 0.244, SLG: 0.279		2-0 FC4-6 1-2f		1-1 G4-3 1-2		1-0 FC5-4 1B		2-0 F8		4 0 1 0 0 0 3	
Ron Karkovics, R (1, 2) OBP: 0.296, SLG: 0.522 Norberto Martin, R (9, PH) OBP: 0.429, SLG: 0.692			1-2 P3		0-1 F7		1-0 FC5-4 WP 1-2f		3-2 G6-3	3 0 0 0 0 0 1 1 0 0 0 0 0 1	
Ozzie Guillen, L (1, 6) OBP: 0.216, SLG: 0.265			0-0 L8		0-0 G3		1-1 L8 1-2			3 0 0 0 0 0 1	

Chicago White Sox @ Texas Rangers
The Ballpark at Arlington, Arlington, TX
Mon Apr 14 1997, 8:05 PM EDT
Att. 27,891 - Unknown - 63 F

livebaseballscorecards.com

AB	30
R	1
H	4
RBI	1
BB	5
SO	4
LOB	13



Inning Stats	R: 0 E: 0 K: 0 S: 6	H: 0 LOB: 0 BB: 0 P: 13	R: 0 E: 0 K: 1 S: 11	H: 0 LOB: 1 BB: 1 P: 19	R: 1 E: 0 K: 0 S: 11	H: 2 LOB: 1 BB: 0 P: 18	R: 0 E: 0 K: 1 S: 9	H: 0 LOB: 1 BB: 1 P: 14	R: 0 E: 0 K: 0 S: 5	H: 0 LOB: 1 BB: 1 P: 11	R: 0 E: 0 K: 1 S: 8	H: 0 LOB: 0 BB: 1 P: 14	R: 0 E: 0 K: 0 S: 9	H: 1 LOB: 1 BB: 0 P: 12	R: 0 E: 0 K: 1 S: 10	H: 1 LOB: 1 BB: 0 P: 16	R: 0 E: 0 K: 0 S: 7	H: 0 LOB: 1 BB: 1 P: 16	1B: 3 2B: 1 3B: 0 HR: 0	SF: 0 SAC: 0 DP: 1 HBP: 0	WP: 2 PB: 0 SB: 1 CS: 0	PA: 35
--------------	------------------------------	----------------------------------	-------------------------------	----------------------------------	-------------------------------	----------------------------------	------------------------------	----------------------------------	------------------------------	----------------------------------	------------------------------	----------------------------------	------------------------------	----------------------------------	-------------------------------	----------------------------------	------------------------------	----------------------------------	----------------------------------	------------------------------------	----------------------------------	--------

PITCHER	IP	WLS	BF	H	R	ER	SO	BB	IBB	HBP	BLK	WP	HR	S	P	ERA	WHIP
Ken Hill, R ERA: 3.0	(1, 1)	7.0	27	3	1	1	3	4	0	0	0	2	0	59	101	1.29	1.000
Danny Patterson, R ERA: 2.08	(8, 1)	1.0	W 4	1	0	0	1	0	0	0	0	0	0	10	16	0.00	1.000
John Wetteland, R ERA:	(9, 1)	1.0	S 4	0	0	0	0	1	0	0	0	0	0	7	16	0.00	1.000

PITCHER	IP	WLS	BF	H	R	ER	SO	BB	IBB	HBP	BLK	WP	HR	S	P	ERA	WHIP
---------	----	-----	----	---	---	----	----	----	-----	-----	-----	----	----	---	---	-----	------

Batter	1	2	3	4	5	6	7	8	9	AB	R	H	RBI	BB	SO	LOB
Mark McLemore, S OBP: 0.275, SLG: 0.206 (1, 4)	3-1 L9		0-0 SF8		0-0 FC4-6			3-2 L7		3	0	0	1	0	0	1
Billy Ripken, R OBP: 0.273, SLG: 0.364 (1, 6)	2-3 K2-3		3-1 L8		1-0 CS	2-1 P3		1-1 29 HR 2B		4	1	1	0	0	1	1
29 Rusty Greer, L OBP: 0.405, SLG: 0.484 (1, 7)	3-3 K		0-0 F9			2-2 F9		2-2 HR		4	1	1	2	0	1	1
Ivan Rodriguez, R OBP: 0.316, SLG: 0.368 (1, 2)		3-1 F9		0-0 G3		0-2 WP 2B		0-0 G4-3		4	0	1	0	0	0	0
Dean Palmer, R OBP: 0.324, SLG: 0.250 (1, 5)		3-2 1B		1-2 2B		2-2 G6-3		3-3 K		4	0	2	0	0	1	1
Mickey Tettleton, S OBP: 0.171, SLG: 0.375 (1, 10)		0-2 F9		2-2 G6-3			2-0 G1-3			3	0	0	0	0	0	2
Mike Devereaux, R OBP: 0.233, SLG: 0.222 (1, 9)		1-2 G3		1-0 P3			2-0 P6			3	0	0	0	0	0	2
Lee Stevens, L OBP: 0.375, SLG: 0.519 (1, 3)			2-2 E6 2B SF8		2-0 FC4-6 1B		4-2 BB			2	1	1	0	1	0	0
Damon Buford, R OBP: 0.273, SLG: 0.345 (1, 8)			0-1 2B		1-3 K		1-2 P3			3	0	1	0	0	1	2

Inning Stats	R: 0	H: 0	E: 0	K: 2	S: 8	R: 0	H: 1	E: 0	K: 0	S: 11	R: 1	H: 1	E: 1	K: 0	S: 9	R: 0	H: 1	E: 0	K: 0	S: 10	R: 0	H: 1	E: 0	K: 1	S: 6	R: 0	H: 1	E: 0	K: 0	S: 12	R: 0	H: 0	E: 0	K: 0	S: 8	R: 2	H: 2	E: 0	K: 1	S: 14	R: 0	H: 2	E: 0	K: 1	S: 23
	LOB: 0	BB: 0	LOB: 1	BB: 0	P: 16	LOB: 1	BB: 0	LOB: 1	BB: 0	P: 18	LOB: 0	BB: 1	LOB: 0	BB: 0	P: 14	LOB: 0	BB: 0	LOB: 1	BB: 0	P: 10	LOB: 1	BB: 0	LOB: 1	BB: 1	P: 17	LOB: 1	BB: 0	LOB: 0	BB: 0	P: 18	LOB: 1	BB: 1	LOB: 0	BB: 0	P: 23	LOB: 0	BB: 0	LOB: 0	BB: 0	P: 23					

PITCHER	IP	WLS	BF	H	R	ER	SO	BB	IBB	HBP	BLK	WP	HR	S	P	ERA	WHIP
Wilson Alvarez, L ERA: 5.06 (1, 1)	8.0	L	32	7	3	2	4	1	0	0	0	1	1	78	130	2.25	1.000

BOTTOM

AB	R	H	RBI	BB	SO	LOB
3	0	0	1	0	0	1
4	1	1	0	0	1	1
4	1	1	2	0	1	1
4	0	1	0	0	0	0
4	0	2	0	0	1	1
3	0	0	0	0	0	2
3	0	0	0	0	0	2
2	1	1	0	1	0	0
3	0	1	0	0	1	2

AB	30
R	3
H	7
RBI	3
BB	1
SO	4
LOB	10



WP	PA
1	33

Chicago White Sox @ Texas Rangers
The Ballpark at Arlington, Arlington, TX
Mon Apr 14 1997, 8:05 PM EDT
Att: 27,891 - Unknown - 63 F

livebaseballscorecards.com

Batter	1	2	3	4	5	6	7	8	9	AB R H RBI BB SO LOB	TOP									
Tony Phillips, S (1, 9) OBP: 0.534, SLG: 0.512	0-2 F8-6-4 1B		1-2 1B		3-2 G5-3		1-3 K			4 0 2 0 0 1 2										
Ray Durham, S (1, 4) OBP: 0.408, SLG: 0.535	1-2 F8-6-4 1B		0-0 F8			2-2 1B		2-0 HR		4 1 3 1 0 0 1										
Frank Thomas, R (1, 3) OBP: 0.407, SLG: 0.318	1-2 F8-6-4 1-2 2-3		0-0 F9			1-0 1B		0-0 G6-3		4 0 1 0 0 0 3										
Albert Belle, R (1, 7) OBP: 0.208, SLG: 0.265	0-0 G4-3			0-0 L9		0-3 K		0-0 G6-3		4 0 0 0 0 1 3										
Harold Baines, L (1, 10) OBP: 0.400, SLG: 0.351		1-1 G2 1B		1-1 FC6-4 1B		3-2 F8		0-2 HR		4 1 3 1 0 0 2										
Chris Snopek, R (1, 5) OBP: 0.333, SLG: 0.419		0-2 G2		1-0 FC6-4 CS		1-2 P4		1-1 L8		4 0 0 0 0 0 4										
Dave Martinez, L (1, 8) OBP: 0.224, SLG: 0.255		0-0 L8		1-1 CS		1-0 L9		2-1 L8		4 0 0 0 0 0 1										
Tony Peña, R (1, 2) OBP: 0.167, SLG: 0.100		3-2 G6-3			2-1 L8		0-0 L9		1-2 L9	3 0 0 0 0 0 1										
Chad Kreuter, S (9, PH) OBP: 0.333, SLG: 0.200										1 0 0 0 0 0 0										
Ozzie Guillen, L (1, 6) OBP: 0.244, SLG: 0.289			2-1 P5		2-0 1B		0-0 1B		0-0 G4-3	4 0 2 0 0 0 0										
Inning Stats	R: 0 E: 0 K: 0 S: 10	H: 2 LOB: 1 BB: 0 P: 12	R: 0 E: 0 K: 0 S: 12	H: 1 LOB: 1 BB: 0 P: 16	R: 0 E: 0 K: 0 S: 7	H: 1 LOB: 1 BB: 0 P: 10	R: 0 E: 0 K: 0 S: 5	H: 1 LOB: 0 BB: 0 P: 8	R: 0 E: 0 K: 1 S: 16	H: 2 LOB: 2 BB: 0 P: 23	R: 0 E: 0 K: 1 S: 7	H: 1 LOB: 1 BB: 0 P: 10	R: 2 E: 0 K: 0 S: 8	H: 2 LOB: 0 BB: 0 P: 11	R: 0 E: 0 K: 0 S: 6	H: 0 LOB: 0 BB: 0 P: 8	1B: 9 2B: 1 3B: 0 HR: 2	SF: 0 SAC: 0 DP: 1 HBP: 0	WP: 0 PB: 0 SB: 0 CS: 1	PA: 37
PITCHER	IP WLS BF H R ER SO BB IBB HBP BLK WP HR S P ERA WHIP																			
Bobby Witt, R (1, 1) ERA: 1.06	7.2 W 32 11 2 2 2 0 0 0 0 0 2 73 104 2.35 1.435																			
Xavier Hernandez, R (8, 1) ERA: 5.06	0.1 1 0 0 0 0 0 0 0 0 0 0 2 3 0.00 0.000																			
John Wetteland, R (9, 1) ERA:	1.0 S 3 0 0 0 0 0 0 0 0 0 0 6 8 0.00 0.000																			

Chicago White Sox @ Texas Rangers
The Ballpark at Arlington, Arlington, TX
Tue Apr 15 1997, 8:05 PM EDT
Att. 27,990 - Unknown - 64 F

livebaseballscorecards.com

AB	36
R	2
H	11
RBI	2
BB	0
SO	2
LOB	17



Batter	1	2	3	4	5	6	7	8	9	AB	R	H	RBI	BB	SO	LOB							
Mark McLemore, S (1, 4) OBP: 0.273, SLG: 0.189	0-0 F7		4-1 WP 29 S WP BB		1-2 L8		1-1 G4-3			3	1	0	0	1	0	0							
Ivan Rodriguez, R (1, 2) OBP: 0.310, SLG: 0.357	0-2 BB 29 S SF8 1B		2-0 P4		0-0 F9		2-2 L9			4	1	1	0	0	0	1							
29 Rusty Greer, L (1, 7) OBP: 0.463, SLG: 0.559	4-2 SF8 BB 1-2 BB		2-1 S 1B			3-2 E 1B FC2 1B	2-1 HR 2B			3	1	3	0	1	0	0							
Lee Stevens, L (1, 3) OBP: 0.417, SLG: 0.633	4-1 1-2 BB 2-3 BB		0-1 F8			2-1 FC2 BB 1B	1-0 HR			3	2	2	2	1	0	1							
Dean Palmer, R (1, 5) OBP: 0.293, SLG: 0.229	3-2 SF8 2-3 3-H		1-0 G6-3			3-2 E4 BB FC2	1-0 L8			3	0	0	1	0	0	3							
Mickey Tettleton, S (1, 10) OBP: 0.158, SLG: 0.343 Mike Simms, R (6, PR)	K		1-0 F9			1-0 FC2 BB		2-2 F9		3	0	0	0	0	1	5							
Marc Sagmoen, L (1, 9)		1-3 K2-3		0-0 F7		1-2 2-3 3-H BB		3-3 F9		3	0	0	1	1	2	0							
Damon Buford, R (1, 8) OBP: 0.270, SLG: 0.333		2-3 K		3-3 K		4-1 P4		0-0 S 1B		4	0	1	0	0	2	3							
Benji Gil, R (1, 6) OBP: 0.214, SLG: 0.286		2-2 F8			1-3 K	1-1 P9		1-3 K		4	0	0	0	0	2	4							
Inning Stats	R: 1 E: 0 K: 1 S: 14	H: 1 LOB: 2 BB: 2 P: 26	R: 0 E: 0 K: 2 S: 10	H: 0 LOB: 0 BB: 0 P: 15	R: 1 E: 0 K: 0 S: 8	H: 1 LOB: 1 BB: 1 P: 16	R: 0 E: 0 K: 1 S: 5	H: 0 LOB: 0 BB: 0 P: 9	R: 0 E: 0 K: 1 S: 7	H: 0 LOB: 0 BB: 0 P: 9	R: 1 E: 1 K: 0 S: 14	H: 2 LOB: 3 BB: 1 P: 30	R: 2 E: 0 K: 0 S: 9	H: 2 LOB: 0 BB: 0 P: 16	R: 0 E: 0 K: 2 S: 12	H: 1 LOB: 1 BB: 0 P: 17	1B: 5 2B: 1 3B: 0 HR: 1	SF: 1 SAC: 0 DP: 0 HBP: 0	WP: 2 PB: 0 SB: 4 CS: 0	PA: 36			
PITCHER James Baldwin, R (1, 1) ERA: 3.63 41 Bill Simas, R (8, 1) ERA:	IP 7.0 1.0	WLS L	BF 32 4	H 6 1	R 5 0	ER 4 0	SO 5 2	BB 4 0	IBB 0 0	HBP 0 0	BLK 0 0	WP 2 0	HR 1 0	S 67 12	P 121 17	ERA 5.14 0.00	WHIP 1.429 1.000						

BOTTOM

Chicago White Sox @ Texas Rangers
The Ballpark at Arlington, Arlington, TX

Tue Apr 15 1997, 8:05 PM EDT
Att: 27,990 - Unknown - 64 F

AB	31
R	5
H	7
RBI	4
BB	4
SO	7
LOB	17



WP	2	PA	36
ERA	5.14	WHIP	1.429

livebaseballscores.com

Batter	1	2	3	4	5	6	7	8	9	AB R H RBI BB SO LOB	TOP	
Brady Anderson, L (1, 10) OBP: 0.614, SLG: 0.659	4-0 SH1-3 BB		0-0 P5		0-0 P6			0-0 G3		3 0 0 0 1 0 1		
Jeff Reboulet, R (1, 4) OBP: 0.429, SLG: 0.458	0-0 SH1-3		4-0 BB			0-0 G6-4-3 1B		0-0 P4		2 0 1 0 1 0 1		
Rafael Palmeiro, L (1, 3) OBP: 0.309, SLG: 0.521	0-3 K		0-3 K			0-0 F8			0-3 K	4 0 0 0 0 3 3		
Cal Ripken Jr., R (1, 5) OBP: 0.404, SLG: 0.700	0-0 F5		0-0 P6			0-0 G6-4-3 1-2f			0-0 2B 1B	4 1 1 0 0 0 3		
B.J. Surhoff, L (1, 7) OBP: 0.310, SLG: 0.250		0-0 F8		0-0 P4			0-0 G3		0-0 1B 1B	4 1 1 0 0 0 0		
Pete Incaviglia, R (1, 9) OBP: 0.375, SLG: 0.286		0-3 K		4-0 G5-4-3 BB			0-0 G6-3		0-0 1B 1B	3 0 1 1 1 1 0		
Jerome Walton, R (1, 8) OBP: 0.313, SLG: 0.214		4-0 WP 1B BB		0-0 G5-4-3 1-2f			0-0 F7		0-3 K	3 1 0 0 1 1 3		
Chris Hoiles, R (1, 2) OBP: 0.415, SLG: 0.514		0-0 1-H 1B			0-0 G5-3			0-0 G3 2B	0-0 1-2 3-H 1B	4 0 3 2 0 0 0		
Mike Bordick, R (1, 6) OBP: 0.213, SLG: 0.163		0-0 F9			0-0 L5			0-0 F7	0-0 F7	4 0 0 0 0 0 4		
Inning Stats	R: 0 H: 0 E: 0 LOB: 1 K: 1 BB: 1 S: 5 P: 9	R: 1 H: 1 E: 0 LOB: 1 K: 1 BB: 1 S: 6 P: 10	R: 0 H: 0 E: 0 LOB: 1 K: 1 BB: 1 S: 5 P: 9	R: 0 H: 0 E: 0 LOB: 0 K: 0 BB: 1 S: 2 P: 6	R: 0 H: 0 E: 0 LOB: 0 K: 0 BB: 0 S: 3 P: 3	R: 0 H: 1 E: 0 LOB: 0 K: 0 BB: 0 S: 3 P: 3	R: 0 H: 0 E: 0 LOB: 0 K: 0 BB: 0 S: 3 P: 3	R: 0 H: 1 E: 0 LOB: 1 K: 0 BB: 0 S: 4 P: 4	R: 2 H: 4 E: 0 LOB: 2 K: 2 BB: 0 S: 11 P: 11	1B: 5 SF: 0 2B: 2 SAC: 1 3B: 0 DP: 2 HR: 0 HBP: 0	WP: 1 PA: 36 PB: 0 SB: 0 CS: 0	
PITCHER Doug Drabek, R (1, 1) ERA: 8.22 Mike Bertotti, L (9, 1) ERA: 13.5	IP WLS BF H R ER SO BB IBB HBP BLK WP HR S P ERA WHIP	8.0 W 29 3 1 1 3 4 0 0 0 1 0 31 47 1.12 0.875	1.0 7 4 2 2 2 0 0 0 0 0 0 11 11 18.00 4.000	PITCHER IP WLS BF H R ER SO BB IBB HBP BLK WP HR S P ERA WHIP								

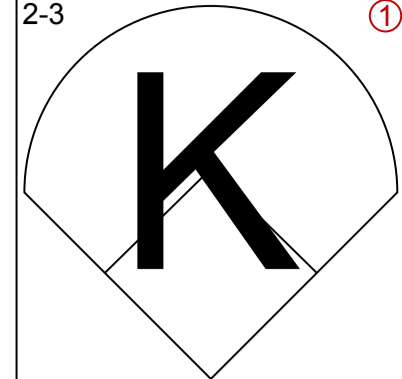
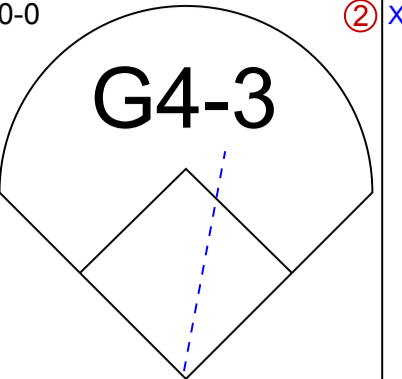
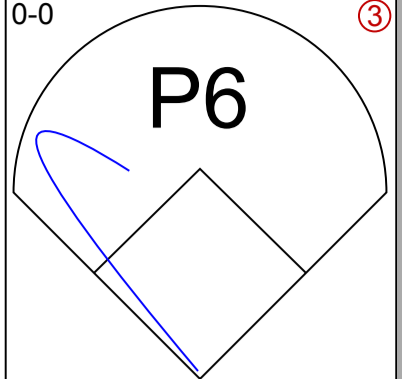
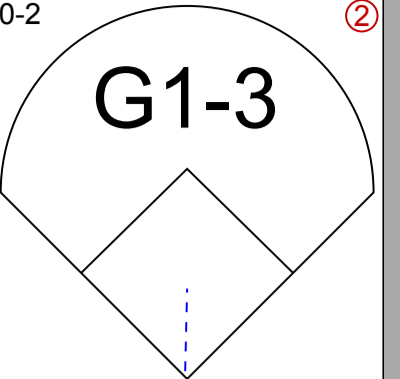
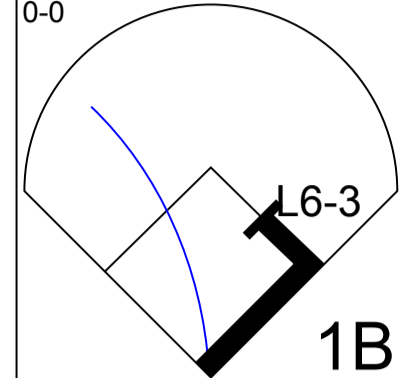
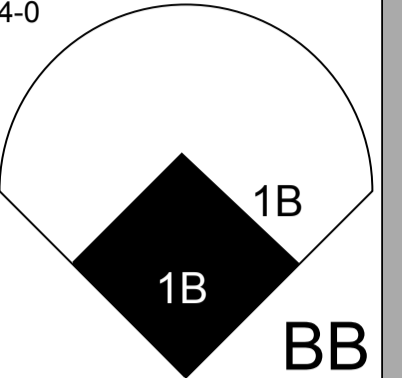
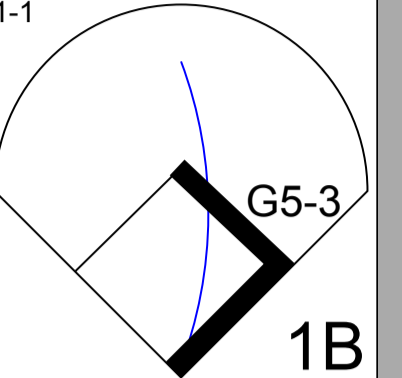
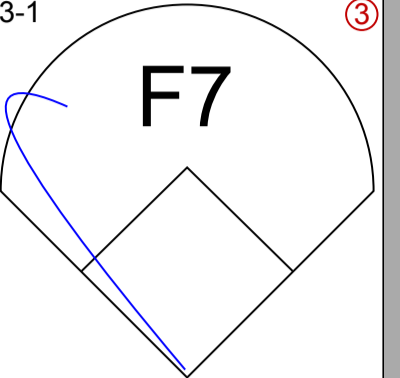
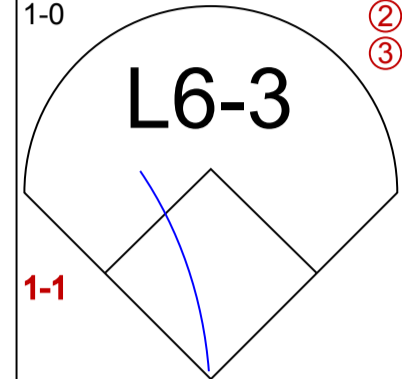
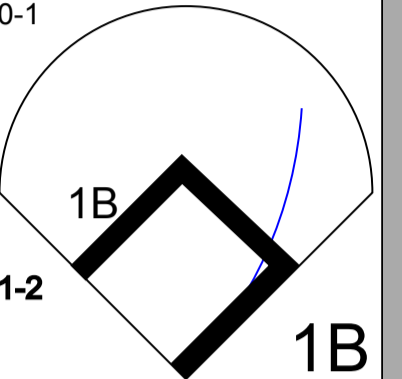
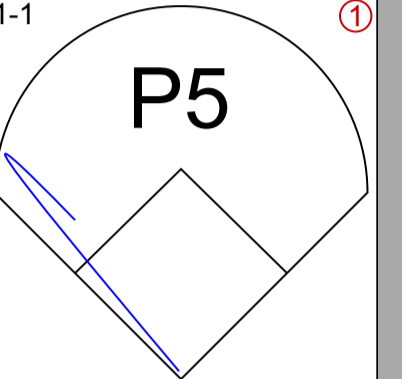
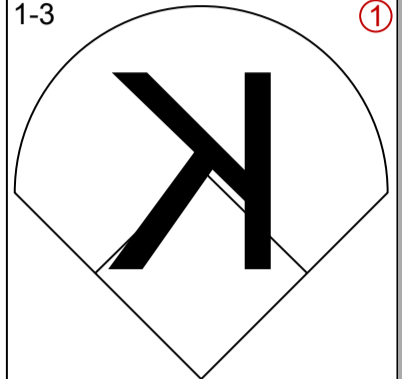
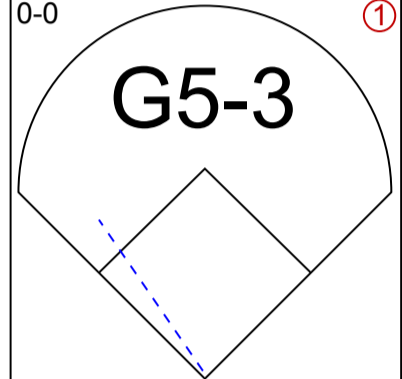
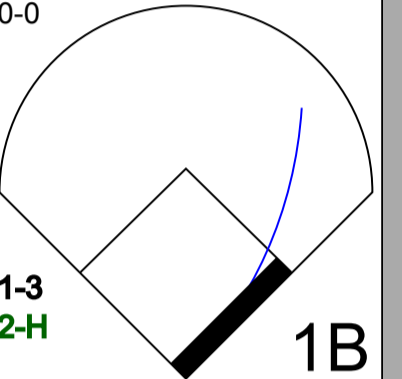
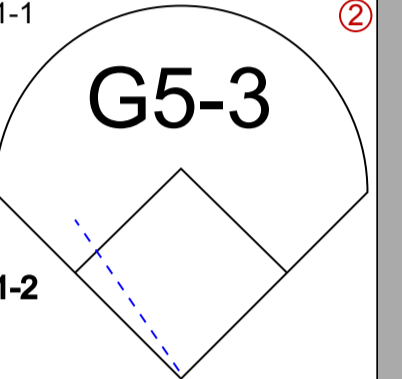
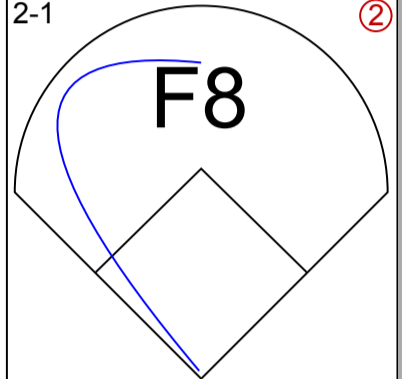
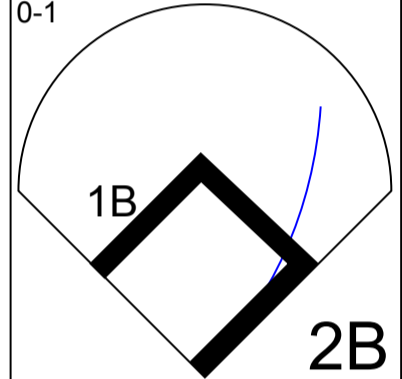
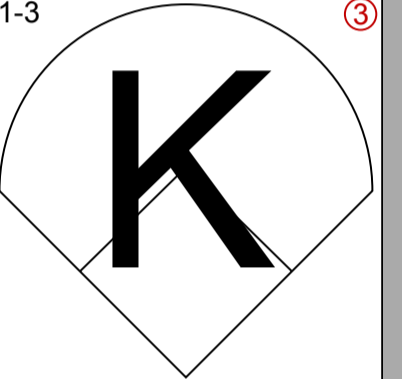
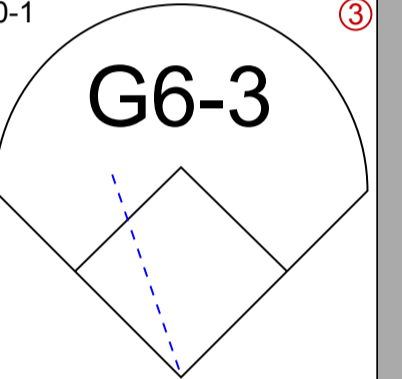
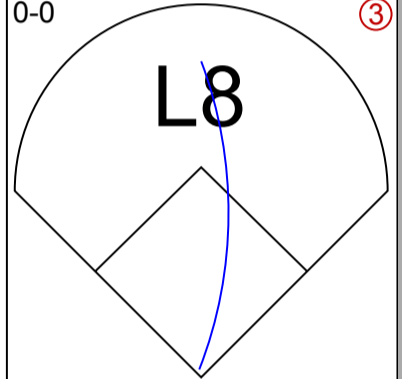
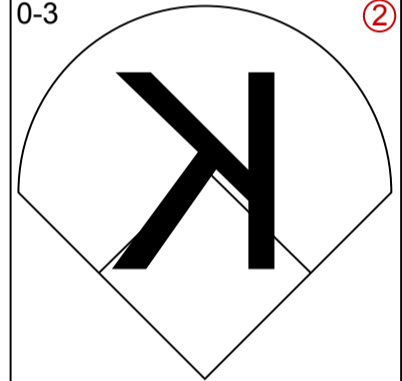
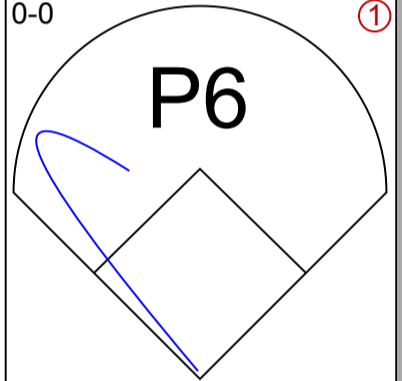
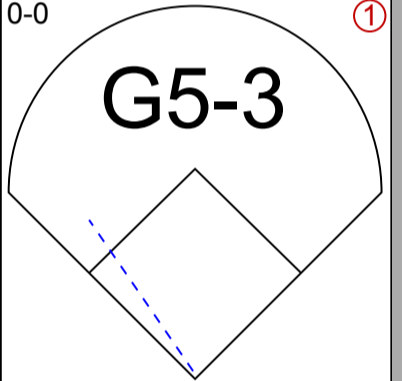
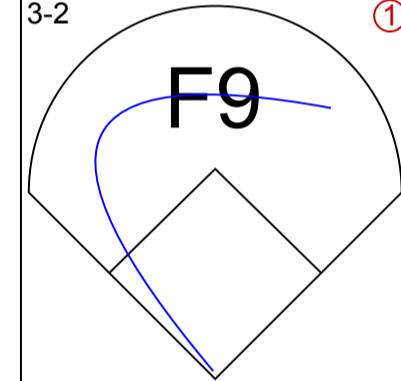
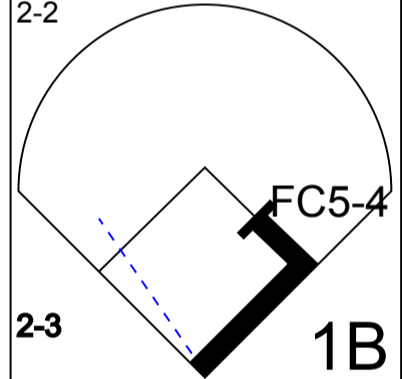
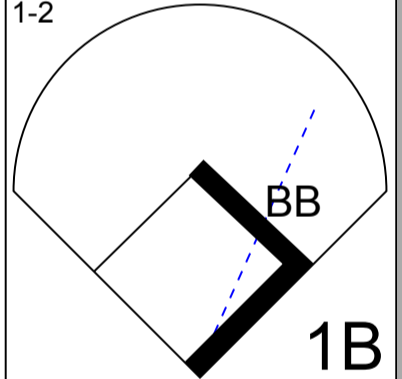
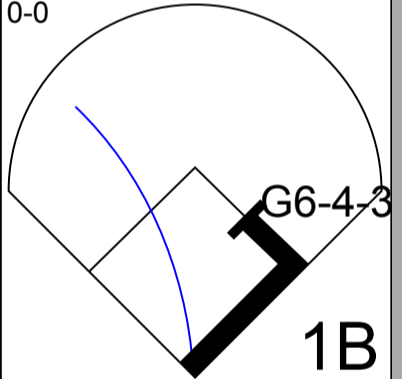
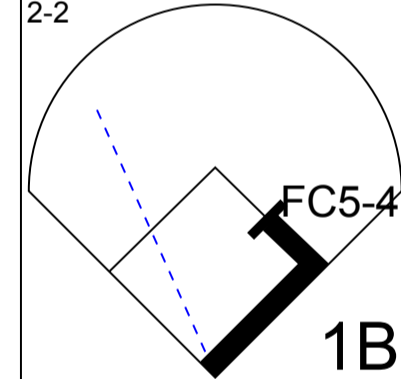
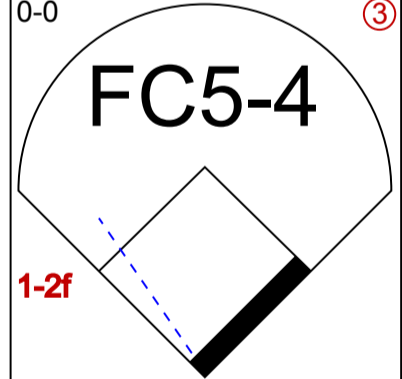
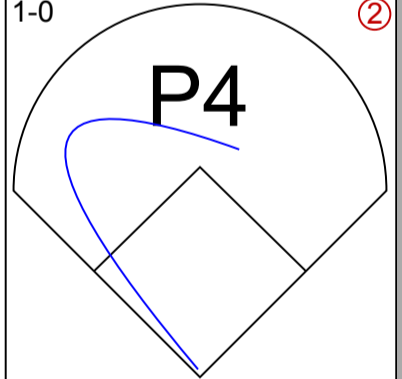
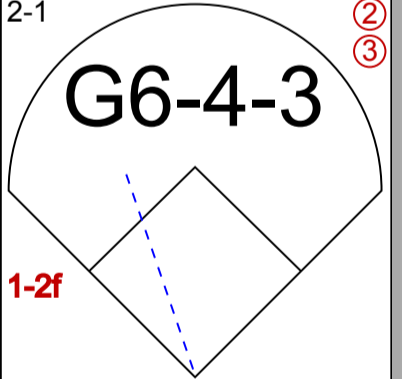
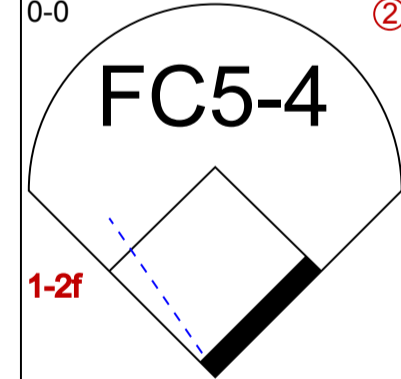
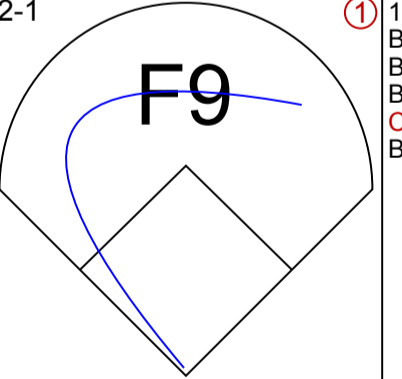
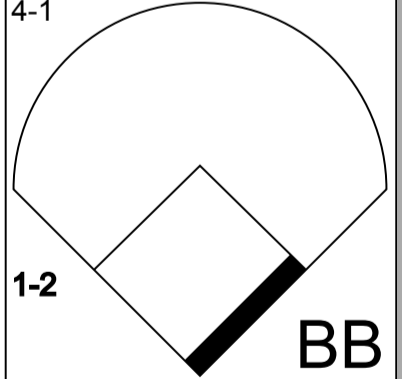
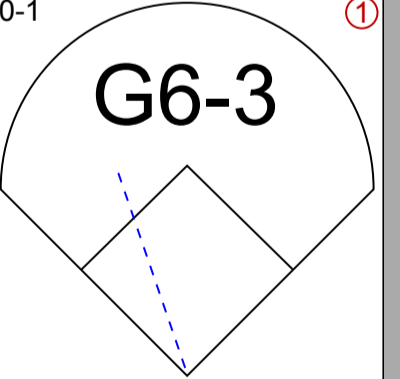
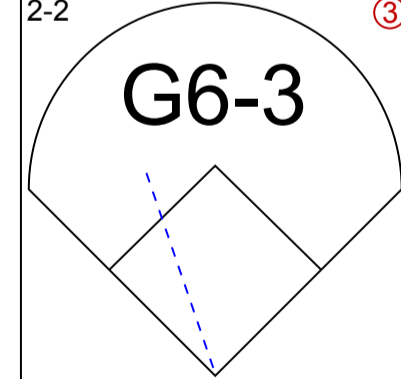
Baltimore Orioles @ Chicago White Sox
Comiskey Park, Chicago, IL
Wed Apr 16 1997, 8:05 PM EDT
Att. 14,061 - Unknown - 39 F

livebaseballscorecards.com

AB	31
R	3
H	7
RBI	3
BB	4
SO	5
LOB	15



Batter	1	2	3	4	5	6	7	8	9	AB	R	H	RBI	BB	SO	LOB	BOTTOM			
Tony Phillips, S (1, 9) <small>OBP: 0.516, SLG: 0.489</small> Darren Lewis, R (8, PH) <small>OBP: 0.222, SLG: 0.125</small> (9, 8)	0-0 G4-3 	0-0 E 1B		0-0 F9 		0-0 G4-3 		0-0 1B		4	1	1	0	0	0	1	Baltimore Orioles @ Chicago White Sox Comiskey Park, Chicago, IL Wed Apr 16 1997, 8:05 PM EDT Att: 14,061 - Unknown - 39 F livebaseballscorecards.com			
Ray Durham, S (1, 4) <small>OBP: 0.389, SLG: 0.489</small>	0-0 G6-3 	0-0 F7 		4-0 S HR BB		0-0 F8 		0-0 L6 		4	1	0	0	1	0	2				
Frank Thomas, R (1, 3) <small>OBP: 0.414, SLG: 0.319</small>	4-0 2B BB BB	0-0 E9 1-H 		0-3 K 1-2		0-0 1B				3	1	1	0	1	1	2				
Albert Belle, R (1, 7) <small>OBP: 0.228, SLG: 0.358</small> Lyle Mouton, R (9, 7) <small>OBP: 0.143, SLG: 0.143</small>	0-0 BB 3B 2B	0-0 F2 		0-0 HR 2-H 3-H		0-0 G3 				4	2	2	3	0	0	2				
Harold Baines, L (1, 10) <small>OBP: 0.408, SLG: 0.425</small>	4-0 BB 3B IBB		0-0 HR	0-0 F7 		0-0 G4-3 				3	2	1	1	1	0	0				
Chris Snopce, R (1, 5) <small>OBP: 0.327, SLG: 0.391</small>	4-0 3B BB 1-2 2-3 3-H		0-0 G1 		0-0 F9 		0-3 K 			3	1	0	1	1	1	0				
Dave Martinez, L (1, 8) <small>OBP: 0.245, SLG: 0.314</small> (9, 9)	0-0 3B 1-H 2-H 3-H		0-0 P6 		0-0 G4-3 1B		0-0 G1-3 			4	0	2	3	0	0	0				
Ron Karkovice, R (1, 2) <small>OBP: 0.258, SLG: 0.444</small>	0-0 G6-3 		0-3 K 		0-0 G4-3 			0-0 F8 		4	0	0	0	0	1	2				
Ozzie Guillen, L (1, 6) <small>OBP: 0.244, SLG: 0.310</small>		0-0 F8 		0-0 F9 HR 2B		0-0 G4-3 		0-0 G5-3 		4	1	1	0	0	0	1				
Inning Stats	R: 4 E: 0 K: 0 S: 5	H: 2 LOB: 1 BB: 3 P: 17	R: 1 E: 1 K: 0 S: 5	H: 1 LOB: 1 BB: 0 P: 5	R: 1 E: 0 K: 1 S: 6	H: 1 LOB: 0 BB: 0 P: 6	R: 3 E: 0 K: 1 S: 7	H: 2 LOB: 0 BB: 1 P: 11	R: 0 E: 0 K: 0 S: 4	H: 1 LOB: 1 BB: 0 P: 4	R: 0 E: 0 K: 1 S: 5	H: 0 LOB: 0 BB: 0 P: 5	R: 0 E: 0 K: 0 S: 4	H: 1 LOB: 1 BB: 0 P: 4	R: 0 E: 0 K: 0 S: 4	H: 1 LOB: 1 BB: 0 P: 4	1B: 4 2B: 2 3B: 1 HR: 2	SF: 0 SAC: 0 DP: 0 HBP: 0	WP: 0 PB: 0 SB: 1 CS: 0	PA: 38
PITCHER Shawn Boskie, R (1, 1) <small>ERA: 13.5</small> Rocky Coppinger, R (5, 1) <small>ERA:</small>	IP WLS L	BF H R ER SO	H R ER SO	H R ER SO	H R ER SO	H R ER SO	H R ER SO	H R ER SO	H R ER SO	H R ER SO	H R ER SO	H R ER SO	H R ER SO	H R ER SO	H R ER SO	H R ER SO	ERA WHIP	ERA WHIP		

Batter	1	2	3	4	5	6	7	8	9	AB R H RBI BB SO LOB	TOP
Brady Anderson, L (1, 10) OBP: 0.574, SLG: 0.600	2-3 		0-0 	0-0 			0-2 			4 0 0 0 0 1 2	<p>Baltimore Orioles @ Chicago White Sox Comiskey Park, Chicago, IL</p> <p>Thu Apr 17 1997, 8:05 PM EDT Att. 14,674 - Unknown - 42 F</p>
Roberto Alomar, S (1, 4) OBP: 0.320, SLG: 0.304	0-0 		4-0 			1-1 	3-1 			3 1 2 0 1 0 0	
Rafael Palmeiro, L (1, 3) OBP: 0.305, SLG: 0.500	1-0 		0-1 			1-1 		1-3 		4 0 1 0 0 1 2	
Cal Ripken Jr., R (1, 5) OBP: 0.393, SLG: 0.667		0-0 	0-0 			1-1 		2-1 		4 0 1 1 0 0 1	
B.J. Surhoff, L (1, 7) OBP: 0.304, SLG: 0.275		0-1 	1-3 			0-1 		0-0 		4 0 1 0 0 1 3	
Pete Incaviglia, R (1, 9) OBP: 0.250, SLG: 0.182		0-3 		0-0 		0-0 		3-2 		4 0 0 0 0 1 1	
Jeffrey Hammonds, R (9, 8) OBP: 0.311, SLG: 0.415										0 0 0 0 0 0 0	
Jerome Walton, R (1, 8) OBP: 0.450, SLG: 0.389		2-2 	1-2 			0-0 		2-2 		4 0 4 0 0 0 0	
Chris Hoiles, R (1, 2) OBP: 0.378, SLG: 0.463		0-0 	1-0 			2-1 		1 SAFE 0-0 		4 0 0 0 0 0 5	
Lenny Webster, R (9, 2) OBP: 0.500, SLG: 0.400										0 0 0 0 0 0 0	
Mike Bordick, R (1, 6) OBP: 0.216, SLG: 0.152			2-1 	4-1 			0-1 		2-2 	3 0 0 0 1 0 1	
Inning Stats	R: 0 E: 0 K: 1 S: 5 H: 1 LOB: 0 BB: 0 P: 8	R: 0 E: 0 K: 1 S: 12 H: 2 LOB: 2 BB: 0 P: 14	R: 1 E: 0 K: 1 S: 10 H: 2 LOB: 2 BB: 1 P: 17	R: 0 E: 0 K: 0 S: 7 H: 1 LOB: 2 BB: 1 P: 13	R: 0 E: 0 K: 0 S: 8 H: 1 LOB: 1 BB: 0 P: 11	R: 0 E: 0 K: 0 S: 4 H: 1 LOB: 0 BB: 0 P: 6	R: 0 E: 0 K: 0 S: 7 H: 0 LOB: 0 BB: 0 P: 10	R: 0 E: 0 K: 1 S: 7 H: 0 LOB: 0 BB: 0 P: 10	R: 0 E: 0 K: 0 S: 10 H: 1 LOB: 1 BB: 0 P: 17	1B: 8 2B: 2 3B: 0 HR: 0 SF: 0 SAC: 0 DP: 2 HBP: 0	WP: 0 PB: 0 SB: 0 CS: 0 PA: 36
PITCHER Danny Darwin, R (1, 1) ERA: 1.08	IP: 9.0 WLS: L BF: 36 H: 9 R: 1 ER: 1 SO: 4 BB: 2 IBB: 0 HBP: 0 BLK: 0 WP: 0 HR: 0 S: 70 P: 106 ERA: 1.00 WHIP: 1.222										

AB	34
R	1
H	9
RBI	1
BB	2
SO	4
LOB	15



WP: 0	PA: 36
PB: 0	
SB: 0	
CS: 0	

Batter	1	2	3	4	5	6	7	8	9	AB R H RBI BB SO LOB
Tony Phillips, S OBP: 0.500, SLG: 0.471 (1, 9)	2-3 K ①		1-2 F7 ②			1-0 P6 ②			2-2 K 1B ②	4 0 1 0 0 1 1
Ray Durham, S OBP: 0.362, SLG: 0.451 (1, 4)	3-1 G6-3 ②		1-2 P6 ③			1-0 G1 ③			2-3 K ②	4 0 0 0 0 1 2
Frank Thomas, R OBP: 0.387, SLG: 0.294 (1, 3)	2-0 F9 ③				0-1 F8 ①			0-0 G6-3 ①	1-0 F9 ③	4 0 0 0 0 0 1
Albert Belle, R OBP: 0.233, SLG: 0.357 (1, 7)		0-0 F9 ①			3-2 F8 ②			0-0 L6-3 1B ②		3 0 1 0 0 0 0
Harold Baines, L OBP: 0.385, SLG: 0.395 (1, 10)		3-3 K ②			0-1 G4-3 ③			3-2 L6-3 ② ③		3 0 0 0 0 1 1
Chris Snopce, R OBP: 0.328, SLG: 0.388 (1, 5)		2-1 K 1B ②			2-3 K ①			0-3 K ①		3 0 1 0 0 2 0
Dave Martinez, L OBP: 0.232, SLG: 0.296 (1, 8)		1-2 G5-3 ③			2-2 L5 ②			1-0 F7 ②		3 0 0 0 0 0 1
Ron Karkovice, R OBP: 0.242, SLG: 0.414 Chad Kreuter, S OBP: 0.286, SLG: 0.167 (8, PH) (9, 2)			0-3 K ①		1-2 G5-3 ③			2-3 K ③		2 0 0 0 0 1 0 1 0 0 0 0 1 0
Ozzie Guillen, L OBP: 0.255, SLG: 0.341 Norberto Martin, R OBP: 0.400, SLG: 0.643 (9, PH)			1-1 K 2B ①			2-2 F7 ①			2-3 K ①	2 0 1 0 0 0 0 1 0 0 0 0 1 0

Inning Stats	R: 0	H: 0	E: 0	K: 1	S: 8	H: 0	LOB: 0	BB: 0	P: 15	R: 0	H: 1	E: 0	K: 1	S: 9	H: 1	LOB: 1	BB: 0	P: 15	R: 0	H: 1	E: 0	K: 1	S: 17	H: 0	LOB: 0	BB: 0	P: 10	R: 0	H: 0	E: 0	K: 1	S: 11	H: 0	LOB: 0	BB: 0	P: 16	R: 0	H: 0	E: 0	K: 0	S: 5	H: 0	LOB: 0	BB: 0	P: 9	R: 0	H: 1	E: 0	K: 0	S: 5	H: 0	LOB: 0	BB: 0	P: 8	R: 0	H: 0	E: 0	K: 2	S: 7	H: 0	LOB: 0	BB: 0	P: 10	R: 0	H: 1	E: 0	K: 2	S: 14	H: 1	LOB: 1	BB: 0	P: 21	1B: 3	SF: 0	2B: 2	SAC: 0	3B: 0	DP: 1	HR: 0	HBP: 0	WP: 0	PA: 30
--------------	------	------	------	------	------	------	--------	-------	-------	------	------	------	------	------	------	--------	-------	-------	------	------	------	------	-------	------	--------	-------	-------	------	------	------	------	-------	------	--------	-------	-------	------	------	------	------	------	------	--------	-------	------	------	------	------	------	------	------	--------	-------	------	------	------	------	------	------	------	--------	-------	-------	------	------	------	------	-------	------	--------	-------	-------	-------	-------	-------	--------	-------	-------	-------	--------	-------	--------

PITCHER	IP	WLS	BF	H	R	ER	SO	BB	IBB	HBP	BLK	WP	HR	S	P	ERA	WHIP
35 Mike Mussina, R ERA: 3.79 (1, 1)	8.0	W	26	3	0	0	6	0	0	0	0	0	0	69	103	0.00	0.375
Randy Myers, L ERA: (9, 1)	1.0	S	4	1	0	0	2	0	0	0	0	0	0	14	21	0.00	1.000


BOTTOM


Baltimore Orioles @ Chicago White Sox
Comiskey Park, Chicago, IL

Thu Apr 17 1997, 8:05 PM EDT
Att. 14,674 - Unknown - 42 F

livebaseballscorecards.com

AB	30
R	0
H	4
RBI	0
BB	0
SO	8
LOB	6



Batter	1	2	3	4	5	6	7	8	9	AB R H RBI BB SO LOB	TOP											
Tim Raines, S OBP: 0.294, SLG: 0.083 (1, 7)	0-2 1B 1B	0-1 E3 WP 1B	4-1 1B 2B BB		3-3 K		0-1 G3		3-3 K	5 3 1 0 1 2 1												
Wade Boggs, L OBP: 0.426, SLG: 0.370 (1, 5)	1-2 1B 1B SF7	4-2 1B 1B SF9 BB	1-1 2B 1B		3-2 G3			1-1 FC4-6 1B		4 2 3 0 1 0 0												
Bernie Williams, S OBP: 0.383, SLG: 0.426 (1, 8)	1-0 1B 1B	1-0 S 1B	1-0 1-3 2-H 3-H 2B		1-2 G4-3			0-0 FC4-6 BB		5 1 3 4 0 0 1												
Tino Martinez, L OBP: 0.342, SLG: 0.614 (1, 3)	0-1 1B 1B E	1-0 SF9	0-1 G3		1-0 HR			3-1 F7		4 2 2 2 0 0 3												
Cecil Fielder, R OBP: 0.244, SLG: 0.206 (1, 10)	0-0 SF7	2-1 F9		0-0 F9		2-2 FC6-4 1B		4-2 1B BB		3 0 1 1 1 0 1												
Mark Whiten, S OBP: 0.441, SLG: 0.549 (1, 9)	1-0 E 1B	2-0 G4-3		3-3 K		0-0 P6		3-3 K		5 1 1 1 0 2 4												
Derek Jeter, R OBP: 0.456, SLG: 0.492 (1, 6)	1-3 K		1-0 G5-3	4-0 BB		0-1 FC6-4			1-3 K	4 0 0 0 1 2 3	AB 39 R 10 H 14 RBI 8 BB 5 SO 6 LOB 16											
Mariano Duncan, R OBP: 0.435, SLG: 0.488 (1, 4)	0-1 E5 1B		0-0 G6-3	0-2 L6			0-1 G3		0-0 G4-3 2B	5 0 2 0 0 0 1												
Joe Girardi, R OBP: 0.275, SLG: 0.351 (1, 2)	1-0 F9		4-0 1B 2B BB		2-2 F9		2-0 2B		1-2 G4-3	4 1 1 0 1 0 2												
Inning Stats	R: 5 E: 1 K: 1 S: 20	H: 6 LOB: 1 BB: 0 P: 25	R: 2 E: 1 K: 0 S: 9	H: 1 LOB: 1 BB: 1 P: 19	R: 2 E: 0 K: 0 S: 8	H: 2 LOB: 2 BB: 2 P: 19	R: 0 E: 0 K: 1 S: 7	H: 0 LOB: 1 BB: 1 P: 14	R: 0 E: 0 K: 1 S: 12	H: 0 LOB: 0 BB: 0 P: 20	R: 1 E: 0 K: 0 S: 10	H: 2 LOB: 1 BB: 0 P: 14	R: 0 E: 0 K: 0 S: 5	H: 1 LOB: 0 BB: 0 P: 7	R: 0 E: 0 K: 1 S: 10	H: 1 LOB: 2 BB: 1 P: 21	R: 0 E: 0 K: 2 S: 10	H: 1 LOB: 1 BB: 0 P: 15	1B: 10 2B: 3 3B: 0 HR: 1	SF: 2 SAC: 0 DP: 0 HBP: 0	WP: 1 PB: 0 SB: 2 CS: 0	PA: 46
PITCHER	IP WLS BF H R ER SO BB IBB HBP BLK WP HR S P ERA WHIP																					
Jaime Navarro, R ERA: 5.63 (1, 1)	3.0 L 22 9 9 6 1 3 0 0 0 0 1 0 37 63 18.00 4.000																					
Carlos Castillo, R ERA: 2.08 (4, 1)	4.0 15 3 1 1 2 1 0 0 0 0 0 1 34 55 2.25 1.000																					
Tony Castillo, L ERA: 9.0 (8, 1)	1.0 5 1 0 0 1 1 0 0 0 0 0 0 10 21 0.00 2.000																					
Roberto Hernandez, R ERA: 8.44 (9, 1)	1.0 4 1 0 0 2 0 0 0 0 0 0 0 10 15 0.00 1.000																					

New York Yankees @ Chicago White Sox
Comiskey Park, Chicago, IL
Fri Apr 18 1997, 8:05 PM EDT
Att. 18,603 - Unknown - 51 F

livebaseballscorecards.com

Batter	1	2	3	4	5	6	7	8	9	AB R H RBI BB SO LOB
Tony Phillips, S OBP: 0.465, SLG: 0.429 (1, 9)	F7		G6-3		FC3-6 1B	G4-3			F7	5 1 0 0 0 0 2
Ray Durham, S OBP: 0.365, SLG: 0.455 (1, 4)	K				1B 1B 1B BB	G4-3			G4-1	4 1 1 0 0 1 1 1
Frank Thomas, R OBP: 0.388, SLG: 0.291 (1, 3)	G4-3		F9		1B 1B 1B				E BB	4 1 1 1 1 0 1
Albert Belle, R OBP: 0.231, SLG: 0.344 (1, 7)		L6	G5-3		K				E9 1B	5 0 1 0 0 0 1 3
Harold Baines, L OBP: 0.404, SLG: 0.404 (1, 10)		BB E BB		G3	1B 1B				K	4 1 2 0 1 1 2
Chris Snopce, R OBP: 0.339, SLG: 0.415 (1, 5)		E5 BB		G4-3 2B	1B 1B				F8	4 0 2 1 0 0 2
Dave Martinez, L OBP: 0.233, SLG: 0.293 (1, 8)		K		G4-3	PO 1B				G5-3	4 0 1 2 0 1 3
Tony Peña, R OBP: 0.188, SLG: 0.077 (1, 2)			K	K	PO 1B				K	3 0 0 0 1 3 1
Ozzie Guillen, L OBP: 0.275, SLG: 0.354 (1, 6)		G3			FC3-6 1B	G4-3 1B			G4-3	4 0 2 0 0 0 3

Inning Stats	R: 0	H: 0	E: 0	K: 1	S: 10	R: 0	H: 0	E: 1	K: 1	S: 16	R: 0	H: 1	E: 0	K: 0	S: 10	R: 0	H: 1	E: 0	K: 1	S: 12	R: 4	H: 5	E: 0	K: 1	S: 13	R: 0	H: 1	E: 0	K: 1	S: 9	R: 0	H: 1	E: 0	K: 0	S: 13	R: 0	H: 0	E: 0	K: 1	S: 9	R: 0	H: 1	E: 1	K: 1	S: 18	1B: 8	SF: 0	2B: 2	SAC: 0	3B: 0	DP: 0	HR: 0	HBP: 0	WP: 0	PA: 42
--------------	------	------	------	------	-------	------	------	------	------	-------	------	------	------	------	-------	------	------	------	------	-------	------	------	------	------	-------	------	------	------	------	------	------	------	------	------	-------	------	------	------	------	------	------	------	------	------	-------	-------	-------	-------	--------	-------	-------	-------	--------	-------	--------

PITCHER	IP	WLS	BF	H	R	ER	SO	BB	IBB	HBP	BLK	WP	HR	S	P	ERA	WHIP
Ramiro Mendoza, R ERA: 9.31 (1, 1)	5.0	W	25	7	4	4	4	3	0	0	0	0	0	61	98	7.20	2.000
Jeff Nelson, R ERA: 4.5 (6, 1)	2.0		8	2	0	0	1	0	0	0	0	0	0	22	33	0.00	1.000
Mike Stanton, L ERA: (8, 1)	1.0		3	0	0	0	1	0	0	0	0	0	0	9	13	0.00	0.000
Brian Boehringer, R ERA: 4.15 (9, 1)	1.0		5	1	0	0	1	1	0	0	0	0	0	18	32	0.00	2.000


BOTTOM

New York Yankees @ Chicago White Sox
Comiskey Park, Chicago, IL

Fri Apr 18 1997, 8:05 PM EDT
Att: 18,603 - Unknown - 51 F

livebaseballscores.com

AB	37
R	4
H	10
RBI	4
BB	4
SO	7
LOB	18



Batter	1	2	3	4	5	6	7	8	9	AB R H RBI BB SO LOB	TOP																									
2 Derek Jeter, R OBP: 0.458, SLG: 0.485 (1, 6)	3-1 G6-3		4-2 BB		2-1 1B			1-3 K		3 0 1 0 1 1 0																										
Joe Girardi, R OBP: 0.273, SLG: 0.341 (1, 2)	1-2 P4		1-0 F9		3-2 L6			2-2 FC1-4 HR 1B		4 1 1 0 0 0 3																										
Bernie Williams, S OBP: 0.400, SLG: 0.429 (1, 8)	4-2 BB BB		2-3 K			4-2 BB		0-0 FC1-4 1B		2 0 1 0 2 1 1																										
Cecil Fielder, R OBP: 0.244, SLG: 0.197 Pat Kelly, R OBP: 0.385, SLG: 0.300 (1, 10) (8, PR)	4-0 SAFE 1-2 BB		2-3 K		1-3 K		2-1 FC1-4 HR		3 0 0 0 1 2 3 0 1 0 0 0 0 0																											
Tino Martinez, L OBP: 0.337, SLG: 0.635 (1, 3)	2-2 F9		0-3 K		1-2 F7		0-1 HR		4 1 1 3 0 1 3																											
Mark Whiten, S OBP: 0.429, SLG: 0.519 (1, 9)		4-1 FC5-4 BB		1-1 P4		2-3 K		3-3 K		3 0 0 0 1 2 2																										
Mariano Duncan, R OBP: 0.408, SLG: 0.457 Tim Raines, S OBP: 0.278, SLG: 0.077 (1, 7) (7, 7)		0-1 FC5-4 G6-4-3 1-2f			0-0 G6-3		2-3 K		0-1 F8	3 0 0 0 0 1 1 1 0 0 0 0 0 0																										
Charlie Hayes, R OBP: 0.400, SLG: 0.409 (1, 5)		1-2 SAFE G6-4-3 1-2f			1-0 G6-3		3-3 K		0-0 P3	4 0 0 0 0 1 1																										
Luis Sojo, R (1, 4)			3-2 G5-3		4-2 F BB 2 1B		0-3 K		1-2 F7	3 0 0 0 1 1 0																										
Inning Stats	R: 0 E: 0 K: 0 S: 12	H: 0 LOB: 2 BB: 2 P: 26	R: 0 E: 0 K: 0 S: 7	H: 0 LOB: 0 BB: 1 P: 12	R: 0 E: 0 K: 1 S: 12	H: 0 LOB: 1 BB: 1 P: 22	R: 0 E: 0 K: 2 S: 8	H: 0 LOB: 0 BB: 0 P: 11	R: 0 E: 0 K: 0 S: 14	H: 1 LOB: 2 BB: 1 P: 24	R: 0 E: 0 K: 2 S: 14	H: 0 LOB: 1 BB: 1 P: 22	R: 0 E: 0 K: 3 S: 10	H: 0 LOB: 0 BB: 0 P: 15	R: 3 E: 0 K: 2 S: 15	H: 3 LOB: 1 BB: 0 P: 23	R: 0 E: 0 K: 0 S: 8	H: 0 LOB: 0 BB: 0 P: 9	1B: 3 2B: 0 3B: 0 HR: 1	SF: 0 SAC: 0 DP: 1 HBP: 0	WP: 0 PB: 0 SB: 0 CS: 0	PA: 36														
PITCHER	IP WLS BF H R ER SO BB IBB HBP BLK WP HR S P ERA WHIP																																			
Wilson Alvarez, L ERA: 3.95 (1, 1)	6.0		24	1	0	0	5	6	0	0	0	0	0	67	117	0.00	1.167																			
Al Levine, R ERA: 5.0 (7, 1)	1.2		7	2	2	2	4	0	0	0	0	0	0	19	29	10.80	1.200																			
Tony Castillo, L ERA: 8.64 (8, 1)	1.1	L	5	1	1	1	1	0	0	0	0	0	1	14	18	6.75	0.750																			

New York Yankees @ Chicago White Sox
Comiskey Park, Chicago, IL
Sat Apr 19 1997, 8:05 PM EDT
Att. 24,976 - Unknown - 57 F

livebaseballscorecards.com

AB	30
R	3
H	4
RBI	3
BB	6
SO	10
LOB	14



Batter	1	2	3	4	5	6	7	8	9	10	11	AB	R	H	RBI	BB	SO	LOB	TOP							
Tim Raines, S OBP: 0.292, SLG: 0.111 (1, 7)	K		G4-3				G6-3			F8		5	0	1	0	1	1	0								
Wade Boggs, L OBP: 0.418, SLG: 0.353 (1, 5)	L7						FC4			F7		5	1	1	0	1	1	2								
Bernie Williams, S OBP: 0.429, SLG: 0.459 (1, 8)			G4-3									4	2	3	0	2	0	1								
Tino Martinez, L OBP: 0.348, SLG: 0.650 (1, 3)	G3-1											6	2	3	1	0	0	4								
Cecil Fielder, R OBP: 0.267, SLG: 0.219 (1, 10)												2	1	1	2	1	0	1								
Mark Whiten, S OBP: 0.415, SLG: 0.500 (7, PR)												2	1	0	0	0	0	2								
Paul O'Neill, L OBP: 0.470, SLG: 0.690 (1, 9)												5	0	2	2	1	1	2								
Derek Jeter, R OBP: 0.449, SLG: 0.466 (1, 6)												5	0	1	1	1	1	4								
Jorge Posada, S OBP: 0.353, SLG: 0.286 (1, 2)												4	0	0	1	1	1	3								
Luis Sojo, R (1, 4)												6	0	0	0	0	0	6								
Inning Stats	R: 0 E: 0 K: 1 S: 10	H: 1 LOB: 1 BB: 0 P: 12	R: 0 E: 0 K: 1 S: 13	H: 0 LOB: 1 BB: 1 P: 19	R: 0 E: 0 K: 0 S: 8	H: 0 LOB: 1 BB: 1 P: 17	R: 0 E: 0 K: 0 S: 11	H: 1 LOB: 1 BB: 0 P: 17	R: 0 E: 0 K: 0 S: 10	H: 0 LOB: 1 BB: 1 P: 18	R: 3 E: 0 K: 1 S: 17	H: 4 LOB: 1 BB: 0 P: 22	R: 4 E: 0 K: 0 S: 18	H: 2 LOB: 2 BB: 3 P: 37	R: 0 E: 0 K: 0 S: 10	H: 1 LOB: 2 BB: 1 P: 20	R: 0 E: 0 K: 1 S: 8	H: 1 LOB: 1 BB: 0 P: 13	R: 0 E: 0 K: 1 S: 7	H: 1 LOB: 1 BB: 0 P: 11	R: 0 E: 0 K: 0 S: 4	H: 1 LOB: 2 BB: 1 P: 15	1B: 6 2B: 6 3B: 0 HR: 0	SF: 1 SAC: 0 DP: 0 HBP: 1	WP: 0 PB: 0 SB: 1 CS: 0	PA: 54
PITCHER	IP WLS BF H R ER SO BB IBB HBP BLK WP HR S P ERA WHIP	IP WLS BF H R ER SO BB IBB HBP BLK WP HR S P ERA WHIP																								
James Baldwin, R ERA: 4.4 (1, 1)	6.1 0 30 7 5 5 3 4 0 0 0 0 0 0 74 116 7.11 1.737	0.0 1 1 0 0 0 0 0 0 0 0 0 0 0 2 4 ∞ ∞	0.0 3 0 1 1 0 0 2 0 1 0 0 0 0 5 14 ∞ ∞	1.2 7 1 1 1 0 1 1 0 0 0 0 0 0 16 28 5.40 1.200	2.0 8 2 0 0 2 0 0 0 0 0 0 0 0 15 24 0.00 1.000																					
Tony Castillo, L ERA: 9.72 (7, 1)																										
41 Bill Simas, R ERA: 1.5 (7, 1)																										
Carlos Castillo, R ERA: 1.74 (7, 1)																										
Roberto Hernandez, R ERA: 6.14 (9, 1)																										
Al Levine, R ERA: 4.5 (11, 1)																										

New York Yankees @ Chicago White Sox
Comiskey Park, Chicago, IL
 Sun Apr 20 1997, 4:33 AM EDT
 Att: 23,601 - Sunny - 54 F

AB	44
R	7
H	12
RBI	7
BB	8
SO	5
LOB	25



WP: 0	PA: 54
-------	--------

Batter	1	2	3	4	5	6	7	8	9	10	11	AB R H RBI BB SO LOB
Ray Durham, S OBP: 0.392, SLG: 0.435 (1, 4)	1-0 SH2-3 1B		4-1 G4-6-3 BB	1-0 FC4-6 1B		1-0 F7		4-0 1B SH3-4 BB	3-2 L8		4-1 BB 1-2 2-3	4 1 2 0 3 0 3
Darren Lewis, R OBP: 0.200, SLG: 0.143 (1, 8)	0-0 SH2-3		0-0 G4-6-3	0-1 FC4-6		0-1 G3		2-1 SH3-4	2-3 K		4-1 BB 1-2 2-3	3 0 0 0 0 0 4 1 0 0 1 1 1 2
Tony Phillips, S OBP: 0.461, SLG: 0.417 (9, PH) (10, 9)			1-2f 3-H	1-2f				1-2 2-3			1-2 2-3 3-H	
Frank Thomas, R OBP: 0.390, SLG: 0.317 (1, 3)	0-0 P4		0-1 G6-3		2-0 2B		3-3 K	0-0 1B		4-0 CS BB		5 1 2 1 1 1 1
Albert Belle, R OBP: 0.240, SLG: 0.352 (1, 7)	0-1 G1-3			0-0 G1-3	1-1 2B		0-0 BB S 1B	1-1 1B		2-3 K		6 0 3 2 0 1 2
Lyle Mouton, R OBP: 0.154, SLG: 0.154 (1, 9)		1-1 S G5-3 1B		1-3 K	2-3 K		1-2 F9	2-0 F8		3-3 K		3 0 1 0 0 2 1 3 0 0 0 0 1 4
Dave Martinez, L OBP: 0.222, SLG: 0.279 (7, PH) (8, 9) (10, 8)												
Chris Snopce, R OBP: 0.319, SLG: 0.419 (1, 5)		2-2 G5-3		0-0 HR	1-1 P3		1 SAFE 4-0 BB 1-2 BB	3-3 K			2-2 F8	5 1 1 1 1 1 4
Harold Baines, L OBP: 0.393, SLG: 0.392 (1, 10)		0-3 K		2-1 HR 1B	1-1 G3		4-0 FC6 BB		1-1 1B 1B		3-2 G4-3	3 1 1 0 0 1 2 2 0 1 0 1 0 0
Norberto Martin, R OBP: 0.429, SLG: 0.579 (7, PH)												
Chad Kreuter, S OBP: 0.333, SLG: 0.500 (1, 2)		1-1 F8		0-1 HR		4-0 G5-3 BB	2-1 FC6		1 SAFE 1-2 F8		3-1 BB BB 2B	4 1 1 2 1 0 5 1 1 1 0 0 0 0
Ron Karkovice, R OBP: 0.243, SLG: 0.424 (10, 2)												
Ozzie Guillen, L OBP: 0.328, SLG: 0.415 (1, 6)			0-0 G4-6-3 3B	0-0 1B		0-1 G5-3		4-0 SH3-4 1B BB		0-0 1B	4-0 BB BB IBB	4 2 3 0 2 0 1

Inning Stats	R: 0	H: 1	E: 0	LOB: 1	K: 0	BB: 0	S: 5	P: 6	R: 0	H: 1	E: 0	LOB: 1	K: 1	BB: 0	S: 12	P: 16	R: 1	H: 1	E: 0	LOB: 0	K: 0	BB: 1	S: 5	P: 9	R: 3	H: 5	E: 0	LOB: 2	K: 1	BB: 0	S: 17	P: 21	R: 1	H: 2	E: 0	LOB: 1	K: 1	BB: 0	S: 12	P: 19	R: 0	H: 0	E: 0	LOB: 1	K: 0	BB: 1	S: 5	P: 10	R: 0	H: 1	E: 0	LOB: 3	K: 1	BB: 2	S: 13	P: 27	R: 2	H: 2	E: 0	LOB: 2	K: 1	BB: 2	S: 9	P: 25	R: 0	H: 2	E: 0	LOB: 2	K: 1	BB: 0	S: 12	P: 19	R: 0	H: 0	E: 0	LOB: 1	K: 2	BB: 1	S: 8	P: 17	R: 1	H: 1	E: 0	LOB: 3	K: 0	BB: 3	S: 11	P: 31	1B: 10	SF: 0	2B: 4	SAC: 2	3B: 1	DP: 2	HR: 2	HBP: 0	WP: 0	PA: 56
--------------	------	------	------	--------	------	-------	------	------	------	------	------	--------	------	-------	-------	-------	------	------	------	--------	------	-------	------	------	------	------	------	--------	------	-------	-------	-------	------	------	------	--------	------	-------	-------	-------	------	------	------	--------	------	-------	------	-------	------	------	------	--------	------	-------	-------	-------	------	------	------	--------	------	-------	------	-------	------	------	------	--------	------	-------	-------	-------	------	------	------	--------	------	-------	------	-------	------	------	------	--------	------	-------	-------	-------	--------	-------	-------	--------	-------	-------	-------	--------	-------	--------

PITCHER	IP	WLS	BF	H	R	ER	SO	BB	IBB	HBP	BLK	WP	HR	S	P	ERA	WHIP
David Wells, L ERA: 4.73 (1, 1)	4.0		22	10	5	5	2	1	0	0	0	0	2	42	58	11.25	2.750
David Weathers, R ERA: 6.23 (5, 1)	2.0		7	0	0	0	1	1	0	0	0	0	0	14	23	0.00	0.500
Jeff Nelson, R ERA: 4.22 (7, 1)	0.2		4	1	0	0	1	1	0	0	0	0	0	11	19	0.00	3.000
Mike Stanton, L ERA: 3.38 (7, 1)	0.1		4	0	2	2	0	3	0	0	1	0	0	2	16	54.00	9.000
Brian Boehringer, R ERA: 3.65 (8, 1)	3.2	L	19	5	1	1	4	3	1	0	0	0	0	40	84	2.46	2.182

PITCHER	IP	WLS	BF	H	R	ER	SO	BB	IBB	HBP	BLK	WP	HR	S	P	ERA	WHIP

BOTTOM

New York Yankees @ Chicago White Sox
Comiskey Park, Chicago, IL
Sun Apr 20 1997, 4:33 AM EDT
Att: 23,601 - Sunny - 54 F

livebaseballscores.com

AB	44
R	8
H	16
RBI	7
BB	10
SO	8
LOB	29



Batter	1	2	3	4	5	6	7	8	9	AB R H RBI BB SO LOB	TOP
2 Derek Jeter, R OBP: 0.468, SLG: 0.506 (1, 6) C S B X	1-2 1B		0-2 3B			2-2 G4-6-3 1-2f 1-2f		4-2 1B BB	2-2 1B	4 1 3 0 1 0 1	
Wade Boggs, L OBP: 0.408, SLG: 0.345 (1, 5) C 1 SAFE B Pat Kelly, R OBP: 0.429, SLG: 0.300 (8, PR) C 1 SAFE B F (8, 4)	3-2 X F8		3-1 F7			1-0 F7		3-1 1B G4-3 1-H	4-2 BB	4 0 1 1 0 0 2 0 1 0 0 1 0 0	
Bernie Williams, S OBP: 0.417, SLG: 0.443 (1, 8) 1 SAFE C X	0-1 P4			3-2 1B G6-4-3			3-1 F8	3-0 1B G4-3 1-2	2-3 K	5 0 1 0 0 1 4	
Tino Martinez, L OBP: 0.355, SLG: 0.639 (1, 3) C B B F X	3-2 F9			1-0 1 SAFE X F9			2-2 1B HR	4-0 IBB 2B		3 1 1 0 1 0 2	
Cecil Fielder, R OBP: 0.267, SLG: 0.234 (1, 10) S X		0-1 L8		1-0 1 SAFE B X 1B G6-4-3 1-2f			1-2 L6	2-0 2B 1-3 2-H		4 0 1 1 0 0 2	
Paul O'Neill, L OBP: 0.471, SLG: 0.721 (1, 9) B C C B B B		3-3 K			0-0 G3		2-1 HR 1-H	4-0 IBB		3 1 1 2 1 1 0	
Mark Whiten, S OBP: 0.406, SLG: 0.475 (1, 7) F B B X		2-1 G1-4-3			0-0 G4-3		4-2 BB	2-2 G4-3		3 0 0 0 1 0 3	
Joe Girardi, R OBP: 0.250, SLG: 0.311 (1, 2) C F B B B			2-3 K		1-0 P4		0-1 F8		2-3 K	4 0 0 0 0 2 1	
Luis Sojo, R OBP: 0.150, SLG: 0.059 (1, 4) C B B X			2-1 P4			0-2 1B G4-6-3		1-1 G4-3	3-3 K	2 0 1 0 0 0 0 1 0 0 0 0 0 0 1 0 0 0 0 1 0	
Charlie Hayes, R OBP: 0.385, SLG: 0.391 (8, 5)											
Inning Stats	R: 0 H: 1 E: 0 LOB: 1 K: 0 BB: 0 S: 12 P: 19	R: 0 H: 0 E: 0 LOB: 0 K: 1 BB: 0 S: 7 P: 12	R: 0 H: 1 E: 0 LOB: 1 K: 1 BB: 0 S: 10 P: 17	R: 0 H: 1 E: 0 LOB: 0 K: 0 BB: 0 S: 6 P: 11	R: 0 H: 0 E: 0 LOB: 0 K: 0 BB: 0 S: 3 P: 4	R: 0 H: 1 E: 0 LOB: 0 K: 0 BB: 0 S: 8 P: 11	R: 2 H: 2 E: 0 LOB: 1 K: 0 BB: 1 S: 14 P: 26	R: 2 H: 2 E: 0 LOB: 3 K: 0 BB: 3 S: 11 P: 34	R: 0 H: 1 E: 0 LOB: 2 K: 3 BB: 1 S: 17 P: 30	1B: 6 SF: 0 2B: 1 SAC: 0 3B: 1 DP: 2 HR: 1 HBP: 0	WP: 0 PA: 39 PB: 0 SB: 1 CS: 0
PITCHER Doug Drabek, R ERA: 7.04 (1, 1) 41 Bill Simas, R ERA: 1.23 (8, 1)	IP WLS BF H R ER SO BB IBB HBP BLK WP HR S P ERA WHIP 7.2 L 31 7 4 4 2 2 1 0 0 0 1 67 122 4.70 1.174 1.1 8 2 0 0 3 1 1 0 0 0 0 21 42 0.00 2.250										

New York Yankees @ Chicago White Sox
Comiskey Park, Chicago, IL
Mon Apr 21 1997, 8:05 PM EDT
Att. 16,694 - Unknown - 44 F

AB	34
R	4
H	9
RBI	4
BB	5
SO	5
LOB	15




Batter	1	2	3	4	5	6	7	8	9	AB	R	H	RBI	BB	SO	LOB
Tony Phillips, S OBP: 0.455, SLG: 0.410 Darren Lewis, R OBP: 0.263, SLG: 0.125 (1, 9) (1, PH) (2, 8)	1-3 K		4-2 FC3-8 BB		4-1 S S 1B BB	2-1 F9		1-1 B2-3		0	0	0	0	0	0	0
Ray Durham, S OBP: 0.392, SLG: 0.424 (1, 4)	2-1 G5-4-3 1B		0-2 FC3-6 CS 1-2f		1-3 K		4-1 S G6-3 1B BB		1-1 G3	4	1	1	0	1	1	2
Frank Thomas, R OBP: 0.402, SLG: 0.318 Norberto Martin, R OBP: 0.429, SLG: 0.579 (1, 3) (9, PR)	0-0 G5-4-3 1-2f		1 SAFE 4-1 BB BB 1-2		2-2 1B		1-0 G6-3		4-1 1B BB	3	0	1	1	2	0	2
Albert Belle, R OBP: 0.250, SLG: 0.338 (1, 7)		4-2 BB 1B BB	4-1 1-2 BB		1-2 G6-3		2-3 K		2-0 F9	3	0	0	0	2	1	3
Harold Baines, L OBP: 0.409, SLG: 0.400 (1, 10)		1-0 BB 1B	0-0 G4-1			0-0 F7		4-0 1B IBB	0-1 1B	4	0	2	0	1	0	2
Chris Snopce, R OBP: 0.312, SLG: 0.403 (1, 5)		0-3 K		2-3 K		0-1 G1-3		0-0 1B	1-3 K	5	0	1	1	0	3	4
Dave Martinez, L OBP: 0.239, SLG: 0.297 (1, 8) (2, 9)		4-0 1-2 2-3 BB		0-1 G4-3		2-0 1B 2B		1-3 K		3	1	1	0	1	1	2
Ron Karkovics, R OBP: 0.250, SLG: 0.417 Chad Kreuter, S OBP: 0.308, SLG: 0.455 (1, 2) (8, PH) (9, 2)		1-3 K		2-3 K		0-0 1B 1B		0-3 K2-3		3	0	1	1	0	2	3
Ozzie Guillen, L OBP: 0.323, SLG: 0.404 (1, 6)		1-0 G4-3			3-1 L9		0-0 1B		0-1 G4-3	1	0	1	0	0	0	3

Inning Stats	R: 0 E: 0 K: 1 S: 8	H: 1 LOB: 0 BB: 0 P: 11	R: 0 E: 0 K: 2 S: 10	H: 1 LOB: 3 BB: 2 P: 21	R: 0 E: 0 K: 0 S: 12	H: 0 LOB: 2 BB: 3 P: 24	R: 0 E: 0 K: 2 S: 8	H: 0 LOB: 0 BB: 0 P: 12	R: 1 E: 0 K: 1 S: 13	H: 1 LOB: 1 BB: 1 P: 24	R: 1 E: 0 K: 2 S: 10	H: 1 LOB: 2 BB: 2 P: 22	R: 0 E: 0 K: 1 S: 8	H: 0 LOB: 0 BB: 0 P: 9	R: 0 E: 0 K: 1 S: 9	H: 1 LOB: 2 BB: 1 P: 17	1B: 7 2B: 1 3B: 0 HR: 0	SF: 0 SAC: 0 DP: 1 HBP: 0	WP: 0 PB: 0 SB: 3 CS: 1	PA: 42	
PITCHER	IP	WLS	BF	H	R	ER	SO	BB	IBB	HBP	BLK	WP	HR	S	P	ERA	WHIP				
David Cone, R ERA: 3.27 Jeff Nelson, R ERA: 3.86 42 Mariano Rivera, R ERA: 3.09	(1, 1) (8, 1) (9, 1)	7.0 1.0 1.0	34 3 5	7 0 1	3 0 0	3 0 0	8 1 1	7 0 1	1 0 0	0 0 0	0 0 0	0 0 0	0 0 9	0 8 9	126 9 17	3.86 0.00 0.00	2.000 0.000 2.000				

NEW YORK YANKEES @ CHICAGO WHITE SOX
Comiskey Park, Chicago, IL
Mon Apr 21 1997, 8:05 PM EDT
Att. 16,694 - Unknown - 44 F

AB	33
R	3
H	8
RBI	3
BB	9
SO	10
LOB	23



Batter	1	2	3	4	5	6	7	8	9	AB R H RBI BB SO LOB	TOP														
Tony Phillips, S (1, 5) OBP: 0.439, SLG: 0.394	1-0 F7		2-2 1B		1-3 K		2-3 K		1-1 P6	5 0 1 0 0 2 1															
Ray Durham, S (1, 4) OBP: 0.381, SLG: 0.423	0-0 G4-3		2-2 G4-3			3-2 G6-3 2B	3-2 L9		2-2 P3	5 1 1 0 0 0 2															
Frank Thomas, R (1, 3) OBP: 0.395, SLG: 0.304 Darren Lewis, R (8, PR) OBP: 0.263, SLG: 0.125 (8, 8)	2-3 K			2-3 K		1-0 G6-3		4-1 S G4-3 BB		3 0 0 0 1 2 1 0 0 0 0 0 0 0															
Albert Belle, R (1, 7) OBP: 0.262, SLG: 0.338		1-0 G1-3 1B		4-2 FC6-4 BB		3-1 G6-3		2-3 K		3 0 1 1 1 1 1															
Harold Baines, L (1, 10) OBP: 0.400, SLG: 0.390		0-1 G1-3		0-1 FC6-4 1B		0-0 1B 1B		1-0 G4-3		4 1 1 0 0 0 3															
Lyle Mouton, R (1, 9) OBP: 0.294, SLG: 0.250		0-3 K		0-1 FC6 1B		1-2 1B 1B		4-0 BB		3 0 2 0 1 1 1															
Dave Martinez, L (1, 8) OBP: 0.243, SLG: 0.299 Chris Snopce, R (8, PH) OBP: 0.308, SLG: 0.397 Chad Kreuter, S (8, 3) OBP: 0.308, SLG: 0.455		1-1 F7		0-0 FC6		0-1 FC6-4 1B		0-0 F8		3 0 1 1 0 0 3 1 0 0 0 0 0 2 0 0 0 0 0 0 0															
Ron Karkovice, R (1, 2) OBP: 0.233, SLG: 0.385 Norberto Martin, R (9, PH) OBP: 0.409, SLG: 0.550			2-3 K2-3		2-3 K	1-0 FC6-4		1-2 G3		3 0 0 0 0 2 2 1 0 0 0 0 0 0															
Ozzie Guillen, L (1, 6) OBP: 0.318, SLG: 0.393			1-2 L7		2-1 F8		3-2 P3		1-0 1B	4 0 1 0 0 0 0															
Inning Stats	R: 0 E: 0 K: 1 S: 5	H: 0 LOB: 0 BB: 0 P: 8	R: 0 E: 0 K: 1 S: 8	H: 1 LOB: 1 BB: 0 P: 10	R: 0 E: 0 K: 1 S: 14	H: 1 LOB: 1 BB: 0 P: 21	R: 0 E: 0 K: 1 S: 10	H: 1 LOB: 2 BB: 1 P: 16	R: 0 E: 0 K: 2 S: 8	H: 0 LOB: 0 BB: 0 P: 13	R: 2 E: 0 K: 0 S: 15	H: 4 LOB: 2 BB: 0 P: 24	R: 0 E: 0 K: 1 S: 9	H: 0 LOB: 0 BB: 0 P: 17	R: 0 E: 0 K: 1 S: 7	H: 0 LOB: 2 BB: 2 P: 18	R: 0 E: 0 K: 0 S: 9	H: 1 LOB: 1 BB: 0 P: 14	1B: 7 2B: 1 3B: 0 HR: 0	SF: 0 SAC: 0 DP: 0 HBP: 0	WP: 0 PB: 0 SB: 1 CS: 0	PA: 38			
PITCHER	IP	WLS	BF	H	R	ER	SO	BB	IBB	HBP	BLK	WP	HR	S	P	ERA	WHIP								
35 Mike Mussina, R (1, 1) ERA: 3.46	7.0	W	29	7	2	2	7	1	0	0	0	0	0	69	109	2.57	1.143								
Armando Benitez, R (8, 1) ERA: 4.05	0.2		4	0	0	0	1	2	0	0	0	0	0	6	17	0.00	3.000								
Jesse Orosco, L (8, 1) ERA:	0.1		1	0	0	0	0	0	0	0	0	0	0	1	1	0.00	0.000								
Randy Myers, L (9, 1) ERA:	1.0	S	4	1	0	0	0	0	0	0	0	0	0	9	14	0.00	1.000								

Chicago White Sox @ Baltimore Orioles
Oriole Park at Camden Yards, Baltimore, MD

Tue Apr 22 1997, 7:05 PM EDT
 Att. 38,392 - Unknown - 65 F

livebaseballscorecards.com

AB	35
R	2
H	8
RBI	2
BB	3
SO	8
LOB	16



Batter	1	2	3	4	5	6	7	8	9
Brady Anderson, L OBP: 0.553, SLG: 0.554 (1, 8)	0-0 F7 1B	1-1 1B			0-0 G3		4-1 FC5-4 BB 1-2 2-3		
Roberto Alomar, S OBP: 0.308, SLG: 0.257 (1, 4)	4-0 HR BB		0-1 F7			1-2 L3 1B	0-0 FC5-4		
Rafael Palmeiro, L OBP: 0.329, SLG: 0.547 (1, 3)	0-0 HR		1-1 G4-3			3-1 L3 1-1		3-2 F9	
Eric Davis, R OBP: 0.341, SLG: 0.410 (1, 9)	0-1 HR		1-1 G1-3			1-1 FC5-4 1B		4-1 S 1B BB	
Cal Ripken Jr., R OBP: 0.386, SLG: 0.606 (1, 5)	1-2 G4-3			0-0 G6-3		1-0 FC5-4 1-2f		1-1 G6-3 1B	
B.J. Surhoff, L OBP: 0.345, SLG: 0.380 Jeffrey Hammonds, R OBP: 0.309, SLG: 0.400 (1, 7) (8, 7)	3-2 FC5-4 1B		1-3 K				0-1 L8	2-2 G6-3 1-2f 2-3	
Jerome Walton, R OBP: 0.519, SLG: 0.458 Pete Incaviglia, R OBP: 0.176, SLG: 0.125 (1, 10) (7, PR)	0-2 FC5-4 1-2f		2-2 F9				2-1 BB 1B		
Chris Hoiles, R OBP: 0.386, SLG: 0.500 Lenny Webster, R OBP: 0.500, SLG: 0.400 (1, 2) (9, 2)		2-2 G5-3			0-2 G6-3		0-1 BB 1B		
Mike Bordick, R OBP: 0.238, SLG: 0.161 (1, 6)		2-2 F8			3-3 K		0-1 F9		

Inning Stats	R: 3	H: 3	E: 0	K: 0	S: 13	LOB: 1	BB: 1	P: 21	R: 0	H: 1	E: 0	K: 0	S: 8	LOB: 1	BB: 0	P: 13	R: 0	H: 0	E: 0	K: 0	S: 6	LOB: 0	BB: 0	P: 8	R: 0	H: 0	E: 0	K: 1	S: 7	LOB: 0	BB: 0	P: 10	R: 0	H: 2	E: 0	K: 0	S: 8	LOB: 1	BB: 0	P: 14	R: 0	H: 2	E: 0	K: 0	S: 10	LOB: 3	BB: 1	P: 16	R: 0	H: 1	E: 0	K: 0	S: 12	LOB: 1	BB: 1	P: 21
--------------	------	------	------	------	-------	--------	-------	-------	------	------	------	------	------	--------	-------	-------	------	------	------	------	------	--------	-------	------	------	------	------	------	------	--------	-------	-------	------	------	------	------	------	--------	-------	-------	------	------	------	------	-------	--------	-------	-------	------	------	------	------	-------	--------	-------	-------

PITCHER	IP	WLS	BF	H	R	ER	SO	BB	IBB	HBP	BLK	WP	HR	S	P	ERA	WHIP
Danny Darwin, R ERA: 1.93 (1, 1)	6.2	L	27	8	3	3	2	1	0	0	0	0	2	57	86	4.05	1.350
Mike Bertotti, L ERA: 9.0 (7, 1)	0.2		3	0	0	0	0	1	0	0	0	0	0	6	13	0.00	1.500
Al Levine, R ERA: 4.22 (8, 1)	0.2		3	1	0	0	0	1	0	0	0	0	0	8	14	0.00	3.000

AB R H RBI BB SO LOB

3	0	1	0	1	0	0
3	1	1	0	1	0	3
4	1	1	2	0	0	1
3	1	2	1	1	0	0
4	0	1	0	0	0	1
3	0	1	0	0	1	0
1	0	0	0	0	0	2
3	0	1	0	0	0	1
0	0	0	0	0	0	0
3	0	1	0	0	0	0
0	0	0	0	0	0	0
3	0	0	0	0	1	2

AB	30
R	3
H	9
RBI	3
BB	3
SO	2
LOB	10



WP	HR	S	P	ERA	WHIP
0	0	0	33	0	0

Chicago White Sox @ Baltimore Orioles
 Oriole Park at Camden Yards, Baltimore, MD
 Tue Apr 22 1997, 7:05 PM EDT
 Att: 38,392 - Unknown - 65 F

livebaseballscorecards.com

Batter	1	2	3	4	5	6	7	8	9	10	AB R H RBI BB SO LOB
Ray Durham, S (1, 4) OBP: 0.378, SLG: 0.408	0-3 K	4-2 CS BB	2-2 G3		0-0 CS 1B		1-3 K		0-1 FC5-4		5 0 1 0 1 2 5
Tony Phillips, S (1, 5) OBP: 0.443, SLG: 0.386	4-0 F8 1B BB	2-2 CS	4-1 2B BB	3-2 F7	3-2 CS	0-2 G6-3	0-0 F7			1-2 G4-3 BB SF7 1B	4 2 1 0 2 0 1
Frank Thomas, R (1, 3) OBP: 0.424, SLG: 0.351	0-0 FC4-6 1B		3-1 BB WP 2B	1-1 1B		2-2 1B BB SF9 1B		0-3 K		4-1 G4-3 1B BB	5 3 4 1 1 1 0
Albert Belle, R (1, 7) OBP: 0.256, SLG: 0.317	0-0 F8		2-0 L1	2-1 L9		4-2 1B BB		0-0 L9		0-1 G4-3	5 0 0 0 1 0 6
Harold Baines, L (1, 10) OBP: 0.395, SLG: 0.375	0-0 FC4-6		0-3 K	3-3 K		1-1 1B		1-2 F9		4-0 1B IBB	5 0 1 0 1 2 4
Lyle Mouton, R (1, 9) Darren Lewis, R (10, 8) OBP: 0.391, SLG: 0.526 OBP: 0.263, SLG: 0.125		3-1 HR	4-1 WP BB 1B BB		0-1 E 1B	0-0 SF9		2-2 BB 1B	2-2 BB 1B	1-2 SF7	3 3 3 3 1 0 0 0 0 0 0 0 0 0
Dave Martinez, L (1, 8) (10, 9) OBP: 0.289, SLG: 0.366		1-2 HR	4-1 WP 1B BB		2-0 E7 1B	1-1 G1-3		4-1 FC5-4 BB	4-1 FC5-4 BB	3-1 S 1B	4 3 3 2 2 0 2
Ron Karkovice, R (1, 2) OBP: 0.245, SLG: 0.364		1-3 K	4-2 1B BB		3-2 1B		0-0 F7		0-0 P1	3-3 K	5 0 1 2 1 2 4
Ozzie Guillen, L (1, 6) OBP: 0.324, SLG: 0.385		2-1 P3	2-1 1B		1-3 K		4-1 BB		0-1 F7		4 0 1 2 1 1 2

TOP	AB	R	H	RBI	BB	SO	LOB
	5	0	1	0	1	2	5
	4	2	1	0	2	0	1
	5	3	4	1	1	1	0
	5	0	0	0	1	0	6
	5	0	1	0	1	2	4
	3	3	3	3	1	0	0
	0	0	0	0	0	0	0
	4	3	3	2	2	0	2
	5	0	1	2	1	2	4
	4	0	1	2	1	1	2

WP: 1	PA: 55
PB: 0	
SB: 1	
CS: 2	
AB: 40	
R: 11	
H: 15	
RBI: 10	
BB: 11	
SO: 8	
LOB: 24	



Chicago White Sox @ Baltimore Orioles
 Oriole Park at Camden Yards, Baltimore, MD

Wed Apr 23 1997, 7:05 PM EDT
 Att: 42,902 - Unknown - 49 F

Inning Stats	R	H	E	K	S	R	H	E	K	S	R	H	E	K	S	R	H	E	K	S
	0	1	0	1	6	2	2	0	1	14	4	2	0	1	16	1	2	0	1	15
	0	2	0	1	10	0	0	0	0	0	0	2	2	0	0	0	1	0	0	0
	0	0	0	1	14	0	0	0	0	0	0	0	0	0	0	0	0	0	0	0
	0	0	0	1	10	0	0	0	0	0	0	0	0	0	0	0	0	0	0	0
	0	0	0	1	10	0	0	0	0	0	0	0	0	0	0	0	0	0	0	0

PITCHER	IP	WLS	BF	H	R	ER	SO	BB	IBB	HBP	BLK	WP	HR	S	P	ERA	WHIP
Rocky Coppinger, R (1, 1) ERA: 8.1	2.2		17	4	6	6	3	6	0	0	0	1	2	31	69	20.25	3.750
Shawn Boskie, R (3, 1) ERA: 11.91	3.1		17	8	3	3	2	1	0	0	0	0	0	46	76	8.10	2.700
Mike Johnson, R (7, 1) ERA: 3.6	1.0		4	0	0	0	1	1	0	0	0	0	0	6	11	0.00	1.000
Terry Mathews, R (8, 1) ERA: 2.0	1.1		6	1	0	0	1	1	0	0	0	0	0	13	20	0.00	1.500
Randy Myers, L (9, 1) ERA:	0.2		2	0	0	0	0	0	0	0	0	0	0	4	4	0.00	0.000
Armando Benitez, R (10, 1) ERA: 5.87	1.0	L	7	2	2	2	1	1	1	0	0	0	0	16	31	18.00	3.000

Batter	1	2	3	4	5	6	7	8	9	AB R H RBI BB SO LOB	TOP		
Tony Phillips, S (1, 9) <small>OBP: 0.462, SLG: 0.397</small> Darren Lewis, R (8, 8) <small>OBP: 0.300, SLG: 0.125</small>	1-1 HBP	4-0 HR BB		2-2 FC6-4 1B		3-2 1B 1B	2-3 K		4-1 FC3-6 BB	3 2 2 0 1 1 0 0 0 0 0 1 0 0			
Ray Durham, S (1, 4) <small>OBP: 0.385, SLG: 0.407</small>	0-2 L8	1-2 HR 1B		2-2 FC6-4		1-0 BB 1B 1B	4-1 1B BB		0-0 FC3-6 1B	5 2 2 1 1 0 4			
Frank Thomas, R (1, 3) <small>OBP: 0.449, SLG: 0.418</small>	4-2 1B BB	1-2 HR		3-2 F9		2-0 1B BB 1B	0-0 G4-3 1B		1-2 1B	5 2 4 4 1 0 2			
Albert Belle, R (1, 7) <small>OBP: 0.260, SLG: 0.345</small>	1-3 K	1-3 K			0-1 HR	4-2 1B 1B BB	3-2 G4-3		3-3 K	5 2 1 1 1 3 6			
Lyle Mouton, R (1, 10) <small>OBP: 0.429, SLG: 0.542</small>	0-0 1B		0-0 F8		1-1 G6-3 WP 1B	1-0 1B 1B		1-1 F8		5 0 3 1 0 0 0			
Chris Snopce, R (1, 5) <small>OBP: 0.301, SLG: 0.384</small>	2-1 F9		3-2 F9		1-2 F9	1-0 1B 1B		0-1 L8		5 0 1 1 0 0 4			
Dave Martinez, L (1, 8) <small>OBP: 0.296, SLG: 0.368</small> (8, 9)		2-0 G4-3	1-2 L7		2-0 G6-3	0-1 1B		1-0 1B		5 0 2 1 0 0 1			
Tony Peña, R (1, 2) <small>OBP: 0.190, SLG: 0.111</small>		0-0 G4-3		0-1 FC6-4 1B 1B	2-1 G6-3	1-3 K		0-3 K		5 0 1 0 0 2 5			
Ozzie Guillen, L (1, 6) <small>OBP: 0.303, SLG: 0.357</small>		2-2 E7 1B		1-0 F7		G4-3 G4-3		0-2 G4-3		5 1 0 0 0 0 4			
Inning Stats	R: 0 H: 1 E: 0 LOB: 3 K: 1 BB: 1 S: 13 P: 21	R: 4 H: 2 E: 1 LOB: 0 K: 1 BB: 1 S: 15 P: 26	R: 0 H: 0 E: 0 LOB: 0 K: 0 BB: 0 S: 9 P: 13	R: 0 H: 2 E: 0 LOB: 2 K: 0 BB: 0 S: 13 P: 21	R: 1 H: 2 E: 0 LOB: 1 K: 0 BB: 0 S: 14 P: 20	R: 4 H: 6 E: 0 LOB: 3 K: 1 BB: 1 S: 18 P: 33	R: 0 H: 1 E: 0 LOB: 1 K: 1 BB: 1 S: 8 P: 17	R: 0 H: 1 E: 0 LOB: 1 K: 1 BB: 0 S: 8 P: 10	R: 0 H: 1 E: 0 LOB: 2 K: 1 BB: 1 S: 12 P: 20	1B: 14 SF: 0 2B: 0 SAC: 0 3B: 0 DP: 1 HR: 2 HBP: 1	WP: 1 PA: 49 PB: 0 SB: 2 CS: 0		
PITCHER	IP WLS BF H R ER SO BB IBB HBP BLK WP HR S P ERA WHIP											PITCHER	IP WLS BF H R ER SO BB IBB HBP BLK WP HR S P ERA WHIP
David Wells, L (1, 1) <small>ERA: 4.26</small>	5.0 L 26 7 5 1 2 2 0 1 0 0 1 2 64 101 1.80 1.800												
David Weathers, R (6, 1) <small>ERA: 10.0</small>	0.1 8 6 4 4 0 1 0 0 0 0 0 0 14 26 108.00 21.000												
Brian Boehringer, R (6, 1) <small>ERA: 2.93</small>	2.2 10 2 0 0 3 1 0 0 0 0 0 0 20 34 0.00 1.125												
Mike Stanton, L (9, 1) <small>ERA: 2.84</small>	1.0 5 1 0 0 1 1 0 0 0 0 0 0 12 20 0.00 2.000												

Chicago White Sox @ New York Yankees
 Yankee Stadium, Bronx, NY
 Fri Apr 25 1997, 7:05 PM EDT
 Att. 24,648 - Unknown - 62 F

AB	43
R	9
H	16
RBI	9
BB	5
SO	6
LOB	26



WP: 1 PA: 49
 PB: 0
 SB: 2
 CS: 0

PITCHER	IP WLS BF H R ER SO BB IBB HBP BLK WP HR S P ERA WHIP
David Wells, L (1, 1) <small>ERA: 4.26</small>	5.0 L 26 7 5 1 2 2 0 1 0 0 1 2 64 101 1.80 1.800
David Weathers, R (6, 1) <small>ERA: 10.0</small>	0.1 8 6 4 4 0 1 0 0 0 0 0 0 14 26 108.00 21.000
Brian Boehringer, R (6, 1) <small>ERA: 2.93</small>	2.2 10 2 0 0 3 1 0 0 0 0 0 0 20 34 0.00 1.125
Mike Stanton, L (9, 1) <small>ERA: 2.84</small>	1.0 5 1 0 0 1 1 0 0 0 0 0 0 12 20 0.00 2.000

Batter	1	2	3	4	5	6	7	8	9	AB	R	H	RBI	BB	SO	LOB
2 Derek Jeter, R OBP: 0.463, SLG: 0.505 (1, 6)	2-2 BB 1B		2-1 G6-4-3 1B			2-1 G6-3		1-1 E SF7 1B		4	1	3	0	0	0	0
Charlie Hayes, R OBP: 0.324, SLG: 0.300 (1, 5)	3-2 F7		2-2 G6-4-3 1-2f			1-1 F9		1-1 F9		4	0	0	0	0	0	4
Bernie Williams, S OBP: 0.455, SLG: 0.477 (1, 8)	4-2 B 1-2 BB			1-0 E6 WP G3		4-0 BB		0-0 E6 1-3 2-H		2	0	0	0	2	0	1
Tino Martinez, L OBP: 0.374, SLG: 0.630 (1, 3)	0-0 P6			2-1 G3 1-2		0-1 G4-3		3-1 SF7		3	0	0	1	0	0	4
Cecil Fielder, R OBP: 0.269, SLG: 0.233 (1, 10)	0-3 K			2-2 F9			0-2 F7	3-3 K		4	0	0	0	0	2	4
Paul O'Neill, L OBP: 0.439, SLG: 0.662 (1, 9)		3-3 K		1-1 F7 2-3			0-0 F7		3-3 K	3	0	0	0	0	1	1
Tim Raines, S OBP: 0.306, SLG: 0.143 (8, 7)										1	0	0	0	0	1	0
Mark Whiten, S OBP: 0.405, SLG: 0.508 (1, 7)		0-3 K		4-2 G6-4-3 BB			3-1 HR		0-0 F8	3	1	1	1	1	1	0
Mariano Duncan, R OBP: 0.386, SLG: 0.426 (1, 4)		0-3 K		0-2 G6-4-3 1-2f			2-1 G4-3		0-0 F9	4	0	0	0	0	1	1
20 Jorge Posada, S OBP: 0.366, SLG: 0.273 (1, 2)			0-1 F8		1-2 G5-3			0-1 E 2B 1B		3	1	1	0	0	0	0

Inning Stats	R: 0	H: 1	E: 0	LOB: 2	K: 1	S: 16	R: 0	H: 0	E: 0	LOB: 0	K: 3	S: 10	R: 0	H: 1	E: 0	LOB: 0	K: 0	S: 7	R: 0	H: 0	E: 1	LOB: 1	K: 0	S: 8	R: 0	H: 0	E: 0	LOB: 0	K: 0	S: 10	R: 0	H: 0	E: 0	LOB: 1	K: 0	S: 6	R: 1	H: 1	E: 0	LOB: 0	K: 0	S: 9	R: 2	H: 2	E: 1	LOB: 1	K: 1	S: 13	R: 0	H: 0	E: 0	LOB: 0	K: 1	S: 5	1B: 4	SF: 1	2B: 0	SAC: 0	3B: 0	DP: 2	HR: 1	HBP: 0
--------------	------	------	------	--------	------	-------	------	------	------	--------	------	-------	------	------	------	--------	------	------	------	------	------	--------	------	------	------	------	------	--------	------	-------	------	------	------	--------	------	------	------	------	------	--------	------	------	------	------	------	--------	------	-------	------	------	------	--------	------	------	-------	-------	-------	--------	-------	-------	-------	--------

PITCHER	IP	WLS	BF	H	R	ER	SO	BB	IBB	HBP	BLK	WP	HR	S	P	ERA	WHIP
Wilson Alvarez, L ERA: 3.34 (1, 1)	7.2	W	31	5	3	1	4	3	0	0	0	1	1	75	118	1.17	1.043
Carlos Castillo, R ERA: 1.54 (8, 1)	1.1		4	0	0	0	2	0	0	0	0	0	0	9	15	0.00	0.000


BOTTOM

Chicago White Sox @ New York Yankees
Yankee Stadium, Bronx, NY

Fri Apr 25 1997, 7:05 PM EDT
Att: 24,648 - Unknown - 62 F

livebaseballscorecards.com

AB	31
R	3
H	5
RBI	2
BB	3
SO	6
LOB	15



WP: 1	PA: 35
PB: 0	
SB: 0	
CS: 0	

Batter	1	2	3	4	5	6	7	8	9	AB R H RBI BB SO LOB	TOP											
Tony Phillips, S OBP: 0.459, SLG: 0.390 (1, 5) B C B C B X	3-2 L7 ①		4-1 BB ①		2-3 K ②		0-2 F7 ②		3-1 G4-3 1B ②	4 0 1 0 1 1 1												
Ray Durham, S OBP: 0.396, SLG: 0.412 (1, 4) F B T B B X	3-2 1B ②		3-3 K ③		2-0 1B ③		4-2 BB ③		3-1 G4-3 1-2f ②	4 0 2 0 1 1 2												
Frank Thomas, R OBP: 0.437, SLG: 0.398 (1, 3) C C B B C	2-3 K ③			4-0 F9 BB ①	1-0 F8 ③		0-0 F8 ③		2-2 F9 ③	4 0 0 0 1 1 3												
Albert Belle, R OBP: 0.260, SLG: 0.374 (1, 7) B B B B B B X		3-2 G1-6-3 ①		0-0 F9 1-2 ①		0-0 G4-3 ①		2-2 HR ①		4 1 1 1 0 0 1												
Harold Baines, L OBP: 0.413, SLG: 0.388 (1, 10) B B B B B B X		4-0 BB ②		2-2 L7 ②		1-1 2B 1B ②		0-2 BB 1B ②		3 0 2 0 1 0 1												
Lyle Mouton, R OBP: 0.438, SLG: 0.556 (1, 9) L S B T X		0-3 K ②		1-3 K ③		1-1 2B ③		4-0 BB 1-2 ③		3 0 1 0 1 2 2												
Dave Martinez, L OBP: 0.282, SLG: 0.350 (1, 8) C B X		1-1 F9 ③			0-2 F7 ①	3-3 K ②		0-0 F7 ①		4 0 0 0 0 1 5												
Chad Kreuter, S OBP: 0.294, SLG: 0.467 (1, 2) F B B S			2-3 K ①		0-0 1B 2B ③	2-3 K ③		2-1 L6 ②		4 1 1 0 0 2 4												
Ozzie Guillen, L OBP: 0.300, SLG: 0.351 (1, 6) S B B B B F T S			3-3 K ②		2-0 1B 1B 2-H ②		1-0 P6 ①	0-1 G3-1 ③		4 0 1 1 0 1 2												
Inning Stats	R: 0 E: 0 K: 1 S: 9	H: 1 LOB: 0 BB: 0 P: 17	R: 0 E: 0 K: 1 S: 9	H: 0 LOB: 1 BB: 1 P: 17	R: 0 E: 0 K: 3 S: 13	H: 0 LOB: 1 BB: 1 P: 25	R: 0 E: 0 K: 1 S: 7	H: 0 LOB: 1 BB: 1 P: 14	R: 1 E: 0 K: 1 S: 10	H: 3 LOB: 2 BB: 0 P: 17	R: 0 E: 0 K: 2 S: 12	H: 2 LOB: 2 BB: 0 P: 19	R: 0 E: 0 K: 0 S: 9	H: 0 LOB: 1 BB: 1 P: 14	R: 1 E: 0 K: 0 S: 12	H: 2 LOB: 2 BB: 1 P: 20	R: 0 E: 0 K: 0 S: 8	H: 1 LOB: 0 BB: 0 P: 16	1B: 6 2B: 2 3B: 0 HR: 1	SF: 0 SAC: 0 DP: 1 HBP: 0	WP: 0 PB: 0 SB: 0 CS: 0	PA: 39
PITCHER	IP WLS BF H R ER SO BB IBB HBP BLK WP HR S P ERA WHIP																					
David Cone, R ERA: 2.93 (1, 1)	7.0 W 30 6 1 1 9 4 0 0 0 0 0 0 69 123 1.29 1.429																					
Jeff Nelson, R ERA: 4.26 (8, 1)	0.0 3 2 1 1 0 1 0 0 0 0 0 1 7 13 ∞ ∞																					
Graeme Lloyd, L ERA: (8, 1)	0.1 1 0 0 0 0 0 0 0 0 0 0 0 1 1 0.00 0.000																					
42 Mariano Rivera, R ERA: 2.7 (8, 1)	1.2 S 5 1 0 0 0 0 0 0 0 0 0 0 12 22 0.00 0.600																					

Chicago White Sox @ New York Yankees
Yankee Stadium, Bronx, NY
 Sat Apr 26 1997, 3:33 AM EDT
 Att. 28,817 - Sunny - 63 F

AB	34
R	2
H	9
RBI	2
BB	5
SO	9
LOB	21



Batter	1	2	3	4	5	6	7	8	9	AB R H RBI BB SO LOB	TOP
Tony Phillips, S OBP: 0.441, SLG: 0.370 (1, 9) C B S	1-3 K			3-2 G6-3		0-0 G1-3		0-2 G4-3		4 0 0 0 0 1 1	
Ray Durham, S OBP: 0.381, SLG: 0.393 (1, 4) B X	1-0 P4			1-2 F9		1-1 G5-3		1-2 L7		4 0 0 0 0 0 1	
Frank Thomas, R OBP: 0.439, SLG: 0.430 (1, 3) B F X	1-1 F9			3-1 HR		4-0 2B BB		1-3 K		3 1 1 1 1 1 1	
Albert Belle, R OBP: 0.269, SLG: 0.400 (1, 7) F B S		2-1 P4		1-2 2B		2-2 2B			2-3 K	4 0 2 0 0 1 0	
Lyle Mouton, R OBP: 0.389, SLG: 0.484 (1, 10) S B B T S		2-3 K		1-1 G5-3		1-3 K			0-0 F9	4 0 0 0 0 2 3	
Chris Snopce, R OBP: 0.302, SLG: 0.373 (1, 5) Dave Martinez, L OBP: 0.279, SLG: 0.346 (9, PH) S B B S		2-2 K			4-2 FC4-6 BB		1-0 G6-3		3-3 K	2 0 0 0 1 1 0 1 0 0 0 0 1 0	
Norberto Martin, R OBP: 0.360, SLG: 0.478 (1, 6) B X			1-0 G4-3		1-0 FC4-6 1-2f		2-2 F8			3 0 0 0 0 0 1	
Ron Karkovics, R OBP: 0.231, SLG: 0.340 (1, 2) F B S B S			2-3 K		2-2 F8		1-0 G6-3			3 0 0 0 0 1 1	
Darren Lewis, R OBP: 0.304, SLG: 0.158 (1, 8) B X			1-0 G4-3		2-3 K			2-2 G4-3 1B		3 0 1 0 0 1 1	
Inning Stats	R: 0 E: 0 K: 1 S: 6 H: 0 LOB: 0 P: 9	R: 0 E: 0 K: 2 S: 9 H: 0 LOB: 0 P: 15	R: 0 E: 0 K: 1 S: 5 H: 0 LOB: 0 P: 9	R: 1 E: 0 K: 0 S: 16 H: 2 LOB: 1 BB: 0 P: 25	R: 0 E: 0 K: 1 S: 10 H: 0 LOB: 1 BB: 1 P: 19	R: 0 E: 0 K: 1 S: 10 H: 1 LOB: 2 BB: 1 P: 18	R: 0 E: 0 K: 0 S: 7 H: 0 LOB: 0 BB: 0 P: 11	R: 0 E: 0 K: 1 S: 16 H: 1 LOB: 1 BB: 0 P: 20	R: 0 E: 0 K: 2 S: 8 H: 0 LOB: 0 BB: 0 P: 13	1B: 1 2B: 2 3B: 0 HR: 1 SF: 0 SAC: 0 DP: 0 HBP: 0	WP: 0 PB: 0 SB: 0 CS: 0 PA: 33
PITCHER Andy Pettitte, L ERA: 2.32 (1, 1) Jeff Nelson, R ERA: 3.86 (8, 1)	IP 7.2 WLS W BF 29 H 4 R 1 ER 1 SO 6 BB 2 IBB 0 HBP 0 BLK 0	IP 1.1 WLS W BF 4 H 0 R 0 ER 0 SO 3 BB 0 IBB 0 HBP 0 BLK 0	IP 7.2 WLS W BF 29 H 4 R 1 ER 1 SO 6 BB 2 IBB 0 HBP 0 BLK 0	IP 1.1 WLS W BF 4 H 0 R 0 ER 0 SO 3 BB 0 IBB 0 HBP 0 BLK 0	IP 1.1 WLS W BF 4 H 0 R 0 ER 0 SO 3 BB 0 IBB 0 HBP 0 BLK 0	IP 1.1 WLS W BF 4 H 0 R 0 ER 0 SO 3 BB 0 IBB 0 HBP 0 BLK 0	IP 1.1 WLS W BF 4 H 0 R 0 ER 0 SO 3 BB 0 IBB 0 HBP 0 BLK 0	IP 1.1 WLS W BF 4 H 0 R 0 ER 0 SO 3 BB 0 IBB 0 HBP 0 BLK 0	IP 1.1 WLS W BF 4 H 0 R 0 ER 0 SO 3 BB 0 IBB 0 HBP 0 BLK 0	ERA 1.17 WHIP 0.783	ERA 0.00 WHIP 0.000

Chicago White Sox @ New York Yankees
 Yankee Stadium, Bronx, NY
 Sun Apr 27 1997, 3:33 AM EDT
 Att. 36,133 - Sunny - 66 F

AB	31
R	1
H	4
RBI	1
BB	2
SO	9
LOB	9



livebaseballscorecards.com

BOTTOM

Chicago White Sox @ New York Yankees
Yankee Stadium, Bronx, NY

Sun Apr 27 1997, 3:33 AM EDT
Att. 36,133 - Sunny - 66 F

livebaseballscorecards.com

AB	31
R	7
H	9
RBI	7
BB	4
SO	2
LOB	14



WP:	0	PA:	38
PB:	0		
SB:	1		
CS:	0		

AB	R	H	RBI	BB	SO	LOB
4	0	1	1	1	0	1
4	1	1	0	1	1	3
4	1	1	0	0	1	2
3	1	0	0	1	0	0
4	2	2	4	0	0	1
3	0	2	0	0	0	1
3	2	0	1	1	0	3
3	0	1	0	0	0	2
0	0	0	0	0	0	0
3	0	1	1	0	0	1
1B:	5	SF:	0			
2B:	3	SAC:	2			
3B:	0	DP:	1			
HR:	1	HBP:	1			

Batter	1	2	3	4	5	6	7	8	9
Tim Raines, S OBP: 0.370, SLG: 0.297 (1, 7)	1-0 G3		3-1 G3	4-2 BB BB		1-0 G5-3		2-2 1B 1-2 2-H	
Wade Boggs, L OBP: 0.419, SLG: 0.358 (1, 5)	1-1 L9		1-1 2B 2B 1B	4-1 BB 1-2 BB		3-2 G1-3		1-3 K	
Bernie Williams, S OBP: 0.454, SLG: 0.485 (1, 8)	2-2 G4-3		0-0 2B 1-3 2B	2-2 K			0-0 G5-3		
Tino Martinez, L OBP: 0.371, SLG: 0.626 (1, 3)		2-0 E4 FC4-6	4-0 2B IBB		3-2 F9		2-0 G3		
Paul O'Neill, L OBP: 0.440, SLG: 0.684 (1, 9)		2-1 FC4-6 2B 2 G3 1-2f	2-0 1-H 2-H 3-H 2B		2-0 HR		1-1 P6		
Cecil Fielder, R OBP: 0.319, SLG: 0.347 (1, 10)		1-0 2 G3 1-3 2B	1-1 F7		1-2 2 G4-3 1B		2-1 2 FC5-4 HBP		
Derek Jeter, R OBP: 0.436, SLG: 0.465 (1, 6)		2-1 G3 2-3 3-H		4-2 SH1-3 BLK SH1-4 BB	3-2 G4-3 1-2f		1-2 FC5-4 1B 1-2f		
Mariano Duncan, R OBP: 0.383, SLG: 0.421 (1, 4)		2-1 F8		2-1 SH1-3 1-3		0-1 G3-1 S 1B		1-0 L6	
Luis Sojo, R OBP: 0.150, SLG: 0.059 (9, 4)									
Joe Girardi, R OBP: 0.283, SLG: 0.321 (1, 2)			0-0 F9	0-0 SH1-4 3-H		1-0 G3-1 1-3		1-2 1B 1-2	

Inning	R	H	E	K	S	R	H	E	K	S	R	H	E	K	S	R	H	E	K	S
1	0	0	0	6	10	1	1	0	8	20	0	0	0	11	19	0	0	0	7	12
2	1	1	1	0	17	3	3	0	0	20	0	0	0	11	27	1	0	0	4	7
3	3	3	0	0	9	0	0	0	0	9	0	0	0	10	19	0	0	0	4	7
4	1	0	0	0	11	0	0	0	0	11	0	0	0	10	19	0	0	0	4	7
5	0	2	0	10	19	0	2	0	0	19	0	0	0	10	19	0	0	0	4	7
6	0	1	0	7	12	0	1	0	0	12	0	1	0	10	19	0	1	0	4	7
7	0	0	0	0	7	0	0	0	0	7	0	0	0	10	19	0	0	0	4	7
8	1	2	0	1	24	0	2	0	1	24	0	2	0	16	24	0	2	0	4	7
9	0	0	0	0	0	0	0	0	0	0	0	0	0	0	0	0	0	0	0	0

PITCHER	IP	WLS	BF	H	R	ER	SO	BB	IBB	HBP	BLK	WP	HR	S	P	ERA	WHIP
Doug Drabek, R ERA: 7.43 (1, 1)	3.2	L	20	4	5	4	0	3	1	0	1	0	0	31	69	9.82	1.909
Danny Darwin, R ERA: 2.16 (4, 1)	1.2		7	3	1	1	1	0	0	0	0	0	1	16	28	5.40	1.800
Tony Castillo, L ERA: 7.36 (6, 1)	1.2		5	0	0	0	0	0	0	0	0	0	0	8	15	0.00	0.000
Al Levine, R ERA: 4.76 (8, 1)	0.2		3	0	1	1	0	0	0	1	0	0	0	6	10	13.50	0.000
Roberto Hernandez, R ERA: 5.19 (8, 1)	0.1		3	2	0	0	1	0	0	0	0	0	0	10	14	0.00	6.000

Batter	1	2	3	4	5	6	7	8	9	AB R H RBI BB SO LOB	TOP	
Mark McLemore, S (1, 4) OBP: 0.292, SLG: 0.210	0-1 G6-3 1B		2-1 G4-3		0-0 G4-3			2-1 G6-3 1B		4 0 2 0 0 0 2		
Ivan Rodriguez, R (1, 2) OBP: 0.350, SLG: 0.469	0-0 G6-3 1-2f			1-1 G4-3		1-2 G4-3		0-2 G4-3		4 0 0 0 0 0 2		
29 Rusty Greer, L (1, 7) OBP: 0.412, SLG: 0.450	3-2 1B			3-3 K		0-0 F7			1-2 G6-3	4 0 1 0 0 1 0		
Will Clark, L (1, 3) OBP: 0.378, SLG: 0.400	0-3 K			1-1 G6-3		2-3 K			2-1 F7	4 0 0 0 0 2 1		
Dean Palmer, R (1, 5) OBP: 0.351, SLG: 0.451			1-3 K		2-3 K			3-2 F9	4-2 BB	3 0 0 0 1 2 0		
Lee Stevens, L (1, 10) OBP: 0.341, SLG: 0.514			0-0 G4-3		1-0 1B 1B		3-2 F7		0-0 F8	4 1 1 0 0 0 1		
Warren Newson, L (1, 9) OBP: 0.400, SLG: 0.435			0-3 K		1-0 1B 1-2 1B		1-3 K			3 0 1 0 0 2 0		
Damon Buford, R (1, 8) OBP: 0.307, SLG: 0.329			2-1 G6-3		1-1 1-2 2-H 1B			0-1 F9		3 0 1 1 0 0 0		
Benji Gil, R (1, 6) OBP: 0.246, SLG: 0.254			2-2 G6-3		0-0 F9			0-0 G3		3 0 0 0 0 0 2		
Inning Stats	R: 0 H: 2 E: 0 LOB: 1 K: 1 BB: 0 S: 9 P: 12	R: 0 H: 0 E: 0 LOB: 0 K: 2 BB: 0 S: 8 P: 9	R: 0 H: 0 E: 0 LOB: 0 K: 0 BB: 0 S: 7 P: 13	R: 0 H: 0 E: 0 LOB: 0 K: 1 BB: 0 S: 7 P: 12	R: 1 H: 3 E: 0 LOB: 2 K: 1 BB: 0 S: 10 P: 15	R: 0 H: 0 E: 0 LOB: 0 K: 1 BB: 0 S: 11 P: 14	R: 0 H: 0 E: 0 LOB: 0 K: 1 BB: 0 S: 12 P: 19	R: 0 H: 1 E: 0 LOB: 1 K: 0 BB: 0 S: 8 P: 10	R: 0 H: 0 E: 0 LOB: 1 K: 0 BB: 1 S: 9 P: 16	1B: 6 SF: 0 2B: 0 SAC: 0 3B: 0 DP: 1 HR: 0 HBP: 0	WP: 0 PA: 33 PB: 0 SB: 0 CS: 0	
PITCHER Jaime Navarro, R (1, 1) ERA: 4.5	IP WLS BF H R ER SO BB IBB HBP BLK WP HR S P ERA WHIP	9.0 W 33 6 1 1 7 1 0 0 0 0 0 0 81 120 1.00 0.778										

Texas Rangers @ Chicago White Sox
Comiskey Park, Chicago, IL
Tue Apr 29 1997, 8:05 PM EDT
Att. 16,143 - Unknown - 72 F

livebaseballscorecards.com

AB	32
R	1
H	6
RBI	1
BB	1
SO	7
LOB	8



Batter	1	2	3	4	5	6	7	8	9	AB R H RBI BB SO LOB
Tony Phillips, S OBP: 0.430, SLG: 0.360 (1, 5)	1-3 K	1-1 G3		2-1 F7		3-0 1B			2-2 G4-3	5 0 1 0 0 1 2
Ray Durham, S OBP: 0.373, SLG: 0.383 (1, 4)	2-2 G5-3	3-1 G6-3			2-0 F9	1-2 G4-3			3-2 1B SF9 1B	5 1 1 0 0 0 3
Frank Thomas, R OBP: 0.446, SLG: 0.444 (1, 3)	4-1 BB 1B BB		1-1 G4-3		2-2 G4-3 2B		0-0 L7		0-1 1B	4 0 2 0 1 0 0 0 0 0 0 0 0 0
Darren Lewis, R OBP: 0.304, SLG: 0.158 (9, PR)									1-3 1B	
Albert Belle, R OBP: 0.266, SLG: 0.394 (1, 7)	2-0 1B		0-0 F8		2-2 G4-3		0-0 F8		0-1 SF9	4 0 1 1 0 0 1
Harold Baines, L OBP: 0.429, SLG: 0.382 (1, 10)	4-1 1B		4-1 2B 2-1 BB		4-0 IBB		0-0 G5-3		3-H	1 0 0 0 3 0 0
Lyle Mouton, R OBP: 0.375, SLG: 0.486 (1, 9)	2-3 K		0-1 2B		0-0 P3			0-2 G5-3		4 0 1 0 0 1 5
Dave Martinez, L OBP: 0.289, SLG: 0.353 (1, 8)		1-2 2B 1B	2-0 2-1	2-2 F9		1-0 1B SH5-3 1B		2-0 F7		4 1 2 0 0 0 0
Ron Karkovice, R OBP: 0.273, SLG: 0.375 (1, 2)		1-1 SH1-3 1-H 2B		4-2 BB		2-0 SH5-3		4-1 BB		1 0 1 1 2 0 0
Ozzie Guillen, L OBP: 0.289, SLG: 0.338 (1, 6)		1-1 SH1-3		3-2 F8		0-0 F8		2-0 F8		3 0 0 0 0 0 3

Inning Stats	R: 0 E: 0 K: 2 S: 15	H: 1 LOB: 3 BB: 2 P: 30	R: 1 E: 0 K: 0 S: 11	H: 2 LOB: 1 BB: 0 P: 18	R: 0 E: 0 K: 0 S: 6	H: 1 LOB: 2 BB: 1 P: 13	R: 0 E: 0 K: 0 S: 11	H: 0 LOB: 1 BB: 1 P: 22	R: 0 E: 0 K: 0 S: 10	H: 1 LOB: 2 BB: 1 P: 20	R: 0 E: 0 K: 0 S: 7	H: 2 LOB: 2 BB: 0 P: 14	R: 0 E: 0 K: 0 S: 3	H: 0 LOB: 0 BB: 0 P: 3	R: 0 E: 0 K: 0 S: 6	H: 0 LOB: 1 BB: 1 P: 14	R: 1 E: 0 K: 0 S: 10	H: 2 LOB: 1 BB: 0 P: 15	1B: 6 2B: 3 3B: 0 HR: 0	SF: 1 SAC: 2 DP: 0 HBP: 0
--------------	-------------------------------	----------------------------------	-------------------------------	----------------------------------	------------------------------	----------------------------------	-------------------------------	----------------------------------	-------------------------------	----------------------------------	------------------------------	----------------------------------	------------------------------	---------------------------------	------------------------------	----------------------------------	-------------------------------	----------------------------------	----------------------------------	------------------------------------

PITCHER	IP	WLS	BF	H	R	ER	SO	BB	IBB	HBP	BLK	WP	HR	S	P	ERA	WHIP
Roger Pavlik, R ERA: 5.92 (1, 1)	7.2		36	7	1	1	2	5	1	0	0	0	0	68	131	1.17	1.565
Eric Gunderson, L ERA: 1.17 (8, 1)	0.1		1	0	0	0	0	0	0	0	0	0	0	1	3	0.00	0.000
Danny Patterson, R ERA: 1.93 (9, 1)	0.2	L	4	2	1	1	0	0	0	0	0	0	0	10	15	13.50	3.000

TEXAS RANGERS @ CHICAGO WHITE SOX
Comiskey Park, Chicago, IL
 Tue Apr 29 1997, 8:05 PM EDT
 Att: 16,143 - Unknown - 72 F

AB	31
R	2
H	9
RBI	2
BB	6
SO	2
LOB	14



WP	PA	ERA	WHIP
0	40		

Batter	1	2	3	4	5	6	7	8	9	AB R H RBI BB SO LOB	TOP						
Mark McLemore, S OBP: 0.290, SLG: 0.202 (1, 4) C B L X	1-2 E5 FC1-6	4-0 BB		3-2 F7		0-0 G3				3 0 0 0 1 0 0							
Damon Buford, R OBP: 0.315, SLG: 0.329 (1, 8) SAFE X	0-0 FC1-6 29 1B S HR 1-2f	0-3 K			4-1 2B BB	1-2 1B				3 1 1 0 1 1 2							
29 Rusty Greer, L OBP: 0.406, SLG: 0.440 (1, 7) SAFE SAFE S F B X	2-2 BB HR 1B 1-3	1-0 L8			1-1 F7	2-2 G1-3				4 1 1 0 0 0 3							
Dean Palmer, R OBP: 0.378, SLG: 0.482 (1, 5) B B B	4-0 HR BB 1-2		2-2 1B		0-0 2B 1-3	3-2 1B 1B				3 1 3 0 1 0 0							
Will Clark, L OBP: 0.388, SLG: 0.395 (1, 3) X	0-0 L6		0-0 F8		4-0 IBB G4-6-3	3-2 1B 1-3				3 0 1 0 1 0 4							
Mike Simms, R OBP: 0.355, SLG: 0.786 (1, 10) C X	0-1 HR 1-H 2-H 3-H		1-1 F8		0-1 G4-6-3 1-2f					3 1 1 4 0 0 4							
Mike Devereaux, R OBP: 0.282, SLG: 0.286 (1, 9) C X	0-1 1B		1-0 G5-3			3-2 E6 G1-3 HR				3 1 1 0 0 0 1							
Henry Mercedes, R OBP: 0.400, SLG: 0.600 (1, 2) SAFE C B X	1-1 P4			1-3 K		1-2 G1-3				3 0 0 0 0 1 2							
Benji Gil, R OBP: 0.250, SLG: 0.306 (1, 6) L B B B X		3-2 G3		2-1 F7		1-0 HR 3-H				3 1 1 2 0 0 0							
Inning Stats	R: 4 E: 1 K: 0 S: 14	H: 3 LOB: 1 BB: 1 P: 22	R: 0 E: 0 K: 1 S: 8	H: 0 LOB: 1 BB: 1 P: 16	R: 0 E: 0 K: 0 S: 7	H: 1 LOB: 1 BB: 0 P: 11	R: 0 E: 0 K: 1 S: 9	H: 0 LOB: 0 BB: 0 P: 15	R: 0 E: 0 K: 0 S: 6	H: 1 LOB: 2 BB: 2 P: 15	R: 2 E: 1 K: 0 S: 16	H: 2 LOB: 1 BB: 0 P: 24	R: 0 E: 0 K: 0 S: 13	H: 2 LOB: 2 BB: 0 P: 19	1B: 6 2B: 1 3B: 0 HR: 2	SF: 0 SAC: 0 DP: 1 HBP: 0	WP: 0 PA: 32 PB: 0 SB: 1 CS: 0
PITCHER	IP WLS BF H R ER SO BB IBB HBP BLK WP HR S P ERA WHIP															PITCHER	IP WLS BF H R ER SO BB IBB HBP BLK WP HR S P ERA WHIP
Wilson Alvarez, L ERA: 3.16 (1, 1)	2.0 L	12 3	3 4	0 0	1 1	2 0	0 0	0 0	0 0	0 0	0 0	1 1	22 31	38 0.00	2.500 1.000		
Carlos Castillo, R ERA: 3.68 (3, 1)	2.0	8 1	0 0	0 0	1 1	1 0	0 0	0 0	0 0	0 0	0 0	1 1	21 34	4.50	1.500		
Danny Darwin, R ERA: 2.33 (5, 1)	2.0	10 3	2 2	1 0	0 0	0 0	0 0	0 0	0 0	0 0	0 0	0 0	13 19	∞	∞		
Al Levine, R ERA: 4.76 (7, 1)	0.0	2 2	0 0	0 0	0 0	0 0	0 0	0 0	0 0	0 0	0 0	0 0					

Texas Rangers @ Chicago White Sox
 Comiskey Park, Chicago, IL
 Wed Apr 30 1997, 8:05 PM EDT
 Att. 14,034 - Cloudy - 65 F

livebaseballscorecards.com

AB	28
R	6
H	9
RBI	6
BB	4
SO	2
LOB	16



Batter	1	2	3	4	5	6	7	8	9	AB R H RBI BB SO LOB
Tony Phillips, S OBP: 0.427, SLG: 0.360 (1, 5)	1-3 		0-0 FC4-6 1B PB S 1-2f 3-H		2-1 					3 1 1 1 0 1 1
Ray Durham, S OBP: 0.381, SLG: 0.392 (1, 4)	2-1 		2-2 PB BB 1-3 1B		1-2 FC4-6 S 1-2f					3 0 2 0 0 0 1
Frank Thomas, R OBP: 0.452, SLG: 0.440 (1, 3)	2-3 		4-2 PB BB 1-2		4-1 					1 0 0 0 2 1 1
Albert Belle, R OBP: 0.259, SLG: 0.382 (1, 7)		2-3 	3-2 F8 1-2 2-3 3-H		2-2 F9					3 0 0 0 0 1 4
Harold Baines, L OBP: 0.425, SLG: 0.380 (1, 10)		1-3 		0-1 		2-2 G4-3				3 0 1 0 0 1 0
Lyle Mouton, R OBP: 0.349, SLG: 0.447 (1, 9)		2-1 G5-3		0-2 G3 1-2		2-0 G5-3				3 0 0 0 0 0 1
Dave Martinez, L OBP: 0.290, SLG: 0.352 (1, 8)			2-1 G6-3		0-3 		3-1 			3 0 1 0 0 1 1
Ron Karkovics, R OBP: 0.276, SLG: 0.360 (1, 2)			2-0 1B FC4-6 HBP		0-0 G5-3		1-1 G5-3			2 1 0 0 0 0 2
Norberto Martin, R OBP: 0.370, SLG: 0.480 (1, 6)			3-1 		1-1 F8					2 0 1 0 0 0 0

Inning Stats	R: 0	H: 1	E: 0	LOB: 0	K: 2	BB: 0	S: 9	P: 14	R: 0	H: 0	E: 0	LOB: 0	K: 2	BB: 0	S: 10	P: 15	R: 2	H: 2	E: 0	LOB: 2	K: 0	BB: 1	S: 14	P: 30	R: 0	H: 1	E: 0	LOB: 1	K: 1	BB: 0	S: 10	P: 10	R: 0	H: 1	E: 0	LOB: 2	K: 0	BB: 1	S: 13	P: 23	R: 0	H: 1	E: 0	LOB: 1	K: 0	BB: 0	S: 9	P: 17
1B: 6	SF: 0	2B: 0	SAC: 0	3B: 0	DP: 0	HR: 0	HBP: 1	WP: 0	PA: 26																																							

PITCHER	IP	WLS	BF	H	R	ER	SO	BB	IBB	HBP	BLK	WP	HR	S	P	ERA	WHIP
Ken Hill, R ERA: 3.75 (1, 1)	1.1		4	1	0	0	3	0	0	0	0	0	0	12	19	0.00	0.750
Xavier Hernandez, R ERA: 3.0 (2, 1)	2.2		13	3	2	1	2	1	0	1	0	0	0	31	50	3.38	1.500
Bobby Witt, R ERA: 2.3 (5, 1)	2.0	W	9	2	0	0	0	1	0	0	0	0	0	22	40	0.00	1.500

TEXAS RANGERS @ CHICAGO WHITE SOX
Comiskey Park, Chicago, IL
 Wed Apr 30 1997, 8:05 PM EDT
 Att. 14,034 - Cloudy - 65 F

AB 23
 R 2
 H 6
 RBI 1
 BB 2
 SO 5
 LOB 11

Batter	1	2	3	4	5	6	7	8	9	AB R H RBI BB SO LOB	TOP									
Darin Erstad, L (1, 3) OBP: 0.364, SLG: 0.425 Orlando Palmeiro, L (8, PR) OBP: 0.311, SLG: 0.275	0-0 F7		0-0 SF7		0-0 G1-3			0-0 FC1-6-5		3 0 0 1 0 0 1 0 0 0 0 0 0 0	<p>Anaheim Angels @ Chicago White Sox</p> <p>Comiskey Park, Chicago, IL</p> <p>Sat May 03 1997, 4:33 AM EDT</p> <p>Unknown - 53 F</p>									
Jim Edmonds, L (1, 8) OBP: 0.346, SLG: 0.490	0-0 F7		0-3 K			0-0 F8		0-0 F7		4 0 0 0 0 1 3										
Dave Hollins, S (1, 5) OBP: 0.385, SLG: 0.387	0-3 K		0-0 F8			0-0 L4		0-0 P3		4 0 0 0 0 1 3										
Jim Leyritz, R (1, 2) OBP: 0.402, SLG: 0.562		0-3 K		0-3 K		0-3 K		0-0 16 2B		4 1 1 0 0 3 0										
Tim Salmon, R (1, 9) OBP: 0.333, SLG: 0.383		0-0 G6-3		0-0 P6			0-0 WP 1B	0-3 K		4 0 1 0 0 1 1										
16 Garret Anderson, L (1, 7) OBP: 0.367, SLG: 0.390		0-0 F8		0-0 1B			0-0 F7	0-0 2B		4 0 2 1 0 0 1										
Eddie Murray, S (1, 10) OBP: 0.313, SLG: 0.384			0-0 PB SF7 1B	0-0 G4-3			0-0 G4-3	0-3 K		4 1 1 0 0 1 3										
Luis Alicaia, S (1, 4) OBP: 0.378, SLG: 0.418			0-0 PB 1B		0-3 K			0-0 2B 3B	0-0 F8	4 1 2 0 0 1 1										
Craig Grebeck, R (1, 6) OBP: 0.313, SLG: 0.125 Jack Howell, L (8, PH) OBP: 0.400, SLG: 0.632 Gary Disarcina, R (8, PR) OBP: 0.239, SLG: 0.333			4-0 BB	0-0 G3-1				0-0 FC1-6-5 2B		1 0 0 0 1 0 0 1 0 1 1 0 0 0 0 0 0 0 0 0 0										
Inning Stats	R: 0 E: 0 K: 1 S: 5	H: 0 LOB: 0 BB: 0 P: 5	R: 0 E: 0 K: 1 S: 5	H: 0 LOB: 0 BB: 0 P: 5	R: 1 E: 0 K: 1 S: 7	H: 2 LOB: 2 BB: 1 P: 11	R: 0 E: 0 K: 1 S: 6	H: 1 LOB: 1 BB: 0 P: 6	R: 0 E: 0 K: 1 S: 5	H: 0 LOB: 0 BB: 0 P: 5	R: 0 E: 0 K: 0 S: 3	H: 1 LOB: 0 BB: 0 P: 3	R: 1 E: 0 K: 0 S: 5	H: 2 LOB: 2 BB: 0 P: 5	R: 1 E: 0 K: 2 S: 9	H: 2 LOB: 1 BB: 0 P: 9	1B: 5 2B: 2 3B: 1 HR: 0	SF: 1 SAC: 0 DP: 0 HBP: 0	WP: 1 PB: 1 SB: 2 CS: 0	PA: 35
PITCHER	IP WLS BF H R ER SO BB IBB HBP BLK WP HR S P ERA WHIP																			
James Baldwin, R (1, 1) ERA: 4.65	7.0 L 27 6 2 2 6 1 0 0 0 1 0 38 42 2.57 1.000																			
Tony Castillo, L (8, 1) ERA: 6.75	1.0 3 0 0 0 0 0 0 0 0 0 0 3 3 0.00 0.000																			
41 Bill Simas, R (9, 1) ERA: 1.86	0.1 2 1 1 1 1 0 0 0 0 0 0 4 4 27.00 3.000																			
Mike Bertotti, L (9, 1) ERA: 7.36	0.2 3 1 0 0 1 0 0 0 0 0 0 5 5 0.00 1.500																			

livebaseballscorecards.com

AB 33
R 3
H 8
RBI 3
BB 1
SO 8
LOB 13



Batter	1	2	3	4	5	6	7	8	9	AB R H RBI BB SO LOB
Tony Phillips, S (1, 9) OBP: 0.430, SLG: 0.359	0-0 F8		0-0 1B		0-0 SH1-3		0-0 P4		4-0 1B BB	3 1 1 0 1 0 2
Ray Durham, S (1, 4) OBP: 0.381, SLG: 0.392	0-0 F3		0-0 1B		0-0 F3		0-0 F9		0-0 HBP 1B	5 0 2 2 0 0 3
Frank Thomas, R (1, 3) OBP: 0.458, SLG: 0.453	0-0 2B		0-0 F9					0-0 G4-3 1B	1-0 HBP	4 0 2 0 0 0 2
Albert Belle, R (1, 7) OBP: 0.256, SLG: 0.374	0-0 G3		0-3 K					0-0 F7	0-0 G4-3	5 0 1 0 0 1 6
Lyle Mouton, R (1, 10) OBP: 0.340, SLG: 0.429		0-0 F9		0-0 CS 1B		0-0 FC6-4 1B		0-0 G4-3		4 0 1 0 0 0 2
Chris Snopek, R (1, 5) OBP: 0.303, SLG: 0.372		0-0 1B		0-0 F8		0-0 G4-3		0-0 G4-3		3 0 1 0 0 0 2
Harold Baines, L (8, PH) OBP: 0.425, SLG: 0.380										0 0 0 0 0 0 0
Norberto Martin, R (8, PH) OBP: 0.357, SLG: 0.462										1 0 0 0 0 0 1
Darren Lewis, R (1, 8) OBP: 0.269, SLG: 0.136		0-3 K		0-0 F9				0-0 G4-3		3 0 0 0 0 1 2
Chad Kreuter, S (9, PH) OBP: 0.333, SLG: 0.563				1-2					0-0 G6-4-3 1B 2B	1 1 1 0 0 0 0
Ron Karkovice, R (1, 2) OBP: 0.279, SLG: 0.346		0-0 G3		0-0 K		0-3 K		4-0 2B BB		2 0 0 0 1 1 1
Dave Martinez, L (9, PH) OBP: 0.298, SLG: 0.352									4-0 G6-4-3 BB	0 0 0 0 1 0 0
Ozzie Guillen, L (1, 6) OBP: 0.299, SLG: 0.358			0-0 F8		0-0 SH1-3 1B		0-0 2B		0-0 G6-4-3	4 0 2 0 0 0 2

Inning Stats	R: 0 E: 0 K: 0 S: 4	H: 1 LOB: 1 BB: 0 P: 4	R: 0 E: 0 K: 1 S: 6	H: 1 LOB: 1 BB: 0 P: 6	R: 0 E: 0 K: 1 S: 7	H: 2 LOB: 2 BB: 0 P: 7	R: 0 E: 0 K: 0 S: 3	H: 1 LOB: 0 BB: 0 P: 3	R: 0 E: 0 K: 1 S: 6	H: 1 LOB: 1 BB: 0 P: 6	R: 0 E: 0 K: 0 S: 4	H: 1 LOB: 1 BB: 0 P: 4	R: 0 E: 0 K: 0 S: 4	H: 1 LOB: 2 BB: 1 P: 8	R: 0 E: 0 K: 0 S: 4	H: 1 LOB: 1 BB: 0 P: 4	R: 2 E: 0 K: 0 S: 4	H: 2 LOB: 2 BB: 2 P: 13	1B: 8 2B: 3 3B: 0 HR: 0	SF: 0 SAC: 1 DP: 1 HBP: 1
--------------	------------------------------	---------------------------------	------------------------------	---------------------------------	------------------------------	---------------------------------	------------------------------	---------------------------------	------------------------------	---------------------------------	------------------------------	---------------------------------	------------------------------	---------------------------------	------------------------------	---------------------------------	------------------------------	----------------------------------	----------------------------------	------------------------------------

PITCHER	IP	WLS	BF	H	R	ER	SO	BB	IBB	HBP	BLK	WP	HR	S	P	ERA	WHIP
Allen Watson, L (1, 1) ERA: 5.81	7.0		29	8	0	0	3	1	0	0	0	0	0	34	38	0.00	1.286
Pep Harris, R (8, 1) ERA: 1.77	0.2		3	1	0	0	0	0	0	0	0	0	0	3	3	0.00	1.500
Mike Holtz, L (8, 1) ERA: 0.93	0.1		1	0	0	0	0	0	0	0	0	0	0	1	1	0.00	0.000
Mike James, R (9, 1) ERA: 3.68	0.2		6	2	2	2	0	2	0	1	0	0	0	3	12	27.00	6.000
Rich DeLucia, R (9, 1) ERA: 2.53	0.1	S	1	0	0	0	0	0	0	0	0	0	0	1	1	0.00	0.000

BOTTOM

Anaheim Angels @ Chicago White Sox
Comiskey Park, Chicago, IL

Sat May 03 1997, 4:33 AM EDT
Unknown - 53 F

AB	35
R	2
H	11
RBI	2
BB	3
SO	3
LOB	23



WP	PA	ERA	WHIP
0	40		

Batter	1	2	3	4	5	6	7	8	9	AB R H RBI BB SO LOB	TOP											
Orlando Palmeiro, L OBP: 0.306, SLG: 0.273 (1, 8)	F7		G6-3			WP 1B			F8	4 0 1 0 0 0 0	Anaheim Angels @ Chicago White Sox Comiskey Park, Chicago, IL Sat May 03 1997, 8:05 PM EDT Att. 24,004 - Unknown - 41 F											
Luis Alicea, S OBP: 0.372, SLG: 0.402 (1, 4)	G6-3			K2-3		G1-3		1B BB	3 1 0 0 1 1 2													
Jim Edmonds, L OBP: 0.342, SLG: 0.480 (1, 3)	F8			F8		G3		G6-3 DI 1B	4 0 1 0 0 0 2													
Tim Salmon, R OBP: 0.321, SLG: 0.367 (1, 9)		F8		P4			F9	G6-3	4 0 0 1 0 0 1													
16 Garret Anderson, L OBP: 0.354, SLG: 0.376 (1, 7)		G4-3			K		K	K2-3	4 0 0 0 0 3 1													
Eddie Murray, S OBP: 0.301, SLG: 0.368 (1, 10)		F8			G3-1		G4-6-3		3 0 0 0 0 0 1													
Jack Howell, L OBP: 0.391, SLG: 0.727 (1, 5)				HR		F8		K	3 1 1 1 0 1 0													
Jorge Fabregas, L OBP: 0.069, SLG: 0.036 (1, 2)			F7			E4 WP 1B		G4-3	3 0 0 0 0 0 0													
Gary Disarcina, R OBP: 0.231, SLG: 0.322 (1, 6)			F7			K		L9	3 0 0 0 0 1 1													
Inning Stats	R: 0 E: 0 K: 0 S: 7	H: 0 LOB: 0 BB: 0 P: 12	R: 0 E: 0 K: 0 S: 5	H: 0 LOB: 0 BB: 0 P: 11	R: 1 E: 0 K: 0 S: 10	H: 1 LOB: 0 BB: 0 P: 16	R: 0 E: 0 K: 1 S: 6	H: 0 LOB: 0 BB: 0 P: 7	R: 0 E: 0 K: 1 S: 9	H: 0 LOB: 0 BB: 0 P: 14		R: 0 E: 1 K: 1 S: 12	H: 1 LOB: 2 BB: 0 P: 16	R: 0 E: 0 K: 1 S: 7	H: 0 LOB: 0 BB: 0 P: 9	R: 0 E: 0 K: 1 S: 7	H: 0 LOB: 0 BB: 0 P: 11	R: 1 E: 0 K: 1 S: 12	H: 1 LOB: 1 BB: 1 P: 21	1B: 2 2B: 0 3B: 0 HR: 1	SF: 0 SAC: 0 DP: 1 HBP: 0	WP: 2 PB: 0 SB: 0 CS: 0
PITCHER	IP WLS BF H R ER SO BB IBB HBP BLK WP HR S P ERA WHIP																					
Doug Drabek, R ERA: 6.15 (1, 1)	7.0 W 24 2 1 1 4 0 0 0 0 2 1 56 85 1.29 0.286																					
Tony Castillo, L ERA: 6.23 (8, 1)	1.0 3 0 0 0 1 0 0 0 0 0 0 7 11 0.00 0.000																					
Roberto Hernandez, R ERA: 5.59 (9, 1)	1.0 S 5 1 1 1 1 1 0 0 0 0 0 0 12 21 9.00 2.000																					

livebaseballscorecards.com

AB	31
R	2
H	3
RBI	2
BB	1
SO	6
LOB	8



Batter	1	2	3	4	5	6	7	8	9
Tony Phillips, S OBP: 0.424, SLG: 0.365 (1, 9) B C B B X	3-1 G1-3 ①		3-2 G6-3 ① C X	0-1 F7 ①		2-2 2B ①			
Ray Durham, S OBP: 0.393, SLG: 0.443 (1, 4) L X	0-1 S BB SF8 1B		2-1 HR	0-0 PO 1-H 2-H 2B		2-1 F7 ③			
Frank Thomas, R OBP: 0.463, SLG: 0.448 (1, 3) B SAFE 1 SAFE C 1 SAFE B B B	4-1 1-2 BB		4-0 1B 1B BB	3-1 F7 ②		2-3 K ①			
Darren Lewis, R OBP: 0.259, SLG: 0.130 (7, 8) C 1 SAFE B B B	1-2 BB		1-2 1B 1B	4-1 BB		3-3 K ②			
Albert Belle, R OBP: 0.264, SLG: 0.376 (1, 7) C B C X S	1-2 SF8 ② 2-H		1-2 1B 1B	4-1 BB		3-3 K ②			
Harold Baines, L OBP: 0.418, SLG: 0.373 (1, 10) B X	1-0 P5 ③		1-0 1B 1-2 2-3	0-0 PO ③ 2-3	2-2 G4-3 ①	1-0 G4-3 ③			
Chris Snopce, R OBP: 0.301, SLG: 0.366 (1, 5) B X		1-0 G4-3 1B	0-0 P6 ②		2-2 P6 ②		3-1 P3 ①		
Dave Martinez, L OBP: 0.286, SLG: 0.337 (1, 8) (7, 3) B SAFE 1 SAFE C 1 SAFE B B B X		3-1 G4-3 ①	3-1 L3 ③		0-1 F9 ③		0-1 G4-3 ②		
Tony Peña, R OBP: 0.200, SLG: 0.136 (1, 2) C B S S S X		1-3 K ②		3-2 1B 2B 1B		0-0 L9 ①		2-3 K ③	
Ozzie Guillen, L OBP: 0.300, SLG: 0.357 (1, 6) B X		1-0 L3 ③		0-0 2B 1B		1-1 F7 ②			

AB	R	H	RBI	BB	SO	LOB
4	0	1	0	0	0	2
4	2	3	3	0	0	1
1	0	0	0	2	0	1
1	0	0	0	0	1	0
2	0	1	1	1	1	0
4	0	1	0	0	0	1
4	0	1	0	0	0	3
4	0	0	0	0	0	4
4	1	1	0	0	2	1
3	1	1	0	0	0	1

BOTTOM

Anaheim Angels @ Chicago White Sox
Comiskey Park, Chicago, IL

Sat May 03 1997, 8:05 PM EDT
Att: 24,004 - Unknown - 41 F

livebaseballscorecards.com

AB	31
R	4
H	9
RBI	4
BB	3
SO	4
LOB	14



Inning Stats	R	H	E	K	S	H	LOB	BB	P	R	H	E	K	S	R	H	E	K	S	R	H	E	K	S	R	H	E	K	S	R	H	E	K	S			
	1	1	0	0	9	0	1	1	18	0	0	0	0	7	0	0	0	0	13	0	0	0	0	11	0	0	0	0	10	0	0	0	8	0	0	0	13
	0	0	0	1	3	0	0	0	26	1	3	0	0	11	0	0	0	0	14	0	0	0	0	11	0	0	0	0	10	0	0	0	14	0	0	13	
	0	0	0	0	10	0	0	0	14	0	1	0	0	8	0	0	0	0	13	0	0	0	0	8	0	0	0	0	0	0	0	0	8	0	0	13	

PITCHER	IP	WLS	BF	H	R	ER	SO	BB	IBB	HBP	BLK	WP	HR	S	P	ERA	WHIP
Dennis Springer, R ERA: 8.27 (1, 1)	3.2	L	22	8	4	4	1	3	0	0	0	0	1	39	78	9.82	3.000
Darrell May, L ERA: 5.25 (4, 1)	4.1		13	1	0	0	3	0	0	0	0	0	0	34	54	0.00	0.231

PITCHER	IP	WLS	BF	H	R	ER	SO	BB	IBB	HBP	BLK	WP	HR	S	P	ERA	WHIP

WP	PA
0	36

Batter	1	2	3	4	5	6	7	8	9	AB R H RBI BB SO LOB	TOP											
Darin Erstad, L (1, 3) OBP: 0.344, SLG: 0.400	2-1 G4-3		1 SAFE 2-3 K	2-3 K			1-0 G6-3		1-1 G4-3	5 0 0 0 0 2 3												
Jim Edmonds, L (1, 8) OBP: 0.353, SLG: 0.476	1-2 CS E 1B		2-2 F7			4-1 G1-3 BB	4-2 1B BB		0-1 F7	3 1 1 0 2 0 1												
Dave Hollins, S (1, 5) OBP: 0.385, SLG: 0.388	2-2 F7		1 SAFE 1-1 FC5-4 1B			0-0 G1-3	1-2 1B		0-0 F4	5 0 2 0 0 0 2												
Jim Leyritz, R (1, 2) OBP: 0.395, SLG: 0.545	1 SAFE 1-2 G4-3		0-0 FC5-4			0-0 L7		0-2 16 SH 1B		4 0 1 0 0 0 3												
Orlando Palmeiro, L (8, PR) OBP: 0.306, SLG: 0.273			1-2 1-H							0 0 0 0 0 0 0												
Jorge Fabregas, L (8, 2) OBP: 0.069, SLG: 0.036			1-2 1-H							0 0 0 0 0 0 0												
Tim Salmon, R (1, 9) OBP: 0.328, SLG: 0.382		0-1 G3 2B		0-3 K		0-0 F9		2-2 16 E 1B		4 0 2 0 0 1 1												
16 Garret Anderson, L (1, 7) OBP: 0.353, SLG: 0.375		1-0 G6-3		3-2 WP 1B		0-1 G4-3		0-0 SH		3 1 1 0 0 0 1												
Jack Howell, L (1, 10) OBP: 0.385, SLG: 0.680		1-1 G3		2-2 1B		3-2 F7		3-1 L5		3 0 1 1 0 0 1												
Eddie Murray, S (8, PH) OBP: 0.298, SLG: 0.364		2-3	1-1 1-H 1B							1 0 0 0 0 0 3												
Luis Alicea, S (1, 4) OBP: 0.357, SLG: 0.384		2-1 G1-3		1-0 F7		1-1 F7		2-3 K		4 0 0 0 0 1 5												
Gary Disarcina, R (1, 6) OBP: 0.242, SLG: 0.330			0-1 1B		1-1 1B		0-2 G6-3		0-0 G1-3	4 0 2 0 0 0 3												
Inning Stats	R: 1 E: 0 K: 0 S: 12	H: 1 LOB: 0 BB: 0 P: 18	R: 0 E: 0 K: 0 S: 7	H: 1 LOB: 1 BB: 0 P: 11	R: 0 E: 0 K: 1 S: 13	H: 2 LOB: 2 BB: 0 P: 18	R: 1 E: 0 K: 2 S: 16	H: 3 LOB: 2 BB: 0 P: 25	R: 0 E: 0 K: 0 S: 4	H: 0 LOB: 1 BB: 1 P: 8	R: 0 E: 0 K: 0 S: 7	H: 0 LOB: 0 BB: 0 P: 11	R: 0 E: 0 K: 0 S: 9	H: 1 LOB: 2 BB: 1 P: 15	R: 0 E: 1 K: 1 S: 13	H: 2 LOB: 3 BB: 0 P: 20	R: 0 E: 0 K: 0 S: 5	H: 0 LOB: 0 BB: 0 P: 6	1B: 9 2B: 1 3B: 0 HR: 0	SF: 0 SAC: 1 DP: 0 HBP: 0	WP: 1 PB: 0 SB: 0 CS: 1	PA: 39
PITCHER	IP WLS BF H R ER SO BB IBB HBP BLK WP HR S P ERA WHIP																					
Jaime Navarro, R (1, 1) ERA: 4.02	7.0 W 30 8 2 1 3 2 0 0 0 1 0 68 106 1.29 1.429																					
Al Levine, R (8, 1) ERA: 4.76	0.0 2 2 0 0 0 0 0 0 0 0 0 6 8 ∞ ∞																					
Tony Castillo, L (8, 1) ERA: 5.79	1.0 4 0 0 0 1 0 0 0 0 0 0 7 12 0.00 0.000																					
Roberto Hernandez, R (9, 1) ERA: 5.06	1.0 S 3 0 0 0 0 0 0 0 0 0 0 5 6 0.00 0.000																					

Anaheim Angels @ Chicago White Sox
 Comiskey Park, Chicago, IL
 Sun May 04 1997, 4:33 AM EDT
 Att. 22,181 - Sunny - 59 F

livebaseballscorecards.com

AB	36
R	2
H	10
RBI	1
BB	2
SO	4
LOB	23



BOTTOM

Anaheim Angels @ Chicago White Sox
Comiskey Park, Chicago, IL
Sun May 04 1997, 4:33 AM EDT
Att. 22,181 - Sunny - 59 F

livebaseballscorecards.com

AB 30
R 4
H 11
RBI 4
BB 5
SO 3
LOB 15



WP: 0 PA: 37
PB: 0
SB: 0
CS: 2

AB R H RBI BB SO LOB

4 1 0 0 1 0 4

4 0 2 0 0 0 0

3 1 2 1 0 1 1

4 0 2 1 0 0 1

4 1 2 2 0 1 4

4 0 2 0 0 1 2

0 0 0 0 0 0 0

2 0 0 0 1 0 0

3 0 0 0 1 0 3

2 1 1 0 2 0 0

1B: 10 SF: 1
2B: 1 SAC: 1
3B: 0 DP: 2
HR: 1 HBP: 0

Batter	1	2	3	4	5	6	7	8	9
Ray Durham, S OBP: 0.386, SLG: 0.427 (1, 4)	3-2 L8		2-2 G4-3		2-1 F8		4-1 1B BB	0-0 G1-2-3	
Dave Martinez, L OBP: 0.294, SLG: 0.344 (1, 8) (9, 9)	0-1 CS 1B			2-2 P5		0-1 G1-3	0-1 CS 1B 1B		
Frank Thomas, R OBP: 0.465, SLG: 0.455 (1, 3)	3-3 1-2			1-0 FC6-4 1B 1B		2-2 1B G6-3	2-1 SF8		
Albert Belle, R OBP: 0.272, SLG: 0.381 (1, 7)		1-1 F7		2-2 FC6-4 1B		3-2 G6-3	1-0 1-2 2-H 1B		
Harold Baines, L OBP: 0.421, SLG: 0.418 (1, 10)		1-0 HR		0-0 FC6-4 1-2 2-3		3-2 1B 2-H 1B	2-3 K		
Lyle Mouton, R OBP: 0.353, SLG: 0.435 Darren Lewis, R OBP: 0.259, SLG: 0.130 (8, PR) (9, 8)		2-2 G6-3		1-3 K		1-2 BB 1-3 1B		0-1 BB SH1-4 G1-2-3 1B	
Chris Snopce, R OBP: 0.302, SLG: 0.357 (1, 5)		0-2 F8			0-0 F8	4-0 BB 1-2 BB		0-0 SH1-4	
Chad Kreuter, S OBP: 0.318, SLG: 0.474 (1, 2)			0-0 G4-3		3-2 F9	3-2 G3-1		4-1 BB BB	
Ozzie Guillen, L OBP: 0.319, SLG: 0.360 (1, 6)			1-1 G4-3		2-1 1B		4-0 1B BB SF8 BB	4-0 1-2 2-3 BB	

Inning Stats	R: 0	H: 1	E: 0	LOB: 1	K: 1	BB: 0	S: 8	R: 1	H: 1	E: 0	LOB: 0	K: 0	BB: 0	S: 10	R: 0	H: 0	E: 0	LOB: 0	K: 0	BB: 0	S: 6	R: 0	H: 2	E: 0	LOB: 2	K: 1	BB: 0	S: 11	R: 0	H: 1	E: 0	LOB: 1	K: 0	BB: 0	S: 8	R: 1	H: 3	E: 0	LOB: 3	K: 0	BB: 1	S: 17	R: 2	H: 2	E: 0	LOB: 1	K: 1	BB: 2	S: 9	R: 0	H: 1	E: 0	LOB: 2	K: 0	BB: 2	S: 5
--------------	------	------	------	--------	------	-------	------	------	------	------	--------	------	-------	-------	------	------	------	--------	------	-------	------	------	------	------	--------	------	-------	-------	------	------	------	--------	------	-------	------	------	------	------	--------	------	-------	-------	------	------	------	--------	------	-------	------	------	------	------	--------	------	-------	------

PITCHER	IP	WLS	BF	H	R	ER	SO	BB	IBB	HBP	BLK	WP	HR	S	P	ERA	WHIP
Shigetoshi Hasegawa, R ERA: 6.43 (1, 1)	5.2		22	6	2	2	2	0	0	0	0	0	1	51	82	3.18	1.059
Chuck McElroy, L ERA: 3.55 (6, 1)	0.0		2	2	0	0	0	0	0	0	0	0	0	6	10	∞	∞
Pep Harris, R ERA: 2.61 (6, 1)	0.1	L	4	0	2	2	0	3	0	0	0	0	0	4	19	54.00	9.000
Rich DeLucia, R ERA: 2.25 (7, 1)	1.1		7	3	0	0	1	1	0	0	0	0	0	12	21	0.00	3.000
Mike Holtz, L ERA: 0.87 (8, 1)	0.2		2	0	0	0	0	1	0	0	0	0	0	1	5	0.00	1.500

Batter	1	2	3	4	5	6	7	8	9	AB	R	H	RBI	BB	SO	LOB	TOP										
Rich Amaral, R OBP: 0.489, SLG: 0.475 (1, 7) C X	0-1 FC6-4 1B		4-2 1B G6-3 BB		1-1 S 1B		2-1 G5-3 1B	1-1 S 1B		4	1	4	2	1	0	0											
Alex Rodriguez, R OBP: 0.351, SLG: 0.489 (1, 6) SAFE SAFE C 1 B C X	1-2 FC6-4 2B 1B 1-2f		0-3 SAFE K		1-1 SAFE F8		3-2 SAFE G5-3	1-2 G5-3		5	1	0	0	0	1	5											
Ken Griffey Jr., L OBP: 0.435, SLG: 0.775 (1, 8) SAFE SAFE B S 1 X	1-2 1B 1-3 2B		1-0 1B G6-3 1B		1-0 L9		2-3 K	1-0 F7		5	1	2	0	0	1	4											
Edgar Martinez, R OBP: 0.418, SLG: 0.504 (1, 10) X	0-0 G5-4-3 1B 2-3 3-H		3-2 G6-3		4-2 SAFE FC5-4 BB		0-2 P4		3-2 BB 1B	4	0	2	2	1	0	2											
Jay Buhner, R OBP: 0.397, SLG: 0.374 (1, 9) C B X	1-1 G5-4-3 1-2f		2-2 2-H 1B		0-0 FC5-4 1-2f			4-2 1B 2B BB	3-3 K	4	1	1	1	1	1	5											
Mike Blowers, R OBP: 0.242, SLG: 0.333 (1, 3) Paul Sorrento, L OBP: 0.337, SLG: 0.446 (9, PH) (9, 3)			3-2 F8		2-2 F9			2-0 2B 1B 1B	4-0 BB	4	1	2	0	0	0	1											
Dan Wilson, R OBP: 0.398, SLG: 0.475 (1, 2)			1-3 K		1-1 P4		2-2 1B	2-2 F9	0-2 K	5	0	1	0	0	2	5											
Russ Davis, R OBP: 0.376, SLG: 0.551 (1, 5)			2-3 K		1-0 F8		1-1 P4	0-0 1B 1B 2B	1-0 G3-1	5	1	1	1	0	1	4											
Alvaro Espinoza, R OBP: 0.261, SLG: 0.304 (1, 4) Rob Ducey, L OBP: 0.286, SLG: 0.500 (8, PR) Brent Gates, S OBP: 0.270, SLG: 0.281 (8, 4)			3-3 K		0-0 G6-3		0-1 G6-3	0-0 1B 1B		4	0	1	1	0	1	2											
Inning Stats	R: 1 E: 0 K: 0 S: 11	H: 3 LOB: 1 BB: 0 P: 14	R: 0 E: 0 K: 3 S: 18	H: 1 LOB: 1 BB: 0 P: 27	R: 2 E: 0 K: 1 S: 20	H: 2 LOB: 1 BB: 1 P: 33	R: 0 E: 0 K: 0 S: 4	H: 0 LOB: 0 BB: 0 P: 6	R: 0 E: 0 K: 0 S: 8	H: 1 LOB: 2 BB: 1 P: 15	R: 0 E: 0 K: 1 S: 12	H: 1 LOB: 1 BB: 0 P: 19	R: 0 E: 0 K: 1 S: 15	H: 4 LOB: 2 BB: 1 P: 26	R: 0 E: 0 K: 2 S: 12	H: 1 LOB: 2 BB: 1 P: 23	1B: 12 2B: 2 3B: 0 HR: 0	SF: 0 SAC: 0 DP: 1 HBP: 0	WP: 0 PB: 0 SB: 2 CS: 0	PA: 44							
PITCHER	IP	WLS	BF	H	R	ER	SO	BB	IBB	HBP	BLK	WP	HR	S	P	ERA	WHIP										
Wilson Alvarez, L ERA: 3.35 (1, 1)	6.0		27	8	3	3	4	2	0	0	0	0	0	72	111	4.50	1.667										
Al Levine, R ERA: 4.63 (7, 1)	0.1		2	1	0	0	0	0	0	0	0	0	0	5	10	0.00	3.000										
Tony Castillo, L ERA: 7.47 (7, 1)	1.2	L	10	4	4	4	1	1	0	0	0	0	0	22	35	21.60	3.000										
41 Bill Simas, R ERA: 1.69 (9, 1)	1.0		5	1	0	0	2	1	0	0	0	0	0	12	23	0.00	2.000										

Seattle Mariners @ Chicago White Sox
Comiskey Park, Chicago, IL
Tue May 06 1997, 8:05 PM EDT
Att. 19,136 - Unknown - 57 F

AB	40
R	7
H	14
RBI	7
BB	4
SO	7
LOB	28



Batter	1	2	3	4	5	6	7	8	9	AB	R	H	RBI	BB	SO	LOB
Ray Durham, S OBP: 0.379, SLG: 0.412 (1, 4)	K	FC3-6 CS 1-2f		S E BB		F7		K		4	1	0	0	1	2	1
Dave Martinez, L OBP: 0.311, SLG: 0.364 (1, 8)	1B	2B		FC1-4 BB 1-2		L9		G5-3		3	1	2	0	1	0	0
Darren Lewis, R OBP: 0.250, SLG: 0.125 (9, PH)	1B	1B		BB						1	0	0	0	0	0	0
Frank Thomas, R OBP: 0.462, SLG: 0.452 (1, 3)	HR	1B		FC1-4 1-2f 2-H		F9		F7		5	1	2	1	0	0	1
Albert Belle, R OBP: 0.277, SLG: 0.402 (1, 7)	HR	1B		G3				2B HBP		4	2	1	2	0	1	3
Harold Baines, L OBP: 0.414, SLG: 0.422 (1, 10)	G4-3			G4-3		F8		2B		4	0	1	1	0	0	0
Lyle Mouton, R OBP: 0.345, SLG: 0.408 (1, 9)	BB HBP			F8		G6-3		G5-3		3	0	0	0	0	0	1
Chris Snopce, R OBP: 0.309, SLG: 0.357 (1, 5)	BB			F9		2B		K		0	0	0	0	1	0	0
Norberto Martin, R OBP: 0.355, SLG: 0.483 (3, PH)	BB									3	0	1	0	0	1	1
Ron Karkovice, R OBP: 0.277, SLG: 0.393 (1, 2)	K			HR		G6-3		F8		4	1	1	1	0	1	3
Ozzie Guillen, L OBP: 0.316, SLG: 0.348 (1, 6)				F8		G6-3		G1-3		3	0	0	0	1	0	0

Inning Stats	R: 3	H: 3	E: 0	K: 2	S: 19	H: 3	LOB: 2	BB: 1	P: 33	R: 0	H: 2	E: 0	K: 0	S: 9	H: 2	LOB: 2	BB: 1	P: 18	R: 0	H: 0	E: 0	K: 0	S: 3	R: 2	H: 1	E: 1	K: 0	S: 11	H: 1	LOB: 1	BB: 0	P: 7	R: 0	H: 1	E: 0	K: 0	S: 7	H: 0	LOB: 0	BB: 0	P: 10	R: 1	H: 1	E: 0	K: 1	S: 9	H: 1	LOB: 1	BB: 0	P: 16	R: 0	H: 0	E: 0	K: 1	S: 9	H: 0	LOB: 0	BB: 0	P: 13	R: 0	H: 0	E: 0	K: 1	S: 8	H: 0	LOB: 0	BB: 0	P: 12	1B: 3	SF: 0	2B: 3	SAC: 0	3B: 0	DP: 0	HR: 2	HBP: 2	WP: 0	PA: 40
--------------	------	------	------	------	-------	------	--------	-------	-------	------	------	------	------	------	------	--------	-------	-------	------	------	------	------	------	------	------	------	------	-------	------	--------	-------	------	------	------	------	------	------	------	--------	-------	-------	------	------	------	------	------	------	--------	-------	-------	------	------	------	------	------	------	--------	-------	-------	------	------	------	------	------	------	--------	-------	-------	-------	-------	-------	--------	-------	-------	-------	--------	-------	--------

PITCHER	IP	WLS	BF	H	R	ER	SO	BB	IBB	HBP	BLK	WP	HR	S	P	ERA	WHIP
Dennis Martinez, R ERA: 5.75 (1, 1)	6.1		32	8	6	5	2	4	0	2	0	0	2	58	108	7.11	1.895
Bobby Ayala, R ERA: 5.0 (7, 1)	1.0	W	3	0	0	0	1	0	0	0	0	0	0	10	15	0.00	0.000
40 Greg McCarthy, L ERA: 3.75 (8, 1)	0.2		2	0	0	0	1	0	0	0	0	0	0	4	6	0.00	0.000
Norm Charlton, L ERA: 6.89 (9, 1)	1.0	S	3	0	0	0	1	0	0	0	0	0	0	8	12	0.00	0.000

BOTTOM

Seattle Mariners @ Chicago White Sox
Comiskey Park, Chicago, IL
Tue May 06 1997, 8:05 PM EDT
Att: 19,136 - Unknown - 57 F

livebaseballscores.com

AB	34
R	6
H	8
RBI	5
BB	4
SO	5
LOB	10



Batter	1	2	3	4	5	6	7	8	9	AB R H RBI BB SO LOB	TOP		
Damon Mashore, R (1, 8) OBP: 0.411, SLG: 0.396	2-1 F9		3-2 F9		1-1 1B		4-1 BB SF SF9 BB		4-1 L5-4 BB	3 1 1 1 2 0 1			
Jason Giambi, L (1, 10) OBP: 0.307, SLG: 0.403	2-3 K		0-1 G6-3		0-3 K		1-0 SF BB		4-1 BB	3 0 0 1 1 2 2			
Jose Canseco, R (1, 7) OBP: 0.301, SLG: 0.377	1-3 K			1-1 F9		2-2 F7		4-1 BB	0-1 L5-4	4 0 0 0 1 1 2			
Mark McGwire, R (1, 3) OBP: 0.444, SLG: 0.694		4-1 BB		3-3 K		0-1 P3		1-2 SF9	2-0 F7	3 0 0 1 1 1 1			
Geronimo Berroa, R (1, 9) OBP: 0.406, SLG: 0.540		0-0 F9		2-1 F8		1-0 1B		0-2 L5		4 0 1 0 0 0 3			
Scott Spiezio, S (1, 4) OBP: 0.345, SLG: 0.457		2-1 F7			3-3 K		0-1 F9		3-3 K	4 0 0 0 0 2 2			
Scott Brosius, R (1, 5) OBP: 0.252, SLG: 0.236 (7, 6)		0-1 F8			2-3 K			2-1 F9	0-1 G6-3	4 0 0 0 0 1 1			
George Williams, S (1, 2) OBP: 0.436, SLG: 0.250			4-2 BB		1-0 E 1B		4-2 BB 1B SF BB		2-2 G3	2 2 1 0 2 0 0			
Tony Batista, R (1, 6) OBP: 0.247, SLG: 0.254			1-1 L9		0-2 E9 1B		3-2 BB SF 1B		1-1 HR	2 1 0 0 0 0 1			
Dave Magadan, L (7, PH) OBP: 0.455, SLG: 0.500 (7, 5)										2 2 2 1 0 0 0			
Inning Stats	R: 0 H: 0 E: 0 LOB: 0 K: 2 S: 8 P: 13	R: 0 H: 0 E: 0 LOB: 1 K: 0 S: 6 P: 12	R: 0 H: 0 E: 0 LOB: 1 K: 0 S: 11 P: 19	R: 0 H: 0 E: 0 LOB: 0 K: 1 S: 7 P: 13	R: 2 H: 2 E: 1 LOB: 1 K: 3 S: 16 P: 23	R: 0 H: 1 E: 0 LOB: 1 K: 0 S: 8 P: 11	R: 3 H: 1 E: 1 LOB: 2 K: 0 S: 18 P: 37	R: 0 H: 0 E: 0 LOB: 0 K: 1 S: 11 P: 16	R: 1 H: 1 E: 0 LOB: 1 K: 0 S: 7 P: 18	1B: 4 SF: 2 2B: 1 SAC: 0 3B: 0 DP: 1 HR: 1 HBP: 0	WP: 0 PA: 40 PB: 0 SB: 0 CS: 0		
PITCHER	IP WLS BF H R ER SO BB IBB HBP BLK WP HR S P ERA WHIP											PITCHER	IP WLS BF H R ER SO BB IBB HBP BLK WP HR S P ERA WHIP
James Baldwin, R (1, 1) ERA: 4.14	5.0 W 20 2 2 0 6 2 0 0 0 0 0 48 80 0.00 0.800												
Danny Darwin, R (6, 1) ERA: 2.54	1.1 8 2 3 1 0 2 0 0 0 0 0 18 34 6.75 3.000												
Mike Bertotti, L (7, 1) ERA: 7.36	0.0 1 0 0 0 0 0 0 0 0 0 0 1 2 ∞ ∞												
41 Bill Simas, R (7, 1) ERA: 1.46	1.2 6 0 0 0 1 1 0 0 0 0 0 18 28 0.00 0.600												
Roberto Hernandez, R (9, 1) ERA: 5.4	1.0 5 1 1 1 0 2 0 0 0 0 0 7 18 9.00 3.000												

Oakland Athletics @ Chicago White Sox
Comiskey Park, Chicago, IL
Thu May 08 1997, 8:05 PM EDT
Att. 16,627 - Unknown - 70 F

livebaseballscorecards.com

AB 31
R 6
H 5
RBI 4
BB 7
SO 7
LOB 13



Batter	1	2	3	4	5	6	7	8	9	AB R H RBI BB SO LOB
Tony Phillips, S OBP: 0.431, SLG: 0.376 (1, 9)	1-3 SAFE SAFE 1B	2-2 1-H 1B		0-2 SAFE SAFE SAFE WP 1-2f 1B		0-1 1B G5-3 1B	3-1 1-2 1B			5 1 3 1 0 1 1
Ray Durham, S OBP: 0.372, SLG: 0.403 (1, 4)	0-3 K	1-0 G5-3		1-0 G5-3		3-2 1-3 1B G5-3 1B	3-2 G3-1			5 1 1 0 0 1 4
Frank Thomas, R OBP: 0.467, SLG: 0.491 (1, 3)	1-0 HR		4-1 FC5 1B BB	2-1 G5-3		1-1 G5-3 1-2 3-H 1B	0-2 2B			4 1 2 2 1 0 2
Albert Belle, R OBP: 0.289, SLG: 0.405 (1, 7)	4-1 HR BB		0-0 FC5 1B 1B		2-1 F8	0-1 2-H 1B	2-3 K			4 1 2 1 1 1 1
Lyle Mouton, R OBP: 0.350, SLG: 0.481 (1, 10)	3-2 1-H HR		0-1 FC5 1B HR		3-2 1B 2B	1-3 K	0-0 G5-3			5 3 2 2 0 1 4
Chris Snopce, R OBP: 0.304, SLG: 0.348 (1, 5)	2-2 F9		3-2 HR 1B		3-1 F8	1-3 K	2-2 L4			5 1 1 0 0 1 3
Norberto Martin, R OBP: 0.371, SLG: 0.576 (1, 6)		0-1 G6-3	0-0 1-H 2-H HR		1-0 2-H BB 1B		0-3 K			4 1 2 4 0 1 0
Chad Kreuter, S OBP: 0.346, SLG: 0.455 (1, 2)		1-3 K	1-3 K		4-2 1-2 BB		1-0 1B 1B			3 0 1 0 1 2 0
Darren Lewis, R OBP: 0.281, SLG: 0.179 (1, 8)		3-2 1B 1B		1-1 FC6-4 1B	0-3 K		3-3 K			4 1 2 0 0 2 3

Inning Stats	R: 3 E: 0 K: 2 S: 14	H: 2 LOB: 0 BB: 1 P: 25	R: 1 E: 0 K: 1 S: 14	H: 2 LOB: 1 BB: 0 P: 21	R: 3 E: 0 K: 1 S: 11	H: 3 LOB: 0 BB: 1 P: 19	R: 0 E: 1 K: 0 S: 8	H: 1 LOB: 1 BB: 0 P: 12	R: 1 E: 0 K: 1 S: 16	H: 2 LOB: 2 BB: 1 P: 29	R: 2 E: 0 K: 2 S: 15	H: 3 LOB: 1 BB: 0 P: 21	R: 0 E: 0 K: 2 S: 15	H: 2 LOB: 2 BB: 0 P: 25	R: 0 E: 0 K: 1 S: 10	H: 1 LOB: 1 BB: 0 P: 14
1B: 11 2B: 2 3B: 0 HR: 3	SF: 0 SAC: 0 DP: 0 HBP: 0	WP: 1 PB: 0 SB: 1 CS: 0	PA: 42													

PITCHER	IP	WLS	BF	H	R	ER	SO	BB	IBB	HBP	BLK	WP	HR	S	P	ERA	WHIP
Mike Mohler, L ERA: 5.93 (1, 1)	4.2	L	24	9	8	8	4	2	0	0	0	1	3	56	94	15.43	2.357
Don Wengert, R ERA: 5.32 (5, 1)	2.1		14	6	2	2	5	1	0	0	0	0	0	37	58	7.71	3.000
Mark Acre, R ERA: 5.17 (8, 1)	1.0		4	1	0	0	1	0	0	0	0	0	0	10	14	0.00	1.000

BOTTOM

Oakland Athletics @ Chicago White Sox
Comiskey Park, Chicago, IL
Thu May 08 1997, 8:05 PM EDT
Att: 16,627 - Unknown - 70 F

livebaseballscorecards.com

AB	39
R	10
H	16
RBI	10
BB	3
SO	10
LOB	18



Batter	1	2	3	4	5	6	7	8	9	10	AB R H RBI BB SO LOB	TOP
Damon Mashore, R OBP: 0.403, SLG: 0.382 (1.8) (9.7)	2-3 K		4-1 1B BB		2-2 1 SAFE FC6-4 E 1-2f		0-3 K		2-3 K		4 1 0 0 1 3 1	
Jason Giambi, L OBP: 0.310, SLG: 0.403 Ernie Young, R OBP: 0.255, SLG: 0.205 (1.7) (9.8)	0-3 K		1-2 PB 1B 1B		1-0 SAFE E4 FC4		0-0 FC6-4 1B		3-2 P4		5 0 2 0 0 1 1 0 0 0 0 0 0 0	
Jose Canseco, R OBP: 0.298, SLG: 0.370 (1.9) X	1-1 L8		3-0 PB 1B 1-2 2-H		0-0 L5		2-3 K			2-2 G6-3	5 0 1 1 0 1 3	
Mark McGwire, R OBP: 0.429, SLG: 0.664 (1.3)			3-3 K		2-0 FC4 1-2f		0-0 FC6-4 1-2f			1-0 G6-3	5 0 0 0 0 2 5	
Geronimo Berroa, R OBP: 0.398, SLG: 0.525 (1.10)			3-3 K		1-1 F8 1-2 2-3					2-3 K	5 0 1 0 0 3 2	
Scott Spiezo, S OBP: 0.356, SLG: 0.496 (1.4)			0-1 2B		2-1 G5-4-3 1B		1-3 K 1-2			2-1 HR	4 1 3 1 0 1 1	
Scott Brosius, R OBP: 0.259, SLG: 0.232 (1.5) (9.6)			4-0 BB		0-1 G5-4-3 1-2f		2-2 G5-3			4-0 CS BB	2 0 0 0 2 0 2	
Brent Mayne, L OBP: 0.333, SLG: 0.414 George Williams, S OBP: 0.425, SLG: 0.241 (1.2) (8, PH) (8.2)			1-2 G4-3		0-2 G6-3		4-0 IBB			2-2 SAFE F7 1-2	2 0 0 0 1 0 2 1 0 0 0 0 0 1	
Tony Batista, R OBP: 0.250, SLG: 0.246 Dave Magadan, L OBP: 0.444, SLG: 0.486 (1.6) (9, PH) (9.5)			3-3 K		4-2 FC6-4 BB		0-0 P4			2-2 F9	2 0 0 0 1 1 2 1 0 0 0 0 0 0	


Inning Stats	R: 0 E: 0 K: 2 S: 10	H: 0 LOB: 0 BB: 0 P: 13	R: 0 E: 0 K: 2 S: 12	H: 1 LOB: 2 BB: 1 P: 23	R: 1 E: 0 K: 2 S: 13	H: 2 LOB: 2 BB: 1 P: 28	R: 0 E: 0 K: 0 S: 7	H: 1 LOB: 0 BB: 0 P: 9	R: 0 E: 1 K: 0 S: 11	H: 0 LOB: 2 BB: 1 P: 20	R: 0 E: 0 K: 1 S: 9	H: 1 LOB: 2 BB: 1 P: 17	R: 0 E: 0 K: 2 S: 9	H: 1 LOB: 1 BB: 0 P: 11	R: 1 E: 0 K: 1 S: 8	H: 1 LOB: 0 BB: 1 P: 18	R: 0 E: 0 K: 1 S: 10	H: 0 LOB: 0 BB: 0 P: 17	R: 0 E: 0 K: 1 S: 9	H: 0 LOB: 0 BB: 0 P: 14	1B: 5 2B: 1 3B: 0 HR: 1	SF: 0 SAC: 0 DP: 1 HBP: 0	WP: 0 PB: 2 SB: 0 CS: 1	PA: 41
--------------	-------------------------------	----------------------------------	-------------------------------	----------------------------------	-------------------------------	----------------------------------	------------------------------	---------------------------------	-------------------------------	----------------------------------	------------------------------	----------------------------------	------------------------------	----------------------------------	------------------------------	----------------------------------	-------------------------------	----------------------------------	------------------------------	----------------------------------	----------------------------------	------------------------------------	----------------------------------	--------

PITCHER	IP	WLS	BF	H	R	ER	SO	BB	IBB	HBP	BLK	WP	HR	S	P	ERA	WHIP
Jaime Navarro, R ERA: 3.67 (1.1)	7.0		31	6	1	1	9	3	1	0	0	0	0	71	121	1.29	1.286
Al Levine, R ERA: 4.5 (8.1)	0.1		1	0	0	0	1	0	0	0	0	0	0	3	5	0.00	0.000
Tony Castillo, L ERA: 7.71 (8.1)	0.2		3	1	1	1	0	1	0	0	0	0	1	5	13	13.50	3.000
Roberto Hernandez, R ERA: 4.61 (9.1)	2.0	W	6	0	0	0	2	0	0	0	0	0	0	19	31	0.00	0.000

Oakland Athletics @ Chicago White Sox
Comiskey Park, Chicago, IL
Fri May 09 1997, 8:05 PM EDT
Att. 16,295 - Unknown - 55 F

livebaseballscorecards.com

AB	36
R	2
H	7
RBI	2
BB	5
SO	12
LOB	20



Batter	1	2	3	4	5	6	7	8	9	10	AB	R	H	RBI	BB	SO	LOB
Tony Phillips, S OBP: 0.414, SLG: 0.358 (1, 5)	G6-3		K		F8		K		K		5	0	0	0	0	3	0
Ray Durham, S OBP: 0.359, SLG: 0.387 (1, 4)	G4-3		K		F9		G3-1		G4-3		5	0	0	0	0	1	0
Frank Thomas, R OBP: 0.472, SLG: 0.491 (1, 3)	G5-3		WP 1B				K				4	1	2	0	1	1	0
Albert Belle, R OBP: 0.300, SLG: 0.424 (1, 7)											4	0	2	0	1	1	1
Harold Baines, L OBP: 0.422, SLG: 0.442 (1, 10)											3	1	2	1	0	1	2
Norberto Martin, R OBP: 0.378, SLG: 0.571 (8, PH)											2	1	1	0	0	0	1
Lyle Mouton, R OBP: 0.354, SLG: 0.475 (1, 9)											5	0	2	0	0	0	4
Dave Martinez, L OBP: 0.315, SLG: 0.359 (1, 8)											4	0	1	1	1	0	5
Tony Peña, R OBP: 0.250, SLG: 0.167 (1, 2)											2	0	1	1	1	0	1
Chad Kreuter, S OBP: 0.333, SLG: 0.435 (8, PH)											1	0	0	0	0	0	2
Ozzie Guillen, L OBP: 0.304, SLG: 0.333 (1, 6)											4	0	0	0	0	0	5

Inning Stats	R: 0	H: 0	E: 0	K: 0	S: 8	P: 11	R: 0	H: 2	E: 0	K: 1	S: 15	P: 25	R: 0	H: 1	E: 0	K: 3	S: 11	P: 22	R: 0	H: 1	E: 0	K: 0	S: 7	P: 13	R: 0	H: 0	E: 0	K: 0	S: 5	P: 10	R: 2	H: 4	E: 0	K: 0	S: 13	P: 19	R: 0	H: 0	E: 0	K: 2	S: 14	P: 17	R: 0	H: 1	E: 0	K: 0	S: 9	P: 16	R: 0	H: 0	E: 0	K: 1	S: 11	P: 14	R: 1	H: 2	E: 1	K: 0	S: 7	P: 13	1B: 9	2B: 1	3B: 1	HR: 0	SF: 0	SAC: 0	DP: 1	HBP: 0	WP: 1	PA: 43
--------------	------	------	------	------	------	-------	------	------	------	------	-------	-------	------	------	------	------	-------	-------	------	------	------	------	------	-------	------	------	------	------	------	-------	------	------	------	------	-------	-------	------	------	------	------	-------	-------	------	------	------	------	------	-------	------	------	------	------	-------	-------	------	------	------	------	------	-------	-------	-------	-------	-------	-------	--------	-------	--------	-------	--------

PITCHER	IP	WLS	BF	H	R	ER	SO	BB	IBB	HBP	BLK	WP	HR	S	P	ERA	WHIP
Ariel Prieto, R ERA: 4.2 (1, 1)	7.0		31	9	2	2	6	2	0	0	0	1	0	74	118	2.57	1.571
Buddy Groom, L ERA: 7.56 (8, 1)	0.1		1	0	0	0	0	0	0	0	0	0	0	2	3	0.00	0.000
Aaron Small, R ERA: 2.81 (8, 1)	2.1	L	11	2	1	0	1	1	1	0	0	0	0	24	39	0.00	1.286


BOTTOM

Oakland Athletics @ Chicago White Sox
Comiskey Park, Chicago, IL

Fri May 09 1997, 8:05 PM EDT
Att. 16,295 - Unknown - 55 F

livebaseballscorecards.com

AB	39
R	3
H	11
RBI	3
BB	4
SO	7
LOB	21



Batter	1	2	3	4	5	6	7	8	9	AB	R	H	RBI	BB	SO	LOB	TOP										
Damon Mashore, R (1, 8) OBP: 0.396, SLG: 0.368	1-3 K	0-0 F9		4-2 PB 1B BB		1-1 F8		1 SAFE 0-2 G3-6 1-2f		4	1	0	0	1	1	1											
Jason Giambi, L (1, 10) OBP: 0.307, SLG: 0.391	1-1 F8		4-1 HR BB	1-3 K		1-3 K		1-1 G6-3		4	1	0	0	1	2	2											
Jose Canseco, R (1, 7) OBP: 0.301, SLG: 0.393	1-1 F9		1-2 HR	1-1 1B			2-3 K		3-2 P4	5	1	2	4	0	1	0											
Mark McGwire, R (1, 3) OBP: 0.421, SLG: 0.641		1-2 F4	0-3 K	0-0 P5			4-1 BB BB BB		0-1 G6-3	4	0	0	0	1	1	1											
Geronimo Berroa, R (1, 9) OBP: 0.399, SLG: 0.512		2-3 K	4-2 S BB		0-0 L7		4-1 BB BB		1-3 K	3	0	0	0	2	2	0											
Scott Spiezo, S (1, 4) OBP: 0.360, SLG: 0.500		1-1 1B 2B	3-3 SAFE K	1-1 L8		1-1 L8	4-0 BB BB		1-2 2-3 BB	3	1	1	0	1	1	1											
Dave Magadan, L (1, 5) OBP: 0.458, SLG: 0.487 Scott Brosius, R (7, PH) OBP: 0.257, SLG: 0.230		4-1 1B HR BB	3-3 K	0-0 1B		0-0 1B	2-3 K		2-3 K	2	1	1	0	1	1	1											
George Williams, S (1, 2) OBP: 0.432, SLG: 0.273		0-0 HR 1B		2-1 PB WP 1B 1B		0-2 G3	2-3 K		2-3 K	4	2	2	1	0	1	4											
Tony Batista, R (1, 6) OBP: 0.263, SLG: 0.292		0-1 HR		0-1 P2		1-2 G6-3		4-1 G3-6 BB		3	1	1	3	1	0	1											
Inning Stats	R: 0 E: 0 K: 1 S: 7	H: 0 LOB: 0 BB: 0 P: 10	R: 4 E: 0 K: 1 S: 13	H: 3 LOB: 0 BB: 1 P: 21	R: 2 E: 0 K: 3 S: 15	H: 1 LOB: 1 BB: 2 P: 30	R: 2 E: 0 K: 1 S: 14	H: 2 LOB: 1 BB: 1 P: 22	R: 0 E: 0 K: 0 S: 7	H: 1 LOB: 1 BB: 0 P: 8	R: 0 E: 0 K: 1 S: 8	H: 0 LOB: 0 BB: 0 P: 11	R: 0 E: 0 K: 3 S: 11	H: 0 LOB: 3 BB: 3 P: 29	R: 0 E: 0 K: 0 S: 7	H: 0 LOB: 0 BB: 1 P: 12	R: 0 E: 0 K: 1 S: 8	H: 0 LOB: 0 BB: 0 P: 12	1B: 4 2B: 1 3B: 0 HR: 2	SF: 0 SAC: 0 DP: 1 HBP: 0	WP: 1 PB: 1 SB: 1 CS: 0	PA: 41					
PITCHER	IP	WLS	BF	H	R	ER	SO	BB	IBB	HBP	BLK	WP	HR	S	P	ERA	WHIP										
Doug Drabek, R (1, 1) ERA: 7.25	2.1		14	4	6	6	3	3	0	0	0	0	2	29	49	23.14	3.000										
Carlos Castillo, R (3, 1) ERA: 3.38	4.0		18	3	2	1	5	3	0	0	0	1	0	40	68	2.25	1.500										
Mike Bertotti, L (7, 1) ERA: 7.36	0.0		1	0	0	0	0	1	0	0	0	0	0	4	4	∞	∞										
Al Levine, R (7, 1) ERA: 3.68	2.2	W	8	0	0	0	3	1	0	0	0	0	0	21	34	0.00	0.375										

Oakland Athletics @ Chicago White Sox
Comiskey Park, Chicago, IL
 Sat May 10 1997, 8:05 PM EDT
 Att. 28,816 - Sunny - 52 F

livebaseballscorecards.com

AB	33
R	8
H	7
RBI	8
BB	8
SO	11
LOB	14



Batter	1	2	3	4	5	6	7	8	9	AB R H RBI BB SO LOB
Tony Phillips, S OBP: 0.414, SLG: 0.369 (1, 5)	0-0 1B HR 2B	1-0 G4-3			3-2 BB 1B 1B		2-0 G6-4-3 1-2f	1-3 K		5 1 2 0 0 1 3
Ray Durham, S OBP: 0.367, SLG: 0.395 (1, 4)	2-1 HR 1B	1-3 K			1-0 BB 1B		0-0 S 1B 1B	2-3 K		5 2 3 0 0 2 2
Frank Thomas, R OBP: 0.483, SLG: 0.518 (1, 3)	1-1 HR		0-0 P3		4-0 G6-4-3 BB		4-1 1B E BB	4-1 1B BB BB		2 3 1 3 3 0 0
Albert Belle, R OBP: 0.297, SLG: 0.415 (1, 7)	3-2 F9		1-0 G6-3		1-0 G6-4-3 1-2f		1-1 E 1B	1-3 K		5 1 1 1 0 1 4
Harold Baines, L OBP: 0.430, SLG: 0.467 (1, 10)	2-2 G4-3		3-1 G3			2-2 2B	2-1 E6 1-H 3-H 2B	4-2 1B 1B BB		4 0 2 2 1 0 0
Lyle Mouton, R OBP: 0.357, SLG: 0.469 (1, 9)	1-1 HR 1B		1-2 G6-3		1-1 G5-3		1-3 K	0-2 1B 1B		5 1 2 0 0 1 2
Dave Martinez, L OBP: 0.336, SLG: 0.407 (1, 8)	2-2 HR		1-1 G4-6-3 1B		3-1 F7			3-2 1B 1B		5 1 4 3 0 0 1
Tony Peña, R OBP: 0.219, SLG: 0.143 (1, 2)	2-2 K		2-2 G4-6-3 1-2f		1-1 F9			0-3 K		4 0 0 0 0 2 3
Ozzie Guillen, L OBP: 0.311, SLG: 0.340 (1, 6)		0-0 F7			0-2 P3		0-1 G6-4-3 1B	0-0 1B		4 0 2 0 0 0 0

Inning Stats	R: 5	H: 5	E: 0	LOB: 0	K: 1	S: 21	P: 34	R: 0	H: 0	E: 0	LOB: 0	K: 1	S: 5	P: 7	R: 0	H: 1	E: 0	LOB: 0	K: 0	S: 8	P: 12	R: 0	H: 2	E: 0	LOB: 2	K: 0	S: 8	P: 17	R: 0	H: 1	E: 0	LOB: 1	K: 0	S: 10	P: 17	R: 3	H: 4	E: 1	LOB: 1	K: 1	S: 12	P: 22	R: 0	H: 2	E: 0	LOB: 2	K: 3	S: 13	P: 19	R: 1	H: 2	E: 0	LOB: 3	K: 1	S: 10	P: 21	1B: 12	2B: 3	3B: 0	HR: 2	SF: 0	SAC: 0	DP: 3	HBP: 0	WP: 0	PB: 0	SB: 1	CS: 0	PA: 43
--------------	------	------	------	--------	------	-------	-------	------	------	------	--------	------	------	------	------	------	------	--------	------	------	-------	------	------	------	--------	------	------	-------	------	------	------	--------	------	-------	-------	------	------	------	--------	------	-------	-------	------	------	------	--------	------	-------	-------	------	------	------	--------	------	-------	-------	--------	-------	-------	-------	-------	--------	-------	--------	-------	-------	-------	-------	--------

PITCHER	IP	WLS	BF	H	R	ER	SO	BB	IBB	HBP	BLK	WP	HR	S	P	ERA	WHIP
Dave Telgheder, R ERA: 5.44 (1, 1)	6.0		26	9	5	5	2	1	0	0	0	0	2	56	95	7.50	1.667
Steve Montgomery, R ERA: 20.25 (7, 1)	0.2		4	2	2	2	0	1	0	0	0	0	0	5	11	27.00	4.500
Mark Acre, R ERA: 5.74 (7, 1)	0.0		1	1	0	0	0	0	0	0	0	0	0	2	3	∞	∞
Buddy Groom, L ERA: 7.56 (7, 1)	0.0		1	1	1	1	0	0	0	0	0	0	0	2	4	∞	∞
Billy Taylor, R ERA: 6.46 (7, 1)	1.2	L	11	4	1	1	5	2	0	0	0	0	0	26	44	5.40	3.600

BOTTOM

Oakland Athletics @ Chicago White Sox

Comiskey Park, Chicago, IL

Sat May 10 1997, 8:05 PM EDT

Att. 28,816 - Sunny - 52 F

livebaseballscorecards.com

AB	39
R	9
H	17
RBI	9
BB	4
SO	7
LOB	15



Batter	1	2	3	4	5	6	7	8	9	AB R H RBI BB SO LOB	TOP											
Damon Mashore, R (1, 8) OBP: 0.399, SLG: 0.390	2-2 K		2-3 K			2-0 1B	2-1 3B			4 0 2 3 0 2 0												
Tony Batista, R (1, 6) OBP: 0.262, SLG: 0.303	2-2 2B		1-1 G4-3			1-3 K	0-0 F8			4 1 1 0 0 1 2												
Jose Canseco, R (1, 7) OBP: 0.306, SLG: 0.392	4-1 2B			0-3 K		2-0 F9		0-1 1B		3 1 1 0 1 1 1												
Mark McGwire, R (1, 3) OBP: 0.410, SLG: 0.620	3-3 K			1-3 K		1-0 F7		0-2 F8		4 0 0 0 0 2 4												
Geronimo Berroa, R (1, 10) OBP: 0.401, SLG: 0.516	2-1 2B			1-1 F7			4-1 BB	1-0 G4-6-3		3 0 1 2 1 0 1												
Scott Spiezio, S (1, 4) OBP: 0.351, SLG: 0.486		1-3 K		2-3 K		1-0 FC4		2-3 K		4 1 0 0 0 3 1												
Scott Brosius, R (1, 5) OBP: 0.257, SLG: 0.231		2-3 K		2-3 K		1-2 BB		2-2 DI		4 1 1 0 0 2 0												
George Williams, S (1, 2) OBP: 0.426, SLG: 0.306		2-1 G6-3		0-0 2B		1-0 F8		3-3 K		3 0 1 0 0 0 2												
Dave Magadan, L (9, PH) OBP: 0.449, SLG: 0.475								1-2 K		1 0 0 0 0 1 1												
Ernie Young, R (1, 9) OBP: 0.259, SLG: 0.196			1-3 K		1-3 K		4-1 BB	3-3 K		2 1 0 0 1 2 1												
Matt Stairs, L (9, PH) OBP: 0.429, SLG: 0.588							1-2 3B			1 0 0 0 0 1 1												
Inning Stats	R: 2 E: 0 K: 2 S: 13	H: 2 LOB: 1 BB: 1 P: 26	R: 0 E: 0 K: 2 S: 8	H: 0 LOB: 0 BB: 0 P: 13	R: 0 E: 0 K: 2 S: 8	H: 0 LOB: 0 BB: 0 P: 12	R: 0 E: 0 K: 2 S: 8	H: 0 LOB: 0 BB: 0 P: 10	R: 0 E: 0 K: 3 S: 10	H: 1 LOB: 1 BB: 0 P: 15	R: 0 E: 0 K: 1 S: 6	H: 1 LOB: 1 BB: 0 P: 12	R: 3 E: 0 K: 0 S: 10	H: 2 LOB: 1 BB: 2 P: 23	R: 0 E: 0 K: 0 S: 6	H: 1 LOB: 0 BB: 0 P: 7	R: 0 E: 1 K: 3 S: 17	H: 0 LOB: 1 BB: 0 P: 27	1B: 3 2B: 3 3B: 1 HR: 0	SF: 0 SAC: 0 DP: 1 HBP: 0	WP: 0 PB: 0 SB: 0 CS: 0	PA: 36
PITCHER	IP WLS BF H R ER SO BB IBB HBP BLK WP HR S P ERA WHIP																					
Wilson Alvarez, L (1, 1) ERA: 3.78	7.0 W 29 6 5 5 12 3 0 0 0 0 0 63 111 6.43 1.286																					
41 Bill Simas, R (8, 1) ERA: 1.35	1.0 3 1 0 0 0 0 0 0 0 0 0 6 7 0.00 1.000																					
Roberto Hernandez, R (9, 1) ERA: 4.3	1.0 S 4 0 0 0 3 0 0 0 0 0 0 17 27 0.00 0.000																					

Oakland Athletics @ Chicago White Sox
Comiskey Park, Chicago, IL
Sun May 11 1997, 4:33 AM EDT
Att. 17,518 - Overcast - 60 F

livebaseballscorecards.com

AB	33
R	5
H	7
RBI	5
BB	3
SO	15
LOB	14



Batter	1	2	3	4	5	6	7	8	9
Tony Phillips, S OBP: 0.413, SLG: 0.371 (1, 5) F B (5, 9) X	1-2 G6-3 ①		2-1 SF8 HR 1B 1-2 2-3	0-1 G6-3 ③		3-2 1B BB SF8 1B		3-3 K ②	
Ray Durham, S OBP: 0.375, SLG: 0.397 (1, 4) C C H	1-2 G6-4-3 HBP		3-2 SF8 1-2 2-3 3-H		0-1 1B 2B 1B	4-2 SAFE SAFE SF8 1B 1-2 BB		0-0 F9 ③	
Frank Thomas, R OBP: 0.490, SLG: 0.521 (1, 3) B X	1-0 G6-4-3 1-2f ② ③		4-0 HR IBB		1-0 1B 2B 1B 1-2 2-3	0-0 1B 2B 1B 1-2 2-3			
Albert Belle, R OBP: 0.309, SLG: 0.459 (1, 7)		1-2 2B	0-1 HR 1-H 2-H 3-H		0-0 2B 1B 1-2 2-3	1-1 SF8 ②			
Harold Baines, L OBP: 0.423, SLG: 0.468 (1, 10)		0-0 G5-3 ①	1-0 G4-3 ②		1-2 2B 1-3 2-H 3-H	0-0 F7 ③			
Lyle Mouton, R OBP: 0.361, SLG: 0.470 Chris Snopce, R OBP: 0.298, SLG: 0.341 (1, 9) (5, 5)		3-3 K ②	0-1 FC4-6 1B		0-1 G5-3 ①		2-1 G5-3 ①		
Dave Martinez, L OBP: 0.331, SLG: 0.400 Darren Lewis, R OBP: 0.265, SLG: 0.167 (1, 8) (5, PH) (6, 8)		3-1 F8 ③	1-2 FC4-6 1-2f ③		1-2 G4-3 ②		0-0 F9 ②		
Chad Kreuter, S OBP: 0.323, SLG: 0.385 (1, 2)			4-0 1B SF8 BB	0-0 L3 ①	3-2 G4-3 ③		1-3 K ③		
Ozzie Guillen, L OBP: 0.309, SLG: 0.337 (1, 6)			0-2 SF8 HR 1B 1-2	0-0 G4-3 ②		1-0 G6-3 ①	0-0 G4-3 ①		

Inning Stats	R: 0 E: 0 K: 0 S: 6	H: 0 LOB: 0 BB: 0 P: 9	R: 0 E: 0 K: 1 S: 10	H: 1 LOB: 1 BB: 0 P: 17	R: 5 E: 0 K: 0 S: 16	H: 4 LOB: 1 BB: 2 P: 31	R: 0 E: 0 K: 0 S: 4	H: 0 LOB: 0 BB: 0 P: 4	R: 2 E: 0 K: 0 S: 15	H: 4 LOB: 2 BB: 0 P: 21	R: 1 E: 0 K: 0 S: 11	H: 2 LOB: 2 BB: 1 P: 20	R: 0 E: 0 K: 1 S: 6	H: 0 LOB: 0 BB: 0 P: 9	R: 0 E: 0 K: 1 S: 6	H: 0 LOB: 0 BB: 0 P: 9
1B: 8 2B: 2 3B: 0 HR: 1	SF: 2 SAC: 0 DP: 1 HBP: 1	WP: 0 PB: 0 SB: 0 CS: 0														

BOTTOM

Oakland Athletics @ Chicago White Sox
Comiskey Park, Chicago, IL

Sun May 11 1997, 4:33 AM EDT
Att. 17,518 - Overcast - 60 F

AB	32
R	8
H	11
RBI	8
BB	3
SO	3
LOB	13



PITCHER	IP	WLS	BF	H	R	ER	SO	BB	IBB	HBP	BLK	WP	HR	S	P	ERA	WHIP
Willie Adams, R ERA: 8.78 (1, 1)	4.0	L	23	9	7	7	1	1	1	1	0	0	1	43	70	15.75	2.500
Don Wengert, R ERA: 4.88 (5, 1)	4.0		15	2	1	1	2	1	0	0	0	0	0	31	50	2.25	0.750

Batter	1	2	3	4	5	6	7	8	9	AB R H RBI BB SO LOB	TOP																									
Tony Phillips, S OBP: 0.434, SLG: 0.376 (1, 9) X	0-0 1B 2B	4-1 BB		4-1 BB		4-2 BB		4-0 BB		1 1 1 0 4 0 0																										
Ray Durham, S OBP: 0.382, SLG: 0.403 (1, 4) 1 SAFE	1-2 1B 2B	0-2 FC5-4 FC4-6		1-0 FC5-4 CS		4-1 BB		4-1 BB		3 1 1 1 2 0 2																										
Frank Thomas, R OBP: 0.481, SLG: 0.504 Chad Kreuter, S OBP: 0.323, SLG: 0.385 (1, 3) BB (8, 3) BB	4-2 FC4-6 1B 2B BB	2-2 F9		0-0 CS	2-1 G6-3	0-3 K		2-3 K		4 1 0 0 1 2 6 0 0 0 0 0 0 0																										
Albert Belle, R OBP: 0.312, SLG: 0.453 (1, 7) B X	1-0 FC4-6 1B	0-1 FC4-6			4-0 BB		3-1 P2	0-2 F9		4 0 1 2 1 0 4																										
Mike Cameron, R OBP: 0.200, SLG: 0.200 (1, 8) X	0-0 FC4-6 2B 1B		2-1 P2		2-3 K		3-2 L7	2-0 2B 1B		5 2 1 0 0 1 3																										
Harold Baines, L OBP: 0.422, SLG: 0.485 (1, 10) X	0-0 1B 2B		1-0 G5-3		1-2 G1-3		3-1 G5-3	1-2 2B		5 1 2 2 0 0 1																										
Chris Snopce, R OBP: 0.321, SLG: 0.365 (1, 5) S BB X	3-2 WP E 1B		1-2 1B			2-2 G6-3 SH2-3 BLK 1B		0-1 BB 1B 1B	1-3 K	5 2 4 1 0 1 1	AB 35 R 8 H 11 RBI 7 BB 8 SO 6 LOB 23																									
Ron Karkovics, R OBP: 0.261, SLG: 0.373 (1, 2) 1 SAFE X	SF7		1-2 L7			0-0 SH2-3		0-0 P3	1-3 K	3 0 0 1 0 1 3																										
Norberto Martin, R OBP: 0.357, SLG: 0.525 (1, 6) F S X	1-2 G5-3			1-2 L4		0-0 G6-3		1-2 BB BB 1B	1-3 K	5 0 1 0 0 1 3																										
Inning Stats	R: 5 E: 1 K: 0 S: 17	H: 5 LOB: 1 BB: 1 P: 28	R: 0 E: 0 K: 0 S: 10	H: 0 LOB: 1 BB: 1 P: 16	R: 0 E: 0 K: 0 S: 10	H: 1 LOB: 1 BB: 0 P: 15	R: 0 E: 0 K: 0 S: 5	H: 0 LOB: 0 BB: 1 P: 11	R: 0 E: 0 K: 1 S: 8	H: 0 LOB: 1 BB: 1 P: 17	R: 1 E: 0 K: 1 S: 11	H: 1 LOB: 2 BB: 2 P: 21	R: 0 E: 0 K: 0 S: 7	H: 0 LOB: 0 BB: 0 P: 16	R: 1 E: 0 K: 1 S: 13	H: 2 LOB: 3 BB: 2 P: 24	R: 1 E: 0 K: 3 S: 13	H: 2 LOB: 1 BB: 0 P: 19	1B: 8 2B: 3 3B: 0 HR: 0	SF: 1 SAC: 1 DP: 0 HBP: 0	WP: 1 PB: 0 SB: 0 CS: 1	PA: 46														
PITCHER	IP WLS BF H R ER SO BB IBB HBP BLK WP HR S P ERA WHIP																																			
Allen Watson, L ERA: 5.98 (1, 1)	5.2		29	7	6	6	1	6	0	0	1	1	0	58	105	9.53	2.294																			
Rich DeLucia, R ERA: 2.45 (6, 1)	1.2	W	9	2	1	1	1	2	0	0	0	0	0	17	35	5.40	2.400																			
Mike James, R ERA: 2.7 (8, 1)	0.2		2	0	0	0	1	0	0	0	0	0	0	6	8	0.00	0.000																			
Chuck McElroy, L ERA: 3.6 (9, 1)	1.0		5	2	1	1	3	0	0	0	0	0	0	13	19	9.00	2.000																			

Chicago White Sox @ Anaheim Angels
Anaheim Stadium, Anaheim, CA
Mon May 12 1997, 10:05 PM EDT
Att. 14,540 - Unknown - 69 F

livebaseballscorecards.com



Batter	1	2	3	4	5	6	7	8	9
Darin Erstad, L OBP: 0.336, SLG: 0.421 (1, 3)	0-2 L9	0-2 G4-3		1-0 1B			3-1 1-H	3-2 G3-1	
Jim Edmonds, L OBP: 0.367, SLG: 0.465 (1, 8)	2-2 1B SF9	4-0 1B BB		1-1 L7			2-1 2-H	0-0 1B 1B	
Dave Hollins, S OBP: 0.376, SLG: 0.375 (1, 5)	2-2 16 1B	0-2 L7			0-0 G3		2-2 WP	0-1 E3	
Jack Howell, L OBP: 0.344, SLG: 0.567 (8, 5)	1-3 1B						1-2 1B	1-3 1B	
Jim Leyritz, R OBP: 0.395, SLG: 0.529 (1, 2)	1-2 SF9		3-2 G5-3		4-2 G6-4-3 BB		0-0 1B	3-2 1B	
Tim Salmon, R OBP: 0.358, SLG: 0.434 (1, 9)	4-2 16 1B BB		1-3 K		3-2 G6-4-3		4-0 16 1B	0-3 K	
16 Garret Anderson, L OBP: 0.371, SLG: 0.387 (1, 7)	1-1 1B		0-2 1B			1-1 L8	1-0 1B		
Eddie Murray, S OBP: 0.284, SLG: 0.323 (1, 10)	0-1 G3		3-2 G3			1-2 F7	1-0 SF7		
Luis Alicea, S OBP: 0.363, SLG: 0.382 (1, 4)		4-0 G4-3 SH3 BB		0-1 G1-3		1-0 F8	4-1 G3		
Gary Disarcina, R OBP: 0.236, SLG: 0.311 (1, 6)		0-0 SH3		2-1 G4-3			0-0 1B	2-2 G6-3	

Inning Stats	R: 2	H: 3	E: 0	K: 0	S: 20	LOB: 2	BB: 1	P: 30	R: 0	H: 0	E: 0	K: 0	S: 8	LOB: 2	BB: 2	P: 16	R: 0	H: 1	E: 0	K: 1	S: 13	LOB: 1	BB: 0	P: 20	R: 0	H: 1	E: 0	K: 0	S: 7	LOB: 1	BB: 1	P: 11	R: 0	H: 0	E: 0	K: 0	S: 7	LOB: 0	BB: 1	P: 14	R: 0	H: 0	E: 0	K: 0	S: 7	LOB: 0	BB: 0	P: 10	R: 13	H: 11	E: 1	K: 0	S: 33	LOB: 2	BB: 2	P: 59	R: 1	H: 2	E: 1	K: 1	S: 21	LOB: 2	BB: 0	P: 29
--------------	------	------	------	------	-------	--------	-------	-------	------	------	------	------	------	--------	-------	-------	------	------	------	------	-------	--------	-------	-------	------	------	------	------	------	--------	-------	-------	------	------	------	------	------	--------	-------	-------	------	------	------	------	------	--------	-------	-------	-------	-------	------	------	-------	--------	-------	-------	------	------	------	------	-------	--------	-------	-------

PITCHER	IP	WLS	BF	H	R	ER	SO	BB	IBB	HBP	BLK	WP	HR	S	P	ERA	WHIP
Danny Darwin, R ERA: 2.88 (1, 1)	6.0		27	6	3	3	1	4	0	0	0	0	0	63	102	4.50	1.667
Larry Thomas, L ERA: (7, 1)	0.0		2	2	2	2	0	0	0	0	0	0	1	4	9	∞	∞
Al Levine, R ERA: 7.2 (7, 1)	0.1	L	7	4	3	3	0	2	0	0	0	1	0	11	24	81.00	18.000
Tony Castillo, L ERA: 9.37 (7, 1)	0.0		6	4	7	6	0	0	0	1	0	0	0	12	18	∞	∞
41 Bill Simas, R ERA: 1.2 (7, 1)	1.2		8	2	1	0	1	0	0	0	0	0	0	26	36	0.00	1.200

AB R H RBI BB SO LOB

6	2	3	3	0	0	1
4	4	3	2	1	0	1
5	3	3	1	0	0	2
1	0	0	0	0	0	1
4	2	3	4	1	0	0
4	1	1	1	2	2	3
5	1	3	3	0	0	1
4	0	0	1	0	0	5
3	1	0	0	2	0	2
4	2	2	0	0	0	0

AB	R	H	RBI	BB	SO	LOB
40	16	18	15	6	2	16

WP	PA	ERA	WHIP
1	50		

Chicago White Sox @ Anaheim Angels
Anaheim Stadium, Anaheim, CA
Mon May 12 1997, 10:05 PM EDT
Att: 14,540 - Unknown - 69 F

livebaseballscorecards.com



Batter	1	2	3	4	5	6	7	8	9	AB R H RBI BB SO LOB	TOP											
Tony Phillips, S OBP: 0.432, SLG: 0.372 (1, 9)	1-0 G4-3		1-1 FC5-4 BB 1B	2-0 F9			4-1 BB	0-2 F7		4 1 1 0 1 0 3												
Ray Durham, S OBP: 0.383, SLG: 0.394 (1, 10)	1-0 E5 HR		4-2 SAFE 1-2 FC5-4 BB		2-1 F9		3-2 G5-3		4-1 FC4-6 BB	3 1 0 0 2 0 1												
Frank Thomas, R OBP: 0.472, SLG: 0.516 (1, 3)	2-2 HR 2-H		2-2 FC5-4 1B 1-2f 2-3		2-3 K			1-3 K	2-2 FC4-6 1B E 1-2f	5 2 1 2 0 2 3												
Albert Belle, R OBP: 0.314, SLG: 0.451 (1, 7)	1-3 K		2-0 FC4 1B 1-2 3-H		3-1 F9		2-3 K	0-2 E 1B 1-3		5 0 2 1 0 2 0												
Chris Snopce, R OBP: 0.327, SLG: 0.364 (1, 5) Harold Baines, L OBP: 0.419, SLG: 0.480 (9, PH) Darren Lewis, R OBP: 0.265, SLG: 0.167 (9, PR)	3-1 1B		0-3 K		0-0 F9		4-1 1B BB	1-1 E5 1-3 3-H		3 1 1 0 1 1 2 1 0 0 0 0 0 1 0 0 0 0 0 0 0												
Mike Cameron, R OBP: 0.200, SLG: 0.200 (1, 8)	2-3 K		1-2 FC4 1-2f		0-1 L9		1-1 1B 1B	1-3 K		5 1 1 0 0 2 5												
Norberto Martin, R OBP: 0.340, SLG: 0.489 (1, 4)		1-0 G4-3		1-1 G1-3		0-0 F9		1-2 1B 1B 1-3 2-H	1-0 G1-3	5 1 1 1 0 0 2												
Chad Kreuter, S OBP: 0.343, SLG: 0.400 (1, 2)		3-1 CS 1B		0-0 F9		3-2 G4-3		2-1 1B 1B 1-2 3-H		4 0 2 1 0 0 0												
Ozzie Guillen, L OBP: 0.316, SLG: 0.343 (1, 6)		3-3 SAFE SAFE K2-3 1-2		0-0 1B		0-0 G4-3		2-2 1B 1B 1-2 2-H		4 0 2 1 0 1 1												
Inning Stats	R: 2 E: 1 K: 2 S: 13	H: 2 LOB: 1 BB: 0 P: 23	R: 0 E: 0 K: 1 S: 10	H: 1 LOB: 0 BB: 0 P: 17	R: 1 E: 0 K: 1 S: 17	H: 2 LOB: 2 BB: 1 P: 27	R: 0 E: 0 K: 0 S: 5	H: 1 LOB: 1 BB: 0 P: 8	R: 0 E: 0 K: 1 S: 7	H: 0 LOB: 0 BB: 0 P: 14	R: 0 E: 0 K: 0 S: 4	H: 0 LOB: 0 BB: 0 P: 4	R: 0 E: 0 K: 0 S: 8	H: 0 LOB: 1 BB: 1 P: 18	R: 3 E: 0 K: 2 S: 21	H: 4 LOB: 2 BB: 1 P: 34	R: 1 E: 1 K: 1 S: 13	H: 1 LOB: 2 BB: 1 P: 22	1B: 10 2B: 0 3B: 0 HR: 1	SF: 0 SAC: 0 DP: 0 HBP: 0	WP: 0 PB: 0 SB: 0 CS: 1	PA: 43
PITCHER	IP WLS BF H R ER SO BB IBB HBP BLK WP HR S P ERA WHIP																					
Mark Langston, L ERA: 4.39 (1, 1)	6.0 W 25 6 3 2 5 1 0 0 0 0 1 56 93 3.00 1.167																					
Mike Holtz, L ERA: 0.71 (7, 1)	1.0 4 0 0 0 0 1 0 0 0 0 0 8 18 0.00 1.000																					
Pep Harris, R ERA: 3.65 (8, 1)	0.2 6 3 3 3 2 1 0 0 0 0 0 15 26 40.50 6.000																					
Darrell May, L ERA: 4.85 (8, 1)	0.0 1 1 0 0 0 0 0 0 0 0 0 3 5 ∞ ∞																					
Mike James, R ERA: 2.53 (8, 1)	1.1 S 7 1 1 0 1 1 0 0 0 0 0 16 25 0.00 1.500																					

Chicago White Sox @ Anaheim Angels
Anaheim Stadium, Anaheim, CA
Tue May 13 1997, 10:05 PM EDT
Att. 14,806 - Unknown - 73 F

AB	39
R	7
H	11
RBI	6
BB	4
SO	8
LOB	18



Batter	1	2	3	4	5	6	7	8	9	AB R H RBI BB SO LOB	BOTTOM														
Darin Erstad, L OBP: 0.339, SLG: 0.420 (1, 3)	1-1 FC4-6 BB 1B	1-1 G1-3	3-2 2-3 1B		3-1 SAFE 1 SAFE 1 SAFE 1 SAFE BB X		0-1 P4			5 0 2 0 0 0 4	<div style="text-align: center;"> Chicago White Sox @ Anaheim Angels Anaheim Stadium, Anaheim, CA Tue May 13 1997, 10:05 PM EDT Att: 14,806 - Unknown - 73 F </div> <div style="text-align: right; margin-top: 10px;"> <table border="0"> <tr><td>AB</td><td>35</td></tr> <tr><td>R</td><td>8</td></tr> <tr><td>H</td><td>13</td></tr> <tr><td>RBI</td><td>7</td></tr> <tr><td>BB</td><td>6</td></tr> <tr><td>SO</td><td>0</td></tr> <tr><td>LOB</td><td>18</td></tr> </table> </div>	AB	35	R	8	H	13	RBI	7	BB	6	SO	0	LOB	18
AB	35																								
R	8																								
H	13																								
RBI	7																								
BB	6																								
SO	0																								
LOB	18																								
Jim Edmonds, L OBP: 0.368, SLG: 0.462 (1, 8)	4-2 BB 1-2		0-0 1B 1B SF8			1-0 F7		1-0 G4-3		3 1 1 1 1 0 0															
Dave Hollins, S OBP: 0.377, SLG: 0.366 (1, 5)	0-0 FC4-6 1-2f 2-3		0-0 1B BB E F9			4-2 BB CS BB		2-0 G4-3		3 1 0 0 2 0 3															
Jim Leyritz, R OBP: 0.397, SLG: 0.529 (1, 2)	1-0 P6		0-0 16 1B 1B E 1-2 2-H	1-0 L8		2-1 2B 1-2		4-2 BB BB		2 1 1 1 0 0 2 2 0 1 0 1 0 0															
Jorge Fabregas, L OBP: 0.135, SLG: 0.114 (4, 2)																									
Tim Salmon, R OBP: 0.353, SLG: 0.421 (1, 9)	3-2 F9		0-1 E6 16 1B 1B 2B 1-2 2-H	1-1 F8		1-0 F9		4-1 BB BB		4 1 0 0 1 0 4															
16 Garret Anderson, L OBP: 0.365, SLG: 0.380 (1, 7)		2-1 F9	2-0 2B 1B 1-2 2-3	0-1 F8			2-1 F9	0-1 G3-1		5 1 1 0 0 0 2															
Eddie Murray, S OBP: 0.301, SLG: 0.333 (1, 10)		4-0 2B BB	1-2 2B 1B 1-2 2-3 3-H		0-0 P4		2-2 G3 2B 1B			3 1 2 1 1 0 0															
Luis Alicea, S OBP: 0.367, SLG: 0.395 (1, 4)		0-2 L8	0-0 2B 2B 1-H 2-H 3-H		0-1 1B		1-2 G3			4 1 2 2 0 0 2															
Gary Disarcina, R OBP: 0.252, SLG: 0.350 (1, 6)		0-1 2B	0-1 1B SF8 2B 3-H		2-0 F8		0-0 2B 2-H			4 1 3 2 0 0 1															
Inning Stats	R: 0 H: 1 E: 0 LOB: 2 K: 0 BB: 1 S: 11 P: 20	R: 0 H: 1 E: 0 LOB: 2 K: 0 BB: 1 S: 9 P: 16	R: 7 H: 7 E: 1 LOB: 1 K: 0 BB: 1 S: 20 P: 32	R: 0 H: 0 E: 0 LOB: 0 K: 0 BB: 0 S: 5 P: 7	R: 0 H: 1 E: 0 LOB: 1 K: 0 BB: 0 S: 6 P: 11	R: 0 H: 1 E: 0 LOB: 1 K: 0 BB: 1 S: 6 P: 14	R: 1 H: 2 E: 0 LOB: 1 K: 0 BB: 0 S: 11 P: 16	R: 0 H: 0 E: 0 LOB: 2 K: 0 BB: 2 S: 7 P: 18		1B: 8 SF: 1 2B: 5 SAC: 0 3B: 0 DP: 0 HR: 0 HBP: 0	WP: 0 PA: 42 PB: 0 SB: 0 CS: 1														
PITCHER	IP WLS BF H R ER SO BB IBB HBP BLK WP HR S P ERA WHIP	IP WLS BF H R ER SO BB IBB HBP BLK WP HR S P ERA WHIP																							
James Baldwin, R ERA: 4.64 (1, 1)	6.2 L 36 13 8 6 0 0 4 0 0 0 0 0 66 114 8.10 2.550																								
Larry Thomas, L ERA: 18.0 (7, 1)	1.0 4 0 0 0 0 1 0 0 0 0 0 6 13 0.00 1.000																								
Matt Karchner, R ERA: (8, 1)	0.1 2 0 0 0 0 1 0 0 0 0 0 3 7 0.00 3.000																								

livebaseballscorecards.com

Batter	1	2	3	4	5	6	7	8	9	AB R H RBI BB SO LOB	TOP											
Tony Phillips, S OBP: 0.431, SLG: 0.392 (1, 9)	1-0 L8	1-1 SAFE F9-3			1-2 F9		4-2 G6-4-3 BB		3-2 HR	4 1 1 2 1 0 3												
Ray Durham, S OBP: 0.377, SLG: 0.387 (1, 4)	1-2 HR 1B		3-2 G4-3		0-1 L7		1-3 K		2-2 P4	5 1 1 0 0 1 3												
Frank Thomas, R OBP: 0.470, SLG: 0.531 (1, 3)	0-0 HR		3-1 P4		4-0 BB		3-2 G6-4-3		1-2 P4	4 1 1 2 1 0 1												
Albert Belle, R OBP: 0.311, SLG: 0.442 (1, 7)	0-0 1B 1B		3-2 G5-3		2-2 G4-3			0-0 L9	1-1 G6-3	5 0 1 0 0 0 3												
Chris Snopce, R OBP: 0.316, SLG: 0.350 (1, 5)	2-3 K			0-0 F9		2-1 F8		0-3 K		4 0 0 0 0 2 1												
Harold Baines, L OBP: 0.421, SLG: 0.510 (1, 10)	3-2 1B			3-3 K		2-1 F8		1-0 HR		4 1 2 1 0 1 0												
Mike Cameron, R OBP: 0.214, SLG: 0.286 (1, 8)	2-3 K			3-2 L7		3-2 1B 2B		0-1 G6-3		4 1 1 0 0 1 2												
Tony Peña, R OBP: 0.286, SLG: 0.226 (1, 2)			3-1 F9-3 1B		3-1 BB 1B 1B		0-0 1B		4-2 2B BB	3 0 3 1 0 0 0 0 1 0 0 1 0 0												
Chad Kreuter, S OBP: 0.361, SLG: 0.400 (9, PH)																						
Ozzie Guillen, L OBP: 0.322, SLG: 0.358 (1, 6)		1-2 F7			0-0 BB 1B		1-1 P2		1-0 HR 2B	4 1 2 1 0 0 2												
Inning Stats	R: 2 E: 0 K: 2 S: 15	H: 4 LOB: 2 BB: 0 P: 24	R: 0 E: 0 K: 0 S: 9	H: 1 LOB: 0 BB: 0 P: 14	R: 0 E: 0 K: 0 S: 8	H: 0 LOB: 0 BB: 0 P: 17	R: 0 E: 0 K: 1 S: 7	H: 0 LOB: 0 BB: 0 P: 13	R: 0 E: 0 K: 0 S: 11	H: 2 LOB: 3 BB: 1 P: 21	R: 1 E: 0 K: 0 S: 11	H: 2 LOB: 1 BB: 0 P: 19	R: 0 E: 0 K: 1 S: 8	H: 0 LOB: 0 BB: 1 P: 16	R: 1 E: 0 K: 1 S: 7	H: 1 LOB: 0 BB: 0 P: 8	R: 3 E: 0 K: 0 S: 24	H: 2 LOB: 0 BB: 1 P: 36	1B: 7 2B: 3 3B: 0 HR: 3	SF: 0 SAC: 0 DP: 2 HBP: 0	WP: 0 PB: 0 SB: 0 CS: 0	PA: 40
PITCHER	IP WLS BF H R ER SO BB IBB HBP BLK WP HR S P ERA WHIP																					
Jamie Moyer, L ERA: 2.52 (1, 1)	6.0 W 27 9 3 3 3 1 0 0 0 0 1 61 108 4.50 1.667																					
Bobby Ayala, R ERA: 6.0 (7, 1)	2.0 10 3 4 4 2 2 0 0 0 0 2 30 47 18.00 2.500																					
Norm Charlton, L ERA: 5.23 (9, 1)	1.0 S 3 0 0 0 0 0 0 0 0 0 0 9 13 0.00 0.000																					

Chicago White Sox @ Seattle Mariners
The Kingdome, Seattle, WA
Wed May 14 1997, 10:05 PM EDT
Att. 31,374 - Dome - 68 F

livebaseballscorecards.com

AB	37
R	7
H	12
RBI	7
BB	3
SO	5
LOB	15



Batter	1	2	3	4	5	6	7	8	9	AB R H RBI BB SO LOB	TOP		
Ray Durham, S (1, 4) OBP: 0.384, SLG: 0.395	2-0 1B S 1B		2-1 B1		1-2 G6-4-3 1B		1-3 K		1-2 CS BB 1B	5 1 3 0 0 1 0			
Mike Cameron, R (1, 9) OBP: 0.316, SLG: 0.444	1-3 K 1-2		1-0 2B		0-1 G6-4-3 1-2		0-0 2B		4-0 CS 2B BB 1-2	4 1 2 0 1 1 2			
Frank Thomas, R (1, 3) OBP: 0.468, SLG: 0.519	4-1 1B BB		2-2 G5-3		3-2 G5-3		4-0 BB		1-3 K	3 0 0 0 2 1 4			
Albert Belle, R (1, 7) OBP: 0.314, SLG: 0.437	1-2 K 1-2 2-3		1-0 G6-3		2-2 G6-3 2-H 1B		1-3 K		4-0 2B 1-2 2-3 IBB	4 1 1 1 1 2 5			
Chris Snopce, R (1, 5) OBP: 0.320, SLG: 0.361	0-2 1B 1-2 2-3			2-0 E6 1B FC6-4	1-0 F8			1-0 P4	0-0 WP 1-H 2-H 2B	5 1 2 2 0 0 1			
Chad Kreuter, S (1, 2) OBP: 0.341, SLG: 0.353	3-1 G1-3			0-3 K		1-1 G5-3		2-2 G5-3	4-2 FC6 2-3 BB	4 0 0 0 1 1 4			
Norberto Martin, R (1, 10) OBP: 0.346, SLG: 0.480		0-1 L4		2-2 FC6-4 1-3 1B		0-1 P4		0-0 S WP 1B	1-0 FC6 1-2	5 0 2 0 0 0 2			
Darren Lewis, R (1, 8) OBP: 0.243, SLG: 0.152		1-1 G1-3		0-1 FC6-4		3-1 G3		4-2 BB		3 0 0 1 0 0 1			
Tony Phillips, S (8, PH) OBP: 0.435, SLG: 0.392				1-2 3-H				1-3 BB		0 0 0 0 1 0 0			
Ozzie Guillen, L (1, 6) OBP: 0.311, SLG: 0.345		0-0 F8		1-0 G4-3			0-0 L7	2-2 P4		4 0 0 0 0 0 3			
Al Levine, L (8, 1)										0 0 0 0 0 0 0			
Larry Thomas, R (8, 1)										0 0 0 0 0 0 0			
41 Bill Simas, L (8, 1)										0 0 0 0 0 0 0			
Roberto Hernandez, R (9, 1)										0 0 0 0 0 0 0			
Inning Stats	R: 0 H: 2 E: 0 LOB: 3 K: 2 BB: 1 S: 15 P: 26	R: 0 H: 0 E: 0 LOB: 0 K: 0 BB: 0 S: 5 P: 6	R: 0 H: 1 E: 0 LOB: 1 K: 0 BB: 0 S: 7 P: 13	R: 1 H: 1 E: 2 LOB: 1 K: 1 BB: 0 S: 10 P: 15	R: 1 H: 2 E: 0 LOB: 1 K: 0 BB: 0 S: 12 P: 19	R: 0 H: 0 E: 0 LOB: 0 K: 0 BB: 0 S: 6 P: 10	R: 0 H: 1 E: 0 LOB: 2 K: 2 BB: 1 S: 9 P: 15	R: 0 H: 1 E: 0 LOB: 2 K: 0 BB: 1 S: 15 P: 24	R: 2 H: 2 E: 0 LOB: 2 K: 1 BB: 3 S: 11 P: 26	1B: 7 SF: 0 2B: 3 SAC: 0 3B: 0 DP: 0 HR: 0 HBP: 0	WP: 2 PA: 43 PB: 0 SB: 2 CS: 2		
PITCHER	IP WLS BF H R ER SO BB IBB HBP BLK WP HR S P ERA WHIP											PITCHER	IP WLS BF H R ER SO BB IBB HBP BLK WP HR S P ERA WHIP
Jeff Fassero, L (1, 1) ERA: 3.38	8.0 36 8 2 1 5 3 0 0 0 1 0 79 128 1.12 1.375												
Norm Charlton, L (9, 1) ERA: 5.82	1.0 L 7 2 2 2 1 2 1 0 0 1 0 11 26 18.00 4.000												

Chicago White Sox @ Seattle Mariners
The Kingdome, Seattle, WA
Thu May 15 1997, 6:33 AM EDT
Att. 29,225 - Dome - 68 F

livebaseballscorecards.com

AB	37
R	4
H	10
RBI	4
BB	6
SO	6
LOB	22



Batter	1	2	3	4	5	6	7	8	9	AB R H RBI BB SO LOB
Joey Cora, S OBP: 0.393, SLG: 0.488 (1, 4)	3-2 HR 1B	1-2 G3			2-1 F7 2-3		2-2 L5			4 1 1 0 0 0 3
Alex Rodriguez, R OBP: 0.368, SLG: 0.479 (1, 6)	3-2 F8		1-1 G1-3		1-0 P4			1-1 E4		4 0 0 0 0 0 2
Ken Griffey Jr., L OBP: 0.411, SLG: 0.768 (1, 8)	3-2 HR 1-H		1-0 F8			3-2 G4-3		0-0 P4		4 1 1 2 0 0 1
Edgar Martinez, R OBP: 0.421, SLG: 0.503 (1, 10)	3-2 K		0-0 G4-3			3-2 1B 2B		4-1 1-2 IBB		3 1 1 0 1 1 0
Jay Buhner, R OBP: 0.381, SLG: 0.353 (1, 9)	4-2 BB			2-0 L8		2-1 FC6-4 1B 2-H		2-3 K		3 0 1 1 1 1 2
Paul Sorrento, L OBP: 0.308, SLG: 0.395 (1, 3)	1-3 K			2-2 F8		1-1 FC6-4 1-2f		1-0 F8		4 0 0 0 0 1 4
Dan Wilson, R OBP: 0.381, SLG: 0.504 (1, 2)			3-1 G1-3 1B		0-1 P3		2-0 F7		0-0 L8	4 0 1 0 0 0 1
Brent Gates, S OBP: 0.286, SLG: 0.386 (1, 5)			1-1 G1-3		3-2 F7 1B 1B		1-1 G6-3		2-2 F7	4 0 1 0 0 0 1
Rob Ducey, L OBP: 0.308, SLG: 0.429 (1, 7)			0-2 G6-3		3-1 1-2 1B		1-1 G4-3		1-3 K	4 0 1 0 0 1 1

Inning Stats	R: 2	H: 2	E: 0	K: 2	S: 20	H: 2	LOB: 1	BB: 1	P: 37	R: 0	H: 1	E: 0	K: 0	S: 10	R: 0	H: 0	E: 0	K: 0	S: 4	R: 0	H: 0	E: 0	K: 0	S: 7	R: 0	H: 2	E: 0	K: 0	S: 9	R: 1	H: 2	E: 0	K: 0	S: 14	R: 0	H: 0	E: 0	K: 0	S: 8	R: 0	H: 0	E: 1	K: 1	S: 8	R: 0	H: 0	E: 0	K: 1	S: 7	R: 0	H: 0	E: 0	K: 1	S: 7	1B: 5	SF: 0	2B: 1	SAC: 0	3B: 0	DP: 0	HR: 1	HBP: 0	WP: 0	PA: 36
--------------	------	------	------	------	-------	------	--------	-------	-------	------	------	------	------	-------	------	------	------	------	------	------	------	------	------	------	------	------	------	------	------	------	------	------	------	-------	------	------	------	------	------	------	------	------	------	------	------	------	------	------	------	------	------	------	------	------	-------	-------	-------	--------	-------	-------	-------	--------	-------	--------

PITCHER	IP	WLS	BF	H	R	ER	SO	BB	IBB	HBP	BLK	WP	HR	S	P	ERA	WHIP
Doug Drabek, R ERA: 6.86 (1, 1)	6.0		25	7	3	3	2	1	0	0	0	0	1	64	112	4.50	1.333
Al Levine, R ERA: 6.75 (7, 1)	1.0		4	0	0	0	0	0	0	0	0	0	0	10	15	0.00	0.000
Al Levine, R ERA: 6.75 (8, 1)	1.0		4	0	0	0	0	0	0	0	0	0	0	10	15	0.00	0.000
Larry Thomas, L ERA: 13.5 (8, 1)	0.1		1	0	0	0	0	0	0	0	0	0	0	1	1	0.00	0.000
41 Bill Simas, R ERA: 1.15 (8, 1)	0.2	W	3	0	0	0	1	0	1	0	0	0	0	5	12	0.00	0.000

PITCHER	IP	WLS	BF	H	R	ER	SO	BB	IBB	HBP	BLK	WP	HR	S	P	ERA	WHIP
Roberto Hernandez, R ERA: 4.02 (9, 1)	1.0		3	0	0	0	1	0	0	0	0	0	0	7	10	0.00	0.000

Chicago White Sox @ Seattle Mariners
The Kingdom, Seattle, WA
Thu May 15 1997, 6:33 AM EDT
Att. 29,225 - Dome - 68 F

AB	34
R	3
H	7
RBI	3
BB	2
SO	4
LOB	15



WP: 0	PA: 36
PB: 0	SB: 1
CS: 0	

Batter	1	2	3	4	5	6	7	8	9	AB R H RBI BB SO LOB	TOP											
Tony Phillips, S OBP: 0.440, SLG: 0.403 (1, 5)	1-2 G6-3		3-2 E7 1-H 2B		3-2 E S 1-3 2-H 1B		0-0 P9		4-2 CS BB	4 0 2 1 1 0 0												
Ray Durham, S OBP: 0.379, SLG: 0.387 (1, 4)	2-3 K		0-0 G4-3		0-0 SF7		2-0 F8		4-1 SAFE 1B 1-2 SF8 BB	3 1 0 1 1 1 1												
Frank Thomas, R OBP: 0.477, SLG: 0.544 (1, 3)	4-2 BB		4-1 BB		2-3 K		2-2 HR		3-0 1-3 2B 1B	3 1 2 1 2 1 1												
Albert Belle, R OBP: 0.310, SLG: 0.439 (1, 7)	2-2 F8		2-3 K		1-3 K		0-1 2B		0-0 SF8	4 0 1 1 0 2 4												
Harold Baines, L OBP: 0.429, SLG: 0.528 (1, 10)		1-2 L6		1-0 F8		0-1 L9 SF8 2B		4-0 IBB	3-0 1-3 2-2 2B	4 1 2 0 1 0 0												
Mike Cameron, R OBP: 0.261, SLG: 0.364 (1, 8)		1-2 P3		1-1 F6-3		1-0 L9		3-1 G6		4 0 0 0 0 0 3												
Dave Martinez, L OBP: 0.320, SLG: 0.389 (1, 9)		2-0 G3		1-1 G6-3		2-1 SF8		0-0 F9		3 0 0 1 0 0 0												
Chad Kreuter, S OBP: 0.356, SLG: 0.405 (1, 2)			0-3 K		4-0 1B BB		3-2 3B		3-2 G3-1	3 1 1 0 1 1 0												
Ozzie Guillen, L OBP: 0.317, SLG: 0.350 (1, 6)			0-0 2B E 1B		0-2 1B SF7 1B		0-0 G4-3		0-0 P4	4 2 2 0 0 0 1												
Inning Stats	R: 0 E: 0 K: 1 S: 15	H: 0 LOB: 1 BB: 1 P: 24	R: 0 E: 0 K: 0 S: 7	H: 0 LOB: 0 BB: 0 P: 11	R: 1 E: 1 K: 2 S: 13	H: 2 LOB: 2 BB: 1 P: 22	R: 0 E: 0 K: 0 S: 5	H: 0 LOB: 0 BB: 0 P: 8	R: 2 E: 0 K: 2 S: 13	H: 2 LOB: 1 BB: 1 P: 23	R: 1 E: 0 K: 0 S: 9	H: 2 LOB: 1 BB: 0 P: 15	R: 1 E: 0 K: 0 S: 9	H: 2 LOB: 2 BB: 1 P: 20	R: 0 E: 0 K: 0 S: 7	H: 0 LOB: 0 BB: 0 P: 10	R: 1 E: 0 K: 0 S: 10	H: 2 LOB: 2 BB: 2 P: 23	1B: 4 2B: 4 3B: 1 HR: 1	SF: 3 SAC: 0 DP: 0 HBP: 0	WP: 0 PB: 0 SB: 1 CS: 1	PA: 41
PITCHER	IP WLS BF H R ER SO BB IBB HBP BLK WP HR S P ERA WHIP																					
Willie Adams, R ERA: 8.43 (1, 1)	6.0 L 27 6 4 4 5 3 0 0 0 0 0 0 62 103 6.00 1.500																					
Steve Montgomery, R ERA: 9.95 (7, 1)	2.2 13 3 2 2 0 2 1 0 0 0 0 1 22 47 6.75 1.875																					
Mike Mohler, L ERA: 6.55 (9, 1)	0.1 1 1 0 0 0 0 0 0 0 0 0 0 4 6 0.00 3.000																					

Chicago White Sox @ Oakland Athletics
Oakland-Alameda County Coliseum, Oakland, CA

Fri May 16 1997, 7:05 PM PDT
Att. 14,237 - Unknown - 80 F

livebaseballscorecards.com

AB	32
R	6
H	10
RBI	5
BB	6
SO	5
LOB	10



Batter	1	2	3	4	5	6	7	8	9	AB R H RBI BB SO LOB
Damon Mashore, R OBP: 0.391, SLG: 0.380 (1, 8)	1-3 K		3-3 K		0-1 G5-3		4-0 1B BB		4-2 2B BB	3 1 0 0 2 2 0
Pat Lennon, R OBP: 0.500, SLG: 0.667 Matt Stairs, L OBP: 0.451, SLG: 0.714 (7, PH) (8, 9)	1-1 1B		1-2 F8			2-2 F9	1-1 1B BB		1-2 G6-3	3 0 1 0 0 0 0 2 0 1 0 0 0 1
Jose Canseco, R OBP: 0.313, SLG: 0.416 (1, 9) (8, 7)	1-1 F9		0-1 F8			3-2 L5	4-2 1B BB		4-0 2B BB	3 0 0 0 2 0 1
Mark McGwire, R OBP: 0.410, SLG: 0.623 (1, 3)	1-1 F9			1-1 P5		3-1 1B 1B	0-3 K		1-2 2B	5 1 2 1 0 1 4
Geronimo Berroa, R OBP: 0.393, SLG: 0.486 (1, 10)		2-2 2B 1B		0-0 E7 1B		2-0 1B 1B		3-1 L5	0-0 G6-3	5 0 3 0 0 0 2
Scott Spiezio, S OBP: 0.353, SLG: 0.468 (1, 4)		0-1 F8		2-3 K		3-1 1B		1-1 G3		4 0 1 1 0 1 2
Scott Brosius, R OBP: 0.247, SLG: 0.230 (1, 5)		0-0 L8		2-2 P3		1-2 F9		1-0 2B		4 0 1 0 0 0 4
George Williams, S OBP: 0.424, SLG: 0.340 (1, 2)		1-2 2B		2-2 F9			0-0 P5	3-2 G4-3		4 0 1 0 0 0 1
Tony Batista, R OBP: 0.239, SLG: 0.274 Rafael Bourquigal, R OBP: 0.348, SLG: 0.310 (7, PH) (8, 6)		1-3 K		2-3 K			2-1 P9		0-1 G3-1	2 0 0 0 0 2 2 1 0 0 0 0 0 0
Dave Magadan, L OBP: 0.400, SLG: 0.413 (9, PH)										1 0 0 0 0 0 0


Inning Stats	R: 0 E: 0 K: 1 S: 11	H: 1 LOB: 1 BB: 0 P: 15	R: 0 E: 0 K: 1 S: 13	H: 2 LOB: 2 BB: 0 P: 17	R: 0 E: 0 K: 1 S: 9	H: 0 LOB: 0 BB: 0 P: 13	R: 0 E: 1 K: 1 S: 9	H: 1 LOB: 1 BB: 0 P: 14	R: 0 E: 0 K: 1 S: 8	H: 0 LOB: 0 BB: 0 P: 12	R: 1 E: 0 K: 0 S: 14	H: 3 LOB: 2 BB: 0 P: 28	R: 0 E: 0 K: 1 S: 13	H: 1 LOB: 3 BB: 2 P: 24	R: 0 E: 0 K: 0 S: 8	H: 1 LOB: 1 BB: 0 P: 16	R: 1 E: 0 K: 0 S: 15	H: 1 LOB: 2 BB: 2 P: 25	1B: 7 2B: 3 3B: 0 HR: 0	SF: 0 SAC: 0 DP: 0 HBP: 0
--------------	-------------------------------	----------------------------------	-------------------------------	----------------------------------	------------------------------	----------------------------------	------------------------------	----------------------------------	------------------------------	----------------------------------	-------------------------------	----------------------------------	-------------------------------	----------------------------------	------------------------------	----------------------------------	-------------------------------	----------------------------------	----------------------------------	------------------------------------

BOTTOM

Chicago White Sox @ Oakland Athletics
Oakland-Alameda County Coliseum, Oakland, CA

livebaseballscorecards.com


AB	37
R	2
H	10
RBI	2
BB	4
SO	6
LOB	17



WP: 0	PA: 41
PB: 0	
SB: 0	
CS: 0	

Fri May 16 1997, 7:05 PM PDT
Att: 14,237 - Unknown - 80 F

PITCHER	IP	WLS	BF	H	R	ER	SO	BB	IBB	HBP	BLK	WP	HR	S	P	ERA	WHIP
Wilson Alvarez, L ERA: 3.49 (1, 1)	6.2	W	28	7	1	1	5	1	0	0	0	0	0	67	108	1.35	1.200
Al Levine, R ERA: 6.23 (7, 1)	1.1		7	2	0	0	1	1	0	0	0	0	0	18	31	0.00	2.250
Larry Thomas, L ERA: 13.5 (9, 1)	0.2		3	0	1	1	0	1	0	0	0	0	0	8	13	13.50	1.500
41 Bill Simas, R ERA: 1.15 (9, 1)	0.0		2	1	0	0	0	1	0	0	0	0	0	6	11	∞	∞
Roberto Hernandez, R ERA: 3.94 (9, 1)	0.1	S	1	0	0	0	0	0	0	0	0	0	0	1	1	0.00	0.000

Batter	1	2	3	4	5	6	7	8	9	AB R H RBI BB SO LOB	TOP	
Ray Durham, S OBP: 0.383, SLG: 0.404 (1, 4)	0-0 G6-3		0-2 2B		2-0 2B	1-2 BB 1B	3-2 G3		1-1 G4-3	6 2 3 0 0 0 2		
Mike Cameron, R OBP: 0.250, SLG: 0.308 (1, 8)	2-3 K		0-3 K		4-1 2B BB	2-3 K		0-1 G4-3		4 1 0 0 1 3 2		
Frank Thomas, R OBP: 0.492, SLG: 0.568 (1, 3)	4-2 BB		1-0 2B		2-2 F8 1B 2B	4-0 BB BB		1-0 BB 1B		3 1 3 3 2 0 0		
Albert Belle, R OBP: 0.318, SLG: 0.437 (1, 7)	0-3 K		1-3 K		4-2 1B HR BB	4-0 FC6-4 BB		0-0 BB 1B		3 1 1 0 2 2 2		
Harold Baines, L OBP: 0.435, SLG: 0.545 (1, 10)		1-2 2B		0-0 SH1-3 2B	0-0 F8	2-3 K		4-1 G4-6-3 BB		4 0 2 0 1 1 5		
Chris Snopek, R OBP: 0.317, SLG: 0.357 (1, 5)		0-3 K		0-0 SH1-3	0-0 HR 1B	0-0 FC6-4		1-1 G4-6-3		4 1 1 1 0 1 7		
Dave Martinez, L OBP: 0.323, SLG: 0.415 (1, 9)		3-2 P2		2-2 F8	1-2 HR		2-2 F7		3-1 SH1-4 1B	5 1 2 3 0 0 2	AB 37 R 7 H 13 RBI 7 BB 6 SO 8 LOB 25	
Ron Karkovics, R OBP: 0.274, SLG: 0.371 (1, 2)		2-1 F8		3-1 HBP	3-3 K		1-2 FC4-6 1B		0-0 SH1-4	3 0 1 0 0 1 1		
Ozzie Guillen, L OBP: 0.305, SLG: 0.336 (1, 6)			0-0 G6-3	0-0 G3	1-1 G3		1-2 FC4-6		0-0 G6-3	5 0 0 0 0 0 4		
Inning Stats	R: 0 E: 0 K: 2 S: 12 H: 0 LOB: 1 P: 18	R: 0 E: 0 K: 1 S: 12 H: 1 LOB: 1 P: 18	R: 1 E: 0 K: 2 S: 11 H: 2 LOB: 1 P: 13	R: 0 E: 0 K: 0 S: 7 H: 1 LOB: 2 P: 12	R: 6 E: 0 K: 1 S: 19 H: 4 LOB: 0 P: 36	R: 0 E: 0 K: 2 S: 11 H: 1 LOB: 3 P: 23	R: 0 E: 0 K: 0 S: 13 H: 1 LOB: 1 P: 20	R: 0 E: 0 K: 0 S: 7 H: 2 LOB: 2 P: 13	R: 0 E: 0 K: 0 S: 6 H: 1 LOB: 1 P: 10	1B: 6 2B: 6 3B: 0 HR: 1 SF: 0 SAC: 2 DP: 1 HBP: 1	WP: 0 PB: 0 SB: 0 CS: 0 PA: 46	
PITCHER	IP WLS BF H R ER SO BB IBB HBP BLK WP HR S P ERA WHIP											
Steve Karsay, R ERA: 4.82 (1, 1)	4.1 L 25 8 7 7 5 3 0 1 0 0 1 56 88 14.54 2.538											
Carlos Reyes, R ERA: 1.17 (5, 1)	1.2 8 1 0 0 3 2 0 0 0 0 0 0 16 32 0.00 1.800											
Buddy Groom, L ERA: 5.11 (7, 1)	1.0 4 1 0 0 0 0 0 0 0 0 0 0 13 20 0.00 1.000											
Don Wengert, R ERA: 4.26 (8, 1)	1.0 5 2 0 0 0 1 0 0 0 0 0 0 7 13 0.00 3.000											
Aaron Small, R ERA: 2.45 (9, 1)	1.0 4 1 0 0 0 0 0 0 0 0 0 0 6 10 0.00 1.000											

Chicago White Sox @ Oakland Athletics
Oakland-Alameda County Coliseum, Oakland, CA

Sat May 17 1997, 3:33 AM PDT
Att. 20,140 - Sunny - 85 F

livebaseballscorecards.com

Batter	1	2	3	4	5	6	7	8	9	AB	R	H	RBI	BB	SO	LOB
Damon Mashore, R OBP: 0.392, SLG: 0.371 (1, 8)	1-3 K		3-3 K		4-2 BB		3-2 F9		4-0 CS BB	3	0	0	0	2	2	1
Jason Giambi, L OBP: 0.304, SLG: 0.389 (1, 10)	0-0 F7			1-3 K	1-0 G4-3			0-1 G1-6-3 1B	3-3 K	5	0	1	0	0	2	2
Matt Stairs, L OBP: 0.436, SLG: 0.667 (1, 7)	1-2 L6			2-2 L6		4-1 E BB		1-0 G1-6-3		3	1	0	0	1	0	1
Mark McGwire, R OBP: 0.412, SLG: 0.641 (1, 3)		1-2 G6-3		0-1 HR		3-2 F8		2-2 1B BB 1B		4	2	2	1	0	0	1
Geronimo Berroa, R OBP: 0.395, SLG: 0.483 (1, 9)		3-3 K		3-2 HR 1B		1-0 E8 F9 1-H		4-2 1B BB 1B		3	2	1	0	1	1	0
Scott Spiezio, S OBP: 0.356, SLG: 0.488 (1, 4)		1-1 F7		0-0 HR		1-0 F9		0-0 1B		4	1	2	2	0	0	1
Dave Magadan, L OBP: 0.407, SLG: 0.420 (1, 5)			1-2 FC1-6 1B	0-1 G4-3		3-3 K		0-0 1B		4	0	2	2	0	1	1
Brent Mayne, L OBP: 0.311, SLG: 0.439 (1, 2)		0-0 L7		2-2 G4-3		0-0 F8		3-2 F9		4	0	0	0	0	0	3
Rafael Bourrigal, R OBP: 0.333, SLG: 0.295 Jose Canseco, R OBP: 0.311, SLG: 0.414 (9, PH)			0-2 FC1-6	0-0 F8		2-1 P6		0-3 K		3	0	0	0	0	0	1

Inning Stats	R: 0	H: 0	E: 0	K: 1	S: 9	LOB: 0	BB: 0	P: 11	R: 0	H: 0	E: 0	K: 1	S: 9	LOB: 0	BB: 0	P: 14	R: 0	H: 1	E: 0	K: 1	S: 11	LOB: 1	BB: 0	P: 14	R: 3	H: 3	E: 0	K: 1	S: 17	LOB: 0	BB: 0	P: 23	R: 0	H: 0	E: 0	K: 0	S: 7	LOB: 1	BB: 1	P: 14	R: 1	H: 0	E: 1	K: 1	S: 11	LOB: 1	BB: 1	P: 23	R: 0	H: 0	E: 0	K: 0	S: 6	LOB: 0	BB: 0	P: 11	R: 2	H: 4	E: 0	K: 0	S: 15	LOB: 2	BB: 1	P: 25	R: 0	H: 0	E: 0	K: 2	S: 6	LOB: 0	BB: 1	P: 13	1B: 6	SF: 0	2B: 0	SAC: 0	3B: 0	DP: 1	HR: 2	HBP: 0	WP: 0	PA: 38
--------------	------	------	------	------	------	--------	-------	-------	------	------	------	------	------	--------	-------	-------	------	------	------	------	-------	--------	-------	-------	------	------	------	------	-------	--------	-------	-------	------	------	------	------	------	--------	-------	-------	------	------	------	------	-------	--------	-------	-------	------	------	------	------	------	--------	-------	-------	------	------	------	------	-------	--------	-------	-------	------	------	------	------	------	--------	-------	-------	-------	-------	-------	--------	-------	-------	-------	--------	-------	--------

PITCHER	IP	WLS	BF	H	R	ER	SO	BB	IBB	HBP	BLK	WP	HR	S	P	ERA	WHIP
Danny Darwin, R ERA: 3.12 (1, 1)	6.0	W	25	4	4	3	5	2	0	0	0	0	2	64	99	4.50	1.000
Matt Karchner, R ERA: 4.91 (7, 1)	1.2		7	2	2	2	0	1	0	0	0	0	0	14	26	10.80	1.800
Roberto Hernandez, R ERA: 3.63 (8, 1)	1.1	S	6	2	0	0	2	1	0	0	0	0	0	13	23	0.00	2.250


BOTTOM

Chicago White Sox @ Oakland Athletics
Oakland-Alameda County Coliseum, Oakland, CA

Sat May 17 1997, 3:33 AM PDT
Att. 20,140 - Sunny - 85 F

livebaseballscores.com

AB	34
R	6
H	8
RBI	5
BB	4
SO	7
LOB	11



Chicago White Sox @ Oakland Athletics
Oakland-Alameda County Coliseum, Oakland, CA

Sun May 18 1997, 3:33 AM PDT
Att. 45,227 - Sunny - 85 F

livebaseballscorecards.com

AB	35
R	10
H	12
RBI	10
BB	6
SO	3
LOB	17



WP:	0	PA:	44
PB:	0		
SB:	0		
CS:	1		

Batter	1	2	3	4	5	6	7	8	9	AB	R	H	RBI	BB	SO	LOB	TOP					
Ray Durham, S OBP: 0.378, SLG: 0.398 (1, 4)	3-2 P4		2-3 K		1-2 SAFE F9		0-1 1B 1B	2-1 F8		5	1	1	0	0	1	3						
Mike Cameron, R OBP: 0.273, SLG: 0.323 (1, 9)	1-0 G4-3		3-2 P3		2-2 SAFE G1-3		2-2 1B 1B	1-0 1B 1B		5	2	2	1	0	0	2						
Frank Thomas, R OBP: 0.505, SLG: 0.580 (1, 3)	4-2 BB			2-1 G5-3 BB G1-3 1B		1-0 SH1-4 BB SF7 1B	1-1 HBP 1B 1B	0-1 1B		4	3	4	2	1	0	0						
Albert Belle, R OBP: 0.332, SLG: 0.438 (1, 7)	3-2 L6			4-0 G1-3 BB G5-3 1B		4-2 SH1-4 BB 1B	1-0 G4-3 HBP 1B	1-2 FC5-4 1B		2	2	1	1	2	0	1						
Chris Snopce, R OBP: 0.315, SLG: 0.353 (1, 5)		0-0 G6-3		1-2 G5-3		0-0 SH1-4	1-0 G4-3 1B	0-1 FC5-4		4	0	1	2	0	0	4						
Harold Baines, L OBP: 0.419, SLG: 0.526 (1, 10)		1-1 L8		2-2 G1-3		0-0 SF7	1-1 G4-3		0-0 G5-3	4	0	0	2	0	0	3						
Norberto Martin, R OBP: 0.351, SLG: 0.473 (1, 6)		1-0 L8		1-2 BB 1B		1-2 1B	0-0 G3		0-3 K	5	0	2	2	0	1	1						
Ron Karkovice, R OBP: 0.269, SLG: 0.348 (1, 2)		4-2 BB		2-1 SAFE F9		0-1 B5-3		1-0 G5-3	0-1 G4-3	4	0	0	0	1	0	2						
Darren Lewis, R OBP: 0.293, SLG: 0.171 (1, 8)		1-3 K			0-1 CS 1B		4-2 1B BB	4-2 1B BB		2	2	1	0	2	1	1						
Inning Stats	R: 0 E: 0 K: 0 S: 10	H: 0 LOB: 1 BB: 1 P: 21	R: 0 E: 0 K: 0 S: 4	H: 0 LOB: 0 BB: 0 P: 6	R: 0 E: 0 K: 2 S: 14	H: 0 LOB: 1 BB: 1 P: 24	R: 2 E: 0 K: 0 S: 14	H: 2 LOB: 1 BB: 1 P: 26	R: 0 E: 0 K: 0 S: 9	H: 1 LOB: 0 BB: 0 P: 12	R: 2 E: 0 K: 0 S: 10	H: 2 LOB: 1 BB: 1 P: 16	R: 4 E: 0 K: 0 S: 13	H: 4 LOB: 1 BB: 1 P: 23	R: 2 E: 0 K: 0 S: 13	H: 3 LOB: 2 BB: 1 P: 22	R: 0 E: 0 K: 1 S: 7	H: 0 LOB: 0 BB: 0 P: 7	1B: 12 2B: 0 3B: 0 HR: 0	SF: 1 SAC: 1 DP: 1 HBP: 1	WP: 0 PB: 0 SB: 0 CS: 1	PA: 44
PITCHER	IP	WLS	BF	H	R	ER	SO	BB	IBB	HBP	BLK	WP	HR	S	P	ERA	WHIP					
Mike Mohler, L ERA: 6.52 (1, 1)	5.2	L	25	5	4	4	2	4	0	0	0	0	0	59	103	6.35	1.588					
Aaron Small, R ERA: 3.64 (6, 1)	0.1		6	3	4	4	0	1	0	1	0	0	0	11	19	108.00	12.000					
Mike Oquist, R ERA: 9.0 (7, 1)	2.0		10	4	2	2	0	1	0	0	0	0	0	17	28	9.00	2.500					
Billy Taylor, R ERA: 6.38 (9, 1)	1.0		3	0	0	0	1	0	0	0	0	0	0	7	7	0.00	0.000					

Batter	1	2	3	4	5	6	7	8	9	AB	R	H	RBI	BB	SO	LOB
Damon Mashore, R OBP: 0.386, SLG: 0.361 (1, 8)	F8			L8		E HBP	K		K	4	1	0	0	0	2	2
Jason Giambi, L OBP: 0.313, SLG: 0.409 (1, 10)	G3-1			F8 1B 1B		E6 1B 2B		HR 2B	F7	5	2	3	1	0	0	1
Jose Canseco, R OBP: 0.321, SLG: 0.440 (1, 7)	G5-3			1B		BB 1B		HR		4	1	3	3	0	0	0
Mark McGwire, R OBP: 0.403, SLG: 0.623 Dave Magadan, L OBP: 0.407, SLG: 0.420 (1, 3) (9, 3)			F9	F8		F8		E6 G3-1		4	0	0	0	0	0	3
Geronimo Berroa, R OBP: 0.398, SLG: 0.477 (1, 9)			G4-6-3 BB	P8		BB		F9		2	0	0	0	2	0	3
Scott Spiezio, S OBP: 0.348, SLG: 0.476 (1, 4)			G4-6-3	L8		F8		G3-1		4	0	0	0	0	0	4
George Williams, S OBP: 0.429, SLG: 0.327 (1, 2)			G6-4-3 BB	F7				K		2	0	0	0	2	1	1
Scott Brosius, R OBP: 0.247, SLG: 0.225 (1, 5)			G6-4-3	K				P5		3	0	0	0	1	1	2
Scott Sheldon, R Matt Stairs, L OBP: 0.429, SLG: 0.652 (1, 6) (9, PH)			K	F7		F7		P5		3	0	0	0	0	1	1

Inning Stats	R: 0	H: 0	E: 0	K: 0	S: 7	R: 0	H: 0	E: 0	K: 1	S: 9	R: 0	H: 2	E: 0	K: 0	S: 14	R: 0	H: 0	E: 0	K: 1	S: 7	R: 2	H: 2	E: 1	K: 0	S: 15	R: 0	H: 0	E: 0	K: 1	S: 10	R: 2	H: 2	E: 1	K: 1	S: 9	R: 0	H: 0	E: 0	K: 1	S: 11	1B: 3	2B: 2	3B: 0	HR: 1	SF: 0	SAC: 0	DP: 2	HBP: 1	WP: 0	PB: 0	SB: 0	CS: 0	PA: 38
--------------	------	------	------	------	------	------	------	------	------	------	------	------	------	------	-------	------	------	------	------	------	------	------	------	------	-------	------	------	------	------	-------	------	------	------	------	------	------	------	------	------	-------	-------	-------	-------	-------	-------	--------	-------	--------	-------	-------	-------	-------	--------

PITCHER	IP	WLS	BF	H	R	ER	SO	BB	IBB	HBP	BLK	WP	HR	S	P	ERA	WHIP
James Baldwin, R ERA: 4.4 (1, 1)	7.0	W	28	4	2	2	3	4	0	1	0	0	0	68	112	2.57	1.143
Al Levine, R ERA: 6.87 (8, 1)	1.0		6	2	2	2	1	0	0	0	0	0	1	9	16	18.00	2.000
Carlos Castillo, R ERA: 4.03 (9, 1)	1.0		4	0	0	0	1	1	0	0	0	0	0	11	19	0.00	1.000

BOTTOM


Chicago White Sox @ Oakland Athletics
Oakland-Alameda County Coliseum, Oakland, CA

Sun May 18 1997, 3:33 AM PDT
Att: 45,227 - Sunny - 85 F

livebaseballscorecards.com

AB 32
R 4
H 6
RBI 4
BB 5
SO 5
LOB 18



Batter	1	2	3	4	5	6	7	8	9	AB R H RBI BB SO LOB	TOP
Nomar Garciaparra, R (1, 6) Shane Mack, R (5, 7) OBP: 0.330, SLG: 0.462 OBP: 0.364, SLG: 0.367	1-1 G4-3		1-1 FC6		2-2 L8			1-1 L9		3 0 0 0 0 0 2 1 0 0 0 0 0 0	
Darren Bragg, L (1, 8) OBP: 0.408, SLG: 0.579	1-2 G3			1-3 K		0-0 F7		4-2 FC6-4 BB		3 0 0 0 1 1 0	
Wil Cordero, R (1, 7) OBP: 0.343, SLG: 0.439	2-0 L7			2-1 G3 1B		1-0 P3		1-0 FC6-4		4 0 1 0 0 0 1	
Mo Vaughn, L (1, 3) OBP: 0.416, SLG: 0.541		2-2 G6-4-3 1B		3-2 G3		1-3 K			3-2 F7	4 0 1 0 0 1 1	
18 Reggie Jefferson, S (1, 10) Mike Stanley, R (9, PH) OBP: 0.315, SLG: 0.511 OBP: 0.347, SLG: 0.375		3-2 F8		0-3 K			3-3 K		2-1 FC4-6 1B	3 0 0 0 0 2 2 1 0 1 0 0 0 0	
Tim Lincecum, R (1, 5) OBP: 0.379, SLG: 0.517		3-1 G6-4-3			1-0 G4-3 1B 2B		2-0 FC5-4 1B		2-3 K	4 1 2 0 0 1 2	
Troy O'Leary, L (1, 9) Rudy Pemberton, R (9, PH) OBP: 0.347, SLG: 0.482 OBP: 0.333, SLG: 0.435			3-2 G4-3		1-0 G4-3		1-0 FC5-4		0-0 FC4-6	3 0 0 0 0 0 2 1 0 0 0 0 0 1	AB 33 R 1 H 7 RBI 1 BB 1 SO 6 LOB 13
Bill Haselman, R (1, 2) OBP: 0.336, SLG: 0.436		2-0 G4-3		2-0 K		0-3 K		2-1 L1-3		3 0 0 0 0 1 2	
Jeff Frye, R (1, 4) OBP: 0.373, SLG: 0.340			1-2 FC6 1B		2-1 L8 1B			2-1 F9		3 0 2 1 0 0 0	
Inning Stats	R: 0 H: 0 E: 0 LOB: 0 K: 0 BB: 0 S: 6 P: 10	R: 0 H: 1 E: 0 LOB: 0 K: 0 BB: 0 S: 9 P: 17	R: 0 H: 1 E: 0 LOB: 1 K: 0 BB: 0 S: 10 P: 17	R: 0 H: 1 E: 0 LOB: 1 K: 2 BB: 0 S: 11 P: 17	R: 1 H: 2 E: 0 LOB: 1 K: 1 BB: 0 S: 10 P: 16	R: 0 H: 0 E: 0 LOB: 0 K: 1 BB: 0 S: 5 P: 7	R: 0 H: 1 E: 0 LOB: 1 K: 1 BB: 0 S: 7 P: 15	R: 0 H: 0 E: 0 LOB: 1 K: 0 BB: 1 S: 8 P: 16	R: 0 H: 1 E: 0 LOB: 1 K: 1 BB: 0 S: 9 P: 16	1B: 6 SF: 0 2B: 1 SAC: 0 3B: 0 DP: 1 HR: 0 HBP: 0	WP: 0 PA: 34 PB: 0 SB: 0 CS: 0
PITCHER	IP WLS BF H R ER SO BB IBB HBP BLK WP HR S P ERA WHIP										
Jaime Navarro, R (1, 1) ERA: 3.97	8.0 W 30 6 1 1 5 1 0 0 0 0 0 0 66 115 1.12 0.875										
Chuck McElroy, L (9, 1) ERA: 3.24	1.0 4 1 0 0 1 0 0 0 0 0 0 0 9 16 0.00 1.000										

Boston Red Sox @ Chicago White Sox
 Comiskey Park, Chicago, IL
 Tue May 20 1997, 8:05 PM EDT
 Att. 16,563 - Unknown - 54 F

livebaseballscorecards.com

Batter	1	2	3	4	5	6	7	8	9	AB	R	H	RBI	BB	SO	LOB
Ray Durham, S OBP: 0.373, SLG: 0.392 (1, 4)	2-1 G6-3		2-1 G6-3	0-1 G3	1-2 G1-3		2-1 1B			5	0	1	1	0	0	1
Darren Lewis, R OBP: 0.326, SLG: 0.231 (1, 8)	4-2 S 2B BB		2-0 BB 2B 1B	1-1 S BB 2B	3-2 G4-3		3-2 L1			4	3	2	1	1	0	1
Frank Thomas, R OBP: 0.511, SLG: 0.586 Mike Cameron, R OBP: 0.294, SLG: 0.323 (1, 3) (8, 9)	2-2 1-H 2B		1 SAFE 4-0 2B BB	4-1 BB BB BB	2-1 F8		4-2 WP G5-3 1B BB			2	2	1	1	2	0	0
Albert Belle, R OBP: 0.333, SLG: 0.439 (1, 7)	2-3 K		1-1 1-H 2-H 2B 2B	4-1 BB BB BB		2-0 L9		2-2 G5-3		4	2	1	2	1	1	2
Harold Baines, L OBP: 0.426, SLG: 0.533 Greg Norton, S (1, 10) (8, PR)	2-1 G6-3		0-1 2-H 2B	4-0 BB BB BB		0-0 G4-3		3-2 WP 1B		4	0	2	3	1	0	1
Chris Snopce, R OBP: 0.311, SLG: 0.342 (1, 5)			1-2 F9	0-3 K	4-1 BB BB		0-0 F9		0-3 K	4	0	0	1	1	2	2
Dave Martinez, L OBP: 0.333, SLG: 0.418 (1, 9) (8, 3)			0-1 1B	4-0 IBB	2-3 K		3-1 G4-3 1B G3-1 1B		3-1 L6	4	1	2	0	1	1	4
Tony Peña, R OBP: 0.282, SLG: 0.206 (1, 2)			0-0 P4	3-3 K	4-2 BB		1-0 G3-1			3	0	0	1	1	1	4
Ozzie Guillen, L OBP: 0.304, SLG: 0.333 (1, 6)			1-2 P5				1-2 G4-3			4	1	1	0	0	0	5

Inning Stats	R	H	ER	SO	BB	IBB	HBP	BLK	WP	HR	S	P	ERA	WHIP
1	1	1	0	0	0	0	0	0	0	0	2	80	16.20	2.700
2	0	1	0	1	0	0	0	0	0	0	3	19	∞	∞
3	3	3	0	0	0	0	0	0	0	0	5	28	5.40	0.600
4	4	2	0	0	0	0	0	0	0	0	3	26	4.50	1.000
5	0	0	0	0	0	0	0	0	0	0	5	30	9.00	2.000

BOTTOM

Boston Red Sox @ Chicago White Sox
Comiskey Park, Chicago, IL
Tue May 20 1997, 8:05 PM EDT
Att. 16,563 - Unknown - 54 F

AB	34
R	10
H	10
RBI	10
BB	9
SO	5
LOB	20



WP	HR	S	P	ERA	WHIP
2	0	21	30	9.00	2.000

Batter	1	2	3	4	5	6	7	8	9	AB R H RBI BB SO LOB	TOP	
Jeff Frye, R (1, 4) OBP: 0.391, SLG: 0.351	2-1 P4		0-1 G3 1B		1-1 2B 1B	2-2 F8			4-1 BB	4 1 2 0 1 0 1		
Darren Bragg, L (1, 8) OBP: 0.400, SLG: 0.563	0-0 CS 1B		1-0 G3		0-0 L8		0-1 P5		2-3 K	5 0 1 0 0 1 3		
Wil Cordero, R (1, 7) OBP: 0.339, SLG: 0.438	1-3 K		1-3 K		2-1 1B 2B		2-0 P4		0-3 K	5 1 1 1 0 3 3		
Mo Vaughn, L (1, 3) OBP: 0.421, SLG: 0.540		1-0 WP 18 BB 1B		4-2 18 HR BB	1-0 18 FC1-6 1B		3-1 G4-3		2-2 F7	4 2 2 1 1 0 1		
18 Reggie Jefferson, S (1, 10) OBP: 0.326, SLG: 0.544 Mike Stanley, R (6, PH) OBP: 0.343, SLG: 0.370		4-2 1B WP BB		0-1 1-H HR	2-1 FC1-6 FC6-4			1-3 K		2 1 1 2 1 0 1 1 0 0 0 0 1 0		
Tim Naehring, R (1, 5) OBP: 0.376, SLG: 0.510		3-2 G6-3 1B		1-1 G5-3	0-1 FC6-4			2-1 G3-1		4 0 1 1 0 0 1		
Troy O'Leary, L (1, 9) OBP: 0.341, SLG: 0.473 Rudy Pemberton, R (6, PH) OBP: 0.358, SLG: 0.447		2-2 L6		2-1 F9		4-2 G4-3 BB		0-0 1B 1B		2 0 0 0 0 0 2 1 0 1 0 1 0 0		
Mike Benjamin, R (1, 6) OBP: 0.500, SLG: 0.500		1-0 G6-3		1-0 WP 1B		0-1 F7		0-2 1B 1B		4 0 2 0 0 0 3		
Scott Hatteberg, L (1, 2) OBP: 0.375, SLG: 0.524			0-0 G4-3	1-2 SAFE G4-3		1-1 G4-3		2-3 K		4 0 0 0 0 1 4		
Inning Stats	R: 0 E: 0 K: 1 S: 6 H: 1 LOB: 1 BB: 0 P: 9	R: 1 E: 0 K: 0 S: 14 H: 2 LOB: 1 BB: 1 P: 25	R: 0 E: 0 K: 1 S: 7 H: 1 LOB: 1 BB: 0 P: 9	R: 2 E: 0 K: 0 S: 12 H: 2 LOB: 1 BB: 1 P: 23	R: 2 E: 0 K: 0 S: 10 H: 3 LOB: 1 BB: 0 P: 16	R: 0 E: 0 K: 0 S: 9 H: 0 LOB: 1 BB: 1 P: 16	R: 0 E: 0 K: 0 S: 5 H: 0 LOB: 0 BB: 0 P: 10	R: 0 E: 0 K: 2 S: 12 H: 2 LOB: 2 BB: 0 P: 17	R: 0 E: 0 K: 2 S: 11 H: 0 LOB: 1 BB: 1 P: 19	1B: 9 2B: 2 3B: 0 HR: 1 SF: 0 SAC: 0 DP: 2 HBP: 0	WP: 2 PB: 0 SB: 0 CS: 1 PA: 40	
PITCHER	IP WLS BF H R ER SO BB IBB HBP BLK WP HR S P ERA WHIP											
Doug Drabek, R (1, 1) ERA: 7.09	5.0 W 24 9 5 5 2 2 0 0 0 2 1 49 82 9.00 2.200											
Chuck McElroy, L (6, 1) ERA: 2.89	2.0 7 0 0 0 0 1 0 0 0 0 0 14 26 0.00 0.500											
41 Bill Simas, R (8, 1) ERA: 1.08	1.0 5 2 0 0 2 0 0 0 0 0 0 12 17 0.00 2.000											
Roberto Hernandez, R (9, 1) ERA: 3.44	1.0 4 0 0 0 2 1 0 0 0 0 0 11 19 0.00 1.000											

Boston Red Sox @ Chicago White Sox
Comiskey Park, Chicago, IL
Wed May 21 1997, 8:05 PM EDT
Att. 18,814 - Unknown - 50 F

livebaseballscorecards.com

AB	36
R	5
H	11
RBI	5
BB	4
SO	6
LOB	19



Batter	1	2	3	4	5	6	7	8	9
Ray Durham, S OBP: 0.376, SLG: 0.391 (1, 4)	4-1 1B SF8 BB	2-0 L6		1-2 FC6-4 1B		3-2 F8			
Norberto Martin, R OBP: 0.361, SLG: 0.475 (1, 5)	1-0 1B CS 1B	0-1 HR 1B		0-0 F8			1-0 G6-3		
Frank Thomas, R OBP: 0.510, SLG: 0.628 (1, 3)	2-2 SF8 3-H	3-2 HR 1-H 2-H		0-0 FC6-4 1-2f			3-2 HR		
Albert Belle, R OBP: 0.332, SLG: 0.452 (1, 7)	2-3 K SAFE	1-1 HR			3-0 F8		0-1 P4		
Mike Cameron, R OBP: 0.316, SLG: 0.324 (1, 8)	0-2 1B 1-H	1-2 G5-3			4-2 S SF9 BB		2-3 K		
Harold Baines, L OBP: 0.421, SLG: 0.528 (1, 10)	0-1 G4-3		0-0 L8		3-2 SF9 1-H		1-0 1B S SF8 1B		
Darren Lewis, R OBP: 0.326, SLG: 0.231 (8, PR)									
Dave Martinez, L OBP: 0.331, SLG: 0.413 (1, 9)		1-0 G3-1	1-3 K		2-2 L8		3-2 1B G5-4-3 1B		
Ron Karkovice, R OBP: 0.266, SLG: 0.348 (1, 2)		3-2 1B 1B	2-1 G5-3			2-3 K	0-0 SF8		
Ozzie Guillen, L OBP: 0.302, SLG: 0.331 (1, 6)		2-1 HR 1B		0-0 G1-4-3		2-1 G4-3	0-0 G5-4-3		

AB	R	H	RBI	BB	SO	LOB
3	1	1	0	1	0	2
4	2	2	1	0	0	1
3	2	2	5	0	0	1
4	1	1	1	0	1	1
3	1	1	1	1	1	0
3	0	1	1	0	0	1
0	1	0	0	0	0	0
4	0	1	0	0	1	0
3	1	1	1	0	1	0
4	1	1	0	0	0	1

Boston Red Sox @ Chicago White Sox
Comiskey Park, Chicago, IL
Wed May 21 1997, 8:05 PM EDT
Att: 18,814 - Unknown - 50 F

AB 31
R 10
H 11
RBI 10
BB 2
SO 4
LOB 7



Inning Stats	R	H	E	K	S	R	H	E	K	S	R	H	E	K	S	R	H	E	K	S	R	H	E	K	S	R	H	E	K	S	R	H	E	K	S
R: 2 H: 2 E: 0 K: 1 S: 15	R: 5 H: 5 E: 0 K: 0 S: 19	R: 0 H: 0 E: 0 K: 1 S: 6	R: 0 H: 1 E: 0 K: 0 S: 7	R: 1 H: 0 E: 0 K: 1 S: 10	R: 0 H: 0 E: 0 K: 1 S: 9	R: 1 H: 1 E: 0 K: 1 S: 11	R: 1 H: 2 E: 0 K: 0 S: 6																												

PITCHER	IP	WLS	BF	H	R	ER	SO	BB	IBB	HBP	BLK	WP	HR	S	P	ERA	WHIP
Chris Hammond, L (1, 1)	4.0	L	21	8	7	6	2	1	0	0	0	0	2	47	73	13.50	2.250
John Wasdin, R (5, 1)	3.0		11	1	2	2	2	1	0	0	0	0	1	30	55	6.00	0.667
Heathcliff Stocumb, R (8, 1)	1.0		4	2	1	1	0	0	0	0	0	0	0	6	10	9.00	2.000

WP	PA	ERA	WHIP
0	36		

1B	2B	3B	HR	SF	SAC	DP	HBP
8	0	0	3	3	0	1	0

Batter	1	2	3	4	5	6	7	8	9	AB R H RBI BB SO LOB	TOP											
Gerald Williams, R OBP: 0.353, SLG: 0.472 (1, 8) C F B B X	2-2 HR		0-1 G5-4-3 1B		2-2 P4		1-2 F8			4 1 2 1 0 0 1	Milwaukee Brewers @ Chicago White Sox Comiskey Park, Chicago, IL Fri May 23 1997, 8:05 PM EDT Att. 28,160 - Unknown - 61 F											
Jeff Cirillo, R OBP: 0.388, SLG: 0.392 (1, 5) S X	0-1 FC5-4 1B		0-2 G5-4-3 1-2f		1-1 F7			0-1 G5-3		4 0 1 0 0 0 1												
Dave Nilsson, L OBP: 0.379, SLG: 0.451 (1, 10) L S C	0-3 K		2-2 P5		3-2 G4-3			1-1 G4-3		4 0 0 0 0 1 1												
John Jaha, R OBP: 0.347, SLG: 0.486 (1, 3) C 1 SAFE F 1 SAFE B F X	2-2 FC5-4 1-2f			2-1 G4-3 1B 2B		0-0 G5-3		3-1 F9		4 1 1 0 0 0 1												
Marc Newfield, R OBP: 0.330, SLG: 0.343 Jeromy Burnitz, L OBP: 0.446, SLG: 0.546 (1, 7) X (8, 8)	0-0 L8			1-1 G4-3 2-3		2-1 L6		4-0 HR BB		3 0 0 0 0 0 2 0 1 0 0 1 0 0												
Matt Mieske, R OBP: 0.384, SLG: 0.500 (1, 9) C B B B C B B B X		3-3 K		4-1 1B BB		3-1 P2		0-3 K		3 0 0 0 1 2 1												
Mark Loretta, R OBP: 0.320, SLG: 0.296 (1, 4) X		0-0 P4		0-1 1-2 3-H 1B			2-2 F9		0-0 1-H HR	4 1 2 3 0 0 0												
Jose Valentin, S OBP: 0.316, SLG: 0.354 (1, 6) X		0-0 1B		0-3 K			3-3 K		1-1 G3-1	4 0 1 0 0 2 2												
Mike Matheny, R OBP: 0.288, SLG: 0.323 (1, 2) 1 SAFE B B B B X		2-3 K		1-3 K			2-2 1B		1-0 L6	4 0 1 0 0 2 3												
Inning Stats	R: 1 E: 0 K: 1 S: 15	H: 2 LOB: 1 BB: 0 P: 19	R: 0 E: 0 K: 2 S: 9	H: 1 LOB: 1 BB: 0 P: 14	R: 0 E: 0 K: 0 S: 8	H: 1 LOB: 0 BB: 0 P: 10	R: 1 E: 0 K: 2 S: 13	H: 2 LOB: 2 BB: 1 P: 21	R: 0 E: 0 K: 0 S: 8	H: 0 LOB: 0 BB: 0 P: 14		R: 0 E: 0 K: 1 S: 16	H: 1 LOB: 1 BB: 0 P: 24	R: 0 E: 0 K: 0 S: 6	H: 0 LOB: 0 BB: 0 P: 10	R: 2 E: 0 K: 1 S: 8	H: 1 LOB: 0 BB: 1 P: 14	1B: 5 2B: 1 3B: 0 HR: 2	SF: 0 SAC: 0 DP: 1 HBP: 0	WP: 0 PB: 0 SB: 0 CS: 0	PA: 36	
PITCHER Wilson Alvarez, L ERA: 3.39 Matt Karchner, R ERA: 6.35	IP 7.0 2.0	WLS L	BF 28 8	H 7 1	R 2 2	ER 2 2	SO 6 1	BB 1 1	IBB 0 0	HBP 0 0	BLK 0 0	WP 0 0	HR 1 1	S 74 14	P 112 24	ERA 2.57 9.00	WHIP 1.143 1.000					

AB	34
R	4
H	8
RBI	4
BB	2
SO	7
LOB	12



Batter	1	2	3	4	5	6	7	8	9	AB R H RBI BB SO LOB
Ray Durham, S OBP: 0.368, SLG: 0.382 (1, 4)	1-3 K		2-2 G6-3			1 SAFE 1-0 G5-3			1-2 F9	4 0 0 0 0 1 1
Norberto Martin, R OBP: 0.354, SLG: 0.452 (1, 6)	4-2 1B BB		2-2 G5-3			0-1 G4-3			0-2 G4-3	3 1 0 0 1 0 0
Frank Thomas, R OBP: 0.508, SLG: 0.623 (1, 3)	1 SAFE 2-2 1B									3 0 1 0 0 0 0
Albert Belle, R OBP: 0.332, SLG: 0.450 (1, 7)	1-1 1B									3 0 1 1 0 1 0
Mike Cameron, R OBP: 0.293, SLG: 0.297 (1, 9)	1-1 G1-6-3									3 0 0 0 0 1 2
Chris Snopce, R OBP: 0.304, SLG: 0.333 (1, 5)			1-2 P4			2-2 G5-3			2-2 G3	3 0 0 0 0 0 0
Harold Baines, L OBP: 0.412, SLG: 0.516 (1, 10)			1-0 G1-3			0-0 G4-3			1-1 G4-3	3 0 0 0 0 0 0
Ron Karkovice, R OBP: 0.259, SLG: 0.333 (1, 2)			1-3 K			2-2 G6-3			1-0 G6-3	3 0 0 0 0 1 0
Darren Lewis, R OBP: 0.327, SLG: 0.238 (1, 8)			2-3 K			2-0 1B			0-1 L8	3 0 1 0 0 1 0

Inning Stats	R: 1	H: 2	E: 0	K: 1	S: 17	LOB: 1	BB: 1	P: 26	R: 0	H: 0	E: 0	K: 1	S: 7	LOB: 0	BB: 0	P: 10	R: 0	H: 0	E: 0	K: 1	S: 9	LOB: 0	BB: 0	P: 15	R: 0	H: 0	E: 0	K: 2	S: 7	LOB: 0	BB: 0	P: 11	R: 0	H: 0	E: 0	K: 0	S: 8	LOB: 0	BB: 0	P: 12	R: 0	H: 1	E: 0	K: 0	S: 4	LOB: 0	BB: 0	P: 7	R: 0	H: 0	E: 0	K: 0	S: 4	LOB: 0	BB: 0	P: 6	R: 0	H: 0	E: 0	K: 0	S: 7	LOB: 0	BB: 0	P: 11	1B: 3	2B: 0	3B: 0	HR: 0	SF: 0	SAC: 0	DP: 1	HBP: 0	WP: 0	PB: 0	SB: 0	CS: 1	PA: 29
--------------	------	------	------	------	-------	--------	-------	-------	------	------	------	------	------	--------	-------	-------	------	------	------	------	------	--------	-------	-------	------	------	------	------	------	--------	-------	-------	------	------	------	------	------	--------	-------	-------	------	------	------	------	------	--------	-------	------	------	------	------	------	------	--------	-------	------	------	------	------	------	------	--------	-------	-------	-------	-------	-------	-------	-------	--------	-------	--------	-------	-------	-------	-------	--------

PITCHER	IP	WLS	BF	H	R	ER	SO	BB	IBB	HBP	BLK	WP	HR	S	P	ERA	WHIP
Scott Karl, L ERA: 5.05 (1, 1)	8.0	W	26	3	1	1	5	1	0	0	0	0	0	63	98	1.12	0.500
Doug Jones, R ERA: 1.27 (9, 1)	1.0	S	3	0	0	0	0	0	0	0	0	0	0	9	10	0.00	0.000

BOTTOM

Milwaukee Brewers @ Chicago White Sox
Comiskey Park, Chicago, IL
 Fri May 23 1997, 8:05 PM EDT
 Att: 28,160 - Unknown - 61 F

livebaseballscorecards.com

AB	28
R	1
H	3
RBI	1
BB	1
SO	5
LOB	3



Milwaukee Brewers @ Chicago White Sox
Comiskey Park, Chicago, IL

Sat May 24 1997, 8:05 PM EDT
Att. 30,872 - Unknown - 80 F

AB	37
R	6
H	11
RBI	6
BB	5
SO	3
LOB	23



WP:	0	PA:	42
PB:	0		
SB:	0		
CS:	0		

AB	R	H	RBI	BB	SO	LOB
5	0	0	0	0	1	3
5	1	3	1	0	0	1
4	0	0	0	1	0	5
2	2	1	1	3	1	2
4	0	1	2	1	0	2
5	0	1	0	0	0	4
4	1	2	2	0	1	2
4	1	1	0	0	0	3
3	1	2	0	0	0	1
1	0	0	0	0	0	0

Batter	1	2	3	4	5	6	7	8	9
Gerald Williams, R (1, 8) OBP: 0.342, SLG: 0.456	0-2 G5-3		1-3 K		0-0 P3	0-1 E9		2-2 F9	
Jeff Cirillo, R (1, 5) OBP: 0.393, SLG: 0.399	1-0 G5-3		1-0 F7		0-0 BB	0-0 1B		0-2 1B	
Dave Nilsson, L (1, 3) OBP: 0.374, SLG: 0.439	3-2 G5-3		4-1 BB		1-0 F8	1-0 L9		1-0 G6-3	
John Jaha, R (1, 10) OBP: 0.360, SLG: 0.507		4-2 G6-4-3 1B	0-3 K		4-1 2B		3-2 HR		4-0 G4-6-3 BB
Jeremy Burnitz, L (1, 9) OBP: 0.444, SLG: 0.545		2-2 E3		3-2 L9	0-0 2B		4-2 1B		0-0 G4-6-3
Marc Newfield, R (1, 7) OBP: 0.325, SLG: 0.337		1-1 G6-4-3		2-2 G4-3	2-2 P3		2-0 1B		0-0 G5-3
Jose Valentin, S (1, 6) OBP: 0.325, SLG: 0.406		0-2 1B		1-2 HR		0-2 P5		1-3 K	
Mark Loretta, R (1, 4) OBP: 0.317, SLG: 0.295		2-1 F8		3-1 G6-3		1-1 E		0-2 L6-3	
Mike Matheny, R (1, 2) OBP: 0.299, SLG: 0.343			3-2 2B		0-0 BB	1-0 F8		0-1 G6-3	
Jesse Levis, L (8, PH) OBP: 0.308, SLG: 0.319									

Inning Stats	R: 0	H: 0	E: 0	K: 0	S: 8	P: 12	R: 1	H: 1	E: 1	K: 0	S: 12	P: 21	R: 0	H: 1	E: 0	K: 2	S: 18	P: 27	R: 1	H: 1	E: 0	K: 0	S: 12	P: 21	R: 2	H: 3	E: 0	K: 0	S: 9	P: 16	R: 1	H: 2	E: 1	K: 0	S: 11	P: 14	R: 1	H: 2	E: 0	K: 1	S: 16	P: 26	R: 0	H: 1	E: 0	K: 0	S: 11	P: 14	R: 0	H: 0	E: 0	K: 0	S: 2	P: 6
--------------	------	------	------	------	------	-------	------	------	------	------	-------	-------	------	------	------	------	-------	-------	------	------	------	------	-------	-------	------	------	------	------	------	-------	------	------	------	------	-------	-------	------	------	------	------	-------	-------	------	------	------	------	-------	-------	------	------	------	------	------	------

PITCHER	IP	WLS	BF	H	R	ER	SO	BB	IBB	HBP	BLK	WP	HR	S	P	ERA	WHIP
Danny Darwin, R (1, 1) ERA: 3.33	5.2		29	8	5	3	2	3	0	0	0	0	1	69	109	4.76	1.941
Chuck McElroy, L (6, 1) ERA: 3.32	0.1		3	1	1	1	0	1	0	0	0	0	1	9	17	27.00	6.000
41 Bill Simas, R (7, 1) ERA: 0.98	1.2	W	6	2	0	0	1	0	0	0	0	0	0	18	23	0.00	1.200
Roberto Hernandez, R (8, 1) ERA: 3.2	1.1	S	4	0	0	0	0	1	0	0	0	0	0	3	8	0.00	0.750

1B:	2B:	3B:	HR:	SF:	SAC:	DP:	HBP:
7	3	0	2	0	0	3	0

Batter	1	2	3	4	5	6	7	8	9
Ray Durham, S OBP: 0.364, SLG: 0.373 (1, 4)	L7 1-0	BB 4-0			G6-3 1-2	FC5-2 2-2 BLK WP		SAFE SAFE SAFE SAFE 1-3 1-3 1-3	
Mike Cameron, R OBP: 0.304, SLG: 0.310 (1, 8)	K 0-3	P8 2-2			FC5-4 0-0 1B	K 3-3		S 0-0 1B	
Frank Thomas, R OBP: 0.505, SLG: 0.614 (1, 3)	HR 4-2				L8 2-1			SF7 0-0	
Albert Belle, R OBP: 0.333, SLG: 0.466 (1, 7)	HR 2-1 1-H				FC5-4 3-1			F9 0-0	
Harold Baines, L OBP: 0.421, SLG: 0.519 (1, 10)	BB 4-0				G4-3 3-1			1B 1-2 2-H	
Greg Norton, S OBP: 0.333, SLG: 1.000 (1, 5)	P6 0-0				SF7 1-0	K 1-3		SH1-4 2-1	
Dave Martinez, L OBP: 0.343, SLG: 0.417 (1, 9)					SF7 1-0	K 2-2		G4-6-3 4-0	
Jorge Fabregas, L OBP: 0.156, SLG: 0.119 (1, 2)					F9 1-0	WP 1-1		G4-6-3 2-2	
Ozzie Guillen, L OBP: 0.308, SLG: 0.331 (1, 6)					F9 3-1	WP 1-1		1B WP 4-0	

Inning Stats	R: 2	H: 1	E: 0	K: 1	S: 10	L: 1	LOB: 1	BB: 2	P: 21	R: 0	H: 1	E: 0	K: 0	S: 9	R: 0	H: 0	E: 0	K: 0	S: 4	R: 1	H: 1	E: 0	K: 0	S: 5	R: 0	H: 1	E: 0	K: 0	S: 8	R: 3	H: 3	E: 0	K: 2	S: 21	R: 1	H: 2	E: 0	K: 0	S: 9	R: 1	H: 1	E: 0	K: 1	S: 6
--------------	------	------	------	------	-------	------	--------	-------	-------	------	------	------	------	------	------	------	------	------	------	------	------	------	------	------	------	------	------	------	------	------	------	------	------	-------	------	------	------	------	------	------	------	------	------	------

PITCHER Jeff D'Amico, R (1, 1) ERA: 5.5 Angel Miranda, L (6, 1) ERA: 3.75 Bryce Florie, R (6, 1) ERA: 5.82 Mike Fetters, R (7, 1) ERA: 6.48 Ron Villone, L (7, 1) ERA: 3.52	PITCHER Doug Jones, R (8, 1) ERA: 1.21																																
IP: 5.1	IP: 1.0	WLS: 0	WLS: 0	BF: 24	BF: 4	H: 5	H: 2	R: 4	R: 0	ER: 4	ER: 0	SO: 2	SO: 1	BB: 3	BB: 0	IBB: 0	IBB: 0	HBP: 0	HBP: 1	BLK: 0	BLK: 0	WP: 0	WP: 0	HR: 1	HR: 0	S: 43	S: 10	P: 83	P: 16	ERA: 6.75	ERA: 0.00	WHIP: 1.500	WHIP: 6.000
54.00	27.00	13.50	13.50	0.000	9.000	27.00	27.00	13.50	13.50	0.000	0.000	13.50	13.50	0.000	0.000	0.000	0.000	0.000	0.000	0.000	0.000	0.000	0.000	0.000	0.000	6.000	6.000	0.000	0.000	6.000	6.000		

BOTTOM

AB	R	H	RBI	BB	SO	LOB
4	0	0	0	1	1	4
5	0	2	0	0	2	3
2	2	0	1	2	0	1
5	1	2	2	0	0	2
3	1	2	1	1	0	0
3	1	1	0	0	1	2
1	0	1	1	1	0	0
4	1	1	0	0	0	4
3	2	1	1	1	0	1

Milwaukee Brewers @ Chicago White Sox
Comiskey Park, Chicago, IL
Sat May 24 1997, 8:05 PM EDT
Att. 30,872 - Unknown - 80 F

livebaseballscorecards.com

AB	30
R	8
H	10
RBI	6
BB	6
SO	4
LOB	17



1B	8	SF	2	WP	2	PA	40
2B	0	SAC	1	PB	0	SB	1
3B	1	DP	1	CS	0	ERA	0.00
HR	1	HBP	1	WHIP	1.000		

Batter	1	2	3	4	5	6	7	8	9	AB R H RBI BB SO LOB	TOP										
Gerald Williams, R OBP: 0.341, SLG: 0.452 (1, 8) (7, 7)	0-0 F8	2-1 E5 2B		2-2 E5 1B	1-3 K		2-3 K		0-0 G3 1B WP	6 3 2 0 0 2 2											
Jeff Cirillo, R OBP: 0.402, SLG: 0.421 (1, 5) B S B X	2-1 1B	0-0 2B 1-H 2-H		3-2 G5-3 FC5-2 1B	1-2 L3		2-1 BB 2B		3-0 G3 1-3	6 0 4 4 0 0 2											
Dave Nilsson, L OBP: 0.388, SLG: 0.447 (1, 3) B C 1 SAFE F B X	2-2 F7	4-2 BB		0-1 FC5-2 G5-3 1B		2-2 HR 1B	4-0 BB IBB		0-0 E G5-2-3 1B	4 1 3 1 2 0 1											
John Jaha, R OBP: 0.365, SLG: 0.523 (1, 10) B F B SAFE C	2-3 K	1-2 F7		2-2 G5-3		1-2 HR 1-H	4-2 BB 2-3		0-0 E 1B	5 1 2 2 1 1 5											
Jeremy Burnitz, L OBP: 0.447, SLG: 0.543 (1, 9) (7, 8)				4-0 FC5-2 IBB		4-1 E S SF8 BB	2-2 G4-3		1-1 E3 1-2 2-3	4 2 1 0 2 1 7											
Marc Newfield, R OBP: 0.314, SLG: 0.324 Matt Mieske, R OBP: 0.386, SLG: 0.500 (1, 7) (7, 9)		1-2 E5 SH1-3 2B 2-H		1-2 FC5-2		1-2 G1-3		0-0 SH2-3 1B	0-2 G5-2-3 3-H	4 1 0 0 0 1 4 2 0 1 0 0 0 3											
Jose Valentin, S OBP: 0.321, SLG: 0.403 (1, 6)		1-0 SH1-3 2B 1B		0-1 G3		1-0 SF8		0-0 SH2-3		3 1 1 1 0 0 3											
Jeff Huson, L OBP: 0.277, SLG: 0.256 Mark Loretta, R OBP: 0.318, SLG: 0.304 (1, 4) (3, 4)		2-0 SH1-3		0-1 G3		1-3 K		1-2 L9		1 0 0 0 0 1 0 3 0 1 0 0 1 1											
Jesse Levis, L OBP: 0.316, SLG: 0.333 (1, 2)		1-0 2B		4-0 E 1B BB		0-0 G3		1-2 P5		4 2 1 2 1 0 2											
Inning Stats	R: 0 E: 0 K: 1 S: 9	H: 1 LOB: 1 BB: 0 P: 15	R: 5 E: 2 K: 1 S: 21	H: 4 LOB: 2 BB: 1 P: 38	R: 0 E: 0 K: 2 S: 7	H: 0 LOB: 0 BB: 0 P: 11	R: 2 E: 1 K: 0 S: 20	H: 3 LOB: 3 BB: 2 P: 36	R: 0 E: 0 K: 1 S: 8	H: 1 LOB: 1 BB: 0 P: 10	R: 3 E: 0 K: 1 S: 16	H: 2 LOB: 0 BB: 1 P: 26	R: 0 E: 0 K: 1 S: 12	H: 1 LOB: 3 BB: 2 P: 29	R: 0 E: 0 K: 0 S: 10	H: 1 LOB: 1 BB: 0 P: 12	R: 1 E: 1 K: 0 S: 10	H: 3 LOB: 2 BB: 0 P: 14	1B: 10 2B: 5 3B: 0 HR: 1	SF: 1 SAC: 2 DP: 1 HBP: 0	WP: 1 PA: 51
PITCHER	IP WLS BF H R ER SO BB IBB HBP BLK WP HR S P ERA WHIP											PITCHER	IP WLS BF H R ER SO BB IBB HBP BLK WP HR S P ERA WHIP								
James Baldwin, R ERA: 4.9 (1, 1)	5.0 L 31 11 9 6 5 2 1 0 0 0 1 73 121 10.80 2.600																				
Carlos Castillo, R ERA: 3.75 (6, 1)	1.2 9 1 1 0 2 2 2 1 0 0 0 0 17 39 0.00 1.800																				
Larry Thomas, L ERA: 8.1 (7, 1)	1.1 5 1 0 0 0 0 0 0 0 0 0 0 13 17 0.00 0.750																				
Matt Karchner, R ERA: 6.75 (9, 1)	1.0 6 3 1 1 0 0 0 0 0 0 1 0 10 14 9.00 3.000																				

Milwaukee Brewers @ Chicago White Sox
Comiskey Park, Chicago, IL
Sun May 25 1997, 4:33 AM EDT
Att. 29,158 - Overcast - 52 F

AB	42
R	11
H	16
RBI	10
BB	6
SO	7
LOB	30



WP: 1	PA: 51
PB: 0	
SB: 1	
CS: 0	

1B: 10	SF: 1
2B: 5	SAC: 2
3B: 0	DP: 1
HR: 1	HBP: 0

Batter	1	2	3	4	5	6	7	8	9	AB	R	H	RBI	BB	SO	LOB
Norberto Martin, R OBP: 0.357, SLG: 0.463 (1, 4)	0-1 BB HR 1B	2-3 K		0-1 2B		2-1 SAFE G4-6-3 1-2f		0-0 G5-3		5	1	2	0	0	1	4
Mike Cameron, R OBP: 0.294, SLG: 0.298 (1, 8)	0-1 F8	3-2 1-2 2-H 1B		1-2 F9		1-0 G6-3		1-1 G6-3		5	0	1	1	0	0	3
Frank Thomas, R OBP: 0.507, SLG: 0.611 (1, 3)	4-2 HR BB	1-0 F8		2-2 G6-3		1-0 G6-4-3 1B		1-0 G4-6-3 1B		4	1	2	0	1	0	3
Albert Belle, R OBP: 0.335, SLG: 0.486 (1, 7)	1-2 HR		X	0-0 G6-3		2-0 G4-3 2B		3-2 G6-4-3 1-2f		5	2	2	3	0	0	2
Harold Baines, L OBP: 0.420, SLG: 0.537 (1, 10)	3-1 F9		X	0-0 HR		1-0 G4-3		0-0 2B 1B		5	2	2	1	0	1	1
Greg Norton, S OBP: 0.500, SLG: 1.000 (1, 5)	2-1 P6			2-2 FC3-6 1B		1-0 2B		2-2 1-H 2B		3	0	2	1	0	0	0
Chris Snopce, R OBP: 0.309, SLG: 0.347 (7, PH) (8, 5)										1	0	1	1	0	0	0
Dave Martinez, L OBP: 0.340, SLG: 0.412 (1, 9)		1-1 BB 1B		1-1 SAFE FC3-6 1-2f		0-3 K		0-1 L6		4	1	1	0	0	1	3
Jorge Fabregas, L OBP: 0.163, SLG: 0.130 (1, 2)		2-0 F8		0-0 F7		1-1 P6		0-0 G5-3 1B		4	0	1	0	0	0	3
Ozzie Guillen, L OBP: 0.313, SLG: 0.326 (1, 6)		1 SAFE 4-2 1B BB				1-1 G3		0-1 G4-6-3 BB		2	0	0	0	2	0	1

Inning Stats	R: 3	H: 2	E: 0	K: 15	LOB: 0	BB: 1	P: 25	R: 1	H: 2	E: 0	K: 1	S: 16	LOB: 2	BB: 2	P: 29	R: 1	H: 2	E: 0	K: 8	LOB: 1	BB: 0	P: 11	R: 0	H: 1	E: 0	K: 10	LOB: 1	BB: 0	P: 14	R: 1	H: 2	E: 0	K: 8	LOB: 1	BB: 0	P: 13	R: 0	H: 0	E: 0	K: 4	LOB: 0	BB: 1	P: 11	R: 1	H: 3	E: 0	K: 11	LOB: 1	BB: 0	P: 17	R: 0	H: 1	E: 0	K: 6	LOB: 1	BB: 0	P: 7	R: 0	H: 1	E: 0	K: 6	LOB: 0	BB: 10	1B: 8	SF: 0	2B: 4	SAC: 0	3B: 0	DP: 3	HR: 2	HBP: 0	WP: 0	PA: 41
PITCHER	IP	WLS	BF	H	R	ER	SO	BB	IBB	HBP	BLK	WP	HR	S	P	ERA	WHIP																																																								
21 Cal Eldred, R ERA: 5.46 (1, 1)	4.1		24	9	6	6	1	2	0	0	0	0	2	52	86	12.46	2.538																																																								
Joel Adamson, L ERA: 3.6 (5, 1)	3.0	W	12	4	1	1	1	1	0	0	0	0	0	23	37	3.00	1.667																																																								
Bob Wickman, R ERA: 4.39 (8, 1)	1.2	S	5	1	0	0	1	0	0	0	0	0	0	9	14	0.00	0.600																																																								


BOTTOM

Milwaukee Brewers @ Chicago White Sox
Comiskey Park, Chicago, IL

Sun May 25 1997, 4:33 AM EDT
Att. 29,158 - Overcast - 52 F

livebaseballscorecards.com

AB	38
R	7
H	14
RBI	7
BB	3
SO	3
LOB	20



Batter	1	2	3	4	5	6	7	8	9	AB R H RBI BB SO LOB	TOP
Marquis Grissom, R (1, 8) <small>OBP: 0.306, SLG: 0.317</small> Trenidad Hubbard, R (9, 8)	0-1 	0-0 	1-0 G6-4-3 			1-0 		1-2 FC6-4 		5 2 3 2 0 0 3 0 0 0 0 0 0 0	
Julio Franco, R (1, 10) <small>OBP: 0.430, SLG: 0.426</small>	1-1 G5-3 	0-0 			2-3 K 	2-0 CS 	1-2 	4-0 		4 2 2 1 1 1 1	
Jim Thome, L (1, 3) <small>OBP: 0.455, SLG: 0.530</small>	3-1 G3-1 	2-1 			2-1 G3 		4-2 	2-2 G1-6-3 		4 1 1 3 1 0 2	
Matt Williams, R (1, 5) <small>OBP: 0.321, SLG: 0.552</small>	2-0 	1-3 K 			2-0 P2 		1-0 F8 		0-2 G6-3 	5 1 1 0 0 1 3	
David Justice, L (1, 7) <small>OBP: 0.497, SLG: 0.760</small> Brian Giles, L (8, 7) <small>OBP: 0.390, SLG: 0.443</small>	2-1 	4-0 			3-1 P2 		4-0 		1-1 F8 	2 0 1 1 2 0 0 1 0 0 0 0 0 0	
Manny Ramirez, R (1, 9)		1-0 			2-3 K 		0-1 SF9 		2-0 	4 1 3 2 0 1 0	
Tony Fernandez, S (1, 4) <small>OBP: 0.322, SLG: 0.422</small> Casey Candaele, S (9, PH) (9, 4)		1-2 			0-0 G4-3 		2-2 G6-3 		1-1 F7 	3 1 0 0 1 1 4 1 0 0 0 0 0 1	
Sandy Alomar Jr., R (1, 2) <small>OBP: 0.369, SLG: 0.629</small>		0-1 P3 	0-2 			0-0 F9 		1-0 FC6-4 		4 1 2 0 0 0 2	
Omar Vizquel, S (1, 6) <small>OBP: 0.333, SLG: 0.327</small>		4-0 	1-1 F8 			2-2 G3 		4-0 FC6-4 		2 1 0 0 2 0 1	
Inning Stats	R: 2 H: 3 E: 0 LOB: 1 K: 0 BB: 0 S: 9 P: 17	R: 6 H: 5 E: 0 LOB: 2 K: 2 BB: 3 S: 19 P: 35	R: 0 H: 1 E: 0 LOB: 0 K: 0 BB: 0 S: 6 P: 8	R: 0 H: 0 E: 0 LOB: 0 K: 1 BB: 0 S: 6 P: 12	R: 0 H: 0 E: 0 LOB: 0 K: 1 BB: 0 S: 6 P: 11	R: 0 H: 1 E: 0 LOB: 0 K: 0 BB: 0 S: 5 P: 10	R: 1 H: 1 E: 0 LOB: 2 K: 0 BB: 2 S: 12 P: 24	R: 1 H: 1 E: 0 LOB: 1 K: 0 BB: 2 S: 7 P: 19	R: 0 H: 1 E: 0 LOB: 1 K: 0 BB: 0 S: 8 P: 12	1B: 10 SF: 1 2B: 3 SAC: 0 3B: 0 DP: 2 HR: 0 HBP: 0	WP: 0 PA: 44 PB: 2 SB: 2 CS: 1
PITCHER Jaime Navarro, R (1, 1) <small>ERA: 4.71</small> Matt Karchner, R (8, 1) <small>ERA: 5.19</small>	IP WLS BF H R ER SO BB IBB HBP BLK WP HR S P ERA WHIP 7.0 L 34 11 9 9 4 3 2 0 0 0 0 63 117 11.57 2.000					PITCHER IP WLS BF H R ER SO BB IBB HBP BLK WP HR S P ERA WHIP 2.0 9 2 1 0 0 2 0 0 0 0 0 15 31 0.00 2.000					

Cleveland Indians @ Chicago White Sox
 Comiskey Park, Chicago, IL
 Mon May 26 1997, 4:33 AM EDT
 Att. 26,383 - Cloudy - 51 F

AB	35
R	10
H	13
RBI	9
BB	7
SO	4
LOB	17



Batter	1	2	3	4	5	6	7	8	9	AB	R	H	RBI	BB	SO	LOB
Ray Durham, S OBP: 0.357, SLG: 0.365 (1, 4)	2-2 G1-3		1-1 G4-3		0-3 K			0-3 K		4	0	0	0	0	2	0
Mike Cameron, R OBP: 0.309, SLG: 0.360 (1, 8)	2-1 HR		3-2 E6		2-3 K			4-2 1B BB		3	1	1	1	1	1	0
Frank Thomas, R OBP: 0.502, SLG: 0.621 (1, 3)	0-0 HR		1-2 G1-3		1-0 F8			2-3 K		4	1	1	1	0	1	2
Albert Belle, R OBP: 0.333, SLG: 0.481 (1, 7)	0-0 G6-3			1-3 K		0-0 G4-3		0-0 FC6-4 1B		4	0	1	0	0	1	0
Harold Baines, L OBP: 0.416, SLG: 0.529 (1, 10)	1-0 F8			0-0 1B SF8 1B		0-0 L8		1-2 FC6-4 1-2f		4	1	1	0	0	0	2
Norberto Martin, R OBP: 0.351, SLG: 0.451 (1, 5)		1-0 G5-3		1-1 FC6-4 1B		1-0 G1-3		0-0 F7		4	0	1	0	0	0	0
Dave Martinez, L OBP: 0.345, SLG: 0.429 (1, 9)		1-2 F7		0-1 SF8		3-2 G3 3B		4-1 G4-3 DI BB		2	1	1	1	1	0	0
Tony Peña, R OBP: 0.268, SLG: 0.194 (1, 2)		1-0 G6-3		3-H 1-2 FC6-4 1-2f		0-1 G3		1-1 G4-3		2	0	0	0	0	0	1
Jorge Fabregas, L OBP: 0.157, SLG: 0.125 (7, PH) (8, 2)								1-3 G4-3		2	0	0	1	0	0	1
Ozzie Guillen, L OBP: 0.305, SLG: 0.317 (1, 6)			0-1 L8		3-2 G5-3		0-0 G3-1		0-0 G6-3		4	0	0	0	0	1

Inning Stats	R: 2	H: 2	E: 0	K: 0	S: 8	LOB: 0	BB: 0	P: 13	R: 0	H: 0	E: 0	K: 0	S: 5	LOB: 0	BB: 0	P: 8	R: 0	H: 0	E: 1	K: 0	S: 10	LOB: 1	BB: 0	P: 15	R: 0	H: 0	E: 0	K: 2	S: 10	LOB: 0	BB: 0	P: 15	R: 0	H: 0	E: 0	K: 0	S: 3	LOB: 0	BB: 0	P: 4	R: 1	H: 1	E: 0	K: 0	S: 8	LOB: 0	BB: 0	P: 12	R: 0	H: 1	E: 0	K: 2	S: 12	LOB: 2	BB: 1	P: 19	R: 0	H: 0	E: 0	K: 0	S: 5	LOB: 1	BB: 1	P: 10	1B: 3	SF: 1	2B: 0	SAC: 0	3B: 1	DP: 0	HR: 2	HBP: 0	WP: 0	PA: 36
--------------	------	------	------	------	------	--------	-------	-------	------	------	------	------	------	--------	-------	------	------	------	------	------	-------	--------	-------	-------	------	------	------	------	-------	--------	-------	-------	------	------	------	------	------	--------	-------	------	------	------	------	------	------	--------	-------	-------	------	------	------	------	-------	--------	-------	-------	------	------	------	------	------	--------	-------	-------	-------	-------	-------	--------	-------	-------	-------	--------	-------	--------

PITCHER	IP	WLS	BF	H	R	ER	SO	BB	IBB	HBP	BLK	WP	HR	S	P	ERA	WHIP
Orel Hershiser, R ERA: 4.89 (1, 1)	7.0		27	5	4	4	3	0	0	0	0	0	2	55	81	5.14	0.714
Jose Mesa, R ERA: 4.67 (8, 1)	1.0		5	1	0	0	2	1	0	0	0	0	0	12	19	0.00	2.000
Danny Graves, R ERA: (9, 1)	1.0		4	0	0	0	0	1	0	0	0	0	0	5	10	0.00	1.000


BOTTOM

Cleveland Indians @ Chicago White Sox
Comiskey Park, Chicago, IL

Mon May 26 1997, 4:33 AM EDT
Att. 26,383 - Cloudy - 51 F

livebaseballscorecards.com

AB	33
R	4
H	6
RBI	4
BB	2
SO	5
LOB	7



Batter	1	2	3	4	5	6	7	8	9	AB R H RBI BB SO LOB
--------	---	---	---	---	---	---	---	---	---	----------------------

Marquis Grissom, R (1, 8) <small>OBP: 0.297, SLG: 0.308</small>	1-0 		0-0 		0-1 		0-2 		1-0 	4 0 0 1 0 0 3
Julio Franco, R (1, 4) <small>OBP: 0.426, SLG: 0.428</small>	0-0 		1-1 		1-1 			0-1 		4 0 1 0 0 0 1
Jim Thome, L (1, 3) <small>OBP: 0.460, SLG: 0.549</small>	4-2 			4-1 		0-3 		1-1 		2 1 1 1 2 1 0
Matt Williams, R (1, 5) <small>OBP: 0.317, SLG: 0.543</small> Kevin Seitzer, R (7, 5) <small>OBP: 0.305, SLG: 0.353</small>	0-0 			2-3 		2-2 		2-2 		3 0 0 0 0 1 3 1 0 0 0 0 0 0
David Justice, L (1, 7) <small>OBP: 0.492, SLG: 0.750</small> Trenidad Hubbard, R (4, 7) <small>OBP: 0.500, SLG: 0.500</small>	2-1 			1-2 		1-0 		3-2 		2 0 0 0 0 0 4 2 0 1 0 0 0 0
Manny Ramirez, R (1, 9) <small>OBP: 0.402, SLG: 0.534</small>		3-3 		1-1 			3-2 	1-0 		3 0 0 0 0 1 2
Brian Giles, L (1, 10) <small>OBP: 0.388, SLG: 0.451</small> Casey Candaele, S (9, PH)		1-2 			3-2 		1-1 		0-0 	3 1 1 0 0 0 1 1 0 0 0 0 0 0
Sandy Alomar Jr., R (1, 2) <small>OBP: 0.372, SLG: 0.622</small>		0-1 			4-2 		0-1 		1-3 	3 0 1 0 1 1 0
Tony Fernandez, S (1, 6) <small>OBP: 0.322, SLG: 0.420</small>			1-0 		0-1 		1-1 		1-0 	3 0 1 0 0 0 2

TOP

Cleveland Indians @ Chicago White Sox
 Comiskey Park, Chicago, IL
 Tue May 27 1997, 8:05 PM EDT
 Att. 20,847 - Unknown - 53 F

AB	31
R	2
H	6
RBI	2
BB	3
SO	4
LOB	16



Inning Stats	R: 0	H: 1	E: 1	K: 0	S: 7	P: 14	R: 0	H: 0	E: 0	K: 1	S: 8	P: 12	R: 0	H: 0	E: 0	K: 0	S: 4	P: 6	R: 0	H: 0	E: 0	K: 1	S: 9	P: 17	R: 1	H: 1	E: 0	K: 0	S: 13	P: 21	R: 0	H: 0	E: 0	K: 1	S: 8	P: 11	R: 0	H: 1	E: 0	K: 0	S: 11	P: 16	R: 1	H: 2	E: 0	K: 0	S: 12	P: 19	R: 0	H: 1	E: 0	K: 1	S: 6	P: 9	1B: 3	SF: 1	2B: 2	SAC: 1	3B: 0	DP: 1	HR: 1	HBP: 1	WP: 0	PA: 37
--------------	------	------	------	------	------	-------	------	------	------	------	------	-------	------	------	------	------	------	------	------	------	------	------	------	-------	------	------	------	------	-------	-------	------	------	------	------	------	-------	------	------	------	------	-------	-------	------	------	------	------	-------	-------	------	------	------	------	------	------	-------	-------	-------	--------	-------	-------	-------	--------	-------	--------

PITCHER	IP	WLS	BF	H	R	ER	SO	BB	IBB	HBP	BLK	WP	HR	S	P	ERA	WHIP
Doug Drabek, R (1, 1) <small>ERA: 6.33</small>	7.0	W	28	3	1	1	3	3	0	1	0	0	0	60	97	1.29	0.857
41 Bill Simas, R (8, 1) <small>ERA: 1.4</small>	1.0		5	2	1	1	0	0	0	0	0	0	1	12	19	9.00	2.000
Chuck McElroy, L (9, 1) <small>ERA: 3.15</small>	1.0		4	1	0	0	1	0	0	0	0	0	0	6	9	0.00	1.000

PITCHER	IP	WLS	BF	H	R	ER	SO	BB	IBB	HBP	BLK	WP	HR	S	P	ERA	WHIP
---------	----	-----	----	---	---	----	----	----	-----	-----	-----	----	----	---	---	-----	------

Batter	1	2	3	4	5	6	7	8	9
Dave Martinez, L <small>(1, 9) OBP: 0.346, SLG: 0.423</small> <small>(8, 7)</small>			 1B	 FC6-4 HR		 G6-4-3 BB		 G6-4-3	
Ray Durham, S <small>(1, 4) OBP: 0.355, SLG: 0.362</small>			 1B			 G6-4-3			
Frank Thomas, R <small>(1, 3) OBP: 0.512, SLG: 0.623</small>			 1B	 HR			 F9 G5-3 BB		
Albert Belle, R <small>(1, 7) OBP: 0.332, SLG: 0.492</small> Darren Lewis, R <small>(8, 8) OBP: 0.327, SLG: 0.238</small>				 HR			 G5-3		
Harold Baines, L <small>(1, 10) OBP: 0.412, SLG: 0.518</small>									
Mike Cameron, R <small>(1, 8) OBP: 0.322, SLG: 0.370</small> <small>(8, 9)</small>	 G6-3 1B			 1B			 F9		
Jorge Fabregas, L <small>(1, 2) OBP: 0.164, SLG: 0.135</small>	 G6-3			 1B FC6-4 1B					
Norberto Martin, R <small>(1, 5) OBP: 0.346, SLG: 0.440</small>			 FC6-4 HR 1B				 F9		
Ozzie Guillen, L <small>(1, 6) OBP: 0.316, SLG: 0.324</small>			 1B BB	 FC6-4 1B			 G6-4-3 1B		

AB R H RBI BB SO LOB		BOTTOM															
4 2 1 1 1 1 3																	
4 0 1 1 0 0 3																	
1 1 1 1 3 0 0																	
4 1 1 4 0 1 4																	
0 0 0 0 0 0 0																	
3 0 0 0 1 0 2																	
4 1 2 0 0 1 2																	
4 1 1 0 0 0 3																	
4 1 1 1 0 1 0																	
3 1 2 0 1 0 0																	
Inning Stats R: 0 H: 0 E: 0 LOB: 1 K: 1 BB: 1 S: 7 P: 16		R: 0 H: 1 E: 0 LOB: 0 K: 0 BB: 0 S: 4 P: 6		R: 2 H: 3 E: 0 LOB: 2 K: 1 BB: 1 S: 24 P: 37		R: 6 H: 5 E: 0 LOB: 0 K: 0 BB: 1 S: 21 P: 35		R: 0 H: 0 E: 0 LOB: 0 K: 2 BB: 0 S: 9 P: 16		R: 0 H: 0 E: 0 LOB: 0 K: 0 BB: 1 S: 7 P: 12		R: 0 H: 0 E: 0 LOB: 2 K: 0 BB: 2 S: 13 P: 23		R: 0 H: 1 E: 0 LOB: 0 K: 0 BB: 0 S: 6 P: 9		1B: 9 SF: 0 2B: 0 SAC: 0 3B: 0 DP: 3 HR: 1 HBP: 0	
PITCHER Albie Lopez, R <small>(1, 1) ERA: 6.48</small> Danny Graves, R <small>(5, 1) ERA:</small>		IP WLS BF H R ER SO BB IBB HBP BLK WP HR S P ERA WHIP 4.0 L 23 9 8 8 2 2 1 0 0 0 1 56 94 18.00 2.750		IP WLS BF H R ER SO BB IBB HBP BLK WP HR S P ERA WHIP 4.0 14 1 0 0 2 3 0 0 0 0 0 35 60 0.00 1.000		PITCHER IP WLS BF H R ER SO BB IBB HBP BLK WP HR S P ERA WHIP											

Cleveland Indians @ Chicago White Sox
 Comiskey Park, Chicago, IL
 Tue May 27 1997, 8:05 PM EDT
 Att: 20,847 - Unknown - 53 F

livebaseballscorecards.com

AB	31
R	8
H	10
RBI	8
BB	6
SO	4
LOB	17



WP: 0	PA: 37
PB: 0	
SB: 2	
CS: 0	

Batter	1	2	3	4	5	6	7	8	9	AB R H RBI BB SO LOB	TOP											
Dave Martinez, L (1, 9) OBP: 0.344, SLG: 0.414	0-0 F8		3-2 G6-3			4-2 1B G3 BB		1-2 K		3 0 0 0 1 1 0												
Ray Durham, S (1, 4) OBP: 0.353, SLG: 0.360	2-2 G4-3			1-0 G1-3		2-3 K		0-2 S 1B		4 0 1 0 0 1 2												
Frank Thomas, R (1, 3) OBP: 0.507, SLG: 0.633	1-0 HR			3-1 L4		0-1 G3		2-1 F9		4 1 1 1 0 0 3												
Albert Belle, R (1, 7) OBP: 0.339, SLG: 0.518	0-0 G6-3			1-1 HR		1-0 1B			1-2 G4-3 2B	4 1 3 2 0 0 0												
Harold Baines, L (1, 10) OBP: 0.402, SLG: 0.503		2-2 G4-3		3-2 G5-3		0-0 G3-4-3			1-0 F7	4 0 0 0 0 0 3												
Mike Cameron, R (1, 8) OBP: 0.306, SLG: 0.351		2-3 K			2-3 K		2-3 K		0-0 G4-3	3 0 0 0 0 3 0												
Jorge Fabregas, L (9, PH) OBP: 0.161, SLG: 0.132									2-3 G4-3	1 0 0 0 0 0 1												
Norberto Martin, R (1, 5) OBP: 0.329, SLG: 0.418		1-2 G3			0-2 G3-1		0-3 K		0-1 G6-3	4 0 0 0 0 1 1												
Tony Peña, R (1, 2) OBP: 0.250, SLG: 0.179			3-2 P3		2-1 G5-3		0-3 K			3 0 0 0 0 1 0												
Ozzie Guillen, L (1, 6) OBP: 0.316, SLG: 0.324			0-0 G5-3			3-2 G3 BB 1B		0-0 F7		3 1 1 0 0 0 0												
Inning Stats	R: 1 E: 0 K: 0 S: 6	H: 1 LOB: 0 BB: 0 P: 9	R: 0 E: 0 K: 1 S: 10	H: 0 LOB: 0 BB: 0 P: 15	R: 0 E: 0 K: 0 S: 7	H: 0 LOB: 0 BB: 0 P: 13	R: 1 E: 0 K: 0 S: 9	H: 1 LOB: 0 BB: 0 P: 17	R: 0 E: 0 K: 1 S: 9	H: 0 LOB: 0 BB: 0 P: 13	R: 1 E: 0 K: 1 S: 14	H: 2 LOB: 2 BB: 1 P: 24	R: 0 E: 0 K: 3 S: 9	H: 0 LOB: 0 BB: 0 P: 11	R: 0 E: 0 K: 1 S: 9	H: 1 LOB: 1 BB: 0 P: 12	R: 0 E: 0 K: 0 S: 8	H: 1 LOB: 1 BB: 0 P: 10	1B: 3 2B: 1 3B: 0 HR: 2	SF: 0 SAC: 0 DP: 0 HBP: 0	WP: 0 PB: 0 SB: 1 CS: 0	PA: 34
PITCHER	IP WLS BF H R ER SO BB IBB HBP BLK WP HR S P ERA WHIP																					
Aaron Sele, R (1, 1) ERA: 5.46	6.0 W 23 4 3 3 3 1 0 0 0 0 2 55 91 4.50 0.833																					
John Wasdin, R (7, 1) ERA: 4.96	2.0 7 1 0 0 4 0 0 0 0 0 0 18 23 0.00 0.500																					
Heathcliff Slocumb, R (9, 1) ERA: 7.08	1.0 S 4 1 0 0 0 0 0 0 0 0 0 8 10 0.00 1.000																					

Chicago White Sox @ Boston Red Sox
 Fenway Park, Boston, MA
 Wed May 28 1997, 7:05 PM EDT
 Att. 28,078 - Unknown - 73 F

AB	33
R	3
H	6
RBI	3
BB	1
SO	7
LOB	10



Batter	1	2	3	4	5	6	7	8	9
Nomar Garciaparra, R OBP: 0.324, SLG: 0.462 (1, 6)	1-2 G6-3		3-3 K		1 SAFE 2-2 SAFE X FC5 G4-3 BB 1B		1-1 FC5-4 3B		
Darren Bragg, L OBP: 0.386, SLG: 0.507 (1, 8)	0-1 G5-3		1-2 G4-3		4-0 SAFE G4-3 1B BB		4-2 FC5-4 BB		
Wil Cordero, R OBP: 0.367, SLG: 0.477 (1, 7)	0-1 BB BB 1B		2-0 2B		1-1 SF7		2-0 FC5-4		
Mo Vaughn, L OBP: 0.414, SLG: 0.529 (1, 3)	4-0 BB 1-2 BB		1-0 G4-3		3-H 0-0 G4-3		1-2f 3-H 2-3 K		
Mike Stanley, R OBP: 0.376, SLG: 0.455 (1, 10)	4-1 BB 1-2 2-3 BB		3-3 K		0-0 2-H 3-H 1B		2-3 SAFE K		
Tim Lincecum, R OBP: 0.392, SLG: 0.524 Troy O'Leary, L OBP: 0.326, SLG: 0.437 (1, 5) (7, 9)	2-3 K		1-1 SF8 3B		0-3 K			0-0 G4-3	
John Valentin, R OBP: 0.305, SLG: 0.355 (1, 4)		4-1 BB BB G5-4-3 BB		1-0 SF8		0-2 G6-3		2-3 K	
Bill Haselman, R OBP: 0.316, SLG: 0.413 (1, 2)		0-0 G5-4-3 1-2f		3-H 3-2 F8		0-3 K		1-0 G6-3	
Jeff Frye, R OBP: 0.354, SLG: 0.342 (1, 9) (7, 5)		1-1 G6-3		4-2 BB FC5 SF7 BB		1-1 L9			


Inning Stats	R: 0 E: 0 K: 1 S: 14	H: 1 LOB: 3 BB: 2 P: 25	R: 0 E: 0 K: 0 S: 4	H: 0 LOB: 0 BB: 1 P: 9	R: 0 E: 0 K: 1 S: 8	H: 1 LOB: 1 BB: 0 P: 15	R: 1 E: 0 K: 1 S: 9	H: 1 LOB: 0 BB: 0 P: 17	R: 3 E: 0 K: 1 S: 16	H: 1 LOB: 1 BB: 2 P: 27	R: 0 E: 0 K: 1 S: 9	H: 0 LOB: 0 BB: 0 P: 10	R: 1 E: 0 K: 2 S: 13	H: 1 LOB: 1 BB: 1 P: 24	R: 0 E: 0 K: 1 S: 5	H: 0 LOB: 0 BB: 0 P: 8
--------------	-------------------------------	----------------------------------	------------------------------	---------------------------------	------------------------------	----------------------------------	------------------------------	----------------------------------	-------------------------------	----------------------------------	------------------------------	----------------------------------	-------------------------------	----------------------------------	------------------------------	---------------------------------

PITCHER	IP	WLS	BF	H	R	ER	SO	BB	IBB	HBP	BLK	WP	HR	S	P	ERA	WHIP
Wilson Alvarez, L ERA: 3.67 (1, 1)	5.0	L	24	4	4	4	4	5	0	0	0	0	0	51	93	7.20	1.800
Carlos Castillo, R ERA: 3.96 (6, 1)	1.0		4	1	1	1	1	0	0	0	0	0	0	11	13	9.00	1.000
Chuck McElroy, L ERA: 3.15 (7, 1)	0.0		1	0	0	0	0	1	0	0	0	0	0	4	8	∞	∞
Matt Karchner, R ERA: 5.0 (7, 1)	0.1		1	0	0	0	0	0	0	0	0	0	0	1	3	0.00	0.000
Tony Castillo, L ERA: 8.5 (7, 1)	1.2		5	0	0	0	3	0	0	0	0	0	0	11	18	0.00	0.000

AB R H RBI BB SO LOB

4	2	1	0	0	1	1
2	1	0	0	2	0	0
3	0	2	2	0	0	1
3	0	0	0	1	1	4
3	0	1	2	1	2	1
3	1	1	0	0	2	4
1	0	0	0	0	0	0
2	0	0	1	1	1	0
4	0	0	0	0	1	1
2	1	0	0	1	0	0

AB 27
R 5
H 5
RBI 5
BB 6
SO 8
LOB 12



WP: 0 PA: 35
PB: 0
SB: 0
CS: 0

Chicago White Sox @ Boston Red Sox
Fenway Park, Boston, MA
Wed May 28 1997, 7:05 PM EDT
Att: 28,078 - Unknown - 73 F

livebaseballscorecards.com

Batter	1	2	3	4	5	6	7	8	9	10	11	AB R H RBI BB SO LOB	TOP														
Dave Martinez, L OBP: 0.344, SLG: 0.407 (1, 8) B F X X (9, 9)	2-1 G3-1 ①		0-1 F7 ①		2-0 G1-6-3 1B		3-2 G6-3 ③			4-2 G3 BB	2-0 L9 ②	5 0 1 0 1 0 3															
Ray Durham, S OBP: 0.353, SLG: 0.356 (1, 4) B B B B C B	4-1 S BB		2-2 P6 ②		0-2 G1-6-3 ② ③ 1-2f			1-3 K ①		1-1 G3 ②	3-1 1B 1-H 3-H	5 0 1 2 1 1 3															
Frank Thomas, R OBP: 0.507, SLG: 0.626 (1, 3) X	0-0 F8 ②		1-0 FC6 ③ 1-2f		2-2 FC4-6 1B			1-1 1B		4-0 FC5-4 IBB	3-3 K ③	5 0 2 0 1 1 3															
Albert Belle, R OBP: 0.336, SLG: 0.515 (1, 7) 1 SAFE B 1 SAFE C X X	2-1 G5-3 ③ 1-2			0-1 1B 2B		0-1 FC4-6 1B 1-2f		0-0 F8 ②		1-1 FC5-4 ③ 1-2f		5 1 1 0 0 0 5															
Harold Baines, L OBP: 0.402, SLG: 0.500 Mike Cameron, R OBP: 0.306, SLG: 0.351 (11, PR)			1-2 F7 ①		1-1 G6-3 ①		1-1 1B 1-3 1B		2-3 K ③		1-0 SH1-4 HR 1B	5 0 2 0 0 1 2 0 1 0 0 0 0 0															
Lyle Mouton, R OBP: 0.382, SLG: 0.486 Darren Lewis, R OBP: 0.327, SLG: 0.238 (1, 9) (9, 8)			0-0 E 1B		1-2 1B		0-0 G3-6-1 1-2 3-H 1B		1-3 K ①		0-0 SH1-4 ① 1-2	4 0 3 1 0 1 0 0 0 0 0 0 0 0															
Jorge Fabregas, L OBP: 0.164, SLG: 0.190 (1, 2)			1-2 F7 ② 1-3		0-0 F8 ②		1-2 G3-6-1 ② ③ 1-2f		2-0 G4-3 ②		3-1 HR 2-H	5 1 1 2 0 0 5															
Chris Snopce, R OBP: 0.306, SLG: 0.341 (1, 5)			3-2 F9 ③		1-2 F9 ③			0-0 G6-3 ①		0-2 G4-3 ③		0-0 L9 1B 1B	5 1 1 0 0 0 3														
Ozzie Guillen, L OBP: 0.319, SLG: 0.322 (1, 6)				4-0 FC6 BB		0-0 G4-3 ①		0-2 G4-3 ②		1-1 F8 ①	1-0 1B 1B	4 1 1 0 1 0 0															
Inning Stats	R: 0 E: 0 K: 0 S: 6	H: 0 LOB: 1 BB: 1 P: 14	R: 0 E: 1 K: 0 S: 11	H: 1 LOB: 1 BB: 0 P: 16	R: 0 E: 0 K: 0 S: 6	H: 0 LOB: 1 BB: 1 P: 13	R: 0 E: 0 K: 0 S: 14	H: 2 LOB: 2 BB: 0 P: 17	R: 0 E: 0 K: 0 S: 5	H: 1 LOB: 0 BB: 0 P: 7	R: 1 E: 0 K: 0 S: 11	H: 3 LOB: 1 BB: 0 P: 15	R: 0 E: 0 K: 0 S: 7	H: 0 LOB: 0 BB: 0 P: 10	R: 0 E: 0 K: 2 S: 10	H: 1 LOB: 1 BB: 0 P: 14	R: 0 E: 0 K: 1 S: 9	H: 0 LOB: 0 BB: 0 P: 12	R: 0 E: 0 K: 0 S: 9	H: 0 LOB: 2 BB: 2 P: 19	R: 4 E: 0 K: 1 S: 12	H: 5 LOB: 1 BB: 0 P: 25	1B: 11 2B: 1 3B: 0 HR: 1	SF: 0 SAC: 1 DP: 2 HBP: 0	WP: 0 PB: 0 SB: 2 CS: 0	PA: 48	
PITCHER	IP	WLS	BF	H	R	ER	SO	BB	IBB	HBP	BLK	WP	HR	S	P	ERA	WHIP										
Jeff Suppan, R ERA: 2.13 (1, 1)	6.0		25	7	1	1	0	2	0	0	0	0	0	53	82	1.50	1.500										
Jim Corsi, R ERA: 5.48 (7, 1)	2.0		7	1	0	0	2	0	0	0	0	0	0	17	24	0.00	0.500										
Kerry Lacy, R ERA: 2.77 (9, 1)	1.0		3	0	0	0	1	0	0	0	0	0	0	9	12	0.00	0.000										
Heathcliff Slocumb, R ERA: 6.75 (10, 1)	1.0		5	0	0	0	0	1	1	0	0	0	0	9	19	0.00	1.000										
John Wasdin, R ERA: 5.6 (11, 1)	0.1	L	5	4	4	4	0	0	0	0	0	0	1	6	11	108.00	12.000										
PITCHER	IP	WLS	BF	H	R	ER	SO	BB	IBB	HBP	BLK	WP	HR	S	P	ERA	WHIP										
Rich Garces, R ERA: 3.97 (11, 1)	0.2		3	1	0	0	1	0	0	0	0	0	0	6	14	0.00	1.500										

Chicago White Sox @ Boston Red Sox
Fenway Park, Boston, MA
Thu May 29 1997, 7:05 PM EDT
Att: 27,775 - Unknown - 74 F

AB	43
R	5
H	13
RBI	5
BB	4
SO	4
LOB	24



livebaseballscorecards.com

Batter	1	2	3	4	5	6	7	8	9	10	11	AB R H RBI BB SO LOB	BOTTOM														
Nomar Garciaparra, R OBP: 0.316, SLG: 0.450 (1.6)	F8		G6-3		G6-3			L8		K		5 0 0 0 0 1 1	Chicago White Sox @ Boston Red Sox Fenway Park, Boston, MA Thu May 29 1997, 7:05 PM EDT Att: 27,775 - Unknown - 74 F														
Darren Bragg, L OBP: 0.373, SLG: 0.489 (1.8)	G4-3		F9			G4-3			K	G1-3		5 0 0 0 0 1 1															
Wil Cordero, R OBP: 0.367, SLG: 0.480 (1.7)	F9			FC4-6 1B		K			L1		G4-3 SF8 2B	5 1 2 0 0 1 0															
Mo Vaughn, L OBP: 0.414, SLG: 0.539 (1.3)		18 1B BB		FC4-6 BB 1-2f		G6-3			1-0 HR		G4-3	4 1 1 1 1 0 2															
18 Reggie Jefferson, S OBP: 0.336, SLG: 0.537 (1.10) Jeff Frye, R OBP: 0.349, SLG: 0.342 (9. PR)		1-1 1B		K			G6-3		4-2 1B BB		SF8	3 0 1 0 1 1 1 0 0 0 1 0 0 0															
Tim Lincecum, R OBP: 0.397, SLG: 0.523 (1.5)		L9		4-2 BB			L9		0-1 DI 1B		FC5 BB 1B	4 0 2 0 1 0 2															
Troy O'Leary, L OBP: 0.317, SLG: 0.423 (1.9) Mike Stanley, R OBP: 0.382, SLG: 0.455 (11. PH) Rudy Pemberton, R OBP: 0.350, SLG: 0.415 (11. PR)		L9		K			2-3 K		1-3 K		4-2 BB	4 0 0 0 0 3 6 0 0 0 0 1 0 0 0 0 0 0 0 0 0															
John Valentin, R OBP: 0.302, SLG: 0.350 (1.4)		P3			1-0 P6			0-3 K		3-1 SH1-3 1B	FC5 2-3f	5 0 1 0 0 1 4															
Scott Hatteberg, L OBP: 0.365, SLG: 0.455 (1.2)			F7		0-0 G3			0-1 G6-3		1 SAFE SH1-3 1-2		3 0 0 0 0 0 0															
Inning Stats	R: 0 E: 0 K: 0 S: 5	H: 0 LOB: 0 BB: 0 P: 6	R: 0 E: 0 K: 0 S: 11	H: 1 LOB: 2 BB: 1 P: 20	R: 0 E: 0 K: 0 S: 5	H: 0 LOB: 0 BB: 0 P: 9	R: 0 E: 0 K: 2 S: 18	H: 1 LOB: 2 BB: 1 P: 26	R: 0 E: 0 K: 0 S: 4	H: 0 LOB: 0 BB: 0 P: 7	R: 0 E: 0 K: 1 S: 8	H: 0 LOB: 0 BB: 0 P: 9		R: 0 E: 0 K: 1 S: 11	H: 0 LOB: 0 BB: 0 P: 16	R: 0 E: 0 K: 1 S: 10	H: 0 LOB: 0 BB: 0 P: 12	R: 1 E: 0 K: 2 S: 15	H: 2 LOB: 3 BB: 1 P: 22	R: 0 E: 0 K: 1 S: 9	H: 1 LOB: 1 BB: 0 P: 14	R: 1 E: 0 K: 0 S: 18	H: 2 LOB: 2 BB: 1 P: 26	1B: 5 2B: 1 3B: 0 HR: 1	SF: 1 SAC: 1 DP: 0 HBP: 0	WP: 0 PB: 0 SB: 0 CS: 0	PA: 44
PITCHER	IP	WLS	BF	H	R	ER	SO	BB	IBB	HBP	BLK	WP		HR	S	P	ERA	WHIP									
Danny Darwin, R ERA: 2.83 (1.1)	8.0		28	2	0	0	5	2	0	0	0	0	0	72	105	0.00	0.500										
Roberto Hernandez, R ERA: 3.32 (9.1)	2.0	W	10	3	1	1	3	1	0	0	0	0	1	24	36	4.50	2.000										
Chuck McElroy, L ERA: 3.48 (11.1)	0.2		4	2	1	1	0	0	0	0	0	0	0	13	17	13.50	3.000										
41 Bill Simas, R ERA: 1.37 (11.1)	0.1	S	2	0	0	0	0	1	0	0	0	0	0	5	9	0.00	3.000										

AB	38
R	2
H	7
RBI	2
BB	4
SO	8
LOB	17



Batter	1	2	3	4	5	6	7	8	9	AB R H RBI BB SO LOB	TOP	
Ray Durham, S OBP: 0.351, SLG: 0.350 (1, 4) X	0-0 G4-3		1-3 K			4-0 CS BB			0-1 G6-3	3 0 0 0 1 1 0	Chicago White Sox @ Milwaukee Brewers Milwaukee County Stadium, Milwaukee, WI Fri May 30 1997, 8:05 PM EDT Att. 28,619 - Unknown - 69 F	
Dave Martinez, L OBP: 0.335, SLG: 0.396 (1, 8) B X (4, 3)	1-0 F8		0-3 K			2-2 P4 1-2			1-3 K	4 0 0 0 0 2 1		
Frank Thomas, R OBP: 0.502, SLG: 0.618 Mike Cameron, R OBP: 0.297, SLG: 0.339 (1, 3) C C C (4, 8)	0-3 K				0-3 K				3-1 G4-3	2 0 0 0 0 2 0 2 0 0 0 0 0 0		
Albert Belle, R OBP: 0.336, SLG: 0.512 (1, 7)		2-0 FC4-6 1B			3-2 F9				1-3 K	3 0 1 0 0 1 0		
Harold Baines, L OBP: 0.395, SLG: 0.490 (1, 10)		2-2 FC4-6 1B 1-2f			3-3 K				3-2 G3	3 0 0 0 0 1 1		
Lyle Mouton, R OBP: 0.380, SLG: 0.479 (1, 9)		2-3 K			0-0 L7				2-0 G4-3 SH1-4 1B	3 0 1 0 0 1 1		
Jorge Fabregas, L OBP: 0.175, SLG: 0.200 (1, 2)		2-2 K 1-2 1B			1-0 G4-3				0-0 SH1-4 1-2	2 0 1 0 0 0 0		
Norberto Martin, R OBP: 0.318, SLG: 0.402 (1, 5)		1-1 P8			1-2 L9				3-2 G4-3 2-3	3 0 0 0 0 0 3		
Ozzie Guillen, L OBP: 0.313, SLG: 0.316 (1, 6) X			0-0 G4-3			0-1 L8			0-0 P2	3 0 0 0 0 0 1		
Inning Stats	R: 0 E: 0 K: 1 S: 5 H: 0 LOB: 0 BB: 0 P: 6	R: 0 E: 0 K: 1 S: 12 H: 2 LOB: 2 BB: 0 P: 21	R: 0 E: 0 K: 2 S: 8 H: 0 LOB: 0 BB: 0 P: 9	R: 0 E: 0 K: 2 S: 9 H: 0 LOB: 0 BB: 0 P: 15	R: 0 E: 0 K: 0 S: 5 H: 0 LOB: 0 BB: 0 P: 7	R: 0 E: 0 K: 0 S: 6 H: 0 LOB: 0 BB: 1 P: 11	R: 0 E: 0 K: 1 S: 8 H: 0 LOB: 0 BB: 0 P: 14	R: 0 E: 0 K: 0 S: 8 H: 1 LOB: 1 BB: 0 P: 13	R: 0 E: 0 K: 1 S: 8 H: 0 LOB: 0 BB: 0 P: 12	1B: 3 2B: 0 3B: 0 HR: 0 SF: 0 SAC: 1 DP: 0 HBP: 0	WP: 0 PB: 0 SB: 0 CS: 1 PA: 30	
PITCHER 21 Cal Eldred, R ERA: 4.73 (1, 1)	IP WLS BF H R ER SO BB IBB HBP BLK WP HR S P ERA WHIP											PITCHER IP WLS BF H R ER SO BB IBB HBP BLK WP HR S P ERA WHIP

AB	28
R	0
H	3
RBI	0
BB	1
SO	8
LOB	7



Batter	1	2	3	4	5	6	7	8	9	AB	R	H	RBI	BB	SO	LOB
Gerald Williams, R (1, 7) OBP: 0.339, SLG: 0.438	0-2 G4-3			0-0 G6-3			2-1 G5-3	4-0 HR IBB		3	1	0	0	1	0	0
Jeff Cirillo, R (1, 5) OBP: 0.385, SLG: 0.424	1-1 L4			1-1 F9			0-1 WP 1B 2B	1-0 HR		4	2	2	4	0	0	0
Jeremy Burnitz, L (1, 8) OBP: 0.435, SLG: 0.512	1-3 K			1-3 K			0-1 P7	3-2 G3-1		4	0	0	0	0	2	1
John Jaha, R (1, 3) OBP: 0.362, SLG: 0.506			3-2 G4-3		1-3 K		4-2 1B 2-3 BB	1-0 G6-3		3	0	0	0	1	1	0
Dave Nilsson, L (1, 10) OBP: 0.378, SLG: 0.431			0-2 F8		1-2 1B		1-0 1-2 1B			3	0	2	1	0	0	0
Matt Mieske, R (1, 9) OBP: 0.348, SLG: 0.455			3-2 G3-1		0-0 G5-3		0-3 K			3	0	0	0	0	1	2
Jose Valentin, S (1, 6) OBP: 0.340, SLG: 0.393				4-2 P8 BB		0-1 G6-3		2-1 SH5-4 HR 1B		2	1	1	0	1	0	0
Mark Loretta, R (1, 4) OBP: 0.322, SLG: 0.333			1-2 P8		0-3 K		0-0 K	0-0 SH5-4 HR 1B		3	1	1	0	0	1	1
Mike Matheny, R (1, 2) OBP: 0.303, SLG: 0.378			3-2 F7		0-1 G6-3		0-0 SH5-4			2	0	0	0	0	0	0
Inning Stats	R: 0 E: 0 K: 1 S: 9	H: 0 LOB: 0 BB: 0 P: 11	R: 0 E: 0 K: 0 S: 12	H: 0 LOB: 0 BB: 0 P: 18	R: 0 E: 0 K: 0 S: 8	H: 0 LOB: 0 BB: 1 P: 16	R: 0 E: 0 K: 1 S: 7	H: 1 LOB: 0 BB: 0 P: 9	R: 0 E: 0 K: 1 S: 9	H: 0 LOB: 0 BB: 0 P: 9	R: 1 E: 0 K: 1 S: 12	H: 2 LOB: 2 BB: 1 P: 19	R: 4 E: 0 K: 0 S: 10	H: 3 LOB: 0 BB: 1 P: 21	1B: 4 2B: 1 3B: 0 HR: 1	SF: 0 SAC: 1 DP: 0 HBP: 0
PITCHER James Baldwin, R (1, 1) ERA: 4.98	IP: 8.0 WLS: L BF: 31 H: 6 R: 5 ER: 5 SO: 5 BB: 2 IBB: 1 HBP: 0 BLK: 0 WP: 1 HR: 1 S: 74 P: 112 ERA: 5.62 WHIP: 1.000							PITCHER	IP: 8.0 WLS: L BF: 31 H: 6 R: 5 ER: 5 SO: 5 BB: 2 IBB: 1 HBP: 0 BLK: 0 WP: 1 HR: 1 S: 74 P: 112 ERA: 5.62 WHIP: 1.000							

BOTTOM

Chicago White Sox @ Milwaukee Brewers
Milwaukee County Stadium, Milwaukee, WI

AB	27
R	5
H	6
RBI	5
BB	3
SO	5
LOB	4



WP: 1	PA: 31
PB: 0	
SB: 0	
CS: 0	

Fri May 30 1997, 8:05 PM EDT
Att: 28,619 - Unknown - 69 F

livebaseballscores.com

Batter	1	2	3	4	5	6	7	8	9	AB R H RBI BB SO LOB	TOP
Ray Durham, S (1, 4) OBP: 0.361, SLG: 0.358	4-2 2B BB		0-0 S 1B		3-2 1B S 1B		3-1 P5		0-2 E9 1B	4 1 3 0 1 0 0	
Dave Martinez, L (1, 8) OBP: 0.326, SLG: 0.386	2-1 F7		0-3 K		1-3 K		3-3 K		0-1 SF8	4 0 0 1 0 3 4	
Frank Thomas, R (1, 3) OBP: 0.504, SLG: 0.621	0-1 2B		2-2 P4		3-1 FC6-4 1B			0-3 K	4-0 IBB	4 0 2 2 1 1 1	
Albert Belle, R (1, 7) OBP: 0.333, SLG: 0.505	3-3 K		1-0 G6-3		0-0 FC6-4			0-1 S 1B 1B	3-2 G5-3	5 0 1 0 0 1 6	
Harold Baines, L (1, 10) OBP: 0.398, SLG: 0.487 Mike Cameron, R (8, PR) OBP: 0.297, SLG: 0.339	4-2 BB			0-1 G3		0-2 G3		2-0 S 1B		3 0 1 0 1 0 0 0 0 0 0 0 0 0	
Lyle Mouton, R (1, 9) OBP: 0.386, SLG: 0.474	3-3 K			3-2 G5-3		0-0 1B		4-2 G5-4-3 BB		3 0 1 0 1 1 2	
Jorge Fabregas, L (1, 2) OBP: 0.164, SLG: 0.188			1-0 P7		2-0 L8		0-0 F9		1-2 G5-4-3	4 0 0 0 0 0 4	
Chris Snopce, R (1, 5) OBP: 0.299, SLG: 0.333 Darren Lewis, R (9, PH) OBP: 0.320, SLG: 0.233			2-2 P4		0-3 K		0-0 F8		1-2 F7	3 0 0 0 0 1 1 1 0 0 0 0 0 0	
Ozzie Guillen, L (1, 6) OBP: 0.318, SLG: 0.321			1-0 P8		2-1 1B 1B		1-2 L4		0-2 E SF8 1B	4 2 2 0 0 0 0	
Inning Stats	R: 1 H: 1 E: 0 LOB: 2 K: 2 BB: 2 S: 14 P: 30	R: 0 H: 0 E: 0 LOB: 0 K: 0 BB: 0 S: 5 P: 9	R: 0 H: 1 E: 0 LOB: 1 K: 1 BB: 0 S: 8 P: 11	R: 0 H: 0 E: 0 LOB: 0 K: 0 BB: 0 S: 6 P: 11	R: 1 H: 3 E: 0 LOB: 2 K: 2 BB: 0 S: 15 P: 24	R: 0 H: 1 E: 0 LOB: 1 K: 0 BB: 0 S: 6 P: 6	R: 0 H: 0 E: 0 LOB: 0 K: 1 BB: 0 S: 8 P: 15	R: 0 H: 2 E: 0 LOB: 3 K: 1 BB: 1 S: 12 P: 19	R: 1 H: 2 E: 1 LOB: 2 K: 0 BB: 1 S: 15 P: 23	1B: 9 SF: 1 2B: 1 SAC: 0 3B: 0 DP: 1 HR: 0 HBP: 0	WP: 0 PA: 40 PB: 0 SB: 4 CS: 0
PITCHER	IP WLS BF H R ER SO BB IBB HBP BLK WP HR S P ERA WHIP										
Ben McDonald, R (1, 1) ERA: 4.09	7.0 W 29 6 2 2 6 2 0 0 0 0 0 0 62 106 2.57 1.143										
Bob Wickman, R (8, 1) ERA: 3.77	1.0 5 2 0 0 1 1 0 0 0 0 0 0 12 19 0.00 3.000										
Doug Jones, R (9, 1) ERA: 2.49	1.0 S 6 2 1 1 0 0 1 0 0 0 0 0 15 23 9.00 2.000										

Chicago White Sox @ Milwaukee Brewers
Milwaukee County Stadium, Milwaukee, WI

Sat May 31 1997, 8:05 PM EDT
Att. 30,048 - Unknown - 66 F

AB	35
R	3
H	10
RBI	3
BB	4
SO	7
LOB	18



Batter	1	2	3	4	5	6	7	8	9	AB R H RBI BB SO LOB	TOP											
Ray Durham, S (1, 4) OBP: 0.353, SLG: 0.350	1-1 G6-3		1-1 B1-3			2-2 G3	0-2 FC4-6		1-2 L7	5 0 0 0 0 0 3	Chicago White Sox @ Milwaukee Brewers Milwaukee County Stadium, Milwaukee, WI Sun Jun 01 1997, 4:33 AM EDT Att. 30,140 - Sunny - 65 F											
Norberto Martin, R (1, 5) OBP: 0.315, SLG: 0.395	2-2 G4-3		0-2 HR 1B			0-0 L9		3-3 K		4 1 1 0 0 1 0												
Frank Thomas, R (1, 3) OBP: 0.508, SLG: 0.657	1-2 L8		1-0 HR			3-2 G4-6-3 1B		1-1 HR		4 2 3 3 0 0 0												
Albert Belle, R (1, 7) OBP: 0.336, SLG: 0.517		0-0 HR	0-1 P3			0-1 F7		4-2 FC5-4 BB		3 1 1 1 1 0 1												
Harold Baines, L (1, 10) OBP: 0.389, SLG: 0.475		0-0 BB		1-0 F7		1-1 G4-6-3		0-2 FC5-4		4 0 0 0 0 0 2												
Mike Cameron, R (1, 8) OBP: 0.309, SLG: 0.339		4-2 G1-4-3 BB		1-0 G4-3 S 1B			1-2 G6-3	0-3 K		3 0 1 0 1 1 1												
Dave Martinez, L (1, 9) OBP: 0.324, SLG: 0.382		0-1 F7		2-1 G4-3			3-2 CS 1B	2-2 P6		4 0 1 0 0 0 3												
Ron Karkovics, R (1, 2) OBP: 0.261, SLG: 0.333		0-1 G1-4-3		1-2 F8			3-2 BB 1B	0-3 K		3 0 1 0 0 0 3												
Darren Lewis, R (7, PR) OBP: 0.320, SLG: 0.233							1-2 BB 1B			0 0 0 0 0 0 0												
Tony Peña, R (7, 2) OBP: 0.250, SLG: 0.179										0 0 0 0 0 0 0												
Jorge Fabregas, L (9, PH) OBP: 0.162, SLG: 0.185										1 0 0 0 0 1 0												
Ozzie Guillen, L (1, 6) OBP: 0.322, SLG: 0.321			1-1 P5			1-0 G4-3		4-1 FC4-6 BB	0-0 WP 1B	3 0 1 0 1 0 0												
Inning Stats	R: 0 E: 0 K: 0 S: 9	H: 0 LOB: 0 BB: 0 P: 13	R: 1 E: 1 K: 0 S: 8	H: 1 LOB: 1 BB: 1 P: 12	R: 2 E: 0 K: 0 S: 11	H: 2 LOB: 0 BB: 0 P: 14	R: 0 E: 0 K: 0 S: 9	H: 1 LOB: 1 BB: 0 P: 14	R: 0 E: 0 K: 0 S: 5	H: 0 LOB: 0 BB: 0 P: 8	R: 0 E: 0 K: 0 S: 7	H: 1 LOB: 0 BB: 0 P: 11	R: 0 E: 0 K: 0 S: 13	H: 2 LOB: 2 BB: 1 P: 24	R: 1 E: 0 K: 2 S: 18	H: 1 LOB: 1 BB: 1 P: 26	R: 0 E: 0 K: 1 S: 12	H: 1 LOB: 1 BB: 0 P: 15	1B: 6 2B: 0 3B: 0 HR: 3	SF: 0 SAC: 0 DP: 2 HBP: 0	WP: 1 PB: 0 SB: 1 CS: 1	PA: 37
PITCHER	IP WLS BF H R ER SO BB IBB HBP BLK WP HR S P ERA WHIP																					
Jose Mercedes, R (1, 1) ERA: 4.78	6.2 W 26 7 3 3 0 1 0 0 0 0 2 58 88 4.05 1.200																					
Ron Villone, L (7, 1) ERA: 3.45	0.1 2 0 0 0 0 1 0 0 0 0 0 4 8 0.00 3.000																					
Bob Wickman, R (8, 1) ERA: 3.94	1.0 5 1 1 1 2 1 0 0 0 0 1 18 26 9.00 2.000																					
Doug Jones, R (9, 1) ERA: 2.39	1.0 S 4 1 0 0 1 0 0 0 0 0 1 0 12 15 0.00 1.000																					

livebaseballscorecards.com

AB	34
R	4
H	9
RBI	4
BB	3
SO	3
LOB	13



Batter	1	2	3	4	5	6	7	8	9
Gerald Williams, R (1, 7) OBP: 0.328, SLG: 0.422	0-2 F8		2-2 L5		3-1 G5-3		0-1 P4	0-0 WP S 1B	
Jeremy Burnitz, L (1, 8) OBP: 0.448, SLG: 0.577	2-2 HR 3B		0-0 P5		4-2 BB		0-1 2B 1B	2-3 3-H 3-3 1-3 3-H	
Jeff Cirillo, R (1, 5) OBP: 0.382, SLG: 0.432	3-2 HR		0-1 FC6-4 1B		2-0 P5		0-2 P4	0-3 K	
Dave Nilsson, L (1, 10) OBP: 0.382, SLG: 0.444	1-2 G4-6-3 1B		2-1 FC6-4			0-0 HR G3 1B	1-2 1-3 2-H 2B		
Matt Mieske, R (1, 9) OBP: 0.341, SLG: 0.437	1-1 G4-6-3			0-3 K		1-1 G3	4-0 IBB		
Jose Valentin, S (1, 6)		1-3 K		1-2 F9		2-1 HR	0-0 L3		
Mark Loretta, R (1, 4)		1-1 G4-6-3 1B		0-1 2B		2-2 F8		3-2 SH1-4 1B 1B	
Antone Williamson, L (1, 3) OBP: 0.250, SLG: 0.500		0-0 G4-6-3		2-1 G3		2-2 G4-3		0-0 SH 1B SH1-4	
Jeff Huson, L (7, 3) OBP: 0.275, SLG: 0.255		1-2f						1-2 WP	
Jesse Levis, L (1, 2) OBP: 0.344, SLG: 0.339			4-0 1B BB		1-0 G4-3		4-1 1B 2B BB	0-1 SH1-4	

Inning Stats	R: 2	H: 3	E: 0	K: 15	S: 15	R: 0	H: 1	E: 0	K: 7	S: 7	R: 0	H: 1	E: 0	K: 8	S: 8	R: 0	H: 1	E: 0	K: 10	S: 10	R: 0	H: 2	E: 0	K: 12	S: 12	R: 1	H: 2	E: 0	K: 13	S: 13	R: 2	H: 2	E: 1	K: 14	S: 14
	LOB: 0	BB: 0	LOB: 0	BB: 0	P: 22	LOB: 0	BB: 0	LOB: 0	BB: 0	P: 9	LOB: 2	BB: 1	LOB: 1	BB: 1	P: 16	LOB: 0	BB: 1	LOB: 0	BB: 1	P: 17	LOB: 0	BB: 0	LOB: 3	BB: 2	P: 22	LOB: 0	BB: 0	LOB: 3	BB: 2	P: 22	LOB: 1	BB: 0	LOB: 1	BB: 0	P: 20

AB	R	H	RBI	BB	SO	LOB
5	0	1	1	0	0	2
4	1	2	0	1	1	2
5	1	2	2	0	1	4
4	1	3	1	0	0	2
3	0	0	0	1	1	2
4	1	1	2	0	1	3
4	1	3	0	0	0	0
3	0	0	0	0	0	2
0	1	0	0	0	0	0
1	1	0	0	2	0	0

WP	HR	S	P	ERA	WHIP
1	0	7	10	0.00	0.000


BOTTOM

Chicago White Sox @ Milwaukee Brewers
Milwaukee County Stadium, Milwaukee, WI

Sun Jun 01 1997, 4:33 AM EDT
 Att: 30,140 - Sunny - 65 F

livebaseballscorecards.com

AB	33
R	7
H	12
RBI	6
BB	4
SO	4
LOB	17



PITCHER	IP	WLS	BF	H	R	ER	SO	BB	IBB	HBP	BLK	WP	HR	S	P	ERA	WHIP
Doug Drabek, R (1, 1) ERA: 6.3	6.0	L	26	8	4	4	2	2	0	0	0	0	2	60	96	6.00	1.667
Chuck McElroy, L (7, 1) ERA: 3.86	0.1		3	1	1	1	0	1	0	0	0	0	0	5	9	27.00	6.000
41 Bill Simas, R (7, 1) ERA: 1.66	0.1		1	0	0	0	0	0	0	0	0	0	0	3	3	0.00	0.000
Tony Castillo, L (7, 1) ERA: 8.53	0.2		6	2	2	1	0	0	1	0	0	0	0	11	19	13.50	3.000
Matt Karchner, R (8, 1) ERA: 5.0	0.0		1	1	0	0	0	0	0	0	0	0	0	1	1	∞	∞

PITCHER	IP	WLS	BF	H	R	ER	SO	BB	IBB	HBP	BLK	WP	HR	S	P	ERA	WHIP
Roberto Hernandez, R (8, 1) ERA: 3.22	0.2		2	0	0	0	2	0	0	0	0	1	0	7	10	0.00	0.000

Batter	1	2	3	4	5	6	7	8	9	AB	R	H	RBI	BB	SO	LOB	TOP															
Ray Durham, S OBP: 0.354, SLG: 0.351 (1, 4)	1-2 WP G4-3 2B 1B	1-3 K		3-1 2-H 1B			0-2 L7	2-0 G1-2-3		5	1	2	0	0	1	3																
Norberto Martin, R OBP: 0.319, SLG: 0.396 (1, 6) (8, 5)	0-2 G4-3 1-2	0-0 1-2 2-3 3-H 1B			1-2 G4-3		1-0 BB 1B		0-3 K	5	0	2	1	0	1	1																
Frank Thomas, R OBP: 0.515, SLG: 0.665 (1, 3)	2-1 2-H 2B	1-1 P4			3-2 BB 1B		1 SAFE 4-0 1-2 BB		0-2 1B 2B 1B	4	1	3	1	1	0	3																
Albert Belle, R OBP: 0.338, SLG: 0.509 (1, 7)	1-2 F8				4-1 G6-4-3 BB		0-2 L7		2-1 F8	3	0	0	0	2	0	4																
Lyle Mouton, R OBP: 0.386, SLG: 0.463 (1, 10)	3-2 G6-3				1 SAFE 1-3 K		0-0 G6-4-3 1-2f		4-2 G3 HR BB 1B	4	2	1	0	1	1	4																
Mike Cameron, R OBP: 0.315, SLG: 0.358 (1, 9) (7, 8)		1-0 S BB 1B			0-0 G1-6-3 1-2f		2-2 G5-3		0-2 K 1B 2B	5	2	2	2	0	1	2																
Chris Snopce, R OBP: 0.293, SLG: 0.326 Ozzie Guillen, L OBP: 0.330, SLG: 0.329 (1, 5) (8, PH) (8, 6)		2-3 K			0-2 G1-3		0-3 K		1-1 1B 2B	3	0	0	0	0	2	1																
Ron Karkovice, R OBP: 0.275, SLG: 0.338 Harold Baines, L OBP: 0.387, SLG: 0.472 Tony Peña, R OBP: 0.250, SLG: 0.179 (1, 2) (8, PH) (8, 2)		4-1 1B BB BB			0-1 FC3-6 1B		0-0 F8		0-2 G3 1B CS	2	0	1	0	1	0	0																
Darren Lewis, R OBP: 0.327, SLG: 0.227 Dave Martinez, L OBP: 0.326, SLG: 0.403 (1, 8) (7, PH) (7, 9)		4-1 1B BB			2-2 FC3-6 1B		2-3 K		1-0 HR	1	0	0	0	1	0	1																
Inning Stats	R: 1 E: 0 K: 0 S: 18	H: 2 LOB: 1 BB: 0 P: 25	R: 1 E: 0 K: 2 S: 13	H: 2 LOB: 3 BB: 2 P: 26	R: 0 E: 0 K: 1 S: 9	H: 0 LOB: 0 BB: 1 P: 14	R: 0 E: 1 K: 0 S: 10	H: 2 LOB: 2 BB: 0 P: 15	R: 0 E: 0 K: 0 S: 9	H: 1 LOB: 1 BB: 1 P: 17	R: 0 E: 0 K: 1 S: 7	H: 0 LOB: 0 BB: 0 P: 9	R: 0 E: 0 K: 1 S: 11	H: 1 LOB: 2 BB: 1 P: 18	R: 3 E: 0 K: 1 S: 16	H: 2 LOB: 0 BB: 1 P: 26	R: 3 E: 0 K: 1 S: 16	H: 4 LOB: 0 BB: 0 P: 20	1B: 11 2B: 2 3B: 0 HR: 1	SF: 0 SAC: 0 DP: 2 HBP: 0	WP: 1 PB: 0 SB: 1 CS: 1	PA: 44										
PITCHER	IP WLS BF H R ER SO BB IBB HBP BLK WP HR S P ERA WHIP																	ERA WHIP														
Scott Karl, L ERA: 4.8 (1, 1)	6.0	26	7	2	2	4	4	0	0	0	1	0	66	106	3.00	1.833																
Mike Fetters, R ERA: 6.35 (7, 1)	1.1	8	2	2	2	2	2	0	0	0	0	0	22	36	13.50	3.000																
Ron Villone, L ERA: 3.86 (8, 1)	0.2	3	1	1	1	0	0	0	0	0	0	1	5	8	13.50	1.500																
Doug Jones, R ERA: 3.29 (9, 1)	1.0	L 6	4	3	3	1	0	0	0	0	0	0	16	20	27.00	4.000																

Chicago White Sox @ Milwaukee Brewers
 Milwaukee County Stadium, Milwaukee, WI
 Mon Jun 02 1997, 8:05 PM EDT
 Att. 15,522 - Unknown - 67 F

AB	37
R	8
H	14
RBI	8
BB	6
SO	7
LOB	21



BOTTOM

Chicago White Sox @ Milwaukee Brewers
 Milwaukee County Stadium, Milwaukee, WI

livebaseballscorecards.com

AB	33
R	5
H	8
RBI	5
BB	6
SO	6
LOB	14



WP : 0	PA : 40
PB : 0	
SB : 1	
CS : 1	

Mon Jun 02 1997, 8:05 PM EDT
 Att: 15,522 - Unknown - 67 F

Batter	1	2	3	4	5	6	7	8	9	AB	R	H	RBI	BB	SO	LOB
Gerald Williams, R (1, 7) OBP: 0.325, SLG: 0.416	F8		F8		G3		L8		G3-1	5	0	1	1	0	0	1
Jeremy Burnitz, L (1, 8) OBP: 0.440, SLG: 0.560	G3		L9		G3		CS		K	4	0	0	1	1	1	2
Jeff Cirillo, R (1, 5) OBP: 0.383, SLG: 0.432	FC6-4		P4		K		F8		1B	5	0	2	0	0	1	3
Dave Nilsson, L (1, 3) OBP: 0.383, SLG: 0.456	FC6-4				G6-3		HR		G3	4	2	1	1	1	0	2
Matt Mieske, R (1, 9) OBP: 0.331, SLG: 0.423			K		F8		F7		G5-3	4	0	0	0	0	1	1
18 Todd Dunn, R (1, 10) OBP: 0.250, SLG: 0.500			G4-3		K		K		1B	4	1	1	1	0	2	0
Mark Loretta, R (1, 4) OBP: 0.344, SLG: 0.358			1B		SH1-3		BB		1B	2	1	2	1	2	0	0
Jose Valentin, S (1, 6) OBP: 0.351, SLG: 0.429			L9		1B		SH1-3		K	2	1	0	0	2	1	2
Mike Matheny, R (1, 2) OBP: 0.298, SLG: 0.371 Jesse Levis, L (8, PH) OBP: 0.338, SLG: 0.333			1B		SH1-3		FC6-4		L7	2	0	1	0	0	0	2
										1	0	0	0	0	0	1

Inning Stats	R: 0	H: 1	E: 0	LOB: 1	K: 0	S: 11	R: 0	H: 1	E: 0	LOB: 1	K: 1	S: 9	R: 0	H: 1	E: 0	LOB: 1	K: 0	S: 8	R: 0	H: 0	E: 0	LOB: 0	K: 1	S: 6	R: 2	H: 1	E: 0	LOB: 1	K: 1	S: 15	R: 1	H: 1	E: 0	LOB: 2	K: 1	S: 17	R: 0	H: 0	E: 0	LOB: 0	K: 0	S: 5	R: 2	H: 2	E: 0	LOB: 1	K: 1	S: 11	R: 0	H: 1	E: 0	LOB: 1	K: 1	S: 10	1B: 6	SF: 0	3B: 0	HR: 1	2B: 1	SAC: 1	DP: 0	HBP: 0	WP: 0	PA: 40
--------------	------	------	------	--------	------	-------	------	------	------	--------	------	------	------	------	------	--------	------	------	------	------	------	--------	------	------	------	------	------	--------	------	-------	------	------	------	--------	------	-------	------	------	------	--------	------	------	------	------	------	--------	------	-------	------	------	------	--------	------	-------	-------	-------	-------	-------	-------	--------	-------	--------	-------	--------

PITCHER	IP	WLS	BF	H	R	ER	SO	BB	IBB	HBP	BLK	WP	HR	S	P	ERA	WHIP
Wilson Alvarez, L (1, 1) ERA: 3.75	5.2		26	5	3	3	4	4	0	0	0	0	1	63	99	4.76	1.588
Carlos Castillo, R (6, 1) ERA: 3.76	1.1		4	0	0	0	0	1	0	0	0	0	0	8	16	0.00	0.750
Chuck McElroy, L (8, 1) ERA: 4.57	0.2		5	2	2	2	1	1	0	0	0	0	0	8	15	27.00	4.500
41 Bill Simas, R (8, 1) ERA: 1.84	0.1	W	1	0	0	0	0	0	0	0	0	0	0	3	3	0.00	0.000
Roberto Hernandez, R (9, 1) ERA: 3.09	1.0	S	4	1	0	0	1	0	0	0	0	0	0	10	16	0.00	1.000

Batter	1	2	3	4	5	6	7	8	9	AB R H RBI BB SO LOB	TOP											
Ray Durham, S OBP: 0.351, SLG: 0.347 (1, 4)	0-0 G5-3		0-0 P6		0-0 2B 1B	0-0 G3		0-0 F7		5 1 1 1 0 0 0												
Dave Martinez, L OBP: 0.339, SLG: 0.457 (1, 8) (7, 9)	0-0 HR			0-0 2B 1B	0-0 1B HR 2B		0-0 G4-3		0-0 HR	5 4 4 3 0 0 0												
Frank Thomas, R OBP: 0.516, SLG: 0.684 (1, 3)	0-3 K			0-0 2B	0-0 HR 1B		0-0 HR		0-0 G3-1	5 2 3 2 0 1 0												
Albert Belle, R OBP: 0.343, SLG: 0.535 (1, 7)	0-0 F8			0-0 F8	0-0 HR		0-0 2B		0-0 G4-3 2B	5 1 3 3 0 0 1												
Harold Baines, L OBP: 0.387, SLG: 0.470 (1, 10)		0-0 G6-4-3 1B		0-3 K	0-0 1B		0-0 G5-3		0-0 G4-3	5 0 2 0 0 1 3												
Lyle Mouton, R OBP: 0.391, SLG: 0.458 (1, 9)		0-0 G6-4-3		0-0 G4-3	0-0 1B		4-0 FC6-4 BB		0-0 G5-3	3 0 1 0 1 0 2 1 0 0 0 0 0 1												
Darren Lewis, R OBP: 0.321, SLG: 0.222 (7, 8)		1-2f			1-2 1B																	
Jorge Fabregas, L OBP: 0.153, SLG: 0.174 (1, 2)		0-0 L8			F9		0-0 FC6-4			4 0 0 0 0 0 4												
Norberto Martin, R OBP: 0.316, SLG: 0.383 (1, 5)			0-0 G4-3		0-0 G4-3	4-0 G4-3 BB		0-0 G3		3 0 0 0 1 0 0												
Ozzie Guillen, L OBP: 0.328, SLG: 0.327 (1, 6)			0-0 G5-3		0-0 WP 1B	0-0 G4-3		0-0 G6-3		4 1 1 0 0 0 1												
Inning Stats	R: 1 E: 0 K: 1 S: 6	H: 1 LOB: 0 BB: 0 P: 6	R: 0 E: 0 K: 0 S: 3	H: 1 LOB: 0 BB: 0 P: 3	R: 0 E: 0 K: 0 S: 3	H: 0 LOB: 0 BB: 0 P: 3	R: 1 E: 1 K: 1 S: 7	H: 2 LOB: 1 BB: 0 P: 7	R: 5 E: 0 K: 0 S: 10	H: 7 LOB: 2 BB: 0 P: 10	R: 0 E: 0 K: 0 S: 2	H: 0 LOB: 0 BB: 1 P: 6	R: 1 E: 0 K: 0 S: 5	H: 2 LOB: 2 BB: 1 P: 9	R: 0 E: 0 K: 0 S: 3	H: 0 LOB: 0 BB: 0 P: 3	R: 1 E: 0 K: 0 S: 5	H: 2 LOB: 1 BB: 0 P: 5	1B: 7 2B: 4 3B: 0 HR: 4	SF: 0 SAC: 0 DP: 2 HBP: 0	WP: 1 PB: 0 SB: 0 CS: 0	PA: 42
PITCHER	IP WLS BF H R ER SO BB IBB HBP BLK WP HR S P ERA WHIP																					
Chad Ogea, R ERA: 5.28 (1, 1)	4.2 L 22 9 7 7 2 0 0 0 0 1 2 26 26 13.50 1.929																					
Danny Graves, R ERA: 1.23 (5, 1)	2.1 12 4 1 1 0 2 0 0 0 0 1 10 18 3.86 2.571																					
Eric Plunk, R ERA: 5.2 (8, 1)	1.1 6 2 1 1 0 0 0 0 0 0 1 6 6 6.75 1.500																					
Paul Assenmacher, L ERA: 7.71 (9, 1)	0.2 2 0 0 0 0 0 0 0 0 0 0 2 2 0.00 0.000																					

Chicago White Sox @ Cleveland Indians
 Jacobs Field, Cleveland, OH
 Tue Jun 03 1997, 7:05 PM EDT
 Att. 42,994 - Unknown - 64 F

AB	40
R	9
H	15
RBI	9
BB	2
SO	2
LOB	12



livebaseballscorecards.com

Batter	1	2	3	4	5	6	7	8	9	AB	R	H	RBI	BB	SO	LOB
Marquis Grissom, R (1, 8) OBP: 0.284, SLG: 0.299 Brian Giles, L (9, PH) OBP: 0.390, SLG: 0.446	0-3 K ①		0-0 G6-3 ②		0-0 HR 2B		0-0 F8 ①		4-0 BB	4	1	1	1	0	1	1
Julio Franco, R (1, 10) OBP: 0.411, SLG: 0.418	0-0 G1-3 ②		0-0 1B		0-3 K ①		0-3 K ②		0-0 G6-3 ③	5	0	1	0	0	2	4
Jim Thome, L (1, 3) OBP: 0.454, SLG: 0.560	0-0 HR		0-0 F9 ③		0-0 HR		4-0 BB			3	2	2	4	1	0	1
Matt Williams, R (1, 5) OBP: 0.315, SLG: 0.523	0-3 K ③				0-0 F8 ①		0-0 G1-3 ②			4	0	0	0	0	2	2
David Justice, L (1, 7) OBP: 0.479, SLG: 0.749		0-0 L8 ①			0-0 2B		0-3 K ③			4	0	1	0	0	2	0
Manny Ramirez, R (1, 9) OBP: 0.405, SLG: 0.540		0-0 G5-3 ②			0-0 G6-3 ②		0-0 FC4-6 1B		0-0 G5-3 ②	4	0	1	0	0	0	1
Tony Fernandez, S (1, 4) OBP: 0.309, SLG: 0.392		4-0 BB			0-0 G4-3 ③		0-0 FC4-6 CS 1-2f		0-0 G6-3 ③	3	0	0	0	1	0	2
Sandy Alomar Jr., R (1, 2) OBP: 0.389, SLG: 0.614		0-0 L9 ③			0-0 1B 2B 1B		0-0 P6		4-0 G4-6-3 BB	3	1	1	0	1	0	2
Omar Vizquel, S (1, 6) OBP: 0.338, SLG: 0.341			0-0 G5-3 ①		0-0 2B HR 1B 1-2		0-0 CS 1-2		0-0 G4-6-3 ① ② 1-2f	4	1	2	0	0	0	1

Inning Stats	R: 1	H: 1	E: 0	K: 2	S: 8	LOB: 0	BB: 0	P: 8	R: 0	H: 0	E: 0	K: 0	S: 3	LOB: 1	BB: 1	P: 7	R: 0	H: 1	E: 0	K: 0	S: 4	LOB: 1	BB: 0	P: 4	R: 0	H: 1	E: 0	K: 0	S: 4	LOB: 1	BB: 0	P: 4	R: 4	H: 4	E: 0	K: 2	S: 11	LOB: 0	BB: 0	P: 11	R: 0	H: 1	E: 0	K: 0	S: 3	LOB: 0	BB: 0	P: 3	R: 0	H: 1	E: 0	K: 2	S: 8	LOB: 2	BB: 1	P: 12	R: 0	H: 0	E: 0	K: 1	S: 5	LOB: 0	BB: 0	P: 5	R: 0	H: 0	E: 0	K: 0	S: 2	LOB: 1	BB: 2	P: 10	1B: 5	SF: 0	2B: 2	SAC: 0	3B: 0	DP: 1	HR: 2	HBP: 0	WP: 0	PA: 39
--------------	------	------	------	------	------	--------	-------	------	------	------	------	------	------	--------	-------	------	------	------	------	------	------	--------	-------	------	------	------	------	------	------	--------	-------	------	------	------	------	------	-------	--------	-------	-------	------	------	------	------	------	--------	-------	------	------	------	------	------	------	--------	-------	-------	------	------	------	------	------	--------	-------	------	------	------	------	------	------	--------	-------	-------	-------	-------	-------	--------	-------	-------	-------	--------	-------	--------


PITCHER	IP	WLS	BF	H	R	ER	SO	BB	IBB	HBP	BLK	WP	HR	S	P	ERA	WHIP
Danny Darwin, R (1, 1) ERA: 3.3	6.0	W	26	8	5	5	4	1	0	0	0	0	2	33	37	7.50	1.500
Carlos Castillo, R (7, 1) ERA: 3.67	0.2		3	1	0	0	1	0	0	0	0	0	0	5	5	0.00	1.500
Tony Castillo, L (7, 1) ERA: 8.53	0.0		1	0	0	0	0	1	0	0	0	0	0	4	4	∞	∞
Matt Karchner, R (7, 1) ERA: 4.35	1.1		4	0	0	0	2	0	0	0	0	0	0	8	8	0.00	0.000
Roberto Hernandez, R (9, 1) ERA: 2.96	1.0		4	0	0	0	0	2	0	0	0	0	0	2	10	0.00	2.000

BOTTOM

Chicago White Sox @ Cleveland Indians
 Jacobs Field, Cleveland, OH

Tue Jun 03 1997, 7:05 PM EDT
 Att: 42,994 - Unknown - 64 F

AB	34
R	5
H	9
RBI	5
BB	4
SO	7
LOB	14



PITCHER	IP	WLS	BF	H	R	ER	SO	BB	IBB	HBP	BLK	WP	HR	S	P	ERA	WHIP
Danny Darwin, R (1, 1) ERA: 3.3	6.0	W	26	8	5	5	4	1	0	0	0	0	2	33	37	7.50	1.500
Carlos Castillo, R (7, 1) ERA: 3.67	0.2		3	1	0	0	1	0	0	0	0	0	0	5	5	0.00	1.500
Tony Castillo, L (7, 1) ERA: 8.53	0.0		1	0	0	0	0	1	0	0	0	0	0	4	4	∞	∞
Matt Karchner, R (7, 1) ERA: 4.35	1.1		4	0	0	0	2	0	0	0	0	0	0	8	8	0.00	0.000
Roberto Hernandez, R (9, 1) ERA: 2.96	1.0		4	0	0	0	0	2	0	0	0	0	0	2	10	0.00	2.000

Chicago White Sox @ Cleveland Indians
 Jacobs Field, Cleveland, OH

Wed Jun 04 1997, 7:05 PM EDT
 Att. 42,992 - Unknown - 63 F

livebaseballscorecards.com

AB	40
R	9
H	13
RBI	9
BB	6
SO	5
LOB	27



Batter	1	2	3	4	5	6	7	8	9	AB	R	H	RBI	BB	SO	LOB						
Ray Durham, S (1, 4) OBP: 0.354, SLG: 0.365										6	3	3	1	0	0	3						
Dave Martinez, L (1, 9) OBP: 0.339, SLG: 0.450										5	2	1	0	1	0	4						
Frank Thomas, R (1, 3) OBP: 0.512, SLG: 0.672										5	1	1	1	1	1	4						
Albert Belle, R (1, 7) OBP: 0.348, SLG: 0.536										3	0	1	3	1	1	1						
Harold Baines, L (1, 10) OBP: 0.388, SLG: 0.471										4	1	1	1	1	0	5						
Mike Cameron, R (1, 8) OBP: 0.346, SLG: 0.362										2	1	1	0	2	1	1						
Jorge Fabregas, L (1, 2) OBP: 0.169, SLG: 0.189										5	0	2	3	0	1	4						
Norberto Martin, R (1, 5) OBP: 0.317, SLG: 0.381										3	0	1	0	0	1	1						
Chris Snopek, R (6, 5) OBP: 0.289, SLG: 0.321										2	0	0	0	0	0	3						
Ozzie Guillen, L (1, 6) OBP: 0.330, SLG: 0.329										5	1	2	0	0	0	1						
Inning Stats	R: 2 E: 0 K: 2 S: 22	H: 3 LOB: 1 BB: 0 P: 31	R: 0 E: 0 K: 1 S: 5	H: 0 LOB: 0 BB: 0 P: 7	R: 0 E: 0 K: 1 S: 8	H: 0 LOB: 0 BB: 1 P: 12	R: 1 E: 0 K: 0 S: 13	H: 1 LOB: 1 BB: 1 P: 21	R: 2 E: 0 K: 0 S: 12	H: 2 LOB: 3 BB: 3 P: 31	R: 1 E: 0 K: 0 S: 16	H: 2 LOB: 3 BB: 2 P: 31	R: 0 E: 0 K: 1 S: 7	H: 1 LOB: 1 BB: 0 P: 11	R: 3 E: 0 K: 0 S: 12	H: 3 LOB: 2 BB: 0 P: 19	R: 0 E: 0 K: 0 S: 9	H: 1 LOB: 1 BB: 0 P: 12	1B: 10 2B: 2 3B: 0 HR: 1	SF: 0 SAC: 0 DP: 0 HBP: 2	WP: 0 PB: 0 SB: 1 CS: 0	PA: 48
PITCHER	IP	WLS	BF	H	R	ER	SO	BB	IBB	HBP	BLK	WP	HR	S	P	ERA	WHIP					
Albie Lopez, R (1, 1) ERA: 6.87	4.2	L	24	6	5	5	4	3	1	0	0	0	0	58	98	9.64	1.929					
Danny Graves, R (5, 1) ERA: 2.16	1.0		6	2	1	1	0	1	0	0	0	0	0	15	27	9.00	3.000					
Paul Shuey, R (6, 1) ERA: 5.87	1.1		6	1	0	0	1	1	0	0	0	0	0	10	19	0.00	1.500					
Jose Mesa, R (8, 1) ERA: 7.45	0.2		7	3	3	3	0	0	0	2	0	0	1	10	15	40.50	4.500					
Alvin Morman, L (8, 1) ERA:	0.1		1	0	0	0	0	0	0	0	0	0	0	2	4	0.00	0.000					
PITCHER	IP	WLS	BF	H	R	ER	SO	BB	IBB	HBP	BLK	WP	HR	S	P	ERA	WHIP					
Michael Jackson, R (9, 1) ERA: 2.86	1.0		4	1	0	0	0	0	0	0	0	0	0	9	12	0.00	1.000					

Chicago White Sox @ Cleveland Indians
 Jacobs Field, Cleveland, OH

Wed Jun 04 1997, 7:05 PM EDT
 Att. 42,992 - Unknown - 63 F

livebaseballscorecards.com

AB	40
R	9
H	13
RBI	9
BB	6
SO	5
LOB	27



Batter	1	2	3	4	5	6	7	8	9	AB	R	H	RBI	BB	SO	LOB
Omar Vizquel, S OBP: 0.335, SLG: 0.333 (1, 6)	0-2 G6-3		4-2 BB		0-1 L7			0-2 FC4 HR	2-2 L9	4	1	0	0	1	0	4
Julio Franco, R OBP: 0.408, SLG: 0.414 (1, 10)	1-2 G4-6-3 1B		1-3 K			2-2 F8		1-0 P4		4	0	1	0	0	1	2
Jim Thome, L OBP: 0.450, SLG: 0.571 (1, 3)	2-1 G4-6-3 1-2f			2-1 G4-3		2-1 E3		1-2 HR		4	1	1	2	0	0	1
David Justice, L OBP: 0.470, SLG: 0.731 (1, 7)		2-3 K		0-1 G4-3		2-3 K		3-2 G6-3		4	0	0	0	0	2	1
Manny Ramirez, R OBP: 0.402, SLG: 0.530 (1, 9)		4-2 BB		2-3 K		3-3 K			1-0 P5	3	0	0	0	1	2	1
Sandy Alomar Jr., R OBP: 0.391, SLG: 0.608 (1, 2)		2-3 K		2-2 BB 1B		3-2 G4-3			4-1 WP 1B BB	3	1	1	0	1	1	1
Matt Williams, R OBP: 0.309, SLG: 0.512 (1, 5)	1-2 F8		1-3 K		0-0 F8				2-3 K	4	0	0	0	0	2	3
Tony Fernandez, S OBP: 0.309, SLG: 0.387 (1, 4)			0-2 L8		4-0 BB		0-3 K		2-2 WP 1B	2	0	0	0	1	1	0
Casey Candaele, S OBP: 0.333, SLG: 0.333 (8, 4)				1-2 BB					1-2 1B 1B	1	1	1	0	0	0	0
Marquis Grissom, R OBP: 0.289, SLG: 0.304 (1, 8)			2-2 G6-3		2-2 L9			1-2 FC4 1B	2-1 1B	4	0	2	2	0	0	2

Inning Stats	R: 0	H: 1	E: 0	K: 0	S: 8	R: 0	H: 0	E: 0	K: 2	S: 12	R: 0	H: 0	E: 0	K: 1	S: 14	R: 0	H: 1	E: 0	K: 1	S: 13	R: 0	H: 0	E: 1	K: 2	S: 11	R: 0	H: 0	E: 0	K: 1	S: 11	R: 2	H: 2	E: 0	K: 0	S: 14	R: 2	H: 2	E: 0	K: 1	S: 19	1B: 5	2B: 0	3B: 0	HR: 1	SF: 0	SAC: 0	DP: 1	HBP: 0	WP: 1	PB: 0	SB: 0	CS: 0	PA: 37
--------------	------	------	------	------	------	------	------	------	------	-------	------	------	------	------	-------	------	------	------	------	-------	------	------	------	------	-------	------	------	------	------	-------	------	------	------	------	-------	------	------	------	------	-------	-------	-------	-------	-------	-------	--------	-------	--------	-------	-------	-------	-------	--------

PITCHER	IP	WLS	BF	H	R	ER	SO	BB	IBB	HBP	BLK	WP	HR	S	P	ERA	WHIP
James Baldwin, R ERA: 4.54 (1, 1)	7.0	W	26	2	0	0	8	3	0	0	0	0	0	76	120	0.00	0.714
41 Bill Simas, R ERA: 3.04 (8, 1)	1.2		9	3	4	4	1	1	0	0	0	0	1	26	41	21.60	2.400
Tony Castillo, L ERA: 8.38 (9, 1)	0.1		2	1	0	0	0	0	0	0	0	1	0	7	11	0.00	3.000


BOTTOM

Chicago White Sox @ Cleveland Indians
Jacobs Field, Cleveland, OH

Wed Jun 04 1997, 7:05 PM EDT
Att: 42,992 - Unknown - 63 F

livebaseballscorecards.com

AB	33
R	4
H	6
RBI	4
BB	4
SO	9
LOB	15



Batter	1	2	3	4	5	6	7	8	9	10	11	AB	R	H	RBI	BB	SO	LOB	TOP								
Ray Durham, S OBP: 0.350, SLG: 0.360 (1, 4)	L7		K		FC6-4 1B		G6-3	F9			G4-3	6	1	1	0	0	1	3									
Dave Martinez, L OBP: 0.349, SLG: 0.460 (1, 8) (8, 9)	L9 2B		FC1-5-2 2-H		FC6-4 1B		HR BB	K			1B	5	1	3	0	1	1	3									
Frank Thomas, R OBP: 0.512, SLG: 0.678 (1, 3)	L9		BB		FC6-4		HR			G6-3	WP BB	4	1	1	3	2	0	2									
Albert Belle, R OBP: 0.344, SLG: 0.527 (1, 7)	G5-3		G4-3		K		1B			K	K	6	0	1	0	0	3	5									
Harold Baines, L OBP: 0.378, SLG: 0.457 (1, 10)		G4-3		G4-3	G3		G1-3			K	K	5	0	0	0	0	1	2									
Lyle Mouton, R OBP: 0.375, SLG: 0.437 Darren Lewis, R OBP: 0.315, SLG: 0.217 (1, 9) (8, 8)	L8		G6-3				F8			K	K	4	0	0	0	0	1	0									
Jorge Fabregas, L OBP: 0.195, SLG: 0.253 (1, 2)	FC5-4 1B		G1-3		G1-3		G1-3			HR	G1-3	5	1	3	1	0	0	0									
Chris Snopce, R OBP: 0.293, SLG: 0.324 (1, 5)	FC5-4 1-2f		G6-3		G6-3		G6-3			E5 1B	1B	5	0	2	0	0	0	1									
Ozzie Guillen, L OBP: 0.332, SLG: 0.337 (1, 6)	WP FC1-5-2 2B		FC1-5-2 2B		F8		L7			1B	G4-3	5	0	2	0	0	0	3									
Inning Stats	R: 0 E: 0 K: 0 S: 10	H: 1 LOB: 1 BB: 0 P: 19	R: 0 E: 0 K: 0 S: 7	H: 1 LOB: 1 BB: 0 P: 11	R: 0 E: 0 K: 1 S: 15	H: 1 LOB: 2 BB: 1 P: 23	R: 0 E: 0 K: 0 S: 10	H: 2 LOB: 2 BB: 0 P: 15	R: 1 E: 0 K: 1 S: 12	H: 2 LOB: 1 BB: 0 P: 16	R: 0 E: 0 K: 0 S: 8	H: 0 LOB: 0 BB: 0 P: 10	R: 2 E: 0 K: 0 S: 12	H: 2 LOB: 1 BB: 1 P: 23	R: 1 E: 1 K: 2 S: 14	H: 2 LOB: 2 BB: 0 P: 26	R: 0 E: 0 K: 2 S: 8	H: 0 LOB: 0 BB: 0 P: 11	R: 0 E: 0 K: 1 S: 7	H: 1 LOB: 1 BB: 0 P: 12	R: 0 E: 0 K: 1 S: 12	H: 1 LOB: 1 BB: 1 P: 20	1B: 9 2B: 2 3B: 0 HR: 2	SF: 0 SAC: 0 DP: 0 HBP: 0	WP: 2 PB: 0 SB: 0 CS: 0	PA: 49	
PITCHER	IP	WLS	BF	H	R	ER	SO	BB	IBB	HBP	BLK	WP	HR	S	P	ERA	WHIP										
Charles Nagy, R ERA: 3.72 (1, 1)	7.1		35	10	4	4	3	2	0	0	0	1	2	80	127	4.91	1.636										
Paul Assenmacher, L ERA: 7.3 (8, 1)	0.2		3	1	0	0	1	0	0	0	0	0	0	8	16	0.00	1.500										
Michael Jackson, R ERA: 2.67 (9, 1)	2.0		7	1	0	0	3	0	0	0	0	0	0	15	23	0.00	0.500										
Paul Shuey, R ERA: 5.51 (11, 1)	1.0	W	4	1	0	0	1	1	0	0	0	1	0	12	20	0.00	2.000										

Chicago White Sox @ Cleveland Indians
 Jacobs Field, Cleveland, OH
 Thu Jun 05 1997, 7:05 PM EDT
 Att: 42,948 - Unknown - 70 F

AB	46
R	4
H	13
RBI	4
BB	3
SO	8
LOB	19



Batter	1	2	3	4	5	6	7	8	9	10	11	AB R H RBI BB SO LOB
Omar Vizquel, S (1, 6) OBP: 0.346, SLG: 0.361	2-2 CS 1B		0-1 PB 1-3 3-H 2B		0-2 WP 3B			1-2 E 1B		2-2 G4-3		5 2 4 1 0 0 0
Kevin Seitzer, R (1, 5) OBP: 0.302, SLG: 0.333	2-2 G6-3		1-0 G1-3		4-2 WP BB			2-3 K		2-2 K		2 0 0 0 1 0 2 2 0 0 0 0 2 1
Tony Fernandez, S (8, PH) OBP: 0.305, SLG: 0.382	1-2 G6-3		2-3 3-H G3		3-3 K			2-2 WP 1B		4-1 WP BB		4 0 1 1 1 2 2
Jim Thome, L (1, 3) OBP: 0.449, SLG: 0.563	2-3 K		0-1 G3		1-2 3-H K			2-2 WP 1B		4-1 WP BB		4 0 0 0 1 1 1
Julio Franco, R (1, 10) OBP: 0.403, SLG: 0.405		2-1 G6-3		0-1 G6-3		1-2 G6-3		4-2 FC6-4 BB		2-3 K		4 0 0 0 1 1 1
David Justice, L (1, 7) OBP: 0.464, SLG: 0.717		0-2 G6-3 1B		1-0 G4-3		3-2 G3		1-1 L7			2-2 G3-1	5 0 1 0 0 0 2
Manny Ramirez, R (1, 9) OBP: 0.402, SLG: 0.524		1-1 G6-3 1-2r		1-2 WP 1B		1-2 F8		1-2 FC6-4 1-2r			4-2 2B 1B BB	4 1 1 0 1 0 3
Sandy Alomar Jr., R (1, 2) OBP: 0.392, SLG: 0.608			1-0 1B 2B 1B		3-1 F9		0-0 L7		1-0 P5		0-1 1B 1-3 2B	5 1 2 0 0 0 1
Casey Candaele, S (1, 4) OBP: 0.250, SLG: 0.250			1-3 K		2-0 L7		1-0 G6-3		1-1 G4-3		2-2 1B 2-3 3-H	5 0 1 1 0 1 1
Marquis Grissom, R (1, 8) OBP: 0.288, SLG: 0.302			0-1 2B PB 1B		0-1 G5-3		0-1 L9		3-2 F8			4 1 1 0 0 0 0


Inning Stats	R: 0	H: 1	R: 0	H: 1	R: 2	H: 3	R: 0	H: 1	R: 1	H: 1	R: 0	H: 0	R: 0	H: 0	R: 1	H: 2	R: 0	H: 0	R: 0	H: 0	R: 1	H: 2	R: 1	H: 2	1B: 8	SF: 0	WP: 4	PA: 44
E: 0	LOB: 0	E: 0	LOB: 0	E: 0	LOB: 1	E: 0	LOB: 1	E: 0	LOB: 0	E: 0	LOB: 0	E: 0	LOB: 0	E: 0	LOB: 0	E: 1	LOB: 2	E: 0	LOB: 0	E: 0	LOB: 1	E: 0	LOB: 2	E: 0	LOB: 0	2B: 2	SAC: 0	PB: 1
K: 1	BB: 0	K: 0	BB: 0	K: 1	BB: 0	K: 0	BB: 0	K: 1	BB: 1	K: 0	BB: 0	K: 0	BB: 0	K: 0	BB: 0	K: 1	BB: 1	K: 0	BB: 0	K: 2	BB: 1	K: 0	BB: 1	K: 0	BB: 1	3B: 1	DP: 1	SB: 0
S: 11	P: 17	S: 7	P: 10	S: 11	P: 14	S: 8	P: 13	S: 12	P: 21	S: 9	P: 14	S: 4	P: 5	S: 17	P: 28	S: 6	P: 11	S: 14	P: 24	S: 14	P: 22	S: 14	P: 22	S: 14	P: 22	HR: 0	HBP: 0	CS: 1

PITCHER	IP	WLS	BF	H	R	ER	SO	BB	IBB	HBP	BLK	WP	HR	S	P	ERA	WHIP
Jaime Navarro, R (1, 1) ERA: 4.5	7.1		29	8	4	3	4	1	0	0	0	2	0	68	103	3.68	1.227
Chuck McElroy, L (8, 1) ERA: 4.57	0.0		1	1	0	0	0	0	0	0	0	0	0	3	5	∞	∞
Matt Karchner, R (8, 1) ERA: 3.75	1.2		6	0	0	0	0	1	0	0	0	1	0	14	25	0.00	0.600
Roberto Hernandez, R (10, 1) ERA: 2.84	1.0		4	0	0	0	2	1	0	0	0	1	0	14	24	0.00	1.000
Carlos Castillo, R (11, 1) ERA: 3.95	0.1	L	4	2	1	1	0	1	0	0	0	0	0	14	22	27.00	9.000

Chicago White Sox @ Cleveland Indians
Jacobs Field, Cleveland, OH
 Thu Jun 05 1997, 7:05 PM EDT
 Att: 42,948 - Unknown - 70 F

livebaseballscorecards.com

AB 40
R 5
H 11
RBI 3
BB 4
SO 6
LOB 13



Batter	1	2	3	4	5	6	7	8	9	AB R H RBI BB SO LOB												
Brady Anderson, L OBP: 0.454, SLG: 0.505 (1, 8)	3-2 P6		3-1 1B G6-3 1B		2-1 P4		1-1 1B		1-1 1B	5 1 3 0 0 0 0												
Roberto Alomar, S OBP: 0.360, SLG: 0.428 Jeff Reboulet, R OBP: 0.324, SLG: 0.288 (7, PH) (7, 4)	4-2 G6-3 1B BB		1-1 G6-3 1B 1-2 1B		0-1 CS 2B		0-2 F8		0-0 1B 1-3 1B 3-H 2-3	2 0 2 0 1 0 0 2 0 1 1 0 0 1												
Rafael Palmeiro, L OBP: 0.344, SLG: 0.479 (1, 3)	2-1 G6-3 1B		2-2 G6-3 1B 1-2 2-3		4-2 CS BB		0-1 P5		2-3 K	4 0 2 0 1 1 3												
Cal Ripken Jr., R OBP: 0.338, SLG: 0.474 (1, 5)	3-2 G6-3 1B		0-0 G6-3 1-2 2-3		1-1 F9 1-2 2-3			3-2 1B	1-0 G6-3	5 0 1 0 0 0 8												
B.J. Surhoff, L OBP: 0.415, SLG: 0.554 (1, 10)	4-0 IBB		3-2 P4		2-2 G4-3			1-1 F7		3 0 0 0 1 0 2												
Jeffrey Hammonds, R OBP: 0.326, SLG: 0.449 (1, 7) (6, 9)	0-1 F8			0-1 G4-3 S 1B		0-1 F8 2B		2-1 F8		4 1 2 0 0 0 4												
Tony Tarasco, L OBP: 0.295, SLG: 0.394 Pete Incaviglia, R OBP: 0.330, SLG: 0.406 (6, PH) (6, 7)		1-0 G3-1		2-2 G4-3 1-3		2-0 F8 2-3		0-2 G6-3		2 0 0 0 0 0 1 2 0 0 0 0 0 2												
Lenny Webster, R OBP: 0.271, SLG: 0.250 (1, 2)		0-1 L7		1-1 G5-4-3 1B 3-H		3-2 G5-3			2-2 P9	4 0 1 1 0 0 1												
Mike Bordick, R OBP: 0.273, SLG: 0.290 (1, 6)		0-0 F9		0-2 G5-4-3 1-2f			0-1 F9		4-2 1B BB	3 1 0 0 1 0 1												
Inning Stats	R: 0 E: 0 K: 0 S: 14	H: 1 LOB: 3 BB: 2 P: 30	R: 0 E: 0 K: 0 S: 4	H: 0 LOB: 0 BB: 0 P: 5	R: 1 E: 0 K: 0 S: 11	H: 3 LOB: 1 BB: 0 P: 20	R: 1 E: 0 K: 0 S: 11	H: 2 LOB: 0 BB: 0 P: 14	R: 0 E: 0 K: 0 S: 8	H: 1 LOB: 1 BB: 1 P: 15	R: 0 E: 0 K: 0 S: 11	H: 1 LOB: 1 BB: 0 P: 18	R: 0 E: 0 K: 0 S: 11	H: 1 LOB: 1 BB: 0 P: 12	R: 0 E: 0 K: 0 S: 14	H: 1 LOB: 1 BB: 0 P: 20	R: 1 E: 0 K: 1 S: 13	H: 2 LOB: 2 BB: 1 P: 23	1B: 10 2B: 2 3B: 0 HR: 0	SF: 0 SAC: 0 DP: 2 HBP: 0	WP: 0 PB: 0 SB: 1 CS: 2	PA: 40
PITCHER	IP WLS BF H R ER SO BB IBB HBP BLK WP HR S P ERA WHIP																					
Doug Drabek, R ERA: 6.06 (1, 1)	5.1 W 24 8 2 2 0 2 2 1 0 0 0 0 55 93 3.38 1.875																					
Chuck McElroy, L ERA: 4.13 (6, 1)	2.1 9 2 0 0 0 0 0 0 0 0 0 0 25 37 0.00 0.857																					
41 Bill Simas, R ERA: 3.33 (8, 1)	0.2 5 2 1 1 0 1 0 0 0 0 0 0 13 20 13.50 4.500																					
Tony Castillo, L ERA: 8.24 (9, 1)	0.1 1 0 0 0 1 0 0 0 0 0 0 0 3 5 0.00 0.000																					
Roberto Hernandez, R ERA: 2.81 (9, 1)	0.1 S 1 0 0 0 0 0 0 0 0 0 0 0 1 2 0.00 0.000																					

Baltimore Orioles @ Chicago White Sox
Comiskey Park, Chicago, IL
Fri Jun 06 1997, 8:05 PM EDT
Att. 21,304 - Unknown - 70 F

AB	36
R	3
H	12
RBI	2
BB	4
SO	1
LOB	23



1B	10	SF	0
2B	2	SAC	0
3B	0	DP	2
HR	0	HBP	0

Batter	1	2	3	4	5	6	7	8	9	AB R H RBI BB SO LOB
Ray Durham, S OBP: 0.348, SLG: 0.362 (1, 4)	2-2 G6-3	1-1 G4-3			1 SAFE 1 SAFE 1 SAFE 1 SAFE 1-3	0-2 1B	1-3 K			4 1 1 0 0 1 1
Dave Martinez, L OBP: 0.342, SLG: 0.452 (1, 8) (8, 3)	2-3 K		0-1 L7		0-2 SF7	0-3 K				3 0 0 1 0 2 0
Frank Thomas, R OBP: 0.515, SLG: 0.693 Darren Lewis, R OBP: 0.315, SLG: 0.217 (1, 3) (8, 8)	2-1 HR		2-2 1B		4-0 1B 2B IBB		2-3 K			3 2 2 1 1 1 0 0 0 0 0 0 0 0
Albert Belle, R OBP: 0.354, SLG: 0.539 (1, 7)	0-0 CS 1B		3-0 1B		1-1 2B 1B	1-2 2-H 1B	1-1 G4-3 2B			4 1 4 1 0 0 0
Harold Baines, L OBP: 0.371, SLG: 0.447 (1, 10)	1-2 G5-3		2-0 G5-3		0-0 F7		3-2 G4-3			4 0 0 0 0 0 5
Lyle Mouton, R OBP: 0.380, SLG: 0.451 (1, 9)		1-0 G5-3 1B		1-3 K	0-0 1B 2B		2-3 K			4 2 2 2 0 2 1
Jorge Fabregas, L OBP: 0.198, SLG: 0.253 (1, 2)		1-0 G3		0-0 G6-3	1-2 1B		1-0 L6			4 0 1 1 0 0 1
Chris Snopce, R OBP: 0.286, SLG: 0.315 (1, 5)		0-1 G5-3		0-0 P4	1-1 F8		2-2 G6-3			4 0 0 0 0 0 2
Ozzie Guillen, L OBP: 0.330, SLG: 0.335 (1, 6)		1-1 1B			1-3 K 2B SF7	0-0 G6-3		0-0 F7		4 1 1 1 0 1 0

Inning Stats	R: 1 E: 0 K: 1 S: 13	H: 2 LOB: 1 BB: 0 P: 20	R: 1 E: 0 K: 0 S: 8	H: 2 LOB: 1 BB: 0 P: 12	R: 0 E: 0 K: 0 S: 7	H: 2 LOB: 1 BB: 0 P: 14	R: 0 E: 0 K: 1 S: 5	H: 0 LOB: 0 BB: 0 P: 6	R: 5 E: 0 K: 1 S: 21	H: 4 LOB: 1 BB: 1 P: 29	R: 0 E: 0 K: 2 S: 12	H: 0 LOB: 0 BB: 0 P: 13	R: 0 E: 0 K: 2 S: 14	H: 1 LOB: 1 BB: 0 P: 22	R: 0 E: 0 K: 0 S: 5	H: 0 LOB: 0 BB: 0 P: 8	1B: 7 2B: 3 3B: 0 HR: 1	SF: 1 SAC: 0 DP: 0 HBP: 0	WP: 1 PB: 0 SB: 1 CS: 1	PA: 36
--------------	-------------------------------	----------------------------------	------------------------------	----------------------------------	------------------------------	----------------------------------	------------------------------	---------------------------------	-------------------------------	----------------------------------	-------------------------------	----------------------------------	-------------------------------	----------------------------------	------------------------------	---------------------------------	----------------------------------	------------------------------------	----------------------------------	--------

PITCHER	IP	WLS	BF	H	R	ER	SO	BB	IBB	HBP	BLK	WP	HR	S	P	ERA	WHIP
Scott Erickson, R ERA: 3.58 (1, 1)	5.0	L	26	10	7	7	3	0	0	0	0	1	1	54	81	12.60	2.000
Arthur Rhodes, L ERA: 3.95 (6, 1)	2.0		7	1	0	0	4	0	0	0	0	0	0	26	35	0.00	0.500
Brian Williams, R ERA: (8, 1)	1.0		3	0	0	0	0	0	0	0	0	0	0	5	8	0.00	0.000

BOTTOM

Baltimore Orioles @ Chicago White Sox
Comiskey Park, Chicago, IL

Fri Jun 06 1997, 8:05 PM EDT
Att: 21,304 - Unknown - 70 F

livebaseballscorecards.com

AB	34
R	7
H	11
RBI	7
BB	1
SO	7
LOB	10



Batter	1	2	3	4	5	6	7	8	9	10	11	AB R H RBI BB SO LOB	TOP				
Brady Anderson, L (1, 8) OBP: 0.451, SLG: 0.498	0-3 K (1)		x 0-0 F9 (3)		x 0-0 F7 (3)			x 0-0 P3 (1)		x 0-0 G6-3 SH2-3 1B (1)		5 0 1 0 1 1 1	Baltimore Orioles @ Chicago White Sox Comiskey Park, Chicago, IL Sat Jun 07 1997, 4:33 AM EDT Att. 31,548 - Overcast - 57 F				
Jeff Reboulet, R (1, 4) OBP: 0.301, SLG: 0.266	x 0-0 P4 (2)			x 0-3 K2-3 (1)		x 0-0 F7 (1)		x 0-0 P4 (2)		x 0-0 SH2-3 1-2 (1)	x 0-0 G1-2-3 (2)	5 0 0 0 0 1 3					
Cal Ripken Jr., R (1, 5) OBP: 0.339, SLG: 0.472	x 0-0 F9 (3)			x 0-0 G4-3 (2)		x 0-0 1B 1B		x 0-0 1B (3)		x 0-0 G6-3 2-3 (2)		5 0 2 0 0 0 1					
Rafael Palmeiro, L (1, 3) OBP: 0.349, SLG: 0.477		x 0-0 F7 (1)		H 1-0 1B HBP		x 0-0 1-2 1B		x 0-0 F6 (3)		x 4-0 DI IBB		3 0 1 0 1 0 1					
Jeffrey Hammonds, R (1, 9) OBP: 0.331, SLG: 0.451	x 0-0 1B			x 0-0 1-2 1B		x 0-0 F8 (2)		x 0-3 K (1)		x 4-0 1-2 BB		4 0 2 0 0 1 2					
Tony Tarasco, L (10, PH) OBP: 0.304, SLG: 0.394												0 0 0 0 1 0 0					
Pete Incaviglia, R (1, 10) OBP: 0.322, SLG: 0.394		x 0-3 K (2)		x 0-0 F3 (3)		x 0-0 G1-3 (3)		x 0-0 P5 (2)		x 0-3 K (3)		3 0 0 0 0 1 5					
Roberto Alomar, S (9, PH) OBP: 0.356, SLG: 0.423												2 0 0 0 0 1 3					
B.J. Surhoff, L (1, 7) OBP: 0.415, SLG: 0.550	x 0-0 F8 (3)				x 0-0 F7 (1)		x 0-0 F7 (1)		x 0-0 BB 1B		x 0-0 FC6-4 1B G1-2-3 1B	5 0 2 0 0 0 1					
Chris Hoiles, R (1, 2) OBP: 0.438, SLG: 0.493			x 0-3 K (1)		BB 4-0 BB BB		x 0-3 K (2)		BB 4-0 BB BB		x 0-0 FC6-4 1-2 1B	3 0 1 0 2 2 0					
Mike Bordick, R (1, 6) OBP: 0.266, SLG: 0.282			x 0-0 P4 (2)		x 0-0 F3 (2)		x 0-0 G6-3 (3)		x 0-0 G1-3 (3)		x 0-0 FC6-4 1-2 2-3 IBB (1)	5 0 0 0 0 0 5					
Inning Stats	R: 0 H: 0 E: 0 K: 1 S: 5	R: 0 H: 1 E: 0 K: 1 S: 6	R: 0 H: 0 E: 0 K: 1 S: 5	R: 0 H: 1 E: 0 K: 1 S: 6	R: 0 H: 0 E: 0 K: 0 S: 3	R: 0 H: 2 E: 0 K: 0 S: 5	R: 0 H: 0 E: 0 K: 1 S: 5	R: 0 H: 1 E: 0 K: 1 S: 4	R: 0 H: 1 E: 0 K: 1 S: 6	R: 0 H: 1 E: 0 K: 1 S: 6	R: 0 H: 2 E: 0 K: 0 S: 4	1B: 9 SF: 0 2B: 0 SAC: 1 3B: 0 DP: 1 HR: 0 HBP: 1	WP: 0 PA: 47 PB: 0 SB: 0 CS: 0				
PITCHER	IP WLS BF H R ER SO BB IBB HBP BLK WP HR S P ERA WHIP																
Wilson Alvarez, L (1, 1) ERA: 3.39	8.0	31	5	0	0	5	1	0	1	0	0	0	0	39	44	0.00	0.750
Matt Karchner, R (9, 1) ERA: 3.65	0.1	1	0	0	0	1	0	0	0	0	0	0	0	3	3	0.00	0.000
Tony Castillo, L (9, 1) ERA: 7.84	1.0	6	2	0	0	0	1	0	0	0	0	0	0	5	9	0.00	3.000
Roberto Hernandez, R (10, 1) ERA: 2.63	1.2	W 9	2	0	0	1	1	2	0	0	0	0	0	8	20	0.00	1.800

AB	40
R	0
H	9
RBI	0
BB	5
SO	7
LOB	22




livebaseballscorecards.com

Batter	1	2	3	4	5	6	7	8	9	10	11	AB R H RBI BB SO LOB	BOTTOM								
Ray Durham, S OBP: 0.353, SLG: 0.371 (1, 4)	G6-3 ①		1B			2B			1B	F7		5 0 3 0 0 0 2	Baltimore Orioles @ Chicago White Sox Comiskey Park, Chicago, IL Sat Jun 07 1997, 4:33 AM EDT Att. 31,548 - Overcast - 57 F								
Dave Martinez, L OBP: 0.343, SLG: 0.448 (1, 3)	F8 ②		F8 ③			F5			1B		SH5-4 1B BB	4 1 1 0 1 0 2									
Lyle Mouton, R OBP: 0.379, SLG: 0.447 Darren Lewis, R OBP: 0.327, SLG: 0.234 (9, PH) (10, 8)	S 1B				G4-3 ①	F9 ③			G6-4-3 1B		SH5-4 1-3	3 0 1 0 0 0 1 1 0 1 0 0 0 0									
Albert Belle, R OBP: 0.355, SLG: 0.532 (1, 7)	K 1-2				G6-3 ②			L5-3 BB	K		1B WP IBB	3 0 0 0 2 2 4									
Harold Baines, L OBP: 0.367, SLG: 0.440 (1, 10)		F9 ①			G6-3 ③		F7 ①		G6-4-3 1-2f		1-3 3-H 1B	5 0 1 1 0 0 4									
Mike Cameron, R OBP: 0.341, SLG: 0.347 (1, 8) (10, 9)		BB BB BB	G3-1 BB			F9 ①		L5-3 1-2		K		3 0 0 0 1 1 1									
Jorge Fabregas, L OBP: 0.200, SLG: 0.253 (1, 2)		G3-1 1-2				P6 ②			F7		BB 1B	4 0 1 0 0 0 1									
Chris Snopce, R OBP: 0.279, SLG: 0.307 (1, 5)			G6-3 ①			G1-3 ③			F9 ②		F3 ②	4 0 0 0 0 0 1									
Ozzie Guillen, L OBP: 0.328, SLG: 0.330 (1, 6)			F9 ②			G3 ①			G1-3 ③		BB 1-2	3 0 0 0 1 0 0									
Inning Stats	R: 0 E: 0 K: 1 S: 6	H: 1 LOB: 1 BB: 0 P: 6	R: 0 E: 0 K: 0 S: 2	H: 0 LOB: 0 BB: 1 P: 6	R: 0 E: 0 K: 0 S: 4	H: 1 LOB: 1 BB: 0 P: 4	R: 0 E: 0 K: 0 S: 3	H: 0 LOB: 0 BB: 0 P: 3	R: 0 E: 0 K: 0 S: 3	H: 0 LOB: 0 BB: 0 P: 3	R: 0 E: 0 K: 1 S: 7	H: 3 LOB: 2 BB: 0 P: 7		R: 0 E: 0 K: 1 S: 6	H: 1 LOB: 2 BB: 1 P: 10	R: 1 E: 0 K: 0 S: 2	H: 1 LOB: 2 BB: 2 P: 10	1B: 7 2B: 2 3B: 0 HR: 0	SF: 0 SAC: 1 DP: 2 HBP: 0	WP: 1 PB: 1 SB: 1 CS: 0	PA: 41
PITCHER	IP WLS BF H R ER SO BB IBB HBP BLK WP HR S P ERA WHIP																				
Scott Kamieniecki, R ERA: 3.15 (1, 1)	7.0	24	3	0	0	1	2	0	0	0	0	0	0	24	32	0.00	0.714				
Jesse Orosco, L ERA: 1.13 (8, 1)	1.0	5	2	0	0	0	0	0	0	0	0	0	0	5	5	0.00	2.000				
Armando Benitez, R ERA: 3.75 (9, 1)	1.0	3	1	0	0	1	0	0	0	0	0	0	0	5	5	0.00	1.000				
Terry Mathews, R ERA: 4.79 (10, 1)	0.2	4	1	0	0	1	1	0	0	0	0	0	0	5	9	0.00	3.000				
Randy Myers, L ERA: 1.44 (10, 1)	0.2	L 5	1	1	1	0	1	1	0	0	1	0	3	11	13.50	3.000					

livebaseballscores.com

AB	35
R	1
H	8
RBI	1
BB	5
SO	3
LOB	16



Batter	1	2	3	4	5	6	7	8	9	AB R H RBI BB SO LOB	TOP														
Brady Anderson, L (1, 8) OBP: 0.443, SLG: 0.486	0-0 F9		0-0 P6		0-0 G4-3		0-0 G3-1		0-0 F7	5 0 0 0 0 0 0	<p>Baltimore Orioles @ Chicago White Sox Comiskey Park, Chicago, IL</p> <p>Sun Jun 08 1997, 4:33 AM EDT Att. 24,089 - Sunny - 64 F</p> <p>livebaseballscorecards.com</p> <table border="1"> <tr><td>AB</td><td>35</td></tr> <tr><td>R</td><td>2</td></tr> <tr><td>H</td><td>9</td></tr> <tr><td>RBI</td><td>2</td></tr> <tr><td>BB</td><td>3</td></tr> <tr><td>SO</td><td>3</td></tr> <tr><td>LOB</td><td>18</td></tr> </table> 	AB	35	R	2	H	9	RBI	2	BB	3	SO	3	LOB	18
AB	35																								
R	2																								
H	9																								
RBI	2																								
BB	3																								
SO	3																								
LOB	18																								
Roberto Alomar, S (1, 4) OBP: 0.369, SLG: 0.453 Jeff Reboulet, R (9, PH) OBP: 0.297, SLG: 0.262 (9, 4)	0-0 E 2B		4-0 G4-3 BB			0-0 HR	4-0 BB		0-0 G1-3	2 1 2 1 2 0 0 1 0 0 0 0 0 0															
B.J. Surhoff, L (1, 7) OBP: 0.406, SLG: 0.537	0-0 L3 2-3		0-0 G4-3			0-0 G4-3	0-0 F8			4 0 0 0 0 0 3															
Rafael Palmeiro, L (1, 3) OBP: 0.348, SLG: 0.473	0-0 G3-1		0-0 P5			0-0 1B 1B		0-0 L4		4 1 1 0 0 0 2															
Cal Ripken Jr., R (1, 5) OBP: 0.341, SLG: 0.473		0-0 G1-3		0-0 F7		0-0 1B 1B		0-0 1B 1B		4 0 2 0 0 0 0															
Tony Tarasco, L (1, 9) OBP: 0.317, SLG: 0.405 Jeffrey Hammonds, R (8, PH) OBP: 0.336, SLG: 0.455 (8, 9)		0-0 1B 1B		0-0 F8		0-0 1B 1B		0-0 1B 1B		3 0 2 1 0 0 0 1 0 1 0 0 0 0															
Chris Hoiles, R (1, 2) OBP: 0.434, SLG: 0.487		0-0 1B		0-0 F9		0-3 K		0-0 F8		4 0 1 0 0 1 4															
David Dellucci, L (1, 10)		0-3 K			4-0 G6-3 BB	0-0 G4-3		0-0 F8		3 0 0 0 1 1 6															
Mike Bordick, R (1, 6) OBP: 0.261, SLG: 0.276		0-0 F8			0-0 G6-3		0-0 G6-3		0-3 K	4 0 0 0 0 1 3															
Inning Stats	R: 0 E: 1 K: 0 S: 4 H: 1 LOB: 1 P: 4	R: 0 E: 0 K: 1 S: 7 H: 2 LOB: 2 BB: 0 P: 7	R: 0 E: 0 K: 0 S: 3 H: 0 LOB: 1 BB: 1 P: 7	R: 0 E: 0 K: 0 S: 3 H: 0 LOB: 0 BB: 0 P: 3	R: 0 E: 0 K: 0 S: 2 H: 0 LOB: 0 BB: 1 P: 6	R: 2 E: 0 K: 1 S: 9 H: 4 LOB: 2 BB: 0 P: 9	R: 0 E: 0 K: 0 S: 3 H: 0 LOB: 1 BB: 1 P: 7	R: 0 E: 0 K: 0 S: 5 H: 2 LOB: 2 BB: 0 P: 5	R: 0 E: 0 K: 1 S: 5 H: 0 LOB: 0 BB: 0 P: 5	1B: 7 2B: 1 3B: 0 HR: 1 SF: 0 SAC: 0 DP: 1 HBP: 0	WP: 0 PB: 0 SB: 0 CS: 0 PA: 38														
PITCHER	IP WLS BF H R ER SO BB IBB HBP BLK WP HR S P ERA WHIP																								
Danny Darwin, R (1, 1) ERA: 3.21	7.1 L 32 8 2 2 2 3 0 0 0 0 0 1 33 45 2.46 1.500																								
Tony Castillo, L (8, 1) ERA: 7.84	0.0 1 1 0 0 0 0 0 0 0 0 0 0 1 1 ∞ ∞																								
Carlos Castillo, R (8, 1) ERA: 3.81	1.0 3 0 0 0 1 0 0 0 0 0 0 0 5 5 0.00 0.000																								
Chuck McElroy, L (9, 1) ERA: 4.01	0.2 2 0 0 0 0 0 0 0 0 0 0 0 0 2 2 0.00 0.000																								

Batter	1	2	3	4	5	6	7	8	9	AB	R	H	RBI	BB	SO	LOB
Ray Durham, S (1, 4) OBP: 0.348, SLG: 0.365	0-3 K	0-0 F9			0-0 G5-3		0-0 P6			4	0	0	0	0	1	4
Mike Cameron, R (1, 8) OBP: 0.326, SLG: 0.329	0-0 E3		0-0 G4-3		0-3 K			0-0 F9		4	0	0	0	0	1	0
Norberto Martin, R (1, 6) Ozzie Guillen, L (8, PH) (9, 6) OBP: 0.308, SLG: 0.370 OBP: 0.327, SLG: 0.328	0-0 F9		0-3 K			0-0 F9		0-3 K		3	0	0	0	0	1	1
Albert Belle, R (1, 7) OBP: 0.349, SLG: 0.523	0-0 G1-3		0-3 K			0-3 K		0-0 F8		1	0	0	0	0	1	0
Lyle Mouton, R (1, 9) OBP: 0.374, SLG: 0.439		0-0 F9			0-0 CS 1B		0-3 K		0-3 K	4	0	1	0	0	2	0
Harold Baines, L (1, 10) Darren Lewis, R (9, PR) OBP: 0.369, SLG: 0.439 OBP: 0.327, SLG: 0.234		0-0 1B 1B 1B		0-3 K 1-2		0-3 K		0-3 K	3	1	1	0	1	2	1	0
Ron Karkovics, R (1, 2) OBP: 0.274, SLG: 0.333		0-3 K		0-0 FC6-4 1B		0-0 G5-3		0-0 F3	4	0	1	0	0	1	2	0
Dave Martinez, L (1, 3) OBP: 0.351, SLG: 0.451		0-0 1B 1B		0-0 FC6-4 1-2f		4-0 1B BB		0-0 E7 1B	3	0	2	0	1	0	1	0
Chris Snopce, R (1, 5) OBP: 0.284, SLG: 0.312		0-0 1B			0-0 F9		0-0 1B		0-0 F8	4	0	2	1	0	0	3


Inning Stats	R: 0	H: 0	E: 1	K: 1	S: 6	H: 0	LOB: 1	BB: 0	P: 6	R: 1	H: 3	E: 0	K: 1	S: 8	H: 0	LOB: 2	BB: 0	P: 8	R: 0	H: 0	E: 0	K: 2	S: 7	H: 0	LOB: 0	BB: 0	P: 7	R: 0	H: 2	E: 0	K: 1	S: 6	R: 0	H: 0	E: 0	K: 1	S: 5	H: 0	LOB: 0	BB: 0	P: 5	R: 0	H: 0	E: 0	K: 2	S: 7	H: 1	LOB: 2	BB: 1	P: 10	R: 0	H: 0	E: 0	K: 1	S: 5	H: 0	LOB: 0	BB: 0	P: 5	R: 0	H: 1	E: 1	K: 1	S: 6	H: 1	LOB: 3	BB: 1	P: 10	1B: 7	2B: 1	3B: 0	HR: 0	SF: 0	SAC: 0	DP: 1	HBP: 0	WP: 0	PB: 0	SB: 0	CS: 1	PA: 36
--------------	------	------	------	------	------	------	--------	-------	------	------	------	------	------	------	------	--------	-------	------	------	------	------	------	------	------	--------	-------	------	------	------	------	------	------	------	------	------	------	------	------	--------	-------	------	------	------	------	------	------	------	--------	-------	-------	------	------	------	------	------	------	--------	-------	------	------	------	------	------	------	------	--------	-------	-------	-------	-------	-------	-------	-------	--------	-------	--------	-------	-------	-------	-------	--------

PITCHER	IP	WLS	BF	H	R	ER	SO	BB	IBB	HBP	BLK	WP	HR	S	P	ERA	WHIP
Jimmy Key, L (1, 1) ERA: 2.56	7.0	W	28	6	1	1	9	1	0	0	0	0	0	45	49	1.29	1.000
Armando Benitez, R (8, 1) ERA: 3.55	1.1		4	0	0	0	2	0	0	0	0	0	0	8	8	0.00	0.000
Randy Myers, L (9, 1) ERA: 1.4	0.2	S	4	1	0	0	0	1	0	0	0	0	0	3	7	0.00	3.000

BOTTOM

Baltimore Orioles @ Chicago White Sox
 Comiskey Park, Chicago, IL
 Sun Jun 08 1997, 4:33 AM EDT
 Att. 24,089 - Sunny - 64 F

AB	34
R	1
H	7
RBI	1
BB	2
SO	11
LOB	13



WP	HR	S	P	ERA	WHIP
0	0	0	0	0.00	1.000

Batter	1	2	3	4	5	6	7	8	9	AB R H RBI BB SO LOB	TOP											
Brady Anderson, L (1, 8) OBP: 0.444, SLG: 0.486	0-1 G5-3		2-3 K		0-0 FC1-6 1B	3-1 PO 1B		3-2 E 1B	2-1 F8	6 1 3 1 0 1 3												
Roberto Alomar, S (1, 4) OBP: 0.360, SLG: 0.440	2-1 F8		2-0 F8		0-1 FC1-6 2B	0-1 PO 1-3	2-1 F7	2-3 K 1-H		5 1 0 0 0 1 2												
Rafael Palmeiro, L (1, 10) OBP: 0.353, SLG: 0.476	2-0 L9			4-2 2B BB	3-2 1B 2B		1-3 K CS	4-2 BB		3 2 1 1 2 1 0												
Cal Ripken Jr., R (1, 5) OBP: 0.335, SLG: 0.463		0-3 K		1-0 P7	0-0 L8		1-2 G6-3	2-0 P4		5 0 0 0 0 1 5												
B.J. Surhoff, L (1, 3) OBP: 0.416, SLG: 0.556		2-1 L7		0-0 BB 2B	1-0 HR 1B			1-1 BB 2B 1B	1-0 1B 2B	5 3 4 1 0 0 0												
Jeffrey Hammonds, R (1, 7) OBP: 0.345, SLG: 0.488		3-1 2B		4-0 BB BB	3-1 HR			0-2 L9	0-1 F7	4 1 2 2 1 0 2												
Tony Tarasco, L (1, 9) OBP: 0.322, SLG: 0.390		3-2 G4-3		4-2 BB	0-0 F9			4-2 2B BB	0-0 P6	3 1 0 1 2 0 2												
Chris Hoiles, R (1, 2) OBP: 0.428, SLG: 0.474			0-3 K		2-3 K		0-2 G5-3	1-1 F8	4-1 1B BB	4 0 0 0 1 2 5												
Mike Bordick, R (1, 6) OBP: 0.269, SLG: 0.289			1-0 1B		0-0 F8		2-3 K	1-2 1B 2B	1-1 1B	5 1 3 3 0 1 3												
Inning Stats	R: 0 E: 0 K: 0 S: 5	H: 0 LOB: 0 BB: 0 P: 9	R: 0 E: 0 K: 1 S: 10	H: 1 LOB: 1 BB: 0 P: 18	R: 0 E: 0 K: 2 S: 8	H: 1 LOB: 1 BB: 0 P: 13	R: 1 E: 0 K: 1 S: 11	H: 1 LOB: 3 BB: 3 P: 26	R: 4 E: 0 K: 0 S: 13	H: 4 LOB: 0 BB: 0 P: 20	R: 0 E: 0 K: 1 S: 11	H: 1 LOB: 0 BB: 0 P: 16	R: 0 E: 0 K: 1 S: 8	H: 0 LOB: 0 BB: 0 P: 12	R: 4 E: 1 K: 1 S: 23	H: 3 LOB: 2 BB: 2 P: 41	R: 1 E: 0 K: 0 S: 9	H: 2 LOB: 2 BB: 1 P: 17	1B: 7 2B: 5 3B: 0 HR: 1	SF: 0 SAC: 0 DP: 0 HBP: 0	WP: 1 PB: 1 SB: 2 CS: 1	PA: 47
PITCHER	IP WLS BF H R ER SO BB IBB HBP BLK WP HR S P ERA WHIP																					
James Baldwin, R (1, 1) ERA: 4.69	7.0 L 31 8 5 5 6 3 0 0 0 1 1 66 114 6.43 1.571																					
41 Bill Simas, R (8, 1) ERA: 4.26	1.0 9 3 4 3 1 2 0 0 0 0 0 23 41 27.00 5.000																					
Carlos Castillo, R (9, 1) ERA: 3.99	1.0 6 2 1 1 0 1 0 0 0 0 0 9 17 9.00 3.000																					

Baltimore Orioles @ Chicago White Sox
Comiskey Park, Chicago, IL
Mon Jun 09 1997, 8:05 PM EDT
Att. 23,464 - Unknown - 65 F

livebaseballscorecards.com

AB 40
R 10
H 13
RBI 9
BB 6
SO 7
LOB 22



Batter	1	2	3	4	5	6	7	8	9	AB R H RBI BB SO LOB
Ray Durham, S OBP: 0.347, SLG: 0.361 (1, 4)	0-1 L6		1-2 G4-3			4-1 BB		0-1 G5-3		3 0 0 0 1 0 0
Norberto Martin, R OBP: 0.306, SLG: 0.375 (1, 5)	0-2 1B 2B		0-2 G4-3			1-3 K		0-0 G6-3		4 0 1 0 0 1 1
Dave Martinez, L OBP: 0.344, SLG: 0.441 (1, 3)	1-2 P6			1-0 F8			2-3 K		2-1 L7	4 0 0 0 0 1 1
Albert Belle, R OBP: 0.357, SLG: 0.542 (1, 7)	1-1			2-1 G6-4-3 1B			1-1 HR		0-3 K	3 1 3 1 0 0 0
Mike Cameron, R OBP: 0.322, SLG: 0.325 (9, 9)	2-3 1B									1 0 0 0 0 1 0
Harold Baines, L OBP: 0.364, SLG: 0.432 (1, 10)	3-1 F8			1-2 G6-4-3			0-3 K			3 0 0 0 0 1 3
Lyle Mouton, R OBP: 0.373, SLG: 0.465 (1, 9)		1-1 G6-3			1-3 K		0-0 HR			3 1 1 1 0 1 0
Jorge Fabregas, L OBP: 0.194, SLG: 0.244 (1, 2)		2-0 F8			1-2 L8		3-2 L8			3 0 0 0 0 0 0
Darren Lewis, R OBP: 0.310, SLG: 0.220 (1, 8)		0-2 G4-3			3-2 L9			2-3 K		3 0 0 0 0 1 0
Ozzie Guillen, L OBP: 0.322, SLG: 0.323 (1, 6)			2-2 G4-3			1-2 G4-3		0-0 G6-3		3 0 0 0 0 0 0

Inning Stats	R: 0 E: 0 K: 0 S: 15	H: 2 LOB: 2 BB: 0 P: 20	R: 0 E: 0 K: 0 S: 6	H: 0 LOB: 0 BB: 0 P: 9	R: 0 E: 0 K: 0 S: 10	H: 0 LOB: 0 BB: 0 P: 13	R: 0 E: 0 K: 0 S: 7	H: 1 LOB: 0 BB: 0 P: 11	R: 0 E: 0 K: 1 S: 9	H: 0 LOB: 0 BB: 0 P: 14	R: 0 E: 0 K: 1 S: 8	H: 0 LOB: 0 BB: 1 P: 14	R: 2 E: 0 K: 2 S: 12	H: 2 LOB: 0 BB: 0 P: 18	R: 0 E: 0 K: 1 S: 6	H: 0 LOB: 0 BB: 0 P: 8	R: 0 E: 0 K: 1 S: 6	H: 0 LOB: 0 BB: 0 P: 8	1B: 2 2B: 1 3B: 0 HR: 2	SF: 0 SAC: 0 DP: 1 HBP: 0	WP: 0 PB: 0 SB: 0 CS: 1	PA: 31											
PITCHER 35 Mike Mussina, R ERA: 3.49 (1, 1)	IP 9.0	WLS W	BF 31	H 5	R 2	ER 2	SO 6	BB 1	IBB 0	HBP 0	BLK 0	WP 0	HR 2	S 79	P 115	ERA 2.00	WHIP 0.667																
											PITCHER	IP 9.0	WLS W	BF 31	H 5	R 2	ER 2	SO 6	BB 1	IBB 0	HBP 0	BLK 0	WP 0	HR 2	S 79	P 115	ERA 2.00	WHIP 0.667					

BOTTOM

Baltimore Orioles @ Chicago White Sox
Comiskey Park, Chicago, IL

Mon Jun 09 1997, 8:05 PM EDT
Att: 23,464 - Unknown - 65 F

livebaseballscorecards.com

AB	30
R	2
H	5
RBI	2
BB	1
SO	6
LOB	5



Batter	1	2	3	4	5	6	7	8	9	AB R H RBI BB SO LOB	TOP
Ray Durham, S (1, 4) OBP: 0.345, SLG: 0.359	0-1 G4-3			3-1 G4-3		3-3 K			0-1 1B	4 1 1 0 0 1 1	
Mike Cameron, R (1, 8) OBP: 0.330, SLG: 0.333	0-2 G1-4-3 1B			1-3 K		1-0 F8			0-2 1B	4 0 2 0 0 1 1	
25 Jeff Abbott, R (1, 7) SAFE	3-2 G1-4-3 1-2f			0-0 L9			1-0 F7		0-3 K	4 0 0 0 0 1 3	
Albert Belle, R (1, 10) OBP: 0.355, SLG: 0.537				2-3 K		1-2 F7		1-3 K	1-0 G6-4-3 1B	4 0 1 1 0 2 0	
Lyle Mouton, R (1, 9) Harold Baines, L (7, 9) OBP: 0.372, SLG: 0.462 OBP: 0.362, SLG: 0.429				0-1 P3		0-0 FC5-4 1B		0-0 F8	1-0 G6-4-3 1-2f	3 0 1 0 0 0 0 1 0 0 0 0 0 2	
Chris Snopce, R (1, 5) OBP: 0.279, SLG: 0.306				2-1 G6-3		0-1 FC5-4 1-2f			0-1 L8	3 0 0 0 0 0 1	
Dave Martinez, L (1, 3) Jorge Fabregas, L (7, 3) OBP: 0.341, SLG: 0.437 OBP: 0.202, SLG: 0.253				3-1 L8		0-2 G6-3			1-1 1B	2 0 0 0 0 0 1 1 0 1 0 0 0 0	
Ron Karkovics, R (1, 2) OBP: 0.265, SLG: 0.321				3-2 G5-3					3-2 L5	3 0 0 0 0 0 1	
Ozzie Guillen, L (1, 6) OBP: 0.322, SLG: 0.323				1-2 P4					0-0 G3	3 0 1 0 0 0 1	
Inning Stats	R: 0 H: 1 E: 0 LOB: 0 K: 0 BB: 0 S: 8 P: 11	R: 0 H: 0 E: 0 LOB: 0 K: 1 BB: 0 S: 7 P: 11	R: 0 H: 0 E: 0 LOB: 0 K: 0 BB: 0 S: 9 P: 16	R: 0 H: 0 E: 0 LOB: 0 K: 1 BB: 0 S: 6 P: 10	R: 0 H: 1 E: 0 LOB: 1 K: 0 BB: 0 S: 9 P: 10	R: 0 H: 1 E: 0 LOB: 1 K: 1 BB: 0 S: 8 P: 13	R: 0 H: 0 E: 0 LOB: 0 K: 1 BB: 0 S: 6 P: 8	R: 0 H: 1 E: 0 LOB: 1 K: 0 BB: 0 S: 10 P: 14	R: 1 H: 3 E: 0 LOB: 1 K: 1 BB: 0 S: 10 P: 12	1B: 7 SF: 0 2B: 0 SAC: 0 3B: 0 DP: 2 HR: 0 HBP: 0	WP: 0 PA: 32 PB: 0 SB: 1 CS: 0
PITCHER Andy Pettitte, L (1, 1) ERA: 3.14	IP WLS BF H R ER SO BB IBB HBP BLK WP HR S P ERA WHIP										

Chicago White Sox @ New York Yankees
 Yankee Stadium, Bronx, NY
 Tue Jun 10 1997, 7:05 PM EDT
 Att. 28,079 - Unknown - 86 F

livebaseballscorecards.com

AB	32
R	1
H	7
RBI	1
BB	0
SO	5
LOB	11



Batter	1	2	3	4	5	6	7	8	9	AB	R	H	RBI	BB	SO	LOB
2 Derek Jeter, R <small>OBP: 0.367, SLG: 0.400</small> Pat Kelly, R <small>OBP: 0.367, SLG: 0.320</small>	4-2 BB		2-1 1B	1-2 3B	1-0 1B	0-2 2B		3-1 P5		3	4	3	0	1	0	0
Wade Boggs, L <small>OBP: 0.379, SLG: 0.340</small> Andy Fox, L	2-1 1B		4-1 1B	4-2 BB	2-0 2B	2-1 1B		0-0 G4-3		3	3	3	2	2	0	0
Bernie Williams, S <small>OBP: 0.425, SLG: 0.522</small>	0-0 G3		1-1 G3	4-2 BB	0-0 HR		2-2 P6		4	1	1	3	1	0	3	
Tino Martinez, L <small>OBP: 0.380, SLG: 0.612</small>	1-1 G3-1		4-0 1B	2-0 SF8	0-0 1B		2-0 F7		3	0	1	1	1	0	1	
Cecil Fielder, R <small>OBP: 0.354, SLG: 0.383</small>	3-2 1B		1-1 1B	0-0 P6	2-1 P3		4-1 WP		4	1	2	3	1	0	3	
Paul O'Neill, L <small>OBP: 0.395, SLG: 0.573</small> Scott Pose, L <small>OBP: 0.286, SLG: 0.240</small>	3-1 FC4-6		4-2 BB		2-2 F7	0-0 1B		4-1 WP		3	0	1	0	1	0	1
Mark Whiten, S <small>OBP: 0.388, SLG: 0.479</small>		1-2 G3-1	0-3 K		0-0 HR	0-0 K		3-1 P5		5	1	1	0	0	2	6
Luis Sojo, R <small>OBP: 0.353, SLG: 0.364</small>	1-0 F8		2-0 L6		1-1 HR	2-3 K		1-1 FC4-6		5	1	2	2	0	1	3
Joe Girardi, R <small>OBP: 0.262, SLG: 0.306</small>	0-1 G3-1			3-2 P4	0-1 2B	0-2 F9		2-0 FC4-6		5	1	0	0	0	0	1

Inning Stats	R: 2	H: 2	E: 0	K: 0	S: 13	R: 0	H: 0	E: 0	K: 0	S: 6	R: 2	H: 2	E: 0	K: 1	S: 17	R: 1	H: 1	E: 0	K: 0	S: 15	R: 6	H: 7	E: 1	K: 1	S: 20	R: 0	H: 2	E: 0	K: 1	S: 12	R: 1	H: 0	E: 0	K: 0	S: 8	R: 0	H: 1	E: 0	K: 0	S: 6	1B: 10	2B: 2	3B: 1	HR: 2	SF: 1	SAC: 0	DP: 0	HBP: 0	WP: 2	PB: 0	SB: 1	CS: 0	PA: 47
--------------	------	------	------	------	-------	------	------	------	------	------	------	------	------	------	-------	------	------	------	------	-------	------	------	------	------	-------	------	------	------	------	-------	------	------	------	------	------	------	------	------	------	------	--------	-------	-------	-------	-------	--------	-------	--------	-------	-------	-------	-------	--------

PITCHER	IP	WLS	BF	H	R	ER	SO	BB	IBB	HBP	BLK	WP	HR	S	P	ERA	WHIP
Jaime Navarro, R <small>ERA: 5.08</small>	4.1	L	28	8	9	9	1	5	1	0	0	0	1	62	113	18.69	3.000
Carlos Castillo, R <small>ERA: 4.5</small>	2.2		15	6	3	2	2	2	0	0	0	1	1	29	54	6.75	3.000
Matt Karchner, R <small>ERA: 3.38</small>	1.0		4	1	0	0	0	0	0	0	0	0	0	6	12	0.00	1.000

BOTTOM

Chicago White Sox @ New York Yankees
 Yankee Stadium, Bronx, NY

Tue Jun 10 1997, 7:05 PM EDT
 Att: 28,079 - Unknown - 86 F

AB	38
R	12
H	15
RBI	11
BB	8
SO	3
LOB	20

Batter	1	2	3	4	5	6	7	8	9	AB R H RBI BB SO LOB	TOP																
Ray Durham, S (1, 4) OBP: 0.339, SLG: 0.352	2-2 L6	2-0 F9		0-1 F9		2-1 G3			2-2 P4	5 0 0 0 0 0 1																	
Norberto Martin, R (1, 6) OBP: 0.319, SLG: 0.380	2-2 FC6-4 1B		1-0 F9 25 1B		4-0 25 E BB	1-3 K			0-2 G4-3	4 2 2 0 1 1 0																	
25 Jeff Abbott, R (1, 10) OBP: 0.250, SLG: 0.250	1-1 FC6-4 1B 1-2f		1-1 1 SAFE 1 SAFE 1B	1-2 1B	1-0 E9 SF7 1B				0-0 F8	4 2 2 0 0 0 1																	
Albert Belle, R (1, 7) OBP: 0.354, SLG: 0.532	0-0 1B		2-0 F9	2-3 F9	1-2 P4				2-1 G6-3	4 0 1 0 0 0 3																	
Lyle Mouton, R (1, 9) OBP: 0.385, SLG: 0.467	3-2 1B		0-0 G6-4-3 1B	1-2 G6-4-3 1B	4-0 BB IBB				1-2 G1-3	3 0 2 2 1 0 0																	
Mike Cameron, R (1, 8) OBP: 0.326, SLG: 0.321	1-2 P4		2-0 G6-4-3	1-2 G6-4-3	4-1 SAFE BB				1-1 G6-3	3 0 0 0 1 0 4																	
Dave Martinez, L (1, 3) OBP: 0.339, SLG: 0.432			4-2 FC6-4 BB		2-2 F7	1-0 SF7			3-2 F7	2 0 0 1 1 0 0																	
Chris Snopce, R (1, 5) OBP: 0.278, SLG: 0.323			0-0 FC6-4 1-2f		3-1 HR	3-H 2-3 K			0-3 K	4 1 1 1 0 2 3																	
Ron Karkovice, R (1, 2) OBP: 0.257, SLG: 0.310			0-1 L9		3-2 G1-3				0-0 L5	3 0 0 0 0 0 1																	
Jorge Fabregas, L (9, PH) OBP: 0.200, SLG: 0.250										1 0 0 0 0 0 0																	
Inning Stats	R: 1 E: 0 K: 0 S: 23	H: 3 LOB: 2 BB: 0 P: 32	R: 0 E: 0 K: 0 S: 8	H: 0 LOB: 1 BB: 1 P: 14	R: 1 E: 0 K: 0 S: 6	H: 3 LOB: 1 BB: 0 P: 12	R: 1 E: 0 K: 0 S: 12	H: 1 LOB: 0 BB: 0 P: 20	R: 2 E: 1 K: 1 S: 10	H: 1 LOB: 2 BB: 3 P: 26	R: 0 E: 0 K: 1 S: 6	H: 0 LOB: 0 BB: 0 P: 9	R: 0 E: 0 K: 0 S: 6	H: 0 LOB: 0 BB: 0 P: 9	R: 0 E: 0 K: 1 S: 8	H: 0 LOB: 0 BB: 0 P: 12	R: 0 E: 0 K: 0 S: 8	H: 0 LOB: 0 BB: 0 P: 10	1B: 7 2B: 0 3B: 0 HR: 1	SF: 1 SAC: 0 DP: 1 HBP: 0	WP: 0 PB: 0 SB: 0 CS: 0	PA: 38					
PITCHER	IP WLS BF H R ER SO BB IBB HBP BLK WP HR S P ERA WHIP																										
Kenny Rogers, L (1, 1) ERA: 5.86	4.2		25	8	5	5	0	3	1	0	0	0	1	56	99	9.64	2.357										
Ramiro Mendoza, R (5, 1) ERA: 5.51	2.2		8	0	0	0	2	0	0	0	0	0	0	17	26	0.00	0.000										
Mike Stanton, L (8, 1) ERA: 1.61	0.2	W	2	0	0	0	1	0	0	0	0	0	0	6	9	0.00	0.000										
42 Mariano Rivera, R (9, 1) ERA: 1.95	1.0	S	3	0	0	0	0	0	0	0	0	0	0	8	10	0.00	0.000										

Chicago White Sox @ New York Yankees
 Yankee Stadium, Bronx, NY
 Wed Jun 11 1997, 7:05 PM EDT
 Att. 22,190 - Unknown - 85 F

AB	33
R	5
H	8
RBI	4
BB	4
SO	3
LOB	13



Batter	1	2	3	4	5	6	7	8	9	AB	R	H	RBI	BB	SO	LOB
2 Derek Jeter, R OBP: 0.364, SLG: 0.394 (1, 6)	0-1 G5-3		2-1 P4			4-2 2B BB	1-3 K	1-0 FC5-2 BB		4	1	0	0	1	1	6
Wade Boggs, L OBP: 0.378, SLG: 0.335 (1, 5) Charlie Hayes, R OBP: 0.391, SLG: 0.447 (7, PH) (8, 5)	0-1 G4-3		4-2 1-2 BB			1-2 F7	4-1 BB	4-2 1-2 2-3 3-H BB		2	0	0	0	1	0	1
Bernie Williams, S OBP: 0.421, SLG: 0.520 (1, 8)	3-2 K		3-1 F7			0-0 1B 2B	0-0 F8	1-1 G2-3		5	1	1	1	0	1	7
Tino Martinez, L OBP: 0.385, SLG: 0.618 (1, 3)		2-2 2B		0-1 G4-6-3 1B		1-2 HR 1B		0-0 F8		4	1	3	1	0	0	0
Cecil Fielder, R OBP: 0.357, SLG: 0.395 (1, 10) Andy Fox, L (8, PR)		3-2 F8		0-0 P6		1-2 HR		4-2 1B BB		3	1	1	2	1	0	2
Paul O'Neill, L OBP: 0.393, SLG: 0.567 (1, 9) Scott Pose, L OBP: 0.286, SLG: 0.240 (8, PR) (9, 9)		3-2 G1-3		1-1 G4-6-3		0-0 G4-3		2-2 2B 1B 1B		4	0	1	0	0	0	2
Mark Whiten, S OBP: 0.385, SLG: 0.480 (1, 7)		1-0 G6-3		2-1 F8		2-0 F9		3-1 1B 2 FC5-2 2B		4	0	1	1	0	0	1
Luis Sojo, R OBP: 0.364, SLG: 0.367 (1, 4) Pat Kelly, R OBP: 0.387, SLG: 0.320 (7, PR) (8, 4)		2-1 BB 1B		3-0 G6-3		4-1 SH3 BB		4-0 2 FC5-2 1B IBB		2	0	1	0	1	0	0
Joe Girardi, R OBP: 0.263, SLG: 0.307 (1, 2)		0-0 F9		2-1 F7		1 SAFE 0-0 SH3		1-1 BB 2 FC5-2 1B		3	0	1	1	0	0	1

Inning Stats	R: 0	H: 0	E: 0	K: 1	S: 7	R: 0	H: 1	E: 0	K: 0	S: 10	R: 0	H: 1	E: 0	K: 0	S: 9	R: 0	H: 1	E: 0	K: 0	S: 5	R: 0	H: 0	E: 0	K: 0	S: 5	R: 4	H: 3	E: 1	K: 0	S: 17	R: 0	H: 0	E: 0	K: 1	S: 7	R: 3	H: 3	E: 0	K: 0	S: 18	R: 0	H: 0	E: 0	K: 1	S: 7	R: 0	H: 0	E: 0	K: 1	S: 16	R: 0	H: 0	E: 0	K: 1	S: 16	R: 0	H: 0	E: 0	K: 1	S: 16	R: 3	H: 3	E: 0	K: 0	S: 18	1B: 5	2B: 3	3B: 0	HR: 1	SF: 0	SAC: 1	DP: 1	HBP: 0	WP: 0	PB: 0	SB: 0	CS: 0	PA: 39
--------------	------	------	------	------	------	------	------	------	------	-------	------	------	------	------	------	------	------	------	------	------	------	------	------	------	------	------	------	------	------	-------	------	------	------	------	------	------	------	------	------	-------	------	------	------	------	------	------	------	------	------	-------	------	------	------	------	-------	------	------	------	------	-------	------	------	------	------	-------	-------	-------	-------	-------	-------	--------	-------	--------	-------	-------	-------	-------	--------


PITCHER	IP	WLS	BF	H	R	ER	SO	BB	IBB	HBP	BLK	WP	HR	S	P	ERA	WHIP
Doug Drabek, R ERA: 6.11 (1, 1)	5.1		23	6	4	4	1	2	0	0	0	0	1	51	89	6.75	1.500
Tony Castillo, L ERA: 7.59 (6, 1)	0.2		2	0	0	0	0	0	0	0	0	0	0	2	4	0.00	0.000
Matt Karchner, R ERA: 3.21 (7, 1)	0.2	L	3	0	0	0	1	1	0	0	0	0	0	5	10	0.00	1.500
Chuck McElroy, L ERA: 4.97 (7, 1)	0.2		6	2	3	3	0	2	0	0	0	0	0	11	24	40.50	6.000
Roberto Hernandez, R ERA: 2.57 (8, 1)	0.2		5	1	0	0	0	1	1	0	0	0	0	9	18	0.00	3.000

BOTTOM

Chicago White Sox @ New York Yankees
Yankee Stadium, Bronx, NY

Wed Jun 11 1997, 7:05 PM EDT
Att: 22,190 - Unknown - 85 F

AB	31
R	7
H	9
RBI	7
BB	7
SO	2
LOB	20



Batter	1	2	3	4	5	6	7	8	9	AB R H RBI BB SO LOB	TOP											
Ray Durham, S (1, 4) OBP: 0.338, SLG: 0.362	1-0 HR		3-2 G3			2-3 K		0-1 G5-3		4 1 1 1 0 1 0												
Ozzie Guillen, L (1, 6) OBP: 0.321, SLG: 0.321	1-1 G4-3			0-0 G3		1-0 FC4-6 1B		0-0 G1-3		4 0 1 0 0 0 0												
Mike Cameron, R (1, 8) OBP: 0.313, SLG: 0.307	2-1 F9			1-1 F9		2-2 FC4-6 1-2f HR			1-1 G6-3	4 1 0 0 0 0 1												
Albert Belle, R (1, 7) OBP: 0.356, SLG: 0.542	1-1 L8			4-2 BB		3-2 1-H HR			0-0 G5-3	3 1 1 2 1 0 0												
Lyle Mouton, R (1, 9) OBP: 0.372, SLG: 0.450			1-2 L6		0-3 K	2-3 K			1-3 K	4 0 0 0 0 3 1												
Darren Lewis, R (9, 8) OBP: 0.310, SLG: 0.220										0 0 0 0 0 0 0												
Jorge Fabregas, L (1, 2) OBP: 0.194, SLG: 0.242			0-3 K		1-3 K			1-3 K		3 0 0 0 0 3 0												
Chris Snopek, R (1, 5) OBP: 0.274, SLG: 0.317			1-0 P3		2-1 F7			1-0 F7		3 0 0 0 0 0 0												
Dave Martinez, L (1, 3) OBP: 0.339, SLG: 0.428			3-2 F7		4-0 BB			1-2 G4-3		2 0 0 0 1 0 0												
Wilson Alvarez, L (1, 1) Roberto Hernandez, R (8, 1)			0-1 G6-3		0-3 K			0-3 K		3 0 0 0 0 2 1 0 0 0 0 0 0 0												
Inning Stats	R: 1 E: 0 K: 0 S: 7	H: 1 LOB: 0 BB: 0 P: 12	R: 0 E: 0 K: 1 S: 7	H: 0 LOB: 0 BB: 0 P: 9	R: 0 E: 0 K: 0 S: 8	H: 0 LOB: 0 BB: 0 P: 14	R: 0 E: 0 K: 1 S: 9	H: 0 LOB: 1 BB: 1 P: 14	R: 0 E: 0 K: 2 S: 9	H: 0 LOB: 1 BB: 1 P: 16	R: 2 E: 0 K: 2 S: 17	H: 2 LOB: 0 BB: 0 P: 27	R: 0 E: 0 K: 1 S: 8	H: 0 LOB: 0 BB: 0 P: 11	R: 0 E: 0 K: 1 S: 6	H: 0 LOB: 0 BB: 0 P: 6	R: 0 E: 0 K: 1 S: 6	H: 0 LOB: 0 BB: 0 P: 8	1B: 1 2B: 0 3B: 0 HR: 2	SF: 0 SAC: 0 DP: 0 HBP: 0	WP: 0 PB: 0 SB: 0 CS: 0	PA: 32
PITCHER	IP WLS BF H R ER SO BB IBB HBP BLK WP HR S P ERA WHIP																					
Pete Schourek, L (1, 1) ERA: 5.14	6.0 L 23 3 3 3 6 2 0 0 0 0 0 2 57 92 4.50 0.833																					
Scott Sullivan, R (7, 1) ERA: 3.0	2.0 6 0 0 0 2 0 0 0 0 0 0 0 14 17 0.00 0.000																					
Stan Belinda, R (9, 1) ERA: 4.43	1.0 3 0 0 0 1 0 0 0 0 0 0 0 6 8 0.00 0.000																					

Chicago White Sox @ Cincinnati Reds
Cinergy Field, Cincinnati, OH
Fri Jun 13 1997, 7:05 PM EDT
Att. 31,682 - Unknown - 74 F

AB	30
R	3
H	3
RBI	3
BB	2
SO	9
LOB	3



Batter	1	2	3	4	5	6	7	8	9	AB	R	H	RBI	BB	SO	LOB
Deion Sanders, L (1, 7) OBP: 0.369, SLG: 0.434	2-1 F7	0-0 G1-3			2-2 G5-3			2-2 G1-3 2B 1B		4	1	1	0	0	0	2
Curtis Goodwin, L (1, 8) OBP: 0.392, SLG: 0.390	0-0 FC6-4 1B		0-3 K		2-2 CS 1B			1-2 G1-3 1-2		4	0	2	0	0	1	1
Terry Pendleton, S (1, 5) OBP: 0.273, SLG: 0.325	1-1 FC6-4 1B 1-2f		0-0 F9		0-0 G5-3 1-2			0-1 G6-3		4	0	0	0	0	0	3
Barry Larkin, R (1, 6) OBP: 0.448, SLG: 0.486	0-2 1-3 1B		0-1 2B		2-2 P6			0-0 2B 2-H		4	0	3	1	0	0	0
Joe Oliver, R (1, 2) OBP: 0.344, SLG: 0.460	1-2 P4		4-2 BB		3-1 G6-3			4-2 BB		2	0	0	0	2	0	2
Brett Tomko, R (8, PR) OBP: 0.167, SLG: 0.333										0	0	0	0	0	0	0
Eddie Taubensee, L (9, 2) OBP: 0.321, SLG: 0.472										0	0	0	0	0	0	0
Bret Boone, R (1, 4) OBP: 0.308, SLG: 0.306		4-0 FC6-5 WP BB	0-3 K		2-3 K			0-2 G6-3		2	0	0	0	1	2	2
Scott Sullivan, R (7, 1)										0	0	0	0	0	0	0
Brook Fordyce, R (8, PH) OBP: 0.298, SLG: 0.340										0	0	0	0	0	0	0
Lenny Harris, L (8, PH) OBP: 0.261, SLG: 0.373										1	0	0	0	0	0	2
Stan Belinda, R (9, 1)										0	0	0	0	0	0	0
Eduardo Perez, R (1, 3) OBP: 0.313, SLG: 0.347		2-2 FC6-5 SH5-4 1B 1-3		1-1 F7				2-1 G5-3		3	0	0	0	0	0	1
Jeff Branson, L (9, PH) OBP: 0.212, SLG: 0.270										1	0	0	0	0	0	0
Mike Kelly, R (1, 9) OBP: 0.267, SLG: 0.357		0-1 SH5-4 1B		1-1 G5-3				1-2 P4		3	0	1	0	0	0	0
Hal Morris, L (9, PH) OBP: 0.301, SLG: 0.325										1	0	0	0	0	0	0
Pete Schourek, L (1, 1) OBP: 0.167, SLG: 0.333		0-1 SH5-4		0-0 G6-3				3-2 G5-3		1	0	0	0	0	0	0
Pokey Reese, R (7, 4) OBP: 0.319, SLG: 0.358										1	0	0	0	0	0	0
Willie Greene, L (9, PH) OBP: 0.341, SLG: 0.429		1-2 2-3								1	0	0	0	0	0	0

Inning Stats	R: 0	H: 2	E: 0	K: 0	S: 13	R: 0	H: 1	E: 0	K: 0	S: 9	R: 0	H: 1	E: 0	K: 2	S: 17	R: 0	H: 0	E: 0	K: 0	S: 5	R: 0	H: 1	E: 0	K: 0	S: 7	R: 0	H: 0	E: 0	K: 1	S: 8	R: 0	H: 0	E: 0	K: 0	S: 11	R: 1	H: 2	E: 0	K: 0	S: 16	R: 0	H: 0	E: 0	K: 0	S: 8	R: 0	H: 0	E: 0	K: 0	S: 11				
	LOB: 2	BB: 0	P: 17	LOB: 2	BB: 1	P: 15	LOB: 0	BB: 0	P: 7	LOB: 0	BB: 0	LOB: 0	BB: 0	P: 11	LOB: 0	BB: 0	LOB: 0	BB: 0	P: 17	LOB: 2	BB: 1	P: 23	LOB: 0	BB: 0	LOB: 0	BB: 0	P: 11	LOB: 0	BB: 0	LOB: 0	BB: 0	P: 11	1B: 5	SF: 0	2B: 2	SAC: 1	3B: 0	DP: 0	HR: 0	HBP: 0														
PITCHER	IP	WLS	BF	H	R	ER	SO	BB	IBB	HBP	BLK	WP	HR	S	P	ERA	WHIP																			PITCHER	IP	WLS	BF	H	R	ER	SO	BB	IBB	HBP	BLK	WP	HR	S	P	ERA	WHIP	
Wilson Alvarez, L (1, 1) ERA: 3.2	7.2	W	32	7	1	1	3	3	0	0	0	1	0	82	122	1.17	1.304																																					
Roberto Hernandez, R (8, 1) ERA: 2.45	1.1	S	4	0	0	0	0	0	0	0	0	0	0	12	15	0.00	0.000																																					


BOTTOM

Chicago White Sox @ Cincinnati Reds
Cinergy Field, Cincinnati, OH

Fri Jun 13 1997, 7:05 PM EDT
Att: 31,682 - Unknown - 74 F

AB	32
R	1
H	7
RBI	1
BB	3
SO	3
LOB	13

WP: 1 PA: 36
PB: 0
SB: 0
CS: 1



Batter	1	2	3	4	5	6	7	8	9	AB R H RBI BB SO LOB	TOP													
Ray Durham, S (1, 4) OBP: 0.333, SLG: 0.356	1-0 F9		0-3 K		0-2 L9			1-0 G6-4-3		4 0 0 0 0 1 2														
Norberto Martin, R (1, 6) Ozzie Guillen, L (3, 6) OBP: 0.313, SLG: 0.373 OBP: 0.322, SLG: 0.323	2-1 G4-3		2-2 L8			0-0 G6-3		0-2 G6-4-3 1B 2B 1B		2 0 0 0 0 0 0 2 1 1 0 0 0 0														
Mike Cameron, R (1, 8) Harold Baines, L (9, PH) OBP: 0.304, SLG: 0.297 OBP: 0.365, SLG: 0.432	1-0 L8		2-2 F8			3-3 K		0-0 G6-4-3 1-2 1B		3 0 0 0 0 1 0 1 0 1 0 0 0 0														
Albert Belle, R (1, 7) OBP: 0.351, SLG: 0.533		2-0 P7		2-2 F7		2-0 P7		0-0 G6-4-3 1-2f 2-3		4 0 0 0 0 0 2														
Lyle Mouton, R (1, 9) OBP: 0.368, SLG: 0.452		2-2 G4-3		2-1 G1-3			0-0 F9		0-0 G6-4-3 3-H 2B	4 0 1 1 0 0 0														
Jorge Fabregas, L (1, 2) OBP: 0.196, SLG: 0.242		3-2 2B 1B		1-0 P5			0-0 G1-3		1-0 F8	4 0 1 0 0 0 1														
Chris Snopek, R (1, 5) OBP: 0.275, SLG: 0.323					1-1 F7		0-1 G1-3			3 0 1 0 0 0 0														
Dave Martinez, L (1, 3) OBP: 0.348, SLG: 0.434		4-1 IBB			0-0 SH2-4 1B			2-2 G6-4-3 1B		2 0 2 0 1 0 0														
Danny Darwin, R (1, 1) Chuck McElroy, L (7, 1) 41 Bill Simas, L (7, 1) 25 Jeff Abbott, R (8, PH) Tony Castillo, L (8, 1) OBP: 0.222, SLG: 0.222		0-3 K			0-0 SH2-4			1-2 F7		1 0 0 0 0 1 3 0 0 0 0 0 0 0 0 0 0 0 0 0 0 1 0 0 0 0 0 1 0 0 0 0 0 0 0														
Inning Stats	R: 0 E: 0 K: 0 S: 4	H: 0 LOB: 0 BB: 0 P: 8	R: 0 E: 0 K: 1 S: 15	H: 2 LOB: 3 BB: 1 P: 26	R: 0 E: 0 K: 1 S: 9	H: 0 LOB: 0 BB: 0 P: 13	R: 0 E: 0 K: 0 S: 6	H: 0 LOB: 0 BB: 0 P: 11	R: 0 E: 0 K: 0 S: 7	H: 1 LOB: 1 BB: 0 P: 8	R: 0 E: 0 K: 1 S: 7	H: 0 LOB: 0 BB: 0 P: 12	R: 0 E: 0 K: 0 S: 4	H: 0 LOB: 0 BB: 0 P: 4	R: 0 E: 0 K: 0 S: 7	H: 1 LOB: 0 BB: 0 P: 11	R: 1 E: 0 K: 0 S: 8	H: 3 LOB: 1 BB: 0 P: 9	1B: 5 2B: 2 3B: 0 HR: 0	SF: 0 SAC: 1 DP: 2 HBP: 0	WP: 0 PB: 0 SB: 0 CS: 0	PA: 33		
PITCHER Kent Mercker, L (1, 1) ERA: 3.39 Jeff Shaw, R (9, 1) ERA: 1.23	IP 8.0	WLS W	BF 28	H 4	R 0	ER 0	SO 3	BB 0	IBB 1	HBP 0	BLK 0	WP 0	HR 0	S 59	P 93	ERA 0.00	WHIP 0.500							
PITCHER	IP	WLS	BF	H	R	ER	SO	BB	IBB	HBP	BLK	WP	HR	S	P	ERA	WHIP							

Chicago White Sox @ Cincinnati Reds
Cinergy Field, Cincinnati, OH
Sat Jun 14 1997, 7:05 PM EDT
Att. 36,685 - Sunny - 76 F

livebaseballscorecards.com

AB	31
R	1
H	7
RBI	1
BB	1
SO	3
LOB	9



BOTTOM

Chicago White Sox @ Cincinnati Reds
Cinergy Field, Cincinnati, OH

Sat Jun 14 1997, 7:05 PM EDT
Att. 36,685 - Sunny - 76 F

livebaseballscorecards.com

AB	32
R	5
H	9
RBI	4
BB	3
SO	6
LOB	16



WP	0	PA	36
PB	0		
SB	2		
CS	0		

Batter	1	2	3	4	5	6	7	8	9	AB	R	H	RBI	BB	SO	LOB
Deion Sanders, L (1, 7) OBP: 0.371, SLG: 0.433	1-3 K		0-2 FC4-6 2-H 1B		4-0 2B BB		0-3 K			3	1	1	1	1	2	0
Curtis Goodwin, L (1, 8) OBP: 0.395, SLG: 0.400	3-1 G6-3 2B		0-2 FC4-6 1-2 1B		0-1 F8		0-2 G4-3			4	0	2	0	0	0	1
Hal Morris, L (1, 3) OBP: 0.304, SLG: 0.338	2-1 G6-3		1-1 FC4-6 1-2f 2-3		0-1 1-H 2B		1-0 1B 2B			4	1	2	1	0	0	3
Barry Larkin, R (1, 6) OBP: 0.445, SLG: 0.478	1-1 F9		1-0 L6		0-0 F8		4-0 1B 1B IBB			3	1	0	0	1	0	4
Willie Greene, L (1, 9) OBP: 0.346, SLG: 0.449		1-2 G1-3		3-1 HR		1-0 FC4 1B	1-2 1-H 2-H 1B			3	1	2	1	0	0	0
Mike Kelly, R (6, PR) OBP: 0.267, SLG: 0.357										0	0	0	0	0	0	0
Terry Pendleton, S (7, PH) OBP: 0.281, SLG: 0.333										1	0	1	1	0	0	0
Lenny Harris, L (8, 9) OBP: 0.261, SLG: 0.373										0	0	0	0	0	0	0
Bret Boone, R (1, 4) OBP: 0.302, SLG: 0.299		0-0 F8		3-2 F8		0-1 FC4 F9 S 1-2	1-3 K			4	0	0	0	0	1	2
Jeff Branson, L (1, 5) OBP: 0.214, SLG: 0.258		1-3 K		1-0 F7		4-2 S BB		1-1 E4 G4-6-3		3	0	0	0	1	1	0
Joe Oliver, R (1, 2) OBP: 0.340, SLG: 0.451			0-0 SH2-4 1B 1B		1-0 G5-3		0-0 F9 2-3		0-0 F9	4	1	1	0	0	0	3
Kent Mercker, L (1, 1) OBP: 0.364, SLG: 0.316			0-0 SH2-4			2-3 K		1-0 G4-6-3		2	0	0	0	0	2	2
Eduardo Perez, R (8, PH) OBP: 0.310, SLG: 0.342			1-2 K			1-2 K		1-2f K		1	0	0	0	0	0	1
Jeff Shaw, R (9, 1)										0	0	0	0	0	0	0

Inning Stats	R: 0	H: 1	E: 0	K: 1	S: 9	LOB: 1	BB: 0	P: 16	R: 0	H: 0	E: 0	K: 1	S: 8	LOB: 0	BB: 0	P: 10	R: 1	H: 3	E: 0	K: 0	S: 12	LOB: 2	BB: 0	P: 14	R: 1	H: 1	E: 0	K: 0	S: 7	LOB: 0	BB: 0	P: 15	R: 1	H: 1	E: 0	K: 1	S: 10	LOB: 1	BB: 1	P: 16	R: 0	H: 1	E: 0	K: 1	S: 10	LOB: 3	BB: 1	P: 16	R: 2	H: 2	E: 0	K: 2	S: 13	LOB: 1	BB: 1	P: 20	R: 0	H: 0	E: 1	K: 0	S: 4	LOB: 0	BB: 0	P: 6
--------------	------	------	------	------	------	--------	-------	-------	------	------	------	------	------	--------	-------	-------	------	------	------	------	-------	--------	-------	-------	------	------	------	------	------	--------	-------	-------	------	------	------	------	-------	--------	-------	-------	------	------	------	------	-------	--------	-------	-------	------	------	------	------	-------	--------	-------	-------	------	------	------	------	------	--------	-------	------

PITCHER	IP	WLS	BF	H	R	ER	SO	BB	IBB	HBP	BLK	WP	HR	S	P	ERA	WHIP
Danny Darwin, R (1, 1) ERA: 3.31	6.0	L	27	7	3	3	4	2	0	0	0	0	1	56	87	4.50	1.500
Chuck McElroy, L (7, 1) ERA: 5.19	0.2		3	1	1	1	1	0	0	0	0	0	0	7	8	13.50	1.500
41 Bill Simas, R (7, 1) ERA: 4.56	0.1		3	1	1	1	1	0	1	0	0	0	0	6	12	27.00	3.000
Tony Castillo, L (8, 1) ERA: 7.25	1.0		3	0	0	0	0	0	0	0	0	0	0	4	6	0.00	0.000

Batter	1	2	3	4	5	6	7	8	9	AB R H RBI BB SO LOB	TOP														
Ray Durham, S (1, 4) OBP: 0.337, SLG: 0.368	0-0 6-3	4-0 1B BB		0-3 K	0-0 HR		0-0 K			5 2 2 1 1 2 2															
Ozzie Guillen, L (1, 6) OBP: 0.332, SLG: 0.338	0-0 F8	0-0 1B		0-0 6-3	0-0 34 WP 1B		0-0 34 1B 2B	0-0 1B		6 1 4 1 0 0 0															
34 Mario Valdez, L (1, 3) OBP: 0.333, SLG: 0.200	4-0 BB 1B BB	0-3 K		0-0 4-3	0-3 K		0-0 HR 1B	0-3 K		5 2 1 1 1 3 4															
Albert Belle, R (1, 7) OBP: 0.354, SLG: 0.542 25 Jeff Abbott, R (8, 7) OBP: 0.222, SLG: 0.222	4-0 1B BB BB	0-3 K		0-0 4-3	0-0 HR		0-0 HR 1B	0-0 P6		5 3 2 2 1 1 3 0 0 0 0 0 0 0															
Lyle Mouton, R (1, 9) OBP: 0.359, SLG: 0.433	4-0 1B BB		0-0 F8		0-0 P3		0-0 F9	0-3 K	0-0 F9	5 0 0 0 1 1 3															
Jorge Fabregas, L (1, 2) OBP: 0.234, SLG: 0.311 Ron Karkovics, R (8, 2) OBP: 0.255, SLG: 0.307	0-0 1B		0-0 2B		4-0 2B BB		0-0 WP 1B	0-0 HR	0-3 K	4 2 4 5 1 0 0 1 0 0 0 0 1 0															
Chris Snopce, R (1, 5) OBP: 0.277, SLG: 0.329	0-0 F8		0-3 K		0-0 HR 2B		0-0 K	0-0 1B 1B	0-0 P4	6 1 2 1 0 2 4															
Dave Martinez, L (1, 8) OBP: 0.358, SLG: 0.434 Darren Lewis, R (7, 8) OBP: 0.305, SLG: 0.216		0-0 WP SH1-4 1B		4-0 IBB		4-0 HR IBB	1-0 HBP	0-3 K	0-3 K	2 2 1 0 2 1 1 1 0 0 0 0 1 0															
James Baldwin, R (1, 1) Harold Baines, L (5, PH) OBP: 0.368, SLG: 0.451 Tony Castillo, L (5, 1) Carlos Castillo, R (6, 1) OBP: 1.000, SLG: 1.000		0-0 SH1-4		0-3 K		0-0 HR	0-0 6-3	0-0 1B		1 0 0 0 0 1 2 1 1 1 3 0 0 0 1 0 0 0 0 0 2 1 0 1 0 0 0 0															
Inning Stats	R: 2 E: 0 K: 0 S: 4	H: 1 LOB: 2 BB: 3 P: 16	R: 1 E: 0 K: 2 S: 9	H: 2 LOB: 2 BB: 1 P: 13	R: 0 E: 0 K: 2 S: 8	H: 1 LOB: 2 BB: 1 P: 12	R: 0 E: 0 K: 1 S: 5	H: 0 LOB: 0 BB: 0 P: 5	R: 5 E: 0 K: 1 S: 9	H: 4 LOB: 1 BB: 2 P: 17	R: 1 E: 0 K: 1 S: 7	H: 2 LOB: 2 BB: 0 P: 8	R: 5 E: 0 K: 3 S: 16	H: 7 LOB: 2 BB: 0 P: 16	R: 0 E: 0 K: 1 S: 6	H: 1 LOB: 1 BB: 0 P: 6	R: 0 E: 0 K: 2 S: 7	H: 0 LOB: 0 BB: 0 P: 7	1B: 11 2B: 3 3B: 0 HR: 4	SF: 0 SAC: 1 DP: 0 HBP: 1	WP: 3 PB: 0 SB: 0 CS: 0	PA: 53			
PITCHER	IP WLS BF H R ER SO BB IBB HBP BLK WP HR S P ERA WHIP	IP WLS BF H R ER SO BB IBB HBP BLK WP HR S P ERA WHIP	IP WLS BF H R ER SO BB IBB HBP BLK WP HR S P ERA WHIP	IP WLS BF H R ER SO BB IBB HBP BLK WP HR S P ERA WHIP	IP WLS BF H R ER SO BB IBB HBP BLK WP HR S P ERA WHIP	IP WLS BF H R ER SO BB IBB HBP BLK WP HR S P ERA WHIP	IP WLS BF H R ER SO BB IBB HBP BLK WP HR S P ERA WHIP	IP WLS BF H R ER SO BB IBB HBP BLK WP HR S P ERA WHIP	IP WLS BF H R ER SO BB IBB HBP BLK WP HR S P ERA WHIP	IP WLS BF H R ER SO BB IBB HBP BLK WP HR S P ERA WHIP	IP WLS BF H R ER SO BB IBB HBP BLK WP HR S P ERA WHIP	IP WLS BF H R ER SO BB IBB HBP BLK WP HR S P ERA WHIP	IP WLS BF H R ER SO BB IBB HBP BLK WP HR S P ERA WHIP	IP WLS BF H R ER SO BB IBB HBP BLK WP HR S P ERA WHIP	IP WLS BF H R ER SO BB IBB HBP BLK WP HR S P ERA WHIP	IP WLS BF H R ER SO BB IBB HBP BLK WP HR S P ERA WHIP	IP WLS BF H R ER SO BB IBB HBP BLK WP HR S P ERA WHIP	IP WLS BF H R ER SO BB IBB HBP BLK WP HR S P ERA WHIP	IP WLS BF H R ER SO BB IBB HBP BLK WP HR S P ERA WHIP	IP WLS BF H R ER SO BB IBB HBP BLK WP HR S P ERA WHIP	IP WLS BF H R ER SO BB IBB HBP BLK WP HR S P ERA WHIP	IP WLS BF H R ER SO BB IBB HBP BLK WP HR S P ERA WHIP	IP WLS BF H R ER SO BB IBB HBP BLK WP HR S P ERA WHIP	IP WLS BF H R ER SO BB IBB HBP BLK WP HR S P ERA WHIP	IP WLS BF H R ER SO BB IBB HBP BLK WP HR S P ERA WHIP

Chicago White Sox @ Cincinnati Reds
Cinergy Field, Cincinnati, OH
Sun Jun 15 1997, 3:33 AM EDT
Att. 31,663 - Sunny - 75 F

livebaseballscorecards.com

AB 44
R 14
H 18
RBI 14
BB 7
SO 13
LOB 21



Batter	1	2	3	4	5	6	7	8	9	AB	R	H	RBI	BB	SO	LOB
Deion Sanders, L (1, 7) OBP: 0.373, SLG: 0.434 Bret Boone, R (8, 4) OBP: 0.301, SLG: 0.298	0-0 F7	0-0 F8			0-0 FC4-6		0-0 P6-2		0-0 P2	4	0	2	0	0	0	1
Curtis Goodwin, L (1, 8) OBP: 0.395, SLG: 0.400	0-0 F8	0-0 FC6-4			0-0 FC4-6		0-0 4-3		0-0 4-3	5	1	2	0	0	0	2
Hal Morris, L (1, 3) OBP: 0.302, SLG: 0.335	0-0 L6				0-0 G6-3		0-0 4-3		0-0 4-3	5	0	1	0	0	0	3
Barry Larkin, R (1, 6) OBP: 0.443, SLG: 0.481 Lenny Harris, L (7, PH) OBP: 0.265, SLG: 0.384		0-0 2B			0-0 G6-3		0-0 P6-2		0-0 2B	3	1	1	0	0	0	2
Willie Greene, L (1, 9) OBP: 0.352, SLG: 0.458 Mike Kelly, R (6, PH) OBP: 0.292, SLG: 0.364		0-0 2B							0-0 1B	1	1	1	1	1	0	0
Eddie Taubensee, L (1, 2) OBP: 0.324, SLG: 0.473 Joe Oliver, R (6, PH) OBP: 0.340, SLG: 0.447		0-0 2B							0-3 K	2	1	1	0	0	0	1
Jeff Branson, L (1, 5) OBP: 0.222, SLG: 0.279 Terry Pendleton, S (6, PH) OBP: 0.286, SLG: 0.329		0-0 1B			0-0 F9		0-0 L3		0-0 L3	2	1	1	2	0	0	0
Pokey Reese, R (1, 4) OBP: 0.316, SLG: 0.352		0-0 L4			0-0 1-3		0-0 L4		0-0 1B	4	0	1	1	0	0	3
Dave Burba, R (1, 1) OBP: 0.236, SLG: 0.200 Mike Reininger, L (5, 1) Scott Sullivan, R (6, 1) Eduardo Perez, R (6, PH) Hector Carrasco, R (7, 1) Felix Rodriguez, R (7, 1) Brook Fordyce, R (8, PH) Stan Belinda, R (9, 1)		0-0 1B			0-0 G3		0-0 F9		0-3 K	2	0	1	1	0	0	0

Inning Stats	R: 0	H: 0	E: 0	K: 0	S: 3	R: 4	H: 5	E: 0	K: 0	S: 8	R: 0	H: 0	E: 0	K: 0	S: 3	R: 0	H: 2	E: 0	K: 0	S: 4	R: 0	H: 0	E: 1	K: 0	S: 4	R: 0	H: 2	E: 0	K: 0	S: 4	R: 1	H: 3	E: 0	K: 1	S: 7	R: 1	H: 2	E: 0	K: 1	S: 7	1B: 10	SF: 0	2B: 6	SAC: 0	3B: 0	DP: 3	HR: 0	HBP: 0	WP: 0	PA: 42
--------------	------	------	------	------	------	------	------	------	------	------	------	------	------	------	------	------	------	------	------	------	------	------	------	------	------	------	------	------	------	------	------	------	------	------	------	------	------	------	------	------	--------	-------	-------	--------	-------	-------	-------	--------	-------	--------

PITCHER	IP	WLS	BF	H	R	ER	SO	BB	IBB	HBP	BLK	WP	HR	S	P	ERA	WHIP
James Baldwin, R (1, 1) ERA: 4.88	4.0		18	5	4	4	0	1	0	0	0	0	0	17	21	9.00	1.500
Tony Castillo, L (5, 1) ERA: 6.75	1.2	W	8	2	0	0	0	1	0	0	0	0	0	7	11	0.00	1.800
Carlos Castillo, R (6, 1) ERA: 4.58	3.1	S	16	7	2	2	2	1	0	0	0	0	0	19	23	5.40	2.400

BOTTOM

Chicago White Sox @ Cincinnati Reds
Cinergy Field, Cincinnati, OH
Sun Jun 15 1997, 3:33 AM EDT
Att. 31,663 - Sunny - 75 F

livebaseballscorecards.com

AB	39
R	6
H	14
RBI	6
BB	3
SO	2
LOB	21



Batter	1	2	3	4	5	6	7	8	9	AB R H RBI BB SO LOB	TOP											
Brian McRae, S (1, 8) OBP: 0.317, SLG: 0.397	0-1 3B 1B	1-2 2-H 3-H 2B	0-0 F8			2-0 G4-3		0-1 1B		5 1 3 2 0 0 2												
Brant Brown, L (1, 7) OBP: 0.298, SLG: 0.443	0-2 SAFE SF7 3B	0-0 F7		2-2 G4-3		1-3 K		1-2 P6		5 1 1 1 0 1 3 0 0 0 0 0 0 0												
Doug Glanville, R (8, 7) OBP: 0.331, SLG: 0.408																						
Mark Grace, L (1, 3) OBP: 0.404, SLG: 0.423	2-0 SF7 3-H	1-3 K		1-0 G5-3			0-0 G4-3		1-2 F8	4 0 0 1 0 1 1												
Sammy Sosa, R (1, 9) OBP: 0.313, SLG: 0.509	0-1 F8	1-0 F8		0-2 P4			1-3 K		3-2 S 23 1B	5 1 1 0 0 1 1												
Dave Clark, L (1, 10) OBP: 0.318, SLG: 0.328	2-1 1B		3-1 F8			1-3 K			1-3 K	4 0 1 0 0 2 0 1 0 0 0 0 1 1												
José Hernández, R (9, PH) OBP: 0.337, SLG: 0.442																						
23 Ryne Sandberg, R (1, 4) OBP: 0.318, SLG: 0.359	2-2 G1-3		1-2 G5-3 1B 2B			1-3 K		0-1 G5-3 1B	0-0 1B	5 2 3 1 0 1 1												
Kevin Orie, R (1, 5) OBP: 0.398, SLG: 0.446		1-1 1B 2B 1B	0-0 G5-3		4-2 BB			0-1 G5-3	3-2 F8	4 1 1 0 1 0 3												
Scott Servais, R (1, 2) OBP: 0.330, SLG: 0.383		1-0 2B 1B	4-2 1B BB		0-0 F9			0-1 1B		3 1 2 1 1 0 1												
Rey Sanchez, R (1, 6) OBP: 0.301, SLG: 0.310		0-1 2B	0-2 1B				0-2 L9	1-0 F9		4 1 2 2 0 0 1												
Inning Stats	R: 2 E: 0 K: 0 S: 14	H: 3 LOB: 1 BB: 0 P: 20	R: 3 E: 0 K: 1 S: 14	H: 4 LOB: 1 BB: 0 P: 19	R: 1 E: 0 K: 0 S: 12	H: 2 LOB: 2 BB: 1 P: 20	R: 0 E: 0 K: 0 S: 7	H: 0 LOB: 0 BB: 0 P: 10	R: 0 E: 0 K: 2 S: 12	H: 0 LOB: 1 BB: 1 P: 18	R: 0 E: 0 K: 1 S: 8	H: 0 LOB: 0 BB: 0 P: 11	R: 0 E: 0 K: 2 S: 10	H: 0 LOB: 0 BB: 0 P: 12	R: 1 E: 0 K: 2 S: 13	H: 3 LOB: 2 BB: 0 P: 15	R: 1 E: 0 K: 1 S: 18	H: 2 LOB: 1 BB: 0 P: 26	1B: 10 2B: 3 3B: 1 HR: 0	SF: 1 SAC: 0 DP: 0 HBP: 0	WP: 0 PB: 0 SB: 2 CS: 0	PA: 43
PITCHER	IP WLS BF H R ER SO BB IBB HBP BLK WP HR S P ERA WHIP																					
Jaime Navarro, R (1, 1) ERA: 5.34	7.1 L 35 11 7 7 6 2 0 0 0 0 0 0 83 116 8.59 1.773																					
Matt Karchner, R (8, 1) ERA: 3.07	0.2 3 1 0 0 0 0 0 0 0 0 0 0 7 9 0.00 1.500																					
Chuck McElroy, L (9, 1) ERA: 5.33	1.0 5 2 1 1 1 0 0 0 0 0 0 0 18 26 9.00 2.000																					

Chicago Cubs @ Chicago White Sox
Comiskey Park, Chicago, IL
Mon Jun 16 1997, 4:33 AM EDT
Att. 36,213 - Cloudy - 77 F

livebaseballscorecards.com

AB	40
R	8
H	14
RBI	8
BB	2
SO	7
LOB	14



Batter	1	2	3	4	5	6	7	8	9	AB R H RBI BB SO LOB
Ray Durham, S OBP: 0.344, SLG: 0.374 (1, 4)	2-1 P5		1 SAFE 4-0 1B BB 1-2 1B BB		2-1 1B		2-2 FC4-6 1B		0-0 1B	4 0 3 0 1 0 0
Ozzie Guillen, L OBP: 0.329, SLG: 0.335 (1, 6)	0-2 P8		0-1 1B G3 1B 1-2 2-3		2-0 P6		1-2 FC4-6 WP 1-2f		0-3 K	5 1 1 0 0 1 3
Dave Martinez, L OBP: 0.361, SLG: 0.433 (1, 8)	4-1 BB		0-1 G3 1B 1-3 2-H 3-H		1-0 F7		1-3 K			3 0 1 1 1 1 2
Albert Belle, R OBP: 0.349, SLG: 0.534 (1, 7)	2-1 G6-3		0-0 G3			1-3 K	1-2 G5-3			4 0 0 1 0 1 3
Harold Baines, L OBP: 0.362, SLG: 0.442 (1, 10)		0-3 K	2-2 P5			0-0 L7		0-1 G3-1		4 0 0 0 0 1 1
Lyle Mouton, R OBP: 0.363, SLG: 0.460 (1, 9)		0-0 34 WP 34 S 1B		0-0 P4		2-2 HR		2-2 L9		4 1 2 1 0 0 0
Jorge Fabregas, L OBP: 0.234, SLG: 0.308 (1, 2)		2-0 F7		0-0 F7		1-0 34 BB 1B		2-2 G3		4 0 1 0 0 0 1
34 Mario Valdez, L OBP: 0.333, SLG: 0.143 (1, 3)		2-3 K		2-1 F8		4-0 FC5-4 BB			2-3 K	2 0 0 0 1 1 1 1 0 0 0 0 1 0
25 Jeff Abbott, R OBP: 0.200, SLG: 0.200 (9, PH)										
Chris Snopce, R OBP: 0.276, SLG: 0.328 (1, 5)			1-2 1B BB 1B 1B		0-0 G6-3		1-1 FC5-4 1-2f		1-0 F8	4 1 1 0 0 0 2

Inning Stats	R: 0	H: 0	E: 0	K: 9	S: 9	H: 0	LOB: 1	BB: 1	P: 17	R: 0	H: 1	E: 0	K: 2	S: 8	R: 2	H: 3	E: 0	K: 0	S: 13	R: 0	H: 0	E: 0	K: 0	S: 4	R: 0	H: 1	E: 0	K: 1	S: 5	R: 1	H: 2	E: 0	K: 1	S: 10	R: 0	H: 1	E: 0	K: 1	S: 13	R: 0	H: 0	E: 0	K: 0	S: 8	R: 0	H: 1	E: 0	K: 2	S: 8	R: 0	H: 1	E: 0	K: 0	S: 11	1B: 8	2B: 0	3B: 0	HR: 1	SF: 0	SAC: 0	DP: 0	HBP: 0	WP: 2	PB: 0	SB: 1	CS: 0	PA: 38
--------------	------	------	------	------	------	------	--------	-------	-------	------	------	------	------	------	------	------	------	------	-------	------	------	------	------	------	------	------	------	------	------	------	------	------	------	-------	------	------	------	------	-------	------	------	------	------	------	------	------	------	------	------	------	------	------	------	-------	-------	-------	-------	-------	-------	--------	-------	--------	-------	-------	-------	-------	--------

PITCHER	IP	WLS	BF	H	R	ER	SO	BB	IBB	HBP	BLK	WP	HR	S	P	ERA	WHIP
Kevin Foster, R ERA: 4.63 (1, 1)	6.0		27	7	3	3	3	3	0	0	0	1	1	49	84	4.50	1.667
Ramon Tatis, L ERA: 3.42 (7, 1)	2.0		7	1	0	0	1	0	0	0	0	1	0	21	30	0.00	0.500
Mel Rojas, R ERA: 5.29 (9, 1)	1.0		4	1	0	0	2	0	0	0	0	0	0	8	11	0.00	1.000

BOTTOM

Chicago Cubs @ Chicago White Sox
Comiskey Park, Chicago, IL
Mon Jun 16 1997, 4:33 AM EDT
Att: 36,213 - Cloudy - 77 F

livebaseballscorecards.com

AB	35
R	3
H	9
RBI	3
BB	3
SO	6
LOB	13



Batter	1	2	3	4	5	6	7	8	9	AB R H RBI BB SO LOB	TOP									
Brian McRae, S (1, 8) OBP: 0.313, SLG: 0.391	0-3 K		1-3 K		3-2 G3			0-0 F7		4 0 0 0 0 2 0										
Brant Brown, L (1, 7) OBP: 0.296, SLG: 0.430	1-0 F8			0-1 G4-3		2-2 1B HBP		0-2 P6		3 0 0 0 0 0 0										
Mark Grace, L (1, 3) OBP: 0.401, SLG: 0.420	0-0 G4-3			3-2 1B 23 1B 1B		3-2 F9		1-3 K2-3		4 1 1 0 0 1 1										
Sammy Sosa, R (1, 9) OBP: 0.319, SLG: 0.520		0-1 G3-1 2B		2-1 1B 23 1B 1B		0-1 F8		2-2 23 G5-3 G6-3 2B		4 2 3 0 0 0 1										
Dave Clark, L (1, 10) OBP: 0.343, SLG: 0.344		3-2 G3-1 2-3		3-1 1B 23 1B		0-0 1B		4-2 G6-3 23 G5-3 BB		3 0 2 0 1 0 1										
23 Ryne Sandberg, R (1, 4) OBP: 0.316, SLG: 0.357		1-3 K		1-2 1B G6-4-3		3-3 K		1-1 G5-3 1-2 2-3		4 0 1 2 0 2 5										
Kevin Orie, R (1, 5) OBP: 0.387, SLG: 0.431		2-2 F7		2-0 G6-4-3 1-2f		0-1 F7		0-0 G6-3 2-3 3-H		4 0 0 1 0 0 4										
Scott Servais, R (1, 2) OBP: 0.323, SLG: 0.374			2-3 K		0-1 F9		1-0 G1-3		0-2 G6-3		4 0 0 0 0 1 1									
Rey Sanchez, R (1, 6) OBP: 0.294, SLG: 0.303			0-1 G4-3		1-1 P4		0-1 F9			3 0 0 0 0 0 0										
Inning Stats	R: 0 H: 0 E: 0 K: 1 S: 5	H: 0 LOB: 0 BB: 0 P: 6	R: 0 H: 1 E: 0 K: 1 S: 11	H: 1 LOB: 1 BB: 0 P: 17	R: 0 H: 0 E: 0 K: 2 S: 8	H: 0 LOB: 0 BB: 0 P: 11	R: 2 H: 4 E: 0 K: 0 S: 15	H: 4 LOB: 1 BB: 0 P: 26	R: 0 H: 0 E: 0 K: 0 S: 7	H: 0 LOB: 0 BB: 0 P: 11	R: 0 H: 1 E: 0 K: 1 S: 12	H: 1 LOB: 2 BB: 0 P: 20	R: 0 H: 0 E: 0 K: 0 S: 5	H: 0 LOB: 0 BB: 0 P: 6	R: 0 H: 0 E: 0 K: 1 S: 9	H: 0 LOB: 0 BB: 0 P: 10	R: 1 H: 1 E: 0 K: 0 S: 14	H: 1 LOB: 1 BB: 1 P: 21	1B: 5 SF: 0 2B: 2 SAC: 0 3B: 0 DP: 1 HR: 0 HBP: 1	WP: 0 PA: 35 PB: 0 SB: 0 CS: 0
PITCHER	IP WLS BF H R ER SO BB IBB HBP BLK WP HR S P ERA WHIP																			
Doug Drabek, R (1, 1) ERA: 5.87	6.0 W 24 6 2 2 5 0 0 1 0 0 0 58 91 3.00 1.000																			
Matt Karchner, R (7, 1) ERA: 2.7	2.0 6 0 0 0 1 0 0 0 0 0 0 14 16 0.00 0.000																			
Roberto Hernandez, R (9, 1) ERA: 2.67	1.0 S 5 1 1 1 0 1 0 0 0 0 0 14 21 9.00 2.000																			

Chicago Cubs @ Chicago White Sox
Comiskey Park, Chicago, IL
Tue Jun 17 1997, 8:05 PM EDT
Att. 44,249 - Unknown - 60 F

livebaseballscorecards.com

AB	33
R	3
H	7
RBI	3
BB	1
SO	6
LOB	13



Batter	1	2	3	4	5	6	7	8	9	AB R H RBI BB SO LOB
Ray Durham, S OBP: 0.343, SLG: 0.372 (1, 4)	1-1 HR 1B	2-0 F8		1 SAFE 2-0 F9			1-2 P3			4 1 1 0 0 0 2
Ozzie Guillen, L OBP: 0.327, SLG: 0.330 (1, 6)	2-1 F8		4-0 G5-3 BB			0-0 P6	0-0 G4-3			3 0 0 0 1 0 1
Dave Martinez, L OBP: 0.363, SLG: 0.446 (1, 8) (9, 9)	1-1 HR		4-1 G5-3 BB			2-2 G3	2-1 P4			3 1 1 2 1 0 0
Albert Belle, R OBP: 0.344, SLG: 0.526 (1, 7)	0-2 G1-6-3		1-0 G5-3			0-0 F8		3-3 K		4 0 0 0 0 1 2
Harold Baines, L OBP: 0.360, SLG: 0.435 (1, 10) Mike Cameron, R OBP: 0.304, SLG: 0.297 (8, PR)	1-0 P5		1-2 F8			0-0 G3	4-1 BB			3 0 0 0 1 0 1 0 0 0 0 0 0 0
Lyle Mouton, R OBP: 0.360, SLG: 0.453 (1, 9) Darren Lewis, R OBP: 0.305, SLG: 0.216 (9, 8)		0-0 1B 34 SF7 1B		0-0 G4-3		2-0 G1-3	0-3 K			4 1 1 0 0 1 1 0 0 0 0 0 0 0
Jorge Fabregas, L OBP: 0.252, SLG: 0.327 (1, 2)		2-2 1B		1-0 34 1B SF9 2B		4-1 BB	1-3 K			3 1 2 0 1 1 1
34 Mario Valdez, L OBP: 0.333, SLG: 0.222 (1, 3)		2-2 SF7		1-1 1B		2-3 K				2 0 1 1 0 1 1
Chris Snopce, R OBP: 0.277, SLG: 0.346 (1, 5)		0-0 F8		1-1 SF9			1-0 HR			2 1 1 2 0 0 1

Inning Stats	R: 2 E: 0 K: 10 S: 10	H: 2 LOB: 0 BB: 0 P: 15	R: 1 E: 0 K: 10 S: 10	H: 2 LOB: 1 BB: 0 P: 16	R: 0 E: 0 K: 5 S: 5	H: 0 LOB: 1 BB: 2 P: 15	R: 1 E: 0 K: 7 S: 7	H: 2 LOB: 1 BB: 0 P: 12	R: 0 E: 0 K: 5 S: 5	H: 0 LOB: 0 BB: 0 P: 7	R: 0 E: 0 K: 6 S: 6	H: 0 LOB: 1 BB: 1 P: 14	R: 1 E: 0 K: 8 S: 8	H: 1 LOB: 0 BB: 0 P: 12	R: 0 E: 0 K: 10 S: 10	H: 0 LOB: 1 BB: 1 P: 18	1B: 4 2B: 1 3B: 0 HR: 2	SF: 2 SAC: 0 DP: 1 HBP: 0	WP: 0 PB: 0 SB: 0 CS: 0	PA: 34
--------------	--------------------------------	----------------------------------	--------------------------------	----------------------------------	------------------------------	----------------------------------	------------------------------	----------------------------------	------------------------------	---------------------------------	------------------------------	----------------------------------	------------------------------	----------------------------------	--------------------------------	----------------------------------	----------------------------------	------------------------------------	----------------------------------	--------


PITCHER	IP	WLS	BF	H	R	ER	SO	BB	IBB	HBP	BLK	WP	HR	S	P	ERA	WHIP
Geremi Gonzalez, R ERA: 3.64 (1, 1)	6.0	L	27	7	5	5	1	3	0	0	0	0	2	44	81	7.50	1.667
Bob Patterson, L ERA: 3.72 (7, 1)	1.0		3	0	0	0	0	0	0	0	0	0	7	10	0.00	0.000	
Turk Wendell, R ERA: 4.84 (8, 1)	1.0		4	0	0	0	3	1	0	0	0	0	10	18	0.00	1.000	

BOTTOM

Chicago Cubs @ Chicago White Sox
Comiskey Park, Chicago, IL

Tue Jun 17 1997, 8:05 PM EDT
Att: 44,249 - Unknown - 60 F

AB	28
R	5
H	7
RBI	5
BB	4
SO	4
LOB	10



PITCHER	IP	WLS	BF	H	R	ER	SO	BB	IBB	HBP	BLK	WP	HR	S	P	ERA	WHIP
---------	----	-----	----	---	---	----	----	----	-----	-----	-----	----	----	---	---	-----	------

Batter	1	2	3	4	5	6	7	8	9	AB R H RBI BB SO LOB	TOP											
Brian McRae, S (1, 8) OBP: 0.312, SLG: 0.389	0-0 B1-3		2-1 P3			3-2 P3			3-2 F9	4 0 1 0 0 0 0												
Doug Glanville, R (1, 7) OBP: 0.323, SLG: 0.397	0-3 K		0-0 P4			1-0 P9			1-2 G4-3	4 0 0 0 0 1 0												
Mark Grace, L (1, 3) OBP: 0.403, SLG: 0.421	1-1 BB 1B			0-1 G6-4-3 1B				1-2 F8	2-0 G4-3	4 0 2 0 0 0 0												
Sammy Sosa, R (1, 9) OBP: 0.319, SLG: 0.516	4-2 SAFE 1-2 BB		1-1 G6-4-3 1-2f			1-3 K				2 0 0 0 1 1 1												
23 Ryne Sandberg, R (1, 10) OBP: 0.317, SLG: 0.357	0-2 P3		0-3 K			0-1 1B		0-1 1B		3 0 1 0 0 1 2												
Kevin Orie, R (1, 5) OBP: 0.379, SLG: 0.420		2-0 L8		0-0 G5-3			0-1 G5-3			3 0 0 0 0 0 1												
Scott Servais, R (1, 2) OBP: 0.319, SLG: 0.368		1-3 K		1-1 G3-1			2-2 G6-3			3 0 0 0 0 1 0												
José Hernández, R (1, 4) OBP: 0.326, SLG: 0.425		0-2 F9		1-2 F8			0-1 F7			3 0 0 0 0 0 0												
Rey Sanchez, R (1, 6) OBP: 0.287, SLG: 0.295			1-1 P2			1-0 L7		2-0 L7		3 0 0 0 0 0 0												
Inning Stats	R: 0 E: 0 K: 1 S: 15	H: 1 LOB: 2 BB: 1 P: 20	R: 0 E: 0 K: 1 S: 8	H: 0 LOB: 0 BB: 0 P: 11	R: 0 E: 0 K: 0 S: 5	H: 1 LOB: 0 BB: 0 P: 8	R: 0 E: 0 K: 1 S: 7	H: 1 LOB: 0 BB: 0 P: 8	R: 0 E: 0 K: 0 S: 6	H: 0 LOB: 0 BB: 0 P: 8	R: 0 E: 0 K: 0 S: 5	H: 0 LOB: 0 BB: 0 P: 10	R: 0 E: 0 K: 1 S: 11	H: 1 LOB: 1 BB: 0 P: 13	R: 0 E: 0 K: 0 S: 7	H: 0 LOB: 0 BB: 0 P: 11	R: 0 E: 0 K: 0 S: 7	H: 0 LOB: 0 BB: 0 P: 13	1B: 4 2B: 0 3B: 0 HR: 0	SF: 0 SAC: 0 DP: 1 HBP: 0	WP: 0 PB: 0 SB: 0 CS: 0	PA: 30
PITCHER Wilson Alvarez, L (1, 1) ERA: 2.91	IP: 9.0 WLS: W BF: 30 H: 4 R: 0 ER: 0 SO: 4 BB: 1 IBB: 0 HBP: 0 BLK: 0 WP: 0 HR: 0 S: 71 P: 102 ERA: 0.00 WHIP: 0.556																				PITCHER IP: WLS: BF: H: R: ER: SO: BB: IBB: HBP: BLK: WP: HR: S: P: ERA: WHIP:	

Chicago Cubs @ Chicago White Sox
Comiskey Park, Chicago, IL
Wed Jun 18 1997, 8:05 PM EDT
Att. 44,204 - Unknown - 68 F

livebaseballscorecards.com

AB	29
R	0
H	4
RBI	0
BB	1
SO	4
LOB	4



Batter	1	2	3	4	5	6	7	8	9	AB	R	H	RBI	BB	SO	LOB
Ray Durham, S OBP: 0.339, SLG: 0.367 (1, 4) C S S	0-3 K ① B X	1-0 P6 ③			1-1 G3 ① B S X		0-2 F9 ③ C T X			4	0	0	0	0	1	1
Mike Cameron, R OBP: 0.311, SLG: 0.298 (1, 8) B X (9, 9)	1-0 25 1B 2B 1B		3-1 25 1B HBP		1-0 G6-3 ② B X			1-3 K ① C B S C		3	1	1	0	0	1	0
25 Jeff Abbott, R OBP: 0.286, SLG: 0.286 (1, 10) X	0-0 2B 1B		2-2 FC6-4 1B ① B 1 SAFE 1 SAFE F B F X		0-1 F9 ③ F X			0-0 F7 ② X		4	1	2	0	0	0	0
Albert Belle, R OBP: 0.340, SLG: 0.518 (1, 7) S S X	0-2 L7 ②		1 SAFE 0-0 P3 ② 1 X		1-3 K ① C S S B			2-1 G1-4-3 ③ B B F X		4	0	0	0	0	1	3
Lyle Mouton, R OBP: 0.359, SLG: 0.458 Darren Lewis, R OBP: 0.305, SLG: 0.216 (1, 9) C B D B X (9, 8)	3-1 2B		1-2 FC6-4 ③ S B B X		2-1 F8 ② S B B X					3	0	1	2	0	0	1
Chris Snopce, R OBP: 0.273, SLG: 0.341 (1, 5) C B S S	1-3 K ③		1-2 1-2f FC6-4		2-1 G4-3 ③ B B C X					0	0	0	0	0	0	0
Dave Martinez, L OBP: 0.367, SLG: 0.461 (1, 3) X		0-0 L8 ①		1-1 G6-3 ① C B X		2-1 G4-3 ③ B B C X				3	0	0	0	0	1	1
Ron Karkovice, R OBP: 0.248, SLG: 0.297 (1, 2) B B F X		2-1 F9 ②		4-2 BB		2-1 HR				2	1	1	1	1	0	0
Ozzie Guillen, L OBP: 0.328, SLG: 0.335 (1, 6) B B F X		2-2 2B		0-3 K ② 1 SAFE 1 SAFE F S SAFE S		0-0 G4-3 ③ X		0-0 G5-3 ① X		3	0	0	0	0	1	1
								0-2 G4-3 ② C T X		3	0	1	0	0	0	1

Inning Stats	R: 2 E: 0 K: 2 S: 13	H: 3 LOB: 1 BB: 0 P: 18	R: 0 E: 0 K: 0 S: 7	H: 1 LOB: 1 BB: 0 P: 12	R: 0 E: 0 K: 0 S: 9	H: 1 LOB: 1 BB: 0 P: 15	R: 0 E: 0 K: 1 S: 10	H: 0 LOB: 1 BB: 1 P: 15	R: 0 E: 0 K: 0 S: 5	H: 0 LOB: 0 BB: 0 P: 7	R: 0 E: 0 K: 1 S: 7	H: 0 LOB: 0 BB: 0 P: 12	R: 1 E: 0 K: 0 S: 10	H: 1 LOB: 0 BB: 0 P: 12	R: 0 E: 0 K: 1 S: 6	H: 0 LOB: 0 BB: 0 P: 9	1B: 3 2B: 2 3B: 0 HR: 1	SF: 0 SAC: 0 DP: 0 HBP: 1	WP: 0 PB: 0 SB: 0 CS: 0	PA: 31	
PITCHER Terry Mulholland, L ERA: 2.9 (1, 1)	IP 8.0	WLS L	BF 31	H 6	R 3	ER 3	SO 5	BB 1	IBB 0	HBP 1	BLK 0	WP 0	HR 1	S 67	P 100	ERA 3.38	WHIP 0.875				
PITCHER	IP	WLS	BF	H	R	ER	SO	BB	IBB	HBP	BLK	WP	HR	S	P	ERA	WHIP				

Chicago Cubs @ Chicago White Sox
Comiskey Park, Chicago, IL
Wed Jun 18 1997, 8:05 PM EDT
Att: 44,204 - Unknown - 68 F

AB	29
R	3
H	6
RBI	3
BB	1
SO	5
LOB	8



WP: 0	PA: 31
PB: 0	
SB: 0	
CS: 0	

livebaseballscorecards.com

Batter	1	2	3	4	5	6	7	8	9	AB R H RBI BB SO LOB	TOP											
Chuck Knoblauch, R (1, 4) OBP: 0.423, SLG: 0.400	0-1 2B G5-3 1B		2-3 K		0-2 F7 G3 1B		4-1 G6-3 BB			3 1 2 0 1 1 0												
Matt Lawton, L (1, 9) OBP: 0.366, SLG: 0.426	0-0 F7		0-3 K		1-2 G3		1-2 G6-3			4 0 0 0 0 1 3												
Paul Molitor, R (1, 10) OBP: 0.379, SLG: 0.459	0-0 G5-3 1-3 2B		2-1 G6-3		2-2 F7		2-2 F7			4 0 1 0 0 0 2												
Terry Steinbach, R (1, 2) OBP: 0.323, SLG: 0.416	1-2 G5-3			0-0 G4-3 HR 2B		0-0 F9		1-3 K		4 1 1 1 0 1 2												
Ron Coomer, R (1, 5) OBP: 0.339, SLG: 0.453	0-1 G6-3			0-2 G4-3		2-2 L9		0-0 L6		4 0 0 0 0 0 2												
Scott Stahoviak, L (1, 3) OBP: 0.325, SLG: 0.429		2-1 K 1B		3-3 K		1-3 K		2-3 K		4 0 1 0 0 3 1												
Marty Cordova, R (1, 7) OBP: 0.342, SLG: 0.456		1 SAFE 1-2 F9		2-2 HR		4-1 BB		3-2 P6		3 1 1 2 1 0 1												
Rich Becker, L (1, 8) OBP: 0.371, SLG: 0.380		1 SAFE 1-2 L5		3-2 2B		1 SAFE 2-3 K		2-3 K		4 0 1 0 0 2 2												
Pat Meares, R (1, 6) OBP: 0.336, SLG: 0.446		1 SAFE 0-1 F8		1-3 K		0-3 K		1-1 L4		4 0 0 0 0 2 2												
Inning Stats	R: 1 E: 0 K: 0 S: 9	H: 2 LOB: 1 BB: 0 P: 10	R: 0 E: 0 K: 0 S: 13	H: 1 LOB: 1 BB: 0 P: 17	R: 0 E: 0 K: 2 S: 13	H: 0 LOB: 0 BB: 0 P: 17	R: 2 E: 0 K: 2 S: 17	H: 3 LOB: 1 BB: 0 P: 26	R: 0 E: 0 K: 0 S: 12	H: 1 LOB: 1 BB: 0 P: 15	R: 0 E: 0 K: 2 S: 10	H: 0 LOB: 1 BB: 1 P: 19	R: 0 E: 0 K: 1 S: 12	H: 0 LOB: 1 BB: 1 P: 19	R: 0 E: 0 K: 2 S: 7	H: 0 LOB: 0 BB: 0 P: 10	R: 0 E: 0 K: 1 S: 8	H: 0 LOB: 0 BB: 0 P: 14	1B: 3 2B: 3 3B: 0 HR: 1	SF: 0 SAC: 0 DP: 0 HBP: 0	WP: 0 PB: 0 SB: 0 CS: 0	PA: 36
PITCHER	IP WLS BF H R ER SO BB IBB HBP BLK WP HR S P ERA WHIP																					
Danny Darwin, R (1, 1) ERA: 3.36	7.0 L 30 7 3 3 7 2 0 0 0 0 0 1 86 123 3.86 1.286																					
41 Bill Simas, R (8, 1) ERA: 4.23	2.0 6 0 0 0 3 0 0 0 0 0 0 0 15 24 0.00 0.000																					

Minnesota Twins @ Chicago White Sox
Comiskey Park, Chicago, IL
 Fri Jun 20 1997, 8:05 PM EDT
 Att. 22,043 - Unknown - 80 F

livebaseballscorecards.com

AB 34
R 3
H 7
RBI 3
BB 2
SO 10
LOB 15



Batter	1	2	3	4	5	6	7	8	9	AB R H RBI BB SO LOB
Ray Durham, S OBP: 0.334, SLG: 0.362 (1, 4)	0-1 P6		0-0 P6			2-3 K		2-3 K		4 0 0 0 0 2 2
Dave Martinez, L OBP: 0.365, SLG: 0.457 (1, 8) (8, 3)	1-0 G6-3		2-1 G3			0-0 1B		2-3 K		4 0 1 0 0 1 2
Lyle Mouton, R OBP: 0.349, SLG: 0.444 (1, 9)	1-3 K				2-3 K	1-0 F7			2-3 K	4 0 0 0 0 3 1
Albert Belle, R OBP: 0.339, SLG: 0.514 (1, 7)		1-1 G6-3 1B		0-1 G6-3		3-1 P4			2-2 F8	4 0 1 0 0 0 1
Harold Baines, L OBP: 0.362, SLG: 0.433 (1, 10)		0-0 F7		4-0 BB			0-0 G3-1		0-0 1B 1B	3 0 1 0 1 0 1
Jorge Fabregas, L OBP: 0.252, SLG: 0.325 (1, 2)		2-2 G6-3 1-2f		1-1 P6			1-1 G6-3		2-1 1B	4 0 1 0 0 0 2
34 Mario Valdez, L OBP: 0.357, SLG: 0.364 (1, 3)			0-1 SH1-4 2B		2-2 L9		4-2 BB		3-3 K	2 0 1 0 0 0 0 0 0 0 0 1 0 0
Darren Lewis, R OBP: 0.317, SLG: 0.216 (7, PH) (8, 8)										1 0 0 0 0 1 2
25 Jeff Abbott, R OBP: 0.267, SLG: 0.267 (9, PH)										
Chris Snopek, R OBP: 0.269, SLG: 0.335 (1, 5)			0-0 FC1 SH1-4		0-0 G1-3		0-0 L8			3 0 0 0 0 0 2
Ozzie Guillen, L OBP: 0.325, SLG: 0.332 (1, 6)			0-0 SH1-4 1-2 2-3		1-3 K			0-2 F7		2 0 0 0 0 1 0

BOTTOM

Minnesota Twins @ Chicago White Sox
Comiskey Park, Chicago, IL
Fri Jun 20 1997, 8:05 PM EDT
Att: 22,043 - Unknown - 80 F

AB	31
R	0
H	5
RBI	0
BB	2
SO	8
LOB	13



Inning Stats	R: 0	H: 0	E: 0	K: 1	S: 6	R: 0	H: 1	E: 0	K: 0	S: 6	R: 0	H: 1	E: 0	K: 0	S: 7	R: 0	H: 0	E: 0	K: 1	S: 7	R: 0	H: 1	E: 0	K: 1	S: 7	R: 0	H: 0	E: 0	K: 0	S: 7	R: 0	H: 1	E: 0	K: 1	S: 7	R: 0	H: 0	E: 0	K: 0	S: 7	R: 0	H: 2	E: 0	K: 2	S: 14	R: 0	H: 2	E: 0	K: 2	S: 14	1B: 4	SF: 0	2B: 1	SAC: 1	3B: 0	DP: 1	HR: 0	HBP: 0	WP: 0	PA: 34
--------------	------	------	------	------	------	------	------	------	------	------	------	------	------	------	------	------	------	------	------	------	------	------	------	------	------	------	------	------	------	------	------	------	------	------	------	------	------	------	------	------	------	------	------	------	-------	------	------	------	------	-------	-------	-------	-------	--------	-------	-------	-------	--------	-------	--------

PITCHER	IP	WLS	BF	H	R	ER	SO	BB	IBB	HBP	BLK	WP	HR	S	P	ERA	WHIP
Bob Tewksbury, R ERA: 3.05 (1, 1)	6.0	W	22	3	0	0	4	1	0	0	0	0	0	40	63	0.00	0.667
Greg Swindell, L ERA: 3.72 (7, 1)	2.0		7	0	0	0	2	1	0	0	0	0	0	17	26	0.00	0.500
Rick Aguilera, R ERA: 4.13 (9, 1)	1.0	S	5	2	0	0	2	0	0	0	0	0	0	14	23	0.00	2.000

PITCHER	IP	WLS	BF	H	R	ER	SO	BB	IBB	HBP	BLK	WP	HR	S	P	ERA	WHIP
---------	----	-----	----	---	---	----	----	----	-----	-----	-----	----	----	---	---	-----	------

Batter	1	2	3	4	5	6	7	8	9	AB R H RBI BB SO LOB	TOP
Chuck Knoblauch, R (1, 4) OBP: 0.418, SLG: 0.394 B B C C C X	3-2 G6-3		3-3 K			1-1 G6-3		0-1 P3		4 0 0 0 0 1 1	
Matt Lawton, L (1, 9) OBP: 0.370, SLG: 0.443 (8, 8) Roberto Kelly, R (9, PH) OBP: 0.346, SLG: 0.390 Greg Myers, L (9, PH) OBP: 0.369, SLG: 0.485 Darrin Jackson, R (9, PR) OBP: 0.258, SLG: 0.413	0-0 HR		1-0 L3 2-3 3-H 1B			3-2 P5		1-0 L3 1B	3 1 2 2 0 0 0 0 0 0 0 0 0 0 1 0 1 0 0 0 0 0 0 0 0 0 0 0		
Paul Molitor, R (1, 10) OBP: 0.373, SLG: 0.450 C F C	0-3 K		0-0 L3 1-1			2-0 G6-3		1-1 L3 1-1	4 0 0 0 0 1 2		
Terry Steinbach, R (1, 2) OBP: 0.317, SLG: 0.408 S X	0-1 F9			1-2 F9			0-0 F7		2-3 K	4 0 0 0 0 1 1	
Ron Coomer, R (1, 5) OBP: 0.339, SLG: 0.451 B B B B B		3-2 L9		0-0 F7			0-1 1B		3 0 1 0 0 0 0		
Scott Stahowiak, L (1, 3) OBP: 0.317, SLG: 0.417 Greg Colbrunn, R (7, PH) OBP: 0.310, SLG: 0.413 (7, 3)		0-3 K		0-1 F8			0-0 L8		2 0 0 0 0 1 0 1 0 0 0 0 0 1		
Marty Cordova, R (1, 7) OBP: 0.333, SLG: 0.443 S B B B B B		3-2 L5				1-1 G4-3		3-3 K	3 0 0 0 0 1 1		
Rich Becker, L (1, 8) OBP: 0.372, SLG: 0.378 Denny Hocking, S (8, PH) OBP: 0.321, SLG: 0.379 (8, 9)			4-2 1B WP BB			1-1 G3-1		0-1 G1-3	1 1 0 0 1 0 0 1 0 0 0 0 0 0		
Pat Meares, R (1, 6) OBP: 0.336, SLG: 0.444 B X			1-0 WP 1B 1B			1-0 P2		1-3 K	3 1 1 0 0 1 0		
Inning Stats	R: 1 H: 1 E: 0 LOB: 0 K: 1 BB: 0 S: 9 P: 12	R: 0 H: 0 E: 0 LOB: 0 K: 1 BB: 0 S: 10 P: 16	R: 2 H: 2 E: 0 LOB: 0 K: 1 BB: 1 S: 8 P: 17	R: 0 H: 0 E: 0 LOB: 0 K: 0 BB: 0 S: 6 P: 7	R: 0 H: 0 E: 0 LOB: 0 K: 0 BB: 0 S: 5 P: 8	R: 0 H: 0 E: 0 LOB: 0 K: 0 BB: 0 S: 7 P: 13	R: 0 H: 1 E: 0 LOB: 1 K: 1 BB: 0 S: 9 P: 12	R: 0 H: 0 E: 0 LOB: 0 K: 1 BB: 0 S: 8 P: 9	R: 0 H: 1 E: 0 LOB: 1 K: 1 BB: 0 S: 7 P: 11	1B: 4 SF: 0 2B: 2 SAC: 0 3B: 0 DP: 2 HR: 1 HBP: 0	WP: 1 PA: 31 PB: 0 SB: 0 CS: 0
PITCHER James Baldwin, R (1, 1) ERA: 4.84 Tony Castillo, L (7, 1) ERA: 6.31 Roberto Hernandez, R (9, 1) ERA: 2.59	IP WLS BF H R ER SO BB IBB HBP BLK WP HR S P ERA WHIP 6.1 W 23 4 3 3 3 1 0 0 0 1 1 48 76 4.26 0.789 1.2 5 0 0 0 2 0 0 0 0 0 0 0 14 18 0.00 0.000 1.0 S 3 1 0 0 1 0 0 0 0 0 0 0 7 11 0.00 1.000	PITCHER IP WLS BF H R ER SO BB IBB HBP BLK WP HR S P ERA WHIP									

Minnesota Twins @ Chicago White Sox
 Comiskey Park, Chicago, IL
 Sat Jun 21 1997, 8:05 PM EDT
 Att. 29,676 - Unknown - 73 F

AB	30
R	3
H	5
RBI	2
BB	1
SO	6
LOB	6




Batter	1	2	3	4	5	6	7	8	9	AB	R	H	RBI	BB	SO	LOB
Ray Durham, S OBP: 0.330, SLG: 0.357 (1, 4)	2-1 G6-3		1-0 F8	3-1 L7		1-1 G3-1				4	0	0	0	0	0	2
Mike Cameron, R OBP: 0.318, SLG: 0.313 (1, 8) (8, 9)	1-0 1B		4-1 BB 1B SF8	1-2 SF8			2-0 F9			2	2	1	1	1	0	0
Dave Martinez, L OBP: 0.367, SLG: 0.455 (1, 3)	4-2 1B		1-2 BB 1B	0-2 P6			0-2 F7			3	1	1	0	1	0	0
Albert Belle, R OBP: 0.344, SLG: 0.516 (1, 7)	2-1 G6-3 1B		4-2 1B		1-1 G6-3		0-0 1B			3	1	2	1	1	0	0
Lyle Mouton, R OBP: 0.340, SLG: 0.435 (1, 9) Darren Lewis, R OBP: 0.317, SLG: 0.216 (8, 8)	1-2 G6-3		3-2 SF8		0-0 L6		2-0 G1-3			3	0	0	1	0	0	3
Harold Baines, L OBP: 0.364, SLG: 0.429 (1, 10)		1-3 K	4-1 1B		3-3 K			4-2 SH2-4 BB		2	0	0	0	2	2	0
Chris Snopce, R OBP: 0.270, SLG: 0.335 (1, 5)		1-0 G5-3	1-0 FC6-4 1B		0-0 L7		1-1 SH2-4			3	0	1	2	0	0	0
Ron Karkovice, R OBP: 0.257, SLG: 0.305 (1, 2)		3-2 1B	2-0 FC6-4		0-1 FC5-4 1B		0-1 L8			4	0	2	0	0	0	3
Ozzie Guillen, L OBP: 0.323, SLG: 0.330 (1, 6)		2-2 G3		0-1 L7 WP SF8 1B		1-2 FC5-4		0-0 F7		4	1	1	0	0	0	3

Inning Stats	R: 1	H: 2	E: 0	K: 0	S: 13	R: 0	H: 1	E: 0	K: 1	S: 10	R: 3	H: 2	E: 0	K: 0	S: 18	R: 1	H: 1	E: 0	K: 0	S: 12	R: 0	H: 0	E: 0	K: 1	S: 7	R: 0	H: 1	E: 0	K: 0	S: 10	R: 0	H: 1	E: 0	K: 0	S: 7	R: 0	H: 0	E: 0	K: 0	S: 7	R: 0	H: 0	E: 0	K: 0	S: 7	1B: 7	SF: 2	2B: 1	SAC: 1	3B: 0	DP: 1	HR: 0	HBP: 0	WP: 1	PA: 36
--------------	------	------	------	------	-------	------	------	------	------	-------	------	------	------	------	-------	------	------	------	------	-------	------	------	------	------	------	------	------	------	------	-------	------	------	------	------	------	------	------	------	------	------	------	------	------	------	------	-------	-------	-------	--------	-------	-------	-------	--------	-------	--------

PITCHER	IP	WLS	BF	H	R	ER	SO	BB	IBB	HBP	BLK	WP	HR	S	P	ERA	WHIP
Rich Robertson, L ERA: 5.74 (1, 1)	3.0	L	17	5	4	4	1	4	0	0	0	0	0	41	78	12.00	3.000
Frankie Rodriguez, R ERA: 5.26 (4, 1)	4.2		18	3	1	1	1	1	0	0	0	1	0	42	61	1.93	0.857
Eddie Guardado, L ERA: 3.63 (8, 1)	0.1		1	0	0	0	0	0	0	0	0	0	0	1	1	0.00	0.000

MINNESOTA TWINS @ CHICAGO WHITE SOX
Comiskey Park, Chicago, IL
 Sat Jun 21 1997, 8:05 PM EDT
 Att: 29,676 - Unknown - 73 F

AB	28
R	5
H	8
RBI	5
BB	5
SO	2
LOB	11



PITCHER	IP	WLS	BF	H	R	ER	SO	BB	IBB	HBP	BLK	WP	HR	S	P	ERA	WHIP
---------	----	-----	----	---	---	----	----	----	-----	-----	-----	----	----	---	---	-----	------

Batter	1	2	3	4	5	6	7	8	9	AB R H RBI BB SO LOB	TOP
Chuck Knoblauch, R (1, 4) <small>OBP: 0.416, SLG: 0.396</small>	2-2 		1-3 			2-3 		2-0 		4 0 1 0 0 2 0	
Roberto Kelly, R (1, 9) <small>OBP: 0.350, SLG: 0.400</small>	1-1 		2-1 			0-1 		0-1 		4 1 2 0 0 0 1	
Paul Molitor, R (1, 10) <small>OBP: 0.375, SLG: 0.456</small>	2-0 		3-2 			2-0 		2-1 		4 0 2 1 0 0 1	
Greg Myers, L (1, 2) <small>OBP: 0.365, SLG: 0.471</small>	1-3 			2-2 		1-3 		4-0 		3 0 0 0 1 2 2	
Ron Coomer, R (1, 5) <small>OBP: 0.337, SLG: 0.447</small>		2-0 		0-0 		1-1 		0-1 		4 0 1 0 0 0 4	
Marty Cordova, R (1, 7) <small>OBP: 0.331, SLG: 0.436</small>		2-2 		0-0 			2-1 	0-0 		4 0 1 0 0 0 3	
Greg Colbrunn, R (1, 3) <small>OBP: 0.310, SLG: 0.411</small> Rich Becker, L (9, PH) <small>OBP: 0.374, SLG: 0.381</small>			2-3 		1-3 		1-1 		3-2 	3 0 1 0 0 2 2 1 0 1 0 0 0 0	AB 35 R 1 H 9 RBI 1 BB 1 SO 10 LOB 20
Darrin Jackson, R (1, 8) <small>OBP: 0.246, SLG: 0.394</small> Matt Lawton, L (9, PH) <small>OBP: 0.368, SLG: 0.441</small>		3-2 			0-0 		1-0 		3-3 	3 0 0 0 0 0 3 1 0 0 0 0 1 1	
Denny Hocking, S (1, 6) <small>OBP: 0.313, SLG: 0.368</small> Scott Stahoviak, L (9, PH) <small>OBP: 0.313, SLG: 0.411</small>		0-3 			0-3 		0-1 		2-3 	3 0 0 0 0 2 3 1 0 0 0 0 1 0	
Inning Stats	R: 0 H: 1 E: 0 LOB: 1 K: 1 BB: 0 S: 10 P: 16	R: 0 H: 2 E: 0 LOB: 2 K: 2 BB: 0 S: 15 P: 24	R: 0 H: 0 E: 0 LOB: 0 K: 1 BB: 0 S: 12 P: 18	R: 0 H: 0 E: 0 LOB: 0 K: 0 BB: 0 S: 7 P: 9	R: 0 H: 0 E: 0 LOB: 0 K: 2 BB: 0 S: 8 P: 9	R: 1 H: 2 E: 0 LOB: 1 K: 2 BB: 0 S: 11 P: 17	R: 0 H: 1 E: 0 LOB: 1 K: 0 BB: 0 S: 7 P: 11	R: 0 H: 2 E: 1 LOB: 3 K: 0 BB: 1 S: 8 P: 16	R: 0 H: 1 E: 0 LOB: 0 K: 2 BB: 0 S: 13 P: 21	1B: 6 SF: 0 2B: 4 SAC: 0 3B: 0 DP: 1 HR: 0 HBP: 0	WP: 1 PA: 36 PB: 0 SB: 0 CS: 1
PITCHER Jaime Navarro, R (1, 1) <small>ERA: 5.03</small> Roberto Hernandez, R (9, 1) <small>ERA: 2.51</small>	IP WLS BF H R ER SO BB IBB HBP BLK WP HR S P ERA WHIP 8.0 W 33 8 1 1 8 0 1 0 0 1 0 78 120 1.12 1.000 1.0 S 3 1 0 0 2 0 0 0 0 0 0 0 13 21 0.00 1.000										

Minnesota Twins @ Chicago White Sox
 Comiskey Park, Chicago, IL
 Sun Jun 22 1997, 4:33 AM EDT
 Att. 26,082 - Cloudy - 84 F

livebaseballscorecards.com


Batter	1	2	3	4	5	6	7	8	9	AB	R	H	RBI	BB	SO	LOB
Ray Durham, S OBP: 0.326, SLG: 0.354 (1, 4)	L7		SF7		SF8		K			2	0	0	2	0	1	0
Dave Martinez, L OBP: 0.369, SLG: 0.458 (1, 9)	FC3-2 BLK 2B		G3		BB		L9			3	0	1	0	1	0	0
Frank Thomas, R OBP: 0.508, SLG: 0.680 (1, 3) 34 Mario Valdez, L OBP: 0.357, SLG: 0.364 (9, 3)	FC3-2 FC4-6 2-H		G4-3		G4-3		K			4	0	0	0	0	1	2
Albert Belle, R OBP: 0.343, SLG: 0.512 (1, 7)	FC4-6 1-2f				F9		SH1-4 1B			4	0	1	0	0	1	1
Harold Baines, L OBP: 0.367, SLG: 0.435 (1, 10)			G6-3		1B 2B		SH1-4 1B			4	0	2	0	0	1	0
Jorge Fabregas, L OBP: 0.254, SLG: 0.325 (1, 2)			K		G6-4-3 1B		SH1-4			3	0	1	0	0	2	0
Mike Cameron, R OBP: 0.327, SLG: 0.316 (1, 8)			1B		G6-4-3 1-2f		BB			2	0	1	0	1	0	2
Chris Snopek, R OBP: 0.266, SLG: 0.330 (1, 5)			G4-3				K			3	0	0	0	0	1	4
Ozzie Guillen, L OBP: 0.328, SLG: 0.344 (1, 6)			SF7 3B		E2 SF8 1B		P6			3	2	2	0	0	0	3

Inning Stats	R: 0	H: 1	E: 0	LOB: 1	K: 0	BB: 0	S: 13	R: 0	H: 1	E: 0	LOB: 1	K: 1	BB: 0	S: 9	R: 1	H: 1	E: 0	LOB: 0	K: 0	BB: 0	S: 14	R: 0	H: 2	E: 0	LOB: 1	K: 0	BB: 0	S: 8	R: 1	H: 1	E: 1	LOB: 1	K: 0	BB: 1	S: 7	R: 0	H: 2	E: 0	LOB: 3	K: 1	BB: 1	S: 12	R: 0	H: 0	E: 0	LOB: 0	K: 2	BB: 0	S: 10	R: 0	H: 0	E: 0	LOB: 0	K: 3	BB: 0	S: 9	R: 0	H: 0	E: 0	LOB: 0	K: 3	BB: 0	S: 11
--------------	------	------	------	--------	------	-------	-------	------	------	------	--------	------	-------	------	------	------	------	--------	------	-------	-------	------	------	------	--------	------	-------	------	------	------	------	--------	------	-------	------	------	------	------	--------	------	-------	-------	------	------	------	--------	------	-------	-------	------	------	------	--------	------	-------	------	------	------	------	--------	------	-------	-------

PITCHER	IP	WLS	BF	H	R	ER	SO	BB	IBB	HBP	BLK	WP	HR	S	P	ERA	WHIP
LaTroy Hawkins, R ERA: 1.46 (1, 1)	5.1	L	25	8	2	1	1	2	0	0	1	0	0	58	93	1.69	1.875
Mike Trombley, R ERA: 3.53 (6, 1)	2.0		6	0	0	0	4	0	0	0	0	0	0	18	24	0.00	0.000
Eddie Guardado, L ERA: 3.5 (8, 1)	0.2		2	0	0	0	2	0	0	0	0	0	0	6	7	0.00	0.000

MINNESOTA TWINS @ CHICAGO WHITE SOX
COMISKEY PARK, CHICAGO, IL
 Sun Jun 22 1997, 4:33 AM EDT
 Att. 26,082 - Cloudy - 84 F

AB	28
R	2
H	8
RBI	2
BB	2
SO	7
LOB	12



WP	PA	ERA	WHIP
0	33		

Batter	1	2	3	4	5	6	7	8	9	AB	R	H	RBI	BB	SO	LOB	TOP								
Jose Offerman, S (1, 4) <small>OBP: 0.385, SLG: 0.443</small> David Howard, S (8, PR) <small>OBP: 0.293, SLG: 0.368</small> (8, 4)	0-1 1B 2B	2-2 F8		3-3 K		0-0 SH1-3 1B		1-1 1B		5	1	3	0	0	1	1									
Tom Goodwin, L (1, 8) <small>OBP: 0.320, SLG: 0.350</small>	1-1 P5	2-2 FC4-6		1-0 HR 1B		0-1 SH1-3		3-2 P8		4	1	1	0	0	0	3									
Jay Bell, R (1, 6) <small>OBP: 0.375, SLG: 0.486</small>	1-0 P5		4-1 HR BB	3-1 HR		2-2 F8			0-1 F7 1B	4	2	2	2	1	0	2									
Jeff King, R (1, 3) <small>OBP: 0.410, SLG: 0.530</small>	0-1 1B		2-0 HR	2-2 1B 2B		2-2 F8			2-2 F7 1B	5	2	4	3	0	0	1									
Chili Davis, S (1, 10) <small>OBP: 0.414, SLG: 0.495</small>	4-2 1B BB		1-2 G3-1	0-0 1B					3-2 F7	4	0	1	1	1	0	2									
Johnny Damon, L (1, 7) <small>OBP: 0.366, SLG: 0.469</small>	1-2 1B		1-2 1B	0-1 F8					4-0 IBB	4	0	2	0	1	1	1									
Jermaine Dye, R (1, 9) <small>OBP: 0.216, SLG: 0.271</small> Jon Nunnally, L (9, PH) <small>OBP: 0.500, SLG: 1.000</small>	2-3 K		3-2 F7			0-2 G5-3		1-1 G5-3	0-3 K	4	0	0	0	0	1	4									
Scott Cooper, L (1, 5) <small>OBP: 0.252, SLG: 0.289</small>		2-1 FC4-6 1B	1-3 K			0-3 K		1-1 F8	0-0 F8	5	0	1	0	0	2	4									
Mike Macfarlane, R (1, 2) <small>OBP: 0.226, SLG: 0.228</small>		1-0 F8		0-1 G6-3		3-1 F7		2-0 G5-3		4	0	0	0	0	0	1									
Inning Stats	R: 1 E: 0 K: 1 S: 17	H: 3 LOB: 3 BB: 1 P: 26	R: 0 E: 0 K: 0 S: 12	H: 1 LOB: 1 BB: 0 P: 19	R: 2 E: 1 K: 1 S: 16	H: 2 LOB: 1 BB: 1 P: 29	R: 3 E: 0 K: 1 S: 15	H: 4 LOB: 1 BB: 0 P: 24	R: 0 E: 0 K: 1 S: 8	H: 0 LOB: 0 BB: 0 P: 11	R: 0 E: 0 K: 0 S: 10	H: 1 LOB: 1 BB: 0 P: 14	R: 0 E: 0 K: 1 S: 9	H: 0 LOB: 0 BB: 0 P: 12	R: 0 E: 0 K: 0 S: 9	H: 1 LOB: 1 BB: 0 P: 16	R: 0 E: 0 K: 1 S: 13	H: 2 LOB: 3 BB: 1 P: 22	1B: 10 2B: 2 3B: 0 HR: 2	SF: 0 SAC: 1 DP: 0 HBP: 0	WP: 0 PB: 0 SB: 0 CS: 0	PA: 44			
PITCHER	IP	WLS	BF	H	R	ER	SO	BB	IBB	HBP	BLK	WP	HR	S	P	ERA	WHIP								
Doug Drabek, R (1, 1) <small>ERA: 6.27</small>	3.2		22	9	6	6	3	2	0	0	0	0	2	57	95	14.73	3.000								
Chuck McElroy, L (4, 1) <small>ERA: 4.8</small>	3.0		11	2	0	0	2	0	0	0	0	0	0	28	37	0.00	0.667								
Matt Karchner, R (7, 1) <small>ERA: 2.5</small>	1.1	W	5	1	0	0	0	0	0	0	0	0	0	11	19	0.00	0.750								
Roberto Hernandez, R (9, 1) <small>ERA: 2.43</small>	1.0	S	6	2	0	0	1	0	1	0	0	0	0	13	22	0.00	2.000								

Kansas City Royals @ Chicago White Sox
 Comiskey Park, Chicago, IL
 Mon Jun 23 1997, 8:05 PM EDT
 Att. 28,490 - Unknown - 91 F

AB	40
R	6
H	14
RBI	6
BB	3
SO	6
LOB	22



Batter	1	2	3	4	5	6	7	8	9	AB	R	H	RBI	BB	SO	LOB	BOTTOM			
Ray Durham, S OBP: 0.325, SLG: 0.352 (1, 4)	F9		SF8		P7	BB		SH5-4		2	0	0	1	1	0	1	Kansas City Royals @ Chicago White Sox Comiskey Park, Chicago, IL Mon Jun 23 1997, 8:05 PM EDT Att: 28,490 - Unknown - 91 F			
Mike Cameron, R OBP: 0.336, SLG: 0.350 (1, 8) Dave Martinez, L OBP: 0.366, SLG: 0.454 (6, PH) (7, 8) (9, 9)	G6-3		HR		BB	F8		K		2	1	1	1	1	0	0				
Frank Thomas, R OBP: 0.506, SLG: 0.673 (1, 3) Darren Lewis, R OBP: 0.317, SLG: 0.216 (9, 8)	G6-3		1B		F9		FC4	P3		5	1	2	0	0	0	3				
Albert Belle, R OBP: 0.342, SLG: 0.519 (1, 7)		G6-3	K			HR	P6			4	1	1	1	0	1	2				
Lyle Mouton, R OBP: 0.331, SLG: 0.423 (1, 9) 34 Mario Valdez, L OBP: 0.357, SLG: 0.364 (9, 3)		K		G5-3		K	FC4			4	0	0	0	0	2	1				
Harold Baines, L OBP: 0.373, SLG: 0.450 (1, 10)		HR		G4-3		2B	G6-3			2	2	1	1	2	0	0				
Chris Snopce, R OBP: 0.265, SLG: 0.333 (1, 5)		F9		L8		1B	G6-3			4	1	1	1	0	0	2				
Ron Karkovice, R OBP: 0.252, SLG: 0.299 (1, 2) Jorge Fabregas, L OBP: 0.258, SLG: 0.328 (6, PH) (7, 2)		F8		F8		G6-3	L5			2	0	0	0	0	0	0				
Ozzie Guillen, L OBP: 0.335, SLG: 0.360 (1, 6)			SF8		BB	G6-3		SH5-4		2	0	1	2	0	0	2				
			3B		1B			1B		4	1	3	0	0	0	1				
Inning Stats	R: 0 E: 0 K: 0 S: 7	H: 0 LOB: 0 BB: 0 P: 11	R: 1 E: 0 K: 1 S: 9	H: 1 LOB: 0 BB: 0 P: 16	R: 2 E: 0 K: 1 S: 13	H: 3 LOB: 1 BB: 0 P: 21	R: 0 E: 0 K: 0 S: 7	H: 0 LOB: 0 BB: 0 P: 7	R: 0 E: 0 K: 0 S: 10	H: 1 LOB: 2 BB: 1 P: 20	R: 3 E: 0 K: 1 S: 18	H: 3 LOB: 2 BB: 2 P: 33	R: 1 E: 1 K: 0 S: 14	H: 1 LOB: 2 BB: 1 P: 25	R: 0 E: 0 K: 1 S: 9	H: 1 LOB: 1 BB: 0 P: 11	1B: 5 2B: 1 3B: 1 HR: 3	SF: 1 SAC: 1 DP: 0 HBP: 0	WP: 0 PB: 0 SB: 0 CS: 0	PA: 39

AB	33
R	7
H	10
RBI	7
BB	4
SO	4
LOB	15



PITCHER															IP	WLS	BF	H	R	ER	SO	BB	IBB	HBP	BLK	WP	HR	S	P	ERA	WHIP
50 José Rosado, L ERA: 3.09 (1, 1)															5.1		25	7	6	6	3	2	0	0	0	0	3	55	90	10.12	1.688
Randy Veres, R ERA: 3.31 (6, 1)															0.0		1	1	0	0	0	0	0	0	0	0	3	4	∞	∞	
Larry Casian, L ERA: 7.8 (6, 1)															0.1		2	0	0	0	1	0	0	0	0	0	2	8	31	0.00	3.000
Hipolito Pichardo, R ERA: 3.3 (6, 1)															1.1	L	7	1	1	0	0	0	1	0	0	0	0	18	31	0.00	0.750
Chris Haney, L ERA: 7.15 (8, 1)															1.0		4	1	0	0	1	0	0	0	0	0	0	9	11	0.00	1.000

Batter	1	2	3	4	5	6	7	8	9	AB R H RBI BB SO LOB	TOP												
Jose Offerman, S (1, 4) OBP: 0.379, SLG: 0.436	1-3 K		0-1 G4-3		2-2 G5-3			0-1 F9		4 0 0 0 0 1 3													
Tom Goodwin, L (1, 8) OBP: 0.315, SLG: 0.345	2-2 F8			3-2 G3-1		0-1 F9			1-0 G1-3	4 0 0 0 0 0 0													
Jay Bell, R (1, 6) OBP: 0.377, SLG: 0.484	3-3 K			4-0 BB		2-2 G4-3			1-1 BB 1B	3 0 1 0 1 1 0													
Jeff King, R (1, 3) OBP: 0.407, SLG: 0.523		4-2 CS G4-3 BB		1-3 K		2-3 K			1-1 P6	3 0 0 0 1 2 2													
Chili Davis, S (1, 10) OBP: 0.411, SLG: 0.487		1-1 G4-3 1-2		3-1 L5			2-2 G6-3		4-2 BB	3 0 0 0 1 0 2													
Jermaine Dye, R (1, 9) OBP: 0.207, SLG: 0.258		2-1 G4-3 2-3			0-1 G4-3		0-1 G5-3		1-1 F9	4 0 0 0 0 0 3													
Johnny Damon, L (1, 7) OBP: 0.371, SLG: 0.472			0-2 1B		0-2 FC1-6 1B		2-0 G3			3 0 2 0 0 0 0													
Craig Paquette, R (1, 5) OBP: 0.251, SLG: 0.351			3-3 K		2-2 FC1-6 2B 1-2f		2-2 G6-4-3 1B			3 0 1 0 0 1 2													
Sal Fasano, R (1, 2) OBP: 0.208, SLG: 0.391			0-1 F9		1-2 2B		0-0 G6-4-3 1-2f			3 0 1 0 0 0 2													
Inning Stats	R: 0 E: 0 K: 2 S: 11	H: 0 LOB: 0 BB: 0 P: 17	R: 0 E: 0 K: 0 S: 6	H: 0 LOB: 0 BB: 1 P: 13	R: 0 E: 0 K: 1 S: 10	H: 1 LOB: 1 BB: 0 P: 13	R: 0 E: 0 K: 1 S: 8	H: 0 LOB: 1 BB: 1 P: 19	R: 0 E: 0 K: 0 S: 14	H: 2 LOB: 2 BB: 0 P: 19	R: 0 E: 0 K: 1 S: 9	H: 0 LOB: 0 BB: 0 P: 13	R: 0 E: 0 K: 0 S: 6	H: 0 LOB: 0 BB: 0 P: 10	R: 0 E: 0 K: 0 S: 6	H: 1 LOB: 0 BB: 0 P: 8	R: 0 E: 0 K: 0 S: 9	H: 1 LOB: 2 BB: 1 P: 17	1B: 4 2B: 1 3B: 0 HR: 0	SF: 0 SAC: 0 DP: 1 HBP: 0	WP: 0 PB: 0 SB: 0 CS: 1	PA: 33	
PITCHER	IP WLS BF H R ER SO BB IBB HBP BLK WP HR S P ERA WHIP																					PITCHER	IP WLS BF H R ER SO BB IBB HBP BLK WP HR S P ERA WHIP
Wilson Alvarez, L (1, 1) ERA: 2.69	8.0 W 28 4 0 0 5 2 0 0 0 0 0 0 70 112 0.00 0.750																						
Matt Karchner, R (9, 1) ERA: 2.41	0.2 4 1 0 0 0 1 0 0 0 0 0 0 7 14 0.00 3.000																						
Roberto Hernandez, R (9, 1) ERA: 2.41	0.1 S 1 0 0 0 0 0 0 0 0 0 0 0 2 3 0.00 0.000																						

Kansas City Royals @ Chicago White Sox
Comiskey Park, Chicago, IL
 Tue Jun 24 1997, 8:05 PM EDT
 Att. 18,146 - Unknown - 91 F

AB	30
R	0
H	5
RBI	0
BB	3
SO	5
LOB	14



Batter	1	2	3	4	5	6	7	8	9	AB	R	H	RBI	BB	SO	LOB
Ray Durham, S OBP: 0.321, SLG: 0.347 (1, 4)	1-0 P5	0-0 F7		3-2 G6-3			0-0 P5			4	0	0	0	0	0	3
Dave Martinez, L OBP: 0.364, SLG: 0.450 (1, 8) (9, 9)	1-0 P8		2-0 1B 2B 1B		1-0 F9		3-3 K			4	1	1	0	0	1	1
Frank Thomas, R OBP: 0.505, SLG: 0.668 34 Mario Valdez, L OBP: 0.357, SLG: 0.364 (1, 3) (9, 3)	1-0 P4		1-0 F7		4-1 WP BB		2-0 1B			3	0	1	0	1	0	1
Albert Belle, R OBP: 0.340, SLG: 0.515 (1, 7)		2-0 G6-3	0-1 1B 2B 1B		1-1 L7		0-1 L8			4	1	1	0	0	0	3
Harold Baines, L OBP: 0.371, SLG: 0.451 (1, 10)		0-1 G3-1	0-0 1H 3H 2B		2-2 P2		3-3 K			4	0	1	2	0	1	1
Jorge Fabregas, L OBP: 0.258, SLG: 0.325 (1, 2)		3-2 BB 1B 1B	0-0 G4-3		1-2 F7		0-0 F9			4	1	1	0	0	0	1
Lyle Mouton, R OBP: 0.329, SLG: 0.418 Darren Lewis, R OBP: 0.317, SLG: 0.216 (1, 9) (9, 8)		1-1 BB 1B	1-0 G5-3		0-3 K		2-3 K			4	1	1	0	0	2	1
Chris Snopek, R OBP: 0.266, SLG: 0.330 (1, 5)		4-0 1B BB		0-0 F8		1-2 F7				2	0	0	0	1	0	0
Ozzie Guillen, L OBP: 0.339, SLG: 0.364 (1, 6)		3-1 1B		0-0 G4-3		2-1 1B 1B				3	0	2	2	0	0	0

Inning Stats	R: 0	H: 0	E: 0	K: 0	S: 3	P: 6	R: 2	H: 3	E: 0	K: 0	S: 12	P: 25	R: 0	H: 0	E: 0	K: 0	S: 5	R: 0	H: 0	E: 0	K: 0	S: 8	P: 16	R: 0	H: 0	E: 0	K: 1	S: 9	R: 0	H: 0	E: 0	K: 2	S: 8	R: 0	H: 0	E: 0	K: 1	S: 13	
	LOB: 0	BB: 0		LOB: 2	BB: 1		LOB: 1	BB: 0	LOB: 0	BB: 0		LOB: 1	BB: 1	LOB: 0	BB: 0		LOB: 0	LOB: 2	BB: 0	LOB: 0	BB: 0		LOB: 1	BB: 1	LOB: 0	BB: 0	LOB: 2	BB: 0	LOB: 0	BB: 0	LOB: 0	BB: 0	LOB: 0	BB: 0	LOB: 0	BB: 0	LOB: 0	BB: 0	LOB: 0

PITCHER	IP	WLS	BF	H	R	ER	SO	BB	IBB	HBP	BLK	WP	HR	S	P	ERA	WHIP
Jim Pittsley, R ERA: 5.62 (1, 1)	7.0	L	31	8	4	4	2	2	0	0	0	1	0	53	93	5.14	1.429
Jamie Walker, L ERA: 7.62 (8, 1)	1.0		3	0	0	0	2	0	0	0	0	0	0	8	13	0.00	0.000

BOTTOM

Kansas City Royals @ Chicago White Sox
Comiskey Park, Chicago, IL
Tue Jun 24 1997, 8:05 PM EDT
Att: 18,146 - Unknown - 91 F

AB	32
R	4
H	8
RBI	4
BB	2
SO	4
LOB	11



1B: 7	SF: 0	WP: 1	PA: 34
2B: 1	SAC: 0	PB: 0	
3B: 0	DP: 0	SB: 0	
HR: 0	HBP: 0	CS: 0	

Batter	1	2	3	4	5	6	7	8	9	10	AB R H RBI BB SO LOB	TOP																
Jose Offerman, S OBP: 0.382, SLG: 0.443 (1, 4)	4-2 FC6-4 BB	3-3 K			0-0 E3		2-2 SH1-3 1B	2-1 1B 3B		2-1 F7	5 2 2 1 1 1 0																	
Tom Goodwin, L OBP: 0.317, SLG: 0.346 (1, 8)	3-2 P6		0-1 G4-3		0-2 P6		0-0 SH1-3	0-0 1B		1-0 1B	5 0 2 1 0 0 2																	
Jay Bell, R OBP: 0.373, SLG: 0.477 (1, 6)	2-1 FC6-4 2B		2-1 F8		1-1 P2		3-2 1B	0-3 K		0-0 G5-3	6 1 1 1 0 1 4																	
Jeff King, R OBP: 0.404, SLG: 0.521 (1, 3)	1-1 1B 2B		0-3 K		0-2 P3		2-1 P5	2-0 P9			5 1 1 1 0 1 2																	
Chili Davis, S OBP: 0.415, SLG: 0.493 (1, 10)	0-2 1B 1B		1-0 P6		3-0 G4-3 1B 2B		4-0 1B IBB			2-3 K	4 1 2 1 1 1 0																	
Johnny Damon, L OBP: 0.367, SLG: 0.465 (1, 7)	0-0 1B		2-2 G6-3		1-2 G4-3		0-0 P8			0-0 L7	5 0 1 0 0 0 3																	
Jermaine Dye, R OBP: 0.237, SLG: 0.290 (1, 9)	0-0 P4		1-2 1B		1-0 1B		0-0 1B 1B			4-2 SH1-3 2B BB	4 1 3 1 1 0 2																	
Scott Cooper, L OBP: 0.252, SLG: 0.287 (1, 5)			0-1 L7		1-1 F8		1-0 1B			0-1 SH1-3 G6-3	4 0 1 0 0 0 2																	
Mike Macfarlane, R OBP: 0.225, SLG: 0.235 (1, 2)			0-1 L8		2-1 G1-3		2-1 L8			0-1 3B 2B	5 1 1 1 0 0 2																	
Inning Stats	R: 2 E: 0 K: 0 S: 15	H: 3 LOB: 2 BB: 1 P: 25	R: 0 E: 0 K: 1 S: 9	H: 0 LOB: 0 BB: 0 P: 12	R: 0 E: 0 K: 1 S: 7	H: 0 LOB: 0 BB: 0 P: 9	R: 0 E: 0 K: 0 S: 9	H: 1 LOB: 1 BB: 0 P: 14	R: 0 E: 1 K: 0 S: 8	H: 0 LOB: 1 BB: 0 P: 11	R: 1 E: 0 K: 0 S: 12	H: 3 LOB: 2 BB: 0 P: 20	R: 1 E: 0 K: 0 S: 12	H: 2 LOB: 2 BB: 1 P: 23	R: 3 E: 0 K: 1 S: 12	H: 4 LOB: 1 BB: 0 P: 16	R: 0 E: 0 K: 1 S: 11	H: 0 LOB: 1 BB: 1 P: 20	R: 0 E: 0 K: 0 S: 5	H: 1 LOB: 1 BB: 0 P: 8	1B: 9 2B: 4 3B: 1 HR: 0	SF: 0 SAC: 2 DP: 0 HBP: 0	WP: 0 PB: 0 SB: 1 CS: 0	PA: 48				
PITCHER	IP WLS BF H R ER SO BB IBB HBP BLK WP HR S P ERA WHIP																											
Carlos Castillo, R ERA: 4.65 (1, 1)	5.1	23	5	2	2	0	0	1	0	0	0	0	0	23	39	9.00	2.500											
Tony Castillo, L ERA: 6.51 (6, 1)	2.0	12	5	2	2	0	0	0	0	0	0	0	0	20	33	10.80	2.400											
41 Bill Simas, R ERA: 4.6 (8, 1)	1.2	9	3	2	2	2	1	0	0	0	0	0	0	20	33	10.80	2.400											
Matt Karchner, R ERA: 2.29 (10, 1)	1.0	W 4	1	0	0	0	0	0	0	0	0	0	0	5	8	0.00	1.000											

Kansas City Royals @ Chicago White Sox
Comiskey Park, Chicago, IL
Wed Jun 25 1997, 4:33 AM EDT
Att. 22,176 - Sunny - 81 F

livebaseballscorecards.com

AB 43
R 7
H 14
RBI 7
BB 3
SO 4
LOB 17



Batter	1	2	3	4	5	6	7	8	9	10	AB R H RBI BB SO LOB
Dave Martinez, L OBP: 0.361, SLG: 0.445 (1, 9)	2-1 F8		2-2 G4-3			0-1 G3-1		2-2 G3-1 1B	3-3 K		5 1 1 0 0 1 0
Ray Durham, S OBP: 0.325, SLG: 0.356 (1, 4)	2-2 L3		1-3 K			1-2 2B 3B		4-1 1B BB	1-1 CS 1B		4 2 2 0 1 1 0
Frank Thomas, R OBP: 0.504, SLG: 0.667 (1, 3)	3-1 1B			0-0 F8		2-1 FC6-5 2B		0-2 G3-1	0-3 K		5 0 2 1 0 1 3
Albert Belle, R OBP: 0.344, SLG: 0.515 (1, 7)	0-1 1B			3-2 F8		1-1 FC6-5		4-2 1B HR	2-2 CS	1-2 SH1-4 1B	4 2 2 0 1 0 1
Jorge Fabregas, L OBP: 0.258, SLG: 0.323 (1, 2)	3-2 F8			3-3 K		2-1 F7		0-0 HR 1B		0-0 SH1-4	4 1 1 2 0 1 3
Harold Baines, L OBP: 0.375, SLG: 0.470 (1, 10)		3-3 K			0-0 L8 2B		0-1 F7	0-0 HR		4-0 34 1B IBB	4 1 2 3 1 1 0
Mike Cameron, R OBP: 0.339, SLG: 0.381 (1, 8)		2-3 K			3-3 K		0-1 HR	3-1 1B		1-3 K	5 1 2 1 0 3 3
Chris Snopce, R OBP: 0.261, SLG: 0.323 (1, 5) 34 Mario Valdez, L OBP: 0.400, SLG: 0.417 (10, PH)		2-1 P3			2-1 L8		0-2 F9	0-0 F8		0-0 1B	4 0 0 0 0 0 2 1 0 1 1 0 0 0
Ozzie Guillen, L OBP: 0.333, SLG: 0.358 (1, 6)			0-0 L9		0-1 G3-1		1-0 F7	0-1 G4-3			4 0 0 0 0 0 2

Inning Stats	R: 0 E: 0 K: 0 S: 12	H: 2 LOB: 2 BB: 0 P: 22	R: 0 E: 0 K: 2 S: 8	H: 0 LOB: 0 BB: 0 P: 15	R: 0 E: 0 K: 1 S: 8	H: 0 LOB: 0 BB: 0 P: 11	R: 0 E: 0 K: 1 S: 7	H: 0 LOB: 0 BB: 0 P: 13	R: 0 E: 0 K: 1 S: 8	H: 1 LOB: 1 BB: 0 P: 13	R: 1 E: 0 K: 0 S: 12	H: 2 LOB: 1 BB: 0 P: 18	R: 1 E: 0 K: 0 S: 8	H: 1 LOB: 0 BB: 0 P: 9	R: 5 E: 0 K: 0 S: 17	H: 4 LOB: 1 BB: 2 P: 30	R: 0 E: 0 K: 2 S: 11	H: 1 LOB: 0 BB: 0 P: 16	R: 1 E: 0 K: 1 S: 8	H: 2 LOB: 2 BB: 1 P: 14	1B: 8 2B: 2 3B: 1 HR: 2	SF: 0 SAC: 1 DP: 0 HBP: 0
--------------	-------------------------------	----------------------------------	------------------------------	----------------------------------	------------------------------	----------------------------------	------------------------------	----------------------------------	------------------------------	----------------------------------	-------------------------------	----------------------------------	------------------------------	---------------------------------	-------------------------------	----------------------------------	-------------------------------	----------------------------------	------------------------------	----------------------------------	----------------------------------	------------------------------------

PITCHER	IP	WLS	BF	H	R	ER	SO	BB	IBB	HBP	BLK	WP	HR	S	P	ERA	WHIP
Tim Belcher, R ERA: 3.62	(1, 1)		27	6	2	2	5	0	0	0	0	0	1	63	101	2.57	0.857
Hipolito Pichardo, R ERA: 4.75	(8, 1)		7	4	5	5	0	2	0	0	0	0	1	14	27	135.00	18.000
Larry Casian, L ERA: 7.31	(8, 1)		4	1	0	0	1	0	0	0	0	0	0	8	12	0.00	1.000
Jeff Montgomery, R ERA: 6.75	(9, 1)	L	6	2	1	1	2	0	1	0	0	0	0	14	21	6.75	1.500


BOTTOM

Kansas City Royals @ Chicago White Sox
Comiskey Park, Chicago, IL

Wed Jun 25 1997, 4:33 AM EDT
Att. 22,176 - Sunny - 81 F

livebaseballscorecards.com

AB	40
R	8
H	13
RBI	8
BB	3
SO	8
LOB	14



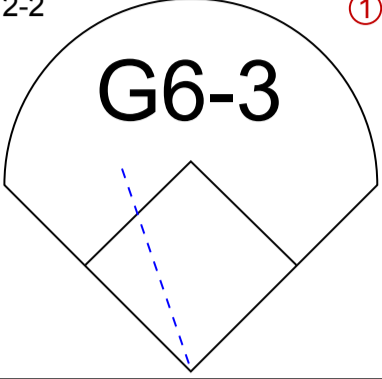
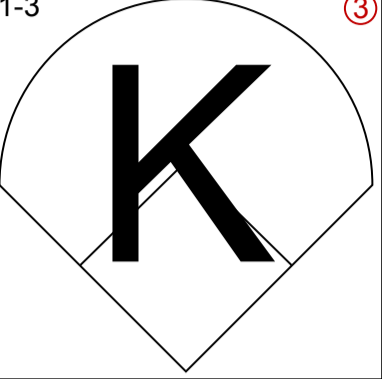
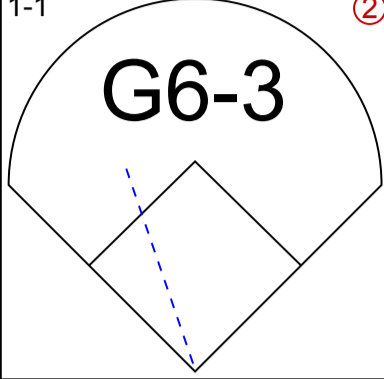
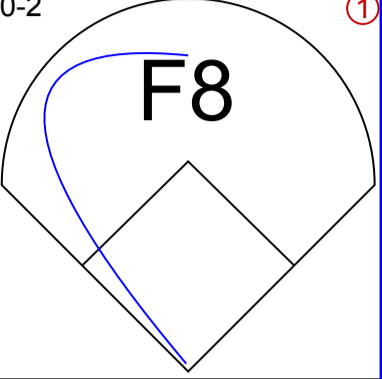

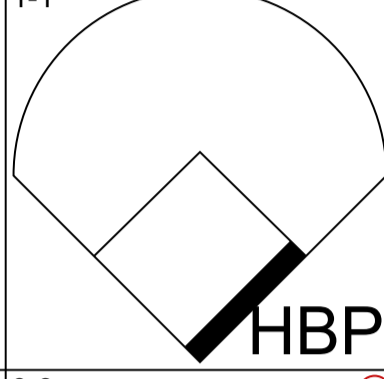
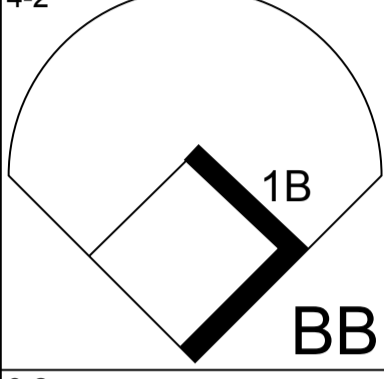
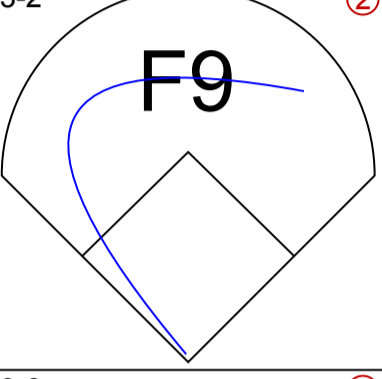
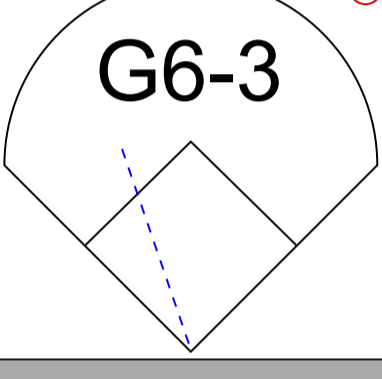
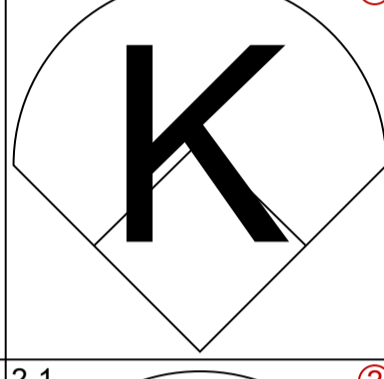
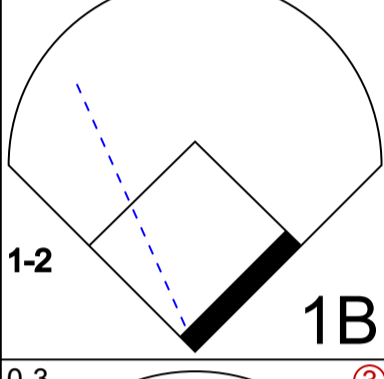
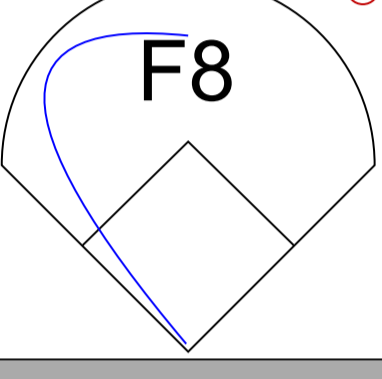
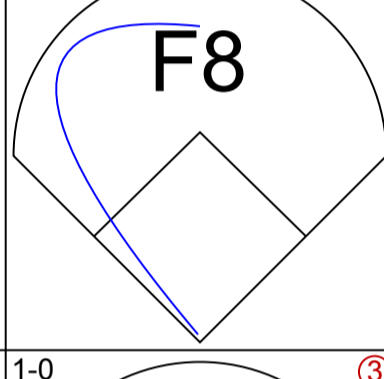
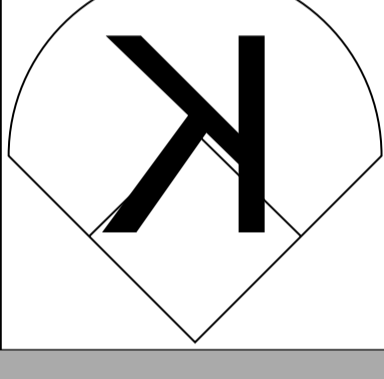
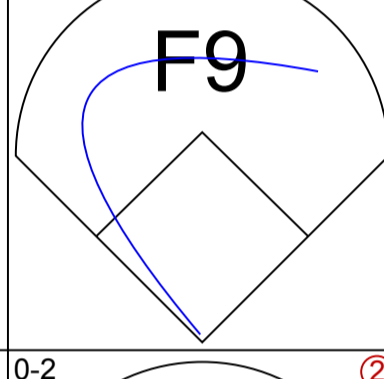
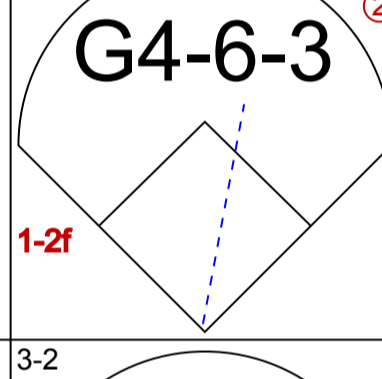
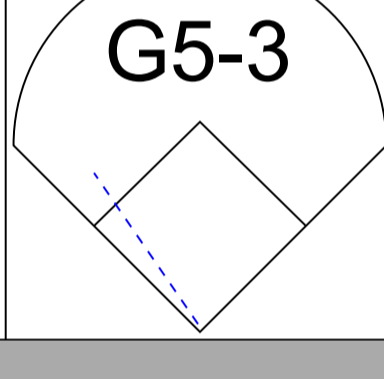
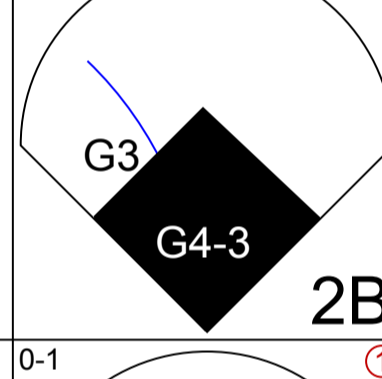
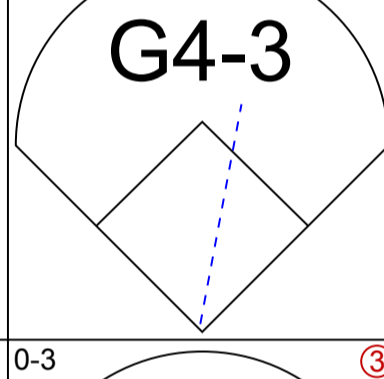
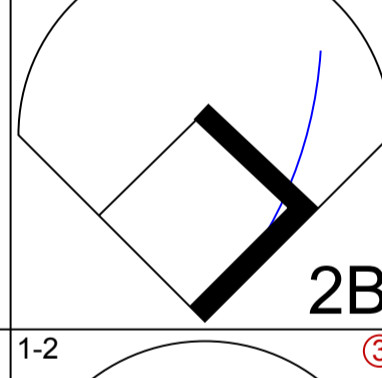
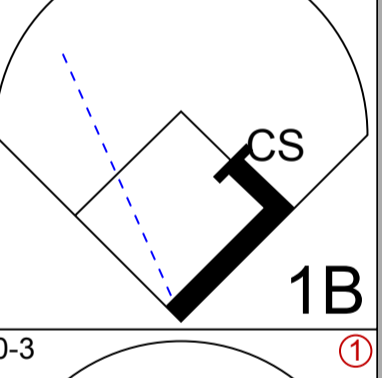
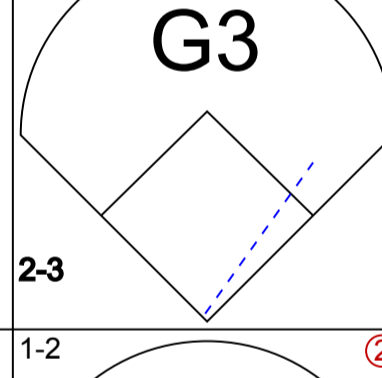

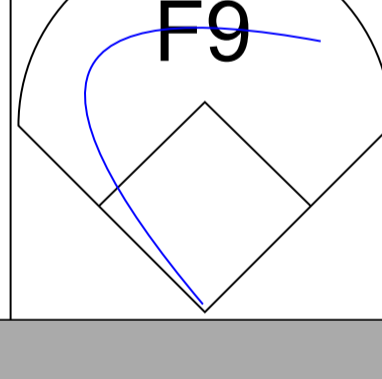
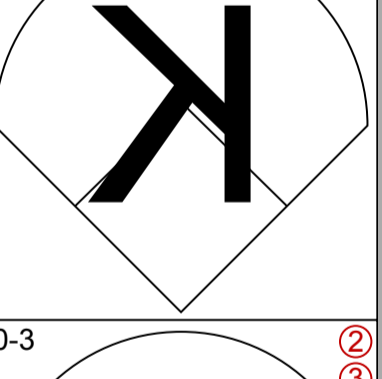
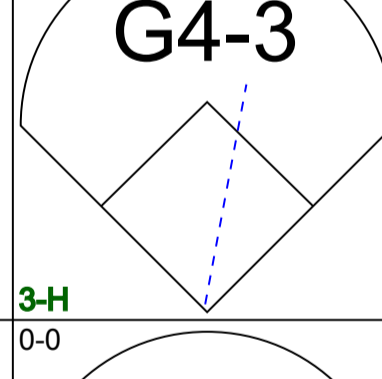
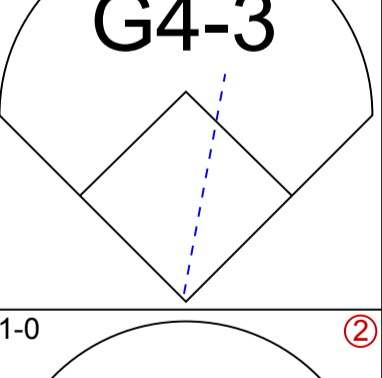
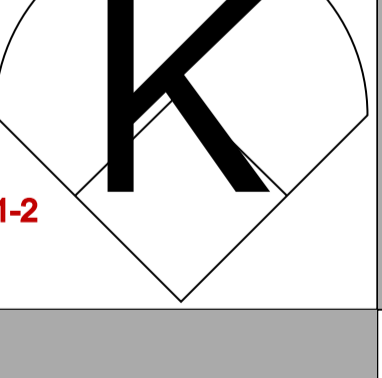
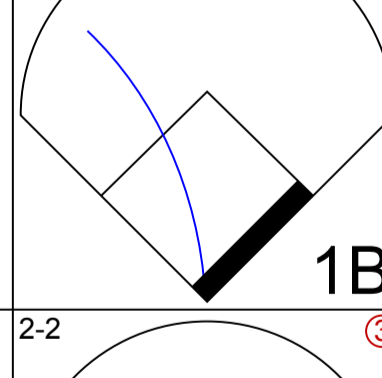
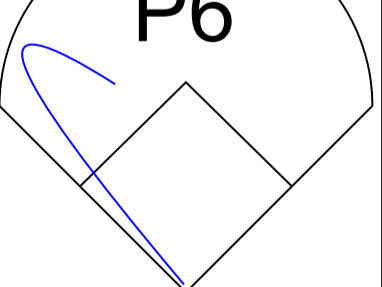
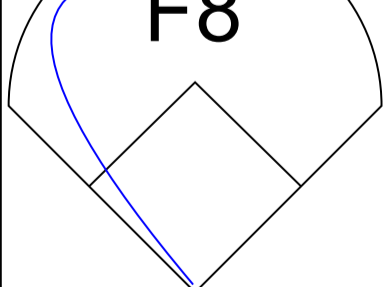
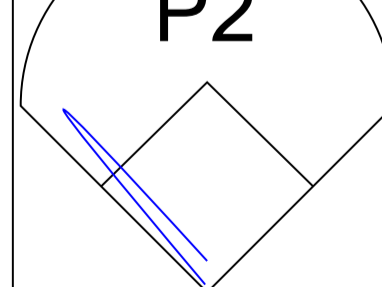
WP	0	PA	45
PB	0		
SB	0		
CS	1		


Batter	1	2	3	4	5	6	7	8	9	AB R H RBI BB SO LOB	TOP											
Ray Durham, S (1, 4) OBP: 0.329, SLG: 0.361	0-1 G5-3 1B 2B	1-2 BB HBP		0-3 K			0-1 1B 1B	1-0 F8		4 3 2 0 0 1 0												
Dave Martinez, L (1, 9) OBP: 0.366, SLG: 0.459	1-1 F8	4-0 2B 1-2 2-3 BB		1-3 K			0-1 1B HR 1B	3-2 HR		4 2 2 1 1 1 1												
Frank Thomas, R (1, 3) OBP: 0.504, SLG: 0.668 34 Mario Valdez, L (8, PH) OBP: 0.375, SLG: 0.385	3-2 G5-3 2-3	0-0 2B 1-3 2-H 3-H		2-2 F9			0-2 HR 1B 1-2 3-H	3-3 K		4 1 2 3 0 0 1 1 0 0 0 0 1 0												
Albert Belle, R (1, 7) OBP: 0.345, SLG: 0.517 Darren Lewis, R (8, 8) OBP: 0.317, SLG: 0.216	2-0 BB 1B 3-H	1-0 F9		0-1 G6-3			1-3 K 1B	3-1 2B		5 0 2 1 0 1 4 0 0 0 0 0 0 0												
Harold Baines, L (1, 10) OBP: 0.380, SLG: 0.484	4-2 BB 1-2		0-0 F7			2-2 WP 1B 1B	0-0 HR 1-H 2-H	3-2 F8		4 2 2 3 1 0 1												
Jorge Fabregas, L (1, 2) OBP: 0.250, SLG: 0.313 Tony Peña, R (9, PH) OBP: 0.244, SLG: 0.175	0-0 G3		2-1 G3-1			1-0 F8 1B	2-3 K		3-2 G4-3	4 0 0 0 0 1 3 1 0 0 0 0 0 0												
Mike Cameron, R (1, 8) OBP: 0.341, SLG: 0.436		2-1 F9	1-3 K			2-3 K 1-2	0-0 HR		1-1 HR	5 2 2 2 0 2 1	AB 41 R 11 H 14 RBI 11 BB 2 SO 7 LOB 14											
Chris Snopce, R (1, 5) OBP: 0.269, SLG: 0.332		1-1 BB 2B 2B		2-2 G6-3		3-2 2-H 1B	1-0 HBP		0-1 F9	4 1 2 1 0 0 0												
Ozzie Guillen, L (1, 6) OBP: 0.327, SLG: 0.350		1-2 P5		0-0 G6-3		1 SAFE 1-1 F7	0-0 P2		0-0 P5	5 0 0 0 0 0 3												
Inning Stats	R: 1 E: 0 K: 0 S: 12	H: 2 LOB: 2 BB: 1 P: 22	R: 2 E: 0 K: 0 S: 12	H: 2 LOB: 2 BB: 1 P: 22	R: 0 E: 0 K: 1 S: 7	H: 0 LOB: 0 BB: 0 P: 10	R: 0 E: 0 K: 1 S: 8	H: 0 LOB: 0 BB: 0 P: 10	R: 0 E: 0 K: 1 S: 8	H: 0 LOB: 0 BB: 0 P: 11	R: 1 E: 0 K: 1 S: 13	H: 2 LOB: 1 BB: 0 P: 22	R: 5 E: 0 K: 2 S: 16	H: 5 LOB: 1 BB: 0 P: 20	R: 1 E: 0 K: 1 S: 15	H: 2 LOB: 1 BB: 0 P: 28	R: 1 E: 0 K: 0 S: 11	H: 1 LOB: 0 BB: 0 P: 15	1B: 6 2B: 4 3B: 0 HR: 4	SF: 0 SAC: 0 DP: 0 HBP: 2	WP: 2 PB: 0 SB: 0 CS: 0	PA: 45
PITCHER	IP WLS BF H R ER SO BB IBB HBP BLK WP HR S P ERA WHIP																					
LaTroy Hawkins, R (1, 1) ERA: 2.95	6.0 L 27 6 4 4 4 2 0 1 0 2 0 60 97 6.00 1.333																					
Mike Trombley, R (7, 1) ERA: 4.03	0.1 4 3 3 3 1 0 0 0 0 0 0 10 11 81.00 9.000																					
Eddie Guardado, L (7, 1) ERA: 4.42	0.1 4 2 2 2 1 0 0 1 0 0 2 5 8 54.00 6.000																					
Todd Ritchie, R (7, 1) ERA: 5.4	1.1 6 2 1 1 1 0 0 0 0 0 1 16 29 6.75 1.500																					
Rick Aguilera, R (9, 1) ERA: 4.28	1.0 4 1 1 1 0 0 0 0 0 0 1 11 15 9.00 1.000																					

Chicago White Sox @ Minnesota Twins
 Hubert H. Humphrey Metrodome, Minneapolis, MN
 Thu Jun 26 1997, 8:05 PM EDT
 Att. 12,807 - Dome

livebaseballscorecards.com



Batter	1	2	3	4	5	6	7	8	9	AB R H RBI BB SO LOB
Chuck Knoblauch, R (1, 4) <small>OBP: 0.412, SLG: 0.387</small> Denny Hocking, S (9, 4) <small>OBP: 0.310, SLG: 0.364</small>	2-2 		1-3 			1-1 		0-2 		4 0 0 0 0 1 0 0 0 0 0 0 0 0
Matt Lawton, L (1, 9) <small>OBP: 0.380, SLG: 0.446</small> Darrin Jackson, R (8, PH) <small>OBP: 0.243, SLG: 0.388</small>	0-3 			1-1 		4-2 		3-2 		1 0 0 0 1 1 0 1 0 0 0 0 0 0
Paul Molitor, R (1, 10) <small>OBP: 0.374, SLG: 0.449</small>	1-0 			0-3 		0-2 		0-0 		4 0 1 0 0 1 1
Terry Steinbach, R (1, 2) <small>OBP: 0.326, SLG: 0.413</small>				2-1 		0-3 		0-1 		3 0 0 0 1 1 3
Ron Coomer, R (1, 5) <small>OBP: 0.328, SLG: 0.453</small>			2-1 		1-0 		0-1 		0-2 	4 1 1 0 0 0 2
Scott Stahoviak, L (1, 3) <small>OBP: 0.340, SLG: 0.470</small> Greg Colbrunn, R (9, PH) <small>OBP: 0.307, SLG: 0.406</small>			3-2 		3-1 		0-1 		0-3 	3 0 2 0 0 0 1 1 0 0 0 0 1 0
Marty Cordova, R (1, 7) <small>OBP: 0.320, SLG: 0.444</small>			1-2 		0-3 		1-2 			3 0 0 1 0 1 2
Rich Becker, L (1, 8) <small>OBP: 0.372, SLG: 0.377</small>				0-1 		0-3 		0-0 		3 0 1 0 0 1 1
Pat Meares, R (1, 6) <small>OBP: 0.337, SLG: 0.456</small>			1-0 			0-1 		2-2 		3 0 0 0 0 0 1

BOTTOM	
Chicago White Sox @ Minnesota Twins Hubert H. Humphrey Metrodome, Minneapolis, MN Thu Jun 26 1997, 8:05 PM EDT Att. 12,807 - Dome	
AB 30 R 1 H 5 RBI 1 BB 2 SO 7 LOB 11	

Inning Stats R: 0 H: 0 E: 0 LOB: 0 K: 1 BB: 0 S: 11 P: 14	R: 0 H: 1 E: 0 LOB: 1 K: 0 BB: 1 S: 11 P: 21	R: 0 H: 0 E: 0 LOB: 0 K: 1 BB: 0 S: 6 P: 8	R: 0 H: 0 E: 0 LOB: 1 K: 1 BB: 0 S: 7 P: 11	R: 0 H: 1 E: 0 LOB: 0 K: 2 BB: 0 S: 8 P: 11	R: 0 H: 1 E: 0 LOB: 2 K: 1 BB: 1 S: 12 P: 17	R: 1 H: 2 E: 0 LOB: 1 K: 0 BB: 0 S: 15 P: 18	R: 0 H: 0 E: 0 LOB: 0 K: 0 BB: 0 S: 7 P: 10	R: 0 H: 0 E: 0 LOB: 0 K: 1 BB: 0 S: 9 P: 9	1B: 3 SF: 0 2B: 2 SAC: 0 3B: 0 DP: 1 HR: 0 HBP: 1	WP: 0 PA: 33 PB: 0 SB: 0 CS: 1
PITCHER James Baldwin, R (1, 1) <small>ERA: 4.6</small> Chuck McElroy, L (8, 1) <small>ERA: 4.5</small>	IP WLS BF H R ER SO BB IBB HBP BLK WP HR S P ERA WHIP 7.0 W 27 5 1 1 6 2 0 0 0 0 0 70 100 1.29 1.000	IP WLS BF H R ER SO BB IBB HBP BLK WP HR S P ERA WHIP 2.0 6 0 0 0 1 0 0 0 0 0 0 16 19 0.00 0.000	PITCHER IP WLS BF H R ER SO BB IBB HBP BLK WP HR S P ERA WHIP							

Batter	1	2	3	4	5	6	7	8	9	AB R H RBI BB SO LOB	TOP											
Ray Durham, S OBP: 0.330, SLG: 0.359 (1, 4)	2-0 E 2B 1B		4-0 S BB	0-1 F7		0-2 F9			0-0 P5	4 1 1 0 1 0 2												
Dave Martinez, L OBP: 0.363, SLG: 0.458 (1, 8) (8, 9)	1-2 E8 1B 2B		2-2 F7		2-2 G3-1	2-1 G3			0-3 K	5 1 1 0 0 1 1												
Frank Thomas, R OBP: 0.502, SLG: 0.661 34 Mario Valdez, L OBP: 0.375, SLG: 0.385 (1, 3) (9, PR) (9, 3)	1-0 L6		3-2 F7		0-0 1B 1B				4-2 2B 1B BB	4 1 1 0 1 0 2 0 1 0 0 0 0 0												
Albert Belle, R OBP: 0.355, SLG: 0.538 (1, 7)	0-2 L4-3 1B			1-0 2B 1B	1-1 1B 1B				1-1 1B 1B 2B	5 4 5 2 0 0 0												
Harold Baines, L OBP: 0.384, SLG: 0.489 (1, 10)	1-0 L4-3			2-1 1B FC5-2 2B	0-0 1B				2-3 K	4 1 2 1 1 1 1												
Lyle Mouton, R OBP: 0.321, SLG: 0.407 Darren Lewis, R OBP: 0.328, SLG: 0.231 (1, 9) (8, 8)			1-3 K	2-2 G1-3	0-3 K				1-2 1B 1B	4 0 0 0 0 2 4 1 0 1 1 0 0 0												
Jorge Fabregas, L OBP: 0.262, SLG: 0.324 (1, 2)			2-2 G6-3	2-0 FC5-2 2B 1B	0-0 1B				0-0 F7	5 1 3 4 0 0 0												
Chris Snopce, R OBP: 0.263, SLG: 0.324 (1, 5)			2-1 F8	1-0 FC5-2 2B	3-1 P5				3-2 G6-3	5 0 0 0 0 0 6												
Ozzie Guillen, L OBP: 0.326, SLG: 0.353 (1, 6)			0-2 G6-3	0-0 2B					0-0 G4-3	4 0 1 1 0 0 0												
Inning Stats	R: 2 E: 1 K: 0 S: 9	H: 3 LOB: 0 BB: 0 P: 14	R: 0 E: 0 K: 1 S: 8	H: 0 LOB: 0 BB: 0 P: 13	R: 0 E: 0 K: 0 S: 12	H: 0 LOB: 1 BB: 1 P: 21	R: 2 E: 0 K: 0 S: 11	H: 4 LOB: 2 BB: 0 P: 19	R: 2 E: 0 K: 1 S: 14	H: 4 LOB: 2 BB: 0 P: 20	R: 0 E: 0 K: 0 S: 6	H: 0 LOB: 0 BB: 0 P: 8	R: 1 E: 0 K: 1 S: 12	H: 1 LOB: 0 BB: 0 P: 19	R: 0 E: 0 K: 0 S: 6	H: 0 LOB: 0 BB: 0 P: 9	R: 3 E: 0 K: 1 S: 15	H: 3 LOB: 2 BB: 2 P: 26	1B: 10 2B: 5 3B: 0 HR: 1	SF: 0 SAC: 0 DP: 1 HBP: 0	WP: 0 PB: 0 SB: 1 CS: 0	PA: 44
PITCHER	IP WLS BF H R ER SO BB IBB HBP BLK WP HR S P ERA WHIP																			PITCHER	IP WLS BF H R ER SO BB IBB HBP BLK WP HR S P ERA WHIP	
Bob Tewksbury, R ERA: 3.47 (1, 1)	4.2 L 25 11 6 6 2 1 0 0 0 0 0 52 82 11.57 2.571																					
Greg Swindell, L ERA: 3.95 (5, 1)	4.0 13 1 1 1 2 0 0 0 0 0 0 1 30 45 2.25 0.250																					
Mike Trombley, R ERA: 4.63 (9, 1)	0.0 4 2 1 1 0 1 1 0 0 0 0 0 7 17 ∞ ∞																					
Eddie Guardado, L ERA: 4.34 (9, 1)	0.1 2 1 2 2 0 0 0 0 0 0 0 0 4 5 54.00 3.000																					

Chicago White Sox @ Minnesota Twins
 Hubert H. Humphrey Metrodome, Minneapolis, MN
 Fri Jun 27 1997, 8:05 PM EDT
 Att. 15,095 - Dome

AB	41
R	10
H	15
RBI	9
BB	3
SO	4
LOB	16



livebaseballscorecards.com

Batter	1	2	3	4	5	6	7	8	9	AB R H RBI BB SO LOB
Chuck Knoblauch, R (1, 4) OBP: 0.409, SLG: 0.384	0-0 F9		0-1 G5-3		3-1 L4		3-2 G1-3		1-0 E	5 0 1 1 0 0 3
Roberto Kelly, R (1, 9) OBP: 0.343, SLG: 0.396 Greg Myers, L (9, PH) OBP: 0.347, SLG: 0.449	0-2 E5			2-0 E1		0-0 F8	0-2 G4-3		0-1 FC6	4 1 0 0 0 0 2 1 0 0 0 0 0 1
Paul Molitor, R (1, 10) OBP: 0.367, SLG: 0.442	0-0 G5-4-3			0-0 SF9		2-0 G6-3		0-0 L4	2-3 K	4 0 0 1 0 1 3
Matt Lawton, L (1, 8) OBP: 0.377, SLG: 0.441		1-0 F8		0-2 1B		3-2 F7		2-2 L3	0-0 FC4-6	5 0 1 0 0 0 2
Ron Coomer, R (1, 5) OBP: 0.332, SLG: 0.485		1-1 F9		0-1 F8			1-1 HR	3-1 HR		4 2 2 2 0 0 1
Terry Steinbach, R (1, 2) OBP: 0.329, SLG: 0.415		1-3 K		1-2 1B			2-0 WP	0-0 L4		4 1 2 0 0 1 0
Scott Stahoviak, L (1, 3) OBP: 0.351, SLG: 0.482 Greg Colbrunn, R (9, PH) OBP: 0.311, SLG: 0.410			0-0 G4-3	1-2 F7			4-1 WP		1-1 FC6-4	2 0 1 0 1 0 2 1 1 1 0 0 0 0
Marty Cordova, R (1, 7) OBP: 0.326, SLG: 0.437			1-1 F8		2-1 F8		4-2 WP		4-2 FC6-4	2 0 0 0 2 0 1
Pat Meares, R (1, 6) OBP: 0.332, SLG: 0.448			1-1 G4-3		1-0 G5-3		1-3 K		0-2 FC6-4	4 1 0 0 0 1 6

Inning Stats	R: 0	H: 0	E: 1	LOB: 0	K: 0	BB: 0	S: 5	P: 5
	R: 0	H: 0	E: 0	LOB: 0	K: 1	BB: 0	S: 6	P: 9
	R: 0	H: 1	E: 0	LOB: 1	K: 0	BB: 0	S: 7	P: 9
	R: 1	H: 2	E: 1	LOB: 2	K: 0	BB: 0	S: 15	P: 19
	R: 0	H: 0	E: 0	LOB: 0	K: 0	BB: 0	S: 5	P: 11
	R: 0	H: 0	E: 0	LOB: 0	K: 0	BB: 0	S: 5	P: 10
	R: 2	H: 2	E: 0	LOB: 2	K: 1	BB: 2	S: 17	P: 32
	R: 1	H: 1	E: 0	LOB: 0	K: 0	BB: 0	S: 9	P: 14
	R: 2	H: 2	E: 1	LOB: 2	K: 1	BB: 1	S: 16	P: 24
	1B: 5	SF: 1	2B: 1	SAC: 0	3B: 0	DP: 1	HR: 2	HBP: 0

BOTTOM

Chicago White Sox @ Minnesota Twins
 Hubert H. Humphrey Metrodome, Minneapolis, MN
 Fri Jun 27 1997, 8:05 PM EDT
 Att. 15,095 - Dome

livebaseballscorecards.com

AB	36
R	6
H	8
RBI	4
BB	3
SO	3
LOB	21



PITCHER	IP	WLS	BF	H	R	ER	SO	BB	IBB	HBP	BLK	WP	HR	S	P	ERA	WHIP
Jaime Navarro, R (1, 1) ERA: 4.91	8.0	W	33	6	4	3	2	2	0	0	0	1	2	69	109	3.38	1.000
Tony Castillo, L (9, 1) ERA: 6.75	0.1		4	2	2	1	0	1	0	0	0	0	0	10	16	27.00	9.000
Roberto Hernandez, R (9, 1) ERA: 2.36	0.2		3	0	0	0	1	0	0	0	0	0	0	6	8	0.00	0.000

Batter	1	2	3	4	5	6	7	8	9	AB R H RBI BB SO LOB	TOP		
Ray Durham, S (1, 4) OBP: 0.330, SLG: 0.358	1-2 G6-3			2-3 K		0-2 P7	2-1 CS			4 0 1 1 0 1 0			
Dave Martinez, L (1, 9) Lyle Mouton, R (8, 7) OBP: 0.361, SLG: 0.452 OBP: 0.321, SLG: 0.407	2-2 G3			2-1 F7		4-1 BB	2-0 CS	2-3 K		3 0 0 0 1 1 0 0 0 0 0 0 0 0			
Frank Thomas, R (1, 3) 34 Mario Valdez, L (6, 3) OBP: 0.500, SLG: 0.657 OBP: 0.412, SLG: 0.429	1-1 L9			3-2 2B 1B		0-3 K		1-2 G5-4-3 1B		3 1 1 0 0 1 1 1 0 1 0 0 0 0			
Albert Belle, R (1, 7) Darren Lewis, R (8, 8) OBP: 0.354, SLG: 0.537 OBP: 0.328, SLG: 0.231			3-3 K	1-0 1B		0-0 F9	2-0 G5-4-3			4 1 1 0 0 1 1 0 0 0 0 0 0 0			
Harold Baines, L (1, 10) OBP: 0.390, SLG: 0.494			0-0 G1-3	1-3 2B		0-0 1B 2B 1B				4 1 3 2 0 0 0			
Jorge Fabregas, L (1, 2) Ron Karkovics, R (7, 2) OBP: 0.264, SLG: 0.324 OBP: 0.250, SLG: 0.296			1-3 K	2-0 1B		0-0 2B 1B				3 1 1 0 0 1 0 1 0 0 0 0 0 1			
Mike Cameron, R (1, 8) OBP: 0.338, SLG: 0.439			2-1 G6-3	3-3 K		3-3 K	2-0 G3 1B 2B			4 1 1 1 0 1 0			
Chris Snopce, R (1, 5) OBP: 0.264, SLG: 0.324			1-3 K	0-1 F9		0-0 1B G3 1B				3 0 1 0 0 1 0			
Ozzie Guillen, L (1, 6) Tony Peña, R (7, 5) OBP: 0.322, SLG: 0.348 OBP: 0.244, SLG: 0.175			1-1 G6-3			0-0 F7	0-1 G3			3 0 0 1 0 0 2 0 0 0 0 0 0 0			
Inning Stats	R: 0 H: 0 E: 0 LOB: 0 K: 0 BB: 0 S: 8 P: 12	R: 0 H: 0 E: 0 LOB: 0 K: 2 BB: 0 S: 7 P: 11	R: 0 H: 0 E: 0 LOB: 0 K: 1 BB: 0 S: 7 P: 11	R: 2 H: 3 E: 0 LOB: 1 K: 1 BB: 0 S: 12 P: 22	R: 0 H: 0 E: 0 LOB: 0 K: 1 BB: 0 S: 9 P: 13	R: 0 H: 0 E: 0 LOB: 1 K: 1 BB: 1 S: 12 P: 16	R: 3 H: 5 E: 0 LOB: 1 K: 0 BB: 0 S: 9 P: 15	R: 0 H: 1 E: 0 LOB: 0 K: 1 BB: 0 S: 8 P: 13	R: 0 H: 1 E: 0 LOB: 0 K: 0 BB: 0 S: 5 P: 6	1B: 8 SF: 0 2B: 2 SAC: 0 3B: 0 DP: 2 HR: 0 HBP: 0	WP: 0 PA: 35 PB: 0 SB: 0 CS: 1		
PITCHER	IP WLS BF H R ER SO BB IBB HBP BLK WP HR S P ERA WHIP											PITCHER	IP WLS BF H R ER SO BB IBB HBP BLK WP HR S P ERA WHIP
Brad Radke, R (1, 1) ERA: 4.22	6.2 W 28 8 5 5 6 1 0 0 0 0 0 0 64 98 6.75 1.350												
Frankie Rodriguez, R (7, 1) ERA: 5.16	2.1 6 2 0 0 1 0 0 0 0 0 0 0 13 21 0.00 0.857												

Chicago White Sox @ Minnesota Twins
 Hubert H. Humphrey Metrodome, Minneapolis, MN
 Sat Jun 28 1997, 8:05 PM EDT
 Att. 22,139 - Dome

AB	33
R	5
H	10
RBI	5
BB	1
SO	7
LOB	5



Batter	1	2	3	4	5	6	7	8	9	AB	R	H	RBI	BB	SO	LOB
Chuck Knoblauch, R OBP: 0.414, SLG: 0.401 (1, 4)	2-1 HR	3-2 1B 1-3 2-H	2-2 F7			1-2 G4-6-3 1B	1-0 1B			5	2	4	2	0	0	1
Matt Lawton, L OBP: 0.370, SLG: 0.433 (1, 7)	3-3 K	2-1 SF7 1-2 3-H	1-1 G1-3			1-3 K	0-0 F9			4	0	0	1	0	2	3
Paul Molitor, R OBP: 0.367, SLG: 0.445 (1, 10)	3-2 1B 2B	2-1 1B 1B 2-H	1-0 G6-3			2-2 G4-6-3 1-2f		0-3 K		5	2	2	1	0	1	2
Terry Steinbach, R OBP: 0.335, SLG: 0.432 (1, 2)	3-1 F8	2-1 BB 1B 1-3		2-2 G4-3 1B		0-1 HR		1-1 P6		5	2	3	1	0	0	1
Ron Coomer, R OBP: 0.343, SLG: 0.495 (1, 5)	1-0 CS 1B 2-H	4-2 1B 1B BB		0-0 G4-3 1B		3-1 F9		1-1 2B		4	1	3	1	1	0	0
Scott Stahoviak, L OBP: 0.353, SLG: 0.478 (1, 3)	3-2 CS			1-3 K		0-0 G3		1-0 F8		5	1	2	2	0	1	3
Roberto Kelly, R OBP: 0.341, SLG: 0.392 (1, 9)						1-0 G4-3		0-2 F9		4	0	1	1	0	0	3
Rich Becker, L OBP: 0.372, SLG: 0.377 (7, 9)						1-2 2-3				0	0	0	0	0	0	0
Darrin Jackson, R OBP: 0.243, SLG: 0.380 (1, 8)						0-0 G5-3		0-0 P2		4	1	1	0	0	1	4
Pat Meares, R OBP: 0.338, SLG: 0.466 (1, 6)								1-2 L7		4	2	3	2	0	0	0

Inning Stats	R: 2	H: 3	E: 0	K: 1	S: 13	LOB: 0	BB: 0	P: 28	R: 7	H: 8	E: 0	K: 1	S: 28	LOB: 2	BB: 1	P: 49	R: 0	H: 1	E: 0	K: 0	S: 9	LOB: 2	BB: 0	P: 13	R: 1	H: 2	E: 0	K: 1	S: 11	LOB: 0	BB: 0	P: 15	R: 0	H: 1	E: 0	K: 0	S: 8	LOB: 1	BB: 0	P: 11	R: 0	H: 1	E: 0	K: 1	S: 8	LOB: 1	BB: 0	P: 11
--------------	------	------	------	------	-------	--------	-------	-------	------	------	------	------	-------	--------	-------	-------	------	------	------	------	------	--------	-------	-------	------	------	------	------	-------	--------	-------	-------	------	------	------	------	------	--------	-------	-------	------	------	------	------	------	--------	-------	-------

PITCHER	IP	WLS	BF	H	R	ER	SO	BB	IBB	HBP	BLK	WP	HR	S	P	ERA	WHIP
Doug Drabek, R ERA: 6.83 (1, 1)	1.1	L	10	7	6	6	1	0	0	0	0	0	1	24	46	40.50	5.250
Chuck McElroy, L ERA: 5.08 (2, 1)	1.2		11	5	3	3	1	1	0	0	0	0	0	26	47	16.20	3.600
41 Bill Simas, R ERA: 4.73 (4, 1)	3.0		13	5	2	2	2	0	0	0	0	0	2	28	39	6.00	1.667
Carlos Castillo, R ERA: 4.43 (7, 1)	2.0		8	2	0	0	1	0	0	0	0	0	0	14	19	0.00	1.000


BOTTOM

Chicago White Sox @ Minnesota Twins
 Hubert H. Humphrey Metrodome, Minneapolis, MN

Sat Jun 28 1997, 8:05 PM EDT
 Att. 22,139 - Dome

livebaseballscorecards.com

AB	40
R	11
H	19
RBI	11
BB	1
SO	5
LOB	17



WP: 0	PA: 43
PB: 0	
SB: 1	
CS: 1	

Batter	1	2	3	4	5	6	7	8	9	AB R H RBI BB SO LOB	TOP											
Ray Durham, S (1, 4) OBP: 0.325, SLG: 0.352	0-1 G4-3	3-3 K		2-1 P6		2-1 G6-3		0-3 K2-3		5 0 0 0 0 2 3												
Dave Martinez, L (1, 9) OBP: 0.365, SLG: 0.465	2-0 F8		3-1 HR	2-2 FC3-6 1B		4-1 2B BB		0-3 K		4 1 2 2 1 1 1												
Frank Thomas, R (1, 3) OBP: 0.498, SLG: 0.654 34 Mario Valdez, L (9, 3) OBP: 0.412, SLG: 0.429	2-2 F9		2-3 K	4-1 FC3-6 1-2 BB		2-1 1-3 2B		1-1 G3		4 0 1 0 1 1 0 0 0 0 0 0 0 0												
Albert Belle, R (1, 7) OBP: 0.351, SLG: 0.532		0-2 F7	2-2 CS 1B	0-1 FC3-6 1-2f 2-3		0-3 K		2-2 F8		5 0 1 0 0 1 4												
Harold Baines, L (1, 10) OBP: 0.386, SLG: 0.485		1-1 F7	4-1 1B 1B BB	0-0 G1-3			0-2 G3		0-1 G3	4 1 0 0 1 0 2												
Jorge Fabregas, L (1, 2) OBP: 0.270, SLG: 0.329		1-1 BLK 2B 1B	0-1 1B 1-2 1B		1-0 G3		0-1 G4-3			4 1 2 0 0 0 0												
Mike Cameron, R (1, 8) OBP: 0.343, SLG: 0.436		4-1 2B BLK BB	1-2 1-3 2-H 1B		1-2 G5-3		2-3 K			3 1 1 1 1 1 0												
Chris Snopce, R (1, 5) OBP: 0.268, SLG: 0.332		2-1 3B 2B	2-0 F8		1-1 G6-3			0-1 E 1B		4 1 2 2 0 0 2												
Ozzie Guillen, L (1, 6) OBP: 0.325, SLG: 0.363		2-1 3B		0-2 WP 1B 2B		0-2 G6-3		0-2 SAFE G4-3		4 1 2 1 0 0 1												
Inning Stats	R: 0 E: 0 K: 0 S: 6	H: 0 LOB: 0 BB: 0 P: 10	R: 3 E: 0 K: 1 S: 15	H: 3 LOB: 1 BB: 1 P: 28	R: 2 E: 0 K: 1 S: 15	H: 4 LOB: 2 BB: 1 P: 29	R: 1 E: 0 K: 0 S: 13	H: 2 LOB: 2 BB: 1 P: 21	R: 0 E: 0 K: 0 S: 6	H: 0 LOB: 0 BB: 0 P: 9	R: 0 E: 0 K: 1 S: 11	H: 1 LOB: 2 BB: 1 P: 19	R: 0 E: 0 K: 1 S: 8	H: 0 LOB: 0 BB: 0 P: 10	R: 0 E: 1 K: 2 S: 11	H: 1 LOB: 1 BB: 0 P: 11	R: 0 E: 0 K: 0 S: 7	H: 0 LOB: 0 BB: 0 P: 10	1B: 6 2B: 3 3B: 1 HR: 1	SF: 0 SAC: 0 DP: 0 HBP: 0	WP: 1 PB: 0 SB: 0 CS: 1	PA: 41
PITCHER	IP WLS BF H R ER SO BB IBB HBP BLK WP HR S P ERA WHIP																					
Dave Stevens, R (1, 1) ERA: 17.05	3.1 L 20 9 6 6 2 2 0 0 0 1 1 1 45 80 16.20 3.300																					
Frankie Rodriguez, R (4, 1) ERA: 4.86	4.0 16 2 0 0 2 2 0 0 0 0 0 0 34 51 0.00 1.000																					
Eddie Guardado, L (8, 1) ERA: 4.19	0.2 2 0 0 0 2 0 0 0 0 0 0 0 6 6 0.00 0.000																					
Rick Aguilera, R (9, 1) ERA: 4.15	1.0 3 0 0 0 0 0 0 0 0 0 0 0 7 10 0.00 0.000																					

Chicago White Sox @ Minnesota Twins
Hubert H. Humphrey Metrodome, Minneapolis, MN

AB	37
R	6
H	11
RBI	6
BB	4
SO	6
LOB	13



Sun Jun 29 1997, 4:33 AM EDT
Att. 23,655 - Dome - 69 F

livebaseballscorecards.com

Batter	1	2	3	4	5	6	7	8	9	AB	R	H	RBI	BB	SO	LOB
Chuck Knoblauch, R (1, 4) OBP: 0.417, SLG: 0.403	4-2 	2-2 FC5-4 		1-2 		1-2 G3 		0-1 		4	1	2	0	1	0	1
Roberto Kelly, R (1, 9) OBP: 0.343, SLG: 0.399	1-0 		0-1 E5 	3-2 G5-3 		1-1 		1-2 F8 		5	1	2	0	0	0	2
Paul Molitor, R (1, 10) OBP: 0.368, SLG: 0.442	0-2 		4-2 	0-1 P6 		3-1 F9 		1-1 G1-3 		4	1	1	0	1	0	2
Marty Cordova, R (1, 7) OBP: 0.316, SLG: 0.423 Matt Lawton, L (9, PH) OBP: 0.369, SLG: 0.432	2-2 P3 		1-1 P3 		1-3 K 		1-3 K 	1-0 F8 		4	0	0	0	0	2	5
Ron Coomer, R (1, 5) OBP: 0.344, SLG: 0.498	1-3 K 		1-1 		1-0 		0-1 F9 	1-2 F9 		5	1	2	1	0	1	3
Greg Colbrunn, R (1, 3) OBP: 0.306, SLG: 0.402 Scott Stahoviak, L (7, PH) OBP: 0.359, SLG: 0.495 (8, 3)	3-2 G6-3 		3-2 P4 		2-2 F7 		1-2 			3	0	0	0	0	0	5
Greg Myers, L (1, 2) OBP: 0.352, SLG: 0.455		2-1 G4-3 	1-0 		4-1 		2-2 P2 			3	0	1	2	1	0	1
Darrin Jackson, R (1, 8) OBP: 0.247, SLG: 0.370 Rich Becker, L (8, PH) OBP: 0.371, SLG: 0.376 (9, 8)		4-2 	2-3 		0-0 F7 		0-3 K 			2	0	0	0	1	1	3
Pat Meares, R (1, 6) OBP: 0.333, SLG: 0.458		3-1 F7 		0-2 L5 		1-2 F7 		0-2 F9 		1	0	0	0	0	0	1

Inning Stats	R	H	E	K	S	R	H	E	K	S	R	H	E	K	S	R	H	E	K	S	R	H	E	K	S	R	H	E	K	S	R	H	E	K	S	
	1	2	0	19	30	0	0	0	12	23	3	2	1	18	30	0	0	0	10	18	0	1	0	0	12	15	0	0	0	11	15	0	0	0	11	12

PITCHER	IP	WLS	BF	H	R	ER	SO	BB	IBB	HBP	BLK	WP	HR	S	P	ERA	WHIP
Wilson Alvarez, L (1, 1) ERA: 2.57	5.0	W	26	6	4	0	3	4	0	0	0	0	0	73	119	0.00	2.000
Matt Karchner, R (6, 1) ERA: 1.99	3.0		12	3	0	0	2	0	0	0	0	0	0	34	45	0.00	1.000
Roberto Hernandez, R (9, 1) ERA: 2.29	1.0	S	3	0	0	0	0	0	0	0	0	0	0	6	9	0.00	0.000

BOTTOM

Chicago White Sox @ Minnesota Twins
 Hubert H. Humphrey Metrodome, Minneapolis, MN

Sun Jun 29 1997, 4:33 AM EDT
 Att. 23,655 - Dome - 69 F

AB	37
R	4
H	9
RBI	3
BB	4
SO	5
LOB	23

livebaseballscorecards.com

WP	PA	ERA	WHIP
0	41		

Batter	1	2	3	4	5	6	7	8	9	AB R H RBI BB SO LOB	TOP									
Ray Durham, S OBP: 0.327, SLG: 0.357 (1, 4)	2-0 SH5-3 SF9 2B		1-0 L3-6 S 1B		3-3 K			1-1 G3		4 1 2 0 0 1 2										
Ozzie Guillen, L OBP: 0.321, SLG: 0.359 (1, 6)	0-1 SH5-3 2-3		2-0 L3-6 1-2			0-1 F7		1-1 F8		3 0 0 0 0 0 1										
Frank Thomas, R OBP: 0.495, SLG: 0.648 (1, 3)	2-1 SF9 3-H			4-1 G4-3 BB		2-3 K			1-0 F9	2 0 0 1 1 1 0										
Albert Belle, R OBP: 0.347, SLG: 0.525 (1, 7)	2-3 K			2-3 K		1-3 K			2-3 K	4 0 0 0 0 4 1										
Jorge Fabregas, L OBP: 0.263, SLG: 0.320 (1, 2)				1-0 G4-3 1-2f				0-1 F8		4 0 0 0 0 1 1										
Mike Cameron, R OBP: 0.343, SLG: 0.433 (1, 8)								2-3 K		3 0 1 0 0 1 0										
Chris Snopce, R OBP: 0.273, SLG: 0.341 (1, 5)								0-1 F8		3 0 2 0 0 0 1										
Dave Martinez, L OBP: 0.365, SLG: 0.461 (1, 9)								0-2 2B		2 0 0 0 1 0 2										
Danny Darwin, R (1, 1)								1-0 F8		2 0 0 0 0 2 2										
34 Mario Valdez, L OBP: 0.389, SLG: 0.400 (8, PH)								0-0 F7		1 0 0 0 0 0 0										
41 Bill Simas, L (8, 1)										0 0 0 0 0 0 0										
Inning Stats	R: 1 E: 0 K: 1 S: 8	H: 1 LOB: 0 BB: 0 P: 14	R: 0 E: 0 K: 1 S: 10	H: 1 LOB: 1 BB: 0 P: 13	R: 0 E: 0 K: 1 S: 5	H: 1 LOB: 0 BB: 0 P: 9	R: 0 E: 0 K: 1 S: 5	H: 0 LOB: 0 BB: 1 P: 12	R: 0 E: 0 K: 2 S: 8	H: 0 LOB: 0 BB: 0 P: 11	R: 0 E: 0 K: 1 S: 9	H: 1 LOB: 1 BB: 0 P: 12	R: 0 E: 0 K: 0 S: 5	H: 0 LOB: 0 BB: 0 P: 7	R: 0 E: 0 K: 1 S: 5	H: 0 LOB: 0 BB: 0 P: 9	1B: 3 2B: 3 3B: 0 HR: 0	SF: 1 SAC: 1 DP: 2 HBP: 0	WP: 0 PB: 0 SB: 3 CS: 0	PA: 32
PITCHER Jon Lieber, R ERA: 4.14 (1, 1)	IP: 9.0 WLS: W BF: 32 H: 5 R: 1 ER: 1 SO: 10 BB: 2 IBB: 0 HBP: 0 BLK: 0 WP: 0 HR: 0 S: 68 P: 108 ERA: 1.00 WHIP: 0.778																			

Chicago White Sox @ Pittsburgh Pirates
 Three Rivers Stadium, Pittsburgh, PA
 Mon Jun 30 1997, 7:05 PM EDT
 Att. 28,070 - Unknown - 78 F

livebaseballscorecards.com

AB	28
R	1
H	5
RBI	1
BB	2
SO	10
LOB	10



Batter	1	2	3	4	5	6	7	8	9	AB	R	H	RBI	BB	SO	LOB
Tony Womack, L OBP: 0.309, SLG: 0.347 (1, 4)	2-1 K 2B		0-2 E4 2B		0-1 P6		1-0 P6			4	0	1	0	0	0	0
Jermaine Allensworth, R OBP: 0.357, SLG: 0.367 (1, 8)	1-3 K 2-3		0-3 K SAFE		1-0 E5		0-0 F9			4	0	0	0	0	2	2
Al Martin, L OBP: 0.404, SLG: 0.529 (1, 7)	1-0 F8		0-2 2B		1-0 F9		0-2 F9			4	0	1	0	0	0	1
Kevin Young, R OBP: 0.335, SLG: 0.541 (1, 3)		1-1 HR	0-0 G6-3		3-3 K		2-3 K			4	1	1	1	0	2	3
Dale Sveum, S OBP: 0.346, SLG: 0.504 (1, 5)		3-1 G3-1		1-2 18 G5-3 1B		1-1 HR		3-2 E3 18 HBP		4	2	2	1	0	0	0
18 Jason Kendall, R OBP: 0.382, SLG: 0.406 (1, 2)		0-1 G3-1 2B		0-2 G5-3		3-1 G1-6-3 1B		1-1 HBP		3	0	2	0	0	0	1
Jose Guillen, R OBP: 0.291, SLG: 0.397 (1, 9)		1-2 G3-1		0-1 G1-3		0-0 G1-6-3 1B		0-3 K		4	0	1	0	0	1	4
Lou Collier, R OBP: 0.333, SLG: 0.333 (1, 6)		1-2 P3		0-1 1B		1-1 G1-6-3		1-2 G4-3		4	0	1	1	0	0	5
Jon Lieber, L OBP: 0.091, SLG: 0.063 (1, 1)			1-0 P6		1-2 G4-3		1-1 G3			3	0	0	0	0	0	2

Inning Stats	R: 0	H: 1	E: 0	K: 1	S: 6	L: 0	BB: 0	P: 10	R: 1	H: 2	E: 0	K: 0	S: 13	L: 0	BB: 0	P: 19	R: 0	H: 1	E: 1	K: 1	S: 11	L: 0	BB: 0	P: 12	R: 1	H: 2	E: 0	K: 0	S: 18	L: 0	BB: 0	P: 20	R: 0	H: 0	E: 1	K: 1	S: 9	L: 0	BB: 0	P: 14	R: 1	H: 3	E: 0	K: 0	S: 9	L: 0	BB: 0	P: 15	R: 0	H: 0	E: 0	K: 0	S: 6	L: 0	BB: 0	P: 7	R: 0	H: 0	E: 1	K: 2	S: 15	L: 0	BB: 0	P: 22
--------------	------	------	------	------	------	------	-------	-------	------	------	------	------	-------	------	-------	-------	------	------	------	------	-------	------	-------	-------	------	------	------	------	-------	------	-------	-------	------	------	------	------	------	------	-------	-------	------	------	------	------	------	------	-------	-------	------	------	------	------	------	------	-------	------	------	------	------	------	-------	------	-------	-------


PITCHER	IP	WLS	BF	H	R	ER	SO	BB	IBB	HBP	BLK	WP	HR	S	P	ERA	WHIP
Danny Darwin, R ERA: 3.4 (1, 1)	7.0	L	30	9	3	3	3	0	0	0	0	0	2	72	97	3.86	1.286
41 Bill Simas, R ERA: 4.59 (8, 1)	1.0		5	0	0	0	2	0	0	1	0	0	0	15	22	0.00	0.000

BOTTOM

Chicago White Sox @ Pittsburgh Pirates
 Three Rivers Stadium, Pittsburgh, PA

Mon Jun 30 1997, 7:05 PM EDT
 Att: 28,070 - Unknown - 78 F

AB	34
R	3
H	9
RBI	3
BB	0
SO	5
LOB	18



1B:	4	SF:	0	WP:	0	PA:	35
2B:	3	SAC:	0	PB:	0	SB:	0
3B:	0	DP:	1	CS:	0		
HR:	2	HBP:	1				

PITCHER	IP	WLS	BF	H	R	ER	SO	BB	IBB	HBP	BLK	WP	HR	S	P	ERA	WHIP
---------	----	-----	----	---	---	----	----	----	-----	-----	-----	----	----	---	---	-----	------

Batter	1	2	3	4	5	6	7	8	9	AB R H RBI BB SO LOB	TOP		
Ray Durham, S (1, 4) OBP: 0.326, SLG: 0.356	1-2 G2-3		1-3 K			0-1 SH2-3 1B		1-1 G6-4-3 1-2f		4 0 1 0 0 1 1			
Ozzie Guillen, L (1, 6) OBP: 0.317, SLG: 0.354	1-0 G4-3		2-3 K			0-0 SH2-3 1-2		3-2 F8		3 0 0 0 0 1 0			
Frank Thomas, R (1, 3) OBP: 0.495, SLG: 0.650	0-2 2B				3-2 G6-3	3-2 F9			1-0 FC6-4 1B	4 0 2 0 0 0 1			
Albert Belle, R (1, 7) OBP: 0.352, SLG: 0.528	4-0 IBB				1-1 2B	4-0 IBB			0-1 FC6-4 1-2f	2 0 1 0 2 0 1			
Lyle Mouton, R (1, 9) OBP: 0.315, SLG: 0.399 Dave Martinez, L (9, PH) OBP: 0.364, SLG: 0.459	1-0 F8				1-0 G6-3	1-3 K			1-1 F8	3 0 0 0 0 1 5 1 0 0 0 0 0 1			
Mike Cameron, R (1, 8) OBP: 0.336, SLG: 0.423 Harold Baines, L (9, PH) OBP: 0.365, SLG: 0.483			2-3 K		1-3 K		0-1 G3		1-0 F8	3 0 0 0 0 2 1 1 0 0 0 0 0 1			
Chris Snopce, R (1, 5) OBP: 0.270, SLG: 0.336					3-3 K		3-3 K			3 0 0 0 0 2 0			
Tony Peña, R (1, 2) OBP: 0.229, SLG: 0.163 Matt Karchner, R (7, 1) Carlos Castillo, R (8, 1) OBP: 1.000, SLG: 1.000					2-0 G6-3		1-1 G6-3			3 0			
James Baldwin, R (1, 1) Jorge Fabregas, L (7, 2) OBP: 0.268, SLG: 0.324			2-3 K		0-0 G1-3			3-2 G6-4-3 1B		2 0 0 0 0 1 0 1 0 1 0 0 0 0			
Inning Stats	R: 0 H: 1 E: 0 LOB: 2 K: 0 BB: 1 S: 8 P: 15	R: 0 H: 0 E: 0 LOB: 0 K: 1 BB: 0 S: 5 P: 10	R: 0 H: 0 E: 0 LOB: 0 K: 3 BB: 0 S: 9 P: 14	R: 0 H: 1 E: 0 LOB: 1 K: 1 BB: 0 S: 11 P: 17	R: 0 H: 0 E: 0 LOB: 0 K: 1 BB: 0 S: 5 P: 9	R: 0 H: 1 E: 0 LOB: 2 K: 1 BB: 1 S: 11 P: 19	R: 0 H: 0 E: 0 LOB: 0 K: 1 BB: 0 S: 8 P: 12	R: 0 H: 1 E: 0 LOB: 0 K: 0 BB: 0 S: 10 P: 17	R: 0 H: 1 E: 0 LOB: 1 K: 0 BB: 0 S: 6 P: 9	1B: 3 SF: 0 2B: 2 SAC: 1 3B: 0 DP: 1 HR: 0 HBP: 0	WP: 0 PA: 33 PB: 0 SB: 0 CS: 0		
PITCHER	IP WLS BF H R ER SO BB IBB HBP BLK WP HR S P ERA WHIP											PITCHER	IP WLS BF H R ER SO BB IBB HBP BLK WP HR S P ERA WHIP
Steve Cooke, L (1, 1) ERA: 3.14	8.0 W 30 5 0 0 8 0 2 0 0 0 0 0 68 115 0.00 0.625												
Rich Loiselle, R (9, 1) ERA: 3.18	1.0 S 3 0 0 0 0 0 0 0 0 0 0 0 5 7 0.00 0.000												

Chicago White Sox @ Pittsburgh Pirates
Three Rivers Stadium, Pittsburgh, PA

Tue Jul 01 1997, 7:05 PM EDT
Att. 22,163 - Unknown - 74 F

AB	30
R	0
H	5
RBI	0
BB	2
SO	8
LOB	11



WP: 0	PA: 33
PB: 0	
SB: 0	
CS: 0	

1B: 3	SF: 0
2B: 2	SAC: 1
3B: 0	DP: 1
HR: 0	HBP: 0

BOTTOM

Chicago White Sox @ Pittsburgh Pirates
Three Rivers Stadium, Pittsburgh, PA

Tue Jul 01 1997, 7:05 PM EDT
Att: 22,163 - Unknown - 74 F

livebaseballscorecards.com

AB	31
R	3
H	8
RBI	3
BB	2
SO	4
LOB	11



WP:	0	PA:	34
PB:	0	SB:	1
CS:	0		

AB R H RBI BB SO LOB

3	0	1	0	1	0	1
2	0	0	0	0	0	0
2	0	0	0	0	1	4
4	1	1	0	0	1	1
4	0	1	1	0	1	0
4	1	1	0	0	0	1
4	1	1	0	0	0	1
4	0	2	2	0	0	1
2	0	1	0	1	0	1
2	0	0	0	0	1	1
0	0	0	0	0	0	0

1B: 6 SF: 0
2B: 0 SAC: 1
3B: 2 DP: 0
HR: 0 HBP: 0

WP: 0 PA: 34
PB: 0 SB: 1
CS: 0

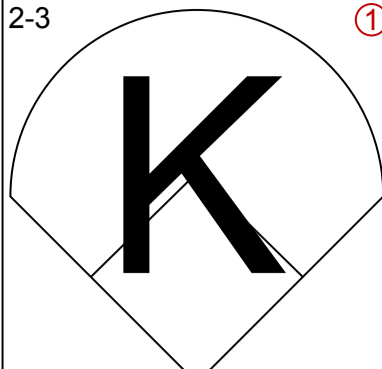
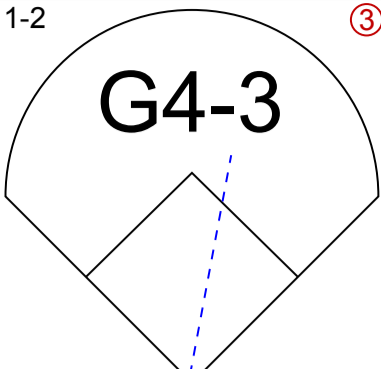
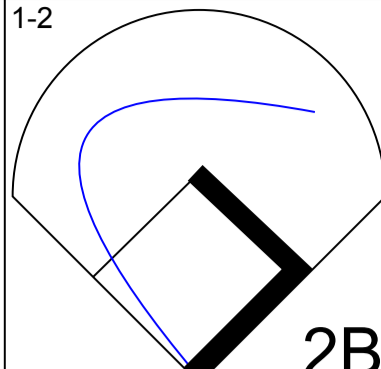
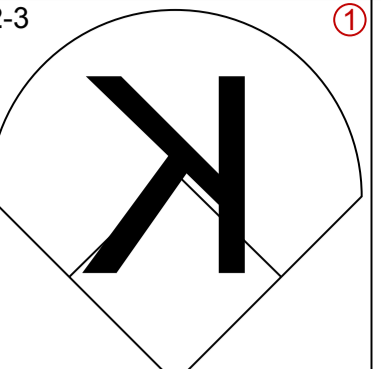
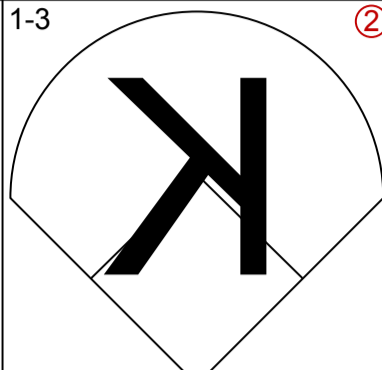
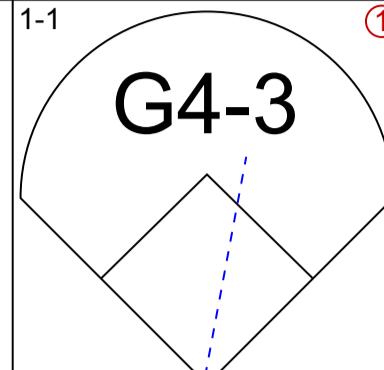
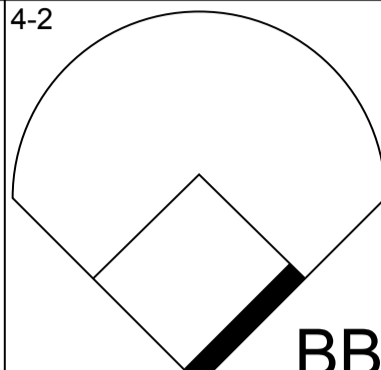
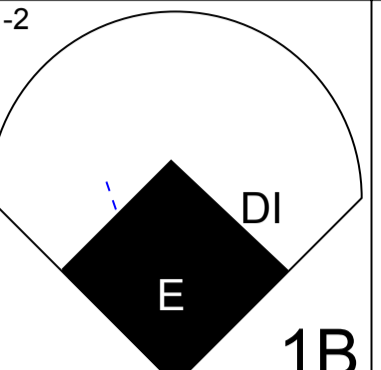
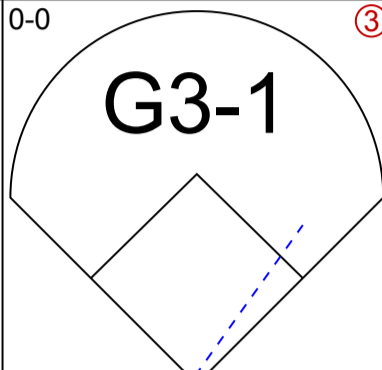
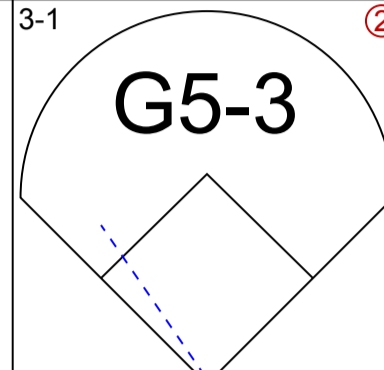
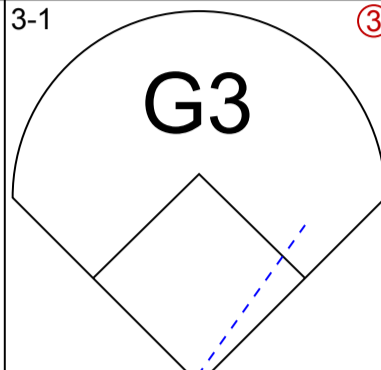
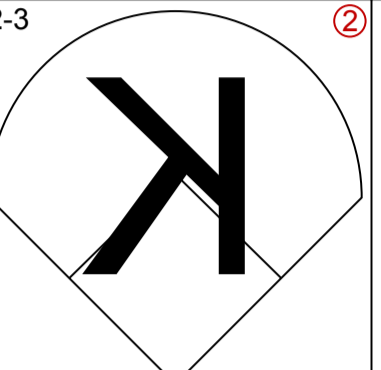
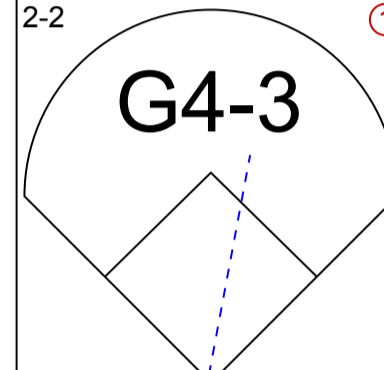
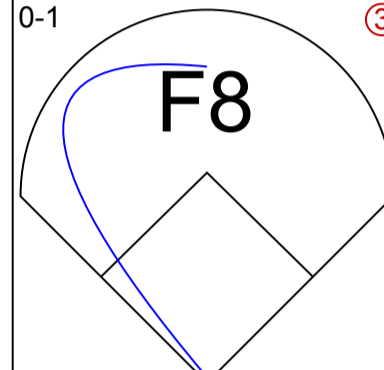
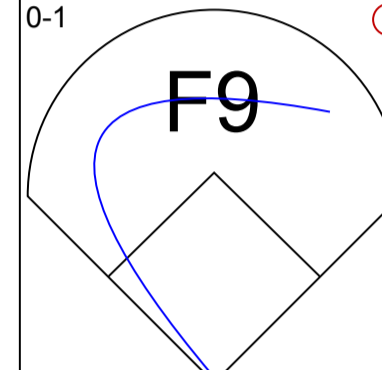
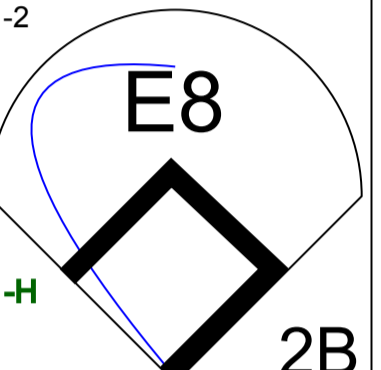
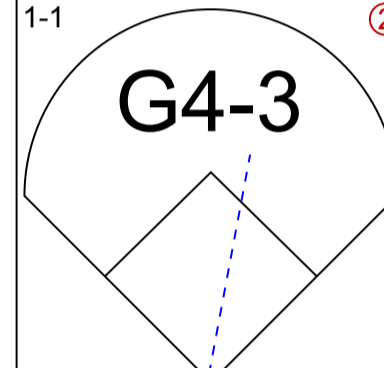
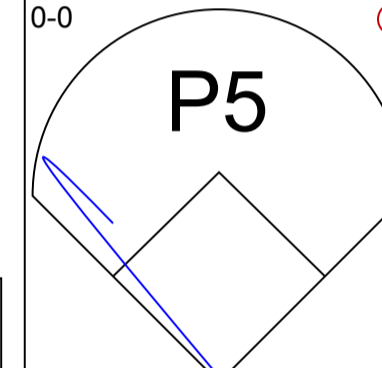
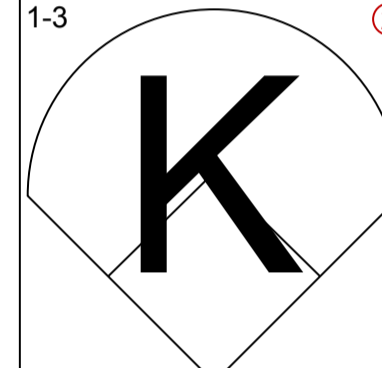
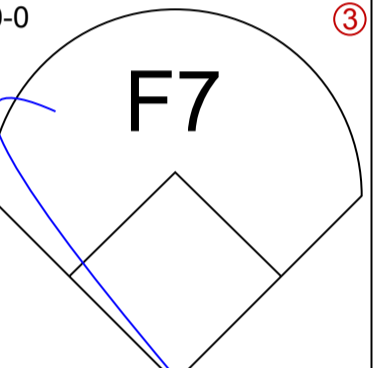
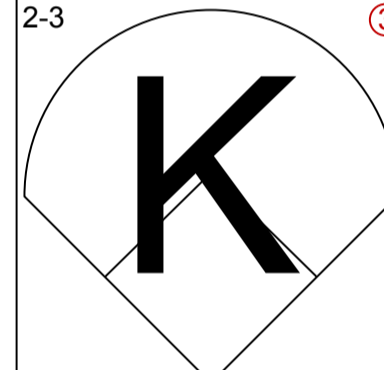
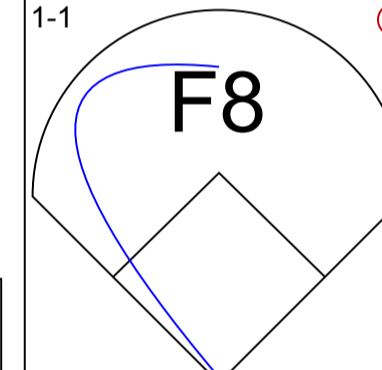
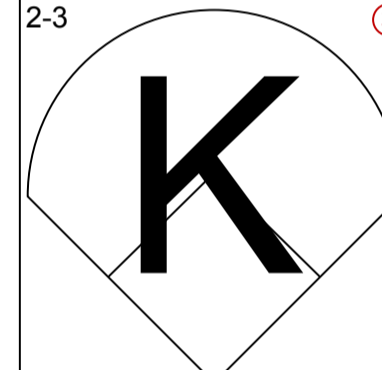
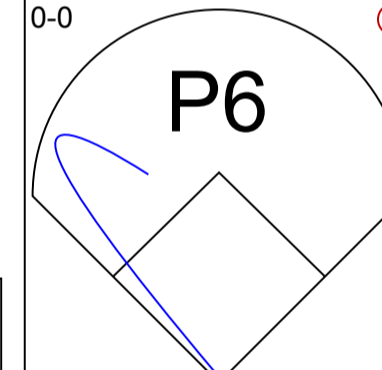
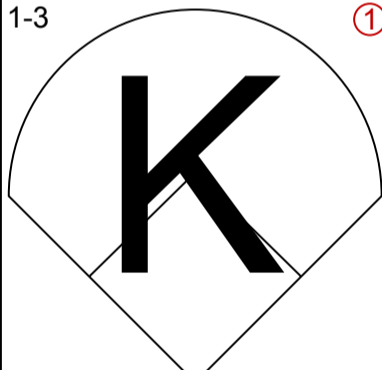
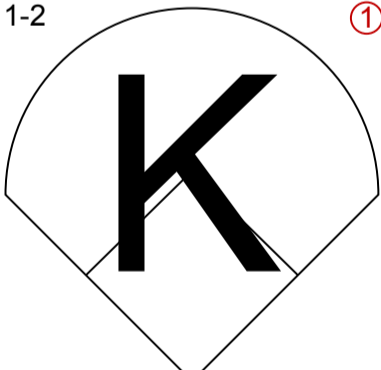
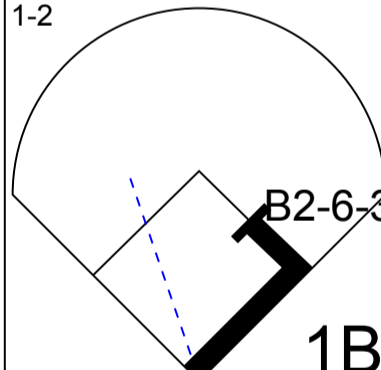
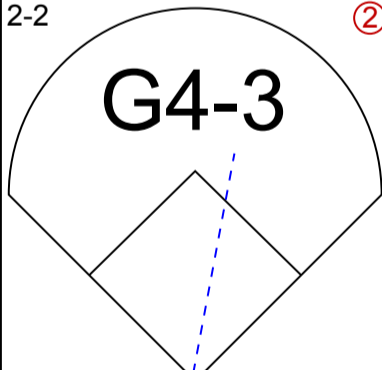
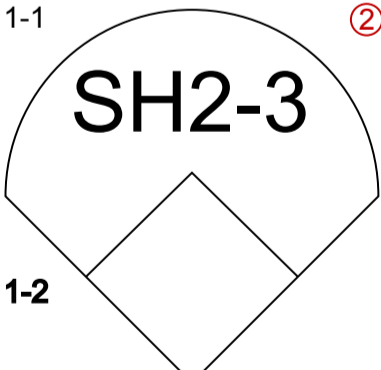
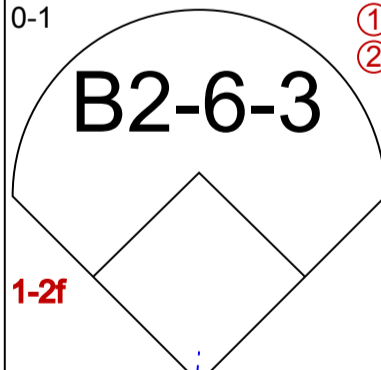
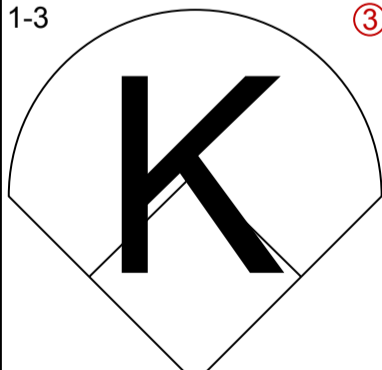
IP WLS BF H R ER SO BB IBB HBP BLK WP HR S P ERA WHIP

James Baldwin, R	(1, 1)	6.1	L	25	6	2	2	3	0	0	0	0	0	0	52	78	2.84	0.947
Matt Karchner, R	(7, 1)	0.2		6	2	1	1	1	0	2	0	0	0	0	18	27	13.50	3.000
Carlos Castillo, R	(8, 1)	1.0		3	0	0	0	0	0	0	0	0	0	0	9	12	0.00	0.000

Batter	1	2	3	4	5	6	7	8	9
Tony Womack, L OBP: 0.311, SLG: 0.347 (1, 4)	F7		P5			1B	IBB		
Jermaine Allensworth, R Emil Brown, R OBP: 0.364, SLG: 0.363 (6, PH) OBP: 0.306, SLG: 0.292 (7, 8)	F8			G6-3		P3	K		
Al Martin, L OBP: 0.401, SLG: 0.535 (1, 7)	F8			K		F8		1B 3B	
Kevin Young, R OBP: 0.333, SLG: 0.535 (1, 3)		F8		K			G4-3	18 S 1B	
Dale Sveum, S OBP: 0.344, SLG: 0.496 (1, 5)		F7			G3		E9 18 1B 3B	1B	P6
18 Jason Kendall, R OBP: 0.380, SLG: 0.403 (1, 2)		F9			F8		3B 1B		G2-3
Jose Guillen, R OBP: 0.294, SLG: 0.406 (1, 9)			F7			1B	1-H 3-H 3B		F8
Kevin Polcovich, R OBP: 0.393, SLG: 0.398 (1, 6)					F8		SH3 IBB		
Steve Cooke, R Rich Loiselle, R OBP: 0.111, SLG: 0.148 (9, 1)						G4-3	SH3		

R: 0 H: 0 E: 0 LOB: 0 K: 0 BB: 0 S: 5 P: 8	R: 0 H: 0 E: 0 LOB: 0 K: 0 BB: 0 S: 5 P: 8	R: 0 H: 1 E: 0 LOB: 1 K: 1 BB: 0 S: 9 P: 14	R: 0 H: 0 E: 0 LOB: 0 K: 2 BB: 0 S: 10 P: 16	R: 0 H: 1 E: 0 LOB: 1 K: 0 BB: 0 S: 6 P: 8	R: 0 H: 1 E: 0 LOB: 1 K: 0 BB: 0 S: 7 P: 8	R: 2 H: 3 E: 1 LOB: 3 K: 1 BB: 2 S: 16 P: 28	R: 1 H: 2 E: 0 LOB: 1 K: 0 BB: 0 S: 21 P: 27
---	---	--	---	---	---	---	---

PITCHER	IP	WLS	BF	H	R	ER	SO	BB	IBB	HBP	BLK	WP	HR	S	P	ERA	WHIP
James Baldwin, R	(1, 1)	6.1	L	25	6	2	2	3	0	0	0	0	0	52	78	2.84	0.947
Matt Karchner, R	(7, 1)	0.2		6	2	1	1	1	0	2	0	0	0	18	27	13.50	3.000
Carlos Castillo, R	(8, 1)	1.0		3	0	0	0	0	0	0	0	0	0	9	12	0.00	0.000

Batter	1	2	3	4	5	6	7	8	9	AB R H RBI BB SO LOB	TOP												
Dave Martinez, L (1, 9) OBP: 0.362, SLG: 0.460	2-3 		1-2 G4-3 			1-2  2B			2-3 	4 0 1 0 0 2 1													
Ray Durham, S (1, 4) OBP: 0.328, SLG: 0.356	1-3 			1-1 G4-3 		4-2  BB			1-2  DI 1B	3 1 1 0 1 1 0													
Frank Thomas, R (1, 3) OBP: 0.489, SLG: 0.639	0-0 G3-1 			3-1 G5-3 		3-1 G3 			2-3 	4 0 0 0 0 1 3													
Albert Belle, R (1, 7) OBP: 0.351, SLG: 0.528		2-2 G4-3 		0-1 F8 			0-1 F9 		1-2  E8 2B	4 0 1 1 0 0 0													
Jorge Fabregas, L (1, 2) OBP: 0.261, SLG: 0.316			1-1 G4-3 		0-0 P5 			1-3 	0-0 F7 	4 0 0 0 0 1 1													
Mike Cameron, R (1, 8) OBP: 0.329, SLG: 0.413		2-3 				1-1 F8 		2-3 		3 0 0 0 0 2 0													
Chris Snopek, R (1, 5) OBP: 0.272, SLG: 0.338						0-0 P6 			1-3 	2 0 1 0 0 0 0													
34 Mario Valdez, L (8, PH) OBP: 0.368, SLG: 0.375										1 0 0 0 0 1 0	AB 30												
Ozzie Guillen, L (1, 6) OBP: 0.318, SLG: 0.354			1-2 SAFE 			1-2  B2-6-3 1B		2-2 G4-3 		3 0 1 0 0 1 1	R 1												
Jaime Navarro, R (1, 1)			1-1 SAFE SH2-3 			0-1  B2-6-3		1-3 		1 0 0 0 0 0 1	H 5												
Lyle Mouton, R (8, PH) OBP: 0.313, SLG: 0.396										1 0 0 0 0 1 0	RBI 1												
Tony Castillo, L (8, 1)										0 0 0 0 0 0 0	BB 1												
Inning Stats	R: 0 E: 0 K: 2 S: 9	H: 0 LOB: 0 BB: 0 P: 12	R: 0 E: 0 K: 1 S: 9	H: 0 LOB: 0 BB: 0 P: 14	R: 0 E: 0 K: 1 S: 12	H: 1 LOB: 1 BB: 0 P: 15	R: 0 E: 0 K: 0 S: 6	H: 0 LOB: 0 BB: 0 P: 10	R: 0 E: 0 K: 0 S: 4	H: 0 LOB: 0 BB: 0 P: 5	R: 0 E: 0 K: 2 S: 13	H: 2 LOB: 2 BB: 1 P: 22	R: 0 E: 0 K: 2 S: 13	H: 0 LOB: 0 BB: 0 P: 16	R: 0 E: 0 K: 2 S: 12	H: 0 LOB: 0 BB: 0 P: 16	R: 1 E: 1 K: 2 S: 14	H: 2 LOB: 1 BB: 0 P: 20	1B: 3 2B: 2 3B: 0 HR: 0	SF: 0 SAC: 1 DP: 1 HBP: 0	WP: 0 PB: 0 SB: 0 CS: 0	PA: 32	
PITCHER Jason Schmidt, R (1, 1) ERA: 4.25	IP: 9.0 WLS: W BF: 32 H: 5 R: 1 ER: 1 SO: 10 BB: 1 IBB: 0 HBP: 0 BLK: 0 WP: 0 HR: 0 S: 92 P: 130 ERA: 1.00 WHIP: 0.667																						

Chicago White Sox @ Pittsburgh Pirates
Three Rivers Stadium, Pittsburgh, PA

Wed Jul 02 1997, 7:05 PM EDT
Att. 25,772 - Unknown - 82 F

AB	30
R	1
H	5
RBI	1
BB	1
SO	10
LOB	7



Batter	1	2	3	4	5	6	7	8	9	AB R H RBI BB SO LOB	TOP													
Nomar Garciaparra, R OBP: 0.343, SLG: 0.499 (1, 6) X	0-0 HR		0-0 G5-3			0-0 2B	0-0 F9			4 2 2 1 0 0 0	Boston Red Sox @ Chicago White Sox Comiskey Park, Chicago, IL Thu Jul 03 1997, 8:05 PM EDT Att. 20,521 - Unknown - 75 F													
Darren Bragg, L OBP: 0.331, SLG: 0.428 (1, 9) X	0-0 G3-1			0-0 G4-3		0-0 F7		0-0 P6		4 0 0 0 0 0 1														
John Valentin, R OBP: 0.360, SLG: 0.453 (1, 4) X	0-0 F8			0-0 18 FC5-2 3B		0-0 18 1B 2B		0-0 G6-3		4 1 2 1 0 0 0														
18 Reggie Jefferson, S OBP: 0.364, SLG: 0.516 (1, 10) X	0-0 G1-3			0-0 FC5-2 FC5-4		0-0 2B WP 1B		0-3 K		4 1 1 1 0 1 1														
Mike Stanley, R OBP: 0.411, SLG: 0.537 (1, 3) X		0-0 F3		0-0 FC5-4 1-2f		0-0 F7		0-0 F7		4 0 0 0 0 0 2														
Troy O'Leary, L OBP: 0.352, SLG: 0.473 (1, 7) X		0-0 F8				0-0 1B 2B		0-0 G1-3		4 0 2 1 0 0 0														
Scott Hatteberg, L OBP: 0.374, SLG: 0.439 (1, 2) X		0-0 F7				0-0 F7	0-0 F8		0-0 G1-3	4 0 0 0 0 0 2														
Shane Mack, R OBP: 0.363, SLG: 0.434 (1, 8) X			0-0 F9			0-0 F8		0-0 G5-3		3 0 0 0 0 0 1														
Jesus Tavarez, S OBP: 0.200, SLG: 0.231 (9, 8) X										0 0 0 0 0 0 0														
Mike Benjamin, R OBP: 0.206, SLG: 0.188 (1, 5) X			0-0 F7			0-0 L6		0-0 F8		3 0 0 0 0 0 1														
Inning Stats	R: 1 E: 0 K: 0 S: 4	H: 1 LOB: 0 BB: 0 P: 4	R: 0 E: 0 K: 0 S: 3	H: 0 LOB: 0 BB: 0 P: 3	R: 0 E: 0 K: 0 S: 3	H: 0 LOB: 0 BB: 0 P: 3	R: 0 E: 0 K: 0 S: 4	H: 1 LOB: 1 BB: 0 P: 4	R: 0 E: 0 K: 0 S: 4	H: 1 LOB: 1 BB: 0 P: 4	R: 3 E: 0 K: 0 S: 7	H: 4 LOB: 1 BB: 0 P: 7	R: 0 E: 0 K: 0 S: 3	H: 0 LOB: 0 BB: 0 P: 3	R: 0 E: 0 K: 1 S: 5	H: 0 LOB: 0 BB: 0 P: 5	R: 0 E: 0 K: 0 S: 3	H: 0 LOB: 0 BB: 0 P: 3	R: 0 E: 0 K: 0 S: 3	H: 0 LOB: 0 BB: 0 P: 3	1B: 2 2B: 3 3B: 1 HR: 1	SF: 0 SAC: 0 DP: 0 HBP: 0	WP: 1 PB: 0 SB: 0 CS: 0	PA: 34
PITCHER	IP WLS BF H R ER SO BB IBB HBP BLK WP HR S P ERA WHIP	(1, 1) 5.2 L 24 7 4 4 0 0 0 0 0 1 1 24 24 6.35 1.235	(6, 1) 3.1 10 0 0 0 1 0 0 0 0 0 0 0 12 12 0.00 0.000	PITCHER	IP WLS BF H R ER SO BB IBB HBP BLK WP HR S P ERA WHIP	(1, 1) 5.2 L 24 7 4 4 0 0 0 0 0 1 1 24 24 6.35 1.235	(6, 1) 3.1 10 0 0 0 1 0 0 0 0 0 0 0 12 12 0.00 0.000																	

livebaseballscorecards.com

AB	34
R	4
H	7
RBI	4
BB	0
SO	1
LOB	8



Batter	1	2	3	4	5	6	7	8	9	AB R H RBI BB SO LOB
Ray Durham, S OBP: 0.327, SLG: 0.358 (1, 4)	0-0 SH1-4 1B 2B		0-0 B5-3		0-3 K			0-0 F8		4 1 1 0 0 1 1
Dave Martinez, L OBP: 0.362, SLG: 0.458 (1, 9)	0-0 SH1-4 2-3		0-0 P4		0-0 F7			0-0 L4-3 1B		3 0 1 0 0 0 1
Frank Thomas, R OBP: 0.486, SLG: 0.633 (1, 3)	0-0 F5		0-0 1B					0-0 L4-3 1-2		4 0 1 0 0 0 2
Albert Belle, R OBP: 0.350, SLG: 0.524 (1, 7)	0-0 1B 1B		0-0 G5-3					0-0 G6-3		4 0 1 1 0 0 1
Harold Baines, L OBP: 0.386, SLG: 0.483 (1, 10)	0-0 1-3 1B		0-0 G4-3					0-3 K		4 0 2 0 0 1 0
Jorge Fabregas, L OBP: 0.255, SLG: 0.308 (1, 2)	0-0 F8		0-3 K		0-0 F7			0-0 G4-3		4 0 0 0 0 1 3
Chris Snopek, R OBP: 0.268, SLG: 0.333 (1, 5)		0-0 F7	0-3 K					0-3 K		3 0 0 0 0 2 0
Darren Lewis, R OBP: 0.313, SLG: 0.218 (1, 8)		0-0 G5-3			0-3 K			0-0 G5-3		3 0 0 0 0 1 0
Ozzie Guillen, L OBP: 0.318, SLG: 0.354 (1, 6)		0-0 F7			0-0 1B			0-0 G4-3		3 0 1 0 0 0 0

Inning Stats	R: 1	H: 3	E: 0	K: 0	S: 6	LOB: 2	BB: 0	P: 6	R: 0	H: 0	E: 0	K: 0	S: 3	LOB: 0	BB: 0	P: 3	R: 0	H: 1	E: 0	K: 2	S: 7	LOB: 1	BB: 0	P: 4	R: 0	H: 0	E: 0	K: 2	S: 8	LOB: 1	BB: 0	P: 8	R: 0	H: 1	E: 0	K: 0	S: 4	LOB: 1	BB: 0	P: 4	R: 0	H: 0	E: 0	K: 1	S: 5	LOB: 0	BB: 0	P: 5	R: 0	H: 1	E: 0	K: 0	S: 3	LOB: 0	BB: 0	P: 3	R: 0	H: 0	E: 0	K: 1	S: 5	LOB: 0	BB: 0	P: 5	1B: 6	2B: 2	3B: 0	HR: 0	SF: 0	SAC: 1	DP: 1	HBP: 0	WP: 0	PB: 0	SB: 0	CS: 0	PA: 33	ERA	WHIP
PITCHER Aaron Sele, R ERA: 5.13 (1, 1)	IP	WLS	BF	H	R	ER	SO	BB	IBB	HBP	BLK	WP	HR	S	P	ERA	WHIP	IP	WLS	BF	H	R	ER	SO	BB	IBB	HBP	BLK	WP	HR	S	P	ERA	WHIP	IP	WLS	BF	H	R	ER	SO	BB	IBB	HBP	BLK	WP	HR	S	P	ERA	WHIP																												


BOTTOM

Boston Red Sox @ Chicago White Sox
Comiskey Park, Chicago, IL

Thu Jul 03 1997, 8:05 PM EDT
Att. 20,521 - Unknown - 75 F

livebaseballscorecards.com

AB	32
R	1
H	7
RBI	1
BB	0
SO	6
LOB	8



Batter	1	2	3	4	5	6	7	8	9	AB R H RBI BB SO LOB	TOP																									
Nomar Garciaparra, R OBP: 0.341, SLG: 0.493 (1, 6)	0-3 K			X 0-0 E4	BB 4-0 1-2 BB		X 0-0 F9		0-3 K	4 0 0 0 1 2 2																										
Darren Bragg, L OBP: 0.328, SLG: 0.424 (1, 9)	0-3 K		X 0-0 P4	0-3 K			0-3 K		0-0 1B	5 0 1 1 0 3 4																										
John Valentin, R OBP: 0.358, SLG: 0.449 (1, 4)	0-3 K		X 0-0 P3		X 0-0 18 BB 2B 1B			X 0-0 G5-3	0-0 F8	5 1 1 0 0 1 2																										
Mike Stanley, R OBP: 0.404, SLG: 0.525 (1, 3)		0-3 K	X 0-0 F9		0-3 K			X 0-0 F9		4 0 0 0 0 2 2																										
18 Reggie Jefferson, S OBP: 0.366, SLG: 0.511 (1, 10)		X 0-0 F8		H 1-0 2B 1B HBP	BB 4-0 2B 1-2 BB		X 0-0 L3			2 1 0 0 1 0 0																										
Shane Mack, R OBP: 0.358, SLG: 0.460 (1, 8) Wait McKeel, R (9, 2)		X 0-0 G6-3		S 0-3 K	X 0-0 F7			X 0-0 HR		4 1 1 1 0 1 3 0 0 0 0 0 0 0																										
Scott Hatteberg, L OBP: 0.383, SLG: 0.461 (1, 2) Jesus Tavarez, S (9, PR) (9, 8)			X 0-0 F7	X 0-0 1B 2B	X 0-0 1-3 2B		X 0-0 2B	X 0-0 3B 1B		4 0 3 1 0 0 0 0 1 0 0 0 0 0																										
Jeff Frye, R OBP: 0.317, SLG: 0.357 (1, 7) (9, 5)			X 0-0 L5	X 0-0 BB 1B	X 0-0 F9			X 0-0 1B 3B		4 1 2 2 0 0 2																										
Mike Benjamin, R OBP: 0.189, SLG: 0.171 (1, 5) Troy O'Leary, L (9, PH) (9, 7)			X 0-0 F9	X 0-0 F7		X 0-0 F8		0-3 K		3 0 0 0 0 0 2 1 0 0 0 0 1 2																										
Inning Stats	R: 0 E: 0 K: 3 S: 9	H: 0 LOB: 0 BB: 0 P: 9	R: 0 E: 0 K: 1 S: 5	H: 0 LOB: 0 BB: 0 P: 5	R: 0 E: 0 K: 0 S: 3	H: 0 LOB: 1 BB: 0 P: 4	R: 1 E: 0 K: 2 S: 9	H: 2 LOB: 3 BB: 1 P: 14	R: 1 E: 0 K: 1 S: 7	H: 2 LOB: 2 BB: 1 P: 11	R: 0 E: 0 K: 1 S: 5	H: 0 LOB: 0 BB: 0 P: 5	R: 0 E: 0 K: 0 S: 3	H: 0 LOB: 0 BB: 0 P: 3	R: 3 E: 0 K: 2 S: 11	H: 4 LOB: 1 BB: 0 P: 11	1B: 4 2B: 2 3B: 1 HR: 1	SF: 0 SAC: 0 DP: 0 HBP: 1	WP: 0 PB: 0 SB: 0 CS: 0	PA: 39																
PITCHER	IP WLS BF H R ER SO BB IBB HBP BLK WP HR S P ERA WHIP																																			
Wilson Alvarez, L (1, 1) ERA: 2.57	7.0		29	4	2	2	8	2	0	1	0	0	0	42	51	2.57	0.857																			
Matt Karchner, R (8, 1) ERA: 2.22	1.0		3	0	0	0	0	0	0	0	0	0	0	3	3	0.00	0.000																			
Roberto Hernandez, R (9, 1) ERA: 2.97	1.0	W	7	4	3	3	2	0	0	0	0	0	1	11	11	27.00	4.000																			

Boston Red Sox @ Chicago White Sox
 Comiskey Park, Chicago, IL
 Fri Jul 04 1997 8:05 PM EDT
 Att. 30,007 - Cloudy - 63 F

AB	36
R	5
H	8
RBI	5
BB	2
SO	10
LOB	19



Batter	1	2	3	4	5	6	7	8	9	AB R H RBI BB SO LOB
Ray Durham, S OBP: 0.325, SLG: 0.355 (1, 4)	0-0 BB 1B		0-0 F7	0-0 F8		0-3 K			0-3 K	5 1 1 0 0 2 2
Dave Martinez, L OBP: 0.362, SLG: 0.453 (1, 9) (9, 3)	4-0 1B BB		0-3 K		0-0 F8		0-3 K		1-0 HBP	3 0 0 0 1 2 0
Frank Thomas, R OBP: 0.486, SLG: 0.635 (1, 3)	0-3 K		0-0 1B 2B		0-0 1B 2B		0-3 K		0-0 WP	4 2 2 0 0 2 2 1 0 0 0 0 0 1
Darren Lewis, R OBP: 0.313, SLG: 0.218 (9, 8)										
Albert Belle, R OBP: 0.351, SLG: 0.524 (1, 7)	0-0 F8		0-0 1B		0-0 1B 2B		0-0 F8			4 1 2 1 0 0 2
Harold Baines, L OBP: 0.384, SLG: 0.480 (1, 10)	0-0 1B		0-0 1B		0-0 1B			0-0 F7		4 0 1 1 0 0 3
Jorge Fabregas, L OBP: 0.255, SLG: 0.313 (1, 2)	0-0 G4-3		0-0 G5-3		0-0 F8			0-0 F7		4 0 1 1 0 0 2
Mike Cameron, R OBP: 0.333, SLG: 0.406 (1, 8) (9, 9)		0-3 K		4-0 1B BB		0-0 F8		4-0 S BB		2 1 0 0 2 1 1
Norberto Martin, R OBP: 0.311, SLG: 0.368 (1, 5)		0-0 G4-3		0-0 1B		0-0 G6-3		0-0 L6		4 0 1 1 0 0 1
Ozzie Guillen, L OBP: 0.317, SLG: 0.356 (1, 6)		0-0 P6		0-0 P4		0-0 F7		0-0 WP 2B		4 1 1 0 0 0 1

Inning Stats	R: 1	H: 2	E: 0	K: 1	S: 7	H: 2	LOB: 2	BB: 1	P: 11	R: 0	H: 0	E: 0	K: 1	S: 5	R: 1	H: 2	E: 0	K: 1	S: 7	R: 0	H: 0	E: 0	K: 0	S: 4	R: 2	H: 3	E: 0	K: 0	S: 6	R: 0	H: 0	E: 0	K: 2	S: 7	R: 0	H: 0	E: 0	K: 0	S: 3	R: 1	H: 1	E: 0	K: 1	S: 4	1B: 6	2B: 3	3B: 0	HR: 0	SF: 0	SAC: 0	DP: 0	HBP: 1	WP: 2	PB: 0	SB: 3	CS: 0	PA: 39
--------------	------	------	------	------	------	------	--------	-------	-------	------	------	------	------	------	------	------	------	------	------	------	------	------	------	------	------	------	------	------	------	------	------	------	------	------	------	------	------	------	------	------	------	------	------	------	-------	-------	-------	-------	-------	--------	-------	--------	-------	-------	-------	-------	--------

PITCHER	IP	WLS	BF	H	R	ER	SO	BB	IBB	HBP	BLK	WP	HR	S	P	ERA	WHIP
Jeff Suppan, R ERA: 5.65 (1, 1)	5.0		25	8	5	5	3	2	0	0	0	0	0	29	37	9.00	2.000
49 Tim Wakefield, R ERA: 5.25 (6, 1)	2.2		8	0	0	0	3	0	0	0	0	0	0	14	14	0.00	0.000
Heathcliff Slocumb, R ERA: 6.57 (8, 1)	0.2	L	6	1	1	1	1	1	0	1	0	2	0	5	10	13.50	3.000

BOTTOM

Boston Red Sox @ Chicago White Sox
Comiskey Park, Chicago, IL

Fri Jul 04 1997, 8:05 PM EDT
Att: 30,007 - Cloudy - 63 F

livebaseballscorecards.com

AB	35
R	6
H	9
RBI	5
BB	3
SO	7
LOB	15



Batter	1	2	3	4	5	6	7	8	9	AB R H RBI BB SO LOB	TOP	
Nomar Garciaparra, R OBP: 0.342, SLG: 0.491 (1, 6)	0-0 G5-3		2-1 F7			2-1 F9	1-2 1B		1-0 E BB 1B	5 1 2 1 0 0 1		
Darren Bragg, L OBP: 0.330, SLG: 0.421 (1, 9)	1-2 G1-3		0-2 G6-3			0-1 1B 1B	2-3 K		4-1 E 18 1B BB	4 2 1 0 1 1 3		
John Valentin, R OBP: 0.352, SLG: 0.441 (1, 4)	1-3 K				1-2 F9	0-0 F8	2-0 P3		0-0 E5 1B 18 1B G4-3	5 1 0 0 0 1 4		
18 Reggie Jefferson, S OBP: 0.371, SLG: 0.513 (1, 10)		0-1 F9 S SF8 1B			2-3 K	0-0 E 1B 1B		1-1 F7	1-2 G4-3 1B 1B	5 1 3 1 0 1 0		
Mike Stanley, R OBP: 0.404, SLG: 0.522 (1, 3)		3-1 F9 1B			0-3 K	1-2 E7 1B		3-1 E 2B 1B	1-0 F9	5 1 2 1 0 1 3		
Troy O'Leary, L OBP: 0.352, SLG: 0.471 (1, 7)		1-2 SF8			2-2 1B	0-0 G1-6-3		0-1 L8	2-2 G4-3 1B	4 0 2 1 0 0 3		
Scott Hatteberg, L OBP: 0.378, SLG: 0.452 (1, 2)		2-2 G3			0-0 F7			2-2 E3 2B	2-1 G4-3	5 2 1 1 0 0 4		
Jeff Frye, R OBP: 0.319, SLG: 0.366 (1, 5)			1-2 E6		1-2 P8			3-2 FC5-4 1B 2B	1-1 F8	5 0 2 2 0 0 3		
Shane Mack, R OBP: 0.343, SLG: 0.440 (1, 8)			2-1 F8		2-3 K			1-1 FC5-4 1B L5		4 0 0 0 0 1 5		
Inning Stats	R: 0 E: 0 K: 1 S: 9 H: 0 LOB: 0 BB: 0 P: 11	R: 1 E: 0 K: 0 S: 10 H: 1 LOB: 0 BB: 0 P: 16	R: 0 E: 1 K: 0 S: 11 H: 0 LOB: 1 BB: 0 P: 16	R: 0 E: 0 K: 2 S: 10 H: 0 LOB: 0 BB: 0 P: 13	R: 0 E: 0 K: 1 S: 10 H: 1 LOB: 1 BB: 0 P: 15	R: 1 E: 1 K: 0 S: 13 H: 3 LOB: 2 BB: 0 P: 16	R: 1 E: 0 K: 1 S: 15 H: 3 LOB: 2 BB: 0 P: 22	R: 2 E: 1 K: 0 S: 15 H: 2 LOB: 1 BB: 0 P: 25	R: 3 E: 1 K: 0 S: 15 H: 3 LOB: 2 BB: 1 P: 27	1B: 12 2B: 1 3B: 0 HR: 0 SF: 1 SAC: 0 DP: 0 HBP: 0	WP: 0 PB: 0 SB: 1 CS: 0 PA: 44	
PITCHER	IP WLS BF H R ER SO BB IBB HBP BLK WP HR S P ERA WHIP											
Danny Darwin, R ERA: 3.46 (1, 1)	6.1 W 28 8 3 3 4 0 0 0 0 0 0 74 101 4.26 1.263											
Tony Castillo, L ERA: 6.23 (7, 1)	1.1 7 2 2 0 1 0 0 0 0 0 0 17 30 0.00 1.500											
41 Bill Simas, R ERA: 4.54 (8, 1)	0.1 1 0 0 0 0 0 0 0 0 0 0 2 3 0.00 0.000											
Roberto Hernandez, R ERA: 3.13 (9, 1)	1.0 8 3 3 1 0 1 0 0 0 0 0 15 27 9.00 4.000											

Boston Red Sox @ Chicago White Sox
Comiskey Park, Chicago, IL

livebaseballscorecards.com

AB 42
R 8
H 13
RBI 7
BB 1
SO 5
LOB 26



Sat Jul 05 1997, 4:33 AM EDT
Att. 25,802 - Sunny - 70 F

Batter	1	2	3	4	5	6	7	8	9	AB	R	H	RBI	BB	SO	LOB
Ray Durham, S OBP: 0.324, SLG: 0.353 (1, 4)	0-0 E4 FC1-6	1-0 G1-3		2-1 G4-3		1-2 F7		1-0 2B 1B		5	1	1	0	0	0	0
Mike Cameron, R OBP: 0.336, SLG: 0.436 (1, 8) (9, 9)	0-1 FC1-6 2B 1-2f 1B	1-1 HR		3-2 P6		1-1 P3		1-0 2B		5	2	2	3	0	0	1
Frank Thomas, R OBP: 0.481, SLG: 0.638 Darren Lewis, R OBP: 0.313, SLG: 0.218 (1, 3) (9, 8)	0-0 F9	1-2 F9			1-2 HR		3-2 F9	0-2 F9		5	1	1	1	0	0	2
Albert Belle, R OBP: 0.353, SLG: 0.527 Dave Martinez, L OBP: 0.362, SLG: 0.453 (1, 7) (8, 9) (9, 3)	1-2 SAFE 1-3 1B 2B	0-0 1B			1-0 E6 1B 2B		3-2 L7			4	2	2	0	0	0	0
Lyle Mouton, R OBP: 0.318, SLG: 0.399 (1, 9) (8, 7)	3-1 1B 1B	0-0 G4-3			0-1 2B 1B		2-2 G6-3			4	2	2	2	0	0	1
Harold Baines, L OBP: 0.382, SLG: 0.476 (1, 10)	1-1 SAFE 1-2 1B 1B		2-2 P6		1-0 L7		1-0 G6-3			4	1	1	0	0	0	2
Chris Snopce, R OBP: 0.272, SLG: 0.336 (1, 5)	1-1 1B 1B		2-3 K		0-0 P7		1-0 E S 1B 1B			4	1	2	1	0	1	2
Tony Peña, R OBP: 0.269, SLG: 0.234 (1, 2)	0-0 1-3 2-H 1B		1-0 G1-3		1-2 2B		1-2 SAFE 1-2 FC1-6 1B			4	0	3	4	0	0	0
Ozzie Guillen, L OBP: 0.312, SLG: 0.351 (1, 6)	0-0 G4-3			0-1 G6-3		0-0 F7		1-1 SAFE 1-2f FC1-6 1B 2B		4	1	0	0	0	0	3

Inning Stats	R: 4	H: 5	E: 1	K: 0	S: 15	LOB: 2	BB: 0	P: 21	R: 1	H: 2	E: 0	K: 0	S: 9	LOB: 1	BB: 0	P: 12	R: 0	H: 0	E: 0	K: 1	S: 8	LOB: 0	BB: 0	P: 13	R: 0	H: 0	E: 0	K: 0	S: 8	LOB: 0	BB: 0	P: 13	R: 3	H: 3	E: 1	K: 0	S: 11	LOB: 1	BB: 0	P: 15	R: 0	H: 0	E: 0	K: 0	S: 6	LOB: 0	BB: 0	P: 8	R: 0	H: 0	E: 0	K: 0	S: 12	LOB: 0	BB: 0	P: 20	R: 3	H: 4	E: 0	K: 0	S: 13	LOB: 1	BB: 0	P: 19
--------------	------	------	------	------	-------	--------	-------	-------	------	------	------	------	------	--------	-------	-------	------	------	------	------	------	--------	-------	-------	------	------	------	------	------	--------	-------	-------	------	------	------	------	-------	--------	-------	-------	------	------	------	------	------	--------	-------	------	------	------	------	------	-------	--------	-------	-------	------	------	------	------	-------	--------	-------	-------

PITCHER	IP	WLS	BF	H	R	ER	SO	BB	IBB	HBP	BLK	WP	HR	S	P	ERA	WHIP
Steve Avery, L ERA: 5.55 (1, 1)	5.0	L	26	10	8	2	1	0	0	0	0	0	2	51	74	3.60	2.000
John Wasdin, R ERA: 4.93 (6, 1)	2.0		6	0	0	0	0	0	0	0	0	0	0	18	28	0.00	0.000
Butch Henry, L ERA: 2.96 (8, 1)	1.0		7	4	3	3	0	0	0	0	0	0	0	13	19	27.00	4.000

BOTTOM

Boston Red Sox @ Chicago White Sox
Comiskey Park, Chicago, IL

Sat Jul 05 1997, 4:33 AM EDT
Att. 25,802 - Sunny - 70 F

livebaseballscorecards.com

AB	39
R	11
H	14
RBI	11
BB	0
SO	1
LOB	11



1B: 9	SF: 0	WP: 0	PA: 39
2B: 3	SAC: 0	PB: 0	
3B: 0	DP: 0	SB: 1	
HR: 2	HBP: 0	CS: 0	

Batter	1	2	3	4	5	6	7	8	9	AB R H RBI BB SO LOB	TOP											
Nomar Garciaparra, R OBP: 0.338, SLG: 0.485 (1, 6)	0-2 G5-3	2-1 G6-3		2-3 K		0-3 K		2-3 K		5 0 0 0 0 3 4												
Darren Bragg, L OBP: 0.331, SLG: 0.419 (1, 9)	0-1 F7		1-1 G6-4-3 1B		2-1 G3-1	4-1 1-2 2-3 BB			0-3 K	4 0 1 0 1 1 0												
John Valentin, R OBP: 0.350, SLG: 0.438 (1, 4)	1-1 1B 1B		1-2 G6-4-3		2-0 F8	2-1 F9			0-0 F9	5 1 1 0 0 0 4												
18 Reggie Jefferson, S OBP: 0.371, SLG: 0.515 (1, 10)	1-1 1B 1-2 1B		3-3 K		2-2 2B				1-3 K	5 2 2 0 0 2 0												
Mike Stanley, R OBP: 0.410, SLG: 0.532 (1, 3)	0-0 1B 1-3 2-H 1B			1-2 G5-3 1B 2B	0-0 2B			1-2 G1-3		4 1 3 2 0 0 0												
Troy O'Leary, L OBP: 0.354, SLG: 0.472 (1, 7)	2-1 1-2 3-H 1B		3-1 G5-3 2B 1B		1-2 G4-3			0-0 F7		4 1 2 1 0 0 1												
Scott Hatteberg, L OBP: 0.375, SLG: 0.447 (1, 2)	1-2 F9		1-2 L7			3-1 BB 1B 1B		1-0 F8		4 0 1 0 0 0 4												
Jeff Frye, R OBP: 0.311, SLG: 0.356 (1, 5)		1-2 G5-3		3-2 G5-3		3-2 L8		2-2 G4-3		4 0 0 0 0 0 3												
Shane Mack, R OBP: 0.359, SLG: 0.463 (1, 8)		0-3 K		0-1 2B		0-2 BB 1B		3-2 S 1B		4 0 3 2 0 1 0												
Inning Stats	R: 2 E: 0 K: 0 S: 17	H: 4 LOB: 2 BB: 0 P: 22	R: 0 E: 0 K: 1 S: 9	H: 0 LOB: 0 BB: 0 P: 12	R: 0 E: 0 K: 1 S: 9	H: 1 LOB: 0 BB: 0 P: 14	R: 2 E: 0 K: 1 S: 19	H: 3 LOB: 1 BB: 0 P: 29	R: 1 E: 0 K: 0 S: 11	H: 2 LOB: 1 BB: 0 P: 18	R: 0 E: 0 K: 1 S: 18	H: 2 LOB: 3 BB: 1 P: 30	R: 0 E: 0 K: 0 S: 5	H: 0 LOB: 0 BB: 0 P: 7	R: 0 E: 0 K: 1 S: 11	H: 1 LOB: 1 BB: 0 P: 19	R: 0 E: 0 K: 2 S: 7	H: 0 LOB: 0 BB: 0 P: 8	1B: 10 2B: 3 3B: 0 HR: 0	SF: 0 SAC: 0 DP: 1 HBP: 0	WP: 0 PB: 0 SB: 1 CS: 0	PA: 40
PITCHER	IP WLS BF H R ER SO BB IBB HBP BLK WP HR S P ERA WHIP																					
James Baldwin, R ERA: 4.7 (1, 1)	5.0 W 24 10 5 5 3 0 0 0 0 0 0 0 65 95 9.00 2.000																					
Chuck McElroy, L ERA: 4.35 (6, 1)	2.1 10 2 0 0 1 1 0 0 0 0 0 0 24 39 0.00 1.286																					
Matt Karchner, R ERA: 2.16 (8, 1)	0.2 3 1 0 0 1 0 0 0 0 0 0 0 10 17 0.00 1.500																					
Roberto Hernandez, R ERA: 3.05 (9, 1)	1.0 S 3 0 0 0 2 0 0 0 0 0 0 0 7 8 0.00 0.000																					

Boston Red Sox @ Chicago White Sox
Comiskey Park, Chicago, IL

livebaseballscorecards.com

AB 39
R 5
H 13
RBI 5
BB 1
SO 7
LOB 16



Sun Jul 06 1997, 4:33 AM EDT
Att. 25,153 - Cloudy - 68 F

Batter	1	2	3	4	5	6	7	8	9
Ray Durham, S OBP: 0.323, SLG: 0.352 (1, 4)	0-0 G1-3		3-1 1B 2B 1B	1-0 G4-3		0-1 CS	2-2 P3		
Mike Cameron, R OBP: 0.333, SLG: 0.431 (1, 8) (9, 9)	2-1 L4		2-2 1 SAFE 1 SAFE 1 SAFE 1 SAFE 1-2 2B 1B	1-3 K S 3-H			0-3 K		
Frank Thomas, R OBP: 0.479, SLG: 0.636 (1, 3)	1-2 F7		1-0 1B 2B 1-H 2-H	3-3 K 1-2			3-3 K		
Albert Belle, R OBP: 0.357, SLG: 0.528 (1, 7)		0-0 FC5-4 1B	0-1 1B 2-H		0-1 L8		4-1 WP BB		
Lyle Mouton, R OBP: 0.318, SLG: 0.398 (1, 9) Darren Lewis, R OBP: 0.308, SLG: 0.214 (8, PH) (9, 8)		1-0 FC5-4 2B 1-2f	0-2 1 SAFE G5-4-3 1B		0-3 K		0-3 K		
Harold Baines, L OBP: 0.377, SLG: 0.468 (1, 10)		2-0 P5	1-1 G5-4-3 1-2f		0-2 P4		0-1 F7		
Chris Snopce, R OBP: 0.272, SLG: 0.339 (1, 5)		2-2 1 SAFE 1-H 2B		0-1 P7		1-3 K	3-3 K		
Tony Peña, R OBP: 0.273, SLG: 0.224 (1, 2)		0-2 G5-3		4-2 PB 1B G4-3 BB		0-0 G5-3			
Ozzie Guillen, L OBP: 0.316, SLG: 0.354 (1, 6)			2-3 K	0-1 G4-3 PB 1B		0-2 CS 1B			

AB	R	H	RBI	BB	SO	LOB
4	1	1	1	0	0	1
4	1	1	0	0	2	0
4	1	1	2	0	2	1
3	0	2	1	1	0	0
3	1	1	0	0	1	1
1	0	0	0	0	1	1
4	0	0	0	0	0	4
4	0	1	1	0	2	1
2	1	0	0	1	0	1
3	1	2	0	0	1	0

BOTTOM

Boston Red Sox @ Chicago White Sox
Comiskey Park, Chicago, IL
Sun Jul 06 1997, 4:33 AM EDT
Att. 25,153 - Cloudy - 68 F

livebaseballscorecards.com

AB	32
R	6
H	9
RBI	5
BB	2
SO	9
LOB	10



Inning Stats	R: 0	H: 0	E: 0	K: 0	S: 6	H: 0	LOB: 0	BB: 0	P: 9	R: 1	H: 2	E: 0	K: 0	S: 10	R: 3	H: 5	E: 0	K: 1	S: 16	R: 2	H: 1	E: 0	K: 2	S: 13	R: 0	H: 0	E: 0	K: 1	S: 8	R: 0	H: 1	E: 0	K: 1	S: 8	R: 0	H: 0	E: 0	K: 2	S: 10	R: 0	H: 0	E: 0	K: 2	S: 9	R: 0	H: 0	E: 0	K: 2	S: 15	R: 0	H: 0	E: 0	K: 2	S: 9
--------------	------	------	------	------	------	------	--------	-------	------	------	------	------	------	-------	------	------	------	------	-------	------	------	------	------	-------	------	------	------	------	------	------	------	------	------	------	------	------	------	------	-------	------	------	------	------	------	------	------	------	------	-------	------	------	------	------	------

PITCHER	IP	WLS	BF	H	R	ER	SO	BB	IBB	HBP	BLK	WP	HR	S	P	ERA	WHIP
Vaughn Eshelman, L ERA: 6.26 (1, 1)	3.0		15	7	4	4	1	0	0	0	0	0	0	32	49	12.00	2.333
49 Tim Wakefield, R ERA: 4.95 (4, 1)	5.0	L	19	2	2	0	8	2	0	0	0	1	0	48	70	0.00	0.800

WP	PA
1	35

WP	HR	S	P	ERA	WHIP
1	0	1	1		

Batter	1	2	3	4	5	6	7	8	9	AB R H RBI BB SO LOB	TOP		
Ray Durham, S OBP: 0.327, SLG: 0.367 (1, 4)	2-2 1B SF8 2B	1-2 1B 2-H 3-H		0-3 K			0-2 E5 1B		2-0 HR	5 4 3 3 0 1 0			
Dave Martinez, L OBP: 0.366, SLG: 0.454 (1, 8) (8, 9) (9, 3)	0-0 S 1B	4-2 1B BB			2-2 G3-1		1-1 1B 1B		2-2 G3-1	4 0 2 0 1 0 0			
Frank Thomas, R OBP: 0.477, SLG: 0.634 Mike Cameron, R OBP: 0.333, SLG: 0.431 (1, 3) (9, 9)	1-1 SF8	1-0 1B			1-1 G6-3		1-1 1B		1-2 G4-3	4 0 2 3 0 0 0 0 0 0 0 0 0 0			
Albert Belle, R OBP: 0.353, SLG: 0.522 (1, 7)	1-3 K	3-3 K			1-1 F7		0-0 L8			4 0 0 0 0 2 5			
Harold Baines, L OBP: 0.372, SLG: 0.461 (1, 10)	2-1 G3-1				1-2 G4-3		1-0 F9		2-1 L7	4 0 0 0 0 0 1			
Jorge Fabregas, L OBP: 0.254, SLG: 0.311 (1, 2)		1-0 G4-3		0-0 G4-3		2-3 K		3-2 1B 1B		4 0 1 0 0 1 0			
Lyle Mouton, R OBP: 0.316, SLG: 0.394 Darren Lewis, R OBP: 0.308, SLG: 0.214 (1, 9) (8, PR) (8, 8)		2-3 K		2-3 K		0-3 K		2-2 1B G4-3 1B		4 0 1 0 0 3 0 0 0 0 0 0 0 0			
Chris Snopce, R OBP: 0.275, SLG: 0.342 (1, 5)		2-1 2B 1B 1B		1-1 L5		0-1 CS 1B		1-1 G4-3		4 1 2 0 0 0 2			
Ozzie Guillen, L OBP: 0.315, SLG: 0.356 (1, 6)		0-1 1B 2B		0-0 F9		2-1 F8		0-0 G3-1		4 1 1 0 0 0 1			
Inning Stats	R: 1 E: 0 K: 1 S: 11 H: 2 LOB: 1 BB: 0 P: 17	R: 3 E: 0 K: 2 S: 17 H: 4 LOB: 2 BB: 1 P: 31	R: 0 E: 0 K: 1 S: 7 H: 0 LOB: 0 BB: 0 P: 10	R: 0 E: 0 K: 1 S: 6 H: 0 LOB: 0 BB: 0 P: 7	R: 0 E: 0 K: 0 S: 7 H: 0 LOB: 0 BB: 0 P: 11	R: 0 E: 0 K: 2 S: 7 H: 0 LOB: 0 BB: 0 P: 10	R: 1 E: 1 K: 0 S: 13 H: 3 LOB: 2 BB: 0 P: 16	R: 0 E: 0 K: 0 S: 11 H: 2 LOB: 2 BB: 0 P: 19	R: 1 E: 0 K: 0 S: 9 H: 1 LOB: 0 BB: 0 P: 14	1B: 9 2B: 2 3B: 0 HR: 1 SF: 1 SAC: 0 DP: 1 HBP: 0	WP: 0 PB: 0 SB: 2 CS: 1 PA: 39		
PITCHER	IP WLS BF H R ER SO BB IBB HBP BLK WP HR S P ERA WHIP											PITCHER	IP WLS BF H R ER SO BB IBB HBP BLK WP HR S P ERA WHIP
Kevin Appier, R ERA: 2.8 (1, 1)	7.0 L 31 9 5 4 7 1 0 0 0 0 0 0 68 102 5.14 1.429												
Glendon Rusch, L ERA: 5.87 (8, 1)	1.0 4 2 0 0 0 0 0 0 0 0 0 0 11 19 0.00 2.000												
Jeff Montgomery, R ERA: 7.09 (9, 1)	1.0 4 1 1 1 0 0 0 0 0 0 0 1 9 14 9.00 1.000												

Chicago White Sox @ Kansas City Royals
Kauffman Stadium, Kansas City, MO
Thu Jul 10 1997, 7:05 PM CDT
Att. 29,812 - Unknown - 74 F

AB	37
R	6
H	12
RBI	6
BB	1
SO	7
LOB	9



Batter	1	2	3	4	5	6	7	8	9	AB R H RBI BB SO LOB
Bip Roberts, S OBP: 0.362, SLG: 0.403 (1, 5) (7, 7)	1-3 K		1 SAFE 3-2 SAFE 1-3 2B 1B		1-2 1B G3 1B		2-2 G1-3 1B		0-2 1B	5 2 4 0 0 1 0
Tom Goodwin, L OBP: 0.313, SLG: 0.349 (1, 8) (7, 8)	2-1 F7		0-1 SF7		0-1 G3		1-2 G1-3		0-3 K	4 0 0 1 0 1 4
Jay Bell, R OBP: 0.366, SLG: 0.462 (1, 6) (7, 6)	4-2 BB		2-3 K		2-2 L6-4 1B		1-2 G5-3			3 0 1 0 1 1 2
Jeff King, R OBP: 0.387, SLG: 0.495 (1, 3) (7, 3)	1-1 F7		1-2 2B		2-0 1B			3-2 P6		4 0 2 2 0 0 1
Chili Davis, S OBP: 0.409, SLG: 0.494 (1, 10) (7, 10)		0-1 G3-1	4-2 BB		0-1 L6-4			2-0 F7		3 0 0 0 1 0 2
Johnny Damon, L OBP: 0.353, SLG: 0.434 (1, 7) (7, 9)		0-1 G6-3	1-1 G5-3			1-2 F8		2-1 F8		4 0 0 0 0 0 2
29 Mike Sweeney, R OBP: 0.325, SLG: 0.432 (1, 2) (7, 2)		0-0 1B		1-2 P5		1-3 K			3-2 G1-3	4 0 1 0 0 1 0
Jon Nunnally, L OBP: 0.308, SLG: 0.333 Craig Paquette, R OBP: 0.256, SLG: 0.392 (6, PH) (7, 5) Scott Cooper, L OBP: 0.276, SLG: 0.309 (9, PH)		2-3 K		1-2 F7		0-1 G5-3			4-2 1B BB	2 0 0 0 0 1 1 1 0 0 0 0 0 0 0 0 0 0 1 0 0
David Howard, S OBP: 0.319, SLG: 0.374 (1, 4) (7, 4)			4-0 1B SF7 BB		3-2 L8		1-2 P6		3-2 F8	3 1 0 0 1 0 1

BOTTOM

Chicago White Sox @ Kansas City Royals
Kauffman Stadium, Kansas City, MO

Thu Jul 10 1997, 7:05 PM CDT
Att: 29,812 - Unknown - 74 F

livebaseballscorecards.com

AB	33
R	3
H	8
RBI	3
BB	4
SO	5
LOB	13



Inning Stats	R: 0	H: 0	E: 0	K: 1	S: 10	H: 0	LOB: 1	BB: 1	P: 18	R: 0	H: 1	E: 0	K: 1	S: 8	R: 0	H: 2	E: 0	K: 1	S: 22	R: 1	H: 3	E: 0	K: 0	S: 11	R: 0	H: 0	E: 0	K: 1	S: 8	R: 0	H: 0	E: 0	K: 0	S: 7	R: 0	H: 1	E: 0	K: 0	S: 12	R: 0	H: 0	E: 0	K: 0	S: 14	R: 0	H: 1	E: 0	K: 1	S: 19	1B: 7	2B: 2	3B: 0	HR: 0	SF: 1	SAC: 0	DP: 1	HBP: 0	WP: 0	PB: 0	SB: 0	CS: 0	PA: 38
--------------	------	------	------	------	-------	------	--------	-------	-------	------	------	------	------	------	------	------	------	------	-------	------	------	------	------	-------	------	------	------	------	------	------	------	------	------	------	------	------	------	------	-------	------	------	------	------	-------	------	------	------	------	-------	-------	-------	-------	-------	-------	--------	-------	--------	-------	-------	-------	-------	--------

PITCHER	IP	WLS	BF	H	R	ER	SO	BB	IBB	HBP	BLK	WP	HR	S	P	ERA	WHIP
Jaime Navarro, R ERA: 4.8 (1, 1)	5.0	W	23	6	3	3	3	3	0	0	0	0	0	62	97	5.40	1.800
Tony Castillo, L ERA: 5.91 (6, 1)	1.2		6	1	0	0	1	0	0	0	0	0	0	17	23	0.00	0.600
Matt Karchner, R ERA: 2.05 (7, 1)	1.1		4	0	0	0	0	0	0	0	0	0	0	10	18	0.00	0.000
Roberto Hernandez, R ERA: 2.97 (9, 1)	1.0	S	5	1	0	0	1	1	0	0	0	0	0	19	29	0.00	2.000

Batter	1	2	3	4	5	6	7	8	9	AB R H RBI BB SO LOB	TOP		
Ray Durham, S (1, 4) OBP: 0.327, SLG: 0.374	4-1 BB		1-1 HR		1-1 G4-3		2-2 F9	0-0 G4-3		4 1 1 1 1 0 4	Chicago White Sox @ Kansas City Royals Kauffman Stadium, Kansas City, MO Fri Jul 11 1997, 7:05 PM CDT Att. 21,485 - Unknown - 74 F livebaseballscorecards.com		
Mike Cameron, R (1, 8) OBP: 0.342, SLG: 0.437	1-2 F8		2-2 F8		0-1 1B		1-0 HR 1B	2-2 CS 1B	5 1 3 1 0 0 1				
Frank Thomas, R (1, 3) OBP: 0.478, SLG: 0.647	1-3 K		0-1 2B		1-2 P4		0-0 HR	3-2 F7	4 1 2 3 0 1 2				
Dave Martinez, L (9, PH) OBP: 0.365, SLG: 0.452							1-H HR	1-2	1 0 0 0 0 0 1				
Albert Belle, R (1, 7) OBP: 0.354, SLG: 0.517	1-1 L9		4-0 IBB			2-1 P6	4-2 BB	0-2 G3	3 0 0 0 2 0 1				
Lyle Mouton, R (1, 9) OBP: 0.309, SLG: 0.385		3-2 G4-3	2-0 L8			0-1 F9	1-1 L9		4 0 0 0 0 0 3				
Darren Lewis, R (7, 8) OBP: 0.308, SLG: 0.214									0 0 0 0 0 0 0				
Harold Baines, L (1, 10) OBP: 0.374, SLG: 0.473		0-1 HR		1-3 K		1-3 K		2-2 2B 1B	4 1 2 1 0 2 0				
Chris Snopce, R (1, 5) OBP: 0.279, SLG: 0.348		1-0 G6-4-3 1B		1-1 G6-3			1-1 L9	0-0 2B	4 0 2 0 0 0 0				
Tony Peña, R (1, 2) OBP: 0.271, SLG: 0.212		1-0 G6-4-3		2-2 G6-3			4-1 1B BB	2-2 G1-3	3 1 0 0 1 0 3				
Ozzie Guillen, L (1, 6) OBP: 0.314, SLG: 0.355			2-1 F7			0-0 F7	1-1 1B HR 1B	2-3 K	4 1 1 0 0 1 2				
Inning Stats	R: 0 H: 0 E: 0 LOB: 1 K: 1 BB: 1 S: 11 P: 18	R: 1 H: 2 E: 0 LOB: 0 K: 0 BB: 0 S: 7 P: 12	R: 1 H: 2 E: 0 LOB: 2 K: 0 BB: 1 S: 10 P: 21	R: 0 H: 0 E: 0 LOB: 0 K: 1 BB: 0 S: 8 P: 12	R: 0 H: 1 E: 0 LOB: 1 K: 0 BB: 0 S: 8 P: 10	R: 0 H: 0 E: 0 LOB: 0 K: 1 BB: 0 S: 7 P: 10	R: 4 H: 3 E: 0 LOB: 1 K: 0 BB: 2 S: 16 P: 30	R: 0 H: 2 E: 0 LOB: 2 K: 1 BB: 0 S: 12 P: 18	R: 0 H: 1 E: 0 LOB: 0 K: 0 BB: 0 S: 9 P: 14	1B: 6 SF: 0 2B: 2 SAC: 0 3B: 0 DP: 1 HR: 3 HBP: 0	WP: 0 PA: 40 PB: 0 SB: 0 CS: 1		
PITCHER	IP WLS BF H R ER SO BB IBB HBP BLK WP HR S P ERA WHIP											PITCHER	IP WLS BF H R ER SO BB IBB HBP BLK WP HR S P ERA WHIP
50 José Rosado, L (1, 1) ERA: 3.56	6.2 L 29 7 5 5 3 2 1 0 0 0 0 2 62 103 6.75 1.350												
Mike Perez, R (7, 1) ERA: 27.0	0.1 3 1 1 1 0 1 0 0 0 0 0 1 5 10 27.00 6.000												
Larry Casian, L (8, 1) ERA: 6.52	1.0 5 2 0 0 0 1 0 0 0 0 0 0 12 18 0.00 2.000												
Gregg Olson, R (9, 1) ERA: 14.73	1.0 3 1 0 0 0 0 0 0 0 0 0 0 9 14 0.00 1.000												

Chicago White Sox @ Kansas City Royals
 Kauffman Stadium, Kansas City, MO
 Fri Jul 11 1997, 7:05 PM CDT
 Att. 21,485 - Unknown - 74 F

AB	36
R	6
H	11
RBI	6
BB	4
SO	4
LOB	17



Batter	1	2	3	4	5	6	7	8	9	AB	R	H	RBI	BB	SO	LOB				
Bip Roberts, S OBP: 0.359, SLG: 0.400 (1, 7)	F9		F8				FC1-6			4	0	1	1	0	0	1				
Tom Goodwin, L OBP: 0.312, SLG: 0.348 (1, 8)	FC5-4 1B		G3-1				G5-3			4	0	1	0	0	0	2				
Jay Bell, R OBP: 0.365, SLG: 0.459 (1, 6)	F8		L8							4	0	1	0	0	1	1				
Jeff King, R OBP: 0.382, SLG: 0.488 (1, 3)	FC5-4									4	0	0	0	0	1	2				
Chili Davis, S OBP: 0.406, SLG: 0.502 (1, 10)										4	1	1	1	0	1	1				
29 Mike Sweeney, R OBP: 0.333, SLG: 0.429 (1, 2)										3	0	1	0	1	0	0				
Craig Paquette, R OBP: 0.257, SLG: 0.391 (1, 5) Rod Myers, L (9, PH)										3	1	1	0	0	0	3				
Johnny Damon, L OBP: 0.357, SLG: 0.437 (1, 9)										1	0	0	0	0	0	0				
David Howard, S OBP: 0.308, SLG: 0.360 (1, 4)										3	0	2	0	0	0	1				
Inning Stats	R: 0 E: 0 K: 0 S: 11	H: 1 LOB: 1 BB: 0 P: 19	R: 1 E: 0 K: 0 S: 13	H: 2 LOB: 1 BB: 0 P: 19	R: 0 E: 0 K: 0 S: 7	H: 0 LOB: 0 BB: 0 P: 10	R: 0 E: 0 K: 0 S: 10	H: 0 LOB: 0 BB: 0 P: 14	R: 1 E: 0 K: 0 S: 14	H: 2 LOB: 1 BB: 0 P: 20	R: 0 E: 0 K: 0 S: 6	H: 1 LOB: 2 BB: 1 P: 14	R: 0 E: 0 K: 0 S: 10	H: 1 LOB: 1 BB: 0 P: 11	R: 0 E: 0 K: 3 S: 9	H: 0 LOB: 0 BB: 0 P: 14	R: 0 E: 0 K: 0 S: 8	H: 1 LOB: 1 BB: 0 P: 11	1B: 7 2B: 0 3B: 0 HR: 1	SF: 0 SAC: 1 DP: 0 HBP: 0

BOTTOM

Chicago White Sox @ Kansas City Royals
Kauffman Stadium, Kansas City, MO

Fri Jul 11 1997, 7:05 PM CDT
Att: 21,485 - Unknown - 74 F

livebaseballscorecards.com

AB	34
R	2
H	8
RBI	2
BB	1
SO	3
LOB	15



PITCHER	IP	WLS	BF	H	R	ER	SO	BB	IBB	HBP	BLK	WP	HR	S	P	ERA	WHIP
Wilson Alvarez, L ERA: 2.57 (1, 1)	7.0	W	29	7	2	2	0	1	0	0	0	0	1	71	107	2.57	1.143
41 Bill Simas, R ERA: 4.29 (8, 1)	2.0		7	1	0	0	3	0	0	0	0	0	0	17	25	0.00	0.500

Batter	1	2	3	4	5	6	7	8	9	AB R H RBI BB SO LOB	TOP											
Ray Durham, S (1, 4) OBP: 0.326, SLG: 0.372	2-2 1B HR 1B	0-0 G4-3		2-1 FC3-2	1-3 K			0-1 G6-3		5 1 1 0 0 1 4												
Dave Martinez, L (1, 9) OBP: 0.366, SLG: 0.449	1-2 1B HR 1B	1-2 G4-3		1-2 L6		1-0 G6-3			4-0 F8 1B BB	4 2 1 0 1 0 3												
Frank Thomas, R (1, 3) OBP: 0.479, SLG: 0.657	3-2 1B HR		0-0 G6-3		3-2 2B BLK 1B	2-0 G6-4-3 1B			0-0 F8	5 2 3 3 0 0 1												
Darren Lewis, R (9, 8) OBP: 0.308, SLG: 0.214									1-2	0 0 0 0 0 0 0												
Albert Belle, R (1, 7) OBP: 0.355, SLG: 0.517	0-0 G3		0-2 L4		0-0 BLK 1B 2B	1-0 G6-4-3			4-0 1B 1B IBB	4 2 1 0 1 0 1												
Harold Baines, L (1, 10) OBP: 0.374, SLG: 0.470	0-0 G3-1		3-3 K		4-0 1B 1B BB		0-1 G6-3		3-2 1B SF7 1B	4 1 1 1 1 1 0												
Norberto Martin, R (9, PR) OBP: 0.311, SLG: 0.368					2-3 3-H				1-3 2-H	0 1 0 0 0 0 0												
Jorge Fabregas, L (1, 2) OBP: 0.264, SLG: 0.337	3-1 1B			0-0 HR		0-0 F9		1-0 G4-3	3-1 FC6-4 1B	5 1 3 2 0 0 2												
Mike Cameron, R (1, 8) OBP: 0.343, SLG: 0.438	0-3 K			0-1 SH5-4 FC3-2 1B	1-0 1B SF9 1B		0-0 L8		0-0 SF7	4 1 2 2 0 1 1												
Chris Snopce, R (1, 5) OBP: 0.285, SLG: 0.355				4-1 FC3-2 SH5-4 BB	1-2 3-H 2-H 1B			2-1 G6-3	1-2 FC6-4	4 0 2 1 1 0 1												
Ozzie Guillen, L (1, 6) OBP: 0.312, SLG: 0.354			0-0 SH5-3		0-0 SH5-4	1-2 SF9		0-0 L8		1 0 0 1 0 0 0												
Inning Stats	R: 3 E: 0 K: 1 S: 18	H: 4 LOB: 1 BB: 0 P: 27	R: 0 E: 0 K: 0 S: 8	H: 1 LOB: 1 BB: 0 P: 11	R: 0 E: 0 K: 1 S: 7	H: 0 LOB: 0 BB: 0 P: 10	R: 1 E: 0 K: 0 S: 10	H: 2 LOB: 2 BB: 1 P: 17	R: 4 E: 0 K: 1 S: 16	H: 4 LOB: 1 BB: 1 P: 28	R: 0 E: 0 K: 0 S: 3	H: 1 LOB: 0 BB: 0 P: 7	R: 0 E: 0 K: 0 S: 4	H: 0 LOB: 0 BB: 0 P: 5	R: 0 E: 0 K: 0 S: 5	H: 0 LOB: 0 BB: 0 P: 7	R: 3 E: 0 K: 0 S: 10	H: 2 LOB: 1 BB: 2 P: 25	1B: 10 2B: 2 3B: 0 HR: 2	SF: 2 SAC: 2 DP: 1 HBP: 0	WP: 1 PB: 0 SB: 0 CS: 0	PA: 44
PITCHER	IP WLS BF H R ER SO BB IBB HBP BLK WP HR S P ERA WHIP																					
Tim Belcher, R (1, 1) ERA: 4.32	4.1 L 25 10 8 8 2 2 0 0 0 1 0 2 49 79 16.61 2.769																					
Ricky Bones, R (5, 1) ERA: 8.33	4.0 15 2 2 2 1 1 1 0 0 1 0 23 42 4.50 0.750																					
Jamie Walker, L (9, 1) ERA: 6.88	0.0 2 2 0 0 0 0 0 0 0 0 0 0 5 11 ∞ ∞																					
Jeff Montgomery, R (9, 1) ERA: 6.91	0.2 2 0 1 1 0 0 0 0 0 0 0 0 4 5 13.50 0.000																					

Chicago White Sox @ Kansas City Royals
Kauffman Stadium, Kansas City, MO
Sat Jul 12 1997, 7:05 PM CDT
Att. 33,155 - Unknown - 88 F

AB	36
R	11
H	14
RBI	10
BB	4
SO	3
LOB	13



BOTTOM

Chicago White Sox @ Kansas City Royals
Kauffman Stadium, Kansas City, MO

livebaseballscorecards.com

AB 38
R 7
H 14
RBI 6
BB 0
SO 7
LOB 15



WP: 0 PA: 40
PB: 0
SB: 0
CS: 1

Sat Jul 12 1997, 7:05 PM CDT
Att: 33,155 - Unknown - 88 F

AB R H RBI BB SO LOB

5	2	4	0	0	1	1
4	1	1	0	0	0	4
5	0	2	1	0	3	2
5	1	1	3	0	1	3
4	1	1	1	0	1	2
4	0	1	0	0	0	0
3	1	1	1	0	0	1
1	0	1	0	0	0	0
0	0	0	0	0	0	0
2	0	0	0	0	1	0
1	0	1	0	0	0	0
0	0	0	0	0	0	0
4	1	1	0	0	0	2

Batter	1	2	3	4	5	6	7	8	9
Bip Roberts, S OBP: 0.369, SLG: 0.414 (1, 5) BC F X (9, 7)	1-2 SH1-3 1B 2B		0-1 HR 1B	0-0 G4-6-3 1B			1-3 K		3-2 1B
Tom Goodwin, L OBP: 0.312, SLG: 0.347 (1, 8) X	0-0 SH1-3 2-3		0-0 F8 1B	2-1 G4-6-3 1-2f			0-0 1B E 1B		0-2 F7
Jay Bell, R OBP: 0.366, SLG: 0.458 (1, 6) B X	1-0 BLK 1B 3-H		1-3 K		0-3 K		1-1 FC4-6 1B 1-2 2-3		0-3 K
Jeff King, R OBP: 0.380, SLG: 0.493 (1, 3) B C X	1-2 F8		0-2 HR 1-H		0-3 K		0-2 FC4-6 1-2f 2-H 3-H		0-0 G6-3
Chili Davis, S OBP: 0.404, SLG: 0.510 (1, 10) B C C S	2-3 K 1-2		1-0 HR		2-2 G3		0-1 L8		
Johnny Damon, L OBP: 0.355, SLG: 0.434 (1, 7) (9, 9) B C X		1-1 G3-1	0-1 1B			0-2 G4-3		1-1 G5-3	
Jon Nunnally, L OBP: 0.310, SLG: 0.444 (8, PH) Craig Paquette, R OBP: 0.260, SLG: 0.394 Shane Halter, R OBP: 0.410, SLG: 0.281 (9, 4) X		0-0 HR 1B	1-1 L4			0-0 F8		1-2 CS 1B	
Mike Macfarlane, R OBP: 0.263, SLG: 0.260 Scott Cooper, L OBP: 0.282, SLG: 0.315 29 Mike Sweeney, R OBP: 0.333, SLG: 0.429 (9, 2) X		0-0 P6		4-2 1B G3 HBP		2-3 K		3-2 1 SAFE 1B 1-2	
David Howard, S OBP: 0.306, SLG: 0.357 (1, 4) (9, 5) X		0-0 F7		0-0 G3 1-2			0-1 1B FC4-6 1B		0-0 L7

Inning Stats	R: 1	H: 2	E: 0	LOB: 1	K: 1	P: 16	R: 1	H: 1	E: 0	LOB: 0	K: 0	P: 6	R: 3	H: 4	E: 0	LOB: 1	K: 1	P: 17	R: 0	H: 1	E: 0	LOB: 1	K: 0	P: 12	R: 0	H: 0	E: 0	LOB: 0	K: 2	P: 13	R: 0	H: 0	E: 0	LOB: 0	K: 1	P: 10	R: 2	H: 3	E: 1	LOB: 1	K: 1	P: 16	R: 0	H: 2	E: 0	LOB: 1	K: 0	P: 19	R: 0	H: 1	E: 0	LOB: 1	K: 1	P: 14	1B: 10	SF: 0	2B: 1	SAC: 1	3B: 0	DP: 1	HR: 3	HBP: 1	WP: 0	PA: 40
--------------	------	------	------	--------	------	-------	------	------	------	--------	------	------	------	------	------	--------	------	-------	------	------	------	--------	------	-------	------	------	------	--------	------	-------	------	------	------	--------	------	-------	------	------	------	--------	------	-------	------	------	------	--------	------	-------	------	------	------	--------	------	-------	--------	-------	-------	--------	-------	-------	-------	--------	-------	--------

PITCHER	IP	WLS	BF	H	R	ER	SO	BB	IBB	HBP	BLK	WP	HR	S	P	ERA	WHIP
Danny Darwin, R ERA: 3.79 (1, 1)	6.0		27	9	6	6	5	0	0	0	1	0	3	57	76	9.00	1.500
Chuck McElroy, L ERA: 4.31 (7, 1)	0.1		2	1	0	0	1	0	0	0	0	0	0	4	5	0.00	3.000
Matt Karchner, R ERA: 2.0 (7, 1)	0.2		3	1	1	0	0	0	0	0	0	0	0	8	9	0.00	1.500
Tony Castillo, L ERA: 5.85 (8, 1)	0.1		1	0	0	0	0	0	0	0	0	0	0	2	3	0.00	0.000
41 Bill Simas, R ERA: 4.25 (8, 1)	0.1		2	2	0	0	0	0	0	0	0	0	0	11	15	0.00	6.000

PITCHER	IP	WLS	BF	H	R	ER	SO	BB	IBB	HBP	BLK	WP	HR	S	P	ERA	WHIP	
Roberto Hernandez, R ERA: 2.88 (8, 1)	1.1		5	1	0	0	1	0	0	0	0	0	0	0	12	15	0.00	0.750

Batter	1	2	3	4	5	6	7	8	9	AB R H RBI BB SO LOB	TOP											
Ray Durham, S (1, 4) OBP: 0.327, SLG: 0.370	1-1 CS 1B		4-0 BB 1B BB	2-2 G4-3		1-0 G4-3			1-0 F8	4 1 1 0 1 0 0												
Dave Martinez, L (1, 9) OBP: 0.366, SLG: 0.444	1-3 K		4-2 1B HR BB	4-2 HR BB		1-1 G6-3			2-3 K	3 2 0 0 2 2 1												
Frank Thomas, R (1, 3) OBP: 0.481, SLG: 0.665	1-1 P6		1-1 HR 1B	1-0 HR		2-0 G6-3			4-1 CS BB	4 2 2 3 1 0 0 0 0 0 0 0 0 0												
Darren Lewis, R (9, PR) OBP: 0.308, SLG: 0.214			1-3 2-H HR 1B	1-H HR					3-0 CS	4 1 2 3 0 0 0												
Albert Belle, R (1, 7) OBP: 0.356, SLG: 0.525		3-1 F9	1-0 HR	3-2 F7					1 SAFE 1 SAFE 1 SAFE 1 SAFE	4 1 1 0 1 1 0												
Harold Baines, L (1, 10) OBP: 0.376, SLG: 0.468		4-2 1B BB	3-3 K		0-0 G3				1-1 FC6-4 1B	4 0 1 0 0 0 3												
Jorge Fabregas, L (1, 2) OBP: 0.264, SLG: 0.335		2-0 F8	1-1 G5-3 1B		0-1 G4-3				3-1 FC6-4	4 0 1 0 0 0 1												
Mike Cameron, R (1, 8) OBP: 0.341, SLG: 0.433		3-2 1B	1-0 G5-3		0-0 F7				2-2 L8	4 0 1 1 0 0 1												
Chris Snopce, R (1, 5) OBP: 0.284, SLG: 0.353		0-0 1B	2-1 L7		3-2 F8				0-0 G6-3	4 0 0 1 1 0 0 1												
Ozzie Guillen, L (1, 6) OBP: 0.308, SLG: 0.349		2-0 G4-3		1-0 F9		0-0 F7			1-2 G4-3	4 0 0 0 0 0 2												
Inning Stats	R: 0 E: 0 K: 1 S: 7	H: 1 LOB: 0 BB: 0 P: 10	R: 1 E: 0 K: 0 S: 11	H: 2 LOB: 2 BB: 1 P: 25	R: 4 E: 0 K: 1 S: 14	H: 3 LOB: 1 BB: 2 P: 31	R: 2 E: 0 K: 0 S: 13	H: 1 LOB: 0 BB: 1 P: 24	R: 0 E: 0 K: 0 S: 4	H: 0 LOB: 0 BB: 0 P: 4	R: 0 E: 0 K: 0 S: 6	H: 0 LOB: 0 BB: 0 P: 10	R: 0 E: 0 K: 0 S: 11	H: 2 LOB: 2 BB: 0 P: 21	R: 0 E: 0 K: 0 S: 7	H: 0 LOB: 0 BB: 0 P: 10	R: 0 E: 0 K: 1 S: 5	H: 0 LOB: 1 BB: 1 P: 15	1B: 7 2B: 0 3B: 0 HR: 2	SF: 0 SAC: 0 DP: 0 HBP: 0	WP: 0 PB: 0 SB: 0 CS: 2	PA: 40
PITCHER	IP WLS BF H R ER SO BB IBB HBP BLK WP HR S P ERA WHIP																					
Jim Pittsley, R (1, 1) ERA: 6.14	4.0 L 22 7 7 7 2 4 0 0 0 0 2 45 90 15.75 2.750																					
Jamie Walker, L (5, 1) ERA: 5.85	3.0 11 2 0 0 0 0 0 0 0 0 0 21 35 0.00 0.667																					
Mike Perez, R (8, 1) ERA: 3.86	2.0 6 0 0 0 0 1 1 0 0 0 0 12 25 0.00 0.500																					

Chicago White Sox @ Kansas City Royals
Kauffman Stadium, Kansas City, MO
Sun Jul 13 1997, 3:33 AM CDT
Att. 27,887 - Sunny - 89 F

AB	34
R	7
H	9
RBI	7
BB	5
SO	3
LOB	8



WP: 0	PA: 40
-------	--------

ERA	WHIP
-----	------

livebaseballscorecards.com

BOTTOM

Chicago White Sox @ Kansas City Royals
Kauffman Stadium, Kansas City, MO

Sun Jul 13 1997, 3:33 AM CDT
Att. 27,887 - Sunny - 89 F

livebaseballscorecards.com

AB	36
R	6
H	10
RBI	6
BB	10
SO	3
LOB	23



WP:	0	PA:	47
PB:	0		
SB:	1		
CS:	1		

AB R H RBI BB SO LOB

5	1	2	0	1	1	2
4	1	0	0	2	0	4
5	1	3	1	0	0	1
5	0	1	0	0	0	4
4	1	1	0	1	1	2
2	2	0	1	3	0	0
3	0	1	2	1	0	4
1	0	1	0	0	0	0
3	0	1	2	1	0	1
4	0	0	0	0	1	5
0	0	0	0	1	0	0
0	0	0	0	0	0	0

1B:	7	SF:	0
2B:	3	SAC:	1
3B:	1	DP:	1
HR:	0	HBP:	0

IP	WLS	BF	H	R	ER	SO	BB	IBB	HBP	BLK	WP	HR	S	P	ERA	WHIP
2.1		15	3	5	5	1	5	0	0	0	0	0	25	56	19.29	3.429
3.2	W	17	4	0	0	1	2	0	0	0	0	0	31	46	0.00	1.636
1.1		6	1	1	0	1	1	0	0	0	0	0	14	23	0.00	1.500
0.2		3	1	0	0	0	0	0	0	0	0	0	6	6	0.00	1.500
1.0	S	6	1	0	0	0	2	0	0	0	0	0	11	24	0.00	3.000

Batter	1	2	3	4	5	6	7	8	9
Bip Roberts, S OBP: 0.373, SLG: 0.419 (1, 5)	1-0 G6-3		1-0 K		1-0 1B			2-1 G4-3	4-2 BB
Tom Goodwin, L OBP: 0.312, SLG: 0.343 (1, 8)	3-2 L8		4-1 F9 1B BB	1-0 G4-3	1-2 F7			4-1 1B BB	0-0 F7
Jay Bell, R OBP: 0.369, SLG: 0.467 (1, 6)	0-1 3B		0-0 BB 29 BB 1B	1-1 BB 1B		0-0 F8		0-1 P4	
Jeff King, R OBP: 0.377, SLG: 0.488 (1, 3)	2-2 G5-3		0-0 F9	0-0 SAFE F7		0-0 P2		0-1 1B	
Chili Davis, S OBP: 0.404, SLG: 0.506 (1, 10)		2-3 K	4-2 29 BB 1B	0-2 BB 1B		1-0 P5		0-1 L5	
Jon Nunnally, L OBP: 0.353, SLG: 0.414 (1, 9)		4-1 BB	4-1 29 BB 1B	4-2 BB		1-1 E4 29 2B		2-0 F8	
29 Mike Sweeney, R OBP: 0.341, SLG: 0.438 (1, 2)		0-1 F9	4-2 G3 1B BB	0-0 L8		0-0 SH1-3 1-H CS 2B		1-0 BB G3 1B	
Rod Myers, L OBP: 0.500, SLG: 0.500 (9, PH)			1-2 2-3 3-H			1-1 SAFE SH1-3		1 SAFE 3-2 G3	
Johnny Damon, L OBP: 0.358, SLG: 0.432 (1, 7)		4-0 BB	1-2 G3 1B		1-0 F9	1-1 SAFE SH1-3		1-2 BB	
David Howard, S OBP: 0.297, SLG: 0.345 (1, 4)		1-1 F7	0-1 G3		0-1 B3	1-3 K		4-2 BB BB	
Scott Cooper, L OBP: 0.288, SLG: 0.315 (9, PH)			1-2 2-3			3-H			
Shane Halter, R OBP: 0.410, SLG: 0.281 (9, PR)									

Inning Stats	R: 0	H: 1	E: 0	LOB: 1	K: 0	BB: 0	S: 9	R: 0	H: 0	E: 0	LOB: 2	K: 1	BB: 2	S: 8	R: 5	H: 3	E: 0	LOB: 2	K: 1	BB: 4	S: 18	R: 0	H: 2	E: 0	LOB: 3	K: 0	BB: 1	S: 11	R: 0	H: 1	E: 0	LOB: 1	K: 0	BB: 0	S: 7	R: 0	H: 0	E: 0	LOB: 0	K: 0	BB: 0	S: 3	R: 1	H: 1	E: 1	LOB: 1	K: 1	BB: 0	S: 11	R: 0	H: 1	E: 0	LOB: 2	K: 0	BB: 1	S: 9	R: 0	H: 1	E: 0	LOB: 3	K: 0	BB: 2	S: 11	1B: 7	2B: 3	3B: 1	HR: 0	SF: 0	SAC: 1	DP: 1	HBP: 0	WP: 0	PA: 47
--------------	------	------	------	--------	------	-------	------	------	------	------	--------	------	-------	------	------	------	------	--------	------	-------	-------	------	------	------	--------	------	-------	-------	------	------	------	--------	------	-------	------	------	------	------	--------	------	-------	------	------	------	------	--------	------	-------	-------	------	------	------	--------	------	-------	------	------	------	------	--------	------	-------	-------	-------	-------	-------	-------	-------	--------	-------	--------	-------	--------

PITCHER	IP	WLS	BF	H	R	ER	SO	BB	IBB	HBP	BLK	WP	HR	S	P	ERA	WHIP
James Baldwin, R ERA: 4.99	(1, 1)		2.1	3	5	5	1	5	0	0	0	0	0	25	56	19.29	3.429
Carlos Castillo, R ERA: 3.99	(3, 1)	W	17	4	0	0	1	2	0	0	0	0	0	31	46	0.00	1.636
Tony Castillo, L ERA: 5.61	(7, 1)		1.1	1	1	0	1	1	0	0	0	0	0	14	23	0.00	1.500
Matt Karchner, R ERA: 1.95	(8, 1)		0.2	1	0	0	0	0	0	0	0	0	0	6	6	0.00	1.500
Roberto Hernandez, R ERA: 2.81	(9, 1)	S	1.0	1	0	0	0	2	0	0	0	0	0	11	24	0.00	3.000

Batter	1	2	3	4	5	6	7	8	9	AB R H RBI BB SO LOB	TOP																
Ray Durham, S OBP: 0.326, SLG: 0.369 (1, 4)	2-0 P5		3-2 G6-4-3 1B		1-3 K		1-0 P5			4 0 1 0 0 1 2	Chicago White Sox @ Minnesota Twins Hubert H. Humphrey Metrodome, Minneapolis, MN Mon Jul 14 1997, 8:05 PM EDT Att. 15,750 - Dome - 68 F livebaseballscorecards.com																
Dave Martinez, L OBP: 0.362, SLG: 0.438 (1, 9)	2-3 K		1-3 K		2-2 F8		1-0 L5-3			4 0 0 0 0 2 3																	
Frank Thomas, R OBP: 0.481, SLG: 0.667 (1, 3)	2-2 1B		0-0 G6-4-3 1-2f			3-0 2B		0-0 G6-3		4 1 2 0 0 0 1																	
Albert Belle, R OBP: 0.358, SLG: 0.536 (1, 7)	2-2 F7			1-0 HR		1-0 3B		1-0 F7		4 2 2 2 0 0 1																	
Harold Baines, L OBP: 0.371, SLG: 0.461 (1, 10)		0-0 G6-3		1-2 F8		2-0 P5		1-2 G1-3		4 0 0 0 0 0 1																	
Jorge Fabregas, L OBP: 0.264, SLG: 0.333 (1, 2)		1-0 G2-3 1B		2-2 G6-3		3-3 K		1-0 F7		4 0 1 0 0 1 1																	
Mike Cameron, R OBP: 0.351, SLG: 0.447 (1, 8)		4-2 G2-3 1B		3-1 L9		2-2 3B		4-2 G6-3 BB		2 0 1 1 2 0 0																	
Chris Snopce, R OBP: 0.284, SLG: 0.349 (1, 5)		0-1 G2-3			4-2 BB		0-0 P6	1-2 G6-3		3 0 0 0 1 0 4																	
Ozzie Guillen, L OBP: 0.308, SLG: 0.348 (1, 6)		1-1 F7			0-0 P4		1-1 L5-3 1B			3 0 1 0 0 0 3																	
Inning Stats	R: 0 E: 0 K: 1 S: 10	H: 1 LOB: 1 BB: 0 P: 18	R: 0 E: 0 K: 0 S: 8	H: 1 LOB: 2 BB: 1 P: 14	R: 0 E: 0 K: 1 S: 7	H: 1 LOB: 0 BB: 0 P: 11	R: 1 E: 0 K: 0 S: 9	H: 1 LOB: 0 BB: 0 P: 16	R: 0 E: 0 K: 1 S: 9	H: 0 LOB: 1 BB: 1 P: 16	R: 2 E: 0 K: 1 S: 10	H: 3 LOB: 1 BB: 0 P: 21	R: 0 E: 0 K: 0 S: 4	H: 1 LOB: 0 BB: 0 P: 7	R: 0 E: 0 K: 0 S: 5	H: 0 LOB: 0 BB: 0 P: 7	R: 0 E: 0 K: 0 S: 7	H: 0 LOB: 0 BB: 1 P: 13	1B: 4 2B: 3 3B: 1 HR: 1	SF: 0 SAC: 0 DP: 3 HBP: 0	WP: 0 PB: 0 SB: 0 CS: 0	PA: 35					
PITCHER	IP WLS BF H R ER SO BB IBB HBP BLK WP HR S P ERA WHIP																										
Dave Stevens, R ERA: 8.47 (1, 1)	5.2		25	7	3	3	4	2	0	0	0	0	1	52	95	4.76	1.588										
Frankie Rodriguez, R ERA: 4.39 (6, 1)	2.0	W	6	1	0	0	0	0	0	0	0	0	0	7	11	0.00	0.500										
Greg Swindell, L ERA: 4.09 (8, 1)	0.1		1	0	0	0	0	0	0	0	0	0	0	3	4	0.00	0.000										
Rick Aguilera, R ERA: 3.57 (9, 1)	1.0	S	3	0	0	0	0	1	0	0	0	0	0	7	13	0.00	1.000										



Batter	1	2	3	4	5	6	7	8	9	AB R H RBI BB SO LOB
Chuck Knoblauch, R (1, 4) OBP: 0.404, SLG: 0.414	3-3 		2-2 G6-3 1B		1-1 2B		0-3 			4 1 2 0 0 2 1
Rich Becker, L (1, 9) OBP: 0.365, SLG: 0.389 Roberto Kelly, R (7, PH) OBP: 0.353, SLG: 0.420 (8, 9)	3-2 G6-3		4-2 CS 1-2 BB		3-3 2-3		0-1 FC4-6 1-3 1B			2 0 0 0 1 1 1 1 0 1 0 0 0 0
Paul Molitor, R (1, 10) OBP: 0.360, SLG: 0.433	1-2 G4-3		1-0 G6-3 1-2 2-H		1-3 		0-2 FC4-6 1-2f 3-H			4 0 0 2 0 1 3
Terry Steinbach, R (1, 2) OBP: 0.343, SLG: 0.459		0-1 G6-3	2-2 		2-0 G1-3		1-3 			4 1 1 1 0 1 1
Scott Stahoviak, L (1, 3) OBP: 0.328, SLG: 0.463		4-1 2B BB	2-2 F8		0-0 2B		3-2 G5-3			3 2 1 0 1 0 0
Ron Coomer, R (1, 5) OBP: 0.331, SLG: 0.460		1-1 F8		2-2 L4		1-0 2B 2-H		1-2 1B		4 0 2 1 0 0 1
Matt Lawton, L (1, 7) OBP: 0.351, SLG: 0.409		0-0 1-H 2B		2-3 		1-1 P6		2-1 P2		4 0 1 1 0 1 2
Darrin Jackson, R (1, 8) OBP: 0.264, SLG: 0.372		4-1 BB		1-1 G6-3		2-2 G5-3		1-0 F4		3 0 0 0 1 0 2
Pat Meares, R (1, 6) OBP: 0.326, SLG: 0.442		1-3 			1-0 G5-3		3-2 1B FC4-6 HBP			2 1 0 0 0 1 2

Inning Stats	R: 0	H: 0	E: 0	K: 1	S: 11	R: 1	H: 1	E: 0	K: 1	S: 10	R: 2	H: 2	E: 0	K: 0	S: 12	R: 0	H: 0	E: 0	K: 1	S: 9	R: 0	H: 1	E: 0	K: 2	S: 12	R: 1	H: 2	E: 0	K: 0	S: 9	R: 1	H: 1	E: 1	K: 2	S: 13	R: 0	H: 1	E: 0	K: 0	S: 11	1B: 3	2B: 4	3B: 0	HR: 1	SF: 0	SAC: 0	DP: 0	HBP: 1	WP: 1	PB: 0	SB: 1	CS: 2	PA: 35																																		
Doug Drabek, R (1, 1) ERA: 6.8 Chuck McElroy, L (6, 1) ERA: 4.25	IP	WLS	BF	H	R	ER	SO	BB	IBB	HBP	BLK	WP	HR	S	P	ERA	WHIP																			IP	WLS	BF	H	R	ER	SO	BB	IBB	HBP	BLK	WP	HR	S	P	ERA	WHIP																																			
																		5.1	L	24	6	4	4	5	3	0	0	0	1	1	57	99	6.75	1.688																			2.2		11	2	1	1	2	0	0	1	0	0	0	30	44	3.38	0.750																		

BOTTOM

Chicago White Sox @ Minnesota Twins
 Hubert H. Humphrey Metrodome, Minneapolis, MN

Mon Jul 14 1997, 8:05 PM EDT
 Att: 15,750 - Dome - 68 F

livebaseballscorecards.com

AB	31
R	5
H	8
RBI	5
BB	3
SO	7
LOB	13



Batter	1	2	3	4	5	6	7	8	9	AB R H RBI BB SO LOB	TOP											
Ray Durham, S (1, 4) OBP: 0.325, SLG: 0.368	1-2 G1-3			2-3 K		1-1 E7		0-2 G4-6-3 1B		4 0 1 0 0 1 0	Chicago White Sox @ Minnesota Twins Hubert H. Humphrey Metrodome, Minneapolis, MN Tue Jul 15 1997, 8:05 PM EDT Att. 14,506 - Dome - 68 F livebaseballscorecards.com											
Dave Martinez, L (1, 9) OBP: 0.357, SLG: 0.431	1-1 G6-3			1-1 G4-3		0-1 G4-3		3-2 G4-6-3		4 0 0 0 0 0 3												
Frank Thomas, R (1, 3) OBP: 0.479, SLG: 0.671	1-0 G6-3			1-0 G3		1-1 F8		3-1 HR		4 1 1 2 0 0 1												
Albert Belle, R (1, 7) OBP: 0.354, SLG: 0.530		0-0 G6-3			2-2 F8		0-0 P4	0-1 F8		4 0 0 0 0 0 0												
Harold Baines, L (1, 10) OBP: 0.373, SLG: 0.460		0-0 G6-3			4-2 G3-6-1 BB		0-1 FC5 1B		2-3 K	3 0 1 0 1 1 0												
Jorge Fabregas, L (1, 2) OBP: 0.265, SLG: 0.333		2-3 K			1-2 G3-6-1		1-0 1B		0-0 G5-3	3 0 1 0 0 1 1												
Norberto Martin, R (9, PH) OBP: 0.308, SLG: 0.365					1-2 1-2f		1-2 1B		0-0 G5-3	1 0 0 0 0 0 0												
Mike Cameron, R (1, 8) OBP: 0.348, SLG: 0.442				1-0 F8		1-0 E 1B	3-1 F8		1-1 G6-3	4 1 1 0 0 0 2												
Chris Snopce, R (1, 5) OBP: 0.281, SLG: 0.345				1-2 K		3-2 F9	1-1 FC5			3 0 0 0 0 1 3												
Ozzie Guillen, L (1, 6) OBP: 0.312, SLG: 0.349				1-0 G6-3		0-0 E 1B		4-1 G4-6-3 1B HR BB		2 2 1 0 1 0 0												
Inning Stats	R: 0 E: 0 K: 0 S: 6	H: 0 LOB: 0 BB: 0 P: 9	R: 0 E: 0 K: 1 S: 6	H: 0 LOB: 0 BB: 0 P: 8	R: 0 E: 0 K: 1 S: 6	H: 0 LOB: 0 BB: 0 P: 9	R: 0 E: 0 K: 1 S: 6	H: 0 LOB: 0 BB: 0 P: 10	R: 0 E: 0 K: 0 S: 8	H: 0 LOB: 0 BB: 1 P: 15	R: 2 E: 1 K: 0 S: 11	H: 2 LOB: 1 BB: 0 P: 17	R: 0 E: 0 K: 0 S: 8	H: 2 LOB: 2 BB: 0 P: 13	R: 2 E: 0 K: 0 S: 11	H: 2 LOB: 0 BB: 1 P: 21	R: 0 E: 0 K: 1 S: 6	H: 0 LOB: 0 BB: 0 P: 9	1B: 5 2B: 0 3B: 0 HR: 1	SF: 0 SAC: 0 DP: 2 HBP: 0	WP: 0 PB: 0 SB: 0 CS: 0	PA: 34
PITCHER	IP WLS BF H R ER SO BB IBB HBP BLK WP HR S P ERA WHIP																					
Brad Radke, R (1, 1) ERA: 3.91	7.0 W 28 5 4 2 3 2 0 0 0 0 0 0 0 55 89 2.57 1.000																					
Greg Swindell, L (8, 1) ERA: 4.04	0.2 1 0 0 0 0 0 0 0 0 0 0 0 0 3 6 0.00 0.000																					
Mike Trombley, R (8, 1) ERA: 4.91	0.1 2 1 0 0 0 0 0 0 0 0 0 0 1 4 7 0.00 3.000																					
Eddie Guardado, L (9, 1) ERA: 3.8	1.0 3 0 0 0 0 1 0 0 0 0 0 0 0 6 9 0.00 0.000																					



Batter	1	2	3	4	5	6	7	8	9
Chuck Knoblauch, R (1, 4) <small>OBP: 0.402, SLG: 0.409</small>	1-3 	1-2 G5-3 		1-2 1B BB 	0-1 L6 			1-2 F9 	
Rich Becker, L (1, 8) <small>OBP: 0.365, SLG: 0.389</small>	0-0 F8 		2-1 G6-3 1B 	1-0 1B 		0-0 F6 		3-2 F8 	
Paul Molitor, R (1, 10) <small>OBP: 0.361, SLG: 0.434</small>	0-1 1B 		1-1 G6-3 1B 	1-0 G6-4-3 1B 		1-2 G3 			
Terry Steinbach, R (1, 2) <small>OBP: 0.341, SLG: 0.456</small>	1-1 1B 		0-1 G4-3 	0-1 G6-4-3 1B 		3-3 K 			
Scott Stahoviak, L (1, 3) <small>OBP: 0.326, SLG: 0.464</small>	2-3 K 			0-0 1B 2B 	2-1 F7 		2-3 K 		
Ron Coomer, R (1, 5) Denny Hocking, S (7, PR) <small>OBP: 0.341, SLG: 0.471</small> <small>OBP: 0.315, SLG: 0.359</small>		4-2 G4-3 S 1B BB 		2-1 HR 1B 	1-2 1B 1B 		1-2 2B 		
Roberto Kelly, R (1, 9) <small>OBP: 0.356, SLG: 0.438</small>		0-0 F8 		1-1 HR 	0-0 1B 1B 		0-0 P4 		
Matt Lawton, L (1, 7) <small>OBP: 0.350, SLG: 0.406</small>		3-1 G4-3 		2-2 G6-3 	1-0 L6 1B 		2-3 K 		
Pat Meares, R (1, 6) <small>OBP: 0.331, SLG: 0.446</small>		1-0 1B 		2-0 1B BB 	1-2 1B 		3-1 P5 		

Inning Stats	R: 0	H: 2	E: 0	K: 2	S: 11	R: 1	H: 1	E: 0	K: 0	S: 10	R: 0	H: 1	E: 0	K: 0	S: 6	R: 5	H: 6	E: 0	K: 0	S: 16	R: 2	H: 4	E: 0	K: 0	S: 12	R: 0	H: 0	E: 0	K: 1	S: 8	R: 0	H: 1	E: 0	K: 2	S: 11	R: 0	H: 0	E: 0	K: 0	S: 8
	0	2	0	2	11	1	1	0	0	10	0	1	0	0	6	2	6	0	0	16	2	4	0	0	12	0	0	0	0	8	0	1	0	0	11	0	0	0	0	8

PITCHER	IP	WLS	BF	H	R	ER	SO	BB	IBB	HBP	BLK	WP	HR	S	P	ERA	WHIP
Jaime Navarro, R (1, 1) <small>ERA: 5.17</small>	5.0	L	28	14	8	8	2	2	0	0	0	0	1	55	89	14.40	3.200
Carlos Castillo, R (6, 1) <small>ERA: 3.75</small>	3.0		10	1	0	0	3	0	0	0	0	0	0	27	43	0.00	0.333

BOTTOM

Chicago White Sox @ Minnesota Twins
 Hubert H. Humphrey Metrodome, Minneapolis, MN

Tue Jul 15 1997, 8:05 PM EDT
 Att. 14,506 - Dome - 68 F

AB	R	H	RBI	BB	SO	LOB
4	1	0	0	1	1	3
5	0	2	1	0	0	0
4	0	2	1	0	0	1
4	0	1	0	0	1	2
4	1	1	0	0	2	2
3	3	3	1	1	0	0
0	0	0	0	0	0	0
4	2	2	2	0	0	2
4	0	1	0	0	1	2
4	1	3	3	0	0	0

AB	36
R	8
H	15
RBI	8
BB	2
SO	5
LOB	12

livebaseballscorecards.com

1B:	12	SF:	0	WP:	0	PA:	38
2B:	3	SAC:	0	PB:	0		
3B:	0	DP:	3	SB:	1		
HR:	1	HBP:	0	CS:	0		

New York Yankees @ Chicago White Sox
 Comiskey Park, Chicago, IL
 Wed Jul 16 1997, 8:05 PM EDT
 Att. 26,144 - Unknown - 91 F

livebaseballscorecards.com

AB	35
R	11
H	12
RBI	11
BB	8
SO	1
LOB	16



WP: 0	PA: 45
PB: 0	
SB: 0	
CS: 0	

AB R H RBI BB SO LOB

4	2	2	0	1	0	2
3	1	0	0	1	0	2
4	2	1	1	1	0	2
4	2	3	5	1	0	0
5	2	1	0	0	0	5
3	1	2	2	1	1	0
1	0	0	0	0	0	0
3	1	2	2	1	0	1
5	0	1	1	0	0	3
3	0	0	0	2	0	1

Batter	1	2	3	4	5	6	7	8	9
2 Derek Jeter, R OBP: 0.370, SLG: 0.395 (1, 6)	0-2 SH5-3 1B 2B	0-0 G5-4-3 1-2f		0-1 G5-3			0-0 BB HR 1B	4-2 F8 FC5 1-2 BB	
Luis Sojo, R OBP: 0.353, SLG: 0.364 (1, 4)	1-0 SH5-3 2-3		1-2 G6-3		0-2 G6-3		4-0 BB HR BB	0-0 FC5 BB 1-2 2-3f	
Paul O'Neill, L OBP: 0.409, SLG: 0.519 (1, 9)	1-1 FC6-4 1B 2B 1B		1-1 L1		0-0 F7		4-1 BB HR BB	2-0 F8 2-3	
Tino Martinez, L OBP: 0.380, SLG: 0.652 (1, 3)	0-1 FC6-4 1B 1-2		1-1 HR		1-2 G4-3		1-1 1-H 2-H 3-H HR	4-1 BB 1-2	
Charlie Hayes, R OBP: 0.372, SLG: 0.450 (1, 5)	1-1 FC6-4 2B 1-2f 2-3		1-2 G4-3			0-0 F8	1-2 1B 1B 1B	2-2 P2	
Mariano Duncan, R OBP: 0.281, SLG: 0.323 (1, 7)	1-2			4-2 SH5-3 1B BB		2-3 K	0-0 1B 1B		0-0 P6
Scott Pose, L OBP: 0.324, SLG: 0.323 (7, PR) (7, 7)	1-H 3-H 2B						1-2 1B 1B		
Wade Boggs, L OBP: 0.350, SLG: 0.338 (1, 10)	0-1 L4			0-0 SH5-3 1-2		4-0 BB	0-0 G6-4-3 1B 1-2 2-H	2-0 HR	
Chad Curtis, R OBP: 0.338, SLG: 0.448 (1, 8)		1-1 G6-3		1-2 2-H 1B		0-2 F8	0-0 G6-4-3 1-2f	2-2 L6	
Joe Girardi, R OBP: 0.319, SLG: 0.335 (1, 2)			4-0 G5-4-3 BB	0-0 L6			0-1 L9	4-0 FC5 2 BB BB	0-0 F9

Inning Stats	R: 3	H: 4	E: 0	LOB: 1	K: 0	S: 15	P: 19	R: 0	H: 0	E: 0	LOB: 0	K: 0	BB: 1	S: 3	P: 8	R: 1	H: 1	E: 0	LOB: 0	K: 0	BB: 0	S: 11	P: 15	R: 1	H: 1	E: 0	LOB: 1	K: 0	BB: 1	S: 9	P: 14	R: 0	H: 0	E: 0	LOB: 0	K: 1	BB: 1	S: 8	P: 14	R: 5	H: 5	E: 0	LOB: 2	K: 0	BB: 2	S: 13	P: 23	R: 0	H: 0	E: 0	LOB: 3	K: 0	BB: 3	S: 9	P: 25	R: 1	H: 1	E: 0	LOB: 0	K: 0	BB: 0	S: 6	P: 10	1B: 7	SF: 0	2B: 2	SAC: 2	3B: 0	DP: 2	HR: 3	HBP: 0	WP: 0	PA: 45
--------------	------	------	------	--------	------	-------	-------	------	------	------	--------	------	-------	------	------	------	------	------	--------	------	-------	-------	-------	------	------	------	--------	------	-------	------	-------	------	------	------	--------	------	-------	------	-------	------	------	------	--------	------	-------	-------	-------	------	------	------	--------	------	-------	------	-------	------	------	------	--------	------	-------	------	-------	-------	-------	-------	--------	-------	-------	-------	--------	-------	--------

PITCHER	IP	WLS	BF	H	R	ER	SO	BB	IBB	HBP	BLK	WP	HR	S	P	ERA	WHIP
Wilson Alvarez, L ERA: 3.13 (1, 1)	6.1	L	32	9	10	10	1	5	0	0	0	0	2	63	98	14.21	2.211
41 Bill Simas, R ERA: 4.06 (7, 1)	1.2		9	2	0	0	0	3	0	0	0	0	0	12	28	0.00	3.000
Tony Castillo, L ERA: 5.71 (9, 1)	1.0		4	1	1	1	0	0	0	0	0	0	1	6	10	9.00	1.000

PITCHER	IP	WLS	BF	H	R	ER	SO	BB	IBB	HBP	BLK	WP	HR	S	P	ERA	WHIP
---------	----	-----	----	---	---	----	----	----	-----	-----	-----	----	----	---	---	-----	------

New York Yankees @ Chicago White Sox

Comiskey Park, Chicago, IL

Thu Jul 17 1997, 8:05 PM EDT
Att. 31,923 - Unknown - 90 F

livebaseballscorecards.com

AB	35
R	4
H	9
RBI	4
BB	1
SO	0
LOB	17



AB		R	H	RBI	BB	SO	LOB
4	0	0	0	0	0	0	1
5	1	2	0	0	0	0	3
5	1	2	0	0	0	0	2
3	1	0	1	0	0	0	1
3	0	0	1	0	0	0	2
4	1	4	0	0	0	0	0
0	0	0	0	0	0	0	0
3	0	1	1	1	0	0	2
4	0	0	1	0	0	0	5
4	0	0	0	0	0	0	1

Batter	1	2	3	4	5	6	7	8	9										
2 Derek Jeter, R <small>(1, 6) OBP: 0.368, SLG: 0.391</small>	0-0 G5-3	1-1 E5		1-1 L6		1-1 G4-3			1-2 G5-3 S HBP										
Luis Sojo, R <small>(1, 4) OBP: 0.354, SLG: 0.366</small>	2-2 1B SF8	0-1 P2		1-2 F8					0-0 G5-3										
Paul O'Neill, L <small>(1, 9) OBP: 0.409, SLG: 0.520</small>	2-2 1B S			1-0 F8		2-0 G4-3 SF8			0-0 L5										
Tino Martinez, L <small>(1, 3) OBP: 0.376, SLG: 0.646</small>	0-0 SF8			1-1 E4 1B F8 2B		2-2 G4-3			0-1 G4-3										
Charlie Hayes, R <small>(1, 5) OBP: 0.365, SLG: 0.442</small>	2-2 F9			0-0 F8		0-0 SF8			1-2 G6-3										
Wade Boggs, L <small>(1, 10) OBP: 0.360, SLG: 0.350</small>		3-1 E FC6-4		1-1 2B		1-1 1B			1-1 S 1B										
Pat Kelly, R <small>(8, PR) OBP: 0.345, SLG: 0.315</small>		1B		2-3 1B		1B			1B										
Chad Curtis, R <small>(1, 8) OBP: 0.343, SLG: 0.454</small>		1-2 E5 FC6-4		1-1 1-3 2B		3-2 G5-3			4-2 G6-3 BB										
Joe Girardi, R <small>(1, 2) OBP: 0.314, SLG: 0.329</small>		1-2 FC6-4 E S FC1-5-2		0-2 G1-3		1-1 G1-3			1-1 G6-3										
Scott Pose, L <small>(1, 7) OBP: 0.289, SLG: 0.286</small>		2-2 FC1-5-2 2E 1-H		0-1 G4-3		3-2 F8			3-2 G4-3										
Inning Stats	R: 1 H: 2 E: 0 LOB: 1 K: 0 BB: 0 S: 12 P: 18	R: 1 H: 1 E: 2 LOB: 2 K: 0 BB: 0 S: 16 P: 24	R: 1 H: 2 E: 1 LOB: 2 K: 0 BB: 0 S: 11 P: 15	R: 0 H: 0 E: 0 LOB: 0 K: 0 BB: 0 S: 7 P: 9	R: 1 H: 2 E: 0 LOB: 1 K: 0 BB: 0 S: 11 P: 19	R: 0 H: 0 E: 0 LOB: 0 K: 0 BB: 0 S: 7 P: 12	R: 0 H: 1 E: 0 LOB: 0 K: 0 BB: 0 S: 8 P: 11	R: 0 H: 1 E: 0 LOB: 2 K: 0 BB: 1 S: 9 P: 16	R: 0 H: 0 E: 0 LOB: 1 K: 0 BB: 0 S: 7 P: 11	1B: 7 SF: 2 2B: 2 SAC: 0 3B: 0 DP: 2 HR: 0 HBP: 1									
PITCHER	IP WLS BF H R ER SO BB IBB HBP BLK WP HR S P ERA WHIP																		
Danny Darwin, R <small>(1, 1) ERA: 3.78</small>	5.0 L 25 7 4 2 0 0 0 0 0 0 0 0 0 57 85 3.60 1.400																		
Chuck McElroy, L <small>ERA: 4.06</small>	2.0 6 1 0 0 0 0 0 0 0 0 0 0 0 15 23 0.00 0.500																		
Matt Karchner, R <small>ERA: 1.88</small>	1.0 4 1 0 0 0 0 1 0 0 0 0 0 0 9 16 0.00 2.000																		
Roberto Hernandez, R <small>ERA: 2.74</small>	1.0 4 0 0 0 0 0 0 0 0 1 0 0 0 7 11 0.00 0.000																		

WP	0
PA	39
PB	0
SB	4
CS	0

BOTTOM

New York Yankees @ Chicago White Sox
Comiskey Park, Chicago, IL
Thu Jul 17 1997, 8:05 PM EDT
Att. 31,923 - Unknown - 90 F

AB	34
R	2
H	8
RBI	2
BB	2
SO	9
LOB	16



WP:	0	PA:	36
PB:	0		
SB:	2		
CS:	0		

AB R H RBI BB SO LOB

4 0 0 0 0 2 3

4 0 2 0 0 2 0

3 0 0 0 1 1 1

4 1 1 0 0 1 2

4 1 1 1 0 1 2

4 0 1 0 0 1 2

3 0 0 0 0 1 2

4 0 2 1 0 0 2

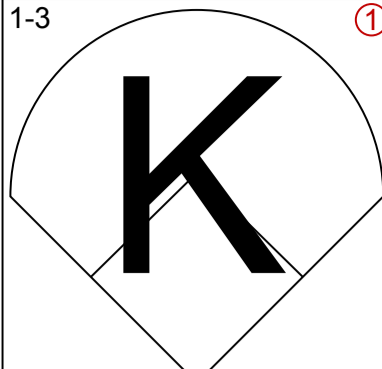
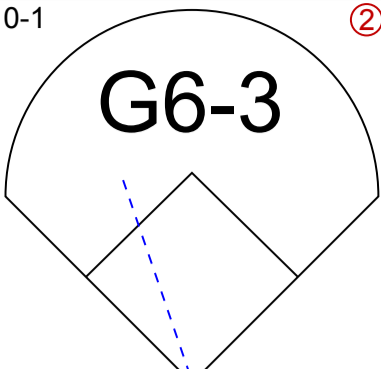
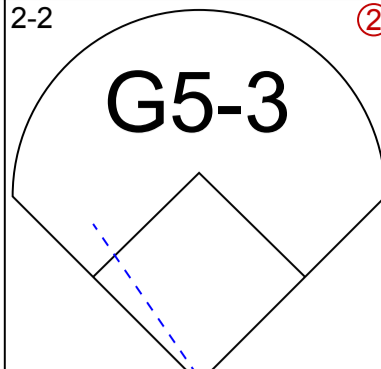
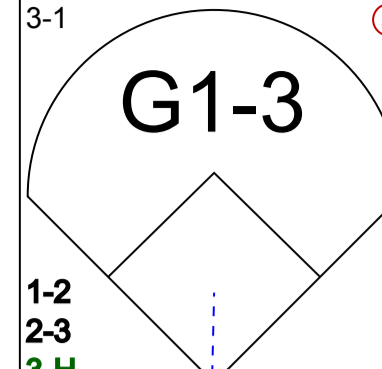
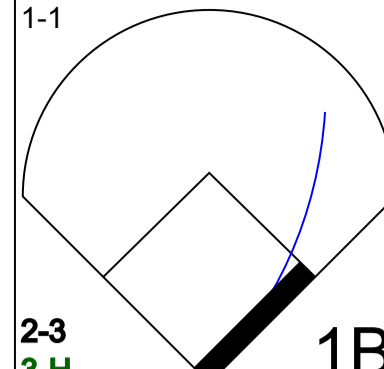
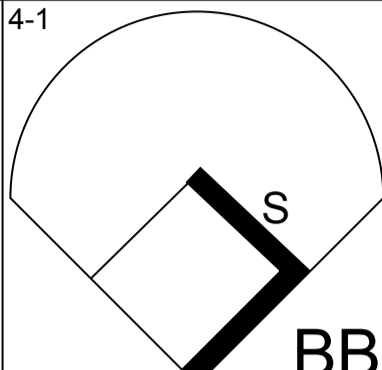
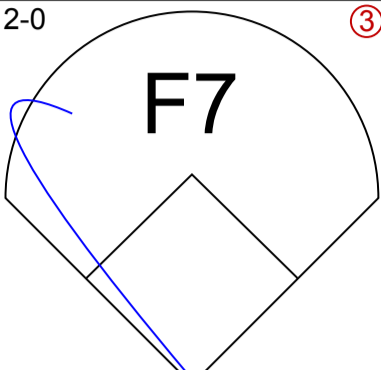
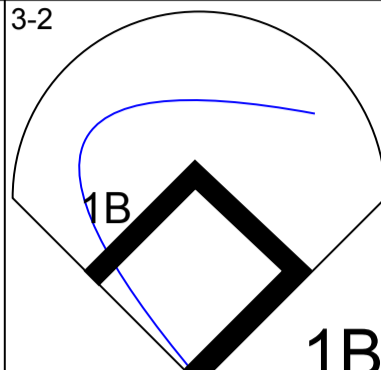
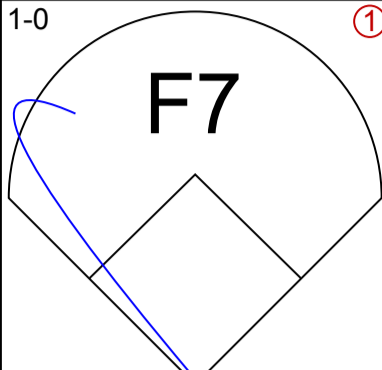
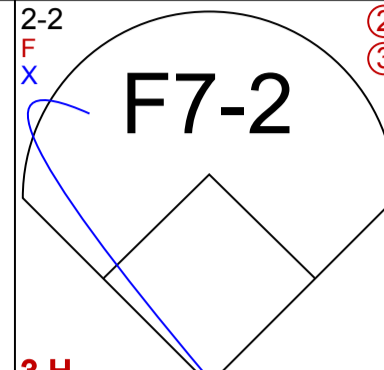
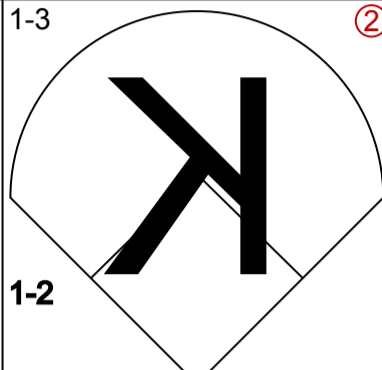
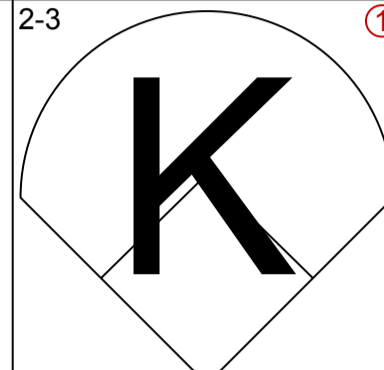
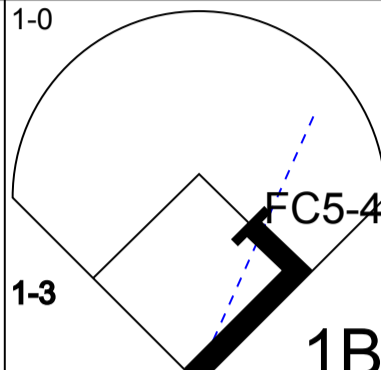
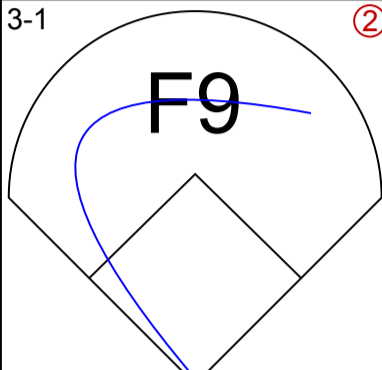
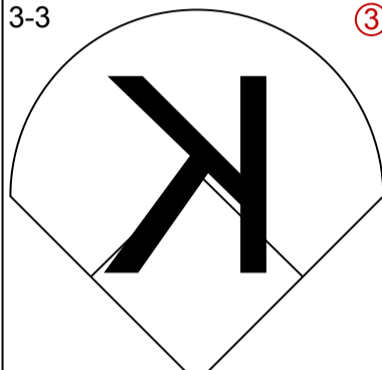
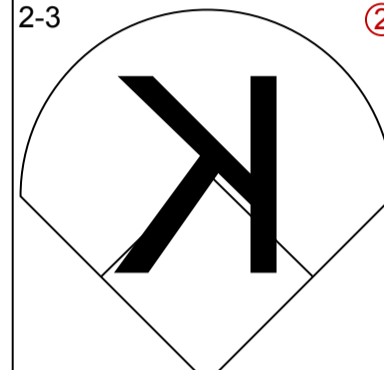
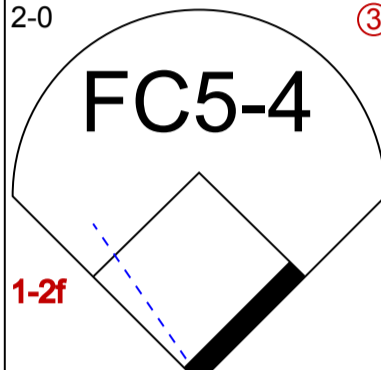
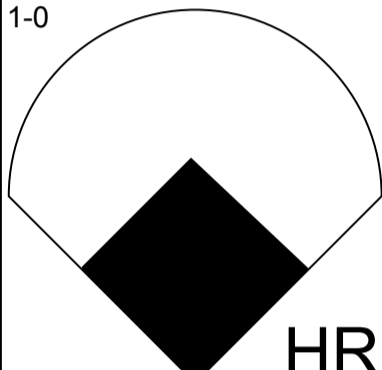
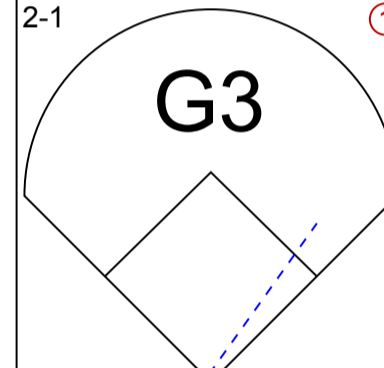
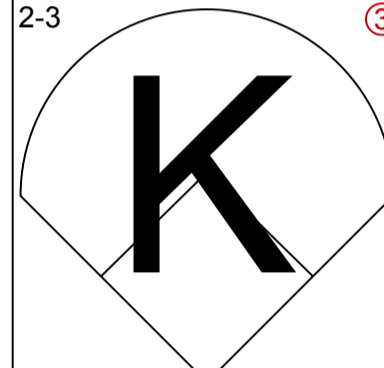
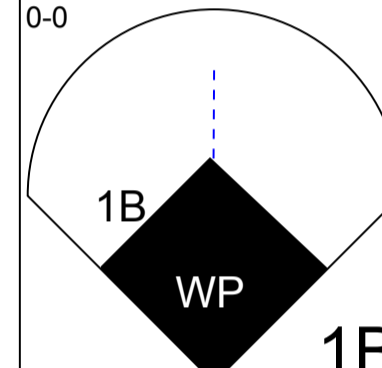
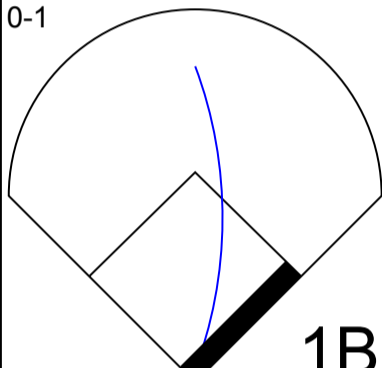
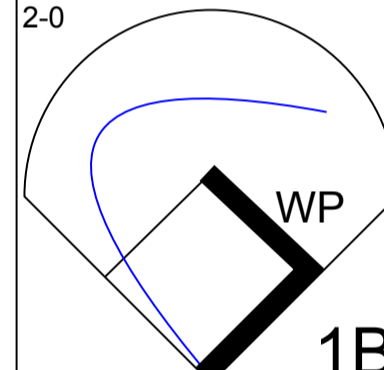
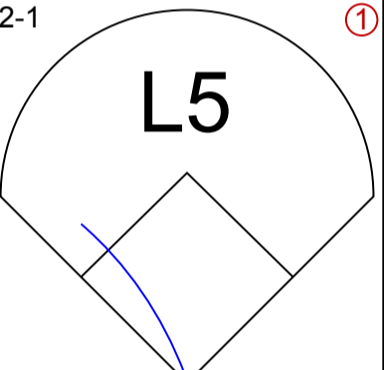
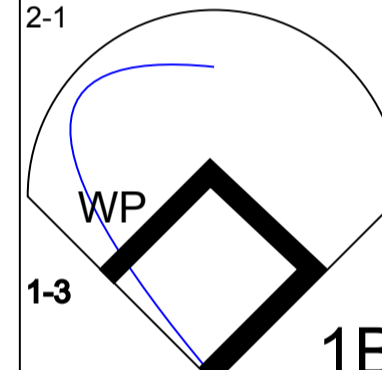
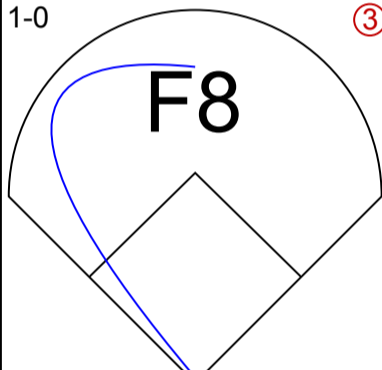
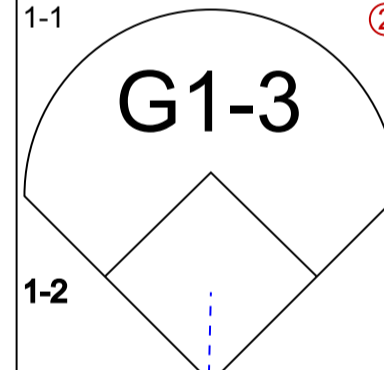
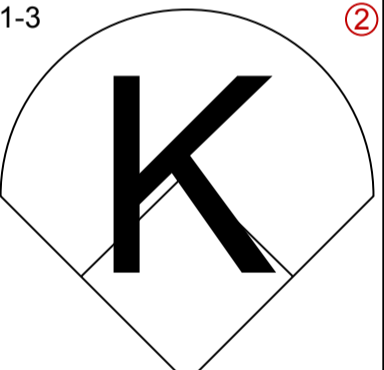
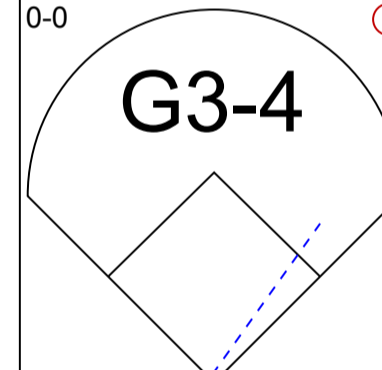
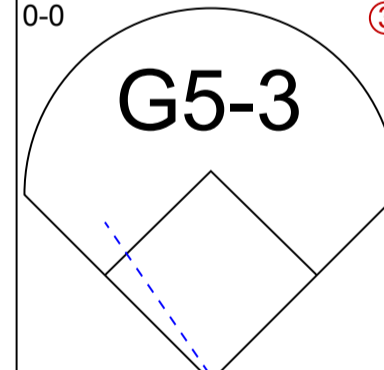
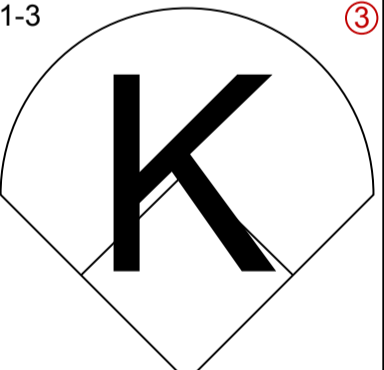
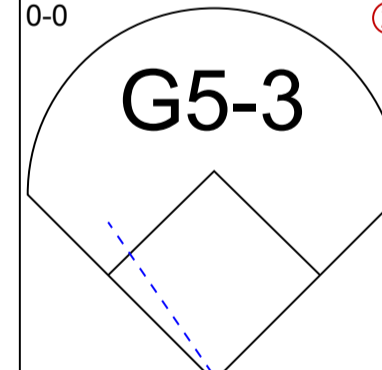
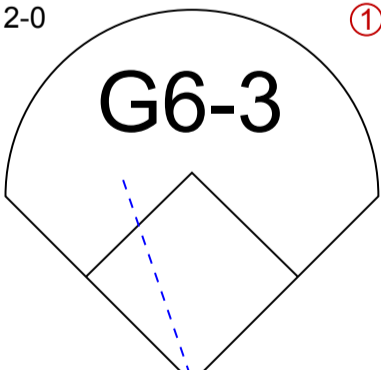
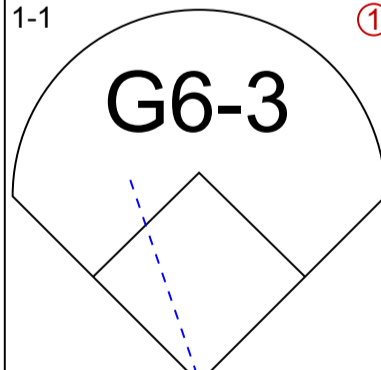
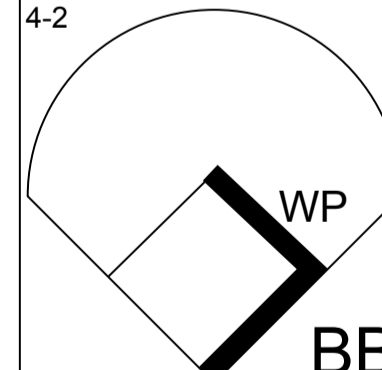
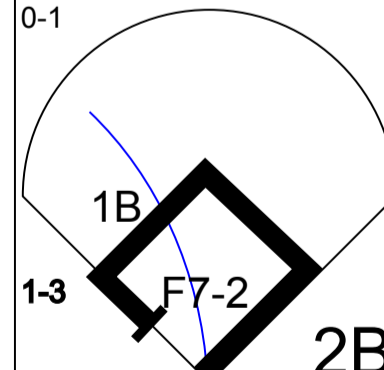
1B:	7	SF:	0
2B:	1	SAC:	0
3B:	0	DP:	0
HR:	0	HBP:	0

Batter	1	2	3	4	5	6	7	8	9
Ray Durham, S OBP: 0.322, SLG: 0.364 (1, 4)	2-3 K			1-1 G4-3		1-2 FC6-4 1B	1-3 K		
Dave Martinez, L OBP: 0.359, SLG: 0.432 (1, 9)	3-3 K			1-0 F8 BB 1B		2-2 SAFE 1 SAFE 1B		2-3 K	
Frank Thomas, R OBP: 0.474, SLG: 0.662 (1, 3)	3-1 L8			4-1 SAFE 1B 1-2 BB		3-2 F7 1-2		3-3 K	
Albert Belle, R OBP: 0.352, SLG: 0.527 (1, 7)		2-3 K		2-1 F8 2-3		1-2 1B 2B		2-0 P3	
Harold Baines, L OBP: 0.371, SLG: 0.456 (1, 10)		2-0 L6		2-3 K		0-1 FC6-4 1B 2-H 1B		2-1 G5-3	
Jorge Fabregas, L OBP: 0.270, SLG: 0.333 (1, 2)		2-2 G5-3			1-0 F8	1-2 FC6-4 1B		4-0 1B BB	3 0 1 0 1 0 0 0 0 0 0 0 0 0
Darren Lewis, R OBP: 0.303, SLG: 0.211 (9, PR)									
Mike Cameron, R OBP: 0.349, SLG: 0.451 (1, 8)			3-3 K		3-1 F7	0-1 FC6-4 1B 1-2f 2-3		2-2 FC6-4 1B	4 0 1 0 0 1 2
Chris Snopce, R OBP: 0.274, SLG: 0.336 (1, 5)			1-0 F9		1-1 F8	0-3 K		0-2 F8	3 0 0 0 0 1 2 1 0 0 0 0 0 2
Norberto Martin, R OBP: 0.312, SLG: 0.367 (9, PH)									
Ozzie Guillen, L OBP: 0.310, SLG: 0.347 (1, 6)			1-2 G3			2-2 FC6-4 1B 3-H		1-2 FC6-4 1B	4 0 2 1 0 0 2

Inning Stats	R: 0	H: 0	E: 0	K: 2	S: 8	LOB: 0	BB: 0	P: 16
	R: 0	H: 0	E: 0	K: 1	S: 8	LOB: 0	BB: 0	P: 14
	R: 0	H: 0	E: 0	K: 1	S: 12	LOB: 0	BB: 0	P: 17
	R: 0	H: 1	E: 0	K: 1	S: 9	LOB: 2	BB: 1	P: 19
	R: 0	H: 0	E: 0	K: 0	S: 5	LOB: 0	BB: 0	P: 10
	R: 0	H: 2	E: 0	K: 0	S: 13	LOB: 1	BB: 0	P: 21
	R: 2	H: 4	E: 0	K: 2	S: 20	LOB: 2	BB: 0	P: 24
	R: 0	H: 0	E: 0	K: 2	S: 7	LOB: 0	BB: 0	P: 14
	R: 0	H: 1	E: 0	K: 0	S: 16	LOB: 2	BB: 1	P: 24
	1B: 7	SF: 0	2B: 1	SAC: 0	3B: 0	DP: 0	HR: 0	HBP: 0

PITCHER	IP	WLS	BF	H	R	ER	SO	BB	IBB	HBP	BLK	WP	HR	S	P	ERA	WHIP
David Cone, R ERA: 2.49 (1, 1)	6.2	W	27	7	2	2	6	1	0	0	0	0	0	71	116	2.70	1.200
Mike Stanton, L ERA: 2.76 (7, 1)	0.2		2	0	0	0	2	0	0	0	0	0	0	7	10	0.00	0.000
Jeff Nelson, R ERA: 2.81 (8, 1)	0.2		2	0	0	0	1	0	0	0	0	0	0	4	9	0.00	0.000
42 Mariano Rivera, R ERA: 2.0 (9, 1)	1.0	S	5	1	0	0	0	1	0	0	0	0	0	16	24	0.00	2.000

PITCHER	IP	WLS	BF	H	R	ER	SO	BB	IBB	HBP	BLK	WP	HR	S	P	ERA	WHIP
David Cone, R ERA: 2.49 (1, 1)	6.2	W	27	7	2	2	6	1	0	0	0	0	0	71	116	2.70	1.200
Mike Stanton, L ERA: 2.76 (7, 1)	0.2		2	0	0	0	2	0	0	0	0	0	0	7	10	0.00	0.000
Jeff Nelson, R ERA: 2.81 (8, 1)	0.2		2	0	0	0	1	0	0	0	0	0	0	4	9	0.00	0.000
42 Mariano Rivera, R ERA: 2.0 (9, 1)	1.0	S	5	1	0	0	0	1	0	0	0	0	0	16	24	0.00	2.000

Batter	1	2	3	4	5	6	7	8	9	AB R H RBI BB SO LOB	TOP											
Norberto Martin, R (1, 4) OBP: 0.308, SLG: 0.360	1-3 		0-1 			2-2 	3-1 		1-1 	5 0 1 1 0 1 2												
Dave Martinez, L (1, 8) OBP: 0.360, SLG: 0.430	4-1 		2-0 			3-2 		1-0 	2-2 	4 0 1 0 1 0 2												
Frank Thomas, R (1, 3) OBP: 0.471, SLG: 0.657	1-3 			2-3 		1-0 		3-1 		4 0 1 0 0 2 1												
Albert Belle, R (1, 7) OBP: 0.351, SLG: 0.532	1-2 			2-3 		2-0 		1-0 		4 1 1 1 0 2 3												
Harold Baines, L (1, 10) OBP: 0.372, SLG: 0.456		2-1 		2-3 			0-0 		0-1 	4 1 2 0 0 1 0												
Mike Cameron, R (8, PR) OBP: 0.349, SLG: 0.451										0 0 0 0 0 0 0												
Lyle Mouton, R (1, 9) OBP: 0.317, SLG: 0.395		2-0 			2-1 		2-1 		1-0 	4 0 2 0 0 0 1												
Darren Lewis, R (9, 8) OBP: 0.303, SLG: 0.211										0 0 0 0 0 0 0												
Jorge Fabregas, L (1, 2) OBP: 0.264, SLG: 0.326		1-1 			1-3 		0-0 			4 0 0 0 0 2 3												
Chris Snopce, R (1, 5) OBP: 0.273, SLG: 0.335		0-0 			1-3 		0-0 			4 1 1 0 0 1 3												
Ozzie Guillen, L (1, 6) OBP: 0.313, SLG: 0.350			2-0 			1-1 	4-2 		0-1 	3 0 1 0 1 0 0												
Inning Stats	R: 0 E: 0 K: 3 S: 11	H: 0 LOB: 1 BB: 1 P: 20	R: 0 E: 0 K: 0 S: 6	H: 1 LOB: 1 BB: 0 P: 11	R: 0 E: 0 K: 0 S: 4	H: 0 LOB: 0 BB: 0 P: 8	R: 0 E: 0 K: 3 S: 9	H: 0 LOB: 0 BB: 0 P: 15	R: 0 E: 0 K: 2 S: 8	H: 0 LOB: 0 BB: 0 P: 12	R: 0 E: 0 K: 0 S: 12	H: 2 LOB: 2 BB: 0 P: 21	R: 1 E: 0 K: 0 S: 10	H: 2 LOB: 2 BB: 1 P: 19	R: 1 E: 0 K: 0 S: 7	H: 2 LOB: 1 BB: 0 P: 13	R: 1 E: 0 K: 1 S: 17	H: 3 LOB: 1 BB: 0 P: 22	1B: 8 2B: 2 3B: 0 HR: 1	SF: 0 SAC: 0 DP: 1 HBP: 0	WP: 2 PB: 0 SB: 1 CS: 0	PA: 38
PITCHER	IP WLS BF H R ER SO BB IBB HBP BLK WP HR S P ERA WHIP																					
35 Mike Mussina, R (1, 1) ERA: 3.38	8.0 L 33 7 2 2 8 2 0 0 0 0 2 1 67 119 2.25 1.125																					
Randy Myers, L (9, 1) ERA: 1.53	1.0 5 3 1 1 1 0 0 0 0 0 0 0 17 22 9.00 3.000																					

Chicago White Sox @ Baltimore Orioles
Oriole Park at Camden Yards, Baltimore, MD
 Fri Jul 18 1997, 7:05 PM EDT
 Att. 47,759 - Unknown - 99 F

AB	36
R	3
H	10
RBI	2
BB	2
SO	9
LOB	15



Batter	1	2	3	4	5	6	7	8	9	AB	R	H	RBI	BB	SO	LOB
Brady Anderson, L (1, 10) OBP: 0.415, SLG: 0.461	1-0 F8			0-0 P6		4-1 WP G6-3 BB		0-1 G6-3		3	0	0	0	1	0	1
Roberto Alomar, S (1, 4) OBP: 0.355, SLG: 0.431	3-2 F7			2-2 G4-3		3-2 G6-3		1-3 K		4	0	0	0	0	1	1
Geronimo Berroa, R (1, 9) OBP: 0.370, SLG: 0.497	1-2 G1-3			0-0 E5 WP		1-1 F8			2-0	4	0	1	0	0	0	1
Rafael Palmeiro, L (1, 3) OBP: 0.337, SLG: 0.452			0-3 K	2-3 K			3-2 L3		2-1 F8	4	0	0	0	0	2	2
Cal Ripken Jr., R (1, 5) OBP: 0.331, SLG: 0.426			0-0 L8		3-2 G1-3 1B		4-0 BB BB		1-0 F9	3	0	1	0	1	0	1
B.J. Surhoff, L (1, 7) OBP: 0.369, SLG: 0.495			2-2 G3-1		1-2 G1-3		0-1 F8		1-2 F8	4	0	0	0	0	0	3
Jeffrey Hammonds, R (1, 8) OBP: 0.327, SLG: 0.525			0-3 K		2-3 K		4-1 BB			2	0	0	0	1	2	1
Chris Hoiles, R (1, 2) OBP: 0.397, SLG: 0.447			0-1 G5-3		3-1 F9		2-2 L9			3	0	0	0	0	0	3
Mike Bordick, R (1, 6) OBP: 0.273, SLG: 0.291			2-2 G4-3		0-3 K		0-1 G6-3 1B			3	0	1	0	0	1	0

Inning Stats	R: 0	H: 0	E: 0	K: 0	S: 7	R: 0	H: 0	E: 0	K: 1	S: 9	R: 0	H: 0	E: 0	K: 1	S: 10	R: 0	H: 1	E: 0	K: 1	S: 17	R: 0	H: 0	E: 0	K: 1	S: 9	R: 0	H: 0	E: 0	K: 1	S: 10	R: 0	H: 1	E: 0	K: 1	S: 7	R: 0	H: 1	E: 0	K: 0	S: 7	1B: 3	2B: 0	3B: 0	HR: 0	SF: 0	SAC: 0	DP: 1	HBP: 0	WP: 2	PA: 33
	0	0	0	0	7	0	0	0	1	9	0	0	0	1	10	0	1	0	1	17	0	0	0	0	1	9	0	0	0	0	10	0	0	0	1	7	0	1	0	0	7	3	0	0	0	0	2	33		

PITCHER	IP	WLS	BF	H	R	ER	SO	BB	IBB	HBP	BLK	WP	HR	S	P	ERA	WHIP
James Baldwin, R (1, 1) ERA: 4.71	7.0	W	27	2	0	0	5	3	0	0	0	2	0	72	115	0.00	0.714
Tony Castillo, L (8, 1) ERA: 5.55	1.0		2	0	0	0	1	0	0	0	0	0	0	5	6	0.00	0.000
Roberto Hernandez, R (9, 1) ERA: 2.68	1.0	S	4	1	0	0	0	0	0	0	0	0	0	7	13	0.00	1.000

BOTTOM

Chicago White Sox @ Baltimore Orioles
 Oriole Park at Camden Yards, Baltimore, MD

livebaseballscores.com

AB	30
R	0
H	3
RBI	0
BB	3
SO	6
LOB	13



Fri Jul 18 1997, 7:05 PM EDT
 Att: 47,759 - Unknown - 99 F

Batter	1	2	3	4	5	6	7	8	9	AB R H RBI BB SO LOB	TOP																	
Ray Durham, S OBP: 0.323, SLG: 0.361 (1, 4)	0-0 F7		2-0 G6-3	4-1 BB		1-3 K			4-2 FC5-4 BB	3 0 0 0 2 1 1																		
Dave Martinez, L OBP: 0.363, SLG: 0.433 (1, 8)	1-1 F8 1B		3-2 1B	0-3 K			0-2 F8 1B		2-3 K	5 1 3 0 0 2 4																		
Frank Thomas, R OBP: 0.468, SLG: 0.648 (1, 3)	4-2 1B BB		1 SAFE 2-1 G5-3	2-1 G4-3			3-2 F8		1-3 K	4 0 0 0 1 1 6																		
Albert Belle, R OBP: 0.349, SLG: 0.526 (1, 7)	3-0 F8		3-2 G4-3		2-1 F9		4-2 CS BB		0-0 FC5-4	4 0 0 0 1 0 4																		
Harold Baines, L OBP: 0.374, SLG: 0.457 (1, 10)	3-2 FC5-4 1B			2-0 1B 1B	3-3 K		3-3 K			4 1 2 1 0 2 2																		
Lyle Mouton, R OBP: 0.316, SLG: 0.389 (1, 9)	0-2 FC5-4			0-3 K	2-3 K			4-1 BB		3 0 0 0 1 2 3																		
Jorge Fabregas, L OBP: 0.269, SLG: 0.330 (1, 2)		1-0 L6		0-0 1B 1B		1-2 S 1B		2-3 K		4 1 2 0 0 1 1																		
Norberto Martin, R OBP: 0.306, SLG: 0.357 (1, 5)		1-3 K		2-0 BB 1B		1-2 G6-3		1-1 F7		4 0 1 1 0 1 2																		
Ozzie Guillen, L OBP: 0.312, SLG: 0.349 (1, 6)		1-0 L7		1-0 BB 1B		1-3 K		1-3 K		4 0 1 1 0 2 2																		
Inning Stats	R: 1 E: 0 K: 0 S: 15	H: 2 LOB: 2 BB: 1 P: 26	R: 0 E: 0 K: 1 S: 5	H: 0 LOB: 0 BB: 0 P: 8	R: 0 E: 0 K: 0 S: 12	H: 1 LOB: 1 BB: 0 P: 22	R: 2 E: 0 K: 2 S: 16	H: 4 LOB: 3 BB: 1 P: 27	R: 0 E: 0 K: 2 S: 8	H: 0 LOB: 0 BB: 0 P: 15	R: 0 E: 0 K: 2 S: 13	H: 1 LOB: 1 BB: 0 P: 17	R: 0 E: 0 K: 1 S: 11	H: 1 LOB: 2 BB: 1 P: 21	R: 0 E: 0 K: 2 S: 10	H: 0 LOB: 1 BB: 1 P: 18	R: 0 E: 0 K: 2 S: 9	H: 0 LOB: 1 BB: 1 P: 16	1B: 9 2B: 1 3B: 0 HR: 0	SF: 0 SAC: 0 DP: 1 HBP: 0	WP: 0 PB: 0 SB: 4 CS: 1	PA: 40						
PITCHER	IP WLS BF H R ER SO BB IBB HBP BLK WP HR S P ERA WHIP																											
Scott Kamieniecki, R ERA: 4.04 (1, 1)	5.1		26	8	3	3	5	2	0	0	0	0	0	0	63	107	5.06	1.875										
Arthur Rhodes, L ERA: 2.78 (6, 1)	0.2	W	3	1	0	0	2	0	0	0	0	0	0	0	9	11	0.00	1.500										
Alan Mills, R ERA: 4.02 (7, 1)	0.1		2	0	0	0	0	1	0	0	0	0	0	0	5	12	0.00	3.000										
Jesse Orosco, L ERA: 2.43 (7, 1)	1.0		3	0	0	0	2	1	0	0	0	0	0	0	8	17	0.00	1.000										
Armando Benitez, R ERA: 3.07 (8, 1)	1.2	S	6	0	0	0	3	1	0	0	0	0	0	0	14	23	0.00	0.600										

Chicago White Sox @ Baltimore Orioles
 Oriole Park at Camden Yards, Baltimore, MD

Sat Jul 19 1997, 3:33 AM EDT
 Att. 47,857 - Sunny - 93 F

livebaseballscorecards.com

AB	35
R	3
H	9
RBI	3
BB	5
SO	12
LOB	25



Batter	1	2	3	4	5	6	7	8	9
Brady Anderson, L OBP: 0.418, SLG: 0.463 (1, 8)	4-2 BB G6-4-3		1-2 G3-1		4-2 BB		0-0 F7	2-2 2B 1-3 2-H	
Roberto Alomar, S OBP: 0.355, SLG: 0.427 (1, 4)	2-2 BB G6-4-3 1-2f		4-2 1B BB		2-2 P5		2-1 G3	4-0 IBB G5-4-3	
Geronimo Berroa, R OBP: 0.373, SLG: 0.495 (1, 10)	4-2 BB		3-2 1B HR		1 SAFE K		4-1 BB	0-0 G5-4-3 1-2f	
Rafael Palmeiro, L OBP: 0.336, SLG: 0.458 (1, 3)	2-2 F8		2-1 HR		3-2 F8		2-1 G4-3		
Cal Ripken Jr., R OBP: 0.328, SLG: 0.422 (1, 5)		2-0 P4	0-0 G5-3		2-1 E5 HR		1-1 F7		
Jeffrey Hammonds, R OBP: 0.330, SLG: 0.541 (1, 7)		1-0 WP 2B	3-0 P4		1 SAFE K		3-2 HR		
Tony Tarasco, L OBP: 0.351, SLG: 0.444 (1, 9)		4-2 WP BB		0-0 G4-3		2-3 K	2-1 WP 1B 2B		
Lenny Webster, R OBP: 0.315, SLG: 0.362 (1, 2)		1-3 K		3-2 K		0-0 HR	2-1 1B 2B 1B		
Chris Hoiles, R OBP: 0.401, SLG: 0.467 (4, 2)		1-2 2-3 K				1-H HR	2-H 1B		
Mike Bordick, R OBP: 0.273, SLG: 0.291 (1, 6)		0-0 G6-3		2-3 K		1-0 L4	1-2 1B		


AB	R	H	RBI	BB	SO	LOB	
3	0	1	1	2	0	0	
3	1	0	0	2	0	2	
3	1	1	1	2	1	4	
4	1	1	2	0	0	3	
4	1	0	0	0	0	0	
4	1	2	1	0	1	1	
3	1	1	0	1	1	1	
1	0	0	0	0	1	2	
3	2	2	3	0	1	0	
4	0	1	0	0	1	2	
1B: 3	SF: 0	2B: 3	SAC: 0	3B: 0	DP: 2	HR: 3	HBP: 0

Chicago White Sox @ Baltimore Orioles
Oriole Park at Camden Yards, Baltimore, MD

Sat Jul 19 1997, 3:33 AM EDT
Att: 47,857 - Sunny - 93 F

livebaseballscores.com

AB	32
R	8
H	9
RBI	8
BB	7
SO	6
LOB	15



WP: 2	PA: 39
PB: 0	
SB: 1	
CS: 0	

Inning Stats	R	H	E	K	S	H	LOB	BB	P	R	H	E	K	S	R	H	E	K	S
	0	0	0	13	25	0	1	2	18	0	0	0	0	7	0	0	0	15	26
	0	0	0	10	18	0	0	0	12	0	0	0	0	12	0	0	0	19	12
	0	0	0	10	18	0	0	0	12	0	0	0	0	12	0	0	0	19	12
	0	0	0	10	18	0	0	0	12	0	0	0	0	12	0	0	0	19	12
	0	0	0	10	18	0	0	0	12	0	0	0	0	12	0	0	0	19	12

PITCHER	IP	WLS	BF	H	R	ER	SO	BB	IBB	HBP	BLK	WP	HR	S	P	ERA	WHIP
Doug Drabek, R ERA: 6.73 (1, 1)	5.0		22	3	3	3	4	5	0	0	0	1	1	58	107	5.40	1.600
41 Bill Simas, R ERA: 3.96 (6, 1)	1.0	L	5	1	2	0	2	0	0	0	0	0	1	12	19	0.00	1.000
Tony Castillo, L ERA: 5.4 (7, 1)	1.0		4	0	0	0	0	1	0	0	0	0	0	6	14	0.00	1.000
Matt Karchner, R ERA: 2.79 (8, 1)	0.1		7	5	3	3	0	0	1	0	0	1	1	17	32	81.00	15.000
Carlos Castillo, R ERA: 3.71 (8, 1)	0.2		1	0	0	0	0	0	0	0	0	0	0	1	1	0.00	0.000

Batter	1	2	3	4	5	6	7	8	9	AB R H RBI BB SO LOB	TOP	
Ray Durham, S (1, 4) OBP: 0.326, SLG: 0.361	4-0 1B SF8 G1-3 BB	0-0 1B 2B		0-0 F8		0-0 P6		0-3 K	0-0 1B	5 2 2 1 1 1 1		
Dave Martinez, L (1, 9) OBP: 0.365, SLG: 0.432	0-0 G1-3	4-0 2B BB		0-3 K		0-0 E 1B 1B		0-0 F7	0-0 L6	3 1 1 0 1 1 1 2 0 0 0 0 0 4		
Darren Lewis, R (7, 8) OBP: 0.294, SLG: 0.203	1-2											
Frank Thomas, R (1, 3) OBP: 0.472, SLG: 0.663	0-0 2-3 1B	0-0 1-H 2-H 2B		0-0 FC5-4 1B		0-0 F8		0-0 1-H HR		5 1 4 4 0 0 1		
Albert Belle, R (1, 7) OBP: 0.347, SLG: 0.524	0-0 SF8	0-3 K		0-0 FC5-4		0-0 E8 1B		0-0 F8		4 0 1 1 0 1 2 0 0 0 0 0 0 0		
Lyle Mouton, R (9, 7) OBP: 0.316, SLG: 0.389	3-H			1-2f		1-3						
Harold Baines, L (1, 10) OBP: 0.374, SLG: 0.466	0-0 F7	0-0 F8			0-0 HR	0-0 P4			0-0 1B FC6-4 1B	5 2 2 1 0 0 4		
Jorge Fabregas, L (1, 2) OBP: 0.272, SLG: 0.337		0-0 2B 1B 2B		0-0 F7		0-0 F7		0-3 K	0-0 1B FC6-4 1B	5 1 2 0 0 1 0		
Mike Cameron, R (1, 8) OBP: 0.351, SLG: 0.456		0-0 1B 2B		0-0 P6		0-0 F8		0-0 L4-3 1B	0-0 FC6-4 1B	5 1 2 1 0 0 1		
Norberto Martin, R (1, 5) OBP: 0.317, SLG: 0.373		0-0 2-H 3-H 1B		0-0 2B		0-0 1B		0-0 L4-3	0-3 K	5 0 3 2 0 1 2		
Ozzie Guillen, L (1, 6) OBP: 0.311, SLG: 0.347		0-0 FC4-6 1B		0-0 F9		0-0 F7		0-0 HR 1B	0-0 1B	4 2 1 0 0 0 3 1 0 1 0 0 0 0		
Chris Snopce, R (9, PH) OBP: 0.276, SLG: 0.337		1-2f										
Inning Stats	R: 1 H: 1 E: 0 LOB: 1 K: 0 BB: 1 S: 4 P: 8	R: 5 H: 5 E: 0 LOB: 1 K: 1 BB: 1 S: 10 P: 14	R: 0 H: 1 E: 0 LOB: 1 K: 0 BB: 0 S: 4 P: 4	R: 0 H: 1 E: 0 LOB: 1 K: 1 BB: 0 S: 6 P: 6	R: 1 H: 2 E: 0 LOB: 1 K: 0 BB: 0 S: 5 P: 5	R: 0 H: 2 E: 1 LOB: 2 K: 0 BB: 0 S: 5 P: 5	R: 0 H: 1 E: 0 LOB: 0 K: 1 BB: 0 S: 5 P: 5	R: 2 H: 2 E: 0 LOB: 0 K: 1 BB: 0 S: 7 P: 7	R: 1 H: 4 E: 0 LOB: 3 K: 1 BB: 0 S: 9 P: 9	1B: 13 SF: 1 2B: 5 SAC: 0 3B: 0 DP: 1 HR: 2 HBP: 0	WP: 0 PA: 47 PB: 0 SB: 1 CS: 0	
PITCHER	IP WLS BF H R ER SO BB IBB HBP BLK WP HR S P ERA WHIP											
Shawn Boskie, R (1, 1) ERA: 5.95	5.0 L 27 10 7 7 2 2 0 0 0 0 0 1 29 37 12.60 2.400											
Mike Johnson, R (6, 1) ERA: 7.94	4.0 20 9 3 3 3 0 0 0 0 0 1 26 26 6.75 2.250											

Chicago White Sox @ Baltimore Orioles
 Oriole Park at Camden Yards, Baltimore, MD

Sun Jul 20 1997, 3:33 AM EDT
 Att. 47,800 - Sunny - 85 F

livebaseballscorecards.com

AB	44
R	10
H	19
RBI	10
BB	2
SO	5
LOB	19



Batter	1	2	3	4	5	6	7	8	9	AB R H RBI BB SO LOB
Brady Anderson, L (1, 8) OBP: 0.414, SLG: 0.457	0-0 F9		0-0 P6			0-0 G6-3		0-0 G3-1		4 0 0 0 0 0 1
Roberto Alomar, S (1, 4) OBP: 0.360, SLG: 0.437	0-0 CS 1B			0-0 G1-3		0-0 2B		0-0 1B 2B		4 0 3 0 0 0 0
Geronimo Berroa, R (1, 10) OBP: 0.371, SLG: 0.493	0-0 L5			0-3 K		0-0 F7		0-0 1B		4 0 1 0 0 1 2
Rafael Palmeiro, L (1, 3) OBP: 0.333, SLG: 0.453	0-0 CS 1-2	0-0 G4-3		0-0 G3			0-0 G4-3	0-0 L4		4 0 0 0 0 0 2
Cal Ripken Jr., R (1, 5) OBP: 0.327, SLG: 0.421		0-3 K			0-0 G5-3				0-0 HR 1B	1 0 0 0 0 1 0
Aaron Ledesma, R (3, 5) OBP: 0.500, SLG: 0.500										3 1 2 0 0 0 0
Jeffrey Hammonds, R (1, 7) OBP: 0.329, SLG: 0.536		0-0 F7			0-0 1B		0-0 F9		0-0 F8	4 0 1 0 0 0 2
Tony Tarasco, L (1, 9) OBP: 0.355, SLG: 0.465			0-0 F8		0-0 F8		4-0 BB 1-2 BB		0-0 HR 1-H	3 1 1 2 1 0 1
Chris Hoiles, R (1, 2) OBP: 0.397, SLG: 0.462			0-0 F8		0-3 K				0-0 F8	2 0 0 0 0 1 1
Lenny Webster, R (6, 2) OBP: 0.311, SLG: 0.358							0-0 L3			2 0 0 0 0 0 2
Jeff Reboulet, R (1, 6) OBP: 0.290, SLG: 0.298			0-0 2B			0-0 G3		0-3 K	0-3 K	4 0 1 0 0 2 0

Inning Stats	R: 0	H: 1	E: 0	K: 0	S: 3	R: 0	H: 0	E: 0	K: 1	S: 5	R: 0	H: 0	E: 0	K: 1	S: 5	R: 0	H: 1	E: 0	K: 1	S: 6	R: 0	H: 1	E: 0	K: 0	S: 4	R: 0	H: 2	E: 0	K: 1	S: 7	R: 2	H: 2	E: 0	K: 1	S: 7
	LOB: 0	BB: 0	P: 3	LOB: 0	BB: 0	LOB: 0	BB: 0	LOB: 1	BB: 0	P: 6	LOB: 2	BB: 1	P: 8	LOB: 2	BB: 0	P: 7	LOB: 0	BB: 0	P: 7	1B: 5	SF: 0	2B: 3	SAC: 0	3B: 0	DP: 0	HR: 1	HBP: 0	WP: 0	PA: 37	PB: 0	SB: 0	CS: 1	ERA: 2.00	WHIP: 1.111	
PITCHER	IP	WLS	BF	H	R	ER	SO	BB	IBB	HBP	BLK	WP	HR	S	P	ERA	WHIP	IP	WLS	BF	H	R	ER	SO	BB	IBB	HBP	BLK	WP	HR	S	P	ERA	WHIP	
Jaime Navarro, R (1, 1) ERA: 4.96	9.0	W	36	9	2	2	5	1	0	0	0	0	1	45	49	2.00	1.111																		

Chicago White Sox @ Baltimore Orioles
 Oriole Park at Camden Yards, Baltimore, MD

Sun Jul 20 1997, 3:33 AM EDT
 Att: 47,800 - Sunny - 85 F

AB	35
R	2
H	9
RBI	2
BB	1
SO	5
LOB	11



Batter	1	2	3	4	5	6	7	8	9	AB R H RBI BB SO LOB	TOP
Ray Durham, S OBP: 0.326, SLG: 0.362 (1, 4) B B C C F X	3-2 HR 1B	3-1 BB 1B		1-0 L7		2-0 G4-3			2-2 G4-3 1-2	5 1 2 0 0 0 1	
Mike Cameron, R OBP: 0.347, SLG: 0.445 (1, 8) B SAFE SAFE F SAFE S SAFE B SAFE F SAFE	2-3 K SAFE	4-0 BB 1B			1-1 P5			2-3 K	0-2 F7	4 0 0 0 1 2 2	
Frank Thomas, R OBP: 0.476, SLG: 0.673 (1, 3) B SAFE SAFE F SAFE S SAFE B SAFE F SAFE	2-2 HR 1-H	3-2 F9			0-1 1B 1B			4-2 FC6-4 BB	4-0 BB	3 2 2 2 2 0 3	
Albert Belle, R OBP: 0.343, SLG: 0.517 (1, 7) B SAFE SAFE F SAFE S SAFE B SAFE F SAFE	1-1 G3				0-0 G4-3			1-0 F7	1-0 F9	5 0 0 0 0 1 4	
Lyle Mouton, R OBP: 0.320, SLG: 0.391 (1, 9) B SAFE SAFE F SAFE S SAFE B SAFE F SAFE	1-1 1B				0-3 K			2-2 1B 1B	0-2 FC6-4 1-2f	4 0 2 0 0 1 1	
Harold Baines, L OBP: 0.376, SLG: 0.466 (1, 10) B SAFE SAFE F SAFE S SAFE B SAFE F SAFE	3-3 K				2-2 1B			1-0 1B	2-1 F8	4 0 2 1 0 1 1	
Chris Snopce, R OBP: 0.272, SLG: 0.332 (1, 5) B SAFE SAFE F SAFE S SAFE B SAFE F SAFE					1-0 L9			1-0 F8	1-0 F8	4 0 0 0 0 0 3	
Ron Karkovice, R OBP: 0.241, SLG: 0.284 (1, 2) B SAFE SAFE F SAFE S SAFE B SAFE F SAFE					0-0 G5-3			0-2 G6-3	1-3 K	4 0 0 0 0 1 0	
Norberto Martin, R OBP: 0.319, SLG: 0.375 (1, 6) Ozzie Guillen, L OBP: 0.312, SLG: 0.348 (5, 6) B SAFE SAFE F SAFE S SAFE B SAFE F SAFE					0-2 G5-3			1-0 G3	1-1 G4-3 1B	2 0 1 0 0 0 0 2 0 1 0 0 0 0	
Inning Stats	R: 2 E: 0 K: 2 S: 19 H: 3 LOB: 1 BB: 0 P: 31	R: 0 E: 0 K: 0 S: 14 H: 2 LOB: 3 BB: 1 P: 28	R: 0 E: 0 K: 1 S: 8 H: 1 LOB: 1 BB: 0 P: 11	R: 0 E: 0 K: 0 S: 5 H: 0 LOB: 0 BB: 0 P: 6	R: 1 E: 0 K: 1 S: 12 H: 3 LOB: 2 BB: 0 P: 17	R: 0 E: 0 K: 0 S: 5 H: 0 LOB: 0 BB: 0 P: 8	R: 0 E: 0 K: 1 S: 12 H: 0 LOB: 1 BB: 1 P: 19	R: 0 E: 0 K: 1 S: 6 H: 0 LOB: 0 BB: 0 P: 10	R: 0 E: 0 K: 0 S: 9 H: 1 LOB: 2 BB: 1 P: 17	1B: 9 2B: 0 3B: 0 HR: 1 SF: 0 SAC: 0 DP: 0 HBP: 0	WP: 0 PB: 0 SB: 0 CS: 0 PA: 40
PITCHER Justin Thompson, L ERA: 3.02 (1, 1) Kevin Jarvis, R ERA: 9.23 (4, 1)	IP 3.0 WLS L BF 16 H 6 R 2 ER 2 SO 3 BB 1 IBB 0 HBP 0 BLK 0 WP 0 HR 1 S 41 P 70 ERA 6.00 WHIP 2.333	IP 6.0 WLS L BF 24 H 4 R 1 ER 1 SO 3 BB 2 IBB 0 HBP 0 BLK 0 WP 0 HR 0 S 49 P 77 ERA 1.50 WHIP 1.000	PITCHER IP WLS BF H R ER SO BB IBB HBP BLK WP HR S P ERA WHIP								

Chicago White Sox @ Detroit Tigers
Tiger Stadium, Detroit, MI
Mon Jul 21 1997, 7:05 PM EDT
Att. 14,260 - Unknown - 72 F

AB	37
R	3
H	10
RBI	3
BB	3
SO	6
LOB	15



Batter	1	2	3	4	5	6	7	8	9	AB R H RBI BB SO LOB
Brian Hunter, R (1, 8) OBP: 0.324, SLG: 0.347	0-2 G6-3		3-2 G5-3			1-1 F7		4-1 BB		3 0 0 0 1 0 1
Damion Easley, R (1, 4) OBP: 0.356, SLG: 0.472 Bobby Higginson, L (8, PH) OBP: 0.363, SLG: 0.485 Jody Reed, R (9, 4) OBP: 0.283, SLG: 0.212	3-2 F7		2-2 P3			1-0 G1-3		1-1 G6-4-3 1B		3 0 0 0 0 0 1 1 0 1 0 0 0 0 0 0 0 0 0 0 0
Travis Fryman, R (1, 5) OBP: 0.349, SLG: 0.471	2-0 F9				3-2 F8	1-2 L7		1-2 G6-4-3 1-2f		4 0 0 0 0 0 3
Tony Clark, S (1, 3) OBP: 0.393, SLG: 0.537		1-2 G5-3		0-0 G3-1		0-3 K		1-3 K		4 0 0 0 0 2 0
Phil Nevin, R (1, 7) OBP: 0.362, SLG: 0.454		1-0 1B		2-2 G4-3		3-3 K		1-2 E5		4 0 1 0 0 1 0
Melvin Nieves, S (1, 9) OBP: 0.337, SLG: 0.478		2-3 K			3-3 K	2-3 K		1-2 E4		4 0 0 0 0 3 3
Orlando Miller, R (1, 10) OBP: 0.309, SLG: 0.403 Bob Hamelin, L (9, PH) OBP: 0.375, SLG: 0.522		3-3 K			1-3 K	1-3 K		2-3 K		3 0 0 0 0 3 2 1 0 0 0 0 1 2
Matt Walbeck, S (1, 2) OBP: 0.370, SLG: 0.400 Curtis Pride, L (9, PH) OBP: 0.327, SLG: 0.340			0-3 K		1-1 1B			0-1 G5-3		3 0 1 0 0 1 0 1 0 0 0 0 1 2
Deivi Cruz, R (1, 6) OBP: 0.247, SLG: 0.304			4-2 G5-3 BB		0-0 G5-3			0-2 1B 2B		2 0 1 0 1 0 1

Inning Stats	R: 0 E: 0 K: 0 S: 7	H: 0 LOB: 0 BB: 0 P: 12	R: 0 E: 0 K: 2 S: 11	H: 1 LOB: 1 BB: 0 P: 18	R: 0 E: 0 K: 1 S: 14	H: 0 LOB: 1 BB: 1 P: 23	R: 0 E: 0 K: 0 S: 9	H: 0 LOB: 0 BB: 0 P: 14	R: 0 E: 0 K: 2 S: 9	H: 1 LOB: 1 BB: 0 P: 14	R: 0 E: 0 K: 0 S: 7	H: 0 LOB: 0 BB: 0 P: 10	R: 0 E: 0 K: 4 S: 13	H: 0 LOB: 1 BB: 0 P: 19	R: 0 E: 0 K: 0 S: 14	H: 2 LOB: 2 BB: 1 P: 20	R: 0 E: 2 K: 3 S: 20	H: 0 LOB: 2 BB: 0 P: 25	1B: 3 2B: 1 3B: 0 HR: 0	SF: 0 SAC: 0 DP: 1 HBP: 0	WP: 1 PB: 0 SB: 0 CS: 0	PA: 35
--------------	------------------------------	----------------------------------	-------------------------------	----------------------------------	-------------------------------	----------------------------------	------------------------------	----------------------------------	------------------------------	----------------------------------	------------------------------	----------------------------------	-------------------------------	----------------------------------	-------------------------------	----------------------------------	-------------------------------	----------------------------------	----------------------------------	------------------------------------	----------------------------------	--------


PITCHER	IP	WLS	BF	H	R	ER	SO	BB	IBB	HBP	BLK	WP	HR	S	P	ERA	WHIP
Wilson Alvarez, L (1, 1) ERA: 2.96	7.1	W	28	3	0	0	9	2	0	0	0	1	0	78	122	0.00	0.682
Matt Karchner, R (8, 1) ERA: 2.73	0.2		2	1	0	0	0	0	0	0	0	0	0	6	8	0.00	1.500
Roberto Hernandez, R (9, 1) ERA: 2.62	1.0	S	5	0	0	0	3	0	0	0	0	0	0	20	25	0.00	0.000

BOTTOM

Chicago White Sox @ Detroit Tigers
Tiger Stadium, Detroit, MI

Mon Jul 21 1997, 7:05 PM EDT
Att: 14,260 - Unknown - 72 F

AB	33
R	0
H	4
RBI	0
BB	2
SO	12
LOB	15



livebaseballscorecards.com

Batter	1	2	3	4	5	6	7	8	9	AB R H RBI BB SO LOB	TOP											
Ray Durham, S OBP: 0.330, SLG: 0.360 (1, 4)	4-1 S S BB		1-0 L9	2-2 G4-3		4-0 BB		4-2 S BB		2 0 0 0 3 0 1												
Dave Martinez, L OBP: 0.359, SLG: 0.424 (1, 9)	1-2 F7		1-1 L3		2-1 G3	0-2 L6		3-3 K		5 0 0 0 0 1 5												
Frank Thomas, R OBP: 0.475, SLG: 0.667 (1, 3)	4-2 BB		2-3 K		4-2 1B BB		2-3 K		1-0 G5-3	3 0 0 0 2 2 0												
Albert Belle, R OBP: 0.344, SLG: 0.515 (1, 7)	2-3 K			0-1 BB 2B 1B	2-1 P3		1-2 1B		3-2 G4-3	5 1 2 0 0 1 3												
Harold Baines, L OBP: 0.379, SLG: 0.467 (1, 10)	2-0 G3			4-1 2B 1B BB	1-2 1B	1-3 1B	3-3 K		1-1 FC6 1B	4 1 2 0 1 1 3												
Jorge Fabregas, L OBP: 0.271, SLG: 0.338 (1, 2)		2-0 G4-3		2-1 1B 2B	0-3 K		1-3 K		0-0 FC6	5 1 1 1 0 2 4												
Mike Cameron, R OBP: 0.355, SLG: 0.455 (1, 8)		1-1 G5-3		1-0 S 1B		1-1 G4-3 2B		4-2 G3 G1-3 BB		3 0 2 2 1 0 0												
Chris Snopce, R OBP: 0.272, SLG: 0.331 (1, 5)		1-1 FC4-6 1B		0-0 F9		0-1 G4-3		0-0 G1-3		4 0 1 0 0 0 3												
Ozzie Guillen, L OBP: 0.308, SLG: 0.344 (1, 6)		1-1 FC4-6		1-1 F8		0-0 G5-3		2-1 G3		4 0 0 0 0 0 4												
Inning Stats	R: 0 E: 0 K: 1 S: 12	H: 0 LOB: 2 BB: 2 P: 25	R: 0 E: 0 K: 0 S: 7	H: 1 LOB: 1 BB: 0 P: 12	R: 0 E: 0 K: 1 S: 6	H: 0 LOB: 0 BB: 0 P: 10	R: 3 E: 0 K: 0 S: 12	H: 3 LOB: 1 BB: 1 P: 22	R: 0 E: 0 K: 1 S: 12	H: 1 LOB: 2 BB: 1 P: 21	R: 0 E: 0 K: 0 S: 8	H: 1 LOB: 2 BB: 1 P: 13	R: 0 E: 0 K: 3 S: 12	H: 1 LOB: 1 BB: 0 P: 19	R: 0 E: 0 K: 1 S: 11	H: 0 LOB: 2 BB: 2 P: 24	R: 0 E: 0 K: 0 S: 7	H: 1 LOB: 1 BB: 0 P: 12	1B: 6 2B: 2 3B: 0 HR: 0	SF: 0 SAC: 0 DP: 0 HBP: 0	WP: 0 PB: 0 SB: 4 CS: 0	PA: 42
PITCHER	IP WLS BF H R ER SO BB IBB HBP BLK WP HR S P ERA WHIP																					
Brian Moehler, R ERA: 4.31 (1, 1)	6.0 W 29 6 3 3 3 5 0 0 0 0 0 0 57 103 4.50 1.833																					
Dan Miceli, R ERA: 6.51 (7, 1)	0.1 2 1 0 0 1 0 0 0 0 0 0 0 6 9 0.00 3.000																					
Mike Myers, L ERA: 5.13 (7, 1)	0.2 2 0 0 0 2 0 0 0 0 0 0 0 6 10 0.00 0.000																					
Doug Brocail, R ERA: 4.38 (8, 1)	1.0 5 0 0 0 1 2 0 0 0 0 0 0 11 24 0.00 2.000																					
Todd Jones, R ERA: 2.89 (9, 1)	1.0 S 4 1 0 0 0 0 0 0 0 0 0 0 7 12 0.00 1.000																					

Chicago White Sox @ Detroit Tigers
Tiger Stadium, Detroit, MI
Tue Jul 22 1997, 7:05 PM EDT
Att. 16,895 - Unknown - 75 F

livebaseballscorecards.com

AB	35
R	3
H	8
RBI	3
BB	7
SO	7
LOB	23



Batter	1	2	3	4	5	6	7	8	9	AB R H RBI BB SO LOB	TOP											
Ray Durham, S (1, 4) OBP: 0.328, SLG: 0.360	3-3 K	1-1 F6			2-1 1B 2B		1-0 G5-3		2-2 G4-3	5 1 1 0 0 1 0												
Dave Martinez, L (1, 9) OBP: 0.355, SLG: 0.419	1-0 L8		1-2 F7		2-3 K		3-2 P3			4 0 0 0 0 1 1												
Frank Thomas, R (1, 3) OBP: 0.473, SLG: 0.661	1-0 F9		0-1 P4		2-1 FC5-4 1B			2-1 F9		4 0 1 1 0 0 0												
Albert Belle, R (1, 7) OBP: 0.343, SLG: 0.515		1-0 L6	0-1		0-0 FC5-4 1B			1-2 G4-3		4 0 1 0 0 0 1												
Harold Baines, L (1, 10) OBP: 0.383, SLG: 0.480		0-0 HR	3-1 F7			1-1 G6-4-3 1B		0-0 WP 1B		4 1 3 1 0 0 1												
Jorge Fabregas, L (1, 2) OBP: 0.276, SLG: 0.343		2-1 1B HR		1-0 G4-3		2-1 G6-4-3 1B		2-3 K		3 1 2 0 0 0 0												
Lyle Mouton, R (8, PH) OBP: 0.318, SLG: 0.389										1 0 0 0 0 1 1												
Tony Peña, R (8, 2) OBP: 0.270, SLG: 0.200										0 0 0 0 0 0 0												
Mike Cameron, R (1, 8) OBP: 0.358, SLG: 0.456		0-0 HR		1-3 K		0-1 G6-4-3		1-2 K		4 2 2 0 0 1 2	AB 37 R 6 H 11 RBI 6 BB 0 SO 4 LOB 10											
Chris Snopce, R (1, 5) OBP: 0.268, SLG: 0.326		0-0 L7		2-2 G4-3		0-1 P4		1-2 F9		4 0 0 0 0 0 4												
Ozzie Guillen, L (1, 6) OBP: 0.308, SLG: 0.352		1-1 HR			2-0 F8		0-1 G4-3		1-0 G6-3	4 1 1 4 0 0 0												
Inning Stats	R: 0 E: 0 K: 1 S: 5	H: 0 LOB: 0 BB: 0 P: 10	R: 4 E: 0 K: 0 S: 10	H: 4 LOB: 0 BB: 0 P: 15	R: 0 E: 0 K: 0 S: 9	H: 1 LOB: 1 BB: 0 P: 13	R: 0 E: 0 K: 1 S: 10	H: 0 LOB: 0 BB: 0 P: 14	R: 1 E: 0 K: 1 S: 10	H: 2 LOB: 1 BB: 0 P: 18	R: 0 E: 0 K: 0 S: 8	H: 2 LOB: 1 BB: 0 P: 11	R: 0 E: 0 K: 0 S: 7	H: 0 LOB: 0 BB: 0 P: 11	R: 0 E: 0 K: 1 S: 9	H: 1 LOB: 1 BB: 0 P: 14	R: 1 E: 0 K: 0 S: 10	H: 1 LOB: 0 BB: 0 P: 16	1B: 7 2B: 2 3B: 0 HR: 2	SF: 0 SAC: 0 DP: 1 HBP: 0	WP: 1 PB: 0 SB: 1 CS: 0	PA: 37
PITCHER	IP WLS BF H R ER SO BB IBB HBP BLK WP HR S P ERA WHIP																					
Willie Blair, R (1, 1) ERA: 4.6	7.0 W 29 9 5 5 3 0 0 0 0 0 0 2 59 92 6.43 1.286																					
Doug Brocail, R (8, 1) ERA: 4.32	0.2 2 0 0 0 0 0 0 0 0 0 0 0 5 8 0.00 0.000																					
Mike Myers, L (8, 1) ERA: 5.13	0.0 1 1 0 0 0 0 0 0 0 0 0 0 1 1 ∞ ∞																					
Todd Jones, R (8, 1) ERA: 3.0	1.1 S 5 1 1 1 1 0 0 0 0 1 0 0 13 21 6.75 0.750																					

Chicago White Sox @ Detroit Tigers
Tiger Stadium, Detroit, MI
Wed Jul 23 1997, 3:33 AM EDT
Att. 18,525 - Overcast - 75 F

livebaseballscorecards.com



Batter	1	2	3	4	5	6	7	8	9	AB R H RBI BB SO LOB	TOP															
Mark McLemore, S (1, 4) OBP: 0.354, SLG: 0.333	2-1 G6-3 1B		2-1 G6-3 1-2			3-2 G3-1		3-2 G4-3		4 0 1 0 0 0 1																
Domingo Cedeneno, S (1, 6) OBP: 0.333, SLG: 0.403	0-1 L4		1-0 F8			1-3 K		4-2 CS BB		3 0 0 0 1 1 2																
29 Rusty Greer, L (1, 7) OBP: 0.416, SLG: 0.522	1-1 G6-3 1-2			3-2 G4-3			1-0 G4-3		0-3 K	4 0 0 0 0 1 2																
Juan Gonzalez, R (1, 9) OBP: 0.320, SLG: 0.546	3-3 K			1-3 K			0-0 1B		1-3 K	4 0 1 0 0 3 2																
Will Clark, L (1, 3) OBP: 0.416, SLG: 0.516		2-3 K		3-2 G4-3			2-3 K		1-1 CS 1-2	3 0 0 0 0 2 1																
Ivan Rodriguez, R (1, 2) OBP: 0.373, SLG: 0.512		1-0 F8			0-1 G4-3		0-0 G1-3			3 0 0 0 0 0 1																
Dean Palmer, R (1, 5) OBP: 0.294, SLG: 0.413		1-3 K			0-1 G6-3			1-1 HR		3 1 1 1 0 1 0																
Lee Stevens, L (1, 10) OBP: 0.333, SLG: 0.502			0-0 F7		3-2 G6-3			1-1 G4-3		3 0 0 0 0 0 0																
Damon Buford, R (1, 8) OBP: 0.282, SLG: 0.329			4-2 G6-3 BB			2-2 F9		1-3 K		2 0 0 0 1 1 0																
Inning Stats	R: 0 E: 0 K: 1 S: 9	H: 1 LOB: 1 BB: 0 P: 15	R: 0 E: 0 K: 2 S: 7	H: 0 LOB: 0 BB: 0 P: 11	R: 0 E: 0 K: 2 S: 7	H: 0 LOB: 1 BB: 1 P: 14	R: 0 E: 0 K: 1 S: 9	H: 0 LOB: 0 BB: 0 P: 16	R: 0 E: 0 K: 1 S: 8	H: 0 LOB: 0 BB: 0 P: 11	R: 0 E: 0 K: 1 S: 10	H: 0 LOB: 0 BB: 0 P: 16	R: 0 E: 0 K: 1 S: 8	H: 1 LOB: 1 BB: 0 P: 11	R: 1 E: 0 K: 1 S: 14	H: 1 LOB: 0 BB: 0 P: 20	R: 0 E: 0 K: 2 S: 11	H: 0 LOB: 0 BB: 1 P: 17	1B: 2 2B: 0 3B: 0 HR: 1	SF: 0 SAC: 0 DP: 0 HBP: 0	WP: 0 PB: 0 SB: 0 CS: 1	PA: 32				
PITCHER	IP WLS BF H R ER SO BB IBB HBP BLK WP HR S P ERA WHIP																									
Doug Drabek, R (1, 1) ERA: 6.28	7.0	24	2	0	0	6	1	0	0	0	0	0	58	94	0.00	0.429										
Matt Karchner, R (8, 1) ERA: 2.84	1.0	W	4	1	1	1	0	0	0	0	0	1	14	20	9.00	1.000										
Roberto Hernandez, R (9, 1) ERA: 2.56	1.0	S	3	0	0	0	2	1	0	0	0	0	11	17	0.00	1.000										

Texas Rangers @ Chicago White Sox
Comiskey Park, Chicago, IL
Thu Jul 24 1997, 8:05 PM EDT
Att. 25,899 - Unknown - 75 F

livebaseballscorecards.com

AB	29
R	1
H	3
RBI	1
BB	2
SO	9
LOB	9



Batter	1	2	3	4	5	6	7	8	9
Ray Durham, S <small>OBP: 0.330, SLG: 0.359</small> (1, 4)	2-2 G4-3 			4-1 		4-2 		0-0 F4 	
Robin Ventura, L <small>OBP: 0.250, SLG: 0.500</small> (1, 5)	1-0 G1-3 			3-2 G4-3 		1-2 PO 	1-0 G4-3 	0-0 	
Frank Thomas, R <small>OBP: 0.473, SLG: 0.658</small> (1, 3)	1-1 G6-3 			1-0 G6-3 			1-1 	4-0 	
Albert Belle, R <small>OBP: 0.342, SLG: 0.511</small> (1, 7)			1-0 G6-3 		1-1 F9 		4-2 	1-1 G3-1 	
Harold Baines, L <small>OBP: 0.386, SLG: 0.485</small> (1, 10)			0-1 F7 		2-1 		0-1 		
Mike Cameron, R <small>OBP: 0.357, SLG: 0.451</small> (1, 8)			3-1 L7 		4-0 		0-3 		
Jorge Fabregas, L <small>OBP: 0.272, SLG: 0.338</small> (1, 2)			1-0 L5 		1-2 G1-6-3 		0-1 FC5-4 		
Dave Martinez, L <small>OBP: 0.355, SLG: 0.416</small> (1, 9)			3-2 P3 		0-1 L5 		4-2 		
Ozzie Guillen, L <small>OBP: 0.306, SLG: 0.350</small> (1, 6)			1-2 G3-1 		1-1 F8 		3-1 SH1-4 		

Inning Stats		R: 0	H: 0	E: 0	LOB: 0	K: 0	BB: 0	S: 6	P: 10	R: 0	H: 0	E: 0	LOB: 0	K: 0	BB: 0	S: 5	P: 9	R: 0	H: 0	E: 0	LOB: 0	K: 0	BB: 1	S: 7	P: 15	R: 0	H: 1	E: 0	LOB: 1	K: 0	BB: 1	S: 7	P: 15	R: 0	H: 0	E: 0	LOB: 0	K: 0	BB: 1	S: 8	P: 14	R: 1	H: 2	E: 0	LOB: 2	K: 1	BB: 1	S: 16	P: 22	R: 1	H: 1	E: 0	LOB: 2	K: 0	BB: 2	S: 9	P: 21										
1B:	2	2B:	2	3B:	0	HR:	0	SF:	0	SAC:	1	DP:	1	HBP:	0	WP:	0	PA:	32																																																
IP:	7.2	WLS:	L	BF:	30	H:	4	R:	2	ER:	2	SO:	1	BB:	5	IBB:	1	HBP:	0	BLK:	0	WP:	0	HR:	0	S:	65	P:	117	ERA:	2.35	WHIP:	1.174	IP:	0.1	WLS:		BF:	1	H:	0	R:	0	ER:	0	SO:	0	BB:	0	IBB:	0	HBP:	0	BLK:	0	WP:	0	HR:	0	S:	2	P:	3	ERA:	0.00	WHIP:	0.000

TEXAS RANGERS @ CHICAGO WHITE SOX
 Comiskey Park, Chicago, IL
 Thu Jul 24 1997, 8:05 PM EDT
 Att: 25,899 - Unknown - 75 F

AB	24
R	2
H	4
RBI	2
BB	6
SO	1
LOB	10

AB	R	H	RBI	BB	SO	LOB
2	0	0	0	2	0	1
4	0	1	1	0	0	1
3	1	1	0	1	0	0
3	0	0	0	1	0	2
3	0	2	1	0	0	0
2	0	0	0	1	1	2
3	0	0	0	0	0	4
2	1	0	0	1	0	0
2	0	0	0	0	0	0

Batter	1	2	3	4	5	6	7	8	9	AB R H RBI BB SO LOB	TOP	
Mark McLemore, S (1, 4) <small>OBP: 0.354, SLG: 0.333</small> Benji Gil, R (4, 6) <small>OBP: 0.275, SLG: 0.323</small>	2-2 		0-0 	0-0 			0-3 		0-1 	3 1 1 0 0 0 0 2 0 0 0 0 1 1		
Ivan Rodriguez, R (1, 2) <small>OBP: 0.374, SLG: 0.513</small>	2-3 		1-0 		2-0 		0-1 		2-2 	5 0 2 1 0 1 1		
29 Rusty Greer, L (1, 7) <small>OBP: 0.416, SLG: 0.520</small>	1-1 		1-2 		0-1 		1-1 		2-0 	5 1 2 0 0 0 2		
Juan Gonzalez, R (1, 9) <small>OBP: 0.322, SLG: 0.548</small>	1-0 		0-1 		2-2 			0-0 		4 2 2 1 0 0 2		
Will Clark, L (1, 3) <small>OBP: 0.415, SLG: 0.512</small>		2-1 	2-3 		1-0 			0-0 		4 0 1 0 0 1 3		
Dean Palmer, R (1, 5) <small>OBP: 0.296, SLG: 0.423</small>		1-2 	0-2 		3-2 			1-1 		4 2 2 4 0 0 1		
Lee Stevens, L (1, 10) <small>OBP: 0.329, SLG: 0.496</small> Mike Simms, R (8, PH) <small>OBP: 0.276, SLG: 0.465</small>		2-3 	0-1 		3-2 			0-0 		3 0 0 0 0 1 1 1 1 1 2 0 0 0		
Domingo Cedeno, S (1, 6) <small>OBP: 0.332, SLG: 0.397</small>		4-2 		1-3 			0-0 	0-0 		3 0 0 0 1 1 0		
Damon Buford, R (1, 8) <small>OBP: 0.282, SLG: 0.328</small>	1-1 		1-2 				2-1 	2-2 		4 1 1 0 0 0 2		
Inning Stats	R: 0 H: 1 E: 0 LOB: 1 K: 1 BB: 0 S: 9 P: 15	R: 0 H: 1 E: 0 LOB: 2 K: 1 BB: 1 S: 15 P: 25	R: 4 H: 4 E: 0 LOB: 0 K: 1 BB: 0 S: 16 P: 20	R: 0 H: 0 E: 0 LOB: 0 K: 1 BB: 0 S: 8 P: 10	R: 0 H: 1 E: 0 LOB: 0 K: 0 BB: 0 S: 6 P: 10	R: 0 H: 0 E: 0 LOB: 0 K: 0 BB: 0 S: 7 P: 14	R: 1 H: 2 E: 0 LOB: 1 K: 1 BB: 0 S: 10 P: 13	R: 3 H: 3 E: 0 LOB: 0 K: 0 BB: 0 S: 10 P: 13	R: 0 H: 0 E: 0 LOB: 0 K: 0 BB: 0 S: 8 P: 12	1B: 8 SF: 0 2B: 2 SAC: 0 3B: 0 DP: 0 HR: 2 HBP: 0	WP: 0 PA: 39 PB: 0 SB: 0 CS: 1	
PITCHER Jaime Navarro, R (1, 1) <small>ERA: 5.14</small> Chuck McElroy, L (8, 1) <small>ERA: 3.91</small> Carlos Castillo, R (9, 1) <small>ERA: 3.63</small>	IP WLS BF H R ER SO BB IBB HBP BLK WP HR S P ERA WHIP 7.1 L 33 11 7 7 5 1 0 0 0 0 0 1 75 112 8.59 1.636											PITCHER IP WLS BF H R ER SO BB IBB HBP BLK WP HR S P ERA WHIP

Texas Rangers @ Chicago White Sox
 Comiskey Park, Chicago, IL
 Fri Jul 25 1997, 8:05 PM EDT
 Att. 33,612 - Unknown - 84 F

livebaseballscorecards.com

AB	38
R	8
H	12
RBI	8
BB	1
SO	5
LOB	13



Batter	1	2	3	4	5	6	7	8	9	AB R H RBI BB SO LOB	TOP	
Mark McLemore, S (1, 4) OBP: 0.350, SLG: 0.329	1-1 L7		1-1 SH1-3	0-1 F9		2-2 G4-3			1-1 F7	4 0 0 0 0 0 2		
Ivan Rodriguez, R (1, 2) OBP: 0.374, SLG: 0.513	1-1 G4-3		1-2 G5-3		1-2 G4-3 2B		2-1 F8		2-2 F8 29 1B HBP	4 0 1 0 0 0 1		
29 Rusty Greer, L (1, 7) OBP: 0.416, SLG: 0.517	2-3 K		4-1 1B E BB		2-1 G4-3		3-2 G1-3		2-2 1B	4 1 1 0 1 1 1		
Juan Gonzalez, R (1, 10) OBP: 0.321, SLG: 0.543		1-1 G6-3	2-1 1B E		1-3 K		1-0 F7		2-0 F9	5 0 1 1 0 1 3		
Will Clark, L (1, 3) OBP: 0.416, SLG: 0.512		0-2 1B 1B	1-0 E7 1B		1-1 G4-3			3-2 G3-1		4 1 2 1 0 0 1		
Mike Simms, R (1, 9) OBP: 0.296, SLG: 0.470		3-2 1B	4-0 1B			4-0 1B BB		0-0 HR		1 0 1 0 2 0 0 1 1 1 1 0 0 0		
Warren Newson, L (8, PH) OBP: 0.358, SLG: 0.496 (8, 9)		1-3 1B	1-3 IBB									
Fernando Tatis, R (1, 5) OBP: 0.250, SLG: 0.250		1-2 G6-4-3 1B	0-3 K			1-2 F8		1-1 G3		4 0 1 1 0 1 4		
Domingo Cedeno, S (1, 6) OBP: 0.330, SLG: 0.393		0-0 G6-4-3		1-2 F9		0-2 SAFE 1-2 1B		3-2 F8		4 0 1 0 0 0 2		
Damon Buford, R (1, 8) OBP: 0.281, SLG: 0.330			1-0 SH1-3 1B 2B	0-2 G1-3		1-1 P4		3-2 P4		4 1 1 0 0 0 2		
Inning Stats	R: 0 H: 0 E: 0 LOB: 0 K: 1 BB: 0 S: 8 P: 12	R: 1 H: 3 E: 0 LOB: 1 K: 0 BB: 0 S: 13 P: 18	R: 2 H: 3 E: 1 LOB: 3 K: 1 BB: 2 S: 13 P: 27	R: 0 H: 0 E: 0 LOB: 0 K: 0 BB: 0 S: 8 P: 9	R: 0 H: 1 E: 0 LOB: 1 K: 1 BB: 0 S: 10 P: 15	R: 0 H: 1 E: 0 LOB: 2 K: 0 BB: 1 S: 12 P: 20	R: 0 H: 0 E: 0 LOB: 0 K: 0 BB: 0 S: 7 P: 13	R: 1 H: 1 E: 0 LOB: 0 K: 0 BB: 0 S: 10 P: 17	R: 0 H: 1 E: 0 LOB: 2 K: 0 BB: 0 S: 11 P: 21	1B: 7 SF: 0 2B: 2 SAC: 1 3B: 0 DP: 1 HR: 1 HBP: 1	WP: 0 PA: 40 PB: 0 SB: 0 CS: 0	
PITCHER	IP WLS BF H R ER SO BB IBB HBP BLK WP HR S P ERA WHIP											
Wilson Alvarez, L (1, 1) ERA: 3.03	6.0 L 28 8 3 3 3 2 1 0 0 0 0 0 64 101 4.50 1.667											
Chris Clemons, R (7, 1) ERA: 2.25	3.0 12 2 1 1 0 0 0 0 1 0 0 0 1 28 51 3.00 0.667											

Texas Rangers @ Chicago White Sox
Comiskey Park, Chicago, IL
Sat Jul 26 1997, 4:33 AM EDT
Att. 26,262 - Sunny - 95 F

livebaseballscorecards.com

AB 35
R 4
H 10
RBI 4
BB 3
SO 3
LOB 16



Batter	1	2	3	4	5	6	7	8	9	AB R H RBI BB SO LOB	TOP																									
Tom Goodwin, L (1, 8) OBP: 0.312, SLG: 0.350	1-2 G6-3 3B	4-2 CS BB		1-0 L7			2-3 K		1-0 G4-3	4 1 1 0 1 1 1																										
Mark McLemore, S (1, 4) OBP: 0.354, SLG: 0.347	1-1 G6-3	1-2 CS 1-2	0-0 HR		1-1 FC4-6 1B		2-2 29 G3-1 WP 2B		1-1 G6-3	5 2 3 2 0 0 0																										
29 Rusty Greer, L (1, 7) OBP: 0.414, SLG: 0.514	2-0 1B 1B		2-2 L8		1-1 FC4-6 1-2f G5-3		1-0 G3-1			4 0 1 0 0 0 2																										
Juan Gonzalez, R (1, 9) OBP: 0.320, SLG: 0.539	0-3 K		2-2 1B		3-2 G5-3 1-2		2-2 G5-3 3-H			4 0 1 0 0 1 2																										
Will Clark, L (1, 10) OBP: 0.416, SLG: 0.521	0-0 1-2 1B		1-3 K		1-1 F7			0-2 HR		4 1 2 1 0 1 2																										
Lee Stevens, L (1, 3) OBP: 0.328, SLG: 0.492	1-1 G6-3		0-3 K			0-1 WP 1B		0-0 P5		4 0 1 0 0 1 3																										
Fernando Tatis, R (1, 5) OBP: 0.250, SLG: 0.625		0-1 HR		0-3 K		3-3 K 1-2		2-3 K		4 1 1 1 0 3 1																										
Domingo Cedenro, S (1, 6) OBP: 0.323, SLG: 0.385		0-2 F7		3-1 F8		0-0 F8		2-3 K		4 0 0 0 0 1 1																										
Henry Mercedes, R (1, 2) OBP: 0.250, SLG: 0.270		1-3 K		0-2 2B		0-3 K			0-0 G3-1	4 0 1 0 0 2 1																										
Ivan Rodriguez, R (9, 2) OBP: 0.374, SLG: 0.513										0 0 0 0 0 0 0																										
Inning Stats	R: 1 E: 0 K: 1 S: 12	H: 3 LOB: 2 BB: 0 P: 17	R: 1 E: 0 K: 1 S: 13	H: 1 LOB: 0 BB: 1 P: 19	R: 1 E: 0 K: 2 S: 13	H: 2 LOB: 1 BB: 0 P: 18	R: 0 E: 0 K: 1 S: 9	H: 1 LOB: 1 BB: 0 P: 13	R: 0 E: 0 K: 2 S: 9	H: 1 LOB: 1 BB: 0 P: 12	R: 1 E: 0 K: 1 S: 13	H: 1 LOB: 0 BB: 0 P: 20	R: 1 E: 0 K: 2 S: 11	H: 1 LOB: 0 BB: 0 P: 15	R: 0 E: 0 K: 0 S: 4	H: 0 LOB: 0 BB: 0 P: 6	1B: 5 2B: 2 3B: 1 HR: 3	SF: 0 SAC: 0 DP: 0 HBP: 0	WP: 2 PB: 0 SB: 0 CS: 1	PA: 39																
PITCHER	IP WLS BF H R ER SO BB IBB HBP BLK WP HR S P ERA WHIP																																			
Danny Darwin, R (1, 1) ERA: 4.13	6.0		27	9	3	3	7	1	0	0	0	1	2	66	95	4.50	1.667																			
Tony Castillo, L (7, 1) ERA: 5.49	0.2	L	3	1	1	1	1	0	0	0	0	0	0	7	12	13.50	1.500																			
Matt Karchner, R (7, 1) ERA: 3.0	1.1		5	1	1	1	2	0	0	0	0	1	1	17	23	6.75	0.750																			
Roberto Hernandez, R (9, 1) ERA: 2.51	1.0		3	0	0	0	0	0	0	0	0	0	0	4	6	0.00	0.000																			

Texas Rangers @ Chicago White Sox
Comiskey Park, Chicago, IL
Sun Jul 27 1997, 8:05 PM EDT
Att. 29,558 - Unknown - 79 F

livebaseballscorecards.com

AB	37
R	5
H	11
RBI	4
BB	1
SO	10
LOB	13



Batter	1	2	3	4	5	6	7	8	9	AB R H RBI BB SO LOB	TOP									
Brian Hunter, R (1, 8) OBP: 0.323, SLG: 0.339	3-2 G5-3		2-2 G5-3		1-2 G5-3			0-2 P3		4 0 0 0 0 0 1										
Travis Fryman, R (1, 5) OBP: 0.334, SLG: 0.447	0-1 F8		3-1 F7			1-1 P2		0-0 F7		4 0 0 0 0 0 0										
Bobby Higginson, L (1, 7) OBP: 0.369, SLG: 0.508	3-2 F9			1-0 F8		2-2 F9			1-2 G6-3	4 0 0 0 0 0 0										
Tony Clark, S (1, 3) OBP: 0.396, SLG: 0.544		2-2 F7		2-2 F7		2-2 F7			0-1 F9	4 0 0 0 0 0 0										
Bob Hamelin, L (1, 10) OBP: 0.402, SLG: 0.547		0-2 HR		4-2 3B			2-3 K		2-2 2B	3 2 2 0 1 1 0										
Damion Easley, R (1, 4) OBP: 0.358, SLG: 0.488		2-1 HR		2-1 3B			2-1 E6		1-1 L4	4 1 2 3 0 0 1										
Melvin Nieves, S (1, 9) OBP: 0.335, SLG: 0.468		2-2 G5-3		1-0 G4-3			0-3 K			3 0 0 0 0 1 2										
Raul Casanova, S (1, 2) OBP: 0.337, SLG: 0.393		2-2 F8			3-2 G6-3		1 SAFE 2-2 F8			3 0 0 0 0 0 1										
Deivi Cruz, R (1, 6) OBP: 0.253, SLG: 0.304			3-2 CS		0-3 K			2-1 F8		3 0 1 0 0 1 0										
Inning Stats	R: 0 E: 0 K: 0 S: 8	H: 0 LOB: 0 BB: 0 P: 14	R: 2 E: 0 K: 0 S: 18	H: 2 LOB: 0 BB: 0 P: 26	R: 0 E: 0 K: 0 S: 8	H: 1 LOB: 0 BB: 0 P: 16	R: 1 E: 0 K: 0 S: 9	H: 1 LOB: 1 BB: 1 P: 19	R: 0 E: 0 K: 1 S: 11	H: 0 LOB: 0 BB: 0 P: 15	R: 0 E: 1 K: 2 S: 13	H: 0 LOB: 1 BB: 0 P: 19	R: 0 E: 0 K: 0 S: 6	H: 0 LOB: 0 BB: 0 P: 8	R: 0 E: 0 K: 0 S: 11	H: 1 LOB: 1 BB: 0 P: 15	1B: 2 2B: 1 3B: 1 HR: 1	SF: 0 SAC: 0 DP: 0 HBP: 0	WP: 0 PB: 0 SB: 0 CS: 1	PA: 33
PITCHER	IP WLS BF H R ER SO BB IBB HBP BLK WP HR S P ERA WHIP																			
James Baldwin, R (1, 1) ERA: 4.98	7.0 L 26 4 3 3 3 1 0 0 0 0 0 1 77 124 3.86 0.714																			
Carlos Castillo, R (8, 1) ERA: 3.57	1.0 3 0 0 0 0 0 0 0 0 0 0 0 6 8 0.00 0.000																			
Chuck McElroy, L (9, 1) ERA: 3.83	1.0 4 1 0 0 0 0 0 0 0 0 0 0 0 11 15 0.00 1.000																			

Detroit Tigers @ Chicago White Sox
Comiskey Park, Chicago, IL

Tue Jul 29 1997, 8:05 PM EDT
Att. 20,380 - Unknown - 71 F

livebaseballscorecards.com

AB	32
R	3
H	5
RBI	3
BB	1
SO	3
LOB	5




Batter	1	2	3	4	5	6	7	8	9	AB	R	H	RBI	BB	SO	LOB
Dave Martinez, L OBP: 0.350, SLG: 0.411 (1, 3)	2-2 G6-3		1-2 L7			2-0 P5			0-0 G5-3	4	0	0	0	0	0	0
Ray Durham, S OBP: 0.331, SLG: 0.358 (1, 4)	2-2 E9 1B			1-2 G3			0-0 G1-4-3 1B		0-1 G6-3	4	0	2	0	0	0	0
Frank Thomas, R OBP: 0.465, SLG: 0.647 (1, 10)	1-0 F9			1-0 L4			1 SAFE G1-4-3 1-2f			3	0	0	0	0	0	2
Albert Belle, R OBP: 0.333, SLG: 0.494 (1, 7)	3-2 G5-3			0-0 P4			0-0 G4-3			3	0	0	0	0	0	1
Robin Ventura, L OBP: 0.400, SLG: 0.611 (1, 5)		4-0 G6-3 BB			0-0 P5			1-3 K		2	0	0	0	1	1	0
Lyle Mouton, R OBP: 0.316, SLG: 0.389 (1, 9)		0-1 G6-3 1-2f			1-2 L6			0-3 K		3	0	0	0	0	1	1
Jorge Fabregas, L OBP: 0.269, SLG: 0.329 (1, 2)		0-1 P5			1-2 G4-3			3-3 K		3	0	0	0	0	1	0
Mike Cameron, R OBP: 0.351, SLG: 0.467 (1, 8)			0-1 G5-3				1-1 G1-4-3		2-1 HR	3	1	1	1	0	0	0
Ozzie Guillen, L OBP: 0.304, SLG: 0.349 (1, 6)			0-2 F9				1-0 L7		0-1 F9	3	0	0	0	0	0	0

Inning Stats	R: 0	H: 1	E: 1	K: 0	S: 15	R: 0	H: 0	E: 0	K: 0	S: 4	R: 0	H: 0	E: 0	K: 0	S: 8	R: 0	H: 0	E: 0	K: 0	S: 5	R: 0	H: 0	E: 0	K: 0	S: 9	R: 0	H: 0	E: 0	K: 0	S: 4	R: 0	H: 1	E: 0	K: 3	S: 9	R: 0	H: 0	E: 0	K: 0	S: 7	R: 1	H: 1	E: 0	K: 0	S: 7	1B: 2	2B: 0	3B: 0	HR: 1	SF: 0	SAC: 0	DP: 2	HBP: 0	WP: 0	PB: 0	SB: 0	CS: 0	PA: 29
PITCHER Willie Blair, R ERA: 4.27 (1, 1)	IP	WLS	BF	H	R	ER	SO	BB	IBB	HBP	BLK	WP	HR	S	P	ERA	WHIP	IP	WLS	BF	H	R	ER	SO	BB	IBB	HBP	BLK	WP	HR	S	P	ERA	WHIP																								

DETROIT TIGERS @ CHICAGO WHITE SOX
 Comiskey Park, Chicago, IL
 Tue Jul 29 1997, 8:05 PM EDT
 Att. 20,380 - Unknown - 71 F

AB	28
R	1
H	3
RBI	1
BB	1
SO	3
LOB	4



Batter	1	2	3	4	5	6	7	8	9	AB R H RBI BB SO LOB	TOP		
Brian Hunter, R OBP: 0.326, SLG: 0.344 (1, 8)	1-2 BB BB BB 1B	2-3 K			3-2 2B 2B		X 0-0 S S 1B		1-3 K	5 2 3 0 0 2 0			
Damion Easley, R OBP: 0.358, SLG: 0.485 (1, 4)	2-2 F8		1-1 CS 1B		0-0 F8		SAFE 4-2 B F SAFE H 1-2 HBP		1-0 G6-3	4 0 1 0 0 0 2			
Bobby Higginson, L OBP: 0.371, SLG: 0.511 (7, PH)	4-2 BB BB BB 1-2 BB		0-0 L8		2-0 2B		SAFE 1-3 SAFE SAFE		1-3 K	2 0 1 1 1 0 1 1 0 0 0 0 1 2			
Melvin Nieves, S OBP: 0.334, SLG: 0.466 (7, 9)													
Tony Clark, S OBP: 0.395, SLG: 0.540 (1, 3)	1-3 K		3-3 K		4-2 BB		SAFE 0-2 SAFE SAFE		0-2 F7	3 0 0 0 1 2 5			
Bob Hamelin, L OBP: 0.401, SLG: 0.540 (8, PH)	4-2 BB 1-2 2-3 BB			X 0-0 G3	3-2 L8		SAFE 0-0 SAFE SAFE		0-0 B1-3	2 0 0 0 1 0 2 0 0 0 0 0 0 0 1 0 0 0 0 0 0			
Orlando Miller, R OBP: 0.286, SLG: 0.394 (8, PH)													
Curtis Pride, L OBP: 0.326, SLG: 0.329 (8, PH)													
Travis Fryman, R OBP: 0.336, SLG: 0.444 (1, 5)	4-2 BB 1-2 2-3 3-H BB		1-0 G5-3		0-3 K		SAFE 4-2 SAFE SAFE		4-2 G5-3 BB	2 0 0 1 2 1 0			
Phil Nevin, R OBP: 0.354, SLG: 0.446 (1, 7)	1-1 F9		0-0 1B		3-2 P4		SAFE 3-2 SAFE SAFE		3-2 G5-3	4 0 1 0 0 0 4			
Matt Walbeck, S OBP: 0.343, SLG: 0.414 (1, 2)			0-0 F7		3-2 P4		SAFE 0-3 SAFE SAFE		0-3 K	4 0 0 0 0 2 2			
Deivi Cruz, R OBP: 0.249, SLG: 0.299 (1, 6)			0-0 G4-3		2-1 G5-3		SAFE 1-1 SAFE SAFE		0-1 G6-3	4 0 0 0 0 0 0			
Inning Stats	R: 1 H: 1 E: 0 LOB: 3 K: 1 BB: 3 S: 22 P: 38	R: 0 H: 0 E: 0 LOB: 0 K: 2 BB: 0 S: 7 P: 10	R: 0 H: 1 E: 0 LOB: 1 K: 1 BB: 0 S: 6 P: 10	R: 0 H: 1 E: 0 LOB: 1 K: 0 BB: 0 S: 4 P: 5	R: 1 H: 2 E: 0 LOB: 2 K: 0 BB: 1 S: 12 P: 26	R: 0 H: 0 E: 0 LOB: 0 K: 1 BB: 0 S: 11 P: 17	R: 0 H: 1 E: 0 LOB: 2 K: 1 BB: 0 S: 16 P: 21	R: 0 H: 0 E: 0 LOB: 1 K: 1 BB: 1 S: 10 P: 17	R: 0 H: 0 E: 0 LOB: 0 K: 1 BB: 0 S: 7 P: 9	1B: 4 SF: 0 2B: 3 SAC: 0 3B: 0 DP: 1 HR: 0 HBP: 1	WP: 0 PA: 38 PB: 0 SB: 2 CS: 1		
PITCHER	IP WLS BF H R ER SO BB IBB HBP BLK WP HR S P ERA WHIP											PITCHER	IP WLS BF H R ER SO BB IBB HBP BLK WP HR S P ERA WHIP
Doug Drabek, R ERA: 6.1 (1, 1)	6.0 W 26 5 2 2 5 4 0 0 0 0 0 0 62 106 3.00 1.500												
Carlos Castillo, R ERA: 3.54 (7, 1)	0.1 3 1 0 0 0 0 0 0 1 0 0 0 0 10 14 0.00 3.000												
Tony Castillo, L ERA: 5.4 (7, 1)	0.2 2 0 0 0 0 1 0 0 0 0 0 0 0 6 7 0.00 0.000												
Matt Karchner, R ERA: 2.94 (8, 1)	0.2 3 0 0 0 0 0 1 0 0 0 0 0 0 7 14 0.00 1.500												
Roberto Hernandez, R ERA: 2.44 (8, 1)	1.1 S 4 0 0 0 0 2 0 0 0 0 0 0 0 10 12 0.00 0.000												

Detroit Tigers @ Chicago White Sox
Comiskey Park, Chicago, IL
Wed Jul 30 1997, 4:33 AM EDT
Att. 30,613 - Sunny - 74 F

livebaseballscorecards.com

AB	32
R	2
H	6
RBI	2
BB	5
SO	8
LOB	18



Batter	1	2	3	4	5	6	7	8	9	AB R H RBI BB SO LOB
Dave Martinez, L OBP: 0.346, SLG: 0.406 (1, 9)	F9	F7-5-4			F8			F7		4 0 0 0 0 0 2
Ray Durham, S OBP: 0.333, SLG: 0.359 (1, 4)	1B		G4-3			G1-3		1B		4 0 2 0 0 0 0
Frank Thomas, R OBP: 0.462, SLG: 0.651 (1, 10)	F8		G4-3			HR		F9		4 1 1 1 0 0 2
Albert Belle, R OBP: 0.330, SLG: 0.490 (1, 7)	G5-3		F8			K				3 0 0 0 0 1 1
Robin Ventura, L OBP: 0.391, SLG: 0.619 (1, 5)		2B			F9			P5		3 1 1 0 0 0 0
Mike Cameron, R OBP: 0.351, SLG: 0.465 (1, 8)		1B			K			K		3 1 1 0 0 2 0
Jorge Fabregas, L OBP: 0.274, SLG: 0.330 (1, 2)		1B			F9			CS		2 0 1 0 1 0 0
34 Mario Valdez, L OBP: 0.364, SLG: 0.368 (1, 3)		1B			K			K		3 0 1 2 0 2 1
Ozzie Guillen, L OBP: 0.302, SLG: 0.347 (1, 6)		SH5-4			F7			F7		2 0 0 0 0 0 0

Inning Stats	R: 0	H: 1	E: 0	K: 12	R: 2	H: 3	E: 0	K: 16	R: 0	H: 0	E: 0	K: 6	R: 0	H: 0	E: 0	K: 8	R: 1	H: 1	E: 0	K: 11	R: 0	H: 1	E: 0	K: 13	R: 0	H: 1	E: 0	K: 12
	0	1	0	12	2	3	0	16	0	0	0	6	0	0	0	8	1	1	0	11	0	1	0	13	0	1	0	12

PITCHER	IP	WLS	BF	H	R	ER	SO	BB	IBB	HBP	BLK	WP	HR	S	P	ERA	WHIP
Scott Sanders, R ERA: 6.27 (1, 1)	6.0	L	23	5	3	3	3	1	0	0	0	0	1	61	99	4.50	1.000
Dan Miceli, R ERA: 6.08 (7, 1)	1.0		3	1	0	0	2	0	0	0	0	0	0	13	21	0.00	1.000
Mike Myers, L ERA: 5.91 (8, 1)	0.2		3	1	0	0	0	0	0	0	0	0	0	10	16	0.00	1.500
Todd Jones, R ERA: 2.98 (8, 1)	0.1		1	0	0	0	0	0	0	0	0	0	0	2	4	0.00	0.000

BOTTOM

Detroit Tigers @ Chicago White Sox
Comiskey Park, Chicago, IL

Wed Jul 30 1997, 4:33 AM EDT
Att: 30,613 - Sunny - 74 F

livebaseballscorecards.com

AB 28
R 3
H 7
RBI 3
BB 1
SO 5
LOB 6



WP: 0 PA: 30
PB: 0
SB: 1
CS: 1

Batter	1	2	3	4	5	6	7	8	9	AB R H RBI BB SO LOB	TOP																
Dave Martinez, L OBP: 0.346, SLG: 0.407 (1, 9) (9, 3)	0-2 1B E	1-0 SAFE 1B	0-0 G4-3	0-1 G4-3			2-2 G1-3		3-1 SAFE FC1 SF8	6 2 2 0 0 0 3																	
Ray Durham, S OBP: 0.328, SLG: 0.355 (1, 4) (9, 3)	2-3 SAFE K	0-0 G6-3	2-3 K			0-3 K	0-2 F7		1-1 SF8	5 0 0 2 0 3 2																	
Frank Thomas, R OBP: 0.463, SLG: 0.649 (1, 10) (9, 3)	4-2 BB 1B BB	2-1 HR 2B	2-2 F9			2-1 F8	2-1 F8		4-0 IBB	4 2 1 1 2 0 0																	
Albert Belle, R OBP: 0.335, SLG: 0.496 (1, 7) (9, 3)	1-2 BB 1B 2-H	0-0 F7		4-0 1B BB		1-2 2B		3-2 G4-3 SF8 2B	2-0 F7	5 2 3 1 1 0 3																	
Robin Ventura, L OBP: 0.414, SLG: 0.560 (1, 5) (9, 3)	4-1 1B BB 2-3	4-2 HR BB		0-2 34 BB 1B 1-3		1-1 F7		2-0 G4-3	3-3 K	4 2 1 0 2 1 4																	
Mike Cameron, R OBP: 0.357, SLG: 0.480 (1, 8) (9, 9)	4-2 1B BB 2-3 3-H	0-0 HR		4-2 SAFE 34 BB 1B 1-2			3-3 K	2-2 SF8		2 2 1 5 2 1 0																	
Jorge Fabregas, L OBP: 0.281, SLG: 0.350 (1, 2) (9, 3)	0-0 34 G4-6-3 1B 1-2 2-3 3-H	2-0 HR		0-2 P5			2-1 1B	1-2 F7		5 1 3 2 0 0 2																	
34 Mario Valdez, L OBP: 0.385, SLG: 0.364 (1, 3) (9, PH)	0-1 G4-6-3	1-1 1B		4-1 1B BB 1-2 2-3			2-3 K		1-1 1B FC1	3 0 1 0 1 1 4 1 1 1 0 0 0 0 0 0 0 0 0 0 0																	
Lyle Mouton, R OBP: 0.319, SLG: 0.392 (9, 8)																											
Darren Lewis, R OBP: 0.294, SLG: 0.203 (9, 8)																											
Ozzie Guillen, L OBP: 0.306, SLG: 0.351 (1, 6) (9, 3)									1-2 SAFE E FC1 1B 1-2 SF8	5 2 3 2 0 0 2																	
Inning Stats	R: 3 E: 1 K: 1 S: 18	H: 3 LOB: 2 BB: 3 P: 33	R: 6 E: 0 K: 0 S: 19	H: 6 LOB: 1 BB: 1 P: 34	R: 0 E: 0 K: 1 S: 7	H: 0 LOB: 0 BB: 0 P: 11	R: 2 E: 0 K: 0 S: 15	H: 2 LOB: 2 BB: 3 P: 27	R: 0 E: 0 K: 1 S: 10	H: 1 LOB: 1 BB: 0 P: 14	R: 0 E: 0 K: 2 S: 13	H: 1 LOB: 1 BB: 0 P: 22	R: 0 E: 0 K: 0 S: 10	H: 0 LOB: 0 BB: 0 P: 14	R: 1 E: 0 K: 0 S: 11	H: 1 LOB: 0 BB: 0 P: 19	R: 2 E: 1 K: 1 S: 13	H: 2 LOB: 2 BB: 1 P: 28	1B: 10 2B: 4 3B: 0 HR: 2	SF: 2 SAC: 0 DP: 1 HBP: 0	WP: 0 PB: 0 SB: 0 CS: 0	PA: 50					
PITCHER	IP WLS BF H R ER SO BB IBB HBP BLK WP HR S P ERA WHIP																										
Jason Dickson, R ERA: 3.69 (1, 1)	1.2		15	7	8	8	1	4	0	0	0	0	1	29	53	43.20	6.600										
Darrell May, L ERA: 4.24 (2, 1)	2.1		13	4	3	3	1	3	0	0	0	0	1	30	52	11.57	3.000										
Shigetoshi Hasegawa, R ERA: 3.94 (5, 1)	4.0		15	3	1	1	3	0	0	0	0	0	0	44	69	2.25	0.750										
Mike Holtz, L ERA: 1.84 (9, 1)	0.1	L	4	2	2	0	0	0	0	0	0	0	0	9	15	0.00	6.000										
Pep Harris, R ERA: 4.12 (9, 1)	0.2		3	0	0	0	1	0	1	0	0	0	0	4	13	0.00	0.000										

Chicago White Sox @ Anaheim Angels
Anaheim Stadium, Anaheim, CA
Thu Jul 31 1997, 10:05 PM EDT
Att. 23,297 - Unknown - 79 F

AB	40
R	14
H	16
RBI	13
BB	8
SO	6
LOB	20



WP: 0	PA: 50
PB: 0	
SB: 0	
CS: 0	

ERA	WHIP

Batter	1	2	3	4	5	6	7	8	9	AB	R	H	RBI	BB	SO	LOB	BOTTOM
Tony Phillips, S OBP: 0.391, SLG: 0.396 (1, 4)	0-1 G3	2-3 K		1-0 BB 1B	1-1 SAFE 2B		2-3 K		3-3 K	6	0	2	3	0	3	2	
Darin Erstad, L OBP: 0.354, SLG: 0.442 (1, 3)	3-2 F8		0-1 G4-3	4-0 BB 1B	1-2 G4-6-3 BB		0-1 F7			4	0	0	0	1	0	3	
Dave Hollins, S OBP: 0.376, SLG: 0.424 (1, 5)	3-2 G4-3		0-0 G6-3	1-2 G4-6-3 1-2f		1-0 FC4-6 1B		1-0 P5		5	0	1	0	0	0	3	
Jim Edmonds, L OBP: 0.367, SLG: 0.503 (1, 8)		0-0 16 BB SF9 2B	1-1 G4-3		0-0 F8	0-2 FC4-6 1-2f		0-0 HR		5	2	2	1	0	0	1	
Tim Salmon, R OBP: 0.408, SLG: 0.513 (1, 9)		0-0 SF9 16 BB HR		1-0 1B 1B	1-2 F9	3-2 SAFE SAFE F9		4-2 BB		4	2	1	0	1	0	2	
16 Garret Anderson, L OBP: 0.345, SLG: 0.409 (1, 7)		4-1 HR BB		0-0 F7	2-2 1B 2B 1B	1-3 K		0-1 F7		4	2	1	0	1	1	3	
Jack Howell, L OBP: 0.337, SLG: 0.600 (1, 10)		0-1 SF9		2-1 1B 1B	2-1 1B WP 2B 1B		2-1 P6		0-1 F7	2	2	2	1	0	0	0	
Luis Alicea, S OBP: 0.384, SLG: 0.417 (7, PH)		2-3 3-H		1-2 1B 1B	1-3 2B 1B					2	0	0	0	0	0	1	
Todd Greene, R OBP: 0.368, SLG: 0.625 (1, 2)		1-1 HR		0-0 1B 1B	1-1 1B 2B		0-1 2B		2-1 F9	5	3	4	6	0	0	0	
Gary Disarcina, R OBP: 0.294, SLG: 0.356 (1, 6)		3-2 F8		0-0 1B 1B	0-1 2B 1B		4-2 BB		1-1 G4-3	4	1	2	1	1	0	0	

Inning Stats	R: 0	H: 0	E: 0	K: 9	S: 9	P: 15	R: 4	H: 2	E: 1	K: 1	S: 13	P: 23	R: 0	H: 0	E: 0	K: 0	S: 5	R: 3	H: 5	E: 0	K: 10	S: 10	R: 4	H: 5	E: 0	K: 19	S: 19	R: 0	H: 1	E: 0	K: 14	S: 14	R: 0	H: 1	E: 0	K: 12	S: 12	R: 1	H: 1	E: 0	K: 8	S: 8	R: 0	H: 0	E: 0	K: 7	S: 7	R: 0	H: 0	E: 0	K: 13	S: 13	1B: 9	SF: 1	3B: 0	DP: 1	HR: 2	HBP: 0	WP: 1	PA: 46
Jaime Navarro, R ERA: 5.58 (1, 1)	IP	WLS	BF	H	R	ER	SO	BB	IBB	HBP	BLK	WP	HR	S	P	ERA	WHIP																																											
Tony Castillo, L ERA: 5.18 (5, 1)	1.2		7	2	0	0	1	0	0	0	0	0	0	21	30	0.00	1.200																																											
Carlos Castillo, R ERA: 3.6 (7, 1)	1.2	W	9	2	1	1	1	2	0	0	0	0	0	18	29	5.40	2.400																																											
Matt Karchner, R ERA: 2.86 (9, 1)	1.0	S	3	0	0	0	1	0	0	0	0	0	0	7	13	0.00	0.000																																											

Chicago White Sox @ Anaheim Angels
Anaheim Stadium, Anaheim, CA

Thu Jul 31 1997, 10:05 PM EDT
Att: 23,297 - Unknown - 79 F

livebaseballscorecards.com

AB	41
R	12
H	15
RBI	12
BB	4
SO	4
LOB	15



Batter	1	2	3	4	5	6	7	8	9	AB R H RBI BB SO LOB	TOP	
Ray Durham, S (1, 4) OBP: 0.329, SLG: 0.354	1-3 K		0-1 G4-3		1-0 P4		2-2 1B		1-2 HBP	4 0 1 0 0 1 0		
Robin Ventura, L (1, 5) OBP: 0.455, SLG: 0.586 34 Mario Valdez, L (9, PH) OBP: 0.370, SLG: 0.348	1-0 1B			2-1 2B FC5 1B		2-2 G3	0-0 1B		1-3 K	4 0 3 0 0 0 0 1 0 0 0 0 1 1		
Frank Thomas, R (1, 10) OBP: 0.462, SLG: 0.651	3-0 F9			1-0 BB 1-3 2B		0-1 2B	2-2 F8		2-1 F9	5 1 2 0 0 0 4		
Albert Belle, R (1, 7) OBP: 0.334, SLG: 0.493 Darren Lewis, R (8, 8) OBP: 0.294, SLG: 0.203	3-2 K			1-2 FC5 BB		4-1 2B BB		1-1 F7		3 0 0 0 1 1 3 0 0 0 0 0 0 0		
Lyle Mouton, R (1, 9) OBP: 0.318, SLG: 0.389		0-0 G5-3		2-3 K		1-3 K		2-2 BB 1B		4 0 1 0 0 2 4		
Mike Cameron, R (1, 8) OBP: 0.359, SLG: 0.483		2-1 G5-3		4-1 BB 1-2 2-3 BB		2-0 2B 1-3 2-H		1-3 K		3 0 1 1 1 1 1		
Chris Snopce, R (1, 6) OBP: 0.272, SLG: 0.330		1-3 K		1-0 P6		0-0 G1-3		4-2 BB		3 0 0 0 1 1 5		
Dave Martinez, L (1, 3) OBP: 0.342, SLG: 0.402			0-2 G4-3		0-2 G4-3		1-3 K	2-1 G3		4 0 0 0 0 1 2		
Tony Peña, R (1, 2) OBP: 0.257, SLG: 0.194			2-1 G6-3		0-2 F7		0-0 G6-3		1-0 F8	4 0 0 0 0 0 0		
Inning Stats	R: 0 H: 1 E: 0 LOB: 1 K: 2 BB: 0 S: 8 P: 16	R: 0 H: 0 E: 0 LOB: 0 K: 1 BB: 0 S: 6 P: 9	R: 0 H: 0 E: 0 LOB: 0 K: 0 BB: 0 S: 7 P: 9	R: 0 H: 2 E: 0 LOB: 3 K: 1 BB: 1 S: 11 P: 22	R: 0 H: 0 E: 0 LOB: 0 K: 0 BB: 0 S: 7 P: 8	R: 1 H: 2 E: 0 LOB: 2 K: 1 BB: 1 S: 11 P: 20	R: 0 H: 2 E: 0 LOB: 2 K: 1 BB: 0 S: 11 P: 16	R: 0 H: 1 E: 0 LOB: 2 K: 1 BB: 1 S: 12 P: 22	R: 0 H: 0 E: 0 LOB: 1 K: 1 BB: 0 S: 9 P: 14	1B: 5 SF: 0 2B: 3 SAC: 0 3B: 0 DP: 0 HR: 0 HBP: 1	WP: 0 PA: 39 PB: 0 SB: 0 CS: 0	
PITCHER Allen Watson, L (1, 1) ERA: 4.63 Greg Cadaret, L (9, 1) ERA:	IP WLS BF H R ER SO BB IBB HBP BLK WP HR S P ERA WHIP	8.0 W 35 8 1 1 7 3 0 0 0 0 0 0 73 122 1.12 1.375	1.0 4 0 0 0 1 0 0 0 1 0 0 0 9 14 0.00 0.000	PITCHER IP WLS BF H R ER SO BB IBB HBP BLK WP HR S P ERA WHIP								

Chicago White Sox @ Anaheim Angels
Anaheim Stadium, Anaheim, CA

Fri Aug 01 1997, 10:05 PM EDT
Att. 20,953 - Unknown - 75 F

livebaseballscorecards.com

AB 35
R 1
H 8
RBI 1
BB 3
SO 8
LOB 20



Batter	1	2	3	4	5	6	7	8	9
Tony Phillips, S OBP: 0.394, SLG: 0.396 Orlando Palmeiro, L OBP: 0.337, SLG: 0.287	4-1 BB 1B	1-0 G6-3		4-2 HR BB		3-1 FC1-2 1B HBP		0-1 G4-3	
Darin Erstad, L OBP: 0.357, SLG: 0.450	2-2 1B 1B	0-1 F9		2-2 HR		1-2 1B FC1-2 HBP		2-3 K	
Dave Hollins, S OBP: 0.377, SLG: 0.425 Craig Grebeck, R OBP: 0.366, SLG: 0.393	1-2 1B 1B		2-2 16 WP 16 1B S	2-3 K		1-2 FC1-2 1B E			
Tim Salmon, R OBP: 0.409, SLG: 0.513	3-1 S 1B		3-3 K		1-2 L5	0-0 E8 1B			
Todd Greene, R OBP: 0.361, SLG: 0.597	3-3 K		0-0 P4		4-2 16 BB BB	1-1 P4			
16 Garret Anderson, L OBP: 0.346, SLG: 0.409	1-2 F7		2-0 1B		4-0 G3-6 BB		2-1 G6-3		
Chad Kreuter, S OBP: 0.311, SLG: 0.367	4-2 BB		0-0 F9		0-0 G3-6-1		0-1 G6-3		
Luis Alicea, S OBP: 0.383, SLG: 0.413	1-3 K			3-1 P2		4-1 1B FC1-2 BB		1-0 F6	
Gary Disarcina, R OBP: 0.290, SLG: 0.352		2-2 F8		0-0 G4-3		0-1 L8		1-1 G6-3	

AB	R	H	RBI	BB	SO	LOB
2	3	1	0	2	0	0
1	0	0	0	0	0	0
4	3	2	3	0	1	0
4	3	2	0	0	1	3
0	0	0	0	0	0	0
4	0	2	4	0	1	1
3	0	0	0	1	1	3
3	0	1	1	1	0	1
3	0	0	0	1	0	3
3	0	0	0	1	1	2
4	0	0	0	0	0	1


BOTTOM

Chicago White Sox @ Anaheim Angels
Anaheim Stadium, Anaheim, CA

Fri Aug 01 1997, 10:05 PM EDT
Att: 20,953 - Unknown - 75 F

AB	31
R	9
H	8
RBI	8
BB	6
SO	5
LOB	14

livebaseballscorecards.com



1B:	7	SF:	0	WP:	1	PA:	38
2B:	0	SAC:	0	PB:	0		
3B:	0	DP:	1	SB:	3		
HR:	1	HBP:	1	CS:	0		

Inning Stats	R	H	E	K	S	LOB	BB	P	R	H	E	K	S	LOB	BB	P	ERA	WHIP	
R: 3 E: 1 K: 2 S: 25	H: 3 LOB: 2 BB: 2 P: 44	R: 0 E: 0 K: 0 S: 7	H: 0 LOB: 0 BB: 0 P: 10	R: 1 E: 0 K: 1 S: 10	H: 2 LOB: 1 BB: 0 P: 17	R: 2 E: 0 K: 1 S: 12	H: 1 LOB: 0 BB: 1 P: 23	R: 0 E: 0 K: 0 S: 7	H: 0 LOB: 1 BB: 2 P: 16	R: 3 E: 1 K: 0 S: 14	H: 2 LOB: 1 BB: 1 P: 24	R: 0 E: 0 K: 0 S: 5	H: 0 LOB: 0 BB: 0 P: 8	R: 0 E: 0 K: 1 S: 7	H: 0 LOB: 0 BB: 0 P: 10	1B: 7 2B: 0 3B: 0 HR: 1	SF: 0 SAC: 0 DP: 1 HBP: 1	WP: 1 PB: 0 SB: 3 CS: 0	ERA: 12.46 WHIP: 2.538
PITCHER	IP	WLS	BF	H	R	ER	SO	BB	IBB	HBP	BLK	WP	HR	S	P	ERA	WHIP		
Scott Eyre, L ERA: 12.46	(1, 1)	4.1	L	6	6	6	4	5	0	0	0	1	1	60	109	12.46	2.538		
Al Levine, R ERA: 6.65	(5, 1)	3.1		2	3	2	0	1	0	1	0	0	0	24	38	5.40	0.900		
Nelson Cruz, R ERA:	(8, 1)	0.1		0	0	0	1	0	0	0	0	0	0	3	5	0.00	0.000		

Batter	1	2	3	4	5	6	7	8	9	AB R H RBI BB SO LOB	TOP	
Dave Martinez, L (1, 9) OBP: 0.341, SLG: 0.404	1-0 L9			2-2 G3		3-1 1B 2B		1-2 G5-3		4 1 1 0 0 0 0	Chicago White Sox @ Anaheim Angels Anaheim Stadium, Anaheim, CA Sat Aug 02 1997, 10:05 PM EDT Att. 28,139 - Unknown - 86 F	
Ray Durham, S (1, 4) OBP: 0.326, SLG: 0.350	2-2 P6			0-1 G5-3		0-0 E1 1B		1-1 G5-3		4 0 0 0 0 0 1		
Frank Thomas, R (1, 10) OBP: 0.460, SLG: 0.647	1-3 K			3-2 E3		2-0 G3-6-3 1B		0-0 E5		4 0 1 1 0 1 0		
Albert Belle, R (1, 7)		0-0 F8		1-0 P3		0-0 L5		3-2 F8		4 0 0 0 0 0 4		
Robin Ventura, L (1, 5) OBP: 0.432, SLG: 0.531		2-1 G4-3			4-0 2B 34 SF7 BB	2-1 G3-6-3		2-3 K		3 1 0 0 1 1 2		
Mike Cameron, R (1, 8) OBP: 0.357, SLG: 0.483		1-1 G6-3			2-2 34 SF7 2B		0-2 G6-3		3-2 F7	4 0 1 0 0 0 0		
Jorge Fabregas, L (1, 2) OBP: 0.281, SLG: 0.348 Darren Lewis, R (9, PR) OBP: 0.294, SLG: 0.203			2-0 G1		0-3 K		0-0 G4-3		1-2 1B	4 0 1 0 0 1 2 0 0 0 0 0 0 0		
34 Mario Valdez, L (1, 3) OBP: 0.355, SLG: 0.346			1-1 P6		2-1 SF7		2-2 1B		2-3 K	3 0 1 1 0 1 1		
Ozzie Guillen, L (1, 6) OBP: 0.304, SLG: 0.348			2-2 G6-3		0-0 G5-3		0-0 P4			3 0 0 0 0 0 2		
Inning Stats	R: 0 H: 0 E: 0 LOB: 0 K: 1 BB: 0 S: 8 P: 12	R: 0 H: 0 E: 0 LOB: 0 K: 0 BB: 0 S: 5 P: 8	R: 0 H: 0 E: 0 LOB: 0 K: 0 BB: 0 S: 6 P: 11	R: 0 H: 0 E: 1 LOB: 1 K: 0 BB: 0 S: 14 P: 20	R: 1 H: 1 E: 0 LOB: 1 K: 1 BB: 1 S: 9 P: 17	R: 1 H: 2 E: 1 LOB: 1 K: 0 BB: 0 S: 7 P: 14	R: 0 H: 1 E: 0 LOB: 1 K: 0 BB: 0 S: 8 P: 10	R: 0 H: 0 E: 1 LOB: 1 K: 0 BB: 0 S: 9 P: 14	R: 0 H: 1 E: 0 LOB: 1 K: 2 BB: 0 S: 12 P: 20	1B: 3 SF: 1 2B: 2 SAC: 0 3B: 0 DP: 1 HR: 0 HBP: 0	WP: 0 PA: 35 PB: 0 SB: 0 CS: 0	
PITCHER Dennis Springer, R (1, 1) ERA: 5.57 Troy Percival, R (9, 1) ERA: 4.32	IP WLS BF H R ER SO BB IBB HBP BLK WP HR S P ERA WHIP											PITCHER IP WLS BF H R ER SO BB IBB HBP BLK WP HR S P ERA WHIP

livebaseballscorecards.com

AB	33
R	2
H	5
RBI	2
BB	1
SO	4
LOB	12



Batter	1	2	3	4	5	6	7	8	9	AB	R	H	RBI	BB	SO	LOB
Tony Phillips, S OBP: 0.395, SLG: 0.398 (1, 10)	0-1 CS 1B	3-2 1-H 2-H 1B	G4-3			2-3 K				4	0	2	2	0	1	3
Orlando Palmeiro, L OBP: 0.324, SLG: 0.275 (1, 8)	3-3 1-2 K	1-0 L8			0-2 G1-3			0-1 P5		4	0	0	0	0	1	2
Dave Hollins, S OBP: 0.378, SLG: 0.423 (1, 5)	3-3 K	4-2 1-2 BB			0-0 G1-3			4-1 BB BB		2	0	0	0	2	1	0
Tim Salmon, R OBP: 0.410, SLG: 0.510 (1, 9)		16 HR BB			2-3 K			4-2 SAFE SAFE 1-2 BB		2	1	0	0	2	2	2
16 Garret Anderson, L OBP: 0.345, SLG: 0.414 (1, 7)		0-2 1-H HR	2-2 P5		0-0 L8			2-2 P6		4	1	1	2	0	0	2
Todd Greene, R OBP: 0.355, SLG: 0.571 (1, 2)		4-2 1B 1B BB	2-3 K		3-1 F8			2-2 G6-3		3	1	0	0	1	1	2
Jack Howell, L OBP: 0.336, SLG: 0.588 (1, 3)		2-3 K	4-2 WP BB BB		3-1 F9			1-2 G5-3		2	0	0	0	1	1	1
Darin Erstad, L OBP: 0.356, SLG: 0.449 (8, 3)		0-1 PB 1B 1B	4-1 WP BB		2-1 G6-3			3-3 K		3	1	1	0	1	1	0
Luis Alicea, S OBP: 0.384, SLG: 0.412 (1, 4)		1-3 1B 1B	1-2 BB		1-1 F9			1-1 L8		3	1	1	1	1	0	0
Gary Disarcina, R OBP: 0.293, SLG: 0.352 (1, 6)		1-2 PB 1B 1B	1-2 BB													

Inning Stats	R: 0	H: 1	E: 0	LOB: 0	K: 2	BB: 0	S: 10	R: 5	H: 4	E: 0	LOB: 2	K: 2	BB: 3	S: 23	R: 0	H: 0	E: 0	LOB: 0	K: 1	BB: 0	S: 9	R: 0	H: 0	E: 0	LOB: 0	K: 0	BB: 0	S: 5	R: 0	H: 0	E: 0	LOB: 0	K: 1	BB: 0	S: 7	R: 0	H: 0	E: 0	LOB: 2	K: 0	BB: 2	S: 14	R: 0	H: 0	E: 0	LOB: 0	K: 1	BB: 0	S: 10	R: 0	H: 0	E: 0	LOB: 0	K: 1	BB: 0	S: 15	1B: 4	SF: 0	2B: 1	SAC: 0	3B: 0	DP: 1	HR: 1	HBP: 0
--------------	------	------	------	--------	------	-------	-------	------	------	------	--------	------	-------	-------	------	------	------	--------	------	-------	------	------	------	------	--------	------	-------	------	------	------	------	--------	------	-------	------	------	------	------	--------	------	-------	-------	------	------	------	--------	------	-------	-------	------	------	------	--------	------	-------	-------	-------	-------	-------	--------	-------	-------	-------	--------

PITCHER	IP	WLS	BF	H	R	ER	SO	BB	IBB	HBP	BLK	WP	HR	S	P	ERA	WHIP
Chris Clemons, R ERA: 6.75 (1, 1)	2.2	L	17	5	5	4	5	5	0	0	0	0	1	43	81	13.50	3.750
Chuck McElroy, L ERA: 3.54 (3, 1)	4.0		15	0	0	0	2	3	0	0	0	1	0	37	64	0.00	0.750
Carlos Castillo, R ERA: 3.51 (7, 1)	1.1		4	0	0	0	1	0	0	0	0	0	0	13	20	0.00	0.000

BOTTOM

Chicago White Sox @ Anaheim Angels
Anaheim Stadium, Anaheim, CA
Sat Aug 02 1997, 10:05 PM EDT
Att: 28,139 - Unknown - 86 F

livebaseballscorecards.com

AB	28
R	5
H	5
RBI	5
BB	8
SO	8
LOB	12



WP: 1	PA: 36
PB: 1	
SB: 0	
CS: 1	

Batter	1	2	3	4	5	6	7	8	9	AB R H RBI BB SO LOB	TOP											
Ray Durham, S (1, 4) OBP: 0.326, SLG: 0.350	0-0 G6-3		0-0 1B		0-0 G3			0-3 K		4 0 1 0 0 1 2												
Mike Cameron, R (1, 9) OBP: 0.355, SLG: 0.476	0-3 K		0-0 F9			4-0 CS BB		0-0 G6-3		3 0 0 0 1 1 2												
Frank Thomas, R (1, 3) OBP: 0.456, SLG: 0.639	0-0 F8			0-0 G4-3		0-0 G5-3			0-3 K	4 0 0 0 0 1 1												
Albert Belle, R (1, 10) OBP: 0.333, SLG: 0.487		4-0 BB		0-0 G6-4-3 1B		0-0 F9			0-3 K	3 0 1 0 1 1 0												
Lyle Mouton, R (1, 7) OBP: 0.313, SLG: 0.383		0-0 G6-4-3		0-0 G6-4-3			0-0 F9		0-3 K	3 0 0 0 0 0 2												
Dave Martinez, L (9, PH) OBP: 0.340, SLG: 0.402		1-2f		1-2f						1 0 0 0 0 1 0												
Chris Snopek, R (1, 5) OBP: 0.269, SLG: 0.326		0-3 K			0-3 K					3 0 0 0 0 2 0												
Ron Karkovice, R (1, 2) OBP: 0.252, SLG: 0.324			0-0 L6		0-0 FC4-6 1B					3 1 2 1 0 0 0												
Darren Lewis, R (1, 8) OBP: 0.296, SLG: 0.210			0-0 G4-3		0-0 FC4-6 1B					3 0 1 0 0 0 0												
Ozzie Guillen, L (1, 6) OBP: 0.304, SLG: 0.346			4-0 1B PB BB		0-0 FC4-6				0-0 G4-3	2 0 0 0 1 0 2												
Inning Stats	R: 0 E: 0 K: 1 S: 5	H: 0 LOB: 0 BB: 0 P: 5	R: 0 E: 0 K: 1 S: 4	H: 0 LOB: 0 BB: 1 P: 8	R: 0 E: 0 K: 0 S: 4	H: 1 LOB: 2 BB: 1 P: 8	R: 0 E: 0 K: 0 S: 3	H: 1 LOB: 0 BB: 0 P: 3	R: 0 E: 0 K: 1 S: 7	H: 2 LOB: 2 BB: 0 P: 7	R: 0 E: 0 K: 0 S: 2	H: 0 LOB: 0 BB: 1 P: 6	R: 1 E: 0 K: 0 S: 4	H: 1 LOB: 0 BB: 0 P: 4	R: 0 E: 0 K: 1 S: 5	H: 0 LOB: 0 BB: 0 P: 5	R: 0 E: 0 K: 3 S: 9	H: 0 LOB: 0 BB: 0 P: 9	1B: 4 2B: 0 3B: 0 HR: 1	SF: 0 SAC: 0 DP: 2 HBP: 0	WP: 0 PB: 1 SB: 0 CS: 1	PA: 32
PITCHER	IP WLS BF H R ER SO BB IBB HBP BLK WP HR S P ERA WHIP																					
Chuck Finley, L (1, 1) ERA: 4.24	8.0 W 29 5 1 1 4 3 0 0 0 0 0 1 34 46 1.12 1.000																					
Troy Percival, R (9, 1) ERA: 4.19	1.0 S 3 0 0 0 3 0 0 0 0 0 0 0 9 9 0.00 0.000																					

Chicago White Sox @ Anaheim Angels
Anaheim Stadium, Anaheim, CA
Sun Aug 03 1997, 10:05 PM EDT
Att. 25,041 - Sunny - 84 F

livebaseballscorecards.com

AB	29
R	1
H	5
RBI	1
BB	3
SO	7
LOB	9



Batter	1	2	3	4	5	6	7	8	9
Tony Phillips, S (1, 7) OBP: 0.393, SLG: 0.395	0-0 G3-1		0-0 F2		4-0 1B BB		0-0 F7		
Darin Erstad, L (1, 3) OBP: 0.355, SLG: 0.447	0-0 E7		0-0 G1-3		0-0 G6-4-3 1B		0-0 F9		
Dave Hollins, S (1, 5) OBP: 0.377, SLG: 0.429	0-3 K		0-0 P6		0-0 G6-4-3 1-2f		0-0 HR		
Tim Salmon, R (1, 9) OBP: 0.413, SLG: 0.518	4-0 BB			4-0 CS BB		0-0 HR	0-0 F8		
16 Garret Anderson, L (1, 8) OBP: 0.342, SLG: 0.410	0-3 K			0-0 F7		0-0 F8		0-0 G4-3	
Todd Greene, R (1, 2) OBP: 0.350, SLG: 0.554		0-0 G5-3		0-0 F9		0-0 F8 BB 1B		0-0 G6-3	
Jack Howell, L (1, 10) OBP: 0.345, SLG: 0.582 Chad Kreuter, S (8, PH) OBP: 0.315, SLG: 0.378		0-0 E1		0-0 CS 1-2	4-0 SH5-3 1B BB	4-0 1-2 BB		0-0 2B 2B	
Luis Alicea, S (1, 4) OBP: 0.383, SLG: 0.415		0-0 L9			0-0 SH5-3 1-2	0-0 F8 2-3		0-0 2B 2-H 2B	
Gary Disarcina, R (1, 6) OBP: 0.292, SLG: 0.351		0-0 F8			0-0 1B BB 2-H 1B	0-0 F8		0-0 G3-1	

Inning Stats	R: 0	H: 0	E: 1	LOB: 2	K: 2	BB: 1	S: 8	P: 12
	R: 0	H: 0	E: 1	LOB: 1	K: 0	BB: 0	S: 4	P: 4
	R: 0	H: 0	E: 0	LOB: 0	K: 0	BB: 0	S: 3	P: 3
	R: 0	H: 0	E: 0	LOB: 0	K: 0	BB: 1	S: 2	P: 6
	R: 1	H: 2	E: 0	LOB: 2	K: 0	BB: 2	S: 4	P: 12
	R: 1	H: 2	E: 0	LOB: 2	K: 0	BB: 1	S: 5	P: 9
	R: 1	H: 1	E: 0	LOB: 0	K: 0	BB: 0	S: 4	P: 4
	R: 1	H: 2	E: 0	LOB: 1	K: 0	BB: 0	S: 5	P: 5

PITCHER	IP	WLS	BF	H	R	ER	SO	BB	IBB	HBP	BLK	WP	HR	S	P	ERA	WHIP
James Baldwin, R (1, 1) ERA: 4.93	7.0	L	31	5	3	3	2	5	0	0	0	0	2	30	50	3.86	1.429
Tony Castillo, L (8, 1) ERA: 5.27	1.0		5	2	1	1	0	0	0	0	0	0	0	5	5	9.00	2.000


BOTTOM

Chicago White Sox @ Anaheim Angels
Anaheim Stadium, Anaheim, CA

Sun Aug 03 1997, 10:05 PM EDT
Att: 25,041 - Sunny - 84 F

livebaseballscorecards.com

AB	30
R	4
H	7
RBI	4
BB	5
SO	2
LOB	15



Inning Stats	1B: 3	SF: 0	2B: 2	SAC: 1	3B: 0	DP: 1	HR: 2	HBP: 0	WP: 0	PA: 37
	1B: 3	SF: 0	2B: 2	SAC: 1	3B: 0	DP: 1	HR: 2	HBP: 0	WP: 0	PA: 37
	1B: 3	SF: 0	2B: 2	SAC: 1	3B: 0	DP: 1	HR: 2	HBP: 0	WP: 0	PA: 37

PITCHER	IP	WLS	BF	H	R	ER	SO	BB	IBB	HBP	BLK	WP	HR	S	P	ERA	WHIP
James Baldwin, R (1, 1) ERA: 4.93	7.0	L	31	5	3	3	2	5	0	0	0	0	2	30	50	3.86	1.429
Tony Castillo, L (8, 1) ERA: 5.27	1.0		5	2	1	1	0	0	0	0	0	0	0	5	5	9.00	2.000

Batter	1	2	3	4	5	6	7	8	9	AB R H RBI BB SO LOB	TOP											
Ray Durham, S (1, 4) OBP: 0.323, SLG: 0.346	1-1 G4-3		3-1 F8	0-0 G5-3			3-1 G3-1		1-3 K	5 0 0 0 0 1 1												
Dave Martinez, L (1, 9) OBP: 0.339, SLG: 0.401	2-2 E6 1B		0-0 L8			2-3 K		2-2 BB S 1B		4 0 1 0 0 1 0												
Frank Thomas, R (1, 10) OBP: 0.459, SLG: 0.640	2-2 G4-6-3 1B		1-1 1B			0-0 F8		1 SAFE 4-1 BB 1-2 BB BB		3 0 2 0 1 0 0												
Albert Belle, R (1, 7) OBP: 0.330, SLG: 0.483	0-1 G4-6-3 1-2f		2-3 K			1-2 F7		1-2 P3		4 0 0 0 0 1 5												
Robin Ventura, L (1, 5) OBP: 0.439, SLG: 0.639		3-2 HR		2-1 1B E 2B		2-2 F7		3-2 P7		4 2 2 1 0 0 2												
Mike Cameron, R (1, 8) OBP: 0.358, SLG: 0.474		0-1 G4-3		1-0 E SF9 1B		2-0 G6-3		4-1 1-2 2-3 BB		3 1 1 0 1 0 0												
Jorge Fabregas, L (1, 2) OBP: 0.280, SLG: 0.352		0-0 FC6-4 2B		1 SAFE 1-0 SF9 1-H 3-H		1-0 F8		2-2 L7		3 0 1 1 0 0 3												
34 Mario Valdez, L (1, 3) OBP: 0.343, SLG: 0.310		4-2 FC6-4 BB		1-3 K		0-1 P4		1-1 F7		3 0 0 0 1 1 0												
Ozzie Guillen, L (1, 6) OBP: 0.304, SLG: 0.345		2 SAFE 1 SAFE 0-1 FC6-4 1-2f 2-3		0-0 1B		2-1 F8		0-0 G6-3		4 0 1 0 0 0 2												
Inning Stats	R: 0 E: 1 K: 0 S: 11	H: 1 LOB: 1 BB: 0 P: 16	R: 1 E: 0 K: 0 S: 10	H: 2 LOB: 1 BB: 1 P: 17	R: 0 E: 0 K: 1 S: 8	H: 1 LOB: 1 BB: 0 P: 14	R: 2 E: 1 K: 1 S: 9	H: 3 LOB: 1 BB: 0 P: 14	R: 0 E: 0 K: 1 S: 9	H: 0 LOB: 0 BB: 0 P: 12	R: 0 E: 0 K: 0 S: 5	H: 0 LOB: 0 BB: 0 P: 10	R: 0 E: 0 K: 0 S: 6	H: 0 LOB: 0 BB: 0 P: 11	R: 0 E: 0 K: 0 S: 15	H: 1 LOB: 3 BB: 2 P: 31	R: 0 E: 0 K: 1 S: 6	H: 0 LOB: 0 BB: 0 P: 8	1B: 5 2B: 2 3B: 0 HR: 1	SF: 1 SAC: 0 DP: 1 HBP: 0	WP: 0 PB: 0 SB: 1 CS: 0	PA: 37
PITCHER	IP WLS BF H R ER SO BB IBB HBP BLK WP HR S P ERA WHIP																					
Steve Karsay, R (1, 1) ERA: 5.77	7.0 L 28 7 3 2 3 1 0 0 0 0 0 1 58 94 2.57 1.143																					
Dane Johnson, R (8, 1) ERA: 4.01	0.1 3 1 0 0 0 1 0 0 0 0 0 0 7 14 0.00 6.000																					
Mike Mohler, L (8, 1) ERA: 5.75	1.2 6 0 0 0 0 1 1 0 0 0 0 0 14 25 0.00 0.600																					

Chicago White Sox @ Oakland Athletics
Oakland-Alameda County Coliseum, Oakland, CA

Tue Aug 05 1997, 3:33 AM PDT
Att. 11,676 - Sunny - 83 F

livebaseballscorecards.com

AB 33
R 3
H 8
RBI 2
BB 3
SO 4
LOB 13



Batter	1	2	3	4	5	6	7	8	9	AB	R	H	RBI	BB	SO	LOB
Scott Brosius, R (1, 5) OBP: 0.267, SLG: 0.328	0-0 G3-1 2B		4-2 BB			0-0 F8		3-3 K		3	0	1	0	1	1	0
Rafael Bournigal, R (1, 6) OBP: 0.351, SLG: 0.366	1-2 G6-3		2-2 P2			1-1 E 2B		0-2 1B		4	0	2	0	0	0	2
Dave Magadan, L (1, 10) OBP: 0.394, SLG: 0.370 Pat Lennon, R (8, PH) OBP: 0.370, SLG: 0.372	0-1 G3-1				1-2 G6-3	2-2 E4		1-0 L8		3	0	0	0	0	0	2
Matt Stairs, L (1, 9) OBP: 0.434, SLG: 0.670	2-3 F9				0-0 F9	2-3 P9		2-3 K		1	0	0	0	0	0	1
Jason Giambi, L (1, 3) OBP: 0.355, SLG: 0.472					0-2 L4	1-2 F7			2-2 P5	4	0	0	0	0	0	2
Brian Leshar, R (1, 7) OBP: 0.200, SLG: 0.143						3-2 F8		2-2 F7	1-1 1B 1B	4	0	1	0	0	1	0
Scott Spiezio, S (1, 4) OBP: 0.291, SLG: 0.370						0-2 L8		0-0 G5-3	1-2 1B	4	0	1	0	0	1	0
Brent Mayne, L (1, 2) OBP: 0.308, SLG: 0.338 Tony Batista, R (9, PH) OBP: 0.247, SLG: 0.313					2-1 G4-3	2-1 2B		0-1 1B	1-3 K	3	0	2	0	0	0	0
Ernie Young, R (1, 8) OBP: 0.253, SLG: 0.253					0-1 G5-3	0-2 L8		2-3 K	1-1 G6-3	1	0	0	0	0	1	4

Inning Stats	R: 0	H: 1	E: 0	K: 0	S: 8	LOB: 1	BB: 0	P: 12	R: 0	H: 0	E: 0	K: 2	S: 11	LOB: 0	BB: 0	P: 16	R: 0	H: 0	E: 0	K: 0	S: 10	LOB: 1	BB: 1	P: 18	R: 0	H: 0	E: 0	K: 0	S: 7	LOB: 0	BB: 0	P: 8	R: 0	H: 1	E: 1	K: 0	S: 15	LOB: 2	BB: 0	P: 22	R: 0	H: 1	E: 0	K: 1	S: 10	LOB: 1	BB: 0	P: 14	R: 0	H: 1	E: 0	K: 2	S: 11	LOB: 1	BB: 0	P: 17	R: 0	H: 2	E: 0	K: 1	S: 14	LOB: 2	BB: 0	P: 20	1B: 4	2B: 3	3B: 0	HR: 0	SF: 0	SAC: 0	DP: 0	HBP: 0	WP: 0	PB: 0	SB: 0	CS: 0	PA: 36
--------------	------	------	------	------	------	--------	-------	-------	------	------	------	------	-------	--------	-------	-------	------	------	------	------	-------	--------	-------	-------	------	------	------	------	------	--------	-------	------	------	------	------	------	-------	--------	-------	-------	------	------	------	------	-------	--------	-------	-------	------	------	------	------	-------	--------	-------	-------	------	------	------	------	-------	--------	-------	-------	-------	-------	-------	-------	-------	--------	-------	--------	-------	-------	-------	-------	--------

PITCHER	IP	WLS	BF	H	R	ER	SO	BB	IBB	HBP	BLK	WP	HR	S	P	ERA	WHIP
Doug Drabek, R (1, 1) ERA: 5.74	7.0	W	27	4	0	0	3	1	0	0	0	0	0	72	106	0.00	0.714
Nelson Cruz, R (8, 1) ERA:	0.1		2	1	0	0	1	0	0	0	0	0	0	7	10	0.00	3.000
Tony Castillo, L (8, 1) ERA: 5.15	1.0		5	2	0	0	1	0	0	0	0	0	0	13	20	0.00	2.000
Matt Karchner, R (9, 1) ERA: 2.8	0.2	S	2	0	0	0	1	0	0	0	0	0	0	5	7	0.00	0.000

BOTTOM

Chicago White Sox @ Oakland Athletics
Oakland-Alameda County Coliseum, Oakland, CA

livebaseballscorecards.com

AB	35
R	0
H	7
RBI	0
BB	1
SO	6
LOB	17



Tue Aug 05 1997, 3:33 AM PDT
Att: 11,676 - Sunny - 83 F

Batter	1	2	3	4	5	6	7	8	9	AB R H RBI BB SO LOB	TOP																
Ray Durham, S (1, 4) OBP: 0.327, SLG: 0.357	2-1 HR		3-1 FC5-4 1B		2-1 F8 BB WP 1B		2-2 G3		1-2 1B	5 2 4 1 0 0 0	<p>Chicago White Sox @ Oakland Athletics</p> <p>Oakland-Alameda County Coliseum, Oakland, CA</p> <p>Wed Aug 06 1997, 7:05 PM PDT</p> <p>Att. 11,601 - Unknown - 72 F</p>																
Dave Martinez, L (1, 9) OBP: 0.343, SLG: 0.402	2-2 CS BB 1B		1-0 FC5-4 BB 1-2		4-0 WP BB 1-2		3-2 S 1B		1-0 L7	4 0 2 0 1 0 2																	
Frank Thomas, R (1, 10) OBP: 0.461, SLG: 0.638	1 SAFE BB BB BB 1-2 BB		4-1 BB BB BB 1-2 BB		1-1 F8 2-3		4-2 BB BB 1-2 BB			1 0 0 0 3 0 2																	
Albert Belle, R (1, 7) OBP: 0.327, SLG: 0.478	0-1 P3		1-0 L6		1-1 P3		1-3 K			4 0 0 0 0 1 8																	
Robin Ventura, L (1, 5) OBP: 0.422, SLG: 0.590	3-3 K 2-3			4-2 BB BB	3-2 G6-3 1-2 3-H		3-3 K			3 0 0 0 1 2 3																	
Mike Cameron, R (1, 8) OBP: 0.352, SLG: 0.465		0-2 G6-3		1-2 L4		3-3 K		2-2 G1-3		4 0 0 0 0 1 1																	
Jorge Fabregas, L (1, 2) OBP: 0.284, SLG: 0.352		1-0 34 G1-6-3 1B		4-2 BB SAFE 1-2 BB		1-1 G6-3		0-1 G4-3		3 0 1 0 1 0 0																	
34 Mario Valdez, L (1, 3) OBP: 0.308, SLG: 0.273		2-1 G1-6-3 1-2f		1-1 L8		1-3 K		2-2 F8		4 0 0 0 0 1 3																	
Ozzie Guillen, L (1, 6) OBP: 0.300, SLG: 0.341			1-1 G6-3	1-0 F8		2-1 L8		1-0 G3		4 0 0 0 0 0 2																	
Inning Stats	R: 1 E: 0 K: 1 S: 12	H: 2 LOB: 2 BB: 1 P: 23	R: 0 E: 0 K: 0 S: 6	H: 1 LOB: 0 BB: 0 P: 9	R: 0 E: 0 K: 0 S: 7	H: 1 LOB: 2 BB: 1 P: 17	R: 0 E: 0 K: 0 S: 12	H: 0 LOB: 2 BB: 2 P: 23	R: 1 E: 0 K: 0 S: 9	H: 1 LOB: 1 BB: 1 P: 20	R: 0 E: 0 K: 2 S: 8	H: 0 LOB: 0 BB: 0 P: 13	R: 0 E: 0 K: 1 S: 16	H: 1 LOB: 2 BB: 1 P: 28	R: 0 E: 0 K: 1 S: 10	H: 0 LOB: 0 BB: 0 P: 15	R: 0 E: 0 K: 0 S: 8	H: 1 LOB: 1 BB: 0 P: 13	1B: 6 2B: 1 3B: 0 HR: 1	SF: 0 SAC: 0 DP: 2 HBP: 0	WP: 1 PB: 0 SB: 1 CS: 1	PA: 38					
PITCHER	IP WLS BF H R ER SO BB IBB HBP BLK WP HR S P ERA WHIP																										
Jimmy Haynes, R (1, 1) ERA: 2.35	5.0		23	5	2	2	1	5	0	0	0	1	1	46	92	3.60	2.000										
Buddy Groom, L (6, 1) ERA: 5.04	1.2		6	1	0	0	2	0	0	0	0	0	0	16	28	0.00	0.600										
T.J. Mathews, R (7, 1) ERA: 2.54	1.1	W	5	0	0	0	2	1	0	0	0	0	0	18	28	0.00	0.750										
Billy Taylor, R (9, 1) ERA: 4.31	1.0	S	4	1	0	0	0	0	0	0	0	0	0	8	13	0.00	1.000										

AB	32
R	2
H	7
RBI	1
BB	6
SO	5
LOB	21



livebaseballscorecards.com

Batter	1	2	3	4	5	6	7	8	9
Scott Brosius, R (1, 5) <small>OBP: 0.269, SLG: 0.333</small> Tony Batista, R (8, 5) <small>OBP: 0.247, SLG: 0.313</small>	1-0 F9		1-0 1B		1-2 K		2-2 1B		
Rafael Bournigal, R (1, 6) <small>OBP: 0.348, SLG: 0.364</small>	2-2 F9		3-1 FC5-2-6 1B			0-1 G6-3	1-2 1B		
Dave Magadan, L (1, 3) <small>OBP: 0.396, SLG: 0.373</small>	3-2 G4-3		3-2 1B			1-1 1B	3-2 G6-3		
Matt Stairs, L (1, 9) <small>OBP: 0.430, SLG: 0.661</small>		0-0 P6	0-1 F8			3-1 1B		1-3 K	
Jason Giambi, L (1, 10) <small>OBP: 0.359, SLG: 0.474</small>		3-1 1B HBP		1-0 F7		0-2 1B		1-0 1B	
Scott Spiezio, S (1, 4) <small>OBP: 0.290, SLG: 0.369</small>		1-1 1B		2-0 G3		1-1 FC1-2-5		0-1 L7	
Brian Leshar, R (1, 7) <small>OBP: 0.211, SLG: 0.167</small>		0-3 K		1-3 K		2-0 F9		3-0 1B	
Brent Mayne, L (1, 2) <small>OBP: 0.308, SLG: 0.338</small> Pat Lennon, R (8, PH) <small>OBP: 0.367, SLG: 0.368</small> Izzy Molina, R (9, 2) <small>OBP: 0.189, SLG: 0.208</small>		1-0 1B				3-2 L8		2-3 K	1-3 K
Ernie Young, R (1, 8) <small>OBP: 0.266, SLG: 0.259</small>			4-2 1B BB			0-2 1B		2-3 K	

Inning Stats	R: 0	H: 0	E: 0	K: 0	S: 7	R: 0	H: 2	E: 0	K: 1	S: 8	R: 1	H: 2	E: 0	K: 0	S: 11	R: 0	H: 0	E: 0	K: 1	S: 5	R: 0	H: 1	E: 0	K: 1	S: 9	R: 1	H: 3	E: 0	K: 0	S: 12	R: 1	H: 2	E: 0	K: 2	S: 17	R: 0	H: 2	E: 0	K: 2	S: 10
	0	0	0	0	13	0	2	0	0	13	1	2	0	0	22	0	0	0	0	9	0	1	0	0	15	0	3	0	0	19	0	2	0	0	27	0	2	0	16	

PITCHER	IP	WLS	BF	H	R	ER	SO	BB	IBB	HBP	BLK	WP	HR	S	P	ERA	WHIP
Jaime Navarro, R (1, 1) <small>ERA: 5.49</small>	7.1	L	32	11	3	3	6	1	0	0	0	0	0	73	124	3.68	1.636
Chuck McElroy, L (8, 1) <small>ERA: 3.52</small>	0.1		1	0	0	0	0	0	0	0	0	0	0	2	2	0.00	0.000
41 Bill Simas, R (8, 1) <small>ERA: 3.96</small>	0.0		1	1	0	0	0	0	0	0	0	0	0	1	4	∞	∞
Tony Castillo, L (8, 1) <small>ERA: 5.11</small>	0.1		1	0	0	0	1	0	0	0	0	0	0	3	4	0.00	0.000

BOTTOM

AB	R	H	RBI	BB	SO	LOB
4	2	2	0	0	1	1
0	0	0	0	0	0	0

4	0	1	1	0	0	2
---	---	---	---	---	---	---

4	1	2	1	0	0	1
---	---	---	---	---	---	---

4	0	1	0	0	1	1
---	---	---	---	---	---	---

3	0	2	1	0	0	0
---	---	---	---	---	---	---

4	0	1	0	0	0	3
---	---	---	---	---	---	---

4	0	1	0	0	2	4
---	---	---	---	---	---	---

3	0	1	0	0	1	0
1	0	0	0	0	1	2
0	0	0	0	0	0	0

2	0	1	0	1	1	0
---	---	---	---	---	---	---

1B	2B	3B	HR	SF	SAC	DP	HBP	WP	PB	SB	CS	PA
11	1	0	0	0	0	0	1	0	0	0	1	35

Chicago White Sox @ Oakland Athletics
Oakland-Alameda County Coliseum, Oakland, CA

livebaseballscores.com

AB	33
R	3
H	12
RBI	3
BB	1
SO	7
LOB	14



ERA	WHIP
3.68	1.636

Wed Aug 06 1997, 7:05 PM PDT
 Att: 11,601 - Unknown - 72 F

Batter	1	2	3	4	5	6	7	8	9	AB R H RBI BB SO LOB	TOP											
Ray Durham, S (1, 4) OBP: 0.327, SLG: 0.355	1-2 G4-3		4-2 BB BB		0-1 G6-3			2-0 F8		3 0 0 0 1 0 0												
Mike Cameron, R (1, 9) OBP: 0.350, SLG: 0.459	2-2 F7		1-3 K		0-0 P3			4-0 BB G6-4-3		3 0 0 0 1 1 2												
Frank Thomas, R (1, 3) OBP: 0.462, SLG: 0.644	3-3 K		4-0 BB			1-2 HR		1-2 G6-4-3		3 1 1 1 1 1 1												
Albert Belle, R (1, 10) OBP: 0.329, SLG: 0.479		1-2 BB 1B	0-0 F7			2-2 F9			0-1 FC6-4 1B	4 1 2 0 0 0 3												
Lyle Mouton, R (1, 7) OBP: 0.309, SLG: 0.377 Dave Martinez, L (9, PH) OBP: 0.344, SLG: 0.404		1-1 P4		1-0 G6-3		0-0 F8			1-1 FC6-4 1B	3 0 0 0 0 0 1 1 0 1 0 0 0 0												
Robin Ventura, L (1, 5) OBP: 0.429, SLG: 0.571		4-2 BB G5-4-3		1-1 1B		0-0 G4-6-3			1-3 K	3 0 1 0 1 1 2												
Chris Snopce, R (1, 6) OBP: 0.267, SLG: 0.323 Jorge Fabregas, L (9, PH) OBP: 0.283, SLG: 0.350 Doug Drabek, R (9, PR)		0-0 G5-4-3		0-3 K			0-0 F9		1-0 FC6-4	3 0 0 0 0 1 3 1 0 0 1 0 0 1 0 0 0 0 0 0 0												
Tony Peña, R (1, 2) OBP: 0.247, SLG: 0.185 Ozzie Guillen, L (9, PH) OBP: 0.299, SLG: 0.340			1-0 F9		2-3 K		3-2 G5-3		1-2 F8	3 0 0 0 0 1 1 1 0 0 0 0 0 1												
Darren Lewis, R (1, 8) OBP: 0.297, SLG: 0.215			1-1 BB S 1B		0-0 B1-3		0-1 G5-3			3 0 1 0 0 0 0												
Inning Stats	R: 0 E: 0 K: 1 S: 10	H: 0 LOB: 0 BB: 0 P: 16	R: 0 E: 0 K: 0 S: 9	H: 1 LOB: 1 BB: 1 P: 15	R: 0 E: 0 K: 1 S: 11	H: 1 LOB: 3 BB: 2 P: 22	R: 0 E: 0 K: 2 S: 10	H: 1 LOB: 1 BB: 0 P: 14	R: 0 E: 0 K: 0 S: 4	H: 0 LOB: 0 BB: 0 P: 4	R: 1 E: 0 K: 0 S: 8	H: 1 LOB: 0 BB: 0 P: 11	R: 0 E: 0 K: 0 S: 6	H: 0 LOB: 0 BB: 0 P: 9	R: 0 E: 0 K: 0 S: 5	H: 0 LOB: 0 BB: 1 P: 12	R: 1 E: 0 K: 1 S: 12	H: 2 LOB: 1 BB: 0 P: 16	1B: 5 2B: 0 3B: 0 HR: 1	SF: 0 SAC: 0 DP: 2 HBP: 0	WP: 0 PB: 0 SB: 2 CS: 0	PA: 35
PITCHER	IP WLS BF H R ER SO BB IBB HBP BLK WP HR S P ERA WHIP																					
Jeff Fassero, L (1, 1) ERA: 3.93	7.1 W 29 4 1 1 4 4 0 0 0 0 0 1 59 98 1.23 1.091																					
Mike Timlin, R (8, 1) ERA: 3.1	0.2 2 1 1 1 0 0 0 0 0 0 0 0 6 7 13.50 1.500																					
Norm Charlton, L (9, 1) ERA: 7.56	0.1 2 1 0 0 1 0 0 0 0 0 0 0 5 7 0.00 3.000																					
Heathcliff Slocumb, R (9, 1) ERA: 5.44	0.2 S 2 0 0 0 0 0 0 0 0 0 0 0 5 7 0.00 0.000																					

Chicago White Sox @ Seattle Mariners
The Kingdome, Seattle, WA
Thu Aug 07 1997, 10:05 PM EDT
Att. 29,319 - Dome - 68 F

AB	31
R	2
H	6
RBI	2
BB	4
SO	5
LOB	15



WP: 0	PA: 35
-------	--------

ERA	WHIP
-----	------

Batter	1	2	3	4	5	6	7	8	9	AB	R	H	RBI	BB	SO	LOB
Joey Cora, S OBP: 0.384, SLG: 0.482 (1, 4)	1-2 K		3-1 F7		3-2 F9		1-2 F7			4	0	0	0	0	1	0
Alex Rodriguez, R OBP: 0.358, SLG: 0.501 (1, 6)	3-2 L9		1-1 P4		1-3 K		0-0 F7			4	0	0	0	0	1	0
Ken Griffey Jr., L OBP: 0.369, SLG: 0.608 (1, 8)	2-2 G3		2-0 2B		2-0 HR			1-3 K		4	1	2	1	0	1	0
Edgar Martinez, R OBP: 0.451, SLG: 0.521 (1, 10)		4-0 CS, BB	0-1 F8		2-1 P4			4-1 F9, BB		2	0	0	0	2	0	1
Lee Tinsley, S OBP: 0.272, SLG: 0.314 (8, PR)										0	0	0	0	0	0	0
Jay Buhner, R OBP: 0.384, SLG: 0.487 (1, 9)		4-1 CS, HR, BB		4-1 BB, BB		4-2 BB		4-1 FC4-6, BB		0	1	0	0	4	0	0
Dan Wilson, R OBP: 0.330, SLG: 0.419 (1, 2)		3-3 K		0-0 P6		2-2 P3		0-2 F9		4	0	0	0	0	1	6
Mike Blowers, R OBP: 0.368, SLG: 0.437 (1, 3)		1-1 2-H		4-2 FC6-4, BB		1-3 K		0-1 FC4-6		1	1	1	2	1	0	0
Paul Sorrento, L OBP: 0.335, SLG: 0.523 (6, PH)				1-1 F8		0-1 F9				2	0	0	0	1	0	3
Russ Davis, R OBP: 0.328, SLG: 0.500 (1, 5)		4-0 BB		1-1 FC6-4		1-2 G5-3				3	0	0	0	0	0	3
Rich Amaral, R OBP: 0.303, SLG: 0.292 (1, 7)		1-1 G1-3														

Inning Stats	R: 0	H: 0	E: 0	K: 1	S: 10	LOB: 0	BB: 0	P: 16	R: 2	H: 1	E: 0	K: 1	S: 8	LOB: 1	BB: 3	P: 25	R: 0	H: 1	E: 0	K: 0	S: 7	LOB: 1	BB: 0	P: 13	R: 0	H: 0	E: 0	K: 0	S: 10	LOB: 2	BB: 2	P: 20	R: 1	H: 1	E: 0	K: 1	S: 13	LOB: 0	BB: 0	P: 21	R: 0	H: 0	E: 0	K: 1	S: 10	LOB: 1	BB: 1	P: 17	R: 0	H: 0	E: 0	K: 0	S: 6	LOB: 0	BB: 0	P: 7	R: 0	H: 0	E: 0	K: 1	S: 10	LOB: 2	BB: 2	P: 19
--------------	------	------	------	------	-------	--------	-------	-------	------	------	------	------	------	--------	-------	-------	------	------	------	------	------	--------	-------	-------	------	------	------	------	-------	--------	-------	-------	------	------	------	------	-------	--------	-------	-------	------	------	------	------	-------	--------	-------	-------	------	------	------	------	------	--------	-------	------	------	------	------	------	-------	--------	-------	-------

PITCHER	IP	WLS	BF	H	R	ER	SO	BB	IBB	HBP	BLK	WP	HR	S	P	ERA	WHIP
Scott Eyre, L ERA: 8.68 (1, 1)	5.0	L	23	3	3	3	3	6	0	0	0	0	2	50	101	5.40	1.800
Carlos Castillo, R ERA: 3.36 (6, 1)	2.2		10	0	0	0	2	2	0	0	0	0	0	22	35	0.00	0.750
Chuck McElroy, L ERA: 3.5 (8, 1)	0.1		1	0	0	0	0	0	0	0	0	0	0	2	2	0.00	0.000


BOTTOM

Chicago White Sox @ Seattle Mariners
The Kingdome, Seattle, WA

Thu Aug 07 1997, 10:05 PM EDT
Att. 29,319 - Dome - 68 F

livebaseballscorecards.com

AB	26
R	3
H	3
RBI	3
BB	8
SO	5
LOB	16



1B: 0	SF: 0	WP: 0	PA: 34
2B: 2	SAC: 0	PB: 0	
3B: 0	DP: 1	SB: 0	
HR: 2	HBP: 0	CS: 2	

Batter	1	2	3	4	5	6	7	8	9	AB R H RBI BB SO LOB	TOP											
Ray Durham, S (1, 4) OBP: 0.328, SLG: 0.355	0-1 F9		4-0 BB		2-2 P4			1-0 BB 1B		3 0 1 0 1 0 2												
Mike Cameron, R (1, 9) OBP: 0.345, SLG: 0.451	1-3 K		2-3 K			1-3 K		2-3 K		4 0 0 0 0 4 3												
Frank Thomas, R (1, 3) OBP: 0.460, SLG: 0.638	3-3 K			3-3 K		0-3 K		4-2 BB		3 0 0 0 1 3 0												
Albert Belle, R (1, 10) OBP: 0.326, SLG: 0.474		2-3 K		3-3 K		2-3 K		2-2 P2		4 0 0 0 0 3 2												
Lyle Mouton, R (1, 7) OBP: 0.303, SLG: 0.370		1-3 K		2-3 K			1-3 K		1-3 K	4 0 0 0 0 4 0												
Chris Snopek, R (1, 5) OBP: 0.263, SLG: 0.319		1-1 P4			2-2 F7		2-3 K		0-3 K	4 0 0 0 0 2 0												
Ron Karkovics, R (1, 2) OBP: 0.260, SLG: 0.330			1-0 G5-3		3-3 K		1-2 BB 1B		1-0 BB 1B	4 0 2 0 0 1 0												
Darren Lewis, R (1, 8) OBP: 0.308, SLG: 0.221			2-1 S 1B		4-0 BB 1B		0-1 P3		0-3 K	3 0 1 0 1 1 2												
Ozzie Guillen, L (1, 6) OBP: 0.300, SLG: 0.340			0-1 P3		1-1 SAFE 1B			2-3 K		3 0 1 0 0 1 1												
Inning Stats	R: 0 E: 0 K: 2 S: 10	H: 0 LOB: 0 BB: 0 P: 14	R: 0 E: 0 K: 2 S: 8	H: 0 LOB: 0 BB: 0 P: 12	R: 0 E: 0 K: 1 S: 8	H: 1 LOB: 2 BB: 1 P: 17	R: 0 E: 0 K: 3 S: 10	H: 0 LOB: 0 BB: 0 P: 18	R: 0 E: 0 K: 1 S: 11	H: 1 LOB: 2 BB: 1 P: 23	R: 0 E: 0 K: 3 S: 10	H: 0 LOB: 0 BB: 0 P: 13	R: 0 E: 0 K: 2 S: 11	H: 1 LOB: 1 BB: 0 P: 15	R: 0 E: 0 K: 2 S: 13	H: 1 LOB: 2 BB: 1 P: 24	R: 0 E: 0 K: 3 S: 10	H: 1 LOB: 1 BB: 0 P: 12	1B: 5 2B: 0 3B: 0 HR: 0	SF: 0 SAC: 0 DP: 0 HBP: 0	WP: 0 PB: 0 SB: 1 CS: 0	PA: 35
PITCHER Randy Johnson, L (1, 1) ERA: 2.35	IP: 9.0 WLS: W BF: 35 H: 5 R: 0 ER: 0 SO: 19 BB: 3 IBB: 0 HBP: 0 BLK: 0 WP: 0 HR: 0 S: 91 P: 148 ERA: 0.00 WHIP: 0.889											PITCHER IP: WLS: BF: H: R: ER: SO: BB: IBB: HBP: BLK: WP: HR: S: P: ERA: WHIP:										

Chicago White Sox @ Seattle Mariners
The Kingdom, Seattle, WA
Fri Aug 08 1997, 10:05 PM EDT
Att: 42,170 - Dome - 68 F

livebaseballscorecards.com

AB	32
R	0
H	5
RBI	0
BB	3
SO	19
LOB	10



Batter	1	2	3	4	5	6	7	8	9	AB	R	H	RBI	BB	SO	LOB
Joey Cora, S OBP: 0.383, SLG: 0.480 (1, 4)	F7	2B 1B		L9-3		K				4	1	1	1	0	1	2
Alex Rodriguez, R OBP: 0.357, SLG: 0.501 (1, 6)	E5	2B		K			P2			4	0	1	2	0	1	0
Ken Griffey Jr., L OBP: 0.370, SLG: 0.614 (1, 8)	F7	P6			G6-4-3 1B			HR		4	1	2	1	0	0	2
Edgar Martinez, R OBP: 0.456, SLG: 0.531 (1, 10)	BB			HR	G6-4-3 1B			BB		2	1	2	1	2	0	0
Jay Buhner, R OBP: 0.381, SLG: 0.482 (1, 9)	P4			K	G6-4-3		G5-4-3			4	0	0	0	0	1	5
Paul Sorrento, L OBP: 0.334, SLG: 0.520 (1, 3)		FC4-6 1B 1B		F7	G3		L4			4	1	1	0	0	0	1
Dan Wilson, R OBP: 0.329, SLG: 0.416 (1, 2)		L9		BB		K	F8			3	0	0	0	1	1	1
Russ Davis, R OBP: 0.330, SLG: 0.500 (1, 5)		FC4-6 1B		F8			1B			4	0	2	0	0	1	1
Lee Tinsley, S OBP: 0.274, SLG: 0.315 (1, 7)		FC4-6 2B			L9-3 1B		P6			3	1	1	0	0	0	3

Inning Stats	R: 0	H: 0	E: 1	K: 0	S: 11	R: 3	H: 4	E: 0	K: 0	S: 18	R: 1	H: 1	E: 0	K: 1	S: 8	R: 0	H: 1	E: 0	K: 1	S: 7	R: 0	H: 2	E: 0	K: 0	S: 6	R: 0	H: 1	E: 0	K: 2	S: 12	R: 1	H: 1	E: 0	K: 0	S: 10	R: 0	H: 0	E: 0	K: 1	S: 6	R: 0	H: 0	E: 0	K: 1	S: 6
	LOB: 2	BB: 1	P: 22			LOB: 1	BB: 0	P: 30			LOB: 0	BB: 0	P: 12			LOB: 1	BB: 0	P: 10			LOB: 0	BB: 1	P: 18			LOB: 0	BB: 0	P: 10			LOB: 0	BB: 0	P: 18			LOB: 0	BB: 0	P: 10			LOB: 0	BB: 0	P: 10		

PITCHER	IP	WLS	BF	H	R	ER	SO	BB	IBB	HBP	BLK	WP	HR	S	P	ERA	WHIP
Chris Clemons, R ERA: 7.59 (1, 1)	4.0	L	22	8	4	4	2	2	2	0	0	0	1	48	87	9.00	2.500
Nelson Cruz, R ERA: 2.45 (5, 1)	3.0		10	2	1	1	2	1	0	0	0	0	1	24	36	3.00	1.000
41 Bill Simas, R ERA: 3.86 (8, 1)	1.0		3	0	0	0	1	0	0	0	0	0	0	6	10	0.00	0.000

BOTTOM

Chicago White Sox @ Seattle Mariners
The Kingdom, Seattle, WA
Fri Aug 08 1997, 10:05 PM EDT
Att: 42,170 - Dome - 68 F

livebaseballscorecards.com

AB	32
R	5
H	10
RBI	5
BB	3
SO	5
LOB	15



WP: 0	PA: 35
PB: 0	SB: 0
CS: 0	

Batter	1	2	3	4	5	6	7	8	9	AB R H RBI BB SO LOB	TOP									
Ray Durham, S (1, 4) OBP: 0.325, SLG: 0.352	3-2 F7			3-2 F8		2-2 G4-3		3-2 L7		4 0 0 0 0 0 1										
Dave Martinez, L (1, 9) OBP: 0.343, SLG: 0.402	3-3 K			2-1 G3-1			1-0 1B BB	1-1 G3-1		4 1 1 0 0 1 0										
Frank Thomas, R (1, 10) OBP: 0.458, SLG: 0.633	2-1 F8			2-3 K			4-0 1B			3 1 0 0 1 1 0										
Albert Belle, R (1, 7) OBP: 0.327, SLG: 0.473		1-2 P2			0-3 K		0-0 2B			3 2 1 0 1 1 0										
Robin Ventura, L (1, 5) OBP: 0.434, SLG: 0.652		3-3 K			3-2 F8		1-2 2B			4 1 2 4 0 1 0										
Mike Cameron, R (1, 8) OBP: 0.344, SLG: 0.445		2-0 F9			3-2 F7		4-2 FC6-4			3 0 0 0 1 0 0										
Jorge Fabregas, L (1, 2) OBP: 0.278, SLG: 0.345				1-3 K			1-1 FC6-4			4 0 0 0 0 2 2										
34 Mario Valdez, L (1, 3) OBP: 0.317, SLG: 0.265				3-3 K			4-2 S			1 0 0 0 1 1 0										
Lyle Mouton, R (7, PH) OBP: 0.302, SLG: 0.368							3-3 K			1 0 0 0 0 1 1										
Darren Lewis, R (9, 8) OBP: 0.308, SLG: 0.221							0-0 F8			0 0 0 0 0 0 0										
Ozzie Guillen, L (1, 6) OBP: 0.297, SLG: 0.337				0-2 P5				1-3 K2-3		3 0 0 0 0 1 1										
Inning Stats	R: 0 E: 0 K: 1 S: 8	H: 0 LOB: 0 BB: 0 P: 16	R: 0 E: 0 K: 1 S: 7	H: 0 LOB: 0 BB: 0 P: 13	R: 0 E: 0 K: 2 S: 9	H: 0 LOB: 0 BB: 0 P: 13	R: 0 E: 0 K: 1 S: 8	H: 0 LOB: 0 BB: 0 P: 15	R: 0 E: 0 K: 0 S: 8	H: 0 LOB: 1 BB: 1 P: 14	R: 3 E: 0 K: 1 S: 12	H: 3 LOB: 1 BB: 2 P: 28	R: 0 E: 0 K: 1 S: 10	H: 0 LOB: 0 BB: 0 P: 15	R: 2 E: 0 K: 1 S: 13	H: 1 LOB: 0 BB: 1 P: 25	1B: 2 2B: 1 3B: 0 HR: 1	SF: 0 SAC: 0 DP: 1 HBP: 0	WP: 0 PB: 0 SB: 1 CS: 0	PA: 34
PITCHER	IP WLS BF H R ER SO BB IBB HBP BLK WP HR S P ERA WHIP																			
27 Ken Cloude, R (1, 1) ERA: 4.5	6.0 L 22 2 3 3 6 2 0 0 0 0 0 0 51 93 4.50 0.667																			
Paul Spoljaric, L (7, 1) ERA: 2.92	0.2 3 1 0 0 0 1 0 0 0 0 0 0 7 15 0.00 3.000																			
Bobby Ayala, R (7, 1) ERA: 5.04	2.1 9 1 2 2 3 1 0 0 0 0 0 1 26 46 7.71 0.857																			

Chicago White Sox @ Seattle Mariners
The Kingdome, Seattle, WA
Sat Aug 09 1997, 6:33 AM EDT
Att: 45,063 - Dome - 68 F

AB	30
R	5
H	4
RBI	4
BB	4
SO	9
LOB	5



Batter	1	2	3	4	5	6	7	8	9	AB R H RBI BB SO LOB
Joey Cora, S OBP: 0.381, SLG: 0.477 (1, 4)	0-1 G4-3		1-0 1B		1-2 P6		1-1 G6-4-3		0-0 P4	5 0 1 1 0 0 4
Alex Rodriguez, R OBP: 0.356, SLG: 0.499 (1, 6)	0-2 K		2-3 K			0-1 1B BB		0-3 K		4 0 1 0 0 3 2
Brent Gates, S OBP: 0.283, SLG: 0.374 (9, 6)										0 0 0 0 0 0 0
Ken Griffey Jr., L OBP: 0.369, SLG: 0.611 (1, 8)	3-3 K		0-1 L3			1-2 BLK BB		2-3 K		4 0 1 0 0 2 2
Edgar Martinez, R OBP: 0.456, SLG: 0.528 (1, 10)		4-2 G5-4-3 BB		2-3 K		2-3 SAFE		4-1 BB		2 0 0 0 2 2 2
Jay Buhner, R OBP: 0.380, SLG: 0.479 (1, 9)		1-1 G5-4-3		1-3 K		4-2 BLK		3-3 K		3 0 0 0 1 2 2
Paul Sorrento, L OBP: 0.333, SLG: 0.515 (1, 3)		1-1 P5		1-3 K		0-3 K		4-2 BB BB		3 0 0 0 1 2 2
Dan Wilson, R OBP: 0.333, SLG: 0.430 (1, 2)			0-1 FC1-6-5		1-0 S		2-2 HR		3-2 F7	4 1 3 1 0 0 1
Russ Davis, R OBP: 0.327, SLG: 0.495 (1, 5)			0-1 FC1-6-5		1-1 L7		0-0 G6-3		0-3 K	4 1 0 0 0 1 3
Lee Tinsley, S OBP: 0.293, SLG: 0.319 (1, 7)			1-1 1B		0-3 K		4-2 G6-4-3		4-1 BB	2 0 1 0 2 1 1

Inning Stats	R: 0	H: 0	E: 0	K: 2	S: 9	R: 0	H: 0	E: 0	K: 0	S: 6	R: 0	H: 3	E: 0	K: 1	S: 12	R: 0	H: 0	E: 0	K: 3	S: 9	R: 0	H: 1	E: 0	K: 1	S: 9	R: 0	H: 2	E: 0	K: 2	S: 13	R: 1	H: 1	E: 0	K: 0	S: 9	R: 0	H: 0	E: 0	K: 3	S: 10	R: 0	H: 0	E: 0	K: 1	S: 11	1B: 5	SF: 0	2B: 1	SAC: 0	3B: 0	DP: 2	HR: 1	HBP: 0	WP: 0	PA: 37
--------------	------	------	------	------	------	------	------	------	------	------	------	------	------	------	-------	------	------	------	------	------	------	------	------	------	------	------	------	------	------	-------	------	------	------	------	------	------	------	------	------	-------	------	------	------	------	-------	-------	-------	-------	--------	-------	-------	-------	--------	-------	--------

PITCHER	IP	WLS	BF	H	R	ER	SO	BB	IBB	HBP	BLK	WP	HR	S	P	ERA	WHIP
James Baldwin, R ERA: 4.81 (1, 1)	7.1	W	29	7	2	2	10	3	0	0	1	0	1	70	104	2.46	1.364
Chuck McElroy, L ERA: 3.48 (8, 1)	0.1		1	0	0	0	1	0	0	0	0	0	0	3	5	0.00	0.000
Matt Karchner, R ERA: 2.7 (8, 1)	1.1	S	7	0	0	0	2	3	0	0	0	0	0	15	33	0.00	2.250

BOTTOM

Chicago White Sox @ Seattle Mariners
The Kingdome, Seattle, WA
Sat Aug 09 1997, 6:33 AM EDT
Att. 45,063 - Dome - 68 F

livebaseballscorecards.com

AB	31
R	2
H	7
RBI	2
BB	6
SO	13
LOB	19



Batter	1	2	3	4	5	6	7	8	9	AB R H RBI BB SO LOB	TOP											
Ray Durham, S (1, 4) OBP: 0.326, SLG: 0.359	2-1 G4-3 3B	1-1 F8		1-1 2B		0-2 P2			0-0 B1	5 1 2 0 0 0 2												
Norberto Martin, R (1, 10) OBP: 0.322, SLG: 0.376	0-0 G4-3	1-1 1B		0-3 K			0-0 G4-3		1-0 1B	5 0 2 2 0 1 2												
Robin Ventura, L (1, 5) OBP: 0.431, SLG: 0.620	1-1 G5-3 1B	3-2 L7		4-2 BB			2-2 G1-3		2-1 E3	4 0 1 0 1 0 3												
Albert Belle, R (1, 7) OBP: 0.328, SLG: 0.470	2-1 G5-3 HBP		2-1 G5-3	0-0 L8			4-1 1B BB		1-3 K	3 0 0 0 1 1 5												
Jorge Fabregas, L (1, 2) OBP: 0.281, SLG: 0.343	1-1 G5-3		4-2 FC5-4 BB		1-0 F7		1-0 1B		2-1 G3	4 0 1 0 1 0 4												
Mike Cameron, R (1, 8) OBP: 0.338, SLG: 0.437	0-3 K		1-0 FC5-4		3-3 K		2-3 K			4 0 0 0 0 3 5												
Dave Martinez, L (1, 9) OBP: 0.343, SLG: 0.400		2-2 F8 34 G4-3 1B 1B	1 SAFE 3-3 K		1-0 G3			3-2 F8		4 1 1 0 0 1 1												
34 Mario Valdez, L (1, 3) OBP: 0.311, SLG: 0.263		2-2 G4-3		2-2 2B 1B		3-2 L7		1-3 K		4 0 1 0 0 1 1												
Ozzie Guillen, L (1, 6) OBP: 0.297, SLG: 0.334		4-1 1B BB		0-2 P4		2-2 P6		1-1 G6-3		3 0 0 0 1 0 1												
Inning Stats	R: 1 E: 0 K: 1 S: 11	H: 2 LOB: 2 BB: 0 P: 17	R: 1 E: 0 K: 0 S: 20	H: 2 LOB: 2 BB: 1 P: 32	R: 0 E: 0 K: 1 S: 9	H: 0 LOB: 1 BB: 1 P: 19	R: 0 E: 0 K: 1 S: 15	H: 2 LOB: 3 BB: 1 P: 22	R: 0 E: 0 K: 1 S: 5	H: 0 LOB: 0 BB: 0 P: 10	R: 0 E: 0 K: 0 S: 11	H: 0 LOB: 0 BB: 0 P: 16	R: 0 E: 0 K: 1 S: 11	H: 1 LOB: 2 BB: 1 P: 20	R: 0 E: 0 K: 1 S: 8	H: 0 LOB: 0 BB: 0 P: 13	R: 0 E: 1 K: 1 S: 9	H: 1 LOB: 2 BB: 0 P: 15	1B: 6 2B: 1 3B: 1 HR: 0	SF: 0 SAC: 0 DP: 0 HBP: 1	WP: 0 PB: 0 SB: 0 CS: 0	PA: 41
PITCHER	IP WLS BF H R ER SO BB IBB HBP BLK WP HR S P ERA WHIP																					
Omar Olivares, R (1, 1) ERA: 4.54	6.2 L 31 6 2 2 4 4 0 1 0 0 0 77 128 2.70 1.500																					
Norm Charlton, L (7, 1) ERA: 7.36	1.1 5 1 0 0 2 0 0 0 0 0 0 13 21 0.00 0.750																					
Heathcliff Slocumb, R (9, 1) ERA: 5.33	1.0 5 1 0 0 1 0 0 0 0 0 0 9 15 0.00 1.000																					

Chicago White Sox @ Seattle Mariners
The Kingdome, Seattle, WA

Sun Aug 10 1997, 10:05 PM EDT
Att: 38,357 - Dome - 68 F

livebaseballscorecards.com

AB 36
R 2
H 8
RBI 2
BB 4
SO 7
LOB 24



Batter	1	2	3	4	5	6	7	8	9	AB R H RBI BB SO LOB
Joey Cora, S OBP: 0.380, SLG: 0.474 (1, 4)	L9		K			L8			F9-2 1B	4 0 1 0 0 1 1
Alex Rodriguez, R OBP: 0.355, SLG: 0.495 (1, 6)	K			G6-3		F7			F9-2 BB	3 0 0 0 1 1 0
Ken Griffey Jr., L OBP: 0.369, SLG: 0.614 (1, 8)	F9			G3-1			HR		K	4 1 1 1 0 1 2
Edgar Martinez, R OBP: 0.454, SLG: 0.528 (1, 10)		G5-3							F9-2	4 0 1 0 0 1 2
Paul Sorrento, L OBP: 0.331, SLG: 0.510 (1, 3)		K		K						3 0 0 0 0 3 1
Dan Wilson, R OBP: 0.331, SLG: 0.427 (1, 2)		P4				F9				3 0 0 0 0 0 0
Raul Ibanez, L (1, 9)			G4-3			G4-3			F8	3 0 0 0 0 0 0
Russ Davis, R OBP: 0.324, SLG: 0.491 (1, 5)			P6			G4-3			K	3 0 0 0 0 1 0
Lee Tinsley, S OBP: 0.294, SLG: 0.312 (1, 7)			BB			L8			F7	2 0 0 0 1 0 0

Inning Stats	R: 0	H: 0	E: 0	K: 1	S: 12	LOB: 0	BB: 0	P: 18	R: 0	H: 0	E: 0	K: 1	S: 11	LOB: 0	BB: 0	P: 16	R: 0	H: 0	E: 0	K: 1	S: 7	LOB: 1	BB: 1	P: 11	R: 0	H: 1	E: 0	K: 1	S: 8	LOB: 1	BB: 0	P: 14	R: 0	H: 0	E: 0	K: 0	S: 9	LOB: 0	BB: 0	P: 15	R: 1	H: 1	E: 0	K: 2	S: 10	LOB: 0	BB: 0	P: 16	R: 0	H: 0	E: 0	K: 1	S: 7	LOB: 0	BB: 0	P: 12	R: 0	H: 1	E: 0	K: 1	S: 11	LOB: 1	BB: 1	P: 16	1B: 1	2B: 2	3B: 0	HR: 1	SF: 0	SAC: 0	DP: 1	HBP: 0	WP: 0	PB: 0	SB: 2	CS: 0	PA: 31
--------------	------	------	------	------	-------	--------	-------	-------	------	------	------	------	-------	--------	-------	-------	------	------	------	------	------	--------	-------	-------	------	------	------	------	------	--------	-------	-------	------	------	------	------	------	--------	-------	-------	------	------	------	------	-------	--------	-------	-------	------	------	------	------	------	--------	-------	-------	------	------	------	------	-------	--------	-------	-------	-------	-------	-------	-------	-------	--------	-------	--------	-------	-------	-------	-------	--------

PITCHER	IP	WLS	BF	H	R	ER	SO	BB	IBB	HBP	BLK	WP	HR	S	P	ERA	WHIP
Doug Drabek, R ERA: 5.44 (1, 1)	8.0	W	27	2	1	1	7	1	0	0	0	0	1	70	113	1.12	0.375
Carlos Castillo, R ERA: 3.36 (9, 1)	0.0		2	1	0	0	0	1	0	0	0	0	0	6	10	∞	∞
Chuck McElroy, L ERA: 3.46 (9, 1)	0.1		1	0	0	0	1	0	0	0	0	0	0	3	4	0.00	0.000
Matt Karchner, R ERA: 2.65 (9, 1)	0.2	S	1	0	0	0	0	0	0	0	0	0	0	2	2	0.00	0.000


BOTTOM

Chicago White Sox @ Seattle Mariners
The Kingdome, Seattle, WA

Sun Aug 10 1997, 10:05 PM EDT
Att: 38,357 - Dome - 68 F

livebaseballscorecards.com

AB	29
R	1
H	3
RBI	1
BB	2
SO	8
LOB	6



Batter	1	2	3	4	5	6	7	8	9	AB R H RBI BB SO LOB	TOP											
Darin Erstad, L (1, 3) OBP: 0.359, SLG: 0.453	1-1 P6			3-2 G4-3		2-1 FC6-4 1B	0-1 2B 1B		2-1 G4-3	5 1 2 1 0 0 1												
Dave Hollins, S (1, 5) OBP: 0.373, SLG: 0.431	2-2 G4-3			2-0 2B		1-2 FC6-4 1B 16 2B 1-2f	0-0 2B 1-H 2-H		2-3 3-H 0-0 G6-3	5 1 2 2 0 0 2												
Tim Salmon, R (1, 9) OBP: 0.409, SLG: 0.512	1-0 G5-3			0-2 F9		0-0 16 2B 1B 1-3	0-1 G6-3			4 1 1 0 0 0 2												
Todd Greene, R (1, 2) OBP: 0.340, SLG: 0.536		3-1 G6-3		0-3 K		0-0 P3		0-0 G5-3		4 0 0 0 0 1 3												
16 Garret Anderson, L (1, 7) OBP: 0.340, SLG: 0.408		1-2 G4-3			1-1 2B	1-1 1-H 3-H 2B		1-1 G3		4 0 2 2 0 0 0												
Jack Howell, L (1, 10) OBP: 0.331, SLG: 0.557		0-0 P6			2-2 G5-3	1-3 K		2-2 G5-3		3 0 0 0 0 1 2												
Eddie Murray, S (8, PH) OBP: 0.273, SLG: 0.319										1 0 0 0 0 0 0												
Orlando Palmeiro, L (1, 8) OBP: 0.308, SLG: 0.262				0-2 G5-3		1-2 P5		0-1 L8		4 1 1 0 0 0 1												
Luis Alicea, S (1, 4) OBP: 0.375, SLG: 0.401				0-0 F8		4-1 BB		1-3 K		3 0 0 0 1 2 1												
Gary Disarcina, R (1, 6) OBP: 0.287, SLG: 0.341				0-1 F8		0-0 G3		4-2 1B 2B BB		3 1 1 0 1 0 2												
Inning Stats	R: 0 E: 0 K: 0 S: 6	H: 0 LOB: 0 BB: 0 P: 10	R: 0 E: 0 K: 0 S: 6	H: 0 LOB: 0 BB: 0 P: 10	R: 0 E: 0 K: 0 S: 6	H: 0 LOB: 0 BB: 0 P: 6	R: 0 E: 0 K: 1 S: 12	H: 1 LOB: 1 BB: 0 P: 17	R: 0 E: 0 K: 0 S: 10	H: 1 LOB: 2 BB: 1 P: 18	R: 2 E: 0 K: 1 S: 12	H: 3 LOB: 1 BB: 0 P: 17	R: 2 E: 0 K: 1 S: 14	H: 2 LOB: 1 BB: 1 P: 19	R: 0 E: 0 K: 0 S: 6	H: 0 LOB: 0 BB: 0 P: 9	R: 1 E: 0 K: 1 S: 13	H: 2 LOB: 1 BB: 0 P: 21	1B: 5 2B: 4 3B: 0 HR: 0	SF: 0 SAC: 0 DP: 0 HBP: 0	WP: 0 PB: 0 SB: 0 CS: 0	PA: 38
PITCHER	IP WLS BF H R ER SO BB IBB HBP BLK WP HR S P ERA WHIP																					
Jaime Navarro, R (1, 1) ERA: 5.48	7.0 W 30 7 4 4 3 2 0 0 0 0 0 0 66 97 5.14 1.286																					
Tony Castillo, L (8, 1) ERA: 4.89	2.0 S 8 2 1 0 1 0 0 0 0 0 0 0 19 30 0.00 1.000																					

Anaheim Angels @ Chicago White Sox
 Comiskey Park, Chicago, IL
 Tue Aug 12 1997, 8:05 PM EDT
 Att. 16,975 - Unknown - 75 F

AB	36
R	5
H	9
RBI	5
BB	2
SO	4
LOB	14



Batter	1	2	3	4	5	6	7	8	9
Ray Durham, S OBP: 0.327, SLG: 0.360 (1, 4)	2-3 K		1-0 1B		1-2 G3		0-0 SF9 1B	2-2 SF8	
Dave Martinez, L OBP: 0.343, SLG: 0.400 (1, 9) (9, 3)	3-1 P5		3-1 F7		0-0 F8		1-2 E8 HR 1B	1-2 1B	
Frank Thomas, R OBP: 0.453, SLG: 0.626 (1, 10)	1-0 F8		1-2 P3			2-3 K	1-0 SF9	2-2 G4-3	
Albert Belle, R OBP: 0.331, SLG: 0.486 (1, 7)				2-2 F7		1-2 1B 34 2B 1B	2-2 HR		
Robin Ventura, L OBP: 0.468, SLG: 0.642 (1, 5)		0-0 G4-6-3 BB 1B		2-2 1B		3-2 34 2B 1B	4-0 BB		
Mike Cameron, R OBP: 0.344, SLG: 0.438 (1, 8) (9, 9)		4-1 G4-6-3 BB		1-2 1B		4-0 34 2B BB	1-3 K		
Jorge Fabregas, L OBP: 0.276, SLG: 0.337 (1, 2)		0-0 G4-6-3		1-3 K		0-0 F9	1-1 G4-3		
34 Mario Valdez, L OBP: 0.327, SLG: 0.333 (1, 3) Darren Lewis, R OBP: 0.308, SLG: 0.221 (8, PR) (9, 8)		1-1 G6-3		1-0 F7		1-0 2B	1-2 G4-3 SF8 2B		
Ozzie Guillen, L OBP: 0.294, SLG: 0.331 (1, 6)			2-1 G6-3		1-2 G4-3	1-2 F7		2-2 G4-3	

AB	R	H	RBI	BB	SO	LOB
4	1	2	1	0	1	0
5	1	2	0	0	0	1
4	0	0	1	0	1	3
4	3	3	3	0	0	0
3	1	3	0	1	0	0
2	1	1	0	2	1	1
4	0	0	0	0	1	8
4	0	2	3	0	0	3
0	1	0	0	0	0	0
4	0	0	0	0	0	2

BOTTOM

Anaheim Angels @ Chicago White Sox
Comiskey Park, Chicago, IL
 Tue Aug 12 1997, 8:05 PM EDT
 Att: 16,975 - Unknown - 75 F

livebaseballscorecards.com

AB	34
R	8
H	13
RBI	8
BB	3
SO	4
LOB	18



Inning	R	H	E	K	S	P	IP	WLS	BF	H	R	ER	SO	BB	IBB	HBP	BLK	WP	HR	S	P	ERA	WHIP
1	0	0	0	1	6	105	6.0	L	29	10	6	6	3	2	0	0	0	0	1	65	105	9.00	2.000
2	1	2	0	0	14	105	0.2		4	1	1	1	1	0	0	0	0	0	8	15	105	13.50	3.000
3	0	1	0	0	15	105	1.0		5	2	1	0	0	0	0	0	0	0	15	22	105	9.00	2.000
4	0	2	0	0	12	105	0.1		1	0	0	0	0	0	0	0	0	0	3	5	105	0.00	0.000

PITCHER	IP	WLS	BF	H	R	ER	SO	BB	IBB	HBP	BLK	WP	HR	S	P	ERA	WHIP
Jason Dickson, R ERA: 4.0 (1, 1)	6.0	L	29	10	6	6	3	2	0	0	0	0	1	65	105	9.00	2.000
Shigetoshi Hasegawa, R ERA: 4.02 (7, 1)	0.2		4	1	1	1	1	0	0	0	0	0	1	8	15	13.50	3.000
Darrell May, L ERA: 4.03 (7, 1)	1.0		5	2	1	0	0	0	0	0	0	0	0	15	22	9.00	2.000
Mike James, R ERA: 5.15 (8, 1)	0.1		1	0	0	0	0	0	0	0	0	0	0	3	5	0.00	0.000

WP	HR	S	P	ERA	WHIP
0	1	15	22	9.00	2.000
0	0	3	5	0.00	0.000

WP: 0 PA: 39
 PB: 0
 SB: 0
 CS: 0

Batter	1	2	3	4	5	6	7	8	9	AB R H RBI BB SO LOB	TOP											
Luis Alicea, S OBP: 0.371, SLG: 0.395 (1, 4)	0-1 F7	1-1 G6-3		1-3 K			2-1 P5			4 0 0 0 0 1 2												
Darin Erstad, L OBP: 0.358, SLG: 0.451 (1, 3)	1-1 G3		1-0 F9		2-1 F7			1-1 S 1B		4 0 1 0 0 0 0												
Dave Hollins, S OBP: 0.376, SLG: 0.436 (1, 5)	0-0 BB 1B		1-0 PB 2B		1-1 1B			0-3 K		4 1 3 0 0 1 1												
Tim Salmon, R OBP: 0.410, SLG: 0.510 (1, 9)	4-1 BB 1-2		1-1 PB 2B HBP		3-3 K2 1-2f			1-3 K		2 1 0 0 1 2 2												
Todd Greene, R OBP: 0.336, SLG: 0.535 (1, 10)	1-1 F8		1-0 2B		0-1 P2			2-2 F8		4 0 1 2 0 0 3												
16 Garret Anderson, L OBP: 0.339, SLG: 0.406 (1, 7)		0-0 G6-3	2-2 L5		2-2 L9			1-0 G4-3 1B		4 0 1 0 0 0 1												
Chad Kreuter, S OBP: 0.322, SLG: 0.373 (1, 2)		0-0 1B 1B	1-0 G4-3		2-3 K			3-3 K		4 0 1 0 0 2 2												
Orlando Palmeiro, L OBP: 0.298, SLG: 0.252 (1, 8)		0-1 F7		1-2 F9			0-0 L6	1-2 G4-3		4 0 0 0 0 0 2												
Gary Disarcina, R OBP: 0.286, SLG: 0.340 (1, 6)		0-0 1B		1-0 F9			3-2 G5-3	0-0 F9		4 0 1 0 0 0 1												
Inning Stats	R: 0 E: 0 K: 0 S: 8	H: 1 LOB: 2 BB: 1 P: 14	R: 0 E: 0 K: 0 S: 7	H: 2 LOB: 2 BB: 0 P: 8	R: 2 E: 0 K: 0 S: 8	H: 2 LOB: 1 BB: 0 P: 15	R: 0 E: 0 K: 1 S: 7	H: 0 LOB: 0 BB: 0 P: 10	R: 0 E: 0 K: 1 S: 7	H: 1 LOB: 1 BB: 0 P: 13	R: 0 E: 0 K: 1 S: 8	H: 0 LOB: 0 BB: 0 P: 12	R: 0 E: 0 K: 0 S: 7	H: 0 LOB: 0 BB: 0 P: 12	R: 0 E: 0 K: 2 S: 11	H: 1 LOB: 1 BB: 0 P: 15	R: 0 E: 0 K: 1 S: 12	H: 1 LOB: 1 BB: 0 P: 17	1B: 6 2B: 3 3B: 0 HR: 0	SF: 0 SAC: 0 DP: 1 HBP: 1	WP: 0 PB: 1 SB: 1 CS: 0	PA: 36
PITCHER	IP WLS BF H R ER SO BB IBB HBP BLK WP HR S P ERA WHIP																					
Scott Eyre, L ERA: 6.28 (1, 1)	5.0 W 22 6 2 1 2 1 0 1 0 0 0 0 37 60 1.80 1.400																					
Nelson Cruz, R ERA: 1.42 (6, 1)	2.2 9 1 0 0 3 0 0 0 0 0 0 0 23 34 0.00 0.375																					
Matt Karchner, R ERA: 2.56 (8, 1)	1.1 S 5 1 0 0 1 0 0 0 0 0 0 0 15 22 0.00 0.750																					

Anaheim Angels @ Chicago White Sox
Comiskey Park, Chicago, IL
Wed Aug 13 1997, 8:05 PM EDT
Att. 21,237 - Unknown - 73 F

livebaseballscorecards.com

AB 34
R 2
H 8
RBI 2
BB 1
SO 6
LOB 14



Batter	1	2	3	4	5	6	7	8	9	AB	R	H	RBI	BB	SO	LOB
Norberto Martin, R OBP: 0.320, SLG: 0.372 (1, 6)	1-2 G6-3		1-2 G6-3		0-0 HR 1B		0-0 F7			4	1	1	0	0	0	1
Mike Cameron, R OBP: 0.343, SLG: 0.447 (1, 8) (9, 9)	2-3 K		1-0 L8		1-1 HR 1-H 2-H		0-3 K			4	1	1	3	0	2	1
Frank Thomas, R OBP: 0.453, SLG: 0.633 Dave Martinez, L OBP: 0.343, SLG: 0.400 (1, 10) (8, PR)	3-2 G5-3		3-3 K		3-2 HR			0-1 G4-3 1B		4	1	2	1	0	1	0
Albert Belle, R OBP: 0.329, SLG: 0.482 (1, 7)		0-0 F9		2-2 G5-3	2-3 K			0-1 G4-3 1-2f		4	0	0	0	0	1	1
Lyle Mouton, R OBP: 0.301, SLG: 0.363 Darren Lewis, R OBP: 0.308, SLG: 0.221 (1, 9) (8, PR) (9, 8)		1-2 G3-1		1-0 F8		2-2 G4-3		4-0 S 2B BB		3	0	0	0	1	0	0
Robin Ventura, L OBP: 0.470, SLG: 0.625 (1, 5)		0-0 34 BB 1B		0-0 G1-3		2-2 G5-3		4-0 2B 1-2 BB		3	0	1	0	1	0	0
Ray Durham, S OBP: 0.328, SLG: 0.362 (1, 4)		4-1 34 BB 1-2 BB		1-1 F8		1-0 G4-3		1-0 1-3 2-H 2B		3	0	1	1	1	0	0
34 Mario Valdez, L OBP: 0.358, SLG: 0.341 (1, 3)		4-0 1-2 2-3 BB		2-2 G1-3			1-0 1B	2-1 HBP		2	0	1	0	1	0	0
Tony Peña, R OBP: 0.250, SLG: 0.179 Jorge Fabregas, L OBP: 0.275, SLG: 0.336 (1, 2) (8, PH) (9, 2)		2-2 F9		4-0 1B HR BB			2-2 F9	2-1 G4-3		2	1	0	0	1	0	4
										1	0	0	0	0	0	3

Inning Stats	R: 0	H: 0	E: 0	K: 10	S: 10	H: 0	LOB: 0	BB: 0	P: 16	R: 0	H: 1	E: 0	K: 0	S: 9	H: 1	LOB: 3	BB: 2	P: 20	R: 0	H: 0	E: 0	K: 1	S: 8	H: 0	LOB: 0	BB: 0	P: 13	R: 0	H: 0	E: 0	K: 0	S: 5	R: 4	H: 3	E: 0	K: 1	S: 20	R: 0	H: 0	E: 0	K: 0	S: 10	R: 0	H: 1	E: 0	K: 1	S: 8	R: 1	H: 2	E: 0	K: 0	S: 8	H: 2	LOB: 3	BB: 2	P: 21
--------------	------	------	------	-------	-------	------	--------	-------	-------	------	------	------	------	------	------	--------	-------	-------	------	------	------	------	------	------	--------	-------	-------	------	------	------	------	------	------	------	------	------	-------	------	------	------	------	-------	------	------	------	------	------	------	------	------	------	------	------	--------	-------	-------


PITCHER	IP	WLS	BF	H	R	ER	SO	BB	IBB	HBP	BLK	WP	HR	S	P	ERA	WHIP
Allen Watson, L ERA: 4.59 (1, 1)	6.1	L	27	5	4	4	3	3	0	0	0	0	2	66	112	5.68	1.263
Mike James, R ERA: 5.2 (7, 1)	1.1		5	1	1	1	1	1	0	0	0	0	0	8	12	6.75	1.500
Mike Holtz, L ERA: 1.74 (8, 1)	0.0		3	1	0	0	0	1	0	1	0	0	0	2	9	∞	∞
Pep Harris, R ERA: 3.97 (8, 1)	0.1		1	0	0	0	0	0	0	0	0	0	0	2	4	0.00	0.000

BOTTOM

Anaheim Angels @ Chicago White Sox
Comiskey Park, Chicago, IL

Wed Aug 13 1997, 8:05 PM EDT
Att: 21,237 - Unknown - 73 F

AB	30
R	5
H	7
RBI	5
BB	5
SO	4
LOB	10



1B: 4	SF: 0	WP: 0	PA: 36
2B: 1	SAC: 0	PB: 0	
3B: 0	DP: 1	SB: 1	
HR: 2	HBP: 1	CS: 0	

PITCHER	IP	WLS	BF	H	R	ER	SO	BB	IBB	HBP	BLK	WP	HR	S	P	ERA	WHIP
---------	----	-----	----	---	---	----	----	----	-----	-----	-----	----	----	---	---	-----	------

Batter	1	2	3	4	5	6	7	8	9	AB R H RBI BB SO LOB	TOP											
Mark Bellhorn, S (1, 5) OBP: 0.350, SLG: 0.400 Jason McDonald, S (8, 8) OBP: 0.307, SLG: 0.366	1-3 K		1-0 F9		3-3 K		4-2 SH1-3 1B BB	4-2 BB	1-3 K	3 1 0 0 2 2 0 1 0 0 0 0 1 1												
Rafael Bourimigal, R (1, 6) OBP: 0.347, SLG: 0.353	2-1 2B 1B		0-0 B2-3		3-2 G5-3		2-1 SH1-3	0-0 F7		4 1 1 0 0 0 1												
Dave Magadan, L (1, 10) OBP: 0.402, SLG: 0.373	1-3 K		3-2 HR 1B		2-2 F7		1-1 2B 1B	1-0 F7		5 2 2 1 0 1 2												
Matt Stairs, L (1, 9) OBP: 0.423, SLG: 0.633 Tilson Brito, R (8, PR) OBP: 0.279, SLG: 0.269 (8, 5)	2-2 1-H HR 2B		0-0 1-H HR		0-0 G4-3		0-0 P5	4-0 1-2 BB		4 2 2 3 1 0 1 0 0 0 0 0 0 0												
Jason Giambi, L (1, 3) OBP: 0.358, SLG: 0.472	3-2 2-H HR		0-3 K		3-2 1B 2B		0-1 FC5 2B	2-1 L8		5 2 3 3 0 1 2												
Scott Spiezio, S (1, 4) OBP: 0.287, SLG: 0.362	0-0 F8		0-2 G6-3		4-1 1B 1B E BB		4-1 BB		0-0 F9	3 1 0 0 2 0 0												
Brent Mayne, L (1, 2) OBP: 0.318, SLG: 0.361		1-0 F8		2-2 FC6-4 1B		1-2 E 1B	1-2 FC5		3-1 1B 2B	5 1 3 0 0 0 2												
Brian Leshar, R (1, 7) OBP: 0.271, SLG: 0.400		0-1 F9		2-2 FC6-4		3-2 E4 G6-3 1B		2-2 HR 1B	1-2 F7	5 1 2 1 0 0 2												
Ernie Young, R (1, 8) OBP: 0.269, SLG: 0.314 (8, 9)		2-3 K		2-0 F8		0-2 G6-3		0-0 1-H HR	3-2 2-H 1B	5 1 2 3 0 1 3												
Inning Stats	R: 3 E: 0 K: 2 S: 18	H: 3 LOB: 0 BB: 0 P: 27	R: 0 E: 0 K: 1 S: 6	H: 0 LOB: 0 BB: 0 P: 9	R: 2 E: 0 K: 1 S: 10	H: 2 LOB: 0 BB: 0 P: 14	R: 0 E: 0 K: 0 S: 12	H: 1 LOB: 1 BB: 0 P: 18	R: 0 E: 0 K: 1 S: 11	H: 0 LOB: 0 BB: 0 P: 19	R: 2 E: 1 K: 0 S: 19	H: 3 LOB: 1 BB: 1 P: 30	R: 2 E: 0 K: 0 S: 13	H: 2 LOB: 2 BB: 2 P: 25	R: 2 E: 0 K: 0 S: 10	H: 2 LOB: 2 BB: 2 P: 23	R: 1 E: 0 K: 1 S: 12	H: 2 LOB: 1 BB: 0 P: 20	1B: 8 2B: 4 3B: 0 HR: 3	SF: 0 SAC: 1 DP: 1 HBP: 0	WP: 0 PB: 0 SB: 0 CS: 0	PA: 46
PITCHER	IP WLS BF H R ER SO BB IBB HBP BLK WP HR S P ERA WHIP																					
Carlos Castillo, R (1, 1) ERA: 3.92 Chuck McElroy, L (4, 1) ERA: 3.47 41 Bill Simas, R (6, 1) ERA: 4.14 Chris Clemons, R (8, 1) ERA: 8.53	3.0 L 1.2 2.0	14 11 9 12	5 3 3 4	5 2 2 3	5 1 2 3	4 1 0 1	0 1 2 2	0 0 0 0	0 0 0 0	0 0 0 0	0 0 0 0	0 0 0 0	2 34 21 22	50 56 36 43	15.00 3.86 10.80 13.50	1.667 1.714 3.000 3.000						

Oakland Athletics @ Chicago White Sox
 Comiskey Park, Chicago, IL
 Thu Aug 14 1997, 8:05 PM EDT
 Att. 21,570 - Unknown - 74 F

livebaseballscorecards.com

AB	40
R	12
H	15
RBI	11
BB	5
SO	6
LOB	14



Batter	1	2	3	4	5	6	7	8	9	AB	R	H	RBI	BB	SO	LOB
Ray Durham, S OBP: 0.329, SLG: 0.361 (1, 4)	P5		F7 BB	FC6-4		F8			F9 DI 1B	4	0	1	0	1	0	2
Dave Martinez, L OBP: 0.344, SLG: 0.401 (1, 9)	HR BB		F7		1B 2B	G6-3			F9	4	2	1	0	1	0	2
Frank Thomas, R OBP: 0.455, SLG: 0.639 (1, 10)	HR				1B 2B BB		L8		P3	3	2	1	2	2	0	1
Albert Belle, R OBP: 0.328, SLG: 0.479 (1, 7)	G4-3				L7		1B 1B		P2	5	0	1	0	0	1	5
Robin Ventura, L OBP: 0.471, SLG: 0.617 (1, 5)	K		P6		2B SF8 1B		G1-6-3 1B			4	1	2	1	0	1	2
Mike Cameron, R OBP: 0.342, SLG: 0.448 (1, 8)		G3		P6	E 2B	G1-6-3				4	0	1	1	0	0	2
Jorge Fabregas, L OBP: 0.271, SLG: 0.332 (1, 2)				F8	SF8		G3			3	0	0	1	0	1	0
34 Mario Valdez, L OBP: 0.386, SLG: 0.348 (1, 3)				E 1B BB	G6-3		G4-6-3 1B			2	0	1	0	2	0	1
Ozzie Guillen, L OBP: 0.293, SLG: 0.330 (1, 6)	F7			E7 FC6-4 1B		G5-3		G4-6-3		4	0	1	0	0	0	2

Inning Stats	R: 2	H: 1	E: 0	K: 1	S: 9	H: 1	LOB: 0	BB: 1	P: 17	R: 0	H: 0	E: 0	K: 1	S: 11	H: 0	LOB: 1	BB: 1	P: 18	R: 0	H: 0	E: 0	K: 1	S: 10	H: 0	LOB: 2	BB: 2	P: 22	R: 0	H: 1	E: 1	K: 0	S: 12	H: 1	LOB: 2	BB: 1	P: 21	R: 3	H: 3	E: 1	K: 0	S: 13	H: 0	LOB: 0	BB: 0	P: 9	R: 0	H: 2	E: 0	K: 0	S: 4	H: 1	LOB: 0	BB: 0	P: 10	R: 0	H: 1	E: 0	K: 0	S: 8	H: 1	LOB: 1	BB: 0	P: 14	1B: 6	SF: 1	2B: 2	SAC: 0	3B: 0	DP: 2	HR: 1	HBP: 0	WP: 0	PA: 40
--------------	------	------	------	------	------	------	--------	-------	-------	------	------	------	------	-------	------	--------	-------	-------	------	------	------	------	-------	------	--------	-------	-------	------	------	------	------	-------	------	--------	-------	-------	------	------	------	------	-------	------	--------	-------	------	------	------	------	------	------	------	--------	-------	-------	------	------	------	------	------	------	--------	-------	-------	-------	-------	-------	--------	-------	-------	-------	--------	-------	--------

PITCHER	IP	WLS	BF	H	R	ER	SO	BB	IBB	HBP	BLK	WP	HR	S	P	ERA	WHIP
Willie Adams, R ERA: 8.18 (1, 1)	4.1		24	5	5	5	3	6	0	0	0	0	1	53	96	10.38	2.538
Buddy Groom, L ERA: 4.74 (5, 1)	1.2	W	5	0	0	0	0	0	0	0	0	0	0	8	13	0.00	0.000
Aaron Small, R ERA: 4.46 (7, 1)	2.0		7	3	0	0	0	0	0	0	0	0	0	10	15	0.00	1.500
John Johnstone, R ERA: 2.66 (9, 1)	1.0		4	1	0	0	0	0	0	0	0	0	0	8	14	0.00	1.000

BOTTOM

Oakland Athletics @ Chicago White Sox
Comiskey Park, Chicago, IL
Thu Aug 14 1997, 8:05 PM EDT
Att: 21,570 - Unknown - 74 F

livebaseballscorecards.com

AB	33
R	5
H	9
RBI	5
BB	6
SO	3
LOB	17



Batter	1	2	3	4	5	6	7	8	9	AB R H RBI BB SO LOB	TOP
Mark Bellhorn, S (1, 5) OBP: 0.358, SLG: 0.419 Scott Spiezio, S (7, 4) OBP: 0.286, SLG: 0.361	4-2 		1-3 		1-1 	0-1 G1-3 	3-1 		2-0 	4 2 2 2 1 1 2 1 0 0 0 0 0 1	
Rafael Bourmigl, R (1, 6) OBP: 0.353, SLG: 0.361	0-0 		2-1 G6-3 		0-0 	4-0 	1-1 			4 1 2 1 1 0 2	
Dave Magadan, L (1, 10) OBP: 0.402, SLG: 0.367	4-1 		2-3 		4-1 	1-1 FC4-6 		3-3 		3 1 0 1 2 2 2	
Matt Stairs, L (1, 9) OBP: 0.423, SLG: 0.646 Jason McDonald, S (8, 8) OBP: 0.307, SLG: 0.366	1-1 			0-0 	1-0 	0-0 G6-3 		0-0 		5 1 2 3 0 0 4 0 0 0 0 0 0 0	
Jason Giambi, L (1, 3) OBP: 0.356, SLG: 0.476	3-3 			0-2 	1-1 		2-2 	2-2 		5 1 1 1 0 1 3	
Brent Mayne, L (1, 2) OBP: 0.315, SLG: 0.356	1-1 			0-0 	1-1 		0-1 		3-2 	5 1 1 0 0 0 3	
Brian Leshar, R (1, 7) OBP: 0.283, SLG: 0.400		2-3 		3-3 		0-1 	1-0 		2-3 	5 2 2 0 0 3 2	AB 41 R 11 H 14 RBI 9 BB 4 SO 9 LOB 23
Ernie Young, R (1, 8) OBP: 0.282, SLG: 0.321		3-3 			0-0 	1-0 	1-0 		2-3 	4 2 2 0 0 2 1	
Tilson Brito, R (1, 4) OBP: 0.283, SLG: 0.288		0-1 		1-2 	1-0 	0-0 		0-0 		5 0 2 1 0 0 3	
Inning Stats	R: 1 H: 1 E: 0 LOB: 2 K: 1 BB: 2 S: 12 P: 25	R: 0 H: 0 E: 0 LOB: 0 K: 2 BB: 0 S: 9 P: 14	R: 0 H: 0 E: 0 LOB: 0 K: 2 BB: 0 S: 8 P: 13	R: 0 H: 1 E: 0 LOB: 1 K: 1 BB: 0 S: 9 P: 12	R: 5 H: 4 E: 0 LOB: 0 K: 0 BB: 1 S: 13 P: 22	R: 2 H: 2 E: 1 LOB: 2 K: 0 BB: 1 S: 8 P: 15	R: 2 H: 4 E: 0 LOB: 2 K: 0 BB: 0 S: 12 P: 20	R: 0 H: 0 E: 0 LOB: 0 K: 1 BB: 0 S: 10 P: 15	R: 1 H: 2 E: 0 LOB: 1 K: 2 BB: 0 S: 14 P: 23	1B: 7 SF: 0 2B: 4 SAC: 0 3B: 1 DP: 0 HR: 2 HBP: 1	WP: 2 PA: 46 PB: 0 SB: 0 CS: 0
PITCHER James Baldwin, R (1, 1) ERA: 5.11 Tony Castillo, L (6, 1) ERA: 5.13 Keith Foulke, R (7, 1) ERA: 7.99	IP WLS BF H R ER SO BB IBB HBP BLK WP HR S P ERA WHIP 5.0 L 26 7 8 8 6 3 0 1 0 2 1 53 89 14.40 2.000 1.1 9 4 2 2 0 0 0 1 0 0 0 1 13 23 13.50 3.000 2.2 11 3 1 1 3 0 0 0 0 0 0 0 29 47 3.38 1.125	PITCHER IP WLS BF H R ER SO BB IBB HBP BLK WP HR S P ERA WHIP									

Oakland Athletics @ Chicago White Sox
 Comiskey Park, Chicago, IL
 Fri Aug 15 1997, 8:05 PM EDT
 Att. 29,652 - Unknown - 84 F

livebaseballscorecards.com



BOTTOM

Oakland Athletics @ Chicago White Sox
 Comiskey Park, Chicago, IL

livebaseballscorecards.com

AB	33
R	6
H	8
RBI	6
BB	4
SO	10
LOB	15



WP: 0	PA: 37
PB: 0	
SB: 0	
CS: 0	

PITCHER	IP	WLS	BF	H	R	ER	SO	BB	IBB	HBP	BLK	WP	HR	S	P	ERA	WHIP
Jimmy Haynes, R ERA: 4.74	(1, 1)	5.0	21	5	4	3	4	3	0	0	0	0	2	43	75	5.40	1.600
T.J. Mathews, R ERA: 2.43	(6, 1)	2.0	7	1	0	0	2	0	0	0	0	0	0	21	29	0.00	0.500
Dane Johnson, R ERA: 3.89	(8, 1)	1.2	8	2	2	2	3	1	0	0	0	0	0	18	33	10.80	1.800
Mike Mohler, L ERA: 5.59	(9, 1)	0.1	1	0	0	0	1	0	0	0	0	0	0	4	7	0.00	0.000

Fri Aug 15 1997, 8:05 PM EDT
 Att: 29,652 - Unknown - 84 F

AB R H RBI BB SO LOB

5	2	2	0	0	1	3
4	2	3	4	0	1	0
3	0	0	0	1	1	0
4	0	0	0	0	1	2
0	0	0	0	0	0	0
2	0	1	0	2	1	0
0	1	0	0	0	0	0
3	1	0	0	1	1	2
4	0	1	0	0	1	3
4	0	0	0	0	2	4
4	0	1	2	0	1	1
1B: 3	SF: 0					
2B: 2	SAC: 0					
3B: 1	DP: 2					
HR: 2	HBP: 0					

Batter	1	2	3	4	5	6	7	8	9
Ray Durham, S OBP: 0.330, SLG: 0.362 (1, 4)	2-2 G1-3 ①		0-2 E 1B		2-2 HR 1B		3-2 P6 ③		3-3 K ③
Mike Cameron, R OBP: 0.348, SLG: 0.478 (1, 8) (9, 9)	1-1 HR		1 SAFE 0-1 BB 1B 1-H		1 SAFE 0-0 HR 1-H			3-3 K ①	
Frank Thomas, R OBP: 0.453, SLG: 0.634 (1, 10)	2-1 F8 ②		1 SAFE 4-1 BB 1-2		0-0 L7 ③			2-3 K ②	
Albert Belle, R OBP: 0.325, SLG: 0.475 Darren Lewis, R OBP: 0.308, SLG: 0.221 (1, 7) (9, 8)	3-0 G4-3 ③		0-0 G5-3 ③			1-3 K ①		1-0 F8 ③	
Robin Ventura, L OBP: 0.486, SLG: 0.629 Chuck McElroy, L (9, PR)		4-1 G4-6-3 BB		4-0 G4-6-3 BB		1-3 K ②		2-2 F8 3B 2B	
Lyle Mouton, R OBP: 0.300, SLG: 0.358 (1, 9) (9, 7)		2-3 K ①		0-0 G4-6-3 1-2f ① ②		0-0 G1-3 ③		4-1 3B BB	
Jorge Fabregas, L OBP: 0.271, SLG: 0.335 (1, 2)		2-1 G4-6-3 1-2f ② ③		1-3 K ③			1-2 2B	2-1 F8 2-3 ①	
34 Mario Valdez, L OBP: 0.361, SLG: 0.320 (1, 3)			1-3 K ①		0-0 G4-3 ①		2-1 F8 ①	1-3 K ②	
Ozzie Guillen, L OBP: 0.293, SLG: 0.334 (1, 6)			1-3 K2-3 ②		3-2 P6 ②		0-1 P5 ②	0-0 K 1-H 3-H 3B	

Inning Stats	R: 1	H: 1	E: 0	K: 0	S: 8	LOB: 0	BB: 0	P: 16	R: 0	H: 0	E: 0	K: 1	S: 7	LOB: 0	BB: 1	P: 15	R: 1	H: 2	E: 0	K: 2	S: 13	LOB: 2	BB: 1	P: 19	R: 0	H: 0	E: 0	K: 1	S: 5	LOB: 0	BB: 0	P: 10	R: 2	H: 2	E: 0	K: 0	S: 10	LOB: 0	BB: 0	P: 15	R: 0	H: 0	E: 0	K: 2	S: 7	LOB: 0	BB: 0	P: 9	R: 0	H: 1	E: 0	K: 0	S: 14	LOB: 1	BB: 0	P: 20	R: 0	H: 0	E: 0	K: 2	S: 7	LOB: 0	BB: 0	P: 13	R: 2	H: 2	E: 0	K: 2	S: 15	LOB: 2	BB: 1	P: 27	1B: 3	SF: 0	2B: 2	SAC: 0	3B: 1	DP: 2	HR: 2	HBP: 0	WP: 0	PA: 37
--------------	------	------	------	------	------	--------	-------	-------	------	------	------	------	------	--------	-------	-------	------	------	------	------	-------	--------	-------	-------	------	------	------	------	------	--------	-------	-------	------	------	------	------	-------	--------	-------	-------	------	------	------	------	------	--------	-------	------	------	------	------	------	-------	--------	-------	-------	------	------	------	------	------	--------	-------	-------	------	------	------	------	-------	--------	-------	-------	-------	-------	-------	--------	-------	-------	-------	--------	-------	--------

PITCHER	IP	WLS	BF	H	R	ER	SO	BB	IBB	HBP	BLK	WP	HR	S	P	ERA	WHIP
Jimmy Haynes, R ERA: 4.74	(1, 1)	5.0	21	5	4	3	4	3	0	0	0	0	2	43	75	5.40	1.600
T.J. Mathews, R ERA: 2.43	(6, 1)	2.0	7	1	0	0	2	0	0	0	0	0	0	21	29	0.00	0.500
Dane Johnson, R ERA: 3.89	(8, 1)	1.2	8	2	2	2	3	1	0	0	0	0	0	18	33	10.80	1.800
Mike Mohler, L ERA: 5.59	(9, 1)	0.1	1	0	0	0	1	0	0	0	0	0	0	4	7	0.00	0.000

Batter	1	2	3	4	5	6	7	8	9	AB R H RBI BB SO LOB	TOP											
Joey Cora, S (1, 4) OBP: 0.380, SLG: 0.469	1-0 F9		3-1 E 1B	0-0 G4-3			4-2 SAFE 1B BB G4-3	1-2 L8		4 2 1 0 1 0 1												
Alex Rodriguez, R (1, 6) OBP: 0.356, SLG: 0.503	0-0 G4-3		0-1 F9		2-1 F9		0-1 G4-3		0-1 G4-3	5 0 0 0 0 0 3												
Ken Griffey Jr., L (1, 8) OBP: 0.376, SLG: 0.622	4-1 HR BB		0-1 E6 1-H 2B		1-0 G3-1		4-0 1B HR IBB		2-3 K	3 2 1 1 2 1 0												
Edgar Martinez, R (1, 10) OBP: 0.453, SLG: 0.526	3-2 1-H HR		2-2 G5-3		1-2 G1-3		1-2 HR 1B		1-2 2B	5 2 3 4 0 0 1												
Jay Buhner, R (1, 9) OBP: 0.377, SLG: 0.493	2-3 K			2-3 K		1-0 HR	0-0 P3		2-3 K	5 1 1 1 0 3 3												
Paul Sorrento, L (1, 3)		1-2 L8		4-1 3B BB		0-0 G6-4-3 1B	0-0 HR			3 2 2 3 1 0 0												
Raul Ibanez, L (1, 7) OBP: 0.167, SLG: 0.500		2-2 F9		3-1 1-H 1B 3B		2-0 F9	0-0 F8			2 1 1 1 0 0 0												
Russ Davis, R (6, PH) (6, 5)										2 0 0 0 0 0 1	AB 37 R 11 H 11 RBI 11 BB 4 SO 5 LOB 11											
Brent Gates, S (1, 5) OBP: 0.294, SLG: 0.364		2-1 G4-3		0-1 1B		0-0 G6-4-3 1-2f		2-3 K		2 0 1 1 0 0 0												
Lee Tinsley, S (6, PH) (6, 7)										2 0 0 0 0 1 1												
John Marzano, R (1, 2) OBP: 0.361, SLG: 0.379			0-0 F8	0-0 P2			1-0 G4-3 BB 1B	0-0 F7		4 1 1 0 0 0 1												
Inning Stats	R: 2 E: 0 K: 1 S: 9	H: 1 LOB: 0 BB: 1 P: 19	R: 0 E: 0 K: 0 S: 9	H: 0 LOB: 0 BB: 0 P: 14	R: 1 E: 1 K: 0 S: 10	H: 2 LOB: 1 BB: 0 P: 15	R: 2 E: 0 K: 1 S: 12	H: 2 LOB: 1 BB: 1 P: 21	R: 0 E: 0 K: 0 S: 6	H: 0 LOB: 0 BB: 0 P: 10	R: 1 E: 0 K: 0 S: 4	H: 2 LOB: 0 BB: 0 P: 7	R: 5 E: 0 K: 0 S: 11	H: 3 LOB: 0 BB: 2 P: 21	R: 0 E: 0 K: 1 S: 7	H: 0 LOB: 0 BB: 0 P: 10	R: 0 E: 0 K: 2 S: 11	H: 1 LOB: 1 BB: 0 P: 16	1B: 5 2B: 2 3B: 1 HR: 3	SF: 0 SAC: 0 DP: 1 HBP: 0	WP: 0 PB: 0 SB: 0 CS: 0	PA: 41
PITCHER	IP WLS BF H R ER SO BB IBB HBP BLK WP HR S P ERA WHIP																					
Doug Drabek, R (1, 1) ERA: 5.65	5.0 L 23 6 6 6 2 2 0 0 0 0 0 2 47 81 10.80 1.600																					
Tony Castillo, L (6, 1) ERA: 5.55	1.1 7 2 3 3 0 1 1 0 0 0 0 0 8 19 20.25 2.250																					
Carlos Castillo, R (7, 1) ERA: 4.1	1.2 7 2 2 2 1 0 0 0 0 0 0 1 13 17 10.80 1.200																					
Matt Karchner, R (9, 1) ERA: 2.5	1.0 4 1 0 0 0 2 0 0 0 0 0 0 0 11 16 0.00 1.000																					

Seattle Mariners @ Chicago White Sox
Comiskey Park, Chicago, IL
Sat Aug 16 1997, 4:33 AM EDT
Att. 40,223 - Overcast - 88 F

livebaseballscorecards.com



Batter	1	2	3	4	5	6	7	8	9	AB R H RBI BB SO LOB
Norberto Martin, R OBP: 0.329, SLG: 0.387 (1, 5)	1-0 G3 1B 1B		1-0 G1-3 1B	0-0 2-H 3-H 1B			0-3 K 1		0-1 2B 2B	5 1 3 2 0 1 0
Dave Martinez, L OBP: 0.345, SLG: 0.401 (1, 3)	0-0 G3 1-2 1B		2-1 FC6-4 1B	1-2 SAFE L8 1B			2-1 G3-1 2		1-1 F8 2	5 0 2 0 0 0 2
Frank Thomas, R OBP: 0.453, SLG: 0.633 34 Mario Valdez, L OBP: 0.361, SLG: 0.320 (1, 10) (9, PR)	0-0 L7 1		1-2 FC6-4 1-2f 1B		3-1 G6-4-3 1B		2-0 F8 3		0-1 2B 2B	5 0 2 1 0 0 3 0 0 0 0 0 0 0
Albert Belle, R OBP: 0.324, SLG: 0.474 (1, 7)	3-2 G3 1-2 2-3			0-0 P3 1	1-0 G6-4-3 1-2f 2			2-0 G6-3 1B 2B	0-0 P4 3	5 1 1 0 0 0 4
Mike Cameron, R OBP: 0.346, SLG: 0.474 (1, 9)	2-1 G5-3 3			1-2 1B S 1B	2-3 K 3			2-2 P3 1		4 1 1 0 0 1 3
Ron Karkovics, R OBP: 0.252, SLG: 0.319 (1, 2)		0-0 F8 1		1-3 K 2		0-2 F9 1		0-1 G6-3 2-3 2		4 0 0 0 0 1 2
Ray Durham, S OBP: 0.331, SLG: 0.363 (1, 4)		1-0 G6-3 2		2-1 1B 2B 1B	1-3 2B 1B	2-0 F9 2		1-0 S 1B 3-H		4 1 2 1 0 0 0
Darren Lewis, R OBP: 0.317, SLG: 0.225 (1, 8)		2-1 G6-3 3		1-0 2B 1B 1-2 3-H 1B	4-2 BB	4-2 BB		1-2 P3 1-2 3		3 1 1 1 1 0 1
Ozzie Guillen, L OBP: 0.293, SLG: 0.336 (1, 6)			2-2 P3 1	0-1 1B 2B 1-3 2-H		1 SAFE 2-0 F7 3		1-0 F7 1		4 1 1 1 0 0 1

Inning Stats	R: 0 E: 0 K: 8	H: 2 LOB: 2 BB: 0 P: 14	R: 0 E: 0 K: 4 S: 4	H: 0 LOB: 0 BB: 0 P: 7	R: 0 E: 0 K: 9 S: 9	H: 1 LOB: 1 BB: 0 P: 15	R: 4 E: 0 K: 1 S: 16	H: 5 LOB: 1 BB: 0 P: 22	R: 0 E: 0 K: 6 S: 6	H: 1 LOB: 0 BB: 0 P: 12	R: 0 E: 0 K: 8 S: 8	H: 0 LOB: 1 BB: 1 P: 16	R: 0 E: 0 K: 6 S: 6	H: 0 LOB: 0 BB: 0 P: 10	R: 1 E: 0 K: 10 S: 10	H: 2 LOB: 1 BB: 0 P: 16	R: 1 E: 0 K: 8 S: 8	H: 2 LOB: 1 BB: 0 P: 10	1B: 9 2B: 4 3B: 0 HR: 0	SF: 0 SAC: 0 DP: 1 HBP: 0	WP: 0 PB: 0 SB: 2 CS: 0	PA: 40
--------------	----------------------	----------------------------------	------------------------------	---------------------------------	------------------------------	----------------------------------	-------------------------------	----------------------------------	------------------------------	----------------------------------	------------------------------	----------------------------------	------------------------------	----------------------------------	--------------------------------	----------------------------------	------------------------------	----------------------------------	----------------------------------	------------------------------------	----------------------------------	--------

PITCHER	IP	WLS	BF	H	R	ER	SO	BB	IBB	HBP	BLK	WP	HR	S	P	ERA	WHIP
Jamie Moyer, L ERA: 4.26 (1, 1)	4.0		21	9	4	4	1	0	0	0	0	0	0	39	63	9.00	2.250
Bobby Ayala, R ERA: 4.81 (5, 1)	3.0	W	9	0	0	0	2	1	0	0	0	0	0	18	33	0.00	0.333
Bob Wells, R ERA: 5.61 (8, 1)	2.0		10	4	2	2	0	0	0	0	0	0	0	18	26	9.00	2.000

BOTTOM

Seattle Mariners @ Chicago White Sox
Comiskey Park, Chicago, IL

Sat Aug 16 1997, 4:33 AM EDT
Att: 40,223 - Overcast - 88 F

AB	39
R	6
H	13
RBI	6
BB	1
SO	3
LOB	16



PITCHER	IP	WLS	BF	H	R	ER	SO	BB	IBB	HBP	BLK	WP	HR	S	P	ERA	WHIP
---------	----	-----	----	---	---	----	----	----	-----	-----	-----	----	----	---	---	-----	------

Batter	1	2	3	4	5	6	7	8	9	AB R H RBI BB SO LOB	TOP
Joey Cora, S (1, 4) <small>OBP: 0.378, SLG: 0.468</small>	0-0 HR 2B		1-2 L3	0-0 G3			2-1 G3		0-3 K	5 1 1 0 0 1 3	
Alex Rodriguez, R (1, 6) <small>OBP: 0.354, SLG: 0.500</small>	2-1 G4-3		2-0 F9				0-2 1B 1B		2-1 P3	5 0 1 0 0 1 1	
Ken Griffey Jr., L (1, 8) <small>OBP: 0.380, SLG: 0.639</small>	0-1 HR		1-2 G4-3				2-2 1B G4-6-3 1B		1-0 HR	5 2 4 3 0 0 0	
Edgar Martinez, R (1, 10) <small>OBP: 0.452, SLG: 0.526</small>	2-0 2B			4-2 1B SF BB			1-1 G6-3		0-1 G4-6-3	4 1 1 0 1 0 3	
Jay Buhner, R (1, 9) <small>OBP: 0.378, SLG: 0.500</small>	2-3 K			3-2 SH5-3 SF 1B			3-3 K		0-0 HR	4 1 2 1 0 2 2	
Paul Sorrento, L (1, 3) <small>OBP: 0.329, SLG: 0.508</small>	0-0 F8			3-2 SF SH5-3 1-2 3-H 1B			2-3 K		0-0 P6	3 0 0 1 0 1 1	
Dan Wilson, R (1, 2) <small>OBP: 0.333, SLG: 0.438</small>				0-0 SH5-3			0-1 G5-3		2-1 F9	3 0 0 0 0 1 0	
Brent Gates, S (1, 5) <small>OBP: 0.301, SLG: 0.363</small> Russ Davis, R (8, 5) <small>OBP: 0.323, SLG: 0.490</small>				1-2 2-3			0-0 1B		4-1 FC6-4 BB	3 0 1 0 1 0 2 0 0 0 0 0 0 0	
Lee Tinsley, S (1, 7) <small>OBP: 0.286, SLG: 0.312</small>				4-2 BB			0-0 G6-3		0-0 FC6-4	3 0 0 0 1 1 2	
Inning Stats	R: 2 H: 3 E: 0 LOB: 1 K: 1 BB: 0 S: 10 P: 16	R: 0 H: 0 E: 0 LOB: 0 K: 2 BB: 0 S: 8 P: 12	R: 0 H: 0 E: 0 LOB: 0 K: 0 BB: 0 S: 9 P: 13	R: 1 H: 1 E: 1 LOB: 3 K: 0 BB: 2 S: 16 P: 30	R: 0 H: 1 E: 0 LOB: 1 K: 2 BB: 0 S: 10 P: 14	R: 0 H: 1 E: 0 LOB: 1 K: 1 BB: 0 S: 7 P: 9	R: 0 H: 2 E: 0 LOB: 1 K: 0 BB: 0 S: 10 P: 14	R: 1 H: 1 E: 0 LOB: 1 K: 0 BB: 1 S: 6 P: 12	R: 1 H: 1 E: 0 LOB: 0 K: 1 BB: 0 S: 9 P: 12	1B: 4 SF: 1 2B: 3 SAC: 1 3B: 0 DP: 1 HR: 3 HBP: 0	WP: 0 PA: 40 PB: 0 SB: 0 CS: 0
PITCHER Jaime Navarro, R (1, 1) <small>ERA: 5.43</small> Chuck McElroy, L (9, 1) <small>ERA: 3.57</small>	IP WLS BF H R ER SO BB IBB HBP BLK WP HR S P ERA WHIP 8.0 L 36 9 4 4 6 3 0 0 0 0 0 2 76 120 4.50 1.500										

Seattle Mariners @ Chicago White Sox
 Comiskey Park, Chicago, IL
 Sun Aug 17 1997, 4:33 AM EDT
 Overcast - 71 F

livebaseballscorecards.com

AB	35
R	5
H	10
RBI	5
BB	3
SO	7
LOB	14



Batter	1	2	3	4	5	6	7	8	9	AB R H RBI BB SO LOB	
Norberto Martin, R OBP: 0.327, SLG: 0.383 (1, 5) B F X	1-1 G5-3 ①		1-3 K ③ 1 SAFE 1 SAFE		0-1 1B ③			1-2 G1-3 ①		4 0 1 0 0 1 1	
Mike Cameron, R OBP: 0.345, SLG: 0.470 (1, 8) B F X	2-1 F8 ②			2-3 ① B F T B X	3-2 L8 ③			0-2 G4-6-3 1B ②		4 0 1 0 0 1 1	
Frank Thomas, R OBP: 0.449, SLG: 0.627 (1, 10) B X	1-0 F9 ③			3-1 F8 ② B B C C B B X		3-3 ① F B B F F F F F F X		1-2 G4-6-3 ② ③ 1-2f		4 0 0 0 0 1 1	
Albert Belle, R OBP: 0.325, SLG: 0.473 (1, 7) X		0-0 L7 ①		4-2 BB 1B BB S B C C B B B B X		1-0 F7 ② B X		0-2 3B 1B S F F X		3 1 1 0 1 0 0	
Lyle Mouton, R OBP: 0.305, SLG: 0.376 (1, 9) Dave Martinez, L OBP: 0.346, SLG: 0.408 (9, PH)		2-2 F8 ② C B B B X		0-0 BB 1B X		1-0 HR B X		1-1 G4-3 3B 1-H B F F X		3 1 2 1 0 0 0 1 1 1 1 0 0 0	
Ron Karkovics, R OBP: 0.254, SLG: 0.313 (1, 2) Jorge Fabregas, L OBP: 0.270, SLG: 0.333 (9, PH)		1-2 P3 ③ B B F X		4-0 FC5-4 BB B B B B B B X		0-0 F9 ③ X		2-3 K ① B B B B B B X		2 0 0 0 1 0 0 1 0 0 0 0 1 1	
Ray Durham, S OBP: 0.330, SLG: 0.362 (1, 4) B B X			2-0 34 CS 1B B B X	1-2 FC5-4 ③ 1-2f		1-2 G6-3 ① B F F X		0-2 G4-3 ② F F X		4 0 1 1 0 0 3	
34 Mario Valdez, L OBP: 0.354, SLG: 0.315 (1, 3) B B X			3-2 L8 ① ② 1 SAFE 1 SAFE 1 SAFE B C C B X		2-3 K ① B B C C B B X		0-2 G3-1 ② C B B X		1-1 1B F B X		4 0 1 0 0 1 1
Ozzie Guillen, L OBP: 0.292, SLG: 0.335 (1, 6) X			0-0 1B X		0-1 P5 ② C X		0-0 G4-3 ③ B B X		1-1 G4-3 ③ F B X		4 0 1 0 0 0 1

BOTTOM

Seattle Mariners @ Chicago White Sox
Comiskey Park, Chicago, IL
Sun Aug 17 1997, 4:33 AM EDT
Overcast - 71 F


livebaseballscorecards.com

AB	34
R	3
H	9
RBI	3
BB	2
SO	5
LOB	9



Inning Stats	R: 0	H: 0	E: 0	LOB: 0	K: 0	BB: 0	S: 5	P: 9	R: 0	H: 0	E: 0	LOB: 0	K: 0	BB: 0	S: 8	P: 11	R: 0	H: 2	E: 0	LOB: 1	K: 1	BB: 0	S: 8	P: 14	R: 0	H: 1	E: 0	LOB: 3	K: 1	BB: 2	S: 12	P: 26	R: 0	H: 1	E: 0	LOB: 1	K: 1	BB: 0	S: 10	P: 15	R: 1	H: 1	E: 0	LOB: 0	K: 1	BB: 0	S: 9	P: 14	R: 0	H: 0	E: 0	LOB: 0	K: 0	BB: 0	S: 8	P: 9	R: 0	H: 1	E: 0	LOB: 0	K: 0	BB: 0	S: 10	P: 12	R: 2	H: 3	E: 0	LOB: 1	K: 1	BB: 0	S: 16	P: 21	1B: 7	SF: 0	2B: 0	SAC: 0	3B: 1	DP: 1	HR: 1	HBP: 0	WP: 0	PA: 36
--------------	------	------	------	--------	------	-------	------	------	------	------	------	--------	------	-------	------	-------	------	------	------	--------	------	-------	------	-------	------	------	------	--------	------	-------	-------	-------	------	------	------	--------	------	-------	-------	-------	------	------	------	--------	------	-------	------	-------	------	------	------	--------	------	-------	------	------	------	------	------	--------	------	-------	-------	-------	------	------	------	--------	------	-------	-------	-------	-------	-------	-------	--------	-------	-------	-------	--------	-------	--------

PITCHER	IP	WLS	BF	H	R	ER	SO	BB	IBB	HBP	BLK	WP	HR	S	P	ERA	WHIP
Jeff Fassero, L ERA: 3.83 (1, 1)	7.0	W	27	5	1	1	4	2	0	0	0	0	1	60	98	1.29	1.000
Mike Timlin, R ERA: 3.04 (8, 1)	1.0		3	1	0	0	0	0	0	0	0	0	0	10	12	0.00	1.000
Heathcliff Slocumb, R ERA: 5.47 (9, 1)	1.0		6	3	2	2	1	0	0	0	0	0	0	16	21	18.00	3.000

Batter	1	2	3	4	5	6	7	8	9	AB R H RBI BB SO LOB	TOP											
Rich Amaral, R OBP: 0.314, SLG: 0.300 (1, 9) B B C C X	3-1 G5-3 ①		X 0-0 CS 1B		B F C F B B X	2-2 F7 ②		C F C X	0-2 G1-3 2B 1B	4 1 2 0 0 0 0												
Alex Rodriguez, R OBP: 0.351, SLG: 0.496 (1, 6) F F F F C	1-3 K ②		B F S X	1-2 L7 ①		B B X	2-0 F8 ③	B X	1-0 G1-3 ① 1-2	4 0 0 0 0 1 2												
Ken Griffey Jr., L OBP: 0.379, SLG: 0.636 (1, 8) B F F S X	1-2 1B 1B		B F C Y SAFE SAFE X	1-2 P4 ② ③ 1-2		X	0-0 F8 ①	B B S C X	1-3 K ②	4 0 1 0 0 1 2												
Edgar Martinez, R OBP: 0.454, SLG: 0.537 (1, 3) C B X	1-1 FC5-4 1B 1-3			2-1 HR		C B B X	2-1 G6-3 ②	C B B X	2-1 K 2B 2-H	4 1 3 2 0 0 0												
Jay Buhner, R OBP: 0.375, SLG: 0.495 (1, 10) C X	0-1 FC5-4 ③ 1-2f			1-3 K ①		B S B X	2-1 G5-3 ③	B B S C X	2-3 K ③	4 0 0 0 0 2 3												
Dan Wilson, R OBP: 0.329, SLG: 0.434 (1, 2) B X		1-0 P3 ①		2-2 G2-3 ②		B B B X	1-0 F9 ①	X	0-0 F8 ①	4 0 0 0 0 0 0												
Mike Blowers, R OBP: 0.368, SLG: 0.436 (1, 7) Joey Cora, S OBP: 0.378, SLG: 0.470 (7, PH) (7, 4)		2-2 2B		4-2 BB		B X	1-0 2B	B B C X	2-2 F9 ②	1 0 1 0 1 0 0 2 0 1 0 0 0 0	AB 34 R 2 H 8 RBI 2 BB 1 SO 8 LOB 12											
Russ Davis, R OBP: 0.320, SLG: 0.485 (1, 5)		1-1 G6-3 ②		3-3 K ③		X	0-0 F7 ②	B B X	1-1 G6-3 ③	4 0 0 0 0 1 3												
Andy Sheets, R (1, 4) Lee Tinsley, S OBP: 0.283, SLG: 0.309 (7, PH) (7, 7)		1-3 K ③		2-3 K ①		B B C X	0-3 K ③			2 0 0 0 0 2 1 1 0 0 0 0 1 1												
Inning Stats	R: 0 E: 0 K: 1 S: 15	H: 2 LOB: 2 BB: 0 P: 21	R: 0 E: 0 K: 1 S: 9	H: 1 LOB: 1 BB: 0 P: 14	R: 0 E: 0 K: 0 S: 7	H: 1 LOB: 0 BB: 0 P: 9	R: 1 E: 0 K: 2 S: 14	H: 1 LOB: 1 BB: 1 P: 26	R: 0 E: 0 K: 1 S: 8	H: 0 LOB: 0 BB: 0 P: 14	R: 0 E: 0 K: 0 S: 5	H: 0 LOB: 0 BB: 0 P: 9	R: 0 E: 0 K: 1 S: 6	H: 1 LOB: 1 BB: 0 P: 8	R: 1 E: 0 K: 2 S: 12	H: 2 LOB: 1 BB: 0 P: 18	R: 0 E: 0 K: 0 S: 6	H: 0 LOB: 0 BB: 0 P: 9	1B: 4 2B: 3 3B: 0 HR: 1	SF: 0 SAC: 0 DP: 0 HBP: 0	WP: 0 PB: 0 SB: 0 CS: 1	PA: 35
PITCHER	IP WLS BF H R ER SO BB IBB HBP BLK WP HR S P ERA WHIP																					
Mike Sirotko, L ERA: 1.69 (1, 1)	5.1 W 21 5 1 1 5 1 0 0 0 0 0 1 54 85 1.69 1.125																					
Nelson Cruz, R ERA: 2.16 (6, 1)	2.0 8 2 1 1 1 0 0 0 0 0 0 0 14 21 4.50 1.000																					
Chuck McElroy, L ERA: 3.55 (8, 1)	0.1 1 0 0 0 1 0 0 0 0 0 0 0 3 4 0.00 0.000																					
Jeff Darwin, R ERA: (8, 1)	0.0 1 1 0 0 0 0 0 0 0 0 0 0 2 4 ∞ ∞																					
Matt Karchner, R ERA: 2.41 (8, 1)	1.1 S 4 0 0 0 1 0 0 0 0 0 0 0 9 14 0.00 0.000																					

Seattle Mariners @ Chicago White Sox
Comiskey Park, Chicago, IL
Sun Aug 17 1997, 4:38 AM EDT
Att. 35,571 - Overcast - 72 F

livebaseballscorecards.com

Batter	1	2	3	4	5	6	7	8	9
Ray Durham, S OBP: 0.330, SLG: 0.361 (1, 4)	3-2 G5-3 2B 1B	2-1 F7 SAFE SAFE			0-0 B1	0-2 G4-3			
Dave Martinez, L OBP: 0.348, SLG: 0.410 (1, 9) (9, 3)	1-1 G5-3 1B 2B	0-1 G4-3			0-0 G1-3		4-1 G5-4-3 BB		
Frank Thomas, R OBP: 0.447, SLG: 0.622 (1, 10)	1-1 F9		1-0 P4		1-1 HBP		2-1 G5-4-3 1-2f		
Albert Belle, R OBP: 0.323, SLG: 0.469 (1, 7)	0-2 G5-3 2-3 3-H		0-1 G6-3		2-1 G3		0-1 G6-3		
Robin Ventura, L OBP: 0.487, SLG: 0.631 (1, 5)	4-0 IBB		3-1 F8		1-1 1B 2B		2-1 L7		
Mike Cameron, R OBP: 0.344, SLG: 0.467 (1, 8) (9, 9)	2-0 1B			3-2 G5-3		0-0 L7		3-3 K	
Jorge Fabregas, L OBP: 0.273, SLG: 0.333 (1, 2)	1-0 G3			0-0 F8		0-2 2B 1B		4-1 BB	
34 Mario Valdez, L OBP: 0.353, SLG: 0.304 (1, 3)		2-3 K		4-1 BB		1-3 K		0-0 G1-6-3	
Lyle Mouton, R OBP: 0.303, SLG: 0.374 (8, PH)									
Darren Lewis, R OBP: 0.317, SLG: 0.225 (9, 8)									
Ozzie Guillen, L OBP: 0.295, SLG: 0.340 (1, 6)		3-1 1B		0-0 L8		0-0 2B			

AB	R	H	RBI	BB	SO	LOB
4	1	1	0	0	0	2
3	1	1	0	1	0	1
3	0	0	0	0	0	3
4	0	0	1	0	0	2
3	1	1	0	1	0	0
4	0	1	1	0	1	1
3	1	1	1	1	0	2
2	0	0	0	1	2	1
1	0	0	0	0	0	1
0	0	0	0	0	0	0
3	0	2	1	0	0	1

AB	R	H	RBI	BB	SO	LOB
30	4	7	4	4	3	14

Inning Stats	R	H	E	K	S	H	LOB	BB	P						
R: 2 E: 0 K: 0 S: 12	H: 3 LOB: 2 BB: 1 P: 24	R: 0 E: 0 K: 1 S: 10	H: 1 LOB: 1 BB: 0 P: 17	R: 0 E: 0 K: 0 S: 5	H: 0 LOB: 0 BB: 0 P: 9	R: 0 E: 0 K: 0 S: 7	H: 0 LOB: 1 BB: 1 P: 14	R: 0 E: 0 K: 0 S: 5	H: 0 LOB: 1 BB: 0 P: 8	R: 2 E: 0 K: 1 S: 14	H: 3 LOB: 1 BB: 0 P: 16	R: 0 E: 0 K: 0 S: 5	H: 0 LOB: 0 BB: 1 P: 11	R: 0 E: 0 K: 1 S: 8	H: 0 LOB: 1 BB: 1 P: 17

Seattle Mariners @ Chicago White Sox
Comiskey Park, Chicago, IL

Sun Aug 17 1997, 4:38 AM EDT
Att. 35,571 - Overcast - 72 F

WP: 0	PA: 35
PB: 0	SB: 0
CS: 0	



PITCHER	IP	WLS	BF	H	R	ER	SO	BB	IBB	HBP	BLK	WP	HR	S	P	ERA	WHIP
Omar Olivares, R ERA: 4.57 (1, 1)	7.0	L	31	7	4	4	2	2	1	1	0	0	0	58	99	5.14	1.286
Norm Charlton, L ERA: 7.22 (8, 1)	1.0		4	0	0	0	1	1	0	0	0	0	0	8	17	0.00	1.000

Batter	1	2	3	4	5	6	7	8	9	AB R H RBI BB SO LOB	TOP
Joey Cora, S (1, 4) OBP: 0.377, SLG: 0.467 BB C C C C C X	3-2 F9 		4-2 G4-6-3 BB 		0-0 P6 			2-2 F7 		3 0 0 0 1 0 1	
Alex Rodriguez, R (1, 6) OBP: 0.351, SLG: 0.492 BB B C C C C B	4-2 2B BB 		1-2 G4-6-3 1-2f 		0-0 G6-3 			1-3 K 		3 0 0 0 1 1 1	
Ken Griffey Jr., L (1, 8) OBP: 0.380, SLG: 0.637 BB B F C X SAFE	2-2 1-3 2B 		2-1 P8 		0-1 1B 			0-0 L9 		4 0 2 0 0 0 0	
Edgar Martinez, R (1, 10) OBP: 0.455, SLG: 0.534 C B B B B	4-1 BB 			3-1 F8 		2-3 K 		4-2 G6-4-3 BB 		2 0 0 0 2 1 1	
Jay Buhner, R (1, 9) OBP: 0.373, SLG: 0.491 B C C S S	1-3 K 		3-1 F8 		2-2 G4-3 			1-0 G6-4-3 1-2f 		4 0 0 0 0 1 5	
Dan Wilson, R (1, 2) OBP: 0.327, SLG: 0.430 C S C	0-3 K 		2-1 F8 			0-2 G4-3 				3 0 0 0 0 1 3	
Mike Blowers, R (1, 3) OBP: 0.370, SLG: 0.438 Paul Sorrento, L (7, PH) OBP: 0.328, SLG: 0.507 (7, 3)		1-2 G5-4-3 1B 			3-2 F8 		3-3 K 			2 0 1 0 0 0 0	
Russ Davis, R (1, 5) OBP: 0.320, SLG: 0.484 BB C X C B B B X		1-1 G5-4-3 1-2f 			3-2 1B 		2-1 L9 			1 0 0 0 0 1 0	
Rich Amaral, R (1, 7) OBP: 0.308, SLG: 0.294 BB B B B S S S		2-3 K 			1-3 K 			0-0 P9 		3 0 0 0 0 2 1	
Inning Stats	R: 0 H: 1 E: 0 LOB: 3 K: 2 BB: 2 S: 15 P: 29	R: 0 H: 1 E: 0 LOB: 0 K: 1 BB: 0 S: 8 P: 12	R: 0 H: 0 E: 0 LOB: 0 K: 0 BB: 1 S: 9 P: 16	R: 0 H: 0 E: 0 LOB: 0 K: 0 BB: 0 S: 6 P: 14	R: 0 H: 1 E: 0 LOB: 1 K: 1 BB: 0 S: 11 P: 18	R: 0 H: 1 E: 0 LOB: 1 K: 1 BB: 0 S: 9 P: 13	R: 0 H: 0 E: 0 LOB: 0 K: 1 BB: 0 S: 8 P: 13	R: 0 H: 0 E: 0 LOB: 0 K: 1 BB: 0 S: 9 P: 12	R: 0 H: 0 E: 0 LOB: 0 K: 0 BB: 1 S: 4 P: 9	1B: 3 SF: 0 2B: 1 SAC: 0 3B: 0 DP: 3 HR: 0 HBP: 0	WP: 0 PA: 32 PB: 0 SB: 0 CS: 0
PITCHER Scott Eyre, L (1, 1) ERA: 4.66 Keith Foulke, R (6, 1) ERA: 7.36	IP WLS BF H R ER SO BB IBB HBP BLK WP HR S P ERA WHIP 5.0 W 19 3 0 0 4 3 0 0 0 0 0 0 49 89 0.00 1.200 4.0 S 13 1 0 0 3 1 0 0 0 0 0 0 30 47 0.00 0.500	PITCHER IP WLS BF H R ER SO BB IBB HBP BLK WP HR S P ERA WHIP									

Seattle Mariners @ Chicago White Sox
 Comiskey Park, Chicago, IL
 Mon Aug 18 1997, 8:05 PM EDT
 Att. 31,441 - Unknown - 66 F

AB	28
R	0
H	4
RBI	0
BB	4
SO	7
LOB	13



Batter	1	2	3	4	5	6	7	8	9
Ray Durham, S OBP: 0.329, SLG: 0.360 (1, 4)	1-0 G1-6-3 1B		1-1 P6		1-0 P8		2-2 G3		
Dave Martinez, L OBP: 0.347, SLG: 0.409 (1, 9)	0-1 G1-6-3 1-2f		3-1 P6		3-2 F7		1-2 1B		
Robin Ventura, L OBP: 0.476, SLG: 0.609 (1, 5)	1-0 G3-1			1-2 HBP 1B	2-2 G4-3		3-3 SAFE SAFE K		
Albert Belle, R OBP: 0.324, SLG: 0.467 (1, 10)		4-2 BB		1-1 F9		4-2 1B 2B BB	3-2 G6-3		
Lyle Mouton, R OBP: 0.303, SLG: 0.372 (1, 7)		1-1 P3		0-3 K		3-1 2B 1B 1B	1-2 K		
Mike Cameron, R OBP: 0.346, SLG: 0.469 (1, 8)		1-3 K		1-0 34 BB 1B 1-2 HBP		2-0 1B 2B	0-2 G6-3		
Jorge Fabregas, L OBP: 0.276, SLG: 0.336 (1, 2)		2-1 P6		0-0 34 BB 1-2 2-H 1B		2-0 34 BB G6-4-3 1B	0-2 G1		
34 Mario Valdez, L OBP: 0.366, SLG: 0.310 (1, 3)			0-0 2B 1B	4-0 1-2 2-3 BB		1-1 G6-4-3			
Ozzie Guillen, L OBP: 0.295, SLG: 0.343 (1, 6)			2-2 P6 1-H 2B	3-2 P6		0-3 K			

AB	R	H	RBI	BB	SO	LOB
4	0	1	0	0	0	1
4	0	1	0	0	0	2
4	1	1	0	0	1	1
2	1	0	0	2	0	2
4	1	1	0	0	2	2
3	1	1	1	0	1	1
4	0	2	3	0	0	1
2	1	1	0	1	0	1
3	0	1	1	0	1	3

BOTTOM

Seattle Mariners @ Chicago White Sox
 Comiskey Park, Chicago, IL
 Mon Aug 18 1997, 8:05 PM EDT
 Att: 31,441 - Unknown - 66 F

livebaseballscorecards.com

AB	30
R	5
H	9
RBI	5
BB	3
SO	5
LOB	14



Inning Stats	R: 0	H: 1	E: 0	K: 0	S: 4	LOB: 0	BB: 0	P: 6	R: 0	H: 0	E: 0	K: 1	S: 10	LOB: 1	BB: 1	P: 18	R: 1	H: 2	E: 0	K: 1	S: 10	LOB: 3	BB: 1	P: 24	R: 0	H: 0	E: 0	K: 0	S: 10	LOB: 0	BB: 0	P: 16	R: 3	H: 3	E: 0	K: 1	S: 11	LOB: 0	BB: 1	P: 23	R: 0	H: 1	E: 0	K: 1	S: 16	LOB: 1	BB: 0	P: 25	R: 0	H: 0	E: 0	K: 1	S: 10	LOB: 0	BB: 0	P: 11
--------------	------	------	------	------	------	--------	-------	------	------	------	------	------	-------	--------	-------	-------	------	------	------	------	-------	--------	-------	-------	------	------	------	------	-------	--------	-------	-------	------	------	------	------	-------	--------	-------	-------	------	------	------	------	-------	--------	-------	-------	------	------	------	------	-------	--------	-------	-------

PITCHER	IP	WLS	BF	H	R	ER	SO	BB	IBB	HBP	BLK	WP	HR	S	P	ERA	WHIP
Felipe Lira, R ERA: 5.87 (1, 1)	3.2	L	17	5	2	2	2	2	0	0	0	0	0	35	58	4.91	1.909
Paul Spoljaric, L ERA: 3.2 (4, 1)	3.0		13	4	3	3	2	1	0	0	0	0	0	37	64	9.00	1.667
Bob Wells, R ERA: 5.47 (7, 1)	1.1		4	0	0	0	1	0	0	0	0	0	0	13	17	0.00	0.000

WP	HR	S	P	ERA	WHIP
0	0	0	34	0	0

Batter	1	2	3	4	5	6	7	8	9	AB R H RBI BB SO LOB	TOP																
Shannon Stewart, R (1, 8) OBP: 0.273, SLG: 0.125	3-2 BB 1B SF4 1B	0-0 F8		3-1 L6		2-2 G5-3		2-3 K		5 1 1 0 0 1 2																	
Mariano Duncan, R (1, 4) OBP: 0.262, SLG: 0.285	1-0 BB 1B 1B		1-3 K		3-2 F9		0-1 P2	0-0 G5-3		5 1 1 0 0 1 1																	
José Cruz Jr., S (1, 7) OBP: 0.322, SLG: 0.532	4-2 1B BB		4-2 S HBP 3B BB		4-1 1B BB		3-2 1B 2B	1-3 K		2 1 1 0 3 1 1																	
Joe Carter, R (1, 10) OBP: 0.295, SLG: 0.412	0-1 SF4		1-1 3B HBP		0-0 1B		0-3 K	2-2 F9		3 1 1 1 0 1 1																	
Ed Sprague, R (1, 5) OBP: 0.305, SLG: 0.391	2-3 K		1-0 E 3B		1-3 K		4-0 1B BB	4-2 BB		3 1 1 1 2 2 4																	
Juan Samuel, R (1, 3) OBP: 0.370, SLG: 0.431	3-1 1B		0-0 E8		2-3 K		2-2 1B	1-3 K		2 0 1 1 0 0 0																	
Carlos Delgado, L (5, PH) OBP: 0.339, SLG: 0.530	1-2 2-H 1B		3-H F9		1 SAFE 2-3 K		1-3 2-H 1B	3-3 K		3 0 1 1 0 2 3																	
Jacob Brumfield, R (1, 9) OBP: 0.273, SLG: 0.293	0-0 F7		1-0 F9		0-0 F7		3-3 K	0-1 F7		3 0 0 0 0 0 3																	
Shawn Green, L (7, PH) OBP: 0.349, SLG: 0.524										2 0 0 0 0 1 3																	
Charlie O'Brien, R (1, 2) OBP: 0.312, SLG: 0.350		1-1 P6		3-2 F8		1-0 P5		2-0 SH 2B		4 1 1 0 0 0 0																	
Tomas Perez, S (1, 6) OBP: 0.333, SLG: 0.304		1-0 F9		2-3 K		2-2 2B		0-0 SH		3 0 1 0 0 1 0																	
Inning Stats	R: 2 E: 0 K: 1 S: 15	H: 3 LOB: 2 BB: 1 P: 28	R: 0 E: 0 K: 0 S: 4	H: 0 LOB: 0 BB: 0 P: 6	R: 2 E: 1 K: 1 S: 10	H: 1 LOB: 1 BB: 1 P: 18	R: 0 E: 0 K: 1 S: 11	H: 0 LOB: 0 BB: 0 P: 19	R: 0 E: 0 K: 2 S: 14	H: 1 LOB: 2 BB: 1 P: 24	R: 0 E: 0 K: 0 S: 9	H: 1 LOB: 1 BB: 0 P: 14	R: 1 E: 0 K: 2 S: 15	H: 2 LOB: 2 BB: 1 P: 27	R: 1 E: 1 K: 2 S: 11	H: 1 LOB: 1 BB: 0 P: 16	R: 0 E: 0 K: 1 S: 11	H: 0 LOB: 1 BB: 1 P: 18	1B: 5 2B: 3 3B: 1 HR: 0	SF: 1 SAC: 1 DP: 0 HBP: 1	WP: 0 PB: 0 SB: 2 CS: 0	PA: 43					
PITCHER	IP WLS BF H R ER SO BB IBB HBP BLK WP HR S P ERA WHIP																										
Tom Fordham, L (1, 1) ERA: 6.75	4.0		19	4	4	3	3	2	0	1	0	0	0	40	71	6.75	1.500										
Jeff Darwin, R (5, 1) ERA:	2.0		9	2	0	0	2	1	0	0	0	0	0	23	38	0.00	1.500										
Nelson Cruz, R (7, 1) ERA: 3.0	0.2	L	5	2	1	1	1	1	0	0	0	0	0	11	20	13.50	4.500										
Tony Castillo, L (7, 1) ERA: 5.29	2.1		10	1	1	0	4	1	0	0	0	0	0	26	41	0.00	0.857										

Toronto Blue Jays @ Chicago White Sox
Comiskey Park, Chicago, IL
Tue Aug 19 1997, 4:33 AM EDT
Overcast - 70 F

livebaseballscorecards.com

AB 35
R 6
H 9
RBI 4
BB 5
SO 10
LOB 18



BOTTOM

Toronto Blue Jays @ Chicago White Sox
Comiskey Park, Chicago, IL
Tue Aug 19 1997, 4:33 AM EDT
Overcast - 70 F

livebaseballscorecards.com

AB 36
R 5
H 13
RBI 4
BB 6
SO 1
LOB 18



WP: 0 PA: 43
PB: 0
SB: 2
CS: 0

AB R H RBI BB SO LOB

3 1 2 1 1 0 3

5 0 2 0 0 0 1

4 1 3 1 1 0 0

5 1 1 0 0 0 4

4 0 0 0 1 0 2

3 0 1 1 2 0 1

2 1 1 0 1 0 3

1 0 0 0 0 1 2

0 0 0 0 0 0 0

1 0 0 0 0 0 1

4 1 2 1 0 0 0

4 0 1 0 0 0 1

1B: 9 SF: 1
2B: 4 SAC: 0
3B: 0 DP: 2
HR: 0 HBP: 0

Batter	1	2	3	4	5	6	7	8	9
Ray Durham, S OBP: 0.332, SLG: 0.364 (1, 4)	0-2 1B 1B	4-1 S 1B BB		1-0 G1-2-3 3-H		1-0 SF7		1-1 2B	
Dave Martinez, L OBP: 0.347, SLG: 0.408 (1, 9) (8, 3)	1-0 1B 1-2 1B	1 SAFE 3-1 SAFE 1-H 1B			1-1 G4-3	2-2 L8		3-2 G6-3	
Frank Thomas, R OBP: 0.451, SLG: 0.623 (1, 10)	1-1 BB G4-3 1-3 2-H 1B		0-0 G6-4-3 1B		1-1 E 1B		4-0 F9 G4-3 BB	2-0 F8	
Albert Belle, R OBP: 0.323, SLG: 0.466 (1, 7)	1-0 G4-3 1-2		0-0 G6-4-3 1-2f		0-0 F8		2-1 G4-3 1-2	2-1 1B 2B	
Robin Ventura, L OBP: 0.460, SLG: 0.575 (1, 5)	4-1 BB BB		2-1 F9		2-2 E7 1-H		2-0 F9 2-3	0-0 F9	
Mike Cameron, R OBP: 0.350, SLG: 0.468 (1, 8) (8, 9)	4-1 34 FC4-6 1-2 2-3 BB		0-0 F7		1-0 G6-3		4-2 BB	2-2 S 1B 2-H	
34 Mario Valdez, L OBP: 0.378, SLG: 0.333 Norberto Martin, R OBP: 0.325, SLG: 0.381 Darren Lewis, R OBP: 0.317, SLG: 0.225 Lyle Mouton, R OBP: 0.301, SLG: 0.371 (1, 3) (7, PH) (8, 8) (9, PH)	2-1 FC4-6 1-2f		4-2 1B 1B G1-2-3 BB		0-0 2B 2B		1-3 K	1-0 F8 1-2	
Jorge Fabregas, L OBP: 0.280, SLG: 0.342 (1, 2)		1-1 F9		0-0 1B 1-2 1B		2-0 G3 SF7 2B 2-H		0-2 G6-3	
Ozzie Guillen, L OBP: 0.295, SLG: 0.342 (1, 6)		1-2 F8		0-0 1-2 2-3 1B		0-2 G3		0-0 F7	

Inning Stats	R: 1	H: 3	E: 0	K: 0	S: 11	LOB: 3	BB: 2	P: 24	R: 0	H: 1	E: 0	K: 0	S: 9	LOB: 2	BB: 1	P: 18	R: 0	H: 1	E: 0	K: 0	S: 4	LOB: 0	BB: 0	P: 6	R: 0	H: 2	E: 0	K: 0	S: 9	LOB: 2	BB: 1	P: 14	R: 1	H: 1	E: 1	K: 0	S: 10	LOB: 1	BB: 0	P: 15	R: 2	H: 2	E: 0	K: 0	S: 10	LOB: 0	BB: 0	P: 15	R: 0	H: 0	E: 0	K: 1	S: 8	LOB: 2	BB: 2	P: 21	R: 0	H: 1	E: 0	K: 0	S: 10	LOB: 1	BB: 0	P: 14	R: 1	H: 2	E: 0	K: 0	S: 8	LOB: 1	BB: 1	P: 15	1B: 9	SF: 1	2B: 4	SAC: 0	3B: 0	DP: 2	HR: 0	HBP: 0	WP: 0	PA: 43
--------------	------	------	------	------	-------	--------	-------	-------	------	------	------	------	------	--------	-------	-------	------	------	------	------	------	--------	-------	------	------	------	------	------	------	--------	-------	-------	------	------	------	------	-------	--------	-------	-------	------	------	------	------	-------	--------	-------	-------	------	------	------	------	------	--------	-------	-------	------	------	------	------	-------	--------	-------	-------	------	------	------	------	------	--------	-------	-------	-------	-------	-------	--------	-------	-------	-------	--------	-------	--------

PITCHER	IP	WLS	BF	H	R	ER	SO	BB	IBB	HBP	BLK	WP	HR	S	P	ERA	WHIP
Chris Carpenter, R ERA: 8.1 (1, 1)	6.0		29	10	4	3	0	4	0	0	0	0	0	53	92	4.50	2.333
Tim Crabtree, R ERA: 7.57 (7, 1)	0.1		2	0	0	0	0	1	0	0	0	0	0	2	8	0.00	3.000
Dan Plesac, L ERA: 3.93 (7, 1)	0.1		2	0	0	0	0	1	0	0	0	0	0	3	9	0.00	3.000
Paul Quantrill, R ERA: 2.21 (7, 1)	1.1		5	1	0	0	1	0	0	0	0	0	0	13	18	0.00	0.750
Kelvim Escobar, R ERA: 1.47 (9, 1)	1.0	S	5	2	1	1	0	0	0	0	0	0	0	8	15	9.00	2.000

Batter	1	2	3	4	5	6	7	8	9	AB R H RBI BB SO LOB	TOP										
Shannon Stewart, R (1, 8) OBP: 0.296, SLG: 0.250	4-0 G6-3 BB		0-1 F7		1-0 P5		0-1 SF7 3B		3-2 G5-3	4 1 1 0 1 0 1											
Carlos Garcia, R (1, 4) OBP: 0.248, SLG: 0.307	0-1 G6-3		0-0 F9		0-0 G1-3		2-2 SF7		1-0 G5-3 BB 1B	4 0 1 1 0 0 2											
José Cruz Jr., S (1, 7) OBP: 0.324, SLG: 0.525	2-3 K		0-1 F8			4-2 BB SF8 1B BB	1-0 F7		4-2 1-2 BB	3 1 0 0 2 1 2											
Joe Carter, R (1, 9) OBP: 0.296, SLG: 0.414	0-2 F8			0-0 F9 1B 2B		2-0 F7		0-1 BB BB 1B	0-1 G5-3 2-3f	5 1 2 0 0 0 4											
Carlos Delgado, L (1, 3) OBP: 0.338, SLG: 0.527		1-0 G5-3		3-3 K		2-1 SAFE BB 1B		1-3 K		4 0 1 0 0 2 2											
Ed Sprague, R (1, 5) OBP: 0.306, SLG: 0.389		3-1 F9		2-0 F9		4-2 BB 1B		4-1 BB BB		2 0 0 0 2 0 1											
Shawn Green, L (1, 10) OBP: 0.351, SLG: 0.529		0-1 2B		0-1 1B		1-0 SF8		1-0 F7		3 0 2 2 0 0 2											
Benito Santiago, R (1, 2) OBP: 0.258, SLG: 0.359		3-3 K		0-0 P4		3-H 1-3 K		4-2 BB		3 0 0 0 1 2 4											
Tomas Perez, S (1, 6) OBP: 0.323, SLG: 0.269			4-1 BB		2-2 F8		0-0 F8		3-3 K	3 0 0 0 1 1 3											
Inning Stats	R: 0 E: 0 K: 1 S: 10	H: 0 LOB: 1 BB: 1 P: 16	R: 0 E: 0 K: 1 S: 8	H: 1 LOB: 1 BB: 0 P: 15	R: 0 E: 0 K: 0 S: 6	H: 0 LOB: 1 BB: 1 P: 10	R: 1 E: 0 K: 1 S: 9	H: 2 LOB: 1 BB: 0 P: 14	R: 0 E: 0 K: 0 S: 6	H: 0 LOB: 0 BB: 0 P: 9	R: 1 E: 0 K: 1 S: 12	H: 1 LOB: 2 BB: 2 P: 26	R: 1 E: 0 K: 0 S: 7	H: 1 LOB: 0 BB: 0 P: 10	R: 0 E: 0 K: 2 S: 16	H: 1 LOB: 3 BB: 2 P: 29	R: 0 E: 0 K: 0 S: 8	H: 1 LOB: 1 BB: 1 P: 16	1B: 4 2B: 2 3B: 1 HR: 0	SF: 2 SAC: 0 DP: 1 HBP: 0	WP: 0 PA: 40 PB: 0 SB: 0 CS: 0
PITCHER	IP WLS BF H R ER SO BB IBB HBP BLK WP HR S P ERA WHIP																				
Jason Bere, R (1, 1) ERA: 3.38	5.1 W 23 4 2 2 3 3 0 0 0 0 0 0 45 78 3.38 1.312																				
Carlos Castillo, R (6, 1) ERA: 4.13	1.2 8 2 1 1 1 1 0 0 0 0 0 0 15 24 5.40 1.800																				
Chuck McElroy, L (8, 1) ERA: 3.51	0.2 3 0 0 0 1 1 0 0 0 0 0 0 5 11 0.00 1.500																				
Matt Karchner, R (8, 1) ERA: 2.34	1.1 S 6 1 0 0 1 2 0 0 0 0 0 0 17 32 0.00 2.250																				

Toronto Blue Jays @ Chicago White Sox
Comiskey Park, Chicago, IL
Tue Aug 19 1997, 8:05 PM EDT
Att. 19,643 - Unknown - 67 F

AB	31
R	3
H	7
RBI	3
BB	7
SO	6
LOB	21



Batter	1	2	3	4	5	6	7	8	9
Ray Durham, S (1, 4) OBP: 0.336, SLG: 0.369	4-1 	1-0 		1-1 		1-2 		0-2 	
Dave Martinez, L (1, 9) OBP: 0.351, SLG: 0.412	2-1 	3-2 		2-0 		2-2 			
Frank Thomas, R (1, 10) OBP: 0.453, SLG: 0.623	4-1 	1-2 		1-0 		4-2 			
Albert Belle, R (1, 7) OBP: 0.321, SLG: 0.464	3-2 	1-1 		0-0 		1-1 			
Robin Ventura, L (1, 5) OBP: 0.440, SLG: 0.553	0-1 	2-0 		3-0 		1-1 			
Mike Cameron, R (1, 8) OBP: 0.349, SLG: 0.464	0-0 		0-0 	2-2 		0-3 			
34 Mario Valdez, L (1, 3) OBP: 0.385, SLG: 0.349	4-2 		1-1 	2-3 		0-1 			
Ron Karkovice, R (1, 2) OBP: 0.254, SLG: 0.305 Darren Lewis, R (8, PR) OBP: 0.317, SLG: 0.225 Jorge Fabregas, L (9, 2) OBP: 0.280, SLG: 0.342	3-2 		0-0 	1-0 		4-0 			
Ozzie Guillen, L (1, 6) OBP: 0.292, SLG: 0.338		1-2 	1-0 	0-1 		2-2 			

AB	R	H	RBI	BB	SO	LOB
4	3	3	0	1	0	1
4	1	3	1	0	0	1
2	1	1	1	2	0	1
3	0	0	1	0	0	5
3	0	0	1	0	0	2
4	0	1	1	0	1	0
3	0	1	0	1	1	0
3	0	0	0	1	0	3
0	0	0	0	0	0	0
0	0	0	0	0	0	0
4	0	0	0	0	0	2

WP	PA
0	37

Inning Stats	R	H	E	K	S	H	LOB	BB	P
	3	2	0	23	43	1	2	3	43
	1	3	0	14	23	3	2	0	23
	0	1	0	5	7	1	1	0	7
	0	1	0	5	9	1	1	0	9
	0	0	0	8	15	0	0	0	15
	1	2	0	14	23	2	2	1	23
	0	0	0	7	12	0	0	1	12

PITCHER	IP	WLS	BF	H	R	ER	SO	BB	IBB	HBP	BLK	WP	HR	S	P	ERA	WHIP
Luis Andujar, R ERA: 5.81	(1, 1)	6.0	L	31	9	5	5	1	4	0	0	0	0	69	120	7.50	2.167
Marty Janzen, R ERA: 2.0	(7, 1)	2.0		6	0	0	1	1	0	0	0	0	0	14	20	0.00	0.500

PITCHER	IP	WLS	BF	H	R	ER	SO	BB	IBB	HBP	BLK	WP	HR	S	P	ERA	WHIP

Toronto Blue Jays @ Chicago White Sox
 Comiskey Park, Chicago, IL
 Tue Aug 19 1997, 8:05 PM EDT
 Att: 19,643 - Unknown - 67 F

livebaseballscorecards.com

AB	30
R	5
H	9
RBI	5
BB	5
SO	2
LOB	15



Batter	1	2	3	4	5	6	7	8	9	AB R H RBI BB SO LOB	TOP											
Shannon Stewart, R (1, 8) OBP: 0.375, SLG: 0.458	0-0 1B		0-0 F9		4-0 BB BB		0-0 1B 3B	0-0 1-H 2-H 2B		4 1 3 2 1 0 0												
Mariano Duncan, R (1, 4) OBP: 0.264, SLG: 0.284	0-0 F8		0-3 K		4-0 1-2 BB		0-0 3-H 1B	0-0 G5-3		4 0 1 1 1 1 2												
José Cruz Jr., S (1, 7) OBP: 0.322, SLG: 0.519	0-3 K			0-0 WP 1B G6-3	0-3 K		0-0 F5		0-0 G3-1	5 1 1 0 0 2 4												
Joe Carter, R (1, 10) Robert Perez, R (7, PH) OBP: 0.296, SLG: 0.414 OBP: 0.203, SLG: 0.365	0-3 K			0-0 1-2 WP 1B	0-0 G1-3		0-3 K2-3		0-0 HR	3 0 1 0 0 1 3 2 1 1 1 0 1 1												
Carlos Delgado, L (1, 3) OBP: 0.339, SLG: 0.536		0-0 G4-3		0-3 K		0-0 2B		0-0 HR	0-0 P4	5 1 2 1 0 1 2												
Ed Sprague, R (1, 5) Carlos Garcia, R (6, PH) OBP: 0.307, SLG: 0.390 OBP: 0.246, SLG: 0.304		0-0 G4-3 1B		0-0 G6-3 1-2 2-H		0-3 K		0-3 K	0-3 K	2 0 1 1 0 0 1 3 0 0 0 0 3 1												
Shawn Green, L (1, 9) OBP: 0.353, SLG: 0.527		0-0 G4-3 1-2		4-0 BB		0-0 G5-3		0-0 1B 2B 1B		3 1 1 0 1 0 2												
Benito Santiago, R (1, 2) OBP: 0.258, SLG: 0.358		0-3 K		0-0 F9		0-0 G4-3		0-0 2B 1B		4 1 1 0 0 1 4												
Tomas Perez, S (1, 6) OBP: 0.286, SLG: 0.233			0-0 G3-1		0-0 F8		0-0 F5	0-0 F7		4 0 0 0 0 0 2												
Inning Stats	R: 0 E: 0 K: 2 S: 8	H: 1 LOB: 1 BB: 0 P: 8	R: 0 E: 0 K: 1 S: 6	H: 1 LOB: 1 BB: 0 P: 6	R: 0 E: 0 K: 1 S: 5	H: 0 LOB: 0 BB: 0 P: 5	R: 1 E: 0 K: 1 S: 7	H: 2 LOB: 2 BB: 1 P: 11	R: 0 E: 0 K: 1 S: 5	H: 0 LOB: 2 BB: 2 P: 13	R: 0 E: 0 K: 1 S: 6	H: 1 LOB: 1 BB: 0 P: 6	R: 1 E: 0 K: 1 S: 7	H: 2 LOB: 1 BB: 0 P: 7	R: 3 E: 0 K: 1 S: 9	H: 4 LOB: 1 BB: 0 P: 9	R: 1 E: 0 K: 1 S: 6	H: 1 LOB: 0 BB: 0 P: 6	1B: 7 2B: 2 3B: 1 HR: 2	SF: 0 SAC: 0 DP: 0 HBP: 0	WP: 1 PB: 0 SB: 0 CS: 0	PA: 42
PITCHER	IP WLS BF H R ER SO BB IBB HBP BLK WP HR S P ERA WHIP																					
James Baldwin, R (1, 1) ERA: 5.0	7.0 W 31 7 2 2 8 3 0 0 0 1 0 44 56 2.57 1.429																					
Carlos Castillo, R (8, 1) ERA: 4.48	1.0 7 4 3 3 1 0 0 0 0 0 1 9 9 27.00 4.000																					
Nelson Cruz, R (9, 1) ERA: 3.6	1.0 4 1 1 1 1 0 0 0 0 0 1 6 6 9.00 1.000																					

Toronto Blue Jays @ Chicago White Sox
Comiskey Park, Chicago, IL
Wed Aug 20 1997, 8:05 PM EDT
Att. 20,003 - Unknown - 72 F

AB	39
R	6
H	12
RBI	6
BB	3
SO	10
LOB	22



Batter	1	2	3	4	5	6	7	8	9
Ray Durham, S (1, 4) OBP: 0.335, SLG: 0.367 Norberto Martin, R (5, 4) OBP: 0.323, SLG: 0.378	0-0 F8	0-0 F8		SH1-4 BB		0-3 K			
Dave Martinez, L (1, 9) OBP: 0.350, SLG: 0.410	0-3 K		0-0 2B	0-0 SH1-4	0-0 F7	0-0 F7			
Frank Thomas, R (1, 10) OBP: 0.456, SLG: 0.623 Lyle Mouton, R (7, PH) OBP: 0.300, SLG: 0.369	0-0 BB 1B		0-0 F7	4-0 2B 1B	0-0 HR		0-3 K		
Albert Belle, R (1, 7) OBP: 0.325, SLG: 0.477 Darren Lewis, R (7, PH) OBP: 0.313, SLG: 0.222	4-0 1B BB		0-0 PB WP	0-0 1B 2B	0-0 HR		0-0 G4-3		
Robin Ventura, L (1, 5)	0-0 FC6-4 1B		4-0 WP BB	4-0 1B IBB	0-0 F8		0-0 G4-3		
Mike Cameron, R (1, 8) OBP: 0.349, SLG: 0.461	0-0 FC6-4		4-0 BB	0-0 2B 1B	0-0 F8		0-3 K		
34 Mario Valdez, L (1, 3) OBP: 0.373, SLG: 0.353		0-0 2B	0-3 K	0-3 K		0-0 G6-3		0-0 F8	
Jorge Fabregas, L (1, 2) OBP: 0.282, SLG: 0.347		0-3 K	0-0 F8	0-0 1B 2B		0-0 1B 1B		0-0 G3	
Ozzie Guillen, L (1, 6) OBP: 0.296, SLG: 0.343		0-0 P5		SH1-4 BB 1B		0-0 1B			

AB	R	H	RBI	BB	SO	LOB
3	1	0	0	1	0	2
1	0	0	0	0	1	2
4	1	1	0	0	1	2
3	3	2	0	1	0	1
1	0	0	0	0	1	0
3	3	3	5	1	0	0
1	0	0	0	0	0	0
3	1	1	1	2	0	0
4	1	1	1	1	1	2
5	0	1	0	0	2	5
5	1	2	2	0	1	3
4	1	3	2	0	0	1


BOTTOM

Toronto Blue Jays @ Chicago White Sox
Comiskey Park, Chicago, IL

Wed Aug 20 1997, 8:05 PM EDT
Att: 20,003 - Unknown - 72 F

AB	37
R	12
H	14
RBI	11
BB	6
SO	7
LOB	18

WP: 1 PA: 44
PB: 1
SB: 0
CS: 0



Inning Stats	R	H	E	K	S	R	H	E	K	S	R	H	E	K	S	R	H	E	K	S	R	H	E	K	S	R	H	E	K	S	R	H	E	K	S												
1	1	2	0	1	7	0	2	0	1	5	0	2	0	1	2	0	0	0	1	2	0	0	0	0	5	0	0	0	0	0	0	0	0	0	0	0	0										
2	0	1	0	1	7	0	2	0	1	5	0	2	0	1	2	0	0	0	1	2	0	0	0	5	0	0	0	0	0	0	0	0	0	0	0	0	0	0	0								
3	0	1	0	1	7	0	2	0	1	5	0	2	0	1	2	0	0	0	1	2	0	0	0	5	0	0	0	0	0	0	0	0	0	0	0	0	0	0	0	0							
4	0	1	0	1	7	0	2	0	1	5	0	2	0	1	2	0	0	0	1	2	0	0	0	5	0	0	0	0	0	0	0	0	0	0	0	0	0	0	0	0	0						
5	0	2	0	1	7	0	2	0	1	5	0	2	0	1	2	0	0	0	1	2	0	0	0	5	0	0	0	0	0	0	0	0	0	0	0	0	0	0	0	0	0	0					
6	0	2	0	1	7	0	2	0	1	5	0	2	0	1	2	0	0	0	1	2	0	0	0	5	0	0	0	0	0	0	0	0	0	0	0	0	0	0	0	0	0	0					
7	0	0	0	0	7	0	0	0	1	5	0	0	0	1	2	0	0	0	1	2	0	0	0	5	0	0	0	0	0	0	0	0	0	0	0	0	0	0	0	0	0	0	0				
8	0	0	0	0	7	0	0	0	1	5	0	0	0	1	2	0	0	0	1	2	0	0	0	5	0	0	0	0	0	0	0	0	0	0	0	0	0	0	0	0	0	0	0	0	0		
9	0	0	0	0	7	0	0	0	1	5	0	0	0	1	2	0	0	0	1	2	0	0	0	5	0	0	0	0	0	0	0	0	0	0	0	0	0	0	0	0	0	0	0	0	0	0	0

PITCHER	IP	WLS	BF	H	R	ER	SO	BB	IBB	HBP	BLK	WP	HR	S	P	ERA	WHIP
Robert Person, R (1, 1) ERA: 5.53	3.2	L	26	9	10	9	4	5	1	0	0	1	0	28	52	22.09	3.818
Tim Crabtree, R (4, 1) ERA: 7.58	2.1		12	5	2	2	1	0	0	0	0	0	1	14	14	7.71	2.143
Marty Janzen, R (7, 1) ERA: 1.64	2.0		6	0	0	0	2	0	0	0	0	0	0	10	10	0.00	0.000

Batter	1	2	3	4	5	6	7	8	9	AB R H RBI BB SO LOB	TOP	
Shannon Stewart, R (1, 8) OBP: 0.432, SLG: 0.586	2-2 WP S 1B		1-0 F8		0-1 1-H 2B		2-2 SAFE G1-6-3 1B		1-1 1B 2B	5 0 4 3 0 0 0		
Mariano Duncan, R (1, 4) OBP: 0.263, SLG: 0.282	2-3 SAFE 1B 1-2		1-2 F7		2-2 P3		0-2 G1-6-3 1-2f		0-1 2-3 1B	5 0 1 0 0 1 4		
José Cruz Jr., S (1, 7) OBP: 0.320, SLG: 0.511	1-0 P6 2-3		1-1 L8		4-2 BB			2-3 K	0-1 F8	4 0 0 0 1 1 3		
Joe Carter, R (1, 3) OBP: 0.296, SLG: 0.411	4-2 BB BB			2-2 P3	2-2 F7			1-0 G1-3		3 0 0 0 1 0 2		
Carlos Delgado, L (1, 10) OBP: 0.340, SLG: 0.534	4-1 1-2 BB			3-2 1B		0-0 G3-1		2-3 K		3 0 1 0 1 1 0		
Ed Sprague, R (1, 5) OBP: 0.307, SLG: 0.387	1-0 F7			1-0 F8		0-2 G6-3			4-0 1B 2B BB	3 1 0 0 1 0 4		
Shawn Green, L (1, 9) OBP: 0.348, SLG: 0.520			1-3 K		3-2 G4-3		1-3 K		0-0 F9	4 0 0 0 0 2 2		
Charlie O'Brien, R (1, 2) OBP: 0.306, SLG: 0.342			0-3 K			3-2 G6-3		0-0 P4	2-2 F9	4 0 0 0 0 1 1		
Tomas Perez, S (1, 6) OBP: 0.333, SLG: 0.294			1-3 K			3-2 2B 1B		3-2 1B 1B	0-1 2B 1B	4 2 3 0 0 1 0		
Inning Stats	R: 0 E: 0 K: 1 S: 13 H: 1 LOB: 3 BB: 2 P: 26	R: 0 E: 0 K: 3 S: 10 H: 0 LOB: 0 BB: 0 P: 12	R: 0 E: 0 K: 0 S: 7 H: 0 LOB: 0 BB: 0 P: 10	R: 0 E: 0 K: 0 S: 12 H: 1 LOB: 1 BB: 0 P: 21	R: 1 E: 0 K: 0 S: 21 H: 2 LOB: 2 BB: 1 P: 35	R: 0 E: 0 K: 1 S: 7 H: 0 LOB: 0 BB: 0 P: 8	R: 0 E: 0 K: 0 S: 13 H: 2 LOB: 1 BB: 0 P: 18	R: 0 E: 0 K: 2 S: 7 H: 0 LOB: 0 BB: 0 P: 12	R: 2 E: 0 K: 0 S: 12 H: 3 LOB: 2 BB: 1 P: 19	1B: 7 2B: 2 3B: 0 HR: 0 SF: 0 SAC: 0 DP: 1 HBP: 0	WP: 1 PB: 0 SB: 1 CS: 0 PA: 39	
PITCHER	IP WLS BF H R ER SO BB IBB HBP BLK WP HR S P ERA WHIP											
Doug Drabek, R (1, 1) ERA: 5.51	5.0 W 22 4 1 1 4 3 0 0 0 1 0 63 104 1.80 1.400											
Tony Castillo, L (6, 1) ERA: 5.19	1.0 3 0 0 0 1 0 0 0 0 0 0 7 8 0.00 0.000											
Keith Foulke, R (7, 1) ERA: 7.33	2.2 13 5 2 2 2 1 0 0 0 0 0 30 47 6.75 2.250											
Matt Karchner, R (9, 1) ERA: 2.32	0.1 S 1 0 0 0 0 0 0 0 0 0 0 2 2 0.00 0.000											

Toronto Blue Jays @ Chicago White Sox
Comiskey Park, Chicago, IL
Thu Aug 21 1997, 4:33 AM EDT
Att. 20,120 - Cloudy - 67 F

AB	35
R	3
H	9
RBI	3
BB	4
SO	7
LOB	16



WP: 1	PA: 39
PB: 0	
SB: 1	
CS: 0	

ERA	WHIP

Batter	1	2	3	4	5	6	7	8	9
Dave Martinez, L OBP: 0.351, SLG: 0.413 (1, 9)	1-0 WP G6-3 HR 1B	1-1 1-H 2-H 2B		2-1 P5			1-1 P4	1-3 K	
Norberto Martin, R OBP: 0.319, SLG: 0.373 (1, 4)	1-0 G6-3 1-2	2-1 G1-3		1-0 F9			1-2 P2	1-0 1-2 2-H 1B	
Frank Thomas, R OBP: 0.456, SLG: 0.628 (1, 10)	2-1 2-H HR		2-2 G6-3		0-0 G5-3		4-2 BB		
Albert Belle, R OBP: 0.325, SLG: 0.475 (1, 7)	0-0 F8		0-0 34 BB BB 1B		1-3 K		0-1 G1-3		
Robin Ventura, L OBP: 0.450, SLG: 0.537 (1, 5)	3-2 G4-3		0-2 F8		4-1 BB			0-0 BB SH1-3 1B	
Mike Cameron, R OBP: 0.349, SLG: 0.458 (1, 8)		1-2 P4 1 SAFE	4-0 34 BB BB	1-2 BB	0-3 K			0-0 SH1-3	
34 Mario Valdez, L OBP: 0.391, SLG: 0.348 (1, 3)		4-2 1B 2B BB	4-0 1-2 2-3 BB		0-0 P5			4-0 BB 1B BB	
Jorge Fabregas, L OBP: 0.285, SLG: 0.347 (1, 2)		1-2 2B 1B	0-1 L8		1-0 G4-3			4-2 1B 1B BB	
Ozzie Guillen, L OBP: 0.296, SLG: 0.342 (1, 6)		0-0 F7		1-0 F8		0-0 G6-3		1-2 1-2 2-H 3-H 1B	

Inning Stats	R: 2 E: 0 K: 0 S: 8	H: 2 LOB: 0 BB: 0 P: 15	R: 2 E: 0 K: 0 S: 14	H: 2 LOB: 1 BB: 1 P: 23	R: 0 E: 0 K: 0 S: 9	H: 1 LOB: 3 BB: 2 P: 19	R: 0 E: 0 K: 0 S: 4	H: 0 LOB: 0 BB: 0 P: 8	R: 0 E: 0 K: 2 S: 10	H: 0 LOB: 1 BB: 1 P: 15	R: 0 E: 0 K: 0 S: 3	H: 0 LOB: 0 BB: 0 P: 4	R: 0 E: 0 K: 0 S: 10	H: 0 LOB: 1 BB: 1 P: 16	R: 2 E: 0 K: 1 S: 11	H: 3 LOB: 2 BB: 2 P: 22
--------------	------------------------------	----------------------------------	-------------------------------	----------------------------------	------------------------------	----------------------------------	------------------------------	---------------------------------	-------------------------------	----------------------------------	------------------------------	---------------------------------	-------------------------------	----------------------------------	-------------------------------	----------------------------------

PITCHER	IP	WLS	BF	H	R	ER	SO	BB	IBB	HBP	BLK	WP	HR	S	P	ERA	WHIP
Pat Hentgen, R ERA: 3.53 (1, 1)	7.1	L	36	7	6	6	2	7	0	0	0	1	1	65	116	7.36	1.909
Dan Plesac, L ERA: 3.86 (8, 1)	0.2		2	1	0	0	1	0	0	0	0	0	0	4	6	0.00	1.500

BOTTOM

AB	R	H	RBI	BB	SO	LOB
5	1	2	2	0	1	2
5	0	1	0	0	0	2
3	1	1	2	1	0	0
4	0	1	0	0	1	1
3	1	1	0	1	0	1
2	0	0	0	1	1	1
1	2	0	0	3	0	0
3	1	1	0	1	0	3
4	0	1	2	0	0	2

Toronto Blue Jays @ Chicago White Sox
Comiskey Park, Chicago, IL
Thu Aug 21 1997, 4:33 AM EDT
Att. 20,120 - Cloudy - 67 F

AB	30
R	6
H	8
RBI	6
BB	7
SO	3
LOB	12



WP	PA	3B	SF	SAC	DP	HBP	CS
1	38	0	0	1	0	0	0

Batter	1	2	3	4	5	6	7	8	9	AB R H RBI BB SO LOB	TOP		
Norberto Martin, R (1, 6) OBP: 0.316, SLG: 0.367	0-2 G5-3		0-2 G5-3			0-0 1B E HR	0-1 F8	0-3 K		5 1 1 0 0 1 2			
Dave Martinez, L (1, 3) OBP: 0.349, SLG: 0.410	2-1 G3-1		2-1 G3-1			1-0 E4 1B HR	2-1 BB 1B	0-0 L4		5 1 1 0 0 0 3			
Frank Thomas, R (1, 10) OBP: 0.458, SLG: 0.631 34 Mario Valdez, L (9, PH) OBP: 0.386, SLG: 0.343	0-0 HR 2B			2-2 G4-3		0-1 HR 1B	4-2 SAFE BB		1-3 K	3 2 2 0 1 0 0 1 0 0 0 0 1 0			
Albert Belle, R (1, 7) OBP: 0.328, SLG: 0.488 Darren Lewis, R (9, PH) OBP: 0.310, SLG: 0.219	2-1 HR 2-H			4-0 FC3-6 BB		0-2 HR 1-H 2-H 3-H	1-2 F8		1-2 L9	3 2 2 6 1 0 2 1 0 0 0 0 0 0			
Mike Cameron, R (1, 8) OBP: 0.344, SLG: 0.450	0-0 G1-3			1-2 FC3-6 1-2f		2-2 F8	0-1 F9		2-2 F9	5 0 0 0 0 0 3			
Robin Ventura, L (1, 5) OBP: 0.447, SLG: 0.524 Greg Norton, S (6, PR) OBP: 0.429, SLG: 0.857 (6, 5)		0-0 G3-1		2-0 G3		4-0 FC6-4 BB		2-0 E3 WP E		2 0 0 0 1 0 1 1 1 0 0 0 0 0			
Lyle Mouton, R (1, 9) OBP: 0.307, SLG: 0.373			1-0 CS 1B		1-2 G4-6-3 1B	2-2 FC6-4 1-2f		4-2 E BB		3 0 2 0 1 0 1			
Ray Durham, S (1, 4) OBP: 0.333, SLG: 0.364			3-2 F8		0-1 G4-6-3 1-2f	2-2 F7		0-0 E4		4 0 0 1 0 0 5			
Ron Karkovice, R (1, 2) OBP: 0.254, SLG: 0.328		1-1 CS 1-2	1-3 K		3-1 G5-3		3-1 HR	1-3 K		4 1 1 1 0 2 2			
Inning Stats	R: 2 H: 2 E: 0 LOB: 0 K: 0 BB: 0 S: 10 P: 14	R: 0 H: 1 E: 0 LOB: 0 K: 0 BB: 0 S: 8 P: 13	R: 0 H: 0 E: 0 LOB: 0 K: 1 BB: 0 S: 8 P: 11	R: 0 H: 0 E: 0 LOB: 1 K: 0 BB: 1 S: 7 P: 16	R: 0 H: 1 E: 0 LOB: 0 K: 0 BB: 0 S: 7 P: 11	R: 4 H: 3 E: 2 LOB: 2 K: 0 BB: 1 S: 16 P: 27	R: 1 H: 2 E: 0 LOB: 2 K: 0 BB: 1 S: 15 P: 25	R: 1 H: 0 E: 2 LOB: 2 K: 1 BB: 1 S: 11 P: 18	R: 0 H: 0 E: 0 LOB: 0 K: 1 BB: 0 S: 9 P: 13	1B: 5 SF: 0 2B: 1 SAC: 0 3B: 0 DP: 1 HR: 3 HBP: 0	WP: 1 PA: 42 PB: 0 SB: 0 CS: 1		
PITCHER	IP WLS BF H R ER SO BB IBB HBP BLK WP HR S P ERA WHIP											PITCHER	IP WLS BF H R ER SO BB IBB HBP BLK WP HR S P ERA WHIP
Darren Oliver, L (1, 1) ERA: 4.17	6.1 W 29 9 7 6 1 2 0 0 0 0 0 3 62 103 8.53 1.737												
Matt Whiteside, R (7, 1) ERA: 5.53	2.2 12 0 1 0 3 2 0 0 0 0 1 0 29 45 0.00 0.750												

Chicago White Sox @ Texas Rangers
The Ballpark at Arlington, Arlington, TX
Fri Aug 22 1997, 8:05 PM EDT
Att. 33,353 - Unknown - 86 F

livebaseballscorecards.com

AB	37
R	8
H	9
RBI	8
BB	4
SO	4
LOB	19



BOTTOM

Chicago White Sox @ Texas Rangers
The Ballpark at Arlington, Arlington, TX

AB 45
R 17
H 20
RBI 17
BB 5
SO 7
LOB 25



WP: 2 PA: 51
PB: 0
SB: 0
CS: 0

ERA WHIP

Fri Aug 22 1997, 8:05 PM EDT
Att: 33,353 - Unknown - 86 F

livebaseballscorecards.com

AB R H RBI BB SO LOB

5 2 3 3 1 0 1

6 2 4 3 0 2 5

4 2 2 6 1 1 2

3 1 0 0 2 1 1

6 1 2 1 0 1 2

5 2 2 1 1 1 2

5 3 3 1 0 0 3

5 1 1 1 0 1 4

5 3 3 1 0 0 3

1B: 16 SF: 0
2B: 2 SAC: 0
3B: 0 DP: 0
HR: 2 HBP: 1

WP HR S P

ERA WHIP

ERA WHIP

Batter	1	2	3	4	5	6	7	8	9
Tom Goodwin, L OBP: 0.308, SLG: 0.336 (1, 8) (8, 7)	3-2 G5-3	1-1 WP 1B	4-0 29 HR IBB	0-2 1B		0-0 G4-3	0-0 1B		
Ivan Rodriguez, R OBP: 0.357, SLG: 0.474 (1, 2)	1-0 29 G3 1B	3-2 29 HR 1B	3-3 K	1-3 K		1-1 2B	0-1 FC6-4 1B		
29 Rusty Greer, L OBP: 0.416, SLG: 0.529 Damon Buford, R OBP: 0.279, SLG: 0.317 (1, 7) (7, PH) (8, 8)	2-1 G3	1-1 HR	0-0 HR		4-2 FC3-6 BB	0-3 K	1-1 FC6-4		
Jim Leyritz, R OBP: 0.381, SLG: 0.407 (1, 10)	4-0 1B BB	3-1 G6-3	4-2 BB		0-0 F8		2-0 1B HBP	1-3 K	
Lee Stevens, L OBP: 0.326, SLG: 0.502 (1, 3)	3-2 1B	2-0 G4-3	1-2 P6		0-2 FC3-6 BB		2-2 1B 1B	2-3 K	
Domingo Cedeño, S OBP: 0.329, SLG: 0.396 (1, 4)	1-2 F7		0-0 2B 1B	0-0 P7	4-2 BB		0-0 G3 1B 1B	0-3 K	
Fernando Tatis, R OBP: 0.293, SLG: 0.429 (1, 5)		0-1 E 1B 1B	2-1 L9	2-2 WP 1B 1B	1-1 L8		2-2 G3 1B 1B		
Warren Newson, L OBP: 0.333, SLG: 0.462 (1, 9)		0-2 F7	2-0 1B 29 HR 2B	3-2 F7		1-3 K	2-2 L9		
Benji Gil, R OBP: 0.266, SLG: 0.322 (1, 6)		0-2 E4 WP 1B	0-0 29 HR 1B	2-1 1B		1-1 G4-3 2B 1B	3-2 G3		

Inning Stats	R: 1 E: 0 K: 0 S: 12	H: 2 LOB: 2 BB: 1 P: 26	R: 5 E: 1 K: 0 S: 20	H: 4 LOB: 0 BB: 0 P: 30	R: 5 E: 0 K: 1 S: 15	H: 4 LOB: 1 BB: 2 P: 31	R: 1 E: 0 K: 1 S: 18	H: 3 LOB: 2 BB: 0 P: 26	R: 0 E: 0 K: 0 S: 11	H: 0 LOB: 2 BB: 2 P: 20	R: 1 E: 0 K: 2 S: 11	H: 2 LOB: 1 BB: 0 P: 14	R: 4 E: 0 K: 0 S: 22	H: 5 LOB: 2 BB: 0 P: 34	R: 0 E: 0 K: 3 S: 10	H: 0 LOB: 0 BB: 0 P: 13
--------------	-------------------------------	----------------------------------	-------------------------------	----------------------------------	-------------------------------	----------------------------------	-------------------------------	----------------------------------	-------------------------------	----------------------------------	-------------------------------	----------------------------------	-------------------------------	----------------------------------	-------------------------------	----------------------------------

PITCHER	IP	WLS	BF	H	R	ER	SO	BB	IBB	HBP	BLK	WP	HR	S	P	ERA	WHIP
Jaime Navarro, R ERA: 5.85 (1, 1)	3.0	L	23	10	11	10	1	2	1	0	0	1	2	47	87	30.00	4.000
Jeff Darwin, R ERA: 2.25 (4, 1)	2.0		11	3	1	1	1	2	0	0	0	1	0	29	46	4.50	2.500
Chuck McElroy, L ERA: 4.06 (6, 1)	3.0		17	7	5	5	5	0	0	1	0	0	0	43	61	15.00	2.333

Batter	1	2	3	4	5	6	7	8	9	AB R H RBI BB SO LOB	TOP																
Ray Durham, S (1, 4) OBP: 0.332, SLG: 0.362	1-0 G3		1-2 G4-3		2-0 G4-3		1-2 1B	1-3 K		5 0 1 0 0 1 3																	
Dave Martinez, L (1, 9) OBP: 0.347, SLG: 0.413	0-1 G6-3			2-0 G5-3		0-0 E6 3B	2-3 K	2-1 G4-3		5 1 1 0 0 1 3																	
Frank Thomas, R (1, 10) OBP: 0.458, SLG: 0.628	1-2 P3			0-0 HR 1B		1-0 F9	1-0 1B		2-2 P3	5 1 2 0 0 0 0																	
Albert Belle, R (1, 7) OBP: 0.329, SLG: 0.493		0-0 G6-3 1B		0-1 HR		1-2 G5-3	0-0 F7		0-3 K	5 1 2 2 0 1 2																	
Robin Ventura, L (1, 5) OBP: 0.435, SLG: 0.500		3-2 G6-3 1-2		1-0 F7		2-3 K		4-2 BB 1B BB	3-2 P2	4 1 0 0 1 1 1																	
Mike Cameron, R (1, 8) OBP: 0.342, SLG: 0.446		0-1 L8		1-0 G5-3			1-2 HR 1B	4-2 SH 1B BB		2 0 0 0 0 0 1																	
Lyle Mouton, R (6, 9) OBP: 0.313, SLG: 0.376								1-2 WP BB		1 2 1 0 1 0 0																	
34 Mario Valdez, L (1, 3) OBP: 0.385, SLG: 0.342		1-1 G1-3				1-1 G4-3		0-0 WP SH 1B		3 1 1 0 0 0 1																	
Norberto Martin, R (8, PH) OBP: 0.320, SLG: 0.371							1-3 HR 1B	1-2 WP SH 1B		1 0 1 1 0 0 0	AB 38																
Darren Lewis, R (8, 8) OBP: 0.310, SLG: 0.219										0 0 0 0 0 0 0	R 8																
Jorge Fabregas, L (1, 2) OBP: 0.289, SLG: 0.361			2-0 G1-3		2-2 WP 1B		1-2 HR	0-0 SH WP		3 1 2 3 0 0 0	H 11																
Ozzie Guillen, L (1, 6) OBP: 0.293, SLG: 0.338			1-1 G3		1-0 L6		1-2 G4-3	0-2 G3		4 0 0 0 0 0 3	RBI 6																
								1-2 2-3 3-H			BB 2																
											SO 4																
											LOB 14																
Inning Stats	R: 0 E: 0 K: 0 S: 7	H: 0 LOB: 0 BB: 0 P: 9	R: 0 E: 0 K: 0 S: 8	H: 1 LOB: 1 BB: 0 P: 12	R: 0 E: 0 K: 0 S: 6	H: 0 LOB: 0 BB: 0 P: 10	R: 2 E: 0 K: 0 S: 6	H: 2 LOB: 0 BB: 0 P: 10	R: 0 E: 0 K: 0 S: 7	H: 1 LOB: 1 BB: 0 P: 13	R: 1 E: 1 K: 1 S: 8	H: 1 LOB: 0 BB: 0 P: 12	R: 3 E: 0 K: 1 S: 20	H: 5 LOB: 2 BB: 0 P: 29	R: 2 E: 1 K: 1 S: 16	H: 1 LOB: 2 BB: 2 P: 27	R: 0 E: 0 K: 1 S: 10	H: 0 LOB: 0 BB: 0 P: 15	1B: 8 2B: 0 3B: 1 HR: 2	SF: 0 SAC: 1 DP: 0 HBP: 0	WP: 2 PB: 0 SB: 0 CS: 0	PA: 41					
PITCHER	IP WLS BF H R ER SO BB IBB HBP BLK WP HR S P ERA WHIP																										
Bobby Witt, R (1, 1) ERA: 4.41	6.1		28	9	6	6	1	0	0	0	0	1	2	57	87	8.53	1.421										
Scott Bailes, L (7, 1) ERA: 2.61	0.2		5	1	2	2	1	2	0	0	0	0	0	11	22	27.00	4.500										
Danny Patterson, R (8, 1) ERA: 3.59	1.0	W	5	1	0	0	1	0	0	0	0	1	0	10	13	0.00	1.000										
John Wetteland, R (9, 1) ERA: 2.13	1.0		3	0	0	0	1	0	0	0	0	0	0	10	15	0.00	0.000										

Chicago White Sox @ Texas Rangers
The Ballpark at Arlington, Arlington, TX

Sat Aug 23 1997, 8:05 PM EDT
Att. 46,090 - Unknown - 82 F

livebaseballscorecards.com



Batter	1	2	3	4	5	6	7	8	9
Tom Goodwin, L (1, 8) Lee Stevens, L (9, 3) OBP: 0.307, SLG: 0.334 OBP: 0.326, SLG: 0.502	1-1 G4-3		3-1 S 29 PB HR 1B		1 SAFE 0-2 P8		1-2 FC5-2 HR	2-2 G1-3	
Ivan Rodriguez, R (1, 2) OBP: 0.359, SLG: 0.480	1-0 CS 29 BB 1B		3-1 P4			0-1 E6 29 HR	2-0 HR	4-1 29 1B 1B BB	
29 Rusty Greer, L (1, 7) OBP: 0.419, SLG: 0.544	4-2 CS 1-2 BB		3-1 HR			1-1 HR	1-1 G4-3	3-1 1B 1B	
Juan Gonzalez, R (1, 10) OBP: 0.322, SLG: 0.563	2-2 G4-3		2-2 F8			3-2 L7	2-2 G5-3	2-2 1-2 3-H 1B	
Jim Leyritz, R (1, 3) Damon Buford, R (8, PR) OBP: 0.379, SLG: 0.408 OBP: 0.278, SLG: 0.316		2-1 P6		0-0 P4		2-3 K		1-1 1B 2B K	
Fernando Tatis, R (1, 5) OBP: 0.301, SLG: 0.463		0-1 E S 1B		2-2 G6-3		3-2 HR		0-3 K	
Alex Diaz, S (1, 9) OBP: 0.250, SLG: 0.250		1 SAFE 1-1 SAFE F8		0-0 G6-3		0-0 F7		1-0 2-H 1B 1B	
Billy Ripken, R (1, 4) Domingo Cedeno, S (7, PH) OBP: 0.295, SLG: 0.373 OBP: 0.335, SLG: 0.401		3-1 P6		2-1 F7			2-1 SH FC5-2 1B	0-0 E 29 1B 2-H 1B	
Benji Gil, R (1, 6) OBP: 0.267, SLG: 0.319			3-3 K		4-1 CS BB		0-1 SH FC5-2 HR	1 SAFE 2-2 FC5-2 1-3 29 1B G1-3 1B	

AB	R	H	RBI	BB	SO	LOB
5	2	1	0	0	0	6
0	0	0	0	0	0	0
4	3	2	3	1	0	1
4	2	3	6	1	0	0
5	0	1	1	0	0	2
4	0	1	0	0	1	0
1	1	0	0	0	1	2
4	1	2	1	0	1	1
4	1	1	1	0	0	1
2	0	0	0	0	0	1
2	1	2	1	0	0	0
2	2	0	0	1	1	2

AB	R	H	RBI	BB	SO	LOB
37	13	13	13	3	4	16

Inning Stats	R: 0	H: 1	E: 0	K: 0	S: 10	R: 0	H: 1	E: 0	K: 0	S: 8	R: 2	H: 2	E: 0	K: 1	S: 12	R: 0	H: 0	E: 0	K: 0	S: 6	R: 0	H: 0	E: 0	K: 0	S: 6	R: 3	H: 2	E: 1	K: 1	S: 15	R: 3	H: 2	E: 1	K: 0	S: 13	R: 5	H: 5	E: 1	K: 2	S: 26
	LOB: 1	BB: 1	P: 18	LOB: 1	BB: 0	P: 14	LOB: 0	BB: 0	P: 8	LOB: 0	BB: 0	P: 12	LOB: 0	BB: 1	P: 12	LOB: 0	BB: 0	P: 24	LOB: 0	BB: 0	P: 21	LOB: 2	BB: 1	P: 42	LOB: 0	BB: 0	P: 21	LOB: 2	BB: 1	P: 42	LOB: 0	BB: 0	P: 21	LOB: 2	BB: 1	P: 42				

PITCHER	IP	WLS	BF	H	R	ER	SO	BB	IBB	HBP	BLK	WP	HR	S	P	ERA	WHIP
Scott Eyre, L (1, 1) ERA: 4.81	5.0		21	5	4	3	1	2	0	0	0	0	2	46	83	5.40	1.400
Nelson Cruz, R (6, 1) ERA: 6.57	2.1	L	12	4	5	5	2	0	0	0	0	0	2	30	47	19.29	1.714
Tony Castillo, L (8, 1) ERA: 5.3	0.2		8	4	4	1	1	1	0	0	0	0	0	20	35	13.50	7.500

PITCHER	IP	WLS	BF	H	R	ER	SO	BB	IBB	HBP	BLK	WP	HR	S	P	ERA	WHIP

Chicago White Sox @ Texas Rangers
The Ballpark at Arlington, Arlington, TX
Sat Aug 23 1997, 8:05 PM EDT
Att: 46,090 - Unknown - 82 F

livebaseballscorecards.com



Batter	1	2	3	4	5	6	7	8	9	AB R H RBI BB SO LOB	TOP	
Ray Durham, S OBP: 0.331, SLG: 0.363 (1, 4) C B X	1-1 1B E 2B		3-2 F7		3-3 K 1-2		0-3 K			4 1 1 0 0 2 1		
Dave Martinez, L OBP: 0.346, SLG: 0.411 (1, 9) (9, 3) L X	0-1 G6-4-3 E 2-3 1B		0-0 F9			0-0 F8		2-2 G4-3		4 0 1 0 0 0 0		
Frank Thomas, R OBP: 0.458, SLG: 0.626 (1, 10) B F F F F F B X	3-2 E9 G6-4-3 1-2 3-H		1-0 L5			4-2 BB		0-2 G6-4-3 1B		3 0 1 0 1 0 1		
Albert Belle, R OBP: 0.326, SLG: 0.489 (1, 7) B B X	2-0 G6-4-3 1-2f 2-3			0-0 F9		3-1 F8		0-1 G6-4-3 1-2f		4 0 0 0 0 0 4		
Robin Ventura, L OBP: 0.429, SLG: 0.484 (1, 5) F C B B F F B X	3-2 F9			4-0 BB		1-3 K		3-2 P4		3 0 0 0 1 1 2		
Jorge Fabregas, L OBP: 0.285, SLG: 0.356 (1, 2)		2-3 K		0-0 P5			0-3 K	2-2 G4-3		4 0 0 0 0 2 1		
34 Mario Valdez, L OBP: 0.372, SLG: 0.329 Mike Cameron, R OBP: 0.341, SLG: 0.445 (9, PH) (9, 9)		0-3 K		2-0 P5			0-3 K	2-3 K		3 0 0 0 0 2 1 1 0 0 0 0 1 0		
Darren Lewis, R OBP: 0.333, SLG: 0.250 (1, 8)		1-2 1B			1-1 CS 1B		2-2 HR 1B			3 1 3 0 0 0 0		
Ozzie Guillen, L OBP: 0.293, SLG: 0.345 (1, 6) SAFE X	0-0 L9				0-1 P4		1-0 HR			3 1 1 2 0 0 2		
Inning Stats	R: 1 E: 1 K: 0 S: 16 H: 2 LOB: 1 BB: 0 P: 25	R: 0 E: 0 K: 2 S: 11 H: 1 LOB: 1 BB: 0 P: 14	R: 0 E: 0 K: 0 S: 5 H: 0 LOB: 0 BB: 0 P: 9	R: 0 E: 0 K: 0 S: 3 H: 0 LOB: 1 BB: 1 P: 9	R: 0 E: 0 K: 1 S: 7 H: 1 LOB: 0 BB: 0 P: 11	R: 0 E: 0 K: 1 S: 9 H: 0 LOB: 1 BB: 1 P: 17	R: 2 E: 0 K: 3 S: 13 H: 2 LOB: 0 BB: 0 P: 16	R: 0 E: 0 K: 0 S: 9 H: 1 LOB: 0 BB: 0 P: 11	R: 0 E: 0 K: 1 S: 12 H: 0 LOB: 0 BB: 0 P: 19	1B: 5 2B: 1 3B: 0 HR: 1 SF: 0 SAC: 0 DP: 2 HBP: 0	WP: 0 PB: 0 SB: 0 CS: 1 PA: 34	
PITCHER Rick Helling, R ERA: 3.71 Scott Bailes, L ERA: 2.38	IP 8.0 WLS L BF 31 H 7 R 3 ER 2 SO 7 BB 2 IBB 0 HBP 0 BLK 0 WP 0 HR 1 S 73 P 112 ERA 2.25 WHIP 1.125	IP 1.0 WLS 3 BF 0 H 0 R 0 ER 0 SO 1 BB 0 IBB 0 HBP 0 BLK 0 WP 0 HR 0 S 12 P 19 ERA 0.00 WHIP 0.000	PITCHER IP WLS BF H R ER SO BB IBB HBP BLK WP HR S P ERA WHIP									

Chicago White Sox @ Texas Rangers
The Ballpark at Arlington, Arlington, TX

Sun Aug 24 1997, 8:05 PM EDT
Att. 27,441 - Unknown - 84 F

livebaseballscorecards.com

AB 32
R 3
H 7
RBI 2
BB 2
SO 8
LOB 12



Batter	1	2	3	4	5	6	7	8	9	AB R H RBI BB SO LOB	TOP										
Ray Durham, S (1, 4) OBP: 0.333, SLG: 0.369	1-1 F9-2 1B	2-2 1B 2B		0-0 2B		1-1 G5-3		3-2 P4		5 1 3 0 0 0 0											
Dave Martinez, L (1, 9) OBP: 0.350, SLG: 0.413 Darren Lewis, R (8, PH) OBP: 0.330, SLG: 0.247 (8, 8)	3-1 F9-2 1-H	2-0 2-H 1B		4-1 BB		0-0 HR 1B		1-2 G4-3		3 1 2 1 1 0 1 1 0 0 0 0 0 0											
Frank Thomas, R (1, 10) OBP: 0.459, SLG: 0.635	0-0 1B 2B	2-0 F8		2-3 K		3-1 1-H HR			3-0 2B 34 1B 1B	5 3 3 2 0 1 3											
Albert Belle, R (1, 7) OBP: 0.329, SLG: 0.494	2-1 1B 3B 1B 2-H		2-2 1B 2B	3-2 G6-3		1-1 F8			1-2 34 1B 2B 1-3	5 2 3 1 0 0 2											
Jorge Fabregas, L (1, 2) OBP: 0.287, SLG: 0.357	2-0 1-2 3B 1B		2 SAFE 0-0 FC5-4 2-H 1B		2-3 K		1-0 G4-3		1-1 G4-3	5 1 2 1 0 1 2											
Mike Cameron, R (1, 8) OBP: 0.341, SLG: 0.449 (8, 9)	0-1 1-H 2-H 3B		1-0 FC5-4 1-2f		0-2 G5-3		1-3 K		4-2 34 1B BB	4 0 1 2 1 1 1											
Greg Norton, S (1, 5) OBP: 0.417, SLG: 0.750	3-3 K		2-2 1 SAFE 1 SAFE G3 1-3		0-1 1B		0-0 2B		0-2 P2	5 0 2 0 0 1 5											
34 Mario Valdez, L (1, 3) OBP: 0.364, SLG: 0.321		3-2 P5	2-3 K		3-1 P5		0-1 F9		2-0 FC6-4 1B 1-2 2-3 3-H	5 0 1 1 0 1 3											
Ozzie Guillen, L (1, 6) OBP: 0.290, SLG: 0.341		2-1 G3		0-1 G4-3		0-0 L3		1-1 P6	0-0 FC6-4 1-2f	5 0 0 0 0 0 3											
Inning Stats	R: 3 E: 1 K: 1 S: 14	H: 5 LOB: 1 BB: 0 P: 25	R: 1 E: 0 K: 0 S: 13	H: 2 LOB: 1 BB: 0 P: 24	R: 1 E: 0 K: 1 S: 11	H: 2 LOB: 1 BB: 0 P: 18	R: 0 E: 0 K: 1 S: 12	H: 1 LOB: 2 BB: 1 P: 21	R: 0 E: 0 K: 1 S: 11	H: 1 LOB: 1 BB: 0 P: 16	R: 2 E: 0 K: 0 S: 8	H: 2 LOB: 0 BB: 0 P: 13	R: 0 E: 0 K: 1 S: 7	H: 1 LOB: 1 BB: 0 P: 9	R: 0 E: 0 K: 0 S: 11	H: 0 LOB: 0 BB: 0 P: 16	R: 1 E: 0 K: 0 S: 15	H: 3 LOB: 3 BB: 1 P: 26	1B: 9 2B: 7 3B: 1 HR: 1	SF: 0 SAC: 0 DP: 1 HBP: 0	WP: 0 PA: 45 PB: 0 SB: 1 CS: 0
PITCHER	IP WLS BF H R ER SO BB IBB HBP BLK WP HR S P ERA WHIP																				
Woody Williams, R (1, 1) ERA: 4.56	3.1 L 20 10 5 5 2 1 0 0 0 0 0 0 42 75 13.50 3.300																				
Marty Janzen, R (4, 1) ERA: 1.93	3.2 15 4 2 2 3 0 0 0 0 0 0 1 34 51 4.91 1.091																				
Dan Plesac, L (8, 1) ERA: 3.66	1.0 3 0 0 0 0 0 0 0 0 0 0 0 11 16 0.00 0.000																				
Tim Crabtree, R (9, 1) ERA: 6.95	1.0 7 3 1 1 0 1 0 0 0 0 0 0 15 26 9.00 4.000																				

Chicago White Sox @ Toronto Blue Jays
SkyDome, Toronto, ON
Tue Aug 26 1997, 7:05 PM EDT
Att. 31,198 - Unknown - 82 F

AB	43
R	8
H	17
RBI	8
BB	2
SO	5
LOB	20



BOTTOM

Chicago White Sox @ Toronto Blue Jays

SkyDome, Toronto, ON

Tue Aug 26 1997, 7:05 PM EDT

Att: 31,198 - Unknown - 82 F

livebaseballscorecards.com

AB	33
R	5
H	9
RBI	5
BB	4
SO	3
LOB	14



WP	2	PA	39
PB	0		
SB	0		
CS	0		

AB R H RBI BB SO LOB

4 2 1 0 1 0 4

4 1 2 1 1 0 1

3 0 0 2 1 1 2

4 0 1 0 0 1 2

3 0 0 1 0 0 1

4 1 1 1 0 0 1

3 0 0 0 1 0 0

4 1 3 0 0 0 0

4 0 1 0 0 1 3

1B: 7 SF: 2
2B: 2 SAC: 0
3B: 0 DP: 1
HR: 1 HBP: 0

Batter	1	2	3	4	5	6	7	8	9
Shannon Stewart, R OBP: 0.404, SLG: 0.488 (1, 8)	4-2 1B SF9-6 BB		0-1 G4-3 BLK G3 1B	2-2 P3			0-1 L9		1-0 F9
Mariano Duncan, R OBP: 0.279, SLG: 0.295 (1, 4)	0-1 SF9-6 1B		2-2 SAFE G4-3 1-3		1-0 P4		4-2 WP BB SF7 BB	0-1 1-2 3-H 1B	
José Cruz Jr., S OBP: 0.324, SLG: 0.534 (1, 7)	1-1 SF9-6 1-2		1-2 G3 3-H		1-3 K		4-1 SF7 WP BB	0-1 F8	
Joe Carter, R OBP: 0.298, SLG: 0.418 (1, 10)	0-0 WP 2B		1-0 F7		0-0 F8		1-3 K		
Carlos Delgado, L OBP: 0.337, SLG: 0.523 (1, 3)	3-2 G4-3 2-3			3-2 P5		1-2 G6-3	0-0 SF7		
Ed Sprague, R OBP: 0.303, SLG: 0.392 (1, 5)		0-0 F9		0-0 HR		3-2 L8	1-2 F8		
Shawn Green, L OBP: 0.345, SLG: 0.505 (1, 9)		2-2 F8		4-0 1B BB		2-1 F7		0-0 G3	
Benito Santiago, R OBP: 0.261, SLG: 0.357 (1, 2)		0-0 1B		0-1 1-2 1B		2-2 G5-3		0-1 F9 1B 1B	
Tomas Perez, S OBP: 0.352, SLG: 0.340 (1, 6)		2-2 F9		0-1 F8		1-2 K		1-2 1B 1B	

Inning Stats	R: 1	H: 2	E: 0	K: 0	S: 11	LOB: 1	BB: 1	P: 19	R: 0	H: 1	E: 0	K: 0	S: 13	LOB: 1	BB: 0	P: 17	R: 1	H: 1	E: 0	K: 0	S: 10	LOB: 0	BB: 0	P: 14	R: 0	H: 0	E: 0	K: 1	S: 7	LOB: 0	BB: 0	P: 9	R: 0	H: 0	E: 0	K: 0	S: 9	LOB: 0	BB: 0	P: 15	R: 0	H: 0	E: 0	K: 1	S: 10	LOB: 0	BB: 0	P: 13	R: 1	H: 0	E: 0	K: 1	S: 11	LOB: 1	BB: 2	P: 21	R: 1	H: 3	E: 0	K: 0	S: 11	LOB: 2	BB: 0	P: 13	1B: 7	SF: 2	2B: 2	SAC: 0	3B: 0	DP: 1	HR: 1	HBP: 0	WP: 2	PA: 39
--------------	------	------	------	------	-------	--------	-------	-------	------	------	------	------	-------	--------	-------	-------	------	------	------	------	-------	--------	-------	-------	------	------	------	------	------	--------	-------	------	------	------	------	------	------	--------	-------	-------	------	------	------	------	-------	--------	-------	-------	------	------	------	------	-------	--------	-------	-------	------	------	------	------	-------	--------	-------	-------	-------	-------	-------	--------	-------	-------	-------	--------	-------	--------

PITCHER	IP	WLS	BF	H	R	ER	SO	BB	IBB	HBP	BLK	WP	HR	S	P	ERA	WHIP
James Baldwin, R ERA: 5.01 (1, 1)	7.0	W	29	6	4	4	2	3	0	0	1	1	1	73	113	5.14	1.286
Jeff Darwin, R ERA: 2.08 (8, 1)	0.1		2	0	0	0	1	1	0	0	0	1	0	5	10	0.00	3.000
Chuck McElroy, L ERA: 4.14 (8, 1)	1.0		5	2	1	1	0	0	0	0	0	0	0	10	12	9.00	2.000
Matt Karchner, R ERA: 2.23 (9, 1)	0.2	S	3	1	0	0	0	0	0	0	0	0	0	5	6	0.00	1.500

Batter	1	2	3	4	5	6	7	8	9	AB R H RBI BB SO LOB	TOP
Ray Durham, S (1, 4) OBP: 0.331, SLG: 0.367	2-2 G4-3			0-0 G4-3		0-2 G1-3		1-3 K		4 0 0 0 0 1 1	
Dave Martinez, L (1, 3) OBP: 0.347, SLG: 0.409	1-2 P2			1-2 G3			3-2 G3-1	2-1 F9		4 0 0 0 0 0 1	
Frank Thomas, R (1, 10) Norberto Martin, R (9, PH) OBP: 0.457, SLG: 0.631 OBP: 0.318, SLG: 0.369	0-0 G6-3			2-2 G6-3			0-0 G4-3		3-2 G5-3	3 0 0 0 0 0 0 1 0 0 0 0 0 0	
Albert Belle, R (1, 7) OBP: 0.330, SLG: 0.496				0-0 G6-3		1-2 G3-6 1B	1-1 2B		0-1 G4-3	4 0 2 0 0 0 0	
Robin Ventura, L (1, 5) Greg Norton, S (7, 5) OBP: 0.417, SLG: 0.468 OBP: 0.385, SLG: 0.692				1-2 G3-1		1-1 G3-6 1-2f	0-0 P6		1-3 K	3 0 0 0 0 0 2 1 0 0 0 0 1 0	
Mike Cameron, R (1, 8) OBP: 0.344, SLG: 0.451				2-2 L5		1-0 1B				3 1 2 0 0 0 0	
Jorge Fabregas, L (1, 2) OBP: 0.287, SLG: 0.356				2-2 G4-3		0-0 F7				3 1 1 0 0 0 1	
Lyle Mouton, R (1, 9) OBP: 0.313, SLG: 0.379				2-1 G6-3		0-0 F9				3 0 1 1 0 0 0	
Ozzie Guillen, L (1, 6) OBP: 0.288, SLG: 0.339				2-0 P6		0-0 G1-3				3 0 0 1 0 0 1	
Inning Stats	R: 0 H: 0 E: 0 LOB: 0 K: 0 BB: 0 S: 8 P: 11	R: 0 H: 0 E: 0 LOB: 0 K: 0 BB: 0 S: 9 P: 12	R: 0 H: 0 E: 0 LOB: 0 K: 0 BB: 0 S: 6 P: 12	R: 0 H: 0 E: 0 LOB: 0 K: 0 BB: 0 S: 8 P: 11	R: 0 H: 2 E: 0 LOB: 1 K: 0 BB: 0 S: 7 P: 10	R: 0 H: 0 E: 0 LOB: 0 K: 0 BB: 0 S: 5 P: 5	R: 0 H: 1 E: 0 LOB: 1 K: 0 BB: 0 S: 7 P: 11	R: 2 H: 3 E: 0 LOB: 1 K: 1 BB: 0 S: 14 P: 20	R: 0 H: 0 E: 0 LOB: 0 K: 1 BB: 0 S: 10 P: 14	1B: 4 SF: 0 2B: 2 SAC: 0 3B: 0 DP: 1 HR: 0 HBP: 0	WP: 0 PA: 32 PB: 0 SB: 0 CS: 0
PITCHER Pat Hentgen, R (1, 1) ERA: 3.46	IP WLS BF H R ER SO BB IBB HBP BLK WP HR S P ERA WHIP										

Chicago White Sox @ Toronto Blue Jays
SkyDome, Toronto, ON
Wed Aug 27 1997, 7:05 PM EDT
Att. 30,219 - Dome - 68 F

AB	32
R	2
H	6
RBI	2
BB	0
SO	2
LOB	6



Batter	1	2	3	4	5	6	7	8	9	AB	R	H	RBI	BB	SO	LOB
Shannon Stewart, R OBP: 0.404, SLG: 0.468 (1, 8)	4-2 G3 S 1B BB	1-0 G5-3		0-1 F9		1-0 E7 1B		0-3 K		4	1	1	0	1	1	0
Mariano Duncan, R OBP: 0.284, SLG: 0.304 (1, 4)	1-0 G3 1-3		1-0 BB WP 1B 1B	0-0 E 1B HR 1B		1-3 K		1-0 G3-1 1B 2B		5	3	3	0	0	1	2
José Cruz Jr., S OBP: 0.328, SLG: 0.533 (1, 7)	0-0 E S HR 1B 3-H		4-2 SAFE 1 SAFE 1 BB 1B BB	0-1 E9 HR 1B 1-3		1-1 G4-3		1-0 G3-1 2-3		4	3	2	1	1	0	2
Joe Carter, R OBP: 0.303, SLG: 0.425 (1, 10)	4-0 HR 1-3 BB		4-2 1B 1-2 2-3 BB	2-1 HR 2-H 3-H		0-1 P5		3-2 2B 1B 3-H		3	2	2	4	2	0	0
Carlos Delgado, L OBP: 0.340, SLG: 0.541 (1, 3)	0-1 1-H 3-H HR		0-0 P2	1-0 P2		3-1 HR		2-2 2B 1-3		5	2	3	4	0	0	3
Ed Sprague, R OBP: 0.306, SLG: 0.393 (1, 5)	2-3 K		0-0 1-2 2-H 3-H 1B		0-0 F7		1-0 G4-3 HR 1B	4-0 BB		4	1	2	2	1	1	0
Shawn Green, L OBP: 0.340, SLG: 0.497 (1, 9)	2-3 K		1-1 P5		0-0 G4-3		1-2 G4-3	1-0 L7		5	0	0	0	0	1	6
Benito Santiago, R OBP: 0.260, SLG: 0.366 (1, 2)		1-2 G6-3	0-2 G6-3		0-0 F8		1-0 HR 2-H			4	1	1	2	0	0	2
Tomas Perez, S OBP: 0.328, SLG: 0.314 (1, 6)		2-1 F8		0-2 G3-1		0-0 F9		0-0 G6-3		4	0	0	0	0	0	0

Inning Stats	R: 4	H: 2	E: 0	K: 2	S: 15	LOB: 0	BB: 2	P: 28	R: 0	H: 0	E: 0	K: 0	S: 7	LOB: 0	BB: 0	P: 11	R: 2	H: 2	E: 0	K: 0	S: 16	LOB: 2	BB: 2	P: 26	R: 3	H: 3	E: 1	K: 0	S: 11	LOB: 0	BB: 0	P: 14	R: 0	H: 0	E: 0	K: 0	S: 3	LOB: 0	BB: 0	P: 3	R: 0	H: 1	E: 1	K: 1	S: 7	LOB: 1	BB: 0	P: 10	R: 3	H: 3	E: 0	K: 0	S: 10	LOB: 0	BB: 0	P: 16	R: 1	H: 3	E: 0	K: 1	S: 13	LOB: 3	BB: 1	P: 25
PITCHER	IP	WLS	BF	H	R	ER	SO	BB	IBB	HBP	BLK	WP	HR	S	P	ERA	WHIP																																															
Doug Drabek, R ERA: 5.93 (1, 1)	4.0	L	23	7	9	9	2	4	0	0	0	1	2	49	79	20.25	2.750																																															
Nelson Cruz, R ERA: 7.16 (5, 1)	4.0		20	7	4	4	2	1	0	0	0	0	2	33	54	9.00	2.000																																															

BOTTOM

Chicago White Sox @ Toronto Blue Jays
 SkyDome, Toronto, ON
 Wed Aug 27 1997, 7:05 PM EDT
 Att: 30,219 - Dome - 68 F

livebaseballscorecards.com

AB	38
R	13
H	14
RBI	13
BB	5
SO	4
LOB	15



1B:	8	SF:	0	WP:	1	PA:	43
2B:	2	SAC:	0	PB:	0		
3B:	0	DP:	0	SB:	2		
HR:	4	HBP:	0	CS:	0		

Batter	1	2	3	4	5	6	7	8	9	10	11	AB R H RBI BB SO LOB	TOP														
Norberto Martin, R OBP: 0.318, SLG: 0.368 (1, 4)	F9	1B			G3-1			P3	BB		G3	6 0 2 0 0 0 0	Chicago White Sox @ Toronto Blue Jays SkyDome, Toronto, ON Thu Aug 28 1997, 3:33 AM EDT Att: 36,181 - Sunny - 68 F														
Dave Martinez, L OBP: 0.351, SLG: 0.411 (1, 9)	F8	1B			K			1B	FC6-4		BB	5 1 3 0 1 1 1															
Frank Thomas, R OBP: 0.457, SLG: 0.628 (1, 10)	E	BB			K			1B	G1-3	FC6-4		5 1 2 0 1 2 4															
Albert Belle, R OBP: 0.328, SLG: 0.491 (1, 7)	F8				G4-3			G1-3			SH3-4	5 0 0 0 1 1 6															
Robin Ventura, L OBP: 0.425, SLG: 0.464 (1, 5)	34 HBP	E			P5			F8			SH3-4	3 0 1 0 2 0 0															
Mike Cameron, R OBP: 0.340, SLG: 0.445 (1, 8)	E5	34 HBP			K			K			SH3-4	4 0 0 0 0 3 5															
34 Mario Valdez, L OBP: 0.356, SLG: 0.306 (1, 3)		HBP			K			F7			F8	4 0 0 1 0 2 2															
Ron Karkovice, R OBP: 0.246, SLG: 0.317 Greg Norton, S OBP: 0.357, SLG: 0.643 Jorge Fabregas, L OBP: 0.287, SLG: 0.356 (1, 2)	FC5				P2			P4			F8	4 0 0 0 0 0 3															
Ozzie Guillen, L OBP: 0.287, SLG: 0.337 (1, 6)					G1-3			G4-3			F8	1 0 0 0 0 1 2															
									1B			0 0 0 0 0 0 0															
Inning Stats	R: 2 E: 1 K: 0 S: 10	H: 2 LOB: 3 BB: 1 P: 23	R: 0 E: 0 K: 1 S: 9	H: 1 LOB: 1 BB: 0 P: 13	R: 0 E: 0 K: 1 S: 8	H: 0 LOB: 0 BB: 0 P: 12	R: 0 E: 0 K: 1 S: 7	H: 0 LOB: 0 BB: 0 P: 10	R: 0 E: 0 K: 2 S: 7	H: 0 LOB: 0 BB: 0 P: 12	R: 0 E: 0 K: 1 S: 7	H: 0 LOB: 0 BB: 0 P: 11		R: 0 E: 0 K: 0 S: 5	H: 0 LOB: 0 BB: 0 P: 8	R: 0 E: 0 K: 1 S: 14	H: 2 LOB: 3 BB: 1 P: 23	R: 0 E: 0 K: 0 S: 8	H: 2 LOB: 3 BB: 1 P: 16	R: 0 E: 0 K: 2 S: 15	H: 1 LOB: 2 BB: 1 P: 22	R: 0 E: 0 K: 1 S: 14	H: 1 LOB: 2 BB: 1 P: 23	1B: 9 2B: 0 3B: 0 HR: 0	SF: 0 SAC: 1 DP: 0 HBP: 1	WP: 0 PB: 0 SB: 0 CS: 0	PA: 49
PITCHER	IP WLS BF H R ER SO BB IBB HBP BLK WP HR S P ERA WHIP																										
Roger Clemens, R ERA: 1.73 Paul Quantrill, R ERA: 2.04 (1, 1) (10, 1)	9.0 W 39 7 2 0 7 2 1 1 0 0 0 29 128 0.00 1.000																										

livebaseballscorecards.com

AB	42
R	2
H	9
RBI	1
BB	5
SO	10
LOB	23



Batter	1	2	3	4	5	6	7	8	9	10	11	AB	R	H	RBI	BB	SO	LOB							
Shannon Stewart, R OBP: 0.413, SLG: 0.462 (1, 8)	G4-3		L3		1B		1B		G4-3		FC4-6 IBB	5	0	2	1	1	0	3							
Mariano Duncan, R OBP: 0.278, SLG: 0.297 (1, 4)	K		P3		G6-3		F4		G6-3	G6-3	FC4-6 DI 1-2f 2-3	6	0	0	0	0	1	6							
José Cruz Jr., S OBP: 0.328, SLG: 0.526 (1, 7)	F9		P6			K		G3		BB S BB	4-1 BB BB	4	0	0	0	2	1	1							
Joe Carter, R OBP: 0.300, SLG: 0.421 (1, 9)		G3		P5		K		F9		F9	1-2 BB	6	0	0	0	0	1	3							
Carlos Delgado, L OBP: 0.340, SLG: 0.537 (1, 3)		E 1B BB		F7		G5-3		K		BB IBB	1-2 3-H	3	0	0	0	2	1	0							
Ed Sprague, R OBP: 0.308, SLG: 0.393 (1, 5)			E8		K		G6-3		SH1-4 FC4-2 1B		4-0 1-2 2-3 BB	4	0	2	0	0	1	0							
Carlos Garcia, R OBP: 0.250, SLG: 0.305 (9, PR) (10, 5)			1B									0	0	0	0	1	0	0							
Shawn Green, L OBP: 0.341, SLG: 0.495 (1, 10)		K		G3-1		1B 1B		1B 1B		FC4-2 SH1-4 1B	0-1 F7	5	1	2	0	0	1	5							
Charlie O'Brien, R OBP: 0.315, SLG: 0.357 (1, 2)			L7		1B		1B 1B		SH1-4		0-2 FC4-6 SH1-4 WP 1B	4	1	3	0	0	0	2							
Robert Perez, R OBP: 0.203, SLG: 0.365 (11, PR)					2B		1B 1B					0	1	0	0	0	0	0							
Tomas Perez, S OBP: 0.339, SLG: 0.364 (1, 6)					P5		1B		FC4-2		1-0 SH1-4	4	0	2	1	0	0	4							
Inning Stats	R: 0 E: 0 K: 1 S: 9	H: 0 LOB: 0 BB: 0 P: 15	R: 0 E: 1 K: 1 S: 12	H: 1 LOB: 2 BB: 1 P: 22	R: 0 E: 0 K: 0 S: 7	H: 1 LOB: 1 BB: 0 P: 12	R: 0 E: 0 K: 1 S: 8	H: 0 LOB: 0 BB: 0 P: 11	R: 1 E: 0 K: 0 S: 14	H: 2 LOB: 1 BB: 0 P: 19	R: 0 E: 0 K: 2 S: 10	H: 0 LOB: 0 BB: 0 P: 15	R: 1 E: 0 K: 0 S: 13	H: 4 LOB: 2 BB: 0 P: 18	R: 0 E: 0 K: 1 S: 8	H: 0 LOB: 0 BB: 0 P: 12	R: 0 E: 0 K: 0 S: 12	H: 2 LOB: 2 BB: 0 P: 16	R: 0 E: 0 K: 0 S: 9	H: 0 LOB: 3 BB: 3 P: 24	R: 1 E: 0 K: 0 S: 13	H: 1 LOB: 2 BB: 2 P: 26	1B: 9 2B: 1 3B: 1 HR: 0	SF: 0 SAC: 2 DP: 0 HBP: 0	WP: 1 PA: 49

BOTTOM

Chicago White Sox @ Toronto Blue Jays
SkyDome, Toronto, ON
Thu Aug 28 1997, 3:33 AM EDT
Att: 36,181 - Sunny - 68 F

livebaseballscores.com

AB 41
R 3
H 11
RBI 2
BB 6
SO 6
LOB 24



PITCHER	IP	WLS	BF	H	R	ER	SO	BB	IBB	HBP	BLK	WP	HR	S	P	ERA	WHIP
Jaime Navarro, R ERA: 5.69 (1, 1)	8.0		32	8	2	2	6	1	0	0	0	0	0	81	124	2.25	1.125
Matt Karchner, R ERA: 2.15 (9, 1)	1.2		10	2	0	0	0	2	1	0	0	0	0	19	38	0.00	2.400
Chuck McElroy, L ERA: 4.22 (10, 1)	1.0	L	6	1	1	1	0	1	1	0	0	0	0	13	25	9.00	2.000
Jeff Darwin, R ERA: 2.08 (11, 1)	0.0		1	0	0	0	0	0	0	0	0	1	0	2	3	∞	∞

Batter	1	2	3	4	5	6	7	8	9	AB R H RBI BB SO LOB	TOP																
Craig Biggio, R (1, 10) OBP: 0.406, SLG: 0.508	2-1 G4-3 5 SF8 2B		1-1 HR		2-3 SAFE 1		3-1 SAFE 1 SAFE 2 SAFE C X		2-1 G6-3	5 2 3 1 0 1 1																	
Derek Bell, R (1, 9) OBP: 0.346, SLG: 0.437	0-0 G4-3		0-1 1B		1-0 G6-3		0-0 FC5-4		4-2 BB	4 0 1 0 1 0 4																	
5 Jeff Bagwell, R (1, 3) OBP: 0.421, SLG: 0.582	1-0 SF8		3-3 K		1-2 HR		3-2 SAFE X SAFE 1 SAFE SAFE		1-2 F7	4 1 1 2 0 1 3																	
James Mouton, R (1, 8) OBP: 0.297, SLG: 0.335	4-2 CS BB			1-2 F8		0-0 B5-3		1-0 P3		3 0 0 0 1 0 1																	
Luis Gonzalez, L (1, 7) OBP: 0.350, SLG: 0.366	3-2 CS 1-2	1-1 G3		0-0 L7		0-0 G4-3		1-2 F9		4 0 0 0 0 0 0																	
Ricky Gutierrez, R (1, 4) OBP: 0.323, SLG: 0.359		2-2 G5-3		4-2 FC5-4 BB		0-0 2B		2-1 L6		3 0 1 0 1 0 0																	
Russ Johnson, R (1, 5) OBP: 0.348, SLG: 0.381		1-0 F8		1-2 FC5-4 1-2f		4-2 FC6-4 BB		1-0 FC4-8 1B		3 0 1 0 1 0 1																	
Brad Ausmus, R (1, 2) OBP: 0.323, SLG: 0.364			0-0 F8		2-0 F9		2-2 FC6-4 1-2f		0-0 FC4-6 1-2f	4 0 0 0 0 0 3																	
Tim Bogar, R (1, 6) OBP: 0.316, SLG: 0.390			1-1 F8		1-1 1B		0-1 1B S E		1-2 F8	3 1 2 0 0 0 0 1 0 0 0 0 0 0																	
Bill Spiers, L (9, PH) OBP: 0.440, SLG: 0.476																											
Inning Stats	R: 1 E: 0 K: 0 S: 8	H: 1 LOB: 0 BB: 1 P: 18	R: 0 E: 0 K: 0 S: 7	H: 0 LOB: 0 BB: 0 P: 11	R: 1 E: 0 K: 1 S: 10	H: 2 LOB: 1 BB: 0 P: 15	R: 0 E: 0 K: 0 S: 11	H: 0 LOB: 1 BB: 1 P: 17	R: 0 E: 0 K: 1 S: 7	H: 1 LOB: 1 BB: 0 P: 13	R: 1 E: 0 K: 0 S: 12	H: 2 LOB: 2 BB: 1 P: 19	R: 1 E: 1 K: 0 S: 10	H: 2 LOB: 1 BB: 0 P: 17	R: 0 E: 0 K: 0 S: 7	H: 1 LOB: 1 BB: 0 P: 11	R: 0 E: 0 K: 0 S: 10	H: 0 LOB: 1 BB: 1 P: 18	1B: 5 2B: 2 3B: 0 HR: 2	SF: 1 SAC: 0 DP: 0 HBP: 0	WP: 0 PB: 0 SB: 1 CS: 1	PA: 40					
PITCHER	IP WLS BF H R ER SO BB IBB HBP BLK WP HR S P ERA WHIP																										
Scott Eyre, L (1, 1) ERA: 4.8	5.2		25	6	3	3	2	3	0	0	0	0	2	52	88	4.76	1.588										
Keith Foulke, R (6, 1) ERA: 7.02	2.1	W	10	3	1	1	0	0	0	0	0	0	0	20	33	3.86	1.286										
Tony Castillo, L (9, 1) ERA: 5.26	0.1		1	0	0	0	0	0	0	0	0	0	0	3	4	0.00	0.000										
Matt Karchner, R (9, 1) ERA: 2.12	0.2	S	3	0	0	0	0	1	0	0	0	0	0	7	14	0.00	1.500										

Houston Astros @ Chicago White Sox
Comiskey Park, Chicago, IL

AB	34
R	4
H	9
RBI	3
BB	4
SO	2
LOB	13



Fri Aug 29 1997, 8:05 PM EDT
Att. 21,312 - Unknown - 70 F

livebaseballscorecards.com

Batter	1	2	3	4	5	6	7	8	9
Ray Durham, S OBP: 0.332, SLG: 0.365 (1, 4)	4-2 BB		2-1 F7		3-2 P6		4-2 BB		
Dave Martinez, L OBP: 0.349, SLG: 0.408 (1, 3) Norberto Martin, R OBP: 0.317, SLG: 0.366 (7, PH) 34 Mario Valdez, L OBP: 0.356, SLG: 0.306 (8, 3)	2-1 L9		1-2 F9		1-2 G3		1-2 F8		
Frank Thomas, R OBP: 0.456, SLG: 0.627 (1, 10)	3-3 SAFE K		0-3 K		3-2 P6		3-1 3B 2B		
Albert Belle, R OBP: 0.328, SLG: 0.490 (1, 7)	3-2 G5-3		1-0 HR 1B		2-3 K		1-2 G5-3		
Robin Ventura, L OBP: 0.419, SLG: 0.475 (1, 5)		1-1 F8	2-1 SAFE L9		0-1 F7		3-1 1B 3B		
Mike Cameron, R OBP: 0.342, SLG: 0.444 (1, 8)		2-2 G5-3	0-0 SAFE F9		4-1 SH3-4 1B BB G3		0-0 FC3-6 1B		
Jorge Fabregas, L OBP: 0.293, SLG: 0.370 (1, 2)		4-0 1B FC1-2 BB	3-2 1-H HR		0-0 G3 SH3-4 1B		3-1 FC3-6 1B		
Magglio Ordonez, R OBP: 0.667, SLG: 0.667 (1, 9)		2-2 FC1-2 1B	0-0 F8		0-0 SH3-4		0-0 FC6-4 1B		
Ozzie Guillen, L OBP: 0.284, SLG: 0.334 (1, 6)		0-0 FC1-2 3-H			0-1 G6-3		0-1 FC6-4		

AB	R	H	RBI	BB	SO	LOB
2	0	0	0	2	0	0
3	0	0	0	0	0	1
1	0	0	0	0	0	2
0	0	0	0	0	0	0
4	1	1	0	0	2	1
4	1	1	0	0	1	2
4	1	1	1	0	0	1
3	1	1	1	1	0	1
3	1	2	2	1	0	1
3	0	2	0	0	0	0
4	0	0	1	0	0	5

BOTTOM

Houston Astros @ Chicago White Sox
Comiskey Park, Chicago, IL
Fri Aug 29 1997, 8:05 PM EDT
Att: 21,312 - Unknown - 70 F

livebaseballscorecards.com

AB	31
R	5
H	8
RBI	5
BB	4
SO	3
LOB	14



1B: 5	SF: 0
2B: 1	SAC: 1
3B: 1	DP: 0
HR: 1	HBP: 0

WP: 0	PA: 36
PB: 0	
SB: 1	
CS: 0	

Inning Stats	R	H	E	K	S	H	LOB	BB	P	R	H	E	K	S	BB	IBB	HBP	BLK	WP	HR	S	P	ERA	WHIP
Ramon Garcia, R ERA: 4.13 (1, 1)	0	0	0	14	26	0	1	1	19	2	2	0	10	16	0	0	0	0	0	1	68	115	4.05	1.200
Tom Martin, L ERA: 2.44 (7, 1)	0	0	0	0	0	0	0	0	0	0	0	0	0	5	6	0	0	0	0	5	6	0.00	0.000	
John Hudek, R ERA: 6.61 (8, 1)	0	0	0	0	0	0	0	0	0	0	0	0	0	8	15	0	0	0	0	8	15	54.00	9.000	
Mike Magnante, L ERA: 2.09 (8, 1)	0	0	0	0	0	0	0	0	0	0	0	0	0	5	8	0	0	0	0	5	8	0.00	1.500	

PITCHER	IP	WLS	BF	H	R	ER	SO	BB	IBB	HBP	BLK	WP	HR	S	P	ERA	WHIP
Ramon Garcia, R (1, 1)	6.2		28	4	3	3	3	4	0	0	0	0	1	68	115	4.05	1.200
Tom Martin, L (7, 1)	0.1		1	0	0	0	0	0	0	0	0	0	0	5	6	0.00	0.000
John Hudek, R (8, 1)	0.1	L	4	3	2	2	0	0	0	0	0	0	0	8	15	54.00	9.000
Mike Magnante, L (8, 1)	0.2		3	1	0	0	0	0	0	0	0	0	0	5	8	0.00	1.500

Batter	1	2	3	4	5	6	7	8	9	AB R H RBI BB SO LOB	TOP	
Craig Biggio, R (1, 4) OBP: 0.405, SLG: 0.505	2-2 P3		3-2 HBP			2-1 G5-3		0-1 G6-3		3 0 0 0 0 0 1		
Bill Spiers, L (1, 5) OBP: 0.435, SLG: 0.470 Ricky Gutierrez, R (9, PH) OBP: 0.322, SLG: 0.357	2-2 F8		3-3 K			0-0 B3-1		2-1 F8	3 0 0 0 0 1 1 1 0 0 0 0 0 0			
5 Jeff Bagwell, R (1, 3) OBP: 0.423, SLG: 0.589	4-2 E S BB				2-2 G5-3		3-1 HR	0-1 1B	3 1 2 1 1 0 0			
Luis Gonzalez, L (1, 7) OBP: 0.348, SLG: 0.364 James Mouton, R (9, PH) OBP: 0.295, SLG: 0.333	3-1 P3				0-0 F8		2-0 G6-3	2-3 K	3 0 0 0 0 0 1 1 0 0 0 0 1 1			
Derek Bell, R (1, 10) OBP: 0.345, SLG: 0.443					0-0 L8		1-3 K	0-1 G5-3	4 1 1 1 0 1 1			
Chuck Carr, S (1, 8) OBP: 0.308, SLG: 0.382					0-0 P3		2-1 P5		3 0 0 0 0 0 0			
Thomas Howard, S (1, 9) OBP: 0.326, SLG: 0.354					1-0 F8		0-1 G4-3		2 0 0 0 1 0 0			
Brad Ausmus, R (1, 2) OBP: 0.321, SLG: 0.361					2-3 K		1-1 F8		3 0 0 0 0 1 1			
Tim Bogar, R (1, 6) OBP: 0.317, SLG: 0.387					0-0 L9		2-2 F8	4-2 DI BB	2 0 0 0 1 0 0			
Inning Stats	R: 0 H: 0 E: 0 LOB: 1 K: 0 BB: 1 S: 15 P: 26	R: 1 H: 1 E: 0 LOB: 0 K: 0 BB: 1 S: 7 P: 16	R: 0 H: 0 E: 0 LOB: 0 K: 1 BB: 0 S: 7 P: 13	R: 0 H: 0 E: 0 LOB: 0 K: 0 BB: 0 S: 7 P: 9	R: 0 H: 0 E: 0 LOB: 0 K: 1 BB: 0 S: 5 P: 8	R: 0 H: 0 E: 0 LOB: 0 K: 0 BB: 0 S: 6 P: 10	R: 1 H: 1 E: 0 LOB: 0 K: 1 BB: 0 S: 8 P: 16	R: 0 H: 0 E: 0 LOB: 1 K: 0 BB: 1 S: 10 P: 15	R: 0 H: 1 E: 0 LOB: 1 K: 1 BB: 0 S: 9 P: 13	1B: 1 SF: 0 2B: 0 SAC: 0 3B: 0 DP: 1 HR: 2 HBP: 1	WP: 0 PA: 32 PB: 0 SB: 1 CS: 0	
PITCHER	IP WLS BF H R ER SO BB IBB HBP BLK WP HR S P ERA WHIP											
Jason Bere, R (1, 1) ERA: 2.5	6.0 W 21 2 2 2 2 2 0 1 0 0 0 2 49 87 3.00 0.667											
Chuck McElroy, L (7, 1) ERA: 4.09	2.0 7 0 0 0 1 1 0 0 0 0 0 0 16 26 0.00 0.500											
Mike Sirotko, L (9, 1) ERA: 1.42	1.0 4 1 0 0 1 0 0 0 0 0 0 0 9 13 0.00 1.000											

Houston Astros @ Chicago White Sox
Comiskey Park, Chicago, IL
Sat Aug 30 1997, 8:05 PM EDT
Att. 28,051 - Cloudy - 73 F

livebaseballscorecards.com

AB 28
R 2
H 3
RBI 2
BB 3
SO 4
LOB 6



Batter	1	2	3	4	5	6	7	8	9
Ray Durham, S OBP: 0.333, SLG: 0.371 (1, 4)	1-0 2B 1B	2-2 FC1-6		2-2 G6-3		3-2 HR		2-1 G4-3	
Dave Martinez, L OBP: 0.349, SLG: 0.417 (1, 3)	1-2 1B 2B	3-1 L4			1-0 HR	0-1 P5		1-3 K	
Frank Thomas, R OBP: 0.455, SLG: 0.624 (1, 10)	2-2 2B SF7 1B		0-2 F7		1-0 G3 G1-3 1B	1-0 L9		2-2 F8	
Albert Belle, R OBP: 0.329, SLG: 0.492 (1, 7)	1-0 1-3 2B		1-1 1B		1-0 G1-3	1-2 F9			
Robin Ventura, L OBP: 0.414, SLG: 0.471 (1, 5)	2-0 SF7		1-2 L9		2-1 G3 1B		0-1 G3-1		
Mike Cameron, R OBP: 0.341, SLG: 0.440 (1, 8)	1-0 P7		1-3 K		2-2 G3	1-2 2-3	2-2 HR HBP		
Magglio Ordonez, R OBP: 0.571, SLG: 1.143 (1, 9)	3-2 G6-3			0-0 2B	0-0 G5-3		1-2 HR		
Ron Karkovics, R OBP: 0.247, SLG: 0.315 (1, 2)				2-3 K		0-0 1B HR 1B	0-0 F8		
Norberto Martin, R OBP: 0.321, SLG: 0.369 (1, 6)			1-2 FC1-6 1B		1-0 G5-3	0-1 HR 1B	0-3 K		

AB	R	H	RBI	BB	SO	LOB
5	2	2	3	0	0	2
5	2	2	1	0	1	1
5	1	2	2	0	0	0
4	0	2	0	0	0	1
3	0	1	1	0	0	1
3	1	0	0	0	1	4
4	1	2	2	0	0	3
4	1	1	0	0	1	1
4	1	2	0	0	1	1
1B: 8	SF: 1					
2B: 3	SAC: 0					
3B: 0	DP: 0					
HR: 3	HBP: 1					

BOTTOM

Houston Astros @ Chicago White Sox
Comiskey Park, Chicago, IL
Sat Aug 30 1997, 8:05 PM EDT
Att: 28,051 - Cloudy - 73 F

AB	37
R	9
H	14
RBI	9
BB	0
SO	4
LOB	14



Inning Stats	R	H	E	K	S	R	H	E	K	S	R	H	E	K	S	R	H	E	K	S	R	H	E	K	S
	3	4	0	16	27	0	1	0	10	15	0	1	0	11	14	1	3	0	10	17	2	1	0	11	14

PITCHER	IP	WLS	BF	H	R	ER	SO	BB	IBB	HBP	BLK	WP	HR	S	P	ERA	WHIP
Mike Hampton, L ERA: 4.04	(1, 1)	5.0	27	12	6	6	2	0	0	0	0	0	1	58	89	10.80	2.400
Jose Lima, R ERA: 5.07	(6, 1)	3.0	12	2	3	3	2	0	0	1	0	0	2	29	42	9.00	0.667

WP	HR	S	P	ERA	WHIP
0	0	0	0	0	0

PA: 39
PB: 0
SB: 0
CS: 0

Batter	1	2	3	4	5	6	7	8	9	AB R H RBI BB SO LOB
--------	---	---	---	---	---	---	---	---	---	----------------------

Craig Biggio, R OBP: 0.405, SLG: 0.503 (1, 4)	1-1 G4-3		2-0 S HBP		2-0 S BB 1B		2-1 G5-3		0-1 FC4-6 CS S 1-2f	4 0 1 0 0 0 1
Bill Spiers, L OBP: 0.442, SLG: 0.470 (1, 3)	2-0 G5-3 5 HBP 1B		4-1 1 SAFE BB BB BB BB 5 FC5-4 1-2 BB		4-1 1 SAFE BB 1 SAFE BB 1-2 BB		3-2 G6-3		4-1 1-2 BB	2 0 1 0 3 0 0
5 Jeff Bagwell, R OBP: 0.423, SLG: 0.588 (1, 10)	3-2 1 SAFE 1 SAFE 1 F 1 H 1-2 HBP		0-1 FC5-4 1-2f		1-3 K 2		0-0 1B 2B		0-3 K 2	4 1 1 0 0 2 6
Derek Bell, R OBP: 0.348, SLG: 0.444 (1, 9)	0-1 G5-3 2-3f			1-0 BB 1B	4-2 1-2 2-3 BB		1-2 2-H 1B		0-1 CS 2-3	3 0 2 1 1 0 2
Luis Gonzalez, L OBP: 0.346, SLG: 0.361 (1, 7)		0-2 F7		2-0 1 SAFE BB 1 X P6	1-3 K 3		2-1 1 SAFE BB 1 X P5			4 0 0 0 0 1 5
Chuck Carr, S OBP: 0.307, SLG: 0.379 (1, 8)		2-3 K		2-2 1 SAFE BB 1 X P6		3-2 S 1B		1-1 G6-3		4 0 1 0 0 1 1
Russ Johnson, R OBP: 0.340, SLG: 0.356 (1, 5)		2-1 G5-3		1 SAFE 4-2 1-2 BB		3-3 1 SAFE BB 1 X SAFE 1-2 K		2-3 K		3 0 0 0 1 2 1
Tony Peña, R OBP: 0.232, SLG: 0.167 (1, 2)			0-0 L8		1-1 P2		2-3 K		2-1 P3	3 0 0 0 0 1 3 1 0 0 0 0 0 0
Brad Ausmus, R OBP: 0.320, SLG: 0.360 (8, PH) (8, 2)										
Tim Bogar, R OBP: 0.313, SLG: 0.382 (1, 6)			2-1 G5-3		2-3 K		2-2 P9		2-1 FC4-6 1B	3 0 0 0 0 1 1 1 0 1 0 0 0 0
Thomas Howard, S OBP: 0.329, SLG: 0.357 (9, PH)										

Houston Astros @ Chicago White Sox
Comiskey Park, Chicago, IL
Sun Aug 31 1997, 4:33 AM EDT
Att. 22,916 - Sunny - 76 F

AB	32
R	1
H	7
RBI	1
BB	5
SO	8
LOB	20



Inning Stats	R: 0	H: 1	R: 0	H: 0	R: 0	H: 0	R: 0	H: 1	R: 0	H: 1	R: 1	H: 2	R: 0	H: 0	R: 0	H: 1	1B: 6	SF: 0	WP: 0	PA: 40
E: 0	LOB: 1	E: 0	LOB: 0	E: 0	LOB: 2	E: 0	LOB: 3	E: 0	LOB: 1	E: 0	LOB: 0	E: 0	LOB: 1	E: 0	LOB: 1	2B: 1	SAC: 0	PB: 0		
K: 0	BB: 0	K: 1	BB: 0	K: 0	BB: 1	K: 3	BB: 2	K: 0	BB: 0	K: 0	BB: 0	K: 0	BB: 0	K: 1	BB: 1	3B: 0	DP: 1	SB: 5		
S: 8	P: 14	S: 10	P: 14	S: 6	P: 14	S: 9	P: 19	S: 15	P: 29	S: 18	P: 28	S: 12	P: 20	S: 7	P: 12	HR: 0	HBP: 2	CS: 1		

PITCHER	IP	WLS	BF	H	R	ER	SO	BB	IBB	HBP	BLK	WP	HR	S	P	ERA	WHIP
James Baldwin, R ERA: 4.87 (1, 1)	6.2	W	31	6	1	1	6	4	0	2	0	0	0	76	134	1.35	1.500
Tony Castillo, L ERA: 5.17 (7, 1)	1.0		3	0	0	0	1	0	0	0	0	0	0	7	12	0.00	0.000
Keith Foulke, R ERA: 6.98 (8, 1)	0.1		1	0	0	0	0	0	0	0	0	0	0	2	4	0.00	0.000
Matt Karchner, R ERA: 2.08 (9, 1)	1.0	S	4	1	0	0	1	1	0	0	0	0	0	9	15	0.00	2.000

BOTTOM

Houston Astros @ Chicago White Sox
 Comiskey Park, Chicago, IL
 Sun Aug 31 1997, 4:33 AM EDT
 Att. 22,916 - Sunny - 76 F

livebaseballscorecards.com

AB	31
R	3
H	9
RBI	3
BB	4
SO	5
LOB	20



WP:	0	PA:	35
PB:	0		
SB:	0		
CS:	0		

AB	R	H	RBI	BB	SO	LOB
4	0	0	0	0	1	0
3	2	2	0	1	0	0
4	1	2	0	0	1	1
4	0	3	2	0	0	0
2	0	1	1	2	0	2
3	0	1	0	1	0	4
4	0	0	0	0	2	7
4	0	0	0	0	0	5
3	0	0	0	0	1	1

1B:	8	SF:	0
2B:	1	SAC:	0
3B:	0	DP:	2
HR:	0	HBP:	0

WP	HR	S	P	ERA	WHIP
0	0	0	0	0.00	1.737
0	0	5	7	0.00	0.000
0	0	12	20	0.00	2.000

Batter	1	2	3	4	5	6	7	8	9
Ray Durham, S OBP: 0.331, SLG: 0.368 (1, 4)	F7		B1-3		G1-3	K			
Dave Martinez, L OBP: 0.353, SLG: 0.419 (1, 9)	G6-4-3 1B		1B 2B 1B		1B 1B BB		L9		
Frank Thomas, R OBP: 0.456, SLG: 0.623 (1, 10)	G6-4-3 1-2f		2B 1-3 1B		1-2 1B 1B		K		
Albert Belle, R OBP: 0.332, SLG: 0.495 (1, 7)		G3 BB 1B	1-3 2B		FC5-4 1B		F9		
Robin Ventura, L OBP: 0.424, SLG: 0.472 (1, 5)		G3 BB	G6-3		FC5-4 1B		BB BB		
Mike Cameron, R OBP: 0.343, SLG: 0.439 (1, 8)		G3		34 FC1-6 1B	FC5-4		G4-6-3 BB		
34 Mario Valdez, L OBP: 0.343, SLG: 0.292 (1, 3)		K		FC1-6	F9		K		
Jorge Fabregas, L OBP: 0.289, SLG: 0.365 (1, 2)	G4-3			P7		G3-1	G4-6-3		
Ozzie Guillen, L OBP: 0.283, SLG: 0.332 (1, 6)			G4-3	K2-3		F9			

Inning Stats	R: 0 E: 0 K: 0 S: 12	H: 1 LOB: 0 BB: 0 P: 17	R: 0 E: 0 K: 1 S: 10	H: 1 LOB: 2 BB: 1 P: 19	R: 1 E: 0 K: 0 S: 14	H: 3 LOB: 2 BB: 0 P: 25	R: 0 E: 0 K: 1 S: 7	H: 1 LOB: 1 BB: 0 P: 10	R: 2 E: 0 K: 0 S: 16	H: 3 LOB: 2 BB: 1 P: 24	R: 0 E: 0 K: 1 S: 10	H: 0 LOB: 0 BB: 0 P: 13	R: 0 E: 0 K: 1 S: 9	H: 0 LOB: 0 BB: 0 P: 13	R: 0 E: 0 K: 1 S: 12	H: 0 LOB: 1 BB: 2 P: 20
---------------------	-------------------------------	----------------------------------	-------------------------------	----------------------------------	-------------------------------	----------------------------------	------------------------------	----------------------------------	-------------------------------	----------------------------------	-------------------------------	----------------------------------	------------------------------	----------------------------------	-------------------------------	----------------------------------

PITCHER	IP	WLS	BF	H	R	ER	SO	BB	IBB	HBP	BLK	WP	HR	S	P	ERA	WHIP
Shane Reynolds, R ERA: 4.5 (1, 1)	6.1	L	29	9	3	3	3	2	0	0	0	0	0	73	114	4.26	1.737
John Hudek, R ERA: 6.48 (7, 1)	0.2		2	0	0	0	1	0	0	0	0	0	0	5	7	0.00	0.000
Tom Martin, L ERA: 2.39 (8, 1)	1.0		4	0	0	0	1	2	0	0	0	0	0	12	20	0.00	2.000

Batter	1	2	3	4	5	6	7	8	9	AB R H RBI BB SO LOB	TOP																
Ray Durham, S OBP: 0.333, SLG: 0.369 (1, 4) ^B X	1-0 G6-3		1-1 G4-3		4-1 BB			2-2 SH1-3 1B	2-0 1B	4 1 2 0 1 0 0																	
Ozzie Guillen, L OBP: 0.282, SLG: 0.332 (1, 6) ^C X	1-1 L7			2-1 G4-3	0-0 SF7			1-0 SH1-3	1-2 1B	3 0 1 1 0 0 0																	
Frank Thomas, R OBP: 0.456, SLG: 0.621 Chuck McElroy, L Jeff Darwin, R Tony Castillo, L Norberto Martin, R OBP: 0.319, SLG: 0.367 Matt Karchner, R (1, 3) ^B X (8, 1) (8, 1) (9, PH) (9, 1)	1-0 1B			2-1 HBP	0-1 F9			0-2 F9	0-0 G5-3	3 0 1 0 0 0 2 0 0 0 0 0 0 0 0 0 0 0 0 0 0 1 0 0 0 0 0 2 0 0 0 0 0 0 0																	
Albert Belle, R OBP: 0.330, SLG: 0.493 Lyle Mouton, R OBP: 0.316, SLG: 0.382 (1, 7) ^X (6, 7)	0-0 G5-3			0-0 F9			1-3 K	3-2 1B		3 0 0 0 0 1 2 1 0 1 1 0 0 0																	
Robin Ventura, L OBP: 0.419, SLG: 0.459 (1, 5) ^B X		3-1 F8		2-1 F8			1-1 G4-3	4-0 1B		3 0 0 0 1 0 1																	
Mike Cameron, R OBP: 0.342, SLG: 0.436 (1, 8) ^B X		3-1 L8			3-2 SH 1B		1-2 G5-3	2-3 K		4 1 1 0 0 1 2																	
Jorge Fabregas, L OBP: 0.286, SLG: 0.360 (1, 2) ^C X		0-2 P6			2-1 F7		0-0 G6-3		2-0 G4-3	4 0 0 0 0 0 1																	
Dave Martinez, L OBP: 0.352, SLG: 0.416 (1, 9) ^C X (8, 3)			1-2 G3-1		4-2 SH BB		2-1 G3		1-3 K	3 1 0 0 1 1 0																	
Doug Drabek, R (1, 1) ^C X			0-3 K		1-0 SH SF7		0-2 F8		1-0 HR	1 1 0 0 0 1 0 1 0 0 0 0 0 0 0 0 0 0 0 0 0 1 1 1 1 0 0 0																	
Greg Norton, S OBP: 0.333, SLG: 0.600 Keith Foulke, R OBP: 0.154, SLG: 0.154 Magglio Ordonez, R OBP: 0.625, SLG: 1.500 (7, PH) (7, 1) (8, 9)																											
Inning Stats	R: 0 E: 0 K: 0 S: 5	H: 1 LOB: 1 BB: 0 P: 8	R: 0 E: 0 K: 0 S: 7	H: 0 LOB: 0 BB: 0 P: 13	R: 0 E: 0 K: 1 S: 10	H: 0 LOB: 1 BB: 0 P: 12	R: 3 E: 1 K: 0 S: 12	H: 1 LOB: 1 BB: 2 P: 26	R: 0 E: 0 K: 1 S: 8	H: 0 LOB: 0 BB: 0 P: 11	R: 0 E: 0 K: 0 S: 6	H: 0 LOB: 0 BB: 0 P: 8	R: 1 E: 0 K: 1 S: 14	H: 2 LOB: 2 BB: 1 P: 26	R: 1 E: 0 K: 1 S: 12	H: 3 LOB: 2 BB: 0 P: 19	1B: 6 2B: 0 3B: 0 HR: 1	SF: 1 SAC: 2 DP: 0 HBP: 1	WP: 0 PB: 0 SB: 1 CS: 0	PA: 39							
PITCHER	IP	WLS	BF	H	R	ER	SO	BB	IBB	HBP	BLK	WP	HR	S	P	ERA	WHIP										
Matt Morris, R ERA: 2.93 (1, 1)	7.0		27	2	3	0	2	2	0	1	0	0	0	54	90	0.00	0.571										
Rigo Beltran, L ERA: 2.76 (8, 1)	0.1		2	1	1	1	0	0	0	0	0	0	0	5	8	27.00	3.000										
John Frascatore, R ERA: 2.31 (8, 1)	0.2		4	1	0	0	1	0	1	0	0	0	0	9	18	0.00	1.500										
Tony Fossas, L ERA: 2.89 (9, 1)	0.2	L	5	3	1	1	1	0	0	0	0	0	1	11	18	13.50	4.500										
Curtis King, R ERA: 2.55 (9, 1)	0.1		1	0	0	0	0	0	0	0	0	0	0	1	1	0.00	0.000										

Chicago White Sox @ St. Louis Cardinals
 Busch Stadium, St. Louis, MO
 Mon Sep 01 1997, 3:33 AM CDT
 Att. 40,464 - Cloudy - 92 F

AB	32
R	5
H	7
RBI	3
BB	3
SO	4
LOB	10



WP: 0	PA: 39
-------	--------

ERA	WHIP										
-----	------	--	--	--	--	--	--	--	--	--	--

Batter	1	2	3	4	5	6	7	8	9	AB R H RBI BB SO LOB	BOTTOM
Delino DeShields, L (1, 4) OBP: 0.343, SLG: 0.444	1-3 K		2-2 FC5-4 2B		0-0 G3		3-2 SF8		4-1 CS 1B BB	3 1 0 1 1 1 1	Chicago White Sox @ St. Louis Cardinals Busch Stadium, St. Louis, MO Mon Sep 01 1997, 3:33 AM CDT Att: 40,464 - Cloudy - 92 F
Royce Clayton, R (1, 6) OBP: 0.302, SLG: 0.387	0-1 CS 1B		1-0 FC5 2B		3-1 P6		2-1 FC4-6		0-1 CS 1B	5 0 3 1 0 0 1	
Ray Lankford, L (1, 8) OBP: 0.409, SLG: 0.600	3-2 SAFE 2B		4-0 IBB		1-2 L8			3-2 F7	3-3 K 2-3	4 0 1 0 1 1 2	
Gary Gaetti, R (1, 3) OBP: 0.311, SLG: 0.403	1-0 G5-3		0-0 FC5		1-2 G6-3			0-0 BB 1B		4 1 1 0 0 0 3	
Phil Plantier, L (1, 9) OBP: 0.305, SLG: 0.438		1-3 K		2-2 L6		1-3 K		1-3 K		3 0 0 0 0 2 0	
Danny Sheaffer, R (8, PH) OBP: 0.304, SLG: 0.296										0 0 0 0 0 0 0	
Tom Lampkin, L (8, PH) OBP: 0.331, SLG: 0.370										1 0 0 0 0 1 1	
Ron Gant, R (1, 7) OBP: 0.312, SLG: 0.384		0-0 P5		1-1 G6-3		3-1 P3		4-0 SAFE 1B BB		3 0 0 0 0 0 0	
Tom Pagnozzi, R (8, 2) OBP: 0.250, SLG: 0.333										0 0 0 0 1 0 0	
Tony Fossas, L (9, 1) Curtis King, R (9, 1)										0 0 0 0 0 0 0	
Mike DiFelice, R (1, 2) OBP: 0.296, SLG: 0.333					2-0 2B 1B		0-0 SH1-3 SF8 2B		1-3 2-H 1B	2 1 1 0 0 0 0	
Willie McGee, S (7, PH) OBP: 0.366, SLG: 0.445										2 1 2 1 0 0 0	
David Bell, R (1, 5) OBP: 0.315, SLG: 0.430							0-1 SH1-3		1-2 G6-3	2 0 1 1 0 0 0	
Rigo Beltran, L (8, 1) John Frascatore, R (8, 1)										0 0 0 0 0 0 0	
Scarborough Green, S (8, PH) OBP: 0.188, SLG: 0.188					1-2 F7		0-1 SH1-3			0 0 0 0 0 0 0	
Matt Morris, R (1, 1) OBP: 0.281, SLG: 0.254					0-3 K		4-2 FC4-6 BB		1-3 K	1 0 0 0 0 1 1	
Mark McGwire, R (7, PH) OBP: 0.388, SLG: 0.621										1 0 0 0 1 1 0	

Inning Stats	R: 0 E: 0 K: 13 S: 18	H: 2 LOB: 1 BB: 0 P: 18	R: 0 E: 0 K: 5 S: 7	H: 0 LOB: 0 BB: 0 P: 7	R: 1 E: 0 K: 11 S: 21	H: 2 LOB: 2 BB: 1 P: 21	R: 1 E: 0 K: 10 S: 15	H: 2 LOB: 1 BB: 0 P: 15	R: 0 E: 0 K: 6 S: 10	H: 0 LOB: 0 BB: 0 P: 10	R: 0 E: 0 K: 1 S: 8	H: 0 LOB: 0 BB: 0 P: 13	R: 1 E: 0 K: 11 S: 20	H: 1 LOB: 1 BB: 1 P: 20	R: 1 E: 0 K: 13 S: 24	H: 2 LOB: 2 BB: 1 P: 24	R: 0 E: 0 K: 2 S: 9	H: 1 LOB: 1 BB: 1 P: 17	1B: 6 2B: 4 3B: 0 HR: 0	SF: 1 SAC: 1 DP: 0 HBP: 0	WP: 0 PB: 0 SB: 1 CS: 3	PA: 39
--------------	--------------------------------	----------------------------------	------------------------------	---------------------------------	--------------------------------	----------------------------------	--------------------------------	----------------------------------	-------------------------------	----------------------------------	------------------------------	----------------------------------	--------------------------------	----------------------------------	--------------------------------	----------------------------------	------------------------------	----------------------------------	----------------------------------	------------------------------------	----------------------------------	--------

PITCHER	IP	WLS	BF	H	R	ER	SO	BB	IBB	HBP	BLK	WP	HR	S	P	ERA	WHIP
Doug Drabek, R (1, 1) ERA: 5.81	6.0		24	6	2	2	4	0	0	0	0	0	0	53	84	3.00	1.000
Keith Foulke, R (7, 1) ERA: 7.02	1.0		5	1	1	1	0	1	0	0	0	0	0	11	20	9.00	2.000
Chuck McElroy, L (8, 1) ERA: 4.21	0.1		2	1	1	1	0	0	0	0	0	0	0	4	7	27.00	3.000
Jeff Darwin, R (8, 1) ERA: 1.93	0.1		2	0	0	0	1	1	0	0	0	0	0	3	8	0.00	3.000
Tony Castillo, L (8, 1) ERA: 5.13	0.1	W	2	1	0	0	0	0	0	0	0	0	0	6	9	0.00	3.000

AB	33
R	4
H	10
RBI	4
BB	4
SO	7
LOB	11



WP	0
PA	39
ERA	0.00
WHIP	2.000

PITCHER	IP	WLS	BF	H	R	ER	SO	BB	IBB	HBP	BLK	WP	HR	S	P	ERA	WHIP
Matt Karchner, R (9, 1) ERA: 2.03	1.0		4	1	0	0	2	1	0	0	0	0	0	9	17	0.00	2.000

Batter	1	2	3	4	5	6	7	8	9	AB R H RBI BB SO LOB	TOP											
Ray Durham, S (1, 4) OBP: 0.332, SLG: 0.369	1-2 L7		2-3 K			2-2 G5-3		1-0 G6-4-3		4 0 1 0 0 1 0	<p>Chicago White Sox @ St. Louis Cardinals</p> <p>Busch Stadium, St. Louis, MO</p> <p>Tue Sep 02 1997, 7:05 PM CDT</p> <p>Att. 27,192 - Unknown - 79 F</p>											
Ozzie Guillen, L (1, 6) OBP: 0.280, SLG: 0.329	1-1 P5			1-1 G3		0-0 G5-3		0-2 G6-4-3		4 0 0 0 0 0 2												
Frank Thomas, R (1, 3) OBP: 0.454, SLG: 0.618	2-2 P2			1-0 F8		3-1 F7		0-1		4 0 1 1 0 0 0												
Albert Belle, R (1, 7) OBP: 0.331, SLG: 0.495		0-0 L8		0-1 1B		3-1 WP		1-0 F8		4 0 2 0 0 0 1												
Robin Ventura, L (1, 5) OBP: 0.421, SLG: 0.460		1-2		0-2 FC5-4		3-2 L7		2-2 L6		4 0 2 0 0 0 1												
Mike Cameron, R (1, 8) OBP: 0.341, SLG: 0.432		3-3 K		0-0 FC5-4		3-2 WP		2-3 K		3 0 0 0 0 2 3												
Jorge Fabregas, L (1, 2) OBP: 0.282, SLG: 0.355		3-3 K			0-0 G4-3		1-3 K		1-3 K	4 0 0 0 0 3 3												
Dave Martinez, L (1, 9) OBP: 0.350, SLG: 0.413			1-0 G3		1-1 G3		2-2 F9			3 0 0 0 0 0 2												
Jeff Darwin, R (7, 1)										0 0 0 0 0 0 0												
Jaime Navarro, R (1, 1)			1-1 F8		2-3 K			1-0 G6-4-3		1 0 0 0 0 0 0												
Greg Norton, S (3, PH) OBP: 0.313, SLG: 0.563								1B		1 0 0 0 0 1 0												
Mike Sirotko, L (3, 1)								1B		1 1 1 0 0 0 0												
25 Jeff Abbott, R (7, 9) OBP: 0.313, SLG: 0.313																						
Inning Stats	R: 0 E: 0 K: 0 S: 10	H: 0 LOB: 0 BB: 0 P: 14	R: 0 E: 0 K: 2 S: 12	H: 1 LOB: 1 BB: 0 P: 19	R: 0 E: 0 K: 1 S: 9	H: 0 LOB: 0 BB: 0 P: 13	R: 0 E: 0 K: 0 S: 9	H: 2 LOB: 2 BB: 0 P: 11	R: 0 E: 0 K: 1 S: 6	H: 0 LOB: 0 BB: 0 P: 9	R: 0 E: 0 K: 0 S: 6	H: 0 LOB: 0 BB: 0 P: 11	R: 0 E: 0 K: 1 S: 14	H: 1 LOB: 2 BB: 0 P: 26	R: 1 E: 0 K: 0 S: 8	H: 3 LOB: 1 BB: 0 P: 11	R: 0 E: 0 K: 2 S: 10	H: 0 LOB: 0 BB: 0 P: 15	1B: 6 2B: 1 3B: 0 HR: 0	SF: 0 SAC: 0 DP: 1 HBP: 1	WP: 1 PB: 0 SB: 0 CS: 0	PA: 34
PITCHER	IP WLS BF H R ER SO BB IBB HBP BLK WP HR S P ERA WHIP																					
Andy Benes, R (1, 1) ERA: 3.16	7.0 W 28 6 1 1 5 0 0 1 0 1 0 68 107 1.29 0.857																					
Jose Bautista, R (8, 1) ERA: 6.23	1.0 3 1 0 0 0 0 0 0 0 0 0 6 7 0.00 1.000																					
Rigo Beltran, L (9, 1) ERA: 2.67	1.0 3 0 0 0 0 2 0 0 0 0 0 10 15 0.00 0.000																					

livebaseballscorecards.com

AB	33
R	1
H	7
RBI	1
BB	0
SO	7
LOB	12



Batter	1	2	3	4	5	6	7	8	9
Delino DeShields, L (1, 4) OBP: 0.344, SLG: 0.444	0-2 G6-3	2-2 2B 1B		0-1 L9		1-0 L9		0-1 FC5 G4-3 1B	
Royce Clayton, R (1, 6) OBP: 0.304, SLG: 0.393	1-2 HR 2B	1-0 1-H 2B		1-2 F8		0-2 1B		1-2 G4-3	
Mark McGwire, R (1, 3) OBP: 0.367, SLG: 0.623	0-0 2-H HR	2-3 K		1-0 P4		2-3 K		0-0 FC5	
Ray Lankford, L (1, 8) OBP: 0.408, SLG: 0.595	3-3 K	4-2 BB			0-0 F7		3-3 K		
Ron Gant, R (1, 7) OBP: 0.315, SLG: 0.399	0-0 HR	2-3 K			4-0 BB BB		3-1 HR		
Scarborough Green, S (8, 7) OBP: 0.188, SLG: 0.188									
Phil Plantier, L (1, 9) OBP: 0.326, SLG: 0.447	3-2 BB 1B 1B	2-2 L7			4-0 SAFE 1-2 BB BB		1-1 1B		
Mike DiFelice, R (1, 2) OBP: 0.295, SLG: 0.329	4-2 1B BB		2-2 G4-3		1-0 L7		0-2 F9		
David Bell, R (1, 5) OBP: 0.313, SLG: 0.422	2-0 FC5-4 1B		3-2 G4-3		1-2 F9		0-0 L6		
Andy Benes, R (1, 1) OBP: 0.241, SLG: 0.264	0-0 FC5-4		0-3 K			1-3 K		1-2 G4-3	
Jose Bautista, R (8, 1)									
Scott Livingstone, L (8, PH) OBP: 0.182, SLG: 0.164									
Rigo Beltran, L (9, 1)									

AB	R	H	RBI	BB	SO	LOB
5	1	2	0	0	0	0
5	1	3	1	0	0	1
5	1	1	2	0	2	3
3	0	0	0	1	2	0
3	2	2	2	1	1	2
0	0	0	0	0	0	0
3	1	2	0	1	0	2
3	0	0	0	1	0	3
4	0	1	1	0	0	3
3	0	0	0	0	2	2
0	0	0	0	0	0	0
1	0	0	0	0	0	0
0	0	0	0	0	0	0

AB	R	H	RBI	BB	SO	LOB
35	6	11	6	4	7	16

Inning	1	2	3	4	5	6	7	8	9
R	4	1	0	0	0	0	1	0	0
H	5	2	0	0	0	1	2	1	0
ER	0	0	0	0	0	0	0	0	0
SO	2	3	3	0	2	11	18	9	3
BB	1	1	1	0	2	0	0	0	0
P	35	31	15	8	15	15	18	11	11

WP	HR	S	P	ERA	WHIP
0	0	0	0	22.50	4.500
0	1	39	67	2.08	1.154
0	0	13	15	0.00	0.600

Chicago White Sox @ St. Louis Cardinals
 Busch Stadium, St. Louis, MO
 Tue Sep 02 1997, 7:05 PM CDT
 Att: 27,192 - Unknown - 79 F

livebaseballscorecards.com



Batter	1	2	3	4	5	6	7	8	9	AB R H RBI BB SO LOB	TOP											
Ray Durham, S (1, 4) OBP: 0.330, SLG: 0.365	1-1 E6 CS	3-3 K			0-3 K		3-3 K		1-1 F7	5 0 0 0 0 3 3												
Dave Martinez, L (1, 9) OBP: 0.353, SLG: 0.416	2-1 2B 1B		1-3 K		1-0 G6-4-3 1B			2-2 1B		4 1 3 0 0 1 0												
Frank Thomas, R (1, 3) OBP: 0.457, SLG: 0.623	1-1 1B 2B		3-1 2B		2-0 G6-4-3 1-2f			2-2 1B BB		4 1 3 1 0 0 1												
Lyle Mouton, R (8, PR) OBP: 0.316, SLG: 0.382								1-2 1B		0 0 0 0 0 0 0												
Albert Belle, R (1, 7) OBP: 0.331, SLG: 0.492	2-1 P4		3-0 G5-3			1-3 K		4-2 1B BB		3 0 0 0 1 1 2												
Robin Ventura, L (1, 5) OBP: 0.424, SLG: 0.462	1-2 1B		0-0 G6-3			3-1 G4-3		0-0 FC5 1B		4 0 2 1 0 0 1												
Mike Cameron, R (1, 8) OBP: 0.340, SLG: 0.429	2-3 K			0-1 G5-3		0-1 F9		1-1 1B		4 0 1 0 0 1 1												
Jorge Fabregas, L (1, 2) OBP: 0.283, SLG: 0.355		1-2 G6-3		1-2 F7			1-0 G6-3 1B		0-0 FC5	3 0 1 0 0 0 0												
Chad Fonville, S (7, PR) OBP: 0.250, SLG: 0.143										0 0 0 0 0 0 0												
Ron Karkovics, R (7, 2) OBP: 0.247, SLG: 0.315										0 0 0 0 0 0 0												
25 Jeff Abbott, R (8, PH) OBP: 0.294, SLG: 0.294										1 0 0 0 0 0 3												
Robert Machado, R (8, 2)										0 0 0 0 0 0 0												
Norberto Martin, R (1, 6) OBP: 0.314, SLG: 0.361		0-2 G1-3		0-0 E6			1-2 G6-3		1-1 F9	3 0 0 0 0 0 1												
Ozzie Guillen, L (9, PH) OBP: 0.279, SLG: 0.328										1 0 0 0 0 0 0												
Scott Eyre, L (1, 1) OBP: 0.500, SLG: 0.500		2-1 1B		1-1 G4-3			1-3 K		1-1 F7	2 0 1 0 0 0 1												
Greg Norton, S (7, PH) OBP: 0.294, SLG: 0.529										1 0 0 0 0 0 1 2												
Nelson Cruz, R (7, 1)										0 0 0 0 0 0 0 0												
Al Levine, L (8, 1)										0 0 0 0 0 0 0 0												
Tony Castillo, L (8, 1)										0 0 0 0 0 0 0 0												
34 Mario Valdez, L (9, PH) OBP: 0.339, SLG: 0.289										1 0 0 0 0 0 0 0												
Inning Stats	R: 2 E: 1 K: 1 S: 16	H: 3 LOB: 1 BB: 0 P: 25	R: 0 E: 0 K: 1 S: 18	H: 1 LOB: 1 BB: 0 P: 24	R: 0 E: 0 K: 1 S: 9	H: 1 LOB: 1 BB: 0 P: 16	R: 0 E: 1 K: 0 S: 9	H: 0 LOB: 1 BB: 0 P: 11	R: 0 E: 0 K: 1 S: 5	H: 1 LOB: 0 BB: 0 P: 8	R: 0 E: 0 K: 1 S: 8	H: 0 LOB: 0 BB: 0 P: 12	R: 0 E: 0 K: 2 S: 11	H: 1 LOB: 2 BB: 0 P: 17	R: 0 E: 0 K: 0 S: 16	H: 4 LOB: 3 BB: 1 P: 25	R: 0 E: 0 K: 0 S: 6	H: 0 LOB: 0 BB: 0 P: 9	1B: 9 2B: 2 3B: 0 HR: 0	SF: 0 SAC: 0 DP: 1 HBP: 0	WP: 0 PB: 0 SB: 0 CS: 1	PA: 37
PITCHER	IP WLS BF H R ER SO BB IBB HBP BLK WP HR S P ERA WHIP																					
Manny Aybar, R (1, 1) ERA: 4.28	6.0 W 25 7 2 2 5 0 0 0 0 0 0 66 98 3.00 1.167																					
John Frascatore, R (7, 1) ERA: 2.27	1.0 5 2 0 0 2 0 0 0 0 0 0 18 27 0.00 2.000																					
Curtis King, R (8, 1) ERA: 2.41	1.0 4 2 0 0 0 1 0 0 0 0 0 8 13 0.00 3.000																					
Dennis Eckersley, R (9, 1) ERA: 3.6	1.0 S 3 0 0 0 0 0 0 0 0 0 0 6 9 0.00 0.000																					

Chicago White Sox @ St. Louis Cardinals
 Busch Stadium, St. Louis, MO
 Wed Sep 03 1997, 7:05 PM CDT
 Att. 29,088 - Unknown - 72 F

AB	36
R	2
H	11
RBI	2
BB	1
SO	7
LOB	15



WP: 0	PA: 37
PB: 0	
SB: 0	
CS: 1	

ERA	WHIP

livebaseballscorecards.com

Batter	1	2	3	4	5	6	7	8	9
Royce Clayton, R (1, 6) Luis Ordaz, R (4, 6) Scott Livingstone, L (8, PH) Danny Sheaffer, R (8, PH) Dennis Eckersley, R (9, 1)	3-2 L8		1-3 K		3-2 F9	1-1 P2		0-1 L4	
Willie McGee, S (1, 9)	0-0 P6		0-0 P4		1-0 BB 1B		0-1 G5-3	2-2 G1-3	
Mark McGwire, R (1, 3)	3-3 K		4-0 IBB		2-3 K		2-3 K		
Ray Lankford, L (1, 8)		3-3 K	1-3 K		4-0 BB		3-2 L9		
Ron Gant, R (1, 7)		3-2 F7		2-2 F8	2-2 P3			3-3 K	
Gary Gaetti, R (1, 5)		2-1 L9		1-0 FC5-4 1B		3-1 HR		1-1 1B 2B	
David Bell, R (1, 4) (9, 6)			0-0 2B 1B	1-2 FC5-4 1B		0-1 P4		2-2 1B 1B	
Eli Marrero, R (1, 2) Delino DeShields, L (9, 4)			0-0 1B 2B	0-1 FC5-4 1B		1-2 G5-3		1 SAFE 1 SAFE 0-0 1B 1B	
Manny Aybar, R (1, 1) John Frascatore, R (7, 1) Curtis King, R (8, 1) Phil Plantier, L (8, PH) Mike DiFelice, R (9, 2)			1-0 WP 2B	1-3 1-2f 2-3		1-1 1B		3-2 1B 1B	

Inning Stats	R: 0 E: 0 K: 1 S: 8	H: 0 LOB: 0 BB: 0 P: 14	R: 0 E: 0 K: 1 S: 9	H: 0 LOB: 0 BB: 0 P: 17	R: 2 E: 0 K: 2 S: 10	H: 3 LOB: 2 BB: 1 P: 17	R: 0 E: 0 K: 1 S: 19	H: 2 LOB: 2 BB: 0 P: 24	R: 0 E: 0 K: 1 S: 15	H: 1 LOB: 2 BB: 1 P: 27	R: 1 E: 0 K: 0 S: 11	H: 2 LOB: 1 BB: 0 P: 17	R: 0 E: 0 K: 1 S: 12	H: 0 LOB: 0 BB: 0 P: 17	R: 1 E: 0 K: 1 S: 18	H: 4 LOB: 3 BB: 0 P: 29
--------------	------------------------------	----------------------------------	------------------------------	----------------------------------	-------------------------------	----------------------------------	-------------------------------	----------------------------------	-------------------------------	----------------------------------	-------------------------------	----------------------------------	-------------------------------	----------------------------------	-------------------------------	----------------------------------

PITCHER	IP	WLS	BF	H	R	ER	SO	BB	IBB	HBP	BLK	WP	HR	S	P	ERA	WHIP
Scott Eyre, L (1, 1) ERA: 4.75	6.0	L	28	8	3	3	6	1	1	0	0	1	1	72	116	4.50	1.500
Nelson Cruz, R (7, 1) ERA: 7.13	1.1		7	3	1	1	2	0	0	0	0	0	0	21	32	6.75	2.250
Al Levine, R (8, 1) ERA: 6.65	0.0		1	1	0	0	0	0	0	0	0	0	0	3	6	∞	∞
Tony Castillo, L (8, 1) ERA: 5.07	0.2		2	0	0	0	0	0	0	0	0	0	0	6	8	0.00	0.000


BOTTOM

AB	R	H	RBI	BB	SO	LOB
2	0	0	0	0	1	2
2	0	0	0	0	0	1
0	0	0	0	0	0	0
1	0	0	0	0	0	3
0	0	0	0	0	0	0
5	0	1	0	0	0	5
3	0	0	0	1	3	1
3	0	0	0	1	2	2
4	0	0	0	0	1	2
4	2	3	1	0	0	0
4	1	3	1	0	0	0
4	1	2	0	0	0	2
0	0	0	0	0	0	0
3	0	2	1	0	1	2
0	0	0	0	0	0	0
0	0	0	0	0	0	0
1	0	1	0	0	0	0
0	0	0	0	0	0	0

AB 36
R 4
H 12
RBI 3
BB 2
SO 8
LOB 20

WP: 1 **PA: 38**
PB: 0
SB: 0
CS: 0

Chicago White Sox @ St. Louis Cardinals
Busch Stadium, St. Louis, MO
Wed Sep 03 1997, 7:05 PM CDT
Att: 29,088 - Unknown - 72 F



WP	HR	S	P	ERA	WHIP
1	1	0	0	4.50	1.500
0	0	0	0	6.75	2.250
0	0	0	0	∞	∞
0	0	0	0	0.00	0.000

Batter	1	2	3	4	5	6	7	8	9	AB	R	H	RBI	BB	SO	LOB	TOP			
Ray Durham, S (1, 4) OBP: 0.331, SLG: 0.366	1-2 G3			0-2 G5-3		0-0 1B		2-0 FC5-4 1B		4	0	2	0	0	0	0				
Dave Martinez, L (1, 3) OBP: 0.352, SLG: 0.414	0-1 G4-3			4-2 FC4-6 1B BB		0-0 F7		2-2 FC5-4		3	0	0	0	1	0	2				
34 Mario Valdez, L (8, 3) OBP: 0.339, SLG: 0.289								1-2f		0	0	0	0	0	0	0				
Frank Thomas, R (1, 10) OBP: 0.455, SLG: 0.620	2-1 G5-3			3-2 FC4-6 1-2 1B		0-1 G4-3		0-1 P3		4	0	1	0	0	0	2				
Albert Belle, R (1, 7) OBP: 0.329, SLG: 0.489				1-0 FC4-6 1-2f 2-3						3	0	0	0	0	0	2				
Lyle Mouton, R (7, 7) OBP: 0.315, SLG: 0.380										1	0	0	0	0	0	0				
Robin Ventura, L (1, 5) OBP: 0.415, SLG: 0.450	1-2 G1-3			2-2 P6						3	0	0	0	0	0	2				
Greg Norton, S (7, 5) OBP: 0.333, SLG: 0.529										0	0	0	0	1	0	0				
Mike Cameron, R (1, 8) OBP: 0.343, SLG: 0.441										3	1	2	1	0	1	0				
25 Jeff Abbott, R (7, 8) OBP: 0.278, SLG: 0.278										1	0	0	0	0	0	1				
Jorge Fabregas, L (1, 2) OBP: 0.282, SLG: 0.354										0	0	0	0	0	0	0				
Robert Machado, R (3, PH) OBP: 0.500, SLG: 0.500										3	0	1	0	0	1	1				
Magglio Ordonez, R (1, 9) OBP: 0.455, SLG: 1.091										3	0	0	0	0	0	1				
Ozzie Guillen, L (1, 6) OBP: 0.277, SLG: 0.326										3	0	0	0	0	0	0				
Chad Fonville, S (8, 6) OBP: 0.250, SLG: 0.143										0	0	0	0	0	0	0				
Inning Stats	R: 0 E: 0 K: 0 S: 8	H: 0 LOB: 0 BB: 0 P: 11	R: 0 E: 0 K: 1 S: 9	H: 0 LOB: 0 BB: 0 P: 13	R: 0 E: 0 K: 1 S: 6	H: 0 LOB: 0 BB: 0 P: 11	R: 0 E: 0 K: 0 S: 13	H: 1 LOB: 2 BB: 1 P: 23	R: 0 E: 0 K: 0 S: 6	H: 1 LOB: 0 BB: 0 P: 7	R: 1 E: 0 K: 0 S: 11	H: 2 LOB: 1 BB: 0 P: 18	R: 0 E: 0 K: 0 S: 8	H: 1 LOB: 1 BB: 0 P: 12	R: 0 E: 0 K: 0 S: 8	H: 0 LOB: 0 BB: 1 P: 15	1B: 5 2B: 1 3B: 0 HR: 1	SF: 0 SAC: 0 DP: 2 HBP: 0	WP: 0 PB: 0 SB: 0 CS: 0	PA: 33
PITCHER Charles Nagy, R (1, 1) ERA: 4.01	IP: 8.0 WLS: W BF: 30 H: 6 R: 1 ER: 1 SO: 2 BB: 1 IBB: 0 HBP: 0 BLK: 0 WP: 0 HR: 1 S: 67 P: 102 ERA: 1.12 WHIP: 0.875																			
PITCHER Paul Shuey, R (9, 1) ERA: 6.16	IP: 1.0 WLS: 3 BF: 0 H: 0 R: 0 ER: 0 SO: 0 BB: 1 IBB: 0 HBP: 0 BLK: 0 WP: 0 HR: 0 S: 8 P: 15 ERA: 0.00 WHIP: 1.000																			

Chicago White Sox @ Cleveland Indians
Jacobs Field, Cleveland, OH

Fri Sep 05 1997, 7:05 PM EDT
Att. 43,093 - Unknown - 71 F

AB	31
R	1
H	6
RBI	1
BB	2
SO	2
LOB	11



WP: 0	PA: 33
-------	--------

Batter	1	2	3	4	5	6	7	8	9	AB	R	H	RBI	BB	SO	LOB
Bip Roberts, S OBP: 0.350, SLG: 0.387 (1, 4) (7, 7)	3-2 HR	0-1 1B BB G3 1B	3-1 G1-3		1-0 L7		1-1 2B 1B	1-0 G4-3		6	3	3	1	0	0	4
Brian Giles, L OBP: 0.368, SLG: 0.471 (1, 7) (7, 9)	4-0 1B BB 1B HBP	4-2 G3 1B 1B BB	2-2 F8		0-0 P4		1-0 F8			3	2	0	0	1	0	3
Manny Ramirez, R OBP: 0.423, SLG: 0.552 Tony Fernandez, S OBP: 0.315, SLG: 0.405 (1, 9) (7, 4)	4-2 1B 1B 1B BB	2-1 G3 1B 1B	1-0 P4		0-0 1B		0-0 F7			3	2	2	0	1	0	1
1 SAFE 1 SAFE																
Jim Thome, L OBP: 0.430, SLG: 0.597 Jeff Manto, R OBP: 0.250, SLG: 0.417 (1, 3) (7, PH) (8, 3)	2-3 K	0-0 G3		0-0 2B		3-3 K	1-2 1-H 2B			4	0	1	1	0	2	4
David Justice, L OBP: 0.432, SLG: 0.628 (1, 10)	3-1 1B 1B 1B	0-3 K		3-2 F8		1-1 1B 2B	2-2 L9			5	2	2	0	0	1	4
Matt Williams, R OBP: 0.300, SLG: 0.483 Jeff Branson, L OBP: 0.258, SLG: 0.299 (1, 5) (8, 5)	0-1 1B 1B	4-0 E 1B IBB		2-3 K		0-0 1B		3-1 FC1-4 1B		3	0	2	2	1	1	1
Sandy Alomar Jr., R OBP: 0.359, SLG: 0.539 (1, 2)	2-2 1B	0-1 E8 1B		1-2 F7		0-1 F9		2-2 FC1-4 1B		5	0	3	4	0	0	2
Marquis Grissom, R OBP: 0.323, SLG: 0.395 (1, 8)	1-2 F7	2-3 K			4-0 BB		0-0 HR 1B	0-0 FC1-4		4	1	1	0	1	1	6
Omar Vizquel, S OBP: 0.344, SLG: 0.373 (1, 6)	2-3 K		2-0 2B		3-3 K		2-1 HR	2-3 K		5	1	2	2	0	3	5
Inning Stats	R: 4 E: 0 K: 2 S: 25	H: 4 LOB: 2 BB: 1 P: 46	R: 3 E: 1 K: 2 S: 15	H: 3 LOB: 2 BB: 2 P: 27	R: 0 E: 0 K: 0 S: 7	H: 1 LOB: 1 BB: 0 P: 15	R: 0 E: 0 K: 1 S: 10	H: 3 LOB: 1 BB: 0 P: 13	R: 3 E: 0 K: 0 S: 13	H: 4 LOB: 1 BB: 0 P: 20	R: 0 E: 0 K: 1 S: 14	H: 2 LOB: 2 BB: 0 P: 22	1B: 12 2B: 4 3B: 0 HR: 2	SF: 0 SAC: 0 DP: 0 HBP: 1	WP: 0 PB: 0 SB: 0 CS: 0	

BOTTOM

Chicago White Sox @ Cleveland Indians
Jacobs Field, Cleveland, OH
Fri Sep 05 1997, 7:05 PM EDT
Att: 43,093 - Unknown - 71 F

AB	41
R	11
H	18
RBI	11
BB	4
SO	8
LOB	31



WP: 0	PA: 46
ERA	WHIP

PITCHER	IP	WLS	BF	H	R	ER	SO	BB	IBB	HBP	BLK	WP	HR	S	P	ERA	WHIP
Jason Bere, R ERA: 4.42 (1, 1)	0.1	L	7	4	4	4	1	1	0	0	0	0	0	18	36	108.00	15.000
Nelson Cruz, R ERA: 8.35 (1, 1)	0.2		5	2	3	3	1	1	0	0	0	0	0	13	22	40.50	4.500
Tom Fordham, L ERA: 6.52 (2, 1)	5.2		27	9	4	4	5	1	1	0	0	0	1	49	85	6.35	1.765
Jeff Darwin, R ERA: 1.17 (7, 1)	1.1		7	3	0	0	1	0	0	0	0	0	0	20	31	0.00	2.250

PITCHER	IP	WLS	BF	H	R	ER	SO	BB	IBB	HBP	BLK	WP	HR	S	P	ERA	WHIP
Jason Bere, R ERA: 4.42 (1, 1)	0.1	L	7	4	4	4	1	1	0	0	0	0	0	18	36	108.00	15.000
Nelson Cruz, R ERA: 8.35 (1, 1)	0.2		5	2	3	3	1	1	0	0	0	0	0	13	22	40.50	4.500
Tom Fordham, L ERA: 6.52 (2, 1)	5.2		27	9	4	4	5	1	1	0	0	0	1	49	85	6.35	1.765
Jeff Darwin, R ERA: 1.17 (7, 1)	1.1		7	3	0	0	1	0	0	0	0	0	0	20	31	0.00	2.250

Batter	1	2	3	4	5	6	7	8	9	AB R H RBI BB SO LOB	TOP																
Ray Durham, S (1, 4) OBP: 0.331, SLG: 0.367	1-1 P5		0-1 G4-3 HR 2B	4-2 1B BB		2-2 K 1-2		2-3 K		4 1 1 0 1 2 2																	
Dave Martinez, L (1, 3) OBP: 0.353, SLG: 0.414 Lyle Mouton, R (8, PH) OBP: 0.313, SLG: 0.379 34 Mario Valdez, L (8, 3) OBP: 0.339, SLG: 0.289	2-0 E4 BB		2-1 G4-3	2-0 1B			2-2 2B 1B	2-3 K		4 1 2 3 0 0 1 1 0 0 0 0 1 1 0 0 0 0 0 0 0																	
Frank Thomas, R (1, 10) OBP: 0.460, SLG: 0.630	4-1 1-2 BB		1-1 HR		4-1 G1-4-3 BB		3-2 1-H 2B		4-1 G3 BB	2 1 2 3 3 0 0																	
Albert Belle, R (1, 7) OBP: 0.326, SLG: 0.485	3-3 K		3-2 G1-3		0-0 G1-4-3 1-2f		2-3 K		2-2 L9	5 0 0 0 0 2 5																	
Robin Ventura, L (1, 5) OBP: 0.408, SLG: 0.448	1-0 P4		3-1 G1-3		3-2 WP 2B		2-2 P5		0-0 G3 1-2	5 0 1 0 0 0 4																	
Mike Cameron, R (1, 8) OBP: 0.343, SLG: 0.439		0-1 G5-4-3 1B		4-1 2B FC1-5 BB		3-3 K 2-3			3-3 K	4 0 1 0 1 3 3																	
Magglio Ordonez, R (1, 9) OBP: 0.467, SLG: 1.200		0-3 K		0-2 FC1-5 1-3 1B 2B		2-2 G5-3			0-0 HR	4 2 2 1 0 1 1																	
Ron Karkovics, R (1, 2) OBP: 0.248, SLG: 0.316 Greg Norton, S (8, PH) OBP: 0.316, SLG: 0.500 Robert Machado, R (8, 2) OBP: 0.500, SLG: 0.500		2-0 G5-4-3 1-2f		1-3 K		0-2 FC1-6-4 1B		0-0 L4		3 0 1 0 0 1 3 1 0 0 0 0 0 0 0 0 0 0 0 0 0																	
Ozzie Guillen, L (1, 6) OBP: 0.277, SLG: 0.325		1-0 E4 2B G4-3		0-1 FC1-5 1B 2-3 3-H		0-0 FC1-6-4 WP 1-2f		1-2 1B		4 2 1 0 0 0 3																	
Inning Stats	R: 0 E: 1 K: 1 S: 8	H: 0 LOB: 2 BB: 1 P: 19	R: 0 E: 0 K: 1 S: 6	H: 1 LOB: 0 BB: 0 P: 8	R: 3 E: 1 K: 0 S: 12	H: 2 LOB: 0 BB: 0 P: 22	R: 2 E: 0 K: 1 S: 13	H: 2 LOB: 2 BB: 2 P: 24	R: 0 E: 0 K: 1 S: 8	H: 1 LOB: 1 BB: 1 P: 18	R: 0 E: 0 K: 1 S: 16	H: 1 LOB: 1 BB: 0 P: 20	R: 1 E: 0 K: 2 S: 16	H: 2 LOB: 1 BB: 0 P: 26	R: 1 E: 0 K: 2 S: 12	H: 2 LOB: 1 BB: 0 P: 17	R: 0 E: 0 K: 1 S: 9	H: 0 LOB: 1 BB: 1 P: 18	1B: 5 2B: 4 3B: 0 HR: 2	SF: 0 SAC: 0 DP: 2 HBP: 0	WP: 2 PB: 0 SB: 0 CS: 0	PA: 42					
PITCHER	IP	WLS	BF	H	R	ER	SO	BB	IBB	HBP	BLK	WP	HR	S	P	ERA	WHIP										
Bartolo Colon, R (1, 1) ERA: 5.79	5.0	W	24	6	5	4	4	4	0	0	0	1	1	47	91	7.20	2.000										
Albie Lopez, R (6, 1) ERA: 6.45	1.1		7	3	1	1	2	0	0	0	0	1	0	25	36	6.75	2.250										
Alvin Morman, L (7, 1) ERA: 4.97	0.1		1	0	0	0	0	0	0	0	0	0	0	4	6	0.00	0.000										
Michael Jackson, R (7, 1) ERA: 3.27	0.2		4	2	1	1	1	0	0	0	0	0	1	8	10	13.50	3.000										
Paul Assenmacher, L (8, 1) ERA: 3.05	0.1		1	0	0	0	1	0	0	0	0	0	0	3	5	0.00	0.000										
PITCHER	IP	WLS	BF	H	R	ER	SO	BB	IBB	HBP	BLK	WP	HR	S	P	ERA	WHIP										
Jose Mesa, R (8, 1) ERA: 2.6	1.1	S	5	0	0	0	2	1	0	0	0	0	0	13	24	0.00	0.750										

Chicago White Sox @ Cleveland Indians
Jacobs Field, Cleveland, OH
 Sat Sep 06 1997, 3:33 AM EDT
 Att. 43,055 - Sunny - 73 F

livebaseballscorecards.com

AB	37
R	7
H	11
RBI	7
BB	5
SO	10
LOB	23



Batter	1	2	3	4	5	6	7	8	9
Bip Roberts, S (1, 4) OBP: 0.346, SLG: 0.382 Tony Fernandez, S (8, 4) OBP: 0.314, SLG: 0.403	0-2 G4-3		3-2 G4-3 1-3 2-H	0-2 L7	2-0 L5			2-1 G3	
Brian Giles, L (1, 7) OBP: 0.369, SLG: 0.470	0-1 P5		2-2 1B 3-H	3-2 1B 1-3 2-H			2-2 K	0-0 G1-3	
Manny Ramirez, R (1, 9) OBP: 0.423, SLG: 0.552	1-1 2B		1 SAFE 1B 1-3	0-0 F4			1-3 K	0-1 G6-3	
Jim Thome, L (1, 3) OBP: 0.428, SLG: 0.593	2-1 G4-3		3-3 K		2-2 F7		4-0 BB		
David Justice, L (1, 10) OBP: 0.433, SLG: 0.627		3-1 F7	0-1 1B 1-2 3-H		0-2 HR 1B		0-1 G5-3		
Matt Williams, R (1, 5) OBP: 0.302, SLG: 0.494		0-2 G5-3	2-2 P3		0-1 HR 1-H		2-1 HR		
Sandy Alomar Jr., R (1, 2) OBP: 0.360, SLG: 0.540		0-0 L9		1-0 G5-3	0-0 HR 2B		4-1 FC6-4 BB		
Marquis Grissom, R (1, 8) OBP: 0.327, SLG: 0.404			1-2 WP BB G4-3 1B	1-2 BB 1B	0-0 HR 2-H		0-2 FC6-4 G6-4-3 1-2f		
Omar Vizquel, S (1, 6) OBP: 0.345, SLG: 0.371			4-0 G4-3 WP 1B BB	4-0 1B BB	0-1 F9		1-0 SAFE G6-4-3 1-2f		

Inning Stats	R: 0 E: 0 K: 9	H: 1 LOB: 1 BB: 0 P: 12	R: 0 E: 0 K: 6 S: 6	H: 0 LOB: 0 BB: 0 P: 9	R: 3 E: 0 K: 1 S: 22	H: 4 LOB: 2 BB: 1 P: 38	R: 1 E: 0 K: 0 S: 13	H: 2 LOB: 2 BB: 1 P: 22	R: 4 E: 0 K: 0 S: 13	H: 4 LOB: 0 BB: 0 P: 17	R: 0 E: 0 K: 2 S: 11	H: 0 LOB: 1 BB: 1 P: 18	R: 1 E: 0 K: 0 S: 8	H: 1 LOB: 0 BB: 1 P: 15	R: 0 E: 0 K: 0 S: 5	H: 0 LOB: 0 BB: 0 P: 7
--------------	----------------------	----------------------------------	------------------------------	---------------------------------	-------------------------------	----------------------------------	-------------------------------	----------------------------------	-------------------------------	----------------------------------	-------------------------------	----------------------------------	------------------------------	----------------------------------	------------------------------	---------------------------------

PITCHER	IP	WLS	BF	H	R	ER	SO	BB	IBB	HBP	BLK	WP	HR	S	P	ERA	WHIP
James Baldwin, R (1, 1) ERA: 5.15	4.1	L	26	11	8	8	1	2	0	0	0	1	2	60	93	16.61	3.000
Chuck McElroy, L (5, 1) ERA: 4.1	1.2		6	0	0	0	2	1	0	0	0	0	0	14	23	0.00	0.600
Al Levine, R (7, 1) ERA: 6.95	0.1		3	1	1	1	0	1	0	0	0	0	1	7	13	27.00	6.000
Tony Castillo, L (7, 1) ERA: 4.92	1.2		4	0	0	0	0	0	0	0	0	0	0	6	9	0.00	0.000

BOTTOM

AB	R	H	RBI	BB	SO	LOB
4	0	0	1	0	0	3
1	0	0	0	0	0	0
5	1	2	2	0	1	0
5	0	2	0	0	1	2
3	0	0	0	1	1	3
4	1	2	1	0	0	1
4	2	2	3	0	0	2
3	1	1	0	1	0	0
4	3	3	2	0	0	1
2	1	0	0	2	0	1

Chicago White Sox @ Cleveland Indians
Jacobs Field, Cleveland, OH

Sat Sep 06 1997, 3:33 AM EDT
Att: 43,055 - Sunny - 73 F

AB	35
R	9
H	12
RBI	9
BB	4
SO	3
LOB	13

C

WP	HR	S	P	ERA	WHIP
1	0	0	39		
0	0	0	0		
0	0	0	0		
0	0	0	0		

Batter	1	2	3	4	5	6	7	8	9	AB R H RBI BB SO LOB	TOP											
Ray Durham, S OBP: 0.331, SLG: 0.366 (1, 4)	3-2 G6-3 1B		1-0 S 1B		2-2 F8 1B		0-0 FC4-6 CS 1-2f			4 0 1 0 0 0 1												
Dave Martinez, L OBP: 0.354, SLG: 0.414 (1, 3)	3-2 G4-3		4-0 G6-3 1-2 BB 1B		2-2 G6-3 1B		1-2 CS 1-2	0-2 L8		3 0 1 0 1 0 0												
Frank Thomas, R OBP: 0.458, SLG: 0.626 (1, 10)	4-2 FC4 BB		3-2 P3		0-2 G6-3 1-2f		0-2 G6-3 1-2f	1-2 L9		3 0 0 0 1 0 3												
Albert Belle, R OBP: 0.326, SLG: 0.482 (1, 7)	1-2 FC4 1-2f		0-2 G6-3 1-2f			1-2 G5-3		4-2 BB		3 0 0 0 1 0 3												
Robin Ventura, L OBP: 0.417, SLG: 0.484 (1, 5)		1-1 G4-3 SF7 2B		3-1 HR		4-2 FC4 BB		1-3 K		3 2 2 1 1 1 1												
Mike Cameron, R OBP: 0.340, SLG: 0.433 (1, 8)		2-2 G4-3		0-3 K		0-0 FC4 1-2		1-0 P3		4 0 0 0 0 1 2												
Jorge Fabregas, L OBP: 0.281, SLG: 0.354 (1, 2)		0-0 SF7		1-1 FC6-4 1B		2-3 K 1-2		0-0 L8		3 0 1 1 0 1 1												
Magglio Ordonez, R OBP: 0.421, SLG: 1.000 (1, 9)		0-1 1B		0-0 FC6-4 1-2f		3-2 G4-3		3-3 K		4 0 1 0 0 1 1												
Ozzie Guillen, L OBP: 0.278, SLG: 0.325 (1, 6)		2-0 G1-3		0-1 G1-3		2-2 FC4-6 1B				3 0 1 0 0 0 2												
Inning Stats	R: 0 E: 0 K: 0 S: 13	H: 0 LOB: 1 BB: 1 P: 24	R: 1 E: 0 K: 0 S: 10	H: 2 LOB: 1 BB: 0 P: 15	R: 0 E: 0 K: 0 S: 9	H: 1 LOB: 1 BB: 1 P: 17	R: 1 E: 0 K: 1 S: 10	H: 2 LOB: 1 BB: 0 P: 14	R: 0 E: 0 K: 0 S: 9	H: 1 LOB: 0 BB: 0 P: 13	R: 0 E: 0 K: 1 S: 10	H: 0 LOB: 1 BB: 1 P: 17	R: 0 E: 0 K: 0 S: 9	H: 1 LOB: 0 BB: 0 P: 15	R: 0 E: 0 K: 1 S: 12	H: 0 LOB: 1 BB: 1 P: 18	R: 0 E: 0 K: 1 S: 5	H: 0 LOB: 0 BB: 0 P: 9	1B: 5 2B: 1 3B: 0 HR: 1	SF: 1 SAC: 0 DP: 2 HBP: 0	WP: 0 PB: 0 SB: 2 CS: 1	PA: 36
PITCHER	IP WLS BF H R ER SO BB IBB HBP BLK WP HR S P ERA WHIP																					
Jaret Wright, R ERA: 4.72 (1, 1)	6.1 W 27 7 2 2 2 3 0 0 0 0 0 1 67 111 2.84 1.579																					
Alvin Morman, L ERA: 4.61 (7, 1)	1.0 2 0 0 0 0 0 0 0 0 0 0 0 6 7 0.00 0.000																					
Michael Jackson, R ERA: 3.26 (8, 1)	0.1 2 0 0 0 0 1 0 0 0 0 0 0 6 11 0.00 3.000																					
Paul Assenmacher, L ERA: 3.02 (8, 1)	0.1 1 0 0 0 1 0 0 0 0 0 0 0 3 4 0.00 0.000																					
Jose Mesa, R ERA: 2.57 (9, 1)	1.0 S 3 0 0 0 1 0 0 0 0 0 0 0 5 9 0.00 0.000																					

Chicago White Sox @ Cleveland Indians
Jacobs Field, Cleveland, OH
Sun Sep 07 1997, 7:05 PM EDT
Att. 43,051 - Unknown - 70 F

livebaseballscorecards.com

AB	30
R	2
H	7
RBI	2
BB	4
SO	4
LOB	14



Batter	1	2	3	4	5	6	7	8	9	AB	R	H	RBI	BB	SO	LOB
Bip Roberts, S OBP: 0.349, SLG: 0.381 (1, 4) Tony Fernandez, S OBP: 0.316, SLG: 0.414 (6, 4)	1-2 S 1B HBP		0-1 G6-3		4-1 BB 1B BB		1-0 HR			1	2	0	0	1	0	0
Brian Giles, L OBP: 0.370, SLG: 0.469 (1, 7)	0-1 FC3-6 1B		3-2 G4-3		4-1 1B BB		1-1 G1-4-3			3	0	1	1	1	0	0
Manny Ramirez, R OBP: 0.424, SLG: 0.552 (1, 9)	2-2 F7			1-0 G5-3	0-0 1B			3-1 BB 1B		4	1	2	1	0	0	1
Jim Thome, L OBP: 0.427, SLG: 0.597 (1, 3)	1-0 FC3-6 1-2f			2-0 HR	2-3 K			2-2 L8		4	1	1	1	0	1	4
David Justice, L OBP: 0.431, SLG: 0.623 (1, 10)	1-1 G4-3			3-2 G6-3		1-2 G6-3		4-2 1B BB		3	0	0	0	1	0	1
Matt Williams, R OBP: 0.303, SLG: 0.493 (1, 5)		0-0 F8		4-2 BB		0-0 F9		1-0 G6-4-3 1B		3	0	1	1	1	0	0
Sandy Alomar Jr., R OBP: 0.357, SLG: 0.534 (1, 2)		1-0 G5-3		0-2 F8		2-3 K		3-2 G6-4-3 1-2f		4	0	0	0	0	1	3
Marquis Grissom, R OBP: 0.327, SLG: 0.404 (1, 8)		0-1 L9			3-2 F9		0-0 CS 1B			3	0	1	0	0	0	0
Omar Vizquel, S OBP: 0.343, SLG: 0.369 (1, 6)			1-0 P5		2-3 K		3-2 G5-3			3	0	0	0	0	1	1

Inning Stats	R: 1	H: 1	E: 0	K: 0	S: 10	R: 0	H: 0	E: 0	K: 0	S: 4	R: 0	H: 0	E: 0	K: 0	S: 7	R: 1	H: 1	E: 0	K: 2	S: 13	R: 0	H: 0	E: 0	K: 1	S: 7	R: 1	H: 2	E: 0	K: 0	S: 7	R: 1	H: 2	E: 0	K: 0	S: 14
	LOB: 1	BB: 0	P: 15	LOB: 0	BB: 0	LOB: 0	BB: 0	LOB: 1	BB: 1	P: 21	LOB: 2	BB: 2	LOB: 0	BB: 0	P: 12	LOB: 1	BB: 1	LOB: 0	SAC: 0	DP: 1	HR: 2	BB: 1	LOB: 1	BB: 1	LOB: 0	BB: 0	LOB: 0	BB: 0	LOB: 0	BB: 1	LOB: 1	BB: 1	LOB: 1	BB: 1	LOB: 1


PITCHER	IP	WLS	BF	H	R	ER	SO	BB	IBB	HBP	BLK	WP	HR	S	P	ERA	WHIP
Doug Drabek, R ERA: 5.76 (1, 1)	6.0	L	26	4	4	4	3	3	0	1	0	0	1	53	90	6.00	1.167
Tony Castillo, L ERA: 4.99 (7, 1)	1.0		3	1	0	0	0	0	0	0	0	0	1	6	11	0.00	1.000
Matt Karchner, R ERA: 2.17 (8, 1)	1.0		5	2	1	1	0	1	0	0	0	0	0	14	27	9.00	3.000

BOTTOM

Chicago White Sox @ Cleveland Indians
Jacobs Field, Cleveland, OH

Sun Sep 07 1997, 7:05 PM EDT
Att: 43,051 - Unknown - 70 F

AB	29
R	5
H	7
RBI	5
BB	4
SO	3
LOB	10



PITCHER	IP	WLS	BF	H	R	ER	SO	BB	IBB	HBP	BLK	WP	HR	S	P	ERA	WHIP
Doug Drabek, R ERA: 5.76 (1, 1)	6.0	L	26	4	4	4	3	3	0	1	0	0	1	53	90	6.00	1.167
Tony Castillo, L ERA: 4.99 (7, 1)	1.0		3	1	0	0	0	0	0	0	0	0	1	6	11	0.00	1.000
Matt Karchner, R ERA: 2.17 (8, 1)	1.0		5	2	1	1	0	1	0	0	0	0	0	14	27	9.00	3.000

Batter	1	2	3	4	5	6	7	8	9	10	AB R H RBI BB SO LOB	TOP														
Fernando Vina, L OBP: 0.327, SLG: 0.375 (1, 4)	2-1 L3		1-3 K		0-1 G4-3		0-2 E4 18 FC3-6		1-1 1B		5 0 1 0 0 1 2															
Jose Valentin, S OBP: 0.317, SLG: 0.430 (1, 6)	1-2 L9		0-0 G4-3			0-1 HR	2-1 F9		2-3 K		5 1 1 1 0 1 2															
Dave Nilsson, L OBP: 0.359, SLG: 0.473 18 Todd Dunn, R OBP: 0.248, SLG: 0.340 Darrin Jackson, R OBP: 0.277, SLG: 0.363 (1, 7) (2, 7) (7, 7)	3-0 E6			1-2 F8		0-0 1B 2B	0-0 FC3-6 FC6-4		3-1 1B 2B		1 0 0 0 0 0 0 3 1 1 0 0 0 1 1 1 1 0 0 0 0															
Julio Franco, R OBP: 0.373, SLG: 0.379 (1, 10)	1-3 K		3-3 K		1-2 HR 1B	1-2 HR 1B	1-2 FC6-4		2-0 FC4 1B 2-3 WP 1B		5 2 2 1 0 2 2															
Jeromy Burnitz, L OBP: 0.377, SLG: 0.546 (1, 9)		2-0 1B 1B		2-0 G4-3		1-2 F7		0-2 CS 1B	1-0 FC4 1B		5 1 3 1 0 0 1															
Jeff Cirillo, R OBP: 0.368, SLG: 0.428 (1, 5)		0-1 1B			0-3 K	2-1 HR		2-2 P2	1-2 P3		5 1 2 3 0 1 3															
Mark Loretta, R OBP: 0.342, SLG: 0.394 (1, 3)		2-2 G5-4-3 1-2f			0-0 1B FC1 1B		0-0 L8	2-1 G6-3	2-2 FC4 WP S 1B		5 1 1 0 0 0 3															
Mike Matheny, R OBP: 0.290, SLG: 0.339 Jesse Levis, L OBP: 0.356, SLG: 0.339 (1, 2) (9, PH) (9, 2)		1-2 G4-3			0-0 FC1 1B	4-1 BB			0-0 F8	3-2 1B	2 0 1 0 1 0 0 2 0 1 1 0 0 0															
Gerald Williams, R OBP: 0.282, SLG: 0.374 (1, 8)			0-0 G1-3		0-2 FC1	1-3 K			0-0 F8	2-0 F7	5 0 0 0 0 1 4															
Inning Stats	R: 0 E: 1 K: 1 S: 9	H: 0 LOB: 1 BB: 0 P: 16	R: 1 E: 0 K: 0 S: 9	H: 2 LOB: 0 BB: 0 P: 14	R: 0 E: 0 K: 1 S: 6	H: 0 LOB: 0 BB: 0 P: 7	R: 0 E: 0 K: 1 S: 7	H: 0 LOB: 0 BB: 0 P: 13	R: 4 E: 0 K: 1 S: 19	H: 4 LOB: 1 BB: 1 P: 28	R: 0 E: 1 K: 0 S: 10	H: 0 LOB: 1 BB: 0 P: 13	R: 0 E: 0 K: 0 S: 10	H: 1 LOB: 0 BB: 0 P: 13	R: 0 E: 0 K: 1 S: 7	H: 1 LOB: 1 BB: 0 P: 10	R: 3 E: 0 K: 0 S: 14	H: 4 LOB: 1 BB: 0 P: 26	1B: 10 2B: 2 3B: 0 HR: 2	SF: 0 SAC: 0 DP: 1 HBP: 0	WP: 1 PB: 0 SB: 3 CS: 1	PA: 45				
PITCHER	IP WLS BF H R ER SO BB IBB HBP BLK WP HR S P ERA WHIP											PITCHER	IP WLS BF H R ER SO BB IBB HBP BLK WP HR S P ERA WHIP													
Jaime Navarro, R ERA: 5.94 (1, 1)	5.1	24	8	5	5	4	0	0	0	0	0	0	0	0	8.44	1.500										
Keith Foulke, R ERA: 6.64 (6, 1)	3.1	12	1	0	0	1	1	0	0	0	0	0	0	0	0.00	0.600										
Chuck McElroy, L ERA: 4.08 (9, 1)	0.1	2	1	0	0	1	0	0	0	0	0	0	0	0	0.00	3.000										
Matt Karchner, R ERA: 2.66 (10, 1)	1.0	L	7	4	3	3	0	0	0	0	0	1	0	14	27.00	4.000										

Milwaukee Brewers @ Chicago White Sox
Comiskey Park, Chicago, IL
Mon Sep 08 1997, 8:05 PM EDT
Att. 18,552 - Unknown - 70 F

livebaseballscorecards.com

AB 44
R 8
H 14
RBI 7
BB 1
SO 6
LOB 18



Batter	1	2	3	4	5	6	7	8	9	10	AB	R	H	RBI	BB	SO	LOB
Norberto Martin, R OBP: 0.311, SLG: 0.356 (1, 4)		G1-3									5	0	1	0	0	3	3
25 Jeff Abbott, R OBP: 0.261, SLG: 0.261 (1, 7)		F9				G4-3					5	1	1	0	0	1	4
Frank Thomas, R OBP: 0.461, SLG: 0.639 (1, 3)											3	2	2	3	2	0	0
Albert Belle, R OBP: 0.328, SLG: 0.481 (1, 10)											3	0	1	0	2	0	1
Magglio Ordonez, R OBP: 0.333, SLG: 0.792 (1, 9)					G6-3						5	1	0	0	0	0	5
Robin Ventura, L OBP: 0.416, SLG: 0.473 (1, 5)											3	1	0	0	2	1	2
Mike Cameron, R OBP: 0.340, SLG: 0.431 (1, 8)											4	0	1	1	1	1	2
Robert Machado, R OBP: 0.250, SLG: 0.250 (1, 2)											2	0	0	0	0	0	0
Dave Martinez, L OBP: 0.354, SLG: 0.414 (7, PH)											0	0	0	0	0	0	0
Lyle Mouton, R OBP: 0.312, SLG: 0.377 (7, PH)											1	0	0	0	0	1	2
Ron Karkovice, R OBP: 0.248, SLG: 0.316 (8, 2)											0	0	0	0	0	0	0
Jorge Fabregas, L OBP: 0.280, SLG: 0.353 (10, PH)											1	0	0	0	0	0	0
Chad Fonville, S OBP: 0.250, SLG: 0.167 (1, 6)											4	0	1	1	0	0	0

Inning Stats	R: 2	H: 2	E: 0	K: 2	S: 14	H: 2	LOB: 2	BB: 1	P: 24	R: 0	H: 0	E: 1	K: 0	S: 7	H: 0	LOB: 1	BB: 0	P: 8	R: 1	H: 1	E: 0	K: 0	S: 10	H: 1	LOB: 0	BB: 0	P: 13	R: 0	H: 0	E: 0	K: 1	S: 7	H: 0	LOB: 0	BB: 0	P: 11	R: 0	H: 1	E: 0	K: 1	S: 8	H: 1	LOB: 2	BB: 1	P: 17	R: 1	H: 1	E: 0	K: 1	S: 15	H: 1	LOB: 2	BB: 2	P: 26	R: 1	H: 1	E: 1	K: 1	S: 13	H: 1	LOB: 2	BB: 2	P: 29	R: 0	H: 1	E: 0	K: 1	S: 7	H: 1	LOB: 0	BB: 0	P: 12	R: 0	H: 0	E: 0	K: 0	S: 3	H: 0	LOB: 0	BB: 1	P: 8	R: 0	H: 0	E: 0	K: 0	S: 7	H: 0	LOB: 0	BB: 0	P: 10	1B: 5	SF: 0	2B: 0	3B: 0	HR: 2	WP: 0	PA: 44
--------------	------	------	------	------	-------	------	--------	-------	-------	------	------	------	------	------	------	--------	-------	------	------	------	------	------	-------	------	--------	-------	-------	------	------	------	------	------	------	--------	-------	-------	------	------	------	------	------	------	--------	-------	-------	------	------	------	------	-------	------	--------	-------	-------	------	------	------	------	-------	------	--------	-------	-------	------	------	------	------	------	------	--------	-------	-------	------	------	------	------	------	------	--------	-------	------	------	------	------	------	------	------	--------	-------	-------	-------	-------	-------	-------	-------	-------	--------

PITCHER	IP	WLS	BF	H	R	ER	SO	BB	IBB	HBP	BLK	WP	HR	S	P	ERA	WHIP
Scott Karl, L ERA: 4.34 (1, 1)	5.0		25	4	4	4	4	4	0	0	0	0	2	52	87	7.20	1.600
Mike Fetters, R ERA: 3.28 (6, 1)	1.2		9	2	1	1	1	1	1	0	0	0	0	18	34	5.40	1.800
Mark Davis, L ERA: 7.0 (7, 1)	0.1		1	0	0	0	1	0	0	0	0	0	0	4	7	0.00	0.000
Bob Wickman, R ERA: 3.16 (8, 1)	2.0	W	6	1	0	0	1	1	0	0	0	0	0	10	20	0.00	1.000
Doug Jones, R ERA: 1.91 (10, 1)	1.0	S	3	0	0	0	0	0	0	0	0	0	0	7	10	0.00	0.000

Milwaukee Brewers @ Chicago White Sox
 Comiskey Park, Chicago, IL
 Mon Sep 08 1997, 8:05 PM EDT
 Att. 18,552 - Unknown - 70 F

AB 36
 R 5
 H 7
 RBI 5
 BB 7
 SO 7
 LOB 19

Batter	1	2	3	4	5	6	7	8	9	AB R H RBI BB SO LOB	TOP									
Fernando Vina, L (1, 4) OBP: 0.323, SLG: 0.369	1-3 K		0-1 P6		2-1 F8			0-1 P4		4 0 0 0 0 1 0										
Mark Loretta, R (1, 6) OBP: 0.344, SLG: 0.394	4-1 BB		1-2 BB 1B			2-2 P4		1-3 K		3 0 1 0 1 1 0										
Dave Nilsson, L (1, 10) OBP: 0.360, SLG: 0.472	1-2 L7		4-0 BB			0-1 G4-3		0-2 BB 1B		3 0 1 0 1 0 1										
Julio Franco, R (1, 3) OBP: 0.370, SLG: 0.375	2-2 K		1-0 F9			2-2 G5-3		1-0 G4-3		4 0 0 0 0 1 4										
Jeff Cirillo, R (1, 5) OBP: 0.369, SLG: 0.429		3-1 G6-3		2-3 K			1-0 1B G5-3 2B		4-1 G4-6-3 BB	3 1 1 0 1 1 0										
Jack Voigt, R (1, 9) OBP: 0.314, SLG: 0.496		1-3 K		1-2 P2			3-3 K		0-1 G4-6-3	3 0 0 0 0 2 1										
Jeff Huson, L (9, PH) OBP: 0.248, SLG: 0.234									1-2	1 0 0 0 0 0 1										
Darrin Jackson, R (1, 8) OBP: 0.283, SLG: 0.374		3-1 BB 2B		0-1 G6-3			2-0 G5-3 1B		0-1 F9	4 0 2 0 0 0 0										
18 Todd Dunn, R (1, 7) OBP: 0.243, SLG: 0.333		1-0 F8			1-0 F7		0-0 G5-3			2 0 0 0 0 0 1										
Jeremy Burnitz, L (7, PH) OBP: 0.376, SLG: 0.545							1-2 3-H G5-3			1 0 0 1 0 0 1										
Mike Matheny, R (1, 2) OBP: 0.288, SLG: 0.337			2-3 K		1-1 P2		3-2 F8			2 0 0 0 0 1 0										
Brian Banks, S (7, PH) OBP: 0.220, SLG: 0.268										1 0 0 0 0 0 1										
Kelly Stinnett, R (7, 2) OBP: 0.313, SLG: 0.333										0 0 0 0 0 0 0										
Inning Stats	R: 0 E: 0 K: 2 S: 11	H: 0 LOB: 1 BB: 1 P: 19	R: 0 E: 0 K: 1 S: 8	H: 1 LOB: 1 BB: 0 P: 16	R: 0 E: 0 K: 1 S: 12	H: 1 LOB: 2 BB: 1 P: 20	R: 0 E: 0 K: 1 S: 9	H: 0 LOB: 0 BB: 0 P: 12	R: 0 E: 0 K: 0 S: 5	H: 0 LOB: 0 BB: 0 P: 9	R: 1 E: 0 K: 1 S: 10	H: 2 LOB: 1 BB: 0 P: 19	R: 0 E: 0 K: 1 S: 9	H: 1 LOB: 1 BB: 0 P: 11	R: 0 E: 0 K: 0 S: 5	H: 0 LOB: 0 BB: 1 P: 9	1B: 3 2B: 2 3B: 0 HR: 0	SF: 0 SAC: 0 DP: 1 HBP: 0	WP: 0 PB: 0 SB: 0 CS: 0	PA: 34
PITCHER	IP WLS BF H R ER SO BB IBB HBP BLK WP HR S P ERA WHIP																			
Scott Eyre, L (1, 1) ERA: 4.25	6.1 W 25 4 1 1 6 2 0 0 0 0 0 0 59 100 1.42 0.947																			
Nelson Cruz, R (7, 1) ERA: 8.05	0.2 2 0 0 0 0 0 0 0 0 0 0 0 5 8 0.00 0.000																			
Mike Sirota, L (8, 1) ERA: 1.54	1.0 4 1 0 0 1 0 0 0 0 0 0 0 9 11 0.00 1.000																			
Jeff Darwin, R (9, 1) ERA: 1.17	0.0 1 0 0 0 0 1 0 0 0 0 0 0 1 5 ∞ ∞																			
Tony Castillo, L (9, 1) ERA: 4.91	1.0 S 2 0 0 0 0 0 0 0 0 0 0 0 4 4 0.00 0.000																			

Milwaukee Brewers @ Chicago White Sox
Comiskey Park, Chicago, IL
Tue Sep 09 1997, 8:05 PM EDT
Att. 16,515 - Unknown - 68 F

AB	31
R	1
H	5
RBI	1
BB	3
SO	7
LOB	10



Batter	1	2	3	4	5	6	7	8	9
Ray Durham, S OBP: 0.330, SLG: 0.365 (1, 4)	0-3 K	0-0 G6-3			0-3 K			1-0 G4-6-3 1B	
Dave Martinez, L OBP: 0.354, SLG: 0.419 (1, 9)	1-1 HR	2-1 G6-3			2-2 G3-1			1-3 K	
Frank Thomas, R OBP: 0.460, SLG: 0.635 (1, 10)	4-2 BB	1-2 F9			3-2 F8			1-2 G4-6-3 1-2f	
Albert Belle, R OBP: 0.328, SLG: 0.481 (1, 7)	2-3 K				0-0 F8				
Robin Ventura, L OBP: 0.409, SLG: 0.463 (1, 5)	0-1 L8				1-2 G4-6-3 1-2f			3-1 G3	
Mike Cameron, R OBP: 0.340, SLG: 0.439 (1, 8)		1-0 HR			0-2 P4			1-3 K	
Jorge Fabregas, L OBP: 0.281, SLG: 0.352 (1, 2)		1-2 34 1B 2B			0-1 G6-3			2-2 L8	
34 Mario Valdez, L OBP: 0.339, SLG: 0.290 (1, 3)		1-1 2B G6-3 1B			0-3 K			1-2 G4-3	
Ozzie Guillen, L OBP: 0.278, SLG: 0.327 (1, 6)		0-0 G6-3 1-3 2-H 2B			1-1 F7			0-0 F8	

Inning Stats	R: 1 E: 0 K: 2 S: 12	H: 1 LOB: 1 BB: 1 P: 19	R: 3 E: 0 K: 0 S: 13	H: 4 LOB: 1 BB: 0 P: 19	R: 0 E: 0 K: 0 S: 7	H: 1 LOB: 0 BB: 0 P: 10	R: 0 E: 0 K: 1 S: 7	H: 0 LOB: 0 BB: 0 P: 8	R: 0 E: 0 K: 1 S: 12	H: 0 LOB: 0 BB: 0 P: 17	R: 0 E: 0 K: 1 S: 7	H: 0 LOB: 0 BB: 0 P: 11	R: 0 E: 0 K: 0 S: 8	H: 0 LOB: 0 BB: 0 P: 11	R: 0 E: 0 K: 1 S: 7	H: 1 LOB: 0 BB: 0 P: 10
--------------	-------------------------------	----------------------------------	-------------------------------	----------------------------------	------------------------------	----------------------------------	------------------------------	---------------------------------	-------------------------------	----------------------------------	------------------------------	----------------------------------	------------------------------	----------------------------------	------------------------------	----------------------------------

PITCHER															PITCHER																		
IP	WLS	BF	H	R	ER	SO	BB	IBB	HBP	BLK	WP	HR	S	P	ERA	WHIP	IP	WLS	BF	H	R	ER	SO	BB	IBB	HBP	BLK	WP	HR	S	P	ERA	WHIP
Jose Mercedes, R (1, 1)	7.0	L	27	6	4	4	5	1	0	0	0	2	66	95	5.14	1.000																	
Mark Davis, L (8, 1)	0.1		2	1	0	0	1	0	0	0	0	0	4	6	0.00	3.000																	
Al Reyes, R (8, 1)	0.2		1	0	0	0	0	0	0	0	0	0	3	4	0.00	0.000																	

BOTTOM

AB	R	H	RBI	BB	SO	LOB
4	0	1	1	0	2	1
4	1	1	1	0	1	2
3	0	0	0	1	0	2
3	0	1	0	0	1	1
3	0	0	0	0	0	2
3	1	1	1	0	1	0
3	1	1	0	0	0	0
3	1	1	0	0	1	0
3	0	1	1	0	0	0

AB	29
R	4
H	7
RBI	4
BB	1
SO	6
LOB	8



WP: 0	PA: 30
PB: 0	SB: 0
CS: 0	

Milwaukee Brewers @ Chicago White Sox
 Comiskey Park, Chicago, IL
 Tue Sep 09 1997, 8:05 PM EDT
 Att: 16,515 - Unknown - 68 F

Batter	1	2	3	4	5	6	7	8	9
Ray Durham, S OBP: 0.328, SLG: 0.363 (1, 4)	0-0 G4-3		0-1 L7			3-2 G4-3		2-0 G6-3	
Dave Martinez, L OBP: 0.352, SLG: 0.416 (1, 9) (9, 3)	1-3 K			0-0 P6		1-1 F8			
Frank Thomas, R OBP: 0.461, SLG: 0.636 (1, 10)	3-1 G5-3			3-2 G6-4-3 1B		2-2 2B SF9 1B			
Albert Belle, R OBP: 0.330, SLG: 0.489 (1, 7)		1-0 HR		0-0 G6-4-3 1-2f		2-1 SF9 2B			
Robin Ventura, L OBP: 0.407, SLG: 0.482 (1, 5)		3-2 G3			0-2 HR	0-1 P5			
Mike Cameron, R OBP: 0.340, SLG: 0.440 (1, 8)		0-1 G6-4-3 1B			0-1 F8	1-1 SF9			
Jorge Fabregas, L OBP: 0.278, SLG: 0.349 (1, 2)		0-1 SAFE SAFE G6-4-3 1-2f			0-0 F8	0-1 G4-3			
34 Mario Valdez, L OBP: 0.333, SLG: 0.284 Magglio Ordonez, R OBP: 0.360, SLG: 0.840 (8, PH) (9, 9)			2-1 P6		3-3 K		0-0 SH5-4 CS 2B		
Ozzie Guillen, L OBP: 0.277, SLG: 0.326 (1, 6)			1-0 F8			0-3 K	0-1 SH5-4		

AB	R	H	RBI	BB	SO	LOB
4	0	0	0	0	0	1
3	0	0	0	0	1	0
3	1	2	0	0	0	0
3	1	2	1	0	0	1
3	1	1	1	0	0	2
2	0	1	1	0	0	0
3	0	0	0	0	0	2
2	0	0	0	0	1	0
1	0	1	0	0	0	0
2	0	0	0	0	1	0

AB	R	H	RBI	BB	SO	LOB
26	3	7	3	0	3	6

Inning Stats	R: 0	H: 0	E: 0	K: 1	S: 7	R: 1	H: 2	E: 0	K: 0	S: 8	R: 0	H: 0	E: 0	K: 0	S: 5	R: 0	H: 1	E: 0	K: 0	S: 5	R: 1	H: 1	E: 0	K: 1	S: 9	R: 0	H: 0	E: 0	K: 1	S: 8	R: 1	H: 2	E: 0	K: 0	S: 12	R: 0	H: 1	E: 0	K: 0	S: 5
	0	0	0	1	11	0	0	0	0	8	0	0	0	0	8	0	0	0	0	0	8	0	0	0	0	12	0	0	0	0	12	0	0	0	0	17	0	1	0	6

PITCHER	IP	WLS	BF	H	R	ER	SO	BB	IBB	HBP	BLK	WP	HR	S	P	ERA	WHIP
21 Cal Eldred, R ERA: 4.98 (1, 1)	6.0	L	22	6	3	3	3	0	0	0	0	0	2	48	73	4.50	1.000
Joel Adamson, L ERA: 3.28 (7, 1)	2.0		6	1	0	0	0	0	0	0	0	0	0	11	13	0.00	0.500

PITCHER	IP	WLS	BF	H	R	ER	SO	BB	IBB	HBP	BLK	WP	HR	S	P	ERA	WHIP

Milwaukee Brewers @ Chicago White Sox
Comiskey Park, Chicago, IL
 Wed Sep 10 1997, 8:05 PM EDT
 Att: 16,616 - Unknown - 66 F



Batter	1	2	3	4	5	6	7	8	9	AB R H RBI BB SO LOB	TOP																	
Bip Roberts, S (1, 4) OBP: 0.345, SLG: 0.373	G4-3		G4-3		B1		L7		K	5 0 0 0 0 1 3																		
Omar Vizquel, S (1, 6) OBP: 0.341, SLG: 0.366	P4			G4-3 1B	G4-3			L9		4 1 1 0 0 0 1																		
Manny Ramirez, R (1, 9) OBP: 0.420, SLG: 0.546	G6-3			G4-3 1B	L9			K		4 1 1 0 0 1 1																		
Jim Thome, L (1, 3) OBP: 0.429, SLG: 0.602		L8		K		G4-3		HR		4 1 1 1 0 1 2																		
David Justice, L (1, 10) OBP: 0.429, SLG: 0.615		K		G4-3		G5-3		K		4 0 0 0 0 2 2																		
Matt Williams, R (1, 5) OBP: 0.302, SLG: 0.486		K		1B		L7		P5		3 0 0 0 1 1 0																		
Brian Giles, L (1, 7) OBP: 0.372, SLG: 0.476			HR	FC4-6 1B		P2		1B		4 1 3 3 0 0 0																		
Pat Borders, R (1, 2) OBP: 0.360, SLG: 0.469			G6-3	FC4-6				1B		3 1 1 1 0 0 2																		
Jeff Branson, L (9, PH) OBP: 0.262, SLG: 0.304				1-2f			HR	1B		1 0 1 0 0 0 0																		
Marquis Grissom, R (1, 8) OBP: 0.325, SLG: 0.404			G5-3		G4-3 2B		K	K		4 0 1 0 0 2 2																		
Inning Stats	R: 0 E: 0 K: 0 S: 16	H: 0 LOB: 0 BB: 0 P: 20	R: 0 E: 0 K: 2 S: 10	H: 0 LOB: 0 BB: 0 P: 13	R: 1 E: 0 K: 0 S: 7	H: 1 LOB: 0 BB: 0 P: 10	R: 2 E: 0 K: 1 S: 20	H: 3 LOB: 2 BB: 1 P: 34	R: 0 E: 0 K: 0 S: 9	H: 1 LOB: 1 BB: 0 P: 14	R: 0 E: 0 K: 0 S: 3	H: 0 LOB: 0 BB: 0 P: 6	R: 1 E: 0 K: 1 S: 8	H: 1 LOB: 0 BB: 0 P: 15	R: 1 E: 0 K: 2 S: 12	H: 1 LOB: 0 BB: 0 P: 15	R: 0 E: 0 K: 2 S: 17	H: 2 LOB: 2 BB: 0 P: 26	1B: 5 2B: 1 3B: 0 HR: 3	SF: 0 SAC: 0 DP: 0 HBP: 0	WP: 0 PB: 0 SB: 0 CS: 0	PA: 37						
PITCHER	IP WLS BF H R ER SO BB IBB HBP BLK WP HR S P ERA WHIP																											
James Baldwin, R (1, 1) ERA: 5.17	6.1		26	6	4	4	3	1	0	0	0	0	0	2	68	102	5.68	1.105										
Keith Foulke, R (7, 1) ERA: 6.58	2.0	W	9	3	1	1	3	0	0	0	0	0	1	27	42	4.50	1.500											
Matt Karchner, R (9, 1) ERA: 2.63	0.2	S	2	0	0	0	2	0	0	0	0	0	0	7	9	0.00	0.000											

Cleveland Indians @ Chicago White Sox
Comiskey Park, Chicago, IL
 Thu Sep 11 1997, 8:05 PM EDT
 Att. 22,620 - Unknown - 64 F

AB	36
R	5
H	9
RBI	5
BB	1
SO	8
LOB	13



Batter	1	2	3	4	5	6	7	8	9
Ray Durham, S OBP: 0.327, SLG: 0.360 (1, 4)	0-2 G5-3		2-0 F9	4-2 G6-3 BB		1-1 G4-3		0-2 G6-3	
Dave Martinez, L OBP: 0.352, SLG: 0.415 (1, 3)	1-0 G3-1		1-0 1B FC6-4 1B	0-1 G6-3 1-2f			1-0 G4-3	4-1 CS BB	
Frank Thomas, R OBP: 0.462, SLG: 0.634 (1, 10)	4-1 BB BB		1-1 FC6-4 1B 1-3		1-1 L8		4-1 2B 1B BB	3-0 F7 1-2	
Albert Belle, R OBP: 0.331, SLG: 0.490 (1, 7)	4-1 1-2 BB		1-0 FC6-4 1B 1-2f 3-H		2-3 K		1-0 1B 2B		
Robin Ventura, L OBP: 0.409, SLG: 0.482 (1, 5)	0-0 G1-3		0-0 1B		0-0 L8		0-0 WP 1B		
Mike Cameron, R OBP: 0.339, SLG: 0.436 (1, 8)		1-3 K	3-1 L9			2-0 G5-3	4-0 1B 1-2 IBB		
Jorge Fabregas, L OBP: 0.281, SLG: 0.354 (1, 2)		1-0 F7		1-1 E 2B		1-0 G6-3	1-1 1-3 2-H 1B		
Magglio Ordonez, R OBP: 0.379, SLG: 0.821 (1, 9)		2-3 K		4-0 FC6-4 BB		2-2 2B 2B	0-0 L6		
Ozzie Guillen, L OBP: 0.279, SLG: 0.332 (1, 6)			2-2 F9 1B 2B	1-2 FC6-4 1-2f 2-H		0-0 2B	1-3 K		

Inning Stats	R: 0	H: 0	E: 0	K: 0	S: 7	R: 0	H: 0	E: 0	K: 2	S: 7	R: 2	H: 4	E: 0	K: 0	S: 12	R: 1	H: 1	E: 1	K: 0	S: 10	R: 0	H: 0	E: 0	K: 1	S: 6	R: 1	H: 2	E: 0	K: 0	S: 8	R: 3	H: 3	E: 0	K: 1	S: 10	R: 0	H: 0	E: 0	K: 0	S: 5				
	LOB: 2	BB: 2	LOB: 0	BB: 0	P: 16	LOB: 0	BB: 0	LOB: 0	BB: 0	P: 11	LOB: 2	BB: 0	LOB: 2	BB: 0	P: 22	LOB: 1	BB: 2	LOB: 1	BB: 2	P: 20	LOB: 0	BB: 0	LOB: 0	BB: 0	P: 9	LOB: 1	BB: 0	LOB: 2	BB: 0	P: 14	LOB: 2	BB: 2	LOB: 0	BB: 1	P: 12	LOB: 0	BB: 1	P: 12						

PITCHER	IP	WLS	BF	H	R	ER	SO	BB	IBB	HBP	BLK	WP	HR	S	P	ERA	WHIP
Charles Nagy, R ERA: 4.1 (1, 1)	6.1	L	31	8	6	5	3	5	0	0	0	0	0	53	101	7.11	2.053
Alvin Morman, L ERA: 5.14 (7, 1)	0.0		3	2	1	1	0	0	1	0	0	1	0	3	8	∞	∞
Eric Plunk, R ERA: 4.88 (7, 1)	1.2		5	0	0	0	1	1	0	0	0	0	0	9	17	0.00	0.600

AB R H RBI BB SO LOB

4 0 0 0 1 0 2

4 1 1 1 1 0 2

3 1 1 0 2 0 1

3 1 1 1 1 1 1

4 1 2 2 0 0 2

3 0 0 0 1 1 2

4 1 2 1 0 0 0

3 1 1 0 1 1 2

4 1 2 1 0 1 3

AB 32

R 7

H 10

RBI 6

BB 7

SO 4

LOB 15

WP: 1

PA: 39

1B: 5

2B: 5

3B: 0

HR: 0

SF: 0

SAC: 0

DP: 1

HBP: 0

PB: 0

SB: 0

CS: 1

WP: 1

PA: 39

ERA

WHIP


livebaseballscorecards.com

Cleveland Indians @ Chicago White Sox

Comiskey Park, Chicago, IL

Thu Sep 11 1997, 8:05 PM EDT

Att: 22,620 - Unknown - 64 F



Batter	1	2	3	4	5	6	7	8	9	AB R H RBI BB SO LOB	TOP											
Bip Roberts, S (1, 4) OBP: 0.346, SLG: 0.374	1-2 F7		1-2 L7		H 1-0 WP S HR HBP	0-1 1B 2B		1-1 L7		4 2 1 0 0 0 0												
Omar Vizquel, S (1, 6) OBP: 0.343, SLG: 0.366	4-2 G4-6-3 BB		0-2 G4-3		1 SAFE 4-2 WP HR BB	2-1 1B 1B		2-2 F7		3 1 1 1 2 0 0 0 0 0 0 0 0 0												
Jeff Branson, L (9, 6) OBP: 0.262, SLG: 0.304					1-2 HR BB	2-H 1B																
Manny Ramirez, R (1, 9) OBP: 0.420, SLG: 0.551	2-0 G4-6-3				1-2 P4	2-2 HR		0-0 F9		5 1 2 3 0 0 1 0 0 0 0 0 0 0												
Bruce Aven, R (9, 7) OBP: 0.286, SLG: 0.167	1-2f				1-2 1-H 2-H	1B																
Jim Thome, L (1, 3) OBP: 0.430, SLG: 0.609		1-1 HR			3-2 G5-3 1B	3-2 BB 1B SF8		2-3 K		5 2 3 1 0 2 2												
David Justice, L (1, 10) OBP: 0.429, SLG: 0.614		2-3 K			1-0 G5-3 1B	2-1 BB 1B		3-3 K		4 0 2 0 0 2 2 1 1 1 0 0 0 0												
Sean Casey, L (9, PH) OBP: 1.000, SLG: 1.000					1-2 1B	1-2 1B			1-2 3B 1B													
Matt Williams, R (1, 5) OBP: 0.304, SLG: 0.495		0-1 HR			0-1 G5-3	4-1 BB		1-1 F8		4 2 2 2 1 0 2 0 0 0 0 0 0 0												
Jeff Manto, R (9, 5) OBP: 0.250, SLG: 0.417					1-2 2-3	1-2 2-3 BB			1-2 1-H SF7 3B													
Brian Giles, L (1, 7) OBP: 0.370, SLG: 0.473		1-0 F7			4-0 IBB	1-1 SF8		1-3 K		2 0 0 2 1 1 0												
Pat Borders, R (1, 2) OBP: 0.361, SLG: 0.474		2-2 L8			3-1 G4-3	2-1 L8		0-0 2B		5 0 2 0 0 0 5												
Marquis Grissom, R (1, 8) OBP: 0.323, SLG: 0.400			1-1 G5-3		2-1 L1	2-0 G5-3		1-0 L9		5 0 0 0 0 0 2												
									1-2f FC4-6 1B													
Inning Stats	R: 0 E: 0 K: 0 S: 6	H: 0 LOB: 0 BB: 1 P: 13	R: 2 E: 0 K: 1 S: 13	H: 2 LOB: 0 BB: 0 P: 19	R: 0 E: 0 K: 0 S: 8	H: 0 LOB: 0 BB: 0 P: 10	R: 0 E: 0 K: 0 S: 11	H: 2 LOB: 3 BB: 1 P: 23	R: 4 E: 0 K: 0 S: 18	H: 3 LOB: 2 BB: 2 P: 38	R: 1 E: 0 K: 2 S: 13	H: 3 LOB: 2 BB: 0 P: 25	R: 0 E: 0 K: 1 S: 7	H: 1 LOB: 1 BB: 0 P: 10	R: 0 E: 0 K: 0 S: 7	H: 0 LOB: 0 BB: 0 P: 10	R: 2 E: 0 K: 1 S: 18	H: 3 LOB: 1 BB: 0 P: 24	1B: 8 2B: 2 3B: 1 HR: 3	SF: 2 SAC: 0 DP: 1 HBP: 1	WP: 1 PB: 0 SB: 1 CS: 0	PA: 45
PITCHER	IP WLS BF H R ER SO BB IBB HBP BLK WP HR S P ERA WHIP																					
Doug Drabek, R (1, 1) ERA: 5.94	4.1 L 23 7 6 6 1 2 1 0 0 0 1 3 51 91 12.46 2.077																					
Al Levine, R (5, 1) ERA: 6.85	1.2 9 3 1 1 2 1 0 0 0 0 0 0 18 37 5.40 2.400																					
Jeff Darwin, R (7, 1) ERA: 2.53	3.0 13 4 2 2 2 0 0 0 0 0 0 0 32 44 6.00 1.333																					

Cleveland Indians @ Chicago White Sox
Comiskey Park, Chicago, IL
 Fri Sep 12 1997, 8:05 PM EDT
 Att. 31,249 - Unknown - 70 F

AB	38
R	9
H	14
RBI	9
BB	4
SO	5
LOB	14



livebaseballscorecards.com

Batter	1	2	3	4	5	6	7	8	9	AB	R	H	RBI	BB	SO	LOB
--------	---	---	---	---	---	---	---	---	---	----	---	---	-----	----	----	-----

Ray Durham, S (1, 4) <small>OBP: 0.327, SLG: 0.362</small> Chad Fonville, S (8, 4) <small>OBP: 0.286, SLG: 0.167</small>	1-2 		1-0 		2-1 			4-1 		3	0	1	0	0	0	1
Dave Martinez, L (1, 3) <small>OBP: 0.354, SLG: 0.414</small> 34 Mario Valdez, L (7, 3) <small>OBP: 0.330, SLG: 0.281</small>	4-2 		4-1 			3-2 		3-2 		1	0	0	0	2	0	0
Frank Thomas, R (1, 10) <small>OBP: 0.461, SLG: 0.630</small>	0-0 		1-3 			1-3 		4-1 		3	0	0	0	1	2	3
Albert Belle, R (1, 7) <small>OBP: 0.329, SLG: 0.487</small> 25 Jeff Abbott, R (8, 7) <small>OBP: 0.250, SLG: 0.250</small>	2-2 			2-2 		1-0 		0-0 		3	0	0	0	0	0	1
Robin Ventura, L (1, 5) <small>OBP: 0.402, SLG: 0.472</small> Greg Norton, S (8, 5) <small>OBP: 0.300, SLG: 0.474</small>		3-2 		1-1 			3-2 		2-3 	3	0	0	0	0	0	0
Mike Cameron, R (1, 8) <small>OBP: 0.336, SLG: 0.431</small>		1-0 		1-3 			1-3 		1-3 	4	0	0	0	0	3	0
Jorge Fabregas, L (1, 2) <small>OBP: 0.284, SLG: 0.356</small>		0-0 			1-0 		3-2 		2-2 	4	0	2	0	0	0	0
Magglio Ordonez, R (1, 9) <small>OBP: 0.344, SLG: 0.742</small>			0-3 		3-2 		2-1 			3	0	0	0	0	1	2
Ozzie Guillen, L (1, 6) <small>OBP: 0.277, SLG: 0.330</small> Norberto Martin, R (9, 6) <small>OBP: 0.311, SLG: 0.356</small>			1-2 		0-0 			1-1 		3	0	0	0	0	0	1

Inning Stats	R: 0 E: 0 K: 13	H: 0 LOB: 1 BB: 1 P: 20	R: 0 E: 0 K: 5	H: 0 LOB: 0 BB: 0 P: 9	R: 0 E: 0 K: 2 S: 11	H: 1 LOB: 2 BB: 1 P: 18	R: 0 E: 0 K: 1 S: 9	H: 0 LOB: 0 BB: 0 P: 13	R: 0 E: 0 K: 0 S: 8	H: 1 LOB: 1 BB: 0 P: 14	R: 0 E: 0 K: 1 S: 7	H: 0 LOB: 0 BB: 0 P: 12	R: 0 E: 0 K: 1 S: 11	H: 1 LOB: 1 BB: 0 P: 20	R: 0 E: 0 K: 2 S: 8	H: 0 LOB: 2 BB: 2 P: 20	R: 0 E: 0 K: 2 S: 10	H: 0 LOB: 0 BB: 0 P: 15	1B: 2 2B: 1 3B: 0 HR: 0	SF: 0 SAC: 0 DP: 0 HBP: 0	WP: 0 PB: 0 SB: 0 CS: 0	PA: 34
---------------------	-----------------------	----------------------------------	----------------------	---------------------------------	-------------------------------	----------------------------------	------------------------------	----------------------------------	------------------------------	----------------------------------	------------------------------	----------------------------------	-------------------------------	----------------------------------	------------------------------	----------------------------------	-------------------------------	----------------------------------	----------------------------------	------------------------------------	----------------------------------	--------

PITCHER	IP	WLS	BF	H	R	ER	SO	BB	IBB	HBP	BLK	WP	HR	S	P	ERA	WHIP
Jaret Wright, R (1, 1) <small>ERA: 4.32</small>	7.0	W	26	3	0	0	5	2	0	0	0	0	0	64	106	0.00	0.714
Paul Shuey, R (8, 1) <small>ERA: 5.85</small>	2.0		8	0	0	0	2	2	0	0	0	0	0	18	35	0.00	1.000

BOTTOM

Cleveland Indians @ Chicago White Sox
 Comiskey Park, Chicago, IL
 Fri Sep 12 1997, 8:05 PM EDT
 Att: 31,249 - Unknown - 70 F

AB	30
R	0
H	3
RBI	0
BB	4
SO	7
LOB	11



WP: 0	PA: 34
ERA	WHIP

Batter	1	2	3	4	5	6	7	8	9	AB R H RBI BB SO LOB	TOP											
Bip Roberts, S (1, 7) OBP: 0.346, SLG: 0.375	1-1 G5-3 1B	0-1 G1-3			1-1 F8		2-2 F9	0-0 1B		5 1 2 1 0 0 1												
Omar Vizquel, S (1, 6) OBP: 0.344, SLG: 0.366	1-2 SAFE 1B		2-1 P6		1-1 CS 1B		2-2 G3-1	1-1 L9		5 1 2 0 0 0 2												
Manny Ramirez, R (1, 9) OBP: 0.421, SLG: 0.550	1-2 SAFE G5-3 1-2 2-H		1-0 1B		0-1 1B		4-0 1B BB	0-0 G3		4 1 2 1 1 0 3												
Matt Williams, R (1, 5) OBP: 0.307, SLG: 0.496	0-0 CS 1B		1-3 K		1-2 P3		0-0 1B 1B		3-1 F7 WP 1B	5 0 3 1 0 1 2												
David Justice, L (1, 10) OBP: 0.427, SLG: 0.609	3-3 K		0-2 L7			2-0 F8	2-1 1B		1-0 F7	5 0 1 1 0 1 3												
Sandy Alomar Jr., R (1, 2) OBP: 0.357, SLG: 0.541	1-2 SAFE CS 1-2	1-1 HR		1-2 1B		2-2 1B 2B	0-0 P3		0-0 G5-3	5 2 3 1 0 0 3												
Jim Thome, L (1, 3) OBP: 0.428, SLG: 0.604		0-0 L8		2-0 P5		1-2 WP 1B		2-2 E4 1B	2-1 F7	5 1 1 1 0 0 2												
Tony Fernandez, S (1, 4) OBP: 0.322, SLG: 0.419		0-0 1B		0-1 F9		1-3 K		0-2 F7		4 0 1 0 0 1 3												
Marquis Grissom, R (1, 8) OBP: 0.322, SLG: 0.398		1-3 K		1-2 F8		2-3 K		2-2 1B		4 0 1 0 0 2 3												
Inning Stats	R: 2 E: 0 K: 1 S: 19	H: 3 LOB: 0 BB: 0 P: 26	R: 1 E: 0 K: 1 S: 9	H: 2 LOB: 1 BB: 0 P: 11	R: 0 E: 0 K: 1 S: 9	H: 1 LOB: 1 BB: 0 P: 13	R: 0 E: 0 K: 0 S: 10	H: 1 LOB: 1 BB: 0 P: 14	R: 0 E: 0 K: 0 S: 10	H: 2 LOB: 1 BB: 0 P: 13	R: 1 E: 0 K: 2 S: 14	H: 2 LOB: 1 BB: 0 P: 22	R: 1 E: 0 K: 0 S: 11	H: 2 LOB: 2 BB: 1 P: 21	R: 1 E: 1 K: 0 S: 15	H: 2 LOB: 2 BB: 0 P: 20	R: 0 E: 0 K: 0 S: 6	H: 1 LOB: 1 BB: 0 P: 12	1B: 14 2B: 1 3B: 0 HR: 1	SF: 0 SAC: 0 DP: 0 HBP: 0	WP: 2 PB: 0 SB: 0 CS: 2	PA: 44
PITCHER	IP WLS BF H R ER SO BB IBB HBP BLK WP HR S P ERA WHIP																					
Mike Sirotko, L (1, 1) ERA: 2.65	5.1 W 25 11 4 3 3 0 0 0 0 0 1 65 90 5.06 2.062																					
Nelson Cruz, R (6, 1) ERA: 7.97	1.1 6 1 1 1 2 1 0 0 0 1 0 14 25 6.75 1.500																					
Chuck McElroy, L (7, 1) ERA: 4.0	0.1 3 1 1 0 0 0 0 0 0 0 0 6 10 0.00 3.000																					
Keith Foulke, R (8, 1) ERA: 6.47	1.0 5 2 0 0 0 0 0 0 0 0 0 12 15 0.00 2.000																					
Matt Karchner, R (9, 1) ERA: 2.58	1.0 S 4 1 0 0 0 0 0 0 0 0 1 0 6 12 0.00 1.000																					

Cleveland Indians @ Chicago White Sox
 Comiskey Park, Chicago, IL
 Sat Sep 13 1997, 4:33 AM EDT
 Att. 32,306 - Sunny - 76 F

AB	42
R	6
H	16
RBI	6
BB	1
SO	5
LOB	22



Batter	1	2	3	4	5	6	7	8	9
Ray Durham, S OBP: 0.330, SLG: 0.365 (1, 4)	4-0 1B BB	2-2 2B 3-H		0-3 K		1-1 G6-3 1B		1-0 SH3-4 1-2	
Dave Martinez, L OBP: 0.352, SLG: 0.412 (1, 3)	3-1 1B SF9	3-2 G3-1		3-3 K		1-0 G6-3 1-2		3-3 K	
Frank Thomas, R OBP: 0.459, SLG: 0.625 (1, 10)	1-1 G4-3 1B 3-H		2-2 G4-3	0-0 F9		1-0 G5-3		1-1 G5-3	
Albert Belle, R OBP: 0.330, SLG: 0.490 (1, 7)	0-1 SF9 3-H		2-1 1B 2B		0-0 G5-3	0-0 1B 2-H			
Robin Ventura, L OBP: 0.393, SLG: 0.459 (1, 5)	0-2 G4-3 1-2		2-1 L9		1-2 P6	2-2 P4			
Mike Cameron, R OBP: 0.338, SLG: 0.428 (1, 8)	3-1 G5-3		4-1 1B 3B BB		4-1 BB CI BB		2-1 F8		
Magglio Ordonez, R OBP: 0.343, SLG: 0.706 (1, 9)		2-3 K	0-0 3B 1B		0-1 CI BB		1-1 G4-3		
Robert Machado, R OBP: 0.375, SLG: 0.571 (1, 2)		0-3 K	2-1 3B		4-2 BB		1-2 P5		
Norberto Martin, R OBP: 0.315, SLG: 0.370 (1, 6)		2-1 2B 3B	0-3 K		0-3 K		0-1 SH3-4 1B		

AB R H RBI BB SO LOB

3	2	2	1	1	1	0
5	1	1	0	0	2	3
5	0	1	1	0	0	2
3	1	2	2	0	0	0
4	0	0	0	0	0	3
2	1	0	0	2	0	1
3	1	1	1	0	1	0
3	0	1	2	1	1	0
4	1	2	0	0	2	4

1B: 6	SF: 1	WP: 0	PA: 39
2B: 2	SAC: 1	PB: 0	
3B: 2	DP: 0	SB: 0	
HR: 0	HBP: 0	CS: 0	



Cleveland Indians @ Chicago White Sox
Comiskey Park, Chicago, IL
Sat Sep 13 1997, 4:33 AM EDT
Att. 32,306 - Sunny - 76 F

livebaseballscorecards.com

AB	32
R	7
H	10
RBI	7
BB	4
SO	7
LOB	13

Inning Stats	R	H	E	K	S	IP	WLS	BF	H	R	ER	SO	BB	IBB	HBP	BLK	WP	HR	S	P	ERA	WHIP
1	2	2	0	11	22	3.0	L	18	7	6	6	3	2	0	0	0	0	0	41	73	18.00	3.000
2	1	2	0	16	25	2.2		13	2	1	1	3	2	0	0	0	0	0	25	40	3.38	1.500
3	0	0	0	14	26	0.1		1	0	0	0	0	0	0	0	0	0	0	5	7	0.00	0.000
4	0	3	0	14	26	1.0		4	1	0	0	0	0	0	0	0	0	0	9	13	0.00	1.000
5	0	0	0	14	26	0.2		2	0	0	0	1	0	0	0	0	0	0	5	9	0.00	0.000

PITCHER	IP	WLS	BF	H	R	ER	SO	BB	IBB	HBP	BLK	WP	HR	S	P	ERA	WHIP
Orel Hershiser, R ERA: 4.65 (1, 1)	3.0	L	18	7	6	6	3	2	0	0	0	0	0	41	73	18.00	3.000
Eric Plunk, R ERA: 4.85 (8, 1)	0.1		1	0	0	0	0	0	0	0	0	0	0	5	7	0.00	0.000
Albie Lopez, R ERA: 6.53 (4, 1)	2.2		13	2	1	1	3	2	0	0	0	0	0	25	40	3.38	1.500
Alvin Morman, L ERA: 5.02 (6, 1)	0.1		1	0	0	0	0	0	0	0	0	0	0	5	7	0.00	0.000
Michael Jackson, R ERA: 3.21 (7, 1)	1.0		4	1	0	0	0	0	0	0	0	0	0	9	13	0.00	1.000
Paul Assenmacher, L ERA: 2.91 (8, 1)	0.2		2	0	0	0	1	0	0	0	0	0	0	5	9	0.00	0.000

Batter	1	2	3	4	5	6	7	8	9	AB R H RBI BB SO LOB	TOP	
Bip Roberts, S (1, 4) OBP: 0.344, SLG: 0.372 Jeff Branson, L (6, 4) OBP: 0.262, SLG: 0.304 Jeff Manto, R (8, PH) OBP: 0.214, SLG: 0.357 Tony Fernandez, S (8, 4) OBP: 0.322, SLG: 0.419										3 0 0 0 0 1 2 0 0 0 0 0 0 0 2 0 0 0 0 2 3 0 0 0 0 0 0 0		
Brian Giles, L (1, 7) OBP: 0.367, SLG: 0.468 Richie Sexson, R (8, PH) OBP: 1.000, SLG: 1.000 Bruce Aven, R (8, PR) OBP: 0.375, SLG: 0.286										3 0 0 0 0 1 1 1 0 1 0 0 0 0 1 1 1 0 0 0 0		
Manny Ramirez, R (1, 9) OBP: 0.420, SLG: 0.547										5 1 1 0 0 1 1		
Jim Thome, L (1, 3) OBP: 0.430, SLG: 0.610										4 2 2 2 1 1 0		
David Justice, L (1, 10) OBP: 0.423, SLG: 0.603										4 0 0 1 0 0 1		
Matt Williams, R (1, 5) OBP: 0.308, SLG: 0.497										3 1 1 0 1 0 2		
Sandy Alomar Jr., R (1, 2) OBP: 0.358, SLG: 0.539										3 1 1 2 1 0 1		
Marquis Grissom, R (1, 8) OBP: 0.322, SLG: 0.397										4 1 1 1 0 1 3		
Omar Vizquel, S (1, 6) OBP: 0.348, SLG: 0.372										3 1 3 2 1 0 0		
Inning Stats	R: 0 H: 0 E: 0 LOB: 0 K: 2 BB: 0 S: 10 P: 18	R: 0 H: 1 E: 0 LOB: 1 K: 0 BB: 0 S: 12 P: 18	R: 0 H: 0 E: 0 LOB: 1 K: 2 BB: 1 S: 13 P: 23	R: 0 H: 0 E: 0 LOB: 0 K: 1 BB: 0 S: 6 P: 9	R: 0 H: 0 E: 0 LOB: 0 K: 0 BB: 0 S: 4 P: 7	R: 0 H: 1 E: 0 LOB: 0 K: 0 BB: 0 S: 9 P: 18	R: 0 H: 0 E: 1 LOB: 3 K: 0 BB: 2 S: 17 P: 31	R: 7 H: 7 E: 0 LOB: 2 K: 2 BB: 1 S: 27 P: 44	R: 1 H: 2 E: 0 LOB: 0 K: 0 BB: 0 S: 9 P: 15	1B: 8 SF: 1 2B: 3 SAC: 0 3B: 0 DP: 2 HR: 1 HBP: 0	WP: 0 PA: 41 PB: 0 SB: 0 CS: 0	
PITCHER	IP WLS BF H R ER SO BB IBB HBP BLK WP HR S P ERA WHIP Jaime Navarro, R (1, 1) ERA: 5.75 Chuck McElroy, L (7, 1) ERA: 4.0 Nelson Cruz, R (7, 1) ERA: 7.71 Tony Castillo, L (8, 1) ERA: 5.19 Jeff Darwin, R (8, 1) ERA: 3.38	IP WLS BF H R ER SO BB IBB HBP BLK WP HR S P ERA WHIP Tom Fordham, L (8, 1) ERA: 5.68 Keith Foulke, R (8, 1) ERA: 6.61 Matt Karchner, R (8, 1) ERA: 2.91 Al Levine, R (9, 1) ERA: 6.93										

Cleveland Indians @ Chicago White Sox
 Comiskey Park, Chicago, IL
 Sun Sep 14 1997, 4:33 AM EDT
 Att. 32,485 - Cloudy - 75 F

AB	36
R	8
H	11
RBI	8
BB	4
SO	7
LOB	14



BOTTOM

Cleveland Indians @ Chicago White Sox
Comiskey Park, Chicago, IL
Sun Sep 14 1997, 4:33 AM EDT
Att. 32,485 - Cloudy - 75 F

livebaseballscorecards.com

AB 36
R 3
H 11
RBI 3
BB 5
SO 5
LOB 17



WP: 0 PA: 42
PB: 0
SB: 2
CS: 0

AB R H RBI BB SO LOB

5 1 2 0 0 1 2

4 0 1 0 0 0 1

2 1 1 1 3 1 0

5 0 1 0 0 1 5

4 0 2 1 1 0 1

4 0 1 0 1 1 2

4 0 0 0 0 0 5

4 1 2 0 0 0 0

4 0 1 1 0 1 1

1B: 8 SF: 0
2B: 3 SAC: 1
3B: 0 DP: 1
HR: 0 HBP: 0

Batter	1	2	3	4	5	6	7	8	9
Ray Durham, S OBP: 0.330, SLG: 0.367 (1, 4) C F X	0-2 SH1-3 1B 2B	0-2 L7		2-2 1B		2-3 K		0-0 B1-3	
Dave Martinez, L OBP: 0.352, SLG: 0.410 (1, 3) X	0-0 SH1-3 2-3		1-1 F8	1-0 S 1B		1-1 F7		1-0 G4-3	
Frank Thomas, R OBP: 0.461, SLG: 0.625 (1, 10) B C C B X	3-2 1B		4-2 BB BB	4-2 BB		3-3 K		4-2 1B BB	
Albert Belle, R OBP: 0.329, SLG: 0.487 (1, 7) C X	0-1 L9		1-3 K	1-0 F8		1-2 F8		3-1 1B 1B	
Robin Ventura, L OBP: 0.399, SLG: 0.461 (1, 5) C F X	0-2 P3		4-2 BB BB		2-2 G4-3		0-0 2B 1B	2-2 G5-4-3 1B	
Mike Cameron, R OBP: 0.338, SLG: 0.429 (1, 8)		0-3 K	4-1 BB	1-2 2-3 BB	2-2 P3	1-0 2B	1-3 2B	0-1 G5-4-3	
Jorge Fabregas, L OBP: 0.280, SLG: 0.352 (1, 2)		1-0 L6	3-2 G6-3		0-2 F8		3-1 G3		
Magglio Ordonez, R OBP: 0.359, SLG: 0.684 (1, 9)		0-1 S 2B 1B		1-2 G5-3		2-2 1B		0-0 F6	
Ozzie Guillen, L OBP: 0.277, SLG: 0.331 (1, 6)		2-0 1-H 2B		0-1 F7		0-1 F8		0-3 K	

Inning Stats	R: 1	H: 2	E: 0	K: 0	S: 12	LOB: 1	BB: 0	P: 15	R: 1	H: 2	E: 0	K: 1	S: 10	LOB: 1	BB: 0	P: 13	R: 0	H: 0	E: 0	K: 1	S: 14	LOB: 3	BB: 3	P: 31	R: 0	H: 2	E: 0	K: 0	S: 16	LOB: 3	BB: 1	P: 25	R: 0	H: 0	E: 0	K: 0	S: 10	LOB: 0	BB: 0	P: 14	R: 0	H: 1	E: 0	K: 1	S: 10	LOB: 1	BB: 0	P: 15	R: 0	H: 2	E: 0	K: 1	S: 10	LOB: 2	BB: 0	P: 18	R: 0	H: 0	E: 0	K: 1	S: 6	LOB: 0	BB: 0	P: 6	R: 1	H: 2	E: 0	K: 0	S: 10	LOB: 1	BB: 1	P: 20	1B: 8	SF: 0	2B: 3	SAC: 1	3B: 0	DP: 1	HR: 0	HBP: 0	WP: 0	PA: 42
--------------	------	------	------	------	-------	--------	-------	-------	------	------	------	------	-------	--------	-------	-------	------	------	------	------	-------	--------	-------	-------	------	------	------	------	-------	--------	-------	-------	------	------	------	------	-------	--------	-------	-------	------	------	------	------	-------	--------	-------	-------	------	------	------	------	-------	--------	-------	-------	------	------	------	------	------	--------	-------	------	------	------	------	------	-------	--------	-------	-------	-------	-------	-------	--------	-------	-------	-------	--------	-------	--------

PITCHER	IP	WLS	BF	H	R	ER	SO	BB	IBB	HBP	BLK	WP	HR	S	P	ERA	WHIP
Bartolo Colon, R ERA: 5.59 (1, 1)	6.0		29	7	2	2	3	4	0	0	0	0	0	72	113	3.00	1.833
Paul Shuey, R ERA: 5.71 (7, 1)	1.0	W	5	2	0	0	1	0	0	0	0	0	0	10	18	0.00	2.000
Michael Jackson, R ERA: 3.16 (8, 1)	1.0		3	0	0	0	1	0	0	0	0	0	0	6	6	0.00	0.000
Jose Mesa, R ERA: 2.62 (9, 1)	1.0		5	2	1	1	0	1	0	0	0	0	0	10	20	9.00	3.000

Batter	1	2	3	4	5	6	7	8	9	AB R H RBI BB SO LOB	TOP											
Ray Durham, S (1, 4) OBP: 0.329, SLG: 0.366	1-2 G4-3		0-1 F7		1-3 K	2-3 K		0-1 E		5 0 1 0 0 2 1												
Dave Martinez, L (1, 8) OBP: 0.352, SLG: 0.410	1-0 G3-1 2B		0-3 K		2-1 F7	2-0 F7		0-2 E4		5 1 2 0 0 1 0												
Frank Thomas, R (1, 10) OBP: 0.459, SLG: 0.620	3-1 G3-1		2-2 1B		0-1 F8		3-2 F9	1-3 K		5 0 1 0 0 1 3												
Albert Belle, R (1, 7) OBP: 0.330, SLG: 0.490	2-2 2-H 2B		0-0 L9			0-1 1B 2B	1-3 K		1-3 K	5 1 2 1 0 2 1												
Robin Ventura, L (1, 5) OBP: 0.399, SLG: 0.455	4-2 BB			2-2 F9		2-2 25 HR 1B	3-3 K		1-3 K	4 1 1 1 1 2 0												
25 Jeff Abbott, R (1, 9) OBP: 0.276, SLG: 0.379	3-1 L9			0-0 F8		1-1 HR		0-1 1B SF8 1B	1-3 K	5 2 2 2 0 1 2												
Jorge Fabregas, L (1, 2) OBP: 0.278, SLG: 0.348		0-2 P5		0-0 G3-1		1-2 L8		1-0 1B E 1B 1B		3 0 0 0 0 0 0												
Robert Machado, R (6, 2)								1-3 K		1 1 1 0 0 0 0												
34 Mario Valdez, L (1, 3) OBP: 0.336, SLG: 0.330		2-2 F8			0-0 HR	2-2 HR 2B		1-3 K		4 2 2 1 0 1 2												
Ozzie Guillen, L (1, 6) OBP: 0.278, SLG: 0.344		1-0 G4-3			0-0 WP 3B	3-1 HR		1-1 SF8		3 2 2 3 0 0 0												
Inning Stats	R: 1 E: 0 K: 0 S: 16	H: 2 LOB: 2 BB: 1 P: 30	R: 0 E: 0 K: 0 S: 7	H: 0 LOB: 0 BB: 0 P: 10	R: 0 E: 0 K: 1 S: 9	H: 1 LOB: 1 BB: 0 P: 11	R: 0 E: 0 K: 0 S: 5	H: 0 LOB: 0 BB: 0 P: 7	R: 2 E: 0 K: 1 S: 10	H: 2 LOB: 0 BB: 0 P: 13	R: 5 E: 0 K: 1 S: 19	H: 5 LOB: 0 BB: 0 P: 32	R: 0 E: 0 K: 2 S: 9	H: 0 LOB: 0 BB: 0 P: 16	R: 2 E: 1 K: 2 S: 18	H: 4 LOB: 2 BB: 0 P: 22	R: 0 E: 0 K: 3 S: 11	H: 0 LOB: 0 BB: 0 P: 14	1B: 7 2B: 3 3B: 1 HR: 3	SF: 1 SAC: 0 DP: 0 HBP: 0	WP: 1 PB: 0 SB: 0 CS: 0	PA: 42
PITCHER	IP WLS BF H R ER SO BB IBB HBP BLK WP HR S P ERA WHIP																					
21 Cal Eldred, R (1, 1) ERA: 5.17	5.1 W 26 9 7 7 2 1 0 0 0 0 1 2 60 90 11.81 1.875																					
Mark Davis, L (6, 1) ERA: 6.0	0.2 3 1 1 1 1 0 0 0 0 0 1 6 13 13.50 1.500																					
Mike Fetters, R (7, 1) ERA: 3.41	1.2 8 3 2 1 3 0 0 0 0 0 0 20 30 5.40 1.800																					
Doug Jones, R (8, 1) ERA: 1.86	1.1 S 5 1 0 0 4 0 0 0 0 0 0 0 18 22 0.00 0.750																					


Chicago White Sox @ Milwaukee Brewers
Milwaukee County Stadium, Milwaukee, WI

Mon Sep 15 1997, 8:05 PM EDT
Att. 11,013 - Unknown - 72 F

AB	40
R	10
H	14
RBI	8
BB	1
SO	10
LOB	9



livebaseballscorecards.com

Batter	1	2	3	4	5	6	7	8	9	AB R H RBI BB SO LOB	TOP											
Ray Durham, S OBP: 0.332, SLG: 0.373 (1, 4)	1-2 F9	1-2 HR		1-0 L6-4 1B		1-2 HBP		2-1 BB 1B	1-0 G4-6-3 1-2f	5 2 3 1 0 0 2												
Mike Cameron, R OBP: 0.342, SLG: 0.428 (1, 8) (9, 9)	4-2 1B BB	3-3 K		1-2 1B		0-2 F9		4-2 1B BB		3 0 1 0 2 1 1												
Frank Thomas, R OBP: 0.460, SLG: 0.619 (1, 10)	4-1 1B BB		4-2 FC4-6 BB 1B BB	3-1 L6-4			2-3 K	0-0 1B		3 1 1 2 2 1 2												
Albert Belle, R OBP: 0.330, SLG: 0.488 (1, 7)	0-0 1B		4-2 FC4-6 BB	1-3 K			2-1 F7	2-2 P4		4 0 1 0 1 1 3												
Magglio Ordonez, R OBP: 0.364, SLG: 0.651 Chad Fonville, S OBP: 0.286, SLG: 0.167 (1, 9) (9, PR) (9, 8)	1-0 F9		1-2 P6		1-1 G6-3		0-0 1B	1-0 G3-1 1B 1B		5 0 2 0 0 0 5 0 1 0 0 0 0 0												
Robin Ventura, L OBP: 0.389, SLG: 0.441 (1, 5)	3-1 P5		0-0 FC4-6 1B 1B		2-0 G3-1		0-2 G3	2-2 G3-1		5 1 0 0 0 0 7												
Norberto Martin, R OBP: 0.327, SLG: 0.383 (1, 6)		0-1 SH2-3 SF8 2B	1-2 1B 1B		1-2 G5-3			0-0 1B SH1-4 1B 1B	4-0 1B BB	4 3 3 1 1 0 0	AB 36 R 8 H 14 RBI 8 BB 6 SO 5 LOB 23											
Dave Martinez, L OBP: 0.354, SLG: 0.412 (1, 3)		0-0 SH2-3	0-1 1B			1-0 G3		1-1 SH1-4	1-2 1B 1B	3 0 2 2 0 0 0												
Ron Karkovics, R OBP: 0.243, SLG: 0.311 Jorge Fabregas, L OBP: 0.279, SLG: 0.349 (1, 2) (8, PH) (8, 2)		1-2 SF8	1-0 F8			1-3 K		2-3 K	2-2 G4-6-3 1B	2 0 0 1 0 1 2 2 0 1 1 0 1 1												
Inning Stats	R: 0 E: 0 K: 0 S: 14	H: 1 LOB: 3 BB: 2 P: 27	R: 2 E: 0 K: 1 S: 15	H: 2 LOB: 2 BB: 2 P: 20	R: 2 E: 0 K: 0 S: 15	H: 2 LOB: 1 BB: 0 P: 26	R: 0 E: 0 K: 1 S: 9	H: 2 LOB: 1 BB: 0 P: 15	R: 0 E: 0 K: 0 S: 6	H: 0 LOB: 0 BB: 0 P: 10	R: 0 E: 0 K: 1 S: 11	H: 0 LOB: 1 BB: 0 P: 14	R: 0 E: 0 K: 1 S: 10	H: 1 LOB: 1 BB: 0 P: 14	R: 2 E: 0 K: 1 S: 14	H: 3 LOB: 2 BB: 1 P: 25	R: 2 E: 0 K: 0 S: 13	H: 3 LOB: 2 BB: 1 P: 24	1B: 12 2B: 2 3B: 0 HR: 1	SF: 1 SAC: 2 DP: 2 HBP: 1	WP: 0 PB: 0 SB: 1 CS: 0	PA: 46
PITCHER	IP WLS BF H R ER SO BB IBB HBP BLK WP HR S P ERA WHIP																					
50 José Rosado, L ERA: 4.64	(1, 1) 3.0																					
Hector Carrasco, R ERA: 4.12	(4, 1) 3.0																					
Scott Service, R ERA: 7.02	(7, 1) 2.0 L																					
Brian Bevil, R ERA: 8.31	(9, 1) 1.0																					

Chicago White Sox @ Kansas City Royals
Kauffman Stadium, Kansas City, MO
Wed Sep 17 1997, 7:05 PM CDT
Att. 11,806 - Unknown - 81 F

livebaseballscorecards.com

Batter	1	2	3	4	5	6	7	8	9	AB	R	H	RBI	BB	SO	LOB
Jose Offerman, S OBP: 0.369, SLG: 0.413 (1, 4)	2-2 G3-1		1-1 FC4-6 1B	1-0 CS	2-3 K		3-1 L9			4	0	1	0	0	1	1
Johnny Damon, L OBP: 0.337, SLG: 0.389 (1, 8)	2-1 F9		1-2 FC4-6 2B		0-1 G4-3			2-2 G6-3 1B		4	1	1	0	0	0	2
Chili Davis, S OBP: 0.394, SLG: 0.527 (1, 10)	0-0 HR		0-1 2B	1-H 3-H 2B	1-1 L9			1-1 G6-3		4	2	2	3	0	0	1
Jeff King, R OBP: 0.336, SLG: 0.424 (1, 3)	4-2 BB		3-3 K		1-1 G5-3			2-2 G5-3		3	0	0	0	1	1	1
Dean Palmer, R OBP: 0.311, SLG: 0.451 (1, 5)	2-3 K		0-0 2B	2-H 2B	1-1 F9				1-1 29 E 1B	4	0	2	1	0	1	1
Rod Myers, L OBP: 0.420, SLG: 0.478 (1, 7)		0-2 P5	1-3 K		0-1 G3				0-2 L8	4	0	0	0	0	1	2
Jermaine Dye, R OBP: 0.279, SLG: 0.384 (1, 9)		1-0 G6-3		2-0 CS 1B			3-2 L9		2-2 F7	4	0	1	0	0	0	1
29 Mike Sweeney, R OBP: 0.315, SLG: 0.367 (1, 2)		0-3 K		1-2 SAFE L7			2-3 K		2-2 E5	4	0	0	0	0	2	2
Felix Martinez, S OBP: 0.261, SLG: 0.238 Larry Sutton, L OBP: 0.314, SLG: 0.429 (9, PH)			0-0 FC4-6 1B 2B	1-1 SAFE F7			1-0 1B		1-3 K	3	1	2	0	0	0	1
										1	0	0	0	0	1	2

Inning Stats	R: 1	H: 1	E: 0	K: 1	S: 13	R: 0	H: 0	E: 0	K: 1	S: 8	R: 3	H: 4	E: 0	K: 2	S: 18	R: 0	H: 1	E: 0	K: 0	S: 6	R: 0	H: 0	E: 0	K: 1	S: 7	R: 0	H: 0	E: 0	K: 0	S: 6	R: 0	H: 1	E: 0	K: 1	S: 10	R: 0	H: 1	E: 0	K: 0	S: 9	R: 0	H: 1	E: 1	K: 1	S: 16	1B: 6	SF: 0	2B: 2	3B: 0	HR: 1
	LOB: 1 <td>BB: 1 <td>P: 23 <td>LOB: 0 <td>BB: 0 <td>P: 9 <td>LOB: 1 <td>BB: 0 <td>P: 24 <td>LOB: 0 <td>BB: 0 <td>P: 11 <td>LOB: 0 <td>BB: 0 <td>P: 10 <td>LOB: 1 <td>BB: 0 <td>P: 14 <td>LOB: 2 <td>BB: 0 <td>P: 22 <td>LOB: 0 <td>BB: 0 <td>P: 19 <td>LOB: 0 <td>BB: 0 <td>P: 19 <td>LOB: 0 <td>BB: 0 <td>P: 14 <td>LOB: 0 <td>BB: 0 <td>P: 22 <td>LOB: 0 <td>BB: 0 <td>P: 14 <td>LOB: 0 <td>BB: 0 <td>P: 22 <td>SAC: 0 <td>DP: 1 <td>HBP: 0 </td></td></td></td></td></td></td></td></td></td></td></td></td></td></td></td></td></td></td></td></td></td></td></td></td></td></td></td></td></td></td></td></td></td></td></td></td></td></td></td></td>	BB: 1 <td>P: 23 <td>LOB: 0 <td>BB: 0 <td>P: 9 <td>LOB: 1 <td>BB: 0 <td>P: 24 <td>LOB: 0 <td>BB: 0 <td>P: 11 <td>LOB: 0 <td>BB: 0 <td>P: 10 <td>LOB: 1 <td>BB: 0 <td>P: 14 <td>LOB: 2 <td>BB: 0 <td>P: 22 <td>LOB: 0 <td>BB: 0 <td>P: 19 <td>LOB: 0 <td>BB: 0 <td>P: 19 <td>LOB: 0 <td>BB: 0 <td>P: 14 <td>LOB: 0 <td>BB: 0 <td>P: 22 <td>LOB: 0 <td>BB: 0 <td>P: 14 <td>LOB: 0 <td>BB: 0 <td>P: 22 <td>SAC: 0 <td>DP: 1 <td>HBP: 0 </td></td></td></td></td></td></td></td></td></td></td></td></td></td></td></td></td></td></td></td></td></td></td></td></td></td></td></td></td></td></td></td></td></td></td></td></td></td></td></td>	P: 23 <td>LOB: 0 <td>BB: 0 <td>P: 9 <td>LOB: 1 <td>BB: 0 <td>P: 24 <td>LOB: 0 <td>BB: 0 <td>P: 11 <td>LOB: 0 <td>BB: 0 <td>P: 10 <td>LOB: 1 <td>BB: 0 <td>P: 14 <td>LOB: 2 <td>BB: 0 <td>P: 22 <td>LOB: 0 <td>BB: 0 <td>P: 19 <td>LOB: 0 <td>BB: 0 <td>P: 19 <td>LOB: 0 <td>BB: 0 <td>P: 14 <td>LOB: 0 <td>BB: 0 <td>P: 22 <td>LOB: 0 <td>BB: 0 <td>P: 14 <td>LOB: 0 <td>BB: 0 <td>P: 22 <td>SAC: 0 <td>DP: 1 <td>HBP: 0 </td></td></td></td></td></td></td></td></td></td></td></td></td></td></td></td></td></td></td></td></td></td></td></td></td></td></td></td></td></td></td></td></td></td></td></td></td></td></td>	LOB: 0 <td>BB: 0 <td>P: 9 <td>LOB: 1 <td>BB: 0 <td>P: 24 <td>LOB: 0 <td>BB: 0 <td>P: 11 <td>LOB: 0 <td>BB: 0 <td>P: 10 <td>LOB: 1 <td>BB: 0 <td>P: 14 <td>LOB: 2 <td>BB: 0 <td>P: 22 <td>LOB: 0 <td>BB: 0 <td>P: 19 <td>LOB: 0 <td>BB: 0 <td>P: 19 <td>LOB: 0 <td>BB: 0 <td>P: 14 <td>LOB: 0 <td>BB: 0 <td>P: 22 <td>LOB: 0 <td>BB: 0 <td>P: 14 <td>LOB: 0 <td>BB: 0 <td>P: 22 <td>SAC: 0 <td>DP: 1 <td>HBP: 0 </td></td></td></td></td></td></td></td></td></td></td></td></td></td></td></td></td></td></td></td></td></td></td></td></td></td></td></td></td></td></td></td></td></td></td></td></td></td>	BB: 0 <td>P: 9 <td>LOB: 1 <td>BB: 0 <td>P: 24 <td>LOB: 0 <td>BB: 0 <td>P: 11 <td>LOB: 0 <td>BB: 0 <td>P: 10 <td>LOB: 1 <td>BB: 0 <td>P: 14 <td>LOB: 2 <td>BB: 0 <td>P: 22 <td>LOB: 0 <td>BB: 0 <td>P: 19 <td>LOB: 0 <td>BB: 0 <td>P: 19 <td>LOB: 0 <td>BB: 0 <td>P: 14 <td>LOB: 0 <td>BB: 0 <td>P: 22 <td>LOB: 0 <td>BB: 0 <td>P: 14 <td>LOB: 0 <td>BB: 0 <td>P: 22 <td>SAC: 0 <td>DP: 1 <td>HBP: 0 </td></td></td></td></td></td></td></td></td></td></td></td></td></td></td></td></td></td></td></td></td></td></td></td></td></td></td></td></td></td></td></td></td></td></td></td></td>	P: 9 <td>LOB: 1 <td>BB: 0 <td>P: 24 <td>LOB: 0 <td>BB: 0 <td>P: 11 <td>LOB: 0 <td>BB: 0 <td>P: 10 <td>LOB: 1 <td>BB: 0 <td>P: 14 <td>LOB: 2 <td>BB: 0 <td>P: 22 <td>LOB: 0 <td>BB: 0 <td>P: 19 <td>LOB: 0 <td>BB: 0 <td>P: 19 <td>LOB: 0 <td>BB: 0 <td>P: 14 <td>LOB: 0 <td>BB: 0 <td>P: 22 <td>LOB: 0 <td>BB: 0 <td>P: 14 <td>LOB: 0 <td>BB: 0 <td>P: 22 <td>SAC: 0 <td>DP: 1 <td>HBP: 0 </td></td></td></td></td></td></td></td></td></td></td></td></td></td></td></td></td></td></td></td></td></td></td></td></td></td></td></td></td></td></td></td></td></td></td></td>	LOB: 1 <td>BB: 0 <td>P: 24 <td>LOB: 0 <td>BB: 0 <td>P: 11 <td>LOB: 0 <td>BB: 0 <td>P: 10 <td>LOB: 1 <td>BB: 0 <td>P: 14 <td>LOB: 2 <td>BB: 0 <td>P: 22 <td>LOB: 0 <td>BB: 0 <td>P: 19 <td>LOB: 0 <td>BB: 0 <td>P: 19 <td>LOB: 0 <td>BB: 0 <td>P: 14 <td>LOB: 0 <td>BB: 0 <td>P: 22 <td>LOB: 0 <td>BB: 0 <td>P: 14 <td>LOB: 0 <td>BB: 0 <td>P: 22 <td>SAC: 0 <td>DP: 1 <td>HBP: 0 </td></td></td></td></td></td></td></td></td></td></td></td></td></td></td></td></td></td></td></td></td></td></td></td></td></td></td></td></td></td></td></td></td></td></td>	BB: 0 <td>P: 24 <td>LOB: 0 <td>BB: 0 <td>P: 11 <td>LOB: 0 <td>BB: 0 <td>P: 10 <td>LOB: 1 <td>BB: 0 <td>P: 14 <td>LOB: 2 <td>BB: 0 <td>P: 22 <td>LOB: 0 <td>BB: 0 <td>P: 19 <td>LOB: 0 <td>BB: 0 <td>P: 19 <td>LOB: 0 <td>BB: 0 <td>P: 14 <td>LOB: 0 <td>BB: 0 <td>P: 22 <td>LOB: 0 <td>BB: 0 <td>P: 14 <td>LOB: 0 <td>BB: 0 <td>P: 22 <td>SAC: 0 <td>DP: 1 <td>HBP: 0 </td></td></td></td></td></td></td></td></td></td></td></td></td></td></td></td></td></td></td></td></td></td></td></td></td></td></td></td></td></td></td></td></td></td>	P: 24 <td>LOB: 0 <td>BB: 0 <td>P: 11 <td>LOB: 0 <td>BB: 0 <td>P: 10 <td>LOB: 1 <td>BB: 0 <td>P: 14 <td>LOB: 2 <td>BB: 0 <td>P: 22 <td>LOB: 0 <td>BB: 0 <td>P: 19 <td>LOB: 0 <td>BB: 0 <td>P: 19 <td>LOB: 0 <td>BB: 0 <td>P: 14 <td>LOB: 0 <td>BB: 0 <td>P: 22 <td>LOB: 0 <td>BB: 0 <td>P: 14 <td>LOB: 0 <td>BB: 0 <td>P: 22 <td>SAC: 0 <td>DP: 1 <td>HBP: 0 </td></td></td></td></td></td></td></td></td></td></td></td></td></td></td></td></td></td></td></td></td></td></td></td></td></td></td></td></td></td></td></td></td>	LOB: 0 <td>BB: 0 <td>P: 11 <td>LOB: 0 <td>BB: 0 <td>P: 10 <td>LOB: 1 <td>BB: 0 <td>P: 14 <td>LOB: 2 <td>BB: 0 <td>P: 22 <td>LOB: 0 <td>BB: 0 <td>P: 19 <td>LOB: 0 <td>BB: 0 <td>P: 19 <td>LOB: 0 <td>BB: 0 <td>P: 14 <td>LOB: 0 <td>BB: 0 <td>P: 22 <td>LOB: 0 <td>BB: 0 <td>P: 14 <td>LOB: 0 <td>BB: 0 <td>P: 22 <td>SAC: 0 <td>DP: 1 <td>HBP: 0 </td></td></td></td></td></td></td></td></td></td></td></td></td></td></td></td></td></td></td></td></td></td></td></td></td></td></td></td></td></td></td></td>	BB: 0 <td>P: 11 <td>LOB: 0 <td>BB: 0 <td>P: 10 <td>LOB: 1 <td>BB: 0 <td>P: 14 <td>LOB: 2 <td>BB: 0 <td>P: 22 <td>LOB: 0 <td>BB: 0 <td>P: 19 <td>LOB: 0 <td>BB: 0 <td>P: 19 <td>LOB: 0 <td>BB: 0 <td>P: 14 <td>LOB: 0 <td>BB: 0 <td>P: 22 <td>LOB: 0 <td>BB: 0 <td>P: 14 <td>LOB: 0 <td>BB: 0 <td>P: 22 <td>SAC: 0 <td>DP: 1 <td>HBP: 0 </td></td></td></td></td></td></td></td></td></td></td></td></td></td></td></td></td></td></td></td></td></td></td></td></td></td></td></td></td></td></td>	P: 11 <td>LOB: 0 <td>BB: 0 <td>P: 10 <td>LOB: 1 <td>BB: 0 <td>P: 14 <td>LOB: 2 <td>BB: 0 <td>P: 22 <td>LOB: 0 <td>BB: 0 <td>P: 19 <td>LOB: 0 <td>BB: 0 <td>P: 19 <td>LOB: 0 <td>BB: 0 <td>P: 14 <td>LOB: 0 <td>BB: 0 <td>P: 22 <td>LOB: 0 <td>BB: 0 <td>P: 14 <td>LOB: 0 <td>BB: 0 <td>P: 22 <td>SAC: 0 <td>DP: 1 <td>HBP: 0 </td></td></td></td></td></td></td></td></td></td></td></td></td></td></td></td></td></td></td></td></td></td></td></td></td></td></td></td></td></td>	LOB: 0 <td>BB: 0 <td>P: 10 <td>LOB: 1 <td>BB: 0 <td>P: 14 <td>LOB: 2 <td>BB: 0 <td>P: 22 <td>LOB: 0 <td>BB: 0 <td>P: 19 <td>LOB: 0 <td>BB: 0 <td>P: 19 <td>LOB: 0 <td>BB: 0 <td>P: 14 <td>LOB: 0 <td>BB: 0 <td>P: 22 <td>LOB: 0 <td>BB: 0 <td>P: 14 <td>LOB: 0 <td>BB: 0 <td>P: 22 <td>SAC: 0 <td>DP: 1 <td>HBP: 0 </td></td></td></td></td></td></td></td></td></td></td></td></td></td></td></td></td></td></td></td></td></td></td></td></td></td></td></td></td>	BB: 0 <td>P: 10 <td>LOB: 1 <td>BB: 0 <td>P: 14 <td>LOB: 2 <td>BB: 0 <td>P: 22 <td>LOB: 0 <td>BB: 0 <td>P: 19 <td>LOB: 0 <td>BB: 0 <td>P: 19 <td>LOB: 0 <td>BB: 0 <td>P: 14 <td>LOB: 0 <td>BB: 0 <td>P: 22 <td>LOB: 0 <td>BB: 0 <td>P: 14 <td>LOB: 0 <td>BB: 0 <td>P: 22 <td>SAC: 0 <td>DP: 1 <td>HBP: 0 </td></td></td></td></td></td></td></td></td></td></td></td></td></td></td></td></td></td></td></td></td></td></td></td></td></td></td></td>	P: 10 <td>LOB: 1 <td>BB: 0 <td>P: 14 <td>LOB: 2 <td>BB: 0 <td>P: 22 <td>LOB: 0 <td>BB: 0 <td>P: 19 <td>LOB: 0 <td>BB: 0 <td>P: 19 <td>LOB: 0 <td>BB: 0 <td>P: 14 <td>LOB: 0 <td>BB: 0 <td>P: 22 <td>LOB: 0 <td>BB: 0 <td>P: 14 <td>LOB: 0 <td>BB: 0 <td>P: 22 <td>SAC: 0 <td>DP: 1 <td>HBP: 0 </td></td></td></td></td></td></td></td></td></td></td></td></td></td></td></td></td></td></td></td></td></td></td></td></td></td></td>	LOB: 1 <td>BB: 0 <td>P: 14 <td>LOB: 2 <td>BB: 0 <td>P: 22 <td>LOB: 0 <td>BB: 0 <td>P: 19 <td>LOB: 0 <td>BB: 0 <td>P: 19 <td>LOB: 0 <td>BB: 0 <td>P: 14 <td>LOB: 0 <td>BB: 0 <td>P: 22 <td>LOB: 0 <td>BB: 0 <td>P: 14 <td>LOB: 0 <td>BB: 0 <td>P: 22 <td>SAC: 0 <td>DP: 1 <td>HBP: 0 </td></td></td></td></td></td></td></td></td></td></td></td></td></td></td></td></td></td></td></td></td></td></td></td></td></td>	BB: 0 <td>P: 14 <td>LOB: 2 <td>BB: 0 <td>P: 22 <td>LOB: 0 <td>BB: 0 <td>P: 19 <td>LOB: 0 <td>BB: 0 <td>P: 19 <td>LOB: 0 <td>BB: 0 <td>P: 14 <td>LOB: 0 <td>BB: 0 <td>P: 22 <td>LOB: 0 <td>BB: 0 <td>P: 14 <td>LOB: 0 <td>BB: 0 <td>P: 22 <td>SAC: 0 <td>DP: 1 <td>HBP: 0 </td></td></td></td></td></td></td></td></td></td></td></td></td></td></td></td></td></td></td></td></td></td></td></td></td>	P: 14 <td>LOB: 2 <td>BB: 0 <td>P: 22 <td>LOB: 0 <td>BB: 0 <td>P: 19 <td>LOB: 0 <td>BB: 0 <td>P: 19 <td>LOB: 0 <td>BB: 0 <td>P: 14 <td>LOB: 0 <td>BB: 0 <td>P: 22 <td>LOB: 0 <td>BB: 0 <td>P: 14 <td>LOB: 0 <td>BB: 0 <td>P: 22 <td>SAC: 0 <td>DP: 1 <td>HBP: 0 </td></td></td></td></td></td></td></td></td></td></td></td></td></td></td></td></td></td></td></td></td></td></td></td>	LOB: 2 <td>BB: 0 <td>P: 22 <td>LOB: 0 <td>BB: 0 <td>P: 19 <td>LOB: 0 <td>BB: 0 <td>P: 19 <td>LOB: 0 <td>BB: 0 <td>P: 14 <td>LOB: 0 <td>BB: 0 <td>P: 22 <td>LOB: 0 <td>BB: 0 <td>P: 14 <td>LOB: 0 <td>BB: 0 <td>P: 22 <td>SAC: 0 <td>DP: 1 <td>HBP: 0 </td></td></td></td></td></td></td></td></td></td></td></td></td></td></td></td></td></td></td></td></td></td></td>	BB: 0 <td>P: 22 <td>LOB: 0 <td>BB: 0 <td>P: 19 <td>LOB: 0 <td>BB: 0 <td>P: 19 <td>LOB: 0 <td>BB: 0 <td>P: 14 <td>LOB: 0 <td>BB: 0 <td>P: 22 <td>LOB: 0 <td>BB: 0 <td>P: 14 <td>LOB: 0 <td>BB: 0 <td>P: 22 <td>SAC: 0 <td>DP: 1 <td>HBP: 0 </td></td></td></td></td></td></td></td></td></td></td></td></td></td></td></td></td></td></td></td></td></td>	P: 22 <td>LOB: 0 <td>BB: 0 <td>P: 19 <td>LOB: 0 <td>BB: 0 <td>P: 19 <td>LOB: 0 <td>BB: 0 <td>P: 14 <td>LOB: 0 <td>BB: 0 <td>P: 22 <td>LOB: 0 <td>BB: 0 <td>P: 14 <td>LOB: 0 <td>BB: 0 <td>P: 22 <td>SAC: 0 <td>DP: 1 <td>HBP: 0 </td></td></td></td></td></td></td></td></td></td></td></td></td></td></td></td></td></td></td></td></td>	LOB: 0 <td>BB: 0 <td>P: 19 <td>LOB: 0 <td>BB: 0 <td>P: 19 <td>LOB: 0 <td>BB: 0 <td>P: 14 <td>LOB: 0 <td>BB: 0 <td>P: 22 <td>LOB: 0 <td>BB: 0 <td>P: 14 <td>LOB: 0 <td>BB: 0 <td>P: 22 <td>SAC: 0 <td>DP: 1 <td>HBP: 0 </td></td></td></td></td></td></td></td></td></td></td></td></td></td></td></td></td></td></td></td>	BB: 0 <td>P: 19 <td>LOB: 0 <td>BB: 0 <td>P: 19 <td>LOB: 0 <td>BB: 0 <td>P: 14 <td>LOB: 0 <td>BB: 0 <td>P: 22 <td>LOB: 0 <td>BB: 0 <td>P: 14 <td>LOB: 0 <td>BB: 0 <td>P: 22 <td>SAC: 0 <td>DP: 1 <td>HBP: 0 </td></td></td></td></td></td></td></td></td></td></td></td></td></td></td></td></td></td></td>	P: 19 <td>LOB: 0 <td>BB: 0 <td>P: 19 <td>LOB: 0 <td>BB: 0 <td>P: 14 <td>LOB: 0 <td>BB: 0 <td>P: 22 <td>LOB: 0 <td>BB: 0 <td>P: 14 <td>LOB: 0 <td>BB: 0 <td>P: 22 <td>SAC: 0 <td>DP: 1 <td>HBP: 0 </td></td></td></td></td></td></td></td></td></td></td></td></td></td></td></td></td></td>	LOB: 0 <td>BB: 0 <td>P: 19 <td>LOB: 0 <td>BB: 0 <td>P: 14 <td>LOB: 0 <td>BB: 0 <td>P: 22 <td>LOB: 0 <td>BB: 0 <td>P: 14 <td>LOB: 0 <td>BB: 0 <td>P: 22 <td>SAC: 0 <td>DP: 1 <td>HBP: 0 </td></td></td></td></td></td></td></td></td></td></td></td></td></td></td></td></td>	BB: 0 <td>P: 19 <td>LOB: 0 <td>BB: 0 <td>P: 14 <td>LOB: 0 <td>BB: 0 <td>P: 22 <td>LOB: 0 <td>BB: 0 <td>P: 14 <td>LOB: 0 <td>BB: 0 <td>P: 22 <td>SAC: 0 <td>DP: 1 <td>HBP: 0 </td></td></td></td></td></td></td></td></td></td></td></td></td></td></td></td>	P: 19 <td>LOB: 0 <td>BB: 0 <td>P: 14 <td>LOB: 0 <td>BB: 0 <td>P: 22 <td>LOB: 0 <td>BB: 0 <td>P: 14 <td>LOB: 0 <td>BB: 0 <td>P: 22 <td>SAC: 0 <td>DP: 1 <td>HBP: 0 </td></td></td></td></td></td></td></td></td></td></td></td></td></td></td>	LOB: 0 <td>BB: 0 <td>P: 14 <td>LOB: 0 <td>BB: 0 <td>P: 22 <td>LOB: 0 <td>BB: 0 <td>P: 14 <td>LOB: 0 <td>BB: 0 <td>P: 22 <td>SAC: 0 <td>DP: 1 <td>HBP: 0 </td></td></td></td></td></td></td></td></td></td></td></td></td></td>	BB: 0 <td>P: 14 <td>LOB: 0 <td>BB: 0 <td>P: 22 <td>LOB: 0 <td>BB: 0 <td>P: 14 <td>LOB: 0 <td>BB: 0 <td>P: 22 <td>SAC: 0 <td>DP: 1 <td>HBP: 0 </td></td></td></td></td></td></td></td></td></td></td></td></td>	P: 14 <td>LOB: 0 <td>BB: 0 <td>P: 22 <td>LOB: 0 <td>BB: 0 <td>P: 14 <td>LOB: 0 <td>BB: 0 <td>P: 22 <td>SAC: 0 <td>DP: 1 <td>HBP: 0 </td></td></td></td></td></td></td></td></td></td></td></td>	LOB: 0 <td>BB: 0 <td>P: 22 <td>LOB: 0 <td>BB: 0 <td>P: 14 <td>LOB: 0 <td>BB: 0 <td>P: 22 <td>SAC: 0 <td>DP: 1 <td>HBP: 0 </td></td></td></td></td></td></td></td></td></td></td>	BB: 0 <td>P: 22 <td>LOB: 0 <td>BB: 0 <td>P: 14 <td>LOB: 0 <td>BB: 0 <td>P: 22 <td>SAC: 0 <td>DP: 1 <td>HBP: 0 </td></td></td></td></td></td></td></td></td></td>	P: 22 <td>LOB: 0 <td>BB: 0 <td>P: 14 <td>LOB: 0 <td>BB: 0 <td>P: 22 <td>SAC: 0 <td>DP: 1 <td>HBP: 0 </td></td></td></td></td></td></td></td></td>	LOB: 0 <td>BB: 0 <td>P: 14 <td>LOB: 0 <td>BB: 0 <td>P: 22 <td>SAC: 0 <td>DP: 1 <td>HBP: 0 </td></td></td></td></td></td></td></td>	BB: 0 <td>P: 14 <td>LOB: 0 <td>BB: 0 <td>P: 22 <td>SAC: 0 <td>DP: 1 <td>HBP: 0 </td></td></td></td></td></td></td>	P: 14 <td>LOB: 0 <td>BB: 0 <td>P: 22 <td>SAC: 0 <td>DP: 1 <td>HBP: 0 </td></td></td></td></td></td>	LOB: 0 <td>BB: 0 <td>P: 22 <td>SAC: 0 <td>DP: 1 <td>HBP: 0 </td></td></td></td></td>	BB: 0 <td>P: 22 <td>SAC: 0 <td>DP: 1 <td>HBP: 0 </td></td></td></td>	P: 22 <td>SAC: 0 <td>DP: 1 <td>HBP: 0 </td></td></td>	SAC: 0 <td>DP: 1 <td>HBP: 0 </td></td>	DP: 1 <td>HBP: 0 </td>	HBP: 0								


PITCHER	IP	WLS	BF	H	R	ER	SO	BB	IBB	HBP	BLK	WP	HR	S	P	ERA	WHIP
James Baldwin, R ERA: 5.17 (1, 1)	7.0	W	28	7	4	4	6	1	0	0	0	0	1	68	104	5.14	1.143
Keith Foulke, R ERA: 6.42 (8, 1)	2.0	S	8	2	0	0	1	0	0	0	0	0	0	25	36	0.00	1.000

BOTTOM

Chicago White Sox @ Kansas City Royals
Kauffman Stadium, Kansas City, MO

Wed Sep 17 1997, 7:05 PM CDT
Att. 11,806 - Unknown - 81 F

AB	35
R	4
H	9
RBI	4
BB	1
SO	7
LOB	14



WP	PA	ERA	WHIP
0	37		

Batter	1	2	3	4	5	6	7	8	9	AB R H RBI BB SO LOB	TOP											
Ray Durham, S (1, 4) OBP: 0.337, SLG: 0.376	0-2 E 1B	4-1 BB		2-1 G4-3		0-1 FC3-6 1B		0-0 3B 1B	3-1 1B	5 2 4 0 1 0 1												
Dave Martinez, L (1, 9) OBP: 0.354, SLG: 0.415	2-0 E4 SF8 1B	0-0 G5-3			1-2 G5-3	1-0 FC3-6 1B		1-1 BB 3B	0-1 F8	6 2 2 1 0 0 4												
Frank Thomas, R (1, 10) OBP: 0.460, SLG: 0.616 Greg Norton, S (9, PH) OBP: 0.286, SLG: 0.450	3-2 1B 1B		0-0 L8		2-2 G4-3	0-1 G5-3		4-0 BB HBP BB IBB	3-1 L9	4 1 1 0 1 0 2 1 0 0 0 0 0 1												
Albert Belle, R (1, 7) OBP: 0.331, SLG: 0.487 25 Jeff Abbott, R (9, 7) OBP: 0.276, SLG: 0.379	2-1 F9 2-3		0-3 K		0-0 HR 1B		0-0 F8	1-0 BB BB SF8 HBP		4 2 1 0 0 1 2 0 0 0 0 0 0 0												
Robin Ventura, L (1, 5)	3-2 SF8 3-H		1-3 K		2-0 HR 1B		4-1 1B BB	4-2 BB BB		2 1 1 4 2 1 0												
Mike Cameron, R (1, 8) OBP: 0.347, SLG: 0.430	1-1 1-2 1B			4-2 F7 34 1B BB	0-0 1B		3-1 F9	4-2 BB BB		3 1 2 1 2 0 1												
Jorge Fabregas, L (1, 2) OBP: 0.278, SLG: 0.348	1-1 G6-3			1 SAFE 2-1 F7 1-3	1-2 G4-3		2-0 1B	0-1 SF8		4 0 1 1 0 0 4												
34 Mario Valdez, L (1, 3) OBP: 0.347, SLG: 0.337		2-2 G6-3 1B		0-0 G3 1B		1-2 FC3-6 1B HBP	1-0 L7	1-1 G3		4 0 2 1 0 0 4												
Ozzie Guillen, L (1, 6) OBP: 0.276, SLG: 0.340		1-0 G6-3		0-1 G3		1-2 F8		0-3 K	0-0 F9	5 0 0 0 0 1 3												
Inning Stats	R: 2 E: 1 K: 0 S: 17	H: 4 LOB: 2 BB: 0 P: 29	R: 0 E: 0 K: 0 S: 6	H: 1 LOB: 1 BB: 1 P: 13	R: 0 E: 0 K: 2 S: 7	H: 0 LOB: 0 BB: 0 P: 8	R: 1 E: 0 K: 0 S: 11	H: 1 LOB: 1 BB: 1 P: 18	R: 2 E: 0 K: 0 S: 12	H: 3 LOB: 1 BB: 0 P: 18	R: 0 E: 0 K: 0 S: 10	H: 1 LOB: 2 BB: 0 P: 13	R: 0 E: 0 K: 0 S: 6	H: 1 LOB: 2 BB: 1 P: 16	R: 4 E: 0 K: 1 S: 15	H: 2 LOB: 3 BB: 3 P: 30	R: 0 E: 0 K: 0 S: 7	H: 1 LOB: 1 BB: 0 P: 13	1B: 12 2B: 0 3B: 1 HR: 1	SF: 2 SAC: 0 DP: 1 HBP: 2	WP: 0 PB: 0 SB: 2 CS: 0	PA: 48
PITCHER	IP WLS BF H R ER SO BB IBB HBP BLK WP HR S P ERA WHIP																					
Jim Pittsley, R (1, 1) ERA: 5.65	6.0 L 30 10 5 5 2 2 0 1 0 0 0 1 63 99 7.50 2.000																					
Jamie Walker, L (7, 1) ERA: 5.53	1.1 9 3 3 3 1 1 1 0 0 0 0 0 12 27 20.25 3.000																					
Gregg Olson, R (8, 1) ERA: 6.33	0.2 5 0 1 1 0 2 0 1 0 0 0 0 9 19 13.50 3.000																					
Brian Bevil, R (9, 1) ERA: 7.71	1.0 4 1 0 0 0 0 0 0 0 0 0 0 7 13 0.00 1.000																					

Chicago White Sox @ Kansas City Royals
Kauffman Stadium, Kansas City, MO
Thu Sep 18 1997, 7:05 PM CDT
Att. 12,698 - Unknown - 83 F

AB	38
R	9
H	14
RBI	8
BB	6
SO	3
LOB	22



BOTTOM

Chicago White Sox @ Kansas City Royals
Kauffman Stadium, Kansas City, MO

Thu Sep 18 1997, 7:05 PM CDT
Att: 12,698 - Unknown - 83 F

AB 32
R 2
H 6
RBI 2
BB 2
SO 3
LOB 12



WP: 0 PA: 34
PB: 0
SB: 1
CS: 0

AB R H RBI BB SO LOB

3 0 0 0 1 1 1

4 0 0 0 0 0 3

4 1 2 2 0 0 0

4 0 1 0 0 0 1

4 0 0 0 0 0 1

3 0 0 0 0 1 1

1 0 0 0 0 0 0

3 0 2 0 1 1 0

3 0 0 0 0 0 4

2 0 0 0 0 0 1

1 1 1 0 0 0 0

1B: 3 SF: 0

2B: 2 SAC: 0

3B: 0 DP: 1

HR: 1 HBP: 0

1B: 3 SF: 0

2B: 2 SAC: 0

3B: 0 DP: 1

HR: 1 HBP: 0

1B: 3 SF: 0

2B: 2 SAC: 0

3B: 0 DP: 1

HR: 1 HBP: 0

1B: 3 SF: 0

2B: 2 SAC: 0

3B: 0 DP: 1

HR: 1 HBP: 0

1B: 3 SF: 0

2B: 2 SAC: 0

3B: 0 DP: 1

HR: 1 HBP: 0

1B: 3 SF: 0

2B: 2 SAC: 0

3B: 0 DP: 1

HR: 1 HBP: 0

1B: 3 SF: 0

2B: 2 SAC: 0

3B: 0 DP: 1

HR: 1 HBP: 0

WP: 0 PA: 34

PB: 0

SB: 1

CS: 0

ERA

WHIP

IP

WLS

BF

H

R

ER

SO

BB

IBB

HBP

BLK

WP

HR

S

P

ERA

WHIP

IP

WLS

BF

H

R

ER

SO

BB

IBB

HBP

BLK

WP

HR

S

P

ERA

WHIP

IP

WLS

BF

H

R

ER

SO

BB

IBB

HBP

BLK

WP

HR

S

P

ERA

WHIP

IP

WLS

BF

H

R

ER

SO

BB

IBB

HBP

BLK

WP

HR

S

P

ERA

WHIP

IP

WLS

BF

H

R

ER

SO

BB

IBB

HBP

BLK

WP

HR

S

P

ERA

WHIP

IP

WLS

BF

H

R

ER

SO

BB

IBB

HBP

BLK

WP

HR

S

P

ERA

WHIP

IP

WLS

BF

H

R

ER

SO

BB

IBB

HBP

BLK

WP

HR

S

P

ERA

WHIP

IP

WLS

BF

H

R

ER

SO

BB

IBB

HBP

BLK

WP

HR

S

P

ERA

WHIP

IP

WLS

BF

H

R

ER

SO

BB

IBB

HBP

BLK

WP

HR

S

P

ERA

WHIP

IP

WLS

BF

H

R

ER

SO

BB

IBB

HBP

BLK

WP

HR

S

P

ERA

WHIP

IP

WLS

BF

H

R

ER

SO

BB

IBB

HBP

BLK

WP

HR

S

P

ERA

WHIP

IP

WLS

BF

H

R

ER

SO

BB

IBB

HBP

BLK

WP

HR

S

P

ERA

WHIP

IP

WLS

BF

H

R

ER

SO

BB

IBB

HBP

BLK

WP

HR

S

P

ERA

WHIP

IP

WLS

BF

H

R

ER

SO

BB

IBB

HBP

BLK

WP

HR

S

P

ERA

WHIP

IP

WLS

BF

H

R

ER

SO

BB

IBB

HBP

BLK

WP

HR

S

P

ERA

WHIP

IP

WLS

BF

H

R

ER

SO

BB

IBB

HBP

BLK

WP

HR

S

P

ERA

TOP

Chicago White Sox @ Boston Red Sox
Fenway Park, Boston, MA
Fri Sep 19 1997, 7:05 PM EDT
Att: 27,647 - Unknown - 77 F

livebaseballscorecards.com

AB	37
R	5
H	9
RBI	5
BB	4
SO	5
LOB	12



WP:	0	PA:	41
PB:	0		
SB:	2		
CS:	1		

AB R H RBI BB SO LOB

5	2	2	0	0	0	0
3	1	1	0	2	0	0
4	1	1	1	1	0	1
0	0	0	0	0	0	0
4	1	2	4	1	0	1
5	0	1	0	0	1	4
4	0	0	0	0	1	2
4	0	1	0	0	0	0
2	0	0	0	0	2	0
0	0	0	0	0	0	0
2	0	0	0	0	1	2

10

2-1	S	1B
4-1	1B	BB
1-1	S	1B
1-3	2-H	1B
4-2	1-2	FC5-4
1-1	1-2	BB
2-2	F8	
0-0	G4-3	

9

0-0	BB	HR	BB	1B
4-2	BB	BB	BB	1B
4-0	HR	BB		
1-2	2-3	BB		
1-0	HR			
0-3	1-H	2-H	3-H	
2-3	K			
0-0	G6-3			
1-1	1B	1B		
1-1	1-2	1B		
0-3	K			
0-0	G4-3			

8

0-0	FC6-4	1B
0-0	FC6-4	G6-4-3
1-1	G6-4-3	
3-2	G6-3	
0-0	P5	
0-0	1B	1B
1-1	1-2	1B
0-3	K	

7

0-0	FC6-4	1B
0-0	G6-4-3	
1-1	G6-4-3	
3-2	G6-3	
0-0	P5	
0-0	1B	1B
1-1	1-2	1B
0-3	K	

6

0-1	F8	
1-1	F8	
2-2	G6-3	
3-2	F7	
1-2	E	1B
3-2	E8	G1-6-3
1-0	G1-6-3	
1-0	G4-3	
1-3	K	

5

1-2	G4-3	
1-1	F8	
2-2	G6-3	
3-2	F7	
1-2	E	1B
3-2	E8	G1-6-3
1-0	G1-6-3	
1-0	G4-3	
1-3	K	

4

1-2	G4-3	
1-1	F8	
2-2	G6-3	
3-2	F7	
1-2	E	1B
3-2	E8	G1-6-3
1-0	G1-6-3	
1-0	G4-3	
1-3	K	

3

2-2	G5-3	
1-0	P4	
1-1	G4-3	
2-2	FC3-6	1B
0-0	FC3-6	CS
3-2	F7	
1-1	G3-1	
3-2	P4	
0-3	K	

2

2-2	G5-3	
1-0	P4	
1-1	G4-3	
2-2	FC3-6	1B
0-0	FC3-6	CS
3-2	F7	
1-1	G3-1	
3-2	P4	
0-3	K	

1

2-2	G5-3	
1-0	P4	
1-1	G4-3	
2-2	FC3-6	1B
0-0	FC3-6	CS
3-2	F7	
1-1	G3-1	
3-2	P4	
0-3	K	

Batter

Ray Durham, S (1, 4) OBP: 0.337, SLG: 0.377
Mike Cameron, R (1, 8) OBP: 0.350, SLG: 0.429
Frank Thomas, R (1, 10) OBP: 0.459, SLG: 0.613
Chad Fonville, S (10, PR) OBP: 0.286, SLG: 0.167
Albert Belle, R (1, 7) OBP: 0.333, SLG: 0.492
Magglio Ordonez, R (1, 9) OBP: 0.347, SLG: 0.604
Robin Ventura, L (1, 5) OBP: 0.386, SLG: 0.449
Norberto Martin, R (1, 6) OBP: 0.325, SLG: 0.380
Dave Martinez, L (1, 3) OBP: 0.353, SLG: 0.414
Robert Machado, R (1, 2) OBP: 0.364, SLG: 0.500
25 Jeff Abbott, R (8, PH) OBP: 0.276, SLG: 0.379
Jorge Fabregas, L (8, PH) OBP: 0.277, SLG: 0.346

Inning Stats

R: 0	H: 0	R: 0	H: 1	R: 0	H: 0	R: 0	H: 1	R: 0	H: 0	R: 0	H: 2	R: 4	H: 2	R: 1	H: 2	1B: 8	SF: 0	WP: 0	PA: 41
E: 0	LOB: 0	E: 0	LOB: 0	E: 0	LOB: 0	E: 1	LOB: 1	E: 0	LOB: 0	E: 0	LOB: 2	E: 0	LOB: 0	E: 0	LOB: 3	2B: 0	SAC: 0	PB: 0	
K: 0	BB: 0	K: 0	BB: 0	K: 1	BB: 0	K: 0	BB: 0	K: 0	BB: 0	K: 1	BB: 0	K: 2	BB: 2	K: 0	BB: 2	3B: 0	DP: 2	SB: 2	
S: 6	P: 10	S: 7	P: 12	S: 8	P: 12	S: 10	P: 14	S: 10	P: 8	S: 4	P: 5	S: 11	P: 15	S: 13	P: 27	HR: 1	HBP: 0	CS: 1	

PITCHER

IP	WLS	BF	H	R	ER	SO	BB	IBB	HBP	BLK	WP	HR	S	P	ERA	WHIP
7.2		26	5	0	0	2	0	0	0	0	0	0	59	9	0.00	0.652
0.1		5	2	4	4	1	2	0	0	0	0	1	7	16	108.00	12.000
1.2	L	7	1	1	1	2	1	0	0	0	0	0	14	24	5.40	1.200
0.0		1	1	0	0	0	0	0	0	0	0	0	2	3	∞	∞
0.1		2	0	0	0	0	1	0	0	0	0	0	4	9	0.00	3.000

Batter	1	2	3	4	5	6	7	8	9	10	AB	R	H	RBI	BB	SO	LOB
Nomar Garciaparra, R OBP: 0.344, SLG: 0.537 (1, 6)	0-0 2B	1-0 L7			0-1 G5-3		1-1 CS	0-0 G4-3 2B	1-0 F8		5	1	2	0	0	0	2
John Valentin, R OBP: 0.374, SLG: 0.504 (1, 5)	3-3 K		0-2 G5-4-3 1B		3-1 F9			1-0 G6-3	0-0 G4-3		5	0	1	0	0	1	2
Mo Vaughn, L OBP: 0.418, SLG: 0.554 (1, 3)	0-1 2B		1-1 G5-4-3 1B		1-2 FC6-4 HBP		1-0 FC6-4 HBP	1-0 G4-3		2-0 P4	4	0	2	1	0	0	1
Wii Cordero, R OBP: 0.311, SLG: 0.428 (1, 7)	2-0 F8		1-1 G5-4-3		0-0 F9		0-0 F9	4-0 IBB		0-2 1B	4	0	1	0	1	0	4
18 Reggie Jefferson, S OBP: 0.356, SLG: 0.476 (1, 10)	0-0 G6-3		1-3 K		1-0 L9		1-0 L9	0-0 G3-1		2-0 G4-6-3	5	0	0	0	0	1	6
Bill Haselman, R OBP: 0.288, SLG: 0.396 Curtis Pride, L OBP: 0.317, SLG: 0.344 Darren Bragg, L OBP: 0.338, SLG: 0.388 (1, 2)		2-2 1B 2B		1-0 G4-3		2-1 FC6-4		3-1 HR			3	0	1	0	0	0	1
Troy O'Leary, L OBP: 0.362, SLG: 0.496 (1, 9)		0-1 1B		3-1 F7			0-0 P6		2-2 F8		4	0	1	0	0	0	0
Jeff Frye, R OBP: 0.355, SLG: 0.437 (1, 4)		2-2 K		2-1 G6-3			2-0 CS 1B		0-1 HR 1B		4	1	2	0	0	1	2
Michael Coleman, R OBP: 0.167, SLG: 0.208 Scott Hatteberg, L OBP: 0.359, SLG: 0.444 (1, 8)		1-3 K		0-1 F9			2-3 K		2-1 HR		3	0	0	0	0	2	3


Inning Stats	R: 1	H: 2	E: 0	K: 1	S: 12	R: 0	H: 2	E: 0	K: 2	S: 17	R: 0	H: 2	E: 0	K: 1	S: 11	R: 0	H: 0	E: 0	K: 0	S: 5	R: 0	H: 0	E: 0	K: 0	S: 6	R: 0	H: 0	E: 0	K: 1	S: 6	R: 0	H: 1	E: 0	K: 1	S: 6	R: 0	H: 1	E: 0	K: 0	S: 4	R: 3	H: 3	E: 0	K: 0	S: 11	R: 0	H: 1	E: 0	K: 0	S: 5
	LOB: 1	BB: 0	P: 17			LOB: 2	BB: 0	P: 23			LOB: 1	BB: 0	P: 14			LOB: 0	BB: 0	P: 11			LOB: 0	BB: 0	P: 9			LOB: 1	BB: 0	P: 8			LOB: 0	BB: 0	P: 11			LOB: 0	BB: 1	P: 10			LOB: 0	BB: 0	P: 19			LOB: 0	BB: 0	P: 9		

PITCHER	IP	WLS	BF	H	R	ER	SO	BB	IBB	HBP	BLK	WP	HR	S	P	ERA	WHIP
Mike Sirotko, L ERA: 2.16 (1, 1)	8.0		32	8	1	1	5	0	1	1	0	0	0	65	103	1.12	1.000
Keith Foulke, R ERA: 6.72 (9, 1)	1.0	W	6	3	3	3	0	0	0	0	0	0	2	11	19	27.00	3.000
Tony Castillo, L ERA: 4.94 (10, 1)	1.0	S	3	1	0	0	0	0	0	0	0	0	0	5	9	0.00	1.000

BOTTOM

Chicago White Sox @ Boston Red Sox
 Fenway Park, Boston, MA
 Fri Sep 19 1997, 7:05 PM EDT
 Att. 27,647 - Unknown - 77 F

AB	39
R	4
H	12
RBI	4
BB	1
SO	5
LOB	21



WP: 0	PA: 42
PB: 0	
SB: 0	
CS: 1	

Chicago White Sox @ Boston Red Sox
 Fenway Park, Boston, MA
 Sat Sep 20 1997, 7:05 PM EDT
 Att. 30,549 - Cloudy - 83 F

livebaseballscorecards.com

AB	40
R	6
H	12
RBI	5
BB	3
SO	3
LOB	21



WP	1	PA	45
PB	1		
SB	0		
CS	0		

AB R H RBI BB SO LOB

4	1	2	1	0	0	1
4	0	0	0	1	0	5
4	1	1	1	1	0	4
5	0	1	1	0	0	2
5	0	1	0	0	0	1
4	1	2	0	1	1	1
3	0	0	0	0	1	3
1	0	0	0	0	0	1
0	0	0	0	0	0	0
2	0	1	0	0	1	0
3	1	2	0	0	0	0
5	2	2	2	0	0	3

Batter	1	2	3	4	5	6	7	8	9
Ray Durham, S (1, 4) OBP: 0.339, SLG: 0.377	1-2 L8		0-2 P5		1-2 1B		1-1 G5-3 2B 1B	2-2 PB G3 HBP	
Dave Martinez, L (1, 9) OBP: 0.351, SLG: 0.410	3-2 P5		4-1 BB		1-0 F9		2-2 G5-3	0-0 G3	
Frank Thomas, R (1, 10) OBP: 0.459, SLG: 0.612	0-1 G6-3		1-2 P4		0-0 F8		1-1 1B 2B	4-1 BB	
Albert Belle, R (1, 7)		2-0 F8		2-2 F9		0-0 F9	2-2 2B	1-0 F8	
Robin Ventura, L (1, 5) OBP: 0.362, SLG: 0.448		0-1 F7		0-0 G4-3 2B		0-0 F8	3-2 P5		0-2 G4-3
Mike Cameron, R (1, 8) OBP: 0.353, SLG: 0.436		1-1 2B		3-2 G4-3		1-1 2B		4-1 25 2B 1B BB	1-3 K
Jorge Fabregas, L (1, 2) OBP: 0.274, SLG: 0.343		1-1 G6-3		0-1 F8		1-3 K		1-0 F7	2-0 25 1B HBP
Maglio Ordonez, R (8, PH) OBP: 0.340, SLG: 0.592									
Ron Karkovics, R (8, 2) OBP: 0.248, SLG: 0.311									
34 Mario Valdez, L (1, 3) OBP: 0.349, SLG: 0.340			2-0 BB 1B		2-3 K		1-0 F9	0-1 1B 2B	0-1 1B
25 Jeff Abbott, R (7, PH) OBP: 0.313, SLG: 0.438									1-2 1B
Ozzie Guillen, L (1, 6) OBP: 0.277, SLG: 0.341			0-0 F8		0-1 E3 1B		1-1 1B WP 1B	1-1 G3 PB HBP 1B	1-0 F8

Inning Stats	R: 0	H: 0	E: 0	K: 0	S: 11	P: 15	R: 0	H: 1	E: 0	K: 0	S: 7	P: 11	R: 0	H: 1	E: 0	K: 0	S: 11	R: 0	H: 1	E: 0	K: 0	S: 9	P: 14	R: 0	H: 1	E: 1	K: 1	S: 12	P: 16	R: 3	H: 4	E: 0	K: 0	S: 17	P: 28	R: 3	H: 2	E: 0	K: 0	S: 11	P: 24	R: 0	H: 1	E: 0	K: 1	S: 10	P: 14	1B: 7	2B: 5	3B: 0	HR: 0	SF: 0	SAC: 0	DP: 0	HBP: 2	WP: 1	PB: 1	SB: 0	CS: 0
--------------	------	------	------	------	-------	-------	------	------	------	------	------	-------	------	------	------	------	-------	------	------	------	------	------	-------	------	------	------	------	-------	-------	------	------	------	------	-------	-------	------	------	------	------	-------	-------	------	------	------	------	-------	-------	-------	-------	-------	-------	-------	--------	-------	--------	-------	-------	-------	-------

PITCHER	IP	WLS	BF	H	R	ER	SO	BB	IBB	HBP	BLK	WP	HR	S	P	ERA	WHIP
Bret Saberhagen, R (1, 1) ERA: 6.58	5.0		21	4	0	0	1	1	0	0	0	0	0	50	74	0.00	1.000
Robinson Chico, R (6, 1) ERA: 6.75	1.0		4	1	0	0	1	0	0	0	0	0	0	8	10	0.00	1.000
Ron Mahay, L (7, 1) ERA: 2.7	0.2		4	2	2	2	0	0	0	0	0	1	0	8	13	27.00	3.000
Joe Hudson, R (7, 1) ERA: 3.53	0.0		2	2	1	1	0	0	0	0	0	0	0	6	9	∞	∞
Steve Avery, L (7, 1) ERA: 6.77	0.2	L	5	2	3	2	0	1	0	0	0	0	0	9	18	27.00	4.500

PITCHER	IP	WLS	BF	H	R	ER	SO	BB	IBB	HBP	BLK	WP	HR	S	P	ERA	WHIP
Mark Brandenburg, R (8, 1) ERA: 5.92	0.2		4	0	0	0	0	1	0	1	0	0	0	5	12	0.00	1.500
John Wasdin, R (9, 1) ERA: 4.51	1.0		5	1	0	0	1	0	0	1	0	0	0	10	14	0.00	1.000

Batter	1	2	3	4	5	6	7	8	9	AB	R	H	RBI	BB	SO	LOB
Nomar Garciaparra, R <small>(1, 6) OBP: 0.343, SLG: 0.534</small>	1-2 G1-3		1-1 L9-3		1-0 L7		0-0 1B		1-0 P3	5	1	1	2	0	0	2
John Valentin, R <small>(1, 5) OBP: 0.374, SLG: 0.503</small> Mike Benjamin, R <small>(5, 5) OBP: 0.289, SLG: 0.370</small>	2-1 G6-3		1-2 1B HBP		0-0 F9		2-H 3-H 1-3 K		1-0 2B	1	0	0	0	0	0	0
Mo Vaughn, L <small>(1, 3) OBP: 0.420, SLG: 0.557</small>	2-1 18 1B 2B		1-2 1-3 1B			1-0 G4-3	3-2 SAFE 1-H 1B		1-3 K	5	1	3	1	0	1	1
18 Reggie Jefferson, S <small>(1, 10) OBP: 0.357, SLG: 0.479</small>	2-0 2-H 1B		0-0 F7			0-2 2B	2-1 L5			4	0	2	1	0	0	3
Wil Cordero, R <small>(1, 7) OBP: 0.310, SLG: 0.426</small>		1-3 K		0-0 G6-4-3 1B		2-0 P2	0-3 K			4	0	1	0	0	2	2
Troy O'Leary, L <small>(1, 9) OBP: 0.361, SLG: 0.493</small>		2-0 F7		1-2 G6-4-3 1-2f		4-0 BB		2-0 G4-3		3	0	0	0	1	0	1
Scott Hatteberg, L <small>(1, 2) OBP: 0.358, SLG: 0.442</small>		2-1 FC6 1B		1-1 P6		0-3 K		2-2 G4-3		4	0	1	0	0	1	2
Jeff Frye, R <small>(1, 4) OBP: 0.356, SLG: 0.438</small>		1 SAFE 3-1 FC6 1-2f		1-1 G4-3 1B			2-1 2B 1B	1-0 P3		4	1	2	0	0	0	1
Darren Bragg, L <small>(1, 8) OBP: 0.340, SLG: 0.392</small> Bill Haselman, R <small>(9, PH) OBP: 0.288, SLG: 0.396</small> Curtis Pride, L <small>(9, PH) OBP: 0.316, SLG: 0.341</small>			1-1 L9-3 1B		2-1 G4-3		2-1 1B 2B		2-3 K	3	1	2	0	0	0	1

BOTTOM

Chicago White Sox @ Boston Red Sox
Fenway Park, Boston, MA
Sat Sep 20 1997, 7:05 PM EDT
Att. 30,549 - Cloudy - 83 F

livebaseballscorecards.com

AB	37
R	4
H	13
RBI	4
BB	1
SO	6
LOB	15



Inning Stats	R: 1	H: 2	E: 0	K: 0	S: 8	H: 1	LOB: 1	BB: 0	P: 15	R: 0	H: 1	E: 0	K: 1	S: 8	H: 2	LOB: 2	BB: 0	P: 14	R: 0	H: 1	E: 0	K: 0	S: 6	H: 1	LOB: 1	BB: 0	P: 10	R: 0	H: 1	E: 0	K: 1	S: 8	H: 1	LOB: 2	BB: 1	P: 15	R: 3	H: 4	E: 0	K: 2	S: 17	H: 0	LOB: 0	BB: 0	P: 10	R: 0	H: 1	E: 0	K: 2	S: 8	1B: 9	SF: 0	2B: 5	SAC: 0	3B: 0	DP: 2	HR: 0	HBP: 1	WP: 0	PA: 39
--------------	------	------	------	------	------	------	--------	-------	-------	------	------	------	------	------	------	--------	-------	-------	------	------	------	------	------	------	--------	-------	-------	------	------	------	------	------	------	--------	-------	-------	------	------	------	------	-------	------	--------	-------	-------	------	------	------	------	------	-------	-------	-------	--------	-------	-------	-------	--------	-------	--------

PITCHER	IP	WLS	BF	H	R	ER	SO	BB	IBB	HBP	BLK	WP	HR	S	P	ERA	WHIP
Jaime Navarro, R <small>(1, 1) ERA: 5.72</small>	6.0		28	11	4	3	2	1	0	0	0	0	0	51	87	4.50	2.000
Chuck McElroy, L <small>(7, 1) ERA: 3.96</small>	2.0	W	7	1	0	0	2	0	0	0	0	0	0	17	28	0.00	0.500
Keith Foulke, R <small>(9, 1) ERA: 6.65</small>	0.2		3	1	0	0	1	0	0	0	0	0	0	5	9	0.00	1.500
Tony Castillo, L <small>(9, 1) ERA: 4.91</small>	0.1	S	1	0	0	0	1	0	0	0	0	0	0	3	4	0.00	0.000

Batter	1	2	3	4	5	6	7	8	9	AB R H RBI BB SO LOB	TOP																
Ray Durham, S (1, 4) OBP: 0.340, SLG: 0.381	0-0 SH5-3 E5 2B 1B		1-2 G6-3		3-2 G4-3		3-2 3B		0-2 F7	5 1 2 0 0 0 0																	
Chad Fonville, S (1, 8) OBP: 0.250, SLG: 0.143	0-0 SH5-3 2-3		1-0 G6-3		0-0 B4		1-0 L6			3 0 0 0 0 0 1																	
Frank Thomas, R (1, 10) OBP: 0.462, SLG: 0.616	0-0 2B		2-2 1B 1B		2-1 1B		4-0 G6-4-3 IBB			3 0 3 1 1 0 0																	
Albert Belle, R (1, 7) OBP: 0.331, SLG: 0.488	0-3 K		0-0 1-3 1B		1-2 F9		2-1 G6-4-3 1-2f			4 0 1 0 0 1 4																	
Robin Ventura, L (1, 5) OBP: 0.374, SLG: 0.438	1-3 K		2-3 K			0-0 G1-3		0-1 G4-3		4 0 0 0 0 2 3																	
Lyle Mouton, R (1, 9) OBP: 0.311, SLG: 0.372		1-0 L1-3		0-2 G3		4-2 1B BB		2-3 K		3 0 0 0 1 1 0																	
Jorge Fabregas, L (1, 2) OBP: 0.279, SLG: 0.353		1-0 3B		2-2 34 1B SF7-5-4		1 SAFE 0-0 1-2 1B		1-0 G3		4 1 3 0 0 0 0																	
34 Mario Valdez, L (1, 3) OBP: 0.346, SLG: 0.336		1-0 F7		2-2 1-3 1B		3-3 K		2-2 G6-3		4 0 1 0 0 1 3																	
Ozzie Guillen, L (1, 6) OBP: 0.275, SLG: 0.339		1-1 G4-3		0-0 SF7-5-4 1-2 3-H		1-0 G5-3		0-0 L6		3 0 0 1 0 0 3																	
Inning Stats	R: 1 E: 1 K: 2 S: 9	H: 2 LOB: 1 BB: 0 P: 10	R: 0 E: 0 K: 0 S: 5	H: 1 LOB: 1 BB: 0 P: 9	R: 0 E: 0 K: 1 S: 13	H: 2 LOB: 2 BB: 0 P: 19	R: 1 E: 0 K: 0 S: 10	H: 2 LOB: 0 BB: 0 P: 14	R: 0 E: 0 K: 0 S: 9	H: 1 LOB: 1 BB: 0 P: 15	R: 0 E: 0 K: 1 S: 11	H: 1 LOB: 2 BB: 1 P: 19	R: 0 E: 0 K: 0 S: 6	H: 1 LOB: 1 BB: 1 P: 16	R: 0 E: 0 K: 1 S: 6	H: 0 LOB: 0 BB: 0 P: 9	R: 0 E: 0 K: 0 S: 9	H: 0 LOB: 0 BB: 0 P: 11	1B: 7 2B: 2 3B: 2 HR: 0	SF: 1 SAC: 1 DP: 2 HBP: 0	WP: 0 PB: 0 SB: 0 CS: 0	PA: 37					
PITCHER	IP WLS BF H R ER SO BB IBB HBP BLK WP HR S P ERA WHIP																										
Aaron Sele, R (1, 1) ERA: 5.32	6.0		27	9	2	2	4	1	0	0	0	0	0	57	86	3.00	1.667										
Jim Corsi, R (7, 1) ERA: 2.86	2.0	W	7	1	0	0	1	0	1	0	0	0	0	12	25	0.00	0.500										
Tom Gordon, R (9, 1) ERA: 3.63	1.0	S	3	0	0	0	0	0	0	0	0	0	0	9	11	0.00	0.000										

Chicago White Sox @ Boston Red Sox
 Fenway Park, Boston, MA
 Sun Sep 21 1997, 3:33 AM EDT
 Att. 27,229 - Cloudy - 61 F

livebaseballscorecards.com

AB	33
R	2
H	10
RBI	2
BB	2
SO	5
LOB	14



Batter	1	2	3	4	5	6	7	8	9	AB	R	H	RBI	BB	SO	LOB	BOTTOM			
Nomar Garciaparra, R OBP: 0.342, SLG: 0.532 (1, 6)	1-0 G4-3		1-1 G3	2-1 1B			2-1 P2	2-2 G4-3		5	0	1	1	0	0	3	Chicago White Sox @ Boston Red Sox Fenway Park, Boston, MA Sun Sep 21 1997, 3:33 AM EDT Att: 27,229 - Cloudy - 61 F			
Jeff Frye, R OBP: 0.355, SLG: 0.438 (1, 4)	1-1 1B		1-0 F7	3-2 F8			0-2 P3			4	1	1	0	0	0	2				
Mo Vaughn, L OBP: 0.424, SLG: 0.558 Shane Mack, R OBP: 0.368, SLG: 0.438 (1, 10) (8, PR)	3-1 1B		4-1 1B			4-2 BB		4-2 BB		1	0	1	1	3	0	0				
Wil Cordero, R OBP: 0.313, SLG: 0.429 (1, 7)	1-2 1B		1-1 1B			3-2 BB		2-0 1B		4	1	3	0	0	0	1				
18 Reggie Jefferson, S OBP: 0.355, SLG: 0.475 (1, 3)	0-2 P6-5		2-0 F9			3-1 G4-6-3		0-0 SH1-3		3	0	0	0	0	0	5				
Bill Haselman, R OBP: 0.291, SLG: 0.395 (1, 2)			2-1 F8			2-2 1B		4-0 1B		3	1	1	0	1	0	0				
Troy O'Leary, L OBP: 0.358, SLG: 0.488 (1, 9)			2-0 E4			1-3 K		2-2 P2		4	0	0	0	0	1	4				
Mike Benjamin, R OBP: 0.287, SLG: 0.358 (1, 5)			0-0 F8			0-2 1B		4-0 1B		3	1	0	1	1	0	2				
Jesus Tavarez, S OBP: 0.216, SLG: 0.246 Darren Bragg, L OBP: 0.342, SLG: 0.395 (1, 8) (7, 8)			1-0 G1-3			0-1 E5		3-2 1B		2	0	1	0	0	0	1				
										2	0	2	2	0	0	0				
Inning Stats	R: 1 E: 0 K: 0 S: 11	H: 3 LOB: 1 BB: 0 P: 17	R: 0 E: 1 K: 0 S: 5	H: 0 LOB: 1 BB: 0 P: 10	R: 0 E: 0 K: 0 S: 7	H: 1 LOB: 2 BB: 1 P: 16	R: 1 E: 1 K: 1 S: 18	H: 3 LOB: 2 BB: 0 P: 26	R: 0 E: 0 K: 0 S: 10	H: 0 LOB: 0 BB: 1 P: 20	R: 0 E: 0 K: 0 S: 6	H: 0 LOB: 0 BB: 0 P: 8	R: 0 E: 0 K: 0 S: 6	H: 1 LOB: 0 BB: 0 P: 9	R: 3 E: 0 K: 0 S: 15	H: 2 LOB: 2 BB: 3 P: 36	1B: 9 2B: 2 3B: 0 HR: 0	SF: 0 SAC: 1 DP: 2 HBP: 0	WP: 0 PB: 0 SB: 1 CS: 1	PA: 37
PITCHER	IP WLS BF H R ER SO	IP WLS BF H R ER SO	IP WLS BF H R ER SO	IP WLS BF H R ER SO	IP WLS BF H R ER SO	IP WLS BF H R ER SO	IP WLS BF H R ER SO	IP WLS BF H R ER SO	IP WLS BF H R ER SO	IP WLS BF H R ER SO	IP WLS BF H R ER SO	IP WLS BF H R ER SO	IP WLS BF H R ER SO	IP WLS BF H R ER SO	IP WLS BF H R ER SO	IP WLS BF H R ER SO	ERA WHIP	ERA WHIP		
Scott Eyre, L ERA: 5.2 (1, 1)	7.0																2.57	1.429		
Tom Fordham, L ERA: 7.43 (8, 1)	0.2	L	7	2	3	3	0	2	1	0	0	0	0	0	0	0	40.50	6.000		
Nelson Cruz, R ERA: 7.66 (8, 1)	0.1		1	0	0	0	0	0	0	0	0	0	0	0	0	0	0.00	0.000		

livebaseballscorecards.com

AB	31
R	5
H	10
RBI	5
BB	5
SO	1
LOB	18



Batter	1	2	3	4	5	6	7	8	9	AB R H RBI BB SO LOB	TOP											
Chuck Knoblauch, R (1, 4) OBP: 0.392, SLG: 0.415	1-0 F9 1B HBP	1-0 P4			2-0 L8		2-0 G6-3		3-2 F9	4 1 0 0 0 0 2												
Brent Brede, L (1, 9) OBP: 0.367, SLG: 0.415	1-2 F9	3-1 F8			0-1 HR		1-1 2B			4 1 2 2 0 0 1												
Paul Molitor, R (1, 10) OBP: 0.349, SLG: 0.435	2-1 BB 1B				2-1 F9		1-1 F7			4 1 1 1 0 0 1												
Ron Coomer, R (1, 5) OBP: 0.321, SLG: 0.423	4-1 BB 1B BB				1-3 K		2-2 L3		2-3 K	3 1 0 0 1 2 0												
Matt Lawton, L (1, 8) OBP: 0.368, SLG: 0.406	4-2 1B BB				0-0 F8		0-0 F9		2-3 K	3 0 0 0 1 1 0												
Marty Cordova, R (1, 7) OBP: 0.292, SLG: 0.399	1-3 K				3-1 G4-3		4-0 WP BB		1-3 K	3 0 0 0 1 2 3												
Scott Stahoviak, L (1, 3) OBP: 0.304, SLG: 0.414	3-2 1B				3-3 K		3-3 K		3-2 F8 2B	4 0 2 2 0 2 1												
Terry Steinbach, R (1, 2) OBP: 0.305, SLG: 0.401	2-1 P3				0-2 G5-3		2-3 K		0-3 K	4 0 0 0 0 2 4												
Denny Hocking, S (1, 6) OBP: 0.303, SLG: 0.364		2-2 F7			4-2 HR BB		1-0 G6-3		1-1 F8	3 1 0 0 1 0 1												
Inning Stats	R: 3 E: 0 K: 1 S: 17	H: 2 LOB: 2 BB: 2 P: 35	R: 0 E: 0 K: 0 S: 6	H: 0 LOB: 0 BB: 0 P: 12	R: 0 E: 0 K: 1 S: 6	H: 0 LOB: 0 BB: 0 P: 9	R: 0 E: 0 K: 1 S: 10	H: 0 LOB: 0 BB: 0 P: 16	R: 2 E: 0 K: 0 S: 12	H: 1 LOB: 0 BB: 1 P: 22	R: 0 E: 0 K: 2 S: 9	H: 0 LOB: 1 BB: 1 P: 18	R: 0 E: 0 K: 0 S: 6	H: 1 LOB: 1 BB: 0 P: 11	R: 0 E: 0 K: 3 S: 9	H: 0 LOB: 0 BB: 0 P: 14	R: 0 E: 0 K: 1 S: 13	H: 1 LOB: 1 BB: 0 P: 20	1B: 2 2B: 2 3B: 0 HR: 1	SF: 0 SAC: 0 DP: 0 HBP: 1	WP: 1 PB: 0 SB: 1 CS: 0	PA: 37
PITCHER	IP WLS BF H R ER SO BB IBB HBP BLK WP HR S P ERA WHIP																					
Jason Bere, R (1, 1) ERA: 4.71	5.0 L 22 3 5 5 3 3 0 1 0 0 1 51 94 9.00 1.200																					
Nelson Cruz, R (6, 1) ERA: 7.03	2.0 8 1 0 0 2 1 0 0 0 1 0 15 29 0.00 1.000																					
Chuck McElroy, L (8, 1) ERA: 3.86	2.0 7 1 0 0 4 0 0 0 0 0 0 22 34 0.00 0.500																					

Minnesota Twins @ Chicago White Sox
 Comiskey Park, Chicago, IL
 Tue Sep 23 1997, 8:05 PM EDT
 Att. 14,820 - Unknown - 59 F

AB	32
R	5
H	5
RBI	5
BB	4
SO	9
LOB	13



WP: 1	PA: 37
-------	--------

ERA	WHIP
-----	------

livebaseballscorecards.com

Batter	1	2	3	4	5	6	7	8	9	AB R H RBI BB SO LOB	TOP
Brent Brede, L OBP: 0.363, SLG: 0.409 (1, 9)	1-0 BB 2B 1B	2-1 F7		3-3 SAFE K 1-2		1-2 G6-3			2-2 L7	5 1 1 0 0 1 1	
Denny Hocking, S OBP: 0.305, SLG: 0.363 (1, 6)	4-2 SAFE 2B 1-2 BB		2-1 2B G5-3 1B		2-2 G4-3		0-1 G5-3		1-1 G5-3	4 2 1 0 1 0 0	
Matt Lawton, L OBP: 0.368, SLG: 0.411 (1, 8)	0-1 1B PB 2B 1-H 2-H		1-0 SAFE 1B 1-3 2B		2-0 F9		0-2 G6-3		1-1 F9	5 1 2 2 0 0 0	
Ron Coomer, R OBP: 0.324, SLG: 0.426 (1, 5)	1-2 PB PB 1B		1-1 G5-3		0-1 1B 2B		4-2 BB			3 1 2 1 1 0 1	
David Ortiz, L OBP: 0.400, SLG: 0.526 (1, 3)	2-3 K 1-2 3-H		0-0 2-3 1B		2-1 2B 1B		0-3 K			4 1 2 1 0 2 2	
Marty Cordova, R OBP: 0.294, SLG: 0.412 (1, 7)	2-2 F7		0-1 G5-3		0-2 1-H 2B			3-2 HR		4 1 2 2 0 0 2	
Scott Stahoviak, L OBP: 0.300, SLG: 0.408 (1, 10)	2-3 K 2-3			1-0 G4-3		2-3 K		0-2 P8		4 0 0 0 0 2 2	
Damian Miller, R OBP: 0.279, SLG: 0.391 (1, 2)		2-2 G6-3		1-0 F9		0-0 F7		2-0 F8		4 0 0 0 0 0 0	
Todd Walker, L OBP: 0.269, SLG: 0.331 (1, 4)		0-1 P7		1-2 S 1B		0-0 F8		2-1 F8		4 0 1 0 0 0 0	
Inning Stats	R: 3 E: 0 K: 2 S: 18 H: 3 LOB: 1 BB: 1 P: 30	R: 0 E: 0 K: 0 S: 7 H: 0 LOB: 0 BB: 0 P: 11	R: 1 E: 0 K: 0 S: 8 H: 3 LOB: 1 BB: 0 P: 12	R: 0 E: 0 K: 1 S: 9 H: 1 LOB: 1 BB: 0 P: 15	R: 2 E: 0 K: 1 S: 16 H: 3 LOB: 1 BB: 0 P: 24	R: 0 E: 0 K: 0 S: 5 H: 0 LOB: 0 BB: 0 P: 6	R: 0 E: 0 K: 1 S: 10 H: 0 LOB: 1 BB: 1 P: 14	R: 1 E: 0 K: 0 S: 11 H: 1 LOB: 0 BB: 0 P: 18	R: 0 E: 0 K: 0 S: 7 H: 0 LOB: 0 BB: 0 P: 11	1B: 6 2B: 4 3B: 0 HR: 1 SF: 0 SAC: 0 DP: 0 HBP: 0	WP: 0 PB: 2 SB: 1 CS: 0 PA: 39
PITCHER	IP WLS BF H R ER SO BB IBB HBP BLK WP HR S P ERA WHIP										
James Baldwin, R ERA: 5.27 (1, 1)	5.0 L 25 10 6 5 4 1 0 0 0 0 0 0 58 92 9.00 2.200										
Tom Fordham, L ERA: 6.61 (6, 1)	3.0 11 1 1 1 1 1 0 0 0 0 0 1 26 38 3.00 0.667										
Jeff Darwin, R ERA: 2.84 (9, 1)	1.0 3 0 0 0 0 0 0 0 0 0 0 0 7 11 0.00 0.000										

Minnesota Twins @ Chicago White Sox
Comiskey Park, Chicago, IL
Wed Sep 24 1997, 8:05 PM EDT
Att. 16,195 - Unknown - 66 F

AB	37
R	7
H	11
RBI	6
BB	2
SO	5
LOB	8



Batter	1	2	3	4	5	6	7	8	9	AB R H RBI BB SO LOB
Ray Durham, S (1, 4) Chad Fonville, S (8, 4) OBP: 0.341, SLG: 0.380 OBP: 0.231, SLG: 0.130	1-2 L4-3 1B		0-1 G4-3			4-2 1B BB		1-2 F8	2-3 K	2 0 1 0 1 0 0 2 0 0 0 0 1 3
Dave Martinez, L (1, 3) 25 Jeff Abbott, R (8, PH) 34 Mario Valdez, L (9, 3) OBP: 0.351, SLG: 0.410 OBP: 0.270, SLG: 0.378 OBP: 0.353, SLG: 0.339	2-3 K			2-0 G6-3		1-2 1B		1-2 F9	4-2 BB	3 0 1 0 0 0 1 1 1 0 0 0 0 0 1 0 0 0 0 0 1 0 0
Frank Thomas, R (1, 10) Lyle Mouton, R (8, PR) OBP: 0.460, SLG: 0.616 OBP: 0.310, SLG: 0.371	3-2 L4-3			2-3 K		1-3 K		1-2 BB E 1B	1-3 K	4 0 1 0 0 0 2 3 1 0 0 0 0 0 1 3
Albert Belle, R (1, 7) OBP: 0.329, SLG: 0.485			1-1 F8		1-0 G5-3		3-2 P6	0-1 E3 BB		4 0 0 0 0 0 0 4
Mike Cameron, R (1, 8) OBP: 0.351, SLG: 0.429			0-1 G4-3				1-0 F9	4-1 BB		3 0 0 1 1 0 0
Jorge Fabregas, L (1, 2) Norberto Martin, R (8, PH) Robert Machado, R (9, 2) OBP: 0.281, SLG: 0.352 OBP: 0.324, SLG: 0.378 OBP: 0.333, SLG: 0.455			2-2 HBP			2-1 1B		0-0 G4-3	2-2 L9	2 0 1 0 0 0 0 0 1 0 0 0 0 0 0 3 0 0 0 0 0 0 0 0
Magglio Ordonez, R (1, 9) OBP: 0.309, SLG: 0.537			0-0 L3			0-0 F7		2-2 F9		4 0 0 0 0 0 0 2
Greg Norton, S (1, 5) OBP: 0.321, SLG: 0.500			1-2 G4-1			2-0 P6		0-0 1B 3B	0-0 FC6-4 1B	4 1 2 0 0 0 1
Ozzie Guillen, L (1, 6) OBP: 0.275, SLG: 0.338			3-3 K			0-2 G3		0-0 E BB 1B	0-2 FC6-4 34 BB	4 1 1 1 0 1 2

Inning Stats	R: 0 E: 0 K: 1 S: 11	H: 1 LOB: 0 BB: 0 P: 17	R: 0 E: 0 K: 0 S: 7	H: 0 LOB: 1 BB: 0 P: 10	R: 0 E: 0 K: 1 S: 8	H: 0 LOB: 0 BB: 0 P: 12	R: 0 E: 0 K: 1 S: 6	H: 0 LOB: 0 BB: 0 P: 11	R: 0 E: 0 K: 0 S: 5	H: 1 LOB: 1 BB: 0 P: 9	R: 0 E: 0 K: 1 S: 16	H: 1 LOB: 2 BB: 1 P: 25	R: 0 E: 0 K: 0 S: 5	H: 0 LOB: 0 BB: 0 P: 8	R: 2 E: 1 K: 0 S: 19	H: 3 LOB: 3 BB: 1 P: 28	R: 0 E: 1 K: 2 S: 15	H: 1 LOB: 3 BB: 1 P: 22	1B: 6 2B: 1 3B: 1 HR: 0	SF: 0 SAC: 0 DP: 1 HBP: 1
--------------	-------------------------------	----------------------------------	------------------------------	----------------------------------	------------------------------	----------------------------------	------------------------------	----------------------------------	------------------------------	---------------------------------	-------------------------------	----------------------------------	------------------------------	---------------------------------	-------------------------------	----------------------------------	-------------------------------	----------------------------------	----------------------------------	------------------------------------


PITCHER	IP	WLS	BF	H	R	ER	SO	BB	IBB	HBP	BLK	WP	HR	S	P	ERA	WHIP
Frankie Rodriguez, R (1, 1) ERA: 4.62	7.0	W	27	5	2	1	4	1	0	0	0	0	0	60	94	1.29	0.857
Eddie Guardado, L (8, 1) ERA: 4.0	0.2		5	1	0	0	0	1	0	0	0	0	0	13	20	0.00	3.000
Todd Ritchie, R (8, 1) ERA: 4.64	1.0		6	1	0	0	1	1	0	0	0	0	0	16	24	0.00	2.000
Rick Aguilera, R (9, 1) ERA: 3.66	0.1	S	1	0	0	0	1	0	0	0	0	0	0	3	4	0.00	0.000

BOTTOM

Minnesota Twins @ Chicago White Sox
Comiskey Park, Chicago, IL

Wed Sep 24 1997, 8:05 PM EDT
Att: 16,195 - Unknown - 66 F

AB	35
R	2
H	7
RBI	2
BB	3
SO	6
LOB	23



WP	PA	ERA	WHIP
0	39		

Batter	1	2	3	4	5	6	7	8	9	AB R H RBI BB SO LOB	TOP
Chuck Knoblauch, R (1, 4) <small>OBP: 0.389, SLG: 0.412</small>	0-1 		0-0 		3-1 		0-0 			4 0 0 0 0 0 2	
Brent Brede, L (1, 9) <small>OBP: 0.356, SLG: 0.400</small>	1-0 			0-0 		2-2 		3-2 		4 0 0 0 0 0 0	
Paul Molitor, R (1, 10) <small>OBP: 0.348, SLG: 0.435</small>	2-3 			0-1 		0-2 		2-3 		4 1 1 0 0 2 0	
Ron Coomer, R (1, 5) <small>OBP: 0.326, SLG: 0.439</small>		0-2 		2-0 		2-2 		1-0 		4 2 2 3 0 0 0	
Matt Lawton, L (1, 8) <small>OBP: 0.367, SLG: 0.410</small>		2-1 		2-1 			0-0 	2-0 		4 1 1 0 0 0 0	
Marty Cordova, R (1, 7) <small>OBP: 0.296, SLG: 0.421</small>		0-0 		0-1 			2-0 		1-2 	4 1 2 2 0 0 0	
Scott Stahoviak, L (1, 3) <small>OBP: 0.302, SLG: 0.407</small>			4-2 	0-0 			2-0 		1-1 	3 0 1 0 1 0 1	
Damian Miller, R (1, 2) Javier Valentin, S (7, 2)			2-3 		0-0 		4-2 		0-1 	2 0 0 0 1 1 1 1 0 0 0 0 0 1	
Denny Hocking, S (1, 6) Todd Walker, L (9, PH) <small>OBP: 0.268, SLG: 0.329</small>			2-3 		1-1 		1-2 		1-3 	3 0 0 0 0 1 2 1 0 0 0 0 1 1	
Inning Stats	R: 0 H: 0 E: 0 LOB: 0 K: 1 BB: 0 S: 7 P: 10	R: 0 H: 0 E: 0 LOB: 0 K: 0 BB: 0 S: 6 P: 8	R: 0 H: 0 E: 0 LOB: 1 K: 2 BB: 1 S: 12 P: 20	R: 2 H: 3 E: 0 LOB: 1 K: 0 BB: 0 S: 9 P: 13	R: 0 H: 0 E: 0 LOB: 0 K: 0 BB: 0 S: 5 P: 9	R: 0 H: 0 E: 0 LOB: 0 K: 0 BB: 0 S: 9 P: 13	R: 2 H: 2 E: 0 LOB: 1 K: 0 BB: 1 S: 11 P: 20	R: 1 H: 1 E: 0 LOB: 0 K: 1 BB: 0 S: 11 P: 19	R: 0 H: 1 E: 0 LOB: 1 K: 1 BB: 0 S: 10 P: 13	1B: 3 SF: 0 2B: 1 SAC: 0 3B: 0 DP: 0 HR: 3 HBP: 0	WP: 0 PA: 36 PB: 0 SB: 2 CS: 0
PITCHER Doug Drabek, R (1, 1) <small>ERA: 5.74</small> Keith Foulke, R (7, 1) <small>ERA: 6.53</small>	IP WLS BF H R ER SO BB IBB HBP BLK WP HR S P ERA WHIP 6.1 W 26 5 4 4 3 2 0 0 0 0 0 2 55 88 5.68 1.105 2.2 10 2 1 1 2 0 0 0 0 0 0 1 25 37 3.38 0.750	PITCHER IP WLS BF H R ER SO BB IBB HBP BLK WP HR S P ERA WHIP									

Minnesota Twins @ Chicago White Sox
 Comiskey Park, Chicago, IL
 Thu Sep 25 1997, 8:05 PM EDT
 Att. 15,508 - Unknown - 70 F

AB	34
R	5
H	7
RBI	5
BB	2
SO	5
LOB	8



livebaseballscorecards.com


Batter	1	2	3	4	5	6	7	8	9	AB	R	H	RBI	BB	SO	LOB
Ray Durham, S OBP: 0.340, SLG: 0.381 (1, 4)	2-3 K	2-0 1-H 3-H 2B	2-1 FC6-4			3-2 E1 PB 1B 2B	1-2 P9			5	1	1	2	0	1	2
Mike Cameron, R OBP: 0.352, SLG: 0.431 (1, 8)	0-2 E 2B	2-3 K			2-2 G6-3	2-0 1-2 PB 2B 1B		1-3 K		5	2	2	0	0	2	1
Frank Thomas, R OBP: 0.462, SLG: 0.623 (1, 10)	1-1 E1 1B	4-2 FC6-4 BB			0-0 PB 1B	0-0 P3		1-1 HR		4	2	3	1	1	0	2
Albert Belle, R OBP: 0.329, SLG: 0.486 (1, 7)	0-0 P4	1-2 FC6-4			0-0 1-2 PB 1B	1-2 WP 1-H 2-H HR 2B		3-2 L8		5	1	2	2	0	0	3
Dave Martinez, L OBP: 0.352, SLG: 0.410 (1, 3)	1-2 2-H 1B				0-0 G4-3	3-2 P9		1-1 BB 1B		5	0	2	1	0	0	3
Magglio Ordonez, R OBP: 0.333, SLG: 0.586 (1, 9)	0-1 SAFE SAFE G1-3				1-2 1B 1B	0-0 F8		4-0 1-2 BB		4	2	2	2	1	0	3
Jorge Fabregas, L OBP: 0.283, SLG: 0.353 (1, 2)		3-2 L8 1B 2B 1B	1 SAFE 0-1 1B 1B		1-0 G4-3	2-1 P5		3-1 F9		5	1	2	0	0	0	2
Greg Norton, S OBP: 0.313, SLG: 0.467 (1, 5)		2-2 1-2 2B 1B	1-3 K		2-2 G6-3		3-3 K			4	1	1	0	0	2	2
Norberto Martin, R OBP: 0.322, SLG: 0.376 (1, 6)		0-0 L8	0-1 1-2 FC6-4 1B		0-1 G6-3		0-0 P7			4	0	1	1	0	0	2

Inning Stats	R: 2 E: 1 K: 1 S: 18	H: 3 LOB: 1 BB: 0 P: 22	R: 2 E: 0 K: 1 S: 20	H: 3 LOB: 2 BB: 1 P: 34	R: 1 E: 0 K: 1 S: 14	H: 3 LOB: 2 BB: 0 P: 18	R: 0 E: 0 K: 0 S: 7	H: 2 LOB: 2 BB: 0 P: 11	R: 0 E: 0 K: 0 S: 6	H: 0 LOB: 0 BB: 0 P: 9	R: 4 E: 1 K: 0 S: 14	H: 3 LOB: 0 BB: 0 P: 25	R: 0 E: 0 K: 1 S: 8	H: 0 LOB: 0 BB: 0 P: 12	R: 1 E: 0 K: 1 S: 12	H: 2 LOB: 2 BB: 1 P: 25	1B: 11 2B: 3 3B: 0 HR: 2	SF: 0 SAC: 0 DP: 0 HBP: 0	WP: 1 PB: 2 SB: 0 CS: 0	PA: 43
---------------------	-------------------------------	----------------------------------	-------------------------------	----------------------------------	-------------------------------	----------------------------------	------------------------------	----------------------------------	------------------------------	---------------------------------	-------------------------------	----------------------------------	------------------------------	----------------------------------	-------------------------------	----------------------------------	-----------------------------------	------------------------------------	----------------------------------	--------

PITCHER	IP	WLS	BF	H	R	ER	SO	BB	IBB	HBP	BLK	WP	HR	S	P	ERA	WHIP
LaTroy Hawkins, R ERA: 5.84 (1, 1)	2.2	L	18	9	5	4	3	1	0	0	0	0	0	50	70	13.50	3.750
Rich Robertson, L ERA: 5.67 (3, 1)	2.1		11	3	2	2	0	0	0	0	0	0	0	19	33	7.71	1.286
Dan Naulty, R ERA: 6.21 (6, 1)	3.0		14	4	3	2	2	1	0	0	0	1	2	30	53	6.00	1.667

MINNESOTA TWINS @ CHICAGO WHITE SOX
Comiskey Park, Chicago, IL
Thu Sep 25 1997, 8:05 PM EDT
Att: 15,508 - Unknown - 70 F

AB	41
R	10
H	16
RBI	9
BB	2
SO	5
LOB	20



Batter	1	2	3	4	5	6	7	8	9	AB R H RBI BB SO LOB	TOP
Jose Offerman, S (1, 4) OBP: 0.359, SLG: 0.394	3-1 FC5-4 1B		2-2 G5-3		2-3 K			2-2 G4-3		4 0 1 0 0 1 2	
Shane Halter, R (1, 8) OBP: 0.346, SLG: 0.397	2-2 FC5-4 1B			0-0 F8	2-1 G6-3			0-0 G5-3		4 0 1 0 0 0 2	
Jay Bell, R (1, 6) OBP: 0.365, SLG: 0.461 Scott Cooper, L (9, PH) OBP: 0.283, SLG: 0.308	2-0 FC5-4 1-2 2-3			4-2 HR BB		0-3 K			1-3 K	2 1 0 0 1 1 2 1 0 0 0 0 1 0	
Jeff King, R (1, 3) OBP: 0.341, SLG: 0.442 Larry Sutton, L (9, PH) OBP: 0.338, SLG: 0.413	1-0 F7			2-2 HR		3-1 G4-3			1-2 F9	3 1 1 2 0 0 1 1 0 0 0 0 0 0	
Dean Palmer, R (1, 5) OBP: 0.308, SLG: 0.442				0-0 1B		0-0 F7			1-3 K	4 0 1 0 0 2 0	
Jermaine Dye, R (1, 9) OBP: 0.282, SLG: 0.370				2-2 G5-3			1-2 F8			3 0 1 0 0 0 0	
29 Mike Sweeney, R (1, 10) OBP: 0.309, SLG: 0.355					2-2 E 1B 1B		3-3 K			3 0 1 0 0 1 1	
Yamil Benitez, R (1, 7) OBP: 0.302, SLG: 0.439					1-2 E5 1B 1B		1-2 F8			3 0 1 0 0 0 0	
Mike Macfarlane, R (1, 2) OBP: 0.316, SLG: 0.401					3-3 K			0-0 P5		3 0 0 0 0 1 2	
Inning Stats	R: 0 H: 2 E: 0 LOB: 1 K: 0 BB: 0 S: 8 P: 16	R: 0 H: 1 E: 0 LOB: 0 K: 1 BB: 0 S: 6 P: 7	R: 0 H: 0 E: 0 LOB: 0 K: 0 BB: 0 S: 5 P: 7	R: 2 H: 2 E: 0 LOB: 0 K: 0 BB: 1 S: 10 P: 18	R: 0 H: 2 E: 1 LOB: 2 K: 2 BB: 0 S: 21 P: 31	R: 0 H: 0 E: 0 LOB: 0 K: 1 BB: 0 S: 6 P: 9	R: 0 H: 0 E: 0 LOB: 0 K: 1 BB: 0 S: 10 P: 15	R: 0 H: 0 E: 0 LOB: 0 K: 0 BB: 0 S: 5 P: 7	R: 0 H: 0 E: 0 LOB: 0 K: 2 BB: 0 S: 9 P: 12	1B: 6 SF: 0 2B: 0 SAC: 0 3B: 0 DP: 1 HR: 1 HBP: 0	WP: 0 PA: 32 PB: 0 SB: 1 CS: 0
PITCHER	IP WLS BF H R ER SO BB IBB HBP BLK WP HR S P ERA WHIP										
Mike Sirotko, L (1, 1) ERA: 2.25	7.0 W 26 7 2 2 5 1 0 0 0 0 0 1 66 103 2.57 1.143										
Nelson Cruz, R (8, 1) ERA: 6.49	2.0 6 0 0 0 2 0 0 0 0 0 0 0 14 19 0.00 0.000										

Kansas City Royals @ Chicago White Sox
Comiskey Park, Chicago, IL
Fri Sep 26 1997, 8:05 PM EDT
Att. 17,167 - Unknown - 61 F

livebaseballscorecards.com

AB 31
R 2
H 7
RBI 2
BB 1
SO 7
LOB 10



Batter	1	2	3	4	5	6	7	8	9	AB R H RBI BB SO LOB	TOP											
Jose Offerman, S (1, 4) OBP: 0.359, SLG: 0.394	3-2 F8		1-1 L8		4-2 1B G6-3 BB	0-0 BB HR 2B	2-0 L7		0-1 G4-3	5 2 1 1 1 0 0												
Rod Myers, L (1, 7) OBP: 0.370, SLG: 0.386	0-3 K		1-2 L8		3-1 G6-3 1B	4-1 BB HR BB		1-3 K		4 2 1 0 1 2 0												
Jay Bell, R (1, 6) OBP: 0.368, SLG: 0.461 Felix Martinez, S (8, 6) OBP: 0.382, SLG: 0.357	1-0 S 1B		4-1 S BB		3-2 G1-3	4-1 HR BB		4-1 1B 2B BB		2 2 1 1 3 0 2 0 0 0 0 0 0 0												
Jeff King, R (1, 10) OBP: 0.341, SLG: 0.447	1-3 K		3-3 K		0-0 G6-3	2-0 HR		0-0 2B 1B		5 1 2 5 0 2 3												
Larry Sutton, L (1, 3) OBP: 0.342, SLG: 0.412		2-2 P4		3-2 G6-4-3 1B	0-0 1B	1-1 F9		1-3 K		5 0 2 1 0 1 2												
Dean Palmer, R (1, 5) OBP: 0.310, SLG: 0.444 Scott Cooper, L (8, 5) OBP: 0.283, SLG: 0.308		4-2 29 FC5 1B BB		0-0 G6-4-3	2-2 1B	3-2 P4		1-0 2B		4 0 2 1 1 0 1 0 0 0 0 0 0 0												
Jermaine Dye, R (1, 9) OBP: 0.284, SLG: 0.371		1-0 SAFE 1B		2-2 1B	0-0 G3	2-2 F8		3-2 G5-3		5 0 2 0 0 0 4												
Shane Halter, R (1, 8) OBP: 0.341, SLG: 0.383		1-1 F8		2-1 SAFE F8		4-0 29 1B 2B BB	2-3 K		1-0 G6-3	4 1 0 0 1 1 3												
29 Mike Sweeney, R (1, 2) OBP: 0.310, SLG: 0.369		2-1 FC5			0-1 HR	0-2 2B BB 1B	2-3 K		3-1 F7	5 2 2 1 0 1 2												
Inning Stats	R: 0 E: 0 K: 2 S: 11	H: 1 LOB: 1 BB: 0 P: 16	R: 0 E: 0 K: 0 S: 15	H: 1 LOB: 2 BB: 1 P: 25	R: 0 E: 0 K: 1 S: 11	H: 0 LOB: 1 BB: 1 P: 20	R: 0 E: 0 K: 0 S: 11	H: 2 LOB: 1 BB: 0 P: 18	R: 3 E: 0 K: 0 S: 15	H: 4 LOB: 2 BB: 1 P: 27	R: 6 E: 0 K: 2 S: 17	H: 3 LOB: 0 BB: 3 P: 37	R: 0 E: 0 K: 2 S: 7	H: 0 LOB: 0 BB: 0 P: 13	R: 1 E: 0 K: 2 S: 12	H: 2 LOB: 2 BB: 1 P: 22	R: 0 E: 0 K: 0 S: 5	H: 0 LOB: 0 BB: 0 P: 9	1B: 9 2B: 2 3B: 0 HR: 2	SF: 0 SAC: 0 DP: 1 HBP: 0	WP: 0 PB: 0 SB: 3 CS: 0	PA: 46
PITCHER	IP WLS BF H R ER SO BB IBB HBP BLK WP HR S P ERA WHIP																					
Jaime Navarro, R (1, 1) ERA: 5.79	5.0 L 27 9 5 5 3 4 0 0 0 0 0 1 66 113 9.00 2.600																					
Jeff Darwin, R (6, 1) ERA: 5.27	1.0 7 2 4 4 0 2 0 0 0 0 0 1 14 30 36.00 4.000																					
Al Levine, R (7, 1) ERA: 6.91	2.0 9 2 1 1 4 1 0 0 0 0 0 0 19 35 4.50 1.500																					
Tom Fordham, L (9, 1) ERA: 6.23	1.0 3 0 0 0 0 0 0 0 0 0 0 0 5 9 0.00 0.000																					

Kansas City Royals @ Chicago White Sox
Comiskey Park, Chicago, IL
Sat Sep 27 1997, 8:05 PM EDT
Att. 27,824 - Unknown - 73 F

AB	39
R	10
H	13
RBI	10
BB	7
SO	7
LOB	17



Batter	1	2	3	4	5	6	7	8	9	AB R H RBI BB SO LOB
Ray Durham, S OBP: 0.339, SLG: 0.384 (1, 4)	1-0 G6-3 1B		0-0 G4-3		1-0 E7 1B		0-1 B1		3-2 F9	5 2 2 0 0 0 0
Norberto Martin, R OBP: 0.320, SLG: 0.371 (1, 6)	0-1 G6-3		1-0 G1-3		0-0 CS 1B		0-2 G4-6-3 1B		1-1 F8	4 0 2 1 0 0 1 1 0 0 0 0 0 0
Frank Thomas, R OBP: 0.459, SLG: 0.616 (1, 10)	1-1 L8		1-2 F9		3-3 SAFE SAFE 1-2		2-1 G4-6-3 1-2f			3 0 0 0 0 1 2 1 0 0 0 0 0 1
Lyle Mouton, R OBP: 0.309, SLG: 0.369 (7, PH)										
Albert Belle, R OBP: 0.332, SLG: 0.487 (1, 7)	0-0 1B			0-1 1B	2-1 G5-3			0-0 F8		4 1 2 1 0 0 0 0 0 0 0 0 0 0
Chad Fonville, S OBP: 0.231, SLG: 0.130 (9, 7)										
Mike Cameron, R OBP: 0.356, SLG: 0.434 (1, 8)	0-2 1B			2-1 F9		4-0 S BB		1-0 FC3-8 1B		3 0 2 0 1 0 1
Greg Norton, S OBP: 0.306, SLG: 0.441 (1, 5)	2-2 G4-3			2-2 1B		1-2 G2		0-0 FC3-6 2B		4 1 1 0 0 0 4
Magglio Ordonez, R OBP: 0.338, SLG: 0.591 (1, 9)					1-3 1B			1-2f 2B		
34 Mario Valdez, L OBP: 0.350, SLG: 0.330 (1, 3)					1-2 1B		3-3 K	2-1 1-H 2B		4 0 2 2 0 1 1
Robert Machado, R OBP: 0.250, SLG: 0.333 (1, 2)					0-3 K		4-2 BB	1-3 K		3 0 0 0 1 2 3
					1-3 K		2-3 K		1-0 P5	4 0 0 0 0 2 4

Inning Stats	R: 1	H: 3	E: 0	K: 0	S: 12	H: 3	LOB: 2	BB: 0	P: 16	R: 0	H: 0	E: 0	K: 0	S: 5	H: 0	LOB: 0	BB: 0	P: 5	R: 0	H: 0	E: 0	K: 0	S: 5	R: 1	H: 3	E: 0	K: 2	S: 15	H: 2	LOB: 0	BB: 0	P: 13	R: 0	H: 0	E: 0	K: 2	S: 13	H: 1	LOB: 0	BB: 0	P: 9	R: 1	H: 2	E: 0	K: 1	S: 8	H: 0	LOB: 0	BB: 0	P: 13	1B: 10	SF: 0	2B: 2	SAC: 0	3B: 0	DP: 2	HR: 0	HBP: 0	WP: 0	PA: 38
--------------	------	------	------	------	-------	------	--------	-------	-------	------	------	------	------	------	------	--------	-------	------	------	------	------	------	------	------	------	------	------	-------	------	--------	-------	-------	------	------	------	------	-------	------	--------	-------	------	------	------	------	------	------	------	--------	-------	-------	--------	-------	-------	--------	-------	-------	-------	--------	-------	--------


PITCHER	IP	WLS	BF	H	R	ER	SO	BB	IBB	HBP	BLK	WP	HR	S	P	ERA	WHIP
Ricky Bones, R ERA: 6.75 (1, 1)	6.0	W	27	8	3	2	5	2	0	0	0	0	0	57	88	3.00	1.667
Gregg Olson, R ERA: 5.58 (7, 1)	3.0	S	11	3	1	1	1	0	0	0	0	0	0	23	34	3.00	1.000

BOTTOM

Kansas City Royals @ Chicago White Sox
Comiskey Park, Chicago, IL

Sat Sep 27 1997, 8:05 PM EDT
Att: 27,824 - Unknown - 73 F

AB	36
R	4
H	11
RBI	4
BB	2
SO	6
LOB	17



PITCHER	IP	WLS	BF	H	R	ER	SO	BB	IBB	HBP	BLK	WP	HR	S	P	ERA	WHIP
---------	----	-----	----	---	---	----	----	----	-----	-----	-----	----	----	---	---	-----	------

Batter	1	2	3	4	5	6	7	8	9	AB R H RBI BB SO LOB	TOP											
Jed Hansen, R (1, 4) OBP: 0.394, SLG: 0.426	3-2 P4		0-0 F9			1-3 K		0-0 SH1-3 1B		4 0 1 0 0 1 0	Kansas City Royals @ Chicago White Sox Comiskey Park, Chicago, IL Sun Sep 28 1997, 4:33 AM EDT Att. 24,062 - Sunny - 66 F livebaseballscorecards.com											
Shane Halter, R (1, 8) OBP: 0.341, SLG: 0.382 Rod Myers, L (8, PH) OBP: 0.370, SLG: 0.386	2-1 L4			2-3 K		2-0 K 2B 1B		1-1 SH1-3 1-2		3 1 1 0 0 1 0 0 0 0 0 0 0 0												
Jeff King, R (1, 3) OBP: 0.341, SLG: 0.451	2-1 HR			3-1 P5		0-0 P3		1-0 F9		4 1 1 1 0 0 2												
Dean Palmer, R (1, 5) OBP: 0.310, SLG: 0.445 Scott Cooper, L (8, 5) OBP: 0.283, SLG: 0.308	2-3 K			2-1 L5		1-2 K 1-H 1B 2B		0-3 K		4 1 1 1 0 2 1 0 0 0 0 0 0 0												
Jermaine Dye, R (1, 9) OBP: 0.284, SLG: 0.369		0-1 G4-3			2-0 P4	1-2 K 2-H 1B		0-3 K		4 0 1 1 0 1 0												
29 Mike Sweeney, R (1, 10) OBP: 0.306, SLG: 0.363		0-2 F9			0-0 F9	3-1 L8		3-2 G6-3		4 0 0 0 0 0 1												
Yamil Benitez, R (1, 7) OBP: 0.307, SLG: 0.440 Larry Sutton, L (9, PH) OBP: 0.338, SLG: 0.406		1-2 F8			1-1 K 1B 1B		4-1 K G4-6-3 BB	2-3 K		2 0 1 0 1 0 0 1 0 0 0 0 1 0												
Andy Stewart, R (1, 2) OBP: 0.250, SLG: 0.375			1-1 F8		1-2 K 1B 1B		1 SAFE 0-0 G4-6-3 1-2f			3 0 1 0 0 0 1												
Felix Martinez, S (1, 6) OBP: 0.351, SLG: 0.323			3-2 P2		0-3 K		0-1 G5-3			3 0 0 0 0 1 2												
Inning Stats	R: 1 E: 0 K: 1 S: 13	H: 1 LOB: 0 BB: 0 P: 22	R: 0 E: 0 K: 0 S: 8	H: 0 LOB: 0 BB: 0 P: 9	R: 0 E: 0 K: 0 S: 6	H: 0 LOB: 0 BB: 0 P: 10	R: 0 E: 0 K: 1 S: 8	H: 0 LOB: 0 BB: 0 P: 15	R: 0 E: 0 K: 1 S: 10	H: 2 LOB: 2 BB: 0 P: 14		R: 2 E: 0 K: 1 S: 14	H: 3 LOB: 1 BB: 0 P: 22	R: 0 E: 0 K: 0 S: 4	H: 0 LOB: 0 BB: 1 P: 8	R: 0 E: 0 K: 1 S: 8	H: 1 LOB: 1 BB: 0 P: 10	R: 0 E: 0 K: 2 S: 9	H: 0 LOB: 0 BB: 0 P: 14	1B: 5 2B: 1 3B: 0 HR: 1	SF: 0 SAC: 1 DP: 1 HBP: 0	WP: 0 PB: 0 SB: 0 CS: 0
PITCHER	IP WLS BF H R ER SO BB IBB HBP BLK WP HR S P ERA WHIP												PITCHER	IP WLS BF H R ER SO BB IBB HBP BLK WP HR S P ERA WHIP								
Scott Eyre, L (1, 1) ERA: 5.04	7.0 W 27 6 3 3 4 1 0 0 0 0 0 1 63 100 3.86 1.000																					
Nelson Cruz, R (8, 1) ERA: 6.49	0.0 1 1 0 0 0 0 0 0 0 0 0 0 1 1 ∞ ∞																					
Chuck McElroy, L (8, 1) ERA: 3.84	0.1 1 0 0 0 0 0 0 0 0 0 0 0 2 3 0.00 0.000																					
Keith Foulke, R (8, 1) ERA: 6.38	1.2 S 5 0 0 0 3 0 0 0 0 0 0 0 14 20 0.00 0.000																					

AB	32
R	3
H	7
RBI	3
BB	1
SO	7
LOB	7



Batter	1	2	3	4	5	6	7	8	9
Ray Durham, S OBP: 0.337, SLG: 0.382 (1, 4)	2-2 F7		2-0 F7		2-2 G6-3		2-3 K		
Dave Martinez, L OBP: 0.356, SLG: 0.413 (1, 3)	3-1 HR 1B		4-1 BB		1-2 P6		2-2 2B		
Frank Thomas, R OBP: 0.456, SLG: 0.611 (1, 10)	2-0 P3		1-1 P4		3-2 G6-3		0-2 G5-3		
Albert Belle, R OBP: 0.332, SLG: 0.491 (1, 7)	3-0 HR			3-3 K		2-1 F7		1-2 G1-3	
Lyle Mouton, R OBP: 0.308, SLG: 0.368 (7, 7)									
Robin Ventura, L OBP: 0.373, SLG: 0.426 (1, 5)	1-3 K			2-2 G3		3-2 P6		0-0 F8	
Mike Cameron, R OBP: 0.356, SLG: 0.433 (1, 8)		1-3 K		1-0 S 1B			0-0 L8		
Jorge Fabregas, L OBP: 0.285, SLG: 0.353 (1, 2)		1-0 G1-3		4-2 BB			1-2 BB 1B 2B 1B		
Magglio Ordonez, R OBP: 0.338, SLG: 0.580 (1, 9)		1-2 F9		1-1 G3-1			1-1 BB 2B 1B		
Ozzie Guillen, L OBP: 0.275, SLG: 0.337 (1, 6)			1-0 G6-3			0-0 F8			
Norberto Martin, R OBP: 0.320, SLG: 0.371 (7, PR)							4-1 2B BB		
							1-2 2-3 BB		

Inning Stats	R: 2	H: 2	E: 0	K: 1	S: 11	LOB: 0	BB: 0	P: 22	R: 0	H: 0	E: 0	K: 1	S: 7	LOB: 0	BB: 0	P: 10	R: 0	H: 1	E: 0	K: 1	S: 11	LOB: 2	BB: 1	P: 22	R: 0	H: 0	E: 0	K: 0	S: 7	LOB: 0	BB: 0	P: 10	R: 2	H: 3	E: 0	K: 1	S: 13	LOB: 2	BB: 1	P: 23	R: 0	H: 0	E: 0	K: 0	S: 7	LOB: 0	BB: 0	P: 8
1B: 4	SF: 0	2B: 1	SAC: 0	3B: 0	DP: 0	HR: 1	HBP: 0	WP: 0	PA: 32																																							

PITCHER	IP	WLS	BF	H	R	ER	SO	BB	IBB	HBP	BLK	WP	HR	S	P	ERA	WHIP
Jim Pittsley, R ERA: 5.46 (1, 1)	5.0		20	3	2	2	3	2	0	0	0	0	1	41	77	3.60	1.000
Scott Service, R ERA: 6.45 (6, 1)	2.0	L	9	3	2	2	1	1	0	0	0	0	0	21	39	9.00	2.000
Hipolito Pichardo, R ERA: 4.22 (8, 1)	1.0		3	0	0	0	0	0	0	0	0	0	0	7	8	0.00	0.000

BOTTOM

Kansas City Royals @ Chicago White Sox
Comiskey Park, Chicago, IL

Sun Sep 28 1997, 4:33 AM EDT
Att. 24,062 - Sunny - 66 F

AB	R	H	RBI	BB	SO	LOB
4	0	0	0	0	1	3
3	1	2	2	1	0	0
4	0	0	0	0	0	2
3	1	1	2	0	1	0
1	0	0	0	0	0	0
4	0	0	0	0	1	0
3	0	1	0	0	1	0
2	1	1	0	1	0	0
3	1	1	0	0	0	2
2	0	0	0	1	0	0
0	0	0	0	0	0	0

AB 29
R 4
H 6
RBI 4
BB 3
SO 4
LOB 7



WP	HR	S	P	ERA	WHIP
0	0	0	0	0.00	0.000
0	0	0	0	0.00	0.000
0	0	0	0	0.00	0.000